

San Francisco Giants - 1971

Batter	1	2	3	4	5	6	7	8	9	AB R H RBI BB SO LOB	TOP		
Bobby Bonds, R (1, 9) OBP: 0.200, SLG: 0.200	0-3 K		0-0 5-3			0-3 K	0-0 E 1-2 1B		0-0 1-3	5 0 1 0 0 2 1	San Francisco Giants @ San Diego Padres San Diego Stadium, San Diego, CA Tue Apr 06 1971, 9:05 PM EST Att. 34,554 - Unknown livebaseballscorecards.com		
Tito Fuentes, S (1, 4) OBP: 0.200, SLG: 0.200	0-0 F8		0-0 F7			0-0 G3	0-0 FC5 1-3 2-3f		0-0 PB 2-3 1B	5 0 1 0 0 0 2			
Willie Mays, R (1, 8) OBP: 0.400, SLG: 1.200	0-0 HR		0-0 5-3			0-0 1B 2B	0-3 K		0-0 F8 1-2 3-H	5 2 2 1 0 1 3			
Willie McCovey, L (1, 3) OBP: 0.200, SLG: 0.200	0-3 K			0-0 G3		4-0 1B IBB		0-0 F7		3 0 0 0 1 1 0			
Ken Henderson, S (1, 7) OBP: 0.750, SLG: 0.667		0-0 2B 4-3 1B		0-0 P3		0-0 WP 1B 1-3 2-H		4-0 E S BB		3 1 2 1 1 0 0			
Dick Dietz, R (1, 2) OBP: 0.500, SLG: 0.667		0-0 1-3 2B		0-0 5-3		4-0 1-2 IBB		0-3 K		3 0 1 0 1 1 1			
Al Gallagher, R (1, 5) OBP: 0.200, SLG: 0.200		0-0 3-H 4-3			0-0 F9	0-0 F8		0-0 4-3		4 0 0 1 0 0 5			
Hal Lanier, R (1, 6) OBP: 0.500, SLG: 0.500		0-0 5-3			0-3 K		0-0 FC5 1B 1B		0-0 1B SH3-4 PB 1B	4 1 2 0 0 1 1			
Juan Marichal, R (1, 1) OBP: 0.200, SLG: 0.200		0-0 4-3			0-0 6-3		0-0 F3		0-0 SH3-4	3 0 0 0 0 0 2			
Inning Stats	R: 1 E: 0 K: 2 S: 8 H: 1 LOB: 0 BB: 0 P: 8	R: 1 E: 0 K: 0 S: 5 H: 2 LOB: 1 BB: 0 P: 5	R: 0 E: 0 K: 0 S: 3 H: 0 LOB: 0 BB: 0 P: 3	R: 0 E: 0 K: 0 S: 3 H: 0 LOB: 0 BB: 0 P: 3	R: 0 E: 0 K: 1 S: 5 H: 0 LOB: 0 BB: 0 P: 5	R: 1 E: 0 K: 1 S: 7 H: 2 LOB: 3 BB: 2 P: 15	R: 0 E: 1 K: 1 S: 7 H: 2 LOB: 2 BB: 0 P: 7	R: 0 E: 0 K: 1 S: 5 H: 0 LOB: 1 BB: 1 P: 9	R: 1 E: 0 K: 0 S: 5 H: 2 LOB: 1 BB: 0 P: 5	1B: 6 2B: 2 3B: 0 HR: 1 SF: 0 SAC: 1 DP: 0 HBP: 0	WP: 1 PB: 1 SB: 1 CS: 0 PA: 39		
PITCHER	IP WLS BF H R ER SO BB IBB HBP BLK WP HR S P ERA WHIP											PITCHER	IP WLS BF H R ER SO BB IBB HBP BLK WP HR S P ERA WHIP
Tom Phoebus, R (1, 1) ERA: 4.5	6.0 L 25 5 3 3 4 0 2 0 0 1 1 31 39 4.50 0.833												
Gary Ross, R (7, 1) ERA:	2.0 9 2 0 0 2 1 0 0 0 0 0 12 16 0.00 1.500												
Al Severinsen, R (9, 1) ERA:	1.0 5 2 1 0 0 0 0 0 0 0 0 5 5 0.00 2.000												



Batter	1	2	3	4	5	6	7	8	9	AB R H RBI BB SO LOB
Dave Campbell, R (1, 4) OBP: 0.250, SLG: 0.250	0-0 P6		0-3 K			0-0 F9			0-0 G1-6-3 1B	4 0 1 0 0 1 1
Larry Stahl, L (1, 7)	0-0 1-3		0-0 4-3			0-0 F3			0-0 G1-6-3 1-2f	4 0 0 0 0 0 2
Cito Gaston, R (1, 8) OBP: 0.250, SLG: 0.250	0-0 4-3			0-0 5-3			0-0 6-3		0-0 FC6-4 1B	4 0 1 0 0 0 0
Nate Colbert, R (1, 3) OBP: 0.250, SLG: 0.250		0-3 K		0-0 5-3			0-0 FC5-4 1B		0-0 FC6-4 1-2f	4 0 1 0 0 1 1
Ollie Brown, R (1, 9)		0-0 F9		0-3 K			0-3 K			3 0 0 0 0 2 1
Ed Spiezio, R (1, 5) OBP: 0.667, SLG: 0.500		4-0 BB			0-0 G5-4-3 1B		0-0 FC5-4 1-2f			2 0 1 0 1 0 1
Chris Cannizzaro, R (1, 2)		0-0 5-3			0-0 G5-4-3 1-2f			0-3 K		3 0 0 0 0 1 2
Tommy Dean, R (1, 6)			0-0 F3		0-3 K			0-0 6-3		3 0 0 0 0 1 0
Tom Phoebus, R (1, 1) OBP: 1.000, SLG: 2.000			0-0			0-3 K			0-3 K	1 0 1 0 0 0 0
Ivan Murrell, R (6, PH)										1 0 0 0 0 1 0
Gary Ross, R (7, 1)										0 0 0 0 0 0 0
Dave Robinson, S (8, PH)										1 0 0 0 0 1 0
Al Severinsen, R (9, 1)										0 0 0 0 0 0 0

Inning Stats	R: 0 E: 0 K: 0 S: 3	H: 0 LOB: 0 BB: 0 P: 3	R: 0 E: 0 K: 1 S: 5	H: 0 LOB: 1 BB: 1 P: 9	R: 0 E: 0 K: 1 S: 6	H: 1 LOB: 1 BB: 0 P: 6	R: 0 E: 0 K: 1 S: 5	H: 0 LOB: 0 BB: 0 P: 5	R: 0 E: 0 K: 1 S: 5	H: 1 LOB: 0 BB: 0 P: 5	R: 0 E: 0 K: 1 S: 5	H: 0 LOB: 0 BB: 0 P: 5	R: 0 E: 0 K: 2 S: 7	H: 0 LOB: 0 BB: 0 P: 7	R: 0 E: 0 K: 0 S: 4	H: 2 LOB: 1 BB: 0 P: 4	1B: 4 2B: 1 3B: 0 HR: 0	SF: 0 SAC: 0 DP: 2 HBP: 0	WP: 0 PB: 0 SB: 0 CS: 0	PA: 31
--------------	------------------------------	---------------------------------	------------------------------	---------------------------------	------------------------------	---------------------------------	------------------------------	---------------------------------	------------------------------	---------------------------------	------------------------------	---------------------------------	------------------------------	---------------------------------	------------------------------	---------------------------------	----------------------------------	------------------------------------	----------------------------------	--------


PITCHER	IP	WLS	BF	H	R	ER	SO	BB	IBB	HBP	BLK	WP	HR	S	P	ERA	WHIP
Juan Marichal, R (1, 1) ERA:	9.0	W	31	5	0	0	8	1	0	0	0	0	0	46	50	0.00	0.667

BOTTOM

San Francisco Giants @ San Diego Padres
San Diego Stadium, San Diego, CA

Tue Apr 06 1971, 9:05 PM EST
Att. 34,554 - Unknown

AB	30
R	0
H	5
RBI	0
BB	1
SO	8
LOB	8



livebaseballscorecards.com

Batter	1	2	3	4	5	6	7	8	9	AB R H RBI BB SO LOB	TOP										
Bobby Bonds, R (1, 9) OBP: 0.300, SLG: 0.500	0-3 K		0-3 K		0-0 2B 1B	0-0 F7			0-0 1B 3B	5 2 2 0 0 2 1	San Francisco Giants @ San Diego Padres San Diego Stadium, San Diego, CA Wed Apr 07 1971, 9:05 PM EST Att. 6,790 - Unknown										
Chris Speier, R (1, 6) OBP: 0.600, SLG: 0.750	0-0 4-3		4-0 WP BB		0-0 1-H 2B		0-0 F4	0-0 FC3-6 1B SF7 1B	4 1 2 2 1 0 0												
Willie Mays, R (1, 8) OBP: 0.500, SLG: 1.222	4-0 BB		0-0 6-3 1-2		0-0 5-3		0-0 HR	0-0 FC3-6 1B	4 1 2 1 1 0 2												
Willie McCovey, L (1, 3) OBP: 0.500, SLG: 1.222	0-0 F9		0-0 G3		0-0 F9		0-0 F8	0-0 FC3-6 1B	5 0 0 0 0 0 5												
Ken Henderson, S (1, 7) OBP: 0.667, SLG: 1.200		0-0 HR		4-0 HR BB	4-0 IBB		0-0 F8	0-0 SF7	2 2 1 2 2 0 0												
Dick Dietz, R (1, 2) OBP: 0.556, SLG: 1.000		4-0 BB		0-0 1-H HR	0-0 F9			0-0 3-H 6-3 1B	4 1 2 2 1 0 2												
Al Gallagher, R (1, 5) OBP: 0.111, SLG: 0.111		0-0 F8		0-0 5-3		0-0 1B		0-3 K	5 0 1 0 0 2 3												
Hal Lanier, R (1, 4) OBP: 0.375, SLG: 0.286		0-0 L5		0-3 K		0-0 F7		4-0 BB	3 0 0 0 1 1 2												
Gaylord Perry, R (1, 1) OBP: 0.375, SLG: 0.286		0-3 K		0-3 K		0-3 K		0-3 K	4 0 0 0 0 4 3												
Inning Stats	R: 0 E: 0 K: 1 S: 5	H: 0 LOB: 1 BB: 1 P: 9	R: 1 E: 0 K: 1 S: 6	H: 1 LOB: 1 BB: 1 P: 10	R: 0 E: 0 K: 1 S: 5	H: 0 LOB: 1 BB: 1 P: 9	R: 2 E: 0 K: 2 S: 8	H: 1 LOB: 0 BB: 1 P: 12	R: 1 E: 0 K: 0 S: 5	H: 2 LOB: 2 BB: 1 P: 9	R: 0 E: 0 K: 1 S: 6	H: 1 LOB: 1 BB: 0 P: 6	R: 1 E: 0 K: 0 S: 4	H: 1 LOB: 0 BB: 0 P: 4	R: 0 E: 0 K: 2 S: 7	H: 0 LOB: 1 BB: 1 P: 11	R: 2 E: 0 K: 1 S: 9	H: 4 LOB: 2 BB: 0 P: 9	1B: 5 2B: 1 3B: 1 HR: 3	SF: 1 SAC: 0 DP: 0 HBP: 0	WP: 1 PA: 43
PITCHER	IP WLS BF H R ER SO BB IBB HBP BLK WP HR S P ERA WHIP																				
Clay Kirby, R (1, 1) ERA: 9.0	4.0 L 20 4 4 4 5 4 0 0 0 1 2 26 42 9.00 2.000																				
Al Severinsen, R (5, 1) ERA:	1.0 4 0 0 0 0 0 0 1 0 0 0 0 3 7 0.00 0.000																				
Al Santorini, R (6, 1) ERA: 4.5	2.0 8 2 1 1 1 0 0 0 0 0 1 10 10 4.50 1.000																				
Bill Laxton, L (8, 1) ERA: 18.0	1.0 7 3 2 2 2 1 0 0 0 0 0 10 14 18.00 4.000																				
Dave Roberts, L (9, 1) ERA:	1.0 4 1 0 0 1 0 0 0 0 0 0 6 6 0.00 1.000																				


AB	36
R	7
H	10
RBI	7
BB	6
SO	9
LOB	18



WP	1	PA	43
PB	0		
SB	0		
CS	0		

ERA	9.00	WHIP	2.000
ERA	0.00	WHIP	0.000
ERA	4.50	WHIP	1.000
ERA	18.00	WHIP	4.000
ERA	0.00	WHIP	1.000

Batter	1	2	3	4	5	6	7	8	9	AB	R	H	RBI	BB	SO	LOB
Dave Campbell, R (1, 4) OBP: 0.125, SLG: 0.125	0-0 F8		0-0 6-3		0-0 F9			0-0 6-3		4	0	0	0	0	0	1
Larry Stahl, L (1, 7) OBP: 0.375, SLG: 0.286	4-0 FC5-4 BB		0-0 G3			0-0 G6-4-3 1B		0-0 FC5-4 1B		3	0	2	0	1	0	0
Cito Gaston, R (1, 8) OBP: 0.125, SLG: 0.125	0-3 K			0-0 6-3		0-0 G6-4-3 1-2f		0-0 FC5-4 HR		4	1	0	0	0	1	3
Nate Colbert, R (1, 3) OBP: 0.500, SLG: 1.286	0-0 FC5-4 1-2f			4-0 FC5-4 BB		0-0 HR		0-0 HR		3	2	2	3	1	0	1
Ollie Brown, R (1, 9)		0-3 K		0-3 K		4-0 BB		4-0 FC6-4 BB		2	0	0	0	2	2	1
Ed Spiezio, R (1, 5) OBP: 0.286, SLG: 0.167		0-0 5-3		0-0 FC5-4 1-2f		0-0 5-3		0-0 FC6-4 1-2f		4	0	0	0	0	0	3
Chris Cannizzaro, R (1, 2)		1-0 FC6-4 HBP		0-3 K			0-0 G3		0-0 6-3	3	0	0	0	0	1	0
Tommy Dean, R (1, 6) Dave Robinson, S (9, PH)		0-0 FC6-4 1-2f		4-0 1-3 BB			0-0 F9		0-0 F7	2	0	0	0	1	0	1
Clay Kirby, R (1, 1) Al Severinsen, R (5, 1) Ivan Murrell, R (5, PH) Al Santorini, R (6, 1) Don Mason, L (7, PH) Bill Laxton, L (8, 1) Dave Roberts, L (9, 1) Al Ferrara, R (9, PH)			0-3 K2-3		0-0 1-3		0-0 G3		0-3 K	1	0	0	0	0	1	0

BOTTOM	
AB	30
R	3
H	4
RBI	3
BB	5
SO	6
LOB	11
	

Inning Stats	R	H	E	K	S	H	LOB	BB	P	R	H	E	K	S	H	LOB	BB	P	1B	2B	3B	HR	SF	SAC	DP	HBP	WP	PA	ERA	WHIP
	0	0	0	1	9	0	1	0	6	0	2	0	0	8	0	2	1	3	2	0	0	2	0	0	1	0	0	36	3.00	1.000

PITCHER	IP	WLS	BF	H	R	ER	SO	BB	IBB	HBP	BLK	WP	HR	S	P	ERA	WHIP
Gaylord Perry, R (1, 1) ERA: 3.0	9.0	W	36	4	3	3	6	5	0	1	0	0	2	42	63	3.00	1.000

San Francisco Giants @ San Diego Padres
 San Diego Stadium, San Diego, CA
 Wed Apr 07 1971, 9:05 PM EST
 Att. 6,790 - Unknown

Batter	1	2	3	4	5	6	7	8	9	AB R H RBI BB SO LOB
Dave Campbell, R OBP: 0.308, SLG: 0.250 (1, 4)	0-0 HR 1B	4-0 BB		0-0 P6		0-0 F7			0-0 1B 1B	4 2 2 0 1 0 2
Larry Stahl, L OBP: 0.385, SLG: 0.583 (1, 7)	0-0 HR 1B	0-0 6-3		0-0 G3			0-0 F4		0-0 1B SF8 1B	5 2 2 3 0 0 2
Cito Gaston, R OBP: 0.308, SLG: 0.308 (1, 8)	0-0 4-3		0-0 FC5-4 1B		0-0 1B		0-3 K		0-0 1B 1B	5 0 3 1 0 1 0
Nate Colbert, R OBP: 0.385, SLG: 0.909 (1, 3)	0-0 2B 1B		0-3 K		0-3 K		0-3 K		0-0 SF8	4 1 1 1 0 3 2
Ollie Brown, R OBP: 0.273, SLG: 0.222 (1, 9)	0-0 2B		0-0 FC5-4		0-0 F3			0-0 4-3		4 0 1 1 0 0 2
Ed Spiezio, R OBP: 0.364, SLG: 0.222 (1, 5)	4-0 BB		0-0 F8		0-0 L6			0-0 1B		3 0 1 0 1 0 2
Chris Cannizzaro, R OBP: 0.273, SLG: 0.222 (1, 2)	0-0 G6-4-3			0-0 1B 2B		4-0 F8 SH1-4 BB		0-0 G4-6-3		3 1 1 0 1 0 3
Tommy Dean, R Don Mason, L OBP: 0.500, SLG: 0.500 (9, PH)		0-0 6-3		0-0 1-3		0-0 SH1-4		0-0 1B 1B		2 0 0 0 0 0 1 1 1 1 0 0 0 0
Steve Arjin, R OBP: 0.333, SLG: 0.333 (1, 1) Dick Kelley, R (7, 1) Gary Ross, R (7, 1) Al Ferrara, R (9, PH)		0-0 F4		0-0 1B		0-0 F8		0-3 K		3 0 1 1 0 0 1 0 0 0 0 0 0 0 0 0 0 0 0 0 0 1 0 0 0 0 1 1

Inning Stats	R: 3 E: 0 K: 0 S: 6	H: 4 LOB: 1 BB: 1 P: 10	R: 0 E: 0 K: 0 S: 3	H: 0 LOB: 1 BB: 1 P: 7	R: 0 E: 0 K: 1 S: 6	H: 1 LOB: 1 BB: 0 P: 6	R: 1 E: 0 K: 0 S: 5	H: 2 LOB: 1 BB: 0 P: 5	R: 0 E: 0 K: 1 S: 6	H: 1 LOB: 1 BB: 0 P: 6	R: 0 E: 0 K: 0 S: 3	H: 0 LOB: 1 BB: 1 P: 7	R: 0 E: 0 K: 2 S: 7	H: 0 LOB: 0 BB: 0 P: 7	R: 0 E: 0 K: 0 S: 3	H: 1 LOB: 0 BB: 0 P: 3	R: 3 E: 0 K: 1 S: 8	H: 4 LOB: 1 BB: 0 P: 8	1B: 10 2B: 2 3B: 0 HR: 1	SF: 1 SAC: 1 DP: 2 HBP: 0	WP: 0 PB: 0 SB: 0 CS: 0	PA: 40
--------------	------------------------------	----------------------------------	------------------------------	---------------------------------	------------------------------	---------------------------------	------------------------------	---------------------------------	------------------------------	---------------------------------	------------------------------	---------------------------------	------------------------------	---------------------------------	------------------------------	---------------------------------	------------------------------	---------------------------------	-----------------------------------	------------------------------------	----------------------------------	--------


PITCHER	IP	WLS	BF	H	R	ER	SO	BB	IBB	HBP	BLK	WP	HR	S	P	ERA	WHIP
Steve Stone, R ERA: 12.0 (1, 1)	3.0		16	6	4	4	1	2	0	0	0	0	1	16	24	12.00	2.667
Jerry Johnson, R ERA: (4, 1)	3.0		12	2	0	0	1	1	0	0	0	0	0	13	17	0.00	1.000
Don McMahon, R ERA: 10.13 (7, 1)	2.2	L	12	5	3	3	3	0	0	0	0	0	0	18	18	10.12	1.875

BOTTOM

San Francisco Giants @ San Diego Padres
San Diego Stadium, San Diego, CA

Thu Apr 08 1971, 9:05 PM EST
Att. 6,199 - Unknown

AB	35
R	7
H	13
RBI	7
BB	3
SO	5
LOB	16



Batter	1	2	3	4	5	6	7	8	9	AB R H RBI BB SO LOB	TOP											
Bobby Bonds, R (1, 9) OBP: 0.400, SLG: 0.500	4-0 CS BB		0-0 6-3	0-0 1-2 1B		0-0 FC FC5-4		0-0 3-1		4 0 1 0 1 0 2												
Chris Speier, R (1, 6) OBP: 0.467, SLG: 0.364	0-0 L3 1-2		4-0 HR BB	0-0 F5		0-3 K		4-0 BB BB		3 1 0 0 2 1 6												
Willie Mays, R (1, 8) OBP: 0.450, SLG: 1.111	0-3 K		0-0 HR		0-0 F7	0-0 FC5-4 1-2f		4-0 BB 1-2		4 1 1 2 1 1 3												
Willie McCovey, L (1, 3) OBP: 0.263, SLG: 0.125		0-3 K	0-0 F6		4-0 CS BB		0-0 4-3	0-0 F3		4 0 0 0 1 1 2												
Ken Henderson, S (1, 7) OBP: 0.579, SLG: 0.667		0-0 5-3		0-0 HR 1B	0-3 K 1-2		4-0 S 1B BB	0-0 F8		4 2 1 0 1 1 1												
Dick Dietz, R (1, 2) OBP: 0.444, SLG: 0.786		4-0 1B BB		0-0 HR		4-0 PB 1B 1B BB	0-3 K	0-0 F8		3 2 1 2 2 1 1												
Al Gallagher, R (1, 5) OBP: 0.316, SLG: 0.278		0-0 1-2 1B		0-0 G4-6-3 1B		0-3 K	0-0 1-H 1B	0-0 4-3		5 0 3 1 0 1 1												
Hal Lanier, R (1, 4) OBP: 0.250, SLG: 0.200		0-0 F3		0-0 G4-6-3 1-2f		0-0 1B PB 1B	0-0 F4			4 0 1 0 0 0 4												
Frank Reberger, L (1, 1) OBP: 0.500, SLG: 0.500			0-3 K		0-0 1B			0-3 K		4 0 2 1 0 2 0												
Jerry Johnson, R (9, 1)						1-3 2-H 1B				0 0 0 0 0 0 0												
Inning Stats	R: 0 E: 0 K: 1 S: 4	H: 0 LOB: 0 BB: 1 P: 8	R: 0 E: 0 K: 1 S: 6	H: 1 LOB: 2 BB: 1 P: 10	R: 2 E: 0 K: 1 S: 6	H: 1 LOB: 0 BB: 1 P: 10	R: 2 E: 0 K: 0 S: 7	H: 5 LOB: 2 BB: 0 P: 7	R: 0 E: 0 K: 1 S: 4	H: 0 LOB: 1 BB: 1 P: 8	R: 1 E: 0 K: 2 S: 10	H: 2 LOB: 3 BB: 1 P: 14	R: 1 E: 0 K: 1 S: 6	H: 1 LOB: 1 BB: 1 P: 10	R: 0 E: 0 K: 1 S: 5	H: 0 LOB: 2 BB: 2 P: 13	R: 0 E: 0 K: 0 S: 3	H: 0 LOB: 0 BB: 0 P: 3	1B: 8 2B: 1 3B: 0 HR: 2	SF: 0 SAC: 0 DP: 2 HBP: 0	WP: 0 PB: 1 SB: 1 CS: 2	PA: 43
PITCHER	IP WLS BF H R ER SO BB IBB HBP BLK WP HR S P ERA WHIP																					
Jerry Reuss, L (1, 1) ERA: 12.0	3.0 L 16 5 4 4 3 3 0 0 0 0 0 2 19 31 12.00 2.667																					
Chuck Taylor, R (4, 1) ERA:	1.0 4 2 0 0 0 0 0 0 0 0 0 0 4 4 0.00 2.000																					
Fred Norman, L (5, 1) ERA: 6.75	1.1 7 2 1 1 2 2 0 0 0 0 0 0 9 17 6.75 3.000																					
Frank Linzy, R (6, 1) ERA: 5.4	1.2 8 1 1 1 2 1 0 0 0 0 0 0 11 15 5.40 1.200																					
Moe Drabowsky, R (8, 1) ERA:	2.0 8 0 0 0 1 2 0 0 0 0 0 0 8 16 0.00 1.000																					

San Francisco Giants @ St. Louis Cardinals
 Busch Stadium, St. Louis, MO
 Sat Apr 10 1971, 3:33 AM CST
 Att. 26,841 - Unknown

livebaseballscorecards.com

AB	35
R	6
H	10
RBI	6
BB	8
SO	8
LOB	20



BOTTOM

San Francisco Giants @ St. Louis Cardinals
Busch Stadium, St. Louis, MO

livebaseballscorecards.com

AB	36
R	4
H	11
RBI	4
BB	3
SO	1
LOB	17



WP:	0	PA:	41
PB:	0		
SB:	0		
CS:	0		

Sat Apr 10 1971, 3:33 AM CST
Att. 26,841 - Unknown


AB R H RBI BB SO LOB

5	1	3	0	0	0	1
4	0	1	0	1	0	3
4	1	2	1	0	0	1
5	1	2	3	0	0	4
0	0	0	0	0	0	0
5	0	1	0	0	0	2
4	0	0	0	0	1	1
2	0	0	0	2	0	1
3	0	0	0	0	0	2
1	0	0	0	0	0	0
0	0	0	0	0	0	0
0	0	0	0	0	0	0
0	0	0	0	0	0	0
1	0	1	0	0	0	0
0	0	0	0	0	0	0
1	1	1	0	0	0	0

Batter	1	2	3	4	5	6	7	8	9
Matty Alou, L OBP: 0.267, SLG: 0.400 (1, 8)	0-0 FC3-6 1B		0-0 4-3		0-0 G4-3 1B		0-0 FC4-6 G3-6-1 1-2f		0-0 1-3 1B 2B
Ted Sizemore, R OBP: 0.308, SLG: 0.250 (1, 6)	0-0 FC3-6 FC6-4 1-2f		0-0 1B 1B		0-0 G4-3 1-2f		0-0 G3-6-1 1-2f		4-0 1B BB
Lou Brock, L OBP: 0.286, SLG: 0.308 (1, 7)	0-0 F7		0-0 1-3 1B		0-0 E6 FC5-4			0-0 HR 1B	0-0 SF7 3-H
Joe Torre, R OBP: 0.357, SLG: 0.769 Luis Melendez, R (9, PR)	0-0 FC6-4 1-2f		0-0 F3		0-0 FC5-4 1-2f			0-0 1-H HR 1B	0-0 FC6 1B
Jose Cardenal, R OBP: 0.357, SLG: 0.250 (1, 9)		0-0 4-3 4-3 1B		0-0 F8		0-0 5-3		0-0 5-3	0-0 FC6 1-2f
Joe Hague, L OBP: 0.250, SLG: 0.417 (1, 3)		0-0 4-3 1-2		0-0 F9		0-3 K		0-0 4-3	
Ted Simmons, S OBP: 0.583, SLG: 0.286 (1, 2)		0-0 4-3 2-3		4-0 HBP BB		4-0 BB BB		0-0 3-1	
Julian Javier, R (1, 4)		0-0 F8		1-0 1-2 HBP		0-0 F8			0-0 F8
Jerry Reuss, L Chuck Taylor, R Leron Lee, L Fred Norman, S Frank Linzy, R Bob Burda, L Moe Drabowsky, R Jim Beauchamp, R			0-0 4-3	0-0 3-1			0-0 FC4-6 1B		0-0 2B SF7 1B

Inning Stats	R: 0 H: 1 E: 0 K: 4 S: 4	R: 0 H: 1 E: 0 K: 4 S: 4	R: 0 H: 2 E: 0 K: 5 S: 5	R: 0 H: 0 E: 0 K: 3 S: 3	R: 0 H: 1 E: 1 K: 4 S: 4	R: 0 H: 0 E: 0 K: 5 S: 5	R: 0 H: 1 E: 0 K: 3 S: 3	R: 2 H: 2 E: 0 K: 5 S: 5	R: 2 H: 3 E: 0 K: 6 S: 6
--------------	--------------------------	--------------------------	--------------------------	--------------------------	--------------------------	--------------------------	--------------------------	--------------------------	--------------------------

PITCHER	IP	WLS	BF	H	R	ER	SO	BB	IBB	HBP	BLK	WP	HR	S	P	ERA	WHIP
Frank Reberger, R ERA: 4.32	8.1	W	38	10	4	4	1	3	0	1	0	0	1	36	49	4.32	1.560
Jerry Johnson, R ERA:	0.2	S	3	1	0	0	0	0	0	0	0	0	0	3	3	0.00	1.500

Batter	1	2	3	4	5	6	7	8	9	AB R H RBI BB SO LOB	TOP											
Bobby Bonds, R (1, 9) OBP: 0.375, SLG: 0.591	0-3 K		0-0 6-3		0-0 1-3			0-0 HR		4 1 1 1 0 1 1	San Francisco Giants @ St. Louis Cardinals Busch Stadium, St. Louis, MO Sun Apr 11 1971, 3:33 AM CST Unknown											
Tito Fuentes, S (1, 4) OBP: 0.222, SLG: 0.222	0-0 1B			0-0 F7		0-0 F9		0-0 4-3		4 0 1 0 0 0 0												
Ken Henderson, S (1, 7) OBP: 0.522, SLG: 0.563	0-0 F5			0-0 FC5-4 1B		0-3 K		0-0 F6		4 0 1 0 0 1 1												
Willie McCovey, L (1, 3) OBP: 0.250, SLG: 0.118	0-0 F8			0-0 FC5-4 1B		0-0 4-3		0-0 4-1	1 0 0 0 0 0 1	3 0 0 0 0 0 1												
Frank Johnson, R (3, 3)				1-2f																		
Dick Dietz, R (1, 2) OBP: 0.409, SLG: 0.667		0-0 6-3		0-0 E8 1-3 1B		0-0 F9		0-0 5-3	4 0 1 0 0 0 0													
Al Gallagher, R (1, 5) OBP: 0.261, SLG: 0.227		0-0 F4		0-0 1-3		0-0 5-3		0-0 1-3	4 0 0 0 0 0 2													
Jimmy Rosario, S (1, 8) OBP: 0.500, SLG: 0.500		0-0 6-3			0-0 1B		0-0 F8		3 0 1 0 0 0 0													
Chris Speier, R (1, 6) OBP: 0.389, SLG: 0.286			0-0 F7		0-0 F9		0-0 6-3		3 0 0 0 0 0 1													
Rich Robertson, R (1, 1)			0-0 F9		0-3 K		0-0 HR		2 0 0 0 0 1 1													
Ron Bryant, S (5, 1)									0 0 0 0 0 0 0													
George Foster, R (8, PH) OBP: 0.500, SLG: 2.000									1 1 1 1 0 0 0													
John Cumberland, R (8, 1)									0 0 0 0 0 0 0													
Inning Stats	R: 0 E: 0 K: 1 S: 6	H: 1 LOB: 1 BB: 0 P: 6	R: 0 E: 0 K: 0 S: 3	H: 0 LOB: 0 BB: 0 P: 3	R: 0 E: 0 K: 0 S: 3	H: 0 LOB: 0 BB: 0 P: 3	R: 0 E: 1 K: 0 S: 5	H: 2 LOB: 2 BB: 0 P: 5	R: 0 E: 0 K: 1 S: 6	H: 1 LOB: 1 BB: 0 P: 6	R: 0 E: 0 K: 1 S: 5	H: 0 LOB: 0 BB: 0 P: 5	R: 0 E: 0 K: 0 S: 3	H: 0 LOB: 0 BB: 0 P: 3	R: 2 E: 0 K: 0 S: 5	H: 2 LOB: 0 BB: 0 P: 5	R: 0 E: 0 K: 0 S: 3	H: 0 LOB: 0 BB: 0 P: 3	1B: 4 2B: 0 3B: 0 HR: 2	SF: 0 SAC: 0 DP: 0 HBP: 0	WP: 0 PB: 0 SB: 0 CS: 0	PA: 33
PITCHER Bob Gibson, R (1, 1) ERA: 1.96	IP: 9.0 WLS: W BF: 33 H: 6 R: 2 ER: 2 SO: 3 BB: 0 IBB: 0 HBP: 0 BLK: 0 WP: 0 HR: 2 S: 39 P: 39 ERA: 2.00 WHIP: 0.667											PITCHER	IP: 9.0 WLS: W BF: 33 H: 6 R: 2 ER: 2 SO: 3 BB: 0 IBB: 0 HBP: 0 BLK: 0 WP: 0 HR: 2 S: 39 P: 39 ERA: 2.00 WHIP: 0.667									

livebaseballscorecards.com

AB	33
R	2
H	6
RBI	2
BB	0
SO	3
LOB	8

Batter	1	2	3	4	5	6	7	8	9	AB R H RBI BB SO LOB	TOP											
Bobby Bonds, R OBP: 0.414, SLG: 0.667 (1, 9) X	0-0 3B 1B		0-0 1B 2B	0-0 1B 2B	0-0 F9		0-0 6-3			5 3 3 0 0 0 4												
Chris Speier, R OBP: 0.348, SLG: 0.263 (1, 6) X	0-0 F4		0-0 2B 1B	0-0 F7	0-0 L4			0-0 6-3		5 1 1 0 0 0 5												
Willie Mays, R OBP: 0.458, SLG: 1.136 (1, 8) X George Foster, R OBP: 0.333, SLG: 1.333 (6, 7) X	0-0 6-3 3B		0-0 1B SF9 2B	0-0 6-3		0-0 F5		0-0 1-3		4 2 2 2 0 0 1 1 0 0 0 0 0 0												
Ken Henderson, S OBP: 0.500, SLG: 0.524 (1, 7) X (6, 8) X	0-0 6-3		0-0 SF9 1B	0-0		0-3 K		0-0 F8		5 1 2 3 0 1 0												
Frank Johnson, R (1, 3) B B B	4-0 BB		0-0 SF9 1B	0-0 F4		4-0 BB		0-0 1-3		2 0 0 1 2 0 1												
Al Gallagher, R OBP: 0.250, SLG: 0.222 (1, 5) X	0-0 F8		0-0 WP 1B		0-0 E6 BB E		0-0 6-3		0-0 3-1	5 0 1 1 0 0 2												
Russ Gibson, R (1, 2) S S		0-3 K	0-0 5-3 1-2		0-0 F9		0-0 F9		0-0 3-1	5 0 0 0 0 1 2												
Hal Lanier, R OBP: 0.250, SLG: 0.167 (1, 4) X		0-0 F3	4-0 BB		0-0 E4 BB		0-0 G3			3 0 0 0 1 0 1												
Juan Marichal, R OBP: 0.286, SLG: 0.167 (1, 1) X		0-0 F3	0-3 K		4-0 BB		0-0 1B			3 0 1 0 1 1 2												
Inning Stats	R: 2 E: 0 K: 0 S: 5	H: 2 LOB: 1 BB: 1 P: 9	R: 0 E: 0 K: 1 S: 5	H: 0 LOB: 0 BB: 0 P: 5	R: 4 E: 0 K: 1 S: 10	H: 5 LOB: 2 BB: 1 P: 14	R: 1 E: 0 K: 0 S: 5	H: 2 LOB: 1 BB: 0 P: 5	R: 0 E: 2 K: 0 S: 5	H: 0 LOB: 3 BB: 1 P: 9	R: 0 E: 0 K: 1 S: 5	H: 0 LOB: 1 BB: 1 P: 9	R: 0 E: 0 K: 0 S: 4	H: 1 LOB: 1 BB: 0 P: 4	R: 0 E: 0 K: 0 S: 3	H: 0 LOB: 0 BB: 0 P: 3	R: 0 E: 0 K: 0 S: 3	H: 0 LOB: 0 BB: 0 P: 3	1B: 6 2B: 3 3B: 1 HR: 0	SF: 1 SAC: 0 DP: 0 HBP: 0	WP: 1 PB: 0 SB: 0 CS: 0	PA: 43
PITCHER	IP WLS BF H R ER SO BB IBB HBP BLK WP HR S P ERA WHIP																					
Reggie Cleveland, R ERA: 27.0 (1, 1)	2.0 L 13 6 6 6 1 1 0 0 0 0 0 0 14 18 27.00 3.500																					
Fred Norman, L ERA: 3.86 (3, 1)	1.0 5 1 0 0 1 1 0 0 0 0 1 0 6 10 0.00 2.000																					
Chuck Taylor, R ERA: 3.0 (4, 1)	2.0 11 2 1 1 0 1 0 0 0 0 0 0 10 14 4.50 1.500																					
George Brunet, L ERA: (6, 1)	1.0 4 0 0 0 1 1 0 0 0 0 0 0 5 9 0.00 1.000																					
Frank Linzy, R ERA: 1.93 (7, 1)	3.0 10 1 0 0 0 0 0 0 0 0 0 0 10 10 0.00 0.333																					

San Francisco Giants @ St. Louis Cardinals
 Busch Stadium, St. Louis, MO
 Sun Apr 11 1971, 3:38 AM CST
 Att. 27,104 - Unknown

livebaseballscorecards.com

AB	38
R	7
H	10
RBI	7
BB	4
SO	3
LOB	18



Batter	1	2	3	4	5	6	7	8	9	AB R H RBI BB SO LOB	TOP																			
Dave Campbell, R (1, 4) OBP: 0.355, SLG: 0.448	0-3 K		0-0 F6			0-3 K			0-3 K	4 0 0 0 0 3 0	San Diego Padres @ San Francisco Giants Candlestick Park, San Francisco, CA Mon Apr 12 1971, 6:33 AM EST Att. 29,847 - Unknown livebaseballscorecards.com																			
Tommy Dean, R (1, 6) Al Ferrara, R (9, PH)	0-3 K			0-0 5-3		0-0 1-3			0-3 K	3 0 0 0 0 1 0 1 0 0 0 0 1 0																				
Cito Gaston, R (1, 8) OBP: 0.367, SLG: 0.444	0-3 K			0-0 G1					0-3 K	3 0 0 0 0 2 0																				
Nate Colbert, R (1, 3) OBP: 0.433, SLG: 1.040		0-0 3-1 2B		0-3 K					0-0 5-3	3 0 1 0 0 1 0																				
Ollie Brown, R (1, 9) OBP: 0.259, SLG: 0.174		0-0 3-1 2-3			0-0 5-3				0-0 F3	3 0 0 0 0 0 1																				
Larry Stahl, L (1, 7) OBP: 0.417, SLG: 0.696		0-0 1-3			0-0 2B				0-0 G6-3 1B	3 0 2 0 0 0 1																				
Bob Barton, R (1, 2)		0-0 1-3			0-0 F4				0-0 G6-3 1-2f	3 0 0 0 0 0 3																				
Ron Slocum, R (1, 5)			0-3 K		0-0 2-3				0-0 F7	3 0 0 0 0 1 1																				
Clay Kirby, R (1, 1) Al Santorini, R (2, 1) Don Mason, L (6, PH) Bill Laxton, L (6, 1) Dave Robinson, S (9, PH)			0-3 K			0-0 4-3			0-3 K	0 0 0 0 0 0 0 1 0 0 0 0 1 0 1 0 0 0 0 0 0 0 0 0 0 0 0 0 1 0 0 0 0 1 0																				
Inning Stats	R: 0 E: 0 K: 3 S: 9	H: 0 LOB: 0 BB: 0 P: 9	R: 0 E: 0 K: 0 S: 4	H: 1 LOB: 1 BB: 0 P: 4	R: 0 E: 0 K: 2 S: 7	H: 0 LOB: 0 BB: 0 P: 7	R: 0 E: 0 K: 1 S: 5	H: 0 LOB: 0 BB: 0 P: 5	R: 0 E: 0 K: 1 S: 5	H: 0 LOB: 0 BB: 0 P: 5		R: 0 E: 0 K: 1 S: 5	H: 0 LOB: 0 BB: 0 P: 5	R: 0 E: 0 K: 1 S: 3	H: 1 LOB: 0 BB: 0 P: 3	R: 0 E: 0 K: 3 S: 9	H: 0 LOB: 0 BB: 0 P: 9	1B: 1 2B: 2 3B: 0 HR: 0	SF: 0 SAC: 0 DP: 1 HBP: 0	WP: 0 PB: 0 SB: 0 CS: 0	PA: 29									
PITCHER Gaylord Perry, R (1, 1) ERA: 1.5	IP 9.0	WLS W	BF 29	H 3	R 0	ER 0	SO 11	BB 0	IBB 0	HBP 0	BLK 0	WP 0	HR 0	S 51	P 51	ERA 0.00	WHIP 0.333													
											PITCHER	IP	WLS	BF	H	R	ER	SO	BB	IBB	HBP	BLK	WP	HR	S	P	ERA	WHIP		

Batter	1	2	3	4	5	6	7	8	9	10	11	AB R H RBI BB SO LOB	TOP														
Cesar Cedeno, R (1.8) OBP: 0.289, SLG: 0.357	0-0 F7		0-0 F2	0-0 F6		0-3 K			0-3 K			5 0 0 0 0 2 3	Houston Astros @ San Francisco Giants Candlestick Park, San Francisco, CA Wed Apr 14 1971, 6:33 AM EST Att. 3,588 - Unknown														
Joe Morgan, L (1.4) OBP: 0.364, SLG: 0.297	0-0 S 1B		0-0 F7		0-3 K		0-0 F8		0-0 G3			5 0 1 0 0 1 0															
Norm Miller, L (1.9) OBP: 0.308, SLG: 0.692	0-0 F3		0-0 E3 1B		0-0 1-3		0-3 K			0-0 F4		5 0 1 0 0 1 1															
Bob Watson, R (1.7) OBP: 0.300, SLG: 0.400	0-0 G3		0-3 K		0-0 HR		0-0 4-3			0-3 K		5 1 1 1 0 2 2															
Denis Menke, R (1.3) OBP: 0.349, SLG: 0.368		0-0 1B 1B		0-3 K		0-0 BB 1B		0-3 K		0-3 K		5 0 2 0 0 3 0															
Doug Rader, R (1.5) OBP: 0.275, SLG: 0.176		0-0 BB 1B		4-0 1B BB		4-0 1-2 BB		0-0 G3			0-0 F8	3 0 1 0 2 0 0															
Johnny Edwards, L (1.2) OBP: 0.226, SLG: 0.200		0-0 F6		0-0 F9		0-0 F8		0-0 1B			0-0 F9	5 0 1 0 0 0 5															
Roger Metzger, S (1.6) OBP: 0.306, SLG: 0.194		4-0 G4-6-3 BB		0-0 BB 1B			0-0 F7		0-0 4-3		4-0 BB	3 0 1 0 2 0 1															
Tom Griffin, R (1.1) Cesar Geronimo, L (9. PH) George Culver, R (9.1)		0-0 G4-6-3		4-0 BB			0-0 6-3		0-0 5-3		0-0 1-3	2 0 0 0 1 0 3 1 0 0 0 0 0 0 1 0 0 0 0 0 1															
Inning Stats	R: 0 E: 0 K: 0 S: 4	H: 1 LOB: 1 BB: 0 P: 4	R: 0 E: 0 K: 0 S: 4	H: 2 LOB: 2 BB: 1 P: 8	R: 0 E: 1 K: 1 S: 6	H: 1 LOB: 1 BB: 0 P: 6	R: 0 E: 0 K: 1 S: 6	H: 1 LOB: 3 BB: 2 P: 14	R: 1 E: 0 K: 1 S: 7	H: 2 LOB: 2 BB: 1 P: 11	R: 0 E: 0 K: 1 S: 5	H: 0 LOB: 0 BB: 0 P: 5		R: 0 E: 0 K: 1 S: 5	H: 0 LOB: 0 BB: 0 P: 5	R: 0 E: 0 K: 1 S: 6	H: 1 LOB: 1 BB: 0 P: 6	R: 0 E: 0 K: 1 S: 5	H: 0 LOB: 0 BB: 0 P: 5	R: 0 E: 0 K: 2 S: 7	H: 0 LOB: 0 BB: 0 P: 7	R: 0 E: 0 K: 0 S: 3	H: 0 LOB: 1 BB: 1 P: 7	1B: 7 2B: 0 3B: 0 HR: 1	SF: 0 SAC: 0 DP: 1 HBP: 0	WP: 0 PB: 0 SB: 1 CS: 0	PA: 45
PITCHER	IP	WLS	BF	H	R	ER	SO	BB	IBB	HBP	BLK	WP		HR	S	P	ERA	WHIP									
Steve Stone, R (1.1) ERA: 4.5	7.0		31	7	1	1	5	4	0	0	0	0	1	37	53	1.29	1.571										
Jerry Johnson, R (8.1) ERA:	2.0		7	1	0	0	2	0	0	0	0	0	0	11	11	0.00	0.500										
Don McMahon, R (10.1) ERA: 5.79	2.0	W	7	0	0	0	2	1	0	0	0	0	0	10	14	0.00	0.500										

livebaseballscorecards.com

AB	40
R	1
H	8
RBI	1
BB	5
SO	9
LOB	16



Batter	1	2	3	4	5	6	7	8	9	10	11	AB	R	H	RBI	BB	SO	LOB
Bobby Bonds, R OBP: 0.410, SLG: 0.686 (1, 9)	0-0 HR	4-0 IBB			0-3 K		0-0 F9			0-0 F7		4	1	1	1	1	1	0
Chris Speier, R OBP: 0.333, SLG: 0.286 (1, 6)	0-3 K	0-3 K			0-0 FC5-4 1B			0-0 6-3		0-0 L1		5	0	1	0	0	2	2
Willie Mays, R OBP: 0.471, SLG: 0.931 (1, 8)	0-3 K		0-3 K		0-0 FC5-4 1-2f			0-0 1B		0-3 K		5	0	1	0	0	3	1
Dick Dietz, R OBP: 0.484, SLG: 0.609 (1, 2)	4-0 1B BB		4-0 4-3 BB		0-0 F7			0-0 F4			0-0 FC4-6 1B	3	0	1	0	2	0	2
Ken Henderson, S OBP: 0.457, SLG: 0.500 George Foster, R OBP: 0.200, SLG: 0.800 (1, 7) (8, PH) (9, 7)	0-0 1-2 1B		0-0 4-3		0-3 K			0-0 5-3		0-3 K		3	0	1	0	0	1	1
Frank Johnson, R (1, 3)	0-3 K		0-0 F7		0-3 K				4-0 FC3-6 BB	0-0 FC4-6 1B		4	1	0	0	1	2	4
Al Gallagher, R OBP: 0.297, SLG: 0.343 (1, 5)		0-0 5-3 1B		0-0 G3		0-0 1-3			0-0 FC3-6 1-2f	4-0 1B IBB		4	0	1	0	1	0	1
Hal Lanier, R OBP: 0.222, SLG: 0.125 Tito Fuentes, S OBP: 0.273, SLG: 0.273 (1, 4) (9, PH) (10, 4)		0-0 5-3 1-2		0-0 F9			0-3 K		0-0 F7	0-0 1B 1-2 2-H		3	0	0	0	0	1	1
Steve Stone, R (1, 1) Jimmy Rosario, S OBP: 0.400, SLG: 0.400 Jerry Johnson, R (8, 1) Bob Heise, R (9, PH) Don McMahon, R (10, 1)		0-0 1-3		0-3 K			0-0 4-3		0-0 5-3			2	0	0	0	0	1	1

BOTTOM

Houston Astros @ San Francisco Giants
Candlestick Park, San Francisco, CA
Wed Apr 14 1971, 6:33 AM EST
Att. 3,588 - Unknown

AB	39
R	2
H	7
RBI	2
BB	5
SO	12
LOB	17



Inning Stats	R	H	E	K	S	H	LOB	BB	IBB	HBP	BLK	WP	HR	S	P	ERA	WHIP								
R: 1 E: 0 K: 3 S: 11	H: 2 LOB: 2 BB: 1 P: 15	R: 0 E: 0 K: 1 S: 6	H: 1 LOB: 2 BB: 1 P: 10	R: 0 E: 0 K: 1 S: 5	H: 0 LOB: 1 BB: 1 P: 9	R: 0 E: 0 K: 1 S: 5	H: 0 LOB: 0 BB: 0 P: 5	R: 0 E: 0 K: 1 S: 6	H: 1 LOB: 1 BB: 0 P: 6	R: 0 E: 0 K: 2 S: 7	H: 0 LOB: 0 BB: 0 P: 7	R: 0 E: 0 K: 1 S: 5	H: 0 LOB: 0 BB: 0 P: 5	R: 0 E: 0 K: 0 S: 4	H: 1 LOB: 1 BB: 0 P: 4	R: 0 E: 0 K: 0 S: 3	H: 0 LOB: 1 BB: 1 P: 7	R: 0 E: 0 K: 1 S: 5	H: 0 LOB: 0 BB: 0 P: 5	R: 1 E: 1 K: 1 S: 6	H: 2 LOB: 2 BB: 1 P: 10	1B: 6 2B: 0 3B: 0 HR: 1	SF: 0 SAC: 0 DP: 0 HBP: 0	WP: 0 PB: 0 SB: 0 CS: 0	PA: 44
PITCHER Tom Griffin, R ERA: 6.52 George Culver, R ERA: 1.69	IP: 8.0 WLS: L BF: 32 H: 2 R: 1 ER: 1 SO: 10 BB: 2 IBB: 1 HBP: 0 BLK: 0 WP: 0 HR: 1 S: 49 P: 61 ERA: 1.12 WHIP: 0.875	IP: 2.2 WLS: L BF: 12 H: 2 R: 1 ER: 1 SO: 2 BB: 1 IBB: 1 HBP: 0 BLK: 0 WP: 0 HR: 0 S: 14 P: 22 ERA: 3.38 WHIP: 1.125																							

TOP

Houston Astros @ San Francisco Giants
Candlestick Park, San Francisco, CA
Thu Apr 15 1971, 6:33 AM EST
Att. 3,557 - Unknown

livebaseballscorecards.com

AB 37
R 3
H 8
RBI 3
BB 2
SO 5
LOB 17



AB R H RBI BB SO LOB

5	0	0	1	0	1	2
5	0	1	1	0	0	1
4	0	0	0	1	0	2
3	0	2	0	1	0	1
1	0	0	0	0	1	1
4	1	1	0	0	1	2
4	0	1	0	0	0	2
4	0	1	1	0	0	1
4	2	2	0	0	1	2
2	0	0	0	0	1	1
1	0	0	0	0	0	2
0	0	0	0	0	0	0

Batter	1	2	3	4	5	6	7	8	9	10
Cesar Cedeno, R (1, 8) OBP: 0.260, SLG: 0.319	0-3 K2-3		0-0 F3		0-0 FC6-4			0-0 F8		0-0 F9
Joe Morgan, L (1, 4) OBP: 0.347, SLG: 0.310	0-0 G3		0-0 4-3		0-0 4-3			0-0 F4		0-0 F4
Norm Miller, L (1, 9) OBP: 0.278, SLG: 0.529	4-0 FC5-4 BB		0-0 G3		0-0 F7			0-0 F8		0-0 E4 PB
Bob Watson, R (1, 7) OBP: 0.341, SLG: 0.421	0-0 FC5-4			4-0 G4-6-3 BB		0-0 G5-4-3 1B			0-0 FC5 1B	0-3 K
Cesar Geronimo, L (9, PR) OBP: 0.333, SLG: 0.200										
Denis Menke, R (1, 3) OBP: 0.340, SLG: 0.357		0-3 K		0-0 G4-6-3		0-0 G5-4-3			0-0 FC5 1B	
Doug Rader, R (1, 5) OBP: 0.273, SLG: 0.211		0-0 6-3		0-0 2B		0-0 5-3			0-0 FC5 1B	
Johnny Edwards, L (1, 2) OBP: 0.229, SLG: 0.206		0-0 F7		0-0 5-3			0-0 3-1		0-0 FC5 FC2 1B	
Roger Metzger, S (1, 6) OBP: 0.325, SLG: 0.257			0-0 2B 1B		0-0 SH FC6-4 2B		0-3 K		0-0 FC2	
Larry Dierker, R (1, 1) OBP: 0.393, SLG: 0.320			0-3 K		0-0 SH FC6-4		0-0 F9		0-0 FC5	
Jesus Alou, R (9, PH) OBP: 0.393, SLG: 0.320										
Jim Ray, R (9, 1)										

Inning Stats	R: 0	H: 0	E: 0	LOB: 1	R: 0	H: 0	E: 0	LOB: 0	R: 1	H: 2	E: 0	LOB: 1	R: 0	H: 1	E: 0	LOB: 1	R: 1	H: 1	E: 0	LOB: 0	R: 0	H: 0	E: 0	LOB: 0	R: 0	H: 3	E: 1	LOB: 1	R: 0	H: 0	E: 1	LOB: 1	R: 0	H: 0	E: 0	LOB: 0	R: 0	H: 0	E: 0	LOB: 0	R: 0	H: 0	E: 0	LOB: 0	R: 0	H: 0	E: 0	LOB: 0
	K: 1	BB: 1	S: 5	P: 9	K: 1	BB: 0	S: 5	P: 5	K: 1	BB: 0	S: 7	P: 7	K: 0	BB: 1	S: 3	P: 7	K: 0	BB: 1	S: 5	P: 5	K: 0	BB: 0	S: 3	P: 3	K: 1	BB: 0	S: 5	P: 5	K: 0	BB: 0	S: 6	P: 6	K: 1	BB: 0	S: 6	P: 6	K: 0	BB: 0	S: 3	P: 3	K: 0	BB: 0	S: 3	P: 3	K: 0	BB: 0	S: 5	P: 5

PITCHER	IP	WLS	BF	H	R	ER	SO	BB	IBB	HBP	BLK	WP	HR	S	P	ERA	WHIP
Frank Reberger, R (1, 1) ERA: 3.77	6.0		24	5	2	2	3	2	0	0	0	0	0	28	36	3.00	1.167
John Cumberland, L (7, 1) ERA:	2.0		6	0	0	0	1	0	0	0	0	0	0	8	8	0.00	0.000
Don McMahon, R (9, 1) ERA: 7.2	0.1	W	4	3	1	1	0	0	0	0	0	0	0	4	4	27.00	9.000
Jerry Johnson, R (9, 1) ERA:	1.2		6	0	0	0	1	0	0	0	0	0	0	8	8	0.00	0.000

WP: 0 PA: 40
PB: 1
SB: 1
CS: 0

Batter	1	2	3	4	5	6	7	8	9	10	AB	R	H	RBI	BB	SO	LOB
Bobby Bonds, R OBP: 0.419, SLG: 0.744 (1, 9)	0-0		0-0			0-0		0-0			4	2	2	2	0	0	0
Chris Speier, R OBP: 0.351, SLG: 0.267 (1, 6)	4-0		0-0			4-0		0-0			2	0	0	0	2	0	0
Willie Mays, R OBP: 0.474, SLG: 0.875 (1, 3)	4-0			0-3		0-0		0-0			3	0	1	0	1	1	0
Dick Dietz, R OBP: 0.429, SLG: 0.519 (1, 2)	0-0			0-0		0-0		0-3			4	0	0	0	0	1	4
George Foster, R OBP: 0.222, SLG: 0.667 (1, 7)	0-0			0-0			0-0		0-3		4	0	1	0	0	1	2
Al Gallagher, R OBP: 0.268, SLG: 0.308 (1, 5)		0-3			0-3		0-0		0-0		4	0	0	0	0	2	1
Tito Fuentes, S OBP: 0.200, SLG: 0.200 (1, 4)		0-0			0-0		0-0		0-0		4	0	0	0	0	0	1
Jimmy Rosario, S OBP: 0.222, SLG: 0.222 (1, 8)		0-0			0-0		0-0			0-0	4	0	0	0	0	0	1
Frank Reberger, L Bob Heise, R John Cumberland, R Frank Johnson, R Don McMahon, R Jerry Johnson, R Fran Healy, R			0-3			0-0		0-0		0-0	1	0	0	0	0	1	0

Inning Stats	R: 0	H: 0	E: 0	K: 0	S: 3	P: 11	R: 0	H: 0	E: 0	K: 1	S: 5	P: 5	R: 0	H: 0	E: 0	K: 1	S: 5	P: 5	R: 0	H: 0	E: 0	K: 1	S: 5	P: 5	R: 1	H: 2	E: 1	K: 0	S: 4	P: 8	R: 0	H: 1	E: 0	K: 0	S: 4	P: 4	R: 2	H: 2	E: 0	K: 1	S: 7	P: 7	R: 0	H: 0	E: 0	K: 1	S: 5	P: 5	R: 1	H: 1	E: 0	K: 0	S: 2	P: 2	1B: 3	SF: 0	2B: 1	3B: 0	HR: 2	WP: 3	PA: 36
--------------	------	------	------	------	------	-------	------	------	------	------	------	------	------	------	------	------	------	------	------	------	------	------	------	------	------	------	------	------	------	------	------	------	------	------	------	------	------	------	------	------	------	------	------	------	------	------	------	------	------	------	------	------	------	------	-------	-------	-------	-------	-------	-------	--------

PITCHER	IP	WLS	BF	H	R	ER	SO	BB	IBB	HBP	BLK	WP	HR	S	P	ERA	WHIP
Larry Dierker, R ERA: 2.16 (1, 1)	8.0		31	5	3	3	5	3	0	0	0	2	1	38	50	3.38	1.000
Jim Ray, R ERA: 3.38 (9, 1)	1.1	L	5	1	1	1	1	0	0	0	0	0	1	7	7	6.75	0.750

BOTTOM

Houston Astros @ San Francisco Giants
Candlestick Park, San Francisco, CA

Thu Apr 15 1971, 6:33 AM EST
Att. 3,557 - Unknown

livebaseballscorecards.com

AB	33
R	4
H	6
RBI	3
BB	3
SO	6
LOB	9

Batter	1	2	3	4	5	6	7	8	9	AB R H RBI BB SO LOB	TOP	
Don Kessinger, S (1, 6) <small>OBP: 0.146, SLG: 0.175</small> Hector Torres, R (6, 6)	0-0 G3		0-0 FC4-6			0-0 4-3			0-0 G6-4-3	3 0 0 0 0 0 1 1 0 0 0 0 0 2	Chicago Cubs @ San Francisco Giants Candlestick Park, San Francisco, CA Fri Apr 16 1971, 9:05 PM EST Att: 8,133 - Cloudy - 49 F	
Glenn Beckert, R (1, 4) <small>OBP: 0.293, SLG: 0.325</small> Paul Popovich, S (6, 4)	0-3 K			0-0 5-3			0-0 P9		0-0 P4-3	2 0 0 0 0 1 0 2 0 0 0 0 0 1		
Billy Williams, L (1, 7) <small>OBP: 0.410, SLG: 0.657</small> J.C. Martin, L (6, 7) <small>OBP: 0.313, SLG: 0.214</small>	0-3 K			0-0 G3			0-0 F8			2 0 0 0 0 1 0 1 0 0 0 0 0 0		
Ron Santo, R (1, 5) <small>OBP: 0.294, SLG: 0.300</small> Garry Jestadt, R (6, 5)		0-0 F9		0-0 F8			0-0 6-3			2 0 0 0 0 0 0 1 0 0 0 0 0 0		
Joe Pepitone, L (1, 3) <small>OBP: 0.378, SLG: 0.611</small> Hal Breiden, R (6, 3)		0-0 3-1			0-0 F9			0-3 K		2 0 0 0 0 0 0 1 0 0 0 0 1 0		
Johnny Callison, L (1, 9) <small>OBP: 0.261, SLG: 0.185</small>		0-0 F4			0-0 F6			0-0 F2		3 0 0 0 0 0 0		
Jose Ortiz, R (1, 8) <small>OBP: 0.400, SLG: 0.367</small>			4-0 FC4-6 BB		0-0 6-3			0-0 F4		2 0 0 0 1 0 0		
Ken Rudolph, R (1, 2) <small>OBP: 0.150, SLG: 0.056</small>			0-3 K			0-0 6-3			0-0 G6-4-3 1B	3 0 1 0 0 1 1		
Fergie Jenkins, R (1, 1) Bob Miller, R (3, 1) Jim Hickman, R (9, PH) <small>OBP: 0.182, SLG: 0.100</small>			0-3 K			0-0 5-3			0-0 G6-4-3 1B	1 0 0 0 0 1 1 1 0 0 0 0 0 0 1 0 1 0 0 0 0		
Inning Stats	R: 0 H: 0 E: 0 LOB: 0 K: 2 BB: 0 S: 7 P: 7	R: 0 H: 0 E: 0 LOB: 0 K: 0 BB: 0 S: 3 P: 3	R: 0 H: 0 E: 0 LOB: 1 K: 2 BB: 1 S: 7 P: 11	R: 0 H: 0 E: 0 LOB: 0 K: 0 BB: 0 S: 3 P: 3	R: 0 H: 0 E: 0 LOB: 0 K: 0 BB: 0 S: 3 P: 3	R: 0 H: 0 E: 0 LOB: 0 K: 0 BB: 0 S: 3 P: 3	R: 0 H: 0 E: 0 LOB: 0 K: 0 BB: 0 S: 3 P: 3	R: 0 H: 0 E: 0 LOB: 0 K: 1 BB: 0 S: 5 P: 5	R: 0 H: 2 E: 0 LOB: 1 K: 0 BB: 0 S: 4 P: 4	1B: 2 SF: 0 2B: 0 SAC: 0 3B: 0 DP: 1 HR: 0 HBP: 0	WP: 0 PA: 29 PB: 0 SB: 0 CS: 0	
PITCHER Juan Marichal, R (1, 1) <small>ERA: 0.67</small>	IP WLS BF H R ER SO BB IBB HBP BLK WP HR S P ERA WHIP 9.0 W 29 2 0 0 5 1 0 0 0 0 0 0 38 42 0.00 0.333											PITCHER IP WLS BF H R ER SO BB IBB HBP BLK WP HR S P ERA WHIP

AB	28
R	0
H	2
RBI	0
BB	1
SO	5
LOB	6



livebaseballscorecards.com

Batter	1	2	3	4	5	6	7	8	9	AB	R	H	RBI	BB	SO	LOB
Bobby Bonds, R OBP: 0.375, SLG: 0.674 (1, 9)	0-3 K		0-0 L5	0-0 SF7			0-0 F2	0-0 F8-4		4	0	0	1	0	1	2
Chris Speier, R OBP: 0.381, SLG: 0.371 (1, 6)	0-0 SF9 3B		0-0 HR 1B	0-0 G3			0-0 BB 2B 1B	0-0 G3		5	3	3	0	0	0	1
Willie Mays, R OBP: 0.476, SLG: 0.857 (1, 3)	0-0 SF9		0-0 HR 1B				0-0 F9			3	1	2	1	0	0	1
Dick Dietz, R OBP: 0.436, SLG: 0.600 (1, 2)	0-0 F4		0-0 HR				4-0 2B 1-2 BB			3	1	1	3	1	0	1
George Foster, R OBP: 0.308, SLG: 0.923 (1, 7)		0-0 HR	0-0 E1 4-3				0-0 G3-6-3 1-2f			4	1	2	2	0	0	1
Al Gallagher, R OBP: 0.273, SLG: 0.333 (1, 5)		0-0 F4	0-0 4-3				0-0 P4-3 1B 2B			3	0	1	0	0	0	1
Bob Heise, R (6, PR) (7, 5)			1-2				0-0 1-3			1	1	0	0	0	0	2
Jimmy Rosario, S OBP: 0.308, SLG: 0.385 (1, 8)		0-0 1B	0-0 3-1				0-0 P4-3			4	1	2	0	0	0	2
Tito Fuentes, S OBP: 0.316, SLG: 0.421 (1, 4)		0-0 F7					0-0 G1-6-3 1B			4	1	3	1	0	0	1
Juan Marichal, R OBP: 0.273, SLG: 0.200 (1, 1)		0-0 G3					0-0 G1-6-3 1-2f			4	0	1	1	0	1	4

Inning Stats	R: 1	H: 1	E: 0	LOB: 0	K: 1	S: 6	R: 1	H: 2	E: 0	LOB: 1	K: 0	S: 5	R: 3	H: 3	E: 1	LOB: 1	K: 0	S: 7	R: 1	H: 1	E: 0	LOB: 0	K: 1	S: 6	R: 0	H: 1	E: 0	LOB: 0	K: 0	S: 3	R: 1	H: 2	E: 0	LOB: 1	K: 0	S: 4	R: 1	H: 2	E: 0	LOB: 2	K: 0	S: 5	R: 1	H: 3	E: 0	LOB: 1	K: 0	S: 5	1B: 8	SF: 2	2B: 4	SAC: 0	3B: 2	DP: 3	HR: 2	HBP: 0	WP: 0	PA: 38
--------------	------	------	------	--------	------	------	------	------	------	--------	------	------	------	------	------	--------	------	------	------	------	------	--------	------	------	------	------	------	--------	------	------	------	------	------	--------	------	------	------	------	------	--------	------	------	------	------	------	--------	------	------	-------	-------	-------	--------	-------	-------	-------	--------	-------	--------

PITCHER	IP	WLS	BF	H	R	ER	SO	BB	IBB	HBP	BLK	WP	HR	S	P	ERA	WHIP
Fergie Jenkins, R ERA: 3.0 (1, 1)	2.1	L	14	6	5	5	1	0	0	0	0	0	2	16	16	19.29	2.571
Bob Miller, R ERA: 5.14 (3, 1)	5.2		24	9	4	4	1	1	0	0	0	0	0	25	29	6.35	1.765

BOTTOM

Chicago Cubs @ San Francisco Giants
Candlestick Park, San Francisco, CA

Fri Apr 16 1971, 9:05 PM EST
Att. 8,133 - Cloudy - 49 F

AB	35
R	9
H	15
RBI	9
BB	1
SO	2
LOB	16



WP	HR	S	P	ERA	WHIP
0	0	0	0	0	0



Batter	1	2	3	4	5	6	7	8	9	AB R H RBI BB SO LOB	TOP											
Don Kessinger, S (1, 6) OBP: 0.178, SLG: 0.250	0-3 K		0-0 1B		0-0 G3			0-0 SF8 3B		4 1 2 0 0 1 0	Chicago Cubs @ San Francisco Giants Candlestick Park, San Francisco, CA Sat Apr 17 1971, 6:33 AM EST Att. 32,896 - Sunny - 61 F livebaseballscorecards.com											
Glenn Beckert, R (1, 4) OBP: 0.311, SLG: 0.349	0-0 1B		0-0 4-3			0-0 1B		0-0 SF8		3 0 2 1 0 0 1												
Billy Williams, L (1, 7) OBP: 0.395, SLG: 0.615	0-3 K			0-0 F9		0-0 F8		0-0 BB 1B		4 0 1 0 0 1 2												
Ron Santo, R (1, 5) OBP: 0.263, SLG: 0.265	0-0 F8			0-3 K		0-3 K		0-0 F9		4 0 0 0 0 2 3												
Joe Pepitone, L (1, 3) OBP: 0.390, SLG: 0.590		0-0 3-1		0-0 F8		0-0 1B		4-0 BB 1-2		3 0 1 0 1 0 0												
Johnny Callison, L (1, 9) OBP: 0.250, SLG: 0.161		0-0 G3		0-3 K2-3		0-3 K		0-0 F9		4 0 0 0 0 2 4												
Jose Ortiz, R (1, 8) OBP: 0.410, SLG: 0.412		0-0 F8			0-0 HR 2B		0-0 5-3		0-0 P4-6-3 1B	4 1 2 0 0 0 0												
J.C. Martin, L (1, 2) OBP: 0.350, SLG: 0.444			0-0 G1-6-3 1B		0-0 HR		0-3 K		0-0 F6	4 1 2 2 0 1 1												
Ken Holtzman, R (1, 1) Phil Regan, R (5, 1) Hal Breeden, R (7, PH) Ron Tompkins, R (7, 1) Jim Colborn, R (8, 1) Paul Popovich, S (9, PH)			0-0 G1-6-3 1-2f		0-0 6-3		0-0 5-3		0-0 P4-6-3 1-2f	2 0 0 0 0 0 1 0 0 0 0 0 0 0 1 0 1 0 0 0 0 0 1												
Inning Stats	R: 0 E: 0 K: 2 S: 8	H: 1 LOB: 1 BB: 0 P: 8	R: 0 E: 0 K: 0 S: 3	H: 0 LOB: 0 BB: 0 P: 3	R: 0 E: 0 K: 0 S: 4	H: 2 LOB: 1 BB: 0 P: 4	R: 0 E: 0 K: 1 S: 5	H: 0 LOB: 0 BB: 0 P: 5	R: 2 E: 0 K: 1 S: 7	H: 2 LOB: 0 BB: 0 P: 7	R: 0 E: 0 K: 2 S: 9	H: 2 LOB: 2 BB: 0 P: 9	R: 0 E: 0 K: 1 S: 5	H: 0 LOB: 0 BB: 0 P: 5	R: 1 E: 0 K: 0 S: 5	H: 2 LOB: 2 BB: 1 P: 9	R: 0 E: 0 K: 0 S: 3	H: 1 LOB: 0 BB: 0 P: 3	1B: 7 2B: 1 3B: 1 HR: 1	SF: 1 SAC: 0 DP: 2 HBP: 0	WP: 0 PB: 0 SB: 0 CS: 0	PA: 36
PITCHER Gaylord Perry, R (1, 1) ERA: 2.0	IP: 9.0 WLS: W BF: 36 H: 10 R: 3 ER: 3 SO: 7 BB: 1 IBB: 0 HBP: 0 BLK: 0 WP: 0 HR: 1 S: 49 P: 53 ERA: 3.00 WHIP: 1.222											PITCHER	IP: WLS: BF: H: R: ER: SO: BB: IBB: HBP: BLK: WP: HR: S: P: ERA: WHIP:									



Batter	1	2	3	4	5	6	7	8	9
Bobby Bonds, R OBP: 0.396, SLG: 0.702 (1, 9)	0-3 K	0-3 K			0-0 1B 2B		0-0 G3 2B	4-0 FC4-6 BB	
Chris Speier, R OBP: 0.404, SLG: 0.400 (1, 6)	0-0 HR 1B		0-0 1B 1B		0-0 BB BB 1B		0-0 G3	0-0 FC4-6	
Willie Mays, R OBP: 0.500, SLG: 0.947 (1, 3)	0-0 HR		0-0 F8		4-0 BB BB		0-0 S 2B		
Dick Dietz, R OBP: 0.419, SLG: 0.559 (1, 2)	0-0 S 1B		0-0 F3		0-0 F3		0-0 4-3		
George Foster, R OBP: 0.353, SLG: 0.813 (1, 7)	0-3 K		0-0 1B		4-0 G4-6-3 BB		0-0 3-1		
Al Gallagher, R OBP: 0.271, SLG: 0.326 (1, 5)	0-0 1-3		0-3 K		0-0 G4-6-3			0-0 FC3-6 BB 5-3 1B	
Jimmy Rosario, S OBP: 0.412, SLG: 0.400 (1, 8)		0-0 G4-6-3 1B 1B		0-0 F9		4-0 FC6-4 BB		4-0 FC3-6 BB	
Tito Fuentes, S OBP: 0.304, SLG: 0.391 (1, 4)		0-0 G4-6-3 1B		0-0 F5		0-0 FC6-4 G5-4-3		0-0 FC3-6 5-3	
Gaylord Perry, R (1, 1)		0-0 G4-6-3		0-0 3-1		0-0 G5-4-3		0-0 5-3	

Inning Stats	R: 2 E: 0 K: 2 S: 10	H: 3 LOB: 1 BB: 0 P: 10	R: 0 E: 0 K: 1 S: 6	H: 2 LOB: 1 BB: 0 P: 6	R: 0 E: 0 K: 1 S: 7	H: 2 LOB: 2 BB: 0 P: 7	R: 0 E: 0 K: 0 S: 3	H: 0 LOB: 0 BB: 0 P: 3	R: 1 E: 0 K: 0 S: 4	H: 2 LOB: 2 BB: 2 P: 12	R: 0 E: 0 K: 0 S: 2	H: 0 LOB: 0 BB: 1 P: 6	R: 1 E: 0 K: 0 S: 5	H: 2 LOB: 1 BB: 0 P: 5	R: 1 E: 0 K: 0 S: 4	H: 1 LOB: 2 BB: 2 P: 12
--------------	-------------------------------	----------------------------------	------------------------------	---------------------------------	------------------------------	---------------------------------	------------------------------	---------------------------------	------------------------------	----------------------------------	------------------------------	---------------------------------	------------------------------	---------------------------------	------------------------------	----------------------------------

PITCHER														PITCHER																			
IP	WLS	BF	H	R	ER	SO	BB	IBB	HBP	BLK	WP	HR	S	P	ERA	WHIP	IP	WLS	BF	H	R	ER	SO	BB	IBB	HBP	BLK	WP	HR	S	P	ERA	WHIP
Ken Holtzman, L (1, 1)	4.1	L	23	9	3	3	4	2	0	0	0	1	29	37	6.23	2.538																	
Phil Regan, R (5, 1)	1.2		4	0	0	0	1	0	0	0	0	0	3	7	0.00	0.600																	
Ron Tompkins, R (7, 1)	1.0		7	3	2	2	1	0	0	0	0	0	6	10	18.00	4.000																	
Jim Colborn, R (8, 1)	1.0		4	0	0	0	1	0	0	0	0	0	3	7	0.00	1.000																	

BOTTOM

Chicago Cubs @ San Francisco Giants
Candlestick Park, San Francisco, CA

livebaseballscores.com

AB	33
R	5
H	12
RBI	5
BB	5
SO	4
LOB	24



WP : 0	PA : 38
PB : 0	
SB : 2	
CS : 0	

Sat Apr 17 1971, 6:33 AM EST
Att: 32,896 - Sunny - 61 F

Batter	1	2	3	4	5	6	7	8	9	AB R H RBI BB SO LOB	TOP																
Don Kessinger, S (1, 6) OBP: 0.163, SLG: 0.229	0-0 F4		0-0 F7		0-0 G4-6-3			0-0 F8		4 0 0 0 0 0 1	Chicago Cubs @ San Francisco Giants Candlestick Park, San Francisco, CA Sun Apr 18 1971, 6:33 AM EST Sunny - 70 F																
Glenn Beckert, R (1, 4) OBP: 0.327, SLG: 0.348	0-0 F4			4-0 2B 6-3 BB		0-0 G4-6-3 1B		0-0 F7		3 1 1 0 1 0 0																	
Billy Williams, L (1, 7) OBP: 0.404, SLG: 0.628	0-0 F8			0-0 1-3 2B		0-0 1-2 G4-6-3 1B		0-0 F9		4 0 2 0 0 0 0																	
Ron Santo, R (1, 5) OBP: 0.238, SLG: 0.237		0-0 F7		0-0 6-3		0-0 G4-6-3		0-0 6-3		4 0 0 1 0 0 3																	
Joe Pepitone, L (1, 3) OBP: 0.400, SLG: 0.571		0-0 F7		4-0 3-H IBB		0-0 F2		0-0 1B		3 0 1 0 1 0 1																	
Jose Ortiz, R (1, 8) OBP: 0.395, SLG: 0.395		0-0 1B		0-0 F8		0-0 F9		0-0 F6		4 0 1 0 0 0 3																	
Johnny Callison, L (1, 9) OBP: 0.237, SLG: 0.152		0-0 G3		0-3 K2-3		0-3 K				2 0 0 0 0 1 3																	
Jim Hickman, R (7, PH) OBP: 0.167, SLG: 0.091										1 0 0 0 0 1 0																	
Ken Rudolph, R (1, 2) OBP: 0.174, SLG: 0.095			0-0 G1-6-3 1B		0-3 K		0-0 F3			3 0 1 0 0 1 0																	
Milt Pappas, R (1, 1) OBP: 0.222, SLG: 0.250			0-0 G1-6-3		4-0 G4-6-3 BB			0-0 F6		1 0 0 0 1 0 1																	
Garry Jestadt, R (8, PH)										1 0 0 0 0 0 0																	
Jim Colborn, R (8, 1)										0 0 0 0 0 0 0																	
Inning Stats	R: 0 E: 0 K: 0 S: 3	H: 0 LOB: 0 BB: 0 P: 3	R: 0 E: 0 K: 0 S: 4	H: 1 LOB: 1 BB: 0 P: 4	R: 0 E: 0 K: 0 S: 3	H: 1 LOB: 0 BB: 0 P: 3	R: 1 E: 0 K: 1 S: 6	H: 1 LOB: 2 BB: 2 P: 14	R: 0 E: 0 K: 1 S: 4	H: 0 LOB: 0 BB: 1 P: 8	R: 0 E: 0 K: 0 S: 4	H: 2 LOB: 1 BB: 0 P: 4	R: 0 E: 0 K: 1 S: 5	H: 0 LOB: 0 BB: 0 P: 5	R: 0 E: 0 K: 0 S: 3	H: 0 LOB: 0 BB: 0 P: 3	R: 0 E: 0 K: 0 S: 4	H: 1 LOB: 1 BB: 0 P: 4	1B: 5 2B: 1 3B: 0 HR: 0	SF: 0 SAC: 0 DP: 3 HBP: 0	WP: 0 PB: 0 SB: 0 CS: 0	PA: 33					
PITCHER	IP WLS BF H R ER SO BB IBB HBP BLK WP HR S P ERA WHIP																										
Steve Stone, R (1, 1) ERA: 3.86	4.0	16	3	1	1	1	1	1	1	0	0	0	0	16	24	2.25	1.000										
John Cumberland, L (5, 1) ERA:	5.0	W	17	3	0	0	2	1	0	0	0	0	0	20	24	0.00	0.800										

livebaseballscorecards.com

AB	30
R	1
H	6
RBI	1
BB	3
SO	3
LOB	12



Batter	1	2	3	4	5	6	7	8	9
Bobby Bonds, R OBP: 0.386, SLG: 0.725 (1, 9)	0-3 K		0-0 6-3	0-0 HR		0-0 F7			
Chris Speier, R OBP: 0.412, SLG: 0.395 (1, 6)	0-0 F7		4-0 BB	0-0 1-3			0-0 G6-4-3 1B		
Willie Mays, R OBP: 0.480, SLG: 0.878 (1, 3)	0-0 F5		0-0 F8		4-0 FC6-4 HBP BB		0-0 G6-4-3 1-2f		
Dick Dietz, R OBP: 0.404, SLG: 0.514 (1, 2)		0-3 K		0-0 F8	1-0 FC6-4 HBP		0-0 F3		
George Foster, R OBP: 0.381, SLG: 0.737 (1, 7)		0-0 F8		0-0 1B 2B 1B	0-0 FC6-4 G4-6-3 1-2f 2-3		4-0 F2 BB		
Al Gallagher, R OBP: 0.269, SLG: 0.320 (1, 5)		0-0 1B 1B		0-3 K	0-0 G4-6-3 1-2f		0-0 F2 1-2		
Jimmy Rosario, S OBP: 0.429, SLG: 0.421 (1, 8)		0-0 FC4 1B		0-0 1B 2B 1B		0-0 G3	0-3 K		
Tito Fuentes, S OBP: 0.346, SLG: 0.462 (1, 4)		0-0 FC4 1-2f		0-0 2B 1B		0-0 2B			
Steve Stone, R (1, 1)			0-3 K		0-0 HR 2B		0-3 K		

Inning Stats	R: 0	H: 0	E: 0	K: 1	S: 5	R: 0	H: 2	E: 0	K: 1	S: 7	R: 0	H: 0	E: 0	K: 1	S: 5	R: 5	H: 5	E: 0	K: 1	S: 10	R: 0	H: 0	E: 0	K: 0	S: 2	R: 0	H: 1	E: 0	K: 1	S: 6	R: 0	H: 1	E: 0	K: 0	S: 3	R: 0	H: 0	E: 0	K: 1	S: 4
	LOB: 0	BB: 0	LOB: 2	BB: 0	P: 5	LOB: 1	BB: 0	LOB: 2	BB: 0	P: 7	LOB: 0	BB: 0	LOB: 1	BB: 1	P: 9	LOB: 0	BB: 0	LOB: 1	BB: 1	P: 10	LOB: 0	BB: 0	LOB: 1	BB: 0	P: 7	LOB: 1	BB: 0	LOB: 1	BB: 0	P: 6	LOB: 0	BB: 0	LOB: 0	BB: 1	P: 8	LOB: 0	BB: 0	LOB: 0	BB: 1	P: 8

PITCHER	IP	WLS	BF	H	R	ER	SO	BB	IBB	HBP	BLK	WP	HR	S	P	ERA	WHIP
Milt Pappas, R ERA: 2.52 (1, 1)	7.0	L	31	9	5	5	5	2	0	1	0	0	1	38	47	6.43	1.571
Jim Colborn, R ERA: (8, 1)	1.0		3	0	0	0	1	1	0	0	0	0	0	4	8	0.00	1.000


BOTTOM

Chicago Cubs @ San Francisco Giants
Candlestick Park, San Francisco, CA

Sun Apr 18 1971, 6:33 AM EST
Sunny - 70 F

AB	30
R	5
H	9
RBI	5
BB	3
SO	6
LOB	12

WP: 0 PA: 34
PB: 0
SB: 0
CS: 0



PITCHER	IP	WLS	BF	H	R	ER	SO	BB	IBB	HBP	BLK	WP	HR	S	P	ERA	WHIP
Milt Pappas, R ERA: 2.52 (1, 1)	7.0	L	31	9	5	5	5	2	0	1	0	0	1	38	47	6.43	1.571
Jim Colborn, R ERA: (8, 1)	1.0		3	0	0	0	1	1	0	0	0	0	0	4	8	0.00	1.000

Batter	1	2	3	4	5	6	7	8	9	AB R H RBI BB SO LOB	TOP	
Don Kessinger, S (1, 6) OBP: 0.204, SLG: 0.235	4-0 FC5-4 BB	4-0 1-2 2-3 BB		0-0 6-3		0-0 4-3			0-0 1B	3 0 1 0 2 0 0		
Glenn Beckert, R (1, 4) OBP: 0.321, SLG: 0.340 Hector Torres, R (7, 4)	0-0 F8	0-0 F8			0-0 BB BB 1B	0-0 4-3		0-0 4-3	0-3 K	4 0 1 0 0 0 4 1 0 0 0 0 1 1		
Billy Williams, L (1, 7) OBP: 0.365, SLG: 0.563	0-0 FC5-4 1B 1-2f		0-0 1-3		0-0 F9	0-0 F9		0-0 F9	0-0 6-3	5 0 0 0 0 0 3		
Ron Santo, R (1, 5) OBP: 0.304, SLG: 0.350	0-0 1-3 1B		4-0 1B BB		4-0 1-2 BB BB	0-0 HR				2 1 2 1 2 0 0		
Joe Pepitone, L (1, 3) OBP: 0.408, SLG: 0.556	0-0 F3		0-0 1-2 1B		4-0 1-2 2-3 BB	0-0 F9		0-0 F9		3 0 1 0 1 0 2		
Jim Hickman, R (1, 9) OBP: 0.188, SLG: 0.071		4-0 FC1-5 1B BB	0-0 F9		0-3 K			0-0 F5		3 0 0 0 1 1 5		
Jose Ortiz, R (1, 8) OBP: 0.362, SLG: 0.357		0-0 F6	0-0 F2		0-0 L5			0-0 F7		4 0 0 0 0 0 6		
J.C. Martin, L (1, 2) OBP: 0.333, SLG: 0.409		0-0 BB FC1-5 1B		0-0 G3		0-3 K		0-0 F4		4 0 1 0 0 1 0		
Bill Bonham, R (1, 1) Ron Tompkins, R (4, 1) Earl Stephenson, L (5, 1) Paul Popovich, S (9, PH)		0-0 FC1-5 BB	0-0 1-2 2-3f	0-0 6-3		0-3 K		0-0 P6		2 0 0 0 0 0 2 0 0 0 0 0 0 0 1 0 0 0 0 1 0 1 0 0 0 0 0 0		
Inning Stats	R: 0 H: 1 E: 0 LOB: 2 K: 0 BB: 1 S: 4 P: 8	R: 0 H: 1 E: 0 LOB: 3 K: 0 BB: 2 S: 4 P: 12	R: 0 H: 1 E: 0 LOB: 2 K: 0 BB: 1 S: 4 P: 8	R: 0 H: 0 E: 0 LOB: 0 K: 0 BB: 0 S: 3 P: 3	R: 0 H: 1 E: 0 LOB: 3 K: 1 BB: 2 S: 6 P: 14	R: 0 H: 0 E: 0 LOB: 0 K: 2 BB: 0 S: 7 P: 7	R: 1 H: 1 E: 0 LOB: 0 K: 0 BB: 0 S: 4 P: 4	R: 0 H: 0 E: 0 LOB: 0 K: 0 BB: 0 S: 3 P: 3	R: 0 H: 1 E: 0 LOB: 1 K: 1 BB: 0 S: 6 P: 6	1B: 5 SF: 0 2B: 0 SAC: 0 3B: 0 DP: 0 HR: 1 HBP: 0	WP: 0 PA: 39 PB: 0 SB: 0 CS: 0	
PITCHER Rich Robertson, R (1, 1) ERA: 2.63	IP WLS BF H R ER SO BB IBB HBP BLK WP HR S P ERA WHIP											
	9.0 W 39 6 1 1 4 6 0 0 0 0 0 1 41 65 1.00 1.333											

Chicago Cubs @ San Francisco Giants
Candlestick Park, San Francisco, CA
Sun Apr 18 1971, 6:38 AM EST
Att: 27,714 - Unknown

livebaseballscorecards.com

AB	33
R	1
H	6
RBI	1
BB	6
SO	4
LOB	23



Batter	1	2	3	4	5	6	7	8	9	AB	R	H	RBI	BB	SO	LOB
Bobby Bonds, R OBP: 0.419, SLG: 0.727 (1, 9) X	0-0 S 1-3 E 1B	0-0 WP S SF3 1B	4-0 IBB	0-0 F4		0-0 FC6-4 1B				4	2	3	0	1	0	2
Chris Speier, R OBP: 0.411, SLG: 0.383 (1, 6) X	0-0 1-3 1-2	0-0 SF3 WP 1B	0-0 F6		4-0 FC1-6 BB	0-0 FC6-4 1-2f				4	0	1	0	1	0	5
Willie Mays, R OBP: 0.491, SLG: 0.857 (1, 3) B B B Frank Johnson, R OBP: 0.278, SLG: 0.214 (5, 3) B B	4-0 E S 1B BB	4-0 SF3 1-2 2-3 IBB		0-0 6-3	0-0 FC1-6 FC1-6 1-2f			0-0 1-3		1	1	0	0	2	0	0
George Foster, R OBP: 0.385, SLG: 0.682 (1, 7) X	4-0 1-2 2-3 1B IBB	0-0 SF3		0-0 4-3	0-0 FC1-6 BB BB 1-2f			0-0 G4-6-3 1B		3	1	1	1	1	0	1
Al Gallagher, R OBP: 0.281, SLG: 0.302 (1, 5) X	0-0 1-2 2-3 3-H E 1B	0-0 4-3		4-0 HR BB	4-0 BB	1-2 BB		0-0 G4-6-3		3	2	0	1	2	0	5
Fran Healy, R OBP: 1.000, SLG: 2.200 (1, 2) X	0-0 1-2 2-H 3-H E 1B		0-0 S BB 1B	0-0 1-H HR	4-0 1-2 2-3 BB			0-0 FC6-4 1B		4	1	4	4	1	0	0
Jimmy Rosario, S OBP: 0.423, SLG: 0.364 (1, 8) X	0-0 1-3 2-H E S CS 1B		4-0 S 1-2 BB	4-0 1B 1B BB	0-0 F2			0-0 FC6-4 4-3 1-2f		3	1	0	0	2	0	5
Hal Lanier, R OBP: 0.250, SLG: 0.172 (1, 4) X	0-0 1-2 F2		0-3 K	0-0 1-2 1B 1B		0-0 G6-4-3 1B		0-0 4-3 2-3		5	0	2	0	0	1	5
Rich Robertson, R OBP: 0.143, SLG: 0.143 (1, 1) X		0-3 K	0-3 K	0-0 1-2 2-H 1B		0-0 G6-4-3		0-3 K		5	0	1	1	0	3	4

Inning Stats	R: 4	H: 2	E: 2	LOB: 1	K: 0	BB: 2	S: 6	P: 14	R: 1	H: 2	E: 0	LOB: 2	K: 1	BB: 1	S: 7	P: 11	R: 0	H: 1	E: 0	LOB: 3	K: 2	BB: 2	S: 8	P: 16	R: 3	H: 3	E: 0	LOB: 2	K: 0	BB: 2	S: 6	P: 14	R: 0	H: 0	E: 0	LOB: 3	K: 0	BB: 3	S: 3	P: 15	R: 0	H: 2	E: 0	LOB: 1	K: 0	BB: 0	S: 4	P: 4	R: 0	H: 1	E: 0	LOB: 0	K: 0	BB: 0	S: 3	P: 3	R: 0	H: 1	E: 1	LOB: 1	K: 1	BB: 0	S: 6	P: 6
--------------	------	------	------	--------	------	-------	------	-------	------	------	------	--------	------	-------	------	-------	------	------	------	--------	------	-------	------	-------	------	------	------	--------	------	-------	------	-------	------	------	------	--------	------	-------	------	-------	------	------	------	--------	------	-------	------	------	------	------	------	--------	------	-------	------	------	------	------	------	--------	------	-------	------	------

PITCHER	IP	WLS	BF	H	R	ER	SO	BB	IBB	HBP	BLK	WP	HR	S	P	ERA	WHIP
Bill Bonham, R ERA: 10.13 (1, 1)	3.2	L	26	7	8	6	3	4	3	0	0	1	1	25	53	14.73	3.000
Ron Tompkins, R ERA: 9.0 (4, 1)	1.0		7	1	0	0	0	3	0	0	0	0	0	4	16	0.00	4.000
Earl Stephenson, L ERA: (5, 1)	3.1		12	4	0	0	1	0	0	0	0	0	0	14	14	0.00	1.200

BOTTOM

Chicago Cubs @ San Francisco Giants
Candlestick Park, San Francisco, CA

Sun Apr 18 1971, 6:38 AM EST
Att. 27,714 - Unknown

AB	34
R	8
H	12
RBI	7
BB	10
SO	4
LOB	28

GIANTS

1B: 11	SF: 1	WP: 1	PA: 45
2B: 0	SAC: 0	PB: 0	
3B: 0	DP: 2	SB: 5	
HR: 1	HBP: 0	CS: 1	

PITCHER	IP	WLS	BF	H	R	ER	SO	BB	IBB	HBP	BLK	WP	HR	S	P	ERA	WHIP
---------	----	-----	----	---	---	----	----	----	-----	-----	-----	----	----	---	---	-----	------

Batter	1	2	3	4	5	6	7	8	9	AB R H RBI BB SO LOB
--------	---	---	---	---	---	---	---	---	---	----------------------

TOP

Matty Alou, L (1, 8) <small>OBP: 0.344, SLG: 0.350</small>	1-0 FC6-4-5 BB HBP	0-0 S 1B		0-0 F9			0-0 1-2 1B		0-0 2-H 1B	4 0 3 1 0 0 0
Joe Hague, L (1, 3) <small>OBP: 0.286, SLG: 0.367</small> Moe Drabowsky, R (7, 1) Jerry McNertney, R (9, PH) <small>OBP: 0.333, SLG: 1.000</small>	4-0 1-2 BB	4-0 1-2 BB			0-3 K		0-3 K		0-0 F4	2 0 0 0 2 2 2 0 0 0 0 0 0 0 1 0 0 0 0 0 1
Lou Brock, L (1, 7) <small>OBP: 0.404, SLG: 0.558</small>	0-0 FC6-4-5 PB 2B 1-2 2-3	0-3 K			0-3 K		0-0 4-3			4 1 0 0 0 2 6
Joe Torre, R (1, 5) <small>OBP: 0.370, SLG: 0.577</small>	4-0 2B 1-2 BB				0-0 F9			0-0 G6-4-3 1B		3 0 1 0 1 1 0
Jose Cardenal, R (1, 9) <small>OBP: 0.333, SLG: 0.391</small>	0-0 1-3 2-H 2B				0-0 2B		0-3 K		0-0 G6-4-3 1-2f	4 0 2 1 0 1 1
Ted Simmons, S (1, 2) <small>OBP: 0.531, SLG: 0.526</small>	4-0 BB				0-3 K		0-0 1-3		0-0 L6	3 0 0 0 1 1 1
Ted Sizemore, R (1, 4) <small>OBP: 0.245, SLG: 0.178</small>	0-0 L6				0-0 F6		0-0 F9		0-0 WP 1B 1B	4 1 1 0 0 0 4

St. Louis Cardinals @ San Francisco Giants
 Candlestick Park, San Francisco, CA
 Mon Apr 19 1971, 6:33 AM EST
 Att. 3,630 - Unknown

livebaseballscores.com

Dal Maxvill, R (1, 6) <small>OBP: 0.207, SLG: 0.115</small> Luis Melendez, R (7, PH) <small>OBP: 0.500, SLG: 0.556</small> Dick Schofield, S (7, 6) <small>OBP: 0.300, SLG: 0.333</small>		0-0 1-3		0-0 1-3			0-0 1B 1B		0-0 F9 1-2	2 0 0 0 0 0 0 1 0 1 0 0 0 0 1 0 0 0 0 0 1
Jerry Reuss, L (1, 1) Chuck Taylor, R (5, 1) Jim Beauchamp, R (7, PH) <small>OBP: 0.333, SLG: 0.409</small> (7, 3)		0-0 1-3		0-3 K			0-0 F9		0-0 F8	2 0 0 0 0 1 0 0 0 0 0 0 0 0 2 0 0 0 0 0 2

AB 33
 R 2
 H 8
 RBI 2
 BB 4
 SO 8
 LOB 18



Inning Stats	R: 1 E: 0 K: 0 S: 3	H: 1 LOB: 3 BB: 3 P: 16	R: 0 E: 0 K: 1 S: 6	H: 1 LOB: 2 BB: 1 P: 10	R: 0 E: 0 K: 2 S: 8	H: 1 LOB: 1 BB: 0 P: 8	R: 0 E: 0 K: 1 S: 5	H: 0 LOB: 0 BB: 0 P: 5	R: 0 E: 0 K: 2 S: 7	H: 0 LOB: 0 BB: 0 P: 7	R: 0 E: 0 K: 1 S: 5	H: 0 LOB: 0 BB: 0 P: 5	R: 0 E: 0 K: 1 S: 7	H: 2 LOB: 2 BB: 0 P: 7	R: 0 E: 0 K: 0 S: 3	H: 1 LOB: 0 BB: 0 P: 3	R: 1 E: 0 K: 0 S: 5	H: 2 LOB: 1 BB: 0 P: 5	1B: 6 2B: 3 3B: 0 HR: 0	SF: 0 SAC: 0 DP: 2 HBP: 1	WP: 1 PB: 1 SB: 1 CS: 0	PA: 38
--------------	------------------------------	----------------------------------	------------------------------	----------------------------------	------------------------------	---------------------------------	------------------------------	---------------------------------	------------------------------	---------------------------------	------------------------------	---------------------------------	------------------------------	---------------------------------	------------------------------	---------------------------------	------------------------------	---------------------------------	----------------------------------	------------------------------------	----------------------------------	--------

PITCHER	IP	WLS	BF	H	R	ER	SO	BB	IBB	HBP	BLK	WP	HR	S	P	ERA	WHIP
Frank Reberger, R (1, 1) <small>ERA: 4.4</small>	0.0		2	0	1	1	0	1	0	1	0	0	0	0	5	∞	∞
Ron Bryant, L (1, 1) <small>ERA: 0.79</small>	9.0	W	36	8	1	1	8	3	0	0	0	1	0	49	61	1.00	1.222

WP: 1 PA: 38
 PB: 1
 SB: 1
 CS: 0

Batter	1	2	3	4	5	6	7	8	9
Bobby Bonds, R OBP: 0.424, SLG: 0.759 (1, 9)	4-0 G6-3 BB		0-0 F9		0-0 F8		0-0 HR		
Chris Speier, R OBP: 0.417, SLG: 0.392 (1, 6)	0-0 G6-3 1-2f		0-0 BB 1B		0-0 BB G3 1-2 1B		0-3 K		
Willie Mays, R OBP: 0.491, SLG: 0.844 (1, 3)	0-0 1B 2B		4-0 1B BB		0-0 G3 1-2 2-3		0-3 K		
Dick Dietz, R OBP: 0.431, SLG: 0.525 (1, 2)	0-0 2-H 1B		0-0 1-2 2-H 1B		4-0 BB IBB		0-0 F9		
George Foster, R OBP: 0.367, SLG: 0.600 (1, 7)	0-3 K		0-3 K		4-0 1-2 2-3 3-H BB		0-0 6-3		
Al Gallagher, R OBP: 0.295, SLG: 0.333 (1, 5)		0-0 4-3		0-0 CS 1B		0-3 K		0-0 2B	
Jimmy Rosario, S OBP: 0.400, SLG: 0.320 (1, 8)		0-0 5-3		4-0 BB BB BB CS BB		0-3 K		0-3 K	
Tito Fuentes, S OBP: 0.333, SLG: 0.414 (1, 4)		0-0 5-3		0-0 F7		0-0 F7		4-0 IBB	
Frank Reberger, L OBP: 0.400, SLG: 0.400 (1, 1)			0-3 K		0-0 G3 BB 1B		0-0 4-3		0-3 K
Ron Bryant, S OBP: 0.250, SLG: 0.250 (1, 1)									

Inning Stats	R: 1	H: 2	E: 0	K: 1	S: 6	LOB: 1	BB: 1	P: 10
	R: 0	H: 0	E: 0	K: 0	S: 3	LOB: 0	BB: 0	P: 3
	R: 1	H: 2	E: 0	K: 2	S: 9	LOB: 2	BB: 1	P: 13
	R: 0	H: 1	E: 0	K: 0	S: 2	LOB: 0	BB: 1	P: 6
	R: 1	H: 2	E: 0	K: 1	S: 7	LOB: 3	BB: 2	P: 15
	R: 0	H: 0	E: 0	K: 1	S: 5	LOB: 0	BB: 0	P: 5
	R: 1	H: 1	E: 0	K: 2	S: 8	LOB: 0	BB: 0	P: 8
	R: 0	H: 1	E: 0	K: 2	S: 8	LOB: 2	BB: 1	P: 12

PITCHER	IP	WLS	BF	H	R	ER	SO	BB	IBB	HBP	BLK	WP	HR	S	P	ERA	WHIP
Jerry Reuss, L ERA: 5.27 (1, 1)	4.1	L	20	7	3	3	3	3	3	0	0	0	0	23	35	6.23	2.308
Chuck Taylor, R ERA: 3.6 (5, 1)	1.2		7	0	0	0	2	1	1	0	0	0	0	9	17	0.00	0.600
Moe Drabowsky, R ERA: 2.84 (7, 1)	2.0		9	2	1	1	4	0	1	0	0	0	1	16	20	4.50	1.000

BOTTOM


St. Louis Cardinals @ San Francisco Giants
Candlestick Park, San Francisco, CA

Mon Apr 19 1971, 6:33 AM EST
Att. 3,630 - Unknown

AB	30
R	4
H	9
RBI	4
BB	6
SO	9
LOB	14

WP: 0 PA: 36
PB: 0
SB: 0
CS: 2

1B: 6 SF: 0
2B: 2 SAC: 0
3B: 0 DP: 1
HR: 1 HBP: 0



Batter	1	2	3	4	5	6	7	8	9	AB R H RBI BB SO LOB	TOP		
Matty Alou, L OBP: 0.353, SLG: 0.349 (1, 8) X	0-0 F8			4-0 FC6-4 BB		0-0 F4		0-0 1B CS 1B		3 0 1 0 1 0 0	St. Louis Cardinals @ San Francisco Giants Candlestick Park, San Francisco, CA Tue Apr 20 1971, 9:05 PM EST Att. 9,791 - Unknown livebaseballscorecards.com		
Lou Brock, L OBP: 0.392, SLG: 0.532 (1, 7) X	0-0 1-3		0-0 FC6-4 E S 1-2f 1B		0-3 K		0-0 CS 1B		4 1 1 0 0 1 1				
Jose Cardenal, R OBP: 0.310, SLG: 0.360 (1, 9) X	0-0 F6		0-0 F8 1-3		0-0 6-3		0-0 1-3 1-2 3-H		4 0 0 0 0 0 3				
Joe Torre, R OBP: 0.397, SLG: 0.589 (1, 5) X		0-0 F9		0-0 2B 1B 3-H		0-0 1B 1B		0-0 1B CS 1B	4 1 3 1 0 0 0				
Ted Simmons, S OBP: 0.509, SLG: 0.524 (1, 2) X		0-3 K		0-0 1-H 2B		0-0 F8		0-3 K	4 0 1 1 0 2 2				
Joe Hague, L OBP: 0.282, SLG: 0.353 (1, 3) X		0-0 1-3		0-3 K		0-0 F8		0-0 CS 1B	4 0 1 0 0 1 2				
Ted Sizemore, R OBP: 0.250, SLG: 0.188 Dal Maxwell, R OBP: 0.200, SLG: 0.111 (1, 4) (7, 6)			0-0 6-3		0-0 F2		0-0 1-2 1B	0-3 K 1-2 3-H	3 0 1 0 0 0 0 1 0 0 0 0 1 2				
Dick Schofield, S OBP: 0.231, SLG: 0.250 (1, 6) (7, 4)			0-0 F3		0-0 4-1		0-0 F9		3 0 0 0 0 0 2				
Reggie Cleveland, R Frank Linzy, R Moe Drabowsky, R (1, 1) (8, 1) (9, 1)			0-0 1-3		0-0 6-3		0-0 6-3		3 0				
Inning Stats	R: 0 E: 0 K: 0 S: 3 H: 0 LOB: 0 BB: 0 P: 3	R: 0 E: 0 K: 1 S: 5 H: 0 LOB: 0 BB: 0 P: 5	R: 0 E: 0 K: 0 S: 3 H: 0 LOB: 0 BB: 0 P: 3	R: 2 E: 0 K: 1 S: 7 H: 2 LOB: 1 BB: 1 P: 11	R: 0 E: 0 K: 0 S: 3 H: 0 LOB: 0 BB: 0 P: 3	R: 0 E: 0 K: 1 S: 5 H: 0 LOB: 0 BB: 0 P: 5	R: 0 E: 0 K: 0 S: 5 H: 2 LOB: 2 BB: 0 P: 5	R: 0 E: 0 K: 0 S: 4 H: 2 LOB: 1 BB: 0 P: 4	R: 0 E: 0 K: 2 S: 8 H: 2 LOB: 1 BB: 0 P: 8	1B: 7 2B: 1 3B: 0 HR: 0 SF: 0 SAC: 0 DP: 0 HBP: 0	WP: 0 PB: 0 SB: 1 CS: 4 PA: 34		
PITCHER	IP WLS BF H R ER SO BB IBB HBP BLK WP HR S P ERA WHIP											PITCHER	IP WLS BF H R ER SO BB IBB HBP BLK WP HR S P ERA WHIP
Juan Marichal, R ERA: 1.03 (1, 1)	8.0 L 30 6 2 2 3 1 0 0 0 0 0 35 39 2.25 0.875											Jerry Johnson, R ERA: (9, 1)	1.0 4 2 0 0 2 0 0 0 0 0 0 8 8 0.00 2.000



Batter	1	2	3	4	5	6	7	8	9	AB R H RBI BB SO LOB
--------	---	---	---	---	---	---	---	---	---	----------------------

Bobby Bonds, R (1, 9) <small>OBP: 0.426, SLG: 0.750</small> Ken Henderson, S (3, PR) <small>OBP: 0.447, SLG: 0.516</small> (4, 9)	0-0 		0-0 		0-0 		0-0 		0-0 	2 0 1 0 0 0 0 3 0 1 0 0 0 0
Chris Speier, R (1, 6) <small>OBP: 0.415, SLG: 0.393</small>	0-3 		0-0 		0-0 		0-0 		0-0 	5 0 2 0 0 1 1
Willie Mays, R (1, 3) <small>OBP: 0.516, SLG: 0.830</small>	0-0 		4-0 		1-0 		0-0 		4-0 	2 0 1 0 2 0 0
Dick Dietz, R (1, 2) <small>OBP: 0.429, SLG: 0.500</small>	0-0 		0-3 		0-3 			0-0 	4-0 	4 0 1 0 1 2 6
George Foster, R (1, 7) <small>OBP: 0.314, SLG: 0.500</small>		0-3 		0-0 		0-0 		0-0 	0-3 	5 1 0 0 0 2 4
Al Gallagher, R (1, 5) <small>OBP: 0.297, SLG: 0.333</small> Willie McCovey, L (8, PH) <small>OBP: 0.240, SLG: 0.136</small> Hal Lanier, R (9, 5) <small>OBP: 0.250, SLG: 0.172</small> Fran Healy, R (9, PH) <small>OBP: 0.857, SLG: 1.833</small>		0-0 		0-0 		0-0 		0-3 	0-3 	3 0 1 0 0 0 0 1 0 0 0 0 1 1 0 0 0 0 0 0 0 1 0 0 0 0 1 3
Jimmy Rosario, S (1, 8) <small>OBP: 0.412, SLG: 0.296</small>		0-0 		0-0 		4-0 		4-0 		2 0 0 0 2 0 1
Tito Fuentes, S (1, 4) <small>OBP: 0.324, SLG: 0.394</small>			0-0 		0-0 		0-0 		0-0 	4 0 1 1 0 0 2
Juan Marichal, R (1, 1) <small>OBP: 0.214, SLG: 0.154</small> Frank Johnson, R (8, PH) <small>OBP: 0.263, SLG: 0.200</small> Jerry Johnson, R (9, 1)			0-0 		0-3 		0-0 		0-0 	3 0 0 0 0 1 2 1 0 0 0 0 0 2 0 0 0 0 0 0 0

Inning Stats	R: 0	H: 1	E: 0	K: 1	S: 6	LOB: 1	BB: 0	P: 6	R: 0	H: 0	E: 0	K: 1	S: 5	LOB: 0	BB: 0	P: 5	R: 0	H: 2	E: 0	K: 1	S: 7	LOB: 3	BB: 1	P: 11	R: 0	H: 1	E: 0	K: 0	S: 4	LOB: 1	BB: 0	P: 4	R: 0	H: 1	E: 1	K: 2	S: 8	LOB: 2	BB: 0	P: 9	R: 0	H: 0	E: 0	K: 0	S: 3	LOB: 0	BB: 0	P: 3	R: 1	H: 2	E: 0	K: 1	S: 7	LOB: 2	BB: 1	P: 11	R: 0	H: 1	E: 0	K: 2	S: 8	LOB: 3	BB: 2	P: 16	1B: 7	SF: 0	2B: 1	SAC: 0	3B: 0	DP: 0	HR: 0	HBP: 1	WP: 1	PA: 42
--------------	------	------	------	------	------	--------	-------	------	------	------	------	------	------	--------	-------	------	------	------	------	------	------	--------	-------	-------	------	------	------	------	------	--------	-------	------	------	------	------	------	------	--------	-------	------	------	------	------	------	------	--------	-------	------	------	------	------	------	------	--------	-------	-------	------	------	------	------	------	--------	-------	-------	-------	-------	-------	--------	-------	-------	-------	--------	-------	--------

PITCHER	IP	WLS	BF	H	R	ER	SO	BB	IBB	HBP	BLK	WP	HR	S	P	ERA	WHIP
Reggie Cleveland, R (1, 1) <small>ERA: 4.5</small>	7.2	W	35	7	1	1	6	3	0	0	0	0	0	43	56	1.17	1.304
Frank Linzy, R (8, 1) <small>ERA: 1.08</small>	0.2		5	1	0	0	0	2	0	0	0	1	0	3	11	0.00	4.500
Moe Drabowsky, R (9, 1) <small>ERA: 2.57</small>	0.2	S	2	0	0	0	2	0	0	0	0	0	0	6	6	0.00	0.000

BOTTOM

St. Louis Cardinals @ San Francisco Giants
Candlestick Park, San Francisco, CA
 Tue Apr 20 1971, 9:05 PM EST
 Att. 9,791 - Unknown

AB	36
R	1
H	8
RBI	1
BB	5
SO	8
LOB	22

GIANTS

PITCHER	IP	WLS	BF	H	R	ER	SO	BB	IBB	HBP	BLK	WP	HR	S	P	ERA	WHIP
Reggie Cleveland, R (1, 1) <small>ERA: 4.5</small>	7.2	W	35	7	1	1	6	3	0	0	0	0	0	43	56	1.17	1.304
Frank Linzy, R (8, 1) <small>ERA: 1.08</small>	0.2		5	1	0	0	0	2	0	0	0	1	0	3	11	0.00	4.500
Moe Drabowsky, R (9, 1) <small>ERA: 2.57</small>	0.2	S	2	0	0	0	2	0	0	0	0	0	0	6	6	0.00	0.000

Batter	1	2	3	4	5	6	7	8	9	AB R H RBI BB SO LOB
Lou Brock, L (1, 7) OBP: 0.375, SLG: 0.500	0-0 F9		0-0 FC3-6 L4-6 S 1-2f			0-0 1B E 3B 1B	0-0 1-3		0-0 4-3 2-3	5 1 1 0 0 0 2
Matty Alou, L (1, 8) OBP: 0.329, SLG: 0.324	0-0 F9		0-0 L4-6			0-0 E5 1B 3B	0-0 E1		0-0 F6	5 1 0 0 0 0 3
Ted Simmons, S (1, 2) OBP: 0.509, SLG: 0.522	0-0 4-3			0-0 CS 1B		0-0 1-2 2-3 3B 1B	0-0 F9			4 1 2 0 0 0 1
Joe Torre, R (1, 5) OBP: 0.387, SLG: 0.600		0-0 F2		0-3 K 1-2		0-0 1-H 2-H 3-H 2B 3B		0-0 1-3		4 1 1 3 0 1 1
Jose Cardenal, R (1, 9) OBP: 0.355, SLG: 0.404		0-0 1B 1B		4-0 S BB		0-0 3-H 0-0 2B 1B		4-0 FC1-6 BB		2 1 2 1 2 0 0
Joe Hogue, L (1, 3) OBP: 0.279, SLG: 0.342		0-3 K		0-0 F9 1-2		0-0 G6-3 1B		0-0 FC1-6 1-2f		4 0 1 1 0 1 3
Ted Sizemore, R (1, 4) OBP: 0.250, SLG: 0.192		0-0 1-2 1B			0-0 F8	0-0 G6-3 1-2f		0-3 K		4 0 1 0 0 1 2
Dick Schofield, S (1, 6) OBP: 0.250, SLG: 0.214		0-3 K			4-0 G6-4-3 BB	0-0 F9			4-0 4-3 SH1-4 BB	2 0 0 0 1 1 2 0 0 0 0 1 0 0
Dal Maxvill, R (7, 6) OBP: 0.226, SLG: 0.111										
Bob Gibson, R (1, 1) OBP: 0.385, SLG: 0.583			0-0 FC3-6 1B		0-0 G6-4-3 1-2f		0-0 F4		0-0 SH1-4 1-2	3 0 1 0 0 0 1

TOP	
AB 33	
R 5	
H 9	
RBI 5	
BB 4	
SO 4	
LOB 15	
WP: 0 PA: 38	
PB: 0	
SB: 2	
CS: 1	

St. Louis Cardinals @ San Francisco Giants
 Candlestick Park, San Francisco, CA
 Wed Apr 21 1971, 6:33 AM EST
 Att. 6,178 - Unknown

livebaseballscorecards.com



Inning Stats	R: 0	H: 0	E: 0	K: 0	S: 3	P: 3	R: 0	H: 2	E: 0	K: 2	S: 9	P: 9	R: 0	H: 1	E: 0	K: 0	S: 3	P: 3	R: 0	H: 1	E: 0	K: 1	S: 5	P: 9	R: 0	H: 0	E: 0	K: 0	S: 2	P: 6	R: 5	H: 5	E: 1	K: 0	S: 8	P: 8	R: 0	H: 0	E: 1	K: 0	S: 4	P: 4	R: 0	H: 0	E: 0	K: 1	S: 5	P: 9	R: 0	H: 0	E: 0	K: 0	S: 3	P: 7	1B: 7	SF: 0	2B: 2	SAC: 1	3B: 1	DP: 3	HR: 0	HBP: 0
--------------	------	------	------	------	------	------	------	------	------	------	------	------	------	------	------	------	------	------	------	------	------	------	------	------	------	------	------	------	------	------	------	------	------	------	------	------	------	------	------	------	------	------	------	------	------	------	------	------	------	------	------	------	------	------	-------	-------	-------	--------	-------	-------	-------	--------

PITCHER	IP	WLS	BF	H	R	ER	SO	BB	IBB	HBP	BLK	WP	HR	S	P	ERA	WHIP
Gaylord Perry, R (1, 1) ERA: 2.81	5.0	L	23	8	5	4	3	2	0	0	0	0	0	27	35	7.20	2.000
John Cumberland, L (6, 1) ERA:	2.0		7	1	0	0	0	0	0	0	0	0	0	7	7	0.00	0.500
Jerry Johnson, R (8, 1) ERA:	1.1		6	0	0	0	1	2	0	0	0	0	0	6	14	0.00	1.500
Steve Hamilton, L (9, 1) ERA:	0.2		2	0	0	0	0	0	0	0	0	0	0	2	2	0.00	0.000

PITCHER	IP	WLS	BF	H	R	ER	SO	BB	IBB	HBP	BLK	WP	HR	S	P	ERA	WHIP
---------	----	-----	----	---	---	----	----	----	-----	-----	-----	----	----	---	---	-----	------

Batter	1	2	3	4	5	6	7	8	9	AB	R	H	RBI	BB	SO	LOB
Jimmy Rosario, S (1, 8) OBP: 0.368, SLG: 0.258	0-0 F7		0-0 4-3		0-0 F8			0-0 4-3		4	0	0	0	0	0	0
Chris Speier, R (1, 6) OBP: 0.391, SLG: 0.367	0-3 K		0-3 K		0-3 K			0-0 1-3		4	0	0	0	0	3	0
Ken Henderson, S (1, 7) OBP: 0.452, SLG: 0.588	0-0 F2			4-0 HR		0-0 G3		0-0 HR		3	2	1	1	1	0	0
Willie McCovey, L (1, 3) OBP: 0.276, SLG: 0.308		0-0 1-3 1B		0-0 HR		0-0 4-3		0-0 F4		4	1	2	2	0	0	0
Dick Dietz, R (1, 2) OBP: 0.450, SLG: 0.511		0-0 1-2 1B		1-0 HBP		0-0 1B			0-0 6-3	3	0	2	0	0	0	0
George Foster, R (1, 9) OBP: 0.282, SLG: 0.441		0-0 1-3		0-3 K		0-0 F9			0-3 K	4	0	0	0	0	2	4
Tito Fuentes, S (1, 4) OBP: 0.289, SLG: 0.351		0-0 F5		0-0 F8			0-0 F5		0-0 1-3	4	0	0	0	0	0	3
Al Gallagher, R (1, 5) OBP: 0.284, SLG: 0.317		0-3 K		0-0 F9			0-0 F9			3	0	0	0	0	1	3
Gaylord Perry, R (1, 1)			0-3 K		0-3 K		0-3 K			2	0	0	0	0	2	0
John Cumberland, R (6, 1)										0	0	0	0	0	0	0
Frank Johnson, R (7, PH) OBP: 0.250, SLG: 0.188										1	0	0	0	0	1	0
Jerry Johnson, R (8, 1)										0	0	0	0	0	0	0
Steve Hamilton, L (9, 1)										0	0	0	0	0	0	0

Inning Stats	R: 0	H: 0	E: 0	K: 1	S: 5	R: 0	H: 2	E: 0	K: 1	S: 7	R: 0	H: 0	E: 0	K: 2	S: 7	R: 2	H: 1	E: 0	K: 1	S: 6	R: 0	H: 0	E: 0	K: 2	S: 7	R: 0	H: 1	E: 0	K: 0	S: 4	R: 0	H: 0	E: 0	K: 1	S: 5	R: 1	H: 1	E: 0	K: 0	S: 4	R: 0	H: 0	E: 0	K: 1	S: 5	R: 0	H: 0	E: 0	K: 1	S: 5	1B: 3	SF: 0	2B: 0	SAC: 0	3B: 0	DP: 0	HR: 2	HBP: 1	WP: 0	PA: 34
PITCHER Bob Gibson, R (1, 1) ERA: 1.98	IP	WLS	BF	H	R	ER	SO	BB	IBB	HBP	BLK	WP	HR	S	P	ERA	WHIP	IP	WLS	BF	H	R	ER	SO	BB	IBB	HBP	BLK	WP	HR	S	P	ERA	WHIP	IP	WLS	BF	H	R	ER	SO	BB	IBB	HBP	BLK	WP	HR	S	P	ERA	WHIP									

BOTTOM

St. Louis Cardinals @ San Francisco Giants
 Candlestick Park, San Francisco, CA

Wed Apr 21 1971, 6:33 AM EST
 Att. 6,178 - Unknown

AB	32
R	3
H	5
RBI	3
BB	1
SO	9
LOB	10



WP: 0	PA: 34
PB: 0	SB: 0
CS: 0	

livebaseballscores.com

Batter	1	2	3	4	5	6	7	8	9	AB R H RBI BB SO LOB	TOP
Chris Speier, R (1, 6) OBP: 0.405, SLG: 0.375	0-0 6-3	0-0 FC6-4			0-0 1B SF8 1B		0-0 G6-4-3 1B		4-0 BB	4 1 2 0 1 0 3	San Francisco Giants @ Pittsburgh Pirates Three Rivers Stadium, Pittsburgh, PA Fri Apr 23 1971, 6:05 PM EST Att. 12,350 - Unknown livebaseballscorecards.com
Tito Fuentes, S (1, 4) OBP: 0.279, SLG: 0.333	0-0 6-3		0-0 E6 FC1-4		0-0 1-3 PB 1B		0-0 F8	0-0 F8	5 0 1 0 0 0 2		
Willie Mays, R (1, 8) OBP: 0.478, SLG: 0.765	0-0 5-3		0-0 FC1-4 FC4-6		0-0 SF8		0-0 G6-4-3	0-0 F9	4 0 0 1 0 0 3		
Willie McCovey, L (1, 3) OBP: 0.273, SLG: 0.276		4-0 FC6-4 BB	0-3 K		0-0 F7		0-0 4-3		3 0 0 0 1 1 2		
Dick Dietz, R (1, 2) OBP: 0.438, SLG: 0.480		0-0 FC6-4 FC5-4	0-0 FC4-6		4-0 1-2 BB		0-3 K		3 0 0 0 1 1 2		
Ken Henderson, S (1, 7) OBP: 0.457, SLG: 0.568		0-0 FC5-4 BB		4-0 CS BB	0-0 F8		0-0 1B 1B		3 1 1 0 1 0 3		
George Foster, R (1, 9) OBP: 0.326, SLG: 0.500		0-0 E5 BB		0-0 1-2 2B	0-0 G6-4-3 1B		0-0 FC4 1B		4 0 3 0 0 0 1		
Al Gallagher, R (1, 5) OBP: 0.286, SLG: 0.308		4-0 BB IBB		0-0 6-3	0-0 G6-4-3		0-0 FC4		2 0 0 0 1 0 2		
Bob Heise, R (7, 5)					0-0 1-2		0-0 FC4		1 0 0 0 0 0 2		
Steve Stone, R (1, 1)		4-0 FC6-4 BB		0-0 4-3	0-3 K		0-0 1-3		3 0 0 1 1 1 1		
Inning Stats	R: 0 H: 0 E: 0 LOB: 0 K: 0 BB: 0 S: 3 P: 3	R: 1 H: 0 E: 1 LOB: 3 K: 0 BB: 3 S: 4 P: 16	R: 0 H: 0 E: 1 LOB: 1 K: 1 BB: 0 S: 6 P: 6	R: 0 H: 1 E: 0 LOB: 1 K: 0 BB: 1 S: 3 P: 7	R: 1 H: 2 E: 0 LOB: 2 K: 0 BB: 1 S: 5 P: 9	R: 0 H: 1 E: 0 LOB: 0 K: 1 BB: 0 S: 5 P: 5	R: 0 H: 1 E: 0 LOB: 0 K: 0 BB: 0 S: 3 P: 3	R: 0 H: 2 E: 0 LOB: 2 K: 1 BB: 0 S: 7 P: 7	R: 0 H: 0 E: 0 LOB: 1 K: 0 BB: 1 S: 3 P: 7	1B: 6 SF: 1 2B: 1 SAC: 0 3B: 0 DP: 2 HR: 0 HBP: 0	WP: 0 PA: 39 PB: 1 SB: 0 CS: 1
PITCHER	IP WLS BF H R ER SO BB IBB HBP BLK WP HR S P ERA WHIP										
Luke Walker, L (1, 1) ERA: 2.25	8.0 L 35 7 2 1 3 4 1 0 0 0 0 0 36 56 1.12 1.375										
Mudcat Grant, R (9, 1) ERA: 4.5	1.0 4 0 0 0 0 1 0 0 0 0 0 0 3 7 0.00 1.000										



BOTTOM

San Francisco Giants @ Pittsburgh Pirates
Three Rivers Stadium, Pittsburgh, PA

livebaseballscorecards.com

AB	32
R	0
H	5
RBI	0
BB	1
SO	3
LOB	9



WP:	0	PA:	33
PB:	0		
SB:	0		
CS:	0		

ERA	0.00	WHIP	0.667
-----	------	------	-------

Fri Apr 23 1971, 6:05 PM EST
Att. 12,350 - Unknown

AB R H RBI BB SO LOB

4	0	0	0	0	0	1
4	0	0	0	0	0	0
3	0	1	0	1	0	0
4	0	1	0	0	0	2
4	0	2	0	0	0	1
4	0	0	0	0	1	3
3	0	1	0	0	0	0
3	0	0	0	0	1	1
2	0	0	0	0	1	1
1	0	0	0	0	0	0
0	0	0	0	0	0	0

Batter	1	2	3	4	5	6	7	8	9
Dave Cash, R OBP: 0.407, SLG: 0.354 (1, 4)	0-0 1-3		0-0 4-3		0-0 4-3			0-0 G3	
Richie Hebner, L OBP: 0.271, SLG: 0.313 (1, 5)	0-0 F4			0-0 F8		0-0 G3		0-0 F3	
Roberto Clemente, R OBP: 0.295, SLG: 0.397 (1, 9)	0-0 1B			4-0 FC6-4 BB		0-0 5-3		0-0 5-3	
Al Oliver, L OBP: 0.270, SLG: 0.254 (1, 8)	0-0 F3			0-0 FC6-4 1B		0-0 1B		0-0 G3	
Vic Davalillo, L OBP: 0.350, SLG: 0.350 (1, 7)		0-0 G3		0-0 FC6-4 1B		0-0 F7		0-0 1B	
Bob Robertson, R OBP: 0.338, SLG: 0.473 (1, 3)		0-0 F4		0-0 FC6-4 1-2f			0-0 F9	0-3 K	
Manny Sanguillen, R OBP: 0.242, SLG: 0.328 (1, 2)		0-0 1-3			0-0 4-3 2B		0-0 F7		
Jackie Hernandez, R OBP: 0.362, SLG: 0.455 (1, 6)			0-3 K		0-0 4-3		0-0 6-3		
Luke Walker, L Jose Pagan, R (8, PH) Mudcat Grant, R (9, 1)			0-0 4-3		0-3 K		0-0 F7		

Inning Stats	R: 0 E: 0 K: 0 S: 4	H: 1 LOB: 1 BB: 0 P: 4	R: 0 E: 0 K: 0 S: 3	H: 0 LOB: 0 BB: 0 P: 3	R: 0 E: 0 K: 1 S: 5	H: 0 LOB: 0 BB: 0 P: 5	R: 0 E: 0 K: 0 S: 4	H: 1 LOB: 2 BB: 1 P: 8	R: 0 E: 0 K: 1 S: 6	H: 1 LOB: 1 BB: 0 P: 6	R: 0 E: 0 K: 0 S: 4	H: 0 LOB: 0 BB: 0 P: 3	R: 0 E: 0 K: 0 S: 3	H: 0 LOB: 0 BB: 0 P: 3	R: 0 E: 0 K: 1 S: 6	H: 1 LOB: 1 BB: 0 P: 6	1B: 4 2B: 1 3B: 0 HR: 0	SF: 0 SAC: 0 DP: 0 HBP: 0	WP: 0 PB: 0 SB: 0 CS: 0	ERA: 2.35	
PITCHER Steve Stone, R (1, 1) ERA: 2.35	IP: 9.0	WLS: W	BF: 33	H: 5	R: 0	ER: 0	SO: 3	BB: 1	IBB: 0	HBP: 0	BLK: 0	WP: 0	HR: 0	S: 38	P: 42	ERA: 0.00	WHIP: 0.667				

Batter	1	2	3	4	5	6	7	8	9	AB R H RBI BB SO LOB	TOP	
Chris Speier, R OBP: 0.405, SLG: 0.377 (1, 6) X	0-0 1B 1B		0-0 FC4-6 1B		0-3 K	0-0 F8			0-0 F8	5 0 2 0 0 1 1	San Francisco Giants @ Pittsburgh Pirates Three Rivers Stadium, Pittsburgh, PA Sat Apr 24 1971, 3:33 AM EST Att. 8,386 - Unknown livebaseballscorecards.com	
Tito Fuentes, S OBP: 0.292, SLG: 0.340 (1, 4) X	0-0 1-2 1B		0-0 FC4-6 1-2		0-0 1B 2B 1B	0-0 4-3			0-0 L7	5 1 2 0 0 0 2		
Willie Mays, R OBP: 0.444, SLG: 0.696 (1, 8) X	0-0 F8		0-3 K		0-3 K				0-3 K	5 0 0 0 0 4 4		
Willie McCovey, L OBP: 0.297, SLG: 0.281 (1, 3) X	0-0 F9			0-0 F9	0-0 2B 1-3 1B				4-0 CS BB	3 0 1 0 1 0 2		
Dick Dietz, R OBP: 0.441, SLG: 0.500 (1, 2) X	0-0 F6			0-0 3B 1B	0-0 1-3 2B				0-3 K 1-2	4 1 2 1 0 1 3		
Ken Henderson, S OBP: 0.460, SLG: 0.600 (1, 7) X		0-0 F4		0-0 1-H 3B	0-0 4-0 IBB				0-0 4-3	3 0 1 1 1 0 0		
George Foster, R OBP: 0.298, SLG: 0.452 (1, 9) X		0-3 K		0-3 K	0-3 K				0-0 F4	4 0 0 0 0 3 4		
Al Gallagher, R OBP: 0.311, SLG: 0.338 (1, 5) X		0-3 K		4-0 IBB		0-0 2B			0-0 1B	3 0 2 0 1 1 0		
Ron Bryant, S OBP: 0.125, SLG: 0.125 (1, 1) X			0-3 K	0-3 K		0-0 6-3			0-0 F9	4 0 0 0 0 2 4		
Inning Stats	R: 0 E: 0 K: 0 S: 5 H: 2 LOB: 2 BB: 0 P: 5	R: 0 E: 0 K: 2 S: 7 H: 0 LOB: 0 BB: 0 P: 7	R: 0 E: 1 K: 2 S: 8 H: 1 LOB: 1 BB: 0 P: 8	R: 1 E: 0 K: 2 S: 9 H: 2 LOB: 2 BB: 1 P: 13	R: 1 E: 0 K: 3 S: 12 H: 3 LOB: 3 BB: 1 P: 16	R: 0 E: 0 K: 0 S: 4 H: 1 LOB: 1 BB: 0 P: 4	R: 0 E: 0 K: 2 S: 6 H: 0 LOB: 1 BB: 1 P: 10	R: 0 E: 0 K: 0 S: 4 H: 1 LOB: 1 BB: 0 P: 4	R: 0 E: 0 K: 1 S: 5 H: 0 LOB: 0 BB: 0 P: 5	1B: 7 2B: 3 3B: 1 HR: 0 SF: 0 SAC: 0 DP: 1 HBP: 0	WP: 0 PB: 0 SB: 0 CS: 1 PA: 39	
PITCHER Bob Johnson, R ERA: 1.33 (1, 1)	IP: 9.0 WLS: L BF: 39 H: 10 R: 2 ER: 2 SO: 12 BB: 1 IBB: 2 HBP: 0 BLK: 0 WP: 0 HR: 0 S: 60 P: 72 ERA: 2.00 WHIP: 1.222											PITCHER IP: WLS: BF: H: R: ER: SO: BB: IBB: HBP: BLK: WP: HR: S: P: ERA: WHIP



Batter	1	2	3	4	5	6	7	8	9	AB R H RBI BB SO LOB
Dave Cash, R OBP: 0.379, SLG: 0.327 (1, 4) SS	0-3 K ①		0-0 G6-3 ② 1-2f			0-0 6-3 ③			0-0 F6 ②	4 0 0 0 0 1 1
Gene Clines, R OBP: 0.200, SLG: 0.111 (1, 7) X	0-0 L4-3 ②			0-0 L6-3 ①			0-0 L8 ①		0-3 K ③	4 0 0 0 0 1 0
Roberto Clemente, R OBP: 0.313, SLG: 0.410 (1, 9) X	0-0 1B			0-0 F9 ②			0-0 1B			3 0 2 0 0 0 0
Manny Sanguillen, R OBP: 0.231, SLG: 0.313 (1, 2) X	0-0 F8 ③			0-0 6-3 ③			0-0 F7 ②			3 0 0 0 0 0 2
Bob Robertson, R OBP: 0.324, SLG: 0.448 (1, 3) SS		0-3 K ①			0-0 F7 ①		0-3 K ③			3 0 0 0 0 2 1
Jose Pagan, R (1, 5) X		0-0 F8 ②		0-3 K ②			0-0 F6 ①			3 0 0 0 0 1 0
Al Oliver, L OBP: 0.258, SLG: 0.242 (1, 8) X		0-0 1-3 ③		0-0 5-3 ③			0-0 6-3 ②			3 0 0 0 0 0 0
Jackie Hernandez, R OBP: 0.340, SLG: 0.426 (1, 6) X			0-0 5-3 ①			0-0 F9 ①		0-0 6-3 ③		3 0 0 0 0 0 0
Bob Johnson, L OBP: 0.111, SLG: 0.111 Gene Alley, R OBP: 0.231, SLG: 0.615 (9, PH) SS			0-0 G6-3 ① 1B			0-3 K ②			0-0 F8 ①	2 0 1 0 0 1 0 1 0 0 0 0 0 0

Inning Stats	R: 0	H: 1	E: 0	K: 1	S: 6	LOB: 1	BB: 0	P: 6
	R: 0	H: 0	E: 0	K: 1	S: 5	LOB: 0	BB: 0	P: 5
	R: 0	H: 1	E: 0	K: 0	S: 3	LOB: 0	BB: 0	P: 3
	R: 0	H: 0	E: 0	K: 0	S: 3	LOB: 0	BB: 0	P: 3
	R: 0	H: 0	E: 0	K: 1	S: 5	LOB: 0	BB: 0	P: 5
	R: 0	H: 1	E: 0	K: 1	S: 6	LOB: 1	BB: 0	P: 6
	R: 0	H: 0	E: 0	K: 0	S: 3	LOB: 0	BB: 0	P: 3
	R: 0	H: 0	E: 0	K: 1	S: 5	LOB: 0	BB: 0	P: 5
	R: 0	H: 0	E: 0	K: 1	S: 5	LOB: 0	BB: 0	P: 5


PITCHER	IP	WLS	BF	H	R	ER	SO	BB	IBB	HBP	BLK	WP	HR	S	P	ERA	WHIP
Ron Bryant, L ERA: 0.44 (1, 1)	9.0	W	29	3	0	0	6	0	0	0	0	0	0	41	41	0.00	0.333

BOTTOM

San Francisco Giants @ Pittsburgh Pirates
Three Rivers Stadium, Pittsburgh, PA

Sat Apr 24 1971, 3:33 AM EST
Att. 8,386 - Unknown

AB	29
R	0
H	3
RBI	0
BB	0
SO	6
LOB	4



WP: 0	PA: 29
PB: 0	
SB: 0	
CS: 0	

livebaseballscorecards.com

Batter	1	2	3	4	5	6	7	8	9	AB R H RBI BB SO LOB	TOP	
Chris Speier, R (1, 6) OBP: 0.405, SLG: 0.370	0-0 G3 1B 1B	4-0 E 1-2 BB		0-3 K		0-0 E3		0-0 4-3		4 0 1 0 1 1 0		
Tito Fuentes, S (1, 4) OBP: 0.283, SLG: 0.327	0-0 F7	0-0 E8 1-3 2-H		0-0 1B		0-0 F9		0-0 F8		5 0 1 0 0 0 3		
Ken Henderson, S (1, 7) OBP: 0.436, SLG: 0.556	0-0 G3 1B 1-2	0-0 6-3		0-0 F7		0-0 F3		0-0 5-3		5 0 1 0 0 0 4		
Willie McCovey, L (1, 3) OBP: 0.357, SLG: 0.417	0-0 G3 1-2 2-3		0-0 FC6-4 1B 1B		0-0 HR		1-0 G6-4-3 HBP	0-0 1B 1B		4 1 3 1 0 0 2		
Dick Dietz, R (1, 2) OBP: 0.452, SLG: 0.500	4-0 FC6 IBB		0-0 FC6-4 1B		0-0 F8		0-0 G6-4-3 1-2f	0-0 1B 1B		4 0 2 0 1 0 1		
George Foster, R (1, 9) OBP: 0.314, SLG: 0.457	0-0 FC6 1-2f		0-0 FC6-4 1-2f 2-3		0-0 CS 1B		0-0 1B	0-0 F5		4 0 2 0 0 0 5 1 0 0 0 0 0 2		
Willie Mays, R (9, PH) OBP: 0.438, SLG: 0.684												
Jimmy Rosario, S (1, 8) OBP: 0.333, SLG: 0.229		0-3 K	0-3 K		0-3 K 1-2		0-3 K			4 0 0 0 0 4 4		
Al Gallagher, R (1, 5) OBP: 0.308, SLG: 0.333		0-0 BB E 1B	0-0 4-3		0-0 F9		0-0 6-3			4 1 1 0 0 0 3		
Juan Marichal, R (1, 1) OBP: 0.188, SLG: 0.133		0-3 K		0-0 F9		0-0 1-3		0-0 4-3		2 0 0 0 0 1 1 1 0 0 0 0 0 0 0 0 0 0 0 0 0 1 0 0 0 0 0 0 0 0 0 0 0 0 0		
Bob Heise, R (6, PH)												
John Cumberland, R (6, 1)												
Frank Johnson, R (8, PH) OBP: 0.238, SLG: 0.176												
Jerry Johnson, R (8, 1)												
Inning Stats	R: 0 H: 2 E: 0 LOB: 3 K: 0 BB: 1 S: 5 P: 9	R: 1 H: 1 E: 1 LOB: 2 K: 2 BB: 1 S: 9 P: 13	R: 0 H: 2 E: 0 LOB: 2 K: 1 BB: 0 S: 7 P: 7	R: 0 H: 1 E: 0 LOB: 1 K: 1 BB: 0 S: 6 P: 6	R: 1 H: 2 E: 0 LOB: 1 K: 1 BB: 0 S: 7 P: 7	R: 0 H: 0 E: 1 LOB: 1 K: 0 BB: 0 S: 4 P: 4	R: 0 H: 1 E: 0 LOB: 1 K: 1 BB: 0 S: 5 P: 6	R: 0 H: 0 E: 0 LOB: 0 K: 0 BB: 0 S: 3 P: 3	R: 0 H: 2 E: 0 LOB: 2 K: 0 BB: 0 S: 5 P: 5	1B: 10 SF: 0 2B: 0 SAC: 0 3B: 0 DP: 1 HR: 1 HBP: 1	WP: 0 PA: 42 PB: 0 SB: 0 CS: 1	
PITCHER	IP WLS BF H R ER SO BB IBB HBP BLK WP HR S P ERA WHIP											
Nelson Briles, R (1, 1) ERA: 2.7	8.2 W 41 11 2 1 6 1 1 1 0 0 1 50 59 1.04 1.385											
Dave Giusti, R (9, 1) ERA: 1.35	0.1 S 1 0 0 0 0 0 0 0 0 0 0 0 1 1 0.00 0.000											

San Francisco Giants @ Pittsburgh Pirates
 Three Rivers Stadium, Pittsburgh, PA
 Sun Apr 25 1971, 3:33 AM EDT
 Att: 16,553 - Unknown

AB	39
R	2
H	11
RBI	1
BB	2
SO	6
LOB	25



Batter	1	2	3	4	5	6	7	8	9
Dave Cash, R OBP: 0.413, SLG: 0.375 (1, 4)	0-0 6-3		4-0 1B FC6-4 BB	0-0 2B		0-0 E7 1B		0-0 1B	
Vic Davalillo, L OBP: 0.400, SLG: 0.400 (1, 3)	0-0 F5		0-0 FC6-4 2B 1B	0-0 F8		0-0 G6-4-3 1B		0-0 1B	
Roberto Clemente, R OBP: 0.319, SLG: 0.400 (1, 9)	0-0 1B		4-0 1-2 FC6-4 BB	0-0 6-3		0-0 G6-4-3 1-2f		0-0 3-1	
Willie Stargell, L OBP: 0.379, SLG: 0.847 (1, 7)	0-0 1-2 1B		0-3 K		0-0 4-1		0-0 F6		
Milt May, L (1, 2)	0-0 1-3		0-0 FC6-4 2B		0-0 F8		0-0 F8		
Al Oliver, L OBP: 0.271, SLG: 0.273 (1, 8)		0-0 5-3	0-0 1-H 3-H 2B		0-0 1B		0-0 6-3		
Jose Pagan, R OBP: 0.308, SLG: 0.100 (1, 5)		0-0 1B	4-0 FC4-6 IBB		0-0 F6		4-0 1B BB		
Jackie Hernandez, R OBP: 0.333, SLG: 0.400 (1, 6)		0-3 K	0-0 FC4-6 1-2f		4-0 E 1B BB		0-0 F3		
Nelson Briles, R OBP: 0.200, SLG: 0.800 (1, 1)		0-0 5-3		0-0 F7		0-0 SH1-4 1-2		0-3 K	
Dave Giusti, R (9, 1)									

Inning Stats	R: 0	H: 2	E: 0	K: 0	S: 5	LOB: 2	BB: 0	P: 5
	R: 0	H: 1	E: 0	K: 1	S: 6 <td>LOB: 1</td> <td>BB: 0</td> <td>P: 6</td>	LOB: 1	BB: 0	P: 6
	R: 3	H: 2	E: 0	K: 1	S: 7 <td>LOB: 2</td> <td>BB: 3</td> <td>P: 19 </td>	LOB: 2	BB: 3	P: 19
	R: 0	H: 1	E: 0	K: 0	S: 4 <td>LOB: 1</td> <td>BB: 0</td> <td>P: 4 </td>	LOB: 1	BB: 0	P: 4
	R: 2	H: 2	E: 1	K: 0	S: 4 <td>LOB: 0</td> <td>BB: 1</td> <td>P: 8 </td>	LOB: 0	BB: 1	P: 8
	R: 0	H: 0	E: 0	K: 0	S: 3 <td>LOB: 0</td> <td>BB: 0</td> <td>P: 3 </td>	LOB: 0	BB: 0	P: 3
	R: 1	H: 2	E: 0	K: 1	S: 7 <td>LOB: 2</td> <td>BB: 1</td> <td>P: 11 </td>	LOB: 2	BB: 1	P: 11
	R: 0	H: 0	E: 0	K: 0	S: 0 <td>LOB: 0</td> <td>BB: 0</td> <td>P: 0</td>	LOB: 0	BB: 0	P: 0

PITCHER														PITCHER																				
IP	WLS	BF	H	R	ER	SO	BB	IBB	HBP	BLK	WP	HR	S	P	ERA	WHIP	IP	WLS	BF	H	R	ER	SO	BB	IBB	HBP	BLK	WP	HR	S	P	ERA	WHIP	
Juan Marichal, R (1, 1)	5.0	L	25	7	3	3	2	2	1	0	0	0	26	38	5.40	1.800																		
John Cumberland, L (6, 1)	2.0		8	2	2	1	0	1	0	0	0	0	7	11	4.50	1.500																		
Jerry Johnson, R (8, 1)	1.0		6	2	1	1	1	1	0	0	0	0	7	11	9.00	3.000																		

AB R H RBI BB SO LOB

4	2	3	0	1	0	0
5	1	3	3	0	0	1
4	0	1	0	1	0	4
4	0	1	0	0	1	3
4	1	0	1	0	0	4
4	0	2	2	0	0	0
2	1	1	0	2	0	1
3	1	0	0	1	1	4
3	0	0	0	0	1	2
0	0	0	0	0	0	0

1B: 9	SF: 0	WP: 0	PA: 39
2B: 2	SAC: 1	PB: 0	
3B: 0	DP: 1	SB: 0	
HR: 0	HBP: 0	CS: 0	

San Francisco Giants @ Pittsburgh Pirates
Three Rivers Stadium, Pittsburgh, PA
Sun Apr 25 1971, 3:33 AM EDT
Att. 16,553 - Unknown

livebaseballscorecards.com

AB	33
R	6
H	11
RBI	6
BB	5
SO	3
LOB	19



TOP

San Francisco Giants @ Atlanta Braves
Atlanta Stadium, Atlanta, GA

Tue Apr 27 1971, 7:05 PM EDT
Att. 13,494 - Unknown

livebaseballscorecards.com

AB	43
R	6
H	14
RBI	6
BB	5
SO	8
LOB	23



WP:	0	PA:	49
PB:	0		
SB:	1		
CS:	0		

AB R H RBI BB SO LOB

5	1	2	0	0	0	0
1	0	0	0	0	1	1
6	2	3	0	0	0	1
6	1	4	2	0	1	0
4	1	1	2	1	2	3
5	0	2	2	0	1	2
2	0	0	0	3	0	3
4	0	1	0	0	1	5
0	0	0	0	0	0	0
0	0	0	0	0	0	0
1	0	0	0	0	0	2
0	0	0	0	0	0	0
0	0	0	0	0	0	0
4	1	1	0	1	0	2
3	0	0	0	0	1	3
2	0	0	0	0	1	1

1B:	12	SF:	1
2B:	1	SAC:	0
3B:	0	DP:	0
HR:	1	HBP:	0

Batter	1	2	3	4	5	6	7	8	9	10
Bobby Bonds, R OBP: 0.425, SLG: 0.723 George Foster, R OBP: 0.308, SLG: 0.447	(1, 9) X 0-0 F8		X 0-0 1B 2B 1B	X 0-0 5-3		X 0-0 6-3		X 0-0 1B		X 0-3 K
Chris Speier, R OBP: 0.411, SLG: 0.380	(1, 6) X 0-0 5-3		X 0-0 2B 1B 1B	X 0-0 6-3		X 0-0 1B SF7 1B		X 0-0 F9		X 0-0 1B 1B
Willie Mays, R OBP: 0.456, SLG: 0.698	(1, 8) 0-3 K		X 0-0 1B 2B		X 0-0 F3		X 0-0 5-3 1B		X 0-0 G3 1B	X 0-0 1B 1B
Willie McCovey, L OBP: 0.354, SLG: 0.475	(1, 3) 0-3 K		X 4-0 FC4-6 1B IBB		X 0-0 HR		X 0-0 SF7		X 0-0 G3	X 0-3 K
Dick Dietz, R OBP: 0.449, SLG: 0.492	(1, 2) 0-0 5-3		X 0-0 FC4-6 1B		X 0-0 FC6-4 1B		X 0-0 5-3		X 0-3 K	
Ken Henderson, S OBP: 0.450, SLG: 0.532	(1, 7) 4-0 BB 1B BB		X 0-0 FC4-6 FC4-6 S		X 0-0 F7		X 0-0 IBB		X 4-0 IBB	
Tito Fuentes, S OBP: 0.281, SLG: 0.321 Steve Hamilton, L Don McMahon, R Frank Johnson, R John Cumberland, R Jerry Johnson, R	(1, 4) (7, 1) (8, 1) (9, PH) (9, 1) (10, 1) 0-0 BB 1B		X 0-0 FC4		X 0-0 FC6-4		X 0-3 K		X 0-0 F7	
Hal Lanier, R OBP: 0.270, SLG: 0.182	(1, 5) (7, 4) 4-0 BB 1B		X 0-0 F8		X 0-0 5-3		X 0-0 G3		X 0-0 1B 1B	
Gaylord Perry, R Al Gallagher, R	(1, 1) (7, 5) 0-3 K		X 0-0 4-3		X 0-0 F9		X 0-0 F9		X 0-3 K	

Inning Stats	R: 0 H: 0 E: 0 K: 1 S: 5	H: 0 LOB: 0 BB: 0 P: 5	R: 0 H: 1 E: 0 K: 2 S: 8	H: 1 LOB: 3 BB: 2 P: 16	R: 3 H: 4 E: 0 K: 0 S: 7	H: 2 LOB: 2 BB: 1 P: 11	R: 0 H: 0 E: 0 K: 0 S: 3	H: 0 LOB: 0 BB: 0 P: 3	R: 1 H: 2 E: 0 K: 0 S: 5	H: 2 LOB: 1 BB: 0 P: 5	R: 0 H: 0 E: 0 K: 0 S: 3	H: 0 LOB: 0 BB: 0 P: 3	R: 1 H: 2 E: 0 K: 1 S: 7	H: 2 LOB: 2 BB: 1 P: 11	R: 0 H: 1 E: 0 K: 0 S: 4	H: 1 LOB: 1 BB: 0 P: 4	R: 0 H: 1 E: 0 K: 1 S: 6	H: 1 LOB: 2 BB: 1 P: 10	R: 1 H: 3 E: 0 K: 3 S: 12	H: 3 LOB: 2 BB: 0 P: 12	1B: 12 2B: 1 3B: 0 HR: 1	SF: 1 SAC: 0 DP: 0 HBP: 0	WP: 0 PB: 0 SB: 1 CS: 0	PA: 49
--------------	--------------------------	------------------------	--------------------------	-------------------------	--------------------------	-------------------------	--------------------------	------------------------	--------------------------	------------------------	--------------------------	------------------------	--------------------------	-------------------------	--------------------------	------------------------	--------------------------	-------------------------	---------------------------	-------------------------	--------------------------	---------------------------	-------------------------	--------

PITCHER	IP WLS BF H R ER SO BB IBB HBP BLK WP HR S P ERA WHIP	IP WLS BF H R ER SO BB IBB HBP BLK WP HR S P ERA WHIP
Ron Reed, R ERA: 4.78	(1, 1) 7.0 34 9 5 5 4 2 0 0 0 0 1 38 54 6.43 1.571	
Bob Priddy, R ERA: 3.72	(8, 1) 2.2 L 14 5 1 1 3 0 1 0 0 0 0 19 23 3.38 1.875	
Steve Barber, L ERA: 15.43	(10, 1) 0.1 1 0 0 0 1 0 0 0 0 0 0 3 3 0.00 0.000	

Batter	1	2	3	4	5	6	7	8	9	10	AB R H RBI BB SO LOB	BOTTOM																				
Sonny Jackson, L <small>(1, 8) OBP: 0.346, SLG: 0.411</small>	4-3		F8	F7			F7				5 0 1 0 0 0 1	<p>San Francisco Giants @ Atlanta Braves</p> <p>Atlanta Stadium, Atlanta, GA</p> <p>Tue Apr 27 1971, 7:05 PM EDT Att. 13,494 - Unknown</p> <p>livebaseballscorecards.com</p>																				
Ralph Garr, L <small>(1, 7) OBP: 0.450, SLG: 0.539</small>	2B		HR				1B		F8		5 2 4 1 0 0 1																					
Hank Aaron, R <small>(1, 9) OBP: 0.333, SLG: 0.667 (7, 3)</small>	1B		HR			5-3	F6		F6		5 2 2 3 0 0 3																					
Orlando Cepeda, R <small>(1, 3) OBP: 0.354, SLG: 0.662 Mike Lum, L <small>(7, 9) OBP: 0.333, SLG: 0.133</small></small>	K		4-3			F3		E3		F5	3 0 0 0 0 1 1 2 0 0 0 0 0 0																					
Felix Millan, R <small>(1, 4) OBP: 0.410, SLG: 0.431</small>	1B		S			4-3		FC5-4			5 0 3 1 0 0 1																					
Hal King, L <small>(1, 2) OBP: 0.277, SLG: 0.276</small>	F3		BB			K		K		FC4-6	4 0 0 0 1 2 3																					
Earl Williams, R <small>(1, 5) OBP: 0.362, SLG: 0.643</small>			F7	G3		F8		IBB		FC4-6	4 0 0 0 1 0 3																					
Marty Perez, R <small>(1, 6) OBP: 0.295, SLG: 0.333</small>	F3			6-3			1B		F2		4 1 1 0 0 0 2																					
Ron Reed, R <small>(1, 1) OBP: 0.167, SLG: 0.167 Gil Garrido, R <small>(7, PH) OBP: 0.250, SLG: 0.143 Bob Priddy, R <small>(8, 1) Steve Barber, L <small>(10, 1)</small></small></small></small>	K			K			3B		6-3		2 0 0 0 0 2 0 1 0 0 0 0 1 1 1 0 0 0 0 0 0 0 0 0 0 0 0 0																					
Inning Stats	R: 2 E: 1 K: 1 S: 8	H: 3 LOB: 1 BB: 0 P: 8	R: 0 E: 0 K: 1 S: 5	H: 0 LOB: 0 BB: 0 P: 5	R: 2 E: 0 K: 0 S: 6	H: 3 LOB: 2 BB: 1 P: 10	R: 0 E: 0 K: 1 S: 5	H: 0 LOB: 0 BB: 0 P: 5	R: 0 E: 0 K: 1 S: 3	H: 1 LOB: 0 BB: 0 P: 3	R: 0 E: 0 K: 1 S: 5	H: 0 LOB: 0 BB: 0 P: 5	R: 1 E: 0 K: 1 S: 7	H: 2 LOB: 1 BB: 0 P: 7	R: 0 E: 1 K: 1 S: 6	H: 0 LOB: 2 BB: 1 P: 10	R: 0 E: 0 K: 0 S: 4	H: 1 LOB: 1 BB: 0 P: 4	R: 0 E: 0 K: 0 S: 4	H: 1 LOB: 1 BB: 0 P: 4	R: 0 E: 0 K: 0 S: 4	H: 1 LOB: 1 BB: 0 P: 4	1B: 8 2B: 1 3B: 1 HR: 1	SF: 0 SAC: 0 DP: 0 HBP: 0	WP: 0 PB: 0 SB: 2 CS: 1	PA: 43						
PITCHER	IP WLS BF H R ER SO BB IBB HBP BLK WP HR S P ERA WHIP																															
Gaylord Perry, R <small>(1, 1) ERA: 3.49</small>	6.2	28	8	5	5	5	1	0	0	0	0	0	1	37	41	6.75	1.350															
Steve Hamilton, L <small>(7, 1) ERA:</small>	1.0	5	1	0	0	1	0	0	0	0	0	0	0	7	7	0.00	1.000															
Don McMahon, R <small>(8, 1) ERA: 6.75</small>	0.1	2	0	0	0	0	0	1	0	0	0	0	0	1	5	0.00	0.000															
John Cumberland, L <small>(9, 1) ERA: 0.66</small>	1.2	7	2	0	0	0	0	0	0	0	0	0	0	7	7	0.00	1.200															
Jerry Johnson, R <small>(10, 1) ERA: 0.82</small>	0.1	1	0	0	0	0	0	0	0	0	0	0	0	1	1	0.00	0.000															

San Francisco Giants @ Atlanta Braves
Atlanta Stadium, Atlanta, GA
Tue Apr 27 1971, 7:05 PM EDT
Att. 13,494 - Unknown

AB 41
R 5
H 11
RBI 5
BB 2
SO 6
LOB 16



Batter	1	2	3	4	5	6	7	8	9	AB R H RBI BB SO LOB	TOP							
Bobby Bonds, R (1, 9) OBP: 0.410, SLG: 0.729	0-0 HR	0-0 5-3			0-0 1-3		0-3 K		0-0 5-3	5 1 1 1 0 1 0	San Francisco Giants @ Atlanta Braves Atlanta Stadium, Atlanta, GA Wed Apr 28 1971, 7:05 PM EDT Att. 7,250 - Unknown							
Chris Speier, R (1, 6) OBP: 0.404, SLG: 0.373	0-0 F9		0-0 FC4-6 1B		0-0 F8		0-3 K			4 0 1 0 0 1 0								
Ken Henderson, S (1, 8) OBP: 0.422, SLG: 0.490	0-0 G3		0-0 F9		0-3 K		0-3 K			4 0 0 0 0 2 1								
Willie McCovey, L (1, 3) OBP: 0.346, SLG: 0.477	0-0 1B 2B		0-0 FC4-6 2B		0-0 F9		0-0 4-3			4 2 1 0 0 0 1								
Dick Dietz, R (1, 2) OBP: 0.463, SLG: 0.508	4-0 1B BB		0-0 2B 2B		0-0 F3		4-0 1B BB			2 1 1 1 2 0 0								
George Foster, R (1, 7) OBP: 0.357, SLG: 0.569	0-0 1-2 2-H 1B		0-0 2B		0-0 HR		0-0 1-2 1B			4 1 4 3 0 0 0								
Tito Fuentes, S (1, 4) OBP: 0.279, SLG: 0.333	0-3 K			0-0 4-3		0-0 2B		0-0 G6-4-3 1B		4 0 1 0 0 1 4								
Al Gallagher, R (1, 5) OBP: 0.298, SLG: 0.312		0-0 4-3		0-0 F9		4-0 IBB		0-0 5-3		3 0 0 0 1 0 0								
Hal Lanier, R (9, 5) OBP: 0.270, SLG: 0.182				0-0 F9						0 0 0 0 0 0 0								
Steve Stone, R (1, 1) Don McMahon, R (7, 1)		0-0 F4		0-3 K		0-3 K		0-3 K		3 0 0 0 0 2 2 1 0 0 0 0 1 0								
Inning Stats	R: 2 E: 0 K: 1 S: 8	H: 3 LOB: 2 BB: 1 P: 12	R: 0 E: 0 K: 0 S: 3	H: 0 LOB: 0 BB: 0 P: 3	R: 2 E: 0 K: 0 S: 5	H: 3 LOB: 1 BB: 0 P: 5	R: 0 E: 0 K: 1 S: 5	H: 0 LOB: 0 BB: 0 P: 5	R: 0 E: 0 K: 3 S: 9	H: 0 LOB: 0 BB: 0 P: 9	R: 0 E: 0 K: 0 S: 3	H: 1 LOB: 1 BB: 1 P: 7	R: 0 E: 0 K: 1 S: 5	H: 0 LOB: 0 BB: 0 P: 5	1B: 3 2B: 4 3B: 0 HR: 2	SF: 0 SAC: 0 DP: 1 HBP: 0	WP: 0 PB: 0 SB: 0 CS: 0	PA: 37
PITCHER	IP WLS BF H R ER SO BB IBB HBP BLK WP HR S P ERA WHIP																	
Jim Nash, R (1, 1) ERA: 4.5	3.0 L 15 6 4 4 1 1 0 0 0 0 1 16 20 12.00 2.333																	
Mike McQueen, L (4, 1) ERA: 2.38	4.0 15 2 1 1 6 0 1 0 0 0 1 26 30 2.25 0.500																	
Steve Barber, L (8, 1) ERA: 13.5	0.1 1 0 0 0 0 0 0 0 0 0 0 1 1 0.00 0.000																	
Ron Herbel, R (8, 1) ERA: 4.15	1.2 6 1 0 0 1 1 0 0 0 0 0 7 11 0.00 1.200																	

AB	34
R	5
H	9
RBI	5
BB	3
SO	8
LOB	8



Batter	1	2	3	4	5	6	7	8	9	AB	R	H	RBI	BB	SO	LOB
Sonny Jackson, L (1, 8) OBP: 0.349, SLG: 0.416	0-3 K		0-0 SH1-3 6-3 2B		0-0 F4		4-0 FC1-5 1-2 1B BB		0-0 F8	4	1	1	0	1	1	0
Ralph Garr, L (1, 7) OBP: 0.440, SLG: 0.525	0-0 FC5 BB 1B		0-0 SH1-3 2-3		0-0 6-3		0-0 F2		0-3 K	4	0	1	0	0	1	2
Hank Aaron, R (1, 3) OBP: 0.356, SLG: 0.661	4-0 1-2 BB		0-0 6-3		4-0 FC6-4 BB		0-0 FC1-5 1-2 2-H 1B			2	0	1	2	2	0	0
Earl Williams, R (1, 5) OBP: 0.333, SLG: 0.587	0-3 K		0-0 5-3		0-0 FC6-4 1-2f		0-0 FC1-5 1-2 2-3f			4	0	0	0	0	1	5
Ron Herbel, R (8, 1)										0	0	0	0	0	0	0
Felix Millan, R (1, 4) OBP: 0.402, SLG: 0.434	0-0 FC5 2-3f				0-0 4-3		0-0 4-3 2B		0-0 F8	4	0	1	0	0	0	4
Mike Lum, L (1, 9) OBP: 0.320, SLG: 0.111		0-0 F9		4-0 1B FC4-6 BB		0-0 4-3		0-0 G3	3	1	0	0	1	0	1	
Hal King, L (1, 2) OBP: 0.275, SLG: 0.274		0-0 3-1		0-0 FC4-6 1-3 1B		0-3 K		0-0 4-3	4	0	1	0	0	1	1	
Gil Garrido, R (1, 6) OBP: 0.250, SLG: 0.182		0-0 1B		0-0 FC4-6 1-2f 3-H		0-0 6-3		0-0 F8	4	0	1	1	0	0	2	
Jim Nash, R (1, 1) OBP: 0.250, SLG: 0.250		0-0 F7		0-0 1-3			4-0 1B BB BB		0-3 K	1	0	0	0	0	0	1
Mike McQueen, L (4, 1) OBP: 0.333, SLG: 0.333										1	0	0	0	0	0	1
Marv Staehle, L (7, PH)										0	1	0	0	1	0	0
Steve Barber, L (8, 1)										0	0	0	0	0	0	0
Clete Boyer, R (8, 5) OBP: 0.250, SLG: 0.188										1	0	0	0	0	1	0

Inning Stats	R: 0	H: 1	E: 0	K: 2	S: 8	LOB: 2	BB: 1	P: 12	R: 0	H: 1	E: 0	K: 0	S: 4	LOB: 1	BB: 0	P: 4	R: 1	H: 1	E: 0	K: 0	S: 4	LOB: 0	BB: 0	P: 4	R: 1	H: 1	E: 0	K: 0	S: 4	LOB: 1	BB: 1	P: 8	R: 0	H: 0	E: 0	K: 1	S: 6	LOB: 1	BB: 0	P: 6	R: 1	H: 1	E: 0	K: 0	S: 4	LOB: 2	BB: 2	P: 12	R: 0	H: 0	E: 0	K: 0	S: 3	LOB: 0	BB: 0	P: 3	R: 0	H: 0	E: 0	K: 2	S: 7	LOB: 0	BB: 0	P: 7	1B: 4	SF: 0	2B: 2	SAC: 1	3B: 0	DP: 0	HR: 0	HBP: 0	WP: 0	PA: 38
--------------	------	------	------	------	------	--------	-------	-------	------	------	------	------	------	--------	-------	------	------	------	------	------	------	--------	-------	------	------	------	------	------	------	--------	-------	------	------	------	------	------	------	--------	-------	------	------	------	------	------	------	--------	-------	-------	------	------	------	------	------	--------	-------	------	------	------	------	------	------	--------	-------	------	-------	-------	-------	--------	-------	-------	-------	--------	-------	--------

PITCHER	IP	WLS	BF	H	R	ER	SO	BB	IBB	HBP	BLK	WP	HR	S	P	ERA	WHIP
Steve Stone, R (1, 1) ERA: 2.79	6.0	W	28	5	3	3	3	5	0	0	0	0	0	29	49	4.50	1.667
Don McMahon, R (7, 1) ERA: 4.32	3.0	S	10	1	0	0	2	0	0	0	0	0	0	14	14	0.00	0.333

BOTTOM

San Francisco Giants @ Atlanta Braves
Atlanta Stadium, Atlanta, GA

Wed Apr 28 1971, 7:05 PM EDT
Att. 7,250 - Unknown

livebaseballscorecards.com

AB	32
R	3
H	6
RBI	3
BB	5
SO	5
LOB	17



Batter	1	2	3	4	5	6	7	8	9	10	11	12	13	AB R H RBI BB SO LOB	TOP																
Bobby Bonds, R OBP: 0.405, SLG: 0.693 (1, 9)	0-0 1-4-3		0-0 1B		0-0 F9		0-0 G6-4-3			4-0 S BB		0-0 F4		5 0 1 1 1 0 2	<p>San Francisco Giants @ Atlanta Braves Atlanta Stadium, Atlanta, GA</p> <p>Thu Apr 29 1971, 7:05 PM EDT Att: 6,194 - Unknown</p> <p>livebaseballscorecards.com</p>																
Chris Speier, R OBP: 0.410, SLG: 0.382 (1, 6)	0-0 L3		0-0 G5-4-3 1B			0-0 BB 1B 1B		0-0 F3		0-0 F4		0-0 1B 1B	6 1 3 0 0 0 1																		
Willie Mays, R OBP: 0.447, SLG: 0.667 (1, 8)	0-0 F9		0-0 G5-4-3 1-2			0-0 F6		0-0 G4-6-3 1B		0-0 F4 1-2		0-0 1B 1B	6 1 2 0 0 0 4																		
Willie McCovey, L OBP: 0.345, SLG: 0.449 (1, 3)		0-0 F5		0-0 FC1-6 1B		4-0 1B BB		0-0 G4-6-3 1-2			0-0 F7		0-0 F8 1-2	5 0 1 0 1 0 2																	
Dick Dietz, R OBP: 0.477, SLG: 0.500 (1, 2)		4-0 BB		0-0 F6		0-0 1B BB			4-0 FC5-6 BB		0-0 6-3		4-0 1B BB	3 1 1 1 3 0 1																	
Ken Henderson, S OBP: 0.400, SLG: 0.456 (1, 7)		0-0 F9		0-0 FC1-6 1-2		0-3 K		0-0 FC5-6 1-2		0-0 G3		0-0 1B 1B	6 1 1 1 0 1 5																		
Tito Fuentes, S OBP: 0.284, SLG: 0.333 (1, 4)		0-0 6-3		0-0 4-3		0-0 F6		0-0 F9				0-0 5-3 SH3 1B	0-0 1B 1B	6 0 2 1 0 0 5																	
Hal Lanier, R OBP: 0.282, SLG: 0.184 (1, 5)			0-0 F7		0-0 F7		0-0 F6		0-0 F6			0-0 SH3	0-0 1B 1B	5 0 1 1 0 0 1																	
Ron Bryant, S OBP: 0.200, SLG: 0.200 (7, PH) Jimmy Rosarino, S OBP: 0.249, SLG: 0.229 (7, 1) Jerry Johnson, R (12, PH) Frank Johnson, R OBP: 0.217, SLG: 0.159 (12, 1) Don Nicholson, R (13, PH) George Foster, R OBP: 0.361, SLG: 0.559 (13, 1) John Cumberland, R (13, 1)			0-0 E9 1B		0-0 1-3		4-0 G6-4-3 BB			0-0 F2		0-0 5-3 2-3	0-0 F7	2 1 1 0 0 0 0 0 0 0 0 1 0 0 1 0 0 0 0 0 0 1 0 0 0 0 0 1 0 0 0 0 0 0 0 1 0 0 0 0 0 2 0 0 0 0 0 0 0																	
Inning Stats	R: 0 E: 0 K: 0 S: 3	H: 0 LOB: 0 BB: 0 P: 3	R: 0 E: 0 K: 0 S: 3	H: 0 LOB: 1 BB: 1 P: 7	R: 1 E: 1 K: 0 S: 5	H: 3 LOB: 1 BB: 0 P: 5	R: 0 E: 0 K: 0 S: 4	H: 1 LOB: 1 BB: 0 P: 4	R: 0 E: 0 K: 1 S: 3	H: 0 LOB: 0 BB: 1 P: 6	R: 1 E: 0 K: 1 S: 7	H: 2 LOB: 2 BB: 1 P: 11	R: 0 E: 0 K: 0 S: 2	H: 0 LOB: 0 BB: 1 P: 6		R: 0 E: 0 K: 0 S: 3	H: 1 LOB: 0 BB: 0 P: 3	R: 0 E: 0 K: 0 S: 3	H: 0 LOB: 1 BB: 1 P: 7	R: 0 E: 0 K: 0 S: 3	H: 0 LOB: 1 BB: 1 P: 7	R: 0 E: 0 K: 0 S: 3	H: 0 LOB: 0 BB: 0 P: 3	R: 0 E: 0 K: 0 S: 4	H: 1 LOB: 1 BB: 0 P: 4	R: 3 E: 0 K: 0 S: 7	H: 5 LOB: 2 BB: 1 P: 11	1B: 13 2B: 0 3B: 0 HR: 0	SF: 0 SAC: 1 DP: 3 HBP: 0	WP: 0 PB: 0 SB: 2 CS: 0	PA: 54
PITCHER	IP 12.0	WLS 46	BF 46	H 8	R 2	ER 2	SO 1	BB 5	IBB 0	HBP 0	BLK 0	WP 0	HR 0	S 43		P 63	ERA 1.50	WHIP 1.083													
Pat Jarvis, R ERA: 3.94 (1, 1)	1.0	L	8	5	3	3	0	1	0	0	0	0	0	7		11	27.00	6.000													
Cecil Upshaw, R ERA: 3.15 (13, 1)																															



Batter	1	2	3	4	5	6	7	8	9	10	11	12	13	AB R H RBI BB SO LOB
Felix Millan, R (1, 4) OBP: 0.409, SLG: 0.432	0-0 SH3 2B 1B		4-0 FC1-6 BB		0-0 F8		0-0 6-3		0-0 5-3			0-0 FC5-2 1B		5 1 2 0 1 0 0
Ralph Garr, L (1, 7) OBP: 0.427, SLG: 0.506	0-0 SH3 1-2		0-0 FC1-6 1-2f		0-0 F8		0-0 4-3		0-0 F7			0-0 1-2 2-3 1B		5 0 1 0 0 0 1
Hank Aaron, R (1, 9) OBP: 0.342, SLG: 0.612	0-0 F9		0-0 F8		4-0 2B BB		0-0 F5		0-0 F8			0-0 FC5-2 2-3 3-H		5 1 0 0 1 0 5
Orlando Cepeda, R (1, 3) OBP: 0.353, SLG: 0.663	0-0 FC5 2-H 2B		0-0 F4		0-0 2B		0-0 F5		0-0 F2				0-0 4-3	6 0 2 2 0 0 1
Clete Boyer, R (1, 5) OBP: 0.262, SLG: 0.189	4-0 1B IBB			0-0 1B 1B		0-0 F7		0-0 6-3				0-0 F8		5 0 1 0 1 0 1
Sonny Jackson, L (1, 8) OBP: 0.360, SLG: 0.407	0-0 FC5 2-3f			0-0 F6		0-0 4-3		0-0 FC4 1B				4-0 G4-6-3 BB		4 0 1 0 2 0 3
Gil Garrido, R (1, 6) OBP: 0.250, SLG: 0.200		0-0 CS 1B		0-0 F8		0-0 4-3		0-0 FC4 1-2f				0-0 G4-6-3 1-2f		4 0 1 0 0 0 2
Mike Lum, L (11, PH) OBP: 0.308, SLG: 0.105				0-0 F8		0-0 4-3						0-0 FC6		1 0 0 0 0 0 1
Marty Perez, R (12, 6) OBP: 0.290, SLG: 0.328												0-0 1-2f		1 0 0 0 0 0 1
Bob Didier, S (1, 2) OBP: 0.214, SLG: 0.154		0-0 1-3		0-0 1-2		0-0 E 1B		0-0 F4				0-3 K		4 0 2 0 0 0 1
Marv Staehle, L (12, PH)				0-0 1B										1 0 0 0 0 1 0
Cecil Upshaw, R (13, 1)														0 0 0 0 0 0 0
Pat Jarvis, R (1, 1)				0-0 F8		0-0 F4		0-0 K				1-0 1B FC5-2 HBP		4 0 0 0 0 1 3
Hal King, L (12, PH) OBP: 0.286, SLG: 0.274 (13, 2)														0 0 0 0 0 0 0

Inning Stats	R: 1 E: 0 K: 0 S: 5	H: 2 LOB: 2 BB: 1 P: 9	R: 0 E: 0 K: 0 S: 3	H: 1 LOB: 0 BB: 3	R: 0 E: 0 K: 0 S: 3	H: 0 LOB: 1 BB: 1 P: 7	R: 0 E: 0 K: 0 S: 5	H: 2 LOB: 2 BB: 0 P: 5	R: 1 E: 0 K: 0 S: 4	H: 1 LOB: 1 BB: 1 P: 8	R: 0 E: 1 K: 0 S: 4	H: 0 LOB: 1 BB: 0 P: 4	R: 0 E: 0 K: 0 S: 3	H: 0 LOB: 0 BB: 0 P: 3	R: 0 E: 0 K: 1 S: 5	H: 0 LOB: 0 BB: 0 P: 5	R: 0 E: 0 K: 0 S: 2	H: 0 LOB: 0 BB: 0 P: 6	R: 0 E: 0 K: 1 S: 6	H: 2 LOB: 1 BB: 0 P: 7	R: 0 E: 0 K: 0 S: 3	H: 0 LOB: 1 BB: 1 P: 7	1B: 8 2B: 2 3B: 0 HR: 0	SF: 0 SAC: 1 DP: 2 HBP: 1	WP: 0 PB: 0 SB: 0 CS: 1	PA: 52
PITCHER	IP	WLS	BF	H	R	ER	SO	BB	IBB	HBP	BLK	WP	HR	S	P	ERA	WHIP									
Ron Bryant, L (1, 1) ERA: 1.03	6.0		27	7	2	2	0	2	1	0	0	0	0	24	36	3.00	1.500									
Jerry Johnson, R (7, 1) ERA: 0.56	5.0		16	1	0	0	1	1	0	0	0	0	0	17	21	0.00	0.400									
Don McMahon, R (12, 1) ERA: 3.86	1.0	W	5	2	0	0	1	0	0	1	0	0	0	6	7	0.00	2.000									
John Cumberland, L (13, 1) ERA: 0.61	1.0	S	4	0	0	0	0	1	0	0	0	0	0	3	7	0.00	1.000									

San Francisco Giants @ Atlanta Braves
Atlanta Stadium, Atlanta, GA
Thu Apr 29 1971, 7:05 PM EDT
Att. 6,194 - Unknown

AB	45
R	2
H	10
RBI	2
BB	5
SO	2
LOB	19



San Francisco Giants @ Cincinnati Reds
 Riverfront Stadium, Cincinnati, OH

Fri Apr 30 1971, 7:05 PM EDT
 Att. 21,689 - Unknown

livebaseballscorecards.com

AB	37
R	7
H	12
RBI	6
BB	5
SO	2
LOB	22



WP	1	PA	43
PB	0		
SB	0		
CS	0		

Batter	1	2	3	4	5	6	7	8	9	AB R H RBI BB SO LOB	TOP										
Bobby Bonds, R (1, 9) OBP: 0.416, SLG: 0.738	0-0 L8 2B		0-0 F9		0-0 HR		0-0 5-3	0-0 1B		5 1 3 3 0 0 1											
Chris Speier, R (1, 6) OBP: 0.390, SLG: 0.362	0-3 K		0-0 5-3		0-3 K		0-0 L8	0-0 4-3		5 0 0 0 0 2 4											
Willie Mays, R (1, 8) OBP: 0.467, SLG: 0.681	0-0 L8 2-3		0-0 2B		0-0 1B G5-4-3		0-0 1B	4-0 1B BB	4-0 3B BB	3 3 2 0 2 0 1											
Willie McCovey, L (1, 3) OBP: 0.355, SLG: 0.453 Frank Reberger, L (8, PR) OBP: 0.400, SLG: 0.400 Al Gallagher, R (8, 5) OBP: 0.294, SLG: 0.308	0-0 4-3		0-0 L8		0-0 1B G5-4-3		0-0 1B SH1-4 FC6-2	0-0 1B SH1-4 FC6-2	0-0 F3	4 0 2 0 0 0 2 0 0 0 0 0 0 0 1 0 0 0 0 0 1											
Dick Dietz, R (1, 2) OBP: 0.484, SLG: 0.500		4-0 1B BB		0-0 1B G6-4-3		0-0 1B G5-4-3		0-0 1B FC6-2 SH1-4	0-0 L8	4 1 2 1 1 0 2											
Ken Henderson, S (1, 7) OBP: 0.392, SLG: 0.475		0-0 F7		0-0 F7		0-0 E6		0-0 SH1-4	0-0 3B	4 0 1 1 0 0 2											
Tito Fuentes, S (1, 4) OBP: 0.278, SLG: 0.314		0-0 L8		0-0 G6-4-3		0-0 F7		4-0 1B BB FC6-2 IBB	0-0 L8	4 1 0 0 1 0 4											
Hal Lanier, R (1, 5) OBP: 0.267, SLG: 0.195 Frank Johnson, R (8, PH) OBP: 0.208, SLG: 0.150		0-0 1B		0-0 5-3		0-0 5-3		0-0 F5	0-0 FC6-2 BB	3 0 1 0 0 0 0 1 1 0 0 0 0 3											
Juan Marichal, R (1, 1) OBP: 0.167, SLG: 0.118 George Foster, R (7, PH) OBP: 0.362, SLG: 0.566 Jerry Johnson, R (7, 1) Jimmy Rosario, S (8, PH) OBP: 0.394, SLG: 0.229 Don McMahon, R (8, 1) Steve Hamilton, L (8, 1) Rich Robertson, R (9, 1) OBP: 0.143, SLG: 0.143		0-0 F7		0-0 F7		0-0 F7		0-0 1B WP	4-0 1B BB	2 0 0 0 0 0 2 1 0 1 0 0 0 0 0 0 0 0 0 0 0 0 0 0 1 1 0											
Inning Stats	R: 0 E: 0 K: 1 S: 6	H: 1 LOB: 1 BB: 0 P: 6	R: 0 E: 0 K: 0 S: 4	H: 1 LOB: 2 BB: 1 P: 8	R: 0 E: 0 K: 0 S: 4	H: 1 LOB: 1 BB: 0 P: 4	R: 0 E: 0 K: 0 S: 3	H: 1 LOB: 0 BB: 0 P: 3	R: 1 E: 0 K: 1 S: 6	H: 1 LOB: 0 BB: 0 P: 6	R: 1 E: 1 K: 0 S: 5	H: 2 LOB: 1 BB: 0 P: 5	R: 0 E: 0 K: 0 S: 4	H: 1 LOB: 1 BB: 0 P: 4	R: 4 E: 0 K: 0 S: 6	H: 3 LOB: 2 BB: 3 P: 18	R: 1 E: 0 K: 0 S: 4	H: 1 LOB: 1 BB: 1 P: 8	1B: 8 2B: 2 3B: 1 HR: 1	SF: 0 SAC: 1 DP: 2 HBP: 0	WP: 1 PA: 43
PITCHER	IP WLS BF H R ER SO BB IBB HBP BLK WP HR S P ERA WHIP																				
Jim Merritt, L (1, 1) ERA: 2.5	7.0 L 31 9 4 4 2 2 0 0 0 0 1 1 33 41 5.14 1.571																				
Clay Carroll, R (8, 1) ERA: 2.04	1.0 7 2 2 2 0 1 1 0 0 0 0 5 13 18.00 3.000																				
Joe Gibbon, L (9, 1) ERA: 5.4	1.0 5 1 1 1 0 1 0 0 0 0 0 4 8 9.00 2.000																				

Batter	1	2	3	4	5	6	7	8	9	AB	R	H	RBI	BB	SO	LOB
Pete Rose, S (1, 9) OBP: 0.383, SLG: 0.434	0-0 L3 1B	4-0 1-2 2-3 BB		4-0 BB BB BB BB			0-0 6-3	0-0 FC6-4 1-2f		3	0	1	0	2	0	2
Ty Cline, L (1, 8) OBP: 0.357, SLG: 0.227 Woody Woodward, R (9, PH) OBP: 0.383, SLG: 0.370	0-0 L3 1-2	0-3 K		0-0 L4-3			0-3 K		0-3 K	4	0	0	0	0	2	6
Tony Perez, R (1, 5) OBP: 0.267, SLG: 0.333	0-0 1-3		0-0 1B		0-0 F8		0-3 K		0-0 1B	5	0	2	0	0	1	0
Johnny Bench, R (1, 2) OBP: 0.376, SLG: 0.701		4-0 BB 1B BB	0-0 F7		0-0 HR		0-0 HR	0-0 HR	0-0 F4	4	3	2	2	1	0	2
Lee May, R (1, 3) OBP: 0.409, SLG: 0.619		4-0 BB 1B BB	0-3 K		0-3 K		0-3 K	0-0 E 1B	0-3 K	4	2	1	0	1	3	2
Bernie Carbo, L (1, 7) OBP: 0.333, SLG: 0.283 Hal McRae, R (8, PH) OBP: 0.276, SLG: 0.339 (9, 7)		0-3 K	0-3 K		0-0 1-3		0-0 F4			3	0	0	0	0	2	3
Tommy Helms, R (1, 4) OBP: 0.275, SLG: 0.273 Frank Duffy, R (8, PR) OBP: 0.267, SLG: 0.286 (9, 6)		0-0 F9		0-0 F9		0-0 F4		0-0 E6 1-2		4	0	0	0	0	0	3
Dave Concepcion, R (1, 6) OBP: 0.273, SLG: 0.290 (9, 4)		4-0 BB 1B BB		0-0 BLK 1B		0-0 L1		0-0 FC6-4 1B		3	0	2	1	1	0	0
Jim Merritt, L (1, 1) OBP: 0.333, SLG: 0.500 Clay Carroll, R (8, 1) Bill Plummer, R (8, PH) Joe Gibbon, R (9, 1)		0-0 BB 1B		0-3 K		0-0 4-3		0-3 K		3	0	1	2	0	1	1

Inning Stats	R: 0	H: 1	E: 0	LOB: 0	K: 0	BB: 0	S: 3	P: 3	R: 2	H: 1	E: 0	LOB: 3	K: 2	BB: 4	S: 8	P: 24	R: 0	H: 1	E: 0	LOB: 1	K: 2	BB: 0	S: 8	P: 8	R: 0	H: 1	E: 0	LOB: 2	K: 1	BB: 1	S: 6	P: 10	R: 1	H: 1	E: 0	LOB: 0	K: 1	BB: 0	S: 6	P: 6	R: 0	H: 0	E: 0	LOB: 0	K: 0	BB: 0	S: 3	P: 3	R: 0	H: 0	E: 0	LOB: 0	K: 2	BB: 0	S: 7	P: 7	R: 2	H: 3	E: 1	LOB: 2	K: 1	BB: 0	S: 9	P: 9	R: 0	H: 1	E: 0	LOB: 1	K: 2	BB: 0	S: 8	P: 8	1B: 7	SF: 0	2B: 1	SAC: 0	3B: 0	DP: 1	HR: 2	HBP: 0	WP: 0	PA: 41
--------------	------	------	------	--------	------	-------	------	------	------	------	------	--------	------	-------	------	-------	------	------	------	--------	------	-------	------	------	------	------	------	--------	------	-------	------	-------	------	------	------	--------	------	-------	------	------	------	------	------	--------	------	-------	------	------	------	------	------	--------	------	-------	------	------	------	------	------	--------	------	-------	------	------	------	------	------	--------	------	-------	------	------	-------	-------	-------	--------	-------	-------	-------	--------	-------	--------

PITCHER	IP	WLS	BF	H	R	ER	SO	BB	IBB	HBP	BLK	WP	HR	S	P	ERA	WHIP
Juan Marichal, R (1, 1) ERA: 1.96	6.0		27	5	3	3	6	5	0	0	1	0	1	34	54	4.50	1.667
Jerry Johnson, R (7, 1) ERA: 0.53	1.0	W	3	0	0	0	2	0	0	0	0	0	0	7	7	0.00	0.000
Don McMahon, R (8, 1) ERA: 4.82	0.0		2	2	2	1	0	0	0	0	0	0	1	2	2	∞	∞
Steve Hamilton, L (8, 1) ERA:	1.1		7	2	0	0	2	0	0	0	0	0	0	11	11	0.00	1.500
Rich Robertson, R (9, 1) ERA: 2.51	0.2	S	2	0	0	0	1	0	0	0	0	0	0	4	4	0.00	0.000


BOTTOM

San Francisco Giants @ Cincinnati Reds
Riverfront Stadium, Cincinnati, OH

Fri Apr 30 1971, 7:05 PM EDT
Att. 21,689 - Unknown

livebaseballscorecards.com

AB	36
R	5
H	9
RBI	5
BB	5
SO	11
LOB	22



San Francisco Giants @ Cincinnati Reds
 Riverfront Stadium, Cincinnati, OH

Sat May 01 1971, 7:05 PM EDT
 Att: 17,465 - Unknown

livebaseballscorecards.com

AB	32
R	2
H	7
RBI	2
BB	2
SO	2
LOB	11



Batter	1	2	3	4	5	6	7	8	9	AB	R	H	RBI	BB	SO	LOB
Bobby Bonds, R (1, 9) OBP: 0.419, SLG: 0.726	0-0 G4-6-3 1B		0-0 F9		0-0 2-H 1B			0-0 L8		4	0	2	0	0	0	1
Chris Speier, R (1, 6) OBP: 0.376, SLG: 0.347	0-0 G4-6-3 1-2f		0-0 F7			0-3 K		0-0 F2		4	0	0	0	0	1	2
Ken Henderson, S (1, 8) OBP: 0.385, SLG: 0.477	0-0 2B			0-0 6-3		0-0 L8		0-0 F7		4	0	1	0	0	0	0
Willie McCovey, L (1, 3) OBP: 0.348, SLG: 0.429	0-0 F6			4-0 BB		0-0 G3			0-0 G3	3	0	0	0	1	0	1
Dick Dietz, R (1, 2) OBP: 0.464, SLG: 0.474		0-0 4-3		0-0 L8		0-0 F6		0-0 F6		4	0	0	0	0	0	1
George Foster, R (1, 7) OBP: 0.371, SLG: 0.554		0-0 1-3		0-0 F9		0-0 HR 1B		4-0 BB		3	1	1	0	1	0	1
Jimmy Rosario, S (9, PR) OBP: 0.364, SLG: 0.229										0	0	0	0	0	0	0
Tito Fuentes, S (1, 4) OBP: 0.280, SLG: 0.315		0-0 F7			0-0 4-3 1B 1B		0-0 F7		0-0 F9	3	0	1	0	0	0	1
Willie Mays, R (9, PH) OBP: 0.482, SLG: 0.671										1	0	0	0	0	0	1
Al Gallagher, R (1, 5) OBP: 0.307, SLG: 0.358			0-0 1B		0-0 4-3 1-2		0-0 1-H HR			3	1	2	2	0	0	1
Rich Robertson, R (1, 1) OBP: 0.111, SLG: 0.111			0-0 F9		0-3 K		0-0 F9			2	0	0	0	0	1	2
Frank Johnson, R (7, PH) OBP: 0.200, SLG: 0.143										1	0	0	0	0	0	0
Ron Bryant, S (7, 1) OBP: 0.200, SLG: 0.200										0	0	0	0	0	0	0

Inning Stats	R: 0	H: 2	E: 0	LOB: 1	K: 0	BB: 0	S: 4	P: 4	R: 0	H: 0	E: 0	LOB: 0	K: 0	BB: 0	S: 3	P: 3	R: 0	H: 1	E: 0	LOB: 1	K: 0	BB: 0	S: 4	P: 4	R: 0	H: 0	E: 0	LOB: 1	K: 0	BB: 1	S: 3	P: 7	R: 0	H: 2	E: 0	LOB: 2	K: 1	BB: 0	S: 6	P: 6	R: 0	H: 0	E: 0	LOB: 0	K: 1	BB: 0	S: 5	P: 5	R: 2	H: 2	E: 0	LOB: 0	K: 0	BB: 0	S: 5	P: 5	R: 0	H: 0	E: 0	LOB: 0	K: 0	BB: 0	S: 3	P: 3	R: 0	H: 0	E: 0	LOB: 1	K: 0	BB: 1	S: 3	P: 7	1B: 5	SF: 0	2B: 1	SAC: 0	3B: 0	DP: 1	HR: 1	HBP: 0	WP: 0	PA: 34	PB: 0	SB: 0	CS: 0
--------------	------	------	------	--------	------	-------	------	------	------	------	------	--------	------	-------	------	------	------	------	------	--------	------	-------	------	------	------	------	------	--------	------	-------	------	------	------	------	------	--------	------	-------	------	------	------	------	------	--------	------	-------	------	------	------	------	------	--------	------	-------	------	------	------	------	------	--------	------	-------	------	------	------	------	------	--------	------	-------	------	------	-------	-------	-------	--------	-------	-------	-------	--------	-------	--------	-------	-------	-------

PITCHER	IP	WLS	BF	H	R	ER	SO	BB	IBB	HBP	BLK	WP	HR	S	P	ERA	WHIP
Don Gullett, L (1, 1) ERA: 2.7	8.2	W	33	7	2	2	2	2	0	0	0	0	1	35	43	2.08	1.038
Wayne Granger, R (9, 1) ERA: 2.03	0.1	S	1	0	0	0	0	0	0	0	0	0	0	1	1	0.00	0.000

Batter	1	2	3	4	5	6	7	8	9	AB	R	H	RBI	BB	SO	LOB
Pete Rose, S OBP: 0.388, SLG: 0.430 (1, 9) X	0-0 6-3 BBB	4-0 BB		X 0-0 1B			0-3 K			3	0	1	0	1	1	0
Ty Cline, L OBP: 0.344, SLG: 0.231 (1, 8) S S S	0-3 K	0-0 L4-3		X 0-0 L7			0-0 FC5-4 1B			4	0	1	0	0	1	3
Tony Perez, R OBP: 0.256, SLG: 0.318 (1, 5) X (9, 3)	0-0 F9		X 0-0 F4		X 0-0 F9		0-0 P9			4	0	0	0	0	0	1
Johnny Bench, R OBP: 0.371, SLG: 0.679 (1, 2)		X 0-0 2B 1B	X 0-0 F6		X 0-0 6-3		0-0 FC5-4 1-2f			4	1	1	0	0	0	1
Lee May, R OBP: 0.423, SLG: 0.583 Woody Woodward, R OBP: 0.383, SLG: 0.370 (1, 3) X (9, 5)		X 0-0 F4 BBB	4-0 1B 1B BB		X 0-0 1B			0-3 K		3	0	1	0	1	1	1
Bernie Carbo, L OBP: 0.348, SLG: 0.321 Hal McRae, R OBP: 0.271, SLG: 0.333 (8, PH) X (9, 7)		X 0-0 1B 2B	X 0-0 1B 1B		X 0-0 F8			0-3 K		3	1	2	1	0	0	1
Tommy Helms, R OBP: 0.288, SLG: 0.286 (1, 4) X		X 0-0 E 6-3 1B	X 0-0 1-2 1B				0-0 F3			4	1	2	1	0	0	0
Dave Concepcion, R OBP: 0.278, SLG: 0.294 (1, 6) X		X 0-0 E2 6-3 1B		X 0-0 6-3		X 0-0 6-3				3	0	1	0	0	0	0
Don Gullett, R Wayne Granger, R (1, 1) X (9, 1)		X 0-0 6-3		X 0-0 F3		X 0-0 F8				3	0	0	1	0	0	1
Inning Stats	R: 0 E: 0 K: 1 S: 5	H: 0 LOB: 0 BB: 0 P: 5	R: 3 E: 1 K: 0 S: 7	H: 4 LOB: 2 BB: 1 P: 11	R: 0 E: 0 K: 0 S: 4	H: 2 LOB: 3 BB: 1 P: 8	R: 0 E: 0 K: 0 S: 4	H: 1 LOB: 1 BB: 0 P: 4	R: 0 E: 0 K: 0 S: 3	H: 0 LOB: 0 BB: 0 P: 3	R: 0 E: 0 K: 1 S: 6	H: 1 LOB: 1 BB: 0 P: 6	R: 0 E: 0 K: 2 S: 7	H: 0 LOB: 0 BB: 0 P: 7	1B: 8 2B: 1 3B: 0 HR: 0	SF: 0 SAC: 0 DP: 0 HBP: 0

BOTTOM

San Francisco Giants @ Cincinnati Reds
Riverfront Stadium, Cincinnati, OH

Sat May 01 1971, 7:05 PM EDT
Att. 17,465 - Unknown

livebaseballscorecards.com

AB	32
R	3
H	9
RBI	3
BB	2
SO	4
LOB	8



WP	0	PA	34
PB	0	SB	0
CS	0		

PITCHER	IP	WLS	BF	H	R	ER	SO	BB	IBB	HBP	BLK	WP	HR	S	P	ERA	WHIP
Rich Robertson, R ERA: 3.1 (1, 1)	6.0	L	27	8	3	3	1	2	0	0	0	0	0	27	35	4.50	1.667
Ron Bryant, L ERA: 0.95 (7, 1)	2.0		7	1	0	0	3	0	0	0	0	0	0	13	13	0.00	0.500

Batter	1	2	3	4	5	6	7	8	9	10	11	12	13	AB R H RBI BB SO LOB	TOP													
Bobby Bonds, R OBP: 0.414, SLG: 0.693 (1, 9)	L8		6-3			5-3		4-0 1B		K		4-0 G3 BB		4 1 0 0 2 1 0	San Francisco Giants @ Cincinnati Reds Riverfront Stadium, Cincinnati, OH Sun May 02 1971, 3:33 AM EDT Att. 41,869 - Unknown livebaseballscorecards.com													
Chris Speier, R OBP: 0.365, SLG: 0.337 (1, 6)	L8		K			1-3		0-3 K				0-0 G3 BB		6 0 1 0 0 2 2														
Willie Mays, R OBP: 0.474, SLG: 0.671 George Foster, R OBP: 0.359, SLG: 0.534 (1, 8) (8, 7)	HR BB			4-3				0-0 1B		K		0-0 4-3		3 1 2 1 1 0 0 2 0 0 0 0 1 2														
Willie McCovey, L OBP: 0.347, SLG: 0.516 (1, 3)	1-H HR			F6		K		0-3 K		4-3			0-0 HR	6 2 2 3 0 1 3														
Dick Dietz, R OBP: 0.447, SLG: 0.444 Fran Healy, R OBP: 0.657, SLG: 1.833 (1, 2) (13, 2)	F9						L8			F9		F9	0-0 F8	5 0 0 0 1 0 0 0 0 0 0 0 0 0														
Ken Henderson, S OBP: 0.369, SLG: 0.443 (1, 7) (8, 8)		L8					F7			4-0 BB		F4	0-0 4-3	5 0 0 0 1 1 1														
Tito Fuentes, S OBP: 0.284, SLG: 0.308 (1, 4)		F7				4-3				4-3 BB			0-0 F5	5 0 1 0 1 0 1														
Al Gallagher, R OBP: 0.304, SLG: 0.345 Hal Lanier, R OBP: 0.261, SLG: 0.190 (1, 5) (9, 5)		1-3				1-3		F9				F7		3 0 0 0 1 0 1 1 0 0 0 0 0 1														
Gaylord Perry, R Frank Johnson, R OBP: 0.192, SLG: 0.136 Jerry Johnson, R (12, 1) (12, 1)			6-3			6-3		F2		1-3			0-0 6-3	4 0 0 0 0 0 2 1 0 0 0 0 0 0 0 0 0 0 0 0 0														
Inning Stats	R: 2 E: 0 K: 0 S: 4	H: 1 LOB: 0 BB: 1 P: 8	R: 0 E: 0 K: 0 S: 3	H: 0 LOB: 0 BB: 0 P: 3	R: 0 E: 0 K: 1 S: 5	H: 0 LOB: 0 BB: 0 P: 5	R: 0 E: 0 K: 1 S: 5	H: 0 LOB: 1 BB: 1 P: 9	R: 0 E: 0 K: 0 S: 3	H: 0 LOB: 0 BB: 0 P: 3	R: 0 E: 0 K: 1 S: 6	H: 1 LOB: 1 BB: 0 P: 6	R: 0 E: 0 K: 0 S: 4	H: 1 LOB: 1 BB: 0 P: 4		R: 0 E: 0 K: 0 S: 3	H: 0 LOB: 2 BB: 2 P: 11	R: 0 E: 0 K: 2 S: 8	H: 1 LOB: 1 BB: 0 P: 8	R: 0 E: 0 K: 0 S: 3	H: 0 LOB: 1 BB: 1 P: 7	R: 0 E: 0 K: 0 S: 4	H: 1 LOB: 0 BB: 0 P: 4	R: 1 E: 0 K: 0 S: 4	H: 1 LOB: 0 BB: 0 P: 4	1B: 4 2B: 0 3B: 0 HR: 2	SF: 0 SAC: 0 DP: 0 HBP: 0	WP: 0 PA: 52 PB: 0 SB: 1 CS: 0
PITCHER	IP WLS BF H R ER SO BB IBB HBP BLK WP HR S P ERA WHIP															IP WLS BF H R ER SO BB IBB HBP BLK WP HR S P ERA WHIP												
Gary Nolan, R ERA: 3.48 (1, 1)	8.0																											
Wayne Granger, R ERA: 1.76 (9, 1)	2.0	9	1	0	0	2	1	1	0	0	0	0	0	11		19	0.00	1.000										
Joe Gibbon, L ERA: 4.61 (11, 1)	2.0	8	0	0	0	0	2	0	0	0	0	0	0	6	14	0.00	1.000											
Tony Cloninger, R ERA: 3.24 (13, 1)	1.0	L	4	1	1	1	0	0	0	0	0	0	0	4	4	9.00	1.000											



Batter	1	2	3	4	5	6	7	8	9	10	11	12	13
Pete Rose, S OBP: 0.394, SLG: 0.429 (1, 9)	0-0 FC4-6 1B		0-0 F7		0-0 F6			0-0 4-3		0-0 G4-6-3 1B		4-0 IBB	
Ty Cline, L OBP: 0.261, SLG: 0.241 (1, 8)	0-0 FC4-6		4-0 BB			0-0 L3		0-0 1B		0-0 G4-6-3 1-2f		0-0 F6	
Wayne Granger, R OBP: 0.256, SLG: 0.368 (10, PH)	0-0 G5-4-3												
Joe Gibbon, R OBP: 0.167, SLG: 0.167 (11, 1)	1-2f		BB										
Pat Corrales, R OBP: 0.167, SLG: 0.167 (12, PH)													
Tony Cloninger, R OBP: 0.400, SLG: 0.400 (13, 1)													
Tony Perez, R OBP: 0.250, SLG: 0.300 (1, 5)	0-0 G5-4-3 1-2f		0-0 F8			4-0 G5-4-3 BB		0-3 K				0-0 F6	
Johnny Bench, R OBP: 0.358, SLG: 0.644 (1, 2)			0-0 6-3			0-0 G5-4-3 1-2f			0-0 5-3			0-0 6-3	
Lee May, R OBP: 0.400, SLG: 0.519 (1, 3)		0-0 F6		0-0 6-3			0-3 K		4-0 1B SF7 BB			0-0 6-3	
Woody Woodward, R OBP: 0.403, SLG: 0.393 (9, PR)													
Bernie Carbo, L OBP: 0.370, SLG: 0.356 (1, 7)		0-0 1B		0-0 G3			4-0 4-3 S BB		0-0 4-3 S BB			0-0 F4	
Don Gullett, R OBP: 0.262, SLG: 0.322 (10, 7)		2B											
Hal McRae, R OBP: 0.262, SLG: 0.322 (10, 7)		1B											
Tommy Helms, R OBP: 0.291, SLG: 0.293 (1, 4)		3B		0-0 F4			0-0 4-3		0-0 4-3			0-0 4-3 WP 1B	
Dave Concepcion, R OBP: 0.268, SLG: 0.333 (1, 6)		1B											
Gary Nolan, R OBP: 0.077, SLG: 0.077 (1, 1)		3B											
Jimmy Stewart, S OBP: 0.313, SLG: 0.214 (8, PH)				0-0 F4			0-0 6-3		0-0 6-3			0-0 F8	
Jerry Johnson, R OBP: 0.313, SLG: 0.214 (9, 8)												0-0 4-3	

AB	R	H	RBI	BB	SO	LOB
5	0	2	0	1	0	0
3	0	1	0	1	0	1
0	0	0	0	0	0	0
1	0	0	0	0	0	1
0	0	0	0	0	0	0
1	0	0	0	0	0	2
0	0	0	0	0	0	0

5	0	0	0	1	1	3
6	0	1	0	0	1	2
3	0	0	0	1	1	0
2	1	2	0	0	0	0
3	1	2	0	1	0	0
0	0	0	0	0	0	0
2	0	0	0	0	0	3
5	1	2	2	0	0	3
5	0	1	1	0	0	3
2	0	0	0	0	1	1
3	0	0	0	0	0	1

AB	R	H	RBI	BB	SO	LOB
46	3	11	3	5	4	20



WP: 1	PA: 52
PB: 0	CS: 0
SB: 2	

livebaseballscorecards.com

San Francisco Giants @ Cincinnati Reds
Riverfront Stadium, Cincinnati, OH

Sun May 02 1971, 3:33 AM EDT
Att: 41,869 - Unknown

Inning Stats	R: 0	H: 1	E: 0	LOB: 0	K: 0	S: 3	P: 3										
PITCHER Gaylord Perry, R ERA: 3.26 Jerry Johnson, R ERA: 0.47	IP: 11.0	WLS: 42	BF: 8	H: 3	R: 3	ER: 3	SO: 4	BB: 4	IBB: 0	HBP: 0	BLK: 0	WP: 0	HR: 0	S: 46	P: 62	ERA: 2.46	WHIP: 1.091
	IP: 2.0	WLS: 10	BF: 3	H: 0	R: 0	ER: 0	SO: 0	BB: 0	IBB: 1	HBP: 0	BLK: 0	WP: 1	HR: 0	S: 9	P: 13	ERA: 0.00	WHIP: 1.500

Batter	1	2	3	4	5	6	7	8	9	AB R H RBI BB SO LOB	TOP									
Dave Cash, R (1, 4) OBP: 0.365, SLG: 0.364	0-0 6-3	0-0 4-3			0-0 6-3		0-3 K	0-0 E3 1B	0-0 5-3	6 1 0 0 0 1 4										
Richie Hebner, L (1, 5) OBP: 0.351, SLG: 0.483	4-0 BB		0-3 K		0-0 F6		0-0 PB 1B	0-0 1B HR		4 2 2 2 1 1 0										
Roberto Clemente, R (1, 9) OBP: 0.304, SLG: 0.368	0-0 F7		0-3 K		0-3 K		0-0 1B	0-0 1B HR		5 1 2 2 0 2 1										
Willie Stargell, L (1, 7) OBP: 0.402, SLG: 0.805	0-3 K		0-3 K			0-0 1B 1B	0-3 K	0-0 1B HR		5 1 2 3 0 3 2										
Al Oliver, L (1, 8) OBP: 0.271, SLG: 0.297		0-0 2B 1B		0-0 F8		0-0 F7	0-0 4-3	0-3 K		5 1 1 0 0 1 2										
Bob Robertson, R (1, 3) OBP: 0.292, SLG: 0.376		0-0 F8		0-3 K		0-3 K		6-3		5 0 1 0 0 2 2										
Manny Sanguillen, R (1, 2) OBP: 0.305, SLG: 0.398		0-0 1-H 2B		0-0 2B		0-0 1B		E4 1B		5 1 4 1 0 1 1										
Gene Alley, R (1, 6) OBP: 0.381, SLG: 0.472		4-0 IBB		4-0 IBB		0-0 F6		4-0 1B E IBB	0-0 F9	2 1 0 0 3 0 2										
Steve Blass, R (1, 1)		0-3 K		0-0 F3			0-0 2B 1B	0-0 E 1B 1B	0-3 K	2 0 0 0 0 1 4										
Bob Moose, R (6, 1)										0 0 0 0 0 0 0										
Bill Mazaroski, R (7, PH) OBP: 0.273, SLG: 0.211										1 0 1 0 0 0 0										
Dock Ellis, S (7, PR) OBP: 0.357, SLG: 0.250										0 1 0 0 0 0 0										
Mudcat Grant, R (7, 1) OBP: 0.667, SLG: 0.500										2 1 1 1 0 1 0										
Inning Stats	R: 0 E: 0 K: 1 S: 5	H: 0 LOB: 1 BB: 1 P: 9	R: 1 E: 0 K: 1 S: 7	H: 2 LOB: 2 BB: 1 P: 11	R: 0 E: 0 K: 3 S: 9	H: 0 LOB: 0 BB: 0 P: 9	R: 0 E: 0 K: 1 S: 6	H: 1 LOB: 2 BB: 1 P: 10	R: 0 E: 0 K: 1 S: 5	H: 0 LOB: 0 BB: 0 P: 5	R: 0 E: 0 K: 2 S: 10	H: 3 LOB: 1 BB: 0 P: 10	R: 7 E: 2 K: 2 S: 14	H: 6 LOB: 1 BB: 1 P: 18	R: 0 E: 0 K: 1 S: 5	H: 0 LOB: 0 BB: 0 P: 5	1B: 10 2B: 3 3B: 0 HR: 1	SF: 0 SAC: 0 DP: 0 HBP: 0	WP: 0 PB: 1 SB: 0 CS: 0	PA: 46
PITCHER	IP WLS BF H R ER SO BB IBB HBP BLK WP HR S P ERA WHIP																			
Steve Stone, R (1, 1) ERA: 3.06	6.1 L 30 8 3 3 9 1 2 0 0 0 0 45 57 4.26 1.421																			
Ron Bryant, L (7, 1) ERA: 0.93	0.2 2 0 0 0 1 0 0 0 0 0 0 4 4 0.00 0.000																			
Don McMahon, R (8, 1) ERA: 9.31	0.1 7 4 6 5 0 0 1 0 0 0 0 6 10 135.00 12.000																			
Steve Hamilton, L (8, 1) ERA: 1.93	1.2 7 2 1 1 3 0 0 0 0 0 0 1 13 5.40 1.200																			

Pittsburgh Pirates @ San Francisco Giants
 Candlestick Park, San Francisco, CA
 Tue May 04 1971, 10:05 PM EDT
 Att. 8,263 - Unknown

AB	42
R	10
H	14
RBI	9
BB	4
SO	13
LOB	18



Batter	1	2	3	4	5	6	7	8	9	AB	R	H	RBI	BB	SO	LOB
Bobby Bonds, R OBP: 0.404, SLG: 0.663 (1, 9) X	0-0 F7 ①		0-0 FC5-4 ②			4-0 FC3-6 1B BB	0-0 F8 ③		0-0 FC6-4 ③	4	1	0	0	1	0	3
Chris Speier, R OBP: 0.370, SLG: 0.336 (1, 6) BBB	4-0 BB		0-0 CS ③ X	0-0 F9 ①		0-0 FC3-6 1B		0-0 F4 ①		3	0	1	0	1	0	0
Ken Henderson, S OBP: 0.352, SLG: 0.419 (1, 8) X	0-0 F8 ②			0-0 4-3 ②		0-0 FC3-6 1B ①		0-0 F9 ②		4	1	0	0	0	0	3
Willie McCovey, L OBP: 0.355, SLG: 0.515 (1, 3) X	0-0 F6 ③			0-0 F9 ③		0-0 1B 1B		0-0 1B		4	0	2	1	0	0	1
Dick Dietz, R OBP: 0.439, SLG: 0.435 (1, 2) SSS		0-3 K ①			0-0 6-3 ① X	0-0 1B 1B		0-0 F8 ③		4	0	1	1	0	1	1
George Foster, R OBP: 0.338, SLG: 0.500 (1, 7) X		0-0 F4 ②			0-0 F8 ② X	0-0 F3 ②			0-0 F2 ①	4	0	0	0	0	0	2
Tito Fuentes, S OBP: 0.294, SLG: 0.329 (1, 4) X		0-0 F7 ③			0-0 2B	0-0 F9 ③			0-0 1B 1B	4	0	2	0	0	0	2
Al Gallagher, R OBP: 0.313, SLG: 0.345 (1, 5) X			0-0 FC1-6 1B		4-0 IBB		0-3 K ①		0-0 F9 ②	3	0	1	0	1	1	1
Steve Stone, R Ron Bryant, S OBP: 0.200, SLG: 0.200 (7, 1) Jimmy Rosario, S OBP: 0.356, SLG: 0.222 (7, PH) Don McMahon, R OBP: 0.356, SLG: 0.222 (8, 1) Steve Hamilton, L OBP: 0.356, SLG: 0.222 (8, 1) Fran Healy, R OBP: 0.675, SLG: 1.714 (9, PH)			0-0 FC1-6 ①		0-3 K ③		0-0 6-3 ②		0-0 FC6-4 1B	2	0	0	0	0	1	3

Inning Stats	R: 0	H: 0	E: 0	K: 0	S: 3	LOB: 1	BB: 1	P: 7	R: 0	H: 0	E: 0	K: 1	S: 5	LOB: 0	BB: 0	P: 5	R: 0	H: 1	E: 0	K: 0	S: 3	LOB: 0	BB: 0	P: 3	R: 0	H: 0	E: 0	K: 0	S: 3	LOB: 0	BB: 0	P: 3	R: 0	H: 1	E: 0	K: 1	S: 6	LOB: 2	BB: 1	P: 10	R: 2	H: 3	E: 0	K: 0	S: 6	LOB: 2	BB: 1	P: 10	R: 0	H: 0	E: 0	K: 1	S: 5	LOB: 0	BB: 0	P: 5	R: 0	H: 1	E: 0	K: 0	S: 4	LOB: 1	BB: 0	P: 4	R: 0	H: 2	E: 0	K: 0	S: 5	LOB: 2	BB: 0	P: 5	1B: 7	2B: 1	3B: 0	HR: 0	SF: 0	SAC: 0	DP: 0	HBP: 0	WP: 0	PB: 0	SB: 0	CS: 1	PA: 38
--------------	------	------	------	------	------	--------	-------	------	------	------	------	------	------	--------	-------	------	------	------	------	------	------	--------	-------	------	------	------	------	------	------	--------	-------	------	------	------	------	------	------	--------	-------	-------	------	------	------	------	------	--------	-------	-------	------	------	------	------	------	--------	-------	------	------	------	------	------	------	--------	-------	------	------	------	------	------	------	--------	-------	------	-------	-------	-------	-------	-------	--------	-------	--------	-------	-------	-------	-------	--------

PITCHER	IP	WLS	BF	H	R	ER	SO	BB	IBB	HBP	BLK	WP	HR	S	P	ERA	WHIP
Steve Blass, R ERA: 3.38 (1, 1)	5.1		23	5	2	2	2	2	2	1	0	0	0	24	36	3.38	1.312
Bob Moose, R ERA: 3.45 (6, 1)	0.2	W	2	0	0	0	0	0	0	0	0	0	0	2	2	0.00	0.000
Mudcat Grant, R ERA: 1.5 (7, 1)	3.0	S	12	3	0	0	1	0	0	0	0	0	0	14	14	0.00	1.000

BOTTOM

Pittsburgh Pirates @ San Francisco Giants
Candlestick Park, San Francisco, CA
Tue May 04 1971, 10:05 PM EDT
Att. 8,263 - Unknown

AB	34
R	2
H	8
RBI	2
BB	3
SO	3
LOB	16



Batter	1	2	3	4	5	6	7	8	9	AB R H RBI BB SO LOB	TOP									
Dave Cash, R (1, 4) OBP: 0.350, SLG: 0.348	0-0 6-3		0-0 F2		0-0 6-3		0-0 F9			4 0 0 0 0 0 1										
Richie Hebner, L (1, 5) OBP: 0.347, SLG: 0.467	4-0 FC6-4 BB		0-0 F2			0-3 K		0-0 3-1		3 0 0 0 1 1 0										
Roberto Clemente, R (1, 9) OBP: 0.292, SLG: 0.352	0-0 FC6-4 1-2f			0-3 K		0-0 4-3		0-0 G3		4 0 0 0 0 1 1										
Willie Stargell, L (1, 7) OBP: 0.396, SLG: 0.780	0-0 4-3			0-0 F9		0-0 2B 1B		0-3 K		4 0 1 0 0 1 1										
Al Oliver, L (1, 8) OBP: 0.280, SLG: 0.309		0-0 3-1		1-0 BB HBP		0-0 1-3 2B		0-0 4-3		3 0 1 0 0 0 0										
Bob Robertson, R (1, 3) OBP: 0.300, SLG: 0.409		0-0 HR		4-0 1-2 BB		0-0 F7		0-0 F3		3 1 1 1 1 0 2										
Manny Sanguillen, R (1, 2) OBP: 0.293, SLG: 0.381		0-0 F9		0-0 F9			0-0 F4		0-0 6-3	4 0 0 0 0 0 2										
Gene Alley, R (1, 6) OBP: 0.378, SLG: 0.447		0-0 6-3			0-0 6-3		4-0 SH1-4 BB			2 0 0 0 1 0 0										
Luke Walker, L (1, 1)			0-0 6-3		0-0 G1		0-0 SH1-4			2 0 0 0 0 0 0										
Inning Stats	R: 0 E: 0 K: 0 S: 3	H: 0 LOB: 1 BB: 1 P: 7	R: 1 E: 0 K: 0 S: 4	H: 1 LOB: 0 BB: 0 P: 4	R: 0 E: 0 K: 0 S: 3	H: 0 LOB: 0 BB: 0 P: 3	R: 0 E: 0 K: 1 S: 5	H: 0 LOB: 2 BB: 1 P: 10	R: 0 E: 0 K: 1 S: 7	H: 2 LOB: 2 BB: 0 P: 7	R: 0 E: 0 K: 0 S: 3	H: 0 LOB: 1 BB: 1 P: 7	R: 0 E: 0 K: 1 S: 5	H: 0 LOB: 0 BB: 0 P: 5	R: 0 E: 0 K: 0 S: 3	H: 0 LOB: 0 BB: 0 P: 3	1B: 1 2B: 1 3B: 0 HR: 1	SF: 0 SAC: 1 DP: 0 HBP: 1	WP: 0 PB: 0 SB: 0 CS: 0	PA: 34
PITCHER Juan Marichal, R (1, 1) ERA: 1.8	IP 9.0	WLS W	BF 34	H 3	R 1	ER 1	SO 3	BB 3	IBB 0	HBP 1	BLK 0	WP 0	HR 1	S 36	P 49	ERA 1.00	WHIP 0.667			
PITCHER	IP	WLS	BF	H	R	ER	SO	BB	IBB	HBP	BLK	WP	HR	S	P	ERA	WHIP			

Pittsburgh Pirates @ San Francisco Giants
 Candlestick Park, San Francisco, CA
 Wed May 05 1971, 6:33 AM EDT
 Att. 5,212 - Unknown

AB	29
R	1
H	3
RBI	1
BB	3
SO	3
LOB	7



Batter	1	2	3	4	5	6	7	8	9	AB	R	H	RBI	BB	SO	LOB	
Bobby Bonds, R OBP: 0.407, SLG: 0.667 (1, 9) SS	0-3 K ①		X 0-0 G3 S 1B ②		X 0-0 F9 ①		X 0-0 1B FC1-6 2B			4	1	2	0	0	1	2	
Chris Speier, R OBP: 0.374, SLG: 0.336 (1, 6) BB	4-0 BB ②		X 0-0 G3 1-3 ②		SS 0-3 K ②		X 0-0 FC1-6 1B ②			3	0	1	0	1	1	3	
Ken Henderson, S OBP: 0.348, SLG: 0.410 (1, 8) X	0-0 F8 ②		X 0-0 1-3 ③		X 0-0 1-2 2-H 1B ③		X 0-0 FC1-6 WP 1-2f 3-H 1B ③			4	0	1	2	0	0	3	
Willie McCovey, L OBP: 0.350, SLG: 0.500 (1, 3) SS	0-3 K ③			X 0-0 G6-4-3 BB 1B ③		X 0-0 F8 ③		X 0-0 F8 1-3 ③		4	0	1	0	0	1	4	
Dick Dietz, R OBP: 0.450, SLG: 0.448 (1, 2) BB		4-0 G6-4-3 BB ②		BB 4-0 1-2 G6-4-3 BB ②		X 0-0 2B		X 0-0 F8 ①		2	0	1	0	2	0	0	
George Foster, R OBP: 0.347, SLG: 0.500 (1, 7) X		0-0 G6-4-3 1-2f ②		X 0-0 G6-4-3 1-2f 2-3 ②		X 0-0 G4-6-3 1B ①		X 0-0 G5-4-3 1B ②		4	0	2	0	0	0	3	
Tito Fuentes, S OBP: 0.292, SLG: 0.318 (1, 4) BB		4-0 BB ③		X 0-0 F7 ③		X 0-0 F5 ①		X 0-0 G5-4-3 1-2f ② ③		3	0	0	0	1	0	4	
Al Gallagher, R OBP: 0.313, SLG: 0.344 Hal Lanier, R OBP: 0.261, SLG: 0.190 (7, 5) X		0-0 6-3 ③			X 0-0 SH 1B ③		X 0-0 G4-6-3 1-2f ② ③			3	1	1	0	0	0	3	
Juan Marichal, R OBP: 0.150, SLG: 0.105 (1, 1) X			X 0-0 5-3 ①		X 0-0 SH 1B 1-2 ①		X 0-0 6-3 ①			2	0	0	0	0	0	0	
Inning Stats	R: 0 E: 0 K: 2 S: 7	H: 0 LOB: 1 BB: 1 P: 11	R: 0 E: 0 K: 0 S: 2	H: 0 LOB: 1 BB: 2 P: 10	R: 0 E: 0 K: 0 S: 4	H: 1 LOB: 1 BB: 0 P: 4	R: 0 E: 0 K: 0 S: 3	H: 1 LOB: 1 BB: 1 P: 7	R: 1 E: 0 K: 1 S: 8	H: 2 LOB: 2 BB: 0 P: 8	R: 0 E: 0 K: 0 S: 4	H: 2 LOB: 1 BB: 0 P: 4	R: 1 E: 0 K: 0 S: 5	H: 2 LOB: 1 BB: 0 P: 5	R: 0 E: 0 K: 0 S: 3	H: 1 LOB: 0 BB: 0 P: 3	
PITCHER Luke Walker, L ERA: 2.05 (1, 1)	IP 8.0	WLS L	BF 34	H 9	R 2	ER 2	SO 3	BB 4	IBB 0	HBP 0	BLK 0	WP 1	HR 0	S 36	P 52	ERA 2.25	WHIP 1.625
PITCHER	IP	WLS	BF	H	R	ER	SO	BB	IBB	HBP	BLK	WP	HR	S	P	ERA	WHIP

BOTTOM

Pittsburgh Pirates @ San Francisco Giants
Candlestick Park, San Francisco, CA
Wed May 05 1971, 6:33 AM EDT
Att. 5,212 - Unknown

livebaseballscorecards.com

AB	29
R	2
H	9
RBI	2
BB	4
SO	3
LOB	22



WP: 2	PA: 34
PB: 0	
SB: 1	
CS: 0	

Batter	1	2	3	4	5	6	7	8	9	10	AB	R	H	RBI	BB	SO	LOB	TOP									
Sonny Jackson, L (1, 8) OBP: 0.358, SLG: 0.418	0-0 4-3		0-0 F5			0-0 2B 1B		0-0 G3		0-0 1-2 FC6-4 1B	5	1	2	0	0	0	0										
Ralph Garr, L (1, 7) OBP: 0.415, SLG: 0.491	0-0 F8			0-0 FC5-4 1B		0-0 4-3 1-H E 2B		0-0 F4		0-0 1-2f 2-3 FC6-4	5	1	2	1	0	0	2										
Hank Aaron, R (1, 9) OBP: 0.363, SLG: 0.682	0-0 5-3			0-0 FC5-4 E 1-2f		0-0 4-3 2-3		0-0 5-3		0-0 1-2f FC6-4	5	0	0	0	0	0	4										
Orlando Cepeda, R (1, 3) OBP: 0.337, SLG: 0.632		0-0 4-3		0-3 K		0-0 5-3		0-0 6-3			4	0	0	0	0	1	2										
Felix Millan, R (1, 4) OBP: 0.435, SLG: 0.486		0-0 F4		0-0 E8 1-3 1B		0-0 E5 S		0-0 F8			3	0	1	0	0	0	0										
Marty Perez, R (6, 4) OBP: 0.277, SLG: 0.311											0	0	0	0	0	0	0										
Mike Lum, L (9, PH) OBP: 0.278, SLG: 0.241											1	0	0	0	0	0	0										
Clete Boyer, R (9, 6) OBP: 0.246, SLG: 0.167											0	0	0	0	0	0	0										
Earl Williams, R (1, 5) OBP: 0.264, SLG: 0.532		0-0 E5		0-0 F7		0-3 K 1-2		0-0 HR			4	1	1	1	0	1	3										
Bob Didier, S (1, 2) OBP: 0.206, SLG: 0.212		0-0 F3									4	0	0	0	0	0	1										
Gil Garrido, R (1, 6) OBP: 0.263, SLG: 0.200			0-0 F8			0-0 F9		0-0 6-3		0-0 4-3	4	0	0	0	0	0	0										
George Stone, L (1, 1) OBP: 0.167, SLG: 0.167			0-0 F7			0-3 K		0-0 4-3		0-0 FC6-4 1B 1B	4	0	1	0	0	1	0										
Cecil Upshaw, R (10, 1)											0	0	0	0	0	0	0										
Inning Stats	R: 0 E: 0 K: 0 S: 3	H: 0 LOB: 0 BB: 0 P: 3	R: 0 E: 1 K: 0 S: 4	H: 0 LOB: 1 BB: 0 P: 4	R: 0 E: 0 K: 0 S: 3	H: 0 LOB: 0 BB: 0 P: 3	R: 0 E: 1 K: 1 S: 7	H: 2 LOB: 2 BB: 0 P: 7	R: 0 E: 0 K: 1 S: 5	H: 0 LOB: 0 BB: 0 P: 5	R: 2 E: 1 K: 1 S: 8	H: 2 LOB: 1 BB: 0 P: 8	R: 0 E: 0 K: 0 S: 3	H: 0 LOB: 0 BB: 0 P: 3	R: 0 E: 0 K: 0 S: 4	H: 1 LOB: 0 BB: 0 P: 4	R: 0 E: 0 K: 0 S: 5	H: 2 LOB: 2 BB: 0 P: 5	1B: 5 2B: 1 3B: 0 HR: 1	SF: 0 SAC: 0 DP: 0 HBP: 0	WP: 0 PB: 0 SB: 1 CS: 0	PA: 39					
PITCHER	IP 9.1	WLS W	BF 37	H 7	R 3	ER 2	SO 3	BB 0	IBB 0	HBP 0	BLK 0	WP 0	HR 1	S 43	P 43	ERA 1.93	WHIP 0.750										
Gaylord Perry, R (1, 1) ERA: 3.05																											
Jerry Johnson, R (10, 1) ERA: 0.46																											

Atlanta Braves @ San Francisco Giants
 Candlestick Park, San Francisco, CA
 Fri May 07 1971, 10:05 PM EDT
 Att. 11,097 - Unknown

AB	39
R	3
H	7
RBI	2
BB	0
SO	3
LOB	12



Batter	1	2	3	4	5	6	7	8	9	10	AB R H RBI BB SO LOB
Bobby Bonds, R OBP: 0.407, SLG: 0.663 (1, 9)	0-3 K		0-3 K			0-0 SH1-3 1B	0-3 K			0-0 1B 2B	5 2 2 0 0 3 2
Chris Speier, R OBP: 0.378, SLG: 0.342 (1, 6)	0-0 F8			0-0 FC6-4 1B		0-0 SH1-3 1-2	0-0 F9			0-0 1B 1B	4 0 2 0 0 0 1
Willie Mays, R OBP: 0.480, SLG: 0.667 (1, 8)	0-3 K			0-0 FC6-4 2B		0-0 E 1B 1B		0-0 G1-6-3 1B		0-0 1-2 3-H 1B	5 2 3 1 0 1 1
Willie McCovey, L OBP: 0.345, SLG: 0.500 (1, 3)		0-0 5-3		0-0 1B 2B		0-0 E4 1B		0-0 G1-6-3 1-2f			4 0 1 1 0 0 3
Dick Dietz, R OBP: 0.443, SLG: 0.440 (1, 2)		0-0 F6		0-0 G6-4-3 1B		0-3 K		0-0 1-3			4 0 1 0 0 1 3
Ken Henderson, S OBP: 0.344, SLG: 0.402 (1, 7)		0-0 F4		0-0 G6-4-3 1-2f		0-0 1-2 2-H 3-H 1B			0-0 F9		4 0 1 2 0 0 2
Tito Fuentes, S OBP: 0.290, SLG: 0.315 (1, 4)			0-0 F4		0-0 F7	0-0 4-3			0-0 1B		4 0 1 0 0 0 2
Al Gallagher, R OBP: 0.307, SLG: 0.337 (1, 5)			0-3 K		0-0 4-3		0-0 F7		0-0 F9		2 0 0 0 0 1 0
Hal Lanier, R OBP: 0.250, SLG: 0.182 (7, 5)											2 0 0 0 0 0 1
Gaylord Perry, R OBP: 0.080, SLG: 0.080 (1, 1)			0-0 1B		0-0 F8		0-0 1B		0-0 6-3		4 0 2 0 0 0 1
Jerry Johnson, R (10, 1)											0 0 0 0 0 0 0

Inning Stats	R: 0	H: 0	E: 0	K: 2	S: 7	P: 7	R: 0	H: 0	E: 0	K: 0	S: 3	P: 3	R: 0	H: 1	E: 0	K: 2	S: 8	P: 8	R: 1	H: 3	E: 0	K: 0	S: 5	P: 5	R: 0	H: 0	E: 0	K: 0	S: 3	P: 3	R: 2	H: 3	E: 1	K: 1	S: 9	P: 9	R: 0	H: 1	E: 0	K: 1	S: 6	P: 6	R: 0	H: 1	E: 0	K: 0	S: 3	P: 3	R: 0	H: 1	E: 0	K: 0	S: 4	P: 4	R: 1	H: 3	E: 0	K: 0	S: 3	P: 3	1B: 11	SF: 0	2B: 2	SAC: 1	3B: 0	DP: 2	HR: 0	HBP: 0	WP: 0	PA: 39
George Stone, L ERA: 3.0 (1, 1)	IP	WLS	BF	H	R	ER	SO	BB	IBB	HBP	BLK	WP	HR	S	P	ERA	WHIP																																																					
Cecil Upshaw, R ERA: 2.63 (10, 1)	0.0	1	1	0	0	0	0	0	0	0	0	0	0	1	1	∞	∞																																																					


BOTTOM

Atlanta Braves @ San Francisco Giants
Candlestick Park, San Francisco, CA

Fri May 07 1971, 10:05 PM EDT
Att: 11,097 - Unknown

livebaseballscorecards.com

AB	38
R	4
H	13
RBI	4
BB	0
SO	6
LOB	16



Batter	1	2	3	4	5	6	7	8	9	AB R H RBI BB SO LOB	TOP	
Dusty Baker Jr., R OBP: 0.176, SLG: 0.235 (1, 8) (8, 9)	0-0 F8		0-3 K			0-0 5-3		0-0 HR 1B		4 1 1 0 0 1 0		
Ralph Garr, L OBP: 0.418, SLG: 0.491 (1, 7) (8, 9)	0-0 1B			0-0 F3		0-0 6-3		0-0 HR 1B		4 1 2 0 0 0 0		
Hank Aaron, R OBP: 0.368, SLG: 0.707 Cecil Upshaw, R (1, 9) (8, 1)	0-0 G5-4-3 1B			0-0 F5		0-0 6-3		0-0 HR		4 1 2 3 0 0 0 0 0 0 0 0 0 0		
Orlando Cepeda, R OBP: 0.324, SLG: 0.606 (1, 3) (8, 9)	0-0 G5-4-3 1-2f			0-0 F9			0-0 F7	0-0 F7		4 0 0 0 0 0 2		
Earl Williams, R OBP: 0.282, SLG: 0.515 (1, 5) (8, 9)		0-0 6-3			0-0 FC3-6 1B		0-0 F3	0-0 4-3		4 0 1 0 0 0 0		
Gil Garrido, R OBP: 0.286, SLG: 0.211 (1, 4) (8, 9)		0-0 5-3			0-0 FC3-6 1B		0-0 F9		4-0 BB G3-6-3 BB	3 0 1 0 1 0 0		
Marty Perez, R OBP: 0.275, SLG: 0.297 (1, 6) (8, 9)		0-0 1-3			0-0 FC3-6 1-2f 2-3			4-0 HR BB	0-0 G3-6-3 1-2f	3 1 0 0 1 0 3	AB 34 R 5 H 9 RBI 5 BB 2 SO 4 LOB 11	
Bob Didier, S OBP: 0.211, SLG: 0.216 (1, 2) (8, 9)			0-0 1-3		0-3 K			0-0 F9	0-0 1B	4 0 1 0 0 1 3		
Ron Reed, R OBP: 0.118, SLG: 0.118 Clete Boyer, R OBP: 0.258, SLG: 0.236 Sonny Jackson, L OBP: 0.355, SLG: 0.414 (1, 1) (8, PH) (8, 8)			0-3 K		0-3 K			0-0 HR	0-0 F6	2 0 0 0 0 2 2 1 1 1 2 0 0 0 1 0 0 0 0 0 1		
Inning Stats	R: 0 E: 0 K: 0 S: 4 H: 2 LOB: 1 BB: 0 P: 4	R: 0 E: 0 K: 0 S: 3 H: 0 LOB: 0 BB: 0 P: 3	R: 0 E: 0 K: 2 S: 7 H: 0 LOB: 0 BB: 0 P: 7	R: 0 E: 0 K: 0 S: 3 H: 0 LOB: 0 BB: 0 P: 3	R: 0 E: 0 K: 2 S: 9 H: 2 LOB: 2 BB: 0 P: 9	R: 0 E: 0 K: 0 S: 3 H: 0 LOB: 0 BB: 0 P: 3	R: 0 E: 0 K: 0 S: 3 H: 0 LOB: 0 BB: 0 P: 3	R: 5 E: 0 K: 0 S: 7 H: 4 LOB: 0 BB: 1 P: 11	R: 0 E: 0 K: 0 S: 3 H: 1 LOB: 1 BB: 1 P: 7	1B: 7 2B: 0 3B: 0 HR: 2 SF: 0 SAC: 0 DP: 2 HBP: 0	WP: 0 PB: 0 SB: 0 CS: 0 PA: 36	
PITCHER	IP WLS BF H R ER SO BB IBB HBP BLK WP HR S P ERA WHIP											
Ron Bryant, L ERA: 1.73 Jerry Johnson, R ERA: 0.84 (1, 1) (8, 1)	7.1 L 29 7 4 4 4 1 0 0 0 0 0 1 36 40 4.91 1.091											

Atlanta Braves @ San Francisco Giants
Candlestick Park, San Francisco, CA
Sat May 08 1971, 6:33 AM EDT
Att: 10,751 - Unknown

livebaseballscorecards.com



Batter	1	2	3	4	5	6	7	8	9	AB	R	H	RBI	BB	SO	LOB
Bobby Bonds, R OBP: 0.393, SLG: 0.638 (1, 9) X	0-0 E5 5-3		0-0 F3 ①		0-0 F4 ②			0-0 6-3 ①		4	0	0	0	0	0	2
Chris Speier, R OBP: 0.366, SLG: 0.331 (1, 6) X	0-0 5-3 ① 1-2		0-0 6-3 ②		0-0 FC6-4 ③ 1-2f			0-0 6-3 ②		4	0	0	0	0	0	3
Willie Mays, R OBP: 0.481, SLG: 0.694 (1, 8) X	0-0 F7 ②		0-0 6-3 ③					0-0 1B		4	1	2	1	0	0	1
Willie McCovey, L OBP: 0.341, SLG: 0.481 (1, 3) X	4-0 FC5-4 IBB			0-0 F8 ①				0-0 G3 ③		3	0	0	0	1	0	1
Dick Dietz, R OBP: 0.429, SLG: 0.421 (1, 2) X	0-0 FC5-4 ③ 1-2f			0-0 F8 ②				0-0 4-3 ②		4	0	0	0	0	0	2
Ken Henderson, S OBP: 0.350, SLG: 0.442 (1, 7) X		0-0 4-3 1B		0-0 F9 ③				0-0 4-3 ③		4	1	2	1	0	0	0
Tito Fuentes, S OBP: 0.289, SLG: 0.323 (1, 4) X		0-0 4-3 ① 1-2			0-0 1B 2B			0-0 F7 ①		4	0	1	0	0	0	1
Hal Lanier, R OBP: 0.255, SLG: 0.191 Jimmy Rosario, S OBP: 0.348, SLG: 0.216 (9, PH) X		0-0 5-3 ②			0-0 FC6-4 1B ① 2-3			0-0 4-3 ②	0-3 K ③ S	3	0	1	0	0	0	1
Ron Bryant, S OBP: 0.154, SLG: 0.154 Jerry Johnson, R (8, 1) X		0-0 G3 ③			0-3 K ① S			0-0 6-3 ③		3	0	0	0	0	1	3
										0	0	0	0	0	0	0

Inning Stats	R: 0	H: 0	E: 1	K: 0	S: 4	LOB: 2	BB: 1	P: 8	R: 0	H: 1	E: 0	K: 0	S: 4	LOB: 1	BB: 0	P: 4	R: 0	H: 0	E: 0	K: 0	S: 3	LOB: 0	BB: 0	P: 3	R: 0	H: 2	E: 0	K: 1	S: 7	LOB: 2	BB: 0	P: 7	R: 1	H: 1	E: 0	K: 0	S: 4	LOB: 0	BB: 0	P: 4	R: 0	H: 0	E: 0	K: 0	S: 3	LOB: 0	BB: 0	P: 3	R: 0	H: 1	E: 0	K: 0	S: 4	LOB: 1	BB: 0	P: 4	R: 1	H: 1	E: 0	K: 1	S: 6	LOB: 0	BB: 0	P: 6	1B: 3	2B: 1	3B: 0	HR: 2	SF: 0	SAC: 0	DP: 0	HBP: 0	WP: 0	PB: 0	SB: 0	CS: 0	PA: 35
--------------	------	------	------	------	------	--------	-------	------	------	------	------	------	------	--------	-------	------	------	------	------	------	------	--------	-------	------	------	------	------	------	------	--------	-------	------	------	------	------	------	------	--------	-------	------	------	------	------	------	------	--------	-------	------	------	------	------	------	------	--------	-------	------	------	------	------	------	------	--------	-------	------	-------	-------	-------	-------	-------	--------	-------	--------	-------	-------	-------	-------	--------

PITCHER	IP	WLS	BF	H	R	ER	SO	BB	IBB	HBP	BLK	WP	HR	S	P	ERA	WHIP
Ron Reed, R ERA: 3.56 (1, 1)	7.0	W	27	4	1	1	1	0	0	0	0	0	1	28	32	1.29	0.571
Cecil Upshaw, R ERA: 2.77 (8, 1)	2.0	S	8	2	1	1	1	0	0	0	0	0	1	10	10	4.50	1.000


BOTTOM

Atlanta Braves @ San Francisco Giants
Candlestick Park, San Francisco, CA

Sat May 08 1971, 6:33 AM EDT
Att. 10,751 - Unknown

AB	34
R	2
H	6
RBI	2
BB	1
SO	2
LOB	14



Batter	1	2	3	4	5	6	7	8	9	AB R H RBI BB SO LOB	TOP									
Sonny Jackson, L (1, 8) OBP: 0.344, SLG: 0.400	0-0 G3	0-0 G4-6-3			0-0 6-3			0-0 F5		4 0 0 0 0 0 1	<p>Atlanta Braves @ San Francisco Giants</p> <p>Candlestick Park, San Francisco, CA</p> <p>Sun May 09 1971, 6:33 AM EDT</p> <p>Unknown</p>									
Ralph Garr, L (1, 7) OBP: 0.413, SLG: 0.492	0-0 1B 2B		0-0 F7			0-0 F8		0-0 1-3		4 1 1 1 0 0 0										
Hank Aaron, R (1, 9) OBP: 0.364, SLG: 0.688	0-0 1B 1B		0-0 6-3			0-3 K		0-0 F6		4 1 1 1 0 1 0										
Orlando Cepeda, R (1, 3) OBP: 0.321, SLG: 0.588	0-0 F3		0-0 F9			0-0 6-3		4-0 BB		3 0 0 0 1 0 1										
Felix Millan, R (1, 4) OBP: 0.437, SLG: 0.486	0-0 1B 1B			0-0 F2			0-0 FC5 BB 1B		0-0 F8	4 0 2 0 0 0 1										
Earl Williams, R (1, 5) OBP: 0.260, SLG: 0.500	0-0 1B			0-0 F3			0-0 F3		0-0 F7	4 0 1 1 0 0 2										
Hal King, L (1, 2) OBP: 0.278, SLG: 0.246	0-0 1-3			0-0 F2			0-3 K		0-3 K	4 0 0 0 0 2 4										
Gil Garrido, R (1, 6) OBP: 0.273, SLG: 0.200		0-3 K			0-0 1-3			4-0 BB		2 0 0 0 0 1 0										
Mike Lum, L (7, PH) OBP: 0.297, SLG: 0.241										0 0 0 0 1 0 0										
Marty Perez, R (7, 6) OBP: 0.275, SLG: 0.297										0 0 0 0 0 0 0										
Pat Jarvis, R (1, 1) OBP: 0.214, SLG: 0.083		4-0 BB			0-3 K			0-0 FC5		0 0 0 0 1 0 0										
Mike McQueen, L (2, 1) OBP: 0.200, SLG: 0.200										1 0 0 0 0 1 0										
Dusty Baker Jr., R (7, PH) OBP: 0.167, SLG: 0.222										1 0 0 0 0 0 2										
Bob Priddy, R (7, 1) OBP: 0.167, SLG: 0.222										0 0 0 0 0 0 0										
Inning Stats	R: 2 E: 0 K: 0 S: 7	H: 4 LOB: 2 BB: 0 P: 7	R: 0 E: 0 K: 1 S: 4	H: 0 LOB: 0 BB: 1 P: 8	R: 0 E: 0 K: 0 S: 3	H: 0 LOB: 0 BB: 0 P: 3	R: 0 E: 0 K: 0 S: 3	H: 0 LOB: 0 BB: 0 P: 3	R: 0 E: 0 K: 1 S: 5	H: 0 LOB: 0 BB: 0 P: 5	R: 0 E: 0 K: 1 S: 5	H: 1 LOB: 2 BB: 1 P: 5	R: 0 E: 0 K: 0 S: 3	H: 0 LOB: 0 BB: 0 P: 3	R: 0 E: 0 K: 1 S: 5	H: 0 LOB: 1 BB: 1 P: 9	1B: 4 2B: 1 3B: 0 HR: 0	SF: 0 SAC: 0 DP: 1 HBP: 0	WP: 0 PB: 0 SB: 0 CS: 0	PA: 34
PITCHER	IP WLS BF H R ER SO BB IBB HBP BLK WP HR S P ERA WHIP																			
Steve Stone, R (1, 1) ERA: 2.91	8.0 W 31 5 2 2 4 3 0 0 0 0 0 0 36 48 2.25 1.000																			
Don McMahon, R (9, 1) ERA: 8.44	1.0 S 3 0 0 0 1 0 0 0 0 0 0 0 5 5 0.00 0.000																			

livebaseballscorecards.com

AB 31
R 2
H 5
RBI 2
BB 3
SO 5
LOB 11

Batter	1	2	3	4	5	6	7	8	9
Bobby Bonds, R OBP: 0.385, SLG: 0.615 (1, 9) X	0-0 F4	4-0 1B BB		0-0 6-3		0-3 K		0-0 6-3	
Chris Speier, R OBP: 0.375, SLG: 0.350 (1, 6) X	0-0 WP 1B 2B	0-0 1-2 2-H 1B		0-3 K		0-0 F7		0-0 E 1B	
Willie Mays, R OBP: 0.477, SLG: 0.722 (1, 8) X	0-0 F4	0-3 K		0-0 1B 2B		0-0 HR		0-0 E1 G3-6-1	
Willie McCovey, L OBP: 0.344, SLG: 0.469 (1, 3) X	4-0 1B 2B IBB	0-3 K		0-0 2B 1B		0-0 F8		0-0 G3-6-1	
Ken Henderson, S OBP: 0.365, SLG: 0.461 (1, 7) X	0-0 2B 1-2 3-H 1B		0-0 WP 2B	0-0 F5		4-0 WP 1B BB			
Dick Dietz, R OBP: 0.439, SLG: 0.433 (1, 2) X	0-0 1-3 2-H 2B		4-0 WP BB		4-0 L1-6 4-3 BB	0-0 F3			
Tito Fuentes, S OBP: 0.287, SLG: 0.320 (1, 4) X	0-0 F7		0-0 6-3		0-0 4-3	0-0 6-3 1B			
Hal Lanier, R OBP: 0.273, SLG: 0.200 (1, 5) X		0-0 SH3-4 1B	0-0 F2		4-0 BB	0-0 6-3			
Steve Stone, R Don McMahon, R		0-0 SH3-4 1-2	0-3 K		0-0 L1-6	0-3 K			

AB	R	H	RBI	BB	SO	LOB
4	0	0	0	1	1	0
5	1	3	1	0	1	0
5	1	2	1	0	1	4
4	1	1	0	1	1	4
3	1	2	1	1	0	2
2	0	1	1	2	0	1
4	0	1	1	0	0	5
3	1	1	0	1	0	3
3	0	0	0	0	2	5
0	0	0	0	0	0	0

AB	R	H	RBI	BB	SO	LOB
33	5	11	5	6	6	24

Inning Stats	R: 2	H: 3	E: 0	K: 0	S: 6	LOB: 2	BB: 1	P: 10
Pat Jarvis, R ERA: 4.43 (1, 1)	IP: 1.1	WLS: 1	BF: 11	H: 5	R: 3	ER: 3	SO: 0	BB: 1
Mike McQueen, L ERA: 2.2 (2, 1)	IP: 4.2	WLS: 2	BF: 20	H: 4	R: 1	ER: 1	SO: 5	BB: 3
Bob Priddy, R ERA: 5.4 (7, 1)	IP: 2.0	WLS: 0	BF: 9	H: 2	R: 1	ER: 1	SO: 1	BB: 0

Atlanta Braves @ San Francisco Giants
Candlestick Park, San Francisco, CA

Sun May 09 1971, 6:33 AM EDT
Unknown

livebaseballscorecards.com

WP: 4 **PA: 40**
PB: 0 **SB: 0**
CS: 0



Batter	1	2	3	4	5	6	7	8	9	10	AB R H RBI BB SO LOB	TOP																	
Sonny Jackson, L (1, 8) OBP: 0.338, SLG: 0.387	0-0 4-3		4-0 2B HR BB		0-0 F5		0-0 4-3		0-3 K		4 1 0 0 1 1 0	<p>Atlanta Braves @ San Francisco Giants</p> <p>Candlestick Park, San Francisco, CA</p> <p>Sun May 09 1971, 6:38 AM EDT</p> <p>Att. 28,744 - Unknown</p>																	
Ralph Garr, L (1, 7) OBP: 0.427, SLG: 0.512	0-0 4-3		0-0 1-3 HR 2B		0-0 CS 1B			0-0 HBP SH5-4 1B	0-0 1B 1B	5 2 4 0 0 0 0																			
Felix Millan, R (1, 4) OBP: 0.447, SLG: 0.500	0-0 2B		4-0 HR BB		0-0 CS 1-2	0-3 K		0-0 SH5-4 1-2	0-0 1B 1B	3 1 2 0 1 1 0																			
Orlando Cepeda, R (1, 3) OBP: 0.333, SLG: 0.642	0-0 G3		0-0 1-H 2-H 3-H HR		0-0 HR			4-0 HBP IBB	0-0 F8	4 2 2 5 1 0 3																			
Earl Williams, R (1, 5) OBP: 0.275, SLG: 0.480		0-0 F8	0-0 4-3		0-0 F6			0-0 F4	0-0 1-2 2-H 1B	5 0 1 1 0 0 2																			
Mike Lum, L (1, 9) OBP: 0.317, SLG: 0.226		0-0 F7		0-0 3-1		4-0 BB		1-0 HBP	0-3 K	2 0 0 0 1 0 0																			
Bob Priddy, R (8, 1)								1-2 2-3 HBP		1 0 0 0 0 1 2																			
Cecil Upshaw, R (10, 1)										0 0 0 0 0 0 0																			
Bob Didier, S (1, 2) OBP: 0.195, SLG: 0.200		0-0 4-3		0-0 G3		0-3 K		0-0 F7	0-0 G3	3 0 0 0 0 1 1																			
Hank Aaron, R (8, PH) OBP: 0.360, SLG: 0.680										1 0 0 0 0 0 3																			
Hal King, L (8, 2) OBP: 0.275, SLG: 0.243										1 0 0 0 0 0 2																			
Marty Perez, R (1, 6) OBP: 0.260, SLG: 0.279			0-0 F3	0-0 6-3			0-0 5-3		0-0 F9	4 0 0 0 0 0 0																			
Phil Niekro, R (1, 1)			0-0 5-3		0-3 K		0-0 5-3		0-0 3-1	1 0 0 0 0 0 0																			
Ron Herbel, R (4, 1)										2 0 0 0 0 1 0																			
Dusty Baker Jr., R (8, 9) OBP: 0.158, SLG: 0.211										1 0 0 0 0 0 0																			
Inning Stats	R: 0 E: 0 K: 0 S: 4	H: 1 LOB: 1 BB: 0 P: 4	R: 0 E: 0 K: 0 S: 3	H: 0 LOB: 0 BB: 0 P: 3	R: 4 E: 0 K: 0 S: 5	H: 2 LOB: 0 BB: 2 P: 13	R: 0 E: 0 K: 0 S: 3	H: 0 LOB: 0 BB: 0 P: 3	R: 0 E: 0 K: 1 S: 5	H: 1 LOB: 0 BB: 0 P: 5	R: 1 E: 0 K: 2 S: 8	H: 1 LOB: 1 BB: 1 P: 12	R: 0 E: 0 K: 0 S: 3	H: 0 LOB: 0 BB: 0 P: 3	R: 0 E: 0 K: 0 S: 4	H: 1 LOB: 3 BB: 1 P: 9	R: 0 E: 0 K: 1 S: 5	H: 0 LOB: 0 BB: 0 P: 5	R: 1 E: 0 K: 1 S: 8	H: 3 LOB: 2 BB: 0 P: 8	1B: 5 2B: 2 3B: 0 HR: 2	SF: 0 SAC: 1 DP: 0 HBP: 1	WP: 0 PB: 0 SB: 0 CS: 1	PA: 44					
PITCHER	IP WLS BF H R ER SO BB IBB HBP BLK WP HR S P ERA WHIP												IP WLS BF H R ER SO BB IBB HBP BLK WP HR S P ERA WHIP																
Rich Robertson, R (1, 1) ERA: 4.07	4.0		17	3	4	4	0	2	0	0	0	0	0	1	16	20	3.00	1.000											
John Cumberland, L (5, 1) ERA: 1.02	3.0		11	2	1	1	3	1	0	0	0	0	0	1	16	20	3.00	1.000											
Don McMahon, R (8, 1) ERA: 7.11	2.0		9	1	0	0	1	0	1	1	0	0	0	0	9	14	0.00	0.500											
Jerry Johnson, R (10, 1) ERA: 1.21	1.0	L	6	3	1	1	1	0	0	0	0	0	0	0	8	8	9.00	3.000											

livebaseballscorecards.com

AB	37
R	6
H	9
RBI	6
BB	4
SO	5
LOB	13



Batter	1	2	3	4	5	6	7	8	9	10	AB	R	H	RBI	BB	SO	LOB
Bobby Bonds, R OBP: 0.370, SLG: 0.588 (1, 9)	0-3 K		0-0 5-3	0-0 5-3			0-0 F6		0-3 K		5	0	0	0	0	2	1
Chris Speier, R OBP: 0.369, SLG: 0.339 (1, 6)	0-0 5-3			1-0 HR HBP	0-0 5-3		0-0 G3			0-0 F8	4	1	0	0	0	0	0
Ken Henderson, S OBP: 0.358, SLG: 0.441 (1, 8)	0-0 F7			0-0 E6 HR	0-0 3-1			0-0 F8		4-0 BB	4	1	0	0	1	0	1
Willie McCovey, L OBP: 0.371, SLG: 0.529 (1, 3) Bob Heise, R (8, PR) Hal Lanier, R OBP: 0.273, SLG: 0.200 (9, 5) Dick Dietz, R OBP: 0.435, SLG: 0.429 (10, PH)		0-0 1B WP 1B		0-0 HR				0-0 F9 1B 1B		0-3 K	4	1	4	3	0	0	0
George Foster, R OBP: 0.351, SLG: 0.507 (1, 7)		0-0 F2		0-0 HR 1B 3B 2B	0-3 K			0-0 1B 1B		0-0 4-3	5	1	2	0	0	1	3
Al Gallagher, R OBP: 0.317, SLG: 0.347 (1, 5) Willie Mays, R OBP: 0.473, SLG: 0.714 (8, PH) (9, 3)		0-0 G1-6-3 1B		0-0 F7			0-0 FC6-4 1B		0-0 F9 2-3		3	0	2	0	0	0	1
Tito Fuentes, S OBP: 0.286, SLG: 0.317 (1, 4)		0-0 G1-6-3		0-0 3B 1B			0-0 FC6-4 1-2f S		0-0 4-3		4	1	1	0	0	0	5
Russ Gibson, R OBP: 0.111, SLG: 0.333 (1, 2)			0-0 5-3	0-0 3B			0-0 FC1-5-6-4 1-3		0-0 4-3		4	0	1	2	0	0	1
Rich Robertson, R OBP: 0.100, SLG: 0.100 (1, 1) Frank Johnson, R OBP: 0.185, SLG: 0.110 (4, PH) John Cumberland, R (5, 1) Jimmy Rosario, S OBP: 0.340, SLG: 0.211 (7, PH) Don McMahon, R (8, 1) Gaylord Perry, R OBP: 0.077, SLG: 0.077 (9, PH) Jerry Johnson, R (10, 1)			0-3 K	0-0 F5			0-0 4-3		0-3 K		1	0	0	0	0	1	0

BOTTOM

Atlanta Braves @ San Francisco Giants
Candlestick Park, San Francisco, CA

Sun May 09 1971, 6:38 AM EDT
Att: 28,744 - Unknown

livebaseballscorecards.com

AB	39
R	5
H	10
RBI	5
BB	1
SO	6
LOB	16



Inning Stats	R: 0	H: 0	E: 0	K: 1	S: 5	P: 5	R: 0	H: 2	E: 0	K: 0	S: 4	P: 4	R: 0	H: 0	E: 0	K: 1	S: 5	R: 5	H: 4	E: 1	K: 0	S: 8	P: 9	R: 0	H: 1	E: 0	K: 1	S: 6	P: 6	R: 0	H: 1	E: 0	K: 0	S: 3	R: 0	H: 0	E: 0	K: 0	S: 3	R: 0	H: 0	E: 0	K: 0	S: 3	R: 0	H: 2	E: 0	K: 0	S: 5	P: 5	R: 0	H: 0	E: 0	K: 2	S: 7	P: 7	R: 0	H: 0	E: 0	K: 1	S: 5	P: 9	1B: 7	2B: 2	3B: 1	HR: 1	SF: 0	SAC: 0	DP: 2	HBP: 1	WP: 1	PA: 41
Phil Niekro, R ERA: 3.22 (1, 1)	IP	WLS	BF	H	R	ER	SO	BB	IBB	HBP	BLK	WP	HR	S	P	ERA	WHIP																																																							
Ron Herbel, R ERA: 2.77 (4, 1)	4.0		17	4	0	0	1	0	0	0	0	0	0	17	17	0.00	1.000																																																							
Bob Priddy, R ERA: 4.7 (8, 1)	2.0	W	7	0	0	0	2	1	0	0	0	0	0	10	14	0.00	0.500																																																							
Cecil Upshaw, R ERA: 2.7 (10, 1)	0.2	S	2	0	0	0	1	0	0	0	0	0	0	4	4	0.00	0.000																																																							

Batter	1	2	3	4	5	6	7	8	9	AB R H RBI BB SO LOB	TOP																													
Pete Rose, S (1, 9) OBP: 0.381, SLG: 0.374	0-1 CI		x 0-0 1B			x 0-0 FC6-4 1B		x 0-0 E 1B		3 0 3 0 0 0 0	Cincinnati Reds @ San Francisco Giants Candlestick Park, San Francisco, CA Mon May 10 1971, 6:33 AM EDT Att. 4,768 - Unknown																													
Buddy Bradford, R (1, 8) OBP: 0.250, SLG: 0.238	0-0 F8		x 0-0 1-3			x 0-0 FC6-4 HR		x 0-0 E6 1-2		4 1 0 0 0 0 4																														
Johnny Bench, R (1, 2) OBP: 0.333, SLG: 0.598	0-3 K				x 0-0 5-3		x 0-0 F4		x 0-0 F6	4 0 0 0 0 1 4																														
Tony Perez, R (1, 5) OBP: 0.276, SLG: 0.350	0-0 F8				x 0-0 F8		x 0-0 1-H HR		x 0-0 F3	4 1 1 2 0 0 3																														
Lee May, R (1, 3) OBP: 0.328, SLG: 0.545		x 0-0 4-3			x 0-0 6-3		x 0-0 F9		x 0-3 K	4 0 0 0 0 1 0																														
Bernie Carbo, L (1, 7) OBP: 0.372, SLG: 0.301		x 0-3 K			x 0-3 K		x 0-0 3-1		x 0-3 K	4 0 0 0 0 3 0																														
Tommy Helms, R (1, 4) OBP: 0.278, SLG: 0.272		x 0-0 F3			x 0-0 F3		x 0-0 4-3		x 0-0 F9	4 0 0 0 0 0 0																														
Dave Concepcion, R (1, 6) OBP: 0.328, SLG: 0.383			x 0-0 6-3		x 0-0 E3		x 0-0 6-3			3 0 0 0 0 0 0																														
Wayne Simpson, R (1, 1) OBP: 0.167, SLG: 0.167 Tony Cloninger, R (4, 1) OBP: 0.625, SLG: 0.750 Jimmy Stewart, S (5, PH) OBP: 0.286, SLG: 0.283 Milt Wilcox, R (5, 1) Willie Smith, L (8, PH) OBP: 0.244, SLG: 0.350 Wayne Granger, R (8, 1)			x 0-0 6-3		x 0-0 F7		x 0-0 1-3			1 0 0 0 0 0 0 0 0 0 0 0 0 0 1 0 0 0 0 0 1 0 0 0 0 0 0 0 1 0 0 0 0 0 0 0 0 0 0 0 0 0																														
Inning Stats	R: 0 E: 1 K: 1 S: 6	H: 0 LOB: 1 BB: 0 P: 6	R: 0 E: 0 K: 1 S: 5	H: 0 LOB: 0 BB: 0 P: 5	R: 0 E: 0 K: 0 S: 4	H: 1 LOB: 1 BB: 0 P: 4	R: 0 E: 0 K: 0 S: 3	H: 0 LOB: 0 BB: 0 P: 3	R: 0 E: 1 K: 1 S: 6	H: 0 LOB: 1 BB: 0 P: 6	R: 2 E: 0 K: 0 S: 5	H: 2 LOB: 0 BB: 0 P: 5	R: 0 E: 0 K: 0 S: 3	H: 0 LOB: 0 BB: 0 P: 3	R: 0 E: 1 K: 0 S: 5	H: 1 LOB: 2 BB: 0 P: 5	R: 0 E: 0 K: 2 S: 7	H: 0 LOB: 0 BB: 0 P: 7	1B: 3 2B: 0 3B: 0 HR: 1	SF: 0 SAC: 0 DP: 0 HBP: 0	WP: 0 PB: 0 SB: 0 CS: 0	PA: 34																		
PITCHER Juan Marichal, R (1, 1) ERA: 1.83	IP 9.0	WLS W	BF 34	H 4	R 2	ER 2	SO 5	BB 0	IBB 0	HBP 0	BLK 0	WP 0	HR 1	S 44	P 44	ERA 2.00	WHIP 0.444						PITCHER	IP 9.0	WLS W	BF 34	H 4	R 2	ER 2	SO 5	BB 0	IBB 0	HBP 0	BLK 0	WP 0	HR 1	S 44	P 44	ERA 2.00	WHIP 0.444

livebaseballscorecards.com

AB	33
R	2
H	4
RBI	2
BB	0
SO	5
LOB	12



Batter	1	2	3	4	5	6	7	8	9	AB	R	H	RBI	BB	SO	LOB				
Bobby Bonds, R (1, 9) OBP: 0.382, SLG: 0.586	0-0 S 1B		4-0 BB FC3-6-2	4-0 BB G5-4-3			0-0 5-3			2	2	1	0	2	0	0				
Chris Speier, R (1, 6) OBP: 0.359, SLG: 0.328	0-0 F4 1-2		0-0 6-3	0-0 G5-4-3 1-2f			0-0 4-3			4	0	0	0	0	0	5				
Willie Mays, R (1, 8) OBP: 0.482, SLG: 0.710	0-0 BB 2-H 1B		4-0 FC3-6-2 BB BB			0-0 F8	4-0 1B BB			2	0	1	1	2	0	0				
Willie McCovey, L (1, 3) OBP: 0.380, SLG: 0.523 Frank Johnson, R (6, 3) OBP: 0.214, SLG: 0.167	4-0 FC6-4 1-2 BB		4-0 FC3-6-2 1-2 2-3 BB			0-0 F9	0-0 1-2 1B			1	0	0	0	2	0	0				
Ken Henderson, S (1, 7) OBP: 0.345, SLG: 0.423	0-0 F3		0-0 FC3-6-2 1-2 2-3 3-H			0-3 K	0-0 F9			4	0	0	1	0	1	6				
Al Gallagher, R (1, 5) OBP: 0.324, SLG: 0.364	0-0 FC6-4 1-2f			0-0 1B 2B			0-0 FC6-4 1B			4	1	2	0	0	0	2				
Tito Fuentes, S (1, 4) OBP: 0.294, SLG: 0.333		0-0 F5		0-0 SH5-4 2-H 1B 1B			0-0 F6			4	0	2	1	0	0	1				
Russ Gibson, R (1, 2) OBP: 0.154, SLG: 0.308		0-0 4-3		0-0 SH5-4 1-2 1B			0-0 FC6-4 1-2f			4	0	1	0	0	0	2				
Juan Marichal, R (1, 1) OBP: 0.136, SLG: 0.095		0-0 F6		0-0 SH5-4 1-2 2-3			0-3 K			2	0	0	0	0	1	1				
Inning Stats	R: 1 E: 0 K: 0 S: 5	H: 2 LOB: 2 BB: 1 P: 9	R: 0 E: 0 K: 0 S: 3	H: 0 LOB: 0 BB: 0 P: 3	R: 1 E: 0 K: 0 S: 2	H: 0 LOB: 1 BB: 3 P: 14	R: 1 E: 0 K: 0 S: 5	H: 3 LOB: 2 BB: 1 P: 9	R: 0 E: 0 K: 1 S: 5	H: 0 LOB: 0 BB: 0 P: 5	R: 0 E: 0 K: 1 S: 6	H: 1 LOB: 1 BB: 0 P: 6	R: 0 E: 0 K: 0 S: 4	H: 1 LOB: 2 BB: 1 P: 8	R: 0 E: 0 K: 0 S: 3	H: 1 LOB: 0 BB: 0 P: 3	1B: 6 2B: 4 3B: 0 HR: 0	SF: 0 SAC: 1 DP: 3 HBP: 0	WP: 0 PB: 0 SB: 1 CS: 0	PA: 35

Cincinnati Reds @ San Francisco Giants
Candlestick Park, San Francisco, CA

Mon May 10 1971, 6:33 AM EDT
 Att. 4,768 - Unknown

AB	28
R	3
H	8
RBI	3
BB	6
SO	2
LOB	17



PITCHER	IP	WLS	BF	H	R	ER	SO	BB	IBB	HBP	BLK	WP	HR	S	P	ERA	WHIP
Wayne Simpson, R (1, 1) ERA: 5.12	3.0	L	16	4	3	3	0	4	0	0	0	0	0	12	28	9.00	2.667
Tony Cloninger, R (4, 1) ERA: 2.77	1.0		4	1	0	0	0	1	0	0	0	0	0	3	7	0.00	2.000
Milt Wilcox, R (5, 1) ERA: 7.24	3.0		12	2	0	0	2	1	0	0	0	0	0	15	19	0.00	1.000
Wayne Granger, R (8, 1) ERA: 1.37	1.0		3	1	0	0	0	0	0	0	0	0	0	3	3	0.00	1.000

Batter	1	2	3	4	5	6	7	8	9	AB R H RBI BB SO LOB	TOP
Pete Rose, S (1, 9) OBP: 0.377, SLG: 0.370	0-0 G4-3 1B 1B		0-0 4-3		0-0 6-3		0-0 4-3			4 0 1 0 0 0 2	Cincinnati Reds @ San Francisco Giants Candlestick Park, San Francisco, CA Tue May 11 1971, 10:05 PM EDT Att. 8,039 - Unknown livebaseballscorecards.com
Buddy Bradford, R (1, 8) OBP: 0.250, SLG: 0.239	0-0 G4-3 1B 1-2		0-0 F9		0-3 K		0-0 E6 4-3			4 0 1 0 0 1 0	
Johnny Bench, R (1, 2) OBP: 0.323, SLG: 0.579	0-0 G4-3 1-2f 2-3			0-3 K 2B		0-0 6-3		0-3 K		4 0 0 0 0 2 3	
Tony Perez, R (1, 5) OBP: 0.275, SLG: 0.342	4-0 BB			0-0 F8		0-3 K		0-0 4-3 2-3		3 0 0 0 1 1 2	
Lee May, R (1, 3) OBP: 0.306, SLG: 0.508	0-3 K			0-0 F7		0-0 F2		0-3 K		4 0 0 0 0 2 4	
Hal McRae, R (1, 7) OBP: 0.274, SLG: 0.343		0-0 4-3		0-0 1-3 2B		0-0 PB 1B 1B		0-0 F8		4 1 2 0 0 0 0	
Tommy Helms, R (1, 4) OBP: 0.268, SLG: 0.262		0-0 6-3		0-3 K		0-0 F6		0-0 5-3		4 0 0 0 0 1 3	
Dave Concepcion, R (1, 6) OBP: 0.338, SLG: 0.381		0-0 F8			0-0 G4-6-3 1B		4-0 1B 1-2 BB		0-0 F7	3 0 1 0 1 0 0	
Jim Merritt, L (1, 1) OBP: 0.222, SLG: 0.333 Bernie Carbo, L (7, PH) OBP: 0.379, SLG: 0.311 Joe Gibbon, R (7, 1)			0-3 K		0-0 G4-6-3 1-2f		0-0 1-3 2-H 1B			2 0 0 0 0 1 1 1 0 1 1 0 0 0 0 0 0 0 0 0 0	
Inning Stats	R: 0 H: 2 E: 0 LOB: 2 K: 1 BB: 1 S: 6 P: 10	R: 0 H: 0 E: 0 LOB: 0 K: 0 BB: 0 S: 3 P: 3	R: 0 H: 0 E: 0 LOB: 0 K: 1 BB: 0 S: 5 P: 5	R: 0 H: 1 E: 0 LOB: 2 K: 2 BB: 0 S: 9 P: 9	R: 0 H: 1 E: 0 LOB: 0 K: 0 BB: 0 S: 3 P: 3	R: 0 H: 0 E: 0 LOB: 0 K: 2 BB: 0 S: 7 P: 7	R: 1 H: 2 E: 0 LOB: 2 K: 0 BB: 1 S: 5 P: 9	R: 0 H: 0 E: 1 LOB: 1 K: 2 BB: 0 S: 8 P: 8	R: 0 H: 0 E: 0 LOB: 0 K: 0 BB: 0 S: 3 P: 3	1B: 5 SF: 0 2B: 1 SAC: 0 3B: 0 DP: 2 HR: 0 HBP: 0	WP: 0 PA: 35 PB: 2 SB: 0 CS: 0
PITCHER Gaylord Perry, R (1, 1) ERA: 2.78	IP WLS BF H R ER SO BB IBB HBP BLK WP HR S P ERA WHIP										
	9.0 W 35 6 1 1 8 2 0 0 0 0 0 0 49 57 1.00 0.889										



Batter	1	2	3	4	5	6	7	8	9
Bobby Bonds, R OBP: 0.378, SLG: 0.600 (1, 9) X	0-0 HR	0-0 F7		0-0 5-3			0-3 K		
Chris Speier, R OBP: 0.361, SLG: 0.331 Bob Heise, R (3, 6)	0-0 1B 1B	0-0 F9			0-0 F7		0-0 4-3		
Willie Mays, R OBP: 0.475, SLG: 0.688 (1, 8) X	0-0 F9		4-0 HR BB		0-0 6-3		0-0 F9		
Willie McCovey, L OBP: 0.394, SLG: 0.567 (1, 3) X	0-0 1B E 1B		0-0 HR		0-0 1B		0-3 K		
Ken Henderson, S OBP: 0.342, SLG: 0.416 (1, 7) X	0-0 E8 1B		0-3 K		0-0 F4		0-0 F9		
Dick Dietz, R OBP: 0.441, SLG: 0.465 (1, 2) X	0-0 HR		0-0 G5-4-3 1B		0-3 K		0-0 F7		
Tito Fuentes, S OBP: 0.295, SLG: 0.327 (1, 4) H	1-0 HBP		0-0 G5-4-3		0-0 F7		0-3 K		
Hal Lanier, R OBP: 0.259, SLG: 0.189 (1, 5) S	0-3 K			0-0 G3		0-3 K			
Gaylord Perry, R OBP: 0.069, SLG: 0.069 (1, 1) X		0-0 5-3		0-0 4-3		0-0 6-3			

Inning Stats	R: 4	H: 5	E: 1	LOB: 1	K: 1	S: 9	P: 10	R: 0	H: 0	E: 0	LOB: 0	K: 0	S: 3	R: 2	H: 2	E: 0	LOB: 0	K: 1	S: 6	R: 0	H: 0	E: 0	LOB: 0	K: 0	S: 3	R: 0	H: 1	E: 0	LOB: 1	K: 0	S: 4	R: 0	H: 0	E: 0	LOB: 0	K: 2	S: 7	R: 0	H: 0	E: 0	LOB: 0	K: 1	S: 5	R: 0	H: 0	E: 0	LOB: 0	K: 1	S: 5
--------------	------	------	------	--------	------	------	-------	------	------	------	--------	------	------	------	------	------	--------	------	------	------	------	------	--------	------	------	------	------	------	--------	------	------	------	------	------	--------	------	------	------	------	------	--------	------	------	------	------	------	--------	------	------

PITCHER	IP	WLS	BF	H	R	ER	SO	BB	IBB	HBP	BLK	WP	HR	S	P	ERA	WHIP
Jim Merritt, L ERA: 5.13 (1, 1)	6.0	L	26	8	6	6	4	1	0	1	0	0	3	32	37	9.00	1.500
Joe Gibbon, L ERA: 3.63 (7, 1)	2.0		6	0	0	0	2	0	0	0	0	0	0	10	10	0.00	0.000

BOTTOM

AB	R	H	RBI	BB	SO	LOB
4	1	1	1	0	1	0
2	1	1	0	0	0	0
2	0	0	0	0	0	0
3	1	0	0	1	0	1
4	2	3	2	0	1	0
4	0	1	1	0	1	1
3	1	2	1	0	1	0
2	0	0	0	0	0	1
3	0	0	0	0	2	1
3	0	0	0	0	0	0

AB	30
R	6
H	8
RBI	5
BB	1
SO	6
LOB	4



WP	HR	S	P	ERA	WHIP
0	0	1	0	0.00	0.000

Cincinnati Reds @ San Francisco Giants
Candlestick Park, San Francisco, CA
 Tue May 11 1971, 10:05 PM EDT
 Att. 8,039 - Unknown

livebaseballscorecards.com

Batter	1	2	3	4	5	6	7	8	9	AB R H RBI BB SO LOB	TOP																						
Pete Rose, S (1, 9) OBP: 0.373, SLG: 0.382	0-0 6-3		0-0 2B 3B		0-0 1-3			0-0 4-3		4 1 1 0 0 0 0	Cincinnati Reds @ San Francisco Giants Candlestick Park, San Francisco, CA Wed May 12 1971, 6:33 AM EDT Att. 5,120 - Unknown																						
Buddy Bradford, R (1, 8) OBP: 0.250, SLG: 0.260	0-0 F8		0-0 L6-4 2B		0-0 4-3			0-0 4-3		4 0 1 1 0 0 0																							
Johnny Bench, R (1, 2) OBP: 0.328, SLG: 0.597	0-0 F8		4-0 BB		0-0 E5 G1-4-3			0-0 HR		3 1 1 1 1 0 0																							
Tony Perez, R (1, 5) OBP: 0.281, SLG: 0.341		0-0 1B 1B	0-0 L6-4 2-3		0-0 F9			4-0 G6-4-3 1B BB		3 0 1 0 1 0 3																							
Lee May, R (1, 3) OBP: 0.318, SLG: 0.508		0-0 FC6-4 1-2 1B		0-0 6-3		0-0 G1-4-3 1-2f		0-0 G6-4-3 1-2 1B		4 0 2 0 0 0 1																							
Hal McRae, R (1, 7) OBP: 0.273, SLG: 0.338		0-0 FC6-4 1-2f		0-0 F6			0-0 G6-4-3 1B	0-0 G6-4-3 1-2f 2-3		4 0 1 0 0 0 4																							
Tommy Helms, R (1, 4) OBP: 0.267, SLG: 0.261		0-0 F3		0-0 1B			0-0 F7	0-0 1-3		4 0 1 0 0 0 4																							
Dave Concepcion, R (1, 6) OBP: 0.324, SLG: 0.364		0-3 K		0-0 F9			0-0 G6-4-3 1-2f			3 0 0 0 0 1 4																							
Wayne Granger, R (7, 1)										0 0 0 0 0 0 0																							
Don Gullett, R (1, 1)			0-0 F3		0-0 F3			0-0 F9		2 0 0 0 0 0 0																							
Milt Wilcox, R (2, 1)										1 0 0 0 0 0 0																							
Woody Woodward, R (7, 6) OBP: 0.355, SLG: 0.343																																	
Inning Stats	R: 0 E: 0 K: 0 S: 3	H: 0 LOB: 0 BB: 0 P: 3	R: 0 E: 0 K: 1 S: 7	H: 2 LOB: 2 BB: 0 P: 7	R: 1 E: 0 K: 0 S: 4	H: 2 LOB: 1 BB: 1 P: 8	R: 0 E: 0 K: 0 S: 4	H: 1 LOB: 1 BB: 0 P: 4	R: 0 E: 0 K: 0 S: 3	H: 0 LOB: 0 BB: 0 P: 3	R: 0 E: 1 K: 0 S: 3	H: 0 LOB: 0 BB: 0 P: 3	R: 0 E: 0 K: 0 S: 3	H: 0 LOB: 0 BB: 0 P: 3	R: 0 E: 0 K: 0 S: 3	H: 0 LOB: 0 BB: 0 P: 3	R: 1 E: 0 K: 0 S: 4	H: 2 LOB: 1 BB: 1 P: 8	1B: 5 2B: 2 3B: 1 HR: 1	SF: 0 SAC: 0 DP: 4 HBP: 0	WP: 0 PB: 0 SB: 0 CS: 0	PA: 34											
PITCHER Ron Bryant, L (1, 1) ERA: 1.79	IP 9.0	WLS W	BF 34	H 8	R 2	ER 2	SO 1	BB 2	IBB 0	HBP 0	BLK 0	WP 0	HR 1	S 34	P 42	ERA 2.00	WHIP 1.111																
											PITCHER	IP	WLS	BF	H	R	ER	SO	BB	IBB	HBP	BLK	WP	HR	S	P	ERA	WHIP					

livebaseballscorecards.com

AB	32
R	2
H	8
RBI	2
BB	2
SO	1
LOB	16



Batter	1	2	3	4	5	6	7	8	9
Bobby Bonds, R OBP: 0.388, SLG: 0.595 (1, 9)	0-3 K	4-0 FC3-6 BB		4-0 FC5-4 BB			4-0 2B BB		
Frank Johnson, R OBP: 0.200, SLG: 0.154 (1, 3)	0-3 K	0-0 FC3-6		0-0 FC5-4			0-0 2B		
Willie Mays, R OBP: 0.475, SLG: 0.694 (4, PH) (5, 3)	0-3 K	0-0 FC3-6 FC6-4 1-2f 2-3 3-H		0-0 FC5-4 1-2f			0-0 2B 1-H		
Ken Henderson, S OBP: 0.339, SLG: 0.408 (1, 8)	0-0 6-3	0-0 SF7			4-0 FC6-4 BB		0-0 F9		
Dick Dietz, R OBP: 0.435, SLG: 0.452 (1, 2)		4-0 BB 1B BB FC6-4 1-2f			0-0 F8		0-0 F7		
George Foster, R OBP: 0.346, SLG: 0.493 (1, 7)		0-0 1B 2B 1B	0-0 F7		0-0 F7		0-0 5-3		
Al Gallagher, R OBP: 0.321, SLG: 0.353 (1, 5)		4-0 1B 2B BB	0-0 4-3		0-0 FC6-4 1-2f		0-0 6-3		
Tito Fuentes, S OBP: 0.293, SLG: 0.324 (1, 4)		0-0 2B E 1B	0-0 G3			0-0 4-3	0-0 1-3		
Hal Lanier, R OBP: 0.274, SLG: 0.214 (1, 6)		0-0 E FC3-6 2B		0-0 F3		0-0 6-3	4-0 BB		
Ron Bryant, S OBP: 0.118, SLG: 0.118 (1, 1)		0-0 E5 FC3-6 SF7 BB		0-0 1-4-3		0-0 4-3	0-0 F7		

Inning Stats	R: 0	H: 0	E: 0	K: 2	S: 7	R: 6	H: 3	E: 1	K: 0	S: 7	R: 0	H: 0	E: 0	K: 0	S: 3	R: 0	H: 0	E: 0	K: 0	S: 3	R: 0	H: 0	E: 0	K: 0	S: 3	R: 1	H: 1	E: 0	K: 0	S: 4	R: 0	H: 0	E: 0	K: 0	S: 3
	LOB: 0	BB: 0	P: 7	LOB: 1	BB: 3	P: 19	LOB: 0	BB: 0	P: 3	LOB: 1	BB: 1	P: 7	LOB: 0	BB: 0	P: 3	LOB: 0	BB: 0	P: 3	LOB: 1	BB: 1	P: 7	LOB: 0	BB: 0	P: 3	LOB: 1	BB: 1	P: 8	LOB: 1	BB: 1	P: 7	LOB: 0	BB: 0	HR: 0	DP: 0	HBP: 0

PITCHER	IP	WLS	BF	H	R	ER	SO	BB	IBB	HBP	BLK	WP	HR	S	P	ERA	WHIP
Don Gullett, L ERA: 5.08 (1, 1)	1.0	L	8	3	5	4	2	2	0	0	0	0	0	10	18	36.00	5.000
Milt Wilcox, R ERA: 5.3 (2, 1)	5.0		19	0	1	0	0	3	0	0	0	0	0	16	28	0.00	0.600
Wayne Granger, R ERA: 1.66 (7, 1)	2.0		9	1	1	1	0	2	0	0	0	0	0	7	15	4.50	1.500

BOTTOM

Cincinnati Reds @ San Francisco Giants
Candlestick Park, San Francisco, CA

Wed May 12 1971, 6:33 AM EDT
Att. 5,120 - Unknown

AB	R	H	RBI	BB	SO	LOB
1	1	0	0	3	1	0
2	0	0	1	0	1	2
2	0	1	1	0	0	1
2	0	0	1	1	0	1
3	1	0	0	1	0	3
4	1	1	0	0	0	2
3	1	0	0	1	0	1
4	1	1	1	0	0	0
3	1	1	2	1	0	0
4	1	0	0	0	0	2

AB	28
R	7
H	4
RBI	6
BB	7
SO	2
LOB	12

WP: 0 PA: 36
PB: 0
SB: 0
CS: 0



PITCHER	IP	WLS	BF	H	R	ER	SO	BB	IBB	HBP	BLK	WP	HR	S	P	ERA	WHIP
Don Gullett, L ERA: 5.08 (1, 1)	1.0	L	8	3	5	4	2	2	0	0	0	0	0	10	18	36.00	5.000
Milt Wilcox, R ERA: 5.3 (2, 1)	5.0		19	0	1	0	0	3	0	0	0	0	0	16	28	0.00	0.600
Wayne Granger, R ERA: 1.66 (7, 1)	2.0		9	1	1	1	0	2	0	0	0	0	0	7	15	4.50	1.500

Batter	1	2	3	4	5	6	7	8	9	AB R H RBI BB SO LOB	TOP		
Maury Wills, S OBP: 0.353, SLG: 0.359 (1, 6) X	0-0 1B 2B 1B	0-0 G3			0-0 4-3		0-0 5-3			4 1 1 0 0 0 1	<p>Los Angeles Dodgers @ San Francisco Giants</p> <p>Candlestick Park, San Francisco, CA</p> <p>Fri May 14 1971, 10:05 PM EDT</p> <p>Att. 30,862 - Unknown</p>		
Bill Buckner, L OBP: 0.328, SLG: 0.383 (1, 9) X	0-0 2B 1-2 6-3 1B		0-0 G3		0-0 F6		0-0 F7			4 1 1 0 0 0 0			
Willie Davis, L OBP: 0.397, SLG: 0.515 (1, 8) X	0-0 1-3 2-H 2B		0-0 F8		0-0 2B			0-0 4-3		4 0 2 1 0 0 0			
Dick Allen, R OBP: 0.328, SLG: 0.381 (1, 7) X	0-0 6-3		0-0 3-1		0-0 F8			0-3 K		4 0 0 1 0 1 2			
Wes Parker, S OBP: 0.320, SLG: 0.338 (1, 3) X	0-0 1-3 2-3			4-0 HR BB		0-0 E4		0-0 F6		3 1 0 0 1 0 1			
Duke Sims, L OBP: 0.358, SLG: 0.441 (1, 2) X	0-0 4-3			0-0 1-H HR		0-0 F9		0-0 F2		4 1 1 2 0 0 2			
Jim Lefebvre, S OBP: 0.327, SLG: 0.481 (1, 4) (6, 5) X		0-0 1-3		0-0 G6-4-3 1B		0-0 F7		0-0 1B		4 0 2 0 0 0 1			
Steve Garvey, R OBP: 0.327, SLG: 0.392 (1, 5) X		0-0 1-3		0-0 G6-4-3		0-0 1-3		0-3 K		3 0 0 0 0 0 2			
Pete Mikkelsen, R OBP: 0.390, SLG: 0.353 (6, 1) X				1-2f						0 0 0 0 0 0 0			
Tom Haller, L OBP: 0.390, SLG: 0.353 (9, PH) X										1 0 0 0 0 1 1			
Al Downing, R OBP: 0.333, SLG: 0.250 (1, 1) X		0-0 1B		0-3 K			0-3 K		0-0 G3	2 0 1 0 0 1 0			
Bill Russell, R OBP: 0.308, SLG: 0.330 (6, 4) X										1 0 0 0 0 1 0			
Willie Crawford, L OBP: 0.360, SLG: 0.455 (9, PH) X										1 0 0 0 0 0 1			
Inning Stats	R: 2 H: 3 E: 0 LOB: 1 K: 0 BB: 0 S: 6 P: 6	R: 0 H: 1 E: 0 LOB: 1 K: 0 BB: 0 S: 4 P: 4	R: 0 H: 0 E: 0 LOB: 0 K: 0 BB: 0 S: 3 P: 3	R: 2 H: 2 E: 0 LOB: 0 K: 1 BB: 1 S: 6 P: 10	R: 0 H: 1 E: 0 LOB: 1 K: 0 BB: 0 S: 4 P: 4	R: 0 H: 0 E: 1 LOB: 1 K: 0 BB: 0 S: 4 P: 4	R: 0 H: 0 E: 0 LOB: 0 K: 1 BB: 0 S: 5 P: 5	R: 0 H: 0 E: 0 LOB: 0 K: 1 BB: 0 S: 5 P: 5	R: 0 H: 1 E: 0 LOB: 1 K: 1 BB: 0 S: 6 P: 6	1B: 5 SF: 0 2B: 2 SAC: 0 3B: 0 DP: 1 HR: 1 HBP: 0	WP: 0 PA: 36 PB: 0 SB: 0 CS: 0		
PITCHER Steve Stone, R ERA: 3.28 (1, 1)	IP WLS BF H R ER SO BB IBB HBP BLK WP HR S P ERA WHIP											PITCHER Jerry Johnson, R ERA: 1.07 (7, 1)	IP WLS BF H R ER SO BB IBB HBP BLK WP HR S P ERA WHIP

livebaseballscorecards.com

AB	35
R	4
H	8
RBI	4
BB	1
SO	4
LOB	11



Batter	1	2	3	4	5	6	7	8	9
Bobby Bonds, R OBP: 0.396, SLG: 0.589 (1, 9) X	0-0 F3		4-0 S 6-3 1B BB		0-0 G4-3 1B		4-0 SH3-4 1B BB	0-0 5-3	
Chris Speier, R OBP: 0.358, SLG: 0.350 (1, 6) X	0-0 HR		0-0 6-3		0-0 G4-3		0-0 SH3-4	0-0 F8	
Willie Mays, R OBP: 0.472, SLG: 0.706 (1, 8) X	0-0 HR		0-3 K		4-0 CS BB		0-3 K	0-0 6-3	
Willie McCovey, L OBP: 0.417, SLG: 0.581 (1, 3) X	0-0 1B		0-0 1B		0-0 CS	0-0 FC4-6 BB 1B	4-0 E 1B IBB		
Ken Henderson, S OBP: 0.336, SLG: 0.402 (1, 7) X	0-0 F2		0-0 F2		0-0 F8	0-0 F8	0-0 E 1B		
Dick Dietz, R OBP: 0.430, SLG: 0.439 (1, 2) S	0-3 K			0-0 F8		4-0 FC4-6 BB	0-0 E5 1B		
Tito Fuentes, S OBP: 0.292, SLG: 0.322 (1, 4) X		0-0 F8		0-0 F6		0-0 FC4-6 BB	0-0 E 1B		
Al Gallagher, R OBP: 0.336, SLG: 0.356 (1, 5) X		0-0 F9		4-0 BB		4-0 BB	0-0 E4 1B		
Hal Lanier, R OBP: 0.274, SLG: 0.214 (8, 5) X							1-2 BB		
Steve Stone, R (1, 1) X		0-0 6-3		0-0 F9		0-3 K	0-0 5-3		
George Foster, R OBP: 0.341, SLG: 0.487 (6, PH) X									
Jerry Johnson, R (7, 1) X									

AB	R	H	RBI	BB	SO	LOB
3	2	1	0	2	0	0
4	1	1	1	0	0	2
4	1	1	1	1	2	2
3	1	3	1	1	0	0
4	1	1	1	0	0	3
3	1	0	0	1	1	3
4	1	1	2	0	0	2
2	0	1	1	2	0	0
0	0	0	0	0	0	0
2	0	0	0	0	0	1
1	0	0	0	0	1	3
1	0	0	0	0	0	1

Los Angeles Dodgers @ San Francisco Giants
Candlestick Park, San Francisco, CA
 Fri May 14 1971, 10:05 PM EDT
 Att. 30,862 - Unknown

AB	31
R	8
H	9
RBI	7
BB	7
SO	4
LOB	17



Inning Stats		R	H	E	K	S	R	H	E	K	S	R	H	E	K	S	R	H	E	K	S	R	H	E	K	S
R: 2 H: 3 E: 0 K: 1 S: 8		0	0	0	0	3	0	0	0	0	3	0	0	0	0	3	0	0	0	0	0	0	0	0	0	0
R: 0 H: 0 E: 0 K: 0 S: 3		0	0	0	0	3	1	1	0	1	10	0	0	0	0	7	0	0	0	0	0	0	0	0	0	0
R: 0 H: 0 E: 0 K: 0 S: 3		0	0	0	0	3	0	0	0	0	7	0	0	0	0	6	0	0	0	0	0	0	0	0	0	0
R: 0 H: 1 E: 0 K: 0 S: 2		0	1	0	0	6	0	0	0	14	0	0	0	0	17	0	0	0	0	0	0	0	0	0	0	0
R: 5 H: 3 E: 0 K: 0 S: 3		0	0	0	0	3	0	0	0	3	0	0	0	0	3	0	0	0	0	0	0	0	0	0	0	0

PITCHER	IP	WLS	BF	H	R	ER	SO	BB	IBB	HBP	BLK	WP	HR	S	P	ERA	WHIP
Al Downing, L ERA: 2.12 (1, 1)	5.2		26	6	3	3	2	5	0	0	0	0	2	25	45	4.76	1.941
Pete Mikkelsen, R ERA: 4.26 (6, 1)	2.1	L	13	3	5	1	2	1	1	0	0	0	0	15	23	3.86	1.714

WP	PA	ERA	WHIP
0	40		

Batter	1	2	3	4	5	6	7	8	9	AB R H RBI BB SO LOB	TOP													
Maury Wills, S (1, 6) OBP: 0.343, SLG: 0.348	0-0 G3		0-0 4-3		0-0 4-3			0-0 4-3		4 0 0 0 0 0 1	<p>Los Angeles Dodgers @ San Francisco Giants</p> <p>Candlestick Park, San Francisco, CA</p> <p>Sat May 15 1971, 6:33 AM EDT</p> <p>Att: 33,370 - Unknown</p>													
Bill Buckner, L (1, 9) OBP: 0.309, SLG: 0.359	0-0 3-1			0-0 G3		0-0 4-3		0-0 F8		4 0 0 0 0 0 0														
Willie Davis, L (1, 8) OBP: 0.393, SLG: 0.507	0-0 F8			0-0 1B		0-0 F9		0-0 4-3		4 0 1 0 0 0 0														
Dick Allen, R (1, 7) OBP: 0.341, SLG: 0.404		0-0 G1-6-3 1B		0-0 F7		0-0 2B		0-0 3-1 1B		4 0 3 0 0 0 1														
Wes Parker, S (1, 3) OBP: 0.318, SLG: 0.336		0-0 G1-6-3 1-2f		0-0 1-3 1B		0-0 1-3		0-0 3-1 1-2		4 0 1 0 0 0 3														
Duke Sims, L (1, 2) OBP: 0.366, SLG: 0.435		0-0 1B		0-0 4-3		0-0 4-3		4-0 BB		3 0 1 0 1 0 2														
Jim Lefebvre, S (1, 4) OBP: 0.322, SLG: 0.456		0-0 G3			4-0 FC5-4 BB	0-0 4-3		0-0 3-1		3 0 0 0 1 0 3														
Billy Grabarkewitz, R (1, 5) OBP: 0.377, SLG: 0.320			0-0 6-3		0-0 FC5-4 1-2f	0-0 5-3				3 0 0 0 0 0 1														
Bill Singer, R (1, 1) OBP: 0.150, SLG: 0.056 Willie Crawford, L (8, PH) OBP: 0.346, SLG: 0.435 Jim Brewer, L (8, 1)			0-3 K		0-0 F7 1-2			0-3 K		2 0 0 0 0 1 1 1 0 0 0 0 1 0 0 0 0 0 0 0 0														
Inning Stats	R: 0 E: 0 K: 0 S: 3	H: 0 LOB: 0 BB: 0 P: 3	R: 0 E: 0 K: 0 S: 4	H: 2 LOB: 1 BB: 0 P: 4	R: 0 E: 0 K: 1 S: 5	H: 0 LOB: 0 BB: 0 P: 5	R: 0 E: 0 K: 0 S: 5	H: 2 LOB: 2 BB: 0 P: 5	R: 0 E: 0 K: 0 S: 3	H: 0 LOB: 1 BB: 1 P: 7	R: 0 E: 0 K: 0 S: 4	H: 1 LOB: 1 BB: 0 P: 4	R: 0 E: 0 K: 0 S: 3	H: 0 LOB: 0 BB: 0 P: 3	R: 0 E: 0 K: 1 S: 5	H: 0 LOB: 0 BB: 0 P: 5	R: 0 E: 0 K: 0 S: 4	H: 1 LOB: 2 BB: 1 P: 8	1B: 5 2B: 1 3B: 0 HR: 0	SF: 0 SAC: 0 DP: 1 HBP: 0	WP: 0 PB: 0 SB: 1 CS: 0	PA: 34		
PITCHER Juan Marichal, R (1, 1) ERA: 1.6	IP 9.0	WLS W	BF 34	H 6	R 0	ER 0	SO 2	BB 2	IBB 0	HBP 0	BLK 0	WP 0	HR 0	S 36	P 44	ERA 0.00	WHIP 0.889						ERA 0.00	WHIP 0.889

AB	32
R	0
H	6
RBI	0
BB	2
SO	2
LOB	12



livebaseballscorecards.com

Batter	1	2	3	4	5	6	7	8	9	AB	R	H	RBI	BB	SO	LOB
Bobby Bonds, R OBP: 0.385, SLG: 0.570 (1, 9) X	0-0 5-3 ①		0-0 F3 ③			0-3 K ②		0-0 F5 ①		4	0	0	0	0	1	1
Chris Speier, R OBP: 0.348, SLG: 0.340 (1, 6) X	0-0 6-3 ②			0-0 F9 ①		0-3 K ③		0-3 K ②		4	0	0	0	0	2	1
Willie Mays, R OBP: 0.465, SLG: 0.698 (1, 8) X	0-0 F4 ③			0-0 F6 ②			0-0 1B 2B	0-3 K ③		4	1	1	0	0	1	0
Willie McCovey, L OBP: 0.405, SLG: 0.563 (1, 3) X		0-0 F7 ①		0-0 F9 ③			0-0 F4 ①			3	0	0	0	0	0	1
Ken Henderson, S OBP: 0.344, SLG: 0.398 (1, 7)		4-0 L5-4 BB BB			0-3 K ①		4-0 WP 1B BB			1	0	0	0	2	1	0
Dick Dietz, R OBP: 0.435, SLG: 0.440 (1, 2)		4-0 1-2 BB BB			0-3 K ②		0-0 1-2 2-H WP 1B			2	0	1	1	1	1	0
Tito Fuentes, S OBP: 0.285, SLG: 0.314 (1, 4) X		0-0 L5-4 ② ③			0-0 6-3 ③		0-3 K ②			3	0	0	0	0	1	4
Al Gallagher, R OBP: 0.336, SLG: 0.349 (1, 5) S			0-3 K ①			0-0 E4 SH3-4		4-0 1-2 2-3 IBB		2	0	0	0	1	1	0
Hal Lanier, R OBP: 0.274, SLG: 0.214 (9, 5)										0	0	0	0	0	0	0
Juan Marichal, R OBP: 0.125, SLG: 0.087 (1, 1) X			0-0 F7 ②			0-0 SH3-4 1-2		0-0 F9 ③		2	0	0	0	0	0	3
Inning Stats	R: 0 E: 0 K: 0 S: 3	H: 0 LOB: 0 BB: 0 P: 3	R: 0 E: 0 K: 0 S: 2	H: 0 LOB: 1 BB: 2 P: 10	R: 0 E: 0 K: 1 S: 5	H: 0 LOB: 0 BB: 0 P: 5	R: 0 E: 0 K: 0 S: 3	H: 0 LOB: 0 BB: 0 P: 3	R: 0 E: 0 K: 2 S: 7	H: 0 LOB: 0 BB: 0 P: 7	R: 1 E: 0 K: 1 S: 7	H: 2 LOB: 3 BB: 2 P: 15	R: 0 E: 0 K: 2 S: 7	H: 0 LOB: 0 BB: 0 P: 7	1B: 1 2B: 2 3B: 0 HR: 0	SF: 0 SAC: 1 DP: 1 HBP: 0
PITCHER	IP WLS BF H R ER SO	IP WLS BF H R ER SO	IP WLS BF H R ER SO	IP WLS BF H R ER SO	IP WLS BF H R ER SO	IP WLS BF H R ER SO	IP WLS BF H R ER SO	IP WLS BF H R ER SO	IP WLS BF H R ER SO	IP WLS BF H R ER SO	IP WLS BF H R ER SO	IP WLS BF H R ER SO	IP WLS BF H R ER SO	IP WLS BF H R ER SO	IP WLS BF H R ER SO	IP WLS BF H R ER SO
Bill Singer, R ERA: 4.55 (1, 1)	7.0 L	27	2	1	1	6	3	1	0	0	0	0	0	0	0	0
Jim Brewer, L ERA: 2.92 (8, 1)	1.0	3	0	0	0	2	0	0	0	0	0	0	0	0	0	0

BOTTOM

Los Angeles Dodgers @ San Francisco Giants
Candlestick Park, San Francisco, CA
Sat May 15 1971, 6:33 AM EDT
Att. 33,370 - Unknown

livebaseballscorecards.com

AB	25
R	1
H	2
RBI	1
BB	4
SO	8
LOB	10



WP: 1	PA: 30
PB: 0	
SB: 0	
CS: 0	

Batter	1	2	3	4	5	6	7	8	9	AB	R	H	RBI	BB	SO	LOB	TOP					
Maury Wills, S OBP: 0.349, SLG: 0.355 (1, 6)	0-0 4-3		0-0 1B		0-0 F7		0-0 FC6-4	0-0 S	0-0 1B	6	0	3	1	0	0	2						
Bill Buckner, L OBP: 0.301, SLG: 0.348 (1, 9)	0-0 F8		0-0 1B		0-0 F7		0-0 G3	0-3 K	0-0 5-3	5	0	1	0	0	1	4						
Pete Mikkelsen, R (8, 1)										1	0	0	0	0	0	3						
Bob O'Brien, L (9, 1)										0	0	0	0	0	0	0						
Joe Moeller, R (9, 1)										0	0	0	0	0	0	0						
Willie Davis, L OBP: 0.393, SLG: 0.507 (1, 8)	0-0 F9		0-0 G1-6-3				0-0 F4		0-0 1B	4	2	1	0	1	0	3						
Dick Allen, R OBP: 0.351, SLG: 0.402 (1, 7)		0-0 FC4-6		4-0 E		0-3 K		4-0 HR	0-3 K	3	3	1	0	2	2	2						
Wes Parker, S OBP: 0.327, SLG: 0.357 (1, 3)		4-0 FC4-6		0-0 5-3		0-0 1-3		0-0 HR	4-0 BB	3	2	1	2	2	0	1						
Tom Haller, L OBP: 0.413, SLG: 0.410 (1, 2)		0-0 FC4-6		0-0 4-3		0-0 FC5		0-0 E	0-0 BB	5	2	3	3	0	0	1						
Jim Lefebvre, S OBP: 0.344, SLG: 0.441 (1, 4)		0-0 3-1		0-0 G3		4-0 IBB		4-0 FC3-6	4-0 1B	2	0	0	0	3	0	1						
Billy Grabarkewitz, R OBP: 0.371, SLG: 0.314 (1, 5)		0-0 F4				0-0 S		0-0 F3	0-3 K	1	0	0	0	0	0	1						
Steve Garvey, R OBP: 0.325, SLG: 0.386 (2, 5)						0-0 FC5				4	0	1	0	0	1	7						
Claude Osteen, L OBP: 0.160, SLG: 0.091 (1, 1)			0-0 6-3		0-0 F8		0-0 FC6-4	0-0 FC3-6	4-0 1B	2	0	0	0	0	0	1						
Willie Crawford, L OBP: 0.370, SLG: 0.458 (7, PH)										1	0	1	0	0	0	0						
Jim Brewer, L (7, 1)										0	0	0	0	0	0	0						
Manny Mota, R OBP: 0.366, SLG: 0.359 (8, PH)										1	0	0	1	1	0	1						
(8, 9)																						
Inning Stats	R: 0 E: 0 K: 0 S: 3	H: 0 LOB: 0 BB: 0 P: 3	R: 1 E: 1 K: 0 S: 4	H: 1 LOB: 1 BB: 1 P: 8	R: 0 E: 0 K: 0 S: 4	H: 2 LOB: 1 BB: 0 P: 4	R: 1 E: 1 K: 0 S: 3	H: 0 LOB: 0 BB: 1 P: 7	R: 0 E: 0 K: 0 S: 4	H: 1 LOB: 1 BB: 0 P: 4	R: 1 E: 0 K: 1 S: 6	H: 1 LOB: 2 BB: 2 P: 14	R: 0 E: 0 K: 0 S: 4	H: 1 LOB: 1 BB: 0 P: 4	R: 3 E: 1 K: 1 S: 8	H: 3 LOB: 2 BB: 2 P: 16	R: 3 E: 0 K: 2 S: 10	H: 3 LOB: 3 BB: 3 P: 22	1B: 9 2B: 2 3B: 0 HR: 1	SF: 0 SAC: 0 DP: 1 HBP: 0	WP: 0 PB: 0 SB: 3 CS: 0	PA: 47
PITCHER	IP	WLS	BF	H	R	ER	SO	BB	IBB	HBP	BLK	WP	HR	S	P	ERA	WHIP					
Gaylord Perry, R ERA: 2.8 (1, 1)	6.0		26	5	3	2	1	3	1	0	0	0	0	24	40	3.00	1.333					
Don McMahon, R ERA: 8.56 (7, 1)	1.0	L	7	3	3	3	0	1	0	0	0	0	1	6	10	27.00	4.000					
Jerry Johnson, R ERA: 1.04 (8, 1)	0.2		4	1	0	0	0	1	0	0	0	0	0	3	7	0.00	3.000					
Steve Hamilton, L ERA: 1.8 (8, 1)	0.1		1	0	0	0	1	0	0	0	0	0	0	3	3	0.00	0.000					
Rich Robertson, R ERA: 5.04 (9, 1)	0.2		8	3	3	3	2	2	1	0	0	0	0	9	21	40.50	7.500					
PITCHER	IP	WLS	BF	H	R	ER	SO	BB	IBB	HBP	BLK	WP	HR	S	P	ERA	WHIP					
Frank Reberger, R ERA: 4.3 (9, 1)	0.1		1	0	0	0	0	0	0	0	0	0	0	1	1	0.00	0.000					

Los Angeles Dodgers @ San Francisco Giants
Candlestick Park, San Francisco, CA
Sun May 16 1971, 6:33 AM EDT
Att: 33,981 - Unknown

livebaseballscorecards.com

AB	38
R	9
H	12
RBI	7
BB	9
SO	4
LOB	27



Batter	1	2	3	4	5	6	7	8	9	AB R H RBI BB SO LOB
Bobby Bonds, R OBP: 0.386, SLG: 0.586 (1, 9)	0-0 F9		0-0 E6	0-0 F7		0-0 HR			0-0 2B 1B	5 2 2 3 0 0 2
Chris Speier, R OBP: 0.344, SLG: 0.336 (1, 6)	0-0 E4 1B		0-0 F2		0-0 6-3	0-0 F9			0-0 F9	5 0 1 0 0 0 2
Willie Mays, R OBP: 0.463, SLG: 0.691 (1, 8)	0-0 F2		0-0 6-3		0-0 E4		4-0 BB		0-0 G3 2B	4 0 1 1 1 0 2
Willie McCovey, L OBP: 0.388, SLG: 0.535 (1, 3)	0-0 F7			0-0 F6	0-3 K		0-3 K		0-0 G3	5 0 0 0 0 2 4
Ken Henderson, S OBP: 0.346, SLG: 0.393 (1, 7)		0-0 F4		0-0 WP 1-3 1B	0-0 F8		0-3 K		4-0 BB	4 1 1 0 1 1 2
Dick Dietz, R OBP: 0.434, SLG: 0.434 (1, 2)		4-0 FC1-6 BB		0-0 1-3		0-0 SH2-4 HR 1B	0-0 6-3		0-3 K	4 1 1 0 1 1 4
Tito Fuentes, S OBP: 0.278, SLG: 0.306 (1, 4)		0-0 FC1-6		0-3 K 1B		0-0 SH2-4		0-0 6-3		3 1 0 0 0 1 2
Al Gallagher, R OBP: 0.344, SLG: 0.352 (1, 5)		0-0 G3		0-0 1B		4-0 HR BB		0-0 F4		2 1 1 1 1 0 1
Hal Lanier, R OBP: 0.270, SLG: 0.211 (7, 5)		1-2		1-2 3-H 1B		0-0 F9		0-3 K		1 0 0 0 0 0 0
Gaylord Perry, R OBP: 0.097, SLG: 0.097 (6, PH)			0-3 K		0-0 1B					2 0 1 1 0 1 0
Frank Johnson, R OBP: 0.194, SLG: 0.148 (7, 1)										1 0 0 0 0 0 2
Don Minick, R OBP: 0.000, SLG: 0.000 (8, 1)										0 0 0 0 0 0 0
Jerry Johnson, R OBP: 0.000, SLG: 0.000 (8, 1)										0 0 0 0 0 0 0
Steve Hamilton, L OBP: 0.000, SLG: 0.000 (8, PH)										0 0 0 0 0 0 0
George Foster, R OBP: 0.337, SLG: 0.481 (9, 1)										1 0 0 0 0 1 0
Rich Robertson, R OBP: 0.100, SLG: 0.100 (9, 1)										0 0 0 0 0 0 0
Frank Robberger, L OBP: 0.400, SLG: 0.400 (9, 1)										0 0 0 0 0 0 0

BOTTOM

Los Angeles Dodgers @ San Francisco Giants
Candlestick Park, San Francisco, CA
Sun May 16 1971, 6:33 AM EDT
Att. 33,981 - Unknown

livebaseballscorecards.com

AB	37
R	6
H	8
RBI	6
BB	4
SO	7
LOB	21

2	0	1	1	0	1	0
1	0	0	0	0	0	2
0	0	0	0	0	0	0
0	0	0	0	0	0	0
0	0	0	0	0	0	0
1	0	0	0	0	1	0
0	0	0	0	0	0	0
0	0	0	0	0	0	0

WP:	1	PA:	42
PB:	0		
SB:	3		
CS:	0		

Inning Stats	R: 0	H: 1	E: 1	K: 0	S: 4	LOB: 1	BB: 0	P: 4	R: 0	H: 0	E: 0	K: 0	S: 3	LOB: 1	BB: 1	P: 7	R: 0	H: 0	E: 1	K: 1	S: 6	LOB: 1	BB: 0	P: 6	R: 2	H: 3	E: 0	K: 1	S: 9	LOB: 2	BB: 0	P: 9	R: 0	H: 0	E: 1	K: 1	S: 6	LOB: 1	BB: 0	P: 6	R: 3	H: 2	E: 0	K: 0	S: 5	LOB: 0	BB: 1	P: 9	R: 0	H: 0	E: 0	K: 2	S: 7	LOB: 1	BB: 1	P: 11	R: 0	H: 0	E: 0	K: 1	S: 5	LOB: 0	BB: 0	P: 5	R: 1	H: 2	E: 0	K: 1	S: 7	LOB: 2	BB: 1	P: 11	1B: 6	SF: 0	2B: 1	SAC: 1	3B: 0	DP: 0	HR: 1	HBP: 0	WP: 1	PA: 42
PITCHER	IP	WLS	BF	H	R	ER	SO	BB	IBB	HBP	BLK	WP	HR	S	P	ERA	WHIP																																																																	
Claude Osteen, L ERA: 2.93 (1, 1)	6.0		29	6	5	5	3	2	0	0	0	1	1	33	41	7.50	1.333																																																																	
Jim Brewer, L ERA: 2.7 (7, 1)	1.0	W	4	0	0	0	2	1	0	0	0	0	0	7	11	0.00	1.000																																																																	
Pete Mikkelsen, R ERA: 4.43 (8, 1)	1.1		6	2	1	1	1	0	0	0	0	0	0	8	8	6.75	1.500																																																																	
Bob O'Brien, L ERA: 5.11 (9, 1)	0.1		2	0	0	0	0	1	0	0	0	0	0	1	5	0.00	3.000																																																																	
Joe Moeller, R ERA: 1.93 (9, 1)	0.1	S	1	0	0	0	1	0	0	0	0	0	0	3	3	0.00	0.000																																																																	



Batter	1	2	3	4	5	6	7	8	9	AB R H RBI BB SO LOB	TOP									
Bobby Bonds, R (1, 9) OBP: 0.380, SLG: 0.599	0-0 5-3		0-0 4-3		0-0 HR	0-0 SF8		0-0 F9		4 1 1 3 0 0 0										
Chris Speier, R (1, 6) OBP: 0.344, SLG: 0.331	0-0 F9		0-0 1-3		4-0 2B	0-0 BB 1B		0-0 4-3		2 0 0 0 1 0 0										
Hal Lanier, R (5, PR) OBP: 0.277, SLG: 0.220					BB	BB 1B				2 1 1 1 0 0 0										
Willie Mays, R (1, 8) OBP: 0.468, SLG: 0.693	0-0 1B			0-0 F9	0-0 2B	4-0 1B		0-3 K		4 1 2 0 1 1 0										
Willie McCovey, L (1, 3) OBP: 0.405, SLG: 0.534	0-0 1B			4-0 2B	4-0 IBB	4-0 1B		0-0 G3		2 0 1 1 3 0 0										
Ken Henderson, S (1, 7) OBP: 0.341, SLG: 0.385	0-0 F4			0-0 F8	0-0 G4-6-3	0-0 1B		0-0 F6		5 0 1 2 0 0 6										
Dick Dietz, R (1, 2) OBP: 0.432, SLG: 0.436		0-0 F9		0-0 2B		6-3		4-0 BB		4 0 1 0 1 0 2										
Tito Fuentes, S (1, 4) OBP: 0.275, SLG: 0.302		0-0 F7		0-0 F7		0-0 1B	0-0 6-3	0-0 G3		5 1 1 0 0 0 3										
Al Gallagher, R (1, 5) OBP: 0.349, SLG: 0.357		0-0 F8			0-0 HR	0-0 1B	0-0 1-3			4 2 2 0 0 0 0										
Ron Bryant, S (1, 1) OBP: 0.143, SLG: 0.143			0-0 6-3		0-3 K	0-0 BB	0-0 G3			4 1 1 0 0 1 1										
Jerry Johnson, R (8, 1)						1-2 2-3				0 0 0 0 0 0 0										
Inning Stats	R: 0 E: 0 K: 0 S: 5	H: 2 LOB: 2 BB: 0 P: 5	R: 0 E: 0 K: 0 S: 3	H: 0 LOB: 0 BB: 0 P: 3	R: 0 E: 0 K: 0 S: 4	H: 1 LOB: 2 BB: 1 P: 8	R: 2 E: 0 K: 1 S: 7	H: 3 LOB: 3 BB: 2 P: 15	R: 5 E: 0 K: 0 S: 8	H: 5 LOB: 2 BB: 2 P: 16	R: 0 E: 0 K: 0 S: 3	H: 0 LOB: 0 BB: 0 P: 3	R: 0 E: 0 K: 1 S: 5	H: 0 LOB: 0 BB: 0 P: 5	R: 0 E: 0 K: 0 S: 3	H: 0 LOB: 1 BB: 1 P: 7	1B: 8 2B: 2 3B: 0 HR: 1	SF: 1 SAC: 0 DP: 1 HBP: 0	WP: 0 PB: 0 SB: 0 CS: 0	PA: 43
PITCHER	IP WLS BF H R ER SO BB IBB HBP BLK WP HR S P ERA WHIP																			
Milt Pappas, R (1, 1) ERA: 4.02	5.2 L 29 10 6 6 1 2 1 0 0 0 0 1 28 40 9.53 2.118																			
Jim Colborn, R (6, 1) ERA: 3.6	0.0 1 0 0 0 0 1 0 0 0 0 0 0 0 4 ∞ ∞																			
Ray Newman, L (6, 1) ERA:	0.0 2 1 1 1 0 1 0 0 0 0 0 0 1 5 ∞ ∞																			
Ron Tompkins, R (6, 1) ERA: 3.12	1.1 4 0 0 0 0 0 0 0 0 0 0 0 4 4 0.00 0.000																			
Phil Regan, R (8, 1) ERA: 3.22	2.0 7 0 0 0 0 1 1 0 0 0 0 0 8 12 0.00 0.500																			

San Francisco Giants @ Chicago Cubs
Wrigley Field, Chicago, IL
Tue May 18 1971, 3:33 AM CDT
Att. 12,600 - Unknown - 78 F

livebaseballscorecards.com

AB	36
R	7
H	11
RBI	7
BB	6
SO	2
LOB	12



Batter	1	2	3	4	5	6	7	8	9
Don Kessinger, S (1, 6) 14 Ernie Banks, R (5, PH) Hector Torres, R (6, 6) OBP: 0.280, SLG: 0.280 OBP: 0.263, SLG: 0.188 OBP: 0.222, SLG: 0.222	0-0 1-3		0-0 F8		0-3 K		0-0 F4		0-3 K
Glenn Beckert, R (1, 4) OBP: 0.352, SLG: 0.383	0-0 1-3		0-0 6-3			0-0 1B 1B	0-0 F8		
Billy Williams, L (1, 7) OBP: 0.381, SLG: 0.522	0-0 F8			0-0 4-3		0-0 1-3		0-0 WP BB 1B	
Jim Hickman, R (1, 3) OBP: 0.340, SLG: 0.369		0-0 4-3 WP 1B		0-0 F7		0-0 5-3		0-0 BB BB BB 1-2 BB	
Ron Santo, R (1, 5) OBP: 0.384, SLG: 0.520		0-3 K 1-2		0-3 K		0-0 2B 1B		0-0 F9	
Johnny Callison, L (1, 9) OBP: 0.347, SLG: 0.375		0-0 4-3 2-3			0-0 2B BB	0-0 1B 2B		0-0 F9	
Jose Ortiz, R (1, 8) OBP: 0.380, SLG: 0.422		0-0 5-3			0-0 1-3 2B	0-0 2-H 1B		0-0 F6	
Danny Breeden, R (1, 2) J.C. Martin, L (9, PH) OBP: 0.317, SLG: 0.229 OBP: 0.355, SLG: 0.429			0-0 SH3-4 BB		0-3 K	0-0 F2		0-0 F7	
Milt Pappas, R (1, 1) Jim Colborn, R (6, 1) Ray Newman, L (6, 1) Ron Tompkins, R (6, 1) Hal Breeden, R (7, PH) Phil Regan, R (8, 1) Paul Popovich, S (9, PH) OBP: 0.130, SLG: 0.095 OBP: 0.159, SLG: 0.333 OBP: 0.048, SLG: 0.048			0-0 SH3-4 1-2		0-3 K		0-0 F5		0-0 P6-3

AB	R	H	RBI	BB	SO	LOB
2	0	0	0	0	0	1
1	0	0	0	0	1	2
2	0	0	0	0	1	0

4	1	1	0	0	0	1
---	---	---	---	---	---	---

4	0	1	0	0	0	1
---	---	---	---	---	---	---

3	0	1	0	1	0	1
---	---	---	---	---	---	---

4	1	1	1	0	2	3
---	---	---	---	---	---	---

3	1	1	1	1	0	3
---	---	---	---	---	---	---

4	0	2	1	0	0	3
---	---	---	---	---	---	---

2	0	0	0	1	1	3
1	0	0	0	0	0	0

1	0	0	0	0	1	2
0	0	0	0	0	0	0
0	0	0	0	0	0	0
0	0	0	0	0	0	0
1	0	0	0	0	0	0
0	0	0	0	0	0	0
1	0	0	0	0	0	0

1B:	5	SF:	0
2B:	2	SAC:	1
3B:	0	DP:	0
HR:	0	HBP:	0

BOTTOM

San Francisco Giants @ Chicago Cubs
Wrigley Field, Chicago, IL
Tue May 18 1971, 3:33 AM CDT
Att: 12,600 - Unknown - 78 F

livebaseballscorecards.com

AB	33
R	3
H	7
RBI	3
BB	3
SO	6
LOB	20



Inning Stats	R: 0	H: 0	E: 0	K: 0	S: 3	H: 0	LOB: 0	BB: 0	P: 3	R: 0	H: 1	E: 0	K: 1	S: 6	H: 0	LOB: 1	BB: 0	P: 6	R: 0	H: 0	E: 0	K: 0	S: 3	H: 0	LOB: 1	BB: 1	P: 7	R: 0	H: 1	E: 0	K: 3	S: 10	H: 4	LOB: 2	BB: 1	P: 14	R: 3	H: 4	E: 0	K: 0	S: 7	H: 0	LOB: 0	BB: 0	P: 7	R: 0	H: 0	E: 0	K: 0	S: 3	H: 1	LOB: 2	BB: 1	P: 8	R: 0	H: 0	E: 0	K: 1	S: 5	H: 0	LOB: 0	BB: 0	P: 5	1B: <th>5</th> <th>SF: <th>0</th> <th>2B: <th>2</th> <th>SAC: <th>1</th> <th>3B: <th>0 <th>DP: <th>0</th> <th>HR: <th>0 <th>HBP: <th>0</th> <th>WP: <th>2</th> <th>PA: <th>37</th> </th></th></th></th></th></th></th></th></th></th></th>	5	SF: <th>0</th> <th>2B: <th>2</th> <th>SAC: <th>1</th> <th>3B: <th>0 <th>DP: <th>0</th> <th>HR: <th>0 <th>HBP: <th>0</th> <th>WP: <th>2</th> <th>PA: <th>37</th> </th></th></th></th></th></th></th></th></th></th>	0	2B: <th>2</th> <th>SAC: <th>1</th> <th>3B: <th>0 <th>DP: <th>0</th> <th>HR: <th>0 <th>HBP: <th>0</th> <th>WP: <th>2</th> <th>PA: <th>37</th> </th></th></th></th></th></th></th></th></th>	2	SAC: <th>1</th> <th>3B: <th>0 <th>DP: <th>0</th> <th>HR: <th>0 <th>HBP: <th>0</th> <th>WP: <th>2</th> <th>PA: <th>37</th> </th></th></th></th></th></th></th></th>	1	3B: <th>0 <th>DP: <th>0</th> <th>HR: <th>0 <th>HBP: <th>0</th> <th>WP: <th>2</th> <th>PA: <th>37</th> </th></th></th></th></th></th></th>	0 <th>DP: <th>0</th> <th>HR: <th>0 <th>HBP: <th>0</th> <th>WP: <th>2</th> <th>PA: <th>37</th> </th></th></th></th></th></th>	DP: <th>0</th> <th>HR: <th>0 <th>HBP: <th>0</th> <th>WP: <th>2</th> <th>PA: <th>37</th> </th></th></th></th></th>	0	HR: <th>0 <th>HBP: <th>0</th> <th>WP: <th>2</th> <th>PA: <th>37</th> </th></th></th></th>	0 <th>HBP: <th>0</th> <th>WP: <th>2</th> <th>PA: <th>37</th> </th></th></th>	HBP: <th>0</th> <th>WP: <th>2</th> <th>PA: <th>37</th> </th></th>	0	WP: <th>2</th> <th>PA: <th>37</th> </th>	2	PA: <th>37</th>	37
--------------	------	------	------	------	------	------	--------	-------	------	------	------	------	------	------	------	--------	-------	------	------	------	------	------	------	------	--------	-------	------	------	------	------	------	-------	------	--------	-------	-------	------	------	------	------	------	------	--------	-------	------	------	------	------	------	------	------	--------	-------	------	------	------	------	------	------	------	--------	-------	------	--	---	--	---	--	---	--	---	---	--	---	---	---	--	---	---	--	---	-----------------	----

PITCHER	IP	WLS	BF	H	R	ER	SO	BB	IBB	HBP	BLK	WP	HR	S	P	ERA	WHIP
Ron Bryant, L (1, 1) ERA: 2.06	7.0	W	30	7	3	3	5	2	0	0	0	1	0	38	46	3.86	1.286
Jerry Johnson, R (8, 1) ERA: 0.96	2.0	S	7	0	0	0	1	1	0	0	0	1	0	8	12	0.00	0.500

Batter	1	2	3	4	5	6	7	8	9	AB R H RBI BB SO LOB	TOP									
Bobby Bonds, R (1, 9) OBP: 0.387, SLG: 0.617	4-0 1B BB	0-0 1B		0-0 HR			0-3 K		0-3 K	4 2 2 1 1 2 0										
Tito Fuentes, S (1, 4) OBP: 0.274, SLG: 0.300	0-0 1B 1-3 1B	0-0 L1		0-0 F7			0-0 F7			4 0 1 0 0 0 1										
Willie Mays, R (1, 8) OBP: 0.462, SLG: 0.678 Jimmy Rosario, S (8, 8) OBP: 0.340, SLG: 0.211	0-0 1B 1-2 3-H 1B		0-0 F3		0-0 F8			0-3 K		4 0 1 1 0 1 0 0 0 0 0 0 0 0										
Willie McCovey, L (1, 3) OBP: 0.400, SLG: 0.523	0-3 K		0-0 F8		0-0 F7			0-0 1B 1B		4 0 1 0 0 1 2										
Ken Henderson, S (1, 7) OBP: 0.338, SLG: 0.380	0-0 F2		0-0 HR 1B		0-0 F8			0-0 F5		4 1 1 0 0 0 3										
Dick Dietz, R (1, 2) OBP: 0.434, SLG: 0.463	0-0 F8		0-0 HR					0-0 1B 1B		4 1 2 2 0 0 2										
Al Gallagher, R (1, 5) OBP: 0.338, SLG: 0.345		0-0 6-3	0-3 K				0-0 F9		0-0 1-3	4 0 0 0 0 1 2										
Hal Lanier, R (1, 6) OBP: 0.279, SLG: 0.274 Don McMahon, R (6, 1) Frank Johnson, R (9, PH) OBP: 0.188, SLG: 0.143		0-0 HR		0-0 F9			0-0 4-3		0-3 K	3 1 1 1 0 0 0 0 0 0 0 0 0 0 1 0 0 0 0 1 0										
Steve Stone, R (1, 1) John Cumberland, R (2, 1) Bob Heise, R (6, 6)		0-3 K		0-0 2-3				0-0 6-3		1 0 0 0 0 1 0 1 0 0 0 0 0 0 2 0 0 0 0 0 0										
Inning Stats	R: 1 E: 0 K: 1 S: 7	H: 2 LOB: 2 BB: 1 P: 11	R: 1 E: 0 K: 1 S: 7	H: 2 LOB: 1 BB: 0 P: 7	R: 2 E: 0 K: 1 S: 7	H: 2 LOB: 0 BB: 0 P: 7	R: 1 E: 0 K: 0 S: 4	H: 1 LOB: 0 BB: 0 P: 4	R: 0 E: 0 K: 0 S: 3	H: 0 LOB: 0 BB: 0 P: 3	R: 0 E: 0 K: 1 S: 5	H: 0 LOB: 0 BB: 0 P: 5	R: 0 E: 0 K: 1 S: 7	H: 2 LOB: 2 BB: 0 P: 7	R: 0 E: 0 K: 2 S: 7	H: 0 LOB: 0 BB: 0 P: 7	1B: 6 2B: 0 3B: 0 HR: 3	SF: 0 SAC: 0 DP: 0 HBP: 0	WP: 0 PB: 0 SB: 0 CS: 0	PA: 37
PITCHER Fergie Jenkins, R (1, 1) ERA: 2.79	IP: 9.0 WLS: W BF: 37 H: 9 R: 5 ER: 5 SO: 7 BB: 1 IBB: 0 HBP: 0 BLK: 0 WP: 0 HR: 3 S: 50 P: 54 ERA: 5.00 WHIP: 1.111																			

San Francisco Giants @ Chicago Cubs
Wrigley Field, Chicago, IL
Wed May 19 1971, 3:33 AM CDT
Att. 10,643 - Cloudy - 71 F

AB	36
R	5
H	9
RBI	5
BB	1
SO	7
LOB	10



Batter	1	2	3	4	5	6	7	8	9	AB	R	H	RBI	BB	SO	LOB
Don Kessinger, S OBP: 0.290, SLG: 0.281 (1, 6)	4-0 1B HR BB	0-0 F3		0-0 1B 2-H 1B		4-0 1B 3B BB		0-0 F7		3	2	1	1	2	0	0
Glenn Beckert, R OBP: 0.366, SLG: 0.396 (1, 4)	0-0 1-3 HR 1B	0-0 6-3		0-0 1-2 1B		0-0 1-3 3B 1B		0-0 1B		5	2	4	0	0	0	0
Billy Williams, L OBP: 0.388, SLG: 0.580 (1, 7)	0-0 1-H 3-H HR		0-0 HR	0-3 K		0-0 1-H 3-H 3B		0-0 6-3		5	2	3	6	0	1	3
Jim Hickman, R OBP: 0.337, SLG: 0.356 (1, 3)	4-0 G1-4-3 BB		0-0 F8		0-3 K	0-0 F4		0-0 F4		3	0	0	0	1	1	1
Ron Santo, R OBP: 0.373, SLG: 0.504 (1, 5)	0-0 G1-4-3 1-2f		0-0 F9		0-0 F7	0-0 F3				4	0	0	0	0	0	2
Johnny Callison, L OBP: 0.344, SLG: 0.370 (1, 9)	0-0 4-3		0-0 F8		0-0 1B 1B		0-0 F7			4	0	1	0	0	0	0
Brock Davis, L OBP: 0.429, SLG: 0.333 (1, 8)		0-0 HR 1B		0-0 F8	0-0 1-2 1B		0-0 4-3			4	1	2	0	0	0	0
J.C. Martin, L OBP: 0.343, SLG: 0.500 (1, 2)		0-0 1-H HR		0-0 6-3	0-0 G3		0-0 G3			4	1	1	2	0	0	2
Fergie Jenkins, R OBP: 0.265, SLG: 0.438 (1, 1)		0-0 F8		0-0 1B 2B		0-0 5-3		0-3 K		4	1	1	0	0	1	0


Inning Stats	R: 3	H: 2	E: 0	LOB: 0	K: 0	S: 4	P: 12	R: 2	H: 2	E: 0	LOB: 0	K: 0	S: 5	P: 5	R: 1	H: 1	E: 0	LOB: 0	K: 0	S: 4	P: 4	R: 0	H: 2	E: 0	LOB: 2	K: 1	S: 7	P: 7	R: 2	H: 2	E: 0	LOB: 1	K: 0	S: 5	P: 9	R: 0	H: 0	E: 0	LOB: 0	K: 0	S: 3	P: 3	R: 0	H: 1	E: 0	LOB: 1	K: 1	S: 6	P: 6
--------------	------	------	------	--------	------	------	-------	------	------	------	--------	------	------	------	------	------	------	--------	------	------	------	------	------	------	--------	------	------	------	------	------	------	--------	------	------	------	------	------	------	--------	------	------	------	------	------	------	--------	------	------	------

PITCHER	IP	WLS	BF	H	R	ER	SO	BB	IBB	HBP	BLK	WP	HR	S	P	ERA	WHIP
Steve Stone, R ERA: 4.11 (1, 1)	1.0	L	8	4	5	5	0	2	0	0	0	0	2	6	14	45.00	6.000
John Cumberland, L ERA: 2.45 (2, 1)	4.1		22	8	4	4	2	1	0	0	0	0	1	25	29	8.31	2.077
Don McMahon, R ERA: 7.16 (6, 1)	2.2		9	1	0	0	1	0	0	0	0	0	0	11	11	0.00	0.375

BOTTOM

San Francisco Giants @ Chicago Cubs
 Wrigley Field, Chicago, IL
 Wed May 19 1971, 3:33 AM CDT
 Att: 10,643 - Cloudy - 71 F

AB	36
R	9
H	13
RBI	9
BB	3
SO	3
LOB	8



WP: 0	PA: 39
PB: 0	SB: 0
CS: 0	

PITCHER	IP	WLS	BF	H	R	ER	SO	BB	IBB	HBP	BLK	WP	HR	S	P	ERA	WHIP
---------	----	-----	----	---	---	----	----	----	-----	-----	-----	----	----	---	---	-----	------

Batter	1	2	3	4	5	6	7	8	9	AB R H RBI BB SO LOB	TOP																
Bobby Bonds, R (1, 9) OBP: 0.381, SLG: 0.600	0-3 K		0-0 5-3		4-0 G5-4-3 BB		0-0 F9	0-0 FC5		4 0 0 0 1 1 1																	
Tito Fuentes, S (1, 4) OBP: 0.286, SLG: 0.301	0-0 1B		0-0 L6		0-0 G5-4-3 1-2f		0-0 BB		4-0 BB HR BB	3 1 1 0 2 0 1																	
Willie Mays, R (1, 8) OBP: 0.459, SLG: 0.664	0-3 K		0-3 K			0-0 BB 1B 1B	0-0 F8		4-0 1-2 HR BB	4 1 1 0 1 2 2																	
Willie McCovey, L (1, 3) OBP: 0.408, SLG: 0.554	0-0 F9			0-0 F9		0-0 BB 1B		0-0 BB 6-3 2B 1B	0-0 1-H 2-H HR	5 2 3 3 0 0 1																	
Ken Henderson, S (1, 7) OBP: 0.343, SLG: 0.385		0-0 5-3 2B 1B		0-0 6-3		0-3 K		0-0 6-3 1-2	0-0 6-3	1 1 1 0 0 0 0																	
George Foster, R (2, 7) OBP: 0.322, SLG: 0.457										4 0 0 0 0 1 3																	
Dick Dietz, R (1, 2) OBP: 0.446, SLG: 0.463		0-0 5-3 1-2		4-0 1B BB		4-0 1-2 2-3 BB		4-0 BB 2B BB	0-0 G6-3 1B	2 1 1 0 3 0 1																	
Al Gallagher, R (1, 5) OBP: 0.348, SLG: 0.358		0-0 SF9 2B		0-0 1-2 1B		0-3 K		4-0 1-2 2-3 2B BB	0-0 G6-3 1-2f	4 2 2 1 1 1 4																	
Hal Lanier, R (1, 6) OBP: 0.288, SLG: 0.266		0-0 SF9		0-0 1-3		0-3 K		0-0 FC5 2B		2 0 0 1 0 1 5																	
Fran Healy, R (8, PH) OBP: 0.899, SLG: 1.750		3-H						1-H 2-H 3-H		1 0 1 3 0 0 0																	
Bob Heise, R (8, PR) (8, 6)										0 0 0 0 0 0 0																	
Juan Marichal, R (1, 1) OBP: 0.111, SLG: 0.077		0-3 K			0-0 6-3		0-3 K	0-0 F6		3 0 0 0 0 2 0																	
Jerry Johnson, R (7, 1)										0 0 0 0 0 0 0																	
Steve Hamilton, L (7, 1)										0 0 0 0 0 0 0																	
Chris Speier, R (8, PH) OBP: 0.341, SLG: 0.329										1 0 0 0 0 0 1																	
Don McMahon, R (8, 1)										0 0 0 0 0 0 0																	
Inning Stats	R: 0 E: 0 K: 2 S: 8	H: 1 LOB: 1 BB: 0 P: 8	R: 2 E: 0 K: 1 S: 7	H: 2 LOB: 0 BB: 0 P: 7	R: 0 E: 0 K: 1 S: 5	H: 0 LOB: 0 BB: 0 P: 5	R: 0 E: 0 K: 0 S: 4	H: 1 LOB: 2 BB: 1 P: 8	R: 0 E: 0 K: 0 S: 2	H: 0 LOB: 0 BB: 1 P: 6	R: 0 E: 0 K: 3 S: 11	H: 2 LOB: 3 BB: 1 P: 15	R: 0 E: 0 K: 1 S: 5	H: 0 LOB: 1 BB: 1 P: 9	R: 3 E: 0 K: 0 S: 5	H: 2 LOB: 1 BB: 2 P: 13	R: 3 E: 0 K: 0 S: 4	H: 2 LOB: 0 BB: 2 P: 12	1B: 7 2B: 2 3B: 0 HR: 1	SF: 1 SAC: 0 DP: 2 HBP: 0	WP: 0 PB: 0 SB: 0 CS: 0	PA: 43					
PITCHER	IP WLS BF H R ER SO BB IBB HBP BLK WP HR S P ERA WHIP																										
Ken Holtzman, L (1, 1) ERA: 4.41	7.1		33	7	4	4	8	5	0	0	0	0	0	44	64	4.91	1.636										
Phil Regan, R (8, 1) ERA: 3.63	0.0		2	1	1	1	0	1	0	0	0	0	0	1	5	∞	∞										
Ron Tompkins, R (8, 1) ERA: 4.82	0.2	L	4	0	2	2	0	2	0	0	0	0	0	2	10	27.00	3.000										
Earl Stephenson, L (9, 1) ERA: 1.35	1.0		4	2	1	1	0	0	0	0	0	0	1	4	4	9.00	2.000										

San Francisco Giants @ Chicago Cubs
Wrigley Field, Chicago, IL
Thu May 20 1971, 3:33 AM CDT
Att. 16,027 - Sunny - 66 F

livebaseballscorecards.com

AB	34
R	8
H	10
RBI	8
BB	8
SO	8
LOB	19



Batter	1	2	3	4	5	6	7	8	9	AB R H RBI BB SO LOB	TOP	
Bobby Bonds, R (1, 9) OBP: 0.384, SLG: 0.597	0-0 F8			0-0 FC4 1B SF8 1B		0-0 6-3 1B		0-3 K		4 1 2 0 0 1 0	San Francisco Giants @ Houston Astros Astrodome, Houston, TX Fri May 21 1971, 8:05 PM EDT Att. 18,555 - Unknown livebaseballscorecards.com	
Chris Speier, R (1, 6) OBP: 0.339, SLG: 0.327	0-0 1-3			0-0 FC4 1B		0-0 6-3		0-0 F8		4 0 1 0 0 0 1		
Willie Mays, R (1, 8) OBP: 0.447, SLG: 0.643	0-0 F8			0-0 FC4 WP 1-2f 2-3		0-3 K		0-3 K		4 0 0 0 0 2 3		
Willie McCovey, L (1, 3) OBP: 0.403, SLG: 0.548		0-0 F8		0-0 SF8			0-0 1B 1B 1B		0-0 3-1	3 0 1 1 0 0 0		
Dick Dietz, R (1, 2) OBP: 0.441, SLG: 0.457		0-3 K		0-0 6-3 3-H 1-2		0-3 K		0-0 1B 1B 1B		4 0 1 0 0 2 2		
George Foster, R (1, 7) OBP: 0.319, SLG: 0.447		0-0 6-3			0-0 5-3		0-3 K		0-0 1B 1-2 1B	4 0 1 0 0 1 1		
Tito Fuentes, S (1, 4) OBP: 0.292, SLG: 0.307			0-0 4-3		0-3 K		0-0 1B 1-2 1B		0-0 1B 1-2 2-3 G4-6-3 1B	4 0 2 0 0 1 0		
Al Gallagher, R (1, 5) OBP: 0.345, SLG: 0.355			0-0 4-3		0-0 F9		0-0 1B 1-2 2-3 1B		0-0 G4-6-3 1-2f	4 0 1 0 0 0 3		
Gaylord Perry, R (1, 1) OBP: 0.091, SLG: 0.091 Fran Healy, R (7, PH) OBP: 0.800, SLG: 1.556 John Cumberland, R (7, 1)			0-3 K		0-3 K		0-0 5-3			2 0 0 0 0 2 0 1 0 0 0 0 0 3 0 0 0 0 0 0 0		
Inning Stats	R: 0 H: 0 E: 0 LOB: 0 K: 0 BB: 0 S: 3 P: 3	R: 0 H: 0 E: 0 LOB: 0 K: 1 BB: 0 S: 5 P: 5	R: 0 H: 0 E: 0 LOB: 0 K: 1 BB: 0 S: 5 P: 5	R: 1 H: 2 E: 0 LOB: 1 K: 0 BB: 0 S: 5 P: 5	R: 0 H: 0 E: 0 LOB: 0 K: 1 BB: 0 S: 5 P: 5	R: 0 H: 1 E: 0 LOB: 1 K: 2 BB: 0 S: 8 P: 8	R: 0 H: 3 E: 0 LOB: 3 K: 2 BB: 0 S: 10 P: 10	R: 0 H: 0 E: 0 LOB: 0 K: 2 BB: 0 S: 7 P: 7	R: 0 H: 3 E: 0 LOB: 2 K: 0 BB: 0 S: 5 P: 5	1B: 9 SF: 1 2B: 0 SAC: 0 3B: 0 DP: 1 HR: 0 HBP: 0	WP: 1 PA: 35 PB: 0 SB: 0 CS: 0	
PITCHER Larry Dierker, R (1, 1) ERA: 2.16 Fred Gladding, R (9, 1) ERA: 2.25	IP WLS BF H R ER SO BB IBB HBP BLK WP HR S P ERA WHIP											
	8.1 W 34 9 1 1 9 0 0 0 0 1 0 52 52 1.08 1.080											
	0.2 S 1 0 0 0 0 0 0 0 0 0 0 0 1 1 0.00 0.000											



Batter	1	2	3	4	5	6	7	8	9	AB	R	H	RBI	BB	SO	LOB
Roger Metzger, S (1, 6) OBP: 0.292, SLG: 0.299	0-0 G4-6-3 1B		0-0 E7 2-H 1B		0-0 3-1		0-0 F9			4	0	2	0	0	0	0
Joe Morgan, L (1, 4) OBP: 0.328, SLG: 0.401	0-0 G4-6-3 1-2f		0-0 3-1		0-0 FC5-4 1B		0-0 3B			4	0	2	0	0	0	2
Jesus Alou, R (1, 9) OBP: 0.441, SLG: 0.477	0-0 5-3			1-0 E 2B HBP		0-0 FC5-4		0-0 F4		3	1	0	0	0	0	2
Cesar Geronimo, L (8, 7) OBP: 0.357, SLG: 0.462					1-2f					0	0	0	0	0	0	0
Bob Watson, R (1, 7) OBP: 0.350, SLG: 0.392		0-0 6-3		0-0 E4 BB 2B		0-0 4-3		0-0 F7		3	1	0	0	0	0	2
Cesar Cedeno, R (6, 8) OBP: 0.229, SLG: 0.292				1-3						1	0	0	0	0	0	0
John Mayberry, L (1, 3)		0-0 F7		4-0 BB 2B 1B BB		0-0 F8		0-0 F9		3	1	0	0	1	0	0
Norm Miller, L (1, 8) OBP: 0.304, SLG: 0.395		0-0 4-3		0-0 FC9-2-4 2B		1-0 HBP		0-0 1B		2	0	1	2	0	0	0
Jimmy Wynn, R (8, 8) OBP: 0.318, SLG: 0.281				1-3 2-H 3-H						1	0	1	0	0	0	0
Doug Rader, R (1, 5) OBP: 0.257, SLG: 0.285			0-0 E 2B	0-0 FC9-2-4 2-3		0-0 F2		0-0 F7		4	1	1	0	0	0	4
Johnny Edwards, L (1, 2) OBP: 0.245, SLG: 0.229			0-0 F8	0-0 1B		0-0 F7				3	0	1	1	0	0	2
Larry Dierker, R (1, 1) OBP: 0.115, SLG: 0.154			0-3 K	0-3 K						3	0	0	0	0	2	2
Fred Gladding, L (9, 1)							0-0 F3			0	0	0	0	0	0	0

Inning Stats	R: 0	H: 1	E: 0	LOB: 0	K: 0	BB: 0	S: 3	P: 3	R: 0	H: 0	E: 0	LOB: 0	K: 0	BB: 0	S: 3	P: 3	R: 1	H: 2	E: 1	LOB: 1	K: 1	BB: 0	S: 7	P: 7	R: 3	H: 2	E: 1	LOB: 1	K: 1	BB: 1	S: 7	P: 12	R: 0	H: 1	E: 0	LOB: 1	K: 0	BB: 0	S: 4	P: 4	R: 0	H: 0	E: 0	LOB: 1	K: 0	BB: 0	S: 3	P: 4	R: 0	H: 1	E: 0	LOB: 1	K: 0	BB: 0	S: 4	P: 4	R: 0	H: 1	E: 0	LOB: 1	K: 0	BB: 0	S: 4	P: 4	R: 0	H: 1	E: 0	LOB: 1	K: 0	BB: 0	S: 4	P: 4
PITCHER	IP	WLS	BF	H	R	ER	SO	BB	IBB	HBP	BLK	WP	HR	S	P	ERA	WHIP																																																							
Gaylord Perry, R (1, 1) ERA: 2.7	6.0	L	26	6	4	1	2	1	0	2	0	0	0	27	33	1.50	1.167																																																							
John Cumberland, L (7, 1) ERA: 2.25	2.0		8	2	0	0	0	0	0	0	0	0	0	8	8	0.00	1.000																																																							

BOTTOM

San Francisco Giants @ Houston Astros
Astrodome, Houston, TX

Fri May 21 1971, 8:05 PM EDT
Att. 18,555 - Unknown

AB	31
R	4
H	8
RBI	3
BB	1
SO	2
LOB	14



1B	2B	3B	HR	SF	SAC	DP	HBP	WP	HR	S	P	ERA	WHIP
5	3	1	0	0	2	2	0	0	0	0	34		

Batter	1	2	3	4	5	6	7	8	9	10	11	12	AB R H RBI BB SO LOB	TOP											
Bobby Bonds, R OBP: 0.382, SLG: 0.584 (1, 9) X	0-0 G1-6-3 1B		0-3 K			X 0-0 F9		0-0 CS	4-0 SH3 1B BB	X 0-0 FC6-4		X 0-0 F4	5 1 1 0 1 1 3	San Francisco Giants @ Houston Astros Astrodome, Houston, TX Sat May 22 1971, 8:05 PM EDT Att. 25,893 - Unknown livebaseballscorecards.com											
Tito Fuentes, S OBP: 0.297, SLG: 0.307 (1, 4) X	0-0 F5		0-3 K				X 0-0 S 1B		X 0-0 SH3		4-0 3-1 HBP BB		3 0 1 0 1 1 1												
Chris Speier, R OBP: 0.333, SLG: 0.321 (1, 6) X	0-0 G1-6-3		0-0 F8				X 0-0 K		X 0-0 BB L5 1B		X 0-0 F4		3 0 0 0 0 1 2												
Willie Mays, R OBP: 0.448, SLG: 0.641 (9, PH) (9, 8)	1-2f		0-0 F8				X 1-2 K		X 2-H BB L5 1B		X 1-2 HBP		2 0 1 1 0 0 1												
Willie McCovey, L OBP: 0.410, SLG: 0.538 (1, 3)		X 0-0 F9		X 0-0 F8			X 4-0 BB		X 4-0 BB IBB		X 1-0 3-1 HBP		2 0 0 0 2 0 0												
Dick Dietz, R OBP: 0.434, SLG: 0.443 (1, 2)		X 0-0 F9				X 0-0 6-3		X 0-3 K	X 4-0 BB IBB		X 0-0 3-1		4 0 0 0 1 1 4												
George Foster, R OBP: 0.309, SLG: 0.432 Frank Johnson, R OBP: 0.182, SLG: 0.138 (9, PH) Hal Lanier, R OBP: 0.264, SLG: 0.262 (9, 6)		0-3 K				X 0-0 1-3		X 0-3 K	X 0-0 L5		X 0-0 5-3		3 0 0 0 0 2 2 1 0 0 0 0 0 3 1 0 0 0 0 0 2												
Al Gallagher, R OBP: 0.347, SLG: 0.357 (1, 5)			X 0-0 4-3		X 0-0 F4		X 0-0 4-3		X 0-0 FC6-5 SH3-4 1B		X 0-0 FC5-6 1B		5 0 2 0 0 0 0												
Jimmy Rosario, S OBP: 0.353, SLG: 0.238 (1, 8) (9, 7)			X 0-0 S 1B			X 0-0 F8		X 0-0 CS 1B	X 0-0 SH3-4		X 0-0 FC5-6 SH1-4		4 0 2 0 0 0 1												
Rich Robertson, R OBP: 0.283, SLG: 0.083 (1, 1) Fran Healy, R OBP: 0.177, SLG: 1.400 (8, PH) Jerry Johnson, R (8, 1) Bob Heise, R (10, PH) Steve Hamilton, L (10, 1) Don McMahon, R (11, 1) John Cumberland, R (12, 1)			0-3 K			X 0-3 K		X 0-3 K	X 0-0 FC6-5 FC6-4		X 0-0 SH1-4		2 0 0 0 0 0 2 1 1 0 0 0 0 0 1 1 0 0 0 0 0 0 0 0 1 0 0 0 0 0 0 1 0												
Inning Stats	R: 0 E: 0 K: 0 S: 3	H: 1 LOB: 0 BB: 0 P: 3	R: 0 E: 0 K: 1 S: 5	H: 0 LOB: 0 BB: 0 P: 5	R: 0 E: 0 K: 2 S: 8	H: 1 LOB: 1 BB: 0 P: 8	R: 0 E: 0 K: 1 S: 5	H: 0 LOB: 0 BB: 0 P: 5	R: 0 E: 0 K: 3 S: 10	H: 1 LOB: 2 BB: 1 P: 14	R: 0 E: 0 K: 1 S: 5	H: 1 LOB: 0 BB: 0 P: 5	R: 1 E: 0 K: 0 S: 3		H: 1 LOB: 2 BB: 3 P: 15	R: 0 E: 0 K: 0 S: 4	H: 0 LOB: 1 BB: 0 P: 4	R: 0 E: 0 K: 0 S: 3	H: 0 LOB: 2 BB: 1 P: 8	R: 0 E: 0 K: 0 S: 4	H: 1 LOB: 1 BB: 0 P: 4	1B: 7 2B: 1 3B: 0 HR: 0	SF: 0 SAC: 3 DP: 2 HBP: 1	WP: 0 PB: 0 SB: 2 CS: 1	PA: 47
PITCHER	IP WLS BF H R ER SO BB IBB HBP BLK WP HR S P ERA WHIP																								
Don Wilson, R ERA: 3.11 (1, 1)	8.1	32	5	1	1	9	3	1	0	0	0	0	0	0	0	0	1.08	0.960							
Fred Gladning, R ERA: 1.84 (9, 1)	2.2	10	1	0	0	0	1	0	1	0	0	0	0	0	0	0	0.00	0.750							
George Culver, R ERA: 2.18 (12, 1)	1.0	W 4	1	0	0	0	0	0	0	0	0	0	0	0	0	0	0.00	1.000							



Batter	1	2	3	4	5	6	7	8	9	10	11	12	AB	R	H	RBI	BB	SO	LOB
Roger Metzger, S OBP: 0.283, SLG: 0.290 (1, 6)	0-0 F7		0-0 F7			0-3 K			0-0 F9		0-0 L1-5		5	0	0	0	0	1	2
Joe Morgan, L OBP: 0.324, SLG: 0.395 (1, 4)	0-3 K			0-0 6-3 4-3 1B		0-0 6-3			0-0 4-3			0-0 F7	5	0	1	0	0	1	0
Jesus Alou, R OBP: 0.427, SLG: 0.461 Jimmy Wynn, R OBP: 0.313, SLG: 0.276 (1, 9) (9, 8)	0-0 6-3			0-0 4-3 1-2		0-0 4-3		0-0 F8		0-0 6-3		0-0 6-3	3 2	0 0	0 0	0 0	0 0	0 0	1 0
Bob Watson, R OBP: 0.342, SLG: 0.383 Cesar Cedeno, R OBP: 0.232, SLG: 0.303 (1, 7) (8, 8) (9, 9)		0-0 6-3		0-0 6-3 2-3		0-0 6-3		0-0 F4		0-0 5-3		0-0 6-3	3 2	0 1	0 1	0 0	0 0	0 0	1 0
John Mayberry, L OBP: 0.333, SLG: 0.143 (1, 3)		0-3 K		0-3 K		0-3 K		1-0 HBP		0-3 K		0-0 K	4	0	1	1	0	3	1
Norm Miller, L OBP: 0.286, SLG: 0.370 Cesar Geronimo, L OBP: 0.333, SLG: 0.429 (1, 8) (8, 7)		0-3 K				0-0 F8		0-3 K		0-3 K			3 1	0 0	0 0	0 0	2 1	1 0	
Doug Rader, R OBP: 0.250, SLG: 0.277 (1, 5)			0-0 6-3			0-0 F8		0-3 K			0-0 6-3		4	0	0	0	0	1	0
Johnny Edwards, L OBP: 0.248, SLG: 0.242 Marty Martinez, S OBP: 0.375, SLG: 0.429 George Culver, R (1, 2) (11, PH) (12, 1)			0-0 PB S 2B			0-0 F7		0-3 K		0-0 K		0-0 1B L1-5 1B	3 1 0	1 0 0	1 0 0	0 0 0	0 0 0	1 0 0	0 0 0
Don Wilson, R OBP: 0.111, SLG: 0.148 Fred Gladding, L (1, 1) (9, 1)			0-3 K			0-3 K		0-3 K		0-3 K		0-0 1B	3 0	0 0	0 0	0 0	0 0	3 0	0 0
Jack Hiatt, R OBP: 0.550, SLG: 0.484 (11, PH) (12, 2)			2-H K			0-3 K						1-3 1B	1	0	1	0	0	0	0

Inning Stats	R: 0	H: 0	E: 0	K: 1	S: 5	R: 0	H: 0	E: 0	K: 2	S: 7	R: 0	H: 0	E: 0	K: 1	S: 6	R: 0	H: 1	E: 0	K: 1	S: 6	R: 0	H: 0	E: 0	K: 2	S: 7	R: 0	H: 0	E: 0	K: 3	S: 9	R: 0	H: 0	E: 0	K: 0	S: 3	R: 0	H: 0	E: 0	K: 0	S: 4	R: 1	H: 2	E: 0	K: 0	S: 4	1B: 4	2B: 3	3B: 0	HR: 0	SF: 0	SAC: 0	DP: 1	HBP: 1	WP: 0	PA: 41
--------------	------	------	------	------	------	------	------	------	------	------	------	------	------	------	------	------	------	------	------	------	------	------	------	------	------	------	------	------	------	------	------	------	------	------	------	------	------	------	------	------	------	------	------	------	------	-------	-------	-------	-------	-------	--------	-------	--------	-------	--------

PITCHER	IP	WLS	BF	H	R	ER	SO	BB	IBB	HBP	BLK	WP	HR	S	P	ERA	WHIP
Rich Robertson, R ERA: 3.94 (1, 1)	7.0		24	2	1	0	8	0	0	1	0	0	0	39	40	0.00	0.286
Jerry Johnson, R ERA: 0.89 (8, 1)	2.0		6	0	0	0	3	0	0	0	0	0	0	12	12	0.00	0.000
Steve Hamilton, L ERA: 1.35 (10, 1)	1.1		5	1	0	0	2	0	0	0	0	0	0	9	9	0.00	0.750
Don McMahon, R ERA: 6.86 (11, 1)	1.1	L	5	2	1	1	0	0	0	0	0	0	0	5	5	6.75	1.500
John Cumberland, L ERA: 2.25 (12, 1)	0.0		1	1	0	0	0	0	0	0	0	0	0	1	1	∞	∞

San Francisco Giants @ Houston Astros
Astrodome, Houston, TX
Sat May 22 1971, 8:05 PM EDT
Att: 25,893 - Unknown

AB	40
R	2
H	6
RBI	1
BB	0
SO	13
LOB	6



Batter	1	2	3	4	5	6	7	8	9	AB R H RBI BB SO LOB	TOP		
Bobby Bonds, R (1, 9) OBP: 0.388, SLG: 0.604	0-0 5-3	0-0 3B		0-0 SH5-3 FC4-6 1B	0-0 2B			0-3 K		5 1 3 3 0 1 0			
Tito Fuentes, S (1, 4) OBP: 0.296, SLG: 0.306	0-0 BB WP 1B	0-0 4-3		0-0 SH5-3 1-3	0-0 6-3			0-0 5-3		4 0 1 0 0 0 2			
Chris Speier, R (1, 6) OBP: 0.335, SLG: 0.314	4-0 BB 1-2 BB	0-0 4-3		1-0 FC4-6 HBP				0-0 F8		3 0 0 0 1 0 1			
Willie McCovey, L (1, 3) OBP: 0.410, SLG: 0.525	0-0 F6		4-0 BB E BB	0-0 FC4-6 1-2f 3-H				4-0 G6-4-3 BB		3 1 0 1 2 0 3			
Fran Healy, R (1, 2) OBP: 0.625, SLG: 1.071	4-0 1-2 2-3 BB		0-0 E8 1B SF9 1B	0-3 K				0-0 G6-4-3 1-2f		4 1 1 0 1 1 2			
George Foster, R (1, 7) OBP: 0.306, SLG: 0.424	0-0 F9		0-0 2-3 1B		0-0 F3			0-0 6-3		4 0 1 0 0 0 3			
Al Gallagher, R (1, 5) OBP: 0.351, SLG: 0.359		0-0 6-3 2B 1B	0-0 SF9	4-0 BLK 2B BB				0-0 6-3		2 2 1 1 1 0 0			
Jimmy Rosario, S (1, 8) OBP: 0.345, SLG: 0.222		0-0 6-3	0-0 F8	4-0 2B BB				0-3 K		3 1 0 0 1 1 2			
Ron Bryant, S (1, 1) OBP: 0.160, SLG: 0.200 Jerry Johnson, R (9, 1)		0-0 3B 2B	0-3 K	0-3 K				0-0 F3		4 1 1 1 0 2 3 0 0 0 0 0 0 0			
Inning Stats	R: 0 E: 0 K: 0 S: 4 H: 1 LOB: 3 BB: 2 P: 12	R: 2 E: 0 K: 0 S: 6 H: 3 LOB: 1 BB: 0 P: 6	R: 2 E: 1 K: 1 S: 7 H: 2 LOB: 1 BB: 1 P: 11	R: 1 E: 0 K: 1 S: 6 H: 1 LOB: 1 BB: 0 P: 7	R: 2 E: 0 K: 1 S: 6 H: 1 LOB: 1 BB: 2 P: 14	R: 0 E: 0 K: 0 S: 3 H: 0 LOB: 0 BB: 0 P: 3	R: 0 E: 0 K: 1 S: 5 H: 0 LOB: 0 BB: 0 P: 5	R: 0 E: 0 K: 1 S: 5 H: 0 LOB: 0 BB: 0 P: 5	R: 0 E: 0 K: 0 S: 2 H: 0 LOB: 0 BB: 1 P: 6	1B: 5 2B: 2 3B: 1 HR: 0 SF: 1 SAC: 1 DP: 1 HBP: 1	WP: 1 PB: 0 SB: 1 CS: 0 PA: 41		
PITCHER	IP WLS BF H R ER SO BB IBB HBP BLK WP HR S P ERA WHIP											PITCHER	IP WLS BF H R ER SO BB IBB HBP BLK WP HR S P ERA WHIP
Tom Griffin, R (1, 1) ERA: 5.08	2.0 L 15 6 4 3 0 3 0 0 0 1 0 12 24 13.50 4.500												
Jim Ray, R (3, 1) ERA: 2.82	4.0 17 2 3 3 3 2 0 1 1 0 0 20 29 6.75 1.000												
Denny Lemaster, L (7, 1) ERA: 0.73	2.0 6 0 0 0 2 0 0 0 0 0 0 10 10 0.00 0.000												
George Culver, R (9, 1) ERA: 2.08	1.0 3 0 0 0 0 1 0 0 0 0 0 2 6 0.00 1.000												

San Francisco Giants @ Houston Astros
Astrodome, Houston, TX
Sun May 23 1971, 4:33 AM EDT
Att. 23,692 - Unknown

AB	32
R	7
H	8
RBI	6
BB	6
SO	5
LOB	16



livebaseballscorecards.com

Batter	1	2	3	4	5	6	7	8	9	AB	R	H	RBI	BB	SO	LOB
Roger Metzger, S OBP: 0.281, SLG: 0.287 (1, 6)	0-0 F8	0-0 PB 1B			0-0 4-3	0-0 L5		0-0 F8		5	0	1	0	0	0	3
Joe Morgan, L OBP: 0.326, SLG: 0.395 (1, 4)	0-0 F7	0-0 F9			0-0 F8 1B		0-0 G3		0-0 G6-4-3 1B	5	0	2	0	0	0	1
Jesus Alou, R OBP: 0.426, SLG: 0.468 (1, 9)	0-0 1B 2B		0-3 K		0-0 1-2 1B		0-0 F5		0-0 G6-4-3	5	1	2	0	0	1	1
Bob Watson, R OBP: 0.344, SLG: 0.384 (1, 7)	0-0 1B		0-0 4-3		0-0 F8		0-0 1B		0-0 6-3	5	0	2	0	0	0	2
Jimmy Wynn, R OBP: 0.310, SLG: 0.275 (1, 8)	0-0 1-2 1B		0-3 K		0-0 F4		0-0 5-3			4	0	1	1	0	1	3
Doug Rader, R OBP: 0.250, SLG: 0.276 (1, 5)	0-0 F9			0-0 6-3		0-0 BB 1B		0-0 E6 1B		4	1	1	0	0	0	2
John Mayberry, L OBP: 0.385, SLG: 0.400 (1, 3)		4-0 1B G6-4-3 BB		0-0 BLK 3B		0-3 K		0-0 F9		3	2	1	0	1	1	2
Jack Hiatt, R OBP: 0.545, SLG: 0.471 (1, 2)		0-0 G6-4-3 1B		0-3 K		4-0 1-2 BB		0-0 4-3		3	0	1	0	1	1	1
Tom Griffin, R OBP: 0.222, SLG: 0.125 Jim Ray, R OBP: 0.231, SLG: 0.301 Cesar Cedeno, R OBP: 0.231, SLG: 0.301 Denny Lemaster, R OBP: 0.231, SLG: 0.301 Dennis Menke, R OBP: 0.250, SLG: 0.322 George Culver, R OBP: 0.250, SLG: 0.322		0-0 G6-4-3		0-0 F8		0-3 K		0-0 1B		1	0	0	0	0	0	1

Inning Stats	R: 1	H: 3	E: 0	LOB: 2	K: 0	BB: 0	S: 6	P: 6	R: 1	H: 2	E: 0	LOB: 1	K: 0	BB: 1	S: 4	P: 8	R: 0	H: 0	E: 0	LOB: 0	K: 2	BB: 0	S: 7	P: 7	R: 1	H: 1	E: 0	LOB: 0	K: 1	BB: 0	S: 6	P: 6	R: 0	H: 2	E: 0	LOB: 2	K: 0	BB: 0	S: 5	P: 5	R: 0	H: 1	E: 0	LOB: 2	K: 2	BB: 1	S: 8	P: 12	R: 0	H: 1	E: 0	LOB: 1	K: 0	BB: 0	S: 4	P: 4	R: 1	H: 1	E: 1	LOB: 1	K: 0	BB: 0	S: 5	P: 5	R: 0	H: 1	E: 0	LOB: 0	K: 0	BB: 0	S: 3	P: 3	1B: 10	SF: 0	2B: 1	SAC: 0	3B: 1	DP: 2	HR: 0	HBP: 0	WP: 0	PA: 40
--------------	------	------	------	--------	------	-------	------	------	------	------	------	--------	------	-------	------	------	------	------	------	--------	------	-------	------	------	------	------	------	--------	------	-------	------	------	------	------	------	--------	------	-------	------	------	------	------	------	--------	------	-------	------	-------	------	------	------	--------	------	-------	------	------	------	------	------	--------	------	-------	------	------	------	------	------	--------	------	-------	------	------	--------	-------	-------	--------	-------	-------	-------	--------	-------	--------

PITCHER	IP	WLS	BF	H	R	ER	SO	BB	IBB	HBP	BLK	WP	HR	S	P	ERA	WHIP
Ron Bryant, L ERA: 2.24 (1, 1)	8.0	W	38	12	4	3	5	2	0	0	1	0	0	46	54	3.38	1.750
Jerry Johnson, R ERA: 0.86 (9, 1)	1.0	S	2	0	0	0	0	0	0	0	0	0	0	2	2	0.00	0.000


BOTTOM

San Francisco Giants @ Houston Astros
Astrodome, Houston, TX

Sun May 23 1971, 4:33 AM EDT
Att. 23,692 - Unknown

livebaseballscorecards.com

AB	38
R	4
H	12
RBI	2
BB	2
SO	5
LOB	18




Batter	1	2	3	4	5	6	7	8	9	AB R H RBI BB SO LOB	TOP		
Bobby Bonds, R (1, 9) OBP: 0.383, SLG: 0.604	0-0 5-3		0-0 6-3		0-0 F4	0-0 F9			0-0 3B	5 1 1 0 0 0 1			
Chris Speier, R (1, 6) OBP: 0.343, SLG: 0.329	0-0 1B 2B		0-0 6-3			0-0 2B 1B	0-0 1-3 1B		0-0 F6	5 2 3 0 0 0 1			
Willie Mays, R (1, 8) OBP: 0.446, SLG: 0.631 Jimmy Rosario, S (6, 8) OBP: 0.351, SLG: 0.277	4-0 1B BB		0-3 K			0-0 F2	0-0 F5		0-0 1B 3B	2 0 0 0 1 1 1 2 1 1 1 0 0 1			
Willie McCovey, L (1, 3) OBP: 0.412, SLG: 0.532 Frank Johnson, R (8, 3) OBP: 0.176, SLG: 0.133	0-0 1-3 2-H BB 1B			0-0 F5		0-0 1B 2B	0-0 1-3		0-0 F2	4 1 2 1 0 0 1 1 0 0 0 0 0 1			
Dick Dietz, R (1, 2) OBP: 0.439, SLG: 0.440	4-0 1-2 G6-3 BB			0-0 6-3		0-3 K	4-0 BB		0-0 3-H 1B	3 0 1 1 2 1 2			
Tito Fuentes, S (1, 4) OBP: 0.293, SLG: 0.302	0-0 G6-3 1-2f			0-0 F9		0-0 2-3 3-H 1B	0-3 K		0-0 3-H F8	5 1 1 1 0 1 6			
Al Gallagher, R (1, 5) OBP: 0.355, SLG: 0.363		0-0 4-3			0-0 1B	0-0 1-H 3-H 1B		0-0 6-3		4 1 2 2 0 0 0	AB 39		
George Foster, R (1, 7) OBP: 0.304, SLG: 0.417		0-3 K2-3			0-0 F4	0-0 1-2 HR 1B		0-3 K		4 1 1 0 0 2 1	R 9		
Juan Marichal, R (1, 1) OBP: 0.129, SLG: 0.200		0-3 K			0-3 K	0-0 1-H 2-H HR		0-3 K		4 1 1 3 0 3 1	H 13		
Inning Stats	R: 1 E: 0 K: 0 S: 4 H: 2 LOB: 2 BB: 2 P: 12	R: 0 E: 0 K: 2 S: 7 H: 0 LOB: 0 BB: 0 P: 7	R: 0 E: 0 K: 1 S: 5 H: 0 LOB: 0 BB: 0 P: 5	R: 0 E: 0 K: 0 S: 3 H: 0 LOB: 0 BB: 0 P: 3	R: 0 E: 0 K: 1 S: 6 H: 1 LOB: 1 BB: 0 P: 6	R: 6 E: 0 K: 1 S: 11 H: 6 LOB: 0 BB: 0 P: 11	R: 0 E: 0 K: 1 S: 6 H: 1 LOB: 2 BB: 1 P: 10	R: 0 E: 0 K: 2 S: 7 H: 0 LOB: 0 BB: 0 P: 7	R: 2 E: 0 K: 0 S: 6 H: 3 LOB: 1 BB: 0 P: 6	1B: 8 2B: 2 3B: 2 HR: 1 SF: 0 SAC: 0 DP: 1 HBP: 0	WP: 0 PA: 42		
PITCHER	IP WLS BF H R ER SO BB IBB HBP BLK WP HR S P ERA WHIP											PITCHER	IP WLS BF H R ER SO BB IBB HBP BLK WP HR S P ERA WHIP
Bill Singer, R (1, 1) ERA: 5.18	5.2 L 27 9 7 7 5 2 0 0 0 0 0 1 35 43 11.12 1.941												
Jose Pena, R (6, 1) ERA:	2.1 9 1 0 0 3 1 0 0 0 0 0 0 14 18 0.00 0.857												
Sandy Vance, R (9, 1) ERA: 7.65	1.0 6 3 2 2 0 0 0 0 0 0 0 0 6 6 18.00 3.000												

San Francisco Giants @ Los Angeles Dodgers
 Dodger Stadium, Los Angeles, CA
 Tue May 25 1971, 7:05 PM PDT
 Att: 40,042 - Unknown

livebaseballscorecards.com



Batter	1	2	3	4	5	6	7	8	9	AB R H RBI BB SO LOB	TOP										
Bobby Bonds, R OBP: 0.378, SLG: 0.589 (1, 8) (9, 9)	0-0 6-3		4-0 G6-4-3 BB		0-0 5-3		0-0 F7		0-0 F9	4 0 0 0 1 0 2											
Chris Speier, R OBP: 0.344, SLG: 0.349 (1, 6)	0-0 F9		0-0 G6-4-3 1-2f		0-0 HR		0-0 6-3		0-0 1B	5 1 2 2 0 0 1											
Willie Mays, R OBP: 0.444, SLG: 0.649 (1, 3)	0-0 HR 1B		0-3 K		0-0 HR			0-0 F9	0-0 SF9	4 2 2 2 0 1 0											
Dick Dietz, R OBP: 0.449, SLG: 0.471 (1, 2)	0-0 HR 1B			0-0 SH 1B 1B	4-0 BB			0-0 2B 1B	0-3 K	4 1 3 2 1 1 1											
Al Gallagher, R OBP: 0.353, SLG: 0.360 (1, 5)	0-3 K			0-0 SH 1B 1-2	0-3 K			0-0 F9		4 0 1 0 0 2 2											
Tito Fuentes, S OBP: 0.300, SLG: 0.316 (1, 4)		0-0 5-3 1B		0-0 SH G6-4-3 1-2 2-3		0-3 K		0-0 2B		3 0 2 0 0 1 0											
Frank Johnson, R OBP: 0.158, SLG: 0.118 John Cumberland, R (9, 1)		0-0 5-3		0-3 K		0-0 F9		0-0 6-3		4 0 0 0 0 1 6 0 0 0 0 0 0 0	AB 35 R 6 H 11 RBI 6 BB 2 SO 7 LOB 17										
George Foster, R OBP: 0.302, SLG: 0.410 (1, 9) (9, 7)		0-0 F9		0-0 G6-4-3 1-2f		0-0 F8			0-0 SH 1B 1B	4 1 1 0 0 0 4											
Gaylord Perry, R OBP: 0.083, SLG: 0.083 Jimmy Rosario, S OBP: 0.351, SLG: 0.277 (9, PH) (9, 8)		0-3 K			0-0 2-3		0-0 F3		0-0 SH 1B SF9	3 0 0 0 0 1 1 0 1 0 0 0 0 0											
Inning Stats	R: 2 E: 0 K: 1 S: 7	H: 2 LOB: 0 BB: 0 P: 7	R: 0 E: 0 K: 1 S: 6	H: 1 LOB: 1 BB: 0 P: 6	R: 0 E: 0 K: 1 S: 4	H: 2 LOB: 2 BB: 0 P: 7	R: 2 E: 0 K: 1 S: 7	H: 2 LOB: 1 BB: 1 P: 11	R: 0 E: 0 K: 1 S: 5	H: 0 LOB: 0 BB: 0 P: 5	R: 0 E: 0 K: 0 S: 3	H: 0 LOB: 0 BB: 0 P: 3	R: 0 E: 0 K: 0 S: 5	H: 2 LOB: 2 BB: 0 P: 5	R: 2 E: 1 K: 1 S: 8	H: 2 LOB: 1 BB: 0 P: 8	1B: 7 2B: 1 3B: 0 HR: 3	SF: 1 SAC: 2 DP: 2 HBP: 0	WP: 0 PB: 0 SB: 0 CS: 0	PA: 40	
PITCHER Claude Osteen, L ERA: 2.98 Joe Moeller, R ERA: 2.25 Jim Brewer, L ERA: 2.5	IP WLS BF H R ER SO BB IBB HBP BLK WP HR S P ERA WHIP	5.0 L 13 3 2 2 1 0 0 0 0 0 0 15 15 6.00 1.000	1.0 4 1 0 0 0 1 0 0 0 0 0 0 6 6 0.00 1.000																		

San Francisco Giants @ Los Angeles Dodgers
 Dodger Stadium, Los Angeles, CA
 Wed May 26 1971, 7:05 PM PDT
 Att: 27,541 - Unknown

livebaseballscorecards.com

Batter	1	2	3	4	5	6	7	8	9	AB	R	H	RBI	BB	SO	LOB
Maury Wills, S OBP: 0.337, SLG: 0.343 (1, 6)	0-0 6-3		0-0 4-3		0-0 1-3 2-H CS 1B		0-0 1-3			4	0	1	1	0	0	0
Bill Buckner, L OBP: 0.283, SLG: 0.319 (1, 9)	0-0 6-3		0-0 F9		0-0 1-2 3-H CS 1B		0-0 6-3			4	0	1	1	0	0	0
Willie Davis, L OBP: 0.389, SLG: 0.477 (1, 8)	0-0 1B		0-0 3-1		0-0 1-2 2-3 F9			0-0 F4		4	0	1	0	0	0	2
Wes Parker, S OBP: 0.346, SLG: 0.373 (1, 3)	0-0 G3			0-0 4-3		0-0 4-3 1B		B B B B 4-0 G6-3 BB		3	1	1	0	1	0	1
Dick Allen, R OBP: 0.340, SLG: 0.370 (1, 7)		0-0 E3 1B SF8		0-3 K		0-0 4-3		0-0 G6-3		4	1	0	0	0	1	2
Jim Lefebvre, S OBP: 0.352, SLG: 0.451 (1, 4)		0-0 1-3 1B		0-0 F9		0-0 1-2 2-H FC5-4 1B		0-0 F3		4	0	2	1	0	0	0
Duke Sims, L OBP: 0.362, SLG: 0.446 (1, 2)		0-0 SF8			0-0 6-3		0-0 F8		0-0 1-3	2	0	0	1	0	0	1
Bill Sudakis, S OBP: 0.306, SLG: 0.308 (9, PH)		0-0 3-H F8			B B B B 4-0 1B BB		0-0 FC5-4		0-0 F7	1	0	0	0	0	0	0
Bobby Valentine, R OBP: 0.229, SLG: 0.200 (1, 5)		0-0 F8			0-0 1B BB		0-0 1-2 1B			3	1	0	0	1	0	2
Claude Osteen, L OBP: 0.167, SLG: 0.111 (1, 1)		0-0 G1			0-0 1B 1B			0-0 4-3		1	0	0	0	0	0	1
Willie Crawford, L OBP: 0.400, SLG: 0.486 (5, PH)										1	1	1	0	0	0	0
Joe Moeller, R (6, 1)										1	0	0	0	0	0	0
Jim Brewer, L (9, 1)										0	0	0	0	0	0	0
Manny Mota, R OBP: 0.358, SLG: 0.342 (9, 7)										0	0	0	0	0	0	0

Inning Stats	R: 0	H: 1	E: 0	K: 0	S: 4	H: 1	LOB: 1	BB: 0	P: 4	R: 1	H: 1	E: 1	K: 0	S: 5	R: 0	H: 0	E: 0	K: 0	S: 3	R: 0	H: 0	E: 0	K: 1	S: 5	R: 2	H: 3	E: 0	K: 0	S: 5	R: 1	H: 2	E: 0	K: 0	S: 5	R: 0	H: 0	E: 0	K: 0	S: 3	R: 0	H: 0	E: 0	K: 0	S: 2	R: 0	H: 0	E: 0	K: 0	S: 3	R: 0	H: 0	E: 0	K: 0	S: 3	1B: 7	SF: 1	2B: 0	SAC: 0	3B: 0	DP: 1	HR: 0	HBP: 0	WP: 0	PA: 35
--------------	------	------	------	------	------	------	--------	-------	------	------	------	------	------	------	------	------	------	------	------	------	------	------	------	------	------	------	------	------	------	------	------	------	------	------	------	------	------	------	------	------	------	------	------	------	------	------	------	------	------	------	------	------	------	------	-------	-------	-------	--------	-------	-------	-------	--------	-------	--------

PITCHER	IP	WLS	BF	H	R	ER	SO	BB	IBB	HBP	BLK	WP	HR	S	P	ERA	WHIP
Gaylord Perry, R ERA: 2.76 (1, 1)	8.0	W	32	7	4	3	1	2	0	0	0	0	0	32	40	3.38	1.125
John Cumberland, L ERA: 2.16 (9, 1)	1.0	S	3	0	0	0	0	0	0	0	0	0	0	3	3	0.00	0.000

BOTTOM

San Francisco Giants @ Los Angeles Dodgers
Dodger Stadium, Los Angeles, CA

Wed May 26 1971, 7:05 PM PDT
Att. 27,541 - Unknown

AB	32
R	4
H	7
RBI	4
BB	2
SO	1
LOB	9

Batter	1	2	3	4	5	6	7	8	9	AB R H RBI BB SO LOB	TOP
Bobby Bonds, R (1, 9) OBP: 0.371, SLG: 0.576	0-0 F4		0-0 F3			0-0 6-3		0-0 5-3		4 0 0 0 0 0 0	
Chris Speier, R (1, 6) OBP: 0.342, SLG: 0.347 Hal Lanier, R (2, 6) OBP: 0.257, SLG: 0.254 Fran Healy, R (9, PH) OBP: 0.588, SLG: 1.000	0-0 F6		0-0 6-3			0-3 K		0-0 5-3	1 0 0 0 0 0 0 2 0 0 0 0 1 0 1 0 0 0 0 0 0		
Willie Mays, R (1, 8) OBP: 0.434, SLG: 0.630	0-3 K			0-3 K		0-3 K		0-0 5-3	4 0 0 0 0 3 0		
Willie McCovey, L (1, 3) OBP: 0.408, SLG: 0.523		0-0 FC4-6 1B		0-0 1-3		0-0 F6		0-3 K	4 0 1 0 0 1 0		
Dick Dietz, R (1, 2) OBP: 0.447, SLG: 0.489		0-3 K		0-3 K		0-0 HR			3 1 1 1 0 2 1		
Tito Fuentes, S (1, 4) OBP: 0.294, SLG: 0.310		0-0 FC4-6 1B 1-2f		0-0 F7		0-0 G3			3 0 0 0 0 0 1		
Al Gallagher, R (1, 5) OBP: 0.352, SLG: 0.359		0-0 1-3 1B		0-0 4-3		0-0 6-3			3 0 1 0 0 0 0		
George Foster, R (1, 7) OBP: 0.303, SLG: 0.408		0-3 K		0-0 FC5-4 1B			0-0 F8		3 0 1 0 0 1 2		
Ron Bryant, S (1, 1) OBP: 0.154, SLG: 0.192 Frank Johnson, R (5, PH) OBP: 0.154, SLG: 0.114 John Cumberland, R (5, 1) Jimmy Rosario, S (8, PH) OBP: 0.345, SLG: 0.271 Frank Reberger, L (8, 1) OBP: 0.400, SLG: 0.400		0-0 F6		0-0 FC5-4 1-2f		0-0 F3			1 0 0 0 0 0 0 1 0 0 0 0 0 1 0 0 0 0 0 0 0 1 0 0 0 0 0 0 0 0 0 0 0 0 0		
Inning Stats	R: 0 E: 0 K: 1 S: 5 H: 0 LOB: 0 BB: 0 P: 5	R: 0 E: 0 K: 2 S: 9 H: 2 LOB: 2 BB: 0 P: 9	R: 0 E: 0 K: 0 S: 3 H: 0 LOB: 0 BB: 0 P: 3	R: 0 E: 0 K: 2 S: 7 H: 0 LOB: 0 BB: 0 P: 7	R: 0 E: 0 K: 0 S: 4 H: 1 LOB: 1 BB: 0 P: 4	R: 0 E: 0 K: 2 S: 7 H: 0 LOB: 0 BB: 0 P: 7	R: 1 E: 0 K: 0 S: 4 H: 1 LOB: 0 BB: 0 P: 4	R: 0 E: 0 K: 0 S: 3 H: 0 LOB: 0 BB: 0 P: 3	R: 0 E: 0 K: 1 S: 5 H: 0 LOB: 0 BB: 0 P: 5	1B: 3 2B: 0 3B: 0 HR: 1 SF: 0 SAC: 0 DP: 0 HBP: 0	WP: 0 PB: 0 SB: 0 CS: 0 PA: 31
PITCHER Don Sutton, R (1, 1) ERA: 4.14	IP: 9.0 WLS: W BF: 31 H: 4 R: 1 ER: 1 SO: 8 BB: 0 IBB: 0 HBP: 0 BLK: 0 WP: 0 HR: 1 S: 47 P: 47 ERA: 1.00 WHIP: 0.444										

San Francisco Giants @ Los Angeles Dodgers
Dodger Stadium, Los Angeles, CA
Thu May 27 1971, 7:05 PM PDT
Att. 24,723 - Unknown

livebaseballscorecards.com

AB 31
R 1
H 4
RBI 1
BB 0
SO 8
LOB 5



Batter	1	2	3	4	5	6	7	8	9	AB	R	H	RBI	BB	SO	LOB	BOTTOM			
Maury Wills, S (1, 6) <small>OBP: 0.335, SLG: 0.339</small>	4-0 FC6-4 1B BB	0-0 G4-6-3 1-2f 3-H		0-0 SF7 3-H		0-0 5-3				2	1	0	1	1	0	1	San Francisco Giants @ Los Angeles Dodgers Dodger Stadium, Los Angeles, CA Thu May 27 1971, 7:05 PM PDT Att. 24,723 - Unknown			
Manny Mota, R (1, 9) <small>OBP: 0.349, SLG: 0.333</small> Bill Russell, R (4, 9) <small>OBP: 0.283, SLG: 0.301</small>	0-0 E4 FC6-4 1-2	0-3 K		0-3 K			0-3 K			2	0	0	0	0	1	1				
Willie Davis, L (1, 8) <small>OBP: 0.386, SLG: 0.472</small>	0-0 FC6-4 1-2f 2-3 1B S		0-3 K		0-0 FC4-6 1B		0-0 F4			4	1	1	0	0	1	2				
Wes Parker, S (1, 3) <small>OBP: 0.349, SLG: 0.372</small>	4-0 FC5-4 1B BB		0-3 K		0-0 FC4-6 CS 1-2f		0-0 1B			3	0	1	0	1	1	1				
Dick Allen, R (1, 7) <small>OBP: 0.344, SLG: 0.370</small>	0-0 FC5-4 1-2 2-H 3-H 1B		0-3 K		4-0 CS 1B BB 1-2		0-0 5-3			3	0	1	2	1	1	1				
Jim Lefebvre, S (1, 4) <small>OBP: 0.359, SLG: 0.453</small>	0-0 FC5-4 1-2f 2-3			0-0 SH 1B SF7 1B		0-0 CS 1-2 1B		0-0 G3		4	1	2	0	0	0	2				
Bill Sudakis, S (1, 2) <small>OBP: 0.303, SLG: 0.357</small>	0-0 F7			0-0 F9		0-0 CS 1-2 2-3		0-0 HR		4	1	1	1	0	1	3				
Bobby Valentine, R (1, 5) <small>OBP: 0.250, SLG: 0.224</small>		0-0 1B S G4-6-3 1B		0-0 SH 1-2 1B		0-0 F7		0-0 5-3		4	1	2	0	0	0	0				
Don Sutton, R (1, 1) <small>OBP: 0.273, SLG: 0.158</small>		0-0 G4-6-3 1-3 1B		0-0 SH 1-2 2-3		0-0 4-3				2	0	1	0	0	0	0				
Inning Stats	R: 2 E: 1 K: 0 S: 5	H: 1 LOB: 2 BB: 2 P: 13	R: 1 E: 0 K: 1 S: 6	H: 2 LOB: 0 BB: 0 P: 6	R: 0 E: 0 K: 3 S: 9	H: 0 LOB: 0 BB: 0 P: 9	R: 1 E: 1 K: 1 S: 8	H: 2 LOB: 2 BB: 0 P: 8	R: 0 E: 0 K: 0 S: 3	H: 2 LOB: 1 BB: 1 P: 7	R: 1 E: 0 K: 0 S: 4	H: 1 LOB: 0 BB: 0 P: 4	R: 0 E: 0 K: 1 S: 6	H: 1 LOB: 1 BB: 0 P: 6	R: 0 E: 0 K: 1 S: 5	H: 0 LOB: 0 BB: 0 P: 5	1B: 8 2B: 0 3B: 0 HR: 1	SF: 1 SAC: 1 DP: 1 HBP: 0	WP: 0 PB: 0 SB: 2 CS: 3	PA: 36
PITCHER Ron Bryant, L (1, 1) <small>ERA: 2.38</small> John Cumberland, L (5, 1) <small>ERA: 2.25</small> Frank Reberger, R (8, 1) <small>ERA: 4.02</small>	IP WLS BF H R ER SO	WLS L 20 5 4 1 1 5	H R ER SO BB IBB HBP BLK	H R ER SO BB IBB HBP BLK	H R ER SO BB IBB HBP BLK	H R ER SO BB IBB HBP BLK	H R ER SO BB IBB HBP BLK	H R ER SO BB IBB HBP BLK	H R ER SO BB IBB HBP BLK	H R ER SO BB IBB HBP BLK	H R ER SO BB IBB HBP BLK	H R ER SO BB IBB HBP BLK	H R ER SO BB IBB HBP BLK	H R ER SO BB IBB HBP BLK	H R ER SO BB IBB HBP BLK	H R ER SO BB IBB HBP BLK	ERA WHIP	ERA WHIP		

livebaseballscorecards.com

AB	30
R	5
H	9
RBI	4
BB	3
SO	7
LOB	13



Batter	1	2	3	4	5	6	7	8	9	AB R H RBI BB SO LOB	TOP											
Ron Hunt, R (1, 4) OBP: 0.395, SLG: 0.341	0-0 F7		0-0 F6			1-0 E HBP		0-0 FC1 2-H		3 0 0 0 0 0 1												
Jim Gosger, L (1, 3) OBP: 0.225, SLG: 0.297	0-3 K			0-0 F8		0-0 E4 1-2		0-0 F6		4 0 0 0 0 1 2												
Rusty Staub, L (1, 9) OBP: 0.429, SLG: 0.504	0-0 P1			4-0 2B BB		0-0 F9			4-0 WP 1B 1B BB	2 1 0 0 2 0 2												
Bob Bailey, R (1, 5) OBP: 0.371, SLG: 0.376		0-3 K		0-0 2B		0-0 F5			0-3 K	4 0 1 0 0 2 3												
Mack Jones, L (1, 7) OBP: 0.326, SLG: 0.436		0-0 F9 2B		0-0 3-1			4-0 G4-6-3 BB		0-0 1B WP 1B	3 0 2 0 1 0 1												
Boots Day, L (1, 8) OBP: 0.267, SLG: 0.265		0-0 F9 2-3			0-0 F7		0-0 G4-6-3 1-2f		0-0 1B	4 0 1 1 0 0 2												
John Bateman, R (1, 2) OBP: 0.284, SLG: 0.361		0-0 6-3			0-0 F8		0-3 K		0-0 F5	4 0 0 0 0 1 3												
Bobby Wine, R (1, 6) OBP: 0.254, SLG: 0.214 Ron Swoboda, R (9, PH) OBP: 0.362, SLG: 0.420			0-0 6-3		0-3 K			4-0 BLK FC1 3-1 BB	0-3 K	2 0 0 0 1 1 0 1 0 0 0 0 1 2												
Steve Renko, R (1, 1) OBP: 0.179, SLG: 0.321 Jim Fairey, L (8, PH) OBP: 0.268, SLG: 0.250 Mike Marshall, R (8, 1)			0-0 F8			0-0 5-3		0-0 3-1 1-2		2 0 0 0 0 0 0 1 0 0 0 0 0 1 0 0 0 0 0 0 0												
Inning Stats	R: 0 E: 0 K: 1 S: 5	H: 0 LOB: 0 BB: 0 P: 5	R: 0 E: 0 K: 1 S: 6	H: 1 LOB: 1 BB: 0 P: 6	R: 0 E: 0 K: 0 S: 3	H: 0 LOB: 0 BB: 0 P: 3	R: 0 E: 0 K: 0 S: 3	H: 1 LOB: 1 BB: 1 P: 7	R: 0 E: 0 K: 1 S: 5	H: 0 LOB: 0 BB: 0 P: 5	R: 0 E: 1 K: 0 S: 4	H: 0 LOB: 2 BB: 0 P: 5	R: 0 E: 0 K: 1 S: 4	H: 0 LOB: 0 BB: 1 P: 8	R: 0 E: 0 K: 0 S: 3	H: 0 LOB: 1 BB: 1 P: 7	R: 1 E: 0 K: 2 S: 9	H: 2 LOB: 2 BB: 1 P: 13	1B: 2 2B: 2 3B: 0 HR: 0	SF: 0 SAC: 0 DP: 1 HBP: 1	WP: 1 PB: 0 SB: 0 CS: 0	PA: 35
PITCHER	IP WLS BF H R ER SO BB IBB HBP BLK WP HR S P ERA WHIP																					
Steve Stone, R (1, 1) ERA: 3.7	8.0 W 30 2 1 1 4 4 0 1 1 0 0 33 50 1.12 0.750																					
Jerry Johnson, R (9, 1) ERA: 0.84	1.0 S 5 2 0 0 2 0 0 0 0 1 0 9 9 0.00 2.000																					

Montreal Expos @ San Francisco Giants
 Candlestick Park, San Francisco, CA
 Fri May 28 1971, 10:05 PM EDT
 Att. 5,960 - Unknown

AB	30
R	1
H	4
RBI	1
BB	4
SO	6
LOB	17



livebaseballscorecards.com

Batter	1	2	3	4	5	6	7	8	9
Bobby Bonds, R OBP: 0.368, SLG: 0.568 (1, 9)	0-0 F7		0-0 F9			0-0 FC3-6 1B	0-0 F4		
Tito Fuentes, S OBP: 0.287, SLG: 0.302 (1, 4)	0-0 G3			0-0 F7		0-0 FC3-6 BB 1-2f		0-0 F5	
Chris Speier, R OBP: 0.335, SLG: 0.339 (1, 6)	0-0 F4			0-3 K		0-0 F8		0-3 K	
Willie McCovey, L OBP: 0.404, SLG: 0.511 (1, 3)		0-3 K		0-0 F9		4-0 FC6-4 BB 1-2		0-0 F4	
Dick Dietz, R OBP: 0.445, SLG: 0.483 (1, 2)		0-0 F2			4-0 SH SF9 BB	0-0 FC6-4			
Al Gallagher, R OBP: 0.354, SLG: 0.375 (1, 5)		0-0 E4 3B			0-0 SH		0-0 4-3		
Jimmy Rosario, S OBP: 0.344, SLG: 0.300 (1, 8)		0-0 1-3			0-0 SF9		0-0 PB 4-3 2B		
George Foster, R OBP: 0.304, SLG: 0.400 (1, 7)			0-3 K		0-3 K		4-0 4-3 BB		
Steve Stone, R (1, 1)			0-3 K				0-0 4-3		
Jerry Johnson, R (9, 1)							1-2 3-H		

Inning Stats	R: 0	H: 0	E: 0	K: 0	S: 3	R: 1	H: 1	E: 1	K: 1	S: 6	R: 0	H: 0	E: 0	K: 2	S: 7	R: 0	H: 0	E: 0	K: 1	S: 5	R: 1	H: 0	E: 1	K: 1	S: 6	R: 0	H: 1	E: 0	K: 0	S: 4	R: 1	H: 1	E: 0	K: 0	S: 4	R: 0	H: 0	E: 0	K: 1	S: 5
	LOB: 0	BB: 0	P: 3	LOB: 0	BB: 0	P: 6	LOB: 0	BB: 0	P: 6		LOB: 0	BB: 0	P: 7	LOB: 0	BB: 0	P: 7	LOB: 0	BB: 0	P: 5		LOB: 1	BB: 1	P: 10	LOB: 2	BB: 1	P: 8	LOB: 1	BB: 1	P: 8	LOB: 0	BB: 0	P: 5		LOB: 0	BB: 0	P: 5		LOB: 0	BB: 0	P: 5

PITCHER															PITCHER																		
IP	WLS	BF	H	R	ER	SO	BB	IBB	HBP	BLK	WP	HR	S	P	ERA	WHIP	IP	WLS	BF	H	R	ER	SO	BB	IBB	HBP	BLK	WP	HR	S	P	ERA	WHIP
Steve Renko, R (1, 1)	7.0	L	28	3	3	0	5	3	0	0	0	0	35	47	0.00	0.857	Mike Marshall, R (8, 1)	1.0		3	0	0	0	1	0	0	0	0	0	5	5	0.00	0.000

BOTTOM

Montreal Expos @ San Francisco Giants
Candlestick Park, San Francisco, CA

Fri May 28 1971, 10:05 PM EDT
Att. 5,960 - Unknown

AB R H RBI BB SO LOB

4	0	1	0	0	0	1
4	0	0	0	0	0	1
4	0	0	0	0	2	1
3	0	0	0	1	1	0
2	1	0	0	1	0	2
2	1	1	0	0	0	0
2	1	1	1	0	0	0
2	0	0	0	1	2	1
3	0	0	1	0	1	2
0	0	0	0	0	0	0

AB 26
R 3
H 3
RBI 2
BB 3
SO 6
LOB 8

WP: 0 PA: 31
PB: 1
SB: 0
CS: 0

livebaseballscorecards.com

Batter	1	2	3	4	5	6	7	8	9	AB R H RBI BB SO LOB	TOP											
Ron Hunt, R OBP: 0.391, SLG: 0.333 (1, 4)	0-3 K		4-0 BB		0-3 K			0-0 F3		3 0 0 0 1 2 0	<p>Montreal Expos @ San Francisco Giants Candlestick Park, San Francisco, CA</p> <p>Sat May 29 1971, 6:33 AM EDT Att. 8,039 - Unknown</p>											
Rusty Staub, L OBP: 0.425, SLG: 0.496 (1, 9)	0-0 6-3		0-0 F8			0-0 F7		0-0 G3 E PB 1B		4 1 1 0 0 0 2												
Bob Bailey, R OBP: 0.374, SLG: 0.400 (1, 5)	0-0 4-3			0-0 HR		4-0 1B E BB		0-0 E6 PB G3		3 2 1 1 1 0 1												
Mack Jones, L OBP: 0.340, SLG: 0.442 (1, 7)		0-3 K		0-0 S 1B		0-0 FC4-6 1B		0-0 G3		4 0 2 0 0 1 2												
Boots Day, L OBP: 0.266, SLG: 0.256 (1, 8)		0-0 4-3		0-3 K		0-0 FC4-6 1-2f 2-H		4-0 PB BB		3 0 0 0 1 1 2												
John Bateman, R OBP: 0.276, SLG: 0.350 (1, 2)		0-0 5-3		0-3 K 1-2		0-0 6-3		0-0 6-3 1-2 2-3 3-H		4 0 0 0 0 1 4												
Jim Gosger, L OBP: 0.227, SLG: 0.293 (1, 3)			0-0 3-1	0-0 4-3			0-0 F7		0-0 G4-3 1B	4 0 1 0 0 0 1												
Bobby Wine, R OBP: 0.246, SLG: 0.207 (1, 6)			0-0 5-3		0-0 F7		0-0 1-3		0-0 G4-3 1-2f	4 0 0 0 0 0 1												
Carl Morton, R OBP: 0.182, SLG: 0.129 (1, 1)			4-0 S BB		0-0 F5		0-0 6-3		0-0 4-3	1 0 0 0 1 0 0												
Howie Reed, R (6, 1)										0 0 0 0 0 0 0												
Gary Sutherland, R OBP: 0.200, SLG: 0.320 (7, PH)										1 0 0 0 0 0 0												
John O'Donoghue, R (7, 1)										0 0 0 0 0 0 0												
Jim Fairey, L OBP: 0.263, SLG: 0.245 (9, PH)										1 0 0 0 0 0 0												
Inning Stats	R: 0 E: 0 K: 1 S: 5	H: 0 LOB: 0 BB: 0 P: 5	R: 0 E: 0 K: 1 S: 5	H: 0 LOB: 0 BB: 0 P: 5	R: 0 E: 0 K: 0 S: 3	H: 0 LOB: 2 BB: 2 P: 11	R: 1 E: 0 K: 2 S: 9	H: 2 LOB: 1 BB: 0 P: 9	R: 0 E: 0 K: 1 S: 5	H: 0 LOB: 0 BB: 0 P: 5	R: 1 E: 1 K: 0 S: 4	H: 1 LOB: 1 BB: 1 P: 8	R: 0 E: 0 K: 0 S: 3	H: 0 LOB: 0 BB: 0 P: 3	R: 1 E: 1 K: 0 S: 5	H: 1 LOB: 2 BB: 1 P: 9	R: 0 E: 0 K: 0 S: 3	H: 1 LOB: 0 BB: 0 P: 3	1B: 4 2B: 0 3B: 0 HR: 1	SF: 0 SAC: 0 DP: 1 HBP: 0	WP: 0 PB: 1 SB: 2 CS: 0	PA: 36
PITCHER Juan Marichal, R ERA: 1.94 (1, 1)	IP: 9.0 WLS: W BF: 36 H: 5 R: 3 ER: 1 SO: 5 BB: 4 IBB: 0 HBP: 0 BLK: 0 WP: 0 HR: 1 S: 42 P: 58 ERA: 1.00 WHIP: 1.000											PITCHER	IP: 9.0 WLS: W BF: 36 H: 5 R: 3 ER: 1 SO: 5 BB: 4 IBB: 0 HBP: 0 BLK: 0 WP: 0 HR: 1 S: 42 P: 58 ERA: 1.00 WHIP: 1.000									

AB	32
R	3
H	5
RBI	1
BB	4
SO	5
LOB	13



livebaseballscorecards.com

Batter	1	2	3	4	5	6	7	8	9
Bobby Bonds, R OBP: 0.369, SLG: 0.580 (1, 9)	0-0 5-3		0-0 F5		0-0 FC6-4 1B	0-0 HR	0-0 5-3		
Chris Speier, R OBP: 0.342, SLG: 0.339 (1, 6)	4-0 BB		0-0 F8		0-0 FC6-4 BB 1-2f	0-0 HR 1B	4-0 BB		
Willie Mays, R OBP: 0.433, SLG: 0.620 (1, 8)	0-0 F8		0-0 BB 1B		4-0 BB 1-2	0-0 F4	0-0 F8		
Willie McCovey, L OBP: 0.410, SLG: 0.537 (1, 3)	0-3 K		0-0 BB 1B		0-0 F9	0-0 HR 1-H		0-0 2B 1B	
Dick Dietz, R OBP: 0.449, SLG: 0.486 (1, 2)		0-0 5-3	4-0 BB 1-2 2-3		0-0 L1	4-0 1B BB		0-0 1-H 2B	
Tito Fuentes, S OBP: 0.297, SLG: 0.317 (1, 4)		0-0 E S 1B	0-0 F2			0-0 1B 2B		0-3 K	
Al Gallagher, R OBP: 0.349, SLG: 0.365 (1, 5)		0-0 6-3		0-0 F3		0-0 1B HR BB		0-3 K	
Jimmy Rosario, S OBP: 0.364, SLG: 0.327 (1, 7)		0-0 WP 1B		0-0 G6-4-3 1B		0-0 1-3 2-H HR 1B		0-0 F3	
Juan Marichal, R OBP: 0.143, SLG: 0.235 (1, 1)		0-3 K		0-0 G6-4-3		0-0 6-3		0-0 2B	

Inning Stats	R: 0	H: 0	E: 0	K: 1	S: 5	R: 1	H: 2	E: 0	K: 1	S: 7	R: 0	H: 2	E: 0	K: 0	S: 5	R: 0	H: 1	E: 0	K: 0	S: 3	R: 0	H: 1	E: 0	K: 0	S: 4	R: 6	H: 6	E: 0	K: 0	S: 9	R: 0	H: 1	E: 0	K: 1	S: 6	R: 1	H: 2	E: 0	K: 2	S: 9
	LOB: 1	BB: 1				LOB: 1	BB: 0				LOB: 0	BB: 1				LOB: 2	BB: 1				LOB: 2	BB: 2				LOB: 2	BB: 2				LOB: 2	BB: 1				LOB: 1	BB: 0			

PITCHER	IP	WLS	BF	H	R	ER	SO	BB	IBB	HBP	BLK	WP	HR	S	P	ERA	WHIP
Carl Morton, R ERA: 3.65 (1, 1)	5.1	L	29	10	6	6	2	4	0	0	0	1	1	29	45	10.12	2.625
Howie Reed, R ERA: 4.2 (6, 1)	0.2		5	2	1	1	0	1	0	0	0	0	1	4	8	13.50	4.500
John O'Donoghue, L ERA: 8.1 (7, 1)	2.0		10	3	1	1	3	1	0	0	0	0	0	15	19	4.50	2.000

BOTTOM

AB R H RBI BB SO LOB

5	1	2	3	0	0	1
3	1	1	0	2	0	1
4	0	1	0	1	0	4
5	2	3	2	0	1	3
3	0	1	1	2	0	2
5	2	3	0	0	1	4
4	1	0	0	1	1	4
5	1	3	2	0	1	1
4	0	1	0	0	1	4

livebaseballscorecards.com

AB	38
R	8
H	15
RBI	8
BB	6
SO	5
LOB	24

GIANTS

WP: 1	PA: 44
PB: 0	
SB: 1	
CS: 0	

Montreal Expos @ San Francisco Giants
Candlestick Park, San Francisco, CA
 Sat May 29 1971, 6:33 AM EDT
 Att. 8,039 - Unknown

Batter	1	2	3	4	5	6	7	8	9	AB R H RBI BB SO LOB	TOP											
Ron Hunt, R (1, 4) OBP: 0.396, SLG: 0.348 Gary Sutherland, R (7, 4) OBP: 0.192, SLG: 0.308	0-0 6-3 PB 2B		0-0 SH1-4 1-2		0-0 1B 2B 1B		0-0 F8		0-0 FC4-6 1-2f	3 2 2 0 0 0 0 1 0 0 0 0 0 1												
Jim Fairey, L (1, 8) OBP: 0.279, SLG: 0.281 (4, 7)	0-0 6-3 2-3		0-0 3-1 2-H 2B		0-0 2B FC5-2 1B		0-3 K			4 0 2 2 0 1 1												
Rusty Staub, L (1, 9) OBP: 0.427, SLG: 0.503	0-0 F6		0-0 3-1 2-3		0-0 FC5-2 2B			0-0 1B		4 0 2 1 0 0 2												
Bob Bailey, R (1, 5) OBP: 0.364, SLG: 0.387	0-3 K 3-H		0-3 K		0-0 FC5-2 2-3 3-H			0-0 F8		4 0 0 0 0 2 4												
Mack Jones, L (1, 7) OBP: 0.327, SLG: 0.422 Boots Day, L (4, 8) OBP: 0.260, SLG: 0.250		0-3 K		0-3 K	0-0 4-3			0-0 F6		2 0 0 0 0 2 0 2 0 0 0 0 0 3												
Jim Gosger, L (1, 3) OBP: 0.208, SLG: 0.267		0-0 3-1		0-0 4-3		0-0 3-1		0-0 G3		4 0 0 0 0 0 1												
John Bateman, R (1, 2) OBP: 0.275, SLG: 0.348		0-0 1B		0-0 F5		0-0 6-3			0-0 F8	4 0 1 0 0 0 0												
Bobby Wine, R (1, 6) OBP: 0.241, SLG: 0.202 Coco Laboy, R (9, PH) OBP: 0.353, SLG: 0.339		0-3 K			0-0 5-3	0-0 1-3			0-0 5-3	3 0 0 0 0 1 1 1 0 0 0 0 0 0												
Bill Stoneman, R (1, 1) OBP: 0.267, SLG: 0.185 Mike Marshall, R (7, 1) Ron Swoboda, R (9, PH) OBP: 0.373, SLG: 0.420			1-0 SH1-4 2B HBP		0-0 1B 1B		0-3 K		4-0 FC4-6 BB	2 2 1 0 0 1 0 0 0 0 0 0 0 0 0 0 0 0 1 0 0												
Inning Stats	R: 1 E: 0 K: 1 S: 6	H: 1 LOB: 0 BB: 0 P: 6	R: 0 E: 0 K: 2 S: 8	H: 1 LOB: 1 BB: 0 P: 8	R: 1 E: 0 K: 1 S: 6	H: 1 LOB: 1 BB: 0 P: 7	R: 0 E: 0 K: 1 S: 5	H: 0 LOB: 0 BB: 0 P: 5	R: 2 E: 0 K: 0 S: 7	H: 4 LOB: 2 BB: 0 P: 7	R: 0 E: 0 K: 0 S: 3	H: 0 LOB: 0 BB: 0 P: 3	R: 0 E: 0 K: 2 S: 7	H: 0 LOB: 0 BB: 0 P: 7	R: 0 E: 0 K: 0 S: 4	H: 1 LOB: 1 BB: 0 P: 4	R: 0 E: 0 K: 0 S: 3	H: 0 LOB: 1 BB: 1 P: 7	1B: 5 2B: 3 3B: 0 HR: 0	SF: 0 SAC: 1 DP: 0 HBP: 1	WP: 0 PB: 1 SB: 0 CS: 0	PA: 37
PITCHER	IP WLS BF H R ER SO BB IBB HBP BLK WP HR S P ERA WHIP																					
Gaylord Perry, R (1, 1) ERA: 2.84 Jerry Johnson, R (8, 1) ERA: 0.79	7.0 W 29 7 4 3 7 0 0 1 0 0 0 0 42 43 3.86 1.000																					
	2.0 S 8 1 0 0 0 1 0 0 0 0 0 0 7 11 0.00 1.000																					

Montreal Expos @ San Francisco Giants
 Candlestick Park, San Francisco, CA
 Sun May 30 1971, 6:33 AM EDT
 Unknown

livebaseballscorecards.com

AB	34
R	4
H	8
RBI	3
BB	1
SO	7
LOB	13



Batter	1	2	3	4	5	6	7	8	9	AB	R	H	RBI	BB	SO	LOB
Bobby Bonds, R OBP: 0.367, SLG: 0.571 (1, 9)	0-3 K	0-3 K			X 0-0 6-3		H 1-0 FC6-4 1-2 HBP			3	0	0	1	0	2	1
Chris Speier, R OBP: 0.340, SLG: 0.333 (1, 6)	4-0 S 2B BB		X 0-0 4-3		X 0-0 F9		X 0-0 FC6-4 1-2f 2-H HR			3	2	0	0	1	0	1
Willie Mays, R OBP: 0.429, SLG: 0.630 (1, 8)	0-3 K		S 0-3 K		X 0-0 6-3		X 0-0 HR			4	1	1	2	0	2	1
Willie McCovey, L OBP: 0.418, SLG: 0.543 (1, 3)	0-0 1-H 2B		S 0-3 K		B 4-0 1B BB		B 4-0 BB			2	0	1	1	2	1	0
Dick Dietz, R OBP: 0.450, SLG: 0.483 (1, 2)	4-0 BB		S 0-3 K		X 0-0 1B		S 0-3 K			3	0	1	0	1	2	1
Tito Fuentes, S OBP: 0.290, SLG: 0.310 (1, 4)	0-0 F6		X 0-0 5-3		X 0-0 F5		S 0-3 K			4	0	0	0	0	1	4
Al Gallagher, R OBP: 0.341, SLG: 0.355 (1, 5)		X 0-0 F3		X 0-0 4-3		X 0-0 1-3		X 0-0 6-3		4	0	0	0	0	0	2
Jimmy Rosario, S OBP: 0.371, SLG: 0.356 (1, 7)		X 0-0 6-3		X 0-0 E6 6-3 2B		X 0-0 HBP E 1B		X 0-0 F5		4	2	2	0	0	0	0
Gaylord Perry, R OBP: 0.105, SLG: 0.081 (7, PH)		B 4-0 BB		S 0-3 K		S 0-3 K				1	0	0	0	1	1	1
Bob Heise, R (8, 1)		B 4-0 BB								1	0	0	0	0	1	1
Jerry Johnson, R (8, 1)		B 4-0 BB								0	0	0	0	0	0	0

Inning Stats	R: 1	H: 1	E: 0	K: 2	S: 8	LOB: 2	BB: 2	P: 16	R: 0	H: 0	E: 0	K: 1	S: 5	LOB: 1	BB: 1	P: 9	R: 0	H: 0	E: 0	K: 2	S: 7	LOB: 0	BB: 0	P: 7	R: 0	H: 0	E: 0	K: 1	S: 5	LOB: 0	BB: 0	P: 5	R: 1	H: 1	E: 1	K: 1	S: 6	LOB: 0	BB: 0	P: 6	R: 0	H: 1	E: 0	K: 0	S: 4	LOB: 2	BB: 1	P: 8	R: 3	H: 2	E: 1	K: 2	S: 9	LOB: 1	BB: 1	P: 14	R: 0	H: 0	E: 0	K: 1	S: 5	LOB: 0	BB: 0	P: 5
--------------	------	------	------	------	------	--------	-------	-------	------	------	------	------	------	--------	-------	------	------	------	------	------	------	--------	-------	------	------	------	------	------	------	--------	-------	------	------	------	------	------	------	--------	-------	------	------	------	------	------	------	--------	-------	------	------	------	------	------	------	--------	-------	-------	------	------	------	------	------	--------	-------	------

PITCHER	IP	WLS	BF	H	R	ER	SO	BB	IBB	HBP	BLK	WP	HR	S	P	ERA	WHIP
Bill Stoneman, R ERA: 2.63 (1, 1)	6.2	L	31	5	5	4	8	5	0	1	0	0	1	41	62	5.40	1.500
Mike Marshall, R ERA: 3.86 (7, 1)	1.1		4	0	0	0	2	0	0	0	0	0	0	8	8	0.00	0.000

BOTTOM

Montreal Expos @ San Francisco Giants
Candlestick Park, San Francisco, CA

Sun May 30 1971, 6:33 AM EDT
Unknown

AB	29
R	5
H	5
RBI	4
BB	5
SO	10
LOB	12

WP	HR	S	P	ERA	WHIP
0	0	0	0	0	0

Batter	1	2	3	4	5	6	7	8	9	AB	R	H	RBI	BB	SO	LOB	TOP										
Ron Hunt, R (1, 4) OBP: 0.396, SLG: 0.345	0-0 6-3	0-0 FC4-6		0-0 1B		0-0 F7		1-0 HBP		4	1	1	1	0	0	2											
Jim Fairey, L (1, 7) Coco Laboy, R (8, PH) OBP: 0.292, SLG: 0.295 OBP: 0.348, SLG: 0.333	0-0 1B		0-0 F8	0-0 1B		0-3 K		0-0 G5-3		4	1	2	0	0	1	0											
Rusty Staub, L (1, 9) OBP: 0.420, SLG: 0.490	0-0 F6		0-0 F8	4-0 1B		0-3 K			0-0 4-3	4	0	0	0	1	1	1											
Bob Bailey, R (1, 5) OBP: 0.372, SLG: 0.414	0-0 F9		4-0 BB	0-0 1B			0-0 HR		0-0 6-3	4	1	2	2	1	0	1											
Jim Gosger, L (1, 3) Ron Swoboda, R (4, PH) Mack Jones, L (4, PH) John Boccabella, R (4, 3) OBP: 0.200, SLG: 0.255 OBP: 0.373, SLG: 0.420 OBP: 0.321, SLG: 0.413 OBP: 0.233, SLG: 0.439		0-0 F7	0-0 1-3	0-0 G3			0-0 F3		0-0 F8	2	0	0	0	0	0	1											
Clyde Mashore, R (1, 8) Mike Marshall, R (7, 1)		0-0 4-3		0-0 K			0-0 F5			4	1	1	0	0	1	2											
John Bateman, R (1, 2) OBP: 0.281, SLG: 0.352		0-0 1B		0-0 1B		0-0 F4		0-0 F2		4	2	2	0	0	0	0											
Ron Brand, R (1, 6) OBP: 0.350, SLG: 0.316		0-0 1B		0-0 1B		0-0 F8		0-0 4-3		4	1	2	0	0	0	0											
John Strohmayer, R (1, 1) Boots Day, L (7, 8) OBP: 0.667, SLG: 0.667 OBP: 0.268, SLG: 0.250		0-0 FC4-6		0-0 1B		0-3 K		4-0 HBP		3	0	2	2	0	1	0											
Inning Stats	R: 0 E: 0 K: 0 S: 4	H: 1 LOB: 1 BB: 0 P: 4	R: 1 E: 0 K: 0 S: 6	H: 3 LOB: 2 BB: 0 P: 6	R: 0 E: 0 K: 0 S: 3	H: 0 LOB: 1 BB: 1 P: 7	R: 5 E: 1 K: 1 S: 11	H: 7 LOB: 2 BB: 1 P: 15	R: 0 E: 0 K: 1 S: 5	H: 0 LOB: 0 BB: 0 P: 5	R: 0 E: 0 K: 2 S: 7	H: 0 LOB: 0 BB: 0 P: 7	R: 1 E: 0 K: 0 S: 4	H: 1 LOB: 0 BB: 0 P: 4	R: 0 E: 0 K: 0 S: 2	H: 0 LOB: 1 BB: 1 P: 7	R: 0 E: 0 K: 0 S: 3	H: 0 LOB: 0 BB: 0 P: 3	1B: 11 2B: 0 3B: 0 HR: 1	SF: 0 SAC: 0 DP: 1 HBP: 1	WP: 0 PB: 0 SB: 0 CS: 0	PA: 41					
PITCHER	IP	WLS	BF	H	R	ER	SO	BB	IBB	HBP	BLK	WP	HR	S	P	ERA	WHIP										
Rich Robertson, R (1, 1) ERA: 4.89	3.0		19	9	6	6	0	1	0	0	0	0	0	18	22	18.00	3.333										
John Cumberland, L (4, 1) ERA: 2.54	0.1		3	2	0	0	0	1	0	0	0	0	0	2	6	0.00	9.000										
Frank Reberger, R (4, 1) ERA: 3.72	3.2		12	1	1	1	4	0	0	0	0	0	1	20	20	2.46	0.273										
Don McMahon, R (8, 1) ERA: 6.75	0.1		3	0	0	0	0	1	0	1	0	0	0	1	6	0.00	3.000										
Steve Hamilton, L (8, 1) ERA: 1.08	1.2	W	4	0	0	0	0	0	0	0	0	0	0	4	4	0.00	0.000										

Montreal Expos @ San Francisco Giants
 Candlestick Park, San Francisco, CA
 Sun May 30 1971, 6:38 AM EDT
 Att. 20,393 - Unknown

AB	37
R	7
H	12
RBI	6
BB	3
SO	4
LOB	11



WP: 0	PA: 41
-------	--------

Batter	1	2	3	4	5	6	7	8	9	AB	R	H	RBI	BB	SO	LOB
Bobby Bonds, R OBP: 0.377, SLG: 0.593 (1, 9)	0-0 4-3 S 2B 1B	0-0 4-3			0-0 G6-3 1B		0-0 1-H HR		0-0 BB FC1-5 WP 1B	5	3	4	2	0	0	0
Chris Speier, R OBP: 0.332, SLG: 0.324 (1, 6)	0-0 4-3 1-3		0-0 F9		0-0 G6-3 1-2f		0-0 F9		0-0 FC1-5 WP BB 1B 1-2 2-3f	5	1	0	0	0	0	4
Willie Mays, R OBP: 0.439, SLG: 0.635 (1, 3)	4-0 S 2B IBB		0-0			4-0 FC4-6 1B BB	4-0 E BB		0-0 F9	2	1	1	0	3	0	2
Fran Healy, R OBP: 0.524, SLG: 0.842 (1, 2)	0-3 K		0-3 K			0-0 FC4-6 1B	0-0 E5		4-0 WP 1B BB	4	0	1	0	0	2	4
Don McMahon, R (8, 1)										0	0	0	0	0	0	0
Steve Hamilton, L (8, 1)										0	0	0	0	0	0	0
Russ Gibson, R OBP: 0.214, SLG: 0.308 (9, PH)	1-2 K					1-2 1B	1-3		1-2 2-3 BB	0	0	0	0	1	0	0
Bob Heise, R (9, PR)										0	1	0	0	0	0	0
Al Gallagher, R OBP: 0.343, SLG: 0.359 (1, 5)	0-0 2B		0-0 6-3			0-0 FC4-6 FC6 1-2f 2-3	0-3 K		4-0 1B BB	4	1	1	2	1	1	5
Tito Fuentes, S OBP: 0.293, SLG: 0.318 (1, 4)	0-0 2B			0-0 3-1		0-0 F8		0-0 6-3	0-0 1B	5	0	2	3	0	0	2
Frank Johnson, R OBP: 0.163, SLG: 0.128 (1, 7)	0-0 3-1			0-0 G4-6-3 1B		0-0 FC6 1-2f		0-3 K		4	0	1	0	0	1	3
Jimmy Rosario, S OBP: 0.378, SLG: 0.355 (1, 8)			0-0 CS 1B		0-0 G4-6-3 1-2f		4-0 HR BB	0-3 K		3	1	1	0	1	1	1
Rich Robertson, R OBP: 0.077, SLG: 0.077 (1, 1)			0-0 F3		0-0 4-3		0-3 K		4-0 FC1-5 1B BB	1	0	0	0	0	0	1
John Cumberland, R (4, 1)										0	0	0	0	0	0	0
Frank Reberger, L OBP: 0.333, SLG: 0.333 (4, 1)										1	0	0	0	0	0	0
Hal Lanier, R OBP: 0.253, SLG: 0.250 (7, PH)										1	0	0	0	0	1	1
Dick Dietz, R OBP: 0.453, SLG: 0.483 (8, 2)										0	0	0	0	1	0	0

Inning Stats	R: 3	H: 3	E: 0	LOB: 1	K: 1	S: 8	P: 12	R: 0	H: 1	E: 0	LOB: 0	K: 0	S: 3	R: 0	H: 1	E: 0	LOB: 0	K: 1	S: 6	R: 0	H: 1	E: 0	LOB: 0	K: 0	S: 3	R: 0	H: 1	E: 0	LOB: 2	K: 2	S: 9	R: 2	H: 1	E: 1	LOB: 2	K: 2	S: 9	R: 0	H: 0	E: 0	LOB: 0	K: 2	S: 7	R: 3	H: 2	E: 0	LOB: 2	K: 0	S: 4	1B: 7	2B: 3	3B: 0	HR: 1	SF: 0	SAC: 0	DP: 2	HBP: 0	WP: 1	PA: 42
PITCHER	IP	WLS	BF	H	R	ER	SO	BB	IBB	HBP	BLK	WP	HR	S	P	ERA	WHIP																																										
John Strohmayr, R ERA: 8.71 (1, 1)	6.1		28	9	5	5	3	2	1	0	0	0	1	31	43	7.11	1.737																																										
Mike Marshall, R ERA: 4.56 (7, 1)	2.1	L	14	2	3	3	3	4	0	0	0	1	0	16	32	11.57	2.571																																										


BOTTOM

Montreal Expos @ San Francisco Giants
Candlestick Park, San Francisco, CA

Sun May 30 1971, 6:38 AM EDT
Att. 20,393 - Unknown

livebaseballscorecards.com

AB	35
R	8
H	11
RBI	7
BB	7
SO	6
LOB	23



Batter	1	2	3	4	5	6	7	8	9	10	11	AB R H RBI BB SO LOB	TOP												
Don Hahn, R OBP: 0.363, SLG: 0.295 (1, 8) BBB	4-0 BB 1B BB		x 0-0 F8		x 0-0 F8			x 0-0 F3		x 0-0 FC3-6 1B 1-2f		4 1 0 0 1 0 2	New York Mets @ San Francisco Giants Candlestick Park, San Francisco, CA Mon May 31 1971, 6:33 AM EDT Att. 26,087 - Unknown												
Bud Harrelson, S OBP: 0.369, SLG: 0.374 (1, 6) X	0-0 F8		x 0-0 F3			x 0-0 6-3		x 0-0 2B		x 0-0 F3		5 0 1 0 0 0 2													
Tommie Agee, R OBP: 0.343, SLG: 0.425 (1, 9) SS	0-3 K		x 0-0 6-3			0-3 K		0-3 K		0-0 FC6-4 1B 1-2		5 0 1 0 0 3 2													
Donn Clendenon, R OBP: 0.314, SLG: 0.453 (1, 3) BBB	4-0 1B BB			x 0-0 F8		x 0-0 5-3		x 0-0 F9		x 0-0 FC6-4 1-2f		4 0 0 0 1 0 3													
Cleon Jones, R OBP: 0.325, SLG: 0.408 (1, 7) X	0-0 1-2 2-H 1B			0-3 K			0-3 K		0-0 4-3		0-0 1B	5 0 2 1 0 2 0													
Bob Aspromonte, R OBP: 0.306, SLG: 0.419 Al Weis, S (9, PR)	0-0 4-3		x 0-0 5-3		x 0-0 5-3		x 0-0 F4		4-0 FC3-1-6 BB		0-3 K	3 0 0 0 1 0 2 0 0 0 0 0 0 0													
Ken Boswell, L OBP: 0.308, SLG: 0.387 (11, PH)												1 0 0 0 0 1 1													
Jerry Grote, R OBP: 0.356, SLG: 0.400 (1, 2) X		0-0 F6			x 0-0 SH2-4 1B		x 0-0 HBP 1B		0-0 FC3-1-6 FC6-4 1-2f		0-0 F9	5 0 2 0 0 0 2													
Tim Foli, R OBP: 0.330, SLG: 0.373 (9, 5) X		0-0 F7			0-3 K		H 1-0 HBP		0-0 FC6-4 1-2f		0-0 5-3	4 0 0 0 0 1 3													
Jerry Koosman, R OBP: 0.269, SLG: 0.174 Danny Frisella, L (11, 1) X		0-0 F4			x 0-0 SH2-4 1-2		0-3 K			0-0 FC3-6 1B		3 0 1 0 0 1 2 0 0 0 0 0 0 0													
Inning Stats	R: 1 E: 0 K: 1 S: 6	H: 1 LOB: 2 BB: 2 P: 14	R: 0 E: 0 K: 0 S: 3	H: 0 LOB: 0 BB: 0 P: 3	R: 0 E: 0 K: 1 S: 5	H: 0 LOB: 0 BB: 0 P: 5	R: 0 E: 0 K: 1 S: 6	H: 1 LOB: 1 BB: 0 P: 6	R: 0 E: 0 K: 1 S: 5	H: 0 LOB: 0 BB: 0 P: 5	R: 0 E: 0 K: 2 S: 8	H: 1 LOB: 2 BB: 0 P: 9		R: 0 E: 0 K: 1 S: 6	H: 1 LOB: 1 BB: 0 P: 6	R: 0 E: 0 K: 0 S: 3	H: 0 LOB: 1 BB: 1 P: 7	R: 0 E: 0 K: 0 S: 5	H: 2 LOB: 2 BB: 0 P: 5	R: 0 E: 0 K: 1 S: 6	H: 1 LOB: 1 BB: 0 P: 6	1B: 6 2B: 1 3B: 0 HR: 0	SF: 0 SAC: 1 DP: 0 HBP: 1	WP: 0 PB: 0 SB: 0 CS: 0	PA: 44
PITCHER	IP WLS BF H R ER SO BB IBB HBP BLK WP HR S P ERA WHIP																								
Ron Bryant, L ERA: 2.34 (1, 1)	5.0	19	2	1	1	3	2	0	0	0	0	0	0	23	31	1.80	0.800								
Don McMahon, R ERA: 6.14 (6, 1)	2.0	8	1	0	0	3	0	0	1	0	0	0	0	13	14	0.00	0.500								
Jerry Johnson, R ERA: 0.7 (8, 1)	4.0	W 17	4	0	0	2	1	0	0	0	0	0	0	20	24	0.00	1.250								

AB	39
R	1
H	7
RBI	1
BB	3
SO	8
LOB	19



livebaseballscorecards.com

Batter	1	2	3	4	5	6	7	8	9	10	11	AB R H RBI BB SO LOB	BOTTOM														
Bobby Bonds, R OBP: 0.373, SLG: 0.582 (1, 9)	F9		K			F7		F8		E8		5 0 1 0 0 1 0	New York Mets @ San Francisco Giants Candlestick Park, San Francisco, CA Mon May 31 1971, 6:33 AM EDT Att. 26,087 - Unknown														
Chris Speier, R OBP: 0.329, SLG: 0.317 (1, 6)	F9			F4		BB BB		F9		F4		4 0 0 0 1 0 1															
Willie Mays, R OBP: 0.438, SLG: 0.645 (1, 3)	4-3			6-3		F8		HR			4-0 BB	4 2 1 1 1 0 1															
Dick Dietz, R OBP: 0.449, SLG: 0.474 (1, 2)		6-3		K		FC6-4 BB		F6			SH5-4 BB	3 0 0 0 1 1 0															
Al Gallagher, R OBP: 0.350, SLG: 0.363 (1, 5)		BB BB BB				FC6-4			1-5-3		SH5-4 1-2	4 0 2 0 1 0 2															
Tito Fuentes, S OBP: 0.292, SLG: 0.318 (1, 4)						SH3-4 1-2		F2			SF9 3-H	3 0 1 1 0 0 0															
Frank Johnson, R OBP: 0.149, SLG: 0.116 (1, 7)						F8		F7				4 0 0 0 0 0 3															
Jimmy Rosario, S OBP: 0.385, SLG: 0.369 (1, 8)			4-3			BB				F3		3 0 1 0 1 0 0															
Ron Bryant, S OBP: 0.148, SLG: 0.185 (1, 1)										F8		1 0 0 0 0 0 0															
Frank Duffy, R OBP: 0.222, SLG: 0.235 (5, PH)			6-3			K		F8				1 0 0 0 0 1 2															
Don McMahon, R (6, 1)												0 0 0 0 0 0 0															
Fran Healy, R OBP: 0.500, SLG: 0.800 (7, PH)												1 0 0 0 0 0 1															
Jerry Johnson, R (8, 1)												1 0 0 0 0 0 0															
Inning Stats	R: 0 E: 0 K: 0 S: 3	H: 0 LOB: 0 BB: 0 P: 3	R: 0 E: 0 K: 0 S: 3	H: 1 LOB: 1 BB: 1 P: 7	R: 0 E: 0 K: 1 S: 5	H: 0 LOB: 0 BB: 0 P: 5	R: 0 E: 0 K: 1 S: 5	H: 0 LOB: 0 BB: 0 P: 5	R: 0 E: 0 K: 1 S: 6	H: 1 LOB: 2 BB: 1 P: 10	R: 0 E: 0 K: 0 S: 3	H: 0 LOB: 2 BB: 2 P: 11	R: 0 E: 0 K: 0 S: 4	H: 1 LOB: 1 BB: 0 P: 4	R: 1 E: 0 K: 0 S: 4	H: 1 LOB: 0 BB: 0 P: 4	R: 0 E: 0 K: 0 S: 3	H: 0 LOB: 0 BB: 0 P: 3	R: 0 E: 1 K: 0 S: 4	H: 1 LOB: 1 BB: 0 P: 4	R: 1 E: 0 K: 0 S: 3	H: 1 LOB: 1 BB: 1 P: 7	1B: 4 2B: 1 3B: 0 HR: 1	SF: 1 SAC: 2 DP: 1 HBP: 0	WP: 0 PB: 0 SB: 0 CS: 0	PA: 42	
PITCHER	IP WLS BF H R ER SO BB IBB HBP BLK WP HR S P ERA WHIP																										
Jerry Koosman, L ERA: 2.62 (1, 1)	10.0 L 39 5 2 2 3 5 0 0 0 0 0 1 40 60 1.80 1.000																										
Danny Frisella, R ERA: 2.18 (11, 1)	0.2 3 1 0 0 0 0 0 0 0 0 0 3 3 0.00 1.500																										

AB	34
R	2
H	6
RBI	2
BB	5
SO	3
LOB	10



livebaseballscores.com

Batter	1	2	3	4	5	6	7	8	9	AB R H RBI BB SO LOB	TOP																
Tommie Agee, R OBP: 0.344, SLG: 0.421 (1, 8) (7, 9)	0-3 K		0-0 1-3		4-0 S 1B BB		0-0 FC5-4 1B		0-0 F9	4 1 1 0 1 1 0	New York Mets @ San Francisco Giants Candlestick Park, San Francisco, CA Tue Jun 01 1971, 10:05 PM EDT Att: 11,287 - Unknown livebaseballscorecards.com																
Bud Harrelson, S OBP: 0.367, SLG: 0.372 (1, 6)	0-3 K		0-0 F7		0-0 F9		0-0 FC5-4 1B		0-0	4 0 1 0 0 1 1																	
Art Shamsky, L OBP: 0.318, SLG: 0.306 Don Hahn, R OBP: 0.358, SLG: 0.289 (1, 9) (7, PH) (7, 8)	0-0 4-1		0-0 F4		0-0 2B 1B		0-0 FC5-4 1-2f 2-3		0-0	3 1 1 1 0 0 0 1 0 0 0 0 0 2																	
Cleon Jones, R OBP: 0.328, SLG: 0.412 Ken Singleton, S OBP: 0.338, SLG: 0.246 (1, 7) (9, 7)		1-0 2B HBP		0-3 K	0-0 1-H 2B		0-0 4-3		0-0	3 1 1 1 0 1 2 0 0 0 0 0 0 0																	
Ed Kranepool, L OBP: 0.369, SLG: 0.567 (1, 3)		0-0 1-H 1B 2B		0-0 F6	0-0 4-3			0-0 3-1		4 1 1 1 0 0 1																	
Ken Boswell, L OBP: 0.314, SLG: 0.385 (1, 4)		4-0 1B G6-4-3 BB		0-0 1B 1B		0-0 G3		0-0 4-3		3 1 1 0 1 0 0																	
Bob Aspromonte, R OBP: 0.311, SLG: 0.421 Tim Foli, R OBP: 0.330, SLG: 0.373 (1, 5) (8, 5)		0-0 G6-4-3 1-3 2-H 1B		0-0 FC6-4 1B		0-0 F3		0-0 F9		4 0 2 1 0 0 0 0 0 0 0 0 0 0																	
Jerry Grote, R OBP: 0.347, SLG: 0.390 (1, 2)		0-0 G6-4-3 1-2f 3-H		0-0 FC6-4 1-2f		0-0 F7		0-0 F9		4 0 0 0 0 0 3																	
Gary Gentry, R OBP: 0.080, SLG: 0.080 Danny Frisella, L Tug McGraw, R OBP: 0.500, SLG: 0.750 (1, 1) (8, 1) (8, 1)		0-0 F9		0-3 K		0-3 K		0-0 F4		3 0 0 0 0 2 0 0 0 0 0 0 0 0 1 0 0 0 0 0 0																	
Inning Stats	R: 0 E: 0 K: 2 S: 7	H: 0 LOB: 0 BB: 0 P: 7	R: 3 E: 0 K: 0 S: 4	H: 2 LOB: 0 BB: 1 P: 9	R: 0 E: 0 K: 0 S: 3	H: 0 LOB: 0 BB: 0 P: 3	R: 0 E: 0 K: 1 S: 7	H: 2 LOB: 2 BB: 0 P: 7	R: 2 E: 0 K: 1 S: 7	H: 2 LOB: 1 BB: 1 P: 11	R: 0 E: 0 K: 0 S: 3	H: 0 LOB: 0 BB: 0 P: 3	R: 0 E: 0 K: 1 S: 7	H: 2 LOB: 2 BB: 0 P: 7	R: 0 E: 0 K: 0 S: 3	H: 0 LOB: 0 BB: 0 P: 3	R: 0 E: 0 K: 0 S: 3	H: 0 LOB: 0 BB: 0 P: 3	R: 0 E: 0 K: 0 S: 3	H: 0 LOB: 0 BB: 0 P: 3	1B: 6 2B: 2 3B: 0 HR: 0	SF: 0 SAC: 0 DP: 1 HBP: 1	WP: 0 PB: 0 SB: 1 CS: 0	PA: 37			
PITCHER	IP	WLS	BF	H	R	ER	SO	BB	IBB	HBP	BLK	WP	HR	S	P	ERA	WHIP										
Steve Stone, R ERA: 4.14 (1, 1)	4.2	L	22	6	5	5	4	2	0	1	0	0	0	27	36	9.64	1.714										
John Cumberland, L ERA: 2.35 (5, 1)	2.1		9	2	0	0	1	0	0	0	0	0	0	11	11	0.00	0.857										
Rich Robertson, R ERA: 4.75 (8, 1)	1.0		3	0	0	0	0	0	0	0	0	0	0	3	3	0.00	0.000										
Don McMahon, R ERA: 5.87 (9, 1)	1.0		3	0	0	0	0	0	0	0	0	0	0	3	3	0.00	0.000										

New York Mets @ San Francisco Giants
 Candlestick Park, San Francisco, CA
 Tue Jun 01 1971, 10:05 PM EDT
 Att: 11,287 - Unknown

AB 34
R 5
H 8
RBI 4
BB 2
SO 5
LOB 9



Batter	1	2	3	4	5	6	7	8	9	AB	R	H	RBI	BB	SO	LOB	
Bobby Bonds, R OBP: 0.373, SLG: 0.576 (1, 9) X	0-0 CS 1B		0-3 K		0-3 K		4-0 1-2 BB	0-3 K		4	0	1	0	1	3	4	
Chris Speier, R OBP: 0.326, SLG: 0.314 (1, 6) S S S	0-3 K 1-2		0-0 1B BB FC6-4 1B		0-0 F7		0-0 F8		0-0 F9	5	1	1	0	0	1	3	
Willie Mays, R OBP: 0.442, SLG: 0.660 (1, 3) X	0-0 F8		4-0 FC6-4 1B 1-2 2-3 BB		0-3 K			0-0 HR		4	1	2	1	1	1	0	
Dick Dietz, R OBP: 0.448, SLG: 0.471 (1, 2) S S S		0-3 K	0-0 FC6-4 1B 1-2 2-3 3-H		0-0 1-3			0-0 WP BB 1B 1B	0-3 K	5	1	2	1	0	2	1	
Tito Fuentes, S OBP: 0.295, SLG: 0.320 (1, 4) X		0-0 5-3 1B	0-0 FC6-4 1-2f 2-3 3-H		0-0 6-3			0-0 BB WP 1B	0-3 K	5	0	2	1	0	1	3	
Al Gallagher, R OBP: 0.342, SLG: 0.354 (1, 5) X		0-0 5-3 1-2	0-0 F9		0-0 F2			0-3 K		4	0	0	0	0	1	5	
Bernie Williams, R OBP: 1.000, SLG: 1.000 (1, 7) B B B B		4-0 BB		0-0 G3-6-1 1B			4-0 BB BB	4-0 1-2 2-3 BB		1	0	1	0	3	0	0	
Jimmy Rosario, S OBP: 0.378, SLG: 0.353 (1, 8) S S S		0-3 K		0-0 G3-6-1 1-2f			0-0 F6	4-0 1-2 2-3 3-H BB		3	0	0	1	1	1	4	
Steve Stone, R John Cumberland, R Frank Johnson, R Rich Robertson, R Fran Healy, R Don McMahon, R (1, 1) (5, 1) (7, PH) (8, 1) (8, PH) (9, 1) B B B B		4-0 BB 1B BB		0-3 K			0-0 F9	0-3 K		1	1	0	0	0	1	1	0

Inning Stats	R: 0	H: 1	E: 0	K: 1	S: 5	LOB: 0	BB: 0	P: 5	R: 0	H: 1	E: 0	K: 2	S: 8	LOB: 2	BB: 1	P: 12	R: 2	H: 2	E: 0	K: 1	S: 7	LOB: 2	BB: 2	P: 15	R: 0	H: 1	E: 0	K: 1	S: 5	LOB: 0	BB: 0	P: 5	R: 0	H: 0	E: 0	K: 2	S: 7	LOB: 0	BB: 0	P: 7	R: 0	H: 0	E: 0	K: 0	S: 3	LOB: 0	BB: 0	P: 3	R: 0	H: 0	E: 0	K: 0	S: 3	LOB: 2	BB: 2	P: 11	R: 2	H: 3	E: 0	K: 3	S: 12	LOB: 3	BB: 2	P: 20	R: 0	H: 1	E: 0	K: 2	S: 8	LOB: 1	BB: 0	P: 8	1B: 8	SF: 0	2B: 0	SAC: 0	3B: 0	DP: 1	HR: 1	HBP: 0
--------------	------	------	------	------	------	--------	-------	------	------	------	------	------	------	--------	-------	-------	------	------	------	------	------	--------	-------	-------	------	------	------	------	------	--------	-------	------	------	------	------	------	------	--------	-------	------	------	------	------	------	------	--------	-------	------	------	------	------	------	------	--------	-------	-------	------	------	------	------	-------	--------	-------	-------	------	------	------	------	------	--------	-------	------	-------	-------	-------	--------	-------	-------	-------	--------

PITCHER	IP	WLS	BF	H	R	ER	SO	BB	IBB	HBP	BLK	WP	HR	S	P	ERA	WHIP
Gary Gentry, R ERA: 2.56 (1, 1)	7.0	W	32	8	4	4	7	5	0	0	0	0	1	41	61	5.14	1.857
Danny Frisella, R ERA: 2.14 (8, 1)	0.1		3	0	0	0	1	2	0	0	0	1	0	3	11	0.00	6.000
Tug McGraw, L ERA: 2.12 (8, 1)	1.2	S	6	1	0	0	4	0	0	0	0	0	0	14	14	0.00	0.600


BOTTOM

New York Mets @ San Francisco Giants
Candlestick Park, San Francisco, CA

Tue Jun 01 1971, 10:05 PM EDT
Att. 11,287 - Unknown

AB	34
R	4
H	9
RBI	4
BB	7
SO	12
LOB	24

WP: 1 PA: 41
PB: 0
SB: 0
CS: 1



PITCHER	IP	WLS	BF	H	R	ER	SO	BB	IBB	HBP	BLK	WP	HR	S	P	ERA	WHIP
Gary Gentry, R ERA: 2.56 (1, 1)	7.0	W	32	8	4	4	7	5	0	0	0	0	1	41	61	5.14	1.857
Danny Frisella, R ERA: 2.14 (8, 1)	0.1		3	0	0	0	1	2	0	0	0	1	0	3	11	0.00	6.000
Tug McGraw, L ERA: 2.12 (8, 1)	1.2	S	6	1	0	0	4	0	0	0	0	0	0	14	14	0.00	0.600

Batter	1	2	3	4	5	6	7	8	9	AB R H RBI BB SO LOB	TOP	
Tommy Agee, R OBP: 0.346, SLG: 0.426 (1, 8) (8, 9)	0-0 F9		0-0 E6			0-0 WP 1B	0-0 2-H 2B		0-3 K	5 1 2 1 0 1 0	New York Mets @ San Francisco Giants Candlestick Park, San Francisco, CA Wed Jun 02 1971, 6:33 AM EDT Att: 11,132 - Unknown AB 36 R 5 H 11 RBI 4 BB 0 SO 6 LOB 12	
Bud Harrelson, S OBP: 0.373, SLG: 0.378 (1, 6) S S S	0-3 K		0-0 1B			0-0 WP SF8 1B	0-0 F9		0-0 S 1B	5 1 3 0 0 1 1		
Art Shamsky, L OBP: 0.333, SLG: 0.425 Don Hahn, R OBP: 0.352, SLG: 0.283 (1, 9) (8, 8)	0-0 2B		0-0 G3			0-0 F6		0-0 HR	0-0 1-3	4 1 2 1 0 0 4 1 0 0 0 0 0 1		
Ed Kranepool, L OBP: 0.374, SLG: 0.565 (1, 3) X	0-0 4-3				0-0 F7	0-0 WP 1B		0-0 HBP 1B		4 1 2 0 0 0 1		
Ken Boswell, L OBP: 0.312, SLG: 0.378 (1, 4) S S S		0-3 K		0-0 3-1		0-0 SF8		1-0 HBP		2 0 0 1 0 1 0		
Ken Singleton, S OBP: 0.320, SLG: 0.230 (1, 7) X		0-0 3-1		0-0 4-3		0-0 1-2 2-H 3-H		0-0 HBP		4 0 0 0 0 0 3		
Bob Aspromonte, R OBP: 0.303, SLG: 0.410 Tim Foli, R OBP: 0.330, SLG: 0.373 (1, 5) (8, 5)		0-0 F2			0-0 F8		0-0 5-3	0-0 F9		4 0 0 0 0 0 2 0 0 0 0 0 0 0		
Duffy Dyer, R OBP: 0.444, SLG: 0.625 (1, 2) X			0-0 F8		0-0 F8		0-0 SH1-3 2B	0-0 1-3 2-H 1B		4 1 2 1 0 0 0		
Jim McAndrew, R OBP: 0.250, SLG: 0.286 Ron Taylor, R (2, 1) Dave Marshall, L OBP: 0.360, SLG: 0.376 Charlie Williams, R (5, 1) (5, 1)		0-3 K		0-3 K		0-0 SH1-3		0-3 K		0 0 0 0 0 0 0 1 0 0 0 0 1 0 1 0 0 0 0 1 0 1 0 0 0 0 1 0		
Inning Stats	R: 0 E: 0 K: 1 S: 6 H: 1 LOB: 1 BB: 0 P: 6	R: 0 E: 0 K: 1 S: 5 H: 0 LOB: 0 BB: 0 P: 5	R: 0 E: 1 K: 1 S: 7 H: 1 LOB: 2 BB: 0 P: 7	R: 0 E: 0 K: 0 S: 3 H: 0 LOB: 0 BB: 0 P: 3	R: 0 E: 0 K: 1 S: 5 H: 0 LOB: 0 BB: 0 P: 5	R: 2 E: 0 K: 0 S: 6 H: 3 LOB: 1 BB: 0 P: 6	R: 1 E: 0 K: 0 S: 5 H: 2 LOB: 1 BB: 0 P: 5	R: 2 E: 0 K: 0 S: 5 H: 3 LOB: 2 BB: 0 P: 6	R: 0 E: 0 K: 2 S: 8 H: 1 LOB: 1 BB: 0 P: 8	1B: 8 2B: 2 3B: 0 HR: 1 SF: 1 SAC: 1 DP: 0 HBP: 1		WP: 1 PB: 0 SB: 1 CS: 0 PA: 39
PITCHER Juan Marichal, R ERA: 2.24 (1, 1) Steve Hamilton, L ERA: 0.96 (8, 1) Don McMahon, R ERA: 5.63 (9, 1)	IP WLS BF H R ER SO BB IBB HBP BLK WP HR S P ERA WHIP	PITCHER IP WLS BF H R ER SO BB IBB HBP BLK WP HR S P ERA WHIP										
	7.0 L 31 9 5 5 4 0 0 0 0 1 1 39 39 6.43 1.286											

New York Mets @ San Francisco Giants
 Candlestick Park, San Francisco, CA
 Wed Jun 02 1971, 6:33 AM EDT
 Att: 11,132 - Unknown

livebaseballscorecards.com



Batter	1	2	3	4	5	6	7	8	9	AB	R	H	RBI	BB	SO	LOB
Bobby Bonds, R OBP: 0.374, SLG: 0.569 (1, 9)	0-0 4-3 S SF8 1B	4-0 1-2 2-3 1B BB		0-0 F8		0-0 F7		0-3 K		4	1	1	0	1	1	1
Chris Speier, R OBP: 0.327, SLG: 0.317 (1, 6)	0-0 4-3 1-3	0-0 1-2 2-3 3-H FC6-4 1B		0-0 6-3		0-0 F8 1B		0-3 K		5	0	2	1	0	1	2
Willie Mays, R OBP: 0.446, SLG: 0.652 (1, 3)	4-0 SF8 S BB	0-0 F2		4-0 IBB		4-0 IBB		0-0 F7		2	0	0	0	3	0	3
Dick Dietz, R OBP: 0.442, SLG: 0.463 (1, 2)	0-0 1-2 1B	0-0 FC6-4 1-2f		0-3 K		0-0 F8 2-3		0-0 F9		5	0	1	0	0	1	7
Tito Fuentes, S OBP: 0.292, SLG: 0.319 (1, 4)	0-0 SF8 2-3 3-H		0-0 6-3		0-0 S 1B		0-0 F6		0-0 5-3		4	0	1	1	0	2
Al Gallagher, R OBP: 0.335, SLG: 0.345 (1, 5)	0-0 F8		0-0 4-3		0-0 F9		0-3 K			4	0	0	0	0	1	3
Bernie Williams, R OBP: 0.750, SLG: 0.600 (1, 7)		0-0 FC1-5 S 1B		0-0 1B		0-0 F9		0-0 F7		4	0	2	0	0	0	1
Jimmy Rosario, S OBP: 0.384, SLG: 0.352 (1, 8)		0-0 BB FC1-5 1-2 1B		0-0 F7		4-0 1-2 IBB		0-3 K		3	1	1	0	1	1	1
Juan Marichal, R OBP: 0.158, SLG: 0.270 (1, 1)		0-0 FC1-5		0-0 2B		0-0 6-3		0-0 6-3		3	0	1	0	0	0	4
Steve Hamilton, L (8, 1)										0	0	0	0	0	0	0
Frank Johnson, R OBP: 0.143, SLG: 0.111 (8, PH)		0-0 1B BB								1	0	0	0	0	0	0
Don McMahon, R (9, 1)		1-2 2-3f								0	0	0	0	0	0	0

Inning Stats	R: 1	H: 2	E: 0	K: 0	S: 5	H: 2	LOB: 2	BB: 1	P: 9	R: 1	H: 3	E: 0	K: 0	S: 6	H: 3	LOB: 3	BB: 1	P: 10	R: 0	H: 1	E: 0	K: 0	S: 4	H: 1	LOB: 1	BB: 0	P: 4	R: 0	H: 1	E: 0	K: 1	S: 6	H: 1	LOB: 2	BB: 1	P: 10	R: 0	H: 1	E: 0	K: 0	S: 4	H: 0	LOB: 0	BB: 0	P: 7	R: 0	H: 0	E: 0	K: 2	S: 7	H: 0	LOB: 0	BB: 0	P: 7	R: 0	H: 0	E: 0	K: 0	S: 3	H: 0	LOB: 0	BB: 0	P: 3	1B: 8	SF: 1	3B: 0	HR: 0	WP: 0	PA: 41
--------------	------	------	------	------	------	------	--------	-------	------	------	------	------	------	------	------	--------	-------	-------	------	------	------	------	------	------	--------	-------	------	------	------	------	------	------	------	--------	-------	-------	------	------	------	------	------	------	--------	-------	------	------	------	------	------	------	------	--------	-------	------	------	------	------	------	------	------	--------	-------	------	-------	-------	-------	-------	-------	--------

PITCHER	IP	WLS	BF	H	R	ER	SO	BB	IBB	HBP	BLK	WP	HR	S	P	ERA	WHIP
Jim McAndrew, R ERA: 6.59 (1, 1)	1.1		10	4	2	2	0	2	0	0	0	0	0	8	16	13.50	4.500
Ron Taylor, R ERA: 1.5 (2, 1)	2.2		12	3	0	0	1	0	1	0	0	0	0	13	17	0.00	1.125
Charlie Williams, R ERA: 4.3 (5, 1)	5.0	W	19	2	0	0	4	0	2	0	0	0	0	25	33	0.00	0.400


BOTTOM

New York Mets @ San Francisco Giants
Candlestick Park, San Francisco, CA

Wed Jun 02 1971, 6:33 AM EDT
Att. 11,132 - Unknown

livebaseballscorecards.com

AB	35
R	2
H	9
RBI	2
BB	5
SO	5
LOB	24



Batter	1	2	3	4	5	6	7	8	9	AB R H RBI BB SO LOB	TOP	
Denny Doyle, L (1, 4) OBP: 0.290, SLG: 0.351	0-0 F4	0-0 4-3			0-0 E 1B	0-0 E6 BB 1-2		0-0 1B		5 1 2 0 0 0 3		
Tim McCarver, L (1, 2) OBP: 0.261, SLG: 0.292	0-0 F7		0-0 G5-4-3 1B		0-0 F9	4-0 BB 1-2 2-3		0-0 F8		4 0 1 0 1 0 2		
Willie Montanez, L (1, 8) OBP: 0.335, SLG: 0.497	0-0 S 1B		0-0 G5-4-3 1-2f		0-0 E5 1B 1-H	0-0 SF8		0-3 K		4 1 1 1 0 1 1		
Ron Stone, L (1, 9) OBP: 0.291, SLG: 0.265	4-0 1-2 BB		0-0 F7		0-0 1-3 1B 2-H	0-3 K		0-0 F9		4 0 1 1 1 1 2		
Oscar Gamble, L (1, 7) OBP: 0.273, SLG: 0.429	0-0 4-3			0-0 2B 1B	0-0 1-3		0-0 4-3	0-0 E5 1B 1B		5 2 2 0 0 0 3		
Deron Johnson, R (1, 3) OBP: 0.284, SLG: 0.343		0-0 4-3		0-0 4-3 1-H 2B	4-0 IBB		0-0 5-3	4-0 1B IBB		3 0 1 1 2 0 0		
Bobby Pfeil, R (1, 5) OBP: 0.455, SLG: 0.400		0-0 1B 1B		0-0 4-3 2-3	0-0 L1		0-0 F8	0-0 1-3 2-H 1B		5 0 2 1 0 0 3		
Larry Bowa, S (1, 6) OBP: 0.259, SLG: 0.263		0-0 1-2 1B		0-0 L1		0-0 F5		0-0 4-3	0-0 1-3	5 0 1 0 0 0 3		
Chris Short, R (1, 1) OBP: 0.214, SLG: 0.120		0-3 K		0-0 5-3		0-0 BB E SF8 1B		0-0 F9		4 1 1 0 0 1 3		
Jim Bunning, R (8, 1) OBP: 0.176, SLG: 0.333										0 0 0 0 0 0 0		
Inning Stats	R: 0 E: 0 K: 0 S: 4 H: 1 LOB: 2 P: 8	R: 0 E: 0 K: 1 S: 7 H: 2 LOB: 2 BB: 0 P: 7	R: 0 E: 0 K: 0 S: 3 H: 1 LOB: 0 P: 3	R: 1 E: 0 K: 0 S: 5 H: 2 LOB: 1 BB: 0 P: 5	R: 2 E: 1 K: 0 S: 6 H: 2 LOB: 2 BB: 1 P: 10	R: 1 E: 1 K: 1 S: 7 H: 1 LOB: 2 BB: 1 P: 11	R: 0 E: 0 K: 0 S: 3 H: 0 LOB: 0 P: 3	R: 0 E: 0 K: 0 S: 4 H: 1 LOB: 1 BB: 0 P: 4	R: 1 E: 1 K: 1 S: 7 H: 2 LOB: 2 BB: 1 P: 11	1B: 11 2B: 1 3B: 0 HR: 0 SF: 1 SAC: 0 DP: 1 HBP: 0	WP: 0 PB: 0 SB: 1 CS: 0 PA: 44	
PITCHER	IP WLS BF H R ER SO BB IBB HBP BLK WP HR S P ERA WHIP											
Gaylord Perry, R (1, 1) ERA: 2.9	4.1 L 22 8 3 2 1 1 0 0 0 0 0 0 23 27 4.15 2.077											
John Cumberland, L (5, 1) ERA: 2.3	0.2 3 0 0 0 0 0 0 1 0 0 0 0 2 6 0.00 0.000											
Rich Robertson, R (6, 1) ERA: 4.38	3.0 13 2 1 0 1 1 0 0 0 0 0 0 14 18 0.00 1.000											
Steve Hamilton, L (9, 1) ERA: 1.8	0.2 4 1 1 1 1 0 1 0 0 0 0 0 5 9 13.50 1.500											
Jerry Johnson, R (9, 1) ERA: 0.7	0.1 2 1 0 0 0 0 0 0 0 0 0 0 2 2 0.00 3.000											

Philadelphia Phillies @ San Francisco Giants
Candlestick Park, San Francisco, CA
Fri Jun 04 1971, 10:05 PM EDT
Att. 9,403 - Unknown

livebaseballscorecards.com

AB	39
R	5
H	12
RBI	4
BB	4
SO	3
LOB	20



Batter	1	2	3	4	5	6	7	8	9	AB	R	H	RBI	BB	SO	LOB	BOTTOM
--------	---	---	---	---	---	---	---	---	---	----	---	---	-----	----	----	-----	--------

Bobby Bonds, R <small>OBP: 0.380, SLG: 0.573</small> (1, 9) x	0-0 		0-0 			0-0 		0-0 		4	1	3	0	0	0	0	
--	---------	--	---------	--	--	---------	--	---------	--	---	---	---	---	---	---	---	--

Chris Speier, R <small>OBP: 0.335, SLG: 0.335</small> (1, 6) x	0-0 		0-0 	0-0 		0-0 		0-0 		4	1	3	1	0	0	0	
---	---------	--	---------	---------	--	---------	--	---------	--	---	---	---	---	---	---	---	--

Tito Fuentes, S <small>OBP: 0.296, SLG: 0.323</small> (1, 4) x	0-0 			0-0 		0-0 		0-0 		4	0	2	1	0	0	3	
---	---------	--	--	---------	--	---------	--	---------	--	---	---	---	---	---	---	---	--

Willie Mays, R <small>OBP: 0.447, SLG: 0.646</small> (1, 3) x	0-0 			0-0 		0-0 		1-0 		3	0	1	0	0	0	3	
--	---------	--	--	---------	--	---------	--	---------	--	---	---	---	---	---	---	---	--

Al Gallagher, R <small>OBP: 0.328, SLG: 0.337</small> (1, 5) Jerry Johnson, R <small>OBP: 0.378, SLG: 0.347</small> (9, 1)		0-0 			0-0 	0-0 		0-0 		4	0	0	0	0	0	4	
---	--	---------	--	--	---------	---------	--	---------	--	---	---	---	---	---	---	---	--

Bernie Williams, R <small>OBP: 0.500, SLG: 0.333</small> (1, 7)		0-3 			0-3 		0-0 	0-3 		4	0	0	0	0	3	2	
--	--	---------	--	--	---------	--	---------	---------	--	---	---	---	---	---	---	---	--

Jimmy Rosario, S <small>OBP: 0.378, SLG: 0.347</small> (1, 8)		0-3 			0-0 		0-3 		0-0 	4	1	1	0	0	2	0	
--	--	---------	--	--	---------	--	---------	--	---------	---	---	---	---	---	---	---	--

Russ Gibson, R <small>OBP: 0.235, SLG: 0.375</small> (1, 2) Ken Henderson, S <small>OBP: 0.340, SLG: 0.382</small> (9, PH)			0-3 		0-0 		0-0 		0-0 	3	0	1	1	0	1	0	
---	--	--	---------	--	---------	--	---------	--	---------	---	---	---	---	---	---	---	--

Gaylord Perry, R <small>OBP: 0.103, SLG: 0.079</small> (1, 1) John Cumberland, R <small>OBP: 0.140, SLG: 0.109</small> (5, 1) Frank Johnson, R <small>OBP: 0.077, SLG: 0.077</small> (6, 1) Rich Robertson, R <small>OBP: 0.446, SLG: 0.727</small> (8, PH) Fran Healy, R <small>OBP: 0.253, SLG: 0.250</small> (9, 1) Steve Hamilton, L <small>OBP: 0.440, SLG: 0.460</small> (9, PH)			0-0 		0-3 		0-3 		0-0 	1	0	0	0	0	0	0	
---	--	--	---------	--	---------	--	---------	--	---------	---	---	---	---	---	---	---	--

Inning Stats	R: 0 E: 0 K: 0 S: 4	H: 2 LOB: 1 BB: 0 P: 4	R: 0 E: 0 K: 2 S: 7	H: 0 LOB: 0 BB: 0 P: 7	R: 0 E: 0 K: 1 S: 5	H: 1 LOB: 0 BB: 0 P: 5	R: 0 E: 0 K: 0 S: 3	H: 1 LOB: 0 BB: 0 P: 3	R: 1 E: 1 K: 2 S: 9	H: 2 LOB: 1 BB: 0 P: 9	R: 0 E: 0 K: 0 S: 5	H: 2 LOB: 2 BB: 0 P: 5	R: 0 E: 0 K: 1 S: 5	H: 0 LOB: 0 BB: 0 P: 5	R: 2 E: 0 K: 1 S: 8	H: 3 LOB: 2 BB: 0 P: 9	R: 0 E: 0 K: 1 S: 5	H: 0 LOB: 0 BB: 0 P: 5	1B: 9 2B: 1 3B: 1 HR: 0	SF: 0 SAC: 0 DP: 1 HBP: 1	WP: 0 PB: 0 SB: 0 CS: 2	PA: 37
---------------------	------------------------------	---------------------------------	------------------------------	---------------------------------	------------------------------	---------------------------------	------------------------------	---------------------------------	------------------------------	---------------------------------	------------------------------	---------------------------------	------------------------------	---------------------------------	------------------------------	---------------------------------	------------------------------	---------------------------------	----------------------------------	------------------------------------	----------------------------------	--------

PITCHER	IP	WLS	BF	H	R	ER	SO	BB	IBB	HBP	BLK	WP	HR	S	P	ERA	WHIP
Chris Short, L <small>ERA: 3.29</small> (1, 1)	7.1	W	31	11	3	3	6	0	0	1	0	0	0	42	43	3.68	1.500
Jim Bunning, R <small>ERA: 5.28</small> (8, 1)	1.2	S	5	0	0	0	2	0	0	0	0	0	0	9	9	0.00	0.000

Philadelphia Phillies @ San Francisco Giants
Candlestick Park, San Francisco, CA
Fri Jun 04 1971, 10:05 PM EDT
Att: 9,403 - Unknown

livebaseballscorecards.com

AB 35
R 3
H 11
RBI 3
BB 0
SO 8
LOB 13



Batter	1	2	3	4	5	6	7	8	9	AB R H RBI BB SO LOB	TOP																
Larry Bowa, S OBP: 0.267, SLG: 0.273 (1, 6)	0-0 6-3			0-0 6-3		0-0 1B SF8 2B		4-0 1B 4-3 BB	0-0 1-2 1B	4 2 2 1 1 0 0	Philadelphia Phillies @ San Francisco Giants Candlestick Park, San Francisco, CA Sat Jun 05 1971, 6:33 AM EDT Att: 10,945 - Unknown livebaseballscorecards.com																
Terry Harmon, R OBP: 0.324, SLG: 0.375 (1, 4)	0-3 K			0-0 G6-3 1B		0-0 1B 2-3 1B		0-0 F8	0-3 3-H 1B	5 0 2 0 0 2 3																	
Willie Montanez, L OBP: 0.327, SLG: 0.486 (1, 8) (8, 3)	0-3 K			0-0 G6-3 1-2f		0-0 SF8		0-0 4-3 1-2	0-0 F7	4 0 0 1 0 1 4																	
Deron Johnson, R OBP: 0.294, SLG: 0.349 Don Money, R OBP: 0.242, SLG: 0.327 (8, PR) (8, 5)		0-3 K			4-0 1B BB	0-0 1-3 1B		0-0 2-H 1B		3 0 2 1 1 1 0 0 1 0 0 0 0 0																	
Joe Lis, R OBP: 0.333, SLG: 0.405 Tim McCarver, L OBP: 0.266, SLG: 0.317 Roger Freed, R OBP: 0.321, SLG: 0.314 (1, 7) (8, PH) (8, 9)		0-3 K			0-3 K	0-0 F6		0-0 1-H HR		3 0 0 0 0 2 3 1 1 1 2 0 0 0 0 0 0 0 0 0 0																	
Bobby Pfeil, R OBP: 0.333, SLG: 0.286 (1, 5) (8, 7)		0-0 F3			0-0 F3		0-0 1-3	0-3 K		4 0 0 0 0 1 2																	
Ron Stone, L OBP: 0.339, SLG: 0.308 (1, 9) (8, 8)				0-0 G5-4-3 1B		0-0 1-2 1B	0-0 1B		4-0 1B 1B BB	3 1 3 0 1 0 0																	
Mike Ryan, R OBP: 0.220, SLG: 0.426 (1, 2)				0-0 G5-4-3 1-2f		0-0 F7		0-0 F7	0-0 1-3 1B 1B	4 0 1 0 0 0 4																	
Ken Reynolds, L OBP: 0.375, SLG: 0.286 Tony Taylor, R OBP: 0.293, SLG: 0.302 Joe Hoerner, R (7, 1) (7, 1)				0-3 K		0-0 F2	0-0 4-3		0-0 B1	2 0 0 0 0 1 0 1 0 0 0 0 0 1 1 0 0 0 0 0 2																	
Inning Stats	R: 0 E: 0 K: 2 S: 7	H: 0 LOB: 0 BB: 0 P: 7	R: 0 E: 0 K: 2 S: 7	H: 0 LOB: 0 BB: 0 P: 7	R: 0 E: 0 K: 1 S: 5	H: 1 LOB: 0 BB: 0 P: 5	R: 0 E: 0 K: 0 S: 3	H: 1 LOB: 0 BB: 0 P: 3	R: 0 E: 0 K: 1 S: 6	H: 1 LOB: 2 BB: 1 P: 10	R: 1 E: 0 K: 0 S: 6	H: 3 LOB: 2 BB: 0 P: 6	R: 0 E: 0 K: 0 S: 4	H: 1 LOB: 1 BB: 0 P: 4	R: 3 E: 0 K: 1 S: 7	H: 2 LOB: 1 BB: 1 P: 11	R: 1 E: 0 K: 1 S: 7	H: 2 LOB: 2 BB: 1 P: 11	1B: 9 2B: 1 3B: 0 HR: 1	SF: 1 SAC: 0 DP: 2 HBP: 0	WP: 0 PB: 0 SB: 0 CS: 0	PA: 39					
PITCHER	IP WLS BF H R ER SO BB IBB HBP BLK WP HR S P ERA WHIP																										
Ron Bryant, L ERA: 2.45 (1, 1)	7.2		31	8	3	3	6	2	0	0	0	0	0	41	49	3.52	1.304										
Jerry Johnson, R ERA: 1.14 (8, 1)	0.2	L	6	3	2	2	1	1	0	0	0	0	1	7	11	27.00	6.000										
Don McMahon, R ERA: 5.47 (9, 1)	0.2		2	0	0	0	1	0	0	0	0	0	0	4	4	0.00	0.000										

AB	35
R	5
H	11
RBI	5
BB	3
SO	8
LOB	19



Batter	1	2	3	4	5	6	7	8	9	AB	R	H	RBI	BB	SO	LOB
Chris Speier, R (1, 6) OBP: 0.342, SLG: 0.337	4-0 CS BB		0-0 F9		0-0 2B 1B		4-0 BB			2	1	1	0	2	0	0
Tito Fuentes, S (1, 4) OBP: 0.296, SLG: 0.326	0-3 K 1-2		0-0 F7		0-0 1B 2B		0-0 F5			4	1	1	2	0	1	2
Bobby Bonds, R (1, 9) OBP: 0.362, SLG: 0.569	0-0 F8			4-0 G4-6-3 BB	0-0 1B			0-0 F8		3	0	1	1	1	0	0
Willie McCovey, L (1, 3) OBP: 0.408, SLG: 0.528		0-3 K		0-0 G4-6-3 1-2f	0-0 4-3			0-0 F5		4	0	0	0	0	1	2
Dick Dietz, R (1, 2) OBP: 0.441, SLG: 0.464		4-0 BB BB		0-0 2B		0-0 F8		0-0 F8		3	0	1	0	1	0	0
Al Gallagher, R (1, 5) OBP: 0.327, SLG: 0.331		4-0 BB BB		0-0 6-3		0-0 1-3			0-3 K	3	0	0	0	1	1	1
Bernie Williams, R (1, 7) OBP: 0.438, SLG: 0.308		0-3 K			0-0 1B 2B 1B		0-3 K		0-3 K	4	1	1	0	0	3	2
Jimmy Rosario, S (1, 8) OBP: 0.366, SLG: 0.333		0-0 F6			0-3 K		0-0 6-3		0-3 K	3	0	0	0	0	1	3
Willie Mays, R (9, PH) OBP: 0.445, SLG: 0.642										1	0	0	0	0	1	0
Ron Bryant, S (1, 1) OBP: 0.133, SLG: 0.167			0-0 F9		0-3 K		0-3 K2-3			3	0	0	0	0	2	1
Jerry Johnson, R (8, 1)										0	0	0	0	0	0	0
Don McMahon, R (9, 1)										0	0	0	0	0	0	0

Inning Stats	R: 0	H: 0	E: 0	K: 1	S: 4	LOB: 0	BB: 1	P: 8	R: 0	H: 0	E: 0	K: 2	S: 7	LOB: 2	BB: 2	P: 15	R: 0	H: 0	E: 0	K: 0	S: 3	LOB: 0	BB: 0	P: 3	R: 0	H: 1	E: 0	K: 0	S: 3	LOB: 1	BB: 1	P: 7	R: 3	H: 4	E: 0	K: 2	S: 11	LOB: 1	BB: 0	P: 11	R: 0	H: 0	E: 0	K: 1	S: 5	LOB: 0	BB: 0	P: 5	R: 0	H: 0	E: 0	K: 1	S: 5	LOB: 1	BB: 1	P: 9	R: 0	H: 0	E: 0	K: 0	S: 3	LOB: 0	BB: 0	P: 3	R: 0	H: 0	E: 0	K: 3	S: 9	LOB: 0	BB: 0	P: 9	1B: 3	SF: 0	2B: 2	SAC: 0	3B: 0	DP: 1	HR: 0	HBP: 0	WP: 0	PA: 35
--------------	------	------	------	------	------	--------	-------	------	------	------	------	------	------	--------	-------	-------	------	------	------	------	------	--------	-------	------	------	------	------	------	------	--------	-------	------	------	------	------	------	-------	--------	-------	-------	------	------	------	------	------	--------	-------	------	------	------	------	------	------	--------	-------	------	------	------	------	------	------	--------	-------	------	------	------	------	------	------	--------	-------	------	-------	-------	-------	--------	-------	-------	-------	--------	-------	--------

PITCHER	IP	WLS	BF	H	R	ER	SO	BB	IBB	HBP	BLK	WP	HR	S	P	ERA	WHIP
Ken Reynolds, L (1, 1) ERA: 2.58	6.0		25	5	3	3	6	4	0	0	0	0	0	33	49	4.50	1.500
Joe Hoerner, L (7, 1) ERA: 3.09	3.0	W	10	0	0	0	4	1	0	0	0	0	0	17	21	0.00	0.333

BOTTOM

Philadelphia Phillies @ San Francisco Giants
Candlestick Park, San Francisco, CA

Sat Jun 05 1971, 6:33 AM EDT
Att. 10,945 - Unknown

AB	30
R	3
H	5
RBI	3
BB	5
SO	10
LOB	11

Batter	1	2	3	4	5	6	7	8	9	AB R H RBI BB SO LOB	TOP											
Denny Doyle, L (1, 4) OBP: 0.287, SLG: 0.345	0-0 F5		0-0 4-3		0-0 F8		0-0 1B		0-0 4-3	5 0 1 0 0 0 0	Philadelphia Phillies @ San Francisco Giants Candlestick Park, San Francisco, CA Sun Jun 06 1971, 6:33 AM EDT Unknown											
Tim McCarver, L (1, 2) OBP: 0.272, SLG: 0.313	4-0 E S BB		4-0 4-3 BB		0-0 6-3	0-0 F8	0-0 2			2 0 0 0 2 0 1												
Willie Montanez, L (1, 8) OBP: 0.325, SLG: 0.486	0-0 F7		0-0 4-3	1-2	0-0 1B	0-0 2B	0-0 1-2			4 1 1 0 0 0 3												
Ron Stone, L (1, 9) OBP: 0.349, SLG: 0.309 (8, 7)	4-0 1-3 BB		0-3 K	0-0 5-3	0-0 1B	4-0 1B	0-3 K	0-3 K	0-3 K	3 0 1 1 1 2 1												
Deron Johnson, R (1, 3) OBP: 0.293, SLG: 0.343	0-0 F6			0-0 5-3	4-0 1B	4-0 IBB	0-3 K	0-3 K	0-3 K	3 0 0 0 1 1 2												
Bobby Pfeil, R (1, 5) OBP: 0.421, SLG: 0.444		0-0 1B		0-0 F4	0-0 1B	0-0 1B	0-0 2B	0-0 2B	0-0 2B	4 0 3 0 0 0 0												
Joe Lis, R (1, 7) OBP: 0.324, SLG: 0.391		0-3 K		0-0 F4	0-0 F2	0-0 F2	0-3 K	0-3 K	0-3 K	3 0 0 0 0 1 4												
Roger Freed, R (8, PH) OBP: 0.319, SLG: 0.313 (8, 9)										1 0 0 0 0 1 1												
Larry Bowa, S (1, 6) OBP: 0.262, SLG: 0.267		0-0 F3			0-0 4-3	0-0 F9			0-0 4-3	4 0 0 0 0 0 4												
Rick Wise, R (1, 1) OBP: 0.138, SLG: 0.214		0-3 K			0-0 F7		0-0 F8		0-3 K	4 0 0 0 0 2 1												
Inning Stats	R: 0 E: 0 K: 0 S: 3	H: 0 LOB: 2 BB: 2 P: 11	R: 0 E: 0 K: 2 S: 8	H: 1 LOB: 1 BB: 0 P: 8	R: 0 E: 0 K: 1 S: 5	H: 0 LOB: 1 BB: 1 P: 9	R: 0 E: 0 K: 0 S: 3	H: 0 LOB: 0 BB: 0 P: 3	R: 0 E: 0 K: 0 S: 3	H: 0 LOB: 0 BB: 0 P: 3	R: 1 E: 0 K: 0 S: 6	H: 3 LOB: 3 BB: 1 P: 10	R: 0 E: 0 K: 0 S: 4	H: 1 LOB: 1 BB: 0 P: 4	R: 0 E: 0 K: 3 S: 10	H: 1 LOB: 1 BB: 0 P: 10	R: 0 E: 0 K: 1 S: 5	H: 0 LOB: 0 BB: 0 P: 5	1B: 4 2B: 2 3B: 0 HR: 0	SF: 0 SAC: 0 DP: 0 HBP: 0	WP: 0 PB: 0 SB: 2 CS: 0	PA: 37
PITCHER	IP WLS BF H R ER SO BB IBB HBP BLK WP HR S P ERA WHIP																					
Steve Stone, R (1, 1) ERA: 3.95	5.1 L 24 4 1 1 3 3 1 0 0 0 0 0 26 42 1.69 1.312																					
Don McMahon, R (6, 1) ERA: 5.26	1.0 4 1 0 0 0 0 0 0 0 0 0 0 4 4 0.00 1.000																					
Steve Hamilton, L (7, 1) ERA: 1.59	1.1 5 1 0 0 2 0 0 0 0 0 0 0 9 9 0.00 0.750																					
Jerry Johnson, R (8, 1) ERA: 1.11	1.1 4 0 0 0 2 0 0 0 0 0 0 0 8 8 0.00 0.000																					

livebaseballscorecards.com

AB	33
R	1
H	6
RBI	1
BB	4
SO	7
LOB	17



Batter	1	2	3	4	5	6	7	8	9	AB R H RBI BB SO LOB
Bernie Williams, R (1, 7) OBP: 0.350, SLG: 0.235	0-0 4-3 			0-3 K 			0-0 B2 		0-0 4-3 	4 0 0 0 0 1 0
Chris Speier, R (1, 6) OBP: 0.341, SLG: 0.335	0-0 4-3 			0-0 5-3 			0-0 FC6-4 1B 		0-0 F9 	4 0 1 0 0 0 0
Willie Mays, R (1, 8) OBP: 0.438, SLG: 0.630	0-3 K 			0-3 K 			0-0 FC6-4 1-2f 			3 0 0 0 0 2 1
Willie McCovey, L (1, 3) OBP: 0.407, SLG: 0.521					0-0 F4 		0-0 G3 			2 0 0 0 1 0 1
Ken Henderson, S (1, 9) OBP: 0.340, SLG: 0.381										3 0 1 0 0 0 1
Frank Duffy, R (8, PR) OBP: 0.222, SLG: 0.235										0 0 0 0 0 0 0
Jimmy Rosario, S (9, 9) OBP: 0.366, SLG: 0.333										0 0 0 0 0 0 0
Dick Dietz, R (1, 2) OBP: 0.435, SLG: 0.456										3 0 0 0 0 3 1
Tito Fuentes, S (1, 4) OBP: 0.296, SLG: 0.327										3 0 1 0 0 0 1
Al Gallagher, R (1, 5) OBP: 0.323, SLG: 0.328										2 0 0 0 0 0 1
Bobby Bonds, R (8, PH) OBP: 0.381, SLG: 0.567										1 0 0 0 0 1 2
Hal Lanier, R (9, 5) OBP: 0.253, SLG: 0.250										0 0 0 0 0 0 0
Steve Stone, R (1, 1)										1 0 0 0 0 0 0
Don McMahon, R (6, 1)										1 0 0 0 0 1 0
Steve Hamilton, L (7, 1)										0 0 0 0 0 0 0
Jerry Johnson, R (8, 1)										0 0 0 0 0 0 0
Fran Healy, R (9, PH) OBP: 0.440, SLG: 0.696										1 0 0 0 0 1 0

Inning Stats	R: 0	H: 0	R: 0	H: 0	R: 0	H: 0	R: 0	H: 0	R: 0	H: 1	R: 0	H: 1	R: 0	H: 0	R: 0	H: 0	R: 0	H: 1	R: 0	H: 0	1B: 3	SF: 0	WP: 0	PA: 29
E: 0	LOB: 0	E: 0	LOB: 0	E: 0	LOB: 0	E: 0	LOB: 0	E: 0	LOB: 0	E: 0	LOB: 0	E: 0	LOB: 1	E: 0	LOB: 2	E: 0	LOB: 0	E: 0	LOB: 0	E: 0	LOB: 0	2B: 0 <td>SAC: 0 <td>PB: 0 </td></td>	SAC: 0 <td>PB: 0 </td>	PB: 0
K: 1	BB: 0	K: 1	BB: 1	K: 0	BB: 0	K: 2	BB: 0	K: 0	BB: 0	K: 1	BB: 0	K: 0	BB: 0	K: 2	BB: 0	K: 0	BB: 0	K: 1	BB: 0	K: 1	BB: 0	3B: 0 <td>DP: 2 <td>SB: 0 </td></td>	DP: 2 <td>SB: 0 </td>	SB: 0
S: 5	P: 5	S: 4	P: 8	S: 3	P: 3	S: 7	P: 7	S: 5	P: 5	S: 5	P: 5	S: 4	P: 4	S: 8	P: 8	S: 5	P: 5	S: 5	P: 5	S: 5	P: 5	HR: 0 <td>HBP: 0 <td>CS: 0 </td></td>	HBP: 0 <td>CS: 0 </td>	CS: 0

PITCHER	IP	WLS	BF	H	R	ER	SO	BB	IBB	HBP	BLK	WP	HR	S	P	ERA	WHIP	PITCHER	IP	WLS	BF	H	R	ER	SO	BB	IBB	HBP	BLK	WP	HR	S	P	ERA	WHIP
Rick Wise, R (1, 1) ERA: 3.21	9.0	W	29	3	0	0	9	1	0	0	0	0	0	46	50	0.00	0.444																		

BOTTOM

Philadelphia Phillies @ San Francisco Giants
Candlestick Park, San Francisco, CA

Sun Jun 06 1971, 6:33 AM EDT
Unknown

AB	28
R	0
H	3
RBI	0
BB	1
SO	9
LOB	8



WP: 0	PA: 29
PB: 0	
SB: 0	
CS: 0	

Batter	1	2	3	4	5	6	7	8	9	10	11	12	AB	R	H	RBI	BB	SO	LOB	TOP				
Denny Doyle, L (1, 4) OBP: 0.281, SLG: 0.347	0-0 F6		0-0 G1-6-3			0-0 1-3		0-0 E	0-0 SF8		0-0 F8		5	1	1	1	0	0	2	Philadelphia Phillies @ San Francisco Giants Candlestick Park, San Francisco, CA Sun Jun 06 1971, 6:38 AM EDT Att. 33,516 - Unknown				
Ron Stone, L (1, 7) OBP: 0.348, SLG: 0.311	0-0 G3			0-3 K		0-0 G3 1B		0-0 E4 1B	0-3 K		0-0 4-3		6	1	2	0	0	2	1					
Willie Montanez, L (1, 8) OBP: 0.325, SLG: 0.478	4-0 E S BB			0-0 6-3		0-0 G3		0-3 K		0-0 E4 FC6-4 1B		0-0 4-1	5	0	1	0	1	1	2					
Deron Johnson, R (1, 3) OBP: 0.299, SLG: 0.341	0-3 K			4-0 BB		0-0 BB 1B		4-0 1B BB		0-0 F2		0-0 F4	4	0	1	1	2	1	2					
Roger Freed, R (1, 9) OBP: 0.324, SLG: 0.311		4-0 BB			0-0 F3		4-0 BB 1B		0-0 F9			0-0 F9	1	0	0	0	2	0	1					
Tim McCarver, L (8, PH) OBP: 0.270, SLG: 0.311													1	0	0	0	0	0	2					
Byron Browne, R (8, 9) OBP: 0.276, SLG: 0.280													1	0	0	0	1	0	0					
Bobby Pfeil, R (1, 5) OBP: 0.417, SLG: 0.478		0-0 G1-6-3				0-0 F4		0-0 1B		0-0 FC6-4			5	0	2	0	0	0	5					
Mike Ryan, R (1, 2) OBP: 0.218, SLG: 0.392		0-3 K			4-0 L3 BB			0-3 K		0-3 K			4	0	0	0	1	3	5					
Larry Bowa, S (1, 6) OBP: 0.265, SLG: 0.267			0-0 F8		0-0 L3			0-0 F8		0-0 S SH3-4 SF8 1B		4-0 F8 6-3 BB	4	1	1	0	1	0	2					
Barry Lersch, S (1, 1) OBP: 0.259, SLG: 0.167			0-0 G1-6-3 1B		0-3 K			0-0 1-3		0-0 SH3-4		0-0 6-3	3	0	1	0	0	1	1					
Jim Bunning, R (9, 1) OBP: 0.176, SLG: 0.333													0	0	0	0	0	0	0					
Tony Taylor, R (11, PH) OBP: 0.291, SLG: 0.299													1	0	0	0	0	0	1					
Joe Hoerner, R (11, 1)													0	0	0	0	0	0	0					
Inning Stats	R: 0 E: 0 K: 1 S: 5	H: 0 LOB: 1 BB: 1 P: 9	R: 0 E: 0 K: 1 S: 4	H: 0 LOB: 0 BB: 1 P: 8	R: 0 E: 0 K: 1 S: 3	H: 1 LOB: 0 BB: 0 P: 3	R: 0 E: 0 K: 1 S: 5	H: 0 LOB: 1 BB: 1 P: 9	R: 0 E: 0 K: 0 S: 3	H: 0 LOB: 0 BB: 0 P: 3	R: 1 E: 1 K: 2 S: 10	H: 3 LOB: 3 BB: 1 P: 14	R: 1 E: 0 K: 1 S: 6	H: 1 LOB: 0 BB: 0 P: 6	R: 0 E: 1 K: 1 S: 6	H: 1 LOB: 2 BB: 1 P: 10	R: 0 E: 0 K: 0 S: 3	H: 0 LOB: 1 BB: 1 P: 7	R: 0 E: 0 K: 0 S: 3	H: 0 LOB: 0 BB: 0 P: 3	1B: 7 2B: 3 3B: 0 HR: 0	SF: 1 SAC: 1 DP: 3 HBP: 0	WP: 0 PB: 0 SB: 2 CS: 0	PA: 50
PITCHER	IP	WLS	BF	H	R	ER	SO	BB	IBB	HBP	BLK	WP	HR	S	P	ERA	WHIP							
Frank Reberger, R (1, 1) ERA: 3.42	7.0		28	5	2	2	4	5	0	0	0	0	0	31	51	2.57	1.429							
John Cumberland, L (8, 1) ERA: 2.27	0.1		2	1	0	0	1	0	0	0	0	0	0	4	4	0.00	3.000							
Don McMahon, R (8, 1) ERA: 5.4	1.0		6	2	1	1	1	1	0	0	0	0	0	7	11	9.00	3.000							
Steve Hamilton, L (9, 1) ERA: 1.5	0.2		2	0	0	0	1	0	0	0	0	0	0	4	4	0.00	0.000							
Jerry Johnson, R (10, 1) ERA: 1.08	1.0		5	1	0	0	1	1	0	0	0	0	0	6	10	0.00	2.000							
PITCHER	IP	WLS	BF	H	R	ER	SO	BB	IBB	HBP	BLK	WP	HR	S	P	ERA	WHIP							
Rich Robertson, R (11, 1) ERA: 4.17	2.0		7	0	0	0	0	1	0	0	0	0	0	6	10	0.00	0.500							

AB	40
R	3
H	9
RBI	2
BB	8
SO	8
LOB	24



livebaseballscorecards.com

Batter	1	2	3	4	5	6	7	8	9	10	11	12	AB	R	H	RBI	BB	SO	LOB
Jimmy Rosario, S (1, 8) OBP: 0.354, SLG: 0.321 Willie McCovey, L (8, PH) OBP: 0.405, SLG: 0.517 Al Gallagher, R (9, 5) OBP: 0.320, SLG: 0.324	0-3 K		0-0 F7			0-0 B3		0-0 G3		0-3 K	0-0 FC6		3	0	0	0	0	1	2
Tito Fuentes, S (1, 4) OBP: 0.297, SLG: 0.323	0-0 F8			0-0 F8		4-0 G4-6-3 1-2 BB		0-0 F7		0-0 1B FC5-2 1B		0-0 F5	5	0	1	0	1	0	1
Willie Mays, R (1, 3) OBP: 0.440, SLG: 0.649	0-0 6-3			0-0 F4		0-0 G4-6-3 1-2f			0-0 1B 2B	0-0 FC5-2 1B		0-0 HR	6	2	3	1	0	0	2
Ken Henderson, S (1, 9) OBP: 0.349, SLG: 0.385		0-3 K		0-0 1B			0-0 4-3		0-0 FC5-4 1B SH 2-H 1B	4-0 FC5-2 1B			4	1	2	1	1	1	0
Bernie Williams, R (1, 7) OBP: 0.292, SLG: 0.190		0-0 F6		0-0 F3			0-0 F6		0-0 SH FC5-4 1-2	0-0 FC5-2 1B			4	0	0	0	0	0	4
Fran Healy, R (1, 2) OBP: 0.160, SLG: 0.615 Don McMahon, R (8, 1) Steve Hamilton, L (9, 1) Frank Johnson, R (9, PH) OBP: 0.137, SLG: 0.108 Jerry Johnson, R (10, 1) Russ Gibson, R (10, PH) OBP: 0.222, SLG: 0.353 Rich Robertson, R (11, 1) OBP: 0.077, SLG: 0.077		0-3 K			0-0 5-3		0-0 6-3		0-3 K	0-0 G3			3	0	0	0	0	1	0
Frank Duffy, R (1, 6) OBP: 0.200, SLG: 0.211 Chris Speier, R (8, PH) OBP: 0.345, SLG: 0.340			0-0 1-3		0-0 F8		0-0 F8		0-0 2B G3 1B	0-0 FC5-4 1B 1-2f 2-3		0-0 FC1-6 1B	2	0	0	0	0	0	0
Hal Lanier, R (1, 5) OBP: 0.280, SLG: 0.257 Bobby Bonds, R (8, PH) OBP: 0.380, SLG: 0.563			0-0 4-3 1B		0-0 6-3		0-0 6-3		0-0 F8	0-0 FC6-4 1B 1-2 3-H		0-0 FC1-6 FC6 1-2f	2	0	1	0	0	0	0
Frank Reberger, L (1, 1) OBP: 0.375, SLG: 0.375 John Cumberland, R (8, 1) Dick Dietz, R (8, 2) OBP: 0.433, SLG: 0.459			0-0 4-3		0-0 4-3		0-0 BB 1B		0-0 G3 2B	0-0 FC6-4 1B 1-2f		0-0 F9	2	0	1	0	0	0	1

Inning Stats	R: 0	H: 0	E: 0	LOB: 0	K: 1	BB: 0	S: 5	R: 0	H: 0	E: 0	LOB: 0	K: 2	BB: 0	S: 7	R: 0	H: 1	E: 0	LOB: 1	K: 0	BB: 0	S: 4	R: 0	H: 1	E: 0	LOB: 1	K: 0	BB: 0	S: 4	R: 0	H: 0	E: 0	LOB: 0	K: 0	BB: 0	S: 3	R: 1	H: 2	E: 0	LOB: 1	K: 0	BB: 0	S: 5	R: 2	H: 3	E: 0	LOB: 2	K: 1	BB: 0	S: 9	R: 0	H: 2	E: 0	LOB: 3	K: 1	BB: 1	S: 7	R: 0	H: 1	E: 0	LOB: 1	K: 0	BB: 0	S: 4	R: 1	H: 1	E: 0	LOB: 0	K: 0	BB: 0	S: 2	1B: 9	2B: 2	3B: 0	HR: 1	SF: 0	SAC: 1	DP: 1	HBP: 0	WP: 0	PA: 48
--------------	------	------	------	--------	------	-------	------	------	------	------	--------	------	-------	------	------	------	------	--------	------	-------	------	------	------	------	--------	------	-------	------	------	------	------	--------	------	-------	------	------	------	------	--------	------	-------	------	------	------	------	--------	------	-------	------	------	------	------	--------	------	-------	------	------	------	------	--------	------	-------	------	------	------	------	--------	------	-------	------	-------	-------	-------	-------	-------	--------	-------	--------	-------	--------

PITCHER	IP	WLS	BF	H	R	ER	SO	BB	IBB	HBP	BLK	WP	HR	S	P	ERA	WHIP
Barry Lersch, R (1, 1) ERA: 3.76	8.0		31	7	3	3	3	1	0	0	0	0	0	36	40	3.38	1.000
Jim Bunning, R (9, 1) ERA: 5.12	2.0		11	3	0	0	2	0	1	0	0	0	0	14	18	0.00	1.500
Joe Hoerner, L (11, 1) ERA: 3.28	1.1	L	6	2	1	1	0	0	0	0	0	0	1	6	6	6.75	1.500


BOTTOM

Philadelphia Phillies @ San Francisco Giants
 Candlestick Park, San Francisco, CA

Sun Jun 06 1971, 6:38 AM EDT
 Att: 33,516 - Unknown

livebaseballscorecards.com

AB	45
R	4
H	12
RBI	4
BB	2
SO	5
LOB	24



Batter	1	2	3	4	5	6	7	8	9	AB	R	H	RBI	BB	SO	LOB	TOP																		
Bobby Bonds, R OBP: 0.377, SLG: 0.555 (1, 9) (7, 8)	0-3 K		0-0 FC6-4		0-0 BB BB 1-2 2-H 1B	0-3 K			0-0 6-3	5	0	1	1	0	2	3																			
Chris Speier, R OBP: 0.342, SLG: 0.336 (1, 6)	0-3 K			0-0 BB 1B	0-3 K	0-0 F7			0-0 G3	5	0	1	0	0	2	4																			
Willie Mays, R OBP: 0.441, SLG: 0.642 Bernie Williams, R OBP: 0.280, SLG: 0.182 (1, 8) (7, 9)	0-3 K			4-0 BB BB 1-2 BB	4-0 BB BB 1-2 2-3 BB			0-3 K	0-0 F3	2	0	0	0	2	2	0																			
Willie McCovey, L OBP: 0.401, SLG: 0.507 (1, 3)		0-0 4-3		0-3 K	4-0 BB BB 1-2 2-3 3-H BB			0-3 K		3	0	0	1	1	2	2																			
Ken Henderson, S OBP: 0.346, SLG: 0.376 (1, 7)		4-0 BB BB G6-4-3 BB		0-3 K	0-3 K			0-3 K		3	0	0	0	1	3	5																			
Dick Dietz, R OBP: 0.434, SLG: 0.463 (1, 2)		0-0 G6-4-3 1-2f		0-0 F3		0-0 1B 1B 2B		4-0 BB BB 1B BB		3	1	1	0	1	0	3																			
Tito Fuentes, S OBP: 0.306, SLG: 0.328 (1, 4)			0-0 G3		4-0 BB BB 1-4-3 1B BB	0-0 1B 2-3 1B		0-0 1-2 G3 1B		3	1	2	0	1	0	0																			
Hal Lanier, R OBP: 0.272, SLG: 0.260 (1, 5)			4-0 BB BB FC6-4 BB		0-0 1-4-3 1B BB	0-0 1-2 3-H 1B		0-0 1-2 G3		3	0	1	1	1	0	2																			
Juan Marichal, R OBP: 0.154, SLG: 0.263 Jimmy Rosario, S OBP: 0.301, SLG: 0.321 John Cumberland, R OBP: 0.150, SLG: 0.200 Frank Duffy, R OBP: 0.077, SLG: 0.077 Rich Robertson, R OBP: 0.318, SLG: 0.322 Al Galagher, R OBP: 0.150, SLG: 0.200 Steve Hamilton, L OBP: 0.150, SLG: 0.200 (1, 1) (5, PH) (5, 1) (6, PH) (6, 1) (8, PH) (8, 1)			0-0 F3		4-0 BB BB 1B BB	0-3 K		0-3 K		1	0	0	0	0	0	1																			
Inning Stats	R: 0 E: 0 K: 3 S: 9	H: 0 LOB: 0 BB: 0 P: 9	R: 0 E: 0 K: 0 S: 2	H: 0 LOB: 0 BB: 1 P: 6	R: 0 E: 0 K: 0 S: 3	H: 0 LOB: 1 BB: 1 P: 7	R: 0 E: 0 K: 2 S: 8	H: 1 LOB: 2 BB: 1 P: 12	R: 2 E: 0 K: 2 S: 8	H: 1 LOB: 3 BB: 4 P: 24	R: 1 E: 0 K: 2 S: 10	H: 3 LOB: 2 BB: 0 P: 10	R: 0 E: 0 K: 3 S: 9	H: 0 LOB: 0 BB: 0 P: 9	R: 0 E: 0 K: 1 S: 5	H: 1 LOB: 1 BB: 1 P: 9	R: 0 E: 0 K: 0 S: 3	H: 0 LOB: 0 BB: 0 P: 3	1B: 5 2B: 1 3B: 0 HR: 0	SF: 0 SAC: 0 DP: 1 HBP: 0	WP: 0 PB: 0 SB: 0 CS: 0	PA: 39													
PITCHER Bill Stoneman, R ERA: 2.52 (1, 1)	IP 9.0	WLS W	BF 39	H 6	R 3	ER 3	SO 13	BB 8	IBB 0	HBP 0	BLK 0	WP 0	HR 0	S 57	P 89	ERA 3.00	WHIP 1.556	PITCHER	IP 9.0	WLS W	BF 39	H 6	R 3	ER 3	SO 13	BB 8	IBB 0	HBP 0	BLK 0	WP 0	HR 0	S 57	P 89	ERA 3.00	WHIP 1.556

San Francisco Giants @ Montreal Expos
Jarry Park, Montreal, QB
 Tue Jun 08 1971, 7:05 PM EDT
 Att. 13,861 - Unknown

AB	31
R	3
H	6
RBI	3
BB	8
SO	13
LOB	23



Batter	1	2	3	4	5	6	7	8	9	AB	R	H	RBI	BB	SO	LOB
Mack Jones, L (1, 7) OBP: 0.309, SLG: 0.407 Clyde Mashore, R (8, PH) OBP: 0.265, SLG: 0.298 (9, 7)	0-0 2B 1B	0-0 HR			0-3 K	4-0 1-2 HR BB		0-3 K		3	3	2	1	1	1	0
Ron Hunt, R (1, 4) OBP: 0.393, SLG: 0.340	0-0 1-3 1B 2B	0-0 F3			0-0 1B SF8 1B	0-3 K		0-0 1B		5	2	3	0	0	1	2
Rusty Staub, L (1, 9) OBP: 0.421, SLG: 0.480	0-0 F8		0-0 4-3		0-0 1-3 1B SF8 1B	0-0 1-H 2-H HR		0-0 F8		5	2	2	3	0	0	3
Ron Fairly, L (1, 3) OBP: 0.416, SLG: 0.408	4-0 E 1B 1B IBB		0-0 4-3		0-0 1-2 SF8	0-0 1B 1B		0-0 F3		3	1	1	1	1	0	1
Bob Bailey, R (1, 5) OBP: 0.363, SLG: 0.382 Coco Laboy, R (7, 5) OBP: 0.321, SLG: 0.308	0-0 E7 1B 1B		0-3 K		0-0 1-3 1B IBB	0-0 1-2 1B				3	0	2	2	1	1	0
Boots Day, L (1, 8) OBP: 0.301, SLG: 0.288	0-0 G6-4-3 1B			0-0 F6	0-0 1-3 2-H 1B	0-3 K				4	0	2	2	0	1	2
John Bateman, R (1, 2) OBP: 0.280, SLG: 0.402	0-0 G6-4-3			0-0 HR	0-0 F4		0-0 6-3			4	1	1	1	0	0	4
Bobby Wine, R (1, 6) OBP: 0.244, SLG: 0.194		0-0 F6		0-0 F8		0-0 E3 BB HR	0-3 K			4	1	0	0	0	1	0
Bill Stoneman, R (1, 1) OBP: 0.237, SLG: 0.147		0-3 K		0-3 K		0-3 K	0-3 K			4	0	0	0	0	4	1

Inning Stats	R: 3	H: 4	E: 1	LOB: 1	K: 0	S: 6	P: 10	R: 1	H: 1	E: 0	LOB: 0	K: 1	S: 6	R: 0	H: 0	E: 0	LOB: 0	K: 1	S: 5	R: 1	H: 1	E: 0	LOB: 0	K: 1	S: 6	R: 2	H: 3	E: 0	LOB: 2	K: 1	S: 8	P: 12	R: 3	H: 3	E: 1	LOB: 2	K: 3	S: 13	R: 0	H: 0	E: 0	LOB: 0	K: 2	S: 7	R: 0	H: 1	E: 0	LOB: 1	K: 1	S: 6	P: 6
--------------	------	------	------	--------	------	------	-------	------	------	------	--------	------	------	------	------	------	--------	------	------	------	------	------	--------	------	------	------	------	------	--------	------	------	-------	------	------	------	--------	------	-------	------	------	------	--------	------	------	------	------	------	--------	------	------	------

PITCHER	IP	WLS	BF	H	R	ER	SO	BB	IBB	HBP	BLK	WP	HR	S	P	ERA	WHIP
Juan Marichal, R (1, 1) ERA: 2.49	4.0	L	18	6	5	4	3	0	0	0	0	0	2	23	27	9.00	1.500
John Cumberland, L (5, 1) ERA: 2.76	1.0		7	3	2	2	1	0	1	0	0	0	0	8	12	18.00	3.000
Rich Robertson, R (6, 1) ERA: 3.98	2.0		11	3	3	0	5	1	0	0	0	0	1	20	24	0.00	2.000
Steve Hamilton, L (8, 1) ERA: 1.38	1.0		4	1	0	0	1	0	0	0	0	0	0	6	6	0.00	1.000

BOTTOM

San Francisco Giants @ Montreal Expos
Jarry Park, Montreal, QB
 Tue Jun 08 1971, 7:05 PM EDT
 Att. 13,861 - Unknown

AB	36
R	10
H	13
RBI	10
BB	3
SO	10
LOB	13



WP	HR	S	P	ERA	WHIP
0	0	0	0	0	0

Batter	1	2	3	4	5	6	7	8	9	AB R H RBI BB SO LOB	TOP
Bobby Bonds, R (1, 9) OBP: 0.375, SLG: 0.548	0-0 6-3		4-0 F8 4-3 BB		0-3 K			0-0 F8		3 0 0 0 1 1 0	
Chris Speier, R (1, 6) OBP: 0.340, SLG: 0.332	0-0 F4		0-0 4-3		0-0 F9			1-0 BB HBP		3 0 0 0 0 0 1	
Ken Henderson, S (1, 7) OBP: 0.344, SLG: 0.368	0-0 3-1		0-0 F8		0-0 F8			4-0 BB G3-6-1		3 0 0 0 1 0 1	
Willie McCovey, L (1, 3) OBP: 0.398, SLG: 0.497		4-0 SH3 1B FC6-2 BB	0-0 F8		0-0 G3			0-0 G3-6-1		3 0 0 0 1 0 3	
Dick Dietz, R (1, 2) OBP: 0.431, SLG: 0.458		0-0 FC6-2 SH3 1-2 1B		0-0 F8		0-0 F8		0-3 K		4 0 1 0 0 1 0	
Tito Fuentes, S (1, 4) OBP: 0.301, SLG: 0.324		0-0 SH3 1-2 2-3		0-0 F8			0-0 F6	0-0 4-3		3 0 0 0 0 0 0	
Jimmy Rosario, S (1, 8) OBP: 0.356, SLG: 0.310		4-0 FC6-2 IBB		0-0 E4 S			0-0 F8	0-3 K		3 0 0 0 1 1 0	
Hal Lanier, R (1, 5) OBP: 0.274, SLG: 0.253		0-0 FC6-2 1-2 2-3 3-Hr		0-0 F9			4-0 BB			2 0 0 0 1 0 4	
Gaylord Perry, R (1, 1) OBP: 0.095, SLG: 0.073 Steve Hamilton, L (7, 1)		0-3 K		0-0 3-1			0-0 1-3			3 0 0 0 0 1 4 0 0 0 0 0 0 0	
Inning Stats	R: 0 E: 0 K: 0 S: 3 H: 0 LOB: 0 BB: 0 P: 3	R: 0 E: 0 K: 1 S: 6 H: 1 LOB: 3 BB: 2 P: 14	R: 0 E: 0 K: 0 S: 3 H: 0 LOB: 1 BB: 1 P: 7	R: 0 E: 1 K: 0 S: 4 H: 0 LOB: 1 BB: 0 P: 4	R: 0 E: 0 K: 1 S: 5 H: 0 LOB: 0 BB: 0 P: 5	R: 0 E: 0 K: 0 S: 3 H: 0 LOB: 0 BB: 0 P: 3	R: 0 E: 0 K: 0 S: 3 H: 0 LOB: 1 BB: 1 P: 7	R: 0 E: 0 K: 2 S: 7 H: 0 LOB: 1 BB: 1 P: 7	R: 0 E: 0 K: 2 S: 7 H: 0 LOB: 0 BB: 0 P: 7	1B: 1 2B: 0 3B: 0 HR: 0 SF: 0 SAC: 1 DP: 1 HBP: 1	WP: 0 PB: 0 SB: 1 CS: 0 PA: 34
PITCHER Steve Renko, R (1, 1) ERA: 2.66	IP 9.0 WLS W BF 34 H 1 R 0 ER 0 SO 4 BB 4 IBB 1 HBP 1 BLK 0 WP 0 HR 0 S 36 P 57 ERA 0.00 WHIP 0.556										

San Francisco Giants @ Montreal Expos
 Jarry Park, Montreal, QB
 Wed Jun 09 1971, 7:05 PM EDT
 Att. 20,011 - Unknown

livebaseballscorecards.com

AB	27
R	0
H	1
RBI	0
BB	5
SO	4
LOB	13



Batter	1	2	3	4	5	6	7	8	9
Mack Jones, L (1, 7) OBP: 0.306, SLG: 0.387 Clyde Mashore, R (8, 7) OBP: 0.265, SLG: 0.298	0-0 4-3		0-3 K		0-3 K		4-0 1B 2B BB		
Ron Hunt, R (1, 4) OBP: 0.395, SLG: 0.349	0-0 F8			0-0 1-3		0-0 1B FC3-6 2B	0-0 2B 1B		
Rusty Staub, L (1, 9) OBP: 0.427, SLG: 0.489	4-0 BB			0-0 F9		0-0 FC3-6 1B	0-0 1-H 2-H 2B		
Ron Fairly, L (1, 3) OBP: 0.405, SLG: 0.395	0-0 1-3			0-0 L3		0-0 FC3-6 1B	0-0 F1		
Bob Bailey, R (1, 5) OBP: 0.361, SLG: 0.379 Coco Laboy, R (9, 5) OBP: 0.321, SLG: 0.308		0-3 K			0-0 FC1-6 SH1-3 2B 1B	0-3 K		0-0 F7	
Boots Day, L (1, 8) OBP: 0.302, SLG: 0.290		0-0 F6			0-0 SH1-3	0-0 1B		0-0 F8	
John Bateman, R (1, 2) OBP: 0.280, SLG: 0.395		0-3 K			4-0 FC1-6 IBB	0-3 K		0-0 4-3	
Bobby Wine, R (1, 6) OBP: 0.239, SLG: 0.190			0-0 1-3		0-0 FC1-6 2B		0-0 6-3		
Steve Renko, R (1, 1) OBP: 0.216, SLG: 0.351			0-0 F9		0-0 2B		0-0 1-3		

Inning Stats	R: 0 E: 0 K: 0 S: 3	H: 0 LOB: 1 BB: 1 P: 7	R: 0 E: 0 K: 2 S: 7	H: 0 LOB: 0 BB: 0 P: 7	R: 0 E: 0 K: 1 S: 5	H: 0 LOB: 0 BB: 0 P: 5	R: 0 E: 0 K: 0 S: 3	H: 0 LOB: 0 BB: 0 P: 3	R: 1 E: 0 K: 2 S: 10	H: 3 LOB: 2 BB: 0 P: 10	R: 2 E: 0 K: 0 S: 5	H: 2 LOB: 1 BB: 1 P: 9	R: 0 E: 0 K: 0 S: 3	H: 0 LOB: 0 BB: 0 P: 3
1B: 4 2B: 3 3B: 0 HR: 0	SF: 0 SAC: 1 DP: 0 HBP: 0	WP: 0 PB: 0 SB: 0 CS: 0	PA: 34											

PITCHER	IP	WLS	BF	H	R	ER	SO	BB	IBB	HBP	BLK	WP	HR	S	P	ERA	WHIP
Gaylord Perry, R (1, 1) ERA: 3.06	6.2	L	30	7	4	4	6	2	1	0	0	0	0	39	51	5.40	1.350
Steve Hamilton, L (7, 1) ERA: 1.26	1.1		4	0	0	0	0	0	0	0	0	0	0	4	4	0.00	0.000

BOTTOM

San Francisco Giants @ Montreal Expos
 Jarry Park, Montreal, QB
 Wed Jun 09 1971, 7:05 PM EDT
 Att. 20,011 - Unknown

livebaseballscorecards.com

AB	30
R	4
H	7
RBI	4
BB	3
SO	6
LOB	10



Batter	1	2	3	4	5	6	7	8	9	AB R H RBI BB SO LOB	TOP											
Bobby Bonds, R OBP: 0.375, SLG: 0.544 (1, 9) (8, 8)	0-0 WP 1B		0-3 K		0-0 F3		0-0		0-0 F8	5 1 2 0 0 1 1												
Chris Speier, R OBP: 0.339, SLG: 0.330 (1, 6)	0-0 6-3 1-H		0-0 2B 1B		0-0 FC4-6 1B 1-2f		0-0 F8			4 0 1 0 0 0 2												
Ken Henderson, S OBP: 0.348, SLG: 0.379 (1, 7)	0-0 F2		0-0 1-3 2B		0-0 1-3 1B			0-0 4-3		4 0 2 0 0 0 0												
Willie McCovey, L OBP: 0.400, SLG: 0.490 (1, 3)	0-0 G3		4-0 IBB		0-0 F9			1-0 E 1B HBP		2 0 0 0 1 0 2												
Dick Dietz, R OBP: 0.428, SLG: 0.451 (1, 2)		4-0 BB	0-0 4-3		0-0 F7			0-0 F7		3 0 0 0 1 0 4												
Tito Fuentes, S OBP: 0.300, SLG: 0.322 (1, 4)		0-0 F6		0-0 G3		0-0 4-3		0-0 E7 1B		4 0 1 0 0 0 1												
Jimmy Rosario, S OBP: 0.346, SLG: 0.299 (1, 8) Frank Johnson, R OBP: 0.135, SLG: 0.104 (8, PH) (8, 9)		0-0 F5		0-0 G1		0-0 4-3		0-0 1-3		3 0 0 0 0 0 1 1 0 0 0 0 0 2												
Hal Lanier, R OBP: 0.267, SLG: 0.247 (1, 5) Al Gallagher, R OBP: 0.315, SLG: 0.319 (7, PH) (7, 5)		0-0 F9		0-3 K			0-0 F9		0-0 4-3	2 0 0 0 0 1 1 2 0 0 0 0 0 0												
Ron Bryant, S OBP: 0.156, SLG: 0.188 (1, 1) Rich Robertson, R OBP: 0.077, SLG: 0.077 (5, 1) Don McMahon, R (5, 1) Bernie Williams, R OBP: 0.289, SLG: 0.174 (7, PH) Jerry Johnson, R (7, 1) Willie Mays, R OBP: 0.439, SLG: 0.638 (8, PH)			0-3 K		0-0 FC4-6 1B		0-0 F9		0-0 4-3	2 0 1 0 0 1 0 0 0 0 0 0 0 0 0 0 0 0 0 0 0 1 0 0 0 0 0 0 0 0 0 0 0 0 0 1 0 0 0 0 0 0												
Inning Stats	R: 1 E: 0 K: 0 S: 4	H: 1 LOB: 0 BB: 0 P: 4	R: 0 E: 0 K: 2 S: 9	H: 0 LOB: 3 BB: 1 P: 13	R: 0 E: 0 K: 1 S: 5	H: 0 LOB: 0 BB: 0 P: 5	R: 0 E: 0 K: 0 S: 5	H: 2 LOB: 2 BB: 0 P: 5	R: 0 E: 0 K: 0 S: 3	H: 0 LOB: 0 BB: 0 P: 3	R: 0 E: 0 K: 0 S: 4	H: 1 LOB: 1 BB: 0 P: 4	R: 0 E: 1 K: 0 S: 4	H: 1 LOB: 2 BB: 0 P: 5	R: 0 E: 0 K: 0 S: 3	H: 0 LOB: 0 BB: 0 P: 3	1B: 6 2B: 1 3B: 0 HR: 0	SF: 0 SAC: 0 DP: 0 HBP: 1	WP: 1 PB: 0 SB: 1 CS: 0	PA: 37		
PITCHER Carl Morton, R ERA: 3.99 (1, 1)	IP 9.0	WLS W	BF 37	H 7	R 1	ER 0	SO 3	BB 1	IBB 1	HBP 1	BLK 0	WP 1	HR 0	S 40	P 49	ERA 0.00	WHIP 0.889					PITCHER IP WLS BF H R ER SO BB IBB HBP BLK WP HR S P ERA WHIP

San Francisco Giants @ Montreal Expos
Jarry Park, Montreal, QB
 Thu Jun 10 1971, 7:05 PM EDT
 Att. 16,582 - Unknown

livebaseballscorecards.com

AB	34
R	1
H	7
RBI	0
BB	2
SO	3
LOB	14



Batter	1	2	3	4	5	6	7	8	9	AB	R	H	RBI	BB	SO	LOB
Ron Hunt, R OBP: 0.395, SLG: 0.347 (1, 4)	0-0 F8	0-0 F7			0-0 1B SF7	0-0 1-6-3		4-0 WP BB		4	1	1	0	1	0	2
Clyde Mashore, R OBP: 0.259, SLG: 0.288 (1, 8) (9, 7)	0-0 BB 1B		0-0 5-3		0-3 K	0-0 F3		0-0 F7		5	0	1	0	0	1	2
Rusty Staub, L OBP: 0.429, SLG: 0.486 (1, 9)	4-0 FC6-4 BB		0-0 4-3		0-0 SF7 2B		0-3 K			3	1	1	0	1	1	0
Bob Bailey, R OBP: 0.364, SLG: 0.387 (1, 7) (6, 5)	0-0 F9		0-0 2B		0-0 SF7		4-0 BB			2	0	1	1	1	0	2
John Bateman, R OBP: 0.279, SLG: 0.398 (1, 2)	0-0 FC6-4		0-0 F9		0-0 PB 2B		0-0 F7			4	0	1	1	0	0	4
Coco Laboy, R OBP: 0.326, SLG: 0.325 Mack Jones, L OBP: 0.311, SLG: 0.381 (5, PH) (6, 7) Boots Day, L OBP: 0.302, SLG: 0.290 (9, 8)		0-0 F4		0-0 2B	4-0 BB	2-3 BB		0-0 4-3		2	0	1	0	0	0	0
Ron Fairly, L OBP: 0.414, SLG: 0.405 (1, 3)		4-0 BB BB		0-0 1-3	4-0 1-2 BB			0-0 SH3 SF8 2B		2	1	1	0	2	0	1
Bobby Wine, R OBP: 0.241, SLG: 0.188 (1, 6)		4-0 BB		0-0 6-3	0-0 4-3			0-0 SH3		2	0	0	0	1	0	4
Carl Morton, R OBP: 0.175, SLG: 0.135 (1, 1)		0-0 F9		0-0 2-3		0-3 K		0-0 SF8		3	0	0	1	0	1	3


Inning Stats	R: 0	H: 1	E: 0	LOB: 2	K: 0	P: 8	R: 0	H: 0	E: 0	LOB: 2	K: 0	P: 11	R: 0	H: 1	E: 0	LOB: 1	K: 0	P: 4	R: 0	H: 1	E: 0	LOB: 1	K: 0	P: 4	R: 2	H: 3	E: 0	LOB: 3	K: 1	P: 16	R: 0	H: 0	E: 0	LOB: 0	K: 1	P: 5	R: 0	H: 0	E: 0	LOB: 1	K: 1	P: 9	R: 1	H: 1	E: 0	LOB: 1	K: 0	P: 8
	S: 4	BB: 1	S: 3	BB: 2	S: 3	BB: 11	S: 4	BB: 0	S: 4	BB: 2	S: 4	BB: 11	S: 4	BB: 0	S: 4	BB: 4	S: 4	BB: 0	S: 8	BB: 2	S: 5	BB: 0	S: 5	BB: 5	S: 5	BB: 1	S: 5	BB: 1	S: 5	BB: 2	S: 8	BB: 16	S: 5	BB: 0	S: 5	BB: 0	S: 5	BB: 1	S: 5	BB: 1	S: 4	BB: 1	S: 4	BB: 8				

PITCHER	IP	WLS	BF	H	R	ER	SO	BB	IBB	HBP	BLK	WP	HR	S	P	ERA	WHIP
Ron Bryant, L ERA: 2.53 (1, 1)	4.2	L	23	6	2	2	1	3	0	0	0	0	0	22	34	3.86	1.929
Rich Robertson, R ERA: 3.98 (5, 1)	0.0		2	0	0	0	0	2	0	0	0	0	0	0	8	∞	∞
Don McMahon, R ERA: 5.14 (5, 1)	1.1		4	0	0	0	1	0	0	0	0	0	0	6	6	0.00	0.000
Jerry Johnson, R ERA: 1.24 (7, 1)	2.0		9	1	1	1	1	2	0	0	0	1	0	9	17	4.50	1.500



BOTTOM

San Francisco Giants @ Montreal Expos
Jarry Park, Montreal, QB
 Thu Jun 10 1971, 7:05 PM EDT
 Att. 16,582 - Unknown

AB	28
R	3
H	7
RBI	3
BB	7
SO	3
LOB	19



1B	2B	3B	HR	SF	SAC	DP	HBP	WP	PA
3	4	0	0	2	1	0	0	1	38

Batter	1	2	3	4	5	6	7	8	9	10	AB R H RBI BB SO LOB	TOP																				
Bobby Bonds, R (1, 9) OBP: 0.368, SLG: 0.532	0-3 K			0-3 K		X 0-0 F5		X 0-3 K		X 0-0 5-3	5 0 0 0 0 3 1	San Francisco Giants @ New York Mets Shea Stadium, Flushing, NY Fri Jun 11 1971, 7:05 PM EDT Att. 52,486 - Unknown																				
Chris Speier, R (1, 6) OBP: 0.332, SLG: 0.323	0-3 K			0-3 K		X 0-0 F9		X 0-0 F9		X 0-3 K	5 0 0 0 0 3 1																					
Willie Mays, R (1, 8) OBP: 0.438, SLG: 0.642	0-0 5-3			0-0 HR		X 0-0 5-3		X 0-0 3B		X 0-0 F9	5 1 2 0 0 0 0																					
Willie McCovey, L (1, 3) OBP: 0.402, SLG: 0.506		0-3 K		0-0 HR		X 0-0 F8		X 4-0 IBB			3 1 1 2 1 1 0																					
Ken Henderson, S (1, 7) OBP: 0.351, SLG: 0.378		0-3 K		4-0 BB		X 0-0 FC5 HBP		X 0-0 G3			3 0 1 0 1 1 2																					
Dick Dietz, R (1, 2) OBP: 0.425, SLG: 0.443		0-0 F9		0-3 K		H 1-0 BB FC5 HBP		X 0-0 F7			3 0 0 0 0 1 1																					
Tito Fuentes, S (1, 4) OBP: 0.300, SLG: 0.321			X 0-0 6-3		X 0-0 4-3	X 0-0 FC5		X 0-0 CS			4 0 1 0 0 0 2																					
Al Gallagher, R (1, 5) OBP: 0.314, SLG: 0.314			X 0-0 4-3		X 0-0 5-3	B 4-0 1-2 2-3 BB		X 0-0 6-3			3 0 0 0 1 0 1																					
Don McMahon, R (10, 1)											0 0 0 0 0 0 0																					
Steve Stone, R (1, 1)			0-3 K		0-3 K	X 0-0 5-3				X 0-0 WP	2 0 0 0 0 2 0																					
Steve Hamilton, L (5, 1)											1 0 0 0 0 0 3																					
Jerry Johnson, R (9, 1)											0 0 0 0 0 0 0																					
Hal Lanier, R (9, 5) OBP: 0.276, SLG: 0.269											1 1 1 0 0 0 0																					
Inning Stats	R: 0 E: 0 K: 2 S: 7	H: 0 LOB: 0 BB: 0 P: 7	R: 0 E: 0 K: 2 S: 7	H: 0 LOB: 0 BB: 0 P: 7	R: 0 E: 0 K: 1 S: 5	H: 0 LOB: 0 BB: 0 P: 5	R: 2 E: 0 K: 3 S: 11	H: 2 LOB: 1 BB: 1 P: 15	R: 0 E: 0 K: 1 S: 5	H: 0 LOB: 0 BB: 0 P: 5	R: 0 E: 0 K: 0 S: 3	H: 0 LOB: 0 BB: 0 P: 3	R: 0 E: 0 K: 0 S: 4	H: 1 LOB: 3 BB: 1 P: 9	R: 0 E: 0 K: 1 S: 6	H: 1 LOB: 2 BB: 1 P: 10	R: 0 E: 0 K: 0 S: 3	H: 1 LOB: 0 BB: 0 P: 3	R: 1 E: 0 K: 1 S: 6	H: 1 LOB: 0 BB: 0 P: 6	1B: 3 2B: 1 3B: 1 HR: 1	SF: 0 SAC: 0 DP: 0 HBP: 1	WP: 2 PB: 0 SB: 0 CS: 1	PA: 39								
PITCHER	IP WLS BF H R ER SO BB IBB HBP BLK WP HR S P ERA WHIP																															
Charlie Williams, R (1, 1) ERA: 3.8	6.2		26	3	2	2	9	2	0	0	0	0	0	0	1	41	50	2.70	0.750													
Ron Taylor, R (7, 1) ERA: 1.69	0.1		1	0	0	0	0	0	0	0	0	0	0	0	1	1	1	0.00	0.000													
Danny Frisella, R (8, 1) ERA: 2.0	2.0		8	2	0	0	1	0	1	0	0	0	0	0	9	13	13	0.00	1.000													
Tug McGraw, L (10, 1) ERA: 2.14	1.0	L	4	1	1	1	1	0	0	0	0	1	0	0	6	6	6	9.00	1.000													

livebaseballscorecards.com

BOTTOM

San Francisco Giants @ New York Mets
Shea Stadium, Flushing, NY

Fri Jun 11 1971, 7:05 PM EDT
Att: 52,486 - Unknown

livebaseballscorecards.com



AB R H RBI BB SO LOB

5 0 0 0 0 1 2

4 0 0 0 1 0 0

2 0 1 0 3 0 0

5 0 2 0 0 1 3

1 0 0 0 1 0 2

3 0 0 0 1 0 1

4 0 0 0 0 1 2

1 0 0 0 1 0 0
0 0 0 0 0 0 0
1 0 0 0 0 0 0
0 0 0 0 0 0 0
1 1 1 2 0 0 0
0 0 0 0 0 0 0

AB 33
R 2
H 4
RBI 2
BB 8
SO 6
LOB 18

WP: 0 PA: 41
PB: 1
SB: 0
CS: 0

1B: 3 SF: 0
2B: 0 SAC: 0
3B: 0 DP: 1
HR: 1 HBP: 0

Batter	1	2	3	4	5	6	7	8	9	10
Bud Harrelson, S OBP: 0.367, SLG: 0.376 (1, 6)	0-0 4-3	0-0 G4-3			0-0 4-3		0-0 F5		0-3 K	
Ken Boswell, L OBP: 0.327, SLG: 0.369 (1, 4)	4-0 PB BB BB		0-0 4-3		0-0 3-1		0-0 F4		0-0 F6	
Ken Singleton, S OBP: 0.375, SLG: 0.261 (1, 9)	4-0 PB BB BB		4-0 FC5 1B BB		0-0 1B 1B		0-0 6-3		4-0 FC4-6 BB	
Ed Kranepool, L OBP: 0.355, SLG: 0.534 (1, 3) (6, 7)	0-0 F6		0-0 1B		0-0 1B		0-3 K		0-0 FC4-6	
Art Shamsky, L OBP: 0.294, SLG: 0.379 Donn Clendenon, R OBP: 0.268, SLG: 0.407 (5, PH) (6, 3)	4-0 BB		0-0 F5		0-3 K		0-3 K		0-3 K	
Bob Aspromonte, R OBP: 0.302, SLG: 0.377 (1, 5)	0-0 F8		0-0 FC5		0-0 F9				4-0 HR BB	
Jerry Grote, R OBP: 0.354, SLG: 0.378 (1, 2)		4-0 FC6-4 BB		0-0 6-3		0-0 5-3			0-0 F9	
Don Hahn, R OBP: 0.346, SLG: 0.329 (1, 8)		0-0 FC6-4 BB		0-0 6-3		0-0 F5			0-3 K	
Charlie Williams, R Ron Taylor, R Tim Foli, R Danny Fitisella, L Dave Marshall, L Tug McGraw, R (1, 1) (7, 1) (7, PH) (8, 1) (9, PH) (10, 1)		4-0 G4-3 BB		0-0 F9			0-0 F9		0-0 HR	

Inning Stats	R: 0	H: 0	E: 0	K: 0	S: 3	P: 15	R: 0	H: 0	E: 0	K: 0	S: 2	P: 10	R: 0	H: 1	E: 0	K: 0	S: 4	P: 8	R: 0	H: 0	E: 0	K: 0	S: 3	P: 3	R: 0	H: 2	E: 0	K: 1	S: 7	P: 7	R: 0	H: 0	E: 0	K: 0	S: 3	P: 3	R: 0	H: 0	E: 0	K: 2	S: 7	P: 7	R: 2	H: 1	E: 0	K: 2	S: 8	P: 12	R: 0	H: 0	E: 0	K: 1	S: 5	P: 9	1B: 3	SF: 0	2B: 0	SAC: 0	3B: 0	DP: 1	HR: 1	HBP: 0	WP: 0	PA: 41
--------------	------	------	------	------	------	-------	------	------	------	------	------	-------	------	------	------	------	------	------	------	------	------	------	------	------	------	------	------	------	------	------	------	------	------	------	------	------	------	------	------	------	------	------	------	------	------	------	------	-------	------	------	------	------	------	------	-------	-------	-------	--------	-------	-------	-------	--------	-------	--------

PITCHER	IP	WLS	BF	H	R	ER	SO	BB	IBB	HBP	BLK	WP	HR	S	P	ERA	WHIP
Steve Stone, R ERA: 3.7 (1, 1)	4.2		22	3	0	0	0	6	0	0	0	0	0	16	40	0.00	1.929
Steve Hamilton, L ERA: 1.53 (5, 1)	3.1		11	0	1	1	3	1	0	0	0	0	0	16	20	2.70	0.300
Jerry Johnson, R ERA: 1.4 (9, 1)	1.1		6	1	1	1	2	1	0	0	0	0	1	9	13	6.75	1.500
Don McMahon, R ERA: 5.02 (10, 1)	0.2	W	2	0	0	0	1	0	0	0	0	0	0	4	4	0.00	0.000

San Francisco Giants @ New York Mets
 Shea Stadium, Flushing, NY
 Sat Jun 12 1971, 3:33 AM EDT
 Att: 48,918 - Unknown

livebaseballscorecards.com

AB	32
R	5
H	8
RBI	5
BB	4
SO	10
LOB	8



AB	R	H	RBI	BB	SO	LOB
3	2	2	1	1	1	0
4	0	1	2	0	2	0
3	0	0	0	1	1	0
4	1	1	0	0	2	2
3	1	2	2	1	0	0
4	0	0	0	0	0	2
4	0	1	0	0	2	1
3	1	1	0	1	0	0
2	0	0	0	0	1	1
1	0	0	0	0	0	2
0	0	0	0	0	0	0
1	0	0	0	0	1	0

Batter	1	2	3	4	5	6	7	8	9
Bobby Bonds, R (1, 8) OBP: 0.374, SLG: 0.547	0-3 K		4-0 CS BB			0-0 2B 1B		0-0 HR	
Chris Speier, R (1, 6) OBP: 0.331, SLG: 0.326	0-3 K		0-0 CS	0-3 K		0-0 CS 2B		0-0 6-3	
Willie Mays, R (1, 3) OBP: 0.435, SLG: 0.632	0-3 K			0-0 F5		4-0 IBB		0-0 F8	
Ken Henderson, S (1, 9) OBP: 0.349, SLG: 0.374		0-0 F8		0-3 K		0-3 K		0-0 HR 1B	
Dick Dietz, R (1, 2) OBP: 0.430, SLG: 0.463		0-0 1B			0-0 F9		4-0 G1-4-6 BB	0-0 HR	
Tito Fuentes, S (1, 4) OBP: 0.294, SLG: 0.315		0-0 F7			0-0 F7		0-0 G1-4-6	0-0 F8	
Bernie Williams, R (1, 7) OBP: 0.267, SLG: 0.185		0-0 F2			0-3 K		0-0 E 1B		0-3 K
Hal Lanier, R (1, 5) OBP: 0.286, SLG: 0.272			0-0 F8			0-0 2B 1B	4-0 FC6-4 IBB	0-0 4-3	
Frank Reberger, L (1, 1) OBP: 0.300, SLG: 0.300			0-0 F7			0-3 K	0-0 FC6-4	0-3 K	
Frank Johnson, R (7, PH) OBP: 0.132, SLG: 0.102									
John Cumberland, R (7, 1)									
Don McMahon, R (8, 1)									

Inning Stats	R: 0	H: 0	R: 0	H: 1	R: 0	H: 0	R: 0	H: 0	R: 2	H: 3	R: 0	H: 1	R: 3	H: 3	R: 0	H: 0	1B: 5	SF: 0	WP: 0	PA: 37
E: 0	LOB: 0	E: 0	LOB: 1	E: 0	LOB: 0	E: 0	LOB: 0	E: 0	LOB: 2	E: 1	LOB: 2	E: 0	LOB: 0	E: 0	LOB: 0	2B: 2	SAC: 0	PB: 0		
K: 3	BB: 0	K: 0	BB: 0	K: 0	BB: 1	K: 2	BB: 0	K: 1	BB: 1	K: 0	BB: 2	K: 2	BB: 0	K: 0	BB: 0	3B: 0	DP: 2	SB: 0		
S: 9	P: 9	S: 4	P: 4	S: 2	P: 6	S: 7	P: 7	S: 5	P: 5	S: 3	P: 11	S: 6	P: 6	S: 7	P: 7	HR: 2	HBP: 0	CS: 2		

PITCHER	IP	WLS	BF	H	R	ER	SO	BB	IBB	HBP	BLK	WP	HR	S	P	ERA	WHIP
Ray Sadecki, L (1, 1) ERA: 2.77	6.2	L	26	5	2	2	8	2	2	0	0	0	0	38	54	2.70	1.050
Ron Taylor, R (7, 1) ERA: 2.78	1.1		7	3	3	3	0	0	0	0	0	0	2	7	7	20.25	2.250
Tug McGraw, L (9, 1) ERA: 2.08	1.0		3	0	0	0	2	0	0	0	0	0	0	7	7	0.00	0.000

Batter	1	2	3	4	5	6	7	8	9	AB R H RBI BB SO LOB	BOTTOM
--------	---	---	---	---	---	---	---	---	---	----------------------	--------

Bud Harrelson, S <small>OBP: 0.365, SLG: 0.370</small> (1, 6) BB BB 			F6 			K 		1-3 		3 0 0 0 1 1 2	San Francisco Giants @ New York Mets Shea Stadium, Flushing, NY Sat Jun 12 1971, 3:33 AM EDT Att. 48,918 - Unknown
--	--	--	---------------	--	--	--------------	--	----------------	--	---------------	--

Ken Boswell, L <small>OBP: 0.325, SLG: 0.361</small> (1, 4) X 				F4 		4-1 				3 0 0 0 1 0 1	San Francisco Giants @ New York Mets Shea Stadium, Flushing, NY Sat Jun 12 1971, 3:33 AM EDT Att. 48,918 - Unknown
--	--	--	--	---------------	--	----------------	--	--	--	---------------	--

Ken Singleton, S <small>OBP: 0.359, SLG: 0.247</small> (1, 9) X 				1-3 		4-3 			FC3-4-6 	4 0 0 0 0 0 1	San Francisco Giants @ New York Mets Shea Stadium, Flushing, NY Sat Jun 12 1971, 3:33 AM EDT Att. 48,918 - Unknown
--	--	--	--	----------------	--	----------------	--	--	--------------------	---------------	--

Ed Kranepool, L <small>OBP: 0.345, SLG: 0.519</small> (1, 3) (8, 7) X 				F9 						4 0 0 0 0 0 1	San Francisco Giants @ New York Mets Shea Stadium, Flushing, NY Sat Jun 12 1971, 3:33 AM EDT Att. 48,918 - Unknown
--	--	--	--	---------------	--	--	--	--	--	---------------	--

Art Shamsky, L <small>OBP: 0.300, SLG: 0.417</small> (1, 7) Donn Clendenon, R <small>OBP: 0.286, SLG: 0.404</small> (7, PH) (8, 3) X 					E 					2 1 1 0 0 0 0 1 0 0 0 0 0 0	San Francisco Giants @ New York Mets Shea Stadium, Flushing, NY Sat Jun 12 1971, 3:33 AM EDT Att. 48,918 - Unknown
--	--	--	--	--	--------------	--	--	--	--	--------------------------------	--

Bob Aspromonte, R <small>OBP: 0.297, SLG: 0.371</small> (1, 5) X 				E6 						3 0 0 1 0 0 0	San Francisco Giants @ New York Mets Shea Stadium, Flushing, NY Sat Jun 12 1971, 3:33 AM EDT Att. 48,918 - Unknown
---	--	--	--	---------------	--	--	--	--	--	---------------	--

Jerry Grote, R <small>OBP: 0.349, SLG: 0.371</small> (1, 2) X 				F7 						3 0 0 0 0 0 1	San Francisco Giants @ New York Mets Shea Stadium, Flushing, NY Sat Jun 12 1971, 3:33 AM EDT Att. 48,918 - Unknown
--	--	--	--	---------------	--	--	--	--	--	---------------	--

Don Hahn, R <small>OBP: 0.358, SLG: 0.342</small> (1, 8) X 				F8 						3 0 2 0 0 0 1	San Francisco Giants @ New York Mets Shea Stadium, Flushing, NY Sat Jun 12 1971, 3:33 AM EDT Att. 48,918 - Unknown
---	--	--	--	---------------	--	--	--	--	--	---------------	--

Ray Sadecki, L <small>OBP: 0.455, SLG: 0.455</small> (1, 1) Ron Taylor, R <small>OBP: 0.358, SLG: 0.342</small> (7, 1) Mike Jorgensen, L <small>OBP: 0.358, SLG: 0.342</small> (8, PH) Tug McGraw, R <small>OBP: 0.500, SLG: 0.750</small> (9, 1) X 				4-3 						1 0 0 0 0 0 1 0 0 0 0 0 0 0 1 0 0 0 0 0 1 0 0 0 0 0 0 0	San Francisco Giants @ New York Mets Shea Stadium, Flushing, NY Sat Jun 12 1971, 3:33 AM EDT Att. 48,918 - Unknown
---	--	--	--	----------------	--	--	--	--	--	--	--

Inning Stats	R: 0 E: 0 K: 0 S: 2	H: 0 LOB: 0 BB: 1 P: 6	R: 0 E: 0 K: 0 S: 3	H: 0 LOB: 0 BB: 0 P: 3	R: 0 E: 0 K: 0 S: 4	H: 1 LOB: 1 BB: 0 P: 4	R: 0 E: 0 K: 0 S: 3	H: 0 LOB: 0 BB: 0 P: 3	R: 1 E: 1 K: 0 S: 5	H: 1 LOB: 1 BB: 0 P: 5	R: 0 E: 0 K: 1 S: 5	H: 0 LOB: 0 BB: 0 P: 5	R: 0 E: 0 K: 0 S: 3	H: 0 LOB: 0 BB: 0 P: 3	R: 0 E: 0 K: 0 S: 4	H: 1 LOB: 1 BB: 0 P: 4	R: 0 E: 0 K: 0 S: 2	H: 0 LOB: 0 BB: 1 P: 6	1B: 2 2B: 0 3B: 1 HR: 0	SF: 0 SAC: 1 DP: 2 HBP: 0	WP: 0 PB: 0 SB: 0 CS: 0	PA: 31
---------------------	------------------------------	---------------------------------	------------------------------	---------------------------------	------------------------------	---------------------------------	------------------------------	---------------------------------	------------------------------	---------------------------------	------------------------------	---------------------------------	------------------------------	---------------------------------	------------------------------	---------------------------------	------------------------------	---------------------------------	----------------------------------	------------------------------------	----------------------------------	--------

PITCHER	IP	WLS	BF	H	R	ER	SO	BB	IBB	HBP	BLK	WP	HR	S	P	ERA	WHIP							
Frank Reberger, R <small>ERA: 3.06</small> (1, 1)	6.0	W	21	2	1	1	1	1	1	0	0	0	0	22	26	1.50	0.500							
John Cumberland, L <small>ERA: 2.67</small> (7, 1)	1.0		3	0	0	0	0	0	0	0	0	0	0	3	3	0.00	0.000							
Don McMahon, R <small>ERA: 4.7</small> (8, 1)	2.0	S	7	1	0	0	0	1	0	0	0	0	0	6	10	0.00	1.000							

AB	28
R	1
H	3
RBI	1
BB	2
SO	1
LOB	9



TOP

San Francisco Giants @ New York Mets
Shea Stadium, Flushing, NY
Sun Jun 13 1971, 3:33 AM EDT
Att. 52,010 - Unknown

livebaseballscorecards.com

AB	36
R	4
H	10
RBI	4
BB	4
SO	8
LOB	15



WP:	0	PA:	40
PB:	0		
SB:	1		
CS:	1		

AB R H RBI BB SO LOB

3	2	1	1	2	1	0
4	0	3	0	1	0	1
4	0	1	0	1	0	4
5	1	1	1	0	1	6
4	1	2	1	0	1	0
4	0	1	1	0	1	2
4	0	1	0	0	0	1
4	0	0	0	0	1	1
0	0	0	0	0	0	0
0	0	0	0	0	0	0
1	0	0	0	0	1	0

Batter	1	2	3	4	5	6	7	8	9	10
Bobby Bonds, R OBP: 0.378, SLG: 0.557 (1, 8)	4-0 F3 1B BB		x 0-0 F3		x 0-0 HR		4-0 BB		0-3 K	
Chris Speier, R OBP: 0.340, SLG: 0.342 (1, 6)	0-0 1B 1-2 1B		x 0-0 G6-4-3 1B		x 4-0 FC6-4 BB		x 0-0 F8		x 0-0 3B	
Willie Mays, R OBP: 0.434, SLG: 0.624 (1, 3)	0-0 F3 2-3		x 0-0 G6-4-3 1-2f		x 0-0 FC6-4 1-2f		x 0-0 G4-6-3 1B		x 4-0 IBB	
Ken Henderson, S OBP: 0.345, SLG: 0.388 (1, 9)	0-3 K			x 0-0 HR		x 0-0 F9 1-3		x 0-0 G4-6-3 1-2f		x 0-0 F7
Tito Fuentes, S OBP: 0.298, SLG: 0.327 (1, 4)	0-0 1B 1-2 3-H 1B			x 0-0 1B 3B		x 0-0 1-3		x 0-3 K		
Bernie Williams, R OBP: 0.265, SLG: 0.194 (1, 7)	0-3 K			x 0-0 1B CS		x 0-0 6-3		x 0-0 4-3		
Russ Gibson, R OBP: 0.227, SLG: 0.333 (1, 2)		x 0-0 F8		x 0-0 F2 1-2		x 0-0 6-3		x 0-0 G6-4-3 1B		
Hal Lanier, R OBP: 0.274, SLG: 0.259 (1, 5)		x 0-0 6-3		x 0-0 6-3			x 0-3 K		x 0-0 G6-4-3	
Steve Hamilton, L (9, 1)									x 0-0 G6-4-3 1-2f	
Juan Marichal, R OBP: 0.143, SLG: 0.244 (1, 1)		x 0-3 K					x 0-0 F6		x 0-3 K	
John Cumberland, R (8, 1)										
Jerry Johnson, R (8, 1)										
Al Gallagher, R OBP: 0.313, SLG: 0.312 (9, 5)										

Inning Stats	R: 1	H: 2	R: 0	H: 0	R: 0	H: 1	R: 2	H: 3	R: 1	H: 1	R: 0	H: 0	R: 0	H: 0	R: 0	H: 1	R: 0	H: 1	R: 0	H: 1	R: 0	H: 1	R: 0	H: 1	1B: 6	SF: 0	WP: 0	PA: 40
	E: 0	LOB: 2	E: 0	LOB: 0	E: 0	LOB: 0	E: 0	LOB: 0	E: 0	LOB: 1	E: 0	LOB: 0	E: 0	LOB: 0	E: 0	LOB: 0	E: 0	LOB: 0	E: 0	LOB: 2	E: 0	LOB: 0	E: 0	LOB: 0	2B: 0 <td>SAC: 0 <td>PB: 0 <td></td> </td></td>	SAC: 0 <td>PB: 0 <td></td> </td>	PB: 0 <td></td>	
	K: 2	BB: 1	K: 1	BB: 0	K: 0	BB: 0	K: 0	BB: 0	K: 1	BB: 1	K: 0	BB: 0	K: 1	BB: 0	K: 1	BB: 0	K: 1	BB: 0	K: 0	BB: 1	K: 2	BB: 1	K: 0	BB: 0	3B: 2 <td>DP: 3 <td>SB: 1 <td></td> </td></td>	DP: 3 <td>SB: 1 <td></td> </td>	SB: 1 <td></td>	
	S: 9	P: 13	S: 5	P: 5	S: 3	P: 3	S: 5	P: 5	S: 6	P: 10	S: 5	P: 3	S: 5	P: 3	S: 5	P: 5	S: 3	P: 3	S: 8	P: 12	S: 8	P: 12	S: 3	P: 3	HR: 2 <td>HBP: 0 <td>CS: 1 <td></td> </td></td>	HBP: 0 <td>CS: 1 <td></td> </td>	CS: 1 <td></td>	

PITCHER	IP	WLS	BF	H	R	ER	SO	BB	IBB	HBP	BLK	WP	HR	S	P	ERA	WHIP
Gary Gentry, R ERA: 2.94 (1, 1)	4.1		19	7	4	4	4	1	0	0	0	0	2	26	30	8.31	1.846
Jim McAndrew, R ERA: 6.0 (5, 1)	2.2		10	0	0	0	1	2	0	0	0	0	0	10	18	0.00	0.750
Danny Frisella, R ERA: 1.86 (8, 1)	2.0		6	2	0	0	1	0	0	0	0	0	0	8	8	0.00	1.000
Tug McGraw, L ERA: 2.02 (10, 1)	1.0	W	5	1	0	0	2	0	1	0	0	0	0	8	12	0.00	1.000

Batter	1	2	3	4	5	6	7	8	9	AB R H RBI BB SO LOB	TOP																						
Bobby Bonds, R (1, 9) OBP: 0.372, SLG: 0.548	0-0 5-3		0-0 5-3		0-3 K			0-0 F8		4 0 0 0 0 1 0																							
Chris Speier, R (1, 6) OBP: 0.342, SLG: 0.361	0-0 2B 3B		0-0 SF8 3B			0-0 F8		0-3 K		4 2 2 0 0 1 0																							
Willie Mays, R (1, 8) OBP: 0.435, SLG: 0.620	0-3 K		0-0 SF8			4-0 WP E BB		4-0 BB		1 1 0 1 2 1 1																							
Willie McCovey, L (1, 3) OBP: 0.404, SLG: 0.513	0-0 1B 2B		0-0 F8			0-0 E7 1B		0-0 F8		4 0 2 1 0 0 1																							
Ken Henderson, S (1, 7) OBP: 0.343, SLG: 0.385	0-0 2-3 1B			0-3 K		0-3 K			0-0 4-3	4 0 1 0 0 2 1																							
Tito Fuentes, S (1, 4) OBP: 0.294, SLG: 0.323	0-3 K			0-0 F7		0-3 K			4-0 1B WP BB	3 0 0 0 0 2 3																							
Hal Lanier, R (1, 5) OBP: 0.263, SLG: 0.247		0-0 F8		0-0 4-3			0-0 6-3		0-0 F7	4 0 0 0 0 0 1																							
Fran Healy, R (1, 2) OBP: 0.375, SLG: 0.567		0-3 K			0-0 F8		0-0 F3		0-0 WP 1B	4 0 1 0 0 1 0																							
Gaylord Perry, R (1, 1) OBP: 0.093, SLG: 0.071		0-0 1-3			0-3 K		0-0 F8		0-0 F8	1 0 0 0 0 0 0																							
Rich Robertson, R (2, 1) OBP: 0.071, SLG: 0.071										1 0 0 0 0 1 0																							
John Cumberland, R (6, 1)										0 0 0 0 0 0 0																							
Frank Duffy, R (6, 5) OBP: 0.174, SLG: 0.182										2 0 0 0 0 0 1																							
Jimmy Rosario, S (9, PH) OBP: 0.352, SLG: 0.299									1-2 3-H	0 1 0 0 1 0 0																							
Inning Stats	R: 1 E: 0 K: 2 S: 10	H: 3 LOB: 2 BB: 0 P: 10	R: 0 E: 0 K: 1 S: 5	H: 0 LOB: 0 BB: 0 P: 5	R: 1 E: 0 K: 1 S: 4	H: 1 LOB: 0 BB: 0 P: 4	R: 0 E: 0 K: 1 S: 5	H: 0 LOB: 0 BB: 0 P: 5	R: 0 E: 0 K: 2 S: 7	H: 0 LOB: 0 BB: 0 P: 7	R: 1 E: 1 K: 2 S: 8	H: 1 LOB: 1 BB: 1 P: 12	R: 0 E: 0 K: 0 S: 3	H: 0 LOB: 0 BB: 0 P: 3	R: 0 E: 0 K: 1 S: 5	H: 0 LOB: 1 BB: 1 P: 9	R: 1 E: 0 K: 0 S: 4	H: 1 LOB: 1 BB: 1 P: 8	1B: 3 2B: 1 3B: 2 HR: 0	SF: 1 SAC: 0 DP: 0 HBP: 0	WP: 2 PB: 0 SB: 0 CS: 0	PA: 36											
PITCHER Rick Wise, R (1, 1) ERA: 3.08	IP 9.0	WLS W	BF 36	H 6	R 4	ER 3	SO 9	BB 3	IBB 0	HBP 0	BLK 0	WP 2	HR 0	S 51	P 63	ERA 3.00	WHIP 1.000																
											PITCHER	IP	WLS	BF	H	R	ER	SO	BB	IBB	HBP	BLK	WP	HR	S	P	ERA	WHIP					

San Francisco Giants @ Philadelphia Phillies
Veterans Stadium, Philadelphia, PA
Mon Jun 14 1971, 7:05 PM EDT
Att. 16,118 - Unknown

livebaseballscorecards.com

AB	32
R	4
H	6
RBI	2
BB	3
SO	9
LOB	8



Batter	1	2	3	4	5	6	7	8	9
Terry Harmon, R OBP: 0.354, SLG: 0.339 (1, 4)	0-0 F8	4-0 HR BB		H 1-0 FC6-4 1B HBP		B 4-0 FC4-6 BB		X 0-0 F4	
Tim McCarver, L OBP: 0.286, SLG: 0.349 (1, 2)	0-0 F5	0-0 HR		X 0-0 FC6-4 1B		X 0-0 FC4-6		X 0-0 F8	
Willie Montanez, L OBP: 0.333, SLG: 0.502 (1, 8)	0-0 HR	0-0 3-1		X 0-0 FC6-4		X 0-0 SF8			
Deron Johnson, R OBP: 0.302, SLG: 0.370 (1, 3)	0-0 6-3	0-0 F4		0-3 K		X 0-0 F8			
Oscar Gamble, L OBP: 0.410, SLG: 0.649 (1, 7)		0-0 BB 1B		X 0-0 FC5-4 1B		X 0-0 HR		X 0-0 F3	
John Vukovich, R (1, 5)		4-0 FC4-6 1B HR BB		X 0-0 FC5-4 PB		X 0-0 5-3		X 0-0 F8	
Roger Freed, R OBP: 0.321, SLG: 0.304 (1, 9)		0-0 FC4-6 1B		0-3 K		X 0-3 K		X 0-0 5-3	
Larry Bowa, S OBP: 0.272, SLG: 0.272 (1, 6)		0-0 FC4-6 HR		0-0 1-3		X 0-0 1-4-3		X 0-0 1B	
Rick Wise, R OBP: 0.171, SLG: 0.353 (1, 1)		0-0 HR		X 0-0 F8		X 0-0 FC4-6 SF8 2B		X 0-0 F7	

Inning Stats	R: 1	H: 1	E: 0	LOB: 0	K: 0	S: 4	P: 4	R: 6	H: 4	E: 0	LOB: 0	K: 0	S: 7	R: 0	H: 1	E: 0	LOB: 1	K: 1	S: 6	R: 0	H: 1	E: 0	LOB: 2	K: 1	S: 6	R: 1	H: 1	E: 0	LOB: 0	K: 1	S: 6	R: 1	H: 1	E: 0	LOB: 1	K: 0	S: 4	R: 0	H: 0	E: 0	LOB: 0	K: 0	S: 3	R: 0	H: 1	E: 0	LOB: 1	K: 0	S: 4	R: 0	H: 1	E: 0	LOB: 1	K: 0	S: 4
	1	1	0	0	0	4	4	6	4	0	0	0	7	0	1	0	1	0	6	0	1	0	2	0	6	0	1	0	0	0	1	0	0	6	1	1	0	0	3	0	0	1	0	0	4	0	1	0	1	0	4				

PITCHER	IP	WLS	BF	H	R	ER	SO	BB	IBB	HBP	BLK	WP	HR	S	P	ERA	WHIP
Gaylord Perry, R ERA: 3.61 (1, 1)	1.1	L	11	5	7	7	0	2	0	0	0	0	3	9	17	47.25	5.250
Rich Robertson, R ERA: 4.05 (2, 1)	3.2		17	4	2	2	3	1	0	1	0	0	1	21	26	4.91	1.364
John Cumberland, L ERA: 2.41 (6, 1)	3.0		10	1	0	0	0	0	0	0	0	0	0	10	10	0.00	0.333

BOTTOM

San Francisco Giants @ Philadelphia Phillies
Veterans Stadium, Philadelphia, PA
Mon Jun 14 1971, 7:05 PM EDT
Att. 16,118 - Unknown

livebaseballscorecards.com

AB	33
R	9
H	10
RBI	9
BB	3
SO	3
LOB	15



1B: 5	SF: 1	WP: 0	PA: 38
2B: 1	SAC: 0	PB: 1	
3B: 0	DP: 0	SB: 0	
HR: 4	HBP: 1	CS: 0	

PITCHER	IP	WLS	BF	H	R	ER	SO	BB	IBB	HBP	BLK	WP	HR	S	P	ERA	WHIP
Gaylord Perry, R ERA: 3.61 (1, 1)	1.1	L	11	5	7	7	0	2	0	0	0	0	3	9	17	47.25	5.250
Rich Robertson, R ERA: 4.05 (2, 1)	3.2		17	4	2	2	3	1	0	1	0	0	1	21	26	4.91	1.364
John Cumberland, L ERA: 2.41 (6, 1)	3.0		10	1	0	0	0	0	0	0	0	0	0	10	10	0.00	0.333

Batter	1	2	3	4	5	6	7	8	9	AB R H RBI BB SO LOB	TOP											
Bobby Bonds, R (1, 9) OBP: 0.369, SLG: 0.539	0-3 K		0-0 5-3	4-0 HBP BB		0-3 K		0-0 5-3		4 0 0 0 1 2 0												
Chris Speier, R (1, 6) OBP: 0.343, SLG: 0.357	0-0 6-3		0-3 K	1-0 HBP		1-0 HBP			0-3 K	3 0 0 0 0 2 0												
Willie Mays, R (1, 8) OBP: 0.435, SLG: 0.613	4-0 BB			0-0 1B		0-0 F8			0-0 1-3	4 1 1 0 1 0 4												
Willie McCovey, L (1, 3) OBP: 0.404, SLG: 0.506	0-0 3-1			0-0 1B BB 1-H		0-0 F8			0-3 K	4 1 1 1 1 1 1												
Ken Henderson, S (1, 7) OBP: 0.346, SLG: 0.403		0-0 HR		0-0 F8		4-0 2B BB			0-0 F9	3 2 1 1 1 0 2												
Dick Dietz, R (1, 2) OBP: 0.432, SLG: 0.458		0-0 F9		4-0 1B BB		4-0 2B BB 2-3-4-2			0-0 F8	2 1 0 0 2 0 1												
Tito Fuentes, S (1, 4) OBP: 0.298, SLG: 0.330		0-0 4-3		0-0 1B SF8 1-2 2-3		0-0 2B 1-3 2-H			0-0 F9	4 1 2 1 0 0 1												
Al Gallagher, R (1, 5) OBP: 0.311, SLG: 0.311		0-0 5-3		0-0 HBP BB 1-3 2-H 3-H		0-0 2-3-4-2			0-3 K	4 0 1 2 0 1 2												
Ron Bryant, S (1, 1) OBP: 0.139, SLG: 0.171			0-3 K	0-0 SF8		0-0 G3			0-0 1-3	3 0 0 1 0 1 0												
Inning Stats	R: 0 E: 0 K: 1 S: 5	H: 0 LOB: 1 BB: 1 P: 9	R: 1 E: 0 K: 0 S: 4	H: 1 LOB: 0 BB: 0 P: 4	R: 0 E: 0 K: 2 S: 7	H: 0 LOB: 0 BB: 0 P: 7	R: 4 E: 0 K: 0 S: 7	H: 4 LOB: 3 BB: 2 P: 16	R: 1 E: 0 K: 0 S: 3	H: 1 LOB: 1 BB: 2 P: 11	R: 0 E: 0 K: 1 S: 5	H: 0 LOB: 1 BB: 0 P: 6	R: 0 E: 0 K: 0 S: 3	H: 0 LOB: 1 BB: 1 P: 7	R: 0 E: 0 K: 1 S: 5	H: 0 LOB: 0 BB: 0 P: 5	R: 0 E: 0 K: 2 S: 7	H: 0 LOB: 0 BB: 0 P: 7	1B: 4 2B: 2 3B: 0 HR: 1	SF: 1 SAC: 0 DP: 1 HBP: 2	WP: 0 PB: 0 SB: 1 CS: 0	PA: 40
PITCHER	IP WLS BF H R ER SO BB IBB HBP BLK WP HR S P ERA WHIP																					
Barry Lersch, R (1, 1) ERA: 3.88	3.1 L 17 5 5 5 3 2 0 0 0 0 0 1 21 29 13.50 2.100																					
Lowell Palmer, R (4, 1) ERA: 2.45	3.2 17 1 1 1 1 4 0 2 0 0 0 0 13 31 2.46 1.364																					
Bill Wilson, R (8, 1) ERA: 4.91	2.0 6 0 0 0 0 3 0 0 0 0 0 0 0 12 12 0.00 0.000																					

San Francisco Giants @ Philadelphia Phillies
Veterans Stadium, Philadelphia, PA
Tue Jun 15 1971, 7:05 PM EDT
Att. 21,588 - Unknown

livebaseballscorecards.com

AB	31
R	6
H	6
RBI	6
BB	6
SO	7
LOB	11



Batter	1	2	3	4	5	6	7	8	9	AB R H RBI BB SO LOB
Larry Bowa, S OBP: 0.268, SLG: 0.267 (1, 6)	0-0 5-3		0-0 F3		0-0 F3			0-0 6-3		4 0 0 0 0 0 1
Terry Harmon, R OBP: 0.348, SLG: 0.333 (1, 4)	0-3 K		0-0 G4-6-3 1B		0-0 F3			0-0 F9		4 0 1 0 0 1 1
Willie Montanez, L OBP: 0.332, SLG: 0.495 (1, 8)	1-0 FC5 BB HBP		0-0 G4-6-3 1-2f			0-0 4-3		0-0 6-3		3 0 0 0 0 0 1
Deron Johnson, R OBP: 0.310, SLG: 0.376 (1, 3)	4-0 1-2 BB			4-0 FC3-6 BB		0-0 2B		0-0 F8		2 0 1 0 2 0 0
Roger Freed, R OBP: 0.315, SLG: 0.297 (1, 9)	0-0 FC5 2-3f			0-0 F7		0-3 K		0-3 K		4 0 0 0 0 2 4
Oscar Gamble, L OBP: 0.372, SLG: 0.585 (1, 7)		0-0 F4		0-0 FC3-6 1-2f		0-0 6-3		0-0 F7		4 0 0 0 0 0 2
John Vukovich, R OBP: 0.286, SLG: 0.167 (1, 5)		0-0 1B		0-0 F8			0-0 F7			3 0 1 0 0 0 1
Mike Ryan, R OBP: 0.242, SLG: 0.393 (1, 2)		0-0 F6			0-0 F8		0-0 F5			3 0 0 0 0 0 1
Barry Lersch, S OBP: 0.233, SLG: 0.148 Lowell Palmer, R OBP: 1.000, SLG: 1.000 Joe Lis, R OBP: 0.306, SLG: 0.365 Bill Wilson, R (8, 1)		0-3 K					0-0 F9			1 0 0 0 0 1 1 1 0 1 0 0 0 0 1 0 0 0 0 0 0 0 0 0 0 0 0 0

Inning Stats	R: 0 E: 0 K: 1 S: 5	H: 0 LOB: 2 BB: 1 P: 10	R: 0 E: 0 K: 1 S: 6	H: 1 LOB: 1 BB: 0 P: 6	R: 0 E: 0 K: 0 S: 3	H: 1 LOB: 0 BB: 0 P: 3	R: 0 E: 0 K: 0 S: 3	H: 0 LOB: 1 BB: 1 P: 7	R: 0 E: 0 K: 0 S: 4	H: 1 LOB: 1 BB: 0 P: 4	R: 0 E: 0 K: 1 S: 6	H: 1 LOB: 1 BB: 0 P: 6	R: 0 E: 0 K: 0 S: 3	H: 0 LOB: 0 BB: 0 P: 3	R: 0 E: 0 K: 0 S: 3	H: 0 LOB: 0 BB: 0 P: 3	R: 0 E: 0 K: 1 S: 5	H: 0 LOB: 0 BB: 0 P: 5	1B: 3 2B: 1 3B: 0 HR: 0	SF: 0 SAC: 0 DP: 1 HBP: 1	WP: 0 PB: 0 SB: 0 CS: 0	PA: 33
PITCHER Ron Bryant, L ERA: 2.28 (1, 1)	IP 9.0 WLS W BF 33 H 4 R 0 ER 0 SO 4 BB 2 IBB 0 HBP 1 BLK 0 WP 0 HR 0 S 38 P 47 ERA 0.00 WHIP 0.667																					

BOTTOM

San Francisco Giants @ Philadelphia Phillies
Veterans Stadium, Philadelphia, PA
Tue Jun 15 1971, 7:05 PM EDT
Att. 21,588 - Unknown

livebaseballscores.com

AB	30
R	0
H	4
RBI	0
BB	2
SO	4
LOB	12



Batter	1	2	3	4	5	6	7	8	9	AB R H RBI BB SO LOB	TOP	
Jimmy Rosario, S (1, 8) OBP: 0.352, SLG: 0.300 Bernie Williams, R (8, PH) OBP: 0.257, SLG: 0.188 (8, 9)	0-0 1B		0-3 K		0-3 K			0-3 K		3 0 1 0 0 2 1 1 0 0 0 0 1 0	San Francisco Giants @ Philadelphia Phillies Veterans Stadium, Philadelphia, PA Wed Jun 16 1971, 7:05 PM EDT Att. 27,212 - Unknown	
Tito Fuentes, S (1, 4) OBP: 0.297, SLG: 0.342	0-0 F9		0-0 HR			0-0 4-3		0-0 F5		4 1 1 2 0 0 1		
Bobby Bonds, R (1, 9) OBP: 0.367, SLG: 0.534 (8, 8)	0-0 G3-6-3 1B		0-0 5-3			0-0 6-3		0-3 K		4 0 1 0 0 1 0		
Willie McCovey, L (1, 3) OBP: 0.401, SLG: 0.497	0-0 G3-6-3 1-2f			4-0 BB		0-0 6-3		0-0 F9		3 0 0 0 1 0 2		
Ken Henderson, S (1, 7) OBP: 0.344, SLG: 0.395		0-0 F8		0-0 F9		4-0 SH1-4 1B 6-3 BB		0-3 K		3 1 0 0 1 1 1		
Dick Dietz, R (1, 2) OBP: 0.429, SLG: 0.454		0-0 6-3		0-0 F9		0-0 SH1-4 1-2 1B		0-0 F4		4 0 1 0 0 0 1		
Chris Speier, R (1, 6) OBP: 0.341, SLG: 0.354		0-0 1-3		0-3 K		0-0 SH1-4 1-2 2-3				2 0 0 0 0 1 1		
Al Gallagher, R (1, 5) OBP: 0.312, SLG: 0.316			0-0 HR 2B		0-0 4-3		0-0 6-3		0-0 1-3			3 1 1 1 0 0 1
Steve Stone, R (1, 1) John Cumberland, R (5, 1) Russ Gibson, R (7, PH) OBP: 0.217, SLG: 0.318 Don McMahon, R (7, 1) Steve Hamilton, L (7, 1)			0-0 1-6-3		0-3 K		0-0 1-3					2 0 0 0 0 1 1 0 0 0 0 0 0 0 1 0 0 0 0 0 1 0 0 0 0 0 0 0 0 0 0 0 0 0 0
Inning Stats	R: 0 H: 2 E: 0 LOB: 1 K: 0 BB: 0 S: 4 P: 4	R: 0 H: 0 E: 0 LOB: 0 K: 0 BB: 0 S: 3 P: 3	R: 2 H: 2 E: 0 LOB: 0 K: 1 BB: 0 S: 7 P: 7	R: 0 H: 0 E: 0 LOB: 1 K: 1 BB: 1 S: 5 P: 9	R: 0 H: 0 E: 0 LOB: 0 K: 2 BB: 0 S: 7 P: 7	R: 0 H: 0 E: 0 LOB: 0 K: 0 BB: 0 S: 3 P: 3	R: 1 H: 1 E: 0 LOB: 1 K: 0 BB: 1 S: 4 P: 8	R: 0 H: 0 E: 0 LOB: 0 K: 1 BB: 0 S: 5 P: 5	1B: 3 SF: 0 2B: 1 SAC: 1 3B: 0 DP: 1 HR: 1 HBP: 0	WP: 0 PA: 33 PB: 0 SB: 0 CS: 0		
PITCHER Jim Bunning, R (1, 1) ERA: 4.54 Joe Hoerner, L (8, 1) ERA: 2.89	IP WLS BF H R ER SO BB IBB HBP BLK WP HR S P ERA WHIP 7.0 W 27 5 3 3 4 2 0 0 0 0 0 1 33 41 3.86 1.000 2.0 S 6 0 0 0 3 0 0 0 0 0 0 0 12 12 0.00 0.000											

livebaseballscorecards.com

AB	30
R	3
H	5
RBI	3
BB	2
SO	7
LOB	10



Batter	1	2	3	4	5	6	7	8	9
Terry Harmon, R OBP: 0.329, SLG: 0.313 (1, 6)	0-3 K	0-0 E5 HR			0-3 K		0-3 K		
Tim McCarver, L OBP: 0.296, SLG: 0.382 (1, 2)	0-0 1B	0-0 HR			0-0 3-1		0-0 FC4 2B		
Willie Montanez, L OBP: 0.335, SLG: 0.495 (1, 8)	0-0 1B	0-0 F7			0-0 1B		0-0 FC4 2B		
Deron Johnson, R OBP: 0.317, SLG: 0.381 (1, 3)	4-0 BB		0-3 K		4-0 BB		0-0 2B		
Oscar Gamble, L OBP: 0.340, SLG: 0.533 (1, 7)	0-0 G4-6-3		0-0 F7		0-0 4-3		0-0 F5		
John Yukovich, R OBP: 0.364, SLG: 0.400 (1, 5)		0-0 E 1B	0-0 F4		0-0 F7		0-0 2B		
Ron Stone, L OBP: 0.321, SLG: 0.275 (1, 9)		0-0 4-3		4-0 BB	0-0 F8		0-3 K		
Denny Doyle, L OBP: 0.273, SLG: 0.328 (1, 4)		4-0 E BB		0-0 G4-3-6-3	0-0 F8		0-3 K		
Jim Bunning, R OBP: 0.136, SLG: 0.250 (1, 1)		0-3 K		0-3 K			0-0 F5		
Roger Freed, R OBP: 0.318, SLG: 0.301 (7, PH)									
Larry Bowa, S OBP: 0.266, SLG: 0.267 (7, PR)									
Joe Hoerner, R (8, 1)									

Inning Stats	R: 0	H: 2	E: 0	K: 1	S: 6	LOB: 2	BB: 1	P: 10
	R: 4	H: 2	E: 1	K: 1	S: 8 <td>LOB: 0</td> <td>BB: 1</td> <td>P: 12 </td>	LOB: 0	BB: 1	P: 12
	R: 0	H: 0	E: 0	K: 1	S: 5 <td>LOB: 0</td> <td>BB: 0</td> <td>P: 5 </td>	LOB: 0	BB: 0	P: 5
	R: 0	H: 0	E: 0	K: 1	S: 4 <td>LOB: 0</td> <td>BB: 1</td> <td>P: 8 </td>	LOB: 0	BB: 1	P: 8
	R: 0	H: 1	E: 0	K: 1	S: 6 <td>LOB: 2</td> <td>BB: 1</td> <td>P: 10 </td>	LOB: 2	BB: 1	P: 10
	R: 0	H: 0	E: 0	K: 0	S: 3 <td>LOB: 0</td> <td>BB: 0</td> <td>P: 3 </td>	LOB: 0	BB: 0	P: 3
	R: 2	H: 3	E: 0	K: 1	S: 8 <td>LOB: 2</td> <td>BB: 0</td> <td>P: 8 </td>	LOB: 2	BB: 0	P: 8
	R: 0	H: 1	E: 0	K: 2	S: 8 <td>LOB: 1</td> <td>BB: 0</td> <td>P: 8 </td>	LOB: 1	BB: 0	P: 8

PITCHER	IP	WLS	BF	H	R	ER	SO	BB	IBB	HBP	BLK	WP	HR	S	P	ERA	WHIP
Steve Stone, R ERA: 3.48 (1, 1)	4.2	L	22	5	4	0	5	4	0	0	0	1	1	28	44	0.00	1.929
John Cumberland, L ERA: 2.33 (5, 1)	1.1		4	0	0	0	0	0	0	0	0	0	0	4	4	0.00	0.000
Don McMahon, R ERA: 5.23 (7, 1)	0.1		3	2	2	2	1	0	0	0	0	0	0	5	5	54.00	6.000
Steve Hamilton, L ERA: 1.74 (7, 1)	1.2		7	2	0	0	2	0	0	0	0	0	0	11	11	0.00	1.200


BOTTOM

San Francisco Giants @ Philadelphia Phillies
Veterans Stadium, Philadelphia, PA
Wed Jun 16 1971, 7:05 PM EDT
Att. 27,212 - Unknown

AB	32
R	6
H	9
RBI	4
BB	4
SO	8
LOB	17

livebaseballscorecards.com

1B	5	SF	0	WP	1	PA	36
2B	3	SAC	0	PB	0		
3B	0	DP	2	SB	1		
HR	1	HBP	0	CS	0		



Batter	1	2	3	4	5	6	7	8	9	AB R H RBI BB SO LOB	TOP
Enzo Hernandez, R OBP: 0.340, SLG: 0.296 (1, 6) X	0-0 F3 ①			0-0 5-3 ①		0-0 4-3 ③			0-0 4-3 ① 1-2	4 0 0 0 0 0 1	San Diego Padres @ San Francisco Giants Candlestick Park, San Francisco, CA Fri Jun 18 1971, 10:05 PM EDT Unknown livebaseballscorecards.com
Dave Campbell, R OBP: 0.266, SLG: 0.329 (1, 4) X	0-0 F8 ②			0-0 F9 ②			0-0 1B	0-0 HR 1B 2-3	4 1 2 0 0 0 0		
Cito Gaston, R OBP: 0.291, SLG: 0.434 (1, 8) S S S	0-3 K ③			0-0 F7 ③			0-3 K ①	0-0 HR 1B 1-H 3-H	4 1 1 3 0 2 1		
Nate Colbert, R OBP: 0.398, SLG: 0.536 (1, 3) X		0-0 5-3 ①		0-0 5-3 ①		0-0 F8 ②		0-0 5-3 ②	4 0 0 0 0 0 1		
Ollie Brown, R OBP: 0.349, SLG: 0.364 Al Severinsen, R (7, 1) Angel Bravo, L OBP: 0.250, SLG: 0.194 (9, PH)		0-0 5-3 ②		0-0 F8 ②		0-3 K ③		0-0 1B	3 0 0 0 0 0 1 1 0 0 0 0 0 0 0 1 0 1 0 0 0 0		
Leron Lee, L OBP: 0.308, SLG: 0.362 (1, 7) S S S		0-3 K ③		0-0 1B			0-3 K ①	0-0 6-3 ③	4 0 1 0 0 2 1		
Ed Spiezio, R OBP: 0.277, SLG: 0.309 (1, 5) X			0-0 6-3 ①		0-0 F3 ③		4-0 BB BB BB G4-6-3		2 0 0 0 0 1 0 1		
Bob Barton, R OBP: 0.325, SLG: 0.376 (1, 2) X			0-0 5-3 ②		0-0 6-3 ①		0-0 G4-6-3 ② ③ 1-2f		3 0 0 0 0 0 1		
Steve Arlin, R OBP: 0.172, SLG: 0.172 Larry Stahl, L OBP: 0.331, SLG: 0.414 (1, 1) X (7, 9) X			0-0 F8 ③		0-0 F4 ②			0-0 HR 1B 4-3 1B	2 0 0 0 0 0 0 1 1 1 0 0 0 0		
Inning Stats	R: 0 E: 0 K: 1 S: 5 H: 0 LOB: 0 BB: 0 P: 5	R: 0 E: 0 K: 1 S: 5 H: 0 LOB: 0 BB: 0 P: 5	R: 0 E: 0 K: 0 S: 3 H: 0 LOB: 0 BB: 0 P: 3	R: 0 E: 0 K: 0 S: 3 H: 0 LOB: 0 BB: 0 P: 3	R: 0 E: 0 K: 0 S: 4 H: 1 LOB: 1 BB: 0 P: 4	R: 0 E: 0 K: 0 S: 3 H: 0 LOB: 0 BB: 0 P: 3	R: 0 E: 0 K: 2 S: 8 H: 1 LOB: 1 BB: 0 P: 8	R: 0 E: 0 K: 1 S: 4 H: 0 LOB: 0 BB: 1 P: 8	R: 3 E: 0 K: 0 S: 7 H: 4 LOB: 1 BB: 0 P: 7	1B: 5 2B: 0 3B: 0 HR: 1 SF: 0 SAC: 0 DP: 1 HBP: 0	
PITCHER Juan Marichal, R ERA: 2.61 (1, 1)	IP 9.0 WLS W BF 33 H 6 R 3 ER 3 SO 5 BB 1 IBB 0 HBP 0 BLK 0 WP 0 HR 1 S 42 P 46 ERA 3.00 WHIP 0.778	PITCHER IP WLS BF H R ER SO BB IBB HBP BLK WP HR S P ERA WHIP									



Batter	1	2	3	4	5	6	7	8	9
Bobby Bonds, R OBP: 0.378, SLG: 0.557 (1, 9) X	0-0 BB 1B E 1B	0-0 PB 2B		0-0 1B			4-0 1B 1B BB	0-0 HR	
Chris Speier, R OBP: 0.345, SLG: 0.356 (1, 6) X	0-0 E BB 1-2 FC6-4 1B	0-0 G3 2-3		0-0 6-3			0-0 BB 1B 1-3 SF 1B	4-0 BB	
Willie Mays, R OBP: 0.430, SLG: 0.600 (1, 8) S S	0-3 K 1			4-0 1B 4-3 BB		0-3 K 1	0-3 K 1 S S	0-3 K 2	
Willie McCovey, L OBP: 0.406, SLG: 0.497 (1, 3) B B B	4-0 FC6-4 E 1-2 2-3 BB		0-0 4-3 1		0-0 1B		0-0 SF BB 1-2 2B 1B	0-0 F3 3	
Ken Henderson, S OBP: 0.342, SLG: 0.388 (1, 7) X	0-0 E3 1-2 2-3 3-H FC6-4		0-3 K 2		0-0 F5 2		4-0 SF 1-2 2B BB		
Dick Dietz, R OBP: 0.426, SLG: 0.452 (1, 2) X	0-0 FC6-4 1-2f 2-3 3-H FC6-4		0-0 1B		0-3 K 3		0-0 SF 1-2 2B		
Tito Fuentes, S OBP: 0.296, SLG: 0.345 (1, 4) X	0-0 FC6-4 1-2f		0-0 4-3 3			0-0 4-3 1	0-0 2B 1-H 2-H 3-H		
Hal Lanier, R OBP: 0.252, SLG: 0.237 (1, 5)		0-0 F9 1		0-3 K 1		0-0 F9 2	0-0 5-3 3		
Juan Marichal, R OBP: 0.130, SLG: 0.222 (1, 1)		0-0 F8 2		0-3 K 2		0-3 K 3		0-0 6-3 1	

Inning Stats	R: 2	H: 2	E: 1	K: 1	S: 8	LOB: 2	BB: 1	P: 12	R: 0	H: 1	E: 0	K: 0	S: 4	LOB: 1	BB: 0	P: 4	R: 0	H: 1	E: 0	K: 1	S: 6	LOB: 2	BB: 1	P: 10	R: 0	H: 1	E: 0	K: 2	S: 8	LOB: 1	BB: 0	P: 8	R: 0	H: 0	E: 0	K: 1	S: 5	LOB: 0	BB: 0	P: 5	R: 4	H: 3	E: 1	K: 1	S: 8	LOB: 1	BB: 2	P: 16	R: 1	H: 1	E: 0	K: 1	S: 6	LOB: 1	BB: 1	P: 10
--------------	------	------	------	------	------	--------	-------	-------	------	------	------	------	------	--------	-------	------	------	------	------	------	------	--------	-------	-------	------	------	------	------	------	--------	-------	------	------	------	------	------	------	--------	-------	------	------	------	------	------	------	--------	-------	-------	------	------	------	------	------	--------	-------	-------

PITCHER		IP	WLS	BF	H	R	ER	SO	BB	IBB	HBP	BLK	WP	HR	S	P	ERA	WHIP
Steve Arlin, R ERA: 4.79 (1, 1)		6.1	L	32	8	6	5	8	4	0	0	0	0	0	44	60	7.11	1.895
Al Severinsen, R ERA: 3.11 (7, 1)		1.2		8	2	1	1	1	1	0	0	0	0	1	9	13	5.40	1.800

BOTTOM

AB	R	H	RBI	BB	SO	LOB
4	3	4	1	1	0	0
4	2	2	0	1	0	2
4	0	0	0	1	4	5
4	1	2	1	1	0	2
3	1	0	1	1	1	4
3	0	1	2	0	1	3
4	0	1	2	0	0	4
4	0	0	0	0	1	1
4	0	0	0	0	2	0

San Diego Padres @ San Francisco Giants
Candlestick Park, San Francisco, CA

AB 34
R 7
H 10
RBI 7
BB 5
SO 9
LOB 21

WP: 0 **PA: 40**
PB: 1
SB: 0
CS: 0

GIANTS

Fri Jun 18 1971, 10:05 PM EDT
Unknown

livebaseballscorecards.com

Batter	1	2	3	4	5	6	7	8	9	AB R H RBI BB SO LOB	TOP																										
Enzo Hernandez, R (1, 6) OBP: 0.336, SLG: 0.292 Don Mason, L (8, PH) OBP: 0.295, SLG: 0.258 Tommy Dean, R (8, 6) OBP: 0.088, SLG: 0.031	0-0 4-3	0-0 F8		0-0 4-3		0-0 SH1-4		0-0 F2	0-0 SH2-3	3 0 0 0 0 0 1 1 0 0 0 0 0 0 0 0 0 0 0 0 0																											
Dave Campbell, R (1, 4) OBP: 0.264, SLG: 0.324 (8, 5)	0-3 K	0-3 K		0-0 F7		0-0 FC4-6 1B		0-0 F9	0-0 F4	6 0 1 0 0 2 2																											
Cito Gaston, R (1, 8) OBP: 0.292, SLG: 0.427	4-0 BB 1B BB BB		0-3 K	0-0 6-3		0-0 FC4-6 1-2f 3-H		0-3 K	4-0 FC5-4 BB	4 1 0 1 2 2 1																											
Nate Colbert, R (1, 3) OBP: 0.400, SLG: 0.549	0-0 BB 1-2 BB 1B		0-0 BB 2B 1B		0-0 4-3	0-3 K			HR FC5-4	6 2 3 1 0 1 3																											
Ollie Brown, R (1, 9) OBP: 0.358, SLG: 0.368	4-0 BB 1-2 2-3 BB		4-0 BB 1-2 2B BB		0-0 E6 FC6-4 1B		0-0 FC1 G3 1B		0-0 1B BB HR 1B	3 2 2 0 2 0 0																											
Leron Lee, L (1, 7) OBP: 0.351, SLG: 0.400	4-0 FC6-4 1-2 2-3 3-H BB		0-0 1-H 2-H 2B		0-0 FC6-4 1-2 1B		0-0 G3 1-2		4-0 1B HR BB	3 1 2 3 2 0 1																											
Ed Spiezio, R (1, 5) OBP: 0.277, SLG: 0.302 Garry Jesteadt, R (8, 4) OBP: 0.238, SLG: 0.275	0-0 FC6-4 1-2f		4-0 BB		0-0 FC6-4 1-2f 2-3		0-0 FC1 BB 2-3		0-0 HR 1B 1-2 2-3	3 0 0 0 1 0 6 1 1 1 0 0 0 0																											
Fred Kendall, R (1, 2) OBP: 0.167, SLG: 0.074 Larry Stahl, L (7, PH) OBP: 0.336, SLG: 0.414 Bob Barton, R (7, 2) OBP: 0.329, SLG: 0.400		0-0 S 1B	0-0 F8		0-0 FC4-6 1-2f		4-0 BB 1-2		0-0 HR 1-H 2-H 3-H	3 0 1 0 0 0 4 0 0 0 0 1 0 0 1 1 1 4 0 0 0																											
Tom Phoebus, R (1, 1) OBP: 0.258, SLG: 0.250 Bob Miller, R (6, 1) Angel Bravo, L (7, PH) OBP: 0.244, SLG: 0.189 Dick Kelley, R (7, 1) OBP: 0.553, SLG: 0.333 Al Severinsen, R (9, 1) Danny Coombs, R (9, 1) OBP: 0.286, SLG: 0.308 Fred Norman, S (9, 1)		0-0 F2 1-2	0-3 K		0-0 1B SH1-4 FC4-6 1B		0-0 F9		0-0 WP SH2-3 1B	3 1 1 0 0 1 3 0 0 0 0 0 0 0 1 0 0 0 0 0 2 1 0 1 0																											
Inning Stats	R: 1 E: 0 K: 1 S: 6	H: 1 LOB: 3 BB: 3 P: 18	R: 0 E: 0 K: 1 S: 6	H: 1 LOB: 1 BB: 0 P: 6	R: 2 E: 0 K: 2 S: 9	H: 2 LOB: 2 BB: 2 P: 17	R: 0 E: 0 K: 0 S: 3	H: 0 LOB: 0 BB: 0 P: 3	R: 0 E: 1 K: 0 S: 5	H: 1 LOB: 2 BB: 0 P: 5	R: 1 E: 0 K: 1 S: 7	H: 2 LOB: 1 BB: 0 P: 7	R: 0 E: 0 K: 0 S: 4	H: 1 LOB: 2 BB: 1 P: 8	R: 0 E: 0 K: 1 S: 5	H: 0 LOB: 0 BB: 0 P: 5	R: 5 E: 0 K: 0 S: 8	H: 5 LOB: 2 BB: 2 P: 16	1B: 10 2B: 1 3B: 0 HR: 2	SF: 0 SAC: 2 DP: 0 HBP: 0	WP: 1 PB: 0 SB: 1 CS: 0	PA: 49															
PITCHER	IP WLS BF H R ER SO BB IBB HBP BLK WP HR S P ERA WHIP																				PITCHER	IP WLS BF H R ER SO BB IBB HBP BLK WP HR S P ERA WHIP															
Frank Reberger, R (1, 1) ERA: 3.63	2.1		16	4	3	3	3	5	0	0	0	0	0	17	37	11.57	3.857																				
Rich Robertson, R (3, 1) ERA: 3.93	3.2		15	3	1	1	2	0	0	0	0	0	0	19	19	2.46	0.818																				
Don McMahon, R (7, 1) ERA: 5.45	2.0		10	3	2	2	1	1	0	0	0	0	1	11	15	9.00	2.000																				
Jerry Johnson, R (9, 1) ERA: 1.93	1.0	W	8	3	3	3	0	2	0	0	0	1	1	6	14	27.00	5.000																				

San Diego Padres @ San Francisco Giants
Candlestick Park, San Francisco, CA
Fri Jun 18 1971, 10:05 PM EDT
Att. 14,513 - Unknown

AB	39
R	9
H	13
RBI	9
BB	8
SO	6
LOB	23



Batter	1	2	3	4	5	6	7	8	9	AB	R	H	RBI	BB	SO	LOB
Chris Speier, R (1, 6) OBP: 0.350, SLG: 0.362	0-0 5-3	0-0 BLK 1B 1-2 2-3 3-H			0-0 F8	4-0 BB 1-2 2-3 3-H			0-0 1B 2B	4	1	2	2	1	0	0
Tito Fuentes, S (1, 4) OBP: 0.298, SLG: 0.346	0-0 F8	0-0 BLK 1B 1-2 2-3 3-H			0-0 6-3	0-0 4-3			0-0 1B 1B 1B 2-H	5	1	2	2	0	0	3
Bobby Bonds, R (1, 8) OBP: 0.362, SLG: 0.566	0-0 1B	0-0 F2 1-2 2-3 3-H			0-0 F9			0-0 3B	0-0 1B 1B 1-2 2B 1B	5	1	3	0	0	0	2
Willie McCovey, L (1, 3) OBP: 0.396, SLG: 0.483	0-0 G3		0-0 F3			0-3 K	0-3 K		0-0 F3	5	0	0	0	0	2	4
Ken Henderson, S (1, 9) OBP: 0.348, SLG: 0.396		0-0 4-3	4-0 G6-3 BB			0-0 1B 1B 2B	0-0 F5		0-0 1B 1B 1-2 2B 1B	4	2	2	0	1	0	1
Floyd Wicker, L (1, 7) OBP: 0.308, SLG: 0.182		0-0 4-3	0-0 G6-3			0-0 1B 1B BB 1B	0-0 F2		0-0 F9	3	1	1	0	0	0	1
Bernie Williams, R (7, PH) OBP: 0.250, SLG: 0.182										1	0	0	0	0	0	1
Willie Mays, R (9, PH) OBP: 0.428, SLG: 0.597										1	0	0	0	0	0	3
Fran Healy, R (1, 2) OBP: 0.432, SLG: 0.600		0-0 WP 1B 1B 1B			0-0 4-3	0-0 BB 1B 1-2 1B 3-H			0-0 G6-3 1B	5	2	4	2	0	0	0
Hal Lanier, R (1, 5) OBP: 0.262, SLG: 0.247		0-0 1B K 1-2 1B 1B			0-3 K	0-0 BB 1-2 1B 2-3			0-0 G6-3	4	1	2	0	0	1	1
Dick Dietz, R (9, PH) OBP: 0.428, SLG: 0.460									0-0 E9	1	0	1	2	0	0	0
Frank Reberger, L (1, 1) OBP: 0.273, SLG: 0.273		0-3 1B K 1-2 1B 1B			0-3 K	0-3 K				1	1	0	0	0	1	2
Rich Robertson, R (3, 1) OBP: 0.067, SLG: 0.067										1	0	0	0	0	1	0
Jim Ray Hart, R (6, PH)										1	0	0	0	0	1	3
Don McMahon, R (7, 1)										1	0	0	0	0	1	0
Jerry Johnson, R (9, 1)										0	0	0	0	0	0	0

Inning Stats	R: 0	H: 1	E: 0	K: 0	S: 4	R: 3	H: 4	E: 0	K: 1	S: 10	R: 0	H: 0	E: 0	K: 0	S: 2	R: 0	H: 0	E: 0	K: 2	S: 7	R: 0	H: 0	E: 0	K: 0	S: 3	R: 2	H: 4	E: 0	K: 1	S: 11	R: 0	H: 1	E: 0	K: 1	S: 6	R: 0	H: 1	E: 0	K: 1	S: 5	R: 5	H: 6	E: 1	K: 0	S: 8	1B: 13	2B: 3	3B: 1	HR: 0	SF: 0	SAC: 0	DP: 2	HBP: 0	WP: 1	PB: 0	SB: 0	CS: 0	PA: 44
--------------	------	------	------	------	------	------	------	------	------	-------	------	------	------	------	------	------	------	------	------	------	------	------	------	------	------	------	------	------	------	-------	------	------	------	------	------	------	------	------	------	------	------	------	------	------	------	--------	-------	-------	-------	-------	--------	-------	--------	-------	-------	-------	-------	--------

PITCHER	IP	WLS	BF	H	R	ER	SO	BB	IBB	HBP	BLK	WP	HR	S	P	ERA	WHIP
Tom Phoebus, R (1, 1) ERA: 4.41	5.1		26	9	5	5	4	1	0	0	1	1	0	33	37	8.44	1.875
Bob Miller, R (6, 1) ERA: 2.41	0.2		3	0	0	0	1	1	0	0	0	0	0	4	8	0.00	1.500
Dick Kelley, L (7, 1) ERA: 4.94	2.0		9	4	2	2	2	0	0	0	0	0	0	13	13	9.00	2.000
Al Severinsen, R (9, 1) ERA: 3.35	0.0		1	1	0	0	0	0	0	0	0	0	0	1	1	∞	∞
Danny Coombs, L (9, 1) ERA: 6.97	0.2	L	4	2	0	0	0	0	0	0	0	0	0	4	4	0.00	3.000


BOTTOM

San Diego Padres @ San Francisco Giants
Candlestick Park, San Francisco, CA

Fri Jun 18 1971, 10:05 PM EDT
Att. 14,513 - Unknown

AB	42
R	10
H	17
RBI	8
BB	2
SO	7
LOB	21

GIANTS

Batter	1	2	3	4	5	6	7	8	9	AB R H RBI BB SO LOB	TOP																									
Enzo Hernandez, R (1, 6) OBP: 0.330, SLG: 0.286	0-0 6-3	0-0 6-3			0-0 1-4-3	0-0 E3			0-0 F8	5 0 0 0 0 0 2	San Diego Padres @ San Francisco Giants Candlestick Park, San Francisco, CA Sat Jun 19 1971, 6:33 AM EDT Att. 9,255 - Unknown livebaseballscorecards.com AB 33 R 4 H 6 RBI 3 BB 5 SO 7 LOB 16 																									
Don Mason, L (1, 4) OBP: 0.292, SLG: 0.256	0-0 1B BB 1B		0-0 4-3		0-0 4-3	0-0 F6			0-0 1-3	5 1 1 0 0 0 3																										
Cito Gaston, R (1, 8) OBP: 0.290, SLG: 0.423	0-0 BB BB 1B		0-0 F4			0-0 E5 FC5-4		0-0 F8	0-3 K	5 0 1 0 0 1 0																										
Nate Colbert, R (1, 3) OBP: 0.401, SLG: 0.546	4-0 1-2 BB BB		0-0 F2			0-0 FC5-4 1B		0-0 E S 1B		3 1 1 0 1 0 1																										
Ollie Brown, R (1, 9) OBP: 0.360, SLG: 0.365	0-3 K			4-0 BB BB BB BB G6-4-3 BB		4-0 1B SF9 BB		0-3 K		2 1 0 0 2 2 4																										
Leron Lee, L (1, 7) OBP: 0.361, SLG: 0.396	4-0 1-2 2-3 3-H BB		0-0 G6-4-3		0-0 BB 1B BB 1B E			0-3 K		3 1 1 2 1 1 2																										
Dave Campbell, R (1, 5) OBP: 0.266, SLG: 0.330	0-3 K		0-0		0-0 SF9			0-0 F8		2 0 1 0 0 1 3																										
Larry Stahl, L (6, PH) OBP: 0.333, SLG: 0.414										0 0 0 1 0 0 0																										
Garry Jestadt, R (6, 5) OBP: 0.233, SLG: 0.268										1 0 0 0 0 0 0																										
Bob Barton, R (1, 2) OBP: 0.327, SLG: 0.396		0-0 4-3		0-0 F9		0-0 E BB 1B		0-0 F9		4 0 1 0 0 0 1																										
Clay Kirby, R (1, 1) OBP: 0.257, SLG: 0.133		0-3 K			0-3 K			0-0 6-3		2 0 0 0 0 0 2 0																										
Angel Bravo, L (8, PH) OBP: 0.262, SLG: 0.189										0 0 0 0 0 1 0 0 0																										
Bob Miller, R (6, 1)										0 0 0 0 0 0 0 0 0																										
Ivan Murrell, R (8, PH) OBP: 0.309, SLG: 0.417										1 0 0 0 0 0 0 0 0																										
Bill Laxton, L (8, 1)										0 0 0 0 0 0 0 0 0																										
Danny Coombs, R (8, 1) OBP: 0.286, SLG: 0.308						1-2 2-3 BB				0 0 0 0 0 0 0 0 0																										
Inning Stats	R: 1 E: 0 K: 2 S: 9	H: 2 LOB: 3 BB: 2 P: 17	R: 0 E: 0 K: 1 S: 5	H: 0 LOB: 0 BB: 0 P: 5	R: 0 E: 0 K: 0 S: 3	H: 0 LOB: 0 BB: 0 P: 3	R: 0 E: 0 K: 0 S: 3	H: 1 LOB: 1 BB: 1 P: 7	R: 0 E: 0 K: 1 S: 5	H: 0 LOB: 0 BB: 0 P: 5	R: 3 E: 2 K: 0 S: 7	H: 2 LOB: 3 BB: 2 P: 15	R: 0 E: 0 K: 2 S: 8	H: 1 LOB: 1 BB: 0 P: 8	R: 0 E: 0 K: 0 S: 3	H: 0 LOB: 0 BB: 0 P: 3	R: 0 E: 0 K: 1 S: 5	H: 0 LOB: 0 BB: 0 P: 5	1B: 5 2B: 1 3B: 0 HR: 0	SF: 1 SAC: 0 DP: 1 HBP: 0	WP: 0 PB: 0 SB: 1 CS: 0	PA: 39														
PITCHER	IP WLS BF H R ER SO BB IBB HBP BLK WP HR S P ERA WHIP																																			
Gaylord Perry, R (1, 1) ERA: 3.5	5.2	27	5	4	1	4	5	0	0	0	0	0	0	30	50	1.59	1.765																			
Jerry Johnson, R (6, 1) ERA: 1.8	3.1	W	12	1	0	0	3	0	0	0	0	0	0	18	18	0.00	0.300																			

Batter	1	2	3	4	5	6	7	8	9	AB	R	H	RBI	BB	SO	LOB
Chris Speier, R OBP: 0.351, SLG: 0.360 (1, 6)	0-0 BB 2B 1B	0-0 F7		4-0 1B BB		0-0 E7 F9 1B		0-3 K		4	2	1	0	1	1	1
Tito Fuentes, S OBP: 0.296, SLG: 0.340 (1, 4)	0-0 F8	0-0 F4		0-0 F8		0-0 F9		4-0 1B BB BB		4	1	0	0	1	0	4
Bobby Bonds, R OBP: 0.386, SLG: 0.563 (1, 9) (3, 8)	0-0 F8		0-3 K	0-0 1B		4-0 1B BB		4-0 BB 1B FC4 BB		3	1	1	0	2	1	1
Willie Mays, R OBP: 0.435, SLG: 0.598 (1, 8) (3, 3)	4-0 2B BB		4-0 BB SF9 BB	0-3 K		0-0 1B		0-0 FC4 BB 1B		3	2	2	1	2	1	2
Willie McCovey, L OBP: 0.399, SLG: 0.492 Floyd Wicker, L OBP: 0.313, SLG: 0.154 Fran Healy, R OBP: 0.447, SLG: 0.600 Bernie Williams, R OBP: 0.250, SLG: 0.182 (1, 3) (3, 7) (8, PH) (9, 7)	0-0 2B		4-0 SF9 BB 1B		0-0 F7	0-0 G3		4-0 FC4 BB		1	0	1	2	0	0	0
Ken Henderson, S OBP: 0.360, SLG: 0.415 (1, 7) (3, 9)	4-0 BB		4-0 1B 2-3 BB		0-0 HR		4-0 5-3 BB	0-0 FC4 BB		2	1	1	2	3	0	2
Dick Dietz, R OBP: 0.424, SLG: 0.453 (1, 2)	0-3 K		0-0 SF9	0-3 K		0-3 K		4-0 BB		3	0	0	1	1	2	3
Hal Lanier, R OBP: 0.259, SLG: 0.245 (1, 5)		0-0 SH1-4 1B	0-3 K		0-0 F6		0-0 F6	0-0 F9		5	0	1	0	0	1	6
Gaylord Perry, R OBP: 0.091, SLG: 0.070 Jerry Johnson, R (6, 1)		0-0 SH1-4		0-3 K		0-3 K		0-3 K		1	0	0	0	0	1	0
										2	0	0	0	0	2	1

Inning Stats	R: 2	H: 2	E: 0	K: 1	S: 7	H: 2	LOB: 2	BB: 2	P: 15	R: 0	H: 1	E: 0	K: 0	S: 4	H: 0	LOB: 1	BB: 0	P: 4	R: 1	H: 0	E: 0	K: 2	S: 7	H: 1	LOB: 2	BB: 3	P: 19	R: 0	H: 1	E: 0	K: 2	S: 8	H: 1	LOB: 0	BB: 0	P: 6	R: 1	H: 1	E: 1	K: 1	S: 7	H: 1	LOB: 2	BB: 1	P: 11	R: 0	H: 0	E: 0	K: 1	S: 5	H: 0	LOB: 1	BB: 1	P: 9	R: 2	H: 1	E: 0	K: 1	S: 6	H: 1	LOB: 3	BB: 4	P: 22
--------------	------	------	------	------	------	------	--------	-------	-------	------	------	------	------	------	------	--------	-------	------	------	------	------	------	------	------	--------	-------	-------	------	------	------	------	------	------	--------	-------	------	------	------	------	------	------	------	--------	-------	-------	------	------	------	------	------	------	--------	-------	------	------	------	------	------	------	------	--------	-------	-------

PITCHER	IP	WLS	BF	H	R	ER	SO	BB	IBB	HBP	BLK	WP	HR	S	P	ERA	WHIP
Clay Kirby, R ERA: 3.55 (1, 1)	5.0		26	5	4	4	6	6	0	0	0	0	1	32	56	7.20	2.200
Bob Miller, R ERA: 2.27 (6, 1)	2.0	L	10	1	1	0	2	2	0	0	0	0	0	12	20	0.00	1.500
Bill Laxton, L ERA: 6.0 (8, 1)	0.1		5	1	2	2	1	3	0	0	0	0	0	4	16	54.00	12.000
Danny Coombs, L ERA: 6.86 (8, 1)	0.2		3	0	0	0	0	1	0	0	0	0	0	2	6	0.00	1.500

BOTTOM

San Diego Padres @ San Francisco Giants
Candlestick Park, San Francisco, CA

Sat Jun 19 1971, 6:33 AM EDT
Att. 9,255 - Unknown

AB	30
R	7
H	7
RBI	7
BB	12
SO	9
LOB	22

WP: 0 PA: 44
PB: 0
SB: 0
CS: 0



PITCHER	IP	WLS	BF	H	R	ER	SO	BB	IBB	HBP	BLK	WP	HR	S	P	ERA	WHIP
---------	----	-----	----	---	---	----	----	----	-----	-----	-----	----	----	---	---	-----	------

Batter	1	2	3	4	5	6	7	8	9	AB R H RBI BB SO LOB	TOP														
Dave Campbell, R (1, 5) OBP: 0.261, SLG: 0.325 Leron Lee, L (9, PH) OBP: 0.371, SLG: 0.396	0-0 F7		0-3 K		0-0 F8		0-0 F9		4-0 BB	4 0 0 0 0 1 3 0 0 0 0 1 0 0	San Diego Padres @ San Francisco Giants Candlestick Park, San Francisco, CA Sun Jun 20 1971, 6:33 AM EDT Unknown livebaseballscorecards.com														
Garry Jestadt, R (1, 4) OBP: 0.250, SLG: 0.283	0-0 CS 1B		0-0 F9			0-0 3B 1B	0-0 G3		0-0 F8	5 1 2 0 0 0 5															
Cito Gaston, R (1, 8) OBP: 0.289, SLG: 0.428	0-3 K 1-2			0-0 6-3		0-0 1-H SF9 3B		0-0 G3		4 1 1 1 0 1 1															
Nate Colbert, R (1, 3) OBP: 0.396, SLG: 0.536		0-0 F9		0-0 F5		0-3 K		0-0 F7		4 0 0 0 0 1 1															
Ollie Brown, R (1, 9) OBP: 0.366, SLG: 0.366		0-0 F9		0-0 BB 1B		4-0 BB BB		4-0 BB BB		2 0 1 0 2 0 0															
Ivan Murrell, R (1, 7) OBP: 0.308, SLG: 0.410 Dick Kelley, R (8, 1) OBP: 0.333, SLG: 0.333		0-0 F5		4-0 1-2 BB		0-0 SF9 3-H		0-0 F9		2 0 0 1 1 0 1 0 0 0 0 0 0 0															
Bob Barton, R (1, 2) OBP: 0.320, SLG: 0.386			0-0 F8	0-3 K		0-0 F8			0-0 F9	4 0 0 0 0 1 3															
Tommy Dean, R (1, 6) OBP: 0.135, SLG: 0.059 Don Mason, L (9, PH) OBP: 0.290, SLG: 0.254			0-0 1B 1B		0-3 K		4-0 BB BB		0-3 K	2 0 1 0 1 1 0 1 0 0 0 0 1 0															
Fred Norman, S (1, 1) OBP: 0.167, SLG: 0.167 Bob Miller, R (8, 1) Larry Stahl, L (8, 7) OBP: 0.338, SLG: 0.414			0-0 1B		0-3 K		0-3 K		4-0 BB BB	3 0 1 0 0 2 1 0 0 0 0 0 0 0 0 0 0 0 1 0 0															
Inning Stats	R: 0 E: 0 K: 1 S: 5	H: 1 LOB: 1 BB: 0 P: 5	R: 0 E: 0 K: 0 S: 3	H: 0 LOB: 0 BB: 0 P: 3	R: 0 E: 0 K: 1 S: 7	H: 2 LOB: 2 BB: 0 P: 7	R: 0 E: 0 K: 1 S: 6	H: 1 LOB: 2 BB: 1 P: 10	R: 0 E: 0 K: 2 S: 7	H: 0 LOB: 0 BB: 0 P: 7	R: 2 E: 0 K: 1 S: 7	H: 2 LOB: 1 BB: 1 P: 11	R: 0 E: 0 K: 1 S: 5	H: 0 LOB: 1 BB: 1 P: 9	R: 0 E: 0 K: 0 S: 3	H: 0 LOB: 1 BB: 1 P: 7	R: 0 E: 0 K: 1 S: 5	H: 0 LOB: 2 BB: 2 P: 13	1B: 5 2B: 1 3B: 1 HR: 0	SF: 1 SAC: 0 DP: 1 HBP: 0	WP: 0 PB: 0 SB: 0 CS: 1	PA: 38			
PITCHER	IP WLS BF H R ER SO BB IBB HBP BLK WP HR S P ERA WHIP																								
Ron Bryant, L (1, 1) ERA: 2.3	7.0		29	6	2	2	7	3	0	0	0	0	0	40	52	2.57	1.286								
Don McMahon, R (8, 1) ERA: 5.29	1.0	W	4	0	0	0	0	1	0	0	0	0	0	3	7	0.00	1.000								
Jerry Johnson, R (9, 1) ERA: 1.76	1.0	S	5	0	0	0	1	2	0	0	0	0	0	5	13	0.00	2.000								



Batter	1	2	3	4	5	6	7	8	9	AB	R	H	RBI	BB	SO	LOB
Chris Speier, R (1, 6) OBP: 0.348, SLG: 0.357	0-0 6-3		0-0 5-3		0-0 L6		0-3 K	0-0 1B		5	0	1	0	0	1	2
Tito Fuentes, S (1, 4) OBP: 0.291, SLG: 0.333	0-0 F4		0-0 F7			0-0 F3	0-0 1-3	0-0 6-3		5	0	0	0	0	0	2
Bobby Bonds, R (1, 8) OBP: 0.381, SLG: 0.555	0-3 K			0-0 E5 FC4-6		0-0 6-3		0-0 5-3		4	0	0	0	0	1	0
Willie Mays, R (1, 3) OBP: 0.437, SLG: 0.596		0-0 F4		0-0 F7		0-0 WP BB 1B		0-0 BB 1B		4	1	2	0	0	0	1
Ken Henderson, S (1, 9) OBP: 0.362, SLG: 0.410		0-0 F4		0-0 FC4-6 1-2f		4-0 WP BB 1B		4-0 S 1B BB		2	1	0	0	2	0	1
Dick Dietz, R (1, 2) OBP: 0.425, SLG: 0.459		0-0 FC5 2B		0-0 F9		0-3 K 1-2 2-3		0-0 1B HR 1B		4	1	2	1	0	1	3
Bernie Williams, R (1, 7) OBP: 0.275, SLG: 0.278		4-0 BB			0-0 F7		0-0 HR	0-3 K 2-3		3	1	1	1	1	1	2
Hal Lanier, R (1, 5) OBP: 0.254, SLG: 0.240		0-0 FC5 2-3f			0-0 L5		0-3 K	0-0 HR 1B		2	0	0	0	0	0	2
Al Gallagher, R (7, PH) OBP: 0.313, SLG: 0.318 (8, 5)								1-2 3-H HR 1B		2	1	1	1	0	1	0
Ron Bryant, S (1, 1) OBP: 0.158, SLG: 0.189			0-0 F9		0-0 1B			0-0 HR		2	0	1	0	0	0	0
Jim Ray Hart, R (7, PH)										0	0	0	0	0	1	0
Don McMahon, R (8, 1)										0	0	0	0	0	0	0
Willie McCovey, L (8, PH)										1	1	1	3	0	0	0
Jerry Johnson, R (9, 1)										0	0	0	0	0	0	0

Inning Stats	R: 0	H: 0	E: 0	K: 1	S: 5	L: 0	LOB: 0	BB: 0	P: 5	R: 0	H: 1	E: 0	K: 0	S: 4	L: 0	LOB: 2	BB: 1	P: 8	R: 0	H: 0	E: 0	K: 0	S: 3	R: 0	H: 0	E: 1	K: 0	S: 4	L: 0	LOB: 1	BB: 0	P: 4	R: 0	H: 1	E: 0	K: 0	S: 4	R: 0	H: 1	E: 0	K: 1	S: 6	L: 1	LOB: 2	BB: 1	P: 10	R: 1	H: 1	E: 0	K: 2	S: 8	L: 1	LOB: 1	BB: 1	P: 12	R: 5	H: 5	E: 0	K: 1	S: 10	L: 1	LOB: 1	BB: 1	P: 14	1B: 6	SF: 0	2B: 1	SAC: 0	3B: 0	DP: 0	HR: 2	HBP: 0	WP: 1	PA: 38
--------------	------	------	------	------	------	------	--------	-------	------	------	------	------	------	------	------	--------	-------	------	------	------	------	------	------	------	------	------	------	------	------	--------	-------	------	------	------	------	------	------	------	------	------	------	------	------	--------	-------	-------	------	------	------	------	------	------	--------	-------	-------	------	------	------	------	-------	------	--------	-------	-------	-------	-------	-------	--------	-------	-------	-------	--------	-------	--------

PITCHER	IP	WLS	BF	H	R	ER	SO	BB	IBB	HBP	BLK	WP	HR	S	P	ERA	WHIP
Fred Norman, L (1, 1) ERA: 4.67	7.1	L	32	5	3	3	4	4	0	0	0	1	1	36	52	3.68	1.227
Bob Miller, R (8, 1) ERA: 2.75	0.1		3	2	0	0	1	0	0	0	0	0	0	5	5	0.00	6.000
Dick Kelley, L (8, 1) ERA: 5.17	0.1		3	2	3	3	0	0	0	0	0	0	1	3	3	81.00	6.000

BOTTOM

San Diego Padres @ San Francisco Giants
 Candlestick Park, San Francisco, CA
 Sun Jun 20 1971, 6:33 AM EDT
 Unknown

AB	34
R	6
H	9
RBI	6
BB	4
SO	5
LOB	13



WP	PA	ERA	WHIP
1	38		

Batter	1	2	3	4	5	6	7	8	9	AB R H RBI BB SO LOB	TOP	
Dave Campbell, R OBP: 0.269, SLG: 0.329 (1, 5) (8, 6)	0-3 K		4-0 S BB			0-0 G4-6-3 1B			0-0 G6-4-3 1B	3 0 2 0 1 1 0	San Diego Padres @ San Francisco Giants Candlestick Park, San Francisco, CA Sun Jun 20 1971, 6:38 AM EDT Att. 21,891 - Unknown livebaseballscorecards.com	
Don Mason, L OBP: 0.296, SLG: 0.250 (1, 4)	4-0 G6-4-3 BB		4-0 1-2 BB			0-0 G4-6-3 1-2f			0-0 G6-4-3 1-2f	2 0 0 0 2 0 2		
Cito Gaston, R OBP: 0.285, SLG: 0.421 (1, 8)	0-0 G6-4-3 1-2f		0-0 F8			0-3 K			0-0 6-3	4 0 0 0 0 1 3		
Nate Colbert, R OBP: 0.395, SLG: 0.534 (1, 3)		0-0 S 1B		0-3 K					0-3 K	3 0 1 0 0 2 0		
Ollie Brown, R OBP: 0.362, SLG: 0.361 (1, 9)		0-3 K		0-0 4-3					0-0 5-3	3 0 0 0 0 1 1		
Larry Stahl, L OBP: 0.331, SLG: 0.405 (1, 7)		0-3 K 1-2		0-0 E3 CS					0-0 F3	3 0 0 0 0 1 1		
Bob Barton, R OBP: 0.314, SLG: 0.379 (1, 2)		0-0 6-3		0-0 CS 1-2	0-0 5-3				0-3 K	3 0 0 0 0 1 1		
Tommy Dean, R OBP: 0.128, SLG: 0.056 Angel Bravo, L OBP: 0.256, SLG: 0.184 Garry Jestadt, R OBP: 0.250, SLG: 0.283 (1, 6) (8, PH) (8, 5)			0-0 6-3		0-3 K				0-0 1-3	2 0 0 0 0 1 0 1 0 0 0 0 0 0 0 0 0 0 0 0 0		
Dave Roberts, L OBP: 0.147, SLG: 0.176 Ivan Murrell, R OBP: 0.306, SLG: 0.407 Bob Miller, R (8, 1)			0-3 K		0-3 K				0-3 K	2 0 0 0 0 2 0 1 0 0 0 0 1 0 0 0 0 0 0 0 0		
Inning Stats	R: 0 E: 0 K: 1 S: 4 H: 0 LOB: 0 BB: 1 P: 8	R: 0 E: 0 K: 2 S: 8 H: 1 LOB: 1 BB: 0 P: 8	R: 0 E: 0 K: 1 S: 5 H: 0 LOB: 2 BB: 2 P: 13	R: 0 E: 1 K: 1 S: 5 H: 0 LOB: 0 BB: 0 P: 5	R: 0 E: 0 K: 2 S: 7 H: 0 LOB: 0 BB: 0 P: 7	R: 0 E: 0 K: 1 S: 5 H: 1 LOB: 0 BB: 0 P: 5	R: 0 E: 0 K: 1 S: 5 H: 0 LOB: 0 BB: 0 P: 5	R: 0 E: 0 K: 2 S: 7 H: 0 LOB: 0 BB: 0 P: 7	R: 0 E: 0 K: 0 S: 3 H: 1 LOB: 0 BB: 0 P: 3	1B: 3 2B: 0 3B: 0 HR: 0 SF: 0 SAC: 0 DP: 3 HBP: 0		WP: 0 PB: 0 SB: 2 CS: 1 PA: 31
PITCHER Steve Stone, R ERA: 3.12 (1, 1)	IP: 9.0 WLS: W BF: 30 H: 3 R: 0 ER: 0 SO: 11 BB: 3 IBB: 0 HBP: 0 BLK: 0 WP: 0 HR: 0 S: 49 P: 61 ERA: 0.00 WHIP: 0.667											PITCHER IP: WLS: BF: H: R: ER: SO: BB: IBB: HBP: BLK: WP: HR: S: P: ERA: WHIP

Batter	1	2	3	4	5	6	7	8	9
Chris Speier, R OBP: 0.347, SLG: 0.357 (1, 6)	0-0 5-3 1B		0-0 FC6-4 1B		0-0 SF8 3-H 1B		0-0 SH3-4 1-2 1B	0-0 F9	
Tito Fuentes, S OBP: 0.297, SLG: 0.340 (1, 4)	0-0 G4-6-3 1B		0-0 FC6-4 1-2f 2-3 1B		0-0 FC6-4 1B		0-0 BB 2-H 1B		
Bobby Bonds, R OBP: 0.379, SLG: 0.549 (1, 8)	0-0 G4-6-3 1-2f		0-3 K		0-0 FC6-4 1-2f		4-0 BB BB BB BB BB		
Willie Mays, R OBP: 0.434, SLG: 0.587 (1, 3)		0-0 F7		0-0 F7		0-3 K SSS	4-0 BB 1-2 2-3 BB		
Ken Henderson, S OBP: 0.370, SLG: 0.411 (1, 9)		0-0 S 1B		4-0 E BB		4-0 FC6-4 BB BB	0-3 K		
Fran Healy, R OBP: 0.452, SLG: 0.579 (1, 2)		0-0 F4		0-0 6-3 1-H		4-0 FC6-4 1-2 BB		0-0 BB 1B	
Bernie Williams, R OBP: 0.250, SLG: 0.250 (1, 7)		0-3 K 1-2		0-0 6-3		0-0 FC6-4 1-2f 2-3		0-0 F8	
Hal Lanier, R OBP: 0.254, SLG: 0.250 (1, 5)			0-0 E6 FC6-4 SH2-4		0-0 SH2-4 SF8 2B		0-0 F3	0-0 F9	
Steve Stone, R (1, 1)			0-0 SH2-4 1-2		0-0 SH2-4 2-3		4-0 SH3-4 1B BB	4-0 BB 1-2	

Inning Stats	R: 0	H: 1	E: 0	LOB: 0	K: 0	BB: 0	S: 3	P: 3	R: 0	H: 1	E: 0	LOB: 1	K: 1	BB: 0	S: 6	P: 6	R: 0	H: 1	E: 1	LOB: 2	K: 1	BB: 0	S: 7	P: 7	R: 1	H: 0	E: 1	LOB: 0	K: 0	BB: 1	S: 3	P: 7	R: 1	H: 2	E: 0	LOB: 1	K: 0	BB: 0	S: 5	P: 5	R: 0	H: 0	E: 0	LOB: 2	K: 1	BB: 2	S: 5	P: 13	R: 0	H: 1	E: 0	LOB: 3	K: 1	BB: 3	S: 5	P: 17	R: 0	H: 1	E: 0	LOB: 2	K: 0	BB: 1	S: 4	P: 8
	1B: 6	SF: 1	2B: 1	SAC: 3	3B: 0	DP: 1	HR: 0	HBP: 0	1B: 6	SF: 1	2B: 1	SAC: 3	3B: 0	DP: 1	HR: 0	HBP: 0	1B: 6	SF: 1	2B: 1	SAC: 3	3B: 0	DP: 1	HR: 0	HBP: 0	1B: 6	SF: 1	2B: 1	SAC: 3	3B: 0	DP: 1	HR: 0	HBP: 0	1B: 6	SF: 1	2B: 1	SAC: 3	3B: 0	DP: 1	HR: 0	HBP: 0	1B: 6	SF: 1	2B: 1	SAC: 3	3B: 0	DP: 1	HR: 0	HBP: 0																

PITCHER	IP	WLS	BF	H	R	ER	SO	BB	IBB	HBP	BLK	WP	HR	S	P	ERA	WHIP
Dave Roberts, L ERA: 2.26 (1, 1)	7.0	L	32	6	2	1	4	6	0	0	0	0	0	34	58	1.29	1.714
Bob Miller, R ERA: 2.68 (8, 1)	1.0		5	1	0	0	0	1	0	0	0	0	0	4	8	0.00	2.000


BOTTOM

San Diego Padres @ San Francisco Giants
Candlestick Park, San Francisco, CA

Sun Jun 20 1971, 6:38 AM EDT
Att. 21,891 - Unknown

AB	26
R	2
H	7
RBI	1
BB	7
SO	4
LOB	19

WP: 0 PA: 37
PB: 0
SB: 1
CS: 0



Chicago Cubs @ San Francisco Giants
 Candlestick Park, San Francisco, CA

Tue Jun 22 1971, 10:05 PM EDT
 Att. 12,526 - Unknown - 50 F

AB	29
R	0
H	3
RBI	0
BB	6
SO	3
LOB	17



AB	R	H	RBI	BB	SO	LOB
3	0	1	0	1	0	1
4	0	0	0	0	0	2
3	0	0	0	1	1	2
4	0	2	0	0	0	1
4	0	0	0	0	0	3
3	0	0	0	1	0	2
0	0	0	0	0	0	0
1	0	0	0	3	0	0
3	0	0	0	0	1	3
0	0	0	0	0	0	0
1	0	0	0	0	1	2
2	0	0	0	0	0	1
1	0	0	0	0	0	0
0	0	0	0	0	0	0

Batter	1	2	3	4	5	6	7	8	9
Don Kessinger, S (1, 6) OBP: 0.356, SLG: 0.364	4-0 BB 6-3-6		0-0 F9 ②		0-0 FC6-4 ③			0-0 1B	
Glenn Beckert, R (1, 4) OBP: 0.364, SLG: 0.397	0-0 F4 ①		0-0 F4 ③			0-0 5-3 ①		0-0 F9 ②	
Billy Williams, L (1, 7) OBP: 0.371, SLG: 0.502	0-0 6-3-6 ② ③ 1-2f			0-0 4-3 ①		4-0 BB BBB		0-3 K ③	
Ron Santo, R (1, 5) OBP: 0.368, SLG: 0.510		0-0 FC6 1B		0-0 5-3 1B		0-0 F2 ②		0-0 F8 ①	
Joe Pepitone, L (1, 3) OBP: 0.385, SLG: 0.574		0-0 FC6 BB 1-2f		0-0 5-3 1-2		0-0 F4 ③		0-0 F4 ②	
Jim Hickman, R (1, 9) Joe Decker, R (9, PR) OBP: 1.000, SLG: 1.000		0-0 F8 ②		0-0 L5 ③		0-0 F9 ①		4-0 BB BBB	
Chris Cannizzaro, R (1, 2) OBP: 0.345, SLG: 0.322		4-0 1-2 BB			4-0 FC4-6 BB		0-0 F9 ②	4-0 1-2 BB	
Brock Davis, L (1, 8) OBP: 0.365, SLG: 0.398 14 Ernie Banks, R (9, PH) OBP: 0.205, SLG: 0.250 Ray Webster, L (9, PH) OBP: 0.263, SLG: 0.235		0-3 K ③			0-0 FC4-6 FC6-4 1-2f		0-0 F7 ③	0-3 K ③	
Fergie Jenkins, R (1, 1) OBP: 0.255, SLG: 0.373 Hal Breeden, R (8, PH) OBP: 0.189, SLG: 0.257 Ron Tompkins, R (8, 1)			0-0 5-3 ①		0-0 F3 ②			0-0 5-3 ①	

Inning Stats	R: 0	H: 0	E: 0	K: 0	S: 2	P: 6	R: 0	H: 1	E: 0	K: 1	S: 6	P: 10	R: 0	H: 0	E: 0	K: 0	S: 3	P: 3	R: 0	H: 1	E: 0	K: 0	S: 4	P: 4	R: 0	H: 0	E: 0	K: 0	S: 3	P: 7	R: 0	H: 0	E: 0	K: 0	S: 3	P: 7	R: 0	H: 0	E: 0	K: 0	S: 3	P: 3	R: 0	H: 1	E: 0	K: 1	S: 5	P: 13	R: 0	H: 0	E: 0	K: 1	S: 5	P: 3	1B: 3	2B: 1	3B: 0	HR: 0	SF: 0	SAC: 0	DP: 1	HBP: 0	WP: 0	PA: 35
--------------	------	------	------	------	------	------	------	------	------	------	------	-------	------	------	------	------	------	------	------	------	------	------	------	------	------	------	------	------	------	------	------	------	------	------	------	------	------	------	------	------	------	------	------	------	------	------	------	-------	------	------	------	------	------	------	-------	-------	-------	-------	-------	--------	-------	--------	-------	--------

PITCHER	IP	WLS	BF	H	R	ER	SO	BB	IBB	HBP	BLK	WP	HR	S	P	ERA	WHIP
John Cumberland, L (1, 1) ERA: 1.9	8.2	W	34	3	0	0	2	6	0	0	0	0	0	32	56	0.00	1.038
Jerry Johnson, R (9, 1) ERA: 1.75	0.1	S	1	0	0	0	1	0	0	0	0	0	0	3	3	0.00	0.000

Batter	1	2	3	4	5	6	7	8	9	AB R H RBI BB SO LOB	TOP																													
Don Kessinger, S (1, 6) OBP: 0.357, SLG: 0.368	0-0 F7	0-0 2B		0-0 FC1-5 FC6-4 1-2 2-3f		0-0 6-3			0-0 3-1 1B	5 0 2 0 0 0 2																														
Glenn Beckert, R (1, 4) OBP: 0.368, SLG: 0.401	0-0 1B 1B	0-3 K2-3		0-0 FC6-4 BB 1-2f 2-3			0-0 G4-6-3 1B	0-0 3-1 1B	0-0 3-1 1B	5 1 3 0 0 1 3																														
Billy Williams, L (1, 7) OBP: 0.375, SLG: 0.509	0-0 BB 1-3 1B		0-0 3B	4-0 BB 1-2 BB			0-0 F6	0-0 3-1	0-0 3-1	4 1 2 0 1 0 3																														
Joe Pepitone, L (1, 3) OBP: 0.376, SLG: 0.560	0-3 K		0-3 K	0-0 G3			0-0 G4-6-3 1-2f	0-0 F5	0-0 F5	5 0 0 0 0 2 9																														
Ron Santo, R (1, 5) OBP: 0.373, SLG: 0.510	4-0 BB 1-2 1B BB		4-0 BB BB		0-3 K			0-0 FC5-4 1B		2 0 1 0 2 1 0																														
Brock Davis, L (1, 8) OBP: 0.361, SLG: 0.392	0-0 1-2 2-H 3-H 1B		0-0 F7		0-0 5-3			0-0 FC5-4 1-2f		4 0 1 2 0 0 3																														
Jim Hickman, R (1, 9) OBP: 0.327, SLG: 0.410	0-0 F5		0-0 F7		0-0 5-3			0-0 F4		4 0 0 0 0 0 5																														
Chris Cannizzaro, R (1, 2) OBP: 0.342, SLG: 0.320		0-0 F8		0-0 FC1-5 E 1B		0-3 K		0-0 F2		4 0 1 0 0 1 1																														
Milt Pappas, R (1, 1) OBP: 0.231, SLG: 0.194				0-0 E6 FC6-4 FC1-5 1-2		0-0 5-3			0-0 P4-3	3 0 0 0 0 0 1																														
Paul Popovich, S (9, PH) OBP: 0.273, SLG: 0.333		0-0 6-3								1 0 0 0 0 0 0																														
Inning Stats	R: 2 E: 0 K: 1 S: 8	H: 3 LOB: 2 BB: 1 P: 12	R: 0 E: 0 K: 1 S: 6	H: 1 LOB: 1 BB: 0 P: 6	R: 0 E: 0 K: 1 S: 6	H: 1 LOB: 2 BB: 1 P: 10	R: 0 E: 1 K: 0 S: 5	H: 1 LOB: 3 BB: 1 P: 9	R: 0 E: 0 K: 1 S: 5	H: 0 LOB: 0 BB: 0 P: 5	R: 0 E: 0 K: 1 S: 5	H: 0 LOB: 0 BB: 0 P: 5	R: 0 E: 0 K: 0 S: 3	H: 1 LOB: 0 BB: 0 P: 3	R: 0 E: 0 K: 0 S: 4	H: 1 LOB: 1 BB: 0 P: 4	R: 0 E: 0 K: 0 S: 5	H: 2 LOB: 2 BB: 0 P: 5	1B: 8 2B: 1 3B: 1 HR: 0	SF: 0 SAC: 0 DP: 1 HBP: 0	WP: 0 PB: 0 SB: 0 CS: 0	PA: 40																		
PITCHER Juan Marichal, R (1, 1) ERA: 2.57	IP 9.0	WLS W	BF 40	H 10	R 2	ER 2	SO 5	BB 3	IBB 0	HBP 0	BLK 0	WP 0	HR 0	S 47	P 59	ERA 2.00	WHIP 1.444						PITCHER	IP 9.0	WLS W	BF 40	H 10	R 2	ER 2	SO 5	BB 3	IBB 0	HBP 0	BLK 0	WP 0	HR 0	S 47	P 59	ERA 2.00	WHIP 1.444

Chicago Cubs @ San Francisco Giants
 Candlestick Park, San Francisco, CA
 Wed Jun 23 1971, 6:33 AM EDT
 Att. 12,418 - Sunny - 65 F

livebaseballscorecards.com

AB	37
R	2
H	10
RBI	2
BB	3
SO	5
LOB	27



Batter	1	2	3	4	5	6	7	8	9	AB	R	H	RBI	BB	SO	LOB
Chris Speier, R (1, 6) OBP: 0.343, SLG: 0.350	0-0 5-3		4-0 4-3 PB 1B BB	0-0 6-3		0-0 F9		0-0 F6		4	1	0	0	1	0	2
Tito Fuentes, S (1, 4) OBP: 0.296, SLG: 0.341	0-0 2B		0-0 4-3 1-3	0-0 F6			0-0 G3			4	0	1	0	0	0	2
Bobby Bonds, R (1, 8) OBP: 0.377, SLG: 0.540	4-0 G6-4-3 BB		0-0 BB BB 1B		0-0 6-3		0-0 F7			3	0	1	1	1	0	0
Willie Mays, R (1, 3) OBP: 0.430, SLG: 0.573	0-0 G6-4-3 1-2f		4-0 BB BB 1-2		0-0 E5 1B		0-0 F7			3	0	0	0	1	0	2
Ken Henderson, S (1, 9) OBP: 0.378, SLG: 0.433		0-0 S 1B	4-0 1-2 2-3 BB		0-0 G5-4-3 2-3 1B			0-0 HR		3	1	3	1	1	0	0
Dick Dietz, R (1, 2) OBP: 0.421, SLG: 0.448		0-3 K	0-0 F9		0-0 G5-4-3 1-2f			4-0 FC4-6 BB		3	0	0	0	1	1	6
Floyd Wicker, L (1, 7) OBP: 0.286, SLG: 0.118		0-0 F8		H 1-0 2B HBP		0-0 FC5-4 1B		0-0 F6		1	1	0	0	0	0	1
Bernie Williams, R (5, 7) OBP: 0.261, SLG: 0.262										2	0	1	0	0	0	1
Hal Lanier, R (1, 5) OBP: 0.256, SLG: 0.254		0-0 6-3		0-0 6-3 1-H 2B		0-0 FC5-4 1-2f		0-0 FC4-6 HR		4	1	1	1	0	0	3
Juan Marichal, R (1, 1) OBP: 0.140, SLG: 0.286			0-3 K	0-3 K		0-0 F6		0-0 HR		4	1	1	2	0	2	2

Inning Stats	R: 0	H: 1	E: 0	LOB: 1	K: 0	BB: 1	S: 3	P: 7	R: 0	H: 1	E: 0	LOB: 1	K: 1	BB: 0	S: 6	P: 6	R: 1	H: 1	E: 0	LOB: 3	K: 1	BB: 3	S: 6	P: 18	R: 1	H: 1	E: 0	LOB: 1	K: 1	BB: 0	S: 6	P: 7	R: 0	H: 1	E: 1	LOB: 1	K: 0	BB: 0	S: 4	P: 4	R: 0	H: 1	E: 0	LOB: 1	K: 0	BB: 0	S: 4	P: 4	R: 0	H: 0	E: 0	LOB: 0	K: 0	BB: 0	S: 3	P: 3	R: 3	H: 2	E: 0	LOB: 0	K: 0	BB: 1	S: 5	P: 9	1B: 4	SF: 0	2B: 2	SAC: 0	3B: 0	DP: 2	HR: 2	HBP: 1	WP: 0	PA: 37
PITCHER Milt Pappas, R (1, 1) ERA: 4.09	IP	WLS	BF	H	R	ER	SO	BB	IBB	HBP	BLK	WP	HR	S	P	ERA	WHIP	IP	WLS	BF	H	R	ER	SO	BB	IBB	HBP	BLK	WP	HR	S	P	ERA	WHIP	IP	WLS	BF	H	R	ER	SO	BB	IBB	HBP	BLK	WP	HR	S	P	ERA	WHIP																							

BOTTOM

Chicago Cubs @ San Francisco Giants
Candlestick Park, San Francisco, CA

Wed Jun 23 1971, 6:33 AM EDT
Att: 12,418 - Sunny - 65 F

livebaseballscorecards.com

AB	31
R	5
H	8
RBI	5
BB	5
SO	3
LOB	19



Batter	1	2	3	4	5	6	7	8	9	AB R H RBI BB SO LOB	TOP	
Chris Speier, R OBP: 0.350, SLG: 0.354 (1, 6) X	0-0 F8		4-0 G3 BB		4-0 WP 1B BB		0-0 2B 1B 2-H	0-0 1B 2-H		3 1 2 2 2 0 0	San Francisco Giants @ Houston Astros Astrodome, Houston, TX Fri Jun 25 1971, 8:05 PM EDT Att. 24,713 - Unknown livebaseballscorecards.com	
Tito Fuentes, S OBP: 0.298, SLG: 0.340 (1, 4) X	0-0 1B		0-0 G3 1-2		0-0 F8		4-0 2B BB	0-0 F8		4 0 1 0 1 0 4		
Bobby Bonds, R OBP: 0.377, SLG: 0.541 (1, 8) X	0-0 F2		0-3 K		0-0 WP 1B 1-2 2-H		0-0 2B 1-3 2-H		0-0 6-3	5 0 2 2 0 1 2		
Willie Mays, R OBP: 0.425, SLG: 0.563 (1, 3) S S S	0-3 K			0-3 K	0-0 4-3		4-0 FC4 IBB		0-0 5-3	4 0 0 0 1 2 3		
Ken Henderson, S OBP: 0.378, SLG: 0.432 (1, 9) X		0-0 1B		0-0 4-3		0-3 K	0-0 F8		0-0 1B	5 0 2 0 0 1 3		
Dick Dietz, R OBP: 0.421, SLG: 0.444 (1, 2) B B B B		4-0 FC4-6 BB		0-0 1B		0-0 F9	0-0 FC4 1-2f		0-0 F2	4 0 1 0 1 0 4		
Floyd Wicker, L OBP: 0.240, SLG: 0.095 (1, 7) X		0-0 FC4-6 1-2f		0-0 F7		0-3 K		0-3 K		4 0 0 0 0 2 2		
Hal Lanier, R OBP: 0.271, SLG: 0.280 (1, 5) S S S		0-3 K			0-0 SH2-4 1B 1B		0-0 SH3-4 1B 1B	0-0 1B 2B		4 3 3 0 0 1 1		
Gaylord Perry, R OBP: 0.087, SLG: 0.067 (1, 1) S S S			0-3 K		0-0 SH2-4 1-2		0-0 SH3-4 1-2	0-0 F8		2 0 0 0 0 1 1		
Inning Stats	R: 0 E: 0 K: 1 S: 6 H: 1 LOB: 1 BB: 0 P: 6	R: 0 E: 0 K: 1 S: 5 H: 1 LOB: 1 BB: 1 P: 9	R: 0 E: 0 K: 2 S: 7 H: 0 LOB: 1 BB: 1 P: 11	R: 0 E: 0 K: 1 S: 6 H: 1 LOB: 1 BB: 0 P: 6	R: 1 E: 0 K: 0 S: 5 H: 2 LOB: 2 BB: 1 P: 9	R: 0 E: 0 K: 2 S: 7 H: 0 LOB: 0 BB: 0 P: 7	R: 2 E: 0 K: 0 S: 6 H: 3 LOB: 3 BB: 2 P: 14	R: 1 E: 0 K: 1 S: 7 H: 2 LOB: 1 BB: 0 P: 7	R: 0 E: 0 K: 0 S: 4 H: 1 LOB: 1 BB: 0 P: 4	1B: 9 2B: 2 3B: 0 HR: 0 SF: 0 SAC: 2 DP: 0 HBP: 0	WP: 1 PB: 0 SB: 0 CS: 0 PA: 42	
PITCHER Jack Billingham, R ERA: 3.16 Jim Ray, R ERA: 2.62	IP WLS BF H R ER SO BB IBB HBP BLK WP HR S P ERA WHIP											
	(1, 1) 7.0 0 33 8 3 3 7 4 1 0 0 1 0 42 62 3.86 1.714											
	(8, 1) 2.0 W 9 3 1 1 1 0 0 0 0 0 0 0 11 11 4.50 1.500											

AB	35
R	4
H	11
RBI	4
BB	5
SO	8
LOB	20



Batter	1	2	3	4	5	6	7	8	9	AB R H RBI BB SO LOB	TOP												
Chris Speier, R (1, 6) OBP: 0.348, SLG: 0.351	0-0 5-3		0-0 1B	0-3 K			0-0 6-3		0-3 K	5 0 1 0 0 2 3													
Tito Fuentes, S (1, 4) OBP: 0.294, SLG: 0.335	0-0 F7		0-0 F8			0-3 K				4 0 0 0 0 1 2													
Bobby Bonds, R (1, 8) OBP: 0.379, SLG: 0.550	0-3 K			0-0 HR	4-0 BB			0-0 F9		3 1 1 1 1 1 0													
Ken Henderson, S (1, 9) OBP: 0.372, SLG: 0.423		0-0 F5		0-0 F7	0-0 6-3-6			0-3 K		4 0 0 0 0 1 1													
Dick Dietz, R (1, 2) OBP: 0.422, SLG: 0.440		0-0 F9		0-0 F9		4-0 G4-6-3 BB		4-0 BB BB		2 0 0 0 2 0 0													
Ed Goodson, L (1, 3) OBP: 0.750, SLG: 0.667		0-0 1B		0-0 2B 1B		0-0 G4-6-3		4-0 1-2 BB		3 1 2 0 1 0 1													
Bernie Williams, R (1, 7) OBP: 0.260, SLG: 0.283	0-0 5-3			0-0 1B 2B		0-0 F9		0-0 F9		4 1 1 0 0 0 3													
Hal Lanier, R (1, 5) OBP: 0.278, SLG: 0.289			0-0 F7	4-0 1B IBB			0-0 G3 2B		0-0 F6	3 0 1 0 1 0 0													
Ron Bryant, S (1, 1) OBP: 0.167, SLG: 0.195			0-3 K				0-0 G3		0-0 F6	4 0 1 2 0 1 1													
Steve Hamilton, L (9, 1)				1-2 2-H 3-H 1B						0 0 0 0 0 0 0													
Inning Stats	R: 0 E: 0 K: 1 S: 5	H: 0 LOB: 0 BB: 0 P: 5	R: 0 E: 0 K: 0 S: 4	H: 1 LOB: 1 BB: 0 P: 4	R: 0 E: 0 K: 1 S: 6	H: 1 LOB: 1 BB: 0 P: 6	R: 3 E: 0 K: 1 S: 9	H: 4 LOB: 2 BB: 1 P: 13	R: 0 E: 0 K: 1 S: 4	H: 0 LOB: 0 BB: 1 P: 8	R: 0 E: 0 K: 0 S: 2	H: 0 LOB: 0 BB: 1 P: 6	R: 0 E: 0 K: 0 S: 4	H: 1 LOB: 1 BB: 0 P: 4	R: 0 E: 0 K: 1 S: 5	H: 0 LOB: 2 BB: 2 P: 13	R: 0 E: 0 K: 1 S: 5	H: 0 LOB: 0 BB: 0 P: 5	1B: 4 2B: 3 3B: 0 HR: 1	SF: 0 SAC: 0 DP: 2 HBP: 0	WP: 0 PB: 0 SB: 0 CS: 0	PA: 37	
PITCHER Larry Dierker, R (1, 1) ERA: 2.24	IP: 7.0 WLS: L BF: 29 H: 7 R: 3 ER: 3 SO: 4 BB: 2 IBB: 1 HBP: 0 BLK: 0 WP: 0 HR: 1 S: 34 P: 46 ERA: 3.86 WHIP: 1.286											PITCHER George Culver, R (8, 1) ERA: 2.13	IP: 2.0 WLS: L BF: 8 H: 0 R: 0 ER: 0 SO: 2 BB: 2 IBB: 0 HBP: 0 BLK: 0 WP: 0 HR: 0 S: 10 P: 18 ERA: 0.00 WHIP: 1.000										

San Francisco Giants @ Houston Astros
Astrodome, Houston, TX
Sat Jun 26 1971, 8:05 PM EDT
Att. 32,025 - Unknown

AB	32
R	3
H	7
RBI	3
BB	5
SO	6
LOB	11



Batter	1	2	3	4	5	6	7	8	9	AB	R	H	RBI	BB	SO	LOB
Jesus Alou, R OBP: 0.341, SLG: 0.395 George Culver, R (8, 1)	0-0 4-3 ①		0-0 CS 1B ②		0-0 F7 ②		0-0 FC6-4 1-2f ③			4	0	1	0	0	0	4
Joe Morgan, L OBP: 0.328, SLG: 0.365 (1, 4)	0-0 G3 ②		0-0 F7 1-2 ② ③		0-0 F7 ③			0-0 F8 ①		4	0	0	0	0	0	3
Cesar Cedeno, R OBP: 0.268, SLG: 0.363 (1, 8)	0-0 5-3 ③			4-0 FC4 BB BB BB BB		0-3 K ①		0-0 1B ②		3	0	1	0	1	1	0
Bob Watson, R OBP: 0.350, SLG: 0.398 (1, 7)		4-0 BB 1B BB BB		0-0 FC4 1-2f ①		0-0 4-3 ②		0-0 F9 ②		3	1	0	0	1	0	2
Denis Menke, R OBP: 0.328, SLG: 0.306 (1, 3)		0-0 F4 ①		0-0 F8 ②		0-0 F8 ③		0-0 F7 ③		4	0	0	0	0	0	3
Doug Rader, R OBP: 0.286, SLG: 0.312 (1, 5)		4-0 1B 1-2 BB BB BB		0-0 F4 ③			0-0 1B FC3-2 1B		0-0 1B ①	3	0	2	0	1	0	1
Jack Hiatt, R OBP: 0.483, SLG: 0.425 Cesar Geronimo, L OBP: 0.300, SLG: 0.368 (7, PR) Johnny Edwards, L OBP: 0.275, SLG: 0.303 (8, 2)		0-0 G4-3 1B 1-2 2-H		4-0 FC1-5 BB BB BB		0-0 FC3-2 1B		0-3 K ①		2	0	2	1	1	0	0
Roger Metzger, S OBP: 0.263, SLG: 0.272 (1, 6)		0-0 G4-3 ② ③		4-0 FC1-5 1-2 BB BB BB		0-0 FC3-2 FC6-4 ①		0-3 K ②		3	0	0	0	1	1	5
Larry Dierker, R OBP: 0.111, SLG: 0.114 Jimmy Wynn, R OBP: 0.294, SLG: 0.285 (7, PH) (8, 9)			0-0 F8 ①		0-0 FC1-5 1-2 2-3f ①		0-0 F8 ②		0-3 K ③		2	0	0	0	0	2
										2	0	0	0	0	1	3

Inning Stats	R: 0	H: 0	E: 0	K: 0	S: 3	R: 1	H: 1	E: 0	K: 0	S: 3	R: 0	H: 1	E: 0	K: 0	S: 3	R: 0	H: 0	E: 0	K: 0	S: 3	R: 0	H: 0	E: 0	K: 1	S: 5	R: 0	H: 2	E: 0	K: 0	S: 5	R: 0	H: 1	E: 0	K: 0	S: 4	R: 0	H: 1	E: 0	K: 3	S: 10	R: 0	H: 1	E: 0	K: 0	S: 10	1B: 6	2B: 0	3B: 0	HR: 0	SF: 0	SAC: 0	DP: 1	HBP: 0	WP: 0	PB: 0	SB: 0	CS: 1	PA: 36
--------------	------	------	------	------	------	------	------	------	------	------	------	------	------	------	------	------	------	------	------	------	------	------	------	------	------	------	------	------	------	------	------	------	------	------	------	------	------	------	------	-------	------	------	------	------	-------	-------	-------	-------	-------	-------	--------	-------	--------	-------	-------	-------	-------	--------

PITCHER	IP	WLS	BF	H	R	ER	SO	BB	IBB	HBP	BLK	WP	HR	S	P	ERA	WHIP
Ron Bryant, L ERA: 2.21 (1, 1)	8.0	W	33	6	1	1	1	5	0	0	0	0	0	30	50	1.12	1.375
Steve Hamilton, L ERA: 1.66 (9, 1)	1.0	S	3	0	0	0	3	0	0	0	0	0	0	9	9	0.00	0.000

BOTTOM


San Francisco Giants @ Houston Astros
Astrodome, Houston, TX

Sat Jun 26 1971, 8:05 PM EDT
Att. 32,025 - Unknown

livebaseballscorecards.com

AB	31
R	1
H	6
RBI	1
BB	5
SO	4
LOB	24



Batter	1	2	3	4	5	6	7	8	9	AB R H RBI BB SO LOB	TOP
Chris Speier, R (1, 6) OBP: 0.344, SLG: 0.346	0-3 K		0-0 F6		0-3 K			0-0 2-3		4 0 0 0 0 2 0	
Tito Fuentes, S (1, 4) OBP: 0.297, SLG: 0.335	0-0 FC4 1B			1-0 1B HBP		0-0 E5 F8 WP		0-0 F7		3 1 1 0 0 0 0	
Bobby Bonds, R (1, 8) OBP: 0.377, SLG: 0.545 (7, 9)	0-0 FC4 1-2f			0-0 1B G4-6-3 1B		0-0 F8 1-3		0-3 K		4 1 1 0 0 1 2	
Ken Henderson, S (1, 9) OBP: 0.374, SLG: 0.422 (7, 7)	0-0 4-3 1-2			0-0 1B G4-6-3 1-3 3-H 1B		4-0 1B G4-6-3 BB		0-3 K		3 0 1 1 1 1 1	
Ed Goodson, L (1, 3) OBP: 0.375, SLG: 0.286		0-0 6-3		0-0 G4-6-3 1-2f		0-0 G4-6-3 1-2f		0-3 K		4 0 0 0 0 1 3	
Fran Healy, R (1, 2) OBP: 0.478, SLG: 0.595		0-0 1B G6-4-3		0-0 1B FC5-4		0-0 1B		0-0 1-4-3		4 0 3 0 0 0 0	
Bernie Williams, R (1, 7) OBP: 0.245, SLG: 0.265 Jerry Johnson, R (7, 1)		0-0 G6-4-3 1-2f		0-0 FC5-4 1-2f		0-3 K				3 0 0 0 0 1 3 0 0 0 0 0 0 0	AB 31 R 2 H 6 RBI 1 BB 1 SO 11 LOB 11
Hal Lanier, R (1, 5) OBP: 0.272, SLG: 0.282			0-0 F8		0-3 K		0-3 K			3 0 0 0 0 2 1	
Steve Stone, R (1, 1) Don McMahon, R (5, 1) Willie Mays, R (7, PH) OBP: 0.424, SLG: 0.560 (7, 8)			0-3 K		0-3 K		0-3 K			2 0 0 0 0 2 0 0 0 0 0 0 0 0 1 0 0 0 0 1 1	
Inning Stats	R: 0 E: 0 K: 1 S: 6 H: 1 LOB: 1 BB: 0 P: 6	R: 0 E: 0 K: 0 S: 3 H: 1 LOB: 0 BB: 0 P: 3	R: 0 E: 0 K: 1 S: 5 H: 0 LOB: 0 BB: 0 P: 5	R: 2 E: 0 K: 0 S: 5 H: 3 LOB: 1 BB: 0 P: 6	R: 0 E: 0 K: 3 S: 9 H: 0 LOB: 0 BB: 0 P: 9	R: 0 E: 1 K: 0 S: 3 H: 0 LOB: 1 BB: 1 P: 7	R: 0 E: 0 K: 3 S: 10 H: 1 LOB: 1 BB: 0 P: 10	R: 0 E: 0 K: 1 S: 5 H: 0 LOB: 0 BB: 0 P: 5	R: 0 E: 0 K: 2 S: 7 H: 0 LOB: 0 BB: 0 P: 7	1B: 6 2B: 0 3B: 0 HR: 0 SF: 0 SAC: 0 DP: 3 HBP: 1	WP: 1 PB: 0 SB: 1 CS: 0 PA: 33
PITCHER Ken Forsch, R (1, 1) ERA: 2.17	IP 9.0 WLS W BF 33 H 6 R 2 ER 2 SO 11 BB 1 IBB 0 HBP 1 BLK 0 WP 1 HR 0 S 53 P 58 ERA 2.00 WHIP 0.778	PITCHER IP WLS BF H R ER SO BB IBB HBP BLK WP HR S P ERA WHIP									

San Francisco Giants @ Houston Astros
Astrodome, Houston, TX
Sun Jun 27 1971, 4:33 AM EDT
Att. 24,908 - Unknown

livebaseballscorecards.com

Batter	1	2	3	4	5	6	7	8	9	AB	R	H	RBI	BB	SO	LOB	BOTTOM
--------	---	---	---	---	---	---	---	---	---	----	---	---	-----	----	----	-----	--------

Jesus Alou, R <small>(1, 9) OBP: 0.341, SLG: 0.391</small> Jimmy Wynn, R <small>(6, PH) OBP: 0.296, SLG: 0.287</small> <small>(7, 9)</small>										2	0	0	0	0	0	3	San Francisco Giants @ Houston Astros Astrodome, Houston, TX Sun Jun 27 1971, 4:33 AM EDT Att. 24,908 - Unknown
--	--	--	--	--	--	--	--	--	--	---	---	---	---	---	---	---	---

Joe Morgan, L <small>(1, 4) OBP: 0.332, SLG: 0.371</small>										4	1	2	0	1	0	3
---	--	--	--	--	--	--	--	--	--	---	---	---	---	---	---	---

Cesar Cedeno, R <small>(1, 8) OBP: 0.266, SLG: 0.359</small>										5	0	1	0	0	0	3
---	--	--	--	--	--	--	--	--	--	---	---	---	---	---	---	---

Bob Watson, R <small>(1, 7) OBP: 0.352, SLG: 0.400</small> Cesar Geronimo, L <small>(8, 7) OBP: 0.286, SLG: 0.350</small>										4	1	2	1	0	1	3
--	--	--	--	--	--	--	--	--	--	---	---	---	---	---	---	---

Denis Menke, R <small>(1, 3) OBP: 0.329, SLG: 0.305</small>										4	2	1	0	1	0	4
--	--	--	--	--	--	--	--	--	--	---	---	---	---	---	---	---

Doug Rader, R <small>(1, 5) OBP: 0.285, SLG: 0.312</small>										3	1	1	1	0	0	2
---	--	--	--	--	--	--	--	--	--	---	---	---	---	---	---	---

Johnny Edwards, L <small>(1, 2) OBP: 0.280, SLG: 0.299</small>										2	0	0	0	2	0	2
---	--	--	--	--	--	--	--	--	--	---	---	---	---	---	---	---

Roger Metzger, S <small>(1, 6) OBP: 0.270, SLG: 0.277</small>										3	0	2	1	1	0	1
--	--	--	--	--	--	--	--	--	--	---	---	---	---	---	---	---

Ken Forsch, R <small>(1, 1) OBP: 0.105, SLG: 0.056</small>										3	0	0	0	1	1	6
---	--	--	--	--	--	--	--	--	--	---	---	---	---	---	---	---

Inning Stats	R: 0 E: 0 K: 0 S: 4	H: 1 LOB: 2 BB: 0 P: 5	R: 0 E: 0 K: 0 S: 3	H: 0 LOB: 2 BB: 2 P: 11	R: 0 E: 0 K: 0 S: 5	H: 2 LOB: 2 BB: 0 P: 5	R: 0 E: 0 K: 1 S: 6	H: 1 LOB: 1 BB: 0 P: 6	R: 3 E: 0 K: 0 S: 7	H: 4 LOB: 2 BB: 1 P: 11	R: 0 E: 0 K: 1 S: 5	H: 0 LOB: 1 BB: 1 P: 9	R: 2 E: 0 K: 0 S: 5	H: 2 LOB: 2 BB: 2 P: 13	R: 0 E: 0 K: 0 S: 3	H: 0 LOB: 0 BB: 0 P: 3	1B: 9 2B: 1 3B: 0 HR: 0	SF: 1 SAC: 0 DP: 0 HBP: 1	WP: 0 PB: 0 SB: 4 CS: 0	PA: 41
---------------------	------------------------------	---------------------------------	------------------------------	----------------------------------	------------------------------	---------------------------------	------------------------------	---------------------------------	------------------------------	----------------------------------	------------------------------	---------------------------------	------------------------------	----------------------------------	------------------------------	---------------------------------	----------------------------------	------------------------------------	----------------------------------	--------

PITCHER	IP	WLS	BF	H	R	ER	SO	BB	IBB	HBP	BLK	WP	HR	S	P	ERA	WHIP
Steve Stone, R <small>(1, 1) ERA: 3.26</small>	4.1	L	23	7	3	3	3	1	2	0	0	0	0	22	31	6.23	2.077
Don McMahon, R <small>(5, 1) ERA: 5.05</small>	1.2		8	1	0	0	1	1	1	0	0	0	0	8	16	0.00	1.200
Jerry Johnson, R <small>(7, 1) ERA: 2.03</small>	2.0		10	2	2	2	0	1	1	0	0	0	0	8	16	9.00	1.500

livebaseballscorecards.com

AB	33
R	5
H	10
RBI	5
BB	6
SO	2
LOB	27



Batter	1	2	3	4	5	6	7	8	9	AB R H RBI BB SO LOB	TOP										
Chris Speier, R OBP: 0.345, SLG: 0.345 (1, 6) X	0-0 5-3		0-0 1B 2B 1B		4-0 1B 1B BB		0-0 L4		0-0 FC4-6 1-2f	4 2 1 0 1 0 1	San Francisco Giants @ San Diego Padres San Diego Stadium, San Diego, CA Mon Jun 28 1971, 10:05 PM EDT Att. 9,763 - Unknown livebaseballscorecards.com										
Tito Fuentes, S OBP: 0.305, SLG: 0.350 (1, 4) X	0-0 2B 1B		0-0 2B 1B		0-0 BB 1B 1B		0-0		0-3 K	5 0 4 0 0 1 1											
Bobby Bonds, R OBP: 0.382, SLG: 0.555 (1, 9) X (8, 8)	0-0 1-3 2B		0-0 1-3 2B		0-0 1-2 2-H 1B		0-3 K			4 0 3 2 0 1 1											
Willie Mays, R OBP: 0.418, SLG: 0.550 (1, 8) S (8, 3) S	0-3 K		0-0 5-3		0-3 K		0-0 5-3			4 0 0 0 0 2 7											
Ken Henderson, S OBP: 0.372, SLG: 0.415 (1, 7) X	0-0 L4		0-0 F7		4-0 1-2 2-3 BB			0-3 K		3 0 0 0 1 1 4											
Dick Dietz, R OBP: 0.416, SLG: 0.432 (1, 2)		0-3 K		0-0 6-3		0-0 F8		0-0 F9		4 0 0 0 0 1 3											
Ed Goodson, L OBP: 0.250, SLG: 0.182 (1, 3)		0-3 K		0-0 F9		0-0 G3		0-0 6-3		4 0 0 0 0 1 0											
Hal Lanier, R OBP: 0.266, SLG: 0.276 Al Gallagher, R OBP: 0.317, SLG: 0.321 (1, 5) X (9, PH)		0-0 F9		0-0 F5		0-0 6-3			0-0 FC4-6 1B	3 0 0 0 0 0 0 1 0 1 0 0 0 0											
Juan Marichal, R OBP: 0.132, SLG: 0.269 Don McMahon, R Bernie Williams, R OBP: 0.241, SLG: 0.260 (1, 1) X (8, 1) (8, 9)			0-0 L6		0-3 K		0-0 5-3		0-3 K	3 0 0 0 0 1 0 0 0 0 0 0 0 0 1 0 0 0 0 1 1											
Inning Stats	R: 0 E: 0 K: 1 S: 7	H: 2 LOB: 2 BB: 0 P: 7	R: 0 E: 0 K: 2 S: 7	H: 0 LOB: 0 BB: 0 P: 7	R: 1 E: 0 K: 0 S: 6	H: 3 LOB: 2 BB: 0 P: 6	R: 0 E: 0 K: 0 S: 3	H: 0 LOB: 0 BB: 0 P: 3	R: 1 E: 0 K: 2 S: 9	H: 2 LOB: 3 BB: 2 P: 17		R: 0 E: 0 K: 1 S: 6	H: 1 LOB: 1 BB: 0 P: 6	R: 0 E: 0 K: 1 S: 5	H: 0 LOB: 0 BB: 0 P: 5	R: 0 E: 0 K: 2 S: 8	H: 1 LOB: 1 BB: 0 P: 8	1B: 6 2B: 2 3B: 1 HR: 0	SF: 0 SAC: 0 DP: 0 HBP: 0	WP: 0 PB: 0 SB: 0 CS: 0	PA: 38
PITCHER Clay Kirby, R ERA: 3.35 (1, 1)	IP 9.0	WLS W	BF 38	H 9	R 2	ER 2	SO 9	BB 2	IBB 0	HBP 0	BLK 0	WP 0	HR 0	S 54	P 62	ERA 2.00	WHIP 1.222				
PITCHER	IP	WLS	BF	H	R	ER	SO	BB	IBB	HBP	BLK	WP	HR	S	P	ERA	WHIP				

Batter	1	2	3	4	5	6	7	8	9
Enzo Hernandez, R (1, 6) OBP: 0.331, SLG: 0.292	0-0 6-3		0-0 L6-4		0-0 F5			0-0 SH1-3 1B	
Dave Campbell, R (1, 4) OBP: 0.276, SLG: 0.324	0-0 F8			0-0 6-3	0-0 2B			0-0 SH1-3 2-3	
Larry Stahl, L (1, 9) OBP: 0.323, SLG: 0.395	0-0 4-3			0-0 4-3		0-0 G3		0-0 1B	
Nate Colbert, R (1, 3) OBP: 0.376, SLG: 0.506		0-0 5-3		0-0 F2		0-0 6-3		0-0 F8	
Leron Lee, L (1, 7) OBP: 0.377, SLG: 0.471		0-3 K			0-0 1B	0-0 6-3		0-0 4-3	
Ivan Murrell, R (9, 7) OBP: 0.284, SLG: 0.394									
Cito Gaston, R (1, 8) OBP: 0.283, SLG: 0.406		0-0 F9			0-0 E FC5-2 1B		0-0 F8		
Ed Spiezio, R (1, 5) OBP: 0.300, SLG: 0.361			0-0 F8		0-0 FC5-2 E 2B				
Garry Jestadt, R (9, 5) OBP: 0.258, SLG: 0.263					1-2 3-H 2B				
Bob Barton, R (1, 2) OBP: 0.322, SLG: 0.386			0-0 L6-4 1B		0-0 E6 FC5-2 2B		0-0 F7		
Clay Kirby, R (1, 1) OBP: 0.275, SLG: 0.171			0-0 1B		0-0 FC5-2 2B		0-0 6-3		

Inning Stats	R: 0	H: 0	E: 0	LOB: 0	K: 0	S: 3	P: 3	R: 0	H: 0	E: 0	LOB: 0	K: 1	S: 5	P: 5	R: 0	H: 2	E: 0	LOB: 1	K: 0	S: 4	P: 4	R: 0	H: 0	E: 0	LOB: 0	K: 0	S: 3	R: 4	H: 4	E: 1	LOB: 1	K: 0	S: 7	P: 7	R: 0	H: 0	E: 0	LOB: 0	K: 0	S: 3	R: 1	H: 1	E: 0	LOB: 0	K: 0	S: 4	P: 4	R: 1	H: 2	E: 0	LOB: 1	K: 0	S: 5	P: 5			
	0	0	0	0	0	3	3	0	0	0	0	1	5	5	0	2	0	1	0	0	4	4	0	0	0	0	0	0	3	4	4	1	1	0	7	7	0	0	0	0	0	3	3	1	1	0	0	0	4	4	1	2	0	1	0	5	5

PITCHER	IP	WLS	BF	H	R	ER	SO	BB	IBB	HBP	BLK	WP	HR	S	P	ERA	WHIP
Juan Marichal, R (1, 1) ERA: 2.63	7.0	L	28	8	6	3	1	0	0	0	0	0	1	30	30	3.86	1.143
Don McMahon, R (8, 1) ERA: 4.91	1.0		4	1	0	0	0	0	0	0	0	0	0	4	4	0.00	1.000


BOTTOM

San Francisco Giants @ San Diego Padres
San Diego Stadium, San Diego, CA

Mon Jun 28 1971, 10:05 PM EDT
Att. 9,763 - Unknown

AB	R	H	RBI	BB	SO	LOB
4	1	1	0	0	0	5
3	0	1	3	0	0	0
4	0	1	1	0	0	0
4	0	0	0	0	0	1
4	1	1	0	0	1	1
0	0	0	0	0	0	0
3	0	1	0	0	0	0
3	2	2	2	0	0	0
0	0	0	0	0	0	0
3	1	1	0	0	0	2
3	1	1	0	0	0	3

AB	31
R	6
H	9
RBI	6
BB	0
SO	1
LOB	12



1B	2B	3B	HR	SF	SAC	DP	HBP	WP	HR	S	P	ERA	WHIP
5	4	0	1	0	1	1	0	0	0	0	0	0	0

Batter	1	2	3	4	5	6	7	8	9	AB R H RBI BB SO LOB	TOP											
Chris Speier, R OBP: 0.345, SLG: 0.353 (1, 6) X	0-0 F9 ①		0-0 4-3 ③		0-0 1-H 2-H 3B		0-0 E 1B		0-0 F9 ①	5 1 2 2 0 0 1	San Francisco Giants @ San Diego Padres San Diego Stadium, San Diego, CA Tue Jun 29 1971, 10:05 PM EDT Att. 9,595 - Unknown livebaseballscorecards.com											
Tito Fuentes, S OBP: 0.307, SLG: 0.354 (1, 4) X	0-0 F7 ②			0-0 2B	0-0 F4 ③		0-0 1-2 E 1B		0-0 F7 ②	5 1 2 0 0 0 1												
Willie Mays, R OBP: 0.417, SLG: 0.558 (1, 3) X	0-0 5-3			0-0 6-3 ①		4-0 2B 6-3 BB	0-0 E5 FC4-6 1B		0-0 HR	4 2 1 1 1 0 2												
Bobby Bonds, R OBP: 0.385, SLG: 0.559 (1, 8) X		0-0 G6-4-3 1B		0-0 F8 ②		0-0 FC5 1-3 2B	0-0 FC4-6 1-2 2-H 1B		0-0 F8 ③	5 0 3 1 0 0 1												
Ken Henderson, S OBP: 0.366, SLG: 0.407 (1, 9) X		0-0 G6-4-3 1-2f		0-0 F2 ③		0-0 6-3 ①	0-0 FC4-6 1-2f 2-3			4 0 0 1 0 0 5												
Dick Dietz, R OBP: 0.413, SLG: 0.426 (1, 2) X		0-0 6-3		0-0 6-3 ①		4-0 FC5 IBB	0-0 4-3 ③			3 0 0 0 1 0 2												
Bernie Williams, R OBP: 0.241, SLG: 0.259 (1, 7) X			0-0 5-3 ①		0-0 1B 3B 1B	0-0 FC5 1-2 2-3f		0-3 K ①		4 1 1 0 0 1 2												
Al Gallagher, R OBP: 0.320, SLG: 0.330 (1, 5) X			0-0		0-0 1B 3B 1B	0-0 1-3		0-0 F8 ②		4 1 2 0 0 0 2												
Hal Lanier, R OBP: 0.266, SLG: 0.276 (8, 5) X					0-0 1B 3B 1B					0 0 0 0 0 0 0												
John Cumberland, R (1, 1) X			0-3 K ②		0-3 K ②			0-0 F9 ①		1 0 0 0 0 1 1												
Jim Ray Hart, R (5, PH) X								0-0 F5 ③		1 0 0 0 0 1 2												
Don Carrithers, R (5, 1) X										2 0 0 0 0 0 0												
Inning Stats	R: 0 E: 0 K: 0 S: 3	H: 0 LOB: 0 BB: 0 P: 3	R: 0 E: 0 K: 0 S: 3	H: 1 LOB: 0 BB: 0 P: 3	R: 0 E: 0 K: 1 S: 6	H: 1 LOB: 1 BB: 0 P: 6	R: 0 E: 0 K: 0 S: 4	H: 1 LOB: 1 BB: 0 P: 4	R: 2 E: 0 K: 1 S: 8	H: 3 LOB: 1 BB: 0 P: 8	R: 1 E: 0 K: 0 S: 4	H: 1 LOB: 2 BB: 2 P: 12	R: 2 E: 1 K: 0 S: 7	H: 3 LOB: 2 BB: 0 P: 7	R: 0 E: 0 K: 1 S: 5	H: 0 LOB: 0 BB: 0 P: 5	R: 1 E: 0 K: 0 S: 4	H: 1 LOB: 0 BB: 0 P: 4	1B: 6 2B: 3 3B: 1 HR: 1	SF: 0 SAC: 0 DP: 1 HBP: 0	WP: 0 PB: 0 SB: 0 CS: 0	PA: 40
PITCHER	IP WLS BF H R ER SO BB IBB HBP BLK WP HR S P ERA WHIP																					
Dave Roberts, L (1, 1) ERA: 2.51	6.1 L 29 9 5 4 2 1 1 0 0 0 0 31 39 5.68 1.579																					
Bob Miller, R (7, 1) ERA: 2.02	1.2 7 1 0 0 1 0 0 0 0 0 0 9 9 0.00 0.600																					
Dick Kelley, L (9, 1) ERA: 4.38	1.0 4 1 1 0 0 0 0 0 0 0 0 1 4 4 0.00 1.000																					



Batter	1	2	3	4	5	6	7	8	9	AB	R	H	RBI	BB	SO	LOB
Enzo Hernandez, R (1, 6) OBP: 0.333, SLG: 0.293	0-0 F8		0-0 1B		0-0 6-3			4-0 BB		3	0	1	0	1	0	0
Dave Campbell, R (1, 4) OBP: 0.279, SLG: 0.325	0-0 1B		4-0 BB		0-0 F8			0-0 1-2		3	0	1	0	1	0	1
Ivan Murrell, R (1, 9) OBP: 0.277, SLG: 0.384	0-0 1-2f		0-0 1-2f					0-0		4	0	0	0	0	1	4
Nate Colbert, R (1, 3) OBP: 0.378, SLG: 0.520		0-0 6-3		0-0 4-3				0-3		4	2	2	1	0	1	0
Leron Lee, L (1, 7) OBP: 0.358, SLG: 0.444		0-0 4-3		0-0 2-3				0-3		4	0	0	0	0	1	1
Cito Gaston, R (1, 8) OBP: 0.283, SLG: 0.415		0-0 HR		0-0 3-H				0-0		4	1	1	1	0	0	0
Ed Spiezio, R (1, 5) OBP: 0.299, SLG: 0.378		0-0 HR		0-0 1-2f				0-0		4	1	1	1	0	1	1
Bob Barton, R (1, 2) OBP: 0.317, SLG: 0.380		0-0 F9		0-0 1-2f				0-0		3	0	0	0	0	0	1
Dave Roberts, L (1, 1) OBP: 0.128, SLG: 0.154			0-0 1-3		0-3			0-0		2	0	0	0	0	1	0
Bob Miller, R (7, 1)										0	0	0	0	0	0	0
Angel Bravo, L (8, PH) OBP: 0.294, SLG: 0.250										1	0	0	0	0	0	0
Dick Kelley, R (9, 1) OBP: 0.333, SLG: 0.333										0	0	0	0	0	0	0

BOTTOM

San Francisco Giants @ San Diego Padres
 San Diego Stadium, San Diego, CA
 Tue Jun 29 1971, 10:05 PM EDT
 Att. 9,595 - Unknown

livebaseballscorecards.com

AB	32
R	4
H	6
RBI	3
BB	2
SO	5
LOB	8



Inning Stats	R: 0	H: 1	E: 0	K: 0	S: 3	P: 3	R: 2	H: 2	E: 0	K: 0	S: 5	R: 1	H: 1	E: 1	K: 0	S: 5	R: 0	H: 0	E: 0	K: 1	S: 5	R: 0	H: 0	E: 0	K: 3	S: 9	R: 0	H: 0	E: 0	K: 0	S: 3	R: 0	H: 0	E: 0	K: 0	S: 3	R: 1	H: 1	E: 0	K: 1	S: 6	1B: 2	SF: 0	2B: 1	SAC: 0	3B: 0	DP: 2	HR: 3	HBP: 0	WP: 1	PA: 34	PB: 0	SB: 1	CS: 0	ERA	WHIP
PITCHER	IP	WLS	BF	H	R	ER	SO	BB	IBB	HBP	BLK	WP	HR	S	P	ERA	WHIP																			ERA	WHIP																			
John Cumberland, L (1, 1) ERA: 2.1	4.0		17	5	3	2	0	1	0	0	0	0	1	16	20	4.50	1.500																																							
Don Carrithers, R (5, 1) ERA: 1.8	5.0	W	17	1	1	1	5	1	0	0	0	1	1	26	30	1.80	0.400																																							

Batter	1	2	3	4	5	6	7	8	9	AB R H RBI BB SO LOB	TOP	
Chris Speier, R (1, 6) OBP: 0.341, SLG: 0.348	0-0 4-3		0-0 6-3		0-0 6-3		0-0 5-3			4 0 0 0 0 0 1	San Francisco Giants @ San Diego Padres San Diego Stadium, San Diego, CA Wed Jun 30 1971, 10:05 PM EDT Att. 7,335 - Unknown livebaseballscorecards.com	
Tito Fuentes, S (1, 4) OBP: 0.309, SLG: 0.356	0-0 F9		0-0 1-3		0-0 1B		0-0 2-3 1B			4 0 2 0 0 0 0		
Willie Mays, R (1, 3) OBP: 0.411, SLG: 0.548	0-3 K		0-0 F4		0-3 K		0-0 F8			4 0 0 0 0 2 3		
Bobby Bonds, R (1, 8) OBP: 0.383, SLG: 0.554		0-3 K		0-3 K		4-0 5-3 1-3 BB		0-0 6-3		3 0 0 0 1 2 0		
Ken Henderson, S (1, 9) OBP: 0.364, SLG: 0.419		0-0 HR		0-0 F5		0-0 1-3		0-0 4-3		4 1 1 1 0 0 1		
Fran Healy, R (1, 2) OBP: 0.490, SLG: 0.600 Jerry Johnson, R (8, 1)		4-0 BB BB		0-0 FC5 2B		0-0 5-3		0-0 F8		3 0 1 0 1 0 1 0 0 0 0 0 0 0		
Bernie Williams, R (1, 7) OBP: 0.262, SLG: 0.255 Ed Goodson, L (9, PH) OBP: 0.231, SLG: 0.167		4-0 1-2 BB		4-0 IBB		0-3 K		0-0 3-1		1 0 0 0 2 1 1 1 0 0 0 0 0 0		
Hal Lanier, R (1, 5) OBP: 0.261, SLG: 0.269 Al Gallagher, R (9, PH) OBP: 0.318, SLG: 0.328		0-0 F2		0-0 FC5 2-3f		0-0 6-3		0-0 4-3		3 0 0 0 0 0 4 1 0 0 0 0 0 0		
Gaylord Perry, R (1, 1) OBP: 0.102, SLG: 0.104 Dick Dietz, R (8, 2) OBP: 0.412, SLG: 0.424		0-0 6-3		0-0 6-3		0-0 6-3		0-0 1B 2B		3 0 1 0 0 0 2 1 0 0 0 0 0 0		
Inning Stats	R: 0 H: 0 E: 0 LOB: 0 K: 1 BB: 0 S: 5 P: 5	R: 1 H: 1 E: 0 LOB: 2 K: 1 BB: 2 S: 6 P: 14	R: 0 H: 0 E: 0 LOB: 0 K: 0 BB: 0 S: 3 P: 3	R: 0 H: 1 E: 0 LOB: 2 K: 1 BB: 1 S: 6 P: 10	R: 0 H: 1 E: 0 LOB: 1 K: 1 BB: 0 S: 6 P: 6	R: 0 H: 0 E: 0 LOB: 1 K: 1 BB: 1 S: 5 P: 9	R: 0 H: 2 E: 0 LOB: 2 K: 0 BB: 0 S: 5 P: 5	R: 0 H: 0 E: 0 LOB: 0 K: 0 BB: 0 S: 3 P: 3	R: 0 H: 0 E: 0 LOB: 0 K: 0 BB: 0 S: 3 P: 3	1B: 2 SF: 0 2B: 2 SAC: 0 3B: 0 DP: 0 HR: 1 HBP: 0	WP: 0 PA: 36 PB: 0 SB: 0 CS: 0	
PITCHER Steve Arlin, R (1, 1) ERA: 4.04	IP WLS BF H R ER SO BB IBB HBP BLK WP HR S P ERA WHIP	9.0 W 36 5 1 1 5 3 1 0 0 0 1 42 58 1.00 0.889										



Batter	1	2	3	4	5	6	7	8	9
Enzo Hernandez, R (1, 6) OBP: 0.332, SLG: 0.292	0-0 L6		0-0 5-3			0-0 1-3		0-0 FC3-8 1B	
Dave Campbell, R (1, 4) OBP: 0.278, SLG: 0.323	0-0 CS 1B			0-0 F9		0-0 F8		0-0 FC3-6 2B 1-2f	
Larry Stahl, L (1, 9) OBP: 0.327, SLG: 0.410	0-0 F4 1-2			0-0 F2		HR 2B		0-0 1-3 2B	
Nate Colbert, R (1, 3) OBP: 0.379, SLG: 0.531		0-3 K		0-0 E 1B 1B		0-0 HR		0-0 6-3	
Leron Lee, L (1, 7) OBP: 0.376, SLG: 0.453		0-0		0-0 E9 1B		0-0 5-3		4-0 IBB	
Ivan Murrell, R (9, 7) OBP: 0.277, SLG: 0.384				1-3					
Cito Gaston, R (1, 8) OBP: 0.279, SLG: 0.409		0-3 K		0-0 4-1			0-3 K	0-0 F2	
Ed Spiezio, R (1, 5) OBP: 0.305, SLG: 0.384		0-3 K			0-0	G6-4-3 1B			
Garry Jestadt, R (8, 5) OBP: 0.258, SLG: 0.263									
Bob Barton, R (1, 2) OBP: 0.312, SLG: 0.374			0-0 F8		0-0 G6-4-3		0-0 1-3		
Steve Arlin, R (1, 1) OBP: 0.167, SLG: 0.167			0-0 6-3		0-0 5-3		0-0 5-3		

Inning Stats	R: 0	H: 1	E: 0	LOB: 0	K: 0	S: 3	P: 3	R: 0	H: 1	E: 0	LOB: 1	K: 3	S: 10	R: 0	H: 0	E: 0	LOB: 0	K: 0	S: 3	R: 0	H: 2	E: 1	LOB: 2	K: 0	S: 5	R: 0	H: 1	E: 0	LOB: 0	K: 0	S: 3	R: 2	H: 2	E: 0	LOB: 0	K: 0	S: 5	R: 0	H: 1	E: 0	LOB: 1	K: 1	S: 6	R: 0	H: 2	E: 0	LOB: 3	K: 0	S: 5	

PITCHER	IP	WLS	BF	H	R	ER	SO	BB	IBB	HBP	BLK	WP	HR	S	P	ERA	WHIP
Gaylord Perry, R (1, 1) ERA: 3.37	7.1	L	30	10	2	2	4	0	0	0	0	0	1	38	38	2.46	1.364
Jerry Johnson, R (8, 1) ERA: 2.0	0.2		3	0	0	0	0	0	1	0	0	0	0	2	6	0.00	0.000

AB R H RBI BB SO LOB

BOTTOM

4	0	1	0	0	0	0
4	0	1	0	0	0	1
4	1	2	0	0	0	1
4	1	2	2	0	1	2
3	0	2	0	1	0	0
0	0	0	0	0	0	0
4	0	0	0	0	2	6
3	0	2	0	0	1	1
0	0	0	0	0	0	0
3	0	0	0	0	0	2
3	0	0	0	0	0	1

AB	32
R	2
H	10
RBI	2
BB	1
SO	4
LOB	14



WP	PA	33
1B: 7	SF: 0	
2B: 2	SAC: 0	
3B: 0	DP: 1	
HR: 1	HBP: 0	
WP: 0	PA: 33	
PB: 0		
SB: 1		
CS: 1		

livebaseballscorecards.com

San Francisco Giants @ San Diego Padres
 San Diego Stadium, San Diego, CA
 Wed Jun 30 1971, 10:05 PM EDT
 Att. 7,335 - Unknown

Batter	1	2	3	4	5	6	7	8	9	AB R H RBI BB SO LOB	TOP																										
Lou Brock, L (1, 7) OBP: 0.396, SLG: 0.466	0-3 K	0-0 1B		0-3 K		0-0 HR		0-3 K		5 1 2 1 0 3 0																											
Ted Sizemore, R (1, 4) OBP: 0.327, SLG: 0.342	4-0 BB E BB	0-0 F9		0-0 5-3		0-0 E BB 1B		0-0 F8		4 1 1 0 1 0 2																											
Jim Beauchamp, R (1, 3) OBP: 0.317, SLG: 0.416	4-0 FC5-4 BB		0-0 F7		0-0 F7	4-0 E BB		0-3 K		2 0 0 0 1 0 0																											
Joe Hague, L (6, PH) OBP: 0.333, SLG: 0.397	1-2 BB					1-2 BB				1 0 0 0 1 1 0																											
Joe Torre, R (1, 5) OBP: 0.420, SLG: 0.549	0-0 FC5-4 1B		0-0 5-3		0-0 HR	0-0 F8		0-0 F9		5 2 1 1 0 0 3																											
Jose Cardenal, R (1, 9) OBP: 0.311, SLG: 0.399	0-0 2-H 1B		0-0 2B		0-0 1B	0-3 K		4-0 G3 1B BB		4 2 3 1 1 1 2																											
Jose Cruz, L (1, 8) OBP: 0.214, SLG: 0.231	0-0 F8		0-0 1B		0-0 1B		0-0 4-3	0-0 G3		5 1 2 1 0 0 2																											
Jerry McNertney, R (1, 2) OBP: 0.359, SLG: 0.494		0-0 F8		0-0 1B		0-0 1B		0-0 1B		5 0 4 2 0 0 0																											
Bob Stinson, S (9, PR) OBP: 0.200, SLG: 0.200			2-H		1-3			2-H		0 0 0 0 0 0 0																											
Dal Maxvill, R (1, 6) OBP: 0.316, SLG: 0.243		0-0 F3		0-3 K		0-0 F8		0-0 F9		4 0 0 0 0 1 4																											
Matty Alou, L (9, PH) OBP: 0.345, SLG: 0.390										1 0 0 0 0 0 1																											
Al Santorini, R (1, 1) OBP: 0.308, SLG: 0.308		0-0 1B		0-3 K		0-0 F7		0-0 F7		1 0 1 0 0 0 0																											
Chris Zachary, L (2, 1) OBP: 0.263, SLG: 0.263										2 0 0 0 0 0 1 0																											
Moe Drabowsky, R (6, 1) OBP: 0.258, SLG: 0.258										0 0 0 0 0 0 0 0																											
Bob Burda, L (7, PH) OBP: 0.447, SLG: 0.438										0 0 0 0 0 0 0 0																											
Julian Javier, R (7, PH) OBP: 0.258, SLG: 0.321										1 0 0 0 0 0 1																											
Don Shaw, L (7, 1) OBP: 0.258, SLG: 0.321										0 0 0 0 0 0 0 0																											
Inning Stats	R: 2 E: 1 K: 1 S: 6	H: 1 LOB: 1 BB: 2 P: 14	R: 0 E: 0 K: 0 S: 5	H: 2 LOB: 2 BB: 0 P: 5	R: 2 E: 0 K: 1 S: 8	H: 3 LOB: 1 BB: 0 P: 8	R: 0 E: 0 K: 2 S: 7	H: 0 LOB: 0 BB: 0 P: 7	R: 1 E: 0 K: 0 S: 6	H: 4 LOB: 2 BB: 0 P: 6	R: 1 E: 1 K: 1 S: 7	H: 2 LOB: 2 BB: 1 P: 11	R: 0 E: 0 K: 0 S: 4	H: 1 LOB: 1 BB: 0 P: 4	R: 0 E: 0 K: 2 S: 7	H: 0 LOB: 0 BB: 0 P: 7	R: 1 E: 0 K: 0 S: 4	H: 1 LOB: 1 BB: 1 P: 8	1B: 10 2B: 2 3B: 0 HR: 2	SF: 0 SAC: 0 DP: 0 HBP: 0	WP: 0 PB: 0 SB: 0 CS: 0	PA: 44															
PITCHER	IP WLS BF H R ER SO BB IBB HBP BLK WP HR S P ERA WHIP																																				
Ron Bryant, L (1, 1) ERA: 2.45	4.2		24	9	5	4	4	2	0	0	0	0	1	30	38	7.71	2.357																				
Rich Robertson, R (5, 1) ERA: 4.06	0.2		5	3	1	1	0	0	0	0	0	0	1	5	5	13.50	4.500																				
Don McMahon, R (6, 1) ERA: 4.74	1.1	W	6	1	0	0	1	1	0	0	0	0	0	7	11	0.00	1.500																				
Steve Hamilton, L (7, 1) ERA: 1.57	1.1		4	0	0	0	2	0	0	0	0	0	0	8	8	0.00	0.000																				
Jerry Johnson, R (9, 1) ERA: 2.13	1.0	S	5	1	1	1	0	1	0	0	0	0	0	4	8	9.00	2.000																				

St. Louis Cardinals @ San Francisco Giants
Candlestick Park, San Francisco, CA

Thu Jul 01 1971, 6:33 AM EDT
Att. 7,794 - Unknown

AB	40
R	7
H	14
RBI	6
BB	4
SO	7
LOB	15



WP	0	PA	44
PB	0		
SB	0		
CS	0		

livebaseballscorecards.com

Batter	1	2	3	4	5	6	7	8	9	AB	R	H	RBI	BB	SO	LOB
Chris Speier, R OBP: 0.342, SLG: 0.347 (1, 6)	0-0 6-3	4-0 2B 1B BB	0-0 G4-3 1B			0-0 F7	0-3 K			4	1	1	1	1	1	2
Tito Fuentes, S OBP: 0.311, SLG: 0.361 (1, 4)	0-3 K	0-0 1B 2B	0-0 G4-3			0-0 1B 1B		0-0 F8		5	1	2	2	0	1	2
Ken Henderson, S OBP: 0.368, SLG: 0.417 (1, 9)	4-0 FC6-4 BB	1-0 WP 1B HBP		0-0 4-3		0-0 2B 1B		0-3 K		3	1	1	1	1	1	0
Bobby Bonds, R OBP: 0.387, SLG: 0.558 (1, 8)	0-0 FC6-4	0-0 WP 1B		0-0 6-3		0-0 2B		0-0 FC6-4 1B		5	0	3	3	0	0	1
Fran Healy, R OBP: 0.491, SLG: 0.583 (1, 2)		1B 1B		0-0 5-3		4-0 BB		0-0 FC6-4		3	1	1	0	2	0	1
Ed Goodson, L OBP: 0.294, SLG: 0.250 (1, 3)		1B 1B			0-0 G4-6-3 1B	0-0 F6				4	1	2	0	0	0	5
Al Gallagher, R OBP: 0.314, SLG: 0.324 (1, 5)		K			0-0 G4-6-3		0-0 F9			3	0	0	0	0	1	6
Don McMahon, R (6, 1)										0	0	0	0	0	0	0
Steve Hamilton, L (7, 1)										1	0	0	0	0	0	0
Jerry Johnson, R (9, 1)		F9								0	0	0	0	0	0	0
Floyd Wicker, L OBP: 0.276, SLG: 0.160 (1, 7)		0-0 BB 1B 2B 1B	0-0 FC3-6 1B		0-0 4-3		0-0 F7			4	1	2	0	0	0	0
Ron Bryant, S OBP: 0.182, SLG: 0.209 (1, 1)		0-0 2B 1B	0-0 FC3-6 1B			0-0 1B 1B		0-0 1B		2	1	1	1	0	0	1
Rich Robertson, R OBP: 0.067, SLG: 0.067 (5, 1)										0	0	0	0	0	0	0
Hal Lanier, R OBP: 0.271, SLG: 0.280 (6, 5)		1-2 2-3 3-H								2	1	2	0	0	0	0

Inning Stats	R: 0	H: 0	E: 0	K: 1	S: 5	R: 6	H: 6	E: 0	K: 1	S: 11	R: 0	H: 2	E: 0	K: 0	S: 4	R: 0	H: 0	E: 0	K: 0	S: 3	R: 0	H: 1	E: 0	K: 0	S: 3	R: 2	H: 4	E: 0	K: 0	S: 6	R: 0	H: 1	E: 0	K: 1	S: 6	R: 0	H: 1	E: 0	K: 1	S: 6
	LOB: 1	BB: 1	P: 9	LOB: 3	BB: 2	P: 20	LOB: 1	BB: 0	P: 4	LOB: 0	BB: 0	P: 3	LOB: 0	BB: 0	P: 3	LOB: 2	BB: 1	P: 10	LOB: 1	BB: 0	P: 6	LOB: 1	BB: 0	P: 6	LOB: 0	BB: 0	P: 6	LOB: 1	BB: 1	P: 6	LOB: 0	BB: 0	P: 6	LOB: 0	BB: 0	P: 6	LOB: 1	BB: 0	P: 6	

PITCHER	IP	WLS	BF	H	R	ER	SO	BB	IBB	HBP	BLK	WP	HR	S	P	ERA	WHIP
Al Santorini, R ERA: 3.82 (1, 1)	1.1		11	5	6	6	2	2	0	0	0	0	0	13	21	40.50	5.250
Chris Zachary, R ERA: 5.98 (2, 1)	4.1	L	20	8	2	2	0	1	0	1	0	1	0	18	23	4.15	2.077
Moe Drabowsky, R ERA: 3.27 (6, 1)	0.1		2	0	0	0	0	1	0	0	0	0	0	1	5	0.00	3.000
Don Shaw, L ERA: 4.78 (7, 1)	2.0		8	2	0	0	2	0	0	0	0	0	0	12	12	0.00	1.000

BOTTOM

St. Louis Cardinals @ San Francisco Giants
Candlestick Park, San Francisco, CA

Thu Jul 01 1971, 6:33 AM EDT
Att. 7,794 - Unknown

AB	36
R	8
H	15
RBI	8
BB	4
SO	4
LOB	18

livebaseballscorecards.com

GIANTS

WP: 1	PA: 41
PB: 0	
SB: 0	
CS: 0	

Batter	1	2	3	4	5	6	7	8	9	AB R H RBI BB SO LOB	TOP											
Lou Brock, L (1, 7) OBP: 0.396, SLG: 0.468	0-0 F4		0-0 F7		0-0 G6-4-3		0-0 SF8 2B		0-0 1B	5 1 2 0 0 0 1	St. Louis Cardinals @ San Francisco Giants Candlestick Park, San Francisco, CA Fri Jul 02 1971, 10:05 PM EDT Att: 11,268 - Unknown livebaseballscorecards.com											
Matty Alou, L (1, 3) OBP: 0.349, SLG: 0.403	0-0 1B			0-0 HR	4-0 1B BB		0-0 SF7	0-0 F9	3 2 2 2 1 0 1													
Jose Cruz, L (1, 8) OBP: 0.263, SLG: 0.438	0-0 F3			0-0 HR	4-0 1B BB		0-0 SF8	0-0 F8	3 1 1 2 1 0 2													
Joe Torre, R (1, 5) OBP: 0.417, SLG: 0.543	0-0 F9			0-0 F6	0-0 FC6-4 1B		0-0 6-3	0-0 F4	5 0 1 1 0 0 2													
Jose Cardenal, R (1, 9) OBP: 0.307, SLG: 0.393		0-0 F9		0-0 G3	0-0 FC6-4			0-0 F8	4 0 0 0 0 0 2													
Ted Sizemore, R (1, 4) OBP: 0.322, SLG: 0.336		0-0 F4		0-0 4-3		0-0 4-3		0-0 F6	4 0 0 0 0 0 0													
Jerry McNertney, R (1, 2) OBP: 0.365, SLG: 0.506		0-0 5-3			0-0 2B	0-0 F6		0-0 1B	4 1 2 0 0 0 0													
Dal Maxvill, R (1, 6) OBP: 0.321, SLG: 0.261			0-0 6-3		0-0 1B G6-4-3 2B	0-3 K		0-0 1B	4 1 2 1 0 1 0													
Bob Gibson, R (1, 1) OBP: 0.297, SLG: 0.361			0-0 6-3		0-0 G6-4-3 1B		0-0 2B SF7 1B	0-0 F7	4 1 2 0 0 0 2													
Inning Stats	R: 0 E: 1 K: 0 S: 4	H: 1 LOB: 1 BB: 0 P: 4	R: 0 E: 0 K: 0 S: 3	H: 0 LOB: 0 BB: 0 P: 3	R: 0 E: 0 K: 0 S: 3	H: 0 LOB: 0 BB: 0 P: 3	R: 2 E: 0 K: 0 S: 5	H: 2 LOB: 0 BB: 0 P: 5	R: 3 E: 0 K: 0 S: 6	H: 4 LOB: 2 BB: 2 P: 14	R: 0 E: 0 K: 1 S: 5	H: 0 LOB: 0 BB: 0 P: 5	R: 2 E: 0 K: 0 S: 5	H: 2 LOB: 0 BB: 0 P: 5	R: 0 E: 0 K: 0 S: 5	H: 2 LOB: 2 BB: 0 P: 5	R: 0 E: 0 K: 0 S: 4	H: 1 LOB: 1 BB: 0 P: 4	1B: 7 2B: 3 3B: 0 HR: 2	SF: 2 SAC: 0 DP: 1 HBP: 0	WP: 0 PB: 0 SB: 2 CS: 0	PA: 40
PITCHER	IP WLS BF H R ER SO BB IBB HBP BLK WP HR S P ERA WHIP																					
Steve Stone, R (1, 1) ERA: 3.51	4.0 L 18 6 5 5 0 0 0 0 0 0 0 2 18 18 11.25 1.500																					
Don Carrithers, R (5, 1) ERA: 4.5	3.0 13 3 2 2 1 2 0 0 0 0 0 0 13 21 6.00 1.667																					
Rich Robertson, R (8, 1) ERA: 3.91	2.0 9 3 0 0 0 0 0 0 0 0 0 0 9 9 0.00 1.500																					



Batter	1	2	3	4	5	6	7	8	9	AB	R	H	RBI	BB	SO	LOB
Frank Duffy, R OBP: 0.148, SLG: 0.154 (1, 6)	0-3 K	0-0 F2			0-0 E1			0-3 K		4	0	0	0	0	2	3
Tito Fuentes, S OBP: 0.313, SLG: 0.362 (1, 4)	0-0 F7		0-0 2B 1B		0-0 G3-6-3			0-0 1B		4	1	2	0	0	0	1
Ken Henderson, S OBP: 0.367, SLG: 0.419 (1, 9)	0-3 K		0-0 2B		0-0 F9			0-0 G4-6-3		4	0	1	1	0	1	1
Bobby Bonds, R OBP: 0.382, SLG: 0.550 (1, 8)		0-0 F9	0-0 5-3		0-3 K			0-0 6-3		4	0	0	0	0	1	1
Fran Healy, R OBP: 0.475, SLG: 0.549 (1, 2)		4-0 WP 1B SF BB	0-0 5-3		0-0 F9			0-3 K		3	1	0	0	1	1	1
Ed Goodson, L OBP: 0.286, SLG: 0.250 (1, 3)		0-0 SF WP 1B	0-0 F8		0-0 F5			0-3 K		4	0	1	0	0	1	1
Floyd Wicker, L OBP: 0.281, SLG: 0.148 (1, 7)		4-0 SF BB		0-0 4-3			0-0 6-3			2	0	0	0	1	0	0
Hal Lanier, R OBP: 0.265, SLG: 0.276 (1, 5)		0-0 SF		0-0 6-3			0-0 1-3			2	0	0	1	0	0	0
Steve Stone, R (1, 1)		0-3 K		0-0 1-3			0-0 F9			2	0	0	0	0	1	3
Don Carrithers, R (5, 1)										0	0	0	0	0	0	0
Jim Ray Hart, R (7, PH)										1	0	0	0	0	0	0
Rich Robertson, R (8, 1)										0	0	0	0	0	0	0

Inning Stats	R: 0	H: 0	E: 0	K: 2	S: 7	H: 0	LOB: 0	BB: 0	P: 7	R: 1	H: 1	E: 1	K: 1	S: 7	H: 1	LOB: 3	BB: 2	P: 15	R: 1	H: 2	E: 0	K: 0	S: 5	H: 0	LOB: 1	BB: 0	P: 5	R: 0	H: 0	E: 0	K: 0	S: 3	R: 0	H: 0	E: 1	K: 0	S: 3	R: 0	H: 0	E: 0	K: 1	S: 5	H: 0	LOB: 0	BB: 0	P: 5	R: 0	H: 0	E: 0	K: 0	S: 3	R: 0	H: 1	E: 0	K: 1	S: 5	H: 1	LOB: 0	BB: 0	P: 5	R: 0	H: 0	E: 0	K: 2	S: 7	H: 0	LOB: 0	BB: 0	P: 7	1B: 3	2B: 1	3B: 0	HR: 0	SF: 1	SAC: 0	DP: 2	HBP: 0	WP: 1	PA: 33
PITCHER Bob Gibson, R ERA: 4.11 (1, 1)	IP	WLS	BF	H	R	ER	SO	BB	IBB	HBP	BLK	WP	HR	S	P	ERA	WHIP																																																														
																		PITCHER	IP	WLS	BF	H	R	ER	SO	BB	IBB	HBP	BLK	WP	HR	S	P	ERA	WHIP																																												

BOTTOM


St. Louis Cardinals @ San Francisco Giants
Candlestick Park, San Francisco, CA

livebaseballscorecards.com

AB 30
R 2
H 4
RBI 2
BB 2
SO 7
LOB 11



Fri Jul 02 1971, 10:05 PM EDT
Att. 11,268 - Unknown

Batter	1	2	3	4	5	6	7	8	9	AB R H RBI BB SO LOB	TOP
Lou Brock, L (1, 7) X OBP: 0.394, SLG: 0.464	0-0 F7		0-0 E4		4-0 BB		0-0 F8			3 1 0 0 1 0 1	
Matty Alou, L (1, 3) X OBP: 0.344, SLG: 0.397	0-0 6-3		0-0 E1		0-3 K		0-0 G3			4 0 0 0 0 1 3	
Jose Cruz, L (1, 8) X OBP: 0.304, SLG: 0.389	0-0 F9		4-0 BB		0-0 F8			4-0 BB		2 0 0 0 2 0 2	
Joe Torre, R (1, 5) SS OBP: 0.412, SLG: 0.536		0-3 K	0-0 6-3			0-0 F8		0-0 F8		4 0 0 0 0 1 3	
Jose Cardenal, R (1, 9) X OBP: 0.306, SLG: 0.391		0-0 F9		0-0 F7		0-0 FC4-6 1B		0-3 K		4 0 1 0 0 1 1	
Julian Javier, R (1, 4) X OBP: 0.258, SLG: 0.326		0-0 2B		0-0 F9		0-0 FC4-6 FC4 1-2f		0-0 B5-3		4 0 1 0 0 0 2	
Jerry McNertney, R (1, 2) X OBP: 0.350, SLG: 0.484		0-0 P4		0-0 1-3		0-0 FC4 1-2f			0-0 G3	4 0 0 0 0 0 2	AB 33 R 1 H 4 RBI 0 BB 3 SO 7 LOB 15
Dal Maxvill, R (1, 6) SS OBP: 0.319, SLG: 0.268			0-3 K		0-0 G3		0-0 2B		0-0 F9	4 0 1 0 0 1 0	
Steve Carlton, L (1, 1) SS OBP: 0.220, SLG: 0.286 Moe Drabowsky, R (6, 1) SS Jim Beauchamp, R (7, PH) OBP: 0.319, SLG: 0.412 Frank Linzy, R (7, 1) OBP: 0.550, SLG: 0.500 Daryl Patterson, L (8, 1) OBP: 0.550, SLG: 0.500 Luis Melendez, R (9, PH) OBP: 0.318, SLG: 0.240			0-3 K		0-0 BB 1B		0-3 K		0-3 K	2 0 1 0 0 1 0 0 0 0 0 0 0 0 1 0 0 0 0 1 1 0 0 0 0 0 0 0 0 0 0 0 0 0 0 1 0 0 0 0 1 0	
Inning Stats	R: 0 E: 0 K: 0 S: 3 H: 0 LOB: 0 BB: 0 P: 3	R: 0 E: 0 K: 1 S: 6 H: 1 LOB: 1 BB: 0 P: 6	R: 1 E: 3 K: 2 S: 9 H: 0 LOB: 2 BB: 1 P: 13	R: 0 E: 0 K: 0 S: 3 H: 0 LOB: 0 BB: 0 P: 3	R: 0 E: 0 K: 1 S: 6 H: 1 LOB: 2 BB: 1 P: 10	R: 0 E: 0 K: 0 S: 4 H: 1 LOB: 1 BB: 0 P: 4	R: 0 E: 0 K: 1 S: 6 H: 1 LOB: 1 BB: 0 P: 6	R: 0 E: 0 K: 1 S: 5 H: 0 LOB: 1 BB: 1 P: 9	R: 0 E: 0 K: 1 S: 5 H: 0 LOB: 0 BB: 0 P: 5	1B: 2 2B: 2 3B: 0 HR: 0 SF: 0 SAC: 0 DP: 0 HBP: 0	WP: 0 PB: 0 SB: 0 CS: 0 PA: 36
PITCHER John Cumberland, L (1, 1) ERA: 1.79	IP 9.0 WLS W BF 36 H 4 R 1 ER 0 SO 7 BB 3 IBB 0 HBP 0 BLK 0 WP 0 HR 0 S 47 P 59 ERA 0.00 WHIP 0.778										

St. Louis Cardinals @ San Francisco Giants
 Candlestick Park, San Francisco, CA
 Sat Jul 03 1971, 6:33 AM EDT
 Att. 24,896 - Unknown

livebaseballscorecards.com

Batter	1	2	3	4	5	6	7	8	9
Chris Speier, R OBP: 0.339, SLG: 0.353 (1, 6)	0-0 F7		0-0 HR	0-0 FC6-4		0-0 F9	0-0 1-3	0-3 K	
Tito Fuentes, S OBP: 0.311, SLG: 0.360 (1, 4)	0-0 5-3		0-0 6-3		0-0 5-3	0-0 HR WP	0-0 G3		
Willie Mays, R OBP: 0.415, SLG: 0.545 (1, 3)	0-3 K		4-0 S BB		4-0 HR BB	0-3 K		0-0 1B	
Bobby Bonds, R OBP: 0.388, SLG: 0.561 (1, 8)		0-0 5-3	4-0 BB		0-0 HR	4-0 HR		0-0 1B	
Ken Henderson, S OBP: 0.371, SLG: 0.432 (1, 9)		0-0 F9	4-0 BB		4-0 2B BB	0-0 HR		0-3 K	
Dick Dietz, R OBP: 0.419, SLG: 0.434 (1, 2)		0-0 1B	0-0 F9		0-0 1-3 2B	4-0 BB		0-0 1B	
Bernie Williams, R OBP: 0.303, SLG: 0.250 (1, 7)		0-0 2-3		4-0 FC6-4 BB	4-0 IBB	4-0 1-2 BB		4-0 1B	
Hal Lanier, R OBP: 0.262, SLG: 0.272 (1, 5)			0-0 6-3	0-3 K	0-3 K	0-0 F9		0-0 1B	
Fran Healy, R OBP: 0.467, SLG: 0.538 (5, PH)								1-3 2-H 3-H	
Al Gallagher, R OBP: 0.316, SLG: 0.325 (6, 5)									
John Cumberland, R (1, 1)			4-0 HR	0-3 K	0-3 K		0-3 K	0-0 F8	

Inning Stats	R: 0	H: 0	E: 0	K: 1	S: 5	LOB: 0	BB: 0	P: 5
	R: 0	H: 1	E: 0	K: 0	S: 4	LOB: 1	BB: 0	P: 4
	R: 2	H: 1	E: 0	K: 0	S: 4	LOB: 3	BB: 4	P: 20
	R: 0	H: 0	E: 0	K: 2	S: 7	LOB: 1	BB: 1	P: 11
	R: 2	H: 2	E: 0	K: 2	S: 9	LOB: 3	BB: 3	P: 21
	R: 3	H: 2	E: 0	K: 1	S: 7	LOB: 2	BB: 3	P: 19
	R: 0	H: 0	E: 0	K: 1	S: 5	LOB: 0	BB: 0	P: 5
	R: 3	H: 4	E: 0	K: 2	S: 11	LOB: 2	BB: 1	P: 15

PITCHER	IP	WLS	BF	H	R	ER	SO	BB	IBB	HBP	BLK	WP	HR	S	P	ERA	WHIP
Steve Carlton, L ERA: 3.79 (1, 1)	5.2	L	33	6	7	7	6	8	2	0	0	1	3	35	75	11.12	2.471
Moe Drabowsky, R ERA: 3.24 (6, 1)	0.1		2	0	0	0	0	1	0	0	0	0	1	5	0.00	3.000	
Frank Linzy, R ERA: 3.0 (7, 1)	1.1		7	3	3	3	2	0	0	0	0	0	11	11	20.25	2.250	
Daryl Patterson, R ERA: 6.11 (8, 1)	0.2		4	1	0	0	1	1	0	0	0	0	5	9	0.00	3.000	

BOTTOM

St. Louis Cardinals @ San Francisco Giants
Candlestick Park, San Francisco, CA


Sat Jul 03 1971, 6:33 AM EDT
Att. 24,896 - Unknown

AB	R	H	RBI	BB	SO	LOB
6	1	1	2	0	1	3
5	1	1	0	0	0	0
3	2	1	0	2	2	1
3	3	2	2	2	0	0
3	1	1	3	2	1	2
4	1	3	1	1	0	3
1	0	0	0	4	0	1
2	0	0	0	0	1	1
1	0	0	0	0	1	3
2	0	1	2	0	0	2
4	1	0	0	1	3	6

1B:	6	SF:	0
2B:	1	SAC:	0
3B:	0	DP:	0
HR:	3	HBP:	0
WP:	1	PA:	46
PB:	0		
SB:	1		
CS:	0		

livebaseballscorecards.com

AB 34
R 10
H 10
RBI 10
BB 12
SO 9
LOB 22



Batter	1	2	3	4	5	6	7	8	9	AB	R	H	RBI	BB	SO	LOB	TOP										
Maury Wills, S (1, 6) OBP: 0.333, SLG: 0.337 Bill Russell, R (9, 9) OBP: 0.285, SLG: 0.317	0-0 1B BB 4-1 1B	0-0 6-3			0-0 1B 1B	0-0 G3		4-0 E IBB	0-0 E7 E	5	4	2	0	1	0	1											
Willie Crawford, L (1, 7) OBP: 0.350, SLG: 0.469 Manny Mota, R (8, PH) OBP: 0.380, SLG: 0.404	4-0 4-1 1-2 1B BB		0-0 4-3		0-0 1B 1B		0-0 F7	0-0 E8 1-H 2-H 2B	4-0 E BB	3	0	1	0	1	0	0											
Willie Davis, L (1, 8) OBP: 0.367, SLG: 0.494	0-3 K		0-0 F2		0-0 F7		0-0 L9	0-0 4-3	0-0 F9	6	0	0	0	0	1	6											
Dick Allen, R (1, 5) OBP: 0.357, SLG: 0.425	0-0 1-2 2-3 1B		0-3 K		0-0 1-3 2-H 1B		0-0 F8	0-0 HR	0-0 4-3 1-3 3-H	6	1	3	2	0	1	1											
Wes Parker, S (1, 3) OBP: 0.377, SLG: 0.384	0-0 4-1 1-2 2-3 3-H			0-0 G3 2B	0-3 K			0-0 1B BB		4	2	2	1	1	1	4											
Duke Sims, L (1, 2) OBP: 0.358, SLG: 0.362	4-0 IBB			0-0 G3 2-3		4-0 G5-4-3 BB		0-0 1B BB		3	2	2	1	2	0	1											
Billy Grabarkewitz, R (1, 4) OBP: 0.386, SLG: 0.292 Jim Lefebvre, S (6, 4) OBP: 0.332, SLG: 0.424	0-0 F9		0-0 P3		0-0 G5-4-3 1-2		0-0 F5	0-0 1B HR		3	0	0	0	0	0	5											
Bill Buckner, L (1, 9) OBP: 0.335, SLG: 0.400 Pete Mikkelsen, R (8, 1) OBP: 0.250, SLG: 0.143		0-0 4-3		0-0 4-3		0-0 2B 2B		0-0 E9 1B 1B	0-0 6-3	5	2	2	1	0	0	1											
Claude Osteen, L (1, 1) OBP: 0.185, SLG: 0.180 Jim Brewer, L (7, 1) OBP: 0.131, SLG: 0.323 Tom Haller, L (8, PH) OBP: 0.311, SLG: 0.323 Bobby Valentine, R (8, PH) OBP: 0.306, SLG: 0.356		0-0 F8		0-0 6-3		0-0 2B		0-0 2-H 3-H E 1B	0-0 6-3	3	0	1	1	0	0	0											
Inning Stats	R: 1 E: 0 K: 1 S: 7	H: 2 LOB: 3 BB: 2 P: 15	R: 0 E: 0 K: 0 S: 3	H: 0 LOB: 0 BB: 0 P: 3	R: 0 E: 0 K: 1 S: 5	H: 0 LOB: 0 BB: 0 P: 5	R: 0 E: 0 K: 0 S: 4	H: 1 LOB: 1 BB: 0 P: 4	R: 1 E: 0 K: 1 S: 8	H: 3 LOB: 2 BB: 0 P: 8	R: 0 E: 0 K: 0 S: 3	H: 0 LOB: 0 BB: 0 P: 3	R: 10 E: 2 K: 0 S: 11	H: 8 LOB: 0 BB: 2 P: 19	R: 1 E: 2 K: 0 S: 4	H: 0 LOB: 1 BB: 1 P: 8	1B: 10 2B: 4 3B: 0 HR: 2	SF: 0 SAC: 0 DP: 1 HBP: 0	WP: 1 PB: 0 SB: 0 CS: 0	PA: 49							
PITCHER	IP	WLS	BF	H	R	ER	SO	BB	IBB	HBP	BLK	WP	HR	S	P	ERA	WHIP										
Juan Marichal, R (1, 1) ERA: 2.69	7.0		31	8	3	3	3	2	1	0	0	0	0	34	46	3.86	1.429										
Jerry Johnson, R (8, 1) ERA: 2.6	0.1	L	4	2	3	3	0	1	0	0	0	0	0	3	7	81.00	9.000										
Steve Hamilton, L (8, 1) ERA: 3.86	0.1		7	5	5	5	0	0	1	0	0	1	1	6	10	135.00	15.000										
Don Carrithers, R (8, 1) ERA: 5.4	0.1		2	1	2	2	0	0	0	0	0	0	1	2	2	54.00	3.000										
Rich Robertson, R (9, 1) ERA: 3.83	1.0		5	0	1	0	0	1	0	0	0	0	0	4	8	0.00	1.000										

Los Angeles Dodgers @ San Francisco Giants
Candlestick Park, San Francisco, CA
 Sun Jul 04 1971, 6:33 AM EDT
 Att: 30,663 - Unknown

livebaseballscores.com

AB	43
R	14
H	16
RBI	12
BB	6
SO	3
LOB	21



Batter	1	2	3	4	5	6	7	8	9	AB	R	H	RBI	BB	SO	LOB
Chris Speier, R OBP: 0.337, SLG: 0.354 (1, 6)	0-3 K			0-0 6-3		0-0 F8	0-0 G3 1-H 2-H 3-H 2B		0-3 K	5	0	1	3	0	2	1
Tito Fuentes, S OBP: 0.310, SLG: 0.357 (1, 4)	0-0 F7			0-3 K		0-0 SF9 1-2 1B	0-0 G3 2-3		0-0 G3	5	0	1	0	0	1	1
Willie Mays, R OBP: 0.414, SLG: 0.538 (1, 3)	0-0 F9			0-0 6-3		4-0 1-2 2-3 BB	4-0 FC5-4 BB		0-0 F8	3	0	0	0	2	0	0
Bobby Bonds, R OBP: 0.387, SLG: 0.558 (1, 8)		0-3 K		4-0 F9 BB BB		0-0 SF9 2-3 3-H	0-0 FC5-4 1-2f			2	0	0	1	1	1	2
Ken Henderson, S OBP: 0.365, SLG: 0.424 (1, 9)		0-0 1-3		0-0 F8		0-0 G3		0-0 F3		4	0	0	0	0	0	3
Dick Dietz, R OBP: 0.423, SLG: 0.435 (1, 2)		0-0 4-3		4-0 1-2 BB			0-0 SH2-4 1B 2B 1B	4-0 1B BB		2	1	1	0	2	0	0
Bernie Williams, R OBP: 0.300, SLG: 0.250 (1, 7)			0-0 F2	0-0 F9 2-3			0-0 SH2-4 2B 1B	0-3 K		4	1	1	0	0	1	3
Hal Lanier, R OBP: 0.260, SLG: 0.270 (1, 5)			0-0 6-3	0-0 G3			0-0 SH2-4	0-0		1	0	0	0	0	0	0
Fran Healy, R OBP: 0.459, SLG: 0.528 (5, PH)										1	0	0	0	0	0	2
Al Gallagher, R OBP: 0.319, SLG: 0.329 (6, 5)										1	0	1	0	0	0	0
Juan Marichal, R OBP: 0.146, SLG: 0.278 (1, 1)			0-0 F2				0-0 BB 1B SF9 1B	4-0 2B BB		2	1	1	0	0	0	0
Jimmy Rosario, S OBP: 0.358, SLG: 0.300 (7, PH)										0	1	0	0	1	0	0
Jerry Johnson, R OBP: 0.358, SLG: 0.300 (8, 1)										0	0	0	0	0	0	0
Steve Hamilton, L OBP: 0.358, SLG: 0.300 (8, 1)										0	0	0	0	0	0	0
Don Carrithers, R OBP: 0.358, SLG: 0.300 (8, 1)										0	0	0	0	0	0	0
Ed Goodson, L OBP: 0.273, SLG: 0.238 (8, PH)										1	0	0	0	0	0	2
Rich Robertson, R OBP: 0.067, SLG: 0.067 (9, 1)										0	0	0	0	0	0	0

Inning Stats	R: 0	H: 0	E: 0	K: 1	S: 5	R: 0	H: 0	E: 0	K: 1	S: 5	R: 0	H: 0	E: 0	K: 0	S: 3	R: 0	H: 0	E: 0	K: 1	S: 5	R: 0	H: 0	E: 0	K: 0	S: 3	R: 1	H: 2	E: 0	K: 0	S: 5	R: 3	H: 3	E: 0	K: 0	S: 6	R: 0	H: 1	E: 0	K: 1	S: 6	R: 0	H: 0	E: 0	K: 1	S: 5	1B: 5	SF: 1	2B: 1	SAC: 1	3B: 0	DP: 0	HR: 0	HBP: 0	WP: 0	PA: 39
--------------	------	------	------	------	------	------	------	------	------	------	------	------	------	------	------	------	------	------	------	------	------	------	------	------	------	------	------	------	------	------	------	------	------	------	------	------	------	------	------	------	------	------	------	------	------	-------	-------	-------	--------	-------	-------	-------	--------	-------	--------

PITCHER	IP	WLS	BF	H	R	ER	SO	BB	IBB	HBP	BLK	WP	HR	S	P	ERA	WHIP
Claude Osteen, L ERA: 3.53 (1, 1)	6.1		27	4	4	4	3	4	0	0	0	0	0	29	45	5.68	1.263
Jim Brewer, L ERA: 1.82 (7, 1)	0.2		4	1	0	0	0	1	0	0	0	0	0	3	7	0.00	3.000
Pete Mikkelsen, R ERA: 2.93 (8, 1)	2.0	W	8	1	0	0	2	1	0	0	0	0	0	11	15	0.00	1.000

BOTTOM

Los Angeles Dodgers @ San Francisco Giants
Candlestick Park, San Francisco, CA


AB	31
R	4
H	6
RBI	4
BB	6
SO	5
LOB	14


WP: 0	PA: 39
PB: 0	
SB: 0	
CS: 0	



Sun Jul 04 1971, 6:33 AM EDT
Att. 30,663 - Unknown

livebaseballscores.com

Batter	1	2	3	4	5	6	7	8	9	AB R H RBI BB SO LOB	TOP														
Maury Wills, S OBP: 0.331, SLG: 0.334 (1, 6) X	0-0 1-3 ①		0-0 FC4-6 1B 1B		0-0 FC 1B 3B		0-0 F8 ① X	0-0 FC5-4 ③ 1-2f		5 1 1 0 0 0 2	<p>Los Angeles Dodgers @ San Francisco Giants Candlestick Park, San Francisco, CA</p> <p>Mon Jul 05 1971, 6:33 AM EDT Att. 29,518 - Unknown</p> <p>livebaseballscorecards.com</p> <table border="1"> <tr><td>AB</td><td>37</td></tr> <tr><td>R</td><td>7</td></tr> <tr><td>H</td><td>12</td></tr> <tr><td>RBI</td><td>7</td></tr> <tr><td>BB</td><td>2</td></tr> <tr><td>SO</td><td>2</td></tr> <tr><td>LOB</td><td>12</td></tr> </table> 	AB	37	R	7	H	12	RBI	7	BB	2	SO	2	LOB	12
AB	37																								
R	7																								
H	12																								
RBI	7																								
BB	2																								
SO	2																								
LOB	12																								
Willie Crawford, L OBP: 0.358, SLG: 0.496 (1, 7) X	0-0 F7		0-0 FC4-6 1B		0-0 1-2 2-3 3B 1B		0-0 HR		0-0 3-1 ①	5 2 3 1 0 0 0															
Willie Davis, L OBP: 0.364, SLG: 0.495 (1, 8) X	0-0 6-3 ③		0-0 FC4-6 1-2f 2-3		0-0 SF8 1-H 2-H 3-H 3B		0-0 F7 ②		0-0 F9 ②	5 1 1 3 0 0 2															
Dick Allen, R OBP: 0.358, SLG: 0.424 (1, 5) X		0-0 G6-3 1B	0-0 F8 ③		0-0 SF8 3-H ①		0-0 6-3 ③		4-0 BB	3 0 1 1 1 0 2															
Wes Parker, S OBP: 0.375, SLG: 0.381 (1, 3) X		0-0 G6-3 1-2f		0-0 F9 ① X	0-0 F8 ②			0-0 1B SF9 1B	0-0 4-3 ③	5 1 1 0 0 0 2															
Duke Sims, L OBP: 0.361, SLG: 0.366 (1, 2) X		0-0 BB 1B		0-3 K ② S S S	0-3 K ③ S S S			0-0 4-3 SF9 1B 1B		4 1 2 0 0 2 0															
Jim Lefebvre, S OBP: 0.335, SLG: 0.430 (1, 4) X		4-0 BB BB BB		0-0 2B		0-0 F8 ①		0-0 SF9 ① 1-2 3-H		2 0 1 1 1 0 0															
Bill Buckner, L OBP: 0.327, SLG: 0.390 (1, 9) X		0-0 F5 ③		0-0 F7 ③		0-0 F8 ②		0-0 4-3 ② 2-3		4 0 0 0 0 0 4															
Don Sutton, R OBP: 0.283, SLG: 0.256 (1, 1) X			0-0 G3 ①		0-0 1B WP 3B 1B		0-0 F4 ③		0-0 FC5-4 ③ 3-H	3 1 1 0 0 0 0															
Jim Brewer, L OBP: 0.250, SLG: 0.250 (7, 1) X										1 0 1 1 0 0 0															
Inning Stats	R: 0 H: 0 E: 0 LOB: 0 K: 0 BB: 0 S: 3 P: 3	R: 0 H: 2 E: 0 LOB: 2 K: 0 BB: 1 S: 4 P: 8	R: 0 H: 2 E: 0 LOB: 2 K: 0 BB: 0 S: 5 P: 5	R: 0 H: 1 E: 0 LOB: 1 K: 1 BB: 0 S: 6 P: 6	R: 4 H: 3 E: 0 LOB: 0 K: 1 BB: 0 S: 9 P: 9	R: 0 H: 0 E: 0 LOB: 0 K: 0 BB: 0 S: 3 P: 3	R: 1 H: 1 E: 0 LOB: 0 K: 0 BB: 0 S: 4 P: 4	R: 2 H: 3 E: 0 LOB: 1 K: 0 BB: 0 S: 6 P: 6	R: 0 H: 0 E: 0 LOB: 1 K: 0 BB: 1 S: 3 P: 7	1B: 9 SF: 2 2B: 1 SAC: 0 3B: 1 DP: 1 HR: 1 HBP: 0	WP: 1 PA: 41 PB: 0 SB: 0 CS: 0														
PITCHER Gaylord Perry, R ERA: 3.63 (1, 1) Don McMahon, R ERA: 4.62 (9, 1)	IP WLS BF H R ER SO BB IBB HBP BLK WP HR S P ERA WHIP																								
	8.0 L 37 12 7 7 2 1 0 0 0 1 1 40 44 7.88 1.625																								
	1.0 4 0 0 0 0 0 1 0 0 0 0 0 3 7 0.00 1.000																								

Batter	1	2	3	4	5	6	7	8	9	AB	R	H	RBI	BB	SO	LOB	BOTTOM														
Chris Speier, R OBP: 0.338, SLG: 0.352 (1, 6) X	0-0 3-1 E 1B	H 1-0 HBP		0-3 K		0-3 K		0-0 F9		4	1	1	0	0	2	3	<p>Los Angeles Dodgers @ San Francisco Giants Candlestick Park, San Francisco, CA</p> <p>Mon Jul 05 1971, 6:33 AM EDT Att. 29,518 - Unknown</p> <p>livebaseballscorecards.com</p> <table border="0"> <tr><td>AB</td><td>35</td></tr> <tr><td>R</td><td>3</td></tr> <tr><td>H</td><td>11</td></tr> <tr><td>RBI</td><td>1</td></tr> <tr><td>BB</td><td>3</td></tr> <tr><td>SO</td><td>8</td></tr> <tr><td>LOB</td><td>18</td></tr> </table> 	AB	35	R	3	H	11	RBI	1	BB	3	SO	8	LOB	18
AB	35																														
R	3																														
H	11																														
RBI	1																														
BB	3																														
SO	8																														
LOB	18																														
Tito Fuentes, S OBP: 0.311, SLG: 0.356 (1, 4) X	0-0 3-1 1-2	0-0 5-3			0-0 F9	4-0 FC4-6 BB		0-0 FC5-4 1B		4	0	1	0	1	0	3															
Willie Mays, R OBP: 0.414, SLG: 0.534 (1, 3) X	0-0 E5 WP FC7-2 2-H 1B		0-3 K		4-0 3-1 1B BB	0-0 FC4-6 1-2f		0-0 FC5-4 FC6-4 1-2f		4	0	1	0	1	1	3															
Bobby Bonds, R OBP: 0.384, SLG: 0.552 (1, 9) X	0-0 FC7-2 2-H		0-0 F8		0-0 3-1 1B		0-0 F8		0-3 K	5	0	1	0	0	1	2															
Ken Henderson, S OBP: 0.358, SLG: 0.414 (1, 7) X		0-0 F8	0-0 G3		0-0 3-1		0-0 F8		0-0 FC6-4 1-2f	5	0	0	0	0	0	3															
Dick Dietz, R OBP: 0.424, SLG: 0.433 (1, 2) X		0-3 K		0-3 K	4-0 BB		0-0 1B			3	0	1	0	1	2	0															
Jimmy Rosario, S OBP: 0.363, SLG: 0.309 (1, 8) X		0-0 1B 1B 1B		0-0 1B S 1B	0-0 F8		0-3 K			4	1	2	0	0	1	4															
Hal Lanier, R OBP: 0.273, SLG: 0.284 (1, 5) X		0-0 1B E 1B 1-2		0-0 SH1-4 1-3 1B		0-0 SH2-4 1B		0-0 F3		4	1	3	0	0	0	0															
Gaylord Perry, R OBP: 0.120, SLG: 0.122 (1, 1) X		0-0 E8 1B 1-H 2-H		0-0 SH1-4 1-2		0-0 SH2-4 1-2		0-3 K		1	0	1	1	0	0	0															
Fran Healy, R OBP: 0.452, SLG: 0.519 (8, PH)										1	0	0	0	0	1	0															
Don McMahon, R (9, 1)										0	0	0	0	0	0	0															
Inning Stats	R: 1 E: 1 K: 0 S: 4	H: 2 LOB: 0 BB: 0 P: 4	R: 2 E: 1 K: 1 S: 8	H: 3 LOB: 2 BB: 0 P: 9	R: 0 E: 0 K: 1 S: 5	H: 0 LOB: 0 BB: 0 P: 5	R: 0 E: 0 K: 2 S: 9	H: 2 LOB: 2 BB: 0 P: 9	R: 0 E: 0 K: 0 S: 4	H: 1 LOB: 3 BB: 2 P: 12	R: 0 E: 0 K: 1 S: 6	H: 1 LOB: 2 BB: 1 P: 10	R: 0 E: 0 K: 1 S: 6	H: 1 LOB: 1 BB: 0 P: 6	R: 0 E: 0 K: 1 S: 5	H: 0 LOB: 0 BB: 0 P: 5	R: 0 E: 0 K: 1 S: 6	H: 1 LOB: 1 BB: 0 P: 6	1B: 11 2B: 1 3B: 0 HR: 0	SF: 0 SAC: 2 DP: 1 HBP: 1	WP: 1 PB: 0 SB: 1 CS: 0	PA: 41									
PITCHER Don Sutton, R ERA: 2.82 (1, 1)	IP: 6.0 WLS: W BF: 30	H: 9 R: 3	ER: 2 SO: 5	BB: 3 IBB: 0 HBP: 1 BLK: 0	WP: 1 HR: 0 S: 36 P: 49	ERA: 3.00 WHIP: 2.000																									
Jim Brewer, L ERA: 1.67 (7, 1)	IP: 3.0 WLS: S BF: 11	H: 2 R: 0	ER: 0 SO: 3	BB: 0 IBB: 0 HBP: 0 BLK: 0	WP: 0 HR: 0 S: 17 P: 17	ERA: 0.00 WHIP: 0.667																									

AB	35
R	3
H	11
RBI	1
BB	3
SO	8
LOB	18



Batter	1	2	3	4	5	6	7	8	9	AB R H RBI BB SO LOB	TOP									
Roger Metzger, S OBP: 0.267, SLG: 0.281 (1, 6) X	0-0 L1	0-0 4-3			0-0 4-3		0-0 WP BB BB 1B		4-0 SH 1B BB	4 2 1 0 1 0 0										
Joe Morgan, L OBP: 0.333, SLG: 0.376 (1, 4) X	0-0 2B 1B	0-0 1B			0-0 1B 1B		4-0 BB WP BB		0-0 SH 1B	3 1 3 0 1 0 0										
Cesar Cedeno, R OBP: 0.286, SLG: 0.401 (1, 8) X	0-0 1B 2B	0-0 F4			0-0 1B		0-0 F7		0-0 FC6-4 1B	5 1 3 1 0 0 3										
Bob Watson, R OBP: 0.351, SLG: 0.399 (1, 7) X	0-0 FC6-4 1B		0-0 6-3		4-0 G6-4-3 IBB		4-0 BB BB		0-3 K	3 0 1 2 2 1 2										
Denis Menke, R OBP: 0.334, SLG: 0.322 (1, 3) X	0-0 FC6-4 1B		0-0 6-3		0-0 G6-4-3		4-0 BB		0-3 K	4 1 0 1 1 1 6										
Doug Rader, R OBP: 0.296, SLG: 0.338 (1, 5) B B B	4-0 1B BB		0-0 F4		0-3 K	0-3 1-3	0-0 1-3		0-0 FC6-4	4 0 0 0 1 1 5										
Jimmy Wynn, R OBP: 0.314, SLG: 0.300 (1, 9) X	0-0 1B			0-0 5-3		0-0 F9		0-0 F3		4 0 1 1 0 0 0										
Jack Hiatt, R OBP: 0.435, SLG: 0.379 (1, 2) S S S	0-3 K			0-0 6-3		0-3 K		0-0 6-3		4 0 0 0 0 2 2										
Jack Billingham, R OBP: 0.132, SLG: 0.108 (1, 1)		0-0 4-3		0-3 K		0-3 K		0-3 K		4 0 0 0 0 3 0										
George Culver, R (8, 1)										0 0 0 0 0 0 0										
Inning Stats	R: 3 E: 0 K: 1 S: 9	H: 4 LOB: 2 BB: 1 P: 13	R: 0 E: 0 K: 0 S: 4	H: 1 LOB: 1 BB: 0 P: 4	R: 0 E: 0 K: 0 S: 3	H: 0 LOB: 0 BB: 0 P: 3	R: 0 E: 0 K: 1 S: 5	H: 0 LOB: 0 BB: 0 P: 5	R: 0 E: 0 K: 2 S: 7	H: 0 LOB: 0 BB: 0 P: 7	R: 1 E: 0 K: 1 S: 6	H: 1 LOB: 3 BB: 3 P: 18	R: 0 E: 0 K: 1 S: 5	H: 0 LOB: 0 BB: 0 P: 5	R: 1 E: 0 K: 2 S: 9	H: 1 LOB: 2 BB: 1 P: 13	1B: 8 2B: 1 3B: 0 HR: 0	SF: 0 SAC: 1 DP: 1 HBP: 0	WP: 1 PB: 0 SB: 0 CS: 0	PA: 42
PITCHER	IP WLS BF H R ER SO BB IBB HBP BLK WP HR S P ERA WHIP																			
Ron Bryant, L (1, 1) ERA: 2.68	0.2 L 7 4 3 3 0 1 0 0 0 0 0 0 6 10 40.50 7.500																			
Don Carrithers, R (1, 1) ERA: 3.55	4.1 16 3 0 0 2 0 1 0 0 0 0 19 23 0.00 0.692																			
Don McMahon, R (6, 1) ERA: 4.65	1.2 9 1 1 1 3 3 0 0 0 1 0 12 24 5.40 2.400																			
Jerry Johnson, R (7, 1) ERA: 2.65	2.1 10 1 1 1 3 1 0 0 0 0 0 15 19 3.86 0.857																			

Houston Astros @ San Francisco Giants
Candlestick Park, San Francisco, CA

Tue Jul 06 1971, 10:05 PM EDT
Att. 5,765 - Unknown

AB	35
R	5
H	9
RBI	5
BB	6
SO	8
LOB	18



WP: 1	PA: 42
PB: 0	
SB: 0	
CS: 0	

Batter	1	2	3	4	5	6	7	8	9	AB	R	H	RBI	BB	SO	LOB
Chris Speier, R (1, 6) OBP: 0.337, SLG: 0.351	0-0 1-3	0-0 F9			0-0 F4			0-0 FC4-6 1B		4	0	1	0	0	0	2
Tito Fuentes, S (1, 4) OBP: 0.307, SLG: 0.351	0-0 F8	0-3 K			0-0 F8			0-0 F9		4	0	0	0	0	1	3
Willie Mays, R (1, 3) OBP: 0.415, SLG: 0.531	4-0 HBP BB		0-0 3-1			0-0 6-3		0-0 FC4-6 1B		3	0	1	0	1	0	0
Bobby Bonds, R (1, 9) OBP: 0.385, SLG: 0.559	1-0 HBP		0-3 K			0-0 HR		0-0 FC4-6 1-2f 2-3		3	1	1	1	0	1	2
Ken Henderson, S (1, 7) OBP: 0.357, SLG: 0.409	0-0 F5		0-0 F9			4-0 BB G5-4-3		0-0 F3		3	0	0	0	1	0	4
Fran Healy, R (1, 2) OBP: 0.431, SLG: 0.491		0-0 4-3		0-3 K		0-0 G5-4-3			0-0 F7	3	0	0	0	0	1	1
Jerry Johnson, R (7, 1) Floyd Wicker, L (9, PH) OBP: 0.273, SLG: 0.143										0	0	0	0	0	0	0
										1	0	0	0	0	0	0
Jimmy Rosario, S (1, 8) OBP: 0.368, SLG: 0.309		0-0 SH 1B		1-0 G6-3 HBP			0-0 G3		0-0 1-3	3	1	1	0	0	0	0
Hal Lanier, R (1, 5) OBP: 0.274, SLG: 0.285																
Al Gallagher, R (9, PH) OBP: 0.322, SLG: 0.332		0-0 SH 1B		0-0 G6-3 1-2f			0-0 6-3		0-0 FC6-4 1B	3	0	1	0	0	0	1
Ron Bryant, S (1, 1) OBP: 0.182, SLG: 0.209		0-0 SH								1	0	1	0	0	0	0
Don Carrithers, R (1, 1)										0	0	0	0	0	0	0
Ed Goodson, L (5, PH) OBP: 0.261, SLG: 0.227		1-3 2-H								0	0	0	0	0	0	0
Don McMahon, R (6, 1)										0	0	0	0	0	0	0
Dick Dietz, R (7, 2) OBP: 0.421, SLG: 0.430										2	0	0	0	0	0	1

Inning Stats	R: 0	H: 0	E: 0	K: 0	S: 3	H: 0	LOB: 2	BB: 1	P: 8	R: 1	H: 2	E: 1	K: 1	S: 8	H: 0	LOB: 0	BB: 0	P: 5	R: 0	H: 0	E: 0	K: 1	S: 5	H: 0	LOB: 0	BB: 0	P: 5	R: 0	H: 0	E: 0	K: 0	S: 3	H: 1	LOB: 1	BB: 1	P: 7	R: 0	H: 0	E: 0	K: 0	S: 3	H: 2	LOB: 2	BB: 0	P: 5	R: 0	H: 1	E: 0	K: 0	S: 4	H: 0	LOB: 1	BB: 0	P: 4	1B: 5	2B: 0	3B: 0	HR: 1	SF: 0	SAC: 1	DP: 2	HBP: 2	WP: 0	PB: 0	SB: 1	CS: 0	PA: 36	ERA	WHIP
PITCHER	IP	WLS	BF	H	R	ER	SO	BB	IBB	HBP	BLK	WP	HR	S	P	ERA	WHIP																				ERA	WHIP																															
Jack Billingham, R (1, 1) ERA: 3.31	7.1	W	30	5	2	1	3	2	0	2	0	0	1	32	42	1.23	0.955																																																				
George Culver, R (8, 1) ERA: 1.81	1.2	S	6	1	0	0	0	0	0	0	0	0	0	6	6	0.00	0.600																																																				

BOTTOM


Houston Astros @ San Francisco Giants
Candlestick Park, San Francisco, CA

Tue Jul 06 1971, 10:05 PM EDT
Att. 5,765 - Unknown

livebaseballscorecards.com

AB	31
R	2
H	6
RBI	1
BB	2
SO	3
LOB	14



Batter	1	2	3	4	5	6	7	8	9	AB R H RBI BB SO LOB	TOP
Roger Metzger, S (1, 6) OBP: 0.268, SLG: 0.282	0-0 F7		0-0 5-3	0-0 F7	0-0 1B	0-0 E7 2B 1B		0-0 FC6-4 FC1-4 1-2f		6 1 2 2 0 0 4	
Joe Morgan, L (1, 4) OBP: 0.331, SLG: 0.377	0-3 K		0-3 K	0-0 2B 2B	0-0 F9	0-0 F2		0-0 FC1-4 1-2f		5 1 1 2 0 2 3 1 0 0 0 0 0 1	
Jim Ray, R (6, 1) OBP: 0.250, SLG: 0.250											
Cesar Cedeno, R (1, 8) OBP: 0.290, SLG: 0.410	0-0 1-3			0-0 1B 1B	0-0 F7	0-0 2B		0-3 K		6 2 3 4 0 1 2	
Bob Watson, R (1, 7) OBP: 0.358, SLG: 0.407		4-0 FC6-5 WP BB		0-0 1B 1B		0-0 1B		0-0 5-3		5 3 3 1 1 0 1	
Denis Menke, R (1, 3) OBP: 0.331, SLG: 0.319		0-3 K		0-0 1B 1B		0-0 E1 HBP BB 1B	0-0 F3	0-0 F7		5 2 1 2 0 1 2	
Doug Rader, R (1, 5) OBP: 0.300, SLG: 0.337		0-0 FC6-5 S 1B		0-0 1B 1B		4-0 1B HBP BB	0-0 5-3	0-0 1-3		4 3 1 1 2 0 1	
Jimmy Wynn, R (1, 9) OBP: 0.325, SLG: 0.310		0-0 S 1B		0-0 1B 1B		1-0 1B	0-0 1B			3 2 2 2 1 0 1	
Jay Schlueter, R (7, 7)				0-0 1B 1B		1-2 2-3 3-H 1B HBP	0-0 2B			0 0 0 0 0 0 0	AB 45 R 18 H 17 RBI 18 BB 4 SO 5 LOB 23
Johnny Edwards, L (1, 2) OBP: 0.281, SLG: 0.311	0-0 F7			0-0 2B 1B	0-0 1B 2B	0-3 K	0-0 4-3			5 2 2 1 0 1 5	
Larry Dierker, R (1, 1) OBP: 0.100, SLG: 0.102			0-0 F8	0-0 E3 2B 2B	0-0 6-3	0-0 E 1B 2B 1B		0-0 FC6-4 1B		3 1 0 1 0 0 3	
Jesus Alou, R (6, PH) OBP: 0.350, SLG: 0.410				1-2 2-3 3-H 2B		1-2 2-H 3-H 2B 1B				2 1 2 2 0 0 0	
Inning Stats	R: 0 H: 0 E: 0 LOB: 0 K: 1 BB: 0 S: 5 P: 5	R: 1 H: 1 E: 0 LOB: 1 K: 1 BB: 1 S: 6 P: 10	R: 0 H: 0 E: 0 LOB: 0 K: 1 BB: 0 S: 5 P: 5	R: 10 H: 8 E: 1 LOB: 1 K: 0 BB: 2 S: 12 P: 20	R: 1 H: 2 E: 0 LOB: 1 K: 0 BB: 0 S: 5 P: 5	R: 6 H: 4 E: 2 LOB: 1 K: 1 BB: 1 S: 10 P: 15	R: 0 H: 1 E: 0 LOB: 1 K: 0 BB: 0 S: 4 P: 4	R: 0 H: 1 E: 0 LOB: 1 K: 1 BB: 0 S: 6 P: 6	R: 0 H: 0 E: 0 LOB: 0 K: 0 BB: 0 S: 3 P: 3	1B: 11 SF: 1 2B: 6 SAC: 0 3B: 0 DP: 0 HR: 0 HBP: 1	WP: 2 PA: 51 PB: 0 SB: 2 CS: 0
PITCHER	Steve Stone, R (1, 1) ERA: 3.86	Rich Robertson, R (4, 1) ERA: 4.47	Don Carrithers, R (4, 1) ERA: 3.77	Ron Bryant, L (6, 1) ERA: 2.91	Don McMahon, R (6, 1) ERA: 4.57	Steve Hamilton, L (7, 1) ERA: 3.42				IP WLS BF H R ER SO BB IBB HBP BLK WP HR S P ERA WHIP	IP WLS BF H R ER SO BB IBB HBP BLK WP HR S P ERA WHIP
	3.0 L 15 5 5 5 3 1 0 0 0 1 0 20 24 15.00 2.000	0.1 6 3 4 3 0 1 0 0 0 0 0 5 9 81.00 12.000	1.2 9 3 3 2 0 1 0 0 0 1 0 8 12 10.80 2.400	0.1 7 3 6 3 1 1 0 1 0 0 0 7 12 81.00 12.000	0.2 3 1 0 0 0 0 0 0 0 0 0 3 3 0.00 1.500	3.0 11 2 0 0 1 0 0 0 0 0 0 13 13 0.00 0.667					

Houston Astros @ San Francisco Giants
Candlestick Park, San Francisco, CA

Wed Jul 07 1971, 6:33 AM EDT
Att. 5,791 - Unknown

livebaseballscorecards.com

Batter	1	2	3	4	5	6	7	8	9	AB R H RBI BB SO LOB
Chris Speier, R (1, 6) Frank Duffy, R (6, 6) OBP: 0.337, SLG: 0.351 OBP: 0.138, SLG: 0.143	0-0 F5		0-0 6-3		0-0 3B 1B	0-3 K			0-3 K	3 1 1 0 0 0 0 2 0 0 0 0 2 1
Tito Fuentes, S (1, 4) OBP: 0.306, SLG: 0.355	0-0 F7		0-0 6-3		0-0 2B 3B		0-0 4-3		0-0 F3	5 1 1 2 0 0 0
Willie Mays, R (1, 3) Ed Goodson, L (5, PH) (6, 3) OBP: 0.416, SLG: 0.531 OBP: 0.240, SLG: 0.208	0-0 1B		0-0 6-3		0-3 K		0-0 F7			2 0 1 0 0 0 0 2 0 0 0 0 1 1
Bobby Bonds, R (1, 9) OBP: 0.381, SLG: 0.552	0-0 F6			0-0 5-3	0-0 1-3		0-0 F8			4 0 0 0 0 0 2
Ken Henderson, S (1, 7) OBP: 0.366, SLG: 0.421		0-0 1B 1B		0-0 1B BB 1B	0-0 2B			4-0 WP G3 BB		3 1 3 1 1 0 0
Dick Dietz, R (1, 2) Russ Gibson, R (7, 2) OBP: 0.424, SLG: 0.430 OBP: 0.208, SLG: 0.304		0-0 BB 1B		4-0 1B BB	0-0 F6			0-3 K		2 0 1 0 1 0 1 1 0 0 0 0 1 1
Jimmy Rosario, S (1, 8) OBP: 0.380, SLG: 0.320		4-0 G4-6-3 BB		0-0 G6-4-3 1B		0-0 FC6-4 1B		0-0 G3		3 0 2 1 1 0 1
Al Gallagher, R (1, 5) OBP: 0.316, SLG: 0.325		0-3 K		0-0 G6-4-3 1-2f		0-0 FC6-4 1-2f		0-0 4-3		4 0 0 0 0 1 7
Steve Stone, R Rich Robertson, R Don Carrithers, R Bernie Williams, R Ron Figgitt, S Don McMillan, R Floyd Wicker, L Steve Hamilton, L Hal Lanier, R		0-0 G4-6-3 1-2f			4-0 3B BB	0-3 K		0-0 F7		1 0 0 0 0 0 0 3 0 0 0 0 0 0 0 0 0 0 0 0 0 0 0 0 0 1 0 0 0 1 0 0 0 0 0 0 0 0 0 0 0 0 0 0 0 0 0 0 1 0 0 0 0 0 1 1 0 0 0 0 0 0 0 0 1 0 0 0 0 0 0 0

Inning Stats	R: 0	H: 1	E: 0	LOB: 1	K: 0	BB: 0	S: 4	P: 4	R: 0	H: 2	E: 0	LOB: 2	K: 1	BB: 1	S: 6	P: 10	R: 0	H: 0	E: 0	LOB: 0	K: 0	BB: 0	S: 3	P: 3	R: 1	H: 2	E: 0	LOB: 1	K: 0	BB: 1	S: 4	P: 8	R: 3	H: 3	E: 0	LOB: 1	K: 1	BB: 1	S: 8	P: 12	R: 0	H: 1	E: 0	LOB: 1	K: 2	BB: 0	S: 8	P: 8	R: 0	H: 0	E: 0	LOB: 0	K: 0	BB: 0	S: 3	P: 3	R: 0	H: 0	E: 0	LOB: 1	K: 1	BB: 1	S: 5	P: 9	R: 0	H: 0	E: 0	LOB: 0	K: 1	BB: 0	S: 5	P: 5	1B: 7	SF: 0	2B: 1	SAC: 0	3B: 1	DP: 2	HR: 0	HBP: 0
--------------	------	------	------	--------	------	-------	------	------	------	------	------	--------	------	-------	------	-------	------	------	------	--------	------	-------	------	------	------	------	------	--------	------	-------	------	------	------	------	------	--------	------	-------	------	-------	------	------	------	--------	------	-------	------	------	------	------	------	--------	------	-------	------	------	------	------	------	--------	------	-------	------	------	------	------	------	--------	------	-------	------	------	-------	-------	-------	--------	-------	-------	-------	--------

PITCHER	IP	WLS	BF	H	R	ER	SO	BB	IBB	HBP	BLK	WP	HR	S	P	ERA	WHIP
Larry Dierker, R (1, 1) ERA: 2.41	5.0	W	24	8	4	4	2	3	0	0	0	0	0	25	37	7.20	2.200
Jim Ray, R (6, 1) ERA: 2.11	4.0	S	14	1	0	0	4	1	0	0	0	1	0	21	25	0.00	0.500

BOTTOM

Houston Astros @ San Francisco Giants
Candlestick Park, San Francisco, CA

Wed Jul 07 1971, 6:33 AM EDT
Att. 5,791 - Unknown

livebaseballscores.com

AB	34
R	4
H	9
RBI	4
BB	4
SO	6
LOB	18



WP: 1	PA: 38
PB: 0	SB: 0
CS: 0	

Batter	1	2	3	4	5	6	7	8	9	AB R H RBI BB SO LOB	TOP											
Roger Metzger, S OBP: 0.268, SLG: 0.282 (1, 6) X	0-0 FC6-4 1B	0-0 F9			0-0 4-3		0-0 G3			4 1 1 0 0 0 2												
Joe Morgan, L OBP: 0.333, SLG: 0.381 (1, 4) X	0-0 FC6-4 1B		0-0 F9		0-3 K			0-0 2B		4 0 2 0 0 1 0												
Cesar Cedeno, R OBP: 0.286, SLG: 0.404 (1, 8) X	0-0 FC6-4 1-2f 3-H		0-0 5-3		0-0 4-3		0-0 F7			4 0 0 1 0 0 2												
Bob Watson, R OBP: 0.359, SLG: 0.406 (1, 7) B B B B	4-0 1-2 BB		0-0 6-3		0-0 1B		0-0 5-3			3 0 1 0 1 0 1												
Denis Menke, R OBP: 0.327, SLG: 0.315 (1, 3) X	0-0 F9			0-3 K		0-0 F9		0-0 6-3		4 0 0 0 0 1 4												
Doug Rader, R OBP: 0.300, SLG: 0.347 (1, 5) S S S	0-3 K			0-0 HR		0-0 F6		0-0 F9		4 1 1 1 0 1 3												
Jimmy Wynn, R OBP: 0.324, SLG: 0.306 (1, 9) B B B B		4-0 SH1-4 BB		0-0 F5		0-0 4-3		0-0 5-3		3 0 0 0 1 0 0												
Jack Hiatt, R OBP: 0.420, SLG: 0.364 (1, 2) S S S		0-3 K		0-0 5-3		0-3 K		0-0 F4		4 0 0 0 0 2 1												
Don Wilson, R OBP: 0.160, SLG: 0.180 (1, 1) X		0-0 SH1-4 1-2		0-3 K		0-0 1B				2 0 1 0 0 1 0												
Inning Stats	R: 1 E: 0 K: 1 S: 7	H: 2 LOB: 2 BB: 1 P: 11	R: 0 E: 0 K: 1 S: 5	H: 0 LOB: 1 BB: 1 P: 9	R: 0 E: 0 K: 0 S: 3	H: 0 LOB: 0 BB: 0 P: 3	R: 1 E: 0 K: 1 S: 6	H: 1 LOB: 0 BB: 0 P: 6	R: 0 E: 0 K: 2 S: 7	H: 0 LOB: 0 BB: 0 P: 7	R: 0 E: 0 K: 0 S: 4	H: 1 LOB: 1 BB: 0 P: 4	R: 0 E: 0 K: 1 S: 6	H: 1 LOB: 1 BB: 0 P: 6	R: 0 E: 0 K: 0 S: 4	H: 1 LOB: 1 BB: 0 P: 4	R: 0 E: 0 K: 0 S: 3	H: 0 LOB: 0 BB: 0 P: 3	1B: 4 2B: 1 3B: 0 HR: 1	SF: 0 SAC: 1 DP: 0 HBP: 0	WP: 0 PB: 0 SB: 2 CS: 0	PA: 35
PITCHER John Cumberland, L (1, 1) ERA: 1.82	IP: 9.0 WLS: W BF: 35 H: 6 R: 2 ER: 2 SO: 6 BB: 2 IBB: 0 HBP: 0 BLK: 0 WP: 0 HR: 1 S: 45 P: 53 ERA: 2.00 WHIP: 0.889											PITCHER	IP: 9.0 WLS: W BF: 35 H: 6 R: 2 ER: 2 SO: 6 BB: 2 IBB: 0 HBP: 0 BLK: 0 WP: 0 HR: 1 S: 45 P: 53 ERA: 2.00 WHIP: 0.889									

Houston Astros @ San Francisco Giants
Candlestick Park, San Francisco, CA
Thu Jul 08 1971, 6:33 AM EDT
Att. 6,849 - Unknown

livebaseballscores.com

AB 32
R 2
H 6
RBI 2
BB 2
SO 6
LOB 13



Batter	1	2	3	4	5	6	7	8	9	AB	R	H	RBI	BB	SO	LOB
Chris Speier, R OBP: 0.336, SLG: 0.350 (1, 6)	F9		1B S 2B 1B	F9			F9			4	1	1	0	0	0	0
Tito Fuentes, S OBP: 0.305, SLG: 0.354 (1, 4)	G3		BB 1-3 2B 1B	F9			4-3			4	1	1	0	0	0	0
Willie Mays, R OBP: 0.414, SLG: 0.524 (1, 8)	BB		B3				K			3	0	0	0	1	2	2
Willie McCovey, L OBP: 0.399, SLG: 0.503 (1, 3)	F7		2B 1-2 FC6-4 BB				K		6-3	3	1	0	0	1	1	1
Bobby Bonds, R OBP: 0.385, SLG: 0.557 (1, 9)		S 1B	FC6-4 1-3 2-H 3-H 2B				K		BB BB	3	1	2	2	1	1	0
Ken Henderson, S OBP: 0.372, SLG: 0.422 (1, 7)		K	FC6-4 1-2 IBB				S 1B		BB BB BB	2	0	1	0	2	1	1
Dick Dietz, R OBP: 0.422, SLG: 0.427 (1, 2)		FC6-4 2-H 1B	FC6-4 1-2f 2-3 3-H				F2		F9	4	0	1	2	0	0	5
Hal Lanier, R OBP: 0.265, SLG: 0.275 (1, 5)		FC6-4 1-2f	FC6-4 1-2f				K		F9	4	0	0	0	0	1	6
John Cumberland, R (1, 1)		K					K		F9	3	0	0	0	0	2	2

Inning Stats	R: 0	H: 0	E: 0	K: 0	S: 3	R: 1	H: 2	E: 0	K: 2	S: 9	R: 3	H: 3	E: 0	K: 0	S: 6	R: 0	H: 0	E: 0	K: 3	S: 9	R: 0	H: 1	E: 0	K: 2	S: 8	R: 0	H: 0	E: 0	K: 1	S: 5	R: 0	H: 0	E: 0	K: 0	S: 3	
	LOB: 1	BB: 1	P: 7	LOB: 1	BB: 0	P: 9	LOB: 2	BB: 2	P: 14	LOB: 0	BB: 0	P: 3	LOB: 1	BB: 0	P: 8	LOB: 0	BB: 0	P: 5	LOB: 2	BB: 2	P: 11	LOB: 0	BB: 0	P: 11	LOB: 0	BB: 0	P: 11	LOB: 0	BB: 0	P: 11	LOB: 0	BB: 0	P: 11	LOB: 0	BB: 0	P: 11

PITCHER	IP	WLS	BF	H	R	ER	SO	BB	IBB	HBP	BLK	WP	HR	S	P	ERA	WHIP
Don Wilson, R ERA: 3.38 (1, 1)	8.0	L	35	6	4	4	8	4	1	0	0	0	0	46	66	4.50	1.250

BOTTOM

Houston Astros @ San Francisco Giants
Candlestick Park, San Francisco, CA

Thu Jul 08 1971, 6:33 AM EDT
Att. 6,849 - Unknown

AB	30
R	4
H	6
RBI	4
BB	5
SO	8
LOB	17

livebaseballscorecards.com

GIANTS

WP: 0	PA: 35
PB: 0	SB: 3
CS: 0	

Batter	1	2	3	4	5	6	7	8	9	AB R H RBI BB SO LOB	TOP
Chris Speier, R OBP: 0.336, SLG: 0.352 (1, 6)	0-0 3-1	0-0 6-3			0-0 6-3		0-0 1B 2B		0-0 1B 1B FC1-6	6 2 2 0 0 0 3	<p>San Francisco Giants @ Los Angeles Dodgers Dodger Stadium, Los Angeles, CA</p> <p>Fri Jul 09 1971, 7:05 PM PDT Att. 53,564 - Unknown</p>
Tito Fuentes, S OBP: 0.305, SLG: 0.353 (1, 4)	0-0 F6		0-0 6-3		0-0 BB 1B		0-0 F7		0-0 1B 1B G3	6 1 2 0 0 0 4	
Willie Mays, R OBP: 0.420, SLG: 0.526 (1, 8) (9, 3)	4-0 1B BB		0-3 K		4-0 1-2 BB		0-0 2-H 1B		0-0 2B 1B 1B 1-2 2-3	3 1 2 1 2 1 0	
Willie McCovey, L OBP: 0.399, SLG: 0.505 Jimmy Rosario, S OBP: 0.380, SLG: 0.320 (1, 3) (9, PR) (9, 8)	0-0 1-3 BB 1B		0-3 K		0-3 K BB		0-0 F4		0-0 1-3 2-H 3-H 1B 2B	5 0 2 2 0 2 3 0 1 0 0 0 0 0	
Bobby Bonds, R OBP: 0.383, SLG: 0.550 (1, 9)	4-0 1-2 BB			0-0 4-3	0-3 K		0-0 6-3		0-0 F7	4 0 0 0 1 1 5	
Ken Henderson, S OBP: 0.372, SLG: 0.419 (1, 7)	0-0 F9			0-0 F3		0-0 1B 1B		0-0 F4	4-0 1B E IBB	4 1 1 0 1 0 3	
Dick Dietz, R OBP: 0.428, SLG: 0.435 (1, 2)		0-0 F7		0-0 1B 1B		0-0 1-2 G6-4-3 1B		0-0 FC6-4 1B	0-0 1-3 2-H 3-H 1B 1B	5 1 4 2 0 0 0	
Hal Lanier, R OBP: 0.289, SLG: 0.279 (1, 5)		0-0 SH3-4 1B		0-0 1-3 1B		0-0 B2		0-0 F8	0-0 FC1-6 1B 1B 1-2 3-H	5 0 2 0 0 0 5	
Juan Marichal, R OBP: 0.140, SLG: 0.268 Steve Hamilton, L OBP: 0.454, SLG: 0.483 Fran Healy, R OBP: 0.483, SLG: 0.483 Don McMahon, R OBP: 0.289, SLG: 0.240 Ed Goodson, L OBP: 0.289, SLG: 0.240 Jerry Johnson, R OBP: 0.289, SLG: 0.240 (1, 1) (7, 1) (8, PH) (8, 1) (9, PH) (9, 1)		0-0 SH3-4		0-0 5-3		0-0 1-2f G6-4-3		0-0 FC6-4 1-2f	0-0 1-2 2-H FC1-6 1B	2 0 0 0 0 0 4 0 0 0 0 0 0 0 1 0 0 0 0 0 0 0 0 0 0 0 0 0 1 0 1 1 0 0 0 0 0 0 0 0 0 0	
Inning Stats	R: 0 E: 0 K: 0 S: 4 H: 1 LOB: 3 BB: 2 P: 12	R: 0 E: 0 K: 0 S: 4 H: 1 LOB: 1 BB: 0 P: 4	R: 0 E: 0 K: 2 S: 7 H: 0 LOB: 0 BB: 0 P: 7	R: 0 E: 0 K: 0 S: 5 H: 2 LOB: 2 BB: 0 P: 5	R: 0 E: 0 K: 2 S: 8 H: 1 LOB: 2 BB: 1 P: 12	R: 0 E: 0 K: 0 S: 4 H: 2 LOB: 1 BB: 0 P: 4	R: 1 E: 0 K: 0 S: 5 H: 2 LOB: 1 BB: 0 P: 5	R: 0 E: 0 K: 0 S: 4 H: 1 LOB: 1 BB: 0 P: 4	R: 6 E: 1 K: 0 S: 10 H: 6 LOB: 2 BB: 1 P: 14	1B: 14 2B: 2 3B: 0 HR: 0 SF: 0 SAC: 1 DP: 1 HBP: 0	
PITCHER Claude Osteen, L ERA: 3.47 Jim Brewer, L ERA: 2.5 Pete Mikkelsen, R ERA: 2.57	IP WLS BF H R ER SO BB IBB HBP BLK WP HR S P ERA WHIP	IP WLS BF H R ER SO BB IBB HBP BLK WP HR S P ERA WHIP	IP WLS BF H R ER SO BB IBB HBP BLK WP HR S P ERA WHIP	IP WLS BF H R ER SO BB IBB HBP BLK WP HR S P ERA WHIP	IP WLS BF H R ER SO BB IBB HBP BLK WP HR S P ERA WHIP	IP WLS BF H R ER SO BB IBB HBP BLK WP HR S P ERA WHIP	IP WLS BF H R ER SO BB IBB HBP BLK WP HR S P ERA WHIP	IP WLS BF H R ER SO BB IBB HBP BLK WP HR S P ERA WHIP	IP WLS BF H R ER SO BB IBB HBP BLK WP HR S P ERA WHIP	ERA WHIP	ERA WHIP

livebaseballscorecards.com

AB 42
R 7
H 16
RBI 6
BB 4
SO 4
LOB 28



Batter	1	2	3	4	5	6	7	8	9	AB R H RBI BB SO LOB
Maury Wills, S (1, 6) OBP: 0.327, SLG: 0.333	0-0 F7		0-0 FC6			0-0 1B 3B	0-0 4-3		0-3 K	5 1 1 0 0 1 2
Willie Crawford, L (1, 7) OBP: 0.358, SLG: 0.510	0-0 F7		0-0 F9			0-0 G4-3 1B	0-0 1B			4 0 2 2 0 0 1
Willie Davis, L (1, 8) OBP: 0.358, SLG: 0.486	0-0 F6		0-0 F4			0-0 G4-3 1-2f	0-0 F8			4 0 0 0 0 0 3
Dick Allen, R (1, 5) OBP: 0.375, SLG: 0.440		0-0 1B		0-0 6-3		0-0 1B 1B		4-0 BB		3 1 2 0 1 0 0
Wes Parker, S (1, 3) OBP: 0.371, SLG: 0.374		0-0 F8		0-0 6-3		0-0 1B 1B		0-0 G4-6-3		4 0 1 0 0 0 2
Duke Sims, L (1, 2) OBP: 0.359, SLG: 0.363		0-0 F4		0-3 K		0-0 1B		0-0 F6		4 0 1 1 0 1 1
Jim Lefebvre, S (1, 4) OBP: 0.332, SLG: 0.420		0-0 6-3			0-0 F6	0-0 F9			0-0 G3 1B	4 0 1 0 0 0 3
Bill Buckner, L (1, 9) OBP: 0.333, SLG: 0.394			0-0 SH1-3 2B		0-0 G1		0-0 4-3 SH1-4 1B		0-0 G3	4 2 2 0 0 0 1
Claude Osteen, L (1, 1) OBP: 0.182, SLG: 0.176			0-0 SH1-3		0-0 F7		0-0 SH1-4		0-0 F9	1 0 0 0 0 0 0
Jim Brewer, L (9, 1) OBP: 0.250, SLG: 0.250										0 0 0 0 0 0 0
Pete Mikkelsen, R (9, 1) OBP: 0.250, SLG: 0.143										0 0 0 0 0 0 0
Tom Haller, L (9, PH) OBP: 0.303, SLG: 0.313										1 0 0 0 0 0 1

Inning Stats	R: 0	H: 0	E: 0	K: 0	S: 3	R: 0	H: 1	E: 1	K: 0	S: 4	R: 0	H: 0	E: 0	K: 1	S: 5	R: 0	H: 0	E: 0	K: 0	S: 3	R: 2	H: 5	E: 0	K: 0	S: 7	R: 1	H: 2	E: 0	K: 0	S: 5	R: 0	H: 0	E: 0	K: 0	S: 2	R: 0	H: 1	E: 0	K: 1	S: 6	1B: 8	2B: 1	3B: 1	HR: 0	SF: 0	SAC: 2	DP: 2	HBP: 0	WP: 0	PB: 0	SB: 1	CS: 0	PA: 37
--------------	------	------	------	------	------	------	------	------	------	------	------	------	------	------	------	------	------	------	------	------	------	------	------	------	------	------	------	------	------	------	------	------	------	------	------	------	------	------	------	------	-------	-------	-------	-------	-------	--------	-------	--------	-------	-------	-------	-------	--------

PITCHER	IP	WLS	BF	H	R	ER	SO	BB	IBB	HBP	BLK	WP	HR	S	P	ERA	WHIP
Juan Marichal, R (1, 1) ERA: 2.75	6.2		29	9	4	3	1	0	0	0	0	0	0	31	31	4.05	1.350
Steve Hamilton, L (7, 1) ERA: 3.38	0.1		1	0	0	0	0	0	0	0	0	0	0	1	1	0.00	0.000
Don McMahon, R (8, 1) ERA: 4.46	1.0	W	3	0	0	0	0	1	0	0	0	0	0	2	6	0.00	1.000
Jerry Johnson, R (9, 1) ERA: 2.61	1.0	S	4	1	0	0	1	0	0	0	0	0	0	6	6	0.00	1.000

BOTTOM

San Francisco Giants @ Los Angeles Dodgers
 Dodger Stadium, Los Angeles, CA
 Fri Jul 09 1971, 7:05 PM PDT
 Att. 53,564 - Unknown

AB	34
R	4
H	10
RBI	3
BB	1
SO	2
LOB	14



PITCHER	IP	WLS	BF	H	R	ER	SO	BB	IBB	HBP	BLK	WP	HR	S	P	ERA	WHIP
Juan Marichal, R (1, 1) ERA: 2.75	6.2		29	9	4	3	1	0	0	0	0	0	0	31	31	4.05	1.350
Steve Hamilton, L (7, 1) ERA: 3.38	0.1		1	0	0	0	0	0	0	0	0	0	0	1	1	0.00	0.000
Don McMahon, R (8, 1) ERA: 4.46	1.0	W	3	0	0	0	0	1	0	0	0	0	0	2	6	0.00	1.000
Jerry Johnson, R (9, 1) ERA: 2.61	1.0	S	4	1	0	0	1	0	0	0	0	0	0	6	6	0.00	1.000

Batter	1	2	3	4	5	6	7	8	9	AB R H RBI BB SO LOB	TOP	
Chris Speier, R OBP: 0.334, SLG: 0.350 (1, 6)	0-0 5-3		0-0 F6		0-0 G3 1B		0-0 F7		0-0 F3	5 0 1 0 0 0 0	<p>San Francisco Giants @ Los Angeles Dodgers Dodger Stadium, Los Angeles, CA</p> <p>Sat Jul 10 1971, 3:33 AM PDT Att: 52,715 - Unknown</p> <p>livebaseballscorecards.com</p>	
Tito Fuentes, S OBP: 0.304, SLG: 0.351 (1, 4)	0-0 4-3		0-0 1-3		0-0 G3 1-2		0-0 4-3		0-0 BB 2B 1B	5 1 1 0 0 0 1		
Willie Mays, R OBP: 0.420, SLG: 0.522 (1, 8)	0-0 1B		0-3 K		0-0 F4		0-3 K		4-0 BB 1-2 2B BB	4 1 1 0 1 2 1		
Willie McCovey, L OBP: 0.395, SLG: 0.495 (1, 3)	0-0 4-3				0-0 F8		0-0 G1		4-0 BB 1B BB	4 0 0 0 1 1 3		
Bobby Bonds, R OBP: 0.388, SLG: 0.557 (1, 9)					0-0 F4		0-0 1B PB 1B		0-0 BB 1-2 1B WP 1-H 2-H 2B	5 1 4 2 0 0 0		
Ken Henderson, S OBP: 0.373, SLG: 0.418 (1, 7)					0-0 K S 1B		0-0 F8 PB 1-3 1B		0-0 K 2-3 F7	5 0 2 0 0 2 4		
Dick Dietz, R OBP: 0.425, SLG: 0.430 (1, 2)					0-0 F3		0-0 F8 1-3 3-H 4-0		0-3 K 2-3 BB	3 0 0 0 1 1 4		
Hal Lanier, R OBP: 0.281, SLG: 0.282 (1, 5)					0-0 F7		0-0 1-3 IBB		4-0 1-2 2-3 BB	2 0 1 0 2 0 2		
Gaylord Perry, R OBP: 0.111, SLG: 0.113 Jerry Johnson, R (9, 1)					0-0 F8		0-0 1-3		0-3 K	4 0 0 0 0 2 7 0 0 0 0 0 0 0		
Inning Stats	R: 0 E: 0 K: 0 S: 4 H: 1 LOB: 1 BB: 0 P: 4	R: 0 E: 0 K: 2 S: 9 H: 2 LOB: 2 BB: 0 P: 9	R: 0 E: 0 K: 1 S: 5 H: 0 LOB: 0 BB: 0 P: 5	R: 0 E: 0 K: 0 S: 4 H: 1 LOB: 2 BB: 1 P: 8	R: 0 E: 0 K: 0 S: 4 H: 1 LOB: 1 BB: 0 P: 4	R: 1 E: 0 K: 0 S: 5 H: 2 LOB: 2 BB: 1 P: 9	R: 0 E: 0 K: 1 S: 5 H: 0 LOB: 0 BB: 0 P: 5	R: 0 E: 0 K: 3 S: 10 H: 1 LOB: 3 BB: 2 P: 18	R: 2 E: 0 K: 1 S: 7 H: 2 LOB: 1 BB: 1 P: 11	1B: 9 2B: 1 3B: 0 HR: 0 SF: 0 SAC: 0 DP: 0 HBP: 0	WP: 1 PB: 1 SB: 1 CS: 0 PA: 42	
PITCHER	IP WLS BF H R ER SO BB IBB HBP BLK WP HR S P ERA WHIP											
Don Sutton, R ERA: 2.75 (1, 1)	7.0 L 30 7 1 1 4 1 1 0 0 0 0 0 36 44 1.29 1.143											
Jose Pena, R ERA: 2.66 (8, 1)	2.0 12 3 2 2 4 3 0 0 0 1 0 17 29 9.00 3.000											



Batter	1	2	3	4	5	6	7	8	9	AB R H RBI BB SO LOB	BOTTOM
--------	---	---	---	---	---	---	---	---	---	----------------------	--------

<p>Maury Wills, S OBP: 0.329, SLG: 0.335</p> <p>(1, 6)</p> <p>X</p>	<p>0-0</p>		<p>X</p> <p>0-0</p>		<p>K</p> <p>0-3</p>			<p>X</p> <p>0-0</p>		4 0 2 0 0 1 0
<p>Bill Buckner, L OBP: 0.339, SLG: 0.405</p> <p>(1, 9)</p> <p>X</p>	<p>0-0</p>		<p>X</p> <p>0-0</p>				<p>X</p> <p>0-0</p>	<p>X</p> <p>0-0</p>		3 0 2 0 0 0 0
<p>Willie Davis, L OBP: 0.359, SLG: 0.485</p> <p>(1, 8)</p> <p>B B B</p>	<p>4-0</p>		<p>X</p> <p>0-0</p>				<p>X</p> <p>0-0</p>	<p>X</p> <p>0-0</p>		3 0 1 0 1 0 3
<p>Dick Allen, R OBP: 0.374, SLG: 0.437</p> <p>(1, 5)</p> <p>X</p>	<p>0-0</p>			<p>X</p> <p>0-0</p>			<p>X</p> <p>0-0</p>	<p>X</p> <p>0-0</p>		4 0 1 0 0 0 4
<p>Willie Crawford, L OBP: 0.361, SLG: 0.507</p> <p>(1, 7)</p>		<p>0-3</p>		<p>X</p> <p>0-0</p>			<p>X</p> <p>0-0</p>	<p>X</p> <p>0-0</p>		3 1 1 0 1 1 0
<p>Wes Parker, S OBP: 0.372, SLG: 0.375</p> <p>(1, 3)</p>			<p>X</p> <p>0-0</p>		<p>0-3</p>			<p>X</p> <p>0-0</p>	<p>X</p> <p>0-0</p>	4 0 2 0 0 1 2
<p>Jim Lefebvre, S OBP: 0.331, SLG: 0.417</p> <p>(1, 4)</p>			<p>X</p> <p>0-0</p>		<p>0-0</p>			<p>X</p> <p>0-0</p>	<p>X</p> <p>0-0</p>	4 0 1 0 0 0 4
<p>Duke Sims, L OBP: 0.351, SLG: 0.356</p> <p>(1, 2)</p>			<p>X</p> <p>0-3</p>		<p>0-3</p>			<p>X</p> <p>0-0</p>	<p>X</p> <p>0-0</p>	3 0 0 1 0 2 2
<p>Don Sutton, R OBP: 0.271, SLG: 0.244</p> <p>Tom Haller, L OBP: 0.300, SLG: 0.309</p> <p>Jose Pena, R OBP: 0.500, SLG: 0.500</p> <p>Manny Mota, R OBP: 0.367, SLG: 0.382</p> <p>(1, 1) (7, PH) (8, 1) (9, PH)</p>			<p>X</p> <p>0-0</p>		<p>0-3</p>			<p>X</p> <p>0-0</p>	<p>X</p> <p>0-3</p>	2 0 0 0 0 1 0 1 0 0 0 0 0 2 0 0 0 0 0 0 0 1 0 0 0 0 1 1

San Francisco Giants @ Los Angeles Dodgers
Dodger Stadium, Los Angeles, CA

Sat Jul 10 1971, 3:33 AM PDT
Att. 52,715 - Unknown

livebaseballscorecards.com

AB	32
R	1
H	10
RBI	1
BB	2
SO	7
LOB	18

Inning Stats	R: 0	H: 1	E: 0	K: 0	S: 3	IP	WLS	BF	H	R	ER	SO	BB	IBB	HBP	BLK	WP	HR	S	P	ERA	WHIP
Gaylord Perry, R ERA: 3.43	0	1	0	0	3	8.0	W	33	10	1	0	6	2	0	0	0	0	0	43	51	0.00	1.500
Jerry Johnson, R ERA: 2.56	0	0	0	0	1	1.0	S	3	0	0	0	1	0	0	0	0	0	0	5	5	0.00	0.000

Batter	1	2	3	4	5	6	7	8	9	AB R H RBI BB SO LOB	TOP									
Chris Speier, R (1, 6) OBP: 0.332, SLG: 0.348	0-3 K2-3		0-0 F3		0-0 F8		0-0 G3		0-0 1B	5 0 1 0 0 1 1	<p>San Francisco Giants @ Los Angeles Dodgers Dodger Stadium, Los Angeles, CA</p> <p>Sun Jul 11 1971, 3:33 AM PDT Att: 41,825 - Unknown</p>									
Tito Fuentes, S (1, 4) OBP: 0.300, SLG: 0.346	0-0 F5		0-0 F6		0-0 F6		0-0 F8		0-0 F6	5 0 0 0 0 0 2										
Willie Mays, R (1, 8) OBP: 0.424, SLG: 0.522	4-0 BB		4-0 1B HR BB		0-0 F8			0-0 FC5-4 1B		2 1 1 0 2 0 0										
Willie McCovey, L (1, 3) Ed Goodson, L (7, 3) OBP: 0.394, SLG: 0.492 OBP: 0.259, SLG: 0.231	0-0 G3		0-0 1-2 HR 1B			0-0 4-3		0-0 FC5-4 1B		3 1 1 0 0 0 1 1 0 0 0 0 0 1										
Bobby Bonds, R (1, 9) OBP: 0.389, SLG: 0.565		0-0 1B 1B	0-0 1-1 2-H HR		0-3 K		0-0 F9			4 1 2 3 0 1 1										
Ken Henderson, S (1, 7) Jimmy Rosario, S (2, 7) OBP: 0.372, SLG: 0.417 OBP: 0.387, SLG: 0.324		0-3 K	0-0 F8		4-0 BB		0-0 1-2 1B			1 0 0 0 0 1 1 2 0 1 0 1 0 0										
Dick Dietz, R (1, 2) OBP: 0.420, SLG: 0.423		0-0 F9		0-3 K		0-3 K		0-0 F6		4 0 0 0 0 2 4										
Hal Lanier, R (1, 5) OBP: 0.280, SLG: 0.281		0-0 1-2 1B		0-0 F7			0-0 F3		0-0 F6	4 0 1 0 0 0 0										
Ron Bryant, S (1, 1) Don Carrithers, R (1, 1) Al Gallagher, R (2, PH) Rich Robertson, R (2, 1) Steve Stone, R (2, 1) Fran Healy, R (7, PH) Don McMahon, R (7, 1) Bernie Williams, R (9, PH) OBP: 0.182, SLG: 0.209 OBP: 0.315, SLG: 0.324 OBP: 0.067, SLG: 0.067		0-0 6-3		0-0 F9			0-0 G3 WP 1B		0-3 K	0 0 0 0 0 0 0 0 0 0 0 0 0 0 1 0 0 0 0 0 2 0 0 0 0 0 0 0 1 0 0 0 0 0 0 1 0 1 0 0 0 0 0 0 0 0 0 0 0 1 0 0 0 0 1 0										
Inning Stats	R: 0 E: 0 K: 1 S: 5	H: 0 LOB: 1 BB: 1 P: 9	R: 0 E: 0 K: 1 S: 7	H: 2 LOB: 2 BB: 0 P: 7	R: 3 E: 0 K: 0 S: 5	H: 2 LOB: 0 BB: 1 P: 9	R: 0 E: 0 K: 1 S: 5	H: 0 LOB: 0 BB: 0 P: 5	R: 0 E: 0 K: 2 S: 7	H: 0 LOB: 1 BB: 1 P: 11		R: 0 E: 0 K: 0 S: 4	H: 1 LOB: 1 BB: 0 P: 4	R: 0 E: 0 K: 0 S: 5	H: 2 LOB: 2 BB: 0 P: 5	R: 0 E: 0 K: 1 S: 6	H: 1 LOB: 1 BB: 0 P: 6	1B: 7 2B: 0 3B: 0 HR: 1	SF: 0 SAC: 0 DP: 0 HBP: 0	WP: 1 PB: 0 SB: 0 CS: 0
PITCHER Al Downing, L (1, 1) ERA: 2.49	IP 9.0 WLS W BF 38 H 8 R 3 ER 3 SO 6 BB 3 IBB 0 HBP 0 BLK 0 WP 1 HR 1 S 47 P 59 ERA 3.00 WHIP 1.222											PITCHER	IP WLS BF H R ER SO BB IBB HBP BLK WP HR S P ERA WHIP							

livebaseballscorecards.com

AB	35
R	3
H	8
RBI	3
BB	3
SO	6
LOB	13



Batter	1	2	3	4	5	6	7	8	9	AB	R	H	RBI	BB	SO	LOB
Maury Wills, S OBP: 0.327, SLG: 0.331 Bill Russell, R OBP: 0.279, SLG: 0.310	4-0 BB 2B BB	0-0 F6	0-0 F5		0-0 F3	0-0 G3				4	1	0	0	1	0	2
Manny Mota, R OBP: 0.382, SLG: 0.402	4-0 2B SF8 BB	0-0 E PB 1B 1B	0-0 6-3		0-0 2B		0-0 1B 1B			4	2	3	0	1	0	1
Willie Davis, L OBP: 0.363, SLG: 0.489	0-0 1B 2B	0-0 E1 S 1B		0-0 1B SH2-3 1B	0-0 F9		0-0 1B			5	3	3	1	0	0	2
Dick Allen, R OBP: 0.374, SLG: 0.437	0-3 K	0-0 1B 1B		0-0 F8 SH2-3 1B		0-0 6-3	0-3 K			5	0	2	2	0	2	4
Wes Parker, S OBP: 0.373, SLG: 0.375	4-0 1B BB	0-0 F8 1B		0-0 SH2-3		0-3 K	0-0 F7			3	1	1	1	1	1	2
Jim Lefebvre, S OBP: 0.328, SLG: 0.415	0-0 SF8	0-0 F8		0-0 F8		0-0 1B 1B	0-0 F7			4	1	1	1	0	0	5
Bobby Darwin, R OBP: 0.462, SLG: 0.636 Bobby Valentine, R OBP: 0.297, SLG: 0.342	0-0 1B 1B		0-0 F6	0-0 BB BB	4-0 BB	0-0 1B 1B		0-0 F4		3	1	2	1	1	0	0
Joe Ferguson, R OBP: 0.250, SLG: 0.282	0-0 1B	0-0 E FC5 PB 1B	0-0 K	0-3 K		0-0 1B 1B	0-0 F9			5	2	3	2	0	1	2
Al Downing, R OBP: 0.250, SLG: 0.245	0-3 K	0-0 FC5 PB		0-0 F9		0-0 1B	0-0 1-3			5	0	1	2	0	1	3

Inning Stats	R: 4	H: 3	E: 0	LOB: 2	K: 2	P: 10	R: 2	H: 3	E: 1	LOB: 1	K: 0	P: 6	R: 1	H: 1	E: 1	LOB: 1	K: 0	P: 5	R: 1	H: 2	E: 0	LOB: 2	K: 1	P: 7	R: 0	H: 1	E: 0	LOB: 1	K: 0	P: 4	R: 3	H: 4	E: 0	LOB: 1	K: 1	P: 9	R: 0	H: 2	E: 0	LOB: 2	K: 1	P: 7	R: 0	H: 0	E: 0	LOB: 0	K: 0	P: 3
1B: 14	SF: 1	WP: 0	PA: 45																																													
2B: 2	SAC: 1	PB: 2																																														
3B: 0	DP: 0	SB: 1																																														
HR: 0	HBP: 0	CS: 0																																														

PITCHER	IP	WLS	BF	H	R	ER	SO	BB	IBB	HBP	BLK	WP	HR	S	P	ERA	WHIP
Ron Bryant, L ERA: 3.21	(1, 1)	0.2	7	2	4	4	1	3	0	0	0	0	0	6	18	54.00	7.500
Don Carrithers, R ERA: 3.68	(1, 1)	0.1	2	1	0	0	1	0	0	0	0	0	0	4	4	0.00	3.000
Rich Robertson, R ERA: 4.61	(2, 1)	0.1	5	3	2	1	0	0	0	0	0	0	0	5	5	27.00	9.000
Steve Stone, R ERA: 4.03	(2, 1)	4.2	23	8	5	4	2	1	0	0	0	0	0	26	30	7.71	1.929
Don McMahon, R ERA: 4.26	(7, 1)	2.0	8	2	0	0	1	0	0	0	0	0	0	10	10	0.00	1.000

BOTTOM

San Francisco Giants @ Los Angeles Dodgers
 Dodger Stadium, Los Angeles, CA
 Sun Jul 11 1971, 3:33 AM PDT
 Att. 41,825 - Unknown

AB 39
 R 11
 H 16
 RBI 10
 BB 4
 SO 5
 LOB 21



WP	PA	ERA	WHIP
0	45		

livebaseballscores.com

San Francisco Giants @ Cincinnati Reds
 Riverfront Stadium, Cincinnati, OH

Thu Jul 15 1971, 7:05 PM EDT
 Att. 21,685 - Unknown

livebaseballscorecards.com

AB	32
R	1
H	7
RBI	1
BB	2
SO	6
LOB	13



WP:	0	PA:	35
PB:	0		
SB:	0		
CS:	0		

Batter	1	2	3	4	5	6	7	8	9	AB	R	H	RBI	BB	SO	LOB
Chris Speier, R (1, 6) OBP: 0.329, SLG: 0.344	0-3 K		0-3 K			0-0 G6-4-3		0-0 F3		4	0	0	0	0	2	2
Tito Fuentes, S (1, 4) OBP: 0.302, SLG: 0.348	0-0 BB 1B		0-0 F7			0-0 F4		0-0 1B		4	0	2	0	0	0	0
Willie Mays, R (1, 8) Bernie Williams, R (4, 7) OBP: 0.421, SLG: 0.518 OBP: 0.297, SLG: 0.238	0-3 K		0-3 K			0-0 K		0-0 F2		2	0	0	0	0	2	1
Dick Dietz, R (1, 2) OBP: 0.424, SLG: 0.426	4-0 FC5-4 BB		0-0 6-3			0-0 1B		0-0 SH1-4 1B		3	0	2	0	1	0	0
Ken Henderson, S (1, 9) OBP: 0.368, SLG: 0.412	0-0 FC5-4		0-3 K			0-0 F7		0-0 SH1-4		3	0	0	0	0	1	3
Jimmy Rosario, S (1, 7) OBP: 0.383, SLG: 0.314		0-0 F9				0-0 1-3		0-0 F8		3	0	0	0	1	0	1
Hal Lanier, R (1, 5) OBP: 0.274, SLG: 0.274		0-0 1-3				0-0 F8		0-0 F4		4	0	0	0	0	0	2
Ed Goodson, L (1, 3) OBP: 0.258, SLG: 0.267		0-0 4-3				0-0 F4		0-0 1B 2B		4	1	1	0	0	0	2
John Cumberland, R (1, 1) Al Gallagher, R (8, PH) Jerry Johnson, R (8, 1) OBP: 0.133, SLG: 0.071 OBP: 0.318, SLG: 0.327			0-0 F9			0-0 G6-4-3 1B		0-0 1B 1B		2	0	1	0	0	0	0
										1	0	1	1	0	0	0
										0	0	0	0	0	0	0

Inning Stats	R: 0	H: 1	E: 0	K: 2	S: 8	P: 12	R: 0	H: 0	E: 0	K: 0	S: 3	P: 3	R: 0	H: 0	E: 0	K: 1	S: 5	P: 5	R: 0	H: 0	E: 0	K: 2	S: 7	P: 7	R: 0	H: 0	E: 0	K: 0	S: 3	P: 3	R: 0	H: 1	E: 0	K: 0	S: 3	P: 3	R: 0	H: 1	E: 0	K: 1	S: 6	P: 6	R: 1	H: 3	E: 0	K: 0	S: 6	P: 6	R: 0	H: 1	E: 0	K: 0	S: 4	P: 8	1B: 6	SF: 0	2B: 1	SAC: 1	3B: 0	DP: 1	HR: 0	HBP: 0	WP: 0	PA: 35
--------------	------	------	------	------	------	-------	------	------	------	------	------	------	------	------	------	------	------	------	------	------	------	------	------	------	------	------	------	------	------	------	------	------	------	------	------	------	------	------	------	------	------	------	------	------	------	------	------	------	------	------	------	------	------	------	-------	-------	-------	--------	-------	-------	-------	--------	-------	--------

PITCHER	IP	WLS	BF	H	R	ER	SO	BB	IBB	HBP	BLK	WP	HR	S	P	ERA	WHIP
Don Gullett, L (1, 1) ERA: 2.75	7.2		29	6	1	1	6	1	0	0	0	0	0	40	44	1.17	0.913
Clay Carroll, R (8, 1) ERA: 2.29	0.1		1	0	0	0	0	0	0	0	0	0	0	1	1	0.00	0.000
Joe Gibbon, L (9, 1) ERA: 2.85	1.0	W	5	1	0	0	0	0	1	0	0	0	0	4	8	0.00	1.000

PITCHER	IP	WLS	BF	H	R	ER	SO	BB	IBB	HBP	BLK	WP	HR	S	P	ERA	WHIP
---------	----	-----	----	---	---	----	----	----	-----	-----	-----	----	----	---	---	-----	------

BOTTOM

San Francisco Giants @ Cincinnati Reds
Riverfront Stadium, Cincinnati, OH
Thu Jul 15 1971, 7:05 PM EDT
Att. 21,685 - Unknown

livebaseballscorecards.com

AB	28
R	2
H	4
RBI	2
BB	3
SO	3
LOB	8



WP	0	PA	32
PB	0		
SB	0		
CS	0		

AB R H RBI BB SO LOB

4	0	0	0	0	0	2
4	0	0	0	0	1	2
4	1	1	1	0	1	0
3	0	0	0	1	0	0
4	1	2	1	0	0	1
2	0	0	0	1	0	1
3	0	1	0	0	0	2
0	0	0	0	0	0	0
2	0	0	0	0	1	0
2	0	0	0	0	0	0
0	0	0	0	1	0	0
0	0	0	0	0	0	0

Batter	1	2	3	4	5	6	7	8	9
Pete Rose, S (1, 9) OBP: 0.390, SLG: 0.430	0-0 6-3 ①		0-0 5-3 ③			0-0 6-3 ①		0-0 F7 ②	
George Foster, R (1, 8) OBP: 0.296, SLG: 0.390	0-0 6-3 ②			0-0 F7 ①		0-3 K ②		0-0 5-3 ③	
Lee May, R (1, 3) OBP: 0.343, SLG: 0.574	0-0 F9 ③			0-0 HR		0-0 6-3 ③		0-3 K ①	
Johnny Bench, R (1, 7) (9, 2) OBP: 0.302, SLG: 0.462		0-0 P3 ①		4-0 FC5-4 BB		0-0 F9 ①		0-0 F8 ②	
Tony Perez, R (1, 5) OBP: 0.306, SLG: 0.412		0-0 BB 1B		0-0 P2 ②		0-0 F8 ②		0-0 HR	
Tommy Helms, R (1, 4) OBP: 0.290, SLG: 0.341		4-0 G5-4-3 BB		0-0 FC5-4 ③		0-0 6-3 ③			
Pat Corrales, R (1, 2) Buddy Bradford, R (8, PR) OBP: 0.222, SLG: 0.206 OBP: 0.310, SLG: 0.309		0-0 G5-4-3 ② ③			0-0 5-3 ①			0-0 SH1-4 1B	
Woody Woodward, R (1, 6) OBP: 0.306, SLG: 0.287			0-0 6-3 ①		0-3 K ②			0-0 SH1-4 ①	
Don Gullett, R (1, 1) OBP: 0.122, SLG: 0.100 Clay Carroll, R (8, 1) OBP: 0.200, SLG: 0.200 Bernie Carbo, L (8, PH) OBP: 0.366, SLG: 0.352 Joe Gibbon, R (9, 1)			0-0 F9 ②		0-0 6-3 ③			4-0 BB	

Inning Stats	R: 0	H: 0	E: 0	K: 0	S: 3	R: 0	H: 1	E: 0	K: 0	S: 3	R: 0	H: 0	E: 0	K: 0	S: 3	R: 1	H: 1	E: 0	K: 0	S: 4	R: 0	H: 0	E: 0	K: 1	S: 5	R: 0	H: 0	E: 0	K: 0	S: 3	R: 0	H: 1	E: 0	K: 0	S: 4	R: 1	H: 1	E: 0	K: 1	S: 5
	0	0	0	0	3	0	1	0	0	3	0	0	0	0	3	1	1	0	0	4	0	0	0	1	5	0	0	0	0	3	0	1	0	0	4	1	1	0	5	

PITCHER	IP	WLS	BF	H	R	ER	SO	BB	IBB	HBP	BLK	WP	HR	S	P	ERA	WHIP
John Cumberland, L (1, 1) ERA: 1.77	7.0		24	2	1	1	2	2	0	0	0	0	1	26	34	1.29	0.571
Jerry Johnson, R (8, 1) ERA: 2.64	1.2	L	8	2	1	1	1	1	0	0	0	0	1	9	13	5.40	1.800

1B	2	SF	0
2B	0	SAC	1
3B	0	DP	1
HR	2	HBP	0

WP	0	PA	32
ERA		WHIP	

Batter	1	2	3	4	5	6	7	8	9	AB R H RBI BB SO LOB	TOP											
Chris Speier, R OBP: 0.327, SLG: 0.345 (1, 6) X	0-0 1B 2B	0-3 K			0-0 F3	0-0 F7			0-0 F6	5 1 1 0 0 1 1												
Tito Fuentes, S OBP: 0.298, SLG: 0.343 (1, 4) S S S	0-3 K	0-3 K			0-3 K			0-0 F6	0-0 F8	5 0 0 0 0 3 2												
Willie Mays, R OBP: 0.425, SLG: 0.529 (1, 8) X	0-0 FC3-6 WP 2B 1B				0-0 F8	0-0 2B 2B		0-0 1-3 2B		4 2 3 1 0 0 0												
Willie McCovey, L OBP: 0.397, SLG: 0.490 Ed Goodson, L OBP: 0.250, SLG: 0.258 (1, 3) (5, 3)	4-0 FC3-6 1-2 IBB				0-3 K	4-0 2B IBB		0-0 1-3 2-3		1 0 0 0 2 1 0 1 0 0 0 0 0 1												
Ken Henderson, S OBP: 0.366, SLG: 0.413 (1, 9) X	0-0 FC3-6 2B 1-2f 2-3				0-0 F7	0-0 2B		0-0 F8		4 1 1 1 0 0 3												
Dick Dietz, R OBP: 0.425, SLG: 0.429 (1, 2) X	0-0 2B				0-0 F8	4-0 IBB		0-0 F8		3 0 1 2 1 0 0												
Jimmy Rosario, S OBP: 0.379, SLG: 0.312 (1, 7) S S S	0-3 K				0-0 S 1B	0-0 4-3		0-0 3-1		4 0 1 0 0 1 4												
Al Gallagher, R OBP: 0.318, SLG: 0.332 Hal Lanier, R OBP: 0.272, SLG: 0.273 (1, 5) (6, 5)		0-0 SH1-4 2B			0-3 K 1-2	0-0 6-3		0-0 1-3		3 0 1 0 0 1 1 1 0 0 0 0 0 0												
Gaylord Perry, R OBP: 0.105, SLG: 0.107 Jerry Johnson, R (9, 1)		0-0 SH1-4 2-3			0-3 K	0-0 4-3		0-0 1-3		3 0 0 0 0 1 1 0 0 0 0 0 0 0												
Inning Stats	R: 3 E: 0 K: 2 S: 10	H: 3 LOB: 1 BB: 1 P: 14	R: 0 E: 0 K: 2 S: 8	H: 1 LOB: 1 BB: 0 P: 8	R: 0 E: 0 K: 1 S: 5	H: 0 LOB: 0 BB: 0 P: 5	R: 0 E: 0 K: 2 S: 8	H: 1 LOB: 1 BB: 0 P: 8	R: 1 E: 0 K: 1 S: 7	H: 2 LOB: 3 BB: 2 P: 15	R: 0 E: 0 K: 0 S: 3	H: 0 LOB: 0 BB: 0 P: 3	R: 0 E: 0 K: 0 S: 4	H: 1 LOB: 1 BB: 0 P: 4	R: 0 E: 0 K: 0 S: 3	H: 0 LOB: 0 BB: 0 P: 3	R: 0 E: 0 K: 0 S: 3	H: 0 LOB: 0 BB: 0 P: 3	1B: 2 2B: 6 3B: 0 HR: 0	SF: 0 SAC: 1 DP: 0 HBP: 0	WP: 1 PB: 0 SB: 1 CS: 0	PA: 38
PITCHER	IP WLS BF H R ER SO BB IBB HBP BLK WP HR S P ERA WHIP																					
Gary Nolan, R ERA: 3.16 (1, 1)	6.0 L 28 7 4 4 8 0 3 0 0 1 0 41 53 6.00 1.167																					
Tony Cloninger, R ERA: 3.89 (7, 1)	2.0 7 1 0 0 0 0 0 0 0 0 0 7 7 0.00 0.500																					
Wayne Granger, R ERA: 3.23 (9, 1)	1.0 3 0 0 0 0 0 0 0 0 0 0 3 3 0.00 0.000																					

San Francisco Giants @ Cincinnati Reds
Riverfront Stadium, Cincinnati, OH

livebaseballscorecards.com

AB 34
R 4
H 8
RBI 4
BB 3
SO 8
LOB 13



Fri Jul 16 1971, 7:05 PM EDT
Att: 45,053 - Unknown

Batter	1	2	3	4	5	6	7	8	9	AB	R	H	RBI	BB	SO	LOB
Pete Rose, S OBP: 0.391, SLG: 0.431 (1, 9) X	0-0 G5-4-3 1B			0-0 L4		0-0 F7		0-0 1-2 1B		4	0	2	0	0	0	1
George Foster, R OBP: 0.296, SLG: 0.399 (1, 8) X	0-0 G5-4-3 1-2f			0-0 HR		0-3 K		0-3 K		4	1	1	1	0	2	4
Lee May, R OBP: 0.342, SLG: 0.569 (1, 3) X	0-0 1-3			0-3 K		0-0 G3			4-0 3B BB	3	1	0	0	1	1	1
Johnny Bench, R OBP: 0.299, SLG: 0.456 (1, 7) (9, 2)		0-0 5-3		0-0 5-3			0-0 F9		0-0 1-3	4	0	0	0	0	0	1
Tony Perez, R OBP: 0.306, SLG: 0.416 (1, 5)		0-0 F9			0-0 F9		0-0 F6		0-0 1B 3B	4	1	1	1	0	0	0
Tommy Helms, R OBP: 0.292, SLG: 0.346 (1, 4)		0-0 4-3			0-0 2B		0-0 6-3		0-0 1B	4	0	2	1	0	0	0
Pat Corrales, R OBP: 0.216, SLG: 0.200 (8, PH) (9, 7)			0-3 K		0-3 K			0-0 F7	0-3 K	2	0	0	0	0	2	1
Woody Woodward, R OBP: 0.307, SLG: 0.288 Hal McRae, R OBP: 0.265, SLG: 0.348 (9, PH)			0-0 G3		0-0 4-3			0-0 FC3-6 1B	0-3 K	3	0	1	0	0	0	1
Gary Nolan, R OBP: 0.104, SLG: 0.087 Ty Cline, L OBP: 0.368, SLG: 0.217 Tony Cloninger, R OBP: 0.286, SLG: 0.333 Bernie Carbo, L OBP: 0.364, SLG: 0.351 Wayne Granger, R OBP: 0.500, SLG: 1.333 (1, 1) (6, PH) (7, 1) (8, PH) (9, 1)			0-0 F7			4-0 BB		0-0 1-2f 1B		1	0	0	0	0	0	0

BOTTOM

San Francisco Giants @ Cincinnati Reds
Riverfront Stadium, Cincinnati, OH
Fri Jul 16 1971, 7:05 PM EDT
Att. 45,053 - Unknown

AB	33
R	3
H	7
RBI	3
BB	2
SO	7
LOB	12



Inning Stats	R: 0	H: 1	E: 0	K: 0	S: 3	LOB: 0	BB: 0	P: 3	R: 0	H: 0	E: 0	K: 0	S: 3	LOB: 0	BB: 0	P: 3	R: 0	H: 0	E: 0	K: 1	S: 5	LOB: 0	BB: 0	P: 5	R: 1	H: 1	E: 0	K: 1	S: 6	LOB: 0	BB: 0	P: 6	R: 0	H: 1	E: 0	K: 1	S: 6	LOB: 1	BB: 0	P: 6	R: 0	H: 0	E: 0	K: 1	S: 5	LOB: 1	BB: 1	P: 9	R: 0	H: 0	E: 0	K: 0	S: 7	LOB: 2	BB: 0	P: 7	R: 2	H: 2	E: 0	K: 2	S: 9	LOB: 1	BB: 1	P: 13	1B: 4	SF: 0	2B: 1	SAC: 0	3B: 1	DP: 1	HR: 1	HBP: 0	WP: 0	PA: 35
PITCHER	IP	WLS	BF	H	R	ER	SO	BB	IBB	HBP	BLK	WP	HR	S	P	ERA	WHIP																																																									
Gaylord Perry, R ERA: 3.42 (1, 1)	8.1	W	33	7	3	3	5	2	0	0	0	0	0	41	49	3.24	1.080																																																									
Jerry Johnson, R ERA: 2.61 (9, 1)	0.2	S	2	0	0	0	2	0	0	0	0	0	0	6	6	0.00	0.000																																																									

Batter	1	2	3	4	5	6	7	8	9	AB R H RBI BB SO LOB	TOP								
Chris Speier, R OBP: 0.327, SLG: 0.344 (1, 6)	0-0 1-3		0-0 SH1-4 1B		0-3 K			0-0 4-3		4 0 1 0 0 1 1									
Tito Fuentes, S OBP: 0.295, SLG: 0.340 (1, 4)	0-3 K		0-0 SH1-4			0-0 F1			0-3 K	3 0 0 0 0 2 0									
Willie Mays, R OBP: 0.420, SLG: 0.521 (1, 3) (9, 8)	0-3 K		0-0 FC5-2			0-0 6-3			0-0 F9	4 0 0 0 0 1 2									
Bobby Bonds, R OBP: 0.390, SLG: 0.563 Ed Goodson, L OBP: 0.250, SLG: 0.258 (1, 9) (9, 3)		4-0 WP S FC4-6 BB	0-0 F4		0-0 6-3				0-0 1B 1B	3 2 1 0 1 0 2 0 0 0 0 0 0 0									
Ken Henderson, S OBP: 0.365, SLG: 0.410 (1, 7) (9, 9)		0-0 F4		0-0 1-3			0-3 K		0-0 1B 1B	4 0 1 0 0 1 1									
Dick Dietz, R OBP: 0.426, SLG: 0.427 (1, 2)		4-0 FC4-6 BB		0-0 F9			0-0 L7		0-0 1B FC6-4 1B	3 0 1 1 1 0 0									
Jimmy Rosario, S OBP: 0.368, SLG: 0.301 (1, 8) (9, 7)		0-0 FC4-6		0-0 4-3			0-0 G3		0-0 FC6-4	4 0 0 1 0 0 3									
Al Gallagher, R OBP: 0.318, SLG: 0.329 Hal Lanier, R OBP: 0.272, SLG: 0.273 (1, 5) (8, PR) (8, 5)		0-0 4-3		0-0 L7				1-0 B3-6-4 HBP		2 0 0 0 0 0 1 0 0 0 0 0 0 0									
Juan Marichal, R OBP: 0.150, SLG: 0.271 Jerry Johnson, R (1, 1) (9, 1)			0-0 SH1-4 FC5-2 1B 1B		0-0 F9			0-0 B3-6-4		3 0 1 0 0 0 1 0 0 0 0 0 0 0									
Inning Stats	R: 0 E: 0 K: 2 S: 7	H: 0 LOB: 0 BB: 0 P: 7	R: 1 E: 0 K: 0 S: 3	H: 0 LOB: 1 BB: 2 P: 11	R: 0 E: 0 K: 0 S: 5	H: 2 LOB: 2 BB: 0 P: 5	R: 0 E: 0 K: 0 S: 3	H: 0 LOB: 0 BB: 0 P: 3	R: 0 E: 0 K: 1 S: 5	H: 0 LOB: 0 BB: 0 P: 5	R: 0 E: 0 K: 1 S: 2	H: 0 LOB: 1 BB: 0 P: 3	R: 1 E: 0 K: 1 S: 8	H: 3 LOB: 2 BB: 0 P: 8	1B: 5 2B: 0 3B: 0 HR: 0	SF: 0 SAC: 1 DP: 1 HBP: 1	WP: 1 PB: 0 SB: 2 CS: 0	PA: 34	
PITCHER Jim McGlothlin, R ERA: 3.28 (1, 1)	IP 9.0	WLS W	BF 34	H 5	R 2	ER 2	SO 5	BB 2	IBB 0	HBP 1	BLK 0	WP 1	HR 0	S 41	P 50	ERA 2.00	WHIP 0.778		
PITCHER	IP	WLS	BF	H	R	ER	SO	BB	IBB	HBP	BLK	WP	HR	S	P	ERA	WHIP		

San Francisco Giants @ Cincinnati Reds
Riverfront Stadium, Cincinnati, OH

AB	30
R	2
H	5
RBI	2
BB	2
SO	5
LOB	11



Sat Jul 17 1971, 3:33 AM EDT
Att. 32,823 - Unknown

livebaseballscorecards.com

BOTTOM

San Francisco Giants @ Cincinnati Reds
Riverfront Stadium, Cincinnati, OH

livebaseballscorecards.com

AB	30
R	3
H	5
RBI	3
BB	1
SO	5
LOB	4



WP:	0	PA:	31
PB:	0		
SB:	0		
CS:	0		

Sat Jul 17 1971, 3:33 AM EDT
Att. 32,823 - Unknown

AB R H RBI BB SO LOB

4	1	1	0	0	2	1
4	1	1	0	0	0	0
3	0	0	1	1	0	0
0	0	0	0	0	0	0
4	0	1	2	0	1	0
3	0	0	0	0	1	0
3	0	0	0	0	0	0
2	0	1	0	0	0	0
1	0	0	0	0	0	0
3	0	0	0	0	0	2
2	0	0	0	0	1	1
1	1	1	0	0	0	0

0-0	F8	BB	1B	1B
0-0	L4-3	BB	1B	1B
0-0	6-3	BB	BB	1B
0-0	F8	BB	BB	1B
0-0	F7	BB	BB	1B
0-0	5-3	BB	BB	1B
0-0	F8	BB	BB	1B
0-0	F4	BB	BB	1B
0-0	6-3	BB	BB	1B
0-0	E5	BB	BB	1B
0-0	B3	BB	BB	1B
0-0	F7	BB	BB	1B
0-0	K	BB	BB	1B
0-0	6-3	BB	BB	1B
0-0	K	BB	BB	1B

0-0	F8	1
0-0	L8	1
0-0	L9	1
0-0	F8	2
0-0	F8	2
0-0	F8	2
0-0	F8	2
0-0	F4	1
0-0	6-3	2
0-0	E5	2
0-0	B3	1
0-0	F7	3
0-0	K	2
0-0	6-3	1
0-0	K	2
0-0	6-3	1

0-3	K	2
0-3	K	3
0-3	K	3
0-3	K	3
0-3	K	3
0-3	K	3
0-3	K	3
0-3	K	3
0-3	K	3
0-3	K	3
0-3	K	3
0-3	K	3
0-3	K	3
0-3	K	3

0-0	F8	1
0-0	L4-3	2
0-0	6-3	3
0-0	F8	1
0-0	F8	2
0-0	F8	2
0-0	F8	2
0-0	F4	1
0-0	6-3	2
0-0	E5	2
0-0	B3	1
0-0	F7	3
0-0	K	2
0-0	6-3	1
0-0	K	2
0-0	6-3	1

0-0	F8	1
0-0	L4-3	2
0-0	6-3	3
0-0	F8	1
0-0	F8	2
0-0	F8	2
0-0	F8	2
0-0	F4	1
0-0	6-3	2
0-0	E5	2
0-0	B3	1
0-0	F7	3
0-0	K	2
0-0	6-3	1
0-0	K	2
0-0	6-3	1

0-0	F8	1
0-0	L4-3	2
0-0	6-3	3
0-0	F8	1
0-0	F8	2
0-0	F8	2
0-0	F8	2
0-0	F4	1
0-0	6-3	2
0-0	E5	2
0-0	B3	1
0-0	F7	3
0-0	K	2
0-0	6-3	1
0-0	K	2
0-0	6-3	1

0-0	F8	1
0-0	L4-3	2
0-0	6-3	3
0-0	F8	1
0-0	F8	2
0-0	F8	2
0-0	F8	2
0-0	F4	1
0-0	6-3	2
0-0	E5	2
0-0	B3	1
0-0	F7	3
0-0	K	2
0-0	6-3	1
0-0	K	2
0-0	6-3	1

0-0	F8	1
0-0	L4-3	2
0-0	6-3	3
0-0	F8	1
0-0	F8	2
0-0	F8	2
0-0	F8	2
0-0	F4	1
0-0	6-3	2
0-0	E5	2
0-0	B3	1
0-0	F7	3
0-0	K	2
0-0	6-3	1
0-0	K	2
0-0	6-3	1

0-0	F8	1
0-0	L4-3	2
0-0	6-3	3
0-0	F8	1
0-0	F8	2
0-0	F8	2
0-0	F8	2
0-0	F4	1
0-0	6-3	2
0-0	E5	2
0-0	B3	1
0-0	F7	3
0-0	K	2
0-0	6-3	1
0-0	K	2
0-0	6-3	1

0-0	F8	1
0-0	L4-3	2
0-0	6-3	3
0-0	F8	1
0-0	F8	2
0-0	F8	2
0-0	F8	2
0-0	F4	1
0-0	6-3	2
0-0	E5	2
0-0	B3	1
0-0	F7	3
0-0	K	2
0-0	6-3	1
0-0	K	2
0-0	6-3	1

0-0	F8	1
0-0	L4-3	2
0-0	6-3	3
0-0	F8	1
0-0	F8	2
0-0	F8	2
0-0	F8	2
0-0	F4	1
0-0	6-3	2
0-0	E5	2
0-0	B3	1
0-0	F7	3
0-0	K	2
0-0	6-3	1
0-0	K	2
0-0	6-3	1

Inning Stats															R: 0	H: 0	E: 0	K: 0	S: 3	R: 0	H: 0	E: 0	K: 0	S: 3	R: 0	H: 1	E: 0	K: 2	S: 8	R: 0	H: 0	E: 0	K: 1	S: 5	R: 0	H: 0	E: 1	K: 0	S: 4	R: 0	H: 0	E: 0	K: 1	S: 5	R: 0	H: 0	E: 0	K: 0	S: 3	R: 3	H: 4	E: 0	K: 0	S: 4	1B: 5	2B: 0	3B: 0	HR: 0	SF: 0	SAC: 0	DP: 0	HBP: 0	WP: 0	PA: 31															
PITCHER															IP	WLS	BF	H	R	ER	SO	BB	IBB	HBP	BLK	WP	HR	S	P	ERA	WHIP	PITCHER															IP	WLS	BF	H	R	ER	SO	BB	IBB	HBP	BLK	WP	HR	S	P	ERA	WHIP																
Juan Marichal, R (1, 1)															8.0	L	30	4	3	3	5	1	0	0	0	0	0	0	43	3.38	0.625	Jerry Johnson, R (9, 1)															0.0		1	1	0	0	0	0	0	0	0	0	0	0	1	1	∞	∞															

Batter	1	2	3	4	5	6	7	8	9	10	11	12	AB R H RBI BB SO LOB	TOP												
Chris Speier, R OBP: 0.322, SLG: 0.338 (1, 6)	0-0 4-3		0-0 F5		0-3 K		0-0 6-3		0-0 F7		0-0 F8		6 0 0 0 0 1 5	San Francisco Giants @ Atlanta Braves Atlanta Stadium, Atlanta, GA Sun Jul 18 1971, 3:33 AM EDT Unknown												
Tito Fuentes, S OBP: 0.296, SLG: 0.343 (1, 4)	0-0 2B		0-0 F7		0-0 1B S 2-H 3-H		0-0 F4		0-0 L1		0-0 F9		6 0 2 2 0 0 1													
Bobby Bonds, R OBP: 0.389, SLG: 0.557 (1, 9)	4-0 BB		0-3 K		0-0 1B S 1-3		0-3 K		0-0 1-3		0-0 F8		5 0 1 0 1 2 0													
Dick Dietz, R OBP: 0.424, SLG: 0.440 (1, 2)	0-0 G4-6-3			0-0 1-3	0-3 K		0-0 2B		0-0 5-3		0-0 HR		6 2 2 1 0 1 4													
Ken Henderson, S OBP: 0.361, SLG: 0.409 (1, 7)		0-0 F4		0-0 4-1		0-0 F3		0-0 2B		0-0 4-3		0-0 F8	6 0 1 1 0 0 0													
Ed Goodson, L OBP: 0.257, SLG: 0.242 (1, 3)		4-0 BB		0-0 4-3		0-0 F7		4-0 IBB		0-0 F8			2 1 0 0 1 0 0													
Willie Mays, R OBP: 0.420, SLG: 0.519 (8, PH)		BB											1 0 0 0 1 0 0													
Jimmy Rosario, S OBP: 0.369, SLG: 0.293 (1, 8)		4-0 1B		0-0 4-3		0-0 F9		0-0 5-3		4-0 BB			3 0 0 0 2 0 2													
Al Gallagher, R OBP: 0.324, SLG: 0.335 (1, 5)		0-0 1B		0-0 1B		0-0 L3		0-0 4-3		0-0 4-3		0-0 1B	5 1 3 1 0 0 0													
Don Carithers, R Frank Duffy, R Rich Robertson, R Fran Huggy, R Steve Hamilton, L Bernie Williams, R Don McMahon, R Hal Lander, R Jerry Johnson, R		0-0 FC9-3-5		0-0 E7		0-0 4-3		0-0 E6		0-3 K			1 0 0 0 0 0 2 0 1 1 0													
Inning Stats	R: 0 H: 1 E: 0 LOB: 1 K: 0 BB: 1 S: 3 P: 7	R: 1 H: 1 E: 0 LOB: 1 K: 0 BB: 2 S: 3 P: 11	R: 0 H: 0 E: 0 LOB: 0 K: 1 BB: 0 S: 5 P: 5	R: 0 H: 0 E: 0 LOB: 0 K: 0 BB: 0 S: 3 P: 3	R: 2 H: 4 E: 1 LOB: 2 K: 2 BB: 0 S: 11 P: 11	R: 0 H: 0 E: 0 LOB: 0 K: 0 BB: 0 S: 3 P: 3	R: 0 H: 0 E: 0 LOB: 0 K: 0 BB: 0 S: 3 P: 3	R: 1 H: 2 E: 0 LOB: 2 K: 1 BB: 1 S: 7 P: 11	R: 0 H: 1 E: 1 LOB: 1 K: 0 BB: 0 S: 4 P: 4	R: 0 H: 0 E: 0 LOB: 0 K: 0 BB: 0 S: 3 P: 3	R: 0 H: 1 E: 0 LOB: 2 K: 1 BB: 1 S: 6 P: 10	R: 1 H: 1 E: 0 LOB: 0 K: 0 BB: 0 S: 4 P: 4	1B: 7 SF: 0 2B: 4 SAC: 0 3B: 0 DP: 2 HR: 1 HBP: 0		WP: 0 PA: 50 PB: 0 SB: 3 CS: 0											
PITCHER	IP WLS BF H R ER SO BB IBB HBP BLK WP HR S P ERA WHIP																									
Jim Nash, R ERA: 5.53 (1, 1)	4.2																									
Cecil Upshaw, R ERA: 3.9 (5, 1)	5.1																									
Bob Priddy, R ERA: 3.78 (11, 1)	2.0	L	9	2	1	1	1	1	0	0	0	0	0	1	10	14	4.50	1.500								

livebaseballscores.com

AB	45
R	5
H	11
RBI	5
BB	5
SO	5
LOB	16



Batter	1	2	3	4	5	6	7	8	9	10	11	12	AB R H RBI BB SO LOB	BOTTOM
Felix Millan, R (1, 4) OBP: 0.352, SLG: 0.383	0-0 4-3		0-0 F8		0-0 G3 1B		0-0 F8			0-0 F3			5 0 1 0 0 0 1	San Francisco Giants @ Atlanta Braves Atlanta Stadium, Atlanta, GA Sun Jul 18 1971, 3:33 AM EDT Unknown livebaseballscorecards.com
Ralph Garr, L (1, 7) OBP: 0.361, SLG: 0.445	0-0 6-3		0-0 4-3		0-0 G3 1-2		0-3 K			0-0 F4			5 0 0 0 0 1 2	
Hank Aaron, R (1, 3) OBP: 0.399, SLG: 0.626	0-0 6-3			4-0 2B E BB	4-0 IBB		0-0 F3			0-0 5-3			3 1 0 0 2 0 0	
Darrell Evans, L (1, 5) OBP: 0.376, SLG: 0.465		0-0 F2		0-0 E6 1-H 3B 2B	0-0 F9		0-3 K			0-3 K			5 1 1 0 0 2 2	
Mike Lum, L (1, 9) OBP: 0.371, SLG: 0.435		0-0 G3		0-0 SF9 2-H 3B	4-0 E 1B BB		0-3 K2-3			0-0 F9			4 1 1 1 1 1 0	
Earl Williams, R (1, 2) OBP: 0.303, SLG: 0.440		0-0 F6		0-0 F9	0-0 F9		0-3 K			0-0 5-3			5 0 0 0 0 1 2	
Sonny Jackson, L (1, 8) OBP: 0.325, SLG: 0.366			0-0 G3 1B 1B	0-0 SF9 3-H	0-0 F7				0-0 F3			0-3 K2-3	4 1 1 1 0 1 1	
Marty Perez, R (1, 6) OBP: 0.245, SLG: 0.271			0-0 G3 1-2	0-0 F9	0-0 E6				0-0 F9			0-0 F9	4 0 1 0 0 0 1	
Hal King, L (12, PH) OBP: 0.333, SLG: 0.351					1-3 1B								1 0 0 0 0 0 0	
Jim Nash, R (1, 1) OBP: 0.179, SLG: 0.205					0-3 K								1 0 1 1 0 0 0	
Cecil Upshaw, R (5, 1)					0-0 F9								3 0 0 0 0 2 2	
Bob Priddy, R (11, 1) OBP: 0.100, SLG: 0.100													0 0 0 0 0 0 0	
Orlando Cepeda, R (12, PH) OBP: 0.333, SLG: 0.506													1 0 0 0 0 0 0	

Inning Stats	R: 0 E: 0 K: 0 S: 3	H: 0 LOB: 0 BB: 0 P: 3	R: 0 E: 0 K: 0 S: 3	H: 0 LOB: 0 BB: 0 P: 3	R: 1 E: 0 K: 0 S: 5	H: 2 LOB: 1 BB: 0 P: 5	R: 3 E: 1 K: 0 S: 5	H: 2 LOB: 0 BB: 1 P: 9	R: 0 E: 0 K: 1 S: 6	H: 1 LOB: 2 BB: 1 P: 10	R: 0 E: 0 K: 1 S: 5	H: 0 LOB: 0 BB: 0 P: 5	R: 0 E: 0 K: 3 S: 9	H: 0 LOB: 0 BB: 0 P: 9	R: 0 E: 0 K: 1 S: 5	H: 0 LOB: 0 BB: 0 P: 5	R: 0 E: 0 K: 1 S: 5	H: 0 LOB: 0 BB: 0 P: 5	R: 0 E: 0 K: 1 S: 5	H: 0 LOB: 0 BB: 0 P: 5	1B: 4 2B: 1 3B: 1 HR: 0	SF: 1 SAC: 0 DP: 0 HBP: 0	WP: 0 PB: 0 SB: 0 CS: 0	PA: 45
--------------	------------------------------	---------------------------------	------------------------------	---------------------------------	------------------------------	---------------------------------	------------------------------	---------------------------------	------------------------------	----------------------------------	------------------------------	---------------------------------	------------------------------	---------------------------------	------------------------------	---------------------------------	------------------------------	---------------------------------	------------------------------	---------------------------------	----------------------------------	------------------------------------	----------------------------------	--------

PITCHER	IP	WLS	BF	H	R	ER	SO	BB	IBB	HBP	BLK	WP	HR	S	P	ERA	WHIP
Don Carrithers, R (1, 1) ERA: 4.82	4.0		17	4	4	4	0	1	0	0	0	0	0	16	20	9.00	1.250
Rich Robertson, R (5, 1) ERA: 4.45	2.0		10	2	0	0	1	1	1	0	0	0	0	10	18	0.00	1.500
Steve Hamilton, L (7, 1) ERA: 3.14	2.0		6	0	0	0	4	0	0	0	0	0	0	14	14	0.00	0.000
Don McMahon, R (9, 1) ERA: 4.08	2.0		6	0	0	0	1	0	0	0	0	0	0	8	8	0.00	0.000
Jerry Johnson, R (11, 1) ERA: 2.53	2.0	W	6	0	0	0	2	0	0	0	0	0	0	10	10	0.00	0.000

Batter	1	2	3	4	5	6	7	8	9	AB R H RBI BB SO LOB	TOP											
Chris Speier, R OBP: 0.320, SLG: 0.336 (1, 6)	0-0 4-3		0-0 1B		0-0 G5-4-3 1-2f		0-0 6-3		0-0 F9	5 0 1 0 0 0 4	San Francisco Giants @ Atlanta Braves Atlanta Stadium, Atlanta, GA Sun Jul 18 1971, 3:38 AM EDT Att: 46,489 - Unknown livebaseballscorecards.com											
Tito Fuentes, S OBP: 0.296, SLG: 0.342 (1, 4)	0-0 1B		0-0 F9			0-0 G3	0-0 F3			4 0 1 0 0 0 2												
Ken Henderson, S OBP: 0.366, SLG: 0.415 (1, 9) (5, 7) (6, 8)	4-0 1-2 BB			0-0 F7		0-0 HR 2B		0-0 1B		3 1 2 0 1 0 0												
Willie Mays, R OBP: 0.418, SLG: 0.526 (1, 8) (6, 3)	0-0 L5-3 1-2			0-0 6-3		0-0 HR 2-H	0-3 K			4 1 1 2 0 1 3												
Fran Healy, R OBP: 0.431, SLG: 0.476 (1, 2)		0-0 1-3		4-0 BB		0-0 1B	0-0 F2			3 0 1 0 1 0 1												
Ed Goodson, L OBP: 0.237, SLG: 0.222 (1, 3) Bernie Williams, R OBP: 0.303, SLG: 0.246 (6, 7)		0-0 4-3		0-0 F4		0-0 F7	0-0 F3			3 0 0 0 0 0 2 1 0 0 0 0 0 1												
Jimmy Rosario, S OBP: 0.371, SLG: 0.297 Don Carrithers, R (5, 1) Frank Duffy, R OBP: 0.161, SLG: 0.167 (6, PH) Rich Robertson, R OBP: 0.067, SLG: 0.067 (6, 1) Dick Dietz, R OBP: 0.426, SLG: 0.442 (9, PH)		0-3 K			0-0 1B	0-3 K		0-0 1B		2 0 1 0 0 1 0 0 0 0 0 0 0 0 1 0 0 0 0 1 1 0 0 0 0 0 0 0 1 0 1 0 0 0 0												
Al Gallagher, R OBP: 0.323, SLG: 0.333 (1, 5)			0-0 4-3		0-0 F9		0-0 F9 1B		0-0 F3	4 0 1 0 0 0 2												
Steve Stone, R (1, 1) Bobby Bonds, R OBP: 0.389, SLG: 0.556 (5, PH) (5, 9)			0-3 K		0-0 G5-4-3 1-2 1B		0-0 F9 1-2		0-0 F9	1 0 0 0 0 1 0 3 0 1 0 0 0 2												
Inning Stats	R: 0 E: 0 K: 0 S: 3	H: 1 LOB: 1 BB: 1 P: 7	R: 0 E: 0 K: 1 S: 5	H: 0 LOB: 0 BB: 0 P: 5	R: 0 E: 0 K: 1 S: 6	H: 1 LOB: 1 BB: 0 P: 6	R: 0 E: 0 K: 0 S: 3	H: 0 LOB: 1 BB: 1 P: 7	R: 0 E: 0 K: 0 S: 4	H: 2 LOB: 1 BB: 0 P: 4		R: 2 E: 0 K: 1 S: 8	H: 3 LOB: 1 BB: 0 P: 8	R: 0 E: 0 K: 0 S: 4	H: 1 LOB: 1 BB: 0 P: 4	R: 0 E: 0 K: 1 S: 6	H: 1 LOB: 1 BB: 0 P: 6	R: 0 E: 0 K: 0 S: 4	H: 1 LOB: 1 BB: 0 P: 4	1B: 8 2B: 2 3B: 0 HR: 1	SF: 0 SAC: 0 DP: 2 HBP: 0	WP: 0 PB: 0 SB: 1 CS: 0
PITCHER	IP WLS BF H R ER SO BB IBB HBP BLK WP HR S P ERA WHIP	IP WLS BF H R ER SO BB IBB HBP BLK WP HR S P ERA WHIP											IP WLS BF H R ER SO BB IBB HBP BLK WP HR S P ERA WHIP									
Tom Kelley, R ERA: 3.32 (1, 1)	6.0 W 25 7 2 2 3 2 0 0 0 0 1 29 37 3.00 1.500	3.0 S 12 3 0 0 1 0 0 0 0 0 0 14 14 0.00 1.000																				



Batter	1	2	3	4	5	6	7	8	9	AB	R	H	RBI	BB	SO	LOB
Felix Millan, R OBP: 0.354, SLG: 0.384 (1, 4)	0-0 E6 SH5-3 1B		0-0 CS 1B	0-0 F7		0-0 6-3				4	0	2	0	0	0	1
Ralph Garr, L OBP: 0.361, SLG: 0.444 (1, 7)	0-0 SH5-3 2-3		0-0 F8		0-0 F8 SF 1B		0-0 G3			3	1	1	0	0	0	1
Mike Lum, L OBP: 0.369, SLG: 0.432 (1, 9)	0-0 F5		0-0 1B 1-2 1B		0-0 F8 1-3		0-0 3-1			4	1	1	0	0	0	2
Darrell Evans, L OBP: 0.373, SLG: 0.462 (1, 5)	0-3 K		0-0 1B 1-3 1B		0-0 SF 1B		0-0 F4			3	1	1	1	0	1	1
Earl Williams, R OBP: 0.310, SLG: 0.445 (1, 3)		0-0 1B 3-1 1B	0-0 1B 1-2 3-H 1B		0-0 F5		0-0 FC5-8 1B			4	1	3	1	0	0	1
Hal King, L OBP: 0.332, SLG: 0.348 (1, 2)		0-0 3-1 1-2	0-0 G3		0-0 1B		0-0 FC5-6 G4-6-3 1-2f			4	0	1	1	0	0	4
Sonny Jackson, L OBP: 0.327, SLG: 0.365 (1, 8)		0-0 1B 2-H		4-0 6-3 BB	0-0 4-3		0-0 G4-6-3 1-2f			3	0	1	1	1	0	2
Gil Garrido, R OBP: 0.241, SLG: 0.155 (1, 6)		4-0 BB		0-0 6-3 1-2		0-0 6-3				2	0	0	0	1	0	1
Tom Kelley, R (1, 1) Leo Foster, R (6, PH) Pat Jarvis, R (7, 1) OBP: 0.094, SLG: 0.033		0-0 4-3		0-0 F8		0-3 K				2	0	0	0	0	0	2

Inning Stats	R: 0	H: 1	E: 1	K: 1	S: 6	LOB: 1	BB: 0	P: 6	R: 1	H: 2	E: 0	K: 0	S: 4	LOB: 1	BB: 1	P: 8	R: 1	H: 4	E: 0	K: 0	S: 6	LOB: 2	BB: 0	P: 6	R: 0	H: 0	E: 0	K: 0	S: 3	LOB: 1	BB: 1	P: 7	R: 2	H: 2	E: 2	K: 0	S: 6	LOB: 1	BB: 0	P: 6	R: 0	H: 0	E: 0	K: 1	S: 5	LOB: 0	BB: 0	P: 5	R: 0	H: 0	E: 0	K: 0	S: 3	LOB: 0	BB: 0	P: 3	R: 0	H: 1	E: 0	K: 0	S: 3	LOB: 0	BB: 0	P: 3
--------------	------	------	------	------	------	--------	-------	------	------	------	------	------	------	--------	-------	------	------	------	------	------	------	--------	-------	------	------	------	------	------	------	--------	-------	------	------	------	------	------	------	--------	-------	------	------	------	------	------	------	--------	-------	------	------	------	------	------	------	--------	-------	------	------	------	------	------	------	--------	-------	------

PITCHER	IP	WLS	BF	H	R	ER	SO	BB	IBB	HBP	BLK	WP	HR	S	P	ERA	WHIP
Steve Stone, R (1, 1) ERA: 4.05	4.0	L	19	7	2	2	1	2	0	0	0	0	0	19	27	4.50	2.250
Don Carrithers, R (5, 1) ERA: 4.58	1.0		6	2	2	0	0	0	0	0	0	0	0	6	6	0.00	2.000
Rich Robertson, R (6, 1) ERA: 4.22	3.0		9	1	0	0	1	0	0	0	0	0	0	11	11	0.00	0.333

BOTTOM

San Francisco Giants @ Atlanta Braves
Atlanta Stadium, Atlanta, GA

Sun Jul 18 1971, 3:38 AM EDT
Att. 46,489 - Unknown

AB	30
R	4
H	10
RBI	4
BB	2
SO	2
LOB	15

livebaseballscorecards.com

Braves

WP: 0	PA: 34
PB: 0	
SB: 0	
CS: 1	

Batter	1	2	3	4	5	6	7	8	9	AB R H RBI BB SO LOB	TOP																
Chris Speier, R (1, 6) OBP: 0.323, SLG: 0.339	0-0 PB WP 1B	0-0 F9		0-3 K		0-0 1B 1B	0-0 G5-4-3		0-0 1B 1B	6 2 3 0 0 1 2																	
Tito Fuentes, S (1, 4) OBP: 0.296, SLG: 0.341	0-0 5-3	0-0 F9			0-0 F3	0-0 1B 1B		0-0 F5	0-0 1B 1B	6 0 2 1 0 0 2																	
Willie Mays, R (1, 3) OBP: 0.423, SLG: 0.524	4-0 1B S 1B BB	4-0 1B BB			4-0 CS BB	0-3 K		0-3 K	0-0 1B	3 1 1 1 3 2 3																	
Bobby Bonds, R (1, 9) OBP: 0.391, SLG: 0.557	0-0 1B 1B	0-3 K			0-0 BB 1B	0-3 K		0-0 E 2B	0-3 K	6 1 3 1 0 3 7																	
Dick Dietz, R (1, 2) OBP: 0.427, SLG: 0.442	0-0 1B 1B		0-0 F8		4-0 BB 1B		0-0 BB 1B 1B	0-0 E5 1B	0-0 1-3	5 3 2 1 1 0 2																	
Ken Henderson, S (1, 8) OBP: 0.366, SLG: 0.413	0-0 FC5-2-6-2 1B		0-0 F5		0-0 F3		0-0 BB 1B 1B	4-0 1B IBB		4 2 1 0 1 0 4																	
Al Gallagher, R (1, 5) OBP: 0.325, SLG: 0.333	0-0 1B		0-0 5-3			0-0 4-3	4-0 1B BB	0-0 1B 1B		3 0 1 2 1 0 0																	
Hal Lanier, R (7, 5) OBP: 0.275, SLG: 0.275	0-0 2-H 3-H 1B						1-2 2-3 BB	1-2 2-H 1B		1 0 1 1 0 0 0	AB 43 R 11 H 18 RBI 10 BB 7 SO 9 LOB 23																
Bernie Williams, R (1, 7) OBP: 0.309, SLG: 0.246	0-3 K			0-0 F7		4-0 1B 1B BB	0-0 1B 1B	0-3 K		4 2 1 2 1 2 3																	
Steve Hamilton, L (8, 1) OBP: 0.275, SLG: 0.275	0-3 K						1-H 2-H 3-H 1B			0 0 0 0 0 0 0																	
John Cumberland, R (1, 1) OBP: 0.263, SLG: 0.222		0-0 BB 1B			0-0 4-3		0-0 1B 1B		0-3 K	4 0 3 1 0 0 0																	
Don McMahon, R (7, 1) OBP: 0.275, SLG: 0.275										0 0 0 0 0 0 0																	
Jimmy Rosario, S (8, 7) OBP: 0.368, SLG: 0.294							2-H 1B			1 0 0 0 0 1 0	GIANTS																
Inning Stats	R: 4 E: 0 K: 1 S: 9	H: 4 LOB: 1 BB: 1 P: 13	R: 0 E: 0 K: 1 S: 6	H: 1 LOB: 2 BB: 1 P: 10	R: 0 E: 0 K: 0 S: 3	H: 0 LOB: 0 BB: 0 P: 3	R: 0 E: 0 K: 1 S: 5	H: 0 LOB: 0 BB: 0 P: 5	R: 0 E: 0 K: 0 S: 3	H: 1 LOB: 2 BB: 2 P: 11	R: 1 E: 0 K: 2 S: 10	H: 3 LOB: 3 BB: 1 P: 14	R: 3 E: 0 K: 0 S: 5	H: 4 LOB: 0 BB: 1 P: 9	R: 2 E: 1 K: 2 S: 10	H: 2 LOB: 2 BB: 1 P: 14	R: 1 E: 0 K: 2 S: 10	H: 3 LOB: 2 BB: 0 P: 10	1B: 17 2B: 1 3B: 0 HR: 0	SF: 0 SAC: 0 DP: 1 HBP: 0	WP: 1 PB: 1 SB: 1 CS: 1	PA: 50					
PITCHER	IP WLS BF H R ER SO BB IBB HBP BLK WP HR S P ERA WHIP																										
Steve Barber, L (1, 1) ERA: 5.2	0.2		7	4	4	4	0	1	0	0	0	1	0	6	10	54.00	7.500										
Ron Herbel, R (1, 1) ERA: 4.81	5.2		29	9	4	4	5	5	0	0	0	0	0	34	54	6.35	2.471										
Tom House, L (7, 1) ERA: 9.64	0.2		1	0	0	0	0	0	0	0	0	0	0	1	1	0.00	0.000										
Bob Priddy, R (8, 1) ERA: 3.81	2.0	L	13	5	3	1	4	0	1	0	0	0	0	20	24	4.50	2.500										

San Francisco Giants @ Atlanta Braves
Atlanta Stadium, Atlanta, GA
Mon Jul 19 1971, 7:05 PM EDT
Att. 13,361 - Unknown

livebaseballscorecards.com



BOTTOM

San Francisco Giants @ Atlanta Braves
Atlanta Stadium, Atlanta, GA

Mon Jul 19 1971, 7:05 PM EDT
Att. 13,361 - Unknown

livebaseballscorecards.com

AB	40
R	8
H	13
RBI	5
BB	4
SO	5
LOB	16



WP	2	PA	44
PB	0	SB	0
CS	0		

AB R H RBI BB SO LOB

4	1	0	0	1	0	1
4	2	4	0	1	0	0
5	0	1	1	0	1	5
5	1	1	1	0	1	5
4	1	0	0	1	1	3
4	2	1	1	1	1	0
5	1	2	0	0	0	0
3	0	1	0	0	0	0
0	0	0	0	0	0	0
0	0	0	0	0	0	0
1	0	1	1	0	0	0
1	0	0	0	0	0	0
0	0	0	0	0	0	0
0	0	0	0	0	0	0
1B	10	SF	0			
2B	2	SAC	0			
3B	0	DP	0			
HR	1	HBP	0			

Batter	1	2	3	4	5	6	7	8	9
Felix Millan, R (1, 4) OBP: 0.352, SLG: 0.380	0-0 F8		0-0 F3		0-0 F8		4-0 2B 6-3 BB	0-0 6-3	
Ralph Garr, L (1, 7) OBP: 0.368, SLG: 0.453	0-0 FC5-4 1B		0-0 E 1B		0-0 FC6-4 1B		0-0 1-3 1B 2B	4-0 1B WP BB	
Hank Aaron, R (1, 3) OBP: 0.397, SLG: 0.619	0-0 FC5-4 1-2f		0-0 F3		0-3 K		0-0 6-3	0-0 1-3 1B	
Earl Williams, R (1, 2) OBP: 0.308, SLG: 0.441	0-0 F8		0-0 E6 1-H		0-0 FC6-4 1-2f		0-0 3-H BB WP 1B	0-3 K	
Darrell Evans, L (1, 5) OBP: 0.367, SLG: 0.448		0-0 F8	0-3 K			0-0 F8	4-0 WP BB E BB	0-0 F5	
Mike Lum, L (1, 9) OBP: 0.370, SLG: 0.442		0-3 K		0-0 4-3		0-0 HR	4-0 E WP 1B BB	0-0 4-3	
Sonny Jackson, L (1, 8) OBP: 0.328, SLG: 0.369		0-0 1B 2B		0-0 1-3		0-0 4-3	0-0 E1 1B 1B	0-0 F8	
Gil Garrido, R (1, 9) OBP: 0.244, SLG: 0.162		0-0		0-0 F7		0-0 6-3	0-0 1-3 2-H 3-H 1B 1B	0-0 5-3	
Tom House, L (7, 1) OBP: 0.500, SLG: 0.500		0-0							
Zolio Versailles, R (7, PH) OBP: 0.273, SLG: 0.389		0-0							
Hal King, L (7, PH) OBP: 0.335, SLG: 0.352		0-0							
Leo Foster, R (8, 9) OBP: 0.100, SLG: 0.100		0-0							
Steve Barber, L (1, 1) OBP: 0.200, SLG: 0.111		0-3 K							
Ron Herbel, R (1, 1) OBP: 0.167, SLG: 0.167									
Marty Perez, R (7, 6) OBP: 0.244, SLG: 0.269									
Orlando Cepeda, R (7, PH) OBP: 0.336, SLG: 0.508									
Bob Priddy, R (8, 1) OBP: 0.100, SLG: 0.100									

Inning Stats	R: 0 E: 0 K: 4 S: 4	H: 1 LOB: 1 BB: 0 P: 4	R: 0 E: 0 K: 2 S: 9	H: 2 LOB: 2 BB: 0 P: 9	R: 1 E: 1 K: 1 S: 7	H: 1 LOB: 1 BB: 0 P: 7	R: 0 E: 0 K: 0 S: 3	H: 0 LOB: 0 BB: 0 P: 3	R: 0 E: 0 K: 1 S: 7	H: 2 LOB: 2 BB: 0 P: 7	R: 1 E: 0 K: 0 S: 4	H: 1 LOB: 0 BB: 0 P: 4	R: 6 E: 1 K: 0 S: 7	H: 5 LOB: 2 BB: 3 P: 19	R: 0 E: 0 K: 1 S: 6	H: 1 LOB: 2 BB: 1 P: 10	R: 0 E: 0 K: 0 S: 3	H: 0 LOB: 0 BB: 0 P: 3	1B: 10 2B: 2 3B: 0 HR: 1	SF: 0 SAC: 0 DP: 0 HBP: 0	WP: 2 PB: 0 SB: 0 CS: 0	PA: 44
--------------	------------------------------	---------------------------------	------------------------------	---------------------------------	------------------------------	---------------------------------	------------------------------	---------------------------------	------------------------------	---------------------------------	------------------------------	---------------------------------	------------------------------	----------------------------------	------------------------------	----------------------------------	------------------------------	---------------------------------	-----------------------------------	------------------------------------	----------------------------------	--------

PITCHER	IP	WLS	BF	H	R	ER	SO	BB	IBB	HBP	BLK	WP	HR	S	P	ERA	WHIP
John Cumberland, L (1, 1) ERA: 2.39	6.2		34	10	8	7	4	3	0	0	0	1	1	39	51	9.45	1.950
Don McMahon, R (7, 1) ERA: 3.99	1.0	W	6	3	0	0	1	1	0	0	0	1	0	7	11	0.00	4.000
Steve Hamilton, L (8, 1) ERA: 3.0	1.1	S	4	0	0	0	0	0	0	0	0	0	0	4	4	0.00	0.000

Batter	1	2	3	4	5	6	7	8	9	AB	R	H	RBI	BB	SO	LOB	TOP					
Chris Speier, R (1, 6) OBP: 0.321, SLG: 0.335	4-0 1-3 1B BB	0-0 FC4-6 1-2f		0-0 FC4-6 1-2f 2-3 3-H		0-0 F7		0-0 F9		4	1	0	1	1	0	5						
Tito Fuentes, S (1, 4) OBP: 0.295, SLG: 0.340	0-0 1-3 1-2		0-0 F7	0-0 F8			0-0 5-3	0-0 1-2 2-3 1B		5	0	1	0	0	0	3						
Willie Mays, R (1, 3) OBP: 0.422, SLG: 0.520	0-0 F9		4-0 FC6-4 BB		0-0 1B 4-3 1B		0-3 K	0-3 K		4	1	1	0	1	2	4						
Bobby Bonds, R (1, 9) OBP: 0.391, SLG: 0.555	0-0 PO 2-H 1B		0-0 F9		0-0 4-3 PB 1B		0-0 E1		0-3 K	5	1	2	1	0	1	1						
Dick Dietz, R (1, 2) OBP: 0.427, SLG: 0.438	0-0 PO 1-2	4-0 HR BB	0-0 FC6-4		0-0 4-3		0-0 2-3		0-3 K	2	1	0	1	1	0	2						
Fran Healy, R (6, 2) OBP: 0.419, SLG: 0.462			1-2f		2-3 3-H				0-3 K	2	0	0	0	0	1	1						
Ken Henderson, S (1, 7) OBP: 0.370, SLG: 0.428		0-0 1-H HR		0-0 FC3-6 1B		0-0 F9		0-0 FC3-6 BB E 1B	0-3 K	5	2	3	2	0	1	0						
Jimmy Rosario, S (1, 8) OBP: 0.365, SLG: 0.287		0-0 F4		0-0 FC3-6 1B FC4-6 1B		0-0 F7		4-0 FC3-6 BB		3	1	0	0	1	0	1						
Al Gallagher, R (1, 5) OBP: 0.324, SLG: 0.332		0-0 6-3		0-0 FC4-6 1B 1-2 1B			0-0 6-3	0-0 FC3-6 1B E		4	0	1	0	0	0	2						
Gaylord Perry, R (1, 1) OBP: 0.136, SLG: 0.123		4-0 FC4-6 BB		0-0 FC4-6 1B 1-2 2-3 1B		0-0 4-3		0-0 E6 1B		1	0	1	0	1	0	0						
Don Carnthers, R (4, 1)										0	0	0	0	0	0	0						
Ed Goodson, L (6, PH) OBP: 0.231, SLG: 0.216										0	0	0	0	0	0	0						
Rich Robertson, R (6, 1) OBP: 0.067, SLG: 0.067										0	0	0	0	0	0	0						
Don McMahon, R (7, 1)										0	0	0	0	0	0	0						
Bernie Williams, R (8, PH) OBP: 0.305, SLG: 0.243										1	0	0	1	0	0	1						
Frank Roberge, L (8, 1) OBP: 0.273, SLG: 0.273										0	0	0	0	0	0	0						
Inning Stats	R: 1 E: 0 K: 0 S: 3	H: 1 LOB: 0 BB: 1 P: 7	R: 2 E: 0 K: 0 S: 4	H: 1 LOB: 1 BB: 2 P: 12	R: 0 E: 0 K: 0 S: 3	H: 0 LOB: 1 BB: 1 P: 7	R: 1 E: 0 K: 0 S: 6	H: 3 LOB: 2 BB: 0 P: 6	R: 2 E: 0 K: 0 S: 5	H: 2 LOB: 0 BB: 0 P: 5	R: 0 E: 0 K: 0 S: 3	H: 0 LOB: 0 BB: 0 P: 3	R: 0 E: 1 K: 1 S: 6	H: 0 LOB: 1 BB: 0 P: 6	R: 1 E: 1 K: 1 S: 8	H: 2 LOB: 3 BB: 1 P: 12	R: 0 E: 0 K: 3 S: 9	H: 0 LOB: 0 BB: 0 P: 9	1B: 8 2B: 0 3B: 0 HR: 1	SF: 0 SAC: 0 DP: 0 HBP: 0	WP: 0 PB: 1 SB: 0 CS: 0	PA: 43
PITCHER	IP	WLS	BF	H	R	ER	SO	BB	IBB	HBP	BLK	WP	HR	S	P	ERA	WHIP					
Steve Blass, R (1, 1) ERA: 2.84	1.0		4	1	1	1	0	1	0	0	0	0	0	3	7	9.00	2.000					
Bob Veale, L (2, 1) ERA: 6.92	4.0	W	21	6	5	5	0	3	0	0	0	0	1	18	30	11.25	2.250					
Nelson Briles, R (6, 1) ERA: 4.27	1.0		3	0	0	0	0	0	0	0	0	0	0	3	3	0.00	0.000					
Dave Giusti, R (7, 1) ERA: 2.17	3.0	S	14	2	1	1	5	1	0	0	0	0	0	23	27	3.00	1.000					

San Francisco Giants @ Pittsburgh Pirates
 Three Rivers Stadium, Pittsburgh, PA
 Tue Jul 20 1971, 7:05 PM EDT
 Att: 29,865 - Unknown

AB	37
R	7
H	9
RBI	6
BB	5
SO	5
LOB	20



BOTTOM

San Francisco Giants @ Pittsburgh Pirates
Three Rivers Stadium, Pittsburgh, PA
Tue Jul 20 1971, 7:05 PM EDT
Att. 29,865 - Unknown

livebaseballscorecards.com

AB 41
R 11
H 15
RBI 10
BB 5
SO 3
LOB 31



WP: 0 PA: 47
PB: 1
SB: 0
CS: 0

AB R H RBI BB SO LOB

6 1 2 2 0 1 4

6 1 2 2 0 0 5

5 1 1 1 0 1 5

4 1 3 1 1 0 0

4 0 0 1 0 0 4

4 1 3 2 1 0 0

4 3 2 0 1 1 4

4 2 1 1 1 0 5

0 0 0 0 0 0 0
2 1 1 0 0 0 1
0 0 0 0 1 0 0
0 0 0 0 0 0 0
1 0 0 0 0 0 3
1 0 0 0 0 0 0

1B: 13 SF: 0
2B: 1 SAC: 0
3B: 1 DP: 0
HR: 0 HBP: 1

Table with 10 columns (Batter, 1-9) and 10 rows (Bill Mazerowski, Vic Davalillo, Roberto Clemente, Willie Stargell, Richie Hebner, Al Oliver, Manny Sanguillen, Gene Alley, Steve Blass, Bob Veale, Charlie Santos, Nelson Briles, Jose Pagan, Dave Giusti). Each cell contains a baseball diamond diagram with play details.

Inning Stats table with columns for R, H, E, K, S and rows for each inning (1-9).

Pitcher stats table with columns for IP, WLS, BF, H, R, ER, SO, BB, IBB, HBP, BLK, WP, HR, S, P, ERA, WHIP and rows for Gaylord Perry, Don Carrithers, Rich Robertson, Don McMahon, Frank Reberger.

Batter	1	2	3	4	5	6	7	8	9	AB R H RBI BB SO LOB	TOP																									
Chris Speier, R (1, 6) OBP: 0.320, SLG: 0.333	0-3 K	0-0 F3			0-0 FC5-4 BB 1B 1-2f		0-0 1B		0-0 F7	5 0 1 0 0 1 4	San Francisco Giants @ Pittsburgh Pirates Three Rivers Stadium, Pittsburgh, PA Wed Jul 21 1971, 7:05 PM EDT Att: 35,145 - Unknown livebaseballscorecards.com																									
Tito Fuentes, S (1, 4) OBP: 0.296, SLG: 0.340	0-0 BB 1B SF9 1B		0-0 6-3		0-0 BB 1-2 1B		0-0 L8		0-0 F3	5 1 2 0 0 0 4																										
Willie Mays, R (1, 8) OBP: 0.425, SLG: 0.518	0-0 SF9 BB 1-2 1B		0-3 K		4-0 BB BB 1-2 2-3 BB			0-0 6-3	4-0 BB BB HR BB	3 1 1 1 2 1 0																										
Willie McCovey, L (1, 3) OBP: 0.397, SLG: 0.500	4-0 1-2 2-3 BB		0-3 K		0-0 F9			0-0 L8	0-0 HR 1-H 2-3 3-H	4 1 1 4 1 1 3																										
Bobby Bonds, R (1, 9) OBP: 0.388, SLG: 0.551	0-0 SF9 2-3 3-H			4-0 BB BB L6-3 BB		0-0 F6		0-0 5-3	0-0 E5	3 0 0 1 1 0 1																										
Dick Dietz, R (1, 2) OBP: 0.423, SLG: 0.438	0-0 F3		0-0 L6-3 1-2		0-0 6-3				1B BB 2B F8	5 1 1 0 0 0 4																										
Ken Henderson, S (1, 7) OBP: 0.368, SLG: 0.425		0-0 F7		0-0 F6		0-0 F4			BB BB 1B 2-3 1B	4 1 1 0 0 0 0																										
Al Gallagher, R (1, 5) OBP: 0.327, SLG: 0.347		0-0		0-0 6-3		0-0 F9			BB BB BB BB 1B 1-2 HR 3-H 1B	4 1 2 2 0 0 0 0 1 0 0 0 0 0 0 0 0 0 0 0 0																										
Frank Reberger, L (9, PR) OBP: 0.273, SLG: 0.273																																				
Hal Lanier, R (9, 5) OBP: 0.275, SLG: 0.275																																				
Ron Bryant, S (1, 1) OBP: 0.191, SLG: 0.200		0-0 6-3		4-0 BB BB FC5-4 BB		0-0 4-3			BB BB BB BB HR BB 1-2 2-3 BB	2 0 0 0 1 0 0 0 0 0 0 0 0 0 0 1 0 0 1 0 0 0 0 0 0 0 0 0																										
Jerry Johnson, R (7, 1)																																				
Jimmy Rosario, S (9, PH) OBP: 0.369, SLG: 0.287																																				
Steve Hamilton, L (9, 1)																																				
Inning Stats	R: 1 E: 0 K: 1 S: 7	H: 2 LOB: 2 BB: 1 P: 11	R: 1 E: 0 K: 0 S: 4	H: 1 LOB: 0 BB: 0 P: 4	R: 0 E: 0 K: 2 S: 7	H: 0 LOB: 0 BB: 0 P: 7	R: 0 E: 0 K: 0 S: 2	H: 0 LOB: 0 BB: 1 P: 6	R: 0 E: 0 K: 0 S: 4	H: 1 LOB: 3 BB: 2 P: 12	R: 0 E: 0 K: 0 S: 3	H: 0 LOB: 0 BB: 0 P: 3	R: 0 E: 0 K: 0 S: 4	H: 1 LOB: 1 BB: 0 P: 4	R: 0 E: 0 K: 0 S: 3	H: 0 LOB: 0 BB: 0 P: 3	R: 6 E: 1 K: 0 S: 8	H: 4 LOB: 1 BB: 2 P: 16	1B: 6 2B: 2 3B: 0 HR: 2	SF: 1 SAC: 0 DP: 1 HBP: 0	WP: 0 PB: 0 SB: 0 CS: 0	PA: 42														
PITCHER	IP WLS BF H R ER SO BB IBB HBP BLK WP HR S P ERA WHIP																																			
Bob Johnson, R (1, 1) ERA: 3.35	8.0		34	7	4	4	3	4	0	0	0	0	1	36	52	4.50	1.375																			
Dave Giusti, R (9, 1) ERA: 2.75	1.0	L	8	2	4	4	0	2	0	0	0	0	1	6	14	36.00	4.000																			



BOTTOM

San Francisco Giants @ Pittsburgh Pirates
Three Rivers Stadium, Pittsburgh, PA

Wed Jul 21 1971, 7:05 PM EDT
Att. 35,145 - Unknown

livebaseballscorecards.com

AB	30
R	4
H	6
RBI	3
BB	3
SO	7
LOB	10



WP:	0	PA:	35
PB:	0		
SB:	0		
CS:	0		

AB R H RBI BB SO LOB

3 0 0 0 0 0 1

3 0 0 0 0 1 1

1 0 0 1 0 0 1

4 1 1 0 0 0 1

3 0 0 0 1 3 0

4 1 2 1 0 0 1

3 1 1 1 1 0 1

3 0 0 0 0 1 0

1 0 0 0 0 1 2

4 1 2 0 0 0 2

1 0 0 0 1 1 0

0 0 0 0 0 0 0

1B:	4	SF:	0
2B:	0	SAC:	2
3B:	0	DP:	1
HR:	2	HBP:	0

Batter	1	2	3	4	5	6	7	8	9
Bill Mazeroski, R (1, 4) OBP: 0.340, SLG: 0.339	0-0 F8			0-0 6-3		0-0 6-3		0-0 SH2	
Gene Clines, R (1, 8) OBP: 0.408, SLG: 0.427	0-3 K			0-0 L9		0-0 L4-3		0-0 6-3	
Al Oliver, L (8, PH) OBP: 0.322, SLG: 0.408								0-0 6-3	
Roberto Clemente, R (1, 9) OBP: 0.359, SLG: 0.525	0-0 F7			0-0 6-3			0-0 E8	0-0 4-3	
Willie Stargell, L (1, 7) OBP: 0.389, SLG: 0.665		4-0 BB			0-3 K		0-3 K		0-3 K
Manny Sanguillen, R (1, 2) OBP: 0.357, SLG: 0.430		0-0 F3			0-0 F6				0-0 FC5
Bob Robertson, R (1, 3) OBP: 0.357, SLG: 0.500		0-0 G5-4-3			0-0 HR		0-0 F9		4-0 BB
Jose Pagan, R (1, 5) OBP: 0.324, SLG: 0.350			0-0 F9		0-0 F7		0-3 K		0-3 K
Richie Hebner, L (8, 5) OBP: 0.347, SLG: 0.528									0-3 K
Gene Alley, R (1, 6) OBP: 0.319, SLG: 0.350			0-0 4-3			0-0 SH1-4		0-0 SH2	0-0 FC5
Bob Johnson, L (1, 1) OBP: 0.194, SLG: 0.065			0-3 K			0-0 SH1-4		4-0 SH2	
Dave Giusti, R (9, 1) OBP: 0.143, SLG: 0.077						1-2		1-2 6-3	

Inning Stats	R: 0	H: 0	R: 0	H: 0	R: 0	H: 0	R: 1	H: 1	R: 0	H: 1	R: 2	H: 2	R: 1	H: 1	R: 0	H: 1
	E: 0	LOB: 0	E: 0	LOB: 0	E: 0	LOB: 0	E: 0	LOB: 0	E: 0	LOB: 1	E: 1	LOB: 0	E: 0	LOB: 1	E: 0	LOB: 2
	K: 1	BB: 0	K: 0	BB: 1	K: 0	BB: 0	K: 1	BB: 0	K: 0	BB: 0	K: 2	BB: 0	K: 0	BB: 1	K: 2	BB: 1
	S: 5	P: 5	S: 2	P: 6	S: 3	P: 3	S: 6	P: 6	S: 4	P: 4	S: 9	P: 9	S: 4	P: 8	S: 8	P: 12

PITCHER	IP	WLS	BF	H	R	ER	SO	BB	IBB	HBP	BLK	WP	HR	S	P	ERA	WHIP
Ron Bryant, L (1, 1) ERA: 3.27	6.1		23	4	3	3	4	1	0	0	0	0	2	30	34	4.26	0.789
Jerry Johnson, R (7, 1) ERA: 2.6	1.2	W	7	1	1	1	1	1	0	0	0	0	0	8	12	5.40	1.200
Steve Hamilton, L (9, 1) ERA: 2.9	1.0	S	5	1	0	0	2	1	0	0	0	0	0	8	12	0.00	2.000

Batter	1	2	3	4	5	6	7	8	9	10	AB	R	H	RBI	BB	SO	LOB	TOP							
Chris Speier, R (1, 6) OBP: 0.322, SLG: 0.335 Frank Duffy, R (2, PH) OBP: 0.139, SLG: 0.143 (2, 6)	0-0 2B 1B	0-3 K			0-0 6-3		0-0 F9	0-0 F3		0-3 K	1	1	1	0	0	0	0								
Tito Fuentes, S (1, 4) OBP: 0.292, SLG: 0.335	0-0 F7	0-0 4-3			0-0 4-3		0-0 5-3		0-0 G3	0-0 G3	6	0	0	0	0	0	3								
Bobby Bonds, R (1, 9) OBP: 0.393, SLG: 0.557	0-0 1B 2B	0-3 K			0-0 BB E 1B		0-0 1B		0-0 4-3 1B		5	1	4	1	0	1	0								
Willie McCovey, L (1, 3) OBP: 0.398, SLG: 0.493	4-0 1B 3B IBB				4-0 1-2 BB IBB		0-3 K		0-0 4-3		3	1	0	0	2	1	2								
Dick Dietz, R (1, 2) OBP: 0.423, SLG: 0.435 Jerry Johnson, R (9, 1)	0-0 3B 1B				4-0 1-2 2-3 BB				0-0 4-3	0-0 F9	4	1	1	1	1	0	1								
Ken Henderson, S (1, 7) OBP: 0.372, SLG: 0.440	0-0 1-H 2-H E 3B				0-0 6-3		0-0 3-1		4-0 1B BB	0-0 1B 3B	4	2	2	2	1	0	3								
Jimmy Rosario, S (1, 8) OBP: 0.377, SLG: 0.307	0-0 E7 SF8 2B				0-0 6-3		0-0 3-1		0-0 1-3 1B 1B	0-0 1B SH3-4 1B	5	2	3	2	0	0	0								
Al Gallagher, R (1, 5) OBP: 0.326, SLG: 0.344 Hal Lanier, R (8, 5) OBP: 0.275, SLG: 0.275	0-0 SF8				0-0 F9		0-0 F9		4-0 1B IBB	0-0 SH3-4	2	0	0	1	1	0	0								
Juan Marichal, R (1, 1) OBP: 0.156, SLG: 0.270 Steve Hamilton, L (9, 1) Russ Gibson, R (9, 2) OBP: 0.240, SLG: 0.333	0-0 F8				0-0 F6		0-0 F9		0-0 1-3 2-H 1B	0-0 2-3 1B	4	0	1	1	0	0	0								
Inning Stats	R: 6 E: 1 K: 0 S: 8	H: 5 LOB: 0 BB: 1 P: 12	R: 0 E: 0 K: 2 S: 7	H: 0 LOB: 0 BB: 0 P: 7	R: 0 E: 0 K: 0 S: 3	H: 0 LOB: 0 BB: 0 P: 3	R: 0 E: 0 K: 0 S: 3	H: 1 LOB: 3 BB: 2 P: 12	R: 0 E: 0 K: 0 S: 3	H: 0 LOB: 0 BB: 0 P: 3	R: 0 E: 0 K: 1 S: 6	H: 1 LOB: 1 BB: 0 P: 6	R: 1 E: 0 K: 0 S: 4	H: 2 LOB: 2 BB: 2 P: 12	R: 0 E: 0 K: 0 S: 4	H: 1 LOB: 1 BB: 0 P: 4	R: 1 E: 0 K: 1 S: 8	H: 3 LOB: 2 BB: 0 P: 8	1B: 9 2B: 2 3B: 2 HR: 0	SF: 1 SAC: 1 DP: 0 HBP: 0	WP: 0 PB: 0 SB: 0 CS: 0	PA: 47			
PITCHER	IP WLS BF H R ER SO BB IBB HBP BLK WP HR S P ERA WHIP																								
Dock Ellis, R (1, 1) ERA: 2.3	7.0																								
Mudcat Grant, R (8, 1) ERA: 3.56	2.0																								
Bob Moose, R (10, 1) ERA: 3.66	1.0	L																							

San Francisco Giants @ Pittsburgh Pirates
 Three Rivers Stadium, Pittsburgh, PA
 Thu Jul 22 1971, 3:33 AM EDT
 Att. 33,185 - Sunny

AB	40
R	8
H	13
RBI	8
BB	5
SO	4
LOB	13



Batter	1	2	3	4	5	6	7	8	9	AB R H RBI BB SO LOB	TOP	
Pete Rose, S (1, 9) OBP: 0.387, SLG: 0.430	0-0 FC5 1B 1B		0-0 5-3		0-0 6-3			0-0 HR	0-0 F7	5 1 2 1 0 0 0	Cincinnati Reds @ San Francisco Giants Candlestick Park, San Francisco, CA Fri Jul 23 1971, 10:05 PM EDT Att: 17,733 - Unknown livebaseballscorecards.com	
Hal McRae, R (1, 7) OBP: 0.275, SLG: 0.384	0-0 E 1B 1B		0-0 4-3		0-0 HR			4-0 BB S SF8 BB	3 2 2 1 1 0 0			
Lee May, R (1, 3) OBP: 0.332, SLG: 0.536	0-0 F2		0-0 F9		0-0 6-3			0-3 K 1-2	4 0 0 0 0 1 3			
Tony Perez, R (1, 5) OBP: 0.318, SLG: 0.425	0-0 FC5 1-3 2-3f			0-0 FC5 FC 1B		0-0 4-3		4-0 BB BB	3 0 1 0 1 0 2			
Johnny Bench, R (1, 2) OBP: 0.301, SLG: 0.458	0-0 FC6-4 1-2f			0-0 FC FC5 FC5 1-2		0-0 E5 G1-4-3		4-0 BB 1-2 2-3	3 0 0 0 1 0 3			
George Foster, R (1, 8) OBP: 0.294, SLG: 0.394		4-0 BB		0-0 B1		0-0 G1-4-3 1-2f		0-0 SF8 3-H	2 0 0 1 1 0 3			
Tommy Helms, R (1, 4) OBP: 0.284, SLG: 0.334		0-0 F8		0-0 FC5 1-2 2-3f		0-0 4-3		0-0 F3	4 0 0 0 0 0 5			
Woody Woodward, R (1, 6) OBP: 0.270, SLG: 0.258		0-0 F8		0-0 FC5 2-3f		0-0 F7		0-0 F8	4 0 0 0 0 0 3			
Ross Grimsley, L (1, 1) OBP: 0.172, SLG: 0.111 Al Ferrara, R (7, PH) OBP: 0.265, SLG: 0.125 Clay Carroll, R (7, 1) OBP: 0.167, SLG: 0.167		0-3 K		0-0 1-3		0-0 6-3		0-0 F4	2 0 0 0 0 1 1 1 0 0 0 0 0 0 1 0 0 0 0 0 0			
Inning Stats	R: 0 H: 2 E: 1 LOB: 2 K: 0 BB: 0 S: 5 P: 5	R: 0 H: 0 E: 0 LOB: 1 K: 1 BB: 1 S: 5 P: 9	R: 0 H: 0 E: 0 LOB: 0 K: 0 BB: 0 S: 3 P: 3	R: 0 H: 1 E: 0 LOB: 2 K: 0 BB: 0 S: 5 P: 5	R: 1 H: 1 E: 0 LOB: 0 K: 0 BB: 0 S: 4 P: 4	R: 0 H: 0 E: 1 LOB: 0 K: 0 BB: 0 S: 3 P: 3	R: 0 H: 0 E: 0 LOB: 0 K: 0 BB: 0 S: 3 P: 3	R: 2 H: 1 E: 0 LOB: 2 K: 1 BB: 3 S: 6 P: 18	R: 0 H: 0 E: 0 LOB: 0 K: 0 BB: 0 S: 3 P: 3	1B: 3 SF: 1 2B: 0 SAC: 0 3B: 0 DP: 1 HR: 2 HBP: 0	WP: 0 PA: 37 PB: 0 SB: 1 CS: 0	
PITCHER John Cumberland, L (1, 1) ERA: 2.5 Don McMahon, R (8, 1) ERA: 3.78	IP WLS BF H R ER SO BB IBB HBP BLK WP HR S P ERA WHIP	7.0 L 29 5 3 3 1 2 0 0 0 0 0 2 29 37 3.86 1.000	2.0 8 0 0 0 1 2 0 0 0 0 0 0 8 16 0.00 1.000									PITCHER IP WLS BF H R ER SO BB IBB HBP BLK WP HR S P ERA WHIP



Batter	1	2	3	4	5	6	7	8	9	AB	R	H	RBI	BB	SO	LOB	BOTTOM																		
Chris Speier, R OBP: 0.321, SLG: 0.334 (1, 6)	0-0 F9 ①		0-0 G5-3 1B ①		0-0 F8 ①		0-0 1-3 ③			4	0	1	0	0	0	0	Cincinnati Reds @ San Francisco Giants Candlestick Park, San Francisco, CA Fri Jul 23 1971, 10:05 PM EDT Att. 17,733 - Unknown																		
Tito Fuentes, S OBP: 0.294, SLG: 0.337 (1, 4)	0-0 F6 ②		0-0 1-2 1B ①		0-0 1B ①			0-0 E3 S ①		4	0	2	0	0	0	0																			
Willie Mays, R OBP: 0.420, SLG: 0.511 (1, 3)	0-3 K ③		0-3 K ①		0-3 K ②			0-0 F5 ①		4	0	0	0	0	3	4																			
Bobby Bonds, R OBP: 0.392, SLG: 0.552 (1, 9)		4-0 S E 1B BB ①	0-0 G5-3 ② ③		0-0 F8 ③			0-3 K 1-3 ②		3	1	0	0	1	1	4																			
Dick Dietz, R OBP: 0.418, SLG: 0.429 (1, 2)		0-0 F8 ①		0-0 5-3 ①			0-0 F7 ①		0-3 K ③	4	0	0	0	0	1	2																			
Ken Henderson, S OBP: 0.373, SLG: 0.441 (1, 7)		0-0 E 1-2 2B 1B ①		0-0 1B 1B ①			0-0 F7 ②		0-0 6-3 ①	4	1	2	0	0	0	0																			
Jimmy Rosario, S OBP: 0.380, SLG: 0.321 (1, 8)		0-0 F9 1-H 2-H 2B ①		0-0 1-2 1B ①			0-0 F2 ③		0-3 K ②	4	0	2	1	0	1	0																			
Al Gallagher, R OBP: 0.322, SLG: 0.340 (1, 5)		0-0 F9 ②		0-0 F3 ②				0-0 1-3 ①		3	0	0	0	0	0	3																			
Hal Lanier, R OBP: 0.275, SLG: 0.275 (8, 5)		0-0 F9 ②		0-0 F3 ②				0-0 1-3 ①		0	0	0	0	0	0	0																			
Willie McCovey, L OBP: 0.400, SLG: 0.493 (9, PH)		0-0 F9 ②		0-0 F3 ②				0-0 1-3 ①		0	0	0	0	1	0	0																			
Frank Duffy, R OBP: 0.139, SLG: 0.143 (9, PR)		2-3 F9 ②		0-0 F3 ②				0-0 1-3 ①		0	0	0	0	0	0	0																			
John Cumberland, R OBP: 0.227, SLG: 0.190 (1, 1)		0-3 K ③		0-3 K ③				0-0 G3 ②		3	0	0	0	0	2	3																			
Don McMahon, R OBP: 0.225, SLG: 0.211 (8, 1)		0-3 K ③		0-3 K ③				0-0 G3 ②		0	0	0	0	0	0	0																			
Ed Goodson, L OBP: 0.225, SLG: 0.211 (9, PH)		0-3 K ③		0-3 K ③				0-0 G3 ②		1	0	0	0	0	0	1																			
Inning Stats	R: 0 E: 0 K: 1 S: 5	H: 0 LOB: 0 BB: 0 P: 5	R: 2 E: 0 K: 1 S: 7	H: 2 LOB: 1 BB: 1 P: 11	R: 0 E: 0 K: 1 S: 6	H: 2 LOB: 1 BB: 0 P: 6	R: 0 E: 0 K: 1 S: 7	H: 2 LOB: 2 BB: 0 P: 7	R: 0 E: 0 K: 1 S: 6	H: 1 LOB: 1 BB: 0 P: 6	R: 0 E: 0 K: 0 S: 3	H: 0 LOB: 0 BB: 0 P: 3	R: 0 E: 0 K: 0 S: 3	H: 0 LOB: 0 BB: 0 P: 3	R: 0 E: 1 K: 2 S: 8	H: 0 LOB: 1 BB: 0 P: 8		R: 0 E: 0 K: 1 S: 5	H: 0 LOB: 1 BB: 1 P: 9	1B: 6 2B: 1 3B: 0 HR: 0	SF: 0 SAC: 0 DP: 1 HBP: 0	WP: 0 PB: 0 SB: 3 CS: 0	PA: 36												
PITCHER	IP	WLS	BF	H	R	ER	SO	BB	IBB	HBP	BLK	WP	HR	S	P	ERA	WHIP																		
Ross Grimsley, L ERA: 3.59 (1, 1)	6.0		25	7	2	2	5	1	0	0	0	0	0	34	38	3.00	1.333																		
Clay Carroll, R ERA: 2.14 (7, 1)	3.0	W	11	0	0	0	3	1	0	0	0	0	0	16	20	0.00	0.333																		

livebaseballscorecards.com

AB	34
R	2
H	7
RBI	1
BB	2
SO	8
LOB	17



Batter	1	2	3	4	5	6	7	8	9	AB R H RBI BB SO LOB	TOP																													
Pete Rose, S OBP: 0.383, SLG: 0.426 (1, 9) <small>BB X</small>	2-0 4-3 		0-0 F7 			2-3 K 	0-0 E4 			4 0 0 0 0 1 3	Cincinnati Reds @ San Francisco Giants Candlestick Park, San Francisco, CA Sat Jul 24 1971, 6:33 AM EDT Att: 26,132 - Unknown livebaseballscorecards.com																													
Bernie Carbo, L OBP: 0.358, SLG: 0.354 (1, 7) <small>BB C C C C C</small>	3-3 K 			1-0 F5 		2-0 2B 		0-2 3-1 		4 0 1 0 0 1 0																														
Lee May, R OBP: 0.331, SLG: 0.531 (1, 3) <small>X</small>	0-0 6-3 			1-1 F7 		4-2 BB 		2-2 F6 		3 0 0 0 1 0 0																														
Tony Perez, R OBP: 0.315, SLG: 0.420 (1, 5) <small>F B B B B X</small>		3-2 F4 		3-1 5-3 		1-1 L8 		3-3 K 		4 0 0 0 0 1 2																														
Johnny Bench, R OBP: 0.301, SLG: 0.459 (1, 2) <small>X</small>		0-0 L6 			0-0 6-3 1B 2B 	2-2 F8 		2-2 1-3 		4 1 1 0 0 0 2																														
George Foster, R OBP: 0.294, SLG: 0.396 (1, 8) <small>B C X</small>		1-1 5-3 			1-1 6-3 		2-0 E4 2B 		3-3 K 	4 0 1 0 0 1 1																														
Tommy Helms, R OBP: 0.283, SLG: 0.333 (1, 4) <small>X</small>			0-0 1B 		0-0 5-3 		1-0 6-3 		1-2 L9 	4 0 1 0 0 0 2																														
Dave Concepcion, R OBP: 0.255, SLG: 0.256 (1, 6) <small>X</small>			0-0 F6 		0-1 1B 		0-0 6-3 			3 0 1 1 0 0 2																														
Wayne Simpson, R OBP: 0.100, SLG: 0.053 Jimmy Stewart, S OBP: 0.290, SLG: 0.286 Wayne Granger, R OBP: 0.500, SLG: 1.333 (7, 1) <small>F F B S</small>			1-3 K 		1-2 F8 		4-1 E4 BB 			2 0 0 0 0 1 2 0 0 0 0 1 0 0 0 0 0 0 0 0 0																														
Inning Stats	R: 0 E: 0 K: 1 S: 5	H: 0 LOB: 0 BB: 0 P: 10	R: 0 E: 0 K: 0 S: 6	H: 0 LOB: 0 BB: 0 P: 10	R: 0 E: 0 K: 1 S: 6	H: 1 LOB: 1 BB: 0 P: 7	R: 0 E: 0 K: 0 S: 5	H: 0 LOB: 0 BB: 0 P: 10	R: 1 E: 0 K: 0 S: 9	H: 2 LOB: 1 BB: 0 P: 11	R: 0 E: 0 K: 1 S: 12	H: 1 LOB: 2 BB: 1 P: 23	R: 0 E: 1 K: 0 S: 5	H: 1 LOB: 2 BB: 1 P: 12	R: 0 E: 0 K: 1 S: 9	H: 0 LOB: 0 BB: 0 P: 14	R: 0 E: 0 K: 1 S: 9	H: 0 LOB: 0 BB: 0 P: 15	1B: 2 2B: 3 3B: 0 HR: 0	SF: 0 SAC: 0 DP: 0 HBP: 0	WP: 0 PB: 0 SB: 0 CS: 0	PA: 34																		
PITCHER Don Carrithers, R ERA: 3.6 (1, 1)	IP 9.0	WLS W	BF 34	H 5	R 1	ER 1	SO 5	BB 2	IBB 0	HBP 0	BLK 0	WP 0	HR 0	S 66	P 112	ERA 1.00	WHIP 0.778						PITCHER	IP	WLS	BF	H	R	ER	SO	BB	IBB	HBP	BLK	WP	HR	S	P	ERA	WHIP



Batter	1	2	3	4	5	6	7	8	9	AB	R	H	RBI	BB	SO	LOB
Chris Speier, R OBP: 0.318, SLG: 0.331 (1, 6)	1-3 K		1-0 1-3		1-1 F1	3-3 K				4	0	0	0	0	2	1
Tito Fuentes, S OBP: 0.293, SLG: 0.336 (1, 4)	1-0 BB 1B		3-1 4-1			2-1 F8	1-2 6-3			4	0	1	0	0	0	0
Bobby Bonds, R OBP: 0.388, SLG: 0.546 (1, 9)	3-3 K			1-3 K		3-3 K	0-0 F9			4	0	0	0	0	3	1
Willie McCovey, L OBP: 0.402, SLG: 0.490 (1, 3)	4-2 1-2 BB			3-3 K		0-1 BB 2B 1B	0-2 F2			3	1	1	0	1	1	0
Ed Goodson, L OBP: 0.225, SLG: 0.211 (9, 3)										0	0	0	0	0	0	0
Dick Dietz, R OBP: 0.419, SLG: 0.428 (1, 2)	0-1 F3			1-1 1B		4-0 2B 1-2 BB BB	2-2 6-3			3	1	1	0	1	0	2
Ken Henderson, S OBP: 0.372, SLG: 0.442 (1, 7)		1-2 F5		1-0 F8		3-2 BB 1B 2B	2-1 3-1			4	1	1	1	0	0	1
Jimmy Rosario, S OBP: 0.383, SLG: 0.321 (1, 8)		0-0 4-3			1-0 F2	4-0 BB 1B IBB	1-2 1B			3	1	1	0	1	0	0
Al Gallagher, R OBP: 0.326, SLG: 0.339 (1, 5)			1-0 4-3		4-0 SH3-4 BB	4-1 1B E BB	3-2 4-3			1	1	0	1	2	0	0
Hal Lanier, R OBP: 0.273, SLG: 0.274 (8, 5)						1-2 2-3 3-H E8 WP 1B				1	0	0	0	0	0	1
Don Carrithers, R OBP: 0.200, SLG: 0.200 (1, 1)			2-1 L9		1-2 SH3-4					2	1	1	2	0	0	0

Inning Stats	R: 0	H: 1	E: 0	K: 2	S: 18	LOB: 2	BB: 1	P: 27	R: 0	H: 0	E: 0	K: 0	S: 5	LOB: 0	BB: 0	P: 7	R: 0	H: 0	E: 0	K: 0	S: 5	LOB: 0	BB: 0	P: 11	R: 0	H: 1	E: 0	K: 2	S: 12	LOB: 1	BB: 0	P: 18	R: 0	H: 0	E: 0	K: 0	S: 6	LOB: 1	BB: 1	P: 13	R: 6	H: 3	E: 1	K: 2	S: 19	LOB: 0	BB: 3	P: 42	R: 0	H: 0	E: 0	K: 0	S: 8	LOB: 0	BB: 0	P: 9	R: 0	H: 1	E: 0	K: 0	S: 11	LOB: 1	BB: 0	P: 19
PITCHER	IP	WLS	BF	H	R	ER	SO	BB	IBB	HBP	BLK	WP	HR	S	P	ERA	WHIP	IP	WLS	BF	H	R	ER	SO	BB	IBB	HBP	BLK	WP	HR	S	P	ERA	WHIP	IP	WLS	BF	H	R	ER	SO	BB	IBB	HBP	BLK	WP	HR	S	P	ERA	WHIP													
Wayne Simpson, R ERA: 5.11 (1, 1)	6.0	L	28	5	6	5	6	4	1	0	0	1	0	65	118	7.50	1.500																																															
Wayne Granger, R ERA: 3.07 (7, 1)	2.0		7	1	0	0	0	0	0	0	0	0	0	19	28	0.00	0.500																																															

BOTTOM

Cincinnati Reds @ San Francisco Giants
Candlestick Park, San Francisco, CA

Sat Jul 24 1971, 6:33 AM EDT
Att. 26,132 - Unknown

AB	29
R	6
H	6
RBI	4
BB	5
SO	6
LOB	6

1B:	5	SF:	0	WP:	1	PA:	35
2B:	1	SAC:	1	PB:	0		
3B:	0	DP:	0	SB:	0		
HR:	0	HBP:	0	CS:	0		

livebaseballscorecards.com

Batter	1	2	3	4	5	6	7	8	9	AB R H RBI BB SO LOB	TOP																						
Pete Rose, S (1, 9) OBP: 0.385, SLG: 0.427	4-0 E BB	X 0-0 1-2 1B			X 0-0 G4-6-3 1B		X 0-0 6-3		X 0-0 FC6-4 1-2f	4 0 2 0 1 0 2	Cincinnati Reds @ San Francisco Giants Candlestick Park, San Francisco, CA Sun Jul 25 1971, 6:33 AM EDT Unknown livebaseballscorecards.com																						
Bernie Carbo, L (1, 7) OBP: 0.352, SLG: 0.347	X 0-0 E1 FC6-4	X 0-0 FC5			X 0-0 G4-6-3 1-2f		X 0-0 F7			4 0 0 0 0 0 4																							
Lee May, R (1, 3) OBP: 0.331, SLG: 0.527	S 0-3 K		X 0-0 4-3			X 0-0 G6-4-3 1B 2B		X 0-0 6-3		4 1 1 0 0 1 2																							
Tony Perez, R (1, 5) OBP: 0.314, SLG: 0.419	S 0-3 K		S 0-3 K			X 0-0 G6-4-3 1-2 1B		X 0-0 F3		4 0 1 0 0 2 2																							
Johnny Bench, R (1, 2) OBP: 0.298, SLG: 0.454	X 0-0 FC6-4 1-2f		X 0-0 4-6-3			X 0-0 G6-4-3 1-2f 2-3		X 0-0 2-3		4 0 0 0 0 0 4																							
George Foster, R (1, 8) OBP: 0.293, SLG: 0.392		S 0-3 K		X 0-0 5-3		B 4-0 2B BB		S 0-3 K		3 1 0 0 1 2 0																							
Tommy Helms, R (1, 4) OBP: 0.286, SLG: 0.341		X 0-0 1B 2B		X 0-0 6-3		X 0-0 1-4 3-4 2B		X 0-0 4-3		4 1 2 2 0 0 0																							
Woody Woodward, R (1, 6) OBP: 0.270, SLG: 0.257		X 0-0 4-3		X 0-0 5-3		X 0-0 F9		X 0-0 1B 1B		4 0 1 0 0 0 2																							
Gary Nolan, R (1, 1) OBP: 0.135, SLG: 0.120		X 0-0 FC5 1B			X 0-0 6-3		S 0-3 K		X 0-0 FC6-4 1-2 1B	1 0 1 1 0 0 0																							
Tony Cloninger, R (4, 1) OBP: 0.240, SLG: 0.280										1 0 0 0 0 0 0																							
Ty Cline, L (7, PH) OBP: 0.355, SLG: 0.213										1 0 0 0 0 1 0																							
Joe Gibbon, R (7, 1)										0 0 0 0 0 0 0																							
Jimmy Stewart, S (9, PH) OBP: 0.300, SLG: 0.297										1 0 1 0 0 0 0																							
Inning Stats	R: 0 E: 1 K: 2 S: 8	H: 0 LOB: 2 BB: 1 P: 12	R: 1 E: 0 K: 1 S: 8	H: 3 LOB: 2 BB: 0 P: 8	R: 0 E: 0 K: 1 S: 5	H: 0 LOB: 0 BB: 0 P: 5	R: 0 E: 0 K: 0 S: 3	H: 0 LOB: 0 BB: 0 P: 3	R: 0 E: 0 K: 0 S: 3	H: 1 LOB: 0 BB: 0 P: 3	R: 2 E: 0 K: 0 S: 5	H: 3 LOB: 1 BB: 1 P: 9	R: 0 E: 0 K: 1 S: 5	H: 0 LOB: 0 BB: 0 P: 5	R: 0 E: 0 K: 0 S: 3	H: 0 LOB: 0 BB: 0 P: 3	R: 0 E: 0 K: 1 S: 7	H: 2 LOB: 2 BB: 0 P: 7	1B: 7 2B: 2 3B: 0 HR: 0	SF: 0 SAC: 0 DP: 2 HBP: 0	WP: 0 PB: 0 SB: 0 CS: 0	PA: 37											
PITCHER Gaylord Perry, R (1, 1) ERA: 3.43	IP 9.0	WLS W	BF 37	H 9	R 3	ER 3	SO 6	BB 2	IBB 0	HBP 0	BLK 0	WP 0	HR 0	S 47	P 55	ERA 3.00	WHIP 1.222																
											PITCHER	IP	WLS	BF	H	R	ER	SO	BB	IBB	HBP	BLK	WP	HR	S	P	ERA	WHIP					



Batter	1	2	3	4	5	6	7	8	9
Chris Speier, R OBP: 0.320, SLG: 0.329 (1, 6)	4-0 1B BB		4-0 FC1-4 BB	0-0 G1-4-3			0-0 E5 1B E		
Tito Fuentes, S OBP: 0.295, SLG: 0.338 (1, 4)	0-0 1B 1-2 6-3 1B		0-0 FC1-4 1B 1-2f 1B	0-0 4-3			0-0 E1 1B 1B 1-H		
Bobby Bonds, R OBP: 0.392, SLG: 0.549 (1, 9)	0-0 5-3 1-3 2-H 1B		0-0 1B 1-2 1B		0-0 6-3		0-0 1B 2-H		
Willie McCovey, L OBP: 0.403, SLG: 0.488 (1, 3)	0-0 6-3 1-2 3-H		0-0 1B 1-3 2-H 1B		4-0 BB		0-3 K		
Dick Dietz, R OBP: 0.415, SLG: 0.422 (1, 2)	0-0 5-3 2-3		0-3 K		0-3 K		0-0 5-3		
Ken Henderson, S OBP: 0.371, SLG: 0.439 (1, 7)	0-3 K		0-0 1B 1-2 3-H		0-0 F5		0-0 F4		
Jimmy Rosario, S OBP: 0.380, SLG: 0.314 (1, 8)		0-3 K	0-0 1-3		0-0 F7		4-0 B1-5-4 BB BB		
Al Gallagher, R OBP: 0.329, SLG: 0.343 (1, 5)		0-3 K		0-0 1B G1-4-3 2B		0-0 4-3	4-0 1-2 BB		
Gaylord Perry, R OBP: 0.143, SLG: 0.131 (1, 1)		0-0 F8		0-0 G1-4-3 2-3 1B		0-0 4-3	0-0 B1-5-4 2-3f		

AB	R	H	RBI	BB	SO	LOB
2	2	0	0	2	0	1
4	3	2	0	0	0	1
4	1	3	2	0	0	0
3	0	1	2	1	1	1
4	0	0	0	0	2	4
4	0	1	1	0	1	2
3	0	0	0	1	1	2
3	1	1	0	1	1	0
4	0	1	0	0	0	2

BOTTOM

Cincinnati Reds @ San Francisco Giants
Candlestick Park, San Francisco, CA
Sun Jul 25 1971, 6:33 AM EDT
Unknown


AB	31
R	7
H	9
RBI	5
BB	5
SO	6
LOB	13



Inning Stats	R: 2	H: 2	E: 0	K: 1	S: 7	LOB: 1	BB: 1	P: 11
	R: 0	H: 0	E: 0	K: 2	S: 7	LOB: 0	BB: 0	P: 7
	R: 2	H: 3	E: 0	K: 1	S: 8	LOB: 2	BB: 1	P: 12
	R: 1	H: 2	E: 0	K: 0	S: 4	LOB: 0	BB: 0	P: 4
	R: 0	H: 0	E: 0	K: 1	S: 5	LOB: 1	BB: 1	P: 9
	R: 0	H: 0	E: 0	K: 0	S: 3	LOB: 0	BB: 0	P: 3
	R: 2	H: 2	E: 2	K: 1	S: 7	LOB: 0	BB: 0	P: 7
	R: 0	H: 0	E: 0	K: 0	S: 2	LOB: 1	BB: 2	P: 10

WP	HR	S	P	ERA	WHIP
0	0	9	17	0.00	2.000
0	0	10	14	0.00	0.333
0	0	24	32	15.00	3.000

PITCHER	IP	WLS	BF	H	R	ER	SO	BB	IBB	HBP	BLK	WP	HR	S	P	ERA	WHIP
Gary Nolan, R ERA: 3.31 (1, 1)	3.0	L	18	7	5	5	4	2	0	0	0	0	0	24	32	15.00	3.000
Tony Cloninger, R ERA: 3.57 (4, 1)	3.0		9	0	0	0	1	1	0	0	0	0	0	10	14	0.00	0.333
Joe Gibbon, L ERA: 2.74 (7, 1)	2.0		9	2	2	0	1	2	0	0	0	0	0	9	17	0.00	2.000

Batter	1	2	3	4	5	6	7	8	9	AB R H RBI BB SO LOB	TOP														
Pete Rose, S (1, 9) OBP: 0.386, SLG: 0.425	0-0 F8		0-0 5-3		0-0 CS 1B			0-0 6-3	4-0 FC5 BB IBB	4 0 1 0 1 0 0	<p>Cincinnati Reds @ San Francisco Giants Candlestick Park, San Francisco, CA</p> <p>Sun Jul 25 1971, 6:38 AM EDT Att: 28,792 - Unknown</p> <p>livebaseballscorecards.com</p> <table> <tr><td>AB</td><td>35</td></tr> <tr><td>R</td><td>5</td></tr> <tr><td>H</td><td>9</td></tr> <tr><td>RBI</td><td>5</td></tr> <tr><td>BB</td><td>4</td></tr> <tr><td>SO</td><td>2</td></tr> <tr><td>LOB</td><td>15</td></tr> </table> 	AB	35	R	5	H	9	RBI	5	BB	4	SO	2	LOB	15
AB	35																								
R	5																								
H	9																								
RBI	5																								
BB	4																								
SO	2																								
LOB	15																								
Hal McRae, R (1, 8) OBP: 0.278, SLG: 0.386	0-0 F8		0-0 4-3 HR 2B		0-0 F7 1-2			0-0 6-3 BB BB BB	4-0 BB BB	4 1 1 1 1 0 1															
Lee May, R (1, 3) OBP: 0.329, SLG: 0.531	0-0 5-3		0-0 4-3 2-3		0-3 K			0-0 HR	0-0 FC5 2-3f	5 1 1 1 0 1 4															
Tony Perez, R (1, 5) OBP: 0.316, SLG: 0.427		0-0 1B FC3-2 1B	0-0 HR 3-H		0-0 6-3			0-0 F7		4 1 2 2 0 0 0															
Clay Carroll, R (8, 1) OBP: 0.167, SLG: 0.167										0 0 0 0 0 0 0															
Johnny Bench, R (1, 7) OBP: 0.300, SLG: 0.454		0-0 FC3-2 FC1-2 1B	0-0 1B		0-0 F8				0-0 F9	4 0 2 0 0 0 0															
Tommy Helms, R (1, 4) OBP: 0.285, SLG: 0.338		4-0 FC1-2 FC3-2 BB	0-3 K		0-0 F6				0-0 F8	3 0 0 0 1 1 1															
Pat Corrales, R (1, 2) OBP: 0.214, SLG: 0.200		0-0 FC3-2 FC1-2		0-0 5-3			0-0 F8		4-0 BB BB BB	3 0 0 0 0 0 3															
Buddy Bradford, R (9, PH) OBP: 0.313, SLG: 0.306		1-2 2-3 3-Hf							0-0 1B 2B BB	0 1 0 0 1 0 0															
Dave Concepcion, R (1, 6) OBP: 0.255, SLG: 0.255		0-0 FC1-2		0-0 F3			0-0 6-3		0-0 2B BB 1B	4 1 1 0 0 0 3															
Don Gullett, R (1, 1) OBP: 0.130, SLG: 0.111		0-0 4-3		0-0 6-3			0-0 1-3		0-0 BB 1-3 2-H	3 0 0 0 0 0 3															
Woody Woodward, R (8, 5) OBP: 0.274, SLG: 0.268										1 0 1 1 0 0 0															
Inning Stats	R: 0 E: 0 K: 0 S: 3	H: 0 LOB: 0 BB: 0 P: 3	R: 0 E: 0 K: 0 S: 5	H: 2 LOB: 3 BB: 1 P: 9	R: 2 E: 0 K: 1 S: 8	H: 3 LOB: 1 BB: 0 P: 8	R: 0 E: 0 K: 0 S: 3	H: 0 LOB: 0 BB: 0 P: 3	R: 0 E: 0 K: 1 S: 5	H: 1 LOB: 0 BB: 0 P: 5	R: 0 E: 0 K: 0 S: 3	H: 0 LOB: 0 BB: 0 P: 3	R: 0 E: 0 K: 0 S: 3	H: 0 LOB: 0 BB: 0 P: 3	R: 1 E: 0 K: 0 S: 4	H: 1 LOB: 0 BB: 0 P: 4	R: 2 E: 0 K: 0 S: 5	H: 2 LOB: 3 BB: 3 P: 17	1B: 5 2B: 2 3B: 0 HR: 2	SF: 0 SAC: 0 DP: 0 HBP: 0	WP: 0 PB: 0 SB: 0 CS: 1	PA: 39			
PITCHER	IP	WLS	BF	H	R	ER	SO	BB	IBB	HBP	BLK	WP	HR	S	P	ERA	WHIP								
Ron Bryant, L (1, 1) ERA: 3.33	8.2	L	34	7	4	4	2	2	0	0	0	0	2	36	44	4.15	1.038								
Jerry Johnson, R (9, 1) ERA: 2.67	0.1		5	2	1	1	0	1	1	0	0	0	0	3	11	27.00	9.000								

Batter	1	2	3	4	5	6	7	8	9	AB R H RBI BB SO LOB
Frank Duffy, R (1, 6) OBP: 0.128, SLG: 0.132 Willie McCovey, L (9, PH) OBP: 0.402, SLG: 0.486	0-0 F7	0-0 F3			0-0 SH3-4		0-0 6-3		0-3 K	3 0 0 0 0 0 2 1 0 0 0 0 1 1
Tito Fuentes, S (1, 4) OBP: 0.297, SLG: 0.339	0-0 1B		0-3 K		0-0 5-3		0-0 1B			4 0 2 0 0 1 1
Ken Henderson, S (1, 7) OBP: 0.375, SLG: 0.457	0-0 1B		0-0 HR		0-0 2B		0-0 F6			4 1 3 2 0 0 1
Bobby Bonds, R (1, 9) OBP: 0.390, SLG: 0.544	0-0 L5		0-0 F3		4-0 IBB		0-0 1-3			3 0 0 0 1 0 2
Al Gallagher, R (1, 5) OBP: 0.324, SLG: 0.337	0-3 K		0-0 6-3		0-0 F9		0-0 6-3			4 0 0 0 0 1 4
Russ Gibson, R (1, 2) OBP: 0.207, SLG: 0.286 Jerry Johnson, R (9, 1)		0-0 4-3		0-3 K		0-0 4-3		0-0 F4		4 0 0 0 0 1 0 0 0 0 0 0 0 0
Jimmy Rosario, S (1, 8) OBP: 0.376, SLG: 0.312		0-0 SH5-4		0-0 6-3		0-0 5-3		0-0 F5		4 0 1 0 0 0 0
Ed Goodson, L (1, 3) OBP: 0.227, SLG: 0.214		0-0 SH5-4		0-0 4-3		0-0 5-3		0-0 1-3		4 0 1 0 0 0 0
Ron Bryant, S (1, 1) OBP: 0.204, SLG: 0.213 Dick Dietz, R (9, 2) OBP: 0.416, SLG: 0.422		0-0 SH5-4			0-0 SH3-4		0-0 5-3		4-0 BB	2 1 1 0 0 0 0 0 0 0 0 1 0 0

Inning Stats	R: 0	H: 2	E: 0	K: 1	S: 7	R: 0	H: 2	E: 0	K: 0	S: 5	R: 1	H: 1	E: 0	K: 1	S: 6	R: 0	H: 0	E: 0	K: 1	S: 5	R: 1	H: 2	E: 0	K: 0	S: 5	R: 0	H: 0	E: 0	K: 0	S: 3	R: 0	H: 1	E: 0	K: 0	S: 4	R: 0	H: 0	E: 0	K: 0	S: 3	R: 0	H: 0	E: 0	K: 1	S: 5	R: 0	H: 0	E: 0	K: 0	S: 5	1B: 6	SF: 0	2B: 1	SAC: 2	3B: 0	DP: 0	HR: 1	HBP: 0	WP: 0	PA: 37
PITCHER	IP	WLS	BF	H	R	ER	SO	BB	IBB	HBP	BLK	WP	HR	S	P	ERA	WHIP																																											
Don Gullett, L (1, 1) ERA: 2.65	7.0	W	30	8	2	2	3	0	1	0	0	0	1	35	39	2.57	1.143																																											
Clay Carroll, R (8, 1) ERA: 2.08	2.0	S	7	0	0	0	1	1	0	0	0	0	0	8	12	0.00	0.500																																											

BOTTOM

Cincinnati Reds @ San Francisco Giants
Candlestick Park, San Francisco, CA
Sun Jul 25 1971, 6:38 AM EDT
Att. 28,792 - Unknown

livebaseballscorecards.com

AB	33
R	2
H	8
RBI	2
BB	2
SO	4
LOB	11



Batter	1	2	3	4	5	6	7	8	9	AB R H RBI BB SO LOB	TOP											
Felix Millan, R (1, 4) OBP: 0.363, SLG: 0.382	0-0 5-3		0-0 SF8 1B	0-0 2-H 1B		0-0 5-3		0-0 F8		5 1 2 1 0 0 1	Atlanta Braves @ San Francisco Giants Candlestick Park, San Francisco, CA Tue Jul 27 1971, 10:05 PM EDT Att. 9,021 - Unknown											
Ralph Garr, L (1, 7) OBP: 0.376, SLG: 0.457	0-0 F8		0-0 1B 1B	0-0 1-3			0-0 1B BB FC5-2 1B	0-0 S 1B	5 0 3 0 0 0 1													
Hank Aaron, R (1, 3) OBP: 0.409, SLG: 0.645	4-0 BB		0-0 F7		0-0 1B		4-0 BB BB FC5-2 1B SF8 BB	0-3 S S S K	3 1 1 0 2 1 3													
Mike Lum, L (1, 9) OBP: 0.372, SLG: 0.423	0-0 F5		0-0 1B	0-0 1-2 2-3 1B	0-0 F9		0-0 FC5-2 1B	4-0 1-2 IBB	4 0 2 0 1 0 2													
Darrell Evans, L (1, 5) OBP: 0.341, SLG: 0.419		0-3 S S K	0-0 SF8		0-0 F7		0-0 FC5-2 1B	0-3 S S S K	2 0 0 1 0 1 1													
Oscar Brown, R (7, PH) OBP: 0.154, SLG: 0.154			0-0 3-H F8		0-0 K		0-0 3-H 3-H SF8	0-3 S S S K	1 0 0 0 0 0 3													
Gil Garrido, R (7, 5) OBP: 0.261, SLG: 0.160			0-0 F8		0-3 K		0-0 3-H 4-3	0-3 S S S K	1 0 0 0 0 0 12													
Earl Williams, R (1, 2) OBP: 0.306, SLG: 0.439		0-0 2B 1B	0-0 F8		0-3 K		0-0 3-H 4-3	0-3 S S S K	4 1 1 1 0 2 5													
Sonny Jackson, L (1, 8) OBP: 0.313, SLG: 0.348		0-0 F9		4-0 BB BB E 1B BB		0-3 K	0-0 4-3	0-3 S S S K	3 1 0 0 1 1 3													
Marty Perez, R (1, 6) OBP: 0.269, SLG: 0.300		0-0 1-H 2B		0-0 6-3		0-0 SH1-4 1B		0-0 F8	4 0 2 1 0 0 1													
Pat Jarvis, R (1, 1) OBP: 0.108, SLG: 0.057		0-3 S S S K		0-0 6-3		0-0 SH1-4		0-0 F3	3 0 0 0 0 1 2													
Cecil Upshaw, R (8, 1)									0 0 0 0 0 0 0													
Inning Stats	R: 0 E: 0 K: 0 S: 3	H: 0 LOB: 1 BB: 1 P: 7	R: 1 E: 0 K: 2 S: 9	H: 2 LOB: 1 BB: 0 P: 9	R: 1 E: 0 K: 0 S: 6	H: 3 LOB: 2 BB: 0 P: 6	R: 1 E: 1 K: 0 S: 4	H: 1 LOB: 1 BB: 1 P: 8	R: 0 E: 0 K: 1 S: 6	H: 1 LOB: 1 BB: 0 P: 6	R: 0 E: 0 K: 1 S: 6	H: 1 LOB: 1 BB: 0 P: 6	R: 1 E: 0 K: 0 S: 5	H: 2 LOB: 2 BB: 1 P: 9	R: 0 E: 0 K: 0 S: 3	H: 0 LOB: 0 BB: 0 P: 3	R: 0 E: 0 K: 3 S: 10	H: 1 LOB: 2 BB: 1 P: 14	1B: 10 2B: 1 3B: 0 HR: 0	SF: 2 SAC: 1 DP: 0 HBP: 0	WP: 0 PB: 0 SB: 1 CS: 0	PA: 42
PITCHER	IP WLS BF H R ER SO BB IBB HBP BLK WP HR S P ERA WHIP																					
Juan Marichal, R (1, 1) ERA: 2.91	6.0 L 30 9 4 3 4 3 0 0 0 0 0 0 35 47 4.50 2.000																					
Steve Hamilton, L (7, 1) ERA: 2.7	2.0 7 1 0 0 0 0 0 0 0 0 0 0 7 7 0.00 0.500																					
Don McMahon, R (9, 1) ERA: 3.71	1.0 5 1 0 0 3 0 1 0 0 0 0 0 10 14 0.00 1.000																					

AB	35
R	4
H	11
RBI	4
BB	4
SO	7
LOB	24



Batter	1	2	3	4	5	6	7	8	9	AB	R	H	RBI	BB	SO	LOB
Chris Speier, R OBP: 0.319, SLG: 0.328 (1, 6)	0-0 F9-4-3 1B		0-0 F8			0-0 F6		0-0 FC6-5 1-2 2-3f		4	0	1	0	0	0	2
Tito Fuentes, S OBP: 0.295, SLG: 0.336 (1, 4)	0-0 F9-4-3 1-2			0-0 3-1		0-0 F6		0-0 F7		4	0	0	0	0	0	3
Bobby Bonds, R OBP: 0.389, SLG: 0.541 (1, 9)	0-0 5-3			0-3 K		0-3 K			0-0 HR 1B	4	1	1	0	0	2	0
Willie McCovey, L OBP: 0.403, SLG: 0.500 (1, 3)		0-0 1B		0-0 4-3			0-0 F4		0-0 HR 1-H	4	1	2	2	0	0	0
Dick Dietz, R OBP: 0.414, SLG: 0.430 (1, 2)		0-0 F5			0-0 HR		0-0 5-3		0-0 6-3	4	1	1	1	0	0	1
Ken Henderson, S OBP: 0.371, SLG: 0.451 (1, 7)		0-0 F2		0-0 F9		0-0 F9		0-3 K	0-0 F8	4	0	0	0	0	1	1
Jimmy Rosario, S OBP: 0.385, SLG: 0.319 (1, 8)		0-0 F5			4-0 BB BB BB	4-0 FC4-6 BB		0-0 FC6-5 5-3 1B	0-0 1B	3	0	2	0	1	0	1
Al Gallagher, R OBP: 0.319, SLG: 0.332 (1, 5)			0-0 4-3		0-0 FC4-6 1-2f	0-0 FC4-6		0-0 5-3 1-2	0-0 4-3	4	0	0	0	0	0	3
Juan Marichal, R OBP: 0.152, SLG: 0.262 (1, 1)			0-0 F7			0-0 F2		4-0 FC6-5 BB		2	0	0	0	0	0	1
Steve Hamilton, L (7, 1)										0	0	0	0	0	0	0
Willie Mays, R (8, PH)										0	0	0	0	1	0	0
Don McMahon, R (9, 1)										0	0	0	0	0	0	0

Inning Stats	R: 0	H: 1	E: 0	LOB: 0	K: 0	S: 3	P: 3	R: 0	H: 1	E: 0	LOB: 1	K: 0	BB: 0	S: 4	P: 4	R: 0	H: 0	E: 0	LOB: 0	K: 1	BB: 0	S: 5	P: 5	R: 1	H: 1	E: 0	LOB: 1	K: 0	BB: 1	S: 4	P: 8	R: 0	H: 0	E: 0	LOB: 0	K: 1	BB: 0	S: 5	P: 5	R: 0	H: 1	E: 0	LOB: 2	K: 0	BB: 1	S: 4	P: 8	R: 2	H: 3	E: 0	LOB: 1	K: 0	BB: 0	S: 6	P: 6	1B: 5	SF: 0	2B: 1	SAC: 0	3B: 0	DP: 1	HR: 2	HBP: 0	WP: 0	PA: 35
PITCHER	IP	WLS	BF	H	R	ER	SO	BB	IBB	HBP	BLK	WP	HR	S	P	ERA	WHIP																																																
Pat Jarvis, R (1, 1)	7.1	W	27	4	1	1	3	2	0	0	0	0	0	31	39	1.23	0.818																																																
Cecil Upshaw, R (8, 1)	1.2	S	8	3	2	2	0	0	0	0	0	0	1	8	8	10.80	1.800																																																


BOTTOM

Atlanta Braves @ San Francisco Giants
Candlestick Park, San Francisco, CA

Tue Jul 27 1971, 10:05 PM EDT
Att: 9,021 - Unknown

livebaseballscorecards.com

AB	33
R	3
H	7
RBI	3
BB	2
SO	3
LOB	12



Batter	1	2	3	4	5	6	7	8	9	AB R H RBI BB SO LOB	TOP																
Felix Millan, R (1, 4) OBP: 0.364, SLG: 0.381	0-0 F9		0-0 F9		4-0 1B BB	0-0 1B		0-0 6-3		4 1 1 0 1 0 1																	
Ralph Garr, L (1, 7) OBP: 0.376, SLG: 0.455	0-0 F7		0-0 F7		0-3 K	0-0 1B		4-0 FC4-6 BB		4 0 1 0 1 1 1																	
Oscar Brown, R (1, 8) OBP: 0.235, SLG: 0.188 Darrell Evans, L (9, PH) OBP: 0.344, SLG: 0.419	0-0 G3		4-0 1B BB		0-0 BB 1B	0-0 F9		4-0 FC4-6 BB		3 0 1 0 1 0 2 0 0 0 0 1 0 0																	
Earl Williams, R (1, 3) OBP: 0.311, SLG: 0.442		0-0 SH1-3 1B	0-0 1-2 1B		0-0 1-2 2-H BB 1B		0-0 6-3	0-3 K		5 0 3 1 0 1 2																	
Mike Lum, L (1, 9) OBP: 0.369, SLG: 0.418		0-0 SH1-3 1B	0-0 4-3		0-3 K		0-0 4-3	0-0 FC4-6		5 0 1 0 0 1 6																	
Zoilo Versalles, R (1, 5) OBP: 0.257, SLG: 0.352 Hal King, L (9, PH) OBP: 0.333, SLG: 0.346		0-0 SH1-3		0-0 F4	4-0 1-2 2-3 BB		0-0 5-3	0-0 F8		2 0 0 0 1 0 0 1 0 0 0 0 0 2																	
Bob Didier, S (1, 2) OBP: 0.248, SLG: 0.258		0-0 F3		0-0 6-3	0-3 K		0-0 F9			4 0 0 0 0 1 5																	
Marty Perez, R (1, 6) OBP: 0.277, SLG: 0.306		4-0 FC4-6 IBB		0-0 1B		0-0 6-3		0-0 SH5-4 1B		3 0 2 0 1 0 0																	
George Stone, L (1, 1) OBP: 0.191, SLG: 0.217 Jim Nash, R (8, 1) OBP: 0.179, SLG: 0.205		0-0 FC4-6		0-0 1-3		0-0 6-3		0-0 SH5-4		3 0 0 0 0 0 4 0 0 0 0 0 0 0																	
Inning Stats	R: 0 E: 0 K: 0 S: 3	H: 0 LOB: 0 BB: 0 P: 3	R: 0 E: 0 K: 0 S: 5	H: 2 LOB: 3 BB: 1 P: 9	R: 0 E: 0 K: 0 S: 4	H: 1 LOB: 2 BB: 0 P: 4	R: 0 E: 0 K: 0 S: 4	H: 1 LOB: 1 BB: 0 P: 4	R: 1 E: 0 K: 3 S: 11	H: 2 LOB: 3 BB: 2 P: 19	R: 0 E: 0 K: 0 S: 5	H: 2 LOB: 2 BB: 0 P: 5	R: 0 E: 0 K: 0 S: 3	H: 0 LOB: 0 BB: 0 P: 3	R: 0 E: 0 K: 1 S: 4	H: 1 LOB: 1 BB: 0 P: 4	R: 0 E: 0 K: 1 S: 5	H: 0 LOB: 2 BB: 2 P: 13	1B: 9 2B: 0 3B: 0 HR: 0	SF: 0 SAC: 2 DP: 0 HBP: 0	WP: 0 PB: 0 SB: 0 CS: 0	PA: 42					
PITCHER	IP	WLS	BF	H	R	ER	SO	BB	IBB	HBP	BLK	WP	HR	S	P	ERA	WHIP										
John Cumberland, L (1, 1) ERA: 2.39	8.0	W	38	9	1	1	3	4	1	0	0	0	0	39	59	1.12	1.625										
Jerry Johnson, R (9, 1) ERA: 2.63	1.0	S	4	0	0	0	1	1	0	0	0	0	0	5	9	0.00	1.000										

Atlanta Braves @ San Francisco Giants
Candlestick Park, San Francisco, CA
Wed Jul 28 1971, 6:33 AM EDT
Att. 7,580 - Unknown

AB	34
R	1
H	9
RBI	1
BB	6
SO	4
LOB	23



livebaseballscorecards.com

Batter	1	2	3	4	5	6	7	8	9	AB	R	H	RBI	BB	SO	LOB
Chris Speier, R OBP: 0.318, SLG: 0.328 (1, 6)	F4		1B SH2-3 1B		F9		6-3			4	0	1	0	0	0	0
Tito Fuentes, S OBP: 0.295, SLG: 0.338 (1, 4)	F4		SH2-3 1-2		2B		F2			3	0	1	0	0	0	0
Willie Mays, R OBP: 0.425, SLG: 0.519 (1, 3)	3B		2-3 1B		BB		F6			3	0	2	0	1	0	0
Bobby Bonds, R OBP: 0.386, SLG: 0.536 (1, 9)	F8		K		K		F4			4	0	0	0	0	2	5
Dick Dietz, R OBP: 0.415, SLG: 0.432 (1, 2)		E6 G3	F2		CS 2B BB		1B 2B			3	2	1	0	1	0	2
Ken Henderson, S OBP: 0.372, SLG: 0.450 (1, 7)	F4		1B		K 1-2		1B BB			3	0	1	0	1	1	2
Jimmy Rosario, S OBP: 0.376, SLG: 0.311 (1, 8)	G3		5-3		5-3		F9			4	0	0	0	0	0	4
Al Gallagher, R OBP: 0.325, SLG: 0.340 (1, 5) Hal Lanier, R OBP: 0.273, SLG: 0.274 (9, 5)	IBB		4-3		2B 2-H		1B			3	0	2	2	1	0	0
John Cumberland, R OBP: 0.192, SLG: 0.160 (1, 1) Jerry Johnson, R (9, 1)	1-3				F9		F8			4	0	0	0	0	0	5
										0	0	0	0	0	0	0

Inning Stats	R: 0	H: 1	E: 0	LOB: 1	K: 0	BB: 0	S: 4	P: 4	R: 0	H: 0	E: 1	LOB: 2	K: 0	BB: 1	S: 4	P: 8	R: 0	H: 2	E: 0	LOB: 2	K: 1	BB: 0	S: 7	P: 7	R: 0	H: 1	E: 0	LOB: 0	K: 0	BB: 0	S: 3	P: 3	R: 0	H: 1	E: 0	LOB: 2	K: 1	BB: 1	S: 6	P: 10	R: 1	H: 1	E: 0	LOB: 1	K: 1	BB: 1	S: 6	P: 10	R: 0	H: 0	E: 0	LOB: 0	K: 0	BB: 0	S: 3	P: 3	R: 1	H: 2	E: 0	LOB: 2	K: 0	BB: 1	S: 5	P: 9
PITCHER	IP	WLS	BF	H	R	ER	SO	BB	IBB	HBP	BLK	WP	HR	S	P	ERA	WHIP																																															
George Stone, L (1, 1) ERA: 2.66	7.0		30	6	1	0	3	2	1	0	0	0	0	33	45	0.00	1.143																																															
Jim Nash, R (8, 1) ERA: 5.51	1.0	L	6	2	1	1	0	1	0	0	0	0	0	5	9	9.00	3.000																																															

BOTTOM

Atlanta Braves @ San Francisco Giants
Candlestick Park, San Francisco, CA
Wed Jul 28 1971, 6:33 AM EDT
Att. 7,580 - Unknown

livebaseballscores.com

AB	31
R	2
H	8
RBI	2
BB	4
SO	3
LOB	18



1B: 4	SF: 0	WP: 0	PA: 36
2B: 3	SAC: 1	PB: 0	
3B: 1	DP: 0	SB: 0	
HR: 0	HBP: 0	CS: 1	

PITCHER	IP	WLS	BF	H	R	ER	SO	BB	IBB	HBP	BLK	WP	HR	S	P	ERA	WHIP
---------	----	-----	----	---	---	----	----	----	-----	-----	-----	----	----	---	---	-----	------

Batter	1	2	3	4	5	6	7	8	9	AB R H RBI BB SO LOB	TOP
Felix Millan, R (1, 4) OBP: 0.363, SLG: 0.379	0-3 K		0-0 SH SH4-3		0-0 F4		0-0 FC4-6 1B		0-0 E7 1B	4 0 1 0 0 1 0	Atlanta Braves @ San Francisco Giants Candlestick Park, San Francisco, CA Thu Jul 29 1971, 6:33 AM EDT Att. 7,829 - Unknown
Ralph Garr, L (1, 7) OBP: 0.375, SLG: 0.453	0-0 1-3		0-0 SH4-3 1-2 2-3		0-0 F6		0-0 FC4-6 1B 1-2f 2-3		0-0 FC5-4 1B	4 0 1 0 0 0 2	
Hank Aaron, R (1, 3) OBP: 0.412, SLG: 0.642	4-0 BB		4-0 G6-4-3 IBB		0-0 F8		0-0 FC4 1B 1-2 3-H		0-3 K	3 0 1 1 2 1 2	
Earl Williams, R (1, 2) OBP: 0.306, SLG: 0.435	0-3 K		0-0 G6-4-3 1-2f		0-0 F8		0-0 FC4 1-2f		0-0 FC5-4 1-2f	5 0 0 0 0 1 8	
Oscar Brown, R (1, 8) OBP: 0.286, SLG: 0.350 Sonny Jackson, L (8, 8) OBP: 0.313, SLG: 0.348		0-0 1-3		0-0 1B G6-4-3 2B		0-0 FC5 2B		0-0 F3		4 1 2 0 0 0 0 0 0 0 0 0 0 0	
Mike Lum, L (1, 9) OBP: 0.370, SLG: 0.420		0-0 1B		0-0 G6-4-3 2-3 1B		0-0 FC5 2-3		0-0 6-3		4 0 2 0 0 0 1	
Zoilo Versalles, R (1, 5) OBP: 0.265, SLG: 0.411 Gil Garrido, R (8, 5) OBP: 0.261, SLG: 0.160		0-0 F6		0-0 G6-4-3 1-2f 3-H						4 2 2 2 0 0 2 0 0 0 0 0 0 0	
Marty Perez, R (1, 6) OBP: 0.272, SLG: 0.300		0-0 F9		0-0 5-3						4 0 0 0 0 0 1	
Ron Reed, R (1, 1) OBP: 0.109, SLG: 0.109			0-0 SH4-3 SH 1B		0-0 F8		0-0 FC4-6 1B 1B		0-0 1-3	4 1 2 0 0 0 0	
Inning Stats	R: 0 E: 0 K: 2 S: 7 H: 0 LOB: 1 BB: 1 P: 11	R: 0 E: 0 K: 4 S: 4 H: 1 LOB: 1 BB: 0 P: 4	R: 0 E: 1 K: 0 S: 4 H: 1 LOB: 2 BB: 1 P: 8	R: 1 E: 0 K: 0 S: 4 H: 2 LOB: 0 BB: 0 P: 4	R: 0 E: 0 K: 0 S: 3 H: 0 LOB: 0 BB: 0 P: 3	R: 0 E: 0 K: 0 S: 4 H: 1 LOB: 1 BB: 0 P: 4	R: 2 E: 0 K: 0 S: 7 H: 4 LOB: 2 BB: 0 P: 7	R: 1 E: 0 K: 0 S: 4 H: 1 LOB: 0 BB: 0 P: 4	R: 0 E: 1 K: 1 S: 7 H: 1 LOB: 2 BB: 0 P: 7	1B: 7 2B: 2 3B: 0 HR: 2 SF: 0 SAC: 2 DP: 2 HBP: 0	
PITCHER	IP WLS BF H R ER SO BB IBB HBP BLK WP HR S P ERA WHIP										
Ron Bryant, L (1, 1) ERA: 3.37	6.2 L 29 8 3 3 2 1 1 0 0 0 1 31 39 4.05 1.350										
Jerry Johnson, R (7, 1) ERA: 2.71	1.1 6 2 1 1 0 0 0 0 0 0 0 6 6 6.75 1.500										
Don McMahon, R (9, 1) ERA: 3.63	1.0 5 1 0 0 0 1 0 0 0 0 0 0 7 7 0.00 1.000										

livebaseballscorecards.com

AB	36
R	4
H	11
RBI	3
BB	2
SO	3
LOB	16



Batter	1	2	3	4	5	6	7	8	9	AB R H RBI BB SO LOB
Chris Speier, R OBP: 0.318, SLG: 0.334 (1, 6)	0-0 6-3		0-0 FC4-6 1B			0-0 HR		0-0 F9		4 1 1 2 0 0 1
Tito Fuentes, S OBP: 0.297, SLG: 0.340 (1, 4)	0-0 F4		0-0 1-2 1B			0-0 G3		0-0 1B		4 0 2 0 0 0 0
Willie Mays, R OBP: 0.423, SLG: 0.514 (1, 8)	0-0 F9		0-3 K			4-0 BB		0-0 F3		3 0 0 0 1 1 3
Willie McCovey, L OBP: 0.397, SLG: 0.491 (1, 3)		0-0 4-3		0-0 1-3		0-0 F8		0-0 G3		4 0 0 0 0 0 1
Bobby Bonds, R OBP: 0.384, SLG: 0.533 (1, 9)		0-0 F9		0-3 K		0-3 K		0-0 1B		4 0 1 0 0 2 1
Dick Dietz, R OBP: 0.411, SLG: 0.427 (1, 2)		0-0 F7		0-0 5-3			0-0 6-3		0-0 F3	4 0 0 0 0 0 1
Ken Henderson, S OBP: 0.368, SLG: 0.444 (1, 7)			0-3 K		0-3 K		0-0 1-3		0-0 4-3	4 0 0 0 0 2 1
Al Gallagher, R OBP: 0.325, SLG: 0.340 (1, 5)			0-0 1B S FC4-6 1B		0-0 F9		0-0 6-3			3 1 1 0 0 0 0
Hal Lanier, R OBP: 0.273, SLG: 0.274 (8, 5)										0 0 0 0 0 0 0
Ron Bryant, S OBP: 0.216, SLG: 0.224 (1, 1)			0-0 1B FC4-6 1B		0-0 G3			0-0 4-3		2 0 1 0 0 0 0
Jerry Johnson, R (7, 1)										0 0 0 0 0 0 0
Jimmy Rosario, S OBP: 0.374, SLG: 0.309 (8, PH)			1-3 1B							1 0 0 0 0 0 0
Don McMahon, R (9, 1)										0 0 0 0 0 0 0

Inning Stats	R: 0 E: 0 K: 0 S: 3	H: 0 LOB: 0 BB: 0 P: 3	R: 0 E: 0 K: 0 S: 3	H: 0 LOB: 0 BB: 0 P: 3	R: 1 E: 0 K: 2 S: 10	H: 3 LOB: 2 BB: 0 P: 10	R: 0 E: 0 K: 1 S: 5	H: 0 LOB: 0 BB: 0 P: 5	R: 0 E: 0 K: 1 S: 5	H: 0 LOB: 0 BB: 0 P: 5	R: 1 E: 0 K: 1 S: 6	H: 1 LOB: 1 BB: 1 P: 10	R: 0 E: 0 K: 0 S: 3	H: 0 LOB: 0 BB: 0 P: 3	R: 0 E: 0 K: 0 S: 4	H: 1 LOB: 1 BB: 0 P: 4	R: 0 E: 0 K: 0 S: 4	H: 1 LOB: 1 BB: 0 P: 4	1B: 5 2B: 0 3B: 0 HR: 1	SF: 0 SAC: 0 DP: 0 HBP: 0	
PITCHER Ron Reed, R ERA: 3.0 (1, 1)	IP: 9.0 WLS: W BF: 34 H: 6 R: 2 ER: 2 SO: 5	IP: 9.0 WLS: W BF: 34 H: 6 R: 2 ER: 2 SO: 5	IP: 9.0 WLS: W BF: 34 H: 6 R: 2 ER: 2 SO: 5	IP: 9.0 WLS: W BF: 34 H: 6 R: 2 ER: 2 SO: 5	IP: 9.0 WLS: W BF: 34 H: 6 R: 2 ER: 2 SO: 5	IP: 9.0 WLS: W BF: 34 H: 6 R: 2 ER: 2 SO: 5	IP: 9.0 WLS: W BF: 34 H: 6 R: 2 ER: 2 SO: 5	IP: 9.0 WLS: W BF: 34 H: 6 R: 2 ER: 2 SO: 5	IP: 9.0 WLS: W BF: 34 H: 6 R: 2 ER: 2 SO: 5	IP: 9.0 WLS: W BF: 34 H: 6 R: 2 ER: 2 SO: 5	IP: 9.0 WLS: W BF: 34 H: 6 R: 2 ER: 2 SO: 5	IP: 9.0 WLS: W BF: 34 H: 6 R: 2 ER: 2 SO: 5	IP: 9.0 WLS: W BF: 34 H: 6 R: 2 ER: 2 SO: 5	IP: 9.0 WLS: W BF: 34 H: 6 R: 2 ER: 2 SO: 5	IP: 9.0 WLS: W BF: 34 H: 6 R: 2 ER: 2 SO: 5	IP: 9.0 WLS: W BF: 34 H: 6 R: 2 ER: 2 SO: 5	IP: 9.0 WLS: W BF: 34 H: 6 R: 2 ER: 2 SO: 5	IP: 9.0 WLS: W BF: 34 H: 6 R: 2 ER: 2 SO: 5	IP: 9.0 WLS: W BF: 34 H: 6 R: 2 ER: 2 SO: 5	IP: 9.0 WLS: W BF: 34 H: 6 R: 2 ER: 2 SO: 5	IP: 9.0 WLS: W BF: 34 H: 6 R: 2 ER: 2 SO: 5

BOTTOM

Atlanta Braves @ San Francisco Giants
Candlestick Park, San Francisco, CA

Thu Jul 29 1971, 6:33 AM EDT
Att. 7,829 - Unknown

livebaseballscorecards.com

AB	33
R	2
H	6
RBI	2
BB	1
SO	5
LOB	8



WP: 0	PA: 34
PB: 0	
SB: 1	
CS: 0	

Batter	1	2	3	4	5	6	7	8	9	AB R H RBI BB SO LOB	TOP											
Dave Cash, R OBP: 0.389, SLG: 0.405 (1, 4) X	0-0 6-3 ①		X 0-0 FC4 1B		X 0-0 FC6-4 1-2f		X 0-0 6-3 2-3			4 0 1 0 0 0 2	Pittsburgh Pirates @ San Francisco Giants Candlestick Park, San Francisco, CA Fri Jul 30 1971, 10:05 PM EDT Att: 10,088 - Unknown livebaseballscorecards.com											
Gene Clines, R OBP: 0.386, SLG: 0.404 Mudcat Grant, R OBP: 0.375, SLG: 0.429 (1, 8) X (7, 1) X	0-0 L6-3 ②		X 0-0 FC4 1-2f		X 0-0 L4-3	X 0-0 L6 ③				4 0 0 0 0 0 2 0 0 0 0 0 0 0												
Roberto Clemente, R OBP: 0.360, SLG: 0.519 (1, 9) X	0-0 E6		X 0-0 1-3 ③		X 0-0 F9		B B B B 4-0 G3-6-3 BB			3 0 0 0 1 0 1												
Willie Stargell, L OBP: 0.388, SLG: 0.659 (1, 7) X	0-0 F7 ③			X 0-0 5-3 ①		X 0-0 HR		X 0-0 G3-6-3 1-2f ① ②		4 1 1 1 0 0 2												
Bob Robertson, R OBP: 0.353, SLG: 0.506 (1, 3) X		X 0-0 4-3 2B		S S S 0-3 K ②		X 0-0 1B		X 0-0 F7 ③		4 0 2 0 0 1 0												
Manny Sanguillen, R OBP: 0.356, SLG: 0.431 (1, 2) X		X 0-0 4-3 2-3 ①		X 0-0 F3 ③		X 0-0 F4 ③		X 0-0 F8 ①		4 0 0 0 0 0 2												
Jose Pagan, R OBP: 0.309, SLG: 0.325 (1, 5) X		X 0-0 5-3 ②		X 0-0 F7 ①		X 0-0 F9 2B WP 1B		X 0-0 6-3 ②		4 1 1 0 0 0 1												
Jackie Hernandez, R OBP: 0.266, SLG: 0.346 (1, 6) X		X 0-0 5-3 ③		X 0-0 FC6-4 1B		X 0-0 F9 1-3		X 0-0 FC4-6 1B		4 0 2 0 0 0 2												
Bruce Kison, R Nelson Briles, R OBP: 0.286, SLG: 0.450 Vic Davalillo, L OBP: 0.307, SLG: 0.344 (1, 1) (6, 1) (7, PH) (7, 8)			S S S 0-3 K ①		X 0-0 F5 ②		X 0-0 6-3 2B 3-H		X 0-0 FC4-6 1-2f ③	2 0 0 0 0 1 1 0 0 0 0 0 0 0 2 0 1 1 0 0 1												
Inning Stats	R: 0 E: 1 K: 0 S: 4	H: 0 LOB: 1 BB: 0 P: 4	R: 0 E: 0 K: 0 S: 4	H: 1 LOB: 1 BB: 0 P: 4	R: 0 E: 0 K: 1 S: 6	H: 1 LOB: 1 BB: 0 P: 6	R: 0 E: 0 K: 1 S: 5	H: 0 LOB: 0 BB: 0 P: 5	R: 0 E: 0 K: 0 S: 5	H: 2 LOB: 1 BB: 0 P: 5	R: 1 E: 0 K: 0 S: 5	H: 2 LOB: 1 BB: 0 P: 5	R: 0 E: 0 K: 0 S: 2	H: 0 LOB: 0 BB: 1 P: 6	R: 0 E: 0 K: 0 S: 4	H: 1 LOB: 1 BB: 0 P: 4	1B: 5 2B: 2 3B: 0 HR: 1	SF: 0 SAC: 0 DP: 1 HBP: 0	WP: 1 PB: 0 SB: 0 CS: 0	PA: 36		
PITCHER Gaylord Perry, R ERA: 3.36 (1, 1)	IP 9.0	WLS W	BF 36	H 8	R 2	ER 2	SO 2	BB 1	IBB 0	HBP 0	BLK 0	WP 1	HR 1	S 39	P 43	ERA 2.00	WHIP 1.000					PITCHER IP WLS BF H R ER SO BB IBB HBP BLK WP HR S P ERA WHIP

AB	35
R	2
H	8
RBI	2
BB	1
SO	2
LOB	14



Batter	1	2	3	4	5	6	7	8	9
Bobby Bonds, R OBP: 0.385, SLG: 0.533 (1, 9) X	0-0 5-3			0-0 CS 1B		0-0 1B 1B	0-0 F8		
Tito Fuentes, S OBP: 0.301, SLG: 0.342 (1, 4) H	1-0 G6-4-3 HBP			0-0 BB 1B		0-0 1B 1B	0-0 F8		
Willie Mays, R OBP: 0.427, SLG: 0.514 (1, 8) X	0-0 G6-4-3 1-2f			4-0 BB 1B		0-0 1B 1B		4-0 FC6-4 PB BB	
Willie McCovey, L OBP: 0.396, SLG: 0.489 (1, 3) X		0-0 1-3		0-0 F5		0-0 1B 1B		0-0 F4	
Dave Kingman, R (6, PR) (7, 3)						1-2 2-H 3-H			
Ken Henderson, S OBP: 0.372, SLG: 0.446 (1, 7) X		0-0 L5-3 1B		0-0 G3		0-0 1B		4-0 FC6-4 IBB	
Dick Dietz, R OBP: 0.409, SLG: 0.423 (1, 2) X		0-0 L5-3 1-2			0-3 K	4-0 G6-4-3 IBB		0-0 FC6-4 1B	
Chris Speier, R OBP: 0.317, SLG: 0.333 (1, 6) X			0-0 4-3		0-0 4-3	0-0 F5		0-0 1B	
Hal Lanier, R OBP: 0.273, SLG: 0.273 (1, 5) X			0-0 B1-6-4 1B		0-3 K	0-0 G6-4-3 1-2f		0-0 F8	
Gaylord Perry, R OBP: 0.152, SLG: 0.141 (1, 1) X			0-0 B1-6-4 1-2f			0-0 1B 1B	0-0 1-5-3		

Inning Stats	R: 0	H: 0	E: 0	K: 0	S: 2	LOB: 0	BB: 0	P: 3	R: 0	H: 1	E: 0	K: 0	S: 3	LOB: 0	BB: 0	P: 3	R: 0	H: 2	E: 0	K: 0	S: 4	LOB: 2	BB: 1	P: 8	R: 0	H: 0	E: 0	K: 2	S: 7	LOB: 0	BB: 0	P: 7	R: 4	H: 6	E: 0	K: 0	S: 8	LOB: 3	BB: 1	P: 12	R: 0	H: 0	E: 0	K: 0	S: 3	LOB: 0	BB: 0	P: 3	R: 1	H: 1	E: 0	K: 0	S: 4	LOB: 2	BB: 2	P: 12
--------------	------	------	------	------	------	--------	-------	------	------	------	------	------	------	--------	-------	------	------	------	------	------	------	--------	-------	------	------	------	------	------	------	--------	-------	------	------	------	------	------	------	--------	-------	-------	------	------	------	------	------	--------	-------	------	------	------	------	------	------	--------	-------	-------

PITCHER	IP	WLS	BF	H	R	ER	SO	BB	IBB	HBP	BLK	WP	HR	S	P	ERA	WHIP
Bruce Kison, R ERA: 2.6 (1, 1)	5.0	L	22	9	4	4	2	1	0	1	0	0	0	24	29	7.20	2.000
Nelson Briles, R ERA: 4.16 (6, 1)	1.0		4	1	0	0	0	0	1	0	0	0	0	3	7	0.00	1.000
Mudcat Grant, R ERA: 3.68 (7, 1)	2.0		9	1	1	1	0	1	1	0	0	0	0	7	15	4.50	1.000

AB R H RBI BB SO LOB

4	1	2	0	0	0	0
3	1	2	0	0	0	0
2	2	1	1	2	0	1
3	0	1	2	0	0	2
1	0	0	0	0	0	1
3	0	2	1	1	0	2
3	0	0	0	1	1	3
4	0	1	1	0	0	3
4	0	1	0	0	1	5
3	1	1	0	0	0	1

AB	R	H	RBI	BB	SO	LOB
30	5	11	5	4	2	18

WP: 0 PA: 35
PB: 1
SB: 0
CS: 1



Pittsburgh Pirates @ San Francisco Giants
Candlestick Park, San Francisco, CA

Fri Jul 30 1971, 10:05 PM EDT
Att. 10,088 - Unknown

livebaseballscorecards.com

Batter	1	2	3	4	5	6	7	8	9	AB R H RBI BB SO LOB	TOP																										
Dave Cash, R OBP: 0.390, SLG: 0.403 (1, 4) X	0-0 5-3 BB	4-0 1B 1-2 BB	0-0 1B 1-3 2-H 1B		0-0 4-3			0-0 F7		4 0 1 1 1 0 0	Pittsburgh Pirates @ San Francisco Giants Candlestick Park, San Francisco, CA Sat Jul 31 1971, 6:33 AM EDT Att. 18,834 - Unknown																										
Vic Davalillo, L OBP: 0.310, SLG: 0.346 (1, 9) S S S	0-3 K	0-0 F7	0-0 1B			0-3 K		0-0 BB HR 1B	5 1 2 1 0 2 2																												
Al Oliver, L OBP: 0.319, SLG: 0.400 (1, 8) X	0-0 HR 1B	0-0 1B	0-0 F5			0-3 K		4-0 HR BB	4 2 2 1 1 1 2																												
Willie Stargell, L OBP: 0.388, SLG: 0.672 (1, 7) X	0-0 1-H HR	0-3 K			0-3 K			0-0 1-H 2-H HR	5 2 2 5 0 3 2																												
Bob Robertson, R OBP: 0.351, SLG: 0.511 (1, 3) X	0-0 HR		0-0 F9		0-0 F8			0-3 K	5 1 1 1 0 2 0																												
Manny Sanguillen, R OBP: 0.359, SLG: 0.435 (1, 2) H	1-0 HBP		0-0 PB 1B 2B		0-3 K		0-0 FC6-4 1B	0-0 F6	4 1 2 0 0 1 0																												
Jose Pagan, R OBP: 0.306, SLG: 0.344 (1, 5) S S S	0-3 K		0-3 K			0-0 HR		0-0 5-3	5 1 1 1 0 2 3																												
Jackie Hernandez, R OBP: 0.272, SLG: 0.350 (1, 6)		0-0 FC1-6 1B	0-0 1B 1B		0-3 K		0-0 F4	0-0 6-3	4 1 2 1 0 1 1 0 0 0 0 0 0 0 1 0 0 0 0 0 0																												
Mudcat Grant, R OBP: 0.375, SLG: 0.429 (7, 1)			0-0 1B 1B		0-3 K			0-0 5-3	1 1 0 0 0 0 1 1 1 1 0 0 0 0 1 0 0 0 0 1 0 0 0 0 0 0 0 0 1 0 0 0 0 0 0																												
Bill Mazerowski, R OBP: 0.319, SLG: 0.309 (9, PH)			0-0 1B 1B																																		
Bob Johnson, L OBP: 0.205, SLG: 0.061 (1, 1)		0-0 FC1-6 BB	0-0 1B 1B		0-3 K																																
Bob Veale, S OBP: 0.375, SLG: 0.375 (2, 1)			0-0 1B 1B																																		
Nelson Briles, R OBP: 0.273, SLG: 0.429 (4, 1)			1-2 1B																																		
Dave Giusti, R OBP: 0.143, SLG: 0.077 (7, 1)																																					
Gene Alley, R OBP: 0.310, SLG: 0.340 (7, 6)																																					
Inning Stats	R: 3 E: 0 K: 2 S: 10	H: 3 LOB: 1 BB: 0 P: 11	R: 1 E: 0 K: 1 S: 7	H: 2 LOB: 2 BB: 1 P: 11	R: 3 E: 0 K: 1 S: 10	H: 5 LOB: 2 BB: 0 P: 10	R: 0 E: 0 K: 2 S: 7	H: 0 LOB: 0 BB: 0 P: 7	R: 1 E: 0 K: 2 S: 8	H: 1 LOB: 0 BB: 0 P: 8	R: 0 E: 0 K: 3 S: 9	H: 0 LOB: 0 BB: 0 P: 9	R: 0 E: 0 K: 1 S: 6	H: 1 LOB: 1 BB: 0 P: 6	R: 3 E: 0 K: 1 S: 7	H: 2 LOB: 0 BB: 1 P: 11	R: 0 E: 0 K: 0 S: 3	H: 0 LOB: 0 BB: 0 P: 3	1B: 9 2B: 1 3B: 0 HR: 4	SF: 0 SAC: 0 DP: 0 HBP: 1	WP: 0 PB: 1 SB: 0 CS: 0	PA: 44															
PITCHER	IP WLS BF H R ER SO BB IBB HBP BLK WP HR S P ERA WHIP																																				
Don Carrithers, R ERA: 4.55 (1, 1)	1.2		12	5	4	4	2	1	0	1	0	0	2	14	19	21.60	3.600																				
Jim Barr, R ERA: 11.57 (2, 1)	2.1		12	5	3	3	4	0	0	0	0	0	0	20	20	11.57	2.143																				
Don McMahon, R ERA: 3.6 (5, 1)	3.0	W	11	2	1	1	6	0	0	0	0	0	1	23	23	3.00	0.667																				
Steve Hamilton, L ERA: 3.31 (8, 1)	2.0	S	9	2	3	3	1	1	0	0	0	0	1	10	14	13.50	1.500																				

livebaseballscorecards.com

AB	41
R	11
H	14
RBI	11
BB	2
SO	13
LOB	11



Batter	1	2	3	4	5	6	7	8	9	AB	R	H	RBI	BB	SO	LOB	TOP										
Dave Cash, R (1, 4) OBP: 0.390, SLG: 0.403	0-0 6-3 ①		0-0 1-3 ①		0-0 HR 1B 1B		0-0 E SF9 1B	0-0 5-3 ③		5	1	2	0	0	0	2											
Al Oliver, L (1, 8) OBP: 0.320, SLG: 0.409	0-0 F8		0-0 HR		0-0 HR 1B		0-3 K ① 1-3		0-3 K ①	5	2	2	2	0	2	1											
Roberto Clemente, R (1, 9) OBP: 0.358, SLG: 0.525	0-0 6-3 ③		0-0 F8 ②		0-0 HR		0-0 SF9 ② 3-H		0-3 K ②	4	1	1	3	0	1	0											
Willie Stargell, L (1, 7) OBP: 0.386, SLG: 0.669		0-0 G3 ①	0-0 F3 ③		0-0 E3		0-0 2B		0-0 F6 ③	5	0	1	0	0	0	0											
Bob Robertson, R (1, 3) OBP: 0.348, SLG: 0.505		0-0 E5 2B		0-0 F8 ①	0-0 4-3 ③		0-0 G3 ③			4	1	0	0	0	0	2											
Manny Sanguillen, R (1, 2) OBP: 0.360, SLG: 0.438		0-0 E SF8 2B 1-H		0-0 F9 ②		0-0 F3 ①		0-0 FC5-6-4 1B 1B		4	1	2	1	0	0	0											
Jose Pagan, R (1, 5) OBP: 0.311, SLG: 0.351		0-0 SF8 ② 2-H		0-0 6-3 ③		0-0 FC6-4 1B		0-0 FC5-6-4 1B		3	0	2	1	0	0	0											
Jackie Hernandez, R (1, 6) OBP: 0.272, SLG: 0.355		0-0 2B			0-3 K		0-0 FC6-4 ② 1-2f		0-0 FC5-6-4 ① 1-2f 2-3	4	0	1	0	0	1	3											
Bob Moose, R (1, 1) OBP: 0.171, SLG: 0.121 Rennie Stennett, R (5, PH) OBP: 0.346, SLG: 0.333 Bob Johnson, L (5, 1) OBP: 0.266, SLG: 0.061 Bill Mazerowski, R (6, PH) OBP: 0.317, SLG: 0.307 Bruce Kison, R (6, 1) Bob Veale, S (8, 1) OBP: 0.375, SLG: 0.375		0-0 6-3 ③			0-0 1B 1B		0-0 F4 ③		0-3 K ②	1	0	0	0	0	0	1											
Inning Stats	R: 0 E: 0 K: 0 S: 3 H: 0 LOB: 0 BB: 0 P: 3	R: 2 E: 2 K: 0 S: 6 H: 2 LOB: 1 BB: 0 P: 6	R: 1 E: 0 K: 0 S: 4 H: 1 LOB: 0 BB: 0 P: 4	R: 0 E: 0 K: 0 S: 3 H: 0 LOB: 0 BB: 0 P: 3	R: 3 E: 1 K: 1 S: 9 H: 4 LOB: 1 BB: 0 P: 9	R: 0 E: 0 K: 0 S: 4 H: 1 LOB: 1 BB: 0 P: 4	R: 1 E: 0 K: 1 S: 7 H: 2 LOB: 1 BB: 0 P: 7	R: 0 E: 0 K: 1 S: 7 H: 2 LOB: 2 BB: 0 P: 7	R: 0 E: 0 K: 2 S: 7 H: 0 LOB: 0 BB: 0 P: 7	1B: 7 2B: 3 3B: 0 HR: 2 SF: 2 SAC: 0 DP: 0 HBP: 0	WP: 0 PA: 40 PB: 0 SB: 0 CS: 0																
PITCHER	IP	WLS	BF	H	R	ER	SO	BB	IBB	HBP	BLK	WP	HR	S	P	ERA	WHIP										
Juan Marichal, R (1, 1) ERA: 3.02	5.1		25	8	6	4	1	0	0	0	0	0	2	27	27	6.75	1.500										
Jerry Johnson, R (6, 1) ERA: 2.61	2.2	W	12	4	1	0	2	0	0	0	0	0	0	16	16	0.00	1.500										
Don McMahon, R (9, 1) ERA: 3.54	1.0	S	3	0	0	0	2	0	0	0	0	0	0	7	7	0.00	0.000										

Pittsburgh Pirates @ San Francisco Giants
 Candlestick Park, San Francisco, CA
 Sun Aug 01 1971, 6:33 AM EDT
 Unknown

AB	38
R	7
H	12
RBI	7
BB	0
SO	5
LOB	12



BOTTOM

Pittsburgh Pirates @ San Francisco Giants
 Candlestick Park, San Francisco, CA
 Sun Aug 01 1971, 6:33 AM EDT
 Unknown

AB	37
R	11
H	13
RBI	10
BB	2
SO	3
LOB	11



WP: 0	PA: 41
PB: 0	SB: 0
CS: 0	

PITCHER	IP	WLS	BF	H	R	ER	SO	BB	IBB	HBP	BLK	WP	HR	S	P	ERA	WHIP
Bob Moose, R ERA: 3.87	(1, 1)		4.0	7	5	5	0	1	0	1	0	0	1	19	24	11.25	2.000
Bob Johnson, R ERA: 3.46	(5, 1)		1.0	2	1	1	1	0	0	0	0	0	0	7	7	9.00	2.000
Bruce Kison, R ERA: 3.38	(6, 1)	L	2.2	3	4	4	2	1	0	1	0	0	0	15	20	13.50	1.500
Bob Veale, L ERA: 7.58	(8, 1)		0.1	1	1	1	0	0	0	0	0	0	1	2	2	27.00	3.000

Batter	1	2	3	4	5	6	7	8	9	AB	R	H	RBI	BB	SO	LOB				
Bobby Bonds, R OBP: 0.389, SLG: 0.539 (1, 9)	0-0 FC5 HBP 1B		0-0 F9 1-H	0-0 HR		0-0 6-3		1-0 2B HBP		4	2	2	2	0	0	0				
Tito Fuentes, S OBP: 0.307, SLG: 0.353 (1, 4)	1-0 FC5 1-2 E HBP		0-0 F9	0-0 2B		0-0 3-1		0-0 2B HR 1B		4	2	2	0	0	0	0				
Willie Mays, R OBP: 0.427, SLG: 0.515 (1, 8)	0-0 FC5 1-2 FC4-6 2-3f		0-0 BB 2B 1B	0-0 6-3		0-3 K		0-0 HR 2B		5	2	2	2	0	1	3				
Willie McCovey, L OBP: 0.397, SLG: 0.498 Don McMahon, R (1, 3) (9, 1)	0-0 FC4-6 2B 1-2f 2-H		4-0 BB 2B		0-3 K		0-0 F6	0-0 HR		4	2	1	3	1	1	1				
Ken Henderson, S OBP: 0.383, SLG: 0.470 (1, 7)	0-0 2B		0-0 2B	1-3 1-H 2-H	4-3 1B		4-0 FC6-4 BB	0-0 6-3		4	1	3	2	1	0	0				
Chris Speier, R OBP: 0.313, SLG: 0.327 (1, 6)	0-0 4-3		0-0 F8		0-0 4-3		0-0 FC6-4			4	0	0	0	0	0	5				
Russ Gibson, R OBP: 0.212, SLG: 0.281 (1, 2)		0-0 4-3		0-0 F3	0-0 FC5 2-H 1B		0-0 6-3			4	0	1	1	0	0	0				
Hal Lanier, R OBP: 0.287, SLG: 0.291 Jerry Johnson, R Dave Kingman, R OBP: 0.400, SLG: 1.200 (1, 5) (6, 1) (8, PH) (9, 3)		0-0 1-3		0-0 HR 1B	0-0 FC5		0-3 K			3	1	1	0	0	0	1				
Juan Marichal, R OBP: 0.147, SLG: 0.254 Al Gallagher, R OBP: 0.329, SLG: 0.341 (1, 1) (6, 5)		0-0 6-3		0-0 F4		0-0 F9		0-0 1B HBP 2B 1B		1	0	0	0	0	0	1				
Inning Stats	R: 1 E: 1 K: 0 S: 5	H: 2 LOB: 2 BB: 0 P: 6	R: 0 E: 0 K: 0 S: 3	H: 0 LOB: 0 BB: 0 P: 3	R: 2 E: 0 K: 0 S: 5	H: 2 LOB: 1 BB: 1 P: 9	R: 2 E: 0 K: 0 S: 6	H: 3 LOB: 1 BB: 0 P: 6	R: 1 E: 0 K: 1 S: 7	H: 2 LOB: 1 BB: 0 P: 7	R: 0 E: 0 K: 0 S: 3	H: 0 LOB: 0 BB: 0 P: 3	R: 0 E: 0 K: 1 S: 5	H: 0 LOB: 1 BB: 1 P: 9	R: 5 E: 0 K: 1 S: 9	H: 4 LOB: 0 BB: 0 P: 10	1B: 7 2B: 4 3B: 0 HR: 2	SF: 0 SAC: 0 DP: 0 HBP: 2	WP: 0 PB: 0 SB: 0 CS: 0	PA: 41

PITCHER	IP	WLS	BF	H	R	ER	SO	BB	IBB	HBP	BLK	WP	HR	S	P	ERA	WHIP
Bob Moose, R ERA: 3.87	(1, 1)		4.0	7	5	5	0	1	0	1	0	0	1	19	24	11.25	2.000
Bob Johnson, R ERA: 3.46	(5, 1)		1.0	2	1	1	1	0	0	0	0	0	0	7	7	9.00	2.000
Bruce Kison, R ERA: 3.38	(6, 1)	L	2.2	3	4	4	2	1	0	1	0	0	0	15	20	13.50	1.500
Bob Veale, L ERA: 7.58	(8, 1)		0.1	1	1	1	0	0	0	0	0	0	1	2	2	27.00	3.000

Batter	1	2	3	4	5	6	7	8	9	AB R H RBI BB SO LOB	TOP											
Dave Cash, R (1, 4) OBP: 0.390, SLG: 0.401	0-0 F7		4-0 BB	0-0 1B			0-0 G3		0-0 4-3	4 0 1 0 1 0 0	Pittsburgh Pirates @ San Francisco Giants Candlestick Park, San Francisco, CA Sun Aug 01 1971, 6:38 AM EDT Att: 33,301 - Unknown livebaseballscorecards.com											
Vic Davalillo, L (1, 9) OBP: 0.303, SLG: 0.339	0-0 4-3		0-0 F9	0-0 4-3			0-0 6-3		0-0	4 0 0 0 0 0 5												
Al Oliver, L (1, 8) OBP: 0.319, SLG: 0.407	0-0 4-3		0-0 F6			0-0 F8		0-0 1B		4 0 1 0 0 0 2												
Willie Stargell, L (1, 7) OBP: 0.387, SLG: 0.683		0-3 K		0-0 HR		0-0 HR		0-0 G3		4 2 2 2 0 1 1												
Bob Robertson, R (1, 3) OBP: 0.352, SLG: 0.508		4-0 BB		0-0 E 2B		0-0 F8		4-0 G3-6-1 BB		2 1 1 0 2 0 0												
Charlie Sands, L (1, 2) OBP: 0.423, SLG: 0.500		0-0 F9		0-0 E3 FC5 1B 2-H		0-0 F4		0-0 G3-6-1 1-2f		4 0 0 0 0 0 2												
Bill Mazeroski, R (1, 5) OBP: 0.316, SLG: 0.305		0-0 F8		0-0 FC1-5 FC5 1B 1-2		0-0 6-3		0-0 F6		4 0 1 0 0 0 1												
Dave Giusti, R (8, 1) OBP: 0.143, SLG: 0.077										0 0 0 0 0 0 0												
Jackie Hernandez, R (1, 6) OBP: 0.265, SLG: 0.345			0-0 F2	0-0 FC5 1B FC1-5 1-2 2-3f		0-0 F9		0-0 4-3		4 0 0 0 0 0 2												
Dock Ellis, S (1, 1) OBP: 0.242, SLG: 0.203			0-0 E4 F9 S	0-0 FC1-5 1B 1-2 2-3f		0-0 4-3		0-0 6-3		2 0 0 0 0 0 2												
Rennie Stennett, R (6, PH) OBP: 0.333, SLG: 0.320										1 0 0 0 0 0 0												
Mudcat Grant, R (6, 1) OBP: 0.375, SLG: 0.429										0 0 0 0 0 0 0												
Jose Pagan, R (8, 5) OBP: 0.309, SLG: 0.348										1 0 0 0 0 0 0												
Inning Stats	R: 0 E: 0 K: 0 S: 3	H: 0 LOB: 0 BB: 0 P: 3	R: 0 E: 0 K: 1 S: 5	H: 0 LOB: 1 BB: 1 P: 9	R: 0 E: 1 K: 0 S: 4	H: 0 LOB: 2 BB: 1 P: 8	R: 2 E: 1 K: 0 S: 8	H: 4 LOB: 3 BB: 0 P: 8	R: 1 E: 0 K: 0 S: 4	H: 1 LOB: 0 BB: 0 P: 4	R: 0 E: 0 K: 0 S: 3	H: 0 LOB: 0 BB: 0 P: 3	R: 0 E: 0 K: 0 S: 4	H: 1 LOB: 1 BB: 0 P: 4	R: 0 E: 0 K: 0 S: 2	H: 0 LOB: 0 BB: 1 P: 6	R: 0 E: 0 K: 0 S: 3	H: 0 LOB: 0 BB: 0 P: 3	1B: 3 2B: 1 3B: 0 HR: 2	SF: 0 SAC: 0 DP: 1 HBP: 0	WP: 0 PB: 0 SB: 1 CS: 0	PA: 37
PITCHER	IP WLS BF H R ER SO BB IBB HBP BLK WP HR S P ERA WHIP																					
Frank Reberger, R (1, 1) ERA: 3.76	5.0 W 24 5 3 3 1 2 0 0 0 0 0 2 24 32 5.40 1.400																					
Don Carrithers, R (6, 1) ERA: 4.04	4.0 S 13 1 0 0 0 1 0 0 0 0 0 0 12 16 0.00 0.500																					

Batter	1	2	3	4	5	6	7	8	9
Bobby Bonds, R OBP: 0.387, SLG: 0.535 (1, 9)	0-3 K		0-3 K	0-0 FC4 1-2 1B		0-0 6-3		0-0 5-3	
Tito Fuentes, S OBP: 0.308, SLG: 0.353 (1, 4)	0-0 6-3		0-0 1B	0-0 FC4 1-2f		0-0 F8		0-0 1B	
Ken Henderson, S OBP: 0.383, SLG: 0.465 (1, 7)	4-0 HR BB		0-0 F7		4-0 WP CS HR BB	0-0 G3		0-3 K	
Dave Kingman, R OBP: 0.400, SLG: 1.400 (1, 3)	0-0 1-H HR		0-3 K		0-0 1-H HR		0-0 5-3	0-0 F8	
Fran Healy, R OBP: 0.423, SLG: 0.471 (1, 2)	0-0 6-3			0-0 2B	0-0 6-3		4-0 FC6-4 2B BB		
Jimmy Rosario, S OBP: 0.378, SLG: 0.308 (1, 8)		0-0 6-3		0-3 K	4-0 SH1-3 S BB	4-0 FC6-4 1-2 BB			
Chris Speier, R OBP: 0.315, SLG: 0.329 (1, 6)		0-0 F9		0-0 1B 2B	4-0 SH1-3 BB	0-0 FC6-4 1-2f 2-3 2B			
Al Gallagher, R OBP: 0.336, SLG: 0.360 (1, 5)		0-0 3B		0-0 1B 1B	0-0 SH1-3	0-0 1-2 2-3 2B			
Frank Reberger, L OBP: 0.231, SLG: 0.231 (1, 1)		0-0 F7		0-0 F8	0-0 F9		0-0 4-3		
Bernie Williams, R OBP: 0.301, SLG: 0.239 (5, PH)									
Don Carrithers, R OBP: 0.167, SLG: 0.167 (6, 1)									

Inning Stats	R: 2	H: 1	E: 0	K: 1	S: 6	LOB: 0	BB: 1	P: 10
	R: 0	H: 1	E: 0	K: 0	S: 4	LOB: 1	BB: 0	P: 4
	R: 0	H: 1	E: 0	K: 2	S: 8	LOB: 1	BB: 0	P: 8
	R: 2	H: 4	E: 0	K: 1	S: 9	LOB: 2	BB: 0	P: 9
	R: 2	H: 1	E: 0	K: 0	S: 4	LOB: 2	BB: 3	P: 16
	R: 0	H: 0	E: 0	K: 0	S: 3	LOB: 0	BB: 0	P: 3
	R: 2	H: 1	E: 0	K: 0	S: 4	LOB: 1	BB: 2	P: 12
	R: 0	H: 1	E: 0	K: 1	S: 6	LOB: 1	BB: 0	P: 6

PITCHER	IP	WLS	BF	H	R	ER	SO	BB	IBB	HBP	BLK	WP	HR	S	P	ERA	WHIP
Dock Ellis, R ERA: 2.74 (1, 1)	5.0	L	27	8	6	5	4	4	0	0	0	1	2	31	47	9.00	2.400
Mudcat Grant, R ERA: 3.75 (6, 1)	2.0		9	1	2	2	0	2	0	0	0	0	0	7	15	9.00	1.500
Dave Giusti, R ERA: 3.61 (8, 1)	1.0		4	1	0	0	1	0	0	0	0	0	0	6	6	0.00	1.000

BOTTOM

Pittsburgh Pirates @ San Francisco Giants
Candlestick Park, San Francisco, CA


Sun Aug 01 1971, 6:38 AM EDT
Att. 33,301 - Unknown

AB	R	H	RBI	BB	SO	LOB
5	0	1	0	0	2	0
5	0	2	0	0	0	2
3	2	0	0	2	1	2
5	2	2	4	0	1	2
3	2	1	0	1	0	0
2	0	0	0	2	1	1
3	2	1	1	1	0	2
3	0	3	3	0	0	0
2	0	0	0	0	0	2
1	0	0	0	0	0	2
1	0	0	0	0	0	1

AB	33
R	8
H	10
RBI	8
BB	6
SO	5
LOB	14

livebaseballscorecards.com

WP	PA
1	40
0	
1	
1	



Batter	1	2	3	4	5	6	7	8	9	AB R H RBI BB SO LOB	TOP																
Maury Wills, S OBP: 0.318, SLG: 0.321 (1, 6) X	0-0 6-3			X 0-0 F2		X 0-0 F9		X 0-0 1B		4 0 1 0 0 0 0	Los Angeles Dodgers @ San Francisco Giants Candlestick Park, San Francisco, CA Mon Aug 02 1971, 10:05 PM EDT Att: 23,892 - Unknown livebaseballscorecards.com																
Manny Mota, R OBP: 0.371, SLG: 0.382 (1, 7) X	0-0 G4-6-3 1B		X 0-0 6-3		X 0-0 F9	X 0-0 F6				4 0 1 0 0 0 1																	
Willie Davis, L OBP: 0.339, SLG: 0.454 (1, 8) X	0-0 G4-6-3 1-2f		X 0-0 F2		X 0-0 F7		X 0-0 1B HR			4 1 1 0 0 0 1																	
Dick Allen, R OBP: 0.381, SLG: 0.479 (1, 3)		0-3 K		X 0-0 HR		X 0-0 WP 1B		X 0-0 F9		4 1 2 1 0 1 1																	
Jim Lefebvre, S OBP: 0.330, SLG: 0.413 (1, 4)		0-0 F8		X 0-0 6-3		X 4-0 1-2 IBB		X 0-0 F5		3 0 0 0 1 0 1																	
Willie Crawford, L OBP: 0.355, SLG: 0.530 (1, 9)		0-3 K		X 0-0 4-3		X 0-0 F8		X 0-0 1-3 HR 1B		4 1 1 0 0 1 2																	
Steve Garvey, R OBP: 0.313, SLG: 0.422 (1, 5)			X 0-0 F8		X 0-0 4-3		X 0-0 G3	X 0-0 1-H 3-H HR		4 1 1 3 0 0 0																	
Joe Ferguson, R OBP: 0.266, SLG: 0.339 (1, 2) X			X 0-0 6-3		X 0-0 F7		X 0-0 HR	X 0-0 F4		4 1 1 1 0 0 0																	
Pete Mikkelsen, R OBP: 0.250, SLG: 0.143 (9, 1)										0 0 0 0 0 0 0																	
Claude Osteen, L OBP: 0.188, SLG: 0.185 (1, 1) X			X 0-0 F9		X 0-0 F7		X 0-0 F9			2 0 0 0 0 0 0																	
Jim Brewer, L OBP: 0.400, SLG: 0.400 (7, 1)										0 0 0 0 0 0 0																	
Bobby Valentine, R OBP: 0.277, SLG: 0.315 (8, PH)										1 0 0 0 0 0 0																	
Jose Pena, R OBP: 0.667, SLG: 0.667 (8, 1)										0 0 0 0 0 0 0																	
Duke Sims, L OBP: 0.337, SLG: 0.331 (9, 2)										0 0 0 0 0 0 0																	
Inning Stats	R: 0 E: 0 K: 0 S: 3	H: 1 LOB: 0 BB: 0 P: 3	R: 0 E: 0 K: 2 S: 7	H: 0 LOB: 0 BB: 0 P: 7	R: 0 E: 0 K: 0 S: 3	H: 0 LOB: 0 BB: 0 P: 3	R: 0 E: 0 K: 0 S: 3	H: 0 LOB: 0 BB: 0 P: 3	R: 1 E: 0 K: 0 S: 4	H: 1 LOB: 0 BB: 0 P: 4	R: 0 E: 0 K: 0 S: 3	H: 0 LOB: 0 BB: 0 P: 3	R: 0 E: 0 K: 0 S: 4	H: 1 LOB: 2 BB: 1 P: 8	R: 1 E: 0 K: 5 S: 5	H: 2 LOB: 1 BB: 0 P: 5	R: 3 E: 0 K: 0 S: 6	H: 3 LOB: 0 BB: 0 P: 6	1B: 5 2B: 0 3B: 0 HR: 3	SF: 0 SAC: 0 DP: 1 HBP: 0	WP: 1 PB: 0 SB: 0 CS: 0	PA: 35					
PITCHER	IP WLS BF H R ER SO BB IBB HBP BLK WP HR S P ERA WHIP																										
John Cumberland, L ERA: 2.46 (1, 1)	8.0		30	6	3	3	2	0	1	0	0	1	2	33	37	3.38	0.750										
Jerry Johnson, R ERA: 2.59 (9, 1)	0.2		2	0	0	0	0	0	0	0	0	0	0	2	2	0.00	0.000										
Steve Hamilton, L ERA: 3.79 (9, 1)	0.1	L	3	2	2	2	0	0	0	0	0	0	1	3	3	54.00	6.000										



Batter	1	2	3	4	5	6	7	8	9	AB	R	H	RBI	BB	SO	LOB
Bobby Bonds, R OBP: 0.387, SLG: 0.532 (1, 9) X	0-0 5-3			X 0-0 1B		X 0-0 6-3	B B B B 4-0 L6-4 FC1-5 1-2 BB		X 0-0 F8	4	0	1	0	1	0	1
Tito Fuentes, S OBP: 0.307, SLG: 0.352 (1, 4) X	0-0 F5			X 0-0 F7		X 0-0 1B	X 0-0 FC1-5		X 0-0 4-3	5	0	1	0	0	0	5
Willie Mays, R OBP: 0.422, SLG: 0.508 (1, 8) X	0-0 6-3			S S S 0-3 K		X 0-0 F9	X 0-0 L6-4			4	0	0	0	0	1	5
Willie McCovey, L OBP: 0.391, SLG: 0.489 (1, 3) X		S S S 0-3 K		X 0-0 F2		X 0-0 1-3		X 0-0 F7		4	0	0	0	0	1	2
Dick Dietz, R OBP: 0.405, SLG: 0.425 (1, 2) X		X 0-0 1-3			X 0-0 F6		X 0-0 HR	X 0-0 F5		4	1	1	1	0	0	0
Ken Henderson, S OBP: 0.387, SLG: 0.467 (1, 7) X		X 0-0 5-3			X 0-0 5-3 1B 1B		X 0-0 E 1B 3B 1B	X 4-0 S BB		3	1	2	0	1	0	0
Chris Speier, R OBP: 0.318, SLG: 0.333 (1, 6) X			X 0-0 CS 1B		X 0-0 5-3 1-2 1B		X 0-0 E6 3B 1B	X 0-3 K		4	1	3	0	0	1	1
Al Gallagher, R OBP: 0.336, SLG: 0.367 (1, 5) X			X 0-0 F8		X 0-0 5-3		X 0-0 1B 3B		X 0-0 3-1	3	0	1	2	0	0	3
Frank Reberger, L OBP: 0.231, SLG: 0.231 (7, PR)			X 1-2 F8		X 1-2 2-3		X 2-H 3-H 0-0 1B 3B			0	1	0	0	0	0	0
Hal Lanier, R OBP: 0.287, SLG: 0.291 (8, 5)			X 1-2 F8							0	0	0	0	0	0	0
Jimmy Rosario, S OBP: 0.376, SLG: 0.306 (9, PH)			X 1-2 F8							1	0	0	0	0	0	0
John Cumberland, R OBP: 0.207, SLG: 0.179 (1, 1)			X 0-0 F7		X 0-0 4-3		X 0-0 FC1-5 BB 1B		X 4-0 F8 WP BB	3	0	1	1	0	0	2
Jerry Johnson, R (9, 1)										0	0	0	0	0	0	0
Steve Hamilton, L (9, 1)										0	0	0	0	0	0	0
Dave Kingman, R OBP: 0.455, SLG: 1.400 (9, PH)										0	0	0	0	1	0	0

Inning Stats	R: 0	H: 0	E: 0	K: 0	S: 3	P: 3	R: 0	H: 0	E: 0	K: 1	S: 5	R: 0	H: 1	E: 0	K: 0	S: 3	R: 0	H: 1	E: 0	K: 1	S: 6	R: 0	H: 2	E: 0	K: 0	S: 5	R: 0	H: 1	E: 0	K: 0	S: 4	R: 4	H: 5	E: 1	K: 0	S: 7	R: 0	H: 0	E: 0	K: 1	S: 5	R: 0	H: 0	E: 0	K: 0	S: 3	1B: 8	2B: 1	3B: 1	SF: 0	SAC: 0	DP: 1	HBP: 0	WP: 1	PA: 38
--------------	------	------	------	------	------	------	------	------	------	------	------	------	------	------	------	------	------	------	------	------	------	------	------	------	------	------	------	------	------	------	------	------	------	------	------	------	------	------	------	------	------	------	------	------	------	------	-------	-------	-------	-------	--------	-------	--------	-------	--------

PITCHER	IP	WLS	BF	H	R	ER	SO	BB	IBB	HBP	BLK	WP	HR	S	P	ERA	WHIP
Claude Osteen, L ERA: 3.46 (1, 1)	6.0		26	9	4	4	2	0	0	0	0	0	1	30	30	6.00	1.500
Jim Brewer, L ERA: 2.32 (7, 1)	1.0		4	1	0	0	0	1	0	0	0	0	0	3	7	0.00	2.000
Jose Pena, R ERA: 3.0 (8, 1)	1.0	W	4	0	0	0	1	1	0	0	0	0	0	5	9	0.00	1.000
Pete Mikkelsen, R ERA: 2.62 (9, 1)	1.0	S	4	0	0	0	0	1	0	0	0	1	0	3	7	0.00	1.000

BOTTOM

Los Angeles Dodgers @ San Francisco Giants
Candlestick Park, San Francisco, CA
Mon Aug 02 1971, 10:05 PM EDT
Att. 23,892 - Unknown

livebaseballscorecards.com

AB	35
R	4
H	10
RBI	4
BB	3
SO	3
LOB	19



Batter	1	2	3	4	5	6	7	8	9	AB R H RBI BB SO LOB	TOP															
Maury Wills, S (1, 6) <small>OBP: 0.320, SLG: 0.331</small> Bobby Valentine, R (9, 6) <small>OBP: 0.277, SLG: 0.315</small>	0-3 	0-0 		0-0 	0-0 		0-0 		0-0 	6 2 3 2 0 1 2 0 0 0 0 0 0 0																
Manny Mota, R (1, 7) <small>OBP: 0.376, SLG: 0.387</small>	0-0 	0-0 		4-3 		0-0 		0-0 	0-0 	6 2 3 1 0 0 1																
Willie Davis, L (1, 8) <small>OBP: 0.344, SLG: 0.456</small>	0-0 	0-0 		0-0 		4-0 		0-0 	0-0 	5 1 3 0 1 0 2																
Dick Allen, R (1, 3) <small>OBP: 0.381, SLG: 0.475</small> Wes Parker, S (8, 3) <small>OBP: 0.352, SLG: 0.357</small>	4-0 	0-3 		4-0 		0-3 		0-0 	0-0 	3 1 0 0 2 2 2 0 0 0 1 0 0 0																
Jim Lefebvre, S (1, 4) <small>OBP: 0.324, SLG: 0.406</small>	0-0 		0-0 	0-3 		0-0 		0-0 	0-0 	5 0 0 1 0 1 4																
Willie Crawford, L (1, 9) <small>OBP: 0.356, SLG: 0.525</small>	0-0 		0-0 		0-0 		0-0 	4-0 		4 1 1 0 1 0 2																
Steve Garvey, R (1, 5) <small>OBP: 0.327, SLG: 0.430</small>	0-0 		0-0 		0-0 		4-0 	0-0 		4 1 3 2 1 0 0																
Joe Ferguson, R (1, 2) <small>OBP: 0.290, SLG: 0.349</small>	0-0 		4-0 		0-0 		0-0 	0-0 		4 1 2 1 1 0 3																
Doyle Alexander, R (1, 1) <small>OBP: 0.300, SLG: 0.222</small>	0-0 		0-0 		0-0 		0-0 	0-3 		5 0 1 0 0 1 7																
Inning Stats	R: 4 E: 2 K: 1 S: 10	H: 4 LOB: 2 BB: 1 P: 14	R: 0 E: 0 K: 1 S: 6	H: 1 LOB: 1 BB: 0 P: 6	R: 0 E: 0 K: 0 S: 4	H: 2 LOB: 2 BB: 1 P: 8	R: 0 E: 0 K: 1 S: 6	H: 1 LOB: 2 BB: 1 P: 10	R: 0 E: 0 K: 0 S: 5	H: 2 LOB: 2 BB: 0 P: 5	R: 0 E: 0 K: 1 S: 5	H: 0 LOB: 1 BB: 1 P: 9	R: 3 E: 1 K: 0 S: 6	H: 2 LOB: 1 BB: 1 P: 10	R: 0 E: 0 K: 0 S: 4	H: 1 LOB: 2 BB: 1 P: 8	R: 2 E: 1 K: 1 S: 8	H: 3 LOB: 1 BB: 0 P: 8	1B: 14 2B: 1 3B: 1 HR: 0	SF: 2 SAC: 0 DP: 1 HBP: 0	WP: 0 PB: 1 SB: 1 CS: 0	PA: 50				
PITCHER	IP WLS BF H R ER SO BB IBB HBP BLK WP HR S P ERA WHIP																									
Ron Bryant, L (1, 1) <small>ERA: 3.38</small> Jim Barr, R (3, 1) <small>ERA: 5.4</small> Don Carrithers, R (6, 1) <small>ERA: 3.72</small> Frank Reberger, R (9, 1) <small>ERA: 3.89</small>	2.1 L	16 3	7 0	4 0	1 0	2 1	0 2	0 2	1 0	0 0	0 0	0 0	19 12	23 20	3.86 0.00	3.000 1.875										

Los Angeles Dodgers @ San Francisco Giants
 Candlestick Park, San Francisco, CA
 Tue Aug 03 1971, 6:33 AM EDT
 Att: 21,226 - Unknown

AB	42
R	9
H	16
RBI	8
BB	6
SO	5
LOB	23



Batter	1	2	3	4	5	6	7	8	9	AB	R	H	RBI	BB	SO	LOB
Bobby Bonds, R OBP: 0.388, SLG: 0.532 (1, 9)	0-0 1B 1B		0-0 F3		0-0 F6			0-0 BB 1B		4	1	2	0	0	0	2
Tito Fuentes, S OBP: 0.306, SLG: 0.349 (1, 4)	0-3 K		0-0 F7			0-0 F7		4-0 BB BB BB 1B 1-2 BB		3	0	0	0	1	1	1
Willie Mays, R OBP: 0.418, SLG: 0.502 (1, 8)	0-0 F8			0-0 F8		0-0 5-3		0-0 F3		4	0	0	0	0	0	3
Willie McCovey, L OBP: 0.393, SLG: 0.489 (1, 3)	0-0 1-2 1B			0-0 F8		0-0 F7		0-0 1-3 2-H 1B		4	0	2	1	0	0	0
Ken Henderson, S OBP: 0.385, SLG: 0.463 (1, 7)	0-0 3-1			0-0 F4			4-0 BB BB BB BB FC6-4 BB	0-0 F4		3	0	0	0	1	0	4
Dick Dietz, R OBP: 0.401, SLG: 0.419 (1, 2)		0-3 K			0-0 4-3		0-0 FC6-4 1-2		0-0 4-3	4	0	0	0	0	1	1
Chris Speier, R OBP: 0.318, SLG: 0.333 (1, 6)		0-0 6-3			0-0 6-3		0-0 F4		0-0 1B	4	0	1	0	0	0	1
Al Gallagher, R OBP: 0.334, SLG: 0.365 (1, 5)		0-0 F4			0-0 BB 1B		0-0 G3		0-0 F3	4	0	1	0	0	0	2
Ron Bryant, S OBP: 0.216, SLG: 0.224 (1, 1)			0-0 5-3			4-0 BB BB BB BB 1-2 BB		0-0 4-3	0	0	0	0	0	0	0	0
Jim Barr, R OBP: 0.450, SLG: 0.471 (3, 1)									0-0 L5	1	0	0	0	0	0	0
Fran Healy, R OBP: 0.167, SLG: 0.167 (5, PH)										0	0	0	0	1	0	0
Don Carrithers, R OBP: 0.174, SLG: 0.204 (6, 1)										0	0	0	0	0	0	0
Jimmy Rosario, S OBP: 0.231, SLG: 0.231 (8, PH)										1	0	0	0	0	0	0
Frank Reberger, L OBP: 0.417, SLG: 1.273 (9, 1)										0	0	0	0	0	0	0
Dave Kingman, R OBP: 0.417, SLG: 1.273 (9, PH)										1	0	0	0	0	0	1

Inning Stats	R: 0	H: 2	E: 0	K: 1	S: 7	LOB: 2	BB: 0	P: 7	R: 0	H: 0	E: 0	K: 1	S: 5	LOB: 0	BB: 0	P: 5	R: 0	H: 0	E: 0	K: 0	S: 3	LOB: 0	BB: 0	P: 3	R: 0	H: 1	E: 0	K: 0	S: 4	LOB: 2	BB: 1	P: 8	R: 0	H: 0	E: 0	K: 0	S: 3	LOB: 0	BB: 0	P: 3	R: 0	H: 0	E: 0	K: 0	S: 3	LOB: 1	BB: 1	P: 7	R: 1	H: 2	E: 0	K: 0	S: 5	LOB: 2	BB: 1	P: 9	R: 0	H: 1	E: 0	K: 0	S: 4	LOB: 1	BB: 0	P: 4	1B: 6	2B: 0	3B: 0	HR: 0	SF: 0	SAC: 0	DP: 0	HBP: 0	WP: 0	PB: 0	SB: 0	CS: 0	PA: 36
PITCHER Doyle Alexander, R ERA: 3.55 (1, 1)	IP	WLS	BF	H	R	ER	SO	BB	IBB	HBP	BLK	WP	HR	S	P	ERA	WHIP																																																												
	9.0	W	36	6	1	1	2	3	0	0	0	0	0	37	49	1.00	1.000																																																												


BOTTOM

Los Angeles Dodgers @ San Francisco Giants
Candlestick Park, San Francisco, CA

Tue Aug 03 1971, 6:33 AM EDT
Att. 21,226 - Unknown

livebaseballscorecards.com

AB	33
R	1
H	6
RBI	1
BB	3
SO	2
LOB	15



Batter	1	2	3	4	5	6	7	8	9	AB R H RBI BB SO LOB	TOP	
Bobby Bonds, R (1, 9) OBP: 0.387, SLG: 0.528	0-0 E6 BB 1B SF8	0-3 K			4-0 6-3 BB		0-0 F9			3 1 0 0 1 1 2	San Francisco Giants @ St. Louis Cardinals Busch Stadium, St. Louis, MO Wed Aug 04 1971, 7:05 PM CDT Att: 27,024 - Unknown	
Tito Fuentes, S (1, 4) OBP: 0.306, SLG: 0.348	0-0 SF8 BB 1-2 1B		0-0 6-3		0-0 6-3		0-0 F8			4 0 1 0 0 0 1		
Willie Mays, R (1, 8) OBP: 0.416, SLG: 0.497	4-0 G4-6-3 1-2 2-3 BB		0-3 K		0-3 K		0-0 F8			3 0 0 0 1 2 1		
Willie McCovey, L (1, 3) OBP: 0.394, SLG: 0.489	0-0 SF8 2-3 3-H		0-0 1B		4-0 FC6-4 BB		0-0 3-1			2 0 1 1 1 0 0		
Ken Henderson, S (1, 7) OBP: 0.384, SLG: 0.470	0-0 G4-6-3 1-2f		0-0 G3		0-0 F6		0-0 HR			4 1 1 1 0 0 4		
Dick Dietz, R (1, 2) OBP: 0.402, SLG: 0.423		0-0 1B 2B		0-0 FC6-4 1B		0-0 F8		0-0 6-3		4 0 2 0 0 0 1		
Chris Speier, R (1, 6) OBP: 0.315, SLG: 0.329		0-3 K		0-0 FC6-4 CS 1-2f		0-0 FC6-4 1-2f		0-3 K		4 0 0 0 0 2 3		
Al Gallagher, R (1, 5) OBP: 0.337, SLG: 0.371		0-0 2-3 1B		0-3 K 1-2		0-0 4-3		0-0 2B		4 0 2 0 0 1 1		
Gaylord Perry, R (1, 1) OBP: 0.147, SLG: 0.136 Jimmy Rosario, S (7, PH) OBP: 0.372, SLG: 0.302 Jim Barr, R (7, 1) Dave Kingman, R (9, PH) OBP: 0.385, SLG: 1.167		0-3 K		0-0 F9		0-3 K		0-3 K		2 0 0 0 0 1 2 1 0 0 0 0 1 0 0 0 0 0 0 0 0 1 0 0 0 0 1 1		
Inning Stats	R: 1 H: 1 E: 1 LOB: 1 K: 0 BB: 1 S: 4 P: 8	R: 0 H: 2 E: 0 LOB: 2 K: 3 BB: 0 S: 11 P: 11	R: 0 H: 1 E: 0 LOB: 1 K: 1 BB: 0 S: 6 P: 6	R: 0 H: 1 E: 0 LOB: 0 K: 1 BB: 0 S: 5 P: 5	R: 0 H: 0 E: 0 LOB: 1 K: 1 BB: 1 S: 5 P: 9	R: 0 H: 0 E: 0 LOB: 1 K: 0 BB: 1 S: 3 P: 7	R: 0 H: 0 E: 0 LOB: 0 K: 1 BB: 0 S: 5 P: 5	R: 0 H: 0 E: 0 LOB: 0 K: 0 BB: 0 S: 3 P: 3	R: 1 H: 2 E: 0 LOB: 1 K: 2 BB: 0 S: 9 P: 9	1B: 4 SF: 1 2B: 2 SAC: 0 3B: 0 DP: 1 HR: 1 HBP: 0	WP: 0 PA: 36 PB: 0 SB: 0 CS: 1	
PITCHER Bob Gibson, R (1, 1) ERA: 3.26	IP WLS BF H R ER SO BB IBB HBP BLK WP HR S P ERA WHIP	9.0 W 36 7 2 1 9 3 0 0 0 0 1 51 63 1.00 1.111										

AB	32
R	2
H	7
RBI	2
BB	3
SO	9
LOB	16



Batter	1	2	3	4	5	6	7	8	9	AB	R	H	RBI	BB	SO	LOB
Lou Brock, L OBP: 0.390, SLG: 0.441 (1, 7)	0-0 F7	0-0 4-3			0-0 G1		0-0 F7			4	0	0	0	0	0	1
Jose Cruz, L OBP: 0.386, SLG: 0.389 (1, 8)	0-0 F7		0-0 F7			4-0 2B BB	0-3 K			3	1	0	0	1	1	0
Matty Alou, L OBP: 0.353, SLG: 0.424 (1, 9)	0-0 1B 1B		0-0 4-3			0-0 F8	0-0 F7			4	0	1	0	0	0	1
Joe Torre, R OBP: 0.429, SLG: 0.559 (1, 5)	0-0 FC4-6 1B		0-0 6-3			0-0 WP E 2B		0-0 E 2B		4	2	3	1	0	0	0
Ted Simmons, S OBP: 0.358, SLG: 0.411 (1, 2)	0-0 FC4-6		0-0 1-3			0-0 FC6 HR		0-0 E1 1B		4	1	1	0	0	0	2
Joe Hague, L OBP: 0.322, SLG: 0.367 (1, 3)		0-0 6-3		0-3 K		4-0 HR BB		0-0 F7		3	1	0	0	1	1	1
Ted Kubiak, S OBP: 0.332, SLG: 0.348 (1, 4)		0-0 1B SF8 1B		0-0 F9		0-0 HR		0-0 4-3		4	2	2	3	0	0	1
Dal Maxvill, R OBP: 0.304, SLG: 0.271 (1, 6)		0-0 1B		0-0 1-3		0-0 4-3		0-0 6-3		4	0	1	0	0	0	1
Bob Gibson, R OBP: 0.230, SLG: 0.345 (1, 1)		0-0 SF8		0-3 K		0-0 F3				2	0	0	1	0	1	0

Inning Stats	R: 0	H: 2	E: 0	LOB: 2	K: 0	BB: 0	S: 5	P: 5	R: 1	H: 2	E: 0	LOB: 1	K: 0	BB: 0	S: 5	P: 5	R: 0	H: 0	E: 0	LOB: 0	K: 0	BB: 0	S: 3	P: 3	R: 0	H: 0	E: 0	LOB: 0	K: 1	BB: 0	S: 5	P: 5	R: 0	H: 0	E: 0	LOB: 0	K: 1	BB: 0	S: 5	P: 5	R: 5	H: 2	E: 1	LOB: 0	K: 0	BB: 2	S: 6	P: 14	R: 0	H: 0	E: 0	LOB: 0	K: 1	BB: 0	S: 5	P: 5	R: 1	H: 2	E: 1	LOB: 1	K: 0	BB: 0	S: 5	P: 5
--------------	------	------	------	--------	------	-------	------	------	------	------	------	--------	------	-------	------	------	------	------	------	--------	------	-------	------	------	------	------	------	--------	------	-------	------	------	------	------	------	--------	------	-------	------	------	------	------	------	--------	------	-------	------	-------	------	------	------	--------	------	-------	------	------	------	------	------	--------	------	-------	------	------

PITCHER	IP	WLS	BF	H	R	ER	SO	BB	IBB	HBP	BLK	WP	HR	S	P	ERA	WHIP
Gaylord Perry, R ERA: 3.49 (1, 1)	6.0	L	27	6	6	5	2	2	0	0	0	1	1	29	37	7.50	1.333
Jim Barr, R ERA: 5.14 (7, 1)	2.0		8	2	1	1	1	0	0	0	0	0	0	10	10	4.50	1.000

BOTTOM

San Francisco Giants @ St. Louis Cardinals
 Busch Stadium, St. Louis, MO
 Wed Aug 04 1971, 7:05 PM CDT
 Att. 27,024 - Unknown

AB	32
R	7
H	8
RBI	5
BB	2
SO	3
LOB	7



WP	HR	S	P	ERA	WHIP
1	1	5	35		

Batter	1	2	3	4	5	6	7	8	9	AB R H RBI BB SO LOB	TOP									
Bobby Bonds, R (1, 8) OBP: 0.387, SLG: 0.527	0-3 K		0-0 F9		0-0 1B		0-0 1B		0-0 F8	5 0 2 0 0 1 1	San Francisco Giants @ St. Louis Cardinals Busch Stadium, St. Louis, MO Thu Aug 05 1971, 7:05 PM CDT Att: 18,641 - Unknown									
Tito Fuentes, S (1, 4) OBP: 0.309, SLG: 0.356	0-0 SF7 3B		0-3 K		0-0 3-1		0-0 1B		0-0 1B	5 1 3 0 0 1 1										
Ken Henderson, S (1, 7) OBP: 0.384, SLG: 0.470	0-0 SF7		0-0 1B				0-0 F8 1B		0-0 F8	4 0 2 1 0 0 4										
Willie McCovey, L (1, 3) OBP: 0.389, SLG: 0.481	0-0 E5		0-0 F4				0-0 F7		0-0 F8	4 0 0 0 0 0 2										
Dick Dietz, R (1, 2) OBP: 0.400, SLG: 0.421	0-0 F9				0-0 4-3		0-0 F8 1B		0-0 F9	4 0 1 0 0 0 1										
Dave Kingman, R (1, 9) OBP: 0.353, SLG: 1.125		0-3 K			0-3 K		0-0 F8		0-0 HR	4 1 1 1 0 2 2										
Chris Speier, R (1, 6) OBP: 0.313, SLG: 0.326		0-0 F8			0-0 F3		0-0 F9		0-0 F7	4 0 0 0 0 0 2										
Al Gallagher, R (1, 5) OBP: 0.339, SLG: 0.372		0-0 1B			0-0 F9		0-0 F8		0-0 1B	4 0 2 0 0 0 0										
Frank Duffy, R (9, PR) OBP: 0.146, SLG: 0.150									0-0 1B	0 0 0 0 0 0 0										
Juan Marichal, R (1, 1) OBP: 0.143, SLG: 0.246		0-0 F7			0-0 6-3		0-0 F4		0-3 K	2 0 0 0 0 0 1										
Jim Ray Hart, R (7, PH)										1 0 0 0 0 0 0										
Don McMahon, R (7, 1)										0 0 0 0 0 0 0										
Steve Hamilton, L (8, 1)										0 0 0 0 0 0 0										
Jimmy Rosario, S (9, PH) OBP: 0.370, SLG: 0.300										1 0 0 0 0 1 1										
Inning Stats	R: 1 E: 1 K: 1 S: 7	H: 1 LOB: 1 BB: 0 P: 7	R: 0 E: 0 K: 1 S: 6	H: 1 LOB: 1 BB: 0 P: 6	R: 0 E: 0 K: 1 S: 5	H: 0 LOB: 0 BB: 0 P: 5	R: 0 E: 0 K: 0 S: 4	H: 1 LOB: 1 BB: 0 P: 4	R: 0 E: 0 K: 0 S: 5	H: 2 LOB: 2 BB: 0 P: 5	R: 0 E: 0 K: 0 S: 5	H: 2 LOB: 2 BB: 0 P: 5	R: 1 E: 0 K: 0 S: 4	H: 1 LOB: 0 BB: 0 P: 4	R: 0 E: 0 K: 1 S: 7	H: 2 LOB: 2 BB: 0 P: 7	1B: 9 2B: 0 3B: 1 HR: 1	SF: 1 SAC: 0 DP: 0 HBP: 0	WP: 0 PB: 0 SB: 0 CS: 0	PA: 39
PITCHER	IP WLS BF H R ER SO BB IBB HBP BLK WP HR S P ERA WHIP																			
Reggie Cleveland, R (1, 1) ERA: 3.9	8.0 W 35 10 2 2 4 0 0 0 0 0 1 43 43 2.25 1.250																			
Moe Drabowsky, R (9, 1) ERA: 3.1	1.0 S 4 1 0 0 1 0 0 0 0 0 0 6 6 0.00 1.000																			

livebaseballscorecards.com

AB	38
R	2
H	11
RBI	2
BB	0
SO	5
LOB	15



Batter	1	2	3	4	5	6	7	8	9
Lou Brock, L OBP: 0.389, SLG: 0.439 (1, 7)	0-0 F7		0-3 K2-3			0-0 3-1 SF8 1B		0-3 K	
Jose Cruz, L OBP: 0.389, SLG: 0.414 (1, 8)	0-0 HR			4-0 E WP 1B BB		0-0 3-1		0-0 FC6-4 CS	
Matty Alou, L OBP: 0.355, SLG: 0.427 (1, 9)	0-0 G4-6-3 1B			0-0 1-3 1-H 1B		0-0 SF8		0-0 CS	
Joe Torre, R OBP: 0.427, SLG: 0.556 (1, 5)	0-0 G4-6-3 1-2f		0-3 K			0-0 6-3			
Ted Simmons, S OBP: 0.355, SLG: 0.408 (1, 2)		0-0 F7		0-0 1-3 1-2			0-0 4-3		
Bob Burda, L OBP: 0.389, SLG: 0.375 (1, 3)		0-0 L6-3 1B		0-0 5-3			0-0 1B		
Ted Kubiak, S OBP: 0.332, SLG: 0.348 (1, 4)		0-0 L6-3 1-2			0-0 5-3-6 1B		0-3 K		
Dal Maxvill, R OBP: 0.300, SLG: 0.268 (1, 6)			0-0 1-3		0-0 5-3-6 1-2f		0-0 5-3		
Reggie Cleveland, R OBP: 0.164, SLG: 0.200 (1, 1)			0-0 G1			0-0 F8		0-0 FC6-4 1B	
Moe Drabowsky, R (9, 1)									

BOTTOM											
AB	R	H	RBI	BB	SO	LOB					
4	1	1	0	0	2	1					
3	2	1	1	1	0	2					
2	0	2	2	0	0	0					
3	0	0	0	0	1	2					
3	0	0	0	0	0	1					
3	0	2	0	0	0	1					
3	0	1	0	0	1	2					
3	0	0	0	0	0	2					
3	0	1	0	0	0	0					
0	0	0	0	0	0	0					
1B: 7	SF: 1						WP: 1	PA: 30			
2B: 2	SAC: 0						PB: 0				
3B: 0	DP: 3						SB: 1				
HR: 1	HBP: 0						CS: 1				

San Francisco Giants @ St. Louis Cardinals
 Busch Stadium, St. Louis, MO
 Thu Aug 05 1971, 7:05 PM CDT
 Att. 18,641 - Unknown

livebaseballscorecards.com

AB	27
R	3
H	8
RBI	3
BB	1
SO	4
LOB	11



Inning Stats																																																															
R	H	E	K	S	R	H	E	K	S	R	H	E	K	S	R	H	E	K	S	R	H	E	K	S	R	H	E	K	S	R	H	E	K	S	R	H	E	K	S	1B	2B	3B	HR	SF	SAC	DP	HBP	WP	HR	S	P	ERA	WHIP										
1	2	0	0	4	0	1	0	0	3	0	0	0	1	5	1	1	0	1	10	0	0	0	0	3	0	0	0	0	6	0	0	0	0	4	0	0	0	0	3	0	0	0	0	6	0	0	0	0	5	7	2	0	1	1	0	3	0	1	0	1	6	3.00	1.167
6	0	0	0	22	0	0	0	0	2	0	0	0	0	2	1	1	0	1	25	0	0	0	0	7	0	0	0	0	7	0	0	0	0	4	0	0	0	0	4	0	0	0	0	4	0	0	0	0	0.00	2.000													
6	0	0	0	2	0	0	0	0	1	0	0	0	0	1	0	0	0	0	4	0	0	0	0	4	0	0	0	0	4	0	0	0	0	4	0	0	0	0	0.00	0.000																							

PITCHER																
IP	WLS	BF	H	R	ER	SO	BB	IBB	HBP	BLK	WP	HR	S	P	ERA	WHIP
6.0	L	22	6	3	2	2	1	0	0	0	1	1	25	29	3.00	1.167
1.0		5	2	0	0	1	0	0	0	0	0	0	7	7	0.00	2.000
1.0		2	0	0	0	1	0	0	0	0	0	0	4	4	0.00	0.000

Juan Marichal, R ERA: 3.02 (1, 1)	Don McMahon, R ERA: 3.47 (7, 1)	Steve Hamilton, L ERA: 3.68 (8, 1)												
--------------------------------------	------------------------------------	---------------------------------------	--	--	--	--	--	--	--	--	--	--	--	--

Batter	1	2	3	4	5	6	7	8	9	AB R H RBI BB SO LOB	TOP																									
Bobby Bonds, R (1, 8) OBP: 0.385, SLG: 0.523	0-0 L6		0-0 6-3	0-0 3-1 1B		0-0 5-3			0-3 K	5 0 1 1 0 1 0	San Francisco Giants @ St. Louis Cardinals Busch Stadium, St. Louis, MO Fri Aug 06 1971, 7:05 PM CDT Att: 27,192 - Unknown																									
Tito Fuentes, S (1, 4) OBP: 0.312, SLG: 0.365	0-0 L4		0-0 1B 1B	0-0 3-1		0-0 1B		0-0 IHR	5 2 3 1 0 0 2																											
Ken Henderson, S (1, 7) OBP: 0.382, SLG: 0.466	0-0 L3		0-0 1B 1B	0-0 5-3		0-0 F5		0-0 F6	5 1 1 0 0 0 3																											
Willie McCovey, L (1, 3) OBP: 0.382, SLG: 0.471		0-3 K	0-3 K		0-0 F9		0-0 F9	0-0 4-3	5 0 0 0 0 2 2																											
Dick Dietz, R (1, 2) OBP: 0.401, SLG: 0.422		0-0 3B 1B	0-0 1B 1B		0-0 F3		0-0 F9		4 1 2 2 0 0 0																											
Dave Kingman, R (1, 9) OBP: 0.381, SLG: 1.105		0-0 HR 3B	0-0 F6		1-0 HBP		0-0 6-3		3 1 1 1 0 0 1																											
Chris Speier, R (1, 6) OBP: 0.314, SLG: 0.335		0-0 HR		0-0 F3	0-0 F7			0-0 G6-4-3 1B	4 1 2 2 0 0 1																											
Al Gallagher, R (1, 5) OBP: 0.341, SLG: 0.381		0-0 F9		0-0 1B 1B		0-0 SF8 3B		0-0 G6-4-3	4 2 2 0 0 0 1																											
John Cumberland, R (1, 1) OBP: 0.194, SLG: 0.167		0-0 6-3		0-0 E4 1B		0-0 SF8		0-0 F5	2 0 0 0 0 0 1																											
Don McMahon, R (5, 1)				3-1 1B					0 0 0 0 0 0 0																											
Jerry Johnson, R (5, 1)				1-2					0 0 0 1 0 0 0																											
Jim Ray Hart, R (8, PH)									1 0 0 0 0 0 0																											
Jim Barr, R (8, 1)									0 0 0 0 0 0 0																											
Inning Stats	R: 0 E: 0 K: 0 S: 3	H: 0 LOB: 0 BB: 0 P: 3	R: 3 E: 0 K: 1 S: 8	H: 3 LOB: 0 BB: 0 P: 8	R: 2 E: 0 K: 1 S: 8	H: 3 LOB: 1 BB: 0 P: 8	R: 1 E: 1 K: 0 S: 6	H: 2 LOB: 2 BB: 0 P: 6	R: 0 E: 0 K: 0 S: 3	H: 0 LOB: 1 BB: 0 P: 4	R: 1 E: 0 K: 0 S: 5	H: 2 LOB: 1 BB: 0 P: 5	R: 0 E: 0 K: 0 S: 3	H: 0 LOB: 0 BB: 0 P: 3	R: 0 E: 0 K: 0 S: 3	H: 1 LOB: 0 BB: 0 P: 3	R: 1 E: 0 K: 1 S: 6	H: 1 LOB: 0 BB: 0 P: 6	1B: 8 2B: 0 3B: 2 HR: 2	SF: 1 SAC: 0 DP: 1 HBP: 1	WP: 0 PB: 0 SB: 1 CS: 0	PA: 40														
PITCHER	IP WLS BF H R ER SO BB IBB HBP BLK WP HR S P ERA WHIP																																			
Chris Zachary, R (1, 1) ERA: 5.33	3.1		19	8	6	6	2	0	0	0	0	0	1	23	23	16.20	2.400																			
Don Shaw, L (4, 1) ERA: 3.74	1.2	W	6	0	0	0	0	0	0	1	0	0	0	5	6	0.00	0.000																			
Daryl Patterson, R (6, 1) ERA: 5.6	4.0	S	15	4	2	2	1	0	0	0	0	0	0	17	17	4.50	1.000																			

livebaseballscorecards.com

AB	38
R	8
H	12
RBI	8
BB	0
SO	3
LOB	11



Batter	1	2	3	4	5	6	7	8	9
Lou Brock, L OBP: 0.389, SLG: 0.441 (1, 7) X	0-0 FC4-6 2B		0-0 4-3		0-0 FC6-4		0-3 K		
Julian Javier, R OBP: 0.289, SLG: 0.361 (1, 4) X	0-0 E3 FC4-6 2-3		0-0 G3-6-3 1B		0-0 1B 1B	0-0 F9 1B 1B		0-0 1B 1B	
Matty Alou, L OBP: 0.355, SLG: 0.425 (1, 9) X	0-0 FC4-6 1B 1-2f 3-H		0-0 G3-6-3 1-2f		0-0 1B 1B HBP	4-0 1B 1B BB		0-0 F2	
Joe Torre, R OBP: 0.424, SLG: 0.551 (1, 5) X	0-0 5-3 1-2			0-0 F3	0-0 HBP 1B E 1B	0-0 F9		0-0 F5	
Ted Simmons, S OBP: 0.358, SLG: 0.410 (1, 2) X	0-0 FC6-4 2-3 1B			0-0 5-3	0-0 HBP E 1B	0-0 F4		0-0 1B	
Jim Beauchamp, R OBP: 0.289, SLG: 0.380 (1, 3) X	0-0 FC6-4			0-0 F9	1-0 E HBP	0-0		0-0 F7	
Bob Burda, L OBP: 0.404, SLG: 0.380 (5, PH) (6, 3)	1-2f				1-2 2-3 3-H	2-H 3-H 1B			
Jose Cruz, L OBP: 0.385, SLG: 0.408 (1, 8) X		0-0 4-3			0-0 1B 1B		0-0 F7		
Dal Maxvill, R OBP: 0.300, SLG: 0.268 (1, 6) X		0-0 4-3			0-0 1B 1B		0-3 K		
Chris Zachary, L OBP: 0.259, SLG: 0.259 (1, 1) X		0-0 3-1			0-0 1B 1B		0-0 6-3		
Don Shaw, L (4, 1)									
Ted Sizemore, R OBP: 0.313, SLG: 0.330 (5, PH)									
Daryl Patterson, L (6, 1)									

Inning Stats	R: 1	H: 2	E: 1	LOB: 2	K: 0	BB: 0	S: 6	R: 0	H: 0	E: 0	LOB: 0	K: 0	BB: 0	S: 3	R: 0	H: 1	E: 0	LOB: 0	K: 0	BB: 0	S: 3	R: 0	H: 0	E: 0	LOB: 0	K: 0	BB: 0	S: 3	R: 9	H: 8	E: 2	LOB: 1	K: 1	BB: 0	S: 14	R: 2	H: 2	E: 0	LOB: 1	K: 0	BB: 1	S: 5	R: 0	H: 0	E: 0	LOB: 0	K: 2	BB: 0	S: 7	R: 0	H: 2	E: 0	LOB: 2	K: 0	BB: 0	S: 5
--------------	------	------	------	--------	------	-------	------	------	------	------	--------	------	-------	------	------	------	------	--------	------	-------	------	------	------	------	--------	------	-------	------	------	------	------	--------	------	-------	-------	------	------	------	--------	------	-------	------	------	------	------	--------	------	-------	------	------	------	------	--------	------	-------	------


PITCHER	IP	WLS	BF	H	R	ER	SO	BB	IBB	HBP	BLK	WP	HR	S	P	ERA	WHIP
John Cumberland, L ERA: 2.78 (1, 1)	4.0		19	7	5	5	0	0	0	0	0	0	0	19	19	11.25	1.750
Don McMahon, R ERA: 3.79 (5, 1)	0.0	L	3	3	1	1	0	0	0	0	0	0	0	3	3	∞	∞
Jerry Johnson, R ERA: 2.72 (5, 1)	3.0		15	3	6	3	3	1	0	1	0	0	0	19	24	9.00	1.333
Jim Barr, R ERA: 4.5 (8, 1)	1.0		5	2	0	0	0	0	0	0	0	0	0	5	5	0.00	2.000

BOTTOM

San Francisco Giants @ St. Louis Cardinals
 Busch Stadium, St. Louis, MO
 Fri Aug 06 1971, 7:05 PM CDT
 Att. 27,192 - Unknown

livebaseballscores.com

AB	40
R	12
H	15
RBI	9
BB	1
SO	3
LOB	20



WP: 0	PA: 42
PB: 0	
SB: 0	
CS: 0	

Batter	1	2	3	4	5	6	7	8	9	AB R H RBI BB SO LOB	TOP	
Bobby Bonds, R OBP: 0.384, SLG: 0.522 (1, 9) X	0-0 5-3	0-0 F2		0-3 K		0-3 K		0-0 2B		5 0 1 0 0 2 3		
Tito Fuentes, S OBP: 0.313, SLG: 0.368 (1, 4) X	0-0 1B WP 1B		0-0 1B 2B	0-0 F7		0-0 F8		0-0 F4		5 2 2 0 0 0 2		
Willie Mays, R OBP: 0.418, SLG: 0.500 (1, 8) X	0-0 1-3 WP 1B		0-0 5-3		4-0 BB 4-3 BB		0-3 K		0-0 F8 SF7 2B	4 1 2 0 1 1 1		
Willie McCovey, L OBP: 0.383, SLG: 0.470 (1, 3) S S	0-3 1-2 K 3-H		0-0 FC1-4 1B 2-H 1B		0-0 F5		0-0 2B 1B		0-0 F8 2-3	5 0 2 1 0 1 3		
Ken Henderson, S OBP: 0.382, SLG: 0.469 (1, 7) X	0-0 F4		0-0 1-2 FC1-4 1B		0-0 4-3		0-0 1-3 2B		0-0 SF7 3-H	4 0 2 1 0 0 2		
Dick Dietz, R OBP: 0.399, SLG: 0.419 (1, 2)		0-0 2B 1B	0-0 FC1-4 1-2 2-3		0-0 4-3		0-0 5-3		0-0 F9	5 0 1 0 0 0 5		
Chris Speier, R OBP: 0.314, SLG: 0.334 (1, 6)		0-0 F2	0-0 F8			0-0 HR 1B		0-0 F8		4 1 1 0 0 0 5		
Al Gallagher, R OBP: 0.341, SLG: 0.384 Jim Barr, R (6, 1)		0-0 1-3 2B		0-0 E4 SH1-4		0-3 K		0-3 K		3 0 1 0 0 1 1		
Dave Kingman, R OBP: 0.364, SLG: 1.050 Don McMahon, R (8, 1)										0 0 0 0 0 0 0		
Don Carrithers, R OBP: 0.143, SLG: 0.143 Jim Ray Hart, R OBP: 0.250, SLG: 0.571 (6, 5)		0-0 6-3		0-0 SH1-4 1-2		0-0 1-H HR		0-0 5-3		1 0 0 0 0 0 2		
										2 1 1 2 0 0 0		
Inning Stats	R: 1 H: 2 E: 0 LOB: 1 K: 1 BB: 0 S: 7 P: 7	R: 0 H: 2 E: 0 LOB: 2 K: 0 BB: 0 S: 5 P: 5	R: 1 H: 3 E: 0 LOB: 2 K: 0 BB: 0 S: 6 P: 6	R: 0 H: 0 E: 1 LOB: 1 K: 1 BB: 0 S: 6 P: 6	R: 0 H: 0 E: 0 LOB: 1 K: 0 BB: 1 S: 3 P: 7	R: 2 H: 2 E: 0 LOB: 0 K: 2 BB: 0 S: 9 P: 9	R: 0 H: 2 E: 0 LOB: 2 K: 1 BB: 0 S: 7 P: 7	R: 0 H: 1 E: 0 LOB: 1 K: 1 BB: 0 S: 6 P: 6	R: 1 H: 1 E: 0 LOB: 0 K: 0 BB: 0 S: 4 P: 4	1B: 7 SF: 1 2B: 5 SAC: 1 3B: 0 DP: 0 HR: 1 HBP: 0	WP: 1 PA: 42 PB: 0 SB: 0 CS: 0	
PITCHER Fergie Jenkins, R ERA: 2.73 (1, 1)	IP WLS BF H R ER SO BB IBB HBP BLK WP HR S P ERA WHIP											
	9.0 W 42 13 5 5 6 1 0 0 0 1 1 53 57 5.00 1.556											

San Francisco Giants @ Chicago Cubs
 Wrigley Field, Chicago, IL
 Sat Aug 07 1971, 3:33 AM CDT
 Att. 36,715 - Cloudy - 69 F

livebaseballscorecards.com

AB	39
R	5
H	13
RBI	4
BB	1
SO	6
LOB	24



BOTTOM

San Francisco Giants @ Chicago Cubs
Wrigley Field, Chicago, IL
Sat Aug 07 1971, 3:33 AM CDT
Att: 36,715 - Cloudy - 69 F

livebaseballscorecards.com

AB 32
R 6
H 10
RBI 5
BB 4
SO 4
LOB 19



WP: 0 PA: 39
PB: 0
SB: 1
CS: 0

AB R H RBI BB SO LOB

3 2 2 1 2 0 0

4 0 2 3 0 0 3

4 0 2 1 0 0 3

4 0 1 0 0 0 3

3 1 1 0 1 0 2

4 1 1 0 0 1 3

3 1 0 0 1 0 1

4 0 1 0 0 2 2
0 1 0 0 0 0 0
0 0 0 0 0 0 0

3 0 0 0 0 1 2

1B: 8 SF: 1
2B: 2 SAC: 1
3B: 0 DP: 0
HR: 0 HBP: 0

Batter	1	2	3	4	5	6	7	8	9
Don Kessinger, S (1, 6) OBP: 0.349, SLG: 0.351	0-0 2B 1B		4-0 E S SF8 BB	4-0 1B 1-2 2-3 BB		0-0 6-3		0-0 2-H 1B	
Glenn Beckert, R (1, 4) OBP: 0.377, SLG: 0.410	0-0 F9		0-0 SF8 1-H	0-0 1-3 2-H 3-H 1B			0-0 1B 1B	0-0 F4	
Billy Williams, L (1, 7) OBP: 0.388, SLG: 0.499	0-0 4-3 1-H 2B		0-0 2B	0-0 F9			0-0 F8		
Joe Pepitone, L (1, 3) OBP: 0.359, SLG: 0.516	0-0 4-3 2-3		0-0 1-3		0-0 FC4-6 1B		0-0 F7		
Jim Hickman, R (1, 9) OBP: 0.349, SLG: 0.458	0-0 5-3			4-0 1B E BB	0-0 FC4-6 PO BB 1-2f		0-0 FC6-4 1B		
Ron Santo, R (1, 5) OBP: 0.362, SLG: 0.449		0-0 4-3		0-0 BB 1B E 1B	0-3 K		0-0 FC6-4		
Cleo James, R (1, 8) OBP: 0.289, SLG: 0.229		0-0 F8		0-0 E1 BB 1B 1-2 2-H	4-0 BB		0-0 F9		
J.C. Martin, L (1, 2) OBP: 0.327, SLG: 0.355		0-0 6-3		0-3 K	0-0 PO	0-3 K	0-0 SH1-4 1B		
Brock Davis, L (8, PR) OBP: 0.358, SLG: 0.350									
Chris Cannizzaro, R (9, 2) OBP: 0.322, SLG: 0.329									
Fergie Jenkins, R (1, 1) OBP: 0.281, SLG: 0.390			0-0 6-3	0-3 K		0-0 F8	0-0 SH1-4		

Inning Stats	R: 1	H: 2	R: 0	H: 0	R: 1	H: 1	R: 3	H: 2	R: 0	H: 1	R: 0	H: 0	R: 0	H: 2	R: 1	H: 2
	E: 0	LOB: 1	E: 0	LOB: 0	E: 0	LOB: 1	E: 1	LOB: 2	E: 0	LOB: 1	E: 0	LOB: 0	E: 0	LOB: 2	E: 0	LOB: 2
	K: 0	BB: 0	K: 0	BB: 0	K: 0	BB: 1	K: 2	BB: 2	K: 1	BB: 1	K: 0	BB: 0	K: 0	BB: 0	K: 0	BB: 0
	S: 5	P: 5	S: 3	P: 3	S: 4	P: 8	S: 10	P: 18	S: 5	P: 9	S: 5	P: 5	S: 5	P: 5	S: 5	P: 5

PITCHER	IP	WLS	BF	H	R	ER	SO	BB	IBB	HBP	BLK	WP	HR	S	P	ERA	WHIP
Don Carrithers, R (1, 1) ERA: 3.71	5.0	L	25	6	5	2	3	4	0	0	0	0	0	27	43	3.60	2.000
Jim Barr, R (6, 1) ERA: 3.6	2.0		8	2	0	0	1	0	0	0	0	0	0	10	10	0.00	1.000
Don McMahon, R (8, 1) ERA: 3.88	1.0		5	2	1	1	0	0	0	0	0	0	0	5	5	9.00	2.000

PITCHER	IP	WLS	BF	H	R	ER	SO	BB	IBB	HBP	BLK	WP	HR	S	P	ERA	WHIP
Don Carrithers, R (1, 1) ERA: 3.71	5.0	L	25	6	5	2	3	4	0	0	0	0	0	27	43	3.60	2.000
Jim Barr, R (6, 1) ERA: 3.6	2.0		8	2	0	0	1	0	0	0	0	0	0	10	10	0.00	1.000
Don McMahon, R (8, 1) ERA: 3.88	1.0		5	2	1	1	0	0	0	0	0	0	0	5	5	9.00	2.000

Batter	1	2	3	4	5	6	7	8	9	10	11	AB R H RBI BB SO LOB	TOP
Bobby Bonds, R OBP: 0.383, SLG: 0.519 (1, 9) X	0-0 S E 1B		0-3 K		0-0 6-3		0-0 1B			0-0 5-3	0-0 1-3	6 1 2 0 0 1 2	
Tito Fuentes, S OBP: 0.310, SLG: 0.364 (1, 4) X	0-0 F2 1-2		0-0 F7		0-0 3-4-3		0-0 G3			0-0 G3		5 0 0 0 0 0 2	
Willie Mays, R OBP: 0.418, SLG: 0.495 (1, 8) B B B B	4-0 E BB		4-0 S BB		0-0 5-3					0-3 K		3 0 0 0 2 2 0	
Willie McCovey, L OBP: 0.381, SLG: 0.464 (1, 3) X Jimmy Rosario, S OBP: 0.370, SLG: 0.300 (8, PR) Dave Kingman, R OBP: 0.391, SLG: 1.048 (8, 3)	0-0 E4 1-3 2-H G6-4-3		0-3 K							4-0 FC1-4 BB	0-0 BB SH3-4 1B	3 0 0 0 1 2 2 0 0 0 0 0 0 0 1 1 1 0 0 0 0	
Jim Ray Hart, R OBP: 0.250, SLG: 0.455 (1, 5) X Hal Lanier, R OBP: 0.287, SLG: 0.291 (8, 5)	0-0 G6-4-3 1-2f				0-0 6-3					0-0 FC1-4 1-2f	0-0 SH3-4 1-2	4 0 1 0 0 0 3 0 0 0 0 0 0 0	
Ken Henderson, S OBP: 0.380, SLG: 0.464 (1, 7)			0-0 F6		0-0 F8		0-0 4-3 1B			0-0 F3	4-0 BB 1B IBB	4 1 0 0 1 0 2	
Dick Dietz, R OBP: 0.399, SLG: 0.417 (1, 2)			0-0 E8 1B		0-0 E6		0-3 K			0-0 F8	4-0 SH5-3 1B 1-2 2-3 BB	4 0 1 0 1 1 1	
Chris Speier, R OBP: 0.314, SLG: 0.335 (1, 6)			0-0 5-3		0-0 F8					0-0 6-3	0-0 SH5-3 1B	5 0 2 2 0 0 2	
Gaylord Perry, R OBP: 0.153, SLG: 0.186 (1, 1)			0-3 K				0-0 HR			0-0 6-3	0-0 G5-6-3 1B 1-2 2-3	4 1 1 1 0 1 2	
Inning Stats	R: 1 H: 1 E: 1 LOB: 1 K: 0 BB: 1 S: 4 P: 8	R: 0 H: 1 E: 1 LOB: 1 K: 1 BB: 0 S: 6 P: 6	R: 0 H: 0 E: 0 LOB: 1 K: 2 BB: 1 S: 7 P: 11	R: 0 H: 0 E: 1 LOB: 1 K: 0 BB: 0 S: 4 P: 4	R: 1 H: 1 E: 0 LOB: 0 K: 0 BB: 0 S: 4 P: 4	R: 0 H: 1 E: 0 LOB: 1 K: 2 BB: 0 S: 8 P: 8	R: 0 H: 1 E: 0 LOB: 1 K: 0 BB: 0 S: 4 P: 4	R: 0 H: 0 E: 0 LOB: 1 K: 1 BB: 1 S: 5 P: 9	R: 0 H: 1 E: 0 LOB: 0 K: 0 BB: 0 S: 3 P: 3	R: 0 H: 0 E: 0 LOB: 0 K: 1 BB: 0 S: 5 P: 5	R: 2 H: 2 E: 0 LOB: 2 K: 0 BB: 2 S: 5 P: 13	1B: 7 SF: 0 2B: 0 SAC: 2 3B: 0 DP: 2 HR: 1 HBP: 0	WP: 0 PA: 46 PB: 0 SB: 2 CS: 0
PITCHER	IP WLS BF H R ER SO BB IBB HBP BLK WP HR S P ERA WHIP												
Bill Hands, R ERA: 3.11 (1, 1)	10.1 L 44 8 4 3 7 4 1 0 0 0 0 1 53 73 2.61 1.161												
Phil Regan, R ERA: 3.88 (11, 1)	0.2 2 0 0 0 0 0 0 0 0 0 0 0 2 2 0.00 0.000												

San Francisco Giants @ Chicago Cubs
 Wrigley Field, Chicago, IL
 Sun Aug 08 1971, 3:33 AM CDT
 Sunny - 71 F

AB	39
R	4
H	8
RBI	3
BB	5
SO	7
LOB	16



Batter	1	2	3	4	5	6	7	8	9	10	11	AB R H RBI BB SO LOB	BOTTOM
Don Kessinger, S (1, 6) OBP: 0.345, SLG: 0.347	0-0 6-3			0-0 4-3		0-0 G3		0-0 4-3			0-0 F8	5 0 0 0 0 0 0	San Francisco Giants @ Chicago Cubs Wrigley Field, Chicago, IL Sun Aug 08 1971, 3:33 AM CDT Sunny - 71 F
Glenn Beckert, R (1, 4) OBP: 0.380, SLG: 0.412	0-0 5-3			0-0 HR 1B		0-0 1B		0-0 6-3			0-0 1B	5 1 3 0 0 0 0	
Billy Williams, L (1, 7) OBP: 0.386, SLG: 0.502	0-0 4-3			0-0 HR		0-0 F6					0-0 F8	5 1 1 2 0 0 2	
Joe Pepitone, L (1, 3) OBP: 0.357, SLG: 0.511		0-0 F6		4-0 BB G6-4-3		0-0 F9					0-0 F9	3 0 0 0 1 0 1	
Jim Hickman, R (1, 9) OBP: 0.348, SLG: 0.455		0-3 K		0-0 G6-4-3 1-2f			0-0 FC6-4 1B				0-0 5-3	4 0 1 0 0 1 1	
Ron Santo, R (1, 5) OBP: 0.359, SLG: 0.445		0-3 K			0-0 F9		0-0 FC6-4 1-2f				0-0 F5	4 0 0 0 0 1 1	
Brock Davis, L (1, 8) OBP: 0.352, SLG: 0.344			0-0 F8		0-0 E5		0-3 K				0-0 2-3	4 0 0 0 0 1 1	
J.C. Martin, L (1, 2) OBP: 0.314, SLG: 0.340			0-0 F6		0-3 K		0-0 F6				0-0 4-3	4 0 0 0 0 1 2	
Bill Hands, R (1, 1) OBP: 0.161, SLG: 0.089			0-0 F4		0-0 F8			0-0 5-3			0-0 P7	3 0 0 0 0 0 1	
Phil Regan, R (11, 1) Paul Popovich, S (11, PH) OBP: 0.258, SLG: 0.297												0 0 0 0 0 0 0	
												1 0 0 0 0 0 0	

Inning Stats	R: 0	H: 0	E: 0	LOB: 0	K: 0	BB: 0	S: 3	P: 3	R: 0	H: 0	E: 0	LOB: 0	K: 0	BB: 0	S: 3	P: 7	R: 0	H: 0	E: 0	LOB: 0	K: 0	BB: 0	S: 3	P: 3	R: 0	H: 0	E: 0	LOB: 0	K: 0	BB: 0	S: 3	P: 3	R: 0	H: 0	E: 0	LOB: 0	K: 0	BB: 0	S: 3	P: 3	R: 0	H: 1	E: 0	LOB: 1	K: 0	BB: 0	S: 4	P: 4	R: 0	H: 1	E: 0	LOB: 1	K: 1	BB: 0	S: 6	P: 6	R: 0	H: 1	E: 0	LOB: 1	K: 1	BB: 0	S: 6	P: 6	R: 0	H: 0	E: 0	LOB: 0	K: 0	BB: 0	S: 3	P: 3	R: 0	H: 0	E: 0	LOB: 0	K: 0	BB: 0	S: 3	P: 3	R: 0	H: 0	E: 0	LOB: 0	K: 0	BB: 0	S: 3	P: 3	R: 0	H: 1	E: 0	LOB: 1	K: 0	BB: 0	S: 4	P: 4
1B: 4	SF: 0	2B: 0	SAC: 0	3B: 0	DP: 1	HR: 1	HBP: 0	WP: 0	PA: 39	1B: 4	SF: 0	2B: 0	SAC: 0	3B: 0	DP: 1	HR: 1	HBP: 0	WP: 0	PA: 39	1B: 4	SF: 0	2B: 0	SAC: 0	3B: 0	DP: 1	HR: 1	HBP: 0	WP: 0	PA: 39	1B: 4	SF: 0	2B: 0	SAC: 0	3B: 0	DP: 1	HR: 1	HBP: 0	WP: 0	PA: 39	1B: 4	SF: 0	2B: 0	SAC: 0	3B: 0	DP: 1	HR: 1	HBP: 0	WP: 0	PA: 39																																															



livebaseballscores.com

Batter	1	2	3	4	5	6	7	8	9	AB R H RBI BB SO LOB	TOP																			
Bobby Bonds, R OBP: 0.382, SLG: 0.517 (1, 9) X	0-0 G1			X 0-0 F8		X 0-0 1B		X 0-0 F9		4 0 1 0 0 0 2	San Francisco Giants @ Chicago Cubs Wrigley Field, Chicago, IL Sun Aug 08 1971, 3:38 AM CDT Att: 43,066 - Unknown livebaseballscorecards.com																			
Tito Fuentes, S OBP: 0.309, SLG: 0.363 (1, 4) X	0-0 F7			X 0-0 1B		X 0-0 F7		X 0-0 1-3		4 0 1 0 0 0 3																				
Ken Henderson, S OBP: 0.379, SLG: 0.461 (1, 7) X	0-0 F9			X 0-0 G5-4-3		X 0-0 F7			X 0-0 F3	4 0 1 0 0 0 1																				
Dave Kingman, R OBP: 0.333, SLG: 0.880 (1, 3)		X 0-0 F3		X 0-0 G5-4-3			X 0-3 K		X 0-3 K	4 0 0 0 0 2 2																				
Fran Healy, R OBP: 0.422, SLG: 0.458 (1, 2)		X 0-0 4-3			X 0-0 F3		X 0-0 F7		X 0-0 1B	4 0 1 0 0 0 0																				
Chris Speier, R OBP: 0.313, SLG: 0.333 (1, 6)		X 0-3 K			X 0-0 4-3		X 0-3 K		X 0-3 K	2 0 0 0 0 1 0																				
Jim Barr, R (7, 1)										0 0 0 0 0 0 0																				
Dick Dietz, R OBP: 0.398, SLG: 0.416 (9, PH)										1 0 0 0 0 1 1																				
Jimmy Rosario, S OBP: 0.374, SLG: 0.307 (1, 8)			X 0-0 4-3		X 0-0 1B			X 0-0 F9		3 0 2 0 0 0 0																				
Al Gallagher, R OBP: 0.341, SLG: 0.381 (1, 5)			X 0-0 6-3		X 0-0 6-3			X 4-0 1B		2 0 0 0 1 0 1																				
Ron Bryant, S OBP: 0.212, SLG: 0.220 (1, 1)			X 0-0 6-3					X 0-3 BB		1 0 0 0 0 0 0																				
Don McMahon, R (5, 1)						X 0-0 F6				0 0 0 0 0 0 0																				
Hal Lanier, R OBP: 0.284, SLG: 0.287 (5, 6)										2 0 0 0 0 1 2																				
Jim Ray Hart, R OBP: 0.231, SLG: 0.417 (7, PH)										1 0 0 0 0 1 0																				
Inning Stats	R: 0 E: 0 K: 0 S: 3	H: 0 LOB: 0 BB: 0 P: 3	R: 0 E: 0 K: 1 S: 5	H: 0 LOB: 0 BB: 0 P: 5	R: 0 E: 0 K: 0 S: 3	H: 0 LOB: 0 BB: 0 P: 3	R: 0 E: 0 K: 0 S: 4	H: 2 LOB: 1 BB: 0 P: 4	R: 0 E: 0 K: 0 S: 4	H: 1 LOB: 1 BB: 0 P: 4	R: 0 E: 0 K: 2 S: 7	H: 0 LOB: 0 BB: 0 P: 7	R: 0 E: 0 K: 1 S: 6	H: 1 LOB: 2 BB: 1 P: 10	R: 0 E: 0 K: 2 S: 8	H: 1 LOB: 1 BB: 0 P: 8	1B: 6 2B: 0 3B: 0 HR: 0	SF: 0 SAC: 0 DP: 1 HBP: 0	WP: 0 PB: 0 SB: 0 CS: 0	PA: 33										
PITCHER Milt Pappas, R ERA: 3.58 (1, 1)	IP 9.0	WLS W	BF 33	H 6	R 0	ER 0	SO 6	BB 1	IBB 0	HBP 0	BLK 0	WP 0	HR 0	S 44	P 48	ERA 0.00	WHIP 0.778													
											PITCHER	IP	WLS	BF	H	R	ER	SO	BB	IBB	HBP	BLK	WP	HR	S	P	ERA	WHIP		



Batter	1	2	3	4	5	6	7	8	9
Don Kessinger, S <small>OBP: 0.343, SLG: 0.345</small>	0-0 P3		0-0 F3	0-0 F8		0-3 K		0-0 1B	
Glenn Beckert, R <small>OBP: 0.386, SLG: 0.418</small> Paul Popovich, S <small>OBP: 0.258, SLG: 0.297</small>	4-0 4-3 BB		0-0 BB 1B		0-0 HR 1B	0-0 1B 1-2		0-0 1B HR	
Billy Williams, L <small>OBP: 0.391, SLG: 0.519</small>	0-0 4-3		4-0 14 FC5 1B BB		0-0 HR 1-H	0-0 1B 1-3 2-H		0-0 HR 2-H	
Jim Hickman, R <small>OBP: 0.349, SLG: 0.462</small> Brock Davis, L <small>OBP: 0.351, SLG: 0.342</small>	0-0 6-3		0-0 1-2 2-H 1B		0-0 14 SH4-3 3B	0-0 6-3		0-3 K	
Ron Santo, R <small>OBP: 0.358, SLG: 0.441</small>		4-0 1B SH3 BB	0-3 K		0-3 K		0-0 F7		
14 Ernie Banks, R <small>OBP: 0.207, SLG: 0.291</small>		0-0 F3	0-0 FC5		0-0 SH4-3		0-0 5-3		
Cleo James, R <small>OBP: 0.268, SLG: 0.211</small>		0-0 SH3		0-0 F4	0-0 F9		0-0 F7		
Chris Cannizzaro, R <small>OBP: 0.325, SLG: 0.329</small>		0-0 2-3 1B		0-0 6-3		4-0 FC1-6 BB		0-0 F4	
Milt Pappas, R <small>OBP: 0.197, SLG: 0.161</small>		0-3 K		0-0 1B		0-0 FC1-6 1B		0-0 F5	

Inning Stats	R: 0 E: 0 K: 0 S: 3	H: 0 LOB: 1 BB: 1 P: 7	R: 0 E: 0 K: 1 S: 6	H: 1 LOB: 2 BB: 1 P: 10	R: 1 E: 0 K: 1 S: 7	H: 2 LOB: 2 BB: 1 P: 11	R: 0 E: 0 K: 0 S: 4	H: 1 LOB: 1 BB: 0 P: 4	R: 3 E: 0 K: 1 S: 8	H: 3 LOB: 0 BB: 0 P: 8	R: 1 E: 0 K: 1 S: 7	H: 2 LOB: 2 BB: 1 P: 11	R: 0 E: 0 K: 0 S: 3	H: 0 LOB: 0 BB: 0 P: 3	R: 3 E: 0 K: 1 S: 8	H: 3 LOB: 1 BB: 0 P: 8
1B: 9 2B: 0 3B: 1 HR: 2	SF: 0 SAC: 2 DP: 0 HBP: 0	WP: 0 PA: 40 PB: 0 SB: 1 CS: 0														


PITCHER	IP	WLS	BF	H	R	ER	SO	BB	IBB	HBP	BLK	WP	HR	S	P	ERA	WHIP
Ron Bryant, L <small>ERA: 3.54</small>	(1, 1)	4.0	22	7	4	4	2	3	0	0	0	0	1	23	35	9.00	2.500
Don McMahon, R <small>ERA: 3.9</small>	(5, 1)	2.0	9	2	1	1	2	1	0	0	0	0	0	12	16	4.50	1.500
Jim Barr, R <small>ERA: 5.25</small>	(7, 1)	2.0	9	3	3	3	1	0	0	0	0	0	1	11	11	13.50	1.500


BOTTOM



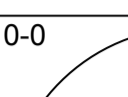
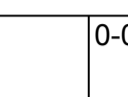











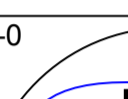




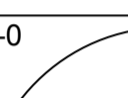

















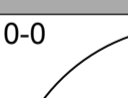

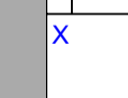


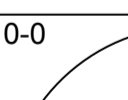

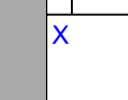

San Francisco Giants @ Chicago Cubs
Wrigley Field, Chicago, IL
Sun Aug 08 1971, 3:38 AM CDT
Att. 43,066 - Unknown

AB	R	H	RBI	BB	SO	LOB
5	1	1	0	0	1	2
4	2	4	1	1	0	0
0	1	0	0	0	0	0
4	2	3	5	1	0	1
4	1	2	1	0	0	3
1	0	0	0	0	1	1
3	0	0	0	1	2	3
3	0	0	1	0	0	3
3	0	0	0	0	0	0
3	0	1	0	1	0	0
4	1	1	0	0	1	3

AB	34
R	8
H	12
RBI	8
BB	4
SO	5
LOB	16



Batter	1	2	3	4	5	6	7	8	9	AB R H RBI BB SO LOB	TOP														
Ron Hunt, R (1, 4) x OBP: 0.399, SLG: 0.360	0-0 F8 ①			x 0-0 6-3 ①		x 0-0 5-3 ① x	0-0 F9 ③			4 0 0 0 0 0 3	<p>Montreal Expos @ San Francisco Giants Candlestick Park, San Francisco, CA</p> <p>Tue Aug 10 1971, 10:05 PM EDT Att. 6,879 - Unknown</p> <p>livebaseballscorecards.com</p> <table> <tr><td>AB</td><td>28</td></tr> <tr><td>R</td><td>0</td></tr> <tr><td>H</td><td>2</td></tr> <tr><td>RBI</td><td>0</td></tr> <tr><td>BB</td><td>3</td></tr> <tr><td>SO</td><td>8</td></tr> <tr><td>LOB</td><td>10</td></tr> </table> 	AB	28	R	0	H	2	RBI	0	BB	3	SO	8	LOB	10
AB	28																								
R	0																								
H	2																								
RBI	0																								
BB	3																								
SO	8																								
LOB	10																								
Boots Day, L (1, 8) x OBP: 0.347, SLG: 0.356	0-0 F9 ②			x 0-0 F5 ②		x 0-0 F5 ②		x 0-0 F8 ①		4 0 0 0 0 0 0															
Rusty Staub, L (1, 9) x OBP: 0.377, SLG: 0.425	0-0 4-3 ③			x 0-0 BB 2B		BBB 4-0 BB		x 0-0 F9 ②		3 0 1 0 1 0 0															
Ron Fairly, L (1, 3) OBP: 0.377, SLG: 0.396		0-3 K ①		H 1-0 BB HBP		x 0-0 F9 ③		x 0-0 3-1 ③		3 0 0 0 0 1 1															
Bob Bailey, R (1, 5) OBP: 0.368, SLG: 0.399		x 0-0 F4 ②		BBB 4-0 BB 1-2 2-3		x 0-0 SH3 SH 1B		x 0-0 4-3 ①		3 0 1 0 1 0 0															
Jim Gosger, L (1, 7) OBP: 0.230, SLG: 0.222		0-3 K ③		S 0-3 K2-3 ③		x 0-0 SH SH3 1-2		S 0-3 K ②		3 0 0 0 0 3 3															
Gary Sutherland, R (9, 7) OBP: 0.310, SLG: 0.367										0 0 0 0 0 0 0															
John Bateman, R (1, 2) OBP: 0.267, SLG: 0.344			x 0-0 6-3 ①		S 0-3 K ①		x 0-0 SH3 ①		x 0-0 6-3 ③	3 0 0 0 0 1 0															
Bobby Wine, R (1, 6) OBP: 0.250, SLG: 0.217			x 0-0 6-3 ②		x 0-0 F7 ②		4-0 IBB			2 0 0 0 1 0 0															
Bill Stoneman, R (1, 1) OBP: 0.257, SLG: 0.154			S 0-3 K ③		S 0-3 K ③		S 0-3 K ②			3 0 0 0 0 3 3															
Inning Stats	R: 0 H: 0 E: 0 LOB: 0 K: 0 BB: 0 S: 3 P: 3	R: 0 H: 0 E: 0 LOB: 0 K: 2 BB: 0 S: 7 P: 7	R: 0 H: 0 E: 0 LOB: 0 K: 1 BB: 0 S: 5 P: 5	R: 0 H: 1 E: 0 LOB: 3 K: 1 BB: 1 S: 6 P: 11	R: 0 H: 0 E: 0 LOB: 0 K: 2 BB: 0 S: 7 P: 7	R: 0 H: 0 E: 0 LOB: 1 K: 0 BB: 1 S: 3 P: 7	R: 0 H: 1 E: 0 LOB: 3 K: 1 BB: 1 S: 7 P: 11	R: 0 H: 0 E: 0 LOB: 0 K: 0 BB: 0 S: 3 P: 3	R: 0 H: 0 E: 0 LOB: 0 K: 1 BB: 0 S: 5 P: 5	1B: 1 SF: 0 2B: 1 SAC: 2 3B: 0 DP: 0 HR: 0 HBP: 1	WP: 0 PA: 34 PB: 0 SB: 0 CS: 0														
PITCHER Juan Marichal, R (1, 1) ERA: 2.88	IP WLS BF H R ER SO BB IBB HBP BLK WP HR S P ERA WHIP											PITCHER IP WLS BF H R ER SO BB IBB HBP BLK WP HR S P ERA WHIP													
	9.0 W 34 2 0 0 8 2 1 1 0 0 0 46 59 0.00 0.444																								

Batter	1	2	3	4	5	6	7	8	9	AB	R	H	RBI	BB	SO	LOB
Bobby Bonds, R OBP: 0.382, SLG: 0.513 (1, 9) 	0-3 		0-0 		0-0 			4-0 	4-0 	3	0	0	0	2	1	2
Tito Fuentes, S OBP: 0.309, SLG: 0.362 (1, 4) 	0-0 			0-0 		0-0 		0-0 	0-0 	4	0	1	1	0	0	0
Ken Henderson, S OBP: 0.380, SLG: 0.460 (1, 7) 	0-0 			0-0 		0-0 		4-0 		3	0	1	0	1	0	0
Willie McCovey, L OBP: 0.382, SLG: 0.461 (1, 3) 	0-0 			4-0 		4-0 		0-0 		2	0	0	0	2	0	3
Dick Dietz, R OBP: 0.399, SLG: 0.413 (1, 2) 		0-3 		4-0 		0-3 		4-0 		2	0	0	0	2	2	1
Jimmy Rosario, S OBP: 0.372, SLG: 0.301 (1, 8) 		0-0 		0-3 			4-0 	0-0 	0-0 	3	0	0	0	1	1	5
Chris Speier, R OBP: 0.313, SLG: 0.331 (1, 6) 		0-0 		4-0 			0-0 		0-0 	3	0	0	0	1	0	1
Al Gallagher, R OBP: 0.343, SLG: 0.383 Frank Duffy, R OBP: 0.146, SLG: 0.150 (9, PR)			0-0 		0-0 		0-0 		0-0 	4	0	2	0	0	0	1
Juan Marichal, R OBP: 0.149, SLG: 0.260 (1, 1) 			0-0 		0-0 		0-0 		0-0 	0	1	0	0	0	0	3

Inning Stats	R: 0	H: 1	E: 0	K: 1	S: 6	LOB: 1	BB: 0	P: 6	R: 0	H: 0	E: 0	K: 1	S: 5	LOB: 0	BB: 0	P: 5	R: 0	H: 0	E: 0	K: 0	S: 3	LOB: 0	BB: 0	P: 3	R: 0	H: 0	E: 0	K: 1	S: 5	LOB: 2	BB: 2	P: 13	R: 0	H: 1	E: 0	K: 0	S: 3	LOB: 1	BB: 1	P: 7	R: 0	H: 0	E: 0	K: 1	S: 5	LOB: 1	BB: 1	P: 9	R: 0	H: 0	E: 0	K: 0	S: 3	LOB: 1	BB: 1	P: 7	R: 0	H: 0	E: 0	K: 0	S: 3	LOB: 3	BB: 3	P: 15	R: 1	H: 3	E: 0	K: 0	S: 4	LOB: 3	BB: 1	P: 8	1B: 4	2B: 1	3B: 0	HR: 0	SF: 0	SAC: 1	DP: 1	HBP: 0	WP: 0	PA: 38
PITCHER Bill Stoneman, R ERA: 3.12 (1, 1)	IP	WLS	BF	H	R	ER	SO	BB	IBB	HBP	BLK	WP	HR	S	P	ERA	WHIP																																																																	

BOTTOM

Montreal Expos @ San Francisco Giants
Candlestick Park, San Francisco, CA
Tue Aug 10 1971, 10:05 PM EDT
Att. 6,879 - Unknown

livebaseballscorecards.com

AB	28
R	1
H	5
RBI	1
BB	9
SO	4
LOB	16



Batter	1	2	3	4	5	6	7	8	9	AB R H RBI BB SO LOB	TOP
Ron Hunt, R OBP: 0.399, SLG: 0.361 (1, 4) X	0-0 5-3		0-0 3B 1B	0-0 G3			0-0 6-3		0-0 1B	5 1 2 0 0 0 1	
Ron Woods, R OBP: 0.347, SLG: 0.406 (1, 8) BB (9, 7) BB	4-0 BB BB		0-0 3B 1B		0-0 1-3		4-0 BB		0-0 5-3	3 1 1 0 2 0 1	
Rusty Staub, L OBP: 0.376, SLG: 0.428 (1, 9) X	0-0 F9		0-0 SF9 3B		0-0 F8		0-0 F2			4 1 1 2 0 0 2	
Bob Bailey, R OBP: 0.367, SLG: 0.397 (1, 7) BB (9, 8) BB	4-0 1-2 BB		0-0 SF9		0-0 6-3			0-0 G3		2 0 0 1 1 0 0 0 0 0 0 0 0 0	
Coco Laboy, R OBP: 0.295, SLG: 0.295 (1, 5) X	0-0 F4		0-0 F8			0-0 F2		0-0 F5		4 0 0 0 0 0 2	
John Bateman, R OBP: 0.267, SLG: 0.348 (1, 2) X		0-0 F9		0-0 1B 3B		0-3 K		0-3 K		4 1 1 0 0 2 0	
Ron Fairly, L OBP: 0.375, SLG: 0.392 (1, 3) X		0-0 G3		0-0 F9		4-0 BB		0-0 F8		3 0 0 0 1 0 1	
Bobby Wine, R OBP: 0.253, SLG: 0.232 (1, 6) X		0-0 F3		0-0 1-3 1B		0-3 K		0-0 HR		4 1 2 2 0 1 1	
Steve Renko, R OBP: 0.181, SLG: 0.239 (1, 1) X			0-0 F8	0-0 1-3		0-3 K		0-0 6-3		4 0 0 0 0 1 1	
Inning Stats	R: 0 H: 0 E: 0 LOB: 2 K: 0 BB: 2 S: 3 P: 11	R: 0 H: 0 E: 0 LOB: 0 K: 0 BB: 0 S: 3 P: 3	R: 3 H: 3 E: 0 LOB: 0 K: 0 BB: 0 S: 6 P: 6	R: 1 H: 2 E: 0 LOB: 1 K: 0 BB: 0 S: 5 P: 5	R: 0 H: 0 E: 0 LOB: 0 K: 0 BB: 0 S: 3 P: 3	R: 0 H: 0 E: 0 LOB: 1 K: 2 BB: 1 S: 7 P: 11	R: 0 H: 0 E: 0 LOB: 1 K: 1 BB: 1 S: 5 P: 9	R: 0 H: 0 E: 0 LOB: 0 K: 1 BB: 0 S: 5 P: 5	R: 1 H: 2 E: 0 LOB: 1 K: 0 BB: 0 S: 5 P: 5	1B: 4 SF: 1 2B: 0 SAC: 0 3B: 2 DP: 0 HR: 1 HBP: 0	WP: 0 PA: 38 PB: 0 SB: 0 CS: 0
PITCHER	IP WLS BF H R ER SO BB IBB HBP BLK WP HR S P ERA WHIP										
John Cumberland, L (1, 1) ERA: 3.02	3.1 L 17 5 4 4 0 2 0 0 0 0 0 0 15 23 10.80 2.100										
Jim Barr, R (4, 1) ERA: 4.61	1.2 5 0 0 0 0 0 0 0 0 0 0 0 5 5 0.00 0.000										
Don McMahon, R (6, 1) ERA: 3.77	2.0 8 0 0 0 3 2 0 0 0 0 0 0 12 20 0.00 1.000										
Frank Reberger, R (8, 1) ERA: 3.92	2.0 8 2 1 1 1 0 0 0 0 0 0 1 10 10 4.50 1.000										

Montreal Expos @ San Francisco Giants
 Candlestick Park, San Francisco, CA
 Wed Aug 11 1971, 6:33 AM EDT
 Att. 6,697 - Unknown

AB	33
R	5
H	7
RBI	5
BB	4
SO	4
LOB	9



BOTTOM

Montreal Expos @ San Francisco Giants
Candlestick Park, San Francisco, CA
Wed Aug 11 1971, 6:33 AM EDT
Att. 6,697 - Unknown

livebaseballscorecards.com

AB	34
R	0
H	7
RBI	0
BB	4
SO	5
LOB	18



WP:	0	PA:	38
PB:	0	SB:	1
CS:	0		

AB R H RBI BB SO LOB

5 0 2 0 0 2 2

5 0 1 0 0 0 3

3 0 0 0 1 1 4

3 0 1 0 1 0 1

0 0 0 0 0 0 0

0 0 0 0 0 0 0

4 0 2 0 0 1 1

3 0 0 0 1 0 2

4 0 0 0 0 1 5

3 0 0 0 1 0 0

1B: 7 SF: 0
2B: 0 SAC: 0
3B: 0 DP: 0
HR: 0 HBP: 0

Batter	1	2	3	4	5	6	7	8	9
Bobby Bonds, R (1, 9) OBP: 0.382, SLG: 0.512	0-3 K		0-0 5-3		0-0 1B		0-3 K		0-0 1B
Tito Fuentes, S (1, 4) OBP: 0.308, SLG: 0.360	0-0 F8			0-0 F7	0-0 1B		0-0 FC3-6		0-0 F8
Ken Henderson, S (1, 7) OBP: 0.379, SLG: 0.456	4-0 BB			0-0 6-3	0-0 4-3		0-3 K		
Willie McCovey, L (1, 3) OBP: 0.384, SLG: 0.459	0-0 G3			4-0 BB 1B		0-0 F9		0-0 FC5-4 1B	
Frank Duffy, R (8, PR) OBP: 0.146, SLG: 0.150									
Hal Lanier, R (9, 3) OBP: 0.284, SLG: 0.287									
Dick Dietz, R (1, 2) OBP: 0.400, SLG: 0.414		0-3 K		0-0 BB 1B		0-0 1B		0-0 FC5-4 FC1-4	
Jimmy Rosario, S (1, 8) OBP: 0.369, SLG: 0.296		0-0 4-3		4-0 BB		0-0 F6		0-0 FC1-4	
Chris Speier, R (1, 6) OBP: 0.310, SLG: 0.328		0-3 K		0-0 F5		0-0 F8		0-0 F7	
Al Gallagher, R (1, 5) OBP: 0.341, SLG: 0.379			0-0 F8		0-0 6-3		4-0 FC3-6 1B BB		0-0 F3
John Cumberland, R (1, 1) OBP: 0.388, SLG: 0.161			0-0 1-3		0-0 F2		0-0 FC3-6 1B		0-0 6-3
Jim Barr, R (4, 1)									
Jim Ray Hart, R (5, PH) OBP: 0.214, SLG: 0.385									
Don McMahon, R (6, 1)									
Dave Kingman, R (7, PH) OBP: 0.087, SLG: 0.085									
Frank Reberger, L (8, 1) OBP: 0.231, SLG: 0.231									
Willie Mays, R (9, PH) OBP: 0.417, SLG: 0.494									

Inning Stats	R: 0 H: 0 E: 0 LOB: 1 K: 1 BB: 1 S: 5 P: 9	R: 0 H: 0 E: 0 LOB: 0 K: 2 BB: 0 S: 7 P: 7	R: 0 H: 0 E: 0 LOB: 0 K: 0 BB: 0 S: 3 P: 3	R: 0 H: 1 E: 0 LOB: 3 K: 0 BB: 2 S: 4 P: 12	R: 0 H: 2 E: 0 LOB: 2 K: 0 BB: 0 S: 5 P: 5	R: 0 H: 1 E: 0 LOB: 1 K: 0 BB: 0 S: 4 P: 4	R: 0 H: 1 E: 0 LOB: 2 K: 2 BB: 1 S: 8 P: 12	R: 0 H: 1 E: 0 LOB: 1 K: 0 BB: 0 S: 4 P: 4	R: 0 H: 1 E: 0 LOB: 1 K: 0 BB: 0 S: 4 P: 4	R: 0 H: 1 E: 0 LOB: 1 K: 0 BB: 0 S: 4 P: 4
--------------	---	---	---	--	---	---	--	---	---	---

PITCHER Steve Renko, R (1, 1) ERA: 3.71	IP 9.0 WLS W BF 38 H 7 R 0 ER 0 SO 5 BB 4 IBB 0 HBP 0 BLK 0 WP 0 HR 0 S 44 P 60 ERA 0.00 WHIP 1.222	IP WLS BF H R ER SO BB IBB HBP BLK WP HR S P ERA WHIP
---	---	---

Batter	1	2	3	4	5	6	7	8	9	AB R H RBI BB SO LOB	TOP																													
Bud Harrelson, S (1, 6) OBP: 0.346, SLG: 0.332	0-0 1-3		0-0 F7			4-0 SF9 BB		0-0 FC4-6 1B		3 1 1 0 1 0 1																														
Wayne Garrett, L (1, 5) OBP: 0.391, SLG: 0.301	0-3 K		0-0 F9			4-0 G3-6-3 BB		0-0 FC4-6		3 0 0 0 1 1 3																														
Cleon Jones, R (1, 7) OBP: 0.380, SLG: 0.468	0-0 F4		0-3 K			0-0 SF9		0-0 SF8		2 0 0 2 0 1 1																														
Art Shamsky, L (1, 9) OBP: 0.294, SLG: 0.417		0-0 F6		0-0 F8		0-0 G3-6-3		0-0 F8		4 0 0 0 0 0 2																														
Tommie Agee, R (1, 8) OBP: 0.356, SLG: 0.422		4-0 BB BB		0-0 F8			0-0 1-3		0-0 4-3	3 0 0 0 1 0 0																														
Ken Boswell, L (1, 4) OBP: 0.345, SLG: 0.381		0-0 F7		0-0 1-3			0-0 HR		0-0 F9 BB 1B	4 1 2 1 0 0 1																														
Ed Kranepool, L (1, 3) OBP: 0.333, SLG: 0.440		4-0 1-2 BB			0-0 F2		0-0 F7		4-0 1-2 BB	2 0 0 0 2 0 0																														
Jerry Grote, R (1, 2) OBP: 0.335, SLG: 0.353		0-0 G3			0-0 6-3		0-0 5-3		0-0 F9 2-3	4 0 0 0 0 0 4																														
Ray Sadecki, L (1, 1) OBP: 0.294, SLG: 0.250			0-0 E4 F9 PB					0-0 FC4-6 SF8 1B	0-0 4-3	2 0 0 0 0 0 0																														
Ron Taylor, R (6, 1) OBP: 0.333, SLG: 0.333					0-0 3-1					0 0 0 0 0 0 0																														
Dave Marshall, L (8, PH) OBP: 0.327, SLG: 0.335										1 1 1 0 0 0 0																														
Danny Frisella, L (8, 1) OBP: 0.250, SLG: 0.250										0 0 0 0 0 0 0																														
Ken Singleton, S (9, PH) OBP: 0.398, SLG: 0.369										1 0 0 0 0 0 2																														
Inning Stats	R: 0 E: 0 K: 1 S: 5	H: 0 LOB: 0 BB: 0 P: 5	R: 0 E: 0 K: 0 S: 3	H: 0 LOB: 2 BB: 2 P: 11	R: 0 E: 1 K: 1 S: 6	H: 0 LOB: 1 BB: 0 P: 6	R: 0 E: 0 K: 0 S: 3	H: 0 LOB: 0 BB: 0 P: 3	R: 0 E: 0 K: 0 S: 3	H: 0 LOB: 0 BB: 0 P: 3	R: 1 E: 0 K: 0 S: 2	H: 0 LOB: 0 BB: 2 P: 10	R: 1 E: 0 K: 0 S: 4	H: 1 LOB: 0 BB: 0 P: 4	R: 1 E: 0 K: 0 S: 5	H: 2 LOB: 1 BB: 0 P: 5	R: 0 E: 0 K: 0 S: 4	H: 1 LOB: 2 BB: 1 P: 8	1B: 3 2B: 0 3B: 0 HR: 1	SF: 2 SAC: 0 DP: 1 HBP: 0	WP: 0 PB: 1 SB: 1 CS: 0	PA: 36																		
PITCHER Gaylord Perry, R (1, 1) ERA: 3.32	IP 9.0	WLS W	BF 36	H 4	R 3	ER 2	SO 2	BB 5	IBB 0	HBP 0	BLK 0	WP 0	HR 1	S 35	P 55	ERA 2.00	WHIP 1.000						PITCHER	IP 9.0	WLS W	BF 36	H 4	R 3	ER 2	SO 2	BB 5	IBB 0	HBP 0	BLK 0	WP 0	HR 1	S 35	P 55	ERA 2.00	WHIP 1.000

New York Mets @ San Francisco Giants
Candlestick Park, San Francisco, CA
 Fri Aug 13 1971, 10:05 PM EDT
 Att: 10,269 - Unknown

livebaseballscorecards.com

AB 29
R 3
H 4
RBI 3
BB 5
SO 2
LOB 14



Batter	1	2	3	4	5	6	7	8	9	AB	R	H	RBI	BB	SO	LOB
Ken Henderson, S (1, 7) OBP: 0.380, SLG: 0.458	0-3 K		0-3 K	4-0 BB		0-0 2B				3	0	1	0	1	2	0
Tito Fuentes, S (1, 4) OBP: 0.307, SLG: 0.359	0-3 K		0-0 2B	0-0 5-3		0-0 F8				4	1	1	0	0	1	2
Willie Mays, R (1, 8) OBP: 0.421, SLG: 0.508 Jimmy Rosario, S (6, 8) OBP: 0.368, SLG: 0.294	0-0 1B		0-0 SF8		0-0 SF8		0-0 F8			3	2	3	1	0	0	0
Bobby Bonds, R (1, 9) OBP: 0.381, SLG: 0.509	0-0 F6		1-0 HR		0-3 K		0-0 5-3			3	1	0	0	0	1	2
Dave Kingman, R (1, 3) OBP: 0.313, SLG: 0.821		0-0 6-3	0-0 SF8		0-0 SF8		0-3 K			2	0	0	2	0	1	0
Dick Dietz, R (1, 2) OBP: 0.403, SLG: 0.423		4-0 5-3	0-0 HR		4-0 BB		0-3 K			2	2	1	2	2	1	0
Chris Speier, R (1, 6) OBP: 0.308, SLG: 0.325		0-0 5-3	0-0 F7		0-3 K		0-0 F4			4	0	0	0	0	1	2
Al Gallagher, R (1, 5) OBP: 0.343, SLG: 0.391		0-0 1B		0-0 6-3		0-0 4-3		0-0 IHR		4	1	2	2	0	0	0
Gaylord Perry, R (1, 1) OBP: 0.145, SLG: 0.176		0-0 4-3		0-0 5-3		0-0 5-3		0-0 5-3		4	0	0	0	0	0	1

Inning Stats	R: 0	H: 1	E: 0	K: 2	S: 8	LOB: 1	BB: 0	P: 8	R: 1	H: 1	E: 0	K: 0	S: 4	LOB: 1	BB: 1	P: 8	R: 4	H: 3	E: 0	K: 1	S: 8	LOB: 0	BB: 0	P: 9	R: 0	H: 0	E: 0	K: 0	S: 3	LOB: 1	BB: 1	P: 7	R: 1	H: 1	E: 0	K: 2	S: 8	LOB: 1	BB: 1	P: 12	R: 0	H: 1	E: 0	K: 0	S: 4	LOB: 1	BB: 0	P: 4	R: 0	H: 0	E: 0	K: 1	S: 5	LOB: 0	BB: 0	P: 5	R: 1	H: 1	E: 0	K: 1	S: 6	LOB: 0	BB: 0	P: 6
PITCHER	IP	WLS	BF	H	R	ER	SO	BB	IBB	HBP	BLK	WP	HR	S	P	ERA	WHIP																																															
Ray Sadecki, L (1, 1) ERA: 2.73	5.0	L	25	6	6	6	5	3	0	1	0	0	0	31	44	10.80	1.800																																															
Ron Taylor, R (6, 1) ERA: 2.95	2.0		7	1	0	0	1	0	0	0	0	0	0	9	9	0.00	0.500																																															
Danny Frisella, R (8, 1) ERA: 2.38	1.0		4	1	1	1	1	0	0	0	0	0	0	6	6	9.00	1.000																																															

BOTTOM

New York Mets @ San Francisco Giants
Candlestick Park, San Francisco, CA

Fri Aug 13 1971, 10:05 PM EDT
Att. 10,269 - Unknown

livebaseballscorecards.com

AB	30
R	7
H	8
RBI	7
BB	3
SO	7
LOB	7

GIANTS

WP: 0	PA: 36
PB: 0	SB: 1
CS: 0	

Batter	1	2	3	4	5	6	7	8	9	10	AB R H RBI BB SO LOB	TOP													
Bud Harrelson, S (1, 6) OBP: 0.346, SLG: 0.331	0-0 F8 S 1B	4-0 1B BB		0-0 6-3		0-0 F9			0-0 6-3		4 0 1 0 1 0 1	New York Mets @ San Francisco Giants Candlestick Park, San Francisco, CA Sat Aug 14 1971, 6:33 AM EDT Att. 19,060 - Unknown													
Wayne Garrett, L (1, 5) OBP: 0.391, SLG: 0.308	0-0 F6 1-2	0-0 1-3 2-H 3-H 1B			0-0 F9		0-0 F2		0-0 CS 1B		5 0 2 2 0 0 1														
Art Shamsky, L (1, 9) OBP: 0.289, SLG: 0.410	0-0 F8 2-3	0-3 K			4-0 BB 2B		0-0 F8		0-3 K 1-2		2 0 0 0 0 1 3 2 1 0 0 1 1 1														
Tommie Agee, R (5, PH) OBP: 0.356, SLG: 0.420																									
Cleon Jones, R (1, 7) OBP: 0.378, SLG: 0.467	0-0 6-3		0-0 6-3		0-0 1-H 2B		0-0 G3			0-0 6-3	5 0 1 1 0 0 1														
Ken Boswell, L (1, 4) OBP: 0.349, SLG: 0.390		4-0 HBP SF9 BB BB	0-0 HR		0-3 K			4-0 SH5-3 BB		0-0 G3	3 2 1 1 2 1 1														
Ed Kranepool, L (1, 3) OBP: 0.333, SLG: 0.437		4-0 SF9 HBP 1B BB	0-0 4-3		0-0 F8			0-0 SH5-3 1-2		4-0 BB	2 1 0 0 1 0 1 0 0 0 0 1 0 0														
Donn Clendenon, R (10, PH) OBP: 0.295, SLG: 0.422																									
Duffy Dyer, R (1, 2) OBP: 0.314, SLG: 0.349		1-0 1B HBP	0-0 F8			0-0 4-3		0-0 6-3		0-0 F4	4 1 0 0 0 0 2														
Don Hahn, R (1, 8) OBP: 0.329, SLG: 0.277		0-0 SF9		0-0 5-3		0-0 F3		4-0 IBB			2 0 0 1 1 0 0														
Jerry Koosman, R (1, 1) OBP: 0.270, SLG: 0.182		0-0 2-3 3-H			0-3 K			0-3 K			3 0 1 0 0 2 2 1 0 0 0 0 1 2 0 0 0 0 0 0 0														
Tug McGraw, R (7, 1) OBP: 0.143, SLG: 0.214																									
Charlie Williams, R (10, 1) OBP: 0.182, SLG: 0.100																									
Inning Stats	R: 0 E: 0 K: 0 S: 4	H: 1 LOB: 1 BB: 0 P: 4	R: 3 E: 0 K: 2 S: 8	H: 1 LOB: 2 BB: 3 P: 21	R: 1 E: 0 K: 0 S: 4	H: 1 LOB: 0 BB: 0 P: 4	R: 0 E: 0 K: 1 S: 5	H: 0 LOB: 0 BB: 0 P: 5	R: 1 E: 0 K: 1 S: 6	H: 1 LOB: 1 BB: 1 P: 10	R: 0 E: 0 K: 0 S: 3	H: 0 LOB: 0 BB: 0 P: 3	R: 0 E: 0 K: 1 S: 5	H: 0 LOB: 2 BB: 2 P: 13	R: 0 E: 0 K: 1 S: 5	H: 1 LOB: 1 BB: 0 P: 5	R: 0 E: 0 K: 0 S: 3	H: 0 LOB: 1 BB: 1 P: 7	R: 0 E: 0 K: 0 S: 3	H: 0 LOB: 1 BB: 1 P: 7	1B: 4 2B: 2 3B: 0 HR: 1	SF: 1 SAC: 1 DP: 1 HBP: 1	WP: 0 PB: 0 SB: 1 CS: 1	PA: 43	
PITCHER	IP	WLS	BF	H	R	ER	SO	BB	IBB	HBP	BLK	WP	HR	S	P	ERA	WHIP								
Don Carrithers, R (1, 1) ERA: 4.17	1.2		10	1	3	3	1	3	0	1	0	0	0	8	21	16.20	2.400								
John Cumberland, L (2, 1) ERA: 3.03	5.1		21	4	2	2	3	1	0	0	0	0	1	26	30	3.38	0.938								
Jerry Johnson, R (8, 1) ERA: 2.65	2.0		8	1	0	0	2	1	1	0	0	0	0	10	18	0.00	1.000								
Steve Hamilton, L (10, 1) ERA: 3.62	0.2		2	0	0	0	0	0	0	0	0	0	0	2	2	0.00	0.000								
Don McMahon, R (10, 1) ERA: 3.75	0.1	W	2	0	0	0	0	1	0	0	0	0	0	1	5	0.00	3.000								

AB	33
R	5
H	6
RBI	5
BB	7
SO	6
LOB	15



BOTTOM

New York Mets @ San Francisco Giants
Candlestick Park, San Francisco, CA

Sat Aug 14 1971, 6:33 AM EDT
Att: 19,060 - Unknown

livebaseballscorecards.com



AB R H RBI BB SO LOB

4	0	2	3	1	0	1
5	0	0	0	0	1	4
2	1	0	0	3	0	2
5	0	0	0	0	3	6
5	0	2	1	0	1	0
5	2	1	0	0	1	1
4	1	2	0	1	0	1
4	1	1	0	0	2	2
1	0	0	0	0	0	3
0	0	0	0	0	0	0
2	0	0	0	0	0	3
0	0	0	0	0	0	0
1	1	1	1	0	0	0
0	0	0	0	0	0	0
0	0	0	0	0	0	0
0	0	0	1	0	0	0

AB	38
R	6
H	9
RBI	6
BB	6
SO	8
LOB	23

WP:	0	PA:	45
PB:	0		
SB:	2		
CS:	0		

Batter	1	2	3	4	5	6	7	8	9	10
Ken Henderson, S (1, 7) OBP: 0.382, SLG: 0.464	0-0 5-3	0-0 2B			0-0 2B		0-0 F7		4-0 BB	
Tito Fuentes, S (1, 4) OBP: 0.304, SLG: 0.355	0-0 4-3	0-0 6-3			0-0 5-3		0-0 4-3		0-3 K	
Willie Mays, R (1, 8) OBP: 0.424, SLG: 0.505	4-0 BB		4-0 1-3		0-0 2-3		4-0 IBB		0-0 F6	
Bobby Bonds, R (1, 9) OBP: 0.378, SLG: 0.503	0-0 F9		0-0 1-3		0-3 K		0-3 K		0-3 K	
Dave Kingman, R (1, 3) OBP: 0.324, SLG: 0.788		0-3 K	0-0 1-3			0-0 2B		0-0 5-3		0-0 1B
Al Gallagher, R (1, 5) OBP: 0.341, SLG: 0.388		0-0 1B	0-0 6-3			0-0 F3		0-3 K		0-0 1B
Chris Speier, R (1, 6) OBP: 0.311, SLG: 0.329		0-0 1B		0-0 F8		0-0 5-3		0-0 2B		4-0 1B
Fran Healy, R (1, 2) OBP: 0.414, SLG: 0.447		0-0 2B		0-0 F9		0-3 K		0-3 K		0-0 FC4-2
Willie McCovey, L (10, PH) OBP: 0.383, SLG: 0.457		1-2 2B		0-0 F9						1-2 2-3
Don Carrithers, R (1, 1) John Cumberland, R (2, 1) Jim Ray Hart, R (7, PH) Jerry Johnson, R (8, 1) Dick Dietz, R (9, PH) Steve Hamilton, L (10, 1) Don McMahon, R (10, 1) Jimmy Rosario, S (10, PH)		0-0 F3		0-0 F8			4-0 4-3		0-0 HR	0-0 SF

Inning Stats	R: 0	H: 0	E: 0	K: 0	S: 3	P: 7	R: 3	H: 3	E: 1	K: 1	S: 9	P: 9	R: 1	H: 0	E: 0	K: 0	S: 3	R: 0	H: 0	E: 0	K: 0	S: 3	R: 0	H: 1	E: 0	K: 1	S: 6	R: 0	H: 1	E: 0	K: 1	S: 6	R: 0	H: 0	E: 0	K: 1	S: 5	R: 0	H: 0	E: 0	K: 2	S: 8	R: 1	H: 1	E: 0	K: 2	S: 8	R: 1	H: 1	E: 1	K: 0	S: 4	1B: 4	2B: 4	3B: 0	HR: 1	SF: 1	SAC: 0	DP: 0	HBP: 0	WP: 0	PA: 45
--------------	------	------	------	------	------	------	------	------	------	------	------	------	------	------	------	------	------	------	------	------	------	------	------	------	------	------	------	------	------	------	------	------	------	------	------	------	------	------	------	------	------	------	------	------	------	------	------	------	------	------	------	------	-------	-------	-------	-------	-------	--------	-------	--------	-------	--------

PITCHER	IP	WLS	BF	H	R	ER	SO	BB	IBB	HBP	BLK	WP	HR	S	P	ERA	WHIP
Jerry Koosman, L (1, 1) ERA: 2.88	6.0		26	5	4	0	3	2	0	0	0	0	0	30	38	0.00	1.167
Tug McGraw, L (7, 1) ERA: 1.95	3.0	L	16	4	2	2	5	2	1	0	0	0	1	23	35	6.00	2.000
Charlie Williams, R (10, 1) ERA: 5.4	0.1		3	0	0	0	0	1	0	0	0	0	0	2	6	0.00	3.000

Batter	1	2	3	4	5	6	7	8	9	AB R H RBI BB SO LOB	TOP											
Bud Harrelson, S (1, 6) OBP: 0.346, SLG: 0.330	0-0 1-3		0-0 2-H 1B			0-0 F9		0-0 F7		4 0 1 1 0 0 0	New York Mets @ San Francisco Giants Candlestick Park, San Francisco, CA Sun Aug 15 1971, 6:33 AM EDT Att: 22,320 - Unknown livebaseballscorecards.com											
Wayne Garrett, L (1, 5) OBP: 0.375, SLG: 0.293	0-0 F4		0-3 K			0-3 K		0-0 F8		4 0 0 0 0 2 1												
Cleon Jones, R (1, 7) OBP: 0.377, SLG: 0.470 (7, 8)	0-0 F3			0-0 6-3		0-0 3B		0-0 F9		4 0 1 0 0 0 0												
Donn Clendenon, R (1, 3) OBP: 0.289, SLG: 0.413		0-0 6-3		0-0 F9		0-3 K		0-3 K		4 0 0 0 0 2 1												
Ken Boswell, L (1, 4) OBP: 0.350, SLG: 0.394		0-0 4-3		0-0 1B		0-0 2B		0-0 F6		4 0 2 0 0 0 0												
Ken Singleton, S (1, 9) OBP: 0.393, SLG: 0.363		0-0 F9		0-3 K		0-0 2-3	0-0 4-3			3 0 0 0 0 1 2												
Jerry Grote, R (1, 2) OBP: 0.335, SLG: 0.356			0-0 1B 2B		0-0 F7		0-3 K			3 1 1 0 0 1 1												
Don Hahn, R (1, 8) OBP: 0.325, SLG: 0.273			0-0 F7		0-0 F9		0-0 F4			2 0 0 0 0 0 1												
Art Shamsky, L (7, PH) OBP: 0.287, SLG: 0.406 (7, 7)										1 0 0 0 0 0 1												
Ron Taylor, R (7, 1) OBP: 0.333, SLG: 0.333 (7, 1)										0 0 0 0 0 0 0												
Jim McAndrew, R (1, 1) OBP: 0.125, SLG: 0.133			0-3 K		0-0 G3			0-0 1-6-3		2 0 0 0 0 1 1												
Ed Kranepool, L (7, 7) OBP: 0.532, SLG: 0.435										1 0 0 0 0 0 0												
Inning Stats	R: 0 E: 0 K: 0 S: 3	H: 0 LOB: 0 BB: 0 P: 3	R: 0 E: 0 K: 0 S: 3	H: 0 LOB: 0 BB: 0 P: 3	R: 1 E: 0 K: 2 S: 9	H: 2 LOB: 1 BB: 0 P: 9	R: 0 E: 0 K: 1 S: 6	H: 1 LOB: 1 BB: 0 P: 6	R: 0 E: 0 K: 1 S: 3	H: 0 LOB: 0 BB: 0 P: 3	R: 0 E: 0 K: 1 S: 8	H: 1 LOB: 1 BB: 0 P: 8	R: 0 E: 0 K: 1 S: 6	H: 1 LOB: 1 BB: 0 P: 6	R: 0 E: 0 K: 0 S: 3	H: 0 LOB: 0 BB: 0 P: 3	R: 0 E: 0 K: 1 S: 5	H: 0 LOB: 0 BB: 0 P: 5	1B: 2 2B: 2 3B: 1 HR: 0	SF: 0 SAC: 0 DP: 0 HBP: 0	WP: 0 PB: 0 SB: 0 CS: 0	PA: 32
PITCHER Juan Marichal, R (1, 1) ERA: 2.8	IP: 9.0 WLS: W BF: 32 H: 5 R: 1 ER: 1 SO: 7 BB: 0 IBB: 0 HBP: 0 BLK: 0 WP: 0 HR: 0 S: 46 P: 46 ERA: 1.00 WHIP: 0.556																					

New York Mets @ San Francisco Giants
 Candlestick Park, San Francisco, CA
 Sun Aug 15 1971, 6:33 AM EDT
 Att: 22,320 - Unknown

AB	32
R	1
H	5
RBI	1
BB	0
SO	7
LOB	8



Batter	1	2	3	4	5	6	7	8	9	AB	R	H	RBI	BB	SO	LOB
Ken Henderson, S OBP: 0.381, SLG: 0.462 (1, 7)	0-0 F3 ①		0-0 F7 ①		0-3 K ①		0-0 1B HR 1B ①			4	1	1	0	0	1	0
Tito Fuentes, S OBP: 0.306, SLG: 0.357 (1, 4)	0-3 K ②		0-0 6-3 1B ②		0-0 F9 ②		0-0 1-2 HR 1B ②			4	1	2	1	0	1	0
Willie Mays, R OBP: 0.424, SLG: 0.512 (1, 8)	4-0 HR BB ②		0-0 6-3 1-2 ②		0-3 K ③		0-0 1-H 2-H HR ③			3	2	1	3	1	1	1
Bobby Bonds, R OBP: 0.379, SLG: 0.509 (1, 9)	0-0 1-H HR ②		4-0 IBB ③		0-3 K ①		0-0 5-3 ③			3	1	1	2	1	1	0
Dave Kingman, R OBP: 0.317, SLG: 0.722 (1, 3)	4-0 BB ③		0-3 K ③		0-3 K ②		0-3 K ①			3	0	0	0	1	3	2
Dick Dietz, R OBP: 0.401, SLG: 0.429 (1, 2)	0-0 6-3 ③		0-0 F4 ①		0-0 F2 ③		0-0 6-3 ②			4	0	0	0	0	0	1
Chris Speier, R OBP: 0.308, SLG: 0.326 (1, 6)		0-0 4-3 ①	0-0 6-3 ②		0-0 5-3 ①		0-0 F3 ③			4	0	0	0	0	0	0
Al Gallagher, R OBP: 0.344, SLG: 0.390 Hal Lanier, R OBP: 0.284, SLG: 0.287 (1, 5) (8, 5)		0-3 K ②	0-0 1B ②		0-0 1B ②		0-0 1B 1B ②			3	1	2	0	0	1	0
Juan Marichal, R OBP: 0.143, SLG: 0.250 (1, 1)		0-0 5-3 ③	0-0 F5 ③		0-0 F3 ②					0	0	0	0	0	0	0

Inning Stats	R: 2	H: 1	E: 0	K: 1	S: 6	LOB: 1	BB: 2	P: 14	R: 0	H: 0	E: 0	K: 1	S: 5	LOB: 0	BB: 0	P: 5	R: 0	H: 1	E: 0	K: 1	S: 6	LOB: 2	BB: 1	P: 10	R: 0	H: 0	E: 0	K: 2	S: 7	LOB: 0	BB: 0	P: 7	R: 4	H: 4	E: 0	K: 0	S: 7	LOB: 0	BB: 0	P: 7	R: 0	H: 0	E: 0	K: 1	S: 5	LOB: 0	BB: 0	P: 5
--------------	------	------	------	------	------	--------	-------	-------	------	------	------	------	------	--------	-------	------	------	------	------	------	------	--------	-------	-------	------	------	------	------	------	--------	-------	------	------	------	------	------	------	--------	-------	------	------	------	------	------	------	--------	-------	------

PITCHER	IP	WLS	BF	H	R	ER	SO	BB	IBB	HBP	BLK	WP	HR	S	P	ERA	WHIP
Jim McAndrew, R ERA: 4.91 (1, 1)	6.2	L	28	5	4	4	7	2	1	0	0	0	1	39	51	5.40	1.050
Ron Taylor, R ERA: 3.19 (7, 1)	1.1		6	2	2	2	1	0	0	0	0	0	1	8	8	13.50	1.500

BOTTOM

New York Mets @ San Francisco Giants
Candlestick Park, San Francisco, CA
Sun Aug 15 1971, 6:33 AM EDT
Att. 22,320 - Unknown

AB	31
R	6
H	7
RBI	6
BB	3
SO	8
LOB	6



WP	HR	S	P	ERA	WHIP
0	0	0	0	0	0

Batter	1	2	3	4	5	6	7	8	9	AB R H RBI BB SO LOB	TOP	
Denny Doyle, L (1, 4) OBP: 0.277, SLG: 0.300 Terry Harmon, R (1, 4) OBP: 0.292, SLG: 0.267	0-0 4-3		0-0 F4		0-0 FC6-4		0-0 F9			1 0 0 0 0 0 0 3 0 0 0 0 0 2		
Larry Bowa, S (1, 6) OBP: 0.292, SLG: 0.301	0-0 1B		4-0 BB		0-0 G4-3 1B			0-0 F8		3 0 2 0 1 0 0		
Tim McCarver, L (1, 2) OBP: 0.329, SLG: 0.422	0-0 F8		0-3 K		0-0 G4-3			0-3 K		4 0 0 0 0 2 4		
Deron Johnson, R (1, 3) OBP: 0.341, SLG: 0.486	0-0 F8		0-3 K			0-3 K		0-0 F3		4 0 0 0 0 2 2		
Willie Montanez, L (1, 8) OBP: 0.329, SLG: 0.497		0-0 4-3		0-0 1B		0-0 F4			0-0 F8	4 0 1 0 0 0 0		
Don Money, R (1, 7) OBP: 0.286, SLG: 0.354		0-0 E 2B		0-0 F3		0-3 K			0-0 6-3	4 1 1 0 0 1 1		
Ron Stone, L (1, 9) OBP: 0.323, SLG: 0.314		4-0 E BB		0-0 F8			0-0 6-3		0-0 FC6-4 1B	3 0 1 0 1 0 1		
John Vukovich, R (1, 5) OBP: 0.207, SLG: 0.192		0-0 E3 G1-6-3		0-3 K			0-0 F9		0-0 FC6-4	4 0 0 0 0 1 3		
Ken Reynolds, L (1, 1) OBP: 0.231, SLG: 0.222 Bill Champion, R (2, 1) OBP: 0.091, SLG: 0.091 Oscar Gamble, L (5, PH) OBP: 0.276, SLG: 0.323 Jim Bunning, R (5, 1) OBP: 0.148, SLG: 0.240 Byron Browne, R (7, PH) OBP: 0.258, SLG: 0.304 Darrell Brandon, R (7, 1) OBP: 0.111, SLG: 0.111		0-0 G1-6-3			0-0 FC6-4 1B		0-0 1B			1 0 0 0 0 0 0 2 0 0 0 0 0 0 0 0 1 0 1 0 0 0 0 0 0 0 0 0 0 0 0 0 1 0 1 0 0 0 0 0 0 0 0 0 0 0 0 0		
Inning Stats	R: 0 H: 1 E: 0 LOB: 1 K: 0 BB: 0 S: 4 P: 4	R: 1 H: 1 E: 1 LOB: 1 K: 0 BB: 1 S: 4 P: 8	R: 0 H: 0 E: 0 LOB: 1 K: 2 BB: 1 S: 7 P: 11	R: 0 H: 1 E: 0 LOB: 1 K: 1 BB: 0 S: 6 P: 6	R: 0 H: 2 E: 0 LOB: 1 K: 0 BB: 0 S: 4 P: 4	R: 0 H: 0 E: 0 LOB: 0 K: 2 BB: 0 S: 7 P: 7	R: 0 H: 1 E: 0 LOB: 1 K: 0 BB: 0 S: 4 P: 4	R: 0 H: 0 E: 0 LOB: 0 K: 1 BB: 0 S: 5 P: 5	R: 0 H: 1 E: 0 LOB: 1 K: 0 BB: 0 S: 4 P: 4	1B: 6 SF: 0 2B: 1 SAC: 0 3B: 0 DP: 2 HR: 0 HBP: 0	WP: 0 PA: 35 PB: 0 SB: 0 CS: 0	
PITCHER Gaylord Perry, R (1, 1) ERA: 3.18	IP WLS BF H R ER SO BB IBB HBP BLK WP HR S P ERA WHIP											PITCHER IP WLS BF H R ER SO BB IBB HBP BLK WP HR S P ERA WHIP

Philadelphia Phillies @ San Francisco Giants
Candlestick Park, San Francisco, CA
Tue Aug 17 1971, 10:05 PM EDT
Att. 8,973 - Unknown

livebaseballscorecards.com

AB	33
R	1
H	7
RBI	0
BB	2
SO	6
LOB	15



Batter	1	2	3	4	5	6	7	8	9
Ken Henderson, S OBP: 0.382, SLG: 0.463 (1, 7) X	0-0 BB FC5-4 2B	4-0 BB G4-6-3 1-2 BB		0-0 FC4-6 1-2f			0-0 F9		
Tito Fuentes, S OBP: 0.307, SLG: 0.356 (1, 4) H	1-0 FC5-4 BB SF4 HBP	0-0 G4-6-3 1-2f			0-0 6-3		0-0 E3 2-H 1B		
Willie Mays, R OBP: 0.425, SLG: 0.511 (1, 8) B B B B	4-0 FC5-4 1-2 2-3 BB		0-0 F8 S 1B		0-3 K		0-3 K		
Bobby Bonds, R OBP: 0.376, SLG: 0.504 (1, 9) X	0-0 FC5-4 PB WP		0-0 F8 1-3		0-0 4-3		0-0 F8		
Dave Kingman, R OBP: 0.289, SLG: 0.667 (1, 3) X	0-0 SF4 3-H		0-3 K		0-0 5-3		0-3 K		
Dick Dietz, R OBP: 0.397, SLG: 0.424 (1, 2) X	0-0 6-3 1-H		0-0 6-3		0-0 F8		0-0 F7		
Chris Speier, R OBP: 0.308, SLG: 0.328 (1, 6) X		0-0 1B 2B		0-0 F9		0-0 5-3			
Al Gallagher, R OBP: 0.350, SLG: 0.394 Hal Lanier, R OBP: 0.284, SLG: 0.287 (8, 5)		0-0 BB 2-H 1B		0-0 FC1-6 1B		4-0 SH3-4 E BB			
Gaylord Perry, R OBP: 0.141, SLG: 0.171 (1, 1) X		0-3 K		0-0 FC1-6 FC4-6 1-2f		0-0 SH3-4 1-2			

Inning Stats	R: 3 E: 0 K: 0 S: 4	H: 1 LOB: 0 BB: 1 P: 9	R: 1 E: 0 K: 1 S: 6	H: 2 LOB: 1 BB: 1 P: 10	R: 0 E: 0 K: 1 S: 6	H: 1 LOB: 1 BB: 0 P: 6	R: 0 E: 0 K: 0 S: 4	H: 1 LOB: 1 BB: 0 P: 4	R: 0 E: 0 K: 0 S: 3	H: 0 LOB: 0 BB: 0 P: 5	R: 0 E: 0 K: 0 S: 3	H: 0 LOB: 0 BB: 0 P: 3	R: 1 E: 1 K: 1 S: 6	H: 1 LOB: 1 BB: 1 P: 10	R: 0 E: 0 K: 1 S: 5	H: 0 LOB: 0 BB: 0 P: 5
--------------	------------------------------	---------------------------------	------------------------------	----------------------------------	------------------------------	---------------------------------	------------------------------	---------------------------------	------------------------------	---------------------------------	------------------------------	---------------------------------	------------------------------	----------------------------------	------------------------------	---------------------------------

PITCHER	IP	WLS	BF	H	R	ER	SO	BB	IBB	HBP	BLK	WP	HR	S	P	ERA	WHIP
Ken Reynolds, L ERA: 4.28 (1, 1)	1.0	L	8	3	4	3	0	1	0	0	0	1	0	6	11	27.00	4.000
Bill Champion, R ERA: 4.33 (2, 1)	3.0		11	2	0	0	2	1	0	0	0	0	0	14	18	0.00	1.000
Jim Bunning, R ERA: 5.71 (5, 1)	2.0		6	0	0	0	1	0	0	0	0	0	0	8	8	0.00	0.000
Darrell Brandon, R ERA: 3.32 (7, 1)	2.0		8	1	1	0	2	1	0	0	0	0	0	11	15	0.00	1.000

BOTTOM

Philadelphia Phillies @ San Francisco Giants
Candlestick Park, San Francisco, CA
Tue Aug 17 1971, 10:05 PM EDT
Att. 8,973 - Unknown

AB	27
R	5
H	6
RBI	3
BB	3
SO	5
LOB	12



1B	2B	3B	HR	SF	SAC	DP	HBP	WP	HR	S	P	ERA	WHIP
4	2	0	0	1	1	1	1	2	0	0	0		

Batter	1	2	3	4	5	6	7	8	9	AB	R	H	RBI	BB	SO	LOB	TOP																							
Larry Bowa, S (1, 6) OBP: 0.290, SLG: 0.298	0-3 K		0-0 F3		0-3 K		0-0 F3			4	0	0	0	0	2	4	<p>Philadelphia Phillies @ San Francisco Giants</p> <p>Candlestick Park, San Francisco, CA</p> <p>Wed Aug 18 1971, 6:33 AM EDT</p> <p>Att: 10,663 - Unknown</p>																							
Terry Harmon, R (1, 4) OBP: 0.291, SLG: 0.266	0-0 4-3		0-0 6-3		0-0 F4			0-0 1B		4	0	1	0	0	0	3																								
Joe Hoerner, R (8, 1) OBP: 0.111, SLG: 0.111										0	0	0	0	0	0	0																								
Willie Montanez, L (1, 8) OBP: 0.328, SLG: 0.493	4-0 WP BB			0-0 3-1		0-0 F7		0-0 F8		3	0	0	0	1	0	1																								
Deron Johnson, R (1, 3) OBP: 0.340, SLG: 0.486	0-3 K 1-2			0-0 F3		0-0 2B		0-3 K		4	0	1	0	0	2	2																								
Don Money, R (1, 7) OBP: 0.263, SLG: 0.350		0-0 5-3		0-0 F9		0-0 F9		0-0 F8		4	0	0	0	0	0	2																								
Roger Freed, R (1, 9) OBP: 0.301, SLG: 0.300		0-0 F5			0-0 5-3		0-3 K		0-0 6-3	3	0	0	0	0	1	1																								
Bill Wilson, R (6, 1) OBP: 0.125, SLG: 0.125										0	0	0	0	0	0	0																								
Bobby Pfeil, R (8, 4) OBP: 0.338, SLG: 0.419										1	0	0	0	0	0	0																								
John Vukovich, R (1, 5) OBP: 0.213, SLG: 0.199		0-0 1B		0-0 BB WP 1B		0-0 BB WP 1B		0-0 F8		4	0	2	0	0	0	0	<p>AB 32</p> <p>R 0</p> <p>H 5</p> <p>RBI 0</p> <p>BB 3</p> <p>SO 5</p> <p>LOB 14</p>																							
Mike Ryan, R (1, 2) OBP: 0.233, SLG: 0.301	0-0 F4			0-0 BB BB BB		4-0 BB BB BB		0-0 F2		3	0	0	0	1	0	1																								
Rick Wise, R (1, 1) OBP: 0.257, SLG: 0.437			0-0 F6		4-0 BB BB BB		0-0 1B			1	0	0	0	1	0	0																								
Byron Browne, R (6, 9) OBP: 0.270, SLG: 0.316				1-2 2-3 BB						1	0	1	0	0	0	0																								
Inning Stats	R: 0 E: 0 K: 2 S: 7	H: 0 LOB: 1 BB: 1 P: 11	R: 0 E: 0 K: 0 S: 4	H: 1 LOB: 1 BB: 0 P: 4	R: 0 E: 0 K: 0 S: 3	H: 0 LOB: 0 BB: 0 P: 3	R: 0 E: 0 K: 0 S: 3	H: 0 LOB: 0 BB: 0 P: 3	R: 0 E: 0 K: 1 S: 6	H: 1 LOB: 3 BB: 2 P: 14	R: 0 E: 0 K: 1 S: 6	H: 1 LOB: 1 BB: 0 P: 6	R: 0 E: 0 K: 0 S: 4	H: 1 LOB: 1 BB: 0 P: 4	R: 0 E: 0 K: 1 S: 6	H: 1 LOB: 1 BB: 0 P: 6	R: 0 E: 0 K: 0 S: 3	H: 0 LOB: 0 BB: 0 P: 3	1B: 4 2B: 1 3B: 0 HR: 0	SF: 0 SAC: 0 DP: 0 HBP: 0	WP: 2 PB: 0 SB: 0 CS: 0	PA: 35																		
PITCHER John Cumberland, L (1, 1) ERA: 2.82	IP 9.0	WLS W	BF 35	H 5	R 0	ER 0	SO 5	BB 3	IBB 0	HBP 0	BLK 0	WP 2	HR 0	S 42	P 54	ERA 0.00	WHIP 0.889																							
																		PITCHER						IP	WLS	BF	H	R	ER	SO	BB	IBB	HBP	BLK	WP	HR	S	P	ERA	WHIP

livebaseballscores.com



Batter	1	2	3	4	5	6	7	8	9	AB	R	H	RBI	BB	SO	LOB
Ken Henderson, S OBP: 0.385, SLG: 0.465 (1, 7)	0-0 F7-3 1B		4-0 PB 1B BB		0-0 CS 1B		0-0 F8			3	1	2	0	1	0	0
Tito Fuentes, S OBP: 0.307, SLG: 0.354 (1, 4)	0-0 F7-3 1-2		0-0 1-3 1-2		0-0 F4		4-0 1-3 HR BB			3	1	0	0	1	0	3
Bobby Bonds, R OBP: 0.375, SLG: 0.502 (1, 8) (8, 9)	0-0 5-3		0-0 BB S 1B 2-H		0-3 K 1-2		0-0 1-3			4	0	1	1	0	1	2
Willie McCovey, L OBP: 0.384, SLG: 0.454 (1, 3)		0-0 E3 HR	4-0 G5-3 BB BB		0-0 1-6-3		4-0 HR IBB			2	2	0	0	2	0	0
Dick Dietz, R OBP: 0.400, SLG: 0.434 Russ Gibson, R OBP: 0.257, SLG: 0.412 (1, 2) (3, PR) (4, 2)		0-0 HR 1-H	4-0 1-2 BB 2-3		0-0 2B 1B		0-0 HR 1-H 2-H			1	1	1	2	1	0	0
Dave Kingman, R OBP: 0.286, SLG: 0.651 Jimmy Rosario, S OBP: 0.366, SLG: 0.294 (1, 9) (8, 8)		0-0 F4	0-0 G5-3 2-3f		0-0 1B 1-3		0-3 K			4	0	1	0	0	1	3
Chris Speier, R OBP: 0.308, SLG: 0.326 (1, 6)		0-3 K		0-0 F6		4-0 1B IBB		0-0 5-3		3	0	0	0	1	1	0
Al Gallagher, R OBP: 0.351, SLG: 0.396 Hal Lanier, R OBP: 0.284, SLG: 0.287 (1, 5) (9, 5)		0-0 1B		0-0 6-3		0-0 G6-4-3 1B 1-2 2-3 3-H		0-0 F9		4	0	2	1	0	0	0
John Cumberland, R OBP: 0.158, SLG: 0.135 (1, 1)		0-3 K		0-3 K		0-0 G6-4-3 1-2f		0-3 K		4	0	0	0	0	3	4

Inning Stats	R: 0	H: 1	E: 0	LOB: 0	K: 0	P: 3	R: 2	H: 2	E: 1	LOB: 1	K: 2	P: 10	R: 1	H: 1	E: 0	LOB: 2	K: 0	P: 15	R: 0	H: 0	E: 0	LOB: 0	K: 1	P: 5	R: 0	H: 1	E: 0	LOB: 0	K: 1	P: 5	R: 1	H: 3	E: 0	LOB: 2	K: 0	P: 9	R: 3	H: 1	E: 0	LOB: 0	K: 1	P: 14	R: 0	H: 0	E: 0	LOB: 0	K: 1	P: 5
	0	1	0	0	0	3	2	2	1	1	2	10	1	1	0	2	0	15	0	0	0	0	5	5	0	1	3	0	0	0	0	1	3	2	1	9	3	1	14	0	0	0	0	1	5			

PITCHER	IP	WLS	BF	H	R	ER	SO	BB	IBB	HBP	BLK	WP	HR	S	P	ERA	WHIP
Rick Wise, R ERA: 3.0 (1, 1)	5.1	L	26	8	4	3	4	3	1	0	0	0	1	30	46	5.06	2.062
Bill Wilson, R ERA: 3.07 (6, 1)	1.2		7	1	3	3	1	1	1	0	0	0	1	7	15	16.20	1.200
Joe Hoerner, L ERA: 1.91 (8, 1)	1.0		3	0	0	0	1	0	0	0	0	0	0	5	5	0.00	0.000

BOTTOM

Philadelphia Phillies @ San Francisco Giants
Candlestick Park, San Francisco, CA

Wed Aug 18 1971, 6:33 AM EDT
Att. 10,663 - Unknown

AB	30
R	7
H	9
RBI	7
BB	6
SO	6
LOB	12

livebaseballscorecards.com

GIANTS

WP: 0	PA: 36
PB: 1	
SB: 1	
CS: 1	

Batter	1	2	3	4	5	6	7	8	9	AB R H RBI BB SO LOB	TOP									
Ken Henderson, S (1, 7) OBP: 0.387, SLG: 0.472	4-0 BB G6-4-3		0-0 HR		0-0 F5			0-3 K		3 1 1 1 1 1 0	San Francisco Giants @ Montreal Expos Jarry Park, Montreal, QB Fri Aug 20 1971, 7:05 PM EDT Att. 26,122 - Unknown livebaseballscorecards.com									
Tito Fuentes, S (1, 4) OBP: 0.304, SLG: 0.351	0-0 BB G6-4-3 1-2f		0-0 F9		0-0 F8			0-0 F5		4 0 0 0 0 0 1										
Willie Mays, R (1, 8) OBP: 0.428, SLG: 0.509	4-0 BB BB		4-0 1B BB					0-3 K		1 0 0 0 3 1 0										
Willie McCovey, L (1, 3) OBP: 0.382, SLG: 0.451	0-3 K		0-0 1B		0-0 F2			0-0 4-3		4 0 1 0 0 1 2										
Bobby Bonds, R (1, 9) OBP: 0.374, SLG: 0.499		4-0 BB BB	0-0 F4		0-0 G6-4-3 1-2f			0-0 5-3		3 0 0 0 1 0 3										
Jim Ray Hart, R (1, 5) OBP: 0.316, SLG: 0.375		0-0 BB F7		0-0 F2				4-0 BB BB		3 0 1 0 1 0 1										
Hal Lanier, R (9, PR) OBP: 0.284, SLG: 0.287		1-3					0-0 CS 1B			0 0 0 0 0 0 0										
Chris Speier, R (1, 6) OBP: 0.307, SLG: 0.324		4-0 IBB		0-3 K			0-3 K 1-2			3 0 0 0 1 2 2										
Russ Gibson, R (1, 2) OBP: 0.263, SLG: 0.405		0-3 K 3-H		0-0 6-3			0-0 1B			3 0 1 0 0 1 2										
Juan Marichal, R (1, 1) OBP: 0.138, SLG: 0.241			0-3 K		0-3 K		0-3 K			3 0 0 0 0 3 1										
Inning Stats	R: 0 E: 0 K: 1 S: 4	H: 0 LOB: 1 BB: 2 P: 12	R: 0 E: 0 K: 1 S: 4	H: 0 LOB: 2 BB: 2 P: 12	R: 1 E: 0 K: 1 S: 7	H: 2 LOB: 2 BB: 1 P: 11	R: 0 E: 0 K: 1 S: 5	H: 0 LOB: 0 BB: 0 P: 5	R: 0 E: 0 K: 1 S: 5	H: 0 LOB: 0 BB: 0 P: 5	R: 0 E: 0 K: 2 S: 8	H: 2 LOB: 1 BB: 0 P: 8	R: 0 E: 0 K: 2 S: 7	H: 0 LOB: 0 BB: 0 P: 7	R: 0 E: 0 K: 0 S: 3	H: 0 LOB: 1 BB: 1 P: 7	1B: 3 2B: 1 3B: 0 HR: 1	SF: 0 SAC: 0 DP: 3 HBP: 0	WP: 0 PB: 0 SB: 1 CS: 2	PA: 34
PITCHER Bill Stoneman, R (1, 1) ERA: 2.91	IP: 9.0 WLS: W BF: 34 H: 4 R: 1 ER: 1 SO: 9 BB: 6 IBB: 1 HBP: 0 BLK: 0 WP: 0 HR: 1 S: 45 P: 73 ERA: 1.00 WHIP: 1.111																			



Batter	1	2	3	4	5	6	7	8	9
Ron Hunt, R OBP: 0.398, SLG: 0.359 (1, 4)	0-0 G5-4-3 1B		0-0 1B 1B			0-0 6-3		0-0 F8	
Boots Day, L OBP: 0.341, SLG: 0.350 (1, 8)	0-3 K		0-3 K			0-0 G3		0-0 BB 1B	
Rusty Staub, L OBP: 0.378, SLG: 0.431 (1, 9)	0-0 G5-4-3 1-2f		0-0 1B			4-0 PO BB		4-0 1B BB	
Ron Fairly, L OBP: 0.387, SLG: 0.411 (1, 3)		4-0 1-4-3 SH1 HR BB		0-3 K		0-0 PO	0-0 HR	0-0 1B	
Bob Bailey, R OBP: 0.362, SLG: 0.400 (1, 5)		0-0 SH1		0-0 F8			0-0 6-3		
Gary Sutherland, R OBP: 0.318, SLG: 0.392 (1, 6)		0-0 1-4-3		0-0 F5			0-0 2B		
Jim Fairey, L OBP: 0.303, SLG: 0.328 (1, 7)		0-0 HR			0-0 L1-5 3B		4-0 G6-4-3 IBB		
John Bateman, R OBP: 0.269, SLG: 0.342 (1, 2)		0-0 F8		0-3 K		0-0 G6-4-3		0-0 K	
Bill Stoneman, R OBP: 0.238, SLG: 0.141 (1, 1)			0-0 6-3		0-0 L1-5			0-3 K	


Inning Stats	R: 0	H: 1	E: 0	LOB: 0	K: 1	S: 5	P: 5	R: 2	H: 1	E: 0	LOB: 0	K: 0	S: 4	P: 8	R: 0	H: 2	E: 0	LOB: 2	K: 1	S: 6	R: 0	H: 0	E: 0	LOB: 0	K: 1	S: 5	R: 0	H: 1	E: 0	LOB: 0	K: 1	S: 5	R: 1	H: 2	E: 0	LOB: 1	K: 0	S: 4	R: 1	H: 2	E: 0	LOB: 2	K: 1	S: 6	P: 10
Juan Marichal, R ERA: 2.86 (1, 1)	IP	WLS	BF	H	R	ER	SO	BB	IBB	HBP	BLK	WP	HR	S	P	ERA	WHIP	IP	WLS	BF	H	R	ER	SO	BB	IBB	HBP	BLK	WP	HR	S	P	ERA	WHIP											

BOTTOM

San Francisco Giants @ Montreal Expos
 Jarry Park, Montreal, QB
 Fri Aug 20 1971, 7:05 PM EDT
 Att. 26,122 - Unknown

AB	R	H	RBI	BB	SO	LOB
4	0	2	0	0	0	0
4	1	1	0	0	2	2
2	0	1	0	2	0	1
3	2	2	2	1	1	0
2	0	0	0	0	0	0
3	0	1	0	0	0	1
2	1	2	2	1	0	0
3	0	0	0	0	1	3
3	0	0	0	0	1	1

AB	26
R	4
H	9
RBI	4
BB	4
SO	5
LOB	8



1B	5	SF	0	WP	0	PA	32
2B	2	SAC	1	PB	0		
3B	1	DP	3	SB	0		
HR	2	HBP	0	CS	0		

Batter	1	2	3	4	5	6	7	8	9	10	AB R H RBI BB SO LOB	TOP												
Ken Henderson, S (1, 7) OBP: 0.384, SLG: 0.474	0-0 2B 3B		0-0 F7		0-0 F7		0-0 4-3		0-3 K		5 1 1 0 0 1 2	San Francisco Giants @ Montreal Expos Jarry Park, Montreal, QB Sat Aug 21 1971, 7:05 PM EDT Att. 23,242 - Unknown												
Tito Fuentes, S (1, 4) OBP: 0.303, SLG: 0.352	0-0 SH3 2B		0-0 4-3		0-0 4-3			0-0 6-3	0-3 K		5 0 1 1 0 1 1													
Willie Mays, R (1, 8) OBP: 0.427, SLG: 0.506	0-0 SH3 2-3		0-0 3-1			0-0 F8		0-0 1B 1B		0-0 F8	4 0 1 0 0 0 0													
Willie McCovey, L (1, 3) OBP: 0.380, SLG: 0.444	4-0 FC5-4 IBB			0-0 6-3		0-0 F3		0-0 F4		0-0 4-3	4 0 0 0 1 0 1													
Bobby Bonds, R (1, 9) OBP: 0.378, SLG: 0.507	0-0 F4			0-0 1B S 1B		0-0 HR		0-0 FC6-4 1B		4-0 BB	4 1 3 1 1 0 2													
Dick Dietz, R (1, 2) OBP: 0.398, SLG: 0.431	0-0 FC5-4 1-2f			0-0 1B 1-3		0-0 5-3		0-0 FC6-4 1-2f		0-0 6-3	5 0 1 0 0 0 5													
Chris Speier, R (1, 6) OBP: 0.307, SLG: 0.330		0-0 F3		0-3 K			0-0 G3		0-0 HR		4 1 1 1 0 1 2													
Hal Lanier, R (1, 5) OBP: 0.289, SLG: 0.292		0-3 K		0-0 F3			0-0 1B		0-0 1B		4 0 2 0 0 1 2													
Gaylord Perry, R (1, 1) OBP: 0.136, SLG: 0.165		0-0 5-3			0-0 5-3		0-0 B5		0-0 F8		3 0 0 0 0 0 1													
Steve Hamilton, L (8, 1)											0 0 0 0 0 0 0													
Dave Kingman, R (9, PH) OBP: 0.280, SLG: 0.636											1 0 0 0 0 0 1													
Jerry Johnson, R (9, 1)											0 0 0 0 0 0 0													
Inning Stats	R: 1 E: 0 K: 0 S: 5	H: 2 LOB: 2 BB: 1 P: 9	R: 0 E: 0 K: 1 S: 5	H: 0 LOB: 0 BB: 0 P: 5	R: 0 E: 0 K: 0 S: 3	H: 0 LOB: 0 BB: 0 P: 3	R: 0 E: 0 K: 1 S: 7	H: 2 LOB: 2 BB: 0 P: 7	R: 0 E: 0 K: 0 S: 3	H: 0 LOB: 0 BB: 0 P: 3	R: 1 E: 0 K: 0 S: 4	H: 1 LOB: 0 BB: 0 P: 4	R: 0 E: 0 K: 0 S: 4	H: 1 LOB: 1 BB: 0 P: 4	R: 0 E: 0 K: 0 S: 5	H: 2 LOB: 2 BB: 0 P: 5	R: 1 E: 0 K: 2 S: 9	H: 2 LOB: 1 BB: 0 P: 9	R: 0 E: 0 K: 0 S: 3	H: 0 LOB: 1 BB: 1 P: 7	1B: 6 2B: 1 3B: 1 HR: 2	SF: 0 SAC: 1 DP: 0 HBP: 0	WP: 0 PB: 0 SB: 1 CS: 0	PA: 42
PITCHER	IP WLS BF H R ER SO BB IBB HBP BLK WP HR S P ERA WHIP																							
Steve Renko, R (1, 1) ERA: 3.66	8.0	35	10	3	3	2	0	0	0	0	0	0	0	0	0	0	0	0	0	0	0	0	0	0
Mike Marshall, R (9, 1) ERA: 4.67	2.0	7	0	0	0	2	1	0	0	0	0	0	0	0	0	0	0	0	0	0	0	0	0	0

livebaseballscorecards.com

AB	39
R	3
H	10
RBI	3
BB	2
SO	4
LOB	17



BOTTOM

San Francisco Giants @ Montreal Expos
Jarry Park, Montreal, QB
Sat Aug 21 1971, 7:05 PM EDT
Att: 23,242 - Unknown

livebaseballscorecards.com

AB 34
R 4
H 9
RBI 4
BB 1
SO 5
LOB 13



WP: 0 PA: 39
PB: 0
SB: 1
CS: 0

AB R H RBI BB SO LOB

4 0 2 1 0 0 1

3 0 1 0 0 0 1

5 0 1 1 0 0 4

4 0 0 0 0 1 4

3 1 0 0 1 2 0

4 0 1 0 0 1 1

4 0 1 0 0 0 1

3 1 1 2 0 1 1

3 1 1 0 0 0 0

1 1 1 0 0 0 0

1B: 7 SF: 1
2B: 2 SAC: 2
3B: 0 DP: 1
HR: 1 HBP: 1

Batter	1	2	3	4	5	6	7	8	9	10
Ron Hunt, R (1.4) OBP: 0.400, SLG: 0.360	1-0 G3 SH5-3 HBP		0-0 G3 SH5-3 2-H 1B		0-0 F6			0-0 1B		0-0 F2
Boots Day, L (1.8) OBP: 0.341, SLG: 0.350	0-0 SH5-3		0-0 SH5-3		0-0 6-3			0-0 1B		0-0 FC 1B
Rusty Staub, L (1.9) OBP: 0.376, SLG: 0.428	0-0 G3		0-0 G3		0-0 F4			0-0 F6		0-0 1B
Ron Fairly, L (1.3) OBP: 0.383, SLG: 0.407	0-3 K		0-0 F9		0-0 F8			0-0 3-1		
Bob Bailey, R (1.5) OBP: 0.361, SLG: 0.397		4-0 1B S SF7-5-4 BB		0-0 4-3		0-3 K			0-3 K	
Gary Sutherland, R (1.6) OBP: 0.316, SLG: 0.389		0-3 K		0-0 1-3			0-0 F3		0-0 1B	
Jim Fairey, L (1.7) OBP: 0.301, SLG: 0.325		0-0 1B		0-0 G3			0-0 1-3		0-0 F8	
John Bateman, R (1.2) OBP: 0.269, SLG: 0.350		0-0 SF7-5-4			0-0 HR		0-0 F7		0-3 K	
Steve Renko, R (1.1) OBP: 0.190, SLG: 0.256			0-0 1B		0-0 3-1			0-0 1-3		0-0 FC 1B
Mike Marshall, R (9.1) OBP: 0.250, SLG: 0.182										

Inning Stats	R: 0	H: 0	E: 0	K: 1	S: 5	R: 1	H: 1	E: 0	K: 1	S: 5	R: 1	H: 2	E: 0	K: 0	S: 5	R: 0	H: 0	E: 0	K: 0	S: 3	R: 1	H: 1	E: 0	K: 0	S: 4	R: 0	H: 0	E: 0	K: 1	S: 5	R: 0	H: 0	E: 0	K: 0	S: 3	R: 0	H: 2	E: 0	K: 0	S: 5	R: 0	H: 1	E: 0	K: 2	S: 8	R: 1	H: 2	E: 0	K: 0	S: 4	R: 1	H: 2	E: 0	K: 0	S: 4	1B: 7	SF: 1	2B: 2	SAC: 2	3B: 0	DP: 1	HR: 1	HBP: 1	WP: 0	PA: 39
--------------	------	------	------	------	------	------	------	------	------	------	------	------	------	------	------	------	------	------	------	------	------	------	------	------	------	------	------	------	------	------	------	------	------	------	------	------	------	------	------	------	------	------	------	------	------	------	------	------	------	------	------	------	------	------	------	-------	-------	-------	--------	-------	-------	-------	--------	-------	--------

PITCHER	IP	WLS	BF	H	R	ER	SO	BB	IBB	HBP	BLK	WP	HR	S	P	ERA	WHIP
Gaylord Perry, R (1.1) ERA: 3.2	7.1		29	6	3	3	3	1	0	1	0	0	1	33	38	3.68	0.955
Steve Hamilton, L (8.1) ERA: 3.55	0.2		2	0	0	0	0	0	0	0	0	0	0	2	2	0.00	0.000
Jerry Johnson, R (9.1) ERA: 2.72	1.1	L	8	3	1	1	2	0	0	0	0	0	0	12	12	6.75	2.250

PITCHER	IP	WLS	BF	H	R	ER	SO	BB	IBB	HBP	BLK	WP	HR	S	P	ERA	WHIP
Gaylord Perry, R (1.1) ERA: 3.2	7.1		29	6	3	3	3	1	0	1	0	0	1	33	38	3.68	0.955
Steve Hamilton, L (8.1) ERA: 3.55	0.2		2	0	0	0	0	0	0	0	0	0	0	2	2	0.00	0.000
Jerry Johnson, R (9.1) ERA: 2.72	1.1	L	8	3	1	1	2	0	0	0	0	0	0	12	12	6.75	2.250

Batter	1	2	3	4	5	6	7	8	9	AB R H RBI BB SO LOB	TOP	
Ken Henderson, S (1, 7) OBP: 0.382, SLG: 0.470	0-3 K		0-0 F9		0-0 F8		0-0 1B		0-3 K	5 0 1 0 0 2 2	San Francisco Giants @ Montreal Expos Jarry Park, Montreal, QB Sun Aug 22 1971, 3:33 AM EDT Att: 28,102 - Unknown livebaseballscorecards.com	
Tito Fuentes, S (1, 4) OBP: 0.305, SLG: 0.352	4-0 BB		0-0 2B 1B		0-0 G3		0-0 6-3		0-0 6-3	3 1 1 0 1 0 1		
Bobby Bonds, R (1, 9) OBP: 0.377, SLG: 0.507	0-0 F9		0-0 F7 1-H 2B		0-0 F8			0-0 F8		4 0 1 1 0 0 1		
Dave Kingman, R (1, 3) OBP: 0.259, SLG: 0.583	0-0 F8		0-0 F7 2-3			0-3 K		0-0 5-3		4 0 0 0 0 1 2		
Dick Dietz, R (1, 2) OBP: 0.396, SLG: 0.427		4-0 HR BB	0-0 1-3		0-0 6-3			0-0 F9		3 1 0 0 1 0 1		
Al Gallagher, R (1, 5) OBP: 0.353, SLG: 0.406		0-0 1-H HR		0-0 6-3		0-0 1B		0-0 F8		4 1 2 2 0 0 0		
Chris Speier, R (1, 6) OBP: 0.305, SLG: 0.327		0-0 G3		0-0 E6		0-3 K		0-0 3-1		4 0 0 0 0 1 1		
Jimmy Rosario, S (1, 8) OBP: 0.361, SLG: 0.289 Willie Mays, R (9, PH) OBP: 0.428, SLG: 0.508		0-0 6-3		0-0 F8			0-0 F7		0-0 1B 1B	3 0 0 0 0 0 1 1 0 1 0 0 0 0		
John Cumberland, R (1, 1) OBP: 0.150, SLG: 0.128 Jim Barr, R (4, 1) Steve Hamilton, L (6, 1) Jim Ray Hart, R (7, PH) OBP: 0.390, SLG: 0.353 Don McMahon, R (7, 1) Willie McCovey, L (9, PH) OBP: 0.382, SLG: 0.446		0-0 F3		0-3 K			0-3 K		0-0 1-2 1B	2 0 0 0 0 0 1 1 0 0 0 0 0 0 0 0 0 0 0 0 0 0 0 0 1 0 0 0 0 0 1 0 0 0 0 0 0 0 0 0 1 0 1 0 0 0 0 0		
Inning Stats	R: 0 H: 0 E: 0 LOB: 1 K: 1 BB: 1 S: 5 P: 9	R: 2 H: 1 E: 0 LOB: 0 K: 0 BB: 1 S: 4 P: 8	R: 1 H: 2 E: 0 LOB: 1 K: 0 BB: 0 S: 5 P: 5	R: 0 H: 0 E: 1 LOB: 1 K: 1 BB: 0 S: 6 P: 6	R: 0 H: 0 E: 0 LOB: 0 K: 0 BB: 0 S: 3 P: 3	R: 0 H: 1 E: 0 LOB: 1 K: 2 BB: 0 S: 8 P: 8	R: 0 H: 1 E: 0 LOB: 1 K: 1 BB: 0 S: 6 P: 6	R: 0 H: 0 E: 0 LOB: 0 K: 0 BB: 0 S: 3 P: 3	R: 0 H: 2 E: 0 LOB: 2 K: 1 BB: 0 S: 7 P: 7	1B: 5 SF: 0 2B: 1 SAC: 0 3B: 0 DP: 0 HR: 1 HBP: 0	WP: 0 PA: 37 PB: 0 SB: 0 CS: 0	
PITCHER Ernie McAnally, R (1, 1) ERA: 4.47	IP WLS BF H R ER SO BB IBB HBP BLK WP HR S P ERA WHIP	9.0 W 37 7 3 3 6 2 0 0 0 0 0 1 47 55 3.00 1.000										



Batter	1	2	3	4	5	6	7	8	9
Ron Hunt, R OBP: 0.400, SLG: 0.361 (1, 5) (5, 4)	0-0 F4		0-0 6-3		0-0 HR 1B	0-0 2-3 1B		0-0 F8	
Ron Woods, R OBP: 0.361, SLG: 0.407 (1, 8) (5, 7)	4-0 2B BB		0-0 F8		0-0 1-2 HR 1B	0-0 1-2 1B		0-3 K	
Rusty Staub, L OBP: 0.379, SLG: 0.440 (1, 9)	0-0 1B 2B		0-0 E6 1B		0-0 1-H 2-H HR	0-3 K			
Bob Bailey, R OBP: 0.358, SLG: 0.393 (1, 7) (5, 5)	0-0 5-3		0-0 E6		0-0 1-4-6-3		0-0 3-1		
Gary Sutherland, R OBP: 0.325, SLG: 0.394 (1, 4) (5, 6)	0-0 FC5-4 1B			4-0 4-6-3 BB	0-0 1B		0-0 G3		
John Bateman, R OBP: 0.269, SLG: 0.349 (1, 2)	0-0 FC5-4			0-0 4-6-3	0-0 6-3		0-0 BB 1B		
Ron Fairly, L OBP: 0.386, SLG: 0.405 (1, 3)		4-0 G6-4-3 BB		4-0 L5-3 BB		0-0 F3	4-0 1-2 BB		
Bobby Wine, R OBP: 0.250, SLG: 0.233 Boots Day, L OBP: 0.341, SLG: 0.349 (1, 6) (4, PH) (5, 8)		0-0 F8		0-0 L5-3		0-0 1B SH1-3 1B	0-3 K		
Ernie McAnally, R OBP: 0.077, SLG: 0.079 (1, 1)		0-0 G6-4-3			0-3 K	0-0 SH1-3		0-0 F4	

Inning Stats	R: 2 E: 0 K: 0 S: 5	H: 2 LOB: 1 BB: 1 P: 9	R: 0 E: 0 K: 0 S: 2	H: 0 LOB: 0 BB: 1 P: 6	R: 0 E: 1 K: 0 S: 4	H: 1 LOB: 1 BB: 0 P: 4	R: 0 E: 0 K: 0 S: 2	H: 0 LOB: 1 BB: 2 P: 10	R: 3 E: 0 K: 1 S: 9	H: 4 LOB: 1 BB: 0 P: 9	R: 1 E: 0 K: 1 S: 8	H: 3 LOB: 2 BB: 0 P: 8	R: 0 E: 0 K: 1 S: 6	H: 1 LOB: 2 BB: 1 P: 10	R: 0 E: 0 K: 1 S: 5	H: 0 LOB: 0 BB: 0 P: 5
1B: 9 2B: 2 3B: 0 HR: 1	SF: 0 SAC: 1 DP: 2 HBP: 0	WP: 0 PA: 38 PB: 0 SB: 0 CS: 0														

PITCHER	IP	WLS	BF	H	R	ER	SO	BB	IBB	HBP	BLK	WP	HR	S	P	ERA	WHIP
John Cumberland, L ERA: 2.89 (1, 1)	3.1		16	3	2	2	0	4	0	0	0	0	0	12	28	5.40	2.100
Jim Barr, R ERA: 6.19 (4, 1)	2.1	L	13	7	4	4	1	0	0	0	0	0	1	15	15	15.43	3.000
Steve Hamilton, L ERA: 3.52 (6, 1)	0.1		1	0	0	0	1	0	0	0	0	0	0	3	3	0.00	0.000
Don McMahon, R ERA: 3.64 (7, 1)	2.0		8	1	0	0	2	1	0	0	0	0	0	11	15	0.00	1.000

BOTTOM

San Francisco Giants @ Montreal Expos

Jarry Park, Montreal, QB

Sun Aug 22 1971, 3:33 AM EDT
Att. 28,102 - Unknown

AB	R	H	RBI	BB	SO	LOB
5	1	2	0	0	0	0
4	2	2	1	1	1	0
4	2	3	4	0	1	2
4	0	0	0	0	0	2
3	0	2	1	1	0	0
4	0	1	0	0	0	3
1	0	0	0	3	0	0
1	0	0	0	0	0	1
3	1	1	0	0	1	4
3	0	0	0	0	1	1

AB	32
R	6
H	11
RBI	6
BB	5
SO	4
LOB	13

PITCHER	IP	WLS	BF	H	R	ER	SO	BB	IBB	HBP	BLK	WP	HR	S	P	ERA	WHIP
John Cumberland, L ERA: 2.89 (1, 1)	3.1		16	3	2	2	0	4	0	0	0	0	0	12	28	5.40	2.100
Jim Barr, R ERA: 6.19 (4, 1)	2.1	L	13	7	4	4	1	0	0	0	0	0	1	15	15	15.43	3.000
Steve Hamilton, L ERA: 3.52 (6, 1)	0.1		1	0	0	0	1	0	0	0	0	0	0	3	3	0.00	0.000
Don McMahon, R ERA: 3.64 (7, 1)	2.0		8	1	0	0	2	1	0	0	0	0	0	11	15	0.00	1.000

Batter	1	2	3	4	5	6	7	8	9	AB R H RBI BB SO LOB	TOP
Ken Henderson, S OBP: 0.383, SLG: 0.472 (1, 7) X	0-0 F8		0-0 WP 2B		0-0 4-3		0-0 1B		0-0 G3	5 1 2 0 0 0 0	
Tito Fuentes, S OBP: 0.302, SLG: 0.348 (1, 4) X	0-0 F8		0-0 6-3		0-0 4-3		0-0 F8		0-0 3-1	5 0 0 1 0 0 2	
Willie Mays, R OBP: 0.431, SLG: 0.512 (1, 8) X	0-0 WP 1B		0-0 5-3			0-0 1-3 2B	4-0 BB			3 1 2 0 1 0 0	
Willie McCovey, L OBP: 0.380, SLG: 0.441 (1, 3) B B B	4-0 1-3 BB		0-0 3-H F7			0-0 1-3 2B	0-0 3-1			3 0 0 0 1 0 3	
Bobby Bonds, R OBP: 0.378, SLG: 0.515 (1, 9) S S S	0-3 K			0-0 HR		0-0 3-H 1B 2B		0-3 K		4 2 2 2 0 2 2	
Al Gallagher, R OBP: 0.352, SLG: 0.404 (1, 5) X		0-0 F2		0-0 6-3		0-0 2-H FC4 1B		0-0 6-3		4 0 1 1 0 0 0	
Chris Speier, R OBP: 0.304, SLG: 0.327 (1, 6) X		0-0 6-3		0-0 6-3		0-0 FC4		0-0 1B		4 0 1 0 0 0 1	
Russ Gibson, R OBP: 0.238, SLG: 0.366 (1, 2) S S S		0-3 K		0-0 4-3		0-0 6-3		0-3 K		4 0 0 0 0 2 2	
Don Carrithers, R OBP: 0.111, SLG: 0.111 (1, 1) X			0-0 E6 2B			0-3 K			0-0 6-3	2 1 0 0 0 1 0	
Jerry Johnson, R (6, 1)			0-0 6-3						0-0 6-3	2 0 0 0 0 0 0	
Inning Stats	R: 0 H: 1 E: 0 LOB: 2 K: 1 BB: 1 S: 6 P: 10	R: 0 H: 0 E: 0 LOB: 0 K: 1 BB: 0 S: 5 P: 5	R: 2 H: 1 E: 1 LOB: 0 K: 0 BB: 0 S: 5 P: 5	R: 1 H: 1 E: 0 LOB: 0 K: 0 BB: 0 S: 4 P: 4	R: 0 H: 0 E: 0 LOB: 0 K: 1 BB: 0 S: 5 P: 5	R: 2 H: 3 E: 0 LOB: 1 K: 0 BB: 0 S: 6 P: 6	R: 0 H: 1 E: 0 LOB: 2 K: 2 BB: 1 S: 4 P: 8	R: 0 H: 1 E: 0 LOB: 1 K: 2 BB: 0 S: 8 P: 8	R: 0 H: 0 E: 0 LOB: 0 K: 0 BB: 0 S: 3 P: 3	1B: 4 SF: 0 2B: 3 SAC: 0 3B: 0 DP: 0 HR: 1 HBP: 0	WP: 2 PA: 38 PB: 0 SB: 2 CS: 0
PITCHER	IP WLS BF H R ER SO BB IBB HBP BLK WP HR S P ERA WHIP										
Jim McAndrew, R ERA: 5.05 (1, 1)	5.1 L 24 6 5 4 3 1 0 0 0 2 1 29 33 6.75 1.312										
Nolan Ryan, R ERA: 3.37 (6, 1)	0.2 2 0 0 0 0 0 0 0 0 0 0 2 2 0.00 0.000										
Danny Frisella, R ERA: 2.15 (7, 1)	3.0 12 2 0 0 2 1 0 0 0 0 0 15 19 0.00 1.000										

San Francisco Giants @ New York Mets
 Shea Stadium, Flushing, NY
 Mon Aug 23 1971, 7:05 PM EDT
 Att: 42,293 - Unknown

livebaseballscorecards.com

AB	36
R	5
H	8
RBI	4
BB	2
SO	5
LOB	10



Batter	1	2	3	4	5	6	7	8	9	AB R H RBI BB SO LOB	TOP											
Ken Henderson, S (1, 7) OBP: 0.381, SLG: 0.468	0-0 6-3		4-0 BB		0-0 FC6-4		0-0 G6-4-3			3 0 0 0 1 0 3												
Tito Fuentes, S (1, 4) OBP: 0.300, SLG: 0.346	0-3 K		0-0 6-3		0-0 FC6-4		0-0 1-3			4 0 0 1 0 1 2												
Willie Mays, R (1, 8) OBP: 0.432, SLG: 0.510	0-0 6-3			0-0 HR	0-3 K			4-0 BB		3 1 1 0 1 1 1												
Bobby Bonds, R (1, 9) OBP: 0.377, SLG: 0.519		0-0 5-3		0-0 HR		0-0 F2		0-0 F8		4 1 1 2 0 0 1												
Dave Kingman, R (1, 3) OBP: 0.259, SLG: 0.558		0-0 F8		0-3 K		0-0 1B		0-3 K		4 0 1 0 0 2 1												
Dick Dietz, R (1, 2) OBP: 0.395, SLG: 0.424		4-0 BB		0-0 F7		0-0 F9		0-0 6-3		3 0 0 0 1 0 2												
Chris Speier, R (1, 6) OBP: 0.304, SLG: 0.325		0-0 F7		0-3 K		4-0 BB		0-3 K	3 0 0 0 1 2 1													
Al Gallagher, R (1, 5) OBP: 0.351, SLG: 0.402			0-0 6-3		0-0 FC6-4 1B	0-3 K		0-0 5-3	4 1 1 0 0 1 2													
Hal Lanier, R (9, 5) OBP: 0.289, SLG: 0.292					0-0 FC6-4 1B				0 0 0 0 0 0 0													
Juan Marichal, R (1, 1) OBP: 0.155, SLG: 0.253			0-3 K		0-0 FC6-4 1B		0-0 G6-4-3 1B		0-0 6-3	4 0 2 0 0 1 0												
Inning Stats	R: 0 E: 0 K: 1 S: 5	H: 0 LOB: 0 BB: 0 P: 5	R: 0 E: 0 K: 0 S: 3	H: 0 LOB: 1 BB: 1 P: 7	R: 0 E: 0 K: 1 S: 5	H: 0 LOB: 1 BB: 1 P: 9	R: 2 E: 0 K: 2 S: 9	H: 2 LOB: 0 BB: 0 P: 9	R: 1 E: 0 K: 1 S: 7	H: 2 LOB: 1 BB: 0 P: 7	R: 0 E: 0 K: 1 S: 6	H: 1 LOB: 2 BB: 1 P: 10	R: 0 E: 0 K: 0 S: 3	H: 1 LOB: 0 BB: 0 P: 3	R: 0 E: 0 K: 1 S: 5	H: 0 LOB: 1 BB: 1 P: 9	R: 0 E: 0 K: 1 S: 5	H: 0 LOB: 0 BB: 0 P: 5	1B: 5 2B: 0 3B: 0 HR: 1	SF: 0 SAC: 0 DP: 1 HBP: 0	WP: 0 PB: 0 SB: 2 CS: 0	PA: 36
PITCHER	IP WLS BF H R ER SO BB IBB HBP BLK WP HR S P ERA WHIP																					
Ray Sadecki, L (1, 1) ERA: 2.78	7.0 L 29 6 3 3 6 3 0 0 0 0 0 1 38 50 3.86 1.286																					
Tug McGraw, L (8, 1) ERA: 1.85	2.0 7 0 0 0 2 1 0 0 0 0 0 0 10 14 0.00 0.500																					

San Francisco Giants @ New York Mets
 Shea Stadium, Flushing, NY
 Tue Aug 24 1971, 7:05 PM EDT
 Att: 47,670 - Unknown

livebaseballscorecards.com

AB	32
R	3
H	6
RBI	3
BB	4
SO	8
LOB	13



Batter	1	2	3	4	5	6	7	8	9	AB R H RBI BB SO LOB
Bud Harrelson, S OBP: 0.334, SLG: 0.318 (1, 6) X	0-0 4-3 1B	0-0 F7		0-0 F9 1B PB 1B 2-H		0-0 3-1				4 1 1 1 0 0 3
Wayne Garrett, L OBP: 0.359, SLG: 0.279 (1, 5) X	0-0 FC5-4 1B		0-3 K	0-0 PB 1B 1-2		0-0 F8				4 0 2 0 0 1 0
Cleon Jones, R OBP: 0.381, SLG: 0.487 (1, 7) X	0-0 FC5-4 1-2f		4-0 1B E BB	0-0 F9 2-3		0-0 1-3				3 1 0 0 1 0 3
Art Shamsky, L OBP: 0.283, SLG: 0.388 Don Hahn, R OBP: 0.321, SLG: 0.269 (1, 9) X (8, 8)	0-0 F4		0-0 F8	0-0 F6 1-2 3-H		0-3 K				4 0 0 0 0 1 3 0 0 0 0 0 0 0
Ken Boswell, L OBP: 0.350, SLG: 0.387 (1, 4)		4-0 1B BB	0-0 E7 1B 1-H		0-0 G3		0-3 K			3 0 1 0 1 1 0
Tommie Agee, R OBP: 0.357, SLG: 0.432 (1, 8) (8, 9)		0-0 1-3 1B	0-0 6-3		0-0 HR		0-3 K			4 1 2 1 0 1 1
Ed Kranepool, L OBP: 0.532, SLG: 0.442 (1, 3)		0-0 G3		0-0 HR	0-0 3-1		0-0 G3			4 1 1 1 0 0 2
Duffy Dyer, R OBP: 0.312, SLG: 0.339 (1, 2)		4-0 BB		0-0 PB SH1-4 1B 1B	0-0 6-3		0-0 1-3			3 1 1 0 1 0 0
Jerry Koosman, R OBP: 0.244, SLG: 0.162 (1, 1)		0-3 K		0-0 SH1-4 1-2		0-0 5-3				2 0 0 0 0 1 3

Inning Stats	R: 0	H: 1	E: 0	LOB: 1	K: 0	BB: 0	S: 4	P: 4	R: 0	H: 1	E: 0	LOB: 3	K: 1	BB: 2	S: 6	P: 14	R: 1	H: 1	E: 1	LOB: 1	K: 1	BB: 1	S: 6	P: 10	R: 3	H: 4	E: 0	LOB: 1	K: 0	BB: 0	S: 7	P: 7	R: 1	H: 1	E: 0	LOB: 0	K: 0	BB: 0	S: 4	P: 4	R: 0	H: 0	E: 0	LOB: 0	K: 2	BB: 0	S: 7	P: 7	R: 0	H: 0	E: 0	LOB: 0	K: 1	BB: 0	S: 5	P: 5
1B: 6	SF: 0	2B: 0	SAC: 1	3B: 0	DP: 0	HR: 2	HBP: 0	WP: 0	PA: 35																																															

PITCHER	IP	WLS	BF	H	R	ER	SO	BB	IBB	HBP	BLK	WP	HR	S	P	ERA	WHIP
Gaylord Perry, R ERA: 3.25 (1, 1)	5.0	L	26	8	5	3	2	3	0	0	0	0	2	27	39	5.40	2.200
Jim Barr, R ERA: 5.5 (6, 1)	2.0		6	0	0	0	2	0	0	0	0	0	0	10	10	0.00	0.000
Don McMahon, R ERA: 3.58 (8, 1)	1.0		3	0	0	0	1	0	0	0	0	0	0	5	5	0.00	0.000

BOTTOM

San Francisco Giants @ New York Mets
Shea Stadium, Flushing, NY

Wed Aug 25 1971, 3:33 AM EDT
Att. 44,094 - Unknown

AB	31
R	5
H	8
RBI	3
BB	3
SO	5
LOB	15

livebaseballscorecards.com

Batter	1	2	3	4	5	6	7	8	9	AB R H RBI BB SO LOB	TOP											
Ken Henderson, S (1, 7) OBP: 0.381, SLG: 0.464	0-3 K		0-0 1B		0-0 F8		0-3 K		0-0 6-3	5 0 1 1 0 2 0	San Francisco Giants @ Philadelphia Phillies Veterans Stadium, Philadelphia, PA Sat Aug 28 1971, 7:05 PM EDT Unknown											
Tito Fuentes, S (1, 4) OBP: 0.297, SLG: 0.342	0-0 F8		0-0 F7		0-0 SF7 1B		0-0 6-3		0-0 4-3	5 1 1 0 0 0 1												
Willie Mays, R (1, 8) OBP: 0.428, SLG: 0.512	0-0 F8		0-0 F9		4-0 BB 1-3			0-0 HR		3 1 1 1 1 0 1												
Bobby Bonds, R (1, 9) OBP: 0.375, SLG: 0.518		0-0 F8		0-3 K	0-0 SF7			0-0 1B 1B		3 0 1 1 0 1 0												
Dave Kingman, R (1, 3) OBP: 0.277, SLG: 0.579		0-0 F7		4-0 FC6-5 BB	0-0 F5			0-0 F8		3 0 0 0 1 0 2												
Dick Dietz, R (1, 2) OBP: 0.391, SLG: 0.416		0-0 F8		0-0 FC6-5 1B		4-0 BB CS		0-0 F8		3 1 0 0 1 0 2												
Chris Speier, R (1, 6) OBP: 0.305, SLG: 0.325			4-0 S 1B BB	0-0 1B 1-2	0-0 1B	0-0 5-3 1-2		0-0 FC6-4 1B		3 1 2 0 1 0 1												
Al Gallagher, R (1, 5) OBP: 0.350, SLG: 0.400			0-0 SH5-4 1B 1B	0-0 1B 1-3 2-H	0-0 1B	0-0 6-3		0-0 FC6-4 1-2f		4 1 2 2 0 0 2												
Don Carrithers, R (1, 1) OBP: 0.100, SLG: 0.100			0-0 SH5-4	0-3 K			0-0 F4		0-3 K	1 0 0 0 0 1 2												
Steve Hamilton, L (5, 1)										0 0 0 0 0 0 0												
Jim Ray Hart, R (7, PH) OBP: 0.273, SLG: 0.316										1 0 0 0 0 0 0												
Jerry Johnson, R (7, 1)										1 0 0 0 0 1 0												
Inning Stats	R: 0 E: 0 K: 1 S: 5	H: 0 LOB: 0 BB: 0 P: 5	R: 0 E: 0 K: 0 S: 3	H: 0 LOB: 0 BB: 0 P: 3	R: 2 E: 0 K: 0 S: 5	H: 2 LOB: 1 BB: 1 P: 9	R: 1 E: 0 K: 2 S: 9	H: 2 LOB: 2 BB: 1 P: 13	R: 1 E: 1 K: 0 S: 4	H: 1 LOB: 1 BB: 1 P: 8	R: 0 E: 0 K: 0 S: 2	H: 0 LOB: 0 BB: 1 P: 6	R: 0 E: 0 K: 1 S: 5	H: 0 LOB: 0 BB: 0 P: 5	R: 1 E: 0 K: 0 S: 6	H: 3 LOB: 2 BB: 0 P: 6	R: 0 E: 0 K: 1 S: 5	H: 0 LOB: 0 BB: 0 P: 5	1B: 7 2B: 0 3B: 0 HR: 1	SF: 1 SAC: 1 DP: 0 HBP: 0	WP: 0 PB: 0 SB: 2 CS: 1	PA: 38
PITCHER	IP WLS BF H R ER SO BB IBB HBP BLK WP HR S P ERA WHIP																					
Woody Fryman, L (1, 1) ERA: 2.79	5.0 L 23 5 4 3 3 3 0 0 0 0 0 0 26 38 5.40 1.600																					
Darrell Brandon, R (6, 1) ERA: 3.61	2.0 6 0 0 0 1 1 0 0 0 0 0 0 7 11 0.00 0.500																					
Dick Selma, R (8, 1) ERA: 3.71	2.0 9 3 1 1 1 0 0 0 0 0 0 1 11 11 4.50 1.500																					

livebaseballscorecards.com

AB	32
R	5
H	8
RBI	5
BB	4
SO	5
LOB	11



BOTTOM

San Francisco Giants @ Philadelphia Phillies
Veterans Stadium, Philadelphia, PA
 Sat Aug 28 1971, 7:05 PM EDT
 Unknown

livebaseballscorecards.com

AB	28
R	2
H	3
RBI	2
BB	7
SO	5
LOB	17



WP	1	PA	37
PB	0		
SB	0		
CS	0		

Batter	1	2	3	4	5	6	7	8	9	AB	R	H	RBI	BB	SO	LOB
Ron Stone, L (1, 9) OBP: 0.325, SLG: 0.320	0-0 3-1		0-0 SF8-3-2		0-0 SF8		0-3 K		0-0 6-3	3	0	0	2	0	1	1
Larry Bowa, S (1, 6) OBP: 0.285, SLG: 0.294	0-0 F8			0-0 6-3	0-0 F4		0-3 K			4	0	0	0	0	1	3
Tim McCarver, L (1, 2) OBP: 0.327, SLG: 0.415	0-0 G3			4-0 BB		0-0 F7		0-0 G3		3	0	0	0	1	0	0
Willie Montanez, L (1, 8) OBP: 0.325, SLG: 0.481		0-0 6-3		0-0 F8		4-0 FC6-4 BB		4-0 1B 5-3 BB		2	0	0	0	2	0	1
Deron Johnson, R (1, 3) OBP: 0.345, SLG: 0.489		0-0 F3		0-3 K		4-0 FC6-4 BB		0-0 5-3		3	0	0	0	1	1	2
Oscar Gamble, L (1, 7) OBP: 0.271, SLG: 0.321		0-0 4-3			0-0 F8	0-0 FC6-4		0-0 2-3 1B		4	0	1	0	0	0	2
Terry Harmon, R (1, 4) OBP: 0.294, SLG: 0.258			0-0 4-3 WP		4-0 E BB	0-0 F8		0-3 K		3	2	1	0	1	1	4
John Vukovich, R (1, 5) OBP: 0.227, SLG: 0.207			0-0 4-3		4-0 SF8 E		4-0 BB		0-0 F3	2	0	0	0	2	0	1
Woodie Fryman, R (1, 1) Byron Browne, R (5, PH) Darrell Brandon, R (6, 1) Bobby Pilel, R (7, PH) Dick Selma, R (8, 1) Roger Freed, R (9, PH)			0-0 SF8-3-2		0-0 E4		0-3 K		0-0 F8	1	0	1	0	0	0	0

Inning Stats	R: 0	H: 0	E: 0	LOB: 0	K: 0	S: 3	P: 3	R: 0	H: 0	E: 0	LOB: 0	K: 0	S: 3	P: 3	R: 1	H: 2	E: 0	LOB: 0	K: 0	S: 4	P: 4	R: 0	H: 0	E: 0	LOB: 1	K: 1	S: 5	P: 9	R: 1	H: 0	E: 1	LOB: 2	K: 0	S: 4	P: 12	R: 0	H: 0	E: 0	LOB: 2	K: 0	S: 3	P: 11	R: 0	H: 0	E: 0	LOB: 1	K: 3	S: 9	P: 13	R: 0	H: 1	E: 0	LOB: 2	K: 1	S: 6	P: 10	R: 0	H: 0	E: 0	LOB: 0	K: 0	S: 3	P: 3	1B: 3	SF: 2	2B: 1	SAC: 0	3B: 0	DP: 1	HR: 0	HBP: 0	WP: 1	PA: 37
--------------	------	------	------	--------	------	------	------	------	------	------	--------	------	------	------	------	------	------	--------	------	------	------	------	------	------	--------	------	------	------	------	------	------	--------	------	------	-------	------	------	------	--------	------	------	-------	------	------	------	--------	------	------	-------	------	------	------	--------	------	------	-------	------	------	------	--------	------	------	------	-------	-------	-------	--------	-------	-------	-------	--------	-------	--------

PITCHER	IP	WLS	BF	H	R	ER	SO	BB	IBB	HBP	BLK	WP	HR	S	P	ERA	WHIP
Don Carrithers, R (1, 1) ERA: 4.09	4.1		18	2	2	1	1	3	0	0	0	1	0	17	29	2.08	1.154
Steve Hamilton, L (5, 1) ERA: 3.38	1.2	W	7	0	0	0	0	2	0	0	0	0	0	5	13	0.00	1.200
Jerry Johnson, R (7, 1) ERA: 2.51	3.0	S	12	1	0	0	4	2	0	0	0	0	0	18	26	0.00	1.000

Batter	1	2	3	4	5	6	7	8	9	AB R H RBI BB SO LOB	TOP											
Ken Henderson, S (1, 7) OBP: 0.379, SLG: 0.462	0-3 K	0-0 4-3			0-3 K			0-0 FC4-8 1B		4 0 1 0 0 2 0	San Francisco Giants @ Philadelphia Phillies Veterans Stadium, Philadelphia, PA Sat Aug 28 1971, 7:05 PM EDT Att: 33,012 - Unknown											
Tito Fuentes, S (1, 4) OBP: 0.296, SLG: 0.341	0-0 F7		0-0 G6-4-3 1B		0-0 4-3		0-0 FC4-6		4 0 1 0 0 0 1													
Bobby Bonds, R (1, 9) OBP: 0.374, SLG: 0.518	0-0 2B		0-0 G6-4-3		0-0 E6 2B		0-3 K		4 2 1 0 0 1 2													
Willie McCovey, L (1, 3) OBP: 0.378, SLG: 0.442	0-0 1B		0-0 6-3		0-3 K		0-0 F3		4 1 1 1 0 1 2													
Al Gallagher, R (1, 5) OBP: 0.354, SLG: 0.410	0-0 1B			0-3 K		0-0 2B		0-0 2B	4 0 3 2 0 1 0													
Fran Healy, R (1, 2) OBP: 0.407, SLG: 0.430	4-0 BB			0-0 5-3		0-3 K		0-3 K	2 0 0 0 1 1 1													
Dick Dietz, R (9, PH) OBP: 0.390, SLG: 0.415									1 0 0 0 0 1 1													
Chris Speier, R (1, 6) OBP: 0.305, SLG: 0.323	0-0 F9			0-3 K		0-0 F9		4-0 BB	3 0 0 0 1 1 2													
Jimmy Rosario, S (1, 8) OBP: 0.360, SLG: 0.290		0-0 F6			0-0 B3-6-4 1B		0-0 3-1	0-0 F7	3 0 1 0 0 0 0													
Dave Kingman, R (9, PH) OBP: 0.273, SLG: 0.569									1 0 0 0 0 0 2													
John Cumberland, R (1, 1) OBP: 0.140, SLG: 0.119		0-3 K			0-0 B3-6-4		0-3 K	0-3 K	3 0 0 0 0 2 1													
Don McMahon, R (7, 1)									0 0 0 0 0 0 0													
Willie Mays, R (9, PH) OBP: 0.427, SLG: 0.510									1 0 0 0 0 1 2													
Inning Stats	R: 2 E: 0 K: 1 S: 8	H: 3 LOB: 2 BB: 1 P: 12	R: 0 E: 0 K: 1 S: 5	H: 0 LOB: 0 BB: 0 P: 5	R: 0 E: 0 K: 0 S: 3	H: 1 LOB: 0 BB: 0 P: 3	R: 0 E: 0 K: 2 S: 7	H: 0 LOB: 0 BB: 0 P: 7	R: 0 E: 0 K: 1 S: 5	H: 1 LOB: 0 BB: 0 P: 5	R: 1 E: 1 K: 2 S: 9	H: 1 LOB: 1 BB: 0 P: 9	R: 0 E: 0 K: 1 S: 5	H: 0 LOB: 0 BB: 0 P: 5	R: 0 E: 0 K: 1 S: 6	H: 1 LOB: 1 BB: 0 P: 6	R: 0 E: 0 K: 2 S: 8	H: 1 LOB: 2 BB: 1 P: 12	1B: 4 2B: 4 3B: 0 HR: 0	SF: 0 SAC: 0 DP: 2 HBP: 0	WP: 0 PB: 0 SB: 1 CS: 0	PA: 36
PITCHER Rick Wise, R (1, 1) ERA: 2.88	IP: 9.0 WLS: W BF: 36 H: 8 R: 3 ER: 2 SO: 11 BB: 2 IBB: 0 HBP: 0 BLK: 0 WP: 0 HR: 0 S: 56 P: 64 ERA: 2.00 WHIP: 1.111											PITCHER	IP: 9.0 WLS: W BF: 36 H: 8 R: 3 ER: 2 SO: 11 BB: 2 IBB: 0 HBP: 0 BLK: 0 WP: 0 HR: 0 S: 56 P: 64 ERA: 2.00 WHIP: 1.111									

livebaseballscorecards.com

AB	34
R	3
H	8
RBI	3
BB	2
SO	11
LOB	14



Batter	1	2	3	4	5	6	7	8	9
Larry Bowa, S OBP: 0.287, SLG: 0.294 (1, 6)	0-0 G4-6-3 1B		0-0 F5		0-0 F7		4-0 BB		
Terry Harmon, R OBP: 0.288, SLG: 0.253 (1, 4)	0-0 F4		0-0 F8			0-0 F9	0-3 K		
Willie Montanez, L OBP: 0.323, SLG: 0.478 (1, 8)	0-0 G4-6-3 1-2f			0-0 F7		0-0 F7	0-0 4-3		
Deron Johnson, R OBP: 0.344, SLG: 0.489 (1, 3)		0-0 1B 2B		0-3 K		0-0 F3		0-3 K	
Byron Browne, R OBP: 0.289, SLG: 0.382 Oscar Gamble, L OBP: 0.270, SLG: 0.319 (7, PR) (8, 7)		0-0 5-3		0-0 HR		4-0 BB HR BB	0-3 K		
Roger Freed, R OBP: 0.303, SLG: 0.294 (1, 9)		0-0 F8		0-0 F8		4-0 1-2 HR BB BB	4-0 BB		
Bobby Pfeil, R OBP: 0.329, SLG: 0.403 (1, 5)		0-0 2-H 1B			0-0 F9		0-3 K	0-3 K	
Mike Ryan, R OBP: 0.230, SLG: 0.296 Tim McCarver, L OBP: 0.328, SLG: 0.415 (7, PH) (8, 2)		0-0 F5			0-0 F7		4-0 1-2 2-3 HR BB		
Rick Wise, R OBP: 0.275, SLG: 0.519 (1, 1)			0-0 F8		0-0 HR		0-0 1-H 2-H 3-H HR		

Inning Stats	R: 0	H: 1	E: 0	K: 0	S: 3	R: 1	H: 2	E: 0	K: 0	S: 5	R: 0	H: 0	E: 0	K: 0	S: 3	R: 1	H: 1	E: 0	K: 1	S: 6	R: 1	H: 1	E: 0	K: 0	S: 4	R: 0	H: 0	E: 0	K: 0	S: 3	R: 4	H: 1	E: 0	K: 2	S: 8	R: 0	H: 0	E: 0	K: 3	S: 9		
	LOB: 0	BB: 0	P: 3	LOB: 1	BB: 0	P: 5	LOB: 0	BB: 0	P: 3	LOB: 0	BB: 0	P: 3	LOB: 0	BB: 0	P: 3	LOB: 0	BB: 0	P: 6	LOB: 0	BB: 0	P: 4	LOB: 0	BB: 0	P: 4	LOB: 1	BB: 0	P: 3	LOB: 1	BB: 0	P: 24	LOB: 1	BB: 1	P: 13	LOB: 1	BB: 1	P: 13						

PITCHER	IP	WLS	BF	H	R	ER	SO	BB	IBB	HBP	BLK	WP	HR	S	P	ERA	WHIP
John Cumberland, L ERA: 3.09 (1, 1)	6.0	L	24	5	5	5	1	2	0	0	0	0	2	24	32	7.50	1.167
Don McMahon, R ERA: 3.74 (7, 1)	2.0		10	1	2	2	5	3	0	0	0	0	1	17	29	9.00	2.000

BOTTOM

AB	R	H	RBI	BB	SO	LOB
3	0	1	0	1	0	0
4	0	0	0	0	1	2
4	0	0	0	0	0	2
4	1	1	0	0	2	0
2	1	1	1	1	0	1
1	1	0	0	0	1	0
2	1	0	0	2	0	1
4	0	1	1	0	2	3
2	0	0	0	0	0	1
0	1	0	0	1	0	0
3	2	2	5	0	0	0

AB	29
R	7
H	6
RBI	7
BB	5
SO	6
LOB	10



WP	PA	ERA	WHIP
0	34		

San Francisco Giants @ Philadelphia Phillies
Veterans Stadium, Philadelphia, PA
Sat Aug 28 1971, 7:05 PM EDT
Att. 33,012 - Unknown

livebaseballscorecards.com

Batter	1	2	3	4	5	6	7	8	9	AB R H RBI BB SO LOB	TOP											
Ken Henderson, S (1, 7) OBP: 0.382, SLG: 0.459	4-0 E 1-3 BB	0-0 F7		4-0 S 1B BB		0-0 4-3	4-0 1B BB			2 2 0 0 3 0 1												
Tito Fuentes, S (1, 4) OBP: 0.299, SLG: 0.344	0-0 1-3	0-0		0-3 K		4-0 BB HR BB	0-0 1-2 2-H 1B			4 1 2 1 1 1 2												
Willie Mays, R (1, 8) OBP: 0.429, SLG: 0.509	4-0 BB E BB	0-3 K		0-0 2-H 1B		4-0 1-2 HR BB		0-3 K		3 1 1 1 2 2 1												
Jimmy Rosario, S (9, 8) OBP: 0.360, SLG: 0.290										0 0 0 0 0 0 0												
Bobby Bonds, R (1, 9) OBP: 0.373, SLG: 0.521	0-0 F9		0-0 5-3	0-0 F6		0-0 1-H 2-H HR		0-3 K		5 1 1 3 0 1 3												
Dick Dietz, R (1, 2) OBP: 0.388, SLG: 0.410	4-0 BB BB		0-0 F7	0-3 K		0-3 K		0-0 1-3		4 0 0 0 1 2 1												
Dave Kingman, R (1, 3) OBP: 0.262, SLG: 0.541	4-0 1-2 2-3 3-H BB		4-0 2B BB		0-0 F6	0-3 K		0-3 K		3 1 0 1 2 2 0												
Al Gallagher, R (1, 5) OBP: 0.357, SLG: 0.412	0-0 L4		0-0 1B 2B	1-0 L6-4 BB HBP		4-0 1B BB		0-3 K		3 1 1 1 1 1 3												
Chris Speier, R (1, 6) OBP: 0.309, SLG: 0.328		0-0 F7 SH1-4 2B 1B	0-0 2B 1B	4-0 1-2 BB		0-0 5-3		0-0 2B		4 1 3 1 1 0 1												
Juan Marichal, R (1, 1) OBP: 0.148, SLG: 0.241		0-0 SH1-4	0-3 K	0-0 L6-4		0-0 F7		0-0 F8		4 0 0 0 0 1 5												
Inning Stats	R: 1 E: 1 K: 0 S: 3	H: 0 LOB: 3 BB: 4 P: 19	R: 1 E: 0 K: 1 S: 7	H: 2 LOB: 1 BB: 0 P: 7	R: 2 E: 0 K: 1 S: 7	H: 2 LOB: 1 BB: 1 P: 11	R: 1 E: 0 K: 2 S: 8	H: 1 LOB: 1 BB: 1 P: 12	R: 0 E: 0 K: 0 S: 2	H: 0 LOB: 1 BB: 1 P: 7	R: 3 E: 0 K: 2 S: 8	H: 1 LOB: 0 BB: 2 P: 16	R: 0 E: 0 K: 0 S: 3	H: 1 LOB: 3 BB: 2 P: 11	R: 0 E: 0 K: 2 S: 7	H: 0 LOB: 0 BB: 0 P: 7	R: 0 E: 0 K: 2 S: 8	H: 1 LOB: 1 BB: 0 P: 8	1B: 4 2B: 4 3B: 0 HR: 1	SF: 0 SAC: 1 DP: 1 HBP: 1	WP: 0 PB: 0 SB: 1 CS: 0	PA: 45
PITCHER	IP WLS BF H R ER SO BB IBB HBP BLK WP HR S P ERA WHIP																					
Ken Reynolds, L (1, 1) ERA: 4.37	2.2 L 17 4 4 4 1 5 0 0 0 0 0 0 14 34 13.50 3.375																					
Bill Champion, R (3, 1) ERA: 4.86	1.2 9 1 1 1 3 2 0 1 0 0 0 0 12 21 5.40 1.800																					
Darrell Brandon, R (5, 1) ERA: 3.91	1.2 7 1 3 3 2 2 0 0 0 0 0 1 9 17 16.20 1.800																					
Jim Bunning, R (7, 1) ERA: 5.5	3.0 12 2 0 0 4 2 0 0 0 0 0 0 18 26 0.00 1.333																					

San Francisco Giants @ Philadelphia Phillies
Veterans Stadium, Philadelphia, PA
Sun Aug 29 1971, 3:33 AM EDT
Att: 26,825 - Unknown

livebaseballscorecards.com

AB	32
R	8
H	8
RBI	8
BB	11
SO	10
LOB	17



Batter	1	2	3	4	5	6	7	8	9	AB	R	H	RBI	BB	SO	LOB
Ron Stone, L (1, 9) OBP: 0.324, SLG: 0.318	0-0 F9		0-0 F9			0-0 1B 1B	0-0 F5			4	1	1	0	0	0	0
Larry Bowa, S (1, 6) OBP: 0.287, SLG: 0.294	0-3 K			0-0 1-3		0-0 1B 1B E		0-0 4-3		4	1	1	0	0	1	0
Tim McCarver, L (1, 2) OBP: 0.330, SLG: 0.416	0-0 F9			0-0 F3		0-0 FC5 E 1B		0-0 1B		4	0	2	1	0	0	0
Deron Johnson, R (1, 3) OBP: 0.345, SLG: 0.489		0-0 FC6-4 1B		0-0 1B		0-3 K		0-3 K		4	0	2	0	0	2	3
Willie Montanez, L (1, 8) OBP: 0.321, SLG: 0.474		0-3 K		0-3 K		0-0 E4 FC5		0-0 F5		4	0	0	1	0	2	4
Byron Browne, R (1, 7) OBP: 0.289, SLG: 0.382		0-0 FC6-4			0-0 F7	0-0 FC5		0-3 K		0	0	0	0	0	0	0
Oscar Gamble, L (2, 7) OBP: 0.266, SLG: 0.315		1-2 FC6-4				1-2 2-3f FC5		0-3 K		3	0	0	0	0	0	3
Jim Bunning, R (7, 1) OBP: 0.148, SLG: 0.240										0	0	0	0	0	0	0
Roger Freed, R (9, PH) OBP: 0.302, SLG: 0.293										1	0	0	0	0	1	0
Terry Harmon, R (1, 4) OBP: 0.282, SLG: 0.247		0-0 F9			0-0 F9	0-0 F4		0-3 K		4	0	0	0	0	1	3
John Vukovich, R (1, 5) OBP: 0.223, SLG: 0.203			0-0 F7		0-0 6-3		0-0 6-3		0-0 F8	4	0	0	0	0	0	0
Ken Reynolds, L (1, 1) OBP: 0.214, SLG: 0.205			0-3 K				0-0 HR			0	0	0	0	0	0	0
Bill Champion, R (3, 1) OBP: 0.077, SLG: 0.077										1	0	0	0	0	1	0
Darrell Brandon, R (5, 1) OBP: 0.111, SLG: 0.111										0	0	0	0	0	0	0
Joe Lis, R (6, PH) OBP: 0.314, SLG: 0.419										2	1	1	1	0	1	0

Inning Stats	R: 0	H: 0	E: 0	K: 1	S: 5	R: 0	H: 1	E: 0	K: 1	S: 6	R: 0	H: 0	E: 0	K: 1	S: 5	R: 0	H: 1	E: 0	K: 1	S: 6	R: 0	H: 0	E: 0	K: 0	S: 3	R: 3	H: 4	E: 1	K: 1	S: 10	R: 0	H: 0	E: 0	K: 1	S: 5	R: 0	H: 1	E: 0	K: 1	S: 6	R: 0	H: 0	E: 0	K: 2	S: 7	1B: 6	SF: 0	2B: 0	SAC: 0	3B: 0	DP: 0	HR: 1	HBP: 0	WP: 0	PA: 35
	0	0	0	1	5	0	1	0	1	6	0	0	0	1	6	0	0	0	0	1	6	0	0	0	0	3	0	4	2	0	10	0	0	0	5	0	1	0	6	0	0	0	7	6	0	0	0	1	0	0	0	0	0	35	

PITCHER	IP	WLS	BF	H	R	ER	SO	BB	IBB	HBP	BLK	WP	HR	S	P	ERA	WHIP
Juan Marichal, R (1, 1) ERA: 2.8	9.0	W	35	7	3	3	9	0	0	0	0	0	1	53	53	3.00	0.778

BOTTOM

San Francisco Giants @ Philadelphia Phillies
Veterans Stadium, Philadelphia, PA

Sun Aug 29 1971, 3:33 AM EDT
Att. 26,825 - Unknown

livebaseballscorecards.com

AB	35
R	3
H	7
RBI	3
BB	0
SO	9
LOB	13



Batter	1	2	3	4	5	6	7	8	9	AB R H RBI BB SO LOB	TOP
Felix Millan, R (1, 4) OBP: 0.347, SLG: 0.370 Tony La Russa, R (8, 4)	0-3 K		0-0 5-3			0-0 6-3		0-0 F8		4 0 0 0 0 1 1 0 0 0 0 0 0 0	<p>Atlanta Braves @ San Francisco Giants</p> <p>Candlestick Park, San Francisco, CA</p> <p>Tue Aug 31 1971, 10:05 PM EDT</p> <p>Att: 13,615 - Unknown</p> <p>livebaseballscorecards.com</p>
Ralph Garr, L (1, 7) OBP: 0.367, SLG: 0.434	0-0 1-3		0-0 F6			0-0 F8		0-0 WP 1B 1B		4 0 1 0 0 0 1	
Hank Aaron, R (1, 3) OBP: 0.412, SLG: 0.656 Hal King, L (6, 2)	4-0 BB				0-0 F9		0-0 1B	0-0 F7		2 0 1 0 1 0 0 1 0 0 0 0 0 1	
Earl Williams, R (1, 2) OBP: 0.333, SLG: 0.504	0-3 K				0-0 F3		0-3 K	0-0 WP 1B		4 0 1 0 0 2 2	
Mike Lum, L (1, 9) OBP: 0.346, SLG: 0.391		0-0 F7			0-0 6-3		0-0 1B 1B	0-0 G3		4 0 1 0 0 0 2	
Darrell Evans, L (1, 5) OBP: 0.335, SLG: 0.427		0-0 F7			0-0 F8		0-0 1-2 1B	0-0 F8		4 0 1 0 0 0 0	
Sonny Jackson, L (1, 8) OBP: 0.314, SLG: 0.345		0-0 F4			0-0 1B		0-0 F8	0-0 6-3		4 0 1 0 0 0 2	
Marty Perez, R (1, 6) OBP: 0.280, SLG: 0.314			0-0 5-3 SH2-3 1B		0-3 K		0-3 K	0-0 1-3		4 0 1 0 0 2 3	
George Stone, L (1, 1) OBP: 0.203, SLG: 0.224 Ron Herbel, R (5, 1) OBP: 0.111, SLG: 0.111 Zoilo Versalles, R (7, PH) OBP: 0.251, SLG: 0.357 Bob Priddy, R (7, 1) OBP: 0.182, SLG: 0.273			0-0 SH2-3		0-0 G1		0-0 6-3			1 0 0 0 0 0 1 0 0 0 0 0 0 0 1 0 0 0 0 0 2 0 0 0 0 0 0 0	
Inning Stats	R: 0 H: 0 E: 0 LOB: 1 K: 2 BB: 1 S: 7 P: 11	R: 0 H: 0 E: 0 LOB: 0 K: 0 BB: 0 S: 3 P: 3	R: 0 H: 1 E: 0 LOB: 1 K: 0 BB: 0 S: 4 P: 4	R: 0 H: 0 E: 0 LOB: 0 K: 0 BB: 0 S: 3 P: 3	R: 0 H: 1 E: 0 LOB: 1 K: 1 BB: 0 S: 6 P: 6	R: 0 H: 1 E: 0 LOB: 1 K: 1 BB: 0 S: 6 P: 6	R: 0 H: 2 E: 0 LOB: 2 K: 1 BB: 0 S: 7 P: 7	R: 0 H: 2 E: 0 LOB: 2 K: 0 BB: 0 S: 5 P: 5	R: 0 H: 0 E: 0 LOB: 0 K: 0 BB: 0 S: 3 P: 3	1B: 7 SF: 0 2B: 0 SAC: 1 3B: 0 DP: 0 HR: 0 HBP: 0	
PITCHER Gaylord Perry, R (1, 1) ERA: 3.12	IP WLS BF H R ER SO BB IBB HBP BLK WP HR S P ERA WHIP										

AB	33
R	0
H	7
RBI	0
BB	1
SO	5
LOB	15



Batter	1	2	3	4	5	6	7	8	9	AB	R	H	RBI	BB	SO	LOB
Ken Henderson, S (1, 7) OBP: 0.384, SLG: 0.467	0-3 K		0-0 F7	0-0 FC5-2-6 1B	0-0 1-H 2-H HR		4-0 G3-6-3 BB			4	1	2	3	1	1	1
Tito Fuentes, S (1, 4) OBP: 0.296, SLG: 0.341	0-0 F7		0-0 FC1-2 1-3 BB	0-0 1-3 3-H	0-0 F9		0-3 K			5	1	0	0	0	1	4
Willie Mays, R (1, 8) OBP: 0.430, SLG: 0.506 Jimmy Rosario, S (5, PR) OBP: 0.358, SLG: 0.288 (6, 8)	0-3 K		4-0 BB FC1-2 1B IBB	4-0 1-2 BB	0-3 K FC5-4		0-0 G3-6-3 1-2f			2	1	0	0	2	2	0
Bobby Bonds, R (1, 9) OBP: 0.371, SLG: 0.517		0-0 G4-6-3 1B	0-0 FC1-2 BB 1B	0-0 F8	0-0 FC5-4			0-0 4-3		5	1	1	0	0	0	7
Dick Dietz, R (1, 2) OBP: 0.390, SLG: 0.410		0-0 G4-6-3 1-2f	4-0 1B BB		0-0 BB 1B 1B	0-0 F3		4-0 WP 1B BB		3	1	1	1	2	0	1
Dave Kingman, R (1, 3) OBP: 0.316, SLG: 0.569		0-0 1B 2B	0-0 1-3 2-H 3-H 1B		0-0 1-2 1B 1B	4-0 FC5-4 BB		0-3 K		4	2	3	2	1	1	1
Al Gallagher, R (1, 5) OBP: 0.361, SLG: 0.413 Hal Lanier, R (7, 5) OBP: 0.292, SLG: 0.292		0-0 2-H 1B	0-0 F8		4-0 FC1-5 1B 1-2 2-3 BB	4-0 FC5-4 BB		4-0 1B BB		2	0	1	1	2	0	2
Chris Speier, R (1, 6) OBP: 0.312, SLG: 0.331		0-0 F9		0-0 1B SH3-4 FC5-2-6 1B	0-0 1-2 2-H 3-H HR 1B	0-0 FC5-4		0-0 1-2 2-H 1B		5	1	3	2	0	0	3
Gaylord Perry, R (1, 1) OBP: 0.141, SLG: 0.159			4-0 E FC1-2 BB	0-0 SH3-4	0-0 1-2 2-3f HR	0-3 K				2	1	0	0	1	1	4

Inning Stats	R: 0	H: 0	E: 0	K: 2	S: 7	L: 0	LOB: 0	BB: 0	P: 7	R: 1	H: 3	E: 0	K: 0	S: 5	L: 0	LOB: 1	BB: 0	P: 5	R: 3	H: 1	E: 1	K: 0	S: 5	L: 0	LOB: 2	BB: 3	P: 17	R: 0	H: 2	E: 0	K: 0	S: 5	L: 0	LOB: 3	BB: 1	P: 9	R: 5	H: 4	E: 0	K: 1	S: 10	L: 0	LOB: 2	BB: 2	P: 13	R: 0	H: 0	E: 0	K: 1	S: 4	L: 0	LOB: 0	BB: 1	P: 8	R: 0	H: 1	E: 0	K: 1	S: 5	L: 0	LOB: 3	BB: 2	P: 13
--------------	------	------	------	------	------	------	--------	-------	------	------	------	------	------	------	------	--------	-------	------	------	------	------	------	------	------	--------	-------	-------	------	------	------	------	------	------	--------	-------	------	------	------	------	------	-------	------	--------	-------	-------	------	------	------	------	------	------	--------	-------	------	------	------	------	------	------	------	--------	-------	-------

PITCHER	IP	WLS	BF	H	R	ER	SO	BB	IBB	HBP	BLK	WP	HR	S	P	ERA	WHIP
George Stone, L (1, 1) ERA: 3.04	4.0	L	25	8	7	4	2	4	1	0	0	0	0	24	44	9.00	3.000
Ron Herbel, R (5, 1) ERA: 4.89	2.0		11	2	2	2	2	2	0	0	0	1	1	13	21	9.00	2.000
Bob Priddy, R (7, 1) ERA: 4.0	2.0		8	1	0	0	2	3	0	0	0	1	0	9	21	0.00	2.000

BOTTOM

Atlanta Braves @ San Francisco Giants
Candlestick Park, San Francisco, CA

Tue Aug 31 1971, 10:05 PM EDT
Att. 13,615 - Unknown

AB	33
R	9
H	11
RBI	9
BB	10
SO	6
LOB	24

WP: 2 PA: 44
PB: 0
SB: 0
CS: 0



PITCHER	IP	WLS	BF	H	R	ER	SO	BB	IBB	HBP	BLK	WP	HR	S	P	ERA	WHIP
---------	----	-----	----	---	---	----	----	----	-----	-----	-----	----	----	---	---	-----	------

Batter	1	2	3	4	5	6	7	8	9	AB R H RBI BB SO LOB	TOP
Felix Millan, R OBP: 0.344, SLG: 0.367 (1, 4) X	0-0 F8 ①		0-0 6-3 ③			0-0 F4 ②		0-0 6-3 ③		4 0 0 0 0 0 2	Atlanta Braves @ San Francisco Giants Candlestick Park, San Francisco, CA Wed Sep 01 1971, 6:33 AM EDT Att: 10,760 - Unknown livebaseballscorecards.com
Ralph Garr, L OBP: 0.365, SLG: 0.431 (1, 7) X	0-0 G3 ②			0-0 4-3 ①		0-0 FC4 ③		0-0 1-3 ①	4 0 0 0 0 0 1		
Hank Aaron, R OBP: 0.409, SLG: 0.650 (1, 9) X	0-0 F8 ③			0-0 5-3 ②			0-0 F8 ①	0-3 K ②	4 0 0 0 0 1 0		
Earl Williams, R OBP: 0.335, SLG: 0.502 (1, 2) X		0-0 F7 ①		0-3 K ③			0-0 FC5-4 1B	4-0 FC6-4 BB	3 0 1 0 1 1 0		
Zoilo Versalles, R OBP: 0.246, SLG: 0.349 (1, 5) X		0-0 F3 ②			0-0 5-3 ①		0-0 F7 ②	0-0 FC6-4 ③	4 0 0 0 0 0 2		
Tommie Aaron, R OBP: 0.298, SLG: 0.273 (1, 3) X		0-0 1B			0-0 F4 ②		0-0 FC5-4 ③		3 0 1 0 0 0 1		
Mike Lum, L OBP: 0.343, SLG: 0.388 (1, 8) X		0-0 F9 ③			0-0 F4 ③			0-0 F3 ①	3 0 0 0 0 0 1		
Marty Perez, R OBP: 0.280, SLG: 0.317 (1, 6) X			0-0 5-3 ①			0-3 K ①		0-0 2B	3 0 1 0 0 1 0		
Ron Reed, R OBP: 0.149, SLG: 0.149 (1, 1) X			0-0 6-3 ②			0-0 FC4 1B		0-3 K ②	2 0 1 0 0 0 0		
Oscar Brown, R OBP: 0.282, SLG: 0.306 (8, PH)									1 0 0 0 0 1 1		
Steve Barber, L OBP: 0.214, SLG: 0.154 (8, 1)									0 0 0 0 0 0 0		
Inning Stats	R: 0 H: 0 E: 0 LOB: 0 K: 0 BB: 0 S: 3 P: 3	R: 0 H: 1 E: 0 LOB: 1 K: 0 BB: 0 S: 4 P: 4	R: 0 H: 0 E: 0 LOB: 0 K: 0 BB: 0 S: 3 P: 3	R: 0 H: 0 E: 0 LOB: 0 K: 1 BB: 0 S: 5 P: 5	R: 0 H: 0 E: 0 LOB: 0 K: 0 BB: 0 S: 3 P: 3	R: 0 H: 1 E: 0 LOB: 1 K: 1 BB: 0 S: 6 P: 6	R: 0 H: 1 E: 0 LOB: 1 K: 0 BB: 0 S: 4 P: 4	R: 0 H: 1 E: 0 LOB: 1 K: 1 BB: 0 S: 6 P: 6	R: 0 H: 0 E: 0 LOB: 1 K: 1 BB: 1 S: 5 P: 9	1B: 3 SF: 0 2B: 1 SAC: 0 3B: 0 DP: 0 HR: 0 HBP: 0	WP: 0 PA: 32 PB: 0 SB: 0 CS: 0
PITCHER John Cumberland, L (1, 1) ERA: 2.9	IP WLS BF H R ER SO BB IBB HBP BLK WP HR S P ERA WHIP										
	9.0 W 32 4 0 0 4 1 0 0 0 0 0 0 39 43 0.00 0.556										



Batter	1	2	3	4	5	6	7	8	9	AB	R	H	RBI	BB	SO	LOB
Ken Henderson, S OBP: 0.383, SLG: 0.464 (1, 7)	0-3 K BBB	4-0 BB 1-2 2-3		0-0 G1-6-3 1-2f			0-3 K			3	0	0	0	1	2	1
Tito Fuentes, S OBP: 0.298, SLG: 0.342 (1, 4)	0-0 E7 E 1B	0-0 4-3				0-0 F9	0-0 S 1B			4	1	2	0	0	0	3
Bobby Bonds, R OBP: 0.370, SLG: 0.515 (1, 9)	0-0 E7 SF8 1B		0-0 6-3			0-3 K	0-0 1-3 1-2			4	1	1	1	0	1	1
Willie McCovey, L OBP: 0.383, SLG: 0.450 (1, 3)	0-0 SF8		0-0 E 2B			0-0 FC6-4 1B	4-0 FC6-4 IBB			2	1	2	1	1	0	0
Al Gallagher, R OBP: 0.360, SLG: 0.411 Hal Lanier, R OBP: 0.292, SLG: 0.292 (1, 5) (8, 5)	0-3 K		0-0 E2 1B 1B			0-0 FC6-4 1-2f	0-0 FC6-4 1-2f			4	1	1	1	0	1	3
Chris Speier, R OBP: 0.315, SLG: 0.331 (1, 6)		4-0 CS BB	0-0 E 1B			4-0 BB 4-3	0-3 K FC1-4			2	0	1	1	2	1	0
Jimmy Rosario, S OBP: 0.356, SLG: 0.283 (1, 8)		4-0 BB 1B BB	0-3 K			0-0 F8	0-0 FC1-4 G4-6-3 1-2f			3	0	0	0	1	1	2
Russ Gibson, R OBP: 0.239, SLG: 0.356 (1, 2)		0-0 F9		0-0 G1-6-3 1B		0-0 4-3	0-0 G4-6-3 1-2f			4	0	1	0	0	0	3
John Cumberland, R OBP: 0.152, SLG: 0.133 (1, 1)		0-0 BB 1B		0-0 F9		0-0 5-3				3	0	1	0	0	0	2

Inning Stats		R: 2	H: 2	E: 2	K: 2	S: 9	LOB: 0	BB: 0	P: 9	R: 0	H: 1	E: 0	K: 0	S: 3	LOB: 3	BB: 3	P: 15	R: 2	H: 3	E: 1	K: 1	S: 7	LOB: 0	BB: 0	P: 7	R: 0	H: 1	E: 0	K: 1	S: 6	LOB: 1	BB: 0	P: 6	R: 0	H: 0	E: 0	K: 0	S: 3	LOB: 1	BB: 1	P: 7	R: 0	H: 1	E: 0	K: 1	S: 6	LOB: 2	BB: 1	P: 10	R: 0	H: 0	E: 0	K: 1	S: 5	LOB: 0	BB: 0	P: 5
PITCHER	IP	WLS	BF	H	R	ER	SO	BB	IBB	HBP	BLK	WP	HR	S	P	ERA	WHIP																																								
Ron Reed, R ERA: 3.49 Steve Barber, L ERA: 5.78	(1, 1)	7.0	32	9	4	1	5	4	1	0	0	0	0	37	57	1.29	1.857																																								
	(8, 1)	1.0	3	0	0	0	1	0	0	0	0	0	0	5	5	0.00	0.000																																								

BOTTOM

Atlanta Braves @ San Francisco Giants
Candlestick Park, San Francisco, CA

Wed Sep 01 1971, 6:33 AM EDT
Att. 10,760 - Unknown

livebaseballscorecards.com

AB	29
R	4
H	9
RBI	4
BB	5
SO	6
LOB	15

GIANTS

WP: 0	PA: 35
PB: 1	
SB: 1	
CS: 1	

Batter	1	2	3	4	5	6	7	8	9	AB R H RBI BB SO LOB	TOP						
Cesar Geronimo, L (1, 9) OBP: 0.308, SLG: 0.361	0-0 F8		0-0 HR 1B	0-0 G3		0-0 1B		4-0 BB		4 1 2 0 1 0 1							
Joe Morgan, L (1, 4) OBP: 0.350, SLG: 0.408	0-3 K		0-3 K		0-0 F8	0-0 F7		0-0 F2		5 0 0 0 0 2 5							
Cesar Cedeno, R (1, 8) OBP: 0.298, SLG: 0.407	0-3 K		0-3 K		0-0 E6 1B		0-3 K		0-0 F6	5 1 0 0 0 3 2							
Bob Watson, R (1, 7) OBP: 0.358, SLG: 0.411 Rich Chiles, L (7, PR) OBP: 0.291, SLG: 0.333 (7, 7)		0-0 HR	0-0 HR 1-H 2-H		0-3 K		0-0 1B		0-0 F7	4 2 3 4 0 1 1 1 0 0 0 0 0 0							
Denis Menke, R (1, 5) OBP: 0.340, SLG: 0.341		4-0 BB 6-3 5-3	0-0 F8		0-0 WP 1B 2-H		0-0 F3		0-3 K	4 0 1 1 1 1 1							
John Mayberry, L (1, 3) OBP: 0.274, SLG: 0.329		0-0 5-3 1-2		0-0 HR	4-0 BB 1-2		0-0 F9			3 1 1 1 1 0 2							
Johnny Edwards, L (1, 2) OBP: 0.281, SLG: 0.307		0-0 6-3 2-3		4-0 BB G3-6-3	0-0 F6			0-0 E8 WP 1B		3 0 1 0 1 0 3							
Marty Martinez, S (1, 6) OBP: 0.250, SLG: 0.306		0-0 F4		0-0 G3-6-3 1-2f		0-0 5-3		0-0 F7 2-3		4 0 0 0 0 0 3							
Wade Blasingame, L (1, 1) OBP: 0.298, SLG: 0.327 Jim Ray, R (3, 1) OBP: 0.263, SLG: 0.176 George Culver, R (5, 1) OBP: 0.111, SLG: 0.111 Jesus Alou, R (8, PH) OBP: 0.312, SLG: 0.364 Buddy Harris, R (8, 1) Denny Lemaster, R (8, 1) OBP: 0.167, SLG: 0.167			0-0 HR 1B	0-0 1B		0-3 K		0-0 6-3		1 1 1 0 0 0 0 1 0 1 0 0 0 0 1 0 0 0 0 1 0 1 0 0 0 0 0 1 0 0 0 0 0 0 0 0 0 0 0 0 0 0							
Inning Stats	R: 0 E: 0 K: 2 S: 7 H: 0 LOB: 0 BB: 0 P: 7	R: 1 E: 0 K: 0 S: 4 H: 1 LOB: 1 BB: 1 P: 8	R: 3 E: 0 K: 2 S: 10 H: 3 LOB: 0 BB: 0 P: 10	R: 1 E: 0 K: 0 S: 4 H: 2 LOB: 1 BB: 1 P: 8	R: 1 E: 1 K: 1 S: 7 H: 1 LOB: 2 BB: 1 P: 11	R: 0 E: 0 K: 1 S: 6 H: 1 LOB: 1 BB: 0 P: 6	R: 0 E: 0 K: 1 S: 6 H: 1 LOB: 1 BB: 0 P: 6	R: 0 E: 1 K: 0 S: 4 H: 1 LOB: 2 BB: 1 P: 8	R: 0 E: 0 K: 1 S: 5 H: 0 LOB: 0 BB: 0 P: 5	1B: 7 2B: 0 3B: 0 HR: 3 SF: 0 SAC: 0 DP: 1 HBP: 0	WP: 2 PB: 0 SB: 1 CS: 0 PA: 41						
PITCHER	IP WLS BF H R ER SO BB IBB HBP BLK WP HR S P ERA WHIP												PITCHER	IP WLS BF H R ER SO BB IBB HBP BLK WP HR S P ERA WHIP			
Juan Marichal, R (1, 1) ERA: 2.93	4.2		7 6 5 5 3 0 0 0	1 3 31 43 9.64 2.143													
Jim Barr, R (5, 1) ERA: 5.4	0.1	W	1 0 0 0 0 0 0 0	0 0 1 1 0.00 0.000													
Don McMahon, R (6, 1) ERA: 3.63	2.0		8 2 0 0 2 0 0 0	0 0 12 12 0.00 1.000													
Jerry Johnson, R (8, 1) ERA: 2.45	2.0	S	8 1 0 0 1 1 0 0	1 0 9 13 0.00 1.000													

Houston Astros @ San Francisco Giants
Candlestick Park, San Francisco, CA
Fri Sep 03 1971, 10:05 PM EDT
Att. 9,120 - Unknown

livebaseballscorecards.com

AB	37
R	6
H	10
RBI	6
BB	4
SO	8
LOB	19



Batter	1	2	3	4	5	6	7	8	9
Ken Henderson, S OBP: 0.386, SLG: 0.467 (1, 7) X	0-0 6-3 1B		0-0 HR 1B	0-0 F7		0-0 1B 2B	4-0 1B BB	4-0 2B BB	
Tito Fuentes, S OBP: 0.302, SLG: 0.351 (1, 4) X	0-0 1B 2B		0-0 1-H HR		0-0 F8	0-3 K	0-0 1B BB	0-0 2B 1B	
Willie Mays, R OBP: 0.433, SLG: 0.520 Jimmy Rosario, S OBP: 0.356, SLG: 0.283 (1, 8) X (9, 8)	0-0 2B		0-0 3-1 3B		0-3 K	0-3 K		0-0 1B BB	
Willie McCovey, L OBP: 0.385, SLG: 0.452 (1, 3) X	0-0 4-3		0-0 3-1		0-0 BB 2B	0-0 1B		0-0 HR BB	
Bobby Bonds, R OBP: 0.372, SLG: 0.523 (1, 9)		0-0 6-3 2B	0-0 HR		4-0 BB 1B BB	0-3 K		0-0 F6	
Dick Dietz, R OBP: 0.392, SLG: 0.417 (1, 2)		0-0 6-3	4-0 FC6-4 BB		4-0 1B BB		0-3 K	0-0 HR	
Al Gallagher, R OBP: 0.361, SLG: 0.409 Hal Lanier, R OBP: 0.292, SLG: 0.292 (1, 5) X (9, 5)		0-0 6-3	0-0 FC6-4		4-0 1B BB		0-0 6-3 1B 1B	0-0 F4	
Chris Speier, R OBP: 0.314, SLG: 0.330 Frank Duffy, R OBP: 0.205, SLG: 0.209 (1, 6) X (5, 6)		0-3 K		0-3 K		0-0 1B	0-0 1B 6-3 1B	0-0 BB 1B 1B	
Juan Marichal, R OBP: 0.144, SLG: 0.236 Jim Barr, R OBP: 0.261, SLG: 0.300 Jim Ray Hart, R OBP: 0.261, SLG: 0.300 Don McMahon, R OBP: 0.402, SLG: 0.425 Fran Healy, R OBP: 0.100, SLG: 0.111 (1, 1) X (5, 1) X (5, PH) X (6, 1) X (7, PH) X (8, 1) X			0-3 K	0-0 F7	0-0 6-3		0-0 6-3	0-0 1B BB 2B 1B	

AB	R	H	RBI	BB	SO	LOB
4	3	2	0	2	0	0
6	2	4	4	0	1	1
6	2	4	3	0	2	1
0	0	0	0	0	0	0
5	2	2	2	1	1	2
4	2	2	1	1	1	3
3	2	1	3	2	1	1
4	1	1	1	1	0	2
0	0	0	0	0	0	0
2	0	0	0	0	2	1
3	1	3	2	0	0	0
2	0	0	0	0	1	0
0	0	0	0	0	0	0
1	0	0	0	0	0	2
1	1	1	0	0	0	0

BOTTOM

Houston Astros @ San Francisco Giants
Candlestick Park, San Francisco, CA

Fri Sep 03 1971, 10:05 PM EDT
Att. 9,120 - Unknown

livebaseballscorecards.com

AB	42
R	16
H	20
RBI	16
BB	7
SO	9
LOB	15

1B:	11	SF:	0	WP:	0	PA:	49
2B:	5	SAC:	0	PB:	0		
3B:	1	DP:	0	SB:	0		
HR:	3	HBP:	0	CS:	0		

Inning	R	H	E	K	S	P	IP	WLS	BF	H	R	ER	SO	BB	IBB	HBP	BLK	WP	HR	S	P	ERA	WHIP
1	0	2	0	4	1	4	2.2		15	7	4	4	2	1	0	0	0	0	2	18	22	13.50	3.000
2	0	1	0	1	1	4	2.0	L	10	1	3	3	2	3	0	0	0	0	11	23	13.50	2.000	
3	0	1	0	1	1	4	2.1		13	6	2	2	4	1	0	0	0	0	6	10	24	7.71	3.000
4	0	0	0	0	0	5	0.2		7	4	5	5	0	1	0	0	0	0	1	6	10	67.50	7.500
5	0	0	0	0	0	6	0.1		4	2	2	2	1	1	0	0	0	0	5	9	54.00	9.000	

Batter	1	2	3	4	5	6	7	8	9	AB R H RBI BB SO LOB	TOP	
Cesar Geronimo, L (1, 9) OBP: 0.302, SLG: 0.350	1-3 K		0-0 1B			0-3 K		1-3 K		4 0 1 0 0 3 0		
Joe Morgan, L (1, 4) OBP: 0.349, SLG: 0.405	0-0 F8		1-0 F6			4-2 S BB		1-0 F7	3 0 0 0 1 0 1			
Cesar Cedeno, R (1, 8) OBP: 0.298, SLG: 0.405	0-0 6-3		2-2 1B			1-0 6-3		2-2 G3	4 0 1 0 0 0 1			
Rich Chiles, L (1, 7) OBP: 0.280, SLG: 0.320		1-0 4-3			2-0 F8		3-3 K	2-1 4-3	4 0 0 0 0 1 1			
John Mayberry, L (1, 3) OBP: 0.276, SLG: 0.320		4-1 FC5 1B BB			1-1 F9		0-0 3-1		2 0 0 0 1 0 0			
Denis Menke, R (1, 5) OBP: 0.340, SLG: 0.341		1-0 1-2 1B			1-2 4-3		3-3 K		3 0 1 0 0 1 0			
Johnny Edwards, L (1, 2) OBP: 0.279, SLG: 0.303		1-2 F7			1-3 K		2-0 F5		3 0 0 0 0 1 2			
Ray Busse, R (1, 6) OBP: 0.279, SLG: 0.303		1-1 FC5 2-3f			0-1 F3		1-3 K		3 0 0 0 0 1 2			
Ken Forsch, R (1, 1) OBP: 0.087, SLG: 0.067			1-2 F9			0-3 K		0-0 6-3	2 0 0 0 0 1 0			
Jesus Alou, R (8, PH) OBP: 0.311, SLG: 0.363									1 0 0 0 0 0 0			
Fred Gladding, L (8, 1)									0 0 0 0 0 0 0			
Inning Stats	R: 0 E: 0 K: 1 S: 7 H: 0 LOB: 0 BB: 0 P: 8	R: 0 E: 0 K: 0 S: 8 H: 1 LOB: 2 BB: 1 P: 16	R: 0 E: 0 K: 0 S: 8 H: 2 LOB: 2 BB: 0 P: 12	R: 0 E: 0 K: 0 S: 6 H: 0 LOB: 0 BB: 0 P: 10	R: 0 E: 0 K: 2 S: 8 H: 0 LOB: 0 BB: 0 P: 9	R: 0 E: 0 K: 2 S: 13 H: 0 LOB: 1 BB: 1 P: 21	R: 0 E: 0 K: 1 S: 5 H: 0 LOB: 0 BB: 0 P: 10	R: 0 E: 0 K: 2 S: 7 H: 0 LOB: 0 BB: 0 P: 9	R: 0 E: 0 K: 0 S: 6 H: 0 LOB: 0 BB: 0 P: 11	1B: 3 2B: 0 3B: 0 HR: 0 SF: 0 SAC: 0 DP: 0 HBP: 0	WP: 0 PB: 0 SB: 1 CS: 0	PA: 31
PITCHER Don Carrithers, R (1, 1) ERA: 3.52	IP: 9.0 WLS: W BF: 31 H: 3 R: 0 ER: 0 SO: 8 BB: 2 IBB: 0 HBP: 0 BLK: 0 WP: 0 HR: 0 S: 68 P: 106 ERA: 0.00 WHIP: 0.556											

Houston Astros @ San Francisco Giants
Candlestick Park, San Francisco, CA

Sat Sep 04 1971, 6:33 AM EDT
Att: 10,698 - Unknown

livebaseballscorecards.com

AB	29
R	0
H	3
RBI	0
BB	2
SO	8
LOB	7



Batter	1	2	3	4	5	6	7	8	9
Ken Henderson, S OBP: 0.384, SLG: 0.463 (1, 7)	0-3 K		3-3 K			0-3 K			
Tito Fuentes, S OBP: 0.300, SLG: 0.349 (1, 4)	3-1 F8		0-3 K2-3			0-3 K			
Bobby Bonds, R OBP: 0.372, SLG: 0.528 (1, 9)	2-1 HR			1-1 F3			3-2 6-3		
Willie McCovey, L OBP: 0.382, SLG: 0.448 (1, 3)	3-2 L8			0-1 3-1			0-2 F8		
Al Gallagher, R OBP: 0.358, SLG: 0.406 (1, 5)		1-1 4-3		0-1 F9			0-0 6-3		
Chris Speier, R OBP: 0.312, SLG: 0.328 (1, 6)		2-2 F9			1-0 6-3			3-1 4-3	
Jimmy Rosario, S OBP: 0.352, SLG: 0.279 (1, 8)		3-2 F8			2-0 F9			0-1 G3	
Russ Gibson, R OBP: 0.224, SLG: 0.333 (1, 2)			1-3 K		1-3 K			1-3 K	
Don Carrithers, R OBP: 0.167, SLG: 0.250 (1, 1)				1-0 2B		0-2 6-3			

AB R H RBI BB SO LOB

3	0	0	0	0	3	1
3	0	0	0	0	2	1
3	1	1	1	0	0	0
3	0	0	0	0	0	0
3	0	0	0	0	0	0
3	0	0	0	0	0	0
3	0	0	0	0	0	0
3	0	0	0	0	0	0
3	0	0	0	0	3	0
2	0	1	0	0	0	0

BOTTOM

Houston Astros @ San Francisco Giants
Candlestick Park, San Francisco, CA
Sat Sep 04 1971, 6:33 AM EDT
Att. 10,698 - Unknown

livebaseballscorecards.com

AB	26
R	1
H	2
RBI	1
BB	0
SO	8
LOB	2



Inning Stats	R: 1	H: 1	E: 0	K: 1	S: 14	LOB: 0	BB: 0	P: 22	R: 0	H: 0	E: 0	K: 0	S: 8	LOB: 0	BB: 0	P: 14	R: 0	H: 1	E: 0	K: 3	S: 12	LOB: 1	BB: 0	P: 17	R: 0	H: 0	E: 0	K: 0	S: 6	LOB: 0	BB: 0	P: 7	R: 0	H: 0	E: 0	K: 1	S: 6	LOB: 0	BB: 0	P: 10	R: 0	H: 0	E: 0	K: 2	S: 9	LOB: 0	BB: 0	P: 9	R: 0	H: 0	E: 0	K: 0	S: 10	LOB: 0	BB: 0	P: 13	R: 0	H: 0	E: 0	K: 1	S: 7	LOB: 0	BB: 0	P: 11
--------------	------	------	------	------	-------	--------	-------	-------	------	------	------	------	------	--------	-------	-------	------	------	------	------	-------	--------	-------	-------	------	------	------	------	------	--------	-------	------	------	------	------	------	------	--------	-------	-------	------	------	------	------	------	--------	-------	------	------	------	------	------	-------	--------	-------	-------	------	------	------	------	------	--------	-------	-------

PITCHER	IP	WLS	BF	H	R	ER	SO	BB	IBB	HBP	BLK	WP	HR	S	P	ERA	WHIP
Ken Forsch, R ERA: 2.85 (1, 1)	7.0	L	23	2	1	1	7	0	0	0	0	0	1	65	92	1.29	0.286
Fred Gladding, R ERA: 2.08 (8, 1)	1.0		3	0	0	0	1	0	0	0	0	0	0	7	11	0.00	0.000

WP	HR	S	P	ERA	WHIP
0	0	0	0	0	0

Batter	1	2	3	4	5	6	7	8	9	AB R H RBI BB SO LOB	TOP	
Cesar Geronimo, L OBP: 0.319, SLG: 0.386 (1, 9) (8, 7)	0-0 4-3 G3 1B	0-3 K			0-0 6-3 2B		0-0 4-3			4 0 2 0 0 1 2		
Joe Morgan, L OBP: 0.349, SLG: 0.403 (1, 4)	0-0 G3 1-2		4-0 6-3 BB		0-0 F2		0-0 G3			3 0 0 0 1 0 2		
Cesar Cedeno, R OBP: 0.297, SLG: 0.406 (1, 8)	0-0 4-3 2-3		0-0 6-3 1-2		0-0 6-3 2-3		0-0 4-3 2B			4 0 1 0 0 0 3		
Bob Watson, R OBP: 0.355, SLG: 0.407 Jimmy Wynn, R OBP: 0.319, SLG: 0.308 (1, 7) (8, 9)	0-0 5-3		0-0 F4		0-0 4-3		0-0 4-3 2-3			4 0 0 0 0 0 4 0 0 0 0 0 0 0		
John Mayberry, L OBP: 0.264, SLG: 0.304 (1, 3)		0-3 K	0-0 4-3		0-0 4-3		0-0 4-3			4 0 0 0 0 1 2		
Denis Menke, R OBP: 0.339, SLG: 0.340 (1, 5)		0-0 1B E 1B		0-0 F3		0-3 K		0-0 E6 S		4 1 1 0 0 1 0		
Johnny Edwards, L OBP: 0.281, SLG: 0.306 (1, 2)		0-0 E 1-2 1B		0-0 E 1B		0-0 F8		0-3 K		4 0 2 0 0 1 1		
Ray Busse, R (1, 6)		0-0 E1 WP 1-3 2-H		0-0 E4 G1-6-3		0-0 F8		0-0 F4		4 0 0 0 0 0 3		
Jack Billingham, R OBP: 0.145, SLG: 0.133 (1, 1)		0-3 K		0-0 G1-6-3 1-2f		0-3 K		0-0 5-3		4 0 0 0 0 2 5		
Inning Stats	R: 0 E: 0 K: 0 S: 4 H: 1 LOB: 1 BB: 0 P: 4	R: 1 E: 1 K: 3 S: 12 H: 2 LOB: 2 BB: 0 P: 12	R: 0 E: 0 K: 0 S: 3 H: 0 LOB: 1 BB: 1 P: 7	R: 0 E: 1 K: 0 S: 4 H: 1 LOB: 1 BB: 0 P: 4	R: 0 E: 0 K: 0 S: 4 H: 1 LOB: 1 BB: 0 P: 4	R: 0 E: 0 K: 1 S: 5 H: 0 LOB: 0 BB: 0 P: 5	R: 0 E: 0 K: 1 S: 5 H: 0 LOB: 0 BB: 0 P: 5	R: 0 E: 0 K: 0 S: 4 H: 1 LOB: 1 BB: 0 P: 4	R: 0 E: 1 K: 1 S: 6 H: 0 LOB: 1 BB: 0 P: 6	1B: 4 2B: 2 3B: 0 HR: 0 SF: 0 SAC: 0 DP: 1 HBP: 0	WP: 1 PB: 0 SB: 1 CS: 0 PA: 36	
PITCHER Gaylord Perry, R ERA: 3.02 Jerry Johnson, R ERA: 2.43 (1, 1) (9, 1)	IP 8.0 WLS L BF 32 H 6 R 1 ER 0 SO 5 BB 1 IBB 0 HBP 0 BLK 0 WP 1 HR 0 S 41 P 45 ERA 0.00 WHIP 0.875	IP 1.0 WLS L BF 4 H 0 R 0 ER 0 SO 1 BB 0 IBB 0 HBP 0 BLK 0 WP 0 HR 0 S 6 P 6 ERA 0.00 WHIP 0.000	PITCHER IP WLS BF H R ER SO BB IBB HBP BLK WP HR S P ERA WHIP									

Houston Astros @ San Francisco Giants
Candlestick Park, San Francisco, CA
Sun Sep 05 1971, 6:33 AM EDT
Unknown

livebaseballscorecards.com

AB 35
R 1
H 6
RBI 0
BB 1
SO 6
LOB 22



Batter	1	2	3	4	5	6	7	8	9	AB	R	H	RBI	BB	SO	LOB
Ken Henderson, S OBP: 0.383, SLG: 0.460 (1, 7)	0-3 K		0-0 4-3			0-3 K		4-0 BB		3	0	0	0	1	2	0
Tito Fuentes, S OBP: 0.300, SLG: 0.348 (1, 4)	0-3 K		0-0 3-1			0-0 1B 1B		0-0 4-3		4	0	1	0	0	1	1
Willie Mays, R OBP: 0.436, SLG: 0.521 (1, 8) (1, 3)	0-0 F5					4-0 CS BB		0-0 1-2 1B		3	0	2	0	1	0	0
Willie McCovey, L OBP: 0.382, SLG: 0.448 Jimmy Rosario, S OBP: 0.347, SLG: 0.274 (1, 3) (1, 8)		0-3 K				0-0 F7		0-0 3-1		0	0	0	0	0	0	0
Bobby Bonds, R OBP: 0.370, SLG: 0.524 (1, 9)		0-3 K				0-3 K		0-3 K		4	0	0	0	0	4	1
Dick Dietz, R OBP: 0.391, SLG: 0.415 (1, 2)		0-0 1B 1B				0-0 E6 CS		0-3 K		4	0	1	0	0	1	1
Al Gallagher, R OBP: 0.358, SLG: 0.405 (1, 5)		0-0 1-2 1B				0-0 6-3		0-0 F3		3	0	1	0	0	0	1
Chris Speier, R OBP: 0.311, SLG: 0.326 (1, 6)		0-0 F7				0-0 1-3		0-3 K		3	0	0	0	0	1	2
Gaylord Perry, R OBP: 0.138, SLG: 0.155 Jim Ray Hart, R OBP: 0.250, SLG: 0.286 Jerry Johnson, R OBP: 0.100, SLG: 0.111 (1, 1) (8, PH) (9, 1)			0-0 4-3			0-3 K		0-0 F3		2	0	0	0	0	1	0
										1	0	0	0	0	0	0
										0	0	0	0	0	0	0

Inning Stats	R: 0	H: 0	E: 0	K: 2	S: 7	H: 0	LOB: 0	BB: 0	P: 7	R: 0	H: 2	E: 0	K: 2	S: 9	H: 0	LOB: 2	BB: 0	P: 9	R: 0	H: 0	E: 0	K: 1	S: 4	H: 0	LOB: 0	BB: 1	P: 8	R: 0	H: 0	E: 1	K: 0	S: 3	H: 0	LOB: 0	BB: 0	P: 3	R: 0	H: 2	E: 0	K: 2	S: 9	H: 0	LOB: 2	BB: 0	P: 9	R: 0	H: 0	E: 0	K: 2	S: 7	H: 0	LOB: 0	BB: 0	P: 7	R: 0	H: 0	E: 0	K: 1	S: 5	H: 0	LOB: 1	BB: 1	P: 9	R: 0	H: 1	E: 0	K: 1	S: 6	H: 1	LOB: 1	BB: 0	P: 6	1B: 5	2B: 0	3B: 0	HR: 0	SF: 0	SAC: 1	DP: 0	HBP: 0	WP: 0	PB: 0	SB: 0	CS: 2	PA: 33
PITCHER Jack Billingham, R ERA: 3.78 (1, 1)	IP	WLS	BF	H	R	ER	SO	BB	IBB	HBP	BLK	WP	HR	S	P	ERA	WHIP																																																																				
	9.0	W	33	5	0	0	11	2	0	0	0	0	0	53	61	0.00	0.778																																																																				


BOTTOM

Houston Astros @ San Francisco Giants
Candlestick Park, San Francisco, CA

Sun Sep 05 1971, 6:33 AM EDT
Unknown

livebaseballscorecards.com

AB 30
R 0
H 5
RBI 0
BB 2
SO 11
LOB 9



Batter	1	2	3	4	5	6	7	8	9	AB R H RBI BB SO LOB	TOP
Jesus Alou, R OBP: 0.310, SLG: 0.366 (1, 9) X	0-0 1-3 ①		0-0 1B 3B	0-0 6-3			0-0 F7 ①		0-0 6-3 ②	5 1 1 0 0 0 1	
Joe Morgan, L OBP: 0.353, SLG: 0.405 (1, 4) X	0-0 2B		4-0 1B 1B BB		4-0 S 2B BB		4-0 S BB		0-3 K ③	2 2 1 0 3 1 0	
Cesar Geronimo, L OBP: 0.333, SLG: 0.417 (1, 7) X	0-0 F7 ②		0-0 1B 1B		0-0 1B 2B		0-0 5-3 ②		0-0 1-2	4 1 2 2 0 0 2	
Cesar Cedeno, R OBP: 0.299, SLG: 0.407 (1, 8) X	0-0 1-3 ③		0-0 FC6-4 1B		0-0 G4-3 1B		0-0 6-3 ③			4 0 2 2 0 0 2	
Denis Menke, R OBP: 0.338, SLG: 0.339 (1, 5) X		0-0 5-3 ①	0-0 FC6-4 ③		0-0 G4-3 ① ②			0-0 E3 1B ①		4 0 1 0 0 0 3	
John Mayberry, L OBP: 0.263, SLG: 0.301 (1, 3) X		0-3 K ②		0-0 WP 1B		0-0 3-1 ③		0-0 F6 ①		4 1 1 0 0 1 1	
Larry Howard, R OBP: 0.207, SLG: 0.333 (1, 2) X		0-3 K ③		0-0 FC5-4 1B		0-3 K ①		0-0 3-1 ②		4 0 1 1 0 2 1	
Ray Busse, R (1, 6) X			0-3 K ①	0-0 FC5-4 SH1-4 ①		0-3 K ②		0-3 K ③		4 0 0 0 0 3 2	
J.R. Richard, R (1, 1) X			0-0 6-3 ②	0-0 SH1-4 ②		0-0 3-1 ③			0-3 K ①	3 0 0 0 0 1 0	
Inning Stats	R: 0 H: 1 E: 0 LOB: 1 K: 0 BB: 0 S: 4 P: 4	R: 0 H: 0 E: 0 LOB: 0 K: 2 BB: 0 P: 7	R: 2 H: 3 E: 0 LOB: 2 K: 1 BB: 1 S: 8 P: 12	R: 1 H: 2 E: 0 LOB: 1 K: 0 BB: 0 P: 5	R: 2 H: 2 E: 0 LOB: 0 K: 0 BB: 1 P: 8	R: 0 H: 0 E: 0 LOB: 0 K: 2 BB: 0 S: 7 P: 7	R: 0 H: 0 E: 0 LOB: 1 K: 0 BB: 1 P: 7	R: 0 H: 1 E: 1 LOB: 1 K: 1 BB: 0 P: 6	R: 0 H: 0 E: 0 LOB: 0 K: 2 BB: 0 P: 7	1B: 6 SF: 0 2B: 2 SAC: 1 3B: 1 DP: 1 HR: 0 HBP: 0	WP: 1 PA: 38 PB: 0 SB: 2 CS: 0
PITCHER	IP WLS BF H R ER SO BB IBB HBP BLK WP HR S P ERA WHIP										
Jim Willoughby, R ERA: 9.0 (1, 1)	3.0 L 16 6 3 3 3 1 0 0 0 1 0 21 25 9.00 2.333										
Jim Barr, R ERA: 6.05 (4, 1)	1.0 5 1 2 2 0 1 0 0 0 0 0 4 8 18.00 2.000										
Don McMahon, R ERA: 3.53 (5, 1)	2.0 6 1 0 0 2 0 0 0 0 0 0 10 10 0.00 0.500										
Steve Stone, R ERA: 3.98 (7, 1)	2.0 8 1 0 0 1 1 0 0 0 0 0 9 13 0.00 1.000										
Steve Hamilton, L ERA: 3.29 (9, 1)	1.0 3 0 0 0 2 0 0 0 0 0 0 7 7 0.00 0.000										

Houston Astros @ San Francisco Giants
 Candlestick Park, San Francisco, CA
 Sun Sep 05 1971, 6:38 AM EDT
 Att: 25,527 - Unknown

livebaseballscorecards.com

AB	34
R	5
H	9
RBI	5
BB	3
SO	8
LOB	12



Batter	1	2	3	4	5	6	7	8	9	AB	R	H	RBI	BB	SO	LOB
Ken Henderson, S (1, 7) OBP: 0.381, SLG: 0.457	0-0 1B 4-3 2B 1B	0-0 F7			0-0 G3		0-0 3-1		0-3 K	5	1	1	0	0	1	1
Tito Fuentes, S (1, 4) Hal Lanier, R (8, 4) OBP: 0.299, SLG: 0.348 OBP: 0.291, SLG: 0.290	0-0 4-3 1-2		0-3 K		0-0 1B		0-0 G3		0-3 K	4	0	1	0	0	1	1
Willie Mays, R (1, 3) OBP: 0.434, SLG: 0.516	0-3 K		0-3 K		0-3 K			4-0 F3 PB E BB		3	1	0	0	1	3	2
Bobby Bonds, R (1, 9) OBP: 0.369, SLG: 0.521	0-0 2B 1B		0-3 K			0-3 K		0-0 F3 1-3		4	1	1	0	0	2	1
Al Gallagher, R (1, 5) OBP: 0.362, SLG: 0.412	0-0 1-H 3-H 2B			0-0 FC4-6 1B		0-0 BB 1B		0-3 K		4	0	3	2	0	1	1
Chris Speier, R (1, 6) OBP: 0.310, SLG: 0.324	0-0 6-3			0-0 F8		4-0 1-2 BB		0-0 E5 1B		3	0	0	0	1	0	2
Jimmy Rosario, S (1, 8) OBP: 0.342, SLG: 0.270		0-0 4-3		0-0 FC4-6 1-2f		0-3 K		0-0 1-2 1B		3	0	0	0	0	1	3
Jim Ray Hart, R (8, PH) OBP: 0.280, SLG: 0.318										1	0	1	0	0	0	0
Frank Duffy, R (8, PR) OBP: 0.205, SLG: 0.209										0	0	0	0	0	0	0
Jim Howarth, L (9, 8)										0	0	0	0	0	0	0
Russ Gibson, R (1, 2) OBP: 0.235, SLG: 0.327		4-0 BB		0-0 F9		0-0 G3		0-3 K		1	0	0	0	1	0	1
Steve Stone, R (7, 1)										0	0	0	0	0	0	0
Fran Healy, R (8, PH) OBP: 0.398, SLG: 0.420										1	0	0	0	0	1	2
Steve Hamilton, L (9, 1)										0	0	0	0	0	0	0
Jim Willoughby, R (1, 1)		0-3 K			0-3 K		0-3 K		0-3 K	1	0	0	0	0	1	1
Jim Barr, R (4, 1)										0	0	0	0	0	0	0
Don McMahon, R (5, 1)										0	0	0	0	0	0	0
Dick Dietz, R (5, 2) OBP: 0.389, SLG: 0.412										3	0	0	0	0	3	0
Dave Rader, L (6, PH)										1	0	0	0	0	0	2

Inning Stats	R: 2	H: 3	E: 0	K: 1	S: 8	LOB: 1	BB: 0	P: 8	R: 0	H: 0	E: 0	K: 1	S: 5	LOB: 1	BB: 1	P: 9	R: 0	H: 0	E: 0	K: 3	S: 9	LOB: 0	BB: 0	P: 9	R: 0	H: 1	E: 0	K: 0	S: 4	LOB: 1	BB: 0	P: 4	R: 0	H: 1	E: 0	K: 2	S: 8	LOB: 2	BB: 1	P: 12	R: 0	H: 0	E: 0	K: 1	S: 5	LOB: 0	BB: 0	P: 5	R: 1	H: 1	E: 1	K: 2	S: 9	LOB: 2	BB: 1	P: 13	R: 0	H: 0	E: 0	K: 3	S: 9	LOB: 0	BB: 0	P: 9	1B: 6	SF: 0	2B: 1	SAC: 0	3B: 0	DP: 0	HR: 0	HBP: 0	WP: 0	PA: 38
--------------	------	------	------	------	------	--------	-------	------	------	------	------	------	------	--------	-------	------	------	------	------	------	------	--------	-------	------	------	------	------	------	------	--------	-------	------	------	------	------	------	------	--------	-------	-------	------	------	------	------	------	--------	-------	------	------	------	------	------	------	--------	-------	-------	------	------	------	------	------	--------	-------	------	-------	-------	-------	--------	-------	-------	-------	--------	-------	--------


PITCHER	IP	WLS	BF	H	R	ER	SO	BB	IBB	HBP	BLK	WP	HR	S	P	ERA	WHIP
J.R. Richard, R (1, 1) ERA: 2.0	9.0	W	38	7	3	2	15	3	0	0	0	0	0	65	77	2.00	1.111

BOTTOM

Houston Astros @ San Francisco Giants
Candlestick Park, San Francisco, CA

Sun Sep 05 1971, 6:38 AM EDT
Att. 25,527 - Unknown

AB	35
R	3
H	7
RBI	2
BB	3
SO	15
LOB	17



Batter	1	2	3	4	5	6	7	8	9	AB R H RBI BB SO LOB	TOP									
Ken Henderson, S (1, 7) OBP: 0.378, SLG: 0.453	0-3 K		0-3 K		0-0 F5		0-3 K			4 0 0 0 0 3 2	<p>San Francisco Giants @ Los Angeles Dodgers Dodger Stadium, Los Angeles, CA</p> <p>Mon Sep 06 1971, 3:33 AM PDT Att: 37,002 - Unknown</p>									
Chris Speier, R (1, 6) OBP: 0.308, SLG: 0.322	0-3 K		0-3 K			0-0 F7		0-0 F8		4 0 0 0 0 2 0										
Willie Mays, R (1, 3) OBP: 0.439, SLG: 0.518	4-0 BB			0-0 E S WP 1B		4-0 FC6-4 BB		4-0 G6-4-3 BB		1 1 1 0 3 0 0										
Bobby Bonds, R (1, 9) OBP: 0.366, SLG: 0.518	0-0 F7			0-0 F8		0-0 FC6-4 S 1-2f		0-0 G6-4-3 S 1-2f		4 0 0 0 0 0 4										
Dick Dietz, R (1, 2) OBP: 0.385, SLG: 0.408		0-0 F9		0-0 E5 WP 1-3		0-3 K 1-2		0-0 1-3		4 0 0 0 0 1 2										
Al Gallagher, R (1, 5) OBP: 0.365, SLG: 0.418		4-0 BB		0-3 K 1-3 3-H		0-0 4-3 3B		4-0 1-3 BB		2 1 1 0 2 1 1										
Hal Lanier, R (1, 4) OBP: 0.290, SLG: 0.289		0-0 F8		0-0 2-3 1B		0-0 6-3		0-0 1-3		4 0 1 0 0 0 3										
Jimmy Rosario, S (1, 8) OBP: 0.338, SLG: 0.266		0-3 K		0-0 2-3 1-2		0-0 4-3		0-3 K		3 0 0 1 0 1 2										
Bernie Williams, R (9, PH) OBP: 0.298, SLG: 0.236										1 0 0 0 0 1 1										
John Cumberland, R (1, 1) OBP: 0.146, SLG: 0.128			0-3 K		0-3 K		0-0 1B			2 0 0 0 0 2 1										
Jim Ray Hart, R (7, PH) OBP: 0.308, SLG: 0.348										1 0 1 0 0 0 0										
Jerry Johnson, R (7, 1) OBP: 0.100, SLG: 0.111										0 0 0 0 0 0 0										
Inning Stats	R: 0 E: 0 K: 2 S: 7	H: 0 LOB: 1 BB: 1 P: 11	R: 0 E: 0 K: 1 S: 5	H: 0 LOB: 1 BB: 1 P: 9	R: 0 E: 0 K: 3 S: 9	H: 0 LOB: 0 BB: 0 P: 9	R: 1 E: 1 K: 1 S: 6	H: 1 LOB: 2 BB: 0 P: 6	R: 0 E: 0 K: 1 S: 5	H: 0 LOB: 1 BB: 1 P: 9	R: 1 E: 0 K: 1 S: 7	H: 2 LOB: 1 BB: 0 P: 7	R: 0 E: 0 K: 0 S: 2	H: 0 LOB: 0 BB: 1 P: 6	R: 0 E: 0 K: 1 S: 5	H: 0 LOB: 1 BB: 1 P: 9	1B: 3 2B: 1 3B: 1 HR: 0	SF: 0 SAC: 0 DP: 2 HBP: 0	WP: 1 PB: 0 SB: 2 CS: 0	PA: 35
PITCHER	IP WLS BF H R ER SO BB IBB HBP BLK WP HR S P ERA WHIP																			
Don Sutton, R (1, 1) ERA: 2.69	7.0 W 28 4 2 1 10 3 0 0 0 1 0 45 57 1.29 1.000																			
Jim Brewer, L (8, 1) ERA: 2.08	2.0 S 7 0 0 0 1 2 0 0 0 0 0 7 15 0.00 1.000																			

livebaseballscorecards.com

AB	30
R	2
H	4
RBI	1
BB	5
SO	11
LOB	16



Batter	1	2	3	4	5	6	7	8	9
Maury Wills, S OBP: 0.328, SLG: 0.339 (1, 6)	F7		SH1-4			HR	E7		
Bobby Valentine, R OBP: 0.299, SLG: 0.342 (1, 4)	F4		F7			F9		1B	
Willie Davis, L OBP: 0.334, SLG: 0.428 (1, 8)	4-3		G3			F8		1B	
Dick Allen, R OBP: 0.395, SLG: 0.465 (1, 3)		SH3-4		K		FC6-4		K	
Bill Russell, R OBP: 0.265, SLG: 0.329 (9, 9)		HR		BB		BB			
Manny Mota, R OBP: 0.351, SLG: 0.371 (1, 7)		SH3-4		1-6-3		FC6-4		F3	
Wes Parker, S OBP: 0.351, SLG: 0.359 (1, 9)		2-3		F4				K	
Steve Garvey, R OBP: 0.280, SLG: 0.380 (1, 5)		HR					1B	2B	
Tom Haller, L OBP: 0.354, SLG: 0.406 (1, 2)		3-H		F8					
Don Sutton, R OBP: 0.224, SLG: 0.219 (1, 1)									
Bill Buckner, L OBP: 0.316, SLG: 0.370 (7, PH)									
Jim Brewer, L OBP: 0.429, SLG: 0.429 (8, 1)									

Inning Stats	R: 0	H: 0	E: 0	K: 0	S: 3	P: 3	R: 2	H: 2	E: 0	K: 0	S: 5	R: 0	H: 1	E: 0	K: 0	S: 4	R: 0	H: 0	E: 0	K: 1	S: 5	R: 0	H: 0	E: 0	K: 0	S: 3	R: 1	H: 1	E: 0	K: 0	S: 4	R: 2	H: 2	E: 1	K: 1	S: 6	R: 0	H: 2	E: 0	K: 2	S: 9
	0	0	0	0	3	3	2	2	0	0	5	0	1	0	0	4	0	0	0	0	1	5	0	0	0	0	3	1	1	0	1	8	2	2	1	10	0	2	0	2	9

PITCHER	IP	WLS	BF	H	R	ER	SO	BB	IBB	HBP	BLK	WP	HR	S	P	ERA	WHIP
John Cumberland, L ERA: 2.96 (1, 1)	6.0	L	23	4	3	3	1	1	0	0	0	0	2	24	28	4.50	0.833
Jerry Johnson, R ERA: 2.47 (7, 1)	2.0		10	4	2	1	3	0	1	0	0	0	0	15	19	4.50	2.000

AB	R	H	RBI	BB	SO	LOB
3	1	2	2	0	0	0
4	0	1	0	0	0	1
4	0	1	0	0	0	1
3	1	1	0	1	2	2
0	0	0	0	0	0	0
3	0	0	0	0	0	3
4	1	1	0	0	1	3
3	1	1	2	0	1	1
2	1	0	0	1	0	0
2	0	1	0	0	0	0
1	0	0	0	0	0	2
0	0	0	0	0	0	0

BOTTOM

San Francisco Giants @ Los Angeles Dodgers
 Dodger Stadium, Los Angeles, CA
 Mon Sep 06 1971, 3:33 AM PDT
 Att. 37,002 - Unknown

AB	29
R	5
H	8
RBI	4
BB	2
SO	4
LOB	13



WP	HR	S	P	ERA	WHIP
0	0	0	0	0	0
0	0	0	0	0	0
0	0	0	0	0	0

Batter	1	2	3	4	5	6	7	8	9	AB	R	H	RBI	BB	SO	LOB	TOP										
Ken Henderson, S OBP: 0.377, SLG: 0.450 (1, 9) X	0-0 6-3 ①		0-0 F7 ③		4-0 BB 1-2			0-0 F4 ①		3	0	0	0	1	0	1											
Tito Fuentes, S OBP: 0.297, SLG: 0.345 Jim Willoughby, R (8, 1)	0-0 F5 ②			0-0 F5 ①	0-3 K ③			0-0 G1-6-3 ②		4	0	0	0	0	1	3											
Willie Mays, R OBP: 0.435, SLG: 0.512 (1, 3) X	0-0 F9 ③			0-0 6-3 ②		0-3 K ①			0-0 F3 ①	4	0	0	0	0	1	0											
Bobby Bonds, R OBP: 0.366, SLG: 0.516 (1, 8)		0-0 G5-4-3 BB PB 1B		0-0 6-3 ③		0-0 5-3 ②			0-3 K ②	4	1	1	0	0	1	0											
Dick Dietz, R OBP: 0.386, SLG: 0.407 (1, 2)		4-0 G5-4-3 BB 1-2			0-0 E 1-3 1B	0-3 K ③			0-3 K ③	3	1	1	0	1	2	0											
Al Gallagher, R OBP: 0.363, SLG: 0.414 (1, 5)		0-0 G5-4-3 ① ②			0-0 1-3 ①			0-0 6-3 ①		3	0	0	0	0	0	3											
Jim Ray Hart, R OBP: 0.310, SLG: 0.346 (1, 7)		0-0 4-3 ③			0-0 E7 1B 1B			0-0 F6 ②		3	1	1	1	0	0	0											
Chris Speier, R OBP: 0.307, SLG: 0.320 (1, 6)			0-0 4-3 ①		0-0 6-3 ②			0-0 F8 ③		3	0	0	0	0	0	1											
Ron Bryant, S OBP: 0.212, SLG: 0.220 Jim Barr, R Chris Arnold, R OBP: 1.000, SLG: 1.000 Don McMahon, R Steve Stone, R Steve Hamilton, L Fran Healy, R OBP: 0.404, SLG: 0.427 Frank Duffy, R OBP: 0.236, SLG: 0.209 (1, 1) (1, 1) (5, PH) (5, 1) (7, 1) (7, 1) (8, PH) (8, 4)			0-3 K ②		0-0 BB 1B			0-0 G1-6-3 1B		0	0	0	0	0	0	0											
Inning Stats	R: 0 E: 0 K: 0 S: 3	H: 0 LOB: 0 BB: 0 P: 3	R: 1 E: 0 K: 0 S: 3	H: 1 LOB: 0 BB: 1 P: 7	R: 0 E: 0 K: 1 S: 5	H: 0 LOB: 0 BB: 0 P: 5	R: 0 E: 0 K: 0 S: 3	H: 0 LOB: 0 BB: 0 P: 3	R: 2 E: 1 K: 1 S: 8	H: 3 LOB: 2 BB: 1 P: 12	R: 0 E: 0 K: 2 S: 7	H: 0 LOB: 0 BB: 0 P: 7	R: 0 E: 0 K: 0 S: 3	H: 0 LOB: 0 BB: 0 P: 3	R: 0 E: 0 K: 0 S: 3	H: 1 LOB: 0 BB: 0 P: 3	R: 0 E: 0 K: 2 S: 7	H: 0 LOB: 0 BB: 0 P: 7	1B: 5 2B: 0 3B: 0 HR: 0	SF: 0 SAC: 0 DP: 2 HBP: 0	WP: 0 PB: 1 SB: 0 CS: 0	PA: 32					
PITCHER Claude Osteen, L ERA: 3.47 (1, 1)	IP 9.0	WLS W	BF 32	H 5	R 3	ER 1	SO 6	BB 2	IBB 0	HBP 0	BLK 0	WP 0	HR 0	S 42	P 50	ERA 1.00	WHIP 0.778										

San Francisco Giants @ Los Angeles Dodgers
 Dodger Stadium, Los Angeles, CA
 Tue Sep 07 1971, 7:05 PM PDT
 Att: 36,356 - Unknown

livebaseballscorecards.com

AB	30
R	3
H	5
RBI	2
BB	2
SO	6
LOB	8



Batter	1	2	3	4	5	6	7	8	9	AB R H RBI BB SO LOB	BOTTOM
Maury Wills, S (1, 6) OBP: 0.329, SLG: 0.338	4-0 BB 1B	0-3 K		4-3		4-3		0-0 S E 1B		4 2 1 0 1 1 2	San Francisco Giants @ Los Angeles Dodgers Dodger Stadium, Los Angeles, CA Tue Sep 07 1971, 7:05 PM PDT Att. 36,356 - Unknown
Bobby Valentine, R (1, 4) OBP: 0.301, SLG: 0.341	0-0 BB 1B	0-0 F9			6-3		4-0 BB 1B	0-0 F4		4 2 1 0 1 0 1	
Willie Davis, L (1, 8) OBP: 0.336, SLG: 0.428	0-0 BB 2B		0-0 F5		0-0 F7		4-0 BB 1B	0-0 E2 1B		4 2 2 2 1 0 0	
Dick Allen, R (1, 3) OBP: 0.395, SLG: 0.464 Bill Russell, R (9, 9) OBP: 0.265, SLG: 0.329	0-0 BB 2B		0-0 6-3		0-3 K		0-0 BB 1B	0-0 4-3		5 1 2 2 0 1 1 0 0 0 0 0 0 0	
Manny Mota, R (1, 7) OBP: 0.354, SLG: 0.386	0-0 BB 2B		0-0 3B			0-0 F8	0-0 G4-3-6			4 0 2 1 0 0 1	
Wes Parker, S (1, 9) OBP: 0.352, SLG: 0.361	0-0 SF7		0-0 F7			4-0 HR BB	0-0 2B			2 1 1 1 1 0 1	
Steve Garvey, R (1, 5) OBP: 0.288, SLG: 0.399	0-0 6-3			0-0 SH1-3 1B		0-0 HR 1H	4-0 IBB			3 1 2 2 1 0 1	
Tom Haller, L (1, 2) OBP: 0.347, SLG: 0.396	0-0 F8			0-0 F8		0-0 4-3	0-0 5-3			4 0 0 0 0 0 4	
Claude Osteen, L (1, 1) OBP: 0.229, SLG: 0.231		0-0 F8		0-0 SH1-3 1-2		4-0 BB		0-0 F6		2 0 0 0 1 0 0	


Inning Stats	R: 4 E: 0 K: 0 S: 7	H: 4 LOB: 1 BB: 1 P: 11	R: 0 E: 0 K: 1 S: 5	H: 0 LOB: 0 BB: 0 P: 5	R: 0 E: 0 K: 0 S: 4	H: 1 LOB: 1 BB: 0 P: 4	R: 0 E: 0 K: 0 S: 4	H: 1 LOB: 1 BB: 0 P: 4	R: 0 E: 0 K: 1 S: 5	H: 0 LOB: 0 BB: 0 P: 5	R: 2 E: 0 K: 0 S: 4	H: 1 LOB: 1 BB: 2 P: 12	R: 2 E: 0 K: 0 S: 4	H: 2 LOB: 2 BB: 3 P: 16	R: 1 E: 1 K: 0 S: 5	H: 2 LOB: 1 BB: 0 P: 5	1B: 7 2B: 2 3B: 1 HR: 1	SF: 1 SAC: 1 DP: 1 HBP: 0	WP: 0 PB: 0 SB: 1 CS: 0	PA: 40

PITCHER	IP	WLS	BF	H	R	ER	SO	BB	IBB	HBP	BLK	WP	HR	S	P	ERA	WHIP
Ron Bryant, L (1, 1) ERA: 3.79	0.0	L	4	3	4	4	0	1	0	0	0	0	0	17	17	0.00	0.750
Jim Barr, R (1, 1) ERA: 5.01	4.0		15	3	0	0	1	0	0	0	0	0	0	17	17	9.00	1.500
Don McMahon, R (5, 1) ERA: 3.68	2.0		9	1	2	2	1	2	0	0	0	0	1	9	9	∞	∞
Steve Stone, R (7, 1) ERA: 4.14	0.0		3	1	2	2	0	2	0	0	0	0	0	1	9	∞	∞
Steve Hamilton, L (7, 1) ERA: 3.21	1.0		4	1	0	0	0	0	1	0	0	0	0	3	7	0.00	1.000
PITCHER	IP	WLS	BF	H	R	ER	SO	BB	IBB	HBP	BLK	WP	HR	S	P	ERA	WHIP
Jim Willoughby, R (8, 1) ERA: 9.0	1.0		5	2	1	1	0	0	0	0	0	0	0	5	5	9.00	2.000

AB	32
R	9
H	11
RBI	8
BB	6
SO	2
LOB	11



livebaseballscorecards.com

Batter	1	2	3	4	5	6	7	8	9	AB R H RBI BB SO LOB	TOP														
Ken Henderson, S (1, 9) OBP: 0.378, SLG: 0.451	0-0 4-3 2B		0-0 F8			0-0 F8			4-0 BB BB	3 0 1 0 1 0 0	<p>San Francisco Giants @ Los Angeles Dodgers Dodger Stadium, Los Angeles, CA</p> <p>Wed Sep 08 1971, 7:05 PM PDT Att: 51,009 - Unknown</p> <p>livebaseballscorecards.com</p> <table border="1"> <tr><td>AB</td><td>28</td></tr> <tr><td>R</td><td>0</td></tr> <tr><td>H</td><td>2</td></tr> <tr><td>RBI</td><td>0</td></tr> <tr><td>BB</td><td>3</td></tr> <tr><td>SO</td><td>5</td></tr> <tr><td>LOB</td><td>7</td></tr> </table> 	AB	28	R	0	H	2	RBI	0	BB	3	SO	5	LOB	7
AB	28																								
R	0																								
H	2																								
RBI	0																								
BB	3																								
SO	5																								
LOB	7																								
Jim Howarth, L (1, 7) Jim Ray Hart, R (9, PH) Jimmy Rosario, S (9, PR) OBP: 0.333, SLG: 0.346 OBP: 0.338, SLG: 0.266	0-0 4-3 2-3		0-0 4-3			0-0 6-3		4-0 G5-3 BB 1-2 BB	3 0 0 0 0 0 1 0 0 0 0 1 0 0 0 0 0 0 0 0 0																
Willie Mays, R (1, 3) OBP: 0.434, SLG: 0.508	0-3 K		0-3 K			0-0 6-3		4-0 1-2 2-3 BB	3 0 0 0 1 2 1																
Bobby Bonds, R (1, 8) OBP: 0.363, SLG: 0.512	0-0 5-3		0-0 6-3			0-3 K		0-0 G5-3 2-3f	4 0 0 0 0 1 4																
Al Gallagher, R (1, 5) OBP: 0.360, SLG: 0.411		0-0 6-3		0-0 F3		0-0 F9			3 0 0 0 0 0 0																
Dick Dietz, R (1, 2) OBP: 0.384, SLG: 0.404		0-0 5-3		0-0 6-3					3 0 0 0 0 0 0																
Chris Speier, R (1, 6) OBP: 0.307, SLG: 0.320		0-0 FC6 1B		0-0 6-3		0-0 F7			3 0 1 0 0 0 0																
Hal Lanier, R (1, 4) Steve Hamilton, L (8, 1) OBP: 0.286, SLG: 0.285	0-0 FC6 1-2f		0-0 4-3			0-0 4-3			3 0 0 0 0 0 1 0 0 0 0 0 0 0																
Juan Marichal, R (1, 1) Bernie Williams, R (6, PH) Don McMahon, R (6, 1) Chris Arnold, R (8, 4) OBP: 0.143, SLG: 0.233 OBP: 0.294, SLG: 0.233		0-3 K		0-3 K		0-0 F8			1 0 0 0 0 1 0 1 0 0 0 0 1 0 0 0 0 0 0 0 0 1 0 0 0 0 0 0																
Inning Stats	R: 0 E: 0 K: 1 S: 6 H: 1 LOB: 1 BB: 0 P: 6	R: 0 E: 0 K: 0 S: 4 H: 1 LOB: 1 BB: 0 P: 4	R: 0 E: 0 K: 1 S: 5 H: 0 LOB: 0 BB: 0 P: 5	R: 0 E: 0 K: 1 S: 5 H: 0 LOB: 0 BB: 0 P: 5	R: 0 E: 0 K: 0 S: 3 H: 0 LOB: 0 BB: 0 P: 3	R: 0 E: 0 K: 1 S: 5 H: 0 LOB: 0 BB: 0 P: 5	R: 0 E: 0 K: 1 S: 5 H: 0 LOB: 0 BB: 0 P: 5	R: 0 E: 0 K: 0 S: 3 H: 0 LOB: 0 BB: 0 P: 3	R: 0 E: 0 K: 0 S: 2 H: 0 LOB: 2 BB: 3 P: 14	1B: 1 2B: 1 3B: 0 HR: 0 SF: 0 SAC: 0 DP: 1 HBP: 0	WP: 0 PB: 0 SB: 0 CS: 0 PA: 31														
PITCHER	IP WLS BF H R ER SO BB IBB HBP BLK WP HR S P ERA WHIP												PITCHER	IP WLS BF H R ER SO BB IBB HBP BLK WP HR S P ERA WHIP											
Bill Singer, R (1, 1) ERA: 4.14	8.1 W 29 2 0 0 5 2 0 0 0 0 0 0 37 45 0.00 0.480																								
Jim Brewer, L (9, 1) ERA: 2.06	0.2 S 2 0 0 0 0 1 0 0 0 0 0 0 1 5 0.00 1.500																								

Batter	1	2	3	4	5	6	7	8	9	AB	R	H	RBI	BB	SO	LOB
Maury Wills, S OBP: 0.329, SLG: 0.338 (1, 6)	0-0 F6		0-0 3B 1B	0-0 4-3			0-0 SH3-4			3	1	1	0	0	0	2
Wes Parker, S OBP: 0.355, SLG: 0.367 (1, 9) (9, 3)	4-0 BB 1B BB		0-0 1-H G6-4-3 3B		0-0 S 1B		0-0 F8			3	2	2	1	1	0	1
Willie Davis, L OBP: 0.336, SLG: 0.427 (1, 8)	0-0 F7		0-0 G6-4-3 1B		0-0 F8		0-0 F5			4	0	1	0	0	0	3
Dick Allen, R OBP: 0.394, SLG: 0.461 (1, 3) Bill Russell, R OBP: 0.265, SLG: 0.329 (9, 9)	4-0 1B 1-2 BB		0-0 G6-4-3 1-2f 3-H 1B		0-0 F8		0-0 5-3			3	0	0	0	1	0	2
Willie Crawford, L OBP: 0.330, SLG: 0.447 (1, 7)	0-0 1-3 2-H 1B		0-0 F2		0-0 4-3		0-0 F3			4	0	1	1	0	0	1
Steve Garvey, R OBP: 0.292, SLG: 0.395 (1, 5)	0-0 F9			4-0 SH5-4 1B BB		4-0 CS BB		0-0 6-3		2	0	0	0	2	0	2
Tom Haller, L OBP: 0.347, SLG: 0.395 (1, 2)		0-0 F5		0-0 SH5-4 1B		0-0 1-3				3	0	1	0	0	0	1
Bobby Valentine, R OBP: 0.298, SLG: 0.336 (1, 4)		0-0 5-3		0-0 F9		0-0 4-3				3	0	0	0	0	0	2
Bill Singer, R OBP: 0.211, SLG: 0.100 (1, 1) Jim Brewer, L OBP: 0.429, SLG: 0.429 (9, 1)		0-0 F3		0-0 SH5-4			1-0 SH3-4 HBP			1	0	0	0	0	0	0

Inning Stats	R: 1	H: 1	E: 0	K: 0	S: 4	LOB: 2	BB: 2	P: 12	R: 0	H: 0	E: 0	K: 0	S: 3	LOB: 0	BB: 0	P: 3	R: 2	H: 3	E: 0	K: 0	S: 5	LOB: 0	BB: 0	P: 5	R: 0	H: 1	E: 0	K: 0	S: 4	LOB: 2	BB: 1	P: 8	R: 0	H: 1	E: 0	K: 0	S: 4	LOB: 1	BB: 0	P: 4	R: 0	H: 0	E: 0	K: 0	S: 2	LOB: 0	BB: 1	P: 6	R: 0	H: 0	E: 0	K: 0	S: 3	LOB: 1	BB: 0	P: 4	R: 0	H: 0	E: 0	K: 0	S: 3	LOB: 0	BB: 0	P: 3
PITCHER	IP	WLS	BF	H	R	ER	SO	BB	IBB	HBP	BLK	WP	HR	S	P	ERA	WHIP																																															
Juan Marichal, R ERA: 2.98 (1, 1)	5.0	L	23	6	3	3	0	3	0	0	0	0	0	20	32	5.40	1.800																																															
Don McMahon, R ERA: 3.58 (6, 1)	2.0		7	0	0	0	0	1	0	1	0	0	0	5	10	0.00	0.500																																															
Steve Hamilton, L ERA: 3.14 (8, 1)	1.0		3	0	0	0	0	0	0	0	0	0	0	3	3	0.00	0.000																																															

BOTTOM

San Francisco Giants @ Los Angeles Dodgers
Dodger Stadium, Los Angeles, CA

Wed Sep 08 1971, 7:05 PM PDT
Att. 51,009 - Unknown

AB	26
R	3
H	6
RBI	2
BB	4
SO	0
LOB	14

livebaseballscorecards.com

WP	PA	ERA	WHIP
33			

Batter	1	2	3	4	5	6	7	8	9	10	11	AB R H RBI BB SO LOB	TOP																							
Ken Henderson, S OBP: 0.378, SLG: 0.453 (1, 9)	0-3 K		0-0 4-3 3B		0-0 4-3		0-0 F7		0-0 F7		4-0 E S BLK BB	5 2 1 0 1 1 1																								
Jim Howarth, L OBP: 0.125, SLG: 0.250 Jerry Johnson, R OBP: 0.091, SLG: 0.100 (1, 7)	0-0 F8		0-0 4-3		0-3 K		0-0 2B		0-3 K		0-0 F1	5 0 1 1 0 2 1 1 0 0 0 0 0 1																								
Willie Mays, R OBP: 0.430, SLG: 0.501 (1, 3)	4-0 BB		0-0 F9		0-0 F9		0-3 K		0-0 F4		0-3 K 1-H	5 0 0 0 1 2 1																								
Bobby Bonds, R OBP: 0.363, SLG: 0.509 (1, 8)	0-3 K		0-3 K S		4-0 F7 1B BB		0-0 F7		4-0 CI 1B BB			3 1 0 0 2 2 2																								
Al Gallagher, R OBP: 0.359, SLG: 0.409 (1, 5)		0-0 6-3	0-0 F3		0-0 F7 1-2 1B		0-0 F6		0-1 CI 1B			4 0 1 0 0 0 1																								
Dick Dietz, R OBP: 0.363, SLG: 0.401 Steve Hamilton, L (8, 1) Jimmy Rosario, S OBP: 0.336, SLG: 0.266 Jim Ray Hart, R OBP: 0.195, SLG: 0.370 Bernie Williams, R OBP: 0.294, SLG: 0.233 (1, 2)		4-0 FC4 BB		0-0 F8		0-0 F7		0-0 F3		0-0 1-2 2-H 1B		3 0 0 0 0 1 0 2 0 0 0 0 0 0 0 0 0 0 0 0 0 0 0 0 1 0 0 1 1 0 0 0 0 0 0 0 0 0 0 0																								
Chris Speier, R OBP: 0.308, SLG: 0.320 (1, 6)		0-0 FC4 HR 1-2		0-0 6-3 1B		4-0 IBB		0-0 F7		0-0 F8		4 1 1 0 1 0 3																								
Chris Arnold, R OBP: 0.429, SLG: 0.833 Hal Lanier, R OBP: 0.286, SLG: 0.285 (1, 4)		0-0 1-H HR		0-0 6-3 1-2		0-3 K		4-0 BB		0-0 F7		4 1 1 2 1 1 6 0 0 0 0 0 0 0 0																								
Gaylord Perry, R OBP: 0.133, SLG: 0.149 Russ Gibson, R OBP: 0.226, SLG: 0.314 (1, 1)		0-3 K		0-0 6-3		0-0 6-3		0-3 K			0-3 K	3 0 0 0 0 1 4 2 0 0 0 0 2 1																								
Inning Stats	R: 0 E: 0 K: 2 S: 7	H: 0 LOB: 1 BB: 1 P: 11	R: 2 E: 0 K: 1 S: 6	H: 1 LOB: 0 BB: 1 P: 10	R: 1 E: 0 K: 1 S: 7	H: 1 LOB: 1 BB: 0 P: 7	R: 0 E: 0 K: 0 S: 4	H: 1 LOB: 1 BB: 0 P: 4	R: 0 E: 0 K: 1 S: 5	H: 0 LOB: 0 BB: 0 P: 5	R: 0 E: 0 K: 1 S: 6	H: 1 LOB: 3 BB: 2 P: 14	R: 0 E: 0 K: 0 S: 3	H: 0 LOB: 0 BB: 0 P: 3	R: 0 E: 0 K: 2 S: 7	H: 0 LOB: 1 BB: 1 P: 11	R: 1 E: 1 K: 0 S: 5	H: 1 LOB: 2 BB: 1 P: 9	R: 1 E: 0 K: 2 S: 7	H: 0 LOB: 0 BB: 1 P: 11	1B: 3 2B: 1 3B: 1 HR: 1	SF: 0 SAC: 0 DP: 0 HBP: 0	WP: 1 PB: 0 SB: 3 CS: 0	PA: 48												
PITCHER	IP WLS BF H R ER SO BB IBB HBP BLK WP HR S P ERA WHIP																				IP WLS BF H R ER SO BB IBB HBP BLK WP HR S P ERA WHIP															
Phil Niekro, R ERA: 3.0 (1, 1)	7.0		31	5	3	3	7	3	1	0	0	1	1	41	57	3.86	1.143																			
Pat Jarvis, R ERA: 4.16 (8, 1)	2.0		7	0	0	0	2	1	0	0	0	0	0	10	14	0.00	0.500																			
Jim Nash, R ERA: 4.91 (10, 1)	2.0	W	10	1	2	0	2	2	0	0	1	0	0	12	20	0.00	1.500																			

San Francisco Giants @ Atlanta Braves
Atlanta Stadium, Atlanta, GA
Fri Sep 10 1971, 7:05 PM EDT
Att: 8,403 - Unknown

livebaseballscorecards.com

AB 40
R 5
H 6
RBI 4
BB 7
SO 11
LOB 23



Batter	1	2	3	4	5	6	7	8	9	10	11	AB R H RBI BB SO LOB	BOTTOM
--------	---	---	---	---	---	---	---	---	---	----	----	----------------------	--------

Felix Millan, R OBP: 0.338, SLG: 0.367 (1, 4) X	0-0 F7 ①		X 0-0 1B		X 0-0 4-3 ③		X 0-0 G6-3 ②③ 1-2f		X 0-0 FC5-4 ③ 1-2f		B B B B 4-0 1-2 HR BB	5 1 1 0 1 0 3	
Ralph Garr, L OBP: 0.366, SLG: 0.430 (1, 7) X	0-0 5-3 ②		X 0-0 F9 ②		X 0-0 F7 ①		X 0-0 F7	X 0-0 2B 1B		S S S S 0-3 K ①	0-3 K ①	6 1 1 0 0 2 3	
Hank Aaron, R OBP: 0.411, SLG: 0.655 (1, 3) X	0-0 E4 FC6-4		X 0-0 F8 ③		X 0-0 F7 ②		X 0-0 F7	X 0-0 WP 1-H SF8 2B		X 0-0 1B 2B	X 0-0 1-H 2-H HR	6 3 3 4 0 0 1	
Earl Williams, R OBP: 0.337, SLG: 0.518 (1, 2) X	0-0 FC6-4 ③ 1-2f		X 0-0 6-3 ①		X 0-0 HR		X 0-0 SF8		X 0-0 2-H SF8	B B B B 4-0 1B FC4-2 BB		3 1 1 2 1 0 1	
Mike Lum, L OBP: 0.351, SLG: 0.398 (1, 9)		X 0-0 FC3-6 1B		X 0-0 F5		X 0-0 E 1B		X 0-0 F7		X 0-0 FC4-2 IBB 1-3 2-H 1B		5 0 3 1 0 0 0	
Darrell Evans, L OBP: 0.333, SLG: 0.402 (1, 5) X		X 0-0 FC3-6 ① 1-2f		X 0-0 E3		X 0-3 K ③ 1-3		X 0-0 F8		X 0-0 FC4-2 IBB 1-2		4 0 0 0 1 1 2	
Sonny Jackson, L OBP: 0.306, SLG: 0.335 (1, 8) X		X 0-0 F7 ②		X 0-0 F9 ③		X 0-0 FC4-6 1B		X 0-0 FC4-6 1B ①		X 0-0 F8 ①	X 0-0 FC4-2 ② 1-2 2-3 3-Hf	5 0 1 0 0 0 5	
Marty Perez, R OBP: 0.273, SLG: 0.304 (1, 6) X		X 0-0 G3		X 0-0 F8 ①		X 0-0 FC4-6 1B ① 1-2f		X 0-0 FC4-6 1B ① 1-2f		X 0-0 G3 ②	X 0-0 F8 ③	5 0 0 0 0 0 5	
Phil Niekro, R OBP: 0.145, SLG: 0.148 (7, PH) Hal King, R OBP: 0.319, SLG: 0.321 (7, PR) Leo Foster, R (8, 1) Pat Jarvis, R OBP: 0.145, SLG: 0.109 (9, PH) Dusty Baker Jr., R OBP: 0.189, SLG: 0.219 (10, 1) Jim Nash, R OBP: 0.178, SLG: 0.178 (11, PH) Jim Breazeale, R OBP: 0.200, SLG: 0.200 (11, PR)			S S S S 0-3 K ①		X 0-0 1-3 ②		X 0-0 G6-3 ① 1-2		X 0-0 FC5-4 ① 1-2		X 0-0 BB HR 1B	2 0 0 0 0 0 1 0 1 0 1 0 1 0 1 0 0 0 0 0 0 0 0 0 0 0 0 0 1 0 1 0 0 0 0 0 0 1 0 0 0 0 0 0	

San Francisco Giants @ Atlanta Braves
Atlanta Stadium, Atlanta, GA

Fri Sep 10 1971, 7:05 PM EDT
Att: 8,403 - Unknown

livebaseballscores.com

AB	44
R	7
H	13
RBI	7
BB	3
SO	4
LOB	20



Inning Stats	R: 0 E: 1 K: 0 S: 4	H: 0 LOB: 1 BB: 0 P: 4	R: 0 E: 0 K: 0 S: 4	H: 1 LOB: 1 BB: 0 P: 4	R: 0 E: 0 K: 1 S: 6	H: 1 LOB: 1 BB: 0 P: 6	R: 0 E: 1 K: 0 S: 4	H: 0 LOB: 1 BB: 0 P: 4	R: 0 E: 0 K: 0 S: 3	H: 0 LOB: 0 BB: 0 P: 3	R: 1 E: 1 K: 1 S: 7	H: 2 LOB: 1 BB: 0 P: 7	R: 0 E: 0 K: 0 S: 4	H: 2 LOB: 2 BB: 0 P: 4	R: 2 E: 0 K: 0 S: 5	H: 2 LOB: 0 BB: 0 P: 5	R: 0 E: 0 K: 0 S: 4	H: 1 LOB: 1 BB: 0 P: 4	R: 1 E: 0 K: 1 S: 7	H: 2 LOB: 3 BB: 2 P: 15	R: 3 E: 0 K: 1 S: 5	H: 2 LOB: 1 BB: 1 P: 9	1B: 9 2B: 2 3B: 0 HR: 2	SF: 1 SAC: 0 DP: 1 HBP: 0	WP: 1 PB: 0 SB: 0 CS: 0	PA: 48
---------------------	------------------------------	---------------------------------	------------------------------	---------------------------------	------------------------------	---------------------------------	------------------------------	---------------------------------	------------------------------	---------------------------------	------------------------------	---------------------------------	------------------------------	---------------------------------	------------------------------	---------------------------------	------------------------------	---------------------------------	------------------------------	----------------------------------	------------------------------	---------------------------------	----------------------------------	------------------------------------	----------------------------------	--------

PITCHER	IP	WLS	BF	H	R	ER	SO	BB	IBB	HBP	BLK	WP	HR	S	P	ERA	WHIP
Gaylord Perry, R ERA: 3.04 (1, 1)	7.1		31	8	3	3	2	0	0	0	0	1	1	35	35	3.68	1.091
Steve Hamilton, L ERA: 3.05 (8, 1)	1.1		5	1	0	0	0	0	0	0	0	0	0	5	5	0.00	0.750
Jerry Johnson, R ERA: 2.82 (9, 1)	1.2	L	12	4	4	4	2	2	1	0	0	0	1	13	25	21.60	3.600

Batter	1	2	3	4	5	6	7	8	9	AB R H RBI BB SO LOB	TOP										
Ken Henderson, S OBP: 0.376, SLG: 0.449 (1, 9) (7, 3) (8, 7)	0-0 3-1 BBB	4-0 BB			0-0 F7		0-0 4-3 1-2 2-3	0-0 F8 1-2		4 0 0 0 1 0 4											
Chris Arnold, R OBP: 0.333, SLG: 0.545 (1, 4)	0-0 1B 1B	0-0 F8			0-0 F9		0-0 6-3		0-0 1-3	5 1 1 0 0 0 3											
Al Gallagher, R OBP: 0.357, SLG: 0.406 (1, 5)	0-0 BB 1B 1-3 1B			0-0 6-3		0-0 4-3		0-3 K SS	0-3 K SS	5 0 1 0 0 2 0											
Bobby Bonds, R OBP: 0.362, SLG: 0.506 (1, 8)	0-0 1-2 3-H BB 1B			0-0 4-3		0-0 F4		0-0 E5 BB 1B	0-3 K SS	5 1 1 1 0 1 0											
Jim Ray Hart, R OBP: 0.400, SLG: 0.379 Don McMahon, R (8, 1)	4-0 1-2 2-3 BB			0-0 FC5-4 1B		0-0 F8		4-0 1B E BB 1-2		2 1 1 0 2 0 0 0 0 0 0 0 0 0											
Chris Speier, R OBP: 0.306, SLG: 0.317 (1, 6)	0-0 F6			0-0 FC5-4 1-2f		0-3 K SS		0-0 F5		4 0 0 0 0 1 6											
Hal Lanier, R OBP: 0.283, SLG: 0.282 Jim Howarth, L OBP: 0.300, SLG: 0.333 (7, PH) (7, 9)	0-0 F9			0-0 4-3		0-0 F8		4-0 BB BB 4-3 BB	0-0 E 1B 1-2 2-H	2 0 0 0 0 0 3 1 1 1 1 1 0 0											
Russ Gibson, R OBP: 0.218, SLG: 0.302 Dave Rader, L (7, PH) (7, 2)		0-0 6-3		0-0 F7		0-0 F9		0-0 E6 1B 1-2 2-H		2 0 0 0 0 0 0 2 0 0 0 0 0 2											
Don Carrithers, R OBP: 0.167, SLG: 0.250 Jim Barr, R OBP: 0.411, SLG: 0.427 Fran Healy, R OBP: 0.411, SLG: 0.427 Steve Stone, R OBP: 0.432, SLG: 0.503 (8, PH) (8, 3)		0-0 1-3		0-0 4-3		0-0 4-3 BB		0-0 S 1B 1-3 2-H		0 0 0 0 0 0 0 2 0 0 0 0 0 0 0 0 0 0 1 0 0 0 0 0 0 0 0 0 1 0 1 1 0 0 0											
Inning Stats	R: 1 E: 0 K: 0 S: 6	H: 3 LOB: 3 BB: 1 P: 10	R: 0 E: 0 K: 0 S: 3	H: 0 LOB: 1 BB: 1 P: 7	R: 0 E: 0 K: 0 S: 4	H: 1 LOB: 1 BB: 0 P: 4	R: 0 E: 0 K: 0 S: 3	H: 0 LOB: 0 BB: 0 P: 3	R: 0 E: 0 K: 1 S: 5	H: 0 LOB: 0 BB: 0 P: 5	R: 0 E: 0 K: 0 S: 3	H: 0 LOB: 2 BB: 2 P: 11	R: 3 E: 2 K: 1 S: 9	H: 2 LOB: 2 BB: 1 P: 13	R: 0 E: 0 K: 2 S: 7	H: 0 LOB: 0 BB: 0 P: 7	1B: 6 2B: 0 3B: 0 HR: 0	SF: 0 SAC: 0 DP: 0 HBP: 0	WP: 0 PB: 0 SB: 1 CS: 0	PA: 40	
PITCHER	IP WLS BF H R ER SO BB IBB HBP BLK WP HR S P ERA WHIP	Tom Kelley, R ERA: 3.0 Cecil Upshaw, R ERA: 3.81	IP WLS BF H R ER SO BB IBB HBP BLK WP HR S P ERA WHIP																		

San Francisco Giants @ Atlanta Braves
Atlanta Stadium, Atlanta, GA

AB 35
R 4
H 6
RBI 3
BB 5
SO 4
LOB 18



Sat Sep 11 1971, 7:05 PM EDT
Att: 11,365 - Unknown

livebaseballscorecards.com

Batter	1	2	3	4	5	6	7	8	9	AB R H RBI BB SO LOB	TOP											
Ken Henderson, S OBP: 0.374, SLG: 0.445 (1, 9) (5, 7)										4 1 0 0 1 0 3												
Tito Fuentes, S OBP: 0.299, SLG: 0.352 (1, 4)										4 1 2 1 0 0 0												
Willie Mays, R OBP: 0.433, SLG: 0.500 (1, 3) (5, 8)										2 2 0 0 3 2 1												
Bobby Bonds, R OBP: 0.364, SLG: 0.514 (1, 8) (5, 9)										5 1 3 3 0 0 1												
Dick Dietz, R OBP: 0.383, SLG: 0.399 (1, 2)										3 1 0 0 2 1 3												
Al Gallagher, R OBP: 0.358, SLG: 0.406 (1, 5)										5 0 2 0 0 0 2												
Jim Ray Hart, R OBP: 0.368, SLG: 0.344 Hal Lanier, R OBP: 0.283, SLG: 0.282 (1, 7) (5, 3)										3 0 0 0 0 1 3 0 0 0 0 0 0 0	AB 33 R 6 H 8 RBI 5 BB 7 SO 6 LOB 16											
Chris Speier, R OBP: 0.305, SLG: 0.316 (1, 6)										3 0 0 0 1 0 2												
John Cumberland, R OBP: 0.154, SLG: 0.137 (1, 1)										4 0 1 1 0 2 1												
Inning Stats	R: 4 E: 0 K: 0 S: 7	H: 4 LOB: 3 BB: 3 P: 19	R: 0 E: 1 K: 0 S: 3	H: 0 LOB: 1 BB: 1 P: 7	R: 0 E: 1 K: 0 S: 3	H: 0 LOB: 0 BB: 0 P: 3	R: 0 E: 0 K: 2 S: 8	H: 1 LOB: 1 BB: 0 P: 8	R: 0 E: 1 K: 1 S: 6	H: 0 LOB: 1 BB: 0 P: 6	R: 0 E: 0 K: 1 S: 5	H: 0 LOB: 0 BB: 0 P: 5	R: 0 E: 0 K: 2 S: 8	H: 1 LOB: 1 BB: 0 P: 8	R: 0 E: 0 K: 0 S: 4	H: 1 LOB: 1 BB: 0 P: 4	R: 2 E: 0 K: 0 S: 3	H: 1 LOB: 1 BB: 3 P: 15	1B: 5 2B: 2 3B: 0 HR: 2	SF: 0 SAC: 2 DP: 2 HBP: 0	WP: 5 PB: 0 SB: 1 CS: 1	PA: 42
PITCHER	IP WLS BF H R ER SO BB IBB HBP BLK WP HR S P ERA WHIP																					
George Stone, L ERA: 3.49 (1, 1)	0.2 L 9 4 4 4 0 2 1 0 0 0 1 2 6 18 54.00 9.000																					
Ron Herbel, R ERA: 4.47 (1, 1)	4.1 16 1 0 0 3 1 0 0 0 0 1 0 21 25 0.00 0.462																					
Steve Barber, L ERA: 5.35 (6, 1)	3.0 11 2 0 0 3 0 0 0 0 0 0 0 17 17 0.00 0.667																					
Bob Priddy, R ERA: 4.22 (9, 1)	1.0 6 1 2 2 0 3 0 0 0 0 1 0 3 15 18.00 4.000																					

San Francisco Giants @ Atlanta Braves
Atlanta Stadium, Atlanta, GA
Sun Sep 12 1971, 3:33 AM EDT
Att: 15,584 - Unknown

livebaseballscorecards.com

Batter	1	2	3	4	5	6	7	8	9	AB R H RBI BB SO LOB
Felix Millan, R (1, 4) OBP: 0.337, SLG: 0.366	0-0 F4		0-0 1B		0-0 G4-6-3			0-0 1B		4 0 2 0 0 0 2
Ralph Garr, L (1, 7) OBP: 0.365, SLG: 0.427	0-0 G5-4-3 1B		0-0 F6			0-0 F6		0-3 K		4 0 1 0 0 0 1 2
Hank Aaron, R (1, 3) OBP: 0.408, SLG: 0.656	0-0 G5-4-3			0-0 5-3		0-0 F7		0-0 F7		4 0 0 0 0 0 0 1
Earl Williams, R (1, 2) OBP: 0.336, SLG: 0.514		0-0 F2		0-0 F3		0-0 F7		0-0 6-3		4 0 0 0 0 0 0 0
Dusty Baker Jr., R (1, 9) OBP: 0.200, SLG: 0.225		0-0 F9		0-0 1B			0-0 5-3	0-0 F8		4 0 1 0 0 0 0 0
Zoilo Versalles, R (1, 5) OBP: 0.241, SLG: 0.341		0-0 F8		0-0 F8			0-0 6-3			3 0 0 0 0 0 0 1
Sonny Jackson, L (1, 8) OBP: 0.306, SLG: 0.333			0-3 K			0-0 1B		0-0 F6		3 0 1 0 0 0 1 0
Marty Perez, R (1, 6) OBP: 0.276, SLG: 0.314			0-0 HR		0-0 G4-6-3 1B			0-0 F8		3 1 2 1 0 0 0 0
George Stone, L (1, 1) Ron Herbel, R (1, 1) Oscar Brown, R (5, PH) Steve Barber, L (6, 1) Tommie Aaron, R (8, PH) Bob Priddy, R (9, 1)			0-3 K		0-3 K			0-0 6-3		0 0 0 0 0 0 0 0 1 0 0 0 0 0 1 0 1 0 0 0 0 0 1 2 0 0 0 0 0 0 0 0 1 0 0 0 0 0 0 0 0 0 0 0 0 0 0 0

Inning Stats	R: 0 E: 0 K: 0 S: 3	H: 1 LOB: 0 BB: 0 P: 3	R: 0 E: 0 K: 0 S: 3	H: 0 LOB: 0 BB: 0 P: 3	R: 1 E: 0 K: 2 S: 9	H: 2 LOB: 1 BB: 0 P: 9	R: 0 E: 0 K: 0 S: 4	H: 1 LOB: 1 BB: 0 P: 4	R: 0 E: 0 K: 1 S: 6	H: 2 LOB: 1 BB: 0 P: 6	R: 0 E: 0 K: 0 S: 3	H: 0 LOB: 0 BB: 0 P: 3	R: 0 E: 0 K: 0 S: 3	H: 0 LOB: 0 BB: 0 P: 3	R: 0 E: 0 K: 1 S: 6	H: 1 LOB: 1 BB: 0 P: 6	R: 0 E: 0 K: 0 S: 3	H: 0 LOB: 0 BB: 0 P: 3	1B: 6 2B: 0 3B: 0 HR: 1	SF: 0 SAC: 0 DP: 2 HBP: 0	WP: 0 PB: 0 SB: 0 CS: 0	PA: 32
PITCHER John Cumberland, L (1, 1) ERA: 2.85	IP 9.0 WLS W BF 32 H 7 R 1 ER 1 SO 4 BB 0 IBB 0 HBP 0 BLK 0 WP 0 HR 1 S 40 P 40 ERA 1.00 WHIP 0.778																					


BOTTOM

San Francisco Giants @ Atlanta Braves
Atlanta Stadium, Atlanta, GA

Sun Sep 12 1971, 3:33 AM EDT
Att. 15,584 - Unknown

livebaseballscorecards.com

AB	32
R	1
H	7
RBI	1
BB	0
SO	4
LOB	8



Batter	1	2	3	4	5	6	7	8	9	AB R H RBI BB SO LOB	TOP											
Maury Wills, S (1, 6) OBP: 0.327, SLG: 0.333 Manny Mota, R (7, 7) OBP: 0.361, SLG: 0.387	0-0 F7		0-0 1B		0-0 4-3		0-0 4-3		0-0 F8	4 0 1 0 0 0 0 1 0 0 0 0 0 0												
Bill Buckner, L (1, 9) OBP: 0.321, SLG: 0.375 Bill Russell, R (5, PR) OBP: 0.264, SLG: 0.327 (5, 9) (7, 6)	0-0 HR		0-0 1B		1-0 HR HBP		0-0 4-3			2 1 2 0 0 0 0 1 1 0 0 0 0 0												
Willie Davis, L (1, 8) OBP: 0.334, SLG: 0.429	0-0 F9		0-0 F9		0-0 HR		0-0 4-3			4 1 1 2 0 0 3												
Dick Allen, R (1, 5) OBP: 0.397, SLG: 0.471	0-0 HR		0-3 K		0-0 6-3			0-0 1-5-3 1B		4 1 2 2 0 1 3												
Willie Crawford, L (1, 7) OBP: 0.331, SLG: 0.454 (7, 9)	0-0 E5			0-0 HR		0-0 B1 1B		0-3 K		4 1 2 1 0 1 1												
Wes Parker, S (1, 3) OBP: 0.351, SLG: 0.363		0-0 F7		0-0 6-3		0-0 B1		0-0 1-5-3		4 0 0 0 0 0 2												
Jim Lefebvre, S (1, 4) OBP: 0.311, SLG: 0.390		0-0 F6		0-0 4-3		0-0 F6		0-0 F8		4 0 0 0 0 0 2												
Tom Haller, L (1, 2) OBP: 0.341, SLG: 0.377		0-0 6-3		0-3 K		4-0 IBB			0-0 F8	3 0 0 0 1 1 0												
Bill Singer, R (1, 1) OBP: 0.200, SLG: 0.094 Jim Brewer, L (7, 1) OBP: 0.375, SLG: 0.375			0-0 G3		0-0 F7		0-3 K		0-3 K	3 0 0 0 0 1 2 1 0 0 0 0 1 0												
Inning Stats	R: 2 E: 1 K: 0 S: 5	H: 2 LOB: 1 BB: 0 P: 5	R: 0 E: 0 K: 0 S: 3	H: 0 LOB: 0 BB: 0 P: 3	R: 0 E: 0 K: 1 S: 7	H: 2 LOB: 2 BB: 0 P: 7	R: 1 E: 0 K: 1 S: 6	H: 1 LOB: 0 BB: 0 P: 6	R: 2 E: 0 K: 0 S: 4	H: 1 LOB: 1 BB: 0 P: 5	R: 0 E: 0 K: 1 S: 6	H: 1 LOB: 2 BB: 1 P: 10	R: 0 E: 0 K: 0 S: 3	H: 0 LOB: 0 BB: 0 P: 3	R: 0 E: 0 K: 1 S: 6	H: 1 LOB: 1 BB: 0 P: 6	R: 0 E: 0 K: 1 S: 5	H: 0 LOB: 0 BB: 0 P: 5	1B: 4 2B: 1 3B: 0 HR: 3	SF: 0 SAC: 0 DP: 0 HBP: 1	WP: 0 PB: 0 SB: 0 CS: 0	PA: 37
PITCHER	IP WLS BF H R ER SO BB IBB HBP BLK WP HR S P ERA WHIP																					
Juan Marichal, R (1, 1) ERA: 3.07	4.2 L 20 5 4 4 2 0 0 1 0 0 2 23 24 7.71 1.071																					
Jim Barr, R (5, 1) ERA: 4.02	2.1 10 2 1 1 1 0 1 0 0 0 1 11 15 3.86 0.857																					
Don McMahon, R (8, 1) ERA: 3.56	2.0 7 1 0 0 2 0 0 0 0 0 0 0 11 11 0.00 0.500																					

Los Angeles Dodgers @ San Francisco Giants
Candlestick Park, San Francisco, CA
Mon Sep 13 1971, 10:05 PM EDT
Att: 31,081 - Unknown

livebaseballscorecards.com

AB	35
R	5
H	8
RBI	5
BB	1
SO	5
LOB	13



Batter	1	2	3	4	5	6	7	8	9	AB	R	H	RBI	BB	SO	LOB
Ken Henderson, S OBP: 0.371, SLG: 0.440 (1, 7)	0-0 4-3		0-0 G3		0-0 F7		0-0 4-3	0-0 5-3		5	0	0	0	0	0	1
Tito Fuentes, S OBP: 0.298, SLG: 0.352 (1, 4)	0-0 F6		0-0 5-3		0-0 6-3		0-0 PB 2B		0-0 6-3	5	1	1	0	0	0	0
Willie Mays, R OBP: 0.435, SLG: 0.499 Jim Howarth, L OBP: 0.364, SLG: 0.333 Don McMahon, R (8, 1) Chris Arnold, R OBP: 0.308, SLG: 0.500 (9, PH)	1-0 WP HBP		4-0 S BB		0-3 K		4-0 PB 2B BB		0-3 K2-3	1	0	0	0	1	1	0
Bobby Bonds, R OBP: 0.363, SLG: 0.512 (1, 9) (6, 8) (8, 9) (9, 8)	0-3 K 1-2		0-0 F6 1-2			0-0 FC4-6 1B	0-3 K 2B 1-2 2-H		0-3 K	5	0	1	0	0	3	3
Dave Kingman, R OBP: 0.338, SLG: 0.623 (1, 3)		0-0 SF9 3B		0-0 HBP 1B		0-3 K	0-0 1-3 2-H 2B			4	1	3	1	0	1	1
Al Gallagher, R OBP: 0.354, SLG: 0.403 (1, 5)		0-0 SF9		0-0 F9		0-0 FC4-6 1-2f	0-0 5-3			3	0	0	1	0	0	4
Chris Speier, R OBP: 0.305, SLG: 0.314 (1, 6)		0-3 K		1-0 FC5-4 HBP		0-3 K		0-0 E5		3	0	0	0	0	2	1
Russ Gibson, R OBP: 0.228, SLG: 0.309 Dick Dietz, R OBP: 0.382, SLG: 0.397 (7, PH) (8, 2)		0-0 FC6 1B		0-3 K		0-3 K	0-3 K 1	0-0 5-3		2	0	1	0	0	1	2
Juan Marichal, R OBP: 0.140, SLG: 0.228 Jim Barr, R (5, 1) Jim Ray Hart, R OBP: 0.385, SLG: 0.455 Jimmy Rosario, S OBP: 0.338, SLG: 0.266 Willie McCovey, L OBP: 0.389, SLG: 0.446 Bernie Williams, R OBP: 0.294, SLG: 0.233 (8, PH) (9, 9)		0-0 FC6 1-2f		0-0 FC5-4 1-2f		0-0 K	0-0 HR	0-0 F9		2	0	0	0	0	0	3

Inning Stats	R: 0	H: 0	E: 0	K: 1	S: 5	LOB: 1	BB: 0	P: 6	R: 1	H: 2	E: 0	K: 1	S: 7	LOB: 1	BB: 0	P: 7	R: 0	H: 0	E: 0	K: 0	S: 3	LOB: 1	BB: 1	P: 7	R: 0	H: 1	E: 0	K: 1	S: 6	LOB: 2	BB: 0	P: 7	R: 0	H: 0	E: 0	K: 2	S: 8	LOB: 1	BB: 0	P: 8	R: 3	H: 3	E: 1	K: 2	S: 11	LOB: 2	BB: 1	P: 15	R: 0	H: 0	E: 1	K: 0	S: 4	LOB: 1	BB: 0	P: 4	R: 0	H: 0	E: 0	K: 2	S: 7	LOB: 0	BB: 0	P: 7	1B: 3	SF: 1	2B: 2	SAC: 0	3B: 1	DP: 0	HR: 1	HBP: 2	WP: 1	PA: 40
PITCHER	IP	WLS	BF	H	R	ER	SO	BB	IBB	HBP	BLK	WP	HR	S	P	ERA	WHIP																																																									
Bill Singer, R ERA: 4.09 (1, 1)	6.2	W	32	7	4	2	8	2	0	2	0	1	1	44	54	2.70	1.350																																																									
Jim Brewer, L ERA: 1.95 (7, 1)	2.1	S	8	0	0	0	2	0	0	0	0	0	0	12	12	0.00	0.000																																																									

BOTTOM

Los Angeles Dodgers @ San Francisco Giants
Candlestick Park, San Francisco, CA
Mon Sep 13 1971, 10:05 PM EDT
Att. 31,081 - Unknown

livebaseballscores.com

AB	35
R	4
H	7
RBI	3
BB	2
SO	10
LOB	17



Batter	1	2	3	4	5	6	7	8	9	AB R H RBI BB SO LOB	TOP																
Maury Wills, S OBP: 0.326, SLG: 0.332 (1, 6)	0-0 4-3		0-3 K		0-0 F7		0-0 4-3		0-0 2B	5 1 1 0 0 1 1																	
Bill Buckner, L OBP: 0.318, SLG: 0.371 (1, 9) Manny Mota, R OBP: 0.363, SLG: 0.394 (9, PH) (9, 7)	0-0 G3			0-0 E3 FC4-6		0-0 1-3	0-0 1-3		0-0 1B L5 2B	4 0 0 0 0 0 1 1 0 1 3 0 0 0																	
Willie Davis, L OBP: 0.333, SLG: 0.427 (1, 8)	0-3 K			0-0 FC4-6 2B		0-0 G3		0-0 F5	0-0 1B	5 1 1 0 0 1 1																	
Dick Allen, R OBP: 0.397, SLG: 0.470 (1, 5)		0-0 1B FC6-4 1B		0-0 F3		0-0 BB S 1B		0-3 K	0-3 K	5 1 2 0 0 2 3																	
Willie Crawford, L OBP: 0.338, SLG: 0.459 (1, 7) Hoyt Wilhelm, R (9, 1)		0-0 FC6-4 1B		0-0 1B 2B		4-0 BB BB		4-0 1B BB	0-0 L5	3 1 2 1 2 0 2 0 0 0 0 0 0 0																	
Wes Parker, S OBP: 0.354, SLG: 0.365 (1, 3)		0-0 FC6-4 1B		0-0 1B		4-0 1-2 BB		0-0 1B		3 0 2 2 1 0 1																	
Jim Lefebvre, S OBP: 0.308, SLG: 0.386 (1, 4)		0-0 G6-4-3 1B		0-3 K		0-0 3-1		0-0 G3		4 0 0 0 0 1 7																	
Duke Sims, L OBP: 0.346, SLG: 0.350 (1, 2) Billy Grabarkewitz, R OBP: 0.379, SLG: 0.279 (9, PR) Tom Haller, L OBP: 0.341, SLG: 0.377 (9, 2)			0-0 F6		0-0 F7		0-0 3B		0-0 1B 2B 1B	4 0 2 0 0 0 0 0 1 0 0 0 0 0 0 0 0 0 0 0 0																	
Al Downing, R OBP: 0.220, SLG: 0.188 (1, 1) Joe Moeller, R (7, 1) Bill Sudakis, S OBP: 0.308, SLG: 0.346 (9, PH) Bill Russell, R OBP: 0.264, SLG: 0.327 (9, PR) (9, 9)			0-3 K		0-3 K		0-3 K		0-0 1B 2B 1B	3 0 0 0 0 3 1 0 0 0 0 0 0 0 1 0 1 0 0 0 0 0 1 0 0 0 0 0																	
Inning Stats	R: 0 E: 0 K: 1 S: 5	H: 0 LOB: 0 BB: 0 P: 5	R: 1 E: 0 K: 0 S: 4	H: 2 LOB: 0 BB: 0 P: 4	R: 0 E: 0 K: 2 S: 7	H: 0 LOB: 0 BB: 0 P: 7	R: 2 E: 1 K: 1 S: 8	H: 2 LOB: 1 BB: 0 P: 8	R: 0 E: 0 K: 1 S: 5	H: 0 LOB: 0 BB: 0 P: 5	R: 0 E: 0 K: 0 S: 4	H: 1 LOB: 3 BB: 2 P: 12	R: 0 E: 0 K: 1 S: 6	H: 1 LOB: 1 BB: 0 P: 6	R: 0 E: 0 K: 1 S: 6	H: 1 LOB: 2 BB: 1 P: 10	R: 3 E: 0 K: 1 S: 9	H: 5 LOB: 1 BB: 0 P: 9	1B: 9 2B: 3 3B: 1 HR: 0	SF: 0 SAC: 0 DP: 2 HBP: 0	WP: 0 PB: 0 SB: 1 CS: 0	PA: 41					
PITCHER	IP WLS BF H R ER SO BB IBB HBP BLK WP HR S P ERA WHIP																										
Gaylord Perry, R ERA: 2.99 (1, 1)	7.0		29	6	3	1	6	2	0	0	0	0	0	39	47	1.29	1.143										
Jerry Johnson, R ERA: 3.07 (8, 1)	1.0	L	8	4	3	3	1	1	0	0	0	0	0	9	13	27.00	5.000										
John Cumberland, L ERA: 2.85 (9, 1)	0.0		2	2	0	0	0	0	0	0	0	0	0	2	2	∞	∞										
Don McMahon, R ERA: 3.52 (9, 1)	1.0		2	0	0	0	1	0	0	0	0	0	0	4	4	0.00	0.000										

Los Angeles Dodgers @ San Francisco Giants
Candlestick Park, San Francisco, CA
Tue Sep 14 1971, 10:05 PM EDT
Att: 31,907 - Unknown

livebaseballscorecards.com

AB	38
R	6
H	12
RBI	6
BB	3
SO	8
LOB	17



Batter	1	2	3	4	5	6	7	8	9	AB R H RBI BB SO LOB
Chris Speier, R (1, 6) OBP: 0.304, SLG: 0.318	0-0 F9		0-0 6-3		0-0 FC6-4		0-0 HR		0-0 6-3	5 1 1 1 0 0 2
Tito Fuentes, S (1, 4) OBP: 0.298, SLG: 0.353 Willie McCovey, L (9, PH) OBP: 0.382, SLG: 0.446 Jimmy Rosario, S (9, PR) OBP: 0.338, SLG: 0.266	0-0 F4		0-0 F8		0-0 F7		0-0 WP HR 2B		4-0 PB BB	4 1 1 0 0 0 2 0 0 0 0 1 0 0 0 0 0 0 0 0 0
Willie Mays, R (1, 8) OBP: 0.434, SLG: 0.495	0-0 F9			4-0 1B BB		0-0 F1	4-0 HR BB		0-3 K	3 1 0 0 2 1 1
Bobby Bonds, R (1, 9) OBP: 0.364, SLG: 0.522		0-0 HR		0-3 K		0-0 6-3	0-0 HR			4 2 2 4 0 1 1
Dave Kingman, R (1, 3) OBP: 0.333, SLG: 0.616		0-0 5-3		0-0 F3		0-0 2B	0-0 F5			4 0 1 0 0 0 1
Al Gallagher, R (1, 5) OBP: 0.356, SLG: 0.403		0-0 G3		0-0 1B		4-0 BB		0-0 4-3		3 0 1 0 1 0 0
Ken Henderson, S (1, 7) OBP: 0.368, SLG: 0.436		0-0 5-3		0-0 1-3		0-0 F7		0-0 4-3		4 0 0 0 0 0 4
Dick Dietz, R (1, 2) OBP: 0.383, SLG: 0.396			4-0 SH3-4 BB		0-0 FC6-4 1B		0-0 F9	0-0 6-3		3 0 1 0 1 0 0
Gaylord Perry, R (1, 1) OBP: 0.132, SLG: 0.148 Jim Ray Hart, R (7, PH) OBP: 0.375, SLG: 0.441 Jerry Johnson, R (8, 1) OBP: 0.091, SLG: 0.100 John Cumberland, R (9, 1) OBP: 0.154, SLG: 0.137 Russ Gibson, R (9, 2) OBP: 0.229, SLG: 0.309 Don McMahon, R (9, 1) Fran Healy, R (9, PH) OBP: 0.406, SLG: 0.422			0-0 SH3-4		0-0 F8		0-0 5-3		0-3 K2-3	1 0 0 0 0 0 1 1 0 1 0 0 0 0 1 0

Inning Stats	R: 0 E: 0 K: 0 S: 3	H: 0 LOB: 0 BB: 0 P: 3	R: 1 E: 0 K: 0 S: 4	H: 1 LOB: 0 BB: 0 P: 4	R: 0 E: 0 K: 0 S: 3	H: 0 LOB: 1 BB: 1 P: 7	R: 0 E: 0 K: 1 S: 6	H: 1 LOB: 2 BB: 1 P: 10	R: 0 E: 0 K: 0 S: 4	H: 1 LOB: 1 BB: 0 P: 4	R: 0 E: 0 K: 0 S: 4	H: 1 LOB: 2 BB: 1 P: 8	R: 4 E: 0 K: 0 S: 6	H: 3 LOB: 0 BB: 1 P: 10	R: 0 E: 0 K: 0 S: 3	H: 0 LOB: 0 BB: 0 P: 3	R: 0 E: 0 K: 2 S: 7	H: 0 LOB: 2 BB: 1 P: 11	1B: 2 2B: 2 3B: 0 HR: 3	SF: 0 SAC: 1 DP: 0 HBP: 0	WP: 1 PB: 1 SB: 0 CS: 0	PA: 39
--------------	------------------------------	---------------------------------	------------------------------	---------------------------------	------------------------------	---------------------------------	------------------------------	----------------------------------	------------------------------	---------------------------------	------------------------------	---------------------------------	------------------------------	----------------------------------	------------------------------	---------------------------------	------------------------------	----------------------------------	----------------------------------	------------------------------------	----------------------------------	--------

PITCHER	IP	WLS	BF	H	R	ER	SO	BB	IBB	HBP	BLK	WP	HR	S	P	ERA	WHIP
Al Downing, L (1, 1) ERA: 2.74	6.2		29	6	3	3	1	3	0	0	0	0	2	28	40	4.05	1.350
Joe Moeller, R (7, 1) ERA: 3.18	1.1	W	6	1	2	2	0	1	0	0	0	1	1	5	9	13.50	1.500
Hoyt Wilhelm, R (9, 1) ERA: 2.76	1.0	S	4	0	0	0	2	1	0	0	0	0	0	7	11	0.00	1.000

BOTTOM

Los Angeles Dodgers @ San Francisco Giants
Candlestick Park, San Francisco, CA
Tue Sep 14 1971, 10:05 PM EDT
Att. 31,907 - Unknown

livebaseballscorecards.com

AB	33
R	5
H	7
RBI	5
BB	5
SO	3
LOB	12



Batter	1	2	3	4	5	6	7	8	9	AB R H RBI BB SO LOB	TOP											
Pete Rose, S (1, 9) OBP: 0.369, SLG: 0.415	0-0 4-3		0-0 F7		0-0 1B		0-0 5-3			4 1 1 1 0 0 1												
Woody Woodward, R (1, 6) OBP: 0.319, SLG: 0.291 Dave Concepcion, R (3, PR) OBP: 0.249, SLG: 0.255	4-0 FC6-4 BB		0-0 1B		0-0 1-3		0-0 5-3			1 0 1 0 1 0 0 2 1 0 0 0 0 2												
Lee May, R (1, 3) OBP: 0.332, SLG: 0.529	0-3 K		0-3 K		0-0 FC6-4 1B		0-0 F8			4 0 1 1 0 2 3												
Tony Perez, R (1, 5) OBP: 0.323, SLG: 0.435	0-0 FC6-4 1-2f		0-0 1B		0-0 FC6-4 1-2f			0-0 F7		4 0 1 1 0 0 2												
Johnny Bench, R (1, 2) OBP: 0.299, SLG: 0.417		0-0 6-3		0-0 F8		0-0 F8		0-0 F6		4 0 0 0 0 0 0												
Bernie Carbo, L (1, 7) OBP: 0.342, SLG: 0.351 Buddy Bradford, R (8, 7) OBP: 0.299, SLG: 0.287		4-0 E 1B BB		0-0 G6-4-3 1B		0-0 PB WP SF8 1B		0-0 4-3		3 1 2 0 1 0 0 0 0 0 0 0 0 0												
George Foster, R (1, 8) OBP: 0.295, SLG: 0.378		0-3 K		0-0 G6-4-3 1-2f		0-3 CS SF8			0-0 6-3	4 0 0 0 0 2 3												
Tommy Helms, R (1, 4) OBP: 0.294, SLG: 0.337		0-0 E7 1-3 1B			0-0 SH1-4 3B 1B		0-0 SF8		0-0 1-3	3 1 2 1 0 0 0												
Jim McGlothlin, R (1, 1) OBP: 0.173, SLG: 0.240		0-3 K			0-0 SH1-4 1-2		0-0 CS		0-3 K	3 0 1 0 0 2 2												
Inning Stats	R: 0 E: 0 K: 1 S: 5	H: 0 LOB: 1 BB: 1 P: 9	R: 0 E: 1 K: 2 S: 8	H: 1 LOB: 2 BB: 1 P: 12	R: 1 E: 0 K: 1 S: 6	H: 2 LOB: 2 BB: 0 P: 6	R: 0 E: 0 K: 0 S: 3	H: 1 LOB: 0 BB: 0 P: 3	R: 2 E: 0 K: 0 S: 6	H: 3 LOB: 1 BB: 0 P: 6	R: 1 E: 0 K: 1 S: 6	H: 1 LOB: 0 BB: 0 P: 6	R: 0 E: 0 K: 0 S: 4	H: 1 LOB: 1 BB: 0 P: 4	R: 0 E: 0 K: 0 S: 3	H: 0 LOB: 0 BB: 0 P: 3	R: 0 E: 0 K: 1 S: 5	H: 0 LOB: 0 BB: 0 P: 5	1B: 7 2B: 1 3B: 1 HR: 0	SF: 1 SAC: 1 DP: 1 HBP: 0	WP: 1 PB: 1 SB: 1 CS: 1	PA: 37
PITCHER	IP WLS BF H R ER SO BB IBB HBP BLK WP HR S P ERA WHIP																					
Don Carrithers, R (1, 1) ERA: 4.15	5.0 L 22 7 3 3 4 2 0 0 0 0 0 0 28 36 5.40 1.800																					
Jim Barr, R (6, 1) ERA: 3.78	2.0 8 2 1 0 1 0 0 0 0 1 0 10 10 0.00 1.000																					
Jerry Johnson, R (8, 1) ERA: 3.01	2.0 6 0 0 0 1 0 0 0 0 0 0 8 8 0.00 0.000																					

Cincinnati Reds @ San Francisco Giants
 Candlestick Park, San Francisco, CA
 Wed Sep 15 1971, 10:05 PM EDT
 Att. 6,488 - Unknown

livebaseballscorecards.com

AB	32
R	4
H	9
RBI	4
BB	2
SO	6
LOB	13



Batter	1	2	3	4	5	6	7	8	9	AB	R	H	RBI	BB	SO	LOB
Chris Speier, R (1, 6) OBP: 0.305, SLG: 0.318	0-3 K ①		0-0 1B ①		4-0 BB ①		0-0 6-3 ③			3	0	1	0	1	1	0
Tito Fuentes, S (1, 4) OBP: 0.296, SLG: 0.351	0-3 K ②		0-0 F6 ③		0-0 G3 ③			0-0 1-3 ①		4	0	0	0	0	1	4
Bobby Bonds, R (1, 8) OBP: 0.361, SLG: 0.518	0-0 F4 ③			0-3 K ①		0-0 F9 ①		0-0 F9 ②		4	0	0	0	0	1	0
Willie McCovey, L (1, 3) OBP: 0.384, SLG: 0.455		0-0 L3 ①		0-0 HR ②		0-3 K ②		4-0 WP BB ③		3	1	1	1	1	1	0
Dave Kingman, R (1, 9) OBP: 0.330, SLG: 0.610		0-0 L7 ②		0-0 G1 ②		0-0 2B ③		0-0 6-3 ③		4	0	1	0	0	0	1
Al Gallagher, R (1, 5) OBP: 0.352, SLG: 0.398		0-0 F8 ③		0-0 6-3 ③		0-3 K ③			0-0 6-3 ①	4	0	0	0	0	1	1
Ken Henderson, S (1, 7) OBP: 0.367, SLG: 0.437			0-0 F6 ①		0-0 G6-3 2B ①		0-0 G3 ①		0-0 4-3 ②	4	0	1	0	0	0	0
Dick Dietz, R (1, 2) OBP: 0.385, SLG: 0.405			0-0 FC3-6 1B ①		4-0 G6-3 BB ②		0-0 HR ②		0-0 1-3 ③	3	1	2	1	1	0	0
Don Carrithers, R (1, 1) OBP: 0.154, SLG: 0.231			0-0 FC3-6 1B ②		0-0 G6-3 ①		0-3 K ②			1	0	0	0	0	0	1
Frank Duffy, R (5, PH) OBP: 0.200, SLG: 0.205			1-2 1B ②		1-2 2-3 ②					1	0	0	0	0	0	2
Jim Barr, R (6, 1)										0	0	0	0	0	0	0
Jim Ray Hart, R (7, PH) OBP: 0.366, SLG: 0.429										1	0	0	0	0	1	0
Jerry Johnson, R (8, 1) OBP: 0.091, SLG: 0.100										0	0	0	0	0	0	0

Inning Stats	R: 0	H: 0	E: 0	K: 2	S: 7	P: 7	R: 0	H: 0	E: 0	K: 0	S: 3	R: 0	H: 2	E: 0	K: 0	S: 5	R: 1	H: 1	E: 0	K: 1	S: 6	R: 0	H: 1	E: 0	K: 0	S: 3	R: 0	H: 1	E: 0	K: 2	S: 8	R: 1	H: 1	E: 0	K: 1	S: 6	R: 0	H: 0	E: 0	K: 0	S: 3	R: 0	H: 0	E: 0	K: 0	S: 3	1B: 2	2B: 2	3B: 0	HR: 2	SF: 0	SAC: 0	DP: 1	HBP: 0	WP: 1	PA: 35
--------------	------	------	------	------	------	------	------	------	------	------	------	------	------	------	------	------	------	------	------	------	------	------	------	------	------	------	------	------	------	------	------	------	------	------	------	------	------	------	------	------	------	------	------	------	------	------	-------	-------	-------	-------	-------	--------	-------	--------	-------	--------

PITCHER	IP	WLS	BF	H	R	ER	SO	BB	IBB	HBP	BLK	WP	HR	S	P	ERA	WHIP
Jim McGlothlin, R (1, 1) ERA: 3.26	9.0	W	35	6	2	2	6	3	0	0	0	1	2	44	56	2.00	1.000

BOTTOM

Cincinnati Reds @ San Francisco Giants
 Candlestick Park, San Francisco, CA
 Wed Sep 15 1971, 10:05 PM EDT
 Att. 6,488 - Unknown

livebaseballscorecards.com

AB	32
R	2
H	6
RBI	2
BB	3
SO	6
LOB	9



Batter	1	2	3	4	5	6	7	8	9	AB R H RBI BB SO LOB	TOP																						
Pete Rose, S (1, 9) OBP: 0.371, SLG: 0.421	0-0 1B 1B		0-0 G4-3 1-2f			0-0 2B 1B		0-0 E6 1B	0-0 HR	5 3 3 1 0 0 1	Cincinnati Reds @ San Francisco Giants Candlestick Park, San Francisco, CA Thu Sep 16 1971, 6:33 AM EDT Att. 5,340 - Unknown livebaseballscorecards.com																						
Tommy Helms, R (1, 4) OBP: 0.294, SLG: 0.335	0-0 1B 1-2 G6-4-3 1B		0-0 F8			0-0 F2		0-0 F8	0-0 5-3	5 1 1 0 0 0 2																							
Lee May, R (1, 3) OBP: 0.336, SLG: 0.533 Darrel Chaney, S (9, PR) OBP: 0.333, SLG: 0.273	0-0 1B 1-3 2-H G6-4-3 1B				0-0 F7		0-0 1-3 2B	0-0 HBP 1-H HR 1B	0-0 L4-3 1B	5 1 4 2 0 0 0 0 0 0 0 0 0 0																							
Tony Perez, R (1, 5) OBP: 0.322, SLG: 0.432	0-0 G6-4-3 1-2f 3-H				0-0 F4		4-0 IBB	0-0 F4	0-0 L4-3	4 0 0 0 1 0 3																							
Johnny Bench, R (1, 2) OBP: 0.298, SLG: 0.414 Pat Corrales, R (8, 2) OBP: 0.229, SLG: 0.209	0-0 F2				0-0 F7		0-0 F7	4-0 HBP HR IBB		3 1 0 0 1 0 3 0 0 0 0 0 0 0																							
Hal McRae, R (1, 7) OBP: 0.287, SLG: 0.410 Buddy Bradford, R (8, 7) OBP: 0.299, SLG: 0.287			0-0 F3			0-0 F9		1-0 F7	1-2 2-3 HR HBP	3 1 0 0 0 0 3 0 0 0 0 0 0 0																							
George Foster, R (1, 8) OBP: 0.297, SLG: 0.388			0-3 K			0-0 2B		0-0 5-3	0-0 1-H 2-H 3-H HR	4 1 2 4 0 1 0																							
Dave Concepcion, R (1, 6) OBP: 0.249, SLG: 0.255			0-0 4-3			0-0 6-3		0-0 5-3	0-0 1B	4 0 1 0 0 0 1																							
Ross Grimsley, L (1, 1) OBP: 0.154, SLG: 0.102			4-0 BB G4-3 BB			0-0 6-3		0-0 F7	0-3 K	3 0 0 0 1 1 2																							
Inning Stats	R: 2 E: 0 K: 0 S: 5	H: 3 LOB: 0 BB: 0 P: 5	R: 0 E: 0 K: 1 S: 5	H: 0 LOB: 0 BB: 0 P: 5	R: 0 E: 0 K: 0 S: 2	H: 0 LOB: 0 BB: 1 P: 6	R: 0 E: 0 K: 0 S: 3	H: 0 LOB: 0 BB: 0 P: 3	R: 0 E: 0 K: 0 S: 4	H: 1 LOB: 1 BB: 0 P: 4		R: 0 E: 0 K: 0 S: 5	H: 2 LOB: 3 BB: 1 P: 9	R: 0 E: 0 K: 0 S: 3	H: 0 LOB: 0 BB: 0 P: 3	R: 5 E: 1 K: 1 S: 9	H: 3 LOB: 1 BB: 1 P: 14	R: 1 E: 0 K: 0 S: 4	H: 2 LOB: 1 BB: 0 P: 4	1B: 7 2B: 3 3B: 0 HR: 2	SF: 0 SAC: 0 DP: 3 HBP: 1	WP: 0 PB: 0 SB: 1 CS: 0	PA: 40										
PITCHER John Cumberland, L (1, 1) ERA: 2.83 Don McMahon, R (8, 1) ERA: 3.83 Steve Stone, R (9, 1) ERA: 4.15	IP 7.1	WLS L	BF 30	H 7	R 4	ER 3	SO 1	BB 1	IBB 1	HBP 0	BLK 0	WP 0	HR 0	S 30	P 38	ERA 3.68	WHIP 1.091																
											PITCHER	IP	WLS	BF	H	R	ER	SO	BB	IBB	HBP	BLK	WP	HR	S	P	ERA	WHIP					

Batter	1	2	3	4	5	6	7	8	9	AB R H RBI BB SO LOB
Bobby Bonds, R OBP: 0.359, SLG: 0.515 (1, 8) x	0-0 6-3			0-3 K		0-0 G3			0-0 G6-4-3	4 0 0 0 0 1 1
Tito Fuentes, S OBP: 0.294, SLG: 0.349 (1, 4) x	0-0 F8			0-0 4-3			0-0 4-3			3 0 0 0 0 0 0
Dave Kingman, R OBP: 0.319, SLG: 0.588 (1, 9) x	0-0 F4			0-0 F8			0-3 K			3 0 0 0 0 1 0
Willie McCovey, L OBP: 0.380, SLG: 0.451 (1, 3)		0-0 3-1			0-3 K		0-0 3-1			3 0 0 0 0 1 0
Dick Dietz, R OBP: 0.385, SLG: 0.412 (1, 2)		0-0 6-3			0-0 HR			0-0 5-3		3 1 1 1 0 0 0
Ken Henderson, S OBP: 0.367, SLG: 0.435 (1, 7)		0-0 6-3			0-0 F6		4-0 BB	4-0 G6-4-3		2 0 0 0 1 0 0
Al Gallagher, R OBP: 0.350, SLG: 0.395 (1, 5)			0-0 4-3		0-0 4-3			0-0 G6-4-3		3 0 0 0 0 0 1
Chris Speier, R OBP: 0.307, SLG: 0.322 (1, 6)			0-0 6-3			0-0 F9			0-0 G6-4-3	3 0 2 0 0 0 0
John Cumberland, R OBP: 0.148, SLG: 0.132 (1, 1)			0-0 6-3			0-0 F9			0-3 K	2 0 0 0 0 0 1
Don McMahon, R (8, 1)										0 0 0 0 0 0 0
Steve Stone, R (9, 1)										0 0 0 0 0 0 0
Jim Ray Hart, R OBP: 0.357, SLG: 0.417 (9, PH)										1 0 0 0 0 1 1

Inning Stats	R: 0	H: 0	E: 0	LOB: 0	K: 0	BB: 0	S: 3	P: 3	R: 0	H: 0	E: 0	LOB: 0	K: 0	BB: 0	S: 3	P: 3	R: 0	H: 0	E: 0	LOB: 0	K: 1	BB: 0	S: 5	P: 5	R: 1	H: 1	E: 0	LOB: 0	K: 1	BB: 0	S: 6	P: 6	R: 0	H: 1	E: 0	LOB: 0	K: 0	BB: 0	S: 3	P: 3	R: 0	H: 0	E: 0	LOB: 0	K: 1	BB: 0	S: 5	P: 5	R: 0	H: 0	E: 0	LOB: 0	K: 0	BB: 1	S: 2	P: 6	R: 0	H: 1	E: 0	LOB: 0	K: 1	BB: 0	S: 5	P: 5	1B: 1	SF: 0	2B: 1	SAC: 0	3B: 0	DP: 2	HR: 1	HBP: 0	WP: 0	PA: 28
PITCHER Ross Grimsley, L ERA: 3.38 (1, 1)	IP	WLS	BF	H	R	ER	SO	BB	IBB	HBP	BLK	WP	HR	S	P	ERA	WHIP																			IP	WLS	BF	H	R	ER	SO	BB	IBB	HBP	BLK	WP	HR	S	P	ERA	WHIP																						


BOTTOM

Cincinnati Reds @ San Francisco Giants
Candlestick Park, San Francisco, CA

Thu Sep 16 1971, 6:33 AM EDT
Att. 5,340 - Unknown

AB	27
R	1
H	3
RBI	1
BB	1
SO	4
LOB	4

livebaseballscorecards.com



Batter	1	2	3	4	5	6	7	8	9	AB R H RBI BB SO LOB	TOP											
Enzo Hernandez, R (1, 6) OBP: 0.296, SLG: 0.252 Rod Gaspar, S (9, PH)	0-0 F8		4-0 SH E 1B BB	0-0 E8			0-0 4-3		0-0 F8	3 1 0 0 1 0 0 1 0 0 0 0 0 0												
Don Mason, L (1, 4) OBP: 0.261, SLG: 0.265	0-0 F9		0-0 SH E 1B	0-3 K			0-0 6-3		0-0 F7	5 1 1 0 0 1 1												
Johnny Jeter, R (1, 8) OBP: 0.367, SLG: 0.500	0-0 2B 1B		0-0 SH E G4-6-3				0-0 F7 1B		0-3 K	4 2 3 0 0 1 0												
Nate Colbert, R (1, 3) OBP: 0.347, SLG: 0.472	0-0 1-H 2B		0-0 E6 G4-6-3				0-0 F7 1-2		0-0 F3	4 0 1 2 0 0 3												
Leron Lee, L (1, 7) OBP: 0.320, SLG: 0.409			0-0 F7 G4-6-3				0-3 K		0-0 4-3	4 0 0 0 0 1 1												
Larry Stahl, L (1, 9) OBP: 0.321, SLG: 0.418			0-0 E 1B				0-0 G3		0-3 K	4 1 2 0 0 1 0												
Garry Jesteadt, R (1, 5) OBP: 0.338, SLG: 0.362			0-3 K				0-0 WP 1B		0-0 1B 1B	4 0 2 0 0 1 2												
Fred Kendall, R (1, 2) OBP: 0.225, SLG: 0.212 Ollie Brown, R (8, PH) OBP: 0.344, SLG: 0.363 Bob Barton, R (8, 2) OBP: 0.310, SLG: 0.340			0-0 E4				0-0 1-3		0-0 1-2 1B	3 0 0 0 0 1 1 1 0 1 0 0 0 0 0 0 0 0 0 0 0												
Steve Arlin, R (1, 1) OBP: 0.158, SLG: 0.153 Mike Corkins, R (6, 1) Cito Gaston, R (8, PH) OBP: 0.265, SLG: 0.382 Al Severinsen, R (8, 1)			0-0 F4				0-3 K		0-0 F9	3 0 0 0 0 1 2 0 0 0 0 0 0 0 1 0 0 0 0 0 2 0 0 0 0 0 0 0												
Inning Stats	R: 1 E: 0 K: 0 S: 4	H: 2 LOB: 1 BB: 0 P: 4	R: 1 E: 2 K: 1 S: 7	H: 1 LOB: 1 BB: 0 P: 7	R: 3 E: 2 K: 0 S: 6	H: 2 LOB: 1 BB: 1 P: 10	R: 0 E: 1 K: 2 S: 8	H: 0 LOB: 1 BB: 0 P: 8	R: 0 E: 0 K: 1 S: 5	H: 1 LOB: 0 BB: 0 P: 5	R: 0 E: 0 K: 1 S: 6	H: 1 LOB: 1 BB: 0 P: 6	R: 0 E: 0 K: 0 S: 4	H: 1 LOB: 1 BB: 0 P: 4	R: 0 E: 0 K: 1 S: 7	H: 2 LOB: 2 BB: 0 P: 7	R: 0 E: 0 K: 1 S: 5	H: 0 LOB: 0 BB: 0 P: 5	1B: 9 2B: 1 3B: 0 HR: 0	SF: 0 SAC: 1 DP: 1 HBP: 0	WP: 1 PB: 0 SB: 0 CS: 0	PA: 39
PITCHER	IP WLS BF H R ER SO BB IBB HBP BLK WP HR S P ERA WHIP																					
Juan Marichal, R (1, 1) ERA: 3.07	6.0 W 27 7 5 2 5 1 0 0 0 1 0 36 40 3.00 1.333																					
Jerry Johnson, R (7, 1) ERA: 2.92	3.0 S 12 3 0 0 2 0 0 0 0 0 0 16 16 0.00 1.000																					

San Diego Padres @ San Francisco Giants
Candlestick Park, San Francisco, CA
Fri Sep 17 1971, 10:05 PM EDT
Att. 9,331 - Unknown

AB	37
R	5
H	10
RBI	2
BB	1
SO	7
LOB	12



livebaseballscorecards.com

Batter	1	2	3	4	5	6	7	8	9	AB	R	H	RBI	BB	SO	LOB
Willie Mays, R OBP: 0.434, SLG: 0.491 (1, 8)	0-3 K	4-0 BB			0-3 K	4-0 BB		0-0 F3		3	0	0	0	2	2	1
Tito Fuentes, S OBP: 0.292, SLG: 0.346 (1, 4)	0-0 F7	0-0 F8			0-0 3-1	0-0 4-3		0-0 F8		5	0	0	1	0	0	4
Bobby Bonds, R OBP: 0.358, SLG: 0.512 (1, 9)	0-3 K				4-0 BB	0-3 K				3	0	0	0	1	2	1
Willie McCovey, L OBP: 0.382, SLG: 0.449 (1, 3)		4-0 E 1B BB			0-3 K			0-0 BB		3	1	1	0	1	1	1
Dave Kingman, R OBP: 0.326, SLG: 0.578 (1, 7)		0-0 BB E G6-3 1B				4-0 FC1-5 1B BB		0-3 K		3	1	1	0	1	2	1
Al Gallagher, R OBP: 0.351, SLG: 0.395 (1, 5)		0-0 E4 G6-3 BB 2B			0-3 K			4-0 FC1-5 1B		3	2	1	0	1	1	2
Hal Lanier, R OBP: 0.283, SLG: 0.282 (8, 5)		1-2 2-3 3-H				1-2 HR 1B		1-2 G6-3 BB		0	0	0	0	0	0	0
Chris Speier, R OBP: 0.308, SLG: 0.321 (1, 6)		4-0 G6-3 BB			4-0 BB			0-0 FC1-5 HR		2	1	0	1	2	0	4
Russ Gibson, R OBP: 0.220, SLG: 0.298 (1, 2)		0-0 G6-3			0-0 F8			4-0 WP SH5-4 BB		2	0	0	0	0	0	3
Dick Dietz, R OBP: 0.387, SLG: 0.420 (6, PH) (7, 2)		1-2 2-3 3-H				1-H 2-H HR				1	1	1	3	1	0	0
Juan Marichal, R OBP: 0.147, SLG: 0.245 (1, 1)		0-0 2B			0-0 F8			0-0 SH5-4		2	0	1	1	0	0	1
Ken Henderson, S OBP: 0.368, SLG: 0.435 (6, PH)						S BB 4-3 BB				0	1	0	0	1	0	0
Jerry Johnson, R OBP: 0.091, SLG: 0.100 (7, 1)								1-2		0	0	0	0	0	0	0

Inning Stats	R: 0	H: 0	E: 0	K: 2	S: 7	H: 0	LOB: 0	BB: 0	P: 7	R: 3	H: 2	E: 1	K: 0	S: 5	H: 0	LOB: 2	BB: 3	P: 17	R: 0	H: 0	E: 0	K: 1	S: 5	H: 0	LOB: 1	BB: 1	P: 9	R: 0	H: 0	E: 0	K: 2	S: 7	H: 2	LOB: 1	BB: 3	P: 19	R: 0	H: 1	E: 0	K: 1	S: 5	H: 0	LOB: 1	BB: 1	P: 9	R: 0	H: 0	E: 0	K: 0	S: 3	H: 0	LOB: 1	BB: 1	P: 7
1B: 3	SF: 0	2B: 1	SAC: 1	3B: 0	DP: 2	HR: 1	HBP: 0																																															


BOTTOM

San Diego Padres @ San Francisco Giants
Candlestick Park, San Francisco, CA

Fri Sep 17 1971, 10:05 PM EDT
Att. 9,331 - Unknown

AB	27
R	7
H	5
RBI	6
BB	10
SO	8
LOB	18

WP: 1 PA: 38
PB: 0
SB: 2
CS: 0



PITCHER	IP	WLS	BF	H	R	ER	SO	BB	IBB	HBP	BLK	WP	HR	S	P	ERA	WHIP
Steve Arlin, R ERA: 3.45 (1, 1)	5.1	L	27	4	7	4	6	7	0	0	0	0	1	32	60	6.75	2.062
Mike Corkins, R ERA: 4.5 (6, 1)	1.2		7	1	0	0	2	2	0	0	0	0	0	9	17	0.00	1.800
Al Severinsen, R ERA: 3.43 (8, 1)	1.0		4	0	0	0	0	1	0	0	0	1	0	3	7	0.00	1.000

Batter	1	2	3	4	5	6	7	8	9	AB R H RBI BB SO LOB	TOP																						
Enzo Hernandez, R (1, 6) OBP: 0.297, SLG: 0.253	0-1 F3		0-0 SH1-4			0-1 F3		0-0 E 1B		3 1 1 1 0 0 0	San Diego Padres @ San Francisco Giants Candlestick Park, San Francisco, CA Sat Sep 18 1971, 6:33 AM EDT Att: 10,093 - Unknown livebaseballscorecards.com																						
Don Mason, L (1, 4) OBP: 0.258, SLG: 0.261	3-3 K		3-H 0-3 K			0-1 3-1		1-3 K 1-2		4 0 0 0 0 3 1																							
Johnny Jeter, R (1, 8) OBP: 0.353, SLG: 0.471	2-2 E5			1-2 G6-4-3 1B		2-3 K		0-1 E5 2-H		4 0 1 0 0 1 0																							
Nate Colbert, R (1, 3) OBP: 0.346, SLG: 0.470	1-0 5-3			0-1 G6-4-3 1-2f			4-2 S BB	1-3 K		3 0 0 0 1 1 3																							
Leron Lee, L (1, 7) OBP: 0.317, SLG: 0.405		0-1 L4		1-1 6-3			1-3 K 1-2		3-2 5-3	3 0 0 0 0 1 1 1 0 0 0 0 0 0																							
Jerry Morales, R (7, 7)																																	
Larry Stahl, L (1, 9) OBP: 0.324, SLG: 0.417		2-2 F1			1-0 G4-6-3 1B		4-0 IBB		1-0 F7	3 0 1 0 1 0 0																							
Garry Jesteadt, R (1, 5) OBP: 0.329, SLG: 0.353		2-2 F8			1-2 G4-6-3 1-2f		1-3 K		3-1 2-3	4 0 0 0 0 1 3																							
Bob Barton, R (1, 2) OBP: 0.313, SLG: 0.349			1-1 SH1-4 3B		3-2 1B		1-0 5-3			3 1 2 0 0 0 2																							
Clay Kirby, R (1, 1) OBP: 0.169, SLG: 0.104			1-3 K		2-2 G3			1-3 K		3 0 0 0 0 2 2																							
Inning Stats	R: 0 E: 1 K: 1 S: 9	H: 0 LOB: 1 BB: 0 P: 15	R: 0 E: 0 K: 0 S: 8	H: 0 LOB: 0 BB: 0 P: 12	R: 1 E: 0 K: 2 S: 10	H: 1 LOB: 0 BB: 0 P: 12	R: 0 E: 0 K: 0 S: 8	H: 1 LOB: 0 BB: 0 P: 10	R: 0 E: 0 K: 2 S: 10	H: 2 LOB: 1 BB: 0 P: 17	R: 0 E: 0 K: 1 S: 7	H: 0 LOB: 0 BB: 0 P: 9	R: 0 E: 0 K: 2 S: 12	H: 0 LOB: 2 BB: 2 P: 23	R: 1 E: 1 K: 3 S: 13	H: 1 LOB: 1 BB: 0 P: 16	R: 0 E: 0 K: 0 S: 6	H: 0 LOB: 0 BB: 0 P: 13	1B: 4 2B: 0 3B: 1 HR: 0	SF: 0 SAC: 1 DP: 2 HBP: 0	WP: 0 PB: 0 SB: 2 CS: 0	PA: 34											
PITCHER Gaylord Perry, R (1, 1) ERA: 2.92	IP 9.0	WLS L	BF 34	H 5	R 2	ER 1	SO 9	BB 1	IBB 1	HBP 0	BLK 0	WP 0	HR 0	S 83	P 127	ERA 1.00	WHIP 0.667																
											PITCHER	IP	WLS	BF	H	R	ER	SO	BB	IBB	HBP	BLK	WP	HR	S	P	ERA	WHIP					

AB	31
R	2
H	5
RBI	1
BB	2
SO	9
LOB	12



Batter	1	2	3	4	5	6	7	8	9	AB R H RBI BB SO LOB
Ken Henderson, S OBP: 0.366, SLG: 0.431 (1, 8) C S B S	1-3 K ①			0-1 F7 ①			0-0 1-3 ①		2-3 K ②	4 0 0 0 0 2 0
Tito Fuentes, S OBP: 0.290, SLG: 0.343 (1, 4) C F X	0-2 F9 ②			0-1 F8 ②			1-1 F9 ②		0-0 F7 ③	4 0 0 0 0 0 0
Bobby Bonds, R OBP: 0.357, SLG: 0.509 (1, 9) B X	1-0 5-3 ③			2-0 F7 ③			2-3 K ③			3 0 0 0 0 1 0
Willie McCovey, L OBP: 0.381, SLG: 0.458 (1, 3) S B T X		1-2 4-3 ①			1-3 K ①			1-2 HR ①		3 1 1 1 0 1 0
Dave Kingman, R OBP: 0.316, SLG: 0.558 (1, 7) X		0-0 F5 ②			1-3 K ②			0-3 K ①		3 0 0 0 0 2 0
Dick Dietz, R OBP: 0.387, SLG: 0.418 (1, 2) C B B C X		1-2 5-3 ③			0-0 F8 ③			4-1 FC4-6 BB ②		2 0 0 0 1 0 0 0 0 0 0 0 0 0 0 0 0 0 0 0 0
Al Gallagher, R OBP: 0.350, SLG: 0.393 (1, 5) F C X			0-2 4-3 ①			1-3 K ①		1-3 K ②		2 0 0 0 0 1 0 1 0 0 0 0 1 1 0 0 0 0 0 0 0
Willie Mays, R OBP: 0.433, SLG: 0.490 (8, PH) F B S X			2-2 F8 ②			2-2 5-3 ②		1-2 FC4-6 ③		3 0 0 0 0 0 1
Hal Lanier, R OBP: 0.283, SLG: 0.282 (9, 5) B F F S			2-3 K ③			0-3 K ③		1-2 F3 ①		2 0 0 0 0 2 0 1 0 0 0 0 0 0
Chris Speier, R OBP: 0.307, SLG: 0.319 (1, 6) C B B X										
Gaylord Perry, R OBP: 0.129, SLG: 0.144 (1, 1) B F F S										
Jim Ray Hart, R OBP: 0.349, SLG: 0.405 (9, PH) S B F S										

BOTTOM

San Diego Padres @ San Francisco Giants
Candlestick Park, San Francisco, CA
Sat Sep 18 1971, 6:33 AM EDT
Att. 10,093 - Unknown

AB	28
R	1
H	1
RBI	1
BB	1
SO	10
LOB	2



Inning Stats	R: 0	H: 0	E: 0	LOB: 0	K: 1	BB: 0	S: 7	P: 9	R: 0	H: 0	E: 0	LOB: 0	K: 0	BB: 0	S: 5	P: 7	R: 0	H: 0	E: 0	LOB: 0	K: 2	BB: 0	S: 7	P: 9	R: 0	H: 0	E: 0	LOB: 0	K: 1	BB: 0	S: 6	P: 9	R: 1	H: 1	E: 0	LOB: 1	K: 2	BB: 1	S: 14	P: 21	R: 0	H: 0	E: 0	LOB: 0	K: 1	BB: 0	S: 7	P: 10	1B: 0	SF: 0	2B: 0	SAC: 0	3B: 0	DP: 0	HR: 1	HBP: 0	WP: 0	PA: 29
PITCHER Clay Kirby, R ERA: 3.05 (1, 1)	IP	WLS	BF	H	R	ER	SO	BB	IBB	HBP	BLK	WP	HR	S	P	ERA	WHIP													IP	WLS	BF	H	R	ER	SO	BB	IBB	HBP	BLK	WP	HR	S	P	ERA	WHIP												

Batter	1	2	3	4	5	6	7	8	9	AB R H RBI BB SO LOB	TOP		
Enzo Hernandez, R (1, 6) OBP: 0.299, SLG: 0.255	4-0 SH1-4 1B BB	0-0 1-3		0-0 L4-3 1B			0-0 E1 4-3 1B		0-3 K	4 1 2 0 1 1 1	San Diego Padres @ San Francisco Giants Candlestick Park, San Francisco, CA Sun Sep 19 1971, 6:33 AM EDT Att: 31,135 - Unknown livebaseballscorecards.com		
Don Mason, L (1, 4) OBP: 0.257, SLG: 0.260	0-0 1B SH1-4 1B	0-0 F9		0-0 L4-3			0-0 F7	0-0 3-1	5 0 1 0 0 0 4				
Johnny Jeter, R (1, 8) OBP: 0.378, SLG: 0.500	0-0 SH1-4		0-0 1B 2B			0-0 5-3	4-0 4-3 BB		2 0 1 0 1 0 0				
Nate Colbert, R (1, 3) OBP: 0.344, SLG: 0.466	0-3 K		0-0 6-3			0-3 K	0-0 4-3	1-2 2-3	4 0 0 0 0 2 5				
Larry Stahl, L (1, 7) Cito Gaston, R (7, PH) OBP: 0.324, SLG: 0.414 OBP: 0.264, SLG: 0.382	4-0 1B BB		0-0 F7			0-3 K	0-3 K		2 0 0 0 1 1 1 1 0 0 0 0 1 2				
Ollie Brown, R (1, 9) OBP: 0.346, SLG: 0.364	0-0 1-2 2-3 3-H 1B		0-0 2-3 1B			0-0 4-3	0-3 K	0-3 K	4 0 2 1 0 1 0				
Garry Jesteadt, R (1, 5) OBP: 0.321, SLG: 0.344	0-0 F8		0-0 5-3			0-0 F9	0-0 6-3		4 0 0 0 0 0 5				
Bob Barton, R (1, 2) OBP: 0.314, SLG: 0.348		0-0 SH1-4 WP 1B		0-0 6-3		4-0 WP BB	0-0 F3		3 0 1 0 1 0 0				
Dave Roberts, L (1, 1) Rod Gaspar, S (9, PH) OBP: 0.200, SLG: 0.225		0-0 SH1-4		0-0 1B		0-0 4-3		0-0 4-3	2 0 1 0 0 0 1 1 0 0 0 0 0 0				
Inning Stats	R: 1 H: 2 E: 0 LOB: 3 K: 1 BB: 2 S: 7 P: 15	R: 0 H: 1 E: 0 LOB: 1 K: 0 BB: 0 S: 4 P: 4	R: 0 H: 2 E: 0 LOB: 2 K: 0 BB: 0 S: 5 P: 5	R: 0 H: 2 E: 0 LOB: 1 K: 0 BB: 0 S: 4 P: 4	R: 0 H: 0 E: 0 LOB: 0 K: 2 BB: 0 S: 7 P: 7	R: 0 H: 0 E: 0 LOB: 1 K: 0 BB: 1 S: 3 P: 7	R: 0 H: 1 E: 1 LOB: 2 K: 1 BB: 1 S: 6 P: 10	R: 0 H: 0 E: 0 LOB: 0 K: 1 BB: 0 S: 5 P: 5	R: 0 H: 0 E: 0 LOB: 0 K: 1 BB: 0 S: 5 P: 5	1B: 7 SF: 0 2B: 2 SAC: 2 3B: 0 DP: 1 HR: 0 HBP: 0	WP: 2 PA: 38 PB: 0 SB: 0 CS: 0		
PITCHER	IP WLS BF H R ER SO BB IBB HBP BLK WP HR S P ERA WHIP											PITCHER	IP WLS BF H R ER SO BB IBB HBP BLK WP HR S P ERA WHIP
Don Carrithers, R (1, 1) ERA: 3.91	6.2 W 31 8 1 1 3 4 0 0 0 2 0 33 49 1.35 1.800												
Steve Hamilton, L (7, 1) ERA: 3.02	0.1 1 0 0 0 1 0 0 0 0 0 0 3 3 0.00 0.000												
Jerry Johnson, R (8, 1) ERA: 2.86	2.0 S 6 0 0 0 2 0 0 0 0 0 0 10 10 0.00 0.000												

Batter	1	2	3	4	5	6	7	8	9
Willie Mays, R OBP: 0.430, SLG: 0.485 (1, 8)	0-0 5-3		0-0 E8 SH3-4 SF8		0-0 5-3		0-3 K		
Tito Fuentes, S OBP: 0.290, SLG: 0.343 (1, 4)	0-0 4-3		0-0 SH3-4		0-0 1B			0-0 E5 G6-4-3	
Willie McCovey, L OBP: 0.380, SLG: 0.455 (1, 3)	0-0 5-3		0-0 SF8		4-0 IBB			0-3 K	
Bobby Bonds, R OBP: 0.356, SLG: 0.509 (1, 9)		0-0 1B 2B	0-0 G3		0-0 F5			0-0 G6-4-3 1-2f	
Dave Kingman, R OBP: 0.327, SLG: 0.562 (1, 7)		0-0 1B 1B		0-0 1B		0-0 5-3			
Dick Dietz, R OBP: 0.385, SLG: 0.415 (1, 2)		0-0 F3		0-0 F9		0-0 F7			
Chris Speier, R OBP: 0.305, SLG: 0.318 (1, 6)		0-3 K		0-0 G6-4-3 1-2f		0-0 F7			
Hal Lanier, R OBP: 0.284, SLG: 0.283 (1, 5)		0-0 1B		0-0 F8		0-0 F6			
Don Carrithers, R OBP: 0.200, SLG: 0.333 (1, 1)		0-0 4-3			0-0 1B 2B		0-0 1-3		
Steve Hamilton, L (7, 1)									
Chris Arnold, R OBP: 0.286, SLG: 0.462 (7, PH)									
Jerry Johnson, R OBP: 0.091, SLG: 0.100 (8, 1)									

AB	R	H	RBI	BB	SO	LOB
4	1	0	0	0	1	1
3	0	1	1	0	0	0
2	0	0	1	1	1	1
4	1	1	0	0	0	3
3	1	2	0	0	0	0
3	0	0	0	0	0	3
3	0	0	0	0	1	3
3	0	1	2	0	0	0
2	1	1	0	0	0	1
0	0	0	0	0	0	0
1	0	0	0	0	0	0
0	0	0	0	0	0	0

BOTTOM

San Diego Padres @ San Francisco Giants
Candlestick Park, San Francisco, CA

Sun Sep 19 1971, 6:33 AM EDT
Att. 31,135 - Unknown

livebaseballscorecards.com

AB	28
R	4
H	6
RBI	4
BB	1
SO	3
LOB	12



Inning Stats	R	H	E	K	S	R	H	E	K	S	R	H	E	K	S	R	H	E	K	S	R	H	E	K	S	R	H	E	K	S		
	0	0	0	0	3	2	3	0	1	8	1	0	1	0	4	0	0	0	0	3	1	0	0	2	0	0	0	0	5	0	0	5

PITCHER	IP	WLS	BF	H	R	ER	SO	BB	IBB	HBP	BLK	WP	HR	S	P	ERA	WHIP
Dave Roberts, L ERA: 1.96 (1, 1)	8.0	L	31	6	4	3	3	0	1	0	0	0	0	36	40	3.38	0.750

WP	PA	ERA	WHIP
0	31		

Batter	1	2	3	4	5	6	7	8	9	AB R H RBI BB SO LOB	TOP											
Willie Mays, R (1, 8) OBP: 0.428, SLG: 0.482	0-3 K			x 0-0 G6-3 1B		x 0-0 6-3		x 0-0 F2		4 0 1 0 0 1 0	San Francisco Giants @ Houston Astros Astrodome, Houston, TX Tue Sep 21 1971, 8:05 PM EDT Att. 7,777 - Unknown											
Tito Fuentes, S (1, 4) OBP: 0.291, SLG: 0.343	0-0 F7			x 0-0 G6-3 1-2f		H 1-0 2B HBP		x 0-0 1B		3 0 1 0 0 0 1												
Bobby Bonds, R (1, 9) OBP: 0.356, SLG: 0.509	0-0 F8			x 0-0 5-3		x 0-0 1-H 2B		x 0-0 5-3		4 0 1 0 0 0 1												
Willie McCovey, L (1, 3) OBP: 0.378, SLG: 0.462		x 0-0 4-3			S 0-3 K		x 0-0 HR		x 0-0 F8	4 1 1 1 0 1 0												
Dave Kingman, R (1, 7) OBP: 0.324, SLG: 0.548		x 0-0 F7			x 0-0 1B		x 0-0 F8		x 0-0 5-3	4 0 1 0 0 0 0												
Dick Dietz, R (1, 2) OBP: 0.385, SLG: 0.413		S 0-3 K			S 0-3 K		H 1-0 HBP		x 0-0 F9	2 0 0 0 0 2 1												
Jimmy Rosario, S (7, PR) OBP: 0.338, SLG: 0.266										0 0 0 0 0 0 0												
Russ Gibson, R (7, 2) OBP: 0.220, SLG: 0.298										0 0 0 0 0 0 0												
Al Gallagher, R (9, PH) OBP: 0.349, SLG: 0.392										1 0 0 0 0 0 0												
Chris Speier, R (1, 6) OBP: 0.305, SLG: 0.316			x 0-0 E6 G6-4-3		B 4-0 1-2 BB		x 0-0 F8			2 0 0 0 1 0 1												
Hal Lanier, R (1, 5) OBP: 0.280, SLG: 0.279			x 0-0 G6-4-3 1-2f		S 0-3 K		x 0-0 5-3			3 0 0 0 0 1 4												
John Cumberland, R (1, 1) OBP: 0.143, SLG: 0.127			S 0-3 K			x 0-0 F8		x 0-0 G3		2 0 0 0 0 1 0												
Ken Henderson, S (8, PH) OBP: 0.365, SLG: 0.430										1 0 0 0 0 0 0												
Jim Barr, R (8, 1)										0 0 0 0 0 0 0												
Inning Stats	R: 0 E: 0 K: 1 S: 5	H: 0 LOB: 0 BB: 0 P: 5	R: 0 E: 0 K: 1 S: 5	H: 0 LOB: 0 BB: 0 P: 5	R: 0 E: 1 K: 1 S: 5	H: 0 LOB: 0 BB: 0 P: 5	R: 0 E: 0 K: 0 S: 3	H: 1 LOB: 0 BB: 0 P: 3	R: 0 E: 0 K: 3 S: 10	H: 1 LOB: 2 BB: 1 P: 14	R: 0 E: 0 K: 0 S: 3	H: 1 LOB: 2 BB: 0 P: 4	R: 1 E: 0 K: 0 S: 4	H: 1 LOB: 1 BB: 0 P: 5	R: 0 E: 0 K: 0 S: 4	H: 1 LOB: 1 BB: 0 P: 4	R: 0 E: 0 K: 0 S: 3	H: 0 LOB: 0 BB: 0 P: 3	1B: 3 2B: 1 3B: 0 HR: 1	SF: 0 SAC: 0 DP: 2 HBP: 2	WP: 0 PB: 0 SB: 1 CS: 0	PA: 33
PITCHER Jack Billingham, R (1, 1) ERA: 3.58	IP 9.0 WLS W BF 33 H 5 R 1 ER 1 SO 6 BB 1 IBB 0 HBP 2 BLK 0 WP 0 HR 1 S 42 P 48 ERA 1.00 WHIP 0.667											PITCHER	IP WLS BF H R ER SO BB IBB HBP BLK WP HR S P ERA WHIP									

AB	30
R	1
H	5
RBI	1
BB	1
SO	6
LOB	8



livebaseballscorecards.com

Batter	1	2	3	4	5	6	7	8	9
Roger Metzger, S OBP: 0.302, SLG: 0.307 (1, 6)	4-0 BB G6-4-3		0-0 F4		0-0 4-1		0-3 K		
Joe Morgan, L OBP: 0.351, SLG: 0.413 (1, 4)	0-0 G6-4-3 1-2f		0-0 2B 1B			0-0 4-3		0-0 F8	
Cesar Cedeno, R OBP: 0.299, SLG: 0.409 (1, 8)	0-0 6-3		0-0 1-H 2B			0-0 1-3		0-0 F5	
Bob Watson, R OBP: 0.354, SLG: 0.399 Cesar Geronimo, L OBP: 0.272, SLG: 0.342 (1, 7) (8, PR) (9, 7)		0-0 F9	0-0 F4			0-0 F8		0-0 CS 1B	
Jimmy Wynn, R OBP: 0.311, SLG: 0.301 (1, 9)		0-0 F8		0-0 F7			0-0 SH3-4 HR 2B	0-0 CS	
Denis Menke, R OBP: 0.335, SLG: 0.333 (1, 5)		4-0 BB BB		0-3 K			0-0 SH3-4		
Larry Howard, R OBP: 0.277, SLG: 0.419 (1, 2)		4-0 1-2 BB		0-0 F8			0-0 HR		
John Mayberry, L OBP: 0.264, SLG: 0.336 (1, 3)		0-0 3-1			0-3 K		0-0 F9		
Jack Billingham, R OBP: 0.143, SLG: 0.132 (1, 1)			0-3 K			0-0 F9			

AB R H RBI BB SO LOB

3	0	0	0	1	1	1
4	1	1	0	0	0	1
4	0	1	1	0	0	0
4	0	1	0	0	0	1
0	0	0	0	0	0	0
3	1	1	0	0	0	0
1	0	0	0	1	1	0
2	1	1	2	1	0	0
3	0	0	0	0	1	2
3	0	1	0	0	1	0

1B: 3	SF: 0	WP: 0	PA: 32
2B: 2	SAC: 1	PB: 0	
3B: 0	DP: 1	SB: 0	
HR: 1	HBP: 0	CS: 1	

PITCHER	IP	WLS	BF	H	R	ER	SO	BB	IBB	HBP	BLK	WP	HR	S	P	ERA	WHIP
John Cumberland, L ERA: 2.87 (1, 1)	7.0	L	28	5	3	3	4	3	0	0	0	0	1	33	45	3.86	1.143
Jim Barr, R ERA: 3.67 (8, 1)	1.0		3	1	0	0	0	0	0	0	0	0	0	3	3	0.00	1.000

PITCHER	IP	WLS	BF	H	R	ER	SO	BB	IBB	HBP	BLK	WP	HR	S	P	ERA	WHIP

San Francisco Giants @ Houston Astros
Astrodome, Houston, TX
Tue Sep 21 1971, 8:05 PM EDT
Att. 7,777 - Unknown

livebaseballscorecards.com

AB	27
R	3
H	6
RBI	3
BB	3
SO	4
LOB	5



Batter	1	2	3	4	5	6	7	8	9	AB R H RBI BB SO LOB	TOP
Jim Howarth, L (1, 9) OBP: 0.400, SLG: 0.333 Ken Henderson, S (7, 7) OBP: 0.366, SLG: 0.431	4-0 BB 1B	0-0 5-3 1B		0-0 1-2 1B		0-3 K		0-0 WP SH1-4 1B		3 1 1 0 1 1 3 1 0 1 0 0 0 0	San Francisco Giants @ Houston Astros Astrodome, Houston, TX Wed Sep 22 1971, 8:05 PM EDT Att: 11,208 - Unknown
Tito Fuentes, S (1, 4) OBP: 0.293, SLG: 0.343	4-0 1B 1-2 BB		0-0 5-3-5 1B	0-0 1-3 1B		0-3 K		0-0 SH1-4		3 0 1 0 1 1 4	
Bobby Bonds, R (1, 8) OBP: 0.357, SLG: 0.514 (7, 9)	0-0 BB 1-3 2-H 1B		0-0 5-3-5 1-2 1B		0-0 HR		0-0 F7	4-0 WP BB		4 1 2 2 1 0 1	
Willie McCovey, L (1, 3) OBP: 0.379, SLG: 0.460	4-0 G6-4-3 1-2 BB		0-0 PB 1B		0-0 F5		0-0 4-3 1-2 2-3 1B	0-3 K		4 0 1 0 1 1 2	
Dave Kingman, R (1, 7) OBP: 0.330, SLG: 0.542 Willie Mays, R (7, 8) OBP: 0.429, SLG: 0.482	0-0 F3		4-0 1-2 BB		0-0 F5		0-0 E6 1B	4-0 IBB		3 1 1 0 1 0 3 0 0 0 0 1 0 0	
Al Gallagher, R (1, 5) OBP: 0.348, SLG: 0.389 Hal Lanier, R (7, 5) OBP: 0.279, SLG: 0.277	0-0 G6-4-3 1-2f		0-0 L4		0-0 6-3		4-0 1B BB	0-0 5-3		3 0 0 0 1 0 5 1 0 0 0 0 0 3	
Chris Speier, R (1, 6) OBP: 0.309, SLG: 0.321		0-0 4-3 1B		4-0 CS BB		0-0 WP 2B		0-0 1-3 2-H 1B	0-3 K	4 0 3 1 1 1 0	
Fran Healy, R (1, 2) OBP: 0.406, SLG: 0.407		0-0 F9		0-3 K		4-0 2-3 BB		4-0 1-2 BB	0-0 6-3	3 0 0 0 2 1 2	
Juan Marichal, R (1, 1) OBP: 0.150, SLG: 0.235		0-0 4-3 1-2		4-0 1B 1-2 BB		0-0 F6		0-0 F9	0-0 4-3	4 0 0 0 1 0 6	
Inning Stats	R: 1 H: 1 E: 0 LOB: 2 K: 0 BB: 3 S: 3 P: 15	R: 0 H: 1 E: 0 LOB: 1 K: 0 BB: 0 S: 4 P: 4	R: 0 H: 2 E: 0 LOB: 2 K: 0 BB: 1 S: 4 P: 8	R: 0 H: 1 E: 0 LOB: 2 K: 1 BB: 2 S: 5 P: 13	R: 1 H: 1 E: 0 LOB: 0 K: 0 BB: 0 S: 4 P: 4	R: 0 H: 1 E: 0 LOB: 2 K: 2 BB: 1 S: 8 P: 12	R: 1 H: 2 E: 1 LOB: 3 K: 0 BB: 2 S: 5 P: 13	R: 0 H: 1 E: 0 LOB: 3 K: 1 BB: 2 S: 6 P: 14	R: 0 H: 0 E: 0 LOB: 0 K: 1 BB: 0 S: 5 P: 5	1B: 8 SF: 0 2B: 2 SAC: 1 3B: 0 DP: 2 HR: 1 HBP: 0	WP: 2 PA: 45 PB: 1 SB: 0 CS: 1
PITCHER J.R. Richard, R (1, 1) ERA: 3.43 George Culver, R (1, 1) ERA: 2.73 Tom Griffin, R (4, 1) ERA: 4.76 Jim Ray, R (6, 1) ERA: 2.19 Skip Guinn, L (8, 1) ERA:	IP WLS BF H R ER SO BB IBB HBP BLK WP HR S P ERA WHIP 0.0 0 4 1 1 1 0 3 0 0 0 0 0 0 1 13 ∞ ∞ 3.0 0 11 3 0 0 0 1 0 0 0 0 0 0 10 14 0.00 1.333 2.0 L 11 3 1 1 1 1 3 0 0 0 1 1 10 22 4.50 3.000 2.1 0 13 3 1 0 2 3 0 0 0 0 0 0 14 26 0.00 2.571 0.1 0 1 0 0 0 1 0 0 0 0 1 0 3 3 0.00 0.000			PITCHER Fred Gladding, R (8, 1) ERA: 1.98 Bill Greif, R (9, 1) ERA: 6.57	IP WLS BF H R ER SO BB IBB HBP BLK WP HR S P ERA WHIP 0.1 0 2 0 0 0 0 0 0 0 0 0 0 0 1 5 0.00 0.000 1.0 0 3 0 0 0 0 1 0 0 0 0 0 0 5 5 0.00 0.000						

livebaseballscorecards.com



Batter	1	2	3	4	5	6	7	8	9	AB R H RBI BB SO LOB	BOTTOM									
Roger Metzger, S (1, 6) OBP: 0.300, SLG: 0.306	0-0 F8		0-0 SH2-4		0-0 3-1			0-0 G3		3 0 0 0 0 0 0	San Francisco Giants @ Houston Astros Astrodome, Houston, TX Wed Sep 22 1971, 8:05 PM EDT Att. 11,208 - Unknown									
Joe Morgan, L (1, 4) OBP: 0.350, SLG: 0.411	0-3 K		0-0 G3			0-0 6-3 1B		0-0 F4		4 0 1 1 0 1 1										
Cesar Cedeno, R (1, 8) OBP: 0.299, SLG: 0.408	0-0 1B		0-0 5-3			0-0 6-3 1-2		0-0 F7		4 0 1 0 0 0 2										
Bob Watson, R (1, 7) OBP: 0.351, SLG: 0.395	0-0 5-3			0-0 F8		0-0 F9		0-3 K		4 0 0 0 0 1 1										
Jimmy Wynn, R (1, 9) OBP: 0.311, SLG: 0.301		0-3 K		0-0 F6			0-0 4-3	0-0 1B		4 0 1 0 0 1 0										
Denis Menke, R (1, 5) OBP: 0.334, SLG: 0.332		0-0 F9		0-0 1B			0-0 F8	0-3 K		4 0 1 0 0 1 1										
John Mayberry, L (1, 3) OBP: 0.258, SLG: 0.328		0-3 K		0-0 F9			0-0 E3			3 0 0 0 0 1 1										
Larry Howard, R (1, 2) OBP: 0.280, SLG: 0.413			0-0 SH2-4 G3 1B			0-0 6-3		0-3 K		3 1 1 0 0 1 1										
J.R. Richard, R George Culver, R Marty Martinez, S Tom Griffin, R Jim Ray, R Skip Givins, R Fred Gladding, L Rich Chiles, L Bill Greif, R			0-0 G3 SH2-4 1B			0-0 F4		0-0 6-3		0 0 0 0 0 0 0 0 0 0 0 0 0 0 1 0 0 1 0 0 0 1 0 1 0 0 0 0 0 0 0 0 0 0 0 0 0										
Inning Stats	R: 0 E: 0 K: 1 S: 6	H: 1 LOB: 1 BB: 0 P: 6	R: 0 E: 0 K: 2 S: 7	H: 0 LOB: 0 BB: 0 P: 7	R: 1 E: 0 K: 0 S: 5	H: 2 LOB: 1 BB: 0 P: 5	R: 0 E: 0 K: 0 S: 4	H: 1 LOB: 1 BB: 0 P: 4	R: 0 E: 0 K: 0 S: 3	H: 0 LOB: 0 BB: 0 P: 3	R: 0 E: 1 K: 1 S: 6	H: 0 LOB: 1 BB: 0 P: 6	R: 0 E: 0 K: 0 S: 3	H: 0 LOB: 0 BB: 0 P: 3	R: 0 E: 0 K: 2 S: 8	H: 1 LOB: 1 BB: 0 P: 8	1B: 6 2B: 0 3B: 0 HR: 0	SF: 0 SAC: 1 DP: 0 HBP: 0	WP: 0 PB: 0 SB: 1 CS: 0	PA: 33
PITCHER Juan Marichal, R (1, 1) ERA: 3.0	IP 9.0 WLS W BF 33 H 6 R 1 ER 1 SO 6	H 0 R 1 ER 1 SO 6	H 0 R 1 ER 1 SO 6	H 0 R 1 ER 1 SO 6	H 2 R 0 ER 0 SO 5	H 1 R 0 ER 0 SO 4	H 1 R 0 ER 0 SO 3	H 0 R 0 ER 0 SO 6	H 0 R 0 ER 0 SO 3	H 0 R 0 ER 0 SO 3	H 0 R 0 ER 0 SO 3	H 0 R 0 ER 0 SO 3	H 0 R 0 ER 0 SO 3	H 1 R 0 ER 0 SO 8	H 1 R 0 ER 0 SO 8	WP 0 HR 0 S 1 P 0	ERA 1.00 WHIP 0.667	ERA 1.00 WHIP 0.667		

livebaseballscorecards.com

AB	32
R	1
H	6
RBI	1
BB	0
SO	6
LOB	7



Batter	1	2	3	4	5	6	7	8	9	AB R H RBI BB SO LOB	TOP	
Ken Henderson, S OBP: 0.370, SLG: 0.434 (1, 8) (8, 7)	0-0 SH5-4 1B		0-0 S 1B		0-0 HBP E 1-2 1B		0-0 4-3 2		4-0 BB	4 0 3 0 1 0 0	San Francisco Giants @ Houston Astros Astrodome, Houston, TX Thu Sep 23 1971, 8:05 PM EDT Att: 12,281 - Unknown livebaseballscorecards.com	
Tito Fuentes, S OBP: 0.293, SLG: 0.342 (1, 4)	0-0 SH5-4 1-2		4-0 BB		0-0 E5 HBP 1-2 2-3		0-0 6-3 3	0-0 6-3 3	3 0 0 0 1 0 3			
Bobby Bonds, R OBP: 0.355, SLG: 0.511 (1, 9)	0-3 K		0-3 K		0-0 F9			0-0 F6	4 0 0 0 0 2 6			
Willie McCovey, L OBP: 0.380, SLG: 0.468 (1, 3)	0-3 K			0-0 HR	1-0 HBP 1-2 2-3 3-H			0-3 K	3 1 1 2 0 2 1			
Dave Kingman, R OBP: 0.319, SLG: 0.520 Willie Mays, R OBP: 0.429, SLG: 0.482 (1, 7) (8, 8)				0-0 F6	0-0 F7	0-3 K		0-0 E5 1B	4 0 0 0 0 1 3 0 0 0 0 0 0 0			
Al Gallagher, R OBP: 0.347, SLG: 0.388 Hal Lanier, R OBP: 0.279, SLG: 0.277 (1, 5) (8, 5)				0-3 K			0-0 6-3	0-0 1-2 1B	4 0 1 0 0 2 0 0 0 0 0 0 0 0			
Chris Speier, R OBP: 0.309, SLG: 0.321 (1, 6)				0-0 CS 1B	0-3 K		0-0 6-3	0-0 3-1	4 0 1 0 0 1 2			
Fran Healy, R OBP: 0.390, SLG: 0.389 (1, 2)				0-0 CS 1-2	0-0 F8		0-0 F4	0-3 K	4 0 0 0 0 2 0			
Gaylord Perry, R OBP: 0.134, SLG: 0.149 (1, 1)				0-0 F8	0-0 E HBP 1B 1B		0-3 K	0-0 6-3	4 1 1 0 0 1 0			
Inning Stats	R: 0 E: 0 K: 2 S: 8 H: 1 LOB: 1 BB: 0 P: 8	R: 0 E: 0 K: 1 S: 5 H: 1 LOB: 0 BB: 0 P: 5	R: 0 E: 0 K: 1 S: 6 H: 1 LOB: 2 BB: 1 P: 10	R: 1 E: 0 K: 2 S: 8 H: 1 LOB: 0 BB: 0 P: 8	R: 1 E: 1 K: 1 S: 8 H: 2 LOB: 3 BB: 0 P: 9	R: 0 E: 0 K: 1 S: 5 H: 0 LOB: 0 BB: 0 P: 5	R: 0 E: 0 K: 1 S: 5 H: 0 LOB: 0 BB: 0 P: 5	R: 0 E: 1 K: 1 S: 7 H: 1 LOB: 2 BB: 0 P: 7	R: 0 E: 0 K: 1 S: 5 H: 0 LOB: 1 BB: 1 P: 9	1B: 6 2B: 0 3B: 0 HR: 1 SF: 0 SAC: 1 DP: 0 HBP: 1		WP: 0 PB: 0 SB: 1 CS: 1 PA: 39
PITCHER Don Wilson, R ERA: 2.46 Fred Gladding, R ERA: 1.94 (1, 1) (9, 1)	IP WLS BF H R ER SO BB IBB HBP BLK WP HR S P ERA WHIP	PITCHER IP WLS BF H R ER SO BB IBB HBP BLK WP HR S P ERA WHIP										

Batter	1	2	3	4	5	6	7	8	9	AB R H RBI BB SO LOB
Roger Metzger, S OBP: 0.300, SLG: 0.305 (1, 6)	0-0 CS 1B		0-0 F7			0-0 F9			0-0 6-3	4 0 1 0 0 0 0
Joe Morgan, L OBP: 0.351, SLG: 0.413 (1, 4)	4-0 FC6-4 BB 1-2			0-0 2B		0-0 F8			0-0 F2	3 0 1 0 1 0 0
Cesar Cedeno, R OBP: 0.297, SLG: 0.405 (1, 8)	0-0 FC6-4 S 1-2f			0-3 K		0-0 F5			0-0 G3	4 0 0 0 0 1 2
Bob Watson, R OBP: 0.349, SLG: 0.392 (1, 7)	0-3 K 1-2			0-0 6-3			0-0 F4			3 0 0 0 0 1 2
Jimmy Wynn, R OBP: 0.308, SLG: 0.298 (1, 9)		0-0 F9		0-3 K			0-0 6-3			3 0 0 0 0 1 1
Denis Menke, R OBP: 0.334, SLG: 0.330 (1, 5)		4-0 G6-4-3 BB			0-0 F2		0-3 K			2 0 0 0 1 1 0
John Mayberry, L OBP: 0.260, SLG: 0.350 (1, 3)		0-0 G6-4-3 1-2f			0-0 HR			0-0 F8		3 1 1 1 0 0 1
Larry Howard, R OBP: 0.269, SLG: 0.396 (1, 2)			0-3 K		0-3 K			0-0 F7		2 0 0 0 0 2 0
Johnny Edwards, L OBP: 0.286, SLG: 0.304 (8, PH) (9, 2)								0-0 F7		1 0 0 0 0 0 0
Don Wilson, R OBP: 0.187, SLG: 0.170 (1, 1)			0-0 F4		0-0 F9			0-0 6-3		2 0 0 0 0 0 0
Rich Chiles, L OBP: 0.272, SLG: 0.311 (8, PH)										1 0 0 0 0 0 0
Fred Gladding, L (9, 1)										0 0 0 0 0 0 0

Inning Stats	R: 0	H: 1	E: 0	LOB: 1	K: 1	P: 9	R: 0	H: 0	E: 0	LOB: 0	K: 0	P: 9	R: 0	H: 0	E: 0	LOB: 0	K: 1	P: 5	R: 0	H: 0	E: 0	LOB: 0	K: 2	P: 8	R: 1	H: 1	E: 0	LOB: 0	K: 1	P: 6	R: 0	H: 0	E: 0	LOB: 0	K: 0	P: 3	R: 0	H: 0	E: 0	LOB: 0	K: 0	P: 3	R: 0	H: 0	E: 0	LOB: 0	K: 0	P: 3	R: 0	H: 0	E: 0	LOB: 0	K: 0	P: 3
PITCHER Gaylord Perry, R ERA: 2.86 (1, 1)	IP	WLS	BF	H	R	ER	SO	BB	IBB	HBP	BLK	WP	HR	S	P	ERA	WHIP																			IP	WLS	BF	H	R	ER	SO	BB	IBB	HBP	BLK	WP	HR	S	P	ERA	WHIP		
	9.0	W	30	3	1	1	6	2	0	0	0	0	0	1	40	48	1.00	0.556																			9.0	W	30	3	1	1	6	2	0	0	0	0	1	40	48	1.00	0.556	

BOTTOM

San Francisco Giants @ Houston Astros
Astrodome, Houston, TX


Thu Sep 23 1971, 8:05 PM EDT
Att. 12,281 - Unknown

livebaseballscorecards.com

AB	28
R	1
H	3
RBI	1
BB	2
SO	6
LOB	6



WP: 0	PA: 30
PB: 0	
SB: 1	
CS: 1	

Batter	1	2	3	4	5	6	7	8	9	AB R H RBI BB SO LOB	TOP														
Ken Henderson, S (1, 8) OBP: 0.370, SLG: 0.432	0-0 1B 2B 1B		0-0 4-3		0-3 K		4-0 IBB		0-0 6-3 2-3	4 1 1 0 1 1 1	<p>San Francisco Giants @ Cincinnati Reds Riverfront Stadium, Cincinnati, OH</p> <p>Fri Sep 24 1971, 7:05 PM EDT Att. 17,105 - Unknown</p> <p>livebaseballscorecards.com</p> <table border="0"> <tr><td>AB</td><td>36</td></tr> <tr><td>R</td><td>5</td></tr> <tr><td>H</td><td>10</td></tr> <tr><td>RBI</td><td>5</td></tr> <tr><td>BB</td><td>2</td></tr> <tr><td>SO</td><td>8</td></tr> <tr><td>LOB</td><td>15</td></tr> </table> 	AB	36	R	5	H	10	RBI	5	BB	2	SO	8	LOB	15
AB	36																								
R	5																								
H	10																								
RBI	5																								
BB	2																								
SO	8																								
LOB	15																								
Tito Fuentes, S (1, 4) OBP: 0.292, SLG: 0.340	0-0 2B 1B		0-0 F4		0-0 5-3		0-0 1-3		0-3 K	5 1 1 0 0 1 3															
Bobby Bonds, R (1, 9) OBP: 0.356, SLG: 0.512	0-0 1B 2B		0-0 6-3			0-0 1B		0-3 K		4 1 2 2 0 1 0															
Willie McCovey, L (1, 3) OBP: 0.384, SLG: 0.470	0-0 1B			4-0 FC6-4 1-6-3 1B BB		0-0 F8		0-0 1B		3 1 2 1 1 0 1															
Dave Kingman, R (1, 7) OBP: 0.316, SLG: 0.510	0-3 K			0-0 FC6-4 1-2 1B		0-3 K		0-0 FC5-4 PB		4 0 1 0 0 2 3															
Al Gallagher, R (1, 5) Hal Lanier, R (8, 5) OBP: 0.344, SLG: 0.384 OBP: 0.279, SLG: 0.277	0-0 G4-6-3 1-2f 1B			0-0 FC6-4 1-6-3		0-3 K		0-0 F8		4 0 0 0 0 1 5 0 0 0 0 0 0 0															
Chris Speier, R (1, 6) OBP: 0.307, SLG: 0.318		0-0 5-3		0-0 1-6-3		0-0 5-3			0-0 5-3	4 0 0 1 0 0 1															
Fran Healy, R (1, 2) Jim Ray Hart, R (9, PH) OBP: 0.380, SLG: 0.376 OBP: 0.364, SLG: 0.421		0-0 4-3		0-0 6-3		0-3 K			0-0 PB 2B 1B	3 0 0 0 0 1 1 1 1 1 0 0 0 0															
Don Carrithers, R (1, 1) Jerry Johnson, R (5, 1) Willie Mays, R (9, PH) OBP: 0.176, SLG: 0.294 OBP: 0.167, SLG: 0.273 OBP: 0.431, SLG: 0.486		0-0 5-3			0-3 K		0-0 2B		0-0 6-3 1-H 2B	2 0 0 0 0 1 0 1 0 1 0 0 0 0 1 0 1 1 0 0 0															
Inning Stats	R: 3 H: 4 E: 0 LOB: 0 K: 1 BB: 0 S: 8 P: 8	R: 0 H: 0 E: 0 LOB: 0 K: 0 BB: 0 S: 3 P: 3	R: 0 H: 0 E: 0 LOB: 0 K: 0 BB: 0 S: 3 P: 3	R: 1 H: 1 E: 0 LOB: 1 K: 0 BB: 1 S: 4 P: 8	R: 0 H: 0 E: 0 LOB: 0 K: 2 BB: 0 S: 7 P: 7	R: 0 H: 1 E: 0 LOB: 1 K: 2 BB: 0 S: 8 P: 8	R: 0 H: 1 E: 0 LOB: 2 K: 1 BB: 1 S: 6 P: 10	R: 0 H: 1 E: 0 LOB: 1 K: 1 BB: 0 S: 6 P: 6	R: 1 H: 2 E: 0 LOB: 1 K: 1 BB: 0 S: 7 P: 7	1B: 7 SF: 0 2B: 3 SAC: 0 3B: 0 DP: 1 HR: 0 HBP: 0	WP: 0 PA: 38 PB: 2 SB: 0 CS: 0														
PITCHER	IP WLS BF H R ER SO BB IBB HBP BLK WP HR S P ERA WHIP												PITCHER	IP WLS BF H R ER SO BB IBB HBP BLK WP HR S P ERA WHIP											
Ross Grimsley, L (1, 1) ERA: 3.56	0.0																								
Jim McGlothlin, R (1, 1) ERA: 3.22	5.0	16	1	1	1	3	1	0	0	0	0	0	21	25	1.80	0.400									
Ed Sprague, R (6, 1) ERA:	1.0	4	1	0	0	2	0	0	0	0	0	0	8	8	0.00	1.000									
Clay Carroll, R (7, 1) ERA: 2.43	3.0	W 14	4	1	1	3	0	1	0	0	0	0	19	23	3.00	1.333									

Batter	1	2	3	4	5	6	7	8	9
Pete Rose, S OBP: 0.374, SLG: 0.420 (1, 9)	0-0 1-3		0-0 FC4 1B		0-0 1B 1B	0-0 4-3		4-0 IBB	
Tommy Helms, R OBP: 0.293, SLG: 0.331 (1, 4)	4-0 BB		0-0 FC4 1-2f		0-0 1B 1B 1-2 2-H		0-0 F7	0-0 F8	
Lee May, R OBP: 0.334, SLG: 0.533 (1, 3)	0-0 F8			0-0 WP 2B	0-3 K		0-0 HR 1B		
Tony Perez, R OBP: 0.326, SLG: 0.432 Dave Concepcion, R OBP: 0.245, SLG: 0.250 (1, 5) (9, 6)	0-0 F9		0-0 F4	0-0 1B	0-0 1B		0-3 K		
Johnny Bench, R OBP: 0.299, SLG: 0.428 (1, 2)		0-0 F8		0-0 6-3	0-3 K		0-0 HR		
Bernie Carbo, L OBP: 0.342, SLG: 0.343 Buddy Bradford, R OBP: 0.304, SLG: 0.283 (1, 7) (6, PR) (7, 7)		0-0 F6		0-0 F8 2-3		0-0 SH1-4 BLK 1B	0-0 6-3		
George Foster, R OBP: 0.297, SLG: 0.391 (1, 8)		0-0 F9			0-0 HR	0-0 E4 BLK SH1-4 1-2		0-0 F9	
Woody Woodward, R OBP: 0.320, SLG: 0.293 (1, 6) (9, 5)			0-0 6-3		0-0 F9	0-0 SH1-4 1-2 2-3		0-0 SH1-4 1B	
Ross Grimsley, L OBP: 0.154, SLG: 0.102 Jim McClothlin, R OBP: 0.170, SLG: 0.235 Ty Cline, L OBP: 0.336, SLG: 0.208 Ed Sprague, R Willie Smith, L OBP: 0.250, SLG: 0.264 Clay Carroll, R OBP: 0.100, SLG: 0.100 (1, 1) (1, 1) (5, PH) (6, 1) (6, PH) (7, 1)			0-0 4-3		4-0 1B 1B BB	0-3 K 2-3 3-H		0-0 SH1-4	

BOTTOM											
AB	R	H	RBI	BB	SO	LOB					
4	1	2	0	1	0	2					
4	0	1	1	1	0	3					
4	1	2	0	0	1	3					
4	0	1	1	0	1	3					
0	0	0	0	0	0	0					
4	1	1	2	0	1	3					
3	0	1	0	0	0	1					
1	1	0	0	0	0	0					
4	1	1	1	0	0	1					
3	0	1	0	0	0	0					
0	0	0	0	0	0	0					
1	0	0	0	0	0	0					
1	0	0	0	0	1	2					
0	0	0	0	0	0	0					
1B:	7	SF:	0	WP:	1	PA:	38				
2B:	1	SAC:	2	PB:	0						
3B:	0	DP:	0	SB:	0						
HR:	2	HBP:	0	CS:	0						

San Francisco Giants @ Cincinnati Reds
 Riverfront Stadium, Cincinnati, OH
 Fri Sep 24 1971, 7:05 PM EDT
 Att. 17,105 - Unknown

AB	33
R	6
H	10
RBI	5
BB	3
SO	4
LOB	18



Inning Stats															
R: 0	H: 0	R: 0	H: 0	R: 0	H: 1	R: 0	H: 1	R: 3	H: 4	R: 1	H: 1	R: 2	H: 2	R: 0	H: 1
E: 0	LOB: 1	E: 0	LOB: 0	E: 0	LOB: 1	E: 0	LOB: 1	E: 0	LOB: 2	E: 1	LOB: 2	E: 0	LOB: 0	E: 0	LOB: 2
K: 0	BB: 1	K: 0	BB: 0	K: 0	BB: 0	K: 2	BB: 1	K: 1	BB: 0	K: 1	BB: 0	K: 1	BB: 0	K: 0	BB: 1
S: 3	P: 7	S: 3	P: 3	S: 4	P: 4	S: 11	P: 15	S: 7	P: 7	S: 7	P: 7	S: 7	P: 7	S: 4	P: 8

PITCHER																
IP	WLS	BF	H	R	ER	SO	BB	IBB	HBP	BLK	WP	HR	S	P	ERA	WHIP
4.1		20	5	3	3	0	2	0	0	0	1	1	18	26	6.23	1.615
3.2	L	18	5	3	2	4	0	1	0	1	0	1	25	29	4.91	1.364

Batter	1	2	3	4	5	6	7	8	9	AB R H RBI BB SO LOB	TOP												
Ken Henderson, S (1, 7) OBP: 0.370, SLG: 0.432	0-0 4-3		0-0 F8	0-0 F4		0-0 1-2 1B		0-0 1B		5 0 2 0 0 0 0	San Francisco Giants @ Cincinnati Reds Riverfront Stadium, Cincinnati, OH Sat Sep 25 1971, 3:33 AM EDT Att: 18,107 - Unknown livebaseballscorecards.com												
Tito Fuentes, S (1, 4) OBP: 0.293, SLG: 0.343	0-0 F7		0-0 2B		0-0 2-3 1B	0-0 4-3		0-0 F8		5 1 2 0 0 0 3													
Willie Mays, R (1, 8) OBP: 0.428, SLG: 0.481	4-0 BB		0-0 F8		0-0 F9		0-0 F5	0-3 K		4 0 0 0 1 1 3													
Bobby Bonds, R (1, 9) OBP: 0.355, SLG: 0.512	0-3 K		0-0 2B	2-H	0-0 2-3		0-0 F7		0-0 6-3	5 1 1 1 0 1 2													
Dave Kingman, R (1, 3) OBP: 0.328, SLG: 0.541		0-0 2B	0-0 2B	2-H	0-0 F7		0-0 1B	0-3 K		5 1 3 1 0 1 1													
Dick Dietz, R (1, 2) OBP: 0.388, SLG: 0.416		0-0 F7	4-0 BB			0-0 SH3 E 1B	0-0 2B	0-0 FC4-6 1B		4 2 3 1 1 0 1													
Frank Duffy, R (9, PR) OBP: 0.200, SLG: 0.205										0 0 0 0 0 0 0													
Al Gallagher, R (1, 5) OBP: 0.343, SLG: 0.382		0-3 K	0-0 F9			0-0 SH3	0-0 1-H 2B	0-0 FC4-6		2 0 0 0 0 1 3													
Willie McCovey, L (7, PH) OBP: 0.385, SLG: 0.475						1-2		1-2		1 0 1 1 0 0 0													
Jimmy Rosario, S (7, PR) OBP: 0.338, SLG: 0.266										0 0 0 0 0 0 0													
Hal Lanier, R (7, 5) OBP: 0.279, SLG: 0.277										0 0 0 0 0 0 0													
Dave Rader, L (9, PH)										1 0 0 0 0 0 1													
Chris Speier, R (1, 6) OBP: 0.307, SLG: 0.317		4-0 IBB		0-3 K		0-0 F9	0-0 5-3			3 0 0 0 1 1 2													
John Cumberland, R (1, 1) OBP: 0.138, SLG: 0.123		0-3 K		0-0 F8		0-0 E5 1B		0-0 F8		2 0 0 0 0 1 2													
Jim Ray Hart, R (6, PH) OBP: 0.356, SLG: 0.410										1 0 0 0 0 0 0													
Don McMahon, R (6, 1)										0 0 0 0 0 0 0													
Jim Howarth, L (8, PH) OBP: 0.375, SLG: 0.308										1 0 0 0 0 0 0													
Jim Barr, R (8, 1)										0 0 0 0 0 0 0													
Inning Stats	R: 0 E: 0 K: 1 S: 5	H: 0 LOB: 1 BB: 1 P: 9	R: 0 E: 0 K: 2 S: 8	H: 1 LOB: 2 BB: 1 P: 12	R: 2 E: 0 K: 0 S: 6	H: 3 LOB: 2 BB: 1 P: 10	R: 0 E: 0 K: 1 S: 5	H: 0 LOB: 0 BB: 0 P: 5	R: 0 E: 0 K: 0 S: 4	H: 1 LOB: 1 BB: 0 P: 4	R: 1 E: 1 K: 0 S: 6	H: 2 LOB: 2 BB: 0 P: 6	R: 2 E: 0 K: 0 S: 6	H: 3 LOB: 1 BB: 0 P: 6	R: 0 E: 0 K: 1 S: 6	H: 1 LOB: 1 BB: 0 P: 6	R: 0 E: 0 K: 1 S: 6	H: 1 LOB: 1 BB: 0 P: 6	1B: 6 2B: 6 3B: 0 HR: 0	SF: 0 SAC: 1 DP: 0 HBP: 0	WP: 0 PB: 0 SB: 0 CS: 0	PA: 43	
PITCHER	IP WLS BF H R ER SO BB IBB HBP BLK WP HR S P ERA WHIP																						
Don Gullett, L (1, 1) ERA: 2.65	5.2		28	7	3	2	4	2	1	0	0	0	0	33	45	3.18	1.588					ERA	WHIP
Wayne Granger, R (6, 1) ERA: 3.17	1.0		5	2	2	2	0	0	0	0	0	0	0	5	5	18.00	2.000						
Joe Gibbon, L (7, 1) ERA: 2.94	0.0		1	1	0	0	0	0	0	0	0	0	1	1	∞	∞							
Ed Sprague, R (7, 1) ERA:	2.1	W	9	2	0	0	2	0	0	0	0	0	0	13	13	0.00	0.857						



Batter	1	2	3	4	5	6	7	8	9
Pete Rose, S (1, 9) OBP: 0.372, SLG: 0.417	0-0 F8		0-0 F8		0-0 F8		0-0 4-3		
Tommy Helms, R (1, 4) OBP: 0.291, SLG: 0.328	0-0 6-3		0-0 1-3		0-0 FC5-4		0-0 5-3		
Lee May, R (1, 3) OBP: 0.335, SLG: 0.539	0-0 HR		0-0 5-3			0-0 BB HR 1B		0-3 K	
Tony Perez, R (1, 5) OBP: 0.324, SLG: 0.429 Dave Concepcion, R (9, 6) OBP: 0.245, SLG: 0.250	0-0 5-3			0-0 F9		0-3 K		0-0 F8	
Johnny Bench, R (1, 2) OBP: 0.300, SLG: 0.427		0-3 K		0-0 1B		4-0 BB HR BB		0-0 F8	
Hal McRae, R (1, 7) OBP: 0.294, SLG: 0.432		0-0 HR		0-3 K		0-0 1-H 2-H HR			
George Foster, R (1, 8) OBP: 0.297, SLG: 0.397		0-0 HR		0-0 F8		0-0 F3			
Woody Woodward, R (1, 6) OBP: 0.316, SLG: 0.289		0-0 F9			0-0 F7	0-0 F7			
Don Gullett, R (1, 1) OBP: 0.143, SLG: 0.133 Wayne Granger, R (6, 1) OBP: 0.250, SLG: 0.571 Joe Gibbon, R (7, 1) Ed Sprague, R (7, 1)		0-0 F8			0-0 FC5-4 1B		0-3 K		

Inning Stats	R: 1	H: 1	E: 0	K: 0	S: 4	LOB: 0	BB: 0	P: 4	R: 2	H: 2	E: 0	K: 1	S: 7	LOB: 0	BB: 0	P: 7	R: 0	H: 0	E: 0	K: 0	S: 3	LOB: 0	BB: 0	P: 3	R: 0	H: 1	E: 0	K: 1	S: 6	LOB: 1	BB: 0	P: 6	R: 0	H: 1	E: 0	K: 0	S: 4	LOB: 1	BB: 0	P: 4	R: 3	H: 2	E: 0	K: 1	S: 7	LOB: 0	BB: 1	P: 11	R: 0	H: 0	E: 0	K: 1	S: 5	LOB: 0	BB: 0	P: 5	R: 0	H: 0	E: 0	K: 1	S: 5	LOB: 0	BB: 0	P: 5
--------------	------	------	------	------	------	--------	-------	------	------	------	------	------	------	--------	-------	------	------	------	------	------	------	--------	-------	------	------	------	------	------	------	--------	-------	------	------	------	------	------	------	--------	-------	------	------	------	------	------	------	--------	-------	-------	------	------	------	------	------	--------	-------	------	------	------	------	------	------	--------	-------	------

AB	R	H	RBI	BB	SO	LOB
4	0	0	0	0	0	1
4	0	0	0	0	0	1
4	2	2	1	0	1	0
4	0	0	0	0	1	1
0	0	0	0	0	0	0
3	1	1	0	1	1	0
3	2	2	4	0	1	1
3	1	1	1	0	0	1
3	0	0	0	0	0	0
2	0	1	0	0	0	0
0	0	0	0	0	0	0
0	0	0	0	0	0	0
1	0	0	0	0	1	0

BOTTOM

San Francisco Giants @ Cincinnati Reds
 Riverfront Stadium, Cincinnati, OH
 Sat Sep 25 1971, 3:33 AM EDT
 Att. 18,107 - Unknown

livebaseballscorecards.com

AB	31
R	6
H	7
RBI	6
BB	1
SO	5
LOB	5



PITCHER	IP	WLS	BF	H	R	ER	SO	BB	IBB	HBP	BLK	WP	HR	S	P	ERA	WHIP
John Cumberland, L (1, 1) ERA: 2.94	5.0		20	5	3	3	2	0	0	0	0	0	3	24	24	5.40	1.000
Don McMahon, R (6, 1) ERA: 4.06	2.0	L	9	2	3	3	2	1	0	0	0	0	1	12	16	13.50	1.500
Jim Barr, R (8, 1) ERA: 3.57	1.0		3	0	0	0	1	0	0	0	0	0	0	5	5	0.00	0.000

Batter	1	2	3	4	5	6	7	8	9	AB R H RBI BB SO LOB	TOP		
Ken Henderson, S OBP: 0.369, SLG: 0.430 (1, 7) X	0-0 F9 1 X	0-0 4-3 3 X			0-0 2B 1B 2-3 1B	0-0 F3 2 X		0-3 K 1 X		5 1 1 0 0 1 2			
Tito Fuentes, S OBP: 0.295, SLG: 0.351 (1, 4) X	0-0 2B		0-0 6-3 1 X		0-0 1B HR 1-3 3-H 2B	0-0 HR 3B		0-3 K 2 X		5 2 3 1 0 1 0			
Willie Mays, R OBP: 0.428, SLG: 0.486 (1, 8) S S S	0-3 K 2 X		0-3 K 2 X		0-0 HR 1B BB	0-0 HR		0-0 F9 3 X		4 2 1 2 1 2 1			
Willie McCovey, L OBP: 0.388, SLG: 0.478 Dave Kingman, R OBP: 0.328, SLG: 0.541 (9, PR) (9, 3)	4-0 IBB		0-3 K 3 X		0-0 F4 1 X	0-0 HR 1B			0-0 G3 1B 2B	4 1 2 0 1 1 3 0 1 0 0 0 0 0			
Bobby Bonds, R OBP: 0.357, SLG: 0.517 (1, 9) X	0-0 F9 3 X			0-0 G4-6-3 1B	0-0 HR 1B 1-2 2-3 3-H	0-0 HR 1B 1-H			0-0 G3 1 X	5 2 3 3 0 0 3			
Dick Dietz, R OBP: 0.390, SLG: 0.428 (1, 2) X		0-0 SH5-4 FC6-2-5 2B		0-0 G4-6-3 1-2f	0-0 HR 1B 1-H 2-H 3-H	0-3 K 3 X		0-3 K 3 X	0-0 1B 1B 3-H	5 1 3 5 0 1 1			
Al Gallagher, R OBP: 0.343, SLG: 0.382 Hal Lanier, R OBP: 0.281, SLG: 0.279 (1, 5) (6, 5)		0-0 FC6-2-5 SH5-4 1B		0-3 K 3 X	0-0 G3		0-0 F5 1 X	0-0 1B 1B 1-2	0-0 G4-6-3 1B	3 0 1 0 0 1 0 2 0 1 0 0 0 0	AB 41 R 12 H 17 RBI 12 BB 2 SO 7 LOB 14		
Chris Speier, R OBP: 0.306, SLG: 0.318 (1, 6) X		0-0 SH5-4 1-2 2-3			0-0 2B 5-3		0-0 4-3 2 X	0-0 G4-6-3 1-2f 3 X		4 1 1 0 0 0 2			
Juan Marichal, R OBP: 0.154, SLG: 0.245 (1, 1) X		0-0 FC6-2-5 2-3 3-H			0-0 1B 2B 2-H	0-0 F5 1 X	0-0 6-3 3 X			4 1 1 1 0 0 2			
Inning Stats	R: 0 E: 0 K: 1 S: 6 H: 1 LOB: 2 P: 10	R: 0 E: 0 K: 0 S: 5 H: 2 LOB: 2 P: 5	R: 0 E: 0 K: 2 S: 7 H: 0 LOB: 0 P: 7	R: 0 E: 0 K: 1 S: 5 H: 1 LOB: 0 P: 5	R: 7 E: 0 K: 0 S: 9 H: 6 LOB: 0 P: 13	R: 4 E: 0 K: 1 S: 9 H: 4 LOB: 0 P: 9	R: 0 E: 0 K: 0 S: 3 H: 0 LOB: 0 P: 3	R: 0 E: 0 K: 2 S: 7 H: 0 LOB: 0 P: 7	R: 1 E: 0 K: 0 S: 5 H: 3 LOB: 1 P: 5	1B: 7 2B: 6 3B: 1 HR: 3 SF: 0 SAC: 1 DP: 2 HBP: 0	WP: 0 PB: 0 SB: 0 CS: 0 PA: 44		
PITCHER	IP WLS BF H R ER SO BB IBB HBP BLK WP HR S P ERA WHIP											PITCHER	IP WLS BF H R ER SO BB IBB HBP BLK WP HR S P ERA WHIP
Gary Nolan, R ERA: 3.16 (1, 1)	4.0 L 21 8 5 5 4 1 1 0 0 0 0 0 27 35 11.25 2.250											Milt Wilcox, R ERA: 3.72 (8, 1)	2.0 8 3 1 1 2 0 0 0 0 0 0 12 12 4.50 1.500
Jim Merritt, L ERA: 4.37 (5, 1)	0.1 1 0 0 0 0 0 0 0 0 0 0 0 1 1 0.00 0.000												
Wayne Granger, R ERA: 3.33 (5, 1)	0.2 4 2 2 2 0 0 0 0 0 0 0 1 4 4 27.00 3.000												
Steve Blateric, R ERA: 13.5 (6, 1)	0.2 6 4 4 4 0 0 0 0 0 0 0 2 6 6 54.00 6.000												
Pedro Borbon, R ERA: 5.4 (6, 1)	1.1 4 0 0 0 1 0 0 0 0 0 0 0 6 6 0.00 0.000												

San Francisco Giants @ Cincinnati Reds
Riverfront Stadium, Cincinnati, OH
Sun Sep 26 1971, 3:33 AM EDT
Att: 45,072 - Unknown

livebaseballscorecards.com



Batter	1	2	3	4	5	6	7	8	9	AB R H RBI BB SO LOB	TOP																
Ken Henderson, S (1, 7) OBP: 0.369, SLG: 0.428	0-0 4-3		0-0 6-3		0-0 1B		1-0 SH1-3 4-3 HBP		0-0 F7	4 1 1 0 0 0 0	San Francisco Giants @ San Diego Padres San Diego Stadium, San Diego, CA Tue Sep 28 1971, 10:05 PM EDT Att. 13,242 - Unknown livebaseballscorecards.com																
Tito Fuentes, S (1, 4) OBP: 0.296, SLG: 0.352	0-0 BB FC1-6 1B		0-0 1B		0-0 4-3		0-0 SH1-3	0-3 K	0-3 K	4 1 2 0 0 1 1																	
Willie Mays, R (1, 8) OBP: 0.428, SLG: 0.483 Jimmy Rosario, S (9, 8) OBP: 0.338, SLG: 0.266	4-0 BB E BB		0-0 F8		0-3 K		4-0 4-3 BB	0-3 K	0-3 K	3 1 0 0 2 2 1 0 0 0 0 0 0 0																	
Willie McCovey, L (1, 3) OBP: 0.389, SLG: 0.480	4-0 FC1-6 1-2 2-3 BB		0-0 F6		0-0 1B 2B		0-0 4-3	0-0 4-3		3 1 1 1 1 0 2																	
Bobby Bonds, R (1, 9) OBP: 0.355, SLG: 0.514	0-0 FC1-6		0-0 6-3		0-0 6-3		0-0 F8			4 0 0 1 0 0 3																	
Dick Dietz, R (1, 2) OBP: 0.389, SLG: 0.425	0-3 K		0-0 F8		4-0 1B HR IBB		0-3 K			3 1 0 0 1 2 1																	
Al Gallagher, R (1, 5) OBP: 0.343, SLG: 0.382 Hal Lanier, R (6, 5) OBP: 0.284, SLG: 0.288		0-0 5-3		0-0 F9		0-0 HR 1B		0-0 2B		3 1 1 1 0 0 0 1 0 1 0 0 0 0																	
Chris Speier, R (1, 6) OBP: 0.306, SLG: 0.323		0-0 F5		0-0 F3		0-0 HR		0-0 F9		4 1 1 3 0 0 1																	
Gaylord Perry, R (1, 1) OBP: 0.129, SLG: 0.143		0-0 F8		0-3 K		0-3 K		0-0 6-3		4 0 0 0 0 2 1																	
Inning Stats	R: 2 E: 1 K: 1 S: 6	H: 1 LOB: 1 BB: 2 P: 14	R: 0 E: 0 K: 0 S: 3	H: 0 LOB: 0 BB: 0 P: 3	R: 0 E: 0 K: 0 S: 4	H: 1 LOB: 1 BB: 0 P: 4	R: 0 E: 0 K: 0 S: 3	H: 0 LOB: 0 BB: 0 P: 3	R: 0 E: 0 K: 1 S: 6	H: 1 LOB: 1 BB: 0 P: 6	R: 4 E: 0 K: 2 S: 10	H: 3 LOB: 0 BB: 1 P: 14	R: 1 E: 0 K: 0 S: 3	H: 0 LOB: 1 BB: 1 P: 8	R: 0 E: 0 K: 1 S: 6	H: 1 LOB: 1 BB: 0 P: 6	R: 0 E: 0 K: 2 S: 7	H: 0 LOB: 0 BB: 0 P: 7	1B: 4 2B: 2 3B: 0 HR: 1	SF: 0 SAC: 1 DP: 0 HBP: 1	WP: 0 PB: 0 SB: 1 CS: 0	PA: 39					
PITCHER	IP WLS BF H R ER SO BB IBB HBP BLK WP HR S P ERA WHIP	IP WLS BF H R ER SO BB IBB HBP BLK WP HR S P ERA WHIP	Ed Acosta, R (1, 1) ERA: 2.74	5.2 L 26 6 6 5 3 2 1 0 0 0 1 29 41 7.94 1.412	Tom Phoebus, R (6, 1) ERA: 4.46	0.2 4 0 1 1 1 1 1 0 1 0 0 0 4 9 13.50 1.500	Dick Kelley, L (7, 1) ERA: 3.47	0.2 2 0 0 0 0 0 0 0 0 0 0 0 0 2 2 0.00 0.000	Al Severinsen, R (8, 1) ERA: 3.26	2.0 7 1 0 0 0 3 0 0 0 0 0 0 13 13 0.00 0.500																	



Batter	1	2	3	4	5	6	7	8	9	AB	R	H	RBI	BB	SO	LOB
Enzo Hernandez, R OBP: 0.296, SLG: 0.250 (1, 6)	0-0 PB WP SF7 1B		0-0 F8		0-0 FC6-4 1-2 2-3 1B			0-0 E4 L1-3		4	1	2	0	0	0	0
Don Mason, L OBP: 0.268, SLG: 0.273 (1, 4)	4-0 PB 1-2 BB		0-0 6-3		0-0 FC6-4 1-2f			0-0 L1-3 1-2		3	0	0	0	1	0	4
Johnny Jeter, R OBP: 0.338, SLG: 0.409 (1, 8)	0-3 K			0-3 K		0-0 F9		0-3 K		4	0	0	0	0	3	2
Nate Colbert, R OBP: 0.342, SLG: 0.462 (1, 3)	0-0 SF7 1-2 2-H			0-3 K		0-0 F8			0-0 F7	3	0	0	1	0	1	0
Larry Stahl, L OBP: 0.312, SLG: 0.403 (1, 7)	0-0 G3			0-0 G3		0-0 F3			0-0 F7	4	0	0	0	0	0	1
Ollie Brown, R OBP: 0.346, SLG: 0.363 (1, 9)		0-0 5-3			0-0 F8		0-0 G5-4-3 1B		0-0 1B	4	0	2	0	0	0	0
Garry Jesteadt, R OBP: 0.327, SLG: 0.353 (1, 5)		0-0 6-3			0-0 E FC3-5 1B 1B		0-0 G5-4-3 1-2f 1B		0-0 F8	4	0	1	0	0	0	2
Bob Barton, R OBP: 0.313, SLG: 0.343 (1, 2)		0-0 F8			0-0 E8 1B FC3-5 1B		0-0 1B			3	0	2	0	0	0	0
Ed Acosta, S (1, 1)			0-3 K		0-0 FC3-5 1B		0-0 2-3			2	0	0	0	0	1	2
Tom Phoebus, R OBP: 0.231, SLG: 0.222 (6, 1)										0	0	0	0	0	0	0
Dick Kelley, R OBP: 0.333, SLG: 0.333 (7, 1)										0	0	0	0	0	0	0
Ivan Murrell, R OBP: 0.264, SLG: 0.366 (7, PH)										1	0	0	0	0	0	1
Al Severinsen, R (8, 1)										0	0	0	0	0	0	0

Inning Stats	R: 1	H: 1	E: 0	K: 1	S: 6	LOB: 1	BB: 1	P: 10	R: 0	H: 0	E: 0	K: 0	S: 3	LOB: 0	BB: 0	P: 3	R: 0	H: 0	E: 0	K: 2	S: 7	LOB: 0	BB: 0	P: 7	R: 0	H: 3	E: 1	K: 0	S: 6	LOB: 3	BB: 0	P: 6	R: 0	H: 0	E: 0	K: 0	S: 3	LOB: 0	BB: 0	P: 3	R: 0	H: 2	E: 0	K: 0	S: 4	LOB: 1	BB: 0	P: 4	R: 0	H: 0	E: 1	K: 1	S: 5	LOB: 0	BB: 0	P: 5	R: 0	H: 1	E: 0	K: 0	S: 4	LOB: 1	BB: 0	P: 4	1B: 7	2B: 1	3B: 0	HR: 0	SF: 1	SAC: 0	DP: 2	HBP: 0	WP: 1	PB: 1	SB: 0	CS: 0	PA: 34
PITCHER Gaylord Perry, R ERA: 2.76 (1, 1)	IP	WLS	BF	H	R	ER	SO	BB	IBB	HBP	BLK	WP	HR	S	P	ERA	WHIP																																																												
																	PITCHER	IP	WLS	BF	H	R	ER	SO	BB	IBB	HBP	BLK	WP	HR	S	P	ERA	WHIP																																											

BOTTOM

San Francisco Giants @ San Diego Padres
San Diego Stadium, San Diego, CA
Tue Sep 28 1971, 10:05 PM EDT
Att. 13,242 - Unknown

livebaseballscorecards.com

AB	32
R	1
H	7
RBI	1
BB	1
SO	5
LOB	12



Batter	1	2	3	4	5	6	7	8	9	10	AB R H RBI BB SO LOB	TOP														
Ken Henderson, S (1, 7) OBP: 0.369, SLG: 0.428	0-0 SH1-3 1B	0-0 G3		0-0 F5			0-0 SH2-4 1B		0-0 B1		5 1 2 0 0 0 2	San Francisco Giants @ San Diego Padres San Diego Stadium, San Diego, CA Wed Sep 29 1971, 10:05 PM EDT Att. 17,134 - Unknown livebaseballscorecards.com														
Tito Fuentes, S (1, 4) OBP: 0.296, SLG: 0.352	0-0 SH1-3 1-2		0-0 2B 1B		0-0 5-3		0-0 SH2-4 1-2		0-0 G3		3 0 1 0 0 0 0															
Willie Mays, R (1, 8) OBP: 0.426, SLG: 0.482	0-3 K		0-0 1-3 2B		0-0 F4		0-3 K		0-3 K		5 0 1 0 0 3 2															
Willie McCovey, L (1, 3) OBP: 0.392, SLG: 0.479	4-0 IBB		0-3 K 1B		0-0 1B		4-0 1B IBB			0-0 F8	3 0 1 0 2 1 2															
Bobby Bonds, R (1, 9) OBP: 0.355, SLG: 0.512 Dave Kingman, R (5, 9) OBP: 0.331, SLG: 0.541	0-0 F8		4-0 IBB		0-3 K		0-0 FC6-4 1B			0-0 F7	2 0 0 0 1 1 3 2 0 1 1 0 0 0															
Dick Dietz, R (1, 2) OBP: 0.388, SLG: 0.421		4-0 FC6-4 1B BB	0-3 K		0-3 K		0-0 FC6-4 1-2f			0-3 K	4 0 0 0 1 3 5															
Al Gallagher, R (1, 5) OBP: 0.342, SLG: 0.380 Hal Lanier, R (8, 5) OBP: 0.284, SLG: 0.288		0-0 FC6-4 1-2 1B	0-0 F9		0-0 6-3			0-3 K			4 0 1 0 0 1 3 0 0 0 0 0 0 0															
Chris Speier, R (1, 6) OBP: 0.306, SLG: 0.321		0-0 FC6-4 1-2f 2-3		0-0 F8		4-0 BB		0-3 K			3 0 0 0 1 1 2															
John Cumberland, R (1, 1) OBP: 0.133, SLG: 0.119 Jerry Johnson, R (5, 1) OBP: 0.143, SLG: 0.231		0-0 F9		0-0 F9		0-3 K		0-0 6-3			2 0 0 0 0 0 2 2 0 0 0 0 1 1															
Inning Stats	R: 0 E: 0 K: 1 S: 6	H: 1 LOB: 2 BB: 1 P: 10	R: 0 E: 0 K: 0 S: 4	H: 1 LOB: 2 BB: 1 P: 8	R: 0 E: 0 K: 2 S: 9	H: 2 LOB: 3 BB: 1 P: 13	R: 0 E: 0 K: 0 S: 3	H: 0 LOB: 0 BB: 0 P: 3	R: 0 E: 0 K: 1 S: 6	H: 1 LOB: 1 BB: 0 P: 6	R: 0 E: 0 K: 2 S: 7		H: 0 LOB: 1 BB: 1 P: 11	R: 1 E: 0 K: 1 S: 7	H: 2 LOB: 2 BB: 1 P: 11	R: 0 E: 0 K: 2 S: 7	H: 0 LOB: 0 BB: 0 P: 7	R: 0 E: 0 K: 1 S: 5	H: 0 LOB: 0 BB: 0 P: 5	R: 0 E: 0 K: 1 S: 5	H: 0 LOB: 0 BB: 0 P: 5	R: 0 E: 0 K: 1 S: 5	H: 0 LOB: 0 BB: 0 P: 5	1B: 6 2B: 1 3B: 0 HR: 0	SF: 0 SAC: 2 DP: 0 HBP: 0	WP: 0 PB: 0 SB: 0 CS: 0
PITCHER Clay Kirby, R (1, 1) ERA: 2.83	IP 10.0	WLS W	BF 42	H 7	R 1	ER 1	SO 11	BB 2	IBB 3	HBP 0	BLK 0	WP 0	HR 0	S 59	P 79	ERA 0.90	WHIP 0.900									



Batter	1	2	3	4	5	6	7	8	9	10	AB R H RBI BB SO LOB
Enzo Hernandez, R (1, 6) OBP: 0.295, SLG: 0.250 Tommy Dean, R (3, 6) OBP: 0.169, SLG: 0.119	0-0 F9		0-0 4-3		0-0 F8		4-0 BLK BB			0-0 FC5-6 1B	1 0 0 0 0 0 0 3 0 1 0 1 0 0
Don Mason, L (1, 4) OBP: 0.270, SLG: 0.271	4-0 E BB		0-0 5-3		0-0 1-3		4-0 1-2 BB			0-0 FC5-6 E 1-2f HR	3 1 0 0 2 0 1
Johnny Jeter, R (1, 8) OBP: 0.342, SLG: 0.423	0-0 E5 G6-4-3 1-2		0-0 1B		0-0 2B		0-0 F7			0-0 E4 1-2 HR	5 1 2 0 0 0 4
Nate Colbert, R (1, 3) OBP: 0.341, SLG: 0.465	0-0 G6-4-3 1-2f		0-0 F7		0-3 K			0-3 K		0-0 1-H 2-H HR	5 1 1 3 0 2 4
Ollie Brown, R (1, 9) OBP: 0.348, SLG: 0.364		0-0 1B 1-4-3 1B		0-0 F8		0-0 G6-4-3 1B		0-0 F8			4 1 2 0 0 0 0
Cito Gaston, R (1, 7) OBP: 0.264, SLG: 0.386		0-0 F9		0-0 2B		0-0 G6-4-3 1-2f		0-3 K			4 0 1 0 0 1 2
Garry Jesteadt, R (1, 5) OBP: 0.325, SLG: 0.351		0-0 1-4-3 1-3 1B		0-0 F9		0-0 F3			0-0 F7		4 0 1 0 0 0 1
Bob Barton, R (1, 2) OBP: 0.315, SLG: 0.343		0-0 1-4-3 1-2 3-H		4-0 IBB		0-0 CS 1B			0-0 F9		3 0 1 1 1 0 1
Clay Kirby, R (1, 1) OBP: 0.152, SLG: 0.093		0-0 F4		0-0 6-3		0-3 K 1-2			0-3 K		4 0 0 0 0 2 4

Inning Stats	R: 0	H: 0	E: 1	LOB: 1	K: 0	S: 3	P: 7	R: 1	H: 2	E: 0	LOB: 1	K: 0	S: 5	P: 5	R: 0	H: 1	E: 0	LOB: 1	K: 0	S: 4	P: 4	R: 0	H: 1	E: 0	LOB: 2	K: 1	S: 6	P: 6	R: 0	H: 1	E: 0	LOB: 0	K: 0	S: 3	P: 3	R: 0	H: 1	E: 0	LOB: 2	K: 1	S: 5	P: 13	R: 0	H: 0	E: 0	LOB: 0	K: 2	S: 7	P: 7	R: 0	H: 0	E: 0	LOB: 0	K: 1	S: 5	P: 5	R: 3	H: 2	E: 1	LOB: 0	K: 0	S: 4	P: 4	1B: 6	SF: 0	2B: 2	SAC: 0	3B: 0	DP: 2	HR: 1	HBP: 0	WP: 0	PA: 40
--------------	------	------	------	--------	------	------	------	------	------	------	--------	------	------	------	------	------	------	--------	------	------	------	------	------	------	--------	------	------	------	------	------	------	--------	------	------	------	------	------	------	--------	------	------	-------	------	------	------	--------	------	------	------	------	------	------	--------	------	------	------	------	------	------	--------	------	------	------	-------	-------	-------	--------	-------	-------	-------	--------	-------	--------

PITCHER	IP	WLS	BF	H	R	ER	SO	BB	IBB	HBP	BLK	WP	HR	S	P	ERA	WHIP
John Cumberland, L (1, 1) ERA: 2.92	4.2		21	5	1	1	0	1	1	0	0	0	0	19	27	1.93	1.286
Jerry Johnson, R (5, 1) ERA: 2.97	4.2	L	19	4	3	2	5	2	0	0	1	0	1	27	35	3.86	1.286

PITCHER	IP	WLS	BF	H	R	ER	SO	BB	IBB	HBP	BLK	WP	HR	S	P	ERA	WHIP
---------	----	-----	----	---	---	----	----	----	-----	-----	-----	----	----	---	---	-----	------

BOTTOM

San Francisco Giants @ San Diego Padres
San Diego Stadium, San Diego, CA
Wed Sep 29 1971, 10:05 PM EDT
Att: 17,134 - Unknown

AB	36
R	4
H	9
RBI	4
BB	4
SO	5
LOB	17



WP: 0	PA: 40
PB: 0	
SB: 0	
CS: 1	

Batter	1	2	3	4	5	6	7	8	9	AB R H RBI BB SO LOB	TOP	
Ken Henderson, S (1, 7) x OBP: 0.370, SLG: 0.429	0-0 F8 ①		0-0 F7 ③		4-0 G6-3 BB		0-3 K ②		0-0 F9 BLK 2B ②	4 1 1 1 1 1 0		
Tito Fuentes, S (1, 4) x OBP: 0.299, SLG: 0.356	0-0 1B 2B			0-0 2B 1B	0-0 G6-3 ① ②		0-0 1B		0-0 F9 ②	5 1 3 0 0 0 2		
Willie Mays, R (1, 8) x OBP: 0.425, SLG: 0.482	0-0 F3 ②			0-0 HR 2B	4-0 S BB		0-3 K ③		0-0 F4 ③	4 1 1 1 1 1 2		
Willie McCovey, L (1, 3) x OBP: 0.396, SLG: 0.480	0-0 2-H 1B			0-0 F8 ①	4-0 1-3 IBB			0-0 1B		3 0 2 0 1 0 1		
Dave Kingman, R (1, 9) x OBP: 0.328, SLG: 0.557		0-0 5-3 ①		0-0 HR	0-3 K ③			0-3 K ①		4 1 1 2 0 2 3		
Dick Dietz, R (1, 2) x OBP: 0.387, SLG: 0.419		0-0 5-3 ②		0-0 5-3 1B	0-3 K ①			0-3 K ②		4 0 1 0 0 2 1		
Al Gallagher, R (1, 5) x OBP: 0.340, SLG: 0.378		0-0 4-3 ③		0-0 5-3 1-2	0-3 K ②			0-0 F9 ③		3 0 0 0 0 1 1		
Hal Lanier, R (6, 5) x OBP: 0.283, SLG: 0.286										1 0 0 0 0 0 1		
Chris Speier, R (1, 6) x OBP: 0.307, SLG: 0.323			0-0 5-3 ①	4-0 IBB	0-0 6-3 ③			0-0 SH3 2B 2B ②		3 1 1 0 1 0 0		
Juan Marichal, R (1, 1) x OBP: 0.150, SLG: 0.238			0-3 K ②	0-3 K ③	0-3 K ①			0-0 SH3 2B ①		3 0 0 0 0 3 2		
Inning Stats	R: 0 H: 2 E: 0 LOB: 2 K: 0 BB: 0 S: 4 P: 4	R: 0 H: 0 E: 0 LOB: 0 K: 0 BB: 0 S: 3 P: 3	R: 0 H: 0 E: 0 LOB: 0 K: 1 BB: 0 S: 5 P: 5	R: 3 H: 4 E: 0 LOB: 2 K: 1 BB: 1 S: 9 P: 13	R: 0 H: 0 E: 0 LOB: 2 K: 1 BB: 3 S: 4 P: 16	R: 0 H: 0 E: 0 LOB: 0 K: 2 BB: 0 S: 7 P: 7	R: 0 H: 1 E: 0 LOB: 1 K: 3 BB: 0 S: 10 P: 10	R: 0 H: 1 E: 0 LOB: 1 K: 2 BB: 0 S: 8 P: 8	R: 2 H: 2 E: 0 LOB: 0 K: 0 BB: 0 S: 5 P: 5	1B: 5 SF: 0 2B: 4 SAC: 1 3B: 0 DP: 1 HR: 1 HBP: 0	WP: 0 PA: 39 PB: 0 SB: 2 CS: 0	
PITCHER	IP WLS BF H R ER SO BB IBB HBP BLK WP HR S P ERA WHIP											
Dave Roberts, L (1, 1) ERA: 2.1	3.1 L 15 6 3 3 1 0 0 0 0 0 0 1 17 17 8.10 1.800											
Steve Arlin, R (4, 1) ERA: 3.48	2.2 11 0 0 0 4 2 2 0 0 0 0 0 15 31 0.00 0.750											
Mike Corkins, R (7, 1) ERA: 3.46	2.0 8 2 0 0 5 0 0 0 0 0 0 0 18 18 0.00 1.000											
Al Severinsen, R (9, 1) ERA: 3.47	1.0 5 2 2 2 0 0 0 0 0 1 0 0 5 5 18.00 2.000											

San Francisco Giants @ San Diego Padres
San Diego Stadium, San Diego, CA
Thu Sep 30 1971, 10:05 PM EDT
Att. 34,861 - Unknown

AB	34
R	5
H	10
RBI	4
BB	4
SO	10
LOB	13



Batter	1	2	3	4	5	6	7	8	9	AB R H RBI BB SO LOB
Don Mason, L (1, 4) OBP: 0.270, SLG: 0.270	0-0 F8		0-3 K			0-0 6-3 1B			0-0 F7	4 0 1 0 0 1 0
Garry Jesteadt, R (1, 5) OBP: 0.324, SLG: 0.354	0-0 F9			0-3 K		0-0 6-3 1-2			0-0 2B	4 0 1 0 0 1 1
Johnny Jeter, R (1, 8) OBP: 0.338, SLG: 0.413	0-0 1B			0-0 F9		0-0 F8			0-0 F9	4 0 1 0 0 0 2
Nate Colbert, R (1, 3) OBP: 0.339, SLG: 0.462	0-0 6-3			0-0 6-3			0-3 K		0-0 6-3	4 0 0 0 0 1 2
Ollie Brown, R (1, 9) OBP: 0.346, SLG: 0.362		0-0 5-3			0-0 E1 2-3 1B		0-0 4-3			3 1 0 0 0 0 0
Larry Stahl, L (1, 7) OBP: 0.310, SLG: 0.399		0-3 K			0-0 2-3 1-2		0-0 4-3			3 0 0 0 0 1 1
Bob Barton, R (1, 2) OBP: 0.317, SLG: 0.346		0-0 F8			0-0 G6-4-3 2-H 1B			0-0 G6-4-3 1B		3 0 2 1 0 0 0
Tommy Dean, R (1, 6) OBP: 0.162, SLG: 0.114			0-0 6-3		0-0 G6-4-3 1-2f			0-0 G6-4-3 1-2f		3 0 0 0 0 0 2
Dave Roberts, L (1, 1) OBP: 0.221, SLG: 0.244			0-0 G3			0-0 F8		0-3 K		1 0 0 0 0 0 0
Steve Arlt, R (4, 1) OBP: 0.156, SLG: 0.151										0 0 0 0 0 0 0
Rod Gaspar, S (6, PH) OBP: 0.250, SLG: 0.118										1 0 0 0 0 0 0
Mike Corkins, R (7, 1)										0 0 0 0 0 0 0
Ivan Murrell, R (8, PH) OBP: 0.263, SLG: 0.365										1 0 0 0 0 1 0
Al Severinsen, R (9, 1)										0 0 0 0 0 0 0

Inning Stats	R: 0	H: 1	E: 0	LOB: 1	K: 0	BB: 0	S: 4	P: 4	R: 0	H: 0	E: 0	LOB: 0	K: 1	BB: 0	S: 5	P: 5	R: 0	H: 0	E: 0	LOB: 0	K: 1	BB: 0	S: 5	P: 5	R: 1	H: 1	E: 1	LOB: 0	K: 0	BB: 0	S: 4	P: 4	R: 0	H: 1	E: 0	LOB: 1	K: 0	BB: 0	S: 4	P: 4	R: 0	H: 0	E: 0	LOB: 0	K: 1	BB: 0	S: 5	P: 5	R: 0	H: 1	E: 0	LOB: 0	K: 1	BB: 0	S: 5	P: 5	R: 0	H: 1	E: 0	LOB: 1	K: 0	BB: 0	S: 4	P: 4
PITCHER	IP	WLS	BF	H	R	ER	SO	BB	IBB	HBP	BLK	WP	HR	S	P	ERA	WHIP	PITCHER																		IP	WLS	BF	H	R	ER	SO	BB	IBB	HBP	BLK	WP	HR	S	P	ERA	WHIP												
Juan Marichal, R (1, 1) ERA: 2.94	9.0	W	31	5	1	0	5	0	0	0	0	0	0	41	41	0.00	0.556																			9.0	W	31	5	1	0	5	0	0	0	0	0	0	0	41	41	0.00	0.556											


BOTTOM

San Francisco Giants @ San Diego Padres
 San Diego Stadium, San Diego, CA

Thu Sep 30 1971, 10:05 PM EDT
 Att. 34,861 - Unknown

livebaseballscorecards.com

AB	31
R	1
H	5
RBI	1
BB	0
SO	5
LOB	8



WP: 0	PA: 31
PB: 0	SB: 0
CS: 0	

Batter	1	2	3	4	5	6	7	8	9	AB R H RBI BB SO LOB	TOP										
Dave Cash, R (1, 4) OBP: 0.400, SLG: 0.600	0-0 4-3		0-0 FC 2-H 2B		0-0 6-3		0-0 1-2 BB 1B 1B		0-0 6-3	5 2 2 1 0 0 0	Pittsburgh Pirates @ San Francisco Giants Candlestick Park, San Francisco, CA Sat Oct 02 1971, 6:33 AM EDT Att: 40,977 - Unknown livebaseballscorecards.com										
Richie Hebner, L (1, 5) OBP: 0.200, SLG: 0.200	0-0 6-3		0-0 FC HBP 2-H		0-0 F9		0-0 P6		0-0 1B	5 0 1 1 0 0 2											
Roberto Clemente, R (1, 9)	0-0 4-3		0-3 K S S S		0-0 L3		4-0 1B 1-2 2-3 BB		0-0 F9	4 0 0 0 1 1 2											
Willie Stargell, L (1, 7)		0-0 6-3	1-0 HBP 1-2		0-3 K S S		0-0 F5		0-0 G3	4 0 0 0 0 1 4											
Al Oliver, L (1, 8) OBP: 0.250, SLG: 0.250		0-3 K S S	0-0 F9		0-3 K S S		0-0 1B 1-3 2-H 3-H 1B			4 0 1 2 0 2 2											
Bob Robertson, R (1, 3) OBP: 0.500, SLG: 0.500		0-0 1B		0-0 5-3		0-0 1B 1B		0-0 F7		4 0 2 0 0 0 2											
Manny Sanguillen, R (1, 2) OBP: 0.250, SLG: 0.250		0-0 G3		0-0 E6 F9		0-0 1B 1-2 FC1-4 1B		0-0 6-3		4 0 1 0 0 0 1											
Jackie Hernandez, R (1, 6) OBP: 0.500, SLG: 0.500			0-0 SH1-4 2B 1B		0-0 F9		0-0 FC1-4 1-2 1B		0-0 F7	2 1 1 0 0 0 1											
Vic Davalillo, L (6, PH)				0-0 SH1-4				0-0 F7		1 0 0 0 0 0 2											
Bob Moose, R (6, 1)				0-0 SH1-4				0-0 F7		0 0 0 0 0 0 0											
Milt May, L (8, PH)				0-0 SH1-4				0-0 F7		1 0 0 0 0 0 0											
Dave Giusti, R (8, 1)				0-0 SH1-4				0-0 F7		0 0 0 0 0 0 0											
Steve Blass, R (1, 1)				0-0 SH1-4				0-0 2-3		1 0 0 0 0 1 1											
Gene Alley, R (6, 6) OBP: 0.500, SLG: 0.500				0-0 SH1-4				0-0 2-3		2 1 1 0 0 0 0											
Inning Stats	R: 0 E: 0 K: 0 S: 3	H: 0 LOB: 0 BB: 0 P: 3	R: 0 E: 0 K: 1 S: 6	H: 1 LOB: 1 BB: 0 P: 6	R: 2 E: 1 K: 1 S: 8	H: 2 LOB: 2 BB: 0 P: 9	R: 0 E: 1 K: 1 S: 6	H: 0 LOB: 1 BB: 0 P: 6	R: 0 E: 0 K: 2 S: 9	H: 2 LOB: 2 BB: 0 P: 9	R: 2 E: 0 K: 0 S: 6	H: 3 LOB: 2 BB: 1 P: 10	R: 0 E: 0 K: 0 S: 3	H: 0 LOB: 0 BB: 0 P: 3	R: 0 E: 0 K: 0 S: 4	H: 1 LOB: 1 BB: 0 P: 4	1B: 8 2B: 1 3B: 0 HR: 0	SF: 0 SAC: 1 DP: 0 HBP: 1	WP: 0 PB: 0 SB: 0 CS: 0	PA: 40	
PITCHER Gaylord Perry, R (1, 1) ERA: 3.0	IP 9.0	WLS W	BF 40	H 9	R 4	ER 3	SO 5	BB 1	IBB 0	HBP 1	BLK 0	WP 0	HR 0	S 48	P 53	ERA 3.00	WHIP 1.111				
PITCHER	IP	WLS	BF	H	R	ER	SO	BB	IBB	HBP	BLK	WP	HR	S	P	ERA	WHIP				



Batter	1	2	3	4	5	6	7	8	9	AB R H RBI BB SO LOB
Ken Henderson, S (1, 7) OBP: 0.500, SLG: 0.750	0-0 1B		0-0 2B		0-0 2-3		0-0 F8			4 0 2 1 0 0 1
Tito Fuentes, S (1, 4) OBP: 0.250, SLG: 1.000	0-3 K		0-3 K		0-0 HR		0-0 P6			4 1 1 2 0 2 2
Willie Mays, R (1, 8) OBP: 0.750, SLG: 1.000	0-3 K		4-0 BB		4-0 HR BB		0-0 2B			2 1 1 0 2 1 1
Willie McCovey, L (1, 3) OBP: 0.500, SLG: 1.333	0-0 F9		0-3 K		0-0 HR		4-0 IBB			3 1 1 2 1 1 3
Dave Kingman, R (1, 9) Bobby Bonds, R (6, 9)		0-3 K		0-3 K	0-0 F7		0-3 K			3 0 0 0 0 2 0 1 0 0 0 0 1 2
Dick Dietz, R (1, 2)		0-3 K		0-0 P6		0-0 F8		0-0 G6-4-3		4 0 0 0 0 1 2
Al Gallagher, R (1, 5) Hal Lanier, R (6, 5)		0-3 K		0-3 K		0-0 F9				2 0 0 0 0 2 0 1 0 0 0 0 0 0
Chris Speier, R (1, 6) OBP: 0.667, SLG: 0.667			0-0 SH1-4 2B 1B		0-0 4-1 SH3-4 HR 1B		0-0 F9			3 2 2 0 0 0 0
Gaylord Perry, R (1, 1)			0-0 SH1-4 1-2		0-0 SH3-4 1-2		0-0 F8			1 0 0 0 0 0 0

Inning Stats	R: 0 E: 0 K: 2 S: 8	H: 1 LOB: 1 BB: 0 P: 8	R: 0 E: 0 K: 3 S: 9	H: 0 LOB: 0 BB: 0 P: 9	R: 1 E: 0 K: 2 S: 9	H: 2 LOB: 2 BB: 1 P: 13	R: 0 E: 0 K: 2 S: 7	H: 0 LOB: 0 BB: 0 P: 7	R: 4 E: 0 K: 0 S: 6	H: 3 LOB: 0 BB: 1 P: 10	R: 0 E: 0 K: 0 S: 3	H: 0 LOB: 0 BB: 0 P: 3	R: 0 E: 0 K: 0 S: 3	H: 0 LOB: 0 BB: 0 P: 3	R: 0 E: 0 K: 1 S: 5	H: 1 LOB: 1 BB: 1 P: 9
1B: 3 2B: 2 3B: 0 HR: 2	SF: 0 SAC: 2 DP: 1 HBP: 0	WP: 0 PB: 0 SB: 0 CS: 0	PA: 33													

PITCHER	IP	WLS	BF	H	R	ER	SO	BB	IBB	HBP	BLK	WP	HR	S	P	ERA	WHIP
Steve Blass, R (1, 1) ERA: 9.0	5.0	L	23	6	5	5	9	2	0	0	0	0	2	39	47	9.00	1.600
Bob Moose, R (6, 1) ERA:	2.0		6	0	0	0	0	0	0	0	0	0	0	6	6	0.00	0.000
Dave Giusti, R (8, 1) ERA:	1.0		4	1	0	0	1	0	1	0	0	0	0	5	9	0.00	1.000

BOTTOM

Pittsburgh Pirates @ San Francisco Giants
 Candlestick Park, San Francisco, CA
 Sat Oct 02 1971, 6:33 AM EDT
 Att. 40,977 - Unknown

livebaseballscorecards.com

AB	28
R	5
H	7
RBI	5
BB	3
SO	10
LOB	11



Pittsburgh Pirates @ San Francisco Giants
 Candlestick Park, San Francisco, CA

Sun Oct 03 1971, 6:33 AM EDT
 Att: 42,562 - Unknown

AB	41
R	9
H	15
RBI	9
BB	1
SO	13
LOB	18



Batter	1	2	3	4	5	6	7	8	9	AB R H RBI BB SO LOB	TOP													
Dave Cash, R OBP: 0.500, SLG: 0.700 (1, 4)	0-0 CS 1B		0-0 1B	0-0 FC6-4			0-0 1B 2B	0-0 F8		5 1 3 0 0 0 1														
Gene Clines, R OBP: 0.333, SLG: 1.333 (1, 8)	0-3 K		0-0 L9		0-0 HR		0-0 HR 1B	4-0 BB		3 1 1 1 0 1 2 1 1 1 0 1 0 0														
Al Oliver, L OBP: 0.500, SLG: 0.400 (7, PH) (7, 8)	1-2						2-3 HR 1B																	
Roberto Clemente, R OBP: 0.400, SLG: 0.333 (1, 9)	0-0 FC6 1B		0-0 F9		0-0 1B		0-0 HR 1B	0-3 K		5 1 3 1 0 1 2														
Willie Stargell, L (1, 7)	0-0 FC6		0-3 K		0-0 F3		0-3 K		0-3 K	5 0 0 0 0 3 5														
Bob Robertson, R OBP: 0.667, SLG: 1.778 (1, 3)		0-0 1B 2B		0-0 HR	0-3 K		0-0 HR	0-0 HR	0-0 HR	5 4 4 5 0 1 1														
Manny Sanguillen, R OBP: 0.333, SLG: 0.333 (1, 2)		0-0 FC6-4 1B		0-0 1B	0-0 6-3		0-0 F8		0-3 K	5 1 2 1 0 1 1														
Jose Pagan, R (1, 5)		0-0 FC6-4		0-3 K		0-3 K	1-0 HBP		0-3 K	1 0 0 0 0 0 1 3 0 0 0 0 3 1														
Richie Hebner, L OBP: 0.222, SLG: 0.125 (4, PH) (4, 5)		1-2		1-2																				
Jackie Hernandez, R OBP: 0.333, SLG: 0.333 (1, 6)		0-3 K		0-0 FC6-4 1B		0-0 F2	0-0 6-3			4 0 1 1 0 1 2														
Dock Ellis, S (1, 1)		0-3 K		0-3 K		0-0 6-3		0-0 P4		3 0 0 0 0 2 2 1 0 0 0 0 0 0 0 0 0 0 0 0 0														
Bob Miller, R (6, 1)																								
Dave Giusti, R (9, 1)																								
Inning Stats	R: 0 E: 0 K: 1 S: 6	H: 2 LOB: 1 BB: 0 P: 6	R: 1 E: 0 K: 2 S: 9	H: 2 LOB: 1 BB: 0 P: 9	R: 0 E: 0 K: 1 S: 6	H: 1 LOB: 1 BB: 0 P: 6	R: 2 E: 0 K: 2 S: 10	H: 3 LOB: 1 BB: 0 P: 10	R: 1 E: 0 K: 1 S: 7	H: 2 LOB: 1 BB: 0 P: 7	R: 0 E: 0 K: 1 S: 5	H: 0 LOB: 0 BB: 0 P: 5	R: 4 E: 0 K: 1 S: 9	H: 4 LOB: 1 BB: 0 P: 10	R: 0 E: 0 K: 1 S: 5	H: 0 LOB: 1 BB: 1 P: 9	R: 1 E: 0 K: 3 S: 10	H: 1 LOB: 0 BB: 0 P: 10	1B: 9 2B: 3 3B: 0 HR: 4	SF: 0 SAC: 0 DP: 1 HBP: 1	WP: 0 PB: 0 SB: 1 CS: 1	PA: 43		
PITCHER	John Cumberland, L ERA: 9.0	IP: 3.0 WLS: L BF: 15	H: 7 R: 3 ER: 3 SO: 4	BB: 0 IBB: 0 HBP: 0 BLK: 0	WP: 0 HR: 1 S: 23 P: 23	ERA: 9.00 WHIP: 2.333	Steve Hamilton, L ERA: 9.0	(9, 1) IP: 1.0 WLS: L BF: 4	H: 1 R: 1 ER: 1 SO: 3	BB: 0 IBB: 0 HBP: 0 BLK: 0	WP: 0 HR: 1 S: 10 P: 10	ERA: 9.00 WHIP: 1.000												
Jim Barr, R ERA: 9.0	(4, 1)	1.0	6	3	1	1	2	0	0	0	0	0	0	1	10	10	9.00	3.000						
Don McMahon, R ERA:	(5, 1)	2.0	6	0	0	0	2	0	0	0	0	0	0	0	10	10	0.00	0.000						
Don Carrithers, R ERA:	(7, 1)	0.0	3	3	3	3	0	0	0	0	0	0	0	0	3	3	∞	∞						
Ron Bryant, L ERA: 4.5	(7, 1)	2.0	9	1	1	1	2	1	0	1	0	0	0	1	11	16	4.50	1.000						

Batter	1	2	3	4	5	6	7	8	9	AB	R	H	RBI	BB	SO	LOB
Ken Henderson, S OBP: 0.556, SLG: 0.571 (1, 7)	0-0 P5	0-0 S 1B		4-0 BB		4-0 BB		0-0 3-1		3	0	1	1	2	0	0
Tito Fuentes, S OBP: 0.333, SLG: 0.778 (1, 4)	0-0 PB 2B	0-0 L8		0-0 F9		0-3 K			0-0 HR	5	2	2	0	0	1	5
Willie Mays, R OBP: 0.556, SLG: 1.143 (1, 8)	0-0 1B	0-0 P3			0-0 P3	0-0 F9			0-0 HR	5	1	2	3	0	0	4
Willie McCovey, L OBP: 0.556, SLG: 0.833 Jimmy Rosario, S (9, PR)	4-0 1B			4-0 FC5-4		0-0 P6		0-0 4-3	0-0 HR	3	0	1	0	2	0	0
Dave Kingman, R OBP: 0.250, SLG: 0.143 (1, 9)	0-0 1B			0-0 FC5-4		4-0 BB		0-3 K	0-0 F5	4	0	1	0	1	1	2
Dick Dietz, R (1, 2)	0-3 K			0-0 F3		0-0 P3		4-0 BB	0-0 F2	4	0	0	0	1	1	6
Al Gallagher, R (1, 5)	0-0 4-3			0-0 F9				0-0 P6	0-0 6-3	4	0	0	0	0	0	6
Chris Speier, R OBP: 0.714, SLG: 0.833 (1, 6)		0-0 SH5-4		0-0 5-3		0-0 BB		4-0 G6-4-3		3	1	2	0	1	0	0
John Cumberland, R (1, 1) Jim Barr, R (4, 1) Don McMahon, R (5, 1) Frank Duffy, R (6, PH) Don Carrithers, R (7, 1) Ron Bryant, S (7, 1) Jim Ray Hart, R (8, PH) Steve Hamilton, L (9, 1)		0-0 SH5-4		0-0 F7		0-3 K		0-0 G6-4-3		0	0	0	0	0	0	0

Inning Stats	R: 1	H: 3	E: 0	K: 1	S: 8	LOB: 3	BB: 1	P: 12	R: 1	H: 2	E: 0	K: 0	S: 5	LOB: 1	BB: 0	P: 5	R: 0	H: 0	E: 0	K: 0	S: 3	LOB: 1	BB: 1	P: 7	R: 0	H: 0	E: 0	K: 0	S: 3	LOB: 1	BB: 1	P: 7	R: 0	H: 1	E: 0	K: 2	S: 8	LOB: 3	BB: 1	P: 13	R: 0	H: 0	E: 0	K: 1	S: 5	LOB: 1	BB: 1	P: 9	R: 0	H: 0	E: 0	K: 0	S: 2	LOB: 0	BB: 1	P: 6	R: 2	H: 3	E: 0	K: 0	S: 6	LOB: 1	BB: 0	P: 6	1B: 5	SF: 0	2B: 3	SAC: 1	3B: 0	DP: 1	HR: 1	HBP: 1	WP: 0	PA: 43
--------------	------	------	------	------	------	--------	-------	-------	------	------	------	------	------	--------	-------	------	------	------	------	------	------	--------	-------	------	------	------	------	------	------	--------	-------	------	------	------	------	------	------	--------	-------	-------	------	------	------	------	------	--------	-------	------	------	------	------	------	------	--------	-------	------	------	------	------	------	------	--------	-------	------	-------	-------	-------	--------	-------	-------	-------	--------	-------	--------

PITCHER	IP	WLS	BF	H	R	ER	SO	BB	IBB	HBP	BLK	WP	HR	S	P	ERA	WHIP
Dock Ellis, R ERA: 3.6 (1, 1)	5.0	W	26	6	2	2	1	3	1	1	0	0	0	23	40	3.60	1.800
Bob Miller, R ERA: 6.0 (6, 1)	3.0		14	3	2	2	3	3	0	0	0	0	1	17	29	6.00	2.000
Dave Giusti, R ERA: (9, 1)	1.0	S	3	0	0	0	0	0	0	0	0	0	0	3	3	0.00	0.000

BOTTOM

Pittsburgh Pirates @ San Francisco Giants
Candlestick Park, San Francisco, CA
Sun Oct 03 1971, 6:33 AM EDT
Att. 42,562 - Unknown

AB	34
R	4
H	9
RBI	4
BB	7
SO	4
LOB	26




Batter	1	2	3	4	5	6	7	8	9	AB R H RBI BB SO LOB	TOP									
Ken Henderson, S (1, 7) OBP: 0.462, SLG: 0.455	0-0 4-3		0-0 F7			0-0 SH 1B	0-3 K			4 1 1 0 0 1 0	San Francisco Giants @ Pittsburgh Pirates Three Rivers Stadium, Pittsburgh, PA Tue Oct 05 1971, 3:33 AM EDT Att: 38,222 - Unknown livebaseballscorecards.com									
Tito Fuentes, S (1, 4) OBP: 0.250, SLG: 0.583	0-0 F9		0-0 F9			0-0 SH BB 1-H		0-0 4-3		3 0 0 0 0 0 0										
Willie Mays, R (1, 8) OBP: 0.462, SLG: 0.818	0-3 K			0-0 6-3		0-0 B2-4		0-0 S 1B		4 0 1 0 0 1 1										
Willie McCovey, L (1, 3) OBP: 0.538, SLG: 0.667		0-0 FC4-6 1B		0-0 P5		4-0 BB IBB		0-0 F9		3 0 1 0 1 0 1										
Bobby Bonds, R (1, 9) OBP: 0.400, SLG: 0.250		0-0 FC4-6 1B		0-3 K		0-3 K		4-0 FC4-6 BB		3 0 1 0 1 2 2										
Dick Dietz, R (1, 2)		0-3 K		0-0 6-3		4-0 1-2 2-3 BB		0-0 FC4-6		3 0 0 0 1 1 4										
Al Gallagher, R (1, 5) OBP: 0.200, SLG: 0.111 Jim Ray Hart, R (9, PH)		0-0 FC4-6		0-0 FC5-4 1B		0-0 6-3		0-0 F7		3 0 1 0 0 0 5 1 0 0 0 0 0 0										
Chris Speier, R (1, 6) OBP: 0.455, SLG: 0.500		0-3 K		0-0 F9		0-0 6-3		0-0 F9		4 0 0 0 0 1 3										
Juan Marichal, R (1, 1) Dave Kingman, R (9, PH) OBP: 0.222, SLG: 0.125			0-3 K		0-0 FC5-4		0-0 6-3		0-0 P3	3 0 0 0 0 1 1 1 0 0 0 0 0 0										
Inning Stats	R: 0 E: 0 K: 1 S: 5	H: 0 LOB: 0 BB: 0 P: 5	R: 0 E: 0 K: 2 S: 9	H: 2 LOB: 2 BB: 0 P: 9	R: 0 E: 0 K: 1 S: 5	H: 0 LOB: 0 BB: 0 P: 5	R: 0 E: 0 K: 1 S: 4	H: 1 LOB: 1 BB: 0 P: 4	R: 1 E: 1 K: 1 S: 7	H: 1 LOB: 3 BB: 2 P: 15		R: 0 E: 0 K: 1 S: 5	H: 0 LOB: 0 BB: 0 P: 5	R: 0 E: 0 K: 0 S: 4	H: 1 LOB: 2 BB: 1 P: 8	R: 0 E: 0 K: 0 S: 3	H: 0 LOB: 0 BB: 0 P: 3	1B: 5 2B: 0 3B: 0 HR: 0	SF: 0 SAC: 1 DP: 0 HBP: 0	WP: 0 PB: 0 SB: 1 CS: 0
PITCHER Bob Johnson, R (1, 1) ERA:	IP: 8.0 WLS: W BF: 33 H: 5 R: 1 ER: 0 SO: 7 BB: 2 IBB: 1 HBP: 0 BLK: 0 WP: 0 HR: 0 S: 44 P: 56 ERA: 0.00 WHIP: 0.875											PITCHER Dave Giusti, R (9, 1) ERA:	IP: 1.0 WLS: S BF: 3 H: 0 R: 0 ER: 0 SO: 0 BB: 0 IBB: 0 HBP: 0 BLK: 0 WP: 0 HR: 0 S: 3 P: 3 ERA: 0.00 WHIP: 0.000							




Batter	1	2	3	4	5	6	7	8	9
Dave Cash, R OBP: 0.357, SLG: 0.500 (1, 4)	0-0 F9		0-0 6-3			0-0 5-3		0-0 6-3	
Richie Hebner, L OBP: 0.308, SLG: 0.500 (1, 5)	0-3 K		0-0 F3			0-0 E 1B		0-0 HR	
Roberto Clemente, R OBP: 0.357, SLG: 0.308 (1, 9)	0-0 WP 1B			0-3 K		0-0 E4 1-2		0-0 4-3	
Willie Stargell, L (1, 7)	0-0 F7 1-2			0-0 1-3		0-3 K			
Al Oliver, L OBP: 0.333, SLG: 0.250 (1, 8)		0-0 1-3		0-0 3-1		0-0 3-1			
Bob Robertson, R OBP: 0.583, SLG: 1.667 (1, 3)		0-0 HR			0-0 5-3		0-0 P4		
Manny Sanguillen, R OBP: 0.250, SLG: 0.250 (1, 2)		0-0 5-3			0-0 E9 WP		0-0 1-4-3		
Jackie Hernandez, R OBP: 0.222, SLG: 0.222 (1, 6)		0-0 1-3			0-3 K		0-0 G4		
Bob Johnson, L (1, 1)			0-0 F7		0-3 K			0-3 K	
Vic Davalillo, L (8, PH)									
Dave Giusti, R (9, 1)									

AB	R	H	RBI	BB	SO	LOB
4	0	0	0	0	0	0
4	1	2	1	0	1	0
4	0	1	0	0	1	1
3	0	0	0	0	1	3
3	0	0	0	0	0	2
3	1	1	1	0	0	0
3	0	0	0	0	0	0
3	0	0	0	0	1	1
2	0	0	0	0	1	1
1	0	0	0	0	1	0
0	0	0	0	0	0	0

BOTTOM	
San Francisco Giants @ Pittsburgh Pirates Three Rivers Stadium, Pittsburgh, PA Tue Oct 05 1971, 3:33 AM EDT Att. 38,222 - Unknown	
AB 30	
R 2	
H 4	
RBI 2	
BB 0	
SO 6	
LOB 8	
	
WP: 2 PA: 30	
PB: 0	
SB: 0	
CS: 0	

Inning Stats	R: 0	H: 1	E: 0	K: 1	S: 6	LOB: 1	BB: 0	P: 6									
Juan Marichal, R ERA: 2.25 (1, 1)	IP: 8.0	WLS: L	BF: 30	H: 4	R: 2	ER: 2	SO: 6	BB: 0	IBB: 0	HBP: 0	BLK: 0	WP: 2	HR: 2	S: 42	P: 42	ERA: 2.25	WHIP: 0.500

Batter	1	2	3	4	5	6	7	8	9	AB R H RBI BB SO LOB	TOP											
Ken Henderson, S (1, 7) OBP: 0.389, SLG: 0.375	0-0 E4 1B	0-0 HR 1B	0-0 F9			0-0 F2		0-0 G3		5 2 1 0 0 0 2												
Tito Fuentes, S (1, 4) OBP: 0.353, SLG: 0.563	0-0 1B 1-2 1B	0-0 HR 1B		4-0 G4-6-3 BB			0-0 F7		0-0 F5	4 1 2 0 1 0 0												
Willie Mays, R (1, 8) OBP: 0.389, SLG: 0.600	0-3 K	0-0 P4		0-0 F8			0-0 F7		4-0 BB	4 0 0 0 1 1 5												
Willie McCovey, L (1, 3) OBP: 0.556, SLG: 0.857	0-0 1B 1-2 2-H 1B	0-0 HR 1-H 2-H		0-0 G4-6-3 1-2f			0-0 WP 1B		0-3 K	5 1 3 4 0 1 2												
Bobby Bonds, R (1, 9) OBP: 0.400, SLG: 0.250	0-3 K	0-0 1B			0-0 P6		4-0 1-2 BB		0-0 5-3	4 0 1 0 1 1 3												
Dick Dietz, R (1, 2) OBP: 0.176, SLG: 0.067	0-0 1B 1-2 2-3	0-0 4-3			0-3 K		0-3 K			4 0 1 0 0 2 3												
Jim Ray Hart, R (1, 5) Al Gallagher, R (5, 5) OBP: 0.182, SLG: 0.100	0-0 P4		0-3 K		0-3 K			0-0 1-3		3 0 0 0 0 2 3 1 0 0 0 0 0 0	AB 38 R 5 H 10 RBI 5 BB 3 SO 7 LOB 19											
Chris Speier, R (1, 6) OBP: 0.400, SLG: 0.643		0-0 HR	0-0 F8			0-0 P4		0-0 E6		4 1 1 1 0 0 0												
Gaylord Perry, R (1, 1) OBP: 0.250, SLG: 0.250 Jerry Johnson, R (6, 1) Dave Kingman, R (8, PH) OBP: 0.200, SLG: 0.111 Don McMahon, R (8, 1)		0-0 6-3	0-0 1B			0-0 1-3		0-0 P5		3 0 1 0 0 0 0 0 0 0 0 0 0 0 1 0 0 0 0 0 1 0 0 0 0 0 0 0												
Inning Stats	R: 1 E: 1 K: 2 S: 11	H: 3 LOB: 3 BB: 0 P: 11	R: 4 E: 0 K: 0 S: 8	H: 5 LOB: 1 BB: 0 P: 8	R: 0 E: 0 K: 1 S: 6	H: 1 LOB: 1 BB: 0 P: 6	R: 0 E: 0 K: 0 S: 2	H: 0 LOB: 0 BB: 1 P: 6	R: 0 E: 0 K: 2 S: 7	H: 0 LOB: 0 BB: 0 P: 7	R: 0 E: 0 K: 0 S: 3	H: 0 LOB: 0 BB: 0 P: 3	R: 0 E: 0 K: 1 S: 6	H: 1 LOB: 2 BB: 1 P: 10	R: 0 E: 1 K: 0 S: 4	H: 0 LOB: 1 BB: 0 P: 4	R: 0 E: 0 K: 1 S: 5	H: 0 LOB: 1 BB: 1 P: 9	1B: 8 2B: 0 3B: 0 HR: 2	SF: 0 SAC: 0 DP: 1 HBP: 0	WP: 1 PB: 0 SB: 0 CS: 0	PA: 41
PITCHER	IP WLS BF H R ER SO BB IBB HBP BLK WP HR S P ERA WHIP																					
Steve Blass, R (1, 1) ERA: 11.57	2.0		15	8	5	4	2	0	0	0	0	0	2	19	19	18.00	4.000					
Bruce Kison, R (3, 1) ERA:	4.2	W	17	2	0	0	3	2	0	0	0	1	0	21	29	0.00	0.857					
Dave Giusti, R (7, 1) ERA:	2.1		9	0	0	0	2	1	0	0	0	0	0	12	16	0.00	0.429					

San Francisco Giants @ Pittsburgh Pirates
 Three Rivers Stadium, Pittsburgh, PA
 Wed Oct 06 1971, 3:33 AM EDT
 Att: 35,487 - Unknown

livebaseballscorecards.com

Batter	1	2	3	4	5	6	7	8	9
Dave Cash, R OBP: 0.421, SLG: 0.526 (1, 4) X	0-0 2B 1B	0-3 K		0-0 S 1B		0-0 G3 1B		0-0 1-3	
Richie Hebner, L OBP: 0.333, SLG: 0.706 (1, 5) X	0-0 1B 2B	0-0 1-H 2-H HR		0-0 F9		0-0 G3		0-0 3-1	
Roberto Clemente, R OBP: 0.368, SLG: 0.333 (1, 9) X	0-0 2-H 3-H 1B	0-3 K		0-3 K		0-0 2-H HR 1B		0-3 K	
Willie Stargell, L (1, 7) S S	0-3 K		0-0 F8	4-0 1-2 IBB		4-0 1-2 HR IBB			
Al Oliver, L OBP: 0.308, SLG: 0.500 (1, 8) X	0-0 F8		0-3 K FC5-4	0-0 P6		0-0 1-H 2-H HR			
Bob Robertson, R OBP: 0.438, SLG: 1.250 (1, 3) X	0-0 G1		0-0 FC5-4 1B BB		0-0 F2	0-3 K			
Manny Sanguillen, R OBP: 0.313, SLG: 0.267 (1, 2) X		0-0 FC6-4 1B BB	4-0 1-2 1B BB		0-0 5-3		0-0 6-3		
Jackie Hernandez, R OBP: 0.231, SLG: 0.231 (1, 6) X		0-0 FC6-4 1B HR	0-0 1-2 2-3 1B		0-3 K		0-3 K		
Steve Blass, R (1, 1) X		0-0 1-2 HR 1B	0-0 G3			0-0 F3	0-0 F8		
Bill Mazaroski, R OBP: 1.000, SLG: 1.000 (2, PH)									
Bruce Kison, R (3, 1)									
Dave Giusti, R (7, 1)									


Inning Stats	R: 2	H: 3	E: 0	K: 1	S: 8	LOB: 1	BB: 0	P: 8	R: 3	H: 3	E: 0	K: 2	S: 10	LOB: 0	BB: 0	P: 10	R: 0	H: 1	E: 0	K: 1	S: 7	LOB: 3	BB: 1	P: 11	R: 0	H: 1	E: 0	K: 1	S: 6	LOB: 2	BB: 1	P: 10	R: 0	H: 0	E: 0	K: 1	S: 5	LOB: 0	BB: 0	P: 5	R: 4	H: 3	E: 0	K: 1	S: 8	LOB: 0	BB: 1	P: 12	R: 0	H: 0	E: 0	K: 1	S: 5	LOB: 0	BB: 0	P: 5	R: 0	H: 0	E: 0	K: 1	S: 5	LOB: 0	BB: 0	P: 5
--------------	------	------	------	------	------	--------	-------	------	------	------	------	------	-------	--------	-------	-------	------	------	------	------	------	--------	-------	-------	------	------	------	------	------	--------	-------	-------	------	------	------	------	------	--------	-------	------	------	------	------	------	------	--------	-------	-------	------	------	------	------	------	--------	-------	------	------	------	------	------	------	--------	-------	------

PITCHER	IP	WLS	BF	H	R	ER	SO	BB	IBB	HBP	BLK	WP	HR	S	P	ERA	WHIP
Gaylord Perry, R ERA: 6.14 (1, 1)	5.2	L	30	10	7	7	6	1	1	0	0	1	1	40	48	11.12	1.941
Jerry Johnson, R ERA: 13.5 (6, 1)	1.1		6	1	2	2	2	0	1	0	0	0	1	9	13	13.50	0.750
Don McMahon, R ERA: (8, 1)	1.0		3	0	0	0	1	0	0	0	0	0	0	5	5	0.00	0.000

AB R H RBI BB SO LOB

AB	R	H	RBI	BB	SO	LOB
5	2	3	0	0	1	2
5	2	2	3	0	0	2
5	1	2	3	0	3	1
2	1	0	0	2	1	1
4	1	1	3	0	1	3
4	0	0	0	0	1	2
3	0	1	0	1	0	0
4	1	1	0	0	2	1
0	0	0	0	0	0	0
1	1	1	0	0	0	0
2	0	0	0	0	0	3
1	0	0	0	0	0	0

AB	36
R	9
H	11
RBI	9
BB	3
SO	9
LOB	15



WP	PA
1	39
PB	1
SB	1
CS	0

WP	HR	S	P	ERA	WHIP
1	1	0	0		
1	0	0	0		
0	0	0	0		
0	0	0	0		

San Francisco Giants @ Pittsburgh Pirates
 Three Rivers Stadium, Pittsburgh, PA
 Wed Oct 06 1971, 3:33 AM EDT
 Att. 35,487 - Unknown

livebaseballscorecards.com