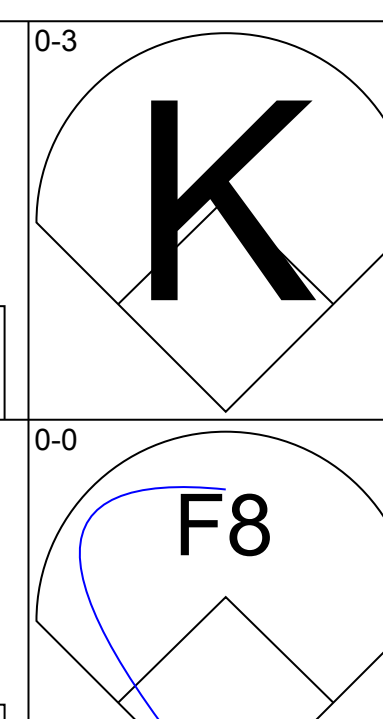
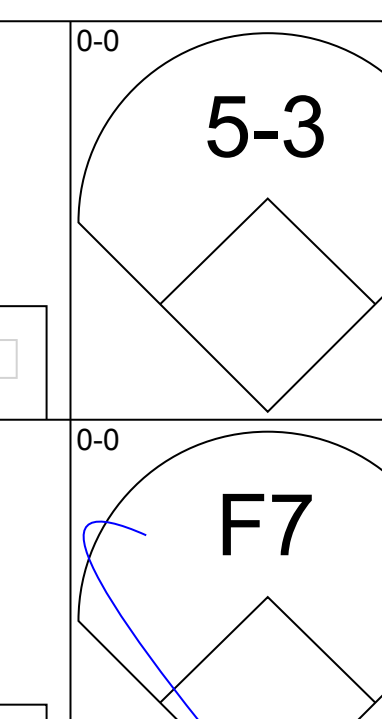
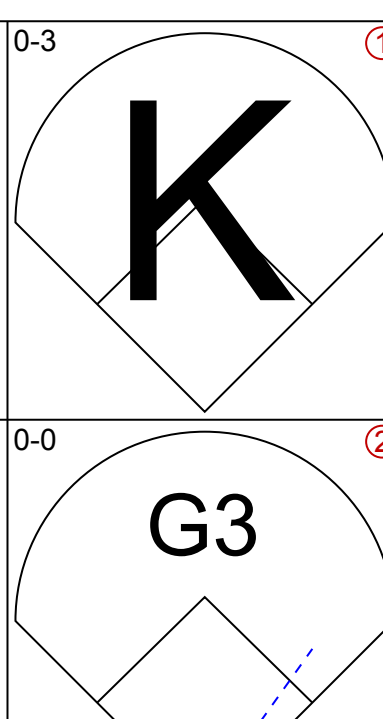
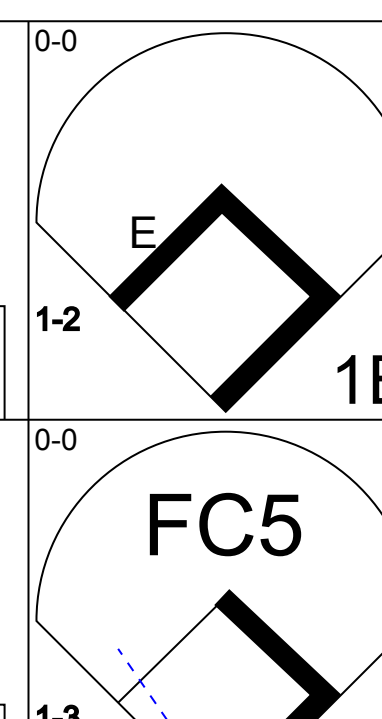
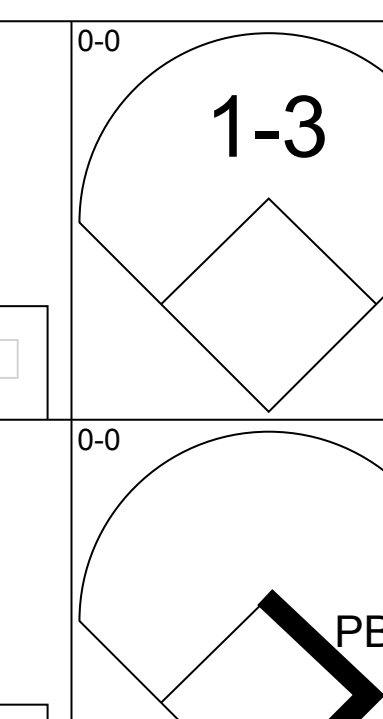
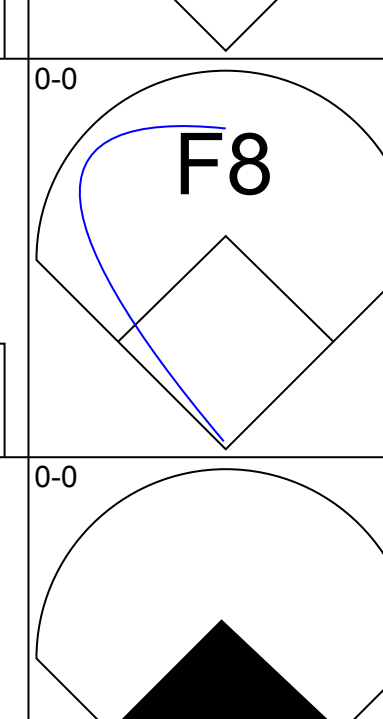
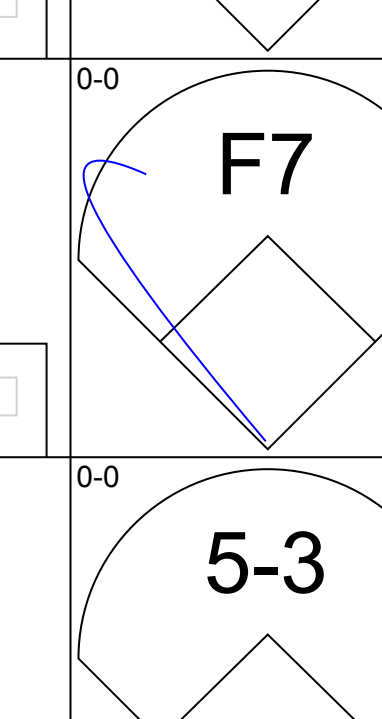
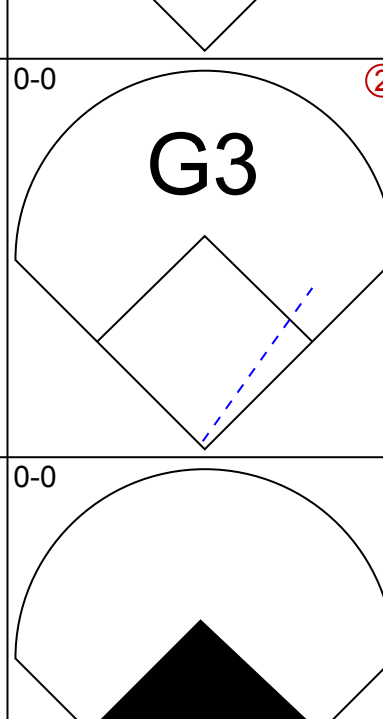
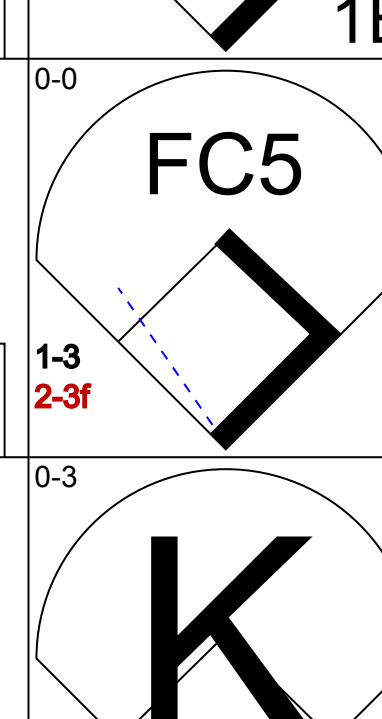
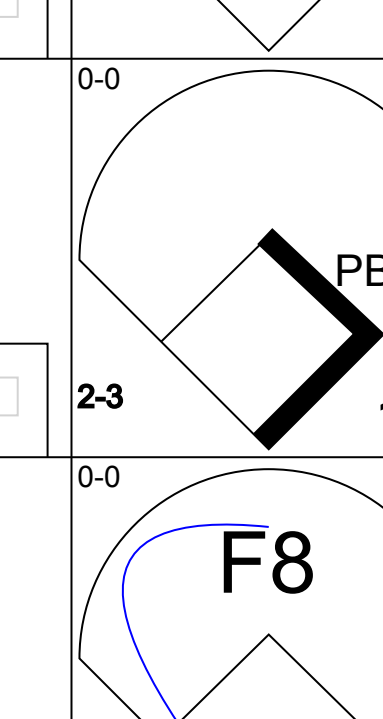
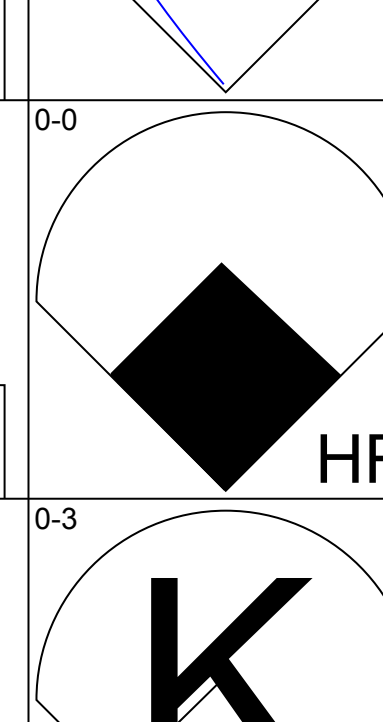
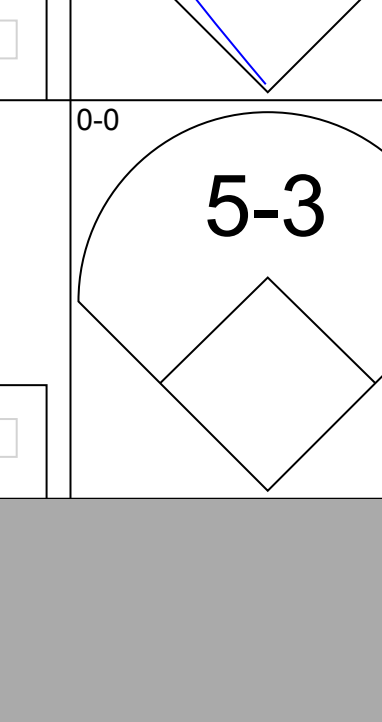
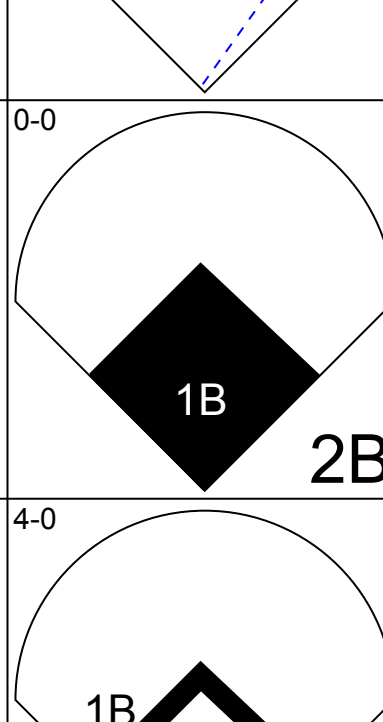
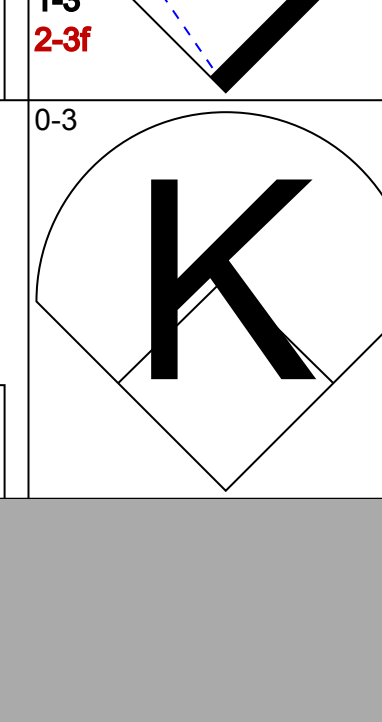
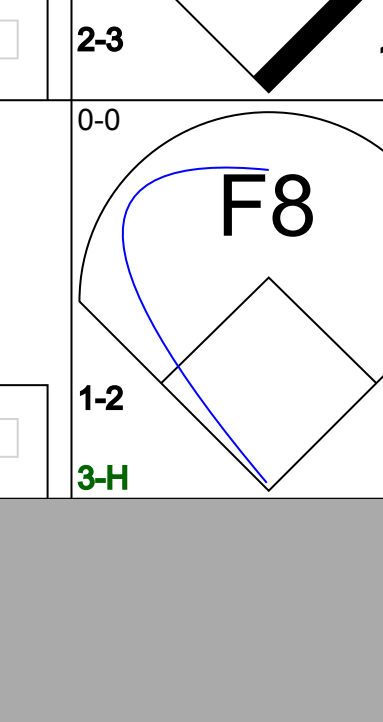
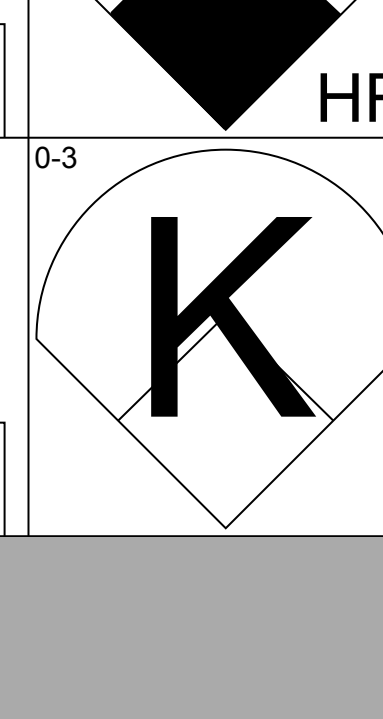
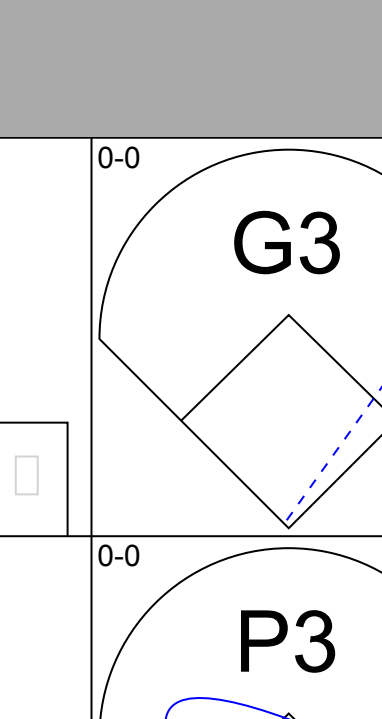
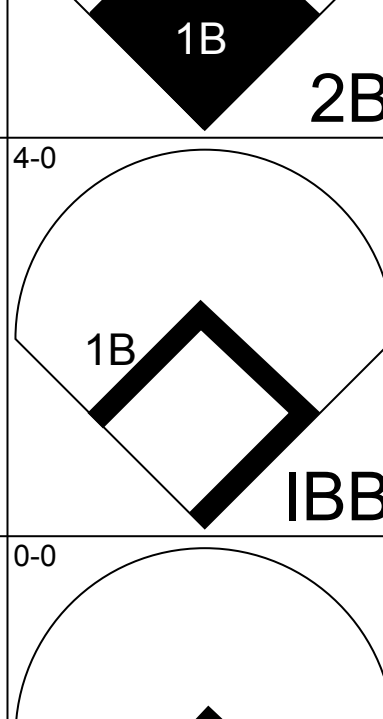
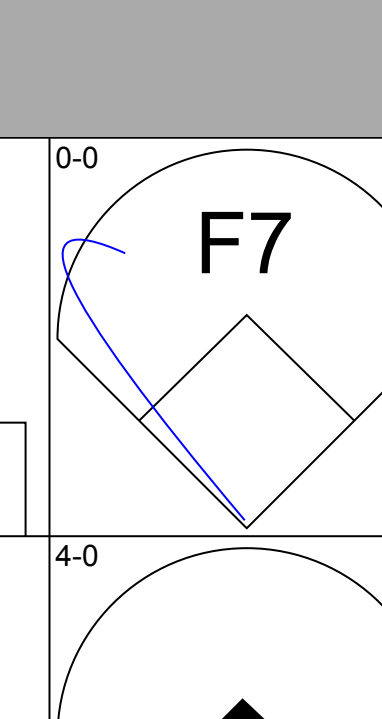
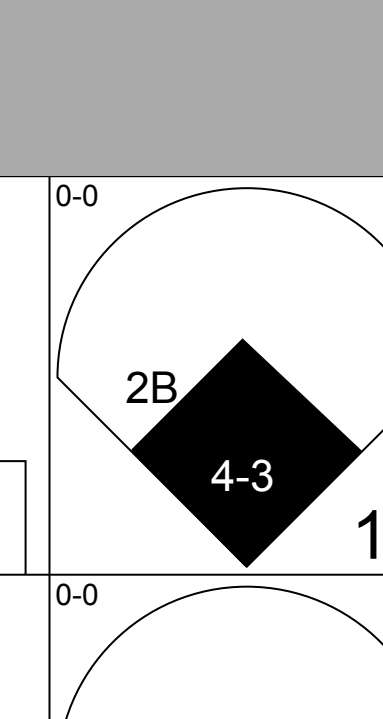
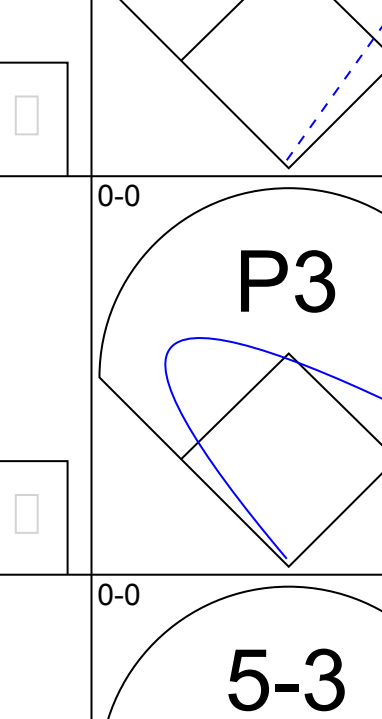
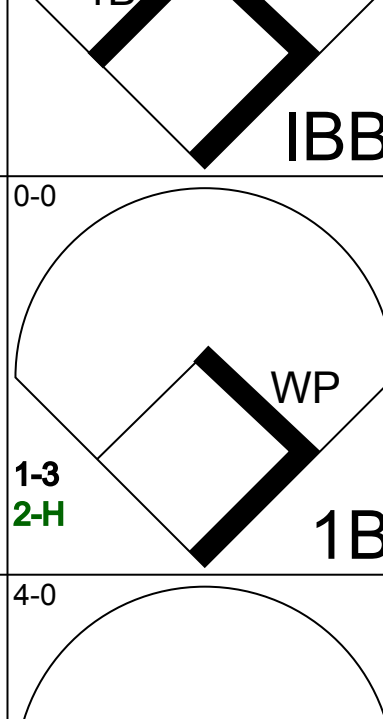
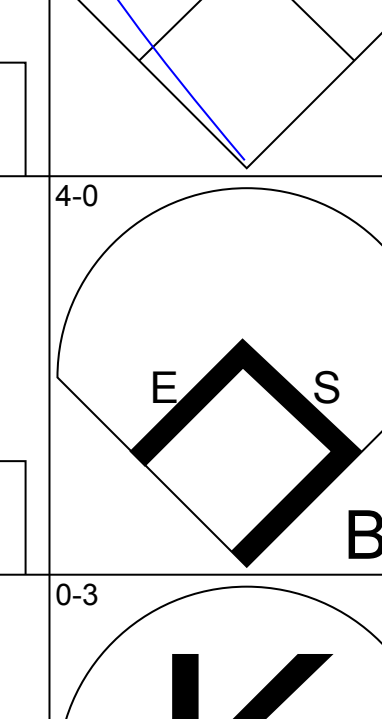
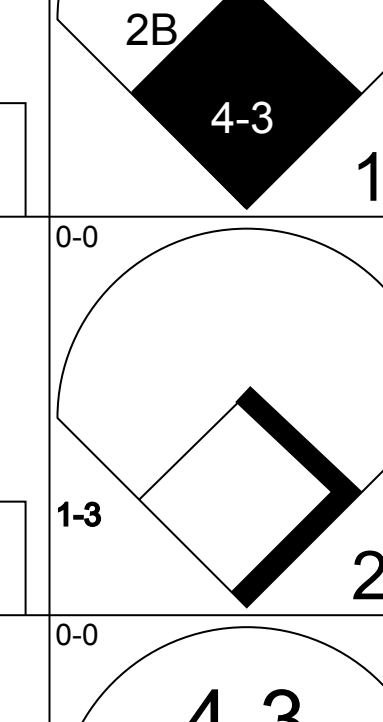
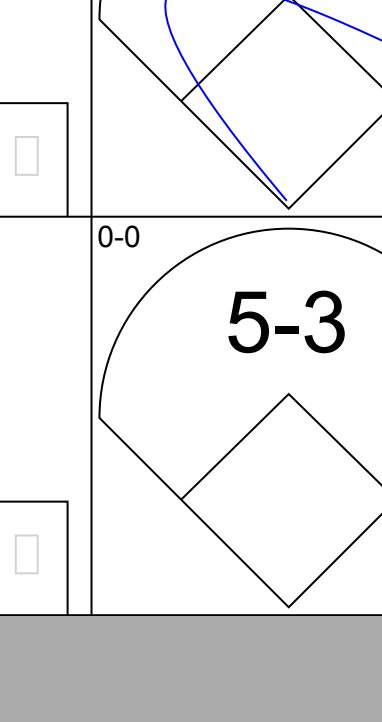
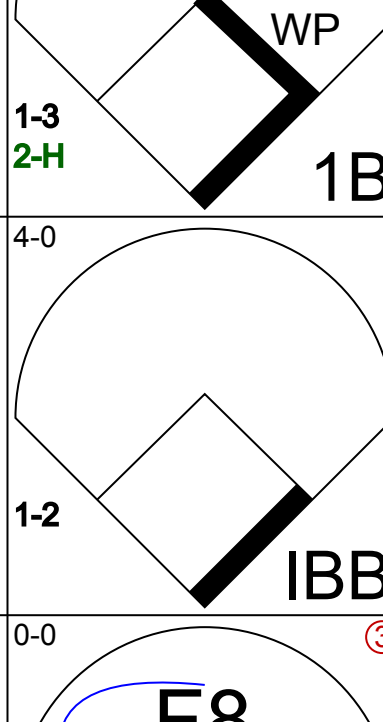
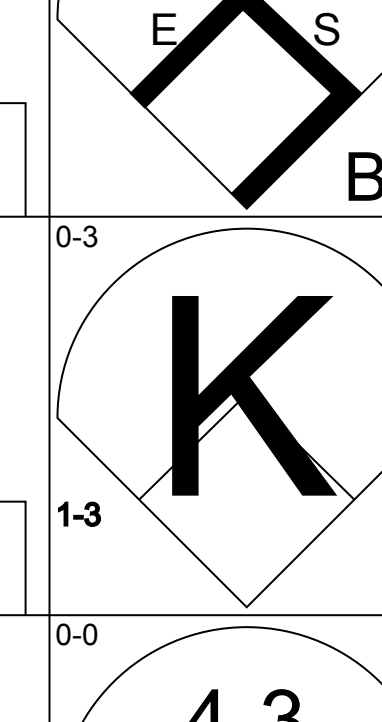
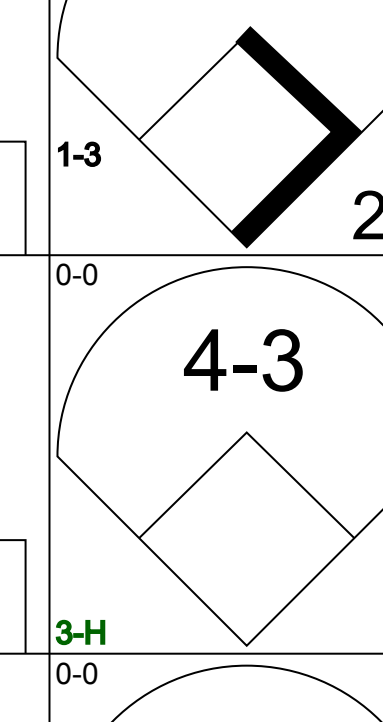
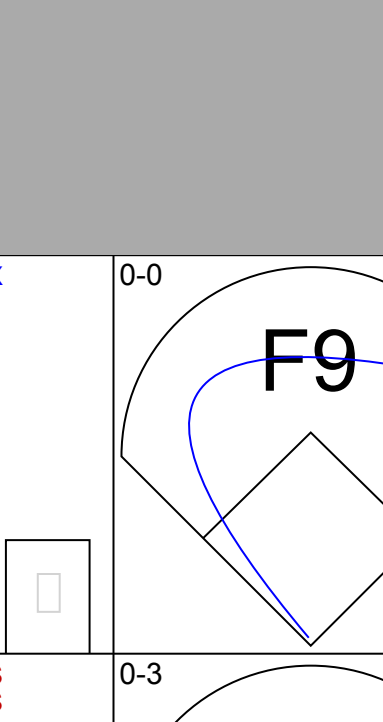
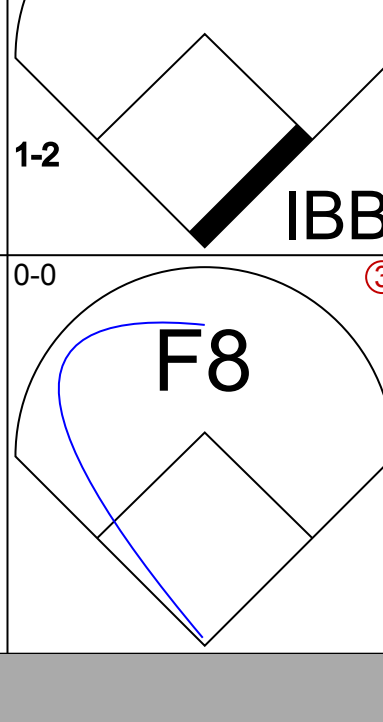
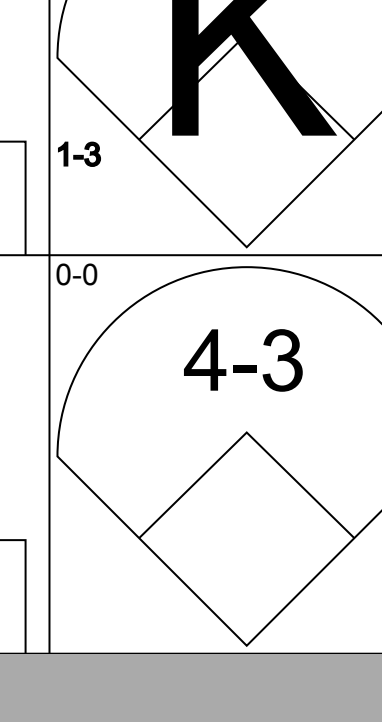
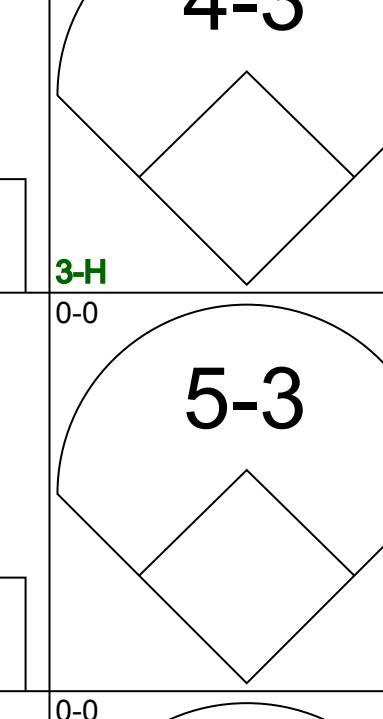
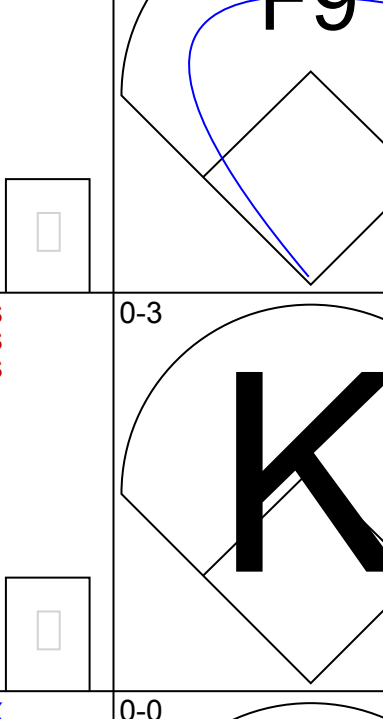
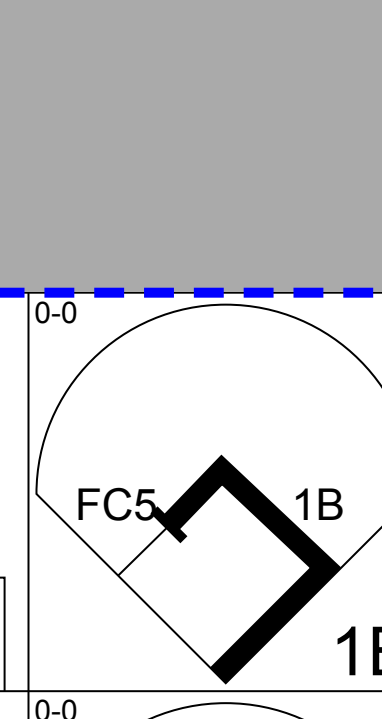
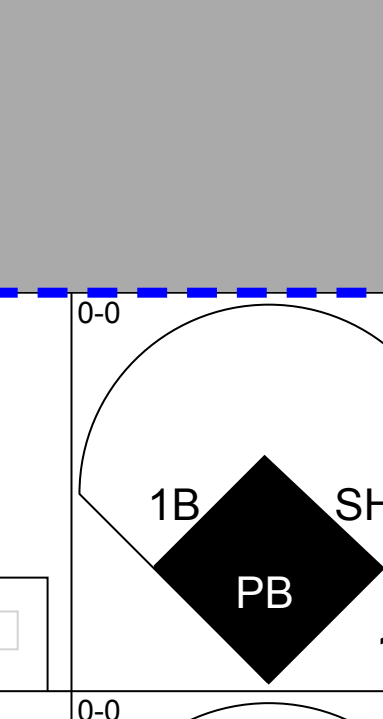
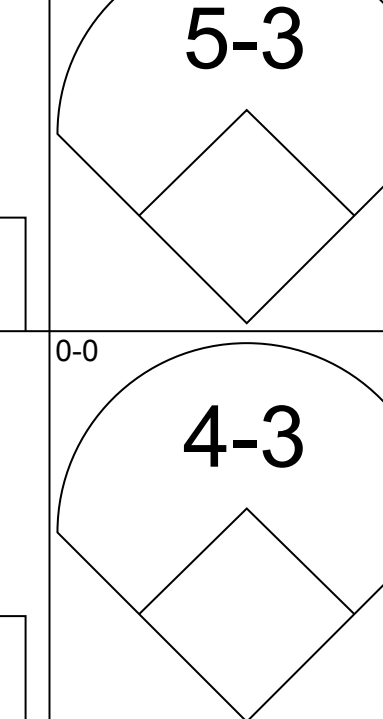
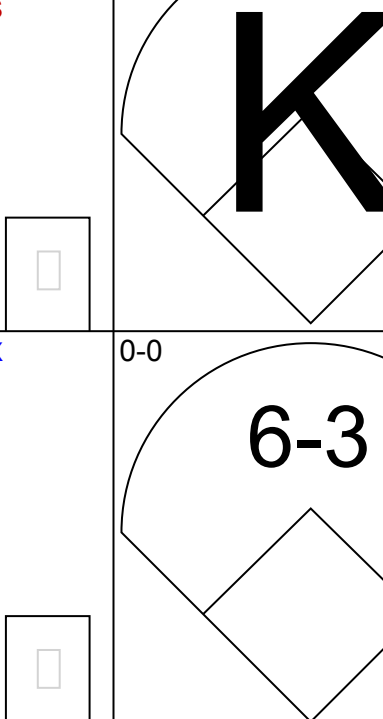
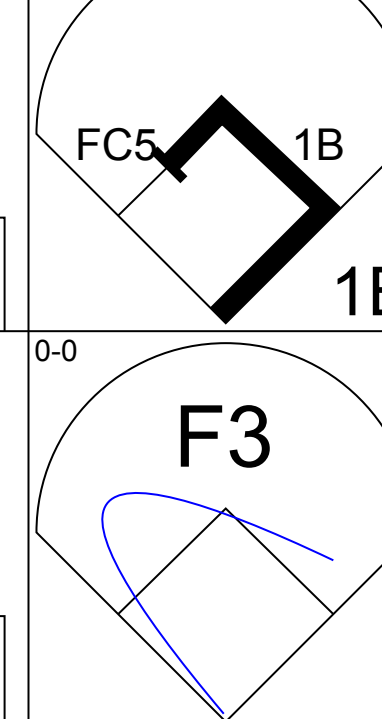
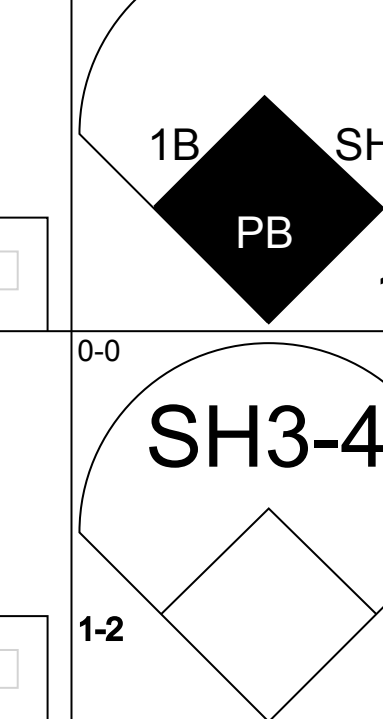
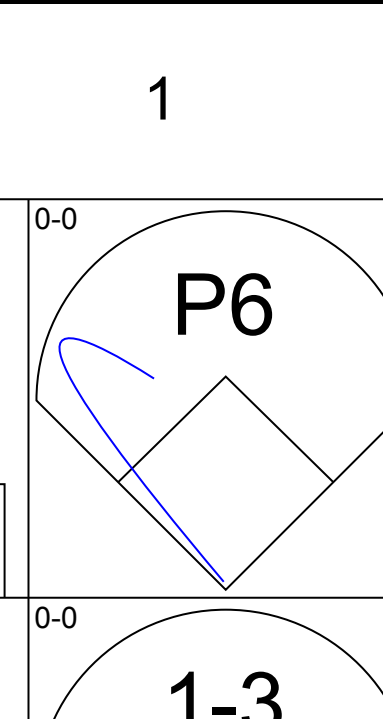
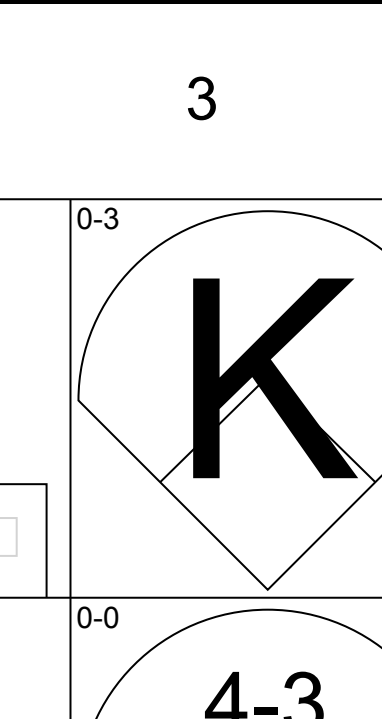
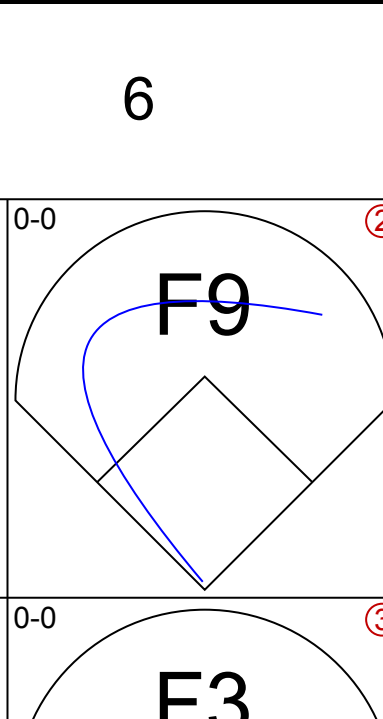
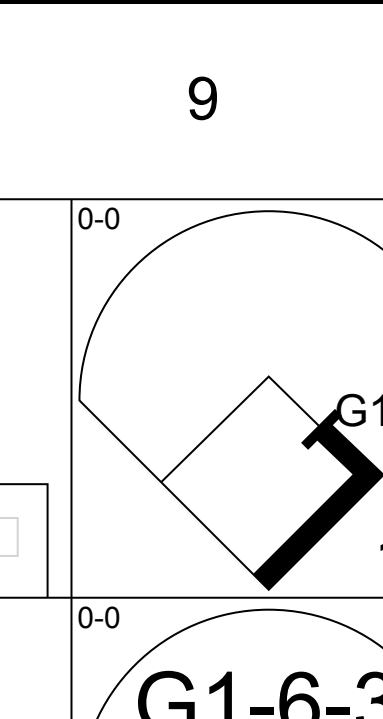
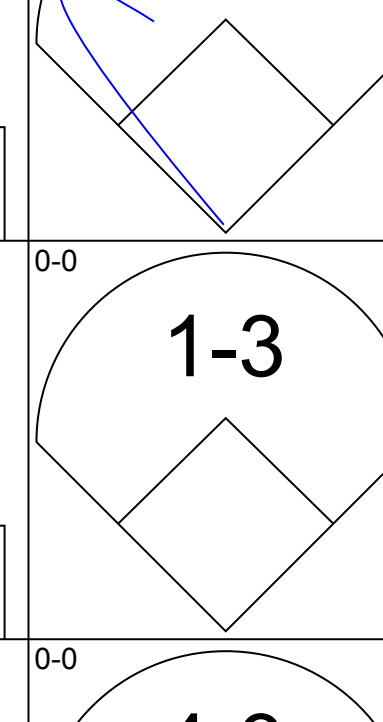
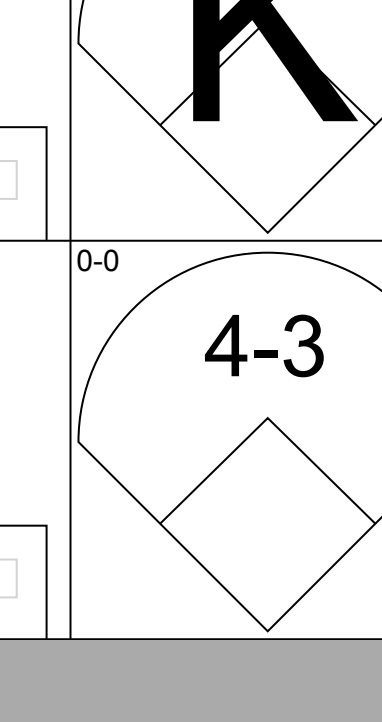
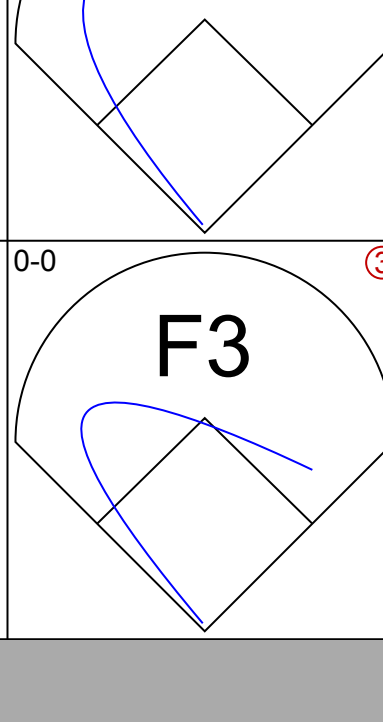
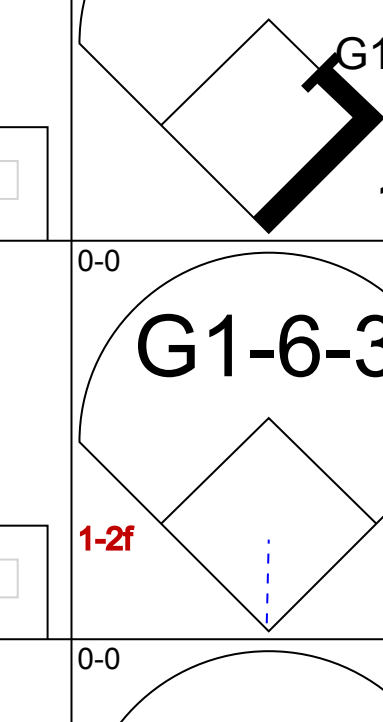
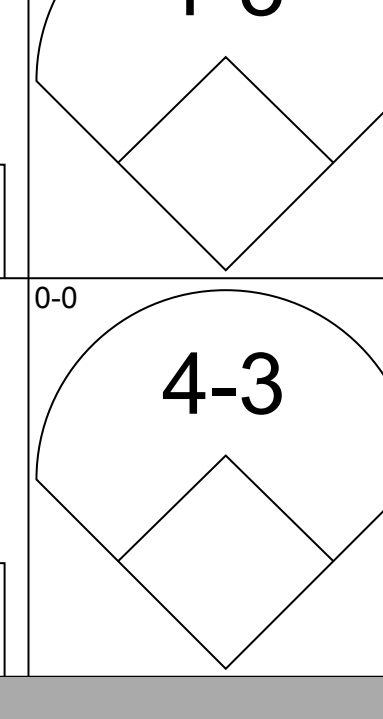
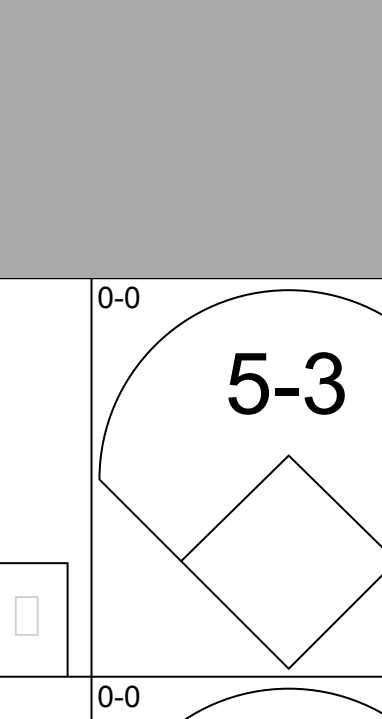
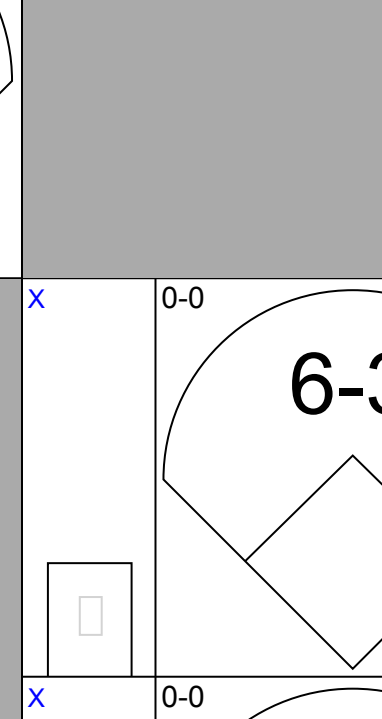
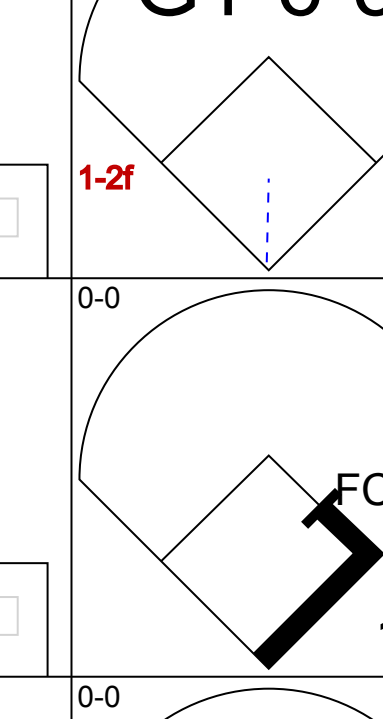
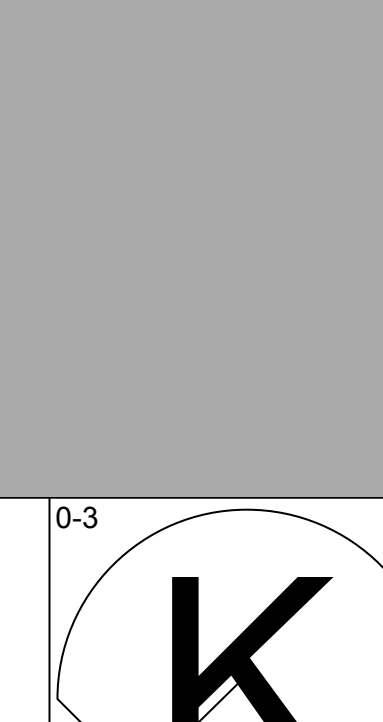
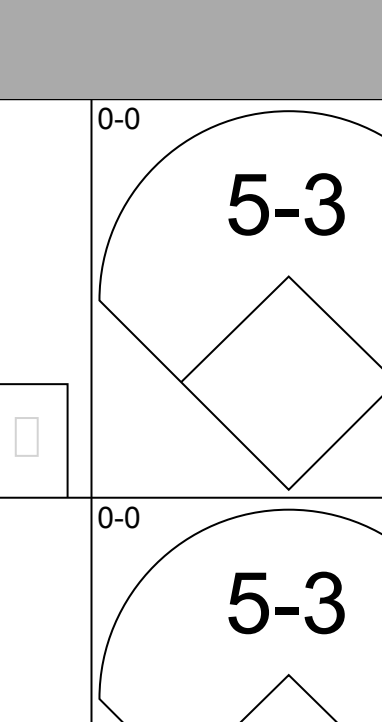
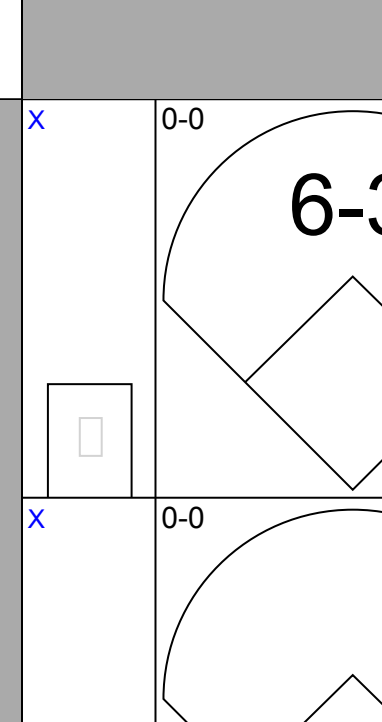
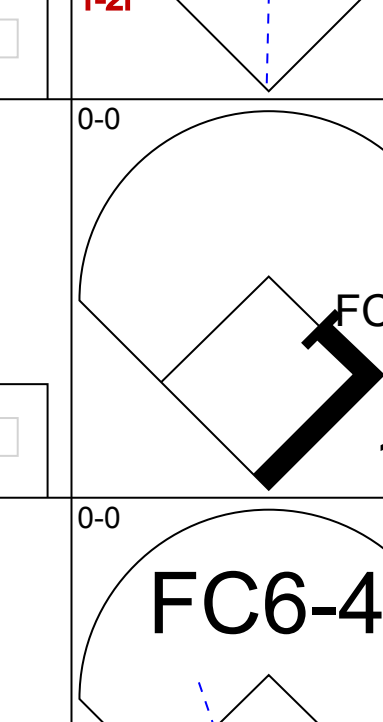
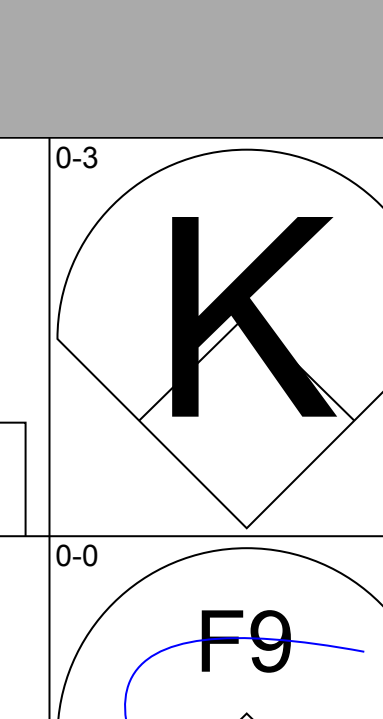
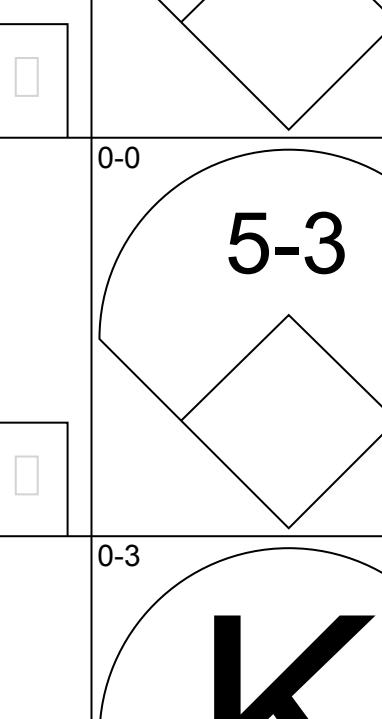
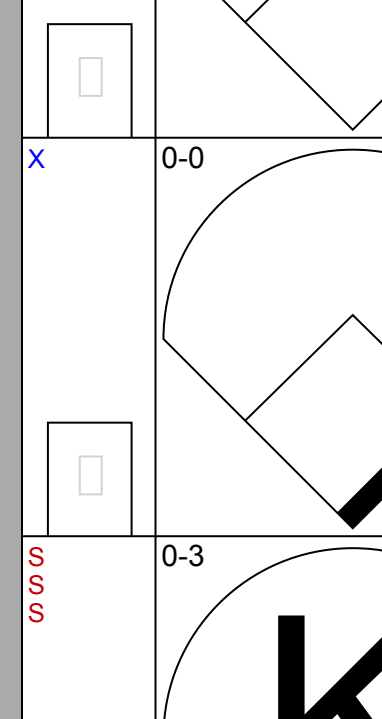
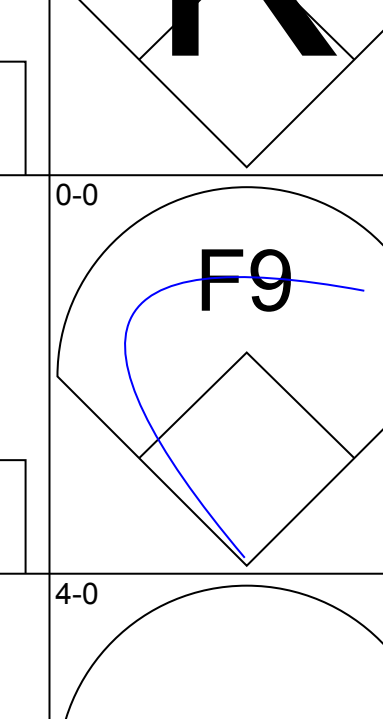

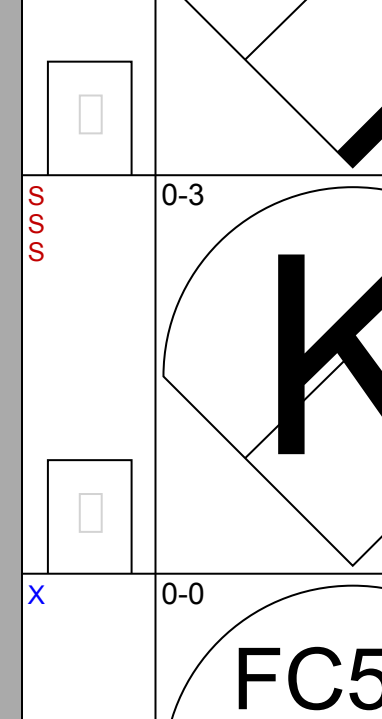
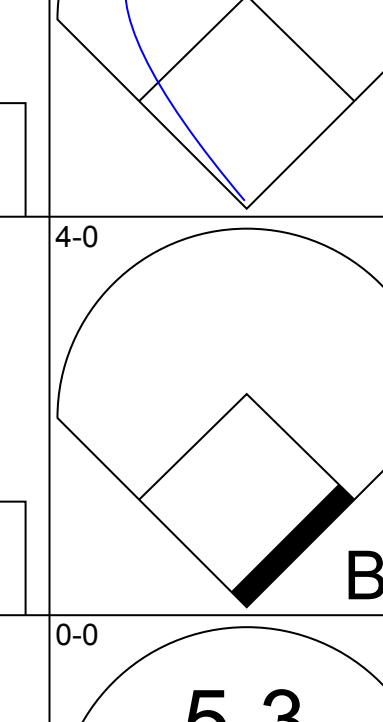
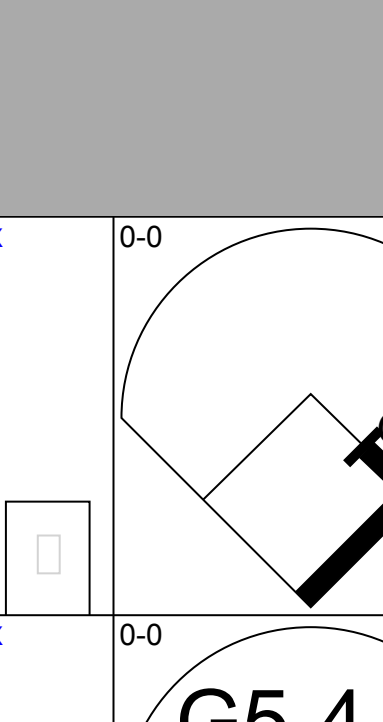


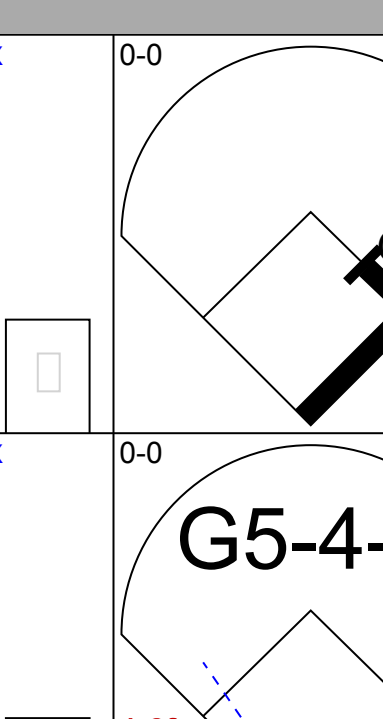
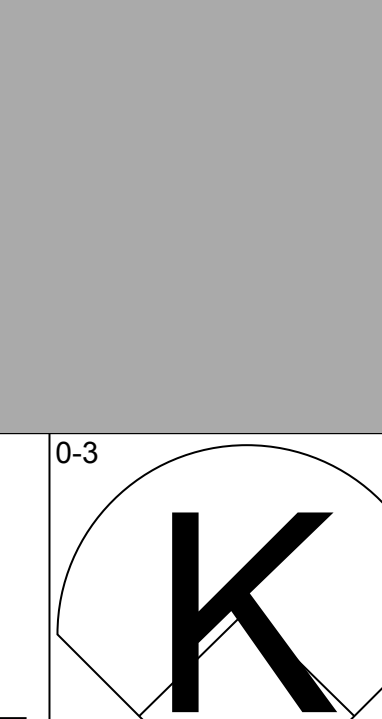

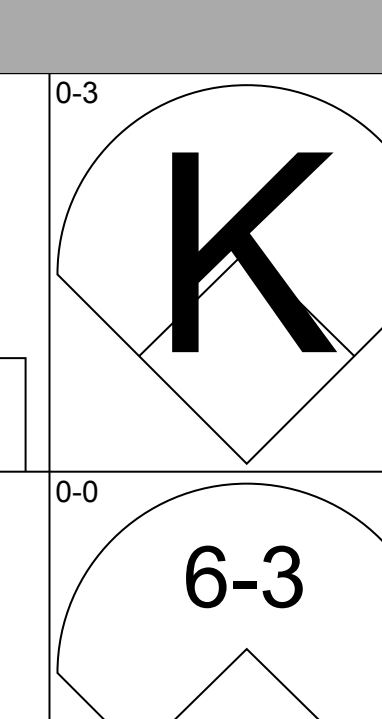
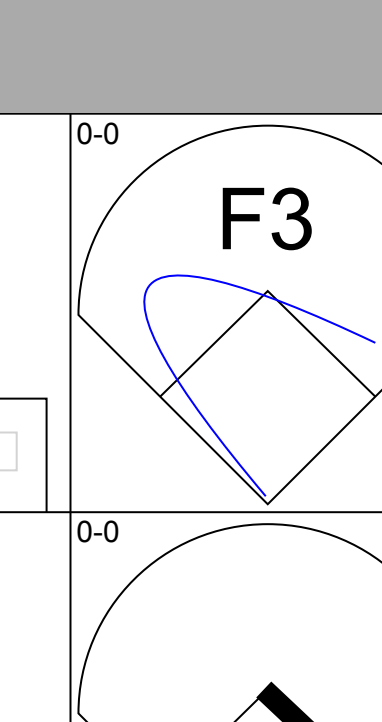


San Francisco Giants - 1971

Batter	1	2	3	4	5	6	7	8	9	AB	R	H	RBI	BB	SO	LOB	TOP			
Bobby Bonds, R OBP: 0.200, SLG: 0.200 (1, 9)										5	0	1	0	0	2	1	San Francisco Giants @ San Diego Padres San Diego Stadium, San Diego, CA Tue Apr 06 1971, 9:05 PM EST Att: 34,554 - Unknown livebaseballscorecards.com			
Tito Fuentes, S OBP: 0.200, SLG: 0.200 (1, 4)										5	0	1	0	0	0	2				
Willie Mays, R OBP: 0.400, SLG: 1.200 (1, 8)										5	2	2	1	0	1	3				
Willie McCovey, L (1, 3)										3	0	0	0	1	1	0				
Ken Henderson, S OBP: 0.750, SLG: 0.667 (1, 7)										3	1	2	1	1	0	0				
Dick Dietz, R OBP: 0.500, SLG: 0.667 (1, 2)										3	0	1	0	1	1	1				
Al Gallagher, R (1, 5)										4	0	0	1	0	0	5				
Hal Lanier, R OBP: 0.500, SLG: 0.500 (1, 6)										4	1	2	0	0	1	1				
Juan Marichal, R (1, 1)										3	0	0	0	0	0	2				
Inning Stats	R: 1 E: 0 K: 2 S: 8	H: 1 LOB: 0 BB: 0 P: 8	R: 1 E: 0 K: 0 S: 5	H: 2 LOB: 1 BB: 0 P: 5	R: 0 E: 0 K: 0 S: 3	H: 0 LOB: 0 BB: 0 P: 3	R: 0 E: 0 K: 0 S: 5	H: 0 LOB: 0 BB: 0 P: 5	R: 1 E: 0 K: 1 S: 7	H: 2 LOB: 2 BB: 0 P: 15	R: 0 E: 1 K: 1 S: 7	H: 2 LOB: 2 BB: 0 P: 7	R: 0 E: 0 K: 1 S: 5	H: 0 LOB: 1 BB: 1 P: 9	R: 1 E: 0 K: 0 S: 5	H: 2 LOB: 1 BB: 0 P: 5	1B: 6 2B: 2 3B: 0 HR: 1	SF: 0 SAC: 1 DP: 0 HBP: 0	WP: 1 PB: 1 CS: 1 SB: 0	PA: 39
PITCHER	IP	WLS	BF	H	R	ER	SO	BB	IBB	HBP	BLK	WP	HR	S	P	ERA	WHIP			
Tom Phoebus, R ERA: 4.5 (1, 1)	6.0	L	25	5	3	3	4	0	2	0	0	1	1	31	39	4.50	0.833			
Gary Ross, R ERA (7, 1)	2.0		9	2	0	0	2	1	0	0	0	0	0	12	16	0.00	1.500			
Al Severinsen, R ERA (9, 1)	1.0		5	2	1	0	0	0	0	0	0	0	0	5	5	0.00	2.000			

Batter	1	2	3	4	5	6	7	8	9	AB	R	H	RBI	BB	SO	LOB	BOTTOM			
Dave Campbell, R OBP: 0.250, SLG: 0.250 (1, 4)										4	0	1	0	0	1	1	San Francisco Giants @ San Diego Padres San Diego Stadium, San Diego, CA Tue Apr 06 1971, 9:05 PM EST Att: 34,554 - Unknown livebaseballscorecards.com			
Larry Stahl, L (1, 7)										4	0	0	0	0	2					
Cito Gaston, R OBP: 0.250, SLG: 0.250 (1, 8)										4	0	1	0	0	0	0				
Nate Colbert, R OBP: 0.250, SLG: 0.250 (1, 3)										4	0	1	0	0	1	1				
Ollie Brown, R (1, 9)										3	0	0	0	0	2	1				
Ed Spiezio, R OBP: 0.697, SLG: 0.500 (1, 5)										2	0	1	0	1	0	1				
Chris Cannizzaro, R (1, 2)										3	0	0	0	0	1	2				
Tommy Dean, R (1, 6)										3	0	0	0	0	1	0				
Tom Phoebus, R OBP: 1.000, SLG: 2.000 (1, 1)										1	0	1	0	0	0	0				
Ivan Murrell, R (6, PH)										1	0	0	0	0	1	0				
Gary Ross, R (7, 1)										0	0	0	0	0	0	0				
Dave Robinson, S (8, PH)										1	0	0	0	0	1	0				
Al Severinsen, R (9, 1)										0	0	0	0	0	0	0				
Inning Stats	R: 0 E: 0 K: 0 S: 3	H: 0 LOB: 0 BB: 0 P: 3	R: 0 E: 0 K: 1 S: 5	H: 0 LOB: 1 BB: 1 P: 9	R: 0 E: 0 K: 1 S: 6	H: 1 LOB: 0 BB: 0 P: 6	R: 0 E: 0 K: 1 S: 5	H: 0 LOB: 0 BB: 0 P: 5	R: 0 E: 0 K: 1 S: 6	H: 1 LOB: 1 BB: 0 P: 6	R: 0 E: 0 K: 2 S: 7	H: 0 LOB: 0 BB: 0 P: 7	R: 0 E: 0 K: 0 S: 4	H: 2 LOB: 1 BB: 0 P: 4	R: 0 E: 0 K: 0 S: 4	H: 0 LOB: 0 BB: 0 P: 4	1B: 4 2B: 1 3B: 0 HR: 0	SF: 0 SAC: 0 DP: 2 HBP: 0	WP: 0 PB: 0 CS: 0	PA: 31
PITCHER	IP	WLS	BF	H	R	ER	SO	BB	IBB	HBP	BLK	WP	HR	S	P	ERA	WHIP			
Juan Marichal, R ERA (1, 1)	9.0	W	31	5	0	0	8	1	0	0	0	0	0	46	50	0.00	0.667			

Batter	1	2	3	4	5	6	7	8	9	AB	R	H	RBI	BB	SO	LOB	TOP					
Bobby Bonds, R OBP: 0.400, SLG: 0.571										4	2	2	0	1	2	0	San Francisco Giants @ San Diego Padres San Diego Stadium, San Diego, CA Thu Apr 08 1971, 9:05 PM EST Att: 6,199 - Unknown					
Chris Speier, R OBP: 0.500, SLG: 0.500										4	1	1	0	1	0	3						
Willie Mays, R OBP: 0.467, SLG: 1.143										5	1	2	5	0	2	1						
Willie McCovey, L OBP: 0.286, SLG: 0.167										4	1	2	0	1	0	1						
Ken Henderson, S OBP: 0.643, SLG: 0.875										3	0	1	0	1	1	2						
Dick Dietz, R OBP: 0.385, SLG: 0.636										4	0	0	0	0	2	5						
Al Gallagher, R OBP: 0.214, SLG: 0.154										4	0	1	1	1	1	0						
Hal Lanier, R OBP: 0.250, SLG: 0.182										4	0	0	0	0	0	2						
George Foster, R OBP: 0.385, SLG: 0.583										1	0	0	0	0	1	3						
Bob Heise, R										0	0	0	0	0	0	0						
Steve Stone, R OBP: 1.000, SLG: 1.000										1	0	0	0	1	1	0						
Jerry Johnson, R OBP: 0.333, SLG: 0.333										0	0	0	0	0	0	0						
Jimmy Rosario, S OBP: 1.000, SLG: 1.000										1	1	1	0	0	0	0						
Don McMahon, R										2	0	0	0	1	3	0						
Inning Stats	R: 1 E: 0 K: 2 S: 9	H: 2 LOB: 2 BB: 1 P: 13	R: 0 E: 0 K: 1 S: 6	H: 1 LOB: 1 BB: 1 P: 10	R: 0 E: 0 K: 2 S: 7	H: 0 LOB: 1 BB: 0 P: 8	R: 0 E: 0 K: 1 S: 5	H: 0 LOB: 0 BB: 0 P: 5	R: 0 E: 1 K: 1 S: 6	H: 0 LOB: 1 BB: 0 P: 6	R: 0 E: 0 K: 0 S: 3	H: 0 LOB: 0 BB: 0 P: 3	R: 5 E: 1 K: 0 S: 7	H: 4 LOB: 2 BB: 3 P: 19	R: 0 E: 0 K: 2 S: 8	H: 1 LOB: 1 BB: 0 P: 8	R: 0 E: 0 K: 2 S: 9	H: 2 LOB: 3 BB: 1 P: 13	1B: 8 2B: 1 3B: 0 HR: 1	SF: 0 SAC: 1 DP: 0 HBP: 1	WP: 1 PB: 0 SB: 0 CS: 0	PA: 45
PITCHER	IP	WLS	BF	H	R	ER	SO	BB	IBB	HBP	BLK	WP	HR	S	P	ERA	WHIP					
Steve Arlin, R ERA: 5.68	(1, 1)	6.1	29	4	4	4	7	4	0	1	0	0	0	38	55	5.68	1.263					
Dick Kelley, L ERA:	(7, 1)	0.0	3	2	1	1	0	1	0	0	0	0	1	2	6	∞	∞					
Gary Ross, R ERA:	(7, 1)	2.2	W	13	4	1	1	4	0	1	0	0	1	0	20	3.38	1.500					

AB	37
R	6
H	10
RBI	6
BB	6
SO	11
LOB	20



Batter	1	2	3	4	5	6	7	8	9	AB	R	H	RBI	BB	SO	LOB	BOTTOM					
Dave Campbell, R OBP: 0.308, SLG: 0.250										4	2	2	0	1	0	2	San Francisco Giants @ San Diego Padres San Diego Stadium, San Diego, CA Thu Apr 08 1971, 9:05 PM EST Att: 6,199 - Unknown					
Larry Stahl, L OBP: 0.385, SLG: 0.583										5	2	2	3	0	0	2						
Cito Gaston, R OBP: 0.308, SLG: 0.308										5	0	3	1	0	1	0						
Nate Colbert, R OBP: 0.385, SLG: 0.909										4	1	1	1	0	3	2						
Ollie Brown, R OBP: 0.273, SLG: 0.222										4	0	1	1	0	0	2						
Ed Spiezio, R OBP: 0.364, SLG: 0.222										3	0	1	0	1	0	2						
Chris Cannizzaro, R OBP: 0.273, SLG: 0.222										3	1	1	0	1	0	3						
Tommy Dean, R										2	0	0	0	0	0	1						
Don Mason, L OBP: 0.500, SLG: 0.500										1	1	1	0	0	0	0						
Steve Arlin, R ERA: 12.0	(1, 1)	3.0	16	6	4	4	1	1	0	0	0	0	13	17	0.00	1.000						
Jerry Johnson, R ERA:	(4, 1)	3.0	12	2	0	0	1	1	0	0	0	0	0	13	17	0.00	1.000					
Don McMahon, R ERA: 10.13	(7, 1)	2.2	L	12	5	3	3	3	0	0	0	0	0	18	18	10.12	1.875					
Inning Stats	R: 3 E: 0 K: 0 S: 6	H: 4 LOB: 1 BB: 1 P: 10	R: 0 E: 0 K: 0 S: 3	H: 0 LOB: 1 BB: 1 P: 7	R: 0 E: 0 K: 1 S: 6	H: 1 LOB: 1 BB: 0 P: 6	R: 1 E: 0 K: 0 S: 5	H: 2 LOB: 1 BB: 0 P: 5	R: 0 E: 0 K: 1 S: 6	H: 1 LOB: 1 BB: 0 P: 6	R: 0 E: 0 K: 0 S: 3	H: 0 LOB: 0 BB: 1 P: 7	R: 0 E: 0 K: 2 S: 7	H: 0 LOB: 0 BB: 0 P: 7	R: 0 E: 0 K: 0 S: 3	H: 1 LOB: 0 BB: 0 P: 3	R: 3 E: 0 K: 1 S: 8	H: 4 LOB: 1 BB: 0 P: 8	1B: 10 2B: 2 3B: 0 HR: 1	SF: 1 SAC: 1 DP: 2 HBP: 0	WP: 0 PB: 0 SB: 0 CS: 0	PA: 40
PITCHER	IP	WLS	BF	H	R	ER	SO	BB	IBB	HBP	BLK	WP	HR	S	P	ERA	WHIP					



Batter	1	2	3	4	5	6	7	8	9	AB	R	H	RBI	BB	SO	LOB	TOP								
Bobby Bonds, R OBP: 0.400, SLG: 0.500 (1, 9)										4	0	1	0	1	0	2	San Francisco Giants @ St. Louis Cardinals Busch Stadium, St. Louis, MO Sat Apr 10 1971, 3:33 AM CST Att: 26,841 - Unknown								
Chris Speier, R OBP: 0.467, SLG: 0.364 (1, 6)										3	1	0	0	2	1	6									
Willie Mays, R OBP: 0.450, SLG: 1.111 (1, 8)										4	1	1	2	1	1	3									
Willie McCovey, L OBP: 0.263, SLG: 0.125 (1, 3)										4	0	0	0	1	1	2									
Ken Henderson, S OBP: 0.579, SLG: 0.667 (1, 7)										4	2	1	0	1	1	1									
Dick Dietz, R OBP: 0.444, SLG: 0.786 (1, 2)										3	2	1	2	2	1	1									
Al Gallagher, R OBP: 0.316, SLG: 0.278 (1, 5)										5	0	3	1	0	1	1									
Hal Lanier, R OBP: 0.250, SLG: 0.200 (1, 4)										4	0	1	0	0	0	4									
Frank Reberger, L OBP: 0.500, SLG: 0.500 Jerry Johnson, R (9, 1)										4	0	2	1	0	2	0									
										0	0	0	0	0	0	0									
Inning Stats	R: 0 E: 0 K: 1 S: 4	H: 0 LOB: 0 BB: 1 P: 8	R: 0 E: 0 K: 1 S: 6	H: 1 LOB: 2 BB: 1 P: 10	R: 2 E: 0 K: 1 S: 6	H: 1 LOB: 0 BB: 1 P: 10	R: 2 E: 0 K: 0 S: 7	H: 5 LOB: 2 BB: 0 P: 7	R: 0 E: 0 K: 1 S: 4	H: 0 LOB: 1 BB: 1 P: 8	R: 1 E: 0 K: 2 S: 10	H: 2 LOB: 3 BB: 1 P: 14	R: 1 E: 0 K: 1 S: 6	H: 1 LOB: 1 BB: 1 P: 10	R: 0 E: 0 K: 1 S: 5	H: 0 LOB: 2 BB: 2 P: 13	R: 0 E: 0 K: 0 S: 3	H: 0 LOB: 0 BB: 0 P: 3	1B: 8 2B: 1 3B: 0 HR: 2	SF: 0 SAC: 0 DP: 2 HBP: 0	WP: 0 PB: 1 CS: 2	PA: 43			
PITCHER	IP	WLS	BF	H	R	ER	SO	BB	IBB	HBP	BLK	WP	HR	S	P	ERA	WHIP								
Jerry Reuss, L ERA: 12.0 (1, 1)	3.0	L	16	5	4	4	3	3	0	0	0	0	2	19	31	12.00	2.667								
Chuck Taylor, R ERA: (4, 1)	1.0		4	2	0	0	0	0	0	0	0	0	0	4	4	0.00	2.000								
Fred Norman, L ERA: 6.75 (5, 1)	1.1		7	2	1	1	2	2	0	0	0	0	0	9	17	6.75	3.000								
Frank Linzy, R ERA: 5.4 (6, 1)	1.2		8	1	1	1	2	1	0	0	0	0	0	11	15	5.40	1.200								
Moe Drabowsky, R ERA: (8, 1)	2.0		8	0	0	0	1	2	0	0	0	0	0	8	16	0.00	1.000								

Batter	1	2	3	4	5	6	7	8	9	AB	R	H	RBI	BB	SO	LOB	BOTTOM								
Matty Alou, L OBP: 0.267, SLG: 0.400 (1, 8)										5	1	3	0	0	0	1	San Francisco Giants @ St. Louis Cardinals Busch Stadium, St. Louis, MO Sat Apr 10 1971, 3:33 AM CST Att: 26,841 - Unknown								
Ted Sizemore, R OBP: 0.308, SLG: 0.250 (1, 6)										4	0	1	0	1	0	3									
Lou Brock, L OBP: 0.286, SLG: 0.308 (1, 7)										4	1	2	1	0	0	1									
Joe Torre, R OBP: 0.357, SLG: 0.769 Luis Melendez, R (9, PR)										5	1	2	3	0	0	4									
										0	0	0	0	0	0	0									
Jose Cardenal, R OBP: 0.357, SLG: 0.250 (1, 9)										5	0	1	0	0	0	2									
Joe Hague, L OBP: 0.250, SLG: 0.417 (1, 3)										4	0	0	0	0	1	1									
Ted Simmons, S OBP: 0.583, SLG: 0.286 (1, 2)										2	0	0	0	2	0	1									
Julian Javier, R (1, 4)										3	0	0	0	0	0	2									
Jerry Reuss, L Chuck Taylor, R Leron Lee, L Fred Norman, S Frank Linzy, R Bob Burda, L Moe Drabowsky, R Jim Beauchamp, R										1	0	0	0	0	0	0									
										0	0	0	0	0	0	0									
										0	0	0	0	0	0	0									
										0	0	0	0	0	0	0									
										0	0	0	0	0	0	0									
										0	0	0	0	0	0	0									
										0	0	0	0	0	0	0									
										0	0	0	0	0	0	0									
Inning Stats	R: 0 E: 0 K: 0 S: 4	H: 1 LOB: 1 BB: 0 P: 4	R: 0 E: 0 K: 0 S: 4	H: 1 LOB: 1 BB: 0 P: 4	R: 0 E: 0 K: 0 S: 5	H: 2 LOB: 2 BB: 0 P: 5	R: 0 E: 0 K: 0 S: 3	H: 0 LOB: 2 BB: 1 P: 8	R: 0 E: 1 K: 1 S: 4	H: 1 LOB: 1 BB: 0 P: 4	R: 0 E: 0 K: 1 S: 5	H: 0 LOB: 0 BB: 0 P: 9	R: 0 E: 0 K: 0 S: 3	H: 1 LOB: 0 BB: 0 P: 3	R: 2 E: 0 K: 0 S: 5	H: 2 LOB: 0 BB: 0 P: 5	R: 2 E: 0 K: 0 S: 6	H: 3 LOB: 2 BB: 1 P: 10	1B: 9 2B: 1 3B: 0 HR: 1	SF: 1 SAC: 0 DP: 2 HBP: 1	WP: 0 PB: 0 SB: 0 CS: 0	PA: 41			
PITCHER	IP	WLS	BF	H	R	ER	SO	BB	IBB	HBP	BLK	WP	HR	S	P	ERA	WHIP								
Frank Reberger, R ERA: 4.32 (1, 1)	8.1	W	38	10	4	4	4	1	0	0	0	0	1	36	49	4.32	1.560								
Jerry Johnson, R ERA: (9, 1)	0.2	S	3	1	0	0	0	0	0	0	0	0	0	3	3	0.00	1.500								

Batter	1	2	3	4	5	6	7	8	9	AB	R	H	RBI	BB	SO	LOB	TOP			
Bobby Bonds, R OBP: 0.375, SLG: 0.591 (1, 9)										4	1	1	1	0	1	1	San Francisco Giants @ St. Louis Cardinals Busch Stadium, St. Louis, MO Sun Apr 11 1971, 3:33 AM CST Unknown			
Tito Fuentes, S OBP: 0.222, SLG: 0.222 (1, 4)										4	0	1	0	0	0	0				
Ken Henderson, S OBP: 0.522, SLG: 0.563 (1, 7)										4	0	1	0	0	1	1				
Willie McCovey, L OBP: 0.250, SLG: 0.118 Frank Johnson, R (3, 3)										1	0	0	0	0	0	1				
Dick Dietz, R OBP: 0.409, SLG: 0.667 (1, 2)										4	0	1	0	0	0	0				
Al Gallacher, R OBP: 0.261, SLG: 0.227 (1, 5)										4	0	0	0	0	0	2				
Jimmy Rosario, S OBP: 0.500, SLG: 0.500 (1, 8)										3	0	1	0	0	0	0				
Chris Speier, R OBP: 0.389, SLG: 0.286 (1, 6)										3	0	0	0	0	0	1				
Rich Robertson, R (1, 1) Ron Bryant, S (5, 1) George Foster, R OBP: 0.500, SLG: 2.000 John Cumberland, R (8, 1)										2	0	0	0	0	1	1	AB 33 R 2 H 6 RBI 2 BB 0 SO 3 LOB 8			
Inning Stats	R: 0 E: 0 K: 1 S: 6	H: 1 LOB: 1 BB: 0 P: 6	R: 0 E: 0 K: 0 S: 3	H: 0 LOB: 0 BB: 0 P: 3	R: 0 E: 0 K: 0 S: 3	H: 0 LOB: 0 BB: 0 P: 3	R: 0 E: 1 K: 0 S: 5	H: 2 LOB: 2 BB: 0 P: 5	R: 0 E: 0 K: 1 S: 6	H: 1 LOB: 1 BB: 0 P: 6	R: 0 E: 0 K: 0 S: 3	H: 0 LOB: 0 BB: 0 P: 3	R: 0 E: 0 K: 0 S: 5	H: 0 LOB: 0 BB: 0 P: 5	R: 0 E: 0 K: 0 S: 3	H: 0 LOB: 0 BB: 0 P: 3	1B: 4 2B: 0 3B: 0 HR: 2	SF: 0 SAC: 0 DP: 0 HBP: 0	WP: 0 PB: 0 SB: 0 CS: 0	PA: 33
PITCHER Bob Gibson, R ERA: 1.96 (1, 1)	IP: 9.0 WLS: W BF: 33 H: 6 R: 2 ER: 2 SO: 3 BB: 0 IBB: 0 HBP: 0 BLK: 0 WP: 0 HR: 2 S: 39 P: 39 ERA: 2.00 WHIP: 0.667															PITCHER Bob Gibson, R ERA: 1.96 (1, 1)	IP: 9.0 WLS: W BF: 33 H: 6 R: 2 ER: 2 SO: 3 BB: 0 IBB: 0 HBP: 0 BLK: 0 WP: 0 HR: 2 S: 39 P: 39 ERA: 2.00 WHIP: 0.667			

Batter	1	2	3	4	5	6	7	8	9	AB	R	H	RBI	BB	SO	LOB	BOTTOM			
Matty Alou, L OBP: 0.316, SLG: 0.389 (1, 8)										3	0	1	0	1	0	4	San Francisco Giants @ St. Louis Cardinals Busch Stadium, St. Louis, MO Sun Apr 11 1971, 3:33 AM CST Unknown			
Ted Sizemore, R OBP: 0.313, SLG: 0.267 Dal Maxvill, R (7, 6)										3	0	1	2	0	0	2				
Lou Brock, L OBP: 0.222, SLG: 0.235 (1, 7)										4	0	0	0	0	0	2				
Joe Torre, R OBP: 0.333, SLG: 0.647 (1, 5)										4	1	1	0	0	1	2				
Jose Cardenal, R OBP: 0.333, SLG: 0.200 (1, 9)										3	0	0	0	1	0	0				
Joe Hague, L OBP: 0.250, SLG: 0.357 (1, 3)										2	1	0	1	1	1	0				
Ted Simmons, S OBP: 0.667, SLG: 0.444 (1, 2)										2	1	2	0	1	0	0				
Julian Javier, R OBP: 0.133, SLG: 0.071 (1, 4)										3	1	1	0	0	0	3				
Bob Gibson, R OBP: 0.333, SLG: 0.200 (1, 1)										2	0	1	0	0	1	3				
Inning Stats	R: 0 E: 0 K: 0 S: 2	H: 0 LOB: 0 BB: 1 P: 6	R: 1 E: 0 K: 0 S: 3	H: 1 LOB: 1 BB: 2 P: 11	R: 0 E: 0 K: 0 S: 3	H: 1 LOB: 0 BB: 0 P: 3	R: 0 E: 0 K: 1 S: 5	H: 0 LOB: 0 BB: 0 P: 5	R: 3 E: 1 K: 1 S: 9	H: 3 LOB: 2 BB: 1 P: 13	R: 0 E: 0 K: 1 S: 6	H: 1 LOB: 1 BB: 0 P: 6	R: 0 E: 0 K: 0 S: 3	H: 1 LOB: 1 BB: 0 P: 4	R: 0 E: 0 K: 0 S: 3	H: 0 LOB: 0 BB: 0 P: 3	1B: 7 2B: 0 3B: 0 HR: 0	SF: 1 SAC: 0 DP: 3 HBP: 1	WP: 2 PB: 0 SB: 1 CS: 0	PA: 33
PITCHER Rich Robertson, R ERA: 5.79 (1, 1) Ron Bryant, L ERA: (5, 1) John Cumberland, L ERA: (8, 1)	IP: 4.2 WLS: L BF: 20 H: 5 R: 4 ER: 3 SO: 2 BB: 4 IBB: 0 HBP: 0 BLK: 0 WP: 1 HR: 0 S: 20 P: 36 ERA: 5.79 WHIP: 1.929															PITCHER Rich Robertson, R ERA: 5.79 (1, 1) Ron Bryant, L ERA: (5, 1) John Cumberland, L ERA: (8, 1)	IP: 4.2 WLS: L BF: 20 H: 5 R: 4 ER: 3 SO: 2 BB: 4 IBB: 0 HBP: 0 BLK: 0 WP: 1 HR: 0 S: 20 P: 36 ERA: 5.79 WHIP: 1.929			

Batter	1	2	3	4	5	6	7	8	9	AB	R	H	RBI	BB	SO	LOB	TOP										
Bobby Bonds, R OBP: 0.414, SLG: 0.667 (1, 9)	0-0 3B 1B		0-0 1B 2B	0-0 1B 2B	0-0 F9		0-0 6-3			5	3	3	0	0	0	4											
Chris Speier, R OBP: 0.348, SLG: 0.263 (1, 6)	0-0 F4		0-0 2B 1B	0-0 F7	0-0 L4			0-0 6-3		5	1	1	0	0	0	5											
Willie Mays, R OBP: 0.458, SLG: 1.136 George Foster, R OBP: 0.333, SLG: 1.333 (1, 8) (6, 7)	0-0 6-3 3B		0-0 1B SF9 2B	0-0 6-3		0-0 F5		0-0 1-3		4	2	2	2	0	0	1											
Ken Henderson, S OBP: 0.500, SLG: 0.524 (1, 7) (6, 8)	0-0 6-3		0-0 SF9 1B	0-0		0-0 K		0-0 F8		5	1	2	3	0	1	0											
Frank Johnson, R (1, 3)	0-0 BB		0-0 SF9	0-0 F4		0-0 BB		0-0 1-3		2	0	0	1	2	0	1											
Al Gallacher, R OBP: 0.250, SLG: 0.222 (1, 5)	0-0 F8		0-0 WP 1B		0-0 E6 BB E	0-0 6-3		0-0 3-1		5	0	1	1	0	0	2											
Russ Gibson, R (1, 2)		0-3 K	0-0 5-3		0-0 F9		0-0 F9		0-0 3-1	5	0	0	0	0	1	2	AB 38										
Hal Lanier, R OBP: 0.250, SLG: 0.167 (1, 4)	0-0 F3		0-0 BB		0-0 E4 BB		0-0 G3			3	0	0	0	1	0	1	R 7										
Juan Marichal, R OBP: 0.286, SLG: 0.167 (1, 1)	0-0 F3		0-0 K		0-0 BB					3	0	1	0	1	1	2	H 10										
Inning Stats	R: 2 E: 0 K: 0 S: 5	H: 2 LOB: 1 BB: 1 P: 9	R: 0 E: 0 K: 1 S: 5	H: 0 LOB: 0 BB: 0 P: 5	R: 4 E: 0 K: 1 S: 10	H: 5 LOB: 2 BB: 1 P: 14	R: 1 E: 0 K: 0 S: 5	H: 2 LOB: 1 BB: 0 P: 5	R: 0 E: 2 K: 0 S: 5	H: 0 LOB: 3 BB: 1 P: 9	R: 0 E: 0 K: 0 S: 4	H: 1 LOB: 1 BB: 0 P: 4	R: 0 E: 0 K: 0 S: 3	H: 0 LOB: 0 BB: 0 P: 3	R: 0 E: 0 K: 0 S: 3	H: 0 LOB: 0 BB: 0 P: 3	1B: 6 2B: 3 3B: 1 HR: 0	SF: 1 SAC: 0 DP: 0 HBP: 0	WP: 1 PB: 0 SB: 0 CS: 0	PA: 43							
PITCHER	IP	WLS	BF	H	R	ER	SO	BB	IBB	HBP	BLK	WP	HR	S	P	ERA	WHIP										
Reggie Cleveland, R ERA: 27.0 (1, 1)	2.0	L	13	6	6	6	1	1	0	0	0	0	0	14	18	27.00	3.500										
Fred Norman, L ERA: 3.86 (3, 1)	1.0		5	1	0	0	1	1	0	0	0	0	1	6	10	0.00	2.000										
Chuck Taylor, R ERA: 3.0 (4, 1)	2.0		11	2	1	1	0	1	0	0	0	0	0	10	14	4.50	1.500										
George Brunet, L ERA: (6, 1)	1.0		4	0	0	0	1	1	0	0	0	0	0	5	9	0.00	1.000										
Frank Linzy, R ERA: 1.93 (7, 1)	3.0		10	1	0	0	0	0	0	0	0	0	0	10	10	0.00	0.333										

San Francisco Giants @ St. Louis Cardinals
 Busch Stadium, St. Louis, MO
 Sun Apr 11 1971, 3:38 AM CST
 Att: 27,104 - Unknown



Batter	1	2	3	4	5	6	7	8	9	AB	R	H	RBI	BB	SO	LOB	BOTTOM										
Matty Alou, L OBP: 0.250, SLG: 0.304 (1, 8)	0-0 4-3		0-0 5-3		0-3 K		0-0 F7		0-0 FC5-4	5	0	0	0	0	1	2											
Ted Sizemore, R OBP: 0.250, SLG: 0.211 (1, 6)	0-0 6-3		0-0 5-3			0-0 F8	0-0 6-3			4	0	0	0	0	0	0											
Lou Brock, L OBP: 0.273, SLG: 0.333 (1, 7)	0-0 1B			0-0 F8		0-0 4-3		0-0	0-0 2B	4	0	2	0	0	0	0											
Joe Torre, R OBP: 0.364, SLG: 0.762 (1, 5)	0-0			0-0 5-3		0-0 HR		0-0 6-3		4	1	2	1	0	0	1											
Jose Cardenal, R OBP: 0.364, SLG: 0.389 (1, 9)	0-0 F8			0-0 BB		0-0 HR		0-0 F9		3	1	1	1	1	0	3											
Joe Hague, L OBP: 0.250, SLG: 0.294 (1, 3)		0-3 K		0-3 K		0-0 1B BB		0-0 F9		3	0	0	0	1	2	2											
Julian Javier, R OBP: 0.116, SLG: 0.063 George Brunet, R (1, 4) (6, 1)	0-0 6-3				0-0 F7		0-0 FC5-4		0-0 1B	2	0	0	0	0	0	0	AB 35										
Bob Burda, L OBP: 1.000, SLG: 1.000 Frank Linzy, R (6, PH) (7, 1)					0-0 F9		1-2 1B			1	0	1	0	0	0	0	R 2										
Jim Beauchamp, R OBP: 1.000, SLG: 1.000 (9, PH)					0-0 F9		0-3 K		0-0 F7	1	0	1	0	0	0	0	H 9										
Jerry McNertney, R OBP: 0.500, SLG: 1.500 Ted Simmons, S OBP: 0.598, SLG: 0.364 (1, 2) (6, PH) (7, 2)	0-0		0-0 3B		0-0 F9		0-0 K		0-0 F7	2	0	0	0	0	0	3	RBI 2										
Reggie Cleveland, R Fred Norman, S Leron Lee, L Chuck Taylor, R Dick Schofield, S (1, 1) (3, 1) (3, PH) (4, 1) (5, PH) (6, 4)			0-3 K		0-0		0-0 2B		0-3 K	0	0	0	0	0	0	0	SO 6										
Inning Stats	R: 0 E: 0 K: 0 S: 5	H: 2 LOB: 2 BB: 0 P: 5	R: 0 E: 0 K: 1 S: 5	H: 1 LOB: 0 BB: 0 P: 5	R: 0 E: 0 K: 1 S: 5	H: 0 LOB: 0 BB: 0 P: 5	R: 0 E: 0 K: 1 S: 5	H: 0 LOB: 1 BB: 1 P: 9	R: 0 E: 0 K: 1 S: 6	H: 1 LOB: 1 BB: 0 P: 6	R: 2 E: 0 K: 1 S: 8	H: 3 LOB: 2 BB: 1 P: 12	R: 0 E: 0 K: 0 S: 3	H: 0 LOB: 0 BB: 0 P: 3	R: 0 E: 0 K: 0 S: 4	H: 1 LOB: 1 BB: 0 P: 4	R: 0 E: 0 K: 1 S: 6	H: 1 LOB: 1 BB: 0 P: 6	1B: 4 2B: 2 3B: 1 HR: 2	SF: 0 SAC: 0 DP: 0 HBP: 0	WP: 0 PB: 0 SB: 0 CS: 0	PA: 37					
PITCHER	IP	WLS	BF	H	R	ER	SO	BB	IBB	HBP	BLK	WP	HR	S	P	ERA	WHIP										
Juan Marichal, R ERA: 1.0 (1, 1)	9.0	W	37	9	2	2	6	2	0	0	0	0	2	47	55	2.00	1.222										

San Francisco Giants @ St. Louis Cardinals
 Busch Stadium, St. Louis, MO
 Sun Apr 11 1971, 3:38 AM CST
 Att: 27,104 - Unknown



Batter	1	2	3	4	5	6	7	8	9	AB	R	H	RBI	BB	SO	LOB	TOP					
Dave Campbell, R (1,4) OBP: 0.355, SLG: 0.448										4	0	0	0	0	3	0	San Diego Padres @ San Francisco Giants Candlestick Park, San Francisco, CA Mon Apr 12 1971, 6:33 AM EST Att: 29,847 - Unknown livebaseballscorecards.com					
Tommy Dean, R (1,6) Al Ferrara, R (9,PH)										3	0	0	0	0	1	0						
Cito Gaston, R (1,8) OBP: 0.367, SLG: 0.444										3	0	0	0	0	2	0						
Nate Colbert, R (1,3) OBP: 0.433, SLG: 1.040										3	0	1	0	0	1	0						
Ollie Brown, R (1,9) OBP: 0.259, SLG: 0.174										3	0	0	0	0	0	1						
Larry Stahl, L (1,7) OBP: 0.417, SLG: 0.696										3	0	2	0	0	0	1						
Bob Barton, R (1,2)										3	0	0	0	0	0	3						
Ron Slocum, R (1,5)										3	0	0	0	0	1	1						
Clay Kirby, R (1,1) Al Santorini, R (2,1) Don Mason, L (6,PH) Bill Laxton, L (6,1) Dave Robinson, S (9,PH)										0	0	0	0	0	0	0						
Inning Stats	R: 0 E: 0 K: 3 S: 9	H: 0 LOB: 0 BB: 0 P: 9	R: 0 E: 0 K: 0 S: 4	H: 1 LOB: 0 BB: 0 P: 4	R: 0 E: 0 K: 2 S: 7	H: 0 LOB: 0 BB: 0 P: 7	R: 0 E: 0 K: 1 S: 5	H: 0 LOB: 0 BB: 0 P: 5	R: 0 E: 0 K: 1 S: 5	H: 1 LOB: 1 BB: 0 P: 4	R: 0 E: 0 K: 0 S: 5	H: 0 LOB: 0 BB: 0 P: 5	R: 0 E: 0 K: 1 S: 5	H: 0 LOB: 0 BB: 0 P: 5	R: 0 E: 0 K: 0 S: 3	H: 1 LOB: 0 BB: 0 P: 3		R: 0 E: 0 K: 3 S: 9	H: 0 LOB: 0 BB: 0 P: 9	1B: 1 2B: 2 3B: 0 HR: 0	SF: 0 SAC: 0 DP: 1 HBP: 0	WP: 0 PB: 0 SB: 0 CS: 0
PITCHER Gaylord Perry, R (1,1) ERA: 1.5	IP: 9.0 WLS: W BF: 29 H: 3 R: 0 ER: 0 SO: 11 BB: 0 IBB: 0 HBP: 0 BLK: 0 WP: 0 HR: 0 S: 51 P: 51 ERA: 0.00 WHIP: 0.333															PITCHER						

Batter	1	2	3	4	5	6	7	8	9	AB	R	H	RBI	BB	SO	LOB	BOTTOM			
Bobby Bonds, R (1,9) OBP: 0.412, SLG: 0.645										4	1	1	0	1	1	0	San Diego Padres @ San Francisco Giants Candlestick Park, San Francisco, CA Mon Apr 12 1971, 6:33 AM EST Att: 29,847 - Unknown livebaseballscorecards.com			
Chris Speier, R (1,6) OBP: 0.357, SLG: 0.304										4	1	1	0	1	2	2				
Willie Mays, R (1,8) OBP: 0.517, SLG: 1.083										2	0	1	0	3	1	0				
Willie McCovey, L (1,3) Frank Johnson, R (8,3)										4	0	1	1	0	1	5				
Ken Henderson, S (1,7) George Foster, R (8,7)										4	0	1	0	0	0	5				
Dick Dietz, R (1,2) OBP: 0.482, SLG: 0.650										2	1	1	1	2	0	0				
Al Gallagher, R (1,5) OBP: 0.281, SLG: 0.355										4	1	2	2	0	1	3				
Hal Lanier, R (1,4) OBP: 0.250, SLG: 0.143										3	0	0	0	1	0	2				
Gaylord Perry, R (1,1)										4	1	0	0	0	2	3				
Inning Stats	R: 0 E: 0 K: 2 S: 8	H: 1 LOB: 2 BB: 1 P: 12	R: 5 E: 0 K: 2 S: 11	H: 3 LOB: 3 BB: 4 P: 27	R: 0 E: 0 K: 1 S: 5	H: 0 LOB: 0 BB: 0 P: 5	R: 0 E: 0 K: 2 S: 7	H: 0 LOB: 0 BB: 0 P: 7	R: 0 E: 0 K: 0 S: 3	H: 1 LOB: 0 BB: 0 P: 3	R: 0 E: 0 K: 1 S: 5	H: 0 LOB: 3 BB: 3 P: 17	R: 0 E: 0 K: 0 S: 5	H: 2 LOB: 2 BB: 0 P: 5	R: 0 E: 0 K: 0 S: 4	H: 1 LOB: 1 BB: 0 P: 4		1B: 4 2B: 3 3B: 0 HR: 1	SF: 0 SAC: 0 DP: 0 HBP: 0	WP: 2 PB: 0 SB: 0 CS: 0
PITCHER Clay Kirby, R (1,1) ERA: 14.29 Al Santorini, R (2,1) Bill Laxton, L (6,1) ERA: 4.5	IP: 1.2 WLS: L BF: 15 H: 4 R: 5 ER: 5 SO: 3 BB: 5 IBB: 0 HBP: 0 BLK: 0 WP: 2 HR: 1 S: 16 P: 36 ERA: 27.00 WHIP: 5.400															PITCHER				



Batter	1	2	3	4	5	6	7	8	9	10	11	AB	R	H	RBI	BB	SO	LOB	TOP						
Cesar Cedeno, R OBP: 0.289, SLG: 0.357 (1, 8)	F7		F2	F6		K			K			5	0	0	0	0	2	3							
Joe Morgan, L OBP: 0.364, SLG: 0.297 (1, 4)	1B		F7		K		F8		G3			5	0	1	0	0	1	0							
Norm Miller, L OBP: 0.308, SLG: 0.692 (1, 9)	F3		E3		1-3		K			F4		5	0	1	0	0	1	1							
Bob Watson, R OBP: 0.300, SLG: 0.400 (1, 7)	G3		K				4-3			K		5	1	1	1	0	2	2							
Denis Menke, R OBP: 0.349, SLG: 0.368 (1, 3)		1B			K				K			5	0	2	0	0	3	0							
Doug Rader, R OBP: 0.275, SLG: 0.176 (1, 5)		1B						G3				3	0	1	0	2	0	0							
Johnny Edwards, L OBP: 0.226, SLG: 0.200 (1, 2)		1B										5	0	1	0	0	0	5							
Roger Metzger, S OBP: 0.306, SLG: 0.194 (1, 6)												3	0	1	0	2	0	1							
Tom Griffin, R (1, 1)												2	0	0	0	1	0	3							
Cesar Geronimo, L OBP: 0.400, SLG: 0.250 (9, PH)												1	0	0	0	0	0	0							
George Culver, R (9, 1)												1	0	0	0	0	0	1							
Inning Stats	R: 0 E: 0 K: 0 S: 4	H: 1 LOB: 1 BB: 0 P: 4	R: 0 E: 0 K: 0 S: 4	H: 2 LOB: 2 BB: 1 P: 8	R: 0 E: 1 K: 1 S: 6	H: 1 LOB: 1 BB: 0 P: 6	R: 0 E: 0 K: 1 S: 6	H: 1 LOB: 3 BB: 2 P: 14	R: 1 E: 0 K: 1 S: 7	H: 2 LOB: 2 BB: 1 P: 11	R: 0 E: 0 K: 1 S: 5	H: 0 LOB: 0 BB: 0 P: 5	R: 0 E: 0 K: 1 S: 5	H: 0 LOB: 0 BB: 0 P: 5	R: 0 E: 0 K: 1 S: 6	H: 1 LOB: 1 BB: 0 P: 6	R: 0 E: 0 K: 2 S: 7	H: 0 LOB: 0 BB: 0 P: 7	R: 0 E: 0 K: 0 S: 3	H: 0 LOB: 1 BB: 1 P: 7	1B: 7 2B: 0 3B: 0 HR: 1	SF: 0 SAC: 0 DP: 1 HBP: 0	WP: 0 PB: 0 SB: 1 CS: 0	PA: 45	
PITCHER	IP 7.0	WLS 7	BF 31	H 7	R 1	ER 1	SO 5	BB 4	IBB 0	HBP 0	BLK 0	WP 0	HR 0	S 37	P 53	ERA 4.5	WHIP 1.571								
Steve Stone, R ERA: 4.5 (1, 1)																									
Jerry Johnson, R ERA: (8, 1)	2.0	7	1	0	0	2	0	0	0	0	0	0	0	11	11	0.00	0.500								
Don McMahon, R ERA: 5.75 (10, 1)	2.0	W 7	0	0	0	2	1	0	0	0	0	0	0	10	14	0.00	0.500								

Houston Astros @ San Francisco Giants
Candlestick Park, San Francisco, CA
Wed Apr 14 1971, 6:33 AM EST
Att: 3,588 - Unknown

AB 40
R 1
H 8
RBI 1
BB 5
SO 9
LOB 16

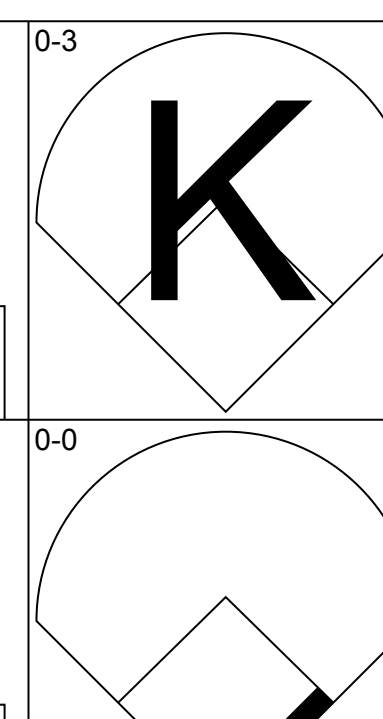
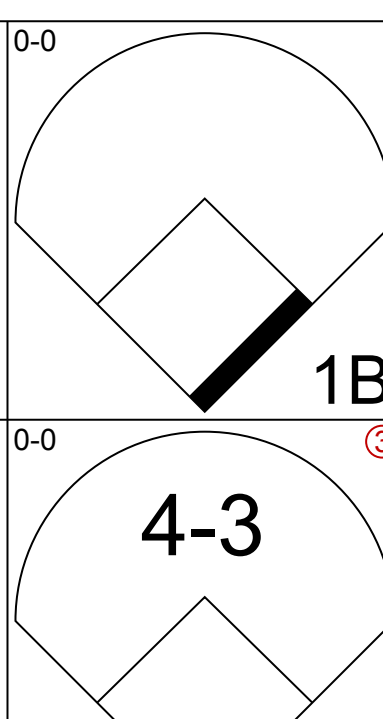
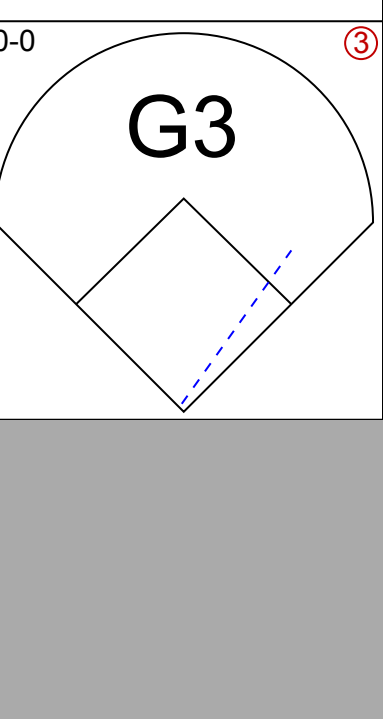
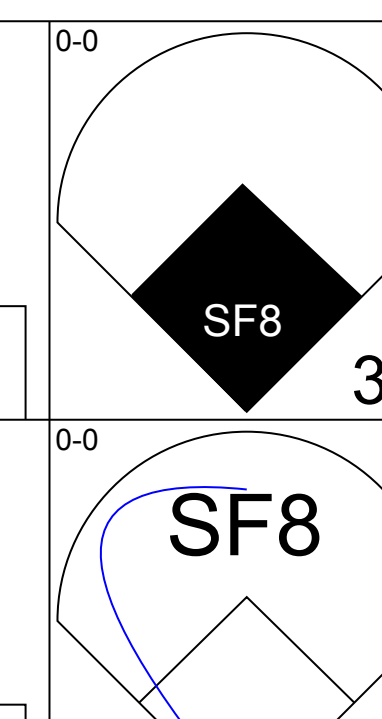
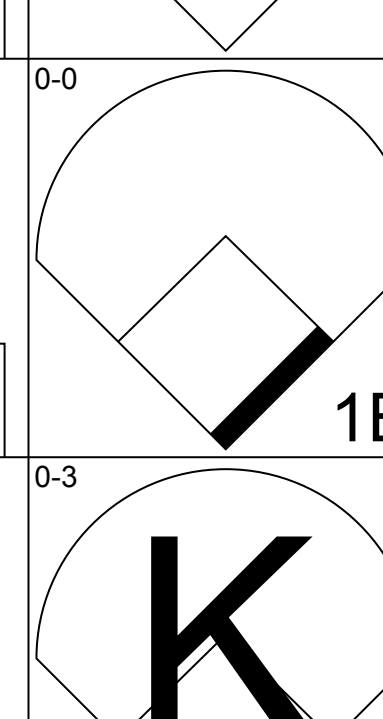

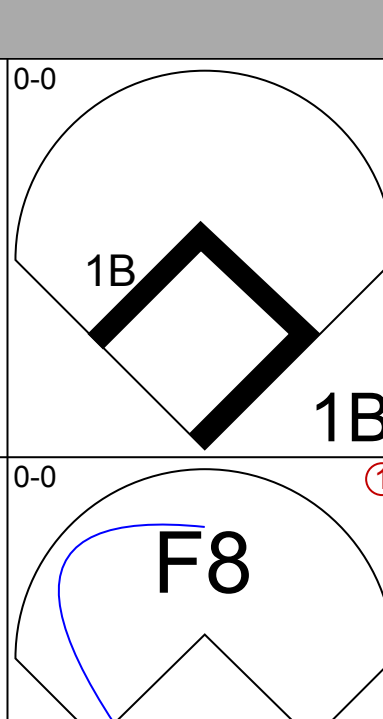
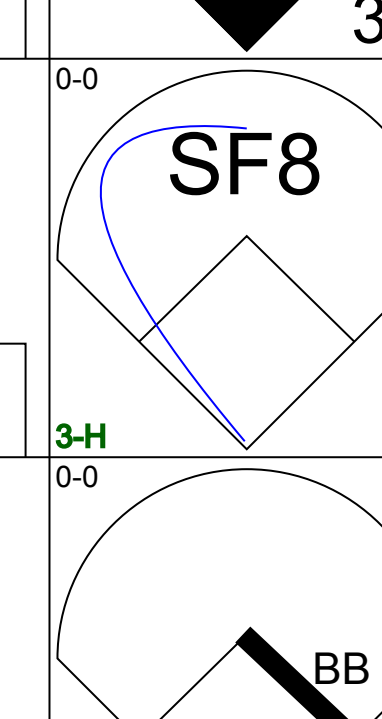
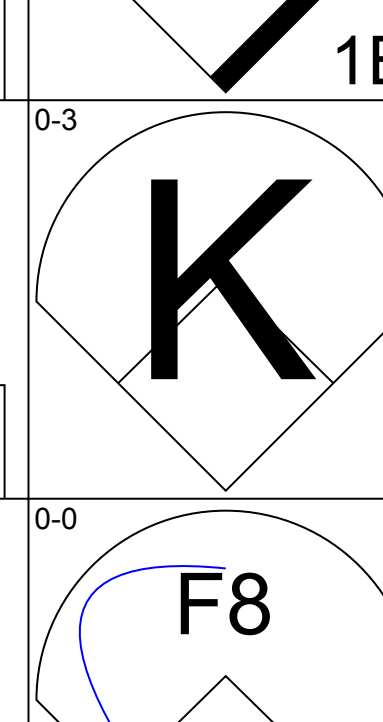
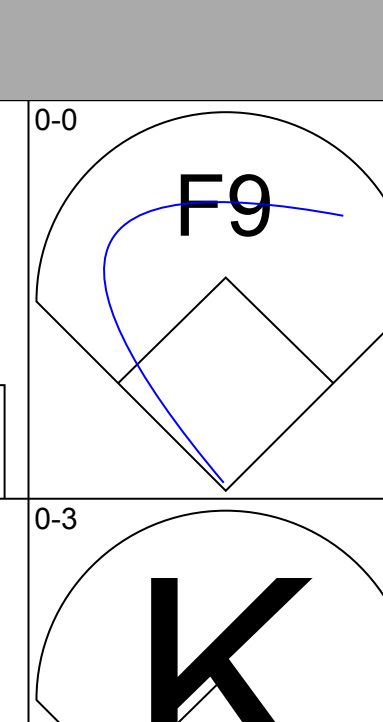
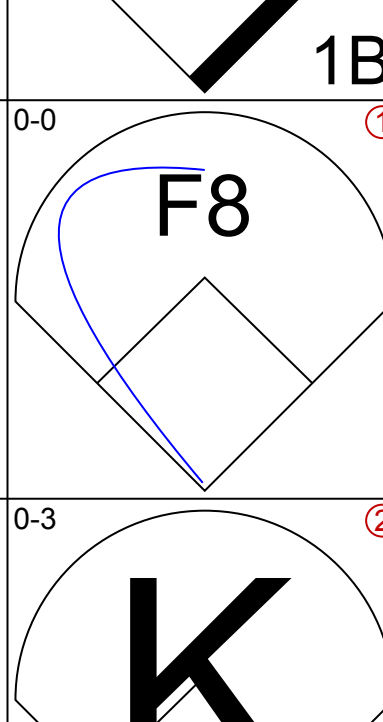
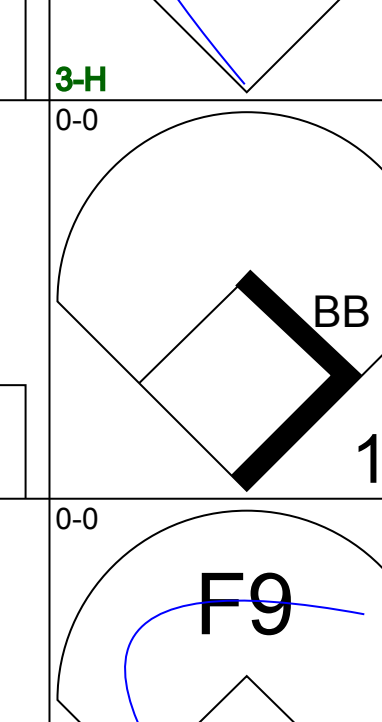
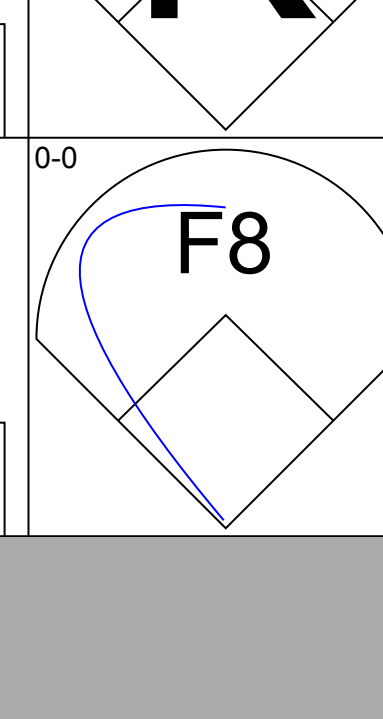
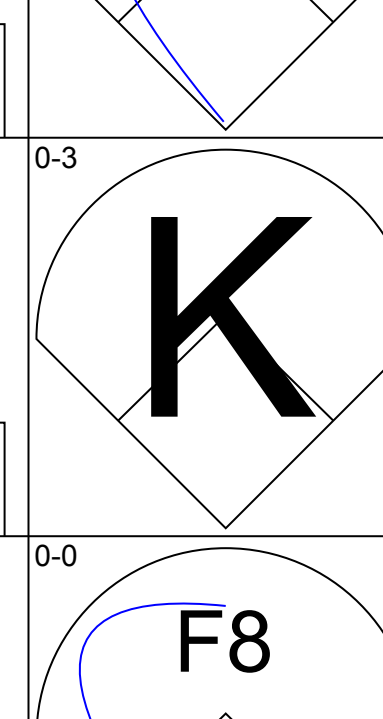
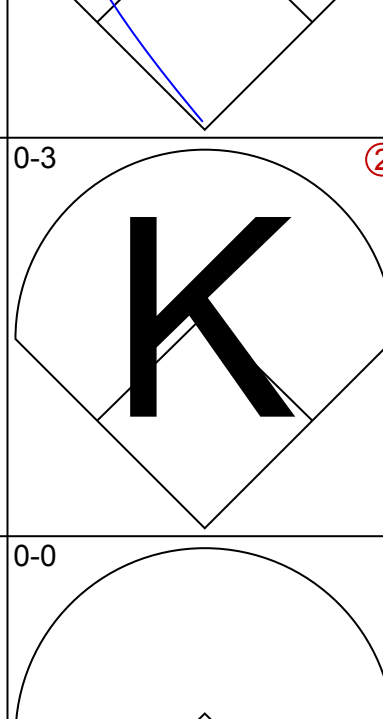
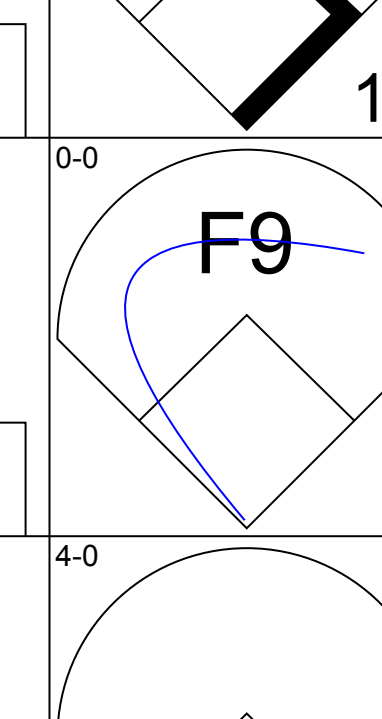
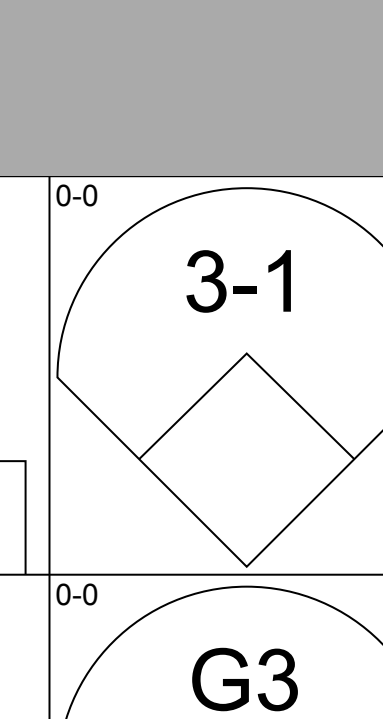
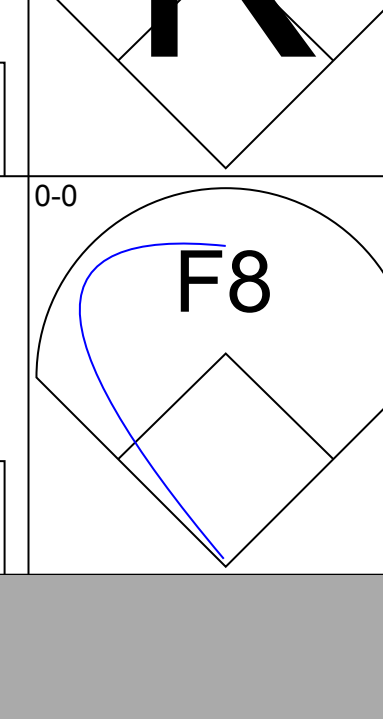
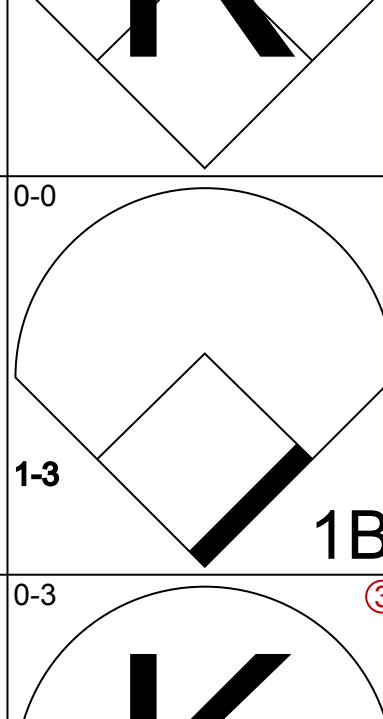
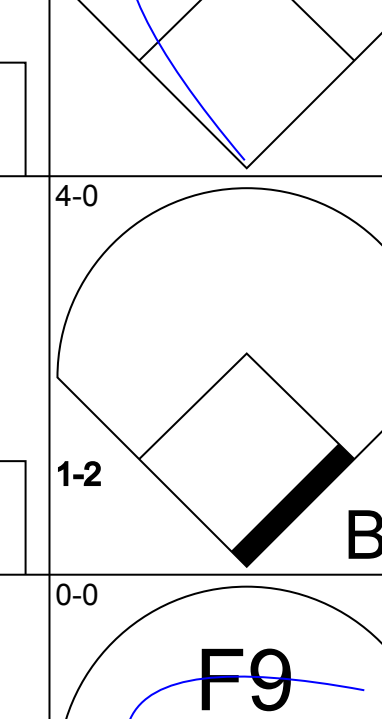
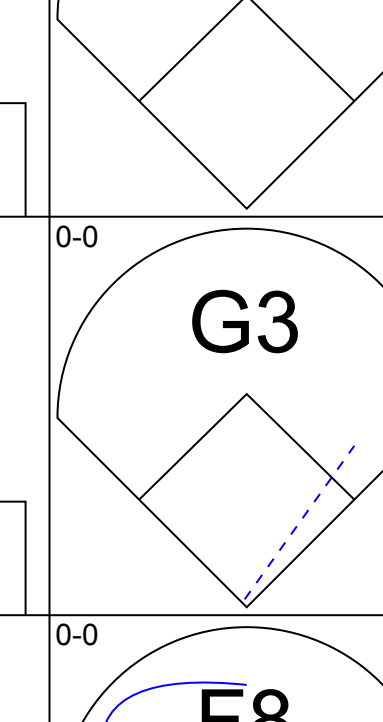
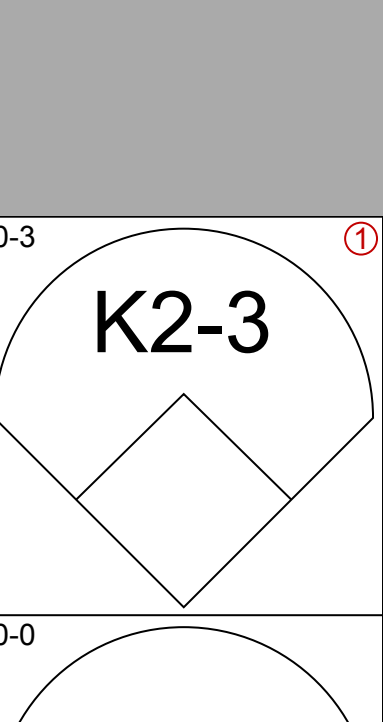
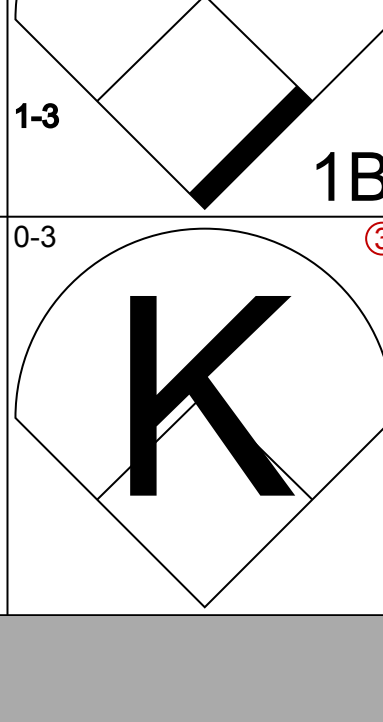
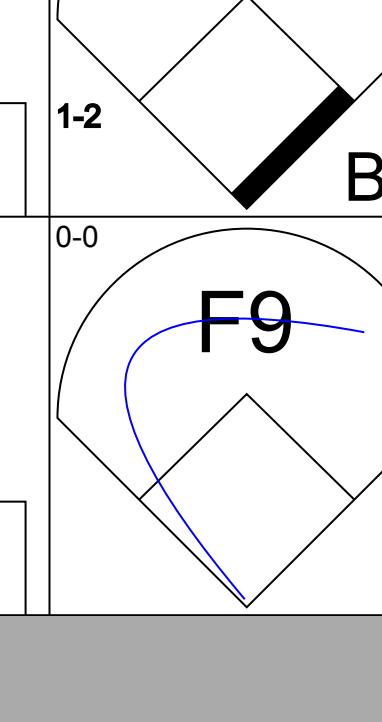
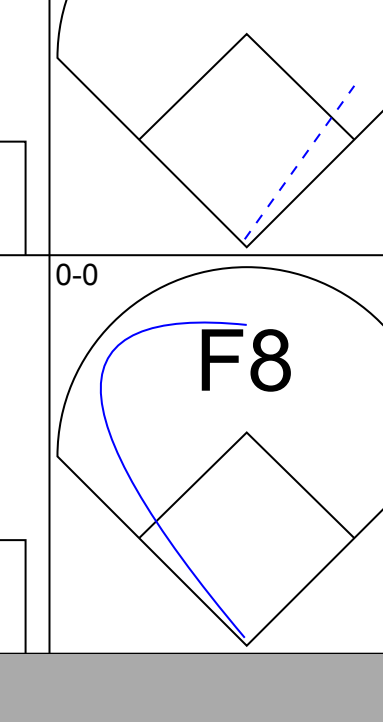
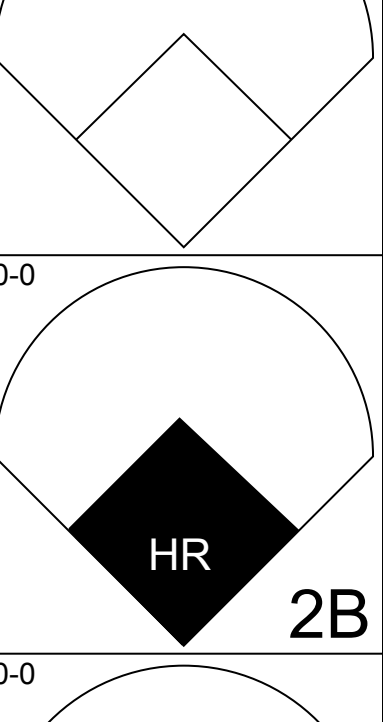
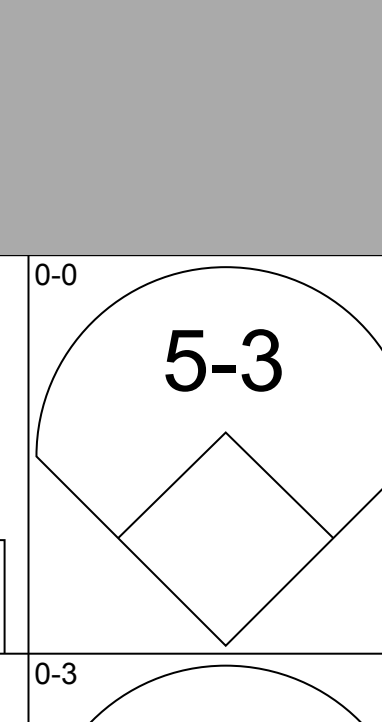
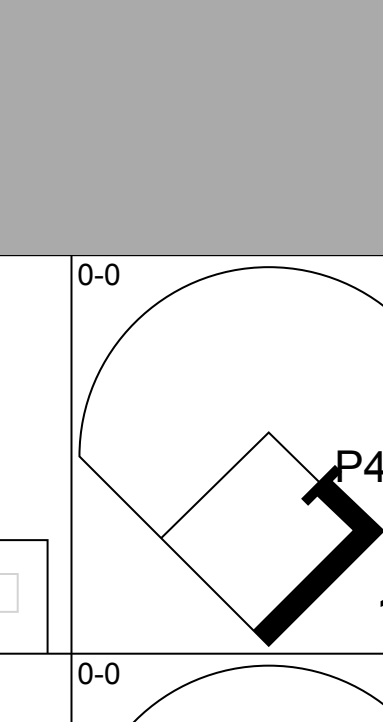
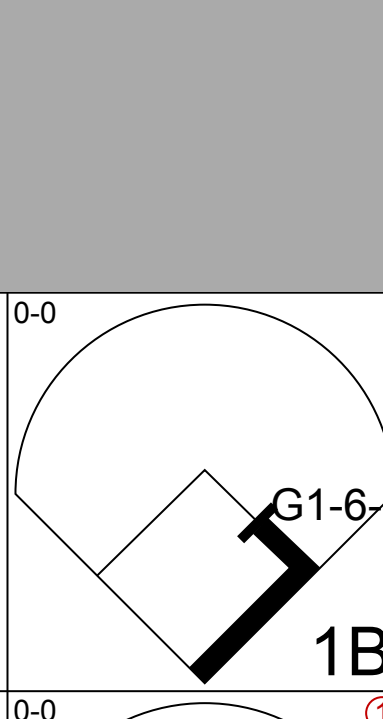
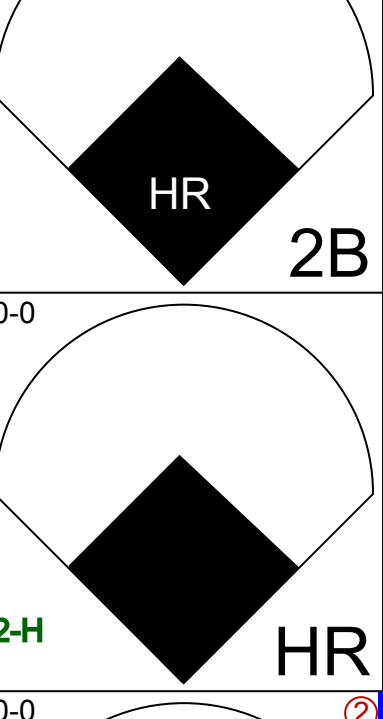
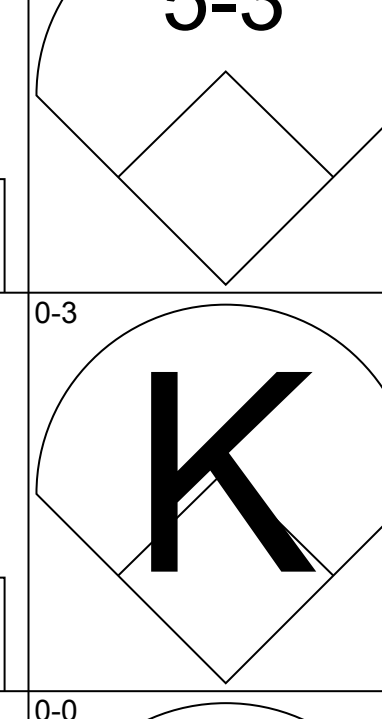
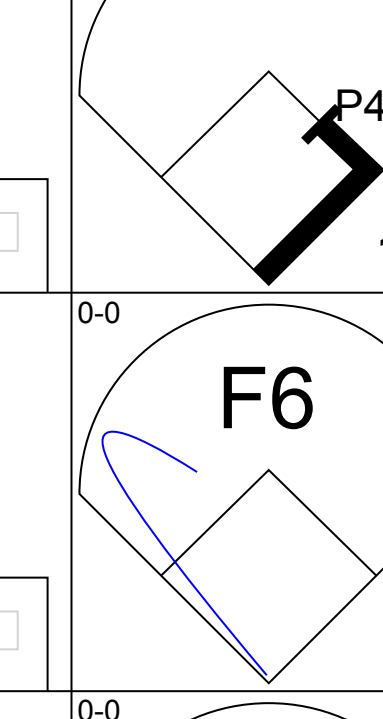
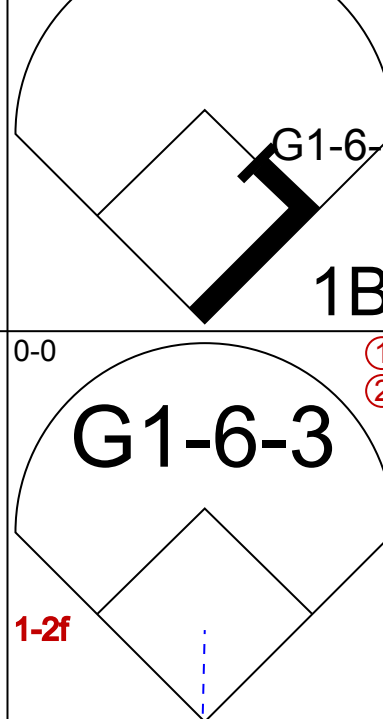
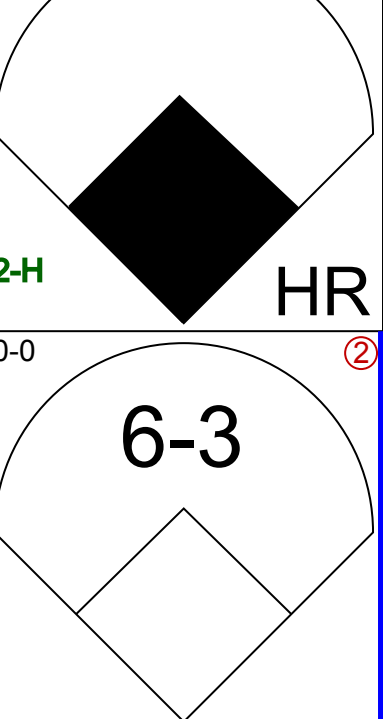
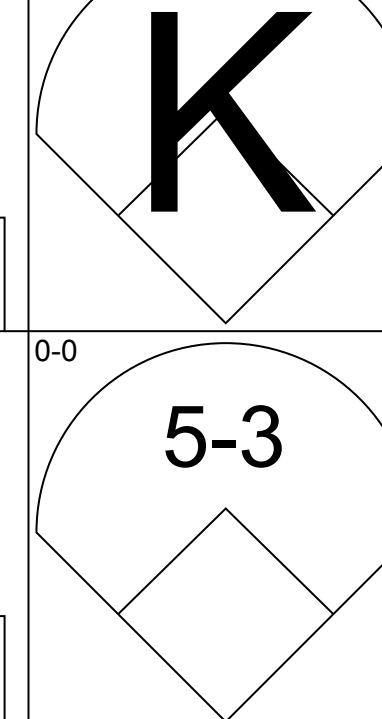
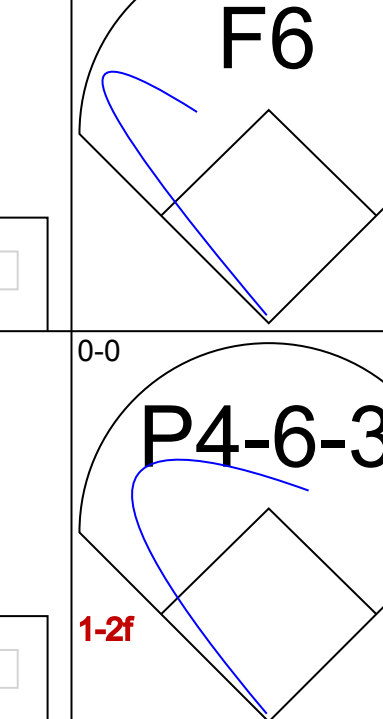


Batter	1	2	3	4	5	6	7	8	9	10	11	AB	R	H	RBI	BB	SO	LOB	BOTTOM							
Bobby Bonds, R OBP: 0.410, SLG: 0.686 (1, 9)	HR				K		F9			F7		4	1	1	1	1	1	0								
Chris Speier, R OBP: 0.333, SLG: 0.286 (1, 6)	K		K					6-3		L1		5	0	1	0	0	2	2								
Willie Mays, R OBP: 0.471, SLG: 0.931 (1, 8)	K											5	0	1	0	0	3	1								
Dick Dietz, R OBP: 0.484, SLG: 0.609 (1, 2)	1B											3	0	1	0	2	0	2								
Ken Henderson, S OBP: 0.457, SLG: 0.500 (1, 7)												3	0	1	0	0	1	1								
George Foster, R OBP: 0.200, SLG: 0.800 (8, PH) (9, 7)					4-3							2	0	0	0	0	1	2								
Frank Johnson, R (1, 3)												4	1	0	0	1	2	4								
Al Gallagher, R OBP: 0.297, SLG: 0.343 (1, 5)												4	0	1	0	1	0	1								
Hal Lanier, R OBP: 0.222, SLG: 0.125 (1, 4)												3	0	0	0	0	1	1								
Tito Fuentes, S OBP: 0.273, SLG: 0.273 (9, PH) (10, 4)												2	0	1	1	0	0	1								
Steve Stone, R (1, 1)												2	0	0	0	0	1	1								
Jimmy Rosario, S OBP: 0.400, SLG: 0.400 (7, PH)												1	0	0	0	0	0	0								
Jerry Johnson, R (8, 1)												0	0	0	0	0	0	0								
Bob Heise, R (9, PH)												1	0	0	0	0	0	1								
Don McMahon, R (10, 1)												0	0	0	0	0	0	0								
Inning Stats	R: 1 E: 0 K: 3 S: 11	H: 2 LOB: 2 BB: 1 P: 15	R: 0 E: 0 K: 1 S: 6	H: 1 LOB: 2 BB: 1 P: 10	R: 0 E: 0 K: 1 S: 5	H: 0 LOB: 1 BB: 1 P: 9	R: 0 E: 0 K: 1 S: 5	H: 0 LOB: 0 BB: 0 P: 5	R: 0 E: 0 K: 1 S: 6	H: 1 LOB: 1 BB: 0 P: 6	R: 0 E: 0 K: 0 S: 4	H: 0 LOB: 0 BB: 0 P: 7	R: 0 E: 0 K: 2 S: 7	H: 0 LOB: 0 BB: 0 P: 5	R: 0 E: 0 K: 0 S: 4	H: 1 LOB: 1 BB: 0 P: 4	R: 0 E: 0 K: 0 S: 3	H: 0 LOB: 1 BB: 1 P: 7	R: 0 E: 0 K: 1 S: 5	H: 0 LOB: 0 BB: 0 P: 5	R: 1 E: 1 K: 1 S: 6	H: 2 LOB: 2 BB: 1 P: 10	1B: 6 2B: 0 3B: 0 HR: 1	SF: 0 SAC: 0 DP: 0 HBP: 0	WP: 0 PB: 0 SB: 0 CS: 0	PA: 44
PITCHER	IP 8.0	WLS L 12	BF 32	H 5	R 1	ER 1	SO 10	BB 2	IBB 1	HBP 0	BLK 0	WP 0	HR 1	S 49	P 61	ERA 6.52	WHIP 1.125									
Tom Griffin, R ERA: 6.52 (1, 1)																										
George Culver, R ERA: 1.69 (9, 1)	2.2	L 12	2	1	1	2	1	1	0	0	0	0	0	14	22	3.38	1.125									

Houston Astros @ San Francisco Giants
Candlestick Park, San Francisco, CA
Wed Apr 14 1971, 6:33 AM EST
Att: 3,588 - Unknown

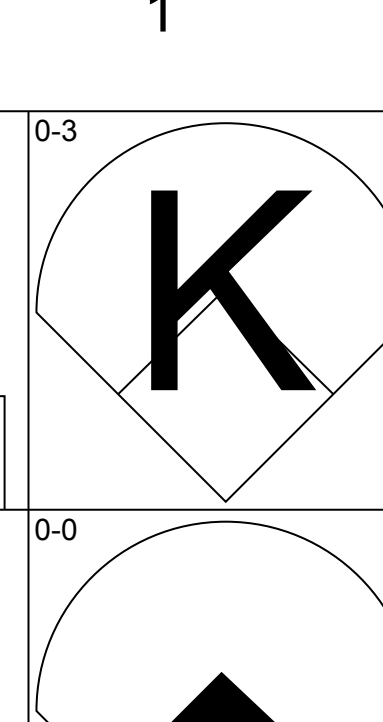
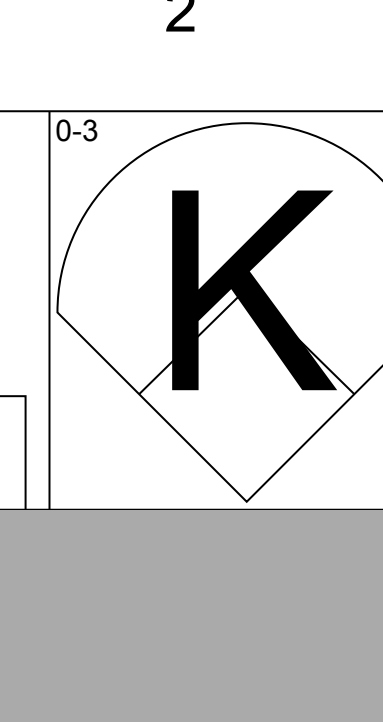
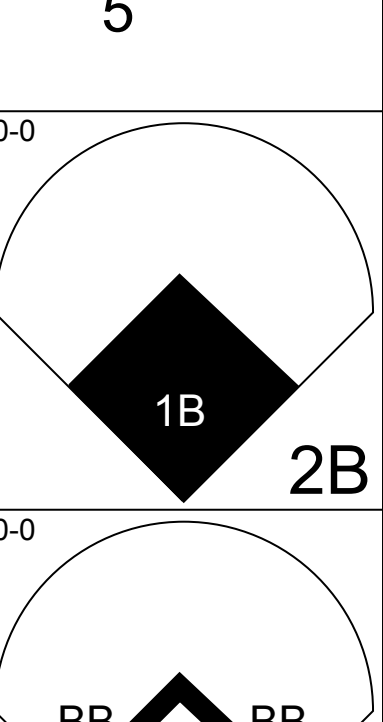
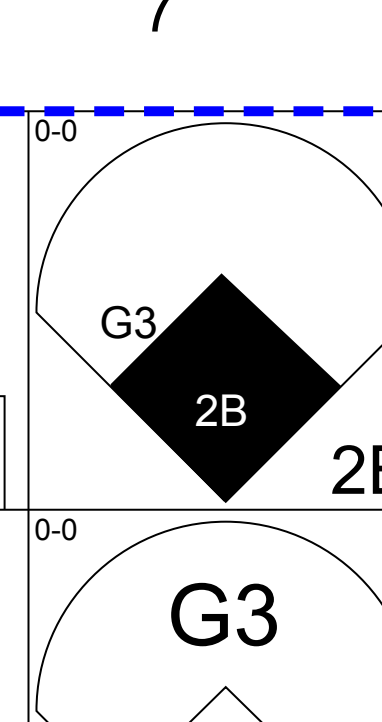

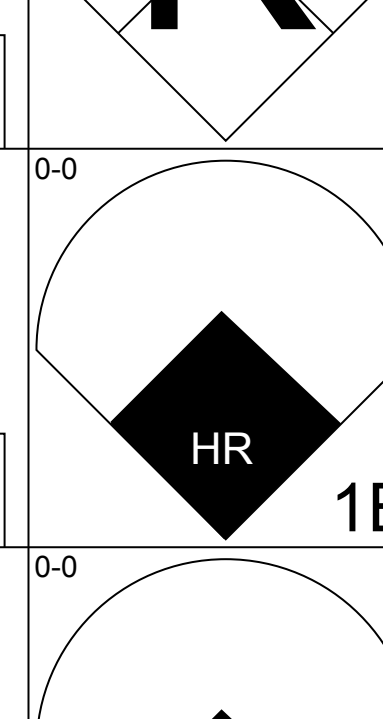
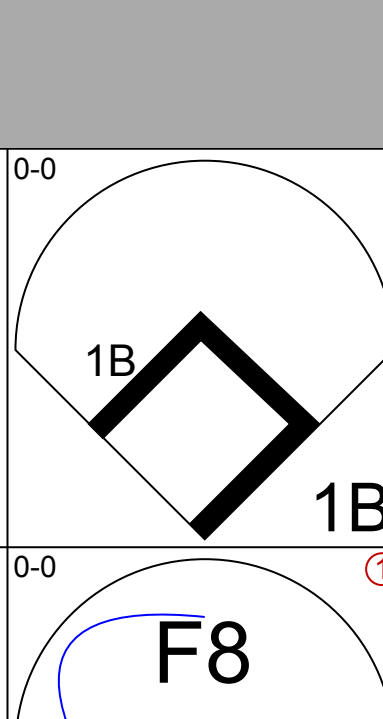
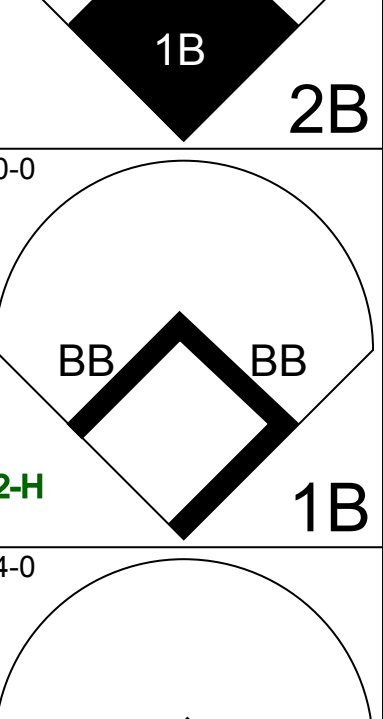
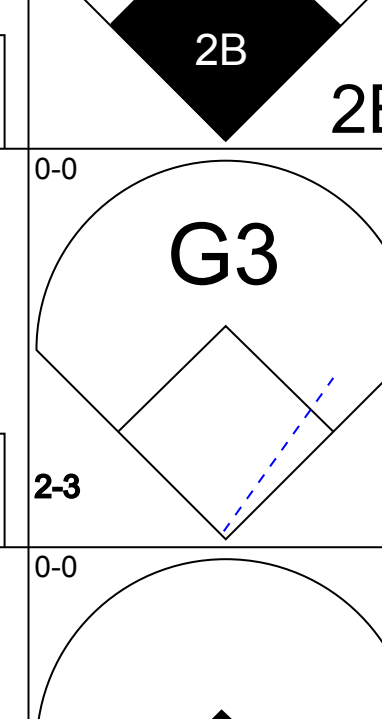

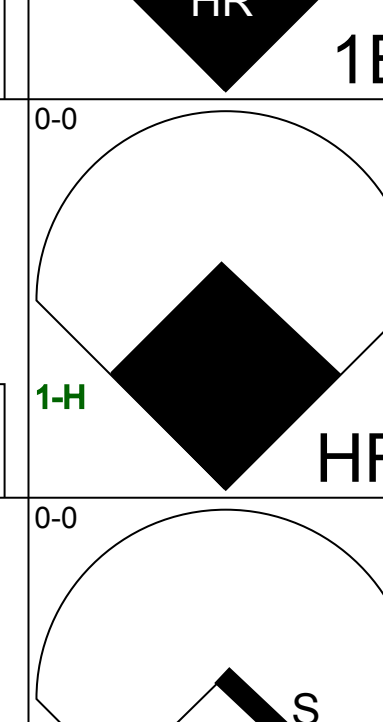
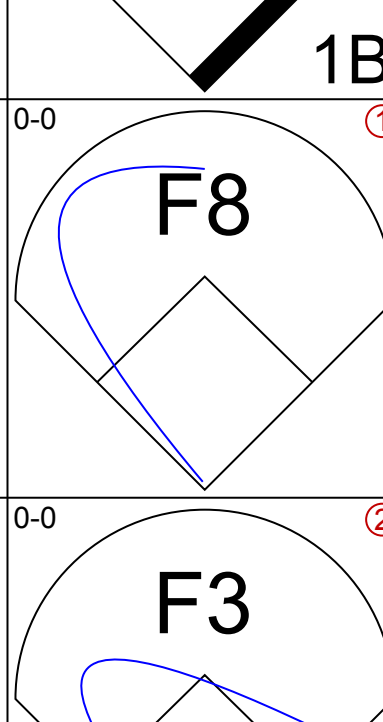
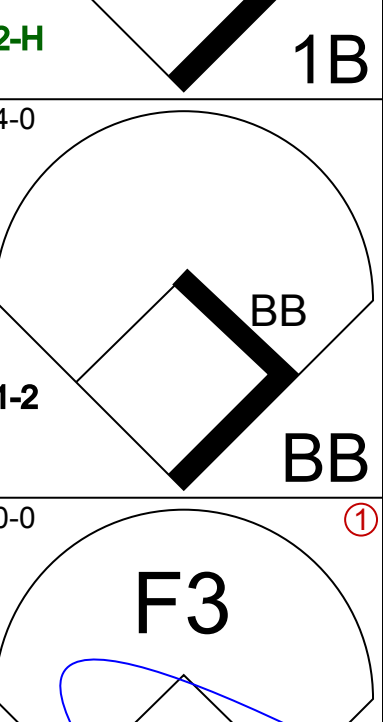
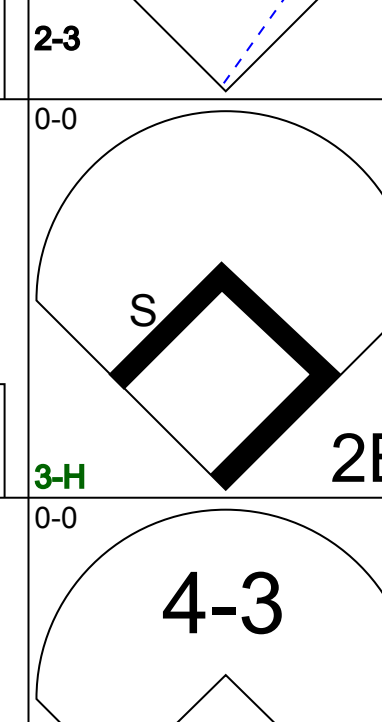
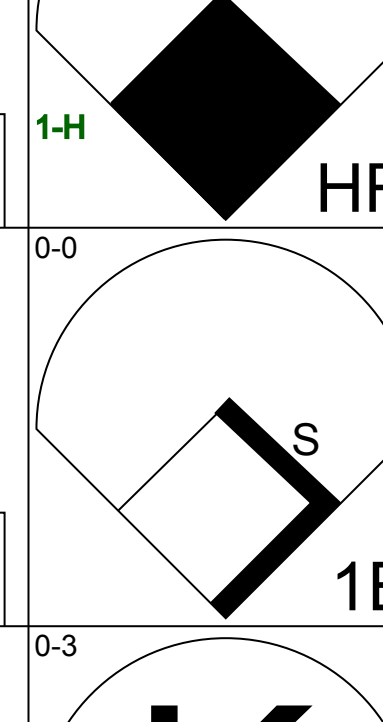
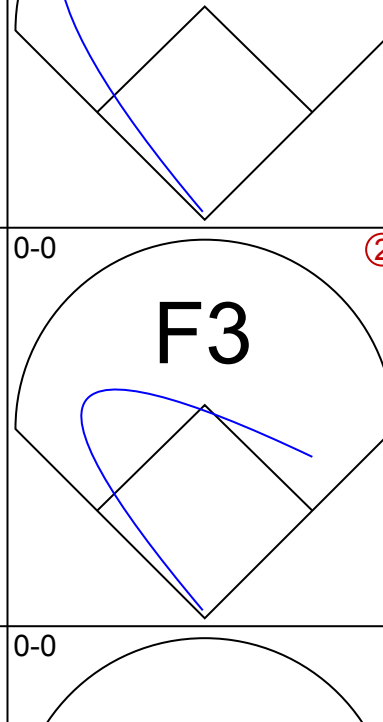
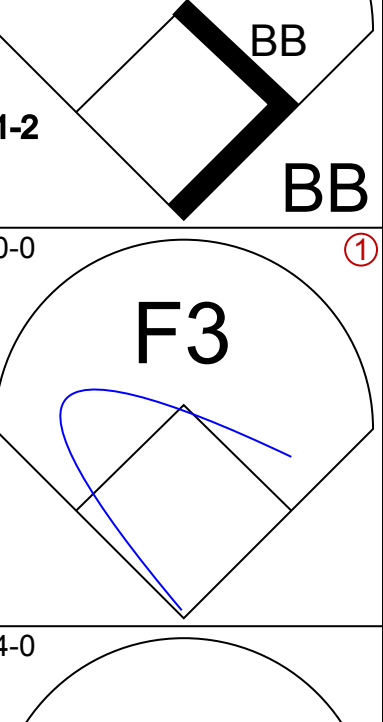
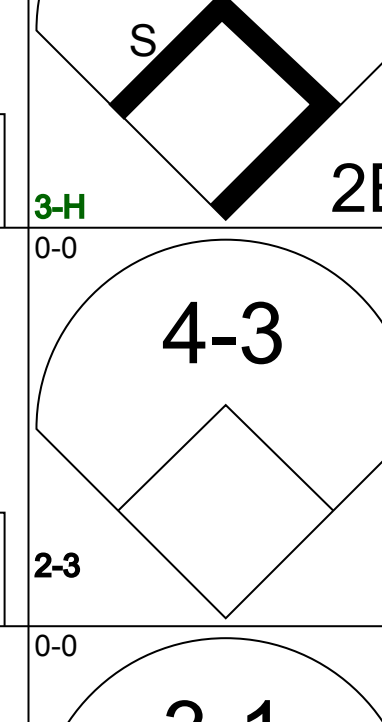
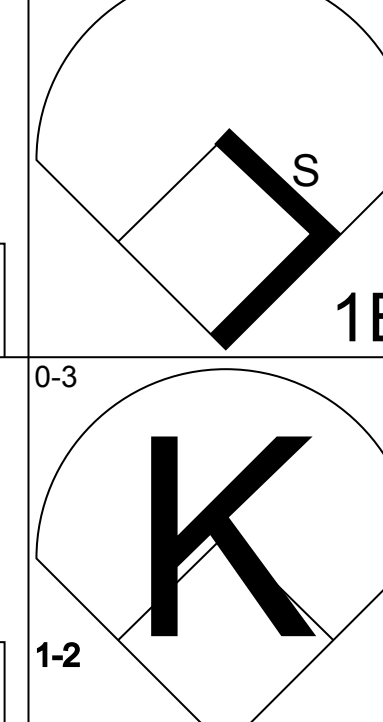
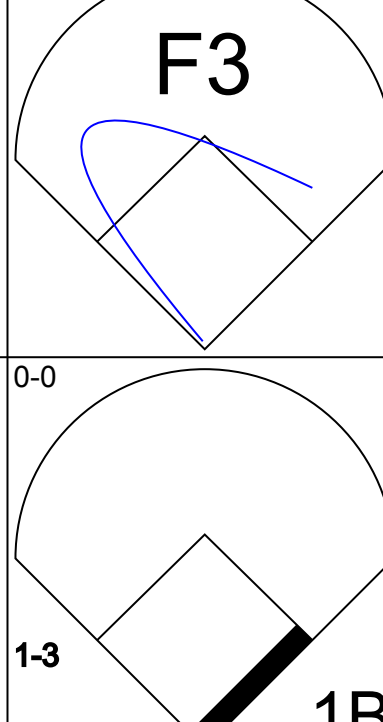
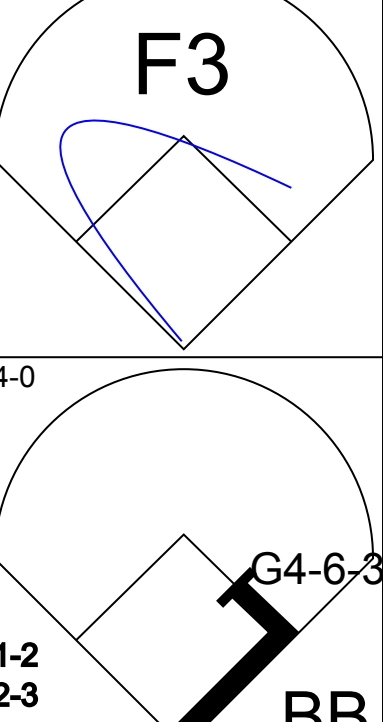
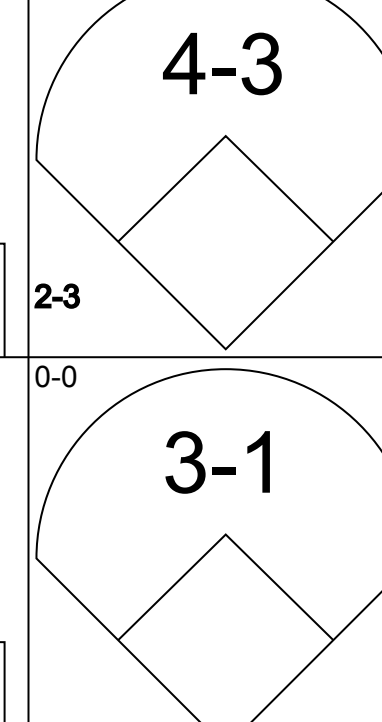
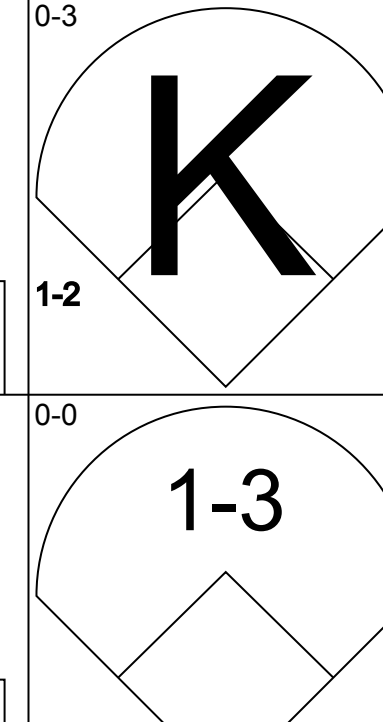
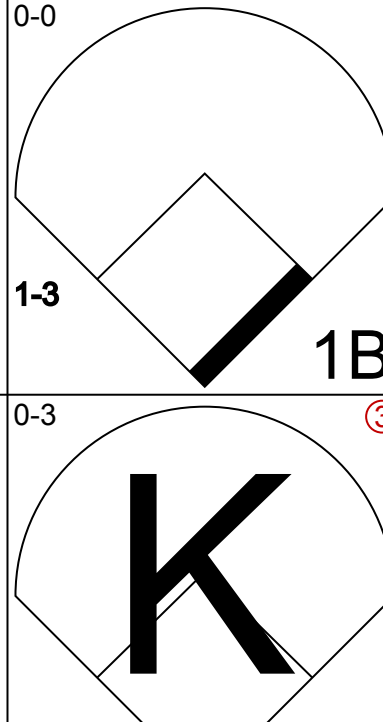
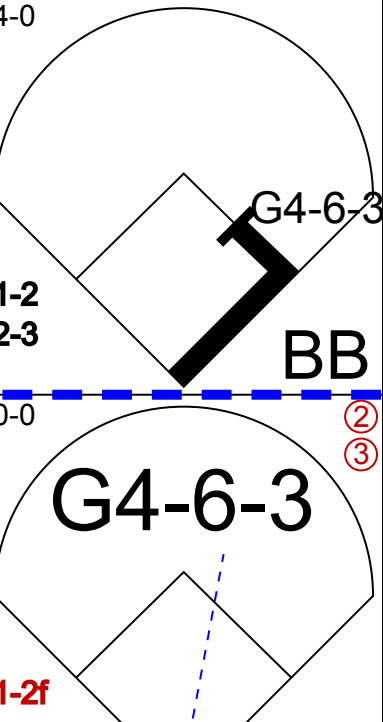

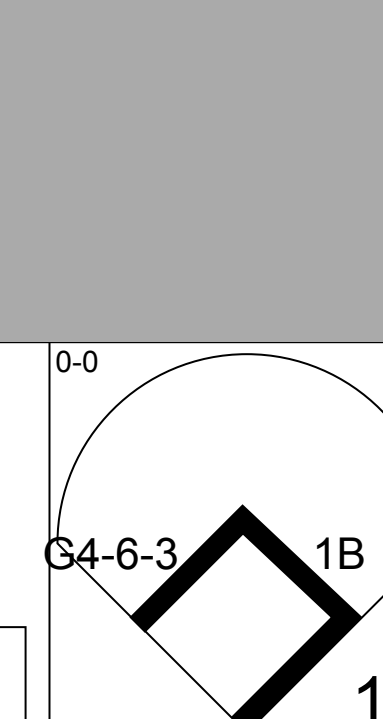
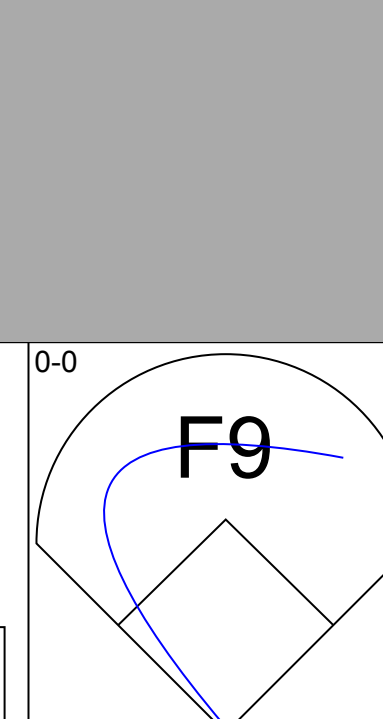
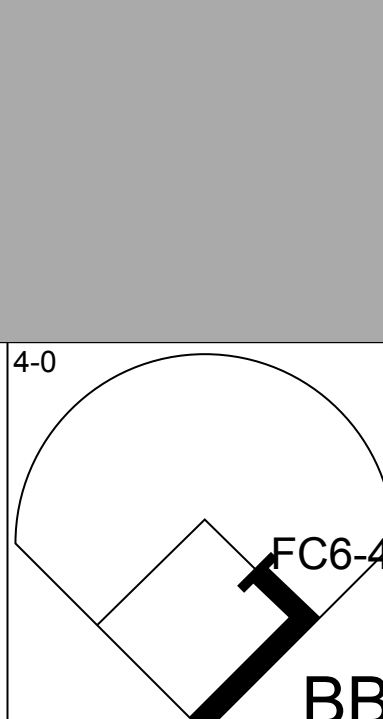

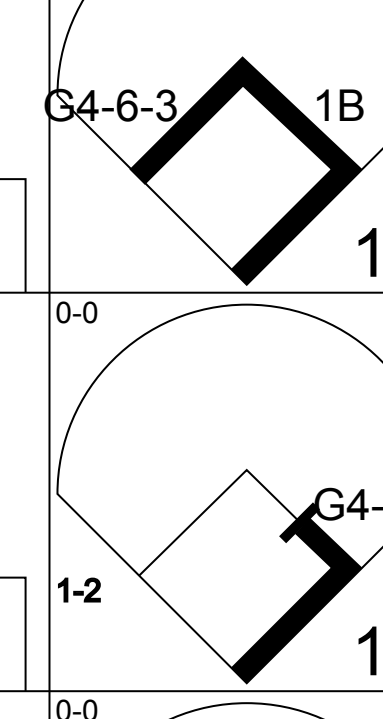
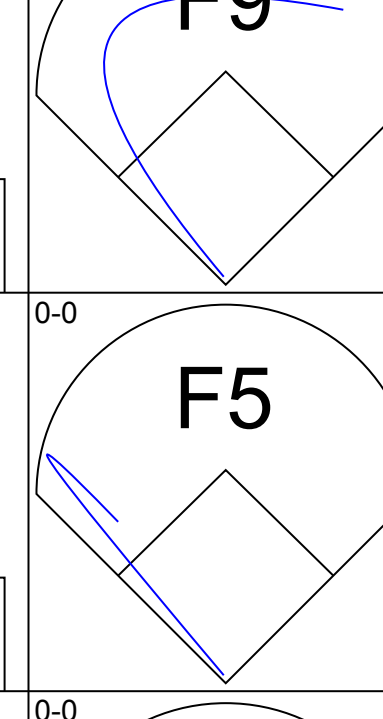
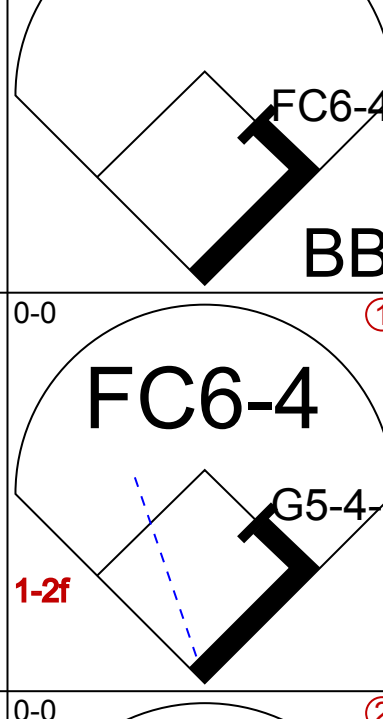

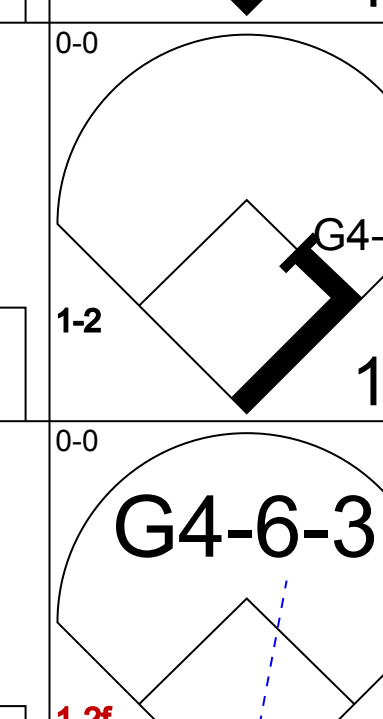
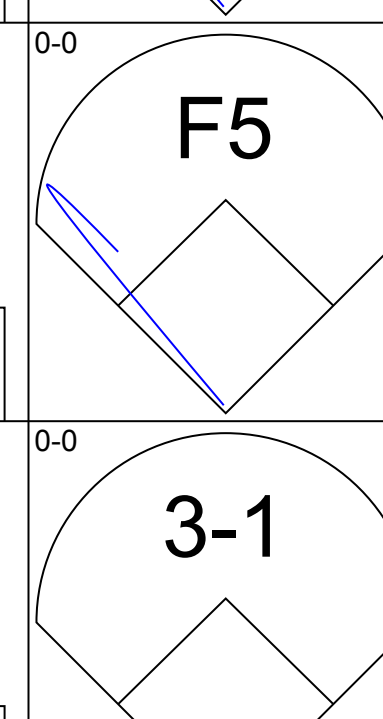
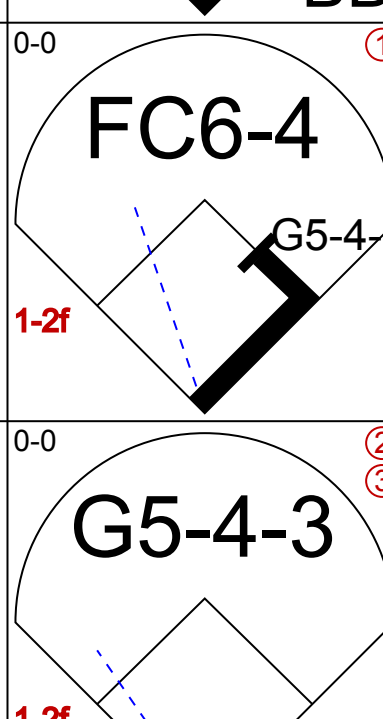

AB 39
R 2
H 7
RBI 2
BB 5
SO 12
LOB 17



Batter	1	2	3	4	5	6	7	8	9	AB	R	H	RBI	BB	SO	LOB	TOP					
Don Kessinger, S OBP: 0.178, SLG: 0.250 (1, 6)										4	1	2	0	0	1	0	Chicago Cubs @ San Francisco Giants Candlestick Park, San Francisco, CA Sat Apr 17 1971, 6:33 AM EST Att: 32,896 - Sunny - 61 F					
Glenn Beckert, R OBP: 0.311, SLG: 0.349 (1, 4)										3	0	2	1	0	0	1						
Billy Williams, L OBP: 0.395, SLG: 0.615 (1, 7)										4	0	1	0	0	1	2						
Ron Santo, R OBP: 0.263, SLG: 0.265 (1, 5)										4	0	0	0	0	2	3						
Joe Pepitone, L OBP: 0.390, SLG: 0.590 (1, 3)										3	0	1	0	1	0	0						
Johnny Callison, L OBP: 0.250, SLG: 0.161 (1, 9)											4	0	0	0	0	2		4				
Jose Ortiz, R OBP: 0.410, SLG: 0.412 (1, 8)											4	1	2	0	0	0		0				
J.C. Martin, L OBP: 0.350, SLG: 0.444 (1, 2)											4	1	2	2	0	1		1				
Ken Holtzman, R Phil Regan, R Hal Breeden, R Ron Tompkins, R Jim Colborn, R Paul Popovich, S (1, 1) (5, 1) (7, PH) (7, 1) (8, 1) (8, PH)											2	0	0	0	0	0	1					
Inning Stats	R: 0 E: 0 K: 2 S: 8	H: 1 LOB: 1 BB: 0 P: 8	R: 0 E: 0 K: 0 S: 3	H: 0 LOB: 0 BB: 0 P: 3	R: 0 E: 0 K: 0 S: 4	H: 2 LOB: 1 BB: 0 P: 4	R: 0 E: 0 K: 1 S: 5	H: 0 LOB: 0 BB: 0 P: 5	R: 2 E: 0 K: 1 S: 7	H: 2 LOB: 0 BB: 0 P: 7	R: 0 E: 0 K: 2 S: 9	H: 2 LOB: 2 BB: 0 P: 9	R: 0 E: 0 K: 1 S: 5	H: 0 LOB: 0 BB: 0 P: 5	R: 1 E: 0 K: 0 S: 5	H: 2 LOB: 2 BB: 1 P: 9	R: 0 E: 0 K: 0 S: 3	H: 1 LOB: 0 BB: 0 P: 3	1B: 7 2B: 1 3B: 1 HR: 1	SF: 1 SAC: 0 DP: 2 HBP: 0	WP: 0 PB: 0 SB: 0 CS: 0	PA: 36
PITCHER Gaylord Perry, R ERA: 2.0 (1, 1)	IP: 9.0 WLS: W BF: 36 H: 10 R: 3 ER: 3 SO: 7 BB: 1 IBB: 0 HBP: 0 BLK: 0 WP: 0 HR: 1 S: 49 P: 53 ERA: 3.00 WHIP: 1.222															PITCHER	IP: 9.0 WLS: W BF: 36 H: 10 R: 3 ER: 3 SO: 7 BB: 1 IBB: 0 HBP: 0 BLK: 0 WP: 0 HR: 1 S: 49 P: 53 ERA: 3.00 WHIP: 1.222					

AB	34
R	3
H	10
RBI	3
BB	1
SO	7
LOB	13



Batter	1	2	3	4	5	6	7	8	9	AB	R	H	RBI	BB	SO	LOB	BOTTOM					
Bobby Bonds, R OBP: 0.396, SLG: 0.702 (1, 9)										4	2	2	0	1	2	1	Chicago Cubs @ San Francisco Giants Candlestick Park, San Francisco, CA Sat Apr 17 1971, 6:33 AM EST Att: 32,896 - Sunny - 61 F					
Chris Speier, R OBP: 0.404, SLG: 0.400 (1, 6)										5	1	3	1	0	0	3						
Willie Mays, R OBP: 0.500, SLG: 0.947 (1, 3)										3	1	2	3	1	0	1						
Dick Dietz, R OBP: 0.419, SLG: 0.559 (1, 2)										4	0	1	0	0	0	4						
George Foster, R OBP: 0.353, SLG: 0.813 (1, 7)										3	0	1	0	1	1	2						
Al Gallagher, R OBP: 0.271, SLG: 0.326 (1, 5)										4	1	1	0	0	1	6						
Jimmy Rosario, S OBP: 0.412, SLG: 0.400 (1, 8)										2	0	1	0	2	0	0						
Tito Fuentes, S OBP: 0.304, SLG: 0.391 (1, 4)										4	0	1	0	0	0	3						
Gaylord Perry, R (1, 1)										4	0	0	1	0	0	4						
Inning Stats	R: 2 E: 0 K: 2 S: 10	H: 3 LOB: 1 BB: 0 P: 10	R: 0 E: 0 K: 1 S: 6	H: 2 LOB: 1 BB: 0 P: 6	R: 0 E: 0 K: 1 S: 7	H: 2 LOB: 2 BB: 0 P: 7	R: 0 E: 0 K: 0 S: 3	H: 0 LOB: 0 BB: 0 P: 3	R: 1 E: 0 K: 0 S: 4	H: 2 LOB: 2 BB: 2 P: 12	R: 0 E: 0 K: 0 S: 2	H: 0 LOB: 1 BB: 1 P: 6	R: 1 E: 0 K: 0 S: 5	H: 2 LOB: 1 BB: 0 P: 5	R: 1 E: 0 K: 0 S: 4	H: 1 LOB: 2 BB: 2 P: 12	R: 0 E: 0 K: 0 S: 3	H: 0 LOB: 0 BB: 0 P: 3	1B: 8 2B: 3 3B: 0 HR: 1	SF: 0 SAC: 0 DP: 3 HBP: 0	WP: 0 PB: 0 SB: 2 CS: 0	PA: 38
PITCHER Ken Holtzman, L ERA: 7.8 Phil Regan, R ERA: 1.86 Ron Tompkins, R ERA: 18.0 Jim Colborn, R ERA: (1, 1) (5, 1) (7, 1) (8, 1)	IP: 4.1 WLS: L BF: 23 H: 9 R: 3 ER: 3 SO: 4 BB: 2 IBB: 0 HBP: 0 BLK: 0 WP: 0 HR: 1 S: 29 P: 37 ERA: 6.23 WHIP: 2.538															PITCHER	IP: 4.1 WLS: L BF: 23 H: 9 R: 3 ER: 3 SO: 4 BB: 2 IBB: 0 HBP: 0 BLK: 0 WP: 0 HR: 1 S: 29 P: 37 ERA: 6.23 WHIP: 2.538					

AB	33
R	5
H	12
RBI	5
BB	5
SO	4
LOB	24



Batter	1	2	3	4	5	6	7	8	9	AB	R	H	RBI	BB	SO	LOB	TOP					
Don Kessinger, S OBP: 0.204, SLG: 0.235	4-0 FC5-4 BB	4-0 1-2 2-3 BB		0-0 6-3		0-0 4-3		0-0 1B	3 0 1 0 2 0 0													
Glenn Beckert, R OBP: 0.321, SLG: 0.340	0-0 F8	0-0 F8			0-0 BB BB 1B		0-0 4-3	0-3 K	4 0 1 0 0 0 4 1 0 0 0 0 1 1													
Hector Torres, R (7, 4)																						
Billy Williams, L OBP: 0.365, SLG: 0.563	0-0 FC5-4 1B 1-2		0-0 1-3		0-0 F9		0-0 F9	0-0 6-3	5 0 0 0 0 0 3													
Ron Santo, R OBP: 0.304, SLG: 0.350	0-0 1-3 1B		4-0 1B BB		4-0 1-2 BB BB		0-0 HR		2 1 2 1 2 0 0													
Joe Peppone, L OBP: 0.408, SLG: 0.556	0-0 F3		0-0 1-2 1B		4-0 1-2 2-3 BB		0-0 F9		3 0 1 0 1 0 2													
Jim Hickman, R OBP: 0.186, SLG: 0.071		4-0 FC1-5 1B BB	0-0 F9		0-3 K		0-0 F5		3 0 0 0 1 1 5													
Jose Ortiz, R OBP: 0.362, SLG: 0.357		0-0 F6	0-0 F2		0-0 L5		0-0 F7		4 0 0 0 0 0 6													
J.C. Martin, L OBP: 0.333, SLG: 0.409		0-0 BB FC1-5 1B		0-0 G3		0-3 K		0-0 F4	4 0 1 0 0 1 0													
Bill Bonham, R (1, 1)		0-0 FC1-5 BB		0-0 6-3		0-3 K		0-0 P6	2 0 0 0 0 0 2 0 0 0 0 0 0 0 1 0 0 0 0 1 0 1 0 0 0 0 0 0													
Ron Tompkins, R (4, 1)																						
Earl Stephenson, L (5, 1)																						
Paul Popovich, S (9, PH)																						
Inning Stats	R: 0 E: 0 K: 0 S: 4	H: 1 LOB: 2 BB: 1 P: 8	R: 0 E: 0 K: 0 S: 4	H: 1 LOB: 3 BB: 2 P: 12	R: 0 E: 0 K: 0 S: 4	H: 1 LOB: 2 BB: 1 P: 8	R: 0 E: 0 K: 0 S: 3	H: 0 LOB: 0 BB: 0 P: 3	R: 0 E: 0 K: 1 S: 6	H: 1 LOB: 3 BB: 2 P: 14	R: 0 E: 0 K: 2 S: 7	H: 0 LOB: 0 BB: 0 P: 7	R: 1 E: 0 K: 0 S: 4	H: 1 LOB: 0 BB: 0 P: 4	R: 0 E: 0 K: 0 S: 3	H: 0 LOB: 1 BB: 0 P: 6	R: 0 E: 0 K: 1 S: 6	H: 1 LOB: 1 BB: 0 P: 6	1B: 5 2B: 0 3B: 0 HR: 1	SF: 0 SAC: 0 DP: 0 HBP: 0	WP: 0 PB: 0 SB: 0 CS: 0	PA: 39
PITCHER Rich Robertson, R ERA: 2.63	IP: 9.0 WLS: W BF: 39 H: 6 R: 1 ER: 1 SO: 4 BB: 6 IBB: 0 HBP: 0 BLK: 0 WP: 0 HR: 1 S: 41 P: 65 ERA: 1.00 WHIP: 1.333																					

Chicago Cubs @ San Francisco Giants
Candlestick Park, San Francisco, CA
Sun Apr 18 1971, 6:38 AM EST
Att: 27,714 - Unknown

AB 33
R 1
H 6
RBI 1
BB 6
SO 4
LOB 23



Batter	1	2	3	4	5	6	7	8	9	AB	R	H	RBI	BB	SO	LOB	BOTTOM			
Bobby Bonds, R OBP: 0.419, SLG: 0.727	0-0 S E 1-3 1B	0-0 WP S SF3 1B	4-0 IBB	0-0 F4		0-0 FC6-4 1B			4 2 3 0 1 0 2											
Chris Speier, R OBP: 0.411, SLG: 0.383	0-0 1-3 1-2 1B	0-0 SF3 WP 1B	0-0 F6		4-0 FC1-6 BB	0-0 FC6-4 1-2			4 0 1 0 1 0 5											
Willie Mays, R OBP: 0.491, SLG: 0.857	4-0 E S 1B BB	4-0 SF3 1B IBB		0-0 6-3	0-0 FC1-6 FC1-6 1-2		0-0 1-3		1 1 0 0 2 0 0 2 0 0 0 0 0 1											
Frank Johnson, R OBP: 0.278, SLG: 0.214																				
George Foster, R OBP: 0.385, SLG: 0.682	4-0 1-2 2-3 1B IBB	0-0 SF3 1-2 2-3 3-H		0-0 4-3	0-0 FC1-6 BB BB 1-2	0-0 FC6-4 G4-6-3 1B			3 1 1 1 1 0 1											
Al Gallagher, R OBP: 0.281, SLG: 0.302	0-0 E6 E 1-2 2-3 3-H 1B	0-0 4-3		4-0 HR BB	4-0 BB 1-2 BB	0-0 G4-6-3 1-2			3 2 0 1 2 0 5											
Fran Healy, R OBP: 1.000, SLG: 2.200	0-0 E 1-2 2-H 3-H 1B		0-0 S BB 1B	0-0 HR 1-H BB	4-0 1-2 2-3 BB	0-0 FC6-4 1B			4 1 4 4 1 0 0											
Jimmy Rosario, S OBP: 0.423, SLG: 0.364	0-0 E3 1-3 2-H CS 1B		4-0 S BB 1B	4-0 1B BB	0-0 F2	0-0 FC6-4 4-3 1-2 1B			3 1 0 0 2 0 5											
Hal Lanier, R OBP: 0.250, SLG: 0.172	0-0 F2 1-2 1B		0-3 K	0-0 1B 1B		0-0 G6-4-3 1B		0-0 4-3	5 0 2 0 0 1 5											
Rich Robertson, R OBP: 0.143, SLG: 0.143		0-3 K	0-3 K	0-0 1-2 2-3 1B		0-0 G6-4-3 1-2		0-3 K	5 0 1 1 0 3 4											
Inning Stats	R: 4 E: 2 K: 0 S: 6	H: 2 LOB: 1 BB: 2 P: 14	R: 1 E: 0 K: 1 S: 7	H: 2 LOB: 2 BB: 1 P: 11	R: 0 E: 0 K: 2 S: 8	H: 1 LOB: 3 BB: 2 P: 16	R: 3 E: 0 K: 0 S: 6	H: 3 LOB: 2 BB: 2 P: 14	R: 0 E: 0 K: 0 S: 4	H: 2 LOB: 1 BB: 0 P: 4	R: 0 E: 0 K: 0 S: 3	H: 1 LOB: 0 BB: 0 P: 3	R: 0 E: 0 K: 1 S: 6	H: 1 LOB: 1 BB: 0 P: 6	R: 0 E: 1 K: 1 S: 6	H: 1 LOB: 1 BB: 0 P: 6	1B: 11 2B: 0 3B: 0 HR: 1	SF: 1 SAC: 0 DP: 2 HBP: 0	WP: 1 PB: 0 SB: 5 CS: 1	PA: 45
PITCHER Bill Bonham, R ERA: 10.13	IP: 3.2 WLS: L BF: 26 H: 7 R: 8 ER: 6 SO: 3 BB: 4 IBB: 3 HBP: 0 BLK: 0 WP: 1 HR: 1 S: 25 P: 53 ERA: 14.73 WHIP: 3.000																			
Ron Tompkins, R ERA: 9.0	IP: 1.0 WLS: 7 BF: 7 H: 1 R: 0 ER: 0 SO: 0 BB: 3 IBB: 0 HBP: 0 BLK: 0 WP: 0 HR: 0 S: 4 P: 16 ERA: 0.00 WHIP: 4.000																			
Earl Stephenson, L ERA:	IP: 3.1 WLS: 12 BF: 4 H: 4 R: 0 ER: 0 SO: 1 BB: 0 IBB: 0 HBP: 0 BLK: 0 WP: 0 HR: 0 S: 14 P: 14 ERA: 0.00 WHIP: 1.200																			

Chicago Cubs @ San Francisco Giants
Candlestick Park, San Francisco, CA
Sun Apr 18 1971, 6:38 AM EST
Att: 27,714 - Unknown

AB 34
R 8
H 12
RBI 7
BB 10
SO 4
LOB 28



Batter	1	2	3	4	5	6	7	8	9	AB	R	H	RBI	BB	SO	LOB	TOP																
Matty Alou, L (1, 8) OBP: 0.344, SLG: 0.350	1-0 FC6-4 BB HBP	0-0 S 1B		0-0 F9			0-0 1-2 1B		0-0 2H 1B	4	0	3	1	0	0	0	St. Louis Cardinals @ San Francisco Giants Candlestick Park, San Francisco, CA Mon Apr 19 1971, 6:33 AM EST Att: 3,630 - Unknown																
Joe Hague, L (1, 3) OBP: 0.286, SLG: 0.367	4-0 BB	4-0 BB			0-3 K		0-3 K		0-0 F4	2	0	0	0	2	2	2																	
Moe Drabowsky, R (7, 1) Jerry McNertney, R (9, PH) OBP: 0.333, SLG: 1.000	1-2 BB	1-2 BB								0	0	0	0	0	0	0																	
Lou Brock, L (1, 7) OBP: 0.404, SLG: 0.558	0-0 FC6-4-5 PB 1-2 2-3 2B				0-3 K		0-0 4-3			4	1	0	0	0	2	6																	
Joe Torre, R (1, 5) OBP: 0.370, SLG: 0.577	4-0 2B 1-2 BB				0-0 F9				0-0 G6-4-3 1B	3	0	1	0	1	1	0																	
Jose Cardenal, R (1, 9) OBP: 0.333, SLG: 0.391	0-0 1-3 2H 2B				0-0 2B		0-3 K		0-0 G6-4-3 1-2 1B	4	0	2	1	0	1	1																	
Ted Simmons, S (1, 2) OBP: 0.531, SLG: 0.526	4-0 BB				0-3 K		0-0 1-3		0-0 L6	3	0	0	0	1	1	1																	
Ted Sizemore, R (1, 4) OBP: 0.245, SLG: 0.178	0-0 L6				0-0 F6		0-0 F9			4	1	1	0	0	0	4																	
Dal Maxvill, R (1, 6) OBP: 0.207, SLG: 0.115					0-0 1-3				0-0 WP 1B	2	0	0	0	0	0	0																	
Luis Melendez, R (7, PH) Dick Schofield, S (7, 6) OBP: 0.500, SLG: 0.556					0-0 1-3				0-0 F9	1	0	1	0	0	0	0																	
Jerry Reuss, L (1, 1) Chuck Taylor, R (5, 1) Jim Beauchamp, R (7, PH) OBP: 0.333, SLG: 0.409					0-0 1-3		0-3 K		0-0 F8	2	0	0	0	0	0	2																	
Inning Stats	R: 1 E: 0 K: 0 S: 3	H: 1 LOB: 3 BB: 3 P: 16	R: 0 E: 0 K: 1 S: 6	H: 1 LOB: 2 BB: 1 P: 10	R: 0 E: 0 K: 2 S: 8	H: 1 LOB: 1 BB: 0 P: 8	R: 0 E: 0 K: 1 S: 5	H: 0 LOB: 0 BB: 0 P: 5	R: 0 E: 0 K: 2 S: 7	H: 0 LOB: 0 BB: 0 P: 7	R: 0 E: 0 K: 1 S: 5	H: 2 LOB: 2 BB: 0 P: 7	R: 0 E: 0 K: 0 S: 3	H: 1 LOB: 0 BB: 0 P: 3	R: 1 E: 0 K: 0 S: 5	H: 2 LOB: 1 BB: 0 P: 5	1B: 6 2B: 3 3B: 0 HR: 0	SF: 0 SAC: 0 DP: 2 HBP: 1	WP: 1 PB: 1 SB: 1 CS: 0	PA: 38													
PITCHER	IP WLS BF H R ER SO BB IBB HBP BLK WP HR S P ERA WHIP																																
Frank Reberger, R (1, 1) ERA: 4.4	0.0	W	36	8	1	1	8	3	0	0	0	1	0	49	61	1.00	1.222																
Ron Bryant, L (1, 1) ERA: 0.79																																	

Batter	1	2	3	4	5	6	7	8	9	AB	R	H	RBI	BB	SO	LOB	BOTTOM																	
Bobby Bonds, R (1, 9) OBP: 0.424, SLG: 0.759	4-0 G6-3 BB				0-0 F9		0-0 F8			3	1	1	1	1	0	1	St. Louis Cardinals @ San Francisco Giants Candlestick Park, San Francisco, CA Mon Apr 19 1971, 6:33 AM EST Att: 3,630 - Unknown																	
Chris Speier, R (1, 6) OBP: 0.417, SLG: 0.392	0-0 G6-3 1-2 2B				0-0 BB 1B		0-0 BB G3 1-2 1B		0-3 K	4	1	2	0	0	1	1																		
Willie Mays, R (1, 3) OBP: 0.491, SLG: 0.844	0-0 1B 2B				4-0 1B 1-2 BB		0-0 G3 1-2 2-3		0-3 K	3	1	1	0	1	1	2																		
Dick Dietz, R (1, 2) OBP: 0.431, SLG: 0.525	0-0 2H 1B				0-0 1-2 2H 1B		4-0 BB IBB		0-0 F9	3	0	2	2	1	0	0																		
George Foster, R (1, 7) OBP: 0.367, SLG: 0.600	0-3 K				0-3 K		4-0 1-2 2-3 3H BB		0-0 6-3	3	0	0	1	1	2	3																		
Al Gallagher, R (1, 5) OBP: 0.295, SLG: 0.333					0-0 4-3		0-0 CS 1B		0-0 2B	4	0	2	0	0	1	3																		
Jimmy Rosario, S (1, 8) OBP: 0.400, SLG: 0.320					0-0 5-3		4-0 CS 1-2 BB		0-3 K	3	0	0	0	1	2	1																		
Tito Fuentes, S (1, 4) OBP: 0.333, SLG: 0.414					0-0 5-3		0-0 F7		4-0 IBB	3	0	0	0	1	0	1																		
Frank Reberger, L (1, 1) OBP: 0.400, SLG: 0.400							0-0 G3 BB 1B		0-3 K	0	0	0	0	0	0	0																		
Ron Bryant, S (1, 1) OBP: 0.250, SLG: 0.250							0-0 4-3		0-3 K	4	1	1	0	0	2	2																		
Inning Stats	R: 1 E: 0 K: 1 S: 6	H: 2 LOB: 1 BB: 1 P: 10	R: 0 E: 0 K: 0 S: 3	H: 0 LOB: 0 BB: 0 P: 3	R: 1 E: 0 K: 2 S: 9	H: 2 LOB: 2 BB: 1 P: 13	R: 0 E: 0 K: 0 S: 2	H: 1 LOB: 0 BB: 1 P: 6	R: 1 E: 0 K: 1 S: 7	H: 2 LOB: 3 BB: 2 P: 15	R: 0 E: 0 K: 1 S: 5	H: 0 LOB: 0 BB: 0 P: 5	R: 1 E: 0 K: 2 S: 8	H: 1 LOB: 0 BB: 0 P: 8	R: 0 E: 0 K: 2 S: 8	H: 1 LOB: 2 BB: 1 P: 12	1B: 6 2B: 2 3B: 0 HR: 1	SF: 0 SAC: 0 DP: 1 HBP: 0	WP: 0 PB: 0 SB: 0 CS: 2	PA: 36														
PITCHER	IP WLS BF H R ER SO BB IBB HBP BLK WP HR S P ERA WHIP																																	
Jerry Reuss, L (1, 1) ERA: 5.27	4.1	L	20	7	3	3	3	3	0	0	0	0	0	9	17	0.00	0.600																	
Chuck Taylor, R (5, 1) ERA: 3.6	1.2		7	0	0	0	2	1	1	0	0	0	0	0	16	20	4.50	1.000																
Moe Drabowsky, R (7, 1) ERA: 2.84	2.0		9	2	1	1	4	0	1	0	0	0	0	1	16	20	4.50	1.000																


AB	33
R	2
H	8
RBI	2
BB	4
SO	8
LOB	18




Batter	1	2	3	4	5	6	7	8	9	AB	R	H	RBI	BB	SO	LOB	TOP		
Matty Alou, L (1.8) OBP: 0.353, SLG: 0.349	F8			FC6-4 BB		F4		1B CS 1B		3	0	1	0	1	0	0	St. Louis Cardinals @ San Francisco Giants Candlestick Park, San Francisco, CA Tue Apr 20 1971, 9:05 PM EST Att: 9,791 - Unknown		
Lou Brock, L (1.7) OBP: 0.392, SLG: 0.532	1-3			FC6-4 E S 1B 1-2		K		CS 1B		4	1	1	0	0	1				
Jose Cardenal, R (1.9) OBP: 0.310, SLG: 0.360	F6			F8 1-3		6-3		1-3 1B		4	0	0	0	0	0	3			
Joe Torre, R (1.5) OBP: 0.397, SLG: 0.589		F9		2B 1B			1B 1B	1B CS 1B		4	1	3	1	0	0	0			
Ted Simmons, S (1.2) OBP: 0.509, SLG: 0.524	K			1B 2B		F8		K		4	0	1	1	0	2	2			
Joe Hague, L (1.3) OBP: 0.282, SLG: 0.353	1-3			K		F8		CS 1B		4	0	1	0	0	1	2			
Ted Sizemore, R (1.4) OBP: 0.250, SLG: 0.188			6-3		F2		1B	CS K		3	0	1	0	0	0	0			
Dal Maxvill, R (7.6) OBP: 0.200, SLG: 0.111								1-2 1B		1	0	0	0	0	1	2			
Dick Schofield, S (1.6) OBP: 0.231, SLG: 0.250			F3		4-1		F9			3	0	0	0	0	0	2			
Reggie Cleveland, R (1.1) Frank Linzy, R (8.1) Moe Drabowsky, R (9.1)			1-3		6-3			6-3		3	0	0	0	0	0	0			
Inning Stats	R: 0 E: 0 K: 0 S: 3	H: 0 LOB: 0 BB: 0 P: 3	R: 0 E: 0 K: 1 S: 5	H: 0 LOB: 0 BB: 0 P: 5	R: 0 E: 0 K: 0 S: 3	H: 0 LOB: 0 BB: 0 P: 3	R: 2 E: 0 K: 1 S: 7	H: 2 LOB: 1 BB: 1 P: 11	R: 0 E: 0 K: 0 S: 3	H: 0 LOB: 0 BB: 0 P: 3	R: 0 E: 0 K: 0 S: 5	H: 2 LOB: 2 BB: 0 P: 5	R: 0 E: 0 K: 0 S: 4	H: 2 LOB: 1 BB: 0 P: 4	R: 0 E: 0 K: 2 S: 8	H: 2 LOB: 0 BB: 0 P: 8	1B: 7 2B: 1 3B: 0 HR: 0	SF: 0 SAC: 0 DP: 0 HBP: 0	WP: 0 PA: 34 PB: 0 SB: 1 CS: 4
PITCHER	IP WLS BF H R ER SO BB IBB HBP BLK WP HR S P ERA WHIP	8.0 L 30 6 2 2 3 1 0 0 0 0 0 35 39 2.25 0.875	1.0 4 2 0 0 2 0 0 0 0 0 0 0 8 8 0.00 2.000																

Batter	1	2	3	4	5	6	7	8	9	AB	R	H	RBI	BB	SO	LOB	BOTTOM				
Bobby Bonds, R (1.9) OBP: 0.426, SLG: 0.750	F9				F9		F8		F9	2	0	1	0	0	0	0	St. Louis Cardinals @ San Francisco Giants Candlestick Park, San Francisco, CA Tue Apr 20 1971, 9:05 PM EST Att: 9,791 - Unknown				
Ken Henderson, S (3. FR) OBP: 0.447, SLG: 0.516			1B		2B					3	0	1	0	0	0	0					
Chris Speier, R (1.6) OBP: 0.415, SLG: 0.393	K		BB		F9		F8		BB WP 1B	5	0	2	0	0	1	1					
Willie Mays, R (1.3) OBP: 0.516, SLG: 0.830	FC6-4 1B		1B		HBP		F8		BB BB	2	0	1	0	2	0	0					
Dick Dietz, R (1.2) OBP: 0.429, SLG: 0.500	FC6-4 1-2		K		K			FC6-4 1B	1-2 2-3 BB	4	0	1	0	1	2	6					
George Foster, R (1.7) OBP: 0.314, SLG: 0.500		K		F9		6-3		FC6-4 BB 1B	K	5	1	0	0	0	2	4					
Al Gallagher, R (1.5) OBP: 0.297, SLG: 0.333										3	0	1	0	0	0	0					
Willie McCovey, L (8. PH) OBP: 0.240, SLG: 0.136	5-3					4-3		K	K	1	0	0	0	0	1	1					
Hal Lanier, R (9.5) OBP: 0.250, SLG: 0.172				FC1-6 1B						0	0	0	0	0	0	0					
Fran Healy, R (9. PH) OBP: 0.857, SLG: 1.833										1	0	0	0	0	1	3					
Jimmy Rosario, S (1.8) OBP: 0.412, SLG: 0.296			4-3		FC1-6 1-2		E BB	1B BB		2	0	0	0	2	0	1					
Tito Fuentes, S (1.4) OBP: 0.324, SLG: 0.394			1-3		F8		E4 FC6-4	FC6-4 1B		4	0	1	1	0	0	2					
Juan Marichal, R (1.1) OBP: 0.214, SLG: 0.154										3	0	0	0	0	1	2					
Frank Johnson, R (8. PH) OBP: 0.263, SLG: 0.200			F7				FC6-4	FC6-4		1	0	0	0	0	0	2					
Jerry Johnson, R (9.1) OBP: 0.257							1-2	1-2		0	0	0	0	0	0	0					
Inning Stats	R: 0 E: 0 K: 1 S: 6	H: 1 LOB: 1 BB: 0 P: 6	R: 0 E: 0 K: 1 S: 5	H: 0 LOB: 0 BB: 0 P: 5	R: 0 E: 0 K: 1 S: 7	H: 2 LOB: 3 BB: 1 P: 11	R: 0 E: 0 K: 0 S: 4	H: 1 LOB: 1 BB: 0 P: 4	R: 0 E: 0 K: 2 S: 8	H: 1 LOB: 2 BB: 0 P: 9	R: 0 E: 1 K: 0 S: 4	H: 0 LOB: 2 BB: 1 P: 8	R: 0 E: 0 K: 0 S: 3	H: 0 LOB: 0 BB: 0 P: 3	R: 1 E: 0 K: 1 S: 7	H: 2 LOB: 2 BB: 1 P: 11	R: 0 E: 0 K: 2 S: 8	H: 1 LOB: 3 BB: 2 P: 16	1B: 7 2B: 1 3B: 0 HR: 0	SF: 0 SAC: 0 DP: 0 HBP: 1	WP: 1 PA: 42 PB: 0 SB: 0 CS: 0
PITCHER	IP WLS BF H R ER SO BB IBB HBP BLK WP HR S P ERA WHIP	7.2 W 35 7 1 1 6 3 0 1 0 0 1 0 43 56 1.17 1.304	0.2 S 2 0 0 0 2 0 0 0 0 0 0 6 6 0.00 0.000																		

AB 33
R 2
H 8
RBI 2
BB 1
SO 5
LOB 12



AB 36
R 1
H 8
RBI 1
BB 5
SO 8
LOB 22



Batter	1	2	3	4	5	6	7	8	9	AB	R	H	RBI	BB	SO	LOB	TOP								
Lou Brock, L OBP: 0.375, SLG: 0.500 (1, 7)	F9		FC3-6			1B E 3B 1B	1-3		4-3	5	1	1	0	0	0	2									
Matty Alou, L OBP: 0.325, SLG: 0.324 (1, 8)	F9		L4-6			E5 1B 3B	E1		F6	5	1	0	0	0	0	3									
Ted Simmons, S OBP: 0.509, SLG: 0.522 (1, 2)	4-3					3B 1B	F9			4	1	2	0	0	0	1									
Joe Torre, R OBP: 0.387, SLG: 0.600 (1, 5)		F2		K		2B 3B			1-3	4	1	1	3	0	1	1									
Jose Cardenal, R OBP: 0.355, SLG: 0.404 (1, 9)		1B 1B		S BB		1B 2B			FC1-6 BB	2	1	2	1	2	0	0									
Joe Hague, L OBP: 0.279, SLG: 0.342 (1, 3)		K		F9		G6-3 1B			FC1-6	4	0	1	1	0	1	3									
Ted Sizemore, R OBP: 0.250, SLG: 0.192 (1, 4)		1B				F8 G6-3			K	4	0	1	0	0	1	2									
Dick Schofield, S OBP: 0.250, SLG: 0.214 (1, 6)		K				F9			4-3 SH1-4 BB	2	0	0	0	1	1	2									
Dal Maxwell, R OBP: 0.226, SLG: 0.111 (7, 6)		K				G6-4-3 BB				0	0	0	0	1	0	0									
Bob Gibson, R OBP: 0.385, SLG: 0.583 (1, 1)						G6-4-3 1B			F4 SH1-4	3	0	1	0	0	0	1									
Inning Stats	R: 0 E: 0 K: 0 S: 3	H: 0 LOB: 0 BB: 0 P: 3	R: 0 E: 0 K: 2 S: 9	H: 2 LOB: 2 BB: 0 P: 9	R: 0 E: 0 K: 0 S: 3	H: 1 LOB: 0 BB: 0 P: 3	R: 0 E: 0 K: 1 S: 5	H: 1 LOB: 1 BB: 1 P: 9	R: 0 E: 0 K: 0 S: 2	H: 0 LOB: 0 BB: 1 P: 6	R: 5 E: 1 K: 0 S: 8	H: 5 LOB: 0 BB: 0 P: 8	R: 0 E: 1 K: 0 S: 4	H: 0 LOB: 1 BB: 0 P: 4	R: 0 E: 0 K: 1 S: 5	H: 0 LOB: 1 BB: 1 P: 9	R: 0 E: 0 K: 0 S: 3	H: 0 LOB: 1 BB: 1 P: 7	1B: 7 2B: 2 3B: 1 HR: 0	SF: 0 SAC: 1 DP: 3 HBP: 0	WP: 0 PB: 0 SB: 2 CS: 1	PA: 38			
PITCHER	IP	WLS	BF	H	R	ER	SO	BB	IBB	HBP	BLK	WP	HR	S	P	ERA	WHIP								
Gaylord Perry, R ERA: 2.81 (1, 1)	5.0	L	23	8	5	4	3	2	0	0	0	0	0	27	35	7.20	2.000								
John Cumberland, L ERA: (6, 1)	2.0		7	1	0	0	0	0	0	0	0	0	0	7	7	0.00	0.500								
Jerry Johnson, R ERA: (8, 1)	1.1		6	0	0	0	1	2	0	0	0	0	0	6	14	0.00	1.500								
Steve Hamilton, L ERA: (9, 1)	0.2		2	0	0	0	0	0	0	0	0	0	0	2	2	0.00	0.000								

St. Louis Cardinals @ San Francisco Giants
Candlestick Park, San Francisco, CA
Wed Apr 21 1971, 6:33 AM EST
Att: 6,178 - Unknown


AB 33
R 5
H 9
RBI 5
BB 4
SO 4
LOB 15



Batter	1	2	3	4	5	6	7	8	9	AB	R	H	RBI	BB	SO	LOB	BOTTOM								
Jimmy Rosario, S OBP: 0.368, SLG: 0.258 (1, 8)	F7		4-3			F8			4-3	4	0	0	0	0	0	0									
Chris Speier, R OBP: 0.391, SLG: 0.367 (1, 6)	K		K			K			1-3	4	0	0	0	0	3	0									
Ken Henderson, S OBP: 0.452, SLG: 0.588 (1, 7)	F2					G3 HR BB			HR	3	2	1	1	1	0	0									
Willie McCovey, L OBP: 0.276, SLG: 0.308 (1, 3)		1-3 1B 1B		1-1 HR		4-3			F4	4	1	2	2	0	0	0									
Dick Dietz, R OBP: 0.450, SLG: 0.511 (1, 2)		1-3 1B		H HBP		1B			6-3	3	0	2	0	0	0	0									
George Foster, R OBP: 0.282, SLG: 0.441 (1, 9)		1-3		K		F9			K	4	0	0	0	0	2	4									
Tito Fuentes, S OBP: 0.289, SLG: 0.351 (1, 4)		F5		F8					1-3	4	0	0	0	0	0	3									
Al Gallagher, R OBP: 0.284, SLG: 0.317 (1, 5)		K		F9					F9	3	0	0	0	0	1	3									
Gaylord Perry, R ERA: (1, 1)										2	0	0	0	0	2	0									
John Cumberland, R ERA: (6, 1)										0	0	0	0	0	0	0									
Frank Johnson, R OBP: 0.250, SLG: 0.188 (7, PH)										1	0	0	0	0	1	0									
Jerry Johnson, R ERA: (8, 1)										0	0	0	0	0	0	0									
Steve Hamilton, L ERA: (9, 1)										0	0	0	0	0	0	0									
Inning Stats	R: 0 E: 0 K: 1 S: 5	H: 0 LOB: 0 BB: 0 P: 5	R: 0 E: 0 K: 1 S: 7	H: 2 LOB: 2 BB: 0 P: 7	R: 0 E: 0 K: 2 S: 7	H: 0 LOB: 0 BB: 0 P: 7	R: 2 E: 0 K: 1 S: 6	H: 1 LOB: 1 BB: 1 P: 11	R: 0 E: 0 K: 2 S: 7	H: 0 LOB: 0 BB: 0 P: 7	R: 0 E: 0 K: 0 S: 4	H: 1 LOB: 1 BB: 0 P: 4	R: 0 E: 0 K: 1 S: 5	H: 0 LOB: 0 BB: 0 P: 5	R: 1 E: 0 K: 0 S: 4	H: 1 LOB: 0 BB: 0 P: 4	R: 0 E: 0 K: 1 S: 5	H: 0 LOB: 0 BB: 0 P: 5	1B: 3 2B: 0 3B: 0 HR: 2	SF: 0 SAC: 0 DP: 0 HBP: 1	WP: 0 PB: 0 SB: 0 CS: 0	PA: 34			
PITCHER	IP	WLS	BF	H	R	ER	SO	BB	IBB	HBP	BLK	WP	HR	S	P	ERA	WHIP								
Bob Gibson, R ERA: 1.98 (1, 1)	9.0	W	34	5	3	3	9	1	0	1	0	0	2	50	55	3.00	0.667								

St. Louis Cardinals @ San Francisco Giants
Candlestick Park, San Francisco, CA
Wed Apr 21 1971, 6:33 AM EST
Att: 6,178 - Unknown

AB 32
R 3
H 5
RBI 3
BB 1
SO 9
LOB 10



Batter	1	2	3	4	5	6	7	8	9	AB	R	H	RBI	BB	SO	LOB	TOP					
Chris Speier, R OBP: 0.405, SLG: 0.375	6-3	FC6-4																				
Tito Fuentes, S OBP: 0.279, SLG: 0.333	6-3		E6																			
Willie Mays, R OBP: 0.478, SLG: 0.765	5-3		FC1-4																			
Willie McCovey, L OBP: 0.273, SLG: 0.276																						
Dick Dietz, R OBP: 0.438, SLG: 0.480																						
Ken Henderson, S OBP: 0.457, SLG: 0.568																						
George Foster, R OBP: 0.326, SLG: 0.500																						
Al Gallagher, R OBP: 0.286, SLG: 0.308																						
Bob Heise, R (7.5)																						
Steve Stone, R (1.1)																						
Inning Stats	R: 0 E: 0 K: 0 S: 3	H: 0 LOB: 0 BB: 0 P: 3	R: 1 E: 1 K: 0 S: 4	H: 0 LOB: 3 BB: 3 P: 16	R: 0 E: 1 K: 1 S: 6	H: 0 LOB: 1 BB: 0 P: 6	R: 0 E: 0 K: 0 S: 3	H: 1 LOB: 1 BB: 1 P: 7	R: 1 E: 0 K: 1 S: 5	H: 2 LOB: 2 BB: 1 P: 9	R: 0 E: 0 K: 1 S: 5	H: 1 LOB: 0 BB: 0 P: 5	R: 0 E: 0 K: 0 S: 3	H: 1 LOB: 0 BB: 0 P: 3	R: 0 E: 0 K: 1 S: 7	H: 2 LOB: 2 BB: 1 P: 7	R: 0 E: 0 K: 0 S: 3	H: 0 LOB: 1 BB: 1 P: 7	1B: 6 2B: 1 3B: 0 HR: 0	SF: 1 SAC: 0 DP: 2 HBP: 0	WP: 0 PB: 1 SB: 0 CS: 1	PA: 39
PITCHER	IP	WLS	BF	H	R	ER	SO	BB	IBB	HBP	BLK	WP	HR	S	P	ERA	WHIP					
Luke Walker, L ERA: 2.25	8.0	L	35	7	2	1	3	4	1	0	0	0	0	36	56	1.12	1.375					
Mudcat Grant, R ERA: 4.5	1.0		4	0	0	0	0	1	0	0	0	0	0	3	7	0.00	1.000					

San Francisco Giants @ Pittsburgh Pirates
Three Rivers Stadium, Pittsburgh, PA
Fri Apr 23 1971, 6:05 PM EST
Att: 12,350 - Unknown

AB	32
R	2
H	7
RBI	2
BB	6
SO	3
LOB	21



Batter	1	2	3	4	5	6	7	8	9	AB	R	H	RBI	BB	SO	LOB	BOTTOM					
Dave Cash, R OBP: 0.407, SLG: 0.354	1-3		4-3																			
Richie Hebner, L OBP: 0.271, SLG: 0.313	F4																					
Roberto Clemente, R OBP: 0.295, SLG: 0.397																						
Al Oliver, L OBP: 0.270, SLG: 0.254																						
Vic Davalillo, L OBP: 0.350, SLG: 0.350																						
Bob Robertson, R OBP: 0.338, SLG: 0.473																						
Manny Sanguillen, R OBP: 0.242, SLG: 0.328																						
Jackie Hernandez, R OBP: 0.362, SLG: 0.455																						
Luke Walker, L (8, PH)																						
Mudcat Grant, R (9.1)																						
Inning Stats	R: 0 E: 0 K: 0 S: 4	H: 1 LOB: 1 BB: 0 P: 4	R: 0 E: 0 K: 0 S: 3	H: 0 LOB: 0 BB: 0 P: 3	R: 0 E: 0 K: 1 S: 5	H: 0 LOB: 0 BB: 0 P: 5	R: 0 E: 0 K: 0 S: 4	H: 1 LOB: 2 BB: 1 P: 8	R: 0 E: 0 K: 1 S: 6	H: 1 LOB: 1 BB: 0 P: 6	R: 0 E: 0 K: 0 S: 4	H: 1 LOB: 1 BB: 0 P: 4	R: 0 E: 0 K: 0 S: 3	H: 0 LOB: 0 BB: 0 P: 3	R: 0 E: 0 K: 1 S: 6	H: 1 LOB: 1 BB: 0 P: 6	1B: 4 2B: 1 3B: 0 HR: 0	SF: 0 SAC: 0 DP: 0 HBP: 0	WP: 0 PB: 0 SB: 0 CS: 0	PA: 33		
PITCHER	IP	WLS	BF	H	R	ER	SO	BB	IBB	HBP	BLK	WP	HR	S	P	ERA	WHIP					
Steve Stone, R ERA: 2.35	9.0	W	33	5	0	0	3	1	0	0	0	0	0	38	42	0.00	0.667					

San Francisco Giants @ Pittsburgh Pirates
Three Rivers Stadium, Pittsburgh, PA
Fri Apr 23 1971, 6:05 PM EST
Att: 12,350 - Unknown

AB	32
R	0
H	5
RBI	0
BB	1
SO	3
LOB	9



Batter	1	2	3	4	5	6	7	8	9	AB	R	H	RBI	BB	SO	LOB	TOP																				
Chris Speier, R (1.6) OBP: 0.405, SLG: 0.377										5	0	2	0	0	1	1																					
Tito Fuentes, S (1.4) OBP: 0.292, SLG: 0.340										5	1	2	0	0	0	2																					
Willie Mays, R (1.8) OBP: 0.444, SLG: 0.696										5	0	0	0	0	4	4																					
Willie McCovey, L (1.3) OBP: 0.297, SLG: 0.281										3	0	1	0	1	0	2																					
Dick Dietz, R (1.2) OBP: 0.441, SLG: 0.500										4	1	2	1	0	1	3																					
Ken Henderson, S (1.7) OBP: 0.480, SLG: 0.600										3	0	1	1	1	0	0																					
George Foster, R (1.9) OBP: 0.298, SLG: 0.452										4	0	0	0	0	3	4																					
Al Gallagher, R (1.5) OBP: 0.311, SLG: 0.338										3	0	2	0	1	1	0																					
Ron Bryant, S (1.1) OBP: 0.125, SLG: 0.125										4	0	0	0	0	2	4																					
Inning Stats	R: 0 E: 0 K: 0 S: 5	H: 2 LOB: 2 BB: 0 P: 5	R: 0 E: 0 K: 2 S: 7	H: 0 LOB: 0 BB: 0 P: 7	R: 0 E: 1 K: 2 S: 8	H: 1 LOB: 1 BB: 0 P: 8	R: 1 E: 0 K: 2 S: 9	H: 2 LOB: 2 BB: 1 P: 13	R: 1 E: 0 K: 3 S: 12	H: 3 LOB: 3 BB: 1 P: 16	R: 0 E: 0 K: 2 S: 4	H: 1 LOB: 1 BB: 0 P: 4	R: 0 E: 0 K: 2 S: 6	H: 0 LOB: 1 BB: 1 P: 10	R: 0 E: 0 K: 0 S: 4	H: 1 LOB: 1 BB: 0 P: 4	R: 0 E: 0 K: 1 S: 5	H: 0 LOB: 0 BB: 0 P: 5	1B: 7 2B: 3 3B: 1 HR: 0	SF: 0 SAC: 0 DP: 1 HBP: 0	WP: 0 PB: 0 SB: 0 CS: 1	PA: 39															
PITCHER Bob Johnson, R (1.1) ERA: 1.33	IP: 9.0 WLS: L BF: 39	H: 10 R: 2 ER: 2 SO: 12	BB: 1 IBB: 2 HBP: 0 BLK: 0	WP: 0 HR: 0 S: 60 P: 72	ERA: 2.00 WHIP: 1.222											PITCHER	IP: 9.0 WLS: W BF: 29	H: 3 R: 0 ER: 0 SO: 6	BB: 0 IBB: 0 HBP: 0 BLK: 0	WP: 0 HR: 0 S: 41 P: 41	ERA: 0.00 WHIP: 0.333											PITCHER	IP: 9.0 WLS: W BF: 29	H: 3 R: 0 ER: 0 SO: 6	BB: 0 IBB: 0 HBP: 0 BLK: 0	WP: 0 HR: 0 S: 41 P: 41	ERA: 0.00 WHIP: 0.333

San Francisco Giants @ Pittsburgh Pirates
Three Rivers Stadium, Pittsburgh, PA
Sat Apr 24 1971, 3:33 AM EST
Att: 8,386 - Unknown

AB	36
R	2
H	10
RBI	2
BB	3
SO	12
LOB	20



Batter	1	2	3	4	5	6	7	8	9	AB	R	H	RBI	BB	SO	LOB	BOTTOM																				
Dave Cash, R (1.4) OBP: 0.379, SLG: 0.327										4	0	0	0	0	1	1																					
Gene Clines, R (1.7) OBP: 0.200, SLG: 0.111										4	0	0	0	0	1	0																					
Roberto Clemente, R (1.9) OBP: 0.313, SLG: 0.410										3	0	2	0	0	0	0																					
Manny Sanguillen, R (1.2) OBP: 0.231, SLG: 0.313										3	0	0	0	0	0	2																					
Bob Robertson, R (1.3) OBP: 0.324, SLG: 0.448										3	0	0	0	0	2	1																					
Jose Pagan, R (1.5)										3	0	0	0	0	1	0																					
Al Oliver, L (1.8) OBP: 0.258, SLG: 0.242										3	0	0	0	0	0	0																					
Jackie Hernandez, R (1.6) OBP: 0.340, SLG: 0.426										3	0	0	0	0	0	0																					
Bob Johnson, L (1.1) OBP: 0.111, SLG: 0.111 Gene Alley, R (9, PH) OBP: 0.231, SLG: 0.615										2	0	1	0	0	1	0																					
Inning Stats	R: 0 E: 0 K: 1 S: 6	H: 1 LOB: 1 BB: 0 P: 6	R: 0 E: 0 K: 1 S: 5	H: 0 LOB: 0 BB: 0 P: 5	R: 0 E: 0 K: 0 S: 3	H: 1 LOB: 0 BB: 0 P: 3	R: 0 E: 0 K: 0 S: 3	H: 0 LOB: 0 BB: 0 P: 3	R: 0 E: 0 K: 1 S: 5	H: 0 LOB: 0 BB: 0 P: 5	R: 0 E: 0 K: 1 S: 6	H: 1 LOB: 1 BB: 0 P: 6	R: 0 E: 0 K: 0 S: 3	H: 0 LOB: 0 BB: 0 P: 3	R: 0 E: 0 K: 1 S: 5	H: 0 LOB: 0 BB: 0 P: 5	R: 0 E: 0 K: 1 S: 5	H: 0 LOB: 0 BB: 0 P: 5	1B: 3 2B: 0 3B: 0 HR: 0	SF: 0 SAC: 0 DP: 1 HBP: 0	WP: 0 PB: 0 SB: 0 CS: 0	PA: 29															
PITCHER Ron Bryant, L (1.1) ERA: 0.44	IP: 9.0 WLS: W BF: 29	H: 3 R: 0 ER: 0 SO: 6	BB: 0 IBB: 0 HBP: 0 BLK: 0	WP: 0 HR: 0 S: 41 P: 41	ERA: 0.00 WHIP: 0.333											PITCHER	IP: 9.0 WLS: W BF: 29	H: 3 R: 0 ER: 0 SO: 6	BB: 0 IBB: 0 HBP: 0 BLK: 0	WP: 0 HR: 0 S: 41 P: 41	ERA: 0.00 WHIP: 0.333											PITCHER	IP: 9.0 WLS: W BF: 29	H: 3 R: 0 ER: 0 SO: 6	BB: 0 IBB: 0 HBP: 0 BLK: 0	WP: 0 HR: 0 S: 41 P: 41	ERA: 0.00 WHIP: 0.333

San Francisco Giants @ Pittsburgh Pirates
Three Rivers Stadium, Pittsburgh, PA
Sat Apr 24 1971, 3:33 AM EST
Att: 8,386 - Unknown

AB	29
R	0
H	3
RBI	0
BB	0
SO	6
LOB	4



Batter	1	2	3	4	5	6	7	8	9	AB	R	H	RBI	BB	SO	LOB	TOP					
Chris Speier, R (1,6) OBP: 0.405, SLG: 0.370										4	0	1	0	1	1	0	San Francisco Giants @ Pittsburgh Pirates Three Rivers Stadium, Pittsburgh, PA Sun Apr 25 1971, 3:33 AM EDT Att: 16,553 - Unknown livebaseballscorecards.com					
Tito Fuentes, S (1,4) OBP: 0.283, SLG: 0.327										5	0	1	0	0	0	3						
Ken Henderson, S (1,7) OBP: 0.436, SLG: 0.556										5	0	1	0	0	0	4						
Willie McCovey, L (1,3) OBP: 0.357, SLG: 0.417											4	1	3	1	0	2						
Dick Dietz, R (1,2) OBP: 0.452, SLG: 0.500											4	0	2	0	1	0						
George Foster, R (1,9) OBP: 0.314, SLG: 0.457											4	0	2	0	0	5						
Willie Mays, R (9, PH) OBP: 0.438, SLG: 0.684										1	0	0	0	0	2							
Jimmy Rosario, S (1,8) OBP: 0.333, SLG: 0.229										4	0	0	0	0	4	4						
Al Gallagher, R (1,5) OBP: 0.308, SLG: 0.333										4	1	1	0	0	0	3						
Juan Marichal, R (1,1) OBP: 0.188, SLG: 0.133										2	0	0	0	0	1	1						
Bob Heise, R (6, PH)										1	0	0	0	0	0	0						
John Cumberland, R (6,1)										0	0	0	0	0	0	0						
Frank Johnson, R (8, PH)										1	0	0	0	0	0	0						
Jerry Johnson, R (8,1)										0	0	0	0	0	0	0						
Inning Stats	R: 0 E: 0 K: 0 S: 5	H: 2 LOB: 3 BB: 1 P: 9	R: 1 E: 1 K: 2 S: 9	H: 1 LOB: 2 BB: 1 P: 13	R: 0 E: 0 K: 1 S: 7	H: 2 LOB: 2 BB: 0 P: 7	R: 0 E: 0 K: 1 S: 6	H: 1 LOB: 1 BB: 0 P: 6	R: 1 E: 0 K: 0 S: 4	H: 2 LOB: 1 BB: 0 P: 7	R: 0 E: 1 K: 0 S: 4	H: 0 LOB: 1 BB: 0 P: 4	R: 0 E: 0 K: 1 S: 5	H: 1 LOB: 1 BB: 0 P: 6	R: 0 E: 0 K: 0 S: 3	H: 0 LOB: 0 BB: 0 P: 3	R: 0 E: 0 K: 0 S: 5	H: 2 LOB: 2 BB: 0 P: 5	1B: 10 2B: 9 3B: 0 HR: 1	SF: 0 SAC: 0 DP: 1 HBP: 1	WP: 0 PB: 0 SB: 0 CS: 1	PA: 42
PITCHER	IP WLS BF H R ER SO BB IBB HBP BLK WP HR S P ERA WHIP																	ERA WHIP				
Nelson Briles, R (1,1) ERA: 2.7	8.2 W 41 H 11 R 2 ER 1 SO 6 BB 1 IBB 1 HBP 1 BLK 0 WP 0 HR 1 S 50 P 59 ERA 1.04 WHIP 1.385																					
Dave Giusti, R (9,1) ERA: 1.35	0.1 S 1 H 0 R 0 ER 0 SO 0 BB 0 IBB 0 HBP 0 BLK 0 WP 0 HR 0 S 1 P 1 ERA 0.00 WHIP 0.000																					

Batter	1	2	3	4	5	6	7	8	9	AB	R	H	RBI	BB	SO	LOB	BOTTOM			
Dave Cash, R (1,4) OBP: 0.413, SLG: 0.375										4	2	3	0	1	0	0	San Francisco Giants @ Pittsburgh Pirates Three Rivers Stadium, Pittsburgh, PA Sun Apr 25 1971, 3:33 AM EDT Att: 16,553 - Unknown livebaseballscorecards.com			
Vic Davalillo, L (1,3) OBP: 0.400, SLG: 0.400										5	1	3	3	0	0	1				
Roberto Clemente, R (1,9) OBP: 0.319, SLG: 0.400										4	0	1	0	1	0	4				
Willie Stargell, L (1,7) OBP: 0.379, SLG: 0.847										4	0	1	0	0	1	3				
Milt May, L (1,2) OBP: 0.379, SLG: 0.847										4	1	0	1	0	0	4				
Al Oliver, L (1,8) OBP: 0.271, SLG: 0.273										4	0	2	2	0	0	0				
Jose Pagan, R (1,5) OBP: 0.308, SLG: 0.100										2	1	1	0	2	0	1				
Jackie Hernandez, R (1,6) OBP: 0.333, SLG: 0.400										3	1	0	0	1	1	4				
Nelson Briles, R (1,1) ERA: 1.58										3	0	0	0	0	1	2				
Dave Giusti, R (9,1) ERA: 0.84										0	0	0	0	0	0	0				
Inning Stats	R: 0 E: 0 K: 0 S: 5	H: 2 LOB: 2 BB: 0 P: 5	R: 0 E: 0 K: 1 S: 6	H: 1 LOB: 0 BB: 0 P: 6	R: 3 E: 0 K: 1 S: 7	H: 2 LOB: 2 BB: 3 P: 19	R: 0 E: 0 K: 0 S: 4	H: 1 LOB: 1 BB: 0 P: 4	R: 0 E: 0 K: 0 S: 4	H: 1 LOB: 1 BB: 0 P: 4	R: 2 E: 1 K: 0 S: 4	H: 2 LOB: 0 BB: 1 P: 8	R: 0 E: 0 K: 0 S: 3	H: 0 LOB: 0 BB: 0 P: 3	R: 1 E: 0 K: 1 S: 7	H: 2 LOB: 2 BB: 1 P: 11	1B: 9 2B: 2 3B: 0 HR: 0	SF: 0 SAC: 1 DP: 1 HBP: 0	WP: 0 PB: 0 SB: 0 CS: 0	PA: 39
PITCHER	IP WLS BF H R ER SO BB IBB HBP BLK WP HR S P ERA WHIP																	ERA WHIP		
Juan Marichal, R (1,1) ERA: 1.58	5.0 L 25 H 7 R 3 ER 3 SO 2 BB 2 IBB 0 HBP 0 BLK 0 WP 0 HR 0 S 26 P 38 ERA 5.40 WHIP 1.800																			
John Cumberland, L (6,1) ERA: 0.75	2.0 8 H 2 R 2 ER 1 SO 1 BB 0 IBB 0 HBP 0 BLK 0 WP 0 HR 7 S 11 ERA 4.50 WHIP 1.500																			
Jerry Johnson, R (8,1) ERA: 0.84	1.0 6 H 2 R 1 ER 1 SO 1 BB 0 IBB 0 HBP 0 BLK 0 WP 0 HR 7 S 11 ERA 9.00 WHIP 3.000																			

Batter	1	2	3	4	5	6	7	8	9	10	AB	R	H	RBI	BB	SO	LOB	TOP		
Bobby Bonds, R OBP: 0.425, SLG: 0.723 George Foster, R OBP: 0.308, SLG: 0.447	F8		1B 2B	5-3		6-3		1B		K	5	1	2	0	0	0	0	San Francisco Giants @ Atlanta Braves Atlanta Stadium, Atlanta, GA Tue Apr 27 1971, 7:05 PM EDT Att: 13,494 - Unknown		
Chris Speier, R OBP: 0.411, SLG: 0.380	5-3		2B 1B	6-3			1B SF7	F9		1B	6	2	3	0	0	0	1			
Willie Mays, R OBP: 0.456, SLG: 0.698	K		1B				5-3 1B			G3	6	1	4	2	0	1	0			
Willie McCovey, L OBP: 0.354, SLG: 0.475		K	FC4-6 1B			HR	SF7			G3	4	1	1	2	1	2	3			
Dick Dietz, R OBP: 0.449, SLG: 0.492	5-3		1B	FC4-6 1B		1B	5-3			K	5	0	2	2	0	1	2			
Ken Henderson, S OBP: 0.450, SLG: 0.532		BB 1B	FC4-6 FC4 S			F7				1B	2	0	0	0	3	0	3			
Tito Fuentes, S OBP: 0.281, SLG: 0.321 Steve Hamilton, L OBP: 0.271, SLG: 0.311 Don McMahon, R OBP: 0.297, SLG: 0.387 John Cumberland, R OBP: 0.271, SLG: 0.311 Jerry Johnson, R OBP: 0.271, SLG: 0.311		BB 1B	FC4			FC6-4				F7	4	0	1	0	0	1	5			
Hal Lanier, R OBP: 0.270, SLG: 0.182		BB				5-3				G3	4	1	1	0	1	0	2			
Gaylord Perry, R OBP: 0.300, SLG: 0.324	K			4-3			F9			F9	3	0	0	0	0	1	3			
Inning Stats	R: 0 E: 0 K: 1 S: 5	H: 0 LOB: 0 BB: 0 P: 5	R: 0 E: 0 K: 2 S: 8	H: 1 LOB: 3 BB: 2 P: 16	R: 3 E: 0 K: 0 S: 7	H: 4 LOB: 2 BB: 1 P: 11	R: 0 E: 0 K: 0 S: 3	H: 0 LOB: 0 BB: 0 P: 3	R: 1 E: 0 K: 1 S: 7	H: 2 LOB: 2 BB: 1 P: 11	R: 0 E: 0 K: 0 S: 4	H: 1 LOB: 1 BB: 0 P: 4	R: 0 E: 0 K: 1 S: 6	H: 1 LOB: 2 BB: 1 P: 10	R: 1 E: 0 K: 3 S: 12	H: 3 LOB: 2 BB: 0 P: 12	1B: 12 2B: 1 3B: 0 HR: 1		SF: 1 SAC: 0 DP: 0 HBP: 0	WP: 0 PA: 49
PITCHER	IP WLS BF H R ER SO BB IBB HBP BLK WP HR S P ERA WHIP	IP WLS BF H R ER SO BB IBB HBP BLK WP HR S P ERA WHIP	IP WLS BF H R ER SO BB IBB HBP BLK WP HR S P ERA WHIP	IP WLS BF H R ER SO BB IBB HBP BLK WP HR S P ERA WHIP	IP WLS BF H R ER SO BB IBB HBP BLK WP HR S P ERA WHIP	IP WLS BF H R ER SO BB IBB HBP BLK WP HR S P ERA WHIP	IP WLS BF H R ER SO BB IBB HBP BLK WP HR S P ERA WHIP	IP WLS BF H R ER SO BB IBB HBP BLK WP HR S P ERA WHIP	IP WLS BF H R ER SO BB IBB HBP BLK WP HR S P ERA WHIP	IP WLS BF H R ER SO BB IBB HBP BLK WP HR S P ERA WHIP	IP WLS BF H R ER SO BB IBB HBP BLK WP HR S P ERA WHIP	IP WLS BF H R ER SO BB IBB HBP BLK WP HR S P ERA WHIP	IP WLS BF H R ER SO BB IBB HBP BLK WP HR S P ERA WHIP	IP WLS BF H R ER SO BB IBB HBP BLK WP HR S P ERA WHIP	IP WLS BF H R ER SO BB IBB HBP BLK WP HR S P ERA WHIP	IP WLS BF H R ER SO BB IBB HBP BLK WP HR S P ERA WHIP	IP WLS BF H R ER SO BB IBB HBP BLK WP HR S P ERA WHIP	IP WLS BF H R ER SO BB IBB HBP BLK WP HR S P ERA WHIP	IP WLS BF H R ER SO BB IBB HBP BLK WP HR S P ERA WHIP	
Ron Reed, R ERA: 4.78 Bob Priddy, R ERA: 3.72 Steve Barber, L ERA: 15.43	7.0 L 0.1	34 14 1	9 5 0	5 1 0	5 3 0	4 3 0	2 1 0	0 0 0	0 0 0	0 0 0	0 0 0	0 0 0	0 0 0	0 0 0	0 0 0	0 0 0	0 0 0	0 0 0	0 0 0	0 0 0

AB	43
R	6
H	14
RBI	6
BB	5
SO	8
LOB	23



Batter	1	2	3	4	5	6	7	8	9	10	AB	R	H	RBI	BB	SO	LOB	BOTTOM			
Sonny Jackson, L OBP: 0.346, SLG: 0.411	4-3		F8	F7			F7			1B	5	0	1	0	0	0	1	San Francisco Giants @ Atlanta Braves Atlanta Stadium, Atlanta, GA Tue Apr 27 1971, 7:05 PM EDT Att: 13,494 - Unknown			
Ralph Garr, L OBP: 0.450, SLG: 0.539	E 2B 1B		HR			CS 1B	1B	F8		F8	5	2	4	1	0	0	1				
Hank Aaron, R OBP: 0.333, SLG: 0.667	1B 2B		HR			5-3	F6	F6		F6	5	2	2	3	0	0	3				
Orlando Cepeda, R OBP: 0.354, SLG: 0.662 Mike Lum, L OBP: 0.333, SLG: 0.133	K		4-3			F3		E3 FC5-4		F5	3	0	0	0	0	1	1				
Felix Millan, R OBP: 0.410, SLG: 0.431			S 1B			4-3		FC5-4 S		FC4-6 1B	5	0	3	1	0	0	1				
Hal King, L OBP: 0.277, SLG: 0.276	F3		BB			K		K		FC4-6 FC4-6	4	0	0	0	1	2	3				
Earl Williams, R OBP: 0.362, SLG: 0.643			F7	G3		F8		F8		FC4-6	4	0	0	0	1	0	3				
Marty Perez, R OBP: 0.295, SLG: 0.333	F3			6-3			1B 3B	F2			4	1	1	0	0	0	2				
Ron Reed, R OBP: 0.167, SLG: 0.167 Gil Garrido, R OBP: 0.250, SLG: 0.143 Bob Priddy, R OBP: 0.250, SLG: 0.143 Steve Barber, L OBP: 0.250, SLG: 0.143	K		K			K		K		6-3	2	0	0	0	0	2	0				
Inning Stats	R: 2 E: 1 K: 1 S: 8	H: 3 LOB: 1 BB: 0 P: 8	R: 0 E: 0 K: 1 S: 5	H: 0 LOB: 0 BB: 0 P: 5	R: 2 E: 0 K: 0 S: 6	H: 3 LOB: 2 BB: 1 P: 10	R: 0 E: 0 K: 0 S: 5	H: 0 LOB: 0 BB: 0 P: 5	R: 0 E: 0 K: 0 S: 3	H: 1 LOB: 0 BB: 0 P: 3	R: 0 E: 0 K: 1 S: 5	H: 2 LOB: 1 BB: 0 P: 7	R: 0 E: 1 K: 1 S: 6	H: 0 LOB: 2 BB: 1 P: 10	R: 0 E: 0 K: 0 S: 4	H: 1 LOB: 1 BB: 0 P: 4	R: 0 E: 0 K: 0 S: 4		H: 1 LOB: 1 BB: 0 P: 4	1B: 8 2B: 1 3B: 1 HR: 1	SF: 0 SAC: 0 DP: 0 HBP: 0
PITCHER	IP WLS BF H R ER SO BB IBB HBP BLK WP HR S P ERA WHIP	IP WLS BF H R ER SO BB IBB HBP BLK WP HR S P ERA WHIP	IP WLS BF H R ER SO BB IBB HBP BLK WP HR S P ERA WHIP	IP WLS BF H R ER SO BB IBB HBP BLK WP HR S P ERA WHIP	IP WLS BF H R ER SO BB IBB HBP BLK WP HR S P ERA WHIP	IP WLS BF H R ER SO BB IBB HBP BLK WP HR S P ERA WHIP	IP WLS BF H R ER SO BB IBB HBP BLK WP HR S P ERA WHIP	IP WLS BF H R ER SO BB IBB HBP BLK WP HR S P ERA WHIP	IP WLS BF H R ER SO BB IBB HBP BLK WP HR S P ERA WHIP	IP WLS BF H R ER SO BB IBB HBP BLK WP HR S P ERA WHIP	IP WLS BF H R ER SO BB IBB HBP BLK WP HR S P ERA WHIP	IP WLS BF H R ER SO BB IBB HBP BLK WP HR S P ERA WHIP	IP WLS BF H R ER SO BB IBB HBP BLK WP HR S P ERA WHIP	IP WLS BF H R ER SO BB IBB HBP BLK WP HR S P ERA WHIP	IP WLS BF H R ER SO BB IBB HBP BLK WP HR S P ERA WHIP	IP WLS BF H R ER SO BB IBB HBP BLK WP HR S P ERA WHIP	IP WLS BF H R ER SO BB IBB HBP BLK WP HR S P ERA WHIP	IP WLS BF H R ER SO BB IBB HBP BLK WP HR S P ERA WHIP	IP WLS BF H R ER SO BB IBB HBP BLK WP HR S P ERA WHIP		
Gaylord Perry, R ERA: 3.49 Steve Hamilton, L ERA: 6.75 Don McMahon, R ERA: 6.75 John Cumberland, L ERA: 0.66 Jerry Johnson, R ERA: 0.62	6.2 1.0 0.1 1.2 0.1	28 5 2 7 1	8 1 0 2 0	5 0 0 0 0	5 1 0 0 0	5 0 0 0 0	5 0 0 0 0	5 0 0 0 0	5 0 0 0 0	5 0 0 0 0	5 0 0 0 0	5 0 0 0 0	5 0 0 0 0	5 0 0 0 0	5 0 0 0 0	5 0 0 0 0	5 0 0 0 0	5 0 0 0 0	5 0 0 0 0	5 0 0 0 0	5 0 0 0 0



Batter	1	2	3	4	5	6	7	8	9	AB	R	H	RBI	BB	SO	LOB	TOP			
Bobby Bonds, R OBP: 0.410, SLG: 0.729 (1, 9)										5	1	1	1	0	1	0	San Francisco Giants @ Atlanta Braves Atlanta Stadium, Atlanta, GA Wed Apr 28 1971, 7:05 PM EDT Att: 7,250 - Unknown			
Chris Speier, R OBP: 0.404, SLG: 0.373 (1, 6)										4	0	1	0	0	1	0				
Ken Henderson, S OBP: 0.422, SLG: 0.490 (1, 8)										4	0	0	0	0	2	1				
Willie McCovey, L OBP: 0.346, SLG: 0.477 (1, 3)										4	2	1	0	0	0	1				
Dick Dietz, R OBP: 0.463, SLG: 0.508 (1, 2)										2	1	1	1	2	0	0				
George Foster, R OBP: 0.357, SLG: 0.569 (1, 7)										4	1	4	3	0	0	0				
Tito Fuentes, S OBP: 0.279, SLG: 0.333 (1, 4)										4	0	1	0	0	1	4				
Al Gallagher, R OBP: 0.298, SLG: 0.312 Hal Lanier, R OBP: 0.270, SLG: 0.182 (9, 5)										3	0	0	0	1	0	0				
Steve Stone, R Don McMahon, R (7, 1)										3	0	0	0	0	2	2				
Inning Stats	R: 2 E: 0 K: 1 S: 8	H: 3 LOB: 2 BB: 1 P: 12	R: 0 E: 0 K: 0 S: 3	H: 0 LOB: 0 BB: 0 P: 3	R: 2 E: 0 K: 0 S: 5	H: 3 LOB: 1 BB: 0 P: 5	R: 0 E: 0 K: 1 S: 5	H: 0 LOB: 0 BB: 0 P: 5	R: 0 E: 0 K: 1 S: 7	H: 2 LOB: 2 BB: 1 P: 11	R: 0 E: 0 K: 3 S: 9	H: 0 LOB: 0 BB: 0 P: 9	R: 0 E: 0 K: 0 S: 3	H: 1 LOB: 1 BB: 1 P: 7	R: 0 E: 0 K: 1 S: 5	H: 0 LOB: 0 BB: 0 P: 5		1B: 3 2B: 4 3B: 0 HR: 2	SF: 0 SAC: 0 DP: 1 HBP: 0	WP: 0 PB: 0 SB: 0 CS: 0
PITCHER	IP WLS BF H R ER SO BB IBB HBP BLK WP HR S P ERA WHIP																			
Jim Nash, R ERA: 4.5 Mike McQueen, L ERA: 2.39 Steve Barber, L ERA: 13.5 Ron Herbel, R ERA: 4.15	(1, 1) (4, 1) (8, 1) (8, 1)	3.0 4.0 0.1 1.2	L 15 1 6	H: 6 R: 4 ER: 4 SO: 1	R: 0 LOB: 0 BB: 0 P: 3	H: 0 LOB: 0 BB: 0 P: 3	R: 1 E: 0 K: 0 S: 5	H: 3 LOB: 1 BB: 0 P: 5	R: 0 E: 0 K: 1 S: 5	H: 0 LOB: 0 BB: 0 P: 5	R: 0 E: 0 K: 1 S: 7	H: 2 LOB: 2 BB: 1 P: 11	R: 0 E: 0 K: 3 S: 9	H: 0 LOB: 0 BB: 0 P: 9	R: 0 E: 0 K: 1 S: 5	H: 0 LOB: 0 BB: 0 P: 5	1B: 3 2B: 4 3B: 0 HR: 2	SF: 0 SAC: 0 DP: 1 HBP: 0	WP: 0 PB: 0 SB: 0 CS: 0	PA: 37

AB	34
R	5
H	9
RBI	5
BB	3
SO	8
LOB	8



Batter	1	2	3	4	5	6	7	8	9	AB	R	H	RBI	BB	SO	LOB	BOTTOM						
Sonny Jackson, L OBP: 0.349, SLG: 0.416 (1, 8)										4	1	1	0	1	1	0	San Francisco Giants @ Atlanta Braves Atlanta Stadium, Atlanta, GA Wed Apr 28 1971, 7:05 PM EDT Att: 7,250 - Unknown						
Ralph Garr, L OBP: 0.440, SLG: 0.525 (1, 7)										4	0	1	0	0	1	2							
Hank Aaron, R OBP: 0.356, SLG: 0.661 (1, 3)										2	0	1	2	2	0	0							
Earl Williams, R OBP: 0.333, SLG: 0.587 Ron Herbel, R (8, 1)										4	0	0	0	0	1	5							
Felix Millan, R OBP: 0.402, SLG: 0.434 (1, 4)										4	0	1	0	0	0	4							
Mike Lum, L OBP: 0.320, SLG: 0.111 (1, 9)										3	1	0	0	1	0	1							
Hal King, L OBP: 0.275, SLG: 0.274 (1, 2)										4	0	1	0	0	1	1							
Gil Garrido, R OBP: 0.250, SLG: 0.182 (1, 6)										4	0	1	1	0	0	2							
Jim Nash, R OBP: 0.250, SLG: 0.250 Mike McQueen, L OBP: 0.333, SLG: 0.333 Mary Staehle, L (7, PH) Steve Barber, L (8, 1) Clete Boyer, R OBP: 0.250, SLG: 0.188 (8, 5)	(1, 1) (4, 1) (7, PH) (8, 1) (8, 5)	0.250 0.333 0.250 0.188	L 10 1	H: 1 R: 3 ER: 3 SO: 2	R: 0 LOB: 1 BB: 0 P: 4	H: 1 LOB: 0 BB: 0 P: 4	R: 1 E: 0 K: 0 S: 4	H: 1 LOB: 0 BB: 0 P: 4	R: 1 E: 1 K: 0 S: 4	H: 1 LOB: 1 BB: 1 P: 8	R: 0 E: 0 K: 1 S: 6	H: 1 LOB: 1 BB: 0 P: 6	R: 1 E: 0 K: 0 S: 4	H: 1 LOB: 2 BB: 2 P: 12	R: 0 E: 0 K: 2 S: 3	H: 0 LOB: 0 BB: 0 P: 3		R: 0 E: 0 K: 2 S: 7	H: 0 LOB: 0 BB: 0 P: 7	1B: 4 2B: 2 3B: 0 HR: 0	SF: 0 SAC: 1 DP: 0 HBP: 0	WP: 0 PB: 0 SB: 0 CS: 0	PA: 38
PITCHER	IP WLS BF H R ER SO BB IBB HBP BLK WP HR S P ERA WHIP																						
Steve Stone, R ERA: 2.79 Don McMahon, R ERA: 4.32	(1, 1) (7, 1)	6.0 3.0	W S	H: 5 R: 3 ER: 3 SO: 2	R: 0 LOB: 1 BB: 0 P: 4	H: 1 LOB: 0 BB: 0 P: 4	R: 0 E: 0 K: 0 S: 4	H: 1 LOB: 0 BB: 0 P: 4	R: 0 E: 0 K: 0 S: 4	H: 1 LOB: 1 BB: 1 P: 8	R: 0 E: 0 K: 1 S: 6	H: 1 LOB: 1 BB: 0 P: 6	R: 1 E: 0 K: 0 S: 4	H: 1 LOB: 2 BB: 2 P: 12	R: 0 E: 0 K: 2 S: 3	H: 0 LOB: 0 BB: 0 P: 3	R: 0 E: 0 K: 2 S: 7	H: 0 LOB: 0 BB: 0 P: 7	1B: 4 2B: 2 3B: 0 HR: 0	SF: 0 SAC: 1 DP: 0 HBP: 0	WP: 0 PB: 0 SB: 0 CS: 0	PA: 38	

AB	32
R	3
H	6
RBI	3
BB	5
SO	5
LOB	17



Batter	1	2	3	4	5	6	7	8	9	10	11	12	13	AB	R	H	RBI	BB	SO	LOB	TOP					
Bobby Bonds, R OBP: 0.405, SLG: 0.693 (1, 9)	1-4-3		1B		F9		G6-4-3			S BB		F4		5	0	1	1	1	0	2						
Chris Speier, R OBP: 0.410, SLG: 0.382 (1, 6)	L3		G5-4-3 1B			BB 1B		F3		F4			1B 1B	6	1	3	0	0	0	1						
Wille Mays, R OBP: 0.447, SLG: 0.667 (1, 8)	F9		G5-4-3 1B			F6		G4-6-3 1B		F4			1B S 1B	6	1	2	0	0	0	4						
Wille McCovey, L OBP: 0.345, SLG: 0.449 (1, 3)		F5			FC1-6 1B			G4-6-3 1B			F7		F8	5	0	1	0	1	0	2						
Dick Dietz, R OBP: 0.477, SLG: 0.800 (1, 2)		BB			F6			BB		FC5-6 BB		6-3	1B BB	3	1	1	1	3	0	1						
Ken Henderson, S OBP: 0.400, SLG: 0.456 (1, 7)	F9		FC1-6 1B			K				FC5-6 BB		G3	1B BB	6	1	1	1	0	1	5						
Tilo Fuentes, S OBP: 0.284, SLG: 0.333 (1, 4)	6-3				4-3		F6			F9			1B	6	0	2	1	0	0	5						
Hal Lanier, R OBP: 0.262, SLG: 0.184 (1, 5)					F7		F7			F6		SH3	1B	5	0	1	1	0	0	1						
Ron Bryant, S OBP: 0.286, SLG: 0.320 (7, 1)					E9		1-3						1B	3	1	1	0	0	0	0						
Frank Johnson, R OBP: 0.286, SLG: 0.320 (7, 1)													1B	0	0	0	0	0	0	0						
Don McMahon, R OBP: 0.286, SLG: 0.320 (7, 1)													1B	1	0	0	0	0	0	0						
George Foster, R OBP: 0.286, SLG: 0.320 (7, 1)													1B	0	0	0	0	0	0	0						
John Cumberland, L OBP: 0.286, SLG: 0.320 (7, 1)													1B	1	0	0	0	0	0	0						
Inning Stats	R: 0 E: 0 K: 0 S: 3	H: 0 LOB: 0 BB: 0 P: 3	R: 0 E: 0 K: 0 S: 3	H: 0 LOB: 1 BB: 1 P: 7	R: 1 E: 1 K: 0 S: 5	H: 3 LOB: 1 BB: 0 P: 5	R: 0 E: 0 K: 0 S: 4	H: 1 LOB: 1 BB: 0 P: 4	R: 0 E: 0 K: 0 S: 3	H: 0 LOB: 0 BB: 0 P: 3	R: 1 E: 0 K: 1 S: 7	H: 2 LOB: 2 BB: 1 P: 11	R: 0 E: 0 K: 0 S: 3	H: 1 LOB: 0 BB: 0 P: 3	R: 0 E: 0 K: 0 S: 3	H: 0 LOB: 1 BB: 1 P: 7	R: 0 E: 0 K: 0 S: 3	H: 0 LOB: 0 BB: 0 P: 3	R: 0 E: 0 K: 0 S: 4	H: 1 LOB: 1 BB: 0 P: 4	R: 3 E: 0 K: 0 S: 7	H: 5 LOB: 2 BB: 1 P: 11	1B: 13 2B: 0 3B: 0 HR: 0	SF: 0 SAC: 1 DP: 3 HBP: 0	W/P: 0 PB: 0 SB: 2 CS: 0	PA: 54
PITCHER	IP WLS BF H R ER SO BB IBB HBP BLK WP HR S P ERA WHIP	12.0 46 8 2 2 1 5 0 0 0 0 0 0 43 63 1.50 1.083	PITCHER	IP WLS BF H R ER SO BB IBB HBP BLK WP HR S P ERA WHIP	1.0 L 8 5 3 3 0 1 0 0 0 0 0 7 11 27.00 6.000																					

San Francisco Giants @ Atlanta Braves
Atlanta Stadium, Atlanta, GA
Thu Apr 29 1971, 7:05 PM EDT
Att: 6,194 - Unknown

AB 47
R 5
H 13
RBI 5
BB 6
SO 1
LOB 24



Batter	1	2	3	4	5	6	7	8	9	10	11	12	13	AB	R	H	RBI	BB	SO	LOB	BOTTOM			
Felix Milian, R OBP: 0.400, SLG: 0.432 (1, 4)	SH3 2B 1B		FC1-6 BB		F8		6-3			5-3		FC5-2 1B 1B		5	1	2	0	1	0	0				
Ralph Garr, L OBP: 0.427, SLG: 0.506 (1, 7)	SH3		FC1-6 1B		F8		4-3			F7		1B 1B		5	0	1	0	0	0	1				
Hank Aaron, R OBP: 0.342, SLG: 0.612 (1, 9)	F9		F8		F5		2B BB			F8		FC5-2 1B		5	1	0	0	1	0	5				
Oriando Cepeda, R OBP: 0.353, SLG: 0.663 (1, 3)	FC5 2B		F4		1B 2B		F5			F2			4-3	6	0	2	2	0	0	1				
Clete Boyer, R OBP: 0.262, SLG: 0.189 (1, 5)	1BB				F7		6-3			F8			6-3	5	0	1	0	1	0	1				
Sonny Jackson, L OBP: 0.360, SLG: 0.407 (1, 8)	FC5				F6		4-3			FC4 1B		G4-6-3 BB	FC6 BB	4	0	1	0	2	0	3				
Gil Garrido, R OBP: 0.250, SLG: 0.200 (11, PH)					F8		4-3			FC4		G4-6-3 BB	FC6	4	0	1	0	0	0	2				
Mike Lum, L OBP: 0.308, SLG: 0.105 (12, PH)										FC4		G4-6-3 BB	FC6	1	0	0	0	0	0	1				
Marty Perez, R OBP: 0.290, SLG: 0.326 (12, 6)										1-2			FC6	1	0	0	0	0	0	1				
Bob Didier, S OBP: 0.214, SLG: 0.154 (12, PH)										F4				4	0	2	0	0	0	1				
Marv Staehle, L OBP: 0.214, SLG: 0.154 (12, PH)														1	0	0	0	0	1	0				
Cecil Upshaw, R OBP: 0.214, SLG: 0.154 (13, 1)														0	0	0	0	0	0	0				
Pat Jarvis, R OBP: 0.266, SLG: 0.274 (13, 2)														4	0	0	0	0	1	3				
Hal King, L OBP: 0.266, SLG: 0.274 (13, 2)														0	0	0	0	0	0	0				
Inning Stats	R: 1 E: 0 K: 0 S: 5	H: 2 LOB: 2 BB: 1 P: 9	R: 0 E: 0 K: 0 S: 3	H: 1 LOB: 0 BB: 0 P: 3	R: 0 E: 0 K: 0 S: 5	H: 2 LOB: 2 BB: 0 P: 5	R: 1 E: 0 K: 0 S: 4	H: 1 LOB: 1 BB: 1 P: 8	R: 0 E: 1 K: 0 S: 4	H: 1 LOB: 1 BB: 0 P: 4	R: 0 E: 0 K: 1 S: 5	H: 0 LOB: 0 BB: 0 P: 5	R: 0 E: 0 K: 0 S: 3	H: 0 LOB: 0 BB: 0 P: 3	R: 0 E: 0 K: 0 S: 2	H: 0 LOB: 0 BB: 1 P: 6	R: 0 E: 0 K: 1 S: 6	H: 2 LOB: 1 BB: 0 P: 7	R: 0 E: 0 K: 0 S: 3	H: 0 LOB: 1 BB: 1 P: 7	1B: 8 2B: 2 3B: 0 HR: 0	SF: 0 SAC: 1 DP: 2 HBP: 1	W/P: 0 PB: 0 SB: 0 CS: 1	PA: 52
PITCHER	IP WLS BF H R ER SO BB IBB HBP BLK WP HR S P ERA WHIP	6.0 27 7 2 2 0 2 2 1 0 0 0 0 17 21 3.00 1.500	PITCHER	IP WLS BF H R ER SO BB IBB HBP BLK WP HR S P ERA WHIP	1.0 W 5 2 0 0 1 0 0 0 0 0 0 6 7 0.00 2.000																			

San Francisco Giants @ Atlanta Braves
Atlanta Stadium, Atlanta, GA
Thu Apr 29 1971, 7:05 PM EDT
Att: 6,194 - Unknown

AB 45
R 2
H 10
RBI 2
BB 5
SO 2
LOB 19



Batter	1	2	3	4	5	6	7	8	9	AB	R	H	RBI	BB	SO	LOB	TOP					
Bobby Bonds, R OBP: 0.416, SLG: 0.738 (1, 9)										5	1	3	3	0	0	1	San Francisco Giants @ Cincinnati Reds Riverfront Stadium, Cincinnati, OH Fri Apr 30 1971, 7:05 PM EDT Att: 21,689 - Unknown					
Chris Speier, R OBP: 0.390, SLG: 0.362 (1, 6)										5	0	0	0	0	2	4						
Willie Mays, R OBP: 0.467, SLG: 0.681 (1, 8)										3	3	2	0	2	0	1						
Willie McCovey, L OBP: 0.355, SLG: 0.453 Frank Reberger, L OBP: 0.400, SLG: 0.400 (8, PR) Al Gallagher, R OBP: 0.294, SLG: 0.308 (8, 5)										4	0	2	0	0	0	2						
Dick Dietz, R OBP: 0.484, SLG: 0.500 (1, 2)										4	1	2	1	1	0	2						
Ken Henderson, S OBP: 0.392, SLG: 0.475 (1, 7)										4	0	1	1	0	0	2						
Tito Fuentes, S OBP: 0.278, SLG: 0.314 (1, 4)										4	1	0	0	1	0	4						
Hal Lanier, R OBP: 0.267, SLG: 0.195 (8, PH) Frank Johnson, R OBP: 0.206, SLG: 0.150 (8, 3)										3	0	1	0	0	0	0						
Juan Marichal, R OBP: 0.167, SLG: 0.119 (7, PH) George Foster, R OBP: 0.362, SLG: 0.586 (7, 1) Jerry Johnson, R OBP: 0.294, SLG: 0.299 (8, PH) Jimmy Rosario, S OBP: 0.294, SLG: 0.299 (8, 1) Don McMahon, R OBP: 0.294, SLG: 0.299 (8, 1) Steve Hamilton, L OBP: 0.294, SLG: 0.299 (8, 1) Rich Robertson, R OBP: 0.294, SLG: 0.299 (8, 1)										2	0	0	0	0	0	2						
Inning Stats	R: 0 E: 0 K: 1 S: 6	H: 1 LOB: 1 BB: 0 P: 6	R: 0 E: 0 K: 0 S: 4	H: 1 LOB: 2 BB: 1 P: 8	R: 0 E: 0 K: 0 S: 4	H: 1 LOB: 1 BB: 0 P: 4	R: 0 E: 0 K: 0 S: 3	H: 1 LOB: 0 BB: 0 P: 3	R: 1 E: 0 K: 1 S: 6	H: 1 LOB: 0 BB: 0 P: 6	R: 1 E: 1 K: 0 S: 5	H: 2 LOB: 1 BB: 0 P: 5	R: 0 E: 0 K: 0 S: 4	H: 1 LOB: 1 BB: 0 P: 4	R: 4 E: 0 K: 0 S: 6	H: 3 LOB: 2 BB: 3 P: 18		R: 1 E: 0 K: 0 S: 4	H: 1 LOB: 1 BB: 1 P: 8	1B: 8 2B: 2 3B: 1 HR: 1	SF: 0 SAC: 1 DP: 2 HBP: 0	WP: 1 PB: 0 SB: 0 CS: 0
PITCHER	IP	WLS	BF	H	R	ER	SO	BB	IBB	HBP	BLK	WP	HR	S	P	ERA	WHIP					
Jim Merritt, L ERA: 2.5 (1, 1)	7.0	L	31	9	4	4	2	2	0	0	0	1	1	33	41	5.14	1.571					
Clay Carroll, R ERA: 2.04 (8, 1)	1.0		7	2	2	2	0	1	1	0	0	0	0	5	13	18.00	3.000					
Joe Gibbon, L ERA: 5.4 (9, 1)	1.0		5	1	1	1	0	1	0	0	0	0	0	4	8	9.00	2.000					

Batter	1	2	3	4	5	6	7	8	9	AB	R	H	RBI	BB	SO	LOB	BOTTOM				
Pete Rose, S OBP: 0.383, SLG: 0.434 (1, 9)										3	0	1	0	2	0	2	San Francisco Giants @ Cincinnati Reds Riverfront Stadium, Cincinnati, OH Fri Apr 30 1971, 7:05 PM EDT Att: 21,689 - Unknown				
Ty Cline, L OBP: 0.357, SLG: 0.227 (1, 8) Woody Woodward, R OBP: 0.383, SLG: 0.370 (8, PH)										4	0	0	0	0	2	6					
Tony Perez, R OBP: 0.267, SLG: 0.333 (1, 5)										5	0	2	0	0	1	0					
Johnny Bench, R OBP: 0.376, SLG: 0.701 (1, 2)										4	3	2	2	1	0	2					
Lee May, R OBP: 0.409, SLG: 0.619 (1, 3)										4	2	1	0	1	3	2					
Bernie Carbo, L OBP: 0.333, SLG: 0.283 (1, 7) Hal McRae, R OBP: 0.276, SLG: 0.339 (8, PH)										3	0	0	0	0	2	3					
Tommy Helms, R OBP: 0.275, SLG: 0.273 (1, 4) Frank Duffy, R OBP: 0.267, SLG: 0.286 (8, PR)										4	0	0	0	0	0	3					
Dave Concepcion, R OBP: 0.273, SLG: 0.290 (1, 6)										3	0	2	1	1	0	0					
Jim Merritt, L OBP: 0.333, SLG: 0.500 (1, 1) Clay Carroll, R ERA: 2.04 (8, 1) Bill Plummer, R OBP: 0.267, SLG: 0.286 (8, PH) Joe Gibbon, R ERA: 5.4 (9, 1)										3	0	1	2	0	1	1					
Inning Stats	R: 0 E: 0 K: 0 S: 3	H: 1 LOB: 3 BB: 4 P: 24	R: 0 E: 0 K: 2 S: 8	H: 1 LOB: 1 BB: 0 P: 8	R: 0 E: 0 K: 1 S: 6	H: 1 LOB: 2 BB: 1 P: 10	R: 1 E: 0 K: 1 S: 6	H: 0 LOB: 0 BB: 0 P: 3	R: 0 E: 0 K: 2 S: 7	H: 0 LOB: 0 BB: 0 P: 7	R: 0 E: 0 K: 1 S: 9	H: 3 LOB: 2 BB: 0 P: 9	R: 0 E: 0 K: 2 S: 8	H: 1 LOB: 1 BB: 0 P: 8	1B: 7 2B: 1 3B: 0 HR: 2	SF: 0 SAC: 0 DP: 1 HBP: 0		WP: 0 PB: 0 SB: 0 CS: 0	PA: 41		
PITCHER	IP	WLS	BF	H	R	ER	SO	BB	IBB	HBP	BLK	WP	HR	S	P	ERA	WHIP				
Juan Marichal, R ERA: 1.96 (1, 1)	6.0		27	5	3	3	6	5	0	0	0	0	0	7	7	0.00	0.000				
Jerry Johnson, R ERA: 0.53 (7, 1)	1.0	W	3	0	0	0	2	0	0	0	0	0	0	7	7	0.00	0.000				
Don McMahon, R ERA: 4.82 (8, 1)	0.0		2	2	2	1	0	0	0	0	0	0	1	2	2	∞	∞				
Steve Hamilton, L ERA: 4.82 (8, 1)	1.1		7	2	0	0	2	0	0	0	0	0	0	11	11	0.00	1.500				
Rich Robertson, R ERA: 2.51 (9, 1)	0.2	S	2	0	0	0	1	0	0	0	0	0	0	4	4	0.00	0.000				




Batter	1	2	3	4	5	6	7	8	9	AB	R	H	RBI	BB	SO	LOB	TOP					
Bobby Bonds, R OBP: 0.419, SLG: 0.726 (1, 9)										4	0	2	0	0	0	1	San Francisco Giants @ Cincinnati Reds Riverfront Stadium, Cincinnati, OH Sat May 01 1971, 7:05 PM EDT Att: 17,465 - Unknown					
Chris Speier, R OBP: 0.376, SLG: 0.347 (1, 6)										4	0	0	0	0	1	2						
Ken Henderson, S OBP: 0.385, SLG: 0.477 (1, 8)										4	0	1	0	0	0	0						
Willie McCovey, L OBP: 0.348, SLG: 0.429 (1, 3)										3	0	0	0	1	0	1						
Dick Dietz, R OBP: 0.464, SLG: 0.474 (1, 2)										4	0	0	0	0	0	1						
George Foster, R OBP: 0.371, SLG: 0.554 (7, PR)										3	1	1	0	1	0	1						
Jimmy Rosario, S OBP: 0.364, SLG: 0.229 (9, PR)										0	0	0	0	0	0	0						
Tito Fuentes, S OBP: 0.280, SLG: 0.315 (9, PH)										3	0	1	0	0	0	1						
Willie Mays, R OBP: 0.462, SLG: 0.671 (9, PH)										1	0	0	0	0	0	1						
Al Gallagher, R OBP: 0.307, SLG: 0.358 (1, 5)										3	1	2	2	0	0	1						
Rich Robertson, R OBP: 0.111, SLG: 0.111 (7, PH)										2	0	0	0	0	1	2						
Frank Johnson, R OBP: 0.200, SLG: 0.143 (7, PH)										1	0	0	0	0	0	0						
Ron Bryant, S OBP: 0.200, SLG: 0.200 (7, 1)										0	0	0	0	0	0	0						
Inning Stats	R: 0 E: 0 K: 0 S: 4	H: 2 LOB: 1 BB: 0 P: 4	R: 0 E: 0 K: 0 S: 3	H: 0 LOB: 0 BB: 0 P: 3	R: 0 E: 0 K: 0 S: 4	H: 1 LOB: 1 BB: 0 P: 4	R: 0 E: 0 K: 0 S: 3	H: 0 LOB: 1 BB: 1 P: 7	R: 0 E: 0 K: 1 S: 6	H: 2 LOB: 2 BB: 0 P: 6	R: 0 E: 0 K: 0 S: 5	H: 0 LOB: 0 BB: 0 P: 5	R: 2 E: 0 K: 0 S: 5	H: 2 LOB: 2 BB: 0 P: 5	R: 0 E: 0 K: 0 S: 3	H: 0 LOB: 0 BB: 0 P: 3	R: 0 E: 0 K: 0 S: 3	H: 0 LOB: 1 BB: 1 P: 7	1B: 5 2B: 1 3B: 0 HR: 1	SF: 0 SAC: 0 DP: 1 HBP: 0	WP: 0 PB: 0 SB: 0 CS: 0	PA: 34
PITCHER	IP WLS BF H R ER SO BB IBB HBP BLK WP HR S P ERA WHIP																					
Don Gullett, L ERA: 2.7 (1, 1)	8.2 W 33 H 7 R 2 ER 2 SO 2 BB 2 IBB 0 HBP 0 BLK 0 WP 0 HR 1 S 35 P 43 ERA 2.08 WHIP 1.038																					
Wayne Granger, R ERA: 2.03 (9, 1)	0.1 S 1 H 0 R 0 ER 0 SO 0 BB 0 IBB 0 HBP 0 BLK 0 WP 0 HR 0 S 1 P 1 ERA 0.00 WHIP 0.000																					


Batter	1	2	3	4	5	6	7	8	9	AB	R	H	RBI	BB	SO	LOB	BOTTOM			
Pete Rose, S OBP: 0.388, SLG: 0.430 (1, 9)										3	0	1	0	1	1	0	San Francisco Giants @ Cincinnati Reds Riverfront Stadium, Cincinnati, OH Sat May 01 1971, 7:05 PM EDT Att: 17,465 - Unknown			
Ty Cline, L OBP: 0.344, SLG: 0.231 (1, 8)										4	0	1	0	0	1	3				
Tony Perez, R OBP: 0.256, SLG: 0.318 (9, 3)										4	0	0	0	0	0	1				
Johnny Bench, R OBP: 0.371, SLG: 0.679 (1, 2)										4	1	1	0	0	0	1				
Lee May, R OBP: 0.423, SLG: 0.583 (9, 5)										3	0	1	0	1	1	1				
Woody Woodward, R OBP: 0.383, SLG: 0.370 (9, 5)										0	0	0	0	0	0	0				
Bernie Carbo, L OBP: 0.348, SLG: 0.321 (1, 7)										3	1	2	1	0	0	1				
Hal McRae, R OBP: 0.271, SLG: 0.333 (9, 7)										1	0	0	0	0	1	0				
Tommy Helms, R OBP: 0.288, SLG: 0.286 (1, 4)										4	1	2	1	0	0	0				
Dave Concepcion, R OBP: 0.278, SLG: 0.294 (1, 6)										3	0	1	0	0	0	0				
Don Gullett, R Wayne Granger, R (1, 1) (9, 1)										3	0	0	1	0	0	1				
Inning Stats	R: 3 E: 0 K: 1 S: 5	H: 4 LOB: 2 BB: 1 P: 11	R: 0 E: 0 K: 0 S: 4	H: 2 LOB: 3 BB: 1 P: 8	R: 0 E: 0 K: 0 S: 4	H: 1 LOB: 1 BB: 0 P: 4	R: 0 E: 0 K: 0 S: 4	H: 0 LOB: 0 BB: 0 P: 3	R: 0 E: 0 K: 1 S: 6	H: 1 LOB: 1 BB: 0 P: 6	R: 0 E: 0 K: 2 S: 7	H: 0 LOB: 0 BB: 0 P: 7	R: 0 E: 0 K: 0 S: 3	H: 0 LOB: 0 BB: 0 P: 3	R: 0 E: 0 K: 0 S: 3	H: 0 LOB: 0 BB: 0 P: 7	1B: 8 2B: 1 3B: 0 HR: 0	SF: 0 SAC: 0 DP: 0 HBP: 0	WP: 0 PB: 0 SB: 0 CS: 0	PA: 34
PITCHER	IP WLS BF H R ER SO BB IBB HBP BLK WP HR S P ERA WHIP																			
Rich Robertson, R ERA: 3.1 (1, 1)	6.0 L 27 H 8 R 3 ER 3 SO 1 BB 2 IBB 0 HBP 0 BLK 0 WP 0 HR 0 S 27 P 35 ERA 4.50 WHIP 1.667																			
Ron Bryant, L ERA: 0.95 (7, 1)	2.0 7 1 0 0 3 0 0 0 0 0 0 0 13 13 0.00 0.500																			

AB 32
R 2
H 7
RBI 2
BB 2
SO 2
LOB 11



WP: 0 PA: 34
PB: 0
SB: 0
CS: 0

Batter	1	2	3	4	5	6	7	8	9	10	11	12	13	AB R H RBI BB SO LOB	TOP																
Bobby Bonds, R OBP: 0.414, SLG: 0.693 (1, 9)	L8		6-3			5-3		1B		K		G3		4 1 0 0 2 1 0	San Francisco Giants @ Cincinnati Reds Riverfront Stadium, Cincinnati, OH Sun May 02 1971, 3:33 AM EDT Att. 41,869 - Unknown livebaseballscorecards.com AB 45 R 4 H 6 RBI 4 BB 7 SO 6 LOB 13 																
Chris Speier, R OBP: 0.365, SLG: 0.337 (1, 6)	L8		K			1-3		K				G3		6 0 1 0 0 2 2																	
Wille Mays, R OBP: 0.474, SLG: 0.671 (8, 7)	HR			4-3		1B		1B		K		4-3		3 1 2 1 1 0 0 2 0 0 0 0 1 2																	
Wille McCovey, L OBP: 0.347, SLG: 0.516 (1, 3)	HR			F6		K		5-3		4-3			HR	6 2 2 3 0 1 3																	
Dick Dietz, R OBP: 0.447, SLG: 0.444 (1, 2)	F9						L8		F9		F9		F8	5 0 0 0 1 0 0 0 0 0 0 0 0 0																	
Fran Healy, R OBP: 0.857, SLG: 1.833 (13, 2)														5 0 0 0 1 1 1																	
Ken Henderson, S OBP: 0.369, SLG: 0.443 (8, 8)		L8		K			F7		4-3		F4		4-3	5 0 0 0 1 1 1																	
Tilo Fuentes, S OBP: 0.284, SLG: 0.308 (1, 4)		F7				4-3			4-3				F5	5 0 1 0 1 0 1																	
Al Gallagher, R OBP: 0.304, SLG: 0.345 (9, 5)	1-3					1-3		F9			F7			3 0 0 0 1 0 1 1 0 0 0 0 0 1																	
Hal Lanier, R OBP: 0.261, SLG: 0.190 (9, 5)									1B																						
Gaylord Perry, R (1, 1)								F2		1-3				4 0 0 0 0 0 2 1 0 0 0 0 0 0 0 0 0 0 0 0 0																	
Frank Johnson, R ERA: 4.01 (12, PH)			6-3			6-3						6-3																			
Jerry Johnson, R (12, 1)																															
Inning Stats	R: 2 E: 0 K: 0 S: 4	H: 1 LOB: 0 BB: 1 P: 8	R: 0 E: 0 K: 0 S: 3	H: 0 LOB: 0 BB: 0 P: 3	R: 0 E: 0 K: 1 S: 5	H: 0 LOB: 1 BB: 1 P: 9	R: 0 E: 0 K: 0 S: 6	H: 1 LOB: 1 BB: 0 P: 6	R: 0 E: 0 K: 1 S: 6	H: 1 LOB: 1 BB: 1 P: 10	R: 0 E: 0 K: 0 S: 3	H: 0 LOB: 2 BB: 2 P: 11	R: 0 E: 0 K: 2 S: 8	H: 1 LOB: 1 BB: 0 P: 8	R: 0 E: 0 K: 0 S: 3	H: 0 LOB: 1 BB: 1 P: 7	R: 0 E: 0 K: 0 S: 3	H: 0 LOB: 1 BB: 1 P: 7	R: 1 E: 0 K: 0 S: 4	H: 1 LOB: 0 BB: 0 P: 4	1B: 4 2B: 0 3B: 0 HR: 2	SF: 0 SAC: 0 DP: 0 HBP: 0	WP: 0 PB: 0 SB: 1 CS: 0	PA: 52							
PITCHER	IP WLS BF H R ER SO BB IBB HBP BLK WP HR S P ERA WHIP																														
Gary Nolan, R ERA: 3.48 (1, 1)	8.0	31	4	3	3	4	3	0	0	0	0	0	0	0	11	19	0.00	1.000													
Wayne Granger, R ERA: 1.76 (9, 1)	2.0	9	1	0	0	2	1	1	0	0	0	0	0	0	6	14	0.00	1.000													
Joe Gibbon, L ERA: 4.01 (11, 1)	2.0	8	0	0	0	0	2	0	0	0	0	0	0	0	6	14	0.00	1.000													
Tony Cloninger, R ERA: 3.24 (13, 1)	1.0	L	4	1	1	1	0	0	0	0	0	0	0	1	4	4	9.00	1.000													

Batter	1	2	3	4	5	6	7	8	9	10	11	12	13	AB R H RBI BB SO LOB	BOTTOM															
Pete Rose, S OBP: 0.394, SLG: 0.429 (1, 9)	FC4-6		F7		F6			4-3		G4-6-3				5 0 2 0 1 0 0	San Francisco Giants @ Cincinnati Reds Riverfront Stadium, Cincinnati, OH Sun May 02 1971, 3:33 AM EDT Att. 41,869 - Unknown livebaseballscorecards.com AB 46 R 3 H 11 RBI 3 BB 5 SO 4 LOB 20 															
Ty Cline, L OBP: 0.211, SLG: 0.241 (1, 8)	FC4-6					L3				G4-6-3				3 0 1 0 1 0 1 0 0 0 0 0 0 0 1 0 0 0 0 0 0 0 0 0 0 0 0 0 1 0 0 0 0 0 0 0 0 0 0 0 0 0																
Wayne Granger, R ERA: 1.76 (9, 1)	FC4-6											F6		1 0																
Wayne Granger, R ERA: 1.76 (9, 1)	G5-4-3													1 0																
Pat Corrales, R ERA: 4.01 (12, PH)	G5-4-3													1 0																
Tony Cloninger, R ERA: 3.24 (13, 1)														0 0																
Tony Cloninger, R ERA: 3.24 (13, 1)	G5-4-3													5 0 0 0 1 1 3																
Johnny Bench, R OBP: 0.358, SLG: 0.644 (1, 2)		K		6-3		G5-4-3		K		5-3		6-3		6 0 1 0 0 1 2																
Lee May, R OBP: 0.470, SLG: 0.519 (9, PR)														3 0 0 0 1 1 0 2 1 2 0 0 0 0																
Woody Woodward, R OBP: 0.403, SLG: 0.393 (10, 5)	F6					6-3		K		1B				3 0 0 0 1 1 0 2 1 2 0 0 0 0																
Bernie Carbo, L OBP: 0.370, SLG: 0.356 (9, PR)														3 1 2 0 1 0 0 0 0 0 0 0 0 0 2 0 0 0 0 0 3																
Don Gullett, R (9, PR)														0 0 0 0 0 0 0 0 0 0 0 0 0 0 2 0 0 0 0 0 3																
Hal McRae, R OBP: 0.262, SLG: 0.322 (10, 7)	1B	2B						4-3		FC5-4		1B		2 0 0 0 0 0 3																
Tommy Helms, R OBP: 0.291, SLG: 0.293 (1, 4)														5 1 2 2 0 0 3																
Dave Concepcion, R OBP: 0.268, SLG: 0.333 (1, 6)														5 0 1 1 0 0 3																
Gary Nolan, R OBP: 0.077, SLG: 0.077 (1, 1)														2 0 0 0 0 1 1 3 0 0 0 0 0 1																
Jimmy Stewart, S OBP: 0.313, SLG: 0.214 (9, 8)																														
Inning Stats	R: 0 E: 0 K: 0 S: 3	H: 1 LOB: 0 BB: 0 P: 3	R: 2 E: 0 K: 2 S: 10	H: 3 LOB: 1 BB: 1 P: 10	R: 0 E: 0 K: 0 S: 3	H: 0 LOB: 1 BB: 1 P: 7	R: 0 E: 0 K: 0 S: 2	H: 0 LOB: 0 BB: 0 P: 6	R: 0 E: 0 K: 1 S: 5	H: 0 LOB: 1 BB: 1 P: 9	R: 0 E: 0 K: 1 S: 6	H: 1 LOB: 1 BB: 0 P: 6	R: 1 E: 0 K: 0 S: 4	H: 1 LOB: 1 BB: 1 P: 8	R: 0 E: 0 K: 0 S: 3	H: 1 LOB: 1 BB: 0 P: 3	R: 0 E: 0 K: 0 S: 4	H: 1 LOB: 1 BB: 0 P: 4	R: 0 E: 0 K: 0 S: 4	H: 1 LOB: 2 BB: 1 P: 8	R: 0 E: 0 K: 0 S: 5	H: 2 LOB: 2 BB: 0 P: 5	1B: 9 2B: 1 3B: 1 HR: 0	SF: 1 SAC: 0 DP: 3 HBP: 0	WP: 1 PB: 0 SB: 2 CS: 0	PA: 52				
PITCHER	IP WLS BF H R ER SO BB IBB HBP BLK WP HR S P ERA WHIP																													
Gaylord Perry, R ERA: 3.26 (1, 1)	11.0	42	8	3	3	4	4	0	0	0	0	0	0	46	62	2.46	1.091													
Jerry Johnson, R ERA: 0.47 (12, 1)	2.0	W	10	3	0	0	0	1	0	0	1	0	9	13	0.00	1.500														

Batter	1	2	3	4	5	6	7	8	9	AB	R	H	RBI	BB	SO	LOB	TOP				
Dave Cash, R OBP: 0.365, SLG: 0.364 (1, 4)	0-0 6-3	0-0 4-3			0-0 6-3		0-3 K	0-0 E3 1B	0-0 5-3	6	1	0	0	0	1	4	Pittsburgh Pirates @ San Francisco Giants Candlestick Park, San Francisco, CA Tue May 04 1971, 10:05 PM EDT Att: 8,263 - Unknown livebaseballscorecards.com				
Richie Hebner, L OBP: 0.351, SLG: 0.483 (1, 5)	4-0 BB		0-3 K		0-0 F6		0-0 PB 1B 1-H 2B	0-0 1B HR 1B		4	2	2	2	1	1	0					
Roberto Clemente, R OBP: 0.394, SLG: 0.388 (1, 9)	0-0 F7		0-3 K		0-3 K		0-0 1B	0-0 HR 1B		5	1	2	2	0	2	1					
Willie Stargell, L OBP: 0.402, SLG: 0.805 (1, 7)	0-3 K		0-3 K			0-0 1B 1B	0-3 K	0-0 HR 1B		5	1	2	3	0	3	2					
Al Oliver, L OBP: 0.271, SLG: 0.297 (1, 8)		0-0 2B 1B			0-0 F8		0-0 F7	0-3 4-3	0-3 K	5	1	1	0	0	1	2					
Bob Robertson, R OBP: 0.292, SLG: 0.376 (1, 3)		0-0 F8		0-3 K		0-3 K		0-3 6-3		5	0	1	0	0	2	2					
Manny Sanguillen, R OBP: 0.305, SLG: 0.398 (1, 2)		0-0 1-H 2B		0-0 2B		0-0 1B		0-0 E4 1B	0-0 K	5	1	4	1	0	1	1					
Gene Alley, R OBP: 0.381, SLG: 0.472 (1, 6)		4-0 IBB		4-0 IBB		0-0 F6		4-0 1B E IBB	0-0 F9	2	1	0	0	3	0	2					
Steve Blass, R (1, 1)	0-3 K		0-0 F3			0-0 2B 1B		0-0 E 1B 1B	0-3 K	2	0	0	0	0	1	4					
Bob Moose, R (6, 1)										0	0	0	0	0	0	0					
Bill Mazaroski, R OBP: 0.273, SLG: 0.211 (7, PH)										1	0	1	0	0	0	0					
Dock Ellis, S OBP: 0.357, SLG: 0.250 (7, PR)										0	1	0	0	0	0	0					
Mudcat Grant, R OBP: 0.697, SLG: 0.500 (7, 1)										2	1	1	1	0	1	0					
Inning Stats	R: 0 E: 0 K: 1 S: 5	H: 0 LOB: 1 BB: 1 P: 9	R: 1 E: 0 K: 1 S: 7	H: 2 LOB: 2 BB: 1 P: 11	R: 0 E: 0 K: 3 S: 9	H: 0 LOB: 0 BB: 0 P: 9	R: 0 E: 0 K: 1 S: 6	H: 1 LOB: 2 BB: 1 P: 10	R: 0 E: 0 K: 1 S: 7	H: 2 LOB: 2 BB: 0 P: 7	R: 2 E: 0 K: 2 S: 10	H: 3 LOB: 1 BB: 0 P: 10	R: 7 E: 2 K: 2 S: 14	H: 6 LOB: 1 BB: 1 P: 18	R: 0 E: 0 K: 1 S: 5	H: 0 LOB: 0 BB: 0 P: 5	1B: 10 2B: 3 3B: 0 HR: 1	SF: 0 SAC: 0 DP: 0 HBP: 0	WP: 0 PB: 1 SB: 0 CS: 0	PA: 46	
PITCHER	IP WLS BF H R ER SO BB IBB HBP BLK WP HR S P ERA WHIP	IP WLS BF H R ER SO BB IBB HBP BLK WP HR S P ERA WHIP	IP WLS BF H R ER SO BB IBB HBP BLK WP HR S P ERA WHIP	IP WLS BF H R ER SO BB IBB HBP BLK WP HR S P ERA WHIP	IP WLS BF H R ER SO BB IBB HBP BLK WP HR S P ERA WHIP	IP WLS BF H R ER SO BB IBB HBP BLK WP HR S P ERA WHIP	IP WLS BF H R ER SO BB IBB HBP BLK WP HR S P ERA WHIP	IP WLS BF H R ER SO BB IBB HBP BLK WP HR S P ERA WHIP	IP WLS BF H R ER SO BB IBB HBP BLK WP HR S P ERA WHIP	IP WLS BF H R ER SO BB IBB HBP BLK WP HR S P ERA WHIP	IP WLS BF H R ER SO BB IBB HBP BLK WP HR S P ERA WHIP	IP WLS BF H R ER SO BB IBB HBP BLK WP HR S P ERA WHIP	IP WLS BF H R ER SO BB IBB HBP BLK WP HR S P ERA WHIP	IP WLS BF H R ER SO BB IBB HBP BLK WP HR S P ERA WHIP	IP WLS BF H R ER SO BB IBB HBP BLK WP HR S P ERA WHIP	IP WLS BF H R ER SO BB IBB HBP BLK WP HR S P ERA WHIP	IP WLS BF H R ER SO BB IBB HBP BLK WP HR S P ERA WHIP	IP WLS BF H R ER SO BB IBB HBP BLK WP HR S P ERA WHIP	IP WLS BF H R ER SO BB IBB HBP BLK WP HR S P ERA WHIP	IP WLS BF H R ER SO BB IBB HBP BLK WP HR S P ERA WHIP	IP WLS BF H R ER SO BB IBB HBP BLK WP HR S P ERA WHIP
Steve Stone, R ERA: 3.06 (1, 1)	6.1 L	30 8 3 3 9	8 3 3 9	3 0 0 1	0 0 0 0	0 0 0 0	0 0 0 0	0 0 4 4	0 0 10 12.000	5.40	1.200										
Ron Bryant, L ERA: 0.93 (7, 1)	0.2	2 0 0 1	0 0 0 1	0 0 0 0	0 0 0 0	0 0 0 0	0 0 6 10	0 0 13 13	5.40	1.200											
Don McMahon, R ERA: 9.31 (8, 1)	0.1	7 4 6 5 0	2 1 1 3	0 0 0 0	0 0 0 0	0 0 1 13	13	5.40	1.200												
Steve Hamilton, L ERA: 1.93 (8, 1)	1.2	7 2 1 1 3	0 0 0 0	0 0 0 0	0 0 1 13	13	5.40	1.200													

Batter	1	2	3	4	5	6	7	8	9	AB	R	H	RBI	BB	SO	LOB	BOTTOM					
Bobby Bonds, R OBP: 0.404, SLG: 0.663 (1, 9)	0-0 F7		0-0 FC5-4 CS			4-0 FC3-6 1B BB	0-0 F8		0-0 FC6-4	4	1	0	0	1	0	3	Pittsburgh Pirates @ San Francisco Giants Candlestick Park, San Francisco, CA Tue May 04 1971, 10:05 PM EDT Att: 8,263 - Unknown livebaseballscorecards.com					
Chris Speier, R OBP: 0.370, SLG: 0.336 (1, 6)	4-0 BB		0-0 CS	0-0 F9		0-0 FC3-6 1B		0-0 F4		3	0	1	0	1	0	0						
Ken Henderson, S OBP: 0.352, SLG: 0.419 (1, 8)	0-0 F8			0-0 4-3		0-0 FC3-6 1B 1B		0-0 F9		4	1	0	0	0	0	3						
Willie McCovey, L OBP: 0.355, SLG: 0.515 (1, 3)	0-0 F6			0-0 F9		0-0 1B 1B		0-0 1B		4	0	2	1	0	0	1						
Dick Dietz, R OBP: 0.439, SLG: 0.435 (1, 2)		0-3 K			0-0 6-3	0-0 1B		0-0 F8		4	0	1	1	0	1	1						
George Foster, R OBP: 0.338, SLG: 0.500 (1, 7)		0-0 F4		0-0 F8	0-0 F3	0-0 F9		0-0 F2		4	0	0	0	0	0	2						
Tito Fuentes, S OBP: 0.294, SLG: 0.329 (1, 4)		0-0 F7				0-0 2B		0-0 1B 1B		4	0	2	0	0	0	2						
Al Gallagher, R OBP: 0.313, SLG: 0.345 (1, 5)			0-0 FC1-6 1B		4-0 IBB		0-3 K		0-0 F9	3	0	1	0	1	1	1						
Steve Stone, R ERA: 3.38 (7, 1)	5.1	23 5 2 2 2	2 2 2 2	2 2 2 2	0 0 0 0	0 0 0 0	0 0 2 2	0 0 14 14	0.00	1.000												
Bob Moose, R ERA: 3.45 (7, 1)	0.2	W 2 0 0 1	0 0 0 0	0 0 0 0	0 0 0 0	0 0 14 14	14	0.00	1.000													
Mudcat Grant, R ERA: 1.5 (7, 1)	3.0	S 12 3 0 0 1	0 0 0 0	0 0 0 0	0 0 0 0	0 0 14 14	14	0.00	1.000													
Inning Stats	R: 0 E: 0 K: 0 S: 3	H: 0 LOB: 1 BB: 1 P: 7	R: 0 E: 0 K: 1 S: 5	H: 0 LOB: 0 BB: 0 P: 5	R: 0 E: 0 K: 0 S: 3	H: 1 LOB: 0 BB: 0 P: 3	R: 0 E: 0 K: 0 S: 3	H: 0 LOB: 0 BB: 0 P: 3	R: 0 E: 0 K: 1 S: 6	H: 1 LOB: 2 BB: 1 P: 10	R: 2 E: 0 K: 0 S: 6	H: 3 LOB: 2 BB: 1 P: 10	R: 0 E: 0 K: 1 S: 5	H: 0 LOB: 0 BB: 0 P: 5	R: 0 E: 0 K: 0 S: 4	H: 1 LOB: 1 BB: 0 P: 4	R: 0 E: 0 K: 0 S: 5	H: 2 LOB: 2 BB: 0 P: 5	1B: 7 2B: 1 3B: 0 HR: 0	SF: 0 SAC: 0 DP: 0 HBP: 0	WP: 0 PB: 0 SB: 0 CS: 1	PA: 38
PITCHER	IP WLS BF H R ER SO BB IBB HBP BLK WP HR S P ERA WHIP	IP WLS BF H R ER SO BB IBB HBP BLK WP HR S P ERA WHIP	IP WLS BF H R ER SO BB IBB HBP BLK WP HR S P ERA WHIP	IP WLS BF H R ER SO BB IBB HBP BLK WP HR S P ERA WHIP	IP WLS BF H R ER SO BB IBB HBP BLK WP HR S P ERA WHIP	IP WLS BF H R ER SO BB IBB HBP BLK WP HR S P ERA WHIP	IP WLS BF H R ER SO BB IBB HBP BLK WP HR S P ERA WHIP	IP WLS BF H R ER SO BB IBB HBP BLK WP HR S P ERA WHIP	IP WLS BF H R ER SO BB IBB HBP BLK WP HR S P ERA WHIP	IP WLS BF H R ER SO BB IBB HBP BLK WP HR S P ERA WHIP	IP WLS BF H R ER SO BB IBB HBP BLK WP HR S P ERA WHIP	IP WLS BF H R ER SO BB IBB HBP BLK WP HR S P ERA WHIP	IP WLS BF H R ER SO BB IBB HBP BLK WP HR S P ERA WHIP	IP WLS BF H R ER SO BB IBB HBP BLK WP HR S P ERA WHIP	IP WLS BF H R ER SO BB IBB HBP BLK WP HR S P ERA WHIP	IP WLS BF H R ER SO BB IBB HBP BLK WP HR S P ERA WHIP	IP WLS BF H R ER SO BB IBB HBP BLK WP HR S P ERA WHIP	IP WLS BF H R ER SO BB IBB HBP BLK WP HR S P ERA WHIP	IP WLS BF H R ER SO BB IBB HBP BLK WP HR S P ERA WHIP	IP WLS BF H R ER SO BB IBB HBP BLK WP HR S P ERA WHIP	IP WLS BF H R ER SO BB IBB HBP BLK WP HR S P ERA WHIP	IP WLS BF H R ER SO BB IBB HBP BLK WP HR S P ERA WHIP
Steve Blass, R ERA: 3.38 (6, 1)	0.2	W 2 0 0 1	0 0 0 0	0 0 0 0	0 0 0 0	0 0 2 2	0 0 14 14	0.00	1.000													
Mudcat Grant, R ERA: 1.5 (7, 1)	3.0	S 12 3 0 0 1	0 0 0 0	0 0 0 0	0 0 0 0	0 0 14 14	14	0.00	1.000													

Batter	1	2	3	4	5	6	7	8	9	AB	R	H	RBI	BB	SO	LOB	TOP			
Dave Cash, R OBP: 0.350, SLG: 0.348 (1, 4)	0-0 6-3		0-0 F2		0-0 6-3		0-0 F9			4	0	0	0	0	0	1				
Richie Hebner, L OBP: 0.347, SLG: 0.467 (1, 5)	4-0 FC6-4 BB		0-0 F2			0-3 K		0-0 3-1		3	0	0	0	1	1	0				
Roberto Clemente, R OBP: 0.292, SLG: 0.352 (1, 9)	0-0 FC6-4 1-2			0-3 K		0-0 4-3		0-0 G3		4	0	0	0	0	1	1				
Willie Stargell, L OBP: 0.396, SLG: 0.780 (1, 7)	0-0 4-3			0-0 F9		0-0 2B 1B		0-3 K		4	0	1	0	0	1	1				
Al Oliver, L OBP: 0.280, SLG: 0.309 (1, 8)		0-0 3-1		1-0 BB HBP		0-0 1-3 2B			0-0 4-3	3	0	1	0	0	0	0				
Bob Robertson, R OBP: 0.300, SLG: 0.409 (1, 3)		0-0 HR		4-0 1-2 BB		0-0 F7			0-0 F3	3	1	1	1	1	0	2				
Manny Sanguillen, R OBP: 0.293, SLG: 0.381 (1, 2)		0-0 F9		0-0 F9				0-0 F4		4	0	0	0	0	0	2				
Gene Alley, R OBP: 0.378, SLG: 0.447 (1, 6)		0-0 6-3			0-0 6-3			4-0 SH1-4 BB		2	0	0	0	1	0	0				
Luke Walker, L (1, 1)			0-0 6-3		0-0 G1			0-0 SH1-4 1-2		2	0	0	0	0	0	0				
Inning Stats	R: 0 E: 0 K: 0 S: 3	H: 0 LOB: 1 BB: 1 P: 7	R: 1 E: 0 K: 0 S: 4	H: 1 LOB: 0 BB: 0 P: 4	R: 0 E: 0 K: 0 S: 3	H: 0 LOB: 0 BB: 0 P: 3	R: 0 E: 0 K: 1 S: 5	H: 0 LOB: 2 BB: 1 P: 10	R: 0 E: 0 K: 0 S: 3	H: 2 LOB: 2 BB: 0 P: 7	R: 0 E: 0 K: 0 S: 3	H: 0 LOB: 1 BB: 1 P: 7	R: 0 E: 0 K: 1 S: 5	H: 0 LOB: 0 BB: 0 P: 5	R: 0 E: 0 K: 0 S: 3	H: 0 LOB: 0 BB: 0 P: 3	1B: 1 2B: 1 3B: 0 HR: 1	SF: 0 SAC: 1 DP: 0 HBP: 1	WP: 0 PB: 0 SB: 0 CS: 0	PA: 34
PITCHER Juan Marichal, R ERA: 1.8 (1, 1)	IP: 9.0 WLS: W BF: 34 H: 3 R: 1 ER: 1 SO: 3 BB: 3 IBB: 0 HBP: 1 BLK: 0 WP: 0 HR: 1 S: 36 P: 49 ERA: 1.00 WHIP: 0.667																			

Pittsburgh Pirates @ San Francisco Giants
Candlestick Park, San Francisco, CA
Wed May 05 1971, 6:33 AM EDT
Att: 5,212 - Unknown

AB 29
R 1
H 3
RBI 1
BB 3
SO 3
LOB 7



Batter	1	2	3	4	5	6	7	8	9	AB	R	H	RBI	BB	SO	LOB	BOTTOM			
Bobby Bonds, R OBP: 0.407, SLG: 0.667 (1, 9)	0-3 K		0-0 G3 S 1B		0-0 F9		0-0 1B FC1-6 2B			4	1	2	0	0	1	2				
Chris Speier, R OBP: 0.374, SLG: 0.336 (1, 6)	4-0 BB		0-0 G3 1-3		0-3 K		0-0 FC1-6 1B			3	0	1	0	1	1	3				
Ken Henderson, S OBP: 0.348, SLG: 0.410 (1, 8)	0-0 F8		0-0 1-3		0-0 1-2 2-H 1B		0-0 FC1-6 WP 1-2 1-2 3-H 1B			4	0	1	2	0	0	3				
Willie McCovey, L OBP: 0.350, SLG: 0.500 (1, 3)	0-3 K			0-0 G6-4-3 BB 1B		0-0 F8		0-0 F8		4	0	1	0	0	1	4				
Dick Dietz, R OBP: 0.450, SLG: 0.448 (1, 2)		4-0 G6-4-3 BB		4-0 G6-4-3 1-2 BB		0-0 2B		0-0 F8		2	0	1	0	2	0	0				
George Foster, R OBP: 0.347, SLG: 0.500 (1, 7)		0-0 G6-4-3 1-2		0-0 G6-4-3 1-2 2-3		0-0 G4-6-3 1B		0-0 G5-4-3 1B		4	0	2	0	0	0	3				
Tito Fuentes, S OBP: 0.292, SLG: 0.318 (1, 4)		4-0 BB		0-0 F7		0-0 F5		0-0 G5-4-3 1-2		3	0	0	0	1	0	4				
Al Gallagher, R OBP: 0.313, SLG: 0.344 Hal Lanier, R OBP: 0.281, SLG: 0.190 (1, 5) (7, 5)		0-0 6-3			0-0 SH 1B 1B		0-0 G4-6-3 1-2			3	1	1	0	0	0	3				
Juan Marichal, R OBP: 0.150, SLG: 0.105 (1, 1)			0-0 5-3		0-0 SH 1B		0-0 6-3			2	0	0	0	0	0	0				
Inning Stats	R: 0 E: 0 K: 2 S: 7	H: 0 LOB: 1 BB: 1 P: 11	R: 0 E: 0 K: 0 S: 2	H: 0 LOB: 2 BB: 2 P: 10	R: 0 E: 0 K: 0 S: 4	H: 1 LOB: 1 BB: 0 P: 4	R: 0 E: 0 K: 0 S: 3	H: 1 LOB: 1 BB: 1 P: 7	R: 1 E: 0 K: 1 S: 8	H: 2 LOB: 2 BB: 0 P: 8	R: 0 E: 0 K: 0 S: 4	H: 2 LOB: 1 BB: 0 P: 4	R: 1 E: 0 K: 0 S: 5	H: 2 LOB: 1 BB: 0 P: 5	R: 0 E: 0 K: 0 S: 3	H: 1 LOB: 0 BB: 0 P: 3	1B: 7 2B: 2 3B: 0 HR: 0	SF: 0 SAC: 1 DP: 4 HBP: 0	WP: 2 PB: 0 SB: 1 CS: 0	PA: 34
PITCHER Luke Walker, L ERA: 2.05 (1, 1)	IP: 8.0 WLS: L BF: 34 H: 9 R: 2 ER: 2 SO: 3 BB: 4 IBB: 0 HBP: 0 BLK: 0 WP: 1 HR: 0 S: 36 P: 52 ERA: 2.25 WHIP: 1.625																			

Pittsburgh Pirates @ San Francisco Giants
Candlestick Park, San Francisco, CA
Wed May 05 1971, 6:33 AM EDT
Att: 5,212 - Unknown

AB 29
R 2
H 9
RBI 2
BB 4
SO 3
LOB 22



Batter	1	2	3	4	5	6	7	8	9	10	AB	R	H	RBI	BB	SO	LOB	TOP			
Sonny Jackson, L OBP: 0.358, SLG: 0.418 (1, 8)	4-3		F5			2B 1B		G3		FC6-4 1B	5	1	2	0	0	0	0				
Ralph Garr, L OBP: 0.415, SLG: 0.491 (1, 7)	F8			FC5-4 1B		4-3 1H E 2B		F4		FC6-4 FC6-4	5	1	2	1	0	0	2				
Hank Aaron, R OBP: 0.363, SLG: 0.682 (1, 9)	5-3			FC5-4 E 1-2f		4-3 2-3		5-3		FC6-4	5	0	0	0	0	0	4				
Orlando Cepeda, R OBP: 0.337, SLG: 0.632 (1, 3)		4-3		K		5-3			6-3		4	0	0	0	0	1	2				
Felix Milian, R OBP: 0.435, SLG: 0.486 (1, 4)		F4							F8		3	0	1	0	0	0	0				
Marty Perez, R OBP: 0.277, SLG: 0.311 (6, 4)				E8 1B		E5 S					0	0	0	0	0	0	0				
Mike Lum, L OBP: 0.278, SLG: 0.241 (9, PH)											1	0	0	0	0	0	0				
Clete Boyer, R OBP: 0.246, SLG: 0.167 (9, 6)											0	0	0	0	0	0	0				
Earl Williams, R OBP: 0.284, SLG: 0.532 (1, 5)		E5		F7 1B		K 1-2			HR		4	1	1	1	0	1	3				
Bob Didier, S OBP: 0.206, SLG: 0.212 (1, 2)		F3				F8		F7		F4	4	0	0	0	0	0	1				
Gil Garrido, R OBP: 0.263, SLG: 0.200 (9, 4)			F8			F9		6-3		4-3	4	0	0	0	0	0	0				
George Stone, L OBP: 0.167, SLG: 0.167 (10, 1)			F7					4-3		FC6-4 1B	4	0	1	0	0	1	0				
Cecil Upshaw, R (10, 1)				K						1B	0	0	0	0	0	0	0				
Inning Stats	R: 0 E: 0 K: 0 S: 3	H: 0 LOB: 0 BB: 0 P: 3	R: 0 E: 1 K: 0 S: 4	H: 0 LOB: 1 BB: 0 P: 4	R: 0 E: 0 K: 0 S: 3	H: 0 LOB: 0 BB: 0 P: 3	R: 0 E: 1 K: 1 S: 7	H: 2 LOB: 2 BB: 0 P: 7	R: 0 E: 0 K: 1 S: 5	H: 0 LOB: 0 BB: 0 P: 5	R: 2 E: 1 K: 1 S: 8	H: 2 LOB: 1 BB: 0 P: 8	R: 0 E: 0 K: 0 S: 3	H: 0 LOB: 0 BB: 0 P: 3	R: 1 E: 0 K: 0 S: 4	H: 1 LOB: 0 BB: 0 P: 4	R: 0 E: 0 K: 0 S: 5	H: 2 LOB: 2 BB: 0 P: 5	1B: 5 2B: 1 3B: 0 HR: 1	SF: 0 SAC: 0 DP: 0 HBP: 0	WP: 0 PA: 39
PITCHER	IP 9.1	WLS 37	H 7	R 3	ER 2	SO 3	BB 0	IBB 0	HBP 0	BLK 0	WP 0	HR 1	S 43	P 43	ERA 1.93	WHIP 0.750					
Gaylord Perry, R ERA: 3.05																					
Jerry Johnson, R ERA: 0.46	(10, 1)	0.2	W	2	0	0	0	0	0	0	0	0	2	2	0.00	0.000					

Atlanta Braves @ San Francisco Giants
Candlestick Park, San Francisco, CA
Fri May 07 1971, 10:05 PM EDT
Att. 11,097 - Unknown

AB 39
R 3
H 7
RBI 2
BB 0
SO 3
LOB 12



Batter	1	2	3	4	5	6	7	8	9	10	AB	R	H	RBI	BB	SO	LOB	BOTTOM					
Bobby Bonds, R OBP: 0.407, SLG: 0.663 (1, 9)	K		K			E SH1-3 1B 1B	K			1B 2B	5	2	2	0	0	3	2						
Chris Speier, R OBP: 0.378, SLG: 0.342 (1, 6)	F8			FC6-4 1B		SH1-3 1-2	F9			1B 1B	4	0	2	0	0	0	1						
Willie Mays, R OBP: 0.480, SLG: 0.667 (1, 8)	K			FC6-4 2B		E 1B 1B		G1-6-3 1B		1B 1B	5	2	3	1	0	1	1						
Willie McCovey, L OBP: 0.345, SLG: 0.500 (1, 3)		5-3		1B 2B		E4 1B 1B		G1-6-3 1-2f		1B	4	0	1	1	0	0	3						
Dick Dietz, R OBP: 0.443, SLG: 0.440 (1, 2)		F6		G6-4-3 1B		K		1-3			4	0	1	0	0	1	3						
Ken Henderson, S OBP: 0.344, SLG: 0.402 (1, 7)		F4		G6-4-3 1-2f						F9	4	0	1	2	0	0	2						
Tito Fuentes, S OBP: 0.290, SLG: 0.315 (1, 4)			F4			4-3				1B	4	0	1	0	0	0	2						
Al Gallagher, R OBP: 0.307, SLG: 0.337 (1, 5)				K		4-3				F7	2	0	0	0	0	1	0						
Hal Lanier, R OBP: 0.250, SLG: 0.182 (7, 5)										F9	2	0	0	0	0	0	1						
Gaylord Perry, R OBP: 0.080, SLG: 0.080 (1, 1)										6-3	4	0	2	0	0	0	1						
Jerry Johnson, R (10, 1)				1B		F8					0	0	0	0	0	0	0						
Inning Stats	R: 0 E: 0 K: 2 S: 7	H: 0 LOB: 0 BB: 0 P: 7	R: 0 E: 0 K: 0 S: 3	H: 0 LOB: 0 BB: 0 P: 3	R: 0 E: 0 K: 2 S: 8	H: 1 LOB: 1 BB: 0 P: 8	R: 1 E: 0 K: 0 S: 5	H: 3 LOB: 1 BB: 0 P: 5	R: 0 E: 0 K: 0 S: 3	H: 0 LOB: 0 BB: 0 P: 3	R: 2 E: 1 K: 1 S: 9	H: 3 LOB: 2 BB: 0 P: 9	R: 0 E: 0 K: 0 S: 3	H: 1 LOB: 0 BB: 0 P: 6	R: 0 E: 0 K: 0 S: 3	H: 1 LOB: 0 BB: 0 P: 3	R: 0 E: 0 K: 0 S: 4	H: 1 LOB: 1 BB: 0 P: 4	R: 1 E: 0 K: 0 S: 3	H: 3 LOB: 2 BB: 0 P: 3	1B: 11 2B: 2 3B: 0 HR: 0	SF: 0 SAC: 1 DP: 2 HBP: 0	WP: 0 PA: 39
PITCHER	IP 9.0	WLS L	BF 38	H 12	R 4	ER 2	SO 6	BB 0	IBB 0	HBP 0	BLK 0	WP 0	HR 0	S 50	P 50	ERA 2.00	WHIP 1.333						
George Stone, L ERA: 3.0																							
Cecil Upshaw, R ERA: 2.63	(10, 1)	0.0	1	1	0	0	0	0	0	0	0	0	1	1	∞	∞							

Atlanta Braves @ San Francisco Giants
Candlestick Park, San Francisco, CA
Fri May 07 1971, 10:05 PM EDT
Att. 11,097 - Unknown

AB 38
R 4
H 13
RBI 4
BB 0
SO 6
LOB 16



Batter	1	2	3	4	5	6	7	8	9	AB	R	H	RBI	BB	SO	LOB	TOP										
Sonny Jackson, L (1, 8) OBP: 0.344, SLG: 0.400	G3	G4-6-3			6-3			F5		4	0	0	0	0	0	1	Atlanta Braves @ San Francisco Giants Candlestick Park, San Francisco, CA Sun May 09 1971, 6:33 AM EDT Unknown										
Ralph Garr, L (1, 7) OBP: 0.413, SLG: 0.492	1B		F7			F8		1-3		4	1	1	0	0	0												
Hank Aaron, R (1, 9) OBP: 0.364, SLG: 0.688	1B		6-3			K		F6		4	1	1	1	0	1												
Orlando Cepeda, R (1, 3) OBP: 0.321, SLG: 0.588	F3		F9			6-3			BB	3	0	0	0	1	0												
Felix Millan, R (1, 4) OBP: 0.437, SLG: 0.486	1B		F2			FC5	BB	F8		4	0	2	0	0	0												
Earl Williams, R (1, 5) OBP: 0.280, SLG: 0.500	1B		F3			F3		F7		4	0	1	1	0	0												
Hal King, L (1, 2) OBP: 0.278, SLG: 0.246	1-3		F2			K		K		4	0	0	0	0	2												
Gil Garrido, R (1, 6) OBP: 0.273, SLG: 0.200			K			1-3				2	0	0	0	0	1												
Mike Lum, L (7, PH) OBP: 0.297, SLG: 0.241										0	0	0	0	1	0												
Marty Perez, R (7, 6) OBP: 0.275, SLG: 0.297										0	0	0	0	0	0												
Pat Jarvis, R (1, 1) OBP: 0.214, SLG: 0.083										0	0	0	0	1	0												
Mike McQueen, L (2, 1) OBP: 0.200, SLG: 0.200										1	0	0	0	0	1												
Dusty Baker Jr., R (7, PH) OBP: 0.167, SLG: 0.222										1	0	0	0	0	0												
Bob Priddy, R (7, 1) OBP: 0.167, SLG: 0.222										0	0	0	0	0	0												
Inning Stats	R: 2 E: 0 K: 0 S: 7	H: 4 LOB: 2 BB: 0 P: 7	R: 0 E: 0 K: 1 S: 4	H: 0 LOB: 0 BB: 1 P: 8	R: 0 E: 0 K: 0 S: 3	H: 0 LOB: 0 BB: 0 P: 3	R: 0 E: 0 K: 0 S: 5	H: 0 LOB: 0 BB: 0 P: 5	R: 0 E: 0 K: 1 S: 6	H: 1 LOB: 2 BB: 1 P: 10	R: 0 E: 0 K: 0 S: 3	H: 0 LOB: 1 BB: 1 P: 9	R: 0 E: 0 K: 1 S: 5	H: 0 LOB: 1 BB: 1 P: 9	1B: 4 2B: 1 3B: 0 HR: 0	SF: 0 SAC: 0 DP: 1 HBP: 0	WP: 0 PB: 0 SB: 0 CS: 0	PA: 34									
PITCHER	IP	WLS	BF	H	R	ER	SO	BB	IBB	HBP	BLK	WP	HR	S	P	ERA	WHIP										
Steve Stone, R (1, 1) ERA: 2.91	8.0	W	31	5	2	2	4	3	0	0	0	0	0	36	48	2.25	1.000										
Don McMahon, R (9, 1) ERA: 8.44	1.0	S	3	0	0	0	1	0	0	0	0	0	0	5	5	0.00	0.000										

Batter	1	2	3	4	5	6	7	8	9	AB	R	H	RBI	BB	SO	LOB	BOTTOM										
Bobby Bonds, R (1, 9) OBP: 0.385, SLG: 0.615	F4	1B		6-3		K		6-3		4	0	0	0	1	1		Atlanta Braves @ San Francisco Giants Candlestick Park, San Francisco, CA Sun May 09 1971, 6:33 AM EDT Unknown										
Chris Speier, R (1, 6) OBP: 0.375, SLG: 0.350	WP	1B		K		F7		E	1B	5	1	3	1	0	1												
Willie Mays, R (1, 8) OBP: 0.477, SLG: 0.722	F4	1B		1B	2B		HR	E1	G3-6-1	5	1	2	1	0	1												
Willie McCovey, L (1, 3) OBP: 0.344, SLG: 0.469	1B	K		1B		F8		G3-6-1		4	1	1	0	1	1												
Ken Henderson, S (1, 7) OBP: 0.365, SLG: 0.461	2B	1B		WP	2B	F5		WP	1B	3	1	2	1	1	0												
Dick Dietz, R (1, 2) OBP: 0.436, SLG: 0.433	1B			WP	BB	L1-6	4-3	F3		2	0	1	1	2	0												
Tito Fuentes, S (1, 4) OBP: 0.287, SLG: 0.320	F7			WP	BB	6-3		6-3		4	0	1	1	0	0												
Hal Lanier, R (1, 5) OBP: 0.273, SLG: 0.200		SH3-4		F2				6-3		3	1	1	0	1	0												
Steve Stone, R (1, 1) ERA: 4.43		SH3-4								3	0	0	0	0	2												
Don McMahon, R (9, 1) ERA: 5.4		1-2		K		L1-6		K		0	0	0	0	0	0												
Inning Stats	R: 2 E: 0 K: 0 S: 6	H: 3 LOB: 1 BB: 1 P: 10	R: 1 E: 0 K: 2 S: 9	H: 2 LOB: 1 BB: 1 P: 13	R: 0 E: 0 K: 1 S: 6	H: 1 LOB: 2 BB: 1 P: 10	R: 0 E: 0 K: 1 S: 7	H: 2 LOB: 2 BB: 0 P: 7	R: 0 E: 0 K: 0 S: 2	H: 0 LOB: 1 BB: 2 P: 10	R: 1 E: 0 K: 1 S: 6	H: 1 LOB: 0 BB: 1 P: 6	R: 1 E: 0 K: 1 S: 6	H: 1 LOB: 1 BB: 1 P: 10	R: 0 E: 1 K: 0 S: 4	H: 1 LOB: 1 BB: 0 P: 4	1B: 6 2B: 5 3B: 0 HR: 1	SF: 0 SAC: 1 DP: 2 HBP: 0	WP: 4 PB: 0 SB: 0 CS: 0	PA: 40							
PITCHER	IP	WLS	BF	H	R	ER	SO	BB	IBB	HBP	BLK	WP	HR	S	P	ERA	WHIP										
Pat Jarvis, R (1, 1) ERA: 4.43	1.1	L	11	5	3	3	0	1	1	0	0	0	0	17	20.25	4.500											
Mike McQueen, L (2, 1) ERA: 2.2	4.2		20	4	1	1	5	3	0	0	0	1	1	27	39	1.93	1.500										
Bob Priddy, R (7, 1) ERA: 5.4	2.0		9	2	1	1	1	1	0	0	0	1	0	10	14	4.50	1.500										

Batter	1	2	3	4	5	6	7	8	9	10	AB	R	H	RBI	BB	SO	LOB	TOP			
Sonny Jackson, L OBP: 0.338, SLG: 0.387 (1, 8)	4-3		2B HR BB		F5		4-3		K		4	1	0	0	1	1	0				
Ralph Garr, L OBP: 0.427, SLG: 0.512 (1, 7)	4-3		HR 2B		CS 1B			HBP SH5-4 1B		1B 1B	5	2	4	0	0	0	0				
Felix Millan, R OBP: 0.447, SLG: 0.500 (1, 4)			HR BB		CS			SH5-4		1B 1B	3	1	2	0	1	1	0				
Orlando Cepeda, R OBP: 0.333, SLG: 0.642 (1, 3)	G3		HR					HBP IBB		F8	4	2	2	5	1	0	3				
Earl Williams, R OBP: 0.275, SLG: 0.480 (1, 5)		F8	4-3					F4		1B	5	0	1	1	0	0	2				
Mike Lum, L OBP: 0.317, SLG: 0.226 (8, 1)		F7								1B	2	0	0	0	1	0	0				
Bob Priddy, R (8, 1)										K	1	0	0	0	0	1	2				
Cecil Upshaw, R (10, 1)											0	0	0	0	0	0	0				
Bob Didier, S OBP: 0.195, SLG: 0.200 (8, PH)											3	0	0	0	0	1	1				
Hank Aaron, R OBP: 0.360, SLG: 0.680 (8, 2)	4-3				G3					G3	1	0	0	0	0	0	3				
Hal King, L OBP: 0.275, SLG: 0.243 (8, 2)											1	0	0	0	0	0	2				
Marty Perez, R OBP: 0.260, SLG: 0.279 (1, 6)			F3		6-3					F9	4	0	0	0	0	0	0				
Phil Niekro, R (1, 1)											1	0	0	0	0	0	0				
Ron Herbel, R (4, 1)											2	0	0	0	0	1	0				
Dusty Baker Jr., R OBP: 0.158, SLG: 0.211 (8, 9)											1	0	0	0	0	0	0				
Inning Stats	R: 0 E: 0 K: 0 S: 4	H: 1 LOB: 1 BB: 0 P: 4	R: 0 E: 0 K: 0 S: 3	H: 0 LOB: 0 BB: 0 P: 3	R: 4 E: 0 K: 0 S: 5	H: 2 LOB: 0 BB: 2 P: 13	R: 0 E: 0 K: 1 S: 5	H: 1 LOB: 0 BB: 0 P: 5	R: 1 E: 0 K: 2 S: 8	H: 1 LOB: 1 BB: 1 P: 12	R: 0 E: 0 K: 0 S: 3	H: 0 LOB: 0 BB: 0 P: 3	R: 0 E: 0 K: 0 S: 4	H: 1 LOB: 3 BB: 1 P: 9	R: 0 E: 0 K: 1 S: 5	H: 0 LOB: 0 BB: 0 P: 5	R: 1 E: 0 K: 1 S: 8	H: 3 LOB: 2 BB: 0 P: 8	1B: 5 2B: 2 3B: 0 HR: 2	SF: 0 SAC: 1 DP: 0 HBP: 1	WP: 0 PA: 44
PITCHER	IP	WLS	BF	H	R	ER	SO	BB	IBB	HBP	BLK	WP	HR	S	P	ERA	WHIP				
Rich Robertson, R ERA: 4.07 (1, 1)	4.0		17	3	4	4	0	2	0	0	0	0	1	15	23	9.00	1.250				
John Cumberland, L ERA: 1.02 (5, 1)	3.0		11	2	1	1	3	1	0	0	0	0	1	16	20	3.00	1.000				
Don McMahon, R ERA: 7.11 (8, 1)	2.0		9	1	0	0	1	0	1	1	0	0	0	9	14	0.00	0.500				
Jerry Johnson, R ERA: 1.21 (10, 1)	1.0	L	6	3	1	1	1	0	0	0	0	0	0	8	8	9.00	3.000				

Atlanta Braves @ San Francisco Giants
Candlestick Park, San Francisco, CA
Sun May 09 1971, 6:38 AM EDT
Att: 28,744 - Unknown

AB	37
R	6
H	9
RBI	6
BB	4
SO	5
LOB	13



Batter	1	2	3	4	5	6	7	8	9	10	AB	R	H	RBI	BB	SO	LOB	BOTTOM			
Bobby Bonds, R OBP: 0.370, SLG: 0.588 (1, 9)	K		5-3	5-3			F6		K		5	0	0	0	0	2	1				
Chris Speier, R OBP: 0.369, SLG: 0.339 (1, 6)	5-3			HR HBP	5-3		G3			F8	4	1	0	0	0	0	0				
Ken Henderson, S OBP: 0.358, SLG: 0.441 (1, 8)	F7			E6 HR	3-1			F8		BB	4	1	0	0	1	0	1				
Wille McCovey, L OBP: 0.371, SLG: 0.529 (8, PR)											4	1	4	3	0	0	0				
Bob Heise, R (8, PH)											0	0	0	0	0	0	0				
Hal Lanier, R OBP: 0.273, SLG: 0.200 (9, 5)		1B WP						F9 1B			0	0	0	0	0	0	0				
Dick Dietz, R OBP: 0.435, SLG: 0.429 (10, PH)		1B		HR				1B			1	0	0	0	0	1	1				
George Foster, R OBP: 0.351, SLG: 0.507 (1, 7)		F2									5	1	2	0	0	1	3				
Al Gallagher, R OBP: 0.317, SLG: 0.347 (1, 5)											3	0	2	0	0	0	1				
Willie Mays, R OBP: 0.473, SLG: 0.714 (8, PH)											1	0	0	0	0	0	2				
Tito Fuentes, S OBP: 0.286, SLG: 0.317 (1, 4)											4	1	1	0	0	0	5				
Russ Gibson, R OBP: 0.111, SLG: 0.333 (1, 2)											4	0	1	2	0	0	1				
Rich Robertson, R OBP: 0.108, SLG: 0.100 (1, 11)											1	0	0	0	0	0	1				
Frank Johnson, R OBP: 0.182, SLG: 0.100 (5, 1)											0	0	0	0	0	0	0				
John Cumberland, R (7, PH)											0	0	0	0	0	0	0				
Jimmy Rosario, S OBP: 0.303, SLG: 0.211 (8, 1)											1	0	0	0	0	0	0				
Don McMahon, R (8, PH)											0	0	0	0	0	0	0				
Gaylord Perry, R OBP: 0.155, SLG: 0.077 (10, 1)											1	0	0	0	0	0	1				
Jerry Johnson, R (10, 1)											0	0	0	0	0	0	0				
Inning Stats	R: 0 E: 0 K: 1 S: 5	H: 0 LOB: 0 BB: 0 P: 5	R: 0 E: 0 K: 0 S: 4	H: 2 LOB: 1 BB: 0 P: 4	R: 0 E: 0 K: 1 S: 5	H: 0 LOB: 0 BB: 0 P: 5	R: 5 E: 1 K: 0 S: 8	H: 4 LOB: 1 BB: 0 P: 9	R: 0 E: 0 K: 1 S: 6	H: 1 LOB: 1 BB: 0 P: 6	R: 0 E: 0 K: 0 S: 3	H: 0 LOB: 0 BB: 0 P: 3	R: 0 E: 0 K: 0 S: 5	H: 2 LOB: 2 BB: 0 P: 5	R: 0 E: 0 K: 2 S: 7	H: 0 LOB: 0 BB: 0 P: 7	R: 0 E: 0 K: 1 S: 5	H: 0 LOB: 1 BB: 1 P: 9	1B: 7 2B: 2 3B: 1 HR: 1	SF: 0 SAC: 0 DP: 2 HBP: 1	WP: 1 PA: 41
PITCHER	IP	WLS	BF	H	R	ER	SO	BB	IBB	HBP	BLK	WP	HR	S	P	ERA	WHIP				
Phil Niekro, R ERA: 3.22 (1, 1)	3.1		17	6	5	4	2	0	0	0	0	1	1	20	21	10.80	1.800				
Ron Herbel, R ERA: 2.77 (4, 1)	4.0		15	4	0	0	1	0	0	0	0	0	0	17	17	0.00	1.000				
Bob Priddy, R ERA: 4.7 (8, 1)	2.0	W	7	0	0	0	2	1	0	0	0	0	0	10	14	0.00	0.500				
Cecil Upshaw, R ERA: 2.7 (10, 1)	0.2	S	2	0	0	0	1	0	0	0	0	0	0	4	4	0.00	0.000				

Atlanta Braves @ San Francisco Giants
Candlestick Park, San Francisco, CA
Sun May 09 1971, 6:38 AM EDT
Att: 28,744 - Unknown

AB	39
R	5
H	10
RBI	5
BB	1
SO	6
LOB	16



Batter	1	2	3	4	5	6	7	8	9	AB	R	H	RBI	BB	SO	LOB	TOP					
Pete Rose, S OBP: 0.391, SLG: 0.374 (1, 9)	0-1 CI		0-0 1B			0-0 FC6-4 1B		0-0 E 1B		3	0	3	0	0	0	0	Cincinnati Reds @ San Francisco Giants Candlestick Park, San Francisco, CA Mon May 10 1971, 6:33 AM EDT Att: 4,768 - Unknown					
Buddy Bradford, R OBP: 0.250, SLG: 0.238 (1, 8)	0-0 F8		0-0 1-3			0-0 FC6-4 HR		0-0 E6		4	1	0	0	0	0	4						
Johnny Bench, R OBP: 0.333, SLG: 0.598 (1, 2)	0-3 K			0-0 5-3		0-0 F4		0-0 F6		4	0	0	0	0	1	4						
Tony Perez, R OBP: 0.276, SLG: 0.350 (1, 5)	0-0 F8			0-0 F8		0-0 HR		0-0 F3		4	1	1	2	0	0	3						
Lee May, R OBP: 0.328, SLG: 0.545 (1, 3)		0-0 4-3		0-0 6-3		0-0 F9			0-3 K	4	0	0	0	0	1	0						
Bernie Carbo, L OBP: 0.372, SLG: 0.301 (1, 7)		0-3 K			0-3 K				0-3 K	4	0	0	0	0	3	0						
Tommy Helms, R OBP: 0.278, SLG: 0.272 (1, 4)		0-0 F3			0-0 F3				0-0 F9	4	0	0	0	0	0	0						
Dave Concepcion, R OBP: 0.328, SLG: 0.383 (1, 6)			0-0 6-3		0-0 E3				0-0 6-3	3	0	0	0	0	0	0						
Wayne Simpson, R OBP: 0.167, SLG: 0.167 (1, 1)			0-0 6-3		0-0 F7				0-0 1-3	1	0	0	0	0	0	0						
Tony Cloninger, R OBP: 0.627, SLG: 0.750 (4, 1)										0	0	0	0	0	0	0						
Jimmy Stewart, R OBP: 0.226, SLG: 0.283 (5, 1)										0	0	0	0	0	0	1						
Mitt Wilcox, R OBP: 0.244, SLG: 0.350 (5, 1)										0	0	0	0	0	0	0						
Willie Smith, L OBP: 0.244, SLG: 0.350 (8, 1)										0	0	0	0	0	0	0						
Wayne Granger, R OBP: 0.244, SLG: 0.350 (8, 1)										0	0	0	0	0	0	0						
Inning Stats	R: 0 E: 1 K: 1 S: 6	H: 0 LOB: 1 BB: 0 P: 6	R: 0 E: 0 K: 1 S: 5	H: 0 LOB: 0 BB: 0 P: 5	R: 0 E: 0 K: 0 S: 4	H: 1 LOB: 1 BB: 0 P: 4	R: 0 E: 0 K: 0 S: 3	H: 0 LOB: 0 BB: 0 P: 3	R: 0 E: 1 K: 1 S: 6	H: 0 LOB: 1 BB: 0 P: 6	R: 2 E: 0 K: 0 S: 5	H: 2 LOB: 0 BB: 0 P: 5	R: 0 E: 0 K: 0 S: 3	H: 0 LOB: 0 BB: 0 P: 3	R: 0 E: 1 K: 0 S: 5	H: 1 LOB: 2 BB: 0 P: 5	R: 0 E: 0 K: 2 S: 7	H: 0 LOB: 0 BB: 0 P: 7	1B: 3 2B: 0 3B: 0 HR: 1	SF: 0 SAC: 0 DP: 0 HBP: 0	WP: 0 PB: 0 SB: 0 CS: 0	PA: 34
PITCHER Juan Marichal, R ERA: 1.83 (1, 1)	IP: 9.0 WLS: W BF: 34 H: 4 R: 2 ER: 2 SO: 5 BB: 0 IBB: 0 HBP: 0 BLK: 0 WP: 0 HR: 1 S: 44 P: 44 ERA: 2.00 WHIP: 0.444															PITCHER						

AB	33
R	2
H	4
RBI	2
BB	0
SO	5
LOB	12



Batter	1	2	3	4	5	6	7	8	9	AB	R	H	RBI	BB	SO	LOB	BOTTOM			
Bobby Bonds, R OBP: 0.382, SLG: 0.586 (1, 9)	0-0 S 1B		4-0 BB FC3-6-2 6-3	4-0 G5-4-3 BB			0-0 5-3			2	2	1	0	2	0	0	Cincinnati Reds @ San Francisco Giants Candlestick Park, San Francisco, CA Mon May 10 1971, 6:33 AM EDT Att: 4,768 - Unknown			
Chris Speier, R OBP: 0.359, SLG: 0.328 (1, 6)	0-0 F4		0-0 6-3	0-0 G5-4-3			0-0 4-3			4	0	0	0	0	0	5				
Willie Mays, R OBP: 0.482, SLG: 0.710 (1, 8)	0-0 BB 2H 1B		4-0 BB FC3-6-2 BB		0-0 F8		4-0 BB 1B			2	0	1	1	2	0	0				
Willie McCovey, L OBP: 0.380, SLG: 0.523 (1, 3)	4-0 BB BB		4-0 BB FC3-6-2 BB		0-0 F9		0-0 BB			1	0	0	0	2	0	0				
Frank Johnson, R OBP: 0.214, SLG: 0.167 (6, 3)	1-2 FC6-4 BB		1-2 FC3-6-2 BB		0-0 F9		1-2 BB			1	0	1	0	0	0	0				
Ken Henderson, S OBP: 0.345, SLG: 0.423 (1, 7)	0-0 F3		0-0 FC3-6-2		0-3 K		0-0 F9			4	0	0	1	0	1	6				
Al Gallagher, R OBP: 0.324, SLG: 0.364 (1, 5)	0-0 FC6-4			0-0 BB 2B		0-0 FC6-4 1B		0-0 4-3		4	1	2	0	0	0	2				
Tito Fuentes, S OBP: 0.294, SLG: 0.333 (1, 4)		0-0 F5		0-0 SH5-4 2H 1B		0-0 F6		0-0 L6-4 2B		4	0	2	1	0	0	1				
Russ Gibson, R OBP: 0.154, SLG: 0.308 (1, 2)		0-0 4-3		0-0 SH5-4 1B		0-0 FC6-4		0-0 L6-4		4	0	1	0	0	0	2				
Juan Marichal, R OBP: 0.136, SLG: 0.095 (1, 1)		0-0 F6		0-0 SH5-4		0-3 K				2	0	0	0	0	1	1				
Inning Stats	R: 1 E: 0 K: 0 S: 5	H: 2 LOB: 2 BB: 1 P: 9	R: 0 E: 0 K: 0 S: 3	H: 0 LOB: 0 BB: 0 P: 3	R: 1 E: 0 K: 0 S: 2	H: 0 LOB: 1 BB: 3 P: 14	R: 1 E: 0 K: 0 S: 5	H: 3 LOB: 2 BB: 1 P: 9	R: 0 E: 0 K: 1 S: 5	H: 0 LOB: 0 BB: 0 P: 5	R: 0 E: 0 K: 1 S: 6	H: 1 LOB: 1 BB: 0 P: 6	R: 0 E: 0 K: 0 S: 4	H: 1 LOB: 2 BB: 1 P: 8	R: 0 E: 0 K: 0 S: 3	H: 1 LOB: 0 BB: 0 P: 3	1B: 6 2B: 4 3B: 0 HR: 0	SF: 0 SAC: 1 DP: 3 HBP: 0	WP: 0 PB: 0 SB: 1 CS: 0	PA: 35
PITCHER Wayne Simpson, R ERA: 5.12 (1, 1)	IP: 3.0 WLS: L BF: 16 H: 4 R: 3 ER: 3 SO: 0 BB: 4 IBB: 3 HBP: 0 BLK: 0 WP: 0 HR: 0 S: 12 P: 28 ERA: 9.00 WHIP: 2.667															PITCHER				
Tony Cloninger, R ERA: 2.77 (4, 1)	IP: 1.0 WLS: L BF: 4 H: 1 R: 0 ER: 0 SO: 0 BB: 1 IBB: 0 HBP: 0 BLK: 0 WP: 0 HR: 0 S: 3 P: 7 ERA: 0.00 WHIP: 2.000															PITCHER				
Mitt Wilcox, R ERA: 7.24 (5, 1)	IP: 3.0 WLS: L BF: 12 H: 2 R: 0 ER: 0 SO: 2 BB: 1 IBB: 0 HBP: 0 BLK: 0 WP: 0 HR: 0 S: 15 P: 19 ERA: 0.00 WHIP: 1.000															PITCHER				
Wayne Granger, R ERA: 1.37 (8, 1)	IP: 1.0 WLS: L BF: 3 H: 1 R: 0 ER: 0 SO: 0 BB: 0 IBB: 0 HBP: 0 BLK: 0 WP: 0 HR: 0 S: 3 P: 3 ERA: 0.00 WHIP: 1.000															PITCHER				



Batter	1	2	3	4	5	6	7	8	9	AB	R	H	RBI	BB	SO	LOB	TOP					
Pete Rose, S OBP: 0.377, SLG: 0.370 (1, 9)										4	0	1	0	0	0	2	Cincinnati Reds @ San Francisco Giants Candlestick Park, San Francisco, CA Tue May 11 1971, 10:05 PM EDT Att: 8,039 - Unknown					
Buddy Bradford, R OBP: 0.250, SLG: 0.239 (1, 8)										4	0	1	0	0	1	0						
Johnny Bench, R OBP: 0.323, SLG: 0.579 (1, 2)										4	0	0	0	0	2	3						
Tony Perez, R OBP: 0.275, SLG: 0.342 (1, 5)										3	0	0	0	1	1	2						
Lee May, R OBP: 0.306, SLG: 0.508 (1, 3)										4	0	0	0	0	2	4						
Hal McRae, R OBP: 0.274, SLG: 0.343 (1, 7)										4	1	2	0	0	0	0						
Tommy Helms, R OBP: 0.268, SLG: 0.262 (1, 4)										4	0	0	0	0	1	3						
Dave Concepcion, R OBP: 0.338, SLG: 0.381 (1, 6)										3	0	1	0	1	0	0						
Jim Merritt, L OBP: 0.222, SLG: 0.333 (7, PH)										2	0	0	0	0	1	1						
Bernie Carbo, L OBP: 0.379, SLG: 0.311 (7, 1)										1	0	1	1	0	0	0						
Joe Gibbon, R (7, 1)										0	0	0	0	0	0	0						
Inning Stats	R: 0 E: 0 K: 1 S: 6	H: 2 LOB: 2 BB: 1 P: 10	R: 0 E: 0 K: 0 S: 3	H: 0 LOB: 0 BB: 0 P: 3	R: 0 E: 0 K: 1 S: 5	H: 0 LOB: 0 BB: 0 P: 5	R: 0 E: 0 K: 2 S: 9	H: 1 LOB: 2 BB: 0 P: 9	R: 0 E: 0 K: 0 S: 3	H: 1 LOB: 0 BB: 0 P: 3	R: 0 E: 0 K: 2 S: 7	H: 0 LOB: 0 BB: 0 P: 7	R: 1 E: 0 K: 0 S: 5	H: 2 LOB: 2 BB: 1 P: 9	R: 0 E: 1 K: 2 S: 8	H: 0 LOB: 1 BB: 0 P: 8	R: 0 E: 0 K: 0 S: 3	H: 0 LOB: 0 BB: 0 P: 3	1B: 5 2B: 1 3B: 0 HR: 0	SF: 0 SAC: 0 DP: 2 HBP: 0	WP: 0 PB: 2 SB: 0 CS: 0	PA: 35
PITCHER Gaylord Perry, R ERA: 2.78 (1, 1)	IP: 9.0 WLS: W BF: 35 H: 6 R: 1 ER: 1 SO: 8 BB: 2 IBB: 0 HBP: 0 BLK: 0 WP: 0 HR: 0 S: 49 P: 57 ERA: 1.00 WHIP: 0.889															PITCHER Gaylord Perry, R ERA: 2.78 (1, 1)	IP: 9.0 WLS: W BF: 35 H: 6 R: 1 ER: 1 SO: 8 BB: 2 IBB: 0 HBP: 0 BLK: 0 WP: 0 HR: 0 S: 49 P: 57 ERA: 1.00 WHIP: 0.889					

AB 33
R 1
H 6
RBI 1
BB 2
SO 8
LOB 15



Batter	1	2	3	4	5	6	7	8	9	AB	R	H	RBI	BB	SO	LOB	BOTTOM					
Bobby Bonds, R OBP: 0.378, SLG: 0.600 (1, 9)										4	1	1	1	0	1	0	Cincinnati Reds @ San Francisco Giants Candlestick Park, San Francisco, CA Tue May 11 1971, 10:05 PM EDT Att: 8,039 - Unknown					
Chris Speier, R OBP: 0.381, SLG: 0.331 (1, 6)										2	1	1	0	0	0	0						
Bob Heise, R (3, 6)										2	0	0	0	0	0	0						
Willie Mays, R OBP: 0.475, SLG: 0.688 (1, 8)										3	1	0	0	1	0	1						
Willie McCovey, L OBP: 0.394, SLG: 0.567 (1, 3)										4	2	3	2	0	1	0						
Ken Henderson, S OBP: 0.342, SLG: 0.416 (1, 7)										4	0	1	1	0	1	1						
Dick Dietz, R OBP: 0.441, SLG: 0.465 (1, 2)										3	1	2	1	0	1	0						
Tito Fuentes, S OBP: 0.295, SLG: 0.327 (1, 4)										2	0	0	0	0	0	1						
Hal Lanier, R OBP: 0.259, SLG: 0.189 (1, 5)										3	0	0	0	0	2	1						
Gaylord Perry, R OBP: 0.069, SLG: 0.069 (1, 1)										3	0	0	0	0	0	0						
Inning Stats	R: 4 E: 1 K: 1 S: 9	H: 5 LOB: 1 BB: 0 P: 10	R: 0 E: 0 K: 0 S: 3	H: 0 LOB: 0 BB: 0 P: 3	R: 2 E: 0 K: 1 S: 6	H: 2 LOB: 0 BB: 1 P: 10	R: 0 E: 0 K: 0 S: 3	H: 0 LOB: 0 BB: 0 P: 3	R: 0 E: 0 K: 0 S: 4	H: 1 LOB: 1 BB: 0 P: 4	R: 0 E: 0 K: 2 S: 7	H: 0 LOB: 0 BB: 0 P: 7	R: 0 E: 0 K: 1 S: 5	H: 0 LOB: 0 BB: 0 P: 5	R: 0 E: 0 K: 1 S: 5	H: 0 LOB: 0 BB: 0 P: 5	R: 0 E: 0 K: 0 S: 3	H: 0 LOB: 0 BB: 0 P: 3	1B: 5 2B: 0 3B: 0 HR: 3	SF: 0 SAC: 0 DP: 1 HBP: 1	WP: 0 PB: 0 SB: 0 CS: 0	PA: 32
PITCHER Jim Merritt, L ERA: 5.13 (7, 1)	IP: 6.0 WLS: L BF: 26 H: 8 R: 6 ER: 6 SO: 4 BB: 1 IBB: 0 HBP: 1 BLK: 0 WP: 0 HR: 3 S: 32 P: 37 ERA: 9.00 WHIP: 1.500															PITCHER Joe Gibbon, L ERA: 3.63 (7, 1)	IP: 2.0 WLS: 6 BF: 0 H: 0 R: 0 ER: 0 SO: 2 BB: 0 IBB: 0 HBP: 0 BLK: 0 WP: 0 HR: 0 S: 10 P: 10 ERA: 0.00 WHIP: 0.000					

AB 30
R 6
H 8
RBI 5
BB 1
SO 6
LOB 4



Batter	1	2	3	4	5	6	7	8	9	AB	R	H	RBI	BB	SO	LOB	TOP					
Pete Rose, S OBP: 0.373, SLG: 0.382 (1, 9)	0-0 6-3		0-0 2B 3B		0-0 1-3			0-0 4-3		4	1	1	0	0	0	0	Cincinnati Reds @ San Francisco Giants Candlestick Park, San Francisco, CA Wed May 12 1971, 6:33 AM EDT Att: 5,120 - Unknown AB 32 R 2 H 8 RBI 2 BB 2 SO 1 LOB 16					
Buddy Bradford, R OBP: 0.250, SLG: 0.260 (1, 8)	0-0 F8		0-0 L6-4 2B		0-0 4-3			0-0 4-3		4	0	1	1	0	0	0						
Johnny Bench, R OBP: 0.328, SLG: 0.597 (1, 2)	0-0 F8		0-0 BB			0-0 E5 G1-4-3			0-0 HR	3	1	1	1	1	0	0						
Tony Perez, R OBP: 0.281, SLG: 0.341 (1, 5)		0-0 1B 1B	0-0 L6-4 2-3			0-0 F9			4-0 G6-4-3 1B BB	3	0	1	0	1	0	3						
Lee May, R OBP: 0.318, SLG: 0.508 (1, 3)		0-0 FC6-4 1B		0-0 6-3		0-0 G1-4-3 1-2			0-0 G6-4-3 1B	4	0	2	0	0	0	1						
Hal McRae, R OBP: 0.273, SLG: 0.338 (1, 7)		0-0 FC6-4 1-2		0-0 F6			0-0 G6-4-3 1B		0-0 G6-4-3 1-2 2-3	4	0	1	0	0	0	4						
Tommy Helms, R OBP: 0.267, SLG: 0.261 (1, 4)		0-0 F3		0-0 1B			0-0 F7		0-0 1-3	4	0	1	0	0	0	4						
Dave Concepcion, R OBP: 0.324, SLG: 0.364 Wayne Granger, R (7, 1)	0-3 K		0-0 F9		0-0 F9		0-0 G6-4-3 1-2			3	0	0	0	0	1	4						
Don Gullett, R Milt Wilcox, R Woody Woodward, R OBP: 0.355, SLG: 0.343 (7, 6)	0-0 F3		0-0 F3		0-0 F3			0-0 F9		0	0	0	0	0	0	0						
Inning Stats	R: 0 E: 0 K: 0 S: 3	H: 0 LOB: 0 BB: 0 P: 3	R: 0 E: 0 K: 1 S: 7	H: 2 LOB: 2 BB: 0 P: 7	R: 1 E: 0 K: 0 S: 4	H: 2 LOB: 1 BB: 1 P: 8	R: 0 E: 0 K: 0 S: 4	H: 1 LOB: 0 BB: 0 P: 4	R: 0 E: 0 K: 0 S: 3	H: 0 LOB: 0 BB: 0 P: 3	R: 0 E: 1 K: 0 S: 3	H: 0 LOB: 0 BB: 0 P: 3	R: 0 E: 0 K: 0 S: 3	H: 1 LOB: 0 BB: 0 P: 3	R: 0 E: 0 K: 0 S: 3	H: 0 LOB: 0 BB: 0 P: 3	R: 1 E: 0 K: 0 S: 4	H: 2 LOB: 1 BB: 1 P: 8	1B: 5 2B: 2 3B: 1 HR: 1	SF: 0 SAC: 0 DP: 4 HBP: 0	WP: 0 PB: 0 SB: 0 CS: 0	PA: 34
PITCHER Ron Bryant, L ERA: 1.79 (1, 1)	IP: 9.0 WLS: W BF: 34 H: 8 R: 2 ER: 2 SO: 1 BB: 2 IBB: 0 HBP: 0 BLK: 0 WP: 0 HR: 1 S: 34 P: 42 ERA: 2.00 WHIP: 1.111															PITCHER	IP: 9.0 WLS: W BF: 34 H: 8 R: 2 ER: 2 SO: 1 BB: 2 IBB: 0 HBP: 0 BLK: 0 WP: 0 HR: 1 S: 34 P: 42 ERA: 2.00 WHIP: 1.111					

Batter	1	2	3	4	5	6	7	8	9	AB	R	H	RBI	BB	SO	LOB	BOTTOM			
Bobby Bonds, R OBP: 0.388, SLG: 0.595 (1, 9)	0-3 K	4-0 FC3-6 BB		4-0 FC5-4 BB			4-0 2B BB			1	1	0	0	3	1	0	Cincinnati Reds @ San Francisco Giants Candlestick Park, San Francisco, CA Wed May 12 1971, 6:33 AM EDT Att: 5,120 - Unknown AB 28 R 7 H 4 RBI 6 BB 7 SO 2 LOB 12			
Frank Johnson, R OBP: 0.200, SLG: 0.154 Willie Mays, R (4, FH) (5, 3)	0-3 K	0-0 FC3-6 FC6-4		0-0 FC5-4			0-0 2B			2	0	0	1	0	1	2				
Ken Henderson, S OBP: 0.339, SLG: 0.408 (1, 8)	0-0 6-3	0-0 SF7			4-0 FC6-4 BB		0-0 F9			2	0	0	1	1	0	1				
Dick Dietz, R OBP: 0.435, SLG: 0.452 (1, 2)		0-0 BB BB FC6-4			0-0 F8		0-0 F7			3	1	0	0	1	0	3				
George Foster, R OBP: 0.346, SLG: 0.493 (1, 7)		0-0 1B 2B 1B		0-0 F7		0-0 F7		0-0 5-3		4	1	1	0	0	0	2				
Al Gallagher, R OBP: 0.321, SLG: 0.353 (1, 5)		4-0 1B 2B BB		0-0 4-3		0-0 FC6-4			0-0 6-3	3	1	0	0	1	0	1				
Tito Fuentes, S OBP: 0.293, SLG: 0.324 (1, 4)		0-0 2B E 1B		0-0 G3			0-0 4-3		0-0 1-3	4	1	1	1	0	0	0				
Hal Lanier, R OBP: 0.274, SLG: 0.214 (1, 6)		0-0 E FC3-6 2B		0-0 F3			0-0 6-3		4-0 BB	3	1	1	2	1	0	0				
Ron Bryant, S OBP: 0.118, SLG: 0.118 (1, 1)		0-0 E5 FC3-6 SF7		0-0 1-4-3			0-0 4-3		0-0 F7	4	1	0	0	0	0	2				
Inning Stats	R: 0 E: 0 K: 2 S: 7	H: 0 LOB: 0 BB: 0 P: 7	R: 6 E: 1 K: 0 S: 7	H: 3 LOB: 1 BB: 3 P: 19	R: 0 E: 0 K: 0 S: 3	H: 0 LOB: 0 BB: 0 P: 3	R: 0 E: 0 K: 0 S: 3	H: 0 LOB: 1 BB: 1 P: 7	R: 0 E: 0 K: 0 S: 3	H: 0 LOB: 0 BB: 0 P: 3	R: 1 E: 0 K: 0 S: 4	H: 1 LOB: 1 BB: 1 P: 8	R: 0 E: 0 K: 0 S: 3	H: 0 LOB: 1 BB: 1 P: 7	R: 0 E: 0 K: 0 S: 3	H: 0 LOB: 0 BB: 0 P: 7	1B: 2 2B: 2 3B: 0 HR: 0	SF: 1 SAC: 0 DP: 0 HBP: 0	WP: 0 PB: 0 SB: 0 CS: 0	PA: 36
PITCHER Don Gullett, L ERA: 5.08 Milt Wilcox, R ERA: 5.3 Wayne Granger, R ERA: 1.66 (7, 1)	IP: 1.0 WLS: L BF: 8 H: 3 R: 5 ER: 8 SO: 0 BB: 3 IBB: 0 HBP: 0 BLK: 0 WP: 0 HR: 0 S: 10 P: 18 ERA: 36.00 WHIP: 5.000															PITCHER	IP: 1.0 WLS: L BF: 8 H: 3 R: 5 ER: 8 SO: 0 BB: 3 IBB: 0 HBP: 0 BLK: 0 WP: 0 HR: 0 S: 10 P: 18 ERA: 36.00 WHIP: 5.000			

Batter	1	2	3	4	5	6	7	8	9	AB	R	H	RBI	BB	SO	LOB	TOP			
Maury Wills, S OBP: 0.353, SLG: 0.359										4	1	1	0	0	0	1	Los Angeles Dodgers @ San Francisco Giants Candlestick Park, San Francisco, CA Fri May 14, 1971, 10:05 PM EDT Att: 30,862 - Unknown			
Bill Buckner, L OBP: 0.328, SLG: 0.383										4	1	1	0	0	0					
Willie Davis, L OBP: 0.397, SLG: 0.515										4	0	2	1	0	0					
Dick Allen, R OBP: 0.328, SLG: 0.381										4	0	0	1	0	1	2				
Wes Parker, S OBP: 0.320, SLG: 0.338										3	1	0	0	1	0	1				
Duke Sims, L OBP: 0.358, SLG: 0.441										4	1	1	2	0	0	2				
Jim Lefebvre, S OBP: 0.327, SLG: 0.481										4	0	2	0	0	0	1				
Steve Garvey, R OBP: 0.327, SLG: 0.392										3	0	0	0	0	0	2				
Pete Mikkelsen, R OBP: 0.308, SLG: 0.330										0	0	0	0	0	0	0				
Tom Haller, L OBP: 0.390, SLG: 0.353										1	0	0	0	0	1	1				
Al Downing, R OBP: 0.333, SLG: 0.250										2	0	1	0	0	1	0				
Bill Russell, R OBP: 0.308, SLG: 0.330										1	0	0	0	0	1	0				
Willie Crawford, L OBP: 0.360, SLG: 0.455										1	0	0	0	0	0	1				
Inning Stats	R: 2 E: 0 K: 0 S: 6	H: 3 LOB: 1 BB: 0 P: 6	R: 0 E: 0 K: 0 S: 4	H: 1 LOB: 1 BB: 0 P: 4	R: 0 E: 0 K: 0 S: 3	H: 0 LOB: 0 BB: 0 P: 3	R: 2 E: 0 K: 1 S: 6	H: 2 LOB: 0 BB: 1 P: 10	R: 0 E: 0 K: 0 S: 4	H: 1 LOB: 1 BB: 0 P: 4	R: 0 E: 1 K: 1 S: 5	H: 0 LOB: 0 BB: 0 P: 5	R: 0 E: 0 K: 1 S: 5	H: 0 LOB: 0 BB: 0 P: 5	R: 0 E: 0 K: 1 S: 6	H: 1 LOB: 1 BB: 0 P: 6	1B: 5 2B: 2 3B: 0 HR: 1	SF: 0 SAC: 0 DP: 1 HBP: 0	WP: 0 PB: 0 SB: 0 CS: 0	PA: 36
PITCHER	IP WLS BF H R ER SO BB IBB HBP BLK WP HR S P ERA WHIP																			
Steve Stone, R ERA: 3.28	(1, 1) 6.0 26 7 4 4 1 1 0 0 0 0 1 27 31 6.00 1.333																			
Jerry Johnson, R ERA: 1.07	(7, 1) 3.0 10 1 0 0 3 0 0 0 0 0 0 16 16 0.00 0.333																			

AB 35
R 4
H 8
RBI 4
BB 1
SO 4
LOB 11



Batter	1	2	3	4	5	6	7	8	9	AB	R	H	RBI	BB	SO	LOB	BOTTOM			
Bobby Bonds, R OBP: 0.396, SLG: 0.589										3	2	1	0	2	0	0	Los Angeles Dodgers @ San Francisco Giants Candlestick Park, San Francisco, CA Fri May 14, 1971, 10:05 PM EDT Att: 30,862 - Unknown			
Chris Speier, R OBP: 0.358, SLG: 0.350										4	1	1	1	0	0	2				
Willie Mays, R OBP: 0.472, SLG: 0.706										4	1	1	1	1	2	2				
Willie McCovey, L OBP: 0.417, SLG: 0.581										3	1	3	1	1	0	0				
Ken Henderson, S OBP: 0.336, SLG: 0.402										4	1	1	1	0	0	3				
Dick Dietz, R OBP: 0.430, SLG: 0.439										3	1	0	0	1	1	3				
Tito Fuentes, S OBP: 0.292, SLG: 0.322										4	1	1	2	0	0	2				
Al Gallagher, R OBP: 0.336, SLG: 0.356										2	0	1	1	2	0	0				
Hal Lanier, R OBP: 0.274, SLG: 0.214										0	0	0	0	0	0	0				
Steve Stone, R George Foster, R Jerry Johnson, R	(1, 1) 5.2 (6, PH) 2.1 (7, 1) 1.3	26 6 3 3 2 2 1 1 0 0 0 0 25 45 4.76 1.941																		
Inning Stats	R: 2 E: 0 K: 1 S: 8	H: 3 LOB: 1 BB: 0 P: 8	R: 0 E: 0 K: 0 S: 3	H: 0 LOB: 0 BB: 0 P: 3	R: 1 E: 0 K: 1 S: 6	H: 1 LOB: 1 BB: 1 P: 10	R: 0 E: 0 K: 0 S: 3	H: 0 LOB: 1 BB: 1 P: 7	R: 0 E: 0 K: 0 S: 2	H: 1 LOB: 0 BB: 1 P: 6	R: 0 E: 0 K: 1 S: 6	H: 1 LOB: 3 BB: 2 P: 14	R: 5 E: 2 K: 1 S: 9	H: 3 LOB: 1 BB: 2 P: 17	R: 0 E: 0 K: 0 S: 3	H: 0 LOB: 0 BB: 0 P: 3	1B: 7 2B: 0 3B: 0 HR: 2	SF: 0 SAC: 1 DP: 1 HBP: 0	WP: 0 PB: 0 SB: 1 CS: 1	PA: 40
PITCHER	IP WLS BF H R ER SO BB IBB HBP BLK WP HR S P ERA WHIP																			
Al Downing, L ERA: 2.12	(1, 1) 5.2 26 6 3 3 2 2 1 1 0 0 0 25 45 4.76 1.941																			
Pete Mikkelsen, R ERA: 4.26	(6, 1) 2.1 13 3 5 1 2 1 1 0 0 0 0 15 23 3.86 1.714																			

AB 31
R 8
H 9
RBI 7
BB 7
SO 4
LOB 17



Batter	1	2	3	4	5	6	7	8	9	AB	R	H	RBI	BB	SO	LOB	TOP			
Maury Wills, S OBP: 0.343, SLG: 0.348 (1, 6)	G3		4-3		4-3			4-3		4	0	0	0	0	0	1	Los Angeles Dodgers @ San Francisco Giants Candlestick Park, San Francisco, CA Sat May 15 1971, 6:33 AM EDT Att: 33,370 - Unknown AB 32 R 0 H 6 RBI 0 BB 2 SO 2 LOB 12			
Bill Buckner, L OBP: 0.309, SLG: 0.359 (1, 9)	3-1			G3		4-3		F8		4	0	0	0	0	0					
Willie Davis, L OBP: 0.393, SLG: 0.507 (1, 8)	F8			1B		F9			4-3	4	0	1	0	0	0					
Dick Allen, R OBP: 0.341, SLG: 0.404 (1, 7)				F7						4	0	3	0	0	0	1				
Wes Parker, S OBP: 0.318, SLG: 0.336 (1, 3)		G1-6-3				1-3			3-1	4	0	1	0	0	0	3				
Duke Sims, L OBP: 0.386, SLG: 0.435 (1, 2)				4-3						3	0	1	0	1	0	2				
Jim Lefebvre, S OBP: 0.322, SLG: 0.456 (1, 4)										3	0	0	0	1	0	3				
Billy Grabarkewitz, R OBP: 0.377, SLG: 0.320 (1, 5)			6-3			FC5-4				3	0	0	0	0	0	1				
Bill Singer, R OBP: 0.150, SLG: 0.056 (8, PH)										2	0	0	0	0	1	1				
Willie Crawford, L OBP: 0.346, SLG: 0.435 (8, 1)			K							1	0	0	0	0	1	0				
Jim Brewer, L (8, 1)										0	0	0	0	0	0	0				
Inning Stats	R: 0 E: 0 K: 0 S: 3	H: 0 LOB: 0 BB: 0 P: 3	R: 0 E: 0 K: 0 S: 4	H: 2 LOB: 1 BB: 0 P: 4	R: 0 E: 0 K: 1 S: 5	H: 0 LOB: 0 BB: 0 P: 5	R: 0 E: 0 K: 0 S: 5	H: 2 LOB: 2 BB: 0 P: 5	R: 0 E: 0 K: 0 S: 4	H: 1 LOB: 1 BB: 0 P: 4	R: 0 E: 0 K: 0 S: 3	H: 0 LOB: 0 BB: 0 P: 3	R: 0 E: 0 K: 1 S: 5	H: 0 LOB: 0 BB: 1 P: 5	R: 0 E: 0 K: 0 S: 4	H: 1 LOB: 2 BB: 1 P: 8	1B: 5 2B: 1 3B: 0 HR: 0	SF: 0 SAC: 0 DP: 1 HBP: 0	WP: 0 PB: 0 SB: 1 CS: 0	PA: 34
PITCHER Juan Marichal, R ERA: 1.6 (1, 1)	IP: 9.0 WLS: W BF: 34 H: 6 R: 0 ER: 0 SO: 2 BB: 2 IBB: 0 HBP: 0 BLK: 0 WP: 0 HR: 0 S: 36 P: 44 ERA: 0.00 WHIP: 0.889															PITCHER				

Batter	1	2	3	4	5	6	7	8	9	AB	R	H	RBI	BB	SO	LOB	BOTTOM			
Bobby Bonds, R OBP: 0.385, SLG: 0.570 (1, 9)	5-3		F3			K		F5		4	0	0	0	0	1	1	Los Angeles Dodgers @ San Francisco Giants Candlestick Park, San Francisco, CA Sat May 15 1971, 6:33 AM EDT Att: 33,370 - Unknown AB 25 R 1 H 2 RBI 1 BB 4 SO 8 LOB 10			
Chris Speier, R OBP: 0.348, SLG: 0.340 (1, 6)	6-3			F9		K		K		4	0	0	0	0	2	1				
Willie Mays, R OBP: 0.465, SLG: 0.698 (1, 8)	F4			F6				K		4	1	1	0	0	1	0				
Willie McCovey, L OBP: 0.405, SLG: 0.563 (1, 3)		F7		F9				F4		3	0	0	0	0	0	1				
Ken Henderson, S OBP: 0.344, SLG: 0.398 (1, 7)		L5-4				K		WP		1	0	0	0	2	1	0				
Dick Dietz, R OBP: 0.435, SLG: 0.440 (1, 2)						K		WP		2	0	1	1	1	1	0				
Tito Fuentes, S OBP: 0.285, SLG: 0.314 (1, 4)			L5-4					K		3	0	0	0	0	1	4				
Al Gallagher, R OBP: 0.336, SLG: 0.349 (9, 5)								E4		2	0	0	0	1	1	0				
Hal Lanier, R OBP: 0.274, SLG: 0.214 (9, 5)										0	0	0	0	0	0	0				
Juan Marichal, R OBP: 0.125, SLG: 0.087 (1, 1)										2	0	0	0	0	0	3				
Inning Stats	R: 0 E: 0 K: 0 S: 3	H: 0 LOB: 0 BB: 0 P: 3	R: 0 E: 0 K: 0 S: 2	H: 0 LOB: 2 BB: 2 P: 10	R: 0 E: 0 K: 1 S: 5	H: 0 LOB: 0 BB: 0 P: 5	R: 0 E: 0 K: 2 S: 7	H: 0 LOB: 0 BB: 0 P: 7	R: 1 E: 1 K: 1 S: 7	H: 2 LOB: 3 BB: 2 P: 15	R: 0 E: 0 K: 2 S: 7	H: 0 LOB: 0 BB: 0 P: 7	R: 0 E: 0 K: 2 S: 7	H: 0 LOB: 0 BB: 0 P: 7	R: 0 E: 0 K: 2 S: 7	H: 0 LOB: 0 BB: 0 P: 7	1B: 1 2B: 2 3B: 0 HR: 0	SF: 0 SAC: 1 DP: 1 HBP: 0	WP: 1 PB: 0 SB: 0 CS: 0	PA: 30
PITCHER Bill Singer, R ERA: 4.55 Jim Brewer, L ERA: 2.92 (1, 1) (8, 1)	IP: 7.0 WLS: L BF: 27 H: 2 R: 1 ER: 1 SO: 6 BB: 3 IBB: 0 HBP: 0 BLK: 0 WP: 1 HR: 0 S: 35 P: 51 ERA: 1.29 WHIP: 0.714															PITCHER				

Batter	1	2	3	4	5	6	7	8	9	AB	R	H	RBI	BB	SO	LOB	TOP										
Bobby Bonds, R OBP: 0.380, SLG: 0.599 (1, 9)	5-3		4-3		HR	SF8		F9		4	1	1	3	0	0	0	San Francisco Giants @ Chicago Cubs Wrigley Field, Chicago, IL Tue May 18 1971, 3:33 AM CDT Att: 12,600 - Unknown - 78 F										
Chris Speier, R OBP: 0.344, SLG: 0.331 Hal Lanier, R OBP: 0.277, SLG: 0.220 (5, 6)	F9		1-3		BB	BB		4-3		2	0	0	0	1	0	0											
Willie Mays, R OBP: 0.468, SLG: 0.693 (1, 8)	1B				F9			K		4	1	2	0	1	1	0											
Willie McCovey, L OBP: 0.405, SLG: 0.534 (1, 3)	1B				2B			G3		2	0	1	1	3	0	0											
Ken Henderson, S OBP: 0.341, SLG: 0.385 (1, 7)	F4				F8			F6		5	0	1	2	0	0	6											
Dick Dietz, R OBP: 0.432, SLG: 0.436 (1, 2)					F9					4	0	1	0	1	0	2											
Tito Fuentes, S OBP: 0.275, SLG: 0.302 (1, 4)					F7			G3		5	1	1	0	0	0	3											
Al Gallagher, R OBP: 0.349, SLG: 0.357 (1, 5)					F8					4	2	2	0	0	0	0											
Ron Bryant, S OBP: 0.143, SLG: 0.143 Jerry Johnson, R (8, 1)			6-3		K			G3		4	1	1	0	0	1	1											
Inning Stats	R: 0 E: 0 K: 0 S: 5	H: 2 LOB: 2 BB: 0 P: 5	R: 0 E: 0 K: 0 S: 3	H: 0 LOB: 0 BB: 0 P: 3	R: 0 E: 0 K: 0 S: 3	H: 0 LOB: 0 BB: 0 P: 3	R: 0 E: 0 K: 0 S: 4	H: 1 LOB: 2 BB: 1 P: 8	R: 2 E: 0 K: 1 S: 7	H: 3 LOB: 3 BB: 2 P: 15	R: 0 E: 0 K: 0 S: 3	H: 0 LOB: 0 BB: 0 P: 3	R: 0 E: 0 K: 1 S: 5	H: 0 LOB: 0 BB: 0 P: 5	R: 0 E: 0 K: 0 S: 3	H: 0 LOB: 1 BB: 1 P: 7	1B: 8 2B: 2 3B: 0 HR: 1	SF: 1 SAC: 0 DP: 1 HBP: 0	WP: 0 PA: 43 PB: 0 SB: 0 CS: 0								
PITCHER	IP	WLS	BF	H	R	ER	SO	BB	IBB	HBP	BLK	WP	HR	S	P	ERA	WHIP										
Milt Pappas, R ERA: 4.02 (1, 1)	5.2	L	29	10	6	6	1	2	1	0	0	0	1	28	40	9.53	2.118										
Jim Colborn, R ERA: 3.5 (6, 1)	0.0		1	0	0	0	0	1	0	0	0	0	0	0	4	∞	∞										
Ray Newman, L ERA: (6, 1)	0.0		2	1	1	0	0	1	0	0	0	0	0	1	5	∞	∞										
Ron Tompkins, R ERA: 3.12 (6, 1)	1.1		4	0	0	0	0	0	0	0	0	0	0	4	4	0.00	0.000										
Phil Regan, R ERA: 3.22 (8, 1)	2.0		7	0	0	0	1	1	0	0	0	0	0	8	12	0.00	0.500										

Batter	1	2	3	4	5	6	7	8	9	AB	R	H	RBI	BB	SO	LOB	BOTTOM										
Don Kessinger, S OBP: 0.280, SLG: 0.280 14 Ernie Banks, R OBP: 0.263, SLG: 0.188 Hector Torres, R OBP: 0.222, SLG: 0.222 (6, 6)	1-3		F8		K			F4		2	0	0	0	0	0	1	San Francisco Giants @ Chicago Cubs Wrigley Field, Chicago, IL Tue May 18 1971, 3:33 AM CDT Att: 12,600 - Unknown - 78 F										
Glenn Beckert, R OBP: 0.352, SLG: 0.383 (1, 4)	1-3		6-3					F8		4	1	1	0	0	0	1											
Billy Williams, L OBP: 0.381, SLG: 0.522 (1, 7)	F8				4-3			1-3		4	0	1	0	0	0	1											
Jim Hickman, R OBP: 0.340, SLG: 0.369 (1, 3)					F7			5-3		3	0	1	0	1	0	1											
Ron Santo, R OBP: 0.384, SLG: 0.520 (1, 5)					K			F9		4	1	1	1	0	2	3											
Johnny Callison, L OBP: 0.347, SLG: 0.375 (1, 9)					4-3			F9		3	1	1	1	1	0	3											
Jose Ortiz, R OBP: 0.380, SLG: 0.422 (1, 8)					5-3			F6		4	0	2	1	0	0	3											
Danny Breeden, R OBP: 0.317, SLG: 0.229 J.C. Martin, L OBP: 0.355, SLG: 0.429 (9, PH)					SH3-4			F7		2	0	0	0	1	1	3											
Milt Pappas, R OBP: 0.316, SLG: 0.095 Jim Colborn, R Ray Newman, L Ron Tompkins, R Hal Breeden, R Phil Regan, R Paul Popovich, S (1, 1) (6, 1) (6, 1) (6, 1) (7, PH) (8, 1) (9, PH)					SH3-4			F5		1	0	0	0	0	0	0											
Inning Stats	R: 0 E: 0 K: 0 S: 3	H: 0 LOB: 0 BB: 0 P: 3	R: 0 E: 0 K: 1 S: 6	H: 1 LOB: 1 BB: 0 P: 6	R: 0 E: 0 K: 0 S: 3	H: 0 LOB: 0 BB: 1 P: 7	R: 0 E: 0 K: 1 S: 5	H: 0 LOB: 0 BB: 0 P: 5	R: 0 E: 0 K: 3 S: 10	H: 1 LOB: 2 BB: 1 P: 14	R: 3 E: 0 K: 0 S: 7	H: 4 LOB: 1 BB: 0 P: 7	R: 0 E: 0 K: 0 S: 3	H: 0 LOB: 0 BB: 0 P: 3	R: 0 E: 0 K: 0 S: 4	H: 1 LOB: 2 BB: 1 P: 8	R: 0 E: 0 K: 1 S: 5	H: 0 LOB: 0 BB: 0 P: 5	1B: 5 2B: 2 3B: 0 HR: 0	SF: 0 SAC: 1 DP: 0 HBP: 0	WP: 2 PA: 37 PB: 0 SB: 0 CS: 0						
PITCHER	IP	WLS	BF	H	R	ER	SO	BB	IBB	HBP	BLK	WP	HR	S	P	ERA	WHIP										
Ron Bryant, L ERA: 2.06 (1, 1)	7.0		30	7	3	3	5	2	0	0	0	1	0	38	46	3.86	1.286										
Jerry Johnson, R ERA: 0.95 (8, 1)	2.0	S	7	0	0	0	1	1	0	0	0	1	0	8	12	0.00	0.500										



Batter	1	2	3	4	5	6	7	8	9	AB	R	H	RBI	BB	SO	LOB	TOP										
Bobby Bonds, R OBP: 0.387, SLG: 0.617 (1, 9)	4-0 1B BB	0-0 1B		0-0 HR			0-3 K		0-3 K	4	2	1	1	2	0		San Francisco Giants @ Chicago Cubs Wrigley Field, Chicago, IL Wed May 19 1971, 3:33 AM CDT Att: 10,643 - Cloudy - 71 F										
Tito Fuentes, S OBP: 0.274, SLG: 0.300 (1, 4)	0-0 1B	0-0 L1		0-0 F7			0-0 F7			4	0	1	0	0	0	1											
Willie Mays, R OBP: 0.462, SLG: 0.678 Jimmy Rosario, S OBP: 0.340, SLG: 0.211 (8, 8)	0-0 1B		0-0 F3			0-0 F8		0-3 K		4	0	1	1	0	1	0											
Willie McCovey, L OBP: 0.400, SLG: 0.523 (1, 3)	0-3 K		0-0 F8			0-0 F7		0-0 1B 1B		4	0	1	0	0	1	2											
Ken Henderson, S OBP: 0.338, SLG: 0.380 (1, 7)	0-0 F2		0-0 HR 1B			0-0 F8		0-0 F5		4	1	1	0	0	0	3											
Dick Dietz, R OBP: 0.434, SLG: 0.463 (1, 2)	0-0 F8		0-0 HR			0-0 4-3		0-0 1B		4	1	2	2	0	0	2											
Al Gallagher, R OBP: 0.336, SLG: 0.345 (1, 5)		0-0 6-3	0-3 K			0-0 F9		0-0 1-3		4	0	0	0	0	1	2											
Hal Lanier, R OBP: 0.279, SLG: 0.274 Don McMahon, R (6, 1)		0-0 HR		0-0 F9			0-0 4-3	0-3 K		3	1	1	1	0	0	0											
Frank Johnson, R OBP: 0.188, SLG: 0.143 (9, FH)									0-3 K	0	0	0	0	0	0	0											
Steve Stone, R (1, 1)		0-3 K		0-0 2-3				0-0 F9		1	0	0	0	0	1	0											
John Cumberland, R (2, 1)										1	0	0	0	0	0	0											
Bob Heise, R (6, 6)										2	0	0	0	0	0	0											
Inning Stats	R: 1 E: 0 K: 1 S: 7	H: 2 LOB: 2 BB: 1 P: 11	R: 1 E: 0 K: 1 S: 7	H: 2 LOB: 1 BB: 0 P: 7	R: 2 E: 0 K: 1 S: 7	H: 2 LOB: 0 BB: 0 P: 7	R: 1 E: 0 K: 0 S: 4	H: 1 LOB: 0 BB: 0 P: 4	R: 0 E: 0 K: 0 S: 3	H: 0 LOB: 0 BB: 0 P: 3	R: 0 E: 0 K: 1 S: 5	H: 0 LOB: 0 BB: 0 P: 5	R: 0 E: 0 K: 1 S: 7	H: 2 LOB: 2 BB: 0 P: 7	R: 0 E: 0 K: 2 S: 7	H: 0 LOB: 0 BB: 0 P: 7	1B: 6 2B: 0 3B: 0 HR: 3	SF: 0 SAC: 0 DP: 0 HBP: 0	WP: 0 PA: 37 PB: 0 SB: 0 CS: 0								
PITCHER Fergie Jenkins, R ERA: 2.79 (1, 1)	IP 9.0	WLS W	BF 37	H 9	R 5	ER 5	SO 7	BB 1	IBB 0	HBP 0	BLK 0	WP 0	HR 3	S 50	P 54	ERA 5.00	WHIP 1.111										

Batter	1	2	3	4	5	6	7	8	9	AB	R	H	RBI	BB	SO	LOB	BOTTOM											
Don Kessinger, S OBP: 0.290, SLG: 0.281 (1, 6)	4-0 1B HR BB	0-0 F3		0-0 1B		4-0 1B 3B BB		0-0 F7		3	2	1	1	2	0	0	San Francisco Giants @ Chicago Cubs Wrigley Field, Chicago, IL Wed May 19 1971, 3:33 AM CDT Att: 10,643 - Cloudy - 71 F											
Glenn Beckert, R OBP: 0.366, SLG: 0.396 (1, 4)	0-0 HR 1B	0-0 6-3		0-0 1B		0-0 3B 1B		0-0 1B		5	2	4	0	0	0	0												
Billy Williams, L OBP: 0.388, SLG: 0.580 (1, 7)	0-0 HR		0-0 HR	0-3 K		0-0 3B		0-0 6-3		5	2	3	6	0	1	3												
Jim Hickman, R OBP: 0.337, SLG: 0.356 (1, 3)	4-0 BB		0-0 F8			0-3 K		0-0 F4		3	0	0	0	1	1	1												
Ron Santo, R OBP: 0.373, SLG: 0.504 (1, 5)	0-0 G1-4-3		0-0 F9			0-0 F7		0-0 F3		4	0	0	0	0	0	2												
Johnny Callison, L OBP: 0.344, SLG: 0.370 (1, 9)	0-0 4-3		0-0 F8			0-0 1B		0-0 F7		4	0	1	0	0	0	0												
Brock Davis, L OBP: 0.429, SLG: 0.333 (1, 8)		0-0 HR 1B		0-0 F8		0-0 1B		0-0 4-3		4	1	2	0	0	0	0												
J.C. Martin, L OBP: 0.343, SLG: 0.500 (1, 2)		0-0 HR		0-0 6-3		0-0 G3		0-0 G3		4	1	1	2	0	0	2												
Fergie Jenkins, R OBP: 0.265, SLG: 0.438 (1, 1)	0-0 F8		0-0 1B 2B			0-0 5-3		0-3 K		4	1	1	0	0	1	0												
Inning Stats	R: 3 E: 0 K: 0 S: 4	H: 2 LOB: 2 BB: 2 P: 12	R: 2 E: 0 K: 0 S: 5	H: 2 LOB: 0 BB: 0 P: 5	R: 1 E: 0 K: 0 S: 4	H: 1 LOB: 0 BB: 0 P: 4	R: 1 E: 0 K: 1 S: 8	H: 3 LOB: 2 BB: 0 P: 8	R: 0 E: 0 K: 1 S: 7	H: 2 LOB: 2 BB: 0 P: 7	R: 2 E: 0 K: 0 S: 5	H: 2 LOB: 1 BB: 1 P: 9	R: 0 E: 0 K: 0 S: 3	H: 0 LOB: 0 BB: 0 P: 3	R: 0 E: 0 K: 1 S: 6	H: 1 LOB: 1 BB: 0 P: 6		1B: 8 2B: 1 3B: 1 HR: 3	SF: 0 SAC: 0 DP: 1 HBP: 0	WP: 0 PA: 39 PB: 0 SB: 0 CS: 0								
PITCHER Steve Stone, R ERA: 4.11 (1, 1)	IP 1.0	WLS L	BF 8	H 4	R 5	ER 5	SO 5	BB 2	IBB 0	HBP 0	BLK 0	WP 0	HR 2	S 6	P 14	ERA 45.00	WHIP 6.000											
John Cumberland, L ERA: 2.45 (2, 1)	4.1		22	8	4	4	2	1	0	0	0	0	0	1	25	29	8.31	2.077										
Don McMahon, R ERA: 7.16 (6, 1)	2.2		9	1	0	0	1	0	0	0	0	0	0	0	11	11	0.00	0.375										

Batter	1	2	3	4	5	6	7	8	9	AB	R	H	RBI	BB	SO	LOB	TOP		
Bobby Bonds, R OBP: 0.384, SLG: 0.597 (1, 9)	F8			FC4 1B SF8 1B		6-3 1B		K		4	1	2	0	0	1	0	San Francisco Giants @ Houston Astros Astrodome, Houston, TX Fri May 21 1971, 8:05 PM EDT Att: 18,555 - Unknown		
Chris Speier, R OBP: 0.339, SLG: 0.327 (1, 6)	1-3			FC4 1B 1-2		6-3		F8		4	0	1	0	0	0	1			
Willie Mays, R OBP: 0.447, SLG: 0.643 (1, 8)	F8			FC4 1B WP 1-2 2-3		K		K		4	0	0	0	0	2	3			
Willie McCovey, L OBP: 0.403, SLG: 0.548 (1, 3)		F8		SF8			1B 1B 1B		3-1	3	0	1	1	0	0	0			
Dick Dietz, R OBP: 0.441, SLG: 0.457 (1, 2)		K		6-3			K		K	4	0	1	0	0	2	2			
George Foster, R OBP: 0.319, SLG: 0.447 (1, 7)					5-3		K		1B	4	0	1	0	0	1	1			
Tito Fuentes, S OBP: 0.292, SLG: 0.307 (1, 4)			4-3			K		1B	1B	4	0	2	0	0	1	0			
Al Gallagher, R OBP: 0.345, SLG: 0.355 (1, 5)			4-3		F9			1B	G4-6-3	4	0	1	0	0	0	3			
Gaylord Perry, R OBP: 0.091, SLG: 0.091 (7, PH)										2	0	0	0	0	2	0			
Fran Healy, R OBP: 0.600, SLG: 1.556 (7, 1)										1	0	0	0	0	0	3			
John Cumberland, R (7, 1)										0	0	0	0	0	0	0			
Inning Stats	R: 0 E: 0 K: 0 S: 3	H: 0 LOB: 0 BB: 0 P: 3	R: 0 E: 0 K: 1 S: 5	H: 0 LOB: 0 BB: 0 P: 5	R: 0 E: 0 K: 1 S: 5	H: 2 LOB: 1 BB: 0 P: 5	R: 0 E: 0 K: 2 S: 8	H: 1 LOB: 1 BB: 0 P: 8	R: 0 E: 0 K: 2 S: 10	H: 3 LOB: 3 BB: 0 P: 10	R: 0 E: 0 K: 0 S: 7	H: 0 LOB: 0 BB: 0 P: 7	R: 0 E: 0 K: 0 S: 5	H: 3 LOB: 2 BB: 0 P: 5	1B: 9 2B: 0 3B: 0 HR: 0	SF: 1 SAC: 0 DP: 1 HBP: 0	WP: 1 PB: 0 SB: 0 CS: 0	PA: 35	
PITCHER	IP	WLS	BF	H	R	ER	SO	BB	IBB	HBP	BLK	WP	HR	S	P	ERA	WHIP		
Larry Dierker, R ERA: 2.16 (1, 1)	8.1	W	34	9	1	1	9	0	0	0	0	1	0	52	52	1.08	1.080		
Fred Gladding, R ERA: 2.25 (9, 1)	0.2	S	1	0	0	0	0	0	0	0	0	0	0	1	1	0.00	0.000		

Batter	1	2	3	4	5	6	7	8	9	AB	R	H	RBI	BB	SO	LOB	BOTTOM			
Roger Metzger, S OBP: 0.292, SLG: 0.299 (1, 6)	G4-6-3 1B		E7		3-1		F9			4	0	2	0	0	0	0	San Francisco Giants @ Houston Astros Astrodome, Houston, TX Fri May 21 1971, 8:05 PM EDT Att: 18,555 - Unknown			
Joe Morgan, L OBP: 0.328, SLG: 0.401 (1, 4)	G4-6-3 1-2		3-1		FC5-4 1B				3B	4	0	2	0	0	0	2				
Jesus Alou, R OBP: 0.441, SLG: 0.477 (6, 7)	5-3			E 2B HBP	FC5-4 1-2		F4			3	1	0	0	0	0	2				
Cesar Geronimo, L OBP: 0.357, SLG: 0.462 (8, 7)										0	0	0	0	0	0	0				
Bob Watson, R OBP: 0.350, SLG: 0.392 (8, 9)		6-3		E4 2B BB	4-3			F7		3	1	0	0	0	0	2				
Cesar Cedeno, R OBP: 0.229, SLG: 0.292 (8, 9)										1	0	0	0	0	0	0				
John Mayberry, L (1, 3)		F7		2B 1B BB			F8		F9	3	1	0	0	1	0	0				
Norm Miller, L OBP: 0.304, SLG: 0.395 (6, 9)										2	0	1	2	0	0	0				
Jimmy Wynn, R OBP: 0.316, SLG: 0.281 (8, 8)		4-3		FC9-2-4 2B						1	0	1	0	0	0	0				
Doug Rader, R OBP: 0.257, SLG: 0.285 (1, 5)				E 2B	FC9-2-4 2-3		F2		F7	4	1	1	0	0	0	4				
Johnny Edwards, L OBP: 0.245, SLG: 0.229 (1, 2)			F8				F7			3	0	1	1	0	0	2				
Larry Dierker, R OBP: 0.115, SLG: 0.154 (9, 1)									F3	3	0	0	0	0	2	2				
Fred Gladding, L (9, 1)										0	0	0	0	0	0	0				
Inning Stats	R: 0 E: 0 K: 0 S: 3	H: 1 LOB: 0 BB: 0 P: 3	R: 0 E: 0 K: 0 S: 3	H: 0 LOB: 0 BB: 0 P: 3	R: 1 E: 1 K: 1 S: 7	H: 2 LOB: 1 BB: 0 P: 7	R: 3 E: 1 K: 1 S: 7	H: 2 LOB: 1 BB: 1 P: 12	R: 0 E: 0 K: 0 S: 4	H: 1 LOB: 1 BB: 0 P: 4	R: 0 E: 0 K: 0 S: 3	H: 0 LOB: 1 BB: 0 P: 4	R: 0 E: 0 K: 0 S: 4	H: 1 LOB: 1 BB: 0 P: 4	R: 0 E: 0 K: 0 S: 4	H: 1 LOB: 1 BB: 0 P: 4	1B: 5 2B: 3 3B: 1 HR: 0	SF: 0 SAC: 0 DP: 2 HBP: 2	WP: 0 PB: 0 SB: 0 CS: 0	PA: 34
PITCHER	IP	WLS	BF	H	R	ER	SO	BB	IBB	HBP	BLK	WP	HR	S	P	ERA	WHIP			
Gaylord Perry, R ERA: 2.7 (7, 1)	6.0	L	26	6	4	1	2	1	0	2	0	0	0	8	33	1.50	1.167			
John Cumberland, L ERA: 2.25 (7, 1)	2.0		8	2	0	0	0	0	0	0	0	0	0	8	8	0.00	1.000			

AB	34
R	1
H	9
RBI	1
BB	0
SO	9
LOB	13



Batter	1	2	3	4	5	6	7	8	9	AB	R	H	RBI	BB	SO	LOB	TOP											
Bobby Bonds, R OBP: 0.388, SLG: 0.604 (1, 9)	0-0 5-3	0-0 2H 3B		0-0 SH5-3 FC4-6 1B	0-0 1H 2H 2B			0-3 K		5	1	3	3	0	1	0	San Francisco Giants @ Houston Astros Astrodome, Houston, TX Sun May 23 1971, 4:33 AM EDT Att: 23,692 - Unknown											
Tito Fuentes, S OBP: 0.296, SLG: 0.306 (1, 4)	0-0 BB WP 1B	0-0 4-3		0-0 SH5-3 1-3	0-0 6-3			0-0 5-3		4	0	1	0	0	0	2												
Chris Speier, R OBP: 0.335, SLG: 0.314 (1, 6)	4-0 1-2 BB BB	0-0 4-3		1-0 FC4-6 HBP				0-0 4-3	0-0 F8	3	0	0	0	1	0	1												
Willie McCovey, L OBP: 0.410, SLG: 0.525 (1, 3)	0-0 F6		4-0 1B E BB	0-0 FC4-6 1-2 3-H				0-0 5-3	4-0 G6-4-3 BB	3	1	0	1	2	0	3												
Fran Healy, R OBP: 0.625, SLG: 1.071 (1, 2)	4-0 1-2 2-3 BB		0-0 1B SF9 1B	0-0 K				0-0 F9	0-0 G6-4-3	4	1	1	0	1	1	2												
George Foster, R OBP: 0.306, SLG: 0.424 (1, 7)	0-0 F9		0-0 2-3 1B					0-0 F3		4	0	1	0	0	0	3												
Al Gallagher, R OBP: 0.351, SLG: 0.359 (1, 5)		0-0 6-3 2B 1B	0-0 SF9	4-0 E LOB: 1 BB: 2 P: 7				0-0 6-3		2	2	1	1	1	0	0												
Jimmy Rosario, S OBP: 0.345, SLG: 0.222 (1, 8)		0-0 6-3 1-2 BB	0-0 F8	4-0 2B BB				0-3 K		3	1	0	0	1	1	2												
Ron Bryant, S OBP: 0.160, SLG: 0.200 Jerry Johnson, R (9, 1)		0-0 2H 3B 2B	0-0 K	0-3 K	0-3 K			0-0 F3		4	1	1	1	0	2	3												
Inning Stats	R: 0 E: 0 K: 0 S: 4	H: 1 LOB: 3 BB: 2 P: 12	R: 2 E: 0 K: 0 S: 6	H: 3 LOB: 1 BB: 0 P: 6	R: 2 E: 1 K: 1 S: 7	H: 2 LOB: 1 BB: 1 P: 11	R: 1 E: 0 K: 1 S: 6	H: 1 LOB: 1 BB: 0 P: 7	R: 2 E: 0 K: 1 S: 6	H: 1 LOB: 0 BB: 0 P: 14	R: 0 E: 0 K: 1 S: 5	H: 0 LOB: 0 BB: 0 P: 5	R: 0 E: 0 K: 1 S: 5	H: 0 LOB: 0 BB: 0 P: 5	R: 0 E: 0 K: 0 S: 2	H: 0 LOB: 0 BB: 1 P: 6	1B: 5 2B: 2 3B: 1 HR: 0	SF: 1 SAC: 1 DP: 1 HBP: 1	WP: 1 PB: 0 SB: 1 CS: 0	PA: 41								
PITCHER	IP	WLS	BF	H	R	ER	SO	BB	IBB	HBP	BLK	WP	HR	S	P	ERA	WHIP											
Tom Griffin, R ERA: 5.08 Jim Ray, R ERA: 2.92 Denny Lemaster, L ERA: 0.73 George Culver, R ERA: 2.08	(1, 1)	2.0	L	15	6	4	3	0	3	0	0	0	1	0	12	24	13.50	4.500										
	(3, 1)	4.0		17	2	3	3	3	2	0	1	1	0	0	20	29	6.75	1.000										
	(7, 1)	2.0		6	0	0	0	2	0	0	0	0	0	0	10	10	0.00	0.000										
	(9, 1)	1.0		3	0	0	0	0	1	0	0	0	0	0	2	6	0.00	1.000										

Batter	1	2	3	4	5	6	7	8	9	AB	R	H	RBI	BB	SO	LOB	BOTTOM											
Roger Metzger, S OBP: 0.281, SLG: 0.287 (1, 6)	0-0 F8	0-0 PB 1B			0-0 4-3	0-0 L5		0-0 F8		5	0	1	0	0	0	3	San Francisco Giants @ Houston Astros Astrodome, Houston, TX Sun May 23 1971, 4:33 AM EDT Att: 23,692 - Unknown											
Joe Morgan, L OBP: 0.326, SLG: 0.395 (1, 4)	0-0 F7	0-0 F9			0-0 F8 1B			0-0 G3	0-0 G6-4-3 1B	5	0	2	0	0	0	1												
Jesus Alou, R OBP: 0.426, SLG: 0.468 (1, 9)	0-0 1B 2B		0-3 K		0-0 1-2 1B			0-0 F5	0-0 G6-4-3	5	1	2	0	0	1	1												
Bob Watson, R OBP: 0.344, SLG: 0.384 (1, 7)	0-0 1B		0-0 4-3		0-0 F8			0-0 1B	0-0 6-3	5	0	2	0	0	0	2												
Jimmy Wynn, R OBP: 0.310, SLG: 0.275 (1, 8)	0-0 1-2 3-H 1B		0-3 K		0-0 F4			0-0 5-3		4	0	1	1	0	1	3												
Doug Rader, R OBP: 0.250, SLG: 0.276 (1, 5)	0-0 F9			0-0 6-3				0-0 BB 1B	0-0 E6 4-3 1B	4	1	1	0	0	0	2												
John Mayberry, L OBP: 0.385, SLG: 0.490 (1, 3)		4-0 1B G6-4-3 BB		0-0 BLK 3B				0-3 K	0-0 F9	3	2	1	0	1	1	2												
Jack Hiatt, R OBP: 0.545, SLG: 0.471 (1, 2)		0-0 G6-4-3 1B		0-3 K				4-0 1-2 BB	0-0 4-3	3	0	1	0	1	1	1												
Tom Griffin, R ERA: 5.08 Jim Ray, R ERA: 2.92 Cesar Cedeno, R ERA: 0.73 Denny Lemaster, L ERA: 2.08 Dennis Menke, R ERA: 0.95 George Culver, R ERA: 2.08	(1, 1)	8.0	W	38	12	4	3	5	2	0	0	1	1	0	0	1	1.750											
	(9, 1)	1.0	S	2	0	0	0	0	0	0	0	0	0	0	2	2	0.00	0.000										
Inning Stats	R: 1 E: 0 K: 0 S: 6	H: 3 LOB: 2 BB: 0 P: 6	R: 1 E: 0 K: 0 S: 4	H: 2 LOB: 1 BB: 1 P: 8	R: 0 E: 0 K: 2 S: 7	H: 0 LOB: 0 BB: 0 P: 7	R: 1 E: 0 K: 1 S: 6	H: 1 LOB: 0 BB: 0 P: 6	R: 0 E: 0 K: 0 S: 5	H: 2 LOB: 2 BB: 0 P: 5	R: 0 E: 0 K: 2 S: 8	H: 1 LOB: 1 BB: 1 P: 12	R: 0 E: 0 K: 0 S: 4	H: 1 LOB: 1 BB: 0 P: 4	R: 1 E: 1 K: 0 S: 5	H: 1 LOB: 1 BB: 0 P: 5	R: 0 E: 0 K: 0 S: 3	H: 1 LOB: 0 BB: 0 P: 3	1B: 10 2B: 1 3B: 1 HR: 0	SF: 0 SAC: 0 DP: 2 HBP: 0	WP: 0 PB: 1 SB: 0 CS: 0	PA: 40						
PITCHER	IP	WLS	BF	H	R	ER	SO	BB	IBB	HBP	BLK	WP	HR	S	P	ERA	WHIP											

Batter	1	2	3	4	5	6	7	8	9	AB	R	H	RBI	BB	SO	LOB	TOP			
Bobby Bonds, R OBP: 0.383, SLG: 0.604 (1, 9)	0-0 5-3		0-0 6-3		0-0 F4	0-0 F9			0-0 3B	5	1	1	0	0	0	1	San Francisco Giants @ Los Angeles Dodgers Dodger Stadium, Los Angeles, CA Tue May 25 1971, 7:05 PM PDT Att: 40,042 - Unknown livebaseballscorecards.com			
Chris Speier, R OBP: 0.343, SLG: 0.329 (1, 6)	0-0 1B		0-0 6-3			0-0 2B 1B	0-0 1-3 1B		0-0 F6	5	2	3	0	0	0	1				
Willie Mays, R OBP: 0.446, SLG: 0.631 Jimmy Rosario, S OBP: 0.351, SLG: 0.277 (6, 8)	4-0 1B		0-3 K			0-0 F2	0-0 F5		0-0 1B	2	0	0	0	1	1	1				
Willie McCovey, L OBP: 0.412, SLG: 0.532 Frank Johnson, R OBP: 0.176, SLG: 0.133 (8, 3)	0-0 1B				0-0 F5	0-0 1B	0-0 1-3		0-0 F2	4	1	2	1	0	0	1				
Dick Dietz, R OBP: 0.439, SLG: 0.440 (1, 2)	4-0 1-2				0-0 6-3	0-3 K	4-0		0-0	3	0	1	1	2	1	2				
Tito Fuentes, S OBP: 0.293, SLG: 0.302 (1, 4)	0-0 G6-3				0-0 F9	0-0 1B	0-3 K		0-0 F8	5	1	1	1	0	1	6				
Al Gallagher, R OBP: 0.355, SLG: 0.363 (1, 5)					0-0	0-0 1B			0-0 6-3	4	1	2	2	0	0	0				
George Foster, R OBP: 0.304, SLG: 0.417 (1, 7)					0-3 K2-3	0-0 F4	0-0 1-2		0-3 K	4	1	1	0	0	2	1				
Juan Marichal, R OBP: 0.129, SLG: 0.200 (1, 1)					0-3 K	0-3 K	0-0 1-2		0-3 K	4	1	1	3	0	3	1				
Inning Stats	R: 1 E: 0 K: 0 S: 4	H: 2 LOB: 2 BB: 2 P: 12	R: 0 E: 0 K: 2 S: 7	H: 0 LOB: 0 BB: 0 P: 7	R: 0 E: 0 K: 1 S: 5	H: 0 LOB: 0 BB: 0 P: 5	R: 0 E: 0 K: 0 S: 3	H: 0 LOB: 1 BB: 0 P: 3	R: 0 E: 0 K: 1 S: 6	H: 1 LOB: 1 BB: 0 P: 6	R: 6 E: 0 K: 1 S: 11	H: 6 LOB: 0 BB: 0 P: 11	R: 0 E: 0 K: 2 S: 7	H: 0 LOB: 0 BB: 0 P: 7	R: 2 E: 0 K: 0 S: 6	H: 3 LOB: 1 BB: 0 P: 6	1B: 8 2B: 2 3B: 2 HR: 1	SF: 0 SAC: 0 DP: 1 HBP: 0	WP: 0 PB: 0 SB: 1 CS: 0	PA: 42
PITCHER	IP WLS BF H R ER SO BB IBB HBP BLK WP HR S P ERA WHIP	IP WLS BF H R ER SO BB IBB HBP BLK WP HR S P ERA WHIP																		
Bill Singer, R ERA: 5.18 (1, 1)	5.2 L 27 9 7 7 5																			
Jose Pena, R ERA: (6, 1)	2.1 9 1 0 0 3																			
Sandy Vance, R ERA: 7.65 (9, 1)	1.0 6 3 2 2 0																			

Batter	1	2	3	4	5	6	7	8	9	AB	R	H	RBI	BB	SO	LOB	BOTTOM					
Maury Wills, S OBP: 0.339, SLG: 0.345 (1, 6)	0-0 4-3					0-0 1B			0-0 F8	4	0	2	0	0	0	1	San Francisco Giants @ Los Angeles Dodgers Dodger Stadium, Los Angeles, CA Tue May 25 1971, 7:05 PM PDT Att: 40,042 - Unknown livebaseballscorecards.com					
Manny Mota, R OBP: 0.358, SLG: 0.342 Sandy Vance, R (9, 1)	0-0 1-3				0-0 1B	0-0 L4-3			0-0 5-3	4	0	1	0	0	0	2						
Willie Davis, L OBP: 0.392, SLG: 0.482 (1, 8)	0-0 1-3				0-0 1B	0-0 L4-3			0-0 F4	4	0	1	0	0	0	0						
Dick Allen, R OBP: 0.348, SLG: 0.382 (1, 7)					0-3 K	0-3 K			0-0 F9	4	0	1	0	0	2	2						
Wes Parker, S OBP: 0.342, SLG: 0.373 (1, 3)					0-0 K	0-0 FC4-6			0-0 F4	4	0	0	0	0	0	3						
Jim Lefebvre, S OBP: 0.345, SLG: 0.449 (1, 4)					0-3 K	0-3 K			0-0 F4	3	0	0	0	0	2	1						
Duke Sims, L OBP: 0.374, SLG: 0.457 (1, 2)					0-0 K	0-0 K			0-0 F3	3	0	0	0	0	2	1						
Bobby Valentine, R OBP: 0.227, SLG: 0.214 Jose Pena, R (6, 1)					0-0 F9	0-0 F8			0-0 F4	2	0	0	0	0	0	0						
Willie Crawford, L OBP: 0.385, SLG: 0.472 (8, PH) (9, 9)					0-0 F9	0-0 F8			0-0 F4	1	0	1	0	0	0	0						
Bill Singer, R OBP: 0.208, SLG: 0.050 Steve Garvey, R OBP: 0.308, SLG: 0.364 (1, 1) (6, 5)					0-3 K	0-0 F8			0-0 6-3	1	0	0	0	0	1	0						
Inning Stats	R: 0 E: 0 K: 0 S: 3	H: 0 LOB: 0 BB: 0 P: 3	R: 0 E: 0 K: 2 S: 7	H: 0 LOB: 0 BB: 0 P: 7	R: 0 E: 0 K: 1 S: 5	H: 0 LOB: 0 BB: 0 P: 5	R: 0 E: 0 K: 1 S: 7	H: 3 LOB: 2 BB: 0 P: 7	R: 0 E: 0 K: 1 S: 5	H: 0 LOB: 0 BB: 0 P: 5	R: 0 E: 0 K: 0 S: 3	H: 1 LOB: 0 BB: 0 P: 3	R: 0 E: 0 K: 0 S: 4	H: 1 LOB: 1 BB: 0 P: 4	R: 0 E: 0 K: 0 S: 5	H: 2 LOB: 1 BB: 0 P: 5	R: 0 E: 0 K: 0 S: 3	H: 0 LOB: 0 BB: 0 P: 3	1B: 6 2B: 2 3B: 0 HR: 0	SF: 0 SAC: 0 DP: 1 HBP: 0	WP: 0 PB: 0 SB: 0 CS: 0	PA: 32
PITCHER	IP WLS BF H R ER SO BB IBB HBP BLK WP HR S P ERA WHIP	IP WLS BF H R ER SO BB IBB HBP BLK WP HR S P ERA WHIP																				
Juan Marichal, R ERA: 2.04 (1, 1)	9.0 W 32 7 1 1 5																					

Batter	1	2	3	4	5	6	7	8	9	AB	R	H	RBI	BB	SO	LOB	TOP										
Bobby Bonds, R OBP: 0.378, SLG: 0.589 (1, 8)	0-0 6-3		4-0 G6-4-3 BB		0-0 5-3		0-0 F7		0-0 F9	4	0	0	0	1	0	2	San Francisco Giants @ Los Angeles Dodgers Dodger Stadium, Los Angeles, CA Wed May 26 1971, 7:05 PM PDT Att: 27,541 - Unknown livebaseballscorecards.com										
Chris Speier, R OBP: 0.344, SLG: 0.349 (1, 6)	0-0 F9		0-0 G6-4-3 1-2		0-0 HR		0-0 6-3		0-0 1B	5	1	2	2	0	0	1											
Willie Mays, R OBP: 0.444, SLG: 0.649 (1, 3)	0-0 HR 1B		0-3 K		0-0 HR				0-0 F9 SF9	4	2	2	2	0	1	0											
Dick Dietz, R OBP: 0.449, SLG: 0.471 (1, 2)	0-0 HR			0-0 SH 1B					0-0 K	4	1	3	2	1	1	1											
Al Gallagher, R OBP: 0.353, SLG: 0.360 (1, 5)	0-3 K			0-0 SH 1B					0-0 F9	4	0	1	0	0	2	2											
Tito Fuentes, S OBP: 0.300, SLG: 0.316 (1, 4)		0-0 5-3 1B		0-0 SH G6-4-3 1-2 2-3					0-0 K	3	0	2	0	0	1	0											
Frank Johnson, R OBP: 0.156, SLG: 0.118 John Cumberland, R (9, 1)	0-0 5-3		0-3 K		0-0 F9				0-0 6-3	4	0	0	0	0	1	6											
George Foster, R OBP: 0.302, SLG: 0.410 (9, 7)	0-0 F9		0-0 G6-4-3 1-2		0-0 F8				0-0 SH 1B	4	1	1	0	0	0	4											
Gaylord Perry, R OBP: 0.083, SLG: 0.083 Jimmy Rosario, S OBP: 0.351, SLG: 0.277 (9, PH)	0-3 K			0-0 2-3					0-0 SH 1B SF9	3	0	0	0	0	1	1											
Inning Stats	R: 2 E: 0 K: 1 S: 7	H: 2 LOB: 0 BB: 0 P: 7	R: 0 E: 0 K: 1 S: 6	H: 1 LOB: 1 BB: 0 P: 6	R: 0 E: 0 K: 1 S: 4	H: 2 LOB: 2 BB: 0 P: 8	R: 2 E: 1 K: 1 S: 7	H: 2 LOB: 1 BB: 1 P: 7	R: 2 E: 0 K: 1 S: 5	H: 0 LOB: 0 BB: 0 P: 5	R: 0 E: 0 K: 0 S: 3	H: 0 LOB: 0 BB: 0 P: 3	R: 0 E: 0 K: 0 S: 5	H: 2 LOB: 2 BB: 0 P: 5	R: 2 E: 1 K: 1 S: 8	H: 2 LOB: 1 BB: 0 P: 8		1B: 7 2B: 1 3B: 0 HR: 3	SF: 1 SAC: 2 DP: 2 HBP: 0	WP: 0 PB: 0 SB: 0 CS: 0	PA: 40						
PITCHER	IP	WLS	BF	H	R	ER	SO	BB	IBB	HBP	BLK	WP	HR	S	P	ERA	WHIP										
Claude Osteen, L ERA: 2.98 Joe Moeller, R ERA: 2.25 Jim Brewer, L ERA: 2.5	(1, 1) (6, 1) (9, 1)	5.0 L	23 13	7 3	4 2	4 2	5 1	2 0	0 0	0 0	0 0	0 0	3 15	31 15	39 15	7.20 6.00	1.800 1.000										

Batter	1	2	3	4	5	6	7	8	9	AB	R	H	RBI	BB	SO	LOB	BOTTOM										
Maury Wills, S OBP: 0.337, SLG: 0.343 (1, 6)	0-0 6-3		0-0 4-3		0-0 CS 1B		0-0 1-3			4	0	1	1	0	0	0	San Francisco Giants @ Los Angeles Dodgers Dodger Stadium, Los Angeles, CA Wed May 26 1971, 7:05 PM PDT Att: 27,541 - Unknown livebaseballscorecards.com										
Bill Buckner, L OBP: 0.283, SLG: 0.319 (1, 9)	0-0 6-3		0-0 F9		0-0 CS 1B		0-0 6-3			4	0	1	1	0	0	0											
Willie Davis, L OBP: 0.389, SLG: 0.477 (1, 8)	0-0 1B		0-0 3-1		0-0 F9				0-0 F4	4	0	1	0	0	0	2											
Wes Parker, S OBP: 0.346, SLG: 0.373 (1, 3)	0-0 G3			0-0 4-3		0-0 1B 4-3		0-0 G6-3 BB		3	1	1	0	1	0	1											
Dick Allen, R OBP: 0.340, SLG: 0.370 (1, 7)		0-0 E3 1B SF8		0-3 K		0-0 4-3		0-0 G6-3		4	1	0	0	0	1	2											
Jim Lefebvre, S OBP: 0.352, SLG: 0.451 (1, 4)		0-0 1B		0-0 F9		0-0 FC5-4 1B			0-0 F3	4	0	2	1	0	0	0											
Duke Sims, L OBP: 0.362, SLG: 0.446 Bill Sudakis, S OBP: 0.306, SLG: 0.308 (9, PH)	0-0 SF8		0-0 1B		0-0 6-3		0-0 F8		0-0 1-3	2	0	0	1	0	0	1											
Bobby Valentine, R OBP: 0.229, SLG: 0.200 (1, 5)	0-0 F8		0-0 1B		0-0 1B BB		0-0 FC5-4		0-0 F7	3	1	0	0	1	0	2											
Claude Osteen, L OBP: 0.167, SLG: 0.111 Willie Crawford, L OBP: 0.400, SLG: 0.486 Joe Moeller, R Jim Brewer, L Manny Mota, R OBP: 0.358, SLG: 0.342 (9, 1)	0-0 G1		0-0 1B		0-0 1B 1B		0-0 4-3			1	0	0	0	0	0	1											
Inning Stats	R: 0 E: 0 K: 0 S: 4	H: 1 LOB: 1 BB: 0 P: 4	R: 1 E: 1 K: 0 S: 5	H: 1 LOB: 1 BB: 0 P: 5	R: 0 E: 0 K: 1 S: 3	H: 0 LOB: 0 BB: 0 P: 3	R: 0 E: 0 K: 1 S: 5	H: 0 LOB: 0 BB: 0 P: 5	R: 1 E: 0 K: 0 S: 3	H: 2 LOB: 1 BB: 0 P: 5	R: 0 E: 0 K: 0 S: 2	H: 0 LOB: 0 BB: 1 P: 6	R: 0 E: 0 K: 0 S: 3	H: 0 LOB: 0 BB: 0 P: 3	R: 0 E: 0 K: 0 S: 3	H: 0 LOB: 0 BB: 0 P: 3		1B: 7 2B: 0 3B: 0 HR: 0	SF: 1 SAC: 0 DP: 1 HBP: 0	WP: 0 PB: 0 SB: 0 CS: 2	PA: 35						
PITCHER	IP	WLS	BF	H	R	ER	SO	BB	IBB	HBP	BLK	WP	HR	S	P	ERA	WHIP										
Gaylord Perry, R ERA: 2.76 John Cumberland, L ERA: 2.16	(1, 1) (9, 1)	8.0 S	32 3	7 0	4 0	3 0	3 0	2 0	0 0	0 0	0 0	0 0	0 3	32 3	40 3	3.38 0.00	1.125 0.000										

Batter	1	2	3	4	5	6	7	8	9	AB	R	H	RBI	BB	SO	LOB	TOP					
Bobby Bonds, R OBP: 0.371, SLG: 0.576 (1,9)	F4		F3			6-3		5-3		4	0	0	0	0	0	0	San Francisco Giants @ Los Angeles Dodgers Dodger Stadium, Los Angeles, CA Thu May 27 1971, 7:05 PM PDT Att: 24,723 - Unknown					
Chris Speier, R OBP: 0.342, SLG: 0.347 (1,6)	F6		6-3			K		5-3	1	1	0	0	0	0	0	0						
Hal Lanier, R OBP: 0.257, SLG: 0.254 (2,6)	F6		6-3			K		5-3	2	0	0	0	0	1	1	0						
Fran Healy, R OBP: 0.598, SLG: 1.000 (9,PH)	F6		6-3			K		5-3	1	0	0	0	0	0	0	0						
Willie Mays, R OBP: 0.434, SLG: 0.630 (1,8)	K					K		5-3	4	0	0	0	0	3	0	0						
Willie McCovey, L OBP: 0.408, SLG: 0.523 (1,3)									4	0	1	0	0	1	0	0						
Dick Dietz, R OBP: 0.447, SLG: 0.489 (1,2)									3	1	1	1	0	2	1	0						
Tito Fuentes, S OBP: 0.294, SLG: 0.310 (1,4)									3	0	0	0	0	0	1	0						
Al Gallagher, R OBP: 0.352, SLG: 0.359 (1,5)									3	0	1	0	0	0	0	0						
George Foster, R OBP: 0.303, SLG: 0.408 (1,7)									3	0	1	0	0	1	2	0						
Ron Bryant, S OBP: 0.154, SLG: 0.192 (1,1)									1	0	0	0	0	0	0	0						
Frank Johnson, R OBP: 0.154, SLG: 0.114 (5,PH)									1	0	0	0	0	0	1	0						
John Cumberland, R OBP: 0.345, SLG: 0.271 (5,1)									0	0	0	0	0	0	0	0						
Jimmy Rosario, S OBP: 0.345, SLG: 0.271 (8,PH)									1	0	0	0	0	0	0	0						
Frank Reberger, L OBP: 0.400, SLG: 0.400 (8,1)									0	0	0	0	0	0	0	0						
Inning Stats	R: 0 E: 0 K: 1 S: 5	H: 0 LOB: 0 BB: 0 P: 5	R: 0 E: 0 K: 2 S: 9	H: 2 LOB: 2 BB: 0 P: 9	R: 0 E: 0 K: 0 S: 3	H: 0 LOB: 0 BB: 0 P: 3	R: 0 E: 0 K: 2 S: 7	H: 0 LOB: 0 BB: 0 P: 7	R: 0 E: 0 K: 0 S: 4	H: 1 LOB: 1 BB: 0 P: 4	R: 0 E: 0 K: 2 S: 7	H: 0 LOB: 0 BB: 0 P: 7	R: 1 E: 0 K: 0 S: 4	H: 1 LOB: 0 BB: 0 P: 4	R: 0 E: 0 K: 0 S: 3	H: 0 LOB: 0 BB: 0 P: 3	R: 0 E: 0 K: 1 S: 5	H: 0 LOB: 0 BB: 0 P: 5	1B: 3 2B: 0 3B: 0 HR: 1	SF: 0 SAC: 0 DP: 0 HBP: 0	WP: 0 PB: 0 SB: 0 CS: 0	PA: 31
PITCHER Don Sutton, R ERA: 4.14 (1,1)	IP: 9.0 WLS: W BF: 31 H: 4 R: 1 ER: 1 SO: 8 BB: 0 IBB: 0 HBP: 0 BLK: 0 WP: 0 HR: 1 S: 47 P: 47 ERA: 1.00 WHIP: 0.444															PITCHER						

AB	31
R	1
H	4
RBI	1
BB	0
SO	8
LOB	5




Batter	1	2	3	4	5	6	7	8	9	AB	R	H	RBI	BB	SO	LOB	BOTTOM			
Maury Wills, S OBP: 0.335, SLG: 0.339 (1,6)	FC6-4 1B BB	G4-6-3		SF7		5-3				2	1	0	1	1	0	1	San Francisco Giants @ Los Angeles Dodgers Dodger Stadium, Los Angeles, CA Thu May 27 1971, 7:05 PM PDT Att: 24,723 - Unknown			
Manny Mota, R OBP: 0.348, SLG: 0.333 (1,9)	E4			K						2	0	0	0	0	1	1				
Bill Russell, R OBP: 0.283, SLG: 0.301 (4,9)	E4			K						2	0	0	0	0	2	2				
Willie Davis, L OBP: 0.386, SLG: 0.472 (1,8)	FC6-4 1B S			K						4	1	1	0	0	1	2				
Wes Parker, S OBP: 0.349, SLG: 0.372 (1,3)	FC5-4 1B BB			K						3	0	1	0	1	1	1				
Dick Allen, R OBP: 0.344, SLG: 0.370 (1,7)	FC5-4 1B			K						3	0	1	2	1	1	1				
Jim Lefebvre, S OBP: 0.355, SLG: 0.453 (1,4)	FC5-4			SH SF7 1B						4	1	2	0	0	0	2				
Bill Sudakis, S OBP: 0.303, SLG: 0.357 (1,2)	F7			F9		CS				4	1	1	1	0	1	3				
Bobby Valentine, R OBP: 0.250, SLG: 0.224 (1,5)				SH 1B						4	1	2	0	0	0	0				
Don Sutton, R OBP: 0.273, SLG: 0.158 (1,1)				SH						2	0	1	0	0	0	0				
Inning Stats	R: 2 E: 1 K: 0 S: 5	H: 1 LOB: 2 BB: 2 P: 13	R: 1 E: 0 K: 1 S: 6	H: 2 LOB: 0 BB: 0 P: 6	R: 0 E: 0 K: 3 S: 9	H: 0 LOB: 0 BB: 0 P: 9	R: 1 E: 1 K: 1 S: 8	H: 2 LOB: 2 BB: 0 P: 8	R: 0 E: 0 K: 0 S: 3	H: 2 LOB: 1 BB: 1 P: 7	R: 1 E: 0 K: 0 S: 4	H: 1 LOB: 0 BB: 0 P: 4	R: 0 E: 0 K: 1 S: 6	H: 1 LOB: 0 BB: 0 P: 6	R: 0 E: 0 K: 1 S: 5	H: 0 LOB: 0 BB: 0 P: 5	1B: 8 2B: 0 3B: 0 HR: 1	SF: 1 SAC: 1 DP: 1 HBP: 0	WP: 0 PB: 0 SB: 2 CS: 3	PA: 36
PITCHER Ron Bryant, L ERA: 2.38 (1,1)	IP: 4.0 WLS: L BF: 20 H: 5 R: 4 ER: 2 SO: 5 BB: 2 IBB: 0 HBP: 0 BLK: 0 WP: 0 HR: 0 S: 28 P: 36 ERA: 4.50 WHIP: 1.750															PITCHER				
John Cumberland, L ERA: 2.25 (5,1)	IP: 3.0 WLS: L BF: 12 H: 4 R: 1 ER: 1 SO: 1 BB: 0 IBB: 0 HBP: 0 BLK: 0 WP: 0 HR: 1 S: 13 P: 17 ERA: 3.00 WHIP: 1.667															PITCHER				
Frank Reberger, R ERA: 4.02 (8,1)	IP: 1.0 WLS: L BF: 3 H: 0 R: 0 ER: 0 SO: 1 BB: 0 IBB: 0 HBP: 0 BLK: 0 WP: 0 HR: 0 S: 5 P: 5 ERA: 0.00 WHIP: 0.000															PITCHER				


AB	30
R	5
H	9
RBI	4
BB	3
SO	7
LOB	13



Batter	1	2	3	4	5	6	7	8	9	AB	R	H	RBI	BB	SO	LOB	TOP			
Ron Hunt, R OBP: 0.395, SLG: 0.341 (1, 4)	F7		F6			HBP		FC1		3	0	0	0	0	0	1	Montreal Expos @ San Francisco Giants Candlestick Park, San Francisco, CA Fri May 28 1971, 10:05 PM EDT Att: 5,960 - Unknown livebaseballscorecards.com			
Jim Gosger, L OBP: 0.225, SLG: 0.297 (1, 3)	K			F8		E4		F6		4	0	0	0	0	1	2				
Rusty Staub, L OBP: 0.429, SLG: 0.504 (1, 9)	P1			BB		F9			WP 1B BB	2	1	0	0	2	0	2				
Bob Bailey, R OBP: 0.371, SLG: 0.376 (1, 5)		K				F5			K	4	0	1	0	0	2	3				
Mack Jones, L OBP: 0.326, SLG: 0.436 (1, 7)		F9		2B		3-1			1B WP	3	0	2	0	1	0	1				
Boots Day, L OBP: 0.267, SLG: 0.265 (1, 8)		F9		2B			G4-6-3		1B	4	0	1	1	0	0	2				
John Bateman, R OBP: 0.284, SLG: 0.361 (1, 2)		6-3				F8		K	F5	4	0	0	0	0	1	3				
Bobby Wine, R OBP: 0.254, SLG: 0.214 (9, PH)			6-3					BLK FC1	K	2	0	0	0	1	1	0				
Ron Swoboda, R OBP: 0.362, SLG: 0.420 (9, PH)						K				1	0	0	0	0	1	2				
Steve Renko, R OBP: 0.179, SLG: 0.321 (8, PH)										2	0	0	0	0	0	0				
Jim Fairey, L OBP: 0.288, SLG: 0.250 (8, PH)			F8							1	0	0	0	0	0	1				
Mike Marshall, R (8, 1)						5-3				0	0	0	0	0	0	0				
Inning Stats	R: 0 E: 0 K: 1 S: 5	H: 0 LOB: 0 BB: 0 P: 5	R: 0 E: 0 K: 1 S: 6	H: 1 LOB: 1 BB: 0 P: 6	R: 0 E: 0 K: 0 S: 3	H: 0 LOB: 0 BB: 0 P: 3	R: 0 E: 0 K: 0 S: 3	H: 1 LOB: 1 BB: 1 P: 7	R: 0 E: 0 K: 1 S: 5	H: 0 LOB: 0 BB: 0 P: 5	R: 0 E: 0 K: 1 S: 4	H: 0 LOB: 0 BB: 1 P: 8	R: 0 E: 0 K: 0 S: 3	H: 0 LOB: 1 BB: 1 P: 7	R: 1 E: 0 K: 2 S: 9	H: 2 LOB: 2 BB: 1 P: 13	1B: 2 2B: 2 3B: 0 HR: 0	SF: 0 SAC: 0 DP: 1 HBP: 1	WP: 1 PB: 0 SB: 0 CS: 0	PA: 35
PITCHER	IP WLS BF H R ER SO BB IBB HBP BLK WP HR S P ERA WHIP																			
Steve Stone, R ERA: 3.7 (1, 1)	8.0 W 30 2 1 1 4 4 0 1 1 0 0 33 50 1.12 0.750																			
Jerry Johnson, R ERA: 0.64 (9, 1)	1.0 S 5 2 0 0 2 0 0 0 0 1 0 9 9 0.00 2.000																			

Batter	1	2	3	4	5	6	7	8	9	AB	R	H	RBI	BB	SO	LOB	BOTTOM			
Bobby Bonds, R OBP: 0.368, SLG: 0.568 (1, 9)	F7		F9			FC3-6		F4		4	0	1	0	0	0	1	Montreal Expos @ San Francisco Giants Candlestick Park, San Francisco, CA Fri May 28 1971, 10:05 PM EDT Att: 5,960 - Unknown livebaseballscorecards.com			
Tito Fuentes, S OBP: 0.287, SLG: 0.302 (1, 4)	G3			F7		FC3-6		F5		4	0	0	0	0	0	1				
Chris Speier, R OBP: 0.335, SLG: 0.339 (1, 6)	F4			K		F8		K		4	0	0	0	0	2	1				
Willie McCovey, L OBP: 0.404, SLG: 0.511 (1, 3)		K		F9		FC6-4		F4		3	0	0	0	1	1	0				
Dick Dietz, R OBP: 0.445, SLG: 0.483 (1, 2)		F2				SH		FC6-4		2	1	0	0	1	0	2				
Al Gallacher, R OBP: 0.354, SLG: 0.375 (1, 5)		E4				SH		4-3		2	1	1	0	0	0	0				
Jimmy Rosario, S OBP: 0.344, SLG: 0.300 (1, 8)						SF9		PB		2	1	1	1	0	0	0				
George Foster, R OBP: 0.304, SLG: 0.400 (1, 7)				K						2	0	0	0	1	2	1				
Steve Stone, R (1, 1)										3	0	0	1	0	1	2				
Jerry Johnson, R (9, 1)				K						0	0	0	0	0	0	0				
Inning Stats	R: 0 E: 0 K: 0 S: 3	H: 0 LOB: 0 BB: 0 P: 3	R: 1 E: 1 K: 1 S: 6	H: 1 LOB: 0 BB: 0 P: 6	R: 0 E: 0 K: 2 S: 7	H: 0 LOB: 0 BB: 0 P: 7	R: 0 E: 0 K: 1 S: 5	H: 0 LOB: 0 BB: 0 P: 5	R: 1 E: 1 K: 1 S: 6	H: 0 LOB: 1 BB: 1 P: 10	R: 0 E: 0 K: 0 S: 4	H: 1 LOB: 2 BB: 1 P: 8	R: 1 E: 0 K: 0 S: 4	H: 1 LOB: 1 BB: 1 P: 8	R: 0 E: 0 K: 1 S: 5	H: 0 LOB: 0 BB: 0 P: 5	1B: 1 2B: 1 3B: 1 HR: 0	SF: 1 SAC: 1 DP: 0 HBP: 0	WP: 0 PB: 1 SB: 0 CS: 0	PA: 31
PITCHER	IP WLS BF H R ER SO BB IBB HBP BLK WP HR S P ERA WHIP																			
Steve Renko, R ERA: 3.1 (8, 1)	7.0 L 28 3 3 3 5 3 0 0 0 0 0 0 35 47 0.00 0.857																			
Mike Marshall, R ERA: 4.09 (8, 1)	1.0 3 0 0 0 1 0 0 0 0 0 0 0 5 5 0.00 0.000																			

Batter	1	2	3	4	5	6	7	8	9	AB	R	H	RBI	BB	SO	LOB	TOP			
Ron Hunt, R OBP: 0.391, SLG: 0.333 (1.4)	0-3 K		4-0 BB		0-3 K			0-0 F3		3	0	0	0	1	2	0	<p>Montreal Expos @ San Francisco Giants Candlestick Park, San Francisco, CA Sat May 29 1971, 6:33 AM EDT Att: 8,039 - Unknown</p> <p>AB 32 R 3 H 5 RBI 1 BB 4 SO 5 LOB 13</p> 			
Rusty Staub, L OBP: 0.425, SLG: 0.496 (1.9)	0-0 6-3		0-0 F8			0-0 F7		0-0 G3 E PB 1B		4	1	1	0	0	2					
Bob Bailey, R OBP: 0.374, SLG: 0.400 (1.5)	0-0 4-3			0-0 HR		4-0 1B E BB		0-0 E6 PB G3		3	2	1	1	1	0	1				
Mack Jones, L OBP: 0.340, SLG: 0.442 (1.7)		0-3 K		0-0 S 1B		0-0 FC4-6 1B		0-0 G3		4	0	2	0	0	1	2				
Boots Day, L OBP: 0.266, SLG: 0.256 (1.8)	0-0 4-3			0-3 K		0-0 FC4-6 1B		4-0 PB BB		3	0	0	0	1	1	2				
John Bateman, R OBP: 0.276, SLG: 0.350 (1.2)	0-0 5-3			0-3 K		0-0 6-3		0-0 6-3		4	0	0	0	0	1	4				
Jim Gosger, L OBP: 0.227, SLG: 0.293 (1.3)			0-0 3-1	0-0 4-3			0-0 F7		0-0 G4-3 1B	4	0	1	0	0	0	1				
Bobby Wine, R OBP: 0.246, SLG: 0.207 (1.6)			0-0 5-3		0-0 F7		0-0 1-3		0-0 G4-3 1-2	4	0	0	0	0	0	1				
Carl Morton, R OBP: 0.182, SLG: 0.129 (1.1)			4-0 S BB		0-0 F5		0-0 6-3		0-0 4-3	1	0	0	0	1	0	0				
Howie Reed, R (6.1)										0	0	0	0	0	0	0				
Gary Sutherland, R (7. PH)										1	0	0	0	0	0	0				
John O'Donoghue, R (7.1)										0	0	0	0	0	0	0				
Jim Fairey, L (9. PH)										1	0	0	0	0	0	0				
Inning Stats	R: 0 E: 0 K: 1 S: 5	H: 0 LOB: 0 BB: 0 P: 5	R: 0 E: 0 K: 1 S: 5	H: 0 LOB: 0 BB: 0 P: 5	R: 0 E: 0 K: 0 S: 3	H: 0 LOB: 2 BB: 2 P: 11	R: 1 E: 0 K: 2 S: 9	H: 2 LOB: 1 BB: 0 P: 9	R: 0 E: 0 K: 1 S: 5	H: 0 LOB: 0 BB: 0 P: 5	R: 1 E: 1 K: 0 S: 4	H: 1 LOB: 1 BB: 1 P: 8	R: 0 E: 0 K: 0 S: 3	H: 0 LOB: 0 BB: 0 P: 3	R: 1 E: 1 K: 0 S: 5	H: 1 LOB: 2 BB: 1 P: 9	1B: 4 2B: 0 3B: 0 HR: 1	SF: 0 SAC: 0 DP: 1 HBP: 0	WP: 0 PB: 1 SB: 2 CS: 0	PA: 36
PITCHER Juan Marichal, R ERA: 1.94 (1.1)	IP: 9.0 WLS: W BF: 36 H: 5 R: 3 ER: 1 SO: 5 BB: 4 IBB: 0 HBP: 0 BLK: 0 WP: 0 HR: 1 S: 42 P: 58 ERA: 1.00 WHIP: 1.000															PITCHER				

Batter	1	2	3	4	5	6	7	8	9	AB	R	H	RBI	BB	SO	LOB	BOTTOM				
Bobby Bonds, R OBP: 0.369, SLG: 0.580 (1.9)	0-0 5-3		0-0 F5		0-0 FC6-4 1B	0-0 HR	0-0 5-3			5	1	2	3	0	0	1	<p>Montreal Expos @ San Francisco Giants Candlestick Park, San Francisco, CA Sat May 29 1971, 6:33 AM EDT Att: 8,039 - Unknown</p> <p>AB 38 R 8 H 15 RBI 8 BB 6 SO 5 LOB 24</p> 				
Chris Speier, R OBP: 0.342, SLG: 0.339 (1.6)	4-0 BB		0-0 F8		0-0 FC6-4 BB	0-0 HR 1B	4-0 BB			3	1	1	0	2	0	1					
Willie Mays, R OBP: 0.433, SLG: 0.620 (1.8)	0-0 F8		0-0 BB 1B		4-0 1-2 BB	0-0 F4	0-0 F8			4	0	1	0	1	0	4					
Willie McCovey, L OBP: 0.410, SLG: 0.537 (1.3)	0-3 K		0-0 BB 1B		0-0 F9	0-0 HR 1B		0-0 2B 1B		5	2	3	2	0	1	3					
Dick Dietz, R OBP: 0.449, SLG: 0.486 (1.2)		0-0 5-3	4-0 1-2 BB		0-0 L1	4-0 1B BB		0-0 1-H 2B		3	0	1	1	2	0	2					
Tito Fuentes, S OBP: 0.297, SLG: 0.317 (1.4)		0-0 E S 1B	0-0 F2			0-0 2B 1B		0-3 K		5	2	3	0	0	1	4					
Al Gallagher, R OBP: 0.349, SLG: 0.365 (1.5)		0-0 6-3			0-0 F3			0-3 K		4	1	0	0	1	1	4					
Jimmy Rosario, S OBP: 0.364, SLG: 0.327 (1.7)		0-0 WP 1B			0-0 G6-4-3 1B			0-0 F3		5	1	3	2	0	1	1					
Juan Marichal, R OBP: 0.143, SLG: 0.235 (1.1)		0-3 K			0-0 G6-4-3			0-0 6-3		4	0	1	0	0	1	4					
Inning Stats	R: 0 E: 0 K: 1 S: 5	H: 0 LOB: 1 BB: 1 P: 9	R: 1 E: 0 K: 1 S: 7	H: 2 LOB: 0 BB: 0 P: 7	R: 0 E: 0 K: 0 S: 5	H: 2 LOB: 3 BB: 1 P: 9	R: 0 E: 0 K: 0 S: 3	H: 1 LOB: 0 BB: 0 P: 3	R: 0 E: 0 K: 0 S: 4	H: 1 LOB: 2 BB: 1 P: 8	R: 6 E: 0 K: 0 S: 9	H: 6 LOB: 2 BB: 2 P: 17	R: 0 E: 0 K: 1 S: 6	H: 1 LOB: 2 BB: 1 P: 10	R: 1 E: 0 K: 2 S: 9	H: 2 LOB: 1 BB: 0 P: 9		1B: 10 2B: 3 3B: 0 HR: 2	SF: 0 SAC: 0 DP: 1 HBP: 0	WP: 1 PB: 0 SB: 1 CS: 0	PA: 44
PITCHER Carl Morton, R ERA: 3.65 (1.1)	IP: 5.1 WLS: L BF: 29 H: 10 R: 6 ER: 6 SO: 2 BB: 4 IBB: 0 HBP: 0 BLK: 0 WP: 1 HR: 1 S: 29 P: 45 ERA: 10.12 WHIP: 2.625															PITCHER					
Howie Reed, R ERA: 4.2 (6.1)	0.2	5	2	1	1	0	1	0	0	0	0	0	0	0	0	0	1	4	8	13.50	4.500
John O'Donoghue, L ERA: 8.1 (7.1)	2.0	10	3	1	1	3	1	0	0	0	0	0	0	0	0	0	0	15	19	4.50	2.000

Batter	1	2	3	4	5	6	7	8	9	AB	R	H	RBI	BB	SO	LOB	TOP							
Ron Hunt, R OBP: 0.396, SLG: 0.348 Gary Sutherland, R OBP: 0.192, SLG: 0.308	0-0 6-3 PB 2B		0-0 SH1-4		0-0 1-2 2B 1B		0-0 F8		0-0 FC4-6	3	2	2	0	0	0	0								
Jim Fairley, L OBP: 0.279, SLG: 0.281	0-0 6-3		0-0 3-1 2B		0-0 2B FC5-2 1B		0-3 K			4	0	2	2	0	1	1								
Rusty Staub, L OBP: 0.427, SLG: 0.503	0-0 F6		0-0 3-1 2B		0-0 FC5-2 1-3 2-H 2B					4	0	2	1	0	0	2								
Bob Bailey, R OBP: 0.364, SLG: 0.387	0-3 K		0-3 K		0-0 FC5-2 2-3 3-H 2B					4	0	0	0	0	2	4								
Mack Jones, L OBP: 0.327, SLG: 0.422 Boots Day, L OBP: 0.260, SLG: 0.250		0-3 K		0-3 K	0-0 4-3					2	0	0	0	0	2	0								
Jim Gosger, L OBP: 0.208, SLG: 0.267		0-0 3-1		0-0 4-3						2	0	0	0	0	0	3								
John Bateman, R OBP: 0.275, SLG: 0.348		0-0 1B		0-0 F5						2	0	0	0	0	0	1								
Bobby Wine, R OBP: 0.241, SLG: 0.202 Coco Laboy, R OBP: 0.355, SLG: 0.339		0-3 K		0-0 5-3	0-0 1-3					3	0	0	0	0	1	1								
Bill Stoneman, R OBP: 0.267, SLG: 0.185 Mike Marshall, R OBP: 0.373, SLG: 0.420			1-0 SH1-4 2B HBP		0-0 1B 1B		0-3 K		4-0 FC4-6 BB	2	2	1	0	0	1	0								
Inning Stats	R: 1 E: 0 K: 1 S: 6	H: 1 LOB: 0 BB: 0 P: 6	R: 0 E: 0 K: 2 S: 8	H: 1 LOB: 1 BB: 0 P: 8	R: 1 E: 0 K: 1 S: 6	H: 1 LOB: 1 BB: 0 P: 7	R: 0 E: 0 K: 1 S: 5	H: 0 LOB: 0 BB: 0 P: 5	R: 2 E: 0 K: 0 S: 7	H: 4 LOB: 2 BB: 0 P: 7	R: 0 E: 0 K: 0 S: 3	H: 0 LOB: 0 BB: 0 P: 3	R: 0 E: 0 K: 2 S: 7	H: 0 LOB: 0 BB: 0 P: 7	R: 0 E: 0 K: 0 S: 4	H: 1 LOB: 1 BB: 0 P: 4	R: 0 E: 0 K: 0 S: 3	H: 0 LOB: 1 BB: 1 P: 7	1B: 5 2B: 3 3B: 0 HR: 0	SF: 0 SAC: 1 DP: 0 HBP: 1	WP: 0 PB: 1 SB: 0 CS: 0	PA: 37		
PITCHER	IP WLS BF H R ER SO BB IBB HBP BLK WP HR S P ERA WHIP	7.0 W 29 7 4 3 7 0 0 1 0 0 0 0 42 43 3.86 1.000	2.0 S 8 1 0 0 0 1 0 0 0 0 0 0 7 11 0.00 1.000																					

Montreal Expos @ San Francisco Giants
Candlestick Park, San Francisco, CA
Sun May 30 1971, 6:33 AM EDT
Unknown

AB 34
R 4
H 8
RBI 3
BB 1
SO 7
LOB 13





Batter	1	2	3	4	5	6	7	8	9	AB	R	H	RBI	BB	SO	LOB	BOTTOM			
Bobby Bonds, R OBP: 0.367, SLG: 0.571	0-3 K	0-3 K			0-0 6-3		1-0 FC6-4 HBP			3	0	0	1	0	2	1				
Chris Speier, R OBP: 0.340, SLG: 0.333	4-0 S 2B BB		0-0 4-3		0-0 F9		0-0 FC6-4 HR			3	2	0	0	1	0	1				
Willie Mays, R OBP: 0.429, SLG: 0.630	0-3 K		0-3 K		0-0 6-3		0-0 HR			4	1	1	2	0	2	1				
Willie McCovey, L OBP: 0.418, SLG: 0.543	0-0 1-H 2B		0-3 K		4-0 1B BB		4-0 BB			2	0	1	1	2	1	0				
Dick Dietz, R OBP: 0.450, SLG: 0.483	4-0 BB			0-3 K		0-0 1-2 1B	0-3 K			3	0	1	0	1	2	1				
Tito Fuentes, S OBP: 0.290, SLG: 0.310	0-0 F6			0-0 5-3		0-0 F5		0-3 K		4	0	0	0	0	1	4				
Al Gallagher, R OBP: 0.341, SLG: 0.355			0-0 F3		0-0 4-3		0-0 1-3		0-0 6-3	4	0	0	0	0	2					
Jimmy Rosario, S OBP: 0.371, SLG: 0.356		0-0 6-3			0-0 E6 6-3 2B		0-0 HBP E 1B		0-0 F5	4	2	2	0	0	0					
Gaylord Perry, R OBP: 0.105, SLG: 0.081 Bob Heise, R OBP: 0.371, SLG: 0.356		4-0 BB			0-3 K		0-3 K			1	0	0	0	1	1	1				
Inning Stats	R: 1 E: 0 K: 2 S: 8	H: 1 LOB: 2 BB: 2 P: 16	R: 0 E: 0 K: 1 S: 5	H: 0 LOB: 1 BB: 1 P: 9	R: 0 E: 0 K: 2 S: 7	H: 0 LOB: 0 BB: 0 P: 7	R: 0 E: 0 K: 1 S: 5	H: 0 LOB: 0 BB: 0 P: 5	R: 1 E: 1 K: 1 S: 6	H: 1 LOB: 0 BB: 0 P: 6	R: 0 E: 0 K: 0 S: 4	H: 1 LOB: 2 BB: 1 P: 8	R: 3 E: 1 K: 2 S: 9	H: 2 LOB: 1 BB: 1 P: 14	R: 0 E: 0 K: 1 S: 5	H: 0 LOB: 0 BB: 0 P: 5	1B: 2 2B: 2 3B: 0 HR: 1	SF: 0 SAC: 0 DP: 0 HBP: 1	WP: 0 PB: 0 SB: 1 CS: 0	PA: 35
PITCHER	IP WLS BF H R ER SO BB IBB HBP BLK WP HR S P ERA WHIP	6.2 L 31 5 5 4 8 5 0 1 0 0 0 8 62 5.40 1.500	1.1 4 0 0 0 2 0 0 0 0 0 0 0 8 62 0.00 0.000																	

Montreal Expos @ San Francisco Giants
Candlestick Park, San Francisco, CA
Sun May 30 1971, 6:33 AM EDT
Unknown

AB 29
R 5
H 5
RBI 4
BB 5
SO 10
LOB 12



Batter	1	2	3	4	5	6	7	8	9	AB	R	H	RBI	BB	SO	LOB	TOP										
Ron Hunt, R OBP: 0.396, SLG: 0.345 (1, 4)	6-3	FC4-6		BB 1B		F7		HBP		4	1	1	1	0	0	2	Montreal Expos @ San Francisco Giants Candlestick Park, San Francisco, CA Sun May 30 1971, 6:38 AM EDT Att: 20,393 - Unknown 										
Jim Fairley, L OBP: 0.292, SLG: 0.295 (1, 7)			F8	BB 1B		K		G5-3		4	1	2	0	0	1	0											
Coco Laboy, R OBP: 0.348, SLG: 0.333 (8, PH)	1B			G3 1B						1	0	0	0	0	0	2											
Rusty Staub, L OBP: 0.420, SLG: 0.490 (1, 9)	F6		F8	G3 1B		K			4-3	4	0	0	0	1	1												
Bob Bailey, R OBP: 0.372, SLG: 0.414 (8, 7)	F9			G3 1B					6-3	4	1	2	2	1	0	1											
Jim Gosger, L OBP: 0.200, SLG: 0.255 (1, 3)		F7		G3		F3			F8	2	0	0	0	0	0	1											
Ron Swoboda, R OBP: 0.373, SLG: 0.420 (4, PH)			1-3	G3						0	0	0	0	0	0	0											
Mack Jones, L OBP: 0.321, SLG: 0.413 (4, PH)										1	0	0	1	0	0	2											
John Boccabella, R OBP: 0.233, SLG: 0.439 (4, 3)										2	0	0	0	0	0	0											
Clyde Mashore, R OBP: 0.333, SLG: 0.406 (1, 8)		4-3					F5			4	1	1	0	0	1	2											
Mike Marshall, R OBP: 0.333, SLG: 0.406 (7, 1)										0	0	0	0	0	0	0											
John Bateman, R OBP: 0.281, SLG: 0.352 (1, 2)					F4		F2			4	2	2	0	0	0	0											
Ron Brand, R OBP: 0.350, SLG: 0.316 (1, 6)				E1 1B		F8		4-3		4	1	2	0	0	0	0											
John Strohmayr, R OBP: 0.667, SLG: 0.667 (1, 1)										3	0	2	2	0	1	0											
Boots Day, L OBP: 0.288, SLG: 0.250 (7, 8)						K		G5-3 HBP		0	0	0	0	1	0	0											
Inning Stats	R: 0 E: 0 K: 0 S: 4	H: 1 LOB: 1 BB: 0 P: 4	R: 1 E: 0 K: 0 S: 6	H: 3 LOB: 2 BB: 0 P: 6	R: 0 E: 0 K: 0 S: 3	H: 0 LOB: 1 BB: 1 P: 7	R: 5 E: 1 K: 1 S: 11	H: 7 LOB: 2 BB: 1 P: 15	R: 0 E: 0 K: 2 S: 7	H: 0 LOB: 0 BB: 0 P: 7	R: 1 E: 0 K: 0 S: 4	H: 1 LOB: 0 BB: 0 P: 4	R: 0 E: 0 K: 0 S: 2	H: 0 LOB: 1 BB: 1 P: 7	R: 0 E: 0 K: 0 S: 3	H: 0 LOB: 0 BB: 0 P: 3	1B: 11 2B: 0 3B: 0 HR: 1	SF: 0 SAC: 0 DP: 1 HBP: 1	WP: 0 PA: 41 PB: 0 CS: 0								
PITCHER	IP	WLS	BF	H	R	ER	SO	BB	IBB	HBP	BLK	WP	HR	S	P	ERA	WHIP										
Rich Robertson, R ERA: 4.89 (1, 1)	3.0		19	9	6	6	0	1	0	0	0	0	0	18	22	18.00	3.333										
John Cumberland, L ERA: 2.54 (4, 1)	0.1		3	2	0	0	0	1	0	0	0	0	0	2	6	0.00	9.000										
Frank Reberger, R ERA: 3.72 (4, 1)	3.2		12	1	1	1	4	0	0	0	0	0	1	20	20	2.46	0.273										
Don McMahon, R ERA: 6.75 (8, 1)	0.1		3	0	0	0	0	1	0	1	0	0	0	1	6	0.00	3.000										
Steve Hamilton, L ERA: 1.09 (8, 1)	1.2	W	4	0	0	0	0	0	0	0	0	0	0	4	4	0.00	0.000										
Batter	1	2	3	4	5	6	7	8	9	AB	R	H	RBI	BB	SO	LOB	BOTTOM										
Bobby Bonds, R OBP: 0.377, SLG: 0.593 (1, 9)	4-3	4-3			G6-3		HR		BB FC1-5	5	3	4	2	0	0	0	Montreal Expos @ San Francisco Giants Candlestick Park, San Francisco, CA Sun May 30 1971, 6:38 AM EDT Att: 20,393 - Unknown 										
Chris Speier, R OBP: 0.214, SLG: 0.324 (1, 6)	4-3		F9		G6-3		F9		FC1-5	5	1	0	0	0	0	4											
Willie Mays, R OBP: 0.439, SLG: 0.635 (1, 3)	2B					FC4-6	E	F9	WP	2	1	1	0	3	0	2											
Fran Healy, R OBP: 0.524, SLG: 0.842 (1, 2)	K						E5		WP	4	0	1	0	0	2	4											
Don McMahon, R OBP: 0.333, SLG: 0.333 (8, 1)	K					FC4-6			BB	0	0	0	0	0	0	0											
Steve Hamilton, L OBP: 0.214, SLG: 0.308 (8, 1)	K								BB	0	0	0	0	0	0	0											
Russ Gibson, R OBP: 0.308 (9, PH)									BB	0	0	0	0	1	0	0											
Bob Heise, R OBP: 0.308 (9, PR)									BB	0	1	0	0	0	0	0											
Al Gallagher, R OBP: 0.343, SLG: 0.359 (1, 5)	2B		6-3			FC4-6	K		1B	4	1	1	2	1	1	5											
Tito Fuentes, S OBP: 0.293, SLG: 0.318 (1, 4)	2B								BB	4	1	1	2	1	1	5											
Frank Johnson, R OBP: 0.163, SLG: 0.128 (1, 7)	3-1								BB	5	0	2	3	0	0	2											
Jimmy Rosario, S OBP: 0.378, SLG: 0.355 (1, 8)					G4-6-3				HR	3	1	1	0	1	1	1											
Rich Robertson, R OBP: 0.077, SLG: 0.077 (1, 1)									BB	1	0	0	0	0	0	0	1										
John Cumberland, R OBP: 0.333, SLG: 0.333 (4, 1)									BB	0	0	0	0	0	0	0	0										
Frank Reberger, L OBP: 0.333, SLG: 0.333 (4, 1)									BB	1	0	0	0	0	0	0	0										
Hal Lanier, R OBP: 0.253, SLG: 0.250 (7, PH)									BB	1	0	0	0	0	1	1	1										
Dick Dietz, R OBP: 0.453, SLG: 0.483 (8, 2)									BB	0	0	0	0	1	0	0	0										
Inning Stats	R: 3 E: 0 K: 1 S: 8	H: 3 LOB: 1 BB: 1 P: 12	R: 0 E: 0 K: 0 S: 3	H: 1 LOB: 0 BB: 0 P: 3	R: 0 E: 0 K: 1 S: 6	H: 1 LOB: 1 BB: 0 P: 6	R: 0 E: 0 K: 0 S: 3	H: 1 LOB: 0 BB: 0 P: 3	R: 0 E: 0 K: 0 S: 4	H: 1 LOB: 2 BB: 1 P: 8	R: 2 E: 1 K: 2 S: 9	H: 1 LOB: 2 BB: 2 P: 17	R: 0 E: 0 K: 2 S: 7	H: 0 LOB: 0 BB: 0 P: 7	R: 3 E: 0 K: 0 S: 4	H: 2 LOB: 2 BB: 3 P: 16	1B: 7 2B: 3 3B: 0 HR: 1	SF: 0 SAC: 0 DP: 2 HBP: 0	WP: 1 PA: 42 PB: 0 CS: 1								
PITCHER	IP	WLS	BF	H	R	ER	SO	BB	IBB	HBP	BLK	WP	HR	S	P	ERA	WHIP										
John Strohmayr, R ERA: 8.71 (1, 1)	6.1		28	9	5	5	3	2	1	0	0	0	1	31	43	11.57	2.571										
Mike Marshall, R ERA: 4.96 (7, 1)	2.1	L	14	2	3	3	3	4	0	0	0	1	0	16	32	11.57	2.571										

Batter	1	2	3	4	5	6	7	8	9	10	11	AB	R	H	RBI	BB	SO	LOB							
Don Hahn, R OBP: 0.365, SLG: 0.295 (1, 8)												4	1	0	0	1	0	2							
Bud Harrelson, S OBP: 0.369, SLG: 0.374 (1, 6)												5	0	1	0	0	0	2							
Tommy Agee, R OBP: 0.343, SLG: 0.425 (1, 9)												5	0	1	0	0	3	2							
Donn Clendenon, R OBP: 0.314, SLG: 0.453 (1, 3)												4	0	0	0	1	0	3							
Cleon Jones, R OBP: 0.325, SLG: 0.408 (1, 7)												5	0	2	1	0	2	0							
Bob Aspromonte, R OBP: 0.309, SLG: 0.419 Al Weis, S (9, PR)												3	0	0	0	1	0	2							
Ken Boswell, L OBP: 0.308, SLG: 0.387 (11, PH)												0	0	0	0	0	0	0							
Jerry Grote, R OBP: 0.356, SLG: 0.400 (1, 2)												5	0	2	0	0	0	2							
Tim Foli, R OBP: 0.330, SLG: 0.373 (9, 5)												4	0	0	0	0	1	3							
Jerry Koosman, R OBP: 0.269, SLG: 0.174 Danny Frisella, L (11, 1)												3	0	1	0	0	1	2							
												0	0	0	0	0	0	0							
Inning Stats	R: 1 E: 0 K: 1 S: 6	H: 1 LOB: 2 BB: 2 P: 14	R: 0 E: 0 K: 0 S: 3	H: 0 LOB: 0 BB: 0 P: 3	R: 0 E: 0 K: 1 S: 3	H: 0 LOB: 0 BB: 0 P: 3	R: 0 E: 0 K: 1 S: 5	H: 1 LOB: 1 BB: 0 P: 6	R: 0 E: 0 K: 1 S: 5	H: 0 LOB: 0 BB: 0 P: 5	R: 0 E: 0 K: 2 S: 8	H: 1 LOB: 2 BB: 0 P: 9	R: 0 E: 0 K: 1 S: 6	H: 1 LOB: 1 BB: 0 P: 6	R: 0 E: 0 K: 0 S: 3	H: 0 LOB: 1 BB: 1 P: 7	R: 0 E: 0 K: 0 S: 5	H: 2 LOB: 0 BB: 0 P: 5	R: 0 E: 0 K: 1 S: 6	H: 1 LOB: 1 BB: 0 P: 6	1B: 6 2B: 1 3B: 0 HR: 0	SF: 0 SAC: 1 DP: 0 HBP: 1	WP: 0 PB: 0 SB: 0 CS: 0	PA: 44	
PITCHER	IP 5.0	WLS L	BF 19	H 5	R 2	ER 2	SO 3	BB 5	IBB 0	HBP 0	BLK 0	WP 0	HR 1	S 40	P 60	ERA 1.80	WHIP 1.000								
Ron Bryant, L ERA: 2.34 (1, 1)	2.0	8	1	0	0	3	0	0	1	0	0	0	0	13	14	0.00	0.500								
Don McMahon, R ERA: 6.14 (6, 1)	4.0	W	17	4	0	0	2	1	0	0	0	0	0	20	24	0.00	1.250								
Jerry Johnson, R ERA: 0.7 (8, 1)																									

New York Mets @ San Francisco Giants
Candlestick Park, San Francisco, CA
Mon May 31 1971, 6:33 AM EDT
Att: 26,087 - Unknown

livebaseballscores.com

AB 39
R 1
H 7
RBI 1
BB 3
SO 8
LOB 19

Batter	1	2	3	4	5	6	7	8	9	10	11	AB	R	H	RBI	BB	SO	LOB							
Bobby Bonds, R OBP: 0.373, SLG: 0.582 (1, 9)												5	0	1	0	0	1	0							
Chris Speier, R OBP: 0.329, SLG: 0.317 (1, 6)												4	0	0	0	1	0	1							
Willie Mays, R OBP: 0.438, SLG: 0.645 (1, 3)												4	2	1	1	1	0	1							
Dick Dietz, R OBP: 0.449, SLG: 0.474 (1, 2)												3	0	0	0	1	1	0							
Al Gallagher, R OBP: 0.350, SLG: 0.363 (1, 5)												4	0	2	0	1	0	2							
Tito Fuentes, S OBP: 0.292, SLG: 0.318 (1, 4)												3	0	1	1	0	0	0							
Frank Johnson, R OBP: 0.149, SLG: 0.116 (1, 7)												4	0	0	0	0	0	3							
Jimmy Rosario, S OBP: 0.385, SLG: 0.369 (1, 8)												3	0	1	0	1	0	0							
Ron Bryant, S OBP: 0.149, SLG: 0.185 Frank Duffy, R OBP: 0.222, SLG: 0.235 Don McMahon, R (6, 1)												1	0	0	0	0	0	0							
Fran Healy, R OBP: 0.500, SLG: 0.800 Jerry Johnson, R (8, 1)												1	0	0	0	0	0	1							
												1	0	0	0	0	0	0							
Inning Stats	R: 0 E: 0 K: 0 S: 3	H: 0 LOB: 0 BB: 0 P: 3	R: 0 E: 0 K: 0 S: 3	H: 1 LOB: 1 BB: 1 P: 7	R: 0 E: 0 K: 1 S: 5	H: 0 LOB: 0 BB: 0 P: 5	R: 0 E: 0 K: 1 S: 5	H: 0 LOB: 0 BB: 0 P: 5	R: 0 E: 0 K: 1 S: 6	H: 1 LOB: 2 BB: 2 P: 11	R: 0 E: 0 K: 0 S: 4	H: 1 LOB: 1 BB: 0 P: 4	R: 1 E: 0 K: 4 S: 4	H: 1 LOB: 0 BB: 0 P: 4	R: 0 E: 0 K: 0 S: 3	H: 0 LOB: 0 BB: 0 P: 3	R: 0 E: 1 K: 0 S: 4	H: 1 LOB: 1 BB: 0 P: 4	R: 1 E: 0 K: 0 S: 3	H: 1 LOB: 1 BB: 1 P: 7	1B: 4 2B: 1 3B: 0 HR: 1	SF: 1 SAC: 2 DP: 1 HBP: 0	WP: 0 PB: 0 SB: 0 CS: 0	PA: 42	
PITCHER	IP 10.0	WLS L	BF 39	H 5	R 2	ER 2	SO 3	BB 5	IBB 0	HBP 0	BLK 0	WP 0	HR 1	S 40	P 60	ERA 1.80	WHIP 1.000								
Jerry Koosman, L ERA: 2.62 (1, 1)	0.2	3	1	0	0	0	0	0	0	0	0	0	0	3	3	0.00	1.500								
Danny Frisella, R ERA: 2.18 (11, 1)																									

New York Mets @ San Francisco Giants
Candlestick Park, San Francisco, CA
Mon May 31 1971, 6:33 AM EDT
Att: 26,087 - Unknown

livebaseballscores.com

AB 34
R 2
H 6
RBI 2
BB 5
SO 3
LOB 10

Batter	1	2	3	4	5	6	7	8	9	AB	R	H	RBI	BB	SO	LOB	TOP										
Tommie Agee, R OBP: 0.344, SLG: 0.421 (1, 8)			1-3				FC5-4 1B		F9	4	1	1	0	1	1	0											
Bud Harrelson, S OBP: 0.367, SLG: 0.372 (1, 6)			F7		F9		FC5-4 1B			4	0	1	0	0	0	1											
Art Shamsky, L OBP: 0.315, SLG: 0.306 Don Hahn, R OBP: 0.358, SLG: 0.289 (7, PH) (7, 8)	4-1		F4		2B		FC5-4 1B			3	1	1	1	0	0	0											
Cleon Jones, R OBP: 0.328, SLG: 0.412 Ken Singleton, S OBP: 0.339, SLG: 0.246 (9, 7)		2B HBP		K	2B		4-3			3	1	1	1	0	1	2											
Ed Kranepool, L OBP: 0.369, SLG: 0.567 (1, 3)		1B 2B		F6	4-3				3-1	4	1	1	1	0	0	1											
Ken Boswell, L OBP: 0.314, SLG: 0.385 (1, 4)		1B G6-4-3 BB		1B	1B		G3		4-3	3	1	1	0	1	0	0											
Bob Aspromonte, R Tim Foli, R OBP: 0.330, SLG: 0.373 (8, 5)		1B G6-4-3		1B	FC6-4 1B		F3		F9	4	0	2	1	0	0	0											
Jerry Grote, R OBP: 0.347, SLG: 0.390 (1, 2)		G6-4-3		FC6-4			F7		F9	4	0	0	0	0	0	3											
Gary Gentry, R OBP: 0.080, SLG: 0.080 Danny Frisella, L OBP: 0.500, SLG: 0.750 (8, 1)	F9						K		F4	3	0	0	0	0	2	0											
Inning Stats	R: 0 E: 0 K: 2 S: 7	H: 0 LOB: 0 BB: 0 P: 7	R: 3 E: 0 K: 0 S: 4	H: 2 LOB: 0 BB: 1 P: 9	R: 0 E: 0 K: 0 S: 3	H: 0 LOB: 0 BB: 0 P: 3	R: 0 E: 0 K: 1 S: 7	H: 2 LOB: 2 BB: 0 P: 7	R: 2 E: 0 K: 1 S: 7	H: 2 LOB: 1 BB: 1 P: 11	R: 0 E: 0 K: 0 S: 3	H: 0 LOB: 0 BB: 0 P: 3	R: 0 E: 0 K: 0 S: 7	H: 2 LOB: 2 BB: 0 P: 7	R: 0 E: 0 K: 0 S: 3	H: 0 LOB: 0 BB: 0 P: 3	R: 0 E: 0 K: 0 S: 3	H: 0 LOB: 0 BB: 0 P: 3	1B: 6 2B: 2 3B: 0 HR: 0	SF: 0 SAC: 0 DP: 1 HBP: 1	WP: 0 PA: 37 PB: 0 SB: 1 CS: 0						
PITCHER	IP	WLS	BF	H	R	ER	SO	BB	IBB	HBP	BLK	WP	HR	S	P	ERA	WHIP										
Steve Stone, R ERA: 4.14 John Cumberland, L ERA: 2.35 Rich Robertson, R ERA: 4.75 Don McMahon, R ERA: 5.87	4.2	L	22	6	5	5	4	2	0	1	0	0	0	11	36	9.64	1.714										

New York Mets @ San Francisco Giants
Candlestick Park, San Francisco, CA
Tue Jun 01 1971, 10:05 PM EDT
Att: 11,287 - Unknown

AB 34
R 5
H 8
RBI 4
BB 2
SO 5
LOB 9

Batter	1	2	3	4	5	6	7	8	9	AB	R	H	RBI	BB	SO	LOB	BOTTOM										
Bobby Bonds, R OBP: 0.373, SLG: 0.576 (1, 9)			K		K		1-2 BB		K	4	0	1	0	1	3	4											
Chris Speier, R OBP: 0.326, SLG: 0.314 (1, 6)	K		1B BB FC6-4 1B		F7		F8		F9	5	1	1	0	0	1	3											
Willie Mays, R OBP: 0.442, SLG: 0.660 (1, 3)	F8		FC6-4 1B 1-2 2-3 BB		K				1B	4	1	2	1	1	1	0											
Dick Dietz, R OBP: 0.448, SLG: 0.471 (1, 2)		K	FC6-4 1B		1-3			WP 1B BB 1B	K	5	1	2	1	0	2	1											
Tito Fuentes, S OBP: 0.295, SLG: 0.320 (1, 4)		5-3 1B	FC6-4 1B		6-3			BB WP 1B	K	5	0	2	1	0	1	3											
Al Gallacher, R OBP: 0.342, SLG: 0.354 (1, 5)	5-3 1-2		F9		F2			K		4	0	0	0	0	1	5											
Bernie Williams, R OBP: 1.000, SLG: 1.000 (1, 7)		BB			G3-6-1 1B			BB BB	BB 1-2 2-3 BB	1	0	1	0	3	0	0											
Jimmy Rosario, S OBP: 0.378, SLG: 0.353 (1, 8)		K			G3-6-1			F6	BB	3	0	0	1	1	1	4											
Steve Stone, R John Cumberland, R Frank Johnson, R Rich Robertson, R Fran Healy, R Don McMahon, R (1, 1) (5, 1) (7, PH) (8, 1) (8, PH) (9, 1)			BB 1B BB		K			F9	K	1	1	0	0	1	1	0											
Inning Stats	R: 0 E: 0 K: 1 S: 5	H: 1 LOB: 0 BB: 0 P: 5	R: 0 E: 0 K: 2 S: 8	H: 1 LOB: 2 BB: 1 P: 12	R: 2 E: 0 K: 1 S: 7	H: 2 LOB: 2 BB: 2 P: 15	R: 0 E: 0 K: 1 S: 5	H: 1 LOB: 0 BB: 0 P: 5	R: 0 E: 0 K: 2 S: 7	H: 0 LOB: 0 BB: 0 P: 7	R: 0 E: 0 K: 0 S: 3	H: 0 LOB: 0 BB: 0 P: 3	R: 0 E: 0 K: 0 S: 3	H: 0 LOB: 2 BB: 2 P: 11	R: 2 E: 0 K: 3 S: 12	H: 3 LOB: 3 BB: 2 P: 20	R: 0 E: 0 K: 2 S: 8	H: 1 LOB: 1 BB: 0 P: 8	1B: 8 2B: 0 3B: 0 HR: 1	SF: 0 SAC: 0 DP: 1 HBP: 0	WP: 1 PA: 41 PB: 0 SB: 0 CS: 1						
PITCHER	IP	WLS	BF	H	R	ER	SO	BB	IBB	HBP	BLK	WP	HR	S	P	ERA	WHIP										
Gary Gentry, R ERA: 2.56 Danny Frisella, R ERA: 2.14 Tug McGraw, L ERA: 2.12	7.0	W	32	8	4	4	7	5	0	0	0	1	0	41	61	5.14	1.857										

New York Mets @ San Francisco Giants
Candlestick Park, San Francisco, CA
Tue Jun 01 1971, 10:05 PM EDT
Att: 11,287 - Unknown

AB 34
R 4
H 9
RBI 4
BB 7
SO 12
LOB 24

Batter	1	2	3	4	5	6	7	8	9	AB	R	H	RBI	BB	SO	LOB	TOP					
Tommie Agee, R OBP: 0.346, SLG: 0.426 (1, 8)	F9		E6			1B WP	2B		K	5	1	2	1	0	1	0	New York Mets @ San Francisco Giants Candlestick Park, San Francisco, CA Wed Jun 02 1971, 6:33 AM EDT Att: 11,132 - Unknown					
Bud Harrelson, S OBP: 0.373, SLG: 0.378 (1, 6)	K		1B			1B WP SF8	F9		1B	5	1	3	0	0	1							
Art Shamsky, L OBP: 0.303, SLG: 0.425 Don Hahn, R OBP: 0.352, SLG: 0.283 (1, 9) (8, 8)	2B		G3			F6			HR	4	1	2	1	0	0	4						
Ed Kranepool, L OBP: 0.374, SLG: 0.565 (1, 3)	4-3					F7			HBP 1B	4	1	2	0	0	0	1						
Ken Boswell, L OBP: 0.312, SLG: 0.378 (1, 4)		K				3-1			HBP 1B	2	0	0	1	0	1	0						
Ken Singleton, S OBP: 0.320, SLG: 0.230 (1, 7)		3-1				4-3			F6	4	0	0	0	0	0	3						
Bob Aspromonte, R Tim Foli, R OBP: 0.330, SLG: 0.373 (1, 5) (8, 5)		F2				F8			F9	4	0	0	0	0	0	2						
Duffy Dyer, R OBP: 0.444, SLG: 0.625 (1, 2)						F8			SH1-3 1B	4	1	2	1	0	0	0						
Jim McAndrew, R OBP: 0.250, SLG: 0.286 Ron Taylor, R OBP: 0.380, SLG: 0.376 Charlie Williams, R (1, 1) (2, 1) (5, PH) (5, 1)			K			K			K	0	0	0	0	0	0	0						
Inning Stats	R: 0 E: 0 K: 1 S: 6	H: 1 LOB: 1 BB: 0 P: 6	R: 0 E: 0 K: 1 S: 5	H: 0 LOB: 0 BB: 0 P: 5	R: 0 E: 1 K: 1 S: 7	H: 1 LOB: 2 BB: 0 P: 7	R: 0 E: 0 K: 0 S: 3	H: 0 LOB: 0 BB: 0 P: 3	R: 0 E: 0 K: 1 S: 5	H: 0 LOB: 0 BB: 0 P: 5	R: 2 E: 0 K: 0 S: 6	H: 3 LOB: 1 BB: 0 P: 6	R: 1 E: 0 K: 0 S: 5	H: 2 LOB: 1 BB: 0 P: 5	R: 2 E: 0 K: 0 S: 5	H: 3 LOB: 2 BB: 0 P: 6		R: 0 E: 0 K: 2 S: 8	H: 1 LOB: 1 BB: 0 P: 8	1B: 8 2B: 2 3B: 0 HR: 1	SF: 1 SAC: 1 DP: 0 HBP: 1	WP: 1 PB: 0 SB: 1 CS: 0
PITCHER	IP WLS BF H R ER SO BB IBB HBP BLK WP HR S P ERA WHIP																					
Juan Marichal, R ERA: 2.24 Steve Hamilton, L ERA: 0.99 Don McMahon, R ERA: 5.63 (1, 1) (8, 1) (9, 1)	7.0 L 31 9 5 5 4 0 0 0 0 1 1 39 39 6.43 1.286																					

AB	36
R	5
H	11
RBI	4
BB	0
SO	6
LOB	12



Batter	1	2	3	4	5	6	7	8	9	AB	R	H	RBI	BB	SO	LOB	BOTTOM			
Bobby Bonds, R OBP: 0.374, SLG: 0.569 (1, 9)	4-3 SF8	1B				F8			K	4	1	1	0	1	1	1	New York Mets @ San Francisco Giants Candlestick Park, San Francisco, CA Wed Jun 02 1971, 6:33 AM EDT Att: 11,132 - Unknown			
Chris Speier, R OBP: 0.327, SLG: 0.317 (1, 6)	4-3	1B				6-3			K	5	0	2	1	0	1	2				
Willie Mays, R OBP: 0.446, SLG: 0.652 (1, 3)	SF8	BB				F2			F7	2	0	0	0	3	0	3				
Dick Dietz, R OBP: 0.442, SLG: 0.463 (1, 2)	1B	FC6-4				K			F9	5	0	1	0	0	1	7				
Tito Fuentes, S OBP: 0.292, SLG: 0.319 (1, 4)	SF8					6-3			F6	4	0	1	1	0	0	2				
Al Gallagher, R OBP: 0.335, SLG: 0.345 (1, 5)	F8					4-3			F9	4	0	0	0	0	1	3				
Bernie Williams, R OBP: 0.750, SLG: 0.600 (1, 7)		FC1-5				F9			F7	4	0	2	0	0	0	1				
Jimmy Rosario, S OBP: 0.384, SLG: 0.352 (1, 8)		BB FC1-5				F7			K	3	1	1	0	1	1	1				
Juan Marichal, R OBP: 0.158, SLG: 0.270 Steve Hamilton, L OBP: 0.143, SLG: 0.111 Don McMahon, R (1, 1) (8, 1) (9, 1)		FC1-5				6-3			6-3	3	0	1	0	0	0	4				
Inning Stats	R: 1 E: 0 K: 0 S: 5	H: 2 LOB: 2 BB: 1 P: 9	R: 1 E: 0 K: 0 S: 6	H: 3 LOB: 3 BB: 1 P: 10	R: 0 E: 0 K: 0 S: 4	H: 1 LOB: 1 BB: 0 P: 4	R: 0 E: 0 K: 1 S: 6	H: 1 LOB: 2 BB: 1 P: 10	R: 0 E: 1 K: 0 S: 4	H: 1 LOB: 2 BB: 1 P: 8	R: 0 E: 0 K: 2 S: 7	H: 0 LOB: 0 BB: 0 P: 7	R: 0 E: 0 K: 2 S: 7	H: 0 LOB: 0 BB: 0 P: 7	R: 0 E: 0 K: 0 S: 3	H: 0 LOB: 0 BB: 0 P: 3		1B: 8 2B: 1 3B: 0 HR: 0	SF: 1 SAC: 0 DP: 0 HBP: 0	WP: 0 PB: 0 SB: 4 CS: 0
PITCHER	IP WLS BF H R ER SO BB IBB HBP BLK WP HR S P ERA WHIP																			
Jim McAndrew, R ERA: 6.99 Ron Taylor, R ERA: 1.5 Charlie Williams, R ERA: 4.3 (1, 1) (2, 1) (5, 1)	1.1 12 3 0 0 1 0 1 0 0 0 0 13 17 0.00 1.125																			

AB	35
R	2
H	9
RBI	2
BB	5
SO	5
LOB	24



Batter	1	2	3	4	5	6	7	8	9	AB	R	H	RBI	BB	SO	LOB	TOP																					
Denny Doyle, L OBP: 0.290, SLG: 0.351 (1, 4)	F4	4-3				E6		1B		5	1	2	0	0	0	3	Philadelphia Phillies @ San Francisco Giants Candlestick Park, San Francisco, CA Fri Jun 04 1971, 10:05 PM EDT Att: 9,403 - Unknown																					
Tim McCarver, L OBP: 0.291, SLG: 0.292 (1, 2)	F7		G5-4-3		F9	BB		F8		4	0	1	0	1	0	2																						
Willie Montanez, L OBP: 0.335, SLG: 0.497 (1, 8)	1B		G5-4-3		E5	SF8		K		4	1	1	1	0	1	1																						
Ron Stone, L OBP: 0.291, SLG: 0.265 (1, 9)	BB		F7		1-3	K		F9		4	0	1	1	1	1	2																						
Oscar Gamble, L OBP: 0.273, SLG: 0.429 (1, 7)	4-3			2B	1-3			E5		5	2	2	0	0	0	3																						
Deron Johnson, R OBP: 0.284, SLG: 0.343 (1, 3)		4-3		4-3	1B	5-3		1B		3	0	1	1	2	0	0																						
Bobby Pfeil, R OBP: 0.455, SLG: 0.400 (1, 5)	1B		4-3	L1		F8		1B		5	0	2	1	0	0	3																						
Larry Bowa, S OBP: 0.259, SLG: 0.263 (1, 6)	1B		L1		F5			4-3	1-3	5	0	1	0	0	0	3																						
Chris Short, R OBP: 0.214, SLG: 0.120 Jim Bunning, R OBP: 0.176, SLG: 0.333 (8, 1)	K		5-3		BB	E		F9		4	1	1	0	0	1	3																						
Inning Stats	R: 0 E: 0 K: 0 S: 4	H: 1 LOB: 2 BB: 1 P: 8	R: 0 E: 0 K: 1 S: 7	H: 2 LOB: 2 BB: 0 P: 7	R: 0 E: 0 K: 0 S: 3	H: 1 LOB: 0 BB: 0 P: 3	R: 1 E: 0 K: 0 S: 5	H: 2 LOB: 1 BB: 0 P: 5	R: 2 E: 1 K: 0 S: 6	H: 2 LOB: 2 BB: 1 P: 10	R: 0 E: 0 K: 0 S: 3	H: 0 LOB: 0 BB: 0 P: 3	R: 0 E: 0 K: 0 S: 4	H: 1 LOB: 1 BB: 0 P: 4	R: 1 E: 0 K: 1 S: 7	H: 2 LOB: 2 BB: 1 P: 11	1B: 11 2B: 1 3B: 0 HR: 0	SF: 1 SAC: 0 DP: 1 HBP: 0	WP: 0 PB: 0 SB: 1 CS: 0	PA: 44																		
PITCHER	IP	WLS	BF	H	R	ER	SO	BB	IBB	HBP	BLK	WP	HR	S	P	ERA	WHIP	PITCHER				IP	WLS	BF	H	R	ER	SO	BB	IBB	HBP	BLK	WP	HR	S	P	ERA	WHIP
Gaylord Perry, R ERA: 2.9	4.1	L	22	8	3	2	1	1	0	0	0	0	0	23	27	4.15	2.077																					
John Cumberland, L ERA: 2.3	0.2		3	0	0	0	0	0	1	0	0	0	0	2	6	0.00	0.000																					
Rich Robertson, R ERA: 4.38	3.0		13	2	1	0	1	1	0	0	0	0	0	14	18	0.00	1.000																					
Steve Hamilton, L ERA: 1.8	0.2		4	1	1	1	1	0	1	0	0	0	0	5	9	13.50	1.500																					
Jerry Johnson, R ERA: 0.7	0.1		2	1	0	0	0	0	0	0	0	0	0	2	2	0.00	3.000																					

AB	39
R	5
H	12
RBI	4
BB	4
SO	3
LOB	20



Batter	1	2	3	4	5	6	7	8	9	AB	R	H	RBI	BB	SO	LOB	BOTTOM																					
Bobby Bonds, R OBP: 0.380, SLG: 0.573 (1, 9)	1B		CS			F3		3B		4	1	3	0	0	0	0	Philadelphia Phillies @ San Francisco Giants Candlestick Park, San Francisco, CA Fri Jun 04 1971, 10:05 PM EDT Att: 9,403 - Unknown																					
Chris Speier, R OBP: 0.335, SLG: 0.335 (1, 6)	1B		CS	6-3		1B		1B		4	1	3	1	0	0	0																						
Tito Fuentes, S OBP: 0.296, SLG: 0.323 (1, 4)	F9			CS		F6		FC3-6	HBP	4	0	2	1	0	0	3																						
Willie Mays, R OBP: 0.447, SLG: 0.646 (1, 3)	G6-4-3			6-3		1B		FC3-6	HBP	3	0	1	0	0	0	3																						
Al Gallagher, R OBP: 0.328, SLG: 0.337 Jerry Johnson, R (9, 1)	G3				F2	5-3		FC3-6		4	0	0	0	0	0	4																						
Bernie Williams, R OBP: 0.500, SLG: 0.333 (1, 7)	K				K			F3	K	4	0	0	0	0	3	2																						
Jimmy Rosario, S OBP: 0.378, SLG: 0.347 (1, 8)	K				E	1B		K		4	1	1	0	0	2	0																						
Russ Gibson, R OBP: 0.235, SLG: 0.375 Ken Henderson, S (9, PH)	K				E9	2B		6-3		3	0	1	1	0	1	0																						
Gaylord Perry, R OBP: 0.103, SLG: 0.092 John Cumberland, R (5, PH) Frank Johnson, R (5, PH) Rich Robertson, R (5, PH) Fran Healy, R OBP: 0.146, SLG: 0.097 Steve Hamilton, L (9, 1) Hal Lanier, R OBP: 0.250, SLG: 0.250 Dick Dietz, R OBP: 0.440, SLG: 0.460 (9, PH)	6-3				K			F8	K	1	0	0	0	0	0	0																						
Inning Stats	R: 0 E: 0 K: 0 S: 4	H: 2 LOB: 1 BB: 0 P: 4	R: 0 E: 0 K: 2 S: 7	H: 0 LOB: 0 BB: 0 P: 7	R: 0 E: 0 K: 1 S: 5	H: 1 LOB: 0 BB: 0 P: 5	R: 0 E: 0 K: 0 S: 3	H: 1 LOB: 0 BB: 0 P: 3	R: 1 E: 1 K: 2 S: 9	H: 2 LOB: 1 BB: 0 P: 9	R: 0 E: 0 K: 0 S: 5	H: 2 LOB: 2 BB: 0 P: 5	R: 0 E: 0 K: 1 S: 5	H: 0 LOB: 0 BB: 0 P: 5	R: 2 E: 0 K: 1 S: 8	H: 3 LOB: 2 BB: 0 P: 9	R: 0 E: 0 K: 1 S: 5	H: 0 LOB: 0 BB: 0 P: 5	1B: 9 2B: 1 3B: 1 HR: 0	SF: 0 SAC: 0 DP: 1 HBP: 1	WP: 0 PB: 0 SB: 0 CS: 2	PA: 37																
PITCHER	IP	WLS	BF	H	R	ER	SO	BB	IBB	HBP	BLK	WP	HR	S	P	ERA	WHIP	PITCHER				IP	WLS	BF	H	R	ER	SO	BB	IBB	HBP	BLK	WP	HR	S	P	ERA	WHIP
Chris Short, L ERA: 3.29	1.1		11	3	3	3	6	0	0	1	0	0	0	42	43	3.68	1.500																					
Jim Bunning, R ERA: 5.29	8.1	S	5	0	0	0	2	0	0	0	0	0	0	9	9	0.00	0.000																					

AB	35
R	3
H	11
RBI	3
BB	0
SO	8
LOB	13



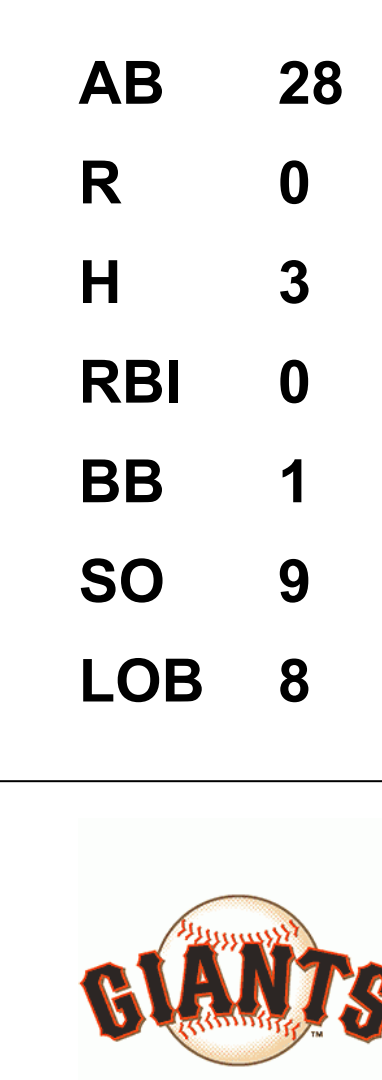
Batter	1	2	3	4	5	6	7	8	9	AB	R	H	RBI	BB	SO	LOB	TOP								
Larry Bowa, S OBP: 0.267, SLG: 0.273 (1, 6)	0-0 6-3			0-0 6-3		0-0 1B SF8 2B		4-0 1B 4-3 BB	0-0 1-2 3-H 1B	4	2	1	1	0	0		Philadelphia Phillies @ San Francisco Giants Candlestick Park, San Francisco, CA Sat Jun 05 1971, 6:33 AM EDT Att: 10,945 - Unknown								
Terry Harmon, R OBP: 0.324, SLG: 0.375 (1, 4)	0-3 K			0-0 G6-3 1B		0-0 1B 2-3 1B		0-0 F8	0-3 K	5	0	2	0	0	2	3									
Willie Montanez, L OBP: 0.327, SLG: 0.486 (1, 8) (8, 3)	0-3 K			0-0 G6-3 1-2		0-0 SF8		0-0 4-3	0-0 F7	4	0	0	1	0	1	4									
Deron Johnson, R OBP: 0.294, SLG: 0.349 Don Money, R OBP: 0.242, SLG: 0.327 (8, PR) (8, 5)		0-3 K				4-0 1B BB		0-0 HR 1B		3	0	2	1	1	1	0									
Joe Lis, R OBP: 0.333, SLG: 0.405 Tim McCarver, L OBP: 0.266, SLG: 0.317 Roger Freed, R OBP: 0.321, SLG: 0.314 (8, PH) (8, 9)		0-3 K				0-3 1B BB		0-0 F6		3	0	0	0	0	2	3									
Bobby Pfeil, R OBP: 0.333, SLG: 0.286 (1, 5) (8, 7)	0-0 F3					0-0 F3		0-0 1-3	0-3 K	4	0	0	0	0	1	2									
Ron Stone, L OBP: 0.339, SLG: 0.308 (1, 9) (8, 8)				0-0 G5-4-3 1B		0-0 1-2 1B		0-0 1B	4-0 1B BB	3	1	3	0	1	0	0									
Mike Ryan, R OBP: 0.220, SLG: 0.426 (1, 2)				0-0 G5-4-3 1-2		0-0 F7		0-0 F7	0-0 1B 1-3 1B	4	0	1	0	0	0	4									
Ken Reynolds, L OBP: 0.375, SLG: 0.286 Tony Taylor, R OBP: 0.293, SLG: 0.302 Joe Hoerner, R (7, PH) (7, 1)				0-3 K		0-0 F2		0-0 4-3	0-0 B1	2	0	0	0	0	1	0									
Inning Stats	R: 0 E: 0 K: 2 S: 7	H: 0 LOB: 0 BB: 0 P: 7	R: 0 E: 0 K: 2 S: 7	H: 0 LOB: 0 BB: 0 P: 7	R: 0 E: 0 K: 1 S: 5	H: 1 LOB: 0 BB: 0 P: 5	R: 0 E: 0 K: 0 S: 3	H: 1 LOB: 0 BB: 0 P: 3	R: 0 E: 0 K: 1 S: 6	H: 3 LOB: 2 BB: 0 P: 6	R: 0 E: 0 K: 0 S: 4	H: 1 LOB: 1 BB: 0 P: 4	R: 3 E: 0 K: 1 S: 7	H: 2 LOB: 1 BB: 1 P: 11	R: 1 E: 0 K: 1 S: 7	H: 2 LOB: 2 BB: 1 P: 11		1B: 9 2B: 1 3B: 0 HR: 1	SF: 1 SAC: 0 DP: 2 HBP: 0	WP: 0 PB: 0 SB: 0 CS: 0	PA: 39				
PITCHER	IP	WLS	BF	H	R	ER	SO	BB	IBB	HBP	BLK	WP	HR	S	P	ERA	WHIP								
Ron Bryant, L ERA: 2.45 (1, 1)	7.2		31	8	3	3	6	2	0	0	0	0	0	41	49	3.52	1.304								
Jerry Johnson, R ERA: 1.14 (8, 1)	0.2	L	6	3	2	2	1	1	0	0	0	0	1	7	11	27.00	6.000								
Don McMahon, R ERA: 5.47 (9, 1)	0.2		2	0	0	0	1	0	0	0	0	0	0	4	4	0.00	0.000								

Batter	1	2	3	4	5	6	7	8	9	AB	R	H	RBI	BB	SO	LOB	BOTTOM								
Chris Speier, R OBP: 0.342, SLG: 0.337 (1, 6)	4-0 CS BB			0-0 F9		0-0 1-2 2B 1B		4-0 BB		2	1	1	0	2	0	0	Philadelphia Phillies @ San Francisco Giants Candlestick Park, San Francisco, CA Sat Jun 05 1971, 6:33 AM EDT Att: 10,945 - Unknown								
Tito Fuentes, S OBP: 0.296, SLG: 0.326 (1, 4)	0-3 K			0-0 F7		0-0 1-1 2-H 1B 2B		0-0 F5		4	1	1	2	0	1	2									
Bobby Bonds, R OBP: 0.382, SLG: 0.569 (1, 9)	0-0 F8			4-0 G4-6-3 BB		0-0 2-H 1B		0-0 F8		3	0	1	1	1	0	0									
Willie McCovey, L OBP: 0.408, SLG: 0.528 (1, 3)		0-3 K		0-0 G4-6-3 1-2		0-0 4-3		0-0 F5		4	0	0	0	0	1	2									
Dick Dietz, R OBP: 0.441, SLG: 0.464 (1, 2)		4-0 BB BB		0-0 2B		0-0 F8		0-0 F8		3	0	1	0	1	0	0									
Al Gallagher, R OBP: 0.327, SLG: 0.331 (1, 5)		4-0 1-2 BB		0-0 6-3		0-0 1-3		0-0 K		3	0	0	0	1	1	1									
Bernie Williams, R OBP: 0.438, SLG: 0.308 (1, 7)		0-3 K		0-0 K		0-0 1B 2B 1B		0-3 K		4	1	1	0	0	3	2									
Jimmy Rosario, S OBP: 0.366, SLG: 0.333 Willie Mays, R OBP: 0.445, SLG: 0.642 (8, PH) (9, PH)		0-0 F6		0-0 K		0-3 K		0-0 6-3		3	0	0	0	0	1	3									
Ron Bryant, S OBP: 0.133, SLG: 0.167 Jerry Johnson, R Don McMahon, R (8, 1) (9, 1)		0-0 F9		0-0 K		0-3 K		0-3 K2-3		3	0	0	0	0	2	1									
Inning Stats	R: 0 E: 0 K: 1 S: 4	H: 0 LOB: 1 BB: 1 P: 8	R: 0 E: 0 K: 2 S: 7	H: 0 LOB: 2 BB: 2 P: 15	R: 0 E: 0 K: 0 S: 3	H: 0 LOB: 0 BB: 0 P: 3	R: 0 E: 0 K: 0 S: 3	H: 1 LOB: 1 BB: 1 P: 7	R: 3 E: 0 K: 2 S: 11	H: 4 LOB: 1 BB: 0 P: 11	R: 0 E: 0 K: 1 S: 5	H: 0 LOB: 0 BB: 0 P: 5	R: 0 E: 0 K: 1 S: 5	H: 0 LOB: 1 BB: 1 P: 9	R: 0 E: 0 K: 0 S: 3	H: 0 LOB: 0 BB: 0 P: 3		R: 0 E: 0 K: 3 S: 9	H: 0 LOB: 0 BB: 0 P: 9	1B: 3 2B: 2 3B: 0 HR: 0	SF: 0 SAC: 0 DP: 1 HBP: 0	WP: 0 PB: 0 SB: 0 CS: 1	PA: 35		
PITCHER	IP	WLS	BF	H	R	ER	SO	BB	IBB	HBP	BLK	WP	HR	S	P	ERA	WHIP								
Ken Reynolds, L ERA: 2.58 (1, 1)	6.0		25	5	3	3	6	4	0	0	0	0	0	33	49	4.50	1.500								
Joe Hoerner, L ERA: 3.09 (7, 1)	3.0	W	10	0	0	0	4	1	0	0	0	0	0	17	21	0.00	0.333								

Batter	1	2	3	4	5	6	7	8	9	AB	R	H	RBI	BB	SO	LOB	TOP								
Denny Doyle, L (1,4) OBP: 0.287, SLG: 0.345	F5		4-3		F8		S 1B		4-3	5	0	1	0	0	0	0	Philadelphia Phillies @ San Francisco Giants Candlestick Park, San Francisco, CA Sun Jun 06 1971, 6:33 AM EDT Unknown								
Tim McCarver, L (1,2) OBP: 0.272, SLG: 0.313	F S BB		4-3 BB		F8	6-3	F8			2	0	0	0	2	0	1									
Willie Montanez, L (1,8) OBP: 0.325, SLG: 0.486	F7		4-3		1B 2B		3-1			4	1	1	0	0	0	3									
Ron Stone, L (1,9) OBP: 0.349, SLG: 0.309	1-3 BB		K		1B 2H 1B			K		3	0	1	1	1	2	1									
Deron Johnson, R (1,3) OBP: 0.293, SLG: 0.343	F6			5-3	1B IBB			K		3	0	0	0	1	1	2									
Bobby Pfeil, R (1,5) OBP: 0.421, SLG: 0.444		0-0 1B		F4	1-2 2-3 1B					4	0	3	0	0	0	0									
Joe Lis, R (1,7) OBP: 0.324, SLG: 0.391		0-3 K		F4				2B		3	0	0	0	0	1	4									
Roger Freed, R (8, PH) OBP: 0.319, SLG: 0.313								K		1	0	0	0	0	1	1									
Larry Bowa, S (1,6) OBP: 0.262, SLG: 0.267		0-0 F3		4-3	F9			4-3		4	0	0	0	0	0	4									
Rick Wise, R (1,1) OBP: 0.138, SLG: 0.214		0-3 K		F7			F8		K	4	0	0	0	0	2	1									
Inning Stats	R: 0 E: 0 K: 0 S: 3	H: 0 LOB: 2 P: 11	R: 0 E: 0 K: 2 S: 8	H: 1 LOB: 1 BB: 0 P: 8	R: 0 E: 0 K: 1 S: 5	H: 0 LOB: 1 BB: 1 P: 9	R: 0 E: 0 K: 0 S: 3	H: 0 LOB: 0 BB: 0 P: 3	R: 0 E: 0 K: 0 S: 3	H: 0 LOB: 0 BB: 0 P: 3	R: 1 E: 0 K: 0 S: 6	H: 3 LOB: 3 BB: 1 P: 10	R: 0 E: 0 K: 0 S: 4	H: 1 LOB: 1 BB: 0 P: 4	R: 0 E: 0 K: 3 S: 10	H: 1 LOB: 1 BB: 0 P: 10	R: 0 E: 0 K: 1 S: 5	H: 0 LOB: 0 BB: 0 P: 5	1B: 4 2B: 2 3B: 0 HR: 0	SF: 0 SAC: 0 DP: 0 HBP: 0	WP: 0 PB: 0 SB: 2 CS: 0	PA: 37			
PITCHER	IP WLS BF H R ER SO BB IBB HBP BLK WP HR S P ERA WHIP	5.1 L 24 4 1 1 3 3 1 0 0 0 0 0 26 42 1.69 1.312	1.0 4 1 0 0 0 0 0 0 0 0 0 0 4 4 0.00 1.000	1.1 5 1 0 0 2 0 0 0 0 0 0 0 9 9 0.00 0.750	1.1 4 0 0 0 2 0 0 0 0 0 0 0 8 8 0.00 0.000																				

Batter	1	2	3	4	5	6	7	8	9	AB	R	H	RBI	BB	SO	LOB	BOTTOM								
Bernie Williams, R (1,7) OBP: 0.350, SLG: 0.235	4-3			K			B2		4-3	4	0	0	0	0	1	0	Philadelphia Phillies @ San Francisco Giants Candlestick Park, San Francisco, CA Sun Jun 06 1971, 6:33 AM EDT Unknown								
Chris Speier, R (1,6) OBP: 0.341, SLG: 0.335	4-3			5-3			FC6-4 1B		F9	4	0	1	0	0	0	0									
Willie Mays, R (1,8) OBP: 0.438, SLG: 0.630	K			K			FC6-4 1-2			3	0	0	0	0	2	1									
Willie McCovey, L (1,3) OBP: 0.407, SLG: 0.521		4-0 G4-6-3 BB			F4		G3			2	0	0	0	1	0	1									
Ken Henderson, S (1,9) OBP: 0.340, SLG: 0.381		0-0 G4-6-3			G3					3	0	1	0	0	0	1									
Frank Duffy, R (8, PR) OBP: 0.222, SLG: 0.235										0	0	0	0	0	0	0									
Jimmy Rosario, S (9,9) OBP: 0.366, SLG: 0.333		1-2								0	0	0	0	0	0	0									
Dick Dietz, R (1,2) OBP: 0.435, SLG: 0.456		0-3 K			K					3	0	0	0	0	3	1									
Tito Fuentes, S (1,4) OBP: 0.296, SLG: 0.327										3	0	1	0	0	0	1									
Al Gallagher, R (1,5) OBP: 0.323, SLG: 0.328										2	0	0	0	0	0	1									
Bobby Bonds, R (8, PH) OBP: 0.391, SLG: 0.567										1	0	0	0	0	1	2									
Hal Lanier, R (9,5) OBP: 0.253, SLG: 0.250										0	0	0	0	0	0	0									
Steve Stone, R (1,1)										1	0	0	0	0	0	0									
Don McMahon, R (6,1)										1	0	0	0	0	1	0									
Steve Hamilton, L (7,1)										0	0	0	0	0	0	0									
Jerry Johnson, R (8,1)										0	0	0	0	0	0	0									
Fran Healy, R (9, PH) OBP: 0.440, SLG: 0.696										1	0	0	0	0	1	0									
Inning Stats	R: 0 E: 0 K: 1 S: 5	H: 0 LOB: 0 BB: 0 P: 5	R: 0 E: 0 K: 1 S: 4	H: 0 LOB: 0 BB: 1 P: 8	R: 0 E: 0 K: 0 S: 3	H: 1 LOB: 0 BB: 0 P: 3	R: 0 E: 0 K: 2 S: 7	H: 0 LOB: 0 BB: 0 P: 7	R: 0 E: 0 K: 1 S: 5	H: 0 LOB: 0 BB: 0 P: 5	R: 0 E: 0 K: 0 S: 5	H: 0 LOB: 0 BB: 0 P: 5	R: 0 E: 0 K: 0 S: 4	H: 1 LOB: 1 BB: 0 P: 4	R: 0 E: 0 K: 2 S: 8	H: 1 LOB: 2 BB: 0 P: 8	R: 0 E: 0 K: 1 S: 5	H: 0 LOB: 0 BB: 0 P: 5	1B: 3 2B: 0 3B: 0 HR: 0	SF: 0 SAC: 0 DP: 2 HBP: 0	WP: 0 PB: 0 SB: 0 CS: 0	PA: 29			
PITCHER	IP WLS BF H R ER SO BB IBB HBP BLK WP HR S P ERA WHIP	9.0 W 29 3 0 0 9 1 0 0 0 0 0 46 50 0.00 0.444																							

AB 33
R 1
H 6
RBI 1
BB 4
SO 7
LOB 17



Batter	1	2	3	4	5	6	7	8	9	10	11	12	AB	R	H	RBI	BB	SO	LOB	TOP
Denny Doyle, L (1.4) OBP: 0.281, SLG: 0.347	F6		G1-6-3			1-3		E	SF8		F8		5	1	1	1	0	0	2	
Ron Stone, L (1.7) OBP: 0.348, SLG: 0.311	G3			K		G3 1B		E4 1B	K		4-3		6	1	2	0	0	2	1	
Willie Montanez, L (1.8) OBP: 0.325, SLG: 0.478	E S BB			6-3		G3		K		E4 FC6-4 1B		4-1	5	0	1	0	1	1	2	
Deron Johnson, R (1.3) OBP: 0.299, SLG: 0.341	K					BB 1B		1B BB		F2		F4	4	0	1	1	2	1	2	
Roger Freed, R (1.9) OBP: 0.324, SLG: 0.311		4-0				F3		F9		FC6-4 BB		F9	1	0	0	0	2	0	1	
Tim McCarver, L (8, PH) OBP: 0.270, SLG: 0.311			G1-6-3																	
Byron Browne, R (8, 9) OBP: 0.276, SLG: 0.280																				
Bobby Peil, R (1.5) OBP: 0.417, SLG: 0.478		G1-6-3				F4				FC6-4			5	0	2	0	0	0	5	
Mike Ryan, R (1.2) OBP: 0.218, SLG: 0.392			K			L3 BB		F8		K		K	4	0	0	0	1	3	5	
Larry Bowa, S (1.6) OBP: 0.265, SLG: 0.267			F8			L3		F8		S SH3-4 SF8 1B		F8 6-3 BB	4	1	1	0	1	0	2	
Barry Lersch, S (1.1) OBP: 0.324, SLG: 0.167								1-3		SH3-4		6-3	3	0	1	0	0	1	1	
Jim Bunning, R (9, 1) OBP: 0.176, SLG: 0.333						K							0	0	0	0	0	0	0	
Tony Taylor, R (11, PH) OBP: 0.291, SLG: 0.299			G1-6-3										1	0	0	0	0	1		
Joe Hoerner, R (11, 1) OBP: 0.291, SLG: 0.299													0	0	0	0	0	0	0	
Inning Stats	R: 0 E: 0 K: 1 S: 5	H: 0 LOB: 1 BB: 1 P: 9	R: 0 E: 0 K: 1 S: 4	H: 0 LOB: 0 BB: 1 P: 8	R: 0 E: 0 K: 0 S: 3	H: 1 LOB: 0 BB: 0 P: 3	R: 0 E: 0 K: 1 S: 5	H: 0 LOB: 1 BB: 1 P: 9	R: 0 E: 0 K: 0 S: 3	H: 0 LOB: 0 BB: 0 P: 3	R: 1 E: 1 K: 2 S: 10	H: 3 LOB: 3 BB: 1 P: 14	R: 0 E: 0 K: 1 S: 6	H: 1 LOB: 2 BB: 1 P: 10	R: 0 E: 0 K: 0 S: 3	H: 0 LOB: 0 BB: 0 P: 3	1B: 7 2B: 3 3B: 0 HR: 0	SF: 1 SAC: 1 DP: 3 HBP: 0	WP: 0 PB: 0 SB: 2 CS: 0	PA: 50
PITCHER	IP WLS BF H R ER SO BB IBB HBP BLK WP HR S P ERA WHIP	IP WLS BF H R ER SO BB IBB HBP BLK WP HR S P ERA WHIP	IP WLS BF H R ER SO BB IBB HBP BLK WP HR S P ERA WHIP	IP WLS BF H R ER SO BB IBB HBP BLK WP HR S P ERA WHIP	IP WLS BF H R ER SO BB IBB HBP BLK WP HR S P ERA WHIP	IP WLS BF H R ER SO BB IBB HBP BLK WP HR S P ERA WHIP	IP WLS BF H R ER SO BB IBB HBP BLK WP HR S P ERA WHIP	IP WLS BF H R ER SO BB IBB HBP BLK WP HR S P ERA WHIP	IP WLS BF H R ER SO BB IBB HBP BLK WP HR S P ERA WHIP	IP WLS BF H R ER SO BB IBB HBP BLK WP HR S P ERA WHIP	IP WLS BF H R ER SO BB IBB HBP BLK WP HR S P ERA WHIP	IP WLS BF H R ER SO BB IBB HBP BLK WP HR S P ERA WHIP	IP WLS BF H R ER SO BB IBB HBP BLK WP HR S P ERA WHIP	IP WLS BF H R ER SO BB IBB HBP BLK WP HR S P ERA WHIP	IP WLS BF H R ER SO BB IBB HBP BLK WP HR S P ERA WHIP	IP WLS BF H R ER SO BB IBB HBP BLK WP HR S P ERA WHIP	IP WLS BF H R ER SO BB IBB HBP BLK WP HR S P ERA WHIP	IP WLS BF H R ER SO BB IBB HBP BLK WP HR S P ERA WHIP	IP WLS BF H R ER SO BB IBB HBP BLK WP HR S P ERA WHIP	
Frank Reberger, R (1.1) ERA: 4.17	John Cumberland, L (8, 1) ERA: 2.27	Don McMahon, R (8, 1) ERA: 5.4	Steve Hamilton, L (9, 1) ERA: 1.5	Jerry Johnson, R (10, 1) ERA: 1.08		Rich Robertson, R (11, 1) ERA: 4.17														

Philadelphia Phillies @ San Francisco Giants
Candlestick Park, San Francisco, CA
Sun Jun 06 1971, 6:38 AM EDT
Att. 33,516 - Unknown

AB	40
R	3
H	9
RBI	2
BB	8
SO	8
LOB	24

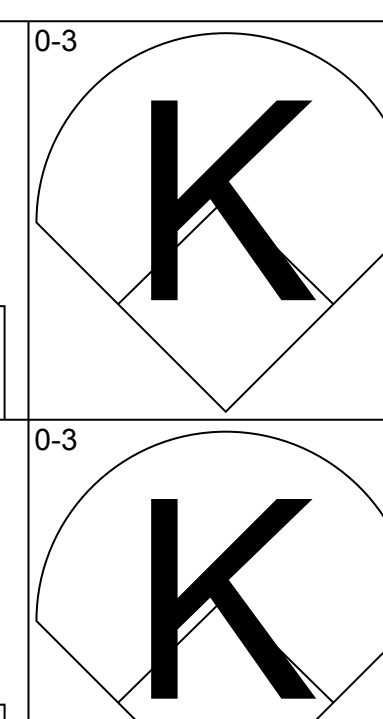
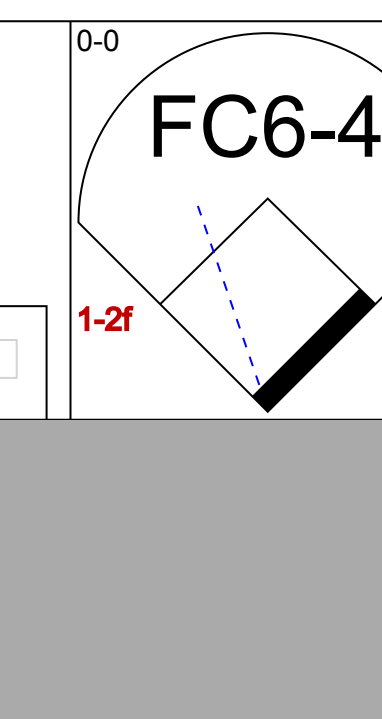
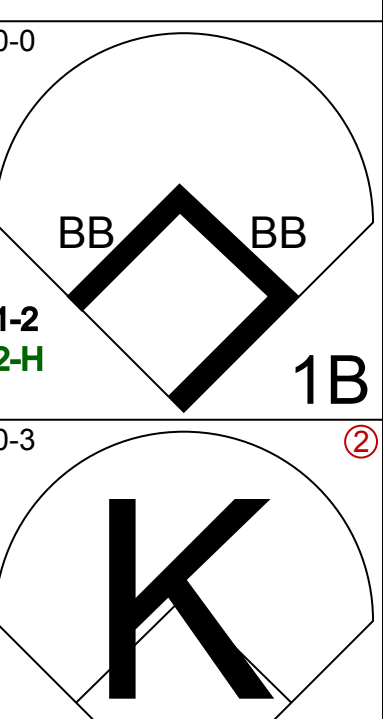
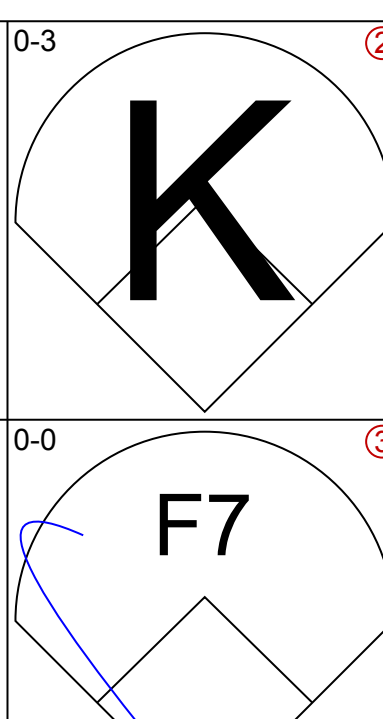
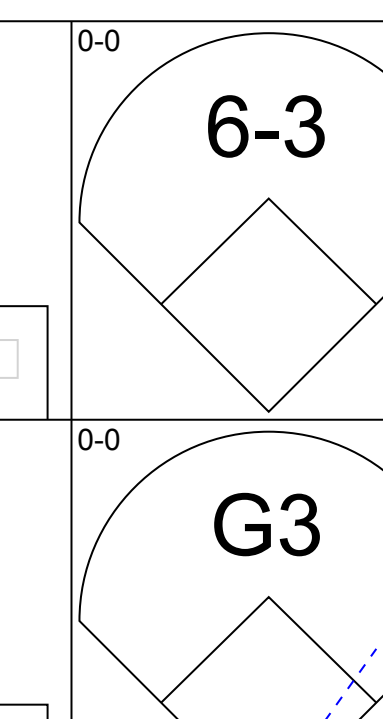
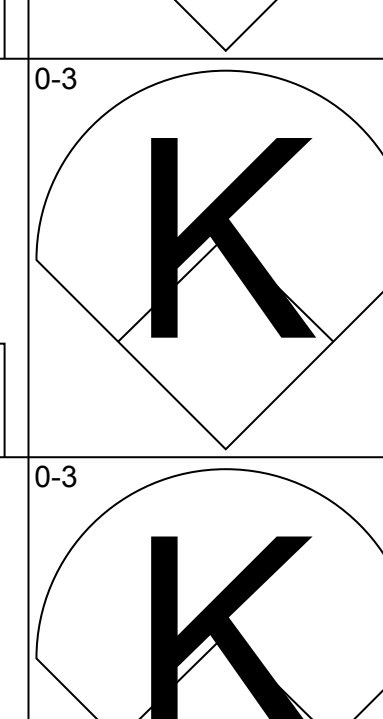
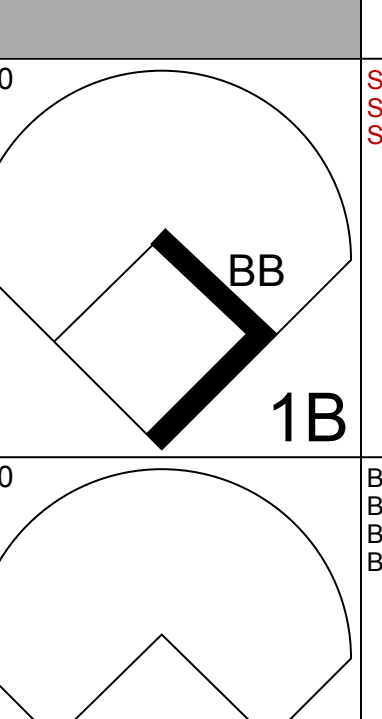
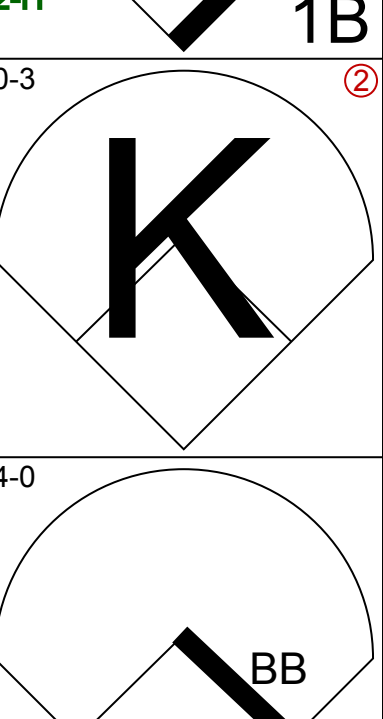
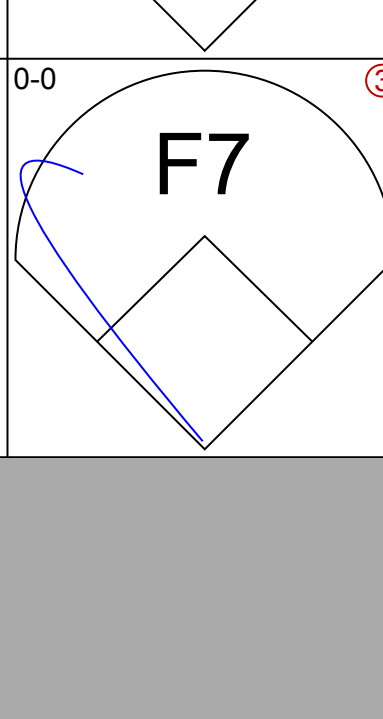
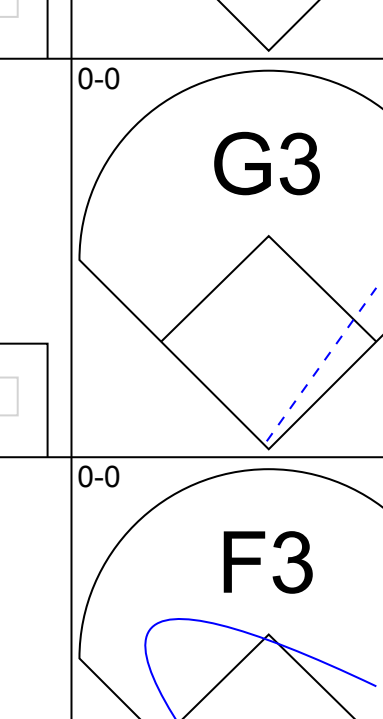
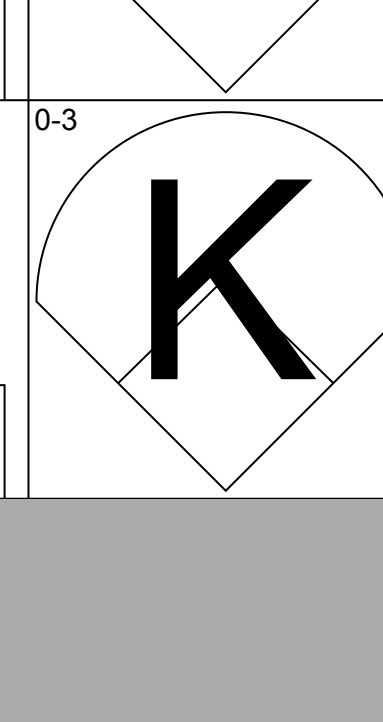
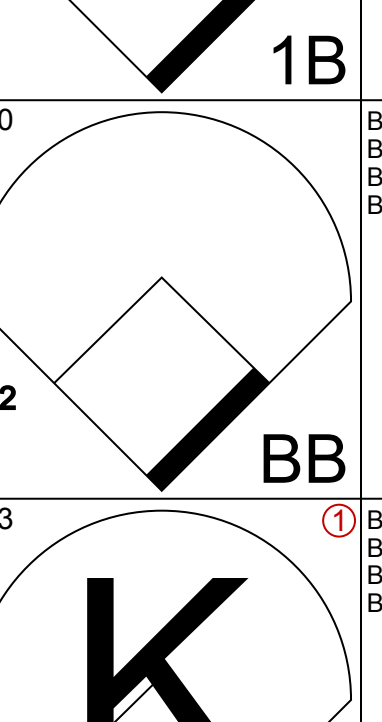
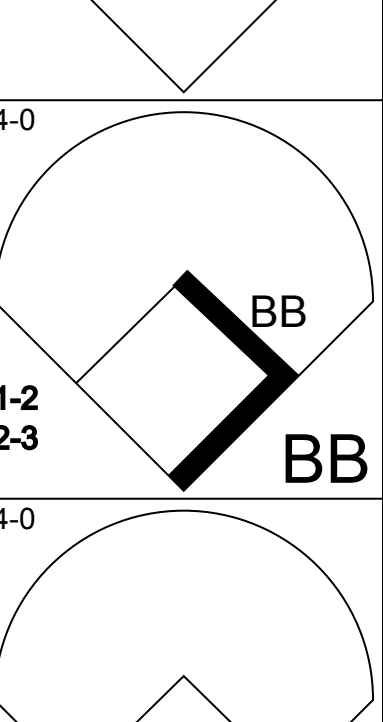
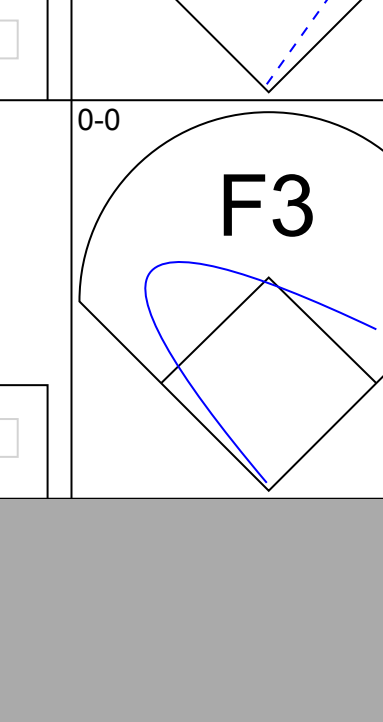
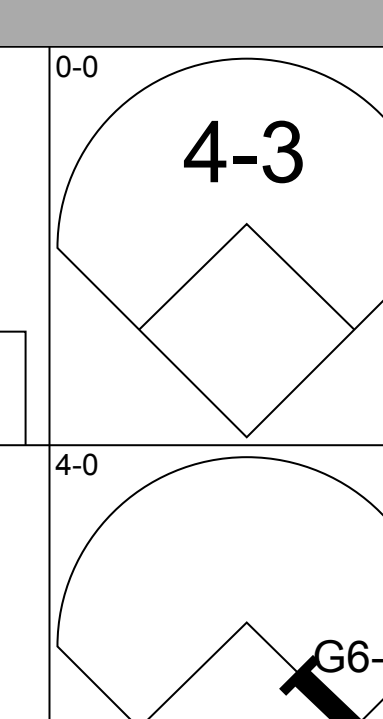
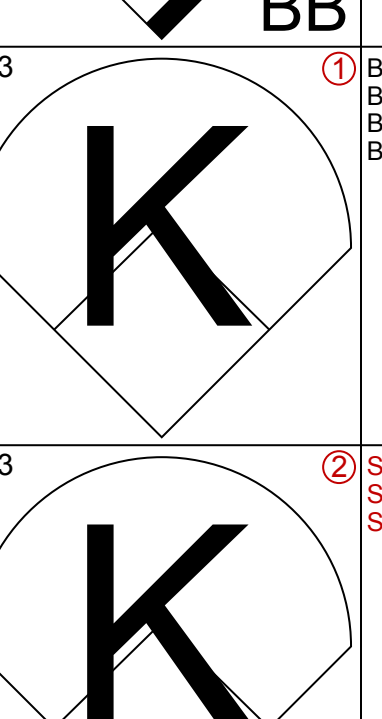
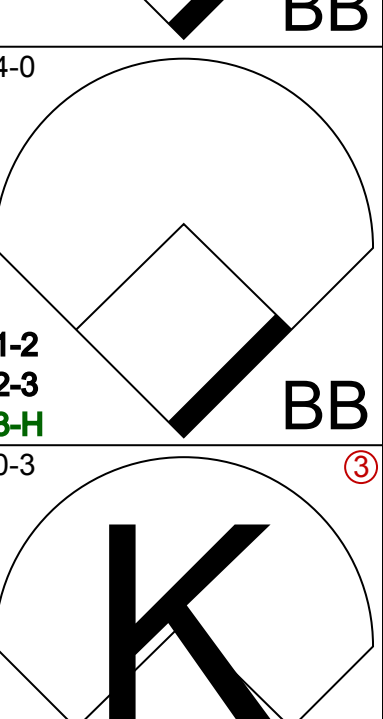
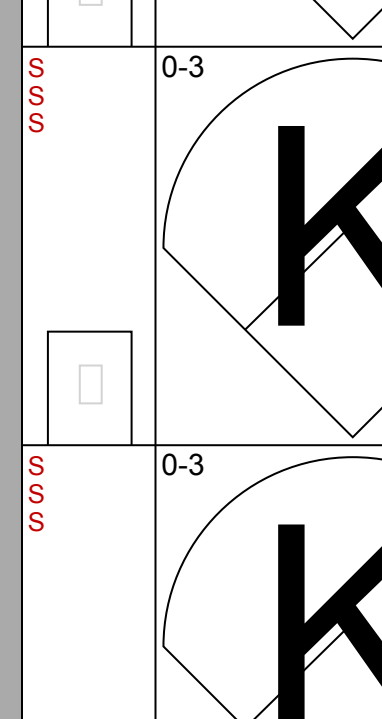
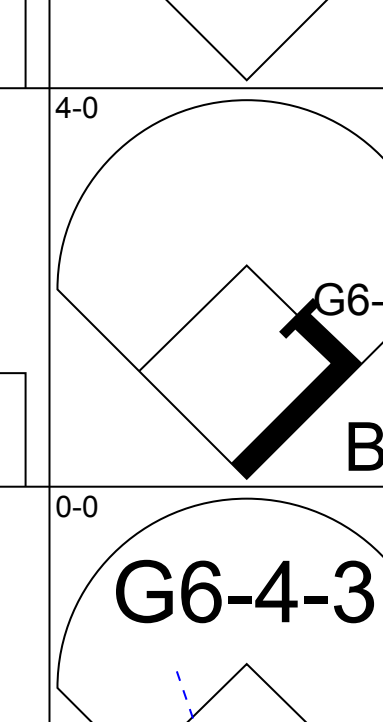
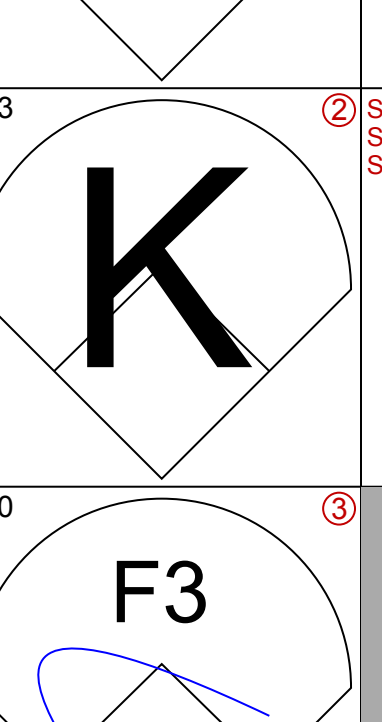
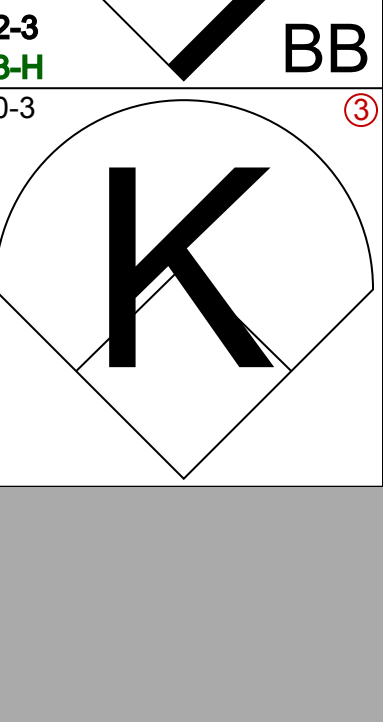
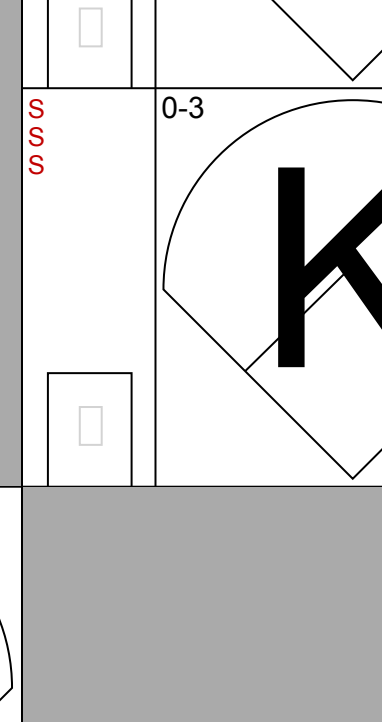
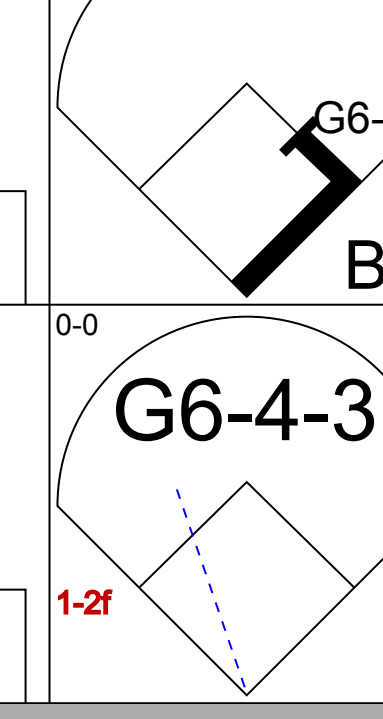
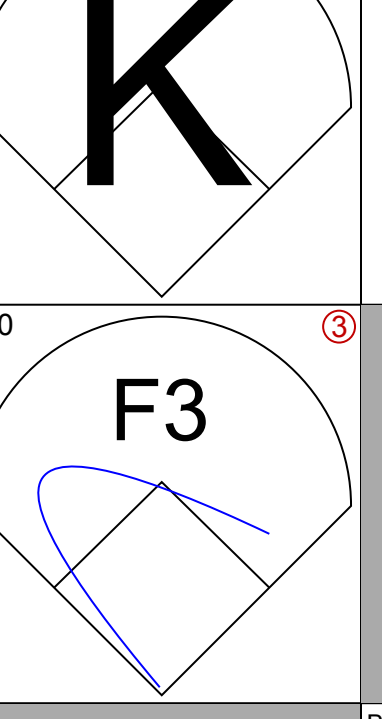
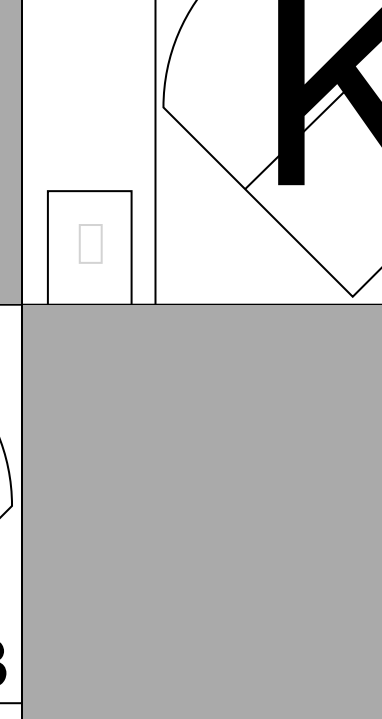
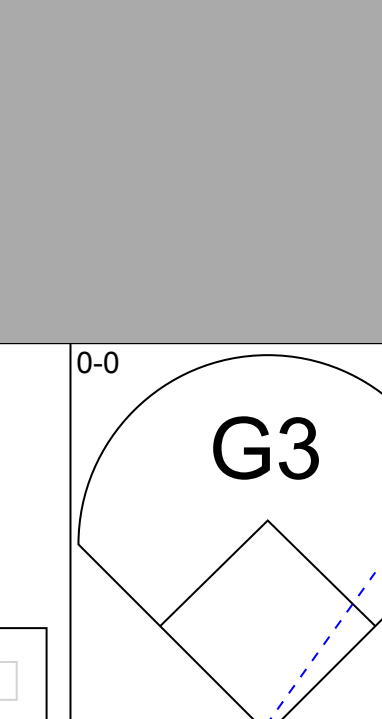
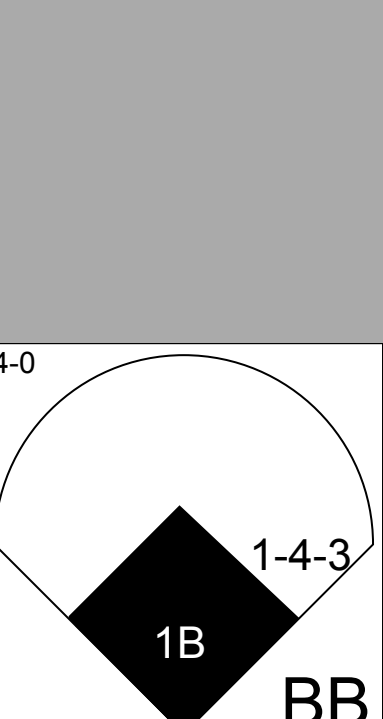
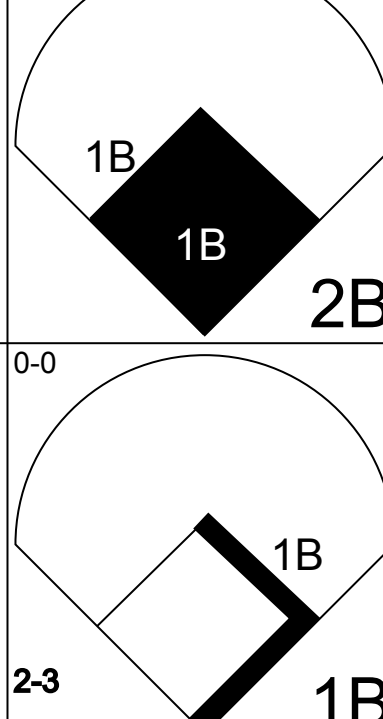
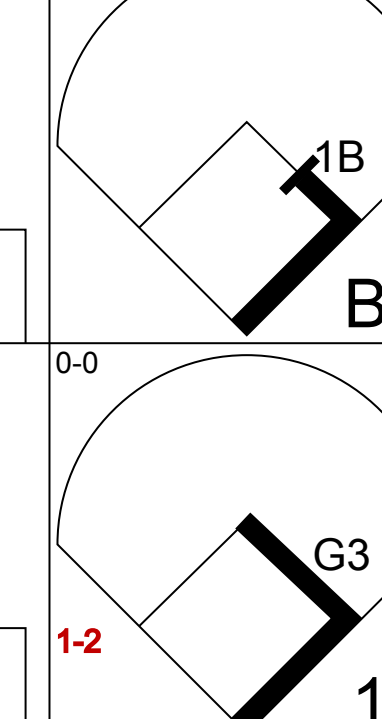

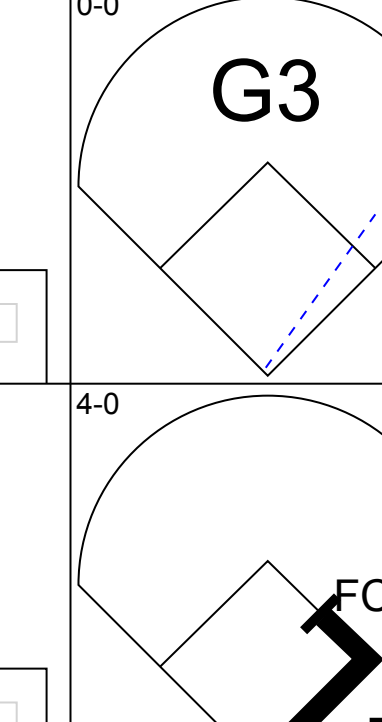
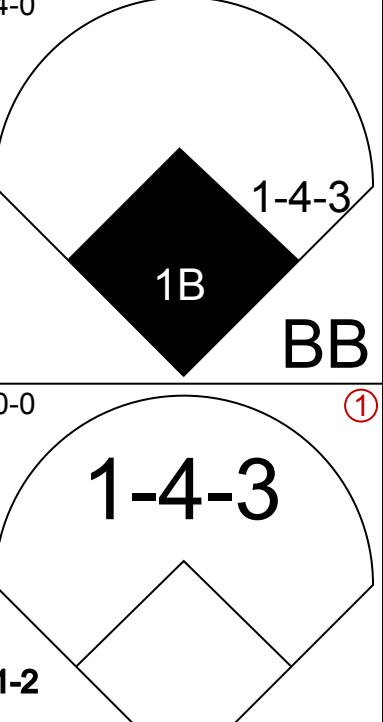
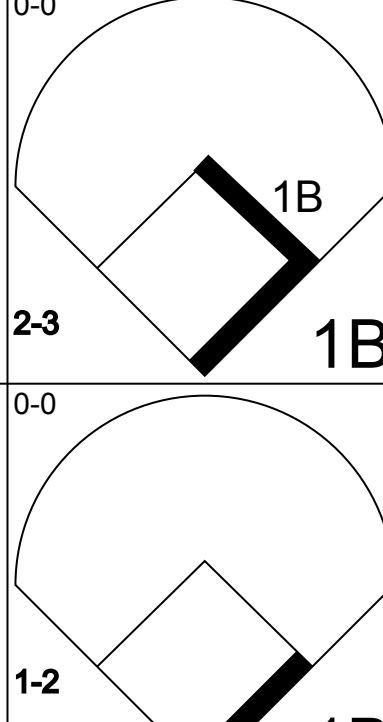
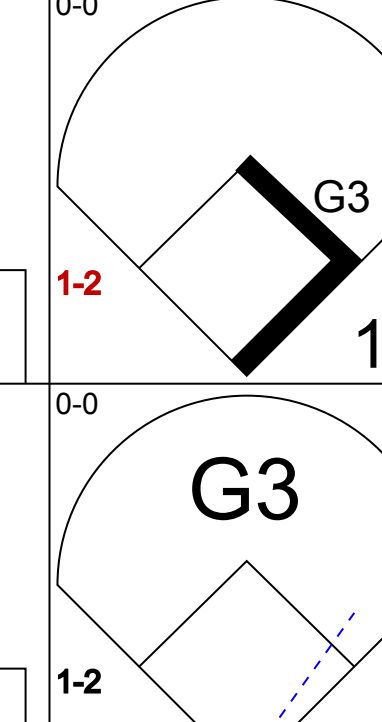
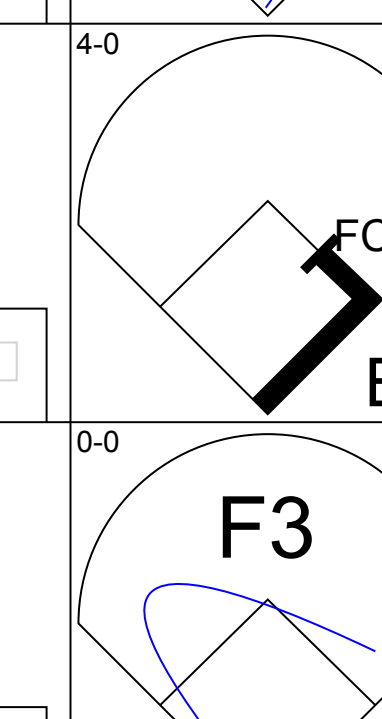
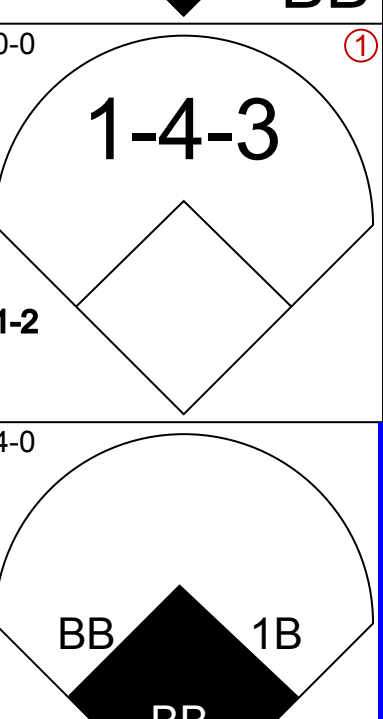
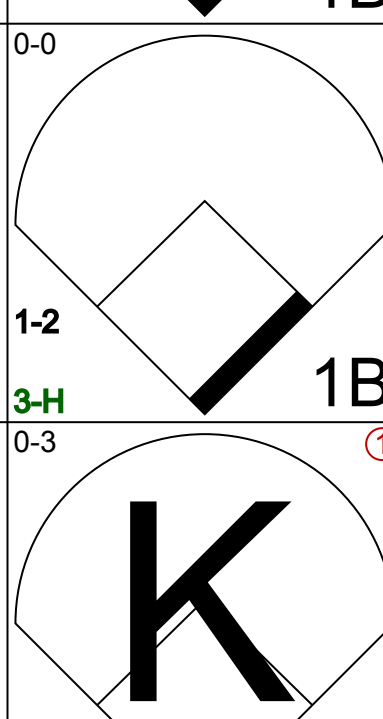
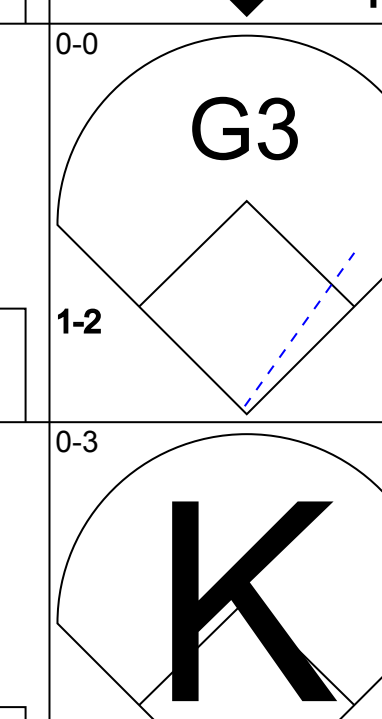


Batter	1	2	3	4	5	6	7	8	9	10	11	12	AB	R	H	RBI	BB	SO	LOB	BOTTOM								
Jimmy Rosario, S (1.8) OBP: 0.324, SLG: 0.321			F7			B3		G3		K	FC6		3	0	0	0	0	1	2									
Willie McCovey, L (8, PH) OBP: 0.405, SLG: 0.517	K							F7					1	0	0	1	0	0	1									
Al Gallagher, R (9, 5) OBP: 0.320, SLG: 0.324													2	0	0	0	0	1	1									
Tito Fuentes, S (1.4) OBP: 0.297, SLG: 0.323	F8			F8		G4-6-3 BB		F7		1B FC5-2 1B		F5	5	0	1	0	1	0	1									
Willie Mays, R (1.3) OBP: 0.440, SLG: 0.649	6-3			F4		G4-6-3				FC5-2 1B			6	2	3	1	0	0	2									
Ken Henderson, S (1.9) OBP: 0.349, SLG: 0.385		K						4-3		FC5-4 SH 1B		FC5-2 1B	4	1	2	1	1	1	0									
Bernie Williams, R (1.7) OBP: 0.282, SLG: 0.190		F6		F3				F6		SH FC5-4		FC5-2	4	0	0	0	0	0	4									
Frank Heath, R (1.2) OBP: 0.295, SLG: 0.215													3	0	0	0	0	0	0									
Don McMahon, R (8, 1) ERA: 5.4													0	0	0	0	0	0	0									
Frank Johnson, R (9, PH) ERA: 1.08													1	0	0	0	0	1	2									
Jerry Johnson, R (10, 1) ERA: 1.08													0	0	0	0	0	0	0									
Russ Gibson, R (10, PH) ERA: 3.78													1	0	0	0	0	0	3									
Russ Gibson, R (11, 1) OBP: 0.375, SLG: 0.383													0	0	0	0	0	0	0									
Frank Duffy, R (1.6) OBP: 0.280, SLG: 0.211													2	0	0	0	0	0	0									
Chris Speier, R (8, PH) OBP: 0.345, SLG: 0.340				1-3		F8				2B G3 1B	FC5-4 1B	FC1-6 1B	3	1	2	0	0	0	2									
Hal Lanier, R (1.5) OBP: 0.260, SLG: 0.257													2	0	1	0	0	0	0									
Bobby Bonds, R (8, PH) OBP: 0.380, SLG: 0.563				4-3 1B		6-3				FC6-4 1B		FC1-6 FC6	3	0	1	1	0	0	2									
Frank Reberger, L (1.1) OBP: 0.375, SLG: 0.375													2	0	1	0	0	0	1									
John Cumberland, R (8, 1) ERA: 2.27				4-3									0	0	0	0	0	0	0									
Dick Dietz, R (8, 2) OBP: 0.433, SLG: 0.459													3	0	1	0	0	0	3									
Inning Stats	R: 0 E: 0 K: 1 S: 5	H: 0 LOB: 0 BB: 0 P: 7	R: 0 E: 0 K: 2 S: 7	H: 0 LOB: 0 BB: 0 P: 7	R: 0 E: 0 K: 0 S: 4	H: 1 LOB: 1 BB: 0 P: 4	R: 0 E: 0 K: 0 S: 4	H: 1 LOB: 1 BB: 0 P: 4	R: 0 E: 0 K: 0 S: 3	H: 0 LOB: 0 BB: 0 P: 3	R: 0 E: 0 K: 0 S: 3	H: 1 LOB: 1 BB: 1 P: 7	R: 0 E: 0 K: 0 S: 3	H: 0 LOB: 0 BB: 0 P: 3	R: 1 E: 0 K: 1 S: 9	H: 2 LOB: 1 BB: 0 P: 5	R: 2 E: 0 K: 1 S: 9	H: 3 LOB: 2 BB: 0 P: 9	R: 0 E: 0 K: 1 S: 7	H: 2 LOB: 3 BB: 1 P: 11	R: 0 E: 0 K: 0 S: 4	H: 1 LOB: 1 BB: 0 P: 4	R: 1 E: 0 K: 0 S: 2	H: 1 LOB: 0 BB: 0 P: 2	1B: 9 2B: 2 3B: 0 HR: 1	SF: 0 SAC: 1 DP: 1 HBP: 0	WP: 0 PB: 0 SB: 0 CS: 0	PA: 48
PITCHER	IP WLS BF H R ER SO BB IBB HBP BLK WP HR S P ERA WHIP	IP WLS BF H R ER SO BB IBB HBP BLK WP HR S P ERA WHIP	IP WLS BF H R ER SO BB IBB HBP BLK WP HR S P ERA WHIP	IP WLS BF H R ER SO BB IBB HBP BLK WP HR S P ERA WHIP	IP WLS BF H R ER SO BB IBB HBP BLK WP HR S P ERA WHIP	IP WLS BF H R ER SO BB IBB HBP BLK WP HR S P ERA WHIP	IP WLS BF H R ER SO BB IBB HBP BLK WP HR S P ERA WHIP	IP WLS BF H R ER SO BB IBB HBP BLK WP HR S P ERA WHIP	IP WLS BF H R ER SO BB IBB HBP BLK WP HR S P ERA WHIP	IP WLS BF H R ER SO BB IBB HBP BLK WP HR S P ERA WHIP	IP WLS BF H R ER SO BB IBB HBP BLK WP HR S P ERA WHIP	IP WLS BF H R ER SO BB IBB HBP BLK WP HR S P ERA WHIP	IP WLS BF H R ER SO BB IBB HBP BLK WP HR S P ERA WHIP	IP WLS BF H R ER SO BB IBB HBP BLK WP HR S P ERA WHIP	IP WLS BF H R ER SO BB IBB HBP BLK WP HR S P ERA WHIP	IP WLS BF H R ER SO BB IBB HBP BLK WP HR S P ERA WHIP	IP WLS BF H R ER SO BB IBB HBP BLK WP HR S P ERA WHIP	IP WLS BF H R ER SO BB IBB HBP BLK WP HR S P ERA WHIP	IP WLS BF H R ER SO BB IBB HBP BLK WP HR S P ERA WHIP									
Barry Lersch, R (1.1) ERA: 3.78	Jim Bunning, R (9, 1) ERA: 5.12	Joe Hoerner, L (11, 1) ERA: 3.28				Rich Robertson, R (11, 1) ERA: 4.17																						

Philadelphia Phillies @ San Francisco Giants
Candlestick Park, San Francisco, CA
Sun Jun 06 1971, 6:38 AM EDT
Att. 33,516 - Unknown

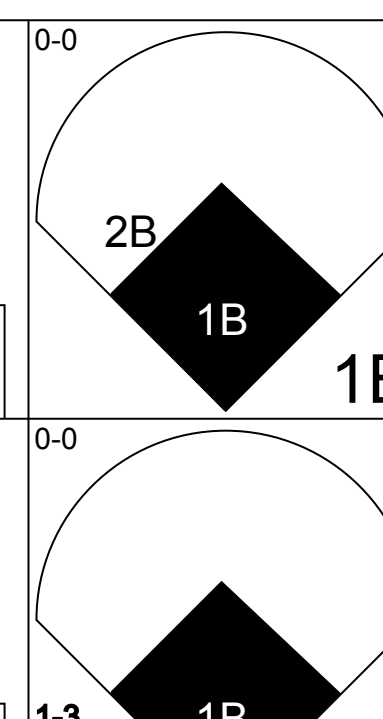
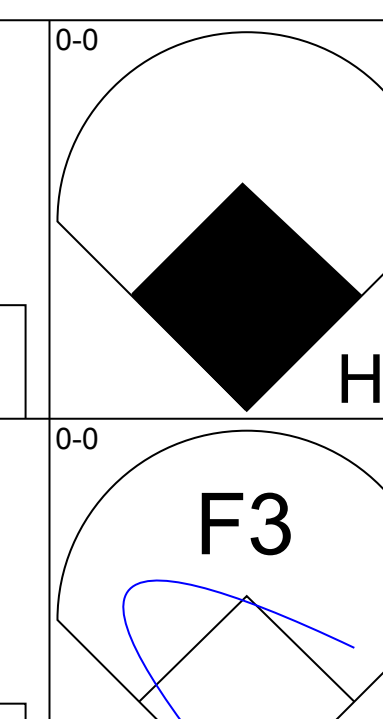
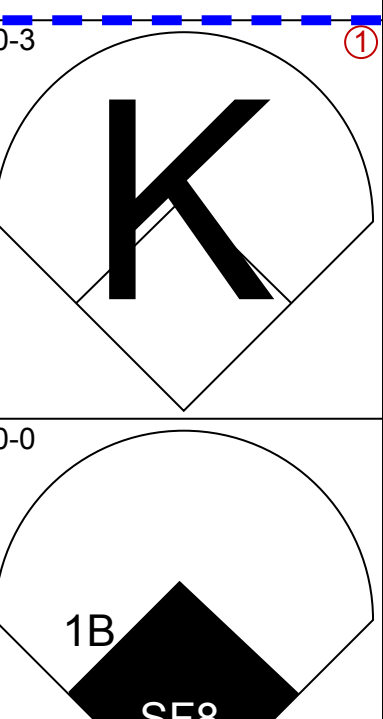
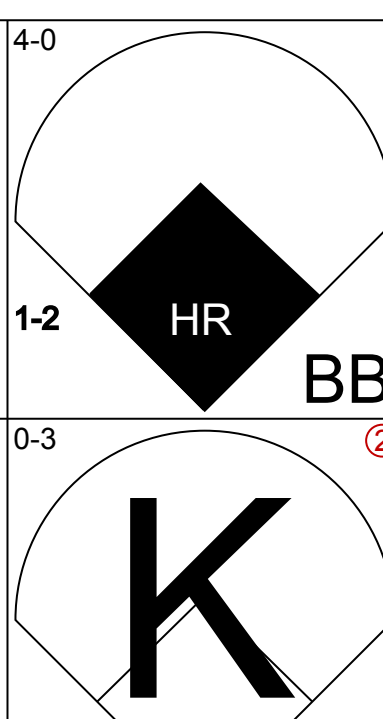
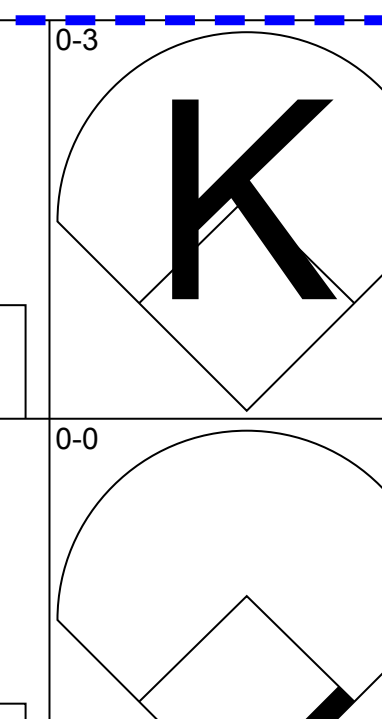
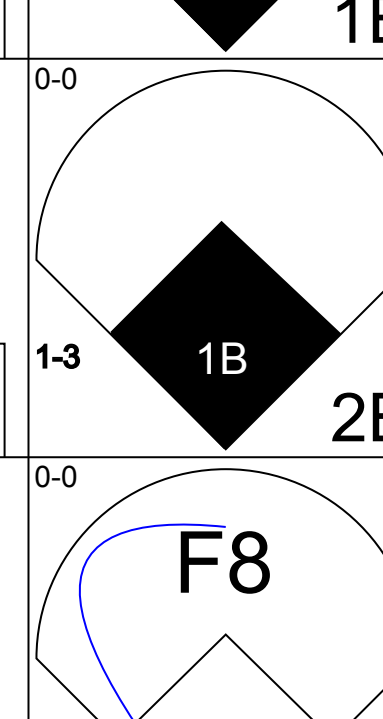
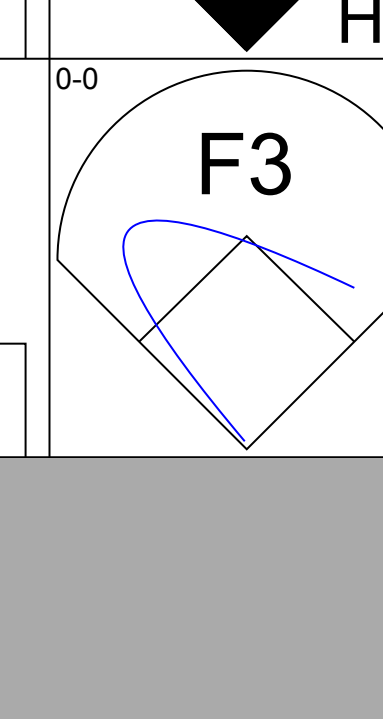
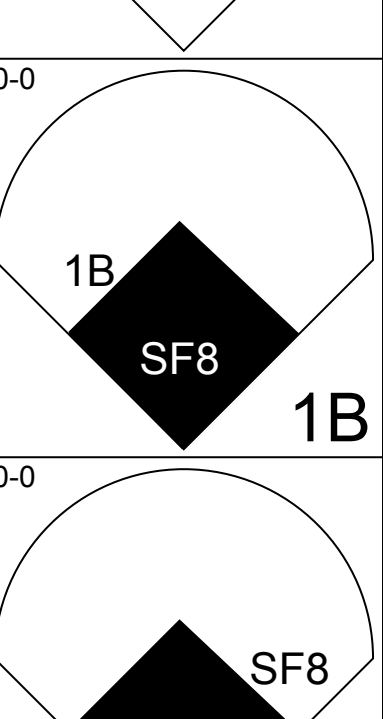
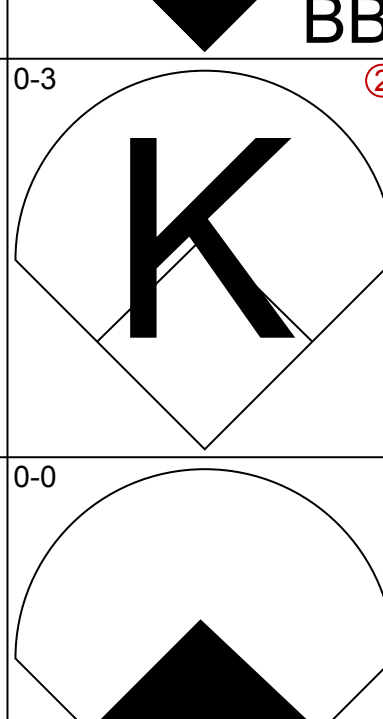
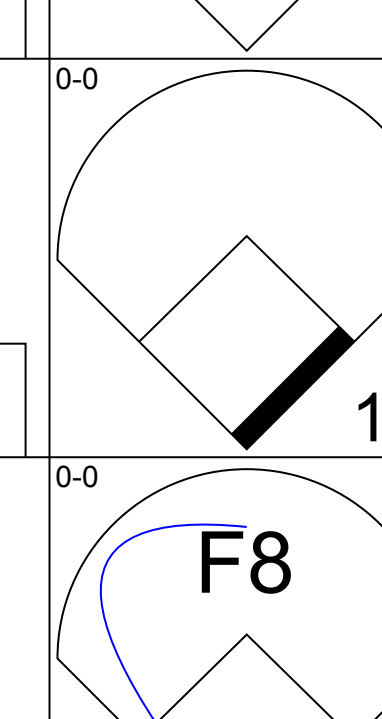
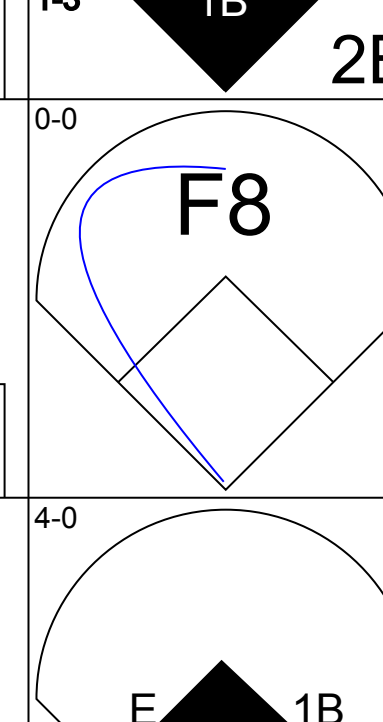
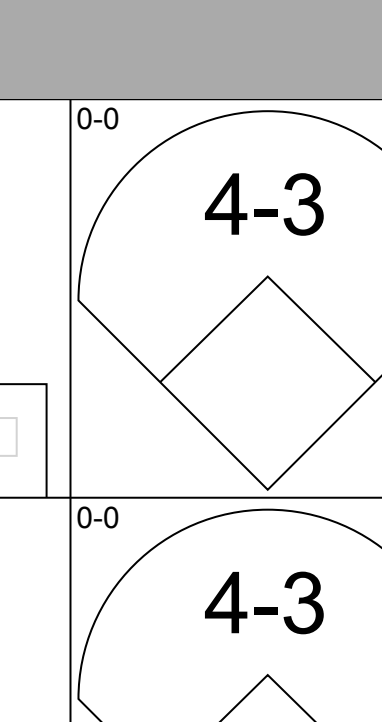
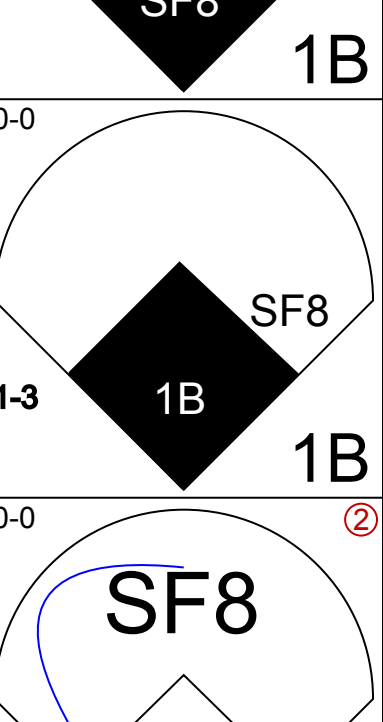
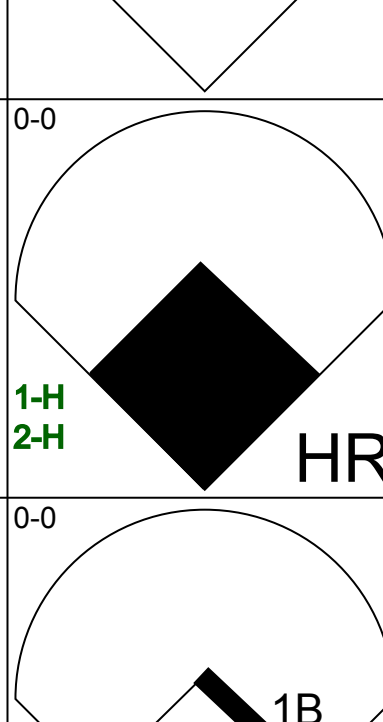
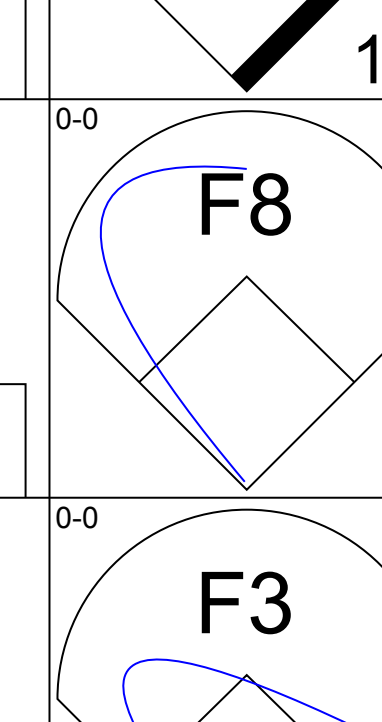
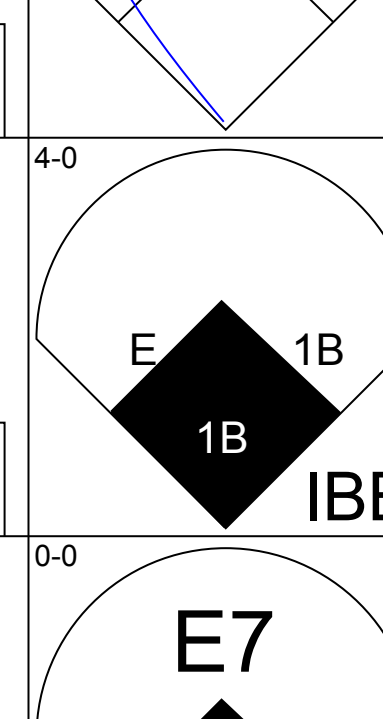
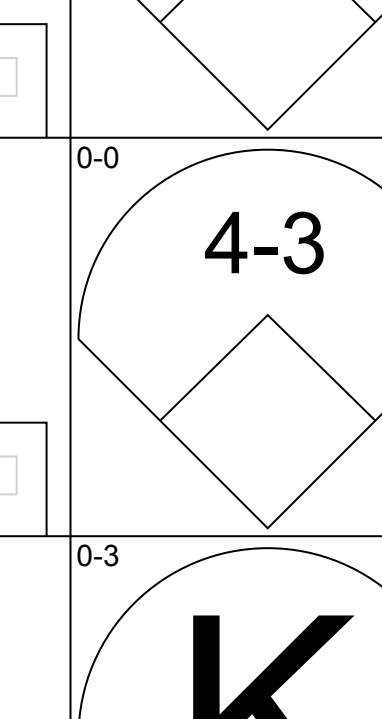
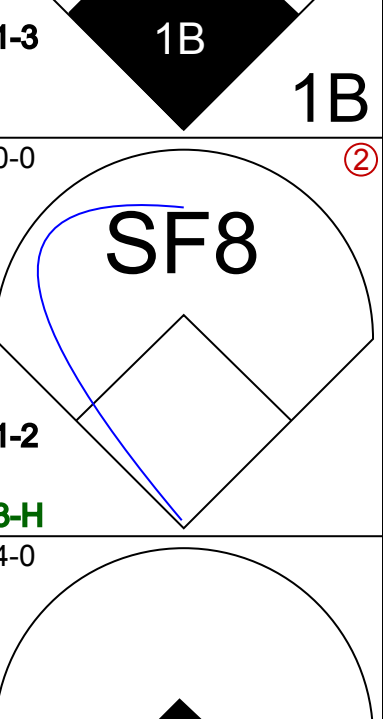
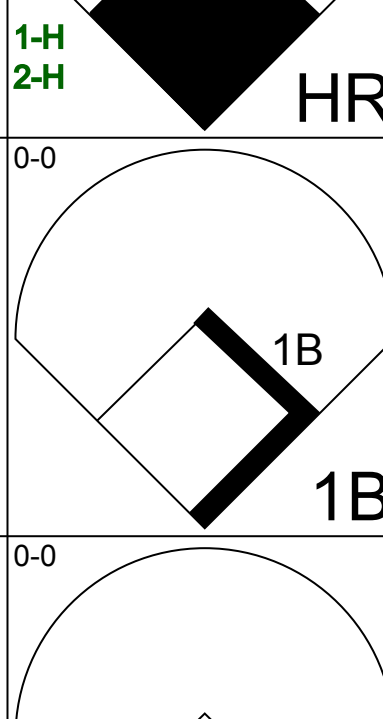
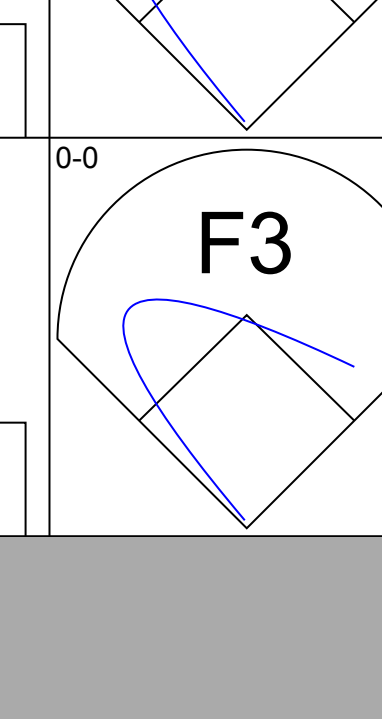
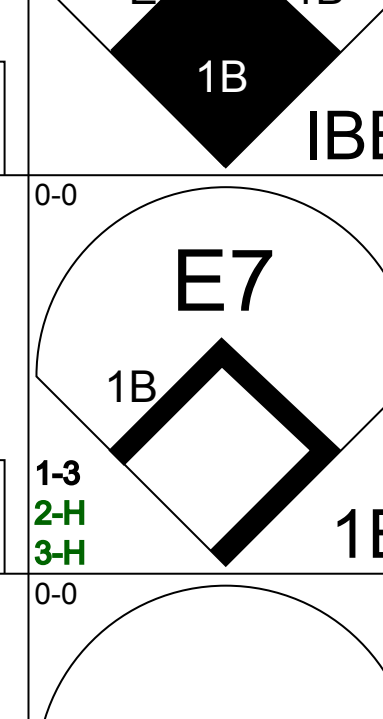
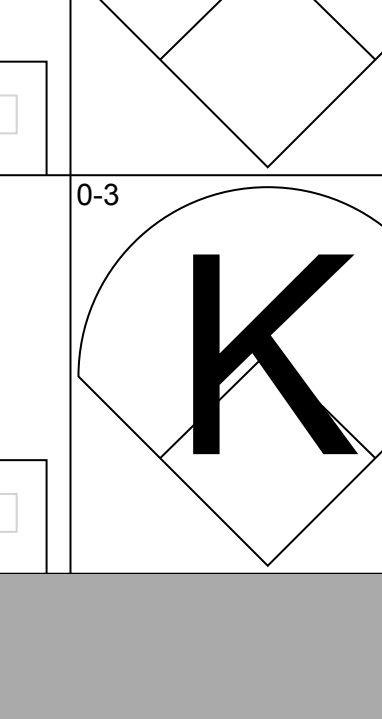
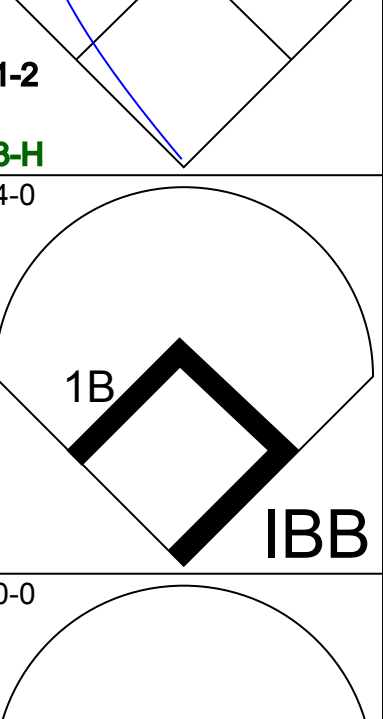
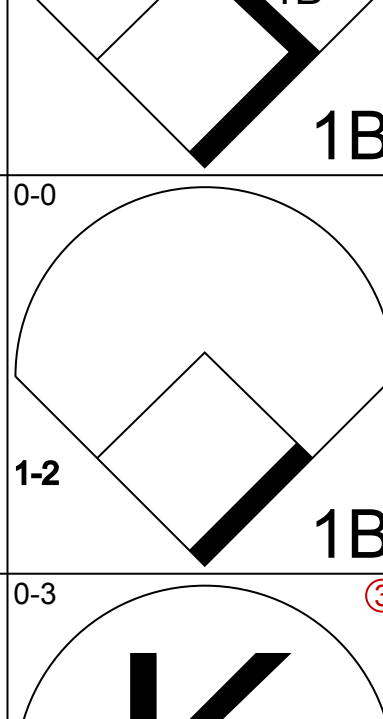
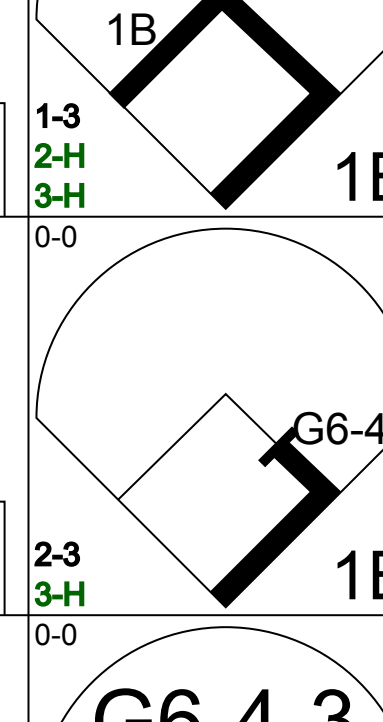
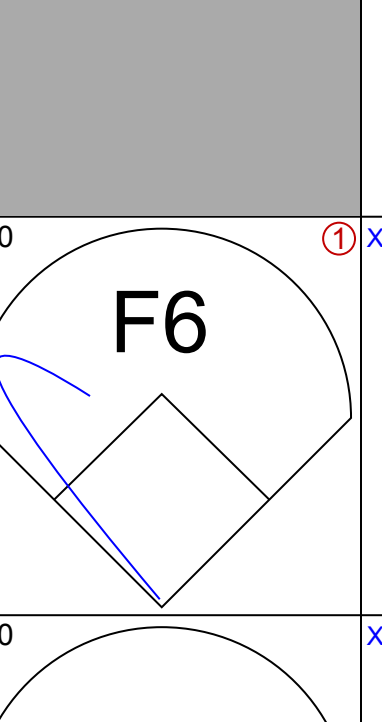
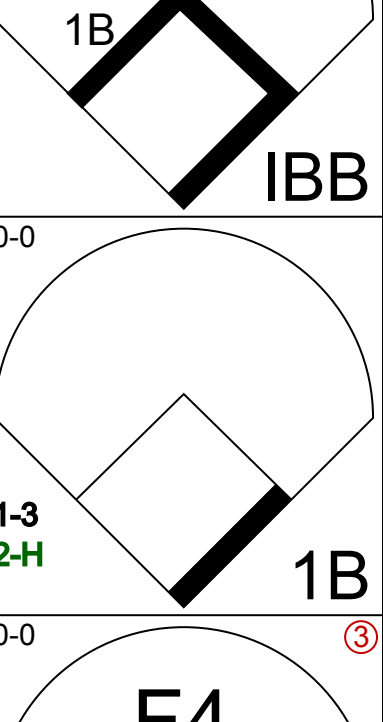
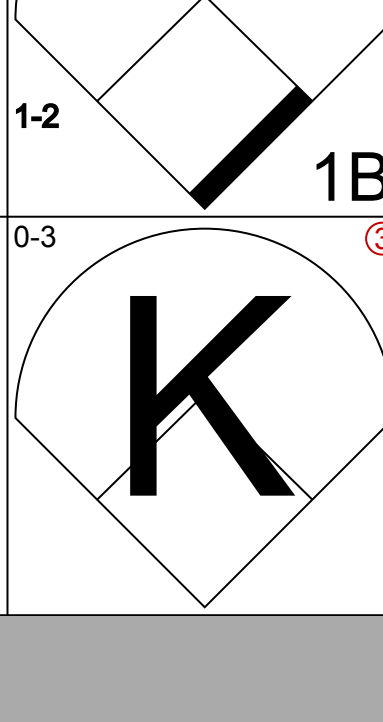
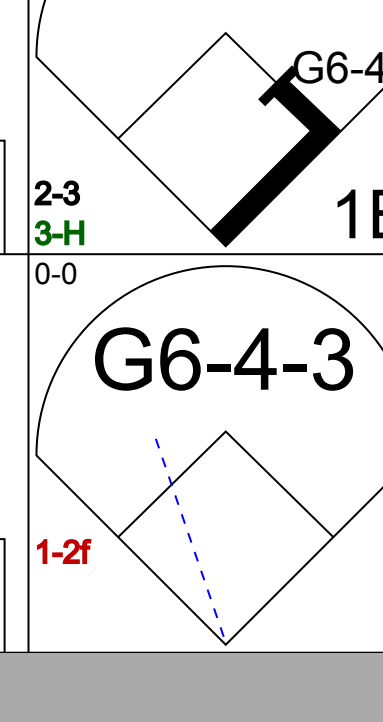
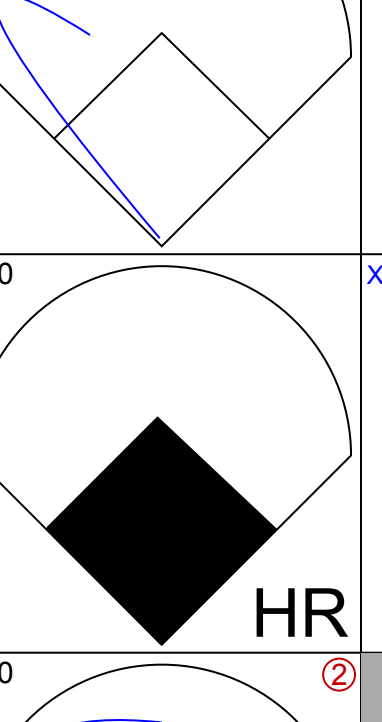
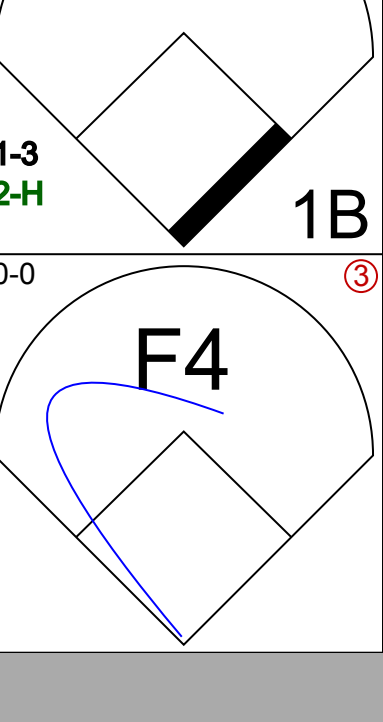
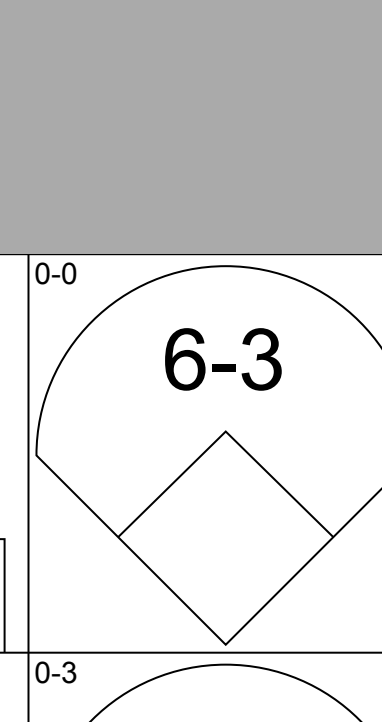
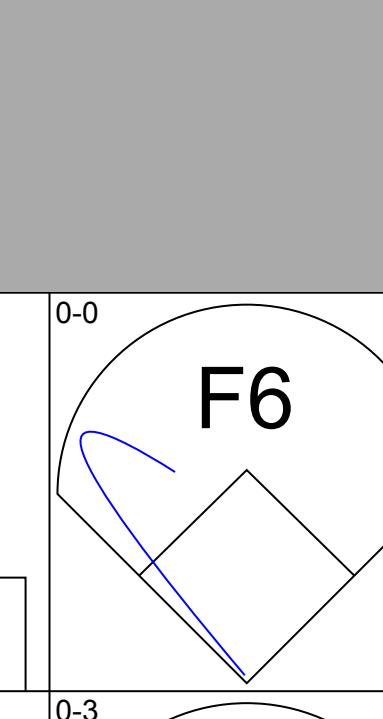
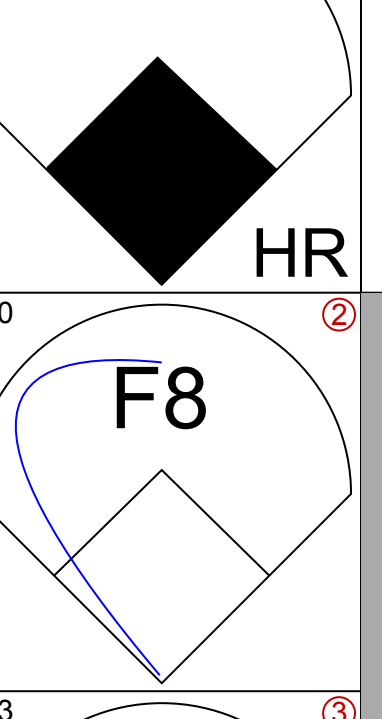
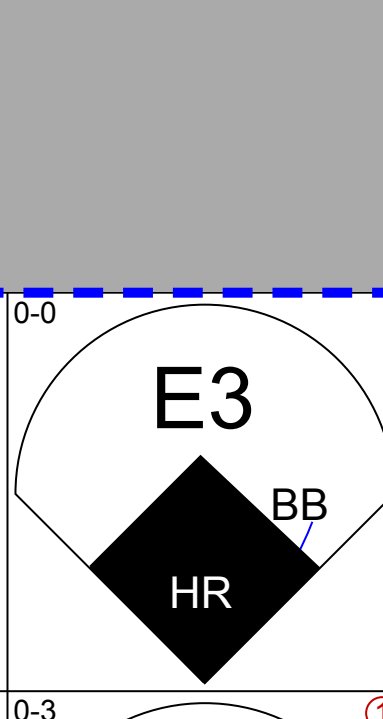
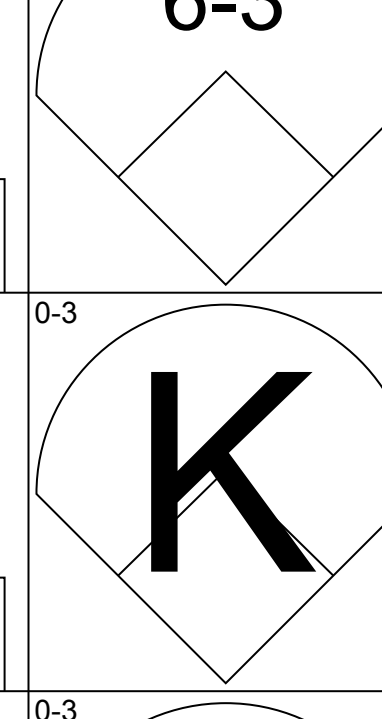
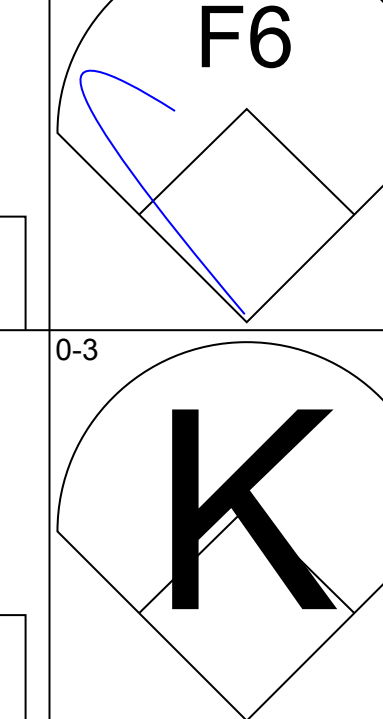
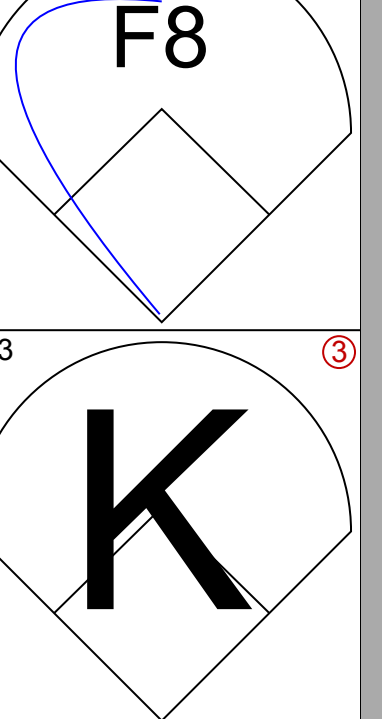
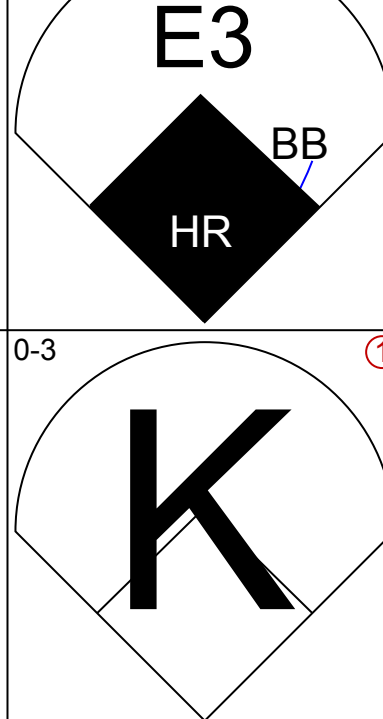
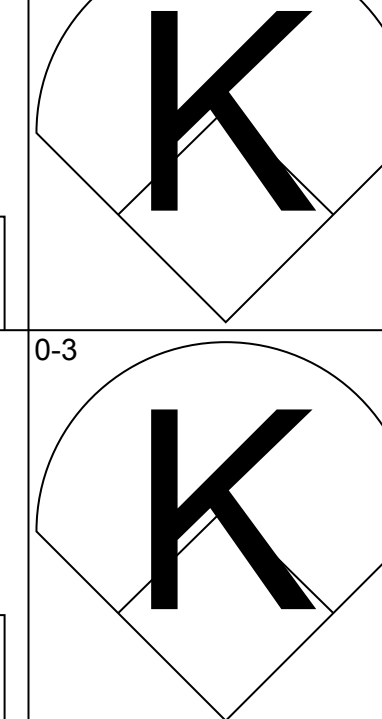
AB	45
R	4
H	12
RBI	4
BB	2
SO	5
LOB	24



Batter	1	2	3	4	5	6	7	8	9	AB	R	H	RBI	BB	SO	LOB	TOP					
Bobby Bonds, R OBP: 0.377, SLG: 0.555 (1, 9)										5	0	1	1	0	2	3	San Francisco Giants @ Montreal Expos Jarry Park, Montreal, QB Tue Jun 08 1971, 7:05 PM EDT Att: 13,861 - Unknown					
Chris Speier, R OBP: 0.342, SLG: 0.336 (1, 6)										5	0	1	0	0	2	4						
Willie Mays, R Bernie Williams, R OBP: 0.280, SLG: 0.182 (7, 9)										2	0	0	0	2	2	0						
Willie McCovey, L OBP: 0.401, SLG: 0.507 (1, 3)										3	0	0	1	1	2	2						
Ken Henderson, S OBP: 0.346, SLG: 0.376 (1, 7)										3	0	0	0	1	3	5						
Dick Dietz, R OBP: 0.434, SLG: 0.463 (1, 2)										3	1	1	0	1	0	3						
Tito Fuentes, S OBP: 0.306, SLG: 0.328 (1, 4)										3	1	2	0	1	0	0						
Hal Lanier, R OBP: 0.272, SLG: 0.260 (1, 5)										3	0	1	1	1	0	2						
Juan Marichal, R Jimmy Rosarrio, S John Cumberlander, L Frank Duffy, R Rich Robertson, R Al Gallagher, R Steve Hamilton, L (1, 1) (5, PH) (5, 1) (6, PH) (6, 1) (6, PH) (8, 1) (8, 1)										1	0	0	0	0	0	1						
Inning Stats	R: 0 E: 0 K: 3 S: 9	H: 0 LOB: 0 BB: 0 P: 9	R: 0 E: 0 K: 0 S: 2	H: 0 LOB: 0 BB: 1 P: 6	R: 0 E: 0 K: 0 S: 3	H: 0 LOB: 1 BB: 1 P: 7	R: 0 E: 0 K: 2 S: 8	H: 1 LOB: 2 BB: 1 P: 12	R: 2 E: 0 K: 2 S: 8	H: 1 LOB: 3 BB: 4 P: 24	R: 1 E: 0 K: 2 S: 10	H: 3 LOB: 2 BB: 0 P: 10	R: 0 E: 0 K: 3 S: 9	H: 0 LOB: 0 BB: 0 P: 9	R: 0 E: 0 K: 1 S: 5	H: 1 LOB: 1 BB: 1 P: 9		R: 0 E: 0 K: 0 S: 3	H: 0 LOB: 0 BB: 0 P: 3	1B: 5 2B: 1 3B: 0 HR: 0	SF: 0 SAC: 0 DP: 1 HBP: 0	WP: 0 PB: 0 SB: 0 CS: 0
PITCHER Bill Stoneman, R ERA: 2.52 (1, 1)	IP: 9.0 WLS: W BF: 39 H: 6 R: 3 ER: 3 SO: 13 BB: 8 IBB: 0 HBP: 0 BLK: 0 WP: 0 HR: 0 S: 57 P: 89 ERA: 3.00 WHIP: 1.556															PITCHER IP: WLS: BF: H: R: ER: SO: BB: IBB: HBP: BLK: WP: HR: S: P: ERA: WHIP						

livebaseballscorecards.com



Batter	1	2	3	4	5	6	7	8	9	AB	R	H	RBI	BB	SO	LOB	BOTTOM			
Mack Jones, L OBP: 0.309, SLG: 0.407 Clyde Mashore, R OBP: 0.265, SLG: 0.298 (1, 7) (8, PH) (9, 7)										3	3	2	1	1	1	0	San Francisco Giants @ Montreal Expos Jarry Park, Montreal, QB Tue Jun 08 1971, 7:05 PM EDT Att: 13,861 - Unknown			
Ron Hunt, R OBP: 0.393, SLG: 0.340 (1, 4)										5	2	3	0	0	1	2				
Rusty Staub, L OBP: 0.421, SLG: 0.480 (1, 9)										5	2	2	3	0	0	3				
Ron Fairly, L OBP: 0.416, SLG: 0.408 (1, 3)										3	1	1	1	1	0	1				
Bob Bailey, R OBP: 0.363, SLG: 0.382 Coco Laboy, R OBP: 0.321, SLG: 0.308 (1, 5) (7, 5)										3	0	2	2	1	1	0				
Boots Day, L OBP: 0.301, SLG: 0.288 (1, 8)										4	0	2	2	0	1	2				
John Bateman, R OBP: 0.280, SLG: 0.402 (1, 2)										4	1	1	1	0	0	4				
Bobby Wine, R OBP: 0.244, SLG: 0.194 (1, 6)										4	1	0	0	0	1	0				
Bill Stoneman, R OBP: 0.237, SLG: 0.147 (1, 1)										4	0	0	0	0	4	1				
Inning Stats	R: 3 E: 1 K: 0 S: 6	H: 4 LOB: 1 BB: 1 P: 10	R: 1 E: 0 K: 1 S: 6	H: 1 LOB: 0 BB: 0 P: 6	R: 0 E: 0 K: 1 S: 5	H: 0 LOB: 0 BB: 0 P: 5	R: 1 E: 0 K: 1 S: 6	H: 1 LOB: 0 BB: 0 P: 6	R: 2 E: 0 K: 1 S: 8	H: 3 LOB: 2 BB: 1 P: 12	R: 3 E: 0 K: 3 S: 13	H: 3 LOB: 2 BB: 1 P: 17	R: 0 E: 0 K: 2 S: 7	H: 0 LOB: 0 BB: 0 P: 7	R: 0 E: 0 K: 1 S: 6	H: 1 LOB: 1 BB: 0 P: 6		1B: 9 2B: 1 3B: 0 HR: 3	SF: 1 SAC: 0 DP: 1 HBP: 0	WP: 0 PB: 0 SB: 0 CS: 0
PITCHER Juan Marichal, R ERA: 2.49 John Cumberlander, L ERA: 2.79 Rich Robertson, R ERA: 3.98 Steve Hamilton, L ERA: 1.38 (1, 1) (5, 1) (6, 1) (8, 1)	IP: 4.0 WLS: L BF: 18 H: 6 R: 5 ER: 4 SO: 3 BB: 0 IBB: 1 HBP: 0 BLK: 0 WP: 0 HR: 2 S: 23 P: 27 ERA: 9.00 WHIP: 1.500															PITCHER IP: WLS: BF: H: R: ER: SO: BB: IBB: HBP: BLK: WP: HR: S: P: ERA: WHIP				



Batter	1	2	3	4	5	6	7	8	9	AB	R	H	RBI	BB	SO	LOB	TOP			
Bobby Bonds, R OBP: 0.375, SLG: 0.548 (1, 9)	6-3		F8 4-3 BB					F8		3	0	0	0	1	1	0	San Francisco Giants @ Montreal Expos Jarry Park, Montreal, QB Wed Jun 09 1971, 7:05 PM EDT Att: 20,011 - Unknown			
Chris Speier, R OBP: 0.340, SLG: 0.332 (1, 6)	F4		4-3					F9		3	0	0	0	0	0	1				
Ken Henderson, S OBP: 0.344, SLG: 0.368 (1, 7)	3-1		F8					F8		3	0	0	0	1	0	1				
Willie McCovey, L OBP: 0.398, SLG: 0.497 (1, 3)		SH3 FC6-2 BB	F8					G3		3	0	0	0	1	0	3				
Dick Dietz, R OBP: 0.431, SLG: 0.458 (1, 2)		FC6-2 SH3 1B		F8				F8		4	0	1	0	0	1	0				
Tito Fuentes, S OBP: 0.301, SLG: 0.324 (1, 4)		SH3		F8				F6		3	0	0	0	0	0	0				
Jimmy Rosario, S OBP: 0.356, SLG: 0.310 (1, 8)		FC6-2 IBB		E4				F8		3	0	0	0	1	1	0				
Hal Lanier, R OBP: 0.274, SLG: 0.253 (1, 5)		FC6-2		F9						2	0	0	0	1	0	4				
Gaylord Perry, R OBP: 0.095, SLG: 0.073 Steve Hamilton, L (7, 1)		K						3-1		3	0	0	0	0	1	4				
Inning Stats	R: 0 E: 0 K: 0 S: 3	H: 0 LOB: 0 BB: 0 P: 3	R: 0 E: 0 K: 1 S: 6	H: 1 LOB: 3 BB: 2 P: 14	R: 0 E: 0 K: 0 S: 3	H: 0 LOB: 1 BB: 1 P: 7	R: 0 E: 1 K: 0 S: 4	H: 0 LOB: 1 BB: 0 P: 4	R: 0 E: 0 K: 1 S: 5	H: 0 LOB: 0 BB: 0 P: 5	R: 0 E: 0 K: 0 S: 3	H: 0 LOB: 1 BB: 1 P: 7	R: 0 E: 0 K: 2 S: 2	H: 0 LOB: 1 BB: 1 P: 7	R: 0 E: 0 K: 2 S: 7	H: 0 LOB: 0 BB: 0 P: 7	1B: 1 2B: 0 3B: 0 HR: 0	SF: 0 SAC: 1 DP: 1 HBP: 1	WP: 0 PB: 0 SB: 1 CS: 0	PA: 34
PITCHER Steve Renko, R ERA: 2.66 (1, 1)	IP: 9.0 WLS: W BF: 34 H: 1 R: 0 ER: 0 SO: 4 BB: 4 IBB: 1 HBP: 1 BLK: 0 WP: 0 HR: 0 S: 36 P: 57 ERA: 0.00 WHIP: 0.556															PITCHER				

Batter	1	2	3	4	5	6	7	8	9	AB	R	H	RBI	BB	SO	LOB	BOTTOM			
Mack Jones, L OBP: 0.306, SLG: 0.387 Clyde Mashore, R OBP: 0.265, SLG: 0.298 (8, 7)	4-3		K							3	1	0	0	1	2	2	San Francisco Giants @ Montreal Expos Jarry Park, Montreal, QB Wed Jun 09 1971, 7:05 PM EDT Att: 20,011 - Unknown			
Ron Hunt, R OBP: 0.395, SLG: 0.349 (1, 4)	F8			1-3						4	2	2	0	0	0	0				
Rusty Staub, L OBP: 0.427, SLG: 0.489 (1, 9)				F9						3	0	2	2	1	0	0				
Ron Fairly, L OBP: 0.405, SLG: 0.395 (1, 3)	1-3			L3						4	0	0	1	0	0	3				
Bob Bailey, R OBP: 0.361, SLG: 0.379 Coco Laboy, R OBP: 0.321, SLG: 0.308 (9, 5)			K							4	1	1	0	0	2	1				
Boots Day, L OBP: 0.302, SLG: 0.290 (1, 8)				F6						3	0	1	0	0	0	0				
John Bateman, R OBP: 0.280, SLG: 0.395 (1, 2)				K						3	0	0	0	1	2	2				
Bobby Wine, R OBP: 0.239, SLG: 0.190 (1, 6)					1-3					3	0	0	0	0	0	2				
Steve Renko, R OBP: 0.216, SLG: 0.351 (1, 1)				F9						3	0	1	1	0	0	0				
Inning Stats	R: 0 E: 0 K: 0 S: 3	H: 0 LOB: 1 BB: 1 P: 7	R: 0 E: 0 K: 2 S: 7	H: 0 LOB: 0 BB: 0 P: 7	R: 0 E: 0 K: 1 S: 5	H: 0 LOB: 0 BB: 0 P: 5	R: 0 E: 0 K: 0 S: 3	H: 0 LOB: 0 BB: 0 P: 3	R: 1 E: 0 K: 2 S: 10	H: 3 LOB: 2 BB: 0 P: 10	R: 2 E: 0 K: 0 S: 5	H: 2 LOB: 1 BB: 1 P: 9	R: 0 E: 0 K: 0 S: 3	H: 0 LOB: 0 BB: 0 P: 3	R: 0 E: 0 K: 2 S: 3	H: 0 LOB: 0 BB: 0 P: 3	1B: 4 2B: 3 3B: 0 HR: 0	SF: 0 SAC: 1 DP: 0 HBP: 0	WP: 0 PB: 0 SB: 0 CS: 0	PA: 34
PITCHER Gaylord Perry, R ERA: 3.06 Steve Hamilton, L ERA: 1.25 (7, 1)	IP: 6.2 WLS: L BF: 30 H: 7 R: 4 ER: 4 SO: 6 BB: 2 IBB: 1 HBP: 0 BLK: 0 WP: 0 HR: 0 S: 39 P: 51 ERA: 5.40 WHIP: 1.350															PITCHER				

AB 27
R 0
H 1
RBI 0
BB 5
SO 4
LOB 13



WP: 0
PB: 0
SB: 0
CS: 1

AB 30
R 4
H 7
RBI 4
BB 3
SO 6
LOB 10



WP: 0
PB: 0
SB: 0
CS: 0

Batter	1	2	3	4	5	6	7	8	9	AB	R	H	RBI	BB	SO	LOB	TOP					
Bobby Bonds, R OBP: 0.375, SLG: 0.544 (1, 9)										5	1	2	0	0	1	1	San Francisco Giants @ Montreal Expos Jarry Park, Montreal, QB Thu Jun 10 1971, 7:05 PM EDT Att: 16,582 - Unknown					
Chris Speier, R OBP: 0.339, SLG: 0.330 (1, 6)										4	0	1	0	0	0	2						
Ken Henderson, S OBP: 0.348, SLG: 0.379 (1, 7)										4	0	2	0	0	0	0						
Willie McCovey, L OBP: 0.400, SLG: 0.490 (1, 3)										2	0	0	0	1	0	2						
Dick Dietz, R OBP: 0.428, SLG: 0.451 (1, 2)										3	0	0	0	1	0	4						
Tito Fuentes, S OBP: 0.300, SLG: 0.322 (1, 4)										4	0	1	0	0	0	1						
Jimmy Rosario, S OBP: 0.348, SLG: 0.299 (8, PH)										3	0	0	0	0	0	1						
Frank Johnson, R OBP: 0.135, SLG: 0.104 (8, 9)										1	0	0	0	0	0	2						
Hal Lanier, R OBP: 0.267, SLG: 0.247 (7, PH)										2	0	0	0	0	1	1						
Al Gallagher, R OBP: 0.315, SLG: 0.319 (7, 5)										2	0	0	0	0	0	0						
Ron Bryant, S OBP: 0.198, SLG: 0.188 (5, 1)										2	0	1	0	0	1	0						
Rich Robertson, R OBP: 0.077, SLG: 0.077 (5, 1)										0	0	0	0	0	0	0						
Don McMahon, R OBP: 0.077, SLG: 0.077 (5, 1)										0	0	0	0	0	0	0						
Bernie Williams, R OBP: 0.258, SLG: 0.174 (7, PH)										0	0	0	0	0	0	0						
Jerry Johnson, R OBP: 0.077, SLG: 0.077 (7, 1)										0	0	0	0	0	0	0						
Willie Mays, R OBP: 0.435, SLG: 0.638 (8, PH)										1	0	0	0	0	0	0						
Inning Stats	R: 1 E: 0 K: 0 S: 4	H: 1 LOB: 0 BB: 0 P: 4	R: 0 E: 0 K: 0 S: 3	H: 0 LOB: 1 BB: 1 P: 7	R: 0 E: 0 K: 2 S: 9	H: 2 LOB: 3 BB: 1 P: 13	R: 0 E: 0 K: 1 S: 5	H: 0 LOB: 0 BB: 0 P: 5	R: 0 E: 0 K: 0 S: 5	H: 2 LOB: 2 BB: 0 P: 5	R: 0 E: 0 K: 0 S: 3	H: 0 LOB: 0 BB: 0 P: 3	R: 0 E: 0 K: 0 S: 4	H: 1 LOB: 1 BB: 0 P: 4	R: 0 E: 1 K: 0 S: 4	H: 1 LOB: 2 BB: 0 P: 5	R: 0 E: 0 K: 0 S: 3	H: 0 LOB: 0 BB: 0 P: 3	1B: 6 2B: 1 3B: 0 HR: 0	SF: 0 SAC: 0 DP: 0 HBP: 1	WP: 1 PB: 0 SB: 0 CS: 1	PA: 37
PITCHER Carl Morton, R ERA: 3.99 (1, 1)	IP: 9.0 WLS: W BF: 37 H: 7 R: 1 ER: 0 SO: 3 BB: 1 IBB: 1 HBP: 1 BLK: 0 WP: 1 HR: 0 S: 40 P: 49 ERA: 0.00 WHIP: 0.889																					

Batter	1	2	3	4	5	6	7	8	9	AB	R	H	RBI	BB	SO	LOB	BOTTOM					
Ron Hunt, R OBP: 0.395, SLG: 0.347 (1, 4)										4	1	1	0	1	0	2	San Francisco Giants @ Montreal Expos Jarry Park, Montreal, QB Thu Jun 10 1971, 7:05 PM EDT Att: 16,582 - Unknown					
Clyde Mashore, R OBP: 0.259, SLG: 0.288 (1, 8)										5	0	1	0	0	1	2						
Rusty Staub, L OBP: 0.429, SLG: 0.486 (1, 9)										3	1	1	0	1	1	0						
Bob Bailey, R OBP: 0.364, SLG: 0.387 (1, 7)										2	0	1	1	1	0	2						
John Bateman, R OBP: 0.279, SLG: 0.398 (1, 2)										4	0	1	1	0	0	4						
Coco Laboy, R OBP: 0.326, SLG: 0.325 (1, 5)										2	0	1	0	0	0	0						
Mack Jones, L OBP: 0.311, SLG: 0.381 (5, PH)										1	0	0	0	1	0	1						
Boots Day, L OBP: 0.302, SLG: 0.290 (9, 8)										0	0	0	0	0	0	0						
Ron Fairly, L OBP: 0.314, SLG: 0.405 (1, 3)										2	1	1	0	2	0	1						
Bobby Wine, R OBP: 0.241, SLG: 0.188 (1, 6)										2	0	0	0	1	0	4						
Carl Morton, R OBP: 0.175, SLG: 0.135 (1, 1)										3	0	0	1	0	1	3						
Inning Stats	R: 0 E: 0 K: 0 S: 4	H: 1 LOB: 2 BB: 1 P: 8	R: 0 E: 0 K: 0 S: 3	H: 0 LOB: 2 BB: 2 P: 11	R: 0 E: 0 K: 0 S: 4	H: 1 LOB: 1 BB: 0 P: 4	R: 0 E: 0 K: 0 S: 4	H: 1 LOB: 1 BB: 0 P: 4	R: 2 E: 0 K: 1 S: 8	H: 3 LOB: 3 BB: 2 P: 16	R: 0 E: 0 K: 1 S: 5	H: 0 LOB: 0 BB: 0 P: 5	R: 0 E: 0 K: 1 S: 5	H: 0 LOB: 1 BB: 1 P: 9	R: 1 E: 0 K: 0 S: 4	H: 1 LOB: 1 BB: 1 P: 8	R: 0 E: 0 K: 0 S: 4	H: 1 LOB: 1 BB: 1 P: 8	1B: 3 2B: 4 3B: 0 HR: 0	SF: 2 SAC: 1 DP: 0 HBP: 0	WP: 1 PB: 1 SB: 0 CS: 0	PA: 38
PITCHER Ron Bryant, L ERA: 2.53 (1, 1)	IP: 4.2 WLS: L BF: 23 H: 6 R: 2 ER: 2 SO: 1 BB: 3 IBB: 0 HBP: 0 BLK: 0 WP: 0 HR: 0 S: 22 P: 34 ERA: 3.86 WHIP: 1.929																					
Rich Robertson, R ERA: 3.98 (5, 1)	0.0	2	0	0	0	0	2	0	0	0	0	0	0	0	0	8	∞	∞				
Don McMahon, R ERA: 5.14 (5, 1)	1.1	4	0	0	0	1	0	0	0	0	0	0	0	0	6	6	0.00	0.000				
Jerry Johnson, R ERA: 1.24 (7, 1)	2.0	9	1	1	1	1	2	0	0	0	0	1	0	9	17	4.50	1.500					

Batter	1	2	3	4	5	6	7	8	9	AB	R	H	RBI	BB	SO	LOB	TOP										
Bobby Bonds, R OBP: 0.374, SLG: 0.547 (1, 8)										3	2	1	1	1	1	0	San Francisco Giants @ New York Mets Shea Stadium, Flushing, NY Sat Jun 12 1971, 3:33 AM EDT Att: 48,918 - Unknown										
Chris Speier, R OBP: 0.331, SLG: 0.326 (1, 6)										4	0	1	2	0	2	0											
Willie Mays, R OBP: 0.435, SLG: 0.632 (1, 3)										3	0	0	0	1	1	0											
Ken Henderson, S OBP: 0.349, SLG: 0.374 (1, 9)										4	1	1	0	0	2	2											
Dick Dietz, R OBP: 0.430, SLG: 0.463 (1, 2)										3	1	2	2	1	0	0											
Tito Fuentes, S OBP: 0.294, SLG: 0.315 (1, 4)										4	0	0	0	0	0	2											
Bernie Williams, R OBP: 0.267, SLG: 0.185 (1, 7)										4	0	1	0	0	2	1											
Hal Lanier, R OBP: 0.286, SLG: 0.272 (1, 5)										3	1	1	0	1	0	0											
Frank Reberger, L OBP: 0.300, SLG: 0.300 (1, 1)										2	0	0	0	0	1	1											
Frank Johnson, R OBP: 0.132, SLG: 0.102 (7, PH)										1	0	0	0	0	0	2											
John Cumberland, R (7, 1)										0	0	0	0	0	0	0											
Don McMahon, R (8, 1)										1	0	0	0	0	1	0											
Inning Stats	R: 0 E: 0 K: 3 S: 9	H: 0 LOB: 0 BB: 0 P: 9	R: 0 E: 0 K: 0 S: 4	H: 1 LOB: 1 BB: 0 P: 4	R: 0 E: 0 K: 0 S: 2	H: 0 LOB: 0 BB: 1 P: 6	R: 0 E: 0 K: 2 S: 7	H: 0 LOB: 0 BB: 0 P: 7	R: 0 E: 0 K: 1 S: 5	H: 0 LOB: 0 BB: 0 P: 5	R: 2 E: 0 K: 2 S: 9	H: 3 LOB: 2 BB: 1 P: 13	R: 0 E: 1 K: 0 S: 3	H: 1 LOB: 2 BB: 2 P: 11	R: 3 E: 0 K: 0 S: 6	H: 3 LOB: 0 BB: 0 P: 6	R: 0 E: 0 K: 2 S: 7	H: 0 LOB: 0 BB: 0 P: 7	1B: 5 2B: 2 3B: 0 HR: 2	SF: 0 SAC: 0 DP: 2 HBP: 0	WP: 0 PB: 0 SB: 0 CS: 2	PA: 37					
PITCHER	IP	WLS	BF	H	R	ER	SO	BB	IBB	HBP	BLK	WP	HR	S	P	ERA	WHIP										
Ray Sadecki, L ERA: 2.77 (1, 1)	6.2	L	26	5	2	2	8	2	2	0	0	0	0	38	54	2.70	1.050										
Ron Taylor, R ERA: 2.73 (7, 1)	1.1		7	3	3	3	0	0	0	0	0	0	2	7	7	20.25	2.250										
Tug McGraw, L ERA: 2.08 (9, 1)	1.0		3	0	0	0	2	0	0	0	0	0	0	7	7	0.00	0.000										

AB	32
R	5
H	8
RBI	5
BB	4
SO	10
LOB	8



Batter	1	2	3	4	5	6	7	8	9	AB	R	H	RBI	BB	SO	LOB	BOTTOM										
Bud Harrelson, S OBP: 0.365, SLG: 0.370 (1, 6)										3	0	0	0	1	1	2	San Francisco Giants @ New York Mets Shea Stadium, Flushing, NY Sat Jun 12 1971, 3:33 AM EDT Att: 48,918 - Unknown										
Ken Boswell, L OBP: 0.325, SLG: 0.361 (1, 4)										3	0	0	0	1	0	1											
Ken Singleton, S OBP: 0.359, SLG: 0.247 (1, 9)										4	0	0	0	0	0	1											
Ed Kranepool, L OBP: 0.345, SLG: 0.519 (1, 3) (8, 7)										4	0	0	0	0	0	1											
Art Shamsky, L OBP: 0.300, SLG: 0.417 (7, PH) (8, 3)										2	1	1	0	0	0	0											
Donn Clendenon, R OBP: 0.286, SLG: 0.404 (7, PH) (8, 3)										1	0	0	0	0	0	0											
Bob Aspromonte, R OBP: 0.297, SLG: 0.371 (1, 5)										3	0	0	1	0	0	0											
Jerry Grote, R OBP: 0.349, SLG: 0.371 (1, 2)										3	0	0	0	0	0	1											
Don Hahn, R OBP: 0.358, SLG: 0.342 (1, 8)										3	0	2	0	0	0	1											
Ray Sadecki, L OBP: 0.455, SLG: 0.455 (7, 1) (8, PH) (9, 1)										1	0	0	0	0	0	1											
Mike Jorgensen, L OBP: 0.500, SLG: 0.750 (8, PH) (9, 1)										0	0	0	0	0	0	0											
Inning Stats	R: 0 E: 0 K: 0 S: 2	H: 0 LOB: 1 BB: 1 P: 6	R: 0 E: 0 K: 0 S: 3	H: 0 LOB: 0 BB: 0 P: 3	R: 0 E: 0 K: 0 S: 4	H: 1 LOB: 1 BB: 0 P: 4	R: 0 E: 0 K: 0 S: 3	H: 0 LOB: 0 BB: 0 P: 3	R: 1 E: 1 K: 0 S: 5	H: 1 LOB: 1 BB: 0 P: 5	R: 0 E: 0 K: 1 S: 5	H: 0 LOB: 0 BB: 0 P: 5	R: 0 E: 0 K: 0 S: 3	H: 0 LOB: 0 BB: 0 P: 3	R: 0 E: 0 K: 0 S: 4	H: 1 LOB: 1 BB: 0 P: 4	R: 0 E: 0 K: 0 S: 2	H: 0 LOB: 0 BB: 1 P: 6	1B: 2 2B: 0 3B: 1 HR: 0	SF: 0 SAC: 1 DP: 2 HBP: 0	WP: 0 PB: 0 SB: 0 CS: 0	PA: 31					
PITCHER	IP	WLS	BF	H	R	ER	SO	BB	IBB	HBP	BLK	WP	HR	S	P	ERA	WHIP										
Frank Reberger, R ERA: 3.06 (1, 1)	6.0	W	21	2	1	1	1	1	0	0	0	0	0	22	26	1.50	0.500										
John Cumberland, L ERA: 2.67 (7, 1)	1.0		3	0	0	0	0	0	0	0	0	0	0	3	3	0.00	0.000										
Don McMahon, R ERA: 4.7 (8, 1)	2.0	S	7	1	0	0	0	1	0	0	0	0	0	6	10	0.00	1.000										

AB	28
R	1
H	3
RBI	1
BB	2
SO	1
LOB	9



Batter	1	2	3	4	5	6	7	8	9	10	AB	R	H	RBI	BB	SO	LOB	TOP								
Bobby Bonds, R OBP: 0.378, SLG: 0.557	(1,8) 4-0 F3 1B BB		X 0-0 F3		X 0-0 HR		X 0-0 BB		X 0-0 K	(2) 0-3 K	3	2	1	1	2	1	0	San Francisco Giants @ New York Mets Shea Stadium, Flushing, NY Sun Jun 13 1971, 3:33 AM EDT Att: 52,010 - Unknown								
Chris Speier, R OBP: 0.340, SLG: 0.342	(1,6) 0-0 1B		X 0-0 G6-4-3 1B		X 4-0 FC6-4 BB		X 0-0 F8		X 0-0 3B	0-0 3B	4	0	3	0	1	0	1									
Willie Mays, R OBP: 0.434, SLG: 0.624	(1,3) 0-0 F3		X 0-0 G6-4-3 1-2f		X 0-0 FC6-4		X 0-0 G4-6-3 1B		X 4-0 1BB	4-0 1BB	4	0	1	0	1	0	4									
Ken Henderson, S OBP: 0.345, SLG: 0.388	(1,9) 0-3 K			X 0-0 HR		X 0-0 F9		X 0-0 G4-6-3 1-2f		X 0-0 F7	0-0 F7	5	1	1	1	0	1		6							
Tito Fuentes, S OBP: 0.298, SLG: 0.327	(1,4) 0-0 1B			X 0-0 1B 3B		X 0-0 1-3		X 0-3 K			0-3 K	4	1	2	1	0	1		0							
Bernie Williams, R OBP: 0.285, SLG: 0.194	(1,7) 0-3 K			X 0-0 CS 1B		X 0-0 6-3		X 0-0 4-3			0-0 4-3	4	0	1	1	0	1		2							
Russ Gibson, R OBP: 0.227, SLG: 0.333	(1,2)	X 0-0 F8		X 0-0 F2 1-2		X 0-0 6-3		X 0-0 6-3		X 0-0 G6-4-3 1B	0-0 G6-4-3 1B	4	0	1	0	0	0		1							
Hal Lanier, R OBP: 0.274, SLG: 0.259 Steve Hamilton, L (9,1)	(1,5) 0-0 6-3		X 0-0 6-3		X 0-0 6-3		X 0-3 K		X 0-0 G6-4-3 1-2f	0-0 G6-4-3 1-2f	0-0 G6-4-3 1-2f	4	0	0	0	0	1		1							
Juan Marichal, R OBP: 0.143, SLG: 0.244 John Cumberland, R (8,1)	(1,1) 0-3 K		X 0-3 K		X 0-3 K		X 0-0 F6		X 0-3 K	0-3 K	0-3 K	3	0	0	0	0	2		0							
Jerry Johnson, R (8,1) Al Gallagher, R OBP: 0.313, SLG: 0.312 (9,5)												0	0	0	0	0	0		0							
Inning Stats	R: 1 E: 0 K: 2 S: 9	H: 2 LOB: 2 BB: 1 P: 13	R: 0 E: 0 K: 1 S: 5	H: 0 LOB: 0 BB: 0 P: 5	R: 0 E: 0 K: 0 S: 3	H: 1 LOB: 0 BB: 0 P: 5	R: 2 E: 0 K: 0 S: 5	H: 3 LOB: 0 BB: 0 P: 5	R: 1 E: 0 K: 1 S: 6	H: 1 LOB: 1 BB: 1 P: 10	R: 0 E: 0 K: 0 S: 3	H: 0 LOB: 0 BB: 0 P: 3	R: 0 E: 0 K: 1 S: 5	H: 0 LOB: 1 BB: 1 P: 9	R: 0 E: 0 K: 1 S: 5	H: 1 LOB: 0 BB: 0 P: 5	R: 0 E: 0 K: 0 S: 3	H: 1 LOB: 0 BB: 0 P: 3	R: 0 E: 0 K: 2 S: 8	H: 1 LOB: 2 BB: 1 P: 12	1B: 6 2B: 0 3B: 2 HR: 2	SF: 0 SAC: 0 DP: 3 HBP: 0	WP: 0 PA: 40 PB: 0 SB: 1 CS: 1			
PITCHER	IP WLS BF H R ER SO BB IBB HBP BLK WP HR S P ERA WHIP	IP WLS BF H R ER SO BB IBB HBP BLK WP HR S P ERA WHIP	IP WLS BF H R ER SO BB IBB HBP BLK WP HR S P ERA WHIP	IP WLS BF H R ER SO BB IBB HBP BLK WP HR S P ERA WHIP	IP WLS BF H R ER SO BB IBB HBP BLK WP HR S P ERA WHIP	IP WLS BF H R ER SO BB IBB HBP BLK WP HR S P ERA WHIP	IP WLS BF H R ER SO BB IBB HBP BLK WP HR S P ERA WHIP	IP WLS BF H R ER SO BB IBB HBP BLK WP HR S P ERA WHIP	IP WLS BF H R ER SO BB IBB HBP BLK WP HR S P ERA WHIP	IP WLS BF H R ER SO BB IBB HBP BLK WP HR S P ERA WHIP	IP WLS BF H R ER SO BB IBB HBP BLK WP HR S P ERA WHIP	IP WLS BF H R ER SO BB IBB HBP BLK WP HR S P ERA WHIP	IP WLS BF H R ER SO BB IBB HBP BLK WP HR S P ERA WHIP	IP WLS BF H R ER SO BB IBB HBP BLK WP HR S P ERA WHIP	IP WLS BF H R ER SO BB IBB HBP BLK WP HR S P ERA WHIP	IP WLS BF H R ER SO BB IBB HBP BLK WP HR S P ERA WHIP	IP WLS BF H R ER SO BB IBB HBP BLK WP HR S P ERA WHIP	IP WLS BF H R ER SO BB IBB HBP BLK WP HR S P ERA WHIP	IP WLS BF H R ER SO BB IBB HBP BLK WP HR S P ERA WHIP	IP WLS BF H R ER SO BB IBB HBP BLK WP HR S P ERA WHIP	IP WLS BF H R ER SO BB IBB HBP BLK WP HR S P ERA WHIP	IP WLS BF H R ER SO BB IBB HBP BLK WP HR S P ERA WHIP	IP WLS BF H R ER SO BB IBB HBP BLK WP HR S P ERA WHIP	IP WLS BF H R ER SO BB IBB HBP BLK WP HR S P ERA WHIP	IP WLS BF H R ER SO BB IBB HBP BLK WP HR S P ERA WHIP	IP WLS BF H R ER SO BB IBB HBP BLK WP HR S P ERA WHIP

AB	36
R	4
H	10
RBI	4
BB	4
SO	8
LOB	15



Batter	1	2	3	4	5	6	7	8	9	10	AB	R	H	RBI	BB	SO	LOB	BOTTOM							
Don Hahn, R OBP: 0.349, SLG: 0.333	(1,8) 0-0 6-3		X 0-0 F9		X 0-0 F9		X 0-0 F9		X 0-0 F4		5	0	1	1	0	0	3	San Francisco Giants @ New York Mets Shea Stadium, Flushing, NY Sun Jun 13 1971, 3:33 AM EDT Att: 52,010 - Unknown							
Bud Harrelson, S OBP: 0.365, SLG: 0.376	(1,6) 0-0 F5	X 0-0 PO 1B	X 0-0 6-3		X 0-0 F3		X 0-0 E 1B		X 0-0 SH5-4 SF8 2B	0-0 SH5-4 SF8 2B	5	1	2	0	0	0	0								
Art Shamsky, L OBP: 0.315, SLG: 0.419 Al Weis, S (8, PH) (9, 4)	(1,7) 4-0 FC5-4 BB		X 0-0 1B 1B		X 0-3 K		X 0-0 B3		X 0-0 SH5-4 IBB	4-0 SH5-4 IBB	2	0	1	0	1	1	0								
Ed Kranepool, L OBP: 0.342, SLG: 0.511 (9, 7)	(1,3) 0-0 FC5-4 1-2f		X 0-0 G4-6-3 1B		X 0-0 F2		X 0-0 K		X 0-0 SH5-4 1-2 2-3	0-0 SH5-4 1-2 2-3	4	0	1	0	0	1	2								
Ken Boswell, L OBP: 0.305, SLG: 0.360 Donn Clendenon, R OBP: 0.289, SLG: 0.400 (8, PH) (9, 3)		X 0-0 HR 1B	X 0-0 G4-6-3 1-2f		X 0-0 G3		X 0-0 F9		X 4-0 SH3-4 IBB	4-0 SH3-4 IBB	3	1	1	0	0	0	2								
Ken Singleton, S OBP: 0.371, SLG: 0.303	(1,9)	X 0-0 HR		X 0-0 1B SF9 1B		X 0-0 3-1		X 0-0 SH3-4 BB		X 0-0 SF8	0-0 SF8	3	2	2	3	1	0		0						
Bob Aspromonte, R OBP: 0.303, SLG: 0.376	(1,5)	X 0-0 FC 1B		X 0-0 SH1-4 1B		X 0-0 F8		X 0-0 SH3-4 1-2			0-0 SH3-4 1-2	3	0	2	0	0	0		0						
Duffy Dyer, R OBP: 0.310, SLG: 0.400 Tug McGraw, R OBP: 0.500, SLG: 0.750 (10, 1)	(1,2)	X 0-0 F8		X 0-0 SF9		X 0-0 4-3		X 0-0 IBB			0-0 IBB	2	0	0	1	1	0		1						
Gary Gentry, R OBP: 0.195, SLG: 0.107 Jim McAndrew, L OBP: 0.259, SLG: 0.250 Danny Frisella, L OBP: 0.307, SLG: 0.387 Dave Marshall, L OBP: 0.247, SLG: 0.369 (8, PH) (9, PH) (10, 2)	(1,11) 0-0 FC 1B		X 0-0 SH1-4 1-2		X 0-0 F4		X 0-0 F4		X 0-0 F4	0-0 F4	1	1	0	0	0	0	1								
Inning Stats	R: 0 E: 0 K: 0 S: 3	H: 0 LOB: 1 BB: 1 P: 7	R: 3 E: 1 K: 0 S: 6	H: 4 LOB: 0 BB: 0 P: 6	R: 0 E: 0 K: 0 S: 4	H: 2 LOB: 1 BB: 0 P: 4	R: 1 E: 0 K: 0 S: 5	H: 2 LOB: 1 BB: 0 P: 5	R: 0 E: 0 K: 1 S: 5	H: 0 LOB: 0 BB: 0 P: 5	R: 0 E: 0 K: 0 S: 3	H: 0 LOB: 0 BB: 0 P: 3	R: 0 E: 0 K: 1 S: 6	H: 1 LOB: 1 BB: 0 P: 6	R: 0 E: 0 K: 0 S: 3	H: 0 LOB: 2 BB: 2 P: 11	R: 0 E: 0 K: 0 S: 3		H: 1 LOB: 2 BB: 2 P: 11	R: 1 E: 0 K: 0 S: 3	H: 1 LOB: 2 BB: 1 P: 11	1B: 8 2B: 1 3B: 0 HR: 1	SF: 2 SAC: 4 DP: 1 HBP: 0	WP: 0 PA: 43 PB: 0 SB: 0 CS: 0	
PITCHER	IP WLS BF H R ER SO BB IBB HBP BLK WP HR S P ERA WHIP	IP WLS BF H R ER SO BB IBB HBP BLK WP HR S P ERA WHIP	IP WLS BF H R ER SO BB IBB HBP BLK WP HR S P ERA WHIP	IP WLS BF H R ER SO BB IBB HBP BLK WP HR S P ERA WHIP	IP WLS BF H R ER SO BB IBB HBP BLK WP HR S P ERA WHIP	IP WLS BF H R ER SO BB IBB HBP BLK WP HR S P ERA WHIP	IP WLS BF H R ER SO BB IBB HBP BLK WP HR S P ERA WHIP	IP WLS BF H R ER SO BB IBB HBP BLK WP HR S P ERA WHIP	IP WLS BF H R ER SO BB IBB HBP BLK WP HR S P ERA WHIP	IP WLS BF H R ER SO BB IBB HBP BLK WP HR S P ERA WHIP	IP WLS BF H R ER SO BB IBB HBP BLK WP HR S P ERA WHIP	IP WLS BF H R ER SO BB IBB HBP BLK WP HR S P ERA WHIP	IP WLS BF H R ER SO BB IBB HBP BLK WP HR S P ERA WHIP	IP WLS BF H R ER SO BB IBB HBP BLK WP HR S P ERA WHIP	IP WLS BF H R ER SO BB IBB HBP BLK WP HR S P ERA WHIP	IP WLS BF H R ER SO BB IBB HBP BLK WP HR S P ERA WHIP	IP WLS BF H R ER SO BB IBB HBP BLK WP HR S P ERA WHIP	IP WLS BF H R ER SO BB IBB HBP BLK WP HR S P ERA WHIP	IP WLS BF H R ER SO BB IBB HBP BLK WP HR S P ERA WHIP	IP WLS BF H R ER SO BB IBB HBP BLK WP HR S P ERA WHIP	IP WLS BF H R ER SO BB IBB HBP BLK WP HR S P ERA WHIP	IP WLS BF H R ER SO BB IBB HBP BLK WP HR S P ERA WHIP	IP WLS BF H R ER SO BB IBB HBP BLK WP HR S P ERA WHIP	IP WLS BF H R ER SO BB IBB HBP BLK WP HR S P ERA WHIP	IP WLS BF H R ER SO BB IBB HBP BLK WP HR S P ERA WHIP

AB	32
R	5
H	10
RBI	5
BB	5
SO	2
LOB	13



Batter	1	2	3	4	5	6	7	8	9	AB	R	H	RBI	BB	SO	LOB	TOP			
Bobby Bonds, R OBP: 0.372, SLG: 0.548 (1, 9)	0-0 5-3		0-0 5-3		0-3 K			0-0 F8		4	0	0	0	0	1	0	San Francisco Giants @ Philadelphia Phillies Veterans Stadium, Philadelphia, PA Mon Jun 14 1971, 7:05 PM EDT Att: 16,118 - Unknown			
Chris Speier, R OBP: 0.342, SLG: 0.361 (1, 6)	0-0 2B 3B		0-0 SF8 3B		0-0 F8			0-3 K		4	2	2	0	0	1	0				
Willie Mays, R OBP: 0.435, SLG: 0.620 (1, 8)	0-3 K		0-0 SF8		4-0 WP E BB			4-0 BB		1	1	0	1	2	1	1				
Willie McCovey, L OBP: 0.404, SLG: 0.513 (1, 3)	0-0 1B 2B		0-0 F8		0-0 E7 1B			0-0 F8		4	0	2	1	0	0	1				
Ken Henderson, S OBP: 0.343, SLG: 0.385 (1, 7)	0-0 2-3 1B			0-3 K				0-3 K		4	0	1	0	0	2	1				
Tito Fuentes, S OBP: 0.294, SLG: 0.323 (1, 4)	0-3 K			0-0 F7				0-3 K		3	0	0	0	0	2	3				
Hal Lanier, R OBP: 0.263, SLG: 0.247 (6, 4)		0-0 F8		0-0 4-3				0-0 F7		4	0	0	0	0	0	1				
Fran Healy, R OBP: 0.375, SLG: 0.567 (1, 2)		0-3 K			0-0 F8			0-0 F3		4	0	1	0	0	1	0				
Gaylord Perry, R OBP: 0.093, SLG: 0.071 (2, 1)		0-0 1-3			0-3 K			0-0 F8		1	0	0	0	0	0	0				
Rich Robertson, R OBP: 0.071, SLG: 0.071 (6, 1)										1	0	0	0	0	0	1				
John Cumberland, R OBP: 0.174, SLG: 0.182 (9, PH)										0	0	0	0	0	0	0				
Frank Duffy, R OBP: 0.352, SLG: 0.299 (9, PH)										0	1	0	0	1	0	0				
Inning Stats	R: 1 E: 0 K: 2 S: 10	H: 3 LOB: 2 BB: 0 P: 10	R: 0 E: 0 K: 1 S: 5	H: 0 LOB: 0 BB: 0 P: 5	R: 1 E: 0 K: 1 S: 4	H: 1 LOB: 0 BB: 0 P: 4	R: 0 E: 0 K: 1 S: 5	H: 0 LOB: 0 BB: 0 P: 5	R: 0 E: 0 K: 2 S: 7	H: 1 LOB: 1 BB: 1 P: 12	R: 0 E: 0 K: 0 S: 3	H: 0 LOB: 0 BB: 0 P: 3	R: 0 E: 0 K: 1 S: 5	H: 0 LOB: 1 BB: 1 P: 9	R: 1 E: 0 K: 0 S: 4	H: 1 LOB: 1 BB: 1 P: 8	1B: 3 2B: 1 3B: 2 HR: 0	SF: 1 SAC: 0 DP: 0 HBP: 0	WP: 2 PB: 2 SB: 0 CS: 0	PA: 36
PITCHER Rick Wise, R ERA: 3.08 (1, 1)	IP: 9.0 WLS: W BF: 36 H: 6 R: 4 ER: 3 SO: 9 BB: 3 IBB: 0 HBP: 0 BLK: 0 WP: 2 HR: 0 S: 51 P: 63 ERA: 3.00 WHIP: 1.000															PITCHER				

AB	32
R	4
H	6
RBI	2
BB	3
SO	9
LOB	8



Batter	1	2	3	4	5	6	7	8	9	AB	R	H	RBI	BB	SO	LOB	BOTTOM			
Terry Harmon, R OBP: 0.354, SLG: 0.339 (1, 4)	0-0 F8	4-0 HR BB		1-0 FC6-4 1B HBP		4-0 FC4-6 BB		0-0 F4		2	1	0	0	2	0	1	San Francisco Giants @ Philadelphia Phillies Veterans Stadium, Philadelphia, PA Mon Jun 14 1971, 7:05 PM EDT Att: 16,118 - Unknown			
Tim McCarver, L OBP: 0.286, SLG: 0.349 (1, 2)	0-0 F5	0-0 HR		0-0 FC6-4 1B		0-0 FC4-6		0-0 F8		5	1	2	2	0	0	3				
Willie Montanez, L OBP: 0.333, SLG: 0.502 (1, 8)	0-0 HR	0-0 3-1		0-0 FC6-4		0-0 SF8				3	1	1	2	0	0	2				
Deron Johnson, R OBP: 0.302, SLG: 0.370 (1, 3)	0-0 6-3	0-0 F4		0-3 K		0-0 F8				4	0	0	0	0	1	3				
Oscar Gamble, L OBP: 0.410, SLG: 0.649 (1, 7)		0-0 BB 1B		0-0 FC5-4 1B		0-0 HR		0-0 F3		4	2	3	1	0	0	0				
John Vukovich, R (1, 5)		4-0 FC4-6 HR BB		0-0 FC5-4 PB		0-0 5-3		0-0 F8		3	1	0	0	1	0	1				
Roger Freed, R OBP: 0.321, SLG: 0.304 (1, 9)		0-0 FC4-6 1B		0-3 K		0-3 K		0-0 5-3		4	0	1	1	0	2	1				
Larry Bowa, S OBP: 0.272, SLG: 0.272 (1, 6)		0-0 FC4-6 HR		0-0 1-3		0-0 1-4-3				4	1	1	0	0	0	3				
Rick Wise, R OBP: 0.171, SLG: 0.353 (1, 1)		0-0 HR		0-0 F8		0-0 FC4-6 SF8 2B		0-0 F7		4	2	2	3	0	0	1				
Inning Stats	R: 1 E: 0 K: 0 S: 4	H: 1 LOB: 0 BB: 0 P: 4	R: 6 E: 0 K: 0 S: 7	H: 4 LOB: 2 BB: 2 P: 15	R: 0 E: 0 K: 1 S: 6	H: 1 LOB: 1 BB: 0 P: 6	R: 0 E: 0 K: 1 S: 6	H: 1 LOB: 2 BB: 0 P: 7	R: 1 E: 0 K: 1 S: 6	H: 1 LOB: 1 BB: 1 P: 8	R: 0 E: 0 K: 0 S: 3	H: 0 LOB: 0 BB: 0 P: 3	R: 0 E: 0 K: 0 S: 4	H: 1 LOB: 1 BB: 0 P: 4	R: 0 E: 0 K: 0 S: 4	H: 1 LOB: 1 BB: 0 P: 4		1B: 5 2B: 1 3B: 0 HR: 4	SF: 1 SAC: 0 DP: 0 HBP: 1	WP: 0 PB: 1 SB: 0 CS: 0
PITCHER Gaylord Perry, R ERA: 3.61 (1, 1)	IP: 1.1 WLS: L BF: 11 H: 5 R: 7 ER: 7 SO: 17 BB: 2 IBB: 0 HBP: 0 BLK: 0 WP: 0 HR: 3 S: 9 P: 17 ERA: 47.25 WHIP: 5.250															PITCHER				
Rich Robertson, R ERA: 4.05 (2, 1)	3.2 17 4 2 2 3 1 0 1 0 0 1 21 26 4.91 1.364																			
John Cumberland, L ERA: 2.41 (6, 1)	3.0 10 1 0 0 0 0 0 0 0 0 0 10 10 0.00 0.333																			

AB	33
R	9
H	10
RBI	9
BB	3
SO	3
LOB	15



Batter	1	2	3	4	5	6	7	8	9	AB	R	H	RBI	BB	SO	LOB	TOP										
Bobby Bonds, R OBP: 0.369, SLG: 0.539 (1, 9)	0-3 K		0-0 5-3	4-0 HBP BB		0-3 K		0-0 5-3		4	0	0	0	1	2	0	San Francisco Giants @ Philadelphia Phillies Veterans Stadium, Philadelphia, PA Tue Jun 15 1971, 7:05 PM EDT Att: 21,588 - Unknown livebaseballscorecards.com										
Chris Speier, R OBP: 0.343, SLG: 0.357 (1, 6)	0-0 6-3		0-3 K	1-0 HBP		1-0 HBP			0-3 K	3	0	0	0	0	2	0											
Willie Mays, R OBP: 0.435, SLG: 0.613 (1, 8)	4-0 BB			1-2 HBP		0-0 F8			0-0 1-3	4	1	1	0	1	0	4											
Willie McCovey, L OBP: 0.404, SLG: 0.506 (1, 3)	0-0 3-1			0-0 1B BB		0-0 F8			0-3 K	4	1	1	1	1	1	1											
Ken Henderson, S OBP: 0.346, SLG: 0.403 (1, 7)		0-0 HR		0-0 F8		4-0 BB BB			0-0 F9	3	2	1	1	1	0	2											
Dick Dietz, R OBP: 0.432, SLG: 0.458 (1, 2)		0-0 F9		4-0 1B BB		4-0 2B BB			0-0 F8	2	1	0	0	2	0	1											
Tito Fuentes, S OBP: 0.298, SLG: 0.330 (1, 4)		0-0 4-3		0-0 1B BB		0-0 1B BB			0-0 F9	4	1	2	1	0	0	1											
Al Gallagher, R OBP: 0.311, SLG: 0.311 (1, 5)		0-0 5-3		0-0 HBP BB		0-0 2-3-4-2			0-3 K	4	0	1	2	0	1	2											
Ron Bryant, S OBP: 0.139, SLG: 0.171 (1, 1)			0-3 K	0-0 SF8					0-0 1-3	3	0	0	1	0	1	0	GIANTS										
Inning Stats	R: 0 E: 0 K: 1 S: 5	H: 0 LOB: 1 BB: 1 P: 9	R: 1 E: 0 K: 0 S: 4	H: 1 LOB: 0 BB: 0 P: 4	R: 0 E: 0 K: 2 S: 7	H: 0 LOB: 0 BB: 0 P: 7	R: 4 E: 0 K: 0 S: 7	H: 4 LOB: 3 BB: 2 P: 16	R: 1 E: 0 K: 0 S: 3	H: 1 LOB: 1 BB: 0 P: 11	R: 0 E: 0 K: 1 S: 5	H: 0 LOB: 1 BB: 0 P: 6	R: 0 E: 0 K: 0 S: 3	H: 0 LOB: 1 BB: 1 P: 7	R: 0 E: 0 K: 1 S: 5	H: 0 LOB: 0 BB: 0 P: 5		R: 0 E: 0 K: 2 S: 7	H: 0 LOB: 0 BB: 0 P: 7	1B: 4 2B: 2 3B: 0 HR: 1	SF: 1 SAC: 0 DP: 1 HBP: 2	WP: 0 PB: 0 SB: 1 CS: 0	PA: 40				
PITCHER	IP	WLS	BF	H	R	ER	SO	BB	IBB	HBP	BLK	WP	HR	S	P	ERA	WHIP										
Barry Lersch, R ERA: 3.88 (1, 1)	3.1	L	17	5	5	5	3	2	0	0	0	0	1	21	29	13.50	2.100										
Lowell Palmer, R ERA: 2.45 (4, 1)	3.2		17	1	1	1	1	4	0	2	0	0	0	13	31	2.46	1.364										
Bill Wilson, R ERA: 4.91 (8, 1)	2.0		6	0	0	0	3	0	0	0	0	0	0	12	12	0.00	0.000										

Batter	1	2	3	4	5	6	7	8	9	AB	R	H	RBI	BB	SO	LOB	BOTTOM										
Larry Bowa, S OBP: 0.266, SLG: 0.267 (1, 6)	0-0 5-3		0-0 F3		0-0 F3			0-0 6-3		4	0	0	0	0	0	1	San Francisco Giants @ Philadelphia Phillies Veterans Stadium, Philadelphia, PA Tue Jun 15 1971, 7:05 PM EDT Att: 21,588 - Unknown livebaseballscorecards.com										
Terry Harmon, R OBP: 0.348, SLG: 0.333 (1, 4)	0-3 K		0-0 G4-6-3 1B		0-0 F3			0-0 F9		4	0	1	0	0	1	1											
Willie Montanez, L OBP: 0.332, SLG: 0.495 (1, 8)	1-0 FC5 BB HBP		0-0 G4-6-3 1-2				0-0 4-3		0-0 6-3	3	0	0	0	0	0	1											
Deron Johnson, R OBP: 0.310, SLG: 0.376 (1, 3)	4-0 BB			4-0 FC3-6 BB			0-0 2B		0-0 F8	2	0	1	0	2	0	0											
Roger Freed, R OBP: 0.315, SLG: 0.297 (1, 9)	0-0 FC5 2-3f			0-0 F7			0-3 K		0-3 K	4	0	0	0	0	2	4											
Oscar Gamble, L OBP: 0.372, SLG: 0.585 (1, 7)		0-0 F4		0-0 FC3-6 1-2f			0-0 6-3		0-0 F7	4	0	0	0	0	0	2											
John Vukovich, R OBP: 0.286, SLG: 0.167 (1, 5)		0-0 1B		0-0 F8			0-0 F7			3	0	1	0	0	0	1											
Mike Ryan, R OBP: 0.242, SLG: 0.393 (1, 2)		0-0 F6			0-0 F8		0-0 F5			3	0	0	0	0	0	1											
Barry Lersch, S OBP: 0.233, SLG: 0.148 (1, 1)		0-3 K			0-0 1B		0-0 F9			1	0	0	0	0	1	1	Phillies										
Inning Stats	R: 0 E: 0 K: 1 S: 5	H: 0 LOB: 2 BB: 1 P: 10	R: 0 E: 0 K: 1 S: 6	H: 1 LOB: 1 BB: 0 P: 6	R: 0 E: 0 K: 0 S: 3	H: 1 LOB: 0 BB: 0 P: 3	R: 0 E: 0 K: 0 S: 3	H: 0 LOB: 1 BB: 1 P: 7	R: 0 E: 0 K: 0 S: 4	H: 1 LOB: 1 BB: 0 P: 4	R: 0 E: 0 K: 1 S: 6	H: 1 LOB: 1 BB: 0 P: 6	R: 0 E: 0 K: 0 S: 3	H: 0 LOB: 0 BB: 0 P: 3	R: 0 E: 0 K: 1 S: 5	H: 0 LOB: 0 BB: 0 P: 5		1B: 3 2B: 1 3B: 0 HR: 0	SF: 0 SAC: 0 DP: 1 HBP: 1	WP: 0 PB: 0 SB: 0 CS: 0	PA: 33						
PITCHER	IP	WLS	BF	H	R	ER	SO	BB	IBB	HBP	BLK	WP	HR	S	P	ERA	WHIP										
Ron Bryant, L ERA: 2.28 (1, 1)	9.0	W	33	4	0	0	4	2	0	1	0	0	0	38	47	0.00	0.667										

Batter	1	2	3	4	5	6	7	8	9	AB	R	H	RBI	BB	SO	LOB	TOP
Jimmy Rosario, S (1, 8) <small>OBP: 0.352, SLG: 0.300</small> Bernie Williams, R (8, PH) <small>OBP: 0.297, SLG: 0.188</small>										3	0	1	0	0	2	1	San Francisco Giants @ Philadelphia Phillies Veterans Stadium, Philadelphia, PA <small>Wed Jun 16 1971, 7:05 PM EDT</small> <small>Att: 27,212 - Unknown</small>
Tito Fuentes, S (1, 4) <small>OBP: 0.297, SLG: 0.342</small>										4	1	1	2	0	0	1	
Bobby Bonds, R (1, 9) <small>OBP: 0.367, SLG: 0.534</small>										4	0	1	0	0	1	0	
Willie McCovey, L (1, 3) <small>OBP: 0.401, SLG: 0.497</small>										3	0	0	0	1	0	2	
Ken Henderson, S (1, 7) <small>OBP: 0.344, SLG: 0.395</small>										3	1	0	0	1	1	1	
Dick Dietz, R (1, 2) <small>OBP: 0.429, SLG: 0.454</small>										4	0	1	0	0	0	1	
Chris Speier, R (1, 6) <small>OBP: 0.341, SLG: 0.354</small>									2	0	0	0	0	1	1		
Al Gallagher, R (1, 5) <small>OBP: 0.312, SLG: 0.316</small>									3	1	1	1	0	0	1		
Steve Stone, R (1, 1) John Cumberland, R (5, 1) Russ Gibson, R (7, PH) Don McMahon, R (7, 1) Steve Hamilton, L (7, 1)									2	0	0	0	0	1	1		
Inning Stats	R: 0 H: 2 E: 0 LOB: 1 K: 0 BB: 0 S: 4 P: 4	R: 0 H: 0 E: 0 LOB: 0 K: 0 BB: 0 S: 3 P: 3	R: 2 H: 2 E: 0 LOB: 0 K: 1 BB: 0 S: 7 P: 7	R: 0 H: 0 E: 0 LOB: 1 K: 1 BB: 1 S: 5 P: 9	R: 0 H: 0 E: 0 LOB: 0 K: 2 BB: 0 S: 7 P: 7	R: 0 H: 0 E: 0 LOB: 0 K: 0 BB: 0 S: 3 P: 3	R: 1 H: 1 E: 0 LOB: 1 K: 0 BB: 1 S: 4 P: 8	R: 0 H: 0 E: 0 LOB: 0 K: 2 BB: 0 S: 7 P: 7	R: 0 H: 0 E: 0 LOB: 0 K: 1 BB: 0 S: 5 P: 5	1B: 3 2B: 1 3B: 0 HR: 1 SF: 0 SAC: 1 DP: 1 HBP: 0	WP: 0 HR: 0 S: 0 P: 33						
PITCHER	IP: 7.0 WLS: W BF: 27 H: 5 R: 3 ER: 3 SO: 4 ERA: 4.54									IP: 2.0 WLS: S BF: 6 H: 0 R: 0 ER: 0 SO: 3 ERA: 2.99							

Batter	1	2	3	4	5	6	7	8	9	AB	R	H	RBI	BB	SO	LOB	BOTTOM
Terry Harmon, R (1, 6) <small>OBP: 0.329, SLG: 0.313</small>										4	1	0	0	0	3	1	San Francisco Giants @ Philadelphia Phillies Veterans Stadium, Philadelphia, PA <small>Wed Jun 16 1971, 7:05 PM EDT</small> <small>Att: 27,212 - Unknown</small>
Tim McCarver, L (1, 2) <small>OBP: 0.296, SLG: 0.382</small>										4	2	3	2	0	0	0	
Willie Montanez, L (1, 8) <small>OBP: 0.335, SLG: 0.495</small>										4	0	2	1	0	0	2	
Deron Johnson, R (1, 3) <small>OBP: 0.317, SLG: 0.381</small>										2	0	1	1	2	1	0	
Oscar Gamble, L (1, 7) <small>OBP: 0.340, SLG: 0.533</small>									4	0	0	0	0	0	7		
John Vukovich, R (1, 5) <small>OBP: 0.394, SLG: 0.400</small>										4	1	2	0	0	0	0	
Ron Stone, L (1, 9) <small>OBP: 0.321, SLG: 0.275</small>										3	0	0	0	1	1	2	
Denny Doyle, L (1, 4) <small>OBP: 0.273, SLG: 0.328</small>										3	1	0	0	1	1	2	
Jim Bunning, R (1, 1) Roger Freed, R (7, PH) Larry Bowa, S (7, PR) Joe Hoerner, R (8, 1)										2	0	0	0	0	2	2	
Inning Stats	R: 0 H: 2 E: 1 LOB: 2 K: 1 BB: 1 S: 6 P: 10	R: 4 H: 2 E: 1 LOB: 1 K: 1 BB: 1 S: 8 P: 12	R: 0 H: 0 E: 0 LOB: 0 K: 1 BB: 0 S: 5 P: 5	R: 0 H: 0 E: 0 LOB: 0 K: 1 BB: 1 S: 4 P: 8	R: 0 H: 1 E: 0 LOB: 2 K: 1 BB: 1 S: 6 P: 10	R: 0 H: 0 E: 0 LOB: 0 K: 0 BB: 0 S: 3 P: 3	R: 2 H: 3 E: 0 LOB: 2 K: 1 BB: 0 S: 8 P: 8	R: 0 H: 1 E: 0 LOB: 1 K: 2 BB: 0 S: 8 P: 8	1B: 5 2B: 3 3B: 0 HR: 1 SF: 0 SAC: 0 DP: 2 HBP: 0	WP: 1 HR: 0 S: 1 P: 36							
PITCHER	IP: 4.2 WLS: L BF: 22 H: 5 R: 4 ER: 4 SO: 4 ERA: 3.48									IP: 1.1 WLS: 4 BF: 4 H: 0 R: 0 ER: 0 SO: 0 ERA: 2.33							

Batter	1	2	3	4	5	6	7	8	9	AB	R	H	RBI	BB	SO	LOB	TOP			
Enzo Hernandez, R (1,6) OBP: 0.340, SLG: 0.296	0-0 F3			0-0 5-3		0-0 4-3			0-0 4-3	4	0	0	0	0	0	1	San Diego Padres @ San Francisco Giants Candlestick Park, San Francisco, CA Fri Jun 18 1971, 10:05 PM EDT Unknown livebaseballscorecards.com			
Dave Campbell, R (1,4) OBP: 0.266, SLG: 0.329	0-0 F8			0-0 F9			0-0 1B		0-0 HR	4	1	2	0	0	0	0				
Cito Gaston, R (1,8) OBP: 0.291, SLG: 0.434	0-3 K			0-0 F7			0-3 K		0-0 HR	4	1	1	3	0	2	1				
Nate Colbert, R (1,3) OBP: 0.398, SLG: 0.536		0-0 5-3			0-0 5-3		0-0 F8		0-0 5-3	4	0	0	0	0	0	1				
Ollie Brown, R (1,9) OBP: 0.349, SLG: 0.364		0-0 5-3			0-0 F8		0-3 K		0-0 1B	3	0	0	0	0	0	1				
Al Severinsen, R (7,1)		0-0 5-3			0-0 F8				0-0 1B	0	0	0	0	0	0	0				
Angel Bravo, L (9,PH) OBP: 0.250, SLG: 0.194		0-3 K			0-0 1B				0-0 1B	1	0	1	0	0	0	0				
Leron Lee, L (1,7) OBP: 0.308, SLG: 0.362		0-3 K			0-0 1B			0-3 K	0-0 6-3	4	0	1	0	0	2	1				
Ed Spiezio, R (1,5) OBP: 0.277, SLG: 0.309			0-0 6-3		0-0 F3			4-0 G4-6-3 BB		2	0	0	0	1	0	1				
Bob Barton, R (1,2) OBP: 0.325, SLG: 0.376			0-0 5-3		0-0 6-3			0-0 G4-6-3 1-2		3	0	0	0	0	0	1				
Steve Arlin, R (1,1) OBP: 0.172, SLG: 0.172			0-0 F8		0-0 F4				0-0 1B 4-3 HR	2	0	0	0	0	0	0				
Larry Stahl, L (7,9) OBP: 0.331, SLG: 0.414										1	1	1	0	0	0	0				
Inning Stats	R: 0 E: 0 K: 1 S: 5	H: 0 LOB: 0 BB: 0 P: 5	R: 0 E: 0 K: 1 S: 5	H: 0 LOB: 0 BB: 0 P: 5	R: 0 E: 0 K: 0 S: 3	H: 0 LOB: 0 BB: 0 P: 3	R: 0 E: 0 K: 0 S: 3	H: 1 LOB: 1 BB: 0 P: 4	R: 0 E: 0 K: 0 S: 3	H: 0 LOB: 0 BB: 0 P: 3	R: 0 E: 0 K: 2 S: 8	H: 1 LOB: 1 BB: 0 P: 8	R: 0 E: 0 K: 1 S: 4	H: 0 LOB: 0 BB: 1 P: 8	R: 3 E: 0 K: 0 S: 7	H: 4 LOB: 1 BB: 0 P: 7	1B: 5 2B: 0 3B: 0 HR: 1	SF: 0 SAC: 0 DP: 1 HBP: 0	WP: 0 PB: 0 SB: 0 CS: 0	PA: 33
PITCHER Juan Marichal, R (1,1) ERA: 2.61	IP: 9.0 WLS: W BF: 33 H: 6 R: 3 ER: 3 SO: 5 BB: 1 IBB: 0 HBP: 0 BLK: 0 WP: 0 HR: 1 S: 42 P: 46 ERA: 3.00 WHIP: 0.778																			

Batter	1	2	3	4	5	6	7	8	9	AB	R	H	RBI	BB	SO	LOB	BOTTOM	
Bobby Bonds, R (1,9) OBP: 0.378, SLG: 0.557	0-0 BB 1B E	0-0 PB 2B		0-0 1B			4-0 1B 1B BB	0-0 HR		4	3	4	1	1	0	0	San Diego Padres @ San Francisco Giants Candlestick Park, San Francisco, CA Fri Jun 18 1971, 10:05 PM EDT Unknown livebaseballscorecards.com	
Chris Speier, R (1,6) OBP: 0.345, SLG: 0.356	0-0 E BB FC6-4 1-2 2-3	0-0 G3		0-0 6-3		0-0 BB 1B SF	4-0 BB			4	2	2	0	1	0	2		
Willie Mays, R (1,8) OBP: 0.430, SLG: 0.600	0-3 K		4-0 1B 4-3 BB		0-3 K	0-3 K	0-3 K			4	0	0	0	1	4	5		
Willie McCovey, L (1,3) OBP: 0.406, SLG: 0.497	4-0 FC6-4 E 1-2 2-3 3-H BB		0-0 4-3		0-0 1B	0-0 SF 2B 1B	0-0 F3			4	1	2	1	1	0	2		
Ken Henderson, S (1,7) OBP: 0.342, SLG: 0.388	0-0 E3 FC6-4 1-2 2-3 3-H		0-3 K		0-0 F5	4-0 SF 2B BB				3	1	0	1	1	1	4		
Dick Dietz, R (1,2) OBP: 0.426, SLG: 0.452	0-0 FC6-4 1-2 2-3 3-H		0-0 1B		0-3 K	0-0 SF 2B				3	0	1	2	0	1	3		
Tito Fuentes, S (1,4) OBP: 0.296, SLG: 0.345	0-0 FC6-4 1-2		0-0 4-3			0-0 4-3	0-0 2B			4	0	1	2	0	0	4		
Hal Lanier, R (1,5) OBP: 0.252, SLG: 0.237		0-0 F9		0-3 K		0-0 F9	0-0 5-3			4	0	0	0	0	1	1		
Juan Marichal, R (1,1) OBP: 0.130, SLG: 0.222		0-0 F8		0-3 K		0-3 K		0-0 6-3		4	0	0	0	0	2	0		
Inning Stats	R: 2 E: 1 K: 1 S: 8	H: 2 LOB: 2 BB: 1 P: 12	R: 0 E: 0 K: 0 S: 4	H: 1 LOB: 1 BB: 0 P: 4	R: 0 E: 0 K: 1 S: 6	H: 1 LOB: 2 BB: 1 P: 10	R: 0 E: 0 K: 2 S: 8	H: 1 LOB: 1 BB: 0 P: 8	R: 0 E: 0 K: 2 S: 8	H: 1 LOB: 1 BB: 0 P: 8	R: 4 E: 1 K: 1 S: 8	H: 3 LOB: 1 BB: 2 P: 16	R: 1 E: 0 K: 1 S: 6	H: 1 LOB: 1 BB: 1 P: 10	1B: 7 2B: 2 3B: 0 HR: 1	SF: 1 SAC: 0 DP: 0 HBP: 0		WP: 0 PB: 1 SB: 0 CS: 0
PITCHER Steve Arlin, R (1,1) ERA: 4.79	IP: 6.1 WLS: L BF: 32 H: 8 R: 6 ER: 5 SO: 8 BB: 4 IBB: 0 HBP: 0 BLK: 0 WP: 0 HR: 0 S: 44 P: 60 ERA: 7.11 WHIP: 1.895																	
PITCHER Al Severinsen, R (7,1) ERA: 3.11	IP: 1.2 WLS: L BF: 8 H: 2 R: 1 ER: 1 SO: 1 BB: 1 IBB: 0 HBP: 0 BLK: 0 WP: 0 HR: 1 S: 9 P: 13 ERA: 5.40 WHIP: 1.800																	

Batter	1	2	3	4	5	6	7	8	9	AB	R	H	RBI	BB	SO	LOB	TOP																			
Enzo Hernandez, R OBP: 0.336, SLG: 0.292 Don Mason, L OBP: 0.295, SLG: 0.258 Tommy Dean, R OBP: 0.088, SLG: 0.031	4-3	F8		4-3		SH1-4		F2	SH2-3	3	0	0	0	0	0	1	San Diego Padres @ San Francisco Giants Candlestick Park, San Francisco, CA Fri Jun 18 1971, 10:05 PM EDT Att: 14,513 - Unknown																			
Dave Campbell, R OBP: 0.264, SLG: 0.324	K	K		F7		FC4-6 1B		F9	F4	6	0	1	0	0	2	2																				
Cito Gaston, R OBP: 0.292, SLG: 0.427	BB 1B BB			K		FC4-6		K	FC5-4 BB	4	1	0	1	2	2	1																				
Nate Colbert, R OBP: 0.400, SLG: 0.549	BB 1B			2B 1B		4-3			FC5-4 HR	6	2	3	1	0	1	3																				
Ollie Brown, R OBP: 0.358, SLG: 0.368	BB 1B			2B BB		E6 FC6-4 1B		FC1 G3 1B	1B BB HR 1B	3	2	2	0	2	0	0																				
Leron Lee, L OBP: 0.351, SLG: 0.400	FC6-4 BB			1B		FC6-4 1B		G3	1B HR BB	3	1	2	3	2	0	1																				
Ed Spiezio, R Garry Jestadt, R OBP: 0.238, SLG: 0.275	FC6-4 BB			BB		FC6-4 FC4-6 1B		FC1 BB	HR 1B	3	0	0	0	1	0	6																				
Fred Kendall, R Lary Stahl, L Bob Barton, R OBP: 0.329, SLG: 0.400				F8		FC4-6			HR	3	0	1	0	0	4	4																				
Tom Phoebus, R Bob Miller, R Angel Bravo, L Dick Kelley, L Al Severinsen, R Danny Coombs, R Fred Norman, S	F2	K				1B SH1-4 FC4-6 1B		F9	WP SH2-3 1B	3	1	1	0	0	1	3																				
Inning Stats	R: 1 E: 0 K: 1 S: 6	H: 1 LOB: 3 BB: 3 P: 18	R: 0 E: 0 K: 1 S: 6	H: 1 LOB: 1 BB: 0 P: 6	R: 2 E: 0 K: 2 S: 9	H: 2 LOB: 2 BB: 2 P: 17	R: 0 E: 0 K: 0 S: 3	H: 0 LOB: 0 BB: 0 P: 3	R: 0 E: 1 K: 0 S: 5	H: 1 LOB: 2 BB: 0 P: 5	R: 1 E: 0 K: 1 S: 7	H: 2 LOB: 1 BB: 0 P: 7	R: 0 E: 0 K: 0 S: 4	H: 1 LOB: 2 BB: 1 P: 8	R: 0 E: 0 K: 1 S: 5	H: 0 LOB: 0 BB: 0 P: 5		R: 5 E: 0 K: 0 S: 8	H: 5 LOB: 2 BB: 2 P: 16	1B: 10 2B: 1 3B: 0 HR: 2	SF: 0 SAC: 2 DP: 0 HBP: 0	WP: 1 PB: 0 SB: 1 CS: 0	PA: 49													
PITCHER	IP	WLS	BF	H	R	ER	SO	BB	IBB	HBP	BLK	WP	HR	S	P	ERA	WHIP	PITCHER		IP	WLS	BF	H	R	ER	SO	BB	IBB	HBP	BLK	WP	HR	S	P	ERA	WHIP
Frank Reberger, R ERA: 3.63	2.1		16	4	3	3	3	5	0	0	0	0	0	17	37	11.57	3.857																			
Rich Robertson, R ERA: 3.93	3.2		15	3	1	1	2	0	0	0	0	0	0	19	19	2.46	0.818																			
Don McMahon, R ERA: 5.45	2.0		10	3	2	2	1	1	0	0	0	0	1	11	15	9.00	2.000																			
Jerry Johnson, R ERA: 1.93	1.0	W	8	3	3	3	0	2	0	0	0	1	1	6	14	27.00	5.000																			

Batter	1	2	3	4	5	6	7	8	9	AB	R	H	RBI	BB	SO	LOB	BOTTOM																			
Chris Speier, R OBP: 0.350, SLG: 0.362	5-3	BLK 1B			F8				1B 2B	4	1	2	2	1	0	0	San Diego Padres @ San Francisco Giants Candlestick Park, San Francisco, CA Fri Jun 18 1971, 10:05 PM EDT Att: 14,513 - Unknown																			
Tito Fuentes, S OBP: 0.298, SLG: 0.346	F8	BLK 1B			6-3			1B 1B 1B	5	1	2	2	0	0	3																					
Bobby Bonds, R OBP: 0.382, SLG: 0.566	1B	F2			F9			1B 1B 2B 1B	5	1	3	0	0	0	2																					
Willie McCovey, L OBP: 0.396, SLG: 0.483	G3				F3			F3	5	0	0	0	0	2	4																					
Ken Henderson, S OBP: 0.348, SLG: 0.396		4-3			G6-3 BB			1B 1B 2B 1B	4	2	2	0	1	0	1																					
Floyd Wicker, L OBP: 0.308, SLG: 0.182 Bernie Williams, R OBP: 0.250, SLG: 0.182		4-3			G6-3			F9	3	1	1	0	0	0	1																					
Willie Mays, R OBP: 0.428, SLG: 0.597					1-2			1B 1B BB 1B	1	0	0	0	0	0	3																					
Fran Healy, R OBP: 0.432, SLG: 0.600		WP 1B 1B			4-3			G6-3 1B 1B E 1B	5	2	4	2	0	0	0																					
Hal Lanier, R OBP: 0.262, SLG: 0.247 Dick Dietz, R OBP: 0.425, SLG: 0.460		1B K 1B 1B			K			G6-3 E9	4	1	2	0	0	1	1																					
Frank Reberger, L OBP: 0.273, SLG: 0.273 Rich Robertson, R OBP: 0.067, SLG: 0.067 Jim Ray Hart, R Don McMahon, R Jerry Johnson, R		1B K 1B			K			K	1	0	0	0	0	1	0																					
Inning Stats	R: 0 E: 0 K: 0 S: 4	H: 1 LOB: 1 BB: 0 P: 4	R: 3 E: 0 K: 1 S: 10	H: 4 LOB: 2 BB: 0 P: 10	R: 0 E: 0 K: 0 S: 2	H: 0 LOB: 0 BB: 1 P: 6	R: 0 E: 0 K: 2 S: 7	H: 0 LOB: 0 BB: 0 P: 7	R: 0 E: 0 K: 1 S: 6	H: 1 LOB: 1 BB: 0 P: 6	R: 0 E: 0 K: 1 S: 5	H: 1 LOB: 0 BB: 0 P: 5	R: 5 E: 1 K: 0 S: 8	H: 6 LOB: 1 BB: 0 P: 8	1B: 13 2B: 3 3B: 1 HR: 0	SF: 0 SAC: 0 DP: 2 HBP: 0	WP: 1 PB: 0 SB: 0 CS: 0	PA: 44																		
PITCHER	IP	WLS	BF	H	R	ER	SO	BB	IBB	HBP	BLK	WP	HR	S	P	ERA	WHIP	PITCHER		IP	WLS	BF	H	R	ER	SO	BB	IBB	HBP	BLK	WP	HR	S	P	ERA	WHIP
Tom Phoebus, R ERA: 4.41	5.1		26	9	5	5	4	1	0	0	0	0	0	4	8	0.00	1.500																			
Bob Miller, R ERA: 2.41	0.2		3	0	0	0	1	1	0	0	0	0	0	4	8	0.00	1.500																			
Dick Kelley, L ERA: 4.94	2.0		9	4	2	2	2	0	0	0	0	0	0	13	13	9.00	2.000																			
Al Severinsen, R ERA: 3.35	0.0		1	1	0	0	0	0	0	0	0	0	0	1	1	∞	∞																			
Danny Coombs, L ERA: 6.97	0.2	L	4	2	0	0	0	0	0	0	0	0	0	4	4	0.00	3.000																			



Batter	1	2	3	4	5	6	7	8	9	AB	R	H	RBI	BB	SO	LOB	TOP										
Dave Campbell, R (1, 5) OBP: 0.261, SLG: 0.325 Leron Lee, L (9, PH) OBP: 0.371, SLG: 0.396	0-0 F7		0-3 K		0-0 F8		0-0 F9		4-0 BB	4	0	0	0	0	1	3	San Diego Padres @ San Francisco Giants Candlestick Park, San Francisco, CA Sun Jun 20 1971, 6:33 AM EDT Unknown livebaseballscorecards.com										
Garry Jesteadt, R (1, 4) OBP: 0.250, SLG: 0.283	0-0 CS 1B		0-0 F9			0-0 3B 1B	0-0 G3		0-0 F8	5	1	2	0	0	0	5											
Cito Gaston, R (1, 8) OBP: 0.289, SLG: 0.428	0-3 K			0-0 6-3		0-0 SF9 3B		0-0 G3		4	1	1	1	0	1	1											
Nate Colbert, R (1, 3) OBP: 0.396, SLG: 0.536		0-0 F9		0-0 F5		0-3 K		0-0 F7		4	0	0	0	0	1	1											
Ollie Brown, R (1, 9) OBP: 0.366, SLG: 0.366		0-0 F9		0-0 BB 1B		4-0 BB		4-0 BB		2	0	1	0	2	0	0											
Ivan Murrell, R (1, 7) OBP: 0.306, SLG: 0.410 Dick Kelley, R (8, 1) OBP: 0.333, SLG: 0.333		0-0 F5		4-0 BB		0-0 SF9		0-0 F9		2	0	0	1	1	0	1											
Bob Barton, R (1, 2) OBP: 0.320, SLG: 0.386			0-0 F8	0-3 K		0-0 F8			0-0 F9	4	0	0	0	0	1	3											
Tommy Dean, R (1, 6) OBP: 0.135, SLG: 0.059 Don Mason, L (9, PH) OBP: 0.200, SLG: 0.254			0-0 1B 1B		0-3 K		4-0 BB		0-3 K	2	0	1	0	1	1	0											
Fred Norman, S (1, 1) OBP: 0.167, SLG: 0.167 Bob Miller, R (8, 1) Larry Stahl, L (8, 7) OBP: 0.338, SLG: 0.414			0-0 1-2 1B		0-3 K		0-3 K		4-0 BB	3	0	1	0	0	2	1											
Inning Stats	R: 0 E: 0 K: 1 S: 5	H: 1 LOB: 1 BB: 0 P: 5	R: 0 E: 0 K: 0 S: 3	H: 0 LOB: 0 BB: 0 P: 3	R: 0 E: 0 K: 1 S: 7	H: 2 LOB: 2 BB: 0 P: 7	R: 0 E: 0 K: 1 S: 6	H: 1 LOB: 2 BB: 1 P: 10	R: 0 E: 0 K: 2 S: 7	H: 0 LOB: 0 BB: 0 P: 7	R: 2 E: 0 K: 1 S: 7	H: 2 LOB: 1 BB: 1 P: 11	R: 0 E: 0 K: 1 S: 5	H: 0 LOB: 1 BB: 1 P: 9	R: 0 E: 0 K: 0 S: 3	H: 0 LOB: 1 BB: 2 P: 7		R: 0 E: 0 K: 1 S: 5	H: 0 LOB: 2 BB: 2 P: 13	1B: 5 2B: 1 3B: 1 HR: 0	SF: 1 SAC: 0 DP: 1 HBP: 0	WP: 0 PB: 0 SB: 0 CS: 1	PA: 38				
PITCHER	IP	WLS	BF	H	R	ER	SO	BB	IBB	HBP	BLK	WP	HR	S	P	ERA	WHIP										
Ron Bryant, L (1, 1) ERA: 2.3	7.0		29	6	2	2	7	3	0	0	0	0	0	40	52	2.57	1.286										
Don McMahon, R (8, 1) ERA: 5.29	1.0	W	4	0	0	0	0	1	0	0	0	0	0	3	7	0.00	1.000										
Jerry Johnson, R (9, 1) ERA: 1.76	1.0	S	5	0	0	0	1	2	0	0	0	0	0	5	13	0.00	2.000										


Batter	1	2	3	4	5	6	7	8	9	AB	R	H	RBI	BB	SO	LOB	BOTTOM											
Chris Speier, R (1, 6) OBP: 0.348, SLG: 0.357	0-0 6-3		0-0 5-3		0-0 L6		0-3 K		0-0 1B	5	0	1	0	0	1	2	San Diego Padres @ San Francisco Giants Candlestick Park, San Francisco, CA Sun Jun 20 1971, 6:33 AM EDT Unknown livebaseballscorecards.com											
Tito Fuentes, S (1, 4) OBP: 0.291, SLG: 0.333	0-0 F4		0-0 F7			0-0 F3	0-0 1-3	0-0 6-3		5	0	0	0	0	0	2												
Bobby Bonds, R (1, 8) OBP: 0.381, SLG: 0.555	0-3 K			0-0 E5 FC4-6		0-0 6-3		0-0 5-3		4	0	0	0	0	1	0												
Willie Mays, R (1, 3) OBP: 0.437, SLG: 0.596		0-0 F4		0-0 F7		0-0 WP BB 1B		0-0 BB 1B		4	1	2	0	0	0	1												
Ken Henderson, S (1, 9) OBP: 0.362, SLG: 0.410		0-0 F4		0-0 FC4-6		4-0 WP BB		4-0 S 1B BB		2	1	0	0	2	0	1												
Dick Dietz, R (1, 2) OBP: 0.425, SLG: 0.459		0-0 FC5 2B		0-0 F9		0-3 K		0-0 1B HR		4	1	2	1	0	1	3												
Bernie Williams, R (1, 7) OBP: 0.275, SLG: 0.278		4-0 BB			0-0 F7		0-0 HR	0-3 K		3	1	1	1	1	1	2												
Hal Lanier, R (1, 5) OBP: 0.254, SLG: 0.240 Al Gallagher, R (7, PH) OBP: 0.313, SLG: 0.318		0-0 FC5			0-0 L5		0-3 K	0-0 HR	0-0 1B	2	0	0	0	0	0	2												
Ron Bryant, S (1, 1) OBP: 0.158, SLG: 0.189 Jim Ray Hart, R (7, PH) Don McMahon, R (8, 1) Willie McCovey, L (8, PH) OBP: 0.402, SLG: 0.511 Jerry Johnson, R (9, 1)			0-0 F9			0-0 BB		0-0 HR	0-0 1B	2	0	1	0	0	0	0												
Inning Stats	R: 0 E: 0 K: 1 S: 5	H: 0 LOB: 0 BB: 0 P: 5	R: 0 E: 0 K: 0 S: 4	H: 1 LOB: 2 BB: 1 P: 8	R: 0 E: 0 K: 0 S: 3	H: 0 LOB: 0 BB: 0 P: 3	R: 0 E: 1 K: 0 S: 4	H: 0 LOB: 1 BB: 0 P: 4	R: 0 E: 0 K: 1 S: 6	H: 1 LOB: 2 BB: 1 P: 10	R: 1 E: 0 K: 2 S: 8	H: 1 LOB: 1 BB: 1 P: 12	R: 5 E: 0 K: 1 S: 10	H: 5 LOB: 1 BB: 1 P: 14	1B: 6 2B: 1 3B: 0 HR: 2	SF: 0 SAC: 0 DP: 0 HBP: 0		WP: 1 PB: 0 SB: 1 CS: 0	PA: 38									
PITCHER	IP	WLS	BF	H	R	ER	SO	BB	IBB	HBP	BLK	WP	HR	S	P	ERA	WHIP											
Fred Norman, L (1, 1) ERA: 4.67	7.1	L	32	5	3	3	4	4	0	0	0	0	0	5	5	0.00	6.000											
Bob Miller, R (8, 1) ERA: 2.75	0.1		3	2	0	0	1	0	0	0	0	0	0	1	3	3	81.00	6.000										
Dick Kelley, L (8, 1) ERA: 5.17	0.1		3	2	3	3	0	0	0	0	0	0	1	3	3	81.00	6.000											



Batter	1	2	3	4	5	6	7	8	9	AB	R	H	RBI	BB	SO	LOB	TOP					
Dave Campbell, R (1, 5) OBP: 0.269, SLG: 0.329 (8, 6)	0-3 K		4-0 S BB			0-0 G4-6-3 1B		0-0 G6-4-3 1B	3 0 2 0 1 1 0													
Don Mason, L (1, 4) OBP: 0.296, SLG: 0.250	4-0 G6-4-3 BB		4-0 1-2 BB			0-0 G4-6-3 1-2		0-0 G6-4-3 1-2	2 0 0 0 2 0 2													
Cito Gaston, R (1, 8) OBP: 0.285, SLG: 0.421	0-0 G6-4-3 1-2		0-0 F8			0-3 K		0-0 6-3	4 0 0 0 0 1 3													
Nate Colbert, R (1, 3) OBP: 0.395, SLG: 0.534		0-0 S 1B		0-3 K				0-3 K	3 0 1 0 0 2 0													
Ollie Brown, R (1, 9) OBP: 0.362, SLG: 0.361		0-3 K		0-0 4-3				0-0 5-3	3 0 0 0 0 1 1													
Larry Stahl, L (1, 7) OBP: 0.331, SLG: 0.405		0-3 K		0-0 E3 CS				0-0 F3	3 0 0 0 0 1 1													
Bob Barton, R (1, 2) OBP: 0.314, SLG: 0.379		0-0 6-3		0-0 CS	0-0 5-3			0-3 K	3 0 0 0 0 1 1													
Tommy Dean, R (1, 6) OBP: 0.128, SLG: 0.056 Angel Bravo, L (8, PH) OBP: 0.256, SLG: 0.184 Garry Jestadt, R (8, 5) OBP: 0.250, SLG: 0.283			0-0 6-3		0-3 K			0-0 1-3	2 0 0 0 0 1 0 1 0 0 0 0 0 0 0 0 0 0 0 0 0													
Dave Roberts, L (1, 1) OBP: 0.147, SLG: 0.176 Ivan Murrell, R (8, PH) OBP: 0.306, SLG: 0.407 Bob Miller, R (8, 1)			0-3 K		0-3 K			0-3 K	2 0 0 0 0 2 0 1 0 0 0 0 1 0 0 0 0 0 0 0 0													
Inning Stats	R: 0 E: 0 K: 1 S: 4	H: 0 LOB: 0 BB: 1 P: 8	R: 0 E: 0 K: 2 S: 8	H: 1 LOB: 1 BB: 0 P: 8	R: 0 E: 0 K: 1 S: 5	H: 0 LOB: 2 BB: 2 P: 13	R: 0 E: 1 K: 1 S: 5	H: 0 LOB: 0 BB: 0 P: 5	R: 0 E: 0 K: 2 S: 7	H: 0 LOB: 0 BB: 0 P: 7	R: 0 E: 0 K: 1 S: 5	H: 1 LOB: 0 BB: 0 P: 5	R: 0 E: 0 K: 1 S: 5	H: 0 LOB: 0 BB: 0 P: 5	R: 0 E: 0 K: 2 S: 7	H: 0 LOB: 0 BB: 0 P: 7	R: 0 E: 0 K: 3 S: 3	H: 1 LOB: 0 BB: 0 P: 3	1B: 3 2B: 0 3B: 0 HR: 0	SF: 0 SAC: 0 DP: 3 HBP: 0	WP: 0 PB: 0 SB: 2 CS: 1	PA: 31
PITCHER Steve Stone, R (1, 1) ERA: 3.12	IP: 9.0 WLS: W BF: 30 H: 3 R: 0 ER: 0 SO: 11 BB: 3 IBB: 0 HBP: 0 BLK: 0 WP: 0 HR: 0 S: 49 P: 61 ERA: 0.00 WHIP: 0.667															PITCHER						

San Diego Padres @ San Francisco Giants
Candlestick Park, San Francisco, CA
Sun Jun 20 1971, 6:38 AM EDT
Att: 21,891 - Unknown


AB 27
R 0
H 3
RBI 0
BB 3
SO 11
LOB 8



Batter	1	2	3	4	5	6	7	8	9	AB	R	H	RBI	BB	SO	LOB	BOTTOM			
Chris Speier, R (1, 6) OBP: 0.347, SLG: 0.357	0-0 5-3		0-0 FC6-4 1B		0-0 SF8		0-0 SH3-4	0-0 F9	3 0 1 1 0 0 2											
Tito Fuentes, S (1, 4) OBP: 0.297, SLG: 0.340	0-0 G4-6-3 1B		0-0 FC6-4 1-2 2-3		0-0 FC6-4 1B		0-0 BB 2-H	1B	4 0 3 0 0 0 2											
Bobby Bonds, R (1, 8) OBP: 0.379, SLG: 0.549	0-0 G4-6-3 1-2		0-3 K		0-0 FC6-4 1-2		4-0 BB	BB	3 0 0 0 1 1 4											
Willie Mays, R (1, 3) OBP: 0.434, SLG: 0.587		0-0 F7		0-0 F7		0-3 K	4-0 BB	1-2 2-3 BB	3 0 0 0 1 1 0											
Ken Henderson, S (1, 9) OBP: 0.370, SLG: 0.411		0-0 S 1B		4-0 E BB		4-0 FC6-4 BB	0-3 K	BB	2 1 1 0 2 1 3											
Fran Healy, R (1, 2) OBP: 0.452, SLG: 0.579		0-0 F4		0-0 6-3	1-H	4-0 FC6-4 BB		0-0 BB 1B	3 0 1 0 1 0 1											
Bernie Williams, R (1, 7) OBP: 0.250, SLG: 0.250		0-3 K		0-0 6-3		0-0 FC6-4 1-2 2-3		0-0 F8	4 0 0 0 0 1 4											
Hal Lanier, R (1, 5) OBP: 0.264, SLG: 0.250			0-0 E6 FC6-4 SH2-4		0-0 SH2-4 SF8 2B		0-0 F3	0-0 F9	4 1 1 0 0 0 3											
Steve Stone, R (1, 1)			0-0 SH2-4 1-2		0-0 SH2-4 2-3		4-0 SH3-4 1B BB	4-0 BB	0 0 0 0 2 0 0											
Inning Stats	R: 0 E: 0 K: 0 S: 3	H: 1 LOB: 0 BB: 0 P: 3	R: 0 E: 0 K: 1 S: 6	H: 1 LOB: 1 BB: 0 P: 6	R: 0 E: 1 K: 1 S: 7	H: 1 LOB: 2 BB: 0 P: 7	R: 1 E: 1 K: 0 S: 3	H: 0 LOB: 0 BB: 1 P: 7	R: 1 E: 0 K: 0 S: 5	H: 2 LOB: 1 BB: 0 P: 5	R: 0 E: 0 K: 1 S: 5	H: 0 LOB: 2 BB: 2 P: 13	R: 0 E: 0 K: 1 S: 5	H: 1 LOB: 3 BB: 3 P: 17	R: 0 E: 0 K: 0 S: 4	H: 1 LOB: 2 BB: 1 P: 8	1B: 6 2B: 1 3B: 0 HR: 0	SF: 1 SAC: 3 DP: 1 HBP: 0	WP: 0 PB: 0 SB: 1 CS: 0	PA: 37
PITCHER Dave Roberts, L (1, 1) ERA: 2.26 Bob Miller, R (8, 1) ERA: 2.66	IP: 7.0 WLS: L BF: 32 H: 6 R: 2 ER: 1 SO: 4 BB: 6 IBB: 2 HBP: 1 BLK: 0 WP: 0 HR: 0 S: 34 P: 58 ERA: 1.29 WHIP: 1.714															PITCHER				

San Diego Padres @ San Francisco Giants
Candlestick Park, San Francisco, CA
Sun Jun 20 1971, 6:38 AM EDT
Att: 21,891 - Unknown

AB 26
R 2
H 7
RBI 1
BB 7
SO 4
LOB 19



Batter	1	2	3	4	5	6	7	8	9	AB	R	H	RBI	BB	SO	LOB	TOP	
Don Kessinger, S (1, 6) OBP: 0.356, SLG: 0.364	4-0 BB 6-3-6		0-0 F9		0-0 FC6-4			0-0 1B		3	0	1	0	1	0	1	Chicago Cubs @ San Francisco Giants Candlestick Park, San Francisco, CA Tue Jun 22 1971, 10:05 PM EDT Att: 12,526 - Unknown - 50 F	
Glenn Beckert, R (1, 4) OBP: 0.364, SLG: 0.397	0-0 F4		0-0 F4			0-0 5-3		0-0 F9		4	0	0	0	0	0	2		
Billy Williams, L (1, 7) OBP: 0.371, SLG: 0.502	0-0 6-3-6			0-0 4-3		4-0 BB		0-3 K		3	0	0	0	1	1	2		
Ron Santo, R (1, 5) OBP: 0.368, SLG: 0.510		0-0 FC6 1B		0-0 5-3 1B		0-0 F2		0-0 F8		4	0	2	0	0	0	1		
Joe Pepitone, L (1, 3) OBP: 0.385, SLG: 0.574		0-0 FC6 BB		0-0 5-3		0-0 F4		0-0 F4		4	0	0	0	0	0	3		
Jim Hickman, R (1, 9) OBP: 0.333, SLG: 0.420		0-0 F8		0-0 L5			0-0 F9		4-0 BB BB	3	0	0	0	1	0	2		
Joe Decker, R (9, PR) OBP: 1.000, SLG: 1.000										0	0	0	0	0	0	0		
Chris Cannizzaro, R (1, 2) OBP: 0.345, SLG: 0.322		4-0 BB 1-2 BB		4-0 FC4-6 BB		0-0 F9		4-0 BB 1-2 BB		1	0	0	0	3	0	0		
Brock Davis, L (1, 8) OBP: 0.365, SLG: 0.398		0-3 K		0-0 FC4-6		0-0 F7		0-3 K		3	0	0	0	0	1	3		
14 Ernie Banks, R (9, PH) OBP: 0.255, SLG: 0.250				0-0 FC4-6						0	0	0	0	0	0	0		
Ray Webster, L (9, PH) OBP: 0.263, SLG: 0.235				1-2 FC6-4						1	0	0	0	0	1	2		
Fergie Jenkins, R (1, 1) OBP: 0.255, SLG: 0.373			0-0 5-3		0-0 F3			0-0 5-3		2	0	0	0	0	0	1		
Hal Breeden, R (8, PH) OBP: 0.169, SLG: 0.257										1	0	0	0	0	0	0		
Ron Tompkins, R (8, 1)										0	0	0	0	0	0	0		
Inning Stats	R: 0 E: 0 K: 0 S: 2	H: 0 LOB: 0 BB: 1 P: 6	R: 0 E: 0 K: 1 S: 6	H: 1 LOB: 2 BB: 1 P: 10	R: 0 E: 0 K: 0 S: 3	H: 0 LOB: 0 BB: 0 P: 3	R: 0 E: 0 K: 0 S: 4	H: 1 LOB: 1 BB: 0 P: 4	R: 0 E: 0 K: 0 S: 3	H: 0 LOB: 1 BB: 1 P: 7	R: 0 E: 0 K: 0 S: 3	H: 0 LOB: 0 BB: 0 P: 3	R: 0 E: 0 K: 1 S: 6	H: 1 LOB: 2 BB: 2 P: 13	1B: 3 2B: 1 3B: 0 HR: 0	SF: 0 SAC: 0 DP: 1 HBP: 0	WP: 0 PA: 35 PB: 0 SB: 0 CS: 0	
PITCHER	IP	WLS	BF	H	R	ER	SO	BB	IBB	HBP	BLK	WP	HR	S	P	ERA	WHIP	
John Cumberland, L (1, 1) ERA: 1.9	8.2	W	34	3	0	0	2	6	0	0	0	0	0	32	56	0.00	1.038	
Jerry Johnson, R (9, 1) ERA: 1.75	0.1	S	1	0	0	0	1	0	0	0	0	0	0	3	3	0.00	0.000	

AB	29
R	0
H	3
RBI	0
BB	6
SO	3
LOB	17



Batter	1	2	3	4	5	6	7	8	9	AB	R	H	RBI	BB	SO	LOB	BOTTOM		
Chris Speier, R (1, 6) OBP: 0.346, SLG: 0.356	0-0 1-3			0-0 F7		0-0 1B		0-3 K		4	0	1	1	0	1	0	Chicago Cubs @ San Francisco Giants Candlestick Park, San Francisco, CA Tue Jun 22 1971, 10:05 PM EDT Att: 12,526 - Unknown - 50 F		
Tito Fuentes, S (1, 4) OBP: 0.297, SLG: 0.338	0-0 F7			0-0 FC6-4 1B		0-0 F9		0-0 F6		4	0	1	0	0	0	1			
Bobby Bonds, R (1, 8) OBP: 0.375, SLG: 0.542	0-0 F3			0-0 F3		0-0 4-3				3	0	0	0	0	0	2			
Willie Mays, R (1, 3) OBP: 0.432, SLG: 0.582		0-0 6-3		0-0 FC6-4		4-0 SH4-3 FC4-6 BB				2	1	0	0	1	0	1			
Ken Henderson, S (1, 9) OBP: 0.366, SLG: 0.407		0-0 4-3			0-0 F7		0-0 SH4-3			2	0	0	0	0	0	0			
Dick Dietz, R (1, 2) OBP: 0.424, SLG: 0.454		0-0 6-3			0-3 K		4-0 FC4-6 IBB			2	0	0	0	1	1	0			
Floyd Wicker, L (1, 7) OBP: 0.263, SLG: 0.125			0-3 K		0-3 K		0-0 FC4-6			3	0	0	1	0	2	1			
Hal Lanier, R (1, 5) OBP: 0.256, SLG: 0.245					4-0 SH1-4 1B BB		0-0 F7			2	1	0	0	1	0	1			
John Cumberland, R (1, 1) ERA: 2.96					0-0 SH1-4			0-3 K		2	0	0	0	0	1	0			
Jerry Johnson, R (9, 1) ERA: 2.7										0	0	0	0	0	0	0			
Inning Stats	R: 0 E: 0 K: 0 S: 3	H: 0 LOB: 0 BB: 0 P: 3	R: 0 E: 0 K: 0 S: 3	H: 0 LOB: 0 BB: 0 P: 3	R: 0 E: 0 K: 1 S: 5	H: 0 LOB: 0 BB: 0 P: 5	R: 0 E: 0 K: 0 S: 4	H: 1 LOB: 1 BB: 0 P: 4	R: 0 E: 0 K: 2 S: 7	H: 0 LOB: 0 BB: 0 P: 7	R: 1 E: 0 K: 0 S: 4	H: 1 LOB: 1 BB: 1 P: 8	R: 1 E: 0 K: 0 S: 3	H: 0 LOB: 1 BB: 2 P: 11	R: 0 E: 0 K: 2 S: 7	H: 0 LOB: 0 BB: 0 P: 7	1B: 2 2B: 0 3B: 0 HR: 0	SF: 0 SAC: 2 DP: 0 HBP: 0	WP: 0 PA: 29 PB: 0 SB: 1 CS: 0
PITCHER	IP	WLS	BF	H	R	ER	SO	BB	IBB	HBP	BLK	WP	HR	S	P	ERA	WHIP		
Fergie Jenkins, R (1, 1) ERA: 2.96	7.0	L	26	2	2	2	3	2	1	0	0	0	0	29	41	2.57	0.571		
Ron Tompkins, R (8, 1) ERA: 2.7	1.0		3	0	0	0	2	0	0	0	0	0	0	7	7	0.00	0.000		



Batter	1	2	3	4	5	6	7	8	9	AB	R	H	RBI	BB	SO	LOB	TOP			
Don Kessinger, S (1, 6) OBP: 0.357, SLG: 0.368	F7			FC1-5		6-3			3-1	5	0	2	0	0	0	2	Chicago Cubs @ San Francisco Giants Candlestick Park, San Francisco, CA Wed Jun 23 1971, 6:33 AM EDT Att: 12,418 - Sunny - 65 F			
Glenn Beckert, R (1, 4) OBP: 0.368, SLG: 0.401	1B	K2-3		FC6-4			G4-6-3		3-1	5	1	3	0	0	1	3				
Billy Williams, L (1, 7) OBP: 0.375, SLG: 0.509	BB						F6		3-1	4	1	2	0	1	0	3				
Joe Pepitone, L (1, 3) OBP: 0.376, SLG: 0.560	K			K			G4-6-3		F5	5	0	0	0	0	2	9				
Ron Santo, R (1, 5) OBP: 0.373, SLG: 0.510	1B								FC5-4	2	0	1	0	2	1	0				
Brock Davis, L (1, 8) OBP: 0.361, SLG: 0.392	BB			BB					FC5-4	4	0	1	2	0	0	3				
Jim Hickman, R (1, 9) OBP: 0.327, SLG: 0.410	1B			F7					F4	4	0	0	0	0	0	5				
Chris Cannizzaro, R (1, 2) OBP: 0.342, SLG: 0.320				FC1-5					F2	4	0	1	0	0	1	1				
Mitt Pappas, R (1, 1) OBP: 0.231, SLG: 0.194				E6					P4-3	3	0	0	0	0	0	1				
Paul Popovich, S (9, PH) OBP: 0.273, SLG: 0.333		6-3		FC6-4		5-3				1	0	0	0	0	0	0				
Inning Stats	R: 2 E: 0 K: 1 S: 8	H: 3 LOB: 2 BB: 1 P: 12	R: 0 E: 0 K: 1 S: 6	H: 1 LOB: 1 BB: 0 P: 6	R: 0 E: 0 K: 1 S: 6	H: 1 LOB: 2 BB: 1 P: 10	R: 0 E: 1 K: 0 S: 5	H: 1 LOB: 3 BB: 1 P: 9	R: 0 E: 0 K: 1 S: 5	H: 0 LOB: 0 BB: 0 P: 5	R: 0 E: 0 K: 1 S: 3	H: 1 LOB: 0 BB: 0 P: 3	R: 0 E: 0 K: 0 S: 4	H: 1 LOB: 1 BB: 0 P: 4	R: 0 E: 0 K: 0 S: 5	H: 2 LOB: 2 BB: 0 P: 5	1B: 8 2B: 1 3B: 1 HR: 0	SF: 0 SAC: 0 DP: 1 HBP: 0	WP: 0 PB: 0 SB: 0 CS: 0	PA: 40
PITCHER Juan Marichal, R (1, 1) ERA: 2.57	IP: 9.0 WLS: W BF: 40 H: 10 R: 2 ER: 2 SO: 5 BB: 3 IBB: 0 HBP: 0 BLK: 0 WP: 0 HR: 0 S: 47 P: 59 ERA: 2.00 WHIP: 1.444															PITCHER				

AB	37
R	2
H	10
RBI	2
BB	3
SO	5
LOB	27



Batter	1	2	3	4	5	6	7	8	9	AB	R	H	RBI	BB	SO	LOB	BOTTOM			
Chris Speier, R (1, 6) OBP: 0.343, SLG: 0.350	5-3			6-3		F9			F6	4	1	0	0	1	0	2	Chicago Cubs @ San Francisco Giants Candlestick Park, San Francisco, CA Wed Jun 23 1971, 6:33 AM EDT Att: 12,418 - Sunny - 65 F			
Tito Fuentes, S (1, 4) OBP: 0.296, SLG: 0.341			4-3	F6					G3	4	0	1	0	0	0	2				
Bobby Bonds, R (1, 8) OBP: 0.377, SLG: 0.540									F7	3	0	1	1	1	0	0				
Willie Mays, R (1, 3) OBP: 0.430, SLG: 0.573									F7	3	0	0	0	1	0	2				
Ken Henderson, S (1, 9) OBP: 0.378, SLG: 0.433									HR	3	1	3	1	1	0	0				
Dick Dietz, R (1, 2) OBP: 0.421, SLG: 0.448									FC4-6	3	0	0	0	1	1	6				
Floyd Wicker, L (1, 7) OBP: 0.286, SLG: 0.118									F6	1	1	0	0	0	0	1				
Bernie Williams, R (5, 7) OBP: 0.261, SLG: 0.262									F6	2	0	1	0	0	0	1				
Hal Lanier, R (1, 5) OBP: 0.256, SLG: 0.254									FC4-6	4	1	1	1	0	0	3				
Juan Marichal, R (1, 1) OBP: 0.140, SLG: 0.286									HR	4	1	1	2	0	2	2				
Inning Stats	R: 0 E: 0 K: 0 S: 3	H: 1 LOB: 1 BB: 1 P: 7	R: 0 E: 0 K: 1 S: 6	H: 1 LOB: 1 BB: 0 P: 6	R: 1 E: 0 K: 1 S: 6	H: 1 LOB: 3 BB: 3 P: 18	R: 1 E: 0 K: 1 S: 6	H: 1 LOB: 1 BB: 0 P: 7	R: 0 E: 1 K: 0 S: 4	H: 1 LOB: 1 BB: 0 P: 4	R: 0 E: 0 K: 0 S: 3	H: 0 LOB: 0 BB: 0 P: 3	R: 3 E: 0 K: 0 S: 5	H: 2 LOB: 0 BB: 1 P: 9	R: 0 E: 0 K: 0 S: 5	H: 2 LOB: 0 BB: 1 P: 9	1B: 4 2B: 2 3B: 0 HR: 2	SF: 0 SAC: 0 DP: 2 HBP: 1	WP: 0 PB: 1 SB: 1 CS: 0	PA: 37
PITCHER Mitt Pappas, R (1, 1) ERA: 4.09	IP: 8.0 WLS: L BF: 37 H: 8 R: 5 ER: 5 SO: 3 BB: 5 IBB: 0 HBP: 1 BLK: 0 WP: 0 HR: 2 S: 37 P: 58 ERA: 5.62 WHIP: 1.625															PITCHER				

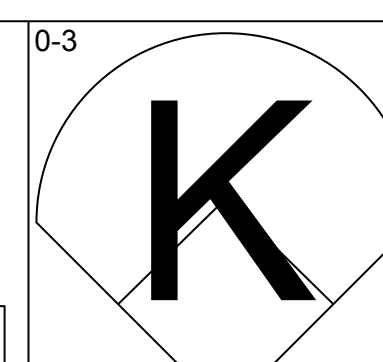
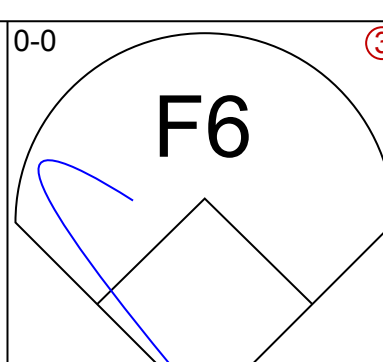
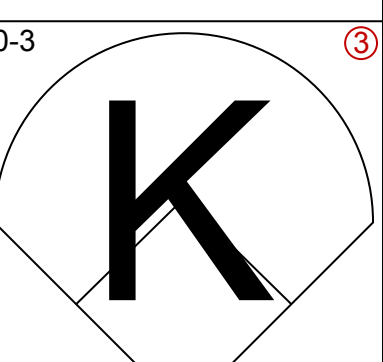
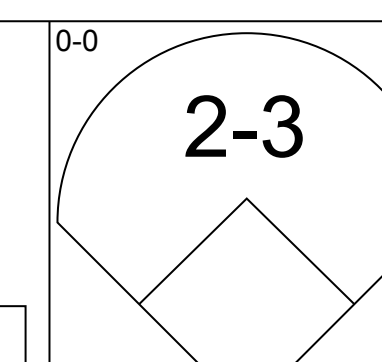
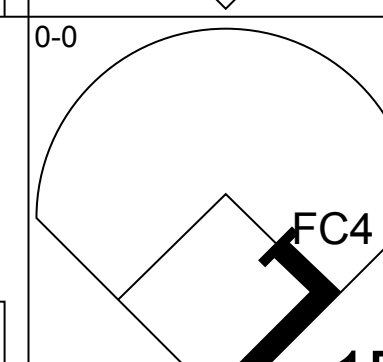
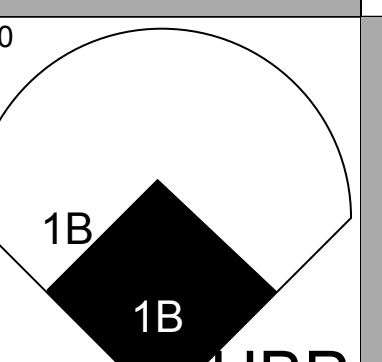
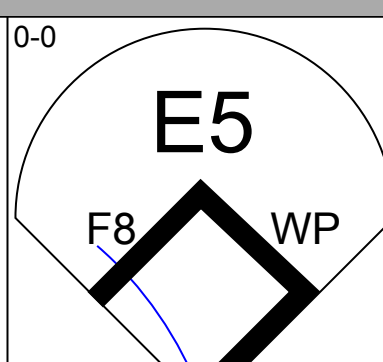
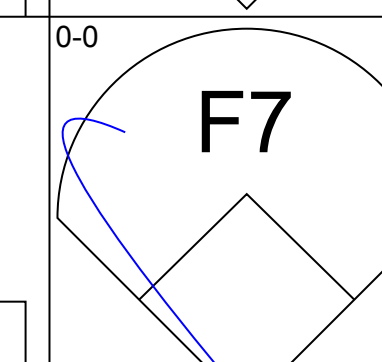
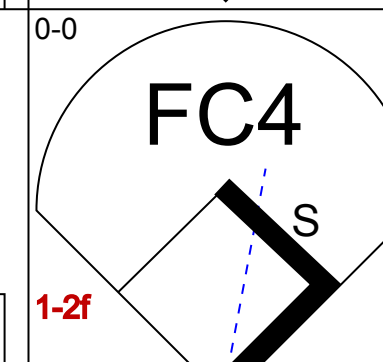
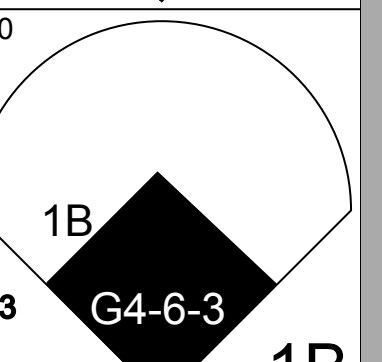
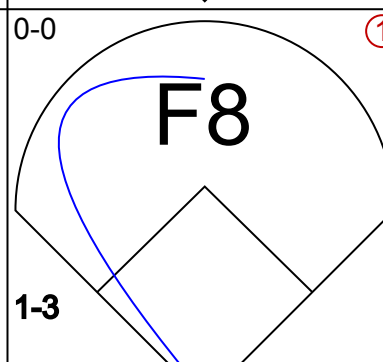
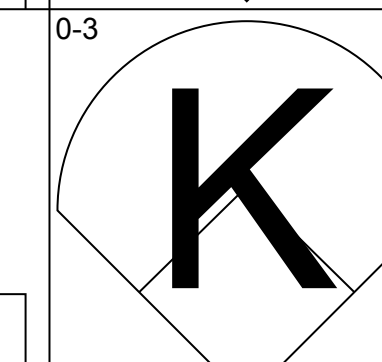
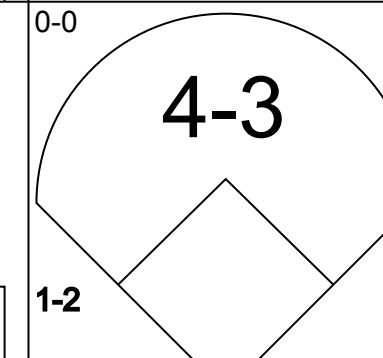
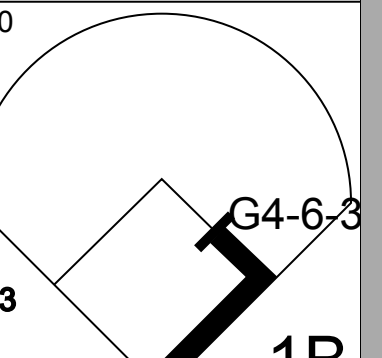
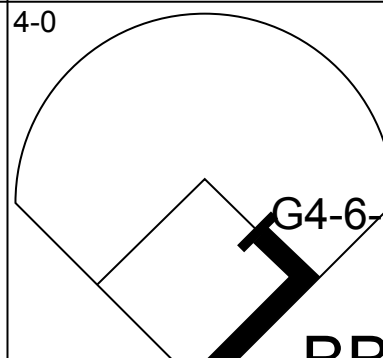

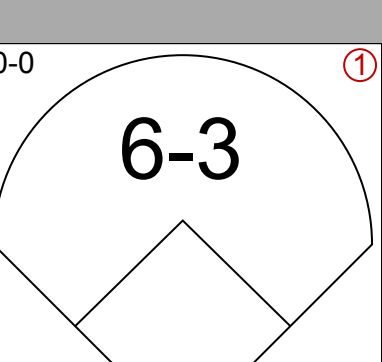
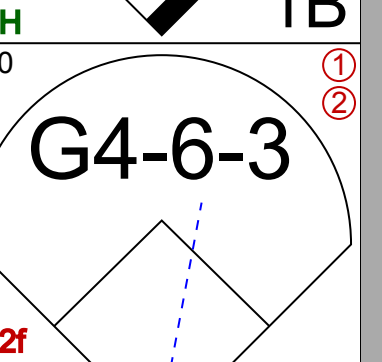
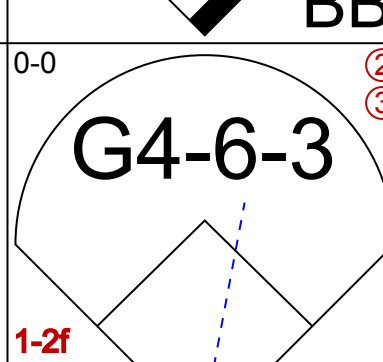

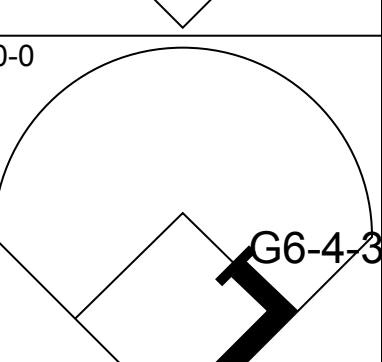
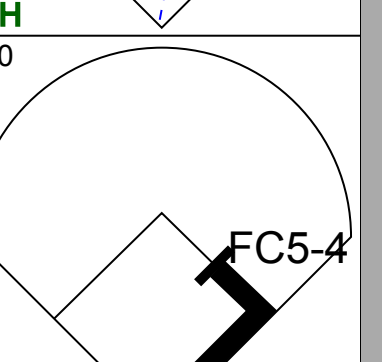
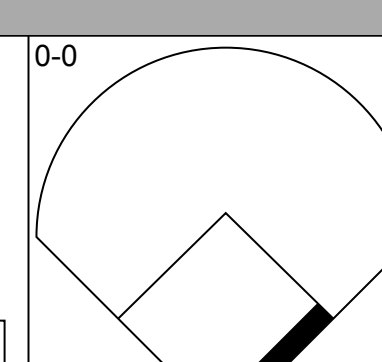
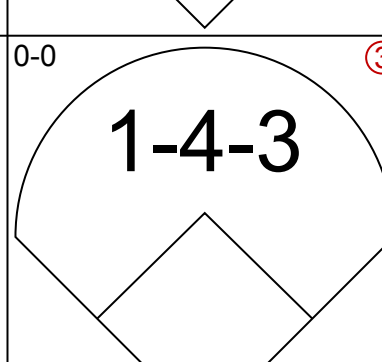
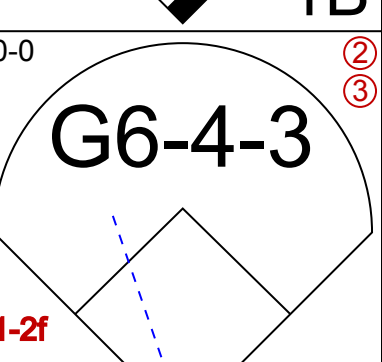
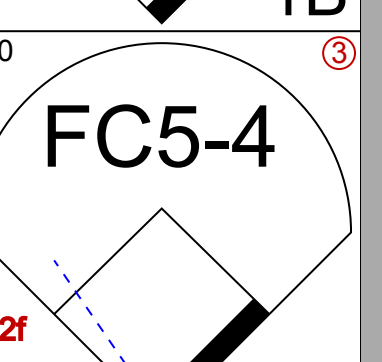
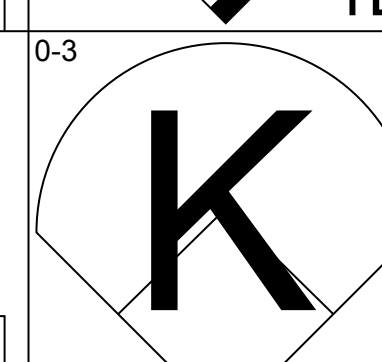
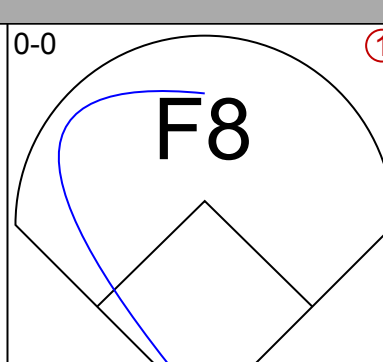
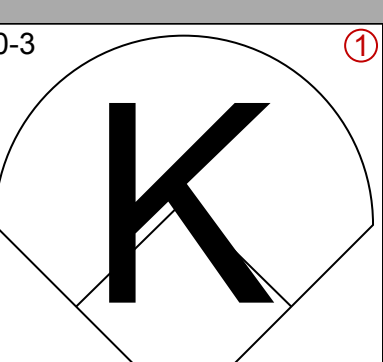
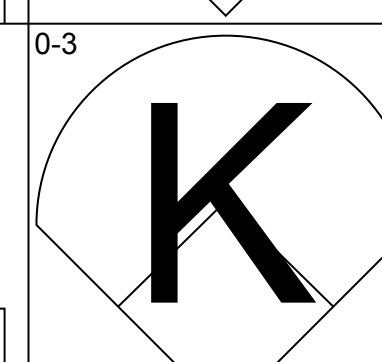
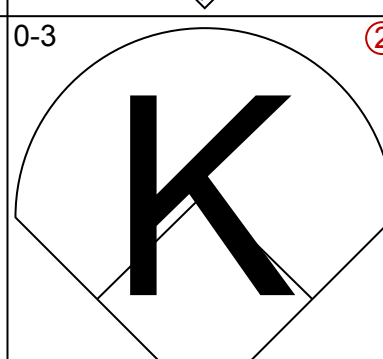
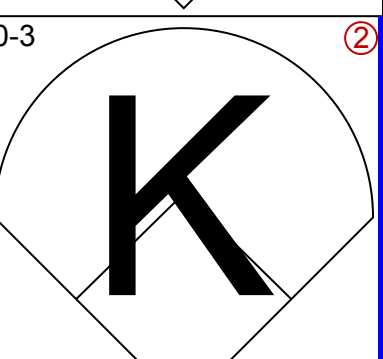
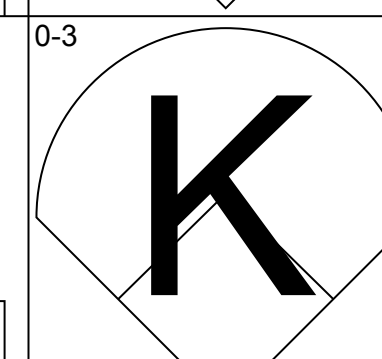
AB	31
R	5
H	8
RBI	5
BB	5
SO	3
LOB	19

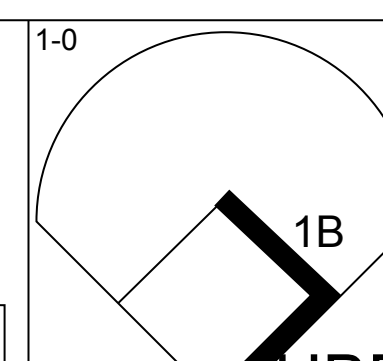
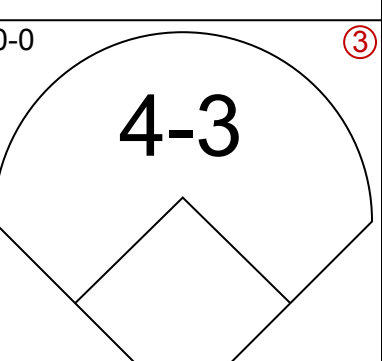
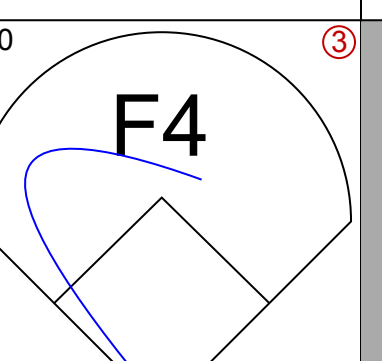
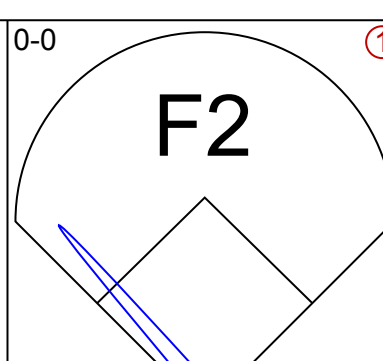
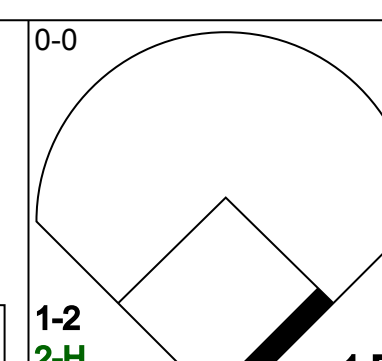
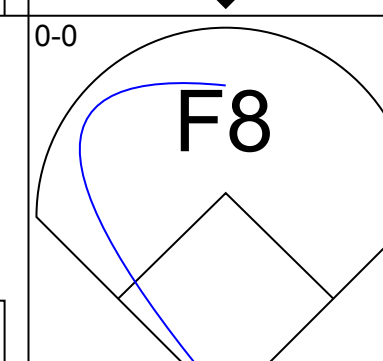
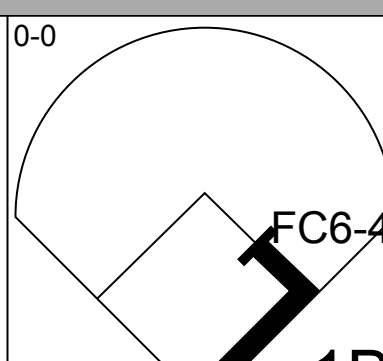
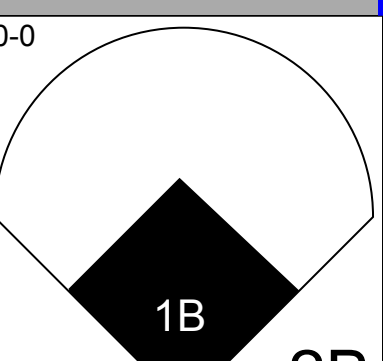
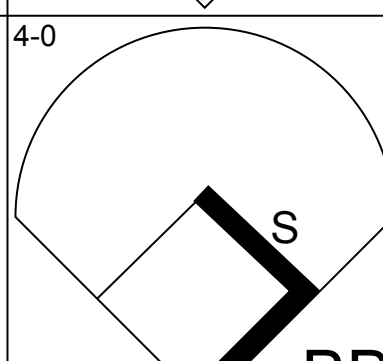
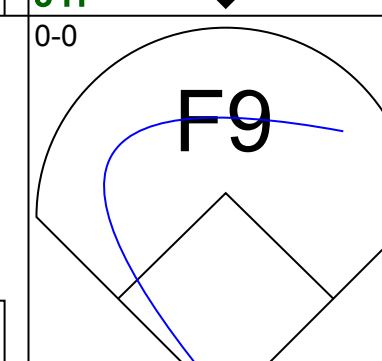
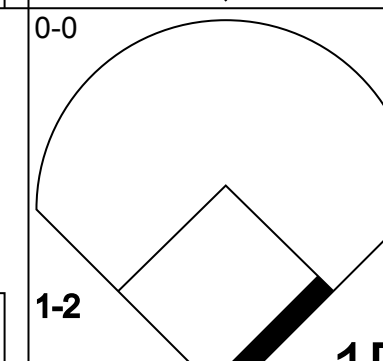
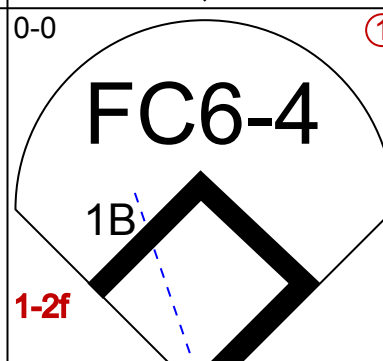
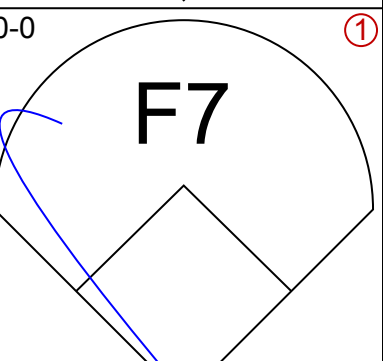
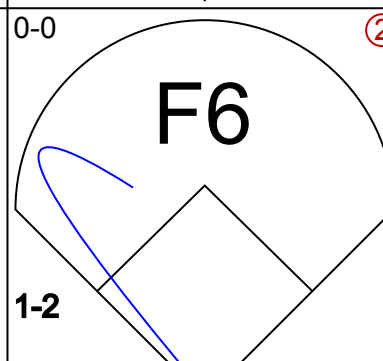
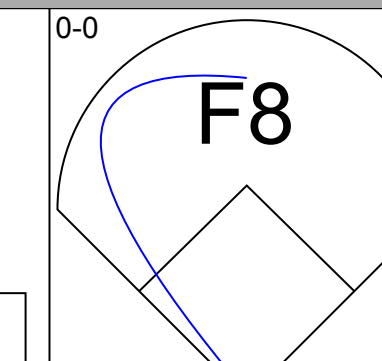
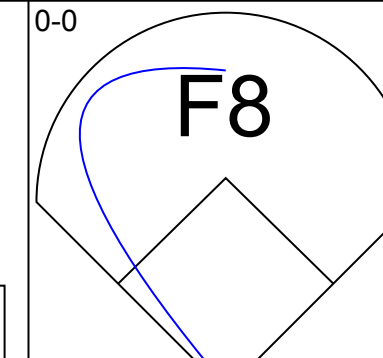
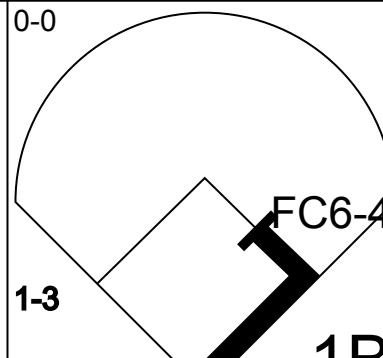
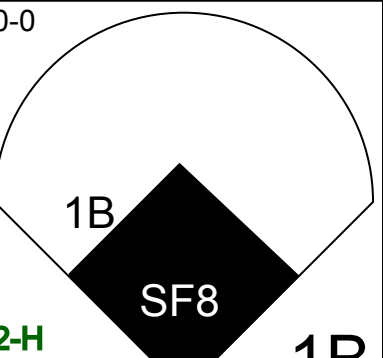
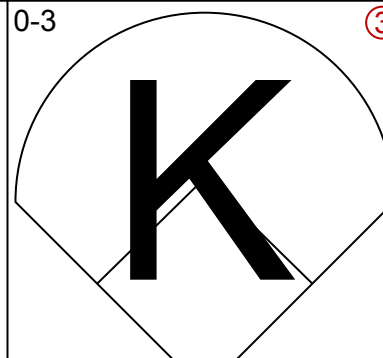
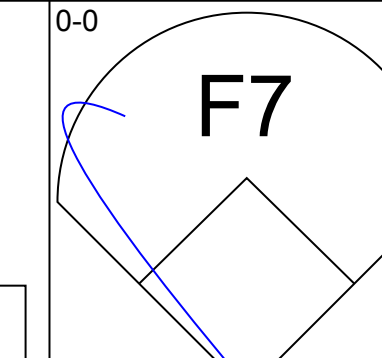
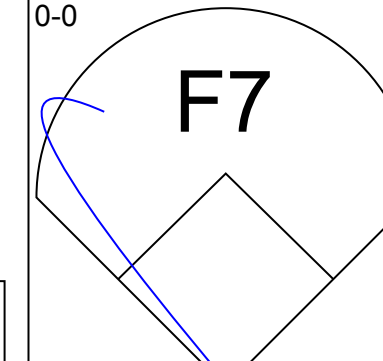
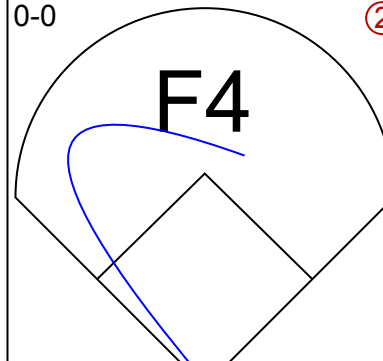
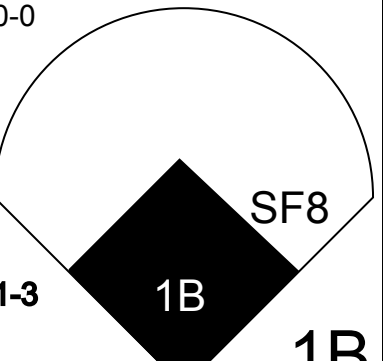
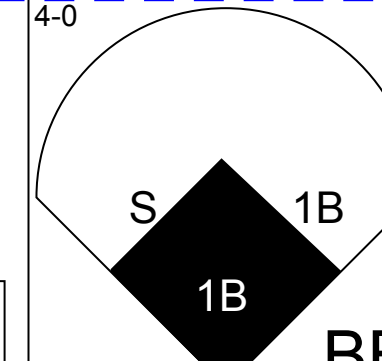
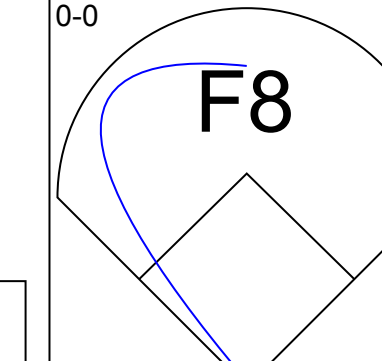
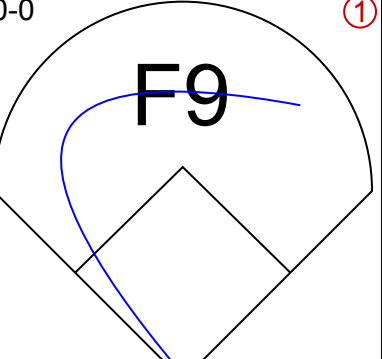
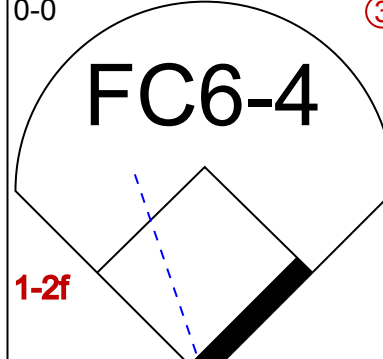
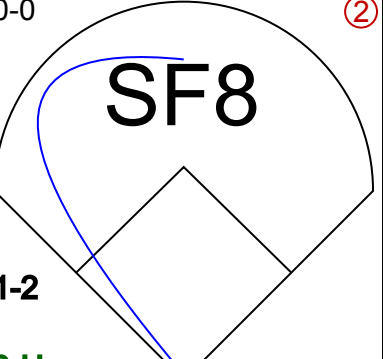
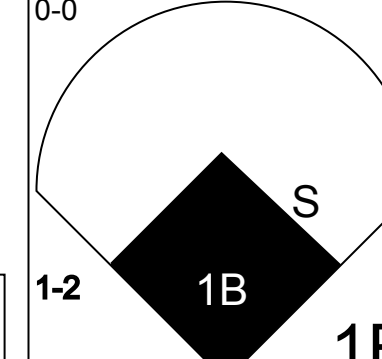
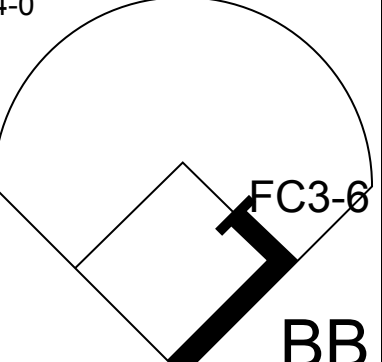
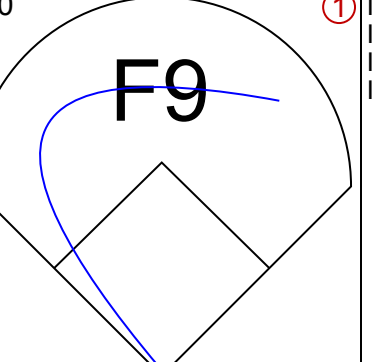
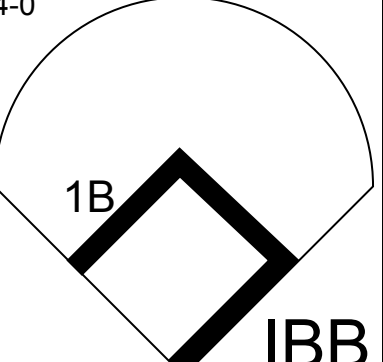
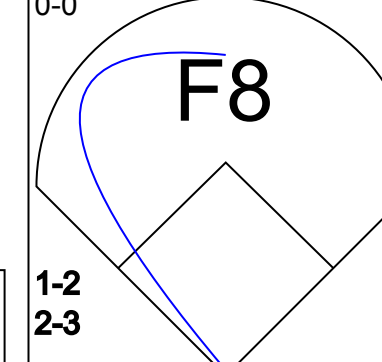
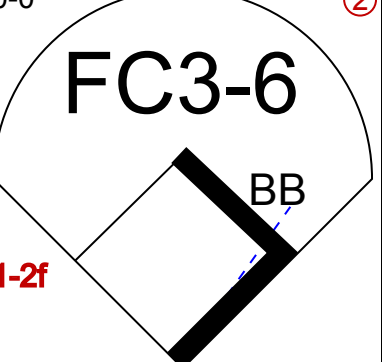
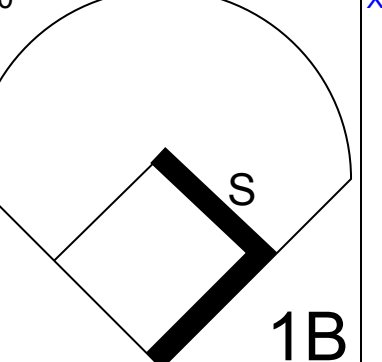
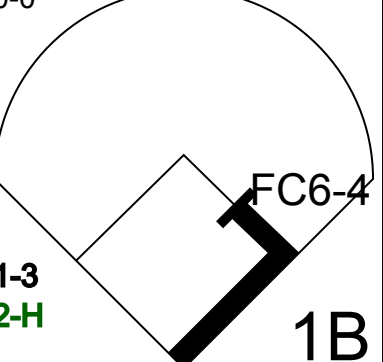
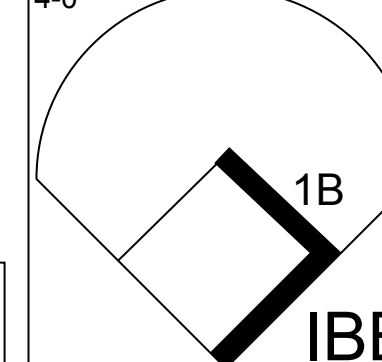
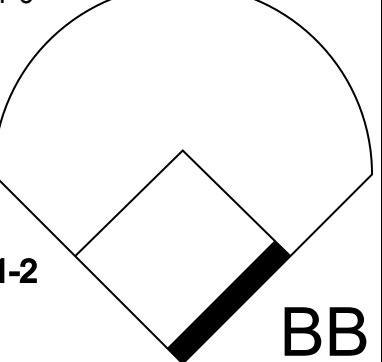
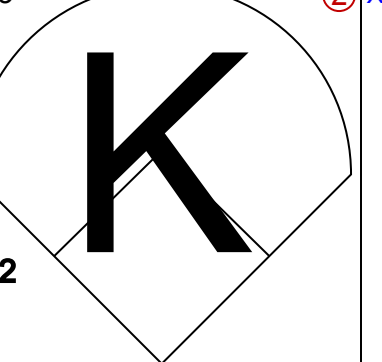
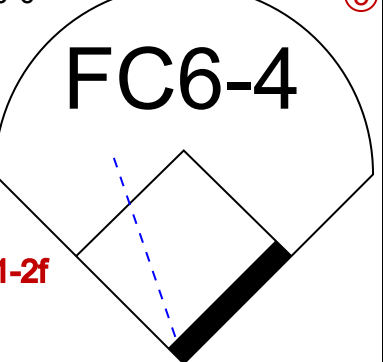
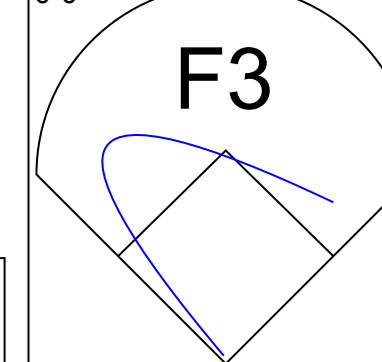


Batter	1	2	3	4	5	6	7	8	9	AB	R	H	RBI	BB	SO	LOB	TOP															
Chris Speier, R (1, 6) OBP: 0.350, SLG: 0.354	F8		G3 BB		WP 1B BB		2B 1B	2H 1B		3	1	2	2	2	0	0	San Francisco Giants @ Houston Astros Astrodome, Houston, TX Fri Jun 25 1971, 8:05 PM EDT Att: 24,713 - Unknown															
Tito Fuentes, S (1, 4) OBP: 0.298, SLG: 0.340	1B		G3		F8		2B BB	F8		4	0	1	0	1	0	4																
Bobby Bonds, R (1, 8) OBP: 0.377, SLG: 0.541	F2		K		WP 1B		2B		6-3	5	0	2	2	0	1	2																
Willie Mays, R (1, 3) OBP: 0.425, SLG: 0.563	K			K	4-3		1-3 2-H		5-3	4	0	0	0	1	2	3																
Ken Henderson, S (1, 9) OBP: 0.378, SLG: 0.432		1B		4-3		K	F8		1B	5	0	2	0	0	1	3																
Dick Dietz, R (1, 2) OBP: 0.421, SLG: 0.444		FC4-6 BB		1B		F9	FC4		F2	4	0	1	0	1	0	4																
Floyd Wicker, L (1, 7) OBP: 0.240, SLG: 0.095		FC4-6		F7		K			K	4	0	0	0	0	2	2																
Hal Lanier, R (1, 5) OBP: 0.271, SLG: 0.280		K			SH2-4 1B 1B		SH3-4 1B 1B		1B 2B	4	3	3	0	0	1	1																
Gaylord Perry, R (1, 1) OBP: 0.087, SLG: 0.067			K		SH2-4		SH3-4		F8	2	0	0	0	0	1	1																
Inning Stats	R: 0 E: 0 K: 1 S: 6	H: 1 LOB: 1 BB: 0 P: 6	R: 0 E: 0 K: 1 S: 5	H: 1 LOB: 1 BB: 1 P: 9	R: 0 E: 0 K: 2 S: 7	H: 0 LOB: 1 BB: 1 P: 11	R: 0 E: 0 K: 1 S: 6	H: 1 LOB: 1 BB: 0 P: 6	R: 1 E: 0 K: 0 S: 5	H: 2 LOB: 2 BB: 1 P: 9	R: 0 E: 0 K: 2 S: 7	H: 0 LOB: 0 BB: 0 P: 7	R: 2 E: 0 K: 0 S: 6	H: 3 LOB: 3 BB: 2 P: 14	R: 1 E: 0 K: 1 S: 7	H: 2 LOB: 1 BB: 0 P: 7	R: 0 E: 0 K: 0 S: 4	H: 1 LOB: 1 BB: 0 P: 4	1B: 9 2B: 2 3B: 0 HR: 0	SF: 0 SAC: 2 DP: 0 HBP: 0	WP: 1 PB: 0 CS: 0	PA: 42										
PITCHER	IP WLS BF H R ER SO BB IBB HBP BLK WP HR S P ERA WHIP	7.0 33 8 3 3 7 4 1 0 0 1 0 42 62 3.86 1.714	2.0 W 9 3 1 1 1 0 0 0 0 0 0 11 11 4.50 1.500											PITCHER	IP WLS BF H R ER SO BB IBB HBP BLK WP HR S P ERA WHIP																	
Jack Billingham, R (1, 1) ERA: 3.16											8.1											Jim Ray, R (8, 1) ERA: 2.62										

Batter	1	2	3	4	5	6	7	8	9	AB	R	H	RBI	BB	SO	LOB	BOTTOM							
Jesus Alou, R (1, 9) OBP: 0.343, SLG: 0.398	F5		FC6-4			F4		E3 SF8		4	1	0	0	0	0	1	San Francisco Giants @ Houston Astros Astrodome, Houston, TX Fri Jun 25 1971, 8:05 PM EDT Att: 24,713 - Unknown							
Joe Morgan, L (1, 4) OBP: 0.332, SLG: 0.370	F7		K			K		SF8		3	0	0	1	0	2	1								
Cesar Cedeno, R (1, 8) OBP: 0.264, SLG: 0.363	K			6-3		F8		4-3		4	0	0	0	0	1	0								
Bob Watson, R (1, 7) OBP: 0.352, SLG: 0.403		K			G5-4-3 BB		E 1B 2B	F9		3	1	1	0	1	1	0								
Denis Menke, R (1, 3) OBP: 0.333, SLG: 0.312		S 1B 1B		G5-4-3		F3		SH WP 1B		4	2	2	0	0	0	2								
Doug Rader, R (1, 5) OBP: 0.276, SLG: 0.307		K			6-3		K		SH WP 1B	3	1	0	0	0	2	2								
Johnny Edwards, L (1, 2) OBP: 0.277, SLG: 0.305							E3 1B		1B WP IBB	3	0	2	1	1	0	1								
Cesar Geronimo, L (9, PR) OBP: 0.300, SLG: 0.368										0	0	0	0	0	0	0								
Roger Metzger, S (1, 6) OBP: 0.263, SLG: 0.275			6-3							2	0	0	0	0	1	1								
Rich Chiles, L (7, PH) OBP: 0.417, SLG: 0.545										1	0	1	1	0	0	0								
Jim Ray, R (8, 1) OBP: 0.167, SLG: 0.167										0	0	0	0	0	0	0								
Jack Hiatt, R (9, PH) OBP: 0.465, SLG: 0.408							1-2 1B		1-3 2-H 3-H 1B	1	0	1	1	0	0	0								
Jack Billingham, R (1, 1) OBP: 0.152, SLG: 0.125										2	0	1	0	0	0	1								
Norm Miller, L (7, PH) OBP: 0.309, SLG: 0.381			FC6-4 1B				G3			1	0	0	0	0	0	2								
Inning Stats	R: 0 E: 0 K: 1 S: 5	H: 0 LOB: 0 BB: 0 P: 5	R: 1 E: 0 K: 2 S: 8	H: 2 LOB: 1 BB: 0 P: 8	R: 0 E: 0 K: 1 S: 6	H: 1 LOB: 1 BB: 0 P: 6	R: 0 E: 0 K: 0 S: 2	H: 0 LOB: 0 BB: 1 P: 6	R: 0 E: 0 K: 1 S: 6	H: 1 LOB: 1 BB: 0 P: 6	R: 0 E: 0 K: 1 S: 5	H: 0 LOB: 0 BB: 0 P: 5	R: 1 E: 1 K: 1 S: 8	H: 2 LOB: 2 BB: 0 P: 8	R: 1 E: 1 K: 0 S: 4	H: 0 LOB: 0 BB: 0 P: 4	R: 2 E: 1 K: 0 S: 3	H: 2 LOB: 2 BB: 1 P: 7	1B: 6 2B: 1 3B: 1 HR: 0	SF: 1 SAC: 1 DP: 1 HBP: 0	WP: 1 PB: 0 CS: 0	PA: 35		
PITCHER	IP WLS BF H R ER SO BB IBB HBP BLK WP HR S P ERA WHIP	8.0 L 35 8 5 2 7 1 1 0 0 1 0 47 55 2.25 1.125											PITCHER	IP WLS BF H R ER SO BB IBB HBP BLK WP HR S P ERA WHIP										
Gaylord Perry, R (1, 1) ERA: 3.42											1.1													



Batter	1	2	3	4	5	6	7	8	9	AB	R	H	RBI	BB	SO	LOB	TOP			
Chris Speier, R OBP: 0.344, SLG: 0.346 (1, 6)										4	0	0	0	0	2	0	San Francisco Giants @ Houston Astros Astrodome, Houston, TX Sun Jun 27 1971, 4:33 AM EDT Att: 24,908 - Unknown			
Tito Fuentes, S OBP: 0.297, SLG: 0.335 (1, 4)										3	1	1	0	0	0	0				
Bobby Bonds, R OBP: 0.377, SLG: 0.545 (1, 8) (7, 9)										4	1	1	0	0	1	2				
Ken Henderson, S OBP: 0.374, SLG: 0.422 (1, 9) (7, 7)										3	0	1	1	1	1	1				
Ed Goodson, L OBP: 0.375, SLG: 0.286 (1, 3)										4	0	0	0	0	1	3				
Fran Healy, R OBP: 0.478, SLG: 0.595 (1, 2)										4	0	3	0	0	0	0				
Bernie Williams, R OBP: 0.245, SLG: 0.285 Jerry Johnson, R (7, 1)										3	0	0	0	0	1	3				
Hal Lanier, R OBP: 0.272, SLG: 0.282 (1, 5)										3	0	0	0	0	2	1				
Steve Stone, R Don McMahon, R Willie Mays, R OBP: 0.424, SLG: 0.560 (7, 8) (7, 8)										2	0	0	0	0	2	0				
Inning Stats	R: 0 E: 0 K: 1 S: 6	H: 1 LOB: 1 BB: 0 P: 6	R: 0 E: 0 K: 0 S: 3	H: 1 LOB: 0 BB: 0 P: 3	R: 0 E: 0 K: 1 S: 5	H: 0 LOB: 0 BB: 0 P: 5	R: 2 E: 0 K: 0 S: 5	H: 3 LOB: 1 BB: 0 P: 6	R: 0 E: 0 K: 3 S: 9	H: 0 LOB: 2 BB: 0 P: 9	R: 0 E: 1 K: 0 S: 3	H: 1 LOB: 1 BB: 1 P: 7	R: 0 E: 0 K: 3 S: 10	H: 0 LOB: 0 BB: 0 P: 10	R: 0 E: 0 K: 2 S: 7	H: 0 LOB: 0 BB: 0 P: 7	1B: 6 2B: 0 3B: 0 HR: 0	SF: 0 SAC: 0 DP: 3 HBP: 1	WP: 1 PB: 0 SB: 1 CS: 0	PA: 33
PITCHER Ken Forsch, R ERA: 2.17 (1, 1)	IP: 9.0 WLS: W BF: 33	H: 6 R: 2 ER: 2 SO: 11	BB: 1 IBB: 0 HBP: 1 BLK: 0	WP: 1 HR: 0 S: 53 P: 58	ERA: 2.00 WHIP: 0.778	PITCHER														

Batter	1	2	3	4	5	6	7	8	9	AB	R	H	RBI	BB	SO	LOB	BOTTOM		
Jesus Alou, R OBP: 0.341, SLG: 0.391 Jimmy Wynn, R OBP: 0.296, SLG: 0.287 (6, FH) (7, 9)										2	0	0	0	0	0	3	San Francisco Giants @ Houston Astros Astrodome, Houston, TX Sun Jun 27 1971, 4:33 AM EDT Att: 24,908 - Unknown		
Joe Morgan, L OBP: 0.332, SLG: 0.371 (1, 4)										4	1	2	0	1	0	3			
Cesar Cedeno, R OBP: 0.266, SLG: 0.359 (1, 8)										5	0	1	0	0	0	3			
Bob Watson, R OBP: 0.352, SLG: 0.400 Cesar Geronimo, L OBP: 0.296, SLG: 0.350 (8, 7)										4	1	2	1	0	1	3			
Denis Menke, R OBP: 0.329, SLG: 0.305 (1, 3)										4	2	1	0	1	0	4			
Doug Radler, R OBP: 0.285, SLG: 0.312 (1, 5)										3	1	1	1	0	0	2			
Johnny Edwards, L OBP: 0.280, SLG: 0.299 (1, 2)										2	0	0	0	2	0	2			
Roger Metzger, S OBP: 0.270, SLG: 0.277 (1, 6)										3	0	2	1	1	0	1			
Ken Forsch, R OBP: 0.105, SLG: 0.056 (1, 1)										3	0	0	0	1	1	6			
Inning Stats	R: 0 E: 0 K: 0 S: 4	H: 1 LOB: 2 BB: 0 P: 5	R: 0 E: 0 K: 0 S: 3	H: 0 LOB: 2 BB: 2 P: 11	R: 0 E: 0 K: 1 S: 6	H: 1 LOB: 1 BB: 0 P: 6	R: 3 E: 0 K: 0 S: 7	H: 4 LOB: 2 BB: 1 P: 11	R: 0 E: 0 K: 1 S: 5	H: 0 LOB: 1 BB: 1 P: 9	R: 2 E: 0 K: 0 S: 5	H: 2 LOB: 2 BB: 2 P: 13	R: 0 E: 0 K: 0 S: 3	H: 0 LOB: 0 BB: 0 P: 3	1B: 9 2B: 1 3B: 0 HR: 0	SF: 1 SAC: 0 DP: 0 HBP: 1	WP: 0 PB: 0 SB: 4 CS: 0	PA: 41	
PITCHER Steve Stone, R ERA: 3.26 Don McMahon, R ERA: 5.05 Jerry Johnson, R ERA: 2.03 (1, 1) (5, 1) (7, 1)	IP: 4.1 WLS: L BF: 23	H: 7 R: 3 ER: 3 SO: 3	BB: 2 IBB: 0 HBP: 1 BLK: 0	WP: 0 HR: 0 S: 22 P: 31	ERA: 6.23 WHIP: 2.077	PITCHER													

AB	31
R	2
H	6
RBI	1
BB	1
SO	11
LOB	11



Batter	1	2	3	4	5	6	7	8	9	AB	R	H	RBI	BB	SO	LOB	TOP					
Chris Speier, R (1, 6) OBP: 0.345, SLG: 0.345	5-3		1B 2B		1B BB		L4		FC4-6	4	2	1	0	1	0	1	San Francisco Giants @ San Diego Padres San Diego Stadium, San Diego, CA Mon Jun 28 1971, 10:05 PM EDT Att: 9,763 - Unknown					
Tito Fuentes, S (1, 4) OBP: 0.305, SLG: 0.350	2B		2B		BB				K	5	0	4	0	0	1							
Bobby Bonds, R (1, 9) OBP: 0.382, SLG: 0.555 (8, 8)										4	0	3	2	0	1							
Willie Mays, R (1, 8) OBP: 0.418, SLG: 0.550 (8, 3)	K		5-3		K		5-3			4	0	0	0	0	2	7						
Ken Henderson, S (1, 7) OBP: 0.372, SLG: 0.415	L4		F7						K	3	0	0	0	1	1	4						
Dick Dietz, R (1, 2) OBP: 0.416, SLG: 0.432		K		6-3	F8				F9	4	0	0	0	0	1	3						
Ed Goodson, L (1, 3) OBP: 0.250, SLG: 0.182		K		F9		G3			6-3	4	0	0	0	0	1	0						
Hal Lanier, R (1, 5) OBP: 0.266, SLG: 0.276 (9, FH) Al Gallagher, R (9, FH) OBP: 0.317, SLG: 0.321	F9		F5		6-3				FC4-6	3	0	0	0	0	0	0						
Juan Marichal, R (1, 1) OBP: 0.132, SLG: 0.269 Don McMahon, R (8, 1) Bernie Williams, R (8, 9) OBP: 0.241, SLG: 0.260			L6		K		5-3		K	3	0	0	0	0	1	0						
Inning Stats	R: 0 E: 0 K: 1 S: 7	H: 2 LOB: 2 BB: 0 P: 7	R: 0 E: 0 K: 2 S: 7	H: 0 LOB: 0 BB: 0 P: 7	R: 1 E: 0 K: 0 S: 6	H: 3 LOB: 2 BB: 0 P: 6	R: 0 E: 0 K: 0 S: 3	H: 0 LOB: 0 BB: 0 P: 3	R: 1 E: 0 K: 2 S: 9	H: 2 LOB: 3 BB: 2 P: 17	R: 0 E: 0 K: 0 S: 3	H: 0 LOB: 0 BB: 0 P: 3	R: 0 E: 0 K: 1 S: 6	H: 1 LOB: 1 BB: 0 P: 6	R: 0 E: 0 K: 1 S: 5	H: 0 LOB: 0 BB: 0 P: 5		R: 0 E: 0 K: 2 S: 8	H: 1 LOB: 1 BB: 0 P: 8	1B: 6 2B: 2 3B: 1 HR: 0	SF: 0 SAC: 0 DP: 0 HBP: 0	WP: 0 PB: 0 SB: 0 CS: 0
PITCHER Clay Kirby, R (1, 1) ERA: 3.35	IP: 9.0 WLS: W BF: 38 H: 9 R: 2 ER: 2 SO: 9 BB: 2 IBB: 0 HBP: 0 BLK: 0 WP: 0 HR: 0 S: 54 P: 62 ERA: 2.00 WHIP: 1.222															PITCHER						

Batter	1	2	3	4	5	6	7	8	9	AB	R	H	RBI	BB	SO	LOB	BOTTOM			
Enzo Hernandez, R (1, 6) OBP: 0.331, SLG: 0.292	6-3		L6-4		F5			SH1-3		4	1	1	0	0	0	5	San Francisco Giants @ San Diego Padres San Diego Stadium, San Diego, CA Mon Jun 28 1971, 10:05 PM EDT Att: 9,763 - Unknown			
Dave Campbell, R (1, 4) OBP: 0.276, SLG: 0.324	F8			6-3			SH1-3		3	0	1	3	0	0	0					
Larry Stahl, L (1, 9) OBP: 0.323, SLG: 0.395	4-3			4-3		G3				4	0	1	1	0	0					
Nate Colbert, R (1, 3) OBP: 0.376, SLG: 0.506		5-3		F2		6-3		F8		4	0	0	0	0	0	1				
Leron Lee, L (1, 7) OBP: 0.377, SLG: 0.471 Ivan Murrell, R (9, 7) OBP: 0.284, SLG: 0.394		K			1B	6-3		4-3		4	1	1	0	0	1	1				
Cito Gaston, R (1, 8) OBP: 0.283, SLG: 0.406		F9			1B					3	0	1	0	0	0	0				
Ed Spiezio, R (1, 5) OBP: 0.300, SLG: 0.361 Garry Jestadt, R (9, 5) OBP: 0.258, SLG: 0.263			F8		FC5-2					3	2	2	2	0	0	0				
Bob Barton, R (1, 2) OBP: 0.322, SLG: 0.386				L6-4	1B	E6		F7		3	1	1	0	0	0	2				
Clay Kirby, R (1, 1) OBP: 0.275, SLG: 0.171					FC5-2			6-3		3	1	1	0	0	0	3				
Inning Stats	R: 0 E: 0 K: 0 S: 3	H: 0 LOB: 0 BB: 0 P: 3	R: 0 E: 0 K: 1 S: 5	H: 0 LOB: 0 BB: 0 P: 5	R: 0 E: 0 K: 0 S: 4	H: 2 LOB: 1 BB: 0 P: 4	R: 0 E: 0 K: 0 S: 3	H: 0 LOB: 0 BB: 0 P: 3	R: 4 E: 1 K: 0 S: 7	H: 4 LOB: 1 BB: 0 P: 7	R: 0 E: 0 K: 0 S: 3	H: 0 LOB: 0 BB: 0 P: 3	R: 1 E: 0 K: 0 S: 4	H: 1 LOB: 0 BB: 0 P: 4	R: 1 E: 0 K: 0 S: 5	H: 2 LOB: 1 BB: 0 P: 5		1B: 5 2B: 4 3B: 0 HR: 1	SF: 0 SAC: 1 DP: 1 HBP: 0	WP: 0 PB: 0 SB: 0 CS: 0
PITCHER Juan Marichal, R (1, 1) ERA: 2.63 Don McMahon, R (8, 1) ERA: 4.91	IP: 7.0 WLS: L BF: 28 H: 8 R: 6 ER: 3 SO: 1 BB: 0 IBB: 0 HBP: 0 BLK: 0 WP: 0 HR: 1 S: 30 P: 30 ERA: 3.86 WHIP: 1.143															PITCHER				

AB	36
R	2
H	9
RBI	2
BB	2
SO	9
LOB	18



AB	31
R	6
H	9
RBI	6
BB	0
SO	1
LOB	12



Batter	1	2	3	4	5	6	7	8	9	AB	R	H	RBI	BB	SO	LOB	TOP			
Chris Speier, R (1, 6) OBP: 0.341, SLG: 0.348	0-0 4-3		0-0 6-3		0-0 6-3		0-0 5-3			4	0	0	0	0	0	1	San Francisco Giants @ San Diego Padres San Diego Stadium, San Diego, CA Wed Jun 30 1971, 10:05 PM EDT Att: 7,335 - Unknown livebaseballscorecards.com			
Tito Fuentes, S (1, 4) OBP: 0.309, SLG: 0.356	0-0 F9		0-0 1-3		0-0 1B		0-0 1B			4	0	2	0	0	0	0				
Willie Mays, R (1, 3) OBP: 0.411, SLG: 0.548	0-3 K		0-0 F4		0-3 K		0-0 F8			4	0	0	0	0	2	3				
Bobby Bonds, R (1, 8) OBP: 0.383, SLG: 0.554		0-3 K		0-3 K		4-0 5-3 1-3 BB		0-0 6-3		3	0	0	0	1	2	0				
Ken Henderson, S (1, 9) OBP: 0.364, SLG: 0.419		0-0 HR		0-0 F5		0-0 1-3		0-0 4-3		4	1	1	1	0	0	1				
Fran Healy, R (1, 2) OBP: 0.480, SLG: 0.600 Jerry Johnson, R (8, 1)		4-0 BB BB		0-0 FC5 2B		0-0 5-3		0-0 F8		3	0	1	0	1	0	1				
Bernie Williams, R (1, 7) OBP: 0.262, SLG: 0.255 Ed Goodson, L (9, PH) OBP: 0.231, SLG: 0.167		4-0 1-2 BB		4-0 IBB		0-3 K		0-0 3-1		1	0	0	0	2	1	1				
Hal Lanier, R (1, 5) OBP: 0.261, SLG: 0.269 Al Gallagher, R (9, PH) OBP: 0.316, SLG: 0.328		0-0 F2		0-0 FC5		0-0 6-3		0-0 4-3		3	0	0	0	0	0	4				
Gaylord Perry, R (1, 1) OBP: 0.102, SLG: 0.104 Dick Dietz, R (8, 2) OBP: 0.412, SLG: 0.424		0-0 6-3		0-0 6-3		0-0 6-3		0-0 F8		3	0	1	0	0	0	2				
Inning Stats	R: 0 E: 0 K: 1 S: 5	H: 0 LOB: 0 BB: 0 P: 5	R: 1 E: 0 K: 1 S: 6	H: 1 LOB: 2 BB: 2 P: 14	R: 0 E: 0 K: 0 S: 3	H: 0 LOB: 0 BB: 0 P: 3	R: 0 E: 0 K: 1 S: 6	H: 1 LOB: 1 BB: 0 P: 10	R: 0 E: 0 K: 1 S: 6	H: 0 LOB: 1 BB: 1 P: 9	R: 0 E: 0 K: 0 S: 5	H: 2 LOB: 2 BB: 0 P: 5	R: 0 E: 0 K: 0 S: 3	H: 0 LOB: 0 BB: 0 P: 3	R: 0 E: 0 K: 0 S: 3	H: 0 LOB: 0 BB: 0 P: 3		1B: 2 2B: 2 3B: 0 HR: 1	SF: 0 SAC: 0 DP: 0 HBP: 0	WP: 0 PB: 0 SB: 0 CS: 0
PITCHER Steve Arlin, R (1, 1) ERA: 4.04	IP: 9.0 WLS: W BF: 36	H: 5 R: 1 ER: 1 SO: 5	BB: 3 IBB: 1 HBP: 0 BLK: 0	WP: 0 HR: 1 S: 42 P: 58	ERA: 1.00 WHIP: 0.889											ERA: 1.00 WHIP: 0.889				

Batter	1	2	3	4	5	6	7	8	9	AB	R	H	RBI	BB	SO	LOB	BOTTOM			
Enzo Hernandez, R (1, 6) OBP: 0.332, SLG: 0.292	0-0 L6		0-0 5-3			0-0 1-3		0-0 FC3-6 1B		4	0	1	0	0	0	0	San Francisco Giants @ San Diego Padres San Diego Stadium, San Diego, CA Wed Jun 30 1971, 10:05 PM EDT Att: 7,335 - Unknown livebaseballscorecards.com			
Dave Campbell, R (1, 4) OBP: 0.276, SLG: 0.323	0-0 CS 1B			0-0 F9		0-0 F8		0-0 FC3-6 2B		4	0	1	0	0	0	1				
Larry Stahl, L (1, 9) OBP: 0.327, SLG: 0.410	0-0 F4			0-0 F2		0-0 HR 2B		0-0 1-3 2B		4	1	2	0	0	0	1				
Nate Colbert, R (1, 3) OBP: 0.379, SLG: 0.531		0-3 K		0-0 1B 1B		0-0 2H HR		0-0 6-3		4	1	2	2	0	1	2				
Leron Lee, L (1, 7) OBP: 0.376, SLG: 0.453 Ivan Murrell, R (9, 7) OBP: 0.277, SLG: 0.384		0-0 1B		0-0 E9 1B		0-0 5-3		4-0 IBB		3	0	2	0	1	0	0				
Cito Gaston, R (1, 8) OBP: 0.279, SLG: 0.409		0-3 K		0-0 4-1			0-3 K		0-0 F2	4	0	0	0	0	2	6				
Ed Spiezio, R (1, 5) OBP: 0.305, SLG: 0.384 Garry Jestadt, R (8, 5) OBP: 0.258, SLG: 0.263		0-3 K			0-0 G6-4-3 1B		0-0 1B			3	0	2	0	0	1	1				
Bob Barton, R (1, 2) OBP: 0.312, SLG: 0.374			0-0 F8		0-0 G6-4-3		0-0 1-3			3	0	0	0	0	0	2				
Steve Arlin, R (1, 1) OBP: 0.167, SLG: 0.167			0-0 6-3		0-0 5-3		0-0 5-3			3	0	0	0	0	0	1				
Inning Stats	R: 0 E: 0 K: 0 S: 3	H: 1 LOB: 0 BB: 0 P: 3	R: 0 E: 0 K: 3 S: 10	H: 1 LOB: 1 BB: 0 P: 10	R: 0 E: 0 K: 0 S: 3	H: 0 LOB: 0 BB: 0 P: 3	R: 0 E: 1 K: 0 S: 5	H: 2 LOB: 2 BB: 0 P: 5	R: 0 E: 0 K: 0 S: 3	H: 1 LOB: 1 BB: 0 P: 3	R: 2 E: 0 K: 0 S: 5	H: 2 LOB: 0 BB: 0 P: 5	R: 0 E: 0 K: 1 S: 6	H: 1 LOB: 1 BB: 0 P: 6	R: 0 E: 0 K: 0 S: 5	H: 2 LOB: 3 BB: 1 P: 9		1B: 7 2B: 2 3B: 0 HR: 1	SF: 0 SAC: 0 DP: 1 HBP: 0	WP: 0 PB: 0 SB: 1 CS: 1
PITCHER Gaylord Perry, R (1, 1) ERA: 3.37 Jerry Johnson, R (8, 1) ERA: 2.0	IP: 7.1 WLS: L BF: 30	H: 10 R: 2 ER: 2 SO: 4	BB: 0 IBB: 0 HBP: 0 BLK: 0	WP: 0 HR: 1 S: 38 P: 38	ERA: 2.46 WHIP: 1.364											ERA: 2.46 WHIP: 1.364				

Batter	1	2	3	4	5	6	7	8	9	AB	R	H	RBI	BB	SO	LOB	TOP					
Lou Brock, L OBP: 0.396, SLG: 0.468 (1, 7)	F4		F7		G6-4-3		SF8 2B			5	1	2	0	0	0	1						
Matty Alou, L OBP: 0.349, SLG: 0.403 (1, 3)				HR			SF7		F9	3	2	2	2	1	0	1						
Jose Cruz, L OBP: 0.283, SLG: 0.438 (1, 8)	F3			HR			SF8		F8	3	1	1	2	1	0	2						
Joe Torre, R OBP: 0.417, SLG: 0.543 (1, 5)	F9				F6		6-3		F4	5	0	1	1	0	0	2						
Jose Cardenal, R OBP: 0.307, SLG: 0.393 (1, 9)		F9			G3		FC6-4		F8	4	0	0	0	0	0	2						
Ted Sizemore, R OBP: 0.322, SLG: 0.336 (1, 4)		F4			4-3				F6	4	0	0	0	0	0	0						
Jerry McNertney, R OBP: 0.365, SLG: 0.506 (1, 2)							F6			4	1	2	0	0	0	0						
Dal Maxvill, R OBP: 0.321, SLG: 0.261 (1, 6)				6-3			K			4	1	2	1	0	1	0						
Bob Gibson, R OBP: 0.297, SLG: 0.361 (1, 1)				6-3					F7	4	1	2	0	0	0	2						
Inning Stats	R: 0 E: 1 K: 0 S: 4	H: 1 LOB: 1 BB: 0 P: 4	R: 0 E: 0 K: 0 S: 3	H: 0 LOB: 0 BB: 0 P: 3	R: 0 E: 0 K: 0 S: 3	H: 0 LOB: 0 BB: 0 P: 3	R: 2 E: 0 K: 0 S: 5	H: 2 LOB: 0 BB: 0 P: 5	R: 3 E: 0 K: 1 S: 6	H: 4 LOB: 2 BB: 2 P: 14	R: 0 E: 0 K: 1 S: 5	H: 0 LOB: 0 BB: 0 P: 5	R: 2 E: 0 K: 0 S: 5	H: 2 LOB: 0 BB: 0 P: 5	R: 0 E: 0 K: 0 S: 5	H: 2 LOB: 2 BB: 0 P: 5	R: 0 E: 0 K: 0 S: 4	H: 1 LOB: 1 BB: 0 P: 4	1B: 7 2B: 3 3B: 0 HR: 2	SF: 2 SAC: 0 DP: 1 HBP: 0	WP: 0 PB: 0 SB: 2 CS: 0	PA: 40
PITCHER	IP	WLS	BF	H	R	ER	SO	BB	IBB	HBP	BLK	WP	HR	S	P	ERA	WHIP					
Steve Stone, R ERA: 3.51 (1, 1)	4.0	L	18	6	5	5	0	0	0	0	0	0	2	18	18	11.25	1.500					
Don Carrithers, R ERA: 4.5 (5, 1)	3.0		13	3	2	2	1	2	0	0	0	0	0	13	21	6.00	1.667					
Rich Robertson, R ERA: 3.91 (8, 1)	2.0		9	3	0	0	0	0	0	0	0	0	0	9	9	0.00	1.500					

St. Louis Cardinals @ San Francisco Giants
Candlestick Park, San Francisco, CA
Fri Jul 02 1971, 10:05 PM EDT
Att: 11,268 - Unknown

AB	36
R	7
H	12
RBI	6
BB	2
SO	1
LOB	10



Batter	1	2	3	4	5	6	7	8	9	AB	R	H	RBI	BB	SO	LOB	BOTTOM				
Frank Duffy, R OBP: 0.146, SLG: 0.154 (1, 6)	K	F2			E1			K		4	0	0	0	0	2	3					
Tito Fuentes, S OBP: 0.313, SLG: 0.362 (1, 4)	F7				G3-6-3					4	1	2	0	0	0	1					
Ken Henderson, S OBP: 0.367, SLG: 0.419 (1, 9)	K				F9			G4-6-3		4	0	1	1	0	1	1					
Bobby Bonds, R OBP: 0.382, SLG: 0.550 (1, 8)		F9			5-3		K		6-3	4	0	0	0	0	1	1					
Fran Healy, R OBP: 0.475, SLG: 0.549 (1, 2)		WP 1B SF BB			5-3		F9		K	3	1	0	0	1	1	1					
Ed Goodson, L OBP: 0.286, SLG: 0.250 (1, 3)		SF WP 1B			F8		F5		K	4	0	1	0	0	1	1					
Floyd Wicker, L OBP: 0.281, SLG: 0.148 (1, 7)		SF BB			4-3				6-3	2	0	0	0	1	0	0					
Hal Lanier, R OBP: 0.265, SLG: 0.276 (1, 5)		SF			6-3		1-3			2	0	0	1	0	0	0					
Steve Stone, R ERA: 3.51 (1, 1)					1-3				F9	2	0	0	0	0	1	3					
Don Carrithers, R ERA: 4.5 (5, 1)										0	0	0	0	0	0	0					
Jim Ray Hart, R ERA: 4.5 (7, PH)										1	0	0	0	0	0	0					
Rich Robertson, R ERA: 3.91 (8, 1)										0	0	0	0	0	0	0					
Inning Stats	R: 0 E: 0 K: 2 S: 7	H: 0 LOB: 0 BB: 0 P: 7	R: 1 E: 1 K: 1 S: 7	H: 1 LOB: 3 BB: 2 P: 15	R: 1 E: 0 K: 0 S: 5	H: 2 LOB: 1 BB: 0 P: 5	R: 0 E: 0 K: 0 S: 3	H: 0 LOB: 0 BB: 0 P: 3	R: 0 E: 0 K: 1 S: 5	H: 0 LOB: 0 BB: 0 P: 5	R: 0 E: 0 K: 0 S: 3	H: 0 LOB: 0 BB: 0 P: 3	R: 0 E: 0 K: 1 S: 5	H: 1 LOB: 0 BB: 0 P: 5	R: 0 E: 0 K: 2 S: 7	H: 0 LOB: 0 BB: 0 P: 7	1B: 3 2B: 1 3B: 0 HR: 0	SF: 1 SAC: 0 DP: 2 HBP: 0	WP: 1 PB: 0 SB: 0 CS: 0	PA: 33	
PITCHER	IP	WLS	BF	H	R	ER	SO	BB	IBB	HBP	BLK	WP	HR	S	P	ERA	WHIP				
Bob Gibson, R ERA: 4.11 (1, 1)	9.0	W	33	4	2	2	7	2	0	0	0	1	0	45	53	2.00	0.667				



St. Louis Cardinals @ San Francisco Giants
Candlestick Park, San Francisco, CA
Fri Jul 02 1971, 10:05 PM EDT
Att: 11,268 - Unknown

AB	30
R	2
H	4
RBI	2
BB	2
SO	7
LOB	11



Batter	1	2	3	4	5	6	7	8	9	AB	R	H	RBI	BB	SO	LOB	TOP				
Lou Brock, L OBP: 0.394, SLG: 0.464 (1, 7)	F7		E4					F8		3	1	0	0	1	0	1	St. Louis Cardinals @ San Francisco Giants Candlestick Park, San Francisco, CA Sat Jul 03 1971, 6:33 AM EDT Att: 24,896 - Unknown				
Matty Alou, L OBP: 0.344, SLG: 0.397 (1, 3)	6-3		E1					G3		4	0	0	0	0	1	3					
Jose Cruz, L OBP: 0.304, SLG: 0.389 (1, 8)	F9									2	0	0	0	2	0	2					
Joe Torre, R OBP: 0.412, SLG: 0.536 (1, 5)		K	6-3					F8		4	0	0	0	0	1	3					
Jose Cardenal, R OBP: 0.306, SLG: 0.391 (1, 9)	F9							K		4	0	1	0	0	1	1					
Julian Javier, R OBP: 0.258, SLG: 0.326 (1, 4)								B5-3		4	0	1	0	0	0	2					
Jerry McNertney, R OBP: 0.350, SLG: 0.484 (1, 2)	P4							G3		4	0	0	0	0	0	2					
Dal Maxvill, R OBP: 0.319, SLG: 0.268 (1, 6)			K					F9		4	0	1	0	0	1	0					
Steve Carlton, L OBP: 0.226, SLG: 0.286 (6, 1)			K					K		2	0	1	0	0	1	0					
Moe Drabowsky, R OBP: 0.242, SLG: 0.242 (7, 1)										0	0	0	0	0	0	0					
Jim Beauchamp, R OBP: 0.242, SLG: 0.242 (7, 1)										0	0	0	0	0	1	1					
Frank Linzy, R OBP: 0.242, SLG: 0.242 (7, 1)										0	0	0	0	0	0	0					
Daryl Patterson, L OBP: 0.242, SLG: 0.242 (8, 1)										0	0	0	0	0	0	0					
Luis Melendez, R OBP: 0.242, SLG: 0.242 (8, 1)										1	0	0	0	0	1	0					
Inning Stats	R: 0 E: 0 K: 0 S: 3	H: 0 LOB: 0 BB: 0 P: 3	R: 0 E: 0 K: 1 S: 6	H: 1 LOB: 1 BB: 0 P: 6	R: 1 E: 3 K: 2 S: 9	H: 0 LOB: 2 BB: 1 P: 13	R: 0 E: 0 K: 0 S: 3	H: 0 LOB: 0 BB: 0 P: 3	R: 0 E: 0 K: 1 S: 6	H: 1 LOB: 2 BB: 1 P: 10	R: 0 E: 0 K: 0 S: 4	H: 1 LOB: 1 BB: 0 P: 4	R: 0 E: 0 K: 1 S: 6	H: 1 LOB: 1 BB: 0 P: 6	R: 0 E: 0 K: 1 S: 5	H: 0 LOB: 1 BB: 1 P: 9	R: 0 E: 0 K: 1 S: 5	H: 0 LOB: 0 BB: 0 P: 5	1B: 2 2B: 2 3B: 0 HR: 0	SF: 0 SAC: 0 DP: 0 HBP: 0	WP: 0 PA: 36 PB: 0 SB: 0 CS: 0
PITCHER John Cumberland, L ERA: 1.79 (1, 1)	IP: 9.0 WLS: W BF: 36 H: 4 R: 1 ER: 0 SO: 7 BB: 3 IBB: 0 HBP: 0 BLK: 0 WP: 0 HR: 0 S: 47 P: 59 ERA: 0.00 WHIP: 0.778																				

Batter	1	2	3	4	5	6	7	8	9	AB	R	H	RBI	BB	SO	LOB	BOTTOM		
Chris Speier, R OBP: 0.339, SLG: 0.353 (1, 6)	F7			FC6-4				F9		6	1	1	2	0	1	3	St. Louis Cardinals @ San Francisco Giants Candlestick Park, San Francisco, CA Sat Jul 03 1971, 6:33 AM EDT Att: 24,896 - Unknown		
Tito Fuentes, S OBP: 0.311, SLG: 0.360 (1, 4)	5-3		6-3					G3		5	1	1	0	0	0	0			
Willie Mays, R OBP: 0.415, SLG: 0.545 (1, 3)	K									3	2	1	0	2	2	1			
Bobby Bonds, R OBP: 0.388, SLG: 0.561 (1, 8)		5-3								3	3	2	2	2	0	0			
Ken Henderson, S OBP: 0.371, SLG: 0.432 (1, 9)	F9							K		3	1	1	3	2	1	2			
Dick Dietz, R OBP: 0.419, SLG: 0.434 (1, 2)										4	1	3	1	1	0	3			
Bernie Williams, R OBP: 0.303, SLG: 0.250 (1, 7)	2-3									1	0	0	0	4	0	1			
Hal Lanier, R OBP: 0.262, SLG: 0.272 (1, 5)										2	0	0	0	0	1	1			
Fran Healy, R OBP: 0.467, SLG: 0.538 (6, PH)			6-3							1	0	0	0	0	1	3			
Al Gallagher, R OBP: 0.316, SLG: 0.325 (6, 5)										2	0	1	2	0	0	2			
John Cumberland, R OBP: 0.419, SLG: 0.434 (1, 1)										4	1	0	0	1	3	6			
Inning Stats	R: 0 E: 0 K: 1 S: 5	H: 0 LOB: 0 BB: 0 P: 5	R: 0 E: 0 K: 0 S: 4	H: 1 LOB: 1 BB: 0 P: 4	R: 2 E: 0 K: 0 S: 4	H: 1 LOB: 3 BB: 4 P: 20	R: 0 E: 0 K: 2 S: 7	H: 0 LOB: 1 BB: 1 P: 11	R: 2 E: 0 K: 2 S: 9	H: 2 LOB: 3 BB: 3 P: 21	R: 3 E: 0 K: 1 S: 7	H: 2 LOB: 2 BB: 3 P: 19	R: 0 E: 0 K: 1 S: 5	H: 0 LOB: 0 BB: 0 P: 5	R: 3 E: 0 K: 2 S: 11	H: 4 LOB: 2 BB: 1 P: 15	1B: 6 2B: 1 3B: 0 HR: 3	SF: 0 SAC: 0 DP: 0 HBP: 0	WP: 1 PA: 46 PB: 0 SB: 1 CS: 0
PITCHER Steve Carlton, L ERA: 3.79 (1, 1)	IP: 5.2 WLS: L BF: 33 H: 6 R: 7 ER: 7 SO: 6 BB: 8 IBB: 2 HBP: 0 BLK: 0 WP: 1 HR: 3 S: 35 P: 75 ERA: 11.12 WHIP: 2.471																		
Moe Drabowsky, R ERA: 3.24 (6, 1)	0.1	2	0	0	0	0	1	0	0	0	0	1	5	0.00	3.000				
Frank Linzy, R ERA: 3.0 (7, 1)	1.1	7	3	3	3	2	0	0	0	0	0	11	11	20.25	2.250				
Daryl Patterson, R ERA: 6.11 (8, 1)	0.2	4	1	0	0	1	1	0	0	0	0	5	9	0.00	3.000				

Batter	1	2	3	4	5	6	7	8	9	AB	R	H	RBI	BB	SO	LOB	TOP			
Maury Wills, S OBP: 0.333, SLG: 0.337 Bill Russell, R OBP: 0.285, SLG: 0.317	0-0 1B BB 4-1 1B	0-0 6-3			0-0 1B 1B	0-0 G3		4-0 E IBB	0-0 E7 E	5	4	2	0	1	0	1	Los Angeles Dodgers @ San Francisco Giants Candlestick Park, San Francisco, CA Sun Jul 04 1971, 6:33 AM EDT Att: 30,663 - Unknown AB 43 R 14 H 16 RBI 12 BB 6 SO 3 LOB 21 			
Willie Crawford, L OBP: 0.350, SLG: 0.469 Manny Mota, R OBP: 0.380, SLG: 0.404	4-0 4-1 1-2 1B BB		0-0 4-3		0-0 1B 1-2 1B		0-0 F7	0-0 E8 1-H 2-H 2B	4-0 E BB	3	0	1	0	1	0	0				
Willie Davis, L OBP: 0.367, SLG: 0.494	0-3 K		0-0 F2		0-0 F7		0-0 L9	0-0 4-3	0-0 F9	6	0	0	0	0	1	6				
Dick Allen, R OBP: 0.357, SLG: 0.425	0-0 4-1 1-2 2-3 3-H 1B		0-3 K		0-0 1-3 2-H 1B		0-0 F8	0-0 HR	0-0 4-3	6	1	3	2	0	1	1				
Wes Parker, S OBP: 0.377, SLG: 0.384	0-0 4-1			0-0 G3 2B		0-3 K				4	2	2	1	1	1	4				
Duke Sims, L OBP: 0.358, SLG: 0.362	4-0 IBB			0-0 G3		4-0 G5-4-3 BB				3	2	2	1	2	0	1				
Billy Grabarkewitz, R OBP: 0.386, SLG: 0.292 Jim Lefebvre, S OBP: 0.332, SLG: 0.424	0-0 F9		0-0 P3		0-0 G5-4-3 1-2					3	0	0	0	0	0	5				
Bill Buckner, L OBP: 0.335, SLG: 0.400 Pete Mikkelsen, R OBP: 0.250, SLG: 0.143		0-0 4-3		0-0 4-3		0-0 2B 2B				5	2	2	1	0	0	1				
Claude Osteen, L OBP: 0.185, SLG: 0.180 Jim Brewer, L OBP: 0.341, SLG: 0.229 Tom Haller, L OBP: 0.311, SLG: 0.229 Bobby Valentine, R OBP: 0.306, SLG: 0.358		0-0 F8		0-0 6-3		0-0 2-H 2B		0-0 2-H 3-H E 1B	0-0 6-3	3	0	1	1	0	0	0				
Inning Stats	R: 1 E: 0 K: 1 S: 7	H: 2 LOB: 3 BB: 2 P: 15	R: 0 E: 0 K: 0 S: 3	H: 0 LOB: 0 BB: 0 P: 3	R: 0 E: 0 K: 1 S: 5	H: 0 LOB: 0 BB: 0 P: 5	R: 0 E: 0 K: 0 S: 4	H: 1 LOB: 1 BB: 0 P: 4	R: 1 E: 0 K: 0 S: 4	H: 3 LOB: 2 BB: 0 P: 8	R: 0 E: 0 K: 0 S: 3	H: 0 LOB: 0 BB: 0 P: 3	R: 10 E: 2 K: 0 S: 11	H: 8 LOB: 0 BB: 2 P: 19	R: 1 E: 2 K: 0 S: 4	H: 0 LOB: 1 BB: 1 P: 8		1B: 10 2B: 4 3B: 0 HR: 2	SF: 0 SAC: 0 DP: 1 HBP: 0	WP: 1 PB: 0 SB: 0 CS: 0
PITCHER	IP WLS BF H R ER SO BB IBB HBP BLK WP HR S P ERA WHIP	7.0 L 4 2 3 3 3 2 1 0 0 0 0 0 34 46 3.86 1.429	0.1 L 4 2 3 3 0 1 0 0 0 0 0 3 7 81.00 9.000	0.1 L 5 5 5 5 0 0 1 0 0 0 1 1 6 10 135.00 15.000	0.1 L 2 1 2 2 0 0 0 0 0 0 1 2 2 54.00 3.000	1.0 L 5 0 1 0 0 1 0 0 0 0 0 4 8 0.00 1.000	PITCHER	IP WLS BF H R ER SO BB IBB HBP BLK WP HR S P ERA WHIP	7.0 L 4 2 3 3 3 2 1 0 0 0 0 0 34 46 3.86 1.429	0.1 L 4 2 3 3 0 1 0 0 0 0 0 3 7 81.00 9.000	0.1 L 5 5 5 5 0 0 1 0 0 0 1 1 6 10 135.00 15.000	0.1 L 2 1 2 2 0 0 0 0 0 0 1 2 2 54.00 3.000	1.0 L 5 0 1 0 0 1 0 0 0 0 0 4 8 0.00 1.000							
Chris Speier, R OBP: 0.337, SLG: 0.354	0-3 K		0-0 6-3		0-0 F8		0-0 G3 1-H 2-H 3-H 2B		0-3 K	5	0	1	3	0	2	1	Los Angeles Dodgers @ San Francisco Giants Candlestick Park, San Francisco, CA Sun Jul 04 1971, 6:33 AM EDT Att: 30,663 - Unknown AB 31 R 4 H 6 RBI 4 BB 6 SO 5 LOB 14 			
Tito Fuentes, S OBP: 0.310, SLG: 0.357	0-0 F7		0-3 K		0-0 SF9 1-2 1B		0-0 G3		0-0 G3	5	0	1	0	0	1	1				
Willie Mays, R OBP: 0.414, SLG: 0.538	0-0 F9		0-0 6-3		4-0 1-2 2-3 BB		4-0 FC5-4 BB		0-0 F8	3	0	0	0	2	0	0				
Bobby Bonds, R OBP: 0.387, SLG: 0.558		0-3 K		4-0 F9 BB		0-0 SF9 2-3 3-H		0-0 FC5-4 1-2		2	0	0	1	1	1	2				
Ken Henderson, S OBP: 0.365, SLG: 0.424		0-0 1-3		0-0 F8		0-0 G3		0-0 F3		4	0	0	0	0	0	3				
Dick Dietz, R OBP: 0.423, SLG: 0.435		0-0 4-3		4-0 1-2 BB		0-0 SH2-4 1B 1B		4-0 1B BB		2	1	1	0	2	0	0				
Bernie Williams, R OBP: 0.300, SLG: 0.250			0-0 F2		0-0 F9		0-0 SH2-4 1B		0-3 K	4	1	1	0	0	1	3				
Hal Lanier, R OBP: 0.260, SLG: 0.270 Fran Healy, R OBP: 0.459, SLG: 0.528 Al Gallagher, R OBP: 0.319, SLG: 0.329			0-0 6-3		0-0 G3		0-0 SH2-4 1B		0-0 1B	1	0	0	0	0	0	0				
Juan Marichal, R OBP: 0.145, SLG: 0.278 Jimmy Rosario, S OBP: 0.358, SLG: 0.300 Jerry Johnson, R OBP: 0.386, SLG: 0.300 Steve Hamilton, L OBP: 0.386, SLG: 0.300 Don Carrithers, R OBP: 0.54, SLG: 0.238 Ed Goodson, L OBP: 0.271, SLG: 0.238 Rich Robertson, R OBP: 0.387, SLG: 0.487			0-0 F2		0-0 BB 1B		4-0 BB 1B BB		0-0 F5	2	1	1	0	0	0	0				
Inning Stats	R: 0 E: 0 K: 1 S: 5	H: 0 LOB: 0 BB: 0 P: 5	R: 0 E: 0 K: 1 S: 5	H: 0 LOB: 0 BB: 0 P: 5	R: 0 E: 0 K: 1 S: 5	H: 0 LOB: 0 BB: 0 P: 5	R: 0 E: 0 K: 0 S: 5	H: 0 LOB: 2 BB: 2 P: 11	R: 1 E: 0 K: 0 S: 5	H: 2 LOB: 1 BB: 1 P: 9	R: 3 E: 0 K: 0 S: 6	H: 3 LOB: 2 BB: 2 P: 14	R: 0 E: 0 K: 1 S: 6	H: 1 LOB: 0 BB: 1 P: 10	R: 0 E: 0 K: 1 S: 5	H: 0 LOB: 0 BB: 0 P: 5		1B: 5 2B: 1 3B: 0 HR: 0	SF: 1 SAC: 1 DP: 0 HBP: 0	WP: 0 PB: 0 SB: 0 CS: 0
PITCHER	IP WLS BF H R ER SO BB IBB HBP BLK WP HR S P ERA WHIP	6.1 L 27 4 4 4 4 4 0 0 0 0 0 3 7 0.00 3.000	0.2 L 4 1 0 0 0 1 0 0 0 0 0 3 7 0.00 3.000	2.0 W 8 1 0 0 2 1 0 0 0 0 0 11 15 0.00 1.000	PITCHER	IP WLS BF H R ER SO BB IBB HBP BLK WP HR S P ERA WHIP	6.1 L 27 4 4 4 4 4 0 0 0 0 0 3 7 0.00 3.000	0.2 L 4 1 0 0 0 1 0 0 0 0 0 3 7 0.00 3.000	2.0 W 8 1 0 0 2 1 0 0 0 0 0 11 15 0.00 1.000											

Batter	1	2	3	4	5	6	7	8	9	AB	R	H	RBI	BB	SO	LOB	TOP			
Roger Metzger, S (1, 6) OBP: 0.267, SLG: 0.281	L1	4-3			4-3		WP BB BB 1B		SH 1B BB	4	2	1	0	1	0	0				
Joe Morgan, L (1, 4) OBP: 0.333, SLG: 0.376	2B 1B	1B			1B		BB WP BB		SH 1B	3	1	3	0	1	0	0				
Cesar Cedeno, R (1, 8) OBP: 0.286, SLG: 0.401	1B	2B			1B		F7		FC6-4 1B	5	1	3	1	0	0	3				
Bob Watson, R (1, 7) OBP: 0.351, SLG: 0.399	FC6-4 1B				6-3		G6-4-3 IBB		K	3	0	1	2	2	1	2				
Denis Menke, R (1, 3) OBP: 0.334, SLG: 0.322	FC6-4 1B				6-3		G6-4-3		K	4	1	0	1	1	1	6				
Doug Rader, R (1, 5) OBP: 0.296, SLG: 0.338	1B BB				F4				FC6-4	4	0	0	0	1	1	5				
Jimmy Wynn, R (1, 9) OBP: 0.314, SLG: 0.300	1B				5-3				F3	4	0	1	1	0	0	0				
Jack Hiatt, R (1, 2) OBP: 0.435, SLG: 0.379	K				6-3				6-3	4	0	0	0	0	2	2				
Jack Billingham, R (1, 1) OBP: 0.132, SLG: 0.108					4-3				K	4	0	0	0	0	3	0				
George Culver, R (8, 1)					K				K	0	0	0	0	0	0	0				
Inning Stats	R: 3 E: 0 K: 1 S: 9	H: 4 LOB: 2 BB: 1 P: 13	R: 0 E: 0 K: 0 S: 4	H: 1 LOB: 1 BB: 0 P: 4	R: 0 E: 0 K: 0 S: 3	H: 0 LOB: 0 BB: 0 P: 3	R: 0 E: 0 K: 1 S: 5	H: 0 LOB: 0 BB: 0 P: 5	R: 0 E: 0 K: 2 S: 7	H: 0 LOB: 0 BB: 0 P: 7	R: 1 E: 0 K: 1 S: 6	H: 1 LOB: 3 BB: 3 P: 18	R: 0 E: 0 K: 1 S: 5	H: 0 LOB: 2 BB: 1 P: 5	R: 1 E: 0 K: 2 S: 9	H: 1 LOB: 2 BB: 1 P: 13	1B: 8 2B: 1 3B: 0 HR: 0	SF: 0 SAC: 1 DP: 1 HBP: 0	WP: 1 PB: 0 SB: 0 CS: 0	PA: 42
PITCHER	IP WLS BF H R ER SO BB IBB HBP BLK WP HR S P ERA WHIP																			
Ron Bryant, L (1, 1) ERA: 2.68	0.2 L 7 4 3 3 0 1 0 0 0 0 0 6 10 40.50 7.500																			
Don Carrithers, R (1, 1) ERA: 3.55	4.1 16 3 0 0 2 0 1 0 0 0 0 19 23 0.00 0.692																			
Don McMahon, R (6, 1) ERA: 4.65	1.2 9 1 1 1 3 3 0 0 0 1 0 12 24 5.40 2.400																			
Jerry Johnson, R (7, 1) ERA: 2.65	2.1 10 1 1 1 3 1 0 0 0 0 0 15 29 3.86 0.857																			

Houston Astros @ San Francisco Giants
Candlestick Park, San Francisco, CA
Tue Jul 06 1971, 10:05 PM EDT
Att: 5,765 - Unknown

AB	35
R	5
H	9
RBI	5
BB	6
SO	8
LOB	18



Batter	1	2	3	4	5	6	7	8	9	AB	R	H	RBI	BB	SO	LOB	BOTTOM					
Chris Speier, R (1, 6) OBP: 0.337, SLG: 0.351	1-3	F9			F4			FC4-6 1B		4	0	1	0	0	0	2						
Tito Fuentes, S (1, 4) OBP: 0.307, SLG: 0.351	F8	K			F8			F9		4	0	0	0	0	1	3						
Willie Mays, R (1, 3) OBP: 0.415, SLG: 0.531	HBP BB				3-1			FC4-6 1B		3	0	1	0	1	0	0						
Bobby Bonds, R (1, 9) OBP: 0.385, SLG: 0.559	1-2 HBP				K			FC4-6		3	1	1	1	0	1	2						
Ken Henderson, S (1, 7) OBP: 0.357, SLG: 0.409	F5				F9			F3		3	0	0	0	1	0	4						
Fran Healy, R (1, 2) OBP: 0.431, SLG: 0.491					4-3					3	0	0	0	0	1	1						
Jerry Johnson, R (7, 1) ERA: 4.65					K					0	0	0	0	0	0	0						
Floyd Wicker, L (9, PH) OBP: 0.273, SLG: 0.143										1	0	0	0	0	0	0						
Jimmy Rosario, S (1, 8) OBP: 0.368, SLG: 0.309										3	1	1	0	0	0	0						
Hal Lanier, R (1, 5) OBP: 0.274, SLG: 0.285										3	0	1	0	0	0	1						
Al Gallagher, R (9, PH) OBP: 0.322, SLG: 0.332										1	0	1	0	0	0	0						
Ron Bryant, S (1, 1) OBP: 0.182, SLG: 0.209										0	0	0	0	0	0	0						
Don Carrithers, R (1, 1) ERA: 3.55										0	0	0	0	0	0	0						
Ed Goodson, L (5, PH) OBP: 0.261, SLG: 0.227										1	0	0	0	0	0	0						
Don McMahon, R (6, 1) ERA: 4.65										0	0	0	0	0	0	0						
Dick Dietz, R (7, 2) OBP: 0.421, SLG: 0.430										2	0	0	0	0	0	1						
Inning Stats	R: 0 E: 0 K: 0 S: 3	H: 0 LOB: 2 BB: 1 P: 8	R: 1 E: 1 K: 1 S: 8	H: 2 LOB: 2 BB: 0 P: 8	R: 0 E: 0 K: 1 S: 5	H: 0 LOB: 0 BB: 0 P: 5	R: 0 E: 0 K: 1 S: 4	H: 0 LOB: 0 BB: 0 P: 5	R: 0 E: 0 K: 0 S: 3	H: 0 LOB: 0 BB: 0 P: 3	R: 1 E: 0 K: 0 S: 3	H: 1 LOB: 1 BB: 1 P: 7	R: 0 E: 0 K: 0 S: 3	H: 0 LOB: 2 BB: 0 P: 5	R: 0 E: 0 K: 0 S: 5	H: 2 LOB: 2 BB: 0 P: 5	R: 0 E: 0 K: 0 S: 4	H: 1 LOB: 1 BB: 0 P: 4	1B: 5 2B: 0 3B: 0 HR: 1	SF: 0 SAC: 1 DP: 2 HBP: 2	WP: 0 PB: 0 SB: 1 CS: 0	PA: 36
PITCHER	IP WLS BF H R ER SO BB IBB HBP BLK WP HR S P ERA WHIP																					
Jack Billingham, R (1, 1) ERA: 3.31	7.1 W 30 5 2 1 3 2 0 2 0 0 1 32 42 1.23 0.955																					
George Culver, R (8, 1) ERA: 1.61	1.2 S 6 1 0 0 0 0 0 0 0 0 0 6 6 0.00 0.600																					

Houston Astros @ San Francisco Giants
Candlestick Park, San Francisco, CA
Tue Jul 06 1971, 10:05 PM EDT
Att: 5,765 - Unknown

AB	31
R	2
H	6
RBI	1
BB	2
SO	3
LOB	14



Batter	1	2	3	4	5	6	7	8	9	AB	R	H	RBI	BB	SO	LOB	TOP			
Roger Metzger, S OBP: 0.288, SLG: 0.282										4	1	1	0	0	0	2	Houston Astros @ San Francisco Giants Candlestick Park, San Francisco, CA Thu Jul 08 1971, 6:33 AM EDT Att: 6,849 - Unknown			
Joe Morgan, L OBP: 0.333, SLG: 0.381										4	0	2	0	0	1	0				
Cesar Cedeno, R OBP: 0.286, SLG: 0.404										4	0	0	1	0	0	2				
Bob Watson, R OBP: 0.359, SLG: 0.406										3	0	1	0	1	0	1				
Denis Menke, R OBP: 0.327, SLG: 0.315										4	0	0	0	0	1	4				
Doug Rader, R OBP: 0.300, SLG: 0.347										4	1	1	1	0	1	3				
Jimmy Wynn, R OBP: 0.324, SLG: 0.306										3	0	0	0	1	0	0				
Jack Hiatt, R OBP: 0.420, SLG: 0.364										4	0	0	0	0	2	1				
Don Wilson, R OBP: 0.160, SLG: 0.180										2	0	1	0	0	1	0				
Inning Stats	R: 1 E: 0 K: 1 S: 7	H: 2 LOB: 2 BB: 1 P: 11	R: 0 E: 0 K: 1 S: 5	H: 0 LOB: 1 BB: 1 P: 9	R: 0 E: 0 K: 0 S: 3	H: 0 LOB: 0 BB: 0 P: 3	R: 1 E: 0 K: 1 S: 6	H: 1 LOB: 0 BB: 0 P: 6	R: 0 E: 0 K: 2 S: 4	H: 1 LOB: 1 BB: 0 P: 4	R: 0 E: 0 K: 1 S: 6	H: 1 LOB: 1 BB: 0 P: 6	R: 0 E: 0 K: 0 S: 4	H: 1 LOB: 1 BB: 0 P: 4	R: 0 E: 0 K: 0 S: 3	H: 0 LOB: 0 BB: 0 P: 3	1B: 4 2B: 1 3B: 0 HR: 1	SF: 0 SAC: 1 DP: 0 HBP: 0	WP: 0 PB: 0 SB: 2 CS: 0	PA: 35
PITCHER John Cumberland, L ERA: 1.82	IP: 9.0 WLS: W BF: 35 H: 6 R: 2 ER: 2 SO: 6 BB: 2 IBB: 0 HBP: 0 BLK: 0 WP: 0 HR: 1 S: 45 P: 53 ERA: 2.00 WHIP: 0.889															PITCHER				

Batter	1	2	3	4	5	6	7	8	9	AB	R	H	RBI	BB	SO	LOB	BOTTOM			
Chris Speier, R OBP: 0.336, SLG: 0.350										4	1	1	0	0	0	0	Houston Astros @ San Francisco Giants Candlestick Park, San Francisco, CA Thu Jul 08 1971, 6:33 AM EDT Att: 6,849 - Unknown			
Tito Fuentes, S OBP: 0.305, SLG: 0.354										4	1	1	0	0	0	0				
Willie Mays, R OBP: 0.414, SLG: 0.524										3	0	0	0	1	2	2				
Willie McCovey, L OBP: 0.399, SLG: 0.503										3	1	0	0	1	1	1				
Bobby Bonds, R OBP: 0.385, SLG: 0.557										3	1	2	2	1	1	0				
Ken Henderson, S OBP: 0.372, SLG: 0.422										2	0	1	0	2	1	1				
Dick Dietz, R OBP: 0.422, SLG: 0.427										4	0	1	2	0	0	5				
Hal Lanier, R OBP: 0.265, SLG: 0.275										4	0	0	0	0	1	6				
John Cumberland, R ERA: 3.38										3	0	0	0	0	2	2				
Inning Stats	R: 0 E: 0 K: 0 S: 3	H: 0 LOB: 1 BB: 1 P: 7	R: 1 E: 0 K: 2 S: 9	H: 2 LOB: 1 BB: 0 P: 9	R: 3 E: 0 K: 0 S: 6	H: 3 LOB: 2 BB: 2 P: 14	R: 0 E: 0 K: 0 S: 3	H: 0 LOB: 0 BB: 0 P: 3	R: 0 E: 0 K: 3 S: 9	H: 0 LOB: 0 BB: 0 P: 9	R: 0 E: 0 K: 2 S: 8	H: 1 LOB: 1 BB: 0 P: 8	R: 0 E: 0 K: 1 S: 5	H: 0 LOB: 0 BB: 0 P: 5	R: 0 E: 0 K: 0 S: 3	H: 0 LOB: 2 BB: 2 P: 11	1B: 5 2B: 1 3B: 0 HR: 0	SF: 0 SAC: 0 DP: 0 HBP: 0	WP: 0 PB: 0 SB: 3 CS: 0	PA: 35
PITCHER Don Wilson, R	IP: 8.0 WLS: L BF: 35 H: 6 R: 4 ER: 4 SO: 8 BB: 4 IBB: 1 HBP: 0 BLK: 0 WP: 0 HR: 0 S: 46 P: 66 ERA: 4.50 WHIP: 1.250															PITCHER				

AB	32
R	2
H	6
RBI	2
BB	2
SO	6
LOB	13



AB	30
R	4
H	6
RBI	4
BB	5
SO	8
LOB	17



Batter	1	2	3	4	5	6	7	8	9	AB	R	H	RBI	BB	SO	LOB	TOP										
Chris Speier, R OBP: 0.336, SLG: 0.352 (1, 6)	3-1	6-3			6-3		1B 2B		FC1-6	6	2	2	0	0	0	3	San Francisco Giants @ Los Angeles Dodgers Dodger Stadium, Los Angeles, CA Fri Jul 09 1971, 7:05 PM PDT Att: 53,564 - Unknown										
Tito Fuentes, S OBP: 0.305, SLG: 0.353 (1, 4)	F6		6-3		BB 1B		F7		G3	6	1	2	0	0	0	4											
Willie Mays, R OBP: 0.420, SLG: 0.526 (1, 8) (9, 3)	1B BB		K		BB		1B		2B 1B	3	1	2	1	2	1	0											
Willie McCovey, L OBP: 0.399, SLG: 0.505 Jimmy Rosario, S OBP: 0.350, SLG: 0.320 (9, PR) (9, 8)	BB 1B		K		K		F4		1B 2B	5	0	2	2	0	2	3											
Bobby Bonds, R OBP: 0.383, SLG: 0.550 (1, 9) (9, 3)	1-2 BB				4-3		K		F7	4	0	0	0	1	1	5											
Ken Henderson, S OBP: 0.372, SLG: 0.419 (1, 7)	F9				F3		1B		1B E	4	1	1	0	1	0	3											
Dick Dietz, R OBP: 0.428, SLG: 0.435 (1, 2)		F7			1B		1B		1B E	5	1	4	2	0	0	0											
Hal Lanier, R OBP: 0.269, SLG: 0.279 (1, 5)		SH3-4 1B			1-3 1B		B2		F8 E7	5	0	2	0	0	0	5											
Juan Marichal, R OBP: 0.145, SLG: 0.289 (7, 1) Steve Hamilton, L OBP: 0.250, SLG: 0.483 (8, PH) Don McMahon, R OBP: 0.280, SLG: 0.240 (9, PH) Ed Goodson, L OBP: 0.280, SLG: 0.240 Jerry Johnson, R (9, 1)		SH3-4			5-3		G6-4-3		FC6-4	2	0	0	0	0	0	4											
Inning Stats	R: 0 E: 0 K: 0 S: 4	H: 1 LOB: 3 BB: 2 P: 12	R: 0 E: 0 K: 0 S: 4	H: 1 LOB: 1 BB: 0 P: 4	R: 0 E: 0 K: 2 S: 7	H: 0 LOB: 0 BB: 0 P: 7	R: 0 E: 0 K: 0 S: 5	H: 2 LOB: 2 BB: 0 P: 5	R: 0 E: 0 K: 2 S: 8	H: 1 LOB: 2 BB: 1 P: 12	R: 1 E: 0 K: 0 S: 5	H: 2 LOB: 1 BB: 0 P: 5	R: 0 E: 0 K: 0 S: 4	H: 1 LOB: 1 BB: 0 P: 4	R: 5 E: 1 K: 0 S: 10	H: 6 LOB: 2 BB: 1 P: 14		1B: 14 2B: 2 3B: 0 HR: 0	SF: 0 SAC: 1 DP: 1 HBP: 0	WP: 0 PB: 0 SB: 1 CS: 0	PA: 47						
PITCHER	IP	WLS	BF	H	R	ER	SO	BB	IBB	HBP	BLK	WP	HR	S	P	ERA	WHIP										
Claude Osteen, L ERA: 3.47 (1, 1)	8.0		37	11	2	2	4	3	0	0	0	0	0	42	54	2.25	1.750										
Jim Brewer, L ERA: 2.5 (9, 1)	0.0	L	3	3	1	1	0	0	0	0	0	0	0	3	3	∞	∞										
Pete Mikkelsen, R ERA: 2.57 (9, 1)	1.0		7	2	4	2	0	0	1	0	0	0	0	6	10	18.00	2.000										

AB	42
R	7
H	16
RBI	6
BB	4
SO	4
LOB	28



Batter	1	2	3	4	5	6	7	8	9	AB	R	H	RBI	BB	SO	LOB	BOTTOM										
Maury Wills, S OBP: 0.327, SLG: 0.333 (1, 6)	F7		FC6			1B 3B	4-3		K	5	1	1	0	0	1	2	San Francisco Giants @ Los Angeles Dodgers Dodger Stadium, Los Angeles, CA Fri Jul 09 1971, 7:05 PM PDT Att: 53,564 - Unknown										
Willie Crawford, L OBP: 0.358, SLG: 0.510 (1, 7)	F7		F9		G4-3	1B	1B			4	0	2	2	0	0	1											
Willie Davis, L OBP: 0.358, SLG: 0.486 (1, 8)	F6		F4		G4-3	1B	F8			4	0	0	0	0	0	3											
Dick Allen, R OBP: 0.375, SLG: 0.440 (1, 5)		E 1B			6-3	1B 1B		G4-6-3	BB	3	1	2	0	1	0	0											
Wes Parker, S OBP: 0.371, SLG: 0.374 (1, 3)		F8			6-3	1B 1B		G4-6-3		4	0	1	0	0	0	2											
Duke Sims, L OBP: 0.359, SLG: 0.363 (1, 2)	F4		K			1B		F6		4	0	1	1	0	1	1											
Jim Lefebvre, S OBP: 0.332, SLG: 0.420 (1, 4)		6-3			F6	F9			G3 1B	4	0	1	0	0	0	3											
Bill Buckner, L OBP: 0.333, SLG: 0.394 (1, 9)			SH1-3 E 2B		G1		4-3 SH1-4 1B 1B		G3	4	2	2	0	0	0	1											
Claude Osteen, L OBP: 0.182, SLG: 0.176 (1, 1) Jim Brewer, L OBP: 0.250, SLG: 0.250 (9, 1) Pete Mikkelsen, R OBP: 0.250, SLG: 0.143 (9, PH) Tom Haller, L OBP: 0.303, SLG: 0.313 (9, 1)		SH1-3			F7		SH1-4		F9	1	0	0	0	0	0	0											
Inning Stats	R: 0 E: 0 K: 0 S: 3	H: 0 LOB: 0 BB: 0 P: 3	R: 0 E: 1 K: 0 S: 4	H: 1 LOB: 1 BB: 0 P: 4	R: 1 E: 1 K: 0 S: 5	H: 1 LOB: 1 BB: 0 P: 5	R: 0 E: 0 K: 1 S: 5	H: 0 LOB: 0 BB: 0 P: 5	R: 0 E: 0 K: 0 S: 7	H: 5 LOB: 2 BB: 0 P: 7	R: 1 E: 0 K: 0 S: 5	H: 2 LOB: 1 BB: 0 P: 5	R: 0 E: 0 K: 0 S: 2	H: 0 LOB: 0 BB: 1 P: 6	R: 0 E: 0 K: 1 S: 6	H: 1 LOB: 1 BB: 0 P: 6		1B: 8 2B: 1 3B: 1 HR: 0	SF: 0 SAC: 2 DP: 2 HBP: 0	WP: 0 PB: 0 SB: 1 CS: 0	PA: 37						
PITCHER	IP	WLS	BF	H	R	ER	SO	BB	IBB	HBP	BLK	WP	HR	S	P	ERA	WHIP										
Juan Marichal, R ERA: 2.75 (7, 1)	0.1		1	0	0	0	0	0	0	0	0	0	0	1	1	0.00	0.000										
Don McMahon, R ERA: 4.46 (8, 1)	1.0	W	3	0	0	0	0	1	0	0	0	0	0	2	6	0.00	1.000										
Jerry Johnson, R ERA: 2.61 (9, 1)	1.0	S	4	1	0	0	1	0	0	0	0	0	0	6	6	0.00	1.000										

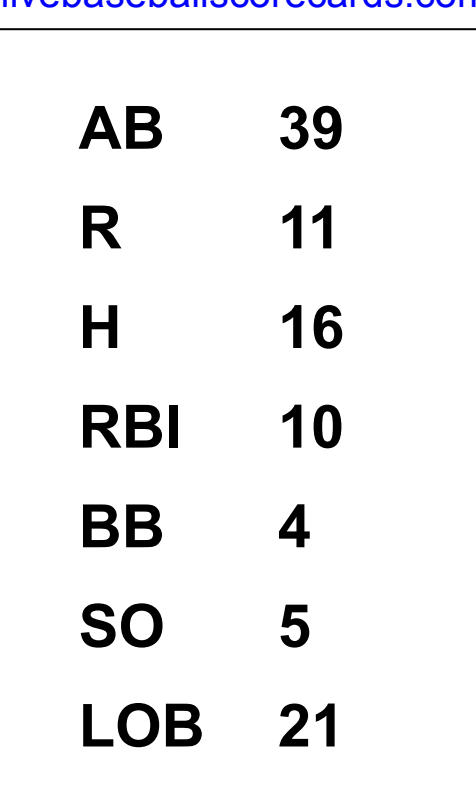
AB	34
R	4
H	10
RBI	3
BB	1
SO	2
LOB	14



Batter	1	2	3	4	5	6	7	8	9	AB	R	H	RBI	BB	SO	LOB	TOP					
Chris Speier, R OBP: 0.332, SLG: 0.348	0-3 K2-3		0-0 F3		0-0 F8		0-0 G3		0-0 1B	5	0	1	0	0	1	1	San Francisco Giants @ Los Angeles Dodgers Dodger Stadium, Los Angeles, CA Sun Jul 11 1971, 3:33 AM PDT Att: 41,825 - Unknown					
Tito Fuentes, S OBP: 0.300, SLG: 0.346	0-0 F5		0-0 F6		0-0 F6		0-0 F8		0-0 F6	5	0	0	0	0	0	2						
Willie Mays, R OBP: 0.424, SLG: 0.522	4-0 BB		4-0 1B HR		0-0 F8				0-0 FC5-4 1B	2	1	1	0	2	0	0						
Willie McCovey, L OBP: 0.394, SLG: 0.492	0-0 G3		0-0 1-2 HR						0-0 FC5-4 1B	3	1	1	0	0	0	1						
Ed Goodson, L OBP: 0.239, SLG: 0.231									1-2	1	0	0	0	0	0	1						
Bobby Bonds, R OBP: 0.389, SLG: 0.565									0-0 F9	4	1	2	3	0	1	1						
Ken Henderson, S OBP: 0.372, SLG: 0.417									0-0 1B	1	0	0	0	0	1	1						
Jimmy Rosario, S OBP: 0.387, SLG: 0.324									1-2 1B	2	0	1	0	1	0	0						
Dick Dietz, R OBP: 0.420, SLG: 0.423									0-0 F6	4	0	0	0	0	2	4						
Hal Lanier, R OBP: 0.280, SLG: 0.281									0-0 F6	4	0	1	0	0	0	0						
Ron Bryant, S OBP: 0.182, SLG: 0.209									0-3 K	0	0	0	0	0	0	0						
Don Carrithers, R OBP: 0.312, SLG: 0.334									0-0 K	1	0	0	0	0	0	0						
Al Gallagher, R OBP: 0.345, SLG: 0.304									0-0 K	0	0	0	0	0	0	2						
Rich Robertson, R OBP: 0.347, SLG: 0.367									0-0 K	0	0	0	0	0	0	0						
Steve Stone, R OBP: 0.423, SLG: 0.492									0-0 K	1	0	1	0	0	0	0						
Fran Healy, R OBP: 0.423, SLG: 0.492									0-0 K	0	0	0	0	0	0	0						
Don McMahon, R OBP: 0.306, SLG: 0.346									0-0 K	0	0	0	0	0	1	0						
Inning Stats	R: 0 E: 0 K: 1 S: 5	H: 0 LOB: 1 BB: 1 P: 9	R: 2 E: 1 K: 1 S: 7	H: 2 LOB: 2 BB: 0 P: 7	R: 3 E: 0 K: 0 S: 5	H: 2 LOB: 0 BB: 1 P: 9	R: 0 E: 0 K: 1 S: 5	H: 0 LOB: 0 BB: 0 P: 5	R: 0 E: 0 K: 0 S: 3	H: 0 LOB: 0 BB: 0 P: 3	R: 0 E: 0 K: 2 S: 7	H: 1 LOB: 1 BB: 1 P: 11	R: 0 E: 0 K: 0 S: 4	H: 1 LOB: 2 BB: 0 P: 4	R: 0 E: 0 K: 0 S: 5	H: 2 LOB: 2 BB: 0 P: 5	R: 0 E: 0 K: 1 S: 6	H: 1 LOB: 1 BB: 0 P: 6	1B: 7 2B: 0 3B: 0 HR: 1	SF: 0 SAC: 0 DP: 0 HBP: 0	WP: 1 PB: 0 SB: 0 CS: 0	PA: 38
PITCHER	IP WLS BF H R ER SO BB IBB HBP BLK WP HR S P ERA WHIP	9.0 W 38 8 3 3 6 3 0 0 0 1 1 47 59 3.00 1.222															PITCHER	IP WLS BF H R ER SO BB IBB HBP BLK WP HR S P ERA WHIP				
Al Downing, L ERA: 2.49																						

Batter	1	2	3	4	5	6	7	8	9	AB	R	H	RBI	BB	SO	LOB	BOTTOM			
Maury Wills, S OBP: 0.327, SLG: 0.331	4-0 BB 2B		0-0 F6		0-0 F5		0-0 F3		0-0 G3	4	1	0	0	1	0	2	San Francisco Giants @ Los Angeles Dodgers Dodger Stadium, Los Angeles, CA Sun Jul 11 1971, 3:33 AM PDT Att: 41,825 - Unknown			
Bill Russell, R OBP: 0.279, SLG: 0.310			0-0 F5							0	0	0	0	0	0	0				
Manny Mota, R OBP: 0.382, SLG: 0.402	4-0 2B SF8		0-0 6-3		0-0 F3		0-0 G3		0-0 1B	4	2	3	0	1	0	1				
Willie Davis, L OBP: 0.363, SLG: 0.489	0-0 1B		0-0 E1		0-0 F9		0-0 1B		0-0 1B	5	3	3	1	0	0	2				
Dick Allen, R OBP: 0.374, SLG: 0.437	0-3 K		0-0 1B		0-0 SH2-3		0-0 6-3		0-3 K	5	0	2	2	0	2	4				
Wes Parker, S OBP: 0.373, SLG: 0.375	4-0 1B		0-0 F8		0-0 SH2-3		0-3 K		0-0 F7	3	1	1	1	1	1	2				
Jim Lefebvre, S OBP: 0.326, SLG: 0.415	0-0 SF8		0-0 F8		0-0 F8		0-0 1B		0-0 F7	4	1	1	1	0	0	5				
Bobby Darwin, R OBP: 0.462, SLG: 0.636	0-0 1B		0-0 F6		4-0 BB		0-0 1B		0-0 F4	3	1	2	1	1	0	0				
Bobby Valentine, R OBP: 0.297, SLG: 0.342	1-2 2H						1-2 1B			1	0	0	0	0	0	0				
Joe Ferguson, R OBP: 0.250, SLG: 0.282	0-0 1B		0-0 E FC5 PB		0-3 K		0-0 1B		0-0 F9	5	2	3	2	0	1	2				
Al Downing, R OBP: 0.250, SLG: 0.245	0-3 K		0-0 FC5 PB		0-0 F9		0-0 1B		0-0 1-3	5	0	1	2	0	1	3				
Inning Stats	R: 4 E: 0 K: 2 S: 10	H: 3 LOB: 2 BB: 3 P: 22	R: 2 E: 1 K: 0 S: 6	H: 3 LOB: 1 BB: 0 P: 6	R: 1 E: 1 K: 0 S: 5	H: 1 LOB: 1 BB: 0 P: 5	R: 1 E: 0 K: 1 S: 7	H: 2 LOB: 2 BB: 1 P: 11	R: 0 E: 0 K: 0 S: 4	H: 1 LOB: 1 BB: 0 P: 4	R: 3 E: 0 K: 1 S: 9	H: 4 LOB: 1 BB: 0 P: 9	R: 0 E: 0 K: 1 S: 7	H: 2 LOB: 2 BB: 0 P: 7	R: 0 E: 0 K: 0 S: 3	H: 0 LOB: 0 BB: 0 P: 3	1B: 14 2B: 2 3B: 0 HR: 0	SF: 1 SAC: 1 DP: 0 HBP: 0	WP: 0 PB: 2 SB: 1 CS: 0	PA: 45
PITCHER	IP WLS BF H R ER SO BB IBB HBP BLK WP HR S P ERA WHIP	0.2 L 7 2 4 4 1 0 0 0 0 0 0 4 4 0.00 3.000															PITCHER	IP WLS BF H R ER SO BB IBB HBP BLK WP HR S P ERA WHIP		
Ron Bryant, L ERA: 3.21																				
Don Carrithers, R ERA: 3.69																				
Rich Robertson, R ERA: 4.61																				
Steve Stone, R ERA: 4.03																				
Don McMahon, R ERA: 4.29																				

AB 35
R 3
H 8
RBI 3
BB 3
SO 6
LOB 13



Batter	1	2	3	4	5	6	7	8	9	AB	R	H	RBI	BB	SO	LOB	TOP				
Chris Speier, R OBP: 0.327, SLG: 0.344 (1, 6)	1-3		SH1-4 1B		K			4-3		4	0	1	0	0	1	1					
Tito Fuentes, S OBP: 0.295, SLG: 0.340 (1, 4)	K		SH1-4			F1			K	3	0	0	0	0	2	0					
Willie Mays, R OBP: 0.420, SLG: 0.521 (1, 3) (9, 8)	K		FC5-2			6-3			F9	4	0	0	0	0	1	2					
Bobby Bonds, R OBP: 0.390, SLG: 0.563 Ed Goodson, L OBP: 0.250, SLG: 0.258 (9, 3)		WP FC4-6 BB	F4			6-3			1B 1B	3	2	1	0	1	0	2					
Ken Henderson, S OBP: 0.365, SLG: 0.410 (1, 7) (9, 9)	F4				1-3			K	1B	4	0	1	0	0	1	1					
Dick Dietz, R OBP: 0.426, SLG: 0.427 (1, 2)	FC4-6 BB				F9			L7	1B	3	0	1	1	1	0	0					
Jimmy Rosario, S OBP: 0.368, SLG: 0.301 (1, 8) (9, 7)	FC4-6 BB				4-3			G3	1B	4	0	0	1	0	0	3					
Al Gallagher, R OBP: 0.318, SLG: 0.329 Hal Lanier, R OBP: 0.272, SLG: 0.273 (8, PR) (8, 5)	4-3				L7			B3-6-4 HBP		2	0	0	0	0	0	1					
Juan Marichal, R OBP: 0.150, SLG: 0.271 Jerry Johnson, R (9, 1)			SH1-4 FC5-2 1B		F9			B3-6-4		3	0	1	0	0	0	1					
Inning Stats	R: 0 E: 0 K: 2 S: 7	H: 0 LOB: 0 BB: 0 P: 7	R: 1 E: 0 K: 0 S: 3	H: 0 LOB: 1 BB: 2 P: 11	R: 0 E: 0 K: 0 S: 5	H: 2 LOB: 2 BB: 0 P: 5	R: 0 E: 0 K: 0 S: 3	H: 0 LOB: 0 BB: 0 P: 3	R: 0 E: 0 K: 1 S: 5	H: 0 LOB: 0 BB: 0 P: 5	R: 0 E: 0 K: 1 S: 5	H: 0 LOB: 0 BB: 0 P: 5	R: 0 E: 0 K: 0 S: 2	H: 0 LOB: 1 BB: 0 P: 3	R: 0 E: 0 K: 0 S: 8	H: 0 LOB: 0 BB: 0 P: 8	R: 1 E: 0 K: 1 S: 8	H: 3 LOB: 2 BB: 0 P: 8	1B: 5 2B: 0 3B: 0 HR: 0	SF: 0 SAC: 1 DP: 1 HBP: 1	WP: 1 PA: 34 PB: 0 SB: 2 CS: 0
PITCHER Jim McGlothlin, R ERA: 3.28 (1, 1)	IP: 9.0 WLS: W BF: 34 H: 5 R: 2 ER: 2 SO: 5 BB: 2 IBB: 0 HBP: 1 BLK: 0 WP: 1 HR: 0 S: 41 P: 50 ERA: 2.00 WHIP: 0.778															PITCHER					

San Francisco Giants @ Cincinnati Reds
Riverfront Stadium, Cincinnati, OH
Sat Jul 17 1971, 3:33 AM EDT
Att: 32,823 - Unknown

AB 30
R 2
H 5
RBI 2
BB 2
SO 5
LOB 11



Batter	1	2	3	4	5	6	7	8	9	AB	R	H	RBI	BB	SO	LOB	BOTTOM		
Pete Rose, S OBP: 0.390, SLG: 0.429 (1, 9)	F8		K			K			BB 1B 1B	4	1	1	0	0	2	1			
Ty Cline, L OBP: 0.363, SLG: 0.219 (1, 7)	L4-3				L8			L9	BB 1B	4	1	1	0	0	0	0			
Lee May, R OBP: 0.340, SLG: 0.563 Dave Concepcion, R OBP: 0.254, SLG: 0.258 (9, PR)	6-3				F8			5-3	BB 1B BB	3	0	0	1	1	0	0			
Tony Perez, R OBP: 0.305, SLG: 0.414 (1, 5)	F8				K			F8	BB 1B	4	0	1	2	0	1	0			
George Foster, R OBP: 0.293, SLG: 0.395 (1, 8)	F7				F4			K		3	0	0	0	0	1	0			
Tommy Helms, R OBP: 0.290, SLG: 0.342 (1, 4)	5-3				6-3			6-3		3	0	0	0	0	0	0			
Pat Corrales, R OBP: 0.224, SLG: 0.208 Johnny Bench, R OBP: 0.298, SLG: 0.455 (9, PH) (9, 2)					E5 1B			F8		2	0	1	0	0	0	0			
Woody Woodward, R OBP: 0.301, SLG: 0.282 (1, 6)			B3		F7			F9		3	0	0	0	0	2				
Jim McGlothlin, R OBP: 0.219, SLG: 0.300 Jimmy Stewart, S OBP: 0.284, SLG: 0.290 (9, PH)			K					6-3	BB 1B 1B	2	0	0	0	0	1	1			
Inning Stats	R: 0 E: 0 K: 0 S: 3	H: 0 LOB: 0 BB: 0 P: 3	R: 0 E: 0 K: 0 S: 3	H: 0 LOB: 0 BB: 0 P: 3	R: 0 E: 0 K: 2 S: 8	H: 1 LOB: 1 BB: 0 P: 8	R: 0 E: 0 K: 1 S: 5	H: 0 LOB: 0 BB: 0 P: 5	R: 0 E: 0 K: 1 S: 5	H: 0 LOB: 0 BB: 0 P: 5	R: 0 E: 0 K: 0 S: 3	H: 0 LOB: 0 BB: 0 P: 3	R: 0 E: 0 K: 0 S: 4	H: 0 LOB: 2 BB: 1 P: 8	R: 3 E: 0 K: 0 S: 4	H: 4 LOB: 2 BB: 1 P: 8	1B: 5 2B: 0 3B: 0 HR: 0	SF: 0 SAC: 0 DP: 0 HBP: 0	WP: 0 PA: 31 PB: 0 SB: 0 CS: 0
PITCHER Juan Marichal, R ERA: 2.78 Jerry Johnson, R ERA: 2.61 (9, 1)	IP: 8.0 WLS: L BF: 30 H: 4 R: 3 ER: 3 SO: 3 BB: 1 IBB: 0 HBP: 0 BLK: 0 WP: 0 HR: 0 S: 39 P: 43 ERA: 3.38 WHIP: 0.625															PITCHER			

San Francisco Giants @ Cincinnati Reds
Riverfront Stadium, Cincinnati, OH
Sat Jul 17 1971, 3:33 AM EDT
Att: 32,823 - Unknown

AB 30
R 3
H 5
RBI 3
BB 1
SO 5
LOB 4



Batter	1	2	3	4	5	6	7	8	9	10	11	12	AB	R	H	RBI	BB	SO	LOB	TOP						
Chris Speier, R OBP: 0.322, SLG: 0.338 (1, 6)	4-3		F5		K		6-3		F7		F8		6	0	0	0	0	1	5							
Tito Fuentes, S OBP: 0.286, SLG: 0.343 (1, 4)	2B		F7		1B				F4		L1		6	0	2	2	0	0	1							
Bobby Bonds, R OBP: 0.389, SLG: 0.557 (1, 9)	G4-6-3 BB		K		1B				K		1-3		5	0	1	0	1	2	0							
Dick Dietz, R OBP: 0.424, SLG: 0.440 (1, 2)	G4-6-3 1-2				1-3				2B		5-3		6	2	2	1	0	1	4							
Ken Henderson, S OBP: 0.361, SLG: 0.409 (1, 7)		F4		4-1					F3		4-3		6	0	1	1	0	0	0							
Ed Goodson, L OBP: 0.287, SLG: 0.242 Willie Mays, R OBP: 0.420, SLG: 0.519 (8, PH) (8, 3)	BB 1B BB			4-3					F7				2	1	0	0	1	0	0							
Jimmy Rosario, S OBP: 0.369, SLG: 0.293 (1, 8)	1B 1-2 BB				4-3				F9		5-3		3	0	0	0	2	0	2							
Al Gallagher, R OBP: 0.324, SLG: 0.335 (1, 5)	1-3 2-H 1B				E 1B 1B				L3		4-3		5	1	3	1	0	0	0							
Don Carrithers, R Franklyn, R Rich Robertson, R Steve Hamilton, L Don McMahon, R Jerry Johnson, R Hal King, L Orlando Cepeda, R Hal Lutz, R www.giants.com	FC9-3-5 3-H				E7 1B 1B				4-3		E6 1B		1	0	0	0	0	0	0							
Inning Stats	R: 0 E: 0 K: 0 S: 3	H: 1 LOB: 1 BB: 1 P: 7	R: 1 E: 0 K: 0 S: 3	H: 1 LOB: 1 BB: 2 P: 11	R: 0 E: 0 K: 1 S: 5	H: 0 LOB: 0 BB: 0 P: 5	R: 0 E: 0 K: 0 S: 3	H: 0 LOB: 0 BB: 0 P: 3	R: 2 E: 1 K: 2 S: 11	H: 4 LOB: 2 BB: 0 P: 11	R: 0 E: 0 K: 0 S: 3	H: 0 LOB: 0 BB: 0 P: 3	R: 0 E: 0 K: 0 S: 3	H: 0 LOB: 0 BB: 0 P: 3	R: 1 E: 1 K: 1 S: 7	H: 2 LOB: 2 BB: 1 P: 11	R: 0 E: 0 K: 0 S: 3	H: 0 LOB: 0 BB: 0 P: 3	R: 0 E: 0 K: 1 S: 6	H: 1 LOB: 2 BB: 1 P: 10	R: 1 E: 0 K: 1 S: 4	H: 1 LOB: 0 BB: 0 P: 4	1B: 7 2B: 4 3B: 0 HR: 1	SF: 0 SAC: 0 DP: 2 HBP: 0	WP: 0 PB: 0 SB: 0 CS: 0	PA: 50
PITCHER	IP WLS BF H R ER SO BB IBB HBP BLK WP HR S P ERA WHIP	4.2 21 3 3 1 3 2 0 0 0 0 0 0 23 34 5.79 1.929	5.1 20 3 1 1 2 0 1 0 0 0 0 0 23 27 1.69 0.562	2.0 L 9 2 1 1 1 1 0 0 0 0 1 10 14 4.50 1.500	PITCHER										IP WLS BF H R ER SO BB IBB HBP BLK WP HR S P ERA WHIP											

San Francisco Giants @ Atlanta Braves
Atlanta Stadium, Atlanta, GA
Sun Jul 18 1971, 3:33 AM EDT
Unknown

AB 45
R 5
H 11
RBI 5
BB 5
SO 5
LOB 16



Batter	1	2	3	4	5	6	7	8	9	10	11	12	AB	R	H	RBI	BB	SO	LOB	BOTTOM								
Felix Millan, R OBP: 0.352, SLG: 0.383 (1, 4)	4-3		F8		G3 1B		F8				F3		5	0	1	0	0	0	1									
Ralph Garr, L OBP: 0.361, SLG: 0.445 (1, 7)	6-3		4-3		G3		K				F4		5	0	0	0	0	1	2									
Hank Aaron, R OBP: 0.399, SLG: 0.626 (1, 3)	6-3				2B E BB		F3				5-3		3	1	0	0	2	0	0									
Darrell Evans, L OBP: 0.376, SLG: 0.465 (1, 5)		F2		E6 3B 2B	F9		K				K		5	1	1	0	0	2	2									
Mike Lum, L OBP: 0.371, SLG: 0.435 (1, 9)		G3		SF9 3B	E 1B BB		K2-3				F9		4	1	1	1	1	1	0									
Earl Williams, R OBP: 0.303, SLG: 0.440 (1, 2)		F6		F9	F9		K				K		5	0	0	0	0	1	2									
Sonny Jackson, L OBP: 0.325, SLG: 0.366 (1, 8)			G3 1B	SF9 3H	F7		F3				F3		4	1	1	1	0	1	1									
Marty Perez, R OBP: 0.245, SLG: 0.271 Hal King, L OBP: 0.333, SLG: 0.351 (12, PH)		G3		F9	E6		F9				F9		4	0	1	0	0	0	1									
Jim Nash, R OBP: 0.179, SLG: 0.205 Cecil Upshaw, R OBP: 0.100, SLG: 0.100 Bob Priddy, R OBP: 0.333, SLG: 0.596 Orlando Cepeda, R OBP: 0.333, SLG: 0.596 (12, PH)			G3 1B	F9	E6 1B		K				K		1	0	1	1	0	0	0									
Inning Stats	R: 0 E: 0 K: 0 S: 3	H: 0 LOB: 0 BB: 0 P: 3	R: 0 E: 0 K: 0 S: 3	H: 0 LOB: 0 BB: 0 P: 3	R: 1 E: 0 K: 0 S: 5	H: 2 LOB: 1 BB: 0 P: 5	R: 3 E: 1 K: 0 S: 5	H: 2 LOB: 0 BB: 1 P: 9	R: 0 E: 0 K: 0 S: 6	H: 1 LOB: 2 BB: 1 P: 10	R: 0 E: 1 K: 0 S: 4	H: 1 LOB: 2 BB: 1 P: 8	R: 0 E: 0 K: 0 S: 5	H: 0 LOB: 0 BB: 0 P: 5	R: 0 E: 0 K: 3 S: 9	H: 0 LOB: 0 BB: 0 P: 9	R: 0 E: 0 K: 1 S: 5	H: 0 LOB: 0 BB: 0 P: 5	R: 0 E: 0 K: 0 S: 3	H: 0 LOB: 0 BB: 0 P: 3	R: 0 E: 0 K: 1 S: 5	H: 0 LOB: 0 BB: 0 P: 5	R: 0 E: 0 K: 1 S: 5	H: 0 LOB: 0 BB: 0 P: 5	1B: 4 2B: 1 3B: 1 HR: 0	SF: 1 SAC: 0 DP: 0 HBP: 0	WP: 0 PB: 0 SB: 0 CS: 0	PA: 45
PITCHER	IP WLS BF H R ER SO BB IBB HBP BLK WP HR S P ERA WHIP	4.0 17 4 4 4 0 1 1 0 0 0 0 0 10 18 9.00 1.250	2.0 10 2 0 0 0 1 1 0 0 0 0 0 10 14 0.00 0.000	2.0 6 0 0 0 0 1 0 0 0 0 0 0 8 8 0.00 0.000	2.0 W 6 0 0 0 2 0 0 0 0 0 0 10 10 0.00 0.000	PITCHER										IP WLS BF H R ER SO BB IBB HBP BLK WP HR S P ERA WHIP												

San Francisco Giants @ Atlanta Braves
Atlanta Stadium, Atlanta, GA
Sun Jul 18 1971, 3:33 AM EDT
Unknown

AB 41
R 4
H 6
RBI 3
BB 3
SO 8
LOB 11



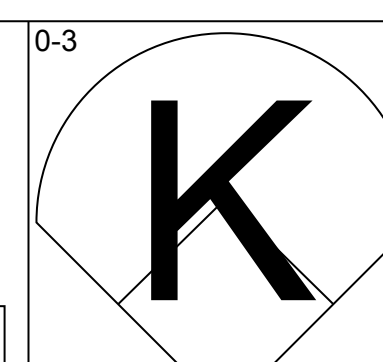
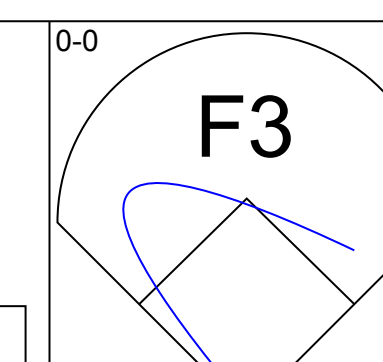
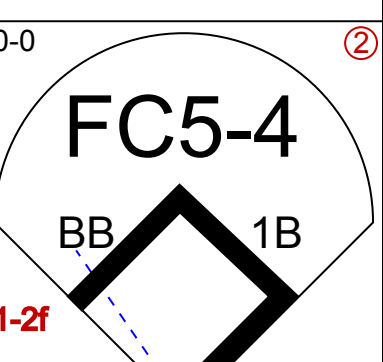
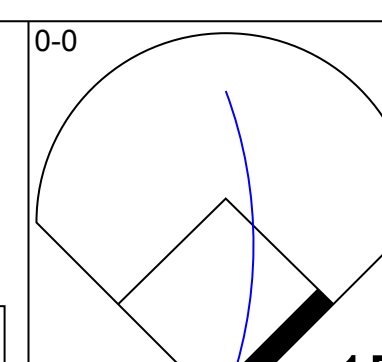
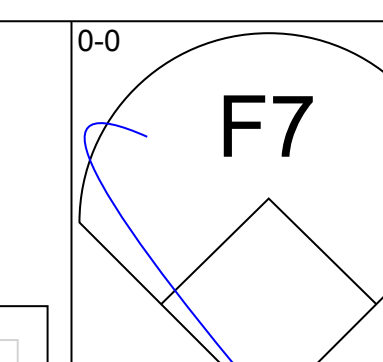
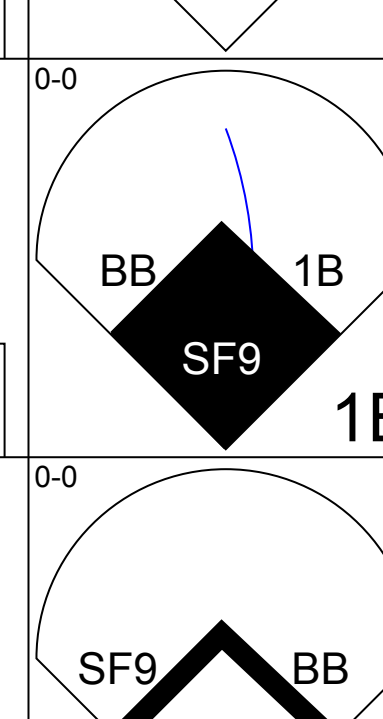
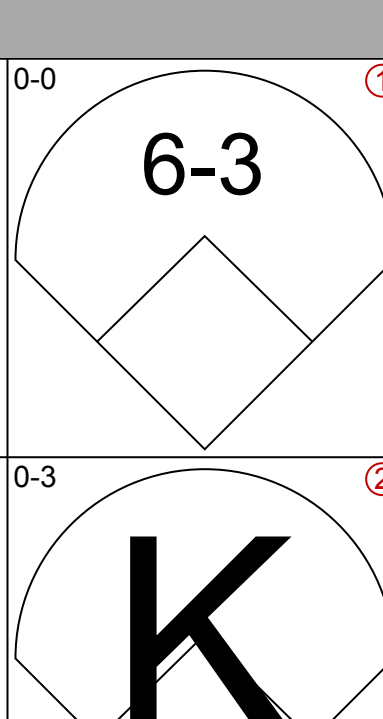
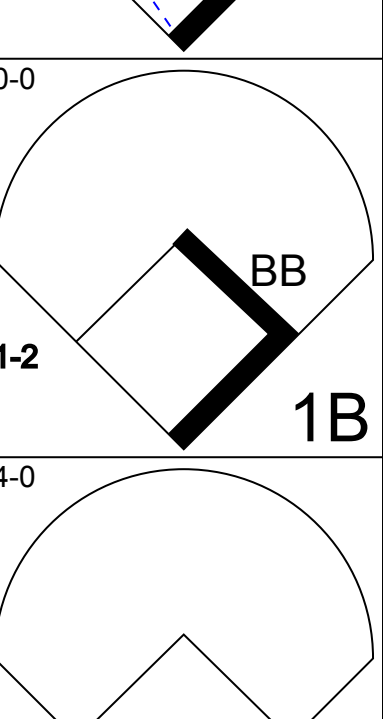
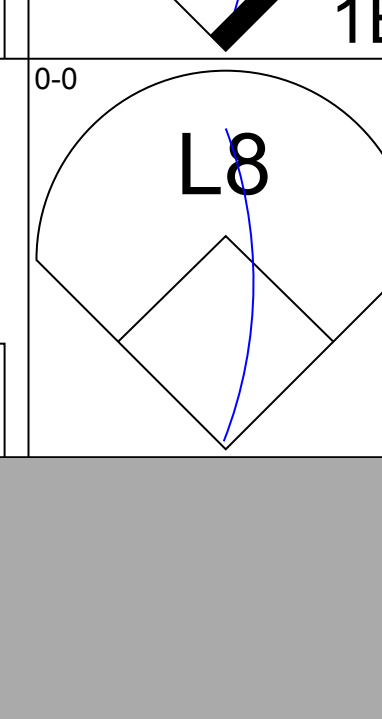
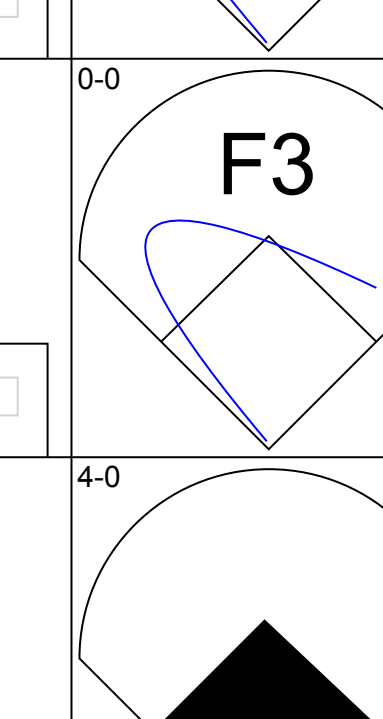
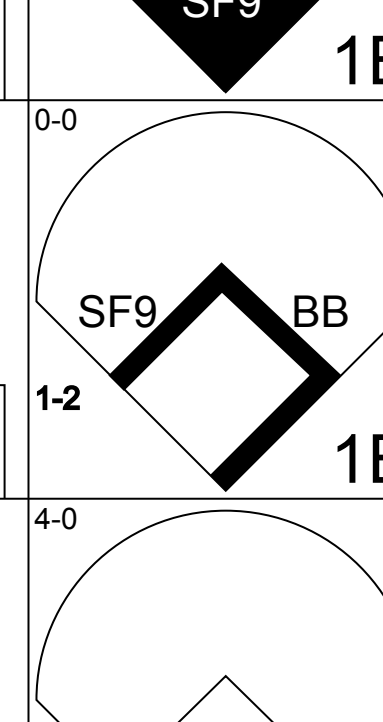
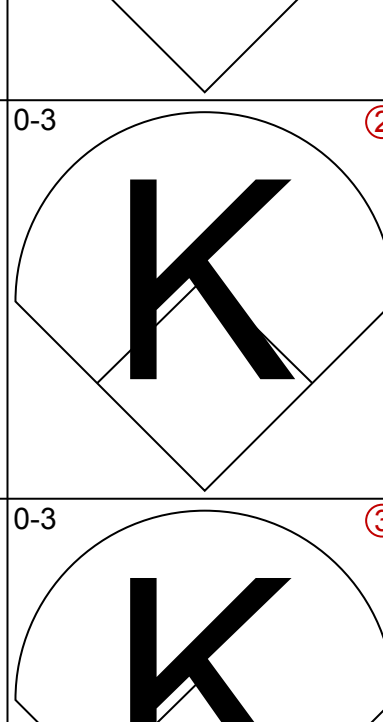
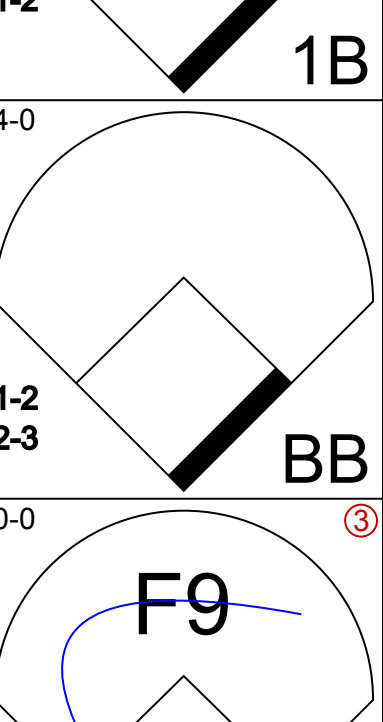
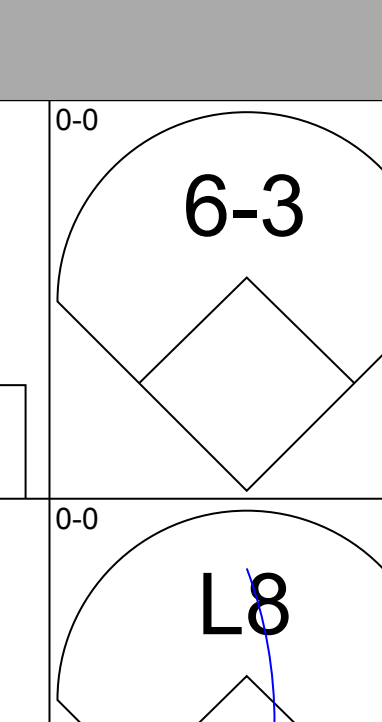
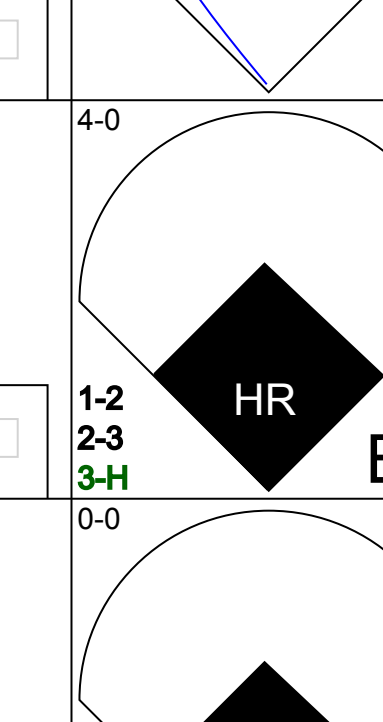
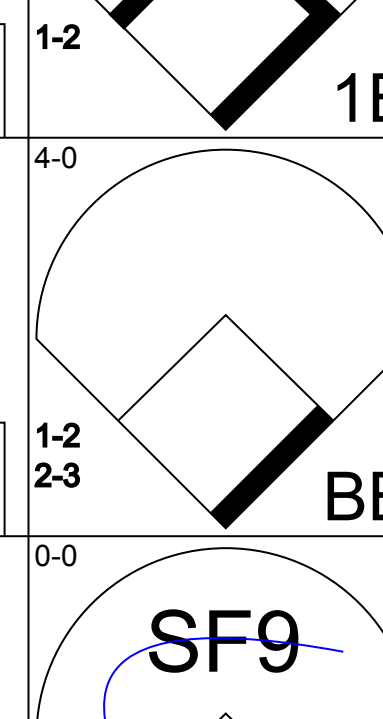

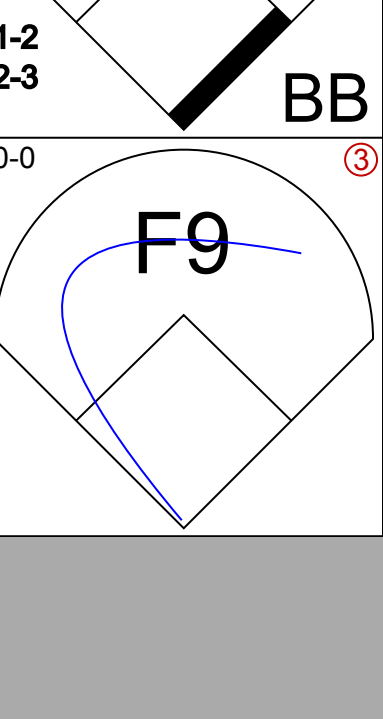
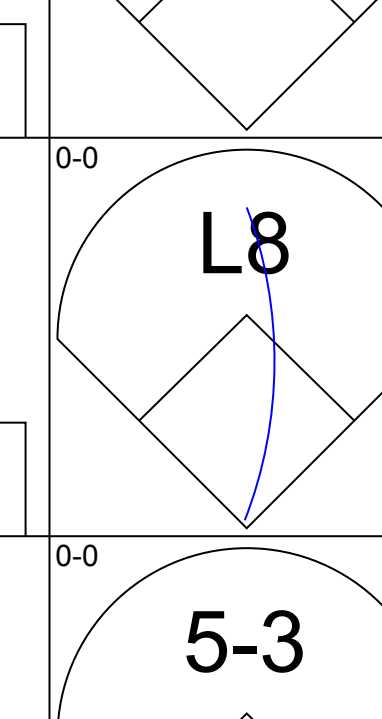
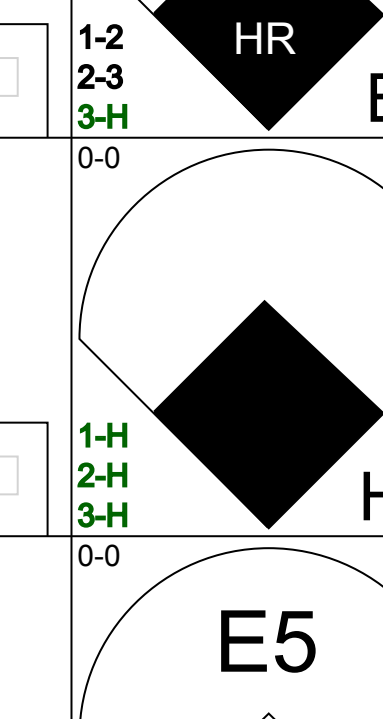
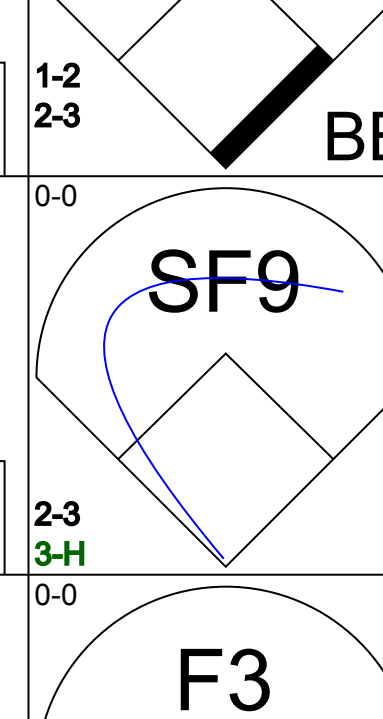
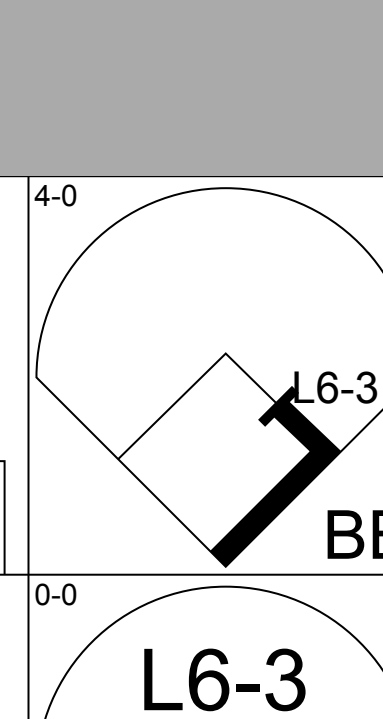
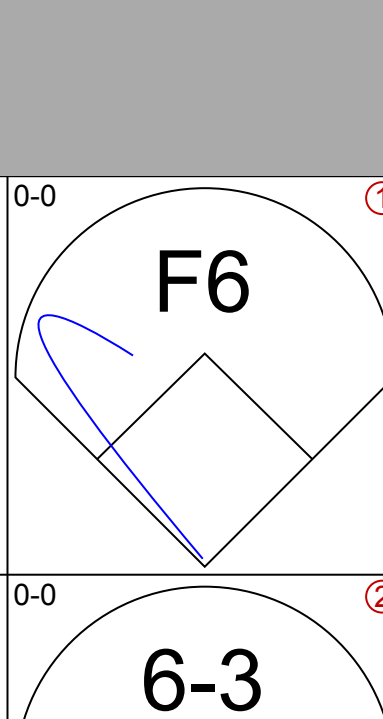
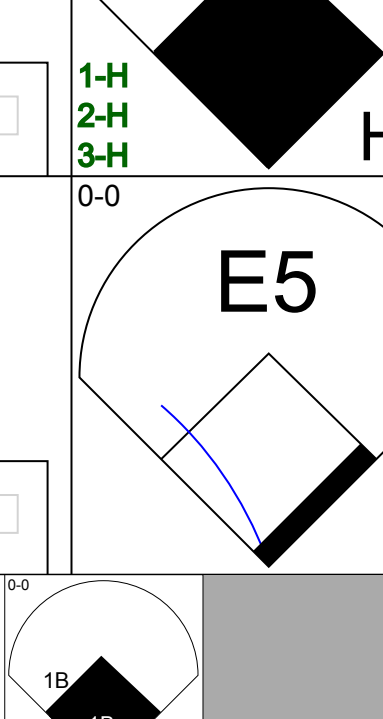
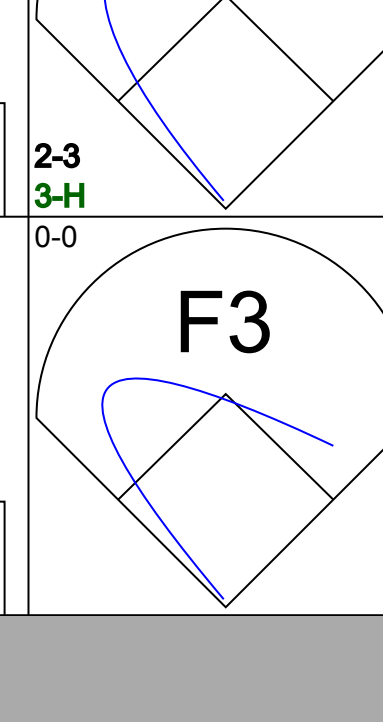
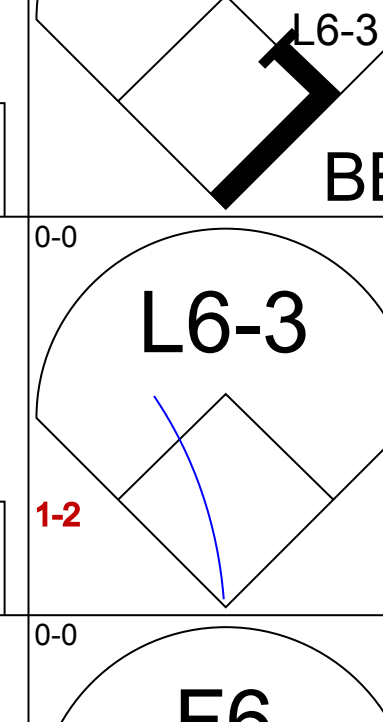
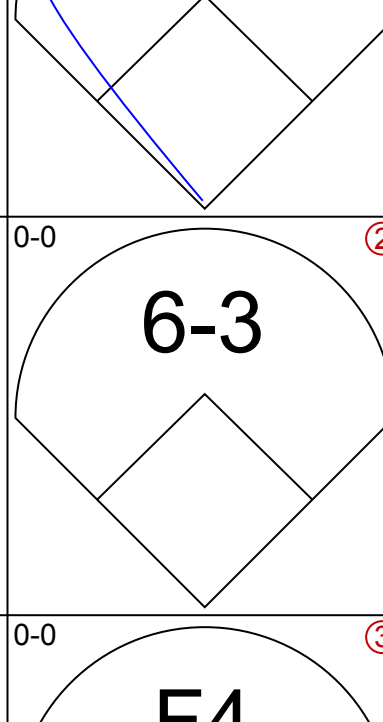
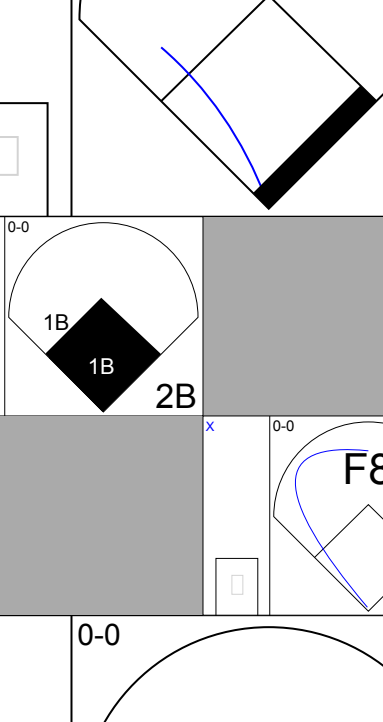
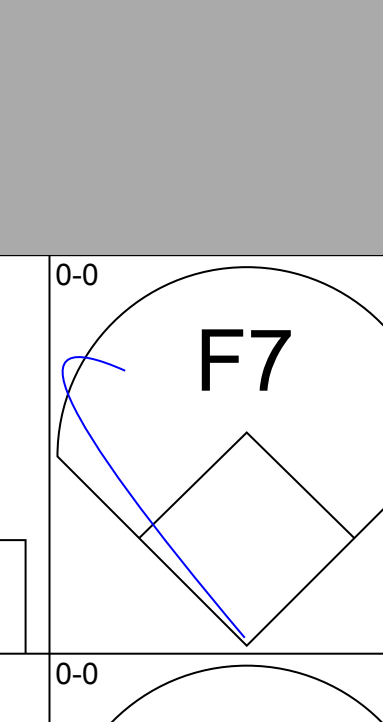
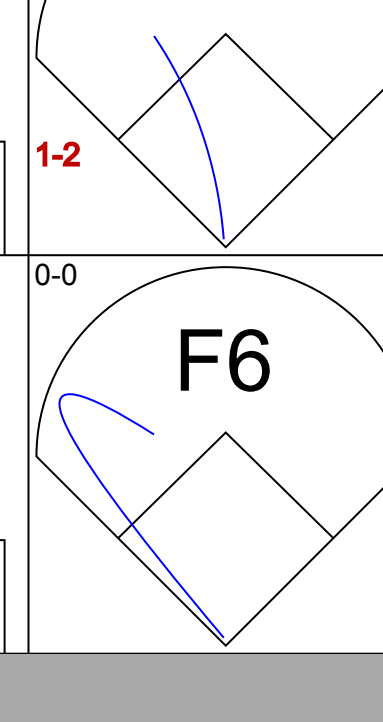
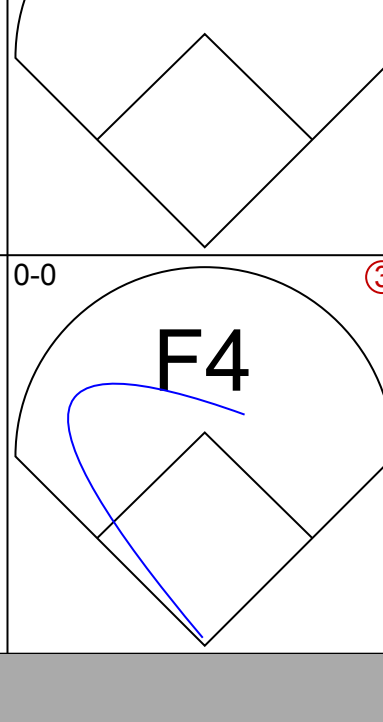
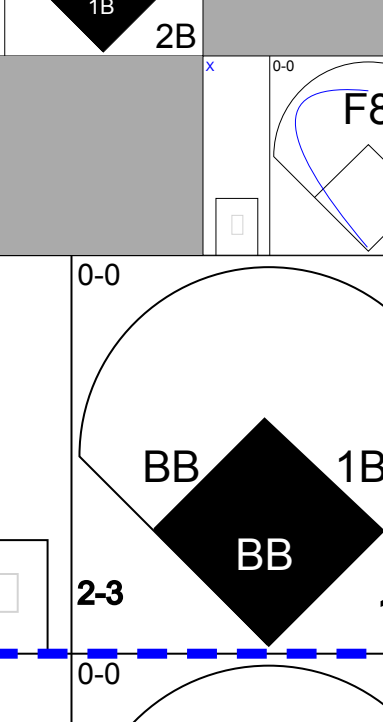
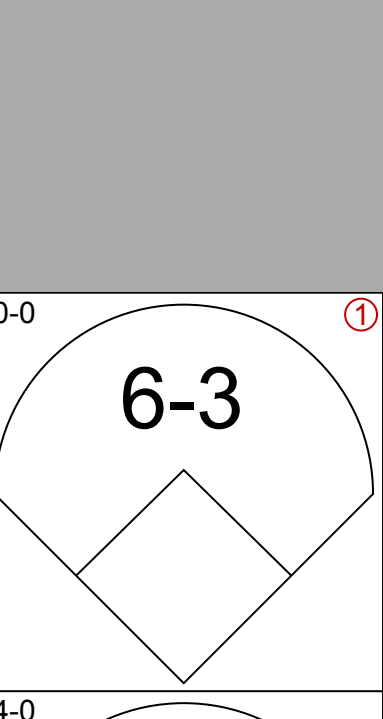
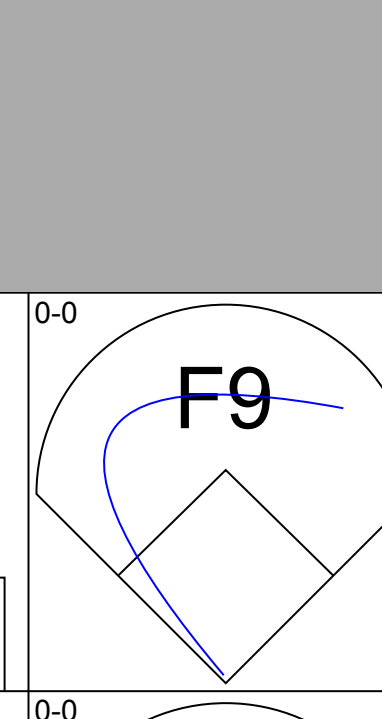
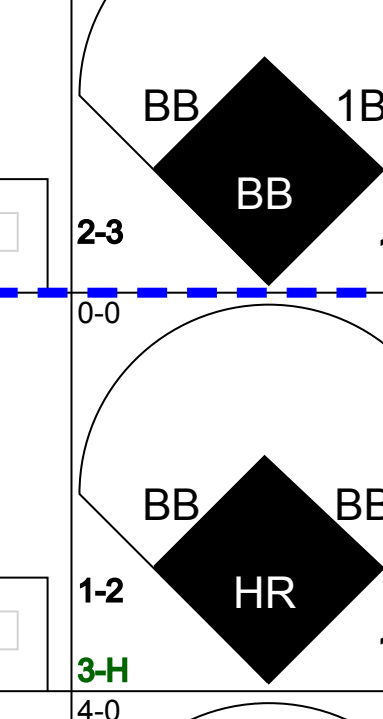
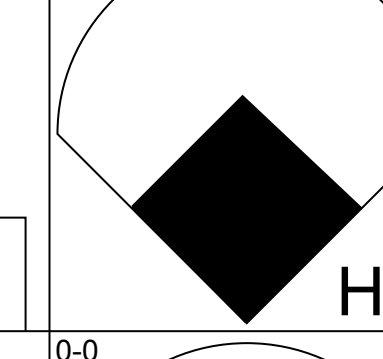
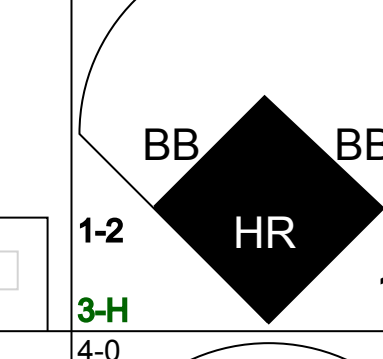
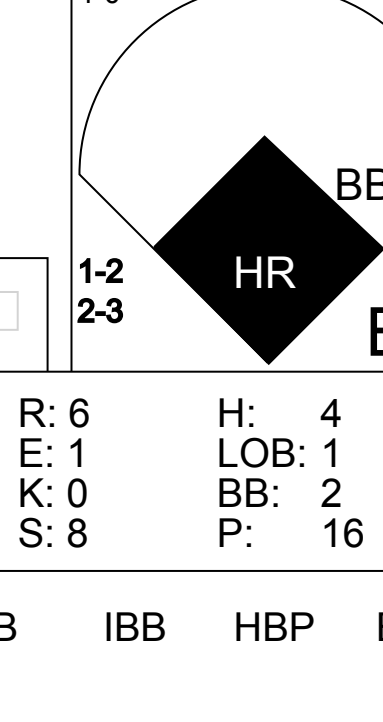
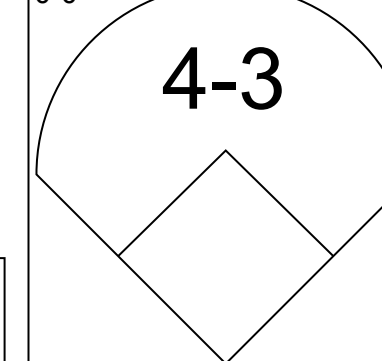
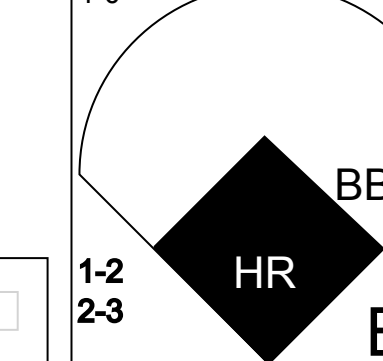
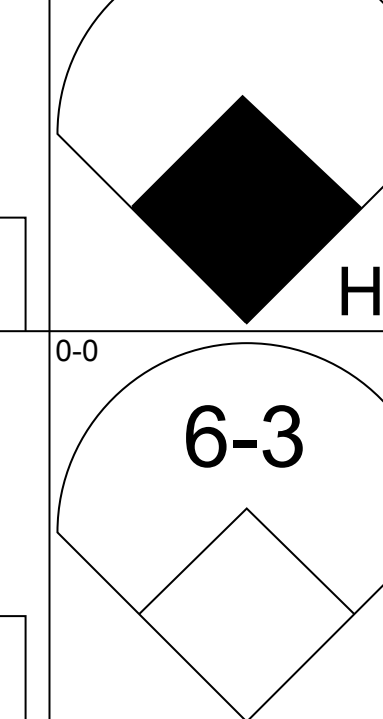
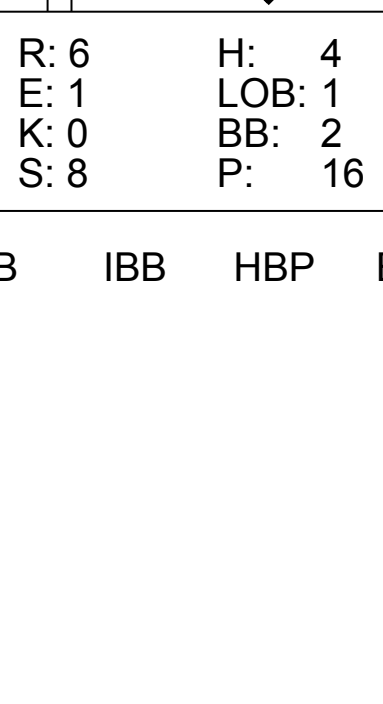
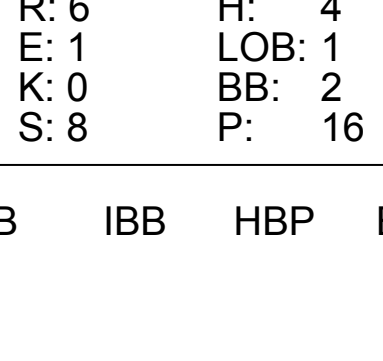
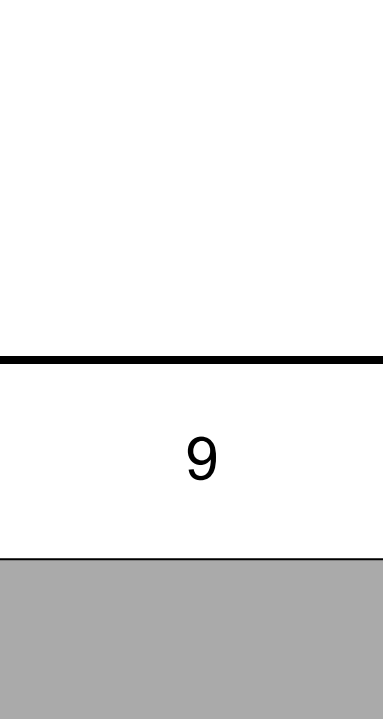

Batter	1	2	3	4	5	6	7	8	9	AB	R	H	RBI	BB	SO	LOB	TOP					
Chris Speier, R OBP: 0.320, SLG: 0.336 (1, 6)	0-0 4-3 1B		0-0 1B		0-0 G5-4-3 1-2		0-0 6-3		0-0 F9	5	0	1	0	0	0	4	San Francisco Giants @ Atlanta Braves Atlanta Stadium, Atlanta, GA Sun Jul 18 1971, 3:38 AM EDT Att: 46,489 - Unknown livebaseballscorecards.com					
Tito Fuentes, S OBP: 0.296, SLG: 0.342 (1, 4)	0-0 1B		0-0 F9			0-0 G3	0-0 F3			4	0	1	0	0	0	2						
Ken Henderson, S OBP: 0.366, SLG: 0.415 (1, 9) (5, 7) (6, 8)	4-0 1-2 BB			0-0 F7		0-0 HR 2B		0-0 1B		3	1	2	0	1	0	0						
Willie Mays, R OBP: 0.418, SLG: 0.526 (1, 8) (6, 3)	0-0 L5-3 1-2			0-0 6-3		0-0 HR 2H		0-3 K 1B		4	1	1	2	0	1	3						
Fran Healy, R OBP: 0.431, SLG: 0.476 (1, 2)		0-0 1-3		4-0 BB		0-0 1B		0-0 F2		3	0	1	0	1	0	1						
Ed Goodson, L OBP: 0.237, SLG: 0.222 Bernie Williams, R OBP: 0.303, SLG: 0.246 (1, 3) (6, 7)	0-0 4-3			0-0 F4		0-0 F7		0-0 F3		3	0	0	0	0	0	2						
Jimmy Rosario, S OBP: 0.371, SLG: 0.297 Don Carrithers, R OBP: 0.161, SLG: 0.167 Rich Robertson, R OBP: 0.067, SLG: 0.067 Dick Dietz, R OBP: 0.426, SLG: 0.442 (1, 7) (5, 1) (6, PH) (6, 1) (9, PH)	0-3 K			0-0 1B		0-3 K 1B		0-0 1B		2	0	1	0	0	1	0						
Al Gallagher, R OBP: 0.323, SLG: 0.333 (1, 5)		0-0 4-3		0-0 F9			0-0 F9 1B		0-0 F3	4	0	1	0	0	0	2						
Steve Stone, R OBP: 0.389, SLG: 0.556 (1, 1) (5, PH) (5, 9)		0-3 K		0-0 G5-4-3 1-2 1B			0-0 F9 1-2		0-0 F9	1	0	0	0	0	1	0						
Inning Stats	R: 0 E: 0 K: 0 S: 3	H: 1 LOB: 1 BB: 1 P: 7	R: 0 E: 0 K: 1 S: 5	H: 0 LOB: 0 BB: 0 P: 5	R: 0 E: 0 K: 1 S: 6	H: 1 LOB: 1 BB: 0 P: 6	R: 0 E: 0 K: 0 S: 3	H: 0 LOB: 1 BB: 1 P: 7	R: 0 E: 0 K: 0 S: 4	H: 2 LOB: 1 BB: 0 P: 4	R: 2 E: 0 K: 1 S: 8	H: 3 LOB: 1 BB: 0 P: 8	R: 0 E: 0 K: 0 S: 4	H: 1 LOB: 1 BB: 0 P: 4	R: 0 E: 0 K: 1 S: 6	H: 1 LOB: 1 BB: 0 P: 6		R: 0 E: 0 K: 0 S: 4	H: 1 LOB: 1 BB: 0 P: 4	1B: 8 2B: 2 3B: 0 HR: 1	SF: 0 SAC: 0 DP: 2 HBP: 0	WP: 0 PB: 0 SB: 1 CS: 0
PITCHER	IP WLS BF H R ER SO BB IBB HBP BLK WP HR S P ERA WHIP	IP WLS BF H R ER SO BB IBB HBP BLK WP HR S P ERA WHIP																				
Tom Kelley, R ERA: 3.32 Pat Jarvis, R ERA: 4.15 (1, 1) (7, 1)	6.0 W 25 7 2 2 3 2 0 0 0 0 1 29 37 3.00 1.500	3.0 S 12 3 0 0 1 0 0 0 0 0 0 14 14 0.00 1.000																				

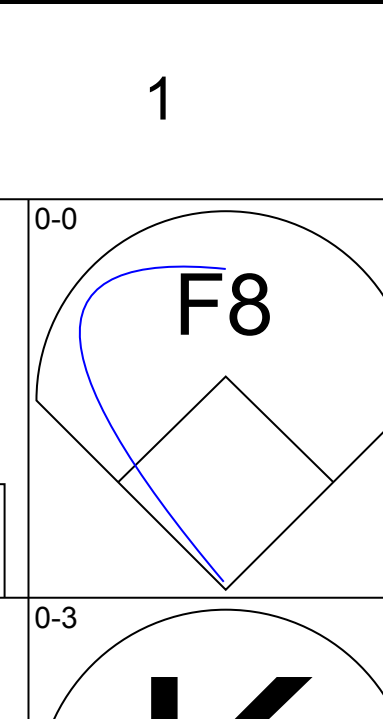
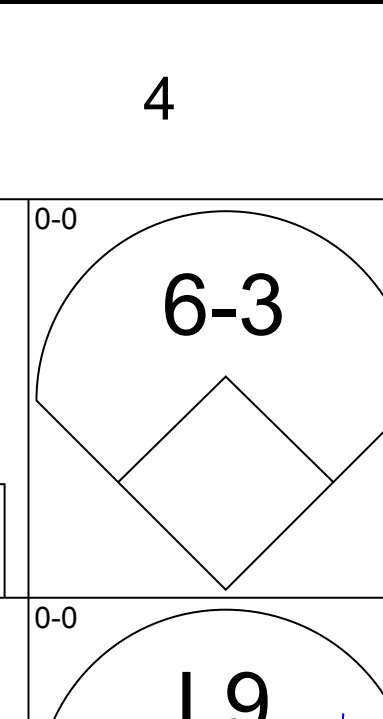
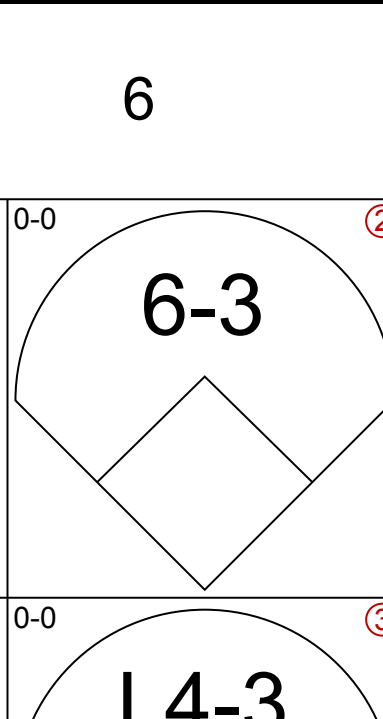
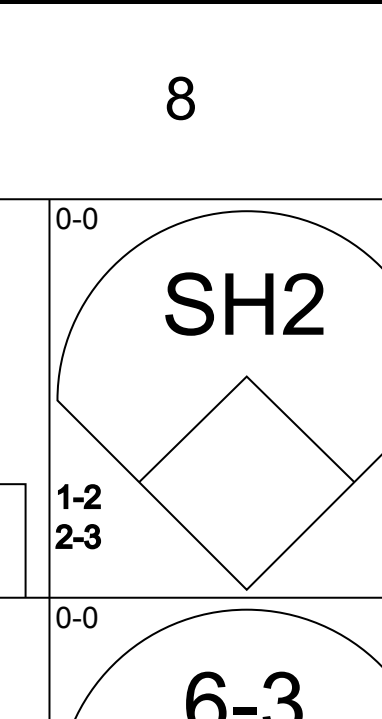
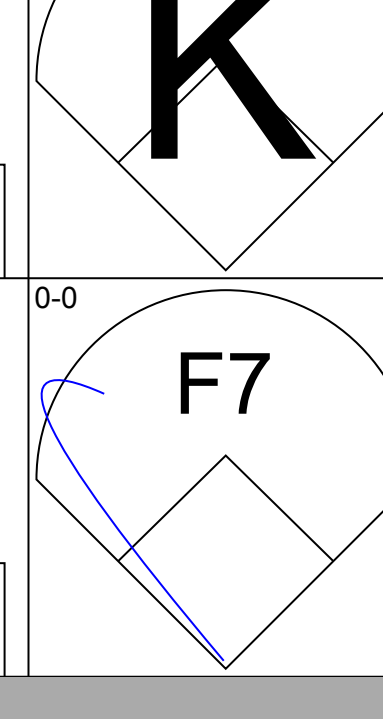
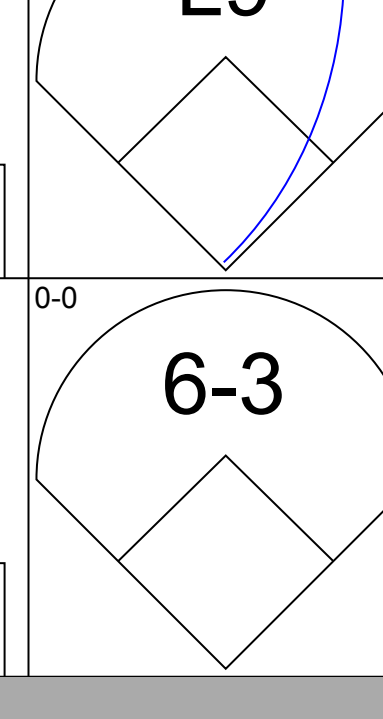
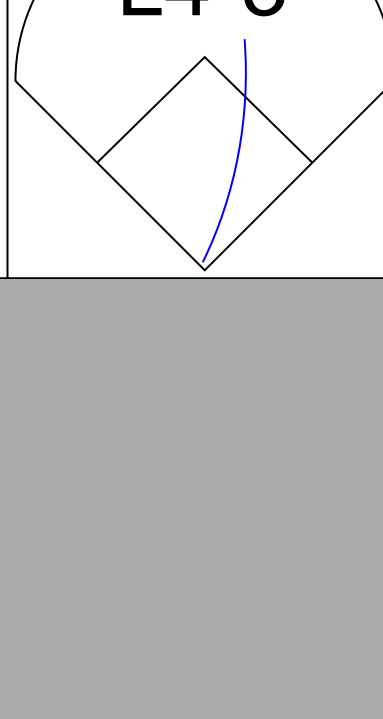
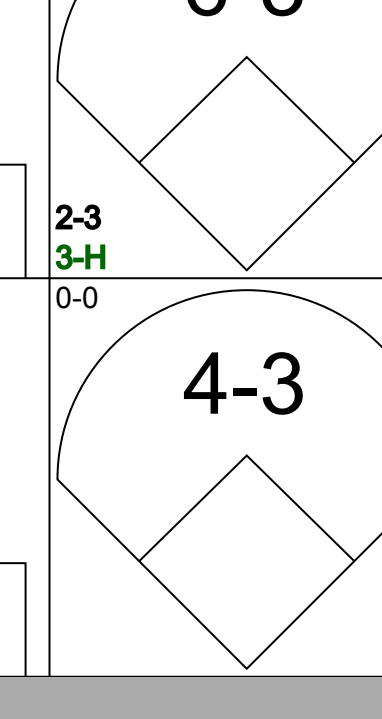
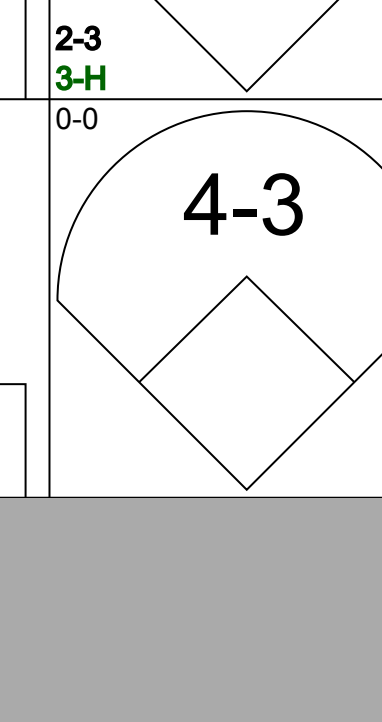
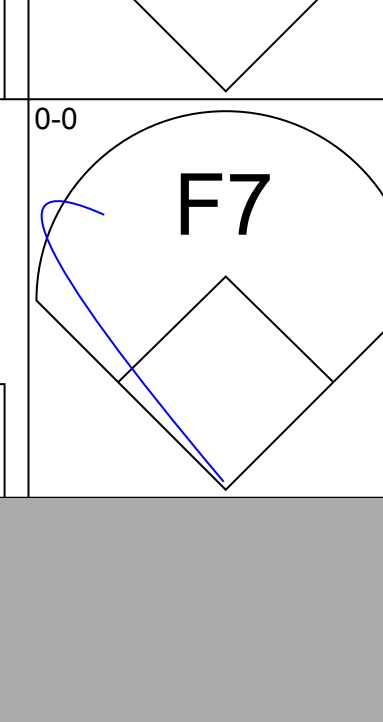
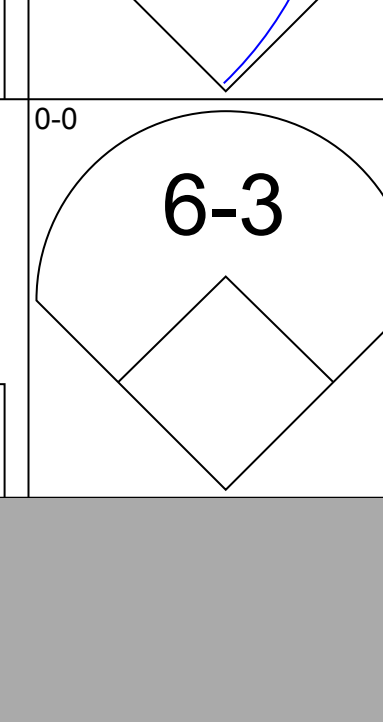
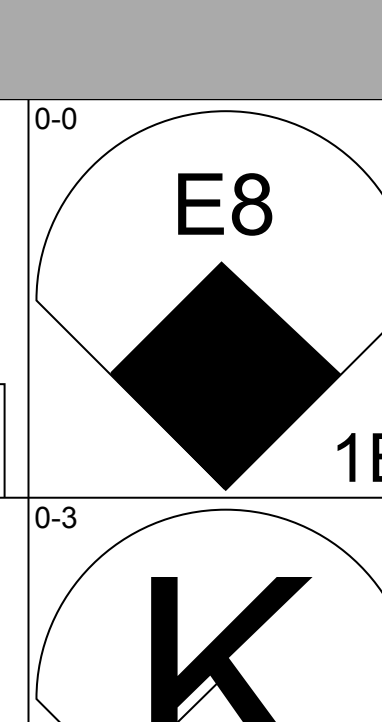
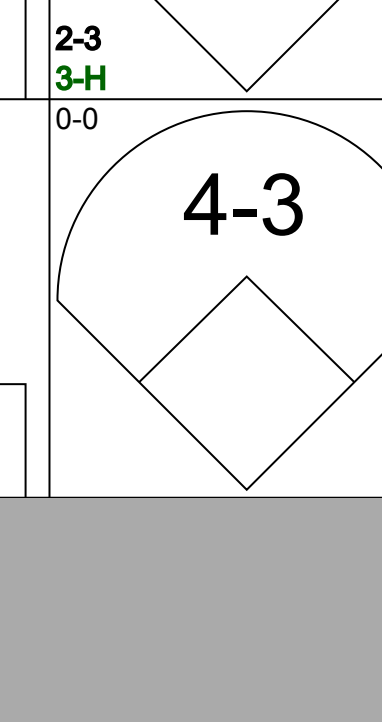
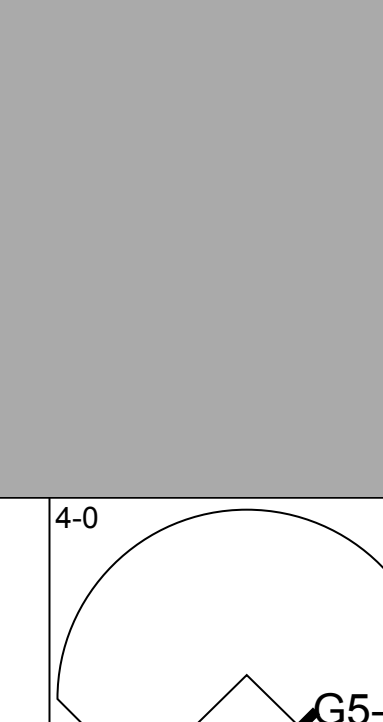

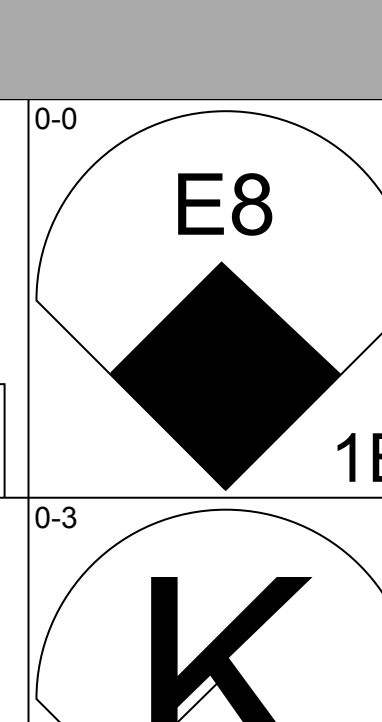
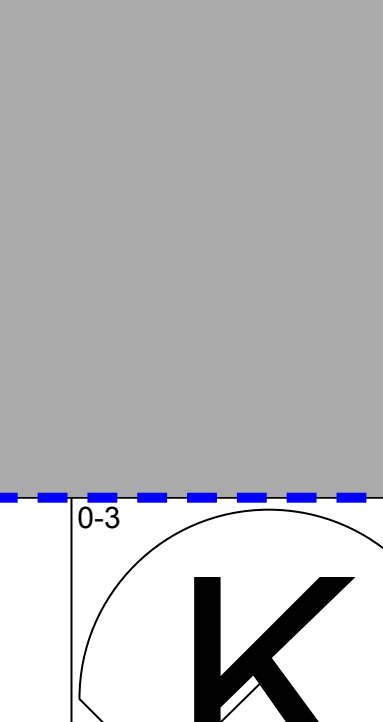
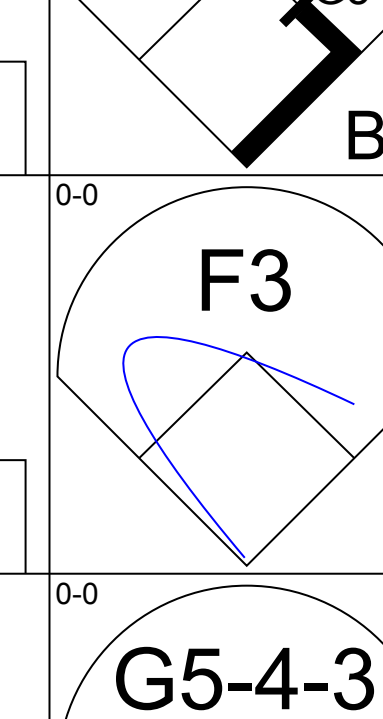
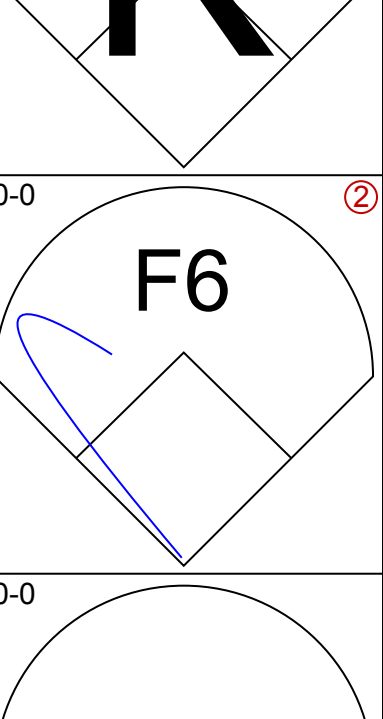
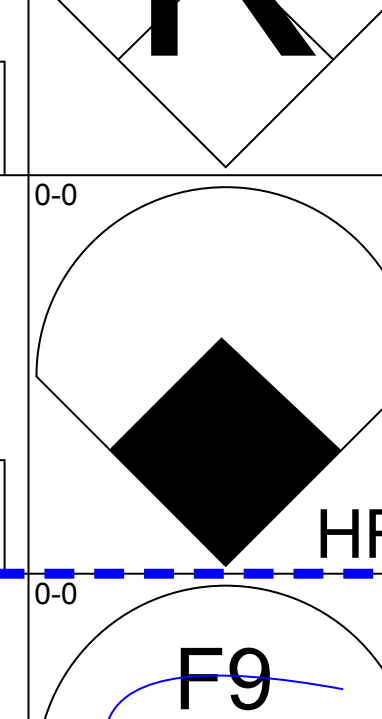
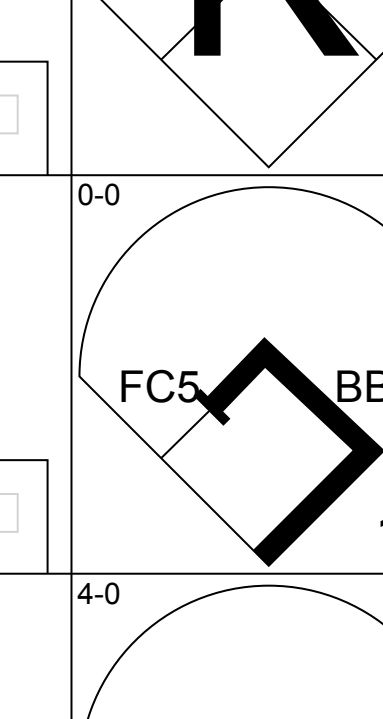
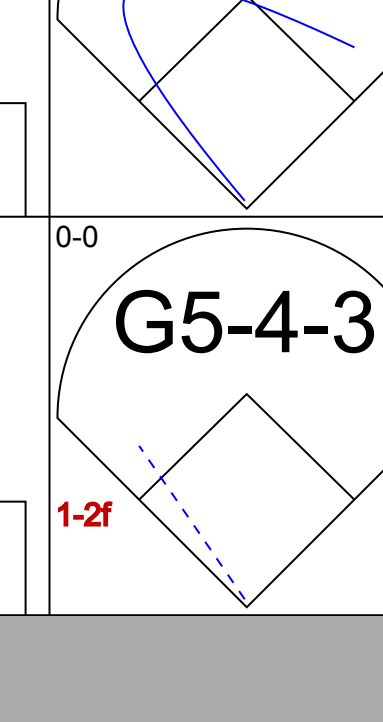
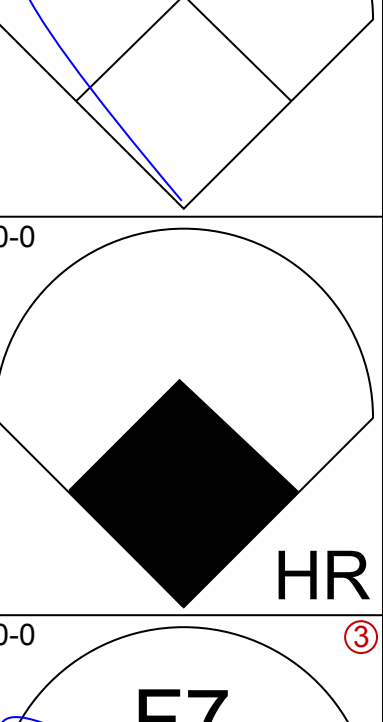
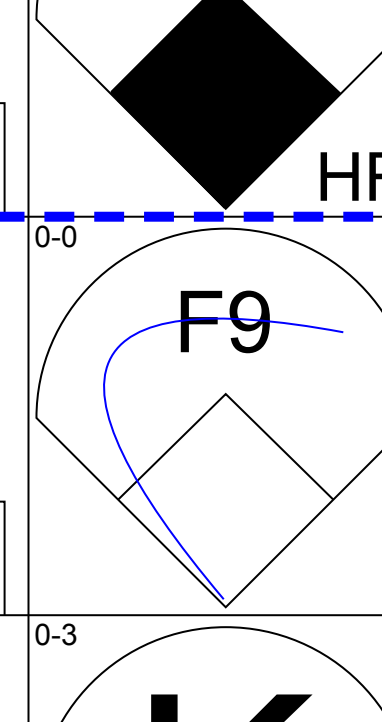
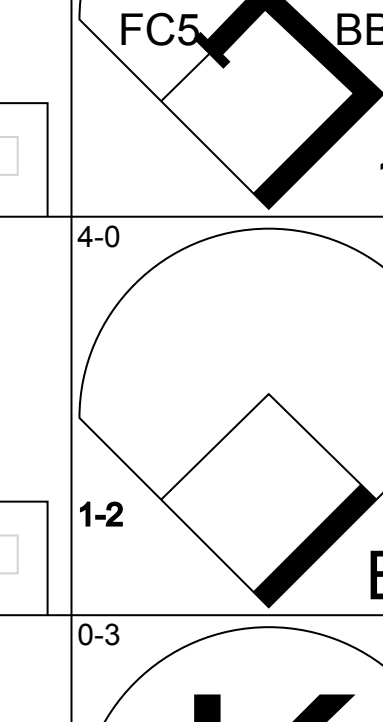
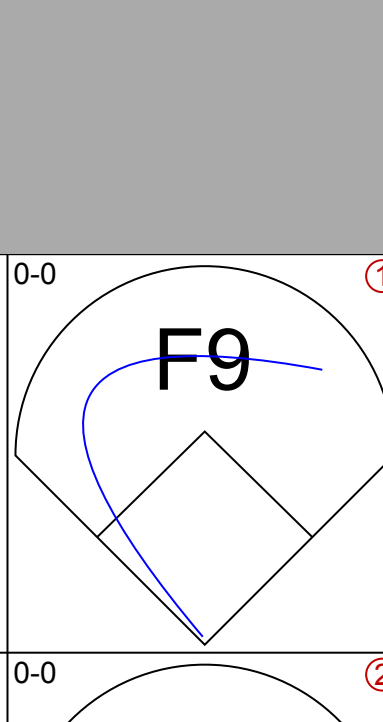
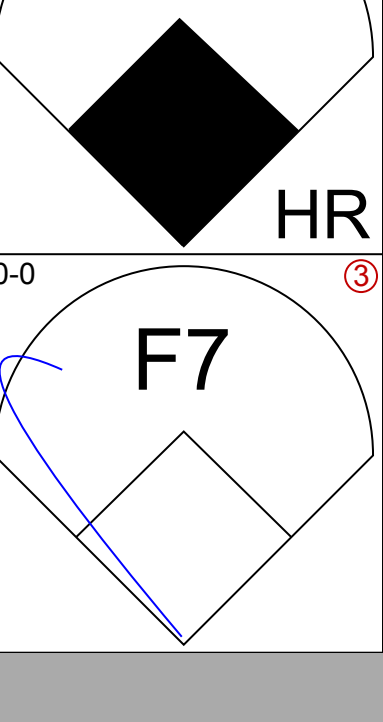
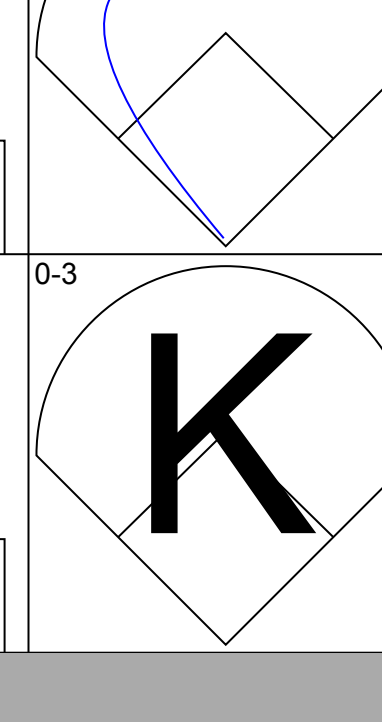
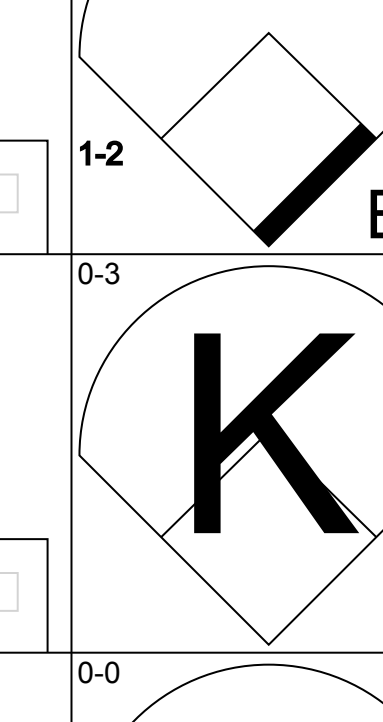
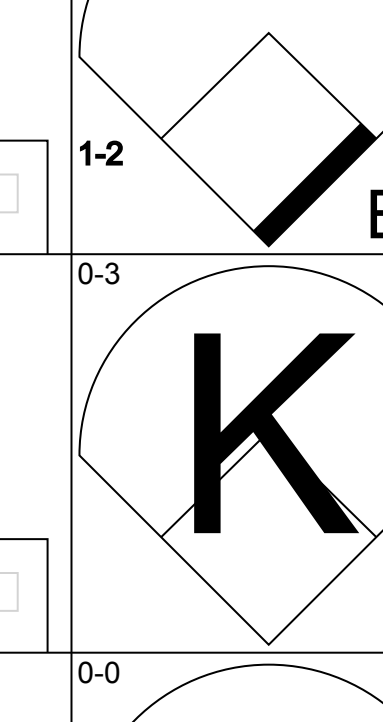
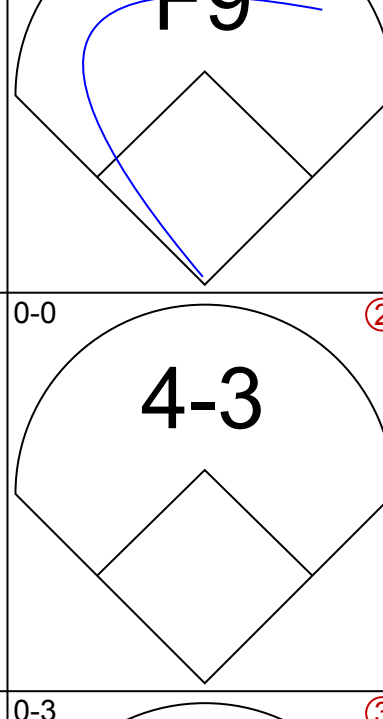
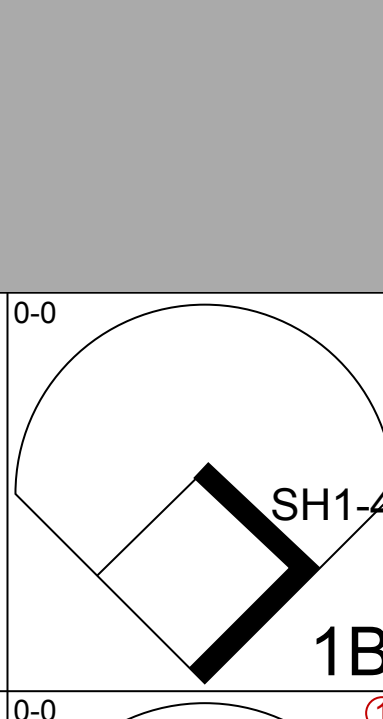
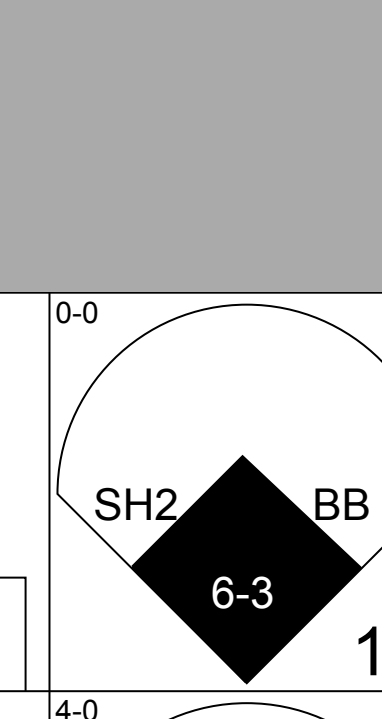
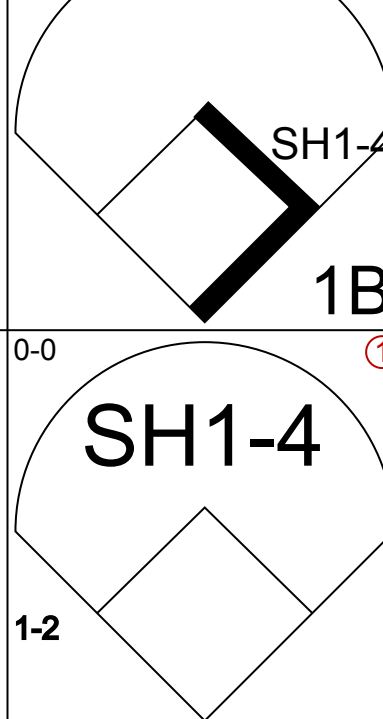
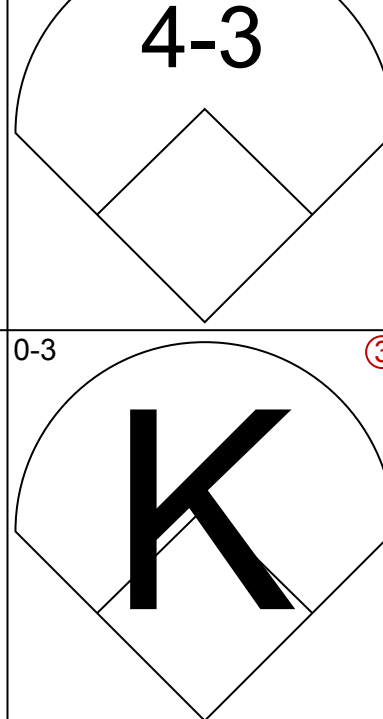
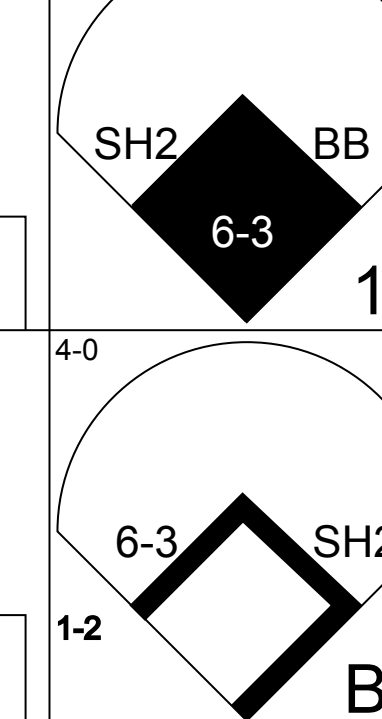
Batter	1	2	3	4	5	6	7	8	9	AB	R	H	RBI	BB	SO	LOB	BOTTOM			
Felix Millan, R OBP: 0.354, SLG: 0.384 (1, 4)	0-0 SH5-3 1B		0-0 CS 1B		0-0 F7		0-0 6-3			4	0	2	0	0	0	1	San Francisco Giants @ Atlanta Braves Atlanta Stadium, Atlanta, GA Sun Jul 18 1971, 3:38 AM EDT Att: 46,489 - Unknown livebaseballscorecards.com			
Ralph Garr, L OBP: 0.361, SLG: 0.444 (1, 7)	0-0 SH5-3 2-3		0-0 F8		0-0 F8 E SF 1B		0-0 G3			3	1	1	0	0	0	1				
Mike Lum, L OBP: 0.369, SLG: 0.432 (1, 9)	0-0 F5		0-0 1B 1-2 1B		0-0 F8 1-3		0-0 3-1			4	1	1	0	0	0	2				
Darrell Evans, L OBP: 0.373, SLG: 0.462 (1, 5)	0-3 K		0-0 1B 1-3 1B		0-0 SF 1B		0-0 F4			3	1	1	1	0	1	1				
Earl Williams, R OBP: 0.310, SLG: 0.445 (1, 3)		0-0 3-1 1B 1B		0-0 1B 1-2 3-H 1B		0-0 F5 3-H		0-0 FC5-6 1B		4	1	3	1	0	0	1				
Hal King, L OBP: 0.332, SLG: 0.348 (1, 2)	0-0 3-1 1-2		0-0 G3		0-0 1B 3-H		0-0 FC5-6 G4-6-3 1-2			4	0	1	1	0	0	4				
Sonny Jackson, L OBP: 0.327, SLG: 0.365 (1, 8)	0-0 1B 2-H			4-0 6-3 BB		0-0 4-3		0-0 G4-6-3 1-2		3	0	1	1	1	0	2				
Gil Garrido, R OBP: 0.241, SLG: 0.155 (1, 6)	4-0 BB			0-0 6-3 1-2		0-0 6-3				2	0	0	0	1	0	1				
Tom Kelley, R Leo Foster, R Pat Jarvis, R OBP: 0.094, SLG: 0.033 (1, 1) (6, PH) (7, 1)	0-0 4-3			0-0 F8		0-3 K				2	0	0	0	0	0	2				
Inning Stats	R: 0 E: 1 K: 1 S: 6	H: 1 LOB: 1 BB: 0 P: 6	R: 1 E: 0 K: 0 S: 4	H: 2 LOB: 1 BB: 1 P: 8	R: 1 E: 0 K: 0 S: 6	H: 4 LOB: 2 BB: 0 P: 6	R: 0 E: 0 K: 0 S: 3	H: 0 LOB: 1 BB: 1 P: 7	R: 2 E: 2 K: 0 S: 6	H: 2 LOB: 1 BB: 0 P: 6	R: 0 E: 0 K: 1 S: 5	H: 0 LOB: 0 BB: 0 P: 5	R: 0 E: 0 K: 0 S: 3	H: 0 LOB: 0 BB: 0 P: 3	R: 0 E: 0 K: 0 S: 3	H: 1 LOB: 0 BB: 0 P: 3		1B: 10 2B: 0 3B: 0 HR: 0	SF: 1 SAC: 1 DP: 1 HBP: 0	WP: 0 PB: 0 SB: 0 CS: 1
PITCHER	IP WLS BF H R ER SO BB IBB HBP BLK WP HR S P ERA WHIP	IP WLS BF H R ER SO BB IBB HBP BLK WP HR S P ERA WHIP																		
Steve Stone, R ERA: 4.05 Don Carrithers, R ERA: 4.59 Rich Robertson, R ERA: 4.22 (1, 1) (5, 1) (6, 1)	4.0 L 19 2 2 0 0 0 0 0 0 0 6 6 0.00 2.000	1.0 6 2 2 0 0 0 0 0 0 0 0 6 6 0.00 2.000	3.0 9 1 0 0 1 0 0 0 0 0 0 11 11 0.00 0.333																	



Batter	1	2	3	4	5	6	7	8	9	AB	R	H	RBI	BB	SO	LOB	TOP					
Chris Speier, R OBP: 0.321, SLG: 0.335 (1, 6)										4	1	0	1	1	0	5	San Francisco Giants @ Pittsburgh Pirates Three Rivers Stadium, Pittsburgh, PA Tue Jul 20 1971, 7:05 PM EDT Att: 29,865 - Unknown livebaseballscorecards.com					
Tito Fuentes, S OBP: 0.295, SLG: 0.340 (1, 4)										5	0	1	0	0	0	3						
Willie Mays, R OBP: 0.422, SLG: 0.520 (1, 3)										4	1	1	0	1	2	4						
Bobby Bonds, R OBP: 0.391, SLG: 0.555 (1, 9)										5	1	2	1	0	1	1						
Dick Dietz, R OBP: 0.427, SLG: 0.438 Fran Healy, R OBP: 0.419, SLG: 0.462 (6, 2)									2	1	0	1	1	0	2							
Ken Henderson, S OBP: 0.370, SLG: 0.428 (1, 7)										5	2	3	2	0	1	0						
Jimmy Rosario, S OBP: 0.365, SLG: 0.287 (1, 8)										3	1	0	0	1	0	1						
Al Gallagher, R OBP: 0.324, SLG: 0.332 (1, 5)									4	0	1	0	0	0	2							
Gaylord Perry, R OBP: 0.336, SLG: 0.129 Don Carithers, R OBP: 0.271, SLG: 0.245 Ed Goodson, L OBP: 0.297, SLG: 0.245 Rich Robertson, R OBP: 0.302, SLG: 0.247 Don McMahon, R OBP: 0.302, SLG: 0.245 Bernie Williams, R OBP: 0.302, SLG: 0.245 Frank Reberger, R OBP: 0.273, SLG: 0.273 (8, 1)									1	0	1	0	1	0	0							
Inning Stats	R: 1 E: 0 K: 0 S: 3	H: 1 LOB: 0 BB: 1 P: 7	R: 2 E: 0 K: 0 S: 4	H: 1 LOB: 1 BB: 2 P: 12	R: 0 E: 0 K: 0 S: 3	H: 0 LOB: 1 BB: 1 P: 7	R: 1 E: 0 K: 0 S: 6	H: 3 LOB: 2 BB: 0 P: 6	R: 2 E: 0 K: 0 S: 5	H: 2 LOB: 2 BB: 0 P: 5	R: 0 E: 0 K: 0 S: 3	H: 0 LOB: 0 BB: 0 P: 3	R: 0 E: 1 K: 1 S: 6	H: 0 LOB: 1 BB: 0 P: 6	R: 1 E: 1 K: 1 S: 8	H: 2 LOB: 3 BB: 12 P: 12		R: 0 E: 0 K: 3 S: 9	H: 0 LOB: 0 BB: 0 P: 9	1B: 8 2B: 0 3B: 0 HR: 1	SF: 0 SAC: 0 DP: 0 HBP: 0	WP: 0 PB: 1 SB: 0 CS: 0
PITCHER	IP WLS BF H R ER SO BB IBB HBP BLK WP HR S P ERA WHIP																					
Steve Blass, R ERA: 2.84 Bob Veale, L ERA: 8.92 Nelson Briles, R ERA: 4.27 Dave Giusti, R ERA: 2.17 (7, 1)	1.0 4.0 1.0 3.0	WLS W 3 S	BF 4 21 14	H 1 6 2	R 1 5 1	ER 1 5 1	SO 0 0 5	BB 1 3 1	IBB 0 0 0	HBP 0 0 0	BLK 0 0 0	WP 0 1 0 0	HR 0 18 3	S 3 3 27	P 7 30 3 27	ERA 9.00 11.25 0.00 3.00	WHIP 2.000 2.250 0.000 1.000					

Batter	1	2	3	4	5	6	7	8	9	AB	R	H	RBI	BB	SO	LOB	BOTTOM				
Bill Mazerolski, R OBP: 0.348, SLG: 0.347 (1, 4)										6	1	2	2	0	1	4	San Francisco Giants @ Pittsburgh Pirates Three Rivers Stadium, Pittsburgh, PA Tue Jul 20 1971, 7:05 PM EDT Att: 29,865 - Unknown livebaseballscorecards.com				
Vic Davallio, L OBP: 0.303, SLG: 0.337 (1, 3)										6	1	2	2	0	0	5					
Roberto Clemente, R OBP: 0.360, SLG: 0.529 (1, 9)									5	1	1	1	0	1	5						
Willie Stargell, L OBP: 0.390, SLG: 0.671 (1, 7)									4	1	3	1	1	0	0						
Richie Hebner, L OBP: 0.348, SLG: 0.530 (1, 5)									4	0	0	1	0	0	4						
Al Oliver, L OBP: 0.323, SLG: 0.409 (1, 8)									4	1	3	2	1	0	0						
Manny Sanguillen, R OBP: 0.355, SLG: 0.420 (1, 2)									4	3	2	0	1	1	4						
Gene Alley, R OBP: 0.316, SLG: 0.347 (1, 6)									4	2	1	1	1	0	5						
Steve Blass, R OBP: 0.125, SLG: 0.160 Bob Veale, L OBP: 0.330, SLG: 0.333 Charlie Sands, L OBP: 0.276, SLG: 0.400 Nelson Briles, R OBP: 0.302, SLG: 0.245 Jose Pagan, R OBP: 0.332, SLG: 0.361 Dave Giusti, R OBP: 0.143, SLG: 0.277 (7, 1)									0	0	0	0	0	0	0						
Inning Stats	R: 0 E: 0 K: 0 S: 5	H: 2 LOB: 2 BB: 0 P: 5	R: 1 E: 0 K: 0 S: 5	H: 2 LOB: 1 BB: 1 P: 9	R: 0 E: 0 K: 0 S: 3	H: 0 LOB: 0 BB: 0 P: 3	R: 5 E: 1 K: 0 S: 9	H: 5 LOB: 1 BB: 0 P: 9	R: 2 E: 1 K: 0 S: 6	H: 2 LOB: 2 BB: 1 P: 10	R: 0 E: 0 K: 0 S: 4	H: 1 LOB: 3 BB: 2 P: 12	R: 3 E: 0 K: 2 S: 10	H: 3 LOB: 1 BB: 15 P: 15	R: 0 E: 0 K: 1 S: 5	H: 0 LOB: 0 BB: 0 P: 5		1B: 13 2B: 1 3B: 1 HR: 0	SF: 0 SAC: 0 DP: 0 HBP: 1	WP: 0 PB: 1 SB: 0 CS: 0	PA: 47
PITCHER	IP WLS BF H R ER SO BB IBB HBP BLK WP HR S P ERA WHIP																				
Gaylord Perry, R ERA: 3.45 Don Carithers, R ERA: 4.71 Rich Robertson, R ERA: 4.57 Don McMahon, R ERA: 3.94 Frank Reberger, R ERA: 5.53 (8, 1)	3.2 1.1 1.1 0.2 1.0	WLS L	BF 22 8 10 4 3	H 9 2 1 0	R 0 2 3 0	ER 2 1 3 0	SO 2 0 1 1	BB 1 0 2 0	IBB 0 0 1 0	HBP 0 0 0	BLK 0 0 0	WP 0 0 0 0	HR 0 7 9 5 5	S 21 11 21 6 5	P 25 11 21 6 5	ERA 4.91 6.75 20.25 0.00 0.00	WHIP 2.727 2.250 3.750 1.500 0.000				

Batter	1	2	3	4	5	6	7	8	9	AB	R	H	RBI	BB	SO	LOB	TOP																
Chris Speier, R (1, 6) OBP: 0.320, SLG: 0.333										5	0	1	0	0	1	4	San Francisco Giants @ Pittsburgh Pirates Three Rivers Stadium, Pittsburgh, PA Wed Jul 21 1971, 7:05 PM EDT Att: 35,145 - Unknown livebaseballscorecards.com																
Tito Fuentes, S (1, 4) OBP: 0.296, SLG: 0.340										5	1	2	0	0	0	4																	
Willie Mays, R (1, 8) OBP: 0.425, SLG: 0.518										3	1	1	1	2	1	0																	
Willie McCovey, L (1, 3) OBP: 0.397, SLG: 0.500										4	1	1	4	1	1	3																	
Bobby Bonds, R (1, 9) OBP: 0.388, SLG: 0.551										3	0	0	1	1	0	1																	
Dick Dietz, R (1, 2) OBP: 0.423, SLG: 0.438										5	1	1	0	0	0	4																	
Ken Henderson, S (1, 7)										4	1	1	0	0	0	0																	
Al Gallagher, R (1, 5) OBP: 0.327, SLG: 0.347										4	1	2	2	0	0	0																	
Frank Reberger, L (9, PR) OBP: 0.273, SLG: 0.273										0	1	0	0	0	0	0																	
Hal Lanier, R (9, 5) OBP: 0.275, SLG: 0.275										0	0	0	0	0	0	0																	
Ron Bryant, S (1, 1) OBP: 0.191, SLG: 0.200										2	0	0	0	1	0	0																	
Jerry Johnson, R (7, 1)										0	0	0	0	0	0	0																	
Jimmy Rosario, S (9, PH) OBP: 0.369, SLG: 0.287										0	1	0	0	1	0	0																	
Steve Hamilton, L (9, 1)										0	0	0	0	0	0	0																	
Inning Stats	R: 1 E: 0 K: 1 S: 7	H: 2 LOB: 2 BB: 1 P: 11	R: 1 E: 0 K: 0 S: 4	H: 1 LOB: 0 BB: 0 P: 4	R: 0 E: 0 K: 2 S: 7	H: 0 LOB: 0 BB: 0 P: 7	R: 0 E: 0 K: 0 S: 2	H: 0 LOB: 0 BB: 1 P: 6	R: 0 E: 0 K: 0 S: 4	H: 1 LOB: 3 BB: 2 P: 12	R: 0 E: 0 K: 0 S: 3	H: 0 LOB: 0 BB: 0 P: 3	R: 0 E: 0 K: 0 S: 4	H: 1 LOB: 1 BB: 0 P: 4	R: 0 E: 0 K: 0 S: 3	H: 0 LOB: 0 BB: 0 P: 3	R: 6 E: 1 K: 0 S: 8	H: 4 LOB: 1 BB: 2 P: 16	1B: 6 2B: 2 3B: 0 HR: 2	SF: 1 SAC: 0 DP: 1 HBP: 0	WP: 0 PB: 0 SB: 0 CS: 0	PA: 42											
PITCHER	IP WLS BF H R ER SO BB IBB HBP BLK WP HR S P ERA WHIP																																
Bob Johnson, R (1, 1) ERA: 3.35	8.0	34	7	4	4	3	4	0	0	0	0	0	1	36	52	4.50	1.375																
Dave Giusti, R (9, 1) ERA: 2.75	1.0	L 8	2	4	4	0	2	0	0	0	0	0	1	6	14	36.00	4.000																

Batter	1	2	3	4	5	6	7	8	9	AB	R	H	RBI	BB	SO	LOB	BOTTOM																
Bill Mazerowski, R (1, 4) OBP: 0.340, SLG: 0.339										3	0	0	0	0	0	1	San Francisco Giants @ Pittsburgh Pirates Three Rivers Stadium, Pittsburgh, PA Wed Jul 21 1971, 7:05 PM EDT Att: 35,145 - Unknown livebaseballscorecards.com																
Gene Clines, R (1, 8) OBP: 0.408, SLG: 0.427										3	0	0	0	0	1	1																	
Al Oliver, L (8, PH) OBP: 0.322, SLG: 0.408										1	0	0	1	0	0	1																	
Roberto Clemente, R (1, 9) OBP: 0.359, SLG: 0.525										4	1	1	0	0	0	1																	
Willie Stargell, L (1, 7) OBP: 0.389, SLG: 0.665										3	0	0	0	1	3	0																	
Manny Sanguillen, R (1, 2) OBP: 0.357, SLG: 0.430										4	1	2	1	0	0	1																	
Bob Robertson, R (1, 3) OBP: 0.397, SLG: 0.500										3	1	1	1	1	0	1																	
Jose Pagan, R (1, 5) OBP: 0.324, SLG: 0.350										3	0	0	0	0	1	0																	
Richie Hebner, L (8, 5) OBP: 0.347, SLG: 0.528										1	0	0	0	0	1	2																	
Gene Alley, R (1, 6) OBP: 0.319, SLG: 0.350										4	1	2	0	0	0	2																	
Bob Johnson, L (1, 1) OBP: 0.194, SLG: 0.065										1	0	0	0	1	1	0																	
Dave Giusti, R (9, 1) OBP: 0.143, SLG: 0.077										0	0	0	0	0	0	0																	
Inning Stats	R: 0 E: 0 K: 1 S: 5	H: 0 LOB: 0 BB: 0 P: 5	R: 0 E: 0 K: 0 S: 2	H: 0 LOB: 0 BB: 1 P: 6	R: 0 E: 0 K: 1 S: 5	H: 0 LOB: 0 BB: 0 P: 5	R: 0 E: 0 K: 0 S: 3	H: 0 LOB: 0 BB: 0 P: 3	R: 1 E: 0 K: 1 S: 6	H: 1 LOB: 0 BB: 0 P: 6	R: 0 E: 0 K: 0 S: 4	H: 1 LOB: 1 BB: 0 P: 4	R: 2 E: 1 K: 2 S: 9	H: 2 LOB: 0 BB: 0 P: 9	R: 1 E: 0 K: 0 S: 4	H: 1 LOB: 1 BB: 1 P: 8	R: 0 E: 0 K: 2 S: 8	H: 1 LOB: 2 BB: 1 P: 12	1B: 4 2B: 0 3B: 0 HR: 2	SF: 0 SAC: 2 DP: 1 HBP: 0	WP: 0 PB: 0 SB: 0 CS: 0	PA: 35											
PITCHER	IP WLS BF H R ER SO BB IBB HBP BLK WP HR S P ERA WHIP																																
Ron Bryant, L (1, 1) ERA: 3.27	6.1	23	4	3	3	4	1	0	0	0	0	0	0	8	12	4.26	0.789																
Jerry Johnson, R (7, 1) ERA: 2.6	1.2	W 7	1	1	1	1	1	0	0	0	0	0	0	8	12	5.40	1.200																
Steve Hamilton, L (9, 1) ERA: 2.9	1.0	S 5	1	0	0	2	1	0	0	0	0	0	0	8	12	0.00	2.000																

Batter	1	2	3	4	5	6	7	8	9	10	AB	R	H	RBI	BB	SO	LOB	TOP
Chris Speier, R OBP: 0.322, SLG: 0.335 Frank Duffy, R OBP: 0.158, SLG: 0.143	0-0 2B 1B	0-3 K			0-0 6-3		0-0 F9	0-0 F3		0-3 K	1 1 1 0 0 0 0 5 0 0 0 0 2 4							
Tito Fuentes, S OBP: 0.292, SLG: 0.335	0-0 F7	0-0 4-3			0-0 4-3		0-0 5-3		0-0 G3	0-0 G3	6 0 0 0 0 0 3							
Bobby Bonds, R OBP: 0.393, SLG: 0.557	0-0 1B 2B	0-3 K			0-0 BB E 1B		0-0 1B		0-0 4-3 1B		5 1 4 1 0 1 0							
Willie McCovey, L OBP: 0.398, SLG: 0.493	4-0 1B 3B IBB		0-0 2-3		4-0 BB IBB		0-3 K		0-0 4-3		3 1 0 0 2 1 2							
Dick Dietz, R OBP: 0.423, SLG: 0.435 Jerry Johnson, R OBP: 0.275, SLG: 0.275	0-0 1-2 2-H 3B 1B		0-0 F8		4-0 1-2 2-3 BB			0-0 4-3	0-0 F9		4 1 1 1 1 0 1 0 0 0 0 0 0 0							
Ken Henderson, S OBP: 0.372, SLG: 0.440	0-0 1-H 2-H E 3B		0-0 6-3		0-0 3-1			4-0 1B BB		0-0 1B 3B	4 2 2 2 1 0 3							
Jimmy Rosario, S OBP: 0.377, SLG: 0.307	0-0 E7 SF8 2B				0-0 6-3		0-0 3-1		0-0 1-3 1B 1B	0-0 1B SH3-4 1B	5 2 3 2 0 0 0							
Al Gallagher, R OBP: 0.326, SLG: 0.344 Hal Lanier, R OBP: 0.275, SLG: 0.275	0-0 3-H SF8 2B				0-0 F9		0-0 F9		4-0 1B IBB	0-0 3-H SH3-4 1B	2 0 0 1 1 0 0 0 0 0 0 0 0 0							
Juan Marichal, R OBP: 0.156, SLG: 0.270 Steve Hamilton, L OBP: 0.240, SLG: 0.333	0-0 3-H F8				0-0 F6		0-0 F9		0-0 1-3 2-H 1B	0-0 2-3 1B	4 0 1 1 0 0 0 0 0 0 0 0 0 0 1 0 1 0 0 0 0							
Inning Stats	R: 6 E: 1 K: 0 S: 8	H: 5 LOB: 0 BB: 1 P: 12	R: 0 E: 0 K: 2 S: 7	H: 0 LOB: 0 BB: 0 P: 7	R: 0 E: 0 K: 0 S: 3	H: 0 LOB: 0 BB: 0 P: 3	R: 0 E: 0 K: 0 S: 3	H: 1 LOB: 3 BB: 0 P: 6	R: 0 E: 0 K: 1 S: 6	H: 2 LOB: 2 BB: 2 P: 12	R: 0 E: 0 K: 0 S: 4	H: 1 LOB: 1 BB: 0 P: 4	R: 1 E: 0 K: 1 S: 8	H: 3 LOB: 2 BB: 0 P: 8	1B: 9 2B: 2 3B: 2 HR: 0	SF: 1 SAC: 1 DP: 0 HBP: 0	WP: 0 PB: 0 SB: 0 CS: 0	PA: 47
PITCHER	IP 7.0	WLS 31	H 7	R 6	ER 5	SO 3	BB 1	IBB 2	HBP 0	BLK 0	WP 0	HR 0	S 34	P 46	ERA 6.43	WHIP 1.143		
Dock Ellis, R ERA: 2.3																		
Mudcat Grant, R ERA: 3.56																		
Bob Moose, R ERA: 3.66																		

San Francisco Giants @ Pittsburgh Pirates
Three Rivers Stadium, Pittsburgh, PA
Thu Jul 22 1971, 3:33 AM EDT
Att: 33,185 - Sunny

AB 40
R 8
H 13
RBI 8
BB 5
SO 4
LOB 13



Batter	1	2	3	4	5	6	7	8	9	10	AB	R	H	RBI	BB	SO	LOB	BOTTOM		
Rennie Stennett, R OBP: 0.389, SLG: 0.375 Charlie Sands, L OBP: 0.578, SLG: 0.769	0-0 1-3 1B	0-0 FC3-6 1B			0-0 4-1 1B		0-0 1B		0-0 SF8	0-0 L	4 0 3 1 0 0 0 1 0 0 0 0 0 1									
Vic Davallilo, L OBP: 0.306, SLG: 0.339	0-0 1B E 1B	0-0 FC3-6 1-2 1B			0-0 4-1 1-2 1B		0-0 F8		0-0 3-H 1-3 2-H 2B 1B	0-0 1-2 1B	5 2 2 1 0 0 3									
Al Oliver, L OBP: 0.324, SLG: 0.409 Roberto Clemente, R OBP: 0.361, SLG: 0.530 Jackie Hernandez, R OBP: 0.256, SLG: 0.318	0-0 1-2 2-H 1B 1B	0-0 F7			0-3 K		0-0 F8		0-0 BB 1B 1B	0-0 1-H 3-H 2B IBB	4 1 2 0 0 1 2 1 0 1 2 0 0 0 0 0 0 0 0 0 0									
Willie Stargell, L OBP: 0.359, SLG: 0.658	0-0 E3 1B BB 1B		0-3 K		0-0 F8		0-0 F8		4-0 1-2 BB G6-4-3 1B IBB	0-0 3-H IBB	3 1 0 0 2 1 2									
Richie Hebner, L OBP: 0.342, SLG: 0.520 Bob Moose, R OBP: 0.188, SLG: 0.133	0-3 K		0-0 F6		0-0 G3		0-0 F5		0-0 F5 K		5 0 0 0 0 2 6 0 0 0 0 0 0 0									
Bob Robertson, R OBP: 0.354, SLG: 0.493	4-0 1B 1-2 2-3 BB		0-0 F4		0-0 F9		0-0 F9		0-0 G6-4-3 1-2 1B	0-0 F4	4 0 0 0 1 0 4									
Manny Sanguillen, R OBP: 0.300, SLG: 0.432	0-0 1-2 2-H 3-H 1B		0-0 F3		0-0 F9		0-0 F9		0-0 1B BB SF8 1B	0-0 L6 1B	5 1 3 2 0 0 0									
Gene Alley, R OBP: 0.315, SLG: 0.346 Jose Pagan, R OBP: 0.327, SLG: 0.347	0-0 5-3				0-0 F7		0-0 F7		4-0 1-2 1B BB	0-0 L6 1B	3 0 0 0 0 0 2 1 1 0 0 1 0 1									
Dock Ellis, S OBP: 0.246, SLG: 0.204 Milt May, L OBP: 0.299, SLG: 0.417 Mudcat Grant, R OBP: 0.375, SLG: 0.429 Gene Clines, R OBP: 0.415, SLG: 0.434	0-0 K	0-3 K			0-0 5-3		0-3 K		0-0 1B 2B 1B	0-0 CS 1B	2 0 0 0 0 1 0 1 0 0 0 0 1 0 0 0 0 0 0 0 0 2 1 2 0 0 0 0									
Inning Stats	R: 3 E: 1 K: 1 S: 9	H: 3 LOB: 2 BB: 1 P: 13	R: 0 E: 0 K: 1 S: 6	H: 1 LOB: 1 BB: 0 P: 6	R: 0 E: 0 K: 1 S: 5	H: 0 LOB: 0 BB: 0 P: 5	R: 0 E: 0 K: 0 S: 3	H: 0 LOB: 0 BB: 0 P: 3	R: 0 E: 0 K: 1 S: 6	H: 1 LOB: 1 BB: 0 P: 6	R: 0 E: 0 K: 0 S: 3	H: 1 LOB: 1 BB: 1 P: 7	R: 4 E: 0 K: 1 S: 9	H: 4 LOB: 2 BB: 2 P: 17	R: 0 E: 0 K: 0 S: 3	H: 2 LOB: 0 BB: 0 P: 3	1B: 12 2B: 2 3B: 0 HR: 0	SF: 1 SAC: 0 DP: 2 HBP: 0	WP: 0 PB: 0 SB: 0 CS: 1	PA: 46
PITCHER	IP 8.1	WLS 38	H 10	R 7	ER 4	SO 5	BB 3	IBB 0	HBP 0	BLK 0	WP 0	HR 0	S 45	P 57	ERA 4.32	WHIP 1.560				
Juan Marichal, R ERA: 2.85																				
Steve Hamilton, L ERA: 2.87																				
Jerry Johnson, R ERA: 2.55																				

San Francisco Giants @ Pittsburgh Pirates
Three Rivers Stadium, Pittsburgh, PA
Thu Jul 22 1971, 3:33 AM EDT
Att: 33,185 - Sunny

AB 41
R 7
H 13
RBI 6
BB 4
SO 6
LOB 21



Batter	1	2	3	4	5	6	7	8	9	AB	R	H	RBI	BB	SO	LOB	TOP					
Pete Rose, S OBP: 0.397, SLG: 0.430 (1, 9)										5	1	2	1	0	0	0	Cincinnati Reds @ San Francisco Giants Candlestick Park, San Francisco, CA Fri Jul 23 1971, 10:05 PM EDT Att: 17,733 - Unknown					
Hal McRae, R OBP: 0.275, SLG: 0.384 (1, 7)										3	2	2	1	1	0	0						
Lee May, R OBP: 0.332, SLG: 0.536 (1, 3)										4	0	0	0	0	1	3						
Tony Perez, R OBP: 0.318, SLG: 0.425 (1, 5)										3	0	1	0	1	0	2						
Johnny Bench, R OBP: 0.301, SLG: 0.458 (1, 2)										3	0	0	0	1	0	3						
George Foster, R OBP: 0.294, SLG: 0.394 (1, 8)										2	0	0	1	1	0	3						
Tommy Helms, R OBP: 0.284, SLG: 0.334 (1, 4)										4	0	0	0	0	0	5						
Woody Woodward, R OBP: 0.270, SLG: 0.258 (1, 6)										4	0	0	0	0	0	3						
Ross Grimsley, L OBP: 0.172, SLG: 0.111 (1, 1)										2	0	0	0	0	1	1						
Al Ferrara, R OBP: 0.265, SLG: 0.125 (7, PH)										1	0	0	0	0	0	0						
Clay Carroll, R OBP: 0.167, SLG: 0.167 (7, 1)										1	0	0	0	0	0	0						
Inning Stats	R: 0 E: 1 K: 0 S: 5	H: 2 LOB: 2 BB: 0 P: 5	R: 0 E: 0 K: 1 S: 5	H: 0 LOB: 1 BB: 1 P: 9	R: 0 E: 0 K: 0 S: 3	H: 0 LOB: 0 BB: 0 P: 3	R: 0 E: 0 K: 0 S: 5	H: 1 LOB: 2 BB: 0 P: 5	R: 1 E: 0 K: 0 S: 4	H: 1 LOB: 0 BB: 0 P: 4	R: 0 E: 1 K: 0 S: 3	H: 0 LOB: 0 BB: 0 P: 3	R: 0 E: 0 K: 0 S: 3	H: 0 LOB: 0 BB: 0 P: 3	R: 2 E: 0 K: 1 S: 6	H: 1 LOB: 2 BB: 3 P: 18	R: 0 E: 0 K: 0 S: 3	H: 0 LOB: 0 BB: 0 P: 3	1B: 3 2B: 0 3B: 0 HR: 2	SF: 1 SAC: 0 DP: 1 HBP: 0	WP: 0 PB: 0 SB: 1 CS: 0	PA: 37
PITCHER	IP WLS BF H R ER SO BB IBB HBP BLK WP HR S P ERA WHIP																					
John Cumberland, L ERA: 2.5 (1, 1)	7.0 L 29 5 3 3 1 2 0 0 0 0 0 2 29 37 3.86 1.000																					
Don McMahon, R ERA: 3.75 (8, 1)	2.0 8 0 0 0 1 2 0 0 0 0 0 0 8 16 0.00 1.000																					



Batter	1	2	3	4	5	6	7	8	9	AB	R	H	RBI	BB	SO	LOB	BOTTOM					
Chris Speier, R OBP: 0.321, SLG: 0.334 (1, 6)										4	0	1	0	0	0	0	Cincinnati Reds @ San Francisco Giants Candlestick Park, San Francisco, CA Fri Jul 23 1971, 10:05 PM EDT Att: 17,733 - Unknown					
Tito Fuentes, S OBP: 0.294, SLG: 0.337 (1, 4)										4	0	2	0	0	0	0						
Willie Mays, R OBP: 0.420, SLG: 0.511 (1, 3)										4	0	0	0	0	3	4						
Bobby Bonds, R OBP: 0.392, SLG: 0.552 (1, 9)										3	1	0	0	1	1	4						
Dick Dietz, R OBP: 0.418, SLG: 0.429 (1, 2)										4	0	0	0	0	1	2						
Ken Henderson, S OBP: 0.373, SLG: 0.441 (1, 7)										4	1	2	0	0	0	0						
Jimmy Rosario, S OBP: 0.380, SLG: 0.321 (1, 8)										4	0	2	1	0	1	0						
Al Gallagher, R OBP: 0.322, SLG: 0.340 (1, 5)										3	0	0	0	0	0	3						
Hal Lanier, R OBP: 0.275, SLG: 0.275 (8, 5)										0	0	0	0	0	0	0						
Willie McCovey, L OBP: 0.400, SLG: 0.493 (9, PH)										0	0	0	0	1	0	0						
Frank Duffy, R OBP: 0.139, SLG: 0.143 (9, PR)										0	0	0	0	0	0	0						
John Cumberland, R OBP: 0.227, SLG: 0.190 (1, 1)										3	0	0	0	0	2	3						
Don McMahon, R ERA: 3.75 (8, 1)										0	0	0	0	0	0	0						
Ed Goodson, L OBP: 0.225, SLG: 0.211 (9, PH)										1	0	0	0	0	0	1						
Inning Stats	R: 0 E: 0 K: 1 S: 5	H: 0 LOB: 0 BB: 0 P: 5	R: 2 E: 0 K: 1 S: 7	H: 2 LOB: 1 BB: 1 P: 11	R: 0 E: 0 K: 1 S: 6	H: 2 LOB: 1 BB: 0 P: 6	R: 0 E: 0 K: 1 S: 7	H: 2 LOB: 2 BB: 0 P: 7	R: 0 E: 0 K: 0 S: 6	H: 1 LOB: 1 BB: 0 P: 6	R: 0 E: 0 K: 0 S: 3	H: 0 LOB: 0 BB: 0 P: 3	R: 0 E: 0 K: 0 S: 3	H: 0 LOB: 0 BB: 0 P: 3	R: 2 E: 1 K: 2 S: 8	H: 0 LOB: 1 BB: 0 P: 8	R: 0 E: 0 K: 1 S: 5	H: 0 LOB: 1 BB: 1 P: 9	1B: 6 2B: 1 3B: 0 HR: 0	SF: 0 SAC: 0 DP: 1 HBP: 0	WP: 0 PB: 0 SB: 3 CS: 0	PA: 36
PITCHER	IP WLS BF H R ER SO BB IBB HBP BLK WP HR S P ERA WHIP																					
Ross Grimsley, L ERA: 3.59 (1, 1)	6.0 25 7 2 2 5 1 0 0 0 0 0 0 25 34 3.00 1.333																					
Clay Carroll, R ERA: 2.14 (7, 1)	3.0 W 11 0 0 0 3 1 0 0 0 0 0 0 16 20 0.00 0.333																					



Batter	1	2	3	4	5	6	7	8	9	AB	R	H	RBI	BB	SO	LOB	TOP					
Pete Rose, S OBP: 0.383, SLG: 0.426 (1, 9)	2-0 4-3		0-0 F7			2-3 K	0-0 E4			4	0	0	0	0	1	3	Cincinnati Reds @ San Francisco Giants Candlestick Park, San Francisco, CA Sat Jul 24 1971, 6:33 AM EDT Att: 26,132 - Unknown					
Bernie Carbo, L OBP: 0.358, SLG: 0.354 (1, 7)	3-3 K			1-0 F5		2-0 2B		0-2 3-1		4	0	1	0	0	1	0						
Lee May, R OBP: 0.331, SLG: 0.531 (1, 3)	0-0 6-3			1-1 F7		4-2 BB		2-2 F6		3	0	0	0	1	0	0						
Tony Perez, R OBP: 0.315, SLG: 0.420 (1, 5)		3-2 F4		3-1 5-3		1-1 L8		3-3 K		4	0	0	0	0	1	2						
Johnny Bench, R OBP: 0.301, SLG: 0.459 (1, 2)		0-0 L6			0-0 6-3 1B	2-2 F8		2-2 1-3		4	1	1	0	0	0	2						
George Foster, R OBP: 0.294, SLG: 0.396 (1, 8)		1-1 5-3			1-1 6-3		2-0 E4 2B		3-3 K	4	0	1	0	0	1	1						
Tommy Helms, R OBP: 0.283, SLG: 0.333 (1, 4)			0-0 1B		0-0 5-3		1-0 6-3		1-2 L9	4	0	1	0	0	0	2						
Dave Concepcion, R OBP: 0.255, SLG: 0.256 (1, 6)			0-0 F6		0-1 1B		0-0 6-3			3	0	1	1	0	0	2						
Wayne Simpson, R OBP: 0.100, SLG: 0.053 (7, PH)			1-3 K		3-H F8		4-1 E4 BB			2	0	0	0	0	1	2						
Jimmy Stewart, S OBP: 0.290, SLG: 0.286 (7, PH)										0	0	0	0	1	0	0						
Wayne Granger, R OBP: 0.500, SLG: 1.333 (7, 1)										0	0	0	0	0	0	0						
Inning Stats	R: 0 E: 0 K: 1 S: 5	H: 0 LOB: 0 BB: 0 P: 10	R: 0 E: 0 K: 0 S: 6	H: 0 LOB: 0 BB: 0 P: 10	R: 0 E: 0 K: 1 S: 6	H: 1 LOB: 1 BB: 0 P: 7	R: 0 E: 0 K: 0 S: 5	H: 0 LOB: 0 BB: 0 P: 10	R: 1 E: 0 K: 0 S: 9	H: 2 LOB: 1 BB: 0 P: 11	R: 0 E: 0 K: 1 S: 12	H: 1 LOB: 2 BB: 1 P: 23	R: 0 E: 0 K: 0 S: 5	H: 1 LOB: 2 BB: 1 P: 12	R: 0 E: 0 K: 1 S: 9	H: 0 LOB: 0 BB: 0 P: 14	R: 0 E: 0 K: 1 S: 9	H: 0 LOB: 0 BB: 0 P: 15	1B: 2 2B: 3 3B: 0 HR: 0	SF: 0 SAC: 0 DP: 0 HBP: 0	WP: 0 PB: 0 SB: 0 CS: 0	PA: 34
PITCHER Don Carrithers, R ERA: 3.6 (1, 1)	IP: 9.0 WLS: W BF: 34 H: 5 R: 1 ER: 1 SO: 5 BB: 2 IBB: 0 HBP: 0 BLK: 0 WP: 0 HR: 0 S: 66 P: 112 ERA: 1.00 WHIP: 0.778															PITCHER						

Batter	1	2	3	4	5	6	7	8	9	AB	R	H	RBI	BB	SO	LOB	BOTTOM			
Chris Speier, R OBP: 0.318, SLG: 0.331 (1, 6)	1-3 K		1-0 1-3		1-1 F1	3-3 K				4	0	0	0	0	2	1	Cincinnati Reds @ San Francisco Giants Candlestick Park, San Francisco, CA Sat Jul 24 1971, 6:33 AM EDT Att: 26,132 - Unknown			
Tito Fuentes, S OBP: 0.293, SLG: 0.336 (1, 4)	1-0 BB 1B		3-1 4-1		3-H F8	2-1 6-3	1-2 6-3			4	0	1	0	0	0	0				
Bobby Bonds, R OBP: 0.388, SLG: 0.546 (1, 9)	3-3 K			1-3 K		3-3 K	0-0 F9			4	0	0	0	0	3	1				
Willie McCovey, L OBP: 0.402, SLG: 0.490 (1, 3)	4-2 BB			3-3 K		0-1 BB 2B 1B	0-2 F2			3	1	1	0	1	1	0				
Ed Goodson, L OBP: 0.225, SLG: 0.211 (9, 3)	1-2 BB			1-1 1B		4-0 2B BB BB		2-2 6-3		3	1	1	0	1	0	2				
Dick Dietz, R OBP: 0.419, SLG: 0.428 (1, 2)	0-1 F3			1-0 F8		3-2 BB BB BB 2B		2-1 3-1		4	1	1	1	0	0	1				
Ken Henderson, S OBP: 0.372, SLG: 0.442 (1, 7)		1-2 F5			1-0 F8	1-3 2-H 2B		1-2 3-1		4	1	1	1	0	0	1				
Jimmy Rosario, S OBP: 0.383, SLG: 0.321 (1, 8)		0-0 4-3			1-0 F2	4-0 BB 1B IBB		1-2 1B		3	1	1	0	1	0	0				
Al Gallagher, R OBP: 0.326, SLG: 0.339 (1, 5)		1-0 4-3			4-0 SH3-4 BB	4-1 BB 1B E BB		3-2 1B		1	1	0	1	2	0	0				
Hal Lanier, R OBP: 0.273, SLG: 0.274 (8, 5)						1-2 2-3 3-H 0-0 1B				2	1	1	2	0	0	0				
Don Carrithers, R OBP: 0.200, SLG: 0.200 (1, 1)			2-1 L9		1-2 SH3-4	0-0 E8 WP 1B				2	1	1	2	0	0	0				
Inning Stats	R: 0 E: 0 K: 2 S: 18	H: 1 LOB: 2 BB: 1 P: 27	R: 0 E: 0 K: 0 S: 5	H: 0 LOB: 0 BB: 0 P: 7	R: 0 E: 0 K: 0 S: 5	H: 0 LOB: 0 BB: 0 P: 11	R: 0 E: 0 K: 2 S: 12	H: 1 LOB: 1 BB: 0 P: 18	R: 0 E: 0 K: 0 S: 6	H: 0 LOB: 1 BB: 1 P: 13	R: 6 E: 1 K: 2 S: 19	H: 3 LOB: 3 BB: 3 P: 42	R: 0 E: 0 K: 0 S: 8	H: 0 LOB: 0 BB: 0 P: 9	R: 0 E: 0 K: 0 S: 11	H: 1 LOB: 1 BB: 0 P: 19	1B: 5 2B: 1 3B: 0 HR: 0	SF: 0 SAC: 1 DP: 0 HBP: 0	WP: 1 PB: 0 SB: 0 CS: 0	PA: 35
PITCHER Wayne Simpson, R ERA: 5.11 (1, 1)	IP: 6.0 WLS: L BF: 28 H: 5 R: 6 ER: 5 SO: 6 BB: 4 IBB: 1 HBP: 0 BLK: 0 WP: 1 HR: 0 S: 65 P: 118 ERA: 7.50 WHIP: 1.500															PITCHER				
Wayne Granger, R ERA: 3.07 (7, 1)	IP: 2.0 WLS: 7 BF: 1 H: 0 R: 0 ER: 0 SO: 0 BB: 0 IBB: 0 HBP: 0 BLK: 0 WP: 0 HR: 0 S: 19 P: 28 ERA: 0.00 WHIP: 0.500															PITCHER				



Batter	1	2	3	4	5	6	7	8	9	AB	R	H	RBI	BB	SO	LOB	TOP					
Pete Rose, S OBP: 0.385, SLG: 0.427 (1, 9)										4	0	2	0	1	0	2	Cincinnati Reds @ San Francisco Giants Candlestick Park, San Francisco, CA Sun Jul 25 1971, 6:33 AM EDT Unknown					
Bernie Carbo, L OBP: 0.352, SLG: 0.347 (1, 7)										4	0	0	0	0	0	4						
Lee May, R OBP: 0.331, SLG: 0.527 (1, 3)										4	1	1	0	0	1	2						
Tony Perez, R OBP: 0.314, SLG: 0.419 (1, 5)										4	0	1	0	0	2	2						
Johnny Bench, R OBP: 0.298, SLG: 0.454 (1, 2)										4	0	0	0	0	0	4						
George Foster, R OBP: 0.293, SLG: 0.392 (1, 8)										3	1	0	0	1	2	0						
Tommy Helms, R OBP: 0.286, SLG: 0.341 (1, 4)										4	1	2	2	0	0	0						
Woody Woodward, R OBP: 0.270, SLG: 0.257 (1, 6)										4	0	1	0	0	0	2						
Gary Nolan, R OBP: 0.135, SLG: 0.120 (1, 1)										1	0	1	1	0	0	0						
Tony Cloninger, R OBP: 0.240, SLG: 0.280 (4, 1)										1	0	0	0	0	0	0						
Ty Cline, L OBP: 0.355, SLG: 0.213 (7, PH)										1	0	0	0	0	1	0						
Joe Gibbon, R (7, 1)										0	0	0	0	0	0	0						
Jimmy Stewart, S OBP: 0.300, SLG: 0.297 (9, PH)										1	0	1	0	0	0	0						
Inning Stats	R: 0 E: 1 K: 2 S: 8	H: 0 LOB: 2 BB: 1 P: 12	R: 1 E: 0 K: 1 S: 8	H: 3 LOB: 2 BB: 0 P: 8	R: 0 E: 0 K: 1 S: 5	H: 0 LOB: 0 BB: 0 P: 5	R: 0 E: 0 K: 0 S: 3	H: 0 LOB: 0 BB: 0 P: 3	R: 0 E: 0 K: 0 S: 3	H: 1 LOB: 0 BB: 1 P: 3	R: 2 E: 0 K: 0 S: 5	H: 3 LOB: 1 BB: 1 P: 9	R: 0 E: 0 K: 1 S: 5	H: 0 LOB: 0 BB: 0 P: 5	R: 0 E: 0 K: 0 S: 3	H: 0 LOB: 0 BB: 0 P: 3	R: 0 E: 0 K: 1 S: 7	H: 2 LOB: 2 BB: 0 P: 7	1B: 7 2B: 2 3B: 0 HR: 0	SF: 0 SAC: 0 DP: 2 HBP: 0	WP: 0 PB: 0 SB: 0 CS: 0	PA: 37
PITCHER Gaylord Perry, R ERA: 3.43 (1, 1)	IP: 9.0 WLS: W BF: 37 H: 9 R: 3 ER: 3 SO: 6 BB: 2 IBB: 0 HBP: 0 BLK: 0 WP: 0 HR: 0 S: 47 P: 55 ERA: 3.00 WHIP: 1.222															PITCHER						

Batter	1	2	3	4	5	6	7	8	9	AB	R	H	RBI	BB	SO	LOB	BOTTOM			
Chris Speier, R OBP: 0.320, SLG: 0.329 (1, 6)										2	2	0	0	2	0	1	Cincinnati Reds @ San Francisco Giants Candlestick Park, San Francisco, CA Sun Jul 25 1971, 6:33 AM EDT Unknown			
Tito Fuentes, S OBP: 0.295, SLG: 0.338 (1, 4)										4	3	2	0	0	0	1				
Bobby Bonds, R OBP: 0.392, SLG: 0.549 (1, 9)										4	1	3	2	0	0	0				
Willie McCovey, L OBP: 0.403, SLG: 0.488 (1, 3)										3	0	1	2	1	1	1				
Dick Dietz, R OBP: 0.415, SLG: 0.422 (1, 2)										4	0	0	0	0	2	4				
Ken Henderson, S OBP: 0.371, SLG: 0.439 (1, 7)										4	0	1	1	0	1	2				
Jimmy Rosario, S OBP: 0.380, SLG: 0.314 (1, 8)										3	0	0	0	1	1	2				
Al Gallagher, R OBP: 0.329, SLG: 0.343 (1, 5)										3	1	1	0	1	1	0				
Gaylord Perry, R OBP: 0.143, SLG: 0.131 (1, 1)										4	0	1	0	0	0	2				
Inning Stats	R: 2 E: 0 K: 1 S: 7	H: 2 LOB: 1 BB: 1 P: 11	R: 0 E: 0 K: 2 S: 7	H: 0 LOB: 0 BB: 0 P: 7	R: 2 E: 0 K: 1 S: 8	H: 3 LOB: 2 BB: 1 P: 12	R: 1 E: 0 K: 0 S: 4	H: 2 LOB: 0 BB: 0 P: 4	R: 0 E: 0 K: 1 S: 5	H: 0 LOB: 1 BB: 1 P: 9	R: 0 E: 0 K: 0 S: 3	H: 0 LOB: 0 BB: 0 P: 3	R: 2 E: 2 K: 1 S: 7	H: 2 LOB: 0 BB: 0 P: 7	R: 0 E: 0 K: 0 S: 2	H: 0 LOB: 1 BB: 2 P: 10		1B: 8 2B: 1 3B: 0 HR: 0	SF: 0 SAC: 0 DP: 2 HBP: 0	WP: 0 PB: 0 SB: 0 CS: 0
PITCHER Gary Nolan, R ERA: 3.31 (1, 1)	IP: 3.0 WLS: L BF: 18 H: 7 R: 5 ER: 5 SO: 4 BB: 2 IBB: 0 HBP: 0 BLK: 0 WP: 0 HR: 0 S: 24 P: 32 ERA: 15.00 WHIP: 3.000															PITCHER				
Tony Cloninger, R ERA: 3.57 (4, 1)	3.0	9	0	0	0	1	1	0	0	0	0	0	10	14	0.00	0.333				
Joe Gibbon, L ERA: 2.74 (7, 1)	2.0	9	2	2	0	1	2	0	0	0	0	0	9	17	0.00	2.000				

AB 35
R 3
H 9
RBI 3
BB 2
SO 6
LOB 16

AB 31
R 7
H 9
RBI 5
BB 5
SO 6
LOB 13

Batter	1	2	3	4	5	6	7	8	9	AB	R	H	RBI	BB	SO	LOB	TOP
Pete Rose, S OBP: 0.386, SLG: 0.425 (1,9)	F8		5-3					6-3	FC5 BB IBB	4	0	1	0	1	0	0	Cincinnati Reds @ San Francisco Giants Candlestick Park, San Francisco, CA Sun Jul 25 1971, 6:38 AM EDT Att: 28,792 - Unknown
Hal McRae, R OBP: 0.278, SLG: 0.386 (1,8)	F8		4-3 HR					6-3	1-2 2-3 3-H BB	4	1	1	1	1	0	1	
Lee May, R OBP: 0.329, SLG: 0.531 (1,3)	5-3		4-3					HR	FC5 2-3f	5	1	1	1	0	1	4	
Tony Perez, R OBP: 0.316, SLG: 0.427 (1,5)										4	1	2	2	0	0	0	
Clay Carroll, R OBP: 0.167, SLG: 0.167 (8,1)										0	0	0	0	0	0	0	
Johnny Bench, R OBP: 0.300, SLG: 0.454 (1,7) (9,2)		1B FC3-2	HR					6-3		4	0	2	0	0	0	0	
Tommy Helms, R OBP: 0.285, SLG: 0.338 (1,4)		FC3-2 1-3 FC1-2	1B					F8		3	0	0	0	1	1	1	
Pat Corrales, R OBP: 0.214, SLG: 0.200 (1,2)		FC1-2 FC3-2	BB					F6		3	0	0	0	1	1	1	
Buddy Bradford, R OBP: 0.313, SLG: 0.306 (9,7) (9,7)	FC3-2							F8		3	0	0	0	0	0	3	
Dave Concepcion, R OBP: 0.255, SLG: 0.255 (1,6)	FC1-2							6-3		4	1	1	0	0	0	3	
Don Gullett, R OBP: 0.130, SLG: 0.111 (1,1)	4-3							1-3		3	0	0	0	0	0	3	
Woody Woodward, R OBP: 0.274, SLG: 0.268 (8,5)								2B	1-3 2-H BB	1	0	1	1	0	0	0	
Inning Stats	R: 0 E: 0 K: 0 S: 3	H: 0 LOB: 0 BB: 0 P: 3	R: 2 E: 0 K: 1 S: 8	H: 3 LOB: 1 BB: 0 P: 8	R: 0 E: 0 K: 0 S: 3	H: 0 LOB: 0 BB: 0 P: 3	R: 0 E: 0 K: 1 S: 5	H: 1 LOB: 0 BB: 0 P: 5	R: 0 E: 0 K: 0 S: 3	H: 0 LOB: 0 BB: 0 P: 3	R: 0 E: 0 K: 0 S: 4	H: 0 LOB: 0 BB: 0 P: 4	R: 2 E: 0 K: 0 S: 5	H: 2 LOB: 3 BB: 3 P: 17	1B: 5 2B: 2 3B: 0 HR: 2	SF: 0 SAC: 0 DP: 0 HBP: 0	WP: 0 PA: 39 PB: 0 SB: 0 CS: 1
PITCHER	IP WLS BF H R ER SO BB IBB HBP BLK WP HR S P ERA WHIP																
Ron Bryant, L ERA: 3.33 (1,1)	8.2 L 34 7 4 4 2 2 0 0 0 0 2 36 44 4.15 1.038																
Jerry Johnson, R ERA: 2.67 (9,1)	0.1 5 2 1 1 0 1 1 0 0 0 0 3 11 27.00 9.000																

AB	35
R	5
H	9
RBI	5
BB	4
SO	2
LOB	15



Batter	1	2	3	4	5	6	7	8	9	AB	R	H	RBI	BB	SO	LOB	BOTTOM		
Frank Duffy, R OBP: 0.126, SLG: 0.132 (1,6)	F7									3	0	0	0	0	0	2	Cincinnati Reds @ San Francisco Giants Candlestick Park, San Francisco, CA Sun Jul 25 1971, 6:38 AM EDT Att: 28,792 - Unknown		
Willie McCovey, L OBP: 0.402, SLG: 0.486 (9,7)	F3								K	1	0	0	0	0	1	1			
Tito Fuentes, S OBP: 0.297, SLG: 0.339 (1,4)	1B									4	0	2	0	0	1	1			
Ken Henderson, S OBP: 0.375, SLG: 0.457 (1,7)	1B									4	1	3	2	0	0	1			
Bobby Bonds, R OBP: 0.390, SLG: 0.544 (1,9)	L5									3	0	0	0	1	0	2			
Al Gallagher, R OBP: 0.324, SLG: 0.337 (1,5)	K									4	0	0	0	0	1	4			
Russ Gibson, R OBP: 0.207, SLG: 0.286 (1,2)	4-3									4	0	0	0	0	1	0			
Jerry Johnson, R ERA: 2.67 (9,1)										0	0	0	0	0	0	0			
Jimmy Rosario, S OBP: 0.376, SLG: 0.312 (1,8)										4	0	1	0	0	0	0			
Ed Goodson, L OBP: 0.227, SLG: 0.214 (1,3)										4	0	1	0	0	0	0			
Ron Bryant, S OBP: 0.204, SLG: 0.213 (1,1)										2	1	1	0	0	0	0			
Dick Dietz, R OBP: 0.416, SLG: 0.422 (9,2)	SH5-4									0	0	0	0	1	0	0			
Inning Stats	R: 0 E: 0 K: 1 S: 7	H: 2 LOB: 2 BB: 0 P: 7	R: 1 E: 0 K: 1 S: 6	H: 1 LOB: 0 BB: 0 P: 6	R: 0 E: 0 K: 1 S: 5	H: 0 LOB: 0 BB: 0 P: 5	R: 1 E: 0 K: 0 S: 5	H: 2 LOB: 2 BB: 1 P: 9	R: 0 E: 0 K: 0 S: 3	H: 0 LOB: 0 BB: 0 P: 3	R: 0 E: 0 K: 0 S: 4	H: 1 LOB: 1 BB: 0 P: 4	R: 0 E: 0 K: 0 S: 3	H: 0 LOB: 0 BB: 0 P: 3	R: 0 E: 0 K: 1 S: 5	H: 0 LOB: 1 BB: 1 P: 9	1B: 6 2B: 1 3B: 0 HR: 1	SF: 0 SAC: 2 DP: 0 HBP: 0	WP: 0 PA: 37 PB: 0 SB: 0 CS: 0
PITCHER	IP WLS BF H R ER SO BB IBB HBP BLK WP HR S P ERA WHIP																		
Don Gullett, L ERA: 2.65 (1,1)	7.0 W 30 8 2 2 3 0 0 0 0 0 1 35 39 2.57 1.143																		
Clay Carroll, R ERA: 2.08 (8,1)	2.0 S 7 0 0 0 1 1 0 0 0 0 0 8 12 0.00 0.500																		

AB	33
R	2
H	8
RBI	2
BB	2
SO	4
LOB	11

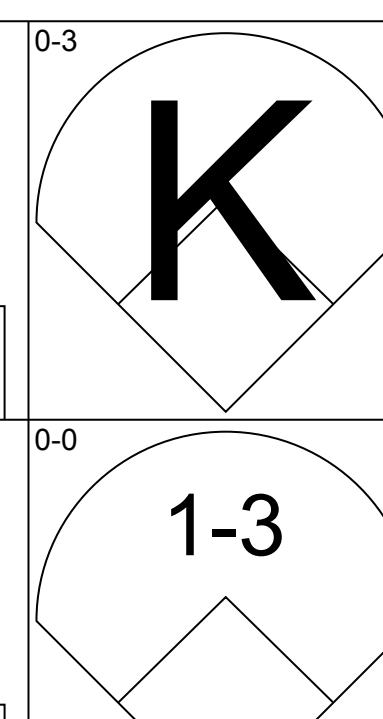
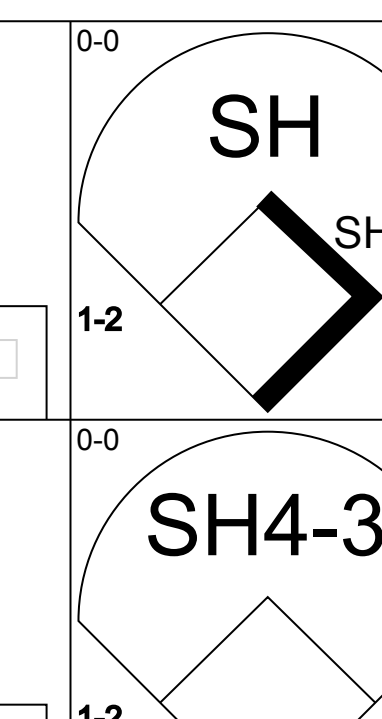
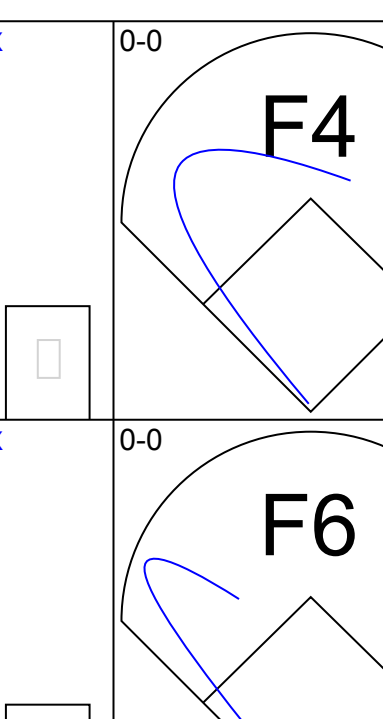
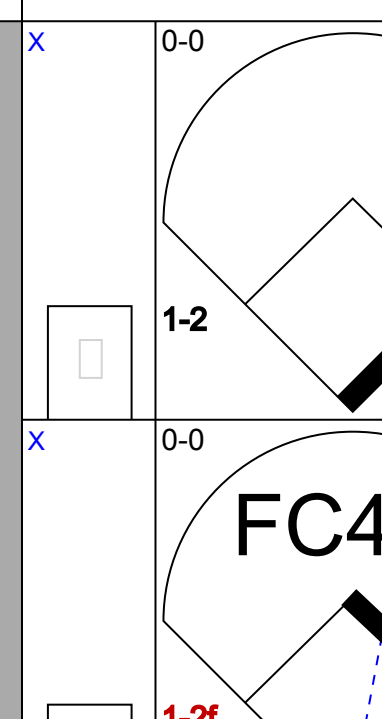
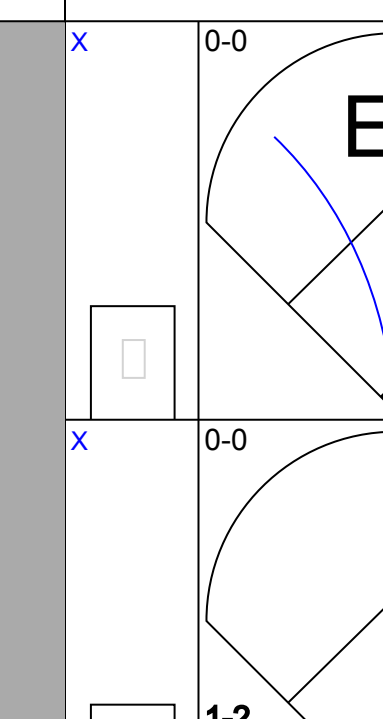
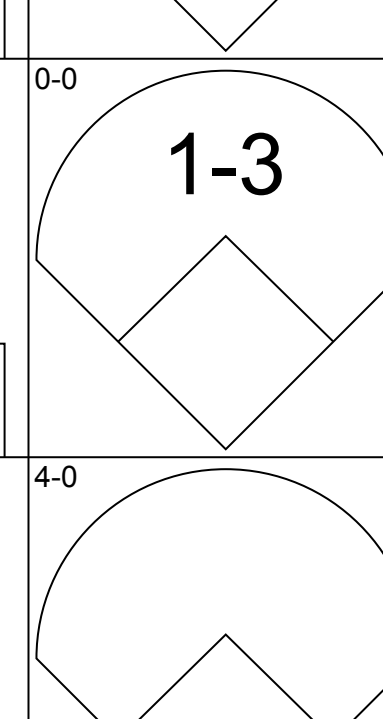
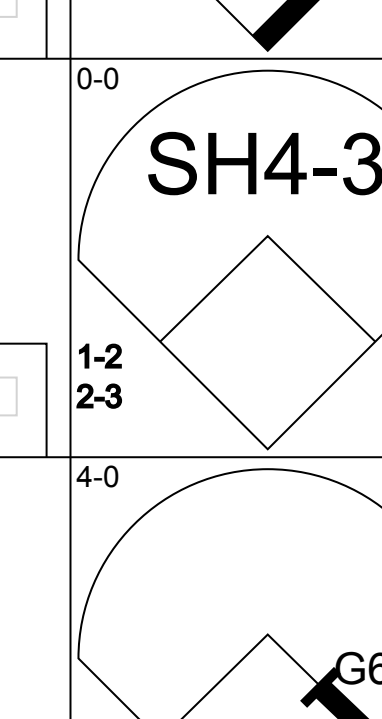
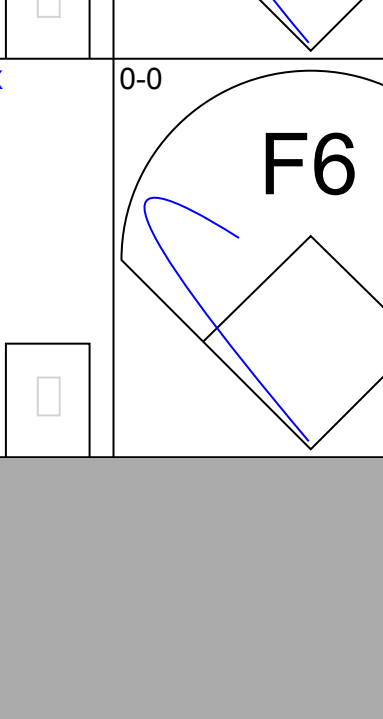
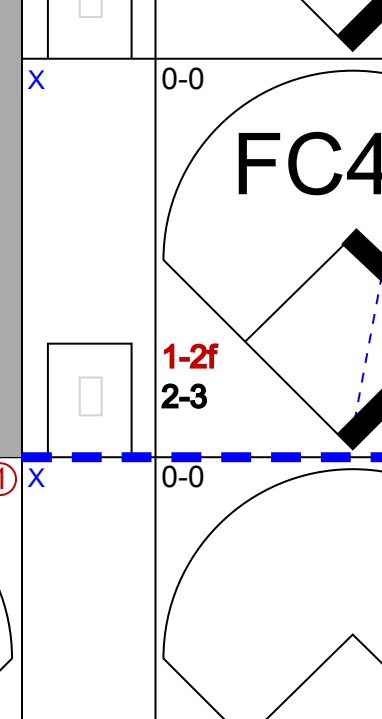
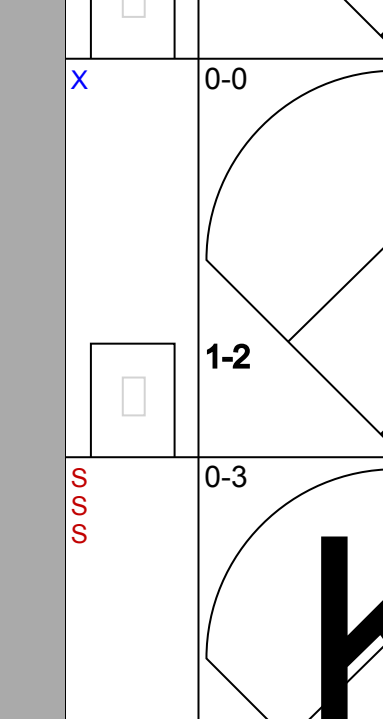
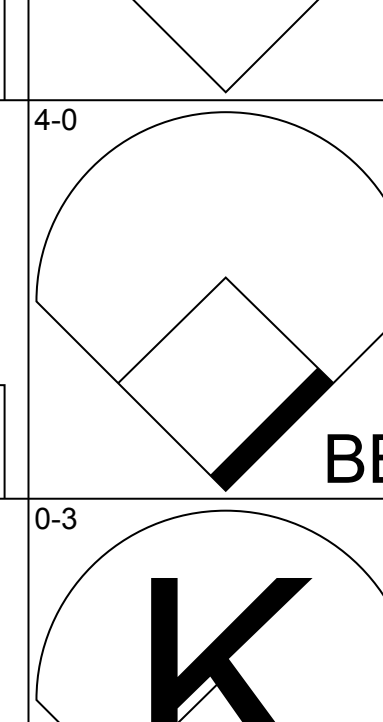
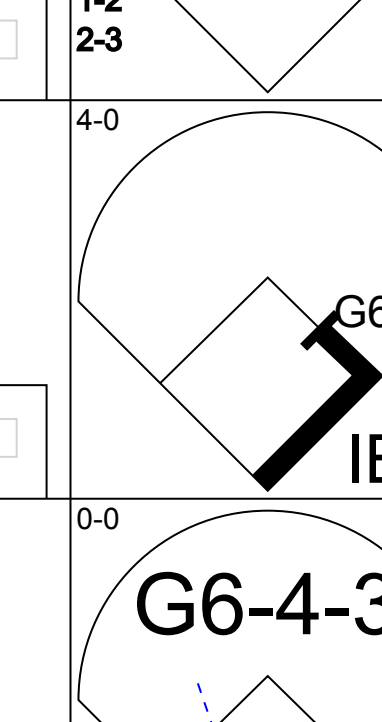

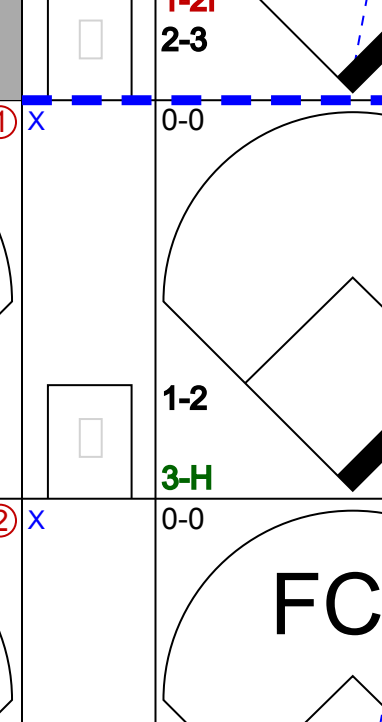
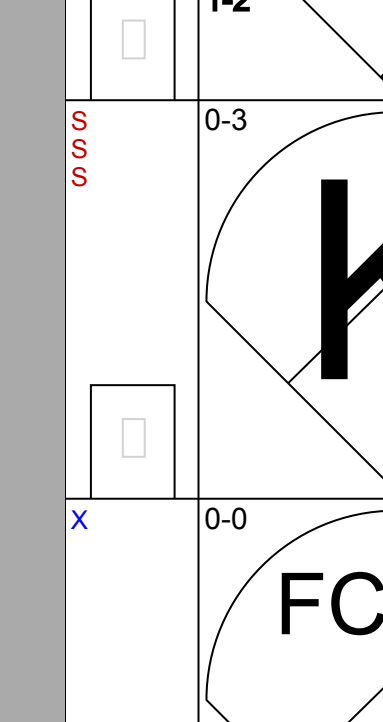
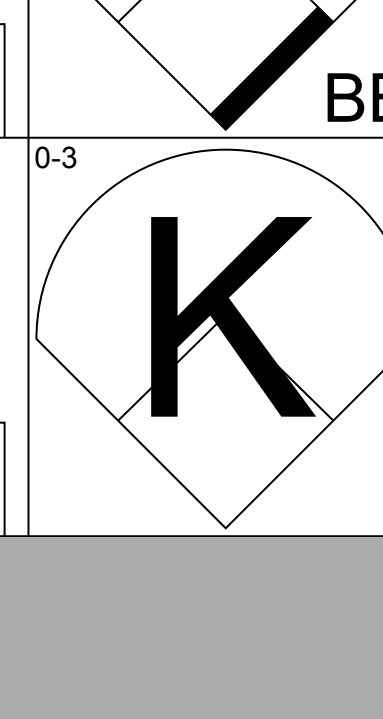
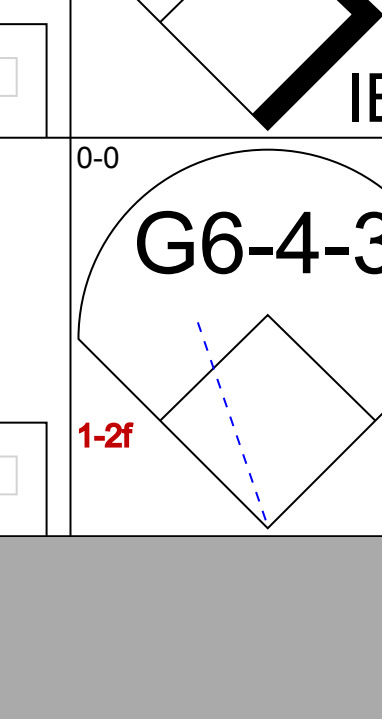

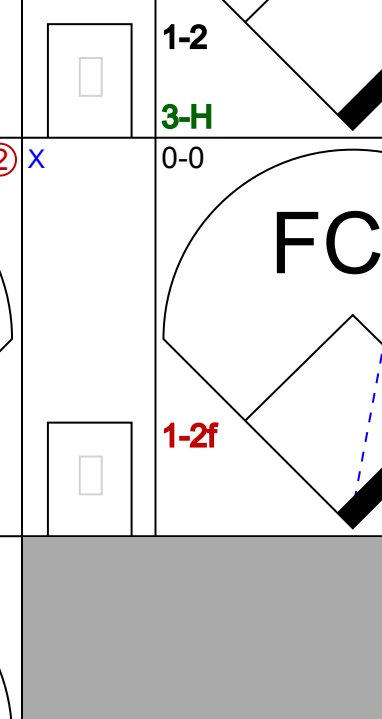
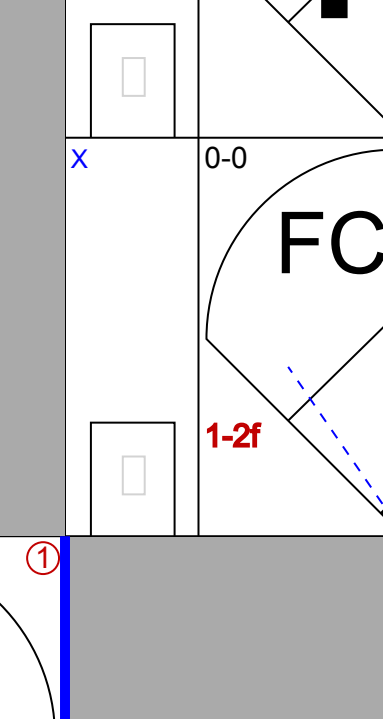
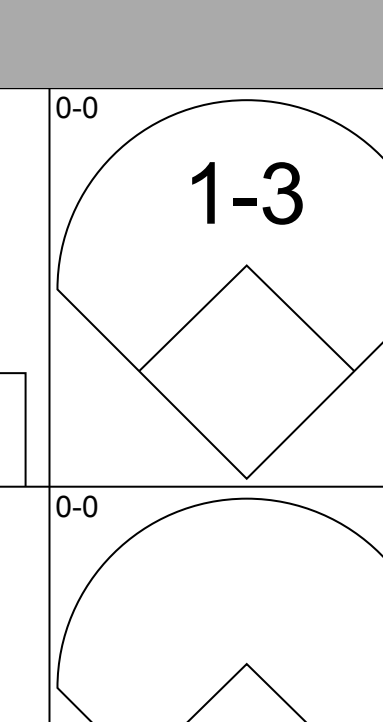
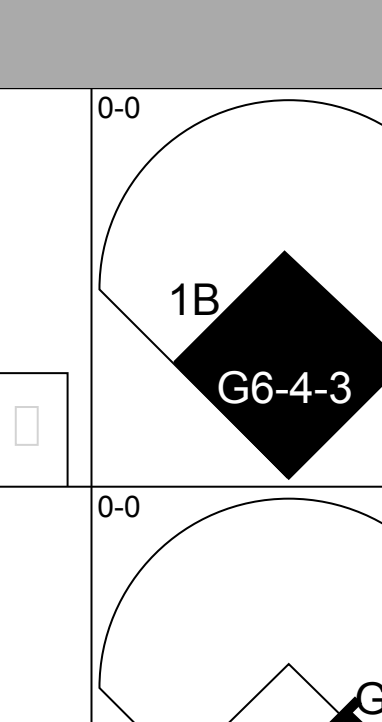
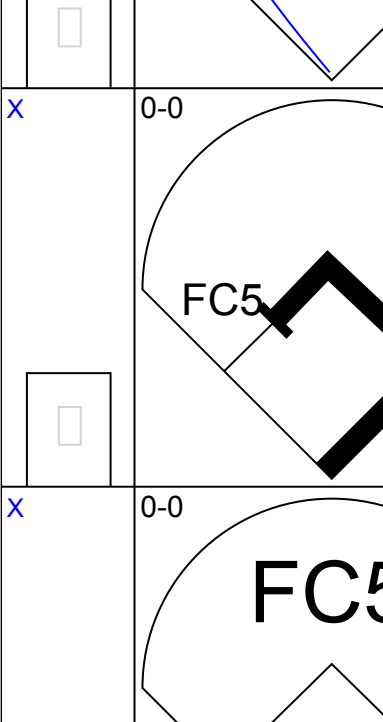
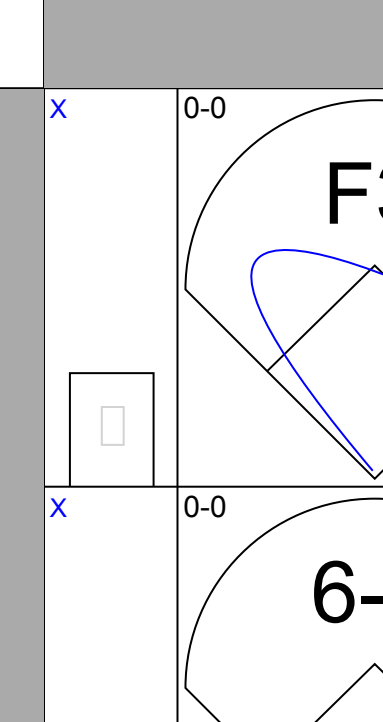
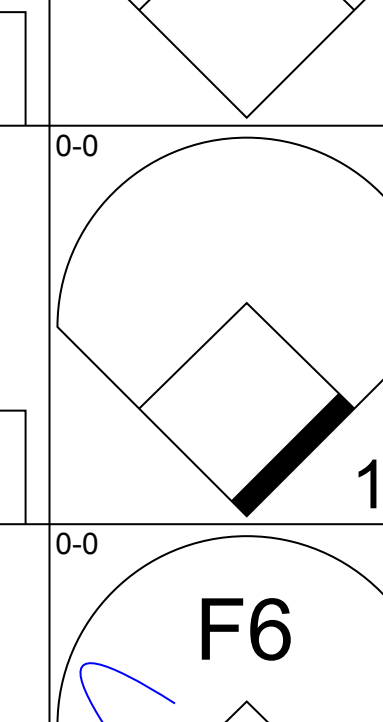
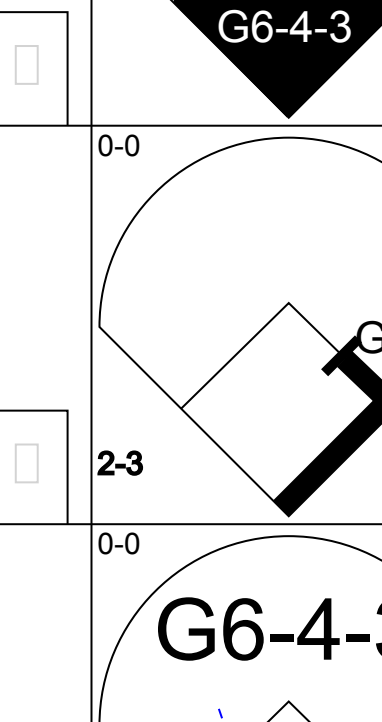
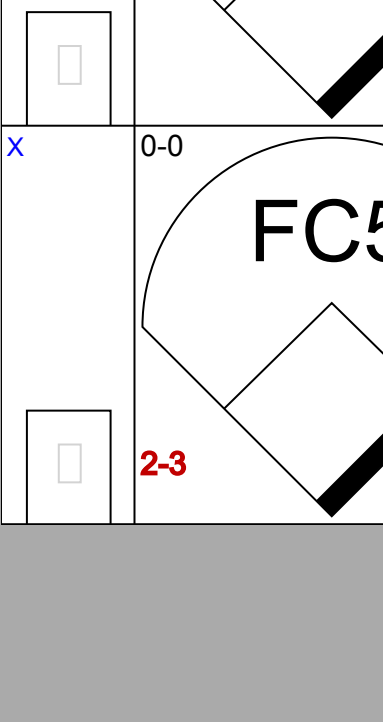
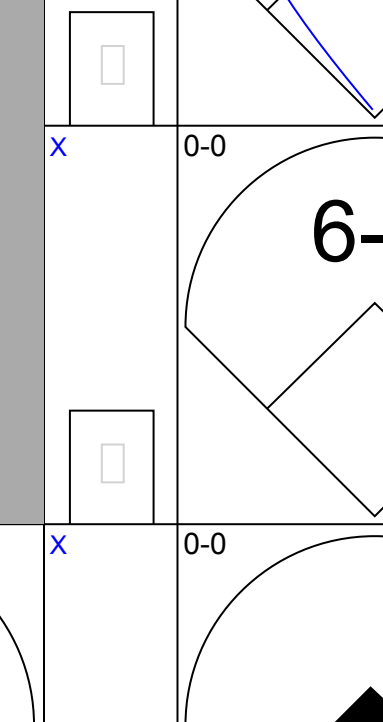
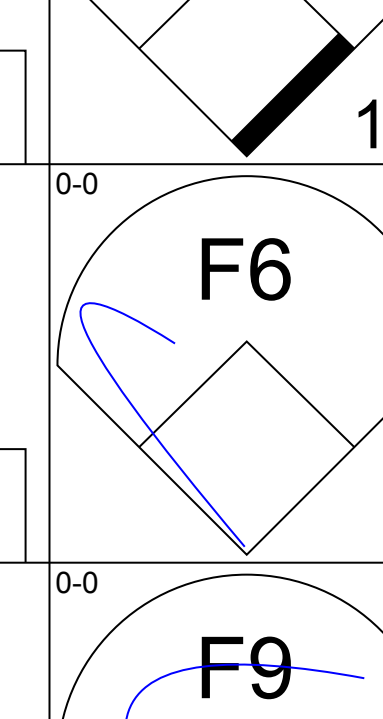
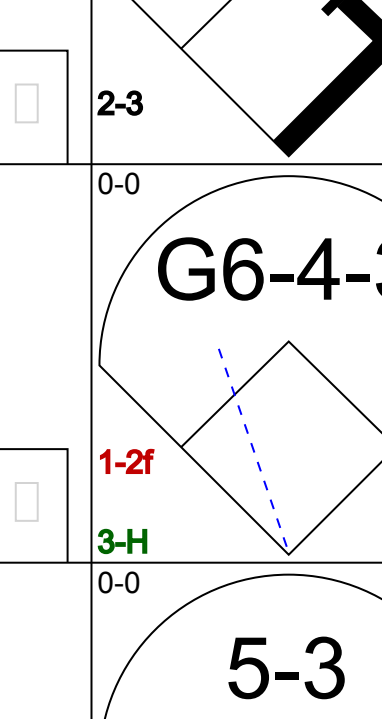
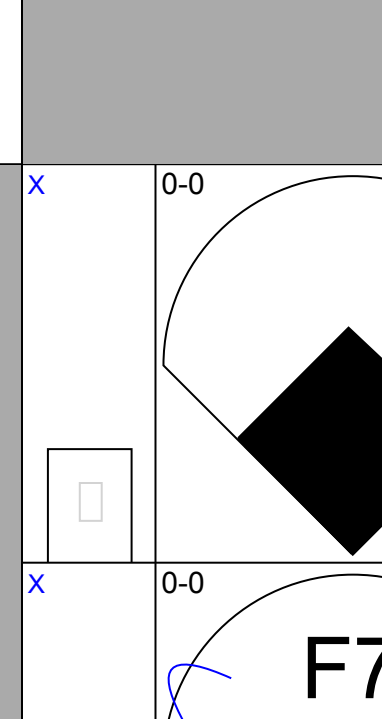
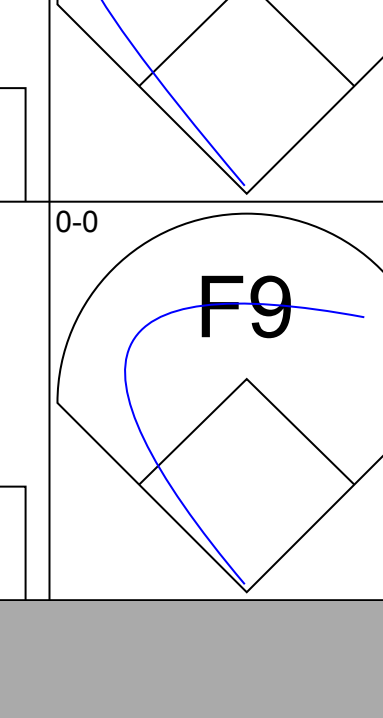
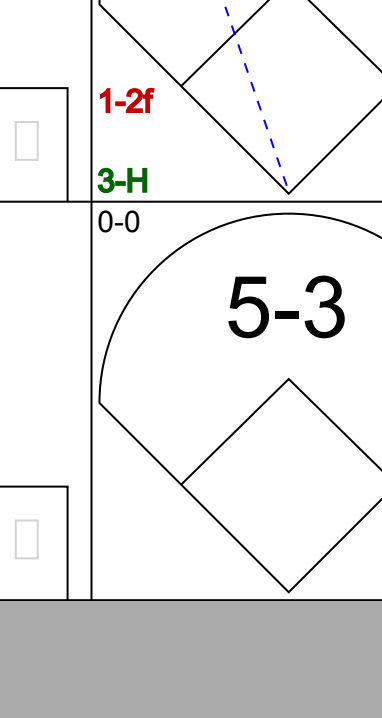
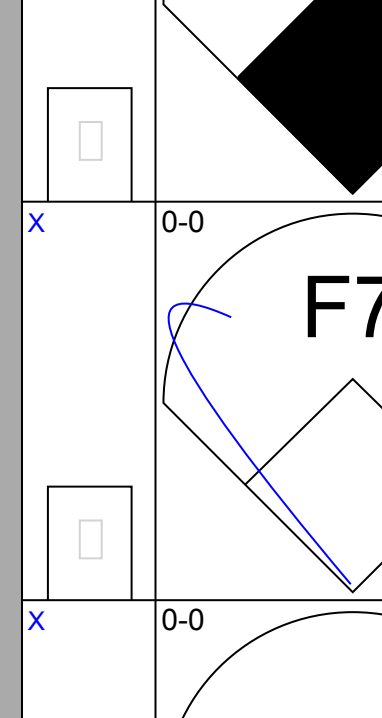
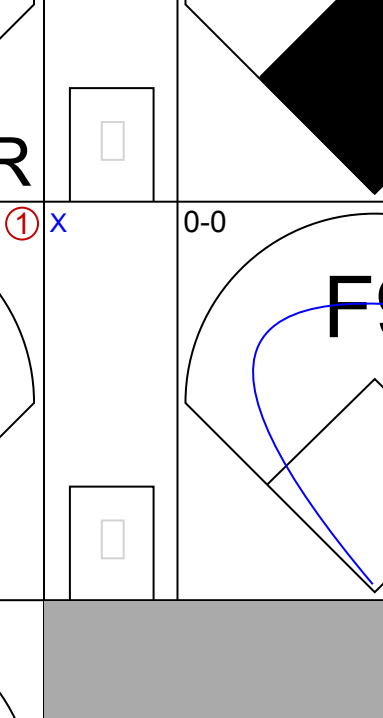
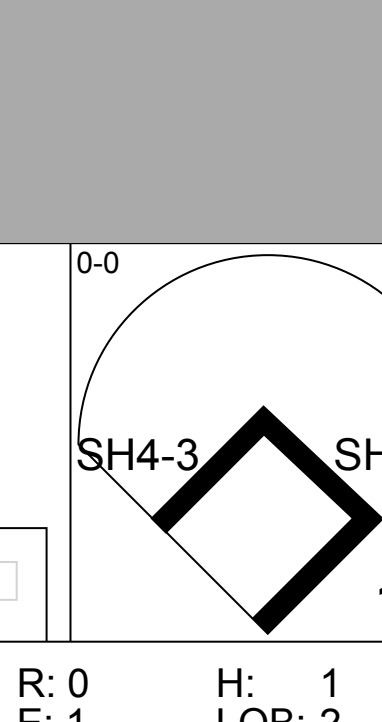
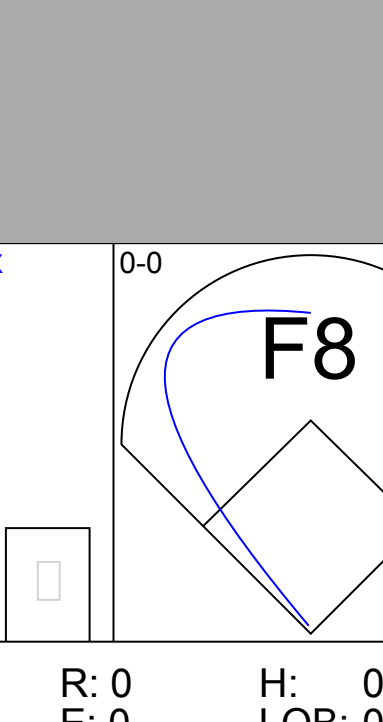
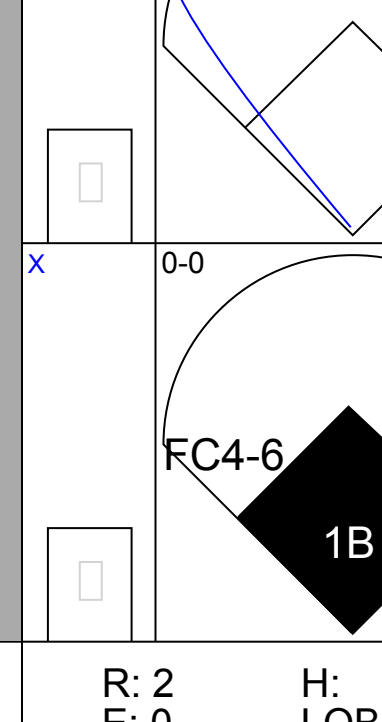


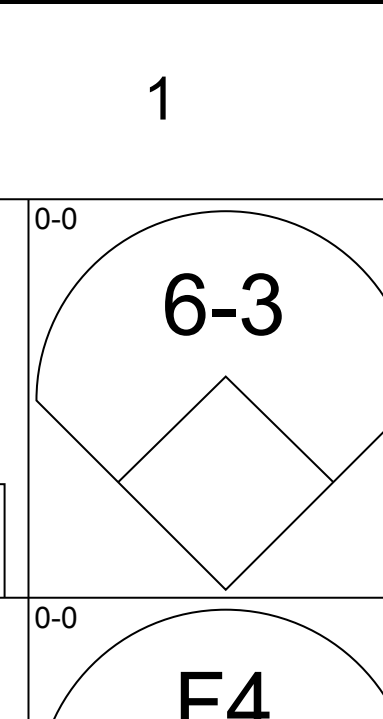
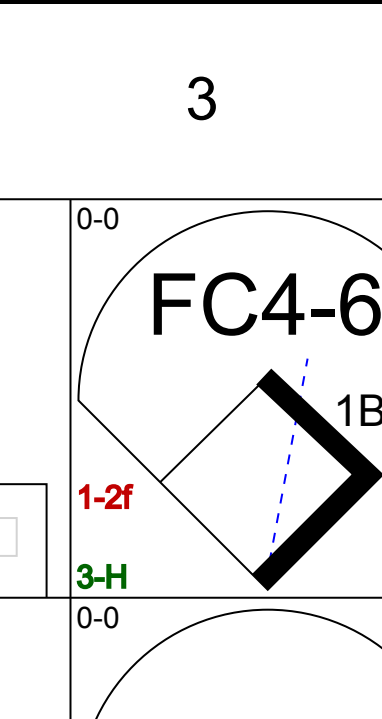
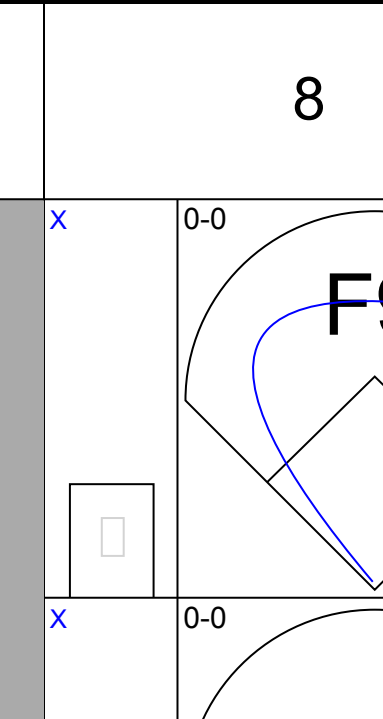
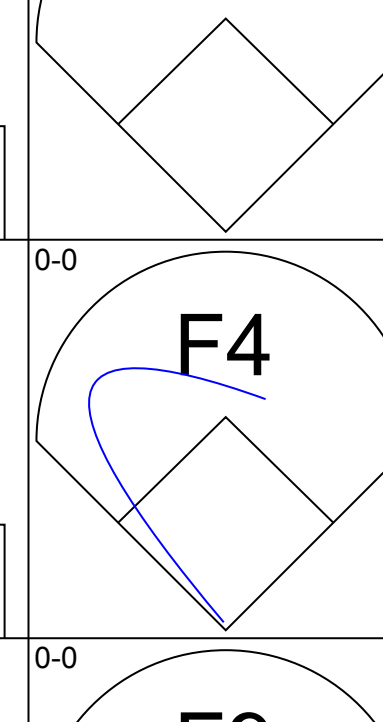
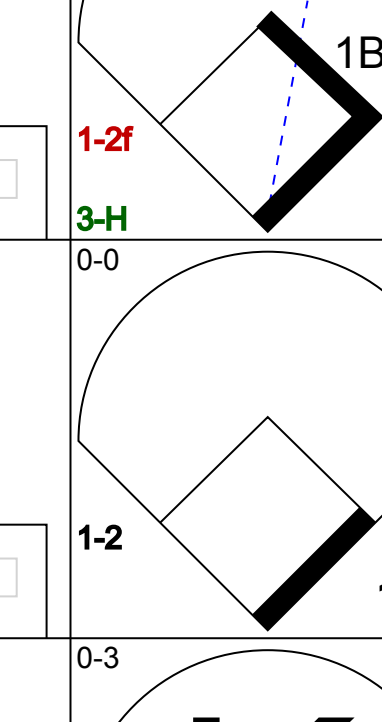
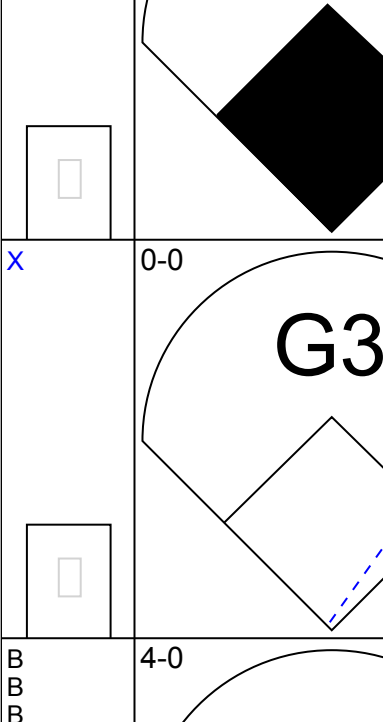
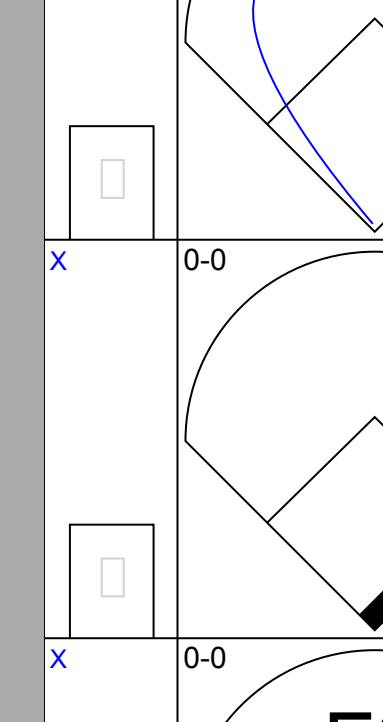
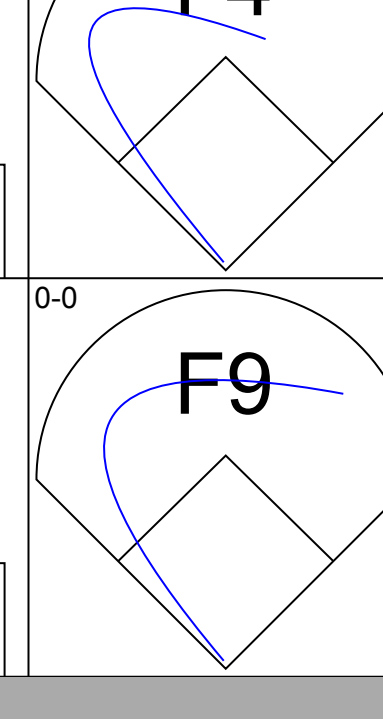
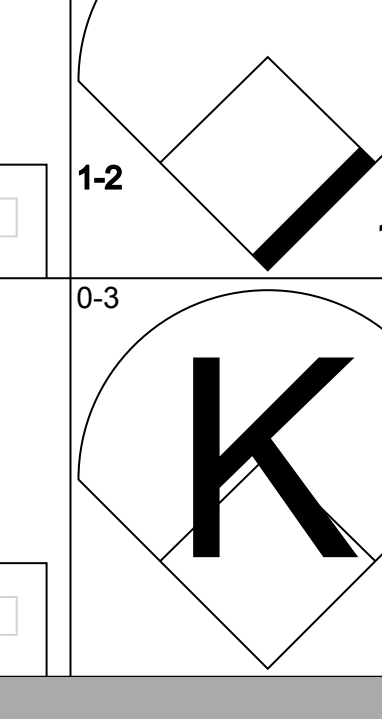
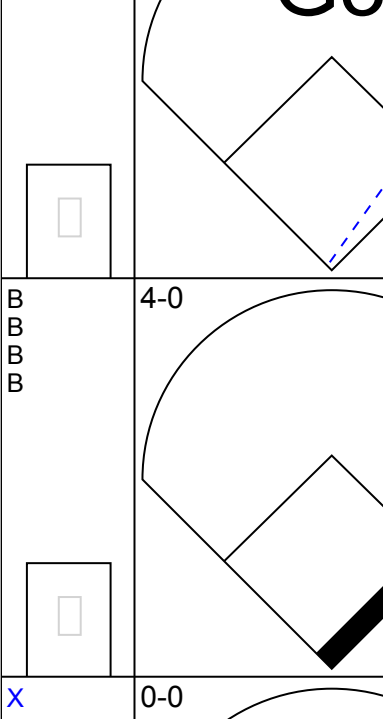
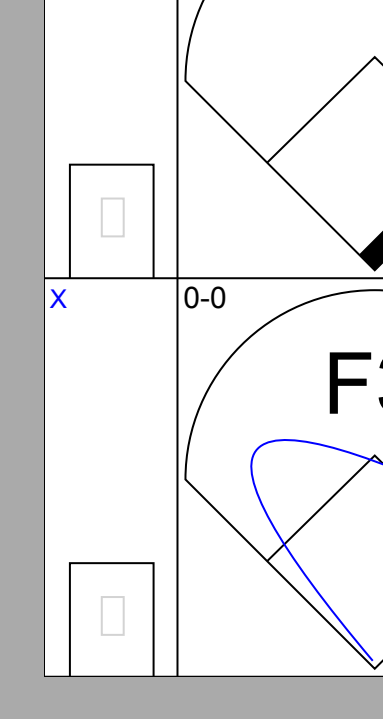
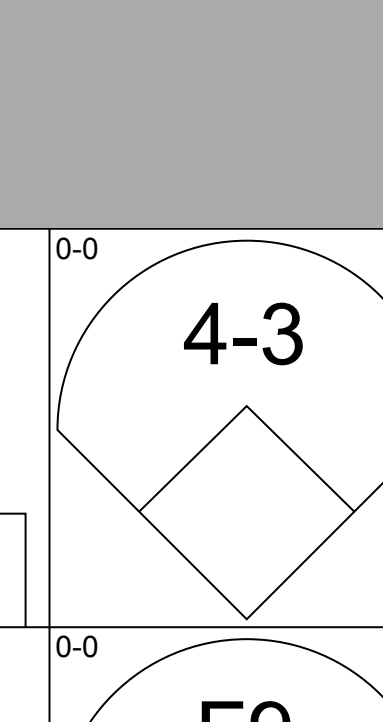
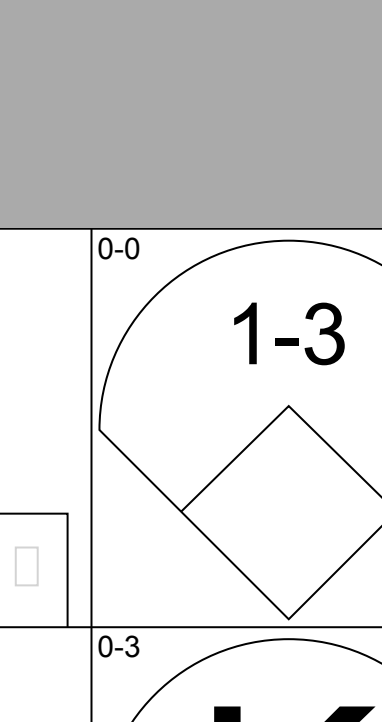
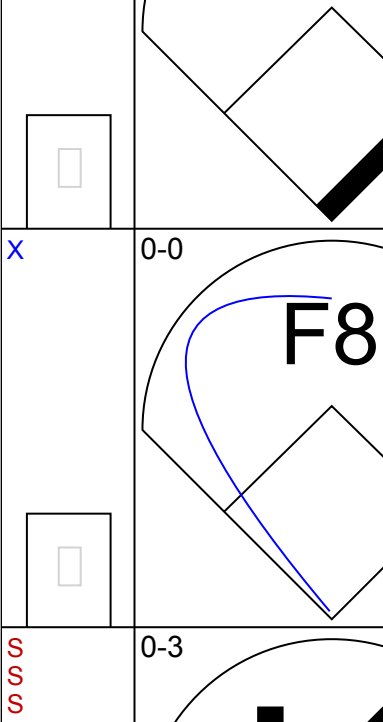
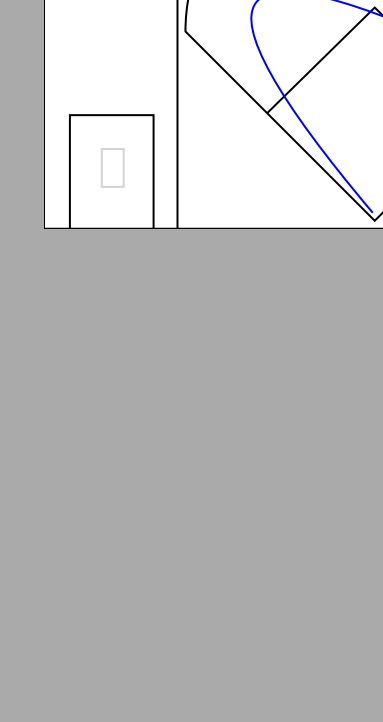

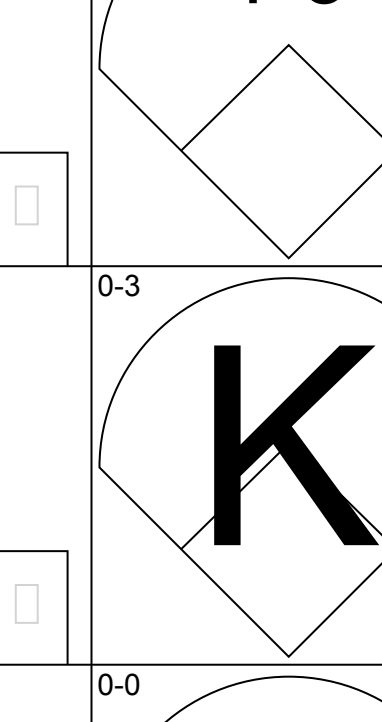
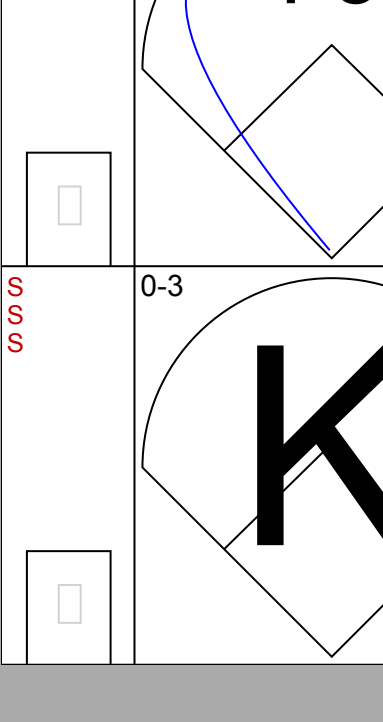


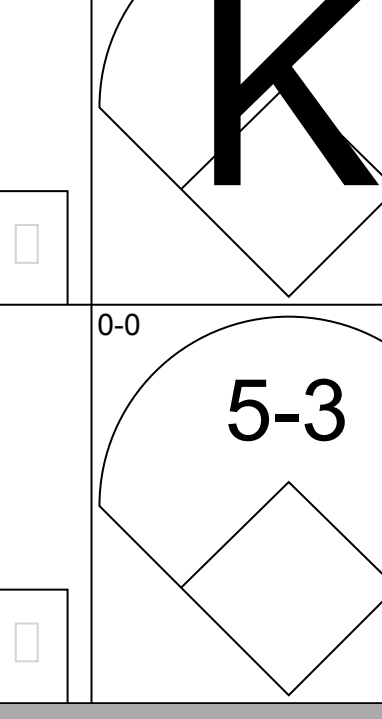
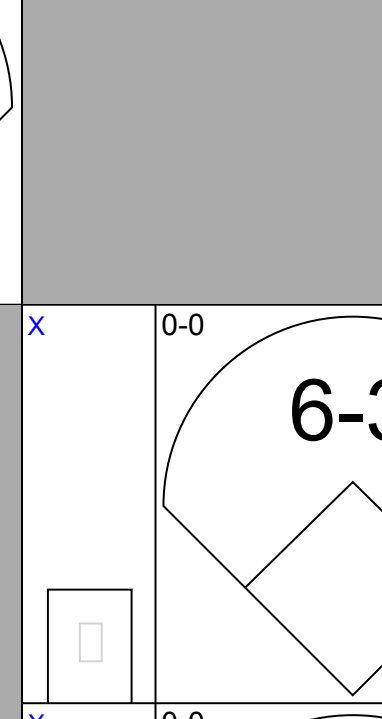
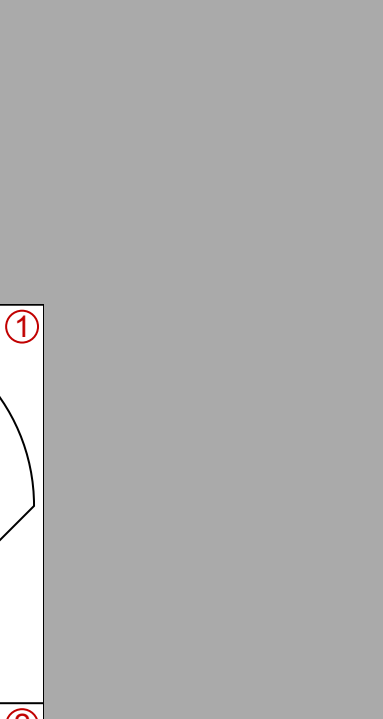
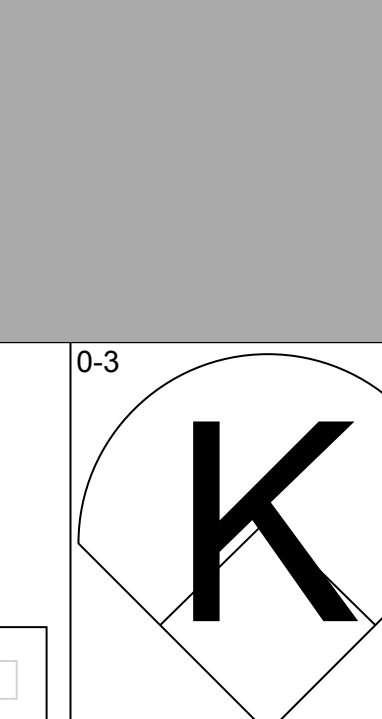

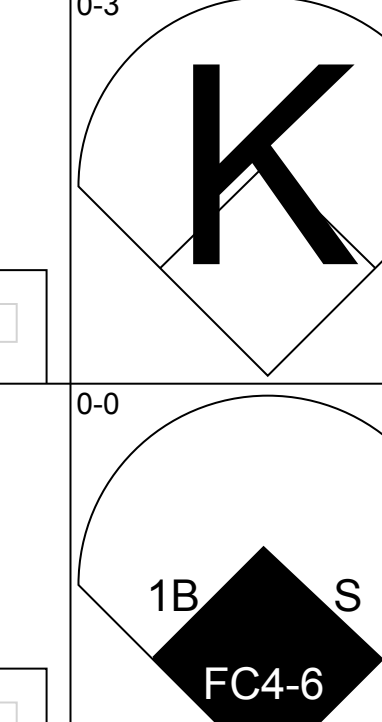
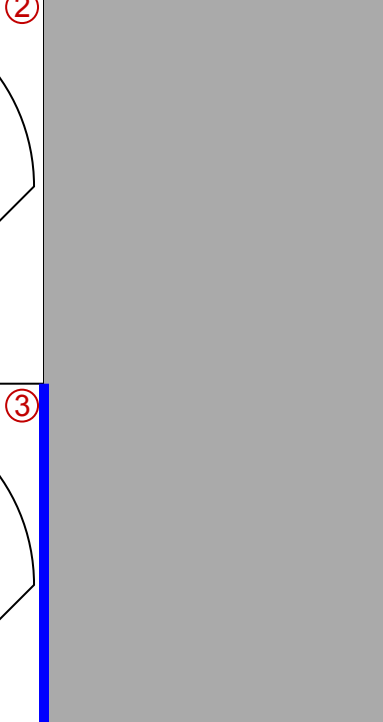
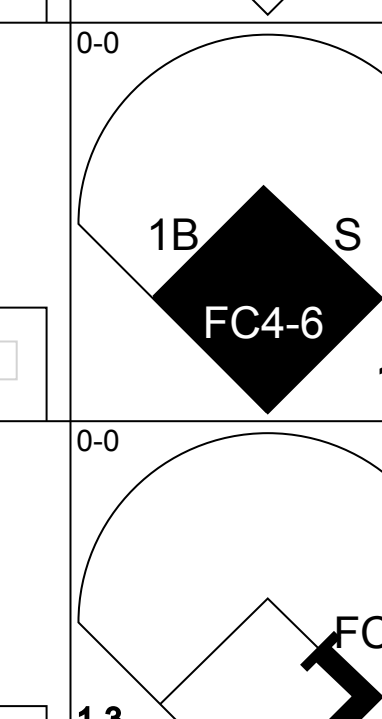
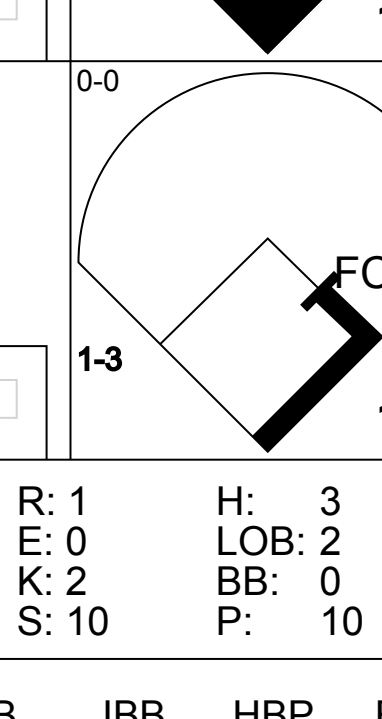
Batter	1	2	3	4	5	6	7	8	9	AB	R	H	RBI	BB	SO	LOB	TOP
Felix Millan, R OBP: 0.363, SLG: 0.382 (1,4)	0-0 5-3		0-0 1B SF8	0-0 1B 2H		0-0 5-3		0-0 F8		5	1	2	1	0	0	1	Atlanta Braves @ San Francisco Giants Candlestick Park, San Francisco, CA Tue Jul 27 1971, 10:05 PM EDT Att: 9,021 - Unknown livebaseballscorecards.com
Ralph Carr, L OBP: 0.376, SLG: 0.457 (1,7)	0-0 F8		0-0 1B	0-0 1-3			0-0 1B BB FC5-2		0-0 S	5	0	3	0	0	0	1	
Hank Aaron, R OBP: 0.409, SLG: 0.645 (1,3)	4-0 BB		0-0 F7		0-0 1B		4-0 FC5-2 1B SF8 BB		0-3 K	3	1	1	0	2	1	3	
Mike Lum, L OBP: 0.372, SLG: 0.423 (1,9)	0-0 F5		0-0 1B	0-0 1-2 2-3		0-0 F9		0-0 FC5-2 1B	4-0 1-2 IBB	4	0	2	0	1	0	2	
Darrell Evans, L OBP: 0.341, SLG: 0.419 (7, PH)		0-3 K	0-0 SF8	0-0 F7		0-0 F7		0-0 FC5-2	0-3 K	2	0	0	1	0	1	1	
Oscar Brown, R OBP: 0.154, SLG: 0.154 (7, PH)										1	0	0	0	0	0	3	
Gil Garrido, R OBP: 0.261, SLG: 0.160 (7,5)										1	0	0	0	0	1	2	
Earl Williams, R OBP: 0.306, SLG: 0.439 (1,2)		0-0 2B 1B	0-0 F8	0-0 K		0-3 K		0-0 SF8	0-3 K	4	1	1	1	0	2	5	
Sonny Jackson, L OBP: 0.313, SLG: 0.348 (1,8)		0-0 F9		4-0 1B E BB		0-3 K		0-0 4-3		3	1	0	0	1	1	3	
Marty Perez, R OBP: 0.269, SLG: 0.300 (1,6)		0-0 1-H 2B	0-0 6-3	0-0 6-3		0-0 SH1-4 1B		0-0 F8		4	0	2	1	0	0	1	
Pat Jarvis, R OBP: 0.108, SLG: 0.057 (1,1)		0-3 K	0-3 6-3	0-0 6-3		0-0 SH1-4		0-0 F3		3	0	0	0	0	1	2	
Cecil Upshaw, R (8,1)						1-2				0	0	0	0	0	0	0	
Inning Stats	R: 0 E: 0 K: 0 S: 3	H: 0 LOB: 1 BB: 1 P: 7	R: 1 E: 0 K: 2 S: 9	H: 2 LOB: 1 BB: 0 P: 9	R: 1 E: 0 K: 0 S: 6	H: 3 LOB: 2 BB: 0 P: 6	R: 1 E: 1 K: 0 S: 4	H: 1 LOB: 1 BB: 1 P: 8	R: 0 E: 0 K: 1 S: 6	H: 1 LOB: 1 BB: 0 P: 6	R: 1 E: 0 K: 0 S: 5	H: 2 LOB: 2 BB: 1 P: 9	R: 0 E: 0 K: 3 S: 10	H: 0 LOB: 0 BB: 1 P: 14	1B: 10 2B: 1 3B: 0 HR: 0	SF: 2 SAC: 1 DP: 0 HBP: 0	WP: 0 PA: 42 PB: 0 SB: 1 CS: 0
PITCHER	IP WLS BF H R ER SO BB IBB HBP BLK WP HR S P ERA WHIP																
Juan Marichal, R ERA: 2.91 (1,1)	6.0 L 30 9 4 3 4 3 0 0 0 0 0 0 35 47 4.50 2.000																
Steve Hamilton, L ERA: 2.7 (7,1)	2.0 7 1 0 0 0 0 0 0 0 0 0 0 7 7 0.00 0.500																
Don McMahon, R ERA: 3.71 (9,1)	1.0 5 1 0 0 3 0 1 0 0 0 0 0 10 14 0.00 1.000																

Batter	1	2	3	4	5	6	7	8	9	AB	R	H	RBI	BB	SO	LOB	BOTTOM		
Chris Speier, R OBP: 0.319, SLG: 0.328 (1,6)	0-0 F9-4-3 1B		0-0 F8			0-0 F6		0-0 FC6-5		4	0	1	0	0	0	2	Atlanta Braves @ San Francisco Giants Candlestick Park, San Francisco, CA Tue Jul 27 1971, 10:05 PM EDT Att: 9,021 - Unknown livebaseballscorecards.com		
Tito Fuentes, S OBP: 0.295, SLG: 0.336 (1,4)	0-0 F9-4-3 1-2			0-0 3-1		0-0 F6		0-0 F7		4	0	0	0	0	0	3			
Bobby Bonds, R OBP: 0.389, SLG: 0.541 (1,9)	0-0 5-3			0-3 K		0-3 K			0-0 HR 1B	4	1	1	0	0	2	0			
Willie McCovey, L OBP: 0.403, SLG: 0.500 (1,3)		0-0 1B		0-0 4-3			0-0 F4		0-0 1-H HR	4	1	2	2	0	0	0			
Dick Dietz, R OBP: 0.414, SLG: 0.430 (1,2)		0-0 F5			0-0 HR		0-0 5-3		0-0 6-3	4	1	1	1	0	0	1			
Ken Henderson, S OBP: 0.371, SLG: 0.451 (1,7)		0-0 F2			0-0 F9		0-3 K		0-0 F8	4	0	0	0	0	1	1			
Jimmy Rosario, S OBP: 0.385, SLG: 0.319 (1,8)		0-0 F5			4-0 FC4-6 BB			0-0 FC6-5 5-3 1B	0-0 1B	3	0	2	0	1	0	1			
Al Gallagher, R OBP: 0.319, SLG: 0.332 (1,5)			0-0 4-3		0-0 FC4-6 1-2			0-0 5-3 1-2	0-0 4-3	4	0	0	0	0	0	3			
Juan Marichal, R OBP: 0.152, SLG: 0.262 (1,1)					0-0 F7			4-0 FC6-5 BB		2	0	0	0	0	0	1			
Steve Hamilton, L (7,1)										0	0	0	0	0	0	0			
Willie Mays, R OBP: 0.422, SLG: 0.511 (8, PH)										0	0	0	0	1	0	0			
Don McMahon, R (9,1)										0	0	0	0	0	0	0			
Inning Stats	R: 0 E: 0 K: 0 S: 3	H: 1 LOB: 0 BB: 0 P: 3	R: 0 E: 0 K: 0 S: 4	H: 1 LOB: 0 BB: 0 P: 4	R: 0 E: 0 K: 0 S: 3	H: 0 LOB: 0 BB: 0 P: 3	R: 0 E: 0 K: 1 S: 5	H: 0 LOB: 0 BB: 0 P: 5	R: 1 E: 0 K: 0 S: 4	H: 1 LOB: 1 BB: 1 P: 8	R: 0 E: 0 K: 1 S: 5	H: 0 LOB: 0 BB: 0 P: 5	R: 0 E: 0 K: 0 S: 4	H: 1 LOB: 2 BB: 1 P: 8	R: 2 E: 0 K: 0 S: 6	H: 3 LOB: 1 BB: 0 P: 6	1B: 5 2B: 1 3B: 0 HR: 2	SF: 0 SAC: 0 DP: 1 HBP: 0	WP: 0 PA: 35 PB: 0 SB: 0 CS: 0
PITCHER	IP WLS BF H R ER SO BB IBB HBP BLK WP HR S P ERA WHIP																		
Pat Jarvis, R ERA: 3.63 (1,1)	7.1 W 27 4 1 1 3 2 0 0 0 0 0 1 31 39 1.23 0.818																		
Cecil Upshaw, R ERA: 3.95 (8,1)	1.2 S 8 3 2 2 0 0 0 0 0 0 0 1 8 8 10.80 1.800																		

Batter	1	2	3	4	5	6	7	8	9	AB	R	H	RBI	BB	SO	LOB	TOP					
Felix Millan, R OBP: 0.364, SLG: 0.381 (1,4)	F9		F9			1B BB		6-3		4	1	1	0	1	0	1	Atlanta Braves @ San Francisco Giants Candlestick Park, San Francisco, CA Wed Jul 28 1971, 6:33 AM EDT Att: 7,580 - Unknown livebaseballscorecards.com					
Ralph Garr, L OBP: 0.376, SLG: 0.455 (1,7)	F7		F7			K		FC4-6 BB	4	0	1	0	1	1	1							
Oscar Brown, R OBP: 0.235, SLG: 0.188 (1,8) Darrell Evans, L OBP: 0.344, SLG: 0.419 (9, PH)	G3		1B BB			BB 1B		FC4-6 BB	3	0	1	0	1	0	2							
Earl Williams, R OBP: 0.311, SLG: 0.442 (1,3)		SH1-3 1B	1-2 1B			1-2 2H 1B		K	5	0	3	1	0	1	2							
Mike Lum, L OBP: 0.369, SLG: 0.418 (1,9)		SH1-3 1B	4-3			K		FC4-6	5	0	1	0	0	1	6							
Zoilo Versalles, R OBP: 0.297, SLG: 0.352 (1,5) Hal King, L OBP: 0.333, SLG: 0.346 (9, PH)	SH1-3				F4	1-2 2-3 BB		F8	2	0	0	0	1	0	0							
Bob Didier, S OBP: 0.248, SLG: 0.258 (1,2)	F3				6-3	K		F9	4	0	0	0	0	1	5							
Marty Perez, R OBP: 0.277, SLG: 0.306 (1,6)		FC4-6 IBB			1B			SH5-4 1B	3	0	2	0	1	0	0							
George Stone, L OBP: 0.191, SLG: 0.217 (1,1) Jim Nash, R OBP: 0.179, SLG: 0.205 (8,1)	FC4-6				1-3			SH5-4	3	0	0	0	0	0	4							
Inning Stats	R: 0 E: 0 K: 0 S: 3	H: 0 LOB: 0 BB: 0 P: 3	R: 0 E: 0 K: 0 S: 5	H: 2 LOB: 3 BB: 1 P: 9	R: 0 E: 0 K: 0 S: 4	H: 1 LOB: 2 BB: 1 P: 8	R: 0 E: 0 K: 0 S: 4	H: 1 LOB: 1 BB: 0 P: 4	R: 1 E: 0 K: 3 S: 11	H: 2 LOB: 3 BB: 2 P: 19	R: 0 E: 0 K: 0 S: 5	H: 2 LOB: 2 BB: 0 P: 5	R: 0 E: 0 K: 0 S: 3	H: 0 LOB: 0 BB: 0 P: 3	R: 0 E: 0 K: 0 S: 4	H: 1 LOB: 1 BB: 0 P: 4	R: 0 E: 0 K: 1 S: 5	H: 0 LOB: 2 BB: 2 P: 13	1B: 9 2B: 0 3B: 0 HR: 0	SF: 0 SAC: 2 DP: 0 HBP: 0	WP: 0 PB: 0 SB: 0 CS: 0	PA: 42
PITCHER	IP	WLS	BF	H	R	ER	SO	BB	IBB	HBP	BLK	WP	HR	S	P	ERA	WHIP					
John Cumberland, L ERA: 2.39 (1,1)	8.0	W	38	9	1	1	3	4	1	0	0	0	0	39	59	1.12	1.625					
Jerry Johnson, R ERA: 2.63 (9,1)	1.0	S	4	0	0	0	1	1	0	0	0	0	0	5	9	0.00	1.000					

Batter	1	2	3	4	5	6	7	8	9	AB	R	H	RBI	BB	SO	LOB	BOTTOM				
Chris Speier, R OBP: 0.318, SLG: 0.328 (1,6)	F4		1B SH2-3			F9		6-3		4	0	1	0	0	0	0	Atlanta Braves @ San Francisco Giants Candlestick Park, San Francisco, CA Wed Jul 28 1971, 6:33 AM EDT Att: 7,580 - Unknown livebaseballscorecards.com				
Tito Fuentes, S OBP: 0.295, SLG: 0.338 (1,4)	F4		SH2-3			2B		F2	3	0	1	0	0	0	0						
Willie Mays, R OBP: 0.425, SLG: 0.519 (1,3)			2-3 1B			BB		F6	3	0	2	0	1	0	0						
Bobby Bonds, R OBP: 0.386, SLG: 0.536 (1,9)	F8		K			K		F4	4	0	0	0	0	2	5						
Dick Dietz, R OBP: 0.415, SLG: 0.432 (1,2)		E6 G3	F2			CS 2B BB		1B 2B	3	2	1	0	1	0	2						
Ken Henderson, S OBP: 0.372, SLG: 0.450 (1,7)	F4					K		1B BB	3	0	1	0	1	1	2						
Jimmy Rosario, S OBP: 0.376, SLG: 0.311 (1,8)	G3					5-3		F9	4	0	0	0	0	0	4						
Al Gallagher, R OBP: 0.325, SLG: 0.340 (1,5) Hal Lanier, R OBP: 0.273, SLG: 0.274 (9,5)					4-3			1-3 2H 1B	3	0	2	2	1	0	0						
John Cumberland, R OBP: 0.192, SLG: 0.160 (1,1) Jerry Johnson, R ERA: 5.51 (9,1)	1-3					F9		F8	4	0	0	0	0	0	5						
Inning Stats	R: 0 E: 0 K: 0 S: 4	H: 1 LOB: 1 BB: 0 P: 4	R: 0 E: 1 K: 0 S: 4	H: 0 LOB: 2 BB: 1 P: 8	R: 0 E: 0 K: 1 S: 7	H: 2 LOB: 0 BB: 0 P: 7	R: 0 E: 0 K: 0 S: 3	H: 1 LOB: 0 BB: 0 P: 3	R: 0 E: 0 K: 1 S: 6	H: 1 LOB: 2 BB: 1 P: 10	R: 1 E: 0 K: 1 S: 6	H: 1 LOB: 1 BB: 1 P: 10	R: 0 E: 0 K: 0 S: 3	H: 0 LOB: 0 BB: 0 P: 3	R: 0 E: 0 K: 0 S: 5	H: 2 LOB: 2 BB: 1 P: 9	1B: 4 2B: 3 3B: 1 HR: 0	SF: 0 SAC: 1 DP: 0 HBP: 0	WP: 0 PB: 0 SB: 0 CS: 1	PA: 36	
PITCHER	IP	WLS	BF	H	R	ER	SO	BB	IBB	HBP	BLK	WP	HR	S	P	ERA	WHIP				
George Stone, L ERA: 2.66 (1,1)	7.0	L	30	6	1	0	3	2	1	0	0	0	0	33	45	0.00	1.143				
Jim Nash, R ERA: 5.51 (8,1)	1.0	L	6	2	1	1	0	1	0	0	0	0	0	5	9	9.00	3.000				

Batter	1	2	3	4	5	6	7	8	9	AB	R	H	RBI	BB	SO	LOB	TOP					
Felix Millan, R OBP: 0.363, SLG: 0.379 (1,4)										4	0	1	0	0	1	0	Atlanta Braves @ San Francisco Giants Candlestick Park, San Francisco, CA Thu Jul 29 1971, 6:33 AM EDT Att: 7,829 - Unknown					
Ralph Garr, L OBP: 0.375, SLG: 0.453 (1,7)										4	0	1	0	0	0	2						
Hank Aaron, R OBP: 0.412, SLG: 0.642 (1,3)										3	0	1	1	2	1	2						
Earl Williams, R OBP: 0.306, SLG: 0.435 (1,2)										5	0	0	0	0	1	8						
Oscar Brown, R OBP: 0.286, SLG: 0.350 (1,8)										4	1	2	0	0	0	0						
Sonny Jackson, L OBP: 0.313, SLG: 0.348 (8,8)										0	0	0	0	0	0	0						
Mike Lum, L OBP: 0.370, SLG: 0.420 (1,9)										4	0	2	0	0	0	1						
Zolo Versailles, R OBP: 0.265, SLG: 0.411 (1,5)										4	2	2	2	0	0	2						
Gil Garrido, R OBP: 0.261, SLG: 0.160 (8,5)										0	0	0	0	0	0	0						
Marty Perez, R OBP: 0.272, SLG: 0.300 (1,6)										4	0	0	0	0	0	1						
Ron Reed, R OBP: 0.109, SLG: 0.109 (1,1)										4	1	2	0	0	0	0						
Inning Stats	R: 0 E: 0 K: 2 S: 7	H: 0 LOB: 1 BB: 1 P: 11	R: 0 E: 0 K: 0 S: 4	H: 1 LOB: 1 BB: 0 P: 4	R: 0 E: 1 K: 0 S: 4	H: 1 LOB: 2 BB: 1 P: 8	R: 1 E: 0 K: 0 S: 4	H: 2 LOB: 0 BB: 0 P: 4	R: 0 E: 0 K: 0 S: 3	H: 0 LOB: 0 BB: 0 P: 3	R: 0 E: 0 K: 0 S: 4	H: 1 LOB: 1 BB: 0 P: 4	R: 2 E: 0 K: 0 S: 7	H: 4 LOB: 2 BB: 0 P: 7	R: 1 E: 0 K: 0 S: 4	H: 1 LOB: 0 BB: 0 P: 4	R: 0 E: 1 K: 1 S: 7	H: 1 LOB: 2 BB: 0 P: 7	1B: 7 2B: 2 3B: 0 HR: 2	SF: 0 SAC: 2 DP: 2 HBP: 0	WP: 0 PB: 0 SB: 0 CS: 0	PA: 40
PITCHER	IP	WLS	BF	H	R	ER	SO	BB	IBB	HBP	BLK	WP	HR	S	P	ERA	WHIP					
Ron Bryant, L ERA: 3.37 (1,1)	6.2	L	29	8	3	3	2	1	1	0	0	0	1	31	39	4.05	1.350					
Jerry Johnson, R ERA: 2.71 (7,1)	1.1		6	2	1	1	0	0	0	0	0	0	1	6	6	6.75	1.500					
Don McMahon, R ERA: 3.63 (9,1)	1.0		5	1	0	0	1	0	0	0	0	0	0	7	7	0.00	1.000					

Batter	1	2	3	4	5	6	7	8	9	AB	R	H	RBI	BB	SO	LOB	BOTTOM					
Chris Speier, R OBP: 0.318, SLG: 0.334 (1,6)										4	1	1	2	0	0	1	Atlanta Braves @ San Francisco Giants Candlestick Park, San Francisco, CA Thu Jul 29 1971, 6:33 AM EDT Att: 7,829 - Unknown					
Tito Fuentes, S OBP: 0.297, SLG: 0.340 (1,4)										4	0	2	0	0	0	0						
Willie Mays, R OBP: 0.423, SLG: 0.514 (1,8)										3	0	0	0	1	1	3						
Willie McCovey, L OBP: 0.397, SLG: 0.491 (1,3)										4	0	0	0	0	0	1						
Bobby Bonds, R OBP: 0.384, SLG: 0.533 (1,9)										4	0	1	0	0	2	1						
Dick Dietz, R OBP: 0.411, SLG: 0.427 (1,2)										4	0	0	0	0	0	1						
Ken Henderson, S OBP: 0.368, SLG: 0.444 (1,7)										4	0	0	0	0	2	1						
Al Gallagher, R OBP: 0.325, SLG: 0.340 (1,5)										3	1	1	0	0	0	0						
Hal Lanier, R OBP: 0.273, SLG: 0.274 (8,5)										0	0	0	0	0	0	0						
Ron Bryant, S OBP: 0.216, SLG: 0.224 (1,1)										2	0	1	0	0	0	0						
Jerry Johnson, R OBP: 0.374, SLG: 0.309 (6, PH)										1	0	0	0	0	0	0						
Don McMahon, R OBP: 0.374, SLG: 0.309 (9,1)										0	0	0	0	0	0	0						
Inning Stats	R: 0 E: 0 K: 0 S: 3	H: 0 LOB: 0 BB: 0 P: 3	R: 0 E: 0 K: 0 S: 3	H: 0 LOB: 0 BB: 0 P: 3	R: 1 E: 0 K: 2 S: 10	H: 3 LOB: 0 BB: 0 P: 10	R: 0 E: 0 K: 1 S: 5	H: 0 LOB: 0 BB: 0 P: 5	R: 0 E: 0 K: 1 S: 5	H: 0 LOB: 0 BB: 0 P: 5	R: 1 E: 0 K: 1 S: 6	H: 1 LOB: 1 BB: 1 P: 10	R: 0 E: 0 K: 0 S: 3	H: 0 LOB: 0 BB: 0 P: 3	R: 0 E: 0 K: 0 S: 4	H: 1 LOB: 1 BB: 0 P: 4	R: 0 E: 0 K: 0 S: 4	H: 1 LOB: 1 BB: 0 P: 4	1B: 5 2B: 0 3B: 0 HR: 1	SF: 0 SAC: 0 DP: 0 HBP: 0	WP: 0 PB: 0 SB: 1 CS: 0	PA: 34
PITCHER	IP	WLS	BF	H	R	ER	SO	BB	IBB	HBP	BLK	WP	HR	S	P	ERA	WHIP					
Ron Reed, R ERA: 3.0 (1,1)	9.0	W	34	6	2	2	5	1	0	0	0	0	1	43	47	2.00	0.778					

AB	36
R	4
H	11
RBI	3
BB	2
SO	3
LOB	16

AB	33
R	2
H	6
RBI	2
BB	1
SO	5
LOB	8



Batter	1	2	3	4	5	6	7	8	9	AB	R	H	RBI	BB	SO	LOB	TOP					
Dave Cash, R OBP: 0.389, SLG: 0.405 (1, 4)	6-3		FC4 1B		FC6-4		6-3			4	0	1	0	0	0	2	Pittsburgh Pirates @ San Francisco Giants Candlestick Park, San Francisco, CA Fri Jul 30 1971, 10:05 PM EDT Att: 10,088 - Unknown livebaseballscorecards.com					
Gene Clines, R OBP: 0.386, SLG: 0.404 Mudcat Grant, R OBP: 0.375, SLG: 0.429 (1, 8) (7, 1)	L6-3		FC4			L4-3	L6			4	0	0	0	0	0	2						
Roberto Clemente, R OBP: 0.360, SLG: 0.519 (1, 9)	E6		1-3			F9		G3-6-3 BB		3	0	0	0	1	0	1						
Willie Stargell, L OBP: 0.388, SLG: 0.659 (1, 7)	F7			5-3			HR	G3-6-3 BB		4	1	1	1	0	0	2						
Bob Robertson, R OBP: 0.353, SLG: 0.506 (1, 3)		4-3 2B		K			1B		F7	4	0	2	0	0	1	0						
Manny Sanguillen, R OBP: 0.356, SLG: 0.431 (1, 2)	4-3			F3			F4		F8	4	0	0	0	0	0	2						
Jose Pagan, R OBP: 0.309, SLG: 0.325 (1, 5)		5-3			F7		F9 WP 2B 1B		6-3	4	1	1	0	0	0	1						
Jackie Hernandez, R OBP: 0.266, SLG: 0.346 (1, 6)		5-3				FC6-4 1B	F9		FC4-6 1B	4	0	2	0	0	0	2						
Bruce Kison, R Nelson Briles, R Vic Davalillo, L (1, 1) (6, 1) (7, PH) (7, 8)			K		F5			6-3 2B	FC4-6	2	0	0	0	0	1	1	P					
Inning Stats	R: 0 E: 1 K: 0 S: 4	H: 0 LOB: 1 BB: 0 P: 4	R: 0 E: 0 K: 0 S: 4	H: 1 LOB: 1 BB: 0 P: 4	R: 0 E: 0 K: 1 S: 6	H: 1 LOB: 1 BB: 0 P: 6	R: 0 E: 0 K: 1 S: 5	H: 0 LOB: 0 BB: 0 P: 5	R: 0 E: 0 K: 0 S: 4	H: 1 LOB: 1 BB: 0 P: 4	R: 1 E: 0 K: 0 S: 5	H: 2 LOB: 1 BB: 0 P: 5	R: 0 E: 0 K: 0 S: 5	H: 2 LOB: 1 BB: 0 P: 5	R: 0 E: 0 K: 0 S: 2	H: 0 LOB: 0 BB: 1 P: 6		R: 0 E: 0 K: 0 S: 4	H: 1 LOB: 1 BB: 0 P: 4	1B: 5 2B: 2 3B: 0 HR: 1	SF: 0 SAC: 0 DP: 1 HBP: 0	WP: 1 PB: 0 SB: 0 CS: 0
PITCHER Gaylord Perry, R ERA: 3.36 (1, 1)	IP: 9.0 WLS: W BF: 36 H: 8 R: 2 ER: 2 SO: 2 BB: 1 IBB: 0 HBP: 0 BLK: 0 WP: 1 HR: 1 S: 39 P: 43 ERA: 2.00 WHIP: 1.000															PITCHER	IP: 9.0 WLS: W BF: 36 H: 8 R: 2 ER: 2 SO: 2 BB: 1 IBB: 0 HBP: 0 BLK: 0 WP: 1 HR: 1 S: 39 P: 43 ERA: 2.00 WHIP: 1.000					

Batter	1	2	3	4	5	6	7	8	9	AB	R	H	RBI	BB	SO	LOB	BOTTOM			
Bobby Bonds, R OBP: 0.385, SLG: 0.533 (1, 9)	5-3			CS 1B		1B 1B 1B	F8			4	1	2	0	0	0	0	Pittsburgh Pirates @ San Francisco Giants Candlestick Park, San Francisco, CA Fri Jul 30 1971, 10:05 PM EDT Att: 10,088 - Unknown livebaseballscorecards.com			
Tito Fuentes, S OBP: 0.301, SLG: 0.342 (1, 4)				BB 1B		1B 1B 1B	F8			3	1	2	0	0	0	0				
Willie Mays, R OBP: 0.427, SLG: 0.514 (1, 8)	G6-4-3 HBP				BB	1B 1B 1B		FC6-4 PB 1B BB		2	2	1	1	2	0	1				
Willie McCovey, L OBP: 0.396, SLG: 0.489 Dave Kingman, R (1, 3) (6, PR) (7, 3)		1-3		F5		1B 1B 1B	F4			3	0	1	2	0	0	2				
Ken Henderson, S OBP: 0.372, SLG: 0.446 (1, 7)				G3		1B 1B 1B		FC6-4 IBB		3	0	2	1	1	0	2				
Dick Dietz, R OBP: 0.409, SLG: 0.423 (1, 2)		L5-3 1B			K	1B 1B 1B	FC6-4 1B			3	0	0	0	1	1	3				
Chris Speier, R OBP: 0.317, SLG: 0.333 (1, 6)			4-3		4-3	F5		1B		4	0	1	1	0	0	3				
Hal Lanier, R OBP: 0.273, SLG: 0.273 (1, 5)				B1-6-4 1B		K	G6-4-3 1B		F8	4	0	1	0	0	1	5				
Gaylord Perry, R OBP: 0.152, SLG: 0.141 (1, 1)				B1-6-4		1B 1B 1B	1-5-3			3	1	1	0	0	0	1	GIANTS			
Inning Stats	R: 0 E: 0 K: 0 S: 2	H: 0 LOB: 0 BB: 0 P: 3	R: 0 E: 0 K: 0 S: 3	H: 1 LOB: 0 BB: 0 P: 3	R: 0 E: 0 K: 0 S: 4	H: 2 LOB: 2 BB: 1 P: 8	R: 0 E: 0 K: 2 S: 7	H: 0 LOB: 0 BB: 0 P: 7	R: 4 E: 0 K: 0 S: 8	H: 6 LOB: 3 BB: 1 P: 12	R: 0 E: 0 K: 0 S: 3	H: 0 LOB: 0 BB: 0 P: 3	R: 1 E: 0 K: 0 S: 4	H: 1 LOB: 2 BB: 2 P: 12	R: 0 E: 0 K: 0 S: 4	H: 0 LOB: 0 BB: 2 P: 12		1B: 11 2B: 1 3B: 0 HR: 0	SF: 0 SAC: 0 DP: 4 HBP: 1	WP: 0 PB: 1 SB: 0 CS: 1
PITCHER Bruce Kison, R ERA: 2.6 Nelson Briles, R ERA: 4.16 Mudcat Grant, R ERA: 3.68 (1, 1) (6, 1) (7, 1)	IP: 5.0 WLS: L BF: 22 H: 9 R: 4 ER: 4 SO: 2 BB: 1 IBB: 0 HBP: 1 BLK: 0 WP: 0 HR: 0 S: 24 P: 29 ERA: 7.20 WHIP: 2.000															PITCHER	IP: 5.0 WLS: L BF: 22 H: 9 R: 4 ER: 4 SO: 2 BB: 1 IBB: 0 HBP: 1 BLK: 0 WP: 0 HR: 0 S: 24 P: 29 ERA: 7.20 WHIP: 2.000			

Batter	1	2	3	4	5	6	7	8	9	AB	R	H	RBI	BB	SO	LOB	TOP			
Dave Cash, R OBP: 0.390, SLG: 0.403	5-3	1B	1B		4-3			F7		4	0	1	1	1	0	0	Pittsburgh Pirates @ San Francisco Giants Candlestick Park, San Francisco, CA Sat Jul 31 1971, 6:33 AM EDT Att: 18,834 - Unknown			
Vic Davallo, L OBP: 0.310, SLG: 0.346	K	F7	1B			K		BB		5	1	2	1	0	2					
Al Oliver, L OBP: 0.319, SLG: 0.400	HR	1B	F5			K		HR		4	2	2	1	1	1					
Willie Stargell, L OBP: 0.388, SLG: 0.672	HR	K			K			HR		5	2	2	5	0	3					
Bob Robertson, R OBP: 0.351, SLG: 0.511	HR		F9		F8			K		5	1	1	1	0	2					
Manny Sanguillen, R OBP: 0.359, SLG: 0.435	HBP		PB		K			FC6-4		4	1	2	0	0	1					
Jose Pagan, R OBP: 0.306, SLG: 0.344	K		K		HR			FC6-4		5	1	1	1	0	2					
Jackie Hernandez, R OBP: 0.272, SLG: 0.350			1B		K			F4		4	1	2	1	0	1					
Mudcat Grant, R OBP: 0.375, SLG: 0.429		FC1-6	1B		K			6-3		4	1	2	1	0	1					
Bill Mazerowski, R OBP: 0.319, SLG: 0.309		1B	1B							1	0	0	0	0	0					
Bob Johnson, L OBP: 0.205, SLG: 0.061		FC1-6	1B		K			5-3		1	1	0	0	0	0					
Bob Veale, S OBP: 0.375, SLG: 0.375			1B							1	1	1	0	0	0					
Nelson Briles, R OBP: 0.273, SLG: 0.429		BB	1B							1	0	0	0	0	1					
Dave Giusti, R OBP: 0.143, SLG: 0.077		1-2	1B							0	0	0	0	0	0					
Gene Alley, R OBP: 0.310, SLG: 0.340			1B							1	0	0	0	0	0					
Inning Stats	R: 3 E: 0 K: 2 S: 10	H: 3 LOB: 1 BB: 0 P: 11	R: 1 E: 0 K: 1 S: 7	H: 2 LOB: 2 BB: 1 P: 11	R: 3 E: 0 K: 1 S: 10	H: 5 LOB: 2 BB: 0 P: 10	R: 0 E: 0 K: 2 S: 7	H: 0 LOB: 0 BB: 0 P: 7	R: 1 E: 0 K: 2 S: 8	H: 1 LOB: 0 BB: 0 P: 8	R: 0 E: 0 K: 3 S: 9	H: 1 LOB: 1 BB: 0 P: 6	R: 3 E: 0 K: 1 S: 7	H: 2 LOB: 0 BB: 0 P: 11	R: 0 E: 0 K: 0 S: 3	H: 0 LOB: 0 BB: 0 P: 3	1B: 9 2B: 1 3B: 0 HR: 4	SF: 0 SAC: 0 DP: 0 HBP: 1	WP: 0 PB: 1 SB: 0 CS: 0	PA: 44
PITCHER	IP WLS BF H R ER SO BB IBB HBP BLK WP HR S P ERA WHIP																			
Don Carrithers, R ERA: 4.55	(1, 1) 1.2 12 5 4 4 2 1 0 0 0 0 0 2 14 19 21.60 3.600																			
Jim Barr, R ERA: 11.57	(2, 1) 2.1 12 5 3 3 4 0 0 0 0 0 0 0 20 20 11.57 2.143																			
Don McMahon, R ERA: 3.6	(5, 1) 3.0 W 11 2 1 1 6 0 0 0 0 0 0 1 23 23 3.00 0.667																			
Steve Hamilton, L ERA: 3.31	(8, 1) 2.0 S 9 2 3 3 1 1 0 0 0 0 0 1 10 14 13.50 1.500																			

Batter	1	2	3	4	5	6	7	8	9	AB	R	H	RBI	BB	SO	LOB	BOTTOM			
Bobby Bonds, R OBP: 0.387, SLG: 0.532	F7	1B		K		2B		F8		4	2	1	2	1	1	2	Pittsburgh Pirates @ San Francisco Giants Candlestick Park, San Francisco, CA Sat Jul 31 1971, 6:33 AM EDT Att: 18,834 - Unknown			
Tito Fuentes, S OBP: 0.304, SLG: 0.349	F8	HBP		WP		E8		F9		6	2	3	3	0	0					
Ken Henderson, S OBP: 0.377, SLG: 0.460	HR	F5		2B		2B		3-1		4	3	2	2	2	0					
Willie McCovey, L OBP: 0.397, SLG: 0.489				K		F7				2	0	1	0	0	1					
Dave Kingman, R OBP: 0.500, SLG: 1.500	WP	1B		2B		HR		HR		3	1	2	5	0	0					
Dick Dietz, R OBP: 0.407, SLG: 0.417	1B		K		2B			HR		4	0	0	0	1	2					
Chris Speier, R OBP: 0.316, SLG: 0.330	BB		F5		K			F8		4	0	0	0	1	2					
Chris Speier, R OBP: 0.316, SLG: 0.330	F7		5-3					F8		4	1	0	0	1	0					
Jimmy Rosario, S OBP: 0.226, SLG: 0.312		F7		BB		F8		E5		5	1	2	0	0	1					
Willie Mays, R OBP: 0.427, SLG: 0.514			K			F7		1B		0	0	0	0	0	0					
Hal Lanier, R OBP: 0.286, SLG: 0.290		SH1-3		BB		2B		1B		4	3	3	1	1	1					
Don Carrithers, R ERA: 4.55	(1, 1) 1.2 12 5 4 4 2 1 0 0 0 0 0 2 14 19 21.60 3.600																			
Jim Barr, R ERA: 11.57	(2, 1) 2.1 12 5 3 3 4 0 0 0 0 0 0 0 20 20 11.57 2.143																			
Al Gallagher, R ERA: 7.39	(4, PH) 3.0 W 11 2 1 1 6 0 0 0 0 0 0 1 23 23 3.00 0.667																			
Don McMahon, R ERA: 3.6	(5, 1) 3.0 W 11 2 1 1 6 0 0 0 0 0 0 1 23 23 3.00 0.667																			
Frank Duffy, R OBP: 0.143, SLG: 0.077	(7, PH) 2.0 S 9 2 3 3 1 1 0 0 0 0 0 1 10 14 13.50 1.500																			
Steve Hamilton, L ERA: 3.31	(8, 1) 2.0 S 9 2 3 3 1 1 0 0 0 0 0 1 10 14 13.50 1.500																			
Inning Stats	R: 1 E: 0 K: 0 S: 5	H: 2 LOB: 2 BB: 1 P: 9	R: 1 E: 0 K: 0 S: 5	H: 2 LOB: 2 BB: 0 P: 6	R: 0 E: 0 K: 2 S: 7	H: 0 LOB: 1 BB: 1 P: 11	R: 4 E: 0 K: 2 S: 10	H: 3 LOB: 1 BB: 2 P: 18	R: 0 E: 0 K: 2 S: 7	H: 0 LOB: 0 BB: 0 P: 7	R: 2 E: 1 K: 1 S: 6	H: 1 LOB: 1 BB: 2 P: 14	R: 7 E: 1 K: 1 S: 13	H: 7 LOB: 2 BB: 1 P: 17	R: 0 E: 0 K: 0 S: 3	H: 0 LOB: 0 BB: 0 P: 3	1B: 7 2B: 6 3B: 0 HR: 2	SF: 0 SAC: 1 DP: 0 HBP: 1	WP: 2 PB: 0 SB: 0 CS: 0	PA: 48
PITCHER	IP WLS BF H R ER SO BB IBB HBP BLK WP HR S P ERA WHIP																			
Bob Johnson, R ERA: 3.41	(1, 1) 1.2 12 5 4 4 2 1 0 0 0 0 1 0 13 25 21.60 3.000																			
Bob Veale, L ERA: 7.39	(2, 1) 1.2 12 5 3 3 4 0 0 0 0 0 0 0 20 20 11.57 2.143																			
Nelson Briles, R ERA: 4.14	(4, 1) 2.2 12 2 2 1 4 2 0 0 0 0 0 0 18 26 3.38 1.500																			
Dave Giusti, R ERA: 3.67	(7, 1) 0.1 L 7 5 6 6 0 0 1 0 0 0 0 1 6 10 162.00 15.000																			
Mudcat Grant, R ERA: 3.59	(7, 1) 1.2 8 2 1 0 1 0 0 0 0 0 0 0 10 10 0.00 1.200																			

AB 41
R 11
H 14
RBI 11
BB 2
SO 13
LOB 11



AB 39
R 15
H 15
RBI 13
BB 7
SO 8
LOB 16



Batter	1	2	3	4	5	6	7	8	9	AB	R	H	RBI	BB	SO	LOB	TOP										
Dave Cash, R OBP: 0.390, SLG: 0.403 (1, 4)	0-0 6-3		0-0 1-3		0-0 1B		0-0 E SF9 1B	0-0 5-3		5	1	2	0	0	0	2											
Al Oliver, L OBP: 0.320, SLG: 0.409 (1, 8)	0-0 F8		0-0 HR		0-0 HR 1B		0-3 K 1B		0-3 K	5	2	2	2	0	2	1											
Roberto Clemente, R OBP: 0.359, SLG: 0.525 (1, 9)	0-0 6-3		0-0 F8		0-0 HR 1B		0-0 SF9		0-3 K	4	1	1	3	0	1	0											
Willie Stargell, L OBP: 0.386, SLG: 0.669 (1, 7)		0-0 G3	0-0 F3		0-0 E3		0-0 2B		0-0 F6	5	0	1	0	0	0	0											
Bob Robertson, R OBP: 0.348, SLG: 0.505 (1, 3)		0-0 E5 2B		0-0 F8	0-0 4-3		0-0 G3			4	1	0	0	0	0	2											
Manny Sanguillen, R OBP: 0.367, SLG: 0.438 (1, 2)		0-0 E SF8 2B		0-0 F9		0-0 F3		0-0 FC5-4 1B		4	1	2	1	0	0	0											
Jose Pagan, R OBP: 0.311, SLG: 0.351 (1, 5)		0-0 SF8		0-0 6-3		0-0 FC6-4 1B		0-0 FC5-4 1B		3	0	2	1	0	0	0											
Jackie Hernandez, R OBP: 0.272, SLG: 0.355 (1, 6)		0-0 2B		0-3 K	0-0 FC6-4	0-0 FC6-4	0-0 FC5-6-4			4	0	1	0	0	1	3											
Bob Moose, R Rennie Stennett, R Bob Johnson, L Bill Mazeroski, R Bruce Kison, R Bob Veale, S OBP: 0.171, SLG: 0.121 OBP: 0.346, SLG: 0.333 OBP: 0.205, SLG: 0.061 OBP: 0.291, SLG: 0.307 OBP: 0.370, SLG: 0.370 (5, PH) (5, PH) (6, PH) (8, 1) (8, 1)		0-0 6-3		0-0 1B 1B	0-0 F4		0-3 K		0-3 K	1	0	0	0	0	0	1											
Inning Stats	R: 0 E: 0 K: 0 S: 3	H: 0 LOB: 0 BB: 0 P: 3	R: 2 E: 2 K: 0 S: 6	H: 2 LOB: 1 BB: 0 P: 6	R: 1 E: 0 K: 0 S: 4	H: 1 LOB: 0 BB: 0 P: 4	R: 0 E: 0 K: 0 S: 3	H: 0 LOB: 0 BB: 0 P: 3	R: 3 E: 1 K: 1 S: 9	H: 4 LOB: 1 BB: 0 P: 9	R: 0 E: 0 K: 0 S: 4	H: 1 LOB: 1 BB: 0 P: 4	R: 1 E: 0 K: 1 S: 7	H: 2 LOB: 1 BB: 0 P: 7	R: 0 E: 0 K: 1 S: 7	H: 2 LOB: 2 BB: 0 P: 7	R: 0 E: 0 K: 2 S: 7	H: 0 LOB: 0 BB: 0 P: 7	1B: 7 2B: 3 3B: 0 HR: 2	SF: 2 SAC: 0 DP: 0 HBP: 0	WP: 0 PB: 0 SB: 0 CS: 0	PA: 40					
PITCHER	IP	WLS	BF	H	R	ER	SO	BB	IBB	HBP	BLK	WP	HR	S	P	ERA	WHIP										
Juan Marichal, R ERA: 3.02 (1, 1)	5.1		25	8	6	4	1	0	0	0	0	0	2	27	27	6.75	1.500										
Jerry Johnson, R ERA: 2.51 (6, 1)	2.2	W	12	4	1	0	2	0	0	0	0	0	0	16	16	0.00	1.500										
Don McMahon, R ERA: 3.54 (9, 1)	1.0	S	3	0	0	0	2	0	0	0	0	0	0	7	7	0.00	0.000										

Pittsburgh Pirates @ San Francisco Giants
Candlestick Park, San Francisco, CA
Sun Aug 01 1971, 6:33 AM EDT
Unknown

AB 38
R 7
H 12
RBI 7
BB 0
SO 5
LOB 12





Batter	1	2	3	4	5	6	7	8	9	AB	R	H	RBI	BB	SO	LOB	BOTTOM										
Bobby Bonds, R OBP: 0.389, SLG: 0.539 (1, 9)	0-0 FC5 HBP 1B		0-0 F9	0-0 HR		0-0 6-3		1-0 2B HBP		4	2	2	2	0	0	0											
Tito Fuentes, S OBP: 0.307, SLG: 0.353 (1, 4)	1-0 FC5 E HBP		0-0 F9	0-0 2B		0-0 3-1		0-0 2B HR 1B		4	2	0	0	0	0	0											
Willie Mays, R OBP: 0.427, SLG: 0.515 (1, 8)	0-0 FC5 FC4-6		0-0 BB 2B 1B	0-0 6-3		0-3 K		0-0 HR 2B		5	2	2	2	0	1	3											
Willie McCovey, L OBP: 0.397, SLG: 0.498 Don McMahon, R (1, 3) (9, 1)	0-0 FC4-6 2B		4-0 2B BB		0-3 K		0-0 F6	0-0 HR		4	2	1	3	1	1	1											
Ken Henderson, S OBP: 0.383, SLG: 0.470 (1, 7)	0-0 2B		0-0 2B	0-0 4-3 1B 1B		4-0 FC6-4 BB		0-0 6-3		4	1	3	2	1	0	0											
Chris Speier, R OBP: 0.313, SLG: 0.327 (1, 6)	0-0 4-3		0-0 F8	0-0 4-3 1B		0-0 FC6-4		0-0 FC6-4		4	0	0	0	0	0	5											
Russ Gibson, R OBP: 0.212, SLG: 0.281 (1, 2)		0-0 4-3		0-0 F3	0-0 FC5 1B		0-0 6-3			4	0	1	1	0	0	0											
Hal Lanier, R OBP: 0.287, SLG: 0.291 Jerry Johnson, R Dave Kingman, R OBP: 0.300, SLG: 1.200 (1, 5) (6, 1) (8, PH) (9, 3)		0-0 1-3		0-0 HR 1B	0-0 FC5		0-3 K			3	1	1	0	0	0	1											
Juan Marichal, R OBP: 0.147, SLG: 0.254 Al Gallagher, R OBP: 0.329, SLG: 0.341 (1, 1) (6, 5)		0-0 6-3		0-0 F4		0-0 F9		0-0 1B HBP 2B 1B		2	0	0	0	0	0	1											
Inning Stats	R: 1 E: 1 K: 0 S: 5	H: 2 LOB: 2 BB: 0 P: 6	R: 0 E: 0 K: 0 S: 3	H: 0 LOB: 0 BB: 0 P: 3	R: 2 E: 0 K: 0 S: 5	H: 2 LOB: 1 BB: 1 P: 9	R: 2 E: 0 K: 0 S: 6	H: 3 LOB: 1 BB: 0 P: 6	R: 1 E: 0 K: 1 S: 7	H: 2 LOB: 1 BB: 0 P: 7	R: 0 E: 0 K: 0 S: 3	H: 0 LOB: 0 BB: 0 P: 3	R: 0 E: 0 K: 1 S: 5	H: 0 LOB: 1 BB: 1 P: 9	R: 5 E: 0 K: 1 S: 9	H: 4 LOB: 0 BB: 0 P: 10	R: 0 E: 0 K: 1 S: 9	H: 0 LOB: 0 BB: 0 P: 7	1B: 7 2B: 4 3B: 0 HR: 2	SF: 0 SAC: 0 DP: 0 HBP: 2	WP: 0 PB: 0 SB: 0 CS: 0	PA: 41					
PITCHER	IP	WLS	BF	H	R	ER	SO	BB	IBB	HBP	BLK	WP	HR	S	P	ERA	WHIP										
Bob Moose, R ERA: 3.87 (1, 1)	4.0		21	7	5	5	0	1	0	0	0	0	1	19	24	11.25	2.000										
Bob Johnson, R ERA: 3.46 (5, 1)	1.0		5	2	1	1	1	0	0	0	0	0	0	7	7	9.00	2.000										
Bruce Kison, R ERA: 3.38 (6, 1)	2.2	L	13	3	4	4	2	1	0	1	0	0	0	15	20	13.50	1.500										
Bob Veale, L ERA: 7.58 (8, 1)	0.1		2	1	1	1	0	0	0	0	0	0	1	2	2	27.00	3.000										

Pittsburgh Pirates @ San Francisco Giants
Candlestick Park, San Francisco, CA
Sun Aug 01 1971, 6:33 AM EDT
Unknown

AB 37
R 11
H 13
RBI 10
BB 2
SO 3
LOB 11



Batter	1	2	3	4	5	6	7	8	9	AB	R	H	RBI	BB	SO	LOB	TOP										
Maury Wills, S OBP: 0.318, SLG: 0.321	0-0 6-3			0-0 F2		0-0 F9		0-0 1B		4	0	1	0	0	0	0	Los Angeles Dodgers @ San Francisco Giants Candlestick Park, San Francisco, CA Mon Aug 02 1971, 10:05 PM EDT Att: 23,892 - Unknown AB 34 R 5 H 8 RBI 5 BB 1 SO 2 LOB 6 										
Manny Mota, R OBP: 0.371, SLG: 0.382	0-0 G4-6-3 1B			0-0 6-3			0-0 F9	0-0 F6		4	0	1	0	0	0	1											
Willie Davis, L OBP: 0.339, SLG: 0.454	0-0 G4-6-3 1-2			0-0 F2			0-0 F7		0-0 1B HR	4	1	1	0	0	0	1											
Dick Allen, R OBP: 0.381, SLG: 0.479		0-3 K			0-0 HR		0-0 WP 1B		0-0 F9	4	1	2	1	0	1	1											
Jim Lefebvre, S OBP: 0.330, SLG: 0.413		0-0 F8			0-0 6-3		4-0 1-2 IBB		0-0 F5	3	0	0	0	1	0	1											
Willie Crawford, L OBP: 0.355, SLG: 0.530		0-3 K			0-0 4-3		0-0 F8		0-0 1-3 HR	4	1	1	0	0	1	2											
Steve Garvey, R OBP: 0.313, SLG: 0.422				0-0 F8		0-0 4-3		0-0 G3	0-0 1-3 3H HR	4	1	1	3	0	0	0											
Joe Ferguson, R OBP: 0.266, SLG: 0.339				0-0 6-3		0-0 F7		0-0 HR	0-0 F4	4	1	1	1	0	0	0											
Pete Mikkelsen, R OBP: 0.250, SLG: 0.143										0	0	0	0	0	0	0											
Claude Osteen, L OBP: 0.188, SLG: 0.185				0-0 F9				0-0 F9		2	0	0	0	0	0	0											
Jim Brewer, L OBP: 0.400, SLG: 0.400										0	0	0	0	0	0	0											
Bobby Valentine, R OBP: 0.277, SLG: 0.315										1	0	0	0	0	0	0											
Jose Pena, R OBP: 0.667, SLG: 0.667										0	0	0	0	0	0	0											
Duke Sims, L OBP: 0.337, SLG: 0.331										0	0	0	0	0	0	0											
Inning Stats	R: 0 E: 0 K: 0 S: 3	H: 1 LOB: 0 BB: 0 P: 3	R: 0 E: 0 K: 2 S: 7	H: 0 LOB: 0 BB: 0 P: 7	R: 0 E: 0 K: 0 S: 3	H: 0 LOB: 0 BB: 0 P: 3	R: 0 E: 0 K: 0 S: 3	H: 0 LOB: 0 BB: 0 P: 3	R: 1 E: 0 K: 0 S: 4	H: 1 LOB: 0 BB: 0 P: 4	R: 0 E: 0 K: 0 S: 3	H: 0 LOB: 0 BB: 0 P: 3	R: 0 E: 0 K: 0 S: 4	H: 1 LOB: 2 BB: 1 P: 8	R: 1 E: 0 K: 0 S: 5	H: 2 LOB: 1 BB: 0 P: 5		R: 3 E: 0 K: 0 S: 6	H: 3 LOB: 0 BB: 0 P: 6	1B: 5 2B: 0 3B: 0 HR: 3	SF: 0 SAC: 0 DP: 1 HBP: 0	WP: 1 PB: 0 SB: 0 CS: 0	PA: 35				
PITCHER	IP	WLS	BF	H	R	ER	SO	BB	IBB	HBP	BLK	WP	HR	S	P	ERA	WHIP	PITCHER									
John Cumberland, L ERA: 2.46	8.0		30	6	3	3	2	0	1	0	0	1	2	33	37	3.38	0.750										
Jerry Johnson, R ERA: 2.59	0.2		2	0	0	0	0	0	0	0	0	0	0	2	2	0.00	0.000										
Steve Hamilton, L ERA: 3.79	0.1	L	3	2	2	2	0	0	0	0	0	0	1	3	3	54.00	6.000										
Batter	1	2	3	4	5	6	7	8	9	AB	R	H	RBI	BB	SO	LOB	BOTTOM										
Bobby Bonds, R OBP: 0.387, SLG: 0.532	0-0 5-3			0-0 1B		0-0 6-3	4-0 L6-4 FC1-5 1-2 BB		0-0 F8	4	0	1	0	1	0	1	Los Angeles Dodgers @ San Francisco Giants Candlestick Park, San Francisco, CA Mon Aug 02 1971, 10:05 PM EDT Att: 23,892 - Unknown AB 35 R 4 H 10 RBI 4 BB 3 SO 3 LOB 19 										
Tito Fuentes, S OBP: 0.307, SLG: 0.352	0-0 F5			0-0 F7		0-0 1B	0-0 FC1-5 1-2 2-3F		0-0 4-3	5	0	1	0	0	0	5											
Willie Mays, R OBP: 0.422, SLG: 0.508	0-0 6-3			0-3 K		0-0 F9	0-0 L6-4 2-3			4	0	0	0	0	1	5											
Willie McCovey, L OBP: 0.391, SLG: 0.489		0-3 K		0-0 F2		0-0 1-3		0-0 F7		4	0	0	0	0	1	2											
Dick Dietz, R OBP: 0.405, SLG: 0.425		0-0 1-3			0-0 F6		0-0 HR	0-0 F5		4	1	1	1	0	0	0											
Ken Henderson, S OBP: 0.387, SLG: 0.467		0-0 5-3			0-0 5-3 1B		0-0 E 1B 3B	4-0 S BB		3	1	2	0	1	0	0											
Chris Speier, R OBP: 0.316, SLG: 0.333				0-0 CS 1B		0-0 1-2 1B	0-0 E6 3B 1B	0-3 K		4	1	3	0	0	1	1											
Al Gallagher, R OBP: 0.336, SLG: 0.367				0-0 F8		0-0 5-3	0-0 1B 3B	0-0 3-1		3	0	1	2	0	0	3											
Frank Reberger, L OBP: 0.231, SLG: 0.231										0	1	0	0	0	0	0											
Hal Lanier, R OBP: 0.287, SLG: 0.291										0	0	0	0	0	0	0											
Jimmy Rosario, S OBP: 0.376, SLG: 0.306				1-2		1-2 2-3	2H 3H 1B 3B			1	0	0	0	0	0	0											
John Cumberland, R OBP: 0.207, SLG: 0.179				0-0 F7		0-0 4-3		0-0 F8 WP		3	0	1	1	0	0	2											
Jerry Johnson, R										0	0	0	0	0	0	0											
Steve Hamilton, L										0	0	0	0	0	0	0											
Dave Kingman, R OBP: 0.355, SLG: 1.400										0	0	0	0	1	0	0											
Inning Stats	R: 0 E: 0 K: 0 S: 3	H: 0 LOB: 0 BB: 0 P: 3	R: 0 E: 0 K: 1 S: 5	H: 0 LOB: 0 BB: 0 P: 5	R: 0 E: 0 K: 0 S: 3	H: 1 LOB: 0 BB: 0 P: 3	R: 0 E: 0 K: 1 S: 6	H: 1 LOB: 1 BB: 0 P: 6	R: 0 E: 0 K: 0 S: 5	H: 2 LOB: 2 BB: 0 P: 5	R: 0 E: 0 K: 0 S: 4	H: 1 LOB: 1 BB: 0 P: 4	R: 4 E: 1 K: 0 S: 7	H: 5 LOB: 2 BB: 1 P: 11	R: 0 E: 0 K: 1 S: 5	H: 0 LOB: 1 BB: 1 P: 9	R: 0 E: 0 K: 0 S: 3	H: 0 LOB: 1 BB: 1 P: 7	1B: 8 2B: 1 3B: 1 HR: 1	SF: 0 SAC: 0 DP: 1 HBP: 0	WP: 1 PB: 0 SB: 1 CS: 1	PA: 38					
PITCHER	IP	WLS	BF	H	R	ER	SO	BB	IBB	HBP	BLK	WP	HR	S	P	ERA	WHIP	PITCHER									
Claude Osteen, L ERA: 3.46	6.0		26	9	4	4	2	0	0	0	0	0	1	30	30	6.00	1.500										
Jim Brewer, L ERA: 2.32	1.0		4	1	0	0	0	1	0	0	0	0	0	3	7	0.00	2.000										
Jose Pena, R ERA: 3.0	1.0	W	4	0	0	0	1	1	0	0	0	0	0	5	9	0.00	1.000										
Pete Mikkelsen, R ERA: 2.62	1.0	S	4	0	0	0	0	1	0	0	0	1	0	3	7	0.00	1.000										

Batter	1	2	3	4	5	6	7	8	9	AB	R	H	RBI	BB	SO	LOB	TOP				
Maury Wills, S OBP: 0.320, SLG: 0.331 Bobby Valentine, R OBP: 0.277, SLG: 0.315	0-3 K	0-0 4-3 2B		0-0 F7	0-0 5-3		0-0 1B 3B		0-0 1B E 1B	6	2	3	2	0	1	2	Los Angeles Dodgers @ San Francisco Giants Candlestick Park, San Francisco, CA Tue Aug 03 1971, 6:33 AM EDT Att: 21,226 - Unknown				
Manny Mota, R OBP: 0.376, SLG: 0.387	0-0 E 1B SF7	0-0 F9		0-0 4-3		0-0 6-3	0-0 1B		0-0 E SF9 1B	6	2	3	1	0	0	1					
Willie Davis, L OBP: 0.344, SLG: 0.456	0-0 E8 SF7 1B	0-0 4-3		0-0 BB 1B		4-0 S BB	0-0 4-3		0-0 E3 1-3 2-H 1B	5	1	3	0	1	0	2					
Dick Allen, R OBP: 0.381, SLG: 0.475 Wes Parker, S OBP: 0.352, SLG: 0.357	4-0 E 1B IBB	0-3 K		4-0 1-2 BB		0-3 K			0-0 F8 SF9	3	1	0	0	2	2	2					
Jim Lefebvre, S OBP: 0.324, SLG: 0.406	0-0 SF7		0-0 F5	0-3 K		0-0 F7			0-0 F9 3-H	5	0	0	1	0	1	4					
Willie Crawford, L OBP: 0.356, SLG: 0.525	0-0 E6 1B 1-2 1B		0-0 PB 1B		0-0 F6		0-0 F7	4-0 1B BB		4	1	1	0	1	0	2					
Steve Garvey, R OBP: 0.327, SLG: 0.430	0-0 1B		0-0 PB 1B		0-0 5-3		4-0 E 3B BB	0-0 1-3 1B		4	1	3	2	1	0	0					
Joe Ferguson, R OBP: 0.290, SLG: 0.349	0-0 1B		4-0 1-2 2-3 BB	G4-6-3	0-0 1B		0-0 E4 3B	0-0 F8		4	1	2	1	1	0	3					
Doyle Alexander, R OBP: 0.300, SLG: 0.222	0-0 4-3		0-0 G4-6-3 1-2		0-0 1B		0-0 F5		0-3 K	5	0	1	0	0	1	7					
Inning Stats	R: 4 E: 2 K: 1 S: 10	H: 4 LOB: 2 BB: 1 P: 14	R: 0 E: 0 K: 1 S: 6	H: 1 LOB: 1 BB: 0 P: 6	R: 0 E: 0 K: 0 S: 4	H: 2 LOB: 2 BB: 1 P: 8	R: 0 E: 0 K: 1 S: 6	H: 1 LOB: 2 BB: 1 P: 10	R: 0 E: 0 K: 0 S: 5	H: 0 LOB: 1 BB: 1 P: 9	R: 3 E: 1 K: 0 S: 6	H: 2 LOB: 1 BB: 1 P: 10	R: 0 E: 0 K: 0 S: 4	H: 1 LOB: 2 BB: 1 P: 8	R: 2 E: 1 K: 1 S: 8	H: 3 LOB: 1 BB: 0 P: 8		1B: 14 2B: 1 3B: 1 HR: 0	SF: 2 SAC: 0 DP: 1 HBP: 0	WP: 0 PB: 1 SB: 1 CS: 0	PA: 50
PITCHER	IP WLS BF H R ER SO BB IBB HBP BLK WP HR S P ERA WHIP	IP WLS BF H R ER SO BB IBB HBP BLK WP HR S P ERA WHIP																			
Ron Bryant, L ERA: 3.38	(1, 1)	2.1	L	16	7	4	1	2	0	0	0	0	0	0	0	0	0	19	23	3.86	3.000
Jim Barr, R ERA: 5.4	(3, 1)	2.2		12	3	0	0	1	2	0	0	0	0	0	0	0	0	12	20	0.00	1.875
Don Carrithers, R ERA: 3.72	(6, 1)	3.0		16	3	3	0	1	3	0	0	0	0	0	0	0	0	15	27	0.00	2.000
Frank Reberger, R ERA: 3.89	(9, 1)	1.0		6	3	2	1	1	0	0	0	0	0	0	0	0	0	8	8	9.00	3.000

Batter	1	2	3	4	5	6	7	8	9	AB	R	H	RBI	BB	SO	LOB	BOTTOM				
Bobby Bonds, R OBP: 0.388, SLG: 0.532	0-0 1B		0-0 F3		0-0 F6				0-0 BB 1B	4	1	2	0	0	0	2	Los Angeles Dodgers @ San Francisco Giants Candlestick Park, San Francisco, CA Tue Aug 03 1971, 6:33 AM EDT Att: 21,226 - Unknown				
Tito Fuentes, S OBP: 0.306, SLG: 0.349	0-3 K		0-0 F7			0-0 F7		4-0 1B BB	3	0	0	0	1	1	1						
Willie Mays, R OBP: 0.418, SLG: 0.502	0-0 F8			0-0 F8		0-0 5-3		0-0 F3	4	0	0	0	0	0	3						
Willie McCovey, L OBP: 0.393, SLG: 0.489	0-0 1B		0-0 F8		0-0 F7		0-0 F7	1-3 2-H 1B	4	0	2	1	0	0	0						
Ken Henderson, S OBP: 0.385, SLG: 0.463	0-0 3-1		0-0 F4			4-0 FC6-4 BB		0-0 F4	3	0	0	0	1	0	4						
Dick Dietz, R OBP: 0.401, SLG: 0.419		0-3 K			0-0 4-3		0-0 FC6-4		0-0 4-3	4	0	0	0	0	1						
Chris Speier, R OBP: 0.318, SLG: 0.333		0-0 6-3			0-0 6-3		0-0 F4			4	0	1	0	0	0	1					
Al Gallagher, R OBP: 0.334, SLG: 0.365		0-0 F4			0-0 BB 1B		0-0 G3		0-0 F3	4	0	1	0	0	0	2					
Ron Bryant, S OBP: 0.276, SLG: 0.224 Jim Barr, R OBP: 0.381, SLG: 0.475 Fran Healy, R OBP: 0.277, SLG: 0.315 Don Carrithers, R OBP: 0.352, SLG: 0.357 Jimmy Rosario, S OBP: 0.321, SLG: 0.323 Frank Reberger, R OBP: 0.300, SLG: 0.222 Dave Kingman, F OBP: 0.277, SLG: 0.273	(1, 1) (3, 1) (5, PH) (6, 1) (8, PH) (9, 1) (9, PH)		0-0 5-3		4-0 1-2 BB		0-0 4-3		0-0 L5	0	0	0	0	0	0	0					
Inning Stats	R: 0 E: 0 K: 1 S: 7	H: 2 LOB: 0 BB: 0 P: 7	R: 0 E: 0 K: 1 S: 5	H: 0 LOB: 0 BB: 0 P: 5	R: 0 E: 0 K: 0 S: 3	H: 0 LOB: 0 BB: 0 P: 3	R: 0 E: 0 K: 0 S: 3	H: 0 LOB: 0 BB: 0 P: 3	R: 0 E: 0 K: 0 S: 5	H: 1 LOB: 2 BB: 1 P: 8	R: 0 E: 0 K: 0 S: 3	H: 0 LOB: 0 BB: 1 P: 7	R: 1 E: 0 K: 0 S: 5	H: 2 LOB: 2 BB: 1 P: 9	R: 0 E: 0 K: 0 S: 4	H: 1 LOB: 1 BB: 0 P: 4		1B: 6 2B: 0 3B: 0 HR: 0	SF: 0 SAC: 0 DP: 0 HBP: 0	WP: 0 PB: 0 SB: 0 CS: 0	PA: 36
PITCHER	IP WLS BF H R ER SO BB IBB HBP BLK WP HR S P ERA WHIP	IP WLS BF H R ER SO BB IBB HBP BLK WP HR S P ERA WHIP																			
Doyle Alexander, R ERA: 3.55	(1, 1)	9.0	W	36	6	1	1	2	3	0	0	0	0	0	0	0	0	37	49	1.00	1.000



Batter	1	2	3	4	5	6	7	8	9	AB	R	H	RBI	BB	SO	LOB	TOP			
Bobby Bonds, R OBP: 0.387, SLG: 0.528 (1, 9)										3	1	0	0	1	1	2	San Francisco Giants @ St. Louis Cardinals Busch Stadium, St. Louis, MO Wed Aug 04 1971, 7:05 PM CDT Att: 27,024 - Unknown			
Tito Fuentes, S OBP: 0.306, SLG: 0.348 (1, 4)										4	0	1	0	0	0	1				
Willie Mays, R OBP: 0.416, SLG: 0.497 (1, 8)										3	0	0	0	1	2	1				
Willie McCovey, L OBP: 0.394, SLG: 0.489 (1, 3)										2	0	1	1	1	0	0				
Ken Henderson, S OBP: 0.384, SLG: 0.470 (1, 7)										4	1	1	1	0	0	4				
Dick Dietz, R OBP: 0.402, SLG: 0.423 (1, 2)										4	0	2	0	0	0	1				
Chris Speier, R OBP: 0.315, SLG: 0.329 (1, 6)										4	0	0	0	0	2	3				
Al Gallagher, R OBP: 0.337, SLG: 0.371 (1, 5)										4	0	2	0	0	1	1				
Gaylord Perry, R OBP: 0.147, SLG: 0.136 (7, PH)										2	0	0	0	0	1	2				
Jimmy Rosario, S OBP: 0.372, SLG: 0.302 (7, PH)										1	0	0	0	0	1	0				
Jim Barr, R OBP: 0.385, SLG: 1.167 (9, PH)										0	0	0	0	0	0	0				
Dave Kingman, R OBP: 0.385, SLG: 1.167 (9, PH)										1	0	0	0	0	1	1				
Inning Stats	R: 1 E: 1 K: 0 S: 4	H: 1 LOB: 1 BB: 1 P: 8	R: 0 E: 0 K: 3 S: 11	H: 2 LOB: 2 BB: 0 P: 11	R: 0 E: 0 K: 1 S: 6	H: 1 LOB: 1 BB: 0 P: 6	R: 0 E: 0 K: 1 S: 5	H: 0 LOB: 1 BB: 1 P: 5	R: 0 E: 0 K: 1 S: 3	H: 0 LOB: 0 BB: 0 P: 7	R: 0 E: 0 K: 1 S: 5	H: 0 LOB: 0 BB: 0 P: 5	R: 0 E: 0 K: 0 S: 3	H: 0 LOB: 0 BB: 0 P: 3	R: 1 E: 0 K: 2 S: 9	H: 2 LOB: 1 BB: 0 P: 9	1B: 4 2B: 2 3B: 0 HR: 1	SF: 1 SAC: 0 DP: 1 HBP: 0	WP: 0 PB: 0 SB: 0 CS: 1	PA: 36
PITCHER Bob Gibson, R ERA: 3.26 (1, 1)	IP: 9.0 WLS: W BF: 36 H: 7 R: 2 ER: 1 SO: 9 BB: 3 IBB: 0 HBP: 0 BLK: 0 WP: 0 HR: 1 S: 51 P: 63 ERA: 1.00 WHIP: 1.111																			

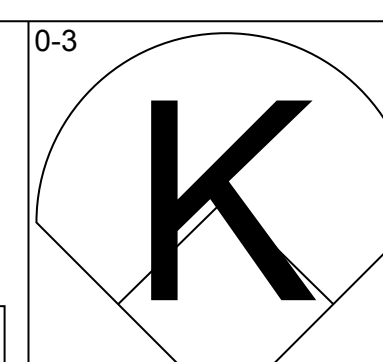
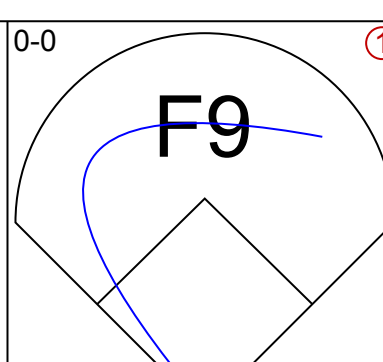
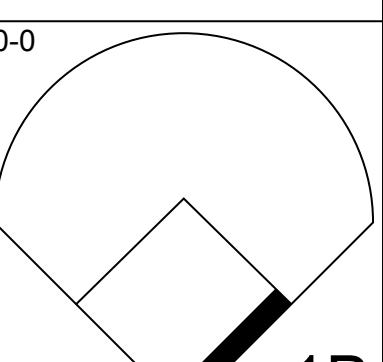
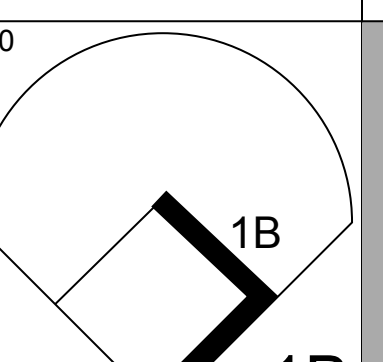
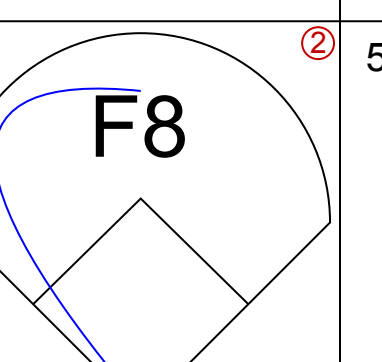
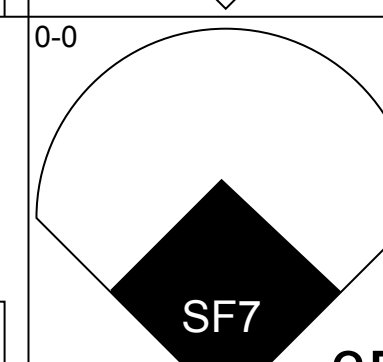
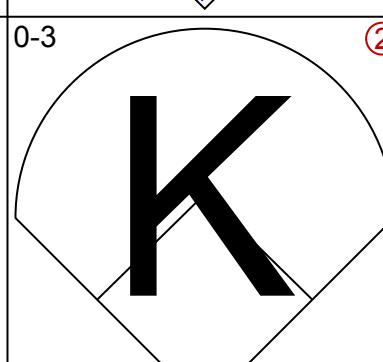
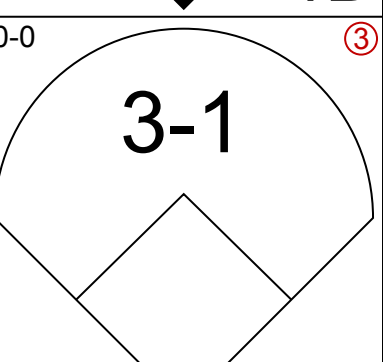
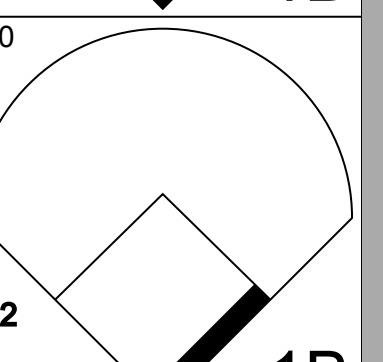
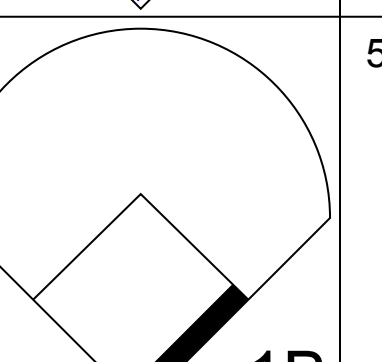
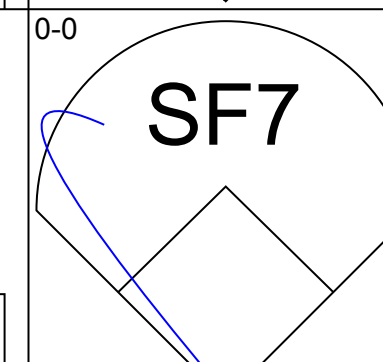
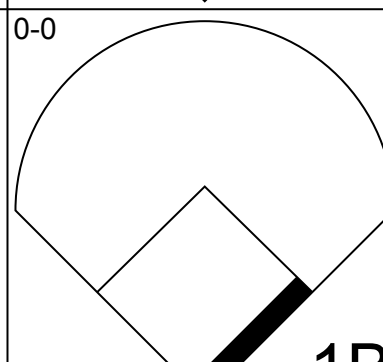

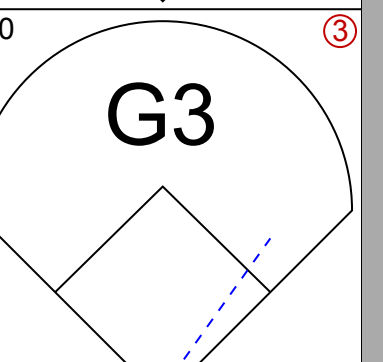
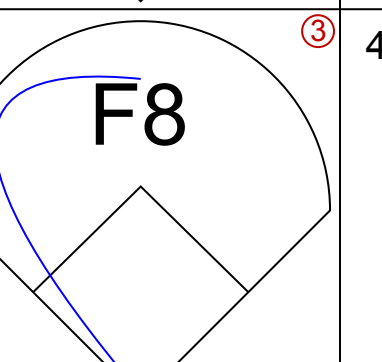
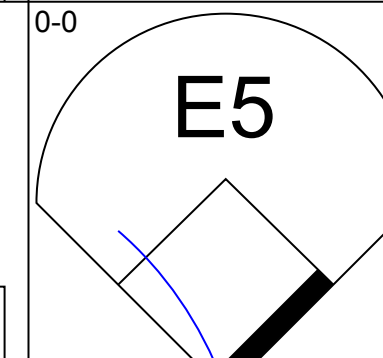
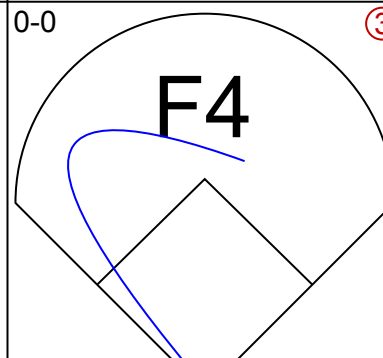


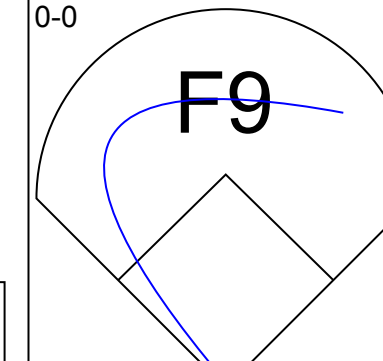
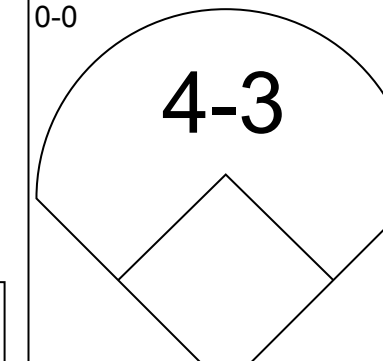
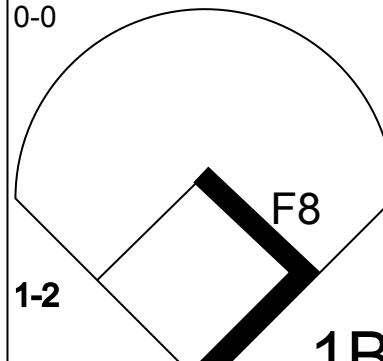
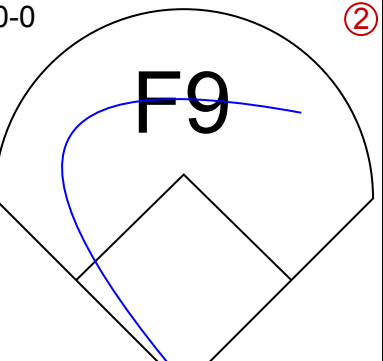
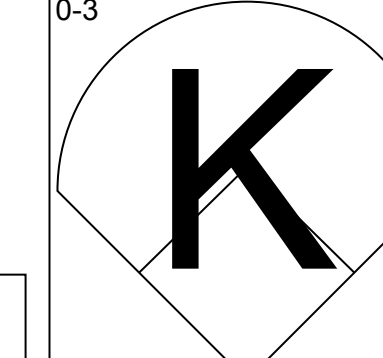
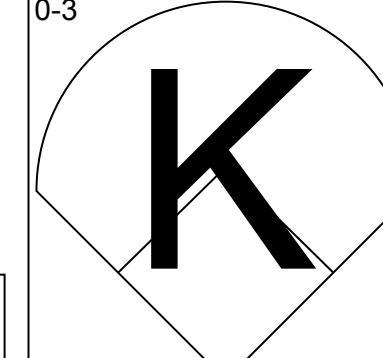
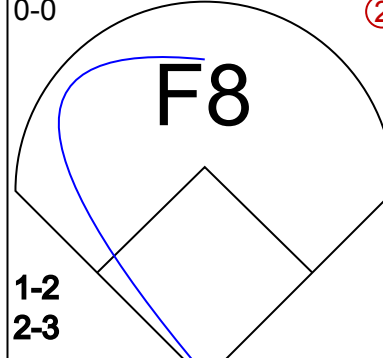
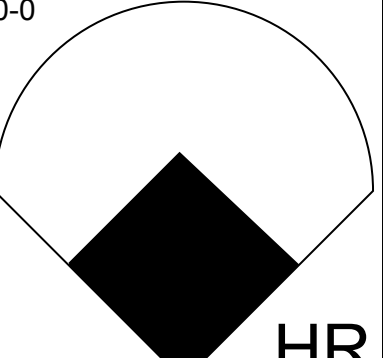
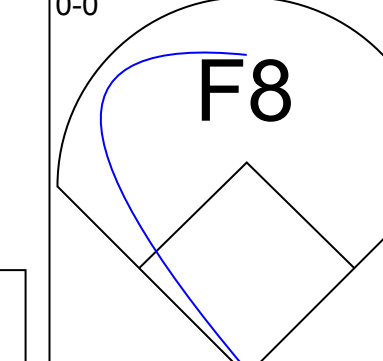
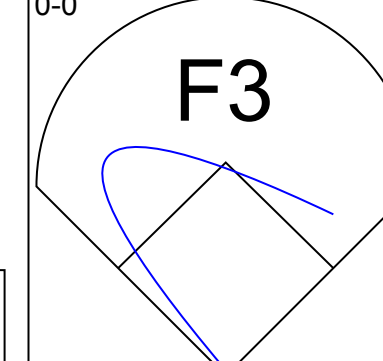
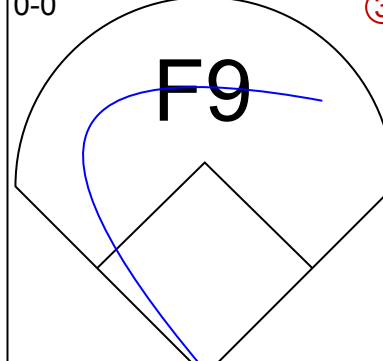
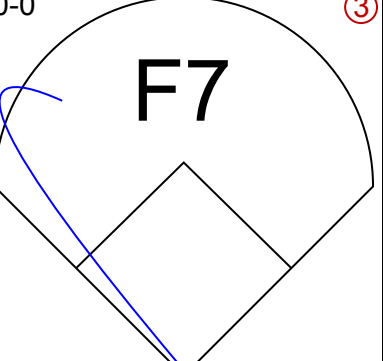
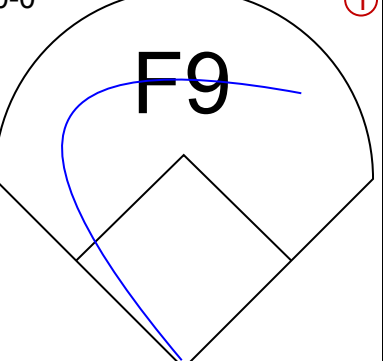
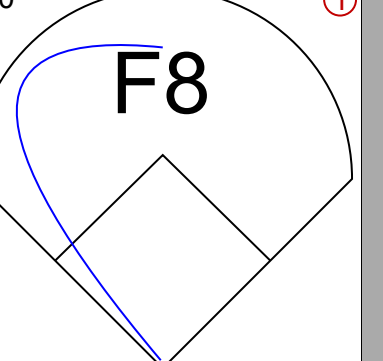
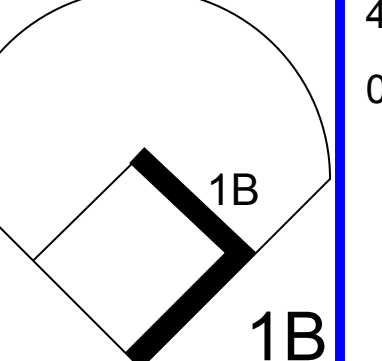
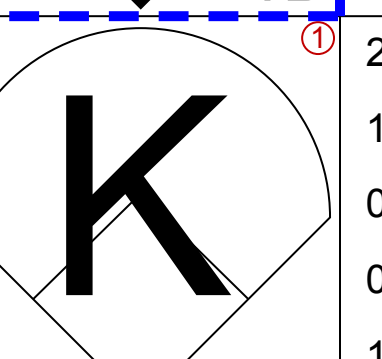
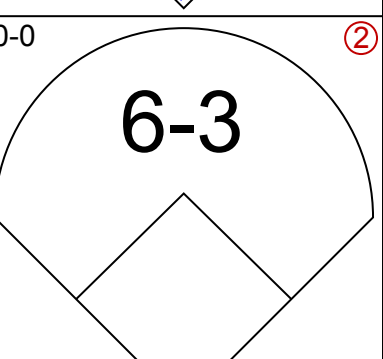
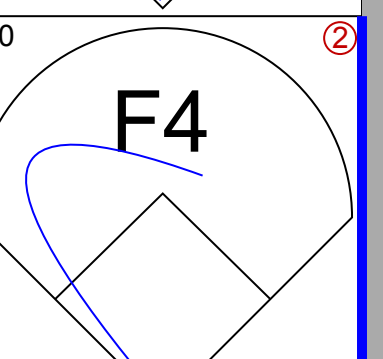
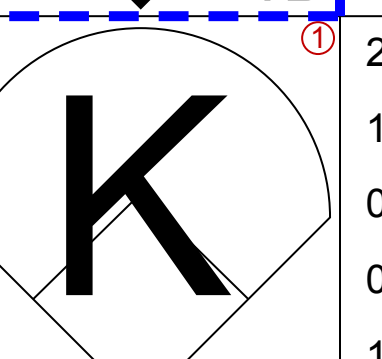
AB 32
R 2
H 7
RBI 2
BB 3
SO 9
LOB 16

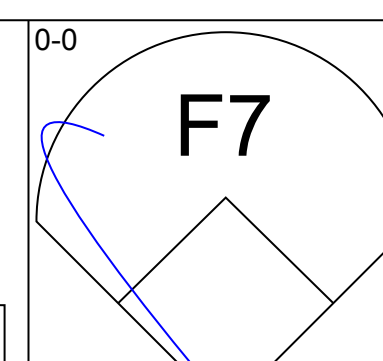
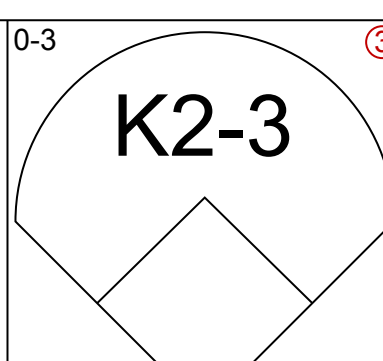
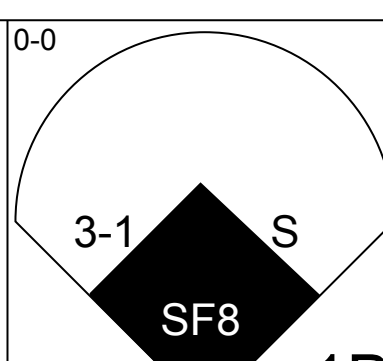
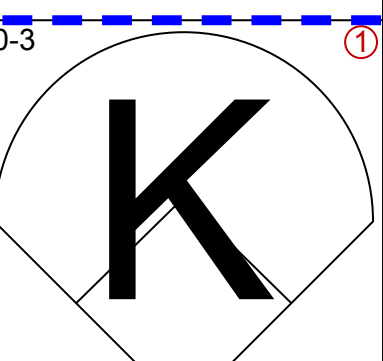
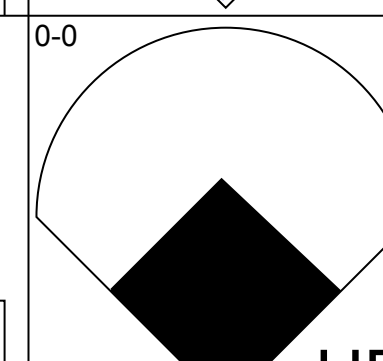
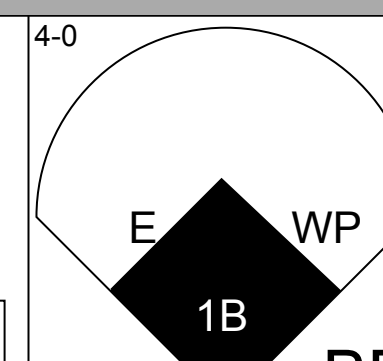

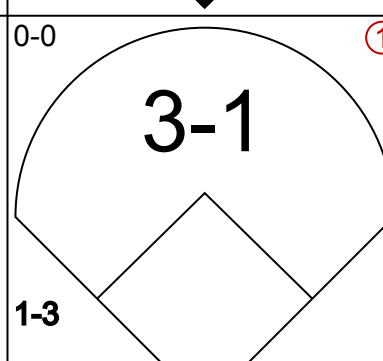
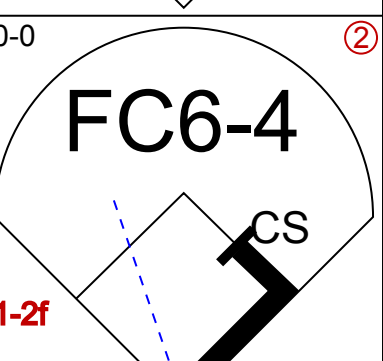
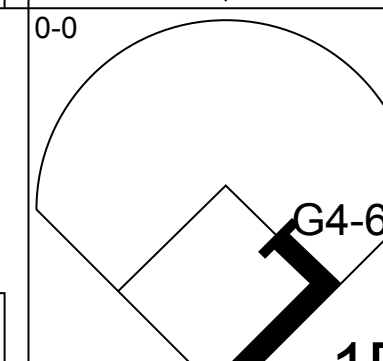
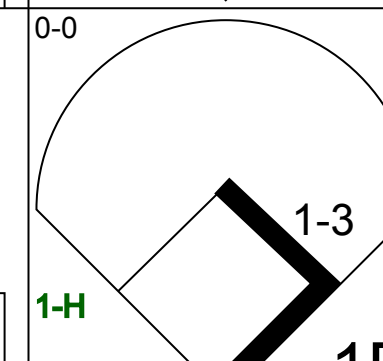

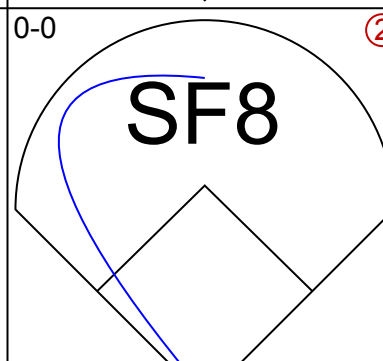
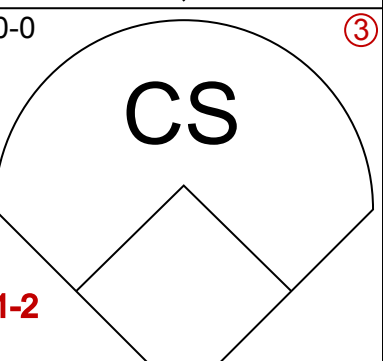
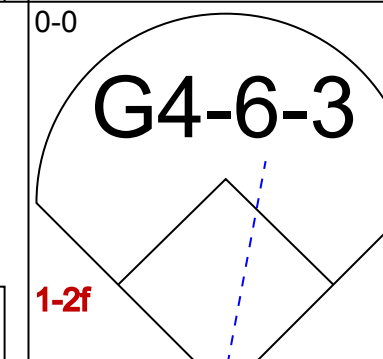
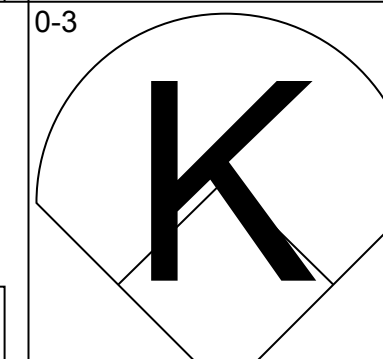
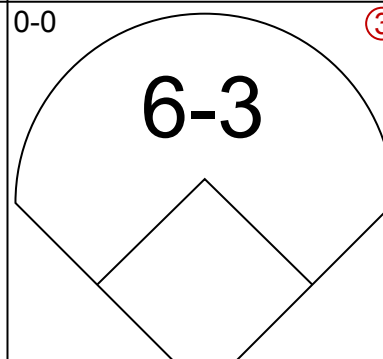
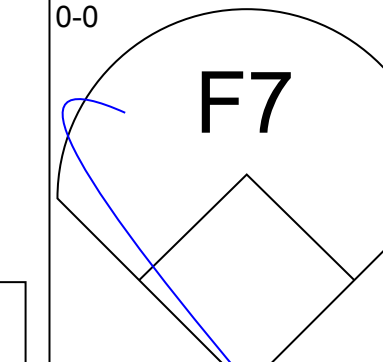
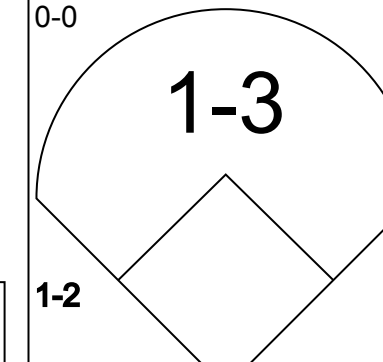
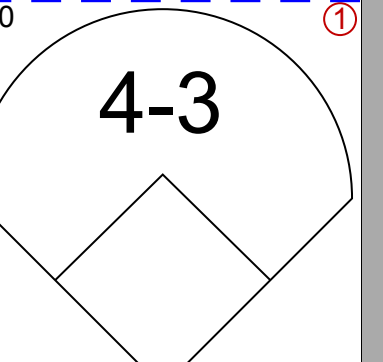
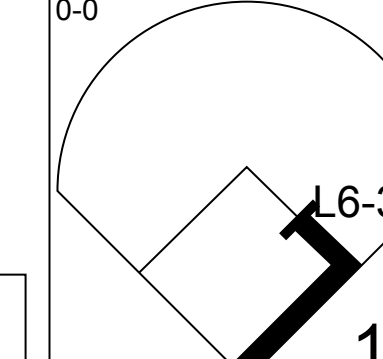
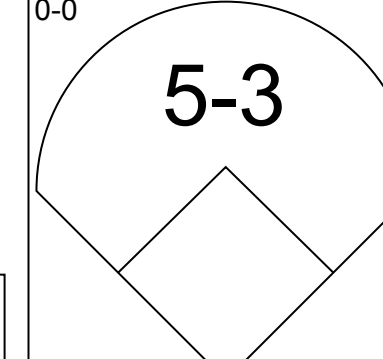
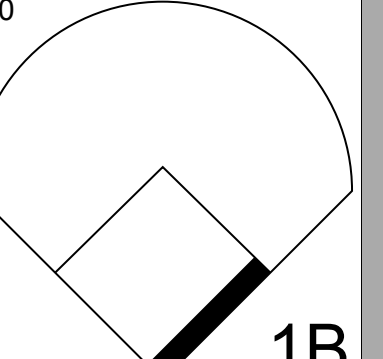
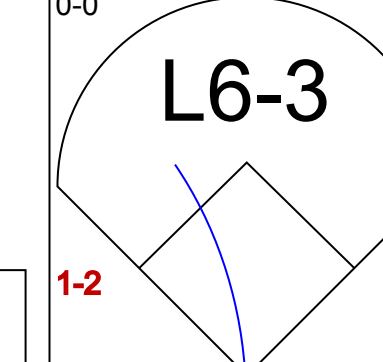
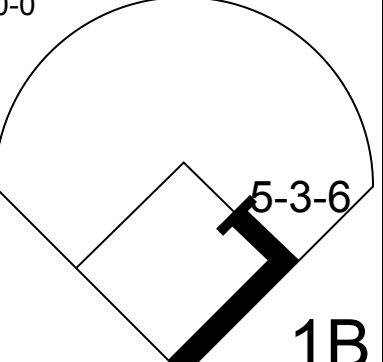

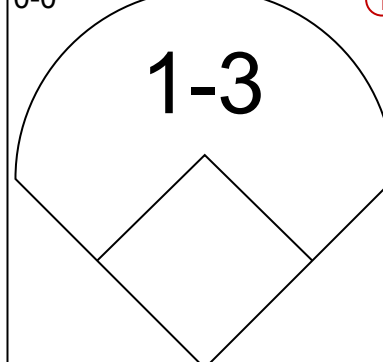
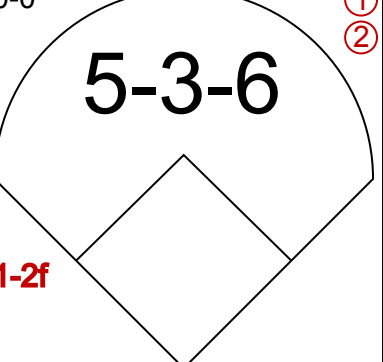
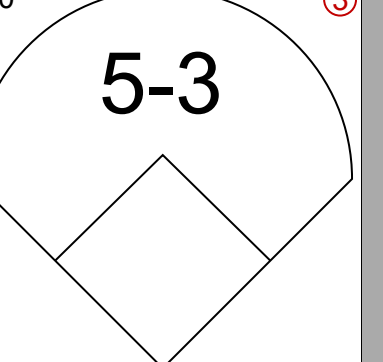
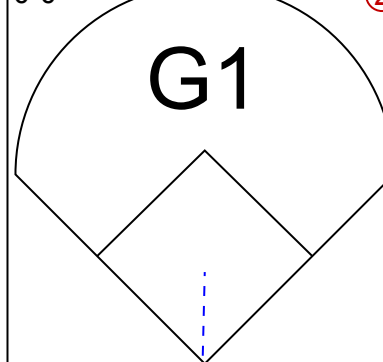
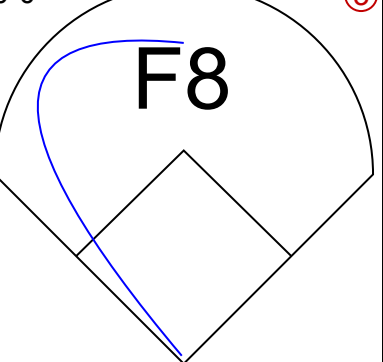
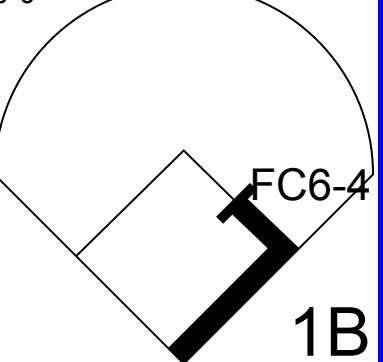


Batter	1	2	3	4	5	6	7	8	9	AB	R	H	RBI	BB	SO	LOB	BOTTOM						
Lou Brock, L OBP: 0.390, SLG: 0.441 (1, 7)																	4	0	0	0	0	0	1
Jose Cruz, L OBP: 0.386, SLG: 0.389 (1, 8)																	3	1	0	0	1	1	0
Matty Alou, L OBP: 0.353, SLG: 0.424 (1, 9)																	4	0	1	0	0	0	1
Joe Torre, R OBP: 0.429, SLG: 0.559 (1, 5)																	4	2	3	1	0	0	0
Ted Simmons, S OBP: 0.358, SLG: 0.411 (1, 2)																	4	1	1	0	0	0	2
Joe Hague, L OBP: 0.322, SLG: 0.367 (1, 3)																	3	1	0	0	1	1	1
Ted Kubiak, S OBP: 0.332, SLG: 0.348 (1, 4)																	4	2	2	3	0	0	1
Dal Maxvill, R OBP: 0.304, SLG: 0.271 (1, 6)																	4	0	1	0	0	0	1
Bob Gibson, R OBP: 0.230, SLG: 0.345 (1, 1)																	2	0	0	1	0	1	0
Inning Stats	R: 0 E: 0 K: 0 S: 5	H: 2 LOB: 2 BB: 0 P: 5	R: 0 E: 0 K: 0 S: 5	H: 2 LOB: 1 BB: 0 P: 5	R: 0 E: 0 K: 1 S: 3	H: 0 LOB: 0 BB: 0 P: 3	R: 0 E: 0 K: 1 S: 5	H: 0 LOB: 0 BB: 0 P: 5	R: 0 E: 0 K: 0 S: 6	H: 2 LOB: 2 BB: 2 P: 14	R: 0 E: 0 K: 1 S: 5	H: 0 LOB: 0 BB: 0 P: 5	R: 1 E: 1 K: 0 S: 5	H: 2 LOB: 1 BB: 0 P: 5	1B: 5 2B: 2 3B: 0 HR: 1	SF: 1 SAC: 0 DP: 0 HBP: 0	WP: 1 PB: 0 SB: 0 CS: 0	PA: 35					
PITCHER Gaylord Perry, R ERA: 3.49 (7, 1)	IP: 6.0 WLS: L BF: 27 H: 6 R: 6 ER: 5 SO: 2 BB: 2 IBB: 0 HBP: 0 BLK: 0 WP: 1 HR: 1 S: 29 P: 37 ERA: 7.50 WHIP: 1.333																						
Jim Barr, R ERA: 5.14 (7, 1)	IP: 2.0 WLS: 8 BF: 2 H: 2 R: 1 ER: 1 SO: 1 BB: 0 IBB: 0 HBP: 0 BLK: 0 WP: 0 HR: 0 S: 10 P: 10 ERA: 4.50 WHIP: 1.000																						

AB 32
R 7
H 8
RBI 5
BB 2
SO 3
LOB 7



Batter	1	2	3	4	5	6	7	8	9	AB	R	H	RBI	BB	SO	LOB	TOP								
Bobby Bonds, R OBP: 0.387, SLG: 0.527 (1, 8)										5	0	2	0	0	1	1	San Francisco Giants @ St. Louis Cardinals Busch Stadium, St. Louis, MO Thu Aug 05 1971, 7:05 PM CDT Att: 18,641 - Unknown								
Tito Fuentes, S OBP: 0.305, SLG: 0.356 (1, 4)										5	1	3	0	0	1	1									
Ken Henderson, S OBP: 0.384, SLG: 0.470 (1, 7)										4	0	2	1	0	0	4									
Willie McCovey, L OBP: 0.389, SLG: 0.481 (1, 3)										4	0	0	0	0	0	2									
Dick Dietz, R OBP: 0.400, SLG: 0.421 (1, 2)										4	0	1	0	0	0	1									
Dave Kingman, R OBP: 0.353, SLG: 1.125 (1, 9)										4	1	1	1	0	2	2									
Chris Speier, R OBP: 0.313, SLG: 0.326 (1, 6)										4	0	0	0	0	0	2									
Al Gallagher, R OBP: 0.339, SLG: 0.372 (9, PR)										4	0	2	0	0	0	0									
Frank Duffy, R OBP: 0.146, SLG: 0.150 (9, PR)										0	0	0	0	0	0	0									
Juan Marichal, R OBP: 0.143, SLG: 0.246 (7, PH)										2	0	0	0	0	0	1									
Jim Ray Hart, R (7, PH)										1	0	0	0	0	0	0									
Don McMahon, R (7, 1)										0	0	0	0	0	0	0									
Steve Hamilton, L (8, 1)										0	0	0	0	0	0	0									
Jimmy Rosario, S OBP: 0.370, SLG: 0.300 (9, PH)										1	0	0	0	0	1	1									
Inning Stats	R: 1 E: 1 K: 1 S: 7	H: 1 LOB: 1 BB: 0 P: 7	R: 0 E: 0 K: 1 S: 6	H: 1 LOB: 1 BB: 0 P: 6	R: 0 E: 0 K: 1 S: 6	H: 1 LOB: 1 BB: 0 P: 6	R: 0 E: 0 K: 0 S: 5	H: 0 LOB: 0 BB: 0 P: 5	R: 0 E: 0 K: 0 S: 4	H: 1 LOB: 1 BB: 0 P: 4	R: 0 E: 0 K: 0 S: 5	H: 2 LOB: 2 BB: 0 P: 5	R: 0 E: 0 K: 0 S: 5	H: 2 LOB: 2 BB: 0 P: 5	R: 1 E: 0 K: 0 S: 4	H: 1 LOB: 0 BB: 0 P: 4	R: 0 E: 0 K: 1 S: 7	H: 2 LOB: 2 BB: 0 P: 7	1B: 9 2B: 0 3B: 1 HR: 1	SF: 1 SAC: 0 DP: 0 HBP: 0	WP: 0 PB: 0 SB: 0 CS: 0	PA: 39			
PITCHER	IP	WLS	BF	H	R	ER	SO	BB	IBB	HBP	BLK	WP	HR	S	P	ERA	WHIP								
Reggie Cleveland, R ERA: 3.9 (1, 1)	8.0	W	35	10	2	2	4	0	0	0	0	0	1	43	43	2.25	1.250								
Moe Drabowsky, R ERA: 3.1 (9, 1)	1.0	S	4	1	0	0	1	0	0	0	0	0	0	6	6	0.00	1.000								

Batter	1	2	3	4	5	6	7	8	9	AB	R	H	RBI	BB	SO	LOB	BOTTOM								
Lou Brock, L OBP: 0.389, SLG: 0.439 (1, 7)										4	1	1	0	0	2	1	San Francisco Giants @ St. Louis Cardinals Busch Stadium, St. Louis, MO Thu Aug 05 1971, 7:05 PM CDT Att: 18,641 - Unknown								
Jose Cruz, L OBP: 0.389, SLG: 0.414 (1, 8)										3	2	1	1	1	0	2									
Matty Alou, L OBP: 0.355, SLG: 0.427 (1, 9)										2	0	2	2	0	0	0									
Joe Torre, R OBP: 0.427, SLG: 0.556 (1, 5)										3	0	0	0	0	1	2									
Ted Simmons, S OBP: 0.355, SLG: 0.408 (1, 2)										3	0	0	0	0	0	1									
Bob Burda, L OBP: 0.389, SLG: 0.375 (1, 3)										3	0	2	0	0	0	1									
Ted Kubiak, S OBP: 0.332, SLG: 0.348 (1, 4)										3	0	1	0	0	1	2									
Dal Maxvill, R OBP: 0.300, SLG: 0.268 (1, 6)										3	0	0	0	0	0	2									
Reggie Cleveland, R OBP: 0.184, SLG: 0.200 (1, 1)										3	0	1	0	0	0	0									
Moe Drabowsky, R (9, 1)										0	0	0	0	0	0	0									
Inning Stats	R: 1 E: 0 K: 0 S: 4	H: 2 LOB: 0 BB: 0 P: 4	R: 0 E: 0 K: 0 S: 3	H: 1 LOB: 0 BB: 0 P: 3	R: 0 E: 0 K: 1 S: 5	H: 0 LOB: 0 BB: 0 P: 5	R: 1 E: 1 K: 1 S: 6	H: 1 LOB: 1 BB: 1 P: 10	R: 0 E: 0 K: 0 S: 3	H: 1 LOB: 0 BB: 0 P: 3	R: 1 E: 0 K: 0 S: 4	H: 1 LOB: 0 BB: 0 P: 4	R: 0 E: 0 K: 1 S: 6	H: 1 LOB: 1 BB: 0 P: 6	R: 0 E: 0 K: 1 S: 5	H: 1 LOB: 0 BB: 0 P: 5	1B: 7 2B: 2 3B: 0 HR: 1	SF: 1 SAC: 0 DP: 3 HBP: 0	WP: 1 PB: 0 SB: 1 CS: 1	PA: 30					
PITCHER	IP	WLS	BF	H	R	ER	SO	BB	IBB	HBP	BLK	WP	HR	S	P	ERA	WHIP								
Juan Marichal, R ERA: 3.02 (7, 1)	1.0	L	5	2	0	0	1	0	0	0	0	0	0	7	7	0.00	2.000								
Don McMahon, R ERA: 3.47 (8, 1)	1.0		2	0	0	0	1	0	0	0	0	0	0	4	4	0.00	0.000								

AB	38
R	2
H	11
RBI	2
BB	0
SO	5
LOB	15



AB	27
R	3
H	8
RBI	3
BB	1
SO	4
LOB	11




Batter	1	2	3	4	5	6	7	8	9	AB	R	H	RBI	BB	SO	LOB	TOP		
Bobby Bonds, R OBP: 0.385, SLG: 0.523 (1, 8)	L6		6-3	3-1		5-3			K	5	0	1	1	0	1	0	San Francisco Giants @ St. Louis Cardinals Busch Stadium, St. Louis, MO Fri Aug 06 1971, 7:05 PM CDT Att: 27,192 - Unknown		
Tito Fuentes, S OBP: 0.312, SLG: 0.365 (1, 4)	L4		1B	3-1					IHR	5	2	3	1	0	0	2			
Ken Henderson, S OBP: 0.382, SLG: 0.466 (1, 7)	L3		1B	5-3		F5			F6	5	1	1	0	0	0	3			
Willie McCovey, L OBP: 0.382, SLG: 0.471 (1, 3)		K	K			F9			4-3	5	0	0	0	0	2	2			
Dick Dietz, R OBP: 0.401, SLG: 0.422 (1, 2)		3B	1B			F3			F9	4	1	2	2	0	0	0			
Dave Kingman, R OBP: 0.381, SLG: 1.105 (1, 9)		HR	F6			HBP			6-3	3	1	1	1	0	0	1			
Chris Speier, R OBP: 0.314, SLG: 0.335 (1, 6)		HR				F3			F7	4	1	2	2	0	0	1			
Al Gallagher, R OBP: 0.341, SLG: 0.381 (1, 5)		F9				E			G6-4-3	4	2	2	0	0	0	1			
John Cumberland, R OBP: 0.194, SLG: 0.167 (1, 1)						1B			SF8	2	0	0	0	0	0	1			
Don McMahon, R (5, 1)	6-3					E4			SF8	0	0	0	0	0	0	0			
Jerry Johnson, R (5, 1)						3-1			F5	0	0	0	1	0	0	0			
Jim Ray Hart, R (8, PH)						1-2				1	0	0	0	0	0	0			
Jim Barr, R (8, 1)										0	0	0	0	0	0	0			
Inning Stats	R: 0 E: 0 K: 0 S: 3	H: 0 LOB: 0 BB: 0 P: 3	R: 3 E: 0 K: 1 S: 8	H: 3 LOB: 0 BB: 0 P: 8	R: 2 E: 0 K: 1 S: 8	H: 3 LOB: 1 BB: 0 P: 8	R: 1 E: 1 K: 0 S: 6	H: 2 LOB: 2 BB: 0 P: 6	R: 0 E: 0 K: 0 S: 3	H: 0 LOB: 0 BB: 0 P: 3	R: 0 E: 0 K: 0 S: 3	H: 1 LOB: 0 BB: 0 P: 3	R: 1 E: 0 K: 1 S: 6	H: 1 LOB: 0 BB: 0 P: 6	1B: 8 2B: 0 3B: 2 HR: 2	SF: 1 SAC: 0 DP: 1 HBP: 1	WP: 0 PA: 40 PB: 0 SB: 1 CS: 0		
PITCHER	IP	WLS	BF	H	R	ER	SO	BB	IBB	HBP	BLK	WP	HR	S	P	ERA	WHIP		
Chris Zachary, R ERA: 5.33 (1, 1)	3.1		19	8	6	6	2	0	0	0	0	0	1	23	23	16.20	2.400		
Don Shaw, L ERA: 3.74 (4, 1)	1.2	W	6	0	0	0	0	0	0	1	0	0	0	5	6	0.00	0.000		
Daryl Patterson, R ERA: 5.6 (6, 1)	4.0	S	15	4	2	2	1	0	0	0	0	0	0	17	17	4.50	1.000		

Batter	1	2	3	4	5	6	7	8	9	AB	R	H	RBI	BB	SO	LOB	BOTTOM		
Lou Brock, L OBP: 0.389, SLG: 0.441 (1, 7)	E		4-3						K	5	2	2	2	0	1	1	San Francisco Giants @ St. Louis Cardinals Busch Stadium, St. Louis, MO Fri Aug 06 1971, 7:05 PM CDT Att: 27,192 - Unknown		
Julian Javier, R OBP: 0.289, SLG: 0.361 (1, 4)	E3					1B			1B	5	2	4	2	0	0	1			
Matty Alou, L OBP: 0.355, SLG: 0.425 (1, 9)	FC4-6		G3-6-3			1B			F2	4	2	1	1	1	0	3			
Joe Torre, R OBP: 0.424, SLG: 0.551 (1, 5)	5-3					HBP			F9	5	1	1	1	0	0	4			
Ted Simmons, S OBP: 0.358, SLG: 0.410 (1, 2)						E			F4	5	1	3	0	0	0	2			
Jim Beauchamp, R OBP: 0.289, SLG: 0.380 (1, 3)						HBP			F4	2	0	0	0	0	0	2			
Bob Burda, L OBP: 0.404, SLG: 0.380 (5, PH) (6, 3)	FC6-4					E			F7	2	1	1	3	0	0	2			
Jose Cruz, L OBP: 0.385, SLG: 0.498 (1, 8)			4-3						F7	4	1	1	0	0	1	4			
Dal Maxvill, R OBP: 0.300, SLG: 0.268 (1, 6)			4-3						K	4	1	1	0	0	1	1			
Chris Zachary, L OBP: 0.259, SLG: 0.259 (1, 1)									6-3	1	0	0	0	0	0	0			
Don Shaw, L (4, 1)										0	0	0	0	0	0	0			
Ted Sizemore, R OBP: 0.313, SLG: 0.330 (5, PH)										2	1	1	0	0	0	0			
Daryl Patterson, L (6, 1)										1	0	0	0	0	0	0			
Inning Stats	R: 1 E: 1 K: 0 S: 6	H: 2 LOB: 2 BB: 0 P: 6	R: 0 E: 0 K: 0 S: 3	H: 0 LOB: 0 BB: 0 P: 3	R: 0 E: 0 K: 0 S: 3	H: 0 LOB: 0 BB: 0 P: 3	R: 0 E: 0 K: 0 S: 3	H: 0 LOB: 0 BB: 0 P: 3	R: 9 E: 2 K: 1 S: 14	H: 8 LOB: 1 BB: 0 P: 15	R: 2 E: 0 K: 0 S: 5	H: 2 LOB: 1 BB: 1 P: 9	R: 0 E: 0 K: 2 S: 7	H: 0 LOB: 0 BB: 0 P: 7	R: 0 E: 0 K: 0 S: 5	H: 2 LOB: 2 BB: 0 P: 5	1B: 14 2B: 1 3B: 0 HR: 0	SF: 0 SAC: 0 DP: 1 HBP: 1	WP: 0 PA: 42 PB: 0 SB: 0 CS: 0
PITCHER	IP	WLS	BF	H	R	ER	SO	BB	IBB	HBP	BLK	WP	HR	S	P	ERA	WHIP		
John Cumberland, L ERA: 2.78 (1, 1)	4.0		19	7	5	5	0	0	0	0	0	0	0	19	19	11.25	1.750		
Don McMahon, R ERA: 3.79 (5, 1)	0.0	L	3	3	1	1	0	0	0	0	0	0	0	3	3	∞	∞		
Jerry Johnson, R ERA: 2.72 (5, 1)	3.0		15	3	6	3	3	1	0	1	0	0	0	19	24	9.00	1.333		
Jim Barr, R ERA: 4.5 (8, 1)	1.0		5	2	0	0	0	0	0	0	0	0	0	5	5	0.00	2.000		



Batter	1	2	3	4	5	6	7	8	9	AB	R	H	RBI	BB	SO	LOB	TOP					
Bobby Bonds, R OBP: 0.384, SLG: 0.522 (1, 9)	5-3	F2		K		K		2B		5	0	1	0	0	2	3	San Francisco Giants @ Chicago Cubs Wrigley Field, Chicago, IL Sat Aug 07 1971, 3:33 AM CDT Att: 36,715 - Cloudy - 69 F					
Tito Fuentes, S OBP: 0.313, SLG: 0.368 (1, 4)	1B WP		1B	F7		F8		F4		5	2	2	0	0	0	2						
Willie Mays, R OBP: 0.418, SLG: 0.500 (1, 8)	1B WP		5-3		4-3 BB		K		F8 SF7 2B	4	1	2	0	1	1							
Willie McCovey, L OBP: 0.383, SLG: 0.470 (1, 3)	K		FC1-4 1B 2H		F5		2B 1B		F8 2-3	5	0	2	1	0	1	3						
Ken Henderson, S OBP: 0.382, SLG: 0.469 (1, 7)	F4		FC1-4 1B 1-2		4-3		2B		SF7	4	0	2	1	0	0	2						
Dick Dietz, R OBP: 0.399, SLG: 0.419 (1, 2)		2B 1B	FC1-4 1-2 2-3		4-3		5-3		F9 3-H	5	0	1	0	0	0	5						
Chris Speier, R OBP: 0.314, SLG: 0.334 (1, 6)		F2	F8			HR 1B		F8		4	1	1	0	0	0	5						
Al Gallagher, R OBP: 0.341, SLG: 0.384 Jim Barr, R (6, 1)				E4 SH1-4		K		K		3	0	1	0	0	1	AB 39 R 5 H 13 RBI 4 BB 1 SO 6 LOB 24						
Dave Kingman, R OBP: 0.364, SLG: 1.050 Don McMahon, R (8, 1)	1-3 2B									0	0	0	0	0	0							
Don Carrithers, R OBP: 0.143, SLG: 0.143 Jim Ray Hart, R OBP: 0.290, SLG: 0.571 (6, 5)	6-3			SH1-4		HR		5-3		1	0	0	0	0	0							
Inning Stats	R: 1 E: 0 K: 1 S: 7	H: 2 LOB: 1 BB: 0 P: 7	R: 0 E: 0 K: 0 S: 5	H: 2 LOB: 2 BB: 0 P: 5	R: 1 E: 0 K: 0 S: 6	H: 3 LOB: 2 BB: 0 P: 6	R: 0 E: 1 K: 1 S: 6	H: 0 LOB: 1 BB: 0 P: 6	R: 0 E: 0 K: 0 S: 3	H: 0 LOB: 1 BB: 1 P: 7	R: 2 E: 0 K: 2 S: 9	H: 2 LOB: 0 BB: 0 P: 9	R: 0 E: 0 K: 1 S: 7	H: 2 LOB: 0 BB: 0 P: 7	R: 0 E: 0 K: 1 S: 6	H: 1 LOB: 1 BB: 0 P: 6	R: 1 E: 0 K: 0 S: 4	H: 1 LOB: 0 BB: 0 P: 4	1B: 7 2B: 5 3B: 0 HR: 1	SF: 1 SAC: 1 DP: 0 HBP: 0	WP: 1 PB: 0 SB: 0 CS: 0	PA: 42
PITCHER Fergie Jenkins, R ERA: 2.73 (1, 1)	IP: 9.0 WLS: W BF: 42 H: 13 R: 5 ER: 5 SO: 6 BB: 1 IBB: 0 HBP: 0 BLK: 0 WP: 1 HR: 1 S: 53 P: 57 ERA: 5.00 WHIP: 1.556															PITCHER						

Batter	1	2	3	4	5	6	7	8	9	AB	R	H	RBI	BB	SO	LOB	BOTTOM			
Don Kessinger, S OBP: 0.349, SLG: 0.351 (1, 6)	2B 1B		E SF8 BB	1B 1-2 2-3 BB		6-3		2H 1B		3	2	2	1	2	0	0	San Francisco Giants @ Chicago Cubs Wrigley Field, Chicago, IL Sat Aug 07 1971, 3:33 AM CDT Att: 36,715 - Cloudy - 69 F			
Glenn Beckert, R OBP: 0.377, SLG: 0.410 (1, 4)	F9		SF8 1-H	1B 1-3 2H 3H			1B 1B	F4		4	0	2	3	0	0	3				
Billy Williams, L OBP: 0.388, SLG: 0.499 (1, 7)	4-3 1-H 2B			F9			F8			4	0	2	1	0	0	3				
Joe Pepitone, L OBP: 0.359, SLG: 0.516 (1, 3)	4-3 2-3		1-3		FC4-6 1B		F7			4	0	1	0	0	0	3				
Jim Hickman, R OBP: 0.349, SLG: 0.458 (1, 9)	5-3			1B E BB	FC4-6 BB 1-2		FC6-4 1B			3	1	1	0	1	0	2				
Ron Santo, R OBP: 0.362, SLG: 0.449 (1, 5)		4-3		BB E 1B 1B	K		FC6-4			4	1	1	0	0	1	3				
Cleo James, R OBP: 0.289, SLG: 0.229 (1, 8)		F8		E1 BB 1B				F9		3	1	0	0	1	0	1				
J.C. Martin, L OBP: 0.327, SLG: 0.355 Brock Davis, L OBP: 0.358, SLG: 0.350 Chris Cannizzaro, R OBP: 0.322, SLG: 0.329 (1, 2)	6-3			K	PO		K			4	0	1	0	0	2	2				
Fergie Jenkins, R OBP: 0.281, SLG: 0.390 (1, 1)			6-3	K			F8			3	0	0	0	0	1	2				
Inning Stats	R: 1 E: 0 K: 0 S: 5	H: 2 LOB: 0 BB: 0 P: 5	R: 0 E: 0 K: 0 S: 3	H: 0 LOB: 0 BB: 0 P: 3	R: 1 E: 0 K: 0 S: 4	H: 1 LOB: 1 BB: 1 P: 8	R: 3 E: 1 K: 2 S: 10	H: 2 LOB: 2 BB: 2 P: 18	R: 0 E: 0 K: 1 S: 5	H: 1 LOB: 1 BB: 1 P: 9	R: 0 E: 0 K: 1 S: 5	H: 0 LOB: 0 BB: 0 P: 5	R: 0 E: 0 K: 0 S: 5	H: 2 LOB: 2 BB: 0 P: 5	R: 1 E: 0 K: 0 S: 5	H: 2 LOB: 2 BB: 0 P: 5		1B: 8 2B: 2 3B: 0 HR: 0	SF: 1 SAC: 1 DP: 0 HBP: 0	WP: 0 PB: 0 SB: 1 CS: 0
PITCHER Don Carrithers, R ERA: 3.71 Jim Barr, R ERA: 3.6 Don McMahon, R ERA: 3.88 (8, 1)	IP: 5.0 WLS: L BF: 25 H: 6 R: 5 ER: 2 SO: 3 BB: 4 IBB: 0 HBP: 0 BLK: 0 WP: 0 HR: 0 S: 27 P: 43 ERA: 3.60 WHIP: 2.000															PITCHER				



Batter	1	2	3	4	5	6	7	8	9	AB	R	H	RBI	BB	SO	LOB	TOP
Bobby Bonds, R OBP: 0.382, SLG: 0.517 (1, 9)	G1			F8		1B		F9		4	0	1	0	0	0	2	San Francisco Giants @ Chicago Cubs Wrigley Field, Chicago, IL Sun Aug 08 1971, 3:38 AM CDT Att: 43,066 - Unknown
Tito Fuentes, S OBP: 0.309, SLG: 0.363 (1, 4)	F7			1B		F7		1-3		4	0	1	0	0	0	3	
Ken Henderson, S OBP: 0.379, SLG: 0.461 (1, 7)	F9			G5-4-3		F7			F3	4	0	1	0	0	0	1	
Dave Kingman, R OBP: 0.333, SLG: 0.880 (1, 3)		F3		G5-4-3			K		K	4	0	0	0	0	2	2	
Fran Healy, R OBP: 0.422, SLG: 0.458 (1, 2)	4-3				F3		F7		1B	4	0	1	0	0	0	0	
Chris Speier, R OBP: 0.313, SLG: 0.333 (7, 1)					4-3		K		K	2	0	0	0	0	1	0	
Dick Dietz, R OBP: 0.398, SLG: 0.416 (9, PH)	K								K	0	0	0	0	0	0	0	
Jimmy Rosario, S OBP: 0.374, SLG: 0.307 (1, 8)			4-3						F9 BB	3	0	2	0	0	0	0	
Al Gallagher, R OBP: 0.341, SLG: 0.381 (1, 5)			6-3		6-3				1B	2	0	0	0	1	0	1	
Ron Bryant, S OBP: 0.212, SLG: 0.220 (5, 1)			6-3						1B	1	0	0	0	0	0	0	
Hal Lanier, R OBP: 0.284, SLG: 0.287 (7, PH)						F6			K	0	0	0	0	0	0	0	
Jim Ray Hart, R OBP: 0.231, SLG: 0.417 (7, PH)										2	0	0	0	0	1	2	
Jim Ray Hart, R OBP: 0.231, SLG: 0.417 (7, PH)										1	0	0	0	0	1	0	
Inning Stats	R: 0 E: 0 K: 0 S: 3	H: 0 LOB: 0 BB: 0 P: 3	R: 0 E: 0 K: 1 S: 5	H: 0 LOB: 0 BB: 0 P: 5	R: 0 E: 0 K: 0 S: 3	H: 2 LOB: 1 BB: 0 P: 4	R: 0 E: 0 K: 0 S: 4	H: 1 LOB: 1 BB: 0 P: 4	R: 0 E: 0 K: 2 S: 7	H: 0 LOB: 0 BB: 0 P: 7	R: 0 E: 0 K: 1 S: 6	H: 1 LOB: 2 BB: 1 P: 10	R: 0 E: 0 K: 2 S: 8	H: 1 LOB: 1 BB: 0 P: 8	1B: 6 2B: 0 3B: 0 HR: 0	SF: 0 SAC: 0 DP: 1 HBP: 0	WP: 0 PA: 33 PB: 0 SB: 0 CS: 0
PITCHER Mitt Pappas, R ERA: 3.58 (1, 1)	IP: 9.0 WLS: W BF: 33 H: 6 R: 0 ER: 0 SO: 6 BB: 1 IBB: 0 HBP: 0 BLK: 0 WP: 0 HR: 0 S: 44 P: 48 ERA: 0.00 WHIP: 0.778											PITCHER	IP: 9.0 WLS: W BF: 33 H: 6 R: 0 ER: 0 SO: 6 BB: 1 IBB: 0 HBP: 0 BLK: 0 WP: 0 HR: 0 S: 44 P: 48 ERA: 0.00 WHIP: 0.778				

Batter	1	2	3	4	5	6	7	8	9	AB	R	H	RBI	BB	SO	LOB	BOTTOM
Don Kessinger, S OBP: 0.343, SLG: 0.345 (1, 6)	P3		F3	F8		K		S		5	1	1	0	0	1	2	San Francisco Giants @ Chicago Cubs Wrigley Field, Chicago, IL Sun Aug 08 1971, 3:38 AM CDT Att: 43,066 - Unknown
Glenn Beckert, R OBP: 0.386, SLG: 0.418 (8, FR)	4-3		BB	1B		HR		1B		4	2	4	1	1	0	0	
Paul Popovich, S OBP: 0.258, SLG: 0.297 (9, 4)	BB		1B	1B		1B		HR		0	1	0	0	0	0	0	
Billy Williams, L OBP: 0.391, SLG: 0.519 (1, 7)	4-3		14 FC5	1B		HR		1B		4	2	3	5	1	0	1	
Jim Hickman, R OBP: 0.349, SLG: 0.462 (1, 9)	6-3		1B	HR		HR		HR		4	1	2	1	0	0	3	
Brock Davis, L OBP: 0.351, SLG: 0.342 (7, 9)	6-3		1B	14 SH4-3		6-3		K		1	0	0	0	0	1	1	
Ron Santo, R OBP: 0.358, SLG: 0.441 (1, 5)		1B SH3	K	K		F7				3	0	0	0	1	2	3	
14 Ernie Banks, R OBP: 0.207, SLG: 0.291 (1, 3)		F3	FC5	SH4-3		5-3				3	0	0	1	0	0	3	
Cleo James, R OBP: 0.268, SLG: 0.211 (1, 8)	SH3			F4		F9		F7		3	0	0	0	0	0	0	
Chris Cannizzaro, R OBP: 0.325, SLG: 0.329 (1, 2)				6-3		FC1-8		F4		3	0	1	0	1	0	0	
Mitt Pappas, R OBP: 0.197, SLG: 0.161 (1, 1)	K			1B		FC1-6		F5		4	1	1	0	0	1	3	
Inning Stats	R: 0 E: 0 K: 0 S: 3	H: 1 LOB: 1 BB: 1 P: 7	R: 1 E: 0 K: 1 S: 7	H: 2 LOB: 2 BB: 1 P: 11	R: 0 E: 0 K: 0 S: 4	H: 1 LOB: 1 BB: 0 P: 4	R: 3 E: 0 K: 1 S: 8	H: 3 LOB: 0 BB: 0 P: 8	R: 1 E: 0 K: 1 S: 7	H: 2 LOB: 2 BB: 1 P: 11	R: 0 E: 0 K: 0 S: 3	H: 0 LOB: 0 BB: 0 P: 3	R: 3 E: 0 K: 1 S: 8	H: 3 LOB: 1 BB: 0 P: 8	1B: 9 2B: 0 3B: 1 HR: 2	SF: 0 SAC: 2 DP: 0 HBP: 0	WP: 0 PA: 40 PB: 0 SB: 1 CS: 0
PITCHER Ron Bryant, L ERA: 3.54 (1, 1)	IP: 4.0 WLS: L BF: 22 H: 7 R: 4 ER: 4 SO: 2 BB: 3 IBB: 0 HBP: 0 BLK: 0 WP: 0 HR: 1 S: 23 P: 35 ERA: 9.00 WHIP: 2.500											PITCHER	IP: 4.0 WLS: L BF: 22 H: 7 R: 4 ER: 4 SO: 2 BB: 3 IBB: 0 HBP: 0 BLK: 0 WP: 0 HR: 1 S: 23 P: 35 ERA: 9.00 WHIP: 2.500				
Don McMahon, R ERA: 3.9 (5, 1)	2.0	9	2	1	1	2	1	0	0	0	0	12	16	4.50	1.500		
Jim Barr, R ERA: 5.25 (7, 1)	2.0	9	3	3	3	1	0	0	0	0	1	11	11	13.50	1.500		

Batter	1	2	3	4	5	6	7	8	9	AB	R	H	RBI	BB	SO	LOB	TOP	
Ron Hunt, R OBP: 0.399, SLG: 0.360 (1, 4)	F8			6-3		5-3	F9			4	0	0	0	0	0	3	Montreal Expos @ San Francisco Giants Candlestick Park, San Francisco, CA Tue Aug 10 1971, 10:05 PM EDT Att: 6,879 - Unknown livebaseballscorecards.com	
Boots Day, L OBP: 0.347, SLG: 0.356 (1, 8)	F9			F5		F5		F8		4	0	0	0	0	0	0		
Rusty Staub, L OBP: 0.377, SLG: 0.425 (1, 9)	4-3			BB 2B		BB		F9		3	0	1	0	1	0	0		
Ron Fairly, L OBP: 0.377, SLG: 0.396 (1, 3)			K	BB HBP		F9		3-1		3	0	0	0	0	1	1		
Bob Bailey, R OBP: 0.368, SLG: 0.399 (1, 5)	F4			BB		SH3 SH 1B		4-3		3	0	1	0	1	0	0		
Jim Gosger, L OBP: 0.230, SLG: 0.222 Gary Sutherland, R OBP: 0.310, SLG: 0.367 (9, 7)	K			BB		SH SH3 1-2		K		3	0	0	0	0	3	3		
John Bateman, R OBP: 0.267, SLG: 0.344 (1, 2)				BB		SH3 1-2 2-3		6-3		3	0	0	0	0	1	0		
Bobby Wine, R OBP: 0.250, SLG: 0.217 (1, 6)						IBB				2	0	0	0	1	0	0		
Bill Stoneman, R OBP: 0.257, SLG: 0.154 (1, 1)						K				3	0	0	0	0	3	3		
Inning Stats	R: 0 E: 0 K: 0 S: 3	H: 0 LOB: 0 BB: 0 P: 3	R: 0 E: 0 K: 2 S: 7	H: 0 LOB: 0 BB: 0 P: 7	R: 0 E: 0 K: 1 S: 5	H: 1 LOB: 0 BB: 1 P: 11	R: 0 E: 0 K: 2 S: 7	H: 0 LOB: 0 BB: 0 P: 7	R: 0 E: 0 K: 1 S: 3	H: 1 LOB: 3 BB: 1 P: 11	R: 0 E: 0 K: 0 S: 3	H: 0 LOB: 0 BB: 0 P: 3	R: 0 E: 0 K: 1 S: 5	H: 0 LOB: 0 BB: 0 P: 5	1B: 1 2B: 1 3B: 0 HR: 0	SF: 0 SAC: 2 DP: 0 HBP: 1	WP: 0 PB: 0 SB: 0 CS: 0	PA: 34
PITCHER Juan Marichal, R ERA: 2.88 (1, 1)	IP: 9.0 WLS: W BF: 34 H: 2 R: 0 ER: 0 SO: 8 BB: 2 IBB: 1 HBP: 1 BLK: 0 WP: 0 HR: 0 S: 46 P: 59 ERA: 0.00 WHIP: 0.444															PITCHER		

Batter	1	2	3	4	5	6	7	8	9	AB	R	H	RBI	BB	SO	LOB	BOTTOM			
Bobby Bonds, R OBP: 0.382, SLG: 0.513 (1, 9)	K		4-3		G5-4-3			BB SH3-4 BB	1B	3	0	0	0	2	1	2	Montreal Expos @ San Francisco Giants Candlestick Park, San Francisco, CA Tue Aug 10 1971, 10:05 PM EDT Att: 6,879 - Unknown livebaseballscorecards.com			
Tito Fuentes, S OBP: 0.309, SLG: 0.362 (1, 4)	4-3			F8		6-3		SH3-4	BB	4	0	1	1	0	0	0				
Ken Henderson, S OBP: 0.380, SLG: 0.460 (1, 7)	1B			F7		F8		BB BB		3	0	1	0	1	0	0				
Willie McCovey, L OBP: 0.382, SLG: 0.461 (1, 3)	F5			BB BB		BB		F8		2	0	0	0	2	0	3				
Dick Dietz, R OBP: 0.399, SLG: 0.413 (1, 2)				BB		K		FC4-6 BB		2	0	0	0	2	2	1				
Jimmy Rosario, S OBP: 0.372, SLG: 0.301 (9, PR)	F7			K				FC4-6		3	0	0	0	1	1	5				
Chris Speier, R OBP: 0.313, SLG: 0.331 (1, 6)	F8			BB		5-3		F7		3	0	0	0	1	0	1				
Al Gallagher, R OBP: 0.343, SLG: 0.383 Frank Duffy, R OBP: 0.146, SLG: 0.150 (9, PR)				BB		4-3				4	0	2	0	0	0	1				
Juan Marichal, R OBP: 0.149, SLG: 0.260 (1, 1)	P1			BB		F3		1B 1B		4	0	1	0	0	0	3				
Inning Stats	R: 0 E: 0 K: 1 S: 6	H: 1 LOB: 1 BB: 0 P: 6	R: 0 E: 0 K: 1 S: 5	H: 0 LOB: 0 BB: 0 P: 5	R: 0 E: 0 K: 0 S: 3	H: 0 LOB: 0 BB: 0 P: 3	R: 0 E: 0 K: 1 S: 5	H: 0 LOB: 2 BB: 2 P: 13	R: 0 E: 0 K: 0 S: 3	H: 1 LOB: 1 BB: 1 P: 7	R: 0 E: 0 K: 1 S: 5	H: 0 LOB: 1 BB: 1 P: 9	R: 0 E: 0 K: 0 S: 3	H: 0 LOB: 3 BB: 3 P: 15	R: 1 E: 0 K: 0 S: 4	H: 3 LOB: 3 BB: 1 P: 8	1B: 4 2B: 1 3B: 0 HR: 0	SF: 0 SAC: 1 DP: 1 HBP: 0	WP: 0 PB: 0 SB: 0 CS: 0	PA: 38
PITCHER Bill Stoneman, R ERA: 3.12 (1, 1)	IP: 8.1 WLS: L BF: 38 H: 5 R: 1 ER: 1 SO: 4 BB: 9 IBB: 0 HBP: 0 BLK: 0 WP: 0 HR: 0 S: 37 P: 73 ERA: 1.08 WHIP: 1.680															PITCHER				



Batter	1	2	3	4	5	6	7	8	9	AB	R	H	RBI	BB	SO	LOB	TOP										
Ron Hunt, R OBP: 0.399, SLG: 0.361 (1, 4)	5-3		G3				6-3		1B	5	1	2	0	0	0	1	Montreal Expos @ San Francisco Giants Candlestick Park, San Francisco, CA Wed Aug 11, 1971, 6:33 AM EDT Att: 6,697 - Unknown livebaseballscorecards.com										
Ron Woods, R OBP: 0.347, SLG: 0.406 (1, 8) (9, 7)	BB		1B		1-3		BB		5-3	3	1	1	0	2	0	1											
Rusty Staub, L OBP: 0.376, SLG: 0.428 (1, 9)	F9		SF9		F8		F2			4	1	1	2	0	0	2											
Bob Bailey, R OBP: 0.367, SLG: 0.397 Boots Day, L OBP: 0.347, SLG: 0.356 (1, 7) (9, 8)	BB		SF9		6-3				G3	2	0	0	1	1	0	0											
Coco Laboy, R OBP: 0.295, SLG: 0.295 (1, 5)	BB		F8				F5			0	0	0	0	0	0	0											
John Bateman, R OBP: 0.287, SLG: 0.348 (1, 2)			F9		1B		K		K	4	1	1	0	0	2	0											
Ron Fairly, L OBP: 0.375, SLG: 0.392 (1, 3)			G3		3B		BB		F8	3	0	0	0	1	0	1											
Bobby Wine, R OBP: 0.253, SLG: 0.232 (1, 6)			F3		1-3		K		HR	4	1	2	2	0	1	1											
Steve Renko, R OBP: 0.181, SLG: 0.239 (1, 1)			F8		1-3		K		6-3	4	0	0	0	0	1	1											
Inning Stats	R: 0 E: 0 K: 0 S: 3	H: 0 LOB: 2 BB: 2 P: 11	R: 0 E: 0 K: 0 S: 3	H: 0 LOB: 0 BB: 0 P: 3	R: 3 E: 0 K: 0 S: 6	H: 3 LOB: 0 BB: 0 P: 6	R: 1 E: 0 K: 0 S: 5	H: 2 LOB: 1 BB: 0 P: 5	R: 0 E: 0 K: 2 S: 7	H: 0 LOB: 1 BB: 1 P: 11	R: 0 E: 0 K: 1 S: 5	H: 0 LOB: 0 BB: 1 P: 9	R: 0 E: 0 K: 1 S: 5	H: 0 LOB: 0 BB: 0 P: 5	R: 1 E: 0 K: 0 S: 5	H: 2 LOB: 1 BB: 0 P: 5	1B: 4 2B: 0 3B: 2 HR: 1	SF: 1 SAC: 0 DP: 0 HBP: 0	WP: 0 PB: 0 SB: 0 CS: 0	PA: 38							
PITCHER	IP	WLS	BF	H	R	ER	SO	BB	IBB	HBP	BLK	WP	HR	S	P	ERA	WHIP										
John Cumberland, L ERA: 3.02 (1, 1)	3.1	L	17	5	4	4	0	2	0	0	0	0	0	15	23	10.80	2.100										
Jim Barr, R ERA: 4.51 (4, 1)	1.2		5	0	0	0	0	0	0	0	0	0	0	5	5	0.00	0.000										
Don McMahon, R ERA: 3.77 (6, 1)	2.0		8	0	0	0	3	2	0	0	0	0	0	12	20	0.00	1.000										
Frank Reberger, R ERA: 3.92 (8, 1)	2.0		8	2	1	1	1	0	0	0	0	0	1	10	10	4.50	1.000										

Batter	1	2	3	4	5	6	7	8	9	AB	R	H	RBI	BB	SO	LOB	BOTTOM										
Bobby Bonds, R OBP: 0.382, SLG: 0.512 (1, 9)	K		5-3		1B		K		1B	5	0	2	0	0	2	2	Montreal Expos @ San Francisco Giants Candlestick Park, San Francisco, CA Wed Aug 11, 1971, 6:33 AM EDT Att: 6,697 - Unknown livebaseballscorecards.com										
Tito Fuentes, S OBP: 0.308, SLG: 0.360 (1, 4)	F8				1B		FC3-6		F8	5	0	1	0	0	0	3											
Ken Henderson, S OBP: 0.379, SLG: 0.456 (1, 7)	BB				1B		1-2			3	0	0	0	1	1	4											
Willie McCovey, L OBP: 0.384, SLG: 0.459 Frank Duffy, R OBP: 0.146, SLG: 0.150 Hal Lanier, R OBP: 0.284, SLG: 0.287 (1, 3) (8, PR) (9, 3)	G3				BB		F9		FC5-4	3	0	1	0	1	0	1											
Dick Dietz, R OBP: 0.400, SLG: 0.414 (1, 2)					BB				FC5-4	4	0	2	0	0	1	1											
Jimmy Rosario, S OBP: 0.389, SLG: 0.296 (1, 8)	4-3				BB		F6		FC1-4	3	0	0	0	1	0	2											
Chris Speier, R OBP: 0.310, SLG: 0.328 (1, 6)					BB		F8		F7	4	0	0	0	0	1	5											
Al Gallagher, R OBP: 0.341, SLG: 0.379 (1, 5)									F3	3	0	0	0	1	0	0											
John Cumberland, R OBP: 0.388, SLG: 0.161 Jim Barr, R OBP: 0.274, SLG: 0.305 Don McMahon, R OBP: 0.307, SLG: 0.345 Dave Kingman, R OBP: 0.231, SLG: 0.231 Frank Reberger, R OBP: 0.284, SLG: 0.287 Willie Mays, R OBP: 0.417, SLG: 0.494 (1, 1) (4, 1) (5, PH) (6, 1) (7, PH) (8, 1) (9, PH)	1-3						F2		6-3	1	0	0	0	0	0	0											
Inning Stats	R: 0 E: 0 K: 1 S: 5	H: 0 LOB: 1 BB: 1 P: 9	R: 0 E: 0 K: 2 S: 7	H: 0 LOB: 0 BB: 0 P: 7	R: 0 E: 0 K: 0 S: 3	H: 0 LOB: 0 BB: 0 P: 3	R: 0 E: 0 K: 0 S: 4	H: 1 LOB: 3 BB: 2 P: 12	R: 0 E: 0 K: 0 S: 5	H: 2 LOB: 2 BB: 0 P: 5	R: 0 E: 0 K: 0 S: 4	H: 1 LOB: 1 BB: 0 P: 4	R: 0 E: 0 K: 2 S: 8	H: 1 LOB: 2 BB: 1 P: 12	R: 0 E: 0 K: 0 S: 4	H: 1 LOB: 1 BB: 0 P: 4	R: 0 E: 0 K: 0 S: 4	H: 1 LOB: 1 BB: 0 P: 4	1B: 7 2B: 0 3B: 0 HR: 0	SF: 0 SAC: 0 DP: 0 HBP: 0	WP: 0 PB: 0 SB: 1 CS: 0	PA: 38					
PITCHER	IP	WLS	BF	H	R	ER	SO	BB	IBB	HBP	BLK	WP	HR	S	P	ERA	WHIP										
Steve Renko, R ERA: 3.71 (1, 1)	9.0	W	38	7	0	0	5	4	0	0	0	0	0	44	60	0.00	1.222										



Batter	1	2	3	4	5	6	7	8	9	AB	R	H	RBI	BB	SO	LOB	TOP								
Bud Harrelson, S (1, 6) OBP: 0.346, SLG: 0.332	0-0 1-3		0-0 F7			4-0 SF9 BB		0-0 FC4-6 1B		3	1	1	0	1	0	1	New York Mets @ San Francisco Giants Candlestick Park, San Francisco, CA Fri Aug 13 1971, 10:05 PM EDT Att: 10,269 - Unknown								
Wayne Garrett, L (1, 5) OBP: 0.391, SLG: 0.301	0-3 K		0-0 F9			4-0 G3-6-3 BB		0-0 FC4-6		3	0	0	0	1	1	3									
Cleon Jones, R (1, 7) OBP: 0.380, SLG: 0.468	0-0 F4		0-3 K			0-0 SF9		0-0 SF8		2	0	0	2	0	1	1									
Art Shamsky, L (1, 9) OBP: 0.294, SLG: 0.417		0-0 F6		0-0 F8		3-H G3-6-3		3-H F8		4	0	0	0	0	0	2									
Tommie Agee, R (1, 8) OBP: 0.356, SLG: 0.422		4-0 BB BB		0-0 F8			0-0 1-3		0-0 4-3	3	0	0	0	1	0	0									
Ken Boswell, L (1, 4) OBP: 0.345, SLG: 0.381		0-0 F7		0-0 1-3			0-0 HR		0-0 F9 BB 1B	4	1	2	1	0	0	1									
Ed Kranepool, L (1, 3) OBP: 0.333, SLG: 0.440		4-0 1-2 BB			0-0 F2		0-0 F7		4-0 1-2 BB	2	0	0	0	2	0	0									
Jerry Grote, R (1, 2) OBP: 0.335, SLG: 0.353		0-0 G3			0-0 6-3		0-0 5-3		0-0 F9	4	0	0	0	0	0	4									
Ray Sadecki, L (1, 1) OBP: 0.294, SLG: 0.250			0-0 E4						0-0 FC4-6 1B SF8 1B	2	0	0	0	0	0	0									
Ron Taylor, R (6, 1) OBP: 0.333, SLG: 0.333			F9 PB		0-0 3-1				0-0 4-3	0	0	0	0	0	0	0									
Dave Marshall, L (6, PH) OBP: 0.327, SLG: 0.335										1	1	1	0	0	0	0									
Danny Frisella, L (8, 1) OBP: 0.250, SLG: 0.250										0	0	0	0	0	0	0									
Ken Singleton, S (9, PH) OBP: 0.399, SLG: 0.369										1	0	0	0	0	0	2									
Inning Stats	R: 0 E: 0 K: 1 S: 5	H: 0 LOB: 0 BB: 0 P: 5	R: 0 E: 0 K: 0 S: 3	H: 0 LOB: 2 BB: 2 P: 11	R: 0 E: 1 K: 1 S: 6	H: 0 LOB: 1 BB: 0 P: 6	R: 0 E: 0 K: 0 S: 3	H: 0 LOB: 0 BB: 0 P: 3	R: 0 E: 0 K: 0 S: 3	H: 0 LOB: 0 BB: 0 P: 3	R: 1 E: 0 K: 0 S: 2	H: 0 LOB: 0 BB: 2 P: 10	R: 1 E: 0 K: 0 S: 4	H: 1 LOB: 0 BB: 0 P: 4	R: 1 E: 0 K: 0 S: 5	H: 2 LOB: 1 BB: 0 P: 5	R: 0 E: 0 K: 0 S: 4	H: 1 LOB: 2 BB: 1 P: 8	1B: 3 2B: 0 3B: 0 HR: 1	SF: 2 SAC: 0 DP: 1 HBP: 0	WP: 0 PB: 1 SB: 1 CS: 0	PA: 36			
PITCHER	IP	WLS	BF	H	R	ER	SO	BB	IBB	HBP	BLK	WP	HR	S	P	ERA	WHIP								
Gaylord Perry, R (1, 1) ERA: 3.32	9.0	W	36	4	3	2	2	5	0	0	0	0	1	35	55	2.00	1.000								

AB	29
R	3
H	4
RBI	3
BB	5
SO	2
LOB	14



Batter	1	2	3	4	5	6	7	8	9	AB	R	H	RBI	BB	SO	LOB	BOTTOM								
Ken Henderson, S (1, 7) OBP: 0.380, SLG: 0.458	0-3 K		0-3 K	4-0 BB		0-0 2B		0-0 F8		3	0	1	0	1	2	0	New York Mets @ San Francisco Giants Candlestick Park, San Francisco, CA Fri Aug 13 1971, 10:05 PM EDT Att: 10,269 - Unknown								
Tito Fuentes, S (1, 4) OBP: 0.307, SLG: 0.359	0-3 K		0-0 2B 1B	0-0 5-3		0-0 F8		0-0 F8		4	1	1	0	0	1	2									
Willie Mays, R (1, 8) OBP: 0.421, SLG: 0.508	0-0 1B		0-0 SF8 2B		0-0 SF8 3B		0-0 F8		0-0 F8	3	2	3	1	0	0	0									
Jimmy Rosario, S (6, 8) OBP: 0.368, SLG: 0.294	0-0 1B		1-H SF8 2B		0-0 SF8 3B		0-0 F8		0-0 F8	1	0	0	0	0	0	0									
Bobby Bonds, R (1, 9) OBP: 0.381, SLG: 0.509	0-0 F6		1-0 HR HBP		0-3 K		0-0 5-3		0-0 5-3	3	1	0	0	0	1	2									
Dave Kingman, R (1, 3) OBP: 0.313, SLG: 0.821		0-0 6-3	0-0 SF8		0-0 SF8		0-3 K		0-0 K	2	0	0	2	0	1	0									
Dick Dietz, R (1, 2) OBP: 0.403, SLG: 0.423		4-0 1B BB	0-0 3-H HR		4-0 3-H BB		0-3 K		0-3 K	2	2	1	2	2	1	0									
Chris Speier, R (1, 6) OBP: 0.308, SLG: 0.325		0-0 5-3	0-0 F7		0-3 K		0-0 F4		0-0 F4	4	0	0	0	0	1	2									
Al Gallagher, R (1, 5) OBP: 0.343, SLG: 0.391		0-0 2-H 1B		0-0 6-3		0-0 4-3		0-0 IHR		4	1	2	2	0	0	0									
Gaylord Perry, R (1, 1) OBP: 0.145, SLG: 0.176		0-0 4-3		0-0 5-3		0-0 5-3		0-0 5-3		4	0	0	0	0	0	1									
Inning Stats	R: 0 E: 0 K: 2 S: 8	H: 1 LOB: 1 BB: 0 P: 8	R: 1 E: 0 K: 0 S: 4	H: 1 LOB: 1 BB: 1 P: 8	R: 4 E: 0 K: 1 S: 8	H: 3 LOB: 0 BB: 0 P: 9	R: 0 E: 0 K: 0 S: 3	H: 0 LOB: 1 BB: 1 P: 7	R: 1 E: 0 K: 2 S: 8	H: 1 LOB: 1 BB: 1 P: 12	R: 0 E: 0 K: 0 S: 4	H: 1 LOB: 0 BB: 0 P: 4	R: 0 E: 0 K: 1 S: 5	H: 0 LOB: 0 BB: 0 P: 5	R: 1 E: 0 K: 1 S: 6	H: 1 LOB: 0 BB: 0 P: 6	1B: 3 2B: 2 3B: 1 HR: 2	SF: 2 SAC: 0 DP: 0 HBP: 1	WP: 0 PB: 0 SB: 1 CS: 0	PA: 36					
PITCHER	IP	WLS	BF	H	R	ER	SO	BB	IBB	HBP	BLK	WP	HR	S	P	ERA	WHIP								
Ray Sadecki, L (1, 1) ERA: 2.73	5.0	L	25	6	6	6	5	3	0	1	0	0	1	31	44	10.80	1.800								
Ron Taylor, R (6, 1) ERA: 2.95	2.0		7	1	0	0	1	0	0	0	0	0	0	9	9	0.00	0.500								
Danny Frisella, R (8, 1) ERA: 2.38	1.0		4	1	1	1	1	0	0	0	0	0	0	6	6	9.00	1.000								



Batter	1	2	3	4	5	6	7	8	9	10	AB	R	H	RBI	BB	SO	LOB	TOP			
Bud Harrelson, S OBP: 0.346, SLG: 0.331 (1, 6)											4	0	1	0	1	0	1	New York Mets @ San Francisco Giants Candlestick Park, San Francisco, CA Sat Aug 14 1971, 6:33 AM EDT Att: 19,060 - Unknown			
Wayne Garrett, L OBP: 0.391, SLG: 0.308 (1, 5)											5	0	2	2	0	0	1				
Art Shamsky, L OBP: 0.289, SLG: 0.410 (1, 9)											2	0	0	0	0	1	3				
Tommie Agee, R OBP: 0.356, SLG: 0.420 (5, 9)											2	1	0	0	1	1	1				
Cleon Jones, R OBP: 0.378, SLG: 0.467 (1, 7)											5	0	1	1	0	0	1				
Ken Boswell, L OBP: 0.349, SLG: 0.390 (1, 4)											3	2	1	1	2	1	1				
Ed Kranenpool, L OBP: 0.333, SLG: 0.437 (1, 3)											2	1	0	0	1	0	1				
Donn Clendenon, R OBP: 0.295, SLG: 0.422 (10, 3)											0	0	0	0	1	0	0				
Duffy Dyer, R OBP: 0.314, SLG: 0.349 (1, 2)											4	1	0	0	0	0	2				
Don Hahn, R OBP: 0.329, SLG: 0.277 (1, 8)										2	0	0	1	1	0	0					
Jerry Koosman, R OBP: 0.270, SLG: 0.182 (7, 1)											3	0	1	0	0	2	2				
Tug McGraw, R OBP: 0.143, SLG: 0.214 (10, 1)											1	0	0	0	0	1	2				
Charlie Williams, R OBP: 0.182, SLG: 0.100 (10, 1)											0	0	0	0	0	0	0				
Inning Stats	R: 0 E: 0 K: 0 S: 4	H: 1 LOB: 1 BB: 0 P: 4	R: 3 E: 0 K: 2 S: 8	H: 1 LOB: 2 BB: 3 P: 21	R: 1 E: 0 K: 0 S: 4	H: 1 LOB: 0 BB: 0 P: 4	R: 0 E: 0 K: 1 S: 5	H: 0 LOB: 0 BB: 0 P: 5	R: 1 E: 0 K: 1 S: 6	H: 1 LOB: 1 BB: 1 P: 10	R: 0 E: 0 K: 0 S: 4	H: 0 LOB: 0 BB: 0 P: 3	R: 0 E: 0 K: 1 S: 5	H: 0 LOB: 2 BB: 2 P: 13	R: 0 E: 0 K: 1 S: 5	H: 1 LOB: 1 BB: 0 P: 5	R: 0 E: 0 K: 0 S: 3	H: 0 LOB: 1 BB: 1 P: 7	1B: 4 2B: 2 3B: 0 HR: 1	SF: 1 SAC: 1 DP: 1 HBP: 1	WP: 0 PA: 43
PITCHER	IP WLS BF H R ER SO BB IBB HBP BLK WP HR S P ERA WHIP	IP WLS BF H R ER SO BB IBB HBP BLK WP HR S P ERA WHIP	IP WLS BF H R ER SO BB IBB HBP BLK WP HR S P ERA WHIP	IP WLS BF H R ER SO BB IBB HBP BLK WP HR S P ERA WHIP	IP WLS BF H R ER SO BB IBB HBP BLK WP HR S P ERA WHIP	IP WLS BF H R ER SO BB IBB HBP BLK WP HR S P ERA WHIP	IP WLS BF H R ER SO BB IBB HBP BLK WP HR S P ERA WHIP	IP WLS BF H R ER SO BB IBB HBP BLK WP HR S P ERA WHIP	IP WLS BF H R ER SO BB IBB HBP BLK WP HR S P ERA WHIP	IP WLS BF H R ER SO BB IBB HBP BLK WP HR S P ERA WHIP	IP WLS BF H R ER SO BB IBB HBP BLK WP HR S P ERA WHIP	IP WLS BF H R ER SO BB IBB HBP BLK WP HR S P ERA WHIP	IP WLS BF H R ER SO BB IBB HBP BLK WP HR S P ERA WHIP	IP WLS BF H R ER SO BB IBB HBP BLK WP HR S P ERA WHIP	IP WLS BF H R ER SO BB IBB HBP BLK WP HR S P ERA WHIP	IP WLS BF H R ER SO BB IBB HBP BLK WP HR S P ERA WHIP	IP WLS BF H R ER SO BB IBB HBP BLK WP HR S P ERA WHIP	IP WLS BF H R ER SO BB IBB HBP BLK WP HR S P ERA WHIP	IP WLS BF H R ER SO BB IBB HBP BLK WP HR S P ERA WHIP	IP WLS BF H R ER SO BB IBB HBP BLK WP HR S P ERA WHIP	IP WLS BF H R ER SO BB IBB HBP BLK WP HR S P ERA WHIP
Don Carrithers, R ERA: 4.17 (1, 1)	1.2	10	1	3	3	1	BB: 3 IBB: 0 HBP: 1 BLK: 0	WP: 0 HR: 0 S: 8 P: 21	8	21	16.20	2.400									
John Cumberland, L ERA: 3.03 (2, 1)	5.1	21	4	2	2	3	BB: 1 IBB: 0 HBP: 0 BLK: 0	WP: 0 HR: 1 S: 26 P: 30	3.38	0.938											
Jerry Johnson, R ERA: 2.65 (8, 1)	2.0	8	1	0	0	2	BB: 1 IBB: 1 HBP: 0 BLK: 0	WP: 0 HR: 0 S: 10 P: 18	0.00	1.000											
Steve Hamilton, L ERA: 3.62 (10, 1)	0.2	2	0	0	0	0	BB: 0 IBB: 0 HBP: 0 BLK: 0	WP: 0 HR: 2 S: 2 P: 2	0.00	0.000											
Don McMahon, R ERA: 3.75 (10, 1)	0.1	W	2	0	0	0	BB: 1 IBB: 0 HBP: 0 BLK: 0	WP: 0 HR: 1 S: 5 P: 5	0.00	3.000											

New York Mets @ San Francisco Giants
Candlestick Park, San Francisco, CA
Sat Aug 14 1971, 6:33 AM EDT
Att: 19,060 - Unknown

AB	33
R	5
H	6
RBI	5
BB	7
SO	6
LOB	15



Batter	1	2	3	4	5	6	7	8	9	10	AB	R	H	RBI	BB	SO	LOB	BOTTOM			
Ken Henderson, S OBP: 0.382, SLG: 0.464 (1, 7)											4	0	2	3	1	0	1	New York Mets @ San Francisco Giants Candlestick Park, San Francisco, CA Sat Aug 14 1971, 6:33 AM EDT Att: 19,060 - Unknown			
Tito Fuentes, S OBP: 0.304, SLG: 0.355 (1, 4)											5	0	0	0	0	1	4				
Willie Mays, R OBP: 0.424, SLG: 0.505 (1, 8)											2	1	0	0	3	0	2				
Bobby Bonds, R OBP: 0.378, SLG: 0.503 (1, 9)											5	0	0	0	0	3	6				
Dave Kingman, R OBP: 0.324, SLG: 0.786 (1, 3)											5	0	2	1	0	1	0				
Al Gallagher, R OBP: 0.341, SLG: 0.388 (1, 5)											5	2	1	0	0	1	1				
Chris Speier, R OBP: 0.311, SLG: 0.329 (1, 6)												4	1	2	0	1	0				
Fran Healy, R OBP: 0.414, SLG: 0.447 (1, 2)												4	1	1	0	0	2				
Willie McCovey, L OBP: 0.383, SLG: 0.457 (10, 1)												1	0	0	0	0	3				
Don Carrithers, R ERA: 4.17 (1, 1)	1.2	10	1	3	3	1	BB: 3 IBB: 0 HBP: 1 BLK: 0	WP: 0 HR: 0 S: 8 P: 21	8	21	16.20	2.400									
John Cumberland, L ERA: 3.03 (2, 1)	5.1	21	4	2	2	3	BB: 1 IBB: 0 HBP: 0 BLK: 0	WP: 0 HR: 1 S: 26 P: 30	3.38	0.938											
Jim Ray Hart, R ERA: 3.15 (7, 1)	1.0	4	1	0	0	0	BB: 0 IBB: 0 HBP: 0 BLK: 0	WP: 0 HR: 0 S: 4 P: 4	0.00	0.000											
Jerry Johnson, R ERA: 2.65 (8, 1)	2.0	8	1	0	0	2	BB: 1 IBB: 1 HBP: 0 BLK: 0	WP: 0 HR: 0 S: 10 P: 18	0.00	1.000											
Dick Dietz, R ERA: 3.62 (10, 1)	0.2	2	0	0	0	0	BB: 0 IBB: 0 HBP: 0 BLK: 0	WP: 0 HR: 2 S: 2 P: 2	0.00	0.000											
Don McMahon, R ERA: 3.75 (10, 1)	0.1	W	2	0	0	0	BB: 1 IBB: 0 HBP: 0 BLK: 0	WP: 0 HR: 1 S: 5 P: 5	0.00	3.000											
Inning Stats	R: 0 E: 0 K: 0 S: 3	H: 0 LOB: 1 BB: 1 P: 7	R: 3 E: 1 K: 1 S: 9	H: 3 LOB: 1 BB: 0 P: 9	R: 1 E: 0 K: 0 S: 3	H: 0 LOB: 0 BB: 1 P: 7	R: 0 E: 0 K: 0 S: 3	H: 0 LOB: 0 BB: 0 P: 3	R: 0 E: 0 K: 1 S: 6	H: 1 LOB: 1 BB: 1 P: 6	R: 0 E: 0 K: 1 S: 5	H: 0 LOB: 2 BB: 2 P: 13	R: 0 E: 0 K: 2 S: 8	H: 1 LOB: 1 BB: 0 P: 8	R: 1 E: 0 K: 2 S: 8	H: 1 LOB: 1 BB: 1 P: 12	R: 1 E: 1 K: 0 S: 4	H: 2 LOB: 3 BB: 1 P: 8	1B: 4 2B: 4 3B: 0 HR: 1	SF: 0 SAC: 0 DP: 0 HBP: 0	WP: 0 PA: 45
PITCHER	IP WLS BF H R ER SO BB IBB HBP BLK WP HR S P ERA WHIP	IP WLS BF H R ER SO BB IBB HBP BLK WP HR S P ERA WHIP	IP WLS BF H R ER SO BB IBB HBP BLK WP HR S P ERA WHIP	IP WLS BF H R ER SO BB IBB HBP BLK WP HR S P ERA WHIP	IP WLS BF H R ER SO BB IBB HBP BLK WP HR S P ERA WHIP	IP WLS BF H R ER SO BB IBB HBP BLK WP HR S P ERA WHIP	IP WLS BF H R ER SO BB IBB HBP BLK WP HR S P ERA WHIP	IP WLS BF H R ER SO BB IBB HBP BLK WP HR S P ERA WHIP	IP WLS BF H R ER SO BB IBB HBP BLK WP HR S P ERA WHIP	IP WLS BF H R ER SO BB IBB HBP BLK WP HR S P ERA WHIP	IP WLS BF H R ER SO BB IBB HBP BLK WP HR S P ERA WHIP	IP WLS BF H R ER SO BB IBB HBP BLK WP HR S P ERA WHIP	IP WLS BF H R ER SO BB IBB HBP BLK WP HR S P ERA WHIP	IP WLS BF H R ER SO BB IBB HBP BLK WP HR S P ERA WHIP	IP WLS BF H R ER SO BB IBB HBP BLK WP HR S P ERA WHIP	IP WLS BF H R ER SO BB IBB HBP BLK WP HR S P ERA WHIP	IP WLS BF H R ER SO BB IBB HBP BLK WP HR S P ERA WHIP	IP WLS BF H R ER SO BB IBB HBP BLK WP HR S P ERA WHIP	IP WLS BF H R ER SO BB IBB HBP BLK WP HR S P ERA WHIP	IP WLS BF H R ER SO BB IBB HBP BLK WP HR S P ERA WHIP	IP WLS BF H R ER SO BB IBB HBP BLK WP HR S P ERA WHIP
Jerry Koosman, L ERA: 2.88 (1, 1)	6.0	26	5	4	0	3	BB: 2 IBB: 0 HBP: 0 BLK: 0	WP: 0 HR: 0 S: 30 P: 38	0.00	1.167											
Tug McGraw, L ERA: 1.95 (7, 1)	3.0	L	16	4	2	2	BB: 1 IBB: 0 HBP: 0 BLK: 0	WP: 0 HR: 1 S: 23 P: 35	6.00	2.000											
Charlie Williams, R ERA: 5.4 (10, 1)	0.1	3	0	0	0	0	BB: 0 IBB: 0 HBP: 0 BLK: 0	WP: 0 HR: 2 S: 6 P: 6	0.00	3.000											

New York Mets @ San Francisco Giants
Candlestick Park, San Francisco, CA
Sat Aug 14 1971, 6:33 AM EDT
Att: 19,060 - Unknown

AB	38
R	6
H	9
RBI	6
BB	6
SO	8
LOB	23



Batter	1	2	3	4	5	6	7	8	9	AB	R	H	RBI	BB	SO	LOB	TOP			
Bud Harrelson, S OBP: 0.346, SLG: 0.330 (1, 6)	0-0 1-3		0-0 2H 1B			0-0 F9		0-0 F7		4	0	1	1	0	0	0	New York Mets @ San Francisco Giants Candlestick Park, San Francisco, CA Sun Aug 15 1971, 6:33 AM EDT Att: 22,320 - Unknown livebaseballscorecards.com			
Wayne Garrett, L OBP: 0.375, SLG: 0.293 (1, 5)	0-0 F4		0-3 K			0-3 K		0-0 F8		4	0	0	0	0	2	1				
Cleon Jones, R OBP: 0.377, SLG: 0.470 (1, 7) (7, 8)	0-0 F3			0-0 6-3		0-0 K 3B		0-0 F9		4	0	1	0	0	0	0				
Donn Clendenon, R OBP: 0.289, SLG: 0.413 (1, 3)		0-0 6-3		0-0 F9		0-3 K		0-3 K		4	0	0	0	0	2	1				
Ken Boswell, L OBP: 0.350, SLG: 0.394 (1, 4)		0-0 4-3		0-0 K 1B			0-0 4-3 2B		0-0 F6	4	0	2	0	0	0	0				
Ken Singleton, S OBP: 0.393, SLG: 0.363 (1, 9)		0-0 F9		0-3 K			0-0 4-3 2-3			3	0	0	0	0	1	2				
Jerry Grote, R OBP: 0.335, SLG: 0.356 (1, 2)			0-0 K 1B 2B			0-0 F7		0-3 K		3	1	1	0	0	1	1				
Don Hahn, R OBP: 0.325, SLG: 0.273 (7, PH) Art Shamsky, L OBP: 0.297, SLG: 0.406 (7, 7)			0-0 F7			0-0 F9		0-0 F4		2	0	0	0	0	0	1				
Ron Taylor, R OBP: 0.333, SLG: 0.333 (7, 1)						0-0 F9				1	0	0	0	0	0	1				
Jim McAndrew, R OBP: 0.125, SLG: 0.133 Ed Kranepool, L OBP: 0.332, SLG: 0.435 (7, 7)			0-3 K			0-0 G3			0-0 1-6-3	2	0	0	0	0	1	1				
Inning Stats	R: 0 E: 0 K: 0 S: 3	H: 0 LOB: 0 BB: 0 P: 3	R: 0 E: 0 K: 0 S: 3	H: 0 LOB: 0 BB: 0 P: 3	R: 1 E: 0 K: 2 S: 9	H: 2 LOB: 1 BB: 0 P: 9	R: 0 E: 0 K: 1 S: 6	H: 1 LOB: 1 BB: 0 P: 6	R: 0 E: 0 K: 2 S: 8	H: 0 LOB: 0 BB: 0 P: 3	R: 0 E: 0 K: 1 S: 6	H: 1 LOB: 1 BB: 0 P: 6	R: 0 E: 0 K: 0 S: 3	H: 0 LOB: 0 BB: 0 P: 3	R: 0 E: 0 K: 1 S: 5	H: 0 LOB: 0 BB: 0 P: 5	1B: 2 2B: 2 3B: 1 HR: 0	SF: 0 SAC: 0 DP: 0 HBP: 0	WP: 0 PB: 0 SB: 0 CS: 0	PA: 32
PITCHER Juan Marichal, R ERA: 2.8 (1, 1)	IP: 9.0 WLS: W BF: 32 H: 5 R: 1 ER: 1 SO: 7 BB: 0 IBB: 0 HBP: 0 BLK: 0 WP: 0 HR: 0 S: 46 P: 46 ERA: 1.00 WHIP: 0.556															PITCHER Juan Marichal, R ERA: 2.8 (1, 1)	IP: 9.0 WLS: W BF: 32 H: 5 R: 1 ER: 1 SO: 7 BB: 0 IBB: 0 HBP: 0 BLK: 0 WP: 0 HR: 0 S: 46 P: 46 ERA: 1.00 WHIP: 0.556			

Batter	1	2	3	4	5	6	7	8	9	AB	R	H	RBI	BB	SO	LOB	BOTTOM			
Ken Henderson, S OBP: 0.381, SLG: 0.462 (1, 7)	0-0 F3		0-0 F7		0-3 K		0-0 K 1B HR			4	1	1	0	0	1	0	New York Mets @ San Francisco Giants Candlestick Park, San Francisco, CA Sun Aug 15 1971, 6:33 AM EDT Att: 22,320 - Unknown livebaseballscorecards.com			
Tito Fuentes, S OBP: 0.306, SLG: 0.357 (1, 4)	0-3 K		0-0 K 6-3 1B		0-0 F9		0-0 K 1-2 HR			4	1	2	1	0	1	0				
Willie Mays, R OBP: 0.424, SLG: 0.512 (1, 8)	4-0 K HR BB		0-0 K 1-2		0-3 K		0-0 K 1-2 HR			3	2	1	3	1	1	1				
Bobby Bonds, R OBP: 0.379, SLG: 0.509 (1, 9)	0-0 K 1-H HR		4-0 K 1B		0-3 K		0-0 K 5-3			3	1	1	2	1	1	0				
Dave Kingman, R OBP: 0.317, SLG: 0.722 (1, 3)	4-0 K BB		0-3 K		0-3 K		0-3 K		0-3 K	3	0	0	0	1	3	2				
Dick Dietz, R OBP: 0.401, SLG: 0.429 (1, 2)	0-0 6-3			0-0 F4		0-0 F2		0-0 6-3		4	0	0	0	0	0	1				
Chris Speier, R OBP: 0.308, SLG: 0.326 (1, 6)		0-0 4-3		0-0 6-3		0-0 K		0-0 F3		4	0	0	0	0	0	0				
Al Gallagher, R OBP: 0.344, SLG: 0.390 Hal Lanier, R OBP: 0.284, SLG: 0.287 (8, 5)		0-3 K		0-0 K 1B		0-0 K		0-0 K 1B 1B		3	1	2	0	0	1	0				
Juan Marichal, R OBP: 0.143, SLG: 0.250 (1, 1)		0-0 5-3		0-0 F5		0-0 K		0-0 F3		3	0	0	0	0	0	2				
Inning Stats	R: 2 E: 0 K: 1 S: 6	H: 1 LOB: 1 BB: 2 P: 14	R: 0 E: 0 K: 1 S: 5	H: 0 LOB: 0 BB: 0 P: 5	R: 0 E: 0 K: 1 S: 6	H: 1 LOB: 2 BB: 1 P: 10	R: 0 E: 0 K: 0 S: 4	H: 1 LOB: 1 BB: 0 P: 4	R: 0 E: 0 K: 2 S: 7	H: 0 LOB: 0 BB: 0 P: 7	R: 0 E: 0 K: 2 S: 7	H: 0 LOB: 0 BB: 0 P: 7	R: 4 E: 0 K: 0 S: 7	H: 4 LOB: 0 BB: 0 P: 7	R: 0 E: 0 K: 1 S: 5	H: 0 LOB: 0 BB: 0 P: 5		1B: 5 2B: 0 3B: 0 HR: 2	SF: 0 SAC: 0 DP: 0 HBP: 0	WP: 0 PB: 0 SB: 0 CS: 0
PITCHER Jim McAndrew, R ERA: 4.91 Ron Taylor, R ERA: 3.19 (7, 1)	IP: 6.2 WLS: L BF: 28 H: 5 R: 4 ER: 4 SO: 7 BB: 2 IBB: 0 HBP: 0 BLK: 0 WP: 0 HR: 1 S: 39 P: 51 ERA: 5.40 WHIP: 1.050															PITCHER Jim McAndrew, R ERA: 4.91 Ron Taylor, R ERA: 3.19 (7, 1)	IP: 6.2 WLS: L BF: 28 H: 5 R: 4 ER: 4 SO: 7 BB: 2 IBB: 0 HBP: 0 BLK: 0 WP: 0 HR: 1 S: 39 P: 51 ERA: 5.40 WHIP: 1.050			

Batter	1	2	3	4	5	6	7	8	9	AB	R	H	RBI	BB	SO	LOB	TOP					
Denny Doyle, L (1.4) OBP: 0.277, SLG: 0.300 Terry Harmon, R (1.4) OBP: 0.292, SLG: 0.267	4-3		F4		FC6-4 1B		F9			1	0	0	0	0	0	0	Philadelphia Phillies @ San Francisco Giants Candlestick Park, San Francisco, CA Tue Aug 17 1971, 10:05 PM EDT Att: 8,973 - Unknown					
Larry Bowa, S (1.6) OBP: 0.292, SLG: 0.301	1B		BB		G4-3 1B		F8			3	0	2	0	1	0	0						
Tim McCarver, L (1.2) OBP: 0.329, SLG: 0.422	F8		K		G4-3		K			4	0	0	0	0	2	4						
Deron Johnson, R (1.3) OBP: 0.341, SLG: 0.486	F8		K				K			4	0	0	0	0	2	2						
Willie Montanez, L (1.8) OBP: 0.329, SLG: 0.497	4-3				1B		F4			4	0	1	0	0	0	0						
Don Money, R (1.7) OBP: 0.286, SLG: 0.354	E		F3		K		K			4	1	1	0	0	1	1						
Ron Stone, L (1.9) OBP: 0.323, SLG: 0.314	E BB		F8				6-3			3	0	1	0	1	0	1						
John Vukovich, R (1.5) OBP: 0.207, SLG: 0.192	E3 G1-6-3		K				F9			4	0	0	0	0	1	3						
Ken Reynolds, L (1.1) OBP: 0.231, SLG: 0.222 Bill Champion, R (2.1) OBP: 0.197, SLG: 0.091 Oscar Gamble, L (5. Ph) OBP: 0.276, SLG: 0.323 Jim Bunning, R (5.1) OBP: 0.258, SLG: 0.246 Byron Browne, R (7. Ph) OBP: 0.258, SLG: 0.250 Darrell Brandon, R (7.1) OBP: 0.111, SLG: 0.111	G1-6-3				FC6-4 1B					1	0	0	0	0	0	2						
Inning Stats	R: 0 E: 0 K: 0 S: 4	H: 1 LOB: 1 BB: 0 P: 4	R: 1 E: 1 K: 0 S: 4	H: 1 LOB: 1 BB: 1 P: 8	R: 0 E: 0 K: 2 S: 7	H: 0 LOB: 1 BB: 1 P: 11	R: 0 E: 0 K: 1 S: 6	H: 1 LOB: 1 BB: 0 P: 6	R: 0 E: 0 K: 2 S: 7	H: 2 LOB: 1 BB: 0 P: 4	R: 0 E: 0 K: 2 S: 7	H: 0 LOB: 0 BB: 0 P: 7	R: 0 E: 0 K: 0 S: 4	H: 1 LOB: 1 BB: 0 P: 4	R: 0 E: 0 K: 0 S: 5	H: 0 LOB: 0 BB: 0 P: 5		R: 0 E: 0 K: 0 S: 4	H: 1 LOB: 1 BB: 0 P: 4	1B: 6 2B: 1 3B: 0 HR: 0	SF: 0 SAC: 0 DP: 2 HBP: 0	WP: 0 PB: 0 SB: 0 CS: 0
PITCHER Gaylord Perry, R (1.1) ERA: 3.18	IP: 9.0 WLS: W BF: 35 H: 7 R: 1 ER: 0 SO: 6 BB: 2 IBB: 0 HBP: 0 BLK: 0 WP: 0 HR: 0 S: 45 P: 53 ERA: 0.00 WHIP: 1.000															PITCHER	IP: 9.0 WLS: W BF: 35 H: 7 R: 1 ER: 0 SO: 6 BB: 2 IBB: 0 HBP: 0 BLK: 0 WP: 0 HR: 0 S: 45 P: 53 ERA: 0.00 WHIP: 1.000					

AB	33
R	1
H	7
RBI	0
BB	2
SO	6
LOB	15



Batter	1	2	3	4	5	6	7	8	9	AB	R	H	RBI	BB	SO	LOB	BOTTOM					
Ken Henderson, S (1.7) OBP: 0.382, SLG: 0.463	BB FC5-4 2B	G4-6-3 BB		FC4-6 1-2			F9			3	1	1	0	1	0	2	Philadelphia Phillies @ San Francisco Giants Candlestick Park, San Francisco, CA Tue Aug 17 1971, 10:05 PM EDT Att: 8,973 - Unknown					
Tito Fuentes, S (1.4) OBP: 0.307, SLG: 0.356	FC5-4 SF4 HBP	G4-6-3				6-3	E3 2H 1B			3	1	1	0	0	0	2						
Willie Mays, R (1.8) OBP: 0.425, SLG: 0.511	FC5-4 1-2 2-3 BB		F8 S 1B		K		K			3	0	1	0	1	2	1						
Bobby Bonds, R (1.9) OBP: 0.376, SLG: 0.504	FC5-4 WP 2-3 3-H		F8		4-3		F8			4	1	0	1	0	0	3						
Dave Kingman, R (1.3) OBP: 0.289, SLG: 0.667	SF4		K				5-3			3	0	0	1	0	2	1						
Dick Dietz, R (1.2) OBP: 0.397, SLG: 0.424	6-3 1-H		6-3				F8			4	0	0	0	0	0	1						
Chris Speier, R (1.6) OBP: 0.308, SLG: 0.328		1B 2B			F9		5-3			3	1	1	0	0	0	0						
Al Gallagher, R (1.5) OBP: 0.350, SLG: 0.394 Hal Lanier, R (8.5) OBP: 0.284, SLG: 0.287		BB 2H 1B		FC1-6 1B			SH3-4 E BB			2	1	2	1	1	0	0						
Gaylord Perry, R (1.1) OBP: 0.141, SLG: 0.171		K		FC1-6 FC4-6			SH3-4 1-2			2	0	0	0	0	1	2						
Inning Stats	R: 3 E: 0 K: 0 S: 4	H: 1 LOB: 0 BB: 1 P: 9	R: 1 E: 0 K: 1 S: 6	H: 2 LOB: 1 BB: 1 P: 10	R: 0 E: 0 K: 1 S: 6	H: 1 LOB: 1 BB: 0 P: 6	R: 0 E: 0 K: 0 S: 4	H: 1 LOB: 1 BB: 0 P: 4	R: 0 E: 0 K: 1 S: 5	H: 0 LOB: 0 BB: 0 P: 5	R: 0 E: 0 K: 0 S: 3	H: 0 LOB: 0 BB: 0 P: 3	R: 1 E: 1 K: 1 S: 6	H: 1 LOB: 1 BB: 1 P: 10	R: 0 E: 0 K: 1 S: 5	H: 0 LOB: 0 BB: 0 P: 5		R: 0 E: 0 K: 1 S: 5	H: 0 LOB: 0 BB: 0 P: 5	1B: 4 2B: 2 3B: 0 HR: 0	SF: 1 SAC: 1 DP: 1 HBP: 1	WP: 2 PB: 1 SB: 1 CS: 0
PITCHER Ken Reynolds, L (1.1) ERA: 4.28 Bill Champion, R (2.1) ERA: 4.33 Jim Bunning, R (5.1) ERA: 5.71 Darrell Brandon, R (7.1) ERA: 3.32	IP: 1.0 WLS: L BF: 11 H: 2 R: 0 ER: 0 SO: 2 BB: 1 IBB: 0 HBP: 0 BLK: 0 WP: 1 HR: 0 S: 14 P: 18 ERA: 0.00 WHIP: 1.000															PITCHER	IP: 1.0 WLS: L BF: 11 H: 2 R: 0 ER: 0 SO: 2 BB: 1 IBB: 0 HBP: 0 BLK: 0 WP: 1 HR: 0 S: 14 P: 18 ERA: 0.00 WHIP: 1.000					



Batter	1	2	3	4	5	6	7	8	9	AB	R	H	RBI	BB	SO	LOB	TOP			
Larry Bowa, S OBP: 0.290, SLG: 0.298 (1, 6)	0-3 K		0-0 F3		0-3 K		0-0 F3			4	0	0	0	0	2	4	Philadelphia Phillies @ San Francisco Giants Candlestick Park, San Francisco, CA Wed Aug 18 1971, 6:33 AM EDT Att: 10,663 - Unknown			
Terry Harmon, R OBP: 0.291, SLG: 0.266 Joe Hoerner, R OBP: 0.111, SLG: 0.111 (1, 4) (8, 1)	0-0 4-3		0-0 6-3		0-0 F4			0-0 1B		4	0	1	0	0	0	3				
Willie Montanez, L OBP: 0.328, SLG: 0.493 (1, 8)	4-0 WP BB			0-0 3-1		0-0 F7		0-0 F8		3	0	0	0	1	0	1				
Deron Johnson, R OBP: 0.340, SLG: 0.486 (1, 3)	0-3 K			0-0 F3		0-0 2B		0-3 K		4	0	1	0	0	2	2				
Don Money, R OBP: 0.283, SLG: 0.350 (1, 7)		0-0 5-3		0-0 F9		0-0 F9		0-0 F8		4	0	0	0	0	0	2				
Roger Freed, R OBP: 0.301, SLG: 0.300 Bill Wilson, R OBP: 0.125, SLG: 0.125 Bobby Pfeil, R OBP: 0.338, SLG: 0.419 (1, 9) (6, 1) (8, 4)		0-0 F5			0-0 5-3	0-3 K			0-0 6-3	3	0	0	0	0	1	1				
John Vukovich, R OBP: 0.213, SLG: 0.199 (1, 5)							0-0 F8		0-0 5-3	4	0	2	0	0	0	0				
Mike Ryan, R OBP: 0.233, SLG: 0.301 (1, 2)							0-0 F2		0-0 F8	3	0	0	0	1	0	1				
Rick Wise, R OBP: 0.257, SLG: 0.437 Byron Browne, R OBP: 0.270, SLG: 0.316 (1, 1) (6, 9)				0-0 F6						1	0	0	0	1	0	0				
										1	0	1	0	0	0	0				
Inning Stats	R: 0 E: 0 K: 2 S: 7	H: 0 LOB: 1 BB: 1 P: 11	R: 0 E: 0 K: 0 S: 4	H: 1 LOB: 1 BB: 0 P: 4	R: 0 E: 0 K: 0 S: 3	H: 0 LOB: 0 BB: 0 P: 3	R: 0 E: 0 K: 0 S: 3	H: 0 LOB: 0 BB: 0 P: 3	R: 0 E: 0 K: 1 S: 6	H: 1 LOB: 3 BB: 2 P: 14	R: 0 E: 0 K: 1 S: 6	H: 1 LOB: 1 BB: 0 P: 6	R: 0 E: 0 K: 0 S: 4	H: 1 LOB: 1 BB: 0 P: 4	R: 0 E: 0 K: 1 S: 6	H: 0 LOB: 0 BB: 0 P: 3	1B: 4 2B: 1 3B: 0 HR: 0	SF: 0 SAC: 0 DP: 0 HBP: 0	WP: 2 PB: 0 SB: 0 CS: 0	PA: 35
PITCHER John Cumberland, L ERA: 2.82 (1, 1)	IP: 9.0 WLS: W BF: 35 H: 5 R: 0 ER: 0 SO: 5 BB: 3 IBB: 0 HBP: 0 BLK: 0 WP: 2 HR: 0 S: 42 P: 54 ERA: 0.00 WHIP: 0.889																			

Batter	1	2	3	4	5	6	7	8	9	AB	R	H	RBI	BB	SO	LOB	BOTTOM			
Ken Henderson, S OBP: 0.385, SLG: 0.465 (1, 7)	0-0 F7-3 1B		4-0 PB 1B BB				0-0 CS 1B		0-0 F8	3	1	2	0	1	0	0	Philadelphia Phillies @ San Francisco Giants Candlestick Park, San Francisco, CA Wed Aug 18 1971, 6:33 AM EDT Att: 10,663 - Unknown			
Tito Fuentes, S OBP: 0.307, SLG: 0.354 (1, 4)	0-0 F7-3 1-2		0-0 1-3 1-2		0-0 F4		4-0 1-3 HR BB			3	1	0	0	1	0	3				
Bobby Bonds, R OBP: 0.375, SLG: 0.502 (1, 8) (8, 9)	0-0 5-3		0-0 BB S 1B		0-3 K		0-0 1-3			4	0	1	1	0	1	2				
Willie McCovey, L OBP: 0.384, SLG: 0.454 (1, 3)		0-0 E3 HR	4-0 G5-3 BB 1-2 BB			0-0 1-6-3	4-0 HR IBB			2	2	0	0	2	0	0				
Dick Dietz, R OBP: 0.400, SLG: 0.434 Russ Gibson, R OBP: 0.257, SLG: 0.412 (3, PR) (4, 2)		0-0 1-H HR	4-0 1-2 BB			0-0 2B 1B 1B	0-0 1-H 2-H HR			1	1	1	2	1	0	0				
Dave Kingman, R OBP: 0.286, SLG: 0.651 Jimmy Rosario, S OBP: 0.366, SLG: 0.294 (1, 9) (8, 8)		0-0 F4	0-0 G5-3 2-3F			0-0 1B 2B	0-3 K			4	0	1	0	0	1	3				
Chris Speier, R OBP: 0.308, SLG: 0.326 (1, 6)		0-3 K			0-0 F6		4-0 1B IBB		0-0 5-3	3	0	0	0	1	1	0				
Al Gallagher, R OBP: 0.351, SLG: 0.396 Hal Lanier, R OBP: 0.284, SLG: 0.287 (1, 5) (9, 5)					0-0 6-3		0-0 G6-4-3 1B		0-0 F9	4	0	2	1	0	0	0				
John Cumberland, R OBP: 0.158, SLG: 0.135 (1, 1)					0-3 K		1-2 2-3 3-H 0-0 G6-4-3 1B		0-3 K	4	0	0	0	0	3	4				
Inning Stats	R: 0 E: 0 K: 0 S: 3	H: 1 LOB: 0 BB: 0 P: 3	R: 2 E: 1 K: 2 S: 10	H: 2 LOB: 1 BB: 0 P: 10	R: 1 E: 0 K: 0 S: 3	H: 1 LOB: 2 BB: 3 P: 15	R: 0 E: 0 K: 1 S: 5	H: 0 LOB: 0 BB: 0 P: 5	R: 0 E: 0 K: 1 S: 5	H: 1 LOB: 0 BB: 0 P: 5	R: 1 E: 0 K: 0 S: 5	H: 3 LOB: 2 BB: 1 P: 9	R: 3 E: 0 K: 1 S: 6	H: 1 LOB: 0 BB: 2 P: 14	R: 0 E: 0 K: 1 S: 5	H: 0 LOB: 0 BB: 0 P: 5		1B: 6 2B: 2 3B: 0 HR: 2	SF: 0 SAC: 0 DP: 3 HBP: 0	WP: 0 PB: 1 SB: 1 CS: 1
PITCHER Rick Wise, R ERA: 3.0 Bill Wilson, R ERA: 3.07 Joe Hoerner, L ERA: 1.91 (1, 1) (6, 1) (8, 1)	IP: 5.1 WLS: L BF: 26 H: 8 R: 4 ER: 3 SO: 4 BB: 1 IBB: 1 HBP: 0 BLK: 0 WP: 0 HR: 1 S: 30 P: 46 ERA: 5.06 WHIP: 2.062																			



Batter	1	2	3	4	5	6	7	8	9	AB	R	H	RBI	BB	SO	LOB	TOP			
Ken Henderson, S (1, 7) OBP: 0.387, SLG: 0.472	4-0 BB G6-4-3		0-0 HR		0-0 F5			0-3 K		3	1	1	1	1	1	0	San Francisco Giants @ Montreal Expos Jarry Park, Montreal, QB Fri Aug 20 1971, 7:05 PM EDT Att: 26,122 - Unknown			
Tito Fuentes, S (1, 4) OBP: 0.304, SLG: 0.351	0-0 G6-4-3		0-0 F9		0-0 F8			0-0 F5		4	0	0	0	0	0	1				
Willie Mays, R (1, 8) OBP: 0.428, SLG: 0.509	4-0 BB		4-0 1B BB		4-0 BB			0-3 K		1	0	0	0	3	1	0				
Willie McCovey, L (1, 3) OBP: 0.382, SLG: 0.451	0-3 K		0-0 1B		0-0 F2			0-0 4-3		4	0	1	0	0	1	2				
Bobby Bonds, R (1, 9) OBP: 0.374, SLG: 0.499		4-0 BB CS	0-0 F4		0-0 G6-4-3			0-0 5-3		3	0	0	0	1	0	3				
Jim Ray Hart, R (1, 5) OBP: 0.316, SLG: 0.375		0-0 F7		0-0 F2				4-0 BB		3	0	1	0	1	0	1				
Hal Lanier, R (9, PR) OBP: 0.284, SLG: 0.287		1-3 F7						CS 1B		0	0	0	0	0	0	0				
Chris Speier, R (1, 6) OBP: 0.307, SLG: 0.324		4-0 IBB		0-3 K				0-3 K		3	0	0	0	1	2	2				
Russ Gibson, R (1, 2) OBP: 0.263, SLG: 0.405		0-3 K		0-0 6-3				0-0 1B		3	0	1	0	0	1	2				
Juan Marichal, R (1, 1) OBP: 0.138, SLG: 0.241			0-3 K		0-3 K			0-3 K		3	0	0	0	0	3	1				
Inning Stats	R: 0 E: 0 K: 1 S: 4	H: 0 LOB: 1 BB: 2 P: 12	R: 0 E: 0 K: 1 S: 4	H: 0 LOB: 2 BB: 2 P: 12	R: 1 E: 0 K: 1 S: 7	H: 2 LOB: 2 BB: 1 P: 11	R: 0 E: 0 K: 1 S: 5	H: 0 LOB: 0 BB: 0 P: 5	R: 0 E: 0 K: 1 S: 5	H: 0 LOB: 0 BB: 0 P: 5	R: 0 E: 0 K: 2 S: 8	H: 2 LOB: 1 BB: 0 P: 8	R: 0 E: 0 K: 2 S: 7	H: 0 LOB: 0 BB: 0 P: 7	R: 0 E: 0 K: 0 S: 3	H: 0 LOB: 1 BB: 1 P: 7	1B: 3 2B: 1 3B: 0 HR: 1	SF: 0 SAC: 0 DP: 3 HBP: 0	WP: 0 PB: 0 SB: 1 CS: 2	PA: 34
PITCHER Bill Stoneman, R (1, 1) ERA: 2.91	IP: 9.0 WLS: W BF: 34 H: 4 R: 1 ER: 1 SO: 9 BB: 6 IBB: 1 HBP: 0 BLK: 0 WP: 0 HR: 1 S: 45 P: 73 ERA: 1.00 WHIP: 1.111															PITCHER				

Batter	1	2	3	4	5	6	7	8	9	AB	R	H	RBI	BB	SO	LOB	BOTTOM			
Ron Hunt, R (1, 4) OBP: 0.398, SLG: 0.359	0-0 1B G5-4-3		0-0 1B 1B			0-0 6-3		0-0 F8		4	0	2	0	0	0	0	San Francisco Giants @ Montreal Expos Jarry Park, Montreal, QB Fri Aug 20 1971, 7:05 PM EDT Att: 26,122 - Unknown			
Boots Day, L (1, 8) OBP: 0.341, SLG: 0.350	0-3 K		0-3 K			0-0 G3		0-0 BB 1B		4	1	1	0	0	2	2				
Rusty Staub, L (1, 9) OBP: 0.378, SLG: 0.431	0-0 G5-4-3		0-0 1B			4-0 BB PO		4-0 BB 1B		2	0	1	0	2	0	1				
Ron Fairly, L (1, 3) OBP: 0.387, SLG: 0.411		4-0 SH1 HR BB		0-3 K		0-0 PO		0-0 HR		3	2	2	2	1	1	0				
Bob Bailey, R (1, 5) OBP: 0.362, SLG: 0.400		0-0 SH1		0-0 F8				0-0 6-3		2	0	0	0	0	0	0				
Gary Sutherland, R (1, 6) OBP: 0.318, SLG: 0.392		0-0 1-4-3		0-0 F5				0-0 2B		3	0	1	0	0	0	1				
Jim Fairey, L (1, 7) OBP: 0.303, SLG: 0.328		0-0 HR				0-0 L1-5 3B		4-0 G6-4-3 IBB		2	1	2	2	1	0	0				
John Bateman, R (1, 2) OBP: 0.269, SLG: 0.342		0-0 F8		0-0 K		0-0 L1-5		0-0 G6-4-3		3	0	0	0	0	1	3				
Bill Stoneman, R (1, 1) OBP: 0.238, SLG: 0.141			0-0 6-3		0-0 L1-5			0-3 K		3	0	0	0	0	1	1				
Inning Stats	R: 0 E: 0 K: 1 S: 5	H: 1 LOB: 0 BB: 0 P: 5	R: 2 E: 0 K: 0 S: 4	H: 1 LOB: 0 BB: 1 P: 8	R: 0 E: 0 K: 1 S: 6	H: 2 LOB: 0 BB: 0 P: 6	R: 0 E: 0 K: 1 S: 5	H: 0 LOB: 0 BB: 0 P: 5	R: 0 E: 0 K: 1 S: 5	H: 1 LOB: 0 BB: 0 P: 5	R: 0 E: 0 K: 0 S: 2	H: 0 LOB: 0 BB: 1 P: 6	R: 1 E: 0 K: 0 S: 4	H: 2 LOB: 1 BB: 1 P: 8	R: 1 E: 0 K: 1 S: 6	H: 2 LOB: 2 BB: 1 P: 10		1B: 5 2B: 2 3B: 1 HR: 2	SF: 0 SAC: 1 DP: 3 HBP: 0	WP: 0 PB: 0 SB: 0 CS: 0
PITCHER Juan Marichal, R (1, 1) ERA: 2.86	IP: 8.0 WLS: L BF: 31 H: 9 R: 4 ER: 4 SO: 5 BB: 3 IBB: 1 HBP: 0 BLK: 0 WP: 0 HR: 2 S: 37 P: 53 ERA: 4.50 WHIP: 1.500															PITCHER				

Batter	1	2	3	4	5	6	7	8	9	10	AB	R	H	RBI	BB	SO	LOB	TOP				
Ken Henderson, S OBP: 0.384, SLG: 0.474 (1, 7)	0-0 2B		0-0 F7		0-0 F7		0-0 4-3		0-3 K		5	1	1	0	0	1	2					
Tito Fuentes, S OBP: 0.303, SLG: 0.352 (1, 4)	0-0 SH3		0-0 4-3		0-0 4-3			0-0 6-3	0-3 K		5	0	1	1	0	1	1					
Willie Mays, R OBP: 0.427, SLG: 0.506 (1, 8)	0-0 SH3		0-0 3-1			0-0 F8		0-0 1B	0-0 F8		4	0	1	0	0	0	0					
Willie McCovey, L OBP: 0.380, SLG: 0.444 (1, 3)	4-0 FC5-4 IBB			0-0 6-3		0-0 F3		0-0 F4	0-0 4-3		4	0	0	0	1	0	1					
Bobby Bonds, R OBP: 0.378, SLG: 0.507 (1, 9)	0-0 F4			0-0 1B		0-0 HR		0-0 1B	0-0 BB		4	1	3	1	1	0	2					
Dick Dietz, R OBP: 0.398, SLG: 0.431 (1, 2)	0-0 FC5-4			0-0 1B		0-0 5-3		0-0 FC6-4	0-0 6-3		5	0	1	0	0	0	5					
Chris Speier, R OBP: 0.307, SLG: 0.330 (1, 6)		0-0 F3		0-3 K			0-0 G3		0-0 HR		4	1	1	1	0	1	2					
Hal Lanier, R OBP: 0.289, SLG: 0.292 (1, 5)		0-3 K		0-0 F3			0-0 1B		0-0 1B		4	0	2	0	0	1	2					
Gaylord Perry, R OBP: 0.138, SLG: 0.165 Steve Hamilton, L (8, 1)		0-0 5-3				0-0 5-3		0-0 B5	0-0 F8		3	0	0	0	0	0	1					
Dave Kingman, R OBP: 0.280, SLG: 0.636 Jerry Johnson, R (9, 1)											0	0	0	0	0	0	0					
											1	0	0	0	0	0	1					
											0	0	0	0	0	0	0					
Inning Stats	R: 1 E: 0 K: 0 S: 5	H: 2 LOB: 2 BB: 1 P: 9	R: 0 E: 0 K: 1 S: 5	H: 0 LOB: 0 BB: 0 P: 5	R: 0 E: 0 K: 1 S: 3	H: 0 LOB: 0 BB: 0 P: 3	R: 0 E: 0 K: 0 S: 3	H: 2 LOB: 2 BB: 0 P: 7	R: 0 E: 0 K: 0 S: 3	H: 0 LOB: 0 BB: 0 P: 3	R: 1 E: 0 K: 0 S: 4	H: 1 LOB: 1 BB: 0 P: 4	R: 0 E: 0 K: 0 S: 5	H: 2 LOB: 2 BB: 0 P: 5	R: 0 E: 0 K: 2 S: 9	H: 2 LOB: 1 BB: 0 P: 9	R: 0 E: 0 K: 0 S: 3	H: 0 LOB: 1 BB: 1 P: 7	1B: 6 2B: 1 3B: 1 HR: 2	SF: 0 SAC: 1 DP: 0 HBP: 0	WP: 0 PB: 0 SB: 1 CS: 0	PA: 42
PITCHER	IP 8.0	WLS 7	BF 35	H 10	R 3	ER 3	SO 2	BB 0	IBB 0	HBP 0	BLK 0	WP 0	HR 2	S 38	P 42	ERA 3.38	WHIP 1.250					
Steve Renko, R ERA: 3.66 Mike Marshall, R ERA: 4.67 (9, 1)	2.0	W	7	0	0	0	2	1	0	0	0	0	0	10	14	0.00	0.500					

San Francisco Giants @ Montreal Expos
 Jarry Park, Montreal, QB
 Sat Aug 21 1971, 7:05 PM EDT
 Att: 23,242 - Unknown

AB	39
R	3
H	10
RBI	3
BB	2
SO	4
LOB	17

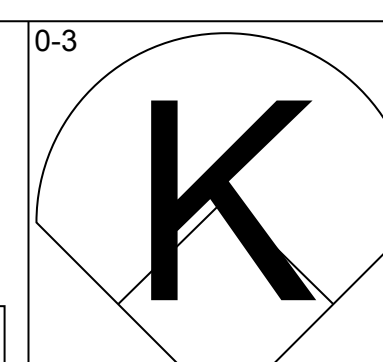
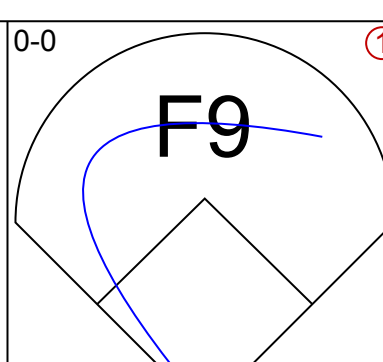
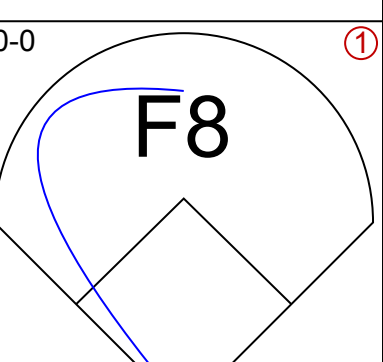
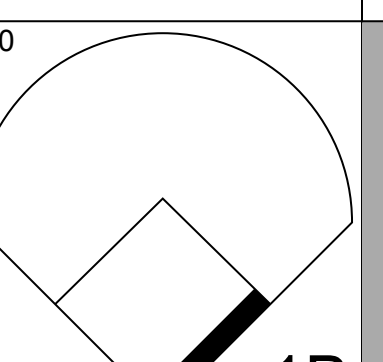
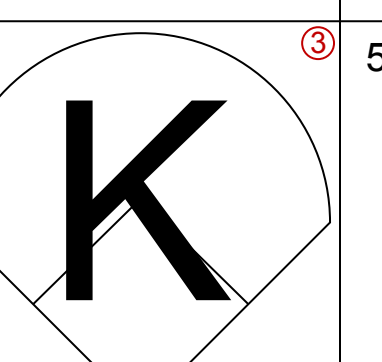
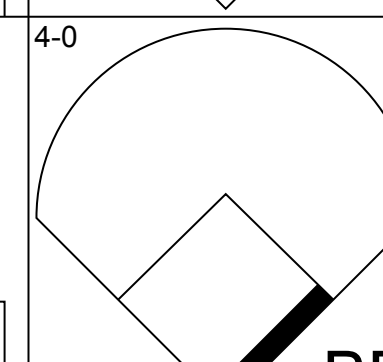
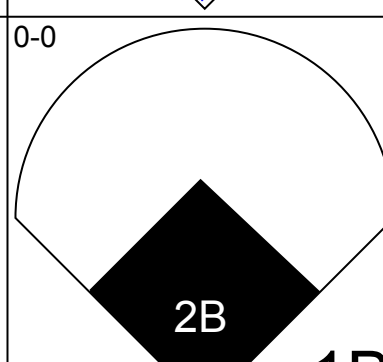
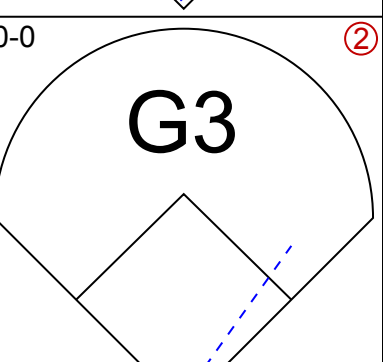
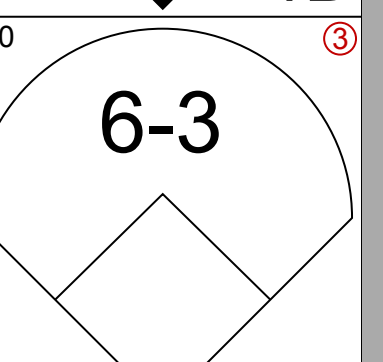
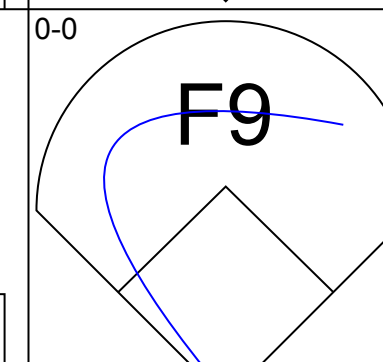
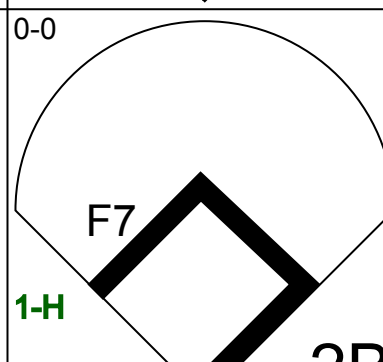
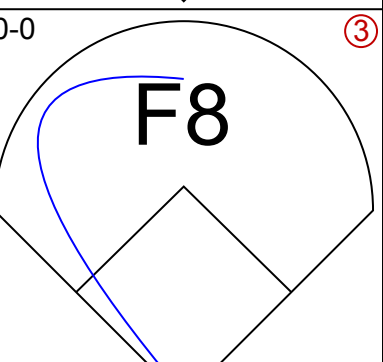
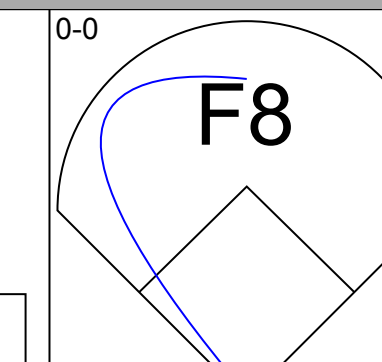
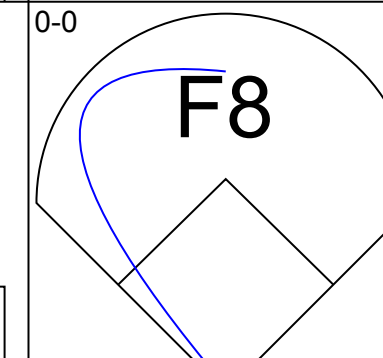
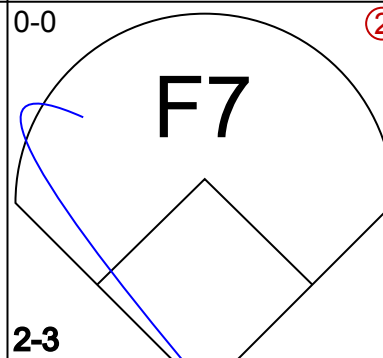
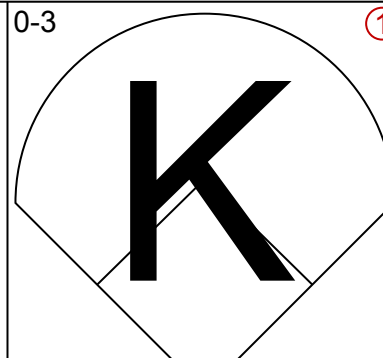
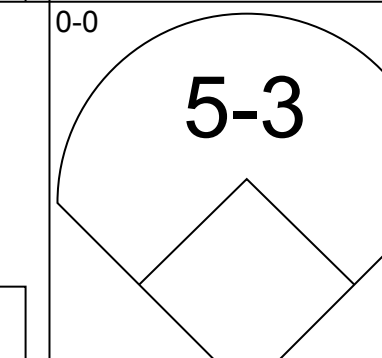
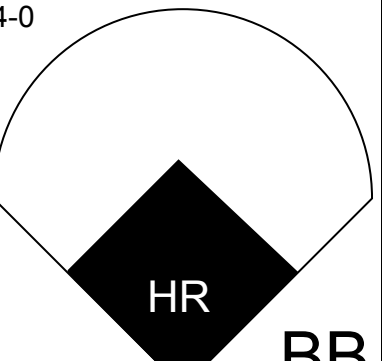
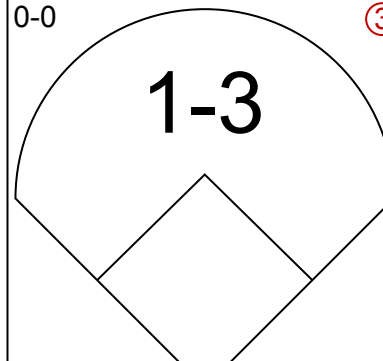
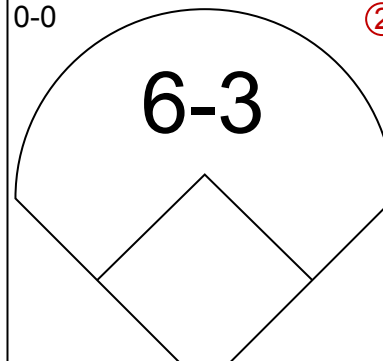
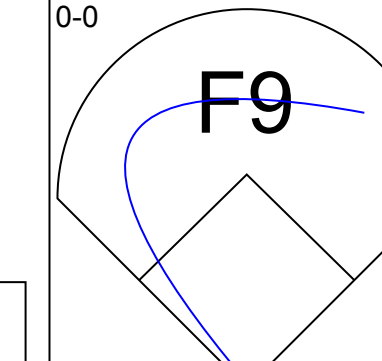
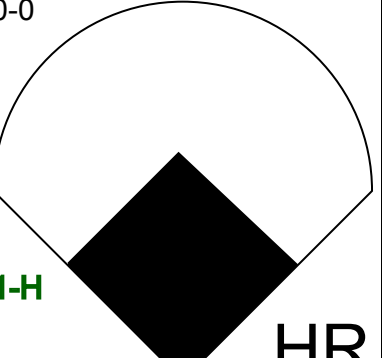
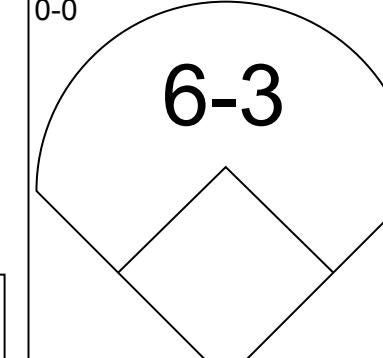
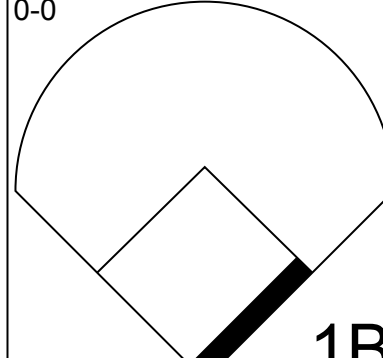
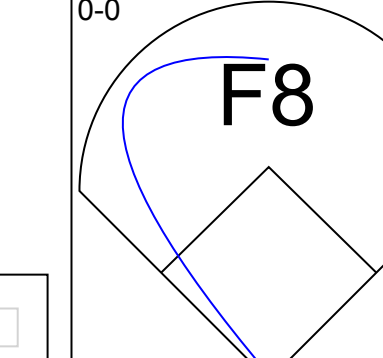
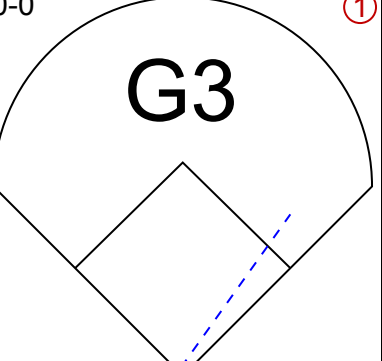
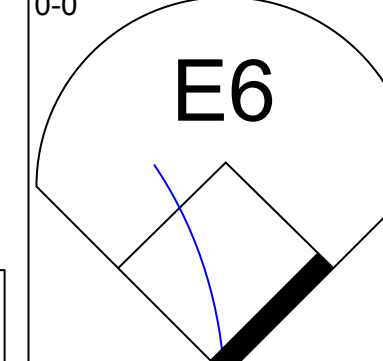
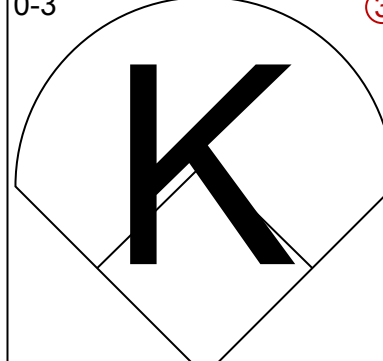
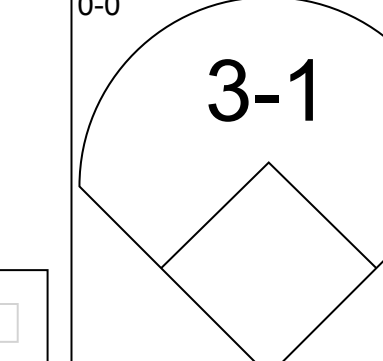
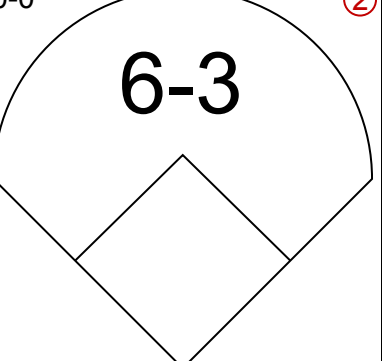
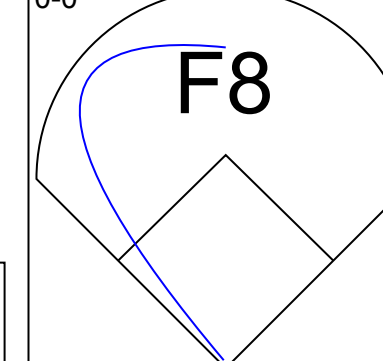
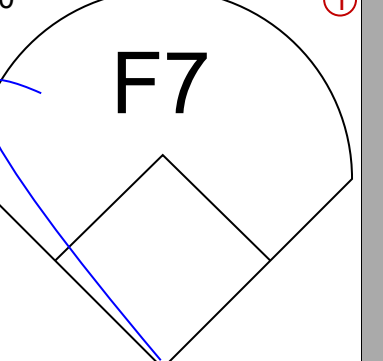
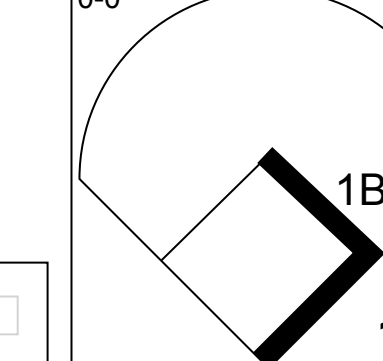
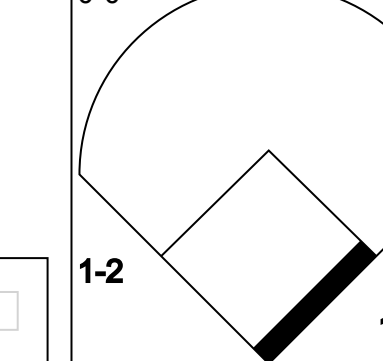
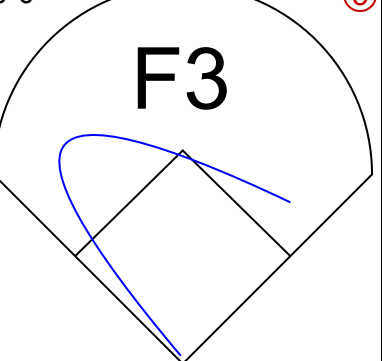
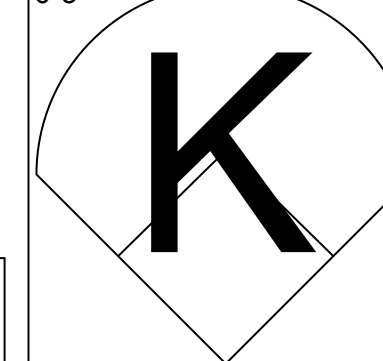
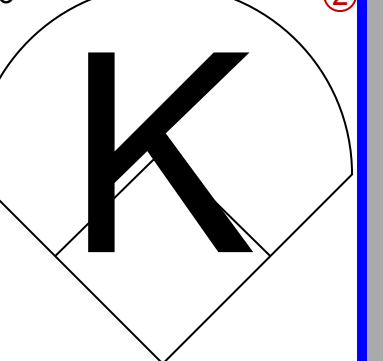
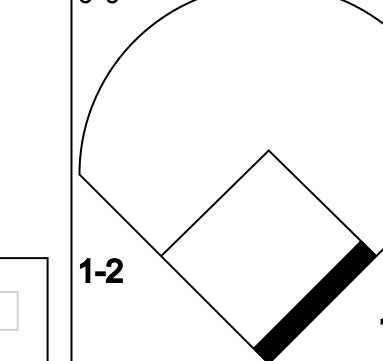


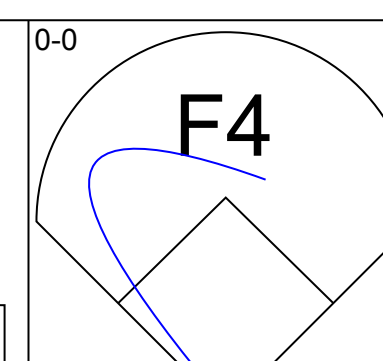
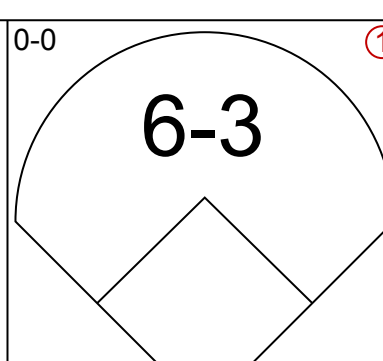
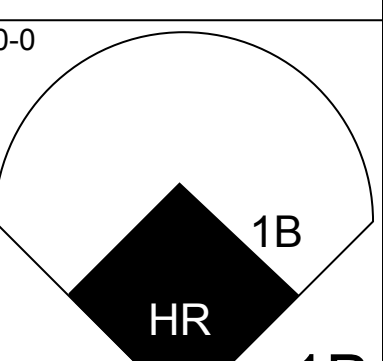
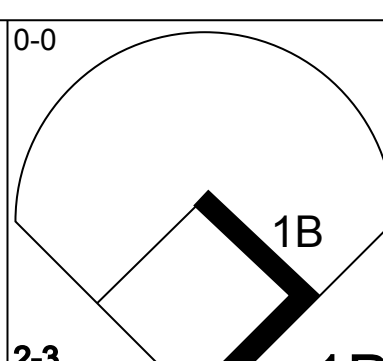
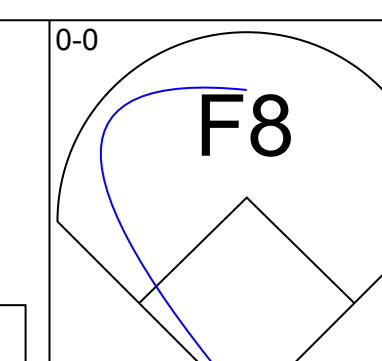
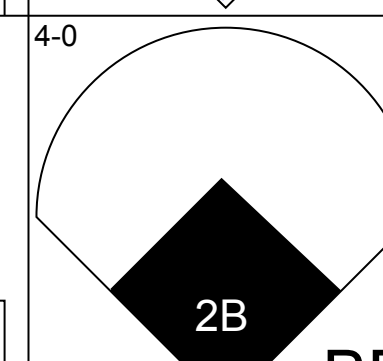
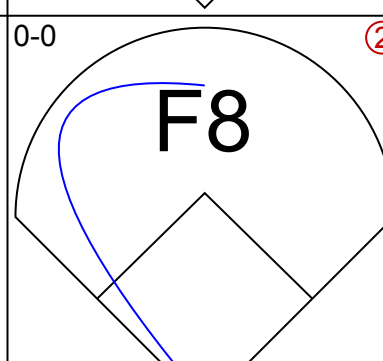
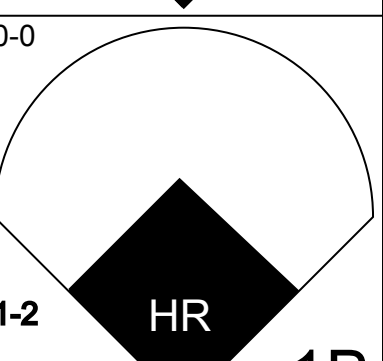
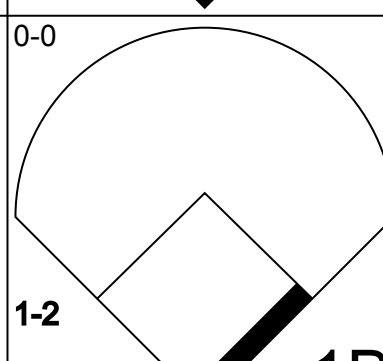
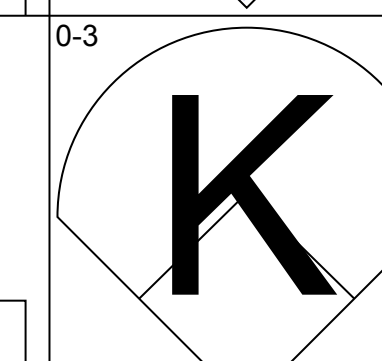
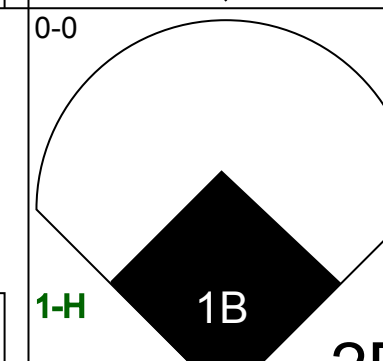
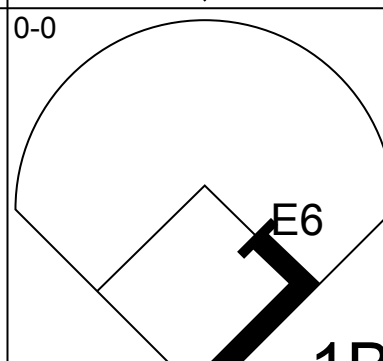
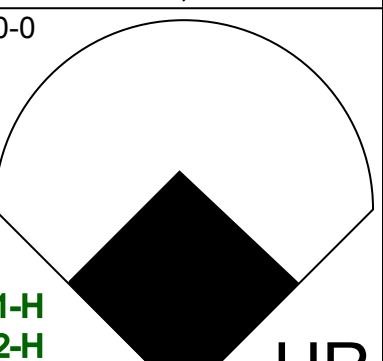
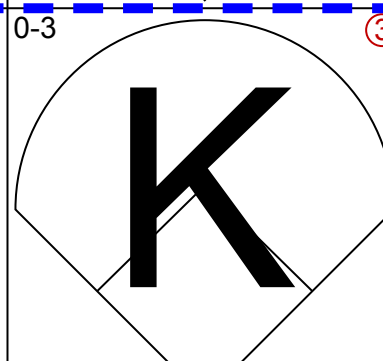
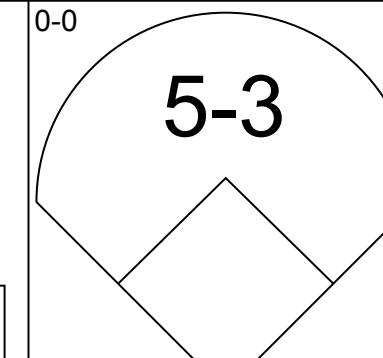
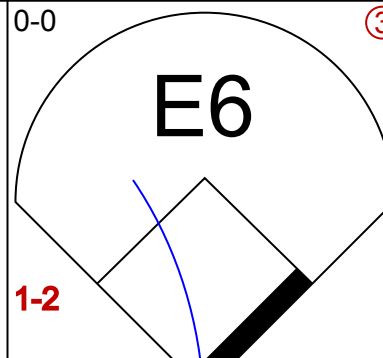
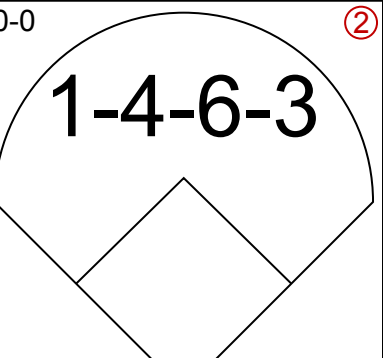
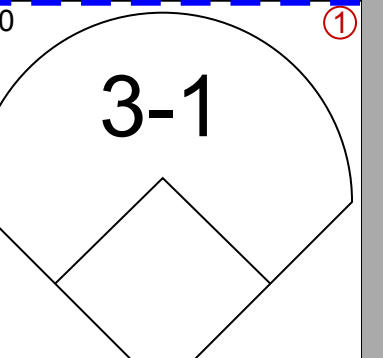
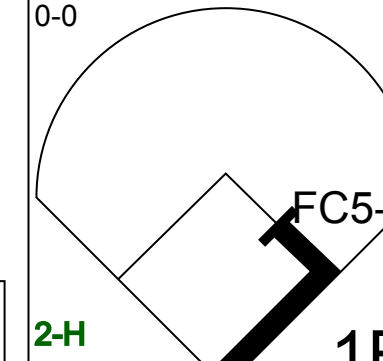
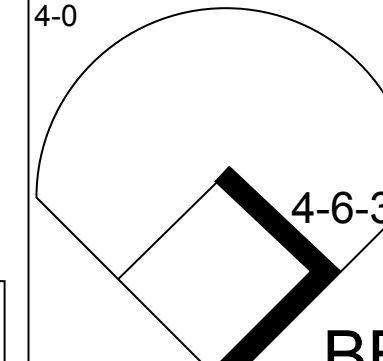
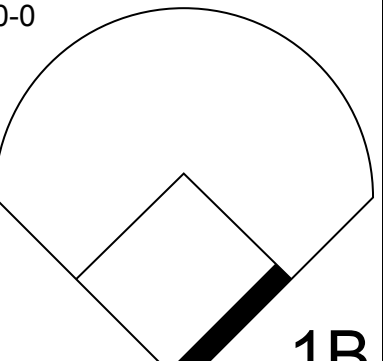
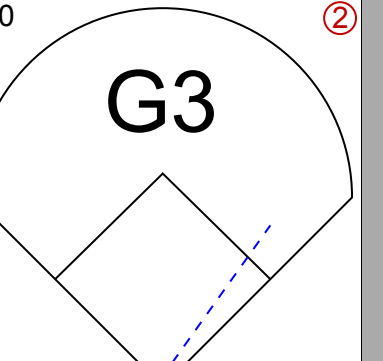
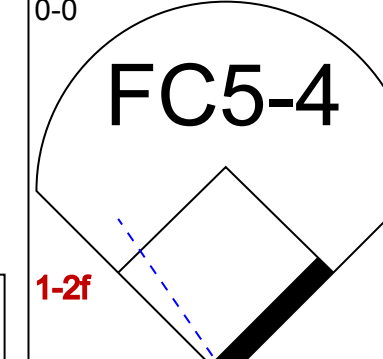
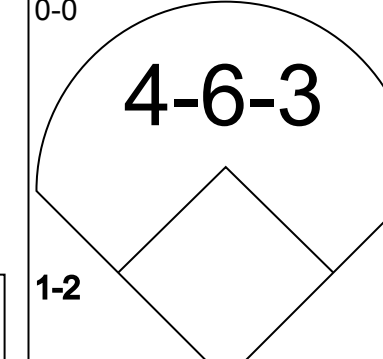
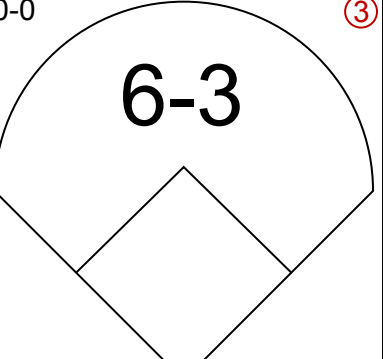
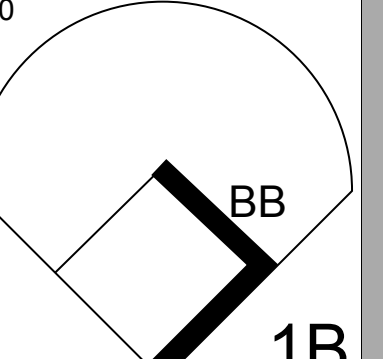
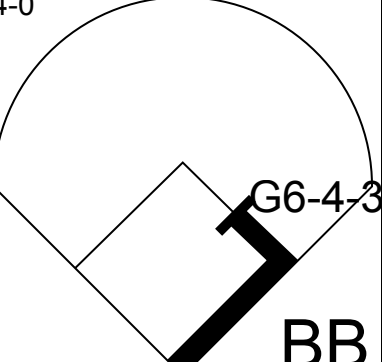
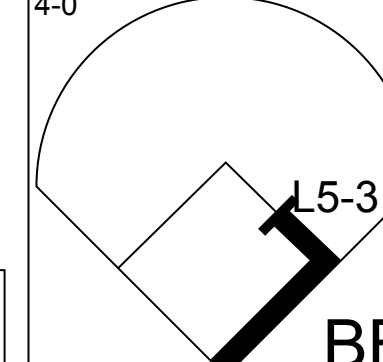
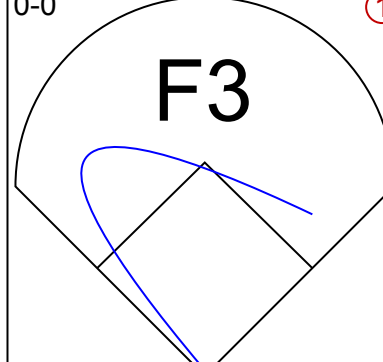

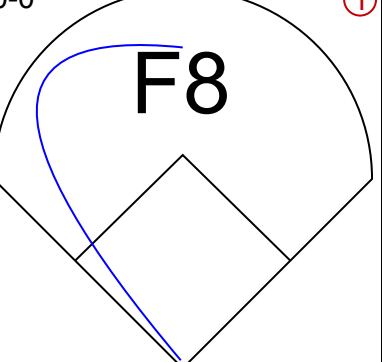
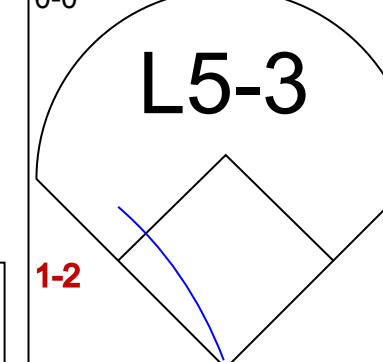
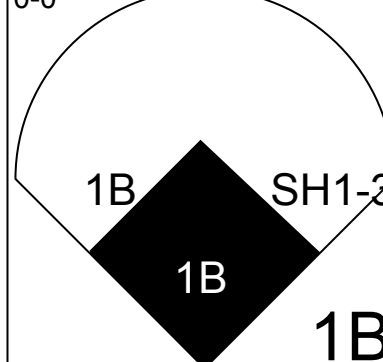

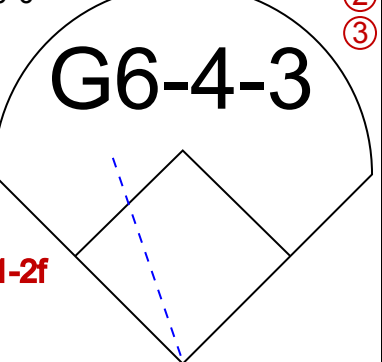
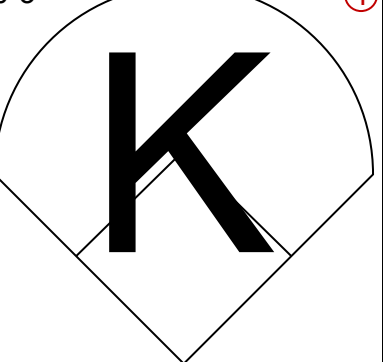
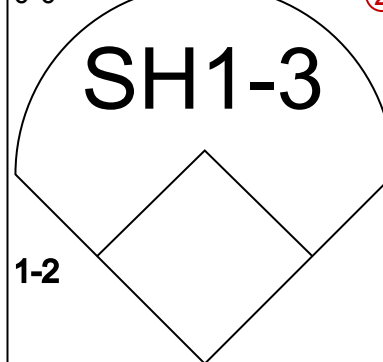
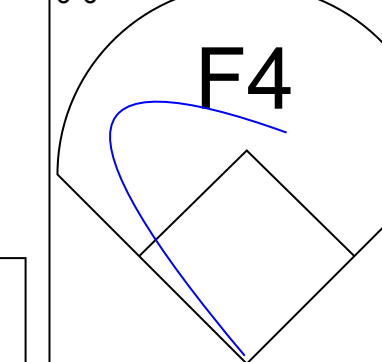
Batter	1	2	3	4	5	6	7	8	9	10	AB	R	H	RBI	BB	SO	LOB	BOTTOM				
Ron Hunt, R OBP: 0.400, SLG: 0.360 (1, 4)	1-0 G3 SH5-3 HBP		0-0 G3 SH5-3		0-0 F6			0-0 1B		0-0 F2		4	0	2	1	0	1					
Boots Day, L OBP: 0.341, SLG: 0.390 (1, 8)	0-0 SH5-3		0-0 SH5-3		0-0 6-3			0-0 1B		0-0 FC		3	0	1	0	0	1					
Rusty Staub, L OBP: 0.376, SLG: 0.428 (1, 9)	0-0 G3		0-0 G3			0-0 F4		0-0 F6		0-0 1B		5	0	1	1	0	4					
Ron Fairly, L OBP: 0.383, SLG: 0.407 (1, 3)	0-3 K		0-0 F9			0-0 F8		0-0 3-1				4	0	0	0	1	4					
Bob Bailey, R OBP: 0.361, SLG: 0.397 (1, 5)		4-0 1B S SF7-5-4 BB		0-0 4-3		0-3 K		0-3 K		0-3 K		3	1	0	0	1	2					
Gary Sutherland, R OBP: 0.316, SLG: 0.389 (1, 6)		0-3 K		0-0 1-3			0-0 F3		0-0 1B		4	0	1	0	0	1	1					
Jim Fairley, L OBP: 0.301, SLG: 0.325 (1, 7)		0-0 1B		0-0 G3			0-0 1-3		0-0 F8		4	0	1	0	0	0	1					
John Bateman, R OBP: 0.269, SLG: 0.350 (1, 2)		0-0 SF7-5-4				0-0 HR		0-0 F7		0-3 K		3	1	1	2	0	1					
Steve Renko, R OBP: 0.190, SLG: 0.256 Mike Marshall, R OBP: 0.250, SLG: 0.182 (9, 1)		0-0 1B		0-0 3-1			0-0 1-3			0-0 FC		3	1	1	0	0	0					
											1	1	1	0	0	0	0					
Inning Stats	R: 0 E: 0 K: 1 S: 5	H: 0 LOB: 1 BB: 0 P: 6	R: 1 E: 0 K: 1 S: 5	H: 1 LOB: 1 BB: 1 P: 9	R: 1 E: 0 K: 0 S: 5	H: 2 LOB: 1 BB: 0 P: 5	R: 0 E: 0 K: 0 S: 3	H: 0 LOB: 0 BB: 0 P: 3	R: 0 E: 0 K: 0 S: 5	H: 0 LOB: 0 BB: 0 P: 5	R: 0 E: 0 K: 0 S: 3	H: 0 LOB: 0 BB: 0 P: 3	R: 0 E: 0 K: 0 S: 5	H: 2 LOB: 2 BB: 0 P: 5	R: 0 E: 0 K: 2 S: 8	H: 1 LOB: 1 BB: 0 P: 8	R: 0 E: 0 K: 0 S: 4	H: 2 LOB: 2 BB: 0 P: 4	1B: 7 2B: 2 3B: 0 HR: 1	SF: 1 SAC: 2 DP: 1 HBP: 1	WP: 0 PB: 0 SB: 1 CS: 0	PA: 39
PITCHER	IP 7.1	WLS 0.2	BF 29	H 6	R 3	ER 3	SO 3	BB 1	IBB 0	HBP 1	BLK 0	WP 0	HR 1	S 33	P 38	ERA 3.68	WHIP 0.955					
Gaylord Perry, R ERA: 3.2 Steve Hamilton, L ERA: 3.95 Jerry Johnson, R ERA: 2.72 (9, 1)	1.1	L	8	3	1	1	2	0	0	0	0	0	0	12	12	6.75	2.250					

San Francisco Giants @ Montreal Expos
 Jarry Park, Montreal, QB
 Sat Aug 21 1971, 7:05 PM EDT
 Att: 23,242 - Unknown

AB	34
R	4
H	9
RBI	4
BB	1
SO	5
LOB	13



Batter	1	2	3	4	5	6	7	8	9	AB	R	H	RBI	BB	SO	LOB	TOP			
Ken Henderson, S OBP: 0.382, SLG: 0.470 (1, 7)										5	0	1	0	0	2	2	San Francisco Giants @ Montreal Expos Jarry Park, Montreal, QB Sun Aug 22 1971, 3:33 AM EDT Att: 28,102 - Unknown			
Tito Fuentes, S OBP: 0.305, SLG: 0.352 (1, 4)			 1B							3	1	1	0	1	0	1				
Bobby Bonds, R OBP: 0.377, SLG: 0.507 (1, 9)			 1-H 2B							4	0	1	1	0	0	1				
Dave Kingman, R OBP: 0.259, SLG: 0.583 (1, 3)			 2-3 2B							4	0	0	0	0	1	2				
Dick Dietz, R OBP: 0.396, SLG: 0.427 (1, 2)		 BB								3	1	0	0	1	0	1				
Al Gallacher, R OBP: 0.353, SLG: 0.406 (1, 5)		 1-H								4	1	2	2	0	0	0				
Chris Speier, R OBP: 0.305, SLG: 0.327 (1, 6)										4	0	0	0	0	1	1				
Jimmy Rosario, S OBP: 0.361, SLG: 0.289 (9, PH)								 1B		3	0	0	0	0	0	1				
Willie Mays, R OBP: 0.426, SLG: 0.508 (9, PH)								 1B		1	0	1	0	0	0	0				
John Cumberland, R OBP: 0.156, SLG: 0.128 Jim Barr, R OBP: 0.363, SLG: 0.330 Steve Hamilton, L OBP: 0.352, SLG: 0.445 Jim Ray Hart, R OBP: 0.363, SLG: 0.330 Don McMahon, R OBP: 0.363, SLG: 0.330 Willie McCovey, L OBP: 0.363, SLG: 0.330 (1, 1) (4, 1) (6, 1) (7, PH) (7, 1) (9, PH)								 1B		2	0	0	0	0	1	1				
Inning Stats	R: 0 E: 0 K: 1 S: 5	H: 0 LOB: 1 BB: 1 P: 9	R: 2 E: 0 K: 0 S: 4	H: 1 LOB: 0 BB: 1 P: 8	R: 1 E: 0 K: 0 S: 5	H: 2 LOB: 1 BB: 0 P: 5	R: 0 E: 1 K: 1 S: 6	H: 0 LOB: 1 BB: 0 P: 6	R: 0 E: 0 K: 2 S: 8	H: 1 LOB: 0 BB: 0 P: 8	R: 0 E: 0 K: 1 S: 6	H: 1 LOB: 1 BB: 0 P: 6	R: 0 E: 0 K: 0 S: 3	H: 0 LOB: 0 BB: 0 P: 3	R: 0 E: 0 K: 1 S: 7	H: 2 LOB: 2 BB: 0 P: 7	1B: 5 2B: 1 3B: 0 HR: 1	SF: 0 SAC: 0 DP: 0 HBP: 0	WP: 0 PB: 0 SB: 0 CS: 0	PA: 37
PITCHER Ernie McAnally, R ERA: 4.47 (1, 1)	IP: 9.0 WLS: W BF: 37 H: 7 R: 3 ER: 3 SO: 6 BB: 2 IBB: 0 HBP: 0 BLK: 0 WP: 0 HR: 1 S: 47 P: 55 ERA: 3.00 WHIP: 1.000															PITCHER IP: 9.0 WLS: W BF: 37 H: 7 R: 3 ER: 3 SO: 6 BB: 2 IBB: 0 HBP: 0 BLK: 0 WP: 0 HR: 1 S: 47 P: 55 ERA: 3.00 WHIP: 1.000				

Batter	1	2	3	4	5	6	7	8	9	AB	R	H	RBI	BB	SO	LOB	BOTTOM			
Ron Hunt, R OBP: 0.400, SLG: 0.361 (1, 5) (5, 4)					 HR 1B	 2-3 1B				5	1	2	0	0	0	0	San Francisco Giants @ Montreal Expos Jarry Park, Montreal, QB Sun Aug 22 1971, 3:33 AM EDT Att: 28,102 - Unknown			
Ron Woods, R OBP: 0.361, SLG: 0.407 (1, 8) (5, 7)	 BB				 1-2 HR 1B	 1-2 3-H 1B				4	2	2	1	1	1	0				
Rusty Staub, L OBP: 0.379, SLG: 0.440 (1, 9)	 1-H 2B		 1B		 1-H 2-H HR					4	2	3	4	0	1	2				
Bob Bailey, R OBP: 0.358, SLG: 0.393 (1, 7) (5, 5)			 1-2 1B							4	0	0	0	0	0	2				
Gary Sutherland, R OBP: 0.325, SLG: 0.394 (1, 4) (5, 6)	 2-H 1B			 BB						3	0	2	1	1	0	0				
John Bateman, R OBP: 0.265, SLG: 0.349 (1, 2)	 1-2 1B			 1-2 1B			 1B			4	0	1	0	0	0	3				
Ron Fairly, L OBP: 0.386, SLG: 0.405 (1, 3)		 BB		 BB		 1-2 BB		 1-2 BB		1	0	0	0	3	0	0				
Bobby Wine, R OBP: 0.250, SLG: 0.233 Boots Day, L OBP: 0.341, SLG: 0.349 (1, 6) (4, PH) (5, 8)				 1-2 1B		 SH1-3 1B 1B				1	0	0	0	0	0	1				
Ernie McAnally, R OBP: 0.077, SLG: 0.079 (1, 1)	 1-2 1B					 1-2 1B				3	0	0	0	0	1	1				
Inning Stats	R: 2 E: 0 K: 0 S: 5	H: 2 LOB: 1 BB: 1 P: 9	R: 0 E: 0 K: 0 S: 2	H: 0 LOB: 0 BB: 1 P: 6	R: 0 E: 1 K: 0 S: 4	H: 1 LOB: 1 BB: 0 P: 4	R: 0 E: 0 K: 0 S: 2	H: 0 LOB: 2 BB: 2 P: 10	R: 3 E: 0 K: 1 S: 9	H: 4 LOB: 1 BB: 0 P: 9	R: 1 E: 0 K: 1 S: 8	H: 3 LOB: 2 BB: 0 P: 8	R: 0 E: 0 K: 1 S: 6	H: 1 LOB: 2 BB: 1 P: 10	R: 0 E: 0 K: 1 S: 5	H: 0 LOB: 0 BB: 0 P: 5		1B: 9 2B: 2 3B: 0 HR: 1	SF: 0 SAC: 1 DP: 2 HBP: 0	WP: 0 PB: 0 SB: 0 CS: 0
PITCHER John Cumberland, L ERA: 2.89 Jim Barr, R ERA: 6.19 Steve Hamilton, L ERA: 3.52 Don McMahon, R ERA: 3.84 (1, 1) (4, 1) (6, 1) (7, 1)	IP: 3.1 WLS: L BF: 13 H: 7 R: 4 ER: 4 SO: 1 BB: 0 IBB: 0 HBP: 0 BLK: 0 WP: 0 HR: 1 S: 12 P: 28 ERA: 5.40 WHIP: 2.100															PITCHER IP: 3.1 WLS: L BF: 13 H: 7 R: 4 ER: 4 SO: 1 BB: 0 IBB: 0 HBP: 0 BLK: 0 WP: 0 HR: 1 S: 12 P: 28 ERA: 5.40 WHIP: 2.100				



Batter	1	2	3	4	5	6	7	8	9	AB	R	H	RBI	BB	SO	LOB	TOP					
Ken Henderson, S (1.7) OBP: 0.383, SLG: 0.472	F8		6-3 WP 2B		4-3		S 1B		G3	5	1	2	0	0	0	0						
Tito Fuentes, S (1.4) OBP: 0.302, SLG: 0.348	F8		6-3		4-3		F8		3-1	5	0	0	1	0	0	2						
Willie Mays, R (1.8) OBP: 0.431, SLG: 0.512	WP S 1B		5-3			1-3 2B				3	1	2	0	1	0	0						
Willie McCovey, L (1.3) OBP: 0.380, SLG: 0.441	1-3 BB		3-H F7			1-3 2B			3-1	3	0	0	0	1	0	3						
Bobby Bonds, R (1.9) OBP: 0.378, SLG: 0.515	K					1-3 2B			K	4	2	2	2	0	2	2						
Al Gallacher, R (1.5) OBP: 0.352, SLG: 0.404					6-3	3-H 2B			6-3	4	0	1	1	0	0	0						
Chris Speier, R (1.6) OBP: 0.304, SLG: 0.327					6-3	2-H FC4 1B				4	0	1	0	0	0	1						
Russ Gibson, R (1.2) OBP: 0.238, SLG: 0.366					4-3	1-2 FC4			1B	4	0	0	0	0	2	2						
Don Carrithers, R (1.1) OBP: 0.111, SLG: 0.111						6-3			K	4	0	0	0	0	2	2						
Jerry Johnson, R (6.1)									6-3	2	1	0	0	0	1	0						
			E6 2B 6-3						5-3	2	0	0	0	0	0	0						
									6-3	2	0	0	0	0	0	0						
Inning Stats	R: 0 E: 0 K: 1 S: 6	H: 1 LOB: 2 BB: 1 P: 10	R: 0 E: 0 K: 1 S: 5	H: 0 LOB: 0 BB: 0 P: 5	R: 2 E: 1 K: 0 S: 5	H: 1 LOB: 0 BB: 0 P: 5	R: 1 E: 0 K: 0 S: 4	H: 1 LOB: 0 BB: 0 P: 4	R: 0 E: 0 K: 1 S: 5	H: 0 LOB: 0 BB: 0 P: 5	R: 2 E: 0 K: 0 S: 6	H: 3 LOB: 1 BB: 0 P: 6	R: 0 E: 0 K: 0 S: 4	H: 1 LOB: 2 BB: 1 P: 8	R: 0 E: 0 K: 2 S: 8	H: 1 LOB: 1 BB: 0 P: 8	R: 0 E: 0 K: 0 S: 3	H: 0 LOB: 0 BB: 0 P: 3	1B: 4 2B: 3 3B: 0 HR: 1	SF: 0 SAC: 0 DP: 0 HBP: 0	WP: 2 PB: 0 SB: 2 CS: 0	PA: 38
PITCHER	IP WLS BF H R ER SO BB IBB HBP BLK WP HR S P ERA WHIP																					
Jim McAndrew, R (1.1) ERA: 5.05	5.1 L 24 6 5 4 3 1 0 0 0 0 2 1 29 33 6.75 1.312																					
Nolan Ryan, R (6.1) ERA: 3.37	0.2 2 0 0 0 0 0 0 0 0 0 0 0 2 2 0.00 0.000																					
Danny Frisella, R (7.1) ERA: 2.15	3.0 12 2 0 0 0 2 1 0 0 0 0 0 0 15 19 0.00 1.000																					

San Francisco Giants @ New York Mets
Shea Stadium, Flushing, NY
Mon Aug 23 1971, 7:05 PM EDT
Att: 42,293 - Unknown

AB 36
R 5
H 8
RBI 4
BB 2
SO 5
LOB 10



Batter	1	2	3	4	5	6	7	8	9	AB	R	H	RBI	BB	SO	LOB	BOTTOM					
Bud Harrelson, S (1.6) OBP: 0.337, SLG: 0.322	K		FC3-6 BB			E3			F6	3	0	0	0	2	1	2						
Wayne Garrett, L (1.5) OBP: 0.367, SLG: 0.282	K		FC3-6			F8			F6	5	0	0	0	0	2	5						
Cleon Jones, R (1.7) OBP: 0.384, SLG: 0.493	6-3		6-3			F9			F4	5	0	0	0	0	1	2						
Art Shamsky, L (1.9) OBP: 0.292, SLG: 0.407						F7				3	1	1	0	1	0	0						
Ken Boswell, L (1.4) OBP: 0.352, SLG: 0.392						F8				4	1	2	0	0	0	0						
Tommie Agee, R (1.8) OBP: 0.352, SLG: 0.413						1-2 1B				4	1	2	1	0	2	2						
Ed Kranepool, L (1.3) OBP: 0.333, SLG: 0.435						E S 1B				4	1	1	2	0	0	3						
Jerry Grote, R (1.2) OBP: 0.332, SLG: 0.347						F7				4	0	0	0	0	0	2						
						6-3			4-3	4	0	0	0	0	0	2						
						E 1 3-1			4-3	4	0	0	0	0	0	2						
						3-H 3B				2	0	0	0	0	1	0						
						F3			BB	0	0	0	0	0	0	0						
						1-2				0	0	0	0	0	0	0						
						3-1				0	0	0	0	0	0	0						
						1-2				0	0	0	0	0	0	0						
Inning Stats	R: 0 E: 0 K: 2 S: 7	H: 0 LOB: 0 BB: 0 P: 7	R: 0 E: 0 K: 1 S: 6	H: 1 LOB: 2 BB: 1 P: 10	R: 0 E: 0 K: 1 S: 5	H: 0 LOB: 1 BB: 1 P: 9	R: 0 E: 0 K: 0 S: 4	H: 1 LOB: 1 BB: 0 P: 4	R: 0 E: 0 K: 0 S: 3	H: 0 LOB: 1 BB: 1 P: 7	R: 4 E: 2 K: 1 S: 11	H: 4 LOB: 2 BB: 0 P: 11	R: 0 E: 0 K: 1 S: 5	H: 0 LOB: 0 BB: 0 P: 5	R: 0 E: 0 K: 1 S: 5	H: 0 LOB: 1 BB: 1 P: 7	R: 0 E: 0 K: 0 S: 3	H: 0 LOB: 0 BB: 1 P: 7	1B: 4 2B: 1 3B: 1 HR: 0	SF: 0 SAC: 0 DP: 0 HBP: 0	WP: 0 PB: 0 SB: 1 CS: 0	PA: 39
PITCHER	IP WLS BF H R ER SO BB IBB HBP BLK WP HR S P ERA WHIP																					
Don Carrithers, R (1.1) ERA: 4.26	5.1 W 25 6 4 3 4 3 0 0 0 0 0 0 30 42 5.06 1.688																					
Jerry Johnson, R (6.1) ERA: 2.6	3.2 S 14 0 0 0 3 1 0 0 0 0 0 0 0 19 23 0.00 0.273																					

San Francisco Giants @ New York Mets
Shea Stadium, Flushing, NY
Mon Aug 23 1971, 7:05 PM EDT
Att: 42,293 - Unknown

AB 35
R 4
H 6
RBI 3
BB 4
SO 7
LOB 17



Batter	1	2	3	4	5	6	7	8	9	AB	R	H	RBI	BB	SO	LOB	TOP					
Ken Henderson, S (1, 7) OBP: 0.381, SLG: 0.468	6-3		4-0 S BB		0-0 FC6-4		0-0 G6-4-3			3	0	0	0	1	0	3	San Francisco Giants @ New York Mets Shea Stadium, Flushing, NY Tue Aug 24 1971, 7:05 PM EDT Att: 47,670 - Unknown					
Tito Fuentes, S (1, 4) OBP: 0.300, SLG: 0.346	K		0-0 6-3		0-0 FC6-4		0-0 1-3			4	0	0	1	0	1	2						
Willie Mays, R (1, 8) OBP: 0.432, SLG: 0.510	6-3			0-0 HR				4-0 BB		3	1	1	0	1	1	1						
Bobby Bonds, R (1, 9) OBP: 0.377, SLG: 0.519		0-0 5-3		0-0 HR		0-0 F2		0-0 F8		4	1	1	2	0	0	1						
Dave Kingman, R (1, 3) OBP: 0.259, SLG: 0.558		0-0 F8		0-3 K		0-0 S 1B		0-3 K		4	0	1	0	0	2	1						
Dick Dietz, R (1, 2) OBP: 0.395, SLG: 0.424		4-0 BB		0-0 F7		0-0 F9		0-0 6-3		3	0	0	0	1	0	2						
Chris Speier, R (1, 6) OBP: 0.304, SLG: 0.325		0-0 F7		0-3 K		4-0 BB		0-3 K		3	0	0	0	1	2	1						
Al Gallagher, R (1, 5) OBP: 0.351, SLG: 0.402			0-0 6-3		0-0 FC6-4 1B		0-3 K		0-0 5-3	4	1	1	0	0	1	2						
Hal Lanier, R (9, 5) OBP: 0.289, SLG: 0.292					0-0 FC6-4 1B				0-0 5-3	0	0	0	0	0	0	0						
Juan Marichal, R (1, 1) OBP: 0.155, SLG: 0.253		0-3 K			0-0 FC6-4 1B			0-0 G6-4-3 1B		4	0	2	0	0	1	0						
Inning Stats	R: 0 E: 0 K: 1 S: 5	H: 0 LOB: 0 BB: 0 P: 5	R: 0 E: 0 K: 0 S: 3	H: 0 LOB: 1 BB: 1 P: 7	R: 0 E: 0 K: 1 S: 5	H: 0 LOB: 1 BB: 1 P: 9	R: 2 E: 0 K: 2 S: 9	H: 2 LOB: 0 BB: 0 P: 9	R: 1 E: 0 K: 1 S: 7	H: 2 LOB: 1 BB: 0 P: 7	R: 0 E: 0 K: 1 S: 6	H: 1 LOB: 2 BB: 1 P: 10	R: 0 E: 0 K: 0 S: 3	H: 1 LOB: 0 BB: 0 P: 3	R: 0 E: 0 K: 1 S: 5	H: 0 LOB: 1 BB: 0 P: 9	R: 0 E: 0 K: 1 S: 5	H: 0 LOB: 0 BB: 0 P: 5	1B: 5 2B: 0 3B: 0 HR: 1	SF: 0 SAC: 0 DP: 1 HBP: 0	WP: 0 PB: 0 CS: 0	PA: 36
PITCHER	IP WLS BF H R ER SO BB IBB HBP BLK WP HR S P ERA WHIP	7.0 L 29 6 3 3 6 3 0 0 0 0 1 38 50 3.86 1.286	2.0 7 0 0 0 2 1 0 0 0 0 0 0 10 14 0.00 0.500	PITCHER																		

AB	32
R	3
H	6
RBI	3
BB	4
SO	8
LOB	13



Batter	1	2	3	4	5	6	7	8	9	AB	R	H	RBI	BB	SO	LOB	BOTTOM					
Bud Harrelson, S (1, 6) OBP: 0.335, SLG: 0.319	F7		0-0 F8			0-0 1-4-3		0-0 F8		4	0	0	0	0	0	0	San Francisco Giants @ New York Mets Shea Stadium, Flushing, NY Tue Aug 24 1971, 7:05 PM EDT Att: 47,670 - Unknown					
Wayne Garrett, L (1, 5) OBP: 0.355, SLG: 0.271	4-3		0-3 K			0-0 F9		0-0 F9		4	0	0	0	0	1	0						
Cleon Jones, R (1, 7) OBP: 0.383, SLG: 0.490	K			0-0 1B		0-0 E4 1B		0-3 K		4	0	1	0	0	2	0						
Art Shamsky, L (1, 9) OBP: 0.291, SLG: 0.402		0-0 F8		0-0 F6		0-0 1-2 1B		0-0 G3		4	0	1	0	0	0	1						
Ken Boswell, L (1, 4) OBP: 0.349, SLG: 0.388		0-0 F8		0-0 F2		0-3 K		0-0 F7		4	0	0	0	0	1	3						
Tommie Agee, R (1, 8) OBP: 0.335, SLG: 0.423		4-0 2B E BB		0-3 K			0-0 HR		0-0 1B	3	2	2	1	1	1	1						
Ed Kranepool, L (1, 3) OBP: 0.332, SLG: 0.435		0-0 E9 1-H 2B			0-3 K		0-0 1-3		0-0 F9	4	0	1	0	0	1	1						
Jerry Grote, R (1, 2) OBP: 0.329, SLG: 0.344		0-0 4-3			0-3 K		0-0 F4			3	0	0	0	0	1	1						
Ray Sadecki, L (1, 1) OBP: 0.282, SLG: 0.243			0-3 K			0-0 F6				2	0	0	0	0	1	0						
Dave Marshall, L (7, PH) OBP: 0.322, SLG: 0.329							0-0 F7			1	0	0	0	0	0	0						
Tug McGraw, R (8, 1) OBP: 0.143, SLG: 0.214										0	0	0	0	0	0	0						
Inning Stats	R: 0 E: 0 K: 1 S: 5	H: 0 LOB: 0 BB: 0 P: 5	R: 1 E: 1 K: 0 S: 4	H: 1 LOB: 1 BB: 1 P: 8	R: 0 E: 0 K: 2 S: 7	H: 0 LOB: 0 BB: 0 P: 7	R: 0 E: 0 K: 1 S: 6	H: 1 LOB: 1 BB: 0 P: 6	R: 0 E: 0 K: 2 S: 7	H: 0 LOB: 0 BB: 0 P: 7	R: 0 E: 1 K: 1 S: 7	H: 1 LOB: 2 BB: 0 P: 7	R: 1 E: 0 K: 0 S: 4	H: 1 LOB: 0 BB: 0 P: 4	R: 0 E: 0 K: 1 S: 5	H: 0 LOB: 0 BB: 0 P: 5	R: 0 E: 0 K: 0 S: 4	H: 1 LOB: 1 BB: 0 P: 4	1B: 3 2B: 1 3B: 0 HR: 1	SF: 0 SAC: 0 DP: 0 HBP: 0	WP: 0 PB: 0 CS: 0	PA: 34
PITCHER	IP WLS BF H R ER SO BB IBB HBP BLK WP HR S P ERA WHIP	9.0 W 34 5 2 1 8 1 0 0 0 0 1 49 53 1.00 0.667	PITCHER																			



Batter	1	2	3	4	5	6	7	8	9	AB	R	H	RBI	BB	SO	LOB	TOP					
Ken Henderson, S (1, 7) OBP: 0.382, SLG: 0.467	0-0 6-3			4-0 BB		0-0 5-3		0-0 1B		3	0	1	0	1	0	0	San Francisco Giants @ New York Mets Shea Stadium, Flushing, NY Wed Aug 25 1971, 3:33 AM EDT Att: 44,094 - Unknown					
Tito Fuentes, S (1, 4) OBP: 0.298, SLG: 0.343	0-0 F9			0-0 F8		0-0 6-3		0-0 F9		4	0	0	0	0	0	2						
Willie Mays, R (1, 8) OBP: 0.428, SLG: 0.504	0-3 K			0-3 K			0-3 K		0-0 6-3	4	0	0	0	0	3	1						
Bobby Bonds, R (1, 9) OBP: 0.376, SLG: 0.519		0-3 K2-3		0-3 K			0-0 2B		0-0 5-3	4	0	1	0	0	2	1						
Dick Dietz, R (1, 2) OBP: 0.392, SLG: 0.419		0-0 F7			0-0 4-3		0-0 F5		0-0 F8	4	0	0	0	0	0	1						
Dave Kingman, R (1, 3) OBP: 0.279, SLG: 0.611		0-3 K			0-0 HR		4-0 BB			2	1	1	1	1	1	0						
Al Gallagher, R (1, 5) OBP: 0.348, SLG: 0.399			0-0 F8		0-0 5-3		0-0 F8			3	0	0	0	0	0	2						
Chris Speier, R (1, 6) OBP: 0.302, SLG: 0.323			0-0 6-3			0-0 F9		0-0 5-3		3	0	0	0	0	0	0						
Gaylord Perry, R (1, 1) OBP: 0.134, SLG: 0.163			0-0 F3			0-3 K		0-3 K		1	0	0	0	0	0	0						
Jim Ray Hart, R (6, PH) OBP: 0.286, SLG: 0.333										1	0	0	0	0	1	0						
Jim Barr, R (6, PH) OBP: 0.409, SLG: 0.442										0	0	0	0	0	0	0						
Fran Healy, R (8, PH) OBP: 0.409, SLG: 0.442										1	0	0	0	0	1	0						
Don McMahon, R (8, 1)										0	0	0	0	0	0	0						
Inning Stats	R: 0 E: 0 K: 1 S: 5	H: 0 LOB: 0 BB: 0 P: 5	R: 0 E: 0 K: 2 S: 7	H: 0 LOB: 0 BB: 0 P: 7	R: 0 E: 0 K: 0 S: 3	H: 0 LOB: 0 BB: 0 P: 3	R: 0 E: 0 K: 2 S: 7	H: 0 LOB: 1 BB: 1 P: 11	R: 1 E: 0 K: 0 S: 4	H: 1 LOB: 0 BB: 0 P: 4	R: 0 E: 0 K: 1 S: 5	H: 0 LOB: 0 BB: 0 P: 5	R: 0 E: 0 K: 1 S: 6	H: 1 LOB: 2 BB: 1 P: 10	R: 0 E: 0 K: 1 S: 6	H: 1 LOB: 1 BB: 0 P: 6	R: 0 E: 0 K: 0 S: 3	H: 0 LOB: 0 BB: 0 P: 3	1B: 1 2B: 1 3B: 0 HR: 1	SF: 0 SAC: 0 DP: 0 HBP: 0	WP: 0 PB: 0 SB: 1 CS: 0	PA: 32
PITCHER Jerry Kosman, L (1, 1) ERA: 2.71	IP: 9.0 WLS: W BF: 32 H: 3 R: 1 ER: 1 SO: 8 BB: 2 IBB: 0 HBP: 0 BLK: 0 WP: 0 HR: 1 S: 46 P: 54 ERA: 1.00 WHIP: 0.556															PITCHER	IP: 9.0 WLS: W BF: 32 H: 3 R: 1 ER: 1 SO: 8 BB: 2 IBB: 0 HBP: 0 BLK: 0 WP: 0 HR: 1 S: 46 P: 54 ERA: 1.00 WHIP: 0.556					

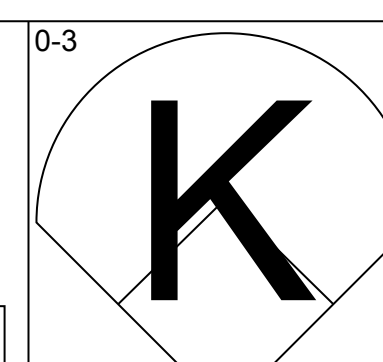
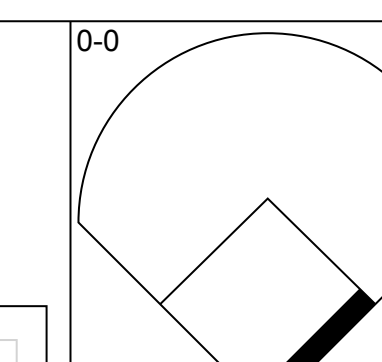
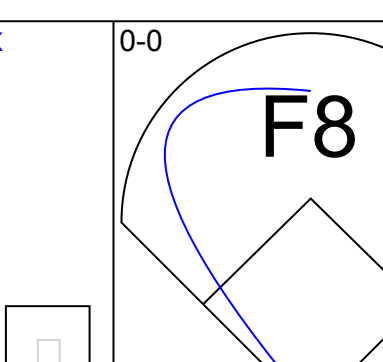
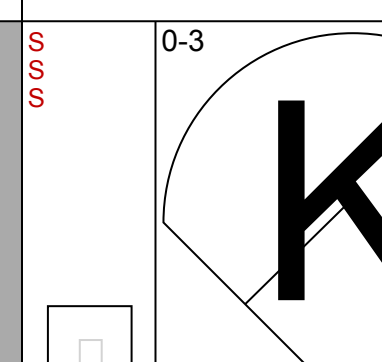
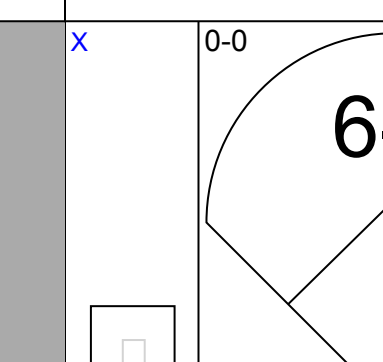
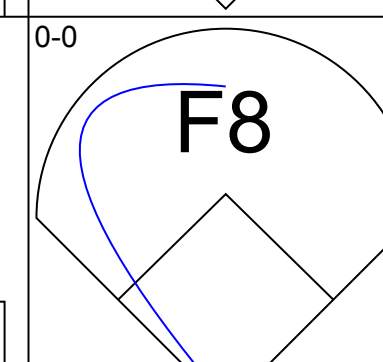
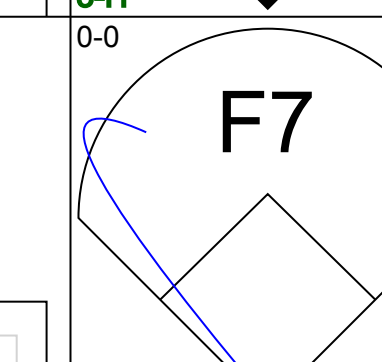
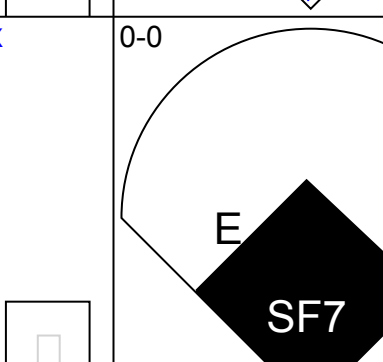
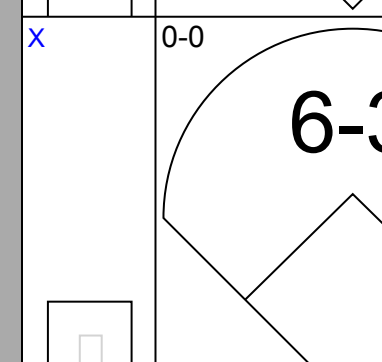
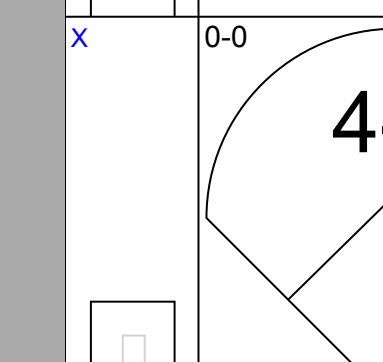
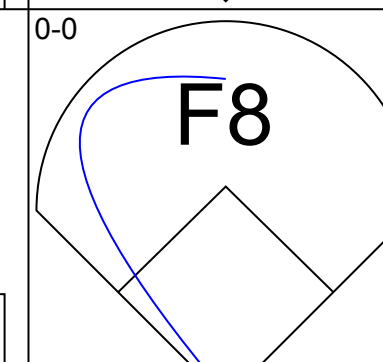
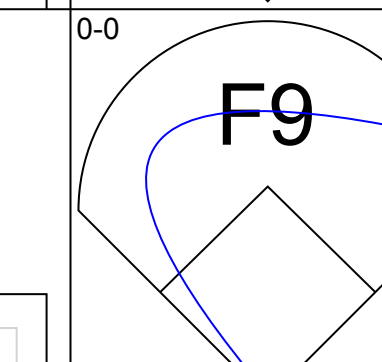
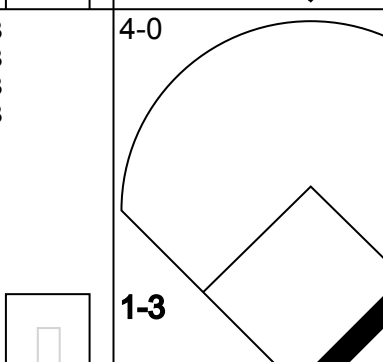

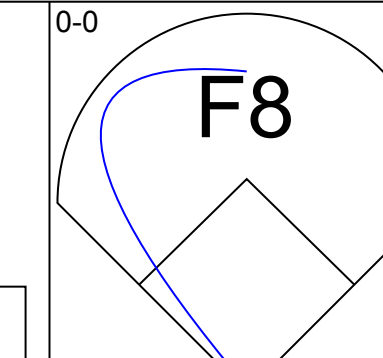
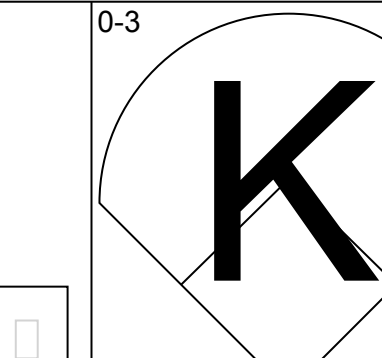
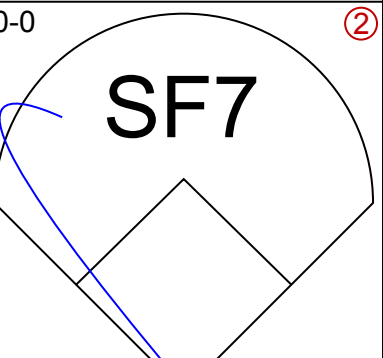
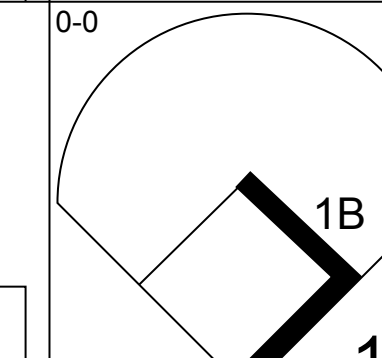
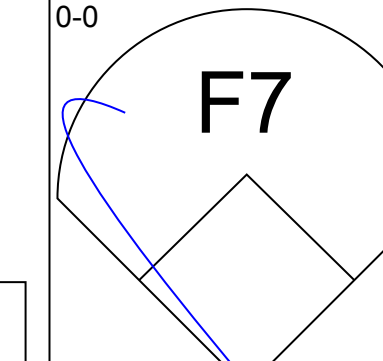
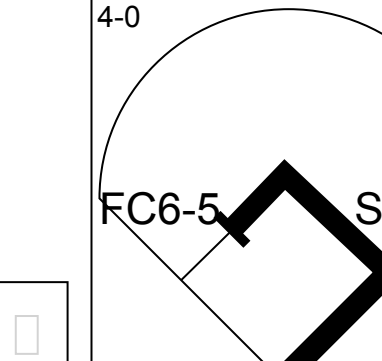
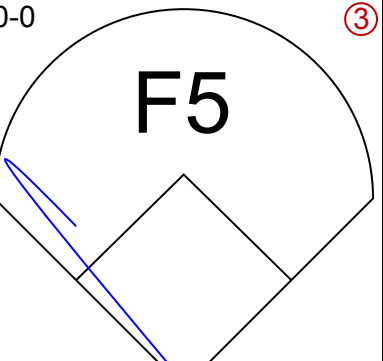
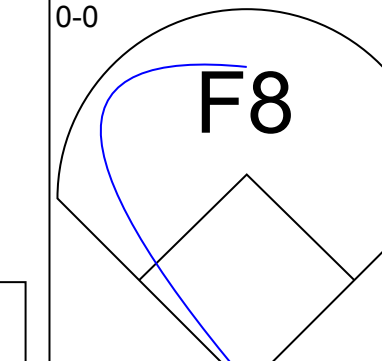
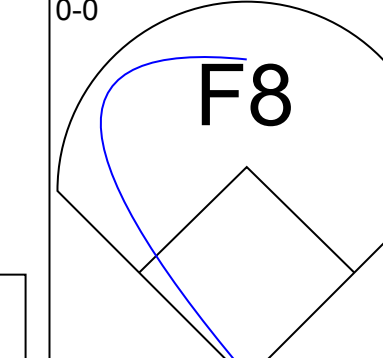
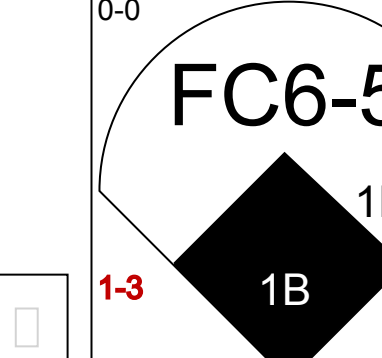
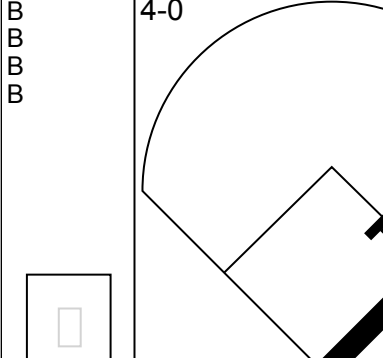
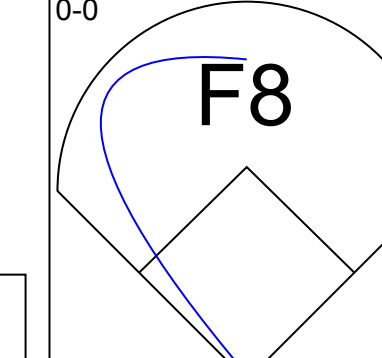
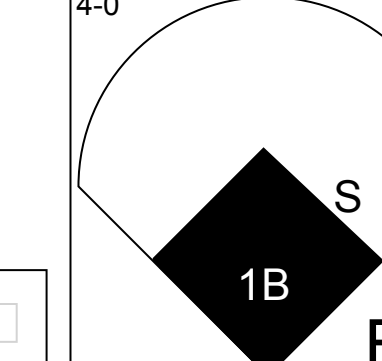
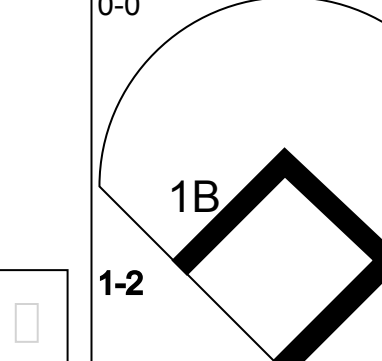
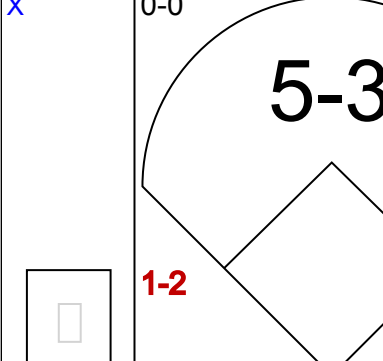
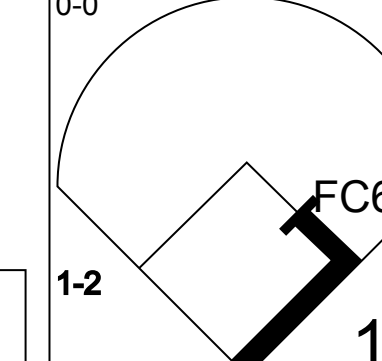
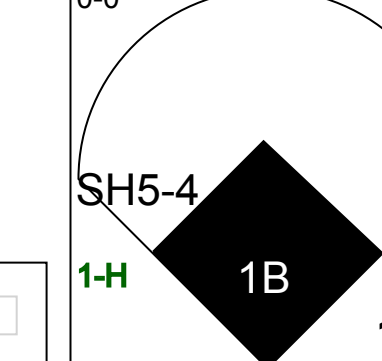
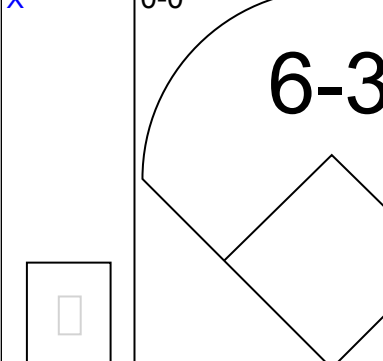
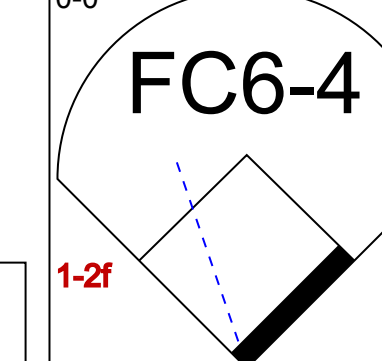
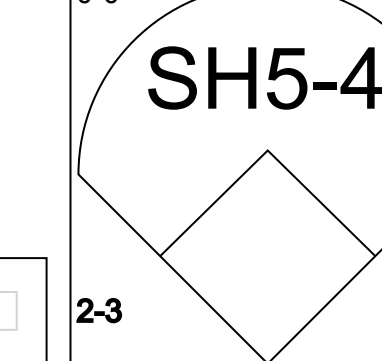
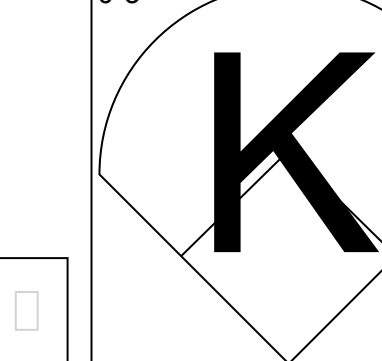
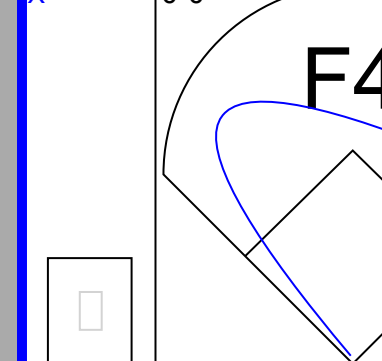
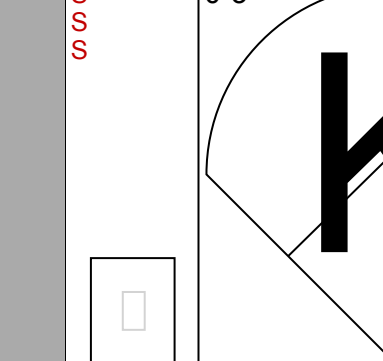
AB 30
R 1
H 3
RBI 1
BB 2
SO 8
LOB 7

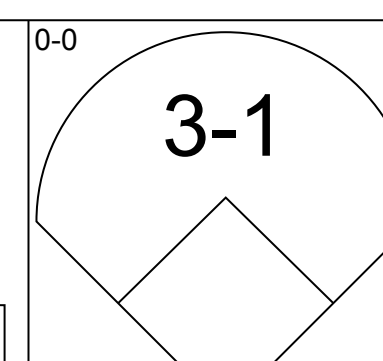
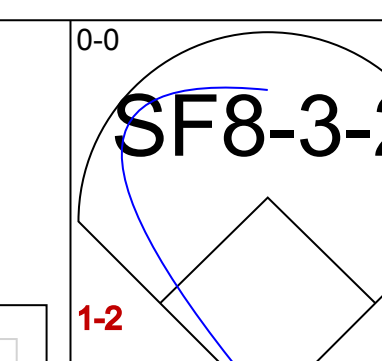
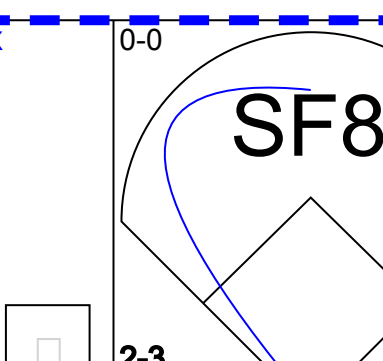
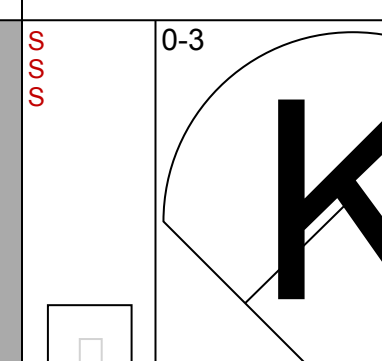
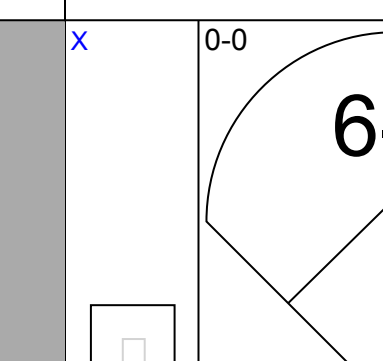
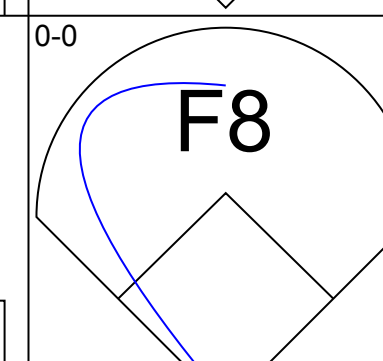
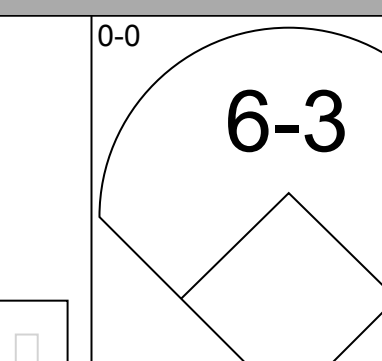
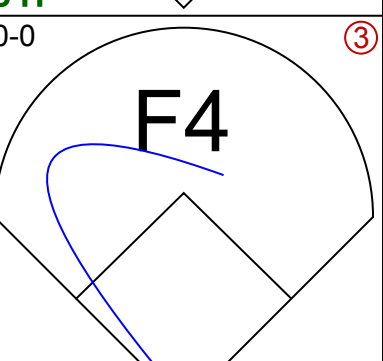
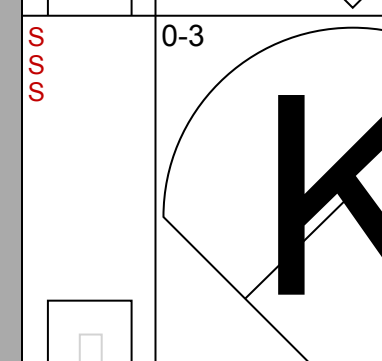
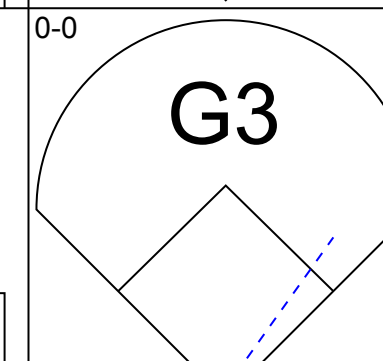
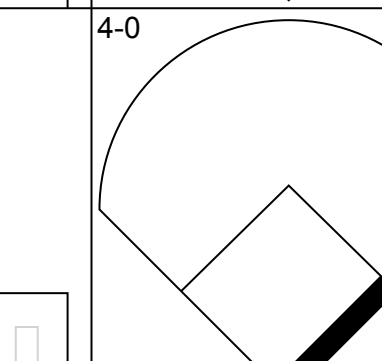
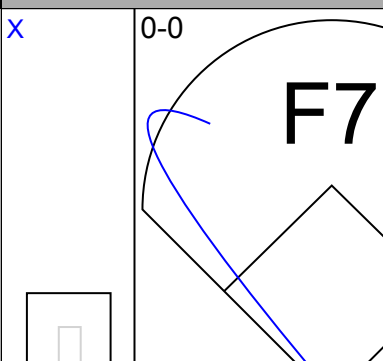
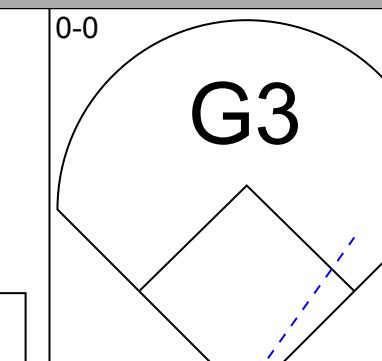
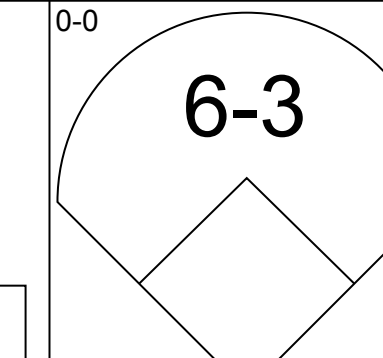
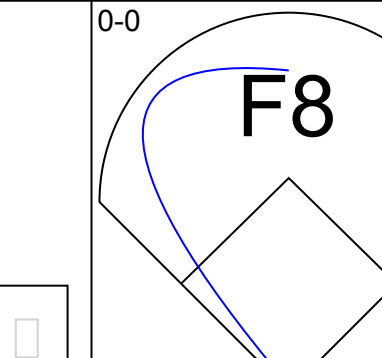
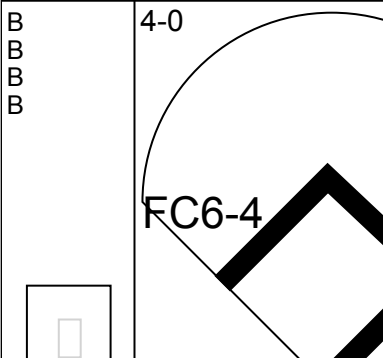
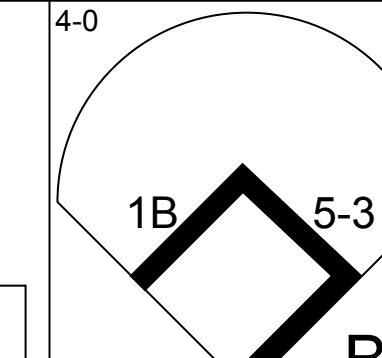
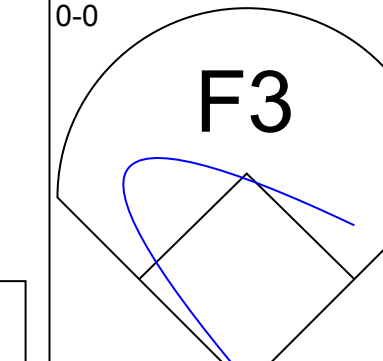
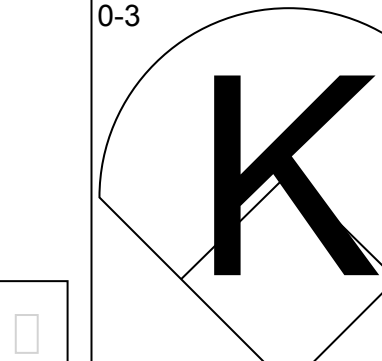
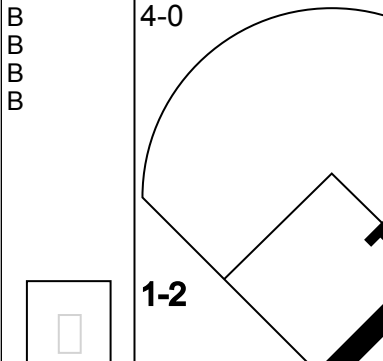
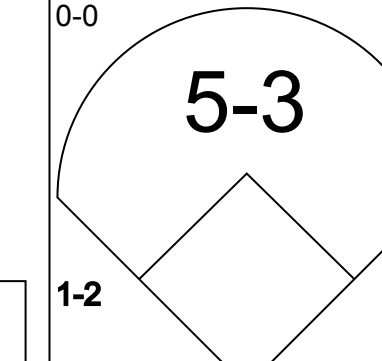
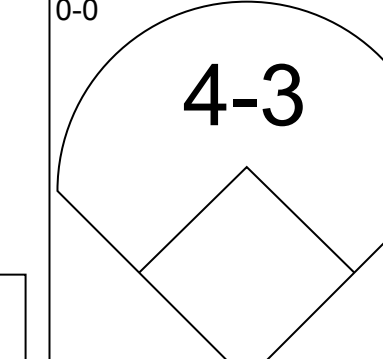
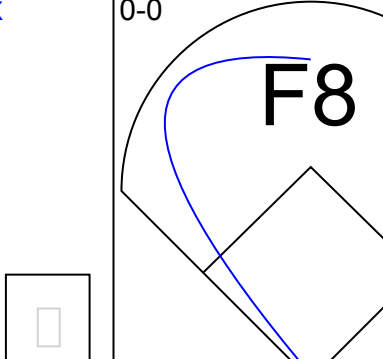
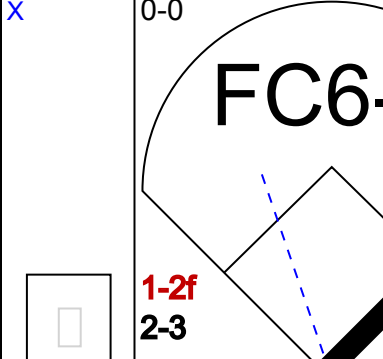
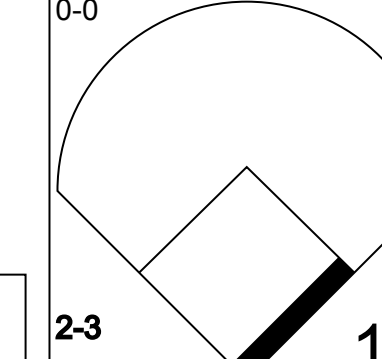
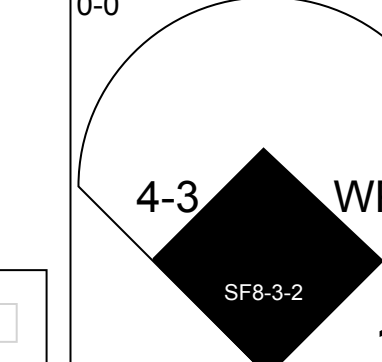
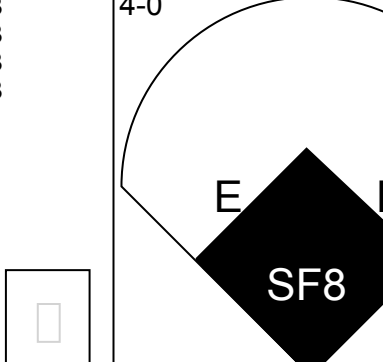
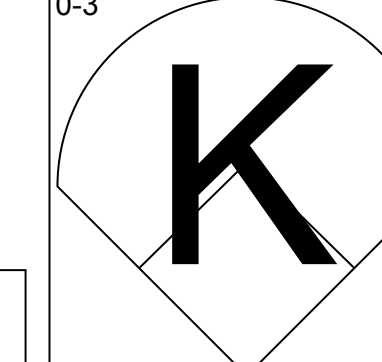
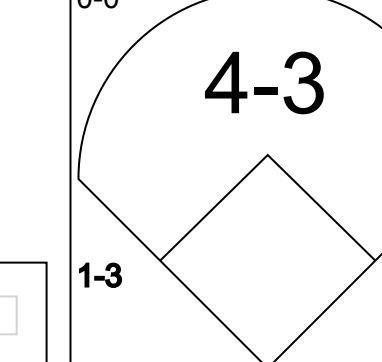
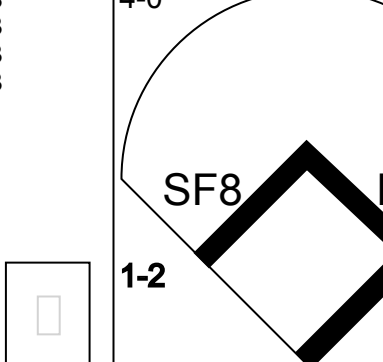
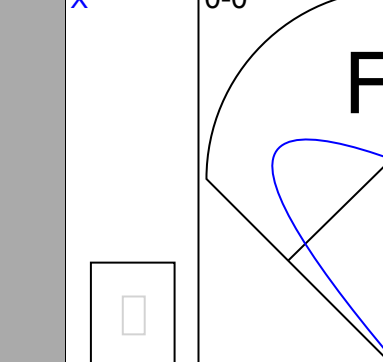

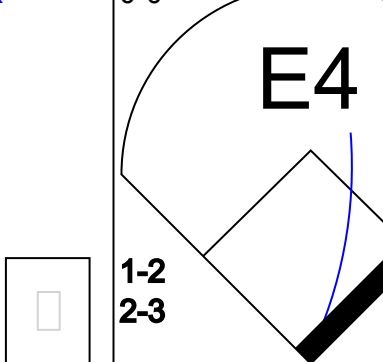
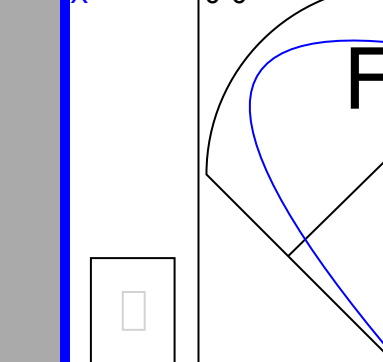


Batter	1	2	3	4	5	6	7	8	9	AB	R	H	RBI	BB	SO	LOB	BOTTOM			
Bud Harrelson, S (1, 6) OBP: 0.334, SLG: 0.318	0-0 4-3	0-0 F7		0-0 F9 1B PB 1B		0-0 3-1				4	1	1	1	0	0	3	San Francisco Giants @ New York Mets Shea Stadium, Flushing, NY Wed Aug 25 1971, 3:33 AM EDT Att: 44,094 - Unknown			
Wayne Garrett, L (1, 5) OBP: 0.359, SLG: 0.279	0-0 FC5-4 1B		0-3 K	0-0 PB 1B		0-0 F8				4	0	2	0	0	1	0				
Cleon Jones, R (1, 7) OBP: 0.381, SLG: 0.487	0-0 FC5-4 1-2		4-0 K E BB	0-0 F9 2-3		0-0 1-3				3	1	0	0	1	0	3				
Art Shamsky, L (1, 9) OBP: 0.283, SLG: 0.388	0-0 F4		0-0 F8	0-0 F6 1-2 3-H		0-3 K				4	0	0	0	0	1	3				
Don Hahn, R (8, 8) OBP: 0.321, SLG: 0.269						0-3 K				0	0	0	0	0	0	0				
Ken Boswell, L (1, 4) OBP: 0.350, SLG: 0.387		4-0 1B BB	0-0 E7 1-H 1B		0-0 G3		0-3 K			3	0	1	0	1	1	0				
Tommie Agee, R (1, 8) OBP: 0.357, SLG: 0.432		0-0 1-3 1B	0-0 6-3		0-0 HR		0-3 K		0-3 K	4	1	2	1	0	1	1				
Ed Kranepool, L (1, 3) OBP: 0.332, SLG: 0.442		0-0 G3		0-0 HR		0-0 3-1		0-0 G3		4	1	1	1	0	0	2				
Duffy Dyer, R (1, 2) OBP: 0.312, SLG: 0.339		4-0 BB		0-0 PB SH1-4 1B 1B		0-0 6-3		0-0 1-3		3	1	1	0	1	0	0				
Jerry Kosman, R (1, 1) OBP: 0.244, SLG: 0.162		0-3 K		0-0 SH1-4 1-2		0-0 5-3				2	0	0	0	0	1	3				
Inning Stats	R: 0 E: 0 K: 0 S: 4	H: 1 LOB: 1 BB: 0 P: 4	R: 0 E: 0 K: 1 S: 6	H: 1 LOB: 2 BB: 2 P: 14	R: 1 E: 1 K: 1 S: 6	H: 1 LOB: 1 BB: 1 P: 10	R: 3 E: 0 K: 0 S: 7	H: 4 LOB: 1 BB: 0 P: 7	R: 1 E: 0 K: 0 S: 4	H: 1 LOB: 0 BB: 0 P: 4	R: 0 E: 0 K: 0 S: 3	H: 0 LOB: 0 BB: 0 P: 3	R: 0 E: 0 K: 2 S: 7	H: 0 LOB: 0 BB: 0 P: 7	R: 0 E: 0 K: 1 S: 5	H: 0 LOB: 0 BB: 0 P: 5	1B: 6 2B: 0 3B: 0 HR: 2	SF: 0 SAC: 1 DP: 0 HBP: 0	WP: 0 PB: 2 SB: 0 CS: 0	PA: 35
PITCHER Gaylord Perry, R (1, 1) ERA: 3.25	IP: 5.0 WLS: L BF: 26 H: 8 R: 5 ER: 3 SO: 2 BB: 3 IBB: 0 HBP: 0 BLK: 0 WP: 0 HR: 2 S: 27 P: 39 ERA: 5.40 WHIP: 2.200															PITCHER	IP: 5.0 WLS: L BF: 26 H: 8 R: 5 ER: 3 SO: 2 BB: 3 IBB: 0 HBP: 0 BLK: 0 WP: 0 HR: 2 S: 27 P: 39 ERA: 5.40 WHIP: 2.200			
Jim Barr, R (6, 1) ERA: 5.5	2.0 6 0 0 0 2 0 0 0 0 0 0 10 10 0.00 0.000																			
Don McMahon, R (8, 1) ERA: 3.58	1.0 3 0 0 0 1 0 0 0 0 0 0 5 5 0.00 0.000																			

AB 31
R 5
H 8
RBI 3
BB 3
SO 5
LOB 15



Batter	1	2	3	4	5	6	7	8	9	AB	R	H	RBI	BB	SO	LOB	TOP					
Ken Henderson, S (1, 7) OBP: 0.381, SLG: 0.464										5	0	1	1	0	2	0	San Francisco Giants @ Philadelphia Phillies Veterans Stadium, Philadelphia, PA Sat Aug 28 1971, 7:05 PM EDT Unknown					
Tito Fuentes, S (1, 4) OBP: 0.297, SLG: 0.342										5	1	1	0	0	0	1						
Willie Mays, R (1, 8) OBP: 0.428, SLG: 0.512										3	1	1	1	1	0	1						
Bobby Bonds, R (1, 9) OBP: 0.375, SLG: 0.518										3	0	1	1	0	1	0						
Dave Kingman, R (1, 3) OBP: 0.277, SLG: 0.579										3	0	0	0	1	0	2						
Dick Dietz, R (1, 2) OBP: 0.391, SLG: 0.416										3	1	0	0	1	0	2						
Chris Speier, R (1, 6) OBP: 0.305, SLG: 0.325										3	1	2	0	1	0	1						
Al Gallagher, R (1, 5) OBP: 0.350, SLG: 0.400										4	1	2	2	0	0	2						
Don Carrithers, R (1, 1) OBP: 0.100, SLG: 0.100										1	0	0	0	0	1	2						
Steve Hamilton, L (5, 1)										0	0	0	0	0	0	0						
Jim Ray Hart, R (7, PH) OBP: 0.273, SLG: 0.316										1	0	0	0	0	0	0						
Jerry Johnson, R (7, 1)										1	0	0	0	0	1	0						
Inning Stats	R: 0 E: 0 K: 1 S: 5	H: 0 LOB: 0 BB: 0 P: 5	R: 0 E: 0 K: 0 S: 3	H: 0 LOB: 0 BB: 0 P: 3	R: 2 E: 0 K: 0 S: 5	H: 2 LOB: 1 BB: 1 P: 9	R: 1 E: 0 K: 2 S: 9	H: 2 LOB: 2 BB: 1 P: 13	R: 1 E: 1 K: 0 S: 4	H: 1 LOB: 1 BB: 1 P: 8	R: 0 E: 0 K: 0 S: 2	H: 0 LOB: 0 BB: 1 P: 6	R: 0 E: 0 K: 1 S: 5	H: 0 LOB: 0 BB: 0 P: 5	R: 1 E: 0 K: 0 S: 6	H: 3 LOB: 2 BB: 0 P: 6	R: 0 E: 0 K: 1 S: 5	H: 0 LOB: 0 BB: 0 P: 5	1B: 7 2B: 0 3B: 0 HR: 1	SF: 1 SAC: 1 DP: 0 HBP: 0	WP: 0 PB: 0 SB: 2 CS: 1	PA: 38
PITCHER	IP WLS BF H R ER SO BB IBB HBP BLK WP HR S P ERA WHIP																					
Woodie Fryman, L (1, 1) ERA: 2.79	5.0 L 23 5 4 3 3 3 0 0 0 0 0 0 26 38 5.40 1.600																					
Darrell Brandon, R (6, 1) ERA: 3.51	2.0 6 0 0 0 1 1 0 0 0 0 0 0 7 11 0.00 0.500																					
Dick Selma, R (8, 1) ERA: 3.71	2.0 9 3 1 1 1 0 0 0 0 0 0 1 11 4.50 1.500																					

Batter	1	2	3	4	5	6	7	8	9	AB	R	H	RBI	BB	SO	LOB	BOTTOM					
Ron Stone, L (1, 9) OBP: 0.325, SLG: 0.320										3	0	0	2	0	1	1	San Francisco Giants @ Philadelphia Phillies Veterans Stadium, Philadelphia, PA Sat Aug 28 1971, 7:05 PM EDT Unknown					
Larry Bowa, S (1, 6) OBP: 0.285, SLG: 0.294										4	0	0	0	0	1	3						
Tim McCarver, L (1, 2) OBP: 0.327, SLG: 0.415										3	0	0	0	1	0	0						
Willie Montanez, L (1, 8) OBP: 0.325, SLG: 0.481										2	0	0	0	2	0	1						
Deron Johnson, R (1, 3) OBP: 0.345, SLG: 0.489										3	0	0	0	1	1	2						
Oscar Gamble, L (1, 7) OBP: 0.271, SLG: 0.321										4	0	1	0	0	0	2						
Terry Harmon, R (1, 4) OBP: 0.294, SLG: 0.258										3	2	1	0	1	1	4						
John Vukovich, R (1, 5) OBP: 0.227, SLG: 0.207										2	0	0	0	2	0	1						
Woodie Fryman, R (1, 1) OBP: 0.181, SLG: 0.181										1	0	1	0	0	0	0						
Byron Browne, R (5, PH) OBP: 0.274, SLG: 0.320										1	0	0	0	0	0	2						
Darrell Brandon, R (6, 1) OBP: 0.274, SLG: 0.320										0	0	0	0	0	0	0						
Bobby Phil, R (7, PH) OBP: 0.133, SLG: 0.111										1	0	0	0	0	1	1						
Dick Selma, R (8, 1) OBP: 0.285, SLG: 0.415										0	0	0	0	0	0	0						
Roger Freed, R (9, PH) OBP: 0.201, SLG: 0.296										1	0	0	0	0	0	0						
Inning Stats	R: 0 E: 0 K: 0 S: 3	H: 0 LOB: 0 BB: 0 P: 3	R: 0 E: 0 K: 0 S: 3	H: 0 LOB: 0 BB: 0 P: 3	R: 1 E: 0 K: 0 S: 4	H: 2 LOB: 0 BB: 0 P: 4	R: 0 E: 0 K: 1 S: 5	H: 0 LOB: 1 BB: 1 P: 9	R: 1 E: 1 K: 0 S: 4	H: 0 LOB: 2 BB: 2 P: 12	R: 0 E: 0 K: 0 S: 3	H: 0 LOB: 2 BB: 2 P: 11	R: 0 E: 0 K: 3 S: 9	H: 0 LOB: 1 BB: 1 P: 13	R: 0 E: 0 K: 1 S: 6	H: 1 LOB: 2 BB: 1 P: 10	R: 0 E: 0 K: 0 S: 3	H: 0 LOB: 0 BB: 0 P: 3	1B: 3 2B: 1 3B: 0 HR: 0	SF: 2 SAC: 0 DP: 1 HBP: 0	WP: 1 PB: 0 SB: 0 CS: 0	PA: 37
PITCHER	IP WLS BF H R ER SO BB IBB HBP BLK WP HR S P ERA WHIP																					
Don Carrithers, R (1, 1) ERA: 4.09	18 2 2 1 1 1 3 0 0 0 0 0 0 17 29 2.08 1.154																					
Steve Hamilton, L (5, 1) ERA: 3.39	1.2 W 7 0 0 0 0 2 0 0 0 0 0 0 5 13 0.00 1.200																					
Jerry Johnson, R (7, 1) ERA: 2.51	3.0 S 12 1 0 0 4 2 0 0 0 0 0 0 18 26 0.00 1.000																					

AB	32
R	5
H	8
RBI	5
BB	4
SO	5
LOB	11



Batter	1	2	3	4	5	6	7	8	9	AB	R	H	RBI	BB	SO	LOB	TOP			
Ken Henderson, S (1, 7) OBP: 0.378, SLG: 0.462										4	0	1	0	0	2	0	San Francisco Giants @ Philadelphia Phillies Veterans Stadium, Philadelphia, PA Sat Aug 28 1971, 7:05 PM EDT Att: 33,012 - Unknown			
Tito Fuentes, S (1, 4) OBP: 0.296, SLG: 0.341										4	0	1	0	0	0	1				
Bobby Bonds, R (1, 9) OBP: 0.374, SLG: 0.518										4	2	1	0	0	1	2				
Willie McCovey, L (1, 3) OBP: 0.378, SLG: 0.442										4	1	1	1	0	1	2				
Al Gallagher, R (1, 5) OBP: 0.354, SLG: 0.410										4	0	3	2	0	1	0				
Fran Healy, R (1, 2) OBP: 0.407, SLG: 0.430										2	0	0	0	1	1	1				
Dick Dietz, R (9, PH) OBP: 0.390, SLG: 0.415										1	0	0	0	0	1	1				
Chris Speier, R (1, 6) OBP: 0.305, SLG: 0.323										3	0	0	0	1	1	2				
Jimmy Rosario, S (1, 8) OBP: 0.360, SLG: 0.290										3	0	1	0	0	0	0				
Dave Kingman, R (9, PH) OBP: 0.273, SLG: 0.569										1	0	0	0	0	0	2				
John Cumberland, R (1, 1) OBP: 0.140, SLG: 0.119										3	0	0	0	0	2	1				
Don McMahon, R (7, 1)										0	0	0	0	0	0	0				
Willie Mays, R (9, PH) OBP: 0.427, SLG: 0.510										1	0	0	0	0	1	2				
Inning Stats	R: 2 E: 0 K: 1 S: 8	H: 3 LOB: 2 BB: 1 P: 12	R: 0 E: 0 K: 1 S: 5	H: 0 LOB: 0 BB: 0 P: 5	R: 0 E: 0 K: 0 S: 3	H: 1 LOB: 0 BB: 0 P: 3	R: 0 E: 0 K: 2 S: 7	H: 0 LOB: 0 BB: 0 P: 7	R: 0 E: 0 K: 1 S: 5	H: 1 LOB: 1 BB: 0 P: 9	R: 0 E: 0 K: 1 S: 5	H: 0 LOB: 0 BB: 0 P: 5	R: 0 E: 0 K: 1 S: 6	H: 1 LOB: 1 BB: 0 P: 6	R: 0 E: 0 K: 2 S: 8	H: 1 LOB: 2 BB: 1 P: 12	1B: 4 2B: 4 3B: 0 HR: 0	SF: 0 SAC: 0 DP: 2 HBP: 0	WP: 0 PB: 0 SB: 1 CS: 0	PA: 36
PITCHER Rick Wise, R (1, 1) ERA: 2.88	IP: 9.0 WLS: W BF: 36 H: 8 R: 3 ER: 2 SO: 11 BB: 2 IBB: 0 HBP: 0 BLK: 0 WP: 0 HR: 0 S: 56 P: 64 ERA: 2.00 WHIP: 1.111															PITCHER				

Batter	1	2	3	4	5	6	7	8	9	AB	R	H	RBI	BB	SO	LOB	BOTTOM			
Larry Bowa, S (1, 6) OBP: 0.287, SLG: 0.294										3	0	1	0	1	0	0	San Francisco Giants @ Philadelphia Phillies Veterans Stadium, Philadelphia, PA Sat Aug 28 1971, 7:05 PM EDT Att: 33,012 - Unknown			
Terry Harmon, R (1, 4) OBP: 0.288, SLG: 0.253										4	0	0	0	0	1	2				
Willie Montanez, L (1, 8) OBP: 0.323, SLG: 0.478										4	0	0	0	0	0	2				
Deron Johnson, R (1, 3) OBP: 0.344, SLG: 0.489										4	1	1	0	0	2	0				
Byron Browne, R (1, 7) OBP: 0.289, SLG: 0.382										2	1	1	1	1	0	1				
Oscar Gamble, L (7, PR) OBP: 0.270, SLG: 0.319										1	1	0	0	0	1	0				
Roger Freed, R (1, 9) OBP: 0.303, SLG: 0.294										2	1	0	0	2	0	1				
Bobby Pfeil, R (1, 5) OBP: 0.329, SLG: 0.403										4	0	1	1	0	2	3				
Mike Ryan, R (1, 2) OBP: 0.230, SLG: 0.296										2	0	0	0	0	0	1				
Tim McCarver, L (7, PH) OBP: 0.325, SLG: 0.415										0	1	0	0	1	0	0				
Rick Wise, R (1, 1) OBP: 0.275, SLG: 0.519										3	2	2	5	0	0	0				
Inning Stats	R: 0 E: 0 K: 0 S: 3	H: 1 LOB: 0 BB: 0 P: 3	R: 1 E: 0 K: 0 S: 5	H: 2 LOB: 1 BB: 0 P: 5	R: 0 E: 0 K: 0 S: 3	H: 0 LOB: 0 BB: 0 P: 3	R: 1 E: 0 K: 1 S: 6	H: 1 LOB: 0 BB: 0 P: 6	R: 1 E: 0 K: 0 S: 4	H: 1 LOB: 0 BB: 0 P: 4	R: 0 E: 0 K: 0 S: 3	H: 0 LOB: 0 BB: 0 P: 3	R: 4 E: 0 K: 2 S: 8	H: 1 LOB: 1 BB: 4 P: 24	R: 0 E: 0 K: 3 S: 9	H: 0 LOB: 1 BB: 1 P: 13	1B: 2 2B: 1 3B: 0 HR: 3	SF: 0 SAC: 0 DP: 1 HBP: 0	WP: 0 PB: 0 SB: 0 CS: 0	PA: 34
PITCHER John Cumberland, L (1, 1) ERA: 3.09	IP: 6.0 WLS: L BF: 24 H: 5 R: 5 ER: 5 SO: 1 BB: 2 IBB: 0 HBP: 0 BLK: 0 WP: 0 HR: 2 S: 24 P: 32 ERA: 7.50 WHIP: 1.167															PITCHER Don McMahon, R (7, 1) ERA: 3.74				



Batter	1	2	3	4	5	6	7	8	9	AB	R	H	RBI	BB	SO	LOB	TOP					
Ken Henderson, S (1, 7) OBP: 0.382, SLG: 0.459										2	2	0	0	3	0	1	San Francisco Giants @ Philadelphia Phillies Veterans Stadium, Philadelphia, PA Sun Aug 29 1971, 3:33 AM EDT Att: 26,825 - Unknown					
Tito Fuentes, S (1, 4) OBP: 0.299, SLG: 0.344										4	1	2	1	1	1	2						
Willie Mays, R (1, 8) OBP: 0.509, SLG: 0.509 Jimmy Rosario, S (9, 8) OBP: 0.360, SLG: 0.290										3	1	1	1	2	2	1						
Bobby Bonds, R (1, 9) OBP: 0.373, SLG: 0.521										5	1	1	3	0	1	3						
Dick Dietz, R (1, 2) OBP: 0.388, SLG: 0.410										4	0	0	0	1	2	1						
Dave Kingman, R (1, 3) OBP: 0.382, SLG: 0.541										3	1	0	1	2	2	0						
Al Gallagher, R (1, 5) OBP: 0.357, SLG: 0.412										3	1	1	1	1	1	3						
Chris Speier, R (1, 6) OBP: 0.309, SLG: 0.328										4	1	3	1	1	0	1						
Juan Marichal, R (1, 1) OBP: 0.148, SLG: 0.241										4	0	0	0	0	1	5						
Inning Stats	R: 1 E: 1 K: 0 S: 3	H: 0 LOB: 3 BB: 4 P: 19	R: 1 E: 0 K: 1 S: 7	H: 2 LOB: 1 BB: 0 P: 7	R: 2 E: 0 K: 1 S: 7	H: 2 LOB: 1 BB: 1 P: 11	R: 1 E: 0 K: 2 S: 8	H: 1 LOB: 1 BB: 1 P: 12	R: 0 E: 0 K: 0 S: 2	H: 0 LOB: 1 BB: 1 P: 7	R: 3 E: 0 K: 2 S: 8	H: 1 LOB: 0 BB: 2 P: 16	R: 0 E: 0 K: 0 S: 3	H: 1 LOB: 3 BB: 2 P: 11	R: 0 E: 0 K: 2 S: 7	H: 0 LOB: 0 BB: 0 P: 7	R: 0 E: 0 K: 2 S: 8	H: 1 LOB: 1 BB: 0 P: 8	1B: 4 2B: 4 3B: 0 HR: 1	SF: 0 SAC: 1 DP: 1 HBP: 1	WP: 0 PB: 0 SB: 1 CS: 0	PA: 45
PITCHER	IP WLS BF H R ER SO BB IBB HBP BLK WP HR S P ERA WHIP																					
Ken Reynolds, L (1, 1) ERA: 4.37	2.2 L 17 4 4 4 1 5 0 0 0 0 0 0 14 34 13.50 3.375																					
Bill Champion, R (3, 1) ERA: 4.95	1.2 9 1 1 1 3 2 0 0 0 0 0 1 12 21 5.40 1.800																					
Darrell Brandon, R (5, 1) ERA: 3.91	1.2 7 1 3 3 2 2 0 0 0 0 0 1 9 17 16.20 1.800																					
Jim Bunning, R (7, 1) ERA: 5.5	3.0 12 2 0 0 4 2 0 0 0 0 0 0 18 26 0.00 1.333																					

Batter	1	2	3	4	5	6	7	8	9	AB	R	H	RBI	BB	SO	LOB	BOTTOM					
Ron Stone, L (1, 9) OBP: 0.324, SLG: 0.318										4	1	1	0	0	0	0	San Francisco Giants @ Philadelphia Phillies Veterans Stadium, Philadelphia, PA Sun Aug 29 1971, 3:33 AM EDT Att: 26,825 - Unknown					
Larry Bowa, S (1, 6) OBP: 0.287, SLG: 0.294										4	1	1	0	0	1	0						
Tim McCarver, L (1, 2) OBP: 0.330, SLG: 0.416										4	0	2	1	0	0	0						
Deron Johnson, R (1, 3) OBP: 0.345, SLG: 0.489										4	0	2	0	0	2	3						
Willie Montanez, L (1, 8) OBP: 0.321, SLG: 0.474										4	0	0	1	0	2	4						
Byron Browne, R (1, 7) OBP: 0.289, SLG: 0.382 Oscar Gamble, L (2, 7) OBP: 0.266, SLG: 0.315 Jim Bunning, R (7, 1) OBP: 0.118, SLG: 0.240 Roger Freed, R (9, PH) OBP: 0.302, SLG: 0.293										0	0	0	0	0	0	0						
Terry Harmon, R (1, 4) OBP: 0.282, SLG: 0.247										3	0	0	0	0	3							
John Vukovich, R (1, 5) OBP: 0.223, SLG: 0.203										4	0	0	0	0	0	0						
Ken Reynolds, L (1, 1) OBP: 0.214, SLG: 0.205 Bill Champion, R (3, 1) OBP: 0.077, SLG: 0.077 Darrell Brandon, R (5, 1) OBP: 0.111, SLG: 0.111 Joe Lis, R (6, PH) OBP: 0.314, SLG: 0.419										0	0	0	0	0	0	0						
Inning Stats	R: 0 E: 0 K: 1 S: 5	H: 0 LOB: 0 BB: 0 P: 5	R: 0 E: 0 K: 1 S: 6	H: 1 LOB: 0 BB: 0 P: 6	R: 0 E: 0 K: 1 S: 5	H: 0 LOB: 0 BB: 0 P: 5	R: 0 E: 0 K: 1 S: 6	H: 1 LOB: 1 BB: 0 P: 6	R: 0 E: 0 K: 0 S: 3	H: 0 LOB: 0 BB: 0 P: 3	R: 3 E: 1 K: 1 S: 10	H: 4 LOB: 2 BB: 0 P: 10	R: 0 E: 0 K: 1 S: 5	H: 0 LOB: 0 BB: 0 P: 5	R: 0 E: 0 K: 1 S: 6	H: 1 LOB: 1 BB: 0 P: 6	R: 0 E: 0 K: 2 S: 7	H: 0 LOB: 0 BB: 0 P: 7	1B: 6 2B: 0 3B: 0 HR: 1	SF: 0 SAC: 0 DP: 0 HBP: 0	WP: 0 PB: 0 SB: 0 CS: 0	PA: 35
PITCHER	IP WLS BF H R ER SO BB IBB HBP BLK WP HR S P ERA WHIP																					
Juan Marichal, R (1, 1) ERA: 2.8	9.0 W 35 7 3 3 9 0 0 0 0 0 1 53 53 3.00 0.778																					

AB 32
R 8
H 8
RBI 8
BB 11
SO 10
LOB 17



AB 35
R 3
H 7
RBI 3
BB 0
SO 9
LOB 13



Batter	1	2	3	4	5	6	7	8	9	AB	R	H	RBI	BB	SO	LOB	TOP			
Felix Millan, R OBP: 0.347, SLG: 0.370 Tony La Russa, R (8, 4)	0-3 K		0-0 5-3			0-0 6-3		0-0 F8		4	0	0	0	0	1	1	<p>Atlanta Braves @ San Francisco Giants</p> <p>Candlestick Park, San Francisco, CA</p> <p>Tue Aug 31 1971, 10:05 PM EDT</p> <p>Att: 13,615 - Unknown</p>			
Ralph Carr, L OBP: 0.367, SLG: 0.434 (1, 7)	0-0 1-3		0-0 F6			0-0 F8		0-0 WP 1B 1B		4	0	1	0	0	0	1				
Hank Aaron, R OBP: 0.412, SLG: 0.656 Hal King, L OBP: 0.317, SLG: 0.319 (1, 3) (6, 2)	4-0 BB			0-0 F9		0-0 1B		0-0 F7		2	0	1	0	1	0	0				
Earl Williams, R OBP: 0.333, SLG: 0.504 (1, 2) (6, 3)	0-3 K			0-0 F3		0-3 K		0-0 WP 1B		4	0	1	0	0	2	2				
Mike Lum, L OBP: 0.346, SLG: 0.391 (1, 9)		0-0 F7		0-0 6-3			0-0 1B 1B	0-0 G3		4	0	1	0	0	0	2				
Darrell Evans, L OBP: 0.335, SLG: 0.427 (1, 5)		0-0 F7			0-0 F8		0-0 1-2 1B		0-0 F8	4	0	1	0	0	0	0				
Sonny Jackson, L OBP: 0.314, SLG: 0.345 (1, 8)		0-0 F4			0-0 1B		0-0 F8		0-0 6-3	4	0	1	0	0	0	2				
Marty Perez, R OBP: 0.280, SLG: 0.314 (1, 6)			0-0 5-3 SH2-3 1B		0-3 K		0-3 K		0-0 1-3	4	0	1	0	0	2	3				
George Stone, L OBP: 0.203, SLG: 0.224 Ron Herbel, R OBP: 0.311, SLG: 0.111 Zolito Versalles, R OBP: 0.251, SLG: 0.357 Bob Priddy, R OBP: 0.182, SLG: 0.273 (1, 1) (5, 1) (7, PH) (7, 1)			0-0 SH2-3		0-0 G1		0-0 6-3			1	0	0	0	0	0	1				
Inning Stats	R: 0 E: 0 K: 2 S: 7	H: 0 LOB: 1 BB: 1 P: 11	R: 0 E: 0 K: 0 S: 3	H: 0 LOB: 0 BB: 0 P: 3	R: 0 E: 0 K: 0 S: 4	H: 1 LOB: 1 BB: 0 P: 4	R: 0 E: 0 K: 0 S: 3	H: 0 LOB: 0 BB: 0 P: 3	R: 0 E: 0 K: 1 S: 6	H: 1 LOB: 1 BB: 0 P: 6	R: 0 E: 0 K: 1 S: 6	H: 2 LOB: 2 BB: 0 P: 7	R: 0 E: 0 K: 0 S: 5	H: 2 LOB: 2 BB: 0 P: 5	R: 0 E: 0 K: 0 S: 3	H: 0 LOB: 0 BB: 0 P: 3		1B: 7 2B: 0 3B: 0 HR: 0	SF: 0 SAC: 1 DP: 0 HBP: 0	WP: 1 PB: 0 SB: 0 CS: 0
PITCHER Gaylord Perry, R ERA: 3.12 (1, 1)	IP: 9.0 WLS: W BF: 35 H: 7 R: 0 ER: 0 SO: 5 BB: 1 IBB: 0 HBP: 0 BLK: 0 WP: 1 HR: 0 S: 44 P: 48 ERA: 0.00 WHIP: 0.889															PITCHER				

Batter	1	2	3	4	5	6	7	8	9	AB	R	H	RBI	BB	SO	LOB	BOTTOM			
Ken Henderson, S OBP: 0.384, SLG: 0.467 (1, 7)	0-3 K		0-0 F7	0-0 FC5-2-6 1B	0-0 1-1H 2-2H HR		4-0 G3-6-3 BB			4	1	2	3	1	1	1	<p>Atlanta Braves @ San Francisco Giants</p> <p>Candlestick Park, San Francisco, CA</p> <p>Tue Aug 31 1971, 10:05 PM EDT</p> <p>Att: 13,615 - Unknown</p>			
Tito Fuentes, S OBP: 0.296, SLG: 0.341 (1, 4)	0-0 F7		0-0 E6 FC1-2 BB	0-0 FC5-2-6 BB	0-0 F9		0-3 K			5	1	0	0	0	1	4				
Willie Mays, R OBP: 0.430, SLG: 0.506 Jimmy Rosario, S OBP: 0.358, SLG: 0.288 (1, 8) (5, PR) (6, 8)	0-3 K		4-0 BB FC1-2 1B IBB	4-0 1-2 BB	0-3 K FC5-4		0-0 G3-6-3 1-2			2	1	0	0	2	2	0				
Bobby Bonds, R OBP: 0.371, SLG: 0.517 (1, 9)		0-0 G4-6-3 1B	0-0 FC1-2 BB 1B	0-0 F8	0-0 FC5-4		0-0 4-3			5	1	1	0	0	0	7				
Dick Dietz, R OBP: 0.390, SLG: 0.410 (1, 2)		0-0 G4-6-3 1-2	4-0 1B BB		0-0 BB 1B 1B		0-0 F3	4-0 WP 1B BB		3	1	1	1	2	0	1				
Dave Kingman, R OBP: 0.316, SLG: 0.569 (1, 3)		0-0 1B 2B	0-0 1-3 2-H 3-H 1B		0-0 1B 1B	4-0 FC5-4 BB		0-3 K		4	2	3	2	1	1	1				
Al Gallagher, R OBP: 0.361, SLG: 0.413 Hal Lanier, R OBP: 0.292, SLG: 0.292 (1, 5) (7, 5)		0-0 2B 1B	0-0 F8		4-0 FC1-5 1B 1-2 2-3 BB	4-0 FC5-4 BB		4-0 1B BB		2	0	1	1	2	0	2				
Chris Speier, R OBP: 0.312, SLG: 0.331 (1, 6)		0-0 F9		0-0 1B SH3-4 1B	0-0 FC1-5 HR 1B	0-0 FC5-4 1-2 2-3		0-0 1B		5	1	3	2	0	0	3				
Gaylord Perry, R OBP: 0.141, SLG: 0.159 (1, 1)			4-0 E FC1-2 BB	0-0 SH3-4	0-0 FC1-5 HR	0-3 K				2	1	0	0	1	1	4				
Inning Stats	R: 0 E: 0 K: 2 S: 7	H: 0 LOB: 0 BB: 0 P: 7	R: 1 E: 0 K: 0 S: 5	H: 3 LOB: 1 BB: 0 P: 5	R: 3 E: 1 K: 0 S: 5	H: 1 LOB: 2 BB: 3 P: 17	R: 0 E: 0 K: 0 S: 5	H: 2 LOB: 3 BB: 1 P: 9	R: 5 E: 0 K: 1 S: 10	H: 4 LOB: 1 BB: 1 P: 14	R: 0 E: 0 K: 1 S: 5	H: 0 LOB: 2 BB: 1 P: 13	R: 0 E: 0 K: 1 S: 4	H: 0 LOB: 0 BB: 1 P: 8	R: 0 E: 0 K: 1 S: 5	H: 1 LOB: 3 BB: 2 P: 13		1B: 9 2B: 1 3B: 0 HR: 1	SF: 0 SAC: 1 DP: 2 HBP: 0	WP: 2 PB: 0 SB: 0 CS: 0
PITCHER George Stone, L ERA: 3.04 Ron Herbel, R ERA: 4.89 Bob Priddy, R ERA: 4.0 (1, 1) (5, 1) (7, 1)	IP: 4.0 WLS: L BF: 25 H: 8 R: 7 ER: 4 SO: 2 BB: 2 IBB: 0 HBP: 0 BLK: 0 WP: 0 HR: 0 S: 24 P: 44 ERA: 9.00 WHIP: 3.000															PITCHER				

AB	33
R	0
H	7
RBI	0
BB	1
SO	5
LOB	15



Batter	1	2	3	4	5	6	7	8	9	AB	R	H	RBI	BB	SO	LOB	TOP
Felix Millan, R OBP: 0.344, SLG: 0.367 (1,4)										4	0	0	0	0	0	2	Atlanta Braves @ San Francisco Giants Candlestick Park, San Francisco, CA Wed Sep 01 1971, 6:33 AM EDT Att: 10,760 - Unknown livebaseballscorecards.com
Ralph Carr, L OBP: 0.365, SLG: 0.431 (1,7)										4	0	0	0	0	0	1	
Hank Aaron, R OBP: 0.409, SLG: 0.650 (1,9)										4	0	0	0	0	1	0	
Earl Williams, R OBP: 0.335, SLG: 0.502 (1,2)										3	0	1	0	1	1	0	
Zoilo Versalles, R OBP: 0.246, SLG: 0.349 (1,5)										4	0	0	0	0	0	2	
Tommie Aaron, R OBP: 0.298, SLG: 0.273 (1,3)										3	0	1	0	0	0	1	
Mike Lum, L OBP: 0.343, SLG: 0.388 (1,8)										3	0	0	0	0	0	1	
Marty Perez, R OBP: 0.280, SLG: 0.317 (1,6)										3	0	1	0	0	1	0	
Ron Reed, R OBP: 0.149, SLG: 0.149 (1,1)										2	0	1	0	0	0	0	
Oscar Brown, R OBP: 0.292, SLG: 0.306 (8, PH)										1	0	0	0	0	1	1	
Steve Barber, L OBP: 0.214, SLG: 0.154 (8, 1)										0	0	0	0	0	0	0	
Inning Stats	R: 0 E: 0 K: 0 S: 3	H: 0 LOB: 0 BB: 0 P: 3	R: 0 E: 0 K: 0 S: 4	H: 1 LOB: 1 BB: 0 P: 4	R: 0 E: 0 K: 0 S: 3	H: 0 LOB: 0 BB: 0 P: 3	R: 0 E: 0 K: 1 S: 5	H: 1 LOB: 1 BB: 0 P: 6	R: 0 E: 0 K: 0 S: 4	H: 1 LOB: 1 BB: 0 P: 4	R: 0 E: 0 K: 1 S: 6	H: 1 LOB: 1 BB: 1 P: 9	R: 0 E: 0 K: 1 S: 5	H: 0 LOB: 1 BB: 1 P: 9	1B: 3 2B: 1 3B: 0 HR: 0	SF: 0 SAC: 0 DP: 0 HBP: 0	WP: 0 PA: 32 SB: 0 CS: 0
PITCHER John Cumberland, L ERA: 2.9 (1,1)	IP: 9.0 WLS: W BF: 32 H: 4 R: 0 ER: 0 SO: 4 BB: 1 IBB: 0 HBP: 0 BLK: 0 WP: 0 HR: 0 S: 39 P: 43 ERA: 0.00 WHIP: 0.556											PITCHER	IP: 9.0 WLS: W BF: 32 H: 4 R: 0 ER: 0 SO: 4 BB: 1 IBB: 0 HBP: 0 BLK: 0 WP: 0 HR: 0 S: 39 P: 43 ERA: 0.00 WHIP: 0.556				

Batter	1	2	3	4	5	6	7	8	9	AB	R	H	RBI	BB	SO	LOB	BOTTOM
Ken Henderson, S OBP: 0.383, SLG: 0.464 (1,7)										3	0	0	0	1	2	1	Atlanta Braves @ San Francisco Giants Candlestick Park, San Francisco, CA Wed Sep 01 1971, 6:33 AM EDT Att: 10,760 - Unknown livebaseballscorecards.com
Tito Fuentes, S OBP: 0.298, SLG: 0.342 (1,4)										4	1	2	0	0	0	3	
Bobby Bonds, R OBP: 0.370, SLG: 0.515 (1,9)										4	1	1	1	0	1	1	
Willie McCovey, L OBP: 0.383, SLG: 0.450 (1,3)										2	1	2	1	1	0	0	
Al Gallagher, R OBP: 0.360, SLG: 0.411 (1,5)										4	1	1	1	0	1	3	
Hal Lanier, R OBP: 0.292, SLG: 0.292 (8, 5)										0	0	0	0	0	0	0	
Chris Speier, R OBP: 0.315, SLG: 0.331 (1,6)										2	0	1	1	2	1	0	
Jimmy Rosario, S OBP: 0.356, SLG: 0.283 (1,8)										3	0	0	0	1	1	2	
Russ Gibson, R OBP: 0.239, SLG: 0.356 (1,2)										4	0	1	0	0	0	3	
John Cumberland, R OBP: 0.152, SLG: 0.133 (1,1)										3	0	1	0	0	0	2	
Inning Stats	R: 2 E: 2 K: 2 S: 9	H: 2 LOB: 0 BB: 0 P: 9	R: 0 E: 0 K: 0 S: 3	H: 1 LOB: 3 BB: 3 P: 15	R: 2 E: 1 K: 1 S: 7	H: 3 LOB: 0 BB: 0 P: 7	R: 0 E: 0 K: 0 S: 3	H: 1 LOB: 1 BB: 0 P: 6	R: 0 E: 0 K: 0 S: 3	H: 0 LOB: 1 BB: 1 P: 7	R: 0 E: 0 K: 1 S: 6	H: 1 LOB: 2 BB: 1 P: 10	R: 0 E: 0 K: 1 S: 5	H: 0 LOB: 0 BB: 0 P: 5	1B: 8 2B: 1 3B: 0 HR: 0	SF: 1 SAC: 0 DP: 2 HBP: 0	WP: 0 PA: 35 PB: 1 SB: 1 CS: 1
PITCHER Ron Reed, R ERA: 3.49 (1,1)	IP: 7.0 WLS: L BF: 32 H: 9 R: 4 ER: 1 SO: 5 BB: 4 IBB: 1 HBP: 0 BLK: 0 WP: 0 HR: 0 S: 37 P: 57 ERA: 1.29 WHIP: 1.857											PITCHER Steve Barber, L ERA: 5.79 (8, 1)	IP: 1.0 WLS: 3 BF: 0 H: 0 R: 0 ER: 0 SO: 1 BB: 0 IBB: 0 HBP: 0 BLK: 0 WP: 0 HR: 5 S: 5 P: 5 ERA: 0.00 WHIP: 0.000				

AB 31
R 0
H 4
RBI 0
BB 1
SO 4
LOB 8



AB 29
R 4
H 9
RBI 4
BB 5
SO 6
LOB 15



Batter	1	2	3	4	5	6	7	8	9	AB	R	H	RBI	BB	SO	LOB	TOP										
Cesar Geronimo, L OBP: 0.308, SLG: 0.361 (1, 9)	F8		HR	G3				BB		4	1	2	0	1	0	1	Houston Astros @ San Francisco Giants Candlestick Park, San Francisco, CA Fri Sep 03 1971, 10:05 PM EDT Att: 9,120 - Unknown AB 37 R 6 H 10 RBI 6 BB 4 SO 8 LOB 19										
Joe Morgan, L OBP: 0.350, SLG: 0.408 (1, 4)	K		K		F8	F7		F2		5	0	0	0	0	2	5											
Cesar Cedeno, R OBP: 0.298, SLG: 0.407 (1, 8)	K		K		E6		K		F6	5	1	0	0	0	3	2											
Bob Watson, R OBP: 0.358, SLG: 0.411 Rich Chiles, L OBP: 0.291, SLG: 0.333 (7, PR) (7, 7)		HR	HR		K				F7	4	2	3	4	0	1	1											
Denis Menke, R OBP: 0.340, SLG: 0.341 (1, 5)		HR	HR				1B			1	0	0	0	0	0	0											
John Mayberry, L OBP: 0.274, SLG: 0.329 (1, 3)		BB			WP				K	4	0	1	1	1	1	1											
Johnny Edwards, L OBP: 0.281, SLG: 0.307 (1, 2)		BB			2H					3	1	1	1	1	0	2											
Marty Martinez, S OBP: 0.250, SLG: 0.306 (1, 6)		BB			HR					3	0	1	0	1	0	3											
Wade Blasingame, L OBP: 0.288, SLG: 0.327 Jim Barry, R OBP: 0.280, SLG: 0.176 George Culver, R OBP: 0.111, SLG: 0.111 Jesus Alou, R OBP: 0.172, SLG: 0.394 Buddy Harris, R OBP: 0.101, SLG: 0.101 Denny Lemaster, R OBP: 0.101, SLG: 0.101 (1, 1) (1, 1) (5, 1) (6, PR) (8, PR) (8, 1) (8, 1)			HR						E8	1	1	1	0	0	0	0											
Inning Stats	R: 0 E: 0 K: 2 S: 7	H: 0 LOB: 0 BB: 0 P: 7	R: 1 E: 0 K: 0 S: 4	H: 1 LOB: 1 BB: 1 P: 8	R: 3 E: 0 K: 2 S: 10	H: 3 LOB: 0 BB: 0 P: 10	R: 1 E: 0 K: 0 S: 4	H: 2 LOB: 1 BB: 1 P: 8	R: 1 E: 1 K: 1 S: 7	H: 1 LOB: 2 BB: 1 P: 11	R: 0 E: 0 K: 1 S: 6	H: 1 LOB: 1 BB: 0 P: 6	R: 0 E: 0 K: 0 S: 4	H: 1 LOB: 2 BB: 1 P: 8	R: 0 E: 0 K: 1 S: 5	H: 0 LOB: 0 BB: 0 P: 5	1B: 7 2B: 0 3B: 0 HR: 3	SF: 0 SAC: 0 DP: 1 HBP: 0	WP: 2 PB: 0 SB: 1 CS: 0	PA: 41							
PITCHER	IP	WLS	BF	H	R	ER	SO	BB	IBB	HBP	BLK	WP	HR	S	P	ERA	WHIP										
Juan Marichal, R ERA: 2.93 (1, 1)	4.2		24	7	6	5	5	3	0	0	0	1	3	31	43	9.64	2.143										
Jim Barr, R ERA: 5.4 (5, 1)	0.1	W	1	0	0	0	0	0	0	0	0	0	0	1	1	0.00	0.000										
Don McMahon, R ERA: 3.63 (6, 1)	2.0		8	2	0	0	2	0	0	0	0	0	0	12	12	0.00	1.000										
Jerry Johnson, R ERA: 2.45 (8, 1)	2.0	S	8	1	0	0	1	1	0	0	0	1	0	9	13	0.00	1.000										

Batter	1	2	3	4	5	6	7	8	9	AB	R	H	RBI	BB	SO	LOB	BOTTOM										
Ken Henderson, S OBP: 0.386, SLG: 0.467 (1, 7)	6-3		HR	F7		1B		1B		4	3	2	0	2	0	0	Houston Astros @ San Francisco Giants Candlestick Park, San Francisco, CA Fri Sep 03 1971, 10:05 PM EDT Att: 9,120 - Unknown AB 42 R 16 H 20 RBI 16 BB 7 SO 9 LOB 15										
Tito Fuentes, S OBP: 0.302, SLG: 0.351 (1, 4)	1B		HR		F8	K		2B		6	2	4	4	0	1	1											
Willie Mays, R OBP: 0.361, SLG: 0.520 Jimmy Rosario, S OBP: 0.356, SLG: 0.283 (1, 8) (9, 8)	1B		HR		K	K		1B		6	2	4	3	0	2	1											
Willie McCovey, L OBP: 0.385, SLG: 0.452 (1, 3)	2B		3-1		K	K		2B		0	0	0	0	0	0	0											
Bobby Bonds, R OBP: 0.372, SLG: 0.523 (1, 9)	4-3		3-1		BB	BB		1B		5	2	2	2	1	1	2											
Dick Dietz, R OBP: 0.392, SLG: 0.417 (1, 2)			3-1		BB	BB		1B		4	2	2	1	1	1	3											
Al Gallagher, R OBP: 0.361, SLG: 0.409 Hal Lanier, R OBP: 0.292, SLG: 0.292 (1, 5) (9, 5)			HR		BB	BB		1B		3	2	1	3	2	1	1											
Chris Speier, R OBP: 0.314, SLG: 0.330 Frank Duffy, R OBP: 0.205, SLG: 0.209 (1, 6) (5, 6)			FC6-4		1B	BB		HR		4	1	1	1	1	0	2											
Juan Marichal, R OBP: 0.244, SLG: 0.236 Jim Barry, R OBP: 0.280, SLG: 0.176 Jim Ray Hart, R OBP: 0.245, SLG: 0.300 Don McMahon, R OBP: 0.282, SLG: 0.425 Fran Healy, R OBP: 0.101, SLG: 0.101 (1, 1) (5, 1) (5, PR) (8, 1) (7, PR) (8, 1)			3-1		BB	BB		1B		2	0	0	0	0	1	0											
Inning Stats	R: 0 E: 0 K: 0 S: 4	H: 2 LOB: 1 BB: 0 P: 4	R: 0 E: 0 K: 1 S: 6	H: 1 LOB: 1 BB: 0 P: 6	R: 4 E: 0 K: 1 S: 9	H: 4 LOB: 1 BB: 1 P: 13	R: 0 E: 0 K: 1 S: 5	H: 0 LOB: 0 BB: 0 P: 5	R: 3 E: 0 K: 3 S: 11	H: 2 LOB: 2 BB: 3 P: 19	R: 1 E: 0 K: 0 S: 11	H: 2 LOB: 1 BB: 0 P: 11	R: 1 E: 0 K: 1 S: 7	H: 3 LOB: 2 BB: 1 P: 11	R: 7 E: 0 K: 1 S: 11	H: 6 LOB: 1 BB: 2 P: 19	1B: 11 2B: 5 3B: 1 HR: 3	SF: 0 SAC: 0 DP: 0 HBP: 0	WP: 0 PB: 0 SB: 0 CS: 0	PA: 49							
PITCHER	IP	WLS	BF	H	R	ER	SO	BB	IBB	HBP	BLK	WP	HR	S	P	ERA	WHIP										
Wade Blasingame, L ERA: 4.33 (1, 1)	2.2	L	10	1	3	3	2	3	0	0	0	0	0	11	23	13.50	2.000										
Jim Ray, R ERA: 2.1 (5, 1)	2.1		13	6	2	2	4	1	0	0	0	0	0	20	24	7.71	3.000										
George Culver, R ERA: 2.92 (8, 1)	0.2		7	4	5	5	0	1	0	0	0	0	1	6	10	67.50	7.500										
Buddy Harris, R ERA: 6.46 Denny Lemaster, L ERA: 3.45 (8, 1)	0.1		4	2	2	2	1	1	0	0	0	0	0	5	9	54.00	9.000										

Batter	1	2	3	4	5	6	7	8	9	AB	R	H	RBI	BB	SO	LOB	TOP										
Cesar Geronimo, L (1, 9) OBP: 0.302, SLG: 0.350	1-3 K		0-0 1B			0-3 K		1-3 K		4	0	1	0	0	3	0	Houston Astros @ San Francisco Giants Candlestick Park, San Francisco, CA Sat Sep 04 1971, 6:33 AM EDT Att: 10,698 - Unknown livebaseballscorecards.com										
Joe Morgan, L (1, 4) OBP: 0.349, SLG: 0.405	0-0 F8		1-0 F6			4-2 BB		1-0 F7		3	0	0	0	1	0	1											
Cesar Cedeno, R (1, 8) OBP: 0.298, SLG: 0.405	0-0 6-3		2-2 1B			1-0 6-3		2-2 G3		4	0	1	0	0	0	1											
Rich Chiles, L (1, 7) OBP: 0.280, SLG: 0.320		1-0 4-3				2-0 F8		2-1 4-3		4	0	0	0	0	1	1											
John Mayberry, L (1, 3) OBP: 0.276, SLG: 0.320		4-1 FC5 1B BB				1-1 F9		0-0 3-1		2	0	0	0	1	0	0											
Denis Menke, R (1, 5) OBP: 0.340, SLG: 0.341		1-0 1B				1-2 4-3		3-3 K		3	0	1	0	0	1	0											
Johnny Edwards, L (1, 2) OBP: 0.279, SLG: 0.303		1-2 F7				1-3 K		2-0 F5		3	0	0	0	0	1	2											
Ray Busse, R (1, 6) OBP: 0.340, SLG: 0.341		1-1 FC5 2-3f				0-1 F3		1-3 K		3	0	0	0	0	1	2											
Ken Forsch, R (1, 1) OBP: 0.087, SLG: 0.067			1-2 F9			0-3 K		0-0 6-3		2	0	0	0	0	1	0											
Jesus Alou, R (8, PH) OBP: 0.311, SLG: 0.363										1	0	0	0	0	0	0											
Fred Gladding, L (8, 1) ERA: 3.52										0	0	0	0	0	0	0											
Inning Stats	R: 0 H: 0 E: 0 K: 1 S: 7	H: 0 LOB: 0 BB: 0 P: 8	R: 0 H: 1 E: 0 K: 0 S: 8	LOB: 2 BB: 1 P: 16	R: 0 H: 2 E: 0 K: 0 S: 8	H: 0 LOB: 0 BB: 0 P: 12	R: 0 H: 0 E: 0 K: 2 S: 6	H: 0 LOB: 0 BB: 0 P: 10	R: 0 H: 0 E: 0 K: 2 S: 13	H: 0 LOB: 0 BB: 0 P: 21	R: 0 H: 0 E: 0 K: 1 S: 5	H: 0 LOB: 0 BB: 0 P: 10	R: 0 H: 0 E: 0 K: 2 S: 7	H: 0 LOB: 0 BB: 0 P: 9	R: 0 H: 0 E: 0 K: 0 S: 6	H: 0 LOB: 0 BB: 0 P: 11	1B: 3 2B: 0 3B: 0 HR: 0	SF: 0 SAC: 0 DP: 0 HBP: 0	WP: 0 PB: 0 SB: 1 CS: 1	PA: 31							
PITCHER	IP	WLS	BF	H	R	ER	SO	BB	IBB	HBP	BLK	WP	HR	S	P	ERA	WHIP										
Don Carrithers, R (1, 1) ERA: 3.52	9.0	W	31	3	0	0	8	2	0	0	0	0	0	68	106	0.00	0.556										

Batter	1	2	3	4	5	6	7	8	9	AB	R	H	RBI	BB	SO	LOB	BOTTOM										
Ken Henderson, S (1, 7) OBP: 0.384, SLG: 0.463	0-3 K		3-3 K			0-3 K				3	0	0	0	0	3	1	Houston Astros @ San Francisco Giants Candlestick Park, San Francisco, CA Sat Sep 04 1971, 6:33 AM EDT Att: 10,698 - Unknown livebaseballscorecards.com										
Tito Fuentes, S (1, 4) OBP: 0.300, SLG: 0.349	3-1 F8		0-3 K2-3			0-3 K				3	0	0	0	0	2	1											
Bobby Bonds, R (1, 9) OBP: 0.372, SLG: 0.528	2-1 HR					1-1 F3		3-2 6-3		3	1	1	1	0	0	0											
Willie McCovey, L (1, 3) OBP: 0.382, SLG: 0.448	3-2 L8					0-1 3-1		0-2 F8		3	0	0	0	0	0	0											
Al Gallagher, R (1, 5) OBP: 0.358, SLG: 0.406		1-1 4-3				0-1 F9		0-0 6-3		3	0	0	0	0	0	0											
Chris Speier, R (1, 6) OBP: 0.312, SLG: 0.328		2-2 F9				1-0 6-3		3-1 4-3		3	0	0	0	0	0	0											
Jimmy Rosario, S (1, 8) OBP: 0.352, SLG: 0.279		3-2 F8				2-0 F9		0-1 G3		3	0	0	0	0	0	0											
Russ Gibson, R (1, 2) OBP: 0.224, SLG: 0.333			1-3 K			1-3 K		1-3 K		3	0	0	0	0	3	0											
Don Carrithers, R (1, 1) OBP: 0.167, SLG: 0.250			1-0 2B			0-2 6-3				2	0	1	0	0	0	0											
Inning Stats	R: 1 H: 1 E: 0 K: 1 S: 14	H: 0 LOB: 0 BB: 0 P: 22	R: 0 H: 0 E: 0 K: 0 S: 8	H: 0 LOB: 0 BB: 0 P: 14	R: 0 H: 1 E: 0 K: 3 S: 12	H: 1 LOB: 1 BB: 0 P: 17	R: 0 H: 0 E: 0 K: 0 S: 6	H: 0 LOB: 0 BB: 0 P: 7	R: 0 H: 0 E: 0 K: 1 S: 6	H: 0 LOB: 0 BB: 0 P: 10	R: 0 H: 0 E: 0 K: 2 S: 9	H: 0 LOB: 0 BB: 0 P: 9	R: 0 H: 0 E: 0 K: 0 S: 10	H: 0 LOB: 0 BB: 0 P: 13	R: 0 H: 0 E: 0 K: 1 S: 7	H: 0 LOB: 0 BB: 0 P: 11		1B: 0 2B: 1 3B: 0 HR: 1	SF: 0 SAC: 0 DP: 0 HBP: 0	WP: 0 PB: 0 SB: 0 CS: 0	PA: 26						
PITCHER	IP	WLS	BF	H	R	ER	SO	BB	IBB	HBP	BLK	WP	HR	S	P	ERA	WHIP										
Ken Forsch, R (1, 1) ERA: 2.85	7.0	L	23	2	1	1	7	0	0	0	0	0	0	65	92	1.29	0.286										
Fred Gladding, R (8, 1) ERA: 2.08	1.0		3	0	0	0	1	0	0	0	0	0	0	7	11	0.00	0.000										

Batter	1	2	3	4	5	6	7	8	9	AB	R	H	RBI	BB	SO	LOB	TOP																					
Jesus Alou, R OBP: 0.310, SLG: 0.366	1-3		6-3				F7		6-3	5	1	1	0	0	0	1	Houston Astros @ San Francisco Giants Candlestick Park, San Francisco, CA Sun Sep 05 1971, 6:38 AM EDT Att: 25,527 - Unknown																					
Joe Morgan, L OBP: 0.353, SLG: 0.405	2B		1B				S		K	2	2	1	0	3	1	0																						
Cesar Geronimo, L OBP: 0.333, SLG: 0.417	F7		1B				5-3			4	1	2	2	0	0	2																						
Cesar Cedeno, R OBP: 0.299, SLG: 0.407	1-3		1B				6-3			4	0	2	2	0	0	2																						
Denis Menke, R OBP: 0.338, SLG: 0.339		5-3	FC6-4				G4-3		E3	4	0	1	0	0	0	3																						
John Mayberry, L OBP: 0.283, SLG: 0.301	K						3-1		F6	4	1	1	0	0	1	1																						
Larry Howard, R OBP: 0.207, SLG: 0.333	K								3-1	4	0	1	1	0	2	1																						
Ray Busse, R			K				K		K	4	0	0	0	0	3	2																						
J.R. Richard, R			6-3				3-1		K	3	0	0	0	0	1	0																						
Inning Stats	R: 0 E: 0 K: 0 S: 4	H: 1 LOB: 1 BB: 0 P: 4	R: 0 E: 0 K: 2 S: 7	H: 0 LOB: 0 BB: 0 P: 7	R: 2 E: 0 K: 1 S: 8	H: 3 LOB: 2 BB: 1 P: 12	R: 1 E: 0 K: 0 S: 5	H: 2 LOB: 1 BB: 0 P: 5	R: 2 E: 0 K: 0 S: 4	H: 2 LOB: 0 BB: 1 P: 8	R: 0 E: 0 K: 2 S: 7	H: 0 LOB: 0 BB: 0 P: 7	R: 0 E: 1 K: 1 S: 6	H: 1 LOB: 1 BB: 0 P: 6	R: 0 E: 0 K: 2 S: 7	H: 0 LOB: 0 BB: 0 P: 7	1B: 6 2B: 2 3B: 1 HR: 0	SF: 0 SAC: 1 DP: 1 HBP: 0	WP: 1 PB: 0 SB: 2 CS: 0	PA: 38																		
PITCHER	IP	WLS	BF	H	R	ER	SO	BB	IBB	HBP	BLK	WP	HR	S	P	ERA	WHIP	PITCHER				IP	WLS	BF	H	R	ER	SO	BB	IBB	HBP	BLK	WP	HR	S	P	ERA	WHIP
Jim Willoughby, R ERA: 9.0	3.0	L	16	6	3	3	3	1	0	0	0	1	0	21	25	9.00	2.333																					
Jim Barr, R ERA: 6.05	1.0		5	1	2	2	0	1	0	0	0	0	0	4	8	18.00	2.000																					
Don McMahon, R ERA: 3.53	2.0		6	1	0	0	2	0	0	0	0	0	0	10	10	0.00	0.500																					
Steve Stone, R ERA: 3.98	2.0		8	1	0	0	1	1	0	0	0	0	0	9	13	0.00	1.000																					
Steve Hamilton, L ERA: 3.29	1.0		3	0	0	0	2	0	0	0	0	0	0	7	7	0.00	0.000																					

Batter	1	2	3	4	5	6	7	8	9	AB	R	H	RBI	BB	SO	LOB	BOTTOM																					
Ken Henderson, S OBP: 0.381, SLG: 0.457	1B	F7			G3		3-1		K	5	1	1	0	0	1	1	Houston Astros @ San Francisco Giants Candlestick Park, San Francisco, CA Sun Sep 05 1971, 6:38 AM EDT Att: 25,527 - Unknown																					
Tito Fuentes, S OBP: 0.299, SLG: 0.348	4-3		K				G3		K	4	0	1	0	0	1	1																						
Hal Lanier, R OBP: 0.291, SLG: 0.290	1-2				1B					1	0	0	0	0	1	0																						
Willie Mays, R OBP: 0.434, SLG: 0.516	K		K		K				F3	3	1	0	0	1	3	2																						
Bobby Bonds, R OBP: 0.369, SLG: 0.521	2-3		K				K		F3	4	1	1	0	0	2	1																						
Al Gallagher, R OBP: 0.362, SLG: 0.412	1-H				FC4-6		BB		K	4	0	3	2	0	1	1																						
Chris Speier, R OBP: 0.310, SLG: 0.324	3-H				F8		BB		E5	3	0	0	0	1	0	2																						
Jimmy Rosario, S OBP: 0.342, SLG: 0.270					4-3					3	0	0	0	0	1	3																						
Jim Ray Hart, R OBP: 0.280, SLG: 0.318					FC4-6					1	0	1	0	0	0	0																						
Frank Duffy, R OBP: 0.205, SLG: 0.209					1-2					0	0	0	0	0	0	0																						
Jim Howarth, L										0	0	0	0	0	0	0																						
Russ Gibson, R OBP: 0.235, SLG: 0.327										1	0	0	0	1	0	1																						
Steve Stone, R										0	0	0	0	0	0	0																						
Fran Healy, R OBP: 0.398, SLG: 0.420										1	0	0	0	0	1	2																						
Steve Hamilton, L										0	0	0	0	0	0	0																						
Jim Willoughby, R										1	0	0	0	0	1	1																						
Jim Barr, R										0	0	0	0	0	0	0																						
Don McMahon, R										0	0	0	0	0	0	0																						
Dick Dietz, R OBP: 0.389, SLG: 0.412										3	0	0	0	0	3	0																						
Dave Rader, L OBP: 0.389, SLG: 0.412										1	0	0	0	0	2																							
Inning Stats	R: 2 E: 0 K: 1 S: 8	H: 3 LOB: 1 BB: 0 P: 8	R: 0 E: 0 K: 1 S: 5	H: 0 LOB: 1 BB: 1 P: 9	R: 0 E: 0 K: 3 S: 9	H: 0 LOB: 0 BB: 0 P: 9	R: 0 E: 0 K: 0 S: 4	H: 1 LOB: 1 BB: 0 P: 4	R: 0 E: 0 K: 2 S: 8	H: 1 LOB: 2 BB: 1 P: 12	R: 0 E: 0 K: 1 S: 5	H: 0 LOB: 0 BB: 0 P: 5	R: 0 E: 1 K: 2 S: 9	H: 1 LOB: 1 BB: 1 P: 13	R: 0 E: 0 K: 3 S: 9	H: 0 LOB: 0 BB: 0 P: 9	1B: 6 2B: 1 3B: 0 HR: 0	SF: 0 SAC: 0 DP: 0 HBP: 0	WP: 0 PB: 1 SB: 0 CS: 0	PA: 38																		
PITCHER	IP	WLS	BF	H	R	ER	SO	BB	IBB	HBP	BLK	WP	HR	S	P	ERA	WHIP	PITCHER				IP	WLS	BF	H	R	ER	SO	BB	IBB	HBP	BLK	WP	HR	S	P	ERA	WHIP
J.R. Richard, R ERA: 2.0	9.0	W	38	7	3	2	15	3	0	0	0	0	0	65	77	2.00	1.111																					

AB	34
R	5
H	9
RBI	5
BB	3
SO	8
LOB	12



Batter	1	2	3	4	5	6	7	8	9	AB	R	H	RBI	BB	SO	LOB	TOP			
Ken Henderson, S (1, 7) OBP: 0.378, SLG: 0.453										4	0	0	0	0	3	2	San Francisco Giants @ Los Angeles Dodgers Dodger Stadium, Los Angeles, CA Mon Sep 06 1971, 3:33 AM PDT Att: 37,002 - Unknown			
Chris Speier, R (1, 6) OBP: 0.308, SLG: 0.322										4	0	0	0	0	2	0				
Willie Mays, R (1, 3) OBP: 0.439, SLG: 0.518										1	1	1	0	3	0	0				
Bobby Bonds, R (1, 9) OBP: 0.366, SLG: 0.518										4	0	0	0	0	0	4				
Dick Dietz, R (1, 2) OBP: 0.385, SLG: 0.408										4	0	0	0	0	1	2				
Al Gallacher, R (1, 5) OBP: 0.365, SLG: 0.418										2	1	1	0	2	1	1				
Hal Lanier, R (1, 4) OBP: 0.290, SLG: 0.289										4	0	1	0	0	0	3				
Jimmy Rosario, S (1, 8) OBP: 0.338, SLG: 0.266										3	0	0	1	0	1	2				
Bernie Williams, R (9, PH) OBP: 0.236, SLG: 0.236										1	0	0	0	0	1	1				
John Cumberland, R (1, 1) OBP: 0.146, SLG: 0.128										2	0	0	0	0	2	1				
Jim Ray Hart, R (7, PH) OBP: 0.308, SLG: 0.348										1	0	1	0	0	0	0				
Jerry Johnson, R (7, 1) OBP: 0.100, SLG: 0.111										0	0	0	0	0	0	0				
Inning Stats	R: 0 E: 0 K: 2 S: 7	H: 0 LOB: 1 BB: 1 P: 11	R: 0 E: 0 K: 1 S: 5	H: 0 LOB: 1 BB: 1 P: 9	R: 0 E: 0 K: 3 S: 9	H: 0 LOB: 0 BB: 0 P: 9	R: 1 E: 1 K: 1 S: 6	H: 1 LOB: 2 BB: 0 P: 6	R: 0 E: 0 K: 1 S: 5	H: 0 LOB: 1 BB: 1 P: 9	R: 1 E: 0 K: 1 S: 7	H: 2 LOB: 1 BB: 0 P: 7	R: 0 E: 0 K: 0 S: 2	H: 0 LOB: 0 BB: 1 P: 6	R: 0 E: 0 K: 1 S: 5	H: 0 LOB: 1 BB: 1 P: 9	1B: 3 2B: 1 3B: 1 HR: 0	SF: 0 SAC: 0 DP: 2 HBP: 0	WP: 1 PB: 0 SB: 2 CS: 0	PA: 35
PITCHER	IP WLS BF H R ER SO BB IBB HBP BLK WP HR S P ERA WHIP																			
Don Sutton, R (1, 1) ERA: 2.69	7.0 W 28 4 2 1 10 3 0 0 0 1 0 45 57 1.29 1.000																			
Jim Brewer, L (8, 1) ERA: 2.08	2.0 S 7 0 0 0 1 2 0 0 0 0 0 0 7 15 0.00 1.000																			

AB	30
R	2
H	4
RBI	1
BB	5
SO	11
LOB	16



Batter	1	2	3	4	5	6	7	8	9	AB	R	H	RBI	BB	SO	LOB	BOTTOM			
Maury Wills, S (1, 6) OBP: 0.328, SLG: 0.339										3	1	2	2	0	0	0	San Francisco Giants @ Los Angeles Dodgers Dodger Stadium, Los Angeles, CA Mon Sep 06 1971, 3:33 AM PDT Att: 37,002 - Unknown			
Bobby Valentine, R (1, 4) OBP: 0.295, SLG: 0.342										4	0	1	0	0	0	1				
Willie Davis, L (1, 8) OBP: 0.334, SLG: 0.428										4	0	1	0	0	0	1				
Dick Allen, R (1, 3) OBP: 0.395, SLG: 0.465										3	1	1	0	1	2	2				
Bill Russell, R (9, 9) OBP: 0.316, SLG: 0.329										0	0	0	0	0	0	0				
Manny Mota, R (1, 7) OBP: 0.351, SLG: 0.371										3	0	0	0	0	0	3				
Wes Parker, S (1, 9) OBP: 0.351, SLG: 0.359										4	1	1	0	0	1	3				
Steve Garvey, R (1, 5) OBP: 0.280, SLG: 0.380										3	1	1	2	0	1	1				
Tom Haller, L (1, 2) OBP: 0.354, SLG: 0.406										2	1	0	0	1	0	0				
Don Sutton, R (1, 1) OBP: 0.224, SLG: 0.219										2	0	1	0	0	0	0				
Bill Buckner, L (7, PH) OBP: 0.316, SLG: 0.370										1	0	0	0	0	0	2				
Jim Brewer, L (8, 1) OBP: 0.428, SLG: 0.429										0	0	0	0	0	0	0				
Inning Stats	R: 0 E: 0 K: 0 S: 3	H: 0 LOB: 0 BB: 0 P: 3	R: 2 E: 0 K: 0 S: 5	H: 2 LOB: 0 BB: 0 P: 5	R: 0 E: 0 K: 0 S: 4	H: 1 LOB: 1 BB: 0 P: 4	R: 0 E: 0 K: 1 S: 5	H: 0 LOB: 0 BB: 0 P: 5	R: 0 E: 0 K: 0 S: 3	H: 0 LOB: 0 BB: 0 P: 3	R: 1 E: 0 K: 1 S: 4	H: 1 LOB: 1 BB: 1 P: 8	R: 2 E: 1 K: 1 S: 6	H: 2 LOB: 1 BB: 1 P: 10	R: 0 E: 0 K: 2 S: 9	H: 2 LOB: 2 BB: 0 P: 9	1B: 4 2B: 2 3B: 0 HR: 2	SF: 0 SAC: 2 DP: 0 HBP: 0	WP: 0 PB: 0 SB: 0 CS: 0	PA: 33
PITCHER	IP WLS BF H R ER SO BB IBB HBP BLK WP HR S P ERA WHIP																			
John Cumberland, L (1, 1) ERA: 2.96	6.0 L 23 4 3 3 1 0 1 0 0 0 0 2 24 28 4.50 0.833																			
Jerry Johnson, R (7, 1) ERA: 2.47	2.0 10 4 2 1 3 0 1 0 0 0 0 0 15 19 4.50 2.000																			

AB	29
R	5
H	8
RBI	4
BB	2
SO	4
LOB	13



Batter	1	2	3	4	5	6	7	8	9	AB	R	H	RBI	BB	SO	LOB	TOP			
Ken Henderson, S OBP: 0.377, SLG: 0.450 (1, 9)	0-0 6-3		0-0 F7		4-0 BB			0-0 F4		3	0	0	0	1	0	1	San Francisco Giants @ Los Angeles Dodgers Dodger Stadium, Los Angeles, CA Tue Sep 07 1971, 7:05 PM PDT Att: 36,356 - Unknown			
Tito Fuentes, S OBP: 0.297, SLG: 0.345 Jim Willoughby, R (8, 1)	0-0 F5			0-0 F5	0-3 K			0-0 G1-6-3		4	0	0	0	0	1	3				
Willie Mays, R OBP: 0.435, SLG: 0.512 (1, 3)	0-0 F9			0-0 6-3		0-3 K			0-0 F3	4	0	0	0	0	1	0				
Bobby Bonds, R OBP: 0.366, SLG: 0.516 (1, 8)		0-0 G5-4-3 BB PB 1B		0-0 6-3		0-0 5-3			0-3 K	4	1	1	0	0	1	0				
Dick Dietz, R OBP: 0.386, SLG: 0.407 (1, 2)		4-0 G5-4-3 BB		0-0 1-3 E 1B		0-3 K			0-3 K	3	1	1	0	1	2	0				
Al Gallagher, R OBP: 0.363, SLG: 0.414 (1, 5)		0-0 G5-4-3 1-2 2-3		0-0 1-3					0-0 6-3	3	0	0	0	0	0	3				
Jim Ray Hart, R OBP: 0.310, SLG: 0.346 (1, 7)		0-0 4-3 3-H		0-0 E7 1B					0-0 F6	3	1	1	1	0	0	0				
Chris Speier, R OBP: 0.307, SLG: 0.320 (1, 6)			0-0 4-3		0-0 6-3				0-0 F8	3	0	0	0	0	0	1				
Ron Bryant, S OBP: 0.212, SLG: 0.220 Jim Barr, R (1, 1)			0-3 K		0-0 BB 1B				0-0 G1-6-3 1B	0	0	0	0	0	0	0				
Chris Arnold, R OBP: 0.000, SLG: 0.000 Don McMahon, R (5, Ph) Steve Stone, R (7, 1) Steve Hamilton, L (7, 1) Fran Healy, R OBP: 0.000, SLG: 0.427 Frank Duffy, R OBP: 0.200, SLG: 0.200 (8, 4)										0	0	0	0	0	0	0				
Inning Stats	R: 0 E: 0 K: 0 S: 3	H: 0 LOB: 0 BB: 0 P: 3	R: 1 E: 0 K: 0 S: 3	H: 1 LOB: 0 BB: 1 P: 7	R: 0 E: 0 K: 1 S: 5	H: 0 LOB: 0 BB: 0 P: 5	R: 0 E: 0 K: 0 S: 3	H: 0 LOB: 0 BB: 0 P: 3	R: 2 E: 1 K: 1 S: 8	H: 3 LOB: 2 BB: 1 P: 12	R: 0 E: 0 K: 0 S: 7	H: 0 LOB: 0 BB: 0 P: 7	R: 0 E: 0 K: 0 S: 3	H: 0 LOB: 0 BB: 0 P: 3	R: 0 E: 0 K: 0 S: 7	H: 1 LOB: 0 BB: 0 P: 7	1B: 5 2B: 0 3B: 0 HR: 0	SF: 0 SAC: 0 DP: 2 HBP: 0	WP: 0 PB: 1 SB: 0 CS: 0	PA: 32
PITCHER Claude Osteen, L ERA: 3.47 (1, 1)	IP: 9.0 WLS: W BF: 32 H: 5 R: 3 ER: 1 SO: 6 BB: 2 IBB: 0 HBP: 0 BLK: 0 WP: 0 HR: 0 S: 42 P: 50 ERA: 1.00 WHIP: 0.778																			

Batter	1	2	3	4	5	6	7	8	9	AB	R	H	RBI	BB	SO	LOB	BOTTOM			
Maury Wills, S OBP: 0.329, SLG: 0.338 (1, 6)	4-0 1B 1B BB			0-0 4-3		0-0 4-3		0-0 S E 1B		4	2	1	0	1	1	2	San Francisco Giants @ Los Angeles Dodgers Dodger Stadium, Los Angeles, CA Tue Sep 07 1971, 7:05 PM PDT Att: 36,356 - Unknown			
Bobby Valentine, R OBP: 0.301, SLG: 0.341 (1, 4)	0-0 1B 1-3 1B	0-0 F9			0-0 6-3		4-0 BB BB	0-0 F4		4	2	1	0	1	0	1				
Willie Davis, L OBP: 0.336, SLG: 0.428 (1, 8)	0-0 1B 1-3 3-H 1B		0-0 F5		0-0 F7		4-0 1B 1-2 G4-3-6 BB	0-0 E2 1-H 1B		4	2	2	2	1	0	0				
Dick Allen, R OBP: 0.395, SLG: 0.464 Bill Russell, R OBP: 0.295, SLG: 0.329 (9, 9)	0-0 2B SF7 1B		0-0 6-3		0-3 K		0-0 G4-3-6 1B	0-0 4-3		5	1	2	2	0	1	1				
Manny Mota, R OBP: 0.354, SLG: 0.386 (1, 7)	0-0 1-3 3-H 2B		0-0 3B		0-0 F8		0-0 G4-3-6 1-2 2-H		4	0	2	1	0	0	1					
Wes Parker, S OBP: 0.352, SLG: 0.361 (1, 9) (9, 3)	0-0 SF7		0-0 F7		4-0 HR BB		0-0 2B		2	1	1	1	1	0	1					
Steve Garvey, R OBP: 0.288, SLG: 0.399 (1, 5)	0-0 6-3			0-0 SH1-3 1B		0-0 HR 1-H		4-0 IBB		3	1	2	2	1	0	1				
Tom Haller, L OBP: 0.347, SLG: 0.396 (1, 2)	0-0 F8			0-0 F8		0-0 4-3		0-0 5-3		4	0	0	0	0	0	4				
Claude Osteen, L OBP: 0.229, SLG: 0.231 (1, 1)		0-0 F8		0-0 SH1-3 1-2		4-0 BB		0-0 F6		2	0	0	0	1	0	0				
Inning Stats	R: 4 E: 0 K: 0 S: 7	H: 4 LOB: 1 BB: 1 P: 11	R: 0 E: 0 K: 1 S: 5	H: 0 LOB: 0 BB: 0 P: 5	R: 0 E: 0 K: 0 S: 4	H: 1 LOB: 1 BB: 0 P: 4	R: 0 E: 0 K: 0 S: 4	H: 1 LOB: 1 BB: 0 P: 4	R: 0 E: 0 K: 1 S: 5	H: 0 LOB: 0 BB: 0 P: 5	R: 2 E: 0 K: 0 S: 4	H: 1 LOB: 2 BB: 2 P: 12	R: 2 E: 0 K: 0 S: 4	H: 2 LOB: 2 BB: 3 P: 16	R: 1 E: 1 K: 0 S: 5	H: 2 LOB: 1 BB: 0 P: 5		1B: 7 2B: 2 3B: 1 HR: 1	SF: 1 SAC: 1 DP: 1 HBP: 0	WP: 0 PB: 0 SB: 1 CS: 0
PITCHER Ron Bryant, L ERA: 3.79 Jim Barr, R ERA: 5.01 Don McMahon, R ERA: 3.68 Steve Stone, R ERA: 4.14 Steve Hamilton, L ERA: 3.21 (1, 1)	IP: 0.0 WLS: L BF: 4 H: 3 R: 4 ER: 0 SO: 0 BB: 0 IBB: 0 HBP: 0 BLK: 0 WP: 0 HR: 0 S: 17 P: 17 ERA: 0.00 WHIP: 0.750																			
PITCHER Jim Willoughby, R ERA: 9.00 (8, 1)	IP: 1.0 WLS: L BF: 5 H: 2 R: 1 ER: 1 SO: 0 BB: 0 IBB: 0 HBP: 0 BLK: 0 WP: 0 HR: 0 S: 5 P: 5 ERA: 9.00 WHIP: 2.000																			

Batter	1	2	3	4	5	6	7	8	9	AB	R	H	RBI	BB	SO	LOB	TOP						
Ken Henderson, S (1,9) OBP: 0.378, SLG: 0.451	0-0 4-3 2B		0-0 F8			0-0 F8			4-0 BB BB BB	3	0	1	0	1	0	0	<p>San Francisco Giants @ Los Angeles Dodgers Dodger Stadium, Los Angeles, CA Wed Sep 08 1971, 7:05 PM PDT Att: 51,009 - Unknown</p>						
Jim Howarth, L (1,7) Jim Ray Hart, R (9, PH) OBP: 0.333, SLG: 0.346 Jimmy Rosario, S (9, FR) OBP: 0.338, SLG: 0.266	0-0 4-3		0-0 4-3			0-0 6-3			4-0 G5-3 BB 1-2 BB	3	0	0	0	0	0	1							
Willie Mays, R (1,3) OBP: 0.434, SLG: 0.508	0-3 K			0-3 K					4-0 1-2 2-3 BB	3	0	0	0	1	2	1							
Bobby Bonds, R (1,8) OBP: 0.363, SLG: 0.512	0-0 5-3			0-0 6-3					0-0 G5-3 2-3	4	0	0	0	0	1	4							
Al Gallagher, R (1,5) OBP: 0.360, SLG: 0.411		0-0 6-3		0-0 F3						3	0	0	0	0	0	0							
Dick Dietz, R (1,2) OBP: 0.384, SLG: 0.404		0-0 5-3			0-0 6-3					3	0	0	0	0	0	0							
Chris Speier, R (1,6) OBP: 0.307, SLG: 0.320		0-0 FC6 1B			0-0 6-3					3	0	1	0	0	0	0							
Hal Lanier, R (1,4) OBP: 0.286, SLG: 0.285 Steve Hamilton, L (8,1)	0-0 FC6 1-2				0-0 4-3					3	0	0	0	0	0	1							
Juan Marichal, R (1,1) OBP: 0.143, SLG: 0.233 Bernie Williams, R (6, PH) OBP: 0.294, SLG: 0.233 Don McMahon, R (6,1) Chris Arnold, R (8,4) OBP: 0.500, SLG: 0.500			0-3 K			0-3 K			0-0 F8	1	0	0	0	0	1	0							
Inning Stats	R: 0 E: 0 K: 1 S: 6	H: 1 LOB: 1 BB: 0 P: 6	R: 0 E: 0 K: 0 S: 4	H: 1 LOB: 1 BB: 0 P: 4	R: 0 E: 0 K: 1 S: 5	H: 0 LOB: 0 BB: 0 P: 5	R: 0 E: 0 K: 1 S: 5	H: 0 LOB: 0 BB: 0 P: 5	R: 0 E: 0 K: 0 S: 3	H: 0 LOB: 0 BB: 0 P: 3	R: 0 E: 0 K: 0 S: 5	H: 0 LOB: 0 BB: 0 P: 5	R: 0 E: 0 K: 0 S: 3	H: 0 LOB: 0 BB: 0 P: 3	R: 0 E: 0 K: 0 S: 2	H: 0 LOB: 2 BB: 3 P: 14		1B: 1 2B: 1 3B: 0 HR: 0	SF: 0 SAC: 0 DP: 1 HBP: 0	WP: 0 PB: 0 SB: 0 CS: 0	PA: 31		
PITCHER	IP WLS BF H R ER SO BB IBB HBP BLK WP HR S P ERA WHIP	8.1 W 29 2 0 0 5 2 0 0 0 0 0 37 45 0.00 0.480	0.2 S 2 0 0 0 0 1 0 0 0 0 0 1 5 0.00 1.500																				

Batter	1	2	3	4	5	6	7	8	9	AB	R	H	RBI	BB	SO	LOB	BOTTOM					
Maury Wills, S (1,6) OBP: 0.329, SLG: 0.338	0-0 F6		0-0 3B	0-0 4-3					0-0 SH3-4 1-2	3	1	1	0	0	0	2	<p>San Francisco Giants @ Los Angeles Dodgers Dodger Stadium, Los Angeles, CA Wed Sep 08 1971, 7:05 PM PDT Att: 51,009 - Unknown</p>					
Wes Parker, S (1,9) OBP: 0.355, SLG: 0.367	4-0 BB 1B BB		0-0 1B G6-4-3 3B		0-0 S 1B				0-0 F8	3	2	2	1	1	0	1						
Willie Davis, L (1,8) OBP: 0.336, SLG: 0.427	0-0 F7		0-0 G6-4-3 1B		0-0 F8				0-0 F5	4	0	1	0	0	0	3						
Dick Allen, R (1,3) OBP: 0.394, SLG: 0.461 Bill Russell, R (9,9) OBP: 0.295, SLG: 0.329	4-0 1B 1-2 BB		0-0 G6-4-3 1-2 3-H		0-0 F8				0-0 5-3	3	0	0	0	1	0	2						
Willie Crawford, L (1,7) OBP: 0.330, SLG: 0.447	0-0 1-3 2-H 1B		0-0 F2		0-0 4-3				0-0 F3	4	0	1	1	0	0	1						
Steve Garvey, R (1,5) OBP: 0.292, SLG: 0.395	0-0 F9			4-0 SH5-4 1B BB		4-0 CS BB			0-0 6-3	2	0	0	0	2	0	2						
Tom Haller, L (1,2) OBP: 0.347, SLG: 0.395		0-0 F5		0-0 SH5-4 1-2 1B		0-0 1-3 1-2			0-0 1-3	3	0	1	0	0	0	1						
Bobby Valentine, R (1,4) OBP: 0.298, SLG: 0.336		0-0 5-3		0-0 F9		0-0 4-3				3	0	0	0	0	0	2						
Bill Singer, R (1,1) OBP: 0.211, SLG: 0.100 Jim Brewer, L (9,1) OBP: 0.429, SLG: 0.429		0-0 F3		0-0 SH5-4 1-2 2-3					1-0 SH3-4 HBP	1	0	0	0	0	0	0						
Inning Stats	R: 1 E: 0 K: 0 S: 4	H: 1 LOB: 2 BB: 2 P: 12	R: 0 E: 0 K: 0 S: 3	H: 0 LOB: 0 BB: 0 P: 3	R: 2 E: 0 K: 0 S: 5	H: 3 LOB: 0 BB: 0 P: 5	R: 0 E: 0 K: 0 S: 4	H: 1 LOB: 2 BB: 1 P: 8	R: 0 E: 0 K: 0 S: 4	H: 1 LOB: 1 BB: 0 P: 4	R: 0 E: 0 K: 0 S: 2	H: 0 LOB: 0 BB: 1 P: 6	R: 0 E: 0 K: 0 S: 3	H: 0 LOB: 1 BB: 0 P: 4	R: 0 E: 0 K: 0 S: 3	H: 0 LOB: 0 BB: 0 P: 3		1B: 5 2B: 0 3B: 1 HR: 0	SF: 0 SAC: 2 DP: 1 HBP: 1	WP: 0 PB: 0 SB: 1 CS: 1	PA: 33	
PITCHER	IP WLS BF H R ER SO BB IBB HBP BLK WP HR S P ERA WHIP	5.0 L 23 6 3 0 0 3 0 0 0 0 0 20 32 5.40 1.800	2.0 7 0 0 0 0 1 0 1 0 0 0 5 10 0.00 0.500	1.0 3 0 0 0 0 0 0 0 0 0 0 3 3 0.00 0.000																		

AB 28
R 0
H 2
RBI 0
BB 3
SO 5
LOB 7



AB 26
R 3
H 6
RBI 2
BB 4
SO 0
LOB 14



Batter	1	2	3	4	5	6	7	8	9	10	11	AB	R	H	RBI	BB	SO	LOB	TOP	
Ken Henderson, S OBP: 0.378, SLG: 0.453 (1, 9)	K		4-3		4-3		F7		F7		BLK E S BB	5	2	1	0	1	1	1		
Jim Howarth, L OBP: 0.125, SLG: 0.250 Jerry Johnson, R OBP: 0.091, SLG: 0.100 (1, 7)	F8		4-3		K				K		F1	5	0	1	1	0	2	1		
Willie Mays, R OBP: 0.430, SLG: 0.501 (1, 3)	BB		F9		F9		K				F4	5	0	0	0	1	2	1		
Bobby Bonds, R OBP: 0.363, SLG: 0.509 (8, 9)	K		K		F7		F7				CI 1B BB	3	1	0	0	2	2	2		
Al Gallagher, R OBP: 0.359, SLG: 0.409 (1, 5)			F3		F7				F6		CI 1B	4	0	1	0	0	0	1		
Dick Dietz, R OBP: 0.143, SLG: 0.401 Steve Hamilton, L OBP: 0.111, SLG: 0.226 Jimmy Rosario, S OBP: 0.138, SLG: 0.266 Jim Ray, R OBP: 0.112, SLG: 0.270 Bernie Williams, R OBP: 0.294, SLG: 0.333 (1, 2)	FC4 BB		F8		F7		F7		F3		1-2 2H 1B	3	0	0	0	1	0	2		
Chris Speier, R OBP: 0.308, SLG: 0.320 (1, 6)	FC4 HR		6-3		1B		IBB		F7		F8	4	1	1	0	1	0	3		
Chris Arnold, R OBP: 0.429, SLG: 0.833 Hal Lanier, R OBP: 0.286, SLG: 0.285 (1, 4)	HR		6-3		K						F7	4	1	1	2	1	1	6		
Gaylord Perry, R OBP: 0.133, SLG: 0.149 Russ Gibson, R OBP: 0.226, SLG: 0.314 (8, 2)	HR		6-3		6-3				K			3	0	0	0	0	1	4		
Inning Stats	R: 0 E: 0 K: 2 S: 7	H: 0 LOB: 1 BB: 1 P: 11	R: 2 E: 0 K: 1 S: 6	H: 1 LOB: 0 BB: 1 P: 10	R: 1 E: 0 K: 1 S: 7	H: 1 LOB: 0 BB: 0 P: 7	R: 0 E: 0 K: 0 S: 4	H: 1 LOB: 1 BB: 0 P: 4	R: 0 E: 0 K: 1 S: 5	H: 0 LOB: 0 BB: 0 P: 5	R: 0 E: 0 K: 0 S: 3	H: 0 LOB: 0 BB: 1 P: 11	R: 1 E: 1 K: 0 S: 5	H: 1 LOB: 2 BB: 1 P: 9	R: 1 E: 0 K: 2 S: 7	H: 0 LOB: 0 BB: 1 P: 11	1B: 3 2B: 1 3B: 1 HR: 1	SF: 0 SAC: 0 DP: 0 HBP: 0	WP: 1 PB: 0 SB: 3 CS: 0	PA: 48
PITCHER	IP 7.0	WLS 3	BF 31	H 5	R 3	ER 3	SO 7	BB 3	IBB 1	HBP 0	BLK 0	WP 1	HR 1	S 41	P 57	ERA 3.68	WHIP 1.143			
Phil Niekro, R ERA: 3.0 Pat Jarvis, R ERA: 4.16 Jim Nash, R ERA: 4.91	(1, 1)	(8, 1)	(10, 1)																	

San Francisco Giants @ Atlanta Braves
Atlanta Stadium, Atlanta, GA
Fri Sep 10 1971, 7:05 PM EDT
Att. 8,403 - Unknown

livebaseballscores.com

AB 40
R 5
H 6
RBI 4
BB 7
SO 11
LOB 23

GIANTS

Batter	1	2	3	4	5	6	7	8	9	10	11	AB	R	H	RBI	BB	SO	LOB	BOTTOM			
Felix Millan, R OBP: 0.338, SLG: 0.367 (1, 4)	F7		1B		4-3		G6-3		FC5-4		HR BB	5	1	1	0	1	0	3				
Ralph Garr, L OBP: 0.366, SLG: 0.430 (1, 7)	5-3		F9		F7				2B 1B		K	6	1	1	0	0	2	3				
Hank Aaron, R OBP: 0.411, SLG: 0.655 (1, 3)	E4 FC6-4		F8		F7				1H SF8 2B		1B 2B	6	3	3	4	0	0	1				
Earl Williams, R OBP: 0.337, SLG: 0.518 (1, 2)	FC6-4		6-3		HR				SF8		1B FC4-2 BB	3	1	1	2	1	0	1				
Mike Lum, L OBP: 0.351, SLG: 0.398 (1, 9)			FC3-6 1B		F5				F7		FC4-2 IBB 1B	5	0	3	1	0	0	0				
Darrell Evans, L OBP: 0.333, SLG: 0.402 (1, 5)	FC3-6		E3		K				F8		FC4-2 IBB	4	0	0	0	1	1	2				
Sonny Jackson, L OBP: 0.306, SLG: 0.335 (1, 8)	F7		F9		F9				F8		FC4-2	5	0	1	0	0	5					
Marty Perez, R OBP: 0.273, SLG: 0.304 (1, 6)	G3		G3		F8				G3		F8	5	0	0	0	0	5					
Phil Niekro, R OBP: 0.146, SLG: 0.148 Hal Kwoh, R OBP: 0.176, SLG: 0.321 Leo Foster, R OBP: 0.111, SLG: 0.226 Pat Jarvis, R OBP: 0.146, SLG: 0.309 Dusty Baker, R OBP: 0.105, SLG: 0.219 Jim Nash, R OBP: 0.112, SLG: 0.270 Jim Braszaleski, L OBP: 0.100, SLG: 0.200 Oscar Brown, R OBP: 0.282, SLG: 0.306 (1, 1)	K		1-3		1-3				FC4-6 1B		FC5-4 1B	2	0	0	0	0	1	0				
Inning Stats	R: 0 E: 1 K: 0 S: 4	H: 0 LOB: 1 BB: 0 P: 4	R: 0 E: 0 K: 0 S: 4	H: 1 LOB: 1 BB: 0 P: 4	R: 0 E: 0 K: 1 S: 6	H: 1 LOB: 1 BB: 1 P: 6	R: 0 E: 1 K: 0 S: 4	H: 0 LOB: 1 BB: 0 P: 4	R: 0 E: 0 K: 0 S: 3	H: 2 LOB: 2 BB: 0 P: 7	R: 2 E: 0 K: 0 S: 5	H: 2 LOB: 0 BB: 0 P: 5	R: 0 E: 0 K: 0 S: 4	H: 1 LOB: 1 BB: 0 P: 4	R: 1 E: 0 K: 1 S: 7	H: 2 LOB: 3 BB: 2 P: 15	R: 3 E: 0 K: 1 S: 5	H: 2 LOB: 1 BB: 1 P: 9	1B: 9 2B: 2 3B: 0 HR: 2	SF: 1 SAC: 0 DP: 1 HBP: 0	WP: 1 PB: 0 SB: 0 CS: 0	PA: 48
PITCHER	IP 7.1	WLS 1	BF 31	H 8	R 3	ER 3	SO 2	BB 0	IBB 0	HBP 0	BLK 0	WP 1	HR 1	S 35	P 35	ERA 3.68	WHIP 1.091					
Gaylord Perry, R ERA: 3.04 Steve Hamilton, L ERA: 3.05 Jerry Johnson, R ERA: 2.82	(1, 1)	(8, 1)	(9, 1)																			

San Francisco Giants @ Atlanta Braves
Atlanta Stadium, Atlanta, GA
Fri Sep 10 1971, 7:05 PM EDT
Att. 8,403 - Unknown

livebaseballscores.com

AB 44
R 7
H 13
RBI 7
BB 3
SO 4
LOB 20

Braves

Batter	1	2	3	4	5	6	7	8	9	AB	R	H	RBI	BB	SO	LOB	TOP			
Ken Henderson, S OBP: 0.374, SLG: 0.445 (1, 9)	F9			F3		F8			SH1-4 WP BB	4	1	0	0	1	0	3	San Francisco Giants @ Atlanta Braves Atlanta Stadium, Atlanta, GA Sun Sep 12 1971, 3:33 AM EDT Att: 15,584 - Unknown			
Tito Fuentes, S OBP: 0.299, SLG: 0.352 (1, 4)	HR	4-3		1B		4-3		SH1-4	4	1	2	1	0	0	0					
Willie Mays, R OBP: 0.433, SLG: 0.500 (1, 3)	HR	BB	WP	BB		K		K	2	2	0	0	3	2	1					
Bobby Bonds, R OBP: 0.364, SLG: 0.514 (1, 8)	HR	E5			6-3			1B		5	1	3	3	0	0	1				
Dick Dietz, R OBP: 0.383, SLG: 0.399 (1, 2)	WP	1B	BB	5-3		F8		K		3	1	0	0	2	1	3				
Al Gallacher, R OBP: 0.356, SLG: 0.406 (1, 5)	1B	WP	1B		F4			F9	SH1-4	5	0	2	0	0	0	2				
Jim Ray Hart, R Hal Lanier, R OBP: 0.283, SLG: 0.282 (1, 7)	F5			E6		K		SH1-4		3	0	0	0	0	1	3				
Chris Speier, R OBP: 0.305, SLG: 0.316 (1, 6)	1B	IBB		G1-4-3		6-3		F9		3	0	0	0	1	0	2				
John Cumberland, R OBP: 0.154, SLG: 0.137 (1, 1)	1-2 2-3 3-H	1B		K		K		1-3		4	0	1	1	0	2	1				
Inning Stats	R: 4 E: 0 K: 0 S: 7	H: 4 LOB: 3 BB: 3 P: 19	R: 0 E: 1 K: 0 S: 3	H: 0 LOB: 1 BB: 1 P: 7	R: 0 E: 1 K: 0 S: 3	H: 0 LOB: 0 BB: 0 P: 3	R: 0 E: 0 K: 2 S: 8	H: 1 LOB: 1 BB: 0 P: 8	R: 0 E: 1 K: 1 S: 6	H: 0 LOB: 1 BB: 0 P: 6	R: 0 E: 0 K: 2 S: 8	H: 1 LOB: 1 BB: 0 P: 8	R: 0 E: 0 K: 0 S: 4	H: 1 LOB: 1 BB: 0 P: 4	R: 2 E: 0 K: 0 S: 3	H: 1 LOB: 1 BB: 3 P: 15	1B: 5 2B: 2 3B: 0 HR: 2	SF: 0 SAC: 2 DP: 2 HBP: 0	WP: 5 PB: 0 SB: 1 CS: 1	PA: 42
PITCHER	IP WLS BF H R ER SO BB IBB HBP BLK WP HR S P ERA WHIP																			
George Stone, L ERA: 3.49 (1, 1)	0.2	L	9	4	4	4	0	2	1	0	0	0	0	1	0	21	18	54.00	9.000	
Ron Herbel, R ERA: 4.47 (1, 1)	4.1		16	1	0	0	3	1	0	0	0	0	0	1	0	21	25	0.00	0.462	
Steve Barber, L ERA: 5.35 (6, 1)	3.0		11	2	0	0	3	0	0	0	0	0	0	0	0	17	17	0.00	0.667	
Bob Priddy, R ERA: 4.22 (9, 1)	1.0		6	1	2	2	0	3	0	0	0	0	0	1	0	3	15	18.00	4.000	

Batter	1	2	3	4	5	6	7	8	9	AB	R	H	RBI	BB	SO	LOB	BOTTOM					
Felix Millan, R OBP: 0.337, SLG: 0.366 (1, 4)	F4				G4-6-3					4	0	2	0	0	0	2	San Francisco Giants @ Atlanta Braves Atlanta Stadium, Atlanta, GA Sun Sep 12 1971, 3:33 AM EDT Att: 15,584 - Unknown					
Ralph Garr, L OBP: 0.365, SLG: 0.427 (1, 7)	1B		F6			F6		K		4	0	1	0	0	1	2						
Hank Aaron, R OBP: 0.408, SLG: 0.656 (1, 3)	G5-4-3			5-3		F7		F7		4	0	0	0	0	0	1						
Earl Williams, R OBP: 0.336, SLG: 0.514 (1, 2)		F2		F3		F7		6-3		4	0	0	0	0	0	0						
Dusty Baker Jr., R OBP: 0.200, SLG: 0.225 (1, 9)		F9				5-3		F8		4	0	1	0	0	0	0						
Zoilo Versalles, R OBP: 0.241, SLG: 0.341 (1, 5)		F8		F8		6-3				3	0	0	0	0	0	1						
Sonny Jackson, L OBP: 0.306, SLG: 0.333 (1, 8)			K			F6				3	0	1	0	0	1	0						
Marty Perez, R OBP: 0.276, SLG: 0.314 (1, 6)			HR			F8		6-3		3	1	2	1	0	0	0						
George Stone, L Ron Herbel, R Oscar Swarth, R Steve Barber, L Tommy Aaron, R Bob Priddy, R OBP: 0.162, SLG: 0.273 (1, 1)			K							0	0	0	0	0	0	0						
Inning Stats	R: 0 E: 0 K: 0 S: 3	H: 1 LOB: 0 BB: 0 P: 3	R: 0 E: 0 K: 0 S: 3	H: 0 LOB: 0 BB: 0 P: 3	R: 1 E: 0 K: 2 S: 9	H: 2 LOB: 1 BB: 0 P: 9	R: 0 E: 0 K: 0 S: 4	H: 1 LOB: 1 BB: 0 P: 4	R: 0 E: 0 K: 1 S: 6	H: 2 LOB: 1 BB: 0 P: 6	R: 0 E: 0 K: 0 S: 3	H: 0 LOB: 0 BB: 0 P: 3	R: 0 E: 0 K: 0 S: 3	H: 0 LOB: 0 BB: 0 P: 3	R: 0 E: 0 K: 1 S: 6	H: 1 LOB: 1 BB: 0 P: 6	R: 0 E: 0 K: 0 S: 3	H: 0 LOB: 0 BB: 0 P: 3	1B: 6 2B: 0 3B: 0 HR: 1	SF: 0 SAC: 0 DP: 2 HBP: 0	WP: 0 PB: 0 SB: 0 CS: 0	PA: 32
PITCHER	IP WLS BF H R ER SO BB IBB HBP BLK WP HR S P ERA WHIP																					
John Cumberland, L ERA: 2.85 (1, 1)	9.0	W	32	7	1	1	4	0	0	0	0	0	0	0	1	40	40	1.00	0.778			

AB	33
R	6
H	8
RBI	5
BB	7
SO	6
LOB	16



AB	32
R	1
H	7
RBI	1
BB	0
SO	4
LOB	8



Batter	1	2	3	4	5	6	7	8	9	AB	R	H	RBI	BB	SO	LOB	TOP								
Maury Wills, S OBP: 0.327, SLG: 0.333 Manny Mota, R OBP: 0.361, SLG: 0.387	F7		1B		4-3		4-3		F8	4	0	1	0	0	0	0	Los Angeles Dodgers @ San Francisco Giants Candlestick Park, San Francisco, CA Mon Sep 13 1971, 10:05 PM EDT Att: 31,081 - Unknown								
Bill Buckner, L OBP: 0.321, SLG: 0.375 Bill Russell, R OBP: 0.264, SLG: 0.327	HR		1B		HR		4-3			2	1	2	0	0	0	0									
Willie Davis, L OBP: 0.334, SLG: 0.429	F9		F9		HR		4-3			4	1	1	2	0	0	3									
Dick Allen, R OBP: 0.397, SLG: 0.471	HR		K		6-3					4	1	2	2	0	1	3									
Willie Crawford, L OBP: 0.331, SLG: 0.454	E5				HR		B1		K	4	1	2	1	0	1	1									
Wes Parker, S OBP: 0.351, SLG: 0.363		F7			6-3		B1		1-5-3	4	0	0	0	0	0	2									
Jim Lefebvre, S OBP: 0.311, SLG: 0.390	F6				4-3		F6		F8	4	0	0	0	0	0	2									
Tom Haller, L OBP: 0.341, SLG: 0.377	6-3				K				F8	3	0	0	0	1	1	0									
Bill Singer, R OBP: 0.200, SLG: 0.094 Jim Brewer, L OBP: 0.375, SLG: 0.375			G3				F7		K	3	0	0	0	0	1	2									
Inning Stats	R: 2 E: 1 K: 0 S: 5	H: 2 LOB: 1 BB: 0 P: 5	R: 0 E: 0 K: 0 S: 3	H: 0 LOB: 0 BB: 0 P: 3	R: 0 E: 0 K: 1 S: 7	H: 2 LOB: 2 BB: 0 P: 7	R: 1 E: 0 K: 1 S: 6	H: 1 LOB: 0 BB: 0 P: 6	R: 2 E: 0 K: 0 S: 4	H: 1 LOB: 1 BB: 0 P: 5	R: 0 E: 0 K: 1 S: 6	H: 1 LOB: 2 BB: 1 P: 10	R: 0 E: 0 K: 0 S: 3	H: 0 LOB: 0 BB: 0 P: 3	R: 0 E: 0 K: 1 S: 6	H: 1 LOB: 1 BB: 0 P: 6		R: 0 E: 0 K: 1 S: 5	H: 0 LOB: 0 BB: 0 P: 5	1B: 4 2B: 1 3B: 0 HR: 3	SF: 0 SAC: 0 DP: 0 HBP: 1	WP: 0 PB: 0 SB: 0 CS: 0	PA: 37		
PITCHER	IP	WLS	BF	H	R	ER	SO	BB	IBB	HBP	BLK	WP	HR	S	P	ERA	WHIP								
Juan Marichal, R ERA: 3.07	4.2	L	20	5	4	4	2	0	0	1	0	0	2	23	24	7.71	1.071								
Jim Barr, R ERA: 4.02	2.1		10	2	1	1	1	0	1	0	0	0	1	11	15	3.86	0.857								
Don McMahon, R ERA: 3.56	2.0		7	1	0	0	2	0	0	0	0	0	0	11	11	0.00	0.500								

AB	35
R	5
H	8
RBI	5
BB	1
SO	5
LOB	13



Batter	1	2	3	4	5	6	7	8	9	AB	R	H	RBI	BB	SO	LOB	BOTTOM								
Ken Henderson, S OBP: 0.371, SLG: 0.440	4-3		G3		F7		4-3		5-3	5	0	0	0	0	0	1	Los Angeles Dodgers @ San Francisco Giants Candlestick Park, San Francisco, CA Mon Sep 13 1971, 10:05 PM EDT Att: 31,081 - Unknown								
Tito Fuentes, S OBP: 0.298, SLG: 0.352	F6		5-3		6-3		PB		6-3	5	1	1	0	0	0	0									
Willie Mays, R OBP: 0.335, SLG: 0.499 Jim Howarth, L OBP: 0.364, SLG: 0.333 Don McMahon, R OBP: 0.308, SLG: 0.500	WP		S		K		PB		K2-3	1	0	0	0	1	1	0									
Bobby Bonds, R OBP: 0.363, SLG: 0.512	K		F6				K		K	5	0	1	0	0	3	3									
Dave Kingman, R OBP: 0.338, SLG: 0.623			SF9		HBP		K		1-3	4	1	3	1	0	1	1									
Al Gallagher, R OBP: 0.354, SLG: 0.403			SF9		F9		FC4-6		5-3	3	0	0	1	0	0	4									
Chris Speier, R OBP: 0.305, SLG: 0.314			K				K		E5	3	0	0	0	0	2	1									
Russ Gibson, R OBP: 0.228, SLG: 0.309 Dick Dietz, R OBP: 0.382, SLG: 0.397			FC6		K		K		5-3	2	0	1	0	0	1	2									
Juan Marichal, R OBP: 0.340, SLG: 0.228 Jim Barr, R OBP: 0.340, SLG: 0.405 Jimmy Rosario, S OBP: 0.380, SLG: 0.285 Willie McCovey, L OBP: 0.340, SLG: 0.448 Bernie Williams, R OBP: 0.204, SLG: 0.233			FC6		FC5-4		K		F9	2	0	0	0	0	0	3									
Inning Stats	R: 0 E: 0 K: 1 S: 5	H: 0 LOB: 1 BB: 0 P: 6	R: 1 E: 0 K: 1 S: 7	H: 2 LOB: 1 BB: 0 P: 7	R: 0 E: 0 K: 0 S: 3	H: 0 LOB: 1 BB: 1 P: 7	R: 0 E: 0 K: 1 S: 6	H: 1 LOB: 2 BB: 0 P: 7	R: 0 E: 0 K: 1 S: 5	H: 0 LOB: 0 BB: 0 P: 5	R: 0 E: 0 K: 2 S: 8	H: 1 LOB: 1 BB: 0 P: 8	R: 3 E: 1 K: 2 S: 11	H: 3 LOB: 2 BB: 1 P: 15	R: 0 E: 1 K: 0 S: 4	H: 0 LOB: 1 BB: 0 P: 4		R: 0 E: 0 K: 2 S: 7	H: 0 LOB: 0 BB: 0 P: 7	1B: 3 2B: 2 3B: 1 HR: 1	SF: 1 SAC: 0 DP: 0 HBP: 2	WP: 1 PB: 1 SB: 1 CS: 0	PA: 40		
PITCHER	IP	WLS	BF	H	R	ER	SO	BB	IBB	HBP	BLK	WP	HR	S	P	ERA	WHIP								
Bill Singer, R ERA: 4.09	6.2	W	32	7	4	2	8	2	0	0	0	0	0	44	54	2.70	1.350								
Jim Brewer, L ERA: 1.95	2.1	S	8	0	0	0	2	0	0	0	0	0	0	12	12	0.00	0.000								

AB	35
R	4
H	7
RBI	3
BB	2
SO	10
LOB	17



Batter	1	2	3	4	5	6	7	8	9	AB	R	H	RBI	BB	SO	LOB	TOP			
Maury Wills, S OBP: 0.326, SLG: 0.332	4-3		K		F7		4-3		2B	5	1	1	0	0	1	1	Los Angeles Dodgers @ San Francisco Giants Candlestick Park, San Francisco, CA Tue Sep 14 1971, 10:05 PM EDT Att: 31,907 - Unknown			
Bill Buckner, L OBP: 0.318, SLG: 0.371 Manny Mota, R OBP: 0.363, SLG: 0.394	G3			E3		1-3	1-3		2B	4	0	0	0	0	0	1				
Willie Davis, L OBP: 0.333, SLG: 0.427	K			FC4-6		G3		F5	1B	5	1	1	0	0	1					
Dick Allen, R OBP: 0.397, SLG: 0.470		1B		F3		BB		K	K	5	1	2	0	0	2	3				
Willie Crawford, L OBP: 0.338, SLG: 0.459 Hoyt Wilhelm, R OBP: 0.354, SLG: 0.365		FC6-4		1B		BB		1B	L5	3	1	2	1	2	0	2				
Wes Parker, S OBP: 0.354, SLG: 0.365		FC6-4		1B		BB		BB		0	0	0	0	0	0	0				
Jim Lefebvre, S OBP: 0.308, SLG: 0.386		G6-4-3		1B		BB		1B		3	0	2	2	1	0	1				
Duke Sims, L OBP: 0.346, SLG: 0.350 Billy Grabarkewitz, R OBP: 0.379, SLG: 0.279 Tom Haller, L OBP: 0.341, SLG: 0.377			F6		F7				1B	4	0	2	0	0	0	0				
Al Downing, R OBP: 0.220, SLG: 0.188 Joe Moeller, R OBP: 0.308, SLG: 0.346 Bill Russell, R OBP: 0.264, SLG: 0.327			K		K		K		2B	3	0	0	0	0	3	1				
Inning Stats	R: 0 E: 0 K: 1 S: 5	H: 0 LOB: 0 BB: 0 P: 5	R: 1 E: 0 K: 0 S: 4	H: 2 LOB: 0 BB: 0 P: 4	R: 0 E: 0 K: 2 S: 7	H: 0 LOB: 0 BB: 0 P: 7	R: 2 E: 1 K: 1 S: 8	H: 2 LOB: 1 BB: 0 P: 8	R: 0 E: 0 K: 0 S: 4	H: 1 LOB: 3 BB: 2 P: 12	R: 0 E: 0 K: 1 S: 6	H: 1 LOB: 1 BB: 0 P: 6	R: 0 E: 0 K: 1 S: 6	H: 1 LOB: 2 BB: 1 P: 10	R: 3 E: 0 K: 1 S: 9	H: 5 LOB: 1 BB: 0 P: 9		1B: 9 2B: 3 3B: 1 HR: 0	SF: 0 SAC: 0 DP: 2 HBP: 0	WP: 0 PB: 0 SB: 1 CS: 0
PITCHER	IP WLS BF H R ER SO BB IBB HBP BLK WP HR S P ERA WHIP																			
Gaylord Perry, R ERA: 2.99	7.0		29	6	3	1	6	2	0	0	0	0	0	0	0	39	47	1.29	1.143	
Jerry Johnson, R ERA: 3.07	1.0	L	8	4	3	3	1	1	0	0	0	0	0	0	0	9	13	27.00	5.000	
John Cumberland, L ERA: 2.85	0.0		2	2	0	0	0	0	0	0	0	0	0	0	2	2				
Don McMahon, R ERA: 3.52	1.0		2	0	0	0	1	0	0	0	0	0	0	0	4	4	0.00	0.000		

Batter	1	2	3	4	5	6	7	8	9	AB	R	H	RBI	BB	SO	LOB	BOTTOM			
Chris Speier, R OBP: 0.304, SLG: 0.318	F9		6-3		FC6-4				6-3	5	1	1	1	0	0	2	Los Angeles Dodgers @ San Francisco Giants Candlestick Park, San Francisco, CA Tue Sep 14 1971, 10:05 PM EDT Att: 31,907 - Unknown			
Tito Fuentes, S OBP: 0.298, SLG: 0.353 Willie McCovey, L OBP: 0.382, SLG: 0.446 Jimmy Rosario, S OBP: 0.338, SLG: 0.266	F4		F8		F7		HR		BB	4	1	1	0	0	0	2				
Willie Mays, R OBP: 0.434, SLG: 0.495	F9			1B		F1		HR	K	3	1	0	0	2	1	1				
Bobby Bonds, R OBP: 0.364, SLG: 0.522		HR		K		6-3		HR		4	2	2	4	0	1	1				
Dave Kingman, R OBP: 0.333, SLG: 0.616	5-3			F3				F5		4	0	1	0	0	0	1				
Al Gallagher, R OBP: 0.356, SLG: 0.403	G3			1B		2B			4-3	3	0	1	0	1	0	0				
Ken Henderson, S OBP: 0.368, SLG: 0.436	5-3			1-3		F7		4-3		4	0	0	0	0	0	4				
Dick Dietz, R OBP: 0.383, SLG: 0.396			SH3-4		FC6-4			F9	6-3	3	0	1	0	1	0	0				
Gaylord Perry, R ERA: 2.74 Joe Moeller, R ERA: 3.18 Hoyt Wilhelm, R ERA: 2.76			SH3-4		F8			5-3	K2-3	1	0	0	0	0	0	1				
Inning Stats	R: 0 E: 0 K: 0 S: 3	H: 0 LOB: 0 BB: 0 P: 3	R: 1 E: 0 K: 0 S: 4	H: 1 LOB: 0 BB: 0 P: 4	R: 0 E: 0 K: 0 S: 3	H: 0 LOB: 1 BB: 1 P: 7	R: 0 E: 0 K: 1 S: 6	H: 1 LOB: 2 BB: 1 P: 10	R: 0 E: 0 K: 0 S: 4	H: 1 LOB: 1 BB: 1 P: 8	R: 4 E: 0 K: 0 S: 6	H: 3 LOB: 0 BB: 1 P: 10	R: 0 E: 0 K: 0 S: 3	H: 0 LOB: 0 BB: 0 P: 3	R: 0 E: 0 K: 2 S: 7	H: 0 LOB: 2 BB: 1 P: 11		1B: 2 2B: 2 3B: 0 HR: 3	SF: 0 SAC: 1 DP: 0 HBP: 0	WP: 1 PB: 1 SB: 0 CS: 0
PITCHER	IP WLS BF H R ER SO BB IBB HBP BLK WP HR S P ERA WHIP																			
Al Downing, L ERA: 2.74	1.1	W	6	1	2	2	0	1	0	0	0	1	1	5	9	13.50	1.500			
Joe Moeller, R ERA: 3.18	7.1		6	1	2	2	0	1	0	0	0	1	1	5	9	13.50	1.500			
Hoyt Wilhelm, R ERA: 2.76	1.0	S	4	0	0	0	2	1	0	0	0	0	0	7	11	0.00	1.000			

Batter	1	2	3	4	5	6	7	8	9	AB	R	H	RBI	BB	SO	LOB	TOP										
Pete Rose, S OBP: 0.369, SLG: 0.415 (1, 9)	0-0 4-3		0-0 F7		0-0 1B 3B		0-0 5-3			4	1	1	1	0	0	1	Cincinnati Reds @ San Francisco Giants Candlestick Park, San Francisco, CA Wed Sep 15 1971, 10:05 PM EDT Att: 6,488 - Unknown										
Woody Woodward, R OBP: 0.319, SLG: 0.291 Dave Concepcion, R OBP: 0.249, SLG: 0.255 (3, FR) (3, 6)	4-0 FC6-4 BB		0-0 1B 1B		0-0 1-3		0-0 5-3			1	0	1	0	1	0	0											
Lee May, R OBP: 0.332, SLG: 0.529 (1, 3)	0-3 K		0-3 K		0-0 FC6-4 1B		0-0 F8			4	0	1	1	0	2	3											
Tony Perez, R OBP: 0.323, SLG: 0.435 (1, 5)	0-0 FC6-4 1-2		0-0 1B		0-0 FC6-4 1-2				0-0 F7	4	0	1	1	0	0	2											
Johnny Bench, R OBP: 0.299, SLG: 0.417 (1, 2)		0-0 6-3		0-0 F8		0-0 F8		0-0 F6		4	0	0	0	0	0	0											
Bernie Carbo, L OBP: 0.342, SLG: 0.351 Buddy Bradford, R OBP: 0.299, SLG: 0.287 (8, 7)	4-0 E 1B BB		0-0 1B	0-0 G6-4-3 1B		0-0 PB WP SF8 1B		0-0 4-3		3	1	2	0	1	0	0											
George Foster, R OBP: 0.295, SLG: 0.378 (1, 8)	0-3 K		0-0 K	0-0 G6-4-3 1-2		0-3 CS SF8			0-0 6-3	4	0	0	0	0	2	3											
Tommy Helms, R OBP: 0.294, SLG: 0.337 (1, 4)	0-0 E7 1-3 1B				0-0 SH1-4 3B 1B		0-0 SF8		0-0 1-3	3	1	2	1	0	0	0											
Jim McGlothlin, R OBP: 0.173, SLG: 0.240 (1, 1)	0-3 K				0-0 SH1-4		0-0 CS		0-3 K	3	0	1	0	0	2	2											
Inning Stats	R: 0 E: 0 K: 1 S: 5	H: 0 LOB: 1 BB: 1 P: 9	R: 0 E: 1 K: 2 S: 8	H: 1 LOB: 2 BB: 1 P: 12	R: 1 E: 0 K: 1 S: 6	H: 2 LOB: 2 BB: 0 P: 6	R: 0 E: 0 K: 0 S: 3	H: 1 LOB: 0 BB: 0 P: 3	R: 2 E: 0 K: 0 S: 6	H: 3 LOB: 1 BB: 0 P: 6	R: 1 E: 0 K: 1 S: 6	H: 1 LOB: 0 BB: 0 P: 6	R: 0 E: 0 K: 0 S: 4	H: 1 LOB: 1 BB: 0 P: 4	R: 0 E: 0 K: 0 S: 3	H: 0 LOB: 0 BB: 0 P: 3		R: 0 E: 0 K: 1 S: 5	H: 0 LOB: 0 BB: 0 P: 5	1B: 7 2B: 1 3B: 1 HR: 0	SF: 1 SAC: 1 DP: 1 HBP: 0	WP: 1 PB: 1 SB: 1 CS: 1	PA: 37				
PITCHER	IP	WLS	BF	H	R	ER	SO	BB	IBB	HBP	BLK	WP	HR	S	P	ERA	WHIP										
Don Carrithers, R ERA: 4.15 (1, 1)	5.0	L	22	7	3	3	4	2	0	0	0	0	0	28	36	5.40	1.800										
Jim Barr, R ERA: 3.79 (6, 1)	2.0		8	2	1	0	1	0	0	0	0	1	0	10	10	0.00	1.000										
Jerry Johnson, R ERA: 3.01 (8, 1)	2.0		6	0	0	0	1	0	0	0	0	0	0	8	8	0.00	0.000										

AB	32
R	4
H	9
RBI	4
BB	2
SO	6
LOB	13




Batter	1	2	3	4	5	6	7	8	9	AB	R	H	RBI	BB	SO	LOB	BOTTOM										
Chris Speier, R OBP: 0.305, SLG: 0.318 (1, 6)	0-3 K		0-0 1-2 1B		4-0 BB		0-0 6-3			3	0	1	0	1	1	0	Cincinnati Reds @ San Francisco Giants Candlestick Park, San Francisco, CA Wed Sep 15 1971, 10:05 PM EDT Att: 6,488 - Unknown										
Tito Fuentes, S OBP: 0.296, SLG: 0.351 (1, 4)	0-3 K		0-0 F6		0-0 G3			0-0 1-3		4	0	0	0	0	1	4											
Bobby Bonds, R OBP: 0.361, SLG: 0.518 (1, 8)	0-0 F4			0-3 K		0-0 F9		0-0 F9		4	0	0	0	0	1	0											
Willie McCovey, L OBP: 0.384, SLG: 0.455 (1, 3)		0-0 L3		0-0 HR		0-3 K		4-0 WP BB		3	1	1	1	1	1	0											
Dave Kingman, R OBP: 0.330, SLG: 0.610 (1, 9)		0-0 L7		0-0 G1		0-0 2B		0-0 6-3		4	0	1	0	0	0	1											
Al Gallagher, R OBP: 0.352, SLG: 0.398 (1, 5)		0-0 F8		0-0 6-3		0-3 K			0-0 6-3	4	0	0	0	0	1	1											
Ken Henderson, S OBP: 0.367, SLG: 0.437 (1, 7)			0-0 F6		0-0 G6-3 2B		0-0 G3		0-0 4-3	4	0	1	0	0	0	0											
Dick Dietz, R OBP: 0.385, SLG: 0.405 (1, 2)			0-0 FC3-8 1B		4-0 G6-3 BB		0-0 HR		0-0 1-3	3	1	2	1	1	0	0											
Don Carrithers, R OBP: 0.154, SLG: 0.231 (1, 1) Frank Duffy, R OBP: 0.200, SLG: 0.205 (5, PH) Jim Barr, R (6, 1) Jim Ray Hart, R OBP: 0.366, SLG: 0.429 (7, PH) Jerry Johnson, R OBP: 0.091, SLG: 0.100 (8, 1)			0-0 FC3-6 1B		0-0 G6-3		0-3 K			1	0	0	0	0	0	1											
Inning Stats	R: 0 E: 0 K: 2 S: 7	H: 0 LOB: 0 BB: 0 P: 7	R: 0 E: 0 K: 0 S: 3	H: 0 LOB: 0 BB: 0 P: 3	R: 0 E: 0 K: 0 S: 5	H: 2 LOB: 2 BB: 0 P: 5	R: 1 E: 0 K: 1 S: 6	H: 1 LOB: 0 BB: 0 P: 6	R: 0 E: 0 K: 2 S: 8	H: 1 LOB: 1 BB: 0 P: 8	R: 1 E: 0 K: 1 S: 6	H: 1 LOB: 0 BB: 0 P: 6	R: 0 E: 0 K: 0 S: 3	H: 0 LOB: 1 BB: 1 P: 7	R: 0 E: 0 K: 0 S: 3	H: 0 LOB: 0 BB: 0 P: 3		1B: 2 2B: 2 3B: 0 HR: 2	SF: 0 SAC: 0 DP: 1 HBP: 0	WP: 1 PB: 0 SB: 0 CS: 0	PA: 35						
PITCHER	IP	WLS	BF	H	R	ER	SO	BB	IBB	HBP	BLK	WP	HR	S	P	ERA	WHIP										
Jim McGlothlin, R ERA: 3.26 (1, 1)	9.0	W	35	6	2	2	6	3	0	0	0	1	2	44	56	2.00	1.000										



Batter	1	2	3	4	5	6	7	8	9	AB	R	H	RBI	BB	SO	LOB	TOP								
Pete Rose, S OBP: 0.371, SLG: 0.421 (1, 9)	0-0 1B 1B		0-0 G4-3			0-0 2B 1B		0-0 E6 1B	0-0 HR	5	3	3	1	0	0	1									
Tommy Helms, R OBP: 0.294, SLG: 0.335 (1, 4)	0-0 1B G6-4-3 1B		0-0 F8			0-0 F2		0-0 F8	0-0 5-3	5	1	1	0	0	0	2									
Lee May, R OBP: 0.336, SLG: 0.533 Darrel Chaney, S OBP: 0.333, SLG: 0.273 (9, PR) (9, 5)	0-0 G6-4-3 1-3 2-H 1B			0-0 F7		0-0 2B		0-0 HBP HR 1B	0-0 L4-3 1B	5	1	4	2	0	0	0									
Tony Perez, R OBP: 0.322, SLG: 0.432 (1, 5) (9, 3)	0-0 G6-4-3 1-2 3-H			0-0 F4		4-0 IBB		0-0 F4	0-0 L4-3	4	0	0	0	1	0	3									
Johnny Bench, R OBP: 0.298, SLG: 0.414 Pat Corrales, R OBP: 0.229, SLG: 0.209 (1, 2) (8, 2)	0-0 F2			0-0 F7		0-0 F7		4-0 HBP HR IBB		3	1	0	0	1	0	3									
Hal McRae, R OBP: 0.287, SLG: 0.410 Buddy Bradford, R OBP: 0.299, SLG: 0.287 (1, 7) (8, 7)		0-0 F3			0-0 F9	0-0 F7		1-0 HR HBP		3	1	0	0	0	0	3									
George Foster, R OBP: 0.297, SLG: 0.388 (1, 8)		0-3 K			0-0 2B			0-0 HR		4	1	2	4	0	1	0									
Dave Concepcion, R OBP: 0.249, SLG: 0.255 (1, 6)		0-0 4-3			0-0 6-3			0-0 1B		4	0	1	0	0	0	1									
Ross Grimsley, L OBP: 0.154, SLG: 0.102 (1, 1)			4-0 BB		0-0 6-3			0-3 K		3	0	0	0	1	1	2									
Inning Stats	R: 2 E: 0 K: 0 S: 5	H: 3 LOB: 0 BB: 0 P: 5	R: 0 E: 0 K: 1 S: 5	H: 0 LOB: 0 BB: 0 P: 5	R: 0 E: 0 K: 0 S: 2	H: 0 LOB: 0 BB: 1 P: 6	R: 0 E: 0 K: 0 S: 3	H: 0 LOB: 0 BB: 0 P: 3	R: 0 E: 0 K: 0 S: 4	H: 1 LOB: 1 BB: 0 P: 4	R: 0 E: 0 K: 0 S: 5	H: 2 LOB: 3 BB: 1 P: 9	R: 0 E: 0 K: 0 S: 3	H: 0 LOB: 0 BB: 0 P: 3	R: 5 E: 1 K: 1 S: 9	H: 3 LOB: 1 BB: 1 P: 14	R: 1 E: 0 K: 0 S: 4	H: 2 LOB: 1 BB: 0 P: 4	1B: 7 2B: 3 3B: 0 HR: 2	SF: 0 SAC: 0 DP: 3 HBP: 1	WP: 0 PB: 0 SB: 1 CS: 0	PA: 40			
PITCHER	IP	WLS	BF	H	R	ER	SO	BB	IBB	HBP	BLK	WP	HR	S	P	ERA	WHIP								
John Cumberland, L ERA: 2.83 (1, 1)	7.1	L	30	7	4	3	1	1	1	0	0	0	0	30	38	3.68	1.091								
Don McMahon, R ERA: 3.53 (8, 1)	0.2		6	2	3	2	1	0	1	1	0	0	1	6	11	27.00	3.000								
Steve Stone, R ERA: 4.15 (9, 1)	1.0		4	2	1	1	0	0	0	0	0	0	1	4	4	9.00	2.000								

Cincinnati Reds @ San Francisco Giants
Candlestick Park, San Francisco, CA
Thu Sep 16 1971, 6:33 AM EDT
Att: 5,340 - Unknown

AB 36
R 8
H 11
RBI 7
BB 3
SO 2
LOB 15



Batter	1	2	3	4	5	6	7	8	9	AB	R	H	RBI	BB	SO	LOB	BOTTOM								
Bobby Bonds, R OBP: 0.359, SLG: 0.515 (1, 8)	0-0 6-3			0-3 K		0-0 G3			0-0 G6-4-3	4	0	0	0	0	1	1									
Tito Fuentes, S OBP: 0.294, SLG: 0.349 (1, 4)	0-0 F8			0-0 4-3				0-0 4-3		3	0	0	0	0	0	0									
Dave Kingman, R OBP: 0.319, SLG: 0.588 (1, 9)	0-0 F4			0-0 F8				0-3 K		3	0	0	0	0	1	0									
Willie McCovey, L OBP: 0.380, SLG: 0.451 (1, 3)		0-0 3-1			0-3 K			0-0 3-1		3	0	0	0	0	1	0									
Dick Dietz, R OBP: 0.385, SLG: 0.412 (1, 2)		0-0 6-3			0-0 HR			0-0 5-3		3	1	1	1	0	0	0									
Ken Henderson, S OBP: 0.387, SLG: 0.435 (1, 7)		0-0 6-3			0-0 F6			4-0 G6-4-3 BB		2	0	0	0	1	0	0									
Al Gallagher, R OBP: 0.350, SLG: 0.395 (1, 5)			0-0 4-3		0-0 4-3			0-0 G6-4-3		3	0	0	0	0	0	1									
Chris Speier, R OBP: 0.307, SLG: 0.322 (1, 6)			0-0 6-3			0-0 F9 2B			0-0 G6-4-3 1B	3	0	2	0	0	0	0									
John Cumberland, R OBP: 0.148, SLG: 0.132 Don McMahon, R Steve Stone, R Jim Ray Hart, R OBP: 0.357, SLG: 0.417 (1, 1) (8, 1) (9, 1) (9, PH)			0-0 6-3		0-0 6-3				0-3 K	2	0	0	0	0	0	1									
Inning Stats	R: 0 E: 0 K: 0 S: 3	H: 0 LOB: 0 BB: 0 P: 3	R: 0 E: 0 K: 0 S: 3	H: 0 LOB: 0 BB: 0 P: 3	R: 0 E: 0 K: 1 S: 5	H: 0 LOB: 0 BB: 0 P: 5	R: 1 E: 0 K: 0 S: 6	H: 1 LOB: 0 BB: 0 P: 6	R: 0 E: 0 K: 0 S: 3	H: 1 LOB: 0 BB: 0 P: 3	R: 0 E: 0 K: 1 S: 5	H: 0 LOB: 0 BB: 0 P: 5	R: 0 E: 0 K: 0 S: 2	H: 0 LOB: 0 BB: 1 P: 6	R: 0 E: 0 K: 1 S: 5	H: 1 LOB: 0 BB: 0 P: 5	1B: 1 2B: 1 3B: 0 HR: 1	SF: 0 SAC: 0 DP: 2 HBP: 0	WP: 0 PB: 0 SB: 0 CS: 0	PA: 28					
PITCHER	IP	WLS	BF	H	R	ER	SO	BB	IBB	HBP	BLK	WP	HR	S	P	ERA	WHIP								
Ross Grimsley, L ERA: 3.38 (1, 1)	9.0	W	28	3	1	1	4	1	0	0	0	0	1	35	39	1.00	0.444								

Cincinnati Reds @ San Francisco Giants
Candlestick Park, San Francisco, CA
Thu Sep 16 1971, 6:33 AM EDT
Att: 5,340 - Unknown

AB 27
R 1
H 3
RBI 1
BB 1
SO 4
LOB 4



Batter	1	2	3	4	5	6	7	8	9	AB	R	H	RBI	BB	SO	LOB	TOP		
Enzo Hernandez, R OBP: 0.297, SLG: 0.253	F3		SH1-4			F3		E		3	1	1	1	0	0	0			
Don Mason, L OBP: 0.256, SLG: 0.261	K		K			3-1		K		4	0	0	0	0	3	1			
Johnny Jeter, R OBP: 0.353, SLG: 0.471	E5					K		E5		4	0	1	0	0	1	0			
Nate Colbert, R OBP: 0.346, SLG: 0.470	5-3					G6-4-3		K		3	0	0	0	1	1	3			
Leron Lee, L OBP: 0.317, SLG: 0.405		L4																	
Jerry Morales, R OBP: 0.267, SLG: 0.154																			
Larry Stahl, L OBP: 0.324, SLG: 0.417		F1																	
Garry Jesteadt, R OBP: 0.329, SLG: 0.353		F8				G4-6-3		K		4	0	0	0	0	1	3			
Bob Barton, R OBP: 0.313, SLG: 0.349								5-3		3	1	2	0	0	0	2			
Clay Kirby, R OBP: 0.169, SLG: 0.104			SH1-4							3	0	0	0	0	2	2			
			K			G3		K		3	0	0	0	0	2	2			
Inning Stats	R: 0 H: 0 E: 1 K: 1 S: 9	H: 0 LOB: 1 BB: 0 P: 15	R: 0 H: 0 E: 0 K: 0 S: 8	H: 0 LOB: 0 BB: 0 P: 12	R: 1 H: 1 E: 0 K: 2 S: 10	H: 1 LOB: 0 BB: 0 P: 12	R: 0 H: 1 E: 0 K: 0 S: 8	H: 1 LOB: 1 BB: 0 P: 10	R: 0 H: 2 E: 0 K: 1 S: 10	H: 2 LOB: 1 BB: 0 P: 17	R: 0 H: 0 E: 0 K: 2 S: 12	H: 0 LOB: 2 BB: 2 P: 23	R: 1 H: 1 E: 1 K: 3 S: 13	H: 1 LOB: 1 BB: 0 P: 16	R: 0 H: 0 E: 0 K: 0 S: 6	H: 0 LOB: 0 BB: 0 P: 13	1B: 4 2B: 0 3B: 1 HR: 0	SF: 0 SAC: 1 DP: 2 HBP: 0	WP: 0 PA: 34 SB: 0 CS: 2
PITCHER Gaylord Perry, R ERA: 2.92	IP: 9.0 WLS: L BF: 34 H: 5 R: 2 ER: 1 SO: 9 BB: 1 IBB: 1 HBP: 0 BLK: 0 WP: 0 HR: 0 S: 83 P: 127 ERA: 1.00 WHIP: 0.667																		

San Diego Padres @ San Francisco Giants
Candlestick Park, San Francisco, CA
Sat Sep 18 1971, 6:33 AM EDT
Att: 10,093 - Unknown

AB	31
R	2
H	5
RBI	1
BB	2
SO	9
LOB	12



Batter	1	2	3	4	5	6	7	8	9	AB	R	H	RBI	BB	SO	LOB	BOTTOM				
Ken Henderson, S OBP: 0.366, SLG: 0.431	K			F7			1-3		K	4	0	0	0	0	2	0					
Tito Fuentes, S OBP: 0.290, SLG: 0.343	F9			F8			F9		F7	4	0	0	0	0	0	0					
Bobby Bonds, R OBP: 0.357, SLG: 0.509	5-3			F7			K			3	0	0	0	0	1	0					
Willie McCovey, L OBP: 0.381, SLG: 0.458		4-3				K		HR		3	1	1	1	0	1	0					
Dave Kingman, R OBP: 0.316, SLG: 0.558		F5				K		K		3	0	0	0	0	2	0					
Dick Dietz, R OBP: 0.387, SLG: 0.418										2	0	0	0	1	0	0					
Jimmy Rosario, S OBP: 0.338, SLG: 0.266		5-3								0	0	0	0	0	0	0					
Russ Gibson, R OBP: 0.220, SLG: 0.298								FC4-6		0	0	0	0	0	0	0					
Al Gallagher, R OBP: 0.350, SLG: 0.393										2	0	0	0	0	1	0					
Willie Mays, R OBP: 0.433, SLG: 0.490				4-3						1	0	0	0	0	1	1					
Hal Lanier, R OBP: 0.283, SLG: 0.282										0	0	0	0	0	0	0					
Chris Speier, R OBP: 0.307, SLG: 0.319				F8			5-3		FC4-6	3	0	0	0	0	0	1					
Gaylord Perry, R OBP: 0.129, SLG: 0.144										2	0	0	0	0	2	0					
Jim Ray Hart, R OBP: 0.349, SLG: 0.405				K			K		F3	1	0	0	0	0	0	0					
Inning Stats	R: 0 H: 0 E: 0 K: 1 S: 7	H: 0 LOB: 0 BB: 0 P: 9	R: 0 H: 0 E: 0 K: 0 S: 7	H: 0 LOB: 0 BB: 0 P: 9	R: 0 H: 0 E: 0 K: 1 S: 10	H: 0 LOB: 0 BB: 0 P: 14	R: 0 H: 0 E: 0 K: 0 S: 5	H: 0 LOB: 0 BB: 0 P: 7	R: 0 H: 0 E: 0 K: 2 S: 7	H: 0 LOB: 0 BB: 0 P: 9	R: 0 H: 0 E: 0 K: 2 S: 9	H: 0 LOB: 0 BB: 0 P: 12	R: 0 H: 0 E: 0 K: 1 S: 6	H: 0 LOB: 0 BB: 0 P: 9	R: 1 H: 1 E: 0 K: 2 S: 14	H: 1 LOB: 1 BB: 1 P: 21	R: 0 H: 0 E: 0 K: 1 S: 7	H: 0 LOB: 0 BB: 0 P: 10	1B: 0 2B: 0 3B: 0 HR: 1	SF: 0 SAC: 0 DP: 0 HBP: 0	WP: 0 PA: 29 SB: 0 CS: 0
PITCHER Clay Kirby, R ERA: 3.05	IP: 9.0 WLS: W BF: 29 H: 1 R: 1 ER: 1 SO: 10 BB: 1 IBB: 0 HBP: 0 BLK: 0 WP: 0 HR: 1 S: 72 P: 100 ERA: 1.00 WHIP: 0.222																				

San Diego Padres @ San Francisco Giants
Candlestick Park, San Francisco, CA
Sat Sep 18 1971, 6:33 AM EDT
Att: 10,093 - Unknown

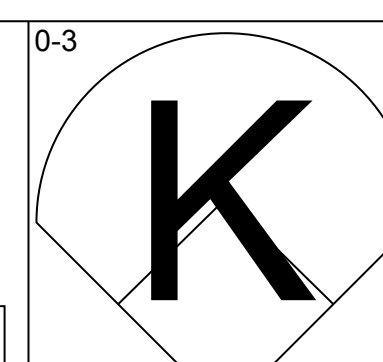
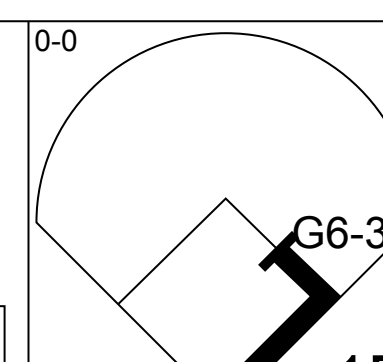
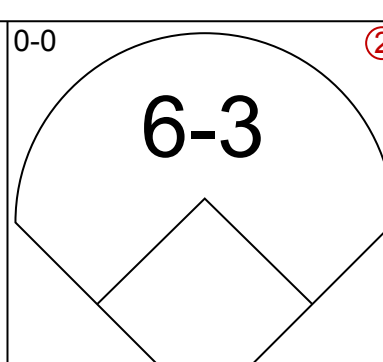
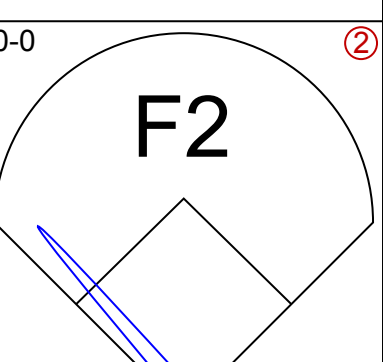
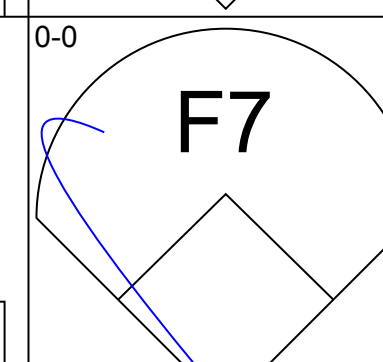
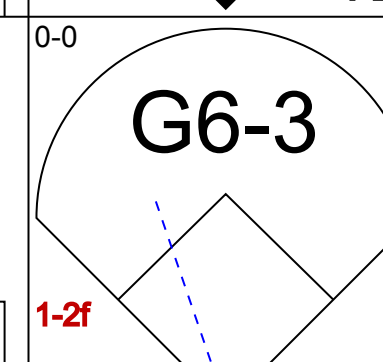
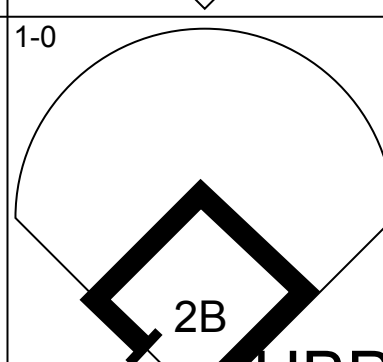
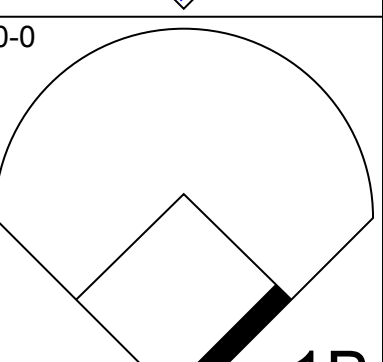
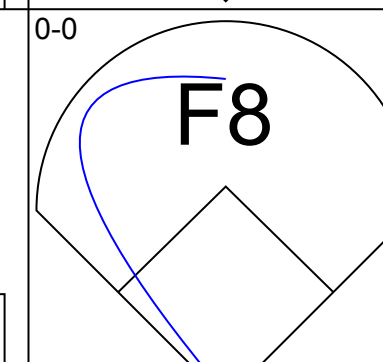
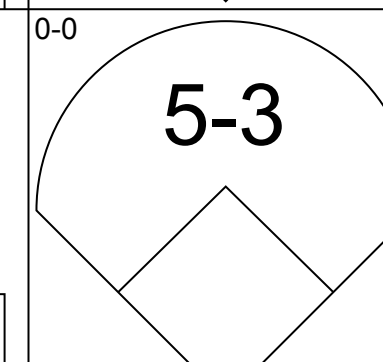
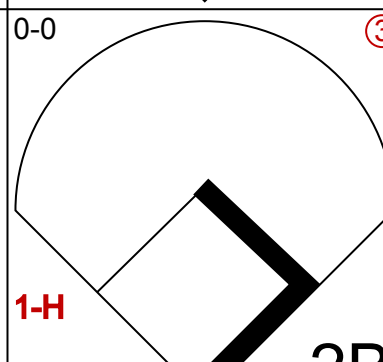
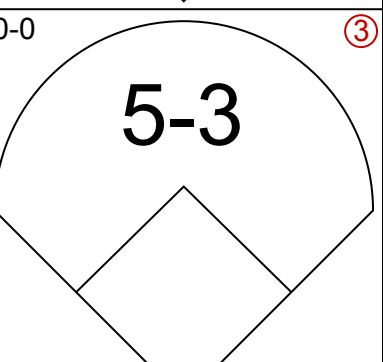
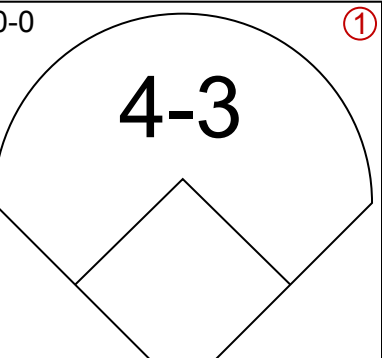
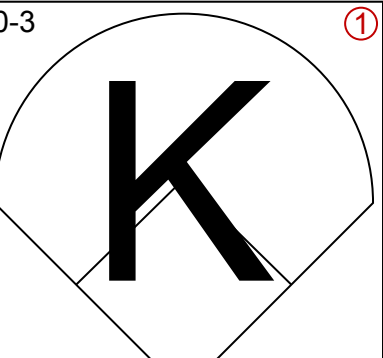
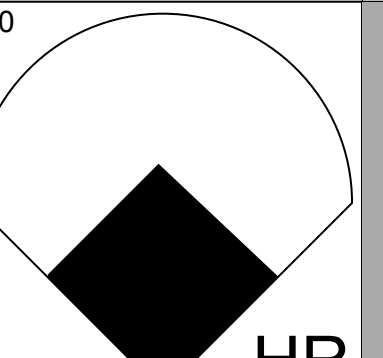
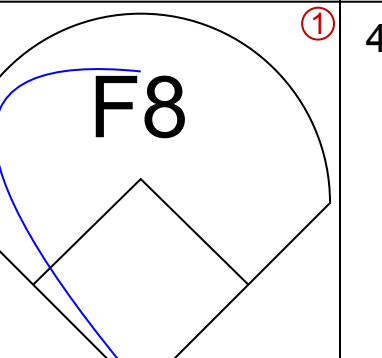
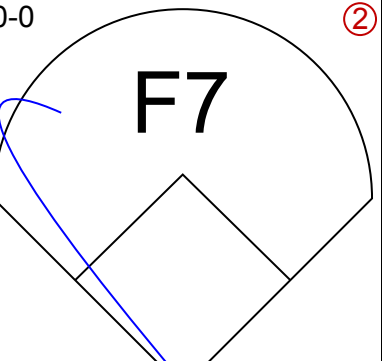
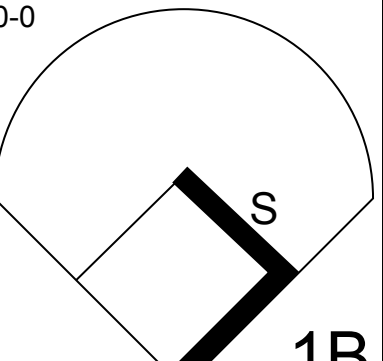
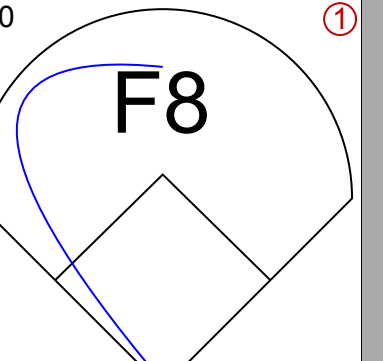
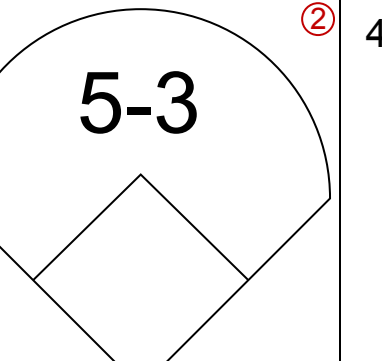
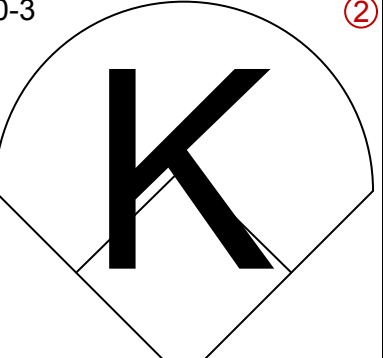
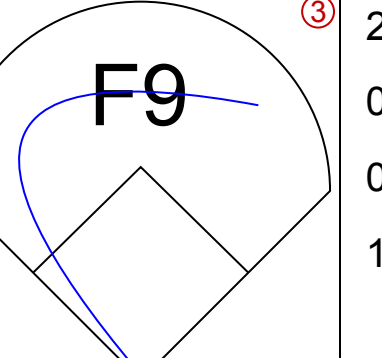
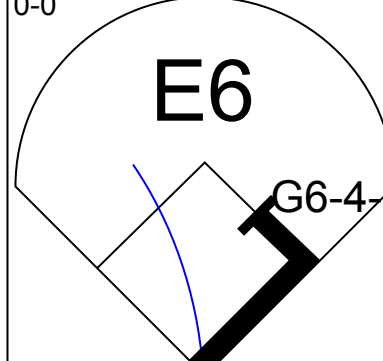
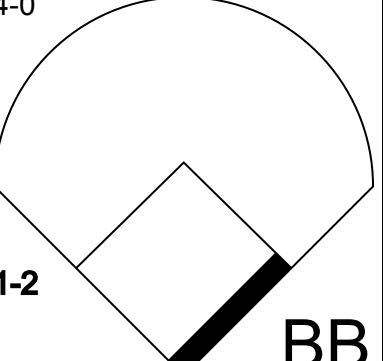
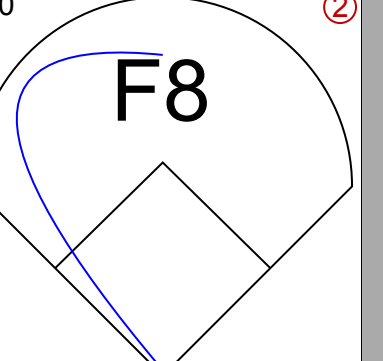
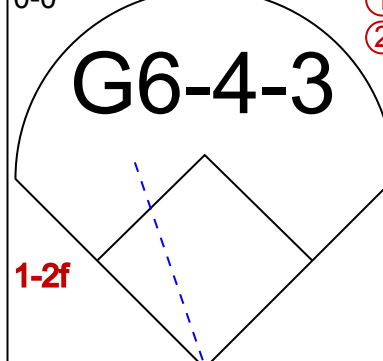
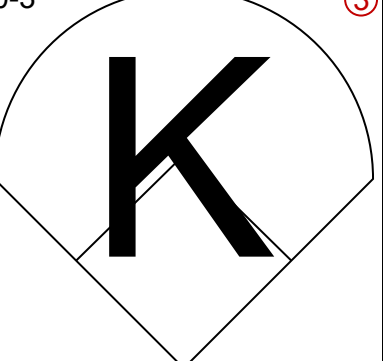
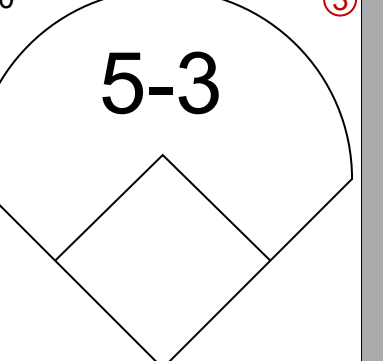
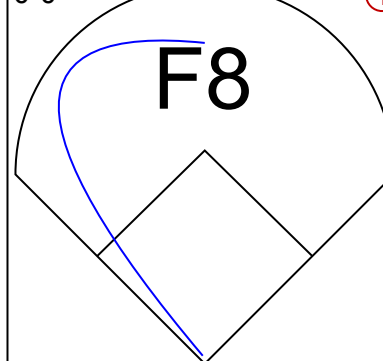

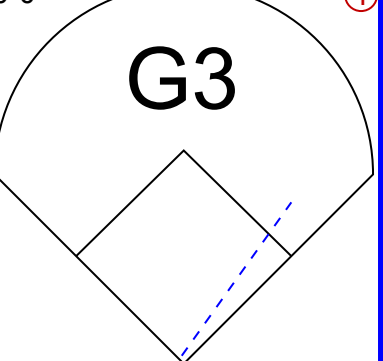
AB	28
R	1
H	1
RBI	1
BB	1
SO	10
LOB	2

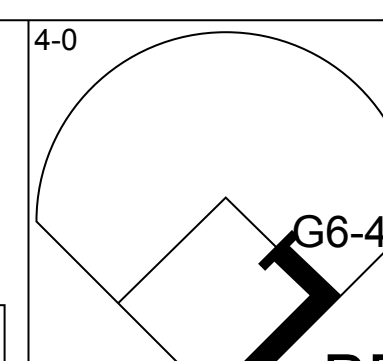
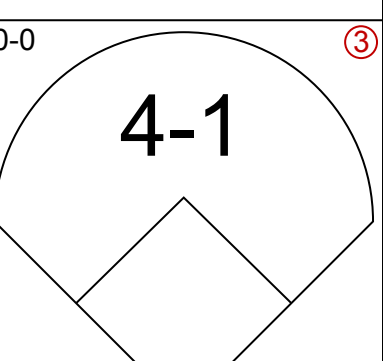
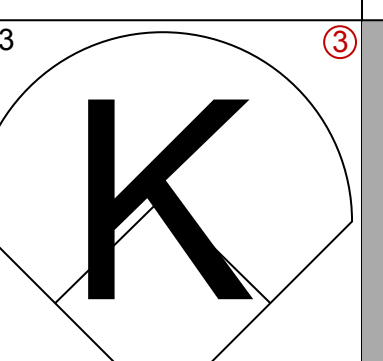
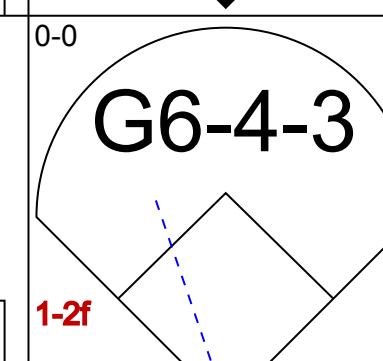
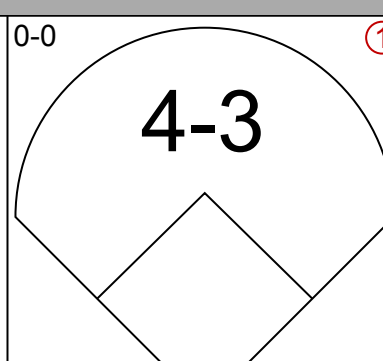
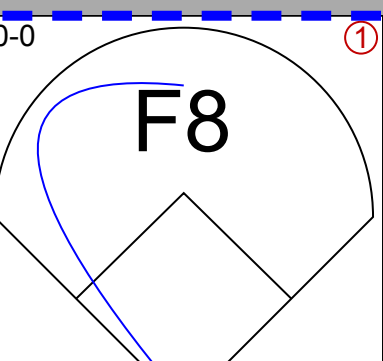
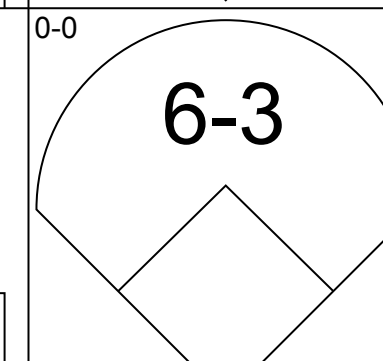
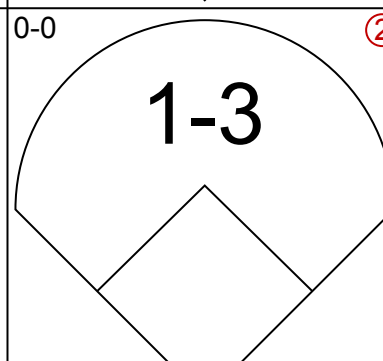
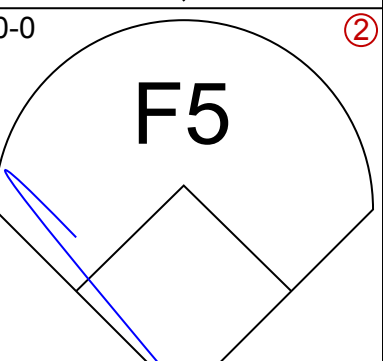
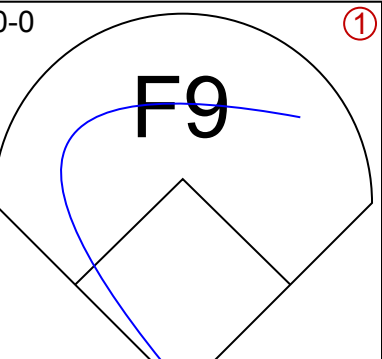
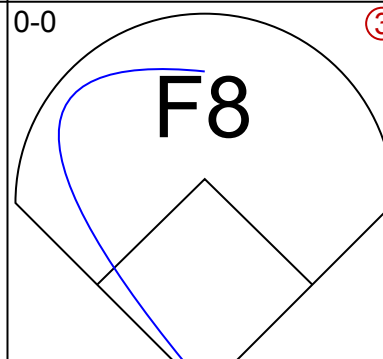
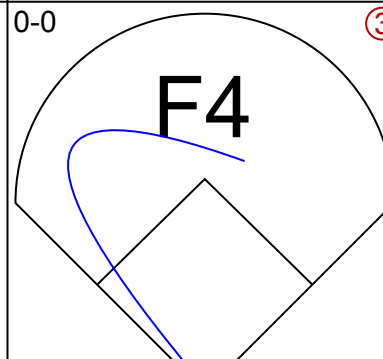
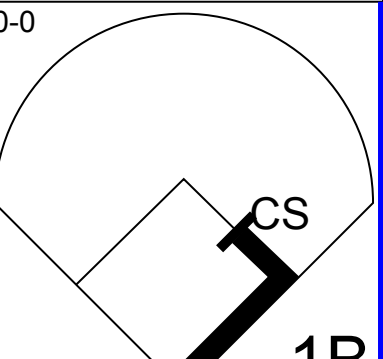
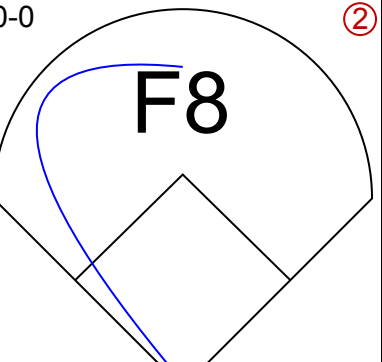
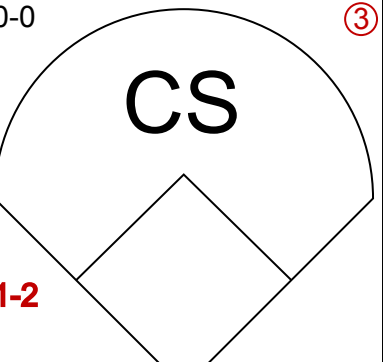
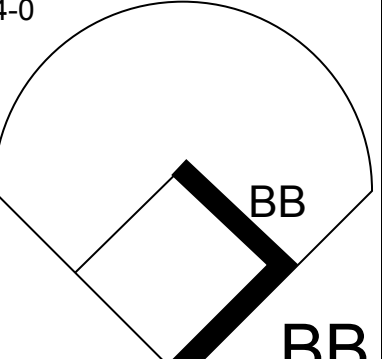
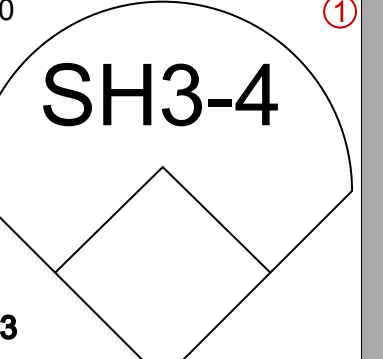
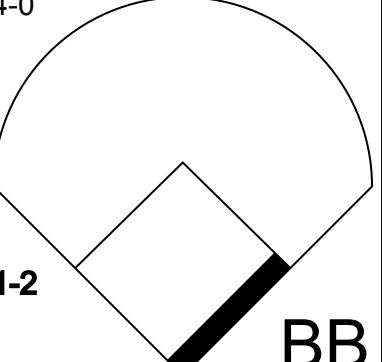
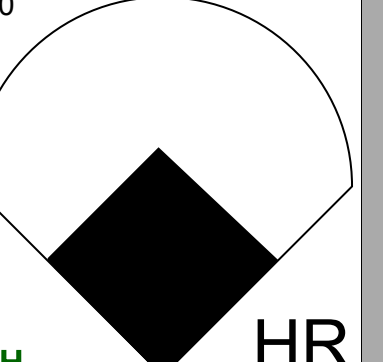
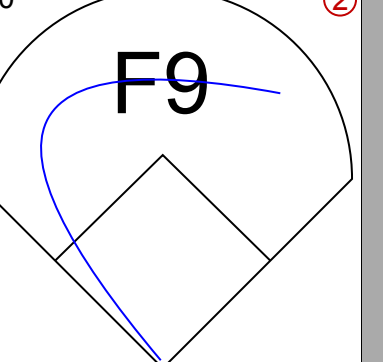
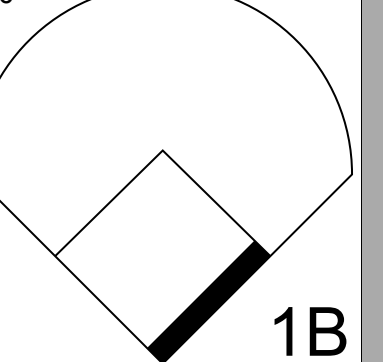


Batter	1	2	3	4	5	6	7	8	9	AB	R	H	RBI	BB	SO	LOB	TOP			
Enzo Hernandez, R (1, 6) OBP: 0.299, SLG: 0.255	4-0 SH1-4 1B BB	0-0 1-3		0-0 L4-3 1B			0-0 E1 4-3 1B		0-3 K	4	1	2	0	1	1	1	San Diego Padres @ San Francisco Giants Candlestick Park, San Francisco, CA Sun Sep 19 1971, 6:33 AM EDT Att: 31,135 - Unknown livebaseballscorecards.com			
Don Mason, L (1, 4) OBP: 0.257, SLG: 0.260	0-0 1B SH1-4 1B	0-0 F9		0-0 L4-3 1B			0-0 F7		0-0 3-1	5	0	1	0	0	0	4				
Johnny Jeter, R (1, 8) OBP: 0.378, SLG: 0.500	0-0 SH1-4		0-0 1B 2B		0-0 5-3		4-0 4-3 BB			2	0	1	0	1	0	0				
Nate Colbert, R (1, 3) OBP: 0.344, SLG: 0.466	0-3 K		0-0 6-3		0-3 K		0-0 4-3			4	0	0	0	0	2	5				
Larry Stahl, L (1, 7) Cito Gaston, R (7, PH) OBP: 0.264, SLG: 0.382	4-0 1B BB		0-0 F7		0-3 K		0-3 K			2	0	0	0	1	1	1				
Ollie Brown, R (1, 9) OBP: 0.346, SLG: 0.364	0-0 1-2 2-3 3-H 1B		0-0 2-3 1B		0-0 4-3			0-3 K		4	0	2	1	0	1	0				
Garry Jesteadt, R (1, 5) OBP: 0.321, SLG: 0.344	0-0 F8		0-0 5-3		0-0 F9			0-0 6-3		4	0	0	0	0	0	5				
Bob Barton, R (1, 2) OBP: 0.314, SLG: 0.348		0-0 SH1-4 WP 1B		0-0 6-3		4-0 WP BB		0-0 F3		3	0	1	0	1	0	0				
Dave Roberts, L (1, 1) Rod Gaspar, S (9, PH)		0-0 SH1-4		0-0 1B 1B		0-0 4-3		0-0 4-3		2	0	1	0	0	0	1				
Inning Stats	R: 1 E: 0 K: 1 S: 7	H: 2 LOB: 3 BB: 2 P: 15	R: 0 E: 0 K: 0 S: 4	H: 1 LOB: 1 BB: 0 P: 4	R: 0 E: 0 K: 0 S: 5	H: 2 LOB: 2 BB: 0 P: 5	R: 0 E: 0 K: 0 S: 4	H: 2 LOB: 1 BB: 0 P: 4	R: 0 E: 0 K: 2 S: 7	H: 0 LOB: 0 BB: 0 P: 7	R: 0 E: 0 K: 1 S: 6	H: 1 LOB: 2 BB: 1 P: 10	R: 0 E: 0 K: 1 S: 5	H: 0 LOB: 0 BB: 0 P: 5	R: 0 E: 0 K: 1 S: 5	H: 0 LOB: 0 BB: 0 P: 5		1B: 7 2B: 2 3B: 0 HR: 0	SF: 0 SAC: 2 DP: 1 HBP: 0	WP: 2 PA: 38 PB: 0 SB: 0 CS: 0
PITCHER	IP WLS BF H R ER SO BB IBB HBP BLK WP HR S P ERA WHIP	6.2 W 31 8 1 1 3 4 0 0 0 2 0 33 49 1.35 1.800	0.1 S 6 0 0 0 2 0 0 0 0 0 3 3 0.00 0.000	2.0 S 6 0 0 0 2 0 0 0 0 0 10 10 0.00 0.000																

Batter	1	2	3	4	5	6	7	8	9	AB	R	H	RBI	BB	SO	LOB	BOTTOM		
Willie Mays, R (1, 8) OBP: 0.430, SLG: 0.485	0-0 5-3		0-0 E8 SH3-4 SF8		0-0 5-3		0-3 K			4	1	0	0	0	1	1	San Diego Padres @ San Francisco Giants Candlestick Park, San Francisco, CA Sun Sep 19 1971, 6:33 AM EDT Att: 31,135 - Unknown livebaseballscorecards.com		
Tito Fuentes, S (1, 4) OBP: 0.290, SLG: 0.343	0-0 4-3		0-0 SH3-4		0-0 1B		0-0 E5 G6-4-3			3	0	1	1	0	0	0			
Willie McCovey, L (1, 3) OBP: 0.380, SLG: 0.455	0-0 5-3		0-0 SF8		4-0 1B IBB		0-3 K			2	0	0	1	1	1	1			
Bobby Bonds, R (1, 9) OBP: 0.356, SLG: 0.509		0-0 S 1B 2B	0-0 G3		0-0 F5		0-0 G6-4-3			4	1	1	0	0	0	3			
Dave Kingman, R (1, 7) OBP: 0.327, SLG: 0.562		0-0 S 1B 1B		0-0 G6-4-3 1B		0-0 5-3				3	1	2	0	0	0	0			
Dick Dietz, R (1, 2) OBP: 0.385, SLG: 0.415		0-0 F3		0-0 F9		0-0 F7				3	0	0	0	0	0	3			
Chris Speier, R (1, 6) OBP: 0.305, SLG: 0.318		0-3 K		0-0 G6-4-3		0-0 F7				3	0	0	0	0	1	3			
Hal Lanier, R (1, 5) OBP: 0.284, SLG: 0.283		0-0 2H 3-H 1B		0-0 F8		0-0 F6				3	0	1	2	0	0	0			
Don Carrithers, R (1, 1) Steve Hamilton, L (7, 1) Chris Arnold, R (7, PH) Jerry Johnson, R (8, 1)		0-0 4-3		0-0 1B 2B		0-0 1-3				2	1	1	0	0	0	1			
Inning Stats	R: 0 E: 0 K: 0 S: 3	H: 0 LOB: 0 BB: 0 P: 3	R: 2 E: 0 K: 1 S: 8	H: 3 LOB: 1 BB: 0 P: 8	R: 1 E: 1 K: 0 S: 4	H: 0 LOB: 0 BB: 0 P: 4	R: 0 E: 0 K: 0 S: 3	H: 1 LOB: 0 BB: 0 P: 3	R: 1 E: 0 K: 0 S: 5	H: 2 LOB: 2 BB: 1 P: 9	R: 0 E: 0 K: 0 S: 3	H: 0 LOB: 0 BB: 0 P: 3	R: 0 E: 0 K: 1 S: 5	H: 0 LOB: 0 BB: 0 P: 5	R: 0 E: 1 K: 1 S: 5	H: 0 LOB: 0 BB: 0 P: 5		1B: 4 2B: 2 3B: 0 HR: 0	SF: 1 SAC: 1 DP: 2 HBP: 0
PITCHER	IP WLS BF H R ER SO BB IBB HBP BLK WP HR S P ERA WHIP	8.0 L 31 6 4 3 3 0 1 0 0 0 0 36 40 3.38 0.750																	



Batter	1	2	3	4	5	6	7	8	9	AB	R	H	RBI	BB	SO	LOB	TOP				
Willie Mays, R (1, 8) OBP: 0.428, SLG: 0.482										4	0	1	0	0	1	0	San Francisco Giants @ Houston Astros Astrodome, Houston, TX Tue Sep 21 1971, 8:05 PM EDT Att: 7,777 - Unknown				
Tito Fuentes, S (1, 4) OBP: 0.291, SLG: 0.343										3	0	1	0	0	0	1					
Bobby Bonds, R (1, 9) OBP: 0.356, SLG: 0.509										4	0	1	0	0	0	1					
Willie McCovey, L (1, 3) OBP: 0.378, SLG: 0.462										4	1	1	1	0	1	0					
Dave Kingman, R (1, 7) OBP: 0.324, SLG: 0.548										4	0	1	0	0	0	0					
Dick Dietz, R (1, 2) OBP: 0.385, SLG: 0.413										2	0	0	0	0	2	1					
Jimmy Rosario, S (7, PR) OBP: 0.338, SLG: 0.266										0	0	0	0	0	0	0					
Russ Gibson, R (7, 2) OBP: 0.220, SLG: 0.298										0	0	0	0	0	0	0					
Al Gallagher, R (9, PH) OBP: 0.349, SLG: 0.392										1	0	0	0	0	0	0					
Chris Speier, R (1, 6) OBP: 0.305, SLG: 0.316										2	0	0	0	1	0	1					
Hal Lanier, R (1, 5) OBP: 0.280, SLG: 0.279										3	0	0	0	0	1	4					
John Cumberland, R (1, 1) OBP: 0.143, SLG: 0.127										2	0	0	0	0	1	0					
Ken Henderson, S (8, PH) OBP: 0.365, SLG: 0.430										1	0	0	0	0	0	0					
Jim Barr, R (8, 1) OBP: 0.365, SLG: 0.430										0	0	0	0	0	0	0					
Inning Stats	R: 0 E: 0 K: 1 S: 5	H: 0 LOB: 0 BB: 0 P: 5	R: 0 E: 0 K: 1 S: 5	H: 0 LOB: 0 BB: 0 P: 5	R: 0 E: 1 K: 1 S: 5	H: 0 LOB: 0 BB: 0 P: 5	R: 0 E: 0 K: 0 S: 3	H: 1 LOB: 0 BB: 0 P: 3	R: 0 E: 0 K: 3 S: 10	H: 1 LOB: 2 BB: 1 P: 14	R: 0 E: 0 K: 0 S: 3	H: 1 LOB: 1 BB: 0 P: 4	R: 1 E: 0 K: 0 S: 4	H: 1 LOB: 1 BB: 0 P: 5	R: 0 E: 0 K: 0 S: 4	H: 1 LOB: 1 BB: 0 P: 4	R: 0 E: 0 K: 0 S: 3	H: 0 LOB: 0 BB: 0 P: 3	1B: 3 2B: 1 3B: 0 HR: 1	SF: 0 SAC: 0 DP: 2 HBP: 2	WP: 0 PA: 33 PB: 0 SB: 1 CS: 0
PITCHER Jack Billingham, R (1, 1) ERA: 3.58	IP: 9.0 WLS: W BF: 33	H: 5 R: 1 ER: 1 SO: 6	BB: 1 IBB: 0 HBP: 2 BLK: 0	WP: 0 HR: 1 S: 42 P: 48	ERA: 1.00 WHIP: 0.667	PITCHER											IP: 9.0 WLS: W BF: 33	H: 5 R: 1 ER: 1 SO: 6	BB: 1 IBB: 0 HBP: 2 BLK: 0	WP: 0 HR: 1 S: 42 P: 48	ERA: 1.00 WHIP: 0.667

Batter	1	2	3	4	5	6	7	8	9	AB	R	H	RBI	BB	SO	LOB	BOTTOM				
Roger Metzger, S (1, 6) OBP: 0.302, SLG: 0.307										3	0	0	0	1	1	1	San Francisco Giants @ Houston Astros Astrodome, Houston, TX Tue Sep 21 1971, 8:05 PM EDT Att: 7,777 - Unknown				
Joe Morgan, L (1, 4) OBP: 0.351, SLG: 0.413										4	1	1	0	0	0	1					
Cesar Cedeno, R (1, 8) OBP: 0.299, SLG: 0.409										4	0	1	1	0	0	0					
Bob Watson, R (1, 7) OBP: 0.354, SLG: 0.399										4	0	1	0	0	0	1					
Cesar Geronimo, L (8, PR) OBP: 0.272, SLG: 0.342										0	0	0	0	0	0	0					
Jimmy Wynn, R (1, 9) OBP: 0.311, SLG: 0.301										3	1	1	0	0	0	0					
Denis Menke, R (1, 5) OBP: 0.335, SLG: 0.333										1	0	0	0	1	1	0					
Larry Howard, R (1, 2) OBP: 0.277, SLG: 0.419										2	1	1	2	1	0	0					
John Mayberry, L (1, 3) OBP: 0.264, SLG: 0.336										3	0	0	0	0	1	2					
Jack Billingham, R (1, 1) OBP: 0.143, SLG: 0.132										3	0	1	0	0	1	0					
Inning Stats	R: 0 E: 0 K: 0 S: 2	H: 0 LOB: 0 BB: 1 P: 6	R: 0 E: 0 K: 0 S: 3	H: 0 LOB: 2 BB: 2 P: 11	R: 1 E: 0 K: 1 S: 7	H: 2 LOB: 1 BB: 0 P: 7	R: 0 E: 0 K: 1 S: 5	H: 0 LOB: 0 BB: 0 P: 5	R: 0 E: 0 K: 1 S: 5	H: 0 LOB: 0 BB: 0 P: 5	R: 0 E: 0 K: 0 S: 3	H: 0 LOB: 0 BB: 0 P: 3	R: 2 E: 0 K: 1 S: 8	H: 3 LOB: 1 BB: 0 P: 8	R: 0 E: 0 K: 0 S: 3	H: 1 LOB: 1 BB: 0 P: 3	1B: 3 2B: 2 3B: 0 HR: 1	SF: 0 SAC: 1 DP: 1 HBP: 0	WP: 0 PA: 32 PB: 0 SB: 0 CS: 1		
PITCHER John Cumberland, L (1, 1) ERA: 2.87	IP: 7.0 WLS: L BF: 28	H: 3 R: 3 ER: 3 SO: 4	BB: 3 IBB: 0 HBP: 0 BLK: 0	WP: 0 HR: 1 S: 33 P: 45	ERA: 3.86 WHIP: 1.143	PITCHER											IP: 7.0 WLS: L BF: 28	H: 3 R: 3 ER: 3 SO: 4	BB: 3 IBB: 0 HBP: 0 BLK: 0	WP: 0 HR: 1 S: 33 P: 45	ERA: 3.86 WHIP: 1.143
Jim Barr, R (8, 1) ERA: 3.67	IP: 1.0 WLS: 3 BF: 1	H: 0 R: 0 ER: 0 SO: 0	BB: 0 IBB: 0 HBP: 0 BLK: 0	WP: 0 HR: 0 S: 3 P: 3	ERA: 0.00 WHIP: 1.000	PITCHER											IP: 1.0 WLS: 3 BF: 1	H: 0 R: 0 ER: 0 SO: 0	BB: 0 IBB: 0 HBP: 0 BLK: 0	WP: 0 HR: 0 S: 3 P: 3	ERA: 0.00 WHIP: 1.000

Batter	1	2	3	4	5	6	7	8	9	AB	R	H	RBI	BB	SO	LOB	TOP					
Ken Henderson, S (1,8) OBP: 0.370, SLG: 0.434	0-0 SH5-4 1B		0-0 S 1B		0-0 HBP E 1-2 1B		0-0 4-3		4-0 BB BB	4	0	3	0	1	0	0	San Francisco Giants @ Houston Astros Astrodome, Houston, TX Thu Sep 23 1971, 8:05 PM EDT Att: 12,281 - Unknown					
Tito Fuentes, S (1,4) OBP: 0.293, SLG: 0.342	0-0 SH5-4		4-0 BB BB		0-0 E5 1-2 HBP 2-3		0-0 6-3		0-0 6-3	3	0	0	0	1	0	3						
Bobby Bonds, R (1,9) OBP: 0.355, SLG: 0.511	0-3 K		0-3 K		0-0 F9				0-0 F6	4	0	0	0	0	2	6						
Willie McCovey, L (1,3) OBP: 0.380, SLG: 0.468	0-3 K				0-0 HR				0-3 K	3	1	1	2	0	2	1						
Dave Kingman, R (1,7) OBP: 0.319, SLG: 0.520			0-0 F6		0-0 F7				0-0 E5 1B	4	0	0	0	0	1	3						
Willie Mays, R (8,8) OBP: 0.429, SLG: 0.482					0-0 K					0	0	0	0	0	0	0						
Al Gallacher, R (1,5) OBP: 0.347, SLG: 0.388			0-3 K		0-3 K				0-0 6-3	4	0	1	0	0	2	0						
Hal Lanier, R (8,5) OBP: 0.279, SLG: 0.277					0-0 K				0-0 1B	0	0	0	0	0	0	0						
Chris Speier, R (1,6) OBP: 0.309, SLG: 0.321			0-0 CS 1B		0-3 K				0-0 6-3	4	0	1	0	0	1	2						
Fran Healy, R (1,2) OBP: 0.390, SLG: 0.389			0-0 CS 1-2		0-0 F8				0-3 K	4	0	0	0	0	2	0						
Gaylord Perry, R (1,1) OBP: 0.134, SLG: 0.149					0-0 F8				0-0 6-3	4	1	1	0	0	1	0						
					0-0 E HBP 1B																	
Inning Stats	R: 0 E: 0 K: 2 S: 8	H: 1 LOB: 1 BB: 0 P: 8	R: 0 E: 0 K: 1 S: 5	H: 1 LOB: 0 BB: 0 P: 5	R: 0 E: 0 K: 1 S: 6	H: 1 LOB: 2 BB: 1 P: 10	R: 1 E: 0 K: 2 S: 8	H: 1 LOB: 0 BB: 0 P: 8	R: 1 E: 1 K: 1 S: 8	H: 2 LOB: 3 BB: 0 P: 9	R: 0 E: 0 K: 1 S: 5	H: 0 LOB: 0 BB: 0 P: 5	R: 0 E: 0 K: 1 S: 5	H: 0 LOB: 0 BB: 0 P: 5	R: 0 E: 1 K: 1 S: 7	H: 1 LOB: 2 BB: 0 P: 7	R: 0 E: 0 K: 1 S: 5	H: 0 LOB: 1 BB: 1 P: 9	1B: 6 2B: 0 3B: 0 HR: 1	SF: 0 SAC: 1 DP: 0 HBP: 1	WP: 0 PB: 0 SB: 1 CS: 1	PA: 39
PITCHER	IP WLS BF H R ER SO BB IBB HBP BLK WP HR S P ERA WHIP																					
Don Wilson, R (1,1) ERA: 2.46	8.0 L 34 7 2 1 10 1 0 1 0 0 0 1 52 57 1.12 1.000																					
Fred Gladding, R (9,1) ERA: 1.94	1.0 4 0 0 0 1 1 0 0 0 0 0 0 5 9 0.00 1.000																					

Batter	1	2	3	4	5	6	7	8	9	AB	R	H	RBI	BB	SO	LOB	BOTTOM					
Roger Metzger, S (1,6) OBP: 0.300, SLG: 0.305	0-0 CS 1B		0-0 F7						0-0 6-3	4	0	1	0	0	0	0	San Francisco Giants @ Houston Astros Astrodome, Houston, TX Thu Sep 23 1971, 8:05 PM EDT Att: 12,281 - Unknown					
Joe Morgan, L (1,4) OBP: 0.351, SLG: 0.413	4-0 FC6-4 1-2 BB				0-0 2B				0-0 F2	3	0	1	0	1	0	0						
Cesar Cedeno, R (1,8) OBP: 0.297, SLG: 0.405	0-0 FC6-4 1-2 S				0-3 K				0-0 F5	4	0	0	0	0	1	2						
Bob Watson, R (1,7) OBP: 0.349, SLG: 0.392	0-3 K 1-2				0-0 6-3				0-0 F4	3	0	0	0	0	1	2						
Jimmy Wynn, R (1,9) OBP: 0.308, SLG: 0.298			0-0 F9		0-3 K				0-0 6-3	3	0	0	0	0	1	1						
Denis Menke, R (1,5) OBP: 0.334, SLG: 0.330			4-0 G6-4-3 BB		0-0 F2				0-3 K	2	0	0	0	1	1	0						
John Mayberry, L (1,3) OBP: 0.260, SLG: 0.350			0-0 G6-4-3 1-2						0-0 F8 HR	3	1	1	1	0	0	1						
Larry Howard, R (1,2) OBP: 0.269, SLG: 0.396					0-3 K				0-0 F7	2	0	0	0	0	2	0						
Johnny Edwards, L (8, PH) OBP: 0.296, SLG: 0.304					0-0 K					1	0	0	0	0	0	0						
Don Wilson, R (1,1) OBP: 0.187, SLG: 0.170					0-0 F4				0-0 F9	2	0	0	0	0	0	0						
Rich Chiles, L (8, PH) OBP: 0.272, SLG: 0.311										1	0	0	0	0	0	0						
Fred Gladding, L (9,1) ERA: 2.86									0-0 6-3	0	0	0	0	0	0	0						
Inning Stats	R: 0 E: 0 K: 1 S: 5	H: 1 LOB: 1 BB: 1 P: 9	R: 0 E: 0 K: 0 S: 2	H: 0 LOB: 0 BB: 1 P: 6	R: 0 E: 0 K: 1 S: 5	H: 0 LOB: 0 BB: 0 P: 5	R: 0 E: 0 K: 2 S: 8	H: 1 LOB: 1 BB: 0 P: 8	R: 1 E: 0 K: 1 S: 6	H: 1 LOB: 0 BB: 0 P: 6	R: 0 E: 0 K: 0 S: 3	H: 0 LOB: 0 BB: 0 P: 3	R: 0 E: 0 K: 1 S: 5	H: 0 LOB: 0 BB: 0 P: 5	R: 0 E: 0 K: 0 S: 3	H: 0 LOB: 0 BB: 0 P: 3	R: 0 E: 0 K: 0 S: 3	H: 0 LOB: 0 BB: 0 P: 3	1B: 1 2B: 1 3B: 0 HR: 1	SF: 0 SAC: 0 DP: 1 HBP: 0	WP: 0 PB: 0 SB: 1 CS: 1	PA: 30
PITCHER	IP WLS BF H R ER SO BB IBB HBP BLK WP HR S P ERA WHIP																					
Gaylord Perry, R (1,1) ERA: 2.86	9.0 W 30 3 1 1 6 2 0 0 0 0 0 1 40 48 1.00 0.556																					

AB	34
R	2
H	7
RBI	2
BB	2
SO	11
LOB	15



AB	28
R	1
H	3
RBI	1
BB	2
SO	6
LOB	6



Batter	1	2	3	4	5	6	7	8	9	AB	R	H	RBI	BB	SO	LOB	TOP					
Ken Henderson, S (1, 7) OBP: 0.370, SLG: 0.432	0-0 4-3		0-0 F8	0-0 F4		0-0 1B		0-0 1B		5	0	2	0	0	0	0	San Francisco Giants @ Cincinnati Reds Riverfront Stadium, Cincinnati, OH Sat Sep 25 1971, 3:33 AM EDT Att: 18,107 - Unknown					
Tito Fuentes, S (1, 4) OBP: 0.293, SLG: 0.343	0-0 F7		0-0 2B		0-0 1B	0-0 4-3		0-0 F8		5	1	2	0	0	0	3						
Willie Mays, R (1, 8) OBP: 0.428, SLG: 0.481	4-0 BB		0-0 F8		0-0 F9		0-0 F5	0-3 K		4	0	0	0	1	1	3						
Bobby Bonds, R (1, 9) OBP: 0.355, SLG: 0.512	0-3 K		0-0 2B		0-0 2-3		0-0 F7		0-0 6-3	5	1	1	1	0	1	2						
Dave Kingman, R (1, 3) OBP: 0.328, SLG: 0.541		0-0 2B	0-0 2B		0-0 F7		0-0 1B	0-3 K		5	1	3	1	0	1	1						
Dick Dietz, R (1, 2) OBP: 0.388, SLG: 0.416		0-0 F7	4-0 BB		0-0 SH3		0-0 2B		0-0 FC4-6	4	2	3	1	1	0	1						
Frank Duffy, R (9, PR) OBP: 0.200, SLG: 0.205										0	0	0	0	0	0	0						
Al Gallagher, R (1, 5) OBP: 0.343, SLG: 0.382		0-3 K	0-0 F9		0-0 SH3		0-0 2B		0-0 FC4-6	2	0	0	0	0	1	3						
Willie McCovey, L (7, PH) OBP: 0.385, SLG: 0.475										1	0	1	1	0	0	0						
Jimmy Rosario, S (7, PR) OBP: 0.338, SLG: 0.266										0	0	0	0	0	0	0						
Hal Lanier, R (7, 5) OBP: 0.279, SLG: 0.277										0	0	0	0	0	0	0						
Dave Rader, L (9, PH) OBP: 0.307, SLG: 0.317		4-0 IBB		0-3 K		0-0 F9		0-0 5-3		3	0	0	0	1	1	2						
John Cumberland, R (1, 1) OBP: 0.138, SLG: 0.123		0-3 K		0-0 F8		0-0 E5		0-0 F8		2	0	0	0	0	1	2						
Jim Ray Hart, R (6, PH) OBP: 0.356, SLG: 0.410										1	0	0	0	0	0	0						
Don McMahon, R (6, 1) OBP: 0.375, SLG: 0.308										0	0	0	0	0	0	0						
Jim Howarth, L (8, PH) OBP: 0.375, SLG: 0.308										1	0	0	0	0	0	0						
Jim Barr, R (8, 1)										0	0	0	0	0	0	0						
Inning Stats	R: 0 E: 0 K: 1 S: 5	H: 0 LOB: 1 BB: 1 P: 9	R: 0 E: 0 K: 2 S: 8	H: 1 LOB: 2 BB: 1 P: 12	R: 2 E: 0 K: 0 S: 6	H: 3 LOB: 2 BB: 1 P: 10	R: 0 E: 0 K: 1 S: 5	H: 0 LOB: 0 BB: 0 P: 5	R: 0 E: 0 K: 0 S: 4	H: 1 LOB: 1 BB: 0 P: 4	R: 1 E: 1 K: 0 S: 6	H: 2 LOB: 2 BB: 0 P: 6	R: 2 E: 0 K: 0 S: 6	H: 3 LOB: 1 BB: 0 P: 6	R: 0 E: 0 K: 1 S: 6	H: 1 LOB: 1 BB: 0 P: 6	R: 0 E: 0 K: 1 S: 6	H: 1 LOB: 1 BB: 0 P: 6	1B: 6 2B: 6 3B: 0 HR: 0	SF: 0 SAC: 1 DP: 0 HBP: 0	WP: 0 PA: 43 PB: 0 SB: 0 CS: 0	
PITCHER	IP WLS BF H R ER SO BB IBB HBP BLK WP HR S P ERA WHIP	5.2 28 7 3 2 4 2 1 0 0 0 0 0 33 45 3.18 1.588	1.0 5 2 2 2 0 0 0 0 0 0 0 0 5 5 18.00 2.000	0.0 1 1 0 0 0 0 0 0 0 0 0 0 1 1 ∞ ∞	2.1 9 2 0 0 2 0 0 0 0 0 0 0 13 13 0.00 0.857																	

Batter	1	2	3	4	5	6	7	8	9	AB	R	H	RBI	BB	SO	LOB	BOTTOM				
Pete Rose, S (1, 9) OBP: 0.372, SLG: 0.417	0-0 F8		0-0 F8		0-0 F8		0-0 4-3			4	0	0	0	0	0	1	San Francisco Giants @ Cincinnati Reds Riverfront Stadium, Cincinnati, OH Sat Sep 25 1971, 3:33 AM EDT Att: 18,107 - Unknown				
Tommy Helms, R (1, 4) OBP: 0.291, SLG: 0.328	0-0 6-3		0-0 1-3		0-0 FC5-4		0-0 5-3			4	0	0	0	0	0	1					
Lee May, R (1, 3) OBP: 0.335, SLG: 0.539	0-0 HR		0-0 5-3		0-0 BB		0-3 K		0-3 K	4	2	2	1	0	1	0					
Tony Perez, R (1, 5) OBP: 0.324, SLG: 0.429	0-0 5-3			0-0 F9		0-3 K		0-0 F8		4	0	0	0	0	1	1					
Dave Concepcion, R (9, 6) OBP: 0.245, SLG: 0.250										0	0	0	0	0	0	0					
Johnny Bench, R (1, 2) OBP: 0.300, SLG: 0.427		0-3 K		0-0 1B		4-0 HR		0-0 F8		3	1	1	0	1	1	0					
Hal McRae, R (1, 7) OBP: 0.294, SLG: 0.432		0-0 HR		0-3 K		0-0 HR		0-0 F8		3	2	2	4	0	1	1					
George Foster, R (1, 8) OBP: 0.297, SLG: 0.397		0-0 HR		0-0 F8		0-0 F3				3	1	1	1	0	0	1					
Woody Woodward, R (1, 6) OBP: 0.316, SLG: 0.289		0-0 F9			0-0 F7		0-0 F7			3	0	0	0	0	0	0					
Don Gullett, R (1, 1) OBP: 0.143, SLG: 0.133		0-0 F8								2	0	1	0	0	0	0					
Wayne Granger, R (6, 1) OBP: 0.250, SLG: 0.571										0	0	0	0	0	0	0					
Joe Gibbon, R (7, 1) OBP: 0.250, SLG: 0.571										0	0	0	0	0	0	0					
Ed Sprague, R (7, 1)										1	0	0	0	1	1	0					
Inning Stats	R: 1 E: 0 K: 0 S: 4	H: 1 LOB: 0 BB: 0 P: 4	R: 2 E: 0 K: 1 S: 7	H: 2 LOB: 0 BB: 0 P: 7	R: 0 E: 0 K: 0 S: 3	H: 0 LOB: 0 BB: 0 P: 3	R: 0 E: 0 K: 1 S: 6	H: 1 LOB: 1 BB: 0 P: 6	R: 0 E: 0 K: 0 S: 4	H: 1 LOB: 1 BB: 0 P: 4	R: 3 E: 0 K: 1 S: 7	H: 2 LOB: 0 BB: 1 P: 11	R: 0 E: 0 K: 1 S: 5	H: 0 LOB: 0 BB: 0 P: 5	R: 0 E: 0 K: 1 S: 5	H: 0 LOB: 0 BB: 0 P: 5	1B: 3 2B: 0 3B: 0 HR: 4	SF: 0 SAC: 0 DP: 0 HBP: 0	WP: 0 PA: 32 PB: 0 SB: 0 CS: 0		
PITCHER	IP WLS BF H R ER SO BB IBB HBP BLK WP HR S P ERA WHIP	5.0 20 5 3 3 2 1 0 0 0 0 0 1 12 16 13.50 1.500	2.0 9 2 3 3 2 1 0 0 0 0 0 0 5 5 0.00 0.000	1.0 3 0 0 0 1 0 0 0 0 0 0 0 5 5 0.00 0.000																	



Batter	1	2	3	4	5	6	7	8	9	AB	R	H	RBI	BB	SO	LOB	TOP				
Ken Henderson, S OBP: 0.369, SLG: 0.430 (1, 7)	F9	4-3				2B 1B	F3	K		5	1	1	0	0	1	2	San Francisco Giants @ Cincinnati Reds Riverfront Stadium, Cincinnati, OH Sun Sep 26 1971, 3:33 AM EDT Att: 45,072 - Unknown				
Tito Fuentes, S OBP: 0.295, SLG: 0.351 (1, 4)	2B		6-3			1B HR	HR	K		5	2	3	1	0	1	0					
Willie Mays, R OBP: 0.428, SLG: 0.486 (1, 8)	K		K			1B HR	HR	F9		4	2	1	2	1	2	1					
Willie McCovey, L OBP: 0.388, SLG: 0.478 Dave Kingman, R OBP: 0.326, SLG: 0.541 (9, PR) (9, 3)	IBB		K			F4	HR		G3 1B 2B	4	1	2	0	1	1	3					
Bobby Bonds, R OBP: 0.357, SLG: 0.517 (1, 9)	F9					HR	HR		G3	5	2	3	3	0	0	3					
Dick Dietz, R OBP: 0.390, SLG: 0.428 (1, 2)						HR	HR		1B	5	1	3	5	0	1	1					
Al Gallagher, R OBP: 0.343, SLG: 0.382 Hal Lanier, R OBP: 0.281, SLG: 0.279 (6, 5)	2B		K			G3		F5	1B	3	0	1	0	0	1	0					
Chris Speier, R OBP: 0.306, SLG: 0.318 (1, 6)	SH5-4					HR		4-3	1B	2	0	1	0	0	0	0					
Juan Marichal, R OBP: 0.154, SLG: 0.245 (1, 1)	FC6-2-5					1B 2B	F5	6-3	G4-6-3	4	1	1	1	0	0	2					
Inning Stats	R: 0 E: 0 K: 1 S: 6	H: 1 LOB: 2 BB: 1 P: 10	R: 0 E: 0 K: 0 S: 5	H: 2 LOB: 2 BB: 0 P: 5	R: 0 E: 0 K: 2 S: 7	H: 0 LOB: 0 BB: 0 P: 7	R: 0 E: 0 K: 1 S: 5	H: 1 LOB: 0 BB: 0 P: 5	R: 7 E: 0 K: 0 S: 9	H: 6 LOB: 0 BB: 1 P: 13	R: 4 E: 0 K: 1 S: 9	H: 4 LOB: 0 BB: 0 P: 9	R: 0 E: 0 K: 0 S: 3	H: 0 LOB: 0 BB: 0 P: 3	R: 0 E: 0 K: 2 S: 7	H: 0 LOB: 0 BB: 0 P: 7		R: 1 E: 0 K: 0 S: 5	H: 3 LOB: 1 BB: 0 P: 5	1B: 7 2B: 6 3B: 1 HR: 3	SF: 0 SAC: 1 DP: 2 HBP: 0
PITCHER	IP WLS BF H R ER SO BB IBB HBP BLK WP HR S P ERA WHIP	IP WLS BF H R ER SO BB IBB HBP BLK WP HR S P ERA WHIP															IP WLS BF H R ER SO BB IBB HBP BLK WP HR S P ERA WHIP				
Gary Nolan, R ERA: 3.16 (1, 1)	4.0 L 21 8 5 5 4															Milt Wilcox, R ERA: 3.72 (8, 1)	2.0 8 3 1 1 2				
Jim Merritt, L ERA: 4.37 (5, 1)	0.1 1 0 0 0 0																				
Wayne Granger, R ERA: 3.33 (5, 1)	0.2 4 2 2 2 0																				
Steve Blateric, R ERA: 13.5 (6, 1)	0.2 6 4 4 4 0																				
Pedro Borbon, R ERA: 5.4 (6, 1)	1.1 4 0 0 0 1																				

Batter	1	2	3	4	5	6	7	8	9	AB	R	H	RBI	BB	SO	LOB	BOTTOM		
Pete Rose, S OBP: 0.375, SLG: 0.425 (1, 9)	4-3									5	2	4	1	0	0	0	San Francisco Giants @ Cincinnati Reds Riverfront Stadium, Cincinnati, OH Sun Sep 26 1971, 3:33 AM EDT Att: 45,072 - Unknown		
Tommy Helms, R OBP: 0.291, SLG: 0.328 Bill Plummer, R (9, 2)	1-3		HR			1B HR	1B		1B	4	0	1	0	0	0	2			
Lee May, R OBP: 0.336, SLG: 0.538 (1, 3)	E3 WP		F7			1B HR	1B		K	4	2	2	0	0	1	2			
Tony Perez, R OBP: 0.325, SLG: 0.434 (1, 5)	K					1B	HR		F8	4	1	2	3	0	1	0			
Johnny Bench, R OBP: 0.298, SLG: 0.424 Dave Concepcion, R OBP: 0.245, SLG: 0.250 (9, 4)	6-3					1B	HR		E6	4	0	0	0	0	0	1			
Bernie Carbo, L OBP: 0.338, SLG: 0.339 (1, 7)	K								F6	4	0	0	0	0	1	2			
George Foster, R OBP: 0.296, SLG: 0.395 (1, 8)	F7								F6	3	0	0	0	1	0	1			
Woody Woodward, R OBP: 0.312, SLG: 0.285 (1, 6)									F9	4	0	0	0	0	0	2			
Gary Nolan, R Jim Merritt, L Wayne Granger, R Steve Blateric, R Pedro Borbon, R Daniel Chappuis, S Milt Wilcox, R Willie McCovey, L (1, 1)	1-3								K	1	0	0	0	0	0	0			
Inning Stats	R: 1 E: 1 K: 1 S: 6	H: 1 LOB: 0 BB: 0 P: 6	R: 0 E: 0 K: 1 S: 5	H: 0 LOB: 0 BB: 0 P: 5	R: 1 E: 0 K: 0 S: 5	H: 2 LOB: 1 BB: 0 P: 5	R: 0 E: 0 K: 0 S: 4	H: 1 LOB: 2 BB: 1 P: 8	R: 3 E: 0 K: 0 S: 6	H: 3 LOB: 0 BB: 0 P: 6	R: 0 E: 0 K: 0 S: 3	H: 0 LOB: 0 BB: 0 P: 3	R: 0 E: 1 K: 0 S: 4	H: 0 LOB: 1 BB: 0 P: 4	R: 0 E: 0 K: 2 S: 8	H: 1 LOB: 1 BB: 0 P: 8		1B: 7 2B: 0 3B: 0 HR: 2	SF: 0 SAC: 0 DP: 0 HBP: 0
PITCHER	IP WLS BF H R ER SO BB IBB HBP BLK WP HR S P ERA WHIP	IP WLS BF H R ER SO BB IBB HBP BLK WP HR S P ERA WHIP															IP WLS BF H R ER SO BB IBB HBP BLK WP HR S P ERA WHIP		
Juan Marichal, R ERA: 3.03 (1, 1)	9.0 W 38 9 5 4 5																		

Batter	1	2	3	4	5	6	7	8	9	AB	R	H	RBI	BB	SO	LOB	TOP				
Ken Henderson, S OBP: 0.369, SLG: 0.428	0-0 4-3		0-0 6-3		0-0 1B		1-0 SH1-3 S 4-3 HBP		0-0 F7	4	1	1	0	0	0	0	San Francisco Giants @ San Diego Padres San Diego Stadium, San Diego, CA Tue Sep 28 1971, 10:05 PM EDT Att: 13,242 - Unknown livebaseballscorecards.com				
Tito Fuentes, S OBP: 0.296, SLG: 0.352	0-0 BB BB FC1-6		0-0 1B		0-0 4-3		0-0 SH1-3		0-3 K	4	1	2	0	0	1	1					
Willie Mays, R OBP: 0.343, SLG: 0.483 Jimmy Rosario, S OBP: 0.338, SLG: 0.266	4-0 BB E BB		0-0 F8		0-3 K		4-0 4-3 BB		0-3 K	3	1	0	0	2	2	1					
Willie McCovey, L OBP: 0.389, SLG: 0.480	4-0 FC1-6 1-2 2-3 BB		0-0 F6		0-0 1B 2B		0-0 4-3			3	1	1	1	1	0	2					
Bobby Bonds, R OBP: 0.355, SLG: 0.514	0-0 FC1-6		0-0 6-3		0-0 6-3		0-0 F8			4	0	0	1	0	0	3					
Dick Dietz, R OBP: 0.389, SLG: 0.425	0-3 K		0-0 F8		4-0 1B HR IBB		0-3 K			3	1	0	0	1	2	1					
Al Gallagher, R OBP: 0.248, SLG: 0.382 Hal Lanier, R OBP: 0.284, SLG: 0.288	0-0 5-3		0-0 F9		0-0 HR 1B		0-0 2B			3	1	1	1	0	0	0					
Chris Speier, R OBP: 0.306, SLG: 0.323	0-0 F5		0-0 F3		0-0 HR		0-0 F9			4	1	1	3	0	0	1					
Gaylord Perry, R OBP: 0.129, SLG: 0.143	0-0 F8		0-3 K		0-3 K		0-0 6-3			4	0	0	0	0	2	1					
Inning Stats	R: 2 E: 1 K: 1 S: 6	H: 1 LOB: 1 BB: 2 P: 14	R: 0 E: 0 K: 0 S: 3	H: 0 LOB: 0 BB: 0 P: 3	R: 0 E: 0 K: 0 S: 4	H: 1 LOB: 1 BB: 0 P: 4	R: 0 E: 0 K: 0 S: 3	H: 0 LOB: 0 BB: 0 P: 3	R: 0 E: 0 K: 1 S: 6	H: 1 LOB: 1 BB: 0 P: 6	R: 4 E: 0 K: 2 S: 10	H: 3 LOB: 1 BB: 1 P: 14	R: 1 E: 0 K: 0 S: 3	H: 0 LOB: 1 BB: 1 P: 8	R: 0 E: 0 K: 1 S: 6	H: 1 LOB: 1 BB: 0 P: 6		R: 0 E: 0 K: 2 S: 7	H: 0 LOB: 0 BB: 0 P: 7	1B: 4 2B: 2 3B: 0 HR: 1	SF: 0 SAC: 1 DP: 0 HBP: 1
PITCHER	IP WLS BF H R ER SO BB IBB HBP BLK WP HR S P ERA WHIP																				
Ed Acosta, R ERA: 2.74	(1, 1) 5.2 L 26 6 6 5 3 2 1 0 0 0 0 1 29 41 7.94 1.412																				
Tom Phoebus, R ERA: 4.46	(6, 1) 0.2 4 0 1 1 1 1 0 0 1 0 0 0 4 9 13.50 1.500																				
Dick Kelley, L ERA: 3.47	(7, 1) 0.2 2 0 0 0 0 0 0 0 0 0 0 0 2 2 0.00 0.000																				
Al Severinsen, R ERA: 3.26	(8, 1) 2.0 7 1 0 0 3 0 0 0 0 0 0 0 13 13 0.00 0.500																				

Batter	1	2	3	4	5	6	7	8	9	AB	R	H	RBI	BB	SO	LOB	BOTTOM		
Enzo Hernandez, R OBP: 0.296, SLG: 0.250	0-0 PB WP SF7		0-0 F8		0-0 FC6-4 1-2 2-3 1B		0-0 E4 L1-3		0-0 K	4	1	2	0	0	0	0	San Francisco Giants @ San Diego Padres San Diego Stadium, San Diego, CA Tue Sep 28 1971, 10:05 PM EDT Att: 13,242 - Unknown livebaseballscorecards.com		
Don Mason, L OBP: 0.268, SLG: 0.273	4-0 PB 1-2 BB		0-0 6-3		0-0 FC6-4 1-2		0-0 L1-3		0-0 K	3	0	0	0	1	0	4			
Johnny Jeter, R OBP: 0.338, SLG: 0.409	0-3 K		0-3 K		0-0 F9		0-3 K			4	0	0	0	0	3	2			
Nate Colbert, R OBP: 0.342, SLG: 0.462	0-0 SF7		0-3 K		0-0 F8		0-0 F7			3	0	0	1	0	1	0			
Larry Stahl, L OBP: 0.312, SLG: 0.403	0-0 G3		0-0 G3		0-0 F3		0-0 F7			4	0	0	0	0	0	1			
Ollie Brown, R OBP: 0.346, SLG: 0.363	0-0 5-3		0-0 F8		0-0 G5-4-3 1B		0-0 1B			4	0	2	0	0	0	0			
Garry Jestadt, R OBP: 0.327, SLG: 0.353	0-0 6-3		0-0 K		0-0 E FC3-5 1B		0-0 G5-4-3 1-2		0-0 F8	4	0	1	0	0	0	2			
Bob Barton, R OBP: 0.313, SLG: 0.343	0-0 F8		0-0 E8 1B FC3-5 1B		0-0 1B		0-0 1B			3	0	2	0	0	0	0			
Ed Acosta, S	(1, 1)		0-3 K		0-0 FC3-5 1B		0-0 2-3			2	0	0	0	0	1	2			
Tom Phoebus, R OBP: 0.231, SLG: 0.222 Dick Kelley, R OBP: 0.333, SLG: 0.333 Ivan Murrell, R OBP: 0.264, SLG: 0.366 Al Severinsen, R ERA: 3.26	(6, 1) (7, 1) (7, PH) (8, 1)		0-0 K		0-0 K		0-0 K			0	0	0	0	0	0	0			
Inning Stats	R: 1 E: 0 K: 1 S: 6	H: 1 LOB: 1 BB: 1 P: 10	R: 0 E: 0 K: 0 S: 3	H: 0 LOB: 0 BB: 0 P: 3	R: 0 E: 0 K: 1 S: 5	H: 0 LOB: 0 BB: 0 P: 5	R: 0 E: 0 K: 2 S: 7	H: 0 LOB: 0 BB: 0 P: 7	R: 0 E: 0 K: 0 S: 3	H: 0 LOB: 0 BB: 0 P: 3	R: 0 E: 0 K: 0 S: 4	H: 2 LOB: 1 BB: 0 P: 4	R: 0 E: 1 K: 1 S: 5	H: 0 LOB: 0 BB: 0 P: 5	R: 0 E: 0 K: 0 S: 4	H: 1 LOB: 1 BB: 0 P: 4	1B: 7 2B: 1 3B: 0 HR: 0	SF: 1 SAC: 0 DP: 2 HBP: 0	WP: 1 PA: 34 PB: 1 SB: 0 CS: 0
PITCHER	IP WLS BF H R ER SO BB IBB HBP BLK WP HR S P ERA WHIP																		
Gaylord Perry, R ERA: 2.76	(1, 1) 9.0 W 34 7 1 0 5 1 0 0 0 1 0 43 47 0.00 0.889																		

Batter	1	2	3	4	5	6	7	8	9	10	AB	R	H	RBI	BB	SO	LOB	TOP	
Ken Henderson, S OBP: 0.369, SLG: 0.428 (1, 7)	SH1-3 1B	G3		F5			SH2-4 1B		B1		5	1	2	0	0	0	2		
Tito Fuentes, S OBP: 0.296, SLG: 0.352 (1, 4)	SH1-3 1-2		2B 1B		5-3		SH2-4 1-2		G3		3	0	1	0	0	0	0		
Willie Mays, R OBP: 0.426, SLG: 0.482 (1, 8)	K				F4		K		K		5	0	1	0	0	3	2		
Willie McCovey, L OBP: 0.392, SLG: 0.479 (1, 3)	IBB						1B IBB				3	0	1	0	2	1	2		
Bobby Bonds, R OBP: 0.355, SLG: 0.512 Dave Kingman, R OBP: 0.331, SLG: 0.541 (1, 9) (5, 9)	F8						1B IBB				2	0	0	0	1	1	3		
Dick Dietz, R OBP: 0.388, SLG: 0.421 (1, 2)		FC6-4 1B BB		K			FC6-4 1-2 2-H 1B				4	0	0	0	1	3	5		
Al Gallagher, R OBP: 0.342, SLG: 0.380 Hal Lanier, R OBP: 0.284, SLG: 0.288 (1, 5) (8, 5)		FC6-4 1-2 1B		F9			6-3		K		4	0	1	0	0	1	3		
Chris Speier, R OBP: 0.306, SLG: 0.321 (1, 6)		FC6-4 1-2 2-3		F8					K		3	0	0	0	1	1	2		
John Cumberland, R OBP: 0.133, SLG: 0.119 Jerry Johnson, R OBP: 0.143, SLG: 0.231 (1, 1) (5, 1)		F9		F9			BB		6-3		2	0	0	0	0	0	2		
											2	0	0	0	0	1	1		
Inning Stats	R: 0 E: 0 K: 1 S: 6	H: 1 LOB: 2 BB: 1 P: 10	R: 0 E: 0 K: 0 S: 4	H: 1 LOB: 2 BB: 1 P: 8	R: 0 E: 0 K: 2 S: 9	H: 2 LOB: 3 BB: 1 P: 13	R: 0 E: 0 K: 0 S: 3	H: 0 LOB: 0 BB: 0 P: 3	R: 0 E: 0 K: 1 S: 6	H: 1 LOB: 1 BB: 0 P: 6	R: 0 E: 0 K: 2 S: 7	H: 0 LOB: 0 BB: 0 P: 7	R: 0 E: 0 K: 1 S: 5	H: 0 LOB: 0 BB: 0 P: 5	R: 0 E: 0 K: 1 S: 5	H: 0 LOB: 0 BB: 0 P: 5	1B: 6 2B: 1 3B: 0 HR: 0	SF: 0 SAC: 2 DP: 0 HBP: 0	WP: 0 PA: 42
PITCHER Clay Kirby, R ERA: 2.83 (1, 1)	IP: 10.0 W: 7 L: 1 S: 11	WLS: 42 BF: 7 R: 1 ER: 1 SO: 11	H: 7 R: 1 ER: 1 SO: 11	BB: 2 IBB: 3 HBP: 0 BLK: 0	WP: 0 HR: 0 S: 59 P: 79	ERA: 0.90 WHIP: 0.900													

San Francisco Giants @ San Diego Padres
San Diego Stadium, San Diego, CA
Wed Sep 29 1971, 10:05 PM EDT
Att. 17,134 - Unknown

AB	35
R	1
H	7
RBI	1
BB	5
SO	11
LOB	22

GIANTS

Batter	1	2	3	4	5	6	7	8	9	10	AB	R	H	RBI	BB	SO	LOB	BOTTOM			
Enzo Hernandez, R OBP: 0.295, SLG: 0.250 Tommy Dean, R OBP: 0.169, SLG: 0.119 (1, 6) (3, 6)	F9		4-3		F8					FC5-6 1B	1	0	0	0	0	0	0				
Don Mason, L OBP: 0.270, SLG: 0.271 (1, 4)	E BB		5-3		1-3		BLK BB			FC5-6 E HR	3	1	0	0	2	0	1				
Johnny Jeter, R OBP: 0.342, SLG: 0.423 (1, 8)	E5 G6-4-3						F7			E4 HR	5	1	2	0	0	0	4				
Nate Colbert, R OBP: 0.341, SLG: 0.465 (1, 3)	G6-4-3 1-2		F7		K					HR	5	1	1	3	0	2	4				
Ollie Brown, R OBP: 0.348, SLG: 0.364 (1, 9)		1B 1-4-3 1B		F8		G6-4-3 1B		F8			4	1	2	0	0	0	0				
Cito Gaston, R OBP: 0.264, SLG: 0.386 (1, 7)		F9			2B	G6-4-3 1-2		K			4	0	1	0	0	1	2				
Garry Jestadt, R OBP: 0.325, SLG: 0.351 (1, 5)				F9		F3			F7		4	0	1	0	0	0	1				
Bob Barton, R OBP: 0.315, SLG: 0.343 (1, 2)		1-4-3 1B							F9		3	0	1	1	1	0	1				
Clay Kirby, R OBP: 0.152, SLG: 0.093 (1, 1)	F4				6-3		CS 1B		K		4	0	0	0	0	2	4				
Inning Stats	R: 0 E: 1 K: 0 S: 3	H: 0 LOB: 1 BB: 1 P: 7	R: 1 E: 0 K: 0 S: 5	H: 2 LOB: 1 BB: 0 P: 5	R: 0 E: 0 K: 0 S: 4	H: 1 LOB: 1 BB: 1 P: 4	R: 0 E: 0 K: 0 S: 4	H: 1 LOB: 2 BB: 1 P: 8	R: 0 E: 0 K: 1 S: 6	H: 1 LOB: 1 BB: 0 P: 6	R: 0 E: 0 K: 0 S: 3	H: 1 LOB: 0 BB: 0 P: 3	R: 0 E: 0 K: 2 S: 7	H: 0 LOB: 0 BB: 0 P: 7	R: 0 E: 0 K: 1 S: 5	H: 0 LOB: 0 BB: 0 P: 5	R: 3 E: 1 K: 0 S: 4	H: 2 LOB: 0 BB: 0 P: 4	1B: 6 2B: 2 3B: 0 HR: 1	SF: 0 SAC: 0 DP: 2 HBP: 0	WP: 0 PA: 40
PITCHER John Cumberland, L ERA: 2.92 Jerry Johnson, R ERA: 2.97 (1, 1) (5, 1)	IP: 4.2 W: 4 L: 19	WLS: 21 BF: 5 R: 1 ER: 1 SO: 0	H: 5 R: 1 ER: 1 SO: 0	BB: 1 IBB: 1 HBP: 0 BLK: 0	WP: 0 HR: 0 S: 19 P: 27	ERA: 1.93 WHIP: 1.286															


San Francisco Giants @ San Diego Padres
San Diego Stadium, San Diego, CA
Wed Sep 29 1971, 10:05 PM EDT
Att. 17,134 - Unknown


AB	36
R	4
H	9
RBI	4
BB	4
SO	5
LOB	17

SD

Batter	1	2	3	4	5	6	7	8	9	AB R H RBI BB SO LOB	TOP							
Ken Henderson, S (1, 7) OBP: 0.370, SLG: 0.429	F8		F7		G6-3 BB		K		F9 BLK 2B	4 1 1 1 1 1 0	San Francisco Giants @ San Diego Padres San Diego Stadium, San Diego, CA Thu Sep 30 1971, 10:05 PM EDT Att: 34,861 - Unknown livebaseballscorecards.com							
Tito Fuentes, S (1, 4) OBP: 0.299, SLG: 0.356	1B 2B			2B 1B	G6-3 1-2		1B		F9 2-3	5 1 3 0 0 0 2								
Willie Mays, R (1, 8) OBP: 0.425, SLG: 0.482	F3			HR 2B	S BB		K		F4 3-H	4 1 1 1 1 1 2								
Willie McCovey, L (1, 3) OBP: 0.396, SLG: 0.480	2H 1B			F8	1-3 IBB					3 0 2 0 1 0 1								
Dave Kingman, R (1, 9) OBP: 0.328, SLG: 0.557		5-3		HR 2H	K		K		K	4 1 1 2 0 2 3								
Dick Dietz, R (1, 2) OBP: 0.387, SLG: 0.419	5-3			5-3 1B		K	K		K	4 0 1 0 0 2 1								
Al Gallagher, R (1, 5) Hal Lanier, R (6, 5) OBP: 0.283, SLG: 0.286	4-3			5-3	1-2	K	K		F9	3 0 0 0 0 1 1 1 0 0 0 0 0 1								
Chris Speier, R (1, 6) OBP: 0.307, SLG: 0.323			5-3		IBB		6-3		SH3 2B 2B	3 1 1 0 1 0 0								
Juan Marichal, R (1, 1) OBP: 0.150, SLG: 0.238			K	K			K		SH3 2-3	3 0 0 0 0 3 2								
Inning Stats	R: 0 E: 0 K: 0 S: 4	H: 2 LOB: 2 BB: 0 P: 4	R: 0 E: 0 K: 0 S: 3	H: 0 LOB: 0 BB: 0 P: 3	R: 0 E: 0 K: 1 S: 5	H: 4 LOB: 2 BB: 1 P: 13	R: 0 E: 0 K: 1 S: 4	H: 0 LOB: 2 BB: 3 P: 16	R: 0 E: 0 K: 3 S: 10	H: 1 LOB: 1 BB: 0 P: 10		R: 0 E: 0 K: 2 S: 8	H: 1 LOB: 1 BB: 0 P: 8	R: 2 E: 0 K: 0 S: 5	H: 2 LOB: 0 BB: 0 P: 5	1B: 5 2B: 4 3B: 0 HR: 1	SF: 0 SAC: 1 DP: 1 HBP: 0	WP: 0 PB: 0 SB: 2 CS: 0
PITCHER	IP WLS BF H R ER SO BB IBB HBP BLK WP HR S P ERA WHIP											IP WLS BF H R ER SO BB IBB HBP BLK WP HR S P ERA WHIP						
Dave Roberts, L (1, 1) ERA: 2.1	3.1 L 15 6 3 3 1 0 0 0 0 0 0 1 17 17 8.10 1.800																	
Steve Arlin, R (4, 1) ERA: 3.48	2.2 11 0 0 0 4 2 2 0 0 0 0 0 15 31 0.00 0.750																	
Mike Corkins, R (7, 1) ERA: 3.46	2.0 8 2 0 0 5 0 0 0 0 0 0 0 18 18 0.00 1.000																	
Al Severinsen, R (9, 1) ERA: 3.47	1.0 5 2 2 2 0 0 0 0 0 1 0 0 5 5 18.00 2.000																	

Batter	1	2	3	4	5	6	7	8	9	AB R H RBI BB SO LOB	BOTTOM							
Don Mason, L (1, 4) OBP: 0.270, SLG: 0.270	F8		K			6-3 1B			F7	4 0 1 0 0 1 0	San Francisco Giants @ San Diego Padres San Diego Stadium, San Diego, CA Thu Sep 30 1971, 10:05 PM EDT Att: 34,861 - Unknown livebaseballscorecards.com							
Garry Jesteadt, R (1, 5) OBP: 0.324, SLG: 0.354	F9			K		6-3 1-2			2B	4 0 1 0 0 1 1								
Johnny Jeter, R (1, 8) OBP: 0.338, SLG: 0.413	1B			F9		F8			F9	4 0 1 0 0 0 2								
Nate Colbert, R (1, 3) OBP: 0.339, SLG: 0.462	6-3			6-3		K			6-3	4 0 0 0 0 1 2								
Ollie Brown, R (1, 9) OBP: 0.346, SLG: 0.362		5-3			E1 1B 2-3	4-3			4-3	3 1 0 0 0 0 0								
Larry Stahl, L (1, 7) OBP: 0.310, SLG: 0.399	K			2-3		4-3			4-3	3 0 0 0 0 1 1								
Bob Barton, R (1, 2) OBP: 0.317, SLG: 0.346	F8				G6-4-3 2H 1B			G6-4-3 1B		3 0 2 1 0 0 0								
Tommy Dean, R (1, 6) OBP: 0.162, SLG: 0.114			6-3		G6-4-3 1-2			G6-4-3 1-2		3 0 0 0 0 0 2								
Dave Roberts, L (1, 1) ERA: 2.21, SLG: 0.244						F8			K	1 0 0 0 0 0 0 0 0 0 0 0 0 0 1 0 0 0 0 0 0 0 0 0 0 0 0 0 1 0 0 0 0 1 0 0 0 0 0 0 0 0								
Steve Arlin, R (4, 1) ERA: 3.48, SLG: 0.151																		
Rod Carew, S (6, 9) OBP: 0.266, SLG: 0.118																		
Mike Corkins, R (7, 1) ERA: 3.46																		
Ivan Murrell, R (8, 9) OBP: 0.353, SLG: 0.365																		
Al Severinsen, R (9, 1) ERA: 3.47																		
Inning Stats	R: 0 E: 0 K: 0 S: 4	H: 1 LOB: 1 BB: 0 P: 4	R: 0 E: 0 K: 1 S: 5	H: 0 LOB: 0 BB: 0 P: 5	R: 0 E: 0 K: 1 S: 5	H: 0 LOB: 0 BB: 0 P: 5	R: 1 E: 1 K: 0 S: 4	H: 1 LOB: 0 BB: 0 P: 4	R: 0 E: 0 K: 0 S: 4	H: 1 LOB: 1 BB: 0 P: 4	R: 0 E: 0 K: 1 S: 5	H: 1 LOB: 0 BB: 0 P: 5	R: 0 E: 0 K: 1 S: 4	H: 1 LOB: 1 BB: 0 P: 4	1B: 4 2B: 1 3B: 0 HR: 0	SF: 0 SAC: 0 DP: 2 HBP: 0	WP: 0 PB: 0 SB: 0 CS: 0	PA: 31
PITCHER	IP WLS BF H R ER SO BB IBB HBP BLK WP HR S P ERA WHIP											IP WLS BF H R ER SO BB IBB HBP BLK WP HR S P ERA WHIP						
Juan Marichal, R (1, 1) ERA: 2.94	9.0 W 31 5 1 0 5 0 0 0 0 0 0 0 41 41 0.00 0.556																	

Batter	1	2	3	4	5	6	7	8	9	AB	R	H	RBI	BB	SO	LOB	TOP					
Dave Cash, R OBP: 0.400, SLG: 0.600 (1, 4)	0-0 4-3		0-0 FC 2B		0-0 6-3		0-0 1B BB		0-0 6-3	5	2	2	1	0	0	0	Pittsburgh Pirates @ San Francisco Giants Candlestick Park, San Francisco, CA Sat Oct 02 1971, 6:33 AM EDT Att: 40,977 - Unknown AB 37 R 4 H 9 RBI 4 BB 1 SO 5 LOB 17 					
Richie Hebner, L OBP: 0.200, SLG: 0.200 (1, 5)	0-0 6-3		0-0 FC HBP		0-0 F9		0-0 P6		0-0 1B	5	0	1	1	0	0	2						
Roberto Clemente, R (1, 9)	0-0 4-3		0-3 K		0-0 L3		4-0 1B BB		0-0 F9	4	0	0	0	1	1	2						
Willie Stargell, L (1, 7)		0-0 6-3	1-0 HBP		0-3 K		0-0 F5		0-0 G3	4	0	0	0	0	1	4						
Al Oliver, L OBP: 0.250, SLG: 0.250 (1, 8)		0-3 K	0-0 F9		0-3 K		1-3 2H 3H 1B			4	0	1	2	0	2	2						
Bob Robertson, R OBP: 0.500, SLG: 0.500 (1, 3)		0-0 1B		0-0 5-3		0-0 1B	0-0 F7			4	0	2	0	0	0	2						
Manny Sanguillen, R OBP: 0.250, SLG: 0.250 (1, 2)		0-0 G3		0-0 E6 F9		0-0 1B FC1-4		0-0 6-3		4	0	1	0	0	0	1						
Jackie Hernandez, R OBP: 0.500, SLG: 0.500 Vic Davalillo, L (6, PH)			0-0 SH1-4 2B 1B		0-0 F9		0-0 FC1-4 1B		0-0 F7	2	1	1	0	0	0	1						
Bob Moose, R (6, 1)										1	0	0	0	0	0	2						
Milt May, L (8, PH)										0	0	0	0	0	0	0						
Dave Giusti, R (8, 1)										1	0	0	0	0	0	0						
Steve Blass, R (1, 1)										0	0	0	0	0	1	1						
Gene Alley, R OBP: 0.500, SLG: 0.500 (6, 6)										2	1	1	0	0	0	0						
Inning Stats	R: 0 E: 0 K: 0 S: 3	H: 0 LOB: 0 BB: 0 P: 3	R: 0 E: 0 K: 1 S: 6	H: 1 LOB: 1 BB: 0 P: 6	R: 2 E: 1 K: 1 S: 8	H: 2 LOB: 2 BB: 0 P: 9	R: 0 E: 1 K: 1 S: 6	H: 0 LOB: 1 BB: 0 P: 6	R: 0 E: 0 K: 0 S: 3	H: 0 LOB: 0 BB: 0 P: 3	R: 0 E: 0 K: 2 S: 9	H: 2 LOB: 2 BB: 0 P: 9	R: 2 E: 0 K: 0 S: 6	H: 3 LOB: 1 BB: 1 P: 10	R: 0 E: 0 K: 0 S: 3	H: 0 LOB: 0 BB: 0 P: 3	R: 0 E: 0 K: 0 S: 4	H: 1 LOB: 1 BB: 0 P: 4	1B: 8 2B: 1 3B: 0 HR: 0	SF: 0 SAC: 1 DP: 0 HBP: 1	WP: 0 PB: 0 SB: 0 CS: 0	PA: 40
PITCHER Gaylord Perry, R ERA: 3.0 (1, 1)	IP: 9.0 WLS: W BF: 40 H: 9 R: 4 ER: 3 SO: 5 BB: 1 IBB: 0 HBP: 1 BLK: 0 WP: 0 HR: 0 S: 48 P: 53 ERA: 3.00 WHIP: 1.111															PITCHER IP: 9.0 WLS: W BF: 40 H: 9 R: 4 ER: 3 SO: 5 BB: 1 IBB: 0 HBP: 1 BLK: 0 WP: 0 HR: 0 S: 48 P: 53 ERA: 3.00 WHIP: 1.111						

Batter	1	2	3	4	5	6	7	8	9	AB	R	H	RBI	BB	SO	LOB	BOTTOM				
Ken Henderson, S OBP: 0.500, SLG: 0.750 (1, 7)	0-0 1B		0-0 2B		0-0 4-1		0-0 F8			4	0	2	1	0	0	1	Pittsburgh Pirates @ San Francisco Giants Candlestick Park, San Francisco, CA Sat Oct 02 1971, 6:33 AM EDT Att: 40,977 - Unknown AB 28 R 5 H 7 RBI 5 BB 3 SO 10 LOB 11 				
Tito Fuentes, S OBP: 0.250, SLG: 1.000 (1, 4)	0-3 K		0-3 K		0-0 HR		0-0 P6			4	1	1	2	0	2	2					
Willie Mays, R OBP: 0.750, SLG: 1.000 (1, 8)	0-3 K		4-0 BB		4-0 HR BB				0-0 2B	2	1	1	0	2	1	1					
Willie McCovey, L OBP: 0.500, SLG: 1.333 (1, 3)	0-0 F9		0-3 K		0-0 HR				4-0 G6-4-3 IBB	3	1	1	2	1	1	3					
Dave Kingman, R (1, 9)		0-3 K		0-3 K		0-0 F7			0-3 K	3	0	0	0	0	2	0					
Bobby Bonds, R (6, 9)										1	0	0	0	0	1	2					
Dick Dietz, R (1, 2)		0-3 K		0-0 P6		0-0 F8			0-0 G6-4-3	4	0	0	0	0	1	2					
Al Gallagher, R Hal Lanier, R (1, 5) (6, 5)		0-3 K		0-3 K			0-0 F9			2	0	0	0	0	2	0					
Chris Speier, R OBP: 0.667, SLG: 0.667 (1, 6)			0-0 SH1-4 2B 1B		0-0 SH3-4 HR 1B		0-0 F9			3	2	2	0	0	0	0					
Gaylord Perry, R (1, 1)			0-0 SH1-4		0-0 SH3-4		0-0 F8			1	0	0	0	0	0	0					
Inning Stats	R: 0 E: 0 K: 2 S: 8	H: 1 LOB: 1 BB: 0 P: 8	R: 0 E: 0 K: 3 S: 9	H: 0 LOB: 0 BB: 0 P: 9	R: 1 E: 0 K: 2 S: 9	H: 2 LOB: 2 BB: 1 P: 13	R: 0 E: 0 K: 2 S: 7	H: 0 LOB: 0 BB: 0 P: 7	R: 4 E: 0 K: 0 S: 6	H: 3 LOB: 0 BB: 1 P: 10	R: 0 E: 0 K: 0 S: 3	H: 0 LOB: 0 BB: 0 P: 3	R: 0 E: 0 K: 0 S: 3	H: 0 LOB: 0 BB: 0 P: 3	R: 0 E: 0 K: 1 S: 5	H: 1 LOB: 1 BB: 1 P: 9		1B: 3 2B: 2 3B: 0 HR: 2	SF: 0 SAC: 2 DP: 1 HBP: 0	WP: 0 PB: 0 SB: 0 CS: 0	PA: 33
PITCHER Steve Blass, R ERA: 9.0 Bob Moose, R Dave Giusti, R (1, 1) (6, 1) (8, 1)	IP: 5.0 WLS: L BF: 23 H: 6 R: 5 ER: 5 SO: 9 BB: 2 IBB: 0 HBP: 0 BLK: 0 WP: 0 HR: 2 S: 39 P: 47 ERA: 9.00 WHIP: 1.600															PITCHER IP: 9.0 WLS: W BF: 40 H: 9 R: 4 ER: 3 SO: 5 BB: 1 IBB: 0 HBP: 1 BLK: 0 WP: 0 HR: 0 S: 48 P: 53 ERA: 3.00 WHIP: 1.111					

Batter	1	2	3	4	5	6	7	8	9	AB	R	H	RBI	BB	SO	LOB	TOP								
Dave Cash, R OBP: 0.500, SLG: 0.700	0-0 CS 1B		0-0 1B	0-0 FC6-4			0-0 1B 2B	0-0 F8		5	1	3	0	0	0	1	Pittsburgh Pirates @ San Francisco Giants Candlestick Park, San Francisco, CA Sun Oct 03 1971, 6:33 AM EDT Att: 42,562 - Unknown livebaseballscorecards.com								
Gene Clines, R OBP: 0.333, SLG: 1.333 Al Oliver, L OBP: 0.500, SLG: 0.400	0-3 K		0-0 L9		0-0 HR		0-0 HR 1B	4-0 BB		3	1	1	1	0	1	2									
Roberto Clemente, R OBP: 0.400, SLG: 0.333	0-0 FC6 1B		0-0 F9		0-0 1B		0-0 HR 1B	0-3 K		5	1	3	1	0	1	2									
Willie Stargell, L	0-0 FC6		0-3 K		0-0 F3		0-3 K		0-3 K	5	0	0	0	0	3	5									
Bob Robertson, R OBP: 0.667, SLG: 1.778		0-0 1B 2B		0-0 HR	0-3 K		0-0 HR		0-0 HR	5	4	4	5	0	1	1									
Manny Sanguillen, R OBP: 0.333, SLG: 0.333		0-0 FC6-4 1B		0-0 1B	6-3		0-0 F8		0-3 K	5	1	2	1	0	1	1									
Jose Pagan, R Richie Hebner, L OBP: 0.222, SLG: 0.125	0-0 FC6-4		0-3 K		0-3 K		1-0 HBP		0-3 K	1	0	0	0	0	0	1									
Jackie Hernandez, R OBP: 0.333, SLG: 0.333	0-3 K		0-0 FC6-4 1B		0-0 F2		6-3			4	0	1	1	0	1	2									
Dock Ellis, S Bob Miller, R Dave Giusti, R	0-3 K		0-3 K		0-0 6-3			0-0 P4		3	0	0	0	0	2	2									
Inning Stats	R: 0 E: 0 K: 1 S: 6	H: 2 LOB: 1 BB: 0 P: 6	R: 1 E: 0 K: 2 S: 9	H: 2 LOB: 1 BB: 0 P: 9	R: 0 E: 0 K: 1 S: 6	H: 1 LOB: 1 BB: 0 P: 6	R: 2 E: 0 K: 2 S: 10	H: 3 LOB: 1 BB: 0 P: 10	R: 1 E: 0 K: 1 S: 7	H: 2 LOB: 1 BB: 0 P: 7	R: 0 E: 0 K: 1 S: 5	H: 0 LOB: 0 BB: 0 P: 5	R: 4 E: 0 K: 1 S: 9	H: 4 LOB: 1 BB: 0 P: 10	R: 0 E: 0 K: 1 S: 5	H: 0 LOB: 1 BB: 1 P: 9		R: 1 E: 0 K: 3 S: 10	H: 1 LOB: 0 BB: 0 P: 10	1B: 9 2B: 3 3B: 0 HR: 4	SF: 0 SAC: 0 DP: 1 HBP: 1	WP: 0 PB: 0 SB: 1 CS: 1	PA: 43		
PITCHER	IP	WLS	BF	H	R	ER	SO	BB	IBB	HBP	BLK	WP	HR	S	P	ERA	WHIP								
John Cumberland, L ERA: 9.0	3.0	L	15	7	3	3	4	0	0	0	0	0	1	23	23	9.00	2.333								
Jim Barr, R ERA: 9.0	1.0		6	3	1	1	2	0	0	0	0	0	1	10	10	9.00	3.000								
Don McMahon, R ERA:	2.0		6	0	0	0	2	0	0	0	0	0	0	10	10	0.00	0.000								
Don Carrithers, R ERA:	0.0		3	3	3	3	0	0	0	0	0	0	0	3	3	∞	∞								
Ron Bryant, L ERA: 4.5	2.0		9	1	1	1	2	1	0	1	0	0	1	11	16	4.50	1.000								

Batter	1	2	3	4	5	6	7	8	9	AB	R	H	RBI	BB	SO	LOB	BOTTOM								
Ken Henderson, S OBP: 0.556, SLG: 0.571	0-0 P5	0-0 S 1B		4-0 BB		4-0 BB		0-0 3-1		3	0	1	1	2	0	0	Pittsburgh Pirates @ San Francisco Giants Candlestick Park, San Francisco, CA Sun Oct 03 1971, 6:33 AM EDT Att: 42,562 - Unknown livebaseballscorecards.com								
Tito Fuentes, S OBP: 0.333, SLG: 0.778	0-0 PB 2B	0-0 L8		0-0 F9		0-3 K			0-0 HR 2B	5	2	2	0	0	1	5									
Willie Mays, R OBP: 0.556, SLG: 1.143	0-0 1B 2B	0-0 P3		0-0 P3		0-0 F9			0-0 HR	5	1	2	3	0	0	4									
Willie McCovey, L OBP: 0.556, SLG: 0.833 Jimmy Rosario, S	4-0 1B IBB		4-0 FC5-4 BB		0-0 P6		0-0 4-3		0-0 1B	3	0	1	0	2	0	0									
Dave Kingman, R OBP: 0.250, SLG: 0.143	0-0 1-2 2-3 1B		0-0 FC5-4		4-0 BB		0-3 K		0-0 F5	4	0	1	0	1	1	2									
Dick Dietz, R	0-3 K		0-0 F3		0-0 P3		4-0 BB		0-0 F2	4	0	0	0	1	1	6									
Al Gallagher, R	0-0 4-3		0-0 F9		1-0 BB 1B HBP		0-0 P6		0-0 6-3	4	0	0	0	0	0	6									
Chris Speier, R OBP: 0.714, SLG: 0.833		0-0 SH5-4 1B 2B		0-0 5-3		0-0 BB 1B		4-0 G6-4-3 BB		3	1	2	0	1	0	0									
John Cumberland, R Jim Barr, R Don McMahon, R Frank Duffy, R Don Carrithers, R Ron Bryant, S Jim Ray Hart, R Steve Hamilton, L	0-0 SH5-4		0-0 F7		0-3 K		0-0 G6-4-3		0-0 G6-4-3	0	0	0	0	0	0	0									
Inning Stats	R: 1 E: 0 K: 1 S: 8	H: 3 LOB: 3 BB: 1 P: 12	R: 1 E: 0 K: 0 S: 5	H: 2 LOB: 1 BB: 0 P: 5	R: 0 E: 0 K: 0 S: 3	H: 0 LOB: 1 BB: 1 P: 7	R: 0 E: 0 K: 0 S: 3	H: 0 LOB: 1 BB: 1 P: 7	R: 0 E: 0 K: 2 S: 8	H: 1 LOB: 3 BB: 1 P: 13	R: 0 E: 0 K: 1 S: 5	H: 0 LOB: 1 BB: 1 P: 9	R: 0 E: 0 K: 0 S: 2	H: 0 LOB: 0 BB: 1 P: 6	R: 2 E: 0 K: 0 S: 6	H: 3 LOB: 1 BB: 0 P: 6		1B: 5 2B: 3 3B: 0 HR: 1	SF: 0 SAC: 1 DP: 1 HBP: 1	WP: 0 PB: 2 SB: 1 CS: 0	PA: 43				
PITCHER	IP	WLS	BF	H	R	ER	SO	BB	IBB	HBP	BLK	WP	HR	S	P	ERA	WHIP								
Dock Ellis, R ERA: 3.6	5.0	W	26	6	2	2	1	0	0	0	0	0	1	17	29	6.00	2.000								
Bob Miller, R ERA: 6.0	3.0		14	3	2	2	3	3	0	0	0	0	0	3	3	0.00	0.000								
Dave Giusti, R ERA:	1.0	S	3	0	0	0	0	0	0	0	0	0	0	3	3	0.00	0.000								

Batter	1	2	3	4	5	6	7	8	9	AB	R	H	RBI	BB	SO	LOB	TOP				
Ken Henderson, S (1,7) OBP: 0.462, SLG: 0.455	0-0 4-3		0-0 F7			0-0 SH 1B	0-3 K			4	1	1	0	0	1	0	San Francisco Giants @ Pittsburgh Pirates Three Rivers Stadium, Pittsburgh, PA Tue Oct 05 1971, 3:33 AM EDT Att: 38,222 - Unknown livebaseballscorecards.com				
Tito Fuentes, S (1,4) OBP: 0.250, SLG: 0.583	0-0 F9		0-0 F9			0-0 SH BB 1-H		0-0 4-3		3	0	0	0	0	0	0					
Willie Mays, R (1,8) OBP: 0.462, SLG: 0.818	0-3 K			0-0 6-3		0-0 B2-4		0-0 S 1B		4	0	1	0	0	1	1					
Willie McCovey, L (1,3) OBP: 0.538, SLG: 0.667		0-0 FC4-6 1B		0-0 P5		4-0 BB IBB		0-0 F9		3	0	1	0	1	0	1					
Bobby Bonds, R (1,9) OBP: 0.400, SLG: 0.250		0-0 FC4-6 1-2 1B		0-3 K		0-3 K		4-0 FC4-6 BB		3	0	1	0	1	2	2					
Dick Dietz, R (1,2)		0-3 K			0-0 6-3	4-0 BB		0-0 FC4-6 1-2		3	0	0	0	1	1	4					
Al Gallagher, R (1,5) Jim Ray Hart, R (9,PH)	0-0 FC4-6 1-2 2-3			0-0 FC5-4 1B		0-0 6-3		0-0 F7		3	0	1	0	0	0	5					
Chris Speier, R (1,6) OBP: 0.455, SLG: 0.500	0-3 K			0-0 F9		0-0 6-3		0-0 F9		4	0	0	0	0	1	3					
Juan Marichal, R (1,1) Dave Kingman, R (9,PH)			0-3 K		0-0 FC5-4 1-2		0-0 6-3		0-0 P3	3	0	0	0	0	1	1					
Inning Stats	R: 0 E: 0 K: 1 S: 5	H: 0 LOB: 0 BB: 0 P: 5	R: 0 E: 0 K: 2 S: 9	H: 2 LOB: 2 BB: 0 P: 9	R: 0 E: 0 K: 1 S: 5	H: 0 LOB: 0 BB: 0 P: 5	R: 0 E: 0 K: 1 S: 5	H: 0 LOB: 0 BB: 0 P: 5	R: 0 E: 0 K: 0 S: 4	H: 1 LOB: 1 BB: 0 P: 4	R: 1 E: 1 K: 1 S: 7	H: 1 LOB: 3 BB: 2 P: 15	R: 0 E: 0 K: 1 S: 5	H: 0 LOB: 0 BB: 0 P: 5	R: 0 E: 0 K: 0 S: 4	H: 1 LOB: 2 BB: 1 P: 8		R: 0 E: 0 K: 0 S: 3	H: 0 LOB: 0 BB: 0 P: 3	1B: 5 2B: 0 3B: 0 HR: 0	SF: 0 SAC: 1 DP: 0 HBP: 0
PITCHER	IP WLS BF H R ER SO BB IBB HBP BLK WP HR S P ERA WHIP																				
Bob Johnson, R (1,1) ERA:	8.0 W 33 5 1 0 7 2 1 0 0 0 0 44 56 0.00 0.875																				
Dave Giusti, R (9,1) ERA:	1.0 S 3 0 0 0 0 0 0 0 0 0 0 3 3 0.00 0.000																				

Batter	1	2	3	4	5	6	7	8	9	AB	R	H	RBI	BB	SO	LOB	BOTTOM		
Dave Cash, R (1,4) OBP: 0.357, SLG: 0.500	0-0 F9		0-0 6-3			0-0 5-3		0-0 6-3		4	0	0	0	0	0	0	San Francisco Giants @ Pittsburgh Pirates Three Rivers Stadium, Pittsburgh, PA Tue Oct 05 1971, 3:33 AM EDT Att: 38,222 - Unknown livebaseballscorecards.com		
Richie Hebner, L (1,5) OBP: 0.308, SLG: 0.500	0-3 K		0-0 F3			0-0 E 1B		0-0 HR		4	1	2	1	0	1	0			
Roberto Clemente, R (1,9) OBP: 0.397, SLG: 0.398	0-0 WP 1B			0-3 K		0-0 E4 1-2		0-0 4-3		4	0	1	0	0	1	1			
Willie Stargell, L (1,7)	0-0 F7 1-2			0-0 1-3		0-3 K		0-0 K		3	0	0	0	0	1	3			
Al Oliver, L (1,8) OBP: 0.333, SLG: 0.250		0-0 1-3		0-0 3-1		0-0 3-1				3	0	0	0	0	2				
Bob Robertson, R (1,3) OBP: 0.583, SLG: 1.667		0-0 HR			0-0 5-3		0-0 P4			3	1	1	1	0	0	0			
Manny Sanguillen, R (1,2) OBP: 0.290, SLG: 0.290		0-0 5-3			0-0 E9 WP		0-0 1-4-3			3	0	0	0	0	0	0			
Jackie Hernandez, R (1,6) OBP: 0.222, SLG: 0.222		0-0 1-3			0-3 K		0-0 G4			3	0	0	0	0	1	1			
Bob Johnson, L (1,1) Vic Davalillo, L (8,PH) Dave Giusti, R (9,1)			0-0 F7		0-3 K		0-3 K		0-3 K	2	0	0	0	0	1	1			
Inning Stats	R: 0 E: 0 K: 1 S: 6	H: 1 LOB: 1 BB: 0 P: 6	R: 1 E: 0 K: 0 S: 4	H: 1 LOB: 0 BB: 0 P: 4	R: 0 E: 0 K: 0 S: 3	H: 0 LOB: 0 BB: 0 P: 3	R: 0 E: 0 K: 1 S: 5	H: 0 LOB: 0 BB: 0 P: 5	R: 0 E: 1 K: 2 S: 8	H: 0 LOB: 1 BB: 0 P: 8	R: 0 E: 1 K: 1 S: 7	H: 1 LOB: 2 BB: 0 P: 7	R: 0 E: 0 K: 0 S: 3	H: 0 LOB: 0 BB: 0 P: 3	R: 1 E: 0 K: 1 S: 6	H: 1 LOB: 0 BB: 0 P: 6		1B: 2 2B: 0 3B: 0 HR: 2	SF: 0 SAC: 0 DP: 0 HBP: 0
PITCHER	IP WLS BF H R ER SO BB IBB HBP BLK WP HR S P ERA WHIP																		
Juan Marichal, R (1,1) ERA: 2.25	8.0 L 30 4 2 2 6 0 0 0 0 0 2 2 42 42 2.25 0.500																		

Batter	1	2	3	4	5	6	7	8	9	AB	R	H	RBI	BB	SO	LOB	TOP				
Ken Henderson, S (1.7) OBP: 0.389, SLG: 0.375	E4 1B	HR 1B	F9			F2		G3		5	2	1	0	0	0	2					
Tito Fuentes, S (1.4) OBP: 0.353, SLG: 0.563	1B 1B	HR 1B					F7		F5	4	1	2	0	1	0	0					
Willie Mays, R (1.8) OBP: 0.389, SLG: 0.600	K	P4				F8		F7		4	0	0	0	1	1	5					
Willie McCovey, L (1.3) OBP: 0.556, SLG: 0.857	1B 2H 2H	HR				G4-6-3		WP 1B		5	1	3	4	0	1	2					
Bobby Bonds, R (1.9) OBP: 0.400, SLG: 0.250	K									4	0	1	0	1	1	3					
Dick Dietz, R (1.2) OBP: 0.176, SLG: 0.067	1B 1-2 2-3	4-3								4	0	1	0	0	2	3					
Jim Ray Hart, R (1.5) Al Gallagher, R (5.5) OBP: 0.182, SLG: 0.100	P4									3	0	0	0	0	2	3					
Chris Speier, R (1.6) OBP: 0.400, SLG: 0.643		HR								1	0	0	0	0	0	0					
Gaylord Perry, R (1.1) OBP: 0.250, SLG: 0.250		6-3								3	0	1	0	0	0	0					
Jerry Johnson, R (6.1) Dave Kingman, R (8. PH) OBP: 0.200, SLG: 0.111										0	0	0	0	0	0	0					
Don McMahon, R (8.1)										1	0	0	0	0	0	1					
Don McMahon, R (8.1)										0	0	0	0	0	0	0					
Inning Stats	R: 1 E: 1 K: 2 S: 11	H: 3 LOB: 3 BB: 0 P: 11	R: 4 E: 0 K: 0 S: 8	H: 5 LOB: 1 BB: 0 P: 8	R: 0 E: 0 K: 1 S: 6	H: 1 LOB: 1 BB: 0 P: 6	R: 0 E: 0 K: 0 S: 2	H: 0 LOB: 0 BB: 1 P: 6	R: 0 E: 0 K: 2 S: 7	H: 0 LOB: 0 BB: 0 P: 7	R: 0 E: 0 K: 1 S: 3	H: 1 LOB: 2 BB: 1 P: 10	R: 0 E: 1 K: 0 S: 4	H: 0 LOB: 1 BB: 0 P: 4	R: 0 E: 0 K: 1 S: 5	H: 0 LOB: 1 BB: 1 P: 9	1B: 8 2B: 0 3B: 0 HR: 2	SF: 0 SAC: 0 DP: 1 HBP: 0	WP: 1 PA: 41 PB: 0 SB: 0 CS: 0		
PITCHER	IP WLS BF H R ER SO BB IBB HBP BLK WP HR S P ERA WHIP																				
Steve Blass, R (1.1) ERA: 11.57	2.0	15	8	5	4	2	0	0	0	0	2	19	19	18.00	4.000						
Bruce Kison, R (3.1) ERA:	4.2	W	17	2	0	0	3	2	0	0	0	1	0	21	29	0.00	0.857				
Dave Giusti, R (7.1) ERA:	2.1	9	0	0	0	2	1	0	0	0	0	0	0	12	16	0.00	0.429				

San Francisco Giants @ Pittsburgh Pirates
 Three Rivers Stadium, Pittsburgh, PA
 Wed Oct 06 1971, 3:33 AM EDT
 Att: 35,487 - Unknown

AB	38
R	5
H	10
RBI	5
BB	3
SO	7
LOB	19



Batter	1	2	3	4	5	6	7	8	9	AB	R	H	RBI	BB	SO	LOB	BOTTOM				
Dave Cash, R (1.4) OBP: 0.421, SLG: 0.526	2B 1B	K						1-3		5	2	3	0	0	1	2					
Richie Hebner, L (1.5) OBP: 0.333, SLG: 0.706	1B	HR						3-1		5	2	2	3	0	0	2					
Roberto Clemente, R (1.9) OBP: 0.360, SLG: 0.333	1B	K						K		5	1	2	3	0	3	1					
Willie Stargell, L (1.7) OBP: 0.308, SLG: 0.500	K									2	1	0	0	2	1	1					
Al Oliver, L (1.8) OBP: 0.308, SLG: 0.500	F8									4	1	1	3	0	1	3					
Bob Robertson, R (1.3) OBP: 0.438, SLG: 1.250	G1									4	0	0	0	0	1	2					
Manny Sanguillen, R (1.2) OBP: 0.313, SLG: 0.267										3	0	1	0	1	0	0					
Jackie Hernandez, R (1.6) OBP: 0.231, SLG: 0.231										4	1	1	0	0	2	1					
Steve Blass, R (1.1) ERA: 6.14										0	0	0	0	0	0	0					
Bill Mazaroski, R (2. PH) OBP: 1.000, SLG: 1.000										1	1	1	0	0	0	0					
Bruce Kison, R (3.1) ERA: 13.5										2	0	0	0	0	0	3					
Dave Giusti, R (7.1) ERA:										1	0	0	0	0	0	0					
Inning Stats	R: 2 E: 0 K: 1 S: 8	H: 3 LOB: 1 BB: 0 P: 8	R: 3 E: 0 K: 2 S: 10	H: 3 LOB: 0 BB: 0 P: 10	R: 0 E: 0 K: 1 S: 7	H: 1 LOB: 3 BB: 1 P: 11	R: 0 E: 0 K: 1 S: 6	H: 1 LOB: 2 BB: 1 P: 10	R: 0 E: 0 K: 1 S: 5	H: 0 LOB: 0 BB: 0 P: 5	R: 4 E: 0 K: 1 S: 8	H: 3 LOB: 0 BB: 1 P: 12	R: 0 E: 0 K: 1 S: 5	H: 0 LOB: 0 BB: 0 P: 5	R: 0 E: 0 K: 1 S: 5	H: 0 LOB: 0 BB: 0 P: 5	1B: 8 2B: 1 3B: 0 HR: 2	SF: 0 SAC: 0 DP: 0 HBP: 0	WP: 1 PA: 39 PB: 1 SB: 1 CS: 0		
PITCHER	IP WLS BF H R ER SO BB IBB HBP BLK WP HR S P ERA WHIP																				
Gaylord Perry, R (1.1) ERA: 6.14	5.2	L	30	10	7	7	6	1	1	0	0	1	1	40	48	11.12	1.941				
Jerry Johnson, R (6.1) ERA: 13.5	1.1	6	1	2	2	2	0	1	0	0	0	1	9	13	13.50	0.750					
Don McMahon, R (8.1) ERA:	1.0	3	0	0	0	1	0	0	0	0	0	0	5	5	0.00	0.000					

San Francisco Giants @ Pittsburgh Pirates
 Three Rivers Stadium, Pittsburgh, PA
 Wed Oct 06 1971, 3:33 AM EDT
 Att: 35,487 - Unknown

AB	36
R	9
H	11
RBI	9
BB	3
SO	9
LOB	15

