

**San Francisco Giants - 1972**

Batter	1	2	3	4	5	6	7	8	9	AB R H RBI BB SO LOB	TOP											
Willie Mays, R (1, 8) OBP: 0.250, SLG: 0.250	0-0 F8		0-0 5-3			0-0 6-3		0-0 SH3	0-0 1B	4 0 1 1 0 0 2	<b>San Francisco Giants @ Houston Astros</b> Astrodome, Houston, TX Sat Apr 15 1972, 7:05 PM EST Att. 23,021 - Unknown <a href="http://livebaseballscorecards.com">livebaseballscorecards.com</a>											
Tito Fuentes, S (1, 4) OBP: 0.500, SLG: 1.250	0-3 K		0-0 F8			0-0 HR 1B		0-0 HR		4 2 2 2 0 1 2												
Ken Henderson, S (1, 7) OBP: 0.500, SLG: 0.500	0-0 3-1				0-0 S 1B	0-0 F8		0-0 WP 1B		4 0 2 0 0 0 1												
Willie McCovey, L (1, 3) OBP: 0.250, SLG: 1.000		0-0 4-3			0-0 F9	0-0 HR		0-0 F7		4 1 1 2 0 0 2												
Bobby Bonds, R (1, 9)		0-0 F8			0-0 F9	0-0 F3		0-0 L6		4 0 0 0 0 0 2												
Dave Kingman, R (1, 5)		0-0 F4			0-3 K		0-3 K		0-0 F3	4 0 0 0 0 2 1												
Fran Healy, R (1, 2)			4-0 5-3 1B BB		0-0 6-3		0-0 6-3		0-0 6-3	3 0 0 0 1 0 0												
Chris Speier, R (1, 6)			0-3 K		0-0 L1		0-0 4-3		4-0 BB 1B BB	3 1 0 0 1 1 1												
Juan Marichal, R (1, 1) OBP: 0.667, SLG: 1.000 Jim Howarth, L (9, PH) Jerry Johnson, R (9, 1)			0-0 5-3 1B		0-0 6-3			0-0 SH3 HR 2B	4-0 1B BB	3 1 2 0 0 0 0 0 0 0 0 1 0 0 0 0 0 0 0 0 0												
<b>Inning Stats</b>	R: 0 E: 0 K: 1 S: 5	H: 0 LOB: 0 BB: 0 P: 5	R: 0 E: 0 K: 0 S: 3	H: 0 LOB: 0 BB: 0 P: 3	R: 0 E: 0 K: 1 S: 6	H: 1 LOB: 2 BB: 1 P: 10	R: 0 E: 0 K: 1 S: 6	H: 1 LOB: 1 BB: 0 P: 6	R: 0 E: 0 K: 0 S: 3	H: 0 LOB: 0 BB: 0 P: 3	R: 2 E: 0 K: 0 S: 5	H: 2 LOB: 0 BB: 0 P: 5	R: 0 E: 0 K: 1 S: 5	H: 0 LOB: 0 BB: 0 P: 5	R: 2 E: 0 K: 0 S: 6	H: 3 LOB: 1 BB: 0 P: 6	R: 1 E: 0 K: 0 S: 3	H: 1 LOB: 2 BB: 2 P: 11	1B: 5 2B: 1 3B: 0 HR: 2	SF: 0 SAC: 1 DP: 0 HBP: 0	WP: 1 PB: 0 SB: 1 CS: 0	PA: 37
<b>PITCHER</b>	IP WLS BF H R ER SO BB IBB HBP BLK WP HR S P ERA WHIP																					
Don Wilson, R (1, 1) ERA: 4.91	7.1 L 30 7 4 4 4 1 0 0 0 0 0 2 37 41 4.91 1.091																					
Wade Blasingame, L (8, 1) ERA:	0.1 1 0 0 0 0 0 0 0 0 0 0 0 1 1 0.00 0.000																					
George Culver, R (8, 1) ERA: 6.75	1.1 6 1 1 1 0 2 0 0 0 0 1 0 4 12 6.75 2.250																					



Batter	1	2	3	4	5	6	7	8	9	AB	R	H	RBI	BB	SO	LOB
Roger Metzger, S OBP: 0.500, SLG: 1.000 (1, 6)	0-0 1-3 ①		0-0 3B ③		4-0 BB ②			0-3 K ②		3	0	1	0	1	1	0
Cesar Cedeno, R OBP: 0.500, SLG: 0.500 (1, 8)	0-0 1B ③		0-0 F9 ③		0-0 G6-4-3 ②			0-0 1B ③		4	0	2	0	0	0	4
Jimmy Wynn, R (1, 9)	0-3 K ②			0-3 K ①				0-0 F7 ③		4	0	0	0	0	3	2
Lee May, R OBP: 0.500, SLG: 0.500 (1, 3)	0-0 1B ③			0-0 5-3 ②				0-0 F8 ②		4	0	2	0	0	0	0
Bob Watson, R (1, 7)		0-0 5-3 ①		4-0 BB ③				0-0 F8 ③		3	0	0	0	1	0	1
Doug Rader, R OBP: 0.250, SLG: 0.500 (1, 5)		0-0 3-1 ②		0-0 4-3 ③				0-0 F8 ①		4	0	1	0	0	0	1
Tommy Helms, R OBP: 0.250, SLG: 0.250 (1, 4)		0-0 5-3 ③			0-0 1B ①			0-0 6-3 ②		4	0	1	0	0	0	1
Johnny Edwards, L OBP: 0.333, SLG: 0.333 George Culver, R (8, 1)			0-0 F6 ①		0-0 BB ③			0-0 L9 ③		3	0	1	0	0	0	0
Don Wilson, R Wade Blasingame, L Bob Stinson, S (8, 1) (8, 2)			0-3 K ②		0-3 K ①			0-3 K ①		0	0	0	0	0	0	0
										1	0	0	0	0	1	0

BOTTOM

San Francisco Giants @ Houston Astros  
Astrodome, Houston, TX  
Sat Apr 15 1972, 7:05 PM EST  
Att. 23,021 - Unknown

livebaseballscorecards.com

AB	32
R	0
H	8
RBI	0
BB	2
SO	7
LOB	11



Inning Stats		R: 0	H: 2	R: 0	H: 0	R: 0	H: 1	R: 0	H: 2	R: 0	H: 0	R: 0	H: 0	R: 0	H: 1	R: 0	H: 2	
PITCHER		IP	WLS	BF	H	R	ER	SO	BB	IBB	HBP	BLK	WP	HR	S	P	ERA	WHIP
Juan Marichal, R ERA:	(1, 1)	8.0	W	30	6	0	0	7	2	0	0	0	0	0	42	50	0.00	1.000
Jerry Johnson, R ERA:	(9, 1)	1.0	S	4	2	0	0	0	0	0	0	0	1	0	4	4	0.00	2.000

WP: 1	PA: 34
PB: 0	
SB: 1	
CS: 0	

TOP

San Francisco Giants @ Houston Astros  
Astrodome, Houston, TX

Sun Apr 16 1972, 7:05 PM EST  
Att: 10,778 - Unknown

AB	40
R	10
H	11
RBI	9
BB	2
SO	8
LOB	15



AB R H RBI BB SO LOB

4	1	0	0	1	0	2
0	0	0	0	0	0	0
5	0	1	1	0	0	0
5	0	0	0	0	3	1
5	1	1	0	0	2	2
3	4	3	0	1	0	0
5	3	4	6	0	0	1
5	1	1	1	0	0	3
4	0	0	0	0	1	4
3	0	1	1	0	1	2
1	0	0	0	0	1	0

Batter	1	2	3	4	5	6	7	8	9
Willie Mays, R (1, 8) OBP: 0.222, SLG: 0.125 Jimmy Rosario, S (8, 8)	0-0 5-3	0-0 FC6-4		4-0 2B WP BB		0-0 F3		0-0 F9	
Tito Fuentes, S (1, 4) OBP: 0.333, SLG: 0.778	0-0 5-3		0-0 F7	0-0 WP 2B		0-0 F7		0-0 F8	
Ken Henderson, S (1, 7) OBP: 0.222, SLG: 0.222	0-0 2-3		0-0 6-3	0-3 K		0-3 K		0-3 K	
Willie McCovey, L (1, 3) OBP: 0.222, SLG: 0.667		0-0 F7	0-0 F2	0-3 K		0-0 HR 2B		0-3 K	
Bobby Bonds, R (1, 9) OBP: 0.556, SLG: 0.714		0-0 1B 2B		0-0 3B 2B	0-0 2B 1B	1-0 HR HBP		4-0 S BB	
Dave Kingman, R (1, 5) OBP: 0.444, SLG: 1.111		0-0 FC5-4 1B		0-0 1B 3B	0-0 F9 2B	0-0 1-H HR		0-0 F8	
Fran Healy, R (1, 2) OBP: 0.222, SLG: 0.125		0-0 E1 FC5-4 1B		0-0 6-3 2B 1B	0-0 F9	0-0 F8		0-0 L9	
Chris Speier, R (1, 6)		0-0 FC5-4 1B		0-0 6-3 1-2	0-3 K	0-0 6-3			
Sam McDowell, L (1, 1) OBP: 0.333, SLG: 0.333 Don McMahon, R (6, 1)		0-0 FC6-4 1B		0-3 K	0-0 6-3	0-3 K			

Inning Stats	R: 0	H: 0	E: 0	K: 0	S: 3	P: 3	R: 2	H: 3	E: 1	K: 0	S: 7	P: 7	R: 0	H: 0	E: 0	K: 0	S: 3	P: 3	R: 4	H: 4	E: 0	K: 3	S: 14	P: 18	R: 1	H: 2	E: 0	K: 1	S: 7	P: 7	R: 0	H: 0	E: 0	K: 1	S: 5	P: 5	R: 3	H: 2	E: 0	K: 1	S: 7	P: 8	R: 0	H: 0	E: 0	K: 1	S: 5	P: 5	R: 0	H: 0	E: 0	K: 1	S: 5	P: 9	R: 0	H: 0	E: 0	K: 1	S: 5	P: 9	1B: 4	SF: 0	2B: 5	SAC: 0	3B: 1	DP: 0	HR: 1	HBP: 1	WP: 1	PA: 43
--------------	------	------	------	------	------	------	------	------	------	------	------	------	------	------	------	------	------	------	------	------	------	------	-------	-------	------	------	------	------	------	------	------	------	------	------	------	------	------	------	------	------	------	------	------	------	------	------	------	------	------	------	------	------	------	------	------	------	------	------	------	------	-------	-------	-------	--------	-------	-------	-------	--------	-------	--------

PITCHER	IP	WLS	BF	H	R	ER	SO	BB	IBB	HBP	BLK	WP	HR	S	P	ERA	WHIP
Dave Roberts, L (1, 1) ERA: 12.27	3.2	L	20	7	6	5	1	1	0	0	0	0	0	21	25	12.27	2.182
Jim Ray, R (4, 1) ERA: 6.75	1.1		7	2	1	1	3	0	0	0	0	1	0	13	13	6.75	1.500
Tom Griffin, R (6, 1) ERA:	1.0		3	0	0	0	1	0	0	0	0	0	0	5	5	0.00	0.000
Wade Blasingame, L (7, 1) ERA: 8.1	3.0		13	2	3	3	3	1	0	1	0	0	1	17	22	9.00	1.000

Batter	1	2	3	4	5	6	7	8	9	AB	R	H	RBI	BB	SO	LOB	BOTTOM								
Roger Metzger, S (1, 6) OBP: 0.333, SLG: 0.429	4-0 1B HR BB BB	0-0 L9			0-0 1-3		0-0 6-3		0-0 4-3	4	1	0	0	1	0	2									
Cesar Cedeno, R (1, 8) OBP: 0.375, SLG: 0.375	0-0 1-3 HR 1B		0-0 F6		0-0 F2		0-0 4-3			4	1	1	0	0	0	0									
Jimmy Wynn, R (1, 9) OBP: 0.375, SLG: 0.375	0-0 F8		0-0 F4		0-0 F7		0-0 F6			4	0	0	0	0	0	2									
Lee May, R (1, 3) OBP: 0.375, SLG: 0.375	0-3 K		0-3 K		0-0 WP HR 1B		0-0 F5			4	1	1	0	0	2	2									
Bob Watson, R (1, 7) OBP: 0.500, SLG: 0.857	0-0 1-H HR 3-H			0-0 FC6-4 1B		0-0 WP HR 1B		0-0 6-3		4	2	3	3	0	0	0									
Doug Rader, R (1, 5) OBP: 0.125, SLG: 0.250	0-0 F7		0-0 F6		0-3 K		0-3 K			4	0	0	0	0	2	3									
Tommy Helms, R (1, 4) OBP: 0.375, SLG: 0.714		H 1-0 SH1 HBP		0-0 FC6-4 FC5-4 1-2f		0-0 2-H 3-H HR		0-0 1-3		3	1	1	3	0	0	1									
Jack Hiatt, R (1, 2) Wade Blasingame, L (7, 1) Norm Miller, L (9, PH)		0-0 K		0-0 FC5-4 1-2f		4-0 BB		1-0 HBP		2	0	0	0	1	1	2									
Dave Roberts, L (1, 1) Jim Ray, R (4, 1) Jimmy Stewart, S (5, PH) Tom Griffin, R (6, 1) Bob Stinson, S (6, PH) (7, 2)		0-0 SH1				0-0 F8		0-0 F6		0	0	0	0	0	0	0									
Inning Stats	R: 3 E: 0 K: 1 S: 7	H: 2 LOB: 0 BB: 1 P: 11	R: 0 E: 0 K: 1 S: 5	H: 0 LOB: 1 BB: 0 P: 6	R: 0 E: 0 K: 1 S: 5	H: 0 LOB: 0 BB: 0 P: 5	R: 0 E: 0 K: 0 S: 4	H: 1 LOB: 1 BB: 0 P: 4	R: 0 E: 0 K: 0 S: 3	H: 0 LOB: 0 BB: 0 P: 3	R: 3 E: 0 K: 1 S: 8	H: 3 LOB: 1 BB: 1 P: 12	R: 0 E: 0 K: 0 S: 3	H: 0 LOB: 0 BB: 0 P: 3	R: 0 E: 0 K: 1 S: 5	H: 0 LOB: 0 BB: 0 P: 5	R: 0 E: 0 K: 0 S: 3	H: 0 LOB: 1 BB: 0 P: 4	1B: 4 2B: 0 3B: 0 HR: 2	SF: 0 SAC: 1 DP: 0 HBP: 2	WP: 1 PB: 0 SB: 0 CS: 0	PA: 37 ERA WHIP			
PITCHER Sam McDowell, L (1, 1) ERA: 9.53 Don McMahon, R (6, 1) ERA:	IP 5.2 3.1	WLS W S	BF 26 11	H 6 0	R 6 0	ER 6 0	SO 4 1	BB 2 0	IBB 0 0	HBP 1 1	BLK 0 0	WP 1 0	HR 2 0	S 31 12	P 40 13	ERA 9.53 0.00	WHIP 1.412 0.000								
																WP: 1 PA: 37									

San Francisco Giants @ Houston Astros  
Astrodome, Houston, TX  
Sun Apr 16 1972, 7:05 PM EST  
Att. 10,778 - Unknown



Batter	1	2	3	4	5	6	7	8	9	AB R H RBI BB SO LOB	TOP									
Willie Mays, R (1, 8) OBP: 0.154, SLG: 0.083	0-0 6-3			0-0 4-3	0-0 5-3		0-3 K			4 0 0 0 0 1 3	<b>San Francisco Giants @ Houston Astros</b> Astrodome, Houston, TX Mon Apr 17 1972, 7:05 PM EST Att. 10,638 - Unknown									
Tito Fuentes, S (1, 4) OBP: 0.308, SLG: 0.615	0-0 F9			0-0 F8		0-0 1B FC3-2-5 1B		0-0 6-3		4 0 1 0 0 0 0										
Ken Henderson, S (1, 7) OBP: 0.154, SLG: 0.154	0-0 F8			0-3 K		0-0 F3		0-0 F6		4 0 0 0 0 1 1										
Willie McCovey, L (1, 3) OBP: 0.385, SLG: 0.667		0-0 5-3			4-0 1B BB	0-0 1B FC3-2-5		0-0 1B FC4-6		3 0 2 0 1 0 0										
Bobby Bonds, R (1, 9) OBP: 0.385, SLG: 0.455		0-0 F8			0-0 F9	0-0 FC3-2-5		0-0 FC4-6		4 0 0 0 0 0 4										
Dave Kingman, R (1, 5) OBP: 0.385, SLG: 0.846		0-0 F8			0-0 1B 1-3 1B	0-0 F3			0-0 L5	4 1 1 0 0 0 2										
Fran Healy, R (1, 2) OBP: 0.308, SLG: 0.182			0-0 4-3		4-0 1B BB		0-0 1B		0-0 6-3	3 1 1 0 1 0 0										
Chris Speier, R (1, 6) OBP: 0.167, SLG: 0.091			0-0 2-3		0-0 1B 1-2 2-3 1B		0-0 F8		0-3 K	4 0 1 0 0 1 1										
John Cumberland, R (1, 1) OBP: 0.500, SLG: 0.500 Steve Stone, R (6, 1) Jim Howarth, L (7, PH) Ron Bryant, S (7, 1) Jim Barr, R (8, 1) John Morris, R (8, 1)			0-0 6-3		0-0 1B 1-2 2-H 3-H 1B		0-3 K			2 0 1 2 0 0 0 0 0 0 0 0 0 0 1 0 0 0 0 1 1 0										
<b>Inning Stats</b>	R: 0 E: 0 K: 0 S: 3	H: 0 LOB: 0 BB: 0 P: 3	R: 0 E: 0 K: 0 S: 3	H: 0 LOB: 0 BB: 0 P: 3	R: 0 E: 0 K: 1 S: 5	H: 0 LOB: 0 BB: 0 P: 5	R: 2 E: 0 K: 0 S: 5	H: 3 LOB: 2 BB: 2 P: 13	R: 0 E: 0 K: 0 S: 5	H: 2 LOB: 2 BB: 0 P: 5	R: 0 E: 0 K: 2 S: 8	H: 1 LOB: 1 BB: 0 P: 8	R: 0 E: 0 K: 0 S: 4	H: 1 LOB: 1 BB: 0 P: 4	R: 0 E: 0 K: 1 S: 5	H: 0 LOB: 0 BB: 0 P: 5	1B: 7 2B: 0 3B: 0 HR: 0	SF: 0 SAC: 0 DP: 0 HBP: 0	WP: 0 PB: 0 SB: 0 CS: 0	PA: 35
<b>PITCHER</b>	IP WLS BF H R ER SO BB IBB HBP BLK WP HR S P ERA WHIP																			
Larry Dierker, R (1, 1) ERA: 2.57	7.0 W 28 6 2 2 3 2 0 0 0 0 0 0 32 40 2.57 1.143																			
Jim Ray, R (8, 1) ERA: 2.7	2.0 S 7 1 0 0 1 0 0 0 0 0 0 0 9 9 0.00 0.500																			

livebaseballscorecards.com

<b>AB</b>	33
<b>R</b>	2
<b>H</b>	7
<b>RBI</b>	2
<b>BB</b>	2
<b>SO</b>	4
<b>LOB</b>	12



Batter	1	2	3	4	5	6	7	8	9	AB	R	H	RBI	BB	SO	LOB
--------	---	---	---	---	---	---	---	---	---	----	---	---	-----	----	----	-----

<b>Roger Metzger, S</b> <small>OBP: 0.308, SLG: 0.300</small> (1, 6)	0-0 <b>5-3</b> 		0-0 <b>F7</b> 			4-0 <b>1B</b> <b>4-3</b> <b>1B</b> <b>BB</b> 	0-0 <b>F8</b> 			3	1	0	0	1	0	0
<b>Cesar Cedeno, R</b> <small>OBP: 0.250, SLG: 0.250</small> (1, 8)	0-0 <b>F7</b> 			0-0 <b>4-3</b> 		0-0 <b>4-3</b> <b>1-2</b> 		0-0 <b>5-3</b> 		4	0	0	0	0	0	1
<b>Jimmy Wynn, R</b> <small>OBP: 0.333, SLG: 0.273</small> (1, 9)	0-0 <b>1B</b>			0-0 <b>CS</b> <b>BLK</b> <b>1B</b> 		0-0 <b>1B</b> <b>1B</b> 		4-0 <b>WP</b> <b>1B</b> <b>BB</b> 		3	2	3	0	1	0	0
<b>Lee May, R</b> <small>OBP: 0.417, SLG: 0.417</small> (1, 3)	0-0 <b>F7</b> 			0-0 <b>F7</b> <b>1-2</b> 		0-0 <b>1B</b> <b>1-2</b> <b>1B</b> 		0-0 <b>PB</b> <b>3B</b> <b>1B</b> <b>1-H</b> 		4	1	2	2	0	0	2
<b>Bob Watson, R</b> <small>OBP: 0.583, SLG: 0.800</small> (1, 7)		0-0 <b>5-3</b> 		0-0 <b>CS</b> <b>2-3</b> 	0-0 <b>HR</b> <b>1B</b> 	0-0 <b>FC6-4</b> <b>1B</b> <b>1-3</b> <b>2-H</b> 		4-0 <b>3B</b> <b>BB</b> <b>1-2</b> 		3	2	2	1	1	0	0
<b>Doug Rader, R</b> <small>OBP: 0.250, SLG: 0.750</small> (1, 5)		0-0 <b>5-3</b> 			0-0 <b>HR</b> <b>1-H</b> 	0-0 <b>F4</b> 		0-0 <b>3B</b> <b>1-H</b> <b>2-H</b> 		4	1	2	4	0	0	2
<b>Tommy Helms, R</b> <small>OBP: 0.250, SLG: 0.455</small> (1, 4)		0-0 <b>6-3</b> 			0-0 <b>F9</b> 	0-0 <b>FC6-4</b> <b>1-2f</b> 		0-0 <b>6-3</b> 		4	0	0	0	0	0	3
<b>Johnny Edwards, L</b> <small>OBP: 0.143, SLG: 0.143</small> (1, 2)			0-0 <b>6-3</b> 			0-0 <b>F8</b> 		0-3 <b>K</b> 	0-3 <b>K2-3</b> 	4	0	0	0	0	2	1
<b>Larry Dierker, R</b> (1, 1) <b>Jimmy Stewart, S</b> (7, PH) <b>Jim Ray, R</b> (8, 1)			0-0 <b>6-3</b> 		0-0 <b>4-3</b> 		0-3 <b>K</b> 			2	0	0	0	0	0	0
										1	0	0	0	0	1	0
										0	0	0	0	0	0	0

Inning Stats	R: 0	H: 1	E: 0	LOB: 1	K: 0	BB: 0	S: 4	P: 4	R: 0	H: 0	E: 0	LOB: 0	K: 0	BB: 0	S: 3	P: 3	R: 0	H: 0	E: 0	LOB: 0	K: 0	BB: 0	S: 3	P: 3	R: 0	H: 1	E: 0	LOB: 0	K: 0	BB: 0	S: 3	P: 3	R: 2	H: 2	E: 0	LOB: 0	K: 0	BB: 0	S: 5	P: 5	R: 2	H: 3	E: 0	LOB: 2	K: 0	BB: 1	S: 6	P: 10	R: 0	H: 0	E: 0	LOB: 0	K: 2	BB: 0	S: 7	P: 7	R: 3	H: 2	E: 0	LOB: 1	K: 1	BB: 2	S: 7	P: 15
--------------	------	------	------	--------	------	-------	------	------	------	------	------	--------	------	-------	------	------	------	------	------	--------	------	-------	------	------	------	------	------	--------	------	-------	------	------	------	------	------	--------	------	-------	------	------	------	------	------	--------	------	-------	------	-------	------	------	------	--------	------	-------	------	------	------	------	------	--------	------	-------	------	-------

PITCHER	IP	WLS	BF	H	R	ER	SO	BB	IBB	HBP	BLK	WP	HR	S	P	ERA	WHIP
<b>John Cumberland, L</b> <small>ERA: 6.75</small>	(1, 1)	5.1	L	22	6	4	4	0	0	0	0	0	1	21	25	6.75	1.312
<b>Steve Stone, R</b> <small>ERA:</small>	(6, 1)	0.2		3	1	0	0	0	0	0	0	0	0	3	3	0.00	1.500
<b>Ron Bryant, L</b> <small>ERA: 20.25</small>	(7, 1)	1.1		7	1	3	2	2	0	0	0	1	0	9	17	20.25	2.250
<b>Jim Barr, R</b> <small>ERA:</small>	(8, 1)	0.1		2	1	0	0	0	0	0	0	0	0	2	2	0.00	3.000
<b>John Morris, L</b> <small>ERA:</small>	(8, 1)	0.1		1	0	0	0	1	0	0	0	0	0	3	3	0.00	0.000

**BOTTOM**

**San Francisco Giants @ Houston Astros**  
 Astrodome, Houston, TX  
 Mon Apr 17 1972, 7:05 PM EST  
 Att. 10,638 - Unknown

AB	32
R	7
H	9
RBI	7
BB	3
SO	3
LOB	9



1B: 7	SF: 0	WP: 1	PA: 36
2B: 0	SAC: 0	PB: 1	
3B: 1	DP: 0	SB: 0	
HR: 1	HBP: 0	CS: 1	

Batter	1	2	3	4	5	6	7	8	9	AB R H RBI BB SO LOB	TOP		
Willie Mays, R (1, 8) OBP: 0.278, SLG: 0.071	0-3 K		4-0 BB		4-0 S BB	0-3 K			4-0 L9 1B BB	2 0 0 0 3 2 2			
Tito Fuentes, S (1, 4) OBP: 0.278, SLG: 0.500	0-0 1-3		0-0 4-3		0-3 K		0-0 4-3		0-0 1-2 1B	5 0 1 0 0 1 3			
Ken Henderson, S (1, 7) OBP: 0.167, SLG: 0.118	0-3 K			0-3 K		0-0 F9		4-0 1B BB	0-0 L9 2-3	4 0 0 0 1 2 2			
Willie McCovey, L (1, 3) Jim Howarth, L (1, 3) OBP: 0.385, SLG: 0.667 OBP: 0.571, SLG: 0.250		0-0 3-1		4-0 HR BB		4-0 1B HR BB		0-0 G6-4-3 1B	0-3 K	0 0 0 0 0 0 0 3 2 1 0 2 1 2			
Bobby Bonds, R (1, 9) OBP: 0.389, SLG: 0.625		0-0 F8		0-0 HR		0-0 HR 1B		0-0 G6-4-3	0-0 5-3	5 2 2 2 0 0 4			
Dave Kingman, R (1, 5) OBP: 0.294, SLG: 0.647		0-0 5-3		0-0 6-3		0-3 K		0-3 K		4 0 0 0 0 2 2			
Fran Healy, R (1, 2) OBP: 0.412, SLG: 0.462			4-0 BLK BB		0-3 K2-3		0-0 HR		4-0 BB	2 1 1 3 2 1 0			
Chris Speier, R (1, 6) OBP: 0.188, SLG: 0.071			0-0 F9		0-3 K		4-0 WP 1B BB		0-0 F9	3 0 0 0 1 1 2			
Don Carrithers, R (1, 1) Jerry Johnson, R (8, 1) OBP: 0.250, SLG: 0.250			0-0 1-3		0-3 K		0-0 1B		0-0 L4	4 0 1 0 0 1 2 0 0 0 0 0 0 0			
<b>Inning Stats</b>	R: 0 E: 0 K: 2 S: 7 H: 0 LOB: 0 BB: 0 P: 7	R: 0 E: 0 K: 0 S: 3 H: 0 LOB: 0 BB: 0 P: 3	R: 0 E: 0 K: 0 S: 3 H: 0 LOB: 2 BB: 2 P: 11	R: 2 E: 0 K: 2 S: 8 H: 1 LOB: 0 BB: 1 P: 12	R: 0 E: 0 K: 3 S: 9 H: 0 LOB: 1 BB: 1 P: 13	R: 3 E: 0 K: 2 S: 10 H: 3 LOB: 2 BB: 2 P: 18	R: 0 E: 0 K: 0 S: 3 H: 1 LOB: 1 BB: 1 P: 7	R: 0 E: 0 K: 1 S: 5 H: 0 LOB: 1 BB: 1 P: 9	R: 0 E: 0 K: 1 S: 6 H: 1 LOB: 2 BB: 1 P: 10	1B: 4 2B: 0 3B: 0 HR: 2 SF: 0 SAC: 0 DP: 1 HBP: 0	WP: 1 PB: 0 SB: 1 CS: 0 PA: 41		
<b>PITCHER</b>	IP WLS BF H R ER SO BB IBB HBP BLK WP HR S P ERA WHIP											<b>PITCHER</b>	IP WLS BF H R ER SO BB IBB HBP BLK WP HR S P ERA WHIP
Tom Phoebus, R (1, 1) ERA: 7.94	5.2 L 26 3 5 5 8 6 0 0 0 0 2 36 60 7.94 1.588												
Mike Corkins, R (6, 1) ERA:	1.1 6 2 0 0 1 1 0 0 0 1 0 7 11 0.00 2.250												
Mark Schaeffer, L (8, 1) ERA:	2.0 9 1 0 0 2 2 0 0 0 0 0 0 11 19 0.00 1.500												

San Francisco Giants @ San Diego Padres  
San Diego Stadium, San Diego, CA  
Tue Apr 18 1972, 9:05 PM EST  
Att. 3,786 - Unknown

AB	32
R	5
H	6
RBI	5
BB	9
SO	11
LOB	19





Batter	1	2	3	4	5	6	7	8	9	AB	R	H	RBI	BB	SO	LOB
Enzo Hernandez, R OBP: 0.250, SLG: 0.273 (1, 6)	4-0 1B S FC6-4 BB		0-0 4-3			0-0 1-3		0-0 4-3	0-0 F4	4	1	0	0	1	0	2
Derrel Thomas, S OBP: 0.545, SLG: 0.444 (1, 4)	0-0 FC6-4 1-3 1B		0-0 3-1			4-0 4-3 BB		1-0 1B HBP		2	0	1	0	1	0	0
Johnny Jeter, R OBP: 0.600, SLG: 0.600 Jerry Morales, R OBP: 0.273, SLG: 0.273 (1, 8) (1, PR) (2, 8)	0-0 FC6-4 1-2f 3-H		0-3 K			0-0 4-3 1-2		0-0 1-2 1B		1	0	0	1	0	0	1
Nate Colbert, R OBP: 0.250, SLG: 0.357 (1, 3)	0-3 K 1-2			0-0 F8		0-0 6-3		0-3 K		4	0	0	0	0	2	4
Leron Lee, L OBP: 0.167, SLG: 0.167 (1, 7)	0-3 K			0-0 F8			0-0 F6	0-0 F8		4	0	0	0	0	1	4
Larry Stahl, L OBP: 0.182, SLG: 0.100 (1, 9)		0-0 F7		0-0 F3			0-0 E1 FC6-4		4-0 1B BB	3	0	0	0	1	0	0
Bob Barton, R OBP: 0.182, SLG: 0.182 (1, 2)		0-3 K			0-0 5-3		0-0 FC6-4 1B 1-2f		0-0 L6	4	0	0	0	0	1	2
Dave Campbell, R OBP: 0.300, SLG: 0.222 (1, 5)		4-0 BB			0-0 5-3		0-0 1-3 1B		0-0 F3	3	0	1	0	1	0	1
Tom Phoebus, R Mike Corkins, R Ollie Brown, R Mark Schaeffer, L Cito Gaston, R (1, 1) (6, 1) (7, PH) (8, 1) (9, PH)		0-0 1-3			0-3 K		0-0 6-3		0-0 1B	2	0	0	0	0	1	1

Inning Stats	R: 1	H: 1	E: 0	K: 2	S: 8	LOB: 2	BB: 1	P: 12	R: 0	H: 0	E: 0	K: 1	S: 5	LOB: 1	BB: 1	P: 9	R: 0	H: 0	E: 0	K: 1	S: 5	LOB: 0	BB: 0	P: 5	R: 0	H: 0	E: 0	K: 1	S: 5	LOB: 0	BB: 0	P: 5	R: 0	H: 0	E: 1	K: 0	S: 5	LOB: 1	BB: 1	P: 7	R: 0	H: 1	E: 0	K: 1	S: 6	LOB: 2	BB: 0	P: 7	R: 0	H: 1	E: 0	K: 0	S: 4	LOB: 2	BB: 1	P: 8	1B: 4	2B: 0	3B: 0	HR: 0	SF: 0	SAC: 0	DP: 0	HBP: 1	WP: 0	PB: 0	SB: 2	CS: 0	PA: 37
--------------	------	------	------	------	------	--------	-------	-------	------	------	------	------	------	--------	-------	------	------	------	------	------	------	--------	-------	------	------	------	------	------	------	--------	-------	------	------	------	------	------	------	--------	-------	------	------	------	------	------	------	--------	-------	------	------	------	------	------	------	--------	-------	------	-------	-------	-------	-------	-------	--------	-------	--------	-------	-------	-------	-------	--------


PITCHER	IP	WLS	BF	H	R	ER	SO	BB	IBB	HBP	BLK	WP	HR	S	P	ERA	WHIP
Don Carrithers, R ERA: 1.23 (1, 1)	7.1	W	30	3	1	1	5	3	0	1	0	0	0	36	49	1.23	0.818
Jerry Johnson, R ERA: (8, 1)	1.2	S	7	1	0	0	1	1	0	0	0	0	0	8	12	0.00	1.200

**BOTTOM**

**San Francisco Giants @ San Diego Padres**  
San Diego Stadium, San Diego, CA

Tue Apr 18 1972, 9:05 PM EST  
Att. 3,786 - Unknown

AB	32
R	1
H	4
RBI	1
BB	4
SO	6
LOB	18



PITCHER	IP	WLS	BF	H	R	ER	SO	BB	IBB	HBP	BLK	WP	HR	S	P	ERA	WHIP
---------	----	-----	----	---	---	----	----	----	-----	-----	-----	----	----	---	---	-----	------

Batter	1	2	3	4	5	6	7	8	9	AB R H RBI BB SO LOB	TOP		
Willie Mays, R OBP: 0.318, SLG: 0.176 (1, 8) X	0-0 SH5-3 1B 2B		4-0 FC3-8 BB		0-0 6-3		0-0 5-3			3 1 1 0 1 0 1			
Tito Fuentes, S OBP: 0.286, SLG: 0.476 (1, 4) X	0-0 SH5-3 2-3		0-0 F6		0-0 4-3			0-0 WP 1B 1B		3 1 1 0 0 0 1			
Ken Henderson, S OBP: 0.227, SLG: 0.150 Jim Howarth, L OBP: 0.571, SLG: 0.250 (1, 7) H (8, 7)	1-0 1B HBP		0-0 FC3-6 CS 1-2f			0-0 L9		0-0 1B 1B		3 0 1 1 0 0 1 0 0 0 0 0 0 0			
Bobby Bonds, R OBP: 0.455, SLG: 0.632 (1, 9) X	0-0 1-2 3-H 1B		0-0 CS 1-2	0-0 FC6 1B 1B		4-0 FC5-4 BB		0-0 5-3		3 1 2 1 1 0 1			
Dave Kingman, R OBP: 0.286, SLG: 0.571 (1, 3) S S S	0-3 K			0-0 FC6 1-2 1B		0-0 FC5-4 S 1-2f		0-3 K		4 0 1 0 0 2 4			
Al Gallagher, R (1, 5) X	0-0 4-3			0-0 FC6 1B 1-2f 2-3		0-3 K 1-2		0-0 4-3		4 0 0 0 0 1 6			
Fran Healy, R OBP: 0.381, SLG: 0.412 (1, 2) X		0-0 F9		0-0 CS 1-3 3-H 1B		0-0 6-3		0-3 K		4 0 1 1 0 1 0			
Chris Speier, R OBP: 0.250, SLG: 0.063 (1, 6) S S S		0-3 K		0-0 4-3 1-2		4-0 FC6 BB		4-0 B1-4 BB		2 0 0 0 2 1 2			
Juan Marichal, R OBP: 0.286, SLG: 0.429 (1, 1) X		0-0 6-3			0-0 6-3		0-0 FC6 1-2f		0-0 B1-4		4 0 0 0 0 0 2		
<b>Inning Stats</b>	R: 1 E: 0 K: 1 S: 7 H: 2 LOB: 2 BB: 0 P: 8	R: 0 E: 0 K: 1 S: 5 H: 0 LOB: 0 BB: 0 P: 5	R: 0 E: 0 K: 0 S: 2 H: 0 LOB: 0 BB: 1 P: 6	R: 1 E: 0 K: 0 S: 5 H: 3 LOB: 1 BB: 0 P: 5	R: 0 E: 0 K: 0 S: 3 H: 0 LOB: 0 BB: 0 P: 3	R: 0 E: 0 K: 1 S: 5 H: 0 LOB: 1 BB: 1 P: 9	R: 0 E: 0 K: 0 S: 3 H: 0 LOB: 1 BB: 1 P: 7	R: 1 E: 0 K: 1 S: 7 H: 2 LOB: 1 BB: 0 P: 7	R: 0 E: 0 K: 1 S: 4 H: 0 LOB: 0 BB: 1 P: 8	1B: 6 2B: 2 3B: 0 HR: 0 SF: 0 SAC: 1 DP: 1 HBP: 1	WP: 1 PB: 0 SB: 1 CS: 2 PA: 37		
<b>PITCHER</b>	IP WLS BF H R ER SO BB IBB HBP BLK WP HR S P ERA WHIP											<b>PITCHER</b>	IP WLS BF H R ER SO BB IBB HBP BLK WP HR S P ERA WHIP
Clay Kirby, R ERA: 3.21 (1, 1)	8.0 0 33 7 3 3 4 3 0 1 0 1 0 37 50 3.38 1.250												
Mike Caldwell, L ERA: 3.0 (9, 1)	1.0 W 3 0 0 0 1 1 0 0 0 0 0 0 4 8 0.00 1.000												

San Francisco Giants @ San Diego Padres  
San Diego Stadium, San Diego, CA  
Wed Apr 19 1972, 9:05 PM EST  
Att. 7,705 - Unknown

AB	30
R	3
H	7
RBI	3
BB	4
SO	5
LOB	18



Batter	1	2	3	4	5	6	7	8	9	AB R H RBI BB SO LOB
Enzo Hernandez, R (1, 6) OBP: 0.200, SLG: 0.214 Ollie Brown, R (9, PH) OBP: 0.143, SLG: 0.143	0-0 1-3 ①			0-0 5-3 ①		0-0 2-3 ②		0-0 1-3 ①	3 0 0 0 0 0 0 1 0 0 0 0 0 0	
Derrel Thomas, S (1, 4) OBP: 0.533, SLG: 0.417	0-0 F4 ②			0-0 F9 ②		4-0 FC6-4 BB ③		0-0 HR 1B	3 1 1 0 1 0 0	
Johnny Jeter, R (1, 8) OBP: 0.556, SLG: 0.889	0-0 5-3 ③			0-0 HR 1B		0-0 FC6-4 1-2f ③		0-0 HR 1-H	4 2 2 2 0 0 1	
Nate Colbert, R (1, 3) OBP: 0.263, SLG: 0.529		0-0 4-3 ①		0-0 HR 1-H ③		0-0 5-3 ①			3 1 1 2 0 0 0	
Leron Lee, L (1, 7) OBP: 0.200, SLG: 0.200		0-0 4-3 ②		0-0 4-3 ③		0-0 CS 1B			3 0 1 0 0 0 0	
Larry Stahl, L (1, 9) OBP: 0.143, SLG: 0.077		0-0 4-3 ③			0-0 4-3 ①	0-3 K ② ③			3 0 0 0 0 1 1	
Dave Campbell, R (1, 5) OBP: 0.231, SLG: 0.167			0-0 6-3 ①		0-0 F8 ②			0-0 L9 ①	3 0 0 0 0 0 0	
Bob Barton, R (1, 2) OBP: 0.143, SLG: 0.143			0-0 4-3 ②		0-0 4-3 ③			0-0 6-3 ②	3 0 0 0 0 0 0	
Clay Kirby, R (1, 1) OBP: 0.250, SLG: 0.250 Cito Gaston, R (8, PH) OBP: 0.429, SLG: 0.571 Mike Caldwell, R (9, 1)			0-3 K ③			0-0 G2 ①		0-0 F8 ③	2 0 0 0 0 1 0 1 0 0 0 0 0 0 0 0 0 0 0 0 0	

Inning Stats	R: 0	H: 0	E: 0	LOB: 0	K: 0	BB: 0	S: 3	P: 3	R: 0	H: 0	E: 0	LOB: 0	K: 1	BB: 0	S: 5	P: 5	R: 2	H: 2	E: 0	LOB: 0	K: 0	BB: 0	S: 5	P: 5	R: 0	H: 0	E: 0	LOB: 0	K: 0	BB: 0	S: 3	P: 3	R: 0	H: 1	E: 0	LOB: 0	K: 1	BB: 0	S: 5	P: 5	R: 0	H: 0	E: 0	LOB: 0	K: 0	BB: 0	S: 3	P: 3	R: 2	H: 2	E: 0	LOB: 0	K: 0	BB: 0	S: 3	P: 3	1B: 3	SF: 0	2B: 0	SAC: 0	3B: 0	DP: 0	HR: 2	HBP: 0	WP: 0	PA: 30
--------------	------	------	------	--------	------	-------	------	------	------	------	------	--------	------	-------	------	------	------	------	------	--------	------	-------	------	------	------	------	------	--------	------	-------	------	------	------	------	------	--------	------	-------	------	------	------	------	------	--------	------	-------	------	------	------	------	------	--------	------	-------	------	------	-------	-------	-------	--------	-------	-------	-------	--------	-------	--------

PITCHER	IP	WLS	BF	H	R	ER	SO	BB	IBB	HBP	BLK	WP	HR	S	P	ERA	WHIP	PITCHER	IP	WLS	BF	H	R	ER	SO	BB	IBB	HBP	BLK	WP	HR	S	P	ERA	WHIP																				
Juan Marichal, R (1, 1) ERA: 2.2	8.1	L	30	5	4	4	2	1	0	0	0	0	2	33	37	4.32	0.720																																						

**BOTTOM**

**San Francisco Giants @ San Diego Padres**  
 San Diego Stadium, San Diego, CA  
 Wed Apr 19 1972, 9:05 PM EST  
 Att. 7,705 - Unknown

<b>AB</b>	<b>29</b>
<b>R</b>	<b>4</b>
<b>H</b>	<b>5</b>
<b>RBI</b>	<b>4</b>
<b>BB</b>	<b>1</b>
<b>SO</b>	<b>2</b>
<b>LOB</b>	<b>2</b>



<b>WP: 0</b>	<b>PA: 30</b>
<b>PB: 0</b>	
<b>SB: 0</b>	
<b>CS: 1</b>	

Batter	1	2	3	4	5	6	7	8	9	AB R H RBI BB SO LOB	TOP											
Willie Mays, R (1, 8) OBP: 0.333, SLG: 0.238	0-0 4-3		4-0 4-3 S BB		0-0 G3 2-H 1B 2B	0-0 1-3		0-0 E4 1-3		4 1 1 1 1 0 3	<b>San Francisco Giants @ San Diego Padres</b> San Diego Stadium, San Diego, CA Thu Apr 20 1972, 9:05 PM EST Att. 7,168 - Unknown <a href="http://livebaseballscorecards.com">livebaseballscorecards.com</a>											
Tito Fuentes, S (1, 4) OBP: 0.269, SLG: 0.423	0-0 L8		0-0 4-3		0-0 G3		0-0 1B S 1B	0-0 F5		5 0 1 0 0 0 4												
Ken Henderson, S (1, 7) OBP: 0.222, SLG: 0.125	0-0 F9		0-0 3-1		4-0 1B BB		0-3 K 1-2	0-3 K		4 0 0 0 1 2 2												
Bobby Bonds, R (1, 9) OBP: 0.407, SLG: 0.542		0-0 E5 BB		0-0 F4	0-0 1-2 3-H 1B		0-0 L6	0-0 F4		5 0 1 1 0 0 1												
Dave Kingman, R (1, 3) OBP: 0.269, SLG: 0.500		0-0 L7		0-0 6-3	0-0 5-3		0-0 2-3 1B	0-0 F9		5 0 1 0 0 0 3												
Fran Healy, R (1, 2) OBP: 0.360, SLG: 0.350		0-0 F4		4-0 BB		0-3 K	0-0 F7			3 0 0 0 1 1 3												
Al Gallagher, R (1, 5)		4-0 1-2 BB		0-3 K		0-0 6-3		0-0 6-3		3 0 0 0 1 1 1												
Chris Speier, R (1, 6) OBP: 0.333, SLG: 0.200		0-3 K			0-0 SH3 2B 1B	0-0 BB 1B		0-0 E 1B		4 1 3 0 0 1 2												
Sam McDowell, L (1, 1) OBP: 0.250, SLG: 0.250			0-0 1-3		0-0 SH3	4-0 BB 1B		0-3 K		1 0 0 0 0 0 0												
Jim Howarth, L (6, PH) OBP: 0.625, SLG: 0.250					1-2 BB					0 0 0 0 1 0 0												
Jim Barr, R (6, 1)										0 0 0 0 0 0 0												
Bernie Williams, R (8, PH)										1 0 0 0 0 1 1												
Jerry Johnson, R (8, 1)										0 0 0 0 0 0 0												
<b>Inning Stats</b>	R: 0 E: 0 K: 0 S: 3	H: 0 LOB: 0 BB: 0 P: 3	R: 0 E: 1 K: 1 S: 6	H: 0 LOB: 2 BB: 1 P: 10	R: 0 E: 0 K: 0 S: 3	H: 0 LOB: 1 BB: 1 P: 7	R: 0 E: 0 K: 1 S: 5	H: 0 LOB: 1 BB: 1 P: 9	R: 2 E: 0 K: 0 S: 6	H: 3 LOB: 2 BB: 1 P: 10	R: 0 E: 0 K: 1 S: 6	H: 1 LOB: 2 BB: 1 P: 10	R: 0 E: 0 K: 1 S: 7	H: 2 LOB: 2 BB: 0 P: 7	R: 0 E: 1 K: 1 S: 7	H: 1 LOB: 2 BB: 0 P: 7	R: 0 E: 0 K: 1 S: 5	H: 0 LOB: 0 BB: 0 P: 5	1B: 6 2B: 1 3B: 0 HR: 0	SF: 0 SAC: 1 DP: 0 HBP: 0	WP: 0 PB: 0 SB: 2 CS: 0	PA: 41
<b>PITCHER</b>	IP WLS BF H R ER SO BB IBB HBP BLK WP HR S P ERA WHIP																					
Steve Arlin, R (1, 1) ERA: 2.77	8.0 L 38 7 2 2 5 5 0 0 0 0 0 0 43 63 2.25 1.500																					
Mike Corkins, R (9, 1) ERA:	1.0 3 0 0 0 1 0 0 0 0 0 0 0 5 5 0.00 0.000																					



Batter	1	2	3	4	5	6	7	8	9	AB	R	H	RBI	BB	SO	LOB
Enzo Hernandez, R (1, 6) OBP: 0.167, SLG: 0.176 Larry Stahl, L (8, PH) OBP: 0.133, SLG: 0.071 Rafael Robles, R (9, 6)	0-0 F5		0-0 F9		0-0 L6			0-0 F7		3	0	0	0	0	0	1
Derrel Thomas, S (1, 4) OBP: 0.474, SLG: 0.333	4-0 1B BB		0-3 K			0-0 F7		0-0 F7		3	0	0	0	1	1	1
Johnny Jeter, R (1, 8) OBP: 0.615, SLG: 0.846	0-0 1-2 1B			0-0 CS 1B 1B		0-0 4-3			0-0 FC5-4 1B	4	0	3	0	0	0	0
Nate Colbert, R (1, 3) OBP: 0.261, SLG: 0.619	0-3 K		0-3 K		0-0 HR			0-3 K		4	1	1	1	0	3	4
Ollie Brown, R (1, 9) OBP: 0.182, SLG: 0.182	0-3 K			0-0 1-2 1B		0-0 6-3		0-0 FC5-4 1-2f		4	0	1	0	0	1	3
Cito Gaston, R (1, 7) OBP: 0.273, SLG: 0.364		0-3 K		0-3 K			0-0 6-3		0-3 K	4	0	0	0	0	3	3
Fred Kendall, R (1, 2) OBP: 0.286, SLG: 0.286		0-0 G5-4-3 1B			0-0 6-3		0-0 4-3			3	0	1	0	0	0	0
Garry Jesteadt, R (1, 5) OBP: 0.333, SLG: 0.333		0-0 G5-4-3			0-0 5-3		0-0 F9			3	0	0	0	0	0	1
Steve Arjin, R (1, 1) OBP: 0.667, SLG: 1.000 Leron Lee, L (8, PH) OBP: 0.250, SLG: 0.250 Don Mason, L (8, PR) Mike Corkins, R (9, 1)			0-3 K			0-0 2B		0-0 F7 1B		2	0	1	0	0	1	0

Inning Stats	R: 0	H: 1	E: 0	LOB: 2	K: 2	BB: 1	S: 8	P: 12	R: 0	H: 1	E: 0	LOB: 0	K: 1	BB: 0	S: 5	P: 5	R: 0	H: 0	E: 0	LOB: 0	K: 2	BB: 0	S: 7	P: 7	R: 0	H: 2	E: 0	LOB: 2	K: 2	BB: 0	S: 8	P: 8	R: 0	H: 1	E: 0	LOB: 1	K: 0	BB: 0	S: 4	P: 4	R: 1	H: 1	E: 0	LOB: 0	K: 0	BB: 0	S: 4	P: 4	R: 0	H: 0	E: 0	LOB: 0	K: 0	BB: 0	S: 3	P: 3	R: 0	H: 1	E: 0	LOB: 1	K: 0	BB: 0	S: 3	P: 3	R: 0	H: 1	E: 0	LOB: 1	K: 2	BB: 0	S: 8	P: 8	1B: 6	SF: 0	2B: 2	SAC: 0	3B: 0	DP: 2	HR: 1	HBP: 0	WP: 0	PA: 33
--------------	------	------	------	--------	------	-------	------	-------	------	------	------	--------	------	-------	------	------	------	------	------	--------	------	-------	------	------	------	------	------	--------	------	-------	------	------	------	------	------	--------	------	-------	------	------	------	------	------	--------	------	-------	------	------	------	------	------	--------	------	-------	------	------	------	------	------	--------	------	-------	------	------	------	------	------	--------	------	-------	------	------	-------	-------	-------	--------	-------	-------	-------	--------	-------	--------

PITCHER	IP	WLS	BF	H	R	ER	SO	BB	IBB	HBP	BLK	WP	HR	S	P	ERA	WHIP
Sam McDowell, L (1, 1) ERA: 5.06	5.0	W	19	5	0	0	7	1	0	0	0	0	0	32	36	0.00	1.200
Jim Barr, R (6, 1) ERA: 3.86	2.0		7	1	1	1	0	0	0	0	0	0	1	7	7	4.50	0.500
Jerry Johnson, R (8, 1) ERA:	2.0	S	7	2	0	0	2	0	0	0	0	0	0	11	11	0.00	1.000

**BOTTOM**

**San Francisco Giants @ San Diego Padres**  
**San Diego Stadium, San Diego, CA**  
 Thu Apr 20 1972, 9:05 PM EST  
 Att. 7,168 - Unknown

<b>AB</b>	<b>32</b>
<b>R</b>	<b>1</b>
<b>H</b>	<b>8</b>
<b>RBI</b>	<b>1</b>
<b>BB</b>	<b>1</b>
<b>SO</b>	<b>9</b>
<b>LOB</b>	<b>14</b>



WP	PA	ERA	WHIP
0	33		

livebaseballscores.com

Batter	1	2	3	4	5	6	7	8	9	AB R H RBI BB SO LOB	TOP	
Roger Metzger, S OBP: 0.286, SLG: 0.182 (1, 6)	0-0 F7	0-0 F9			4-0 G1-2-3 BB	0-0 F7			0-0 6-3	4 0 0 0 1 0 2		
Cesar Cedeno, R OBP: 0.481, SLG: 0.640 (1, 8)	0-0 S 1B	0-0 1B			0-0 G1-2-3 1B			0-0 6-3	0-0 6-3	5 1 3 0 0 0 0		
Jimmy Wynn, R OBP: 0.370, SLG: 0.440 (1, 9)	0-3 K	0-0 FC5			0-0 G1-2-3 1B			0-0 E5 HR	0-0 HR	5 2 2 1 0 1 4		
Lee May, R OBP: 0.333, SLG: 0.400 (1, 3)	0-0 F8		0-3 K		0-0 G1-2-3			0-0 HR	0-0 F3	5 1 1 1 0 1 4		
Bob Watson, R OBP: 0.480, SLG: 0.500 (1, 7)		0-0 E 1B	0-0 5-3		4-0 3B IBB			0-3 K		3 2 1 0 1 1 0		
Doug Rader, R OBP: 0.360, SLG: 0.783 (1, 5)		0-0 F8	0-0 F4		0-0 3B			0-3 K		4 0 1 3 0 1 1		
Tommy Helms, R OBP: 0.160, SLG: 0.375 (1, 4)		0-0 E4 SH		0-0 F7	0-0 5-3			0-0 F7		4 1 0 0 0 0 1		
Jack Hiatt, R OBP: 0.429, SLG: 0.400 (1, 2)		4-0 1B SH BB		0-0 F9		0-0 6-3		0-0 2B		3 0 1 0 1 0 0		
Don Wilson, R (1, 1) Jim Ray, R (3, 1) George Culver, R (7, 1)		0-0 SH FC5 1B		0-3 K		0-3 K		0-3 K		0 0 0 0 0 0 0 2 0 0 0 0 2 0 1 0 0 0 0 1 1		
<b>Inning Stats</b>	R: 0 H: 1 E: 0 LOB: 1 K: 1 BB: 0 S: 6 P: 6	R: 2 H: 2 E: 2 LOB: 3 K: 0 BB: 1 S: 7 P: 11	R: 0 H: 0 E: 0 LOB: 0 K: 1 BB: 0 S: 5 P: 5	R: 0 H: 0 E: 0 LOB: 0 K: 1 BB: 0 S: 5 P: 5	R: 3 H: 3 E: 0 LOB: 1 K: 0 BB: 2 S: 5 P: 13	R: 0 H: 0 E: 0 LOB: 0 K: 1 BB: 0 S: 5 P: 5	R: 1 H: 1 E: 1 LOB: 0 K: 1 BB: 0 S: 6 P: 6	R: 0 H: 1 E: 0 LOB: 1 K: 2 BB: 0 S: 8 P: 8	R: 1 H: 1 E: 0 LOB: 0 K: 0 BB: 0 S: 4 P: 4	1B: 5 SF: 0 2B: 1 SAC: 1 3B: 1 DP: 1 HR: 2 HBP: 0	WP: 0 PA: 40 PB: 0 SB: 1 CS: 0	
<b>PITCHER</b>	IP WLS BF H R ER SO BB IBB HBP BLK WP HR S P ERA WHIP											
John Cumberland, L (1, 1) ERA: 5.79	4.0 L 21 5 5 3 3 2 0 0 0 0 0 0 25 33 6.75 1.750											
Jim Barr, R (5, 1) ERA: 5.06	3.0 11 2 1 1 2 0 1 0 0 0 0 1 14 18 3.00 0.667											
Ron Bryant, L (8, 1) ERA: 11.57	1.0 4 1 0 0 2 0 0 0 0 0 0 0 8 8 0.00 1.000											
John Morris, L (9, 1) ERA: 6.75	1.0 4 1 1 1 0 0 0 0 0 0 0 1 4 4 9.00 1.000											

Houston Astros @ San Francisco Giants  
Candlestick Park, San Francisco, CA

Fri Apr 21 1972, 9:05 PM EST  
Att. 16,898 - Unknown

livebaseballscorecards.com

AB 36  
R 7  
H 9  
RBI 5  
BB 3  
SO 7  
LOB 13



Batter	1	2	3	4	5	6	7	8	9	AB	R	H	RBI	BB	SO	LOB
<b>Chris Speier, R</b> (1, 6) OBP: 0.345, SLG: 0.280										5	1	2	0	0	0	1
<b>Tito Fuentes, S</b> (1, 4) OBP: 0.290, SLG: 0.400										4	1	1	0	1	0	2
<b>Willie Mays, R</b> (1, 8) OBP: 0.344, SLG: 0.208										3	0	0	1	2	0	2
<b>Bobby Bonds, R</b> (1, 9) OBP: 0.375, SLG: 0.483										5	0	1	0	0	0	7
<b>Dave Kingman, R</b> (1, 3) OBP: 0.267, SLG: 0.448										3	0	0	1	1	0	3
<b>Ken Henderson, S</b> (1, 7) OBP: 0.290, SLG: 0.120										1	0	0	1	3	0	0
<b>Fran Healy, R</b> (1, 2) OBP: 0.310, SLG: 0.292										4	0	0	0	0	1	5
<b>Al Gallagher, R</b> (1, 5) OBP: 0.167, SLG: 0.091										4	0	1	0	0	1	1
<b>John Cumberland, R</b> (1, 1) OBP: 0.250, SLG: 0.250										2	0	0	0	0	2	2
<b>Jim Barr, R</b> (5, 1) OBP: 0.250, SLG: 0.250										0	0	0	0	0	0	0
<b>Jim Howarth, L</b> (7, PH) OBP: 0.667, SLG: 0.250										0	1	0	0	1	0	0
<b>Ron Bryant, S</b> (8, 1) OBP: 0.667, SLG: 0.250										0	0	0	0	0	0	0
<b>Dave Rader, L</b> (8, PH)										1	0	0	0	0	1	1
<b>John Morris, R</b> (9, 1)										0	0	0	0	0	0	0

BOTTOM

Houston Astros @ San Francisco Giants  
Candlestick Park, San Francisco, CA

Fri Apr 21 1972, 9:05 PM EST  
Att. 16,898 - Unknown

AB	32
R	3
H	5
RBI	3
BB	8
SO	5
LOB	24

WP: 0	PA: 40
PB: 0	SB: 0
CS: 0	



Inning Stats	R: 0	H: 1	E: 0	LOB: 1	K: 0	BB: 0	S: 4	P: 4	R: 0	H: 1	E: 0	LOB: 2	K: 2	BB: 1	S: 8	P: 12	R: 1	H: 1	E: 0	LOB: 3	K: 0	BB: 3	S: 4	P: 16	R: 0	H: 0	E: 0	LOB: 0	K: 1	BB: 0	S: 5	P: 5	R: 0	H: 1	E: 0	LOB: 1	K: 0	BB: 0	S: 4	P: 4	R: 0	H: 0	E: 0	LOB: 0	K: 0	BB: 0	S: 3	P: 3	R: 2	H: 0	E: 1	LOB: 1	K: 0	BB: 3	S: 3	P: 15	R: 0	H: 0	E: 0	LOB: 1	K: 2	BB: 1	S: 7	P: 11	R: 0	H: 1	E: 0	LOB: 1	K: 0	BB: 0	S: 4	P: 4	1B: 4	SF: 0	2B: 2	SAC: 0	3B: 0	DP: 1	HR: 0	HBP: 0	WP: 0	PA: 40
<b>PITCHER</b> Don Wilson, R (1, 1) ERA: 3.86	IP	WLS	BF	H	R	ER	SO	BB	IBB	HBP	BLK	WP	HR	S	P	ERA	WHIP																																																																	
<b>PITCHER</b> Jim Ray, R (3, 1) ERA: 3.68	4.0	W	20	2	3	2	1	5	0	0	0	0	0	17	37	4.50	1.750																																																																	
<b>PITCHER</b> George Culver, R (7, 1) ERA: 1.29	3.0	S	11	1	0	0	2	2	0	0	0	0	0	13	21	0.00	1.000																																																																	

Batter	1	2	3	4	5	6	7	8	9	AB R H RBI BB SO LOB	TOP		
Roger Metzger, S OBP: 0.303, SLG: 0.160 (1, 6)	4-1 S E BB		1-0 F8		0-1 FC1-4 HR 1-2f 2-3		0-1 4-3		4-2 FC6-4 BB	3 2 0 0 2 0 2			
Cesar Cedeno, R OBP: 0.406, SLG: 0.533 (1, 8)	3-3 K 1-2		3-1 6-3		0-0 F2		0-0 F7		0-1 FC6-4 1-2f	5 0 0 0 0 1 4			
Jimmy Wynn, R OBP: 0.355, SLG: 0.517 (1, 9)	2-2 6-3			3-1 F3	1-2 HR 1-H 3-H		2-1 F8			4 1 1 3 0 0 1			
Lee May, R OBP: 0.355, SLG: 0.414 (1, 3)	0-0 E6 1B 2-H			1-2 F8	1-0 1B			1-0 F9		4 0 2 0 0 0 0			
Bob Watson, R OBP: 0.448, SLG: 0.435 (1, 7)	2-0 6-3			4-2 2B BB	2-3 K			3-3 K		3 1 0 0 1 2 2			
Doug Rader, R OBP: 0.379, SLG: 0.778 (1, 5)		0-0 F8		1-1 1B 2B		1-2 L6		1-0 1B		4 0 2 1 0 0 0			
Tommy Helms, R OBP: 0.172, SLG: 0.357 (1, 4)		1-1 L4		0-0 1B 2-H		2-0 5-3		1-0 L4		4 0 1 0 0 0 1			
Johnny Edwards, L OBP: 0.316, SLG: 0.556 (1, 2)		2-0 L8			0-1 FC1-4 HR 2B	2-2 HR			2-1 4-3	4 2 2 1 0 0 0			
Dave Roberts, L (1, 1)			0-0 F9		4-2 FC1-4 BB	0-3 K			0-0 1-3	3 0 0 0 1 1 0			
<b>Inning Stats</b>	R: 1 E: 1 K: 1 S: 10 H: 1 LOB: 1 BB: 1 P: 21	R: 0 E: 0 K: 0 S: 4 H: 0 LOB: 0 BB: 0 P: 7	R: 0 E: 0 K: 0 S: 4 H: 0 LOB: 0 BB: 0 P: 8	R: 1 E: 0 K: 0 S: 13 H: 2 LOB: 2 BB: 1 P: 22	R: 3 E: 0 K: 1 S: 16 H: 3 LOB: 1 BB: 1 P: 24	R: 1 E: 0 K: 1 S: 10 H: 1 LOB: 0 BB: 0 P: 15	R: 0 E: 0 K: 0 S: 5 H: 0 LOB: 0 BB: 0 P: 7	R: 0 E: 0 K: 1 S: 10 H: 1 LOB: 1 BB: 0 P: 16	R: 0 E: 0 K: 0 S: 7 H: 0 LOB: 1 BB: 1 P: 13	1B: 4 2B: 2 3B: 0 HR: 2 SF: 0 SAC: 0 DP: 0 HBP: 0	WP: 0 PB: 0 SB: 1 CS: 0 PA: 38		
<b>PITCHER</b>	IP WLS BF H R ER SO BB IBB HBP BLK WP HR S P ERA WHIP											<b>PITCHER</b>	IP WLS BF H R ER SO BB IBB HBP BLK WP HR S P ERA WHIP
Don Carrithers, R ERA: 3.75 (1, 1)	4.2 L 22 6 5 4 1 3 0 0 0 0 0 1 44 77 7.71 1.929												
Ron Bryant, L ERA: 7.71 (5, 1)	2.1 8 1 1 1 2 0 0 0 0 0 0 1 18 27 3.86 0.429												
Don McMahon, R ERA: (8, 1)	2.0 8 1 0 0 1 1 0 0 0 0 0 0 17 29 0.00 1.000												

Houston Astros @ San Francisco Giants  
Candlestick Park, San Francisco, CA

Sat Apr 22 1972, 6:33 AM EST  
Att: 11,095 - Unknown

livebaseballscorecards.com

AB	34
R	6
H	8
RBI	5
BB	4
SO	4
LOB	10





Batter	1	2	3	4	5	6	7	8	9	AB	R	H	RBI	BB	SO	LOB
Chris Speier, R OBP: 0.333, SLG: 0.250 (1, 6)	4-1 G6-4-3 1B BB		1-2 5-3		2-2 6-3		3-2 F7 1-2			3	0	0	0	1	0	1
Tito Fuentes, S OBP: 0.314, SLG: 0.412 (1, 4)	1-2 G6-4-3 1B		0-1 F9 S 1B		3-2 F8		0-1 5-3			4	0	2	0	0	0	1
Willie Mays, R OBP: 0.333, SLG: 0.185 (1, 8)	0-1 G6-4-3 1-2f 2-3		4-1 FC5-4 1-2 BB		0-2 5-3			3-2 6-3		3	0	0	0	1	0	2
Bobby Bonds, R OBP: 0.361, SLG: 0.455 (1, 9)	0-2 F8		0-0 F9 2-3		0-1 5-3			3-2 E7 1B		4	0	1	0	0	0	3
Dave Kingman, R OBP: 0.235, SLG: 0.394 (1, 3)		2-2 F9	2-1 FC5-4 1-2f		1-2 F7			0-3 K		4	0	0	0	0	1	3
Ken Henderson, S OBP: 0.314, SLG: 0.172 (1, 7)		3-2 1B 1-3 1B		2-2 F4		2-1 FC6-4 1B		1-2 6-3		4	0	2	0	0	0	1
Fran Healy, R OBP: 0.273, SLG: 0.250 (1, 2)		0-0 1-3 1-2		1-2 L4		1-0 FC6-4 1-2f			2-3 K	4	0	0	0	0	1	2
Al Gallagher, R OBP: 0.313, SLG: 0.214 (1, 5)		0-0 2-3 1B		0-0 1B			4-0 WP BB		0-3 K	3	0	2	0	1	1	0
Don Carrithers, R OBP: 0.167, SLG: 0.167 (1, 1)		2-0 L6		1-2 5-3			2-3 K		0-3 K	2	0	0	0	0	0	3
Ron Bryant, S (5, 1)										0	0	0	0	0	0	0
Chris Arnold, R (7, PH)										1	0	0	0	0	1	1
Don McMahon, R (8, 1)										0	0	0	0	0	0	0
Bernie Williams, R (9, PH)										1	0	0	0	0	1	0

Inning Stats	R: 0	H: 1	E: 0	K: 0	S: 10	R: 0	H: 2	E: 0	K: 0	S: 10	R: 0	H: 1	E: 0	K: 0	S: 9	R: 0	H: 0	E: 0	K: 0	S: 10	R: 0	H: 1	E: 0	K: 0	S: 8	R: 0	H: 0	E: 0	K: 1	S: 11	R: 0	H: 1	E: 1	K: 1	S: 12	R: 0	H: 0	E: 0	K: 3	S: 9	R: 0	H: 0	E: 0	K: 3	S: 9	1B: 7	2B: 0	3B: 0	HR: 0	SF: 0	SAC: 0	DP: 1	HBP: 0	WP: 1	PB: 0	SB: 1	CS: 0	PA: 36
	0	1	0	0	10	0	2	0	0	10	0	1	0	0	9	0	0	0	0	10	0	0	0	0	8	0	0	0	0	1	11	0	1	1	12	0	1	0	1	9	0	0	0	0	7	0	0	0	0	1	0	0	0	0	0	36		

PITCHER	IP	WLS	BF	H	R	ER	SO	BB	IBB	HBP	BLK	WP	HR	S	P	ERA	WHIP
Dave Roberts, L ERA: 3.55 (1, 1)	9.0	W	36	7	0	0	5	3	0	0	0	1	0	92	142	0.00	1.111

**BOTTOM**

**Houston Astros @ San Francisco Giants**  
Candlestick Park, San Francisco, CA

Sat Apr 22 1972, 6:33 AM EST  
Att. 11,095 - Unknown

<b>AB</b>	<b>33</b>
<b>R</b>	<b>0</b>
<b>H</b>	<b>7</b>
<b>RBI</b>	<b>0</b>
<b>BB</b>	<b>3</b>
<b>SO</b>	<b>5</b>
<b>LOB</b>	<b>17</b>

Batter	1	2	3	4	5	6	7	8	9	AB R H RBI BB SO LOB	TOP																	
Roger Metzger, S OBP: 0.333, SLG: 0.200 (1, 6) X	0-0 F8 1B BLK 1B		0-0 5-3	0-0 2-H 1B			0-0 F7		0-0 2B BB 5-3	5 2 2 1 1 0 1																		
Cesar Cedeno, R OBP: 0.474, SLG: 0.611 (1, 8) X	0-0 BLK F8 1-2 1B		0-0 S 1B				0-0 S 1B		0-0 PB HR 2B 1B 1B	6 2 5 3 0 0 0																		
Jimmy Wynn, R OBP: 0.378, SLG: 0.485 (1, 9) X	0-0 F8 1-2 2-3		4-0 BB				0-0 F4		0-0 HR BB 1B	4 1 1 1 2 0 3																		
Lee May, R OBP: 0.351, SLG: 0.471 (1, 3)	4-0 BLK IBB		0-3 K				0-3 K		0-3 HR F9	5 1 1 3 1 3 4																		
Bob Watson, R OBP: 0.441, SLG: 0.536 (1, 7) S S	0-3 K		0-0 4-3				0-0 6-3		0-0 HR E 1B 1B 1B	5 2 2 1 0 1 5																		
Doug Rader, R OBP: 0.324, SLG: 0.656 (1, 5) S S	0-3 K 1-2 2-3 3-H			0-0 E6 2B			0-0 6-3		0-0 F8 K	5 1 0 0 0 2 3																		
Tommy Helms, R OBP: 0.206, SLG: 0.364 (1, 4)		0-3 K		0-0 F6			0-0 1B 1B		0-0 6-3 1-2 E 1B 1B	5 1 2 0 0 1 1																		
Johnny Edwards, L OBP: 0.333, SLG: 0.565 (1, 2)		0-0 F7		0-0 1B 2B			0-0 1B		0-0 F8 1B E6 1-2 2-3 5-3 1B	5 1 2 1 0 0 2																		
Larry Dierker, R (1, 1)				0-0 5-3			0-0 F5			3 0 0 0 0 0 3																		
George Culver, R (8, 1)										0 0 0 0 0 0 0																		
Norm Miller, L (9, PH) OBP: 1.000, SLG: 2.000										1 1 1 0 0 0 0																		
Jesus Alou, R (9, PH) OBP: 1.000, SLG: 1.000										1 1 1 2 0 0 0																		
Fred Gladding, L (9, 1)										0 0 0 0 0 0 0																		
<b>Inning Stats</b>	R: 1 E: 0 K: 2 S: 9	H: 2 LOB: 2 BB: 1 P: 13	R: 0 E: 0 K: 1 S: 5	H: 0 LOB: 0 BB: 0 P: 5	R: 0 E: 0 K: 1 S: 6	H: 1 LOB: 2 BB: 1 P: 10	R: 1 E: 1 K: 0 S: 5	H: 2 LOB: 2 BB: 0 P: 5	R: 0 E: 0 K: 1 S: 5	H: 1 LOB: 1 BB: 0 P: 6	R: 1 E: 0 K: 0 S: 4	H: 1 LOB: 0 BB: 0 P: 4	R: 10 E: 1 K: 1 S: 14	H: 8 LOB: 1 BB: 2 P: 22	1B: 12 2B: 3 3B: 0 HR: 2	SF: 0 SAC: 0 DP: 0 HBP: 0	WP: 0 PB: 1 SB: 2 CS: 0	PA: 49										
<b>PITCHER</b>	IP WLS BF H R ER SO BB IBB HBP BLK WP HR S P ERA WHIP																											
Steve Stone, R (1, 1) ERA: 1.59	5.0		22	5	2	1	5	1	1	0	1	0	0	30	38	1.80	1.200											
Jim Barr, R (6, 1) ERA: 4.32	3.0		13	4	1	1	1	0	0	0	0	0	1	15	15	3.00	1.333											
Jerry Johnson, R (9, 1) ERA: 7.71	0.0		4	2	4	4	0	2	0	0	0	0	0	2	10	∞	∞											
Don McMahon, R (9, 1) ERA: 4.76	0.1	L	4	3	1	1	1	0	0	0	0	0	1	6	6	27.00	9.000											
John Morris, L (9, 1) ERA: 4.5	0.2		6	3	5	2	0	0	0	0	0	0	0	6	6	27.00	4.500											

Houston Astros @ San Francisco Giants  
Candlestick Park, San Francisco, CA

Sun Apr 23 1972, 6:33 AM EST  
Att: 40,821 - Unknown

livebaseballscorecards.com

AB	45
R	13
H	17
RBI	12
BB	4
SO	7
LOB	22



Batter	1	2	3	4	5	6	7	8	9	AB	R	H	RBI	BB	SO	LOB
Chris Speier, R OBP: 0.316, SLG: 0.333 (1, 6)	F9		G4-6-3			HR	6-3		6-3	5	1	1	1	0	0	2
Tito Fuentes, S OBP: 0.325, SLG: 0.462 (1, 4)	4-3			4-3		SF8 2B		1B 2B	F7	5	2	2	0	0	0	0
Willie Mays, R OBP: 0.317, SLG: 0.188 (1, 8)	5-3			6-3		E3 2-3		1B HR 1B	5-3	5	1	1	0	0	0	1
Bobby Bonds, R OBP: 0.350, SLG: 0.444 (1, 9)		1-3		F9		SF8		1-2 HR 1B		3	1	1	2	0	0	0
Dave Kingman, R OBP: 0.289, SLG: 0.486 (1, 5)		4-0 BB		G3 BB		WP S 4-3 BB		3-H 0-0 HR		2	2	1	3	2	0	1
Ken Henderson, S OBP: 0.282, SLG: 0.152 (1, 7)		0-0 1-2		G3		K		1-3 F5		4	0	0	0	0	1	3
Jim Howarth, L OBP: 0.538, SLG: 0.143 (1, 3)		0-0 4-3		4-3		WP BB		F4 K		3	0	0	0	1	1	1
Dave Rader, L OBP: 0.400, SLG: 0.250 (1, 2)						FC1-6 1B		4-3		3	0	1	1	1	0	1
Fran Healy, R OBP: 0.273, SLG: 0.250 (9, 2)						1-2 2-H		F9		0	0	0	0	0	0	0
Steve Stone, R (1, 1)						FC1-6		F9		1	0	0	0	0	0	1
Jimmy Rosario, S (5, PH)										1	0	0	0	0	0	1
Jim Barr, R (6, 1)										1	0	0	0	0	0	0
Chris Arnold, R (8, PH)										1	0	0	0	0	0	1
Jerry Johnson, R (9, 1)										0	0	0	0	0	0	0
Don McMahon, R (9, 1)										0	0	0	0	0	0	0
John Morris, R (9, 1)										0	0	0	0	0	0	0

Inning Stats	R: 0	H: 0	E: 0	K: 0	S: 3	LOB: 0	BB: 0	P: 3	R: 0	H: 0	E: 0	K: 0	S: 3	LOB: 0	BB: 0	P: 3	R: 0	H: 1	E: 0	K: 0	S: 3	LOB: 0	BB: 0	P: 3	R: 0	H: 0	E: 0	K: 0	S: 3	LOB: 0	BB: 0	P: 3	R: 1	H: 0	E: 0	K: 1	S: 5	LOB: 1	BB: 2	P: 13	R: 2	H: 2	E: 1	K: 0	S: 6	LOB: 1	BB: 0	P: 6	R: 0	H: 0	E: 1	K: 0	S: 4	LOB: 1	BB: 0	P: 4	R: 4	H: 4	E: 0	K: 1	S: 9	LOB: 1	BB: 1	P: 13	R: 0	H: 0	E: 0	K: 0	S: 3	LOB: 0	BB: 0	P: 3	1B: 3	SF: 1	2B: 2	SAC: 0	3B: 0	DP: 1	HR: 2	HBP: 0	WP: 1	PA: 39
PITCHER	IP	WLS	BF	H	R	ER	SO	BB	IBB	HBP	BLK	WP	HR	S	P	ERA	WHIP																																																																	
Larry Dierker, R (1, 1) ERA: 5.14	7.0		31	6	6	6	1	3	0	0	0	1	1	30	42	7.71	1.286																																																																	
George Culver, R (8, 1) ERA: 2.25	1.0	W	5	1	1	1	1	1	0	0	0	0	1	6	10	9.00	2.000																																																																	
Fred Gladding, R (9, 1) ERA:	1.0	S	3	0	0	0	0	0	0	0	0	0	0	3	3	0.00	0.000																																																																	


**BOTTOM**

**Houston Astros @ San Francisco Giants**  
Candlestick Park, San Francisco, CA

Sun Apr 23 1972, 6:33 AM EST  
Att. 40,821 - Unknown

livebaseballscorecards.com

AB	34
R	7
H	7
RBI	7
BB	4
SO	2
LOB	12



Batter	1	2	3	4	5	6	7	8	9	AB R H RBI BB SO LOB	TOP
Larry Bowa, S OBP: 0.257, SLG: 0.286 (1, 6) X	0-0 F9			X 0-0 G3		X 0-0 F9		X 0-0 1B 2B		4 1 1 0 0 0 0	Philadelphia Phillies @ San Francisco Giants Candlestick Park, San Francisco, CA Tue Apr 25 1972, 9:05 PM EST Att. 6,092 - Unknown <a href="http://livebaseballscorecards.com">livebaseballscorecards.com</a>
Tim McCarver, L OBP: 0.194, SLG: 0.306 (1, 2) X	0-0 G3			X 0-0 F2		X 0-0 F9		X 0-0 F2		4 0 0 0 0 0 2	
Willie Montanez, L OBP: 0.429, SLG: 0.567 (1, 8) X	0-0 F9			X 0-0 FC6-4 1B		X 0-0 1B		X 4-0 1B IBB		3 0 2 0 1 0 0	
Deron Johnson, R OBP: 0.273, SLG: 0.400 (1, 3)		0-3 K		X 0-0 FC6-4 1-2f		X 0-3 K		X 0-0 1B		4 0 1 2 0 2 2	
Greg Luzinski, R OBP: 0.313, SLG: 0.667 (1, 7)		0-0 F9			B B B B 4-0 SH5-4 BB SF8 BB		S S S 0-3 K	S S S 0-3 K		3 1 0 0 1 2 2	
Don Money, R OBP: 0.344, SLG: 0.346 (1, 5)		0-0 5-3			B B B B 4-0 SH5-4 1-2 BB		X 0-0 5-3	X 0-0 2B		3 0 1 0 1 0 0	
Mike Anderson, R OBP: 0.276, SLG: 0.269 (1, 9)			S S S 0-3 K		X 0-0 SH5-4 1-2 2-3		X 0-0 6-3	X 0-0 F9		3 0 0 0 0 1 1	
Denny Doyle, L OBP: 0.414, SLG: 0.333 (1, 4)			X 0-0 4-3		X 0-0 SF8 3-H		X 0-0 F8	X 0-0 F9		3 0 0 1 0 0 1	
Steve Carlton, L OBP: 0.333, SLG: 0.333 (1, 1)			S S S 0-3 K		X 0-0 G3		X 0-0 2B 1B	S S S 0-3 K		4 1 1 0 0 2 2	
<b>Inning Stats</b>	R: 0 H: 0 E: 0 LOB: 0 K: 0 BB: 0 S: 3 P: 3	R: 0 H: 0 E: 0 LOB: 0 K: 1 BB: 0 S: 5 P: 5	R: 0 H: 0 E: 0 LOB: 0 K: 2 BB: 0 S: 7 P: 7	R: 0 H: 1 E: 0 LOB: 1 K: 0 BB: 0 S: 4 P: 4	R: 1 H: 0 E: 0 LOB: 1 K: 0 BB: 2 S: 3 P: 11	R: 0 H: 1 E: 0 LOB: 1 K: 1 BB: 0 S: 6 P: 6	R: 0 H: 0 E: 0 LOB: 0 K: 1 BB: 0 S: 5 P: 5	R: 2 H: 3 E: 0 LOB: 2 K: 1 BB: 1 S: 8 P: 12	R: 0 H: 1 E: 0 LOB: 1 K: 1 BB: 0 S: 6 P: 6	1B: 4 SF: 1 2B: 2 SAC: 1 3B: 0 DP: 0 HR: 0 HBP: 0	WP: 0 PA: 36 PB: 0 SB: 0 CS: 0
<b>PITCHER</b> Juan Marichal, R (1, 1) ERA: 2.49	IP WLS BF H R ER SO BB IBB HBP BLK WP HR S P ERA WHIP										
	9.0 L 36 6 3 3 7 2 1 0 0 0 0 0 47 59 3.00 0.889										



Batter	1	2	3	4	5	6	7	8	9	AB R H RBI BB SO LOB
--------	---	---	---	---	---	---	---	---	---	----------------------

Chris Speier, R OBP: 0.310, SLG: 0.324 (1, 6)	0-0 FC5-4 1B			0-3 K		0-0 F8			0-3 K	4 0 1 0 0 2 1
Tito Fuentes, S OBP: 0.302, SLG: 0.429 (1, 4)	0-0 FC5-4 CS 1-2f			0-3 K			0-0 F7			3 0 0 0 0 1 1
Bobby Bonds, R OBP: 0.326, SLG: 0.410 (1, 9)	0-0 6-3 1-2			0-3 K			0-0 F9			3 0 0 0 0 1 1
Dave Kingman, R OBP: 0.268, SLG: 0.447 (1, 3)		0-3 K			0-0 F2		0-3 K			3 0 0 0 0 2 0
Ken Henderson, S OBP: 0.262, SLG: 0.139 (1, 7)		0-3 K			0-3 K			0-0 F8		3 0 0 0 0 2 0
Garry Maddox, R (1, 8)		0-3 K			0-3 K			0-0 F8		3 0 0 0 0 2 0
Fran Healy, R OBP: 0.250, SLG: 0.226 (1, 2)			0-3 K			0-3 K		0-0 5-3		3 0 0 0 0 2 0
Chris Arnold, R (1, 5)			0-0 6-3			4-0 BB 2-3			0-0 6-3	2 0 0 0 1 0 0
Juan Marichal, R OBP: 0.222, SLG: 0.333 (1, 1)			0-3 K			0-0 2-3 1-2			0-3 K	2 0 0 0 0 1 1
Willie Mays, R OBP: 0.310, SLG: 0.182 (9, PH)										1 0 0 0 0 1 0

Inning Stats	R: 0 E: 0 K: 0 S: 3	H: 1 LOB: 0 BB: 0 P: 3	R: 0 E: 0 K: 3 S: 9	H: 0 LOB: 0 BB: 0 P: 9	R: 0 E: 0 K: 2 S: 7	H: 0 LOB: 0 BB: 0 P: 7	R: 0 E: 0 K: 3 S: 9	H: 0 LOB: 0 BB: 0 P: 9	R: 0 E: 0 K: 2 S: 7	H: 0 LOB: 0 BB: 0 P: 7	R: 0 E: 0 K: 1 S: 5	H: 0 LOB: 1 BB: 1 P: 9	R: 0 E: 0 K: 1 S: 5	H: 0 LOB: 0 BB: 0 P: 5	R: 0 E: 0 K: 0 S: 3	H: 0 LOB: 0 BB: 0 P: 3	R: 0 E: 0 K: 2 S: 7	H: 0 LOB: 0 BB: 0 P: 7	1B: 1 2B: 0 3B: 0 HR: 0	SF: 0 SAC: 0 DP: 0 HBP: 0
--------------	------------------------------	---------------------------------	------------------------------	---------------------------------	------------------------------	---------------------------------	------------------------------	---------------------------------	------------------------------	---------------------------------	------------------------------	---------------------------------	------------------------------	---------------------------------	------------------------------	---------------------------------	------------------------------	---------------------------------	----------------------------------	------------------------------------

PITCHER	IP	WLS	BF	H	R	ER	SO	BB	IBB	HBP	BLK	WP	HR	S	P	ERA	WHIP	PITCHER	IP	WLS	BF	H	R	ER	SO	BB	IBB	HBP	BLK	WP	HR	S	P	ERA	WHIP	
Steve Carlton, L ERA: 0.69 (1, 1)	9.0	W	28	1	0	0	14	1	0	0	0	0	0	55	59	0.00	0.222																			

**BOTTOM**

Philadelphia Phillies @ San Francisco Giants  
Candlestick Park, San Francisco, CA  
Tue Apr 25 1972, 9:05 PM EST  
Att. 6,092 - Unknown

[livebaseballscorecards.com](http://livebaseballscorecards.com)

AB	27
R	0
H	1
RBI	0
BB	1
SO	14
LOB	4



WP: 0	PA: 28
PB: 0	
SB: 0	
CS: 1	



Batter	1	2	3	4	5	6	7	8	9	10	AB	R	H	RBI	BB	SO	LOB
Chris Speier, R OBP: 0.298, SLG: 0.357 (1, 6)	F9	F7			F8			1-3		HR	5	1	1	1	0	0	1
Tito Fuentes, S OBP: 0.271, SLG: 0.383 (1, 4)	6-3		F7		F7			F8		4-3	5	0	0	0	0	0	1
Bobby Bonds, R OBP: 0.313, SLG: 0.455 (1, 9)	6-3		K			K		P3		HR	5	1	1	2	0	2	0
Dave Kingman, R OBP: 0.289, SLG: 0.595 (1, 3)		HR	K			HR			K		4	2	2	2	0	2	0
Ken Henderson, S OBP: 0.283, SLG: 0.200 (1, 7)		WP 2B BB			G1			F8			4	1	2	0	0	0	0
Jerry Johnson, R (10, 1)		1B			2B						0	0	0	0	0	0	0
Garry Maddox, R (1, 8) (10, 7)		WP 2B BB			K			4-3		K	3	1	0	0	1	2	1
Dave Rader, L OBP: 0.429, SLG: 0.500 (1, 2)					F7			2-3			2	0	1	2	0	0	1
Jim Barr, R (5, 1)											1	0	0	0	0	0	0
John Morris, R (9, 1)		4-3								WP 1B	0	0	0	0	0	0	0
Willie Mays, R OBP: 0.326, SLG: 0.182 (10, 8)		1-H 2-H			2B					4-3 BB	0	1	0	0	1	0	0
Chris Arnold, R OBP: 0.222, SLG: 0.125 (1, 5)		6-3			F9			P4			4	1	1	0	0	0	2
Sam McDowell, L OBP: 0.200, SLG: 0.200 (1, 1)										4-3 WP	1	0	0	0	0	0	1
Fran Healy, R OBP: 0.231, SLG: 0.206 (5, 2)		4-3			F7			F3		4-3	3	0	0	1	0	0	1

Inning Stats	R: 0	H: 0	E: 0	K: 0	S: 3	P: 3	R: 3	H: 3	E: 0	K: 0	S: 6	P: 10	R: 0	H: 0	E: 0	K: 2	S: 7	R: 0	H: 1	E: 0	K: 1	S: 6	P: 6	R: 0	H: 0	E: 0	K: 0	S: 3	P: 3	R: 1	H: 1	E: 0	K: 1	S: 6	R: 0	H: 0	E: 0	K: 0	S: 3	P: 3	R: 0	H: 0	E: 0	K: 2	S: 7	P: 7	R: 0	H: 0	E: 0	K: 0	S: 7	P: 7	R: 4	H: 3	E: 0	K: 0	S: 5	P: 9	1B: 2	2B: 2	3B: 1	HR: 3	SF: 0	SAC: 0	DP: 0	HBP: 0	WP: 2	PA: 39
--------------	------	------	------	------	------	------	------	------	------	------	------	-------	------	------	------	------	------	------	------	------	------	------	------	------	------	------	------	------	------	------	------	------	------	------	------	------	------	------	------	------	------	------	------	------	------	------	------	------	------	------	------	------	------	------	------	------	------	------	-------	-------	-------	-------	-------	--------	-------	--------	-------	--------

PITCHER	IP	WLS	BF	H	R	ER	SO	BB	IBB	HBP	BLK	WP	HR	S	P	ERA	WHIP
Bill Champion, R ERA: 3.86 (1, 1)	3.0		13	3	3	3	2	1	0	0	0	1	1	16	20	9.00	1.333
Ken Reynolds, L ERA: (4, 1)	2.0		7	1	0	0	1	0	0	0	0	0	0	9	9	0.00	0.500
Barry Lersch, R ERA: 1.59 (6, 1)	3.0		10	1	1	1	1	0	0	0	0	0	1	12	12	3.00	0.333
Wayne Twitchell, R ERA: 13.5 (9, 1)	1.0		5	1	2	2	2	1	0	0	0	0	0	8	12	18.00	2.000
Darrell Brandon, R ERA: 9.0 (10, 1)	0.2	L	4	2	2	2	0	0	0	0	0	1	1	4	4	27.00	3.000

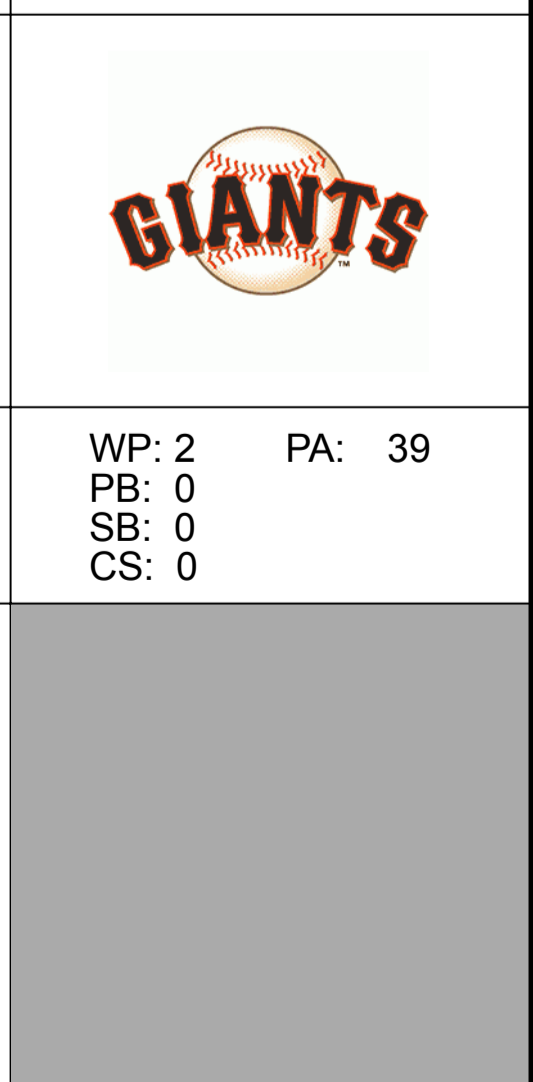
PITCHER	IP	WLS	BF	H	R	ER	SO	BB	IBB	HBP	BLK	WP	HR	S	P	ERA	WHIP
---------	----	-----	----	---	---	----	----	----	-----	-----	-----	----	----	---	---	-----	------

**BOTTOM**

Philadelphia Phillies @ San Francisco Giants  
Candlestick Park, San Francisco, CA

Wed Apr 26 1972, 6:33 AM EST  
Att. 4,139 - Unknown

AB	37
R	8
H	8
RBI	8
BB	2
SO	6
LOB	8



Batter	1	2	3	4	5	6	7	8	9	AB R H RBI BB SO LOB	TOP	
Larry Bowa, S OBP: 0.256, SLG: 0.302 (1, 6) X	0-0 F5 ①		0-0 4-3 ②			0-0 F7 ① X	0-0 P6 ③			4 0 0 0 0 0 0	Philadelphia Phillies @ San Francisco Giants Candlestick Park, San Francisco, CA Thu Apr 27 1972, 6:33 AM EST Att. 3,671 - Unknown	
Terry Harmon, R OBP: 0.455, SLG: 0.600 (1, 4) X	0-0 5-3 ②		0-0 F7 ③			0-0 WP HR 1B		0-0 6-3 ①		4 1 1 0 0 0 0		
Willie Montanez, L OBP: 0.386, SLG: 0.486 (1, 8) X	0-0 3-1 ③			0-0 4-3 ①		4-0 HR BB		0-3 K ②		3 1 0 0 1 1 0		
Deron Johnson, R OBP: 0.262, SLG: 0.436 (1, 3) X		0-0 5-3 ①		0-0 F7 ②		0-0 HR 1-H 2-H		0-0 6-3 ③		4 1 1 3 0 0 0		
Greg Luzinski, R OBP: 0.366, SLG: 0.750 (1, 7) X		0-0 5-3 1B		0-0 4-3 ③		0-0 4-3 ②		0-0 HR		4 2 2 1 0 0 0		
Don Money, R OBP: 0.317, SLG: 0.486 (1, 5) X		0-0 5-3 1-2			0-0 HR	0-0 HR		0-0 5-3 ①		4 2 2 2 0 0 1		
Mike Anderson, R OBP: 0.342, SLG: 0.281 (1, 9) X		0-0 2-H 1B			0-0 6-3 ① X	0-0 6-3 ③		0-0 6-3 ②		4 0 1 1 0 0 0		
Mike Ryan, R OBP: 0.429, SLG: 0.200 (1, 2) X		0-0 F3			4-0 G6-4-3 BB		0-3 K ①	0-0 6-3 ③		3 0 0 0 1 1 1		
Dick Selma, R Wayne Twitchell, R (7, 1)			0-3 K ①		0-0 G6-4-3 1-2f ② ③		0-3 K ②			3 0 0 0 0 2 1 0 0 0 0 0 0 0		
<b>Inning Stats</b>	R: 0 H: 0 E: 0 LOB: 0 K: 0 BB: 0 S: 3 P: 3	R: 1 H: 2 E: 0 LOB: 1 K: 0 BB: 0 S: 5 P: 5	R: 0 H: 0 E: 0 LOB: 0 K: 1 BB: 0 S: 5 P: 5	R: 0 H: 0 E: 0 LOB: 0 K: 0 BB: 0 S: 3 P: 3	R: 1 H: 1 E: 0 LOB: 0 K: 0 BB: 1 S: 3 P: 7	R: 4 H: 3 E: 0 LOB: 0 K: 0 BB: 1 S: 6 P: 10	R: 0 H: 0 E: 0 LOB: 0 K: 2 BB: 0 S: 7 P: 7	R: 0 H: 0 E: 0 LOB: 0 K: 1 BB: 0 S: 5 P: 5	R: 1 H: 1 E: 0 LOB: 0 K: 0 BB: 0 S: 4 P: 4	1B: 3 SF: 0 2B: 0 SAC: 0 3B: 0 DP: 1 HR: 4 HBP: 0	WP: 1 PA: 35 PB: 0 SB: 0 CS: 0	
<b>PITCHER</b> John Cumberland, L (1, 1) ERA: 6.75 Don McMahon, R (6, 1) ERA: 4.91 Ron Bryant, L (8, 1) ERA: 6.75	IP WLS BF H R ER SO BB IBB HBP BLK WP HR S P ERA WHIP											<b>PITCHER</b> IP WLS BF H R ER SO BB IBB HBP BLK WP HR S P ERA WHIP

livebaseballscorecards.com

AB	33
R	7
H	7
RBI	7
BB	2
SO	4
LOB	3





Batter	1	2	3	4	5	6	7	8	9	AB	R	H	RBI	BB	SO	LOB
Chris Speier, R OBP: 0.269, SLG: 0.319 (1, 6)	0-3 K		0-0 6-3	0-0 FC6-4			0-0 4-3		0-3 K	5	0	0	0	0	2	5
Tito Fuentes, S OBP: 0.321, SLG: 0.423 (1, 4)	0-0 G6-4-3 1B			0-0 BB 1B	0-0 L3		0-0 BB FC6-4 1B		0-0 1B	5	2	4	1	0	0	0
Willie Mays, R OBP: 0.333, SLG: 0.189 (1, 8)	0-0 G6-4-3 1-2f			4-0 BB 1B 2B BB	0-0 6-3		0-0 FC6-4 BB 1B		0-0 F9	4	1	1	0	1	0	2
Bobby Bonds, R OBP: 0.302, SLG: 0.417 (1, 9)		0-0 6-3		0-0 F9	0-3 K		4-0 BB FC6-4 BB		0-0 F5	4	0	0	0	1	1	3
Dave Kingman, R OBP: 0.306, SLG: 0.652 (1, 3)		0-3 K		0-0 2B HBP 1B		0-0 HR	0-0 FC6-4 S			4	2	2	3	0	1	2
Garry Maddox, R OBP: 0.273, SLG: 0.300 (1, 7)		0-3 K		0-0 HBP FC5-2 2B		0-0 G6-4-3 1B	0-3 K			4	0	2	1	0	2	2
Chris Arnold, R OBP: 0.308, SLG: 0.100 (1, 5)			4-0 BB FC5-4 BB	4-0 FC5-2 HBP IBB		0-0 G6-4-3 1-2f		0-0 1-3		2	0	0	0	2	0	1
Fran Healy, R OBP: 0.233, SLG: 0.189 (1, 2)			0-0 FC5-4 1-2f	1-0 FC5-2 HBP		0-0 F8		0-3 K		3	0	0	1	0	1	1
John Cumberland, R OBP: 0.167, SLG: 0.167 Don McMahon, R (6, 1)			0-3 K	0-0 FC5-2 FC6-4			4-0 BB S		0-3 K	2	0	0	0	0	1	4
Jim Howarth, L OBP: 0.571, SLG: 0.143 Ron Bryant, S (8, 1)				1-2 2-3 3-Hf						0	0	0	0	0	0	0
										0	1	0	0	1	0	0
										1	0	0	0	0	1	0

Inning Stats	R: 0	H: 1	E: 0	LOB: 0	K: 1	S: 5	P: 5	R: 0	H: 0	E: 0	LOB: 0	K: 2	S: 7	R: 0	H: 0	E: 0	LOB: 1	K: 1	S: 5	R: 3	H: 3	E: 0	LOB: 3	K: 0	S: 6	R: 0	H: 0	E: 0	LOB: 0	K: 1	S: 5	R: 1	H: 2	E: 0	LOB: 0	K: 0	S: 4	R: 2	H: 2	E: 0	LOB: 2	K: 1	S: 7	R: 0	H: 0	E: 0	LOB: 0	K: 2	S: 7	R: 0	H: 1	E: 0	LOB: 1	K: 1	S: 6	1B: 7	2B: 1	3B: 0	HR: 1	SF: 0	SAC: 0	DP: 2	HBP: 1	WP: 0	PA: 40
PITCHER	IP	WLS	BF	H	R	ER	SO	BB	IBB	HBP	BLK	WP	HR	S	P	ERA	WHIP																																																
Dick Selma, R ERA: 3.32 Wayne Twitchell, R ERA: 6.75	(1, 1)	6.1	30	8	6	6	5	3	1	1	0	0	0	1	35	52	8.53	1.737																																															
	(7, 1)	2.2	10	1	0	0	4	1	0	0	0	0	0	0	17	21	0.00	0.750																																															

BOTTOM

Philadelphia Phillies @ San Francisco Giants  
Candlestick Park, San Francisco, CA  
Thu Apr 27 1972, 6:33 AM EST  
Att. 3,671 - Unknown

livebaseballscores.com

AB	34
R	6
H	9
RBI	6
BB	5
SO	9
LOB	20



Batter	1	2	3	4	5	6	7	8	9	AB R H RBI BB SO LOB	TOP																									
Ron Hunt, R (1, 4) OBP: 0.409, SLG: 0.294	0-0 6-3	1-0 1B 1-2 2-3 HBP		0-0 SH2-3			0-0 F8		0-0 F4	3 0 0 0 0 0 0																										
Bob Bailey, R (1, 5) OBP: 0.349, SLG: 0.316 Bobby Wine, R (9, 5)	0-0 6-3	0-0 1B		0-3 K			0-0 6-3		0-0 BB 1B 1B	5 1 2 2 0 1 1 0 0 0 0 0 0 0																										
Mike Jorgensen, L (1, 3) OBP: 0.325, SLG: 0.313	0-0 S 1B	0-0 F8		0-3 K			0-3 K		0-0 BB 1B 1B	5 1 2 0 0 2 3																										
Ron Fairly, L (1, 9) OBP: 0.241, SLG: 0.192 Clyde Mashore, R (5, PH) OBP: 0.385, SLG: 0.200 (5, 9) (9, 8)	0-0 F8 1-2		4-0 HR BB		0-0 F7			0-0 FC5-4 BLK 1B	0-3 K	1 1 0 0 1 0 1 3 1 1 0 0 1 2																										
Ken Singleton, S (1, 7) OBP: 0.512, SLG: 0.588		0-0 SH SF8 1B	0-0 HR		0-3 K			0-3 K 1-2	4-0 1B BB	4 2 2 2 1 2 1																										
Boots Day, L (1, 8) OBP: 0.269, SLG: 0.250 Ron Woods, R (8, PH) OBP: 0.294, SLG: 0.267 (8, 8)		1-0 HBP SH 1B HBP	0-0 6-3		0-0 4-3			4-0 FC5-4 BB	0-0 1B	2 1 0 0 0 0 0 0 0 0 0 1 0 0																										
Jim Fairey, L (9, PH) OBP: 0.429, SLG: 0.571 (9, 9)		1-2 1B HBP						1-2 2-H 3-H 1B		1 0 1 2 0 0 0																										
John Boccabella, R (1, 2) OBP: 0.229, SLG: 0.212		0-0 SH 1B HBP 1-2 2-3	0-0 F8				0-0 F7		0-0 FC5-4 1B 1-2 2-3	4 1 0 0 0 0 4																										
Tim Foli, R (1, 6) OBP: 0.306, SLG: 0.313		0-0 SF8 3-H	0-0 F9				0-0 F8		0-0 1B 1-3 3-H	3 0 1 2 0 0 0																										
Steve Renko, R (1, 1) John Strohmayer, R (3, 1) John Bateman, R (8, PH) OBP: 0.667, SLG: 0.500 Mike Marshall, R (8, 1)		0-0 F4		4-0 SH2-3 BB			0-0 F8		0-3 K	1 0 0 0 0 0 2 1 0 0 0 1 0 0 1 0 0 0 0 1 2 0 0 0 0 0 0 0																										
<b>Inning Stats</b>	R: 0 E: 0 K: 0 S: 4	H: 1 LOB: 1 BB: 0 P: 4	R: 3 E: 0 K: 0 S: 6	H: 2 LOB: 2 BB: 0 P: 8	R: 2 E: 0 K: 0 S: 4	H: 1 LOB: 0 BB: 1 P: 8	R: 0 E: 0 K: 2 S: 7	H: 0 LOB: 1 BB: 1 P: 11	R: 0 E: 0 K: 1 S: 5	H: 0 LOB: 0 BB: 0 P: 5	R: 0 E: 0 K: 1 S: 5	H: 0 LOB: 0 BB: 0 P: 5	R: 0 E: 0 K: 1 S: 5	H: 0 LOB: 0 BB: 0 P: 5	R: 1 E: 0 K: 2 S: 9	H: 2 LOB: 2 BB: 1 P: 13	R: 2 E: 0 K: 1 S: 8	H: 3 LOB: 2 BB: 1 P: 12	1B: 8 2B: 0 3B: 0 HR: 1	SF: 1 SAC: 2 DP: 0 HBP: 2	WP: 0 PB: 0 SB: 2 CS: 0	PA: 43														
<b>PITCHER</b>	IP WLS BF H R ER SO BB IBB HBP BLK WP HR S P ERA WHIP																																			
Don Carrithers, R (1, 1) ERA: 6.43	2.0		14	4	5	5	0	1	0	2	0	0	1	11	17	22.50	2.500																			
Ron Bryant, L (3, 1) ERA: 4.26	6.0		22	2	1	1	6	2	0	0	1	0	0	32	40	1.50	0.667																			
Jerry Johnson, R (9, 1) ERA: 10.8	1.0	L	7	3	2	2	1	1	0	0	0	0	0	8	12	18.00	4.000																			

**Montreal Expos @ San Francisco Giants**  
 Candlestick Park, San Francisco, CA

Fri Apr 28 1972, 9:05 PM EST  
 Att. 5,618 - Unknown

AB	34
R	8
H	9
RBI	8
BB	4
SO	7
LOB	16



Batter	1	2	3	4	5	6	7	8	9	AB	R	H	RBI	BB	SO	LOB
Chris Speier, R (1, 6) OBP: 0.298, SLG: 0.404	0-0 SH1-3 1B 2B		0-0 3B 2B	0-0 6-3		0-0 1-3 3-H 2B		0-0 5-3		5	2	3	1	0	0	2
Tito Fuentes, S (1, 4) OBP: 0.298, SLG: 0.393	0-0 SH1-3 2-3		0-0 F8		0-3 K	0-0 1-3		0-0 F7		4	0	0	0	0	1	3
Bobby Bonds, R (1, 9) OBP: 0.328, SLG: 0.472	0-0 F2		0-0 HR 3B		0-0 E S 1B		0-3 K		0-0 1B	5	1	3	1	0	1	1
Dave Kingman, R (1, 3) OBP: 0.315, SLG: 0.686	0-0 S 1B		0-0 HR		0-0 F7		0-0 F3		0-3 K	5	1	2	3	0	1	2
Ken Henderson, S (1, 8) OBP: 0.294, SLG: 0.273	0-0 3-H 1B		0-0 HR		0-0 4-3		4-0 CS BB		0-0 6-3	4	1	1	1	1	0	3
Garry Maddox, R (1, 7) OBP: 0.333, SLG: 0.357		0-0 4-3 1-4-3 1B	0-0 F9		0-0 1B 2B 1B		0-0 CS	0-0 5-3		4	1	2	0	0	0	0
Chris Arnold, R (1, 5) OBP: 0.353, SLG: 0.154		0-0 1-4-3	0-3 K		0-0 2B 1B		4-0 BB BB BB	0-0 1B BB		3	0	1	0	1	1	1
Dave Rader, L (1, 2) OBP: 0.273, SLG: 0.300		0-0 4-3		0-0 4-3		0-0 F6		0-3 K		4	0	0	0	0	1	4
Don Carrithers, R (1, 1) OBP: 0.143, SLG: 0.143		0-0 6-3		0-0 6-3		0-3 K		0-0 1B		1	0	0	0	0	0	1
Ron Bryant, S (3, 1)										2	0	0	0	0	1	2
Willie Mays, R (8, PH)										1	0	1	0	0	0	0
Jerry Johnson, R (9, 1)										0	0	0	0	0	0	0

Inning Stats	R: 1	H: 2	E: 0	K: 0	S: 5	H: 2	LOB: 1	BB: 0	P: 5	R: 0	H: 1	E: 0	K: 0	S: 4	R: 4	H: 4	E: 0	K: 1	S: 9	R: 0	H: 0	E: 0	K: 0	S: 3	R: 0	H: 1	E: 0	K: 1	S: 6	R: 1	H: 3	E: 0	K: 1	S: 8	R: 0	H: 0	E: 0	K: 1	S: 4	R: 0	H: 1	E: 0	K: 1	S: 6	R: 0	H: 1	E: 0	K: 1	S: 6	R: 0	H: 1	E: 0	K: 1	S: 6
--------------	------	------	------	------	------	------	--------	-------	------	------	------	------	------	------	------	------	------	------	------	------	------	------	------	------	------	------	------	------	------	------	------	------	------	------	------	------	------	------	------	------	------	------	------	------	------	------	------	------	------	------	------	------	------	------

PITCHER	IP	WLS	BF	H	R	ER	SO	BB	IBB	HBP	BLK	WP	HR	S	P	ERA	WHIP
Steve Renko, R (1, 1) ERA: 5.79	2.1		14	7	5	5	0	0	0	0	0	0	2	14	14	19.29	3.000
John Strohmayr, R (3, 1) ERA: 3.48	4.2		18	4	1	1	4	1	0	0	0	0	0	25	29	1.93	1.071
Mike Marshall, R (8, 1) ERA: 2.0	2.0	W	9	2	0	0	2	1	0	0	0	0	0	12	16	0.00	1.500

**BOTTOM**

**Montreal Expos @ San Francisco Giants**  
Candlestick Park, San Francisco, CA

Fri Apr 28 1972, 9:05 PM EST  
Att. 5,618 - Unknown

AB	38
R	6
H	13
RBI	6
BB	2
SO	6
LOB	19

livebaseballscorecards.com

**GIANTS**

WP: 0	PA: 42
PB: 0	
SB: 2	
CS: 1	

Batter	1	2	3	4	5	6	7	8	9	AB R H RBI BB SO LOB	TOP											
Ron Hunt, R OBP: 0.383, SLG: 0.270 (1, 4)	3-2 6-3		0-0 SH1-3		3-2 6-3		1-1 6-3			3 0 0 0 0 0 1												
Bob Bailey, R OBP: 0.340, SLG: 0.293 Bobby Wine, R (8, 5)	1-3 K		4-1 BB			1-3 K		1-1 6-3		3 0 0 0 1 2 0 0 0 0 0 0 0 0												
Mike Jorgensen, L OBP: 0.341, SLG: 0.333 (1, 3)	2-3 K		0-1 F6			1-1 BB 1B		0-0 S 1B		4 0 2 0 0 1 2												
Ron Fairly, L OBP: 0.242, SLG: 0.172 (1, 9)			0-0 F1		1-1 G3		4-1 BB 1B		1-1 F8	3 0 0 0 1 0 3												
Ken Singleton, S OBP: 0.467, SLG: 0.526 (1, 7)			3-3 K		0-0 4-3		2-2 F5		3-1 4-3	4 0 0 0 0 1 3												
Boots Day, L OBP: 0.233, SLG: 0.214 (1, 8)			1-1 G3		1-0 1-3		1-3 K		0-0 G3	4 0 0 0 0 1 2												
John Boccabella, R OBP: 0.256, SLG: 0.250 (1, 2)			1-0 3B 2B		0-3 K		3-2 F8		4-1 CS BB	3 1 1 0 1 1 0												
Tim Foli, R OBP: 0.325, SLG: 0.389 (1, 6)			1-2 E 3B		1-0 6-3		1-0 S 1B		2-3 K	4 1 2 1 0 1 1												
Mike Torrez, R (1, 1)			0-1 E3 SH1-3		3-1 6-3		1-0 F7		0-2 CS	3 0 0 0 0 0 1												
Inning Stats	R: 0 E: 0 K: 2 S: 9	H: 0 LOB: 0 BB: 0 P: 15	R: 0 E: 0 K: 1 S: 7	H: 0 LOB: 0 BB: 0 P: 11	R: 2 E: 1 K: 0 S: 12	H: 2 LOB: 2 BB: 1 P: 19	R: 0 E: 0 K: 1 S: 5	H: 0 LOB: 0 BB: 0 P: 6	R: 0 E: 0 K: 0 S: 6	H: 0 LOB: 0 BB: 0 P: 13	R: 0 E: 0 K: 2 S: 14	H: 1 LOB: 2 BB: 1 P: 23	R: 0 E: 0 K: 0 S: 7	H: 1 LOB: 1 BB: 0 P: 13	R: 0 E: 0 K: 0 S: 7	H: 1 LOB: 1 BB: 0 P: 12	R: 0 E: 0 K: 1 S: 7	H: 0 LOB: 0 BB: 1 P: 13	1B: 3 2B: 1 3B: 1 HR: 0	SF: 0 SAC: 1 DP: 0 HBP: 0	WP: 0 PB: 0 SB: 2 CS: 1	PA: 36
PITCHER	IP WLS BF H R ER SO BB IBB HBP BLK WP HR S P ERA WHIP												PITCHER	IP WLS BF H R ER SO BB IBB HBP BLK WP HR S P ERA WHIP								
Steve Stone, R ERA: 1.32 Jim Barr, R ERA: 3.95	(1, 1) 8.0 L 32 5 2 1 6 2 0 0 0 0 0 0 67 112 1.12 0.875												(9, 1) 1.0 3 0 0 0 1 1 0 0 0 0 0 0 7 13 0.00 1.000									

**Montreal Expos @ San Francisco Giants**  
 Candlestick Park, San Francisco, CA  
 Sat Apr 29 1972, 6:33 AM EST  
 Att. 5,956 - Unknown

AB	31
R	2
H	5
RBI	1
BB	3
SO	7
LOB	13



Batter	1	2	3	4	5	6	7	8	9	AB R H RBI BB SO LOB
Chris Speier, R (1, 6) OBP: 0.317, SLG: 0.418	3-2 G6-3 1B		1-0 2-H 1B			3-2 1-3		0-0 SH2-4		3 0 2 1 0 0 0
Tito Fuentes, S (1, 4) OBP: 0.295, SLG: 0.383	2-3 K		2-0 6-3			1-0 G4-6-3 1B		1-2 FC6-5		4 0 1 0 0 1 4
Willie Mays, R (1, 8) OBP: 0.340, SLG: 0.195	2-1 G6-3 1-2f					0-0 G4-6-3 1-2f		3-1 6-3		3 0 0 0 1 0 3
Bobby Bonds, R (1, 9) OBP: 0.306, SLG: 0.439			1-1 F9			2-3 K 1-2		1-3 K		4 0 0 0 0 2 1
Dave Kingman, R (1, 3) OBP: 0.293, SLG: 0.636			1-3 K			1-3 K		1-1 F7		4 0 0 0 0 3 1
Garry Maddox, R (1, 7) OBP: 0.316, SLG: 0.294			1-1 4-3			2-1 4-3		4-1 BB BB		3 0 0 0 1 0 1
Chris Arnold, R (1, 5) OBP: 0.450, SLG: 0.214			2-0 SH1-4 1B 1B			4-2 CS BB		4-1 1-2 BB		1 1 1 0 2 0 0
Fran Healy, R (1, 2) OBP: 0.217, SLG: 0.175			3-2 F8			3-1 F3 1-2		0-0 2-3		3 0 0 0 0 0 4
Steve Stone, R (1, 1) Ken Henderson, S (8, PH) Jimmy Rosario, S (8, PR) Jim Barr, R (9, 1)			1-0 SH1-4 1-2			3-2 F8		0-0 FC6-5 SH2-4 1B		1 0 0 0 0 0 0 1 0 1 0 0 0 0 0 0 0 0 0 0 0 0 0 0 0 0 0 0

Inning Stats	R: 0 E: 0 K: 1 S: 11	H: 1 LOB: 0 BB: 0 P: 18	R: 0 E: 0 K: 1 S: 7	H: 0 LOB: 0 BB: 0 P: 10	R: 1 E: 0 K: 0 S: 8	H: 2 LOB: 1 BB: 0 P: 17	R: 0 E: 0 K: 2 S: 10	H: 0 LOB: 1 BB: 1 P: 19	R: 0 E: 0 K: 0 S: 8	H: 0 LOB: 0 BB: 1 P: 18	R: 0 E: 0 K: 0 S: 5	H: 1 LOB: 0 BB: 0 P: 9	R: 0 E: 0 K: 1 S: 8	H: 0 LOB: 2 BB: 2 P: 18	R: 0 E: 0 K: 0 S: 7	H: 1 LOB: 1 BB: 0 P: 11	R: 0 E: 0 K: 1 S: 6	H: 0 LOB: 0 BB: 0 P: 11	1B: 5 2B: 0 3B: 0 HR: 0	SF: 0 SAC: 2 DP: 2 HBP: 0	WP: 0 PB: 0 SB: 1 CS: 1	PA: 33
PITCHER Mike Torrez, R (1, 1) ERA: 0.93	IP 9.0 WLS W BF 33 H 5 R 1 ER 1 SO 6 BB 4 IBB 0 HBP 0 BLK 0 WP 0 HR 0 S 70 P 131 ERA 1.00 WHIP 1.000																					

**BOTTOM**


**Montreal Expos @ San Francisco Giants**  
Candlestick Park, San Francisco, CA

Sat Apr 29 1972, 6:33 AM EST  
Att. 5,956 - Unknown

livebaseballscorecards.com

AB	27
R	1
H	5
RBI	1
BB	4
SO	6
LOB	14




Batter	1	2	3	4	5	6	7	8	9	AB R H RBI BB SO LOB	TOP														
Ron Hunt, R (1, 4) OBP: 0.353, SLG: 0.244	0-0 5-3		0-0 F8		0-0 4-3			0-0 4-3		4 0 0 0 0 0 1	<p><b>Montreal Expos @ San Francisco Giants</b> Candlestick Park, San Francisco, CA</p> <p>Sun Apr 30 1972, 6:33 AM EDT Unknown</p> <p>livebaseballscorecards.com</p> <table> <tr><td>AB</td><td>29</td></tr> <tr><td>R</td><td>5</td></tr> <tr><td>H</td><td>7</td></tr> <tr><td>RBI</td><td>5</td></tr> <tr><td>BB</td><td>2</td></tr> <tr><td>SO</td><td>4</td></tr> <tr><td>LOB</td><td>6</td></tr> </table> 	AB	29	R	5	H	7	RBI	5	BB	2	SO	4	LOB	6
AB	29																								
R	5																								
H	7																								
RBI	5																								
BB	2																								
SO	4																								
LOB	6																								
Bob Bailey, R (1, 5) OBP: 0.353, SLG: 0.311 Bobby Wine, R (8, 5)	0-0 1B		0-0 F4		0-3 K			0-0 1B		4 1 2 0 0 1 1 0 0 0 0 0 0 0															
Mike Jorgensen, L (1, 3) OBP: 0.375, SLG: 0.436	0-0 1B		0-0 HR		0-3 K			4-0 BB		3 2 2 2 1 1 0															
Ron Fairly, L (1, 9) OBP: 0.222, SLG: 0.156 Clyde Mashore, R (6, PR) OBP: 0.357, SLG: 0.182	0-0 G3		0-0 G3		0-0 SF7			0-0 G6-4-3		3 0 0 0 0 0 1 1 1 0 0 0 0 2															
Ken Singleton, S (1, 7) OBP: 0.469, SLG: 0.600	0-0 HR			0-0 4-3		0-0 SF7		4-0 BB		2 1 1 3 1 0 0															
Boots Day, L (1, 8) OBP: 0.242, SLG: 0.226	0-0 F7			0-0 F7		0-0 1B		0-0 SH1-3		3 0 1 0 0 0 0															
John Boccabella, R (1, 2) OBP: 0.233, SLG: 0.225		0-0 4-3		0-0 5-3		0-0 PO	0-0 5-3	0-3 K		4 0 0 0 0 1 1															
Tim Foli, R (1, 6) OBP: 0.326, SLG: 0.385		0-0 6-3			0-0 SH1-4		0-3 K			3 0 1 0 0 1 0															
Carl Morton, R (1, 1) Mike Marshall, R (9, 1)		0-0 F7			0-0 SH1-4		0-0 6-3			2 0 0 0 0 0 0 0 0 0 0 0 0 0															
<b>Inning Stats</b>	R: 3 E: 0 K: 0 S: 6	H: 3 LOB: 0 BB: 0 P: 6	R: 0 E: 0 K: 0 S: 3	H: 0 LOB: 0 BB: 0 P: 3	R: 1 E: 0 K: 0 S: 4	H: 1 LOB: 0 BB: 0 P: 4	R: 0 E: 0 K: 0 S: 3	H: 0 LOB: 0 BB: 0 P: 3	R: 0 E: 0 K: 1 S: 6	H: 1 LOB: 1 BB: 0 P: 6	R: 1 E: 1 K: 1 S: 6	H: 1 LOB: 1 BB: 0 P: 6	R: 0 E: 0 K: 1 S: 5	H: 0 LOB: 0 BB: 0 P: 5	R: 0 E: 0 K: 0 S: 3	H: 1 LOB: 1 BB: 1 P: 7	R: 0 E: 0 K: 1 S: 4	H: 0 LOB: 0 BB: 1 P: 8	1B: 5 2B: 0 3B: 0 HR: 2	SF: 1 SAC: 2 DP: 1 HBP: 0	WP: 0 PB: 0 SB: 3 CS: 1	PA: 35			
<b>PITCHER</b>	IP WLS BF H R ER SO BB IBB HBP BLK WP HR S P ERA WHIP																								
Juan Marichal, R (1, 1) ERA: 3.38	4.0 L 16 4 4 4 0 0 0 0 0 0 0 2 16 16 9.00 1.000																								
Jim Barr, R (5, 1) ERA: 3.24	3.0 11 2 1 0 3 0 0 0 0 0 0 0 17 17 0.00 0.667																								
Don McMahon, R (8, 1) ERA: 3.86	2.0 7 1 0 0 1 2 0 0 0 0 0 0 7 15 0.00 1.500																								

Batter	1	2	3	4	5	6	7	8	9	AB	R	H	RBI	BB	SO	LOB
Chris Speier, R OBP: 0.308, SLG: 0.390 (1, 6)	0-0 6-3 ①		0-3 K ②		0-0 6-3 ①		0-0 6-3 ②		4-0 BB 1-2 2-3 BB ③	4	0	0	0	1	1	0
Tito Fuentes, S OBP: 0.288, SLG: 0.385 (1, 4)	0-0 6-3 ②		0-0 2B ③		0-0 5-3 ②		0-0 4-3 ③		0-0 F2 ③	5	0	1	0	0	0	3
Bobby Bonds, R OBP: 0.318, SLG: 0.475 (1, 9)	0-0 2B ③		0-3 K ③		0-0 2B ③			0-0 6-3 ①		4	0	2	0	0	1	1
Dave Kingman, R OBP: 0.290, SLG: 0.603 (1, 3)	1-0 HBP ③			0-3 K ①	0-3 K ③			0-3 K ②		3	0	0	0	0	3	1
Ken Henderson, S OBP: 0.286, SLG: 0.265 (1, 8)	0-3 K ③			0-0 6-3 ②		0-0 G3 ①		0-0 F8 ③		4	0	0	0	0	1	2
Garry Maddox, R OBP: 0.304, SLG: 0.333 (1, 7)		0-0 F9 ①		0-0 1B 3B 2B ②		0-0 F8 ②		0-0 F9 ①		4	1	1	0	0	0	0
Al Gallagher, R OBP: 0.350, SLG: 0.278 (1, 5)		0-0 4-3 ②		0-0 3B 1B ③		0-0 FC6-4 1B ③		0-0 5-3 ②		4	1	2	0	0	0	0
Russ Gibson, R OBP: 0.500, SLG: 1.000 (1, 2)		0-0 3-1 ③		0-0 1-H 3-H 3B ③		0-0 FC6-4 1-2f ③		0-0 BB 1B 1B ③		4	0	2	2	0	0	1
Juan Marichal, R OBP: 0.200, SLG: 0.300 (4, PH) Jim Howarth, L OBP: 0.633, SLG: 0.125 (5, 1) Jim Barr, R (7, PH) Jimmy Rosario, S (8, 1) Don McMahon, R (9, PH) Dave Rader, L OBP: 0.333, SLG: 0.364			0-0 F8 ①	0-0 4-3 ③		0-0 6-3 ①		0-0 BB 1B 1B ③		1	0	0	0	0	0	0

BOTTOM	
<p><b>Montreal Expos @ San Francisco Giants</b> Candlestick Park, San Francisco, CA</p> <p>Sun Apr 30 1972, 6:33 AM EDT Unknown</p>	
<p>AB 36 R 2 H 9 RBI 2 BB 1 SO 6 LOB 9</p>	
<p>WP: 0 PA: 38 PB: 0 SB: 2 CS: 0</p>	

Inning Stats	R: 0	H: 1	E: 0	K: 1	S: 6	LOB: 2	BB: 0	P: 7									
	0	0	0	0	3	0	0	3									
	0	0	0	0	1	0	0	3									
	0	1	0	2	8	1	0	8									
	0	1	0	1	8	1	0	8									
	0	1	0	1	6	1	0	6									
	0	1	0	4	4	1	0	4									
	0	0	0	3	3	0	0	3									
	0	0	0	5	5	0	0	5									
PITCHER	IP	WLS	BF	H	R	ER	SO	BB	IBB	HBP	BLK	WP	HR	S	P	ERA	WHIP
Carl Morton, R ERA: 2.45 (1, 1)	8.2	W	36	9	2	2	6	0	0	1	0	0	0	47	48	2.08	1.038
Mike Marshall, R ERA: 1.93 (9, 1)	0.1	S	2	0	0	0	0	1	0	0	0	0	0	1	5	0.00	3.000

Batter	1	2	3	4	5	6	7	8	9	AB R H RBI BB SO LOB	TOP											
Ron Hunt, R (1, 4) OBP: 0.333, SLG: 0.227	0-0 F9		0-3 K2-3		0-3 K			0-0 F9		3 0 0 0 0 2 1	<b>Montreal Expos @ San Francisco Giants</b> Candlestick Park, San Francisco, CA Sun Apr 30 1972, 6:38 AM EDT Att. 16,440 - Unknown  <b>livebaseballscorecards.com</b>  <b>AB 29</b> <b>R 2</b> <b>H 5</b> <b>RBI 2</b> <b>BB 2</b> <b>SO 6</b> <b>LOB 8</b>  											
John Strohmayr, R (5, 1)										0 0 0 0 0 0 0												
Joe Gilbert, R (7, 1)										0 0 0 0 0 0 0												
Bobby Wine, R (8, PH)										1 0 0 0 0 0 0												
Denny Lemaster, R (8, 1) OBP: 0.667, SLG: 0.500										0 0 0 0 0 0 0												
Ron Woods, R (1, 8) OBP: 0.286, SLG: 0.263	0-0 F6		0-0 F8			0-0 F7			0-0 E5 SF9 1B	4 1 1 0 0 0 0												
Clyde Mashore, R (1, 9) OBP: 0.333, SLG: 0.286	0-0 2B			0-0 F6		0-0 F5			0-0 SF9	3 0 1 1 0 0 0												
Bob Bailey, R (1, 5) OBP: 0.345, SLG: 0.306	0-0 4-3			0-0 CS 1B		0-0 F9			0-0 6-3	4 0 1 0 0 0 1												
Ken Singleton, S (1, 7) OBP: 0.434, SLG: 0.545		0-3 K		0-3 K 1-2		0-3 K			0-0 F6	4 0 0 0 0 3 1												
Tim Foli, R (1, 6) OBP: 0.326, SLG: 0.381		0-0 5-3			0-0 2B 4-3 1B		0-0 4-3			3 1 1 0 0 0 0												
Mike Jorgensen, L (1, 3) OBP: 0.392, SLG: 0.463		4-0 BB			0-0 4-3 1-3 2B		0-0 F3			2 0 1 0 1 0 0												
John Boccabella, R (1, 2) OBP: 0.222, SLG: 0.214		0-0 F8			0-0 F6			4-0 BB G5-4-3		2 0 0 0 0 0 3												
Hector Torres, R (5, 4)								BB BB BB BB		0 0 0 0 1 0 0												
Bill Stoneman, R (1, 1)			0-3 K			0-0 4-3			0-0 BB G5-4-3	1 0 0 0 0 1 0												
Tom Walker, R (4, 1)										0 0 0 0 0 0 0												
John Bateman, R (5, PH) (5, 2)						2-3 3-H		1-2f		2 0 0 1 0 0 2												
<b>Inning Stats</b>	R: 0 E: 0 K: 0 S: 4	H: 1 LOB: 1 BB: 0 P: 4	R: 0 E: 0 K: 1 S: 5	H: 0 LOB: 1 BB: 1 P: 9	R: 0 E: 0 K: 2 S: 7	H: 0 LOB: 0 BB: 0 P: 7	R: 0 E: 0 K: 1 S: 5	H: 1 LOB: 0 BB: 0 P: 5	R: 1 E: 0 K: 1 S: 7	H: 2 LOB: 1 BB: 0 P: 7	R: 0 E: 0 K: 0 S: 3	H: 0 LOB: 0 BB: 0 P: 3	R: 0 E: 0 K: 1 S: 5	H: 0 LOB: 0 BB: 0 P: 5	R: 0 E: 0 K: 0 S: 2	H: 0 LOB: 0 BB: 1 P: 6	R: 1 E: 1 K: 0 S: 4	H: 1 LOB: 0 BB: 0 P: 4	1B: 3 2B: 2 3B: 0 HR: 0	SF: 1 SAC: 0 DP: 1 HBP: 0	WP: 0 PB: 0 SB: 0 CS: 1	PA: 32
<b>PITCHER</b> Sam McDowell, L (1, 1) ERA: 3.38	IP 9.0 WLS W BF 32 H 5 R 2 ER 1 SO 6 BB 2 IBB 0 HBP 0 BLK 0 WP 0 HR 0 S 42 P 50 ERA 1.00 WHIP 0.778											<b>PITCHER</b>	IP WLS BF H R ER SO BB IBB HBP BLK WP HR S P ERA WHIP									



Batter	1	2	3	4	5	6	7	8	9	AB	R	H	RBI	BB	SO	LOB
Chris Speier, R OBP: 0.314, SLG: 0.391 (1, 6)	0-3 K		0-0 F8	0-0 1B 1B		0-0 WP BB 1B	0-0 G6-4-3			5	1	2	1	0	1	1
Tito Fuentes, S OBP: 0.310, SLG: 0.391 (1, 4)	0-0 FC6-4 1B		0-0 1-3	0-0 1B 1B		4-0 WP BB 1B		0-0 F7		4	0	2	0	1	0	0
Bobby Bonds, R OBP: 0.338, SLG: 0.500 (1, 9)	0-0 F3			0-0 2B 1B		0-0 4-3		0-0 E 1B 1B HR		5	2	3	2	0	0	3
Dave Kingman, R OBP: 0.284, SLG: 0.571 (1, 3)	0-0 FC6-4 1-2f			0-0 F5 F7		0-0 F2		0-0 E3 1B HR		5	1	1	0	0	0	6
Ken Henderson, S OBP: 0.311, SLG: 0.358 (1, 8)		0-0 F6		4-0 S 1B BB	0-0 4-3		0-0 4-3 2B	0-0 HR		4	3	2	3	1	0	0
Garry Maddox, R OBP: 0.321, SLG: 0.320 (1, 7)		0-0 F2		0-0 HR 1B	0-0 F3		0-0 4-3	4-0 1B BB		4	1	1	1	1	0	1
Al Gallagher, R OBP: 0.400, SLG: 0.455 (1, 5)		0-0 1B		0-0 HR	0-0 F9		4-0 2B WP IBB	0-0 F6		4	2	2	2	1	0	1
Dave Rader, L OBP: 0.412, SLG: 0.500 (1, 2)		0-0 5-3		0-0 3-1		0-0 SH3-4 1B	0-0 WP 2B	0-0 1-2 1B		5	2	3	1	0	0	1
Sam McDowell, L OBP: 0.333, SLG: 0.250 (1, 1)			0-0 3-1	0-0 1B 1B 1B		0-0 SH3-4	4-0 G6-4-3 BB	0-3 K		3	1	1	0	1	1	2

Inning Stats	R: 0	H: 1	E: 0	LOB: 1	K: 1	BB: 0	S: 6	P: 6	R: 0	H: 1	E: 0	LOB: 1	K: 0	BB: 0	S: 4	P: 4	R: 0	H: 0	E: 0	LOB: 0	K: 0	BB: 0	S: 3	P: 3	R: 6	H: 7	E: 0	LOB: 2	K: 0	BB: 1	S: 10	P: 14	R: 0	H: 0	E: 0	LOB: 0	K: 0	BB: 0	S: 3	P: 3	R: 1	H: 2	E: 0	LOB: 2	K: 0	BB: 1	S: 5	P: 9	R: 3	H: 2	E: 0	LOB: 0	K: 0	BB: 2	S: 4	P: 12	R: 3	H: 4	E: 1	LOB: 2	K: 1	BB: 1	S: 9	P: 13
1B: 12	SF: 0	2B: 3	SAC: 1	3B: 0	DP: 1	HR: 2	HBP: 0	WP: 3	PA: 45	PB: 0	SB: 3	CS: 0																																																				

PITCHER	IP	WLS	BF	H	R	ER	SO	BB	IBB	HBP	BLK	WP	HR	S	P	ERA	WHIP
Bill Stoneman, R ERA: 3.07 (1, 1)	3.2	L	21	9	6	6	1	1	0	0	0	0	1	22	26	14.73	2.727
Tom Walker, R ERA: 3.86 (4, 1)	0.1		1	0	0	0	0	0	0	0	0	0	1	1	0.00	0.000	
John Strohmayr, R ERA: 3.65 (5, 1)	2.0		9	2	1	1	0	1	0	0	0	1	0	8	12	4.50	1.500
Joe Gilbert, L ERA: 27.0 (7, 1)	1.0		6	2	3	3	0	1	1	0	0	1	0	4	12	27.00	3.000
Denny Lemaster, L ERA: 12.27 (8, 1)	1.0		8	4	3	3	1	1	0	0	0	0	1	9	13	27.00	5.000

BOTTOM

Montreal Expos @ San Francisco Giants  
Candlestick Park, San Francisco, CA  
Sun Apr 30 1972, 6:38 AM EDT  
Att. 16,440 - Unknown

livebaseballscores.com

AB	39
R	13
H	17
RBI	10
BB	5
SO	2
LOB	15



Batter	1	2	3	4	5	6	7	8	9	AB R H RBI BB SO LOB	TOP											
<b>Bud Harrelson, S</b> OBP: 0.333, SLG: 0.385 (1, 6) X	0-0 5-3		0-0 HR	0-0 SF8			0-0 1B 4-3 1B	4-0 BB		3 2 2 2 1 0 0												
<b>Ted Martinez, R</b> OBP: 0.308, SLG: 0.385 (1, 4) X	0-0 1B BB 1B		0-0 1B	0-0 F9			0-0 4-3 1-2	0-0 F9		5 1 2 0 0 0 3												
<b>Tommie Agee, R</b> OBP: 0.304, SLG: 0.412 (1, 8) S S S	0-3 K		0-0 F9		0-0 CS 1B		0-0 1B 1B		0-0 5-3	5 1 2 0 0 1 2												
<b>Rusty Staub, L</b> OBP: 0.397, SLG: 0.392 (1, 9) B B B	4-0 1B 1-2 BB		0-0 F8		0-0 1-3 1-2		0-0 1B 1B		0-0 1B	4 1 2 1 1 0 2												
<b>Cleon Jones, R</b> OBP: 0.408, SLG: 0.455 (1, 7) X	0-0 1-3 2-H 1B		0-0 5-3		0-3 K		0-0 1B 1-2 2-H 1B		0-3 K	5 0 2 2 0 2 2												
<b>Jim Fregosi, R</b> OBP: 0.333, SLG: 0.458 (1, 5) X	0-0 4-3			0-0 1B 3B		0-0 F7	0-0 1-3 2-H 1B		0-0 F8	5 1 2 1 0 0 3												
<b>Jim Beauchamp, R</b> OBP: 0.167, SLG: 0.167 (1, 3)		0-0 5-3		0-0 1B SF8 1B		0-0 5-3	0-0 F8			4 1 1 1 0 0 2												
<b>Ed Kranepool, L</b> OBP: 0.282, SLG: 0.314 (9, 3)										0 0 0 0 0 0 0												
<b>Jerry Grote, R</b> OBP: 0.341, SLG: 0.436 (1, 2) X		0-0 6-3		0-0 1-3 1B		0-0 F3			0-0 5-3	4 0 1 0 0 0 0												
<b>Tom Seaver, R</b> OBP: 0.167, SLG: 0.250 (1, 1)				0-3 K			0-0 F5		0-0 6-3	3 0 0 0 0 1 2												
<b>Tug McGraw, R</b> OBP: 0.333, SLG: 0.333 (7, 1)										1 0 0 0 0 0 0												
<b>Inning Stats</b>	R: 1 E: 0 K: 1 S: 7	H: 2 LOB: 2 BB: 1 P: 11	R: 0 E: 0 K: 0 S: 3	H: 0 LOB: 0 BB: 0 P: 3	R: 1 E: 0 K: 0 S: 5	H: 2 LOB: 1 BB: 0 P: 5	R: 2 E: 0 K: 1 S: 8	H: 3 LOB: 1 BB: 0 P: 8	R: 0 E: 0 K: 1 S: 5	H: 1 LOB: 0 BB: 0 P: 5	R: 0 E: 0 K: 0 S: 3	H: 0 LOB: 0 BB: 0 P: 3	R: 3 E: 0 K: 0 S: 8	H: 5 LOB: 2 BB: 0 P: 8	R: 0 E: 0 K: 0 S: 3	H: 0 LOB: 1 BB: 1 P: 7	R: 0 E: 0 K: 1 S: 6	H: 1 LOB: 1 BB: 0 P: 6	1B: 12 2B: 0 3B: 1 HR: 1	SF: 1 SAC: 0 DP: 0 HBP: 0	WP: 0 PB: 0 SB: 0 CS: 1	PA: 42
<b>PITCHER</b>	IP WLS BF H R ER SO BB IBB HBP BLK WP HR S P ERA WHIP																					
<b>John Cumberland, L</b> ERA: 7.64 (1, 1)	3.0 L 16 6 4 4 1 1 0 0 0 0 0 1 17 21 12.00 2.333																					
<b>Ron Bryant, L</b> ERA: 3.45 (4, 1)	3.0 10 2 0 0 2 0 0 0 0 0 0 0 14 14 0.00 0.667																					
<b>Jerry Johnson, R</b> ERA: 13.5 (7, 1)	0.2 6 4 3 3 0 0 0 0 0 0 0 0 6 6 40.50 6.000																					
<b>Don McMahon, R</b> ERA: 3.72 (7, 1)	0.1 2 1 0 0 0 0 0 0 0 0 0 0 2 2 0.00 3.000																					
<b>John Morris, L</b> ERA: 2.08 (8, 1)	2.0 8 1 0 0 1 1 0 0 0 0 0 0 9 13 0.00 1.000																					

**New York Mets @ San Francisco Giants**  
Candlestick Park, San Francisco, CA  
Mon May 01 1972, 6:33 AM EDT  
Att. 3,855 - Unknown

[livebaseballscorecards.com](http://livebaseballscorecards.com)

<b>AB</b>	<b>39</b>
<b>R</b>	<b>7</b>
<b>H</b>	<b>14</b>
<b>RBI</b>	<b>7</b>
<b>BB</b>	<b>2</b>
<b>SO</b>	<b>4</b>
<b>LOB</b>	<b>16</b>



Batter	1	2	3	4	5	6	7	8	9	AB	R	H	RBI	BB	SO	LOB
Chris Speier, R OBP: 0.311, SLG: 0.426 (1, 6)	0-0 F8		0-3 K			0-0 1-H HR	0-0 F7			4	1	1	2	0	1	2
Tito Fuentes, S OBP: 0.320, SLG: 0.417 (1, 4)	0-3 K			0-0 3B		0-0 P6		4-0 1B BB		3	0	1	0	1	1	0
Bobby Bonds, R OBP: 0.320, SLG: 0.471 (1, 9)	0-3 K			0-3 K		0-3 K		0-3 K		4	0	0	0	0	4	2
Dave Kingman, R OBP: 0.268, SLG: 0.537 (1, 3)		0-3 K		0-0 P6		0-3 K		0-3 K		4	0	0	0	0	3	2
Ken Henderson, S OBP: 0.323, SLG: 0.421 (1, 8)		0-3 K		0-0 F2			0-0 HR	1-3 1B		4	1	2	1	0	1	1
Garry Maddox, R OBP: 0.281, SLG: 0.276 (1, 7)		0-3 K			0-3 K		0-3 K	0-3 K		4	0	0	0	0	4	2
Al Gallagher, R OBP: 0.379, SLG: 0.400 (1, 5)			0-0 G3		0-0 6-3		4-0 BB BB		0-0 1-3	3	0	0	0	1	0	0
Dave Rader, L OBP: 0.381, SLG: 0.600 (1, 2)			0-0 HR		0-0 P6		0-0 F8		0-0 6-3	4	1	1	1	0	0	1
John Cumberland, R OBP: 0.143, SLG: 0.143 (1, 1)			0-3 K			0-0 HR		4-0 1-2 BB		1	0	0	0	0	1	0
Ron Bryant, S (4, 1)										0	0	0	0	0	0	0
Jim Howarth, L OBP: 0.583, SLG: 0.222 (6, PH)										1	1	1	0	0	0	0
Jerry Johnson, R (7, 1)										0	0	0	0	0	0	0
Don McMahon, R (7, 1)										0	0	0	0	0	0	0
Willie Mays, R OBP: 0.382, SLG: 0.195 (7, PH)										0	0	0	0	1	0	0
John Morris, R (8, 1)										0	0	0	0	0	0	0
Chris Arnold, R OBP: 0.429, SLG: 0.200 (9, PH)										1	0	0	0	0	0	0

Inning Stats	R: 0	H: 0	E: 0	K: 2	S: 7	R: 0	H: 0	E: 0	K: 3	S: 9	R: 1	H: 1	E: 0	K: 2	S: 8	R: 0	H: 1	E: 0	K: 1	S: 6	R: 0	H: 0	E: 0	K: 1	S: 5	R: 2	H: 2	E: 0	K: 2	S: 9	R: 1	H: 1	E: 0	K: 1	S: 6	R: 0	H: 1	E: 0	K: 3	S: 10	R: 0	H: 0	E: 0	K: 0	S: 3	1B: 2	2B: 0	3B: 1	SF: 0	SAC: 0	DP: 0	HBP: 0	WP: 0	PB: 0	SB: 0	CS: 0	PA: 36
--------------	------	------	------	------	------	------	------	------	------	------	------	------	------	------	------	------	------	------	------	------	------	------	------	------	------	------	------	------	------	------	------	------	------	------	------	------	------	------	------	-------	------	------	------	------	------	-------	-------	-------	-------	--------	-------	--------	-------	-------	-------	-------	--------


PITCHER	IP	WLS	BF	H	R	ER	SO	BB	IBB	HBP	BLK	WP	HR	S	P	ERA	WHIP
Tom Seaver, R ERA: 1.47 (1, 1)	6.2	W	27	5	4	4	12	2	0	0	0	0	3	49	57	5.40	1.050
Tug McGraw, L ERA: 0.68 (7, 1)	2.1	S	9	1	0	0	3	1	0	0	0	0	0	14	18	0.00	0.857

**BOTTOM**

**New York Mets @ San Francisco Giants**  
Candlestick Park, San Francisco, CA

Mon May 01 1972, 6:33 AM EDT  
Att. 3,855 - Unknown

AB	33
R	4
H	6
RBI	4
BB	3
SO	15
LOB	10



Batter	1	2	3	4	5	6	7	8	9	AB R H RBI BB SO LOB	TOP
<b>Bud Harrelson, S</b> (1, 6) OBP: 0.323, SLG: 0.368	0-0 4-3	0-0 FC4-6			0-0 G3		0-0 1B		0-0 F7	5 0 1 0 0 0 3	
<b>Ken Boswell, L</b> (1, 4) <b>Ted Martinez, R</b> (8, 4) OBP: 0.286, SLG: 0.250 OBP: 0.308, SLG: 0.385	0-0 4-3		0-0 P6		0-0 F8		0-0 F7			4 0 0 0 0 0 1 0 0 0 0 0 0 0	
<b>Tommie Agee, R</b> (1, 8) OBP: 0.300, SLG: 0.418	0-3 K		0-0 F9		0-0 F9			0-0 4-3 CS 2B		4 0 1 0 0 1 0	
<b>Rusty Staub, L</b> (1, 9) OBP: 0.387, SLG: 0.382		0-0 F9 1B 1B	0-0 F9		0-0 3-1			0-0 4-3 2-3		4 1 1 0 0 0 1	
<b>Cleon Jones, R</b> (1, 7) OBP: 0.415, SLG: 0.521		0-0 1B 1-2 1B 1B		0-0 F8		0-0 HR		0-3 K		4 2 2 1 0 1 1	
<b>Jim Fregosi, R</b> (1, 5) OBP: 0.328, SLG: 0.431		0-0 L7		0-0 F8		0-3 K		0-0 CS 3-H	4-0 FC3-6 BB	3 0 0 0 1 1 2	
<b>Ed Kranepool, L</b> (1, 3) OBP: 0.279, SLG: 0.333		0-0 F9 2-3		0-0 2B		0-0 F8			0-0 FC3-6 1B 1-2 E	4 1 1 0 0 0 3	
<b>Jerry Grote, R</b> (1, 2) OBP: 0.375, SLG: 0.452		0-0 1B 1-2 1B 3-H		4-0 IBB			0-0 F9		0-0 E7 1-H 1B	3 0 2 1 1 0 0	
<b>Gary Gentry, R</b> (1, 1) OBP: 0.111, SLG: 0.111		0-0 FC4-6 1B 1-2 2-H		0-3 K			0-0 6-3		0-3 K	4 0 1 1 0 2 3	
<b>Inning Stats</b>	R: 0 E: 0 K: 1 S: 5 H: 0 LOB: 0 BB: 0 P: 5	R: 2 E: 0 K: 0 S: 7 H: 4 LOB: 2 BB: 0 P: 7	R: 0 E: 0 K: 0 S: 3 H: 0 LOB: 0 BB: 0 P: 3	R: 0 E: 0 K: 1 S: 6 H: 1 LOB: 2 BB: 1 P: 10	R: 0 E: 0 K: 0 S: 3 H: 0 LOB: 0 BB: 0 P: 3	R: 1 E: 0 K: 1 S: 6 H: 1 LOB: 0 BB: 0 P: 6	R: 0 E: 0 K: 0 S: 4 H: 1 LOB: 1 BB: 0 P: 4	R: 0 E: 0 K: 1 S: 5 H: 1 LOB: 0 BB: 0 P: 5	R: 1 E: 1 K: 1 S: 6 H: 1 LOB: 1 BB: 1 P: 10	1B: 6 2B: 2 3B: 0 HR: 1 SF: 0 SAC: 0 DP: 0 HBP: 0	WP: 0 PB: 0 SB: 0 CS: 1 PA: 38
<b>PITCHER</b>	IP WLS BF H R ER SO BB IBB HBP BLK WP HR S P ERA WHIP										
<b>Don Carrithers, R</b> (1, 1) ERA: 5.57	7.0 L 29 7 3 3 3 0 1 0 0 0 0 1 34 38 3.86 1.000										
<b>Jim Barr, R</b> (8, 1) ERA: 2.89	2.0 8 2 1 0 2 1 0 0 0 0 0 0 11 15 0.00 1.500										

**New York Mets @ San Francisco Giants**  
**Candlestick Park, San Francisco, CA**  
 Tue May 02 1972, 10:05 PM EDT  
 Att. 6,570 - Unknown

[livebaseballscorecards.com](http://livebaseballscorecards.com)

<b>AB</b>	35
<b>R</b>	4
<b>H</b>	9
<b>RBI</b>	3
<b>BB</b>	2
<b>SO</b>	5
<b>LOB</b>	14



Batter	1	2	3	4	5	6	7	8	9	AB	R	H	RBI	BB	SO	LOB
Chris Speier, R OBP: 0.321, SLG: 0.414 (1, 6)	4-0 BB		0-0 F7			4-0 BB		0-0 P5		2	0	0	0	2	0	0
Tito Fuentes, S OBP: 0.304, SLG: 0.395 (1, 4)	0-0 F8		0-0 4-3			0-0 F9		0-0 F7		4	0	0	0	0	0	2
Bobby Bonds, R OBP: 0.329, SLG: 0.527 (1, 9)	0-0 F9					0-0 FC6-4 3B		0-0 F7		4	2	2	0	0	0	1
Dave Kingman, R OBP: 0.253, SLG: 0.507 (1, 3)	0-3 K					0-0 P3		0-0 F8		4	0	0	0	0	1	3
Ken Henderson, S OBP: 0.319, SLG: 0.407 (1, 8)						1-0 FC6-4 HBP		0-0 F8		2	0	0	1	0	0	0
Garry Maddox, R OBP: 0.250, SLG: 0.242 (1, 7)						0-0 FC6-4 S		0-0 F3		4	0	0	1	0	1	1
Al Gallagher, R OBP: 0.375, SLG: 0.370 Jim Barr, R (8, 1)						0-0 FC6-4 S 1-2f 3-H		0-0 4-3		2	0	0	0	1	0	1
Dave Rader, L OBP: 0.333, SLG: 0.522 (1, 2)						0-0 F8 1-2		0-0 4-3		0	0	0	0	0	0	0
Don Carrithers, R OBP: 0.111, SLG: 0.111 Chris Arnold, R OBP: 0.409, SLG: 0.188 (8, 5)						0-0 F7		0-0 F7		3	0	0	0	0	1	1
						0-3 K		0-0 6-3		2	0	0	0	0	2	0
						0-3 K				1	0	0	0	0	0	0

**BOTTOM**

**New York Mets @ San Francisco Giants**  
**Candlestick Park, San Francisco, CA**  
 Tue May 02 1972, 10:05 PM EDT  
 Att. 6,570 - Unknown

livebaseballscorecards.com

<b>AB</b>	<b>28</b>
<b>R</b>	<b>2</b>
<b>H</b>	<b>2</b>
<b>RBI</b>	<b>2</b>
<b>BB</b>	<b>3</b>
<b>SO</b>	<b>5</b>
<b>LOB</b>	<b>9</b>



Inning Stats	R: 0	H: 0	E: 0	K: 1	S: 5	R: 0	H: 0	E: 0	K: 1	S: 5	R: 0	H: 0	E: 0	K: 1	S: 5	R: 1	H: 1	E: 0	K: 0	S: 4	R: 0	H: 0	E: 0	K: 2	S: 7	R: 0	H: 0	E: 0	K: 0	S: 3	R: 0	H: 0	E: 0	K: 0	S: 3	R: 0	H: 0	E: 0	K: 0	S: 3	R: 1	H: 1	E: 0	K: 0	S: 4	1B: 0	2B: 0	3B: 2	HR: 0	SF: 1	SAC: 0	DP: 0	HBP: 1	WP: 0	PA: 33
<b>PITCHER</b> Gary Gentry, R ERA: 2.0 (1, 1)	IP: 9.0	WLS: W	BF: 33	H: 2	R: 2	ER: 2	SO: 5	BB: 3	IBB: 0	HBP: 1	BLK: 0	WP: 0	HR: 0	S: 39	P: 52	ERA: 2.00	WHIP: 0.556																																						
<b>PITCHER</b>	IP	WLS	BF	H	R	ER	SO	BB	IBB	HBP	BLK	WP	HR	S	P	ERA	WHIP																																						

Batter	1	2	3	4	5	6	7	8	9	AB R H RBI BB SO LOB	TOP											
Bud Harrelson, S (1, 6) OBP: 0.313, SLG: 0.344	4-0 2B BB	0-0 F8		0-3 K		0-0 F8		0-0 FC6-4 E		4 2 0 0 1 1 2												
Wayne Garrett, L (1, 4) OBP: 0.500, SLG: 1.000	0-0 1B 2B	0-0 6-3		0-0 F8		0-0 5-3		0-0 E4 3B		1 0 1 1 0 0 0 4 2 1 1 0 0 1												
Tommie Agee, R (1, 8) OBP: 0.338, SLG: 0.475	0-0 FC6-5 1B		0-0 F9 1B 2B	0-0 2B			0-0 P4	4-0 BB		4 2 3 1 1 0 0												
Rusty Staub, L (1, 9) OBP: 0.388, SLG: 0.390	4-0 FC6-5 1-2 BB		0-0 F9 2-3	0-0 2B			0-0 F8	0-0 P6		4 0 1 1 1 0 2												
Cleon Jones, R (1, 7) OBP: 0.397, SLG: 0.491	0-0 FC6-5 1-2 2-3f		0-0 4-3 1B 1B	0-0 F7			0-3 K		0-0 1-3	5 0 1 1 0 1 3												
Jim Fregosi, R (1, 5) OBP: 0.349, SLG: 0.482	0-3 K		0-0 4-3 1B		0-0 G6-3 1B			0-0 2B 3B	0-3 K	5 1 3 0 0 2 2												
Ed Kranepool, L (1, 3) OBP: 0.271, SLG: 0.341	0-0 L4		0-0 4-3 1-2 2-3		0-0 G6-3 1-2f			0-0 4-3 1B 2B	0-3 K	5 1 1 1 0 1 5												
Jerry Grote, R (1, 2) OBP: 0.385, SLG: 0.444		0-0 SH1-3 1B	4-0 FC6 IBB		0-0 4-3			0-0 4-3 2-3		3 0 1 0 1 0 1												
Jon Matlack, L (1, 1) OBP: 0.250, SLG: 0.250		0-0 SH1-3	0-0 FC6		0-3 K			0-0 FC6-4 1B		3 0 1 1 0 1 3												
Chuck Taylor, R (8, 1)										0 0 0 0 0 0 0												
Tug McGraw, R (9, 1) OBP: 0.333, SLG: 0.333										0 0 0 0 0 0 0												
<b>Inning Stats</b>	R: 2 E: 0 K: 1 S: 7	H: 2 LOB: 2 BB: 2 P: 15	R: 0 E: 0 K: 0 S: 4	H: 1 LOB: 1 BB: 0 P: 4	R: 1 E: 0 K: 0 S: 6	H: 3 LOB: 3 BB: 1 P: 10	R: 1 E: 0 K: 1 S: 7	H: 2 LOB: 1 BB: 0 P: 7	R: 0 E: 0 K: 1 S: 3	H: 1 LOB: 0 BB: 0 P: 3	R: 0 E: 0 K: 1 S: 5	H: 0 LOB: 0 BB: 0 P: 5	R: 0 E: 0 K: 1 S: 5	H: 0 LOB: 0 BB: 0 P: 5	R: 4 E: 1 K: 0 S: 7	H: 4 LOB: 1 BB: 1 P: 11	R: 0 E: 0 K: 2 S: 7	H: 0 LOB: 0 BB: 0 P: 7	1B: 6 2B: 5 3B: 2 HR: 0	SF: 0 SAC: 1 DP: 1 HBP: 0	WP: 0 PB: 0 SB: 0 CS: 0	PA: 43
<b>PITCHER</b>	IP WLS BF H R ER SO BB IBB HBP BLK WP HR S P ERA WHIP																					
Steve Stone, R (1, 1) ERA: 2.87	2.0 L 12 4 3 3 1 2 0 0 0 0 0 0 12 20 13.50 3.000																					
Ron Bryant, L (3, 1) ERA: 3.38	3.0 14 5 1 1 1 0 1 0 0 0 0 0 15 19 3.00 1.667																					
Don McMahon, R (6, 1) ERA: 3.09	2.0 6 0 0 0 2 0 0 0 0 0 0 0 10 10 0.00 0.000																					
Jerry Johnson, R (8, 1) ERA: 15.75	0.2 7 4 4 3 0 1 0 0 0 0 0 0 6 10 40.50 7.500																					
John Morris, L (8, 1) ERA: 1.59	1.1 4 0 0 0 2 0 0 0 0 0 0 0 8 8 0.00 0.000																					

**New York Mets @ San Francisco Giants**  
 Candlestick Park, San Francisco, CA  
 Wed May 03 1972, 6:33 AM EDT  
 Att. 4,123 - Unknown

[livebaseballscorecards.com](http://livebaseballscorecards.com)

<b>AB</b>	<b>38</b>
<b>R</b>	<b>8</b>
<b>H</b>	<b>13</b>
<b>RBI</b>	<b>7</b>
<b>BB</b>	<b>4</b>
<b>SO</b>	<b>6</b>
<b>LOB</b>	<b>19</b>



BOTTOM

New York Mets @ San Francisco Giants  
Candlestick Park, San Francisco, CA

livebaseballscorecards.com

AB 35  
R 5  
H 9  
RBI 5  
BB 5  
SO 5  
LOB 17



WP: 0 PA: 41  
PB: 0  
SB: 1  
CS: 0

Wed May 03 1972, 6:33 AM EDT  
Att. 4,123 - Unknown

AB R H RBI BB SO LOB

5 0 2 1 0 1 0

5 0 0 0 0 0 3

3 1 2 0 2 0 0

4 1 1 1 0 0 2

5 1 3 2 0 0 3

4 0 0 1 0 1 4

2 0 0 0 2 0 2

3 0 0 0 0 2 2

1 0 0 0 0 0 1

0 0 0 0 0 0 0  
1 0 0 0 0 1 0  
0 1 0 0 1 0 0  
0 0 0 0 0 0 0  
1 0 0 0 0 0 0  
0 0 0 0 0 0 0  
0 0 0 0 0 0 0  
1 1 1 0 0 0 0

1B: 6 SF: 1  
2B: 2 SAC: 0  
3B: 1 DP: 0  
HR: 0 HBP: 0

Batter	1	2	3	4	5	6	7	8	9
Chris Speier, R OBP: 0.325, SLG: 0.427 (1, 6)	0-3 K ①		0-0 L4 ②		0-0 1-H 2B ③		0-0 G3 ③		0-0 3-1 1B
Tito Fuentes, S OBP: 0.286, SLG: 0.370 (1, 4)	0-0 F8 ②		0-0 F9 ③		0-0 L8 ③			0-0 F5 ①	0-0 3-1 ①
Willie Mays, R OBP: 0.390, SLG: 0.227 (1, 8)	0-0 F9 ③			0-0 FC5-4 1B				4-0 1B 3B BB	4-0 BB
Bobby Bonds, R OBP: 0.321, SLG: 0.513 (1, 9)		0-0 F9 ①		0-0 F9 ①				0-0 F8 ①	0-0 SF7 ②
Dave Kingman, R OBP: 0.275, SLG: 0.539 (1, 3)		0-0 S BB 1B		0-0 FC5-4 1-2f FC5-4				0-0 1-2 1B	0-0 3-H 3B
Ken Henderson, S OBP: 0.301, SLG: 0.381 (1, 7)		0-3 K ②		0-0 FC5-4 1-2f				0-0 F8 ②	0-0 3-1 ②
Al Gallagher, R OBP: 0.389, SLG: 0.345 (1, 5)		4-0 BB 1-2 BB			0-0 4-3			0-0 F9 ③	4-0 BB
Fran Healy, R OBP: 0.204, SLG: 0.163 Dave Rader, L (8, PH) OBP: 0.320, SLG: 0.500 (9, 2)		0-3 K ③			0-0 F8 ②			0-0 F8 ③	
Steve Stone, R Ron Bryant, S Bernie Williams, R Don McMahon, R Garry Maddox, R Jerry Johnson, R John Morris, R Jim Howarth, L OBP: 0.588, SLG: 0.400 (1, 1) (3, 1) (5, PH) (6, 1) (7, PH) (8, 1) (8, 1) (9, PH)			0-3 K ①		4-0 BB 2B			0-0 F6 ②	0-0 3-1 SF7 2B

Inning Stats	R: 0	H: 0	E: 0	K: 1	S: 5	LOB: 0	BB: 0	P: 5	R: 0	H: 1	E: 0	K: 2	S: 8	LOB: 2	BB: 1	P: 12	R: 0	H: 0	E: 0	K: 1	S: 5	LOB: 0	BB: 0	P: 5	R: 0	H: 1	E: 0	K: 0	S: 4	LOB: 1	BB: 0	P: 4	R: 1	H: 1	E: 0	K: 0	S: 4	LOB: 1	BB: 1	P: 8	R: 0	H: 2	E: 0	K: 0	S: 5	LOB: 2	BB: 0	P: 5	R: 0	H: 0	E: 0	K: 1	S: 5	LOB: 0	BB: 0	P: 5	R: 3	H: 2	E: 0	K: 0	S: 5	LOB: 1	BB: 2	P: 13	R: 1	H: 2	E: 0	K: 0	S: 5	LOB: 2	BB: 1	P: 9	1B: 6	SF: 1	2B: 2	SAC: 0	3B: 1	DP: 0	HR: 0	HBP: 0	WP: 0	PA: 41
--------------	------	------	------	------	------	--------	-------	------	------	------	------	------	------	--------	-------	-------	------	------	------	------	------	--------	-------	------	------	------	------	------	------	--------	-------	------	------	------	------	------	------	--------	-------	------	------	------	------	------	------	--------	-------	------	------	------	------	------	------	--------	-------	------	------	------	------	------	------	--------	-------	-------	------	------	------	------	------	--------	-------	------	-------	-------	-------	--------	-------	-------	-------	--------	-------	--------

PITCHER	IP	WLS	BF	H	R	ER	SO	BB	IBB	HBP	BLK	WP	HR	S	P	ERA	WHIP
Jon Mattack, L ERA: 2.42 (1, 1)	7.1	W	32	7	4	4	5	3	0	0	0	0	0	39	51	4.91	1.364
Chuck Taylor, R ERA: 6.0 (8, 1)	1.0		7	2	1	1	0	2	0	0	0	0	0	5	13	9.00	4.000
Tug McGraw, L ERA: 0.64 (9, 1)	0.2	S	2	0	0	0	0	0	0	0	0	0	0	2	2	0.00	0.000

Batter	1	2	3	4	5	6	7	8	9	AB R H RBI BB SO LOB	TOP
Chris Speier, R OBP: 0.330, SLG: 0.418 (1, 6) X	0-0 F9		0-0 F8		0-0 F7		0-0 1B S		4-0 FC6-4 BB	4 0 1 0 1 0 0	<b>San Francisco Giants @ Philadelphia Phillies</b> <b>Veterans Stadium, Philadelphia, PA</b> Fri May 05 1972, 7:05 PM EDT Att. 22,161 - Unknown <a href="http://livebaseballscorecards.com">livebaseballscorecards.com</a>
Tito Fuentes, S OBP: 0.292, SLG: 0.372 (1, 4) X	0-0 1-4-3		0-0 4-3		0-0 1B		0-0 FC6-4 1B		0-0 FC6-4	5 0 2 0 0 0 2	
Willie Mays, R OBP: 0.375, SLG: 0.208 (1, 8) B B B	4-0 1B 3B BB		0-3 K		0-0 F7		0-0 FC6-4 1-2f		0-0 F3	4 1 0 0 1 1 5	
Bobby Bonds, R OBP: 0.330, SLG: 0.524 (1, 9) X	0-0 1-2 3B 1B				0-0 2B		0-0 P6		0-0 6-3	4 1 2 0 0 0 0	
Dave Kingman, R OBP: 0.274, SLG: 0.550 (1, 3) X	0-0 1-H 2-H 3B				0-0 P3		0-3 K		0-0 1-3	4 0 1 2 0 1 1	
Ken Henderson, S OBP: 0.325, SLG: 0.409 (1, 7) B B B B					0-0 P6		0-0 2B		0-0 FC6-4 1B	3 0 2 0 1 0 1	
Al Gallagher, R OBP: 0.400, SLG: 0.344 (1, 5) X					4-0 G6-3 1B BB		0-0 F3		0-0 FC6-4 1-2f	3 0 1 0 1 0 2	
Dave Rader, L OBP: 0.276, SLG: 0.429 (1, 2) X					0-0 G6-3 1-2 1B		0-0 F7		0-0 G3	4 0 0 0 0 0 4	
Juan Marichal, R OBP: 0.214, SLG: 0.357 (1, 1) X					0-0 6-3		0-3 K		0-0 FC6-4 2B	4 0 1 0 0 1 1	
<b>Inning Stats</b>	R: 2 H: 2 E: 0 LOB: 1 K: 0 BB: 1 S: 4 P: 8	R: 0 H: 1 E: 0 LOB: 1 K: 0 BB: 1 S: 3 P: 7	R: 0 H: 0 E: 0 LOB: 0 K: 1 BB: 0 S: 5 P: 5	R: 0 H: 1 E: 0 LOB: 2 K: 0 BB: 1 S: 4 P: 8	R: 0 H: 1 E: 0 LOB: 1 K: 0 BB: 0 S: 4 P: 4	R: 0 H: 1 E: 0 LOB: 1 K: 1 BB: 0 S: 6 P: 6	R: 0 H: 2 E: 0 LOB: 2 K: 1 BB: 0 S: 7 P: 7	R: 0 H: 1 E: 0 LOB: 1 K: 0 BB: 0 S: 4 P: 4	R: 0 H: 1 E: 0 LOB: 2 K: 0 BB: 1 S: 4 P: 8	1B: 6 SF: 0 2B: 3 SAC: 0 3B: 1 DP: 1 HR: 0 HBP: 0	WP: 0 PA: 39 PB: 0 SB: 1 CS: 0
<b>PITCHER</b> Bill Champion, R (1, 1) ERA: 2.43	IP WLS BF H R ER SO BB IBB HBP BLK WP HR S P ERA WHIP										

**San Francisco Giants @ Philadelphia Phillies**  
**Veterans Stadium, Philadelphia, PA**  
 Fri May 05 1972, 7:05 PM EDT  
 Att. 22,161 - Unknown

<b>AB</b>	<b>35</b>
<b>R</b>	<b>2</b>
<b>H</b>	<b>10</b>
<b>RBI</b>	<b>2</b>
<b>BB</b>	<b>4</b>
<b>SO</b>	<b>3</b>
<b>LOB</b>	<b>16</b>





Batter	1	2	3	4	5	6	7	8	9	AB	R	H	RBI	BB	SO	LOB
Larry Bowa, S OBP: 0.266, SLG: 0.273 (1, 6)	0-3 K		0-0 5-3		0-0 1-3		0-3 K			4	0	0	0	0	2	2
Tim McCarver, L OBP: 0.311, SLG: 0.429 (1, 2)	0-3 K		0-0 5-3		0-0 1B			0-0 2B		4	0	2	1	0	1	1
Willie Montanez, L OBP: 0.365, SLG: 0.476 (1, 8)	4-0 BB			0-0 F7	0-3 K			0-0 P6		3	0	0	0	1	1	2
Greg Luzinski, R OBP: 0.395, SLG: 0.597 (1, 7)	0-0 F7			0-0 F8		0-0 L4-6 SH1 1B		4-0 BB		3	0	1	0	1	0	1
Tom Hutton, L OBP: 0.432, SLG: 0.486 (1, 3)		0-3 K		0-0 2B 1B		0-0 SH1		0-0 G3-6-3 BB		3	1	1	0	0	1	2
Don Money, R OBP: 0.324, SLG: 0.413 (1, 5)		0-0 6-3		0-0 2B		0-0 E6		0-0 2B 1B		4	1	2	1	0	0	1
Mike Anderson, R OBP: 0.250, SLG: 0.276 (1, 9)		0-0 F8		0-0 6-3		0-0 L4-6		0-0 2B		4	0	1	1	0	0	3
Denny Doyle, L OBP: 0.352, SLG: 0.347 (1, 4)			0-3 K		0-0 SH5-3 1B 2B		0-0 G3-6-4 1B			3	1	2	0	0	1	0
Bill Champion, R OBP: 0.222, SLG: 0.556 (1, 1)			0-0 5-3 1B		0-0 SH5-3		0-0 G3-6-4			2	0	1	0	0	0	1

Inning Stats	R: 0	H: 0	E: 0	K: 2	S: 7	LOB: 1	BB: 1	P: 11	R: 0	H: 0	E: 0	K: 1	S: 5	LOB: 0	BB: 0	P: 5	R: 0	H: 1	E: 0	K: 1	S: 6	LOB: 1	BB: 0	P: 6	R: 1	H: 2	E: 0	K: 0	S: 5	LOB: 1	BB: 0	P: 5	R: 0	H: 1	E: 1	K: 0	S: 4	LOB: 1	BB: 0	P: 4	R: 0	H: 1	E: 0	K: 1	S: 5	LOB: 0	BB: 0	P: 5	R: 0	H: 1	E: 0	K: 0	S: 3	LOB: 1	BB: 1	P: 7	R: 1	H: 2	E: 0	K: 0	S: 2	LOB: 1	BB: 0	P: 2
1B: 6	SF: 0	2B: 5	SAC: 2	3B: 0	DP: 3	HR: 0	HBP: 0	WP: 0	PA: 34	PB: 0	SB: 0	CS: 0																																																				

PITCHER	IP	WLS	BF	H	R	ER	SO	BB	IBB	HBP	BLK	WP	HR	S	P	ERA	WHIP
Juan Marichal, R ERA: 3.38 (1, 1)	8.0	L	34	10	3	3	6	2	0	0	0	0	0	44	52	3.38	1.500

**BOTTOM**

**San Francisco Giants @ Philadelphia Phillies**  
**Veterans Stadium, Philadelphia, PA**  
 Fri May 05 1972, 7:05 PM EDT  
 Att. 22,161 - Unknown

<b>AB</b>	<b>30</b>
<b>R</b>	<b>3</b>
<b>H</b>	<b>10</b>
<b>RBI</b>	<b>3</b>
<b>BB</b>	<b>2</b>
<b>SO</b>	<b>6</b>
<b>LOB</b>	<b>13</b>

[livebaseballscorecards.com](http://livebaseballscorecards.com)



Batter	1	2	3	4	5	6	7	8	9	AB R H RBI BB SO LOB	TOP									
Chris Speier, R (1, 6) OBP: 0.326, SLG: 0.446	0-3 K		0-0 5-3		0-0 HR			0-0 6-3		4 1 1 2 0 1 0										
Chris Arnold, R (1, 5) OBP: 0.462, SLG: 0.368	0-0 6-3 2B			4-0 FC4-6 BB	0-0 4-3			0-0 2B		3 0 2 0 1 0 0										
Ken Henderson, S (1, 8) OBP: 0.309, SLG: 0.386	0-0 6-3 2-3			0-0 FC4-6 FC1-4 1-2f			0-0 L3	0-0 F7		4 0 0 0 0 0 3										
Bobby Bonds, R (1, 9) OBP: 0.326, SLG: 0.506	0-0 6-3			0-0 FC1-4 BB 1-2f			0-0 5-3		4-0 S 3B BB	3 1 0 0 1 0 2										
Dave Kingman, R (1, 3) OBP: 0.273, SLG: 0.530		0-0 5-3		4-0 BB 1-2		0-3 K		0-3 K	0-3 K	3 0 0 0 1 2 1										
Tito Fuentes, S (1, 4) OBP: 0.280, SLG: 0.356		0-0 5-3		0-0 4-3			0-0 4-3	0-0 F8		4 0 0 0 0 0 3										
Garry Maddox, R (1, 7) OBP: 0.244, SLG: 0.289		0-0 5-3			0-0 6-3		0-3 K		0-0 3B	4 0 1 1 0 1 0										
Dave Rader, L (1, 2) OBP: 0.250, SLG: 0.387			0-0 4-3		0-0 L4		0-0 P5	4-0 3B	4-0 IBB	3 0 0 0 0 0 0										
Willie Mays, R (9, PH) OBP: 0.385, SLG: 0.208										0 0 0 0 1 0 0										
Fran Healy, R (9, 2) OBP: 0.204, SLG: 0.163										0 0 0 0 0 0 0										
Sam McDowell, L (1, 1) OBP: 0.308, SLG: 0.250			0-0 F9		0-0 HR 1B			0-0 1-3	0-0 4-3	4 1 1 0 0 0 2										
<b>Inning Stats</b>	R: 0 E: 0 K: 1 S: 6	H: 1 LOB: 1 BB: 0 P: 6	R: 0 E: 0 K: 0 S: 3	H: 0 LOB: 0 BB: 0 P: 3	R: 0 E: 0 K: 0 S: 3	H: 0 LOB: 2 BB: 2 P: 11	R: 2 E: 0 K: 0 S: 5	H: 2 LOB: 0 BB: 0 P: 5	R: 0 E: 0 K: 1 S: 5	H: 0 LOB: 0 BB: 0 P: 5	R: 0 E: 0 K: 1 S: 5	H: 0 LOB: 0 BB: 0 P: 5	R: 0 E: 0 K: 0 S: 4	H: 1 LOB: 1 BB: 0 P: 4	R: 1 E: 0 K: 1 S: 6	H: 1 LOB: 2 BB: 2 P: 14	1B: 1 2B: 2 3B: 1 HR: 1	SF: 0 SAC: 0 DP: 0 HBP: 0	WP: 0 PB: 0 SB: 1 CS: 0	PA: 36
<b>PITCHER</b>	IP WLS BF H R ER SO BB IBB HBP BLK WP HR S P ERA WHIP																			
Dick Selma, R (1, 1) ERA: 2.57	7.0 L 26 3 2 2 3 2 0 0 0 0 0 1 30 38 2.57 0.714																			
Wayne Twitchell, R (8, 1) ERA: 7.88	1.2 8 2 1 1 1 1 0 0 0 0 0 0 9 13 5.40 1.800																			
Joe Hoerner, L (9, 1) ERA: 5.06	0.1 2 0 0 0 0 0 0 1 0 0 0 0 1 5 0.00 0.000																			

San Francisco Giants @ Philadelphia Phillies  
Veterans Stadium, Philadelphia, PA  
Sat May 06 1972, 3:33 AM EDT  
Att: 14,010 - Unknown

livebaseballscorecards.com

AB	32
R	3
H	5
RBI	3
BB	4
SO	4
LOB	11



BOTTOM

San Francisco Giants @ Philadelphia Phillies  
Veterans Stadium, Philadelphia, PA

Sat May 06 1972, 3:33 AM EDT  
Att. 14,010 - Unknown

livebaseballscorecards.com

AB	30
R	1
H	4
RBI	1
BB	5
SO	9
LOB	18



WP:	1	PA:	35
PB:	0	SB:	0
CS:	0		

AB R H RBI BB SO LOB

4	1	1	0	0	0	1
3	0	0	0	1	0	1
3	0	1	1	1	1	1
3	0	0	0	1	1	3
4	0	1	0	0	2	3
4	0	1	0	0	1	2
2	0	0	0	2	0	1
4	0	0	0	0	2	4
2	0	0	0	0	1	1
1	0	0	0	0	0	0
0	0	0	0	0	0	0

1B:	4	SF:	0
2B:	0	SAC:	0
3B:	0	DP:	1
HR:	0	HBP:	0

WP HR S P ERA WHIP

9.0	W	35	4	1	0	9	5	0	0	0	1	0	48	68	0.00	1.000
-----	---	----	---	---	---	---	---	---	---	---	---	---	----	----	------	-------

Batter	1	2	3	4	5	6	7	8	9
Larry Bowa, S (1, 6) OBP: 0.265, SLG: 0.272	0-0 F3		0-0 F8		0-0 5-3			0-0 E6 B1-3 1B	
Terry Harmon, R (1, 4) OBP: 0.458, SLG: 0.500	0-0 F9		0-0 5-3			4-0 FC6-4 BB		0-0 B1-3 2-3	
Willie Montanez, L (1, 8) OBP: 0.372, SLG: 0.470	4-0 BB			0-0 4-3		0-3 K		0-0 1B 3-H	
Greg Luzinski, R (1, 7) OBP: 0.388, SLG: 0.571	0-3 K			4-0 BB		0-0 FC6-4 1-2f		0-0 L6	
Don Money, R (1, 5) OBP: 0.321, SLG: 0.403		0-0 BB 1B		0-0 F7		0-3 K		0-3 K	
Tom Hutton, L (1, 3) OBP: 0.415, SLG: 0.462		0-0 F9		0-3 K			0-0 1B	0-0 4-3	
Mike Anderson, R (1, 9) OBP: 0.265, SLG: 0.267		4-0 G5-4-3 1-2 BB			4-0 WP BB		0-0 F8	0-0 6-3	
Mike Ryan, R (1, 2) OBP: 0.304, SLG: 0.286		0-0 G5-4-3 1-2f			0-3 K 1-2		0-3 K	0-0 6-3	
Dick Selma, R (1, 1)			0-0 6-3		0-3 K		0-3 K		
Byron Browne, R (7, PH) OBP: 0.600, SLG: 0.500									
Wayne Twitchell, R (8, 1)									
Joe Hoerner, R (9, 1)									

Inning Stats	R: 0	H: 0	E: 0	K: 1	S: 5	R: 0	H: 1	E: 0	K: 0	S: 3	R: 0	H: 0	E: 0	K: 0	S: 3	R: 0	H: 0	E: 0	K: 1	S: 5	R: 0	H: 0	E: 0	K: 2	S: 7	R: 0	H: 0	E: 0	K: 2	S: 7	R: 0	H: 1	E: 1	K: 1	S: 7	R: 1	H: 2	E: 0	K: 0	S: 3	R: 0	H: 0	E: 0	K: 0	S: 3
	0	0	0	1	9	0	1	0	1	7	0	0	0	0	3	0	0	0	1	9	0	0	0	1	11	0	0	0	1	11	0	1	1	0	8	1	2	0	0	7	0	0	0	0	3

PITCHER IP WLS BF H R ER SO BB IBB HBP BLK WP HR S P ERA WHIP

Sam McDowell, L (1, 1) ERA: 2.45	9.0	W	35	4	1	0	9	5	0	0	0	1	0	48	68	0.00	1.000
-------------------------------------	-----	---	----	---	---	---	---	---	---	---	---	---	---	----	----	------	-------

Batter	1	2	3	4	5	6	7	8	9	AB R H RBI BB SO LOB	TOP																				
Chris Speier, R (1, 6) OBP: 0.323, SLG: 0.437	0-3 K			0-0 5-3		0-0 F9		0-0 1B 2-H 1B		4 0 1 1 0 1 0	<b>San Francisco Giants @ Philadelphia Phillies</b> <b>Veterans Stadium, Philadelphia, PA</b> Sun May 07 1972, 3:33 AM EDT Att. 44,880 - Unknown																				
Chris Arnold, R (1, 5) OBP: 0.433, SLG: 0.348	0-3 K			0-0 6-3			0-0 F8	0-0 1B 1-3		4 0 1 0 0 1 0																					
Ken Henderson, S (1, 8) OBP: 0.294, SLG: 0.365	0-3 K			0-0 F9			0-0 F8		0-0 L1	4 0 0 0 0 1 0																					
Bobby Bonds, R (1, 9) OBP: 0.333, SLG: 0.539		0-3 K			0-0 P5		0-0 1B		0-0 HR	4 1 2 1 0 1 0																					
Dave Kingman, R (1, 3) OBP: 0.283, SLG: 0.523			0-0 CS 1B		4-0 BB BB BB		0-3 K		0-3 K	3 0 1 0 1 2 1																					
Tito Fuentes, S (1, 4) OBP: 0.278, SLG: 0.362			0-0 P4 1-2		0-3 K			0-0 1B 1-4-3 2B	0-0 L4	4 1 1 0 0 1 2																					
Garry Maddox, R (1, 7) OBP: 0.250, SLG: 0.293				0-0 6-3		0-3 K		0-0 1B 1-4-3 1B		3 1 1 0 0 1 1																					
Fran Healy, R (1, 2) OBP: 0.196, SLG: 0.156			0-3 K			0-3 K		0-0 1-4-3		2 0 0 0 0 2 0																					
Russ Gibson, R (8, PH) OBP: 0.400, SLG: 0.800								0-0 1-2 3-H		1 0 0 1 0 0 1																					
Ron Bryant, S (1, 1)			0-3 K			0-3 K		0-3 K		1 0 0 0 0 1 0																					
Steve Stone, R (5, 1)										0 0 0 0 0 0 0																					
Bernie Williams, R (6, PH)										1 0 0 0 0 1 0																					
Jerry Johnson, R (6, 1)										0 0 0 0 0 0 0																					
Al Gallagher, R (8, PH) OBP: 0.380, SLG: 0.333										1 0 0 0 0 1 1																					
John Morris, R (8, 1)										0 0 0 0 0 0 0																					
Don McMahon, R (8, 1)										0 0 0 0 0 0 0																					
<b>Inning Stats</b>	R: 0 E: 0 K: 3 S: 9	H: 0 LOB: 0 BB: 0 P: 9	R: 0 E: 0 K: 1 S: 5	H: 1 LOB: 0 BB: 0 P: 5	R: 0 E: 0 K: 2 S: 7	H: 0 LOB: 0 BB: 0 P: 7	R: 0 E: 0 K: 0 S: 3	H: 0 LOB: 0 BB: 0 P: 3	R: 0 E: 0 K: 2 S: 7	H: 0 LOB: 1 BB: 1 P: 11	R: 0 E: 0 K: 2 S: 7	H: 0 LOB: 0 BB: 0 P: 7	R: 0 E: 0 K: 1 S: 6	H: 1 LOB: 1 BB: 0 P: 6	R: 2 E: 0 K: 1 S: 8	H: 4 LOB: 2 BB: 0 P: 8	R: 1 E: 0 K: 1 S: 6	H: 1 LOB: 0 BB: 0 P: 6	1B: 5 2B: 1 3B: 0 HR: 1	SF: 0 SAC: 0 DP: 0 HBP: 0	WP: 0 PB: 0 SB: 0 CS: 1	PA: 33									
<b>PITCHER</b> Steve Carlton, L (1, 1) ERA: 1.73	IP 9.0	WLS W	BF 33	H 7	R 3	ER 3	SO 13	BB 1	IBB 0	HBP 0	BLK 0	WP 0	HR 1	S 58	P 62	ERA 3.00	WHIP 0.889														
											<b>PITCHER</b>	IP	WLS	BF	H	R	ER	SO	BB	IBB	HBP	BLK	WP	HR	S	P	ERA	WHIP			

livebaseballscorecards.com

<b>AB</b>	32
<b>R</b>	3
<b>H</b>	7
<b>RBI</b>	3
<b>BB</b>	1
<b>SO</b>	13
<b>LOB</b>	6



Batter	1	2	3	4	5	6	7	8	9	AB	R	H	RBI	BB	SO	LOB	BOTTOM
Larry Bowa, S OBP: 0.264, SLG: 0.274 (1, 6)	0-3 K		0-0 SF7		0-0 1B 2B 1B		0-0 F8			3	1	1	1	0	1	0	<b>San Francisco Giants @ Philadelphia Phillies</b> <b>Veterans Stadium, Philadelphia, PA</b> Sun May 07 1972, 3:33 AM EDT Att. 44,880 - Unknown
Terry Harmon, R OBP: 0.536, SLG: 0.583 (1, 4)	0-0 CS 1B		0-0 E7 1B		0-0 1B 2B 1B			0-0 HR 1B		4	3	4	1	0	0	0	
Willie Montanez, L OBP: 0.366, SLG: 0.471 (1, 8)	0-3 K 1-2		0-0 4-3		0-0 1B 2B			0-3 K		4	0	1	2	0	2	2	
Greg Luzinski, R OBP: 0.381, SLG: 0.595 (1, 7)		0-0 F9	0-0 F9		0-0 F8			0-0 HR		4	1	1	2	0	0	1	
Don Money, R OBP: 0.305, SLG: 0.380 (1, 5)		0-3 K		0-0 F9		0-0 P7		0-0 5-3		4	0	0	0	0	1	0	
Tim McCarver, L OBP: 0.308, SLG: 0.417 (1, 2)		0-0 P5		0-3 K		0-0 6-3		0-0 1B PB 1B		4	0	1	0	0	1	0	
Mike Anderson, R OBP: 0.278, SLG: 0.297 (1, 9)			0-0 1B SF7 2B	0-0 4-3		0-3 K		0-0 BB 1B		4	1	2	0	0	1	0	
Tom Hutton, L OBP: 0.422, SLG: 0.452 (1, 3)			0-0 BB 1B 1B		0-0 4-3		0-0 F7	4-0 BB BB BB	1-2 BB	3	1	1	0	1	0	0	
Steve Carlton, L OBP: 0.350, SLG: 0.421 (1, 1)			4-0 BB 1B E BB		0-3 K		0-3 K	0-0 F8		3	1	0	0	1	2	3	
<b>Inning Stats</b>	R: 0 E: 0 K: 2 S: 7	H: 1 LOB: 1 BB: 0 P: 7	R: 0 E: 0 K: 1 S: 5	H: 0 LOB: 0 BB: 0 P: 5	R: 4 E: 1 K: 0 S: 6	H: 3 LOB: 0 BB: 1 P: 10	R: 0 E: 0 K: 1 S: 5	H: 0 LOB: 0 BB: 0 P: 5	R: 2 E: 0 K: 1 S: 9	H: 4 LOB: 3 BB: 1 P: 13	1B: 8 2B: 3 3B: 0 HR: 1	SF: 1 SAC: 0 DP: 1 HBP: 0	WP: 0 PB: 1 SB: 0 CS: 1	PA: 36	ERA WHIP		

PITCHER	IP	WLS	BF	H	R	ER	SO	BB	IBB	HBP	BLK	WP	HR	S	P	ERA	WHIP
Ron Bryant, L ERA: 4.24 (1, 1)	4.2	L	21	7	6	4	5	1	0	0	0	0	0	30	34	7.71	1.714
Steve Stone, R ERA: 2.81 (5, 1)	0.1		1	0	0	0	0	0	0	0	0	0	0	1	1	0.00	0.000
Jerry Johnson, R ERA: 12.6 (6, 1)	2.0		6	0	0	0	2	0	0	0	0	0	0	10	10	0.00	0.000
John Morris, L ERA: 4.26 (8, 1)	0.2		7	4	2	2	1	1	0	0	0	0	1	8	12	27.00	7.500
Don McMahon, R ERA: 3.0 (8, 1)	0.1		1	0	0	0	0	0	0	0	0	0	0	1	1	0.00	0.000

livebaseballscorecards.com



Batter	1	2	3	4	5	6	7	8	9	AB R H RBI BB SO LOB	TOP									
Chris Speier, R (1, 6) OBP: 0.317, SLG: 0.424	0-0 F8		0-0 1-3			0-0 1B		0-0 5-3	0-0 6-3	5 0 1 0 0 0 2										
Tito Fuentes, S (1, 4) OBP: 0.287, SLG: 0.367	0-0 FC6-4 BB 1B		0-3 K			0-0 F7		0-0 E9 1B		4 1 2 0 0 1 1										
Bobby Bonds, R (1, 9) OBP: 0.340, SLG: 0.533	4-0 FC6-4 BB 1-2 BB			0-0 1-3		0-0 F7		0-0 1B 1B		3 0 1 1 1 0 1										
Dave Kingman, R (1, 3) OBP: 0.281, SLG: 0.511	0-0 FC6-4 1-2f 2-3			0-0 4-3		0-3 K		0-0 1-2 1B		4 0 1 0 0 1 3										
Ken Henderson, S (1, 8) OBP: 0.292, SLG: 0.359	0-0 G3			0-3 K			0-0 G3-6 1B	0-0 F5		4 0 1 0 0 1 4										
Al Gallagher, R (1, 5) OBP: 0.378, SLG: 0.324		0-0 G4-6-3 1B		0-0 4-3			0-0 G3-6 1-2f		0-0 4-3	4 0 1 0 0 0 1										
Jim Howarth, L (1, 7) OBP: 0.571, SLG: 0.333		0-0 G4-6-3 1-2f		4-0 FC5-4 BB			4-0 BB BB		0-0 4-3	2 0 0 0 2 0 1										
Dave Rader, L (1, 2) OBP: 0.250, SLG: 0.371		0-0 G1		0-0 FC5-4 1-2f			0-0 5-3		0-0 1B 1B	4 0 1 0 0 0 2										
Juan Marichal, R (1, 1) OBP: 0.188, SLG: 0.313			0-0 6-3			0-0 5-3		0-0 4-3	0-0 1-3 1B	2 0 0 0 0 0 1										
Chris Arnold, R (8, PH) OBP: 0.419, SLG: 0.333										1 0 0 0 0 0 0										
Jim Barr, R (8, 1)										0 0 0 0 0 0 0										
Willie Mays, R (9, PH) OBP: 0.394, SLG: 0.224										1 0 1 0 0 0 0										
<b>Inning Stats</b>	R: 0 E: 0 K: 0 S: 4	H: 1 LOB: 2 BB: 1 P: 8	R: 0 E: 0 K: 0 S: 3	H: 1 LOB: 0 BB: 0 P: 3	R: 0 E: 0 K: 1 S: 5	H: 0 LOB: 0 BB: 0 P: 5	R: 0 E: 0 K: 1 S: 5	H: 0 LOB: 0 BB: 0 P: 5	R: 0 E: 0 K: 1 S: 6	H: 1 LOB: 1 BB: 0 P: 6	R: 0 E: 0 K: 0 S: 3	H: 1 LOB: 1 BB: 1 P: 7	R: 1 E: 1 K: 0 S: 6	H: 3 LOB: 2 BB: 0 P: 6	R: 0 E: 0 K: 0 S: 5	H: 2 LOB: 2 BB: 0 P: 5	1B: 9 2B: 0 3B: 0 HR: 0	SF: 0 SAC: 0 DP: 2 HBP: 0	WP: 0 PB: 0 SB: 0 CS: 0	PA: 37
<b>PITCHER</b> Mike Torrez, R (1, 1) ERA: 1.4	IP: 9.0 WLS: W BF: 37 H: 9 R: 1 ER: 1 SO: 3 BB: 3 IBB: 0 HBP: 0 BLK: 0 WP: 0 HR: 0 S: 40 P: 52 ERA: 1.00 WHIP: 1.333																			
<b>PITCHER</b>	IP	WLS	BF	H	R	ER	SO	BB	IBB	HBP	BLK	WP	HR	S	P	ERA	WHIP			

San Francisco Giants @ Montreal Expos  
 Jarry Park, Montreal, QB  
 Tue May 09 1972, 7:05 PM EDT  
 Att. 9,004 - Unknown

livebaseballscorecards.com

AB	34
R	1
H	9
RBI	1
BB	3
SO	3
LOB	16



Batter	1	2	3	4	5	6	7	8	9	AB	R	H	RBI	BB	SO	LOB
--------	---	---	---	---	---	---	---	---	---	----	---	---	-----	----	----	-----

Ron Hunt, R OBP: 0.313, SLG: 0.268 (1, 4)	0-0 5-3		4-0 BB		0-0 3-1	0-0 E6				3	0	0	0	1	0	2
Bob Bailey, R OBP: 0.313, SLG: 0.284 Bobby Wine, R (8, 5)	0-0 6-3		0-0 F7			0-0 E 1B	0-0 E3 WP 1B			4	2	1	0	0	0	1
Mike Jorgensen, L OBP: 0.367, SLG: 0.359 (1, 3)	0-0 F5			0-0 3-1 SH2-3 1B		0-0 E 1B	0-0 F8			4	2	1	0	0	0	2
Ron Fairly, L OBP: 0.273, SLG: 0.188 Clyde Mashore, R OBP: 0.379, SLG: 0.375 (8, 9)		0-0 4-3		0-0 SH2-3		0-0 F8	0-0 1B			3	0	1	1	0	0	2
Ken Singleton, S OBP: 0.375, SLG: 0.403 (1, 7)		0-0 CS 1B		0-0 3-1		4-0 E IBB	0-3 K			3	1	1	0	1	1	2
Boots Day, L OBP: 0.205, SLG: 0.190 (1, 8)		0-3 K		0-0 1B		0-0 E4 FC1-5	0-0 F8			4	0	1	2	0	1	2
John Boccabella, R OBP: 0.227, SLG: 0.270 (1, 2)			0-0 SF9 3B	0-0 5-3		0-0 FC1-5 1B HBP E	0-0 F9			4	2	1	0	0	0	2
Tim Foli, R OBP: 0.239, SLG: 0.262 (1, 6)			0-0 SF9		0-0 F2	1-0 1B E6 HBP	0-0 5-3			2	0	0	1	0	0	0
Mike Torrez, R OBP: 0.111, SLG: 0.111 (1, 1)			0-0 F6		0-0 6-3	0-0 E6 1B	0-3 K			4	0	1	0	0	1	0

Inning Stats	R: 0	H: 0	E: 0	K: 0	S: 3	LOB: 0	BB: 0	P: 3	R: 0	H: 1	E: 0	K: 1	S: 5	LOB: 0	BB: 0	P: 5	R: 1	H: 1	E: 0	K: 0	S: 4	LOB: 1	BB: 1	P: 8	R: 1	H: 2	E: 0	K: 0	S: 5	LOB: 1	BB: 0	P: 5	R: 0	H: 0	E: 0	K: 0	S: 3	LOB: 0	BB: 0	P: 3	R: 4	H: 2	E: 4	K: 0	S: 7	LOB: 2	BB: 1	P: 12	R: 1	H: 1	E: 1	K: 1	S: 7	LOB: 1	BB: 0	P: 7	R: 0	H: 0	E: 0	K: 1	S: 5	LOB: 0	BB: 0	P: 5
--------------	------	------	------	------	------	--------	-------	------	------	------	------	------	------	--------	-------	------	------	------	------	------	------	--------	-------	------	------	------	------	------	------	--------	-------	------	------	------	------	------	------	--------	-------	------	------	------	------	------	------	--------	-------	-------	------	------	------	------	------	--------	-------	------	------	------	------	------	------	--------	-------	------

PITCHER	IP	WLS	BF	H	R	ER	SO	BB	IBB	HBP	BLK	WP	HR	S	P	ERA	WHIP
Juan Marichal, R ERA: 3.25 (1, 1)	7.0	L	33	7	7	2	2	1	1	1	0	1	0	34	43	2.57	1.143
Jim Barr, R ERA: 2.75 (8, 1)	1.0		3	0	0	0	1	0	0	0	0	0	0	5	5	0.00	0.000

**BOTTOM**

**San Francisco Giants @ Montreal Expos**  
**Jarry Park, Montreal, QB**  
 Tue May 09 1972, 7:05 PM EDT  
 Att: 9,004 - Unknown

AB	31
R	7
H	7
RBI	4
BB	2
SO	3
LOB	13



WP	PA	3B	HR	S	P	ERA	WHIP
1	36	1	0	5	1	0.00	0.000

livebaseballscorecards.com

Batter	1	2	3	4	5	6	7	8	9	AB R H RBI BB SO LOB	TOP	
Chris Speier, R OBP: 0.340, SLG: 0.432 (1, 6) X	0-0 SH1-4 1B		4-0 1B BB			0-0 FC6-4 1B	0-0 6-3	4-0 1B BB 1-2 2-3 3-H		3 0 2 1 2 0 2		
Tito Fuentes, S OBP: 0.305, SLG: 0.382 (1, 4) X	0-0 SH1-4 1-2		0-0 G6-4-3 1B			0-0 FC6-4 1-2f		0-0 2B 1B 1-2 2-H 3-H		4 1 3 1 0 0 1		
Bobby Bonds, R OBP: 0.333, SLG: 0.526 (1, 9) X	0-0 F9		0-0 G6-4-3 1-2f			0-0 F8		0-0 2B 2B K		5 1 1 1 0 1 6		
Dave Kingman, R OBP: 0.287, SLG: 0.516 (1, 3) X	0-0 5-3			0-0 5-3		0-3 K 1-2		0-0 1B 2B 2-H	0-0 FC3-6 1B	5 1 2 1 0 1 2		
Ken Henderson, S OBP: 0.298, SLG: 0.354 (1, 8)		0-3 K		0-0 4-3			0-0 SH3-4 2B 1B	4-0 1B 1B IBB	0-0 FC3-6 1-2f G4-6-3	4 2 1 0 1 1 1		
Al Gallagher, R OBP: 0.367, SLG: 0.317 (1, 5)		0-3 K		0-0 F9			0-0 SH3-4 1-3	0-0 1B 1B BB 1-2 2-3	0-0 G4-6-3 1-2f	4 1 1 0 0 1 1		
Garry Maddox, R OBP: 0.271, SLG: 0.333 (1, 7)		0-0 E6			0-3 K		0-0 E 2B 3-H	0-0 BB 1B 1B 1-2 2-H 3-H		4 1 2 3 0 1 0		
Dave Rader, L OBP: 0.250, SLG: 0.359 (1, 2)		0-3 K			0-0 F4		0-0 F9	0-0 BB 1B 1B 1-2 2-3		4 0 1 0 0 1 2		
Sam McDowell, L OBP: 0.235, SLG: 0.188 (1, 1)			0-3 K		0-3 K		0-0 E1 2-3	0-3 K		4 0 0 0 0 3 4		
<b>Inning Stats</b>	R: 0 E: 0 K: 0 S: 4 H: 1 LOB: 1 BB: 0 P: 4	R: 0 E: 1 K: 3 S: 10 H: 0 LOB: 1 BB: 0 P: 10	R: 0 E: 0 K: 1 S: 5 H: 1 LOB: 1 BB: 1 P: 9	R: 0 E: 0 K: 0 S: 3 H: 0 LOB: 0 BB: 0 P: 3	R: 0 E: 0 K: 2 S: 7 H: 0 LOB: 0 BB: 0 P: 7	R: 0 E: 0 K: 1 S: 6 H: 1 LOB: 1 BB: 0 P: 6	R: 1 E: 1 K: 0 S: 6 H: 2 LOB: 2 BB: 0 P: 6	R: 6 E: 0 K: 0 S: 13 H: 7 LOB: 2 BB: 2 P: 21	R: 0 E: 0 K: 0 S: 3 H: 1 LOB: 0 BB: 0 P: 3	1B: 10 2B: 3 3B: 0 HR: 0 SF: 0 SAC: 2 DP: 2 HBP: 0	WP: 0 PB: 0 SB: 3 CS: 0 PA: 42	
<b>PITCHER</b>	IP WLS BF H R ER SO BB IBB HBP BLK WP HR S P ERA WHIP											
Bill Stoneman, R ERA: 3.18 (1, 1)	7.0 L 32 8 5 5 7 1 1 0 0 0 0 44 52 6.43 1.286											
Mike Marshall, R ERA: 1.96 (8, 1)	1.0 7 4 2 2 2 1 0 0 0 0 0 10 14 18.00 5.000											
John Strohmayr, R ERA: 3.31 (9, 1)	1.0 3 1 0 0 0 0 0 0 0 0 0 3 3 0.00 1.000											

San Francisco Giants @ Montreal Expos  
 Jarry Park, Montreal, QB  
 Wed May 10 1972, 7:05 PM EDT  
 Att: 11,031 - Unknown

AB 37  
 R 7  
 H 13  
 RBI 7  
 BB 3  
 SO 9  
 LOB 19





Batter	1	2	3	4	5	6	7	8	9	AB	R	H	RBI	BB	SO	LOB
Ron Hunt, R OBP: 0.310, SLG: 0.257 (1, 4)	1-0 FC1-6 HBP			0-0 F5		0-3 K		0-0 F6		3	0	0	0	0	1	1
Mike Jorgensen, L OBP: 0.373, SLG: 0.382 (1, 3)	0-0 FC1-6 G4-3 1-2f			0-0 F6		0-0 CS 1B		0-0 2B		4	1	2	1	0	0	1
Clyde Mashore, R OBP: 0.394, SLG: 0.393 (1, 9)	0-0 G4-3 1-2f			0-0 1B		0-3 K 1-2		0-0 2B 1B		4	0	2	1	0	1	2
Bob Bailey, R OBP: 0.310, SLG: 0.321 (1, 5)		0-0 F8		0-0 F5			0-0 HR	0-0 6-3		4	1	1	1	0	0	2
Ken Singleton, S OBP: 0.381, SLG: 0.414 (1, 7)		4-0 CS BB			0-0 2B		0-3 K		0-3 K	3	0	1	0	1	2	0
Ron Woods, R OBP: 0.308, SLG: 0.278 (1, 8)		0-0 1-3 1-2			0-0 F8		0-0 6-3		0-3 K	4	0	0	0	0	1	2
John Boccabella, R OBP: 0.229, SLG: 0.258 (1, 2)			0-3 K		4-0 IBB		0-0 F8		0-3 K	3	0	0	0	1	2	0
Bobby Wine, R OBP: 0.200, SLG: 0.400 (1, 6)			0-0 F4		0-0 F8			0-0 2B 2B		3	1	1	0	0	0	2
Bill Stoneman, R (1, 1)			0-3 K					0-0 F3		2	0	0	0	0	1	2
Mike Marshall, R (8, 1)										0	0	0	0	0	0	0
Hector Torres, R (8, PH)										1	0	0	0	0	0	1
John Strohmayr, R (9, 1)										0	0	0	0	0	0	0

Inning Stats	R: 0	H: 0	R: 0	H: 0	R: 0	H: 0	R: 0	H: 1	R: 0	H: 1	R: 1	H: 1	R: 2	H: 3	R: 0	H: 0	1B: 3	SF: 0
	E: 0	LOB: 0	E: 0	LOB: 0	E: 0	LOB: 0	E: 0	LOB: 1	E: 0	LOB: 2	E: 0	LOB: 0	E: 0	LOB: 1	E: 0	LOB: 0	2B: 3	SAC: 0
	K: 0	BB: 0	K: 0	BB: 1	K: 0	BB: 0	K: 0	BB: 0	K: 0	BB: 1	K: 1	BB: 0	K: 0	BB: 0	K: 3	BB: 0	3B: 0	DP: 1
	S: 2	P: 3	S: 2	P: 6	S: 7	P: 7	S: 4	P: 4	S: 4	P: 8	S: 6	P: 6	S: 6	P: 6	S: 9	P: 9	HR: 1	HBP: 1

PITCHER	IP	WLS	BF	H	R	ER	SO	BB	IBB	HBP	BLK	WP	HR	S	P	ERA	WHIP
Sam McDowell, L (1, 1) ERA: 2.57	9.0	W	34	7	3	3	8	1	1	1	0	0	1	47	56	3.00	0.889

**BOTTOM**

**San Francisco Giants @ Montreal Expos**  
**Jarry Park, Montreal, QB**  
 Wed May 10 1972, 7:05 PM EDT  
 Att. 11,031 - Unknown

<b>AB</b>	<b>31</b>
<b>R</b>	<b>3</b>
<b>H</b>	<b>7</b>
<b>RBI</b>	<b>3</b>
<b>BB</b>	<b>2</b>
<b>SO</b>	<b>8</b>
<b>LOB</b>	<b>13</b>

livebaseballscores.com



WP	PA	ERA	WHIP
0	34		
0			
0			

Batter	1	2	3	4	5	6	7	8	9	AB R H RBI BB SO LOB	TOP									
Chris Speier, R (1, 6) OBP: 0.342, SLG: 0.424	0-0 4-3 2B 1B	4-0 1B BB	0-0 F8			0-0 5-3			0-0 F8	4 1 1 0 1 0 1										
Tito Fuentes, S (1, 4) OBP: 0.291, SLG: 0.368	0-0 4-3 1-2	0-0 SF8			0-0 F7		0-3 K		0-0 4-3	4 0 0 1 0 1 1										
Bobby Bonds, R (1, 9) OBP: 0.330, SLG: 0.515	0-0 F4	0-0 3-H 1-2 2-H 1B			0-0 5-3		0-3 K			4 0 1 1 0 1 1										
Dave Kingman, R (1, 3) OBP: 0.286, SLG: 0.515	0-0 2-H 2B	0-0 5-3			0-3 K		0-3 K			4 0 1 1 0 2 2										
Ken Henderson, S (1, 8) OBP: 0.286, SLG: 0.337	0-0 F6		0-0 G3			0-0 F7		0-0 F4		4 0 0 0 0 0 1										
Al Gallagher, R (1, 5) OBP: 0.396, SLG: 0.356		0-0 1B 2B 1B	0-0 WP 1B 1B			0-0 4-3		0-0 FC5-4 1B		4 2 3 0 0 0 0										
Garry Maddox, R (1, 7) OBP: 0.288, SLG: 0.347		0-0 2B 1-2 SF8 1B	0-0 1B 1-2 2B 1B			0-3 K		0-0 FC5-4 FC6-4		4 2 2 0 0 1 1										
Dave Rader, L (1, 2) OBP: 0.273, SLG: 0.395		0-0 1-3 2-H 1B 2B	0-0 1-3 2-H 1B			0-3 K		0-0 FC6-4		4 1 2 2 0 1 1										
Ron Bryant, S (1, 1) OBP: 0.111, SLG: 0.222		0-0 4-3	0-0 3-H 2B			0-0 4-3		0-0 5-3		4 0 1 1 0 0 2										
<b>Inning Stats</b>	R: 1 E: 0 K: 0 S: 5	H: 2 LOB: 1 BB: 0 P: 5	R: 3 E: 0 K: 0 S: 7	H: 4 LOB: 2 BB: 1 P: 11	R: 2 E: 0 K: 0 S: 6	H: 4 LOB: 1 BB: 0 P: 6	R: 0 E: 0 K: 1 S: 5	H: 0 LOB: 0 BB: 0 P: 5	R: 0 E: 0 K: 1 S: 5	H: 0 LOB: 0 BB: 0 P: 5	R: 0 E: 0 K: 3 S: 9	H: 0 LOB: 0 BB: 0 P: 9	R: 0 E: 0 K: 0 S: 4	H: 1 LOB: 1 BB: 0 P: 4	R: 0 E: 0 K: 0 S: 3	H: 0 LOB: 0 BB: 0 P: 3	1B: 8 2B: 3 3B: 0 HR: 0	SF: 1 SAC: 0 DP: 0 HBP: 0	WP: 1 PB: 0 SB: 0 CS: 0	PA: 38
<b>PITCHER</b>	IP WLS BF H R ER SO BB IBB HBP BLK WP HR S P ERA WHIP																			
Steve Renko, R (1, 1) ERA: 6.35	1.2 L 12 6 4 4 0 1 0 0 0 0 0 0 11 15 21.60 4.200																			
Tom Walker, R (2, 1) ERA: 5.68	1.1 7 4 2 2 0 0 0 0 0 0 1 0 7 7 13.50 3.000																			
Joe Gilbert, L (4, 1) ERA: 6.75	3.0 9 0 0 0 3 0 0 0 0 0 0 0 15 15 0.00 0.000																			
John Strohmayr, R (7, 1) ERA: 2.79	3.0 10 1 0 0 3 0 0 0 0 0 0 0 16 16 0.00 0.333																			

**San Francisco Giants @ Montreal Expos**  
 Jarry Park, Montreal, QB  
 Thu May 11 1972, 7:05 PM EDT  
 Att. 7,161 - Unknown

AB	36
R	6
H	11
RBI	6
BB	1
SO	6
LOB	10



**BOTTOM**

**San Francisco Giants @ Montreal Expos**  
 Jarry Park, Montreal, QB  
 Thu May 11 1972, 7:05 PM EDT  
 Att. 7,161 - Unknown

[livebaseballscorecards.com](http://livebaseballscorecards.com)

<b>AB</b>	<b>38</b>
<b>R</b>	<b>2</b>
<b>H</b>	<b>12</b>
<b>RBI</b>	<b>2</b>
<b>BB</b>	<b>0</b>
<b>SO</b>	<b>7</b>
<b>LOB</b>	<b>17</b>



WP:	1	PA:	39
PB:	0	SB:	0
CS:	0		

AB R H RBI BB SO LOB

5	1	1	0	0	0	3
5	0	2	0	0	2	1
4	0	1	1	0	0	1
4	0	2	0	0	1	2
4	1	1	0	0	2	3
4	0	0	0	0	1	2
4	0	3	0	0	0	0
4	0	0	0	0	1	5
0	0	0	0	0	0	0
0	0	0	0	0	0	0
1	0	0	0	0	0	0
1	0	1	1	0	0	0
0	0	0	0	0	0	0
1	0	1	0	0	0	0

Batter 1 2 3 4 5 6 7 8 9

<p><b>Ron Hunt, R</b> (1, 4)                  OBP: 0.304, SLG: 0.253</p>			<p><b>E</b> <b>1B</b>  <b>SF9</b> <b>1B</b></p>		<p><b>F7</b></p>	<p><b>F8</b></p>		<p><b>F7</b></p>
<p><b>Mike Jorgensen, L</b> (1, 3)                  OBP: 0.375, SLG: 0.384</p>			<p><b>E9</b> <b>1B</b>  <b>1-3</b> <b>1B</b></p>		<p><b>WP</b> <b>1B</b>  <b>1B</b></p>		<p><b>F7</b></p>	<p><b>K</b></p>
<p><b>Clyde Mashore, R</b> (1, 9)                  OBP: 0.368, SLG: 0.375</p>			<p><b>SF9</b></p>		<p><b>FC6-4</b> <b>1B</b>  <b>1-2</b></p>		<p><b>F7</b></p>	<p><b>5-3</b></p>
<p><b>Bob Bailey, R</b> (1, 5)                  OBP: 0.319, SLG: 0.329</p>		<p><b>1B</b> <b>1B</b></p>	<p><b>1-2</b> <b>1B</b></p>		<p><b>FC6-4</b>  <b>1-2f</b> <b>2-3</b></p>		<p><b>K</b></p>	
<p><b>Ken Singleton, S</b> (1, 7)                  OBP: 0.375, SLG: 0.405</p>			<p><b>K</b></p>		<p><b>FC5-4</b> <b>1B</b>  <b>1B</b> <b>1B</b></p>		<p><b>K</b></p>	
<p><b>Ron Woods, R</b> (1, 8)                  OBP: 0.279, SLG: 0.250</p>			<p><b>6-3</b></p>		<p><b>K</b></p>		<p><b>F6</b></p>	
<p><b>John Bateman, R</b> (1, 2)                  OBP: 0.500, SLG: 0.556</p>			<p><b>4-3</b></p>		<p><b>FC5-4</b> <b>1B</b>  <b>1-2</b> <b>1B</b></p>		<p><b>2B</b></p>	
<p><b>Hector Torres, R</b> (1, 6)</p>			<p><b>F8</b></p>		<p><b>FC5-4</b> <b>1B</b>  <b>E</b> <b>1B</b>  <b>1-2f</b> <b>2-3</b></p>		<p><b>6-3</b></p>	
<p><b>Steve Renko, R</b> (1, 1)                  Tom Walker, R (2, 1)                  Tim Foli, R (3, PH)                  Joe Gilbert, R (4, 1)                  Ron Fairly, L (6, PH)                  John Strohmayr, R (7, 1)                  Bobby Wine, R (9, PH)</p>			<p><b>F9</b></p>		<p><b>F8</b></p>		<p><b>E8</b> <b>1B</b>  <b>1-3</b> <b>3-H</b></p>	<p><b>BLK</b> <b>1B</b></p>

<b>Inning Stats</b>	R: 0 H: 0 E: 0 K: 1 S: 5	H: 0 LOB: 0 BB: 0 P: 5	R: 0 H: 2 E: 0 K: 1 S: 7	H: 2 LOB: 2 BB: 0 P: 7	R: 1 H: 3 E: 1 K: 1 S: 8	H: 3 LOB: 2 BB: 0 P: 8	R: 0 H: 0 E: 0 K: 0 S: 3	H: 0 LOB: 0 BB: 0 P: 3	R: 0 H: 2 E: 0 K: 0 S: 5	H: 2 LOB: 2 BB: 0 P: 5	R: 1 H: 3 E: 1 K: 1 S: 8	H: 3 LOB: 2 BB: 0 P: 8	R: 0 H: 0 E: 0 K: 1 S: 5	H: 0 LOB: 0 BB: 0 P: 5	R: 0 H: 1 E: 0 K: 1 S: 6	H: 1 LOB: 1 BB: 0 P: 6	R: 0 H: 1 E: 0 K: 1 S: 6	H: 1 LOB: 1 BB: 0 P: 6	1B: 11 SF: 1 2B: 1 SAC: 0 3B: 0 DP: 0 HR: 0 HBP: 0
---------------------	--------------------------	------------------------	--------------------------	------------------------	--------------------------	------------------------	--------------------------	------------------------	--------------------------	------------------------	--------------------------	------------------------	--------------------------	------------------------	--------------------------	------------------------	--------------------------	------------------------	--

<b>PITCHER</b>	IP WLS BF H R ER SO BB IBB HBP BLK WP HR S P ERA WHIP	<b>PITCHER</b>	IP WLS BF H R ER SO BB IBB HBP BLK WP HR S P ERA WHIP
<b>Ron Bryant, L</b> (1, 1) ERA: 3.62	9.0 W 39 12 2 2 7 0 0 0 0 1 0 0 53 53 2.00 1.333		

Batter	1	2	3	4	5	6	7	8	9	AB R H RBI BB SO LOB	TOP																
Chris Speier, R (1, 6) OBP: 0.353, SLG: 0.466	4-0 BB G6-4-3		0-0 6-3			0-0 HR	0-0 2B		0-0 6-3	4 1 2 1 1 0 2																	
Tito Fuentes, S (1, 4) OBP: 0.289, SLG: 0.364	0-3 K				0-3 K	0-0 1B 1B	0-0 P8			4 0 1 0 0 2 3																	
Bobby Bonds, R (1, 9) OBP: 0.345, SLG: 0.515	0-0 G6-4-3 1-2f				4-0 F8 1B BB	0-0 1B 1B		4-0 WP BB		2 0 1 0 2 0 1																	
Dave Kingman, R (1, 3) OBP: 0.303, SLG: 0.534		0-0 F8 PO 2B			0-0 F8 1B	0-0 1B 2-H		0-0 5-3		4 0 3 0 0 0 1																	
Ken Henderson, S (1, 8) OBP: 0.294, SLG: 0.330		0-0 F8 2-3			0-0 F8 1-2 2-3	4-0 G6-3 IBB		4-0 G6-3 IBB		2 0 0 0 2 0 3																	
Al Gallagher, R (1, 5) OBP: 0.368, SLG: 0.327		0-3 K			0-0 F9	0-0 G6-3 1-2f		0-0 G6-3 1-2f		4 0 0 0 0 1 8																	
Jerry Johnson, R (8, 1)										0 0 0 0 0 0 0																	
Garry Maddox, R (1, 7) OBP: 0.286, SLG: 0.327		4-0 BB				0-0 P6			0-0 F7	3 0 0 0 1 0 0																	
Dave Rader, L (1, 2) OBP: 0.250, SLG: 0.362		0-0 PO	0-3 K			0-0 G3			0-0 E5 SH1-4	4 0 0 0 0 1 0																	
Jimmy Rosario, S (9, PR)										0 0 0 0 0 0 0																	
Fran Healy, R (9, 2) OBP: 0.196, SLG: 0.156										0 0 0 0 0 0 0																	
Steve Stone, R (1, 1)			0-3 K			0-3 K			0-0 SH1-4	2 0 0 0 1 2 0																	
Chris Arnold, R (8, 5) OBP: 0.419, SLG: 0.333										0 0 0 0 0 0 0																	
<b>Inning Stats</b>	R: 0 E: 0 K: 1 S: 4	H: 0 LOB: 0 BB: 1 P: 8	R: 0 E: 0 K: 1 S: 5	H: 1 LOB: 1 BB: 1 P: 9	R: 0 E: 0 K: 2 S: 7	H: 0 LOB: 0 BB: 0 P: 7	R: 0 E: 0 K: 1 S: 6	H: 1 LOB: 2 BB: 1 P: 10	R: 0 E: 0 K: 1 S: 5	H: 0 LOB: 0 BB: 0 P: 5	R: 1 E: 0 K: 0 S: 5	H: 4 LOB: 2 BB: 1 P: 9	R: 0 E: 0 K: 0 S: 4	H: 1 LOB: 2 BB: 1 P: 8	R: 0 E: 0 K: 0 S: 2	H: 0 LOB: 1 BB: 2 P: 10	R: 0 E: 1 K: 0 S: 4	H: 0 LOB: 2 BB: 0 P: 4	1B: 4 2B: 2 3B: 0 HR: 1	SF: 0 SAC: 1 DP: 3 HBP: 0	WP: 1 PB: 0 SB: 0 CS: 0	PA: 38					
<b>PITCHER</b>	IP WLS BF H R ER SO BB IBB HBP BLK WP HR S P ERA WHIP																										
Gary Gentry, R (1, 1) ERA: 2.54	7.0		30	7	1	1	6	5	1	0	0	0	1	36	60	1.29	1.714										
Chuck Taylor, R (8, 1) ERA: 4.5	1.0		3	0	0	0	0	0	1	0	0	1	0	2	6	0.00	0.000										
Danny Frisella, R (9, 1) ERA: 1.5	1.0	W	4	0	0	0	0	0	0	0	0	0	0	4	4	0.00	0.000										

**San Francisco Giants @ New York Mets**  
 Shea Stadium, Flushing, NY  
 Fri May 12 1972, 7:05 PM EDT  
 Att: 44,271 - Unknown

livebaseballscorecards.com

**AB** 29  
**R** 1  
**H** 7  
**RBI** 1  
**BB** 7  
**SO** 6  
**LOB** 18



BOTTOM

San Francisco Giants @ New York Mets  
Shea Stadium, Flushing, NY  
Fri May 12 1972, 7:05 PM EDT  
Att. 44,271 - Unknown

livebaseballscorecards.com

AB 31  
R 2  
H 8  
RBI 2  
BB 4  
SO 5  
LOB 12



WP: 0 PA: 35  
PB: 0  
SB: 0  
CS: 0

AB R H RBI BB SO LOB

4 0 1 0 0 1 1

4 0 2 1 0 0 2

4 0 1 0 0 0 3

4 0 0 0 0 0 2

3 1 1 0 1 2 0

3 0 1 0 1 1 1

3 0 0 0 1 0 2

4 0 2 1 0 0 0

2 0 0 0 0 1 1

0 0 0 0 0 0 0

0 1 0 0 1 0 0

0 0 0 0 0 0 0

1B: 7 SF: 0  
2B: 2 SAC: 0  
3B: 0 DP: 2  
HR: 0 HBP: 0

Batter	1	2	3	4	5	6	7	8	9
Bud Harrelson, S OBP: 0.307, SLG: 0.297 (1, 6)	0-3 K		0-0 3-1 1-2 1B			0-0 4-3		0-0 B2-3	
Ken Boswell, L OBP: 0.262, SLG: 0.237 (1, 4)	0-0 1B		0-0 3-1 1-2 2-3			0-0 F9		0-0 2B	
Tommie Agee, R OBP: 0.362, SLG: 0.482 (1, 8)	0-0 1-3 L3 1B		0-0 F8			0-0 5-3		0-0 F9	
Rusty Staub, L OBP: 0.351, SLG: 0.360 (1, 9)	0-0 L3			0-0 L3			0-0 1-3		0-0 6-3
Cleon Jones, R OBP: 0.360, SLG: 0.410 (1, 7)		0-3 K		0-3 K					4-0 1B BB
Jim Fregosi, R OBP: 0.344, SLG: 0.434 (1, 5)		4-0 BB		0-0 1-3			0-3 K		0-0 1B IBB
Ed Kranepool, L OBP: 0.297, SLG: 0.456 (1, 3)		0-0 G4-6-3 1-2f				0-0 F9		0-0 F9	4-0 1B IBB
Jerry Grote, R OBP: 0.351, SLG: 0.379 (1, 2)			0-0 3-1 1B			0-0 F7		0-0 B3	0-0 1B
Gary Gentry, R OBP: 0.083, SLG: 0.083 Chuck Taylor, R (8, 1) John Milner, L OBP: 0.436, SLG: 0.357 Danny Frisella, L (9, 1)			0-3 K			0-0 6-3		4-0 B2-3 2B BB	

Inning Stats	R: 0	H: 2	E: 0	K: 1	S: 6	R: 0	H: 0	E: 0	K: 1	S: 4	R: 0	H: 2	E: 0	K: 1	S: 7	R: 0	H: 0	E: 0	K: 1	S: 5	R: 0	H: 0	E: 0	K: 0	S: 3	R: 0	H: 1	E: 0	K: 1	S: 6	R: 1	H: 1	E: 0	K: 0	S: 4	R: 1	H: 2	E: 0	K: 0	S: 3
	LOB: 1	BB: 0	P: 6	LOB: 0	BB: 1	P: 8	LOB: 2	BB: 0	P: 7	LOB: 0	BB: 0	LOB: 0	BB: 0	P: 5	LOB: 0	BB: 0	LOB: 1	BB: 0	P: 3	LOB: 1	BB: 0	LOB: 1	BB: 1	P: 8	LOB: 3	BB: 2	P: 11	LOB: 0	BB: 0	P: 0	LOB: 0	BB: 0	P: 0	LOB: 0	BB: 0	P: 0	LOB: 0	BB: 0	P: 0	

PITCHER	IP	WLS	BF	H	R	ER	SO	BB	IBB	HBP	BLK	WP	HR	S	P	ERA	WHIP
Steve Stone, R ERA: 2.28 (1, 1)	7.2		29	6	1	1	5	2	0	0	0	0	0	37	45	1.17	1.043
Jerry Johnson, R ERA: 12.66 (8, 1)	0.2	L	6	2	1	1	0	1	1	0	0	0	0	4	12	13.50	4.500

Batter	1	2	3	4	5	6	7	8	9	AB R H RBI BB SO LOB	TOP											
Chris Speier, R (1, 6) OBP: 0.367, SLG: 0.467	0-3 K		0-0 G1-6-3 1B			4-0 FC5-4 BB		4-0 BB		2 0 1 0 2 1 0												
Tito Fuentes, S (1, 4) OBP: 0.280, SLG: 0.351	0-3 K		0-0 G1-6-3 1-2f			0-0 F2		0-0 5-3		4 0 0 0 0 1 4												
Bobby Bonds, R (1, 9) OBP: 0.333, SLG: 0.495	0-3 K				0-3 K	0-0 FC5-4 1-2f			0-3 K	4 0 0 0 0 3 1												
Dave Kingman, R (1, 3) OBP: 0.319, SLG: 0.529		4-0 1-3 BB			4-0 P3-4 BB	0-0 CS 1-2	4-0 FC1-6 BB		0-3 K	1 0 0 0 3 1 0												
Ken Henderson, S (1, 8) OBP: 0.283, SLG: 0.315		0-0 1-3 1-2			0-0 P3-4 1-2f		0-0 FC1-6 1-2f		0-3 K	4 0 0 0 0 1 3												
Jim Ray Hart, R (1, 5)		0-3 K			0-0 F7		0-0 F4			3 0 0 0 0 1 2												
Garry Maddox, R (1, 7) OBP: 0.288, SLG: 0.345		0-0 F8			0-0 2B		0-0 F9			3 0 1 0 0 0 2												
Dave Rader, L (1, 2) OBP: 0.235, SLG: 0.340			0-0 5-3		0-3 K			0-0 6-3		3 0 0 0 0 1 1												
Juan Marichal, R (1, 1) OBP: 0.222, SLG: 0.333			0-0 1B		0-0 5-3			0-3 K		2 0 1 0 0 0 1												
Jim Howarth, L (8, PH) OBP: 0.545, SLG: 0.308										1 0 0 0 0 1 0												
Jim Barr, R (8, 1)										0 0 0 0 0 0 0												
<b>Inning Stats</b>	R: 0 E: 0 K: 3 S: 9	H: 0 LOB: 0 BB: 0 P: 9	R: 0 E: 0 K: 1 S: 5	H: 0 LOB: 1 BB: 1 P: 9	R: 0 E: 0 K: 0 S: 4	H: 2 LOB: 1 BB: 0 P: 4	R: 0 E: 0 K: 1 S: 4	H: 0 LOB: 0 BB: 1 P: 8	R: 0 E: 0 K: 1 S: 6	H: 1 LOB: 1 BB: 0 P: 6	R: 0 E: 0 K: 0 S: 2	H: 0 LOB: 0 BB: 1 P: 6	R: 0 E: 0 K: 0 S: 3	H: 0 LOB: 1 BB: 1 P: 7	R: 0 E: 0 K: 1 S: 5	H: 0 LOB: 1 BB: 1 P: 9	R: 0 E: 0 K: 3 S: 9	H: 0 LOB: 0 BB: 0 P: 9	1B: 2 2B: 2 3B: 0 HR: 0	SF: 0 SAC: 0 DP: 2 HBP: 0	WP: 0 PB: 0 SB: 0 CS: 1	PA: 33
<b>PITCHER</b>	IP WLS BF H R ER SO BB IBB HBP BLK WP HR S P ERA WHIP																					
Buzz Capra, R (1, 1) ERA: 3.75	8.0 W 29 3 0 0 7 5 0 0 0 0 0 0 38 58 0.00 1.000																					
Tug McGraw, L (9, 1) ERA: 0.41	1.0 S 3 0 0 0 3 0 0 0 0 0 0 0 9 9 0.00 0.000																					

San Francisco Giants @ New York Mets  
 Shea Stadium, Flushing, NY  
 Sat May 13 1972, 3:33 AM EDT  
 Att: 35,780 - Unknown

livebaseballscorecards.com

AB	27
R	0
H	3
RBI	0
BB	5
SO	10
LOB	14



Batter	1	2	3	4	5	6	7	8	9	AB	R	H	RBI	BB	SO	LOB
Bud Harrelson, S OBP: 0.295, SLG: 0.284 (1, 6)	0-0 6-3 X	0-0 F8 X			0-0 F7 X			0-3 K S S S S S		4	0	0	0	0	1	2
Ted Martinez, R OBP: 0.308, SLG: 0.436 (1, 5)	0-0 CS 1B X		0-0 L5 X			0-0 4-3 X		0-3 K S S S S S		4	0	1	0	0	1	0
Tommie Agee, R OBP: 0.357, SLG: 0.471 (1, 8)	0-0 S 1B 1-2 X		0-0 F9 X			0-0 4-3 X		0-0 6-3 X		4	0	1	0	0	0	0
Rusty Staub, L OBP: 0.340, SLG: 0.348 (1, 9)	0-0 F7 1-2 X		0-3 K S S S S S			0-0 F7 X				3	0	0	0	0	1	1
Cleon Jones, R OBP: 0.380, SLG: 0.430 (1, 7)		0-0 1B 1B X		0-0 CS 1B X			0-0 5-3 SH1-4 1B X			3	1	3	0	0	0	0
Ken Boswell, L OBP: 0.254, SLG: 0.230 (1, 4)		0-0 F9 X		0-0 P6 X			0-0 SH1-4 1-2 X			2	0	0	0	0	0	2
Ed Kranepool, L OBP: 0.299, SLG: 0.441 (1, 3)		0-3 K S S S S S		0-3 K 1-2 S S S S S			4-0 5-3 IBB X			2	0	0	0	1	2	2
Duffy Dyer, R OBP: 0.455, SLG: 0.600 (1, 2)		0-0 1B 1-2 1B X			0-0 F8 X		0-0 5-3 1-2 2-3 X			3	0	1	0	0	0	2
Buzz Capra, R OBP: 0.333, SLG: 0.200 Tug McGraw, R OBP: 0.200, SLG: 0.200 (9, 1)		0-0 1B 1-2 2-H X			0-3 K S S S S S		0-0 1-3 X			3	0	1	1	0	1	2
										0	0	0	0	0	0	0

**BOTTOM**

**San Francisco Giants @ New York Mets**  
 Shea Stadium, Flushing, NY  
 Sat May 13 1972, 3:33 AM EDT  
 Att. 35,780 - Unknown

[livebaseballscorecards.com](http://livebaseballscorecards.com)

<b>AB</b>	<b>28</b>
<b>R</b>	<b>1</b>
<b>H</b>	<b>7</b>
<b>RBI</b>	<b>1</b>
<b>BB</b>	<b>1</b>
<b>SO</b>	<b>6</b>
<b>LOB</b>	<b>11</b>



Inning Stats	R: 0	H: 2	E: 0	K: 0	S: 4	LOB: 1	BB: 0	P: 4
	R: 1	H: 3	E: 0	K: 1	S: 8	LOB: 2	BB: 0	P: 8
	R: 0	H: 0	E: 0	K: 1	S: 5	LOB: 0	BB: 0	P: 5
	R: 0	H: 1	E: 0	K: 1	S: 5	LOB: 0	BB: 0	P: 5
	R: 0	H: 0	E: 0	K: 1	S: 5	LOB: 0	BB: 0	P: 5
	R: 0	H: 0	E: 0	K: 0	S: 3	LOB: 0	BB: 0	P: 3
	R: 0	H: 1	E: 0	K: 0	S: 4	LOB: 2	BB: 1	P: 8
	R: 0	H: 0	E: 0	K: 2	S: 7	LOB: 0	BB: 0	P: 7

PITCHER	IP	WLS	BF	H	R	ER	SO	BB	IBB	HBP	BLK	WP	HR	S	P	ERA	WHIP
Juan Marichal, R ERA: 2.98 (1, 1)	7.0	L	27	7	1	1	4	0	1	0	0	0	0	34	38	1.29	1.000
Jim Barr, R ERA: 2.61 (8, 1)	1.0		3	0	0	0	2	0	0	0	0	0	0	7	7	0.00	0.000

PITCHER	IP	WLS	BF	H	R	ER	SO	BB	IBB	HBP	BLK	WP	HR	S	P	ERA	WHIP

WP: 0	PA: 30
PB: 0	
SB: 1	
CS: 2	

San Francisco Giants @ New York Mets  
 Shea Stadium, Flushing, NY  
 Sun May 14 1972, 3:33 AM EDT  
 Att: 35,505 - Unknown

livebaseballscorecards.com

AB	36
R	4
H	9
RBI	4
BB	3
SO	4
LOB	14



AB R H RBI BB SO LOB

5	1	1	1	0	0	0
4	1	4	2	1	0	0
5	0	0	0	0	2	4
4	0	0	0	0	0	3
4	0	0	0	0	0	0
4	0	2	0	0	0	0
4	0	1	0	0	0	2
1	1	0	0	2	0	1
1	0	0	0	0	0	1
1	0	0	0	0	1	1
0	0	0	0	0	0	0
0	0	0	0	0	0	0
1	0	0	0	0	0	0

Batter	1	2	3	4	5	6	7	8	9
Chris Speier, R (1, 6) OBP: 0.360, SLG: 0.464	0-0 F9		0-0 5-3		0-0 HR 2B		0-0 4-3		0-0 6-3
Tito Fuentes, S (1, 4) OBP: 0.309, SLG: 0.415	0-0 2B		0-0 FC6-4 1B		0-0 HR		0-0 2B		4-0 BB
Bobby Bonds, R (1, 9) OBP: 0.320, SLG: 0.473	0-0 6-3		0-0 FC6-4 FC5-4 1-2f		0-3 K		0-0 F4		0-3 K
Dave Kingman, R (1, 3) OBP: 0.308, SLG: 0.509	0-0 F3		0-0 FC5-4 1-2f		0-0 F8		0-0 F8		
Ken Henderson, S (1, 8) OBP: 0.273, SLG: 0.302		0-0 F6		0-0 F2	0-0 F7			0-0 F6	
Jim Ray Hart, R (1, 5) OBP: 0.286, SLG: 0.286		0-0 BB 1B		0-0 F2		0-0 FC5-4 1B		0-0 5-3	
Garry Maddox, R (1, 7) OBP: 0.286, SLG: 0.356		0-0 F9		0-0 F9		0-0 FC5-4 1-2f		0-0 2B	
Fran Healy, R (1, 2) OBP: 0.222, SLG: 0.152		4-0			4-0 3B BB		0-0 P4		0-0 6-3
Dave Rader, L (8, PH) (8, 2) OBP: 0.231, SLG: 0.333		1-2 BB							
Sam McDowell, L (1, 1) OBP: 0.222, SLG: 0.176		0-3 K			0-0 2B 3B				0-0 1-3
Bernie Williams, R (5, PH) (5, 1) OBP: 0.400, SLG: 0.750									
Don Carithers, R (5, 1) OBP: 0.111, SLG: 0.111									
Jim Howarth, L (6, PH) (6, 1) OBP: 0.522, SLG: 0.286									
Jim Barr, R (6, 1) OBP: 0.362, SLG: 0.320									
Al Gallagher, R (9, PH)									

Inning Stats	R: 0	H: 1	E: 0	LOB: 1	K: 0	S: 4	P: 4	R: 0	H: 1	E: 0	LOB: 2	K: 1	S: 6	P: 10	R: 0	H: 1	E: 0	LOB: 1	K: 0	S: 3	P: 3	R: 4	H: 3	E: 0	LOB: 0	K: 1	S: 8	P: 12	R: 0	H: 1	E: 0	LOB: 1	K: 1	S: 6	P: 6	R: 0	H: 1	E: 0	LOB: 1	K: 0	S: 4	P: 4	R: 0	H: 1	E: 0	LOB: 1	K: 0	S: 4	P: 4	R: 0	H: 0	E: 0	LOB: 1	K: 1	S: 5	P: 9	1B: 3	SF: 0	2B: 4	SAC: 0	3B: 1	DP: 0	HR: 1	HBP: 0	WP: 0	PA: 39	PB: 0	SB: 0	CS: 0
--------------	------	------	------	--------	------	------	------	------	------	------	--------	------	------	-------	------	------	------	--------	------	------	------	------	------	------	--------	------	------	-------	------	------	------	--------	------	------	------	------	------	------	--------	------	------	------	------	------	------	--------	------	------	------	------	------	------	--------	------	------	------	-------	-------	-------	--------	-------	-------	-------	--------	-------	--------	-------	-------	-------

PITCHER	IP	WLS	BF	H	R	ER	SO	BB	IBB	HBP	BLK	WP	HR	S	P	ERA	WHIP
Ray Sadecki, L (1, 1) ERA: 7.56	5.0	W	23	6	4	4	2	2	0	0	0	0	1	25	33	7.20	1.600
Jim McAndrew, R (6, 1) ERA: 4.11	4.0	S	16	3	0	0	2	1	0	0	0	0	0	19	23	0.00	1.000



Batter	1	2	3	4	5	6	7	8	9	AB R H RBI BB SO LOB	BOTTOM												
<b>Willie Mays, R</b> OBP: 0.414, SLG: 0.294 (1, 3)	4-0 BB HR BB	0-3 K			0-0 HR		4-0 CS BB			2 2 1 1 2 1 0	<b>San Francisco Giants @ New York Mets</b> Shea Stadium, Flushing, NY Sun May 14 1972, 3:33 AM EDT Att. 35,505 - Unknown  livebaseballscorecards.com  <b>AB 25</b> <b>R 5</b> <b>H 4</b> <b>RBI 5</b> <b>BB 7</b> <b>SO 13</b> <b>LOB 7</b>												
<b>Bud Harrelson, S</b> OBP: 0.294, SLG: 0.276 (1, 6)	4-0 HR BB		0-0 F4		0-3 K		0-0 F9			3 1 0 0 1 1 1													
<b>Tommie Agee, R</b> OBP: 0.363, SLG: 0.461 (1, 8)	4-0 HR BB		0-3 K		4-0 S BB		0-3 K			2 1 0 0 2 2 0													
<b>Rusty Staub, L</b> OBP: 0.346, SLG: 0.380 (1, 9)	0-0 HR		0-0 1-3		4-0 G4-6-3 IBB		0-3 K			3 1 1 4 1 1 0													
<b>Cleon Jones, R</b> OBP: 0.365, SLG: 0.411 (1, 7)	0-3 K			0-0 5-3	0-0 G4-6-3		0-3 K			4 0 0 0 0 2 2													
<b>Jim Fregosi, R</b> OBP: 0.344, SLG: 0.442 (1, 5)	0-3 K			0-0 2B		0-3 K				3 0 1 0 0 2 0													
<b>Ted Martinez, R</b> OBP: 0.310, SLG: 0.429 (1, 4)	0-3 K			0-3 K		0-0 G4-6-3 1B				3 0 1 0 0 2 1													
<b>Jerry Grote, R</b> OBP: 0.350, SLG: 0.368 (1, 2)			0-0 F9		4-0 IBB		0-0 G4-6-3			2 0 0 0 1 0 1													
<b>Ray Sadecki, L</b> (1, 1)			0-0 4-3		0-3 K					2 0 0 0 0 1 2													
<b>Jim McAndrew, R</b> (6, 1)							0-3 K			1 0 0 0 0 1 0													
<b>Inning Stats</b>	R: 4 E: 0 K: 3 S: 10	H: 1 LOB: 0 BB: 3 P: 22	R: 0 E: 0 K: 1 S: 5	H: 0 LOB: 0 BB: 0 P: 5	R: 0 E: 0 K: 1 S: 5	H: 0 LOB: 0 BB: 0 P: 5	R: 0 E: 0 K: 2 S: 8	H: 1 LOB: 2 BB: 1 P: 12	R: 1 E: 0 K: 1 S: 5	H: 1 LOB: 1 BB: 2 P: 13	R: 0 E: 0 K: 1 S: 5	H: 1 LOB: 0 BB: 0 P: 5	R: 0 E: 0 K: 3 S: 9	H: 0 LOB: 0 BB: 1 P: 8	R: 0 E: 0 K: 3 S: 9	H: 0 LOB: 0 BB: 0 P: 9	1B: 1 2B: 1 3B: 0 HR: 2	SF: 0 SAC: 0 DP: 2 HBP: 0	WP: 0 PB: 0 SB: 1 CS: 1	PA: 32			
<b>PITCHER</b>	IP WLS BF H R ER SO BB IBB HBP BLK WP HR S P ERA WHIP	IP WLS BF H R ER SO BB IBB HBP BLK WP HR S P ERA WHIP	IP WLS BF H R ER SO BB IBB HBP BLK WP HR S P ERA WHIP	IP WLS BF H R ER SO BB IBB HBP BLK WP HR S P ERA WHIP	IP WLS BF H R ER SO BB IBB HBP BLK WP HR S P ERA WHIP	IP WLS BF H R ER SO BB IBB HBP BLK WP HR S P ERA WHIP	IP WLS BF H R ER SO BB IBB HBP BLK WP HR S P ERA WHIP	IP WLS BF H R ER SO BB IBB HBP BLK WP HR S P ERA WHIP	IP WLS BF H R ER SO BB IBB HBP BLK WP HR S P ERA WHIP	IP WLS BF H R ER SO BB IBB HBP BLK WP HR S P ERA WHIP	IP WLS BF H R ER SO BB IBB HBP BLK WP HR S P ERA WHIP	IP WLS BF H R ER SO BB IBB HBP BLK WP HR S P ERA WHIP	IP WLS BF H R ER SO BB IBB HBP BLK WP HR S P ERA WHIP	IP WLS BF H R ER SO BB IBB HBP BLK WP HR S P ERA WHIP	IP WLS BF H R ER SO BB IBB HBP BLK WP HR S P ERA WHIP	IP WLS BF H R ER SO BB IBB HBP BLK WP HR S P ERA WHIP	IP WLS BF H R ER SO BB IBB HBP BLK WP HR S P ERA WHIP	IP WLS BF H R ER SO BB IBB HBP BLK WP HR S P ERA WHIP	IP WLS BF H R ER SO BB IBB HBP BLK WP HR S P ERA WHIP	IP WLS BF H R ER SO BB IBB HBP BLK WP HR S P ERA WHIP	IP WLS BF H R ER SO BB IBB HBP BLK WP HR S P ERA WHIP	IP WLS BF H R ER SO BB IBB HBP BLK WP HR S P ERA WHIP	
<b>Sam McDowell, L</b> ERA: 3.13 (1, 1)	4.0																						
<b>Don Carrithers, R</b> ERA: 5.73 (5, 1)	1.0	L	5	1	1	1	1	1	1	1	0	0	0	0	1	5	13	9.00	2.000				
<b>Jim Barr, R</b> ERA: 2.28 (6, 1)	3.0		9	1	0	0	5	1	0	0	0	0	0	0	0	18	22	0.00	0.667				

Batter	1	2	3	4	5	6	7	8	9	AB R H RBI BB SO LOB	TOP		
<b>Pete Rose, S</b> (1, 7) OBP: 0.295, SLG: 0.286	4-0 FC6-4 BB		0-0 6-3			0-0 L9		0-0 E5		3 0 0 0 1 0 0	<b>Cincinnati Reds @ San Francisco Giants</b> Candlestick Park, San Francisco, CA Tue May 16 1972, 10:05 PM EDT Unknown		
<b>Joe Morgan, L</b> (1, 4) OBP: 0.424, SLG: 0.515	0-0 FC6-4 1-2f		0-0 F5			4-0 E S BB		4-0 1B BB		2 0 0 0 2 0 1			
<b>Bobby Tolan, L</b> (1, 8) OBP: 0.421, SLG: 0.637	0-0 9-3 1-2f		0-0 L4			0-0 1-3		0-0 S 1B		4 0 1 0 0 0 2			
<b>Tony Perez, R</b> (1, 3) OBP: 0.353, SLG: 0.538 <b>Denis Menke, R</b> (8, 3) OBP: 0.326, SLG: 0.355		0-0 1B HR 1B		0-0 6-3		0-0 F3		0-0 4-3 1-2		4 1 1 0 0 0 3 0 0 0 0 0 0 0			
<b>Johnny Bench, R</b> (1, 2) OBP: 0.303, SLG: 0.400		0-0 1-2 HR 1B		0-0 F9			0-0 P6		0-0 P4	4 1 1 0 0 0 0			
<b>George Foster, R</b> (1, 9) OBP: 0.269, SLG: 0.261		0-0 F3		0-3 K			0-0 F7		0-0 F9	4 0 0 0 0 1 2			
<b>Julian Javier, R</b> (1, 5) OBP: 0.290, SLG: 0.414		0-0 1-H 2-H HR			0-0 F7		0-0 F9		0-3 K	4 1 1 3 0 1 0			
<b>Dave Concepcion, R</b> (1, 6) OBP: 0.309, SLG: 0.318		0-0 6-3			0-0 F9			4-0 SH1-4 E BB		2 1 0 0 1 0 0			
<b>Gary Nolan, R</b> (1, 1) <b>Clay Carroll, R</b> (8, 1)		0-3 K		0-3 K				0-0 SH1-4 1-2		2 0 0 0 0 2 0 0 0 0 0 0 0 0			
<b>Inning Stats</b>	R: 0 E: 0 K: 0 S: 2 H: 0 LOB: 0 BB: 1 P: 6	R: 3 E: 0 K: 1 S: 8 H: 3 LOB: 0 BB: 0 P: 8	R: 0 E: 0 K: 0 S: 3 H: 0 LOB: 0 BB: 0 P: 3	R: 0 E: 0 K: 1 S: 5 H: 0 LOB: 0 BB: 0 P: 5	R: 0 E: 0 K: 1 S: 5 H: 0 LOB: 0 BB: 0 P: 5	R: 0 E: 0 K: 0 S: 3 H: 0 LOB: 1 BB: 1 P: 7	R: 0 E: 0 K: 0 S: 3 H: 0 LOB: 0 BB: 0 P: 3	R: 1 E: 1 K: 0 S: 4 H: 1 LOB: 2 BB: 2 P: 12	R: 0 E: 0 K: 1 S: 5 H: 0 LOB: 0 BB: 0 P: 5	1B: 3 2B: 1 3B: 0 HR: 1 SF: 0 SAC: 1 DP: 1 HBP: 0		WP: 0 PB: 0 SB: 2 CS: 0 PA: 34	
<b>PITCHER</b>	IP WLS BF H R ER SO BB IBB HBP BLK WP HR S P ERA WHIP											<b>PITCHER</b>	IP WLS BF H R ER SO BB IBB HBP BLK WP HR S P ERA WHIP
<b>Ron Bryant, L</b> (1, 1) ERA: 3.83	7.2 L 30 4 4 4 3 4 0 0 0 0 0 1 32 48 4.70 1.043												
<b>Don McMahon, R</b> (8, 1) ERA: 2.92	0.1 1 0 0 0 0 0 0 0 0 0 0 0 1 1 0.00 0.000												
<b>Jim Barr, R</b> (9, 1) ERA: 2.19	1.0 3 0 0 0 0 1 0 0 0 0 0 0 5 5 0.00 0.000												

livebaseballscores.com

<b>AB</b>	29
<b>R</b>	4
<b>H</b>	4
<b>RBI</b>	3
<b>BB</b>	4
<b>SO</b>	4
<b>LOB</b>	8



Batter	1	2	3	4	5	6	7	8	9
Chris Speier, R OBP: 0.357, SLG: 0.465 (1, 6)	0-0 6-3 ①		0-0 G6-4-3 ② 1-2f			0-0 L8 ①		0-0 1-3 2B ②	
Tito Fuentes, S OBP: 0.307, SLG: 0.410 (1, 4)	0-0 FC6-4 1B			0-3 K ①		0-0 1-3 ②		0-0 6-3 ②	
Bobby Bonds, R OBP: 0.325, SLG: 0.483 (1, 9)	0-3 K ②			0-0 HR 2B		0-0 1B		0-3 K ③	
Dave Kingman, R OBP: 0.306, SLG: 0.527 (1, 3)	0-0 FC6-4 1-2f ③			0-0 HR ②		0-0 5-3 ③		0-0 P4 ①	
Ken Henderson, S OBP: 0.263, SLG: 0.290 (1, 7)		0-0 4-3 ①		0-0 L3 ②		0-0 4-3 ①		0-3 K ②	
Jim Ray Hart, R OBP: 0.182, SLG: 0.182 (1, 5)		0-3 K ②		0-0 F7 ③		0-0 F9 ②		0-3 K ③	
Garry Maddox, R OBP: 0.273, SLG: 0.339 (1, 8)		0-0 L6 ③			0-0 5-3 ①		0-3 K ③		
Dave Rader, L OBP: 0.255, SLG: 0.352 (1, 2)			0-0 G6-4-3 1B		0-0 F7 ②		0-0 2B 6-3 1B		
Jimmy Rosario, S (8, PR)									
Fran Healy, R OBP: 0.222, SLG: 0.152 (9, 2)									
Ron Bryant, S OBP: 0.091, SLG: 0.182 (1, 1)			0-0 B1 ①		0-0 6-3 ③		0-0 F5 ①		
Don McMahon, R (8, 1)									
Jim Howarth, L OBP: 0.500, SLG: 0.267 (8, PH)									
Jim Barr, R (9, 1)									

Inning Stats	R: 0	H: 1	E: 0	LOB: 1	K: 1	P: 6	R: 0	H: 0	E: 0	LOB: 0	K: 1	P: 5	R: 0	H: 1	E: 0	LOB: 0	K: 0	P: 3	R: 2	H: 2	E: 0	LOB: 0	K: 1	P: 7	R: 0	H: 0	E: 0	LOB: 0	K: 0	P: 3	R: 0	H: 1	E: 0	LOB: 1	K: 0	P: 4	R: 0	H: 0	E: 0	LOB: 0	K: 1	P: 5	R: 1	H: 2	E: 0	LOB: 2	K: 1	P: 7	R: 0	H: 0	E: 0	LOB: 0	K: 2	P: 7
	0	1	0	1	1	6	0	0	0	0	1	5	0	1	0	0	0	3	2	2	0	0	1	7	0	0	1	0	0	0	0	0	3	0	1	0	4	0	0	0	0	0	5	1	2	0	2	7	0	0	0	0	7	

PITCHER	IP	WLS	BF	H	R	ER	SO	BB	IBB	HBP	BLK	WP	HR	S	P	ERA	WHIP
Gary Nolan, R ERA: 2.7 (1, 1)	7.1	W	28	7	3	3	4	0	0	0	0	0	1	36	36	3.68	0.955
Clay Carroll, R ERA: 2.79 (8, 1)	1.2	S	5	0	0	0	3	0	0	0	0	0	0	11	11	0.00	0.000

AB	R	H	RBI	BB	SO	LOB
4	0	1	0	0	0	1
4	0	1	1	0	1	2
4	1	2	0	0	2	3
4	1	1	2	0	0	2
4	0	0	0	0	1	0
4	0	0	0	0	2	0
3	0	0	0	0	1	0
3	0	2	0	0	0	0
0	1	0	0	0	0	0
0	0	0	0	0	0	0
2	0	0	0	0	0	1
0	0	0	0	0	0	0
1	0	0	0	0	0	1
0	0	0	0	0	0	0

**BOTTOM**

**Cincinnati Reds @ San Francisco Giants**  
Candlestick Park, San Francisco, CA

Tue May 16 1972, 10:05 PM EDT  
Unknown

AB	33
R	3
H	7
RBI	3
BB	0
SO	7
LOB	10

WP: 0 PA: 33  
PB: 0  
SB: 0  
CS: 0

WP	HR	S	P	ERA	WHIP
0	0	0	0	0.00	0.000

Batter	1	2	3	4	5	6	7	8	9	AB R H RBI BB SO LOB	TOP		
<b>Pete Rose, S</b> (1, 7) OBP: 0.302, SLG: 0.287	0-0 F7		4-0 BB		0-0 BB 1B			0-0 F8		3 0 1 2 1 0 0	<b>Cincinnati Reds @ San Francisco Giants</b> Candlestick Park, San Francisco, CA Tue May 16 1972, 10:05 PM EDT Att. 7,571 - Unknown		
<b>Joe Morgan, L</b> (1, 4) OBP: 0.426, SLG: 0.505	1-0 CS HBP		0-0 PO	0-0 F7	4-0 BB 1B			0-0 G3		2 0 0 0 1 0 0			
<b>Bobby Tolan, L</b> (1, 8) OBP: 0.432, SLG: 0.635	4-0 CS BB			4-0 BB	0-0 F7			0-0 1B		2 0 1 0 2 0 2			
<b>Tony Perez, R</b> (1, 3) OBP: 0.340, SLG: 0.515 <b>Dave Concepcion, R</b> (9, 5) OBP: 0.309, SLG: 0.318	0-0 CS	0-3 K		0-3 K		0-0 6-3		0-3 K		4 0 0 0 0 3 2 0 0 0 0 0 0 0			
<b>Denis Menke, R</b> (1, 5) OBP: 0.323, SLG: 0.350		0-0 5-3		0-0 F3		0-3 K		0-0 G6-4-3 E 1B		4 0 1 0 0 1 1			
<b>Ted Uhlaender, L</b> (1, 9) OBP: 0.286, SLG: 0.250		0-3 K			0-0 SH5-4 BB 1B	0-0 F8		0-0 E4 G6-4-3		4 1 1 0 0 1 1			
<b>Bill Plummer, R</b> (1, 2)			0-3 K		0-0 P8		0-0 6-3	0-0 G6-4-3		4 0 0 0 0 1 3			
<b>Darrel Chaney, S</b> (1, 6) OBP: 0.600, SLG: 0.500			0-0 G3		4-0 SH5-4 BB 1B		0-0 CS 1B	4-0 IBB		2 1 1 0 2 0 0			
<b>Jack Billingham, R</b> (1, 1) OBP: 0.154, SLG: 0.083			4-0 PO BB BB		0-0 SH5-4		0-3 K	0-3 K		2 0 0 0 1 2 3			
<b>Inning Stats</b>	R: 0 E: 0 K: 0 S: 1 H: 0 LOB: 0 BB: 1 P: 6	R: 0 E: 0 K: 2 S: 7 H: 0 LOB: 0 BB: 0 P: 7	R: 0 E: 0 K: 1 S: 4 H: 0 LOB: 1 BB: 2 P: 12	R: 0 E: 0 K: 1 S: 5 H: 0 LOB: 1 BB: 1 P: 9	R: 2 E: 0 K: 0 S: 5 H: 2 LOB: 2 BB: 2 P: 13	R: 0 E: 0 K: 1 S: 5 H: 0 LOB: 0 BB: 0 P: 5	R: 0 E: 0 K: 1 S: 5 H: 1 LOB: 0 BB: 0 P: 5	R: 0 E: 0 K: 1 S: 6 H: 1 LOB: 1 BB: 0 P: 6	R: 0 E: 1 K: 1 S: 6 H: 1 LOB: 2 BB: 1 P: 10	1B: 5 2B: 0 3B: 0 HR: 0 SF: 0 SAC: 1 DP: 1 HBP: 1	WP: 0 PB: 0 SB: 0 CS: 3 PA: 38		
<b>PITCHER</b>	IP WLS BF H R ER SO BB IBB HBP BLK WP HR S P ERA WHIP											<b>PITCHER</b>	IP WLS BF H R ER SO BB IBB HBP BLK WP HR S P ERA WHIP
<b>Steve Stone, R</b> (1, 1) ERA: 2.27	8.0 L 31 4 2 2 7 6 0 1 0 0 0 0 38 63 2.25 1.250												
<b>Don McMahon, R</b> (9, 1) ERA: 2.7	1.0 5 1 0 0 1 0 1 0 0 0 0 6 10 0.00 1.000												

livebaseballscores.com

<b>AB</b>	27
<b>R</b>	2
<b>H</b>	5
<b>RBI</b>	2
<b>BB</b>	7
<b>SO</b>	8
<b>LOB</b>	12



Batter	1	2	3	4	5	6	7	8	9	AB R H RBI BB SO LOB
Chris Speier, R (1, 6) OBP: 0.346, SLG: 0.449	0-0 5-3		0-0 F3		0-0 E6			0-0 6-3		4 0 0 0 0 0 2
Tito Fuentes, S (1, 4) OBP: 0.305, SLG: 0.400	1-0 HBP		0-0 FC6		0-0 F8			0-0 G3		3 0 0 0 0 0 3
Bobby Bonds, R (1, 9) OBP: 0.323, SLG: 0.471	4-0 BB			0-3 K		0-0 F7		0-0 6-3		3 0 0 0 1 1 0
Dave Kingman, R (1, 3) OBP: 0.304, SLG: 0.513	0-0 G6-4-3			4-0 BB		0-0 F8		0-0 F8		3 0 0 0 1 0 2
Jim Ray Hart, R (1, 5) OBP: 0.200, SLG: 0.267		0-3 K		0-3 K		0-0 P5		0-0 2B		4 0 1 0 0 2 1
Garry Maddox, R (1, 8) OBP: 0.257, SLG: 0.318		0-0 5-3		0-0 3-1			0-0 P4		0-3 K	4 0 0 0 0 1 2
Bernie Williams, R (1, 7) OBP: 0.375, SLG: 0.571		0-0 6-3			0-0 FC5-4 1B		0-0 F7			3 0 1 0 0 0 0
Fran Healy, R (1, 2) OBP: 0.228, SLG: 0.163			0-0 FC6 1B		0-0 FC5-4 FC1-6 1-2f		0-3 K			3 0 1 0 0 1 1
Steve Stone, R (1, 1) Dave Rader, L (8, PH) Don McMahon, R (9, 1)			0-3 K		0-0 FC1-6 E 1-2f			0-0 4-3		2 0 0 0 0 1 2 1 0 0 0 0 0 0 0 0 0 0 0 0 0

Inning Stats	R: 0 E: 0 K: 0 S: 2	H: 0 LOB: 1 BB: 1 P: 7	R: 0 E: 0 K: 1 S: 5	H: 0 LOB: 0 BB: 0 P: 5	R: 0 E: 0 K: 1 S: 6	H: 1 LOB: 1 BB: 0 P: 6	R: 0 E: 0 K: 2 S: 7	H: 0 LOB: 1 BB: 1 P: 11	R: 0 E: 1 K: 0 S: 5	H: 1 LOB: 2 BB: 0 P: 5	R: 0 E: 0 K: 0 S: 3	H: 0 LOB: 0 BB: 0 P: 3	R: 0 E: 0 K: 0 S: 3	H: 0 LOB: 0 BB: 0 P: 3	R: 0 E: 0 K: 1 S: 6	H: 1 LOB: 1 BB: 0 P: 6	1B: 2 2B: 1 3B: 0 HR: 0	SF: 0 SAC: 0 DP: 1 HBP: 1	WP: 0 PB: 0 SB: 2 CS: 0	PA: 33
PITCHER Jack Billingham, R (1, 1) ERA: 5.1	IP 9.0 WLS W BF 33 H 3 R 0 ER 0 SO 6 BB 2 IBB 0 HBP 1 BLK 0 WP 0 HR 0 S 42 P 51 ERA 0.00 WHIP 0.556																			

BOTTOM

Cincinnati Reds @ San Francisco Giants  
Candlestick Park, San Francisco, CA  
Tue May 16 1972, 10:05 PM EDT  
Att. 7,571 - Unknown

livebaseballscores.com

AB	30
R	0
H	3
RBI	0
BB	2
SO	6
LOB	13



Batter	1	2	3	4	5	6	7	8	9	AB R H RBI BB SO LOB	TOP																					
<b>Pete Rose, S</b> (1, 7) OBP: 0.300, SLG: 0.280	0-0 3-1		4-0 HR BB		0-0 F7		0-0 6-3			3 1 0 0 1 0 2	<b>Cincinnati Reds @ San Francisco Giants</b> Candlestick Park, San Francisco, CA Wed May 17 1972, 6:33 AM EDT Att. 2,670 - Unknown																					
<b>Joe Morgan, L</b> (1, 4) OBP: 0.429, SLG: 0.534	0-0 G3		0-0 HR		0-0 P4			0-0 G6-4-3 1B	4 1 2 2 0 0 0																							
<b>Bobby Tolan, L</b> (1, 8) OBP: 0.418, SLG: 0.611	0-0 4-3		0-3 K			0-0 4-3		0-0 G6-4-3 1-2f	4 0 0 0 0 1 1																							
<b>Johnny Bench, R</b> (1, 2) OBP: 0.301, SLG: 0.388		4-0 BB		0-0 F8		0-0 1-3		0-0 6-3	3 0 0 0 1 0 0																							
<b>Ted Uhlaender, L</b> (1, 9) OBP: 0.283, SLG: 0.234		0-0 P4		4-0 FC7-4-5 1B BB		0-0 L7		0-0 G3	3 0 0 0 1 0 1																							
<b>Denis Menke, R</b> (1, 3) OBP: 0.309, SLG: 0.333		0-0 F8		0-0 P6		0-0 F8		0-3 K	4 0 0 0 0 1 2																							
<b>Julian Javier, R</b> (1, 5) OBP: 0.314, SLG: 0.406 <b>Darrel Chaney, S</b> (9, 6) OBP: 0.600, SLG: 0.500		0-0 1-3		0-0 FC7-4-5 1-2 1B		4-0 SH1-4 1B BB		0-0 L8	3 0 1 0 1 0 1 0 0 0 0 0 0 0																							
<b>Dave Concepcion, R</b> (1, 6) OBP: 0.309, SLG: 0.319			0-0 E5 CS SH1-4		0-0 FC7-4-5 1-2 2-3		0-0 SH1-4 1-2 1B		3 0 1 0 0 0 2																							
<b>Ross Grimsley, L</b> (1, 1) <b>Clay Carroll, R</b> (9, 1)			0-0 SH1-4 1-2		0-0 6-3		0-0 SH1-4 1-2 2-3		1 0 0 0 0 0 0 0 0 0 0 0 0 0																							
<b>Inning Stats</b>	R: 0 E: 0 K: 0 S: 3	H: 0 LOB: 0 BB: 0 P: 3	R: 0 E: 0 K: 0 S: 3	H: 0 LOB: 1 BB: 1 P: 7	R: 2 E: 1 K: 1 S: 6	H: 1 LOB: 0 BB: 1 P: 10	R: 0 E: 0 K: 0 S: 4	H: 1 LOB: 2 BB: 1 P: 8	R: 0 E: 0 K: 0 S: 3	H: 0 LOB: 0 BB: 0 P: 3	R: 0 E: 0 K: 0 S: 4	H: 1 LOB: 2 BB: 1 P: 8	R: 0 E: 0 K: 0 S: 3	H: 1 LOB: 0 BB: 0 P: 3	R: 0 E: 0 K: 1 S: 5	H: 0 LOB: 0 BB: 0 P: 5	1B: 3 2B: 0 3B: 0 HR: 1	SF: 0 SAC: 2 DP: 1 HBP: 0	WP: 0 PB: 0 SB: 0 CS: 1	PA: 34												
<b>PITCHER</b> <b>Juan Marichal, R</b> (1, 1) ERA: 2.83	IP 9.0	WLS L	BF 34	H 4	R 2	ER 2	SO 2	BB 4	IBB 0	HBP 0	BLK 0	WP 0	HR 1	S 34	P 50	ERA 2.00	WHIP 0.889															
											<b>PITCHER</b>	IP	WLS	BF	H	R	ER	SO	BB	IBB	HBP	BLK	WP	HR	S	P	ERA	WHIP				

livebaseballscorecards.com

<b>AB</b>	28
<b>R</b>	2
<b>H</b>	4
<b>RBI</b>	2
<b>BB</b>	4
<b>SO</b>	2
<b>LOB</b>	9



Batter	1	2	3	4	5	6	7	8	9	AB	R	H	RBI	BB	SO	LOB
<b>Bernie Williams, R</b> OBP: 0.250, SLG: 0.364 (1, 7)	0-0 F9		0-0 F9			0-3 K			0-3 K	4	0	0	0	0	2	2
<b>Tito Fuentes, S</b> OBP: 0.304, SLG: 0.395 (1, 4)	0-0 G3			0-0 5-3		0-3 K			0-0 1B	4	0	1	0	0	1	0
<b>Chris Speier, R</b> OBP: 0.343, SLG: 0.443 (1, 6)	0-0 6-3			0-0 P4			0-0 G5-4-3 1B		0-0 2-3	4	0	1	0	0	0	1
<b>Bobby Bonds, R</b> OBP: 0.316, SLG: 0.459 (1, 9)		0-0 F8		0-0 F7			0-0 G5-4-3			3	0	0	0	0	0	1
<b>Dave Kingman, R</b> OBP: 0.305, SLG: 0.508 (1, 3)		0-0 G5-4-3 1B			0-3 K		0-0 F7			3	0	1	0	0	1	0
<b>Jim Ray Hart, R</b> OBP: 0.222, SLG: 0.444 (1, 5)		0-0 G5-4-3			0-0 HR			0-0 F8		3	1	1	1	0	0	1
<b>Garry Maddox, R</b> OBP: 0.247, SLG: 0.304 (1, 8)			0-0 1-3		0-3 K			0-0 F9		3	0	0	0	0	1	0
<b>Fran Healy, R</b> OBP: 0.233, SLG: 0.192 (1, 2)			0-0 2B		0-0 5-3			0-3 K		3	0	1	0	0	1	0
<b>Juan Marichal, R</b> OBP: 0.200, SLG: 0.300 (1, 1) <b>Al Gallagher, R</b> OBP: 0.373, SLG: 0.333 (9, PH) <b>Jimmy Rosario, S</b> (9, PR)			0-0 P4			0-0 F9			0-0 CS 1B	2	0	0	0	0	0	1

Inning Stats	R: 0	H: 0	E: 0	K: 0	S: 3	H: 0	LOB: 0	BB: 0	P: 3	R: 0	H: 1	E: 0	K: 0	S: 3	H: 1	LOB: 1	BB: 0	P: 4	R: 0	H: 0	E: 0	K: 0	S: 3	H: 0	LOB: 0	BB: 0	P: 3	R: 1	H: 1	E: 0	K: 2	S: 8	H: 0	LOB: 0	BB: 0	P: 8	R: 0	H: 0	E: 0	K: 2	S: 7	H: 0	LOB: 0	BB: 0	P: 7	R: 0	H: 1	E: 0	K: 0	S: 3	H: 0	LOB: 0	BB: 0	P: 3	R: 0	H: 0	E: 0	K: 1	S: 5	H: 0	LOB: 0	BB: 0	P: 5	R: 0	H: 2	E: 0	K: 1	S: 6	H: 2	LOB: 1	BB: 0	P: 6	1B: 4	SF: 0	2B: 1	3B: 0	HR: 1	SAC: 0	DP: 2	HBP: 0	WP: 0	PA: 30
--------------	------	------	------	------	------	------	--------	-------	------	------	------	------	------	------	------	--------	-------	------	------	------	------	------	------	------	--------	-------	------	------	------	------	------	------	------	--------	-------	------	------	------	------	------	------	------	--------	-------	------	------	------	------	------	------	------	--------	-------	------	------	------	------	------	------	------	--------	-------	------	------	------	------	------	------	------	--------	-------	------	-------	-------	-------	-------	-------	--------	-------	--------	-------	--------

PITCHER	IP	WLS	BF	H	R	ER	SO	BB	IBB	HBP	BLK	WP	HR	S	P	ERA	WHIP
<b>Ross Grimsley, L</b> ERA: 2.2 (1, 1)	8.0	W	27	5	1	1	5	0	0	0	0	0	1	37	37	1.12	0.625
<b>Clay Carroll, R</b> ERA: 2.66 (9, 1)	1.0	S	3	1	0	0	1	0	0	0	0	0	0	5	5	0.00	1.000

**BOTTOM**

**Cincinnati Reds @ San Francisco Giants**  
Candlestick Park, San Francisco, CA

Wed May 17 1972, 6:33 AM EDT  
Att. 2,670 - Unknown

livebaseballscorecards.com

<b>AB</b>	<b>30</b>
<b>R</b>	<b>1</b>
<b>H</b>	<b>6</b>
<b>RBI</b>	<b>1</b>
<b>BB</b>	<b>0</b>
<b>SO</b>	<b>6</b>
<b>LOB</b>	<b>6</b>



Batter	1	2	3	4	5	6	7	8	9	AB R H RBI BB SO LOB	TOP									
<b>Pete Rose, S</b> (1, 7) OBP: 0.296, SLG: 0.276	0-0 1B 1B	0-0 5-3			0-0 F8		0-0 G3	0-0 F8		5 1 1 0 0 0 1										
<b>Joe Morgan, L</b> (1, 4) OBP: 0.435, SLG: 0.533	0-0 1B 1B	0-0 G3			0-0 F6		0-0 E 2B 1B		4-0 3B BB	4 3 2 0 1 0 0										
<b>Johnny Bench, R</b> (1, 2) OBP: 0.314, SLG: 0.392	0-0 HBP 1B 1-2 2-3	0-0 L7			4-0 CS BB BB BB BB		0-0 E9 2B 1B		0-0 F7	4 2 2 0 1 0 1										
<b>Hal McRae, R</b> (1, 8) OBP: 0.231, SLG: 0.273 <b>Cesar Geronimo, L</b> (7, 8) OBP: 0.278, SLG: 0.438	0-0 1B HBP 1B 1-2 2-H 3-H		0-0 P3		4-0 BB 1-2		0-0 2B		0-0 SF7 3B 1-H	3 0 2 4 1 0 0 1 1 1 1 0 0 0										
<b>Denis Menke, R</b> (1, 3) OBP: 0.313, SLG: 0.329 <b>Bill Plummer, R</b> (3, 3)	1-0 1B HBP 1-2 2-3		0-3 K		0-0 CS 2-3	0-0 E1 FC5-4	0-3 K		0-0 SF7	1 0 0 0 0 1 0 2 0 0 1 0 1 0										
<b>George Foster, R</b> (1, 9) OBP: 0.226, SLG: 0.214	0-3 K		0-0 P3			0-0 FC5-4 1B 1-2f		0-3 K	0-0 F2	5 0 0 0 0 2 4										
<b>Julian Javier, R</b> (1, 5) OBP: 0.316, SLG: 0.412 <b>Darrel Chaney, S</b> (7, 6) OBP: 0.636, SLG: 0.556	0-0 SF8 3-H			0-0 5-3		0-0 1B 1-2		0-0 S 3B 1B		2 0 1 1 0 0 0 1 1 1 0 0 0 0										
<b>Dave Concepcion, R</b> (1, 6) OBP: 0.317, SLG: 0.347 (7, 5)	0-0 1B 1-2 2-3			0-0 6-3		0-0 F7		0-0 FC4-2 3B 1-H		4 0 2 1 0 0 2										
<b>Wayne Simpson, R</b> (1, 1) <b>Pedro Borbon, R</b> (6, 1) <b>Bernie Carbo, L</b> (8, PH) OBP: 0.357, SLG: 0.143 <b>Ed Sprague, R</b> (8, 1) <b>Clay Carroll, R</b> (8, 1)	0-3 K		0-3 K		0-3 K	0-3 K	0-0 FC4-2 PB 3-H			3 0 0 0 0 3 5 0 0 0 0 0 0 0 1 0 0 0 0 0 1 0 0 0 0 0 0 0 0 0 0 0 0 0 0										
<b>Inning Stats</b>	R: 3 E: 0 K: 2 S: 12	H: 5 LOB: 3 BB: 0 P: 13	R: 0 E: 0 K: 0 S: 3	H: 0 LOB: 0 BB: 0 P: 3	R: 0 E: 0 K: 1 S: 5	H: 0 LOB: 0 BB: 0 P: 5	R: 0 E: 0 K: 1 S: 5	H: 0 LOB: 1 BB: 2 P: 5	R: 0 E: 1 K: 1 S: 7	H: 1 LOB: 2 BB: 0 P: 7	R: 2 E: 1 K: 1 S: 7	H: 3 LOB: 0 BB: 0 P: 7	R: 1 E: 0 K: 1 S: 7	H: 2 LOB: 1 BB: 0 P: 7	R: 2 E: 0 K: 0 S: 4	H: 1 LOB: 0 BB: 1 P: 8	1B: 9 2B: 1 3B: 2 HR: 0	SF: 2 SAC: 0 DP: 0 HBP: 1	WP: 0 PB: 1 SB: 1 CS: 1	PA: 43
<b>PITCHER</b>	IP WLS BF H R ER SO BB IBB HBP BLK WP HR S P ERA WHIP																			
<b>Sam McDowell, L</b> (1, 1) ERA: 3.61	6.1 L 30 8 5 5 5 2 0 1 0 0 0 0 37 46 7.11 1.579																			
<b>Jim Barr, R</b> (7, 1) ERA: 2.39	1.2 7 3 1 1 2 0 0 0 0 0 0 0 11 11 5.40 1.800																			
<b>Don McMahon, R</b> (9, 1) ERA: 3.77	1.0 5 1 2 2 0 1 0 0 0 0 0 0 4 8 18.00 2.000																			

**Cincinnati Reds @ San Francisco Giants**  
 Candlestick Park, San Francisco, CA  
 Thu May 18 1972, 6:33 AM EDT  
 Att. 2,847 - Unknown

AB	36
R	8
H	12
RBI	8
BB	3
SO	7
LOB	14





Batter	1	2	3	4	5	6	7	8	9	AB R H RBI BB SO LOB
Chris Speier, R (1, 6) OBP: 0.343, SLG: 0.448 Chris Arnold, R (7, 6) OBP: 0.424, SLG: 0.346	0-0 F9		0-0 5-3			0-0 HR 2B	0-0 1-3 1B		0-0 F8	3 1 1 0 0 0 0 2 0 1 0 0 0 0
Tito Fuentes, S (1, 4) OBP: 0.317, SLG: 0.409	0-0 2B			4-0 FC6-4 BB		0-0 HR 1B	0-0 7-2			3 1 2 0 1 0 2
Bobby Bonds, R (1, 9) OBP: 0.314, SLG: 0.476	0-3 K			0-0 P6		0-0 HR	0-0 3-H	0-0 E5 SF8		4 2 1 3 0 1 2
Dave Kingman, R (1, 3) OBP: 0.303, SLG: 0.496	0-0 L5			0-0 FC6-4		4-0 S BB		0-0 5-3		3 1 0 0 1 0 3
Jim Ray Hart, R (1, 5) OBP: 0.250, SLG: 0.421 Al Gallagher, R (4, PR) (5, 5) OBP: 0.361, SLG: 0.327		0-0 F2		1-0 HBP		0-0 4-1		0-0 SF8		1 0 0 0 0 0 0 1 0 0 1 0 0 0
Dave Rader, L (1, 2) OBP: 0.267, SLG: 0.345		0-0 F8		0-0 G3		0-0 G4-6-3 1B		4-0 BB		3 0 1 0 1 0 2
Garry Maddox, R (1, 8) OBP: 0.237, SLG: 0.292 Jim Barr, R (7, 1)		0-0 F9			0-0 5-3	0-0 G4-6-3		0-0 G3		3 0 0 0 0 0 1 0 0 0 0 0 0 0
Jim Howarth, L (8, PH) OBP: 0.480, SLG: 0.250 Don McMahon, R (9, 1)						1-2f				1 0 0 0 0 0 1 0 0 0 0 0 0 0
Bernie Williams, R (1, 7) OBP: 0.250, SLG: 0.333			0-0 F2		0-3 K		0-0 1B 7-2 1B		0-0 5-3	4 0 1 0 0 1 0
Sam McDowell, L (1, 1) OBP: 0.200, SLG: 0.158 Ken Henderson, S (7, 8) OBP: 0.259, SLG: 0.284			0-3 K		0-0 F9		0-0 B1		0-0 4-3	2 0 0 0 0 1 0 2 0 0 0 0 0 1

Inning Stats	R: 0 E: 0 K: 1 S: 6	H: 1 LOB: 1 BB: 0 P: 6	R: 0 E: 0 K: 0 S: 3	H: 0 LOB: 0 BB: 0 P: 3	R: 0 E: 0 K: 1 S: 5	H: 0 LOB: 0 BB: 0 P: 5	R: 0 E: 1 K: 0 S: 3	H: 0 LOB: 2 BB: 1 P: 8	R: 0 E: 0 K: 1 S: 5	H: 0 LOB: 0 BB: 0 P: 5	R: 4 E: 0 K: 0 S: 6	H: 4 LOB: 0 BB: 1 P: 10	R: 0 E: 0 K: 0 S: 4	H: 2 LOB: 1 BB: 0 P: 4	R: 1 E: 1 K: 0 S: 4	H: 0 LOB: 1 BB: 1 P: 8	R: 0 E: 0 K: 0 S: 3	H: 0 LOB: 0 BB: 0 P: 3	1B: 4 2B: 3 3B: 0 HR: 1	SF: 1 SAC: 0 DP: 2 HBP: 1	WP: 0 PB: 0 SB: 1 CS: 0	PA: 37
--------------	------------------------------	---------------------------------	------------------------------	---------------------------------	------------------------------	---------------------------------	------------------------------	---------------------------------	------------------------------	---------------------------------	------------------------------	----------------------------------	------------------------------	---------------------------------	------------------------------	---------------------------------	------------------------------	---------------------------------	----------------------------------	------------------------------------	----------------------------------	--------

PITCHER	IP	WLS	BF	H	R	ER	SO	BB	IBB	HBP	BLK	WP	HR	S	P	ERA	WHIP
Wayne Simpson, R (1, 1) ERA: 2.25	5.0		21	4	3	3	3	1	0	1	0	0	1	25	30	5.40	1.000
Pedro Borbon, R (6, 1) ERA: 4.44	2.0	W	8	3	1	1	0	1	0	0	0	0	0	7	11	4.50	2.000
Ed Sprague, R (8, 1) ERA: 4.5	0.2		4	0	1	0	0	1	0	0	0	0	0	3	7	0.00	1.500
Clay Carroll, R (8, 1) ERA: 2.49	1.1	S	4	0	0	0	0	0	0	0	0	0	0	4	4	0.00	0.000

BOTTOM

Cincinnati Reds @ San Francisco Giants  
Candlestick Park, San Francisco, CA  
Thu May 18 1972, 6:33 AM EDT  
Att. 2,847 - Unknown

livebaseballscorecards.com

AB	32
R	5
H	7
RBI	4
BB	3
SO	3
LOB	12



Batter	1	2	3	4	5	6	7	8	9	AB R H RBI BB SO LOB	TOP																										
Felix Millan, R (1, 4) OBP: 0.358, SLG: 0.360	0-0 1B 2B	4-0 CS BB		0-3 K			0-0 FC6-4 1B		0-0 FC4-6 1B	4 1 3 0 1 1 1																											
Ralph Garr, L (1, 7) OBP: 0.333, SLG: 0.403	0-0 1B 1B	0-3 K			0-0 1-3		0-0 F9		0-0 FC4-6	5 1 1 0 0 1 3																											
Hank Aaron, R (1, 9) OBP: 0.387, SLG: 0.500	0-0 BB 1B 1B			0-0 1B 1B		0-0 F4		0-0 FC6-4	0-0 F3	5 1 2 1 0 0 2																											
Orlando Cepeda, R (1, 3) OBP: 0.379, SLG: 0.545	0-0 BB 1B 1B			0-0 F9		0-0 4-3		0-0 BB 1B FC5-4 1B	0-0 4-3	4 1 2 1 0 0 1 1 1 0 0 0 0 1																											
Oscar Brown, R (8, PR) OBP: 0.333, SLG: 0.714																																					
Dusty Baker Jr., R (1, 8) OBP: 0.347, SLG: 0.444	4-0 1B BB			0-0 G5-4-3 1B		0-0 5-3		0-0 F3		3 0 1 0 1 0 1																											
Earl Williams, R (1, 2) OBP: 0.314, SLG: 0.370	0-0 L3 1B			0-0 G5-4-3		0-0 1-3		0-0 FC5-4 BB 1B		4 0 2 2 0 0 2																											
Darrell Evans, L (1, 5) OBP: 0.343, SLG: 0.427	0-0 F6			0-0 F2		0-0 HR		4-0 BB FC5-4 BB		3 1 1 1 1 0 2																											
Marty Perez, R (1, 6) OBP: 0.282, SLG: 0.291	0-0 L3			0-0 2B		0-0 F7		0-0 FC5-4 FC6-4		3 0 1 0 0 0 2 1 0 0 1 0 0 2 0 0 0 0 0 0 0																											
Mike Lum, L (8, PH) OBP: 0.277, SLG: 0.211								1-2f 2-3 3-H																													
Gil Carrido, R (8, 6) OBP: 1.000, SLG: 1.000								1-2f																													
Phil Niekro, R (1, 1) OBP: 0.083, SLG: 0.125				0-0 6-3		0-0 F7		0-0 F8	0-0 FC6-4	3 0 0 0 0 0 1 0 0 0 0 0 0 0 1 0 0 0 0 0 2 0 0 0 0 0 0 0																											
Pat Jarvis, R (7, 1) OBP: 0.430, SLG: 0.443																																					
Rico Carty, R (8, PH) OBP: 0.430, SLG: 0.443																																					
Cecil Upshaw, R (8, 1)																																					
<b>Inning Stats</b>	R: 4 E: 0 K: 0 S: 7	H: 5 LOB: 1 BB: 1 P: 11	R: 0 E: 0 K: 1 S: 4	H: 0 LOB: 0 BB: 1 P: 8	R: 0 E: 0 K: 0 S: 4	H: 2 LOB: 1 BB: 0 P: 4	R: 0 E: 0 K: 1 S: 6	H: 1 LOB: 1 BB: 0 P: 6	R: 0 E: 0 K: 0 S: 3	H: 0 LOB: 0 BB: 0 P: 3	R: 1 E: 0 K: 0 S: 4	H: 1 LOB: 0 BB: 0 P: 4	R: 0 E: 0 K: 0 S: 4	H: 1 LOB: 1 BB: 0 P: 4	R: 1 E: 0 K: 0 S: 5	H: 2 LOB: 2 BB: 1 P: 9	R: 0 E: 0 K: 0 S: 4	H: 1 LOB: 1 BB: 0 P: 4	1B: 10 2B: 3 3B: 0 HR: 1	SF: 0 SAC: 0 DP: 2 HBP: 0	WP: 0 PB: 0 SB: 0 CS: 1	PA: 40															
<b>PITCHER</b>	IP WLS BF H R ER SO BB IBB HBP BLK WP HR S P ERA WHIP																				<b>PITCHER</b>	IP WLS BF H R ER SO BB IBB HBP BLK WP HR S P ERA WHIP															
John Cumberland, L (1, 1) ERA: 9.68	0.0		5	4	4	4	0	1	0	0	0	0	0	4	8	∞	∞																				
Don Carrithers, R (1, 1) ERA: 4.67	5.0		17	4	0	0	2	1	0	0	0	0	0	20	24	0.00	1.000																				
Jerry Johnson, R (6, 1) ERA: 11.37	2.0	W	8	2	1	1	0	0	0	0	0	0	1	8	8	4.50	1.000																				
Don McMahon, R (8, 1) ERA: 3.86	2.0	S	10	3	1	1	0	1	0	0	0	0	0	9	13	4.50	2.000																				

Atlanta Braves @ San Francisco Giants  
Candlestick Park, San Francisco, CA

AB	37
R	6
H	13
RBI	6
BB	3
SO	2
LOB	20



Fri May 19 1972, 10:05 PM EDT  
Att. 6,652 - Unknown

WP: 0	PA: 40
-------	--------

ERA	WHIP
-----	------

Batter	1	2	3	4	5	6	7	8	9
Chris Arnold, R OBP: 0.421, SLG: 0.419 (1, 6)	0-0 3B		0-0 F8		0-0 FC6-4		0-0 SH5-4 2B 1B	0-0 6-3	
Tito Fuentes, S OBP: 0.310, SLG: 0.400 (1, 4)	0-0 F4		0-0 F2			0-0 F9	0-0 SH5-4		
Bobby Bonds, R OBP: 0.312, SLG: 0.477 (1, 9)	0-0 1-3		0-3 K			0-0 F7	0-0 WP E 2B		
Dave Kingman, R OBP: 0.309, SLG: 0.492 (1, 3)	0-3 K			0-3 K		0-0 1B 1B	0-0 S E BB		
Al Gallagher, R OBP: 0.369, SLG: 0.339 (1, 5)		0-0 FC4-6 1B		0-3 K		0-0 1B	0-3 K		
Garry Maddox, R OBP: 0.250, SLG: 0.316 (1, 8)		0-0 FC4-6 1B		0-0 F4		0-0 6-3	0-0 E6 2B		
Bernie Williams, R OBP: 0.250, SLG: 0.316 (1, 7)		0-0 FC4-6 1B			0-0 F7		0-0 F6		
Dave Rader, L OBP: 0.281, SLG: 0.355 (1, 2)		0-0 FC4-6 PB			0-0 FC6-4 1B		0-0 1B 1B	0-0 F9	
John Cumberland, R OBP: 0.143, SLG: 0.143 (1, 1)		0-3 K			0-3 K		0-0 SH5-4 2B 1B	0-3 K	
Don Carithers, R OBP: 0.100, SLG: 0.100 (1, 1)									
Jim Howarth, L OBP: 0.462, SLG: 0.235 (5, PH)									
Jerry Johnson, R OBP: 0.000, SLG: 1.000 (7, PH)									
Ed Goodson, L OBP: 0.000, SLG: 1.000 (8, 1)									
Don McMahon, R OBP: 0.000, SLG: 1.000 (8, 1)									

AB	R	H	RBI	BB	SO	LOB
5	1	2	1	0	0	1
3	0	0	0	0	0	1
4	1	1	2	0	1	1
3	1	1	0	1	2	1
4	1	2	0	0	2	2
4	0	2	2	0	0	2
4	1	1	0	0	0	3
4	1	2	1	0	0	1
0	0	0	0	0	0	0
1	0	0	0	0	1	1
1	0	0	0	1	1	1
0	0	0	0	0	0	0
1	1	1	1	0	0	0
1	0	0	0	0	1	0


**BOTTOM**

**Atlanta Braves @ San Francisco Giants**  
Candlestick Park, San Francisco, CA

Fri May 19 1972, 10:05 PM EDT  
Att. 6,652 - Unknown

<b>AB</b>	<b>35</b>
<b>R</b>	<b>7</b>
<b>H</b>	<b>12</b>
<b>RBI</b>	<b>7</b>
<b>BB</b>	<b>1</b>
<b>SO</b>	<b>8</b>
<b>LOB</b>	<b>14</b>

livebaseballscorecards.com



Inning Stats	R	H	E	K	S	P	BB	IBB	HBP	BLK	WP	HR	S	P	ERA	WHIP
	0	1	0	1	6	6	0	0	0	0	0	0	42	42	8.53	1.737
	1	2	0	0	7	7	0	0	0	0	0	0	5	9	13.50	3.000
	0	0	0	0	0	0	0	0	0	0	0	0	5	5	0.00	0.000

PITCHER	IP	WLS	BF	H	R	ER	SO	BB	IBB	HBP	BLK	WP	HR	S	P	ERA	WHIP
Phil Niekro, R ERA: 3.32 (1, 1)	6.1	L	30	11	6	6	6	0	0	0	0	0	0	42	42	8.53	1.737
Pat Jarvis, R ERA: 6.46 (7, 1)	0.2		4	1	1	1	1	0	0	0	0	1	0	5	9	13.50	3.000
Cecil Upshaw, R ERA: 3.38 (8, 1)	1.0		3	0	0	0	1	0	0	0	0	0	0	5	5	0.00	0.000

WP	PA	ERA	WHIP
1	37		
1			
0			

Batter	1	2	3	4	5	6	7	8	9	AB R H RBI BB SO LOB	TOP
<b>Felix Millan, R</b> (1, 4) OBP: 0.348, SLG: 0.349	0-2 F7		1-2 E5 BB BB		0-1 1-3			1-1 4-3		4 0 0 0 0 0 0	<b>Atlanta Braves @ San Francisco Giants</b> Candlestick Park, San Francisco, CA Sat May 20 1972, 6:33 AM EDT Att. 9,735 - Unknown
<b>Ralph Garr, L</b> (1, 9) OBP: 0.331, SLG: 0.398	0-1 1-3		1-2 F7		1-1 4-3			0-0 HR 1B 1B	4 1 1 0 0 0 1		
<b>Rico Carty, R</b> (1, 7) OBP: 0.433, SLG: 0.438 <b>Oscar Brown, R</b> (8, PR) OBP: 0.333, SLG: 0.714 (8, 7)	0-0 6-3		4-2 BB 1-2 BB		1-2 F7			1-0 HR 1B 1-2 HR 1B	3 0 1 0 1 0 0 0 1 0 0 0 0 0		
<b>Orlando Cepeda, R</b> (1, 3) OBP: 0.387, SLG: 0.552		0-2 1B 2B	4-2 BB 1-2 2-3 BB		1-0 5-3			2-3 K	3 0 1 0 1 1 2		
<b>Earl Williams, R</b> (1, 2) OBP: 0.312, SLG: 0.393		0-1 1-3	1-3 K		0-3 K			1-1 HR 1-H 2-H	4 1 1 3 0 2 4		
<b>Darrell Evans, L</b> (1, 5) OBP: 0.350, SLG: 0.442		0-1 2-3 1B		3-2 2B		2-2 F3		0-0 F8	4 0 2 0 0 0 1		
<b>Dusty Baker Jr., R</b> (1, 8) OBP: 0.321, SLG: 0.408		0-3 K		0-1 6-3			2-3 K	0-0 6-3	4 0 0 0 0 2 3		
<b>Marty Perez, R</b> (1, 6) OBP: 0.272, SLG: 0.280		0-1 1-3		0-3 K			2-3 K	0-1 5-3	4 0 0 0 0 2 3		
<b>Tom Kelley, R</b> (1, 1) OBP: 0.118, SLG: 0.063 <b>Cecil Upshaw, R</b> (9, 1)			2-3 K		2-2 1-3		2-2 F9	3-2 6-3	4 0 0 0 0 1 1 0 0 0 0 0 0 0		
<b>Inning Stats</b>	R: 0 H: 0 E: 0 LOB: 0 K: 0 BB: 0 S: 6 P: 6	R: 0 H: 2 E: 0 LOB: 2 K: 1 BB: 0 S: 12 P: 12	R: 0 H: 0 E: 1 LOB: 3 K: 2 BB: 2 S: 20 P: 33	R: 0 H: 1 E: 0 LOB: 1 K: 1 BB: 0 S: 15 P: 20	R: 0 H: 0 E: 0 LOB: 0 K: 0 BB: 0 S: 7 P: 9	R: 0 H: 0 E: 0 LOB: 0 K: 1 BB: 0 S: 8 P: 11	R: 0 H: 0 E: 0 LOB: 0 K: 2 BB: 0 S: 13 P: 19	R: 3 H: 3 E: 0 LOB: 1 K: 1 BB: 0 S: 10 P: 15	R: 0 H: 0 E: 0 LOB: 0 K: 0 BB: 0 S: 6 P: 9	1B: 3 SF: 0 2B: 2 SAC: 0 3B: 0 DP: 0 HR: 1 HBP: 0	WP: 0 PA: 36 PB: 0 SB: 0 CS: 0
<b>PITCHER Steve Stone, R</b> (1, 1) ERA: 2.43	IP 9.0 WLS L BF 36 H 6 R 3 ER 3 SO 8 BB 2 IBB 0 HBP 0 BLK 0 WP 0 HR 1 S 97 P 134 ERA 3.00 WHIP 0.889										

<b>AB</b>	34
<b>R</b>	3
<b>H</b>	6
<b>RBI</b>	3
<b>BB</b>	2
<b>SO</b>	8
<b>LOB</b>	15



Batter	1	2	3	4	5	6	7	8	9	AB R H RBI BB SO LOB
Chris Speier, R (1, 6) OBP: 0.345, SLG: 0.442 Chris Arnold, R (9, PR) OBP: 0.421, SLG: 0.419	0-0 F7		1-1 G6-4-3		0-0 F7		4-2 BB		0-1 1B	4 0 1 0 1 0 1 0 0 0 0 0 0 0
Tito Fuentes, S (1, 4) OBP: 0.306, SLG: 0.393	1-3 K			0-0 1B	3-2 G3		1-1 F7		0-2 5-3	5 1 1 0 0 1 4
Bobby Bonds, R (1, 9) OBP: 0.303, SLG: 0.463	2-3 K			1-3 K		1-3 K		2-0 F3		4 0 0 0 0 3 1
Dave Kingman, R (1, 3) OBP: 0.307, SLG: 0.484		2-0 5-3		0-1 L6		0-0 F8		0-0 1B		4 0 1 0 0 0 1
Al Gallagher, R (1, 5) OBP: 0.377, SLG: 0.339		4-1 BB		0-0 2B		2-2 L9		0-0 B2		3 0 1 1 1 0 1
Garry Maddox, R (1, 8) OBP: 0.262, SLG: 0.350		0-0 F4		0-0 2B		3-2 1B		2-3 K		4 1 2 0 0 1 2
Bernie Williams, R (1, 7) OBP: 0.292, SLG: 0.318		2-2 F8		4-0 FC6-4		0-0 SH1-4		1-3 K		3 0 1 1 1 1 1
Dave Rader, L (1, 2) OBP: 0.265, SLG: 0.333			0-0 4-3	0-0 FC6-4		0-0 F7		2-0 F8		4 0 0 0 0 0 4
Steve Stone, R (1, 1) OBP: 0.222, SLG: 0.125 Ed Goodson, L (9, PH) OBP: 1.000, SLG: 1.000 Ken Henderson, S (9, PR) OBP: 0.259, SLG: 0.284			1-0 G6-4-3		2-1 F9		0-0 SH1-4		4-1 1B	2 0 1 0 0 0 0 0 0 0 0 1 0 0 0 0 0 0 0 0 0

Inning Stats	R: 0 E: 0 K: 2 S: 7	H: 0 LOB: 0 BB: 0 P: 10	R: 0 E: 0 K: 0 S: 6	H: 0 LOB: 1 BB: 1 P: 14	R: 0 E: 0 K: 0 S: 4	H: 1 LOB: 0 BB: 0 P: 6	R: 1 E: 0 K: 1 S: 10	H: 3 LOB: 3 BB: 1 P: 15	R: 0 E: 0 K: 0 S: 6	H: 0 LOB: 0 BB: 0 P: 11	R: 0 E: 0 K: 1 S: 7	H: 0 LOB: 0 BB: 0 P: 10	R: 1 E: 0 K: 0 S: 11	H: 2 LOB: 2 BB: 1 P: 19	R: 0 E: 0 K: 1 S: 7	H: 1 LOB: 1 BB: 0 P: 11	R: 0 E: 0 K: 1 S: 10	H: 1 LOB: 2 BB: 1 P: 17	1B: 6 2B: 2 3B: 0 HR: 0	SF: 0 SAC: 1 DP: 1 HBP: 0
--------------	------------------------------	----------------------------------	------------------------------	----------------------------------	------------------------------	---------------------------------	-------------------------------	----------------------------------	------------------------------	----------------------------------	------------------------------	----------------------------------	-------------------------------	----------------------------------	------------------------------	----------------------------------	-------------------------------	----------------------------------	----------------------------------	------------------------------------

PITCHER	IP	WLS	BF	H	R	ER	SO	BB	IBB	HBP	BLK	WP	HR	S	P	ERA	WHIP
Tom Kelley, R (1, 1) ERA: 4.59	8.2	W	36	7	2	2	6	4	0	0	0	0	0	63	108	2.08	1.269
Cecil Upshaw, R (9, 1) ERA: 3.18	0.1	S	2	1	0	0	0	0	0	0	0	0	0	5	5	0.00	3.000

**BOTTOM**

**Atlanta Braves @ San Francisco Giants**  
Candlestick Park, San Francisco, CA

Sat May 20 1972, 6:33 AM EDT  
Att. 9,735 - Unknown

AB	33
R	2
H	8
RBI	2
BB	4
SO	6
LOB	15



Batter	1	2	3	4	5	6	7	8	9	10	AB R H RBI BB SO LOB	TOP												
Felix Millan, R (1, 4) OBP: 0.345, SLG: 0.346	0-0 6-3		0-0 F7			0-0 F4	0-0 1B		0-0 SH1		4 0 1 0 0 0 2	<p>Atlanta Braves @ San Francisco Giants</p> <p>Candlestick Park, San Francisco, CA</p> <p>Sun May 21 1972, 6:33 AM EDT Unknown</p>												
Ralph Garr, L (1, 7) OBP: 0.326, SLG: 0.391	0-0 F8		0-0 3-1			0-0 FC4-6 1B BB	0-0 F8		0-0 1B		5 1 1 0 0 0 4													
Hank Aaron, R (1, 3) OBP: 0.396, SLG: 0.511	0-0 1B 2B			0-0 F4		4-0 1B BB		0-0 FC3-4 1B	0-0 6-5		4 2 2 0 1 0 2													
Earl Williams, R (1, 2) OBP: 0.323, SLG: 0.410	0-0 PO 1B			0-0 1-3		0-0 1B 1B		0-0 FC3-4 1B BB		5 2 3 1 0 0 1														
Darrell Evans, L (1, 5) OBP: 0.361, SLG: 0.444	0-0 PO 1-2	0-0 G3		0-0 F7		0-0 1B		4-0 FC5 1B BB		4 1 2 3 1 0 0														
Mike Lum, L (1, 9) OBP: 0.271, SLG: 0.210		0-0 5-3			0-0 4-3	0-0 G3		0-0 F7		5 0 1 0 0 0 4														
Dusty Baker Jr., R (1, 8) OBP: 0.328, SLG: 0.415		0-0 F7			0-0 F5		0-0 1B 1B	0-0 1B	0-0 SF8		4 0 2 2 0 0 0													
Marty Perez, R (1, 6) OBP: 0.261, SLG: 0.268			0-0 F6		0-0 6-3		0-0 F4	0-0 FC5	0-0 F7		5 0 0 0 0 0 4													
Ron Schueler, R (1, 1) OBP: 0.333, SLG: 0.500			0-0 2B			0-0 FC4-6 1B	0-3 K		0-0 1B SH1 6-5	0-0 CS	3 0 2 0 0 1 1													
Jim Nash, R (8, 1) OBP: 0.500, SLG: 0.500									1-2	1 0 1 0 0 0 0														
<b>Inning Stats</b>	R: 1 E: 0 K: 0 S: 4	H: 2 LOB: 0 BB: 0 P: 4	R: 0 E: 0 K: 0 S: 3	H: 0 LOB: 0 BB: 0 P: 3	R: 0 E: 0 K: 0 S: 4	H: 1 LOB: 1 BB: 0 P: 4	R: 0 E: 0 K: 0 S: 3	H: 0 LOB: 0 BB: 0 P: 3	R: 0 E: 0 K: 0 S: 6	H: 3 LOB: 2 BB: 1 P: 10	R: 0 E: 0 K: 1 S: 7	H: 2 LOB: 2 BB: 0 P: 7	R: 1 E: 0 K: 0 S: 5	H: 2 LOB: 2 BB: 1 P: 9	R: 0 E: 0 K: 0 S: 4	H: 2 LOB: 1 BB: 0 P: 4	R: 2 E: 0 K: 0 S: 5	H: 3 LOB: 0 BB: 0 P: 5	1B: 12 2B: 4 3B: 0 HR: 0	SF: 1 SAC: 1 DP: 1 HBP: 0	WP: 0 PB: 0 SB: 0 CS: 1	PA: 46		
<b>PITCHER</b>	IP WLS BF H R ER SO BB IBB HBP BLK WP HR S P ERA WHIP																							
Juan Marichal, R (1, 1) ERA: 3.03	8.0																							
Jim Barr, R ERA: 2.96	1.0	L	6	4	2	2	0	0	0	0	0	0	0	6	6	18.00	4.000							
John Cumberland, L ERA: 9.68	0.0		1	1	0	0	0	0	0	0	0	0	0	1	1	∞	∞							
Don McMahon, R ERA: 3.63	1.0		2	0	0	0	0	0	0	0	0	0	0	2	2	0.00	0.000							


AB	40
R	6
H	15
RBI	6
BB	2
SO	1
LOB	18



livebaseballscorecards.com

Batter	1	2	3	4	5	6	7	8	9	10	AB	R	H	RBI	BB	SO	LOB	BOTTOM									
<b>Chris Arnold, R</b> OBP: 0.419, SLG: 0.500 (1, 6) X	0-0 5-3 ①			X 0-0 HR		S 0-3 K ①		X 0-0 1B 2-H 1B		X 0-0 G1-6-3 ② ③	5	1	2	2	0	1	1	<b>Atlanta Braves @ San Francisco Giants</b> Candlestick Park, San Francisco, CA Sun May 21 1972, 6:33 AM EDT Unknown									
<b>Tito Fuentes, S</b> OBP: 0.298, SLG: 0.382 (1, 4) X	0-0 F5 ②			X 0-0 F7 ①		X 0-0 F7 ②		X 0-0 F7 ②			4	0	0	0	0	0	1										
<b>Bobby Bonds, R</b> OBP: 0.302, SLG: 0.457 (1, 9) S	0-3 K ③			X 0-0 F8 ②		X 0-0 5-3 ③		X 0-0 WP 1-3 1B			4	0	1	0	0	1	0										
<b>Dave Kingman, R</b> OBP: 0.306, SLG: 0.500 (1, 5) X		X 0-0 B5 ①		X 0-0 F3 ③			X 0-0 HR	X 0-0 F2 ③			4	1	1	1	0	0	2										
<b>Ed Goodson, L</b> OBP: 0.500, SLG: 1.000 (1, 3) X		X 0-0 4-3 ②			X 0-0 HR		X 0-0 4-3 ①		X 0-0 6-3 ①		4	1	1	1	0	0	0										
<b>Garry Maddox, R</b> OBP: 0.261, SLG: 0.345 (1, 8) X		X 0-0 F8 ③			X 0-0 F9 ①		X 0-0 G6-4-3 1B		X 0-0 F7 ②		4	0	1	0	0	0	0										
<b>Bernie Williams, R</b> OBP: 0.250, SLG: 0.269 (1, 7) S			S 0-3 K ①		X 0-0 F7 ②		X 0-0 G6-4-3 ② ③		S 0-3 K ③		4	0	0	0	0	2	1										
<b>Dave Rader, L</b> OBP: 0.282, SLG: 0.338 (1, 2) X			X 0-0 F7 ②		B 4-0 F7			X 0-0 SH3 1B 1B		B 4-0 G1-6-3 BB	2	0	1	0	1	0	0										
<b>Fran Healy, R</b> OBP: 0.233, SLG: 0.192 (8, PR) X					B 4-0 BB					B 4-0 BB	0	1	0	0	0	0	0										
<b>Jim Ray Hart, R</b> OBP: 0.286, SLG: 0.421 (10, PH) X					B 4-0 G3 ③			X 0-0 SH3 ①		X 0-0 F4 ①	0	0	0	0	0	1	0										
<b>Juan Marichal, R</b> OBP: 0.192, SLG: 0.273 (1, 1) X			S 0-3 K ③					X 0-0 1-2			2	0	0	0	0	1	1										
<b>Jim Howarth, L</b> OBP: 0.462, SLG: 0.235 (8, PH) X											0	0	0	0	0	0	0										
<b>Jim Barr, R</b> OBP: 0.143, SLG: 0.143 (9, 1) X											0	0	0	0	0	0	0										
<b>John Cumberland, R</b> OBP: 0.143, SLG: 0.143 (10, 1) X											0	0	0	0	0	0	0										
<b>Don McMahon, R</b> OBP: 0.256, SLG: 0.282 (10, 8) X											1	0	0	0	0	0	1										
<b>Inning Stats</b>	R: 0 E: 0 K: 1 S: 5	H: 0 LOB: 0 BB: 0 P: 5	R: 0 E: 0 K: 0 S: 3	H: 0 LOB: 0 BB: 0 P: 3	R: 0 E: 0 K: 2 S: 7	H: 0 LOB: 0 BB: 0 P: 7	R: 1 E: 0 K: 0 S: 4	H: 1 LOB: 0 BB: 0 P: 4	R: 1 E: 0 K: 0 S: 4	H: 1 LOB: 1 BB: 1 P: 8	R: 0 E: 0 K: 1 S: 5	H: 0 LOB: 0 BB: 0 P: 5	R: 1 E: 0 K: 0 S: 4	H: 2 LOB: 0 BB: 0 P: 4	R: 1 E: 0 K: 0 S: 6	H: 3 LOB: 3 BB: 0 P: 6	R: 0 E: 0 K: 1 S: 5	H: 0 LOB: 0 BB: 0 P: 5	R: 0 E: 0 K: 0 S: 2	H: 0 LOB: 0 BB: 1 P: 6	1B: 4 2B: 0 3B: 0 HR: 3	SF: 0 SAC: 1 DP: 2 HBP: 0	WP: 1 PB: 0 SB: 0 CS: 0	PA: 37			
<b>PITCHER</b>	IP	WLS	BF	H	R	ER	SO	BB	IBB	HBP	BLK	WP	HR	S	P	ERA	WHIP										
<b>Ron Schueler, R</b> ERA: 2.52 (1, 1)	7.2		30	7	4	4	4	1	0	0	0	0	3	37	41	4.70	1.043										
<b>Jim Nash, R</b> ERA: 7.94 (8, 1)	2.1	W	7	0	0	0	1	1	0	0	0	1	0	8	12	0.00	0.429										



Batter	1	2	3	4	5	6	7	8	9	AB R H RBI BB SO LOB	TOP		
<b>Felix Millan, R</b> (1, 4) OBP: 0.342, SLG: 0.343	0-0 SH5-3 1B		0-0 F4		0-0 5-3			0-0 F2		4 0 1 0 0 0 1	<b>Atlanta Braves @ San Francisco Giants</b> Candlestick Park, San Francisco, CA Sun May 21 1972, 6:38 AM EDT Att. 22,688 - Unknown  <b>livebaseballscorecards.com</b>  <b>AB 29</b> <b>R 1</b> <b>H 6</b> <b>RBI 0</b> <b>BB 1</b> <b>SO 3</b> <b>LOB 10</b>  		
<b>Ralph Garr, L</b> (1, 9) OBP: 0.326, SLG: 0.389	0-0 SH5-3 1-2		0-0 F6			0-0 4-3		0-0 G5-4-3 1B	3 0 1 0 0 0 0				
<b>Hank Aaron, R</b> (1, 3) OBP: 0.383, SLG: 0.490	0-0 6-3			0-0 F2		0-0 6-3		0-0 F8	4 0 0 0 0 0 2				
<b>Earl Williams, R</b> (1, 5) OBP: 0.328, SLG: 0.421	0-0 6-3			0-0 2B		0-0 1B		0-0 G5-4-3 1-2f	4 0 2 0 0 0 2				
<b>Rico Carty, R</b> (1, 7) OBP: 0.430, SLG: 0.427		4-0 1B WP BB		0-0 5-3		0-0 2-4 1-2	0-0 F5		2 1 0 0 1 0 1				
<b>Dusty Baker Jr., R</b> (1, 8) OBP: 0.328, SLG: 0.411		0-0 G5-4-3 1-3 1B		0-0 6-3			0-0 5-3		3 0 1 0 0 0 1				
<b>Paul Casanova, R</b> (1, 2) OBP: 0.194, SLG: 0.172		0-0 G5-4-3 1-2f			0-0 F9		0-3 K		3 0 0 0 0 1 2				
<b>Marty Perez, R</b> (1, 6) OBP: 0.262, SLG: 0.270		0-3 K 3-H			0-0 5-3 1B		0-0 F7		3 0 1 0 0 1 0				
<b>Ron Reed, R</b> (1, 1) OBP: 0.118, SLG: 0.188			0-3 K		0-0 5-3 1-2		0-0 F9		3 0 0 0 0 1 1				
<b>Inning Stats</b>	R: 0 H: 1 E: 0 LOB: 1 K: 0 BB: 0 S: 4 P: 4	R: 1 H: 1 E: 0 LOB: 0 K: 1 BB: 1 S: 5 P: 9	R: 0 H: 0 E: 0 LOB: 0 K: 1 BB: 0 S: 5 P: 5	R: 0 H: 1 E: 0 LOB: 1 K: 0 BB: 0 S: 4 P: 4	R: 0 H: 1 E: 0 LOB: 1 K: 0 BB: 0 S: 4 P: 4	R: 0 H: 1 E: 0 LOB: 1 K: 0 BB: 0 S: 3 P: 3	R: 0 H: 0 E: 0 LOB: 0 K: 1 BB: 0 S: 5 P: 5	R: 0 H: 0 E: 0 LOB: 0 K: 0 BB: 0 S: 3 P: 3	R: 0 H: 1 E: 0 LOB: 0 K: 0 BB: 0 S: 3 P: 3	1B: 5 SF: 0 2B: 1 SAC: 1 3B: 0 DP: 2 HR: 0 HBP: 0	WP: 1 PA: 31 PB: 0 SB: 0 CS: 0		
<b>PITCHER</b>	IP WLS BF H R ER SO BB IBB HBP BLK WP HR S P ERA WHIP											<b>PITCHER</b>	IP WLS BF H R ER SO BB IBB HBP BLK WP HR S P ERA WHIP
<b>Ron Bryant, L</b> (1, 1) ERA: 3.38	8.0 W 29 5 1 1 3 1 0 0 0 1 0 33 37 1.12 0.750												
<b>Don Carrithers, R</b> (9, 1) ERA: 4.5	1.0 S 3 1 0 0 0 0 0 0 0 0 0 3 3 0.00 1.000												



Batter	1	2	3	4	5	6	7	8	9	AB	R	H	RBI	BB	SO	LOB
<b>Bobby Bonds, R</b> OBP: 0.301, SLG: 0.472 (1, 9) x	0-0 F5 ①		0-3 K ③			0-0 F8 ②		0-0 HR ①-H		4	1	1	2	0	1	2
<b>Tito Fuentes, S</b> OBP: 0.290, SLG: 0.372 (1, 4) x	0-0 4-3 ②			0-0 F7 ①		0-0 F8 ③		0-0 G3 ③		4	0	0	0	0	0	2
<b>Ed Goodson, L</b> OBP: 0.333, SLG: 0.625 (1, 3) x	0-0 6-3 ③			0-0 4-3 ②			0-0 4-3 ①			3	0	0	0	0	0	0
<b>Dave Kingman, R</b> OBP: 0.299, SLG: 0.489 (1, 5) x		0-0 F3 ①		0-3 K ③			0-0 F9 ②			3	0	0	0	0	1	0
<b>Ken Henderson, S</b> OBP: 0.258, SLG: 0.283 (1, 8) x		0-0 4-3 ②			0-0 F8 ①		0-0 E 1B			3	0	1	0	0	0	0
<b>Chris Arnold, R</b> OBP: 0.391, SLG: 0.462 (1, 6) x		0-0 F4 ③			0-0 F9 ②		0-0 4-3 ③			3	0	0	0	0	0	1
<b>Bernie Williams, R</b> OBP: 0.226, SLG: 0.241 (1, 7) x			0-0 E5 SH2-4		0-0 F4 ③			0-0 B2 ①		3	0	0	0	0	0	0
<b>Dave Rader, L</b> OBP: 0.284, SLG: 0.338 (1, 2) x			0-0 F8 ①			0-0 6-3 ①		0-0 HR 1B		3	0	1	0	0	0	1
<b>Fran Healy, R</b> OBP: 0.233, SLG: 0.192 (8, PR) (9, 2) x										0	1	0	0	0	0	0
<b>Ron Bryant, S</b> OBP: 0.167, SLG: 0.250 (1, 1) x			0-0 SH2-4 ②			0-0 1B		0-3 K ②		1	0	1	0	0	0	0
<b>Jim Ray Hart, R</b> OBP: 0.273, SLG: 0.400 (8, PH) (9, 1) x			0-0 SH2-4 ②							1	0	0	0	0	1	1
<b>Don Carrithers, R</b> OBP: 0.100, SLG: 0.100 (9, 1) x			0-0 SH2-4 ②							0	0	0	0	0	0	0
<b>Inning Stats</b>	R: 0 H: 0 E: 0 LOB: 0 K: 0 BB: 0 S: 3 P: 3	R: 0 H: 0 E: 0 LOB: 0 K: 0 BB: 0 S: 3 P: 3	R: 0 H: 0 E: 1 LOB: 1 K: 1 BB: 0 S: 6 P: 6	R: 0 H: 0 E: 0 LOB: 0 K: 1 BB: 0 S: 5 P: 5	R: 0 H: 0 E: 0 LOB: 0 K: 0 BB: 0 S: 3 P: 3	R: 0 H: 1 E: 0 LOB: 1 K: 0 BB: 0 S: 4 P: 4	R: 0 H: 1 E: 1 LOB: 1 K: 0 BB: 0 S: 4 P: 4	R: 2 H: 2 E: 0 LOB: 1 K: 1 BB: 0 S: 7 P: 7		1B: 3 SF: 0 2B: 0 SAC: 1 3B: 0 DP: 0 HR: 1 HBP: 0	WP: 0 PA: 29 PB: 0 SB: 0 CS: 0					
<b>PITCHER</b> <b>Ron Reed, R</b> ERA: 4.62 (1, 1)	IP: 8.0 WLS: L BF: 29 H: 4 R: 2 ER: 2 SO: 3 BB: 0 IBB: 0 HBP: 0 BLK: 0 WP: 0 HR: 1 S: 35 P: 35 ERA: 2.25 WHIP: 0.500															

**BOTTOM**


**Atlanta Braves @ San Francisco Giants**  
Candlestick Park, San Francisco, CA

Sun May 21 1972, 6:38 AM EDT  
Att. 22,688 - Unknown

[livebaseballscorecards.com](http://livebaseballscorecards.com)

<b>AB</b>	<b>28</b>
<b>R</b>	<b>2</b>
<b>H</b>	<b>4</b>
<b>RBI</b>	<b>2</b>
<b>BB</b>	<b>0</b>
<b>SO</b>	<b>3</b>
<b>LOB</b>	<b>7</b>



Batter	1	2	3	4	5	6	7	8	9	AB R H RBI BB SO LOB	TOP																									
<b>Bobby Bonds, R</b> (1, 9) OBP: 0.310, SLG: 0.469	0-0 1B SF8 1B		0-0 1B HR BB		0-0 L6		0-0 F7			3 2 1 0 2 0 2																										
<b>Tito Fuentes, S</b> (1, 4) OBP: 0.291, SLG: 0.371 <b>Chris Arnold, R</b> (4, 4) OBP: 0.375, SLG: 0.439	0-0 F8		0-0 1B K			0-0 5-3		0-0 5-3		3 1 1 0 0 1 4 2 0 0 0 0 0 0																										
<b>Ed Goodson, L</b> (1, 3) OBP: 0.357, SLG: 0.538	0-0 BB 1-3 1B		0-0 1-2 2-3 HR 1B		0-0 F7		0-0 4-3	0-0 3-1		5 1 2 0 0 0 0																										
<b>Dave Kingman, R</b> (1, 5) OBP: 0.309, SLG: 0.532	4-0 1-2 BB		0-0 1-H 2-H 3-H HR		0-3 K		0-0 HR	0-0 F5		4 2 2 5 1 1 0																										
<b>Chris Speier, R</b> (1, 6) OBP: 0.340, SLG: 0.444	0-0 SF8		0-0 6-3		0-0 F9		0-0 HR 2B		0-0 F8	4 1 1 1 0 0 0																										
<b>Ken Henderson, S</b> (1, 8) OBP: 0.264, SLG: 0.309	0-0 F8		0-0 6-3		4-0 1B BB		0-0 2-H HR		0-3 K	4 1 1 2 1 1 2																										
<b>Bernie Williams, R</b> (1, 7) OBP: 0.250, SLG: 0.353		0-0 1-3	0-0 HR		0-0 1-2 1B		0-0 5-3		0-0 F8	5 1 2 1 0 0 0	<b>AB 37</b> <b>R 9</b> <b>H 11</b> <b>RBI 9</b> <b>BB 5</b> <b>SO 5</b> <b>LOB 12</b>																									
<b>Dave Rader, L</b> (1, 2) OBP: 0.282, SLG: 0.324		0-0 6-3	4-0 1B BB		0-0 L9				0-0 3-1	3 0 0 0 1 0 2																										
<b>Sam McDowell, L</b> (1, 1) OBP: 0.208, SLG: 0.174 <b>Jim Barr, R</b> (8, 1)		0-3 K2-3	0-0 1-3 BB 1B		0-3 K				0-0 G3	4 0 1 0 0 2 2 0 0 0 0 0 0 0																										
<b>Inning Stats</b>	R: 1 E: 0 K: 0 S: 5	H: 2 LOB: 2 BB: 1 P: 9	R: 0 E: 0 K: 1 S: 5	H: 0 LOB: 0 BB: 0 P: 5	R: 5 E: 0 K: 1 S: 10	H: 5 LOB: 3 BB: 3 P: 22	R: 0 E: 0 K: 1 S: 5	H: 0 LOB: 0 BB: 0 P: 5	R: 0 E: 0 K: 1 S: 6	H: 1 LOB: 2 BB: 1 P: 10	R: 3 E: 0 K: 0 S: 6	H: 3 LOB: 0 BB: 0 P: 6	R: 0 E: 0 K: 0 S: 3	H: 0 LOB: 0 BB: 0 P: 3	R: 0 E: 0 K: 1 S: 5	H: 0 LOB: 0 BB: 0 P: 5	1B: 6 2B: 1 3B: 0 HR: 4	SF: 1 SAC: 0 DP: 0 HBP: 0	WP: 0 PB: 0 SB: 0 CS: 0	PA: 43																
<b>PITCHER</b>	IP WLS BF H R ER SO BB IBB HBP BLK WP HR S P ERA WHIP																																			
<b>Tommy John, L</b> (1, 1) ERA: 2.84	2.2		16	6	6	6	1	2	0	0	0	0	2	16	24	20.25	3.000																			
<b>Mike Strahler, R</b> (3, 1) ERA: 7.36	3.0	L	17	5	3	3	3	3	0	0	0	0	2	20	32	9.00	2.667																			
<b>Pete Mikkelsen, R</b> (6, 1) ERA: 5.91	0.1		1	0	0	0	0	0	0	0	0	0	0	1	1	0.00	0.000																			
<b>Hoyt Wilhelm, R</b> (7, 1) ERA: 4.5	2.0		6	0	0	0	0	0	0	0	0	0	0	6	6	0.00	0.000																			
<b>Pete Richert, L</b> (9, 1) ERA: 3.38	1.0		3	0	0	0	1	0	0	0	0	0	0	5	5	0.00	0.000																			

San Francisco Giants @ Los Angeles Dodgers  
 Dodger Stadium, Los Angeles, CA  
 Mon May 22 1972, 7:05 PM PDT  
 Att: 23,086 - Unknown

livebaseballscorecards.com

Batter	1	2	3	4	5	6	7	8	9	AB	R	H	RBI	BB	SO	LOB	BOTTOM
--------	---	---	---	---	---	---	---	---	---	----	---	---	-----	----	----	-----	--------

<p><b>Bobby Valentine, R</b> (1, 4) OBP: 0.412, SLG: 0.435</p> <p><b>Willie Crawford, L</b> (8, PH) OBP: 0.341, SLG: 0.575</p> <p><b>Pete Richert, L</b> (9, 1) OBP: 0.667, SLG: 0.667</p>										4	2	1	0	0	0	1	<p><b>San Francisco Giants @ Los Angeles Dodgers</b> Dodger Stadium, Los Angeles, CA</p> <p>Mon May 22 1972, 7:05 PM PDT Att. 23,086 - Unknown</p>
--	--	--	--	--	--	--	--	--	--	---	---	---	---	---	---	---	--

<p><b>Manny Mota, R</b> (1, 7) OBP: 0.296, SLG: 0.434</p>										5	2	2	1	0	0	1	
---	--	--	--	--	--	--	--	--	--	---	---	---	---	---	---	---	--

<p><b>Willie Davis, L</b> (1, 8) OBP: 0.289, SLG: 0.448</p>										5	2	3	3	0	0	1	
---	--	--	--	--	--	--	--	--	--	---	---	---	---	---	---	---	--

<p><b>Frank Robinson, R</b> (1, 9) OBP: 0.387, SLG: 0.398</p>										2	1	0	0	3	0	3	
---	--	--	--	--	--	--	--	--	--	---	---	---	---	---	---	---	--

<p><b>Wes Parker, S</b> (1, 3) OBP: 0.370, SLG: 0.313</p>										5	1	0	0	0	1	7	
---	--	--	--	--	--	--	--	--	--	---	---	---	---	---	---	---	--

<p><b>Steve Garvey, R</b> (1, 5) OBP: 0.309, SLG: 0.375</p> <p><b>Maury Wills, S</b> (9, PR) OBP: 0.159, SLG: 0.167</p>										5	0	2	2	0	1	2	
---	--	--	--	--	--	--	--	--	--	---	---	---	---	---	---	---	--

<p><b>Chris Cannizzaro, R</b> (1, 2) OBP: 0.340, SLG: 0.354</p> <p><b>Duke Sims, L</b> (9, PH) OBP: 0.212, SLG: 0.265</p>										4	0	0	0	0	0	3	
---	--	--	--	--	--	--	--	--	--	---	---	---	---	---	---	---	--

<p><b>Bill Russell, R</b> (1, 6) OBP: 0.388, SLG: 0.551</p>										4	0	2	2	0	0	1	
---	--	--	--	--	--	--	--	--	--	---	---	---	---	---	---	---	--

<p><b>Tommy John, R</b> (1, 1) OBP: 0.125, SLG: 0.125</p> <p><b>Mike Strahler, R</b> (3, 1) OBP: 0.125, SLG: 0.125</p> <p><b>Pete Mikkelsen, R</b> (6, 1) OBP: 0.278, SLG: 0.194</p> <p><b>Dick Dietz, R</b> (6, PH) OBP: 0.278, SLG: 0.194</p> <p><b>Hoyt Wilhelm, R</b> (7, 1) OBP: 0.303, SLG: 0.348</p> <p><b>Jim Lefebvre, S</b> (8, PH) OBP: 0.303, SLG: 0.348</p>										0	0	0	0	0	0	0	
--	--	--	--	--	--	--	--	--	--	---	---	---	---	---	---	---	--

<b>Inning Stats</b>	R: 0 H: 0 E: 0 K: 3	H: 0 LOB: 0 BB: 0 P: 3	R: 2 H: 1 E: 1 K: 4	H: 1 LOB: 1 BB: 1 P: 8	R: 2 H: 3 E: 0 K: 6	H: 3 LOB: 1 BB: 0 P: 6	R: 0 H: 0 E: 0 K: 5	H: 0 LOB: 0 BB: 1 P: 5	R: 2 H: 1 E: 0 K: 4	H: 1 LOB: 1 BB: 2 P: 12	R: 0 H: 0 E: 1 K: 6	H: 0 LOB: 2 BB: 1 P: 10	R: 0 H: 1 E: 0 K: 6	H: 1 LOB: 2 BB: 1 P: 10	R: 2 H: 3 E: 0 K: 6	H: 3 LOB: 1 BB: 0 P: 6	1B: 5 2B: 3 3B: 1	SF: 0 SAC: 0 DP: 0 HBP: 0	WP: 0 PB: 0 SB: 0	PA: 43
---------------------	---------------------	------------------------	---------------------	------------------------	---------------------	------------------------	---------------------	------------------------	---------------------	-------------------------	---------------------	-------------------------	---------------------	-------------------------	---------------------	------------------------	-------------------	---------------------------	-------------------	--------

<b>PITCHER</b>	IP	WLS	BF	H	R	ER	SO	BB	IBB	HBP	BLK	WP	HR	S	P	ERA	WHIP
<b>Sam McDowell, L</b> (1, 1) ERA: 3.75	7.2	W	36	7	6	4	2	5	0	0	0	0	1	35	55	4.70	1.565
<b>Jim Barr, R</b> (8, 1) ERA: 3.45	1.1	S	7	3	2	2	1	0	0	0	0	0	0	9	9	13.50	2.250

<b>AB</b>	38
<b>R</b>	8
<b>H</b>	10
<b>RBI</b>	8
<b>BB</b>	5
<b>SO</b>	3
<b>LOB</b>	23



Batter	1	2	3	4	5	6	7	8	9	AB R H RBI BB SO LOB	TOP													
<b>Bobby Bonds, R</b> (1, 9) OBP: 0.307, SLG: 0.480	0-3 K		0-0 HR		0-0 E5 1B		0-0 F9		0-0 F7	5 1 1 1 0 1 1														
<b>Chris Arnold, R</b> (1, 4) OBP: 0.365, SLG: 0.422	0-0 F9		0-0 F8		0-0 1B		0-0 L8			4 0 1 0 0 0 1														
<b>Ed Goodson, L</b> (1, 3) OBP: 0.278, SLG: 0.412	0-0 6-3		0-0 F8		0-0 F5			0-0 3-1		4 0 0 0 0 0 2														
<b>Dave Kingman, R</b> (1, 5) OBP: 0.314, SLG: 0.531		0-0 2B 1B	0-0 F5			0-3 K		0-0 HR 1B		4 2 2 0 0 1 0														
<b>Chris Speier, R</b> (1, 6) OBP: 0.344, SLG: 0.463		4-0 2B 1-2 BB		0-0 6-3		0-0 F8		0-0 HR 1-H		3 1 1 2 1 0 0														
<b>Ken Henderson, S</b> (1, 8) OBP: 0.256, SLG: 0.298		0-3 K		0-0 F6		0-0 3-1		0-0 3-1		4 0 0 0 0 1 2														
<b>Bernie Williams, R</b> (1, 7) OBP: 0.250, SLG: 0.368		0-0 1-3 2-H 2B		0-0 5-3		0-0 E5 2B		0-3 K		4 1 1 1 0 1 0														
<b>Dave Rader, L</b> (1, 2) OBP: 0.268, SLG: 0.308		0-0 F5			0-0 F8		0-0 L9		0-3 K	4 0 0 0 0 1 3														
<b>John Cumberland, R</b> (1, 1) OBP: 0.111, SLG: 0.111		0-3 K			0-3 K		0-0 2-H 2B		0-0 F3	2 0 0 0 0 2 2														
<b>Don Carrithers, R</b> (6, 1) OBP: 0.100, SLG: 0.100										0 0 0 0 0 0 0														
<b>Jim Howarth, L</b> (7, PH) OBP: 0.481, SLG: 0.333										1 0 1 1 0 0 0														
<b>Jerry Johnson, R</b> (7, 1)										0 0 0 0 0 0 0														
<b>Jim Ray Hart, R</b> (9, PH) OBP: 0.261, SLG: 0.381										1 0 0 0 0 0 0														
<b>Inning Stats</b>	R: 0 E: 0 K: 1 S: 5	H: 0 LOB: 0 BB: 0 P: 5	R: 1 E: 0 K: 2 S: 9	H: 2 LOB: 2 BB: 1 P: 13	R: 1 E: 0 K: 0 S: 4	H: 1 LOB: 0 BB: 0 P: 4	R: 0 E: 0 K: 0 S: 3	H: 0 LOB: 0 BB: 0 P: 3	R: 0 E: 1 K: 1 S: 7	H: 1 LOB: 2 BB: 0 P: 7	R: 0 E: 0 K: 1 S: 5	H: 0 LOB: 0 BB: 0 P: 5	R: 1 E: 1 K: 0 S: 5	H: 1 LOB: 1 BB: 0 P: 5	R: 2 E: 0 K: 1 S: 7	H: 2 LOB: 0 BB: 0 P: 7	R: 0 E: 0 K: 1 S: 5	H: 0 LOB: 0 BB: 0 P: 5	1B: 3 2B: 2 3B: 0 HR: 2	SF: 0 SAC: 0 DP: 0 HBP: 0	WP: 0 PB: 0 SB: 1 CS: 0	PA: 37		
<b>PITCHER</b> <b>Don Sutton, R</b> (1, 1) ERA: 1.29	IP 9.0	WLS W	BF 37	H 7	R 5	ER 4	SO 7	BB 1	IBB 0	HBP 0	BLK 0	WP 0	HR 2	S 50	P 54	ERA 4.00	WHIP 0.889						ERA 4.00	WHIP 0.889

San Francisco Giants @ Los Angeles Dodgers  
 Dodger Stadium, Los Angeles, CA  
 Tue May 23 1972, 7:05 PM PDT  
 Att: 25,562 - Unknown

livebaseballscorecards.com

AB	36
R	5
H	7
RBI	5
BB	1
SO	7
LOB	11



BOTTOM

San Francisco Giants @ Los Angeles Dodgers  
Dodger Stadium, Los Angeles, CA

Tue May 23 1972, 7:05 PM PDT  
Att. 25,562 - Unknown

livebaseballscorecards.com

AB 32  
R 8  
H 8  
RBI 3  
BB 2  
SO 4  
LOB 14



WP: 3 PA: 38  
PB: 0  
SB: 2  
CS: 0

Batter	1	2	3	4	5	6	7	8	9	AB	R	H	RBI	BB	SO	LOB	
Bill Russell, R (1, 6) OBP: 0.378, SLG: 0.530	0-0 F9 ①		0-0 FC 1B 1-2		0-0 5-3	0-3 K 2-3		0-3 K 2		5	0	1	0	0	2	2	
Bobby Valentine, R (1, 4) OBP: 0.382, SLG: 0.400	0-0 6-3 ②		0-0 FC 1B 1-H 2-H		0-0 5-3	0-0 E6 WP		0-0 1-3 ③		5	1	0	0	0	0	2	
Willie Davis, L (1, 8) OBP: 0.288, SLG: 0.443	0-0 F7 ③		0-0 S 1B 2-H		0-0 F9	0-0 3-1				4	0	1	1	0	0	1	
Frank Robinson, R (1, 9) OBP: 0.394, SLG: 0.462 Willie Crawford, L (7, 9) OBP: 0.337, SLG: 0.568		0-0 HR	0-3 K 1-2			0-0 HR		0-0 4-3 ①		3	2	2	2	0	1	1	
Manny Mota, R (1, 7) OBP: 0.318, SLG: 0.475		0-0 FC4-6 1B	0-0 F8			0-0 SH 2B		0-0 4-3 2B		4	1	3	0	0	0	1	
Wes Parker, S (1, 3) OBP: 0.358, SLG: 0.301		0-3 K ①		0-0 6-3 ①		0-0 SH WP		0-0 4-3 ②		3	1	0	0	0	1	2	
Steve Garvey, R (1, 5) OBP: 0.307, SLG: 0.364		0-0 FC4-6 FC6-4 1-2f		0-0 E4		0-0 SH S BB		0-0 4-3 ③		3	1	0	0	1	0	2	
Chris Cannizzaro, R (1, 2) OBP: 0.339, SLG: 0.340		0-0 FC6-4 ③		0-0 F9 ②		0-0 SH WP SH1-4 E		0-0 SH1-4 BB		2	1	0	0	1	0	2	
Don Sutton, R (1, 1) OBP: 0.280, SLG: 0.217			0-0 FC 1B		0-0 6-3 ③	0-0 SH1-4 1-2		0-0 SH1-4 ①		2	1	1	0	0	0	1	
Inning Stats	R: 0 H: 0 E: 0 K: 3	H: 0 LOB: 0 BB: 0 P: 3	R: 1 H: 2 E: 0 K: 1 S: 7	H: 2 LOB: 1 BB: 0 P: 7	R: 2 H: 3 E: 1 K: 1 S: 8	H: 3 LOB: 1 BB: 0 P: 8	R: 0 H: 0 E: 1 K: 0 S: 4	H: 0 LOB: 1 BB: 0 P: 4	R: 0 H: 0 E: 0 K: 0 S: 3	H: 0 LOB: 0 BB: 0 P: 3	R: 5 H: 2 E: 3 K: 1 S: 10	H: 2 LOB: 1 BB: 1 P: 14	R: 0 H: 1 E: 0 K: 0 S: 4	H: 1 LOB: 1 BB: 0 P: 4	R: 0 H: 0 E: 0 K: 1 S: 5	H: 0 LOB: 1 BB: 1 P: 9	1B: 4 SF: 0 2B: 2 SAC: 5 3B: 0 DP: 0 HR: 2 HBP: 0

PITCHER	IP	WLS	BF	H	R	ER	SO	BB	IBB	HBP	BLK	WP	HR	S	P	ERA	WHIP
John Cumberland, L (1, 1) ERA: 9.13	5.0	L	24	7	6	4	2	0	0	0	0	0	2	28	28	7.20	1.400
Don Carrithers, R (6, 1) ERA: 4.34	1.0		6	0	2	0	1	1	0	0	0	3	0	7	11	0.00	1.000
Jerry Johnson, R (7, 1) ERA: 9.82	2.0		8	1	0	0	1	1	0	0	0	0	0	9	13	0.00	1.000

Batter	1	2	3	4	5	6	7	8	9	AB R H RBI BB SO LOB	TOP											
<b>Bobby Bonds, R</b> (1, 8) OBP: 0.305, SLG: 0.474	0-3 K		0-0 6-3 1B			0-3 K			0-3 K	4 0 1 0 0 3 0	<b>San Francisco Giants @ Los Angeles Dodgers</b> <b>Dodger Stadium, Los Angeles, CA</b> Wed May 24 1972, 7:05 PM PDT Att: 26,299 - Unknown											
<b>Chris Arnold, R</b> (1, 4) OBP: 0.357, SLG: 0.408	0-0 4-3		0-0 6-3			0-0 G4-6-3 1B			0-0 F7	4 0 1 0 0 0 1												
<b>Ed Goodson, L</b> (1, 3) OBP: 0.227, SLG: 0.333	0-0 G3		0-0 L9			0-0 G4-6-3 1-2f			0-0 F8	4 0 0 0 0 0 2												
<b>Dave Kingman, R</b> (1, 5) OBP: 0.308, SLG: 0.521		0-0 F8		0-0 6-3			0-0 1-3			3 0 0 0 0 0 0												
<b>Chris Speier, R</b> (1, 6) OBP: 0.344, SLG: 0.457		4-0 5-3 1B BB		0-3 K			0-3 K			2 1 0 0 1 2 0												
<b>Bernie Williams, R</b> (1, 7) OBP: 0.233, SLG: 0.341		0-0 5-3 1-2		0-0 F8			0-0 5-3			3 0 0 0 0 0 1												
<b>Garry Maddox, R</b> (1, 9) OBP: 0.264, SLG: 0.345		0-0 2-H 1B			0-0 L7			0-0 L7		3 0 1 1 0 0 0												
<b>Dave Rader, L</b> (1, 2) OBP: 0.259, SLG: 0.296		0-0 5-3			0-0 4-3			0-0 G3		3 0 0 0 0 0 1												
<b>Steve Stone, R</b> (1, 1) OBP: 0.167, SLG: 0.091			0-0 6-3		0-0 6-3			0-0 6-3		3 0 0 0 0 0 0												
<b>Inning Stats</b>	R: 0 E: 0 K: 1 S: 5	H: 0 LOB: 0 BB: 0 P: 5	R: 1 E: 0 K: 0 S: 4	H: 1 LOB: 1 BB: 1 P: 8	R: 0 E: 0 K: 0 S: 4	H: 1 LOB: 1 BB: 0 P: 4	R: 0 E: 0 K: 1 S: 5	H: 0 LOB: 0 BB: 0 P: 5	R: 0 E: 0 K: 0 S: 3	H: 0 LOB: 0 BB: 0 P: 3	R: 0 E: 0 K: 1 S: 5	H: 1 LOB: 0 BB: 0 P: 5	R: 0 E: 0 K: 1 S: 5	H: 0 LOB: 0 BB: 0 P: 5	R: 0 E: 0 K: 1 S: 5	H: 0 LOB: 0 BB: 0 P: 5	R: 0 E: 0 K: 1 S: 5	H: 0 LOB: 0 BB: 0 P: 5	1B: 3 2B: 0 3B: 0 HR: 0	SF: 0 SAC: 0 DP: 1 HBP: 0	WP: 0 PB: 0 SB: 0 CS: 0	PA: 30
<b>PITCHER</b>	IP WLS BF H R ER SO BB IBB HBP BLK WP HR S P ERA WHIP																					
<b>Claude Osteen, L</b> (1, 1) ERA: 1.06	8.0 L 27 3 1 1 4 1 0 0 0 0 0 0 34 38 1.12 0.500																					
<b>Jim Brewer, L</b> (9, 1) ERA: 0.83	1.0 3 0 0 0 1 0 0 0 0 0 0 0 5 5 0.00 0.000																					

livebaseballscorecards.com

<b>AB</b>	29
<b>R</b>	1
<b>H</b>	3
<b>RBI</b>	1
<b>BB</b>	1
<b>SO</b>	5
<b>LOB</b>	5





Batter	1	2	3	4	5	6	7	8	9	AB R H RBI BB SO LOB	TOP											
<b>Bobby Bonds, R</b> (1, 8) OBP: 0.302, SLG: 0.465	0-0 F7		0-0 F5			0-0 6-3		0-0 1B 1-2	0-3 K	5 0 1 0 0 1 2	<b>San Francisco Giants @ Atlanta Braves</b> Atlanta Stadium, Atlanta, GA Fri May 26 1972, 7:05 PM EDT Att: 10,903 - Unknown <a href="http://livebaseballscorecards.com">livebaseballscorecards.com</a>											
<b>Tito Fuentes, S</b> (1, 4) OBP: 0.288, SLG: 0.365	0-0 F7		0-0 F3			0-0 1B 1B		0-0 F8	0-0 F3	5 0 1 0 0 0 4												
<b>Ed Goodson, L</b> (1, 3) OBP: 0.308, SLG: 0.375 <b>Damaso Blanco, R</b> (8, PR)	0-0 4-3			4-0 BB		0-0 1B 1-2		0-0 1B 1-3 2-H		3 0 2 1 1 0 0 0 0 0 0 0 0 0 0 0 0 0 0 0 0												
<b>Don Carrithers, R</b> (8, 1) OBP: 0.100, SLG: 0.100						0-0 1B		0-0 F5		4 0 0 0 0 1 5												
<b>Dave Kingman, R</b> (1, 5) OBP: 0.301, SLG: 0.507		0-3 K		0-0 F3		0-0 F7		0-0 F5		4 0 0 0 0 1 5												
<b>Chris Speier, R</b> (1, 6) OBP: 0.335, SLG: 0.444		0-0 6-3		0-0 F6		0-0 5-3		0-0 F4		4 0 0 0 0 0 5												
<b>Bernie Williams, R</b> (1, 7) OBP: 0.234, SLG: 0.333		0-0 6-3		0-0 F9			0-3 K		0-0 1B SF8	4 1 1 0 0 1 1												
<b>Garry Maddox, R</b> (1, 9) OBP: 0.274, SLG: 0.385			0-0 HR		0-0 F5		0-0 F8		0-0 1B SF8	4 2 2 1 0 0 0												
<b>Dave Rader, L</b> (1, 2) OBP: 0.253, SLG: 0.289 <b>Fran Healy, R</b> (7, PH) OBP: 0.230, SLG: 0.189			0-0 4-3		0-0 4-1		0-0 F7		0-0 SF8	2 0 0 0 0 0 0 1 0 0 0 0 0 0												
<b>Ken Henderson, S</b> (9, PH) OBP: 0.254, SLG: 0.298								1-2 3-H	0-0 1B	0 0 0 1 0 0 0												
<b>Juan Marichal, R</b> (1, 1) OBP: 0.217, SLG: 0.273 <b>Charlie Williams, R</b> (4, 1) <b>Jim Howarth, L</b> (8, PH) OBP: 0.517, SLG: 0.400			4-0 BB		0-0 6-3			0-0 1B 1B	0-0 1B 2-H	0 0 0 0 1 0 0 1 0 0 0 0 0 0 2 1 2 1 0 0 0												
<b>Inning Stats</b>	R: 0 E: 0 K: 0 S: 3	H: 0 LOB: 0 BB: 0 P: 3	R: 0 E: 0 K: 1 S: 5	H: 0 LOB: 0 BB: 0 P: 5	R: 1 E: 0 K: 0 S: 4	H: 1 LOB: 1 BB: 1 P: 8	R: 0 E: 0 K: 0 S: 3	H: 0 LOB: 1 BB: 1 P: 7	R: 0 E: 0 K: 0 S: 3	H: 0 LOB: 0 BB: 0 P: 3	R: 0 E: 0 K: 1 S: 5	H: 2 LOB: 2 BB: 0 P: 5	R: 0 E: 0 K: 1 S: 5	H: 0 LOB: 0 BB: 0 P: 5	R: 1 E: 0 K: 0 S: 6	H: 3 LOB: 2 BB: 0 P: 6	R: 2 E: 0 K: 1 S: 8	H: 3 LOB: 1 BB: 0 P: 8	1B: 8 2B: 0 3B: 0 HR: 1	SF: 1 SAC: 0 DP: 0 HBP: 0	WP: 0 PB: 0 SB: 0 CS: 0	PA: 38
<b>PITCHER</b> <b>Ron Reed, R</b> (1, 1) ERA: 4.53	IP: 9.0 WLS: W BF: 38 H: 9 R: 4 ER: 4 SO: 3 BB: 2 IBB: 0 HBP: 0 BLK: 0 WP: 0 HR: 1 S: 42 P: 50 ERA: 4.00 WHIP: 1.222											<b>PITCHER</b>	IP: 9.0 WLS: W BF: 38 H: 9 R: 4 ER: 4 SO: 3 BB: 2 IBB: 0 HBP: 0 BLK: 0 WP: 0 HR: 1 S: 42 P: 50 ERA: 4.00 WHIP: 1.222									





BOTTOM

San Francisco Giants @ Atlanta Braves  
Atlanta Stadium, Atlanta, GA

livebaseballscorecards.com

AB 34  
R 9  
H 11  
RBI 8  
BB 5  
SO 2  
LOB 17



WP: 1 PA: 41  
PB: 0  
SB: 1  
CS: 0

Fri May 26 1972, 7:05 PM EDT  
Att. 10,903 - Unknown

Batter	1	2	3	4	5	6	7	8	9
Felix Millan, R (1, 4) OBP: 0.325, SLG: 0.325	0-0 6-3 ①	0-0 9-3 ② 1-2f		0-0 E4 E 1B ②	0-0 F8 ②		0-0 F8 ③		
Ralph Garr, L (1, 7) OBP: 0.329, SLG: 0.386	0-0 E S 4-3 1B		0-0 3-1 ①	0-0 E8 HR 1B ②	0-0 F9 ③			0-0 6-3 ①	
Hank Aaron, R (1, 3) OBP: 0.381, SLG: 0.491	0-0 4-3 ② 1-H		0-0 E5 BB 1B ②	0-0 HR ②		0-0 F5 ①		0-0 E6 ②	
Earl Williams, R (1, 2) OBP: 0.318, SLG: 0.396	0-0 6-3 ③		4-0 1B BB 1-2	0-0 1B ③		0-0 F9 ②		0-3 K ②	
Darrell Evans, L (1, 5) OBP: 0.397, SLG: 0.490		4-0 1B 2B BB	0-0 FC5-4 1B 1-2 2-H	0-0 4-3 ③		4-0 BB ③		0-0 F7 ③	
Mike Lum, L (1, 9) OBP: 0.308, SLG: 0.261		0-0 F5 ①	0-0 F6 ②		0-0 1B 2B ③		0-0 F6 ③		
Dusty Baker Jr., R (1, 8) OBP: 0.356, SLG: 0.426		0-0 2B WP 1B 1-2	0-0 FC5-4 ③ 1-2f		0-0 SH2 1B 2-H		0-0 F3 ①		
Marty Perez, R (1, 6) OBP: 0.284, SLG: 0.296		0-0 WP SH 2B 1-3 2-H		4-0 E 1B BB	0-0 SH2 1B 1-2		4-0 FC6-4 BB		
Ron Reed, R (1, 1) OBP: 0.105, SLG: 0.167		0-0 SH 9-3 2-H 3-H		0-3 K ①	0-0 SH2 ① 1-2 2-3		0-0 FC6-4 ② 1-2f		

AB	R	H	RBI	BB	SO	LOB
5	1	1	0	0	0	4
5	2	2	1	0	0	2
5	2	1	3	0	0	0
4	0	1	0	1	1	1
3	1	1	1	2	0	2
4	1	1	0	0	0	4
4	1	2	1	0	0	2
2	1	2	1	2	0	0
2	0	0	1	0	1	2

Inning	R	H	E	K	S	IP	WLS	BF	H	R	ER	SO	BB	IBB	HBP	BLK	WP	HR	S	P	ERA	WHIP
1	1	1	0	0	4	3.2	L	22	8	8	6	1	3	0	0	0	1	1	21	33	14.73	3.000
2	3	2	1	0	9	3.1		15	3	1	1	0	2	0	0	0	0	0	13	21	2.70	1.500
3	0	0	0	0	1	1.0		4	0	0	0	1	0	0	0	0	0	6	6	6	0.00	0.000

PITCHER	IP	WLS	BF	H	R	ER	SO	BB	IBB	HBP	BLK	WP	HR	S	P	ERA	WHIP
Juan Marichal, R (1, 1) ERA: 3.63	3.2	L	22	8	8	6	1	3	0	0	0	1	1	21	33	14.73	3.000
Charlie Williams, R (4, 1) ERA: 2.7	3.1		15	3	1	1	0	2	0	0	0	0	0	13	21	2.70	1.500
Don Carrithers, R (8, 1) ERA: 4.2	1.0		4	0	0	0	1	0	0	0	0	0	0	6	6	0.00	0.000

Batter	1	2	3	4	5	6	7	8	9	AB R H RBI BB SO LOB	TOP																										
<b>Bobby Bonds, R</b> OBP: 0.309, SLG: 0.479 (1, 8) X	0-0 5-3		0-0 F3	0-0 F9 1B 2B		0-0 F6	0-0 2B		0-0 SH3-4 1B	6 2 3 2 0 0 0																											
<b>Tito Fuentes, S</b> OBP: 0.298, SLG: 0.398 (1, 4) X	0-0 E 2B		0-0 1B	0-0 F9 2-3		0-0 HR	0-0 F7		0-0 SH3-4	5 2 3 1 0 0 3																											
<b>Ed Goodson, L</b> OBP: 0.375, SLG: 0.533 (1, 3) X	0-0 E3 HR		0-0 F8	0-0 BB 1B		0-0 1B 1B		0-0 HR	0-0 BB 1B	6 2 4 3 0 0 1																											
<b>Dave Kingman, R</b> OBP: 0.314, SLG: 0.526 (1, 5) X	0-0 HR		0-0 F7	4-0 BB BB BB 1-2 BB		0-0 1B 1B		0-0 E5 1B	4-0 BB BB BB 1-2 BB	4 1 2 2 2 0 1																											
<b>Chris Speier, R</b> OBP: 0.341, SLG: 0.453 (1, 6) X	0-0 5-3			WP 1B 2B		0-0 1-2 2-3 1B		0-0 S 1B	0-0 F4	6 1 3 0 0 0 4																											
<b>Garry Maddox, R</b> OBP: 0.267, SLG: 0.371 (1, 9) S S S	0-3 K			0-0 F8 FC 1B 2-H		0-0 F8	0-0 5-3		0-3 K	6 1 1 1 0 3 7																											
<b>Ken Henderson, S</b> OBP: 0.252, SLG: 0.294 (1, 7) X		0-0 4-3		0-0 S F8 2B 1B		0-0 F9		0-0 5-3	0-0 F5	5 1 1 0 0 0 2																											
<b>Fran Healy, R</b> OBP: 0.227, SLG: 0.175 (1, 2) X		0-0 F8		0-0 F8		0-0 F9		0-0 F7	4-0 1-2 IBB	4 0 0 0 1 0 2																											
<b>Sam McDowell, L</b> OBP: 0.192, SLG: 0.160 (1, 1) Jim Barr, R (5, 1)		0-0 3-1		0-0 FC PB 2B		0-0 F7		0-0 F8		2 1 0 1 0 0 1 1 0 0 0 0 0 0 0 0 0 0 1 0 0 0 0 0 0 0 0 0 1 0 0 0 0 0 3 0 0 0 0 0 0 0																											
<b>Al Gallagher, R</b> OBP: 0.386, SLG: 0.339 (7, PH) Jerry Johnson, R (7, 1) Jim Howarth, L (8, PH) Don McMahon, R (8, 1)				3-H																																	
<b>Inning Stats</b>	R: 3 E: 1 K: 1 S: 8	H: 2 LOB: 0 BB: 0 P: 8	R: 0 E: 0 K: 0 S: 3	H: 0 LOB: 0 BB: 0 P: 3	R: 0 E: 0 K: 0 S: 4	H: 1 LOB: 1 BB: 0 P: 4	R: 5 E: 0 K: 0 S: 9	H: 5 LOB: 2 BB: 1 P: 13	R: 0 E: 0 K: 0 S: 3	H: 0 LOB: 0 BB: 0 P: 3	R: 1 E: 0 K: 0 S: 7	H: 4 LOB: 3 BB: 0 P: 7	R: 0 E: 0 K: 0 S: 4	H: 1 LOB: 2 BB: 1 P: 8	R: 1 E: 1 K: 1 S: 8	H: 2 LOB: 3 BB: 1 P: 12	R: 1 E: 0 K: 1 S: 7	H: 2 LOB: 2 BB: 1 P: 11	1B: 10 2B: 4 3B: 0 HR: 3	SF: 0 SAC: 1 DP: 0 HBP: 0	WP: 1 PB: 1 SB: 2 CS: 0	PA: 51															
<b>PITCHER</b>	IP WLS BF H R ER SO BB IBB HBP BLK WP HR S P ERA WHIP																																				
<b>Phil Niekro, R</b> ERA: 3.72 (1, 1)	3.1		19	7	8	7	1	0	0	0	0	1	1	21	21	18.90	2.100																				
<b>Jim Hardin, R</b> ERA: 5.4 (4, 1)	0.2		4	1	0	0	0	1	0	0	0	0	0	3	7	0.00	3.000																				
<b>George Stone, L</b> ERA: 11.7 (5, 1)	3.0	L	17	6	2	2	0	1	0	0	0	0	2	16	20	6.00	2.333																				
<b>Pat Jarvis, R</b> ERA: 6.31 (8, 1)	2.0		11	3	1	1	2	1	1	0	0	0	0	13	21	4.50	2.000																				

**San Francisco Giants @ Atlanta Braves**  
Atlanta Stadium, Atlanta, GA

<b>AB</b>	<b>46</b>
<b>R</b>	<b>11</b>
<b>H</b>	<b>17</b>
<b>RBI</b>	<b>10</b>
<b>BB</b>	<b>4</b>
<b>SO</b>	<b>3</b>
<b>LOB</b>	<b>24</b>



Sat May 27 1972, 3:33 AM EDT  
Att. 10,168 - Unknown

livebaseballscorecards.com

Batter	1	2	3	4	5	6	7	8	9	AB	R	H	RBI	BB	SO	LOB
<b>Felix Millan, R</b> OBP: 0.327, SLG: 0.323 (1, 4)	0-0 F6	0-0 F3		0-0 1B		0-0 6-3	4-0 BB			4	0	1	1	1	0	1
<b>Ralph Garr, L</b> OBP: 0.318, SLG: 0.373 (1, 9)	0-0 1-3		0-0 F7	0-0 1-3		0-0 F8	0-3 K			5	0	0	0	0	1	3
<b>Hank Aaron, R</b> OBP: 0.389, SLG: 0.481 (1, 3)	4-0 BB		4-0 WP BB		0-0 F7	4-0 3B BB		0-0 F7		2	1	0	0	3	0	0
<b>Earl Williams, R</b> OBP: 0.320, SLG: 0.406 (1, 2)	0-0 F4		0-3 K	1-2	4-0 1B BB	0-0 3B		0-0 F8		4	1	1	1	1	1	2
<b>Rico Carty, R</b> OBP: 0.412, SLG: 0.390 (1, 7)		0-0 F7	0-0 F8		4-0 1B BB	4-0 HR BB		0-3 K		3	1	0	0	2	1	1
<b>Dusty Baker Jr., R</b> OBP: 0.359, SLG: 0.408 (1, 8)		4-0 2B BB		4-0 FC5 BB	0-0 F8	0-0 F2		0-0 F9		3	1	0	0	2	0	4
<b>Darrell Evans, L</b> OBP: 0.413, SLG: 0.505 (1, 5)		0-0 PB 1B 2B		4-0 E BB	0-0 HR 1B		4-0 CS BB		0-0 G3	3	3	2	2	2	0	0
<b>Marty Perez, R</b> OBP: 0.295, SLG: 0.331 (1, 6)		0-0 CS 1B		0-0 FC5 1B	0-0 HR		0-0 SH5-4 1B		0-0 F8	5	2	3	4	0	0	1
<b>Phil Niekro, R</b> OBP: 0.172, SLG: 0.310 (1, 1)		0-0 1-2 1B		0-3 K	0-0 F5		0-0 SH5-4			1	0	1	0	0	0	0
<b>Jim Hardin, R</b> (4, 1)										0	0	0	0	0	0	0
<b>Oscar Brown, R</b> OBP: 0.313, SLG: 0.667 (4, PH)										1	0	0	0	0	1	1
<b>George Stone, L</b> (5, 1)										1	0	0	0	0	0	0
<b>Pat Jarvis, R</b> (8, 1)										0	0	0	0	0	0	0

Inning Stats	R: 0	H: 0	E: 0	K: 3	S: 3	R: 2	H: 3	E: 0	K: 0	S: 5	R: 0	H: 0	E: 0	K: 1	S: 5	R: 2	H: 1	E: 1	K: 1	S: 6	R: 4	H: 2	E: 0	K: 0	S: 5	R: 1	H: 1	E: 0	K: 4	S: 4	R: 0	H: 1	E: 0	K: 1	S: 5	R: 0	H: 0	E: 0	K: 1	S: 5	R: 0	H: 0	E: 0	K: 0	S: 3	R: 0	H: 0	E: 0	K: 0	S: 3	1B: 5	SF: 0	2B: 1	SAC: 1	3B: 1	DP: 0	HR: 1	HBP: 0	WP: 1	PA: 44
--------------	------	------	------	------	------	------	------	------	------	------	------	------	------	------	------	------	------	------	------	------	------	------	------	------	------	------	------	------	------	------	------	------	------	------	------	------	------	------	------	------	------	------	------	------	------	------	------	------	------	------	-------	-------	-------	--------	-------	-------	-------	--------	-------	--------

PITCHER	IP	WLS	BF	H	R	ER	SO	BB	IBB	HBP	BLK	WP	HR	S	P	ERA	WHIP
<b>Sam McDowell, L</b> ERA: 4.31 (1, 1)	4.2		25	5	7	6	2	7	0	0	0	1	0	22	50	11.57	2.571
<b>Jim Barr, R</b> ERA: 3.9 (5, 1)	1.1		8	2	2	2	0	2	0	0	0	0	1	6	14	13.50	3.000
<b>Jerry Johnson, R</b> ERA: 9.19 (7, 1)	1.0	W	5	1	0	0	1	2	0	0	0	0	0	5	13	0.00	3.000
<b>Don McMahon, R</b> ERA: 3.26 (8, 1)	2.0	S	6	0	0	0	1	0	0	0	0	0	0	8	8	0.00	0.000


**BOTTOM**

**San Francisco Giants @ Atlanta Braves**  
Atlanta Stadium, Atlanta, GA  
Sat May 27 1972, 3:33 AM EDT  
Att. 10,168 - Unknown

livebaseballscorecards.com

<b>AB</b>	<b>32</b>
<b>R</b>	<b>9</b>
<b>H</b>	<b>8</b>
<b>RBI</b>	<b>8</b>
<b>BB</b>	<b>11</b>
<b>SO</b>	<b>4</b>
<b>LOB</b>	<b>13</b>



Batter	1	2	3	4	5	6	7	8	9	AB R H RBI BB SO LOB	TOP														
<b>Bobby Bonds, R</b> OBP: 0.317, SLG: 0.482 (1, 8) X	0-0 SF8 1B		0-0 F6			0-0 1B	0-0 FC5-2 BB		0-0 1B	5 1 3 0 0 0 4	<p><b>San Francisco Giants @ Atlanta Braves</b> Atlanta Stadium, Atlanta, GA Sun May 28 1972, 3:33 AM EDT Unknown</p> <p>livebaseballscorecards.com</p> <table border="1"> <tr><td>AB</td><td>34</td></tr> <tr><td>R</td><td>3</td></tr> <tr><td>H</td><td>9</td></tr> <tr><td>RBI</td><td>3</td></tr> <tr><td>BB</td><td>3</td></tr> <tr><td>SO</td><td>9</td></tr> <tr><td>LOB</td><td>18</td></tr> </table> 	AB	34	R	3	H	9	RBI	3	BB	3	SO	9	LOB	18
AB	34																								
R	3																								
H	9																								
RBI	3																								
BB	3																								
SO	9																								
LOB	18																								
<b>Tito Fuentes, S</b> OBP: 0.295, SLG: 0.390 (1, 4) X	0-0 SF8 1-H		0-0 F8			0-0 F5	4-0 BB		0-0 F6	3 0 0 2 1 0 3															
<b>Ed Goodson, L</b> OBP: 0.389, SLG: 0.515 (1, 3) X	0-0 F8			0-3 K		0-0 FC6-4 1B	4-0 BB			3 0 1 1 1 1 0															
<b>Dave Kingman, R</b> OBP: 0.312, SLG: 0.516 (1, 5) B B B B	4-0 CS BB			0-3 K		0-3 K	0-0 F8			3 0 0 0 1 2 5															
<b>Chris Speier, R</b> OBP: 0.333, SLG: 0.441 (1, 6) X	0-0 CS 1-2	0-0 F9		0-0 F9		0-0 FC6-4 1-2f		0-0 F9		4 0 0 0 0 0 2															
<b>Garry Maddox, R</b> OBP: 0.276, SLG: 0.396 (1, 9) X		0-0 5-3			0-0 5-3 2B		0-0 1B FC5-2 2B		0-3 K	4 0 2 0 0 1 0															
<b>Ken Henderson, S</b> OBP: 0.245, SLG: 0.285 (1, 7) S S S S		0-3 K		0-3 K		0-3 K	0-3 K		0-3 K	4 0 0 0 0 4 2															
<b>Fran Healy, R</b> OBP: 0.229, SLG: 0.180 (1, 2) X			0-0 F8		0-0 5-3 2-3		0-0 FC5-2 BB 1B		0-0 F8	4 1 1 0 0 0 1															
<b>Steve Stone, R</b> OBP: 0.250, SLG: 0.200 (1, 1) X			0-0 1B		0-0 6-3		0-0 BB FC5-2 BB 1B		0-3 K	4 1 2 0 0 1 1															
<b>Inning Stats</b>	R: 1 E: 0 K: 0 S: 3	H: 1 LOB: 0 BB: 1 P: 7	R: 0 E: 0 K: 1 S: 5	H: 0 LOB: 0 BB: 0 P: 5	R: 0 E: 0 K: 0 S: 4	H: 1 LOB: 1 BB: 0 P: 4	R: 0 E: 0 K: 2 S: 7	H: 0 LOB: 0 BB: 0 P: 7	R: 0 E: 0 K: 1 S: 6	H: 1 LOB: 1 BB: 0 P: 6	R: 0 E: 0 K: 1 S: 7	H: 2 LOB: 2 BB: 0 P: 7	R: 2 E: 0 K: 1 S: 8	H: 3 LOB: 3 BB: 2 P: 16	R: 0 E: 0 K: 2 S: 7	H: 0 LOB: 0 BB: 0 P: 7	R: 0 E: 0 K: 1 S: 6	H: 1 LOB: 1 BB: 0 P: 6	1B: 7 2B: 2 3B: 0 HR: 0	SF: 1 SAC: 0 DP: 0 HBP: 0	WP: 0 PB: 0 SB: 1 CS: 1	PA: 39			
<b>PITCHER</b>	IP WLS BF H R ER SO BB IBB HBP BLK WP HR S P ERA WHIP																								
<b>Ron Schueler, R</b> ERA: 2.56 (1, 1)	6.2 L 30 8 3 2 6 3 0 0 0 0 0 0 39 51 2.70 1.650																								
<b>Jim Hardin, R</b> ERA: 4.5 (7, 1)	0.1 1 0 0 0 0 0 0 0 0 0 0 0 0 1 1 0.00 0.000																								
<b>Cecil Upshaw, R</b> ERA: 2.08 (8, 1)	2.0 7 1 0 0 3 0 0 0 0 0 0 0 0 13 13 0.00 0.500																								

Batter	1	2	3	4	5	6	7	8	9	AB	R	H	RBI	BB	SO	LOB
Felix Millan, R (1, 4) OBP: 0.326, SLG: 0.321	0-3 K		0-0 F2			0-0 E 1B SF8 1B		0-0 5-3		4	1	1	0	0	1	0
Ralph Garr, L (1, 7) OBP: 0.329, SLG: 0.403	0-0 1B		0-0 HR			0-0 SF8 1B 1-2		0-0 3-1		4	1	3	1	0	0	0
Hank Aaron, R (1, 3) OBP: 0.385, SLG: 0.468	4-0 FC5-4 BB		0-0 3-1			0-0 F5		0-0 F8		3	0	0	0	1	0	2
Earl Williams, R (1, 2) OBP: 0.312, SLG: 0.394	0-0 FC5-4			0-0 F6		0-0 E6			0-0 F8	4	0	0	0	0	0	3
Darrell Evans, L (1, 5) OBP: 0.408, SLG: 0.495		0-0 F8		4-0 G3-6 BB		0-0 SF8			0-3 K	2	0	0	1	1	1	0
Mike Lum, L (1, 9) OBP: 0.293, SLG: 0.247		0-0 4-3		0-0 G3-6		0-0 L3			0-0 F8	4	0	0	0	0	0	3
Dusty Baker Jr., R (1, 8) OBP: 0.358, SLG: 0.397		4-0 BB			0-0 5-3				0-0 5-3	2	0	0	0	1	0	0
Marty Perez, R (1, 6) OBP: 0.289, SLG: 0.323		0-0 1-3			0-0 3-1				0-0 F7	3	0	0	0	0	0	1
Ron Schueler, R (1, 1) OBP: 0.250, SLG: 0.375			0-0 F7			0-0 F7			0-0 F7	2	0	0	0	0	0	0
Jim Hardin, R (7, 1)										0	0	0	0	0	0	0
Jim Breazeale, L (7, PH) OBP: 0.286, SLG: 0.357										1	0	0	0	0	0	0
Cecil Upshaw, R (8, 1)										0	0	0	0	0	0	0

Inning Stats	R: 0	H: 1	E: 0	K: 1	S: 5	LOB: 1	BB: 1	P: 9	R: 0	H: 0	E: 0	K: 0	S: 3	LOB: 1	BB: 1	P: 7	R: 1	H: 1	E: 0	K: 0	S: 4	LOB: 0	BB: 0	P: 4	R: 0	H: 0	E: 0	K: 0	S: 2	LOB: 0	BB: 1	P: 6	R: 0	H: 0	E: 0	K: 0	S: 3	LOB: 0	BB: 0	P: 3	R: 1	H: 2	E: 1	K: 0	S: 6	LOB: 2	BB: 0	P: 6	R: 0	H: 0	E: 0	K: 0	S: 3	LOB: 0	BB: 0	P: 3	R: 0	H: 0	E: 0	K: 0	S: 3	LOB: 0	BB: 0	P: 3	R: 0	H: 0	E: 0	K: 1	S: 5	LOB: 0	BB: 0	P: 5	1B: 3	2B: 0	3B: 0	HR: 1	SF: 1	SAC: 0	DP: 1	HBP: 0	WP: 0	PA: 33
PITCHER Steve Stone, R (1, 1) ERA: 1.84	IP	WLS	BF	H	R	ER	SO	BB	IBB	HBP	BLK	WP	HR	S	P	ERA	WHIP																																																																	
	9.0	W	33	4	2	1	2	3	0	0	0	0	1	34	46	1.00	0.778																																																																	
	PITCHER																	IP	WLS	BF	H	R	ER	SO	BB	IBB	HBP	BLK	WP	HR	S	P	ERA	WHIP																																																


**BOTTOM**

**San Francisco Giants @ Atlanta Braves**  
Atlanta Stadium, Atlanta, GA

Sun May 28 1972, 3:33 AM EDT  
Unknown

livebaseballscorecards.com

AB	29
R	2
H	4
RBI	2
BB	3
SO	2
LOB	9



Batter	1	2	3	4	5	6	7	8	9	10	11	AB R H RBI BB SO LOB	TOP													
<b>Bobby Bonds, R</b> OBP: 0.328, SLG: 0.503 (1, 8)	0-3 K			0-0 BB WP 1B	0-0 1B 1B		0-0 HR		4-0 BB WP BB		0-0 F3	5 3 3 1 1 1 0	<b>San Francisco Giants @ Atlanta Braves</b> Atlanta Stadium, Atlanta, GA Sun May 28 1972, 3:38 AM EDT Att. 26,848 - Unknown													
<b>Tito Fuentes, S</b> OBP: 0.296, SLG: 0.385 (1, 4)	0-0 F8			0-0 WP BB SF7	0-0 1B 1B		0-0 F8		4-0 G6-4-3 BB		0-0 4-3	5 1 1 0 1 0 1														
<b>Ed Goodson, L</b> OBP: 0.390, SLG: 0.486 (1, 3)	0-0 3-1			4-0 SF7 WP BB	0-0 FC5-4 1B		0-0 3-1		0-0 G6-4-3			4 0 1 1 1 0 1														
<b>Dave Kingman, R</b> OBP: 0.315, SLG: 0.509 (1, 5)	0-3 K			0-0 F6	0-0 FC5-4			0-0 1B 1B		4-0 SH3-1 BB		4 1 1 0 1 1 4														
<b>Chris Speier, R</b> OBP: 0.337, SLG: 0.442 (1, 6)	4-0 G5-4-3 BB			0-0 SF7			0-0 F4		0-0 1B 1B		0-0 SH3-1	2 0 1 1 1 0 0														
<b>Bernie Williams, R</b> OBP: 0.212, SLG: 0.300 (1, 7)	0-0 G5-4-3			0-0 K			0-0 F7		0-0 F6		0-0 F8	5 0 0 0 0 1 5														
<b>Garry Maddox, R</b> OBP: 0.309, SLG: 0.448 (1, 9)				0-0 G4-6-3 1B			0-0 E8 1B		0-0 1-3 3-H 1B		4-0 IBB	4 1 4 2 1 0 0														
<b>Russ Gibson, R</b> OBP: 0.222, SLG: 0.444 (1, 2)				0-0 G4-6-3			0-0 F3		0-3 K		0-0 6-3	4 0 0 0 0 2 4														
<b>Al Gallagher, R</b> OBP: 0.380, SLG: 0.333 (10, PH)				1-2 K					1-2 K			1 0 0 0 0 0 2														
<b>Fran Healy, R</b> OBP: 0.229, SLG: 0.180 (10, 2)				0-3 K					0-0 6-3			0 0 0 0 0 0 0														
<b>Ron Bryant, S</b> OBP: 0.143, SLG: 0.214 (7, PH)				0-3 K					0-0 4-3		0-0 F5	2 0 0 0 0 2 0														
<b>Jim Howarth, L</b> OBP: 0.484, SLG: 0.364 (7, 1)												1 0 0 0 0 0 0														
<b>Jerry Johnson, R</b> OBP: 0.243, SLG: 0.282 (8, PH)												0 0 0 0 0 0 0														
<b>Ken Henderson, S</b> OBP: 0.282, SLG: 0.282 (8, 1)												1 0 0 0 0 0 2														
<b>Don McMahon, R</b> OBP: 0.351, SLG: 0.400 (11, PH)												0 0 0 0 0 0 0														
<b>Chris Arnold, R</b> OBP: 0.351, SLG: 0.400 (11, 1)												1 0 0 0 0 0 0														
<b>Jim Barr, R</b> (11, 1)												0 0 0 0 0 0 0														
<b>Inning Stats</b>	R: 0 E: 0 K: 1 S: 5	H: 0 LOB: 0 BB: 0 P: 5	R: 0 E: 0 K: 1 S: 4	H: 0 LOB: 0 BB: 1 P: 8	R: 0 E: 0 K: 1 S: 5	H: 1 LOB: 0 BB: 0 P: 5	R: 2 E: 1 K: 1 S: 7	H: 1 LOB: 1 BB: 1 P: 11	R: 2 E: 0 K: 2 S: 11	H: 4 LOB: 2 BB: 0 P: 11	R: 0 E: 1 K: 0 S: 4	H: 1 LOB: 1 BB: 0 P: 4	R: 1 E: 0 K: 0 S: 4	H: 1 LOB: 0 BB: 0 P: 4	R: 1 E: 0 K: 1 S: 8	H: 3 LOB: 2 BB: 0 P: 8	R: 0 E: 0 K: 0 S: 1	H: 0 LOB: 0 BB: 2 P: 9	R: 0 E: 0 K: 0 S: 3	H: 0 LOB: 2 BB: 2 P: 11	R: 0 E: 0 K: 0 S: 3	H: 0 LOB: 0 BB: 0 P: 3	1B: 9 2B: 0 3B: 0 HR: 2	SF: 1 SAC: 1 DP: 3 HBP: 0	WP: 2 PB: 0 SB: 1 CS: 0	PA: 47
<b>PITCHER</b>	IP	WLS	BF	H	R	ER	SO	BB	IBB	HBP	BLK	WP	HR	S	P	ERA	WHIP									
<b>Tom Kelley, R</b> ERA: 4.14 (1, 1)	6.0		26	7	4	2	6	2	0	0	0	1	1	36	44	3.00	1.500									
<b>Cecil Upshaw, R</b> ERA: 3.38 (7, 1)	2.0		10	4	2	2	1	0	0	0	0	0	1	12	12	9.00	2.000									
<b>Gary Neibauer, R</b> ERA: 7.27 (9, 1)	0.1		2	0	0	0	0	2	0	0	0	1	0	0	8	0.00	6.000									
<b>Jim Hardin, R</b> ERA: 2.45 (9, 1)	1.2		6	0	0	0	0	1	1	0	0	0	0	4	12	0.00	0.600									
<b>Pat Jarvis, R</b> ERA: 6.08 (11, 1)	1.0	W	3	0	0	0	0	0	0	0	0	0	0	3	3	0.00	0.000									

livebaseballscorecards.com

<b>AB</b>	<b>39</b>
<b>R</b>	<b>6</b>
<b>H</b>	<b>11</b>
<b>RBI</b>	<b>5</b>
<b>BB</b>	<b>6</b>
<b>SO</b>	<b>7</b>
<b>LOB</b>	<b>19</b>



Batter	1	2	3	4	5	6	7	8	9	10	11	AB R H RBI BB SO LOB
Felix Millan, R OBP: 0.326, SLG: 0.323 (1, 4)	4-0 BB 1B BB		x 0-0 F7		x 0-0 F7		x 0-0 4-3	0-0 6-3			x 0-0 1B FC4-2 2B	5 1 1 0 1 0 0
Ralph Garr, L OBP: 0.323, SLG: 0.394 (1, 9)	0-0 F5		x 0-0 F6		x 0-0 4-3		x 0-0 G3		x 0-0 F5		x 0-0 FC4-2 FC5-2 1B	6 0 1 0 0 0 1
Hank Aaron, R OBP: 0.397, SLG: 0.491 (1, 3)	4-0 1B 1-2 BB		x 0-0 F3			x 0-0 HR	4-0 HR BB		x 0-0 6-3		4-0 FC5-2 FC4-2 1B 1-2 IBB	3 3 1 1 3 0 0
Rico Carty, R OBP: 0.426, SLG: 0.448 (1, 7)	0-0 G6-4-3 1B			4-0 E BB		x 0-0 WP 2B	0-0 1-H HR		x 0-0 F8		x 0-0 FC4-2 FC5-2 1B	5 2 3 3 1 0 3
Earl Williams, R OBP: 0.307, SLG: 0.381 (1, 2)	0-0 G6-4-3		x 0-0 F8		x 0-0 F3		x 4-0 FC6-4 BB			0-3 K	x 0-0 FC5-2 1B	5 0 0 0 1 1 7
Dusty Baker Jr., R OBP: 0.368, SLG: 0.397 (1, 8)		x 0-0 F2		x 0-0 E8 1-2 BB		x 4-0 WP E BB	x 0-0 FC6-4			x 0-0 WP 1B	x 0-0 1-2 2-3 3-H 1B	5 0 2 1 1 0 2
Darrell Evans, L OBP: 0.400, SLG: 0.477 (1, 5)		0-3 K		0-3 K		x 0-0 F8		x 0-0 3-1		4-0 1-2 BB		4 0 0 0 1 2 4
Marty Perez, R OBP: 0.286, SLG: 0.314 (1, 6)		4-0 BB		x 0-0 F5		x 0-0 E5 WP		x 0-0 F9		x 0-0 F6		4 0 0 0 1 0 6
Tom Kelley, R Oscar Brown, H Cecil Upshaw, R Mike Lum, L Gary Neibauer, R Jim Hardin, R Jim Breazzeale, L Pat Jarvis, R (1, 1) (6, PH) (7, 1) (8, PH) (9, 1) (9, 1) (10, PH) (11, 1)		0-3 K		x 0-0 4-3		x 0-3 K		x 0-0 HR		x 0-0 4-3		2 0 0 0 0 1 1 1 0 0 0 0 1 2 0 0 0 0 0 0 0 1 1 1 1 0 0 0 0 0 0 0 0 0 0 0 0 0 0 0 0 0 1 0 0 0 0 0 2 0 0 0 0 0 0 0

BOTTOM

San Francisco Giants @ Atlanta Braves  
Atlanta Stadium, Atlanta, GA  
Sun May 28 1972, 3:38 AM EDT  
Att. 26,848 - Unknown

livebaseballscores.com

AB	42
R	7
H	9
RBI	6
BB	9
SO	5
LOB	28

WP: 2	PA: 51
PB: 0	
SB: 0	
CS: 0	



Inning Stats	R: 1	H: 1	R: 0	H: 0	R: 0	H: 0	R: 0	H: 0	R: 2	H: 2	R: 2	H: 1	R: 1	H: 1	R: 0	H: 0	R: 0	H: 1	R: 1	H: 3	1B: 4	SF: 0	WP: 2	PA: 51
E: 0	LOB: 1	E: 0	LOB: 1	E: 0	LOB: 0	E: 1	LOB: 2	E: 0	LOB: 2	E: 0	LOB: 1	E: 0	LOB: 0	E: 0	LOB: 0	E: 0	LOB: 2	E: 0	LOB: 2	E: 0	LOB: 3	2B: 2	SAC: 0	PB: 0
K: 0	BB: 2	K: 2	BB: 1	K: 0	BB: 0	K: 1	BB: 1	K: 0	BB: 2	K: 0	BB: 1	K: 0	BB: 2	K: 0	BB: 0	K: 0	BB: 0	K: 1	BB: 1	K: 0	BB: 1	3B: 0	DP: 1	SB: 0
S: 3	P: 11	S: 7	P: 11	S: 3	P: 3	S: 6	P: 10	S: 3	P: 3	S: 8	P: 12	S: 4	P: 12	S: 4	P: 4	S: 3	P: 3	S: 6	P: 10	S: 5	P: 9	HR: 3	HBP: 0	CS: 0
PITCHER	IP	WLS	BF	H	R	ER	SO	BB	IBB	HBP	BLK	WP	HR	S	P	ERA	WHIP							
Ron Bryant, L ERA: 3.33 (1, 1)	6.0		27	3	3	2	4	5	0	0	0	1	1	30	50	3.00	1.333							
Jerry Johnson, R ERA: 9.72 (7, 1)	1.0		6	1	2	2	0	2	0	0	0	0	1	4	12	18.00	3.000							
Don McMahon, R ERA: 3.22 (8, 1)	3.0		12	2	1	1	1	1	0	0	0	1	1	13	17	3.00	1.000							
Jim Barr, R ERA: 4.11 (11, 1)	0.2	L	6	3	1	1	0	0	1	0	0	0	0	5	9	13.50	4.500							

Batter	1	2	3	4	5	6	7	8	9	AB R H RBI BB SO LOB
--------	---	---	---	---	---	---	---	---	---	----------------------

<b>Bill Russell, R</b> (1, 6) <small>OBP: 0.369, SLG: 0.519</small>	0-3 		0-0 		0-0 		0-3 			4 1 1 0 0 2 0
--	---------	--	---------	--	---------	--	---------	--	--	---------------

<b>Bill Buckner, L</b> (1, 3) <small>OBP: 0.317, SLG: 0.312</small>	0-0 		0-0 		0-0 			0-0 		4 0 2 0 0 0 0
--	---------	--	---------	--	---------	--	--	---------	--	---------------

<b>Willie Davis, L</b> (1, 8) <small>OBP: 0.278, SLG: 0.420</small>	0-0 		0-0 		0-0 			0-0 		4 1 1 0 0 0 2
--	---------	--	---------	--	---------	--	--	---------	--	---------------

<b>Frank Robinson, R</b> (1, 9) <small>OBP: 0.386, SLG: 0.467</small>	0-0 		0-0 		0-0 			0-0 		4 1 2 2 0 0 1
--	---------	--	---------	--	---------	--	--	---------	--	---------------

<b>Manny Mota, R</b> (1, 7) <small>OBP: 0.330, SLG: 0.464</small>	0-0 			0-0 		0-0 		0-0 		4 0 0 0 0 0 3
--	---------	--	--	---------	--	---------	--	---------	--	---------------

<b>Jim Lefebvre, S</b> (1, 4) <small>OBP: 0.294, SLG: 0.364</small>		0-0 		0-0 		0-0 		0-0 		4 1 1 1 0 0 0
--	--	---------	--	---------	--	---------	--	---------	--	---------------

<b>Duke Sims, L</b> (1, 2) <small>OBP: 0.215, SLG: 0.262</small>		0-0 		0-0 		0-0 		0-0 		4 0 0 0 0 0 0
---	--	---------	--	---------	--	---------	--	---------	--	---------------

<b>Steve Garvey, R</b> (1, 5) <small>OBP: 0.304, SLG: 0.390</small>		0-0 		0-0 		0-3 		0-0 		4 1 1 1 0 1 0
--	--	---------	--	---------	--	---------	--	---------	--	---------------

<b>Don Sutton, R</b> (1, 1) <small>OBP: 0.250, SLG: 0.192</small>		0-3 			0-0 		0-0 			3 0 0 0 0 1 0
<b>Jim Brewer, L</b> (9, 1)										0 0 0 0 0 0 0

Inning Stats	R: 0	H: 2	E: 0	K: 1	S: 7	P: 7	R: 1	H: 1	E: 0	K: 1	S: 6	P: 6	R: 1	H: 1	E: 1	K: 0	S: 4	P: 4	R: 0	H: 0	E: 0	K: 0	S: 3	P: 3	R: 2	H: 2	E: 0	K: 0	S: 5	P: 5	R: 0	H: 0	E: 0	K: 2	S: 7	P: 7	R: 0	H: 1	E: 0	K: 0	S: 4	P: 4	R: 0	H: 0	E: 0	K: 0	S: 3	P: 3	1B: 3	SF: 0	2B: 0	SAC: 0	3B: 2	DP: 0	HR: 3	HBP: 0	WP: 0	PA: 35
--------------	------	------	------	------	------	------	------	------	------	------	------	------	------	------	------	------	------	------	------	------	------	------	------	------	------	------	------	------	------	------	------	------	------	------	------	------	------	------	------	------	------	------	------	------	------	------	------	------	-------	-------	-------	--------	-------	-------	-------	--------	-------	--------

PITCHER	IP	WLS	BF	H	R	ER	SO	BB	IBB	HBP	BLK	WP	HR	S	P	ERA	WHIP
<b>Charlie Williams, R</b> (1, 1) <small>ERA: 6.48</small>	5.0	L	22	7	5	5	2	0	0	0	0	0	3	26	26	9.00	1.400
<b>Don Carrithers, R</b> (6, 1) <small>ERA: 3.82</small>	3.0		10	1	0	0	2	0	0	0	0	0	0	14	14	0.00	0.333
<b>Jerry Johnson, R</b> (9, 1) <small>ERA: 9.17</small>	1.0		3	0	0	0	0	0	0	0	0	0	0	3	3	0.00	0.000

TOP

Los Angeles Dodgers @ San Francisco Giants  
 Candlestick Park, San Francisco, CA  
 Mon May 29 1972, 6:33 AM EDT  
 Att: 21,583 - Unknown

AB	35
R	5
H	8
RBI	4
BB	0
SO	4
LOB	6



WP: 0	PA: 35
PB: 0	
SB: 1	
CS: 0	



Batter	1	2	3	4	5	6	7	8	9	AB	R	H	RBI	BB	SO	LOB
<b>Bobby Bonds, R</b> (1, 8) OBP: 0.321, SLG: 0.492	0-0 E6 4-3 S 1B		0-3 K			0-0 L5		0-3 K		4	1	0	0	0	2	2
<b>Tito Fuentes, S</b> (1, 4) OBP: 0.290, SLG: 0.376	0-0 4-3 1-3		0-0 5-3			0-0 L5		0-0 F8		4	0	0	0	0	0	3
<b>Ed Goodson, L</b> (1, 3) OBP: 0.400, SLG: 0.488 <b>Damaso Blanco, R</b> (9, PR)	0-0 FC6-4 3-H 1B			0-0 4-3				0-0 4-3		4	0	2	1	0	0	0
<b>Dave Kingman, R</b> (1, 5) OBP: 0.313, SLG: 0.500	0-3 K		0-3 K			0-3 F8		0-3 K		3	0	0	0	1	2	1
<b>Chris Speier, R</b> (1, 6) OBP: 0.330, SLG: 0.430	0-0 FC6-4 1-2f		0-3 K			0-3 K		0-0 6-3		4	0	0	0	0	1	3
<b>Garry Maddox, R</b> (1, 9) OBP: 0.307, SLG: 0.450		0-0 F5			0-0 F6			0-0 2B 2B		4	1	1	0	0	0	2
<b>Ken Henderson, S</b> (1, 7) OBP: 0.243, SLG: 0.276		0-0 4-3			0-0 6-3			4-0 2B BB		3	0	0	0	1	0	2
<b>Fran Healy, R</b> (1, 2) OBP: 0.222, SLG: 0.175 <b>Jerry Johnson, R</b> (9, 1)		0-0 4-3			0-0 F2			0-0 2B		2	0	0	0	0	0	0
<b>Charlie Williams, R</b> (1, 1) <b>Don Carrithers, R</b> (6, 1) <b>Dave Rader, L</b> (6, 2) <b>Jim Howarth, L</b> (8, PH) OBP: 0.500, SLG: 0.435			0-0 F5			0-0 4-3		0-0 L7		1	0	0	0	0	0	0
										0	0	0	0	0	0	0
										2	0	0	0	0	0	2
										1	0	1	1	0	0	0

Inning Stats	R: 1	H: 1	E: 1	K: 1	S: 7	H: 1	LOB: 1	BB: 0	P: 7	R: 0	H: 0	E: 0	K: 0	S: 3	H: 0	LOB: 0	BB: 0	P: 3	R: 0	H: 0	E: 0	K: 1	S: 5	H: 0	LOB: 0	BB: 0	P: 5	R: 0	H: 0	E: 0	K: 0	S: 3	H: 0	LOB: 0	BB: 0	P: 3	R: 0	H: 0	E: 0	K: 0	S: 3	H: 0	LOB: 0	BB: 0	P: 3	R: 0	H: 0	E: 0	K: 1	S: 5	H: 0	LOB: 0	BB: 0	P: 5	R: 1	H: 2	E: 0	K: 1	S: 7	H: 2	LOB: 2	BB: 1	P: 11	R: 0	H: 1	E: 0	K: 0	S: 4	H: 1	LOB: 2	BB: 1	P: 8	1B: 2	2B: 2	3B: 0	HR: 0	SF: 0	SAC: 0	DP: 0	HBP: 0	WP: 0	PB: 0	SB: 1	CS: 0	PA: 34
<b>PITCHER</b>	IP	WLS	BF	H	R	ER	SO	BB	IBB	HBP	BLK	WP	HR	S	P	ERA	WHIP																																																																				
<b>Don Sutton, R</b> (1, 1) ERA: 1.27	8.0	W	31	4	2	1	5	2	0	0	0	0	0	39	47	1.12	0.750																																																																				
<b>Jim Brewer, L</b> (9, 1) ERA: 1.35	1.0	S	3	0	0	0	0	0	0	0	0	0	0	3	3	0.00	0.000																																																																				

**BOTTOM**

**Los Angeles Dodgers @ San Francisco Giants**  
Candlestick Park, San Francisco, CA  
Mon May 29 1972, 6:33 AM EDT  
Att. 21,583 - Unknown

[livebaseballscorecards.com](http://livebaseballscorecards.com)

<b>AB</b>	<b>32</b>
<b>R</b>	<b>2</b>
<b>H</b>	<b>4</b>
<b>RBI</b>	<b>2</b>
<b>BB</b>	<b>2</b>
<b>SO</b>	<b>5</b>
<b>LOB</b>	<b>15</b>




Batter	1	2	3	4	5	6	7	8	9	AB R H RBI BB SO LOB	TOP
<b>Bobby Valentine, R</b> (1, 4) OBP: 0.365, SLG: 0.412	0-0 3B 1B	0-0 SF9 2-3 3-H			0-3 K		0-0 6-3		0-3 K	4 1 1 1 0 2 1	
<b>Bill Russell, R</b> (1, 6) OBP: 0.362, SLG: 0.500	0-0 F4	0-0 F8			0-0 FC5-4 BB		0-3 K		0-0 4-3	4 0 0 0 1 1 4	
<b>Willie Davis, L</b> (1, 8) OBP: 0.287, SLG: 0.437	0-0 SF8 3B		0-0 F5		0-0 F4			0-0 HR 1B	0-0 1B	5 2 3 1 0 0 1	
<b>Frank Robinson, R</b> (1, 9) OBP: 0.380, SLG: 0.484	0-0 SF8		0-0 F8		0-0 FC5-4 1-2f			0-0 HR	0-0 1-3	4 1 1 3 0 0 2	
<b>Manny Mota, R</b> (1, 7) OBP: 0.318, SLG: 0.446	0-0 F2		0-0 F8			0-0 F9		0-0 1-3		4 0 0 0 0 0 0	
<b>Wes Parker, S</b> (1, 3) OBP: 0.361, SLG: 0.301				0-3 K		0-0 F9		0-0 2B		4 0 1 0 0 2 0	
<b>Steve Garvey, R</b> (1, 5) OBP: 0.310, SLG: 0.388					4-0 BB	0-3 K		0-0 F6		3 1 1 0 0 1 1 1	
<b>Dick Dietz, R</b> (1, 2) OBP: 0.308, SLG: 0.188					0-3 K		4-0 SH1-4 BB	4-0 IBB		1 0 0 0 2 1 1	
<b>Duke Sims, L</b> (8, PH) OBP: 0.227, SLG: 0.262										0 0 0 0 1 0 0	
<b>Claude Osteen, L</b> (1, 1) OBP: 0.304, SLG: 0.348				0-0 F7			0-0 SH1-4	0-3 K		3 0 1 0 0 1 3	
<b>Pete Mikkelsen, R</b> (8, 1)										0 0 0 0 0 0 0	

<b>Inning Stats</b>	R: 2	H: 2	R: 1	H: 2	R: 0	H: 0	R: 0	H: 0	R: 0	H: 0	R: 0	H: 0	R: 2	H: 3	R: 0	H: 1	1B: 5	SF: 2	WP: 0	PA: 40
	E: 0	LOB: 0	E: 0	LOB: 2	E: 0	LOB: 0	E: 0	LOB: 1	E: 0	LOB: 0	E: 0	LOB: 1	E: 0	LOB: 2	E: 0	LOB: 1	2B: 1	SAC: 1	PB: 0	
	K: 0	BB: 0	K: 1	BB: 1	K: 0	BB: 0	K: 2	BB: 1	K: 1	BB: 0	K: 1	BB: 1	K: 1	BB: 1	K: 1	BB: 0	3B: 1	DP: 0	SB: 0	
	S: 5	P: 5	S: 7	P: 11	S: 3	P: 3	S: 7	P: 11	S: 5	P: 9	S: 5	P: 5	S: 5	P: 9	S: 8	P: 12	HR: 1	HBP: 0	CS: 0	

<b>PITCHER</b>	IP	WLS	BF	H	R	ER	SO	BB	IBB	HBP	BLK	WP	HR	S	P	ERA	WHIP										
<b>Sam McDowell, L</b> (1, 1) ERA: 4.5	7.1	L	33	7	5	5	6	4	0	0	0	0	1	41	57	6.14	1.500										
<b>Jim Barr, R</b> (8, 1) ERA: 3.9	1.2		7	1	0	0	2	0	1	0	0	0	0	10	14	0.00	0.600										

**Los Angeles Dodgers @ San Francisco Giants**  
**Candlestick Park, San Francisco, CA**  
 Tue May 30 1972, 10:05 PM EDT  
 Att: 10,098 - Unknown

AB	32
R	5
H	8
RBI	5
BB	5
SO	8
LOB	13





Batter	1	2	3	4	5	6	7	8	9	10	AB R H RBI BB SO LOB	TOP											
<b>Bobby Valentine, R</b> OBP: 0.354, SLG: 0.438 (1, 4)	0-0 F9		0-0 F2		0-0 2-H HR		0-0 5-3		0-0 2-3 6-3		5 1 1 2 0 0 1	<b>Los Angeles Dodgers @ San Francisco Giants</b> <b>Candlestick Park, San Francisco, CA</b> Wed May 31 1972, 6:33 AM EDT Att: 6,881 - Unknown											
<b>Bill Russell, R</b> OBP: 0.355, SLG: 0.487 (1, 6)	0-0 WP 1B		0-0 F4		0-0 5-3		0-0 6-3		0-3 K		5 1 1 0 0 1 1												
<b>Willie Davis, L</b> OBP: 0.285, SLG: 0.427 (1, 8)	0-0 F9		0-0 6-3			0-0 E8 FC6-2		0-0 3-1		4-0 3B BB	4 1 0 0 1 0 1												
<b>Frank Robinson, R</b> OBP: 0.390, SLG: 0.488 <b>Willie Crawford, L</b> OBP: 0.301, SLG: 0.500 (1, 9) (8, PR) (8, 9)	0-3 K 1-H			0-0 L9 1B		4-0 BB FC6-2 SF8 BB		0-0 FC1-5 SH3-4 1B		0-3 K BB	3 1 2 0 1 1 0 1 0 0 0 0 1 1												
<b>Manny Mota, R</b> OBP: 0.324, SLG: 0.462 (1, 7)		1-0 HBP		0-0 F9		0-0 FC6-2 BB BB		0-0 SH3-4		0-0 CS 3B	3 0 1 1 0 0 3												
<b>Wes Parker, S</b> OBP: 0.363, SLG: 0.299 (1, 3)		0-0 F6		0-0 L9		4-0 BB BB		0-0 FC1-5 FC6-4		0-0 CS 1B	4 0 1 0 1 0 4												
<b>Steve Garvey, R</b> OBP: 0.306, SLG: 0.384 (1, 5)		0-3 K			0-0 HR 1B		0-0 SF8		0-0 FC6-4		0-0 F9		4 1 1 1 0 1 3										
<b>Dick Dietz, R</b> OBP: 0.333, SLG: 0.182 <b>Duke Sims, L</b> OBP: 0.224, SLG: 0.258 (1, 2) (7, 2)		4-0 IBB			0-0 L7		4-0 BB BB				0-0 E1 SH1-4		1 0 0 0 2 0 1 1 0 0 0 0 0 0										
<b>Al Downing, R</b> OBP: 0.182, SLG: 0.190 <b>Hoyt Wilhelm, R</b> OBP: 0.164, SLG: 0.159 <b>Maury Wills, S</b> <b>Jim Brewer, L</b> (1, 1) (7, 1) (9, PH) (9, 1)		0-0 F9			0-0 F4		0-0 F9				0-0 SH1-4		3 0 0 0 0 0 6 0										
<b>Inning Stats</b>	R: 1 E: 0 K: 1 S: 6	H: 1 LOB: 0 BB: 0 P: 6	R: 0 E: 0 K: 1 S: 5	H: 0 LOB: 2 BB: 1 P: 10	R: 0 E: 0 K: 0 S: 3	H: 0 LOB: 0 BB: 0 P: 3	R: 0 E: 0 K: 0 S: 3	H: 1 LOB: 0 BB: 0 P: 3	R: 2 E: 1 K: 0 S: 5	H: 2 LOB: 3 BB: 3 P: 16	R: 0 E: 0 K: 0 S: 3		H: 0 LOB: 0 BB: 0 P: 3	R: 0 E: 0 K: 0 S: 4	H: 1 LOB: 1 BB: 0 P: 4	R: 0 E: 1 K: 1 S: 6	H: 0 LOB: 1 BB: 0 P: 6	R: 1 E: 0 K: 1 S: 6	H: 2 LOB: 1 BB: 1 P: 10	1B: 5 2B: 1 3B: 1 HR: 1	SF: 1 SAC: 2 DP: 1 HBP: 1	WP: 2 PB: 0 SB: 3 CS: 1	PA: 43
<b>PITCHER</b> <b>Ron Bryant, L</b> ERA: 3.39 <b>Jerry Johnson, R</b> ERA: 8.24 <b>Don McMahon, R</b> ERA: 3.47	IP 7.0 2.0 1.0	WLS 30 8 5	BF 4 1 2	H 4 0 1	R 4 0 1	ER 3 0 1	SO 2 1 1	BB 3 0 1	IBB 1 0 0	HBP 1 0 0	BLK 0 0 0	WP 1 0 0	HR 1 0 0	S 29 10 6	P 46 10 10	ERA 3.86 0.00 9.00	WHIP 1.000 0.500 3.000						



Batter	1	2	3	4	5	6	7	8	9	10	AB R H RBI BB SO LOB
<b>Bobby Bonds, R</b> (1, 9) OBP: 0.330, SLG: 0.492	4-0 2B SF7 BB		0-0 F3			0-3 K	0-0 2B			0-0 6-3	4 1 1 1 1 1 0
<b>Tito Fuentes, S</b> (1, 4) OBP: 0.295, SLG: 0.385	0-0 E 1-3 2B		0-0 F8			4-0 1B 2B BB	0-0 4-3			0-0 F8	4 1 1 0 1 0 1
<b>Ed Goodson, L</b> (1, 3) OBP: 0.389, SLG: 0.460	0-0 F5		0-0 1-3			0-0 2B 1B				0-0 G3	5 1 1 0 0 0 2
<b>Dave Kingman, R</b> (1, 5) OBP: 0.316, SLG: 0.518	0-0 SF7 2-3 3-H			0-3 K		0-3 K				0-0 6-3	3 0 0 1 0 2 2
<b>Chris Speier, R</b> (1, 6) OBP: 0.332, SLG: 0.430	0-3 K			0-3 K		0-0 1-H 2-H 2B				4-0 S BB	3 0 1 2 1 2 1
<b>Garry Maddox, R</b> (1, 7) OBP: 0.287, SLG: 0.419		0-0 6-3		0-3 K2-3		0-0 6-3				0-0 F6 1-2	4 0 0 0 0 1 2
<b>Ken Henderson, S</b> (1, 8) OBP: 0.270, SLG: 0.313		0-0 PB 1B			0-0 G5-4-3 1B		4-0 SH1-4 2B BB			0-0 5-3	3 1 2 0 1 0 0
<b>Russ Gibson, R</b> (1, 2) OBP: 0.182, SLG: 0.364		0-3 K			0-0 G5-4-3		0-0 SH1-4			0-3 K	2 0 0 0 0 1 2
<b>Bernie Williams, R</b> (9, PH) OBP: 0.208, SLG: 0.294					1-2		1-2				1 0 0 0 0 1 0
<b>Fran Healy, R</b> (10, 2) OBP: 0.222, SLG: 0.175											0 0 0 0 0 0 0
<b>Ron Bryant, S</b> (1, 1) OBP: 0.125, SLG: 0.188		0-0 1-3			0-0 6-3		0-0 6-3			0-0 4-3	2 0 0 0 0 0 1
<b>Al Gallagher, R</b> (7, PH) OBP: 0.375, SLG: 0.328											1 0 0 0 0 0 1
<b>Jerry Johnson, R</b> (8, 1)											0 0 0 0 0 0 0
<b>Chris Arnold, R</b> (9, PH) OBP: 0.345, SLG: 0.392											1 0 0 0 0 0 0
<b>Don McMahon, R</b> (10, 1)											0 0 0 0 0 0 0

BOTTOM																																																																																																	
<b>Los Angeles Dodgers @ San Francisco Giants</b> Candlestick Park, San Francisco, CA	Wed May 31 1972, 6:33 AM EDT Att. 6,881 - Unknown																																																																																																
<table border="0"> <tr> <td><b>AB</b></td> <td>33</td> </tr> <tr> <td><b>R</b></td> <td>4</td> </tr> <tr> <td><b>H</b></td> <td>6</td> </tr> <tr> <td><b>RBI</b></td> <td>4</td> </tr> <tr> <td><b>BB</b></td> <td>4</td> </tr> <tr> <td><b>SO</b></td> <td>8</td> </tr> <tr> <td><b>LOB</b></td> <td>12</td> </tr> </table>	<b>AB</b>	33	<b>R</b>	4	<b>H</b>	6	<b>RBI</b>	4	<b>BB</b>	4	<b>SO</b>	8	<b>LOB</b>	12																																																																																			
<b>AB</b>	33																																																																																																
<b>R</b>	4																																																																																																
<b>H</b>	6																																																																																																
<b>RBI</b>	4																																																																																																
<b>BB</b>	4																																																																																																
<b>SO</b>	8																																																																																																
<b>LOB</b>	12																																																																																																
<b>Inning Stats</b>	<table border="0"> <tr> <td>R: 1</td><td>H: 1</td><td>R: 0</td><td>H: 1</td><td>R: 0</td><td>H: 0</td><td>R: 0</td><td>H: 1</td><td>R: 2</td><td>H: 2</td><td>R: 1</td><td>H: 1</td><td>R: 0</td><td>H: 0</td><td>R: 0</td><td>H: 0</td><td>R: 0</td><td>H: 0</td><td>R: 0</td><td>H: 0</td><td>1B: 3</td><td>SF: 1</td><td>WP: 0</td><td>PA: 39</td> </tr> <tr> <td>E: 1</td><td>LOB: 1</td><td>E: 0</td><td>LOB: 1</td><td>E: 0</td><td>LOB: 0</td><td>E: 0</td><td>LOB: 0</td><td>E: 0</td><td>LOB: 1</td><td>E: 0</td><td>LOB: 1</td><td>E: 0</td><td>LOB: 1</td><td>E: 0</td><td>LOB: 0</td><td>E: 0</td><td>LOB: 0</td><td>E: 0</td><td>LOB: 0</td><td>2B: 3</td><td>SAC: 1</td><td>FB: 1</td><td></td> </tr> <tr> <td>K: 1</td><td>BB: 1</td><td>K: 1</td><td>BB: 0</td><td>K: 0</td><td>BB: 0</td><td>K: 3</td><td>BB: 0</td><td>K: 2</td><td>BB: 1</td><td>K: 0</td><td>BB: 1</td><td>K: 0</td><td>BB: 1</td><td>K: 1</td><td>BB: 0</td><td>K: 0</td><td>BB: 0</td><td>K: 0</td><td>BB: 0</td><td>3B: 0</td><td>DP: 1</td><td>SB: 1</td><td></td> </tr> <tr> <td>S: 6</td><td>P: 10</td><td>S: 6</td><td>P: 6</td><td>S: 3</td><td>P: 3</td><td>S: 9</td><td>P: 9</td><td>S: 9</td><td>P: 13</td><td>S: 4</td><td>P: 8</td><td>S: 3</td><td>P: 7</td><td>S: 5</td><td>P: 5</td><td>S: 3</td><td>P: 3</td><td>S: 3</td><td>P: 3</td><td>HR: 0</td><td>HBP: 0</td><td>CS: 0</td><td></td> </tr> </table>	R: 1	H: 1	R: 0	H: 1	R: 0	H: 0	R: 0	H: 1	R: 2	H: 2	R: 1	H: 1	R: 0	H: 0	R: 0	H: 0	R: 0	H: 0	R: 0	H: 0	1B: 3	SF: 1	WP: 0	PA: 39	E: 1	LOB: 1	E: 0	LOB: 1	E: 0	LOB: 0	E: 0	LOB: 0	E: 0	LOB: 1	E: 0	LOB: 1	E: 0	LOB: 1	E: 0	LOB: 0	E: 0	LOB: 0	E: 0	LOB: 0	2B: 3	SAC: 1	FB: 1		K: 1	BB: 1	K: 1	BB: 0	K: 0	BB: 0	K: 3	BB: 0	K: 2	BB: 1	K: 0	BB: 1	K: 0	BB: 1	K: 1	BB: 0	K: 0	BB: 0	K: 0	BB: 0	3B: 0	DP: 1	SB: 1		S: 6	P: 10	S: 6	P: 6	S: 3	P: 3	S: 9	P: 9	S: 9	P: 13	S: 4	P: 8	S: 3	P: 7	S: 5	P: 5	S: 3	P: 3	S: 3	P: 3	HR: 0	HBP: 0	CS: 0	
R: 1	H: 1	R: 0	H: 1	R: 0	H: 0	R: 0	H: 1	R: 2	H: 2	R: 1	H: 1	R: 0	H: 0	R: 0	H: 0	R: 0	H: 0	R: 0	H: 0	1B: 3	SF: 1	WP: 0	PA: 39																																																																										
E: 1	LOB: 1	E: 0	LOB: 1	E: 0	LOB: 0	E: 0	LOB: 0	E: 0	LOB: 1	E: 0	LOB: 1	E: 0	LOB: 1	E: 0	LOB: 0	E: 0	LOB: 0	E: 0	LOB: 0	2B: 3	SAC: 1	FB: 1																																																																											
K: 1	BB: 1	K: 1	BB: 0	K: 0	BB: 0	K: 3	BB: 0	K: 2	BB: 1	K: 0	BB: 1	K: 0	BB: 1	K: 1	BB: 0	K: 0	BB: 0	K: 0	BB: 0	3B: 0	DP: 1	SB: 1																																																																											
S: 6	P: 10	S: 6	P: 6	S: 3	P: 3	S: 9	P: 9	S: 9	P: 13	S: 4	P: 8	S: 3	P: 7	S: 5	P: 5	S: 3	P: 3	S: 3	P: 3	HR: 0	HBP: 0	CS: 0																																																																											

PITCHER	IP	WLS	BF	H	R	ER	SO	BB	IBB	HBP	BLK	WP	HR	S	P	ERA	WHIP
<b>Al Downing, L</b> (1, 1) ERA: 2.59	6.2		28	6	4	4	7	3	0	0	0	0	0	39	51	5.40	1.350
<b>Hoyt Wilhelm, R</b> (7, 1) ERA: 4.15	1.1		5	0	0	0	0	1	0	0	0	0	0	4	8	0.00	0.750
<b>Jim Brewer, L</b> (9, 1) ERA: 1.26	2.0	W	6	0	0	0	1	0	0	0	0	0	0	8	8	0.00	0.000

Batter	1	2	3	4	5	6	7	8	9	AB R H RBI BB SO LOB	TOP							
<b>Bobby Valentine, R</b> (1, 4) OBP: 0.349, SLG: 0.429	0-3 K		0-0 F8		0-0 5-3			0-0 1B		4 0 1 0 0 1 2	<b>Los Angeles Dodgers @ San Francisco Giants</b> <b>Candlestick Park, San Francisco, CA</b> Thu Jun 01 1972, 10:05 PM EDT Att. 9,855 - Unknown							
<b>Bill Buckner, L</b> (1, 9) OBP: 0.314, SLG: 0.309	0-0 1B			0-0 G3		0-0 F7		0-0 F4		4 0 1 0 0 0 1								
<b>Willie Davis, L</b> (1, 8) OBP: 0.279, SLG: 0.418	0-0 F7			0-0 F7		0-0 F5		0-0 F6		4 0 0 0 0 0 2								
<b>Willie Crawford, L</b> (1, 7) OBP: 0.289, SLG: 0.477	0-0 G3			0-3 K		0-0 4-3		0-0 L9		4 0 0 0 0 1 2								
<b>Wes Parker, S</b> (1, 3) OBP: 0.368, SLG: 0.300		0-0 F5			0-0 FC4 1B		0-0 4-3	4-0 BB E BB		3 2 1 0 1 0 0								
<b>Duke Sims, L</b> (1, 2) OBP: 0.239, SLG: 0.250		0-3 K			0-0 F9		4-0 1B BB	4-0 FC6-4 BB		2 0 0 0 2 1 1								
<b>Steve Garvey, R</b> (1, 5) OBP: 0.312, SLG: 0.388		0-0 F9			0-0 SH5-4 E 1B		0-0 1B	0-0 FC6-4		4 0 2 0 0 0 1								
<b>Bill Russell, R</b> (1, 6) OBP: 0.344, SLG: 0.470			0-0 6-3		0-0 FC4 SH5-4		0-3 K	0-3 K		4 0 0 0 0 2 4								
<b>Bill Singer, R</b> (1, 1) OBP: 0.217, SLG: 0.227			0-3 K		0-0 SH5-4		0-0 F7	0-0 4-3		1 0 0 0 0 1 0								
<b>Frank Robinson, R</b> (7, PH) OBP: 0.387, SLG: 0.484										1 0 0 0 0 0 2								
<b>Mike Strahler, R</b> (7, 1)										0 0 0 0 0 0 0								
<b>Manny Mota, R</b> (9, PH) OBP: 0.321, SLG: 0.457										1 0 0 0 0 0 1								
<b>Inning Stats</b>	R: 0 E: 0 K: 1 S: 6	H: 1 LOB: 1 BB: 0 P: 6	R: 0 E: 0 K: 1 S: 5	H: 0 LOB: 0 BB: 0 P: 5	R: 0 E: 0 K: 1 S: 5	H: 0 LOB: 0 BB: 0 P: 5	R: 1 E: 1 K: 0 S: 6	H: 2 LOB: 2 BB: 0 P: 6	R: 0 E: 0 K: 1 S: 6	H: 1 LOB: 2 BB: 1 P: 10	R: 0 E: 0 K: 0 S: 4	H: 1 LOB: 1 BB: 0 P: 4	R: 1 E: 1 K: 1 S: 5	H: 0 LOB: 1 BB: 2 P: 13	1B: 5 2B: 0 3B: 0 HR: 0	SF: 0 SAC: 1 DP: 0 HBP: 0	WP: 0 PB: 0 SB: 0 CS: 0	PA: 36
<b>PITCHER</b> <b>Steve Stone, R</b> (1, 1) ERA: 1.6	IP: 9.0 WLS: W BF: 36 H: 5 R: 2 ER: 0 SO: 6 BB: 3 IBB: 0 HBP: 0 BLK: 0 WP: 0 HR: 0 S: 45 P: 57 ERA: 0.00 WHIP: 0.889											<b>PITCHER</b> IP: WLS: BF: H: R: ER: SO: BB: IBB: HBP: BLK: WP: HR: S: P: ERA: WHIP						

livebaseballscorecards.com

<b>AB</b>	32
<b>R</b>	2
<b>H</b>	5
<b>RBI</b>	0
<b>BB</b>	3
<b>SO</b>	6
<b>LOB</b>	16



Batter	1	2	3	4	5	6	7	8	9	AB	R	H	RBI	BB	SO	LOB
<b>Bobby Bonds, R</b> OBP: 0.324, SLG: 0.481 (1, 9) S S	0-3 K		0-0 5-3		0-3 K		0-3 K			4	0	0	0	0	3	0
<b>Tito Fuentes, S</b> OBP: 0.299, SLG: 0.392 (1, 4) X	0-0 6-3			0-0 1B SF9	0-0 2B		0-0 6-3			4	1	2	0	0	0	0
<b>Ed Goodson, L</b> OBP: 0.379, SLG: 0.444 (1, 3) X	0-0 4-3			0-0 1-3 FC5-4 1B	0-3 K		0-0 3-1			4	0	1	0	0	1	1
<b>Dave Kingman, R</b> OBP: 0.314, SLG: 0.509 (1, 5) X		0-0 5-3		0-0 1-2 FC5-4 1B		1-0 SH4-3 BB E HBP		0-0 1-3		3	2	0	0	0	0	2
<b>Chris Speier, R</b> OBP: 0.340, SLG: 0.430 (1, 6) B B B B		4-0 6-3 BB		0-0 SF9		4-0 1-2 SH4-3 E BB		4-0 1B BB		0	1	0	1	3	0	0
<b>Ken Henderson, S</b> OBP: 0.277, SLG: 0.321 (1, 8) X		0-0 6-3 1-2		0-0 1-3 1B		0-0 1-2 2-3 SH4-3		0-0 1-2 1B		3	1	2	0	0	0	1
<b>Garry Maddox, R</b> OBP: 0.286, SLG: 0.413 (1, 7) X		0-0 5-3		0-0 2-H 3-H 1B		0-0 2-H 3-H F5		0-0 F6		4	0	1	2	0	0	3
<b>Dave Rader, L</b> OBP: 0.247, SLG: 0.290 (1, 2) X			0-0 6-3	0-0 L4		0-0 2B		0-0 4-3		4	0	1	0	0	0	3
<b>Steve Stone, R</b> OBP: 0.211, SLG: 0.167 (1, 1) S S			0-3 K		0-3 K	0-3 K				3	0	0	0	0	3	1

Inning Stats	R: 0	H: 0	E: 0	K: 1	S: 5	LOB: 0	BB: 0	P: 5	R: 0	H: 0	E: 0	K: 0	S: 3	LOB: 1	BB: 1	P: 7	R: 0	H: 0	E: 0	K: 1	S: 5	LOB: 0	BB: 0	P: 5	R: 3	H: 4	E: 0	K: 0	S: 7	LOB: 1	BB: 0	P: 7	R: 0	H: 1	E: 0	K: 3	S: 10	LOB: 1	BB: 0	P: 10	R: 2	H: 1	E: 1	K: 1	S: 6	LOB: 1	BB: 1	P: 11	R: 0	H: 0	E: 0	K: 1	S: 5	LOB: 0	BB: 0	P: 5	R: 0	H: 1	E: 0	K: 0	S: 4	LOB: 2	BB: 1	P: 8
1B: 5	SF: 1	2B: 2	SAC: 1	3B: 0	DP: 0	HR: 0	HBP: 1	WP: 0	PA: 35																																																							

PITCHER	IP	WLS	BF	H	R	ER	SO	BB	IBB	HBP	BLK	WP	HR	S	P	ERA	WHIP
<b>Bill Singer, R</b> ERA: 2.85 (1, 1)	6.0	L	27	6	5	5	6	2	0	1	0	0	0	36	45	7.50	1.333
<b>Mike Strahler, R</b> ERA: 4.76 (7, 1)	2.0		8	1	0	0	1	1	0	0	0	0	0	9	13	0.00	1.000

**BOTTOM**

**Los Angeles Dodgers @ San Francisco Giants**  
Candlestick Park, San Francisco, CA

Thu Jun 01 1972, 10:05 PM EDT  
Att. 9,855 - Unknown

livebaseballscorecards.com

<b>AB</b>	<b>29</b>
<b>R</b>	<b>5</b>
<b>H</b>	<b>7</b>
<b>RBI</b>	<b>3</b>
<b>BB</b>	<b>3</b>
<b>SO</b>	<b>7</b>
<b>LOB</b>	<b>11</b>



Batter	1	2	3	4	5	6	7	8	9	AB R H RBI BB SO LOB	TOP	
Dave Cash, R (1, 4) OBP: 0.310, SLG: 0.378	0-0 6-3 4-3 2B		0-0 L4		0-0 6-3		0-0 6-3		0-0 F7	5 1 1 0 0 0 1		
Manny Sanguillen, R (1, 2) OBP: 0.374, SLG: 0.468	0-0 6-3 2-3		4-0 3B BB		0-0 1B			0-0 L4		3 1 1 0 1 0 1		
Roberto Clemente, R (1, 9) OBP: 0.373, SLG: 0.497	0-0 4-3 3-H		0-0 3B 1-H		0-3 K			0-0 F3		4 0 1 2 0 1 1		
Willie Stargell, L (1, 7) OBP: 0.368, SLG: 0.597	4-0 BB		0-3 K			0-0 F9		0-0 F8		3 0 0 0 1 1 1		
Al Oliver, L (1, 8) OBP: 0.365, SLG: 0.442	0-0 F9			0-0 6-3		0-0 F8			0-0 F9	4 0 0 0 0 0 1		
Bob Robertson, R (1, 3) OBP: 0.302, SLG: 0.256		0-3 K		0-0 2B		0-0 1B			0-0 FC5-4 1B	4 0 3 0 0 1 0		
Jose Pagan, R (1, 5) OBP: 0.333, SLG: 0.500		0-0 4-3		0-0 F8		0-0 6-3			0-0 FC5-4 BB 3B	4 1 0 0 0 0 3		
Gene Alley, R (1, 6) OBP: 0.375, SLG: 0.314		0-0 1-3		0-3 K			0-0 6-3		4-0 BB 3B	3 1 0 0 1 1 1		
Bob Johnson, L (1, 1) OBP: 0.290, SLG: 0.200			0-3 K		0-0 6-3		0-0 5-3		0-0 3B	1 0 0 0 0 0 1 0		
Gene Garber, R (4, 1)										0 0 0 0 0 0 0 0		
Bill Mazeroski, R (5, PH)										1 0 0 0 0 0 0 0		
Bob Miller, R (5, 1)										0 0 0 0 0 0 0 0		
Vic Davalillo, L (7, PH) OBP: 0.411, SLG: 0.469										1 0 0 0 0 0 0 0		
Dave Giusti, R (7, 1)										0 0 0 0 0 0 0 0		
Rennie Stennett, R (9, PH) OBP: 0.400, SLG: 0.613										1 0 1 2 0 0 0 0		
<b>Inning Stats</b>	R: 1 H: 1 E: 0 LOB: 1 K: 0 BB: 1 S: 4 P: 8	R: 0 H: 0 E: 0 LOB: 0 K: 1 BB: 0 S: 5 P: 5	R: 1 H: 1 E: 0 LOB: 1 K: 2 BB: 1 S: 8 P: 12	R: 0 H: 1 E: 0 LOB: 1 K: 1 BB: 0 S: 6 P: 6	R: 0 H: 1 E: 0 LOB: 1 K: 1 BB: 0 S: 6 P: 6	R: 0 H: 1 E: 0 LOB: 1 K: 0 BB: 0 S: 4 P: 4	R: 0 H: 0 E: 0 LOB: 0 K: 0 BB: 0 S: 3 P: 3	R: 0 H: 0 E: 0 LOB: 0 K: 0 BB: 0 S: 3 P: 3	R: 2 H: 2 E: 0 LOB: 1 K: 0 BB: 1 S: 5 P: 9	1B: 3 SF: 0 2B: 2 SAC: 0 3B: 2 DP: 0 HR: 0 HBP: 0	WP: 0 PA: 37 PB: 0 SB: 0 CS: 0	
<b>PITCHER</b> Juan Marichal, R (1, 1) ERA: 3.67	IP WLS BF H R ER SO BB IBB HBP BLK WP HR S P ERA WHIP	9.0 W 37 7 4 4 5 3 0 0 0 0 0 0 44 56 4.00 1.111										

Pittsburgh Pirates @ San Francisco Giants  
 Candlestick Park, San Francisco, CA  
 Fri Jun 02 1972, 10:05 PM EDT  
 Att. 6,669 - Unknown

AB	34
R	4
H	7
RBI	4
BB	3
SO	5
LOB	9





Batter	1	2	3	4	5	6	7	8	9	AB	R	H	RBI	BB	SO	LOB
<b>Bobby Bonds, R</b> OBP: 0.335, SLG: 0.503 (1, 9)	0-0 1B G3-6-4 1B	0-0 S 1B		0-0 HR	0-0 F9 2-3		4-0 BB			4	2	3	1	1	0	2
<b>Tito Fuentes, S</b> OBP: 0.297, SLG: 0.387 (1, 4)	0-0 G3-6-4 1B	0-0 F5 1-2		0-0 F7	0-0 FC3-6 1-2f 3-H		0-0 F6			5	0	1	1	0	0	4
<b>Ed Goodson, L</b> OBP: 0.365, SLG: 0.475 (1, 3)	0-0 G3-6-4 1-2f 3-H		0-0 4-3	0-0 HR	0-0 4-3			0-0 F5		5	1	1	1	0	0	2
<b>Dave Kingman, R</b> OBP: 0.322, SLG: 0.523 (1, 5)	0-0 HR		4-0 E 1B 1B BB	0-0 L7		4-0 G4-6-3 BB		0-0 F7		3	2	1	1	2	0	0
<b>Chris Speier, R</b> OBP: 0.347, SLG: 0.432 (1, 6)	4-0 BB		0-0 E1 1B 1B	0-0 BB 1B		0-0 G4-6-3 1-2f		0-3 K		4	1	2	0	1	1	1
<b>Ken Henderson, S</b> OBP: 0.289, SLG: 0.319 (1, 8)	0-0 F6		4-0 1B IBB	4-0 1-2 BB		4-0 PB BB				1	0	0	0	3	0	1
<b>Garry Maddox, R</b> OBP: 0.291, SLG: 0.413 (1, 7)		H	0-0 F6 1B HBP	0-0 4-3		0-3 K 1-2				0	0	0	0	0	0	0
<b>Jim Howarth, L</b> OBP: 0.444, SLG: 0.370 (3, PH) (4, 7)		1-0 1B HBP	0-0 F6	0-0 4-3		0-0 K				3	0	0	0	0	1	6
<b>Dave Rader, L</b> OBP: 0.257, SLG: 0.299 (1, 2)		0-0 F5	0-0 1-2 2-H 3-H 1B		0-0 F9 FC3-6 E 1B		0-0 F9			4	1	2	2	0	0	1
<b>Juan Marichal, R</b> OBP: 0.185, SLG: 0.231 (1, 1)		0-3 K	0-3 K		0-0 E1 FC3-6 1-2		0-0 6-3			4	0	0	0	0	2	4

Inning Stats	R: 2	H: 3	E: 0	LOB: 1	K: 0	BB: 1	S: 5	R: 0	H: 1	E: 0	LOB: 2	K: 1	BB: 0	S: 6	R: 2	H: 2	E: 1	LOB: 2	K: 1	BB: 2	S: 7	R: 2	H: 3	E: 0	LOB: 2	K: 0	BB: 1	S: 6	R: 1	H: 1	E: 1	LOB: 1	K: 0	BB: 0	S: 5	R: 0	H: 0	E: 0	LOB: 1	K: 1	BB: 2	S: 4	R: 0	H: 0	E: 0	LOB: 1	K: 0	BB: 1	S: 3	R: 0	H: 0	E: 0	LOB: 0	K: 1	BB: 0	S: 5
--------------	------	------	------	--------	------	-------	------	------	------	------	--------	------	-------	------	------	------	------	--------	------	-------	------	------	------	------	--------	------	-------	------	------	------	------	--------	------	-------	------	------	------	------	--------	------	-------	------	------	------	------	--------	------	-------	------	------	------	------	--------	------	-------	------


PITCHER	IP	WLS	BF	H	R	ER	SO	BB	IBB	HBP	BLK	WP	HR	S	P	ERA	WHIP
<b>Bob Johnson, R</b> ERA: 4.6 (1, 1)	3.0	L	19	7	5	5	2	2	1	1	0	0	2	19	32	15.00	3.000
<b>Gene Garber, R</b> ERA: 9.0 (4, 1)	1.0		6	2	1	1	0	1	0	0	0	0	1	5	9	9.00	3.000
<b>Bob Miller, R</b> ERA: 0.96 (5, 1)	2.0		9	1	1	0	1	2	0	0	0	0	0	9	17	0.00	1.500
<b>Dave Giusti, R</b> ERA: 3.8 (7, 1)	2.0		7	0	0	0	1	1	0	0	0	0	0	8	12	0.00	0.500

**BOTTOM**

**Pittsburgh Pirates @ San Francisco Giants**  
Candlestick Park, San Francisco, CA

Fri Jun 02 1972, 10:05 PM EDT  
Att. 6,669 - Unknown

AB	33
R	7
H	10
RBI	6
BB	7
SO	4
LOB	21



WP	HR	S	P	ERA	WHIP
0	1	2	2	0	1

1B	2B	3B	HR	SF	SAC	DP	HBP
7	0	0	3	0	0	2	1

WP	PA
0	41

Batter	1	2	3	4	5	6	7	8	9	AB R H RBI BB SO LOB	TOP													
<b>Dave Cash, R</b> (1, 4) OBP: 0.314, SLG: 0.384	0-0 F9		4-0 BB		0-0 4-3		0-0 2B 2B		0-0 SH3-4	3 1 1 0 1 0 1														
<b>Al Oliver, L</b> (1, 8) OBP: 0.360, SLG: 0.441	0-0 F5		0-0 1-3		0-0 F6		0-0 1B 2B		0-0 F9	5 1 1 2 0 0 4														
<b>Roberto Clemente, R</b> (1, 9) OBP: 0.380, SLG: 0.497	0-3 K			4-0 BB		0-0 6-3 WP 1B	0-0 1B 1B		0-3 K	4 0 2 1 1 2 1														
<b>Willie Stargell, L</b> (1, 7) OBP: 0.365, SLG: 0.587		0-0 F4		0-0 F8		0-3 K	0-0 1-2 1B			4 0 1 0 0 1 2														
<b>Manny Sanguillen, R</b> (1, 2) OBP: 0.365, SLG: 0.456		0-0 L8		0-3 K		0-0 6-3	0-0 G3			4 0 0 0 0 1 4														
<b>Bob Robertson, R</b> (1, 3) OBP: 0.291, SLG: 0.244		0-3 K		0-3 K		0-0 F3		0-3 K		4 0 0 0 0 3 2														
<b>Jose Pagan, R</b> (1, 5) OBP: 0.326, SLG: 0.550			0-0 F8		0-0 HR		0-0 F8	0-3 K		4 1 1 1 0 1 0														
<b>Gene Alley, R</b> (1, 6) OBP: 0.381, SLG: 0.315			0-0 S 1B		4-0 4-3 SH1-4 BB		0-0 6-3	0-3 K		3 0 1 0 1 1 0														
<b>Steve Blass, R</b> (1, 1) OBP: 0.250, SLG: 0.259			0-3 K		0-0 SH1-4		0-0 2B 2B 1B		0-3 K F9 SH3-4	3 1 1 0 0 2 1 0 0 0 0 0 0 0														
<b>Dave Giusti, R</b> (9, 1)																								
<b>Inning Stats</b>	R: 0 E: 0 K: 1 S: 5	H: 0 LOB: 0 BB: 0 P: 5	R: 0 E: 0 K: 1 S: 5	H: 0 LOB: 0 BB: 0 P: 5	R: 0 E: 0 K: 1 S: 6	H: 1 LOB: 2 BB: 1 P: 10	R: 0 E: 0 K: 2 S: 7	H: 0 LOB: 1 BB: 1 P: 11	R: 1 E: 0 K: 0 S: 4	H: 1 LOB: 1 BB: 1 P: 8	R: 0 E: 0 K: 1 S: 6	H: 1 LOB: 1 BB: 0 P: 6	R: 3 E: 0 K: 0 S: 8	H: 5 LOB: 2 BB: 0 P: 8	R: 0 E: 0 K: 3 S: 9	H: 0 LOB: 0 BB: 0 P: 9	R: 0 E: 0 K: 2 S: 8	H: 0 LOB: 1 BB: 0 P: 8	1B: 5 2B: 2 3B: 0 HR: 1	SF: 0 SAC: 2 DP: 0 HBP: 0	WP: 1 PB: 1 SB: 1 CS: 0	PA: 39		
<b>PITCHER</b>	IP	WLS	BF	H	R	ER	SO	BB	IBB	HBP	BLK	WP	HR	S	P	ERA	WHIP						ERA	WHIP
<b>Sam McDowell, L</b> (1, 1) ERA: 4.58	6.2	L	31	8	4	4	6	3	0	0	0	1	1	40	52	5.40	1.650							
<b>Jim Barr, R</b> (7, 1) ERA: 3.86	0.1		1	0	0	0	0	0	0	0	0	0	0	1	1	0.00	0.000							
<b>Don McMahon, R</b> (8, 1) ERA: 3.2	2.0		7	0	0	0	5	0	0	0	0	0	0	17	17	0.00	0.000							

**Pittsburgh Pirates @ San Francisco Giants**  
 Candlestick Park, San Francisco, CA  
 Sat Jun 03 1972, 6:33 AM EDT  
 Att: 11,216 - Unknown

<b>AB</b>	34
<b>R</b>	4
<b>H</b>	8
<b>RBI</b>	4
<b>BB</b>	3
<b>SO</b>	11
<b>LOB</b>	15



Batter	1	2	3	4	5	6	7	8	9	AB	R	H	RBI	BB	SO	LOB
Chris Speier, R OBP: 0.350, SLG: 0.427 (1, 6)	1-0 HBP		4-0 BB			4-3		5-3		2	0	0	0	1	0	0
Tito Fuentes, S OBP: 0.296, SLG: 0.381 (1, 4)	0-0 F5		0-0 1-3			4-0 FC5-4 BB		0-3 K		3	0	0	0	1	1	2
Dave Kingman, R OBP: 0.320, SLG: 0.517 (1, 5)	0-3 K					0-0 FC5-4 1-2f HR		0-0 F8		4	1	1	0	0	1	2
Willie McCovey, L OBP: 0.412, SLG: 0.875 (1, 3)	0-3 K					0-0 F9		0-0 1-H HR		4	1	2	2	0	1	2
Garry Maddox, R OBP: 0.291, SLG: 0.413 (9, PR)									0-0 1B 2B	0	0	0	0	0	0	0
Bobby Bonds, R OBP: 0.329, SLG: 0.492 (1, 9)						0-0 G6-4-3 1-2f		0-3 K		4	0	0	0	0	2	2
Ken Henderson, S OBP: 0.294, SLG: 0.345 (1, 8)						0-0 4-3		0-0 HR		4	1	2	1	0	0	0
Jim Howarth, L OBP: 0.400, SLG: 0.323 (1, 7)						0-0 F9		0-0 L4		4	0	0	0	0	1	3
Dave Rader, L OBP: 0.269, SLG: 0.310 (1, 2)						0-0 G4-6-3 1B		0-0 4-3		3	0	2	0	0	0	0
Ed Goodson, L OBP: 0.359, SLG: 0.467 (9, PH)						0-0 1B		0-0 F8		1	0	0	0	0	0	3
Sam McDowell, L OBP: 0.161, SLG: 0.133 (1, 1)						0-0 G4-6-3		0-0 L8		2	0	0	0	0	0	2
Jim Barr, R (7, 1)						0-0 G3				0	0	0	0	0	0	0
Bernie Williams, R OBP: 0.204, SLG: 0.288 (7, PH)										1	0	0	0	0	0	0
Don McMahon, R (8, 1)										0	0	0	0	0	0	0

Inning Stats	R: 0	H: 0	R: 0	H: 0	R: 0	H: 1	R: 0	H: 1	R: 0	H: 1	R: 2	H: 1	R: 1	H: 1	R: 0	H: 0	R: 0	H: 2	1B: 4	SF: 0	WP: 0	PA: 35
	E: 0	LOB: 1	E: 0	LOB: 0	E: 0	LOB: 0	E: 0	LOB: 1	E: 0	LOB: 0	E: 0	LOB: 0	E: 0	LOB: 0	E: 0	LOB: 0	E: 0	LOB: 3	2B: 1	SAC: 0	PB: 0	
	K: 2	BB: 0	K: 0	BB: 0	K: 0	BB: 0	K: 0	BB: 0	K: 1	BB: 1	K: 0	BB: 0	K: 0	BB: 0	K: 1	BB: 0	K: 2	BB: 0	3B: 0	DP: 2	SB: 0	
	S: 7	P: 8	S: 3	P: 3	S: 3	P: 7	S: 3	P: 3	S: 4	P: 4	S: 6	P: 10	S: 4	P: 4	S: 5	P: 5	S: 9	P: 9	HR: 2	HBP: 1	CS: 0	

PITCHER	IP	WLS	BF	H	R	ER	SO	BB	IBB	HBP	BLK	WP	HR	S	P	ERA	WHIP
Steve Blass, R ERA: 3.11 (1, 1)	8.1	W	33	7	3	3	5	2	0	1	0	0	2	40	49	3.24	1.080
Dave Giusti, R ERA: 3.7 (9, 1)	0.2	S	2	0	0	0	1	0	0	0	0	0	0	4	4	0.00	0.000

**BOTTOM**

**Pittsburgh Pirates @ San Francisco Giants**  
Candlestick Park, San Francisco, CA

Sat Jun 03 1972, 6:33 AM EDT  
Att. 11,216 - Unknown

livebaseballscorecards.com

AB	32
R	3
H	7
RBI	3
BB	2
SO	6
LOB	16



Batter	1	2	3	4	5	6	7	8	9	AB R H RBI BB SO LOB	TOP		
<b>Dave Cash, R</b> (1, 4) OBP: 0.311, SLG: 0.378	0-0 F8		0-0 E L4-3 SF8 1B		0-0 F4		0-0 F8		0-0 F8	5 1 1 0 0 0 1	<b>Pittsburgh Pirates @ San Francisco Giants</b> Candlestick Park, San Francisco, CA Sun Jun 04 1972, 6:33 AM EDT Unknown		
<b>Gene Clines, R</b> (1, 7) OBP: 0.338, SLG: 0.367 (6, 8)	0-0 L9		0-0 L4-3		0-0 G4-6-3 1B		0-0 1-2 1B		0-3 K	5 0 2 0 0 1 1			
<b>Roberto Clemente, R</b> (1, 9) OBP: 0.369, SLG: 0.481	0-0 6-3		0-0 E5		0-0 G4-6-3 1-2f		0-3 K		0-3 K	5 0 0 0 0 2 4			
<b>Manny Sanguillen, R</b> (1, 2) OBP: 0.368, SLG: 0.460		0-0 1B SF8 1B	0-0 SF8			0-0 6-3		0-0 1B 1B		3 2 2 1 0 0 0			
<b>Jose Pagan, R</b> (1, 5) OBP: 0.348, SLG: 0.548 <b>Vic Davalillo, L</b> (8, PH) OBP: 0.419, SLG: 0.477 (8, 7)		0-0 1B 1B	0-0 F3			4-0 FC3-6 BB		0-0 1B SF9 1B		2 0 1 0 1 0 1 1 1 1 0 0 0 0			
<b>Al Oliver, L</b> (1, 8) OBP: 0.368, SLG: 0.448 (6, 3)		0-0 1-2 2-3 1B		0-0 FC4-6 1B		0-0 FC3-6 1-2f		0-0 SF9 1B		4 0 3 1 0 0 1			
<b>Bob Robertson, R</b> (1, 3) OBP: 0.283, SLG: 0.239 <b>Dave Giusti, R</b> (8, 1)		0-0 SF8	0-0 FC4-6		0-0 FC3-6 K		0-3 K		0-3 K	2 0 0 1 0 1 2 0 0 0 0 0 0 0			
<b>Gene Alley, R</b> (1, 6) OBP: 0.379, SLG: 0.307 <b>Milt May, L</b> (8, PH) OBP: 0.286, SLG: 0.280 <b>Bill Mazeroski, R</b> (8, 5)		0-3 K	0-0 F4			4-0 1B BB		0-0 SF9		2 0 0 0 1 1 3 0 0 0 1 0 0 0 0 0 0 0 0 0 0			
<b>Luke Walker, L</b> (1, 1) <b>Bob Miller, R</b> (6, 1) <b>Rennie Stennett, R</b> (6, 7) OBP: 0.390, SLG: 0.598 <b>Willie Stargell, L</b> (8, PH) OBP: 0.383, SLG: 0.583 <b>Jackie Hernandez, R</b> (8, 6) OBP: 0.257, SLG: 0.284		0-0 4-3	0-3 K		0-3 K		0-0 F3		0-0 4-3	2 0 0 0 0 1 3 0 0 0 0 0 0 0 2 0 0 0 0 0 2 1 0 0 0 0 1 2 0 0 0 0 0 0 0			
<b>Inning Stats</b>	R: 0 H: 0 E: 0 LOB: 0 K: 0 BB: 0 S: 3 P: 3	R: 1 H: 3 E: 0 LOB: 2 K: 1 BB: 0 S: 8 P: 8	R: 1 H: 1 E: 1 LOB: 1 K: 0 BB: 0 S: 5 P: 5	R: 0 H: 1 E: 0 LOB: 1 K: 1 BB: 0 S: 6 P: 6	R: 0 H: 1 E: 0 LOB: 0 K: 0 BB: 0 S: 3 P: 3	R: 0 H: 0 E: 0 LOB: 1 K: 1 BB: 1 S: 5 P: 9	R: 0 H: 1 E: 0 LOB: 2 K: 1 BB: 1 S: 6 P: 10	R: 2 H: 3 E: 0 LOB: 1 K: 1 BB: 0 S: 8 P: 8	R: 0 H: 0 E: 0 LOB: 0 K: 2 BB: 0 S: 7 P: 7	1B: 10 SF: 3 2B: 0 SAC: 0 3B: 0 DP: 1 HR: 0 HBP: 0		WP: 0 PA: 39 PB: 0 SB: 0 CS: 0	
<b>PITCHER</b> <b>Ron Bryant, L</b> (1, 1) ERA: 3.19 <b>Jerry Johnson, R</b> (7, 1) ERA: 8.18	IP WLS BF H R ER SO BB IBB HBP BLK WP HR S P ERA WHIP											<b>PITCHER</b> IP WLS BF H R ER SO BB IBB HBP BLK WP HR S P ERA WHIP	

<b>AB</b>	34
<b>R</b>	4
<b>H</b>	10
<b>RBI</b>	4
<b>BB</b>	2
<b>SO</b>	7
<b>LOB</b>	20



Batter	1	2	3	4	5	6	7	8	9	AB R H RBI BB SO LOB	BOTTOM
--------	---	---	---	---	---	---	---	---	---	----------------------	--------

<b>Bobby Bonds, R</b> <small>OBP: 0.330, SLG: 0.488</small> (1, 9) X	0-0 F9 ① 		4-0 1B E BB 		0-0 E6 CS 		0-0 SH3 1B 		0-3 K ③ 	4 0 1 0 1 1 0	<b>Pittsburgh Pirates @ San Francisco Giants</b> Candlestick Park, San Francisco, CA Sun Jun 04 1972, 6:33 AM EDT Unknown
<b>Tito Fuentes, S</b> <small>OBP: 0.292, SLG: 0.376</small> (1, 4) S S S	0-3 K ② 		0-0 E5 1B 		0-3 K ① ② 		0-0 SH3 ① 			3 0 0 0 0 2 2	
<b>Chris Speier, R</b> <small>OBP: 0.353, SLG: 0.446</small> (1, 6) X	0-0 HR 		0-0 G6-4-3 1B 		0-0 E6 		0-0 L8 ② 			4 1 2 1 0 0 1	
<b>Dave Kingman, R</b> <small>OBP: 0.319, SLG: 0.527</small> (1, 3) X	0-0 HR 		0-0 G6-4-3 ② ③ 		0-0 L7 ③ 		0-3 K ③ 			4 1 1 1 0 1 5	
<b>Ken Henderson, S</b> <small>OBP: 0.299, SLG: 0.356</small> (1, 8) S S S	0-3 K ③ 			0-0 4-3 SF8 2B 		0-0 BB 1B 		0-0 F6 ① 		4 1 2 0 0 1 0	
<b>Al Gallagher, R</b> <small>OBP: 0.368, SLG: 0.313</small> (1, 5) S S S		0-3 K ① 		0-0 4-3 ① 		4-0 BB 		0-0 F9 ② 		3 0 0 0 1 1 1	
<b>Garry Maddox, R</b> <small>OBP: 0.282, SLG: 0.403</small> (1, 7) X		0-0 E3 G6-4-3 		0-0 SF8 ② 		0-0 F9 ① 		0-0 6-3 ③ 		3 0 0 1 0 0 2	
<b>Fran Healy, R</b> <small>OBP: 0.227, SLG: 0.197</small> <b>Ed Goodson, L</b> <small>OBP: 0.354, SLG: 0.459</small> (9, PH) X		0-0 G6-4-3 ② ③ 		0-0 2B 		0-0 F2 ② 		0-0 F9 ① 		3 0 1 0 0 0 3 1 0 0 0 0 0 0	
<b>Ron Bryant, S</b> <small>OBP: 0.105, SLG: 0.158</small> <b>Jerry Johnson, R</b> <small>OBP: 0.389, SLG: 0.824</small> (7, 1) X <b>Willie McCovey, L</b> <small>OBP: 0.389, SLG: 0.824</small> (9, PH) X			0-0 4-3 ① S S S 	0-3 K ③ 		0-3 K ③ 		0-3 K ② 		3 0 0 0 0 2 3 0 0 0 0 0 0 0 1 0 0 0 0 1 0	

Inning Stats	R: 2 H: 2 E: 0 K: 2 S: 9	H: 2 LOB: 0 BB: 0 P: 9	R: 0 H: 0 E: 1 K: 1 S: 5	H: 0 LOB: 0 BB: 5 P: 5	R: 0 H: 1 E: 1 K: 0 S: 4	H: 1 LOB: 2 BB: 1 P: 8	R: 1 H: 2 E: 0 K: 1 S: 7	H: 2 LOB: 1 BB: 0 P: 7	R: 0 H: 0 E: 2 K: 1 S: 6	H: 0 LOB: 1 BB: 0 P: 6	R: 0 H: 1 E: 0 K: 1 S: 6	H: 1 LOB: 2 BB: 1 P: 10	R: 0 H: 1 E: 0 K: 1 S: 6	H: 1 LOB: 1 BB: 0 P: 6	R: 0 H: 0 E: 0 K: 3 S: 7	H: 0 LOB: 0 BB: 7 P: 7	R: 0 H: 0 E: 0 K: 2 S: 7	H: 0 LOB: 0 BB: 0 P: 7	1B: 3 2B: 2 3B: 0 HR: 2	SF: 1 SAC: 1 DP: 2 HBP: 0	WP: 0 PB: 0 SB: 0 CS: 1	PA: 37		
PITCHER	IP WLS BF H R ER SO BB IBB HBP BLK WP HR S P ERA WHIP	IP WLS BF H R ER SO BB IBB HBP BLK WP HR S P ERA WHIP	IP WLS BF H R ER SO BB IBB HBP BLK WP HR S P ERA WHIP	IP WLS BF H R ER SO BB IBB HBP BLK WP HR S P ERA WHIP	IP WLS BF H R ER SO BB IBB HBP BLK WP HR S P ERA WHIP	IP WLS BF H R ER SO BB IBB HBP BLK WP HR S P ERA WHIP	IP WLS BF H R ER SO BB IBB HBP BLK WP HR S P ERA WHIP	IP WLS BF H R ER SO BB IBB HBP BLK WP HR S P ERA WHIP	IP WLS BF H R ER SO BB IBB HBP BLK WP HR S P ERA WHIP	IP WLS BF H R ER SO BB IBB HBP BLK WP HR S P ERA WHIP	IP WLS BF H R ER SO BB IBB HBP BLK WP HR S P ERA WHIP	IP WLS BF H R ER SO BB IBB HBP BLK WP HR S P ERA WHIP	IP WLS BF H R ER SO BB IBB HBP BLK WP HR S P ERA WHIP	IP WLS BF H R ER SO BB IBB HBP BLK WP HR S P ERA WHIP	IP WLS BF H R ER SO BB IBB HBP BLK WP HR S P ERA WHIP	IP WLS BF H R ER SO BB IBB HBP BLK WP HR S P ERA WHIP	IP WLS BF H R ER SO BB IBB HBP BLK WP HR S P ERA WHIP	IP WLS BF H R ER SO BB IBB HBP BLK WP HR S P ERA WHIP	IP WLS BF H R ER SO BB IBB HBP BLK WP HR S P ERA WHIP	IP WLS BF H R ER SO BB IBB HBP BLK WP HR S P ERA WHIP	IP WLS BF H R ER SO BB IBB HBP BLK WP HR S P ERA WHIP	IP WLS BF H R ER SO BB IBB HBP BLK WP HR S P ERA WHIP	IP WLS BF H R ER SO BB IBB HBP BLK WP HR S P ERA WHIP	IP WLS BF H R ER SO BB IBB HBP BLK WP HR S P ERA WHIP
<b>Luke Walker, L</b> <small>ERA: 3.34</small> (1, 1)	5.0	W	7	1	0	0	2	0	0	0	0	0	11	11	0.00	0.500								
<b>Bob Miller, R</b> <small>ERA: 0.87</small> (6, 1)	2.0	S	6	0	0	0	2	0	0	0	0	0	10	10	0.00	0.000								
<b>Dave Giusti, R</b> <small>ERA: 3.42</small> (8, 1)	2.0																							

livebaseballscores.com

AB	33
R	3
H	7
RBI	3
BB	2
SO	9
LOB	17



Batter	1	2	3	4	5	6	7	8	9	AB R H RBI BB SO LOB	TOP											
Gene Clines, R (1, 9) OBP: 0.366, SLG: 0.394	0-0 L5-3	0-0 FC6 1B		0-0 4-3 G3 1B		0-0 E 2B 1B	0-0 L4		0-0 1B	6 2 4 0 0 0 1												
Rennie Stennett, R (1, 4) OBP: 0.364, SLG: 0.557	0-3 K	0-0 FC6 2B 3-1		0-0 G3		0-0 E1 2B SF8	0-0 F9		0-0 F8	6 2 0 1 0 1 6												
Vic Davalillo, L (1, 7) OBP: 0.430, SLG: 0.514	0-0 BB 1B	0-0 1-3 2B		0-0 4-3		0-0 SF8 2B		0-0 F3		5 0 3 1 0 0 1												
Willie Stargell, L (1, 3) OBP: 0.370, SLG: 0.606	4-0 BB 1-2	0-0 3-1		0-0 1B		0-0 SF8		0-0 HR		3 1 2 4 1 0 1												
Al Oliver, L (1, 8) OBP: 0.364, SLG: 0.438	0-0 F7	0-0 F8		0-3 K		0-3 K		4-0 FC6-4 BB		4 0 0 0 1 2 5												
Jose Pagan, R (1, 5) OBP: 0.360, SLG: 0.565		0-0 E 1B				0-0 F2		0-0 FC6-4 1B		4 1 2 0 0 0 1												
Gene Alley, R (6, 5) OBP: 0.366, SLG: 0.316						0-0 F8		1-2 FC6-4 1B		1 0 1 0 0 0 0												
Milt May, L (1, 2) OBP: 0.273, SLG: 0.267		0-0 E 2B 1B		0-0 F7		0-0 F7		0-0 FC6-4		5 1 1 0 0 0 3												
Jackie Hernandez, R (1, 6) OBP: 0.253, SLG: 0.278		0-0 E1 2B		0-3 K		0-0 1B			0-0 6-3	5 1 1 0 0 1 2												
Bruce Kison, R (1, 1) OBP: 0.375, SLG: 0.500		0-0 1B FC6 2B		0-3 K		0-3 K			0-3 K	5 1 2 2 0 3 2												
<b>Inning Stats</b>	R: 0 E: 0 K: 1 S: 6	H: 1 LOB: 2 BB: 1 P: 10	R: 5 E: 1 K: 0 S: 9	H: 5 LOB: 1 BB: 0 P: 9	R: 0 E: 0 K: 2 S: 8	H: 1 LOB: 1 BB: 0 P: 8	R: 1 E: 0 K: 1 S: 7	H: 2 LOB: 1 BB: 0 P: 7	R: 0 E: 0 K: 1 S: 6	H: 1 LOB: 1 BB: 0 P: 6	R: 2 E: 1 K: 1 S: 8	H: 2 LOB: 1 BB: 0 P: 8	R: 0 E: 1 K: 0 S: 5	H: 1 LOB: 2 BB: 0 P: 5	R: 1 E: 0 K: 0 S: 4	H: 2 LOB: 1 BB: 1 P: 8	R: 0 E: 0 K: 1 S: 6	H: 1 LOB: 1 BB: 0 P: 6	1B: 11 2B: 4 3B: 0 HR: 1	SF: 1 SAC: 0 DP: 0 HBP: 0	WP: 0 PB: 0 SB: 0 CS: 0	PA: 47
<b>PITCHER</b>	IP WLS BF H R ER SO BB IBB HBP BLK WP HR S P ERA WHIP																					
Charlie Williams, R (1, 1) ERA: 8.68	1.0 L 9 4 4 3 1 1 0 0 0 0 0 0 10 14 27.00 5.000																					
Don Carrithers, R (2, 1) ERA: 3.89	4.0 18 6 2 2 4 0 0 0 0 0 0 0 26 26 4.50 1.500																					
John Cumberland, L (6, 1) ERA: 8.76	2.0 11 3 2 1 1 0 0 0 0 0 0 0 13 13 4.50 1.500																					
Jim Barr, R (8, 1) ERA: 3.89	2.0 9 3 1 1 1 1 0 0 0 0 0 1 10 14 4.50 2.000																					

**Pittsburgh Pirates @ San Francisco Giants**  
 Candlestick Park, San Francisco, CA  
 Sun Jun 04 1972, 6:38 AM EDT  
 Att. 19,929 - Unknown

AB	44
R	9
H	16
RBI	8
BB	2
SO	7
LOB	22



Batter	1	2	3	4	5	6	7	8	9	AB	R	H	RBI	BB	SO	LOB
<b>Bobby Bonds, R</b> OBP: 0.329, SLG: 0.480 (1, 9) X	0-0 F2	0-0 G6-4-3			4-0 1B BB		0-0 F8			3	1	0	0	1	0	2
<b>Jim Howarth, L</b> OBP: 0.409, SLG: 0.371 (1, 7) X	0-0 F7		0-0 WP 2B		0-0 1B 1B		0-0 G3			4	0	2	0	0	0	0
<b>Chris Speier, R</b> OBP: 0.350, SLG: 0.441 (1, 6) X	0-0 E6		0-0 F6		0-0 1B		0-3 K			2	0	0	0	0	0	1
<b>Al Gallagher, R</b> OBP: 0.377, SLG: 0.323 (5, PH)	BB BB		2-3		1-2 2-H 1B		0-3 K			1	0	1	1	0	0	0
<b>Damaso Blanco, R</b> (5, PR)	BB BB									1	0	0	0	0	1	0
<b>Willie McCovey, L</b> OBP: 0.364, SLG: 0.700 (1, 3) B B B B	4-0 1-2 BB BB		0-3 K		0-0 F7		0-3 K			3	0	0	0	1	2	3
<b>Dave Kingman, R</b> OBP: 0.318, SLG: 0.519 (1, 5) B B B B	4-0 1-2 2-3 BB		0-3 K		0-3 K		0-0 F7			3	0	0	0	1	2	3
<b>Ken Henderson, S</b> OBP: 0.292, SLG: 0.347 (1, 8) X	0-0 F5			0-0 L7		0-0 L9			0-0 F8	4	0	0	0	0	0	3
<b>Tito Fuentes, S</b> OBP: 0.291, SLG: 0.370 (1, 4) B B B B		4-0 E BB		0-0 F6		0-0 F4			0-0 4-3	3	0	0	0	1	0	0
<b>Dave Rader, L</b> OBP: 0.259, SLG: 0.298 (1, 2) X		0-0 E4		0-0 F7		0-0 4-3			0-0 F8	4	0	0	0	0	0	1
<b>Charlie Williams, R</b> OBP: 0.220, SLG: 0.283 (8, 1) S S S S		0-3 K			0-0 5-3		0-3 K			0	0	0	0	0	0	0
<b>Don Carrithers, R</b> OBP: 0.091, SLG: 0.091 (2, 1)										1	0	0	0	0	1	2
<b>Garry Maddox, R</b> OBP: 0.280, SLG: 0.400 (5, PH)										1	0	0	0	0	0	0
<b>John Cumberland, R</b> OBP: 0.111, SLG: 0.111 (6, 1)										0	0	0	0	0	0	0
<b>Bernie Williams, R</b> OBP: 0.220, SLG: 0.283 (7, PH)										1	0	0	0	0	1	0
<b>Jim Barr, R</b> (8, 1)										0	0	0	0	0	0	0

<b>Inning Stats</b>	R: 0 E: 1 K: 0 S: 4	H: 0 LOB: 3 BB: 2 P: 12	R: 0 E: 1 K: 1 S: 5	H: 0 LOB: 1 BB: 1 P: 9	R: 0 E: 0 K: 2 S: 8	H: 1 LOB: 1 BB: 0 P: 8	R: 0 E: 0 K: 0 S: 3	H: 0 LOB: 0 BB: 0 P: 3	R: 1 E: 0 K: 1 S: 7	H: 2 LOB: 2 BB: 1 P: 11	R: 0 E: 0 K: 0 S: 3	H: 0 LOB: 0 BB: 0 P: 3	R: 0 E: 0 K: 1 S: 5	H: 0 LOB: 0 BB: 0 P: 5	R: 0 E: 0 K: 2 S: 7	H: 0 LOB: 0 BB: 0 P: 7	R: 0 E: 0 K: 0 S: 3	H: 0 LOB: 0 BB: 0 P: 3	1B: 2 2B: 1 3B: 0 HR: 0	SF: 0 SAC: 0 DP: 1 HBP: 0	WP: 1 PB: 0 SB: 0 CS: 0	PA: 35
---------------------	------------------------------	----------------------------------	------------------------------	---------------------------------	------------------------------	---------------------------------	------------------------------	---------------------------------	------------------------------	----------------------------------	------------------------------	---------------------------------	------------------------------	---------------------------------	------------------------------	---------------------------------	------------------------------	---------------------------------	----------------------------------	------------------------------------	----------------------------------	--------

<b>PITCHER</b> <b>Bruce Kison, R</b> ERA: 1.89 (1, 1)	IP 9.0	WLS W	BF 35	H 3	R 1	ER 1	SO 7	BB 4	IBB 0	HBP 0	BLK 0	WP 1	HR 0	S 45	P 61	ERA 1.00	WHIP 0.778	<b>PITCHER</b>	IP 9.0	WLS W	BF 35	H 3	R 1	ER 1	SO 7	BB 4	IBB 0	HBP 0	BLK 0	WP 1	HR 0	S 45	P 61	ERA 1.00	WHIP 0.778
---	-----------	----------	----------	--------	--------	---------	---------	---------	----------	----------	----------	---------	---------	---------	---------	-------------	---------------	----------------	-----------	----------	----------	--------	--------	---------	---------	---------	----------	----------	----------	---------	---------	---------	---------	-------------	---------------


**BOTTOM**

**Pittsburgh Pirates @ San Francisco Giants**  
Candlestick Park, San Francisco, CA

Sun Jun 04 1972, 6:38 AM EDT  
Att. 19,929 - Unknown

livebaseballscorecards.com

<b>AB</b>	<b>31</b>
<b>R</b>	<b>1</b>
<b>H</b>	<b>3</b>
<b>RBI</b>	<b>1</b>
<b>BB</b>	<b>4</b>
<b>SO</b>	<b>7</b>
<b>LOB</b>	<b>15</b>



Batter	1	2	3	4	5	6	7	8	9	AB R H RBI BB SO LOB	TOP											
Lou Brock, L (1, 7) OBP: 0.322, SLG: 0.363	0-0 CS S 1B		0-0 E 1B		0-0 G3			0-0 F7	4-0 S BB	4 1 2 0 1 0 0												
Ted Sizemore, R (1, 4) OBP: 0.314, SLG: 0.329	0-0 5-3 1-3		0-0 1B 1B		0-0 F7			4-0 1-3 2B BB	0-0 L6 1-2	4 1 1 1 1 0 2												
Matty Alou, L (1, 3) OBP: 0.374, SLG: 0.413	4-0 BB		0-0 1B				0-0 F7	0-0 1-3 2B 1B		3 1 2 0 1 0 0												
Joe Torre, R (1, 5) OBP: 0.385, SLG: 0.526	0-3 K		0-0 P6				0-0 HR	0-0 1-3		4 1 1 1 0 1 5												
Ted Simmons, S (1, 2) OBP: 0.319, SLG: 0.431		0-0 P6	0-0 L7				0-0 3-1	0-0 1B 2B		4 1 1 2 0 0 2												
Bernie Carbo, L (1, 9) OBP: 0.383, SLG: 0.206		0-0 1B		0-0 4-3			0-0 P4	0-0 2B		4 0 2 1 0 0 0												
Jose Cruz, L (1, 8) OBP: 0.250, SLG: 0.236		0-0 F9		0-0 1-3			0-0 F5	0-0 F9		4 0 0 0 0 0 2												
Dal Maxvill, R (1, 6) OBP: 0.250, SLG: 0.172		0-3 K		0-0 F8			0-3 K		0-0 5-3	4 0 0 0 0 2 1												
Rick Wise, R (1, 1) OBP: 0.212, SLG: 0.219			0-0 5-3		0-3 K		0-0 P6		0-3 K	4 0 0 0 0 2 0												
<b>Inning Stats</b>	R: 0 E: 0 K: 1 S: 5	H: 1 LOB: 1 BB: 1 P: 9	R: 0 E: 0 K: 1 S: 6	H: 1 LOB: 1 BB: 0 P: 6	R: 1 E: 1 K: 0 S: 6	H: 3 LOB: 2 BB: 0 P: 6	R: 0 E: 0 K: 0 S: 3	H: 0 LOB: 0 BB: 0 P: 3	R: 0 E: 0 K: 1 S: 5	H: 0 LOB: 0 BB: 0 P: 5	R: 1 E: 0 K: 0 S: 4	H: 1 LOB: 0 BB: 0 P: 4	R: 0 E: 0 K: 1 S: 5	H: 0 LOB: 0 BB: 0 P: 5	R: 3 E: 0 K: 0 S: 6	H: 3 LOB: 1 BB: 1 P: 10	R: 0 E: 0 K: 1 S: 5	H: 0 LOB: 1 BB: 1 P: 9	1B: 7 2B: 1 3B: 0 HR: 1	SF: 0 SAC: 0 DP: 0 HBP: 0	WP: 0 PB: 0 SB: 2 CS: 1	PA: 38
<b>PITCHER</b>	IP WLS BF H R ER SO BB IBB HBP BLK WP HR S P ERA WHIP																					
Steve Stone, R (1, 1) ERA: 1.91	7.2 L 33 9 5 4 4 2 0 0 0 0 0 1 39 47 4.70 1.435																					
Don McMahon, R (8, 1) ERA: 3.04	1.1 5 0 0 0 1 1 0 0 0 0 0 0 6 10 0.00 0.750																					

St. Louis Cardinals @ San Francisco Giants  
 Candlestick Park, San Francisco, CA  
 Tue Jun 06 1972, 10:05 PM EDT  
 Att. 3,813 - Unknown

livebaseballscorecards.com

AB 35  
 R 5  
 H 9  
 RBI 5  
 BB 3  
 SO 5  
 LOB 12





Batter	1	2	3	4	5	6	7	8	9	AB	R	H	RBI	BB	SO	LOB					
<b>Chris Speier, R</b> OBP: 0.348, SLG: 0.433 (1, 6)	0-0 F5		0-0 6-3		0-0 E5		4-0 G4-3 BB			3	0	0	1	1	0	0					
<b>Tito Fuentes, S</b> OBP: 0.290, SLG: 0.368 (1, 4)	0-0 6-3		0-0 2B 1B		0-0 4-3		0-0 G4-3 1-2f			4	0	1	0	0	0	3					
<b>Bobby Bonds, R</b> OBP: 0.328, SLG: 0.481 (1, 9)	0-0 5-3		0-0 1-3 2B		0-0 5-3			0-3 K		4	0	1	0	0	1	1					
<b>Willie McCovey, L</b> OBP: 0.346, SLG: 0.609 (1, 3)		0-0 G3	4-0 IBB		0-0 G3			0-3 K		3	0	0	0	1	1	0					
<b>Dave Kingman, R</b> OBP: 0.312, SLG: 0.508 (1, 5)		0-0 P3	0-0 P5		0-0 F5			0-0 F5		4	0	0	0	0	0	3					
<b>Ken Henderson, S</b> OBP: 0.291, SLG: 0.364 (1, 7)		0-0 E3 2B		0-0 F8		0-0 1-3			0-0 HR	4	1	1	1	0	0	0					
<b>Garry Maddox, R</b> OBP: 0.287, SLG: 0.434 (1, 8)		0-0 1-H 2B		0-0 F8			0-0 HR		0-0 F7	4	1	2	1	0	0	0					
<b>Dave Rader, L</b> OBP: 0.268, SLG: 0.315 (1, 2)			0-0 SH5-4 6-3 2B		0-0 F7		0-0 WP 1B		0-0 6-3	4	1	2	0	0	0	0					
<b>Steve Stone, R</b> OBP: 0.190, SLG: 0.150 (1, 1)			0-0 SH5-4		0-3 K				0-0 4-3	2	0	0	0	0	1	1					
<b>Don McMahon, R</b> (8, 1)										0	0	0	0	0	0	0					
<b>Ed Goodson, L</b> OBP: 0.348, SLG: 0.452 (9, PH)			2-3							1	0	0	0	0	0	0					
<b>Inning Stats</b>	R: 0 E: 0 K: 0 S: 3	H: 0 LOB: 0 BB: 0 P: 3	R: 0 E: 1 K: 0 S: 4	H: 1 LOB: 2 BB: 0 P: 4	R: 0 E: 0 K: 0 S: 6	H: 0 LOB: 0 BB: 0 P: 3	R: 0 E: 1 K: 1 S: 6	H: 0 LOB: 1 BB: 0 P: 6	R: 0 E: 0 K: 0 S: 3	H: 0 LOB: 0 BB: 0 P: 3	R: 1 E: 0 K: 0 S: 4	H: 2 LOB: 1 BB: 1 P: 8	R: 0 E: 0 K: 2 S: 7	H: 0 LOB: 0 BB: 0 P: 7	R: 1 E: 0 K: 0 S: 4	H: 1 LOB: 0 BB: 0 P: 4	1B: 2 2B: 3 3B: 0 HR: 2	SF: 0 SAC: 1 DP: 1 HBP: 0	WP: 1 PB: 0 SB: 0 CS: 0	PA: 36	
<b>PITCHER</b> <b>Rick Wise, R</b> ERA: 3.72 (1, 1)	IP 9.0	WLS W	BF 36	H 7	R 3	ER 3	SO 3	BB 1	IBB 1	HBP 0	BLK 0	WP 1	HR 2	S 40	P 48	ERA 3.00	WHIP 0.889				

**BOTTOM**

**St. Louis Cardinals @ San Francisco Giants**  
**Candlestick Park, San Francisco, CA**  
 Tue Jun 06 1972, 10:05 PM EDT  
 Att. 3,813 - Unknown

[livebaseballscorecards.com](http://livebaseballscorecards.com)

<b>AB</b>	<b>33</b>
<b>R</b>	<b>3</b>
<b>H</b>	<b>7</b>
<b>RBI</b>	<b>3</b>
<b>BB</b>	<b>2</b>
<b>SO</b>	<b>3</b>
<b>LOB</b>	<b>8</b>



Batter	1	2	3	4	5	6	7	8	9	AB R H RBI BB SO LOB	TOP											
Lou Brock, L (1, 7) OBP: 0.324, SLG: 0.364	0-0 F9		0-0 3-1		0-0 P6		0-0 1B		0-0 E 1-2 E 1B	5 1 2 0 0 0 1	<b>St. Louis Cardinals @ San Francisco Giants</b> <b>Candlestick Park, San Francisco, CA</b> Wed Jun 07 1972, 6:33 AM EDT Att. 2,718 - Unknown <a href="http://livebaseballscorecards.com">livebaseballscorecards.com</a>											
Ted Sizemore, R (1, 4) OBP: 0.317, SLG: 0.343	0-0 P4		0-0 F7		0-0 3B 1-H		0-0 4-3		0-0 E7 1B 1-H 2-H	5 0 2 1 0 0 1												
Matty Alou, L (1, 3) OBP: 0.375, SLG: 0.419 Mike Fiore, L (9, 3) OBP: 0.250, SLG: 0.100	0-0 F2		0-0 F2		0-0 F7			0-0 FC6-4 1B	0-0 1B 2B	5 1 2 0 0 0 1 0 0 0 0 0 0 0												
Joe Torre, R (1, 5) OBP: 0.391, SLG: 0.545		0-0 HR		0-0 F8		0-0 1B 9-2 1B		0-0 FC6-4 1-2f 1B	0-0 1B 2-H 1B	5 1 3 2 0 0 1												
Ted Simmons, S (1, 2) OBP: 0.310, SLG: 0.419		0-3 K		0-0 4-1		0-0 F8		0-0 F7	0-0 P6	5 0 0 0 0 1 3												
Bernie Carbo, L (1, 9) OBP: 0.400, SLG: 0.227		4-0 5-3 BB BB		0-0 1B		0-0 1B 1-3		0-3 K		3 0 2 0 1 1 1												
Jose Cruz, L (1, 8) OBP: 0.258, SLG: 0.239		4-0 5-3 1-2 BB		0-0 F8		0-0 9-2 3-Hf			0-0 E 1B 1B	3 1 1 0 1 0 3												
Dal Maxvill, R (1, 6) OBP: 0.236, SLG: 0.161		0-0 5-3 1-2 2-3		0-0 F8		0-0 6-3		0-0 6-3	0-0 6-3 1-3	4 0 0 0 0 0 3												
Reggie Cleveland, R (1, 1) OBP: 0.250, SLG: 0.222		0-0 3-1		0-0 3B 1B		0-0 6-3		0-0 6-3 3-H	0-0 1B E 1B 1B	4 2 2 1 0 0 2												
<b>Inning Stats</b>	R: 0 E: 0 K: 0 S: 3	H: 0 LOB: 0 BB: 0 P: 3	R: 1 E: 0 K: 1 S: 6	H: 1 LOB: 2 BB: 2 P: 14	R: 0 E: 0 K: 0 S: 3	H: 0 LOB: 0 BB: 0 P: 3	R: 0 E: 0 K: 0 S: 4	H: 1 LOB: 1 BB: 0 P: 4	R: 1 E: 0 K: 0 S: 5	H: 2 LOB: 1 BB: 0 P: 5	R: 0 E: 0 K: 0 S: 4	H: 2 LOB: 1 BB: 0 P: 4	R: 0 E: 0 K: 0 S: 4	H: 1 LOB: 1 BB: 0 P: 4	R: 0 E: 0 K: 1 S: 6	H: 1 LOB: 1 BB: 0 P: 6	R: 4 E: 2 K: 0 S: 8	H: 6 LOB: 1 BB: 0 P: 8	1B: 11 2B: 2 3B: 1 HR: 1	SF: 0 SAC: 0 DP: 1 HBP: 0	WP: 0 PB: 0 SB: 0 CS: 0	PA: 41
<b>PITCHER</b>	IP WLS BF H R ER SO BB IBB HBP BLK WP HR S P ERA WHIP																					
Juan Marichal, R (1, 1) ERA: 3.61	8.2 L 39 13 6 3 2 2 0 0 0 0 0 1 41 49 3.12 1.731																					
John Cumberland, L (9, 1) ERA: 8.64	0.0 0 0 0 0 0 0 0 0 0 0 0 0 0 0 8.64 8.64																					



Batter	1	2	3	4	5	6	7	8	9	AB R H RBI BB SO LOB
Chris Speier, R (1, 6) OBP: 0.346, SLG: 0.429	0-0 SH1-3 1B		0-3 K		0-0 P6			0-0 F8		4 0 1 0 0 1 2
Chris Arnold, R (1, 4) OBP: 0.328, SLG: 0.370 Jim Howarth, L (8, PH) OBP: 0.400, SLG: 0.361 Tito Fuentes, S (9, 4) OBP: 0.290, SLG: 0.368	0-3 K		0-0 4-3		0-3 K			0-0 G3		3 0 0 0 0 2 3 1 0 0 0 0 0 0 0 0 0 0 0 0 0
Bobby Bonds, R (1, 9) OBP: 0.332, SLG: 0.486	0-0 SH1-3 1-2		0-0 F7			1-0 HBP		0-0 2B		2 0 1 0 0 0 0
Willie McCovey, L (1, 3) OBP: 0.333, SLG: 0.538	4-0 BB			0-0 4-3		0-0 F7		0-3 K2-3		3 0 0 0 1 1 2
Dave Kingman, R (1, 5) OBP: 0.311, SLG: 0.500	0-0 5-3			0-3 K		0-3 K			4-0 BB	3 0 0 0 1 2 3
Ken Henderson, S (1, 7) OBP: 0.285, SLG: 0.354		0-3 K		0-0 6-3		0-0 F7			0-0 L3 1-2	4 0 0 0 0 1 2
Garry Maddox, R (1, 8) OBP: 0.279, SLG: 0.421		0-0 F8			0-3 K		0-3 K		0-0 P4	4 0 0 0 0 2 0
Dave Rader, L (1, 2) OBP: 0.278, SLG: 0.327		0-0 1B 2B			4-0 1B BB		0-0 5-3			2 0 1 0 1 0 0
Juan Marichal, R (1, 1) OBP: 0.233, SLG: 0.276 John Cumberland, R (9, 1) OBP: 0.111, SLG: 0.111		0-0 2-H 1B			0-0 1-2 1B		0-0 6-3			3 0 2 0 0 0 0 0 0 0 0 0 0 0

<b>Inning Stats</b>	R: 0 H: 1 E: 0 K: 1 S: 6	H: 1 LOB: 2 BB: 1 P: 10	R: 0 H: 2 E: 0 K: 1 S: 6	H: 2 LOB: 2 BB: 0 P: 6	R: 0 H: 0 E: 0 K: 1 S: 5	H: 0 LOB: 0 BB: 0 P: 5	R: 0 H: 0 E: 0 K: 1 S: 5	H: 0 LOB: 0 BB: 0 P: 5	R: 0 H: 1 E: 0 K: 2 S: 8	H: 1 LOB: 2 BB: 1 P: 12	R: 0 H: 0 E: 0 K: 1 S: 5	H: 0 LOB: 1 BB: 0 P: 6	R: 0 H: 0 E: 0 K: 1 S: 5	H: 0 LOB: 0 BB: 0 P: 5	R: 0 H: 1 E: 0 K: 1 S: 6	H: 1 LOB: 1 BB: 0 P: 6	R: 0 H: 0 E: 0 K: 0 S: 2	H: 0 LOB: 0 BB: 1 P: 6	1B: 3 2B: 3 3B: 0 HR: 0	SF: 0 SAC: 1 DP: 1 HBP: 1	WP: 0 PA: 34
---------------------	--------------------------	-------------------------	--------------------------	------------------------	--------------------------	------------------------	--------------------------	------------------------	--------------------------	-------------------------	--------------------------	------------------------	--------------------------	------------------------	--------------------------	------------------------	--------------------------	------------------------	-------------------------	---------------------------	--------------

<b>PITCHER</b> Reggie Cleveland, R (1, 1) ERA: 3.96	IP 9.0 WLS W BF 34 H 5 R 0 ER 0 SO 9 BB 3 IBB 0 HBP 1 BLK 0 WP 0 HR 0 S 48 P 61 ERA 0.00 WHIP 0.889	<b>PITCHER</b>	IP WLS BF H R ER SO BB IBB HBP BLK WP HR S P ERA WHIP
---	---	----------------	---


**BOTTOM**

St. Louis Cardinals @ San Francisco Giants  
Candlestick Park, San Francisco, CA

Wed Jun 07 1972, 6:33 AM EDT  
Att. 2,718 - Unknown

livebaseballscorecards.com

**AB 29**  
**R 0**  
**H 5**  
**RBI 0**  
**BB 3**  
**SO 9**  
**LOB 12**



Batter	1	2	3	4	5	6	7	8	9	AB R H RBI BB SO LOB	TOP	
Lou Brock, L (1, 7) OBP: 0.321, SLG: 0.360	0-0 BB 1B		0-0 F8		0-3 K		0-3 K	0-0 F7		5 0 1 0 0 2 1		
Ted Sizemore, R (1, 4) OBP: 0.321, SLG: 0.343 Ed Crosby, L (8, PR) OBP: 0.291, SLG: 0.245 (8, 4)	4-0 1-2 BB		0-0 6-3		0-0 6-3			0-0 BB 3B 1B	0-0 F9	3 0 1 0 1 0 0 1 1 0 0 0 0 0		
Matty Alou, L (1, 3) OBP: 0.370, SLG: 0.409 (6, 9) Jose Cruz, L (9, 8) OBP: 0.258, SLG: 0.239	0-0 F2		0-0 F9		0-0 3-1			4-0 BB 3B BB	0-0 P4	4 1 0 0 1 0 2 0 0 0 0 0 0 0		
Joe Torre, R (1, 5) OBP: 0.391, SLG: 0.539	0-0 P4			0-0 F8		0-0 1B		4-0 BB 3B BB	0-3 K	4 1 1 0 1 1 2		
Ted Simmons, S (1, 2) OBP: 0.314, SLG: 0.432	0-0 F9			0-0 1B 1B		0-3 K		0-0 HR 3B		4 2 2 3 0 1 3		
Bernie Carbo, L (1, 9) OBP: 0.391, SLG: 0.221 Donn Clendenon, R (6, PH) OBP: 0.271, SLG: 0.358 (6, 3)		0-3 K		0-3 K		0-0 F8		0-0 HR		2 0 0 0 0 2 1 2 1 1 2 0 0 1		
Luis Melendez, R (1, 8) OBP: 0.250, SLG: 0.314 (9, 9)		0-0 FC6-4 1B		0-0 1B 1B		0-3 K2-3		0-0 4-3		4 0 2 0 0 1 2		
Dal Maxvill, R (1, 6) OBP: 0.237, SLG: 0.167		0-0 F7		0-0 1-2 2-H 1B		0-0 6-3		0-0 F8		4 0 1 1 0 0 2		
Scipio Spinks, R (1, 1) OBP: 0.167, SLG: 0.167 Brant Alyea, R (7, PH) OBP: 0.200, SLG: 0.211 Diego Segui, R (7, 1) OBP: 0.125, SLG: 0.125		0-0 FC6-4		0-3 K		0-3 K		0-3 K		2 0 0 0 0 1 3 1 0 0 0 0 1 0 1 0 0 0 0 1 1		
<b>Inning Stats</b>	R: 0 H: 1 E: 0 LOB: 2 K: 0 BB: 1 S: 4 P: 8	R: 0 H: 1 E: 0 LOB: 1 K: 1 BB: 0 S: 6 P: 6	R: 0 H: 0 E: 0 LOB: 0 K: 0 BB: 0 S: 3 P: 3	R: 1 H: 3 E: 0 LOB: 2 K: 2 BB: 0 S: 10 P: 10	R: 0 H: 0 E: 0 LOB: 0 K: 1 BB: 0 S: 5 P: 5	R: 0 H: 1 E: 0 LOB: 1 K: 2 BB: 0 S: 8 P: 8	R: 0 H: 0 E: 0 LOB: 0 K: 2 BB: 0 S: 7 P: 7	R: 5 H: 3 E: 0 LOB: 1 K: 1 BB: 2 S: 9 P: 17	R: 0 H: 0 E: 0 LOB: 0 K: 1 BB: 0 S: 5 P: 5	1B: 7 SF: 0 2B: 0 SAC: 0 3B: 1 DP: 0 HR: 1 HBP: 0	WP: 0 PA: 40 PB: 1 SB: 0 CS: 0	
<b>PITCHER</b> Sam McDowell, L (1, 1) ERA: 4.73 Don McMahon, R (8, 1) ERA: 3.14	IP WLS BF H R ER SO BB IBB HBP BLK WP HR S P ERA WHIP	7.0 L 32 8 6 6 8 3 0 0 0 0 0 0 45 57 7.71 1.571	2.0 8 1 0 0 2 0 0 0 0 0 0 1 12 12 0.00 0.500	<b>PITCHER</b> IP WLS BF H R ER SO BB IBB HBP BLK WP HR S P ERA WHIP								

St. Louis Cardinals @ San Francisco Giants  
Candlestick Park, San Francisco, CA

Thu Jun 08 1972, 6:33 AM EDT  
Att. 2,410 - Unknown

livebaseballscorecards.com

AB 37  
R 6  
H 9  
RBI 6  
BB 3  
SO 10  
LOB 18



Batter	1	2	3	4	5	6	7	8	9	AB R H RBI BB SO LOB
<b>Bobby Bonds, R</b> OBP: 0.333, SLG: 0.481 (1, 9) BBB	4-0 S 1B BB		0-0 4-3 S WP 1B		0-0 1-3	0-0 4-3			0-0 F8	4 2 1 0 1 0 1
<b>Chris Speier, R</b> OBP: 0.342, SLG: 0.423 (1, 6) X	0-0 1B 1B 1-H FC5-4-2		0-0 4-3		0-0 F9		0-0 5-3		0-3 K	5 0 1 1 0 1 1
<b>Ken Henderson, S</b> OBP: 0.290, SLG: 0.354 (1, 7) X	0-0 1B 1-2 FC5-4-2		0-3 K		4-0 BB		0-0 F8			3 0 1 0 1 1 0
<b>Willie McCovey, L</b> OBP: 0.294, SLG: 0.467 (1, 3) SSS	0-3 K		0-0 P5		0-0 6-3		0-0 F9			4 0 0 0 0 1 3
<b>Dave Rader, L</b> OBP: 0.277, SLG: 0.319 (1, 2) X	0-0 FC5-4-2 1-2 2-H			4-0 G6-4-3 1B BB		0-0 4-3		0-0 P6		3 0 0 0 1 0 2
<b>Dave Kingman, R</b> OBP: 0.314, SLG: 0.500 (1, 5) X		0-0 F7		0-0 G6-4-3 1B		0-0 S 3B 1B		0-0 F8		4 1 2 0 0 0 0
<b>Garry Maddox, R</b> OBP: 0.285, SLG: 0.438 (1, 8) X		0-0 CS 1B		0-0 G6-4-3 1-2f 2-3		0-3 K		0-0 3B		4 0 2 0 0 1 3
<b>Tito Fuentes, S</b> OBP: 0.299, SLG: 0.369 (1, 4) X		0-0 1B 1-2		4-0 IBB		4-0 S 3B BB		0-0 4-3		2 1 1 0 2 0 1
<b>Sam McDowell, L</b> OBP: 0.176, SLG: 0.212 (1, 1) <b>Don McMahon, R</b> OBP: 0.343, SLG: 0.444 (8, 1) <b>Ed Goodson, L</b> OBP: 0.343, SLG: 0.444 (9, PH)		0-0 4-3		0-3 K		0-0 S 3B		0-0 F8		3 0 1 2 0 1 3 0 0 0 0 0 0 0 1 0 0 0 0 0 0

Inning Stats	R: 1	H: 2	E: 0	K: 1	S: 6	LOB: 1	BB: 1	P: 10	R: 0	H: 2	E: 0	K: 0	S: 4	LOB: 1	BB: 0	P: 4	R: 1	H: 1	E: 0	K: 1	S: 6	LOB: 0	BB: 0	P: 6	R: 0	H: 1	E: 0	K: 1	S: 5	LOB: 2	BB: 2	P: 13	R: 0	H: 0	E: 0	K: 0	S: 3	LOB: 1	BB: 1	P: 7	R: 2	H: 2	E: 0	K: 1	S: 7	LOB: 1	BB: 1	P: 11	R: 0	H: 0	E: 0	K: 0	S: 3	LOB: 0	BB: 0	P: 3	R: 0	H: 1	E: 0	K: 0	S: 4	LOB: 1	BB: 0	P: 4	R: 0	H: 0	E: 0	K: 1	S: 5	LOB: 0	BB: 0	P: 5	1B: 7	SF: 0	2B: 1	SAC: 0	3B: 2	DP: 2	HR: 0	HBP: 0	WP: 1	PA: 38
<b>PITCHER</b>	IP	WLS	BF	H	R	ER	SO	BB	IBB	HBP	BLK	WP	HR	S	P	ERA	WHIP																																																																	
<b>Scipio Spinks, R</b> ERA: 2.8 (1, 1)	6.0		28	8	4	4	4	4	4	0	0	1	0	31	51	6.00	2.000																																																																	
<b>Diego Segui, R</b> ERA: 3.16 (7, 1)	3.0	W	10	1	0	0	1	0	0	0	0	0	0	12	12	0.00	0.333																																																																	

**BOTTOM**

**St. Louis Cardinals @ San Francisco Giants**  
Candlestick Park, San Francisco, CA  
Thu Jun 08 1972, 6:33 AM EDT  
Att. 2,410 - Unknown

[livebaseballscorecards.com](http://livebaseballscorecards.com)

<b>AB</b>	<b>33</b>
<b>R</b>	<b>4</b>
<b>H</b>	<b>9</b>
<b>RBI</b>	<b>3</b>
<b>BB</b>	<b>5</b>
<b>SO</b>	<b>5</b>
<b>LOB</b>	<b>14</b>



Batter	1	2	3	4	5	6	7	8	9	AB R H RBI BB SO LOB	TOP													
Don Kessinger, S (1, 6) OBP: 0.350, SLG: 0.291	0-3 K		0-0 F7		0-0 7-3-2			0-0 1B	0-0 6-3	5 0 1 0 0 1 5														
Paul Popovich, S (1, 4) OBP: 0.207, SLG: 0.154	0-0 P4-3		0-0 P3-1			0-0 P4-3		0-0 P7		4 0 0 0 0 0 2														
Billy Williams, L (1, 7) OBP: 0.328, SLG: 0.452	0-0 F9			0-3 K		0-0 4-3		0-0 P4		4 0 0 0 0 1 1														
Carmen Fanzone, R (1, 3) OBP: 0.379, SLG: 0.458 Bill North, S (9, PR) OBP: 0.192, SLG: 0.160 Jim Hickman, R (9, 3) OBP: 0.362, SLG: 0.432		0-0 F5		0-3 K		0-0 1B			4-0 HR	3 0 1 0 1 1 0 0 1 0 0 0 0 0 0 0 0 0 0 0 0														
Rick Monday, L (1, 8) OBP: 0.426, SLG: 0.493		0-0 F8		4-0 PO BB		0-0 4-3			0-0 HR	3 1 1 2 1 0 1														
Jose Cardenal, R (1, 9) OBP: 0.330, SLG: 0.457		0-0 1B		0-0 PO	4-0 1B FC BB		0-0 F8		0-3 K	3 1 1 0 1 1 1														
Ron Santo, R (1, 5) OBP: 0.354, SLG: 0.535		0-0 F5			0-0 FC 1B		0-0 6-3		0-0 HR	4 1 2 1 0 0 1														
Randy Hundley, R (1, 2) OBP: 0.268, SLG: 0.266			0-0 2B		0-3 K		0-3 K		0-0 SH1-4 1B	4 0 2 0 0 2 2														
Fergie Jenkins, R (1, 1) OBP: 0.250, SLG: 0.238			0-3 K		0-0 FC			0-0 F9	0-0 SH1-4	3 0 0 1 0 1 2														
<b>Inning Stats</b>	R: 0 E: 0 K: 1 S: 5	H: 0 LOB: 0 BB: 0 P: 5	R: 0 E: 0 K: 0 S: 4	H: 1 LOB: 1 BB: 0 P: 4	R: 0 E: 0 K: 1 S: 6	H: 1 LOB: 1 BB: 0 P: 6	R: 0 E: 0 K: 2 S: 6	H: 0 LOB: 0 BB: 1 P: 10	R: 1 E: 0 K: 1 S: 6	H: 1 LOB: 1 BB: 1 P: 10	R: 0 E: 0 K: 0 S: 4	H: 1 LOB: 1 BB: 0 P: 4	R: 0 E: 0 K: 1 S: 5	H: 0 LOB: 0 BB: 0 P: 5	R: 0 E: 0 K: 0 S: 4	H: 1 LOB: 1 BB: 0 P: 4	R: 3 E: 0 K: 1 S: 8	H: 3 LOB: 2 BB: 1 P: 12	1B: 5 2B: 2 3B: 0 HR: 2	SF: 0 SAC: 1 DP: 1 HBP: 0	WP: 0 PB: 0 SB: 0 CS: 0	PA: 38		
<b>PITCHER</b> Steve Stone, R (1, 1) ERA: 2.15 Jim Barr, R (9, 1) ERA: 3.82	IP 8.1	WLS L	BF 34	H 7	R 4	ER 4	SO 7	BB 3	IBB 0	HBP 0	BLK 0	WP 0	HR 2	S 45	P 57	ERA 4.32	WHIP 1.200							
<b>PITCHER</b>	IP	WLS	BF	H	R	ER	SO	BB	IBB	HBP	BLK	WP	HR	S	P	ERA	WHIP							

Chicago Cubs @ San Francisco Giants  
 Candlestick Park, San Francisco, CA  
 Sat Jun 10 1972, 6:33 AM EDT  
 Att: 5,264 - Cloudy - 68 F

AB	33
R	4
H	8
RBI	4
BB	3
SO	7
LOB	15



Batter	1	2	3	4	5	6	7	8	9	AB R H RBI BB SO LOB
<b>Bobby Bonds, R</b> OBP: 0.332, SLG: 0.491 (1, 9)	0-0 5-3		0-0 2-H HR			0-3 K		0-3 K		4 1 1 2 0 2 1
<b>Chris Speier, R</b> OBP: 0.341, SLG: 0.420 (1, 6)	0-3 K		0-0 F8			0-0 1B		0-0 6-3		4 0 1 0 0 1 1
<b>Ken Henderson, S</b> OBP: 0.283, SLG: 0.345 (1, 7)	0-0 G3			0-0 G3		0-0 F7			0-0 L6	4 0 0 0 0 0 1
<b>Willie McCovey, L</b> OBP: 0.289, SLG: 0.424 (1, 3)		0-0 G3		4-0 P4-3 BLK BB		0-0 F9			0-0 P4-3	3 0 0 0 1 0 1
<b>Dave Rader, L</b> OBP: 0.285, SLG: 0.319 (1, 2) <b>Damaso Blanco, R</b> (9, PR)		0-0 L5-3 1B		0-0 P4-3			0-0 P4-3		4-0 BB	3 0 1 0 1 0 1 0 0 0 0 0 0 0
<b>Dave Kingman, R</b> OBP: 0.311, SLG: 0.495 (1, 5) <b>Al Gallagher, R</b> OBP: 0.372, SLG: 0.318 (5, 5) <b>Ed Goodson, L</b> OBP: 0.338, SLG: 0.438 (9, PH)		0-0 L5-3		0-0 P6			0-0 F8		0-0 F8	2 0 0 0 0 0 2 1 0 0 0 0 0 0 1 0 0 0 0 0 1
<b>Garry Maddox, R</b> OBP: 0.279, SLG: 0.429 (1, 8)			0-0 F9		0-0 L9		0-0 F9			3 0 0 0 0 0 0
<b>Tito Fuentes, S</b> OBP: 0.304, SLG: 0.378 (1, 4)			0-0 SH3 HR 1B		0-0 F9			0-0 2B		3 1 2 0 0 0 0
<b>Steve Stone, R</b> OBP: 0.174, SLG: 0.136 (1, 1) <b>Jim Barr, R</b> (9, 1)			0-0 SH3		0-3 K			0-3 K		2 0 0 0 0 2 1 0 0 0 0 0 0 0

Inning Stats	R: 0	H: 0	E: 0	K: 1	S: 5	R: 0	H: 1	E: 0	K: 0	S: 3	R: 2	H: 2	E: 0	K: 0	S: 5	R: 0	H: 0	E: 0	K: 0	S: 3	R: 0	H: 0	E: 0	K: 1	S: 5	R: 0	H: 1	E: 0	K: 1	S: 6	R: 0	H: 0	E: 0	K: 0	S: 3	R: 0	H: 1	E: 0	K: 2	S: 8	R: 0	H: 0	E: 0	K: 0	S: 3	R: 0	H: 0	E: 0	K: 0	S: 3	R: 0	H: 0	E: 0	K: 0	S: 3	1B: 3	2B: 2	3B: 0	HR: 1	SF: 0	SAC: 1	DP: 1	HBP: 0	WP: 0	PA: 33
<b>PITCHER</b> <b>Fergie Jenkins, R</b> ERA: 2.45 (1, 1)	IP	WLS	BF	H	R	ER	SO	BB	IBB	HBP	BLK	WP	HR	S	P	ERA	WHIP																			IP	WLS	BF	H	R	ER	SO	BB	IBB	HBP	BLK	WP	HR	S	P	ERA	WHIP													


**BOTTOM**


**Chicago Cubs @ San Francisco Giants**  
Candlestick Park, San Francisco, CA

Sat Jun 10 1972, 6:33 AM EDT  
Att. 5,264 - Cloudy - 68 F

livebaseballscorecards.com

**AB 30**  
**R 2**  
**H 5**  
**RBI 2**  
**BB 2**  
**SO 5**  
**LOB 9**



Batter	1	2	3	4	5	6	7	8	9	AB R H RBI BB SO LOB	TOP	
Don Kessinger, S (1, 6) OBP: 0.351, SLG: 0.294	0-0 F2		0-0 BB BB 2-H 1B		0-0 G3		0-0 1B E 1B 1B		0-0 F7	5 1 2 1 0 0 0		
Glenn Beckert, R (1, 4) OBP: 0.284, SLG: 0.306 Bill North, S (7, PR) OBP: 0.192, SLG: 0.160 Paul Popovich, S (7, 4) OBP: 0.200, SLG: 0.148	0-0 F7		4-0 BB BB 1-2 BB		0-0 F8		0-0 1-3 E 1B 1B		0-0 P3	3 0 1 0 1 0 0 0 1 0 0 0 0 0 1 0 0 0 0 0 0		
Billy Williams, L (1, 7) OBP: 0.330, SLG: 0.445	0-0 F8		4-0 BB BB 1-2 2-3 BB		0-0 E4		4-0 1-2 1B IBB		0-3 K	3 0 0 0 2 1 0		
Carmen Fanzone, R (1, 3) OBP: 0.375, SLG: 0.450		0-0 4-3	0-0 4-3		0-3 K		0-0 1-2 2-H 3-H 1B			4 0 1 2 0 1 4		
Rick Monday, L (1, 8) OBP: 0.422, SLG: 0.493		0-3 K		0-3 K		0-0 SH1-4 1B 2B		0-0 F7		4 1 1 0 0 2 2		
Jose Cardenal, R (1, 9) OBP: 0.335, SLG: 0.473		0-0 CS 1B		0-0 3B		0-0 SH1-4 2-3		0-0 6-3		3 0 2 0 0 0 2		
Ron Santo, R (1, 5) OBP: 0.359, SLG: 0.529		0-0 CS 1-2	4-0 1-3 1B BB	0-3 K		0-0 L6-3 1B		0-3 K		3 1 1 1 1 2 1	AB 33 R 4 H 8 RBI 4 BB 5 SO 8 LOB 14	
Randy Hundley, R (1, 2) OBP: 0.268, SLG: 0.279			0-0 1-3	4-0 S IBB		0-0 L6-3 1-2		0-0 F8		3 0 0 0 1 0 2		
Bill Hands, R (1, 1) OBP: 0.268, SLG: 0.279			0-0 5-3	0-3 K 1-2		0-0 F8		0-3 K		4 0 0 0 0 2 3		
<b>Inning Stats</b>	R: 0 E: 0 K: 0 S: 3 H: 0 LOB: 0 BB: 0 P: 3	R: 0 E: 0 K: 1 S: 5 H: 1 LOB: 0 BB: 0 P: 5	R: 1 E: 0 K: 0 S: 4 H: 1 LOB: 3 BB: 3 P: 16	R: 0 E: 0 K: 3 S: 10 H: 1 LOB: 2 BB: 1 P: 14	R: 0 E: 1 K: 1 S: 6 H: 0 LOB: 1 BB: 0 P: 6	R: 1 E: 0 K: 0 S: 4 H: 2 LOB: 0 BB: 0 P: 4	R: 2 E: 2 K: 0 S: 6 H: 3 LOB: 2 BB: 1 P: 10	R: 0 E: 0 K: 2 S: 7 H: 0 LOB: 0 BB: 0 P: 7	R: 0 E: 0 K: 1 S: 5 H: 0 LOB: 0 BB: 0 P: 5	1B: 6 2B: 2 3B: 1 HR: 0 SF: 0 SAC: 1 DP: 1 HBP: 0	WP: 0 PB: 0 SB: 1 CS: 1 PA: 40	
<b>PITCHER</b>	IP WLS BF H R ER SO BB IBB HBP BLK WP HR S P ERA WHIP											
Juan Marichal, R (1, 1) ERA: 3.75	6.1 L 31 8 4 4 5 3 2 0 0 0 0 0 36 56 5.68 1.737											
Jerry Johnson, R (7, 1) ERA: 7.61	1.2 5 0 0 0 2 0 0 0 0 0 0 0 9 9 0.00 0.000											
Randy Moffitt, R (9, 1) ERA:	1.0 3 0 0 0 1 0 0 0 0 0 0 0 5 5 0.00 0.000											

Chicago Cubs @ San Francisco Giants  
Candlestick Park, San Francisco, CA  
Sun Jun 11 1972, 6:33 AM EDT  
Sunny - 70 F

[livebaseballscorecards.com](http://livebaseballscorecards.com)



Batter	1	2	3	4	5	6	7	8	9	AB	R	H	RBI	BB	SO	LOB
<b>Bobby Bonds, R</b> OBP: 0.327, SLG: 0.482 (1, 9)	0-0 6-3		0-0 F8			0-0 6-3		0-0 F9		4	0	0	0	0	0	0
<b>Chris Speier, R</b> OBP: 0.339, SLG: 0.416 (1, 6)	0-0 1B			0-0 F8		0-0 L5		0-0 6-3		4	0	1	0	0	0	0
<b>Ken Henderson, S</b> OBP: 0.283, SLG: 0.343 (1, 7)	0-3 K			0-0 BB 1B		0-0 F5			0-0 G3	4	0	1	0	0	1	1
<b>Willie McCovey, L</b> OBP: 0.286, SLG: 0.389 (1, 3)	0-0 F5			4-0 BB 1-2 BB			0-0 F6		0-0 L9	3	0	0	0	1	0	1
<b>Dave Rader, L</b> OBP: 0.283, SLG: 0.317 (1, 2)		0-0 G6-4-3 1B		0-0 F5			0-0 P4-3		0-0 F7	4	0	1	0	0	0	2
<b>Al Gallagher, R</b> OBP: 0.370, SLG: 0.319 (1, 5)		0-0 G6-4-3 1-2		0-0 4-3			0-0 1B 1B			3	0	1	0	0	0	3
<b>Garry Maddox, R</b> OBP: 0.280, SLG: 0.427 (1, 8)		0-0 5-3			0-0 F9		0-0 1-2 1B			3	0	1	0	0	0	0
<b>Tito Fuentes, S</b> OBP: 0.300, SLG: 0.373 (1, 4)			0-0 F8		0-0 4-3		0-0 3-1			3	0	0	0	0	0	2
<b>Juan Marichal, R</b> OBP: 0.219, SLG: 0.258 (1, 1)			0-0 5-3		0-0 1-4-3			0-0 P4-3		2	0	0	0	0	0	0
<b>Jerry Johnson, R</b> (7, 1)										0	0	0	0	0	0	0
<b>Jim Howarth, L</b> OBP: 0.391, SLG: 0.351 (8, PH)										1	0	0	0	0	0	0
<b>Randy Moffitt, R</b> (9, 1)										0	0	0	0	0	0	0


Inning Stats	R: 0	H: 1	E: 0	LOB: 1	K: 1	BB: 0	S: 6	P: 6	R: 0	H: 1	E: 0	LOB: 0	K: 0	BB: 0	S: 3	P: 3	R: 0	H: 0	E: 0	LOB: 0	K: 0	BB: 0	S: 3	P: 3	R: 0	H: 1	E: 0	LOB: 2	K: 0	BB: 1	S: 4	P: 8	R: 0	H: 0	E: 0	LOB: 0	K: 0	BB: 0	S: 3	P: 3	R: 0	H: 0	E: 0	LOB: 0	K: 0	BB: 0	S: 3	P: 3	R: 0	H: 2	E: 0	LOB: 2	K: 0	BB: 0	S: 5	P: 5	R: 0	H: 0	E: 0	LOB: 0	K: 0	BB: 0	S: 3	P: 3	R: 0	H: 0	E: 0	LOB: 0	K: 0	BB: 0	S: 3	P: 3
<b>1B: 5</b>	<b>SF: 0</b>	<b>2B: 0</b>	<b>SAC: 0</b>	<b>3B: 0</b>	<b>DP: 1</b>	<b>HR: 0</b>	<b>HBP: 0</b>	<b>WP: 0</b>	<b>PA: 32</b>	<b>ERA: 0.00</b>	<b>WHIP: 0.667</b>	<b>ERA: 2.5</b>	<b>WHIP: 0.667</b>	<b>ERA: 2.5</b>	<b>WHIP: 0.667</b>	<b>ERA: 2.5</b>	<b>WHIP: 0.667</b>	<b>ERA: 2.5</b>	<b>WHIP: 0.667</b>	<b>ERA: 2.5</b>	<b>WHIP: 0.667</b>	<b>ERA: 2.5</b>	<b>WHIP: 0.667</b>	<b>ERA: 2.5</b>	<b>WHIP: 0.667</b>	<b>ERA: 2.5</b>	<b>WHIP: 0.667</b>	<b>ERA: 2.5</b>	<b>WHIP: 0.667</b>	<b>ERA: 2.5</b>	<b>WHIP: 0.667</b>	<b>ERA: 2.5</b>	<b>WHIP: 0.667</b>	<b>ERA: 2.5</b>	<b>WHIP: 0.667</b>	<b>ERA: 2.5</b>	<b>WHIP: 0.667</b>	<b>ERA: 2.5</b>	<b>WHIP: 0.667</b>	<b>ERA: 2.5</b>	<b>WHIP: 0.667</b>	<b>ERA: 2.5</b>	<b>WHIP: 0.667</b>	<b>ERA: 2.5</b>	<b>WHIP: 0.667</b>	<b>ERA: 2.5</b>	<b>WHIP: 0.667</b>	<b>ERA: 2.5</b>	<b>WHIP: 0.667</b>																							

**BOTTOM**

**Chicago Cubs @ San Francisco Giants**  
Candlestick Park, San Francisco, CA

Sun Jun 11 1972, 6:33 AM EDT  
Sunny - 70 F

<b>AB</b>	<b>31</b>
<b>R</b>	<b>0</b>
<b>H</b>	<b>5</b>
<b>RBI</b>	<b>0</b>
<b>BB</b>	<b>1</b>
<b>SO</b>	<b>1</b>
<b>LOB</b>	<b>9</b>



Batter	1	2	3	4	5	6	7	8	9	AB R H RBI BB SO LOB	TOP									
Don Kessinger, S (1, 6) OBP: 0.349, SLG: 0.293	0-0 F8			0-0 F7		0-0 S 1B			0-0 G3	4 0 1 0 0 0 1										
Glenn Beckert, R (1, 4) OBP: 0.284, SLG: 0.305	0-0 G4-6-3 1B			0-0 F6		0-0 5-3 1-2			0-0 6-3	4 0 1 1 0 0 2										
Billy Williams, L (1, 7) OBP: 0.329, SLG: 0.441	0-0 G4-6-3 1-2f			0-0 FC5-4 1B					0-0 G3	4 0 1 0 0 0 2										
Carmen Fanzone, R (1, 3) OBP: 0.366, SLG: 0.437		0-0 5-3		0-0 FC5-4 1-2f					0-0 F3	3 0 0 0 0 0 1										
Jose Cardenal, R (1, 9) OBP: 0.335, SLG: 0.470		0-3 K			0-0 G4-6-3 1B				0-0 F9	3 0 1 0 0 1 0										
Ron Santo, R (1, 5) OBP: 0.350, SLG: 0.514		0-0 P4			0-0 G4-6-3 1-2f				0-0 4-3	3 0 0 0 0 0 1										
Rick Monday, L (1, 8) OBP: 0.420, SLG: 0.486			4-0 CS BB		0-0 1-3				0-0 4-3	2 0 0 0 1 0 0										
Ken Rudolph, R (1, 2) OBP: 0.286, SLG: 0.394			0-0 F6 1-2		0-3 K				0-0 F7	3 0 0 0 0 1 1										
Burt Hooton, R (1, 1) OBP: 0.133, SLG: 0.071			0-3 K			0-0 3-1			0-0 G3 6-3 2B	1 0 0 0 0 1 0										
Tom Phoebus, R (3, 1)										1 0 0 0 0 0 0										
Dan McGinn, L (8, 1) OBP: 0.667, SLG: 1.333										0 0 0 0 0 0 0										
Jim Hickman, R (9, PH) OBP: 0.367, SLG: 0.446										1 0 1 0 0 0 0										
Bill North, S (9, PR) OBP: 0.192, SLG: 0.160										0 1 0 0 0 0 0										
<b>Inning Stats</b>	R: 0 E: 0 K: 0 S: 3	H: 1 LOB: 0 BB: 0 P: 3	R: 0 E: 0 K: 1 S: 5	H: 0 LOB: 0 BB: 0 P: 5	R: 0 E: 0 K: 1 S: 4	H: 0 LOB: 0 BB: 1 P: 8	R: 0 E: 0 K: 0 S: 4	H: 1 LOB: 1 BB: 0 P: 4	R: 0 E: 0 K: 0 S: 3	H: 0 LOB: 0 BB: 0 P: 3	R: 0 E: 0 K: 0 S: 3	H: 0 LOB: 0 BB: 0 P: 3	R: 0 E: 0 K: 0 S: 3	H: 0 LOB: 0 BB: 0 P: 3	R: 1 E: 0 K: 0 S: 4	H: 1 LOB: 1 BB: 0 P: 4	1B: 4 2B: 1 3B: 0 HR: 0	SF: 0 SAC: 0 DP: 2 HBP: 0	WP: 0 PB: 0 SB: 1 CS: 1	PA: 30
<b>PITCHER</b> Ron Bryant, L (1, 1) ERA: 2.93	IP: 9.0 WLS: W BF: 30 H: 5 R: 1 ER: 1 SO: 3 BB: 1 IBB: 0 HBP: 0 BLK: 0 WP: 0 HR: 0 S: 35 P: 39 ERA: 1.00 WHIP: 0.667																			<b>PITCHER</b> IP: WLS: BF: H: R: ER: SO: BB: IBB: HBP: BLK: WP: HR: S: P: ERA: WHIP

Chicago Cubs @ San Francisco Giants  
Candlestick Park, San Francisco, CA  
Sun Jun 11 1972, 6:38 AM EDT  
Att. 21,729 - Unknown

livebaseballscorecards.com

AB 29  
R 1  
H 5  
RBI 1  
BB 1  
SO 3  
LOB 8



Batter	1	2	3	4	5	6	7	8	9
<b>Bobby Bonds, R</b> OBP: 0.321, SLG: 0.473 (1, 9) x	0-0 F9 ①			0-3 K ①		0-0 3-1 ②		0-0 G6-4-3 ①②	
<b>Chris Speier, R</b> OBP: 0.336, SLG: 0.412 (1, 6) x <b>Damaso Blanco, R</b> OBP: 0.667, SLG: 0.667 (5, 6)	0-0 F5 ②			0-3 K ②		0-0 1B 2-H 1B		0-0 1B 3-H 1B	
<b>Ken Henderson, S</b> OBP: 0.262, SLG: 0.341 (1, 7) x	0-0 F2 ③			0-0 3-1 ③		0-0 K ③		0-0 1B 1-3	
<b>Ed Coodson, L</b> OBP: 0.324, SLG: 0.418 (1, 3) x <b>Dave Kingman, R</b> OBP: 0.310, SLG: 0.493 (8, PH) (9, 3)		0-0 4-3 ①			0-0 1-6-3 ①		0-0 6-3 ①	0-0 F7 ③	
<b>Al Gallagher, R</b> OBP: 0.381, SLG: 0.324 (1, 5) x		0-0 4-3 ②			0-0 1B CS		4-0 BB		
<b>Garry Maddox, R</b> OBP: 0.275, SLG: 0.418 (1, 8) x		0-0 6-3 ③			0-0 F4 ②		0-0 F2 ②		
<b>Tito Fuentes, S</b> OBP: 0.296, SLG: 0.367 (1, 4) x			0-0 1-3 ①		0-0 CS ③	0-3 K ①	0-0 6-3 ③		
<b>Fran Healy, R</b> OBP: 0.244, SLG: 0.232 (1, 2) x			0-3 K ②			0-0 K 2B		0-0 G6-4-3 1B WP 1B	
<b>Ron Bryant, S</b> OBP: 0.136, SLG: 0.182 (1, 1) x			0-0 5-3 ③			0-3 K 1B 2-H		0-0 G6-4-3 1B 1-2	

Inning Stats	R: 0 E: 0 K: 0 S: 3	H: 0 LOB: 0 BB: 0 P: 3	R: 0 E: 0 K: 0 S: 3	H: 0 LOB: 0 BB: 0 P: 3	R: 0 E: 0 K: 1 S: 5	H: 0 LOB: 0 BB: 0 P: 5	R: 0 E: 0 K: 2 S: 7	H: 0 LOB: 0 BB: 0 P: 7	R: 0 E: 0 K: 0 S: 3	H: 1 LOB: 0 BB: 0 P: 3	R: 2 E: 1 K: 3 S: 12	H: 2 LOB: 1 BB: 0 P: 12	R: 0 E: 0 K: 0 S: 3	H: 0 LOB: 1 BB: 1 P: 7	R: 1 E: 0 K: 0 S: 6	H: 4 LOB: 2 BB: 0 P: 6
1B: 6 2B: 1 3B: 0 HR: 0	SF: 0 SAC: 0 DP: 1 HBP: 0	WP: 1 PB: 0 SB: 0 CS: 1	PA: 32													

PITCHER	IP	WLS	BF	H	R	ER	SO	BB	IBB	HBP	BLK	WP	HR	S	P	ERA	WHIP
<b>Burt Hooton, R</b> ERA: 2.35 (1, 1)	2.1		7	0	0	0	0	0	0	0	0	0	0	7	7	0.00	0.000
<b>Tom Phoebus, R</b> ERA: 3.18 (3, 1)	5.1	L	23	7	3	1	6	1	0	0	0	1	0	34	38	1.69	1.500
<b>Dan McGinn, L</b> ERA: 3.05 (8, 1)	0.1		1	0	0	0	0	0	0	0	0	0	0	1	1	0.00	0.000


**BOTTOM**

**Chicago Cubs @ San Francisco Giants**  
Candlestick Park, San Francisco, CA

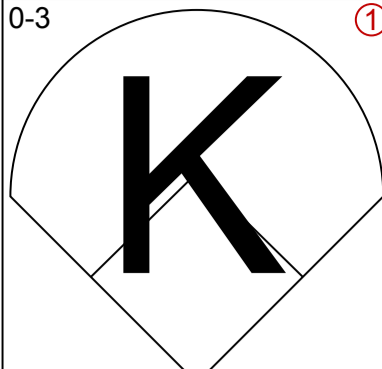
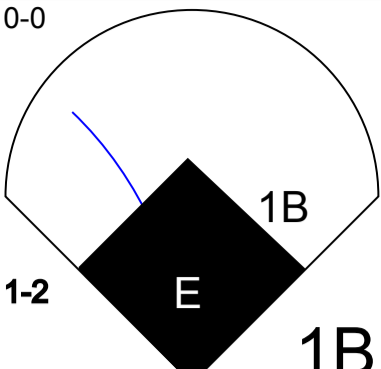
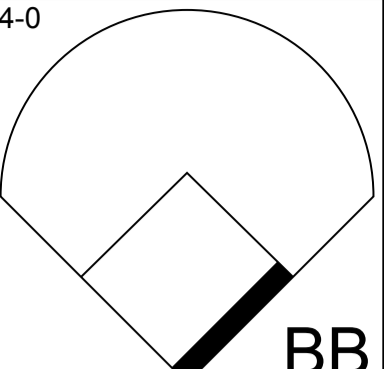
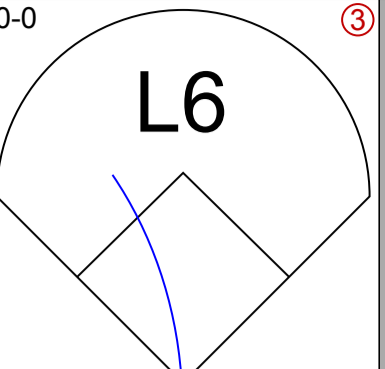
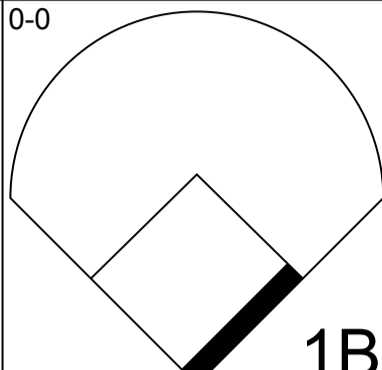
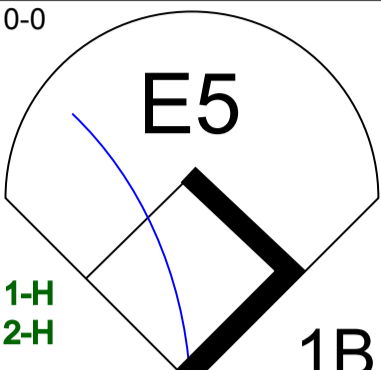
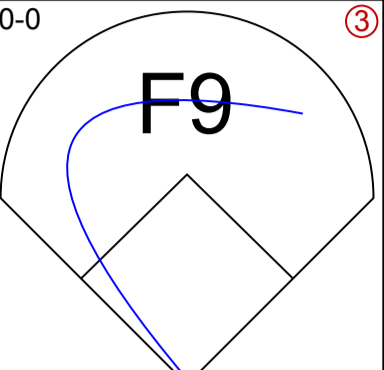

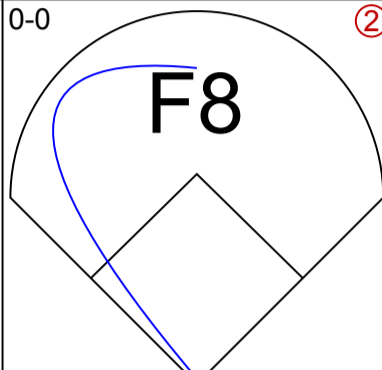
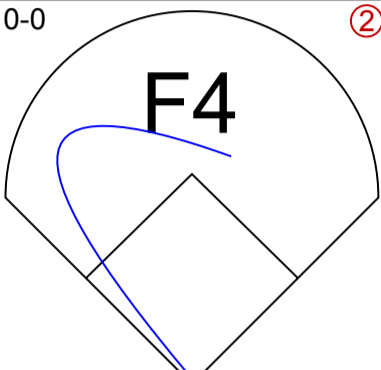


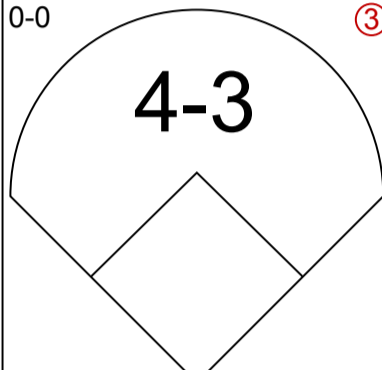
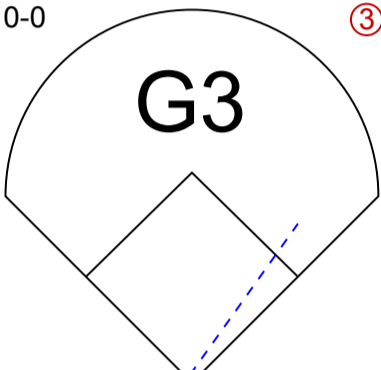


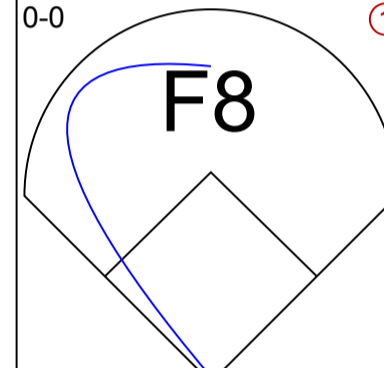
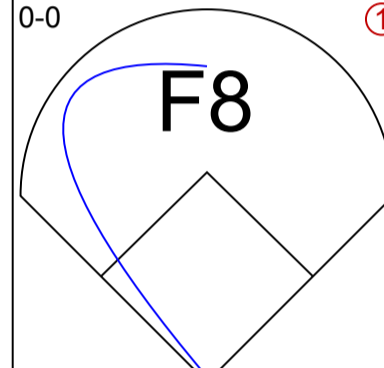
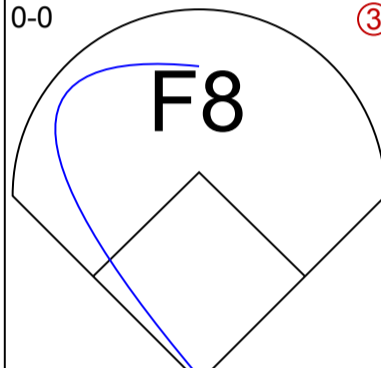
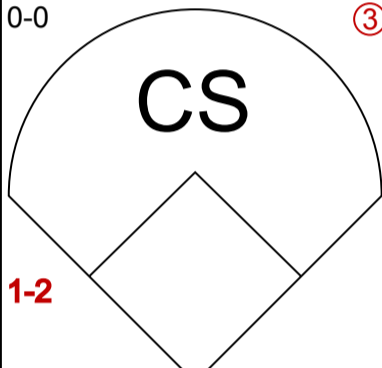
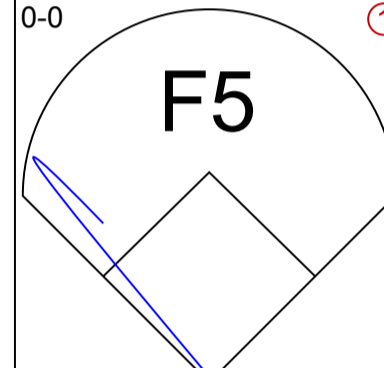
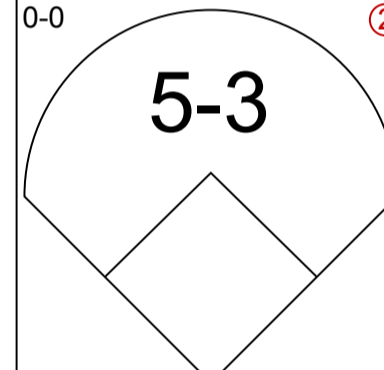
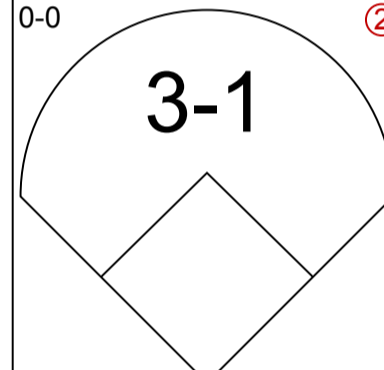
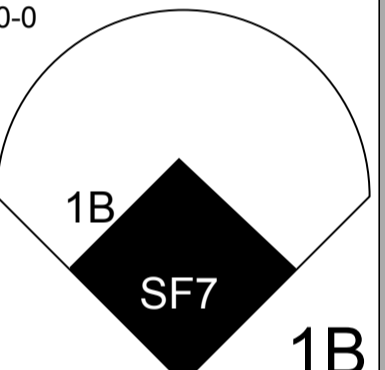
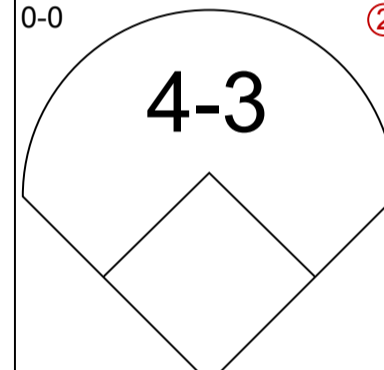
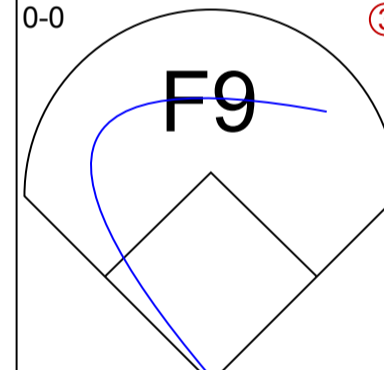
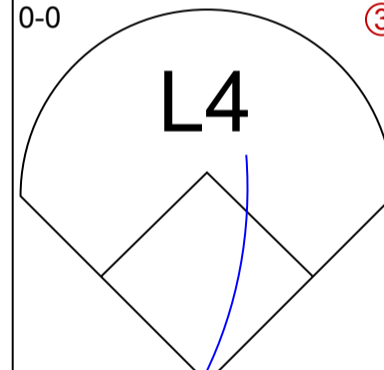
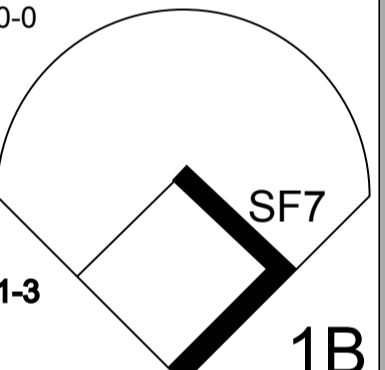
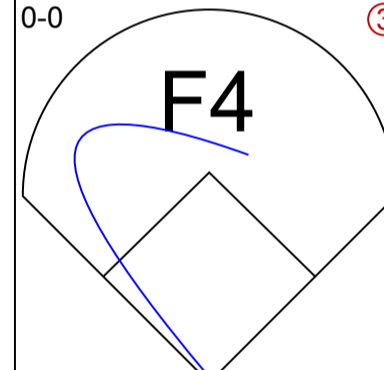
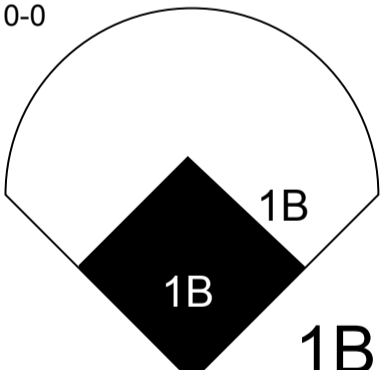
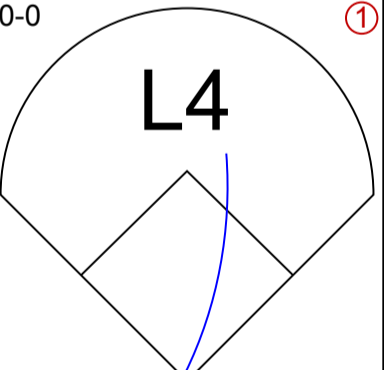
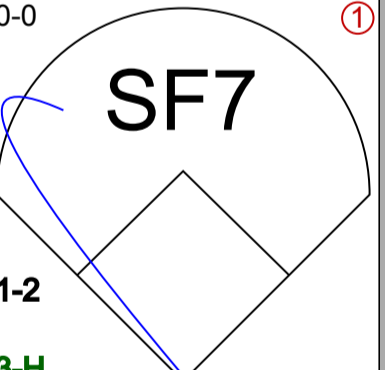
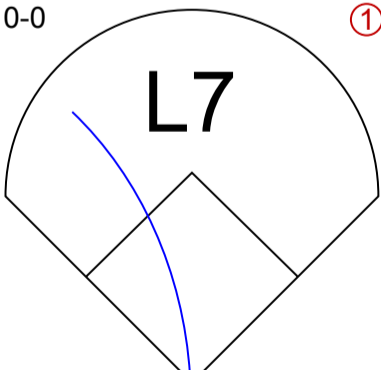
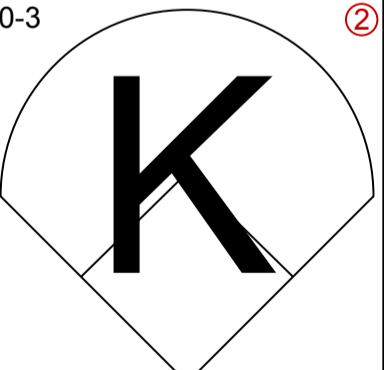
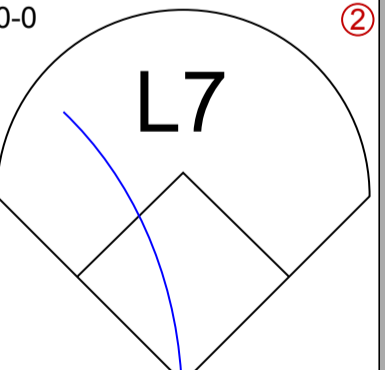
Sun Jun 11 1972, 6:38 AM EDT  
Att. 21,729 - Unknown

AB	R	H	RBI	BB	SO	LOB
4	0	0	0	0	1	3
2	0	0	0	0	1	0
2	0	2	1	0	0	0
4	0	1	0	0	1	1
3	0	0	0	0	0	0
1	0	0	0	0	0	2
2	0	1	0	1	0	0
3	0	0	0	0	0	2
3	0	0	0	0	1	1
3	2	2	0	0	1	0
3	1	1	0	0	1	0

<b>AB</b>	<b>30</b>
<b>R</b>	<b>3</b>
<b>H</b>	<b>7</b>
<b>RBI</b>	<b>1</b>
<b>BB</b>	<b>1</b>
<b>SO</b>	<b>6</b>
<b>LOB</b>	<b>9</b>



PITCHER	IP	WLS	BF	H	R	ER	SO	BB	IBB	HBP	BLK	WP	HR	S	P	ERA	WHIP
<b>Burt Hooton, R</b> ERA: 2.35 (1, 1)	2.1		7	0	0	0	0	0	0	0	0	0	0	7	7	0.00	0.000
<b>Tom Phoebus, R</b> ERA: 3.18 (3, 1)	5.1	L	23	7	3	1	6	1	0	0	0	1	0	34	38	1.69	1.500
<b>Dan McGinn, L</b> ERA: 3.05 (8, 1)	0.1		1	0	0	0	0	0	0	0	0	0	0	1	1	0.00	0.000

Batter	1	2	3	4	5	6	7	8	9	AB R H RBI BB SO LOB	TOP
<b>Bobby Bonds, R</b> (1, 9) OBP: 0.324, SLG: 0.472	0-3 		0-0 		4-0 		0-0 			3 1 1 0 1 1 1	
<b>Chris Speier, R</b> (1, 6) OBP: 0.343, SLG: 0.416	0-0 		0-0 		0-0 		0-0 			3 0 2 1 1 0 1	
<b>Ken Henderson, S</b> (1, 7) OBP: 0.276, SLG: 0.333	0-0 		0-0 		0-0 		0-0 			4 0 0 0 0 0 3	
<b>Willie McCovey, L</b> (1, 3) OBP: 0.261, SLG: 0.350	0-0 		0-0 		0-0 		0-0 			4 0 0 0 0 0 3	
<b>Dave Kingman, R</b> (1, 5) OBP: 0.304, SLG: 0.483		0-0 		0-0 		0-0 		0-0 	0-0 	4 0 0 0 0 0 0	
<b>Dave Rader, L</b> (1, 2) OBP: 0.282, SLG: 0.315		0-0 		0-0 			0-0 		0-0 	4 1 1 0 0 0 0	
<b>Garry Maddox, R</b> (1, 8) OBP: 0.274, SLG: 0.413		0-0 		0-0 			0-0 		0-0 	4 0 1 0 0 0 0	
<b>Tito Fuentes, S</b> (1, 4) OBP: 0.296, SLG: 0.369			0-0 		0-0 		0-0 			2 1 1 1 0 0 0	
<b>Sam McDowell, L</b> (1, 1) OBP: 0.162, SLG: 0.194			0-0 		0-3 		0-0 			3 0 0 0 0 1 2	
<b>Inning Stats</b>	R: 0 E: 0 K: 1 S: 6 H: 1 LOB: 1 BB: 0 P: 6	R: 0 E: 0 K: 0 S: 3 H: 0 LOB: 0 BB: 0 P: 3	R: 2 E: 1 K: 0 S: 6 H: 3 LOB: 1 BB: 0 P: 6	R: 0 E: 0 K: 0 S: 3 H: 0 LOB: 0 BB: 0 P: 3	R: 0 E: 0 K: 1 S: 5 H: 0 LOB: 1 BB: 1 P: 9	R: 0 E: 0 K: 0 S: 3 H: 0 LOB: 0 BB: 0 P: 3	R: 1 E: 0 K: 0 S: 5 H: 2 LOB: 1 BB: 0 P: 5	R: 0 E: 0 K: 0 S: 2 H: 0 LOB: 0 BB: 1 P: 6	R: 0 E: 0 K: 0 S: 3 H: 0 LOB: 0 BB: 0 P: 3	1B: 6 2B: 0 3B: 0 HR: 0 SF: 1 SAC: 0 DP: 0 HBP: 0	WP: 0 PB: 0 SB: 0 CS: 1 PA: 35
<b>PITCHER</b>	IP WLS BF H R ER SO BB IBB HBP BLK WP HR S P ERA WHIP										
<b>Dock Ellis, R</b> (1, 1) ERA: 2.36	7.0 L 28 6 3 2 2 1 0 0 0 0 0 0 31 35 2.57 1.000										
<b>Ramon Hernandez, L</b> (8, 1) ERA: 0.67	2.0 6 0 0 0 0 1 0 0 0 0 0 0 5 9 0.00 0.500										

**San Francisco Giants @ Pittsburgh Pirates**  
 Three Rivers Stadium, Pittsburgh, PA  
 Wed Jun 14 1972, 7:05 PM EDT  
 Att. 14,552 - Unknown

AB	31
R	3
H	6
RBI	2
BB	2
SO	2
LOB	10




Batter	1	2	3	4	5	6	7	8	9	AB	R	H	RBI	BB	SO	LOB
Dave Cash, R OBP: 0.330, SLG: 0.416 (1, 4)	0-3 K		0-0 F9		0-0 F8			4-0 L4-3 BB		3	0	0	0	1	1	2
Gene Clines, R OBP: 0.372, SLG: 0.407 (1, 7)	0-3 K			0-0 E 1B	0-0 L6-3			0-0 L4		4	1	1	0	0	1	2
Roberto Clemente, R OBP: 0.367, SLG: 0.481 (1, 9)	0-0 6-3			0-0 E4 SH5-3 1B		0-0 L4-3 1B		0-0 L4-3 1-2		4	0	1	0	0	0	2
Manny Sanguillen, R OBP: 0.358, SLG: 0.440 (1, 2)		0-0 F9		0-0 SH5-3 1B		0-0 L4-3 1-2			0-0 F8	4	0	1	1	0	0	1
Jose Pagan, R OBP: 0.348, SLG: 0.516 (1, 5)		0-0 6-3		0-0 SH5-3 1-2 2-3		0-0 5-3			0-0 5-3	3	0	0	0	0	0	0
Al Oliver, L OBP: 0.354, SLG: 0.416 (1, 8)		0-0 F8		0-0 F5			0-0 F4		0-0 G1	4	0	0	0	0	0	2
Bob Robertson, R OBP: 0.262, SLG: 0.212 (1, 3)			0-0 6-3	0-3 K			0-0 E6			3	0	0	0	0	1	2
Gene Alley, R OBP: 0.375, SLG: 0.300 (1, 6)			0-0 5-3		0-0 1B		0-0 F6			3	0	1	0	0	0	1
Dock Ellis, S OBP: 0.143, SLG: 0.143 (1, 1)			0-0 1B		0-3 K		0-0 F4			2	0	1	0	0	1	1
Rennie Stennett, R OBP: 0.358, SLG: 0.519 (7, PH)										1	0	0	0	0	0	1
Ramon Hernandez, S (8, 1)										0	0	0	0	0	0	0

Inning Stats	R: 0	H: 0	E: 0	K: 2	S: 7	R: 0	H: 0	E: 0	K: 0	S: 3	R: 0	H: 1	E: 0	K: 0	S: 4	R: 1	H: 2	E: 1	K: 1	S: 8	R: 0	H: 1	E: 0	K: 1	S: 6	R: 0	H: 1	E: 0	K: 0	S: 3	R: 0	H: 0	E: 0	K: 0	S: 2	R: 0	H: 0	E: 0	K: 0	S: 3	R: 0	H: 0	E: 0	K: 0	S: 3	1B: 5	SF: 0	2B: 2	3B: 0	HR: 0	SF: 0	SAC: 1	DP: 2	HBP: 0	WP: 0	PA: 33
PITCHER Sam McDowell, L ERA: 4.37 (1, 1)	IP	WLS	BF	H	R	ER	SO	BB	IBB	HBP	BLK	WP	HR	S	P	ERA	WHIP													IP	WLS	BF	H	R	ER	SO	BB	IBB	HBP	BLK	WP	HR	S	P	ERA	WHIP										

**BOTTOM**

**San Francisco Giants @ Pittsburgh Pirates**  
 Three Rivers Stadium, Pittsburgh, PA  
 Wed Jun 14 1972, 7:05 PM EDT  
 Att. 14,552 - Unknown

AB	31
R	1
H	5
RBI	1
BB	1
SO	4
LOB	14



Batter	1	2	3	4	5	6	7	8	9	AB R H RBI BB SO LOB	TOP	
<b>Bobby Bonds, R</b> (1, 9) OBP: 0.323, SLG: 0.468	0-0 F9		0-0 S 2-H 1B			0-0 F8		0-0 G3		4 0 1 1 0 0 1	<b>San Francisco Giants @ Pittsburgh Pirates</b> Three Rivers Stadium, Pittsburgh, PA Thu Jun 15 1972, 7:05 PM EDT Unknown <a href="http://livebaseballscorecards.com">livebaseballscorecards.com</a>	
<b>Chris Speier, R</b> (1, 6) OBP: 0.342, SLG: 0.413	0-3 K		0-0 F9			0-0 F9		0-0 FC4-6 1B	4 0 1 0 0 1 1			
<b>Ken Henderson, S</b> (1, 7) OBP: 0.271, SLG: 0.326	0-0 1-3				0-0 F8		0-0 F7	0-0 FC4-6 BB 1B 1-2f	4 0 0 0 0 0 1			
<b>Willie McCovey, L</b> (1, 3) OBP: 0.280, SLG: 0.349 <b>Damaso Blanco, R</b> (9, PR) OBP: 0.667, SLG: 0.667		4-0 BB BB BB BB BB		0-3 K		0-3 K		0-0 BB 1B 1-2	3 0 1 0 1 2 0 0 0 0 0 0 0 0			
<b>Dave Kingman, R</b> (1, 5) OBP: 0.303, SLG: 0.476		0-0 G5-4-3 1-2f		0-0 3-1		0-0 F2		4-0 BB 1B 1-2 2-3	3 0 0 0 1 0 1			
<b>Dave Rader, L</b> (1, 2) OBP: 0.274, SLG: 0.305		0-0 4-3			0-0 F8		0-3 K	0-0 L7	4 0 0 0 0 1 3			
<b>Garry Maddox, R</b> (1, 8) OBP: 0.273, SLG: 0.416			0-0 L5		0-0 2B		0-0 F8	0-3 K	4 0 1 0 0 1 3			
<b>Tito Fuentes, S</b> (1, 4) OBP: 0.297, SLG: 0.368			0-0 E4 1B 1B		0-0 4-3		0-0 L7		3 1 1 0 0 0 1			
<b>Steve Stone, R</b> (1, 1) OBP: 0.160, SLG: 0.125 <b>Jim Barr, R</b> (6, 1) <b>Jim Howarth, L</b> (8, PH) OBP: 0.404, SLG: 0.368 <b>Randy Moffitt, R</b> (8, 1)			0-0 6-3		0-3 K		0-0 1B		2 0 0 0 0 1 2 0 0 0 0 0 0 0 1 0 1 0 0 0 0 0 0 0 0 0 0 0			
<b>Inning Stats</b>	R: 0 H: 0 E: 0 LOB: 0 K: 1 BB: 0 S: 5 P: 5	R: 0 H: 0 E: 0 LOB: 0 K: 0 BB: 1 S: 2 P: 6	R: 1 H: 2 E: 1 LOB: 1 K: 0 BB: 0 S: 5 P: 5	R: 0 H: 0 E: 0 LOB: 0 K: 1 BB: 0 S: 5 P: 5	R: 0 H: 1 E: 0 LOB: 1 K: 1 BB: 0 S: 6 P: 6	R: 0 H: 0 E: 0 LOB: 0 K: 0 BB: 0 S: 3 P: 3	R: 0 H: 0 E: 0 LOB: 0 K: 2 BB: 0 S: 7 P: 7	R: 0 H: 1 E: 0 LOB: 1 K: 0 BB: 0 S: 4 P: 4	R: 0 H: 2 E: 0 LOB: 3 K: 1 BB: 1 S: 7 P: 11	1B: 5 SF: 0 2B: 1 SAC: 0 3B: 0 DP: 1 HR: 0 HBP: 0	WP: 0 PA: 34 PB: 0 SB: 1 CS: 0	
<b>PITCHER</b> <b>Nelson Briles, R</b> (1, 1) ERA: 3.89 <b>Dave Giusti, R</b> (9, 1) ERA: 3.07	IP WLS BF H R ER SO BB IBB HBP BLK WP HR S P ERA WHIP	8.1 W 31 6 1 0 5 1 0 0 0 0 0 0 40 44 0.00 0.840	0.2 S 3 0 0 0 1 1 0 0 0 0 0 0 4 8 0.00 1.500	<b>PITCHER</b>								IP WLS BF H R ER SO BB IBB HBP BLK WP HR S P ERA WHIP



Batter	1	2	3	4	5	6	7	8	9
<b>Dave Cash, R</b> (1, 4) OBP: 0.326, SLG: 0.410	0-0 6-3		0-0 FC6-4 1B	0-0 F9		0-0 F9		0-0 F9	
<b>Vic Davalillo, L</b> (1, 9) OBP: 0.416, SLG: 0.495	0-3 K		0-0 FC6-4 1-2f		0-3 K		0-0 1-3		
<b>Al Oliver, L</b> (1, 8) OBP: 0.352, SLG: 0.410	0-0 4-3		0-0 F7		4-0 3B BB		0-0 6-3		
<b>Willie Stargell, L</b> (1, 7) OBP: 0.391, SLG: 0.645 <b>Gene Clines, R</b> (7, PR) OBP: 0.372, SLG: 0.407 (8, 7)		0-0 F9 BB 1B	0-0 4-3		0-0 SF7 3B		0-0 1B 1B		
<b>Richie Hebner, L</b> (1, 5) OBP: 0.387, SLG: 0.500		4-0 F9 1-2 BB		4-0 2B BB		4-0 BB BB		0-0 1-2 1B	
<b>Bob Robertson, R</b> (1, 3) OBP: 0.254, SLG: 0.206		0-0 F9 1-2 2-3		0-3 K		0-0 SF7		0-0 1-3	
<b>Milt May, L</b> (1, 2) OBP: 0.250, SLG: 0.250		0-0 F3		0-0 2B 1-H		0-0 F8		0-0 4-3	
<b>Gene Alley, R</b> (1, 6) OBP: 0.389, SLG: 0.323		4-0 IBB		0-0 2B 2-H		0-0 CS 1B		0-0 E5 SH3	
<b>Nelson Briles, R</b> (1, 1) OBP: 0.059, SLG: 0.125 <b>Dave Giusti, R</b> (9, 1)		0-3 K		0-3 K		0-3 K		0-0 SH3 1-2	

AB	R	H	RBI	BB	SO	LOB
5	0	1	0	0	0	3
4	0	0	0	0	2	1
3	1	0	0	1	0	1
4	1	3	1	0	0	1
0	0	0	0	0	0	0
1	1	1	0	3	0	0
3	0	0	1	0	1	5
4	1	1	1	0	0	3
3	0	2	1	1	0	0
3	0	0	0	0	3	5
0	0	0	0	0	0	0

AB	R	H	RBI	BB	SO	LOB
30	4	8	4	5	6	19

Inning Stats		R: 0	H: 0	E: 0	K: 1	S: 5	LOB: 0	BB: 0	P: 5
Steve Stone, R (1, 1) ERA: 2.44		5.0	26	6	4	4	4	5	4
Jim Barr, R (6, 1) ERA: 3.62		2.0	7	2	0	0	1	0	0
Randy Moffitt, R (8, 1) ERA:		1.0	4	0	0	0	0	0	0

WP	HR	S	P	ERA	WHIP
0	0	0	0	7.20	2.000
0	0	9	9	0.00	1.000
0	0	4	4	0.00	0.000

**BOTTOM**

**San Francisco Giants @ Pittsburgh Pirates**  
**Three Rivers Stadium, Pittsburgh, PA**  
 Thu Jun 15 1972, 7:05 PM EDT  
 Unknown

livebaseballscorecards.com



Batter	1	2	3	4	5	6	7	8	9	AB R H RBI BB SO LOB	TOP											
<b>Bobby Bonds, R</b> (1, 9) OBP: 0.324, SLG: 0.464	0-3 K		4-0 BB		0-3 K		0-0 1B		0-3 K	4 0 1 1 1 3 2	<b>San Francisco Giants @ Pittsburgh Pirates</b> Three Rivers Stadium, Pittsburgh, PA Thu Jun 15 1972, 7:05 PM EDT Att: 21,126 - Unknown											
<b>Jim Howarth, L</b> (1, 7) OBP: 0.392, SLG: 0.357	0-0 S		0-0 G4-6-3			0-0 F6	0-0 FC4-6		0-0 1B	4 1 1 0 0 0 2												
<b>Randy Moffitt, R</b> (7, 1)									1B	0 0 0 0 0 0 0												
<b>Willie McCovey, L</b> (9, PH) OBP: 0.294, SLG: 0.364									1B	1 0 1 2 0 0 0												
<b>Don Carrithers, R</b> (9, PR) OBP: 0.091, SLG: 0.091									1B	0 0 0 0 0 0 0												
<b>Chris Speier, R</b> (1, 6) OBP: 0.340, SLG: 0.410	0-0 E1			0-0 5-3		0-0 HR		0-0 4-3	0-0 1B	4 1 1 0 0 0 0												
<b>Damaso Blanco, R</b> (8, 6) OBP: 0.667, SLG: 0.667									1B	0 0 0 0 0 0 0												
<b>Al Gallagher, R</b> (9, PH) OBP: 0.388, SLG: 0.333									1B	1 0 1 0 0 0 0												
<b>Ed Goodson, L</b> (1, 3) OBP: 0.329, SLG: 0.458	0-0 L9			0-0 L7		0-0 HR		0-0 1B	0-3 K	5 1 2 2 0 1 3												
<b>Dave Kingman, R</b> (1, 5) OBP: 0.303, SLG: 0.476	0-3 K			0-0 E		0-0 L7		0-3 K		4 1 1 0 0 2 2												
<b>Garry Maddox, R</b> (1, 8) OBP: 0.279, SLG: 0.418		0-0 1B		0-0 E6		0-0 G3		0-0 4-3		4 0 2 0 0 0 1												
<b>Tito Fuentes, S</b> (1, 4) OBP: 0.296, SLG: 0.371			0-0 G4-6-3		0-0 3-1		0-0 1B		0-0 G3	4 1 1 0 0 0 2												
<b>Fran Healy, R</b> (1, 2) OBP: 0.235, SLG: 0.222					0-0 3-4-1		0-0 6-3		0-0 2B	3 0 0 0 0 1 1												
<b>Dave Rader, L</b> (9, PH) OBP: 0.279, SLG: 0.310									1B	1 1 1 0 0 0 0												
<b>Ron Bryant, S</b> (1, 1) OBP: 0.136, SLG: 0.182					0-0 F9		0-0 F3		0-0 1B	0 0 0 0 0 0 0												
<b>Jim Barr, R</b> (1, 1)									1-3 2B	1 0 0 0 0 0 0												
<b>Chris Arnold, R</b> (5, PH) OBP: 0.323, SLG: 0.364									1B	1 0 0 0 0 0 0												
<b>Jerry Johnson, R</b> (5, 1)									1B	1 0 0 0 0 0 0												
<b>Bernie Williams, R</b> (7, PH) OBP: 0.186, SLG: 0.278									1B	1 0 0 0 0 1 1												
<b>Don McWilliam, R</b> (7, 1)									1B	0 0 0 0 0 0 0												
<b>Ken Henderson, S</b> (7, 7) OBP: 0.275, SLG: 0.335									2B	1 1 1 0 0 0 0												
<b>Inning Stats</b>	R: 1 E: 1 K: 2 S: 9	H: 1 LOB: 1 BB: 0 P: 9	R: 0 E: 0 K: 1 S: 5	H: 1 LOB: 0 BB: 0 P: 5	R: 0 E: 0 K: 0 S: 2	H: 0 LOB: 0 BB: 1 P: 6	R: 1 E: 1 K: 0 S: 5	H: 2 LOB: 1 BB: 0 P: 5	R: 0 E: 0 K: 1 S: 5	H: 0 LOB: 0 BB: 0 P: 5	R: 2 E: 0 K: 0 S: 5	H: 2 LOB: 0 BB: 0 P: 5	R: 1 E: 0 K: 1 S: 7	H: 2 LOB: 1 BB: 0 P: 7	R: 0 E: 0 K: 1 S: 6	H: 1 LOB: 1 BB: 0 P: 6	R: 2 E: 0 K: 2 S: 11	H: 4 LOB: 2 BB: 0 P: 11	1B: 9 2B: 3 3B: 0 HR: 1	SF: 0 SAC: 0 DP: 2 HBP: 0	WP: 0 PB: 0 SB: 1 CS: 0	PA: 40
<b>PITCHER</b>	IP WLS BF H R ER SO BB IBB HBP BLK WP HR S P ERA WHIP																					
<b>Bob Moose, R</b> (1, 1) ERA: 3.31	6.2 W 28 8 5 3 5 1 0 0 0 0 0 1 37 41 4.05 1.350																					
<b>Bob Miller, R</b> (7, 1) ERA: 1.46	2.0 11 5 2 2 2 0 0 0 0 0 0 0 15 15 9.00 2.500																					
<b>Ramon Hernandez, L</b> (9, 1) ERA: 0.66	0.1 S 1 0 0 0 0 1 0 0 0 0 0 0 3 3 0.00 0.000																					

livebaseballscores.com

<b>AB</b>	39
<b>R</b>	7
<b>H</b>	13
<b>RBI</b>	5
<b>BB</b>	1
<b>SO</b>	8
<b>LOB</b>	14





BOTTOM

San Francisco Giants @ Pittsburgh Pirates  
Three Rivers Stadium, Pittsburgh, PA

livebaseballscorecards.com

AB	36
R	9
H	13
RBI	9
BB	2
SO	3
LOB	14



WP:	0	PA:	39
PB:	0		
SB:	0		
CS:	0		

Thu Jun 15 1972, 7:05 PM EDT  
Att. 21,126 - Unknown

AB	R	H	RBI	BB	SO	LOB
4	1	0	0	1	0	0
4	2	2	0	1	0	0
5	2	2	1	0	0	2
4	2	2	1	0	0	3
4	1	3	3	0	1	1
4	1	3	3	0	0	1
2	0	0	1	0	0	2
1	0	1	0	0	0	0
4	0	0	0	0	1	5
3	0	0	0	0	1	0
1	0	0	0	0	0	0
0	0	0	0	0	0	0

1B:	10	SF:	1
2B:	1	SAC:	0
3B:	1	DP:	0
HR:	1	HBP:	0

WP	HR	S	P	ERA	WHIP
0	0	0	0	0.00	1.000
0	0	0	0	4.91	0.818
0	1	12	12	9.00	1.000
0	0	4	4	54.00	9.000
0	0	6	10	0.00	1.200

Batter	1	2	3	4	5	6	7	8	9
<b>Dave Cash, R</b> OBP: 0.323, SLG: 0.401 (1, 4) BBB	4-0 1B BB	0-0 F4		0-0 6-3		0-0 F8		0-0 5-3	
<b>Gene Clines, R</b> OBP: 0.385, SLG: 0.424 (1, 7) X	0-0 6-3 1B 1-2	0-0 L6-3		0-0 L8			0-0 4-3 3B 2B	4-0 FC6 BB	
<b>Roberto Clemente, R</b> OBP: 0.368, SLG: 0.479 (1, 9) X	0-0 6-3 1B 1-2 2-H		0-0 4-3		0-0 HR 1B		0-0 4-3 2-3	0-0 FC6 1-2f	
<b>Manny Sanguillen, R</b> OBP: 0.361, SLG: 0.451 (1, 2) X	0-0 6-3 1-2 2-3		0-0 1B 1B		0-0 F4		0-0 1B 3B		
<b>Bob Robertson, R</b> OBP: 0.269, SLG: 0.225 (1, 3) X	0-0 1B 1B 2-H 3-H		0-0 1B SF8 1B 1-2		0-3 K		0-0 1B 1B 3-H		
<b>Al Oliver, L</b> OBP: 0.359, SLG: 0.431 (1, 8) X	0-0 1B 1B 1-2 2-H 3-H		0-0 1B 1B 1-3 2-H		0-0 HR		0-0 F7		
<b>Jose Pagan, R</b> OBP: 0.333, SLG: 0.500 <b>Richie Hebner, L</b> OBP: 0.390, SLG: 0.504 (7, PH) (8, 5) X	0-0 L8		0-0 SF8		0-0 F6		0-0 FC6-4 1B 1-2		
<b>Jackie Hernandez, R</b> OBP: 0.242, SLG: 0.278 (1, 6) X	0-0 F9		0-3 K			0-0 F9	0-0 FC6-4 1-2f		
<b>Bob Moose, R</b> OBP: 0.207, SLG: 0.179 <b>Bob Miller, R</b> <b>Ramon Hernandez, S</b> (9, 1) X		0-0 6-3		0-0 4-3		0-3 K		0-0 6-3	

Inning Stats	R	H	E	K	S	H	LOB	BB	P	R	H	E	K	S	H	LOB	BB	P
	3	4	0	7	11	0	2	0	3	0	0	0	3	8	2	0	0	7
	0	0	0	0	0	0	0	0	0	0	0	0	0	0	0	0	0	0
	0	0	0	0	0	0	0	0	0	0	0	0	0	0	0	0	0	0
	0	0	0	0	0	0	0	0	0	0	0	0	0	0	0	0	0	0
	0	0	0	0	0	0	0	0	0	0	0	0	0	0	0	0	0	0
	0	0	0	0	0	0	0	0	0	0	0	0	0	0	0	0	0	0
	0	0	0	0	0	0	0	0	0	0	0	0	0	0	0	0	0	0
	0	0	0	0	0	0	0	0	0	0	0	0	0	0	0	0	0	0
	0	0	0	0	0	0	0	0	0	0	0	0	0	0	0	0	0	0

PITCHER	IP	WLS	BF	H	R	ER	SO	BB	IBB	HBP	BLK	WP	HR	S	P	ERA	WHIP
<b>Ron Bryant, L</b> ERA: 3.27	(1, 1)	0.1	L	6	4	3	0	0	1	0	0	0	0	5	9	81.00	15.000
<b>Jim Barr, R</b> ERA: 3.73	(1, 1)	3.2		14	3	2	1	0	0	0	0	0	0	16	16	4.91	0.818
<b>Jerry Johnson, R</b> ERA: 7.71	(5, 1)	2.0		8	2	2	2	0	0	0	0	0	1	12	12	9.00	1.000
<b>Don McMahon, R</b> ERA: 3.72	(7, 1)	0.1		4	3	2	0	0	0	0	0	0	0	4	4	54.00	9.000
<b>Randy Moffitt, R</b> ERA:	(7, 1)	1.2		7	1	0	0	0	1	0	0	0	0	6	10	0.00	1.200

Batter	1	2	3	4	5	6	7	8	9	AB R H RBI BB SO LOB	TOP		
<b>Bobby Bonds, R</b> (1, 9) OBP: 0.330, SLG: 0.481	0-0 5-3 2B	0-0 F8		0-3 K		0-0 HR			1-0 FC6-4 HBP	4 1 2 2 0 1 1	<b>San Francisco Giants @ St. Louis Cardinals</b> <b>Busch Stadium, St. Louis, MO</b> Fri Jun 16 1972, 7:05 PM CDT Att: 20,913 - Unknown		
<b>Chris Speier, R</b> (1, 6) OBP: 0.341, SLG: 0.414	0-0 5-3		0-0 2B E 1B	0-3 K		0-0 2B		0-0 F9	5 1 2 0 0 1 2				
<b>Dave Kingman, R</b> (1, 7) OBP: 0.300, SLG: 0.475	0-0 5-3		0-0 E7 G3 1B 2B	0-0 F7		0-0 5-3		0-0 P6	5 1 1 0 0 0 3				
<b>Willie McCovey, L</b> (1, 3) OBP: 0.273, SLG: 0.333 <b>Ed Goodson, L</b> (8, 3) OBP: 0.325, SLG: 0.452	0-0 F8		0-0 G3		0-0 P6		0-0 4-3	0-0 FC6-4 1-2f	4 0 0 0 0 0 2 1 0 0 0 0 0 1				
<b>Dave Rader, L</b> (1, 2) OBP: 0.286, SLG: 0.316		0-0 FC4-6 1B	0-0 BB 1B		0-0 F7		0-0 F8		4 0 2 1 0 0 0				
<b>Al Gallagher, R</b> (1, 5) OBP: 0.371, SLG: 0.316		0-0 FC4-6 2B 1-2f 4-3	0-0 F8		0-3 K		0-0 F8		4 1 0 0 0 1 2				
<b>Garry Maddox, R</b> (1, 8) OBP: 0.284, SLG: 0.426		0-0 4-3 1B 2B	0-0 BB 1B			0-0 6-3		0-0 P4	4 1 2 0 0 0 0				
<b>Tito Fuentes, S</b> (1, 4) OBP: 0.299, SLG: 0.370		0-0 4-3	0-0 BB 1B			0-0 K HR 1B		0-3 K	3 1 1 1 1 1 1				
<b>Don Carrithers, R</b> (1, 1) OBP: 0.133, SLG: 0.133		0-0 1B	0-3 K			0-0 6-3		0-0 4-3	4 0 1 1 0 1 4				
<b>Inning Stats</b>	R: 0 E: 0 K: 0 S: 4 H: 1 LOB: 1 BB: 0 P: 4	R: 2 E: 0 K: 0 S: 6 H: 3 LOB: 1 BB: 0 P: 6	R: 2 E: 1 K: 1 S: 9 H: 4 LOB: 3 BB: 1 P: 13	R: 0 E: 0 K: 2 S: 7 H: 0 LOB: 0 BB: 0 P: 7	R: 0 E: 0 K: 1 S: 5 H: 0 LOB: 0 BB: 0 P: 5	R: 2 E: 0 K: 0 S: 6 H: 3 LOB: 1 BB: 0 P: 6	R: 0 E: 0 K: 0 S: 3 H: 0 LOB: 0 BB: 0 P: 3	R: 0 E: 0 K: 0 S: 5 H: 0 LOB: 0 BB: 0 P: 5	R: 0 E: 0 K: 0 S: 3 H: 0 LOB: 1 BB: 0 P: 4	1B: 6 2B: 4 3B: 0 HR: 1 SF: 0 SAC: 0 DP: 0 HBP: 1	WP: 0 PB: 0 SB: 1 CS: 0 PA: 40		
<b>PITCHER</b>	IP WLS BF H R ER SO BB IBB HBP BLK WP HR S P ERA WHIP											<b>PITCHER</b>	IP WLS BF H R ER SO BB IBB HBP BLK WP HR S P ERA WHIP
<b>Rick Wise, R</b> (1, 1) ERA: 4.02	2.2 L 16 8 4 4 0 0 0 0 0 0 0 0 0 16 16 13.50 3.000												
<b>Lowell Palmer, R</b> (3, 1) ERA:	2.1 8 0 0 0 4 1 0 0 0 0 0 0 0 15 19 0.00 0.429												
<b>Al Santorini, R</b> (6, 1) ERA: 4.99	2.0 9 3 2 2 0 0 0 0 0 0 0 0 1 9 9 9.00 1.500												
<b>Joe Grzenda, L</b> (8, 1) ERA: 6.75	1.0 3 0 0 0 1 0 0 0 0 0 0 0 0 5 5 0.00 0.000												
<b>Moe Drabowsky, R</b> (9, 1) ERA: 2.38	1.0 4 0 0 0 0 0 0 0 1 0 0 0 0 3 4 0.00 0.000												

livebaseballscorecards.com

<b>AB</b>	<b>38</b>
<b>R</b>	<b>6</b>
<b>H</b>	<b>11</b>
<b>RBI</b>	<b>5</b>
<b>BB</b>	<b>1</b>
<b>SO</b>	<b>5</b>
<b>LOB</b>	<b>16</b>



Batter	1	2	3	4	5	6	7	8	9	AB	R	H	RBI	BB	SO	LOB
Lou Brock, L OBP: 0.328, SLG: 0.370 (1, 7)	0-0 1B S FC1-4 1B		0-0 S 1B		4-0 1-2 FC5 BB		4-0 1-2 BB			2	1	2	0	2	0	0
Ted Sizemore, R OBP: 0.319, SLG: 0.341 (1, 4)	0-0 FC1-4 1-3 1B		0-0 5-3		0-0 FC5 1-2 2-3f		0-0 F7			4	0	1	0	0	0	5
Matty Alou, L OBP: 0.361, SLG: 0.404 (1, 3)	0-0 FC1-4 1-2f 3-H		4-0 G6-4-3 BB		0-0 F8		0-0 G3			3	0	0	1	1	0	3
Joe Torre, R OBP: 0.371, SLG: 0.510 (1, 5)	0-0 F8		0-0 G6-4-3 1-2f		0-0 F2		0-0 F8			4	0	0	0	0	0	3
Ted Simmons, S OBP: 0.299, SLG: 0.426 (1, 2)	0-0 F8		0-0 6-3		0-0 F8		0-0 L6			4	0	0	0	0	0	1
Bernie Carbo, L OBP: 0.350, SLG: 0.205 (1, 9)		0-0 F5		0-0 L6		0-0 F7		0-3 K		4	0	0	0	0	1	0
Jose Cruz, L OBP: 0.272, SLG: 0.252 (1, 8)		0-0 K BB 1B		0-0 F7		0-0 4-3		0-0 2B		4	0	2	0	0	0	0
Dwain Anderson, R OBP: 0.375, SLG: 0.345 (1, 6)		4-0 1-2 BB		0-0 FC5 BB 1B		0-0 BB 1B		0-0 6-3		3	0	2	0	1	0	1
Rick Wise, R OBP: 0.211, SLG: 0.216 (3, 1) Lowell Palmer, R OBP: 0.227, SLG: 0.238 (5, PH) Brant Aylva, R OBP: 0.259, SLG: 0.182 (6, 1) Al Santorini, R OBP: 0.301, SLG: 0.349 (7, PH) Donn Clendenon, R OBP: 0.301, SLG: 0.349 (8, 1) Joe Grzenda, R OBP: 0.276, SLG: 0.242 (9, PH)		0-3 K		0-3 K		0-0 P4		0-0 4-3		1	0	0	0	0	1	2


Inning Stats	R: 1	H: 2	E: 0	K: 5	S: 5	H: 2	LOB: 1	BB: 0	P: 5	R: 0	H: 1	E: 0	K: 1	S: 5	H: 1	LOB: 1	BB: 1	P: 9	R: 0	H: 1	E: 0	K: 0	S: 3	H: 0	LOB: 0	BB: 0	P: 3	R: 0	H: 1	E: 0	K: 1	S: 6	H: 0	LOB: 2	BB: 1	P: 10	R: 0	H: 0	E: 0	K: 0	S: 3	H: 0	LOB: 0	BB: 0	P: 3	R: 0	H: 1	E: 0	K: 0	S: 4	H: 0	LOB: 0	BB: 0	P: 3	R: 0	H: 0	E: 0	K: 1	S: 6	H: 1	LOB: 1	BB: 0	P: 6	1B: 6	SF: 0	2B: 1	3B: 0	HR: 0	SAC: 0	DP: 1	HBP: 0	WP: 0	PB: 0	SB: 2	CS: 0	PA: 36
--------------	------	------	------	------	------	------	--------	-------	------	------	------	------	------	------	------	--------	-------	------	------	------	------	------	------	------	--------	-------	------	------	------	------	------	------	------	--------	-------	-------	------	------	------	------	------	------	--------	-------	------	------	------	------	------	------	------	--------	-------	------	------	------	------	------	------	------	--------	-------	------	-------	-------	-------	-------	-------	--------	-------	--------	-------	-------	-------	-------	--------

PITCHER	IP	WLS	BF	H	R	ER	SO	BB	IBB	HBP	BLK	WP	HR	S	P	ERA	WHIP
Don Carrithers, R ERA: 3.33 (1, 1)	9.0	W	36	7	1	1	3	4	0	0	0	0	0	38	54	1.00	1.222

**BOTTOM**

San Francisco Giants @ St. Louis Cardinals  
 Busch Stadium, St. Louis, MO  
 Fri Jun 16 1972, 7:05 PM CDT  
 Att. 20,913 - Unknown

AB	32
R	1
H	7
RBI	1
BB	4
SO	3
LOB	18



Batter	1	2	3	4	5	6	7	8	9	10	11	AB R H RBI BB SO LOB	TOP														
<b>Bobby Bonds, R</b> OBP: 0.324, SLG: 0.472 (1, 9)	0-3 K		X 0-0 6-3			X 0-3 K		X 0-0 F9		X 0-3 K		5 0 0 0 0 3 1															
<b>Chris Speier, R</b> OBP: 0.347, SLG: 0.416 (1, 6)	0-3 K		X 0-3 K			X 0-0 FC6-4 1B		X 0-0 HR 1B		X 4-0 1B BB		4 1 2 0 1 2 1															
<b>Dave Kingman, R</b> OBP: 0.298, SLG: 0.482 (1, 7)	0-3 K			X 0-0 P1		X 0-0 FC6-4 1-2f		X 0-0 HR		X 0-0 P4		5 1 1 2 0 1 2															
<b>Willie McCovey, L</b> OBP: 0.300, SLG: 0.346 (1, 3)		B B B 4-0 G4-6-3 BB		X 0-3 K		X 0-0 E 1B 1B		X 0-0 6-3		X 0-0 1-2 1B		4 1 2 0 1 1 0															
<b>Dave Rader, L</b> OBP: 0.283, SLG: 0.312 (1, 2)		X 0-0 G4-6-3 1-2f		X 0-0 F9		X 0-0 E3 1B 1-3		X 0-0 1B		X 0-0 3-1		5 0 1 0 0 0 4															
<b>Garry Maddox, R</b> OBP: 0.287, SLG: 0.422 (1, 8)		X 0-0 1B			X 0-3 K		X 4-0 1B IBB		X 0-3 K			4 0 1 0 1 3 1															
<b>Al Gallagher, R</b> OBP: 0.372, SLG: 0.321 (1, 5)		X 0-0 G3		X 0-0 G4-6-3 1B		X 0-0 G4-3 1B 1-2 2-3 3-H			X 0-3 K		X 0-0 4-3	5 0 2 1 0 1 1	AB 41 R 3 H 10 RBI 3 BB 3 SO 13 LOB 18														
<b>Tito Fuentes, S</b> OBP: 0.297, SLG: 0.366 (1, 4)			X 0-0 6-3 1B		X 0-0 G4-6-3 1-2f		X 0-0 P6		X 0-0 4-3		X 0-0 F8	5 0 1 0 0 0 4															
<b>Ron Bryant, S</b> OBP: 0.120, SLG: 0.160 (1, 1)			X 0-0 6-3			X 0-3 K		X 0-0 G4-3		X 0-3 K		3 0 0 0 0 1 4															
<b>Randy Moffitt, R</b> (8, 1)												0 0 0 0 0 0 0															
<b>Ken Henderson, S</b> OBP: 0.273, SLG: 0.333 (9, PH)												1 0 0 0 0 1 0															
<b>Jerry Johnson, R</b> (9, 1)			X 0-0 1-2									0 0 0 0 0 0 0															
<b>Inning Stats</b>	R: 0 E: 0 K: 3 S: 9	H: 0 LOB: 0 BB: 0 P: 9	R: 0 E: 0 K: 0 S: 3	H: 1 LOB: 1 BB: 1 P: 7	R: 0 E: 0 K: 1 S: 6	H: 1 LOB: 1 BB: 0 P: 6	R: 0 E: 0 K: 1 S: 5	H: 0 LOB: 0 BB: 0 P: 5	R: 0 E: 0 K: 1 S: 5	H: 1 LOB: 0 BB: 0 P: 5	R: 0 E: 0 K: 2 S: 8	H: 1 LOB: 1 BB: 0 P: 8	R: 1 E: 1 K: 0 S: 5	H: 2 LOB: 2 BB: 1 P: 9	R: 2 E: 0 K: 1 S: 8	H: 3 LOB: 1 BB: 0 P: 8	R: 0 E: 0 K: 2 S: 7	H: 0 LOB: 0 BB: 0 P: 7	R: 0 E: 0 K: 1 S: 6	H: 1 LOB: 2 BB: 1 P: 10	R: 0 E: 0 K: 1 S: 5	H: 0 LOB: 0 BB: 0 P: 5	1B: 9 2B: 0 3B: 0 HR: 1	SF: 0 SAC: 0 DP: 3 HBP: 0	WP: 0 PB: 0 SB: 0 CS: 0	PA: 44	
<b>PITCHER</b>	IP	WLS	BF	H	R	ER	SO	BB	IBB	HBP	BLK	WP	HR	S	P	ERA	WHIP										
<b>Reggie Cleveland, R</b> ERA: 3.63 (1, 1)	8.0		33	9	3	2	9	1	1	0	0	0	1	49	57	2.25	1.250										
<b>Diego Segui, R</b> ERA: 2.97 (9, 1)	1.0		3	0	0	0	2	0	0	0	0	0	0	7	7	0.00	0.000										
<b>Moe Drabowsky, R</b> ERA: 2.25 (10, 1)	0.2		3	0	0	0	1	1	0	0	0	0	0	4	8	0.00	1.500										
<b>Joe Grzenda, L</b> ERA: 6.08 (10, 1)	1.1	W	5	1	0	0	1	0	0	0	0	0	0	7	7	0.00	0.750										

San Francisco Giants @ St. Louis Cardinals  
 Busch Stadium, St. Louis, MO  
 Sat Jun 17 1972, 3:33 AM CDT  
 Att. 28,202 - Unknown

livebaseballscorecards.com



Batter	1	2	3	4	5	6	7	8	9	10	11	AB R H RBI BB SO LOB
Lou Brock, L OBP: 0.336, SLG: 0.377 (1, 7)	0-0 G4-3 BB 1B		0-0 4-3		0-0 CS 1B			0-0 BB 1B	4-0 BB		0-0 SF8 3-H	4 1 3 1 1 0 0
Ted Sizemore, R OBP: 0.316, SLG: 0.333 (1, 4)	4-0 G4-3 BB 1-2		0-3 K		0-0 CS 1-2	0-0 6-3		0-0 F8	0-0 6-3			4 0 0 0 1 1 4
Donn Clendenon, R OBP: 0.295, SLG: 0.328 (1, 3)	0-0 G4-3 1-2f 2-3		0-3 K			0-0 F8		4-0 1-2 E BB		0-0 F9		4 1 0 0 1 1 2
Joe Torre, R OBP: 0.367, SLG: 0.502 (1, 5)	0-0 F8			0-0 F8		0-0 6-3		0-0 E9 1-1H 2-H 3-H 1B		0-3 K		5 0 1 2 0 1 1
Ted Simmons, S OBP: 0.306, SLG: 0.424 (1, 2)		4-0 G1-6-3 BB BB		0-0 FC5-4 1B			0-0 F7	4-0 1B IBB		0-0 G3		3 0 1 0 2 0 0
Luis Melendez, R OBP: 0.268, SLG: 0.313 (1, 9)		4-0 G1-6-3 BB		0-0 FC5-4 1-2f			0-0 1B			0-0 F8		2 0 1 0 1 0 1
Matty Alou, L OBP: 0.357, SLG: 0.400 (8, PH) (9, 9)		1-2 BB		1-2f								2 0 0 0 0 0 2
Dwain Anderson, R OBP: 0.351, SLG: 0.303 (1, 6)		0-0 G1-6-3 1-2f 2-3		0-0 F8			0-0 P4	0-0 6-3		4-0 1B SF8 BB		4 1 0 0 1 0 6
Jose Cruz, L OBP: 0.277, SLG: 0.252 (1, 8)		4-0 FC4-6 BB			0-0 1-3		0-0 F9		0-0 3-1		0-0 1-3 1B	4 0 1 0 1 0 1
Reggie Cleveland, R OBP: 0.219, SLG: 0.184 (8, PH) Jerry McNerthey, R OBP: 0.444, SLG: 0.565 Lowell Palmer, R (8, PH) Diego Segui, R OBP: 0.125, SLG: 0.125 Bernie Carbo, L OBP: 0.345, SLG: 0.202 Moe Drabowsky, R (10, 1) Joe Grzenda, R (10, 1) Ed Crosby, L OBP: 0.281, SLG: 0.242 (11, PH)		0-0 FC4-6 1-2f		0-0 4-3				0-0 1B 1B 2B		0-3 K		2 0 0 0 0 0 2 1 0 1 0 0 0 0 0 1 0 0 0 0 0 0 0 0 0 0 0 0 1 0 0 0 0 0 1 0 0 0 0 0 0 0 0 0 0 0 0 0 0 0 0 0 0 1 0 0

BOTTOM

San Francisco Giants @ St. Louis Cardinals  
 Busch Stadium, St. Louis, MO  
 Sat Jun 17 1972, 3:33 AM CDT  
 Att. 28,202 - Unknown

livebaseballscores.com

AB	36
R	4
H	8
RBI	3
BB	9
SO	4
LOB	19



Inning Stats	R: 0	H: 1	E: 0	LOB: 1	K: 0	BB: 1	S: 3	P: 7	R: 0	H: 0	E: 0	LOB: 2	K: 0	BB: 3	S: 2	P: 14	R: 0	H: 0	E: 0	LOB: 0	K: 2	BB: 0	S: 7	P: 7	R: 0	H: 1	E: 0	LOB: 1	K: 0	BB: 0	S: 4	P: 4	R: 0	H: 1	E: 0	LOB: 0	K: 0	BB: 0	S: 3	P: 3	R: 0	H: 0	E: 0	LOB: 0	K: 0	BB: 0	S: 3	P: 3	R: 0	H: 1	E: 0	LOB: 1	K: 0	BB: 0	S: 4	P: 4	R: 3	H: 3	E: 1	LOB: 2	K: 0	BB: 2	S: 6	P: 14	R: 0	H: 0	E: 0	LOB: 1	K: 1	BB: 1	S: 5	P: 9	R: 0	H: 0	E: 0	LOB: 0	K: 1	BB: 0	S: 5	P: 5	R: 1	H: 1	E: 0	LOB: 2	K: 0	BB: 2	S: 3	P: 11	1B: 7	SF: 1	2B: 1	SAC: 0	3B: 0	DP: 2	HR: 0	HBP: 0	WP: 0	PA: 47
PITCHER	IP	WLS	BF	H	R	ER	SO	BB	IBB	HBP	BLK	WP	HR	S	P	ERA	WHIP																			PITCHER																		IP	WLS	BF	H	R	ER	SO	BB	IBB	HBP	BLK	WP	HR	S	P	ERA	WHIP																												
Ron Bryant, L ERA: 3.2 (1, 1)	7.1		30	6	3	2	2	5	0	0	0	0	0	29	49	2.46	1.500																			Ron Bryant, L ERA: 3.2 (1, 1)																		7.1		30	6	3	2	2	5	0	0	0	0	0	29	49	2.46	1.500																												
Randy Moffitt, R ERA: (8, 1)	0.2		4	1	0	0	0	0	1	0	0	0	0	3	7	0.00	1.500																			Randy Moffitt, R ERA: (8, 1)																		0.2		4	1	0	0	0	0	1	0	0	0	3	7	0.00	1.500																													
Jerry Johnson, R ERA: 7.31 (9, 1)	2.2	L	12	1	1	1	2	2	1	0	0	0	0	13	25	3.38	1.125																			Jerry Johnson, R ERA: 7.31 (9, 1)																		2.2	L	12	1	1	1	2	2	1	0	0	0	13	25	3.38	1.125																													

Batter	1	2	3	4	5	6	7	8	9	AB R H RBI BB SO LOB	TOP											
<b>Bobby Bonds, R</b> (1, 9) OBP: 0.325, SLG: 0.474	0-0 F8		0-0 6-3		0-0 2B		0-0 1B	0-0 F9		5 0 2 1 0 0 3												
<b>Chris Speier, R</b> (1, 6) OBP: 0.348, SLG: 0.415	0-0 1B		0-0 F7		0-0 F9		0-0 F8		0-0 HR	5 1 2 0 0 0 5												
<b>Dave Kingman, R</b> (1, 7) OBP: 0.304, SLG: 0.493	0-3 K			0-0 1-6-3		4-0 E S BB		4-0 S 1B BB	0-0 HR	3 2 1 2 2 1 1												
<b>Ken Henderson, S</b> (9, 7) OBP: 0.273, SLG: 0.333									1-H HR	0 0 0 0 0 0 0												
<b>Willie McCovey, L</b> (1, 3) OBP: 0.308, SLG: 0.351	0-0 5-3			0-0 G4-3 1B		0-3 K		0-0 F3	0-0 SH3-4 1B	5 0 2 0 0 1 3												
<b>Dave Rader, L</b> (1, 2) OBP: 0.289, SLG: 0.312		4-0 G6-3 BB		0-0 G4-3		0-0 4-3		0-0 1B S 1B	0-0 FC1-5-2 SH3-4 1B	3 0 1 0 1 0 2												
<b>Damaso Blanco, R</b> (8, PR) OBP: 0.667, SLG: 0.667				1-2f				1-2 1B S 1B	1-2 FC1-5-2 SH3-4 3B 1B	0 1 0 0 0 0 0												
<b>Fran Healy, R</b> (8, 2) OBP: 0.244, SLG: 0.233								1-3 2-H 1B	1-2 2-3	1 1 1 0 0 0 0												
<b>Garry Maddox, R</b> (1, 8) OBP: 0.287, SLG: 0.418		0-0 G6-3			0-0 L6		0-3 K		0-0 SH3-4	4 1 1 1 0 1 2												
<b>Al Gallagher, R</b> (1, 5) OBP: 0.384, SLG: 0.321								1-3 2-H 1B														
<b>Tito Fuentes, S</b> (1, 4) OBP: 0.299, SLG: 0.376					0-0 E4 FC1-5 2B			0-0 F8	0-0 F8	3 1 1 0 0 2 1 2												
<b>Sam McDowell, L</b> (1, 1) OBP: 0.154, SLG: 0.184								0-0 K	0-0 FC1-5-2 3B	5 1 2 2 0 0 5												
<b>Ed Goodson, L</b> (8, PH) OBP: 0.333, SLG: 0.459					0-0 SH3-4			0-3 K	0-3 K	2 0 0 0 0 1 3												
<b>Randy Moffitt, R</b> (8, 1)								1-3 2-H 3-H 1B		1 0 1 2 0 0 0												
										1 0 0 0 0 1 1												
<b>Inning Stats</b>	R: 0 E: 0 K: 1 S: 6	H: 1 LOB: 1 BB: 0 P: 6	R: 0 E: 0 K: 1 S: 4	H: 0 LOB: 0 BB: 1 P: 8	R: 0 E: 0 K: 0 S: 4	H: 1 LOB: 1 BB: 0 P: 4	R: 0 E: 0 K: 0 S: 3	H: 1 LOB: 0 BB: 0 P: 3	R: 1 E: 1 K: 0 S: 6	H: 2 LOB: 2 BB: 0 P: 6	R: 0 E: 0 K: 2 S: 7	H: 0 LOB: 1 BB: 1 P: 11	R: 0 E: 0 K: 1 S: 6	H: 1 LOB: 2 BB: 1 P: 10	R: 3 E: 0 K: 0 S: 6	H: 3 LOB: 2 BB: 2 P: 14	R: 4 E: 0 K: 1 S: 10	H: 5 LOB: 1 BB: 0 P: 10	1B: 11 2B: 1 3B: 1 HR: 1	SF: 0 SAC: 2 DP: 2 HBP: 0	WP: 0 PB: 0 SB: 4 CS: 0	PA: 45
<b>PITCHER</b>	IP WLS BF H R ER SO BB IBB HBP BLK WP HR S P ERA WHIP																					
<b>Scipio Spinks, R</b> (1, 1) ERA: 2.57	7.1 L 32 7 3 2 5 4 0 0 0 0 0 0 38 54 2.46 1.500																					
<b>Diego Segui, R</b> (8, 1) ERA: 3.19	0.2 5 2 1 1 0 1 0 0 0 0 0 0 4 8 13.50 4.500																					
<b>Lowell Palmer, R</b> (9, 1) ERA: 8.31	0.0 4 4 4 4 0 0 0 0 0 0 0 1 4 4 ∞ ∞																					
<b>Tony Cloninger, R</b> (9, 1) ERA: 5.17	1.0 4 1 0 0 1 0 0 0 0 0 0 0 6 6 0.00 1.000																					

San Francisco Giants @ St. Louis Cardinals  
 Busch Stadium, St. Louis, MO  
 Sun Jun 18 1972, 3:33 AM CDT  
 Att: 19,957 - Unknown

livebaseballscorecards.com

AB	38
R	8
H	14
RBI	8
BB	5
SO	6
LOB	27



Batter	1	2	3	4	5	6	7	8	9	AB	R	H	RBI	BB	SO	LOB				
Lou Brock, L (1, 7) OBP: 0.335, SLG: 0.374	0-0 BB 2B 1B		0-0 F8		0-0 F8			0-0 4-3		4	1	1	0	0	0	1				
Ted Sizemore, R (1, 4) OBP: 0.315, SLG: 0.328	4-0 1-2 2B BB		0-0 6-3		0-3 K			0-0 1-3		3	1	0	0	1	1	1				
Donn Clendenon, R (1, 3) OBP: 0.293, SLG: 0.324	0-3 K		0-0 P3				0-0 4-3		0-0 1B 1B	4	0	1	0	0	1	2				
Joe Torre, R (1, 5) OBP: 0.361, SLG: 0.493	0-0 F8			0-0 P6			0-0 6-3		0-3 K	4	0	0	0	0	1	3				
Ted Simmons, S (1, 2) OBP: 0.314, SLG: 0.435	0-0 1-H 2-H 2B			0-0 FC4-6 1B			0-0 G3		0-0 1-2 1B	4	0	3	2	0	0	0				
Luis Melendez, R (1, 9) OBP: 0.262, SLG: 0.305 Bernie Carbo, L (9, PH) OBP: 0.343, SLG: 0.200	0-0 P4			0-0 F2			0-0 6-3		0-0 G4-6-3 1-2f	3 1	0 0	0 0	0 0	0 0	0 2	2 2				
Dwain Anderson, R (1, 6) OBP: 0.325, SLG: 0.278		0-0 6-3		0-0 FC4-6 1-2f			0-0 1-3			3	0	0	0	0	0	1				
Jose Cruz, L (1, 8) OBP: 0.271, SLG: 0.246		0-3 K			0-3 K		0-0 6-3			3	0	0	0	0	2	0				
Scipio Spinks, R (1, 1) OBP: 0.176, SLG: 0.176 Diego Segui, R (8, 1) OBP: 0.125, SLG: 0.125 Matty Alou, L (8, PH) OBP: 0.355, SLG: 0.398 Lowell Palmer, R (9, 1) Tony Cloninger, R (9, 1)		0-0 F7					0-0 1B		0-0 6-3	2 0 1 0 0	0 0 0 0 0	0 0 0 0 0	0 0 0 0 0	0 0 0 0 0	0 0 0 0 0	0 0 0 0 0				
Inning Stats	R: 2 E: 0 K: 1 S: 7	H: 2 LOB: 1 BB: 1 P: 11	R: 0 E: 0 K: 1 S: 5	H: 0 LOB: 0 BB: 0 P: 5	R: 0 E: 0 K: 0 S: 3	H: 0 LOB: 0 BB: 0 P: 3	R: 0 E: 0 K: 0 S: 4	H: 1 LOB: 1 BB: 0 P: 4	R: 0 E: 0 K: 2 S: 8	H: 1 LOB: 1 BB: 0 P: 8	R: 0 E: 0 K: 0 S: 3	H: 0 LOB: 0 BB: 0 P: 3	R: 0 E: 0 K: 0 S: 3	H: 0 LOB: 0 BB: 0 P: 3	R: 0 E: 0 K: 1 S: 6	H: 2 LOB: 1 BB: 0 P: 6	1B: 5 2B: 1 3B: 0 HR: 0	SF: 0 SAC: 0 DP: 1 HBP: 0	WP: 0 PB: 0 SB: 0 CS: 0	PA: 33
PITCHER	IP WLS BF H R ER SO	W W 26 4 2 2 4	S S 7 2 0 0 1	BB IBB HBP BLK WP HR S P	1 0 0 0 0 0 9 9	0 0 0 0 0 0 9 9	0 0 0 0 0 0 9 9	ERA WHIP	0.00 1.000	PITCHER	IP WLS BF H R ER SO	BB IBB HBP BLK WP HR S P	6 0 0 0 0 0 9 9	ERA WHIP	0.00 1.000					

BOTTOM

San Francisco Giants @ St. Louis Cardinals  
 Busch Stadium, St. Louis, MO  
 Sun Jun 18 1972, 3:33 AM CDT  
 Att. 19,957 - Unknown

AB	32
R	2
H	6
RBI	2
BB	1
SO	5
LOB	12



WP: 0	PA: 33
PB: 0	
SB: 0	
CS: 0	

livebaseballscorecards.com

Batter	1	2	3	4	5	6	7	8	9	10	11	AB	R	H	RBI	BB	SO	LOB	TOP								
<b>Bobby Bonds, R</b> OBP: 0.319, SLG: 0.465 (1, 9)	0-0 5-3		0-3 K	0-3 K			0-3 K		0-0 2-1	0-3 K		5	0	0	0	0	4	2									
<b>Chris Speier, R</b> OBP: 0.341, SLG: 0.406 (1, 6)	0-0 6-3		0-0 5-3		0-0 5-3		0-0 1-3			0-0 6-3		5	0	0	0	0	0	1									
<b>Dave Kingman, R</b> OBP: 0.298, SLG: 0.483 (1, 7) (11, 3)	0-0 5-3		0-0 6-3		0-3 K			0-3 K		F7		5	0	0	0	0	2	0									
<b>Willie McCovey, L</b> OBP: 0.314, SLG: 0.355 <b>Bernie Williams, R</b> OBP: 0.196, SLG: 0.278 (11, 7)		0-0 HR 1B		0-0 FC1-6 1B	0-0 4-3			0-0 F9		E4 SH5-4		5	1	2	0	0	0	0									
<b>Dave Rader, L</b> OBP: 0.294, SLG: 0.317 (1, 2)		0-0 HR 1B		0-0 FC1-6 1B		0-3 K		0-0 FC6-4 1B		SH5-4		4	2	2	0	0	1	1									
<b>Garry Maddox, R</b> OBP: 0.290, SLG: 0.434 (1, 8)		0-0 HR		0-0 E 1B		0-0 F3		0-0 FC6-4		L8		5	2	2	3	0	0	3									
<b>Al Gallagher, R</b> OBP: 0.388, SLG: 0.330 <b>Damaso Blanco, R</b> OBP: 0.500, SLG: 0.500 (9, 5)		0-0 1-3		0-0 E 1B		0-0 6-3			0-0 1-3 2-1 S 1B		4-3	4	1	2	1	0	0	0									
<b>Tito Fuentes, S</b> OBP: 0.298, SLG: 0.371 (1, 4)		0-0 F8		0-0 G3 1B			4-0 SH3-4 BB		0-0 5-3			3	0	0	0	1	0	2									
<b>Steve Stone, R</b> OBP: 0.154, SLG: 0.120 <b>Jim Howarth, L</b> OBP: 0.494, SLG: 0.372 <b>Frank Reberger, L</b> <b>Jim Barr, R</b> <b>Ed Goodson, L</b> OBP: 0.393, SLG: 0.453 <b>Jerry Johnson, R</b> (9, 1)		0-0 5-3		0-0 1B			0-0 SH3-4		0-0 1-3			1	0	0	0	0	0	0									
<b>Inning Stats</b>	R: 0 E: 0 K: 0 S: 3	H: 0 LOB: 0 BB: 0 P: 3	R: 3 E: 0 K: 0 S: 6	H: 3 LOB: 0 BB: 0 P: 6	R: 0 E: 0 K: 1 S: 5	H: 0 LOB: 0 BB: 0 P: 5	R: 3 E: 1 K: 1 S: 9	H: 4 LOB: 1 BB: 0 P: 9	R: 0 E: 0 K: 1 S: 5	H: 0 LOB: 0 BB: 0 P: 5	R: 0 E: 0 K: 1 S: 6	H: 1 LOB: 1 BB: 0 P: 6	R: 0 E: 0 K: 0 S: 3	H: 1 LOB: 2 BB: 0 P: 3	R: 0 E: 1 K: 0 S: 4	H: 0 LOB: 0 BB: 0 P: 5	R: 0 E: 1 K: 0 S: 4	H: 0 LOB: 2 BB: 0 P: 4	1B: 8 2B: 0 3B: 0 HR: 1	SF: 0 SAC: 2 DP: 0 HBP: 0	WP: 0 PB: 0 SB: 1 CS: 0	PA: 43					
<b>PITCHER</b>	IP	WLS	BF	H	R	ER	SO	BB	IBB	HBP	BLK	WP	HR	S	P	ERA	WHIP										
<b>Bill Hands, R</b> ERA: 2.85 (1, 1)	3.2		18	7	6	6	1	0	0	0	0	0	1	20	20	14.73	1.909										
<b>Rick Reuschel, R</b> ERA: (4, 1)	0.1		1	0	0	0	1	0	0	0	0	0	0	3	3	0.00	0.000										
<b>Tom Phoebus, R</b> ERA: 2.51 (5, 1)	5.0		18	2	0	0	4	1	0	0	0	0	0	24	28	0.00	0.600										
<b>Jack Aker, R</b> ERA: 1.29 (10, 1)	2.0	W	7	0	0	0	1	0	0	0	0	0	0	9	9	0.00	0.000										

**San Francisco Giants @ Chicago Cubs**  
 Wrigley Field, Chicago, IL  
 Mon Jun 19 1972, 3:33 AM CDT  
 Att: 17,918 - Cloudy - 80 F

AB	40
R	6
H	9
RBI	5
BB	1
SO	7
LOB	13





Batter	1	2	3	4	5	6	7	8	9	10	11	AB R H RBI BB SO LOB	BOTTOM					
<b>Don Kessinger, S</b> OBP: 0.364, SLG: 0.301 (1, 6)	0-3 K		4-0 G5-3 SH2-3 BB	0-0 1B 1B		0-0 F7		0-0 G3			0-0 2B 1B	5 2 2 1 1 1 0	<b>San Francisco Giants @ Chicago Cubs</b> Wrigley Field, Chicago, IL Mon Jun 19 1972, 3:33 AM CDT Att: 17,918 - Cloudy - 80 F					
<b>Glenn Beckert, R</b> OBP: 0.296, SLG: 0.330 (1, 4)	0-0 6-3 HR 1B		0-0 SH2-3 1-2	0-0 1B 1B		0-0 6-3		0-0 6-3			0-0 1-H 2B	5 1 3 1 0 0 0						
<b>Billy Williams, L</b> OBP: 0.350, SLG: 0.513 (1, 7)	0-0 6-3		1-0 HBP	0-0 1B		4-0 BB		0-0 2B				3 0 2 1 1 0 1						
<b>Jim Hickman, R</b> OBP: 0.368, SLG: 0.485 (1, 3)	0-0 HR		0-0 G5-3 2-3f	0-3 K		0-0 L7		0-0 F3				5 1 1 2 0 1 6						
<b>Jose Cardenal, R</b> OBP: 0.352, SLG: 0.521 (1, 9)	0-0 L8		0-0 F3	0-0 E6 1B		0-3 K		0-0 F5				5 0 0 0 0 1 1						
<b>Rick Monday, L</b> OBP: 0.414, SLG: 0.469 (1, 8)		0-0 1B	0-0 HR 2B	0-0 1B		0-3 K		0-3 K				5 1 3 0 0 2 0						
<b>Ron Santo, R</b> OBP: 0.373, SLG: 0.546 (1, 5)		0-0 F9	0-0 HR	0-0 L4		0-0 6-3		0-0 5-3				5 1 1 2 0 0 3						
<b>Randy Hundley, R</b> OBP: 0.265, SLG: 0.295 (1, 2)		0-3 K	0-0 1B 2B	0-0 P6		0-0 L6		0-0 F7				5 1 1 0 0 1 3						
<b>Bill Hands, R</b> <b>Rick Reuschel, R</b> <b>Art Shamsky, L</b> OBP: 0.263, SLG: 0.125 <b>Tom Phoebus, R</b> OBP: 0.100, SLG: 0.100 <b>Jack Aker, R</b> (10, 1)		0-3 K	0-0 F8	0-0 1B		0-0 4-3		0-3 K				1 0 0 0 0 1 1 0 0 0 0 0 0 0 1 0 0 0 0 0 1 2 0 1 0 0 0 0 1 0 0 0 0 1 0						
<b>Inning Stats</b>	R: 2 H: 2 E: 0 LOB: 0 K: 1 BB: 0 S: 7 P: 7	R: 0 H: 1 E: 0 LOB: 1 K: 2 BB: 0 S: 8 P: 8	R: 0 H: 0 E: 0 LOB: 1 K: 0 BB: 1 S: 2 P: 7	R: 4 H: 6 E: 0 LOB: 2 K: 1 BB: 0 S: 11 P: 11	R: 0 H: 2 E: 1 LOB: 2 K: 0 BB: 0 S: 5 P: 5	R: 0 H: 0 E: 0 LOB: 1 K: 0 BB: 1 S: 3 P: 7	R: 0 H: 0 E: 0 LOB: 0 K: 2 BB: 0 S: 7 P: 7	R: 0 H: 0 E: 0 LOB: 0 K: 0 BB: 0 S: 3 P: 3	R: 0 H: 1 E: 0 LOB: 1 K: 0 BB: 0 S: 4 P: 4	R: 0 H: 0 E: 0 LOB: 0 K: 1 BB: 0 S: 5 P: 5	R: 1 H: 2 E: 0 LOB: 1 K: 1 BB: 0 S: 5 P: 5	1B: 8 SF: 0 2B: 4 SAC: 1 3B: 0 DP: 1 HR: 2 HBP: 1		WP: 0 PA: 47 PB: 0 SB: 0 CS: 0				
<b>PITCHER</b>	IP WLS BF H R ER SO BB IBB HBP BLK WP HR S P ERA WHIP																	
<b>Steve Stone, R</b> ERA: 2.55 (1, 1)	3.0	13	3	2	2	3	1	0	1	0	0	0	0	1	17	22	6.00	1.333
<b>Frank Reberger, R</b> ERA: 54.0 (4, 1)	0.2	6	4	4	4	0	0	0	0	0	0	0	1	6	6	54.00	6.000	
<b>Jim Barr, R</b> ERA: 3.38 (4, 1)	4.1	18	4	0	0	3	1	0	0	0	0	0	0	23	27	0.00	1.154	
<b>Jerry Johnson, R</b> ERA: 7.04 (9, 1)	2.1	L 10	3	1	1	2	0	0	0	0	0	0	0	14	14	3.86	1.286	

livebaseballscorecards.com

AB	43
R	7
H	14
RBI	7
BB	2
SO	8
LOB	16



Batter	1	2	3	4	5	6	7	8	9	AB R H RBI BB SO LOB	TOP	
Bobby Bonds, R (1, 9) OBP: 0.318, SLG: 0.459 Ken Henderson, S (6, 9) OBP: 0.272, SLG: 0.332	4-0 S E BB	0-0 6-3		0-3 K		0-0 5-3			0-0 P4-3	3 1 0 0 1 1 2 1 0 0 0 0 0 0	<b>San Francisco Giants @ Chicago Cubs</b> Wrigley Field, Chicago, IL Tue Jun 20 1972, 3:33 AM CDT Att. 18,978 - Cloudy - 78 F <a href="http://livebaseballscorecards.com">livebaseballscorecards.com</a>	
Chris Speier, R (1, 6) OBP: 0.343, SLG: 0.405 Damaso Blanco, R (7, 6) OBP: 0.400, SLG: 0.400	0-0 E6 1B FC1-6 1-H		0-0 1B 1B	0-0 5-3		4-0 G6-4-3 BB		0-0 P4-3	3 2 1 0 1 0 0 1 0 0 0 0 0 0			
Dave Kingman, R (1, 7) OBP: 0.304, SLG: 0.494	0-0 4-3 1-2		0-0 1B HR 1B		0-0 4-3 3B	0-0 F7		0-0 E 1B	5 2 3 0 0 0 2			
Willie McCovey, L (1, 3) OBP: 0.315, SLG: 0.354 Ed Goodson, L (5, 3) OBP: 0.321, SLG: 0.442	0-0 FC1-6 1B 2-3		0-0 F8		0-0 4-3	0-0 G6-4-3 1-2f		0-0 P4	3 0 1 1 0 0 2 2 0 0 0 0 0 2			
Dave Rader, L (1, 2) OBP: 0.297, SLG: 0.320	0-0 FC1-6 1-2f 2B 3-H		0-0 HR 1B 1-2 2-H		0-0 6-3		0-0 FC6-4 1B	0-0 3-1	5 1 2 1 0 0 3			
Garry Maddox, R (1, 8) OBP: 0.294, SLG: 0.458	0-0 2B 2-H		0-0 HR 1-H 2-H		0-0 F9		0-0 FC6-4 1B 1-2f		4 2 2 3 0 0 1			
Al Gallagher, R (1, 5) OBP: 0.383, SLG: 0.337		0-0 2B	0-0 L9		0-0 6-3		0-0 5-3 1-2		4 0 1 0 0 0 1			
Tito Fuentes, S (1, 4) OBP: 0.299, SLG: 0.370 Chris Arnold, R (7, 4) OBP: 0.333, SLG: 0.375		0-0 F8	0-0 F7		0-0 1B		0-0 1B 2-H		3 0 1 0 0 0 1 1 0 1 1 0 0 0			
Don Carrithers, R (1, 1) OBP: 0.133, SLG: 0.133 Don McMahon, R (1, 1) Bernie Williams, R (4, PH) OBP: 0.193, SLG: 0.273 Randy Moffitt, R (4, 1) Frank Reberger, L (4, 1)		0-0 F7		0-0 F8		0-3 K		0-3 K	0 0 0 0 0 0 0 1 0 0 0 0 0 1 1 0 0 0 0 0 0 0 0 0 0 0 0 0 2 0 0 0 0 2 2			
<b>Inning Stats</b>	R: 2 H: 2 E: 2 LOB: 2 K: 0 BB: 1 S: 5 P: 9	R: 0 H: 1 E: 0 LOB: 1 K: 0 BB: 0 S: 4 P: 4	R: 4 H: 4 E: 0 LOB: 0 K: 0 BB: 0 S: 7 P: 7	R: 0 H: 0 E: 0 LOB: 0 K: 1 BB: 0 S: 5 P: 5	R: 1 H: 1 E: 0 LOB: 0 K: 0 BB: 0 S: 4 P: 4	R: 0 H: 1 E: 0 LOB: 1 K: 1 BB: 0 S: 6 P: 6	R: 0 H: 0 E: 0 LOB: 0 K: 0 BB: 1 S: 2 P: 6	R: 1 H: 2 E: 0 LOB: 1 K: 1 BB: 0 S: 7 P: 7	R: 0 H: 1 E: 1 LOB: 2 K: 0 BB: 0 S: 5 P: 5	1B: 8 SF: 0 2B: 2 SAC: 0 3B: 1 DP: 1 HR: 1 HBP: 0		WP: 0 PA: 41 PB: 0 SB: 1 CS: 0
<b>PITCHER</b> Burt Hooton, R (1, 1) ERA: 2.52 Rick Reuschel, R (4, 1) ERA: 2.84	IP WLS BF H R ER SO BB IBB HBP BLK WP HR S P ERA WHIP											<b>PITCHER</b> IP WLS BF H R ER SO BB IBB HBP BLK WP HR S P ERA WHIP



Batter	1	2	3	4	5	6	7	8	9
Don Kessinger, S OBP: 0.355, SLG: 0.291	6-3		P6	1-3		6-3		1-3	
Glenn Beckert, R OBP: 0.303, SLG: 0.338 Paul Popovich, S OBP: 0.194, SLG: 0.143	4-0 1B BB	0-0 FC4-6 1B		0-0 3B 2B		0-0 F8		0-0 5-3	
Billy Williams, L OBP: 0.355, SLG: 0.537 Bill North, S OBP: 0.179, SLG: 0.148	0-0 WP 1B 1-2	0-0 FC4-6 1B 1-2f		0-0 1B 3B 2-H		0-0 F9		0-0 HR	
Jim Hickman, R OBP: 0.392, SLG: 0.496 Art Shamsky, L OBP: 0.263, SLG: 0.125	0-0 WP 1B 1-2 2-H	0-0 1B		0-0 1B 1B 3-H		0-0 1B		0-0 5-3	
Jose Cardenal, R OBP: 0.353, SLG: 0.518 Gene Hiser, L OBP: 0.409, SLG: 0.316	0-0 WP HR 1B 1-H 2-H	0-0 P6		0-0 5-3 1-2		0-0 F9		0-0 1B	
Rick Monday, L OBP: 0.419, SLG: 0.463	4-0 WP HR BB	0-0 3-1		4-0 1B 1B IBB		4-0 HR BB		0-0 4-3	
Ron Santo, R OBP: 0.390, SLG: 0.586 Carmen Fanzone, R OBP: 0.340, SLG: 0.390	4-0 HR BB 1-2 2-3		0-0 6-3 2B	0-0 1B 1B 1-2 2-H		0-0 HR		0-3 K	
Randy Hundley, R OBP: 0.269, SLG: 0.317	0-0 HR 1-H 2-H 3-H		0-0 6-3 2-3	0-0 2B 1B 1-H 2-H		0-3 K		0-0 6-3	
Burt Hooton, R OBP: 0.143, SLG: 0.063 J.C. Martin, L OBP: 0.429, SLG: 0.571 Rick Reuschel, R OBP: 0.667, SLG: 1.000	0-0 F3		0-0 L1	0-0 2B		0-3 K		0-0 1B	

Inning Stats	R: 7 E: 0 K: 0 S: 7	H: 4 LOB: 0 BB: 3 P: 19	R: 0 E: 1 K: 0 S: 5	H: 2 LOB: 2 BB: 0 P: 5	R: 0 E: 0 K: 0 S: 4	H: 1 LOB: 1 BB: 0 P: 4	R: 5 E: 0 K: 0 S: 8	H: 6 LOB: 1 BB: 1 P: 12	R: 0 E: 0 K: 0 S: 4	H: 1 LOB: 1 BB: 0 P: 4	R: 2 E: 0 K: 2 S: 8	H: 1 LOB: 0 BB: 1 P: 12	R: 1 E: 0 K: 0 S: 5	H: 2 LOB: 1 BB: 0 P: 5	R: 0 E: 0 K: 1 S: 6	H: 1 LOB: 1 BB: 0 P: 6
--------------	------------------------------	----------------------------------	------------------------------	---------------------------------	------------------------------	---------------------------------	------------------------------	----------------------------------	------------------------------	---------------------------------	------------------------------	----------------------------------	------------------------------	---------------------------------	------------------------------	---------------------------------

PITCHER	IP	WLS	BF	H	R	ER	SO	BB	IBB	HBP	BLK	WP	HR	S	P	ERA	WHIP
Don Carrithers, R ERA: 4.66	(1, 1)	0.1	L	8	4	7	0	3	0	0	0	2	1	5	17	189.00	21.000
Don McMahon, R ERA: 3.41	(1, 1)	2.2		11	3	0	0	0	0	0	0	0	0	11	11	0.00	1.125
Randy Moffitt, R ERA: 6.43	(4, 1)	0.2		8	6	5	0	0	1	0	0	0	0	7	11	67.50	9.000
Frank Reberger, R ERA: 12.6	(4, 1)	4.1		19	5	3	3	1	0	0	0	0	2	24	28	6.23	1.385


**BOTTOM**

**San Francisco Giants @ Chicago Cubs**  
 Wrigley Field, Chicago, IL  
 Tue Jun 20 1972, 3:33 AM CDT  
 Att: 18,978 - Cloudy - 78 F

AB	R	H	RBI	BB	SO	LOB
6	0	0	0	0	0	3
4	2	2	0	1	0	0
0	0	0	0	0	0	0
5	3	3	2	0	0	1
0	0	0	0	0	0	0
5	2	4	2	0	0	0
0	0	0	0	0	0	0
5	1	2	2	0	0	4
0	0	0	0	0	0	0
2	3	0	0	3	0	3
3	2	3	3	1	0	0
1	0	0	0	0	1	0
5	2	2	5	0	1	1
1	0	0	0	0	0	0
1	0	0	0	0	0	1
3	0	2	1	0	1	0

AB	41
R	15
H	18
RBI	15
BB	5
SO	3
LOB	13

livebaseballscores.com



WP	PA
2	46
PB: 0	
SB: 0	
CS: 0	

Batter	1	2	3	4	5	6	7	8	9	AB R H RBI BB SO LOB	TOP		
Ken Henderson, S (1, 9) OBP: 0.275, SLG: 0.339	0-0 P4		0-0 3-1		0-0 2-H 1B		0-0 F8		0-0 1-H 2B	5 1 2 2 0 0 0			
Chris Speier, R (1, 6) OBP: 0.337, SLG: 0.397	0-3 K		0-0 6-3		0-0 1-3 1B		0-3 K		0-0 G3	5 0 0 0 0 2 2			
Dave Kingman, R (1, 7) OBP: 0.303, SLG: 0.490	0-0 F3		0-0 P6		0-0 1-2 1B			0-0 6-3		4 0 1 1 0 0 0			
Willie McCovey, L (1, 3) OBP: 0.312, SLG: 0.348		0-0 P5		0-0 F9		0-0 P6		0-0 FC5-4 1B		4 0 1 0 0 0 2			
Garry Maddox, R (1, 8) OBP: 0.288, SLG: 0.448		0-0 P5		0-0 5-3		0-0 F8		0-3 K		4 0 0 0 0 1 1			
Dave Rader, L (1, 2) OBP: 0.296, SLG: 0.318		0-0 1B 1B		0-0 4-3		0-0 G3		0-0 FC5-4 1-2f		4 1 1 0 0 0 1			
Al Gallagher, R (1, 5) OBP: 0.387, SLG: 0.344		0-0 1B 1B			0-0 L9	0-0 1B			0-0 6-3	4 0 2 0 0 0 0			
Tito Fuentes, S (1, 4) OBP: 0.306, SLG: 0.374		0-0 1B 1B			4-0 1B BB	0-0 1-3			0-0 2B 1B	3 2 2 1 1 0 1			
Ron Bryant, S (1, 1) OBP: 0.103, SLG: 0.138		0-0 F5			0-0 4-3		0-0 G3		0-3 K	4 0 0 0 0 1 4			
<b>Inning Stats</b>	R: 0 H: 0 E: 0 LOB: 0 K: 1 BB: 0 S: 5 P: 5	R: 1 H: 3 E: 0 LOB: 2 K: 0 BB: 0 S: 6 P: 6	R: 0 H: 0 E: 0 LOB: 0 K: 0 BB: 0 S: 3 P: 3	R: 0 H: 0 E: 0 LOB: 0 K: 0 BB: 0 S: 3 P: 3	R: 2 H: 2 E: 1 LOB: 2 K: 0 BB: 1 S: 6 P: 10	R: 0 H: 1 E: 0 LOB: 1 K: 0 BB: 0 S: 4 P: 4	R: 0 H: 0 E: 0 LOB: 0 K: 1 BB: 0 S: 5 P: 5	R: 0 H: 1 E: 0 LOB: 1 K: 1 BB: 0 S: 6 P: 6	R: 1 H: 2 E: 0 LOB: 1 K: 1 BB: 0 S: 7 P: 7	1B: 8 SF: 0 2B: 1 SAC: 0 3B: 0 DP: 0 HR: 0 HBP: 0	WP: 0 PA: 38 PB: 0 SB: 0 CS: 0		
<b>PITCHER</b>	IP WLS BF H R ER SO BB IBB HBP BLK WP HR S P ERA WHIP											<b>PITCHER</b>	IP WLS BF H R ER SO BB IBB HBP BLK WP HR S P ERA WHIP
Milt Pappas, R (1, 1) ERA: 2.75	7.0 L 29 6 3 2 2 1 0 0 0 0 0 0 32 36 2.57 1.000												
Dan McGinn, L (8, 1) ERA: 3.51	2.0 9 3 1 1 2 0 0 0 0 0 0 0 13 13 4.50 1.500												

San Francisco Giants @ Chicago Cubs  
Wrigley Field, Chicago, IL  
Wed Jun 21 1972, 3:33 AM CDT  
Att. 19,539 - Cloudy - 51 F

livebaseballscorecards.com

AB	37
R	4
H	9
RBI	4
BB	1
SO	4
LOB	11



Batter	1	2	3	4	5	6	7	8	9	AB	R	H	RBI	BB	SO	LOB
Don Kessinger, S (1, 6) OBP: 0.353, SLG: 0.291	0-0 4-3 1B		0-0 L8		0-0 4-3			0-0 L7		4	0	1	0	0	0	0
Glenn Beckert, R (1, 4) OBP: 0.298, SLG: 0.332	0-0 4-3 1-2		0-0 F8		0-0 F7			0-0 5-3		4	0	0	0	0	0	1
Billy Williams, L (1, 7) OBP: 0.353, SLG: 0.532	0-0 L8		0-0 F8		0-0 F7			0-0 FC5-4 1B		4	0	1	0	0	0	1
Jim Hickman, R (1, 3) OBP: 0.379, SLG: 0.486	0-0 6-3			4-0 SH1-3 BB BB		0-0 F7		0-0 FC5-4 1-2f		3	0	0	0	1	0	2
Jose Cardenal, R (1, 9) OBP: 0.347, SLG: 0.507		0-0 6-3		0-0 F8		0-0 5-3		0-3 K		4	0	0	0	0	1	1
Ron Santo, R (1, 5) OBP: 0.392, SLG: 0.578		4-0 BB BB		4-0 SH1-3 1-2 BB		0-0 5-3		0-0 1-3		2	0	0	0	2	0	0
Rick Monday, L (1, 8) OBP: 0.417, SLG: 0.457		4-0 1-2 BB		0-0 SH1-3 1-2 2-3			0-0 5-3		0-0 4-3	2	0	0	0	1	0	0
Randy Hundley, R (1, 2) OBP: 0.270, SLG: 0.313		0-0 F3		4-0 IBB			0-0 F5			2	0	0	0	1	0	2
Milt Pappas, R (1, 1) OBP: 0.296, SLG: 0.269		0-0 L1		0-3 K			0-0 F7			2	0	0	0	0	1	5
Carmen Fanzone, R (7, PH) OBP: 0.338, SLG: 0.387										1	0	0	0	0	0	0
Dan McGinn, L (8, 1) OBP: 0.500, SLG: 1.000										0	0	0	0	0	0	0

<b>Inning Stats</b>	R: 0 E: 0 K: 0 S: 4	H: 1 LOB: 1 BB: 0 P: 4	R: 0 E: 0 K: 0 S: 3	H: 0 LOB: 2 BB: 2 P: 11	R: 0 E: 0 K: 0 S: 3	H: 0 LOB: 0 BB: 0 P: 3	R: 0 E: 0 K: 1 S: 5	H: 0 LOB: 3 BB: 3 P: 17	R: 0 E: 0 K: 0 S: 3	H: 0 LOB: 0 BB: 0 P: 3	R: 0 E: 0 K: 0 S: 3	H: 0 LOB: 0 BB: 0 P: 3	R: 0 E: 0 K: 0 S: 4	H: 1 LOB: 1 BB: 0 P: 4	R: 0 E: 0 K: 1 S: 5	H: 0 LOB: 0 BB: 0 P: 5	1B: 2 2B: 0 3B: 0 HR: 0	SF: 0 SAC: 1 DP: 0 HBP: 0	WP: 0 PB: 0 SB: 0 CS: 0	PA: 34
<b>PITCHER</b> Ron Bryant, L (1, 1) ERA: 2.89	IP: 9.0 WLS: W BF: 34 H: 2 R: 0 ER: 0 SO: 2 BB: 4 IBB: 1 HBP: 0 BLK: 0 WP: 0 HR: 0 S: 33 P: 53 ERA: 0.00 WHIP: 0.667																			

**BOTTOM**

**San Francisco Giants @ Chicago Cubs**  
Wrigley Field, Chicago, IL  
Wed Jun 21 1972, 3:33 AM CDT  
Att: 19,539 - Cloudy - 51 F

<b>AB</b>	<b>28</b>
<b>R</b>	<b>0</b>
<b>H</b>	<b>2</b>
<b>RBI</b>	<b>0</b>
<b>BB</b>	<b>5</b>
<b>SO</b>	<b>2</b>
<b>LOB</b>	<b>12</b>

WP: 0	PA: 34
PB: 0	
SB: 0	
CS: 0	

Batter	1	2	3	4	5	6	7	8	9	AB R H RBI BB SO LOB	TOP									
<b>Bobby Bonds, R</b> (1, 9) OBP: 0.317, SLG: 0.454	0-3 K		0-0 F7			0-0 5-3		4-0 BB		3 0 0 0 1 1 0	<b>San Francisco Giants @ San Diego Padres</b> <b>San Diego Stadium, San Diego, CA</b> Fri Jun 23 1972, 10:05 PM EDT Att. 21,319 - Unknown <a href="http://livebaseballscorecards.com">livebaseballscorecards.com</a>									
<b>Chris Speier, R</b> (1, 6) OBP: 0.332, SLG: 0.390	0-0 6-3		0-3 K			0-0 5-3		0-0 F4		4 0 0 0 0 1 1										
<b>Dave Kingman, R</b> (1, 7) OBP: 0.299, SLG: 0.481	0-3 K					0-0 F6				4 0 0 0 0 3 0										
<b>Willie McCovey, L</b> (1, 3) OBP: 0.309, SLG: 0.333		0-0 5-3				4-0 BB		0-0 6-3		3 0 0 0 1 0 0										
<b>Garry Maddox, R</b> (1, 8) OBP: 0.287, SLG: 0.455		0-0 SF8 3B				0-0 F7		0-0 F9		4 1 1 0 0 0 1										
<b>Dave Rader, L</b> (1, 2) OBP: 0.303, SLG: 0.316		1-0 HBP				0-0 F8		4-0 BB		1 0 0 0 1 0 1										
<b>Al Gallagher, R</b> (1, 5) OBP: 0.377, SLG: 0.337		0-0 SF8				0-0 4-3		0-0 4-3		2 0 0 1 0 0 1										
<b>Tito Fuentes, S</b> (1, 4) OBP: 0.302, SLG: 0.369		0-3 K				0-3 K		0-0 4-3		3 0 0 0 0 2 1										
<b>Sam McDowell, L</b> (1, 1) <b>Randy Moffitt, R</b> (8, 1)		0-3 K				0-0 4-3		0-0 B1		3 0 0 0 0 1 0 0 0 0 0 0 0 0										
<b>Inning Stats</b>	R: 0 E: 0 K: 2 S: 7	H: 0 LOB: 0 BB: 0 P: 7	R: 1 E: 0 K: 1 S: 6	H: 1 LOB: 1 BB: 0 P: 7	R: 0 E: 0 K: 2 S: 7	H: 0 LOB: 0 BB: 0 P: 7	R: 0 E: 0 K: 1 S: 5	H: 0 LOB: 1 BB: 1 P: 9	R: 0 E: 0 K: 1 S: 5	H: 0 LOB: 0 BB: 0 P: 5	R: 0 E: 0 K: 0 S: 3	H: 0 LOB: 0 BB: 0 P: 3	R: 0 E: 0 K: 0 S: 3	H: 0 LOB: 1 BB: 1 P: 7	R: 0 E: 0 K: 1 S: 5	H: 0 LOB: 0 BB: 0 P: 5	1B: 0 2B: 0 3B: 1 HR: 0	SF: 1 SAC: 0 DP: 0 HBP: 1	WP: 0 PB: 0 SB: 0 CS: 0	PA: 32
<b>PITCHER</b> <b>Steve Arlin, R</b> (1, 1) ERA: 3.06	IP: 9.0 WLS: W BF: 32 H: 1 R: 1 ER: 1 SO: 8 BB: 3 IBB: 0 HBP: 1 BLK: 0 WP: 0 HR: 0 S: 44 P: 57 ERA: 1.00 WHIP: 0.444											<b>PITCHER</b> IP: WLS: BF: H: R: ER: SO: BB: IBB: HBP: BLK: WP: HR: S: P: ERA: WHIP								



Batter	1	2	3	4	5	6	7	8	9
<b>Jerry Morales, R</b> OBP: 0.360, SLG: 0.471 (1, 8) (8, 9)	0-0 6-3		0-0 1-3		0-0 L6		0-0 F9		
<b>Fred Stanley, R</b> OBP: 0.325, SLG: 0.306 (1, 4) SS	0-3 K			4-0 BB		0-0 1-3		0-0 1B HR 1B	
<b>Leron Lee, L</b> OBP: 0.354, SLG: 0.510 (1, 7) X	0-0 1B			0-0 F7		0-0 G3		0-0 1-2 HR 1B	
<b>Nate Colbert, R</b> OBP: 0.272, SLG: 0.441 (1, 3) SS	0-3 K			0-3 K		0-0 L7		0-0 1-H 2-H HR	
<b>Cito Gaston, R</b> OBP: 0.304, SLG: 0.377 <b>Johnny Jeter, R</b> OBP: 0.269, SLG: 0.355 (7, PR) (8, 8)		0-0 6-3		0-0 F8			0-0 BB SH1 1B	0-0 5-3 4-3 1B	
<b>Dave Roberts, R</b> OBP: 0.222, SLG: 0.318 (1, 5)		0-3 K			0-0 WP FC6-4 2B		0-0 SH1	0-0 4-3	
<b>Pat Corrales, R</b> OBP: 0.258, SLG: 0.148 (1, 2) X		0-0 6-3			4-0 FC6-4 BB		0-0 L3	0-0 5-3	
<b>Enzo Hernandez, R</b> OBP: 0.230, SLG: 0.223 (1, 6)			0-0 F4		0-0 FC6-4 SH1-4		4-0 BB IBB		
<b>Steve Arlin, R</b> OBP: 0.156, SLG: 0.172 (1, 1) X			0-0 F3		0-0 SH1-4		4-0 1-2 2-3 BB		

Inning Stats	R: 0	H: 1	E: 0	LOB: 1	K: 2	P: 8	R: 0	H: 0	E: 0	LOB: 0	K: 1	P: 5	R: 0	H: 0	E: 0	LOB: 0	K: 0	P: 3	R: 0	H: 0	E: 0	LOB: 1	K: 1	P: 9	R: 1	H: 1	E: 0	LOB: 1	K: 0	P: 8	R: 0	H: 0	E: 0	LOB: 0	K: 0	P: 3	R: 0	H: 1	E: 0	LOB: 3	K: 0	P: 12	R: 3	H: 4	E: 0	LOB: 0	K: 0	P: 6
	S: 8	BB: 0	S: 5	BB: 0	S: 5	BB: 0	S: 5	BB: 0	S: 3	BB: 0	S: 5	BB: 0	S: 3	BB: 1	S: 4	BB: 1	S: 4	BB: 1	S: 3	BB: 0	S: 3	BB: 0	S: 5	BB: 1	S: 4	BB: 1	S: 4	BB: 1	S: 4	BB: 1	S: 4	BB: 1	S: 3	BB: 0	S: 3	BB: 0	S: 6	BB: 0	S: 6	BB: 0	S: 6	BB: 6						

PITCHER	IP	WLS	BF	H	R	ER	SO	BB	IBB	HBP	BLK	WP	HR	S	P	ERA	WHIP
<b>Sam McDowell, L</b> ERA: 4.31 (1, 1)	7.0	L	31	6	4	4	4	3	1	0	0	1	1	35	51	5.14	1.286
<b>Randy Moffitt, R</b> ERA: 5.63 (8, 1)	1.0		3	1	0	0	0	0	0	0	0	0	0	3	3	0.00	1.000

**BOTTOM**


**San Francisco Giants @ San Diego Padres**  
San Diego Stadium, San Diego, CA

Fri Jun 23 1972, 10:05 PM EDT  
Att. 21,319 - Unknown

AB	28
R	4
H	7
RBI	4
BB	4
SO	4
LOB	13

livebaseballscorecards.com

1B: 5	SF: 0	WP: 1	PA: 34
2B: 1	SAC: 2	PB: 0	
3B: 0	DP: 0	SB: 0	
HR: 1	HBP: 0	CS: 0	



Batter	1	2	3	4	5	6	7	8	9	10	11	AB R H RBI BB SO LOB	TOP													
<b>Bobby Bonds, R</b> OBP: 0.318, SLG: 0.447 (1, 9)	1-3 <b>K</b>		0-0 <b>F9</b>	3-1 <b>6-3</b>			3-3 <b>K</b>		4-2 <b>F3-1</b> BB		4-0 <b>E</b> IBB	4 1 0 0 2 2 1														
<b>Chris Speier, R</b> OBP: 0.336, SLG: 0.397 (1, 6)	0-3 <b>K</b>		1-1 <b>3B</b> 2B		3-1 <b>F3</b>			1-2 <b>1B</b> 1B	2-0 <b>F3-1</b>		0-0 <b>E5</b> 1B	6 2 3 2 0 1 1														
<b>Garry Maddox, R</b> OBP: 0.289, SLG: 0.458 (1, 8)	0-0 <b>E6</b>		0-0 <b>1B</b> 3B		4-0 <b>CS</b> BB			0-0 <b>L7</b>		3-1 <b>F8</b>	0-1 <b>F3</b>	5 1 1 1 1 0 3														
<b>Ed Goodson, L</b> OBP: 0.329, SLG: 0.444 <b>Ken Henderson, S</b> OBP: 0.274, SLG: 0.337 (1, 3) (8, PR) (8, 7)	1-2 <b>F4</b>		0-2 <b>BB</b> 1B		0-1 <b>F7</b>			0-1 <b>G3</b> 1B		1-2 <b>4-3</b>		4 0 2 1 0 0 2 1 0 0 0 0 0 0														
<b>Dave Kingman, R</b> OBP: 0.301, SLG: 0.480 (1, 7) (8, 3)		1-1 <b>L9</b>	1-0 <b>BB</b> 1B		1-1 <b>CS</b>	2-3 <b>K</b>		0-0 <b>G3</b> 1B		2-1 <b>L7</b>		5 0 2 1 0 1 0														
<b>Dave Rader, L</b> OBP: 0.306, SLG: 0.314 <b>Fran Healy, R</b> OBP: 0.244, SLG: 0.233 (1, 2) (11, PR) (11, 2)		0-0 <b>F9</b>	4-1 <b>BB</b>		2-2 <b>F5</b>		0-0 <b>G3</b>				1-0 <b>SH1-4</b> 1B 1B	4 0 1 0 1 0 2 0 1 0 0 0 0 0														
<b>Al Gallagher, R</b> OBP: 0.378, SLG: 0.333 <b>Damaso Blanco, R</b> OBP: 0.400, SLG: 0.400 (1, 5) (11, PR) (11, 5)		1-0 <b>F8</b>	1-2 <b>4-3</b>		1-3 <b>K</b>		4-0 <b>FC6-4</b> IBB				2-2 <b>1B</b> SH1-4 1B	4 0 1 0 1 1 3 0 1 0 0 0 0 0	AB 40 R 7 H 10 RBI 5 BB 5 SO 8 LOB 18													
<b>Tito Fuentes, S</b> OBP: 0.301, SLG: 0.365 (1, 4)			1-1 <b>SH3-4</b> 2B HBP	0-1 <b>4-3</b>		1-0 <b>G3</b>	2-2 <b>FC6-4</b>				2-1 <b>SH1-4</b>	3 1 0 0 0 0 3														
<b>Don Carrithers, R</b> OBP: 0.125, SLG: 0.125 <b>Jim Howarth, L</b> OBP: 0.396, SLG: 0.364 <b>Randy Moffitt, R</b> OBP: 0.329, SLG: 0.368 <b>Chris Arnold, R</b> OBP: 0.190, SLG: 0.268 <b>Bernie Williams, R</b> OBP: 0.190, SLG: 0.268 <b>Don McMahon, R</b> OBP: 0.190, SLG: 0.268 (1, 1) (7, PH) (7, 1) (9, PH) (9, 1) (11, PH) (11, 1)			0-0 <b>SH3-4</b> <b>K</b>	1-3 <b>K</b>		2-3 <b>K</b>		2-3 <b>K</b>			0-0 <b>L4</b>	1 0 0 0 0 0 1 0 1 0 0 0 0 0 1 0 0 0 0 0 0 0 0 0 1 0 0 0 0 0 1 0 1 0 0 0 0 0 0 0 1 0 0 0 0 0 0 3 0 0 0 0 0 0 0 0														
<b>Inning Stats</b>	R: 0 E: 1 K: 2 S: 12	H: 0 LOB: 1 BB: 0 P: 14	R: 0 E: 0 K: 0 S: 4	H: 0 LOB: 0 BB: 0 P: 6	R: 3 E: 0 K: 0 S: 14	H: 4 LOB: 3 BB: 1 P: 22	R: 0 E: 0 K: 1 S: 7	H: 0 LOB: 0 BB: 0 P: 11	R: 0 E: 0 K: 0 S: 5	H: 0 LOB: 0 BB: 1 P: 13	R: 0 E: 0 K: 2 S: 9	H: 0 LOB: 0 BB: 0 P: 14	R: 0 E: 0 K: 2 S: 9	H: 0 LOB: 0 BB: 0 P: 15	R: 1 E: 1 K: 0 S: 12	H: 3 LOB: 3 BB: 1 P: 19	R: 0 E: 0 K: 1 S: 8	H: 0 LOB: 0 BB: 1 P: 16	R: 0 E: 0 K: 0 S: 7	H: 0 LOB: 0 BB: 0 P: 13	R: 3 E: 1 K: 0 S: 10	H: 3 LOB: 2 BB: 1 P: 19	1B: 8 2B: 2 3B: 1 HR: 0	SF: 0 SAC: 2 DP: 1 HBP: 1	WP: 0 PB: 0 SB: 0 CS: 1	PA: 49
<b>PITCHER</b>	IP	WLS	BF	H	R	ER	SO	BB	IBB	HBP	BLK	WP	HR	S	P	ERA	WHIP									
<b>Bill Greif, R</b> ERA: 4.96 (1, 1)	2.2		14	4	3	3	2	0	0	1	0	0	0	26	33	10.12	1.500									
<b>Mike Corkins, R</b> ERA: 2.52 (3, 1)	4.2		18	3	1	1	5	2	0	0	0	0	0	41	70	1.93	1.071									
<b>Mike Caldwell, L</b> ERA: 3.44 (8, 1)	1.0		5	0	0	0	1	1	1	0	0	0	0	12	24	0.00	1.000									
<b>Gary Ross, R</b> ERA: 2.87 (9, 1)	0.2		1	0	0	0	0	0	0	0	0	0	0	1	3	0.00	0.000									
<b>Ed Acosta, R</b> ERA: 4.43 (10, 1)	2.0	L	10	3	3	1	0	0	1	0	0	0	0	17	32	4.50	1.500									

San Francisco Giants @ San Diego Padres  
San Diego Stadium, San Diego, CA  
Sat Jun 24 1972, 10:05 PM EDT  
Att. 11,129 - Unknown

AB	40
R	7
H	10
RBI	5
BB	5
SO	8
LOB	18






Batter	1	2	3	4	5	6	7	8	9	10	11	AB R H RBI BB SO LOB
Jerry Morales, R OBP: 0.345, SLG: 0.449 (1, 8)	0-0 4-3		2-1 6-3		3-2 6-3		2-2 6-3			1-0 6-3		5 0 0 0 0 0 1
Fred Stanley, R OBP: 0.311, SLG: 0.275 (1, 4) (10, 6)	2-2 4-3			4-2 FC4-6 1B 4-3 BB	3-2 F9			1-3 K		1-3 K		4 1 0 0 1 2 0
Leron Lee, L OBP: 0.355, SLG: 0.510 (1, 7)	1-2 3-1			3-2 4-3 1-2		0-0 F7		0-1 WP 2B		4-2 BB BB		4 0 1 0 1 0 1
Nate Colbert, R OBP: 0.279, SLG: 0.440 (1, 3)		0-1 5-3		4-1 FC4-6 BB 1B		2-0 1B		1-1 6-3 2-3		4-0 BB BB		3 0 1 0 2 0 1
Cito Gaston, R OBP: 0.295, SLG: 0.414 (1, 9)		3-1 HR		3-0 FC4-6 PB 1B 1-2 2-3		0-3 K		3-2 G3		2-3 K		5 2 1 1 0 2 6
Dave Roberts, R OBP: 0.220, SLG: 0.306 (1, 5)		1-0 1-3		0-1 PB 1B 1-2 3-H		3-1 F9			1-2 E5		0-2 F3	5 1 1 1 0 0 1
Pat Corrales, R OBP: 0.250, SLG: 0.156 (1, 2)		1-2 4-3		3-2 FC6 1B 1-H 2-H			0-0 L8		1-3 K		1-2 4-3	5 0 1 2 0 1 1
Enzo Hernandez, R OBP: 0.232, SLG: 0.220 (1, 6)			1-2 F8	1-1 FC6 1-2			4-1 S BB		2-0 F6		0-0 F8	2 0 0 0 1 0 1
Curt Blefary, L OBP: 0.318, SLG: 0.400 (9, PH)												1 0 0 0 0 0 1
Garry Jestadt, R OBP: 0.264, SLG: 0.292 (10, 4)												1 0 0 0 0 0 0
Bill Greif, R (1, 1)			2-1 F3		2-1 6-3		2-3 K		1-3 K			0 0 0 0 0 0 0
Mike Corkins, R (3, 1)												3 0 0 0 0 0 1 1
Mike Caldwell, R (8, 1)												0 0 0 0 0 0 0 0
Gary Ross, R OBP: 0.250, SLG: 0.250 (9, 1)												0 0 0 0 0 0 0 0
Larry Stahl, L OBP: 0.261, SLG: 0.352 (9, PH)												1 0 0 0 0 0 1 1
Ed Acosta, S (10, 1)												0 0 0 0 0 0 0 0

Inning Stats	R: 0	H: 0	R: 1	H: 1	R: 0	H: 0	R: 3	H: 2	R: 0	H: 0	R: 0	H: 1	R: 0	H: 0	R: 0	H: 1	R: 0	H: 0	R: 0	H: 0	R: 0	H: 0	R: 0	H: 0	R: 0	H: 0	R: 0	H: 0	R: 0	H: 0	R: 0	H: 0	R: 0	H: 0		
	E: 0	LOB: 0	E: 0	LOB: 0	E: 0	LOB: 0	E: 0	LOB: 1	E: 0	LOB: 0	E: 0	LOB: 1	E: 0	LOB: 1	E: 1	LOB: 1	E: 0	LOB: 2	E: 0	LOB: 2	E: 0	LOB: 0	E: 0	LOB: 0	E: 0	LOB: 0	E: 0	LOB: 0	E: 0	LOB: 0	E: 0	LOB: 0	E: 0	LOB: 0	E: 0	LOB: 0
	K: 0	BB: 0	K: 0	BB: 0	K: 0	BB: 0	K: 0	BB: 2	K: 1	BB: 0	K: 1	BB: 0	K: 1	BB: 1	K: 2	BB: 0	K: 1	BB: 2	K: 2	BB: 2	K: 0	BB: 0	K: 0	BB: 0	K: 0	BB: 0	K: 0	BB: 0	K: 0	BB: 0	K: 0	BB: 0	K: 0	BB: 0	K: 0	BB: 0
	S: 8	P: 11	S: 10	P: 15	S: 7	P: 12	S: 15	P: 33	S: 9	P: 17	S: 7	P: 12	S: 9	P: 17	S: 10	P: 15	S: 10	P: 15	S: 10	P: 15	S: 9	P: 21	S: 7	P: 8	S: 7	P: 8	S: 7	P: 8	S: 7	P: 8	S: 7	P: 8	S: 7	P: 8	S: 7	P: 8

**BOTTOM**

**San Francisco Giants @ San Diego Padres**  
 San Diego Stadium, San Diego, CA  
 Sat Jun 24 1972, 10:05 PM EDT  
 Att. 11,129 - Unknown

AB	39
R	4
H	5
RBI	4
BB	5
SO	7
LOB	15



PITCHER	IP	WLS	BF	H	R	ER	SO	BB	IBB	HBP	BLK	WP	HR	S	P	ERA	WHIP
Don Carrithers, R ERA: 4.64 (1, 1)	6.0		24	4	4	3	1	2	0	0	0	0	1	56	100	4.50	1.000
Randy Moffitt, R ERA: 4.5 (7, 1)	2.0		8	1	0	0	2	1	0	0	0	1	0	19	32	0.00	1.000
Jerry Johnson, R ERA: 6.61 (9, 1)	2.0	W	9	0	0	0	4	2	0	0	0	0	0	19	36	0.00	1.000
Don McMahon, R ERA: 3.31 (11, 1)	1.0	S	3	0	0	0	0	0	0	0	0	0	0	7	8	0.00	0.000

Batter	1	2	3	4	5	6	7	8	9	10	11	12	13	14	AB	R	H	RBI	BB	SO	LOB	TOP									
<b>Bobby Bonds, R</b> OBP: 0.320, SLG: 0.443 (1, 9)	L6		F8			1B FC4-6			1B 1B		6-3		K		5	2	1	0	2	1	0										
<b>Chris Speier, R</b> OBP: 0.341, SLG: 0.406 (1, 6)	K					1B FC4-6			SH SF8-5		1B			6-3	7	1	4	0	0	1	3										
<b>Garry Maddox, R</b> OBP: 0.293, SLG: 0.462 <b>Jim Howarth, L</b> OBP: 0.396, SLG: 0.364 (1, 8) (14, 9)	F3		K			1B FC4-6			SH SF8-5		F9			E	7	1	3	2	0	1	3										
<b>Ed Goodson, L</b> OBP: 0.319, SLG: 0.425 (1, 3)			F8			1B 1B			SH		F8			5-3	6	0	1	0	0	0	2										
<b>Dave Kingman, R</b> OBP: 0.304, SLG: 0.478 (1, 5)						1B 1B			SF8-5				F7	K	5	1	2	1	1	1	1										
<b>Ken Henderson, S</b> OBP: 0.271, SLG: 0.332 (1, 7)						1B 1B			F9				K		6	0	1	0	0	1	6										
<b>Tito Fuentes, S</b> OBP: 0.299, SLG: 0.362 (1, 4)			SF7			G5-3			F9				1-3		5	0	1	1	0	2	2										
<b>Dave Rader, L</b> OBP: 0.307, SLG: 0.333 (1, 2)			4-3			HR			L4		4-3			6-3	6	1	2	1	0	0	1										
<b>Jim Barr, R</b> <b>Randy Moffitt, R</b> <b>Jerry Johnson, R</b> <b>Al Gallagher, R</b> <b>Don McMahon, R</b> (1, 1) (6, 1) (9, 1) (13, PH) (13, 1)			5-3			5-3			F9				K		2	0	0	0	0	0	0										
<b>Inning Stats</b>	R: 0 E: 0 S: 5	H: 0 LOB: 0 BB: 9 P: 9	R: 1 E: 0 K: 10 S: 10	H: 2 LOB: 1 BB: 0 P: 17	R: 0 E: 0 K: 8 S: 7	H: 1 LOB: 1 BB: 0 P: 10	R: 0 E: 1 K: 13 S: 7	H: 0 LOB: 1 BB: 1 P: 11	R: 2 E: 0 K: 13 S: 13	H: 4 LOB: 3 BB: 1 P: 20	R: 0 E: 1 K: 8 S: 8	H: 2 LOB: 2 BB: 1 P: 19	R: 0 E: 0 K: 6 S: 9	H: 0 LOB: 0 BB: 0 P: 12	R: 2 E: 1 K: 11 S: 11	H: 3 LOB: 1 BB: 0 P: 15	R: 0 E: 0 K: 2 S: 7	H: 0 LOB: 0 BB: 0 P: 9	R: 0 E: 0 K: 1 S: 10	H: 0 LOB: 0 BB: 0 P: 16	R: 0 E: 0 K: 1 S: 7	H: 0 LOB: 0 BB: 0 P: 8	R: 0 E: 0 K: 2 S: 9	H: 0 LOB: 0 BB: 0 P: 15	R: 1 E: 1 K: 7 S: 7	H: 1 LOB: 0 BB: 0 P: 10	1B: 12 2B: 3 3B: 0 HR: 1	SF: 2 SAC: 2 DP: 3 HBP: 0	WP: 0 PB: 0 SB: 0 CS: 0	PA: 59	
<b>PITCHER</b>	IP	WLS	BF	H	R	ER	SO	BB	IBB	HBP	BLK	WP	HR	S	P	ERA	WHIP														
<b>Fred Norman, L</b> ERA: 3.15 (1, 1)	4.1		20	5	3	3	2	2	0	0	1	0	1	36	57	6.23	1.615														
<b>Gary Ross, R</b> ERA: 2.57 (5, 1)	3.2		16	5	0	0	1	0	1	0	0	0	0	30	51	0.00	1.364														
<b>Ed Acosta, R</b> ERA: 4.84 (9, 1)	0.0		3	3	2	2	0	0	0	0	0	0	0	5	8	∞	∞														
<b>Mike Caldwell, L</b> ERA: 2.93 (9, 1)	6.0	L	20	2	1	0	6	0	0	0	0	0	0	46	65	0.00	0.333														

**San Francisco Giants @ San Diego Padres**  
San Diego Stadium, San Diego, CA  
Sun Jun 25 1972, 6:33 AM EDT  
Att: 6,523 - Unknown


AB	52
R	6
H	15
RBI	5
BB	3
SO	9
LOB	18



Batter	1	2	3	4	5	6	7	8	9	10	11	12	13	14	AB	R	H	RBI	BB	SO	LOB
Jerry Morales, R OBP: 0.357, SLG: 0.446 (1, 8)	2-1 G3 E 1B	1-1 FC5-4		0-0 F2		4-2 1-2 BB			0-0 HR 1B	4-0 FC5-4 1-2 2-3 IBB		2-0 E4			5	2	2	0	2	0	1
Fred Stanley, R OBP: 0.292, SLG: 0.256 (1, 4)	0-0 E1		1-2 6-3		0-1 4-3	1-2 4-3			1-2 HR 1B	0-1 FC5-4		1-1 1-3			3	1	0	0	0	0	1
Curt Blefary, L OBP: 0.311, SLG: 0.390 (6, PH)	1-2 G3 1B														1	0	0	0	0	0	2
Garry Jesteadt, R OBP: 0.266, SLG: 0.326 (7, 4)															3	1	1	2	0	0	4
Leron Lee, L OBP: 0.352, SLG: 0.505 (1, 7)	0-0 G3		1-1 F7		2-3 K			1-3 K			0-0 1B			1-3 K	2	0	0	0	0	0	2
Larry Stahl, L OBP: 0.278, SLG: 0.346 (4, 9)	1-2 2-3														5	0	1	0	0	4	0
Nate Colbert, R OBP: 0.283, SLG: 0.440 (1, 3)	2-0 S 1B		2-2 1B 1B		0-1 1B S 1B			0-0 3-1	2-3 K		0-3 K		2-3 K		7	1	3	2	0	3	1
Cito Gaston, R OBP: 0.309, SLG: 0.406 (1, 9)	1-3 K		0-0 1B		2-2 1B			2-1 6-3	3-1 F7		1-3 K		4-1 BB		6	0	2	0	1	2	2
Dave Roberts, R OBP: 0.246, SLG: 0.309 (9, 6)	1-2 5-3		2-2 1B		1-0 F8			1-0 6-3 1B		0-1 1-3	4-0 FC5-4 IBB		0-2 4-3		6	0	2	1	1	0	4
Pat Corrales, R OBP: 0.214, SLG: 0.132 (1, 2)		0-0 F4	1-2 1-3			3-2 F9		3-2 6-3		2-3 K	1-2 FC5-4			0-0 F3	6	0	0	0	0	1	5
Fred Kendall, R OBP: 0.252, SLG: 0.255 (14, 2)								1-2			1-2				1	0	0	0	0	0	0
Enzo Hernandez, R OBP: 0.228, SLG: 0.216 (1, 6)		1-3 K		0-0 6-3		0-0 F8		2-3 K		4-2 WP E BB		1-0 6-3		1-0 6-3	3	0	0	0	0	1	0
Ed Spiezio, R OBP: 0.167, SLG: 0.214 (8, PH)															3	0	0	0	1	1	1
Fred Norman, S OBP: 0.233, SLG: 0.241 (1, 11)		4-1 FC5-4 BB		1-2 6-3		0-0 BB 1B		1-1 F8		1-1 E4 WP		1-3 K		2-3 K	1	0	0	0	1	0	0
Gary Ross, R OBP: 0.400, SLG: 0.400 (5, 11)															1	0	1	0	0	0	0
Mike Flores, L OBP: 0.290, SLG: 0.077 (8, PH)															1	0	0	0	0	0	1
Ed Acosta, S OBP: 0.207, SLG: 0.353 (9, 11)															0	0	0	0	0	0	0
Mike Caldwell, R OBP: 0.207, SLG: 0.353 (14, PH)															2	0	0	0	0	1	1
Johnny Jeter, R OBP: 0.207, SLG: 0.353 (14, PH)															1	0	0	0	0	1	0

Inning Stats	R: 2	H: 2	E: 1	LOB: 1	K: 1	BB: 0	S: 12	P: 18	R: 0	H: 0	E: 0	LOB: 1	K: 1	BB: 1	S: 7	P: 13	R: 1	H: 3	E: 0	LOB: 2	K: 0	BB: 0	S: 17	P: 24	R: 0	H: 0	E: 0	LOB: 0	K: 0	BB: 0	S: 5	P: 6	R: 0	H: 2	E: 0	LOB: 2	K: 1	BB: 0	S: 12	P: 17	R: 0	H: 1	E: 0	LOB: 2	K: 0	BB: 1	S: 13	P: 21	R: 0	H: 0	E: 0	LOB: 0	K: 1	BB: 0	S: 6	P: 9	R: 0	H: 1	E: 0	LOB: 1	K: 1	BB: 0	S: 10	P: 17	R: 2	H: 2	E: 0	LOB: 0	K: 2	BB: 0	S: 13	P: 20	R: 0	H: 0	E: 1	LOB: 3	K: 1	BB: 2	S: 12	P: 23	R: 0	H: 1	E: 0	LOB: 2	K: 2	BB: 1	S: 11	P: 17	R: 0	H: 0	E: 1	LOB: 1	K: 1	BB: 0	S: 7	P: 12	R: 0	H: 0	E: 0	LOB: 1	K: 2	BB: 1	S: 10	P: 17	R: 0	H: 0	E: 0	LOB: 1	K: 1	BB: 0	S: 7	P: 10	R: 0	H: 0	E: 0	LOB: 0	K: 1	BB: 0	S: 7	P: 10	1B: 11	SF: 0	2B: 0	SAC: 0	3B: 0	DP: 0	HR: 1	HBP: 0	WP: 1	PA: 63
PITCHER	IP	WLS	BF	H	R	ER	SO	BB	IBB	HBP	BLK	WP	HR	S	P	ERA	WHIP																																																																																																																	
Jim Barr, R ERA: 3.18 (1, 1)	5.2		27	8	3	1	3	1	0	0	0	0	0	1	28	44	7.71	1.714																																																																																																																
Randy Moffitt, R ERA: 5.11 (6, 1)	2.1		11	3	2	2	2	1	0	0	0	0	1	28	44	7.71	1.714																																																																																																																	
Jerry Johnson, R ERA: 5.89 (9, 1)	4.0		18	1	0	0	6	1	2	0	0	1	0	38	66	0.00	0.500																																																																																																																	
Don McMahon, R ERA: 3.12 (13, 1)	2.0	W	7	0	0	0	3	1	0	0	0	0	0	17	27	0.00	0.500																																																																																																																	

**San Francisco Giants @ San Diego Padres**  
San Diego Stadium, San Diego, CA  
Sun Jun 25 1972, 6:33 AM EDT  
Att: 6,523 - Unknown



Batter	1	2	3	4	5	6	7	8	9	AB R H RBI BB SO LOB	TOP	
Oscar Brown, R OBP: 0.259, SLG: 0.500 (1, 9) X	0-0 4-3		0-0 F6		0-0 FC5-4			0-0 2B		4 0 1 0 0 0 1		
Felix Millan, R OBP: 0.291, SLG: 0.318 (1, 4) B B B	4-0 BB BB BB		0-0 1B			0-0 F8		0-3 K		3 0 1 0 1 1 1		
Hank Aaron, R OBP: 0.358, SLG: 0.464 (1, 3) B B B	4-0 1-2 BB BB		0-0 F9			0-0 5-3		0-0 BB 1B		3 0 1 0 1 0 1		
Rico Carty, R OBP: 0.426, SLG: 0.455 (1, 7) B B B	4-0 1-2 2-3 BB			0-0 F9		0-0 F6		0-0 F8		3 0 0 0 1 0 1		
Earl Williams, R OBP: 0.336, SLG: 0.391 (1, 5) X	0-0 G4-6-3 1-2f			0-3 K			0-0 F8	0-3 K		4 0 0 0 0 2 4		
Mike Lum, L OBP: 0.306, SLG: 0.303 (1, 8) B B B B		4-0 CS BB		0-3 K			0-0 F4	4-0 1-2 BB		2 0 0 0 2 1 0		
Paul Casanova, R OBP: 0.193, SLG: 0.200 (1, 2) S S S		0-3 K			0-0 F8		0-0 5-3	0-3 K		4 0 0 0 0 2 3		
Marty Perez, R OBP: 0.292, SLG: 0.292 (1, 6) X		0-0 F8			0-3 K			0-0 6-3		3 0 0 0 0 1 0		
Ron Reed, R OBP: 0.111, SLG: 0.147 (1, 1)			0-0 F9		0-0 FC5-4 1B			0-0 F4		2 0 1 0 0 0 0		
Orlando Cepeda, R OBP: 0.344, SLG: 0.476 (8, PH)										1 0 0 0 0 0 0		
Mike McQueen, L OBP: 0.250, SLG: 0.250 (8, 1)										0 0 0 0 0 0 0		
<b>Inning Stats</b>	R: 0 H: 0 E: 0 LOB: 2 K: 0 BB: 3 S: 2 P: 14	R: 0 H: 0 E: 0 LOB: 0 K: 1 BB: 1 S: 4 P: 8	R: 0 H: 1 E: 0 LOB: 1 K: 0 BB: 0 S: 4 P: 4	R: 0 H: 0 E: 0 LOB: 0 K: 2 BB: 0 S: 7 P: 7	R: 0 H: 1 E: 0 LOB: 1 K: 1 BB: 0 S: 6 P: 6	R: 0 H: 0 E: 0 LOB: 0 K: 0 BB: 0 S: 3 P: 3	R: 0 H: 0 E: 0 LOB: 0 K: 0 BB: 0 S: 3 P: 3	R: 0 H: 1 E: 0 LOB: 1 K: 1 BB: 0 S: 6 P: 6	R: 0 H: 1 E: 0 LOB: 2 K: 2 BB: 1 S: 8 P: 12	1B: 3 SF: 0 2B: 1 SAC: 0 3B: 0 DP: 1 HR: 0 HBP: 0	WP: 0 PA: 34 PB: 0 SB: 0 CS: 1	
<b>PITCHER</b> Ron Bryant, L ERA: 2.64 (1, 1)	IP WLS BF H R ER SO BB IBB HBP BLK WP HR S P ERA WHIP											<b>PITCHER</b> IP WLS BF H R ER SO BB IBB HBP BLK WP HR S P ERA WHIP
	9.0 W 34 4 0 0 7 5 0 0 0 0 0 0 43 63 0.00 1.000											

Atlanta Braves @ San Francisco Giants  
Candlestick Park, San Francisco, CA

AB	29
R	0
H	4
RBI	0
BB	5
SO	7
LOB	11



Mon Jun 26 1972, 6:33 AM EDT  
Att. 2,871 - Unknown

livebaseballscorecards.com

Batter	1	2	3	4	5	6	7	8	9	AB	R	H	RBI	BB	SO	LOB	
<b>Bobby Bonds, R</b> OBP: 0.316, SLG: 0.436 (1, 9) X	0-0 6-3 ①		0-3 K ②		0-0 G3 ①		0-0 6-3 ①			4	0	0	0	0	1	1	
<b>Jim Howarth, L</b> OBP: 0.386, SLG: 0.354 (1, 8) X	0-0 E 1B 1B		0-0 G3 ③		0-0 4-3 ②		0-0 F8 ②			4	0	1	0	0	0	1	
<b>Chris Speier, R</b> OBP: 0.347, SLG: 0.409 (1, 6) X	0-0 E7 1-3 1B			0-0 2B 1B 1B	4-0 1B BB		0-0 6-3 ③			3	1	2	0	1	0	0	
<b>Ed Goodson, L</b> OBP: 0.337, SLG: 0.451 (1, 3) X	0-0 2-3 ②			0-0 1B FC4-6 2B	0-0 1-2 FC6-4 1B		0-0 G3-6 1B			4	1	3	1	0	0	2	
<b>Dave Kingman, R</b> OBP: 0.303, SLG: 0.475 (1, 7) X	0-0 F6 ③			0-0 FC4-6 1B	0-0 FC6-4 ③		0-0 K ①			4	0	1	1	0	1	5	
<b>Dave Rader, L</b> OBP: 0.300, SLG: 0.325 (1, 2) X		0-0 5-3 ①		0-3 K ①		0-0 4-3 ①		0-0 G3-6 ② ⑤		4	0	0	0	0	1	3	
<b>Al Gallagher, R</b> OBP: 0.374, SLG: 0.340 (1, 5) X		0-0 G3 ②		0-0 FC4-6 ②		0-0 4-3 2B				3	0	1	1	0	0	1	
<b>Tito Fuentes, S</b> OBP: 0.295, SLG: 0.358 (1, 4) X		0-0 F8 ③		0-0 F9 ③		0-0 4-3 ②				3	0	0	0	0	0	2	
<b>Ron Bryant, S</b> OBP: 0.125, SLG: 0.156 (1, 1) X			0-3 K ①		0-0 4-3 G3 1B 1B		0-0 6-3 ③			3	1	1	0	0	1	1	
<b>Inning Stats</b>	R: 0 E: 1 K: 0 S: 5	H: 2 LOB: 2 BB: 0 P: 5	R: 0 E: 0 K: 0 S: 3	H: 0 LOB: 0 BB: 0 P: 3	R: 0 E: 0 K: 2 S: 7	H: 0 LOB: 0 BB: 0 P: 7	R: 2 E: 0 K: 1 S: 8	H: 3 LOB: 1 BB: 0 P: 8	R: 1 E: 0 K: 0 S: 5	H: 2 LOB: 2 BB: 1 P: 9	R: 0 E: 0 K: 0 S: 4	H: 1 LOB: 1 BB: 0 P: 4	R: 0 E: 0 K: 0 S: 3	H: 0 LOB: 0 BB: 0 P: 3	R: 0 E: 0 K: 1 S: 5	H: 1 LOB: 0 BB: 0 P: 5	
<b>PITCHER</b> <b>Ron Reed, R</b> ERA: 3.87 <b>Mike McQueen, L</b> ERA: 4.2	IP 7.0 1.0	WLS L	BF 30	H 8	R 3	ER 3	SO 3	BB 1	IBB 0	HBP 0	BLK 0	WP 0	HR 0	S 35	P 39	ERA 3.86	WHIP 1.286

**BOTTOM**

**Atlanta Braves @ San Francisco Giants**  
Candlestick Park, San Francisco, CA

Mon Jun 26 1972, 6:33 AM EDT  
Att. 2,871 - Unknown

[livebaseballscorecards.com](http://livebaseballscorecards.com)

<b>AB</b>	<b>32</b>
<b>R</b>	<b>3</b>
<b>H</b>	<b>9</b>
<b>RBI</b>	<b>3</b>
<b>BB</b>	<b>1</b>
<b>SO</b>	<b>4</b>
<b>LOB</b>	<b>16</b>



WP: 0	PA: 33
PB: 0	SB: 0
CS: 0	

Batter	1	2	3	4	5	6	7	8	9	10	AB R H RBI BB SO LOB	TOP			
Oscar Brown, R OBP: 0.281, SLG: 0.484 (1, 9) X	0-0 1B 1B		X 0-0 SH3-4 1B		S S S 0-3 K		X 0-0 F6		X 0-0 1-4-3		5 0 2 0 0 1 1	<p align="center"><b>Atlanta Braves @ San Francisco Giants</b></p> <p align="center">Candlestick Park, San Francisco, CA</p> <p align="center">Tue Jun 27 1972, 10:05 PM EDT Att: 5,116 - Unknown</p>			
Felix Millan, R OBP: 0.297, SLG: 0.322 (1, 4) X	0-0 1B G6-4-3		X 0-0 SH3-4		B B B B 4-0 BB BB		X 0-0 6-3		X 0-0 1B		3 0 2 1 1 0 0				
Hank Aaron, R OBP: 0.359, SLG: 0.459 (1, 3) X	0-0 F7		X 0-0 F6		B B B B 4-0 1-2 BB		X 0-0 WP 1B		X 0-0 6-3		4 0 1 0 1 0 6				
Rico Carty, R OBP: 0.421, SLG: 0.444 (1, 7) X	0-0 G6-4-3 1-2f		X 4-0 IBB		X 0-0 F9		X 0-0 F9		X 0-0 F8		4 0 0 0 1 0 5				
Earl Williams, R OBP: 0.333, SLG: 0.387 (1, 2) X		X 0-0 1B	X 0-0 F8		X 0-0 F8		S S S 0-3 K		X 0-0 F9		5 0 1 0 0 1 4				
Mike Lum, L OBP: 0.317, SLG: 0.327 (1, 8) X		S S S 0-3 K		X 0-0 6-3		X 0-0 1B 3B		B B B B 4-0 1-3 FC5-4 BB		X 0-0 FC6-4 1B	4 1 2 0 1 1 1				
Marty Perez, R OBP: 0.290, SLG: 0.290 (1, 6) X		S S S 0-3 K		X 0-0 F4		X 0-0 G5-4-3 1B		X 0-0 FC5-4 1-2f		X 0-0 FC6-4 1-2f	5 0 1 1 0 1 4				
Gil Garrido, R OBP: 0.375, SLG: 0.286 (1, 5) X		X 0-0 F4		S S S 0-3 K		X 0-0 G5-4-3 1-2f		X 0-0 6-3			4 0 0 0 0 1 2				
Phil Niekro, R OBP: 0.200, SLG: 0.273 (1, 1) X			X 0-0 SH3-4 1B		X 0-0 6-3		S S S 0-3 K		B B B B 4-0 1-4-3 1B BB		3 0 1 0 0 1 0 0 0 0 0 1 0 0 0 1 0 0 0 0 0 0 0 0 0 0 0 0				
<b>Inning Stats</b>	R: 0 H: 2 E: 0 LOB: 1 K: 0 BB: 0 S: 4 P: 4	R: 0 H: 1 E: 0 LOB: 1 K: 2 BB: 0 S: 8 P: 8	R: 0 H: 2 E: 0 LOB: 3 K: 0 BB: 1 S: 5 P: 9	R: 0 H: 0 E: 0 LOB: 0 K: 1 BB: 0 S: 5 P: 5	R: 0 H: 0 E: 0 LOB: 2 K: 1 BB: 2 S: 5 P: 13	R: 1 H: 2 E: 0 LOB: 0 K: 0 BB: 0 S: 4 P: 4	R: 0 H: 0 E: 0 LOB: 0 K: 1 BB: 0 S: 5 P: 5	R: 0 H: 1 E: 0 LOB: 2 K: 1 BB: 1 S: 6 P: 10	R: 1 H: 1 E: 0 LOB: 2 K: 0 BB: 1 S: 4 P: 8	R: 0 H: 1 E: 0 LOB: 1 K: 0 BB: 0 S: 4 P: 4	1B: 9 SF: 0 2B: 0 SAC: 1 3B: 1 DP: 2 HR: 0 HBP: 0		WP: 3 PA: 43 PB: 0 SB: 0 CS: 0		
<b>PITCHER</b>	IP WLS BF H R ER SO BB IBB HBP BLK WP HR S P ERA WHIP														
Sam McDowell, L ERA: 4.14 (1, 1)	8.2														
Jerry Johnson, R ERA: 5.68 (9, 1)	1.1	W	6	2	0	0	0	0	0	0	0	6	6	0.00	1.500

AB	37
R	2
H	10
RBI	2
BB	5
SO	6
LOB	23



Batter	1	2	3	4	5	6	7	8	9	10	AB	R	H	RBI	BB	SO	LOB
<b>Bobby Bonds, R</b> OBP: 0.314, SLG: 0.443 (1, 9)	0-0 6-3		0-0 F3		0-0 FC5-4		0-0 F9			0-0 HR	5	1	1	1	0	0	4
<b>Jim Howarth, L</b> OBP: 0.361, SLG: 0.327 (1, 8)	0-0 G3		0-0 G3		0-0 4-1			0-0 4-3			4	0	0	0	0	0	2
<b>Chris Speier, R</b> OBP: 0.353, SLG: 0.425 (1, 6)	0-0 1B			0-0 HR		0-0 F4		0-0 2B 1B			4	2	3	1	0	0	0
<b>Willie McCovey, L</b> OBP: 0.294, SLG: 0.316 (1, 3)	0-0 F8			0-3 K		0-0 F5		0-3 K			4	0	0	0	0	2	2
<b>Dave Kingman, R</b> OBP: 0.302, SLG: 0.475 (1, 7)		0-3 K		0-0 F8		0-3 K		0-0 2B			4	0	1	1	0	2	0
<b>Dave Rader, L</b> OBP: 0.304, SLG: 0.329 (1, 2)		0-0 G3		0-0 1B			0-0 SH5-4 1B	0-0 F9			4	0	2	0	0	0	1
<b>Al Gallagher, R</b> OBP: 0.362, SLG: 0.327 (1, 5)		0-0 F4		0-0 F8			0-3 K		0-0 5-3		4	0	0	0	0	1	2
<b>Tito Fuentes, S</b> OBP: 0.295, SLG: 0.356 (1, 4)			0-0 F6		0-0 1-3		0-0 SH5-4 1B		0-0 F8		4	0	1	0	0	0	0
<b>Sam McDowell, L</b> OBP: 0.182, SLG: 0.233 (1, 1)			0-0 2B		0-0 1B		0-0 SH5-4		0-0 5-3		2	0	2	0	0	0	0
<b>Jerry Johnson, R</b> (9, 1)					0-0 FC5-4 1B		1-2 2-3				1	0	0	0	0	0	0

Inning Stats	R: 0	H: 1	E: 0	K: 0	S: 4	P: 4	R: 0	H: 0	E: 0	K: 1	S: 5	P: 5	R: 0	H: 1	E: 0	K: 0	S: 4	P: 4	R: 1	H: 2	E: 0	K: 1	S: 7	P: 7	R: 0	H: 1	E: 0	K: 0	S: 4	P: 4	R: 0	H: 0	E: 0	K: 1	S: 5	P: 5	R: 0	H: 2	E: 0	K: 1	S: 7	P: 7	R: 1	H: 2	E: 0	K: 1	S: 7	P: 7	R: 0	H: 0	E: 0	K: 0	S: 3	P: 3	R: 1	H: 1	E: 0	K: 0	S: 1	P: 1	1B: 6	SF: 0	2B: 2	SAC: 1	3B: 0	DP: 0	HR: 2	HBP: 0	WP: 0	PA: 37
--------------	------	------	------	------	------	------	------	------	------	------	------	------	------	------	------	------	------	------	------	------	------	------	------	------	------	------	------	------	------	------	------	------	------	------	------	------	------	------	------	------	------	------	------	------	------	------	------	------	------	------	------	------	------	------	------	------	------	------	------	------	-------	-------	-------	--------	-------	-------	-------	--------	-------	--------

PITCHER	IP	WLS	BF	H	R	ER	SO	BB	IBB	HBP	BLK	WP	HR	S	P	ERA	WHIP
<b>Phil Niekro, R</b> ERA: 3.3 (1, 1)	8.0		33	9	2	2	5	0	0	0	0	0	1	43	43	2.25	1.125
<b>Cecil Upshaw, R</b> ERA: 5.14 (9, 1)	1.0	L	4	1	1	1	0	0	0	0	0	0	1	4	4	9.00	1.000


**BOTTOM**

**Atlanta Braves @ San Francisco Giants**  
Candlestick Park, San Francisco, CA

Tue Jun 27 1972, 10:05 PM EDT  
Att. 5,116 - Unknown

livebaseballscorecards.com

<b>AB</b>	36
<b>R</b>	3
<b>H</b>	10
<b>RBI</b>	3
<b>BB</b>	0
<b>SO</b>	5
<b>LOB</b>	11



Batter	1	2	3	4	5	6	7	8	9	AB R H RBI BB SO LOB	TOP											
<b>Pete Rose, S</b> (1, 7) OBP: 0.345, SLG: 0.373	0-0 1-3	0-0 2B 2-H 1B	0-0 1-3			0-0 F8		0-0 G3		5 0 1 1 0 0 3												
<b>Joe Morgan, L</b> (1, 4) OBP: 0.419, SLG: 0.436	4-0 1-3 1B BB	0-0 F5		0-0 4-3		0-0 F9		0-0 CS	0-0 P4	4 1 0 0 1 0 1												
<b>Bobby Tolan, L</b> (1, 8) OBP: 0.358, SLG: 0.439	0-0 1-3 1-2	0-0 1-3 2B		0-0 2B		0-0 6-3			0-0 4-3	5 1 2 0 0 0 1												
<b>Johnny Bench, R</b> (1, 2) OBP: 0.378, SLG: 0.570	0-0 2B 2-H 1B	0-0 6-3		0-0 2B		0-0 F8			4-0 BB	4 0 2 2 1 0 2												
<b>Tony Perez, R</b> (1, 3) OBP: 0.339, SLG: 0.534	0-0 1-3 2B		0-0 HR	0-3 K		0-0 2B			0-0 F5	5 1 3 1 0 1 2												
<b>Joe Hague, L</b> (1, 9) OBP: 0.364, SLG: 0.447	4-0 IBB		0-3 K	0-0 F3		0-0 F8				3 0 0 0 1 1 2												
<b>Cesar Geronimo, L</b> (7, 9) OBP: 0.294, SLG: 0.367										0 0 0 0 0 0 0												
<b>Denis Menke, R</b> (1, 5) OBP: 0.351, SLG: 0.360	0-0 5-3		0-0 BB 1B	0-3 K		0-3 K				4 0 1 0 0 2 4												
<b>Darrel Chaney, S</b> (1, 6) OBP: 0.421, SLG: 0.333		4-0 WP SH1-4 1B BB	4-0 1-2 BB	0-0 1-3		0-0 1-3		0-0 G3 CS 2B		2 1 1 0 2 0 0												
<b>Ross Grimsley, L</b> (1, 1) OBP: 0.091, SLG: 0.048		0-0 SH1-4	0-3 K			0-0 G3		0-0 B1-3		3 0 0 0 0 1 3												
<b>Pedro Borbon, R</b> (8, 1)										0 0 0 0 0 0 0												
<b>Tom Hall, L</b> (8, 1)										0 0 0 0 0 0 0												
<b>Inning Stats</b>	R: 1 E: 0 K: 0 S: 5	H: 2 LOB: 3 BB: 2 P: 13	R: 1 E: 0 K: 0 S: 5	H: 2 LOB: 2 BB: 1 P: 9	R: 1 E: 0 K: 2 S: 9	H: 2 LOB: 2 BB: 1 P: 13	R: 1 E: 0 K: 1 S: 7	H: 2 LOB: 1 BB: 0 P: 7	R: 0 E: 0 K: 1 S: 5	H: 0 LOB: 0 BB: 0 P: 5	R: 0 E: 0 K: 0 S: 3	H: 0 LOB: 0 BB: 0 P: 3	R: 0 E: 0 K: 1 S: 6	H: 1 LOB: 1 BB: 0 P: 6	R: 0 E: 0 K: 0 S: 3	H: 1 LOB: 0 BB: 0 P: 3	R: 0 E: 0 K: 0 S: 3	H: 0 LOB: 1 BB: 1 P: 7	1B: 3 2B: 6 3B: 0 HR: 1	SF: 0 SAC: 1 DP: 0 HBP: 0	WP: 1 PB: 0 SB: 0 CS: 1	PA: 42
<b>PITCHER</b>	IP WLS BF H R ER SO BB IBB HBP BLK WP HR S P ERA WHIP																					
<b>Don Carrithers, R</b> (1, 1) ERA: 4.94	2.1 L 17 6 3 3 1 3 1 0 0 0 1 1 15 31 11.57 3.857																					
<b>Frank Reberger, R</b> (3, 1) ERA: 7.45	4.2 17 3 1 1 4 0 0 0 0 0 0 0 25 25 1.93 0.643																					
<b>Randy Moffitt, R</b> (8, 1) ERA: 4.4	2.0 7 1 0 0 0 1 0 0 0 0 0 0 6 10 0.00 1.000																					

**Cincinnati Reds @ San Francisco Giants**  
 Candlestick Park, San Francisco, CA  
 Wed Jun 28 1972, 6:33 AM EDT  
 Att. 5,828 - Unknown

<b>AB</b>	35
<b>R</b>	4
<b>H</b>	10
<b>RBI</b>	4
<b>BB</b>	5
<b>SO</b>	5
<b>LOB</b>	18



[livebaseballscorecards.com](http://livebaseballscorecards.com)



Batter	1	2	3	4	5	6	7	8	9	AB	R	H	RBI	BB	SO	LOB
<b>Bobby Bonds, R</b> (1, 9) OBP: 0.316, SLG: 0.447	0-0 1B		0-0 1-3		0-0 FC4-6 1-2f			0-0 5-3 2B		4	0	2	0	0	0	1
<b>Jim Howarth, L</b> (1, 8) OBP: 0.359, SLG: 0.315 <b>Bernie Williams, R</b> (8, PH) OBP: 0.190, SLG: 0.268 <b>Ed Goodson, L</b> (8, PH) OBP: 0.333, SLG: 0.446 <b>Garry Maddox, R</b> (9, 8) OBP: 0.293, SLG: 0.462	0-3 K		4-0 HR BB		0-0 G3 1-2			0-0 5-3 2-3		2	1	0	0	1	1	2
<b>Chris Speier, R</b> (1, 6) OBP: 0.351, SLG: 0.434	0-0 6-3 1-2		0-0 HR		0-0 F7			0-0 5-3		4	1	1	2	0	0	3
<b>Willie McCovey, L</b> (1, 3) OBP: 0.281, SLG: 0.300	0-0 F8		0-0 F8					0-0 G3		4	0	0	0	0	0	2
<b>Dave Kingman, R</b> (1, 7) OBP: 0.302, SLG: 0.475		0-0 F2		0-0 4-3 2B				0-0 F2		4	0	1	0	0	1	0
<b>Al Gallagher, R</b> (1, 5) OBP: 0.359, SLG: 0.319		4-0 FC5-4 BB		0-0 4-3 2-3				0-0 F8		3	0	0	0	1	0	1
<b>Tito Fuentes, S</b> (1, 4) OBP: 0.294, SLG: 0.354		0-0 FC5-4 1-2f		0-0 P4				0-0 G6-4-3 1B		4	0	1	0	0	1	2
<b>Dave Rader, L</b> (1, 2) OBP: 0.299, SLG: 0.324		0-0 F5		0-0 F9				0-0 F9		3	0	0	0	0	0	3
<b>Don Carrithers, R</b> (1, 1) OBP: 0.125, SLG: 0.125 <b>Frank Reberger, L</b> (3, 1) OBP: 0.250, SLG: 0.250 <b>Chris Arnold, R</b> (7, PH) OBP: 0.323, SLG: 0.362 <b>Randy Moffitt, R</b> (8, 1)			0-0 P6		0-0 FC4-6 1B			0-0 G6-4-3 1-2f		0	0	0	0	0	0	0

Inning Stats	R: 0	H: 1	E: 0	K: 1	S: 6	LOB: 1	BB: 0	P: 6	R: 0	H: 0	E: 0	K: 0	S: 3	LOB: 1	BB: 1	P: 7	R: 2	H: 1	E: 0	K: 0	S: 4	LOB: 0	BB: 1	P: 8	R: 0	H: 1	E: 0	K: 0	S: 4	LOB: 1	BB: 0	P: 4	R: 0	H: 0	E: 0	K: 0	S: 3	LOB: 0	BB: 0	P: 3	R: 0	H: 1	E: 0	K: 0	S: 3	LOB: 0	BB: 0	P: 3	R: 0	H: 1	E: 0	K: 0	S: 4	LOB: 1	BB: 0	P: 4	R: 0	H: 0	E: 0	K: 0	S: 7	LOB: 0	BB: 0	P: 7
1B: 3	SF: 0	2B: 2	SAC: 0	3B: 0	DP: 1	HR: 1	HBP: 0	WP: 0	PA: 34																																																							

PITCHER	IP	WLS	BF	H	R	ER	SO	BB	IBB	HBP	BLK	WP	HR	S	P	ERA	WHIP
<b>Ross Grimsley, L</b> (1, 1) ERA: 2.15	7.0	W	28	6	2	2	1	2	0	0	0	0	1	28	36	2.57	1.143
<b>Pedro Borbon, R</b> (8, 1) ERA: 2.94	0.2		2	0	0	0	0	0	0	0	0	0	0	2	2	0.00	0.000
<b>Tom Hall, L</b> (8, 1) ERA: 2.67	1.1	S	4	0	0	0	2	0	0	0	0	0	0	8	8	0.00	0.000

**BOTTOM**

**Cincinnati Reds @ San Francisco Giants**  
Candlestick Park, San Francisco, CA  
Wed Jun 28 1972, 6:33 AM EDT  
Att. 5,828 - Unknown

livebaseballscorecards.com

<b>AB</b>	<b>32</b>
<b>R</b>	<b>2</b>
<b>H</b>	<b>6</b>
<b>RBI</b>	<b>2</b>
<b>BB</b>	<b>2</b>
<b>SO</b>	<b>3</b>
<b>LOB</b>	<b>16</b>



Batter	1	2	3	4	5	6	7	8	9	AB R H RBI BB SO LOB	TOP									
<b>Pete Rose, S</b> (1, 7) OBP: 0.340, SLG: 0.366	0-0 F9		0-0 6-3		0-0 F7		0-0 5-3		0-0 FC4-6	5 0 0 0 0 0 3	<b>Cincinnati Reds @ San Francisco Giants</b> Candlestick Park, San Francisco, CA Thu Jun 29 1972, 6:33 AM EDT Att. 6,337 - Unknown <a href="http://livebaseballscorecards.com">livebaseballscorecards.com</a>									
<b>Joe Morgan, L</b> (1, 4) OBP: 0.413, SLG: 0.429	0-0 1-3		0-0 P3		0-0 L9			0-0 1-3		4 0 0 0 0 0 1										
<b>Bobby Tolan, L</b> (1, 8) OBP: 0.353, SLG: 0.432	0-3 K				0-0 F7			0-0 4-3		4 0 0 0 0 1 0										
<b>Johnny Bench, R</b> (1, 2) OBP: 0.380, SLG: 0.581		0-3 K		0-0 HR		0-0 6-3		0-0 E7		4 1 2 1 0 1 0										
<b>Tony Perez, R</b> (1, 3) OBP: 0.346, SLG: 0.551		0-0 FC4-6 1B		0-0 HR		0-0 6-3		4-0 BB		3 1 2 1 1 0 0										
<b>Joe Hogue, L</b> (1, 9) OBP: 0.356, SLG: 0.436		0-0 FC4-6		0-0 F5		0-0 P6		0-0 F7		4 0 0 0 0 0 3										
<b>Denis Menke, R</b> (1, 5) OBP: 0.349, SLG: 0.354		0-0 F3		4-0 1B BB		0-0 F8		0-3 K		3 0 0 0 1 1 1										
<b>Dave Concepcion, R</b> (1, 6) OBP: 0.276, SLG: 0.284			0-0 6-3 SH3-4 1B		0-0 1-3 1B		0-0 2B		0-0 L9	4 0 3 0 0 0 0										
<b>Jack Billingham, R</b> (1, 1) OBP: 0.067, SLG: 0.034 <b>Hal McRae, R</b> (9, PH) OBP: 0.283, SLG: 0.476			0-0 SH3-4		0-3 K		0-3 K		0-0 FC4-6 1B	2 0 0 0 0 2 3 1 0 1 0 0 0 0										
<b>Inning Stats</b>	R: 0 E: 0 K: 1 S: 5	H: 0 LOB: 0 BB: 0 P: 5	R: 0 E: 0 K: 1 S: 6	H: 1 LOB: 1 BB: 0 P: 6	R: 0 E: 0 K: 0 S: 4	H: 1 LOB: 1 BB: 0 P: 4	R: 2 E: 0 K: 1 S: 8	H: 3 LOB: 2 BB: 1 P: 12	R: 0 E: 0 K: 0 S: 3	H: 0 LOB: 0 BB: 0 P: 3	R: 0 E: 0 K: 1 S: 6	H: 1 LOB: 1 BB: 0 P: 6	R: 0 E: 1 K: 0 S: 4	H: 1 LOB: 2 BB: 1 P: 8	R: 0 E: 0 K: 1 S: 6	H: 1 LOB: 1 BB: 0 P: 6	1B: 5 2B: 1 3B: 0 HR: 2	SF: 0 SAC: 1 DP: 0 HBP: 0	WP: 0 PB: 0 SB: 0 CS: 0	PA: 37
<b>PITCHER</b> <b>Jim Barr, R</b> (1, 1) ERA: 3.0	IP: 9.0 WLS: W BF: 37 H: 8 R: 2 ER: 2 SO: 5 BB: 2 IBB: 0 HBP: 0 BLK: 0 WP: 0 HR: 2 S: 45 P: 53 ERA: 2.00 WHIP: 1.111																			



Batter	1	2	3	4	5	6	7	8	9	AB	R	H	RBI	BB	SO	LOB
<b>Bobby Bonds, R</b> OBP: 0.313, SLG: 0.441 (1, 9) X	0-0 P4		0-3 K		0-0 6-3		0-3 K			4	0	0	0	0	2	1
<b>Jim Howarth, L</b> OBP: 0.368, SLG: 0.316 (1, 8) X	0-0 4-3		0-0 F8		0-0 CS 1B		4-0 1B BB			3	0	1	0	1	0	0
<b>Chris Speier, R</b> OBP: 0.350, SLG: 0.431 (1, 6) X	0-0 F3		0-3 K		0-0 6-3 1-2		0-0 1B 1-3 2-H			4	0	1	1	0	1	1
<b>Willie McCovey, L</b> OBP: 0.290, SLG: 0.293 (1, 3)		4-0 BB BB BB BB 2B FC6-2 BB		4-0 BB BB BB BB F9 1B BB		0-0 F8		0-0 4-3		2	1	0	0	2	0	0
<b>Dave Kingman, R</b> OBP: 0.301, SLG: 0.476 (1, 7)		0-0 WP 1-3 WP 2B		0-3 K		0-3 K		0-0 F8		4	1	1	0	0	2	1
<b>Dave Rader, L</b> OBP: 0.309, SLG: 0.339 (1, 2)		0-0 FC6-2 WP WP		0-0 1B 1-2 1B		0-0 2B		0-0 1B		4	0	3	0	0	0	2
<b>Al Gallagher, R</b> OBP: 0.356, SLG: 0.310 (1, 5)		4-0 BB BB BB BB 1-2 2-3 BB FC6-4		0-0 F9 2-3		0-0 6-3		0-0 F2		3	0	0	0	1	0	4
<b>Tito Fuentes, S</b> OBP: 0.298, SLG: 0.358 (1, 4)		0-0 P8 2-3 3-H		0-0 1B 1-2 3-H			0-0 SH1-4 1B 1B			3	1	2	1	0	0	2
<b>Jim Barr, R</b> (1, 1)		0-0 FC6-4 1-2f		0-0 F8			0-0 SH1-4 1-2			2	0	0	0	0	0	4

Inning Stats	R: 0	H: 0	E: 0	K: 0	S: 3	P: 3	R: 1	H: 1	E: 0	K: 0	S: 4	R: 0	H: 0	E: 0	K: 2	S: 7	R: 1	H: 2	E: 0	K: 1	S: 7	R: 0	H: 1	E: 0	K: 0	S: 3	R: 0	H: 1	E: 0	K: 1	S: 6	R: 1	H: 2	E: 0	K: 1	S: 6	R: 0	H: 1	E: 0	K: 0	S: 4	R: 0	H: 1	E: 0	K: 0	S: 4	1B: 6	SF: 0	2B: 2	SAC: 1	3B: 0	DP: 0	HR: 0	HBP: 0	WP: 2	PA: 34
--------------	------	------	------	------	------	------	------	------	------	------	------	------	------	------	------	------	------	------	------	------	------	------	------	------	------	------	------	------	------	------	------	------	------	------	------	------	------	------	------	------	------	------	------	------	------	------	-------	-------	-------	--------	-------	-------	-------	--------	-------	--------

PITCHER	IP	WLS	BF	H	R	ER	SO	BB	IBB	HBP	BLK	WP	HR	S	P	ERA	WHIP	PITCHER	IP	WLS	BF	H	R	ER	SO	BB	IBB	HBP	BLK	WP	HR	S	P	ERA	WHIP																
<b>Jack Billingham, R</b> ERA: 4.05 (1, 1)	8.0	L	34	8	3	3	5	4	0	0	0	2	0	40	56	3.38	1.500																																		


BOTTOM

Cincinnati Reds @ San Francisco Giants  
Candlestick Park, San Francisco, CA  
Thu Jun 29 1972, 6:33 AM EDT  
Att. 6,337 - Unknown

livebaseballscores.com

AB	29
R	3
H	8
RBI	2
BB	4
SO	5
LOB	15



Batter	1	2	3	4	5	6	7	8	9	AB R H RBI BB SO LOB	TOP														
Lee Lacy, R (1, 4) OBP: 0.200, SLG: 0.200	0-0 F9		0-0 6-3		0-0 F8		0-0 F7		0-0 1B	5 0 1 0 0 0 3	<p>Los Angeles Dodgers @ San Francisco Giants</p> <p>Candlestick Park, San Francisco, CA</p> <p>Fri Jun 30 1972, 10:05 PM EDT</p> <p>Att. 15,931 - Unknown</p> <p>livebaseballscorecards.com</p> <table border="1"> <tr><td>AB</td><td>36</td></tr> <tr><td>R</td><td>4</td></tr> <tr><td>H</td><td>10</td></tr> <tr><td>RBI</td><td>4</td></tr> <tr><td>BB</td><td>2</td></tr> <tr><td>SO</td><td>1</td></tr> <tr><td>LOB</td><td>15</td></tr> </table> 	AB	36	R	4	H	10	RBI	4	BB	2	SO	1	LOB	15
AB	36																								
R	4																								
H	10																								
RBI	4																								
BB	2																								
SO	1																								
LOB	15																								
Willie Davis, L (1, 8) OBP: 0.297, SLG: 0.409	0-0 6-3			0-0 G1-6-3 1B		0-0 HR 2B	0-0 4-3		0-0 F9	5 1 2 0 0 0 1															
Manny Mota, R (1, 7) OBP: 0.357, SLG: 0.512	0-0 F9			0-0 G1-6-3 1-2f		0-0 5-3		0-0 5-3		4 0 0 0 0 0 2															
Jim Lefebvre, S (1, 5) OBP: 0.282, SLG: 0.363		0-0 K		0-0 F9		0-0 F8		0-0 L5		4 0 0 0 0 1 1															
Wes Parker, S (1, 3) OBP: 0.353, SLG: 0.309		0-0 WP 1B			4-0 1B BB	0-0 HR 2-H		4-0 HR BB		2 2 2 2 2 0 0															
Chris Cannizzaro, R (1, 2) OBP: 0.366, SLG: 0.396		0-0 F8			0-0 F4	0-0 1B		0-0 HR 1-H		4 1 2 2 0 0 2															
Bill Russell, R (1, 6) OBP: 0.291, SLG: 0.378		0-0 6-3 1-2			0-0 1B	0-0 FC5-4 1B		0-0 F3		4 0 2 0 0 0 1															
Bobby Valentine, R (1, 9) OBP: 0.297, SLG: 0.337			0-0 6-3		0-0 1B	0-0 FC5-4 1-2f			0-0 F7	4 0 1 0 0 0 2															
Claude Osteen, L (1, 1) OBP: 0.286, SLG: 0.314			0-0 6-3		0-0 F7		0-0 F5		0-0 L5	1 0 0 0 0 0 0 1 0 0 0 0 0 3 0 0 0 0 0 0 0 1 0 0 0 0 0 0 0 0 0 0 0 0 0 1 0 0 0 0 0 0															
Steve Garvey, R (5, PH) OBP: 0.324, SLG: 0.419																									
Jose Pena, R (5, 1)																									
Bill Buckner, L (7, PH) OBP: 0.320, SLG: 0.331																									
Hoyt Wilhelm, R (7, 1)																									
Dick Dietz, R (8, PH) OBP: 0.311, SLG: 0.167																									
<b>Inning Stats</b>	R: 0 E: 0 K: 0 S: 3	H: 0 LOB: 0 BB: 0 P: 3	R: 0 E: 0 K: 1 S: 6	H: 1 LOB: 1 BB: 0 P: 6	R: 0 E: 0 K: 0 S: 3	H: 0 LOB: 0 BB: 0 P: 3	R: 0 E: 0 K: 0 S: 5	H: 2 LOB: 3 BB: 1 P: 9	R: 2 E: 0 K: 0 S: 7	H: 4 LOB: 2 BB: 0 P: 7	R: 0 E: 0 K: 0 S: 3	H: 0 LOB: 0 BB: 0 P: 3	R: 2 E: 0 K: 0 S: 4	H: 1 LOB: 0 BB: 1 P: 8	R: 0 E: 0 K: 0 S: 4	H: 1 LOB: 1 BB: 0 P: 4	1B: 7 2B: 1 3B: 0 HR: 2	SF: 0 SAC: 0 DP: 1 HBP: 0	WP: 1 PB: 0 SB: 0 CS: 0	PA: 38					
<b>PITCHER</b> Ron Bryant, L (1, 1) ERA: 2.75	IP: 9.0 WLS: W BF: 38 H: 10 R: 4 ER: 4 SO: 1 BB: 2 IBB: 0 HBP: 0 BLK: 0 WP: 1 HR: 2 S: 38 P: 46 ERA: 4.00 WHIP: 1.333																								

Batter	1	2	3	4	5	6	7	8	9
<b>Bobby Bonds, R</b> OBP: 0.314, SLG: 0.442 (1, 9) X	0-0 F8 ①		0-0 HR 2B		4-0 F9 2B BB	0-3 K ②		0-0 L7 ①	
<b>Jim Howarth, L</b> OBP: 0.356, SLG: 0.355 (1, 8) S S S	0-3 K ②		0-0 HR 2-H		0-0 F6 ① X	0-0 4-3 ③		0-0 6-3 ②	
<b>Chris Speier, R</b> OBP: 0.351, SLG: 0.440 (1, 6) X	0-0 HR		0-0 5-3 ②		0-0 F9 1-3		4-0 2B BB	0-0 5-3 ③	
<b>Willie McCovey, L</b> OBP: 0.309, SLG: 0.329 (1, 3) B B B	4-0 FC6-4 BB		0-0 3-1 ③		0-0 2B 3-H		0-0 BB 1-H 2B		
<b>Dave Kingman, R</b> OBP: 0.297, SLG: 0.469 (1, 7) X	0-0 FC6-4 1-2f			0-0 F5 ① X	0-0 6-3 ③		0-0 5-3 ①		
<b>Dave Rader, L</b> OBP: 0.303, SLG: 0.332 (1, 2) X		0-0 F9 ①		0-0 2-1 ②		0-0 4-3 ① X	0-0 F3 ②		
<b>Al Gallagher, R</b> OBP: 0.367, SLG: 0.331 (1, 5) X		0-0 F8 ②		0-0 HR 3B		4-0 FC 1B BB	4-0 BB BB		
<b>Tito Fuentes, S</b> OBP: 0.301, SLG: 0.369 (1, 4) X		0-0 F3 ③		0-0 HR 3-H		0-0 FC 1B S	4-0 1-2 2-3 BB		
<b>Ron Bryant, S</b> OBP: 0.139, SLG: 0.167 (1, 1) S S S			0-3 K ① X	0-0 6-3 ③		0-0 1B 1-3 3-H	0-0 3-1 ③		

AB	R	H	RBI	BB	SO	LOB
4	2	1	0	1	1	2
5	1	1	2	0	1	3
4	2	1	1	1	0	1
3	0	2	2	1	0	0
4	0	0	0	0	0	3
4	0	0	0	0	0	1
2	2	1	0	2	0	0
3	1	1	2	1	0	1
4	0	1	1	0	1	3

**BOTTOM**

**Los Angeles Dodgers @ San Francisco Giants**  
**Candlestick Park, San Francisco, CA**  
 Fri Jun 30 1972, 10:05 PM EDT  
 Att. 15,931 - Unknown


[livebaseballscorecards.com](http://livebaseballscorecards.com)

<b>AB</b>	<b>33</b>
<b>R</b>	<b>8</b>
<b>H</b>	<b>8</b>
<b>RBI</b>	<b>8</b>
<b>BB</b>	<b>6</b>
<b>SO</b>	<b>3</b>
<b>LOB</b>	<b>14</b>



1B: 1	SF: 0	WP: 0	PA: 39
2B: 3	SAC: 0	PB: 0	
3B: 1	DP: 0	SB: 3	
HR: 3	HBP: 0	CS: 0	

Inning Stats	R	H	E	K	S	R	H	E	K	S	R	H	E	K	S	R	H	E	K	S	R	H	E	K	S	R	H	E	K	S	R	H	E	K	S	R	H	E	K	S
<b>PITCHER</b>	IP	WLS	BF	H	R	ER	SO	BB	IBB	HBP	BLK	WP	HR	S	P	ERA	WHIP																							
<b>Claude Osteen, L</b> ERA: 2.46 (1, 1)	4.0	L	18	5	5	5	2	1	0	0	0	0	0	11	25	11.25	1.500																							
<b>Jose Pena, R</b> ERA: 5.4 (5, 1)	2.0		11	2	2	2	1	2	0	0	0	0	0	11	19	9.00	2.000																							
<b>Hoyt Wilhelm, R</b> ERA: 5.01 (7, 1)	2.0		10	1	1	1	0	3	0	0	0	0	0	7	19	4.50	2.000																							

Batter	1	2	3	4	5	6	7	8	9	AB R H RBI BB SO LOB	TOP	
Lee Lacy, R (1, 4) OBP: 0.111, SLG: 0.111 Duke Sims, L (8, PH) OBP: 0.271, SLG: 0.267 (8, 2)	0-0 F4		0-0 F4	0-0 F9		0-0 L6		0-0 1-3		4 0 0 0 0 0 4 1 0 0 0 0 0 1		
Bobby Valentine, R (1, 8) OBP: 0.300, SLG: 0.335	4-0 5-3 HR BB		0-0 L9		0-0 BB 1B 1-3 1B		0-0 6-3		0-0 6-3	4 2 1 0 1 0 0		
Manny Mota, R (1, 7) OBP: 0.352, SLG: 0.503	0-0 5-3 1-2		0-0 F9		0-0 1-3 BB 1-2 1B		0-0 5-3		0-0 F7	5 0 1 0 0 0 1		
Steve Garvey, R (1, 3) OBP: 0.330, SLG: 0.441 (8, 5)	0-0 2-H HR			0-0 F8	4-0 L3-6 1-3 1-2 2-3 BB		0-0 1B 2B		0-0 4-3	4 2 2 2 1 0 0		
Wes Parker, S (1, 9) OBP: 0.356, SLG: 0.320 (8, 3)	0-3 K			0-0 1B 2B	0-0 1-3 1-2 2-3 3-H		0-0 1B			4 1 2 2 0 1 2		
Jim Lefebvre, S (1, 5) OBP: 0.273, SLG: 0.350 (8, 4)		0-0 F8		0-0 5-3	0-0 L3-6 2-3		0-0 F8			4 0 0 0 0 0 4		
Chris Cannizzaro, R (1, 2) OBP: 0.365, SLG: 0.387 Willie Davis, L (8, PH) OBP: 0.299, SLG: 0.411 Claude Osteen, L (8, PR) OBP: 0.286, SLG: 0.314 Jim Brewer, L (8, 1)		0-0 6-3		4-0 E 1B BB		0-0 4-3		0-0 1B		2 0 0 0 1 0 0 1 0 1 0 0 0 0 0 0 0 0 0 0 0 0 0 0 0 0 0 0	AB 37 R 5 H 10 RBI 5 BB 3 SO 3 LOB 17	
Bill Russell, R (1, 6) OBP: 0.295, SLG: 0.386		0-0 2B		0-0 E 1B	1-2 2-H		0-0 6-3		0-0 F7	4 0 2 1 0 0 1		
Al Downing, R (1, 1) OBP: 0.111, SLG: 0.114 Pete Richert, L (5, 1) OBP: 0.750, SLG: 0.750 Willie Crawford, L (8, PH) OBP: 0.306, SLG: 0.432 (8, 9)		0-3 K		0-0 E4	1-2 2-3		0-0 1B		0-3 K	2 0 0 0 0 1 3 1 0 1 0 0 0 0 1 0 0 0 0 1 1		
<b>Inning Stats</b>	R: 2 H: 1 E: 0 LOB: 0 K: 1 BB: 1 S: 6 P: 10	R: 0 H: 1 E: 0 LOB: 1 K: 1 BB: 0 S: 6 P: 6	R: 0 H: 0 E: 0 LOB: 0 K: 0 BB: 0 S: 3 P: 3	R: 1 H: 2 E: 1 LOB: 3 K: 0 BB: 1 S: 6 P: 10	R: 1 H: 2 E: 0 LOB: 1 K: 0 BB: 1 S: 4 P: 8	R: 0 H: 1 E: 0 LOB: 1 K: 0 BB: 0 S: 4 P: 4	R: 1 H: 2 E: 0 LOB: 1 K: 0 BB: 0 S: 5 P: 5	R: 0 H: 1 E: 0 LOB: 1 K: 1 BB: 0 S: 6 P: 6	R: 0 H: 0 E: 0 LOB: 0 K: 0 BB: 0 S: 3 P: 3	1B: 6 SF: 0 2B: 4 SAC: 0 3B: 0 DP: 1 HR: 1 HBP: 0	WP: 0 PA: 40 PB: 0 SB: 0 CS: 0	
<b>PITCHER</b> Sam McDowell, L (1, 1) ERA: 4.3 Randy Moffitt, R (5, 1) ERA: 3.72	IP WLS BF H R ER SO BB IBB HBP BLK WP HR S P ERA WHIP	4.0 22 6 4 4 2 3 0 0 0 0 0 1 23 35 9.00 2.250	5.0 W 18 4 1 1 1 0 0 0 0 0 0 0 20 20 1.80 0.800	<b>PITCHER</b> IP WLS BF H R ER SO BB IBB HBP BLK WP HR S P ERA WHIP								

Los Angeles Dodgers @ San Francisco Giants  
 Candlestick Park, San Francisco, CA  
 Sat Jul 01 1972, 6:33 AM EDT  
 Att: 13,872 - Unknown

livebaseballscorecards.com

Batter	1	2	3	4	5	6	7	8	9
<b>Bobby Bonds, R</b> OBP: 0.312, SLG: 0.441 (1, 9) X	0-0 5-3 E 1-H 2B	0-0 E 1-H 2B		0-0 F8		0-0 5-3		0-3 K	
<b>Jim Howarth, L</b> OBP: 0.364, SLG: 0.364 (1, 8) X	0-0 FC6 1B HR 1B	0-0 E4 BB 1B		0-0 4-3		0-0 L9			
<b>Chris Speier, R</b> OBP: 0.356, SLG: 0.440 (1, 6) X	0-0 FC6 1-2 1B	4-0 1-2 BB			0-0 5-3		4-0 G5-4-3 1B BB		
<b>Willie McCovey, L</b> OBP: 0.317, SLG: 0.371 (1, 3) X	0-0 FC6 1-2f 2-3 HR	0-0 4-3			0-0 HR		0-0 1-2 G5-4-3 1B		
<b>Dave Kingman, R</b> OBP: 0.300, SLG: 0.478 (1, 7) X	0-0 1-H 3-H HR		0-3 K		4-0 E S HR BB		0-0 1-2f 2-3 G5-4-3		
<b>Dave Rader, L</b> OBP: 0.302, SLG: 0.346 (1, 2) X	0-0 6-3		0-0 6-3		0-0 1-H HR		0-0 F6		
<b>Al Gallagher, R</b> OBP: 0.371, SLG: 0.331 (1, 5)		0-0 6-3	0-0		0-0 4-3		4-0 FC6-4 BB		
<b>Damaso Blanco, R</b> OBP: 0.400, SLG: 0.400 (9, 5)									
<b>Tito Fuentes, S</b> OBP: 0.300, SLG: 0.367 (1, 4)		0-0 2B 1B	0-3 K		0-0 5-3		0-0 1-2f FC6-4 SH1-4		
<b>Sam McDowell, L</b> OBP: 0.174, SLG: 0.222 (1, 1)		0-3 K			0-0 F3		0-3 SH1-4		
<b>Randy Moffitt, R</b> (5, 1)									

AB	R	H	RBI	BB	SO	LOB
5	1	1	1	0	1	1
4	1	2	0	0	0	0
2	0	1	0	2	0	0
4	2	2	1	0	0	4
3	2	1	3	1	1	2
4	1	1	2	0	0	1
3	0	1	0	1	0	0
0	0	0	0	0	0	0
4	1	1	0	0	1	2
2	0	0	0	0	1	1
1	0	0	0	0	1	0

**Los Angeles Dodgers @ San Francisco Giants**  
**Candlestick Park, San Francisco, CA**  
 Sat Jul 01 1972, 6:33 AM EDT  
 Att. 13,872 - Unknown

<b>AB</b>	<b>32</b>
<b>R</b>	<b>8</b>
<b>H</b>	<b>10</b>
<b>RBI</b>	<b>7</b>
<b>BB</b>	<b>4</b>
<b>SO</b>	<b>5</b>
<b>LOB</b>	<b>11</b>

**GIANTS**

Inning Stats	R: 3	H: 3	E: 0	LOB: 0	K: 0	BB: 0	S: 6	P: 6									
<b>Al Downing, L</b> ERA: 2.92 (1, 1)	IP: 4.1	WLS: 1	BF: 24	H: 9	R: 8	ER: 7	SO: 3	BB: 2	IBB: 0	HBP: 0	BLK: 0	WP: 0	HR: 3	S: 28	P: 36	ERA: 14.54	WHIP: 2.538
<b>Pete Richert, L</b> ERA: 2.61 (5, 1)	IP: 2.2	WLS: 0	BF: 9	H: 1	R: 0	ER: 0	SO: 1	BB: 1	IBB: 0	HBP: 0	BLK: 0	WP: 0	HR: 0	S: 10	P: 14	ERA: 0.00	WHIP: 0.750
<b>Jim Brewer, L</b> ERA: 1.24 (8, 1)	IP: 1.0	WLS: 0	BF: 4	H: 0	R: 0	ER: 0	SO: 1	BB: 1	IBB: 0	HBP: 0	BLK: 0	WP: 0	HR: 0	S: 5	P: 9	ERA: 0.00	WHIP: 1.000

WP	HR	S	P	ERA	WHIP
0	3	28	36	14.54	2.538
0	0	10	14	0.00	0.750
0	0	5	9	0.00	1.000

Batter	1	2	3	4	5	6	7	8	9	AB R H RBI BB SO LOB	TOP														
<b>Bobby Valentine, R</b> (1, 8) OBP: 0.297, SLG: 0.333	0-0 5-3		0-0 SF8		0-0 1B			0-3 K	0-0 FC5-4	4 1 1 1 0 1 1															
<b>Bill Buckner, L</b> (1, 9) OBP: 0.330, SLG: 0.337	0-0 F7		3-H 4-0 BB		0-0 1B			0-0 1B		3 0 2 1 1 0 0															
<b>Wes Parker, S</b> (1, 3) OBP: 0.354, SLG: 0.318	0-0 6-3		0-0 G4-6-3		0-3 K			0-0 1B		4 0 1 1 0 1 4															
<b>Steve Garvey, R</b> (1, 5) OBP: 0.329, SLG: 0.437		0-0 S 1B		0-0 F3		0-0 6-3		0-0 F2		4 0 1 0 0 0 2															
<b>Willie Crawford, L</b> (1, 7) OBP: 0.298, SLG: 0.419		0-0 F6		0-0 G3		0-0 P6		0-0 F8		4 0 0 0 0 0 3															
<b>Jim Lefebvre, S</b> (1, 4) OBP: 0.265, SLG: 0.339		0-0 L9		0-3 K		0-0 P5		0-0 F5		4 0 0 0 0 1 3															
<b>Duke Sims, L</b> (1, 2) OBP: 0.271, SLG: 0.267		0-0 F8			0-0 FC6 1B		0-0 4-3		0-0 4-3	4 0 1 0 0 0 1															
<b>Bill Russell, R</b> (1, 6) OBP: 0.294, SLG: 0.388			0-0 1B SF8 2B		0-0 FC6 1B SH2-4		0-0 F8		0-0 6-3	4 2 1 0 0 0 1															
<b>Don Sutton, R</b> (1, 1) OBP: 0.220, SLG: 0.179			0-0 BB		0-0 SH2-4		0-0 4-3		0-0 FC5-4 1B	2 0 1 0 0 0 0															
<b>Pete Richert, L</b> (7, 1) OBP: 0.750, SLG: 0.750			2-3 1B		1-2					0 0 0 0 0 0 0															
<b>Lee Lacy, R</b> (9, PH) OBP: 0.200, SLG: 0.200										1 0 1 0 0 0 0															
<b>Inning Stats</b>	R: 0 E: 0 K: 0 S: 3	H: 0 LOB: 0 BB: 0 P: 3	R: 0 E: 0 K: 0 S: 4	H: 1 LOB: 1 BB: 0 P: 4	R: 1 E: 0 K: 0 S: 4	H: 2 LOB: 1 BB: 1 P: 8	R: 0 E: 0 K: 1 S: 5	H: 0 LOB: 0 BB: 0 P: 5	R: 1 E: 0 K: 1 S: 8	H: 3 LOB: 2 BB: 0 P: 8	R: 0 E: 0 K: 0 S: 3	H: 0 LOB: 0 BB: 0 P: 3	R: 0 E: 0 K: 0 S: 3	H: 0 LOB: 0 BB: 0 P: 3	R: 1 E: 0 K: 1 S: 8	H: 2 LOB: 2 BB: 0 P: 8	R: 0 E: 0 K: 0 S: 4	H: 1 LOB: 1 BB: 0 P: 4	1B: 8 2B: 1 3B: 0 HR: 0	SF: 1 SAC: 1 DP: 1 HBP: 0	WP: 1 PB: 0 SB: 1 CS: 0	PA: 37			
<b>PITCHER</b>	IP	WLS	BF	H	R	ER	SO	BB	IBB	HBP	BLK	WP	HR	S	P	ERA	WHIP								
<b>Juan Marichal, R</b> (1, 1) ERA: 3.75	4.2		20	6	2	2	1	1	0	0	0	0	0	21	25	3.86	1.500								
<b>Don McMahon, R</b> (5, 1) ERA: 2.92	2.1	W	7	0	0	0	1	0	0	0	0	0	0	9	9	0.00	0.000								
<b>Jerry Johnson, R</b> (8, 1) ERA: 5.63	2.0	S	10	3	1	1	1	0	0	0	0	1	0	12	12	4.50	1.500								

Los Angeles Dodgers @ San Francisco Giants  
 Candlestick Park, San Francisco, CA  
 Sun Jul 02 1972, 6:33 AM EDT  
 Att: 23,285 - Unknown

livebaseballscorecards.com

<b>AB</b>	34
<b>R</b>	3
<b>H</b>	9
<b>RBI</b>	3
<b>BB</b>	1
<b>SO</b>	3
<b>LOB</b>	15





Batter	1	2	3	4	5	6	7	8	9
<b>Bobby Bonds, R</b> OBP: 0.313, SLG: 0.440 (1, 9)	0-0 6-3		0-0 F3		0-0 E S E 1B		0-0 FC6-5 1B HR	0-0 1B	
<b>Jim Howarth, L</b> OBP: 0.366, SLG: 0.366 (1, 8)	0-0 G3		0-0 6-3 1B		0-0 F8 1-3		0-0 HR 1B	0-0 F7	
<b>Chris Speier, R</b> OBP: 0.350, SLG: 0.432 (1, 6)	0-0 F7		0-0 6-3		0-0 E6 3-H		0-0 L6	0-0 FC5 2-3f	
<b>Willie McCovey, L</b> OBP: 0.324, SLG: 0.402 (1, 3)		4-0 BB 1B BB	0-0 6-3		0-0 F8		0-0 HR 1-H 2-H 3-H		
<b>Dave Kingman, R</b> OBP: 0.302, SLG: 0.487 (1, 7)		4-0 BB 1B SF8 BB		0-0 F6		0-0 6-3	0-0 HR		
<b>Dave Rader, L</b> OBP: 0.305, SLG: 0.349 (1, 2)		0-0 FC6-4 1B		0-0 F5		0-0 F5	0-0 1B		
<b>Al Gallagher, R</b> OBP: 0.361, SLG: 0.323 (1, 5)		0-0 SF8		0-0 L6		0-0 F8	0-0 L8		
<b>Tito Fuentes, S</b> OBP: 0.306, SLG: 0.370 (1, 4)		0-3 K			4-0 SH3-4 1B BB		0-0 FC6-5 1B 1B	0-0 FC5 1B	
<b>Juan Marichal, R</b> OBP: 0.212, SLG: 0.250 (1, 1)		0-0 FC6-4			0-0 SH3-4		0-0 1B FC6-5 HR 1B	0-3 K	
<b>Don McMahon, R</b> OBP: 0.250, SLG: 0.250 (5, 1)									
<b>Bernie Williams, R</b> OBP: 0.190, SLG: 0.268 (7, PR)									
<b>Jerry Johnson, R</b> (8, 1)									

Inning Stats	R: 0	H: 0	E: 0	K: 0	S: 3	R: 2	H: 1	E: 0	K: 1	S: 6	R: 0	H: 1	E: 0	K: 0	S: 4	R: 0	H: 0	E: 0	K: 0	S: 3	R: 2	H: 1	E: 1	K: 0	S: 5	R: 0	H: 0	E: 0	K: 0	S: 3	R: 5	H: 6	E: 0	K: 0	S: 9	R: 0	H: 2	E: 0	K: 1	S: 7
	LOB: 0	BB: 0	P: 3	LOB: 1	BB: 2	P: 14	LOB: 1	BB: 0	P: 4	LOB: 0	BB: 0	P: 3	LOB: 0	BB: 0	P: 3	LOB: 1	BB: 1	P: 9	LOB: 0	BB: 0	P: 3	LOB: 1	BB: 1	P: 9	LOB: 0	BB: 0	P: 3	LOB: 1	BB: 0	P: 7	LOB: 2	BB: 0	P: 7	LOB: 0	BB: 0	P: 7				

PITCHER											PITCHER																											
IP	WLS	BF	H	R	ER	SO	BB	IBB	HBP	BLK	WP	HR	S	P	ERA	WHIP	IP	WLS	BF	H	R	ER	SO	BB	IBB	HBP	BLK	WP	HR	S	P	ERA	WHIP					
Don Sutton, R	(1, 1)	6.2	L	32	8	9	8	1	3	0	0	0	0	0	10.80	1.650																						
Pete Richert, L	(7, 1)	1.1		7	3	0	0	1	0	0	0	0	0	0	0.00	2.250																						

AB	R	H	RBI	BB	SO	LOB
5	2	2	1	0	0	2
5	1	2	0	0	0	3
5	0	0	0	0	0	6
3	2	1	4	1	0	2
3	2	1	1	1	0	0
4	0	2	1	0	0	0
3	0	0	1	0	0	1
3	1	2	0	1	1	1
1	0	0	0	0	0	1
1	0	1	0	0	0	0
0	1	0	0	0	0	0
1	0	0	0	0	1	1

WP	PA
0	39

<b>AB</b>	<b>34</b>
<b>R</b>	<b>9</b>
<b>H</b>	<b>11</b>
<b>RBI</b>	<b>8</b>
<b>BB</b>	<b>3</b>
<b>SO</b>	<b>2</b>
<b>LOB</b>	<b>17</b>



**Los Angeles Dodgers @ San Francisco Giants**  
**Candlestick Park, San Francisco, CA**  
 Sun Jul 02 1972, 6:33 AM EDT  
 Att. 23,285 - Unknown

[livebaseballscorecards.com](http://livebaseballscorecards.com)

Batter	1	2	3	4	5	6	7	8	9	AB R H RBI BB SO LOB	TOP	
<b>Bobby Bonds, R</b> (1, 9) OBP: 0.319, SLG: 0.446	0-0 2B		0-0 1B		4-0 BB			0-0 F8		3 0 2 0 1 0 0		
<b>Jim Howarth, L</b> (1, 8) OBP: 0.357, SLG: 0.356 <b>Ken Henderson, S</b> (5, PH) OBP: 0.268, SLG: 0.328 (5, 8)	0-0 F8		0-0 G4-6-3		0-3 K			0-3 K		2 0 0 0 0 0 2 2 0 0 0 0 2 2		
<b>Chris Speier, R</b> (1, 6) OBP: 0.346, SLG: 0.426	0-3 K			0-0 P4		0-3 K		0-0 F3		4 0 0 0 0 2 1		
<b>Willie McCovey, L</b> (1, 3) OBP: 0.321, SLG: 0.389	4-0 BB			0-0 G3		0-0 F7		0-3 K		3 0 0 0 1 1 0		
<b>Dave Kingman, R</b> (1, 7) OBP: 0.305, SLG: 0.509	0-0 L5			0-0 HR		0-0 P4		0-0 HR		4 2 2 2 0 0 2		
<b>Dave Rader, L</b> (1, 2) OBP: 0.304, SLG: 0.347		0-0 6-3		0-0 F6		0-0 G5-4-3 1B		0-0 F9		4 0 1 0 0 0 0		
<b>Al Gallagher, R</b> (1, 5) OBP: 0.353, SLG: 0.315		0-0 6-3			0-0 F7		0-3 K			3 0 0 0 0 1 1		
<b>Tito Fuentes, S</b> (1, 4) OBP: 0.306, SLG: 0.373 <b>Randy Moffitt, R</b> (7, 1)		0-0 F2			0-0 2B		0-0 G5-4-3			3 0 1 0 0 0 1 0 0 0 0 0 0 0		
<b>Don Carrithers, R</b> (1, 1) OBP: 0.125, SLG: 0.125 <b>Frank Reberger, L</b> (1, 1) OBP: 0.200, SLG: 0.200 <b>Chris Arnold, R</b> (5, PH) OBP: 0.318, SLG: 0.356 <b>Don McMahon, R</b> (5, 1) OBP: 0.250, SLG: 0.250 <b>Damaso Blanco, R</b> (7, 4) OBP: 0.333, SLG: 0.333			0-3 K		0-0 F8			0-0 P3		0 0 0 0 0 0 0 1 0 0 0 0 1 0 1 0 0 0 0 0 1 0 0 0 0 0 0 0 1 0 0 0 0 0 0		
<b>Inning Stats</b>	R: 0 E: 0 K: 1 S: 6 H: 1 LOB: 2 BB: 1 P: 10	R: 0 E: 0 K: 0 S: 3 H: 0 LOB: 0 BB: 0 P: 3	R: 0 E: 0 K: 1 S: 5 H: 1 LOB: 0 BB: 0 P: 5	R: 1 E: 0 K: 0 S: 4 H: 1 LOB: 0 BB: 0 P: 4	R: 0 E: 0 K: 1 S: 6 H: 1 LOB: 2 BB: 1 P: 10	R: 0 E: 0 K: 1 S: 5 H: 0 LOB: 0 BB: 0 P: 5	R: 0 E: 0 K: 1 S: 5 H: 1 LOB: 0 BB: 0 P: 5	R: 0 E: 0 K: 1 S: 5 H: 0 LOB: 0 BB: 0 P: 5	R: 1 E: 0 K: 1 S: 6 H: 1 LOB: 0 BB: 0 P: 6	1B: 2 SF: 0 2B: 2 SAC: 0 3B: 0 DP: 2 HR: 2 HBP: 0	WP: 0 PA: 33 PB: 0 SB: 0 CS: 0	
<b>PITCHER</b> <b>Steve Carlton, L</b> (1, 1) ERA: 2.7	IP WLS BF H R ER SO BB IBB HBP BLK WP HR S P ERA WHIP	9.0 W 33 6 2 2 7 2 0 0 0 0 0 2 45 53 2.00 0.889										

San Francisco Giants @ Philadelphia Phillies  
Veterans Stadium, Philadelphia, PA  
Mon Jul 03 1972, 7:05 PM EDT  
Att: 43,016 - Unknown

livebaseballscores.com

AB 31  
R 2  
H 6  
RBI 2  
BB 2  
SO 7  
LOB 10



Batter	1	2	3	4	5	6	7	8	9
Larry Bowa, S OBP: 0.293, SLG: 0.298 (1, 6)									
Don Money, R OBP: 0.325, SLG: 0.343 (1, 5)									
Willie Montanez, L OBP: 0.311, SLG: 0.361 (1, 8)									
Deron Johnson, R OBP: 0.222, SLG: 0.264 Tom Hutton, L OBP: 0.330, SLG: 0.395 (1, 3) (9, 3)									
Greg Luzinski, R OBP: 0.331, SLG: 0.438 (1, 7)									
Joe Lis, R OBP: 0.381, SLG: 0.371 Bill Robinson, R OBP: 0.304, SLG: 0.478 (1, 9) (7, 9)									
Denny Doyle, L OBP: 0.298, SLG: 0.299 (1, 4)									
John Bateman, R OBP: 0.337, SLG: 0.403 (1, 2)									
Steve Carlton, L OBP: 0.263, SLG: 0.245 (1, 1)									

AB	R	H	RBI	BB	SO	LOB
4	1	1	0	0	1	4
4	1	1	1	0	0	1
4	1	1	1	0	0	0
3	1	0	0	1	2	0
0	0	0	0	0	0	0
4	0	1	1	0	1	0
2	0	1	1	1	0	0
1	0	0	0	0	0	0
2	0	0	0	1	0	3
1	0	0	0	1	1	1
3	0	0	0	0	2	5


**BOTTOM**

San Francisco Giants @ Philadelphia Phillies  
Veterans Stadium, Philadelphia, PA

Mon Jul 03 1972, 7:05 PM EDT  
Att. 43,016 - Unknown

livebaseballscorecards.com

AB	28
R	4
H	5
RBI	4
BB	4
SO	7
LOB	14



Inning Stats		R: 4	H: 5	E: 0	K: 1	S: 10	L: 3	BB: 2	P: 18	R: 0	H: 0	E: 0	K: 1	S: 5	R: 0	H: 0	E: 0	K: 0	S: 2	R: 0	H: 0	E: 0	K: 1	S: 5	R: 0	H: 0	E: 0	K: 1	S: 5	R: 0	H: 0	E: 0	K: 2	S: 7	R: 0	H: 0	E: 0	K: 0	S: 3	R: 0	H: 0	E: 0	K: 1	S: 5				
PITCHER		IP	WLS	BF	H	R	ER	SO	BB	IBB	HBP	BLK	WP	HR	S	P	ERA	WHIP		PITCHER		IP	WLS	BF	H	R	ER	SO	BB	IBB	HBP	BLK	WP	HR	S	P	ERA	WHIP										
Don Carrithers, R ERA: 5.6	(1, 1)	0.0	L	5	4	4	4	0	1	0	0	0	0	0	4	8	∞	∞																														
Frank Reberger, R ERA: 5.27	(1, 1)	4.0		15	1	0	0	3	1	1	1	0	0	0	18	27	0.00	0.500																														
Don McMahon, R ERA: 2.77	(5, 1)	2.0		7	0	0	0	3	1	0	0	0	0	0	12	16	0.00	0.500																														
Randy Moffitt, R ERA: 3.38	(7, 1)	2.0		6	0	0	0	1	0	0	0	0	0	0	8	8	0.00	0.000																														

WP: 0	PA: 33
PB: 0	SB: 0
CS: 1	

Batter	1	2	3	4	5	6	7	8	9	AB R H RBI BB SO LOB	TOP		
<b>Bobby Bonds, R</b> (1, 9) OBP: 0.318, SLG: 0.443	0-0 1B S 1B		0-0 F9		0-0 F3			0-0 F2		4 0 1 0 0 0 1			
<b>Jim Howarth, L</b> (1, 8) OBP: 0.341, SLG: 0.338	0-0 F7 1-2		0-0 F6			0-0 4-3		0-0 P4		4 0 0 0 0 0 1			
<b>Chris Speier, R</b> (1, 6) OBP: 0.345, SLG: 0.424	0-0 G4-6-3 2-3 1B		0-0 F4			0-0 F8		0-0 5-3		4 0 1 0 0 0 0			
<b>Willie McCovey, L</b> (1, 3) OBP: 0.319, SLG: 0.394 <b>Damaso Blanco, R</b> (9, PR) OBP: 0.333, SLG: 0.333 <b>Ken Henderson, S</b> (9, 7) OBP: 0.268, SLG: 0.328	0-0 G4-6-3 1-2f		0-0 3-1		0-0 F7			0-0 FC1-5 2B		4 0 1 0 0 0 2 0 0 0 0 0 0 0 0 0 0 0 0 0 0			
<b>Dave Kingman, R</b> (1, 7) OBP: 0.310, SLG: 0.512 (9, 3)		0-3 K		4-0 7-3-6 BB		0-0 1B 2B		4-0 FC1-5 IBB		2 1 1 0 2 1 0			
<b>Dave Rader, L</b> (1, 2) OBP: 0.303, SLG: 0.345		0-0 4-3		0-0 7-3-6 1-2f		0-0 F8 2-H SF8 1B		0-0 FC1-5 G4-6-3 1-2 2-3f		4 1 1 1 0 0 3			
<b>Al Gallagher, R</b> (1, 5) OBP: 0.351, SLG: 0.313		0-0 BB 1B		0-0 6-3		0-0 F8 2-3		0-0 G4-6-3 1-2f		4 0 1 0 0 0 3			
<b>Tito Fuentes, S</b> (1, 4) OBP: 0.310, SLG: 0.375		4-0 BB 1-2 BB		0-0 SH2-4 1B		0-0 SF8 3-H				1 0 1 1 1 0 0			
<b>Jim Barr, R</b> (1, 1)		0-3 K		0-0 SH2-4 1-2		0-3 K				2 0 0 0 0 2 2			
<b>Inning Stats</b>	R: 0 E: 0 K: 0 S: 4 H: 2 LOB: 1 BB: 0 P: 4	R: 0 E: 0 K: 2 S: 8 H: 1 LOB: 2 BB: 1 P: 12	R: 0 E: 0 K: 0 S: 3 H: 0 LOB: 0 BB: 0 P: 3	R: 0 E: 0 K: 0 S: 2 H: 0 LOB: 0 BB: 1 P: 6	R: 0 E: 0 K: 0 S: 4 H: 1 LOB: 1 BB: 0 P: 4	R: 0 E: 0 K: 0 S: 3 H: 0 LOB: 0 BB: 0 P: 3	R: 2 E: 0 K: 1 S: 7 H: 2 LOB: 0 BB: 0 P: 7	R: 0 E: 0 K: 0 S: 3 H: 0 LOB: 0 BB: 0 P: 3	R: 0 E: 0 K: 0 S: 3 H: 1 LOB: 1 BB: 1 P: 7	1B: 5 2B: 3 3B: 0 HR: 0 SF: 1 SAC: 1 DP: 3 HBP: 0	WP: 0 PB: 0 SB: 1 CS: 0 PA: 34		
<b>PITCHER</b> <b>Bill Champion, R</b> (1, 1) ERA: 4.41 <b>Woodie Fryman, L</b> (9, 1) ERA: 4.47	IP WLS BF H R ER SO BB IBB HBP BLK WP HR S P ERA WHIP	8.0 L 30 6 2 2 3 2 0 0 0 0 0 0 34 42 2.25 1.000	1.0 4 1 0 0 0 0 0 1 0 0 0 0 3 7 0.00 1.000										
											<b>GIANTS</b>		

San Francisco Giants @ Philadelphia Phillies  
Veterans Stadium, Philadelphia, PA

livebaseballscorecards.com

AB	29
R	2
H	7
RBI	2
BB	3
SO	3
LOB	12

Tue Jul 04 1972, 7:05 PM EDT  
Att. 6,098 - Unknown

Batter	1	2	3	4	5	6	7	8	9	AB	R	H	RBI	BB	SO	LOB
Larry Bowa, S OBP: 0.295, SLG: 0.301 (1, 6)	0-0 F7			0-0 FC4-6 SF7 1B		0-0 4-3		0-0 1B		4	1	2	0	0	0	0
Don Money, R OBP: 0.324, SLG: 0.341 (1, 5)	0-0 F9			0-0 E1 FC4-6 1-2		0-0 E BB 1B		0-0 F8		4	0	1	0	0	0	2
Willie Montanez, L OBP: 0.311, SLG: 0.357 (1, 8)	0-0 3-1			0-0 FC4-6 1-2f 2-3		4-0 BB BB BB 1-2		0-0 4-3		3	0	0	0	1	0	3
Deron Johnson, R OBP: 0.214, SLG: 0.255 (1, 3)		0-0 6-3		0-0 SF7		0-0 G6-4-3			0-0 1-3	3	0	0	1	0	0	2
Greg Luzinski, R OBP: 0.327, SLG: 0.432 (1, 7)		0-0 5-3		0-0 4-3			0-0 6-3		0-0 6-3	4	0	0	0	0	0	1
Joe Lis, R OBP: 0.378, SLG: 0.351 (1, 9)		0-0 P4			0-0 L5		4-0 BB BB BB FC4-6 BB		0-0 5-3	2	0	0	0	1	0	0
Bill Robinson, R OBP: 0.292, SLG: 0.458 (7, PR) (8, 9)										1	0	0	0	0	0	0
John Bateman, R OBP: 0.326, SLG: 0.388 (1, 2)			0-0 P6		0-0 6-3		0-0 FC4-6 FC6-4 1-2f			3	0	0	0	0	0	1
Denny Doyle, L OBP: 0.298, SLG: 0.296 (1, 4)			0-0 G3		4-0 BB BB BB FC6-4 BB		0-0 FC6-4 1-2f			2	0	0	0	1	0	1
Bill Champion, R OBP: 0.167, SLG: 0.292 (1, 1)			0-0 F3		0-0 FC6-4 1-2f			0-0 F9		2	0	0	0	0	0	1
Tom Hutton, L OBP: 0.328, SLG: 0.393 (8, PH)										1	0	0	0	0	0	0
Woodie Fryman, R OBP: 0.185, SLG: 0.269 (9, 1)										0	0	0	0	0	0	0

Inning Stats	R: 0	H: 0	E: 0	LOB: 0	K: 0	BB: 0	S: 3	P: 3	R: 0	H: 0	E: 0	LOB: 0	K: 0	BB: 0	S: 3	P: 3	R: 1	H: 1	E: 1	LOB: 1	K: 0	BB: 0	S: 5	P: 5	R: 0	H: 0	E: 0	LOB: 1	K: 0	BB: 1	S: 3	P: 7	R: 0	H: 1	E: 0	LOB: 1	K: 0	BB: 1	S: 3	P: 7	R: 0	H: 0	E: 0	LOB: 1	K: 0	BB: 1	S: 3	P: 7	R: 0	H: 1	E: 0	LOB: 1	K: 0	BB: 0	S: 4	P: 4	R: 0	H: 0	E: 0	LOB: 0	K: 0	BB: 0	S: 3	P: 3	1B: 3	SF: 1	2B: 0	SAC: 0	3B: 0	DP: 1	HR: 0	HBP: 0	WP: 0	PA: 33
PITCHER Jim Barr, R ERA: 2.61 (1, 1)	IP	WLS	BF	H	R	ER	SO	BB	IBB	HBP	BLK	WP	HR	S	P	ERA	WHIP	IP	WLS	BF	H	R	ER	SO	BB	IBB	HBP	BLK	WP	HR	S	P	ERA	WHIP	IP	WLS	BF	H	R	ER	SO	BB	IBB	HBP	BLK	WP	HR	S	P	ERA	WHIP																							

**BOTTOM**

San Francisco Giants @ Philadelphia Phillies  
Veterans Stadium, Philadelphia, PA  
Tue Jul 04 1972, 7:05 PM EDT  
Att. 6,098 - Unknown

livebaseballscorecards.com

AB	29
R	1
H	3
RBI	1
BB	3
SO	0
LOB	11



Batter	1	2	3	4	5	6	7	8	9	10	AB R H RBI BB SO LOB	TOP													
<b>Bobby Bonds, R</b> (1, 9) OBP: 0.325, SLG: 0.457	0-0 4-3 SF8 1B	0-0 3B			0-0 1B 2B		0-0 P4		4-0 FC4-6 IBB		4 2 3 0 1 0 0	<b>San Francisco Giants @ Philadelphia Phillies</b> <b>Veterans Stadium, Philadelphia, PA</b> Thu Jul 06 1972, 7:05 PM EDT Att: 5,466 - Unknown													
<b>Garry Maddox, R</b> (1, 8) OBP: 0.296, SLG: 0.461	0-0 4-3 1-3	0-3 K			0-0 2-H 1B			0-0 3-1 E 6-3 1B	0-0 FC4-6 1-2f		5 1 2 1 0 1 5														
<b>Chris Speier, R</b> (1, 6) OBP: 0.342, SLG: 0.419	0-0 SF8 3-H				0-0 P4			0-0 6-3 1-2	0-0 F9		3 0 0 1 1 0 1														
<b>Willie McCovey, L</b> (1, 3) OBP: 0.322, SLG: 0.388	0-0 BB 1B				0-0 P4			0-0 3-1 2-3	0-0 F5		4 0 1 0 0 0 2														
<b>Dave Kingman, R</b> (1, 7) OBP: 0.315, SLG: 0.509	4-0 1-2 BB				0-3 K 1-2			0-3 K	4-0 CS BB 1B 3B BB		2 1 0 0 3 2 2														
<b>Al Gallagher, R</b> (1, 5) OBP: 0.348, SLG: 0.311	0-3 K				0-3 K			0-0 FC5-4 1-2f	0-0 CS		4 0 1 0 0 2 3														
<b>Damaso Blanco, R</b> (9, PR) OBP: 0.429, SLG: 0.429									2B 1B		1 1 1 0 0 0 0														
<b>Tito Fuentes, S</b> (1, 4) OBP: 0.311, SLG: 0.386					0-0 F7 1B 2B			0-0 F8	0-0 P3		5 1 2 2 0 0 2														
<b>Fran Healy, R</b> (1, 2) OBP: 0.264, SLG: 0.260					0-0 F8			0-0 F9	0-0 1-3 2B		4 0 2 1 1 0 0														
<b>Ron Bryant, S</b> (1, 1) OBP: 0.128, SLG: 0.154					0-3 K			0-3 K	0-0 5-3		3 0 0 0 0 2 1														
<b>Randy Moffitt, R</b> (7, 1)											0 0 0 0 0 0 0														
<b>Chris Arnold, R</b> (9, PH) OBP: 0.313, SLG: 0.350											1 0 0 0 0 0 3														
<b>Jerry Johnson, R</b> (9, 1)											1 0 0 0 0 1 2														
<b>Inning Stats</b>	R: 1 E: 0 K: 1 S: 7	H: 2 LOB: 2 BB: 1 P: 11	R: 1 E: 0 K: 1 S: 7	H: 3 LOB: 1 BB: 0 P: 7	R: 0 E: 0 K: 1 S: 4	H: 0 LOB: 1 BB: 1 P: 8	R: 0 E: 0 K: 1 S: 5	H: 0 LOB: 0 BB: 0 P: 5	R: 1 E: 0 K: 1 S: 6	H: 2 LOB: 0 BB: 0 P: 6	R: 0 E: 0 K: 1 S: 5	H: 0 LOB: 1 BB: 0 P: 6	R: 0 E: 0 K: 1 S: 5	H: 0 LOB: 0 BB: 0 P: 5	R: 1 E: 0 K: 0 S: 3	H: 1 LOB: 0 BB: 1 P: 7	R: 0 E: 0 K: 0 S: 5	H: 2 LOB: 3 BB: 1 P: 9	R: 2 E: 0 K: 1 S: 7	H: 2 LOB: 2 BB: 2 P: 15	1B: 7 2B: 4 3B: 2 HR: 0	SF: 1 SAC: 0 DP: 2 HBP: 1	WP: 0 PB: 0 SB: 1 CS: 2	PA: 46	
<b>PITCHER</b>	IP	WLS	BF	H	R	ER	SO	BB	IBB	HBP	BLK	WP	HR	S	P	ERA	WHIP								
<b>Ken Reynolds, L</b> (1, 1) ERA: 3.7	5.0		21	7	3	3	5	2	0	0	0	0	0	29	37	5.40	1.800								
<b>Barry Lersch, R</b> (6, 1) ERA: 3.1	2.0		7	0	0	0	2	0	0	1	0	0	0	10	11	0.00	0.000								
<b>Darrell Brandon, R</b> (8, 1) ERA: 3.52	0.2		4	1	1	0	0	1	0	0	0	0	0	3	7	0.00	3.000								
<b>Woodie Fryman, L</b> (8, 1) ERA: 4.55	2.1	L	13	4	2	2	1	1	2	0	0	0	0	12	24	7.71	2.143								

<b>AB</b>	37
<b>R</b>	6
<b>H</b>	12
<b>RBI</b>	5
<b>BB</b>	6
<b>SO</b>	8
<b>LOB</b>	21



Batter	1	2	3	4	5	6	7	8	9	10	AB	R	H	RBI	BB	SO	LOB	
Larry Bowa, S OBP: 0.295, SLG: 0.297 (1, 6)	0-0 4-3		0-0 5-3		4-0 HR BB		0-0 SH3		0-0 F7		3	1	0	0	1	0	1	
Don Money, R OBP: 0.325, SLG: 0.356 (1, 5)	0-3 K		0-0 1B		0-0 HR		0-0 SF7		0-0 F8		4	1	2	3	0	1	1	
Bill Robinson, R OBP: 0.310, SLG: 0.483 (1, 8)	0-0 FC5-4 1B		0-3 K		0-0 F7		0-0 2B			0-0 F9		5	0	2	0	0	1	1
Deron Johnson, R OBP: 0.224, SLG: 0.296 (1, 3)	0-0 FC5-4			0-0 HR		0-0 1B	0-0 6-3		0-0 F8	0-0 F8	4	1	2	1	0	0	2	
Darrell Brandon, R (8, 1)											0	0	0	0	0	0	0	
Woodie Fryman, R OBP: 0.185, SLG: 0.269 (8, 1)											0	0	0	0	0	0	0	
Oscar Gamble, L OBP: 0.356, SLG: 0.328 (10, PH)											1	0	0	0	0	0	0	
Greg Luzinski, R OBP: 0.321, SLG: 0.424 (1, 7)		0-0 6-3		0-0 F8		0-0 F3		0-0 F8		0-0 F9		5	0	0	0	0	1	
Joe Lis, R OBP: 0.388, SLG: 0.375 (1, 9)		0-0 2B		0-0 F9		4-0 1-2 BB		0-0 F7				3	0	1	0	1	0	0
Terry Harmon, R OBP: 0.386, SLG: 0.337 (1, 4)		0-0 F7		0-0 F9		0-0 F7		0-0 6-3				4	0	0	0	0	3	
Mike Ryan, R OBP: 0.304, SLG: 0.381 (1, 2)		0-0 F8			0-0 F8		0-0 P4			0-0 SH1-4 1B		3	0	0	0	0	3	
Willie Montanez, L OBP: 0.313, SLG: 0.359 (9, PH)											1	0	1	0	0	0	0	
John Bateman, R OBP: 0.326, SLG: 0.388 (10, 2)											0	0	0	0	0	0	0	
Ken Reynolds, L (1, 1)			0-0 F8		0-0 F7		0-0 SH3 SF7 2B		0-0 SH1-4		1	0	0	0	0	0	0	
Roger Freed, R OBP: 0.300, SLG: 0.446 (5, PH)											1	0	0	0	0	0	0	
Barry Lersch, S (6, 1)											0	0	0	0	0	0	0	
Pete Koegel, R OBP: 0.270, SLG: 0.265 (7, PH)											1	1	1	0	0	0	0	
Tom Hutton, L OBP: 0.328, SLG: 0.393 (8, 3)											0	0	0	0	0	0	0	

Inning Stats	R: 0	H: 1	E: 0	K: 1	S: 6	H: 1	LOB: 1	BB: 0	P: 6	R: 0	H: 1	E: 0	K: 1	S: 6	H: 1	LOB: 1	BB: 0	P: 6	R: 1	H: 1	E: 0	K: 0	S: 4	H: 1	LOB: 0	BB: 0	P: 4	R: 2	H: 1	E: 0	K: 0	S: 4	H: 1	LOB: 2	BB: 1	P: 8	R: 1	H: 2	E: 0	K: 0	S: 5	H: 2	LOB: 1	BB: 0	P: 5	R: 0	H: 0	E: 0	K: 0	S: 3	H: 0	LOB: 0	BB: 0	P: 3	R: 0	H: 1	E: 0	K: 0	S: 4	H: 1	LOB: 1	BB: 0	P: 4	R: 0	H: 0	E: 0	K: 0	S: 3	H: 0	LOB: 0	BB: 0	P: 3
1B: 4	SF: 1	2B: 3	SAC: 2	3B: 0	DP: 0	HR: 2	HBP: 0	WP: 0	PA: 41	FB: 0	SB: 0	CS: 0																																																												
PITCHER	IP	WLS	BF	H	R	ER	SO	BB	IBB	HBP	BLK	WP	HR	S	P	ERA	WHIP																																																							
Ron Bryant, L ERA: 2.9 (1, 1)	6.2		30	8	4	4	2	2	0	0	0	0	2	32	40	5.40	1.500																																																							
Randy Moffitt, R ERA: 3.18 (7, 1)	1.1		4	0	0	0	0	0	0	0	0	0	0	4	4	0.00	0.000																																																							
Jerry Johnson, R ERA: 5.36 (9, 1)	2.0	W	7	1	0	0	0	0	0	0	0	0	0	7	7	0.00	0.500																																																							

**BOTTOM**

**San Francisco Giants @ Philadelphia Phillies**  
Veterans Stadium, Philadelphia, PA

Thu Jul 06 1972, 7:05 PM EDT  
Att. 5,466 - Unknown

[livebaseballscorecards.com](http://livebaseballscorecards.com)

<b>AB</b>	<b>36</b>
<b>R</b>	<b>4</b>
<b>H</b>	<b>9</b>
<b>RBI</b>	<b>4</b>
<b>BB</b>	<b>2</b>
<b>SO</b>	<b>2</b>
<b>LOB</b>	<b>12</b>

Batter	1	2	3	4	5	6	7	8	9	AB R H RBI BB SO LOB	TOP	
<b>Bobby Bonds, R</b> (1, 9) OBP: 0.324, SLG: 0.454	0-0 F8		0-0 1B		0-0 G6-4-3			0-0 F8		4 0 1 0 0 0 1		
<b>Garry Maddox, R</b> (1, 8) OBP: 0.300, SLG: 0.456	4-0 BB		0-0 F6			0-3 K		4-0 BB		2 0 0 0 2 1 1		
<b>Chris Speier, R</b> (1, 6) OBP: 0.341, SLG: 0.415	0-0 F9			0-3 K		4-0 FC6-4 BB		0-0 F7		3 0 0 0 1 1 2		
<b>Willie McCovey, L</b> (1, 3) OBP: 0.320, SLG: 0.383	0-0 G3			0-0 1B		0-3 K		0-3 K		4 0 1 0 0 2 3		
<b>Dave Kingman, R</b> (1, 7) OBP: 0.311, SLG: 0.502		0-3 K		0-0 F7		0-0 FC6-4			0-3 K	4 0 0 0 0 2 2		
<b>Dave Rader, L</b> (1, 2) OBP: 0.312, SLG: 0.360		0-0 CS 1B		0-0 6-3			0-0 5-3 3B		4-0 1B BB	3 1 2 0 1 0 1		
<b>Al Gallagher, R</b> (1, 5) OBP: 0.352, SLG: 0.317		0-3 K			0-0 5-3 1B		0-0 5-3		0-0 1B	4 1 2 1 0 1 1		
<b>Tito Fuentes, S</b> (1, 4) OBP: 0.307, SLG: 0.381			0-3 K		0-0 5-3		0-0 F7		0-0 F7	4 0 0 0 0 1 2		
<b>Sam McDowell, L</b> (1, 1) OBP: 0.170, SLG: 0.217 <b>Frank Reberger, L</b> (3, 1) OBP: 0.200, SLG: 0.200 <b>Jim Howarth, L</b> (5, PH) OBP: 0.348, SLG: 0.346 <b>Don Carrithers, R</b> (5, 1) OBP: 0.125, SLG: 0.125 <b>Don McMahon, R</b> (5, 1) OBP: 0.250, SLG: 0.250 <b>Ken Henderson, S</b> (7, PH) OBP: 0.287, SLG: 0.327 <b>Randy Moffitt, R</b> (7, 1)			0-0 G3		0-0 G6-4-3 1B		0-0 6-3			1 0 0 0 0 0 0 0 0 0 0 0 0 0 1 0 1 1 0 0 0 0 0 0 0 0 0 0 0 0 0 0 0 0 0 1 0 0 0 0 0 0 0 0 0 0 0 0 0		
<b>Inning Stats</b>	R: 0 E: 0 K: 0 S: 3 H: 0 LOB: 1 BB: 1 P: 7	R: 0 E: 0 K: 2 S: 7 H: 1 LOB: 0 BB: 0 P: 7	R: 0 E: 0 K: 1 S: 6 H: 1 LOB: 1 BB: 0 P: 6	R: 0 E: 0 K: 1 S: 6 H: 1 LOB: 1 BB: 0 P: 6	R: 0 E: 0 K: 1 S: 6 H: 1 LOB: 1 BB: 0 P: 6	R: 1 E: 0 K: 0 S: 4 H: 2 LOB: 0 BB: 0 P: 4	R: 0 E: 0 K: 2 S: 7 H: 0 LOB: 1 BB: 1 P: 11	R: 1 E: 0 K: 0 S: 4 H: 1 LOB: 0 BB: 0 P: 4	R: 0 E: 0 K: 1 S: 5 H: 0 LOB: 1 BB: 1 P: 9	R: 0 E: 0 K: 1 S: 5 H: 1 LOB: 1 BB: 1 P: 9	1B: 6 2B: 0 3B: 1 HR: 0 SF: 0 SAC: 0 DP: 1 HBP: 0	WP: 0 PB: 0 SB: 0 CS: 1 PA: 35
<b>PITCHER</b> <b>Bill Stoneman, R</b> (1, 1) ERA: 2.68	IP 9.0 WLS W BF 35 H 7 R 2 ER 2 SO 8 BB 4 IBB 0 HBP 0 BLK 0 WP 0 HR 0 S 47 P 63 ERA 2.00 WHIP 1.222											<b>PITCHER</b> IP WLS BF H R ER SO BB IBB HBP BLK WP HR S P ERA WHIP

**San Francisco Giants @ Montreal Expos**  
**Jarry Park, Montreal, QB**  
 Fri Jul 07 1972, 7:05 PM EDT  
 Att. 16,107 - Unknown

<b>AB</b>	<b>31</b>
<b>R</b>	<b>2</b>
<b>H</b>	<b>7</b>
<b>RBI</b>	<b>2</b>
<b>BB</b>	<b>4</b>
<b>SO</b>	<b>8</b>
<b>LOB</b>	<b>13</b>



WP: 0	PA: 35
PB: 0	
SB: 0	
CS: 1	



Batter	1	2	3	4	5	6	7	8	9	AB	R	H	RBI	BB	SO	LOB
Ron Hunt, R OBP: 0.345, SLG: 0.293 Hector Torres, R OBP: 0.177, SLG: 0.237	1-0 CS HBP		1-0 FC2-6 HBP	0-0 2-3 6-3		0-0 2B 6-3				2	0	1	0	0	0	1
Tim Foli, R OBP: 0.270, SLG: 0.274	0-0 F8 1-2		0-0 FC2-6 1B 1-2f	0-0 5-3		0-0 6-3				4	1	0	0	0	0	4
Clyde Mashore, R OBP: 0.301, SLG: 0.424	0-0 F6		0-0 1B E 1B		0-0 BB 1B 1B		0-0 F8			4	2	2	0	0	0	0
Bob Bailey, R OBP: 0.305, SLG: 0.346		4-0 FC4-6 2B BB	0-0 E7 1B 1B		4-0 F9 1B BB		0-0 5-3			2	3	1	1	2	0	0
Ron Woods, R OBP: 0.259, SLG: 0.321 Boots Day, L OBP: 0.340, SLG: 0.328		0-0 FC4-6 1B	0-0 6-3		0-0 1B 1B		0-0 F3			2	0	1	0	0	0	1
Ron Fairly, L OBP: 0.347, SLG: 0.396		0-0 FC4-6 2B	0-0 1B		0-0 F9		0-0 G4-6-3 1B			2	0	1	1	0	0	0
Ken Singleton, S OBP: 0.312, SLG: 0.338		0-0 2B	0-0 F7		0-0 CS 1B		0-0 G4-6-3 1B			4	0	2	3	0	0	2
Terry Humphrey, R OBP: 0.228, SLG: 0.203		0-0 5-3		4-0 6-3 SH3 BB		0-0 CS		0-0 1-3		3	0	0	0	1	0	1
Bill Stoneman, R OBP: 0.125, SLG: 0.079		0-0 4-3		0-0 SH3		0-0 F9				2	0	0	0	0	0	1


Inning Stats	R: 0	H: 0	E: 0	K: 0	S: 2	R: 2	H: 2	E: 0	K: 0	S: 5	R: 3	H: 3	E: 1	K: 0	S: 6	R: 0	H: 0	E: 0	K: 0	S: 3	R: 2	H: 3	E: 0	K: 0	S: 4	R: 0	H: 1	E: 0	K: 0	S: 4	R: 0	H: 0	E: 0	K: 0	S: 3	R: 0	H: 1	E: 0	K: 0	S: 3
	LOB: 0	BB: 0	P: 3			LOB: 1	BB: 1	P: 9			LOB: 1	BB: 1	P: 7			LOB: 0	BB: 1	P: 8			LOB: 1	BB: 0	P: 4			LOB: 0	BB: 0	P: 3			LOB: 0	BB: 0	P: 3			LOB: 0	BB: 0	P: 3		

PITCHER	IP	WLS	BF	H	R	ER	SO	BB	IBB	HBP	BLK	WP	HR	S	P	ERA	WHIP
Sam McDowell, L ERA: 4.5	(1, 1)	2.2	15	5	5	4	0	1	0	0	0	0	0	12	18	13.50	2.250
Frank Reberger, R ERA: 4.8	(3, 1)	1.1	5	0	0	0	0	1	0	0	0	0	0	4	8	0.00	0.750
Don Carrithers, R ERA: 5.86	(5, 1)	0.2	5	3	2	2	0	1	0	0	0	0	0	4	8	27.00	6.000
Don McMahon, R ERA: 2.68	(5, 1)	1.1	4	1	0	0	0	0	0	0	0	0	0	4	4	0.00	0.750
Randy Moffitt, R ERA: 2.92	(7, 1)	2.0	6	1	0	0	0	0	0	0	0	0	0	6	6	0.00	0.500

**BOTTOM**

**San Francisco Giants @ Montreal Expos**  
**Jarry Park, Montreal, QB**  
 Fri Jul 07 1972, 7:05 PM EDT  
 Att. 16,107 - Unknown

AB	29
R	7
H	10
RBI	6
BB	3
SO	0
LOB	14



WP	HR	S	P	ERA	WHIP
0	0	1	36		

Batter	1	2	3	4	5	6	7	8	9	AB	R	H	RBI	BB	SO	LOB	TOP																										
Bobby Bonds, R (1, 9) OBP: 0.328, SLG: 0.461 Don McMahon, R (7, 1) OBP: 0.250, SLG: 0.250 Jerry Johnson, R (9, 1)	0-0 F9			4-0 E 1B BB	0-0 1-3 1B 2B 3-H	0-0 1-3 1B 2B 3-H	0-3 K			4	3	2	2	1	1	0																											
Garry Maddox, R (1, 8) OBP: 0.297, SLG: 0.450	0-0 1-3			0-0 E6 F7 1B 1B 1-H	0-0 F2	0-0 6-3		0-0 4-3		5	1	1	0	0	0	4																											
Chris Speier, R (1, 6) OBP: 0.343, SLG: 0.416 Chris Arnold, R (8, PH) OBP: 0.309, SLG: 0.344	0-3 K			0-0 F7 1B 1B 1-2	0-0 1B 1B 2-3 3-H	0-0 G3		0-0 6-3		4	2	2	1	0	1	2																											
Willie McCovey, L (1, 3) OBP: 0.320, SLG: 0.376 Ed Goodson, L (5, 3) OBP: 0.347, SLG: 0.457		0-0 G3		0-0 F7 1-2 2-3	4-0 G3 1B 1B 1-2	0-0 1B		0-0 1B		2	0	0	0	1	0	2																											
Dave Kingman, R (1, 7) OBP: 0.309, SLG: 0.497 Jim Howarth, L (8, 7) OBP: 0.348, SLG: 0.346		0-0 5-3		0-3 K	0-0 G3 1B 1-2 2-H 3-H	0-3 K		0-0 F6		5	0	1	2	0	2	4																											
Dave Rader, L (1, 2) OBP: 0.314, SLG: 0.357		0-0 F8		0-0 1B 2-H 3-H	0-0 G3		0-0 F9		4-0 G5-4-3 BB	4	0	1	2	1	0	2																											
Tito Fuentes, S (1, 4) OBP: 0.303, SLG: 0.376 Damaso Blanco, R (7, 4) OBP: 0.375, SLG: 0.375			0-0 F7	0-0 F7	0-0 4-3		0-3 K		0-0 G5-4-3	4	0	0	0	0	1	3																											
Al Gallagher, R (1, 5) OBP: 0.365, SLG: 0.329			0-0 G3-6-4 1B		4-0 1B 2B S BB	0-0 E7 1B 2B 1B		0-0 HR 1B		4	3	3	0	1	0	0																											
Juan Marichal, R (1, 1) OBP: 0.250, SLG: 0.286 Bernie Williams, R (7, PH) OBP: 0.203, SLG: 0.333			0-0 G3-6-4		0-0 2B 1B 1-3	0-0 2B 1B 2-3		0-0 HR		3	2	2	0	0	0	1																											
Inning Stats	R: 0 E: 0 K: 1 S: 5	H: 0 LOB: 0 BB: 0 P: 5	R: 0 E: 0 K: 0 S: 3	H: 0 LOB: 0 BB: 0 P: 3	R: 0 E: 0 K: 0 S: 3	H: 1 LOB: 0 BB: 0 P: 3	R: 3 E: 1 K: 1 S: 8	H: 3 LOB: 1 BB: 1 P: 12	R: 4 E: 0 K: 0 S: 7	H: 4 LOB: 2 BB: 2 P: 15	R: 3 E: 1 K: 1 S: 9	H: 4 LOB: 1 BB: 0 P: 9	R: 2 E: 0 K: 2 S: 9	H: 2 LOB: 0 BB: 0 P: 9	R: 0 E: 0 K: 0 S: 4	H: 1 LOB: 1 BB: 0 P: 4	R: 0 E: 0 K: 0 S: 2	H: 0 LOB: 0 BB: 1 P: 6	1B: 12 2B: 2 3B: 0 HR: 1	SF: 0 SAC: 0 DP: 2 HBP: 0	WP: 0 PB: 0 SB: 1 CS: 0	PA: 44																					
PITCHER	IP	WLS	BF	H	R	ER	SO	BB	IBB	HBP	BLK	WP	HR	S	P	ERA	WHIP	PITCHER								IP	WLS	BF	H	R	ER	SO	BB	IBB	HBP	BLK	WP	HR	S	P	ERA	WHIP	
Ernie McAnally, R (1, 1) ERA: 4.82	4.0	L	19	6	6	6	2	2	0	0	0	0	0	21	29	13.50	2.000																										
John Strohmayr, R (5, 1) ERA: 4.14	1.0		9	5	4	4	0	0	1	0	0	0	0	8	12	36.00	5.000																										
Steve Renko, R (6, 1) ERA: 6.08	3.0		13	4	2	2	3	0	0	0	0	0	1	19	19	6.00	1.333																										
Joe Gilbert, L (9, 1) ERA: 7.23	1.0		3	0	0	0	0	1	0	0	0	0	0	2	6	0.00	1.000																										

San Francisco Giants @ Montreal Expos  
 Jarry Park, Montreal, QB  
 Sat Jul 08 1972, 7:05 PM EDT  
 Att: 17,522 - Unknown

livebaseballscorecards.com

AB	40
R	12
H	15
RBI	11
BB	4
SO	5
LOB	19



**BOTTOM**

**San Francisco Giants @ Montreal Expos**

Jarry Park, Montreal, QB

Sat Jul 08 1972, 7:05 PM EDT  
Att. 17,522 - Unknown

livebaseballscorecards.com

<b>AB</b>	<b>30</b>
<b>R</b>	<b>1</b>
<b>H</b>	<b>5</b>
<b>RBI</b>	<b>1</b>
<b>BB</b>	<b>2</b>
<b>SO</b>	<b>1</b>
<b>LOB</b>	<b>13</b>



WP: 0	PA: 35
PB: 0	
SB: 0	
CS: 0	

AB	R	H	RBI	BB	SO	LOB
2	0	2	0	0	0	0
1	0	0	0	0	0	1
2	1	0	0	0	0	2
1	0	0	0	0	0	1
3	0	1	1	1	0	1
3	0	0	0	0	0	2
1	0	0	0	0	0	1
4	0	0	0	0	0	1
3	0	1	0	1	0	0
3	0	0	0	0	0	1
1	0	0	0	0	0	2
2	0	0	0	0	0	0
0	0	0	0	0	0	0
1	0	0	0	0	1	0
0	0	0	0	0	0	0
2	0	0	0	0	0	1
0	0	0	0	0	0	0
1	0	1	0	0	0	0

Batter	1	2	3	4	5	6	7	8	9
Ron Hunt, R (1, 4) Coco Laboy, R (7, 5)	1-0 G3 SH3 HBP		x 0-0 FC5-4 1B			x 0-0 FC6-4 1B		x 0-0 F4	
Bob Bailey, R (1, 5) Hector Torres, R (7, 4)	0-0 SH3 1-2		x 0-0 FC5-4 1-2f			x 0-0 FC6-4 1B 1-2f		x 0-0 6-3	
Ken Singleton, S (1, 9)	0-0 G3 2-3			x 0-0 F8		x 0-0 1B 2-H			4-0 BB 3-1
Ron Fairly, L (1, 3) John Boccabella, R (7, 3)	0-0			x 0-0 F9		x 0-0 F7		x 0-0 F7	
Boots Day, L (1, 8) Tim McCarver, L (1, 7) Tim Foli, R (1, 6) Bobby Wine, R (8, 6)		x 0-0 F4		x 0-0 F8		x 0-0 3-1		x 0-0 F8	
Terry Humphrey, R (1, 2) Joe Gilbert, R (9, 1)			x 0-0 PO 1B		x 0-0 3-1		x 0-0 F8		4-0 BB FC5-4 BB
Ernie McAnally, R (1, 1) John Strohmayr, R (5, 1) Jim Fairey, L (6, 7) Steve Renko, R (6, 1) Ron Woods, R (8, PH)		x 0-0 F9		x 0-0 F8		x 0-0 F8		x 0-0 5-3	
			x 0-0 F9		x 0-0 F6		x 0-0 5-3		3 0 0 0 0 0 1 1 0 0 0 0 0 2
				x 0-0 PO 1-2		x 0-0 F8		x 0-0 2B	
					x 0-0 F8		x 0-0 F9		2 0 0 0 0 0 0 0 0 0 0 0 0 0
						x 0-0 K		x 0-0 5-3	
									1 0 0 0 0 0 1 0 0 0 0 0 0 0 0 0 2 0 0 0 0 0 0 1 0 0 0 0 0 0 0 0 1 0 1 0 0 0 0 0

Inning Stats	R: 0	H: 0	E: 0	K: 0	S: 3	H: 0	LOB: 1	BB: 0	P: 4	R: 0	H: 1	E: 0	K: 0	S: 3	H: 0	LOB: 0	BB: 0	P: 3	R: 0	H: 0	E: 0	K: 0	S: 3	R: 1	H: 2	E: 1	K: 0	S: 5	H: 0	LOB: 0	BB: 0	P: 3	R: 0	H: 0	E: 0	K: 0	S: 3	R: 0	H: 1	E: 0	K: 0	S: 4	H: 0	LOB: 2	BB: 2	P: 11
--------------	------	------	------	------	------	------	--------	-------	------	------	------	------	------	------	------	--------	-------	------	------	------	------	------	------	------	------	------	------	------	------	--------	-------	------	------	------	------	------	------	------	------	------	------	------	------	--------	-------	-------

PITCHER	IP	WLS	BF	H	R	ER	SO	BB	IBB	HBP	BLK	WP	HR	S	P	ERA	WHIP
Juan Marichal, R (1, 1) ERA: 3.54	6.0		22	4	1	0	1	0	0	0	0	0	0	23	24	0.00	0.667
Don McMahon, R (7, 1) ERA: 2.55	2.0		7	1	0	0	0	0	0	0	0	0	0	7	7	0.00	0.500
Jerry Johnson, R (9, 1) ERA: 5.23	1.0	S	5	0	0	0	0	2	0	0	0	0	0	3	11	0.00	2.000

1B: 4	SF: 0
2B: 1	SAC: 1
3B: 0	DP: 0
HR: 0	HBP: 1

WP	HR	S	P	ERA	WHIP
0	0	0	0	0.00	0.667
0	0	0	0	0.00	0.500
0	0	0	0	0.00	2.000

Batter	1	2	3	4	5	6	7	8	9	AB R H RBI BB SO LOB	TOP											
<b>Bobby Bonds, R</b> (1, 9) OBP: 0.326, SLG: 0.466	0-0 HR		0-0 6-3		0-0 F7	0-3 K			0-3 K	5 1 1 1 0 2 2												
<b>Garry Maddox, R</b> (1, 8) OBP: 0.300, SLG: 0.454	0-0 5-3		0-0 2B 1B		0-0 HR 2B			0-3 K	0-0 F4	5 2 2 0 0 1 1												
<b>Chris Speier, R</b> (1, 6) OBP: 0.342, SLG: 0.417	0-0 6-3		0-0 1-H 2B		0-0 F8			0-0 F8		4 0 1 1 0 0 1												
<b>Ed Goodson, L</b> (1, 3) OBP: 0.353, SLG: 0.448	0-0 6-3		4-0 FC5-4 IBB		4-0 HR IBB			0-0 F6		2 1 0 0 2 0 0												
<b>Dave Kingman, R</b> (1, 7) OBP: 0.309, SLG: 0.503		0-3 K	0-0 FC5-4		0-0 HR			0-3 K		4 1 1 3 0 2 2												
<b>Ken Henderson, S</b> (8, 7) OBP: 0.267, SLG: 0.327			1-2f		1-H 2-H					0 0 0 0 0 0 0												
<b>Dave Rader, L</b> (1, 2) OBP: 0.313, SLG: 0.355		0-0 FC6 1B		0-0 1-3	0-0 1-3			0-0 F2		4 0 1 0 0 0 0												
<b>Tito Fuentes, S</b> (1, 4) OBP: 0.303, SLG: 0.377		0-0 F8		0-0 2B		0-0 E1 CS		0-0 4-3		4 0 1 0 0 0 1												
<b>Al Gallagher, R</b> (1, 5) OBP: 0.363, SLG: 0.322		0-0 FC6		0-0 5-3		0-3 K			1-0 SH5-4 BLK HBP	3 0 0 0 0 1 3												
<b>Damaso Blanco, R</b> (9, 5) OBP: 0.375, SLG: 0.375		1-2f				1-2				0 0 0 0 0 0 0												
<b>Steve Stone, R</b> (1, 1) OBP: 0.143, SLG: 0.111			0-3 K		0-3 K		4-0 BB		0-0 SH5-4	2 0 0 0 0 2 1												
<b>Jim Howarth, L</b> (6, PH) OBP: 0.356, SLG: 0.346									1-3	0 0 0 0 1 0 0												
<b>Randy Moffitt, R</b> (6, 1)										0 0 0 0 0 0 0												
<b>Inning Stats</b>	R: 1 E: 0 K: 0 S: 4	H: 1 LOB: 0 BB: 0 P: 4	R: 0 E: 0 K: 1 S: 6	H: 1 LOB: 1 BB: 0 P: 6	R: 1 E: 0 K: 1 S: 7	H: 2 LOB: 2 BB: 1 P: 11	R: 0 E: 0 K: 1 S: 6	H: 1 LOB: 1 BB: 0 P: 6	R: 3 E: 0 K: 0 S: 5	H: 2 LOB: 0 BB: 1 P: 9	R: 0 E: 1 K: 2 S: 7	H: 0 LOB: 1 BB: 1 P: 11	R: 0 E: 0 K: 1 S: 5	H: 0 LOB: 0 BB: 0 P: 5	R: 0 E: 0 K: 1 S: 5	H: 0 LOB: 0 BB: 0 P: 5	R: 0 E: 0 K: 1 S: 5	H: 0 LOB: 1 BB: 0 P: 6	1B: 2 2B: 3 3B: 0 HR: 2	SF: 0 SAC: 1 DP: 0 HBP: 1	WP: 0 PB: 0 SB: 0 CS: 1	PA: 38
<b>PITCHER</b>	IP WLS BF H R ER SO BB IBB HBP BLK WP HR S P ERA WHIP																					
<b>Carl Morton, R</b> (1, 1) ERA: 4.5	5.0 L 24 7 5 5 3 0 2 0 0 0 0 2 28 36 9.00 1.400																					
<b>Tom Walker, R</b> (6, 1) ERA: 2.7	2.0 7 0 0 0 3 1 0 0 0 0 0 0 12 16 0.00 0.500																					
<b>Mike Marshall, R</b> (8, 1) ERA: 2.15	2.0 7 0 0 0 2 0 0 0 1 1 0 0 10 11 0.00 0.000																					

**San Francisco Giants @ Montreal Expos**  
 Jarry Park, Montreal, QB  
 Sun Jul 09 1972, 3:33 AM EDT  
 Att: 18,633 - Unknown

<b>AB</b>	<b>33</b>
<b>R</b>	<b>5</b>
<b>H</b>	<b>7</b>
<b>RBI</b>	<b>5</b>
<b>BB</b>	<b>3</b>
<b>SO</b>	<b>8</b>
<b>LOB</b>	<b>11</b>



BOTTOM

San Francisco Giants @ Montreal Expos

Jarry Park, Montreal, QB

Sun Jul 09 1972, 3:33 AM EDT

Att. 18,633 - Unknown

livebaseballscorecards.com

AB	32
R	1
H	5
RBI	1
BB	3
SO	5
LOB	12



WP:	1	PA:	35
PB:	0	SB:	0
CS:	0		

AB R H RBI BB SO LOB

4	0	0	0	0	0	2
4	0	1	0	0	0	0
4	0	1	0	0	2	0
4	1	1	1	0	1	2
4	0	0	0	0	0	0
2	0	0	0	2	0	0
3	0	2	0	1	0	1
4	0	0	0	0	1	5
1	0	0	0	0	1	0
1	0	0	0	0	0	0
0	0	0	0	0	0	0
1	0	0	0	0	0	2
0	0	0	0	0	0	0

Batter 1 2 3 4 5 6 7 8 9

Ron Hunt, R OBP: 0.347, SLG: 0.294 (1, 4)	0-0 1-3 ①		0-0 F8 ②		0-0 F9 ②		0-0 F9 ③		0-0 G3 ①
Tim McCarver, L OBP: 0.314, SLG: 0.329 (1, 7)	0-0 F4 ②		0-0 1B 1B		0-0 F9 ③				0-0 F8 ②
Ken Singleton, S OBP: 0.314, SLG: 0.336 (1, 9)	0-3 K ③		0-0 FC4-6 1B		0-3 K ①				0-0 F8 ③
Ron Fairly, L OBP: 0.341, SLG: 0.402 (1, 3)		0-0 HR	0-0 FC4-6 1-2f		0-3 K ②				0-0 F8 ③
Boots Day, L OBP: 0.327, SLG: 0.313 (1, 8)		0-0 G3 ①		0-0 4-3 ①		0-0 F3 ③			0-0 F7 ①
Bob Bailey, R OBP: 0.305, SLG: 0.340 (1, 5)		0-0 5-3 ②		0-0 6-3 ②		4-0 BB BB			4-0 WP BB
Tim Foli, R OBP: 0.275, SLG: 0.275 (1, 6)		0-0 1B		0-0 E 1B		4-0 1-2 BB			0-0 F8 ②
John Boccabella, R OBP: 0.245, SLG: 0.290 (1, 2)		0-3 K ③		0-0 6-3 ③		0-0 F8 ①			0-0 F7 ③
Carl Morton, R OBP: 0.226, SLG: 0.333 (1, 1)			0-3 K ①		0-0 6-3 ①				0-0 F7 ②
Jim Fairey, L OBP: 0.254, SLG: 0.310 (5, PH)									
Tom Walker, R (6, 1)									
Ron Woods, R OBP: 0.263, SLG: 0.333 (7, PH)									
Mike Marshall, R (8, 1)									

<b>Inning Stats</b>	R: 0 E: 0 K: 1 S: 5	H: 0 LOB: 0 BB: 0 P: 5	R: 1 E: 0 K: 1 S: 7	H: 2 LOB: 1 BB: 0 P: 7	R: 0 E: 0 K: 1 S: 7	H: 2 LOB: 2 BB: 0 P: 7	R: 0 E: 1 K: 0 S: 4	H: 1 LOB: 1 BB: 0 P: 4	R: 0 E: 0 K: 0 S: 3	H: 0 LOB: 0 BB: 0 P: 3	R: 0 E: 0 K: 2 S: 7	H: 0 LOB: 0 BB: 0 P: 7	R: 0 E: 0 K: 0 S: 3	H: 0 LOB: 2 BB: 2 P: 11	R: 0 E: 0 K: 0 S: 3	H: 0 LOB: 0 BB: 0 P: 3	R: 0 E: 0 K: 0 S: 3	H: 0 LOB: 1 BB: 1 P: 7
---------------------	------------------------------	---------------------------------	------------------------------	---------------------------------	------------------------------	---------------------------------	------------------------------	---------------------------------	------------------------------	---------------------------------	------------------------------	---------------------------------	------------------------------	----------------------------------	------------------------------	---------------------------------	------------------------------	---------------------------------

<b>PITCHER</b>	IP	WLS	BF	H	R	ER	SO	BB	IBB	HBP	BLK	WP	HR	S	P	ERA	WHIP
Steve Stone, R ERA: 2.51 (1, 1)	5.0	W	20	5	1	1	3	0	0	0	0	0	1	26	26	1.80	1.000
Randy Moffitt, R ERA: 2.51 (6, 1)	4.0	S	15	0	0	0	2	3	0	0	0	1	0	16	28	0.00	0.750

<b>PITCHER</b>	IP	WLS	BF	H	R	ER	SO	BB	IBB	HBP	BLK	WP	HR	S	P	ERA	WHIP
----------------	----	-----	----	---	---	----	----	----	-----	-----	-----	----	----	---	---	-----	------



Batter	1	2	3	4	5	6	7	8	9	AB R H RBI BB SO LOB
Ken Boswell, L (1, 4) OBP: 0.232, SLG: 0.259	0-0 F9		4-0 BB		0-0 G4-6-3		0-0 SH1-4		0-0 SH3-4	2 0 0 0 1 0 1
Bud Harrelson, S (1, 6) OBP: 0.320, SLG: 0.269	0-0 2-3		0-0 F8			0-0 HR 1B	0-0 4-3		0-3 K	5 1 1 0 0 1 4
Jim Fregosi, R (1, 3) OBP: 0.321, SLG: 0.393	0-0 5-3			0-0 6-3		0-0 HR 1B	0-0 BB 1B		0-0 1-3	5 1 2 3 0 0 1
John Milner, L (1, 7) OBP: 0.348, SLG: 0.463		0-0 6-3		1-0 BB HBP		4-0 SH1-4 2B BB	4-0 BB			1 1 0 0 2 0 0
Duffy Dyer, R (1, 2) OBP: 0.309, SLG: 0.465		0-3 K		0-3 K		0-0 SH1-4	0-0 F8			3 0 0 0 0 2 3
Wayne Garrett, L (1, 5) OBP: 0.384, SLG: 0.314		0-0 4-3		4-0 BB		0-0 2B		0-0 1B		3 0 2 1 1 0 0
Ed Kranepool, L (1, 9) OBP: 0.292, SLG: 0.324			0-0 G4-6-3 1B	0-0 F8		4-0 G5-4-3 1B		0-0 G1-6-4-3		3 0 1 0 1 0 3
Ted Martinez, R (1, 8) OBP: 0.285, SLG: 0.333			0-0 G4-6-3		0-0 5-3	0-0 G5-4-3		0-0 5-3		4 0 0 0 0 0 3
Gary Gentry, R (1, 1) OBP: 0.250, SLG: 0.188			0-0 BB 1B		4-0 BB		4-0 4-3 SH1-4 1B BB		4-0 SH3-4 BB	1 1 1 0 2 0 0
Tug McGraw, R (8, 1) OBP: 0.200, SLG: 0.111										0 0 0 0 0 0 0
Willie Mays, R (9, PH) OBP: 0.418, SLG: 0.345										0 0 0 0 1 0 0

Inning Stats	R: 0	H: 0	E: 0	K: 0	S: 3	R: 0	H: 0	E: 0	K: 1	S: 5	R: 0	H: 2	E: 0	K: 0	S: 4	R: 0	H: 0	E: 0	K: 1	S: 5	R: 0	H: 0	E: 0	K: 0	S: 2	R: 3	H: 3	E: 0	K: 0	S: 5	R: 1	H: 1	E: 0	K: 0	S: 4	R: 0	H: 1	E: 0	K: 0	S: 3	R: 0	H: 0	E: 0	K: 1	S: 5	1B: 5	SF: 0	2B: 1	3B: 0	HR: 1	WP: 0	PB: 0	SB: 1	CS: 0	PA: 39
--------------	------	------	------	------	------	------	------	------	------	------	------	------	------	------	------	------	------	------	------	------	------	------	------	------	------	------	------	------	------	------	------	------	------	------	------	------	------	------	------	------	------	------	------	------	------	-------	-------	-------	-------	-------	-------	-------	-------	-------	--------

PITCHER	IP	WLS	BF	H	R	ER	SO	BB	IBB	HBP	BLK	WP	HR	S	P	ERA	WHIP
Jim Barr, R (1, 1) ERA: 2.78	5.1		24	5	3	3	2	4	0	1	0	0	1	23	40	5.06	1.688
Jerry Johnson, R (6, 1) ERA: 5.24	1.2		8	1	1	1	0	2	1	0	0	0	0	5	17	5.40	1.800
Don McMahon, R (8, 1) ERA: 2.44	2.0	W	7	1	0	0	1	1	0	0	0	0	0	8	12	0.00	1.000

BOTTOM

San Francisco Giants @ New York Mets  
Shea Stadium, Flushing, NY  
Mon Jul 10 1972, 7:05 PM EDT  
Att. 33,000 - Unknown

livebaseballscorecards.com

AB	27
R	4
H	7
RBI	4
BB	8
SO	3
LOB	15



Batter	1	2	3	4	5	6	7	8	9	AB R H RBI BB SO LOB	TOP									
<b>Bobby Bonds, R</b> (1, 9) OBP: 0.323, SLG: 0.460	0-3 K		0-0 F8		0-0 1-3		0-0 1B E 1B		0-0 F8	5 1 1 1 0 1 2										
<b>Garry Maddox, R</b> (1, 8) OBP: 0.303, SLG: 0.457	0-3 K		0-0 2B 1B		0-3 K		0-0 2-3 E 1B			4 2 2 0 0 2 0										
<b>Chris Speier, R</b> (1, 6) OBP: 0.343, SLG: 0.417	0-0 5-3		0-0 2B			4-0 FC4-5 BB	0-0 E9 PO			3 0 1 2 1 0 0										
<b>Willie McCovey, L</b> (1, 3) OBP: 0.333, SLG: 0.435		0-0 HR	0-3 K			0-0 FC4-5 1-3	0-0 PO	0-0 F6		3 1 1 1 0 1 2										
<b>Ed Goodson, L</b> (6, 3) OBP: 0.350, SLG: 0.443										1 0 0 0 0 0 0										
<b>Dave Kingman, R</b> (1, 5) OBP: 0.301, SLG: 0.490		0-0 F7		0-3 K		0-0 F8		0-3 K		4 0 0 0 0 2 1										
<b>Dave Rader, L</b> (1, 2) OBP: 0.310, SLG: 0.362		0-0 3-1		1-0 FC5-4 HBP		0-0 F6		0-0 6-3		3 0 0 0 0 0 1										
<b>Tito Fuentes, S</b> (1, 4) OBP: 0.296, SLG: 0.369		0-0 5-3		0-0 FC5-4 FC5-4 1-2f			0-3 K		0-0 F7	4 0 0 0 0 1 1	<b>AB 33</b>									
<b>Ken Henderson, S</b> (1, 7) OBP: 0.262, SLG: 0.319			0-0 6-3	0-0 FC5-4 1-2f			0-0 6-3		0-0 1B	4 0 1 0 0 0 1	<b>R 6</b>									
<b>Ron Bryant, S</b> (1, 1) OBP: 0.163, SLG: 0.146			4-0 1B 2B BB		0-3 K		4-0 1B WP BB		0-3 K	2 2 0 0 2 2 1	<b>H 6</b>									
<b>Inning Stats</b>	R: 0 E: 0 K: 2 S: 7	H: 0 LOB: 0 BB: 0 P: 7	R: 1 E: 0 K: 0 S: 4	H: 1 LOB: 0 BB: 0 P: 4	R: 2 E: 0 K: 1 S: 7	H: 2 LOB: 1 BB: 1 P: 11	R: 0 E: 0 K: 1 S: 5	H: 0 LOB: 1 BB: 0 P: 6	R: 0 E: 0 K: 2 S: 7	H: 0 LOB: 0 BB: 0 P: 7	R: 3 E: 1 K: 1 S: 7	H: 2 LOB: 0 BB: 1 P: 11	R: 0 E: 0 K: 1 S: 5	H: 0 LOB: 0 BB: 0 P: 5	R: 0 E: 0 K: 1 S: 6	H: 1 LOB: 1 BB: 0 P: 6	1B: 4 2B: 1 3B: 0 HR: 1	SF: 0 SAC: 0 DP: 0 HBP: 1	WP: 1 PB: 0 SB: 0 CS: 0	PA: 38
<b>PITCHER</b>	IP WLS BF H R ER SO BB IBB HBP BLK WP HR S P ERA WHIP																			
<b>Jerry Koosman, L</b> (1, 1) ERA: 3.31	7.0 L 30 5 6 4 7 3 0 1 0 1 1 40 53 5.14 1.143																			
<b>Ray Sadecki, L</b> (8, 1) ERA: 4.13	2.0 7 1 0 0 2 0 0 0 0 0 0 0 11 11 0.00 0.500																			

**San Francisco Giants @ New York Mets**  
Shea Stadium, Flushing, NY  
Tue Jul 11 1972, 7:05 PM EDT  
Att: 39,314 - Unknown

[livebaseballscorecards.com](http://livebaseballscorecards.com)





Batter	1	2	3	4	5	6	7	8	9	AB	R	H	RBI	BB	SO	LOB
Willie Mays, R (1, 8) OBP: 0.414, SLG: 0.338	0-0 6-3		0-3 K		4-0 BB		0-0 F8			3	0	0	0	1	1	0
Bud Harrelson, S (1, 6) OBP: 0.316, SLG: 0.265	0-3 K		0-0 6-3		0-0 7-2			0-0 F8		4	0	0	0	0	1	3
John Milner, L (1, 7) OBP: 0.352, SLG: 0.463 Jerry Grote, R (3, 2) OBP: 0.295, SLG: 0.309	4-0 BB			0-0 F6		0-0 6-3		0-0 F8		0	0	0	0	1	0	0
Jim Fregosi, R (1, 5) OBP: 0.316, SLG: 0.386	0-3 K			0-0 F7		0-0 E4		0-0 E5		4	0	0	0	0	1	1
Duffy Dyer, R (1, 2) OBP: 0.307, SLG: 0.453 (3, 9)		0-0 F7		0-0 F9		4-0 BB		0-0 F7		3	0	0	0	1	0	1
Bill Sudakis, S (1, 3)		4-0 FC4-6 BB			0-0 5-3		0-3 K		0-0 F2	3	0	0	0	1	1	2
Ted Martinez, R (1, 9) OBP: 0.284, SLG: 0.338 (3, 7)		0-0 FC4-6 1-2f			0-0 E 2B		0-0 6-3		0-0 6-3	4	1	1	0	0	0	3
Wayne Garrett, L (1, 4) OBP: 0.379, SLG: 0.322		0-3 K			0-0 E9 7-2 2B		0-0 4-3		0-0 F7	4	0	1	1	0	1	1
Jerry Koosman, R (1, 1) OBP: 0.150, SLG: 0.150 Dave Marshall, L (7, PH) OBP: 0.292, SLG: 0.354 Ray Sadecki, L (8, 1) OBP: 0.200, SLG: 0.200			0-0 F7				0-3 K			2	0	0	0	0	0	1
										1	0	0	0	0	1	0
										0	0	0	0	0	0	0

Inning Stats	R: 0	H: 0	E: 0	K: 2	S: 7	LOB: 1	BB: 1	P: 11	R: 0	H: 0	E: 0	K: 1	S: 5	LOB: 1	BB: 1	P: 9	R: 0	H: 0	E: 0	K: 1	S: 5	LOB: 0	BB: 0	P: 5	R: 0	H: 0	E: 0	K: 0	S: 3	LOB: 0	BB: 0	P: 3	R: 1	H: 2	E: 1	K: 0	S: 5	LOB: 2	BB: 1	P: 9	R: 0	H: 0	E: 1	K: 1	S: 6	LOB: 2	BB: 1	P: 10	R: 0	H: 0	E: 0	K: 1	S: 5	LOB: 0	BB: 0	P: 5	R: 0	H: 0	E: 1	K: 0	S: 4	LOB: 1	BB: 0	P: 4	R: 0	H: 0	E: 0	K: 0	S: 3	LOB: 0	BB: 0	P: 3	1B: 0	SF: 0	2B: 3	SAC: 0	3B: 0	DP: 1	HR: 0	HBP: 0	WP: 0	PA: 35
PITCHER Ron Bryant, L (1, 1) ERA: 2.76	IP	WLS	BF	H	R	ER	SO	BB	IBB	HBP	BLK	WP	HR	S	P	ERA	WHIP																																																																	
	9.0	W	35	2	1	1	6	4	0	0	0	0	0	43	59	1.00	0.667																																																																	
																		PITCHER	IP	WLS	BF	H	R	ER	SO	BB	IBB	HBP	BLK	WP	HR	S	P	ERA	WHIP																																															

BOTTOM

San Francisco Giants @ New York Mets  
Shea Stadium, Flushing, NY  
Tue Jul 11 1972, 7:05 PM EDT  
Att. 39,314 - Unknown

livebaseballscorecards.com

AB	31
R	1
H	2
RBI	1
BB	4
SO	6
LOB	12



Batter	1	2	3	4	5	6	7	8	9	AB R H RBI BB SO LOB	TOP											
<b>Bobby Bonds, R</b> (1, 9) OBP: 0.320, SLG: 0.454	0-0 F7		0-0 G6-4-3		0-0 2-3			0-3 K		4 0 0 0 0 1 3												
<b>Garry Maddox, R</b> (1, 8) OBP: 0.303, SLG: 0.454	0-0 CS 1B			0-0 F3		0-0 6-3		0-0 5-3		4 0 1 0 0 0 0												
<b>Chris Speier, R</b> (1, 6) OBP: 0.342, SLG: 0.415	0-0 F9			0-0 1B		0-0 P3		0-0 F7		4 0 1 0 0 0 1												
<b>Willie McCovey, L</b> (1, 3) OBP: 0.324, SLG: 0.420		0-3 K		0-3 K		0-0 F7		0-3 K		4 0 0 0 0 3 1												
<b>Dave Kingman, R</b> (1, 5) OBP: 0.302, SLG: 0.487		4-0 CS BB		0-3 K			0-3 K			2 0 0 0 1 2 1												
<b>Fran Healy, R</b> (1, 2) OBP: 0.278, SLG: 0.266		4-0 1-2 BB			0-0 E 1B		0-3 K			2 0 1 0 1 1 0												
<b>Tito Fuentes, S</b> (1, 4) OBP: 0.294, SLG: 0.365		0-0 4-3			0-0 F5		0-0 P5			3 0 0 0 0 0 2												
<b>Ken Henderson, S</b> (1, 7) OBP: 0.263, SLG: 0.319			0-0 G6-4-3 1B		0-0 E5		0-0 4-3			3 0 1 0 0 0 1												
<b>Sam McDowell, L</b> (1, 1) OBP: 0.167, SLG: 0.213			0-3 K		0-3 K		0-0 1-3			1 0 0 0 0 1 1												
<b>Chris Arnold, R</b> (5, PH) OBP: 0.304, SLG: 0.339										1 0 0 0 0 1 2												
<b>Frank Reberger, L</b> (5, 1) OBP: 0.200, SLG: 0.200										0 0 0 0 0 0 0												
<b>Al Gallagher, R</b> (8, PH) OBP: 0.360, SLG: 0.320										1 0 0 0 0 0 0												
<b>Randy Moffitt, R</b> (8, 1)										0 0 0 0 0 0 0												
<b>Inning Stats</b>	R: 0 E: 0 K: 0 S: 3	H: 1 LOB: 0 BB: 0 P: 3	R: 0 E: 0 K: 1 S: 4	H: 0 LOB: 1 BB: 2 P: 12	R: 0 E: 0 K: 1 S: 5	H: 1 LOB: 0 BB: 0 P: 5	R: 0 E: 0 K: 2 S: 8	H: 1 LOB: 1 BB: 0 P: 8	R: 0 E: 1 K: 1 S: 7	H: 1 LOB: 2 BB: 0 P: 7	R: 0 E: 0 K: 0 S: 3	H: 0 LOB: 0 BB: 0 P: 3	R: 0 E: 0 K: 2 S: 7	H: 0 LOB: 0 BB: 0 P: 7	R: 0 E: 0 K: 1 S: 5	H: 0 LOB: 0 BB: 0 P: 5	R: 0 E: 0 K: 1 S: 5	H: 0 LOB: 0 BB: 0 P: 5	1B: 4 2B: 0 3B: 0 HR: 0	SF: 0 SAC: 0 DP: 1 HBP: 0	WP: 0 PB: 0 SB: 0 CS: 2	PA: 31
<b>PITCHER</b> <b>Jon Matlack, L</b> (1, 1) ERA: 2.49	IP 9.0	WLS W	BF 31	H 4	R 0	ER 0	SO 9	BB 2	IBB 0	HBP 0	BLK 0	WP 0	HR 0	S 47	P 55	ERA 0.00	WHIP 0.667					

**San Francisco Giants @ New York Mets**  
 Shea Stadium, Flushing, NY  
 Wed Jul 12 1972, 3:33 AM EDT  
 Att: 33,227 - Unknown

[livebaseballscorecards.com](http://livebaseballscorecards.com)

**AB 29**  
**R 0**  
**H 4**  
**RBI 0**  
**BB 2**  
**SO 9**  
**LOB 12**



Batter	1	2	3	4	5	6	7	8	9	AB	R	H	RBI	BB	SO	LOB
<b>Bud Harrelson, S</b> OBP: 0.317, SLG: 0.272 (1, 6)	4-0 BB BB G5-4-3 BB BB BB	0-0 1-H 2-H 3B		0-0 1-2f G5-4-3		0-0 F7		0-3 K		4	1	1	2	1	1	2
<b>Ted Martinez, R</b> OBP: 0.281, SLG: 0.329 (1, 7)	4-0 G5-4-3 BB 1-2 BB	0-3 K		0-0 F9			0-0 F7	0-0 6-3		4	0	0	0	1	1	2
<b>Willie Mays, R</b> OBP: 0.426, SLG: 0.354 (1, 8)	4-0 G5-4-3 BB 1-2 2-3		4-0 SH1-4 E BB		0-0 2B		0-0 HBP 1B			2	1	2	0	2	0	0
<b>Jim Fregosi, R</b> OBP: 0.313, SLG: 0.381 <b>Ken Boswell, L</b> OBP: 0.230, SLG: 0.257 (1, 5) (6, 4)	0-0 G5-4-3 1-2f 2-3 3-H		0-0 E5 SH1-4		0-3 K		0-0 F7			3	0	0	0	0	1	4
<b>Duffy Dyer, R</b> OBP: 0.308, SLG: 0.445 (1, 2)	0-0 F7		0-0 SH1-4 1-2 2-3		0-0 P4		1-0 1B HBP			2	0	0	0	0	0	2
<b>Bill Sudakis, S</b> OBP: 0.375, SLG: 0.167 (1, 3)		0-0 6-3	0-3 K		4-0 BB		0-0 1B			3	0	1	1	1	1	2
<b>Jerry Grote, R</b> OBP: 0.294, SLG: 0.303 (1, 9)		0-0 F8	4-0 IBB		0-0 F7		0-3 K			3	0	0	0	1	1	4
<b>Wayne Garrett, L</b> OBP: 0.383, SLG: 0.315 (1, 4) (6, 5)		4-0 1B 3B BB	0-0 F8		0-0 F9		4-0 FC4-6 BB			2	1	0	0	2	0	3
<b>Jon Matlack, L</b> OBP: 0.268, SLG: 0.171 (1, 1)		0-0 3B 1-2 3B 1B		4-0 G5-4-3 BB		0-3 K		0-0 FC4-6 1-2f		3	1	1	0	1	1	1

Inning Stats	R: 1	H: 0	E: 0	K: 0	S: 2	R: 2	H: 2	E: 0	K: 1	S: 7	R: 0	H: 0	E: 1	K: 1	S: 6	R: 0	H: 1	E: 0	K: 1	S: 6	R: 0	H: 0	E: 0	K: 1	S: 5	R: 1	H: 2	E: 0	K: 1	S: 7	R: 0	H: 0	E: 0	K: 1	S: 5	R: 0	H: 0	E: 0	K: 1	S: 5	R: 0	H: 0	E: 0	K: 1	S: 5
<b>LOB: 1</b>	<b>BB: 3</b>	<b>P: 14</b>	<b>LOB: 1</b>	<b>BB: 1</b>	<b>P: 11</b>	<b>LOB: 3</b>	<b>BB: 2</b>	<b>P: 14</b>	<b>LOB: 0</b>	<b>BB: 1</b>	<b>P: 6</b>	<b>LOB: 0</b>	<b>BB: 1</b>	<b>P: 5</b>	<b>LOB: 2</b>	<b>BB: 1</b>	<b>P: 10</b>	<b>LOB: 0</b>	<b>BB: 0</b>	<b>P: 5</b>	<b>LOB: 2</b>	<b>BB: 0</b>	<b>P: 8</b>	<b>LOB: 1</b>	<b>BB: 1</b>	<b>P: 9</b>	<b>LOB: 2</b>	<b>BB: 0</b>	<b>P: 9</b>	<b>LOB: 0</b>	<b>BB: 1</b>	<b>P: 9</b>	<b>LOB: 1</b>	<b>BB: 1</b>	<b>P: 9</b>	<b>LOB: 0</b>	<b>BB: 1</b>	<b>P: 9</b>	<b>LOB: 1</b>	<b>BB: 1</b>	<b>P: 9</b>				
<b>PITCHER</b>	<b>IP</b>	<b>WLS</b>	<b>BF</b>	<b>H</b>	<b>R</b>	<b>ER</b>	<b>SO</b>	<b>BB</b>	<b>IBB</b>	<b>HBP</b>	<b>BLK</b>	<b>WP</b>	<b>HR</b>	<b>S</b>	<b>P</b>	<b>ERA</b>	<b>WHIP</b>	<b>PITCHER</b>	<b>IP</b>	<b>WLS</b>	<b>BF</b>	<b>H</b>	<b>R</b>	<b>ER</b>	<b>SO</b>	<b>BB</b>	<b>IBB</b>	<b>HBP</b>	<b>BLK</b>	<b>WP</b>	<b>HR</b>	<b>S</b>	<b>P</b>	<b>ERA</b>	<b>WHIP</b>										
<b>Sam McDowell, L</b> ERA: 4.57 (1, 1)	4.0	L	20	2	3	3	2	6	1	0	0	0	0	17	45	6.75	2.000																												
<b>Frank Reberger, R</b> ERA: 4.5 (5, 1)	3.0		14	3	1	1	3	1	0	1	0	0	0	18	23	3.00	1.333																												
<b>Randy Moffitt, R</b> ERA: 2.43 (8, 1)	1.0		4	0	0	0	1	1	0	0	0	0	0	5	9	0.00	1.000																												

**BOTTOM**


**San Francisco Giants @ New York Mets**

**Shea Stadium, Flushing, NY**

Wed Jul 12 1972, 3:33 AM EDT  
Att. 33,227 - Unknown

<b>AB</b>	<b>27</b>
<b>R</b>	<b>4</b>
<b>H</b>	<b>5</b>
<b>RBI</b>	<b>3</b>
<b>BB</b>	<b>9</b>
<b>SO</b>	<b>6</b>
<b>LOB</b>	<b>21</b>

livebaseballscorecards.com



<b>1B:</b> 3	<b>SF:</b> 0	<b>WP:</b> 0	<b>PA:</b> 38
<b>2B:</b> 1	<b>SAC:</b> 1	<b>PB:</b> 0	
<b>3B:</b> 1	<b>DP:</b> 2	<b>SB:</b> 0	
<b>HR:</b> 0	<b>HBP:</b> 1	<b>CS:</b> 0	

Batter	1	2	3	4	5	6	7	8	9	AB R H RBI BB SO LOB	TOP											
Larry Bowa, S (1, 6) OBP: 0.312, SLG: 0.309	0-0 F5			0-0 1B	0-0 6-3			0-0 6-3		4 0 1 0 0 0 1												
Don Money, R (1, 5) OBP: 0.314, SLG: 0.356	0-0 6-3			0-0 F3		0-0 1B		0-3 K		4 0 1 0 0 1 1												
Tom Hutton, L (1, 3) OBP: 0.342, SLG: 0.392	0-0 3-4-1			0-0 1B		0-0 L8		0-0 4-3		4 0 1 0 0 0 1												
Greg Luzinski, R (1, 7) OBP: 0.320, SLG: 0.421		0-3 K		0-0 F9		0-0 F3		0-0 FC4-6 BB 1B		4 0 1 0 0 1 3												
Willie Montanez, L (1, 8) OBP: 0.312, SLG: 0.366		0-0 PO 1B		0-3 K		0-0 F8		4-0 FC4-6 1-2 BB		3 0 1 0 1 1 3												
Oscar Gamble, L (1, 9) OBP: 0.367, SLG: 0.364		0-0 F7			0-0 1B E 1B		0-0 1B 1B 1B	0-0 F3		4 1 2 0 0 0 3												
Denny Doyle, L (1, 4) OBP: 0.297, SLG: 0.289	0-0 PO 1-2		0-0 F7		0-0 F9		0-0 1B 1B	0-0 FC4-6 1-2 2-3		4 0 1 0 0 0 3												
John Bateman, R (1, 2) OBP: 0.322, SLG: 0.380			0-3 K		0-0 F9		0-0 G6-4-3 1B	0-3 K		3 0 1 0 0 1 1												
Bill Robinson, R (7, PR) OBP: 0.278, SLG: 0.417										0 0 0 0 0 0 0												
Mike Ryan, R (7, 2) OBP: 0.288, SLG: 0.358										1 0 0 0 0 1 2												
Ken Reynolds, L (1, 1) OBP: 0.143, SLG: 0.077			0-0 F8		0-0 E7 1-H 1B		0-0 G6-4-3 1-2 2-H			1 0 0 0 0 0 0												
Barry Lersch, S (3, 1)										0 0 0 0 0 0 0												
Joe Lis, R (5, PH) OBP: 0.413, SLG: 0.442										1 0 1 0 0 0 0												
Wayne Twitchell, R (5, 1)										0 0 0 0 0 0 0												
Deron Johnson, R (7, PH) OBP: 0.237, SLG: 0.305										1 0 0 0 0 0 2												
Mac Scarfone, L (7, 1)										0 0 0 0 0 0 0												
<b>Inning Stats</b>	R: 0 E: 0 K: 0 S: 3	H: 0 LOB: 0 BB: 0 P: 3	R: 0 E: 0 K: 1 S: 5	H: 1 LOB: 0 BB: 0 P: 5	R: 0 E: 0 K: 1 S: 5	H: 0 LOB: 0 BB: 0 P: 5	R: 0 E: 0 K: 1 S: 7	H: 2 LOB: 2 BB: 0 P: 7	R: 1 E: 1 K: 0 S: 5	H: 2 LOB: 1 BB: 0 P: 5	R: 0 E: 0 K: 0 S: 4	H: 1 LOB: 1 BB: 0 P: 4	R: 0 E: 0 K: 0 S: 4	H: 3 LOB: 2 BB: 0 P: 4	R: 0 E: 0 K: 1 S: 5	H: 0 LOB: 0 BB: 0 P: 5	R: 0 E: 0 K: 1 S: 6	H: 1 LOB: 2 BB: 1 P: 10	1B: 10 2B: 0 3B: 0 HR: 0	SF: 0 SAC: 0 DP: 1 HBP: 0	WP: 0 PB: 0 SB: 0 CS: 0	PA: 36
<b>PITCHER</b>	IP WLS BF H R ER SO BB IBB HBP BLK WP HR S P ERA WHIP																					
Juan Marichal, R (1, 1) ERA: 3.36	6.0 W 23 6 1 0 3 0 0 0 0 0 0 0 29 29 0.00 1.000																					
Randy Moffitt, R (7, 1) ERA: 2.2	3.0 S 12 4 0 0 2 1 0 0 0 0 0 0 15 19 0.00 1.667																					

Philadelphia Phillies @ San Francisco Giants  
 Candlestick Park, San Francisco, CA  
 Fri Jul 14 1972, 10:05 PM EDT  
 Att. 8,607 - Unknown

livebaseballscorecards.com

AB	34
R	1
H	10
RBI	0
BB	1
SO	5
LOB	20



Batter	1	2	3	4	5	6	7	8	9
<b>Bobby Bonds, R</b> OBP: 0.329, SLG: 0.475 (1, 9)	0-0 E8 1B		0-0 3B 3B	0-0 2-H 1B			0-0 HR	4-0 1-2 2-3 BB	
<b>Garry Maddox, R</b> OBP: 0.300, SLG: 0.457 (1, 8)	0-0 5-3		0-0 6-3 3B	0-3 K			0-3 K	0-0 F8	
<b>Chris Speier, R</b> OBP: 0.341, SLG: 0.411 (1, 6)	0-0 F7		0-0 6-3		0-0 6-3		4-0 WP 1B BB		
<b>Willie McCovey, L</b> OBP: 0.324, SLG: 0.418 (1, 3)	0-3 K		0-0 FC6-4 1B		0-0 5-3		0-0 1-H 1B		
<b>Ken Henderson, S</b> OBP: 0.266, SLG: 0.322 (6, 7)									
<b>Dave Kingman, R</b> OBP: 0.298, SLG: 0.481 (1, 7) (6, 3)		0-0 5-3	0-3 K		0-3 K		0-3 K		
<b>Dave Rader, L</b> OBP: 0.309, SLG: 0.357 (1, 2)		4-0 HR BB	0-0 FC6-4			0-0 6-3		0-0 F3	
<b>Tito Fuentes, S</b> OBP: 0.299, SLG: 0.378 (1, 4)		0-0 1-H HR		0-0 SH1-4 1B		0-0 F8		4-0 BB BB BB	
<b>Al Gallagher, R</b> OBP: 0.358, SLG: 0.313 (1, 5)		0-3 K		0-3 K		0-3 K		4-0 BB BB	
<b>Juan Marichal, R</b> OBP: 0.243, SLG: 0.278 (1, 1)		0-0 6-3		0-0 SH1-4			0-3 K	0-3 K	
<b>Randy Moffitt, R</b> (7, 1)									

AB	R	H	RBI	BB	SO	LOB
4	3	4	2	1	0	0
5	1	1	1	0	2	4
3	1	0	1	1	0	0
3	0	1	0	0	1	0
1	0	1	1	0	0	0
4	0	0	0	0	3	2
3	1	0	0	1	0	1
3	2	2	2	1	0	0
3	0	0	0	1	3	1
1	0	0	0	0	0	0
2	0	0	0	0	2	2

**BOTTOM**

Philadelphia Phillies @ San Francisco Giants  
Candlestick Park, San Francisco, CA  
Fri Jul 14 1972, 10:05 PM EDT  
Att. 8,607 - Unknown

livebaseballscorecards.com

<b>AB</b>	<b>32</b>
<b>R</b>	<b>8</b>
<b>H</b>	<b>9</b>
<b>RBI</b>	<b>7</b>
<b>BB</b>	<b>5</b>
<b>SO</b>	<b>11</b>
<b>LOB</b>	<b>10</b>



1B: 5	SF: 0
2B: 0	SAC: 1
3B: 2	DP: 0
HR: 2	HBP: 0

WP: 1	PA: 38
PB: 0	
SB: 0	
CS: 0	

Inning Stats	R: 1	H: 1	E: 1	K: 1	S: 6	LOB: 0	BB: 0	P: 6									
<b>Ken Reynolds, L</b> ERA: 4.21 (1, 1)	IP: 2.1	WLS: 1	BF: 13	H: 5	R: 5	ER: 4	SO: 2	BB: 1	IBB: 0	HBP: 0	BLK: 0	WP: 0	HR: 1	S: 16	P: 20	ERA: 15.43	WHIP: 2.571
<b>Barry Lersch, R</b> ERA: 3.7 (3, 1)	IP: 1.2	WLS: 0	BF: 7	H: 2	R: 1	ER: 1	SO: 3	BB: 0	IBB: 0	HBP: 0	BLK: 0	WP: 0	HR: 0	S: 13	P: 13	ERA: 5.40	WHIP: 1.200
<b>Wayne Twitchell, R</b> ERA: 5.15 (5, 1)	IP: 2.0	WLS: 0	BF: 6	H: 0	R: 0	ER: 0	SO: 2	BB: 0	IBB: 0	HBP: 0	BLK: 0	WP: 0	HR: 0	S: 10	P: 10	ERA: 0.00	WHIP: 0.000
<b>Mac Scarce, L</b> ERA: 6.43 (7, 1)	IP: 2.0	WLS: 0	BF: 12	H: 2	R: 2	ER: 2	SO: 4	BB: 4	IBB: 0	HBP: 0	BLK: 0	WP: 1	HR: 1	S: 16	P: 32	ERA: 9.00	WHIP: 3.000

PITCHER	IP	WLS	BF	H	R	ER	SO	BB	IBB	HBP	BLK	WP	HR	S	P	ERA	WHIP
<b>Ken Reynolds, L</b> ERA: 4.21 (1, 1)	2.1	1	13	5	5	4	2	1	0	0	0	0	1	16	20	15.43	2.571
<b>Barry Lersch, R</b> ERA: 3.7 (3, 1)	1.2	0	7	2	1	1	3	0	0	0	0	0	0	13	13	5.40	1.200
<b>Wayne Twitchell, R</b> ERA: 5.15 (5, 1)	2.0	0	6	0	0	0	2	0	0	0	0	0	0	10	10	0.00	0.000
<b>Mac Scarce, L</b> ERA: 6.43 (7, 1)	2.0	0	12	2	2	2	4	4	0	0	0	1	1	16	32	9.00	3.000

Batter	1	2	3	4	5	6	7	8	9	AB	R	H	RBI	BB	SO	LOB	TOP	
Larry Bowa, S (1, 6) OBP: 0.309, SLG: 0.306 Roger Freed, R (7, PH) OBP: 0.320, SLG: 0.426 Dick Selma, R (7, 1) OBP: 0.200, SLG: 0.211	0-3 K		0-0 F7			0-0 F5	BB 1B BB			3	0	0	0	0	1	1		
Denny Doyle, L (1, 4) OBP: 0.299, SLG: 0.290	4-0 BB			0-0 3-1		0-0 1B	SF9	5-3		3	0	1	1	1	0	0		
Tom Hutton, L (1, 7) OBP: 0.348, SLG: 0.391	0-0 L7			0-0 P3		0-0 1B	FC6-4 BB	BB 1B	BB	3	1	1	0	2	0	1		
Deron Johnson, R (1, 3) OBP: 0.232, SLG: 0.298 Darrell Brandon, R (6, 1) OBP: 0.167, SLG: 0.167 Terry Harmon, R (7, PH) OBP: 0.382, SLG: 0.327	0-3 K			0-0 5-3		0-0 FC6-4	BB	BB 1B	F9	3	0	0	0	0	1	4		
Willie Montanez, L (1, 8) OBP: 0.313, SLG: 0.367		0-0 4-3			0-0 P3		BB 1B BB	BB 1B	BB	4	2	1	2	1	1	1		
Don Money, R (1, 5) OBP: 0.315, SLG: 0.357		0-3 K			0-0 1-3		BB 1B	WP 1B	F6	5	2	2	1	0	1	0		
Oscar Gamble, L (1, 9) OBP: 0.379, SLG: 0.388		0-0 6-3			0-0 L3		BB 1B BB	WP 1B	BB	3	2	1	2	2	0	0		
John Bateman, R (1, 2) OBP: 0.322, SLG: 0.378 Barry Lersch, S (7, PR)			0-0 5-3			0-0 4-3	WP BB 1B	SF8	G1-4-3	3	0	1	1	0	0	0		
Mike Ryan, R (7, PH) OBP: 0.280, SLG: 0.353							SF9	1B	G1-4-3	0	1	0	0	0	0	0		
Steve Carlton, L (1, 1) OBP: 0.266, SLG: 0.237 Joe Lis, R (6, PH) OBP: 0.422, SLG: 0.453 Ken Reynolds, L (6, PR) OBP: 0.143, SLG: 0.077 Greg Luzinski, R (6, 3) OBP: 0.324, SLG: 0.421			0-0 F5			0-0 1B	BB 1B	BB 1B	BB	1	0	0	0	0	0	0		
<b>Inning Stats</b>	R: 0 E: 0 K: 2 S: 7	H: 0 LOB: 1 BB: 1 P: 11	R: 0 E: 0 K: 1 S: 5	H: 0 LOB: 0 BB: 0 P: 5	R: 0 E: 0 K: 0 S: 3	H: 0 LOB: 0 BB: 0 P: 3	R: 0 E: 0 K: 0 S: 3	H: 2 LOB: 3 BB: 1 P: 9	R: 11 E: 0 K: 1 S: 11	H: 6 LOB: 1 BB: 6 P: 35	R: 0 E: 0 K: 1 S: 5	H: 0 LOB: 1 BB: 1 P: 9	R: 0 E: 0 K: 0 S: 2	H: 0 LOB: 0 BB: 1 P: 6	1B: 6 2B: 1 3B: 1 HR: 0	SF: 2 SAC: 0 DP: 1 HBP: 0	WP: 2 PA: 44	
<b>PITCHER</b>	IP	WLS	BF	H	R	ER	SO	BB	IBB	HBP	BLK	WP	HR	S	P	ERA	WHIP	
Frank Reberger, R (1, 1) ERA: 4.13	6.0		24	3	2	2	3	3	0	0	0	0	0	27	39	3.00	1.000	
Don McMahon, R (7, 1) ERA: 3.05	0.0	L	3	1	0	0	0	2	0	0	0	0	0	1	9	∞	∞	
Jerry Johnson, R (7, 1) ERA: 6.0	0.1		5	2	5	5	0	2	0	0	0	1	0	3	11	135.00	12.000	
Randy Moffitt, R (7, 1) ERA: 2.73	0.1		4	2	4	4	0	1	0	0	0	1	0	3	7	108.00	9.000	
Don Carrithers, R (7, 1) ERA: 5.62	2.1		8	0	0	0	2	2	0	0	0	0	0	10	18	0.00	0.857	

Philadelphia Phillies @ San Francisco Giants  
Candlestick Park, San Francisco, CA

Sat Jul 15 1972, 6:33 AM EDT  
Att. 5,984 - Unknown

livebaseballscorecards.com

AB	32
R	11
H	8
RBI	10
BB	10
SO	5
LOB	10



Batter	1	2	3	4	5	6	7	8	9	AB R H RBI BB SO LOB
<b>Bobby Bonds, R</b> OBP: 0.332, SLG: 0.484 (1, 9) X	0-0 HR		0-0 1B		0-0 5-3			0-3 K	4-0 BB	4 2 2 1 1 1 0
<b>Garry Maddox, R</b> OBP: 0.298, SLG: 0.451 (1, 8) S S S	0-3 K		0-0 1B		0-3 K			0-0 6-3	0-3 K	5 1 1 1 0 3 3
<b>Chris Speier, R</b> OBP: 0.343, SLG: 0.420 (1, 6) X	0-0 5-3		0-0 1B		0-0 F7		0-0 L7	4-0 BB		3 1 1 2 1 0 0
<b>Dave Kingman, R</b> OBP: 0.300, SLG: 0.481 (1, 3) B B B	4-0 BB		0-0 F7		0-0 F7		0-0 F7	0-0 E3	1-3 BB	0 0 0 0 1 0 0 3 0 0 0 0 0 1
<b>Ed Goodson, L</b> OBP: 0.340, SLG: 0.430 (2, 3) B B B										
<b>Tito Fuentes, S</b> OBP: 0.299, SLG: 0.376 (1, 4) X	0-0 PO	0-0 F7		0-0 F2		0-0 FC6-4 1B		0-0 F8		4 0 1 0 0 0 2
<b>Al Gallagher, R</b> OBP: 0.358, SLG: 0.314 (1, 5) X		0-0 5-3		0-0 1B		0-0 FC6-4		0-0 E6	4-3 BB	3 0 1 0 0 0 1 0 0 0 0 0 0 0 0 0 0 0 0 0 0 1 0 0 0 0 0 0
<b>Randy Moffitt, R</b> (7, 1)										
<b>Don Carrithers, R</b> OBP: 0.125, SLG: 0.125 (7, 1)										
<b>Dave Rader, L</b> OBP: 0.308, SLG: 0.356 (9, PH)										
<b>Ken Henderson, S</b> OBP: 0.266, SLG: 0.318 (1, 7) X		0-0 F9		0-0 L8			0-0 F8		4-3 BB	3 0 0 0 1 0 1
<b>Fran Healy, R</b> OBP: 0.266, SLG: 0.253 (1, 2) S S S			0-3 K	0-3 K			0-0 L7		0-3 K	4 0 0 0 0 3 3
<b>Frank Reberger, L</b> OBP: 0.143, SLG: 0.143 (1, 1) X			0-0 P3		0-3 K		0-3 K		0-0 4-3	2 0 0 0 0 1 0 0 0 0 0 0 0 0 0 0 0 0 0 0 0 1 0 0 0 0 1 0 1 0 0 0 0 0 2
<b>Don McMahon, R</b> OBP: 0.250, SLG: 0.250 (7, 1)										
<b>Jerry Johnson, R</b> (7, 1)										
<b>Damaso Blanco, R</b> OBP: 0.333, SLG: 0.333 (7, 5)										
<b>Willie McCovey, L</b> OBP: 0.321, SLG: 0.415 (9, PH)										

Inning Stats	R: 1 E: 0 K: 1 S: 5	H: 1 LOB: 0 BB: 1 P: 9	R: 0 E: 0 K: 0 S: 3	H: 0 LOB: 0 BB: 0 P: 3	R: 3 E: 0 K: 1 S: 8	H: 3 LOB: 0 BB: 0 P: 8	R: 0 E: 0 K: 1 S: 6	H: 1 LOB: 1 BB: 0 P: 6	R: 0 E: 0 K: 2 S: 7	H: 0 LOB: 0 BB: 0 P: 7	R: 0 E: 0 K: 0 S: 4	H: 1 LOB: 1 BB: 0 P: 4	R: 0 E: 0 K: 1 S: 5	H: 0 LOB: 0 BB: 0 P: 5	R: 0 E: 1 K: 1 S: 6	H: 0 LOB: 2 BB: 1 P: 10	R: 0 E: 1 K: 2 S: 8	H: 0 LOB: 3 BB: 2 P: 16	1B: 4 2B: 0 3B: 0 HR: 2	SF: 0 SAC: 0 DP: 0 HBP: 0	WP: 0 PB: 0 SB: 1 CS: 0	PA: 39
--------------	------------------------------	---------------------------------	------------------------------	---------------------------------	------------------------------	---------------------------------	------------------------------	---------------------------------	------------------------------	---------------------------------	------------------------------	---------------------------------	------------------------------	---------------------------------	------------------------------	----------------------------------	------------------------------	----------------------------------	----------------------------------	------------------------------------	----------------------------------	--------

PITCHER	IP	WLS	BF	H	R	ER	SO	BB	IBB	HBP	BLK	WP	HR	S	P	ERA	WHIP
<b>Steve Carlton, L</b> ERA: 2.65 (1, 1)	5.0		20	5	4	4	5	1	0	0	0	0	2	29	33	7.20	1.200
<b>Darrell Brandon, R</b> ERA: 3.23 (6, 1)	1.0	W	4	1	0	0	0	0	0	0	0	0	0	4	4	0.00	1.000
<b>Dick Selma, R</b> ERA: 4.86 (7, 1)	3.0	S	14	0	0	0	4	3	0	0	0	0	0	19	31	0.00	1.000


**BOTTOM**

Philadelphia Phillies @ San Francisco Giants  
Candlestick Park, San Francisco, CA  
Sat Jul 15 1972, 6:33 AM EDT  
Att. 5,984 - Unknown

<b>AB</b>	<b>34</b>
<b>R</b>	<b>4</b>
<b>H</b>	<b>6</b>
<b>RBI</b>	<b>4</b>
<b>BB</b>	<b>4</b>
<b>SO</b>	<b>9</b>
<b>LOB</b>	<b>13</b>



<b>WP: 0</b>	<b>PA: 39</b>
<b>ERA</b>	<b>WHIP</b>

Batter	1	2	3	4	5	6	7	8	9	AB R H RBI BB SO LOB	TOP	
Larry Bowa, S OBP: 0.306, SLG: 0.302 (1, 6)	0-0 F7		0-0 SH G4-6-3 1B 1-2		0-0 F5		0-0 F9		0-0 F9	4 0 0 0 0 0 0	Philadelphia Phillies @ San Francisco Giants Candlestick Park, San Francisco, CA Sun Jul 16 1972, 6:33 AM EDT Att: 16,299 - Unknown	
Denny Doyle, L OBP: 0.301, SLG: 0.292 (1, 4)	0-3 K		0-0 G4-6-3 1B 1-2 2-3		0-0 4-3		0-0 FC 1B		0-0 6-3	5 0 2 0 0 1 0		
Tom Hutton, L OBP: 0.354, SLG: 0.397 (1, 7)	0-0 BB 1B		0-0 G4-6-3 1-2f 2-3 3-H		0-0 1B		0-0 FC 1-2		0-0 HR 1B	5 1 3 0 0 0 3		
Deron Johnson, R OBP: 0.233, SLG: 0.291 (1, 3)	4-0 BB 1B		0-0 6-3		0-0 5-3		0-0 F8		0-0 HR	3 0 0 0 1 0 4		
Barry Lersch, S (7, 1)	1-2 BB									0 0 0 0 0 0 0		
Roger Freed, R OBP: 0.329, SLG: 0.478 (8, 9)									1-H	1 1 1 2 0 0 0		
Willie Montanez, L OBP: 0.312, SLG: 0.365 (1, 8)	0-0 4-3				0-0 E8 1B 1B		0-0 F5		0-0 L9	5 1 1 0 0 0 2		
Don Money, R OBP: 0.320, SLG: 0.362 (1, 5)		0-0 CS 1B			0-0 1-3 6-3 2-H 1B		0-0 F1		0-0 3B 1B	4 1 3 1 0 0 0		
Oscar Gamble, L OBP: 0.374, SLG: 0.405 (1, 9)		0-0 F6 1-2			0-0 6-3 1-2		0-0 6-3		0-0 1B 3B	4 1 1 1 0 0 2		
Mac Scarce, L (8, 1)										0 0 0 0 0 0 0		
John Bateman, R OBP: 0.320, SLG: 0.374 (1, 2)		0-0 6-3			0-0 1-3		0-0 6-3		0-0 G6-4-3 1B	4 0 1 1 0 0 1		
Bill Robinson, R OBP: 0.278, SLG: 0.417 (8, PR)					0-0 2-3					0 0 0 0 0 0 0		
Mike Ryan, R OBP: 0.280, SLG: 0.353 (8, 2)										0 0 0 0 0 0 0		
Woodie Fryman, R OBP: 0.158, SLG: 0.258 (1, 1)			0-0 E6 1B SH G4-6-3		0-3 K		0-0 HR		0-0 G6-4-3 1-2f	1 1 0 0 0 0 0		
Wayne Twitchell, R (3, 1)										0 0 0 0 0 0 0		
Joe Lis, R OBP: 0.415, SLG: 0.444 (4, PH)										1 0 0 0 0 1 1		
Jim Nash, R OBP: 0.200, SLG: 0.200 (4, 1)										0 0 0 0 0 0 0		
Greg Luzinski, R OBP: 0.326, SLG: 0.431 (7, PH)										2 1 1 1 0 0 1		
												
<b>Inning Stats</b>	R: 0 H: 1 E: 0 LOB: 2 K: 1 BB: 1 S: 6 P: 10	R: 0 H: 1 E: 0 LOB: 0 K: 0 BB: 0 S: 3 P: 3	R: 1 H: 1 E: 1 LOB: 1 K: 0 BB: 0 S: 5 P: 5	R: 1 H: 2 E: 1 LOB: 1 K: 1 BB: 0 S: 7 P: 7	R: 0 H: 1 E: 0 LOB: 1 K: 0 BB: 0 S: 4 P: 4	R: 0 H: 0 E: 0 LOB: 0 K: 0 BB: 0 S: 3 P: 3	R: 1 H: 2 E: 0 LOB: 2 K: 0 BB: 0 S: 6 P: 6	R: 2 H: 3 E: 0 LOB: 1 K: 0 BB: 0 S: 5 P: 5	R: 2 H: 2 E: 0 LOB: 0 K: 0 BB: 0 S: 5 P: 5	1B: 10 SF: 0 2B: 0 SAC: 1 3B: 1 DP: 2 HR: 2 HBP: 0		WP: 0 PA: 41 PB: 0 SB: 0 CS: 1
<b>PITCHER</b> Jim Barr, R ERA: 3.02 (1, 1)	IP WLS BF H R ER SO BB IBB HBP BLK WP HR S P ERA WHIP											<b>PITCHER</b> IP WLS BF H R ER SO BB IBB HBP BLK WP HR S P ERA WHIP



Batter	1	2	3	4	5	6	7	8	9
<b>Bobby Bonds, R</b> OBP: 0.333, SLG: 0.481 (1, 9)	0-3 K		0-0 E7 E 1B	4-0 HR BB		0-0 6-3		0-3 K	
<b>Garry Maddox, R</b> OBP: 0.304, SLG: 0.465 (1, 8)	0-3 K		1-0 BLK HR HBP	0-0 HR		0-0 1B		0-0 F7	
<b>Chris Speier, R</b> OBP: 0.344, SLG: 0.419 (1, 6)	4-0 BB		0-0 E5 BLK HR	0-0 F8		0-0 G4-6-3 1B			
<b>Ed Coodson, L</b> OBP: 0.339, SLG: 0.422 (1, 3)	0-0 F7		4-0 HR BB	0-0 F7		0-0 G4-6-3			
<b>Willie McCovey, L</b> OBP: 0.319, SLG: 0.411 (6, PH) (7, 3)									
<b>Tito Fuentes, S</b> OBP: 0.298, SLG: 0.384 (1, 4)		0-0 5-3	0-0 HR		0-0 E4 1B		0-0 F5		
<b>Al Gallagher, R</b> OBP: 0.350, SLG: 0.306 (1, 5)		0-0 F3	0-3 K		0-0 4-6-3		0-3 K		
<b>Ken Henderson, S</b> OBP: 0.261, SLG: 0.312 (1, 7)		0-0 F9	0-3 K		0-0 6-3		0-0 F7		
<b>Dave Rader, L</b> OBP: 0.315, SLG: 0.360 (1, 2)			0-0 6-3	0-0 HR 1B	0-0 BB HR 1B	0-0 1B		4-0 FC1-6 BB	
<b>Jim Barr, R</b> OBP: 0.063, SLG: 0.063 (1, 1)			0-0 E 1B	0-3 K	0-0 F6		0-0 FC1-6		

Inning Stats	R: 0 E: 0 K: 2 S: 7	H: 0 LOB: 1 BB: 1 P: 11	R: 0 E: 0 K: 0 S: 3	H: 0 LOB: 0 BB: 0 P: 3	R: 6 E: 2 K: 2 S: 11	H: 3 LOB: 0 BB: 1 P: 16	R: 3 E: 0 K: 1 S: 7	H: 2 LOB: 0 BB: 1 P: 11	R: 1 E: 1 K: 0 S: 5	H: 1 LOB: 1 BB: 0 P: 5	R: 0 E: 0 K: 1 S: 4	H: 2 LOB: 1 BB: 0 P: 4	R: 0 E: 0 K: 1 S: 5	H: 0 LOB: 0 BB: 0 P: 5	R: 0 E: 0 K: 1 S: 5	H: 0 LOB: 1 BB: 1 P: 9
--------------	------------------------------	----------------------------------	------------------------------	---------------------------------	-------------------------------	----------------------------------	------------------------------	----------------------------------	------------------------------	---------------------------------	------------------------------	---------------------------------	------------------------------	---------------------------------	------------------------------	---------------------------------

PITCHER	IP	WLS	BF	H	R	ER	SO	BB	IBB	HBP	BLK	WP	HR	S	P	ERA	WHIP
<b>Woodie Fryman, L</b> ERA: 4.57 (1, 1)	2.1	L	14	3	6	5	2	2	0	0	1	0	1	15	24	19.29	2.143
<b>Wayne Twitchell, R</b> ERA: 5.08 (3, 1)	0.2		2	0	0	0	2	0	0	0	0	0	0	6	6	0.00	0.000
<b>Jim Nash, R</b> ERA: 5.12 (4, 1)	3.0		15	5	4	3	1	1	0	0	0	0	1	16	20	9.00	2.000
<b>Barry Lersch, R</b> ERA: 3.64 (7, 1)	1.0		3	0	0	0	1	0	0	0	0	0	0	5	5	0.00	0.000
<b>Mac Scarce, L</b> ERA: 5.63 (8, 1)	1.0		4	0	0	0	1	1	0	0	0	0	0	5	9	0.00	1.000

**BOTTOM**

Philadelphia Phillies @ San Francisco Giants  
Candlestick Park, San Francisco, CA

Sun Jul 16 1972, 6:33 AM EDT  
Att. 16,299 - Unknown

AB	R	H	RBI	BB	SO	LOB
4	2	1	0	1	2	1
4	2	2	3	0	1	1
3	1	1	0	1	0	1
2	1	0	0	1	0	1
1	0	0	0	0	0	2
4	2	1	4	0	0	0
4	0	0	0	0	2	1
4	0	0	0	0	1	1
3	1	2	1	1	0	0
4	1	1	0	0	1	3

AB	33
R	10
H	8
RBI	8
BB	4
SO	7
LOB	11

livebaseballscorecards.com

**GIANTS**

WP: 0	PA: 38
PB: 0	
SB: 0	
CS: 0	

Batter	1	2	3	4	5	6	7	8	9	AB R H RBI BB SO LOB	TOP							
Ron Hunt, R (1, 4) OBP: 0.351, SLG: 0.305	0-0 F6		0-0 6-3			1-0 FC5 1B HBP		0-0 F7		3 0 0 0 0 0 0								
Tim Foli, R (1, 6) OBP: 0.283, SLG: 0.290	0-3 K			0-0 F7		0-0 FC5 1B		0-0 6-3		4 0 1 0 0 1 0								
Clyde Mashore, R (1, 9) OBP: 0.303, SLG: 0.404	0-3 K			0-0 6-3		0-0 FC5 1-2 2-3f		0-0 F7		4 0 0 0 0 1 2								
Bob Bailey, R (1, 5) OBP: 0.317, SLG: 0.340		0-0 5-3		0-0 1B		0-3 K			4-0 FC5-4 BB	3 0 1 0 1 1 2								
Ken Singleton, S (1, 7) OBP: 0.324, SLG: 0.357		0-0 6-3		0-0 5-3		0-0 6-3			0-0 FC5-4 1-2f	4 0 0 0 0 0 4								
Ron Woods, R (1, 8) OBP: 0.269, SLG: 0.328		0-0 1B		0-0 5-3			0-0 F7		0-0 F5	4 0 1 0 0 0 1								
Terry Humphrey, R (1, 2) OBP: 0.257, SLG: 0.236		0-3 K			0-0 2B		4-0 FC6-4 BB		0-0 F5	3 0 1 0 1 1 2								
John Boccabella, R (1, 3) OBP: 0.251, SLG: 0.288			0-0 F5		0-0 6-3		0-0 FC6-4 1-2f			3 0 0 0 0 0 2								
Balor Moore, L (1, 1) OBP: 0.154, SLG: 0.231			0-0 1-3		0-0 5-3		0-0 F7			1 0 0 0 0 0 0								
Tim McCarver, L (5, PH) OBP: 0.319, SLG: 0.330										1 0 0 0 0 0 1								
John Strohmayr, R (5, 1)										0 0 0 0 0 0 0								
Coco Laboy, R (7, PH)										1 0 0 0 0 0 1								
Tom Walker, R (7, 1)										0 0 0 0 0 0 0								
<b>Inning Stats</b>	R: 0 E: 0 K: 2 S: 7	H: 0 LOB: 0 BB: 0 P: 7	R: 0 E: 0 K: 1 S: 6	H: 1 LOB: 1 BB: 0 P: 6	R: 0 E: 0 K: 0 S: 3	H: 0 LOB: 0 BB: 0 P: 3	R: 0 E: 0 K: 0 S: 4	H: 1 LOB: 1 BB: 0 P: 4	R: 0 E: 0 K: 1 S: 6	H: 0 LOB: 1 BB: 1 P: 7	R: 0 E: 0 K: 0 S: 3	H: 0 LOB: 0 BB: 0 P: 3	R: 0 E: 0 K: 0 S: 3	H: 0 LOB: 1 BB: 1 P: 7	1B: 3 2B: 1 3B: 0 HR: 0	SF: 0 SAC: 0 DP: 0 HBP: 1	WP: 0 PB: 0 SB: 0 CS: 0	PA: 34
<b>PITCHER</b> Ron Bryant, L (1, 1) ERA: 2.58	IP: 9.0 WLS: W BF: 34 H: 4 R: 0 ER: 0 SO: 4 BB: 2 IBB: 0 HBP: 1 BLK: 0 WP: 0 HR: 0 S: 39 P: 48 ERA: 0.00 WHIP: 0.667											<b>PITCHER</b>	IP: 9.0 WLS: W BF: 34 H: 4 R: 0 ER: 0 SO: 4 BB: 2 IBB: 0 HBP: 1 BLK: 0 WP: 0 HR: 0 S: 39 P: 48 ERA: 0.00 WHIP: 0.667					

**Montreal Expos @ San Francisco Giants**  
 Candlestick Park, San Francisco, CA  
 Tue Jul 18 1972, 10:05 PM EDT  
 Att. 4,908 - Unknown

livebaseballscorecards.com

AB	31
R	0
H	4
RBI	0
BB	2
SO	4
LOB	15



Batter	1	2	3	4	5	6	7	8	9	AB	R	H	RBI	BB	SO	LOB
<b>Bobby Bonds, R</b> OBP: 0.332, SLG: 0.479 (1, 9) X	0-0 WP HR 1B	0-3 K		0-0 F9			0-0 F9			4	1	1	0	0	1	2
<b>Garry Maddox, R</b> OBP: 0.307, SLG: 0.478 (1, 8) X	0-0 1-H HR	0-3 K				0-0 CS 1B	0-3 K			4	1	2	2	0	2	1
<b>Chris Speier, R</b> OBP: 0.346, SLG: 0.418 (1, 6) B B B B	4-0 S BB		0-0 F7		0-3 K 1-2		0-0 1B 1B			3	0	1	0	1	1	1
<b>Willie McCovey, L</b> OBP: 0.319, SLG: 0.405 (1, 3) S S S	0-3 K 1-2		0-0 4-3		1-0 HBP		0-0 FC4-6 1B			2	0	0	0	0	1	1
<b>Ed Goodson, L</b> OBP: 0.345, SLG: 0.427 (6, 3) S S S										1	0	1	0	0	0	0
<b>Tito Fuentes, S</b> OBP: 0.295, SLG: 0.379 (1, 4) X	0-0 F3		0-0 F8		0-0 4-3		0-0 FC4-6 1-2			4	0	0	0	0	0	4
<b>Al Gallagher, R</b> OBP: 0.348, SLG: 0.300 (1, 5) B B B B	4-0 BB			0-3 K		0-0 F3		0-0 F4		3	0	0	0	1	1	0
<b>Ken Henderson, S</b> OBP: 0.261, SLG: 0.311 (1, 7) S S S	0-3 K		0-0 1B WP BLK 1B			0-0 G3		0-0 F6		4	1	1	0	0	1	2
<b>Dave Rader, L</b> OBP: 0.318, SLG: 0.360 (1, 2) X		0-0 F7		0-0 BLK 1B 1-3		4-0 BB		0-0 4-3		3	0	1	0	1	0	0
<b>Ron Bryant, S</b> OBP: 0.174, SLG: 0.159 (1, 1) X		0-0 1B		0-3 K 1-2 3-H		0-3 K				3	0	1	0	0	2	2

Inning Stats	R: 2	H: 2	E: 0	K: 2	S: 9	H: 2	LOB: 2	BB: 2	P: 17	R: 0	H: 1	E: 0	K: 2	S: 8	R: 0	H: 0	E: 0	K: 0	S: 3	R: 1	H: 2	E: 0	K: 2	S: 9	R: 0	H: 1	E: 0	K: 1	S: 5	R: 0	H: 0	E: 0	K: 1	S: 5	R: 0	H: 2	E: 0	K: 1	S: 7	R: 0	H: 0	E: 0	K: 0	S: 3
--------------	------	------	------	------	------	------	--------	-------	-------	------	------	------	------	------	------	------	------	------	------	------	------	------	------	------	------	------	------	------	------	------	------	------	------	------	------	------	------	------	------	------	------	------	------	------

PITCHER	IP	WLS	BF	H	R	ER	SO	BB	IBB	HBP	BLK	WP	HR	S	P	ERA	WHIP
<b>Balor Moore, L</b> ERA: 5.09 (1, 1)	4.0	L	19	5	3	3	6	2	0	0	1	2	1	29	37	6.75	1.750
<b>John Strohmayr, R</b> ERA: 3.66 (5, 1)	2.0		8	1	0	0	2	1	0	1	0	0	0	10	15	0.00	1.000
<b>Tom Walker, R</b> ERA: 2.18 (7, 1)	2.0		8	2	0	0	1	0	0	0	0	0	0	10	10	0.00	1.000

**BOTTOM**

**Montreal Expos @ San Francisco Giants**  
Candlestick Park, San Francisco, CA

Tue Jul 18 1972, 10:05 PM EDT  
Att. 4,908 - Unknown

livebaseballscorecards.com

<b>AB</b>	<b>31</b>
<b>R</b>	<b>3</b>
<b>H</b>	<b>8</b>
<b>RBI</b>	<b>2</b>
<b>BB</b>	<b>3</b>
<b>SO</b>	<b>9</b>
<b>LOB</b>	<b>13</b>

**GIANTS**

WP: 3	PA: 35
PB: 0	
SB: 1	
CS: 1	

Batter	1	2	3	4	5	6	7	8	9	AB R H RBI BB SO LOB	TOP					
Ron Hunt, R (1, 4) OBP: 0.353, SLG: 0.307	0-0 4-3		0-0 1B			0-0 6-3		0-0 S 1B		4 0 2 1 0 0 0	<p>Montreal Expos @ San Francisco Giants</p> <p>Candlestick Park, San Francisco, CA</p> <p>Wed Jul 19 1972, 6:33 AM EDT</p> <p>Att. 4,656 - Unknown</p>					
Bob Bailey, R (1, 5) OBP: 0.319, SLG: 0.353	0-0 HR		0-0 F8			0-0 6-3		0-0 S 1B		4 1 2 1 0 0 1						
Mike Jorgensen, L (1, 3) OBP: 0.324, SLG: 0.354	0-0 4-3		0-0 L3			4-0 BB		0-3 K		3 0 0 0 1 1 3						
Ron Fairly, L (1, 9) OBP: 0.327, SLG: 0.381	0-0 4-3			0-0 3-1		0-0 F2		0-0 F7		4 0 0 0 0 0 3						
Ken Singleton, S (1, 7) OBP: 0.326, SLG: 0.376		0-0 F2		0-3 K			0-0 FC6-5 2B		0-0 HR	4 1 2 1 0 1 0						
Boots Day, L (1, 8) OBP: 0.321, SLG: 0.303		0-0 G3		0-0 6-3			0-0 FC6-5 CS		0-0 F8	4 0 0 0 0 0 1						
Tim Foli, R (1, 6) OBP: 0.282, SLG: 0.289		0-0 F7			0-0 6-3		0-0 1-2 1B		0-0 F6	4 0 1 0 0 0 0						
Terry Humphrey, R (1, 2) OBP: 0.256, SLG: 0.243			0-0 E 1B 2B		0-0 6-3		0-0 L4		0-0 6-3	4 1 1 0 0 0 1						
Mike Marshall, R (9, 1)										0 0 0 0 0 0 0						
Mike Torrez, R (1, 1) OBP: 0.200, SLG: 0.184			0-3 K		0-3 K				0-0 5-3	3 0 0 0 0 2 1						
John Boccabella, R (9, 2) OBP: 0.251, SLG: 0.288			2-3							0 0 0 0 0 0 0						
<b>Inning Stats</b>	R: 1 H: 1 E: 0 LOB: 0 K: 0 BB: 0 S: 4 P: 4	R: 0 H: 0 E: 0 LOB: 0 K: 0 BB: 0 S: 3 P: 3	R: 1 H: 2 E: 1 LOB: 1 K: 1 BB: 0 S: 7 P: 7	R: 0 H: 0 E: 0 LOB: 0 K: 1 BB: 0 S: 5 P: 5	R: 0 H: 0 E: 0 LOB: 0 K: 1 BB: 0 S: 5 P: 5	R: 0 H: 0 E: 0 LOB: 1 K: 0 BB: 1 S: 3 P: 7	R: 0 H: 2 E: 0 LOB: 1 K: 0 BB: 0 S: 4 P: 4	R: 0 H: 2 E: 0 LOB: 2 K: 1 BB: 0 S: 7 P: 7	R: 1 H: 1 E: 0 LOB: 0 K: 0 BB: 0 S: 4 P: 4	1B: 4 SF: 0 2B: 2 SAC: 0 3B: 0 DP: 0 HR: 2 HBP: 0	WP: 0 PA: 35 PB: 0 SB: 2 CS: 1					
<b>PITCHER</b>	IP WLS BF H R ER SO BB IBB HBP BLK WP HR S P ERA WHIP															
Juan Marichal, R (1, 1) ERA: 3.28	8.0	31	7	2	2	4	1	0	0	0	0	1	38	42	2.25	1.000
Randy Moffitt, R (9, 1) ERA: 2.91	1.0	L	4	1	1	1	0	0	0	0	0	1	4	4	9.00	1.000

livebaseballscorecards.com

AB	34
R	3
H	8
RBI	3
BB	1
SO	4
LOB	10



**BOTTOM**

**Montreal Expos @ San Francisco Giants**  
 Candlestick Park, San Francisco, CA

Wed Jul 19 1972, 6:33 AM EDT  
 Att. 4,656 - Unknown

AB	30
R	2
H	5
RBI	2
BB	2
SO	3
LOB	11



WP:	0	PA:	33
PB:	0		
SB:	2		
CS:	1		

Batter	1	2	3	4	5	6	7	8	9	AB	R	H	RBI	BB	SO	LOB				
<b>Bobby Bonds, R</b> (1, 9) OBP: 0.334, SLG: 0.479	0-0 4-3 S 6-3 1B		0-0 1B			0-0 FC5-4 1-2f 1B		0-0 F9		4	2	2	0	0	0	1				
<b>Garry Maddox, R</b> (1, 8) OBP: 0.303, SLG: 0.470	0-0 4-3 1-3		0-0 F8			0-0 F5		0-0 F7		4	0	0	0	0	0	3				
<b>Chris Speier, R</b> (1, 6) OBP: 0.348, SLG: 0.418	0-0 6-3 3-H			4-0 FC6-4 BB		0-0 1B		0-0 F3		3	0	1	2	1	0	0				
<b>Ed Coodson, L</b> (1, 3) OBP: 0.333, SLG: 0.411	0-0 4-3			0-0 FC6-4 G6-4-3 1-2f		0-0 F7		0-3 K		4	0	0	0	0	1	2				
<b>Dave Rader, L</b> (1, 2) OBP: 0.317, SLG: 0.358 <b>Bernie Williams, R</b> (9, PR) OBP: 0.203, SLG: 0.333		0-0 F7		0-0 G6-4-3 1-2f				0-0 G3 SH1-4 1B		4	0	1	0	0	0	1				
<b>Tito Fuentes, S</b> (1, 4) OBP: 0.295, SLG: 0.377		4-0 CS BB			0-0 4-3			0-0 SH1-4 1-2		2	0	0	0	1	1	1				
<b>Ken Henderson, S</b> (1, 7) OBP: 0.258, SLG: 0.307		0-0 G3 1-2				0-0 F7		0-0 G3 2-3		3	0	0	0	0	0	2				
<b>Al Gallagher, R</b> (1, 5) OBP: 0.342, SLG: 0.294			0-0 4-3			0-0 F9		0-0 6-3		3	0	0	0	0	0	1				
<b>Juan Marichal, R</b> (1, 1) OBP: 0.256, SLG: 0.289 <b>Jim Howarth, L</b> (8, PH) OBP: 0.359, SLG: 0.350 <b>Randy Moffitt, R</b> (9, 1)			0-3 K					0-0 FC5-4 1B		2	0	1	0	0	1	0				
								0-0 F7		1	0	0	0	0	0	0				
										0	0	0	0	0	0	0				
<b>Inning Stats</b>	R: 1 E: 0 K: 0 S: 4	H: 1 LOB: 0 BB: 0 P: 4	R: 0 E: 0 K: 0 S: 2	H: 0 LOB: 0 BB: 1 P: 6	R: 0 E: 0 K: 1 S: 6	H: 1 LOB: 1 BB: 0 P: 6	R: 0 E: 0 K: 0 S: 3	H: 0 LOB: 0 BB: 0 P: 3	R: 1 E: 0 K: 0 S: 5	H: 2 LOB: 1 BB: 0 P: 5	R: 0 E: 0 K: 0 S: 4	H: 1 LOB: 1 BB: 0 P: 4	R: 0 E: 0 K: 0 S: 3	H: 0 LOB: 0 BB: 0 P: 3	R: 0 E: 1 K: 2 S: 8	H: 0 LOB: 1 BB: 0 P: 8	1B: 5 2B: 0 3B: 0 HR: 0	SF: 0 SAC: 1 DP: 1 HBP: 0	WP: 0 PB: 0 SB: 2 CS: 1	PA: 33
<b>PITCHER</b>	IP	WLS	BF	H	R	ER	SO	BB	IBB	HBP	BLK	WP	HR	S	P	ERA	WHIP			
<b>Mike Torrez, R</b> (1, 1) ERA: 2.83	8.0	W	29	5	2	2	1	2	0	0	0	0	0	29	37	2.25	0.875			
<b>Mike Marshall, R</b> (9, 1) ERA: 1.77	1.0	S	4	0	0	0	2	0	0	0	0	0	0	8	8	0.00	0.000			

livebaseballscores.com

Batter	1	2	3	4	5	6	7	8	9	AB R H RBI BB SO LOB	TOP											
<b>Bud Harrelson, S</b> (1, 6) OBP: 0.311, SLG: 0.261	0-3 K		0-0 1-3		0-0 4-3		0-0 SH1-4 1B		4-0 S BB	4 0 1 1 1 1 1												
<b>Willie Mays, R</b> (1, 8) OBP: 0.406, SLG: 0.355	0-0 5-3		0-0 F8		0-0 HR		0-0 SH1-4 1B		0-0 F4	5 1 2 2 0 0 1												
<b>John Milner, L</b> (1, 3) OBP: 0.332, SLG: 0.422	0-0 F8		0-0 F7		0-0 F7		0-0 SH1-4		0-3 K	4 0 0 0 0 1 1												
<b>Dave Schneck, L</b> (1, 9) OBP: 0.400, SLG: 0.593		0-0 6-3		0-0 F7		0-0 E3 1B WP		4-0 IBB	4-0 IBB	3 0 0 0 2 0 0												
<b>Cleon Jones, R</b> (1, 7) OBP: 0.318, SLG: 0.335		0-0 1B 1B		0-3 K		0-3 K		0-3 K	0-3 K	5 0 1 0 0 4 6												
<b>Wayne Garrett, L</b> (1, 5) OBP: 0.390, SLG: 0.308		0-0 F9 1B		0-3 K		4-0 1B BB		0-0 F2		3 0 1 0 1 1 3												
<b>Ted Martinez, R</b> (1, 4) OBP: 0.268, SLG: 0.301		0-0 F9		0-0 2B 4-3 1B		0-0 P5		0-0 F8		4 1 1 0 0 0 4												
<b>Jerry Grote, R</b> (1, 2) OBP: 0.306, SLG: 0.307		4-0 IBB		0-0 4-3 HR 2B		0-0 1-2 2-3 1B		0-0 6-3		3 1 2 0 1 0 0												
<b>Jerry Koosman, R</b> (1, 1) OBP: 0.111, SLG: 0.111		0-0 1-3		0-0 F7		0-3 K		0-0 5-3		4 0 0 0 0 1 8												
<b>Tug McGraw, R</b> (8, 1) OBP: 0.200, SLG: 0.111										0 0 0 0 0 0 0												
<b>Inning Stats</b>	R: 0 E: 0 K: 1 S: 5	H: 0 LOB: 0 BB: 0 P: 5	R: 0 E: 0 K: 0 S: 5	H: 2 LOB: 3 BB: 1 P: 9	R: 0 E: 0 K: 0 S: 3	H: 0 LOB: 0 BB: 0 P: 3	R: 0 E: 0 K: 2 S: 7	H: 0 LOB: 0 BB: 0 P: 7	R: 3 E: 0 K: 0 S: 6	H: 3 LOB: 0 BB: 0 P: 6	R: 0 E: 1 K: 2 S: 9	H: 1 LOB: 3 BB: 1 P: 13	R: 0 E: 0 K: 1 S: 7	H: 2 LOB: 3 BB: 1 P: 11	R: 0 E: 0 K: 0 S: 3	H: 0 LOB: 0 BB: 0 P: 3	R: 0 E: 0 K: 2 S: 7	H: 0 LOB: 2 BB: 2 P: 15	1B: 6 2B: 1 3B: 0 HR: 1	SF: 0 SAC: 1 DP: 0 HBP: 0	WP: 1 PB: 0 SB: 1 CS: 0	PA: 41
<b>PITCHER</b>	IP WLS BF H R ER SO BB IBB HBP BLK WP HR S P ERA WHIP																					
<b>Jim Barr, R</b> (1, 1) ERA: 3.16	5.0 L 21 5 3 3 3 0 1 0 0 0 1 26 30 5.40 1.000																					
<b>Randy Moffitt, R</b> (6, 1) ERA: 2.75	2.0 12 3 0 0 3 1 1 0 0 1 0 16 24 0.00 2.000																					
<b>Don McMahon, R</b> (8, 1) ERA: 2.91	2.0 8 0 0 0 2 1 1 0 0 0 0 10 18 0.00 0.500																					

**New York Mets @ San Francisco Giants**  
Candlestick Park, San Francisco, CA

Fri Jul 21 1972, 10:05 PM EDT  
Att: 18,117 - Unknown

livebaseballscorecards.com

<b>AB</b>	35
<b>R</b>	3
<b>H</b>	8
<b>RBI</b>	3
<b>BB</b>	5
<b>SO</b>	8
<b>LOB</b>	24



Batter	1	2	3	4	5	6	7	8	9	AB	R	H	RBI	BB	SO	LOB						
<b>Bobby Bonds, R</b> (1, 9) OBP: 0.330, SLG: 0.473	0-0 6-3		0-3 K		0-0 E5		0-0 F9		0-3 K	5	0	0	0	0	2	3						
<b>Garry Maddox, R</b> (1, 8) OBP: 0.306, SLG: 0.470	0-0 1B		0-3 K		0-3 K			0-0 F8 1B 1B		4	0	2	0	0	2	3						
<b>Chris Speier, R</b> (1, 6) OBP: 0.349, SLG: 0.428	0-0 F8		0-0 F9			0-0 HR		0-0 1B 1B		4	1	2	1	0	0	2						
<b>Willie McCovey, L</b> (1, 3) OBP: 0.313, SLG: 0.395	0-0 4-3			0-0 G3		0-0 3-1		0-0 F8 2-3		3	0	0	0	0	0	1						
<b>Ed Goodson, L</b> (8, 3) OBP: 0.330, SLG: 0.407										1	0	0	0	0	0	2						
<b>Tito Fuentes, S</b> (1, 4) OBP: 0.294, SLG: 0.375		0-3 K 4-3		0-0 1-3		0-0 F4		0-0 1B G6-3 1B		4	0	1	0	0	1	0						
<b>Ken Henderson, S</b> (1, 7) OBP: 0.258, SLG: 0.306		0-3 K		0-0 F9		0-0 1B		0-0 G6-3 1-2f		4	0	1	0	0	1	4						
<b>Al Gallagher, R</b> (1, 5) OBP: 0.340, SLG: 0.289		0-0 4-3 1-2		4-0 FC3-6 BB		0-0 4-3			0-3 K	3	0	0	0	1	1	2						
<b>Dave Rader, L</b> (1, 2) OBP: 0.316, SLG: 0.360		0-0 6-3		0-0 FC3-6 E 1-2f		0-0 6-3			0-0 2B	4	0	1	0	0	0	2						
<b>Jim Barr, R</b> (1, 1) OBP: 0.118, SLG: 0.118			0-0 1B		0-3 K		0-0 F8		0-3 K	1	0	1	0	0	0	0						
<b>Bernie Williams, R</b> (5, PH) OBP: 0.289, SLG: 0.328										0	0	0	0	0	1	1						
<b>Randy Moffitt, R</b> (6, 1) OBP: 0.290, SLG: 0.328										0	0	0	0	0	0	0						
<b>Chris Arnold, R</b> (7, PH) OBP: 0.300, SLG: 0.333										1	0	0	0	0	0	0						
<b>Don McMahon, R</b> (8, 1) OBP: 0.250, SLG: 0.250										0	0	0	0	0	0	0						
<b>Fran Healy, R</b> (9, PH) OBP: 0.263, SLG: 0.250										1	0	0	0	0	1	1						
<b>Inning Stats</b>	R: 0 E: 0 K: 0 S: 4	H: 1 LOB: 1 BB: 0 P: 4	R: 0 E: 0 K: 2 S: 8	H: 0 LOB: 1 BB: 0 P: 8	R: 0 E: 0 K: 2 S: 8	H: 1 LOB: 1 BB: 0 P: 8	R: 0 E: 0 K: 0 S: 3	H: 0 LOB: 0 BB: 0 P: 3	R: 0 E: 1 K: 2 S: 8	H: 0 LOB: 2 BB: 1 P: 12	R: 1 E: 0 K: 0 S: 5	H: 2 LOB: 1 BB: 0 P: 5	R: 0 E: 0 K: 0 S: 3	H: 0 LOB: 0 BB: 0 P: 3	R: 0 E: 0 K: 0 S: 5	H: 3 LOB: 2 BB: 0 P: 5	R: 0 E: 0 K: 3 S: 10	H: 1 LOB: 1 BB: 0 P: 10	1B: 6 2B: 1 3B: 0 HR: 1	SF: 0 SAC: 0 DP: 1 HBP: 0	WP: 1 PB: 0 SB: 0 CS: 0	PA: 37
<b>PITCHER</b>	IP WLS BF H R ER SO BB IBB HBP BLK WP HR S P ERA WHIP	IP WLS BF H R ER SO BB IBB HBP BLK WP HR S P ERA WHIP																				
<b>Jerry Koosman, L</b> (1, 1) ERA: 3.3	7.1 W 32 7 1 1 6 1 0 0 0 1 1 43 47 1.23 1.091																					
<b>Tug McGraw, L</b> (8, 1) ERA: 2.01	1.2 S 5 1 0 0 3 0 0 0 0 0 0 11 11 0.00 0.600																					

**BOTTOM**

**New York Mets @ San Francisco Giants**  
Candlestick Park, San Francisco, CA

livebaseballscorecards.com

**AB 36**  
**R 1**  
**H 8**  
**RBI 1**  
**BB 1**  
**SO 9**  
**LOB 21**



Fri Jul 21 1972, 10:05 PM EDT  
Att. 18,117 - Unknown

Batter	1	2	3	4	5	6	7	8	9	AB R H RBI BB SO LOB	TOP										
<b>Bud Harrelson, S</b> (1, 6) OBP: 0.307, SLG: 0.257	0-0 L6		0-0 4-3		0-0 F9			0-0 6-3	0-0 FC6-4	5 0 0 0 0 0 3											
<b>Wayne Garrett, L</b> (1, 5) OBP: 0.386, SLG: 0.299	0-0 6-3			0-0 4-3		0-0 F8		4-0 1B BB		3 0 0 0 1 0 0											
<b>Dave Marshall, L</b> (1, 9) OBP: 0.312, SLG: 0.362	4-0 BB			0-0 1B E 1B		0-0 F7		0-0 1-2 1B		3 1 2 0 1 0 0											
<b>Dave Schneck, L</b> (1, 8) OBP: 0.382, SLG: 0.548	0-0 G3			0-0 1-2 E 1B		0-0 4-3		0-0 4-3		4 0 1 0 0 0 3											
<b>Cleon Jones, R</b> (1, 7) OBP: 0.317, SLG: 0.333		0-0 6-3		0-0 E9 1-2 2-H 1B			0-0 6-3		0-0 6-3	4 0 1 0 0 0 0											
<b>Ed Kranepool, L</b> (1, 3) OBP: 0.285, SLG: 0.316		0-0 F9		0-0 P4			0-0 F9		0-0 L3	4 0 0 0 0 0 2											
<b>Ken Boswell, L</b> (1, 4) OBP: 0.230, SLG: 0.247		0-0 6-3		0-0 P8			4-0 BB		4-0 BB 1B BB	2 0 0 0 2 0 2											
<b>Jerry Grote, R</b> (1, 2) OBP: 0.305, SLG: 0.306			0-0 F7		0-0 F9		0-0 L6		0-0 1-2 BB 1B	4 0 1 0 0 0 1											
<b>Jon Matlack, L</b> (1, 1) OBP: 0.255, SLG: 0.171			0-3 K		0-0 G3			0-3 K	4-0 BB BB BB	3 0 0 0 0 2 0											
<b>Willie Mays, R</b> (9, PH) OBP: 0.408, SLG: 0.355									1-2 2-3 BB	0 0 0 0 1 0 0											
<b>Danny Frisella, L</b> (9, 1)										0 0 0 0 0 0 0											
<b>Inning Stats</b>	R: 0 E: 0 K: 0 S: 3	H: 0 LOB: 1 BB: 1 P: 7	R: 0 E: 0 K: 0 S: 3	H: 0 LOB: 0 BB: 0 P: 3	R: 0 E: 0 K: 1 S: 5	H: 0 LOB: 0 BB: 0 P: 5	R: 1 E: 1 K: 0 S: 6	H: 3 LOB: 2 BB: 0 P: 6	R: 0 E: 0 K: 0 S: 3	H: 0 LOB: 0 BB: 0 P: 3	R: 0 E: 0 K: 0 S: 3	H: 0 LOB: 1 BB: 1 P: 7	R: 0 E: 0 K: 1 S: 6	H: 1 LOB: 2 BB: 1 P: 10	R: 0 E: 0 K: 0 S: 4	H: 1 LOB: 3 BB: 2 P: 12	1B: 5 2B: 0 3B: 0 HR: 0	SF: 0 SAC: 0 DP: 0 HBP: 0	WP: 0 PB: 0 SB: 0 CS: 0	PA: 37	
<b>PITCHER</b> <b>Frank Reberger, R</b> (1, 1) ERA: 3.0	IP 9.0	WLS W	BF 37	H 5	R 1	ER 0	SO 2	BB 5	IBB 0	HBP 0	BLK 0	WP 0	HR 0	S 36	P 56	ERA 0.00	WHIP 1.111				
<b>PITCHER</b>	IP	WLS	BF	H	R	ER	SO	BB	IBB	HBP	BLK	WP	HR	S	P	ERA	WHIP				

**New York Mets @ San Francisco Giants**  
**Candlestick Park, San Francisco, CA**

livebaseballscorecards.com

<b>AB</b>	<b>32</b>
<b>R</b>	<b>1</b>
<b>H</b>	<b>5</b>
<b>RBI</b>	<b>0</b>
<b>BB</b>	<b>5</b>
<b>SO</b>	<b>2</b>
<b>LOB</b>	<b>11</b>



Sat Jul 22 1972, 6:33 AM EDT  
 Att. 18,703 - Unknown



Batter	1	2	3	4	5	6	7	8	9	AB	R	H	RBI	BB	SO	LOB
<b>Bobby Bonds, R</b> OBP: 0.329, SLG: 0.469 (1, 9) SS	0-3 K			0-0 F8	4-0 BB			0-0 F8		3	0	0	0	1	1	0
<b>Garry Maddox, R</b> OBP: 0.305, SLG: 0.465 (1, 8) X	0-0 4-3			4-0 FC6 BB	0-0 F3			0-0 5-3		3	0	0	0	1	0	3
<b>Chris Speier, R</b> OBP: 0.348, SLG: 0.424 (1, 6) X	0-0 L6			0-3 K				0-0 6-3		3	1	0	0	1	1	1
<b>Ed Coodson, L</b> OBP: 0.328, SLG: 0.402 (1, 3) X		0-0 F8		0-0 FC6				0-3 K		4	0	1	0	0	1	1
<b>Tito Fuentes, S</b> OBP: 0.297, SLG: 0.381 (1, 4) X		0-0 P4			0-0 1B 3B			0-0 6-3		3	1	1	0	1	0	0
<b>Dave Rader, L</b> OBP: 0.316, SLG: 0.357 (1, 2) SS		0-3 K			4-0 BB 1B BB			0-3 K		3	0	0	0	1	2	2
<b>Ken Henderson, S</b> OBP: 0.259, SLG: 0.306 (1, 7) SS			0-3 K		0-0 BB 1B			0-0 F2		3	0	1	1	0	1	0
<b>Chris Arnold, R</b> OBP: 0.288, SLG: 0.318 (1, 5) X			0-0 F9		0-0 F2			0-0 F9		3	0	0	0	0	0	2
<b>Frank Reberger, L</b> OBP: 0.100, SLG: 0.100 (1, 1) SS			0-3 K		0-3 K			0-3 K		3	0	0	0	0	3	2

Inning Stats	R: 0	H: 0	E: 0	LOB: 0	K: 1	S: 5	P: 5	R: 0	H: 0	E: 0	LOB: 0	K: 1	S: 5	P: 5	R: 0	H: 0	E: 0	LOB: 0	K: 1	S: 5	P: 5	R: 0	H: 0	E: 0	LOB: 0	K: 1	S: 5	P: 5	R: 0	H: 0	E: 0	LOB: 0	K: 1	S: 5	P: 5	R: 1	H: 1	E: 0	LOB: 2	K: 0	S: 1	P: 9	1B: 2	SF: 0	2B: 0	SAC: 0	3B: 1	DP: 0	HR: 0	HBP: 0	WP: 1	PA: 33
--------------	------	------	------	--------	------	------	------	------	------	------	--------	------	------	------	------	------	------	--------	------	------	------	------	------	------	--------	------	------	------	------	------	------	--------	------	------	------	------	------	------	--------	------	------	------	-------	-------	-------	--------	-------	-------	-------	--------	-------	--------

PITCHER	IP	WLS	BF	H	R	ER	SO	BB	IBB	HBP	BLK	WP	HR	S	P	ERA	WHIP
<b>Jon Mattack, L</b> ERA: 2.24 (1, 1)	8.0		29	2	1	1	9	3	0	0	0	0	0	44	56	1.12	0.625
<b>Danny Frisella, R</b> ERA: 2.15 (9, 1)	0.0	L	4	1	1	1	0	1	1	0	0	1	0	1	9	∞	∞


**BOTTOM**

**New York Mets @ San Francisco Giants**  
Candlestick Park, San Francisco, CA

Sat Jul 22 1972, 6:33 AM EDT  
Att. 18,703 - Unknown

<b>AB</b>	<b>28</b>
<b>R</b>	<b>2</b>
<b>H</b>	<b>3</b>
<b>RBI</b>	<b>1</b>
<b>BB</b>	<b>5</b>
<b>SO</b>	<b>9</b>
<b>LOB</b>	<b>11</b>

livebaseballscorecards.com



Batter	1	2	3	4	5	6	7	8	9	AB R H RBI BB SO LOB	TOP
<b>Bud Harrelson, S</b> OBP: 0.309, SLG: 0.258 (1, 6) BB BB	4-0 E S 1B BB	0-0 F9			0-0 SH1-3 1-2 2-3		0-0 FC5-4 1B		0-3 K	3 1 1 0 1 1 2	
<b>Willie Mays, R</b> OBP: 0.405, SLG: 0.349 (1, 8) X	0-0 F7		0-3 K		4-0 FC6-4 IBB		0-0 FC5-4 1-2f			3 0 0 0 1 1 2	
<b>Jim Fregosi, R</b> OBP: 0.301, SLG: 0.369 (1, 5) SS S	0-3 K 1-3		0-0 F7		0-0 SF7			0-0 5-3		3 0 0 1 0 1 1	
<b>Cleon Jones, R</b> OBP: 0.320, SLG: 0.337 (1, 7) X	0-0 3-H 1B		0-3 K		0-0 FC6-4 1-2f			0-0 2B 1B		4 0 2 1 0 1 2	
<b>Bill Sudakis, S</b> OBP: 0.185, SLG: 0.083 (1, 3) X	0-0 F8			0-0 4-3		0-0 5-3		0-0 F4		4 0 0 0 0 0 2	
<b>Dave Schneck, L</b> OBP: 0.368, SLG: 0.543 (1, 9) X		0-0 E1 F8 SH		0-0 F8		0-3 K		0-0 1-3 2B		4 0 1 0 0 1 0	
<b>Ted Martinez, R</b> OBP: 0.264, SLG: 0.296 (1, 4) X		0-0 SH 1-2		0-0 5-3		0-0 F9		0-0 6-3		3 0 0 0 0 0 2	
<b>Duffy Dyer, R</b> OBP: 0.306, SLG: 0.414 (1, 2) X		0-0 F3			4-0 SH1-3 E SF7 BB		0-0 5-3		0-0 P3	3 1 0 0 1 0 2	
<b>Tom Seaver, R</b> OBP: 0.232, SLG: 0.314 (1, 1) <b>Jerry Grote, R</b> OBP: 0.303, SLG: 0.304 (9, PH)		0-0 F8 2-3			0-0 E1 SH1-3 1-2		0-0 L4		0-0 5-3	3 0 0 0 0 0 3 1 0 0 0 0 0 0	
<b>Inning Stats</b>	R: 1 E: 0 K: 1 S: 6 H: 1 LOB: 1 BB: 1 P: 10	R: 0 E: 2 K: 0 S: 5 H: 0 LOB: 2 BB: 0 P: 5	R: 0 E: 0 K: 2 S: 7 H: 0 LOB: 0 BB: 0 P: 7	R: 0 E: 0 K: 0 S: 3 H: 0 LOB: 0 BB: 0 P: 3	R: 1 E: 1 K: 0 S: 4 H: 0 LOB: 2 BB: 2 P: 12	R: 0 E: 0 K: 1 S: 5 H: 0 LOB: 0 BB: 0 P: 5	R: 0 E: 0 K: 0 S: 4 H: 1 LOB: 1 BB: 0 P: 4	R: 0 E: 0 K: 0 S: 5 H: 2 LOB: 2 BB: 0 P: 5	R: 0 E: 0 K: 1 S: 5 H: 0 LOB: 0 BB: 0 P: 5	1B: 3 2B: 1 3B: 0 HR: 0 SF: 1 SAC: 2 DP: 0 HBP: 0	WP: 0 PB: 0 SB: 1 CS: 0 PA: 37
<b>PITCHER</b> <b>Ron Bryant, L</b> ERA: 2.48 (1, 1)	IP 9.0 WLS W BF 37 H 4 R 2 ER 1 SO 5 BB 2 IBB 1 HBP 0 BLK 0 WP 0 HR 0 S 44 P 56 ERA 1.00 WHIP 0.667										
<b>PITCHER</b>	IP WLS BF H R ER SO BB IBB HBP BLK WP HR S P ERA WHIP										

**New York Mets @ San Francisco Giants**  
Candlestick Park, San Francisco, CA  
Sun Jul 23 1972, 6:33 AM EDT  
Att: 26,257 - Unknown

[livebaseballscorecards.com](http://livebaseballscorecards.com)

**AB 31**  
**R 2**  
**H 4**  
**RBI 2**  
**BB 3**  
**SO 5**  
**LOB 16**



Batter	1	2	3	4	5	6	7	8	9	AB	R	H	RBI	BB	SO	LOB
<b>Bobby Bonds, R</b> OBP: 0.331, SLG: 0.476 (1, 9) BBB	4-0 K E BB		0-3 K		0-0 1-H 2-H HR			0-0 F8		3	1	1	3	1	1	0
<b>Garry Maddox, R</b> OBP: 0.304, SLG: 0.462 (1, 8) SSS	0-3 K 1-3			0-0 F9	0-3 K			0-0 S 1B		4	1	1	0	0	2	1
<b>Chris Speier, R</b> OBP: 0.347, SLG: 0.422 (1, 6) X	0-0 6-3			0-0 F2			0-0 F6	0-0 1-H 1B		4	0	1	1	0	0	0
<b>Ed Coodson, L</b> OBP: 0.325, SLG: 0.397 (1, 3) X		0-0 1B		0-3 K		0-3 K		0-0 5-3		4	0	1	0	0	2	1
<b>Dave Rader, L</b> OBP: 0.313, SLG: 0.353 (1, 2) X		0-0 F8			0-0 F2		0-0 F8			3	0	0	0	0	0	1
<b>Tito Fuentes, S</b> OBP: 0.294, SLG: 0.378 (1, 4) X		0-0 F7			0-0 F9		0-0 G3			3	0	0	0	0	0	1
<b>Ken Henderson, S</b> OBP: 0.264, SLG: 0.321 (1, 7) X		0-0 F6			0-0 HR		4-0 CS BB			2	1	1	1	1	0	1
<b>Chris Arnold, R</b> OBP: 0.289, SLG: 0.319 (1, 5) SSS			0-3 K		0-0 1B HR 1B		0-0 F9 1-2			3	1	1	0	0	1	1
<b>Ron Bryant, S</b> OBP: 0.184, SLG: 0.170 (1, 1) X			0-0 4-3		0-0 1-2 HR 1B			0-0 1-3		3	1	1	0	0	0	0

Inning Stats	R: 0	H: 0	E: 1	LOB: 0	K: 1	BB: 1	S: 4	P: 8	R: 0	H: 1	E: 0	LOB: 1	K: 0	BB: 0	S: 4	P: 4	R: 0	H: 0	E: 0	LOB: 0	K: 2	BB: 0	S: 7	P: 7	R: 0	H: 0	E: 0	LOB: 0	K: 1	BB: 0	S: 5	P: 5	R: 4	H: 4	E: 0	LOB: 0	K: 1	BB: 0	S: 9	P: 9	R: 0	H: 0	E: 0	LOB: 0	K: 1	BB: 0	S: 5	P: 5	R: 0	H: 0	E: 0	LOB: 0	K: 0	BB: 1	S: 2	P: 6	R: 1	H: 2	E: 0	LOB: 1	K: 0	BB: 0	S: 5	P: 5
<b>PITCHER</b> <b>Tom Seaver, R</b> ERA: 3.16 (1, 1)	IP	WLS	BF	H	R	ER	SO	BB	IBB	HBP	BLK	WP	HR	S	P	ERA	WHIP																																															
	8.0	L	31	7	5	5	6	2	0	0	0	0	2	41	49	5.62	1.125																																															

**BOTTOM**

**New York Mets @ San Francisco Giants**  
Candlestick Park, San Francisco, CA

Sun Jul 23 1972, 6:33 AM EDT  
Att. 26,257 - Unknown

livebaseballscorecards.com

<b>AB</b>	<b>29</b>
<b>R</b>	<b>5</b>
<b>H</b>	<b>7</b>
<b>RBI</b>	<b>5</b>
<b>BB</b>	<b>2</b>
<b>SO</b>	<b>6</b>
<b>LOB</b>	<b>6</b>

**GIANTS**

WP: 0	PA: 31
PB: 0	
SB: 1	
CS: 1	

Batter	1	2	3	4	5	6	7	8	9	AB R H RBI BB SO LOB	TOP											
<b>Bobby Bonds, R</b> (1, 9) OBP: 0.329, SLG: 0.472	0-3 K		0-0 6-3	0-0 F7			0-0 G5-4-3		0-0 1B	5 0 1 0 0 1 4	<b>San Francisco Giants @ Atlanta Braves</b> Atlanta Stadium, Atlanta, GA Fri Jul 28 1972, 7:05 PM EDT Att. 10,333 - Unknown <a href="http://livebaseballscorecards.com">livebaseballscorecards.com</a>											
<b>Garry Maddox, R</b> (1, 8) OBP: 0.302, SLG: 0.460	0-0 F4		0-0 1B 2B		0-0 6-3		0-3 K		0-0 F8	5 1 1 0 0 1 2												
<b>Chris Speier, R</b> (1, 6) OBP: 0.349, SLG: 0.423	0-0 4-3		0-0 1B		0-0 1B			0-0 F7		4 0 2 1 0 0 0												
<b>Willie McCovey, L</b> (1, 3) OBP: 0.305, SLG: 0.383		0-0 F9	0-3 K		0-0 F9			0-0 G3		4 0 0 0 0 1 2												
<b>Randy Moffitt, R</b> (8, 1)										0 0 0 0 0 0 0												
<b>Tito Fuentes, S</b> (1, 4) OBP: 0.294, SLG: 0.376		0-0 1B		0-0 F6	0-3 K			0-0 6-3		4 0 1 0 0 1 1												
<b>Dave Rader, L</b> (1, 2) OBP: 0.312, SLG: 0.348		0-0 F5		4-0 1B 4-3 BB		0-0 G3		0-3 K		3 0 0 0 1 1 1												
<b>Al Gallagher, R</b> (1, 5) OBP: 0.338, SLG: 0.306		0-0 6-3		0-0 4-3		0-0 4-3		0-0 HR		4 1 1 1 0 0 2												
<b>Ken Henderson, S</b> (1, 7) OBP: 0.263, SLG: 0.316			0-3 K SH1-3 6-3	4-0 1B IBB		0-0 F7		0-0 4-3		3 1 0 0 1 1 0												
<b>Ron Bryant, S</b> (1, 1) OBP: 0.216, SLG: 0.204							0-0 G5-4-3		0-0 1B	2 0 2 0 0 0 0												
<b>Ed Goodson, L</b> (8, 3) OBP: 0.331, SLG: 0.402			0-0 SH1-3	0-0 1B					0-0 1B	1 0 1 0 0 0 0												
<b>Bernie Williams, R</b> (9, PR) OBP: 0.200, SLG: 0.328			1-2 1B	1-2 2-3 1B						0 0 0 0 0 0 0												
<b>Inning Stats</b>	R: 0 E: 0 K: 1 S: 5	H: 0 LOB: 0 BB: 0 P: 5	R: 0 E: 0 K: 0 S: 4	H: 1 LOB: 1 BB: 0 P: 4	R: 2 E: 0 K: 2 S: 10	H: 2 LOB: 1 BB: 0 P: 10	R: 0 E: 0 K: 0 S: 4	H: 1 LOB: 3 BB: 2 P: 12	R: 0 E: 0 K: 1 S: 6	H: 1 LOB: 1 BB: 0 P: 6	R: 0 E: 0 K: 0 S: 3	H: 0 LOB: 0 BB: 0 P: 3	R: 0 E: 0 K: 1 S: 5	H: 1 LOB: 0 BB: 0 P: 5	R: 0 E: 0 K: 0 S: 3	H: 0 LOB: 0 BB: 0 P: 3	R: 1 E: 0 K: 1 S: 8	H: 3 LOB: 2 BB: 0 P: 8	1B: 7 2B: 1 3B: 0 HR: 1	SF: 0 SAC: 1 DP: 1 HBP: 0	WP: 0 PB: 1 SB: 0 CS: 0	PA: 38
<b>PITCHER</b>	IP WLS BF H R ER SO BB IBB HBP BLK WP HR S P ERA WHIP																					
<b>Ron Schueler, R</b> (1, 1) ERA: 3.43	8.2 W 37 9 3 1 6 1 1 0 0 0 1 47 55 1.04 1.154																					
<b>Denny McLain, R</b> (9, 1) ERA: 5.84	0.1 S 1 0 0 0 0 0 0 0 0 0 0 0 1 1 0.00 0.000																					



Batter	1	2	3	4	5	6	7	8	9
Oscar Brown, R OBP: 0.221, SLG: 0.373 (1, 9)	0-0 F6			0-0 6-3		0-0 6-3		0-3 K	
Ralph Garr, L OBP: 0.357, SLG: 0.396 (1, 7)	0-0 1-3			0-0 2B 1B		4-0 FC5-4 BB		0-0 1B 2B	
Dusty Baker Jr., R OBP: 0.382, SLG: 0.460 (1, 8)	0-0 F8			0-3 K		0-0 FC5-4 1-2f		0-0 CS BB 1B 2-H	
Earl Williams, R OBP: 0.338, SLG: 0.459 (1, 3)		0-3 K		0-0 1-3 2B		0-0 HR		4-0 1-2 BB	
Felix Millan, R OBP: 0.293, SLG: 0.313 (1, 4)		0-3 K		0-0 F8		0-0 1-3		0-3 K 2-3	
Darrell Evans, L OBP: 0.373, SLG: 0.453 (1, 5)		0-0 F7			0-3 K		0-0 HR		
Paul Casanova, R OBP: 0.250, SLG: 0.323 (1, 2)			0-0 F5		0-0 G4-3 1B		0-0 HR		
Marty Perez, R OBP: 0.266, SLG: 0.260 (1, 6)			0-3 K		0-0 G4-3 1-2f		0-0 F7		
Ron Schueler, R OBP: 0.235, SLG: 0.242 (1, 1)			0-0 F8			0-0 6-3		0-3 K	
Denny McLain, R (9, 1)									

AB	R	H	RBI	BB	SO	LOB
4	0	0	0	0	1	0
3	1	2	0	1	0	0
4	0	1	1	0	1	2
3	1	2	1	1	1	0
4	0	0	0	0	2	4
3	1	1	1	0	1	0
3	1	2	1	0	0	0
3	0	0	0	0	1	1
3	0	0	0	0	1	0
0	0	0	0	0	0	0

**BOTTOM**

**San Francisco Giants @ Atlanta Braves**  
Atlanta Stadium, Atlanta, GA

Fri Jul 28 1972, 7:05 PM EDT  
Att. 10,333 - Unknown

livebaseballscorecards.com

AB	30
R	4
H	8
RBI	4
BB	2
SO	8
LOB	7



Inning Stats	R: 0	H: 0	E: 0	LOB: 0	K: 0	BB: 0	S: 3	P: 3
Ron Bryant, L (1, 1) ERA: 2.55	7.0	6	0	3	3	0	6	1
Randy Moffitt, R (8, 1) ERA: 2.92	1.0	2	1	1	1	0	2	1

WP	HR	S	P	ERA	WHIP
0	3	38	42	3.86	1.000
0	0	8	12	9.00	3.000

Batter	1	2	3	4	5	6	7	8	9	AB R H RBI BB SO LOB	TOP											
<b>Bobby Bonds, R</b> (1, 9) OBP: 0.331, SLG: 0.471	0-3 <b>K</b>			0-0 1B 4-3 1B			4-0 <b>S</b> BB			3 1 1 0 1 1 2	<b>San Francisco Giants @ Atlanta Braves</b> Atlanta Stadium, Atlanta, GA Sat Jul 29 1972, 7:05 PM EDT Att. 8,913 - Unknown <a href="http://livebaseballscorecards.com">livebaseballscorecards.com</a>											
<b>Garry Maddox, R</b> (1, 8) OBP: 0.301, SLG: 0.457	0-0 5-3			0-0 4-3 1B 1B	0-0 F5		0-0 1-3			4 1 1 0 0 0 1												
<b>Chris Speier, R</b> (1, 6) OBP: 0.345, SLG: 0.418	0-0 F9			0-0 4-3	0-0 5-3			0-3 <b>K</b>		4 0 0 1 0 1 1												
<b>Ed Goodson, L</b> (1, 3) OBP: 0.328, SLG: 0.397		0-0 G3		0-0 PB E 1B 1B	0-3 <b>K</b>			0-0 4-3		4 1 1 1 0 1 0												
<b>Tito Fuentes, S</b> (1, 4) OBP: 0.293, SLG: 0.375	0-3 <b>K</b>			0-0 PB E 1B		0-0 F7		0-0 F5		4 1 1 0 0 1 0												
<b>Dave Rader, L</b> (1, 2) OBP: 0.311, SLG: 0.347		0-0 G3		0-0 F6		0-0 G3-6-3 1B		0-0 4-3		4 0 1 0 0 0 2												
<b>Ken Henderson, S</b> (1, 7) OBP: 0.263, SLG: 0.313			0-0 4-3	0-0 E5 1B		0-0 G3-6-3 1-2f		4-0 WP S BB		3 1 0 0 1 0 1												
<b>Al Gallagher, R</b> (1, 5) OBP: 0.347, SLG: 0.308			0-0 1B	4-0 1B IBB			0-0 F4	4-0 G6-4-3 BB		2 0 1 0 2 0 0												
<b>Frank Reberger, L</b> (1, 1) OBP: 0.154, SLG: 0.154			0-0 F7	0-0 1B			0-0 G3	0-0 G6-4-3 1-2f		3 0 1 1 0 0 0												
<b>Jerry Johnson, R</b> (8, 1)				1-3 2-H 1B						1 0 0 0 0 0 2												
<b>Inning Stats</b>	R: 0 E: 0 K: 1 S: 5	H: 0 LOB: 0 BB: 0 P: 5	R: 0 E: 0 K: 1 S: 5	H: 0 LOB: 0 BB: 0 P: 5	R: 0 E: 0 K: 0 S: 3	H: 1 LOB: 0 BB: 0 P: 3	R: 5 E: 1 K: 0 S: 9	H: 5 LOB: 2 BB: 1 P: 13	R: 0 E: 0 K: 1 S: 5	H: 0 LOB: 0 BB: 0 P: 5	R: 0 E: 0 K: 0 S: 3	H: 1 LOB: 0 BB: 0 P: 3	R: 0 E: 0 K: 0 S: 3	H: 0 LOB: 1 BB: 1 P: 7	R: 0 E: 0 K: 1 S: 5	H: 0 LOB: 0 BB: 0 P: 5	R: 0 E: 0 K: 0 S: 2	H: 0 LOB: 1 BB: 2 P: 10	1B: 7 2B: 0 3B: 0 HR: 0	SF: 0 SAC: 0 DP: 2 HBP: 0	WP: 1 PB: 1 SB: 2 CS: 0	PA: 36
<b>PITCHER</b>	IP WLS BF H R ER SO BB IBB HBP BLK WP HR S P ERA WHIP																				IP WLS BF H R ER SO BB IBB HBP BLK WP HR S P ERA WHIP	
<b>Phil Niekro, R</b> (1, 1) ERA: 3.35	8.0 L 32 7 5 2 4 1 1 0 0 0 0 0 38 46 2.25 1.000																					
<b>Tom Kelley, R</b> (9, 1) ERA: 4.12	1.0 4 0 0 0 0 0 2 0 0 0 1 0 2 10 0.00 2.000																					



Batter	1	2	3	4	5	6	7	8	9	AB R H RBI BB SO LOB
Dusty Baker Jr., R OBP: 0.386, SLG: 0.466 (1, 8)	0-3 K (1)		0-0 1B 2B	1-0 HBP		0-3 K (2)		0-0 1B		4 1 2 0 0 2 2
Ralph Garr, L OBP: 0.360, SLG: 0.399 (1, 7)	0-0 BB 1B SF7 1B		0-0 1B 2-H	0-0 F8		0-0 F9		0-0 BB 1B		5 1 3 1 0 0 4
Hank Aaron, R OBP: 0.386, SLG: 0.488 (1, 3)	0-0 BB 1B 1-2		0-0 F5		0-0 F9		0-0 F7	4-0 BB 1-2		4 0 1 0 1 0 0
Earl Williams, R OBP: 0.342, SLG: 0.456 (1, 2)	4-0 BB 1-2 2-3		4-0 WP BB		0-3 K (2)		4-0 BB 1B BB	0-3 K (3)		2 0 0 0 3 2 2
Darrell Evans, L OBP: 0.377, SLG: 0.456 (1, 5)	0-0 SF7		4-0 BB 1-2		0-0 1B		0-0 BB 1B		0-0 F8 (1)	3 0 2 1 1 0 0
Mike Lum, L OBP: 0.311, SLG: 0.344 (1, 9)	0-0 F8		0-0 F9		0-0 1-3 (3)		0-0 F3		0-3 K (2)	5 0 0 0 0 1 7
Felix Millan, R OBP: 0.301, SLG: 0.321 (1, 4)		0-0 CS 1B		0-0 F9 2B		0-0 FC6-4 1B	4-0 1-2 2-3 BB		0-0 6-3 (3)	4 0 3 0 1 0 0
Marty Perez, R OBP: 0.264, SLG: 0.258 Jim Breazeale, L (7, PH) OBP: 0.171, SLG: 0.265 Gil Garrido, R (8, 6) OBP: 0.394, SLG: 0.311	0-3 K (1) (2)		0-0 F9	0-0 F9		0-0 FC6-4 1B	0-0 F8			3 0 0 0 0 1 3 1 0 0 0 0 0 3 0 0 0 0 0 0 0
Phil Niekro, R OBP: 0.238, SLG: 0.279 Sonny Jackson, L (8, PH) OBP: 0.255, SLG: 0.245 Tom Kelley, R (9, 1) OBP: 0.161, SLG: 0.103	0-0 G3		0-3 K (2)	0-3 K		0-0 1B		0-0 F8 (1)		3 0 1 0 0 1 1 1 0 0 0 0 0 0 0 0 0 0 0 0 0

Inning Stats	R: 1	H: 2	E: 0	K: 1	S: 7	H: 2	LOB: 2	BB: 1	P: 11	R: 0	H: 1	E: 0	K: 1	S: 5	H: 1	LOB: 0	BB: 0	P: 5	R: 1	H: 2	E: 0	K: 0	S: 4	H: 1	LOB: 2	BB: 2	P: 12	R: 0	H: 1	E: 0	K: 1	S: 6	H: 2	LOB: 2	BB: 0	P: 7	R: 0	H: 1	E: 0	K: 0	S: 4	H: 1	LOB: 3	BB: 2	P: 12	R: 0	H: 2	E: 0	K: 1	S: 6	H: 2	LOB: 2	BB: 1	P: 10	R: 0	H: 0	E: 0	K: 1	S: 5	H: 0	LOB: 0	BB: 0	P: 5	1B: 10	SF: 1	2B: 2	SAC: 0	3B: 0	DP: 0	HR: 0	HBP: 1	WP: 1	PA: 43
<b>PITCHER</b>	<b>IP</b>	<b>WLS</b>	<b>BF</b>	<b>H</b>	<b>R</b>	<b>ER</b>	<b>SO</b>	<b>BB</b>	<b>IBB</b>	<b>HBP</b>	<b>BLK</b>	<b>WP</b>	<b>HR</b>	<b>S</b>	<b>P</b>	<b>ERA</b>	<b>WHIP</b>											<b>IP</b>	<b>WLS</b>	<b>BF</b>	<b>H</b>	<b>R</b>	<b>ER</b>	<b>SO</b>	<b>BB</b>	<b>IBB</b>	<b>HBP</b>	<b>BLK</b>	<b>WP</b>	<b>HR</b>	<b>S</b>	<b>P</b>	<b>ERA</b>	<b>WHIP</b>																													
Frank Reberger, R ERA: 2.88 Jerry Johnson, R ERA: 5.83	(1, 1) 7.2	W	39	12	2	2	5	6	0	1	0	1	0	42	67	2.35	2.348																																																								

**BOTTOM**

**San Francisco Giants @ Atlanta Braves**  
Atlanta Stadium, Atlanta, GA

Sat Jul 29 1972, 7:05 PM EDT  
Att. 8,913 - Unknown

<b>AB</b>	<b>35</b>
<b>R</b>	<b>2</b>
<b>H</b>	<b>12</b>
<b>RBI</b>	<b>2</b>
<b>BB</b>	<b>6</b>
<b>SO</b>	<b>7</b>
<b>LOB</b>	<b>22</b>

livebaseballscores.com



Batter	1	2	3	4	5	6	7	8	9	AB R H RBI BB SO LOB	TOP
<b>Bobby Bonds, R</b> OBP: 0.330, SLG: 0.467 (1, 9) x	0-0 P4		x 0-0 F8		x 0-0 1-3			B B B B 4-0 1B BB		3 0 0 0 1 0 2	<b>San Francisco Giants @ Cincinnati Reds</b> Riverfront Stadium, Cincinnati, OH Sun Jul 30 1972, 3:33 AM EDT Unknown
<b>Garry Maddox, R</b> OBP: 0.304, SLG: 0.465 (1, 8) x	0-0 3B		x 0-0 1-3		x 0-0 6-3			x 0-0 1-2 G4-6-3 1B		4 0 2 0 0 0 2	
<b>Chris Speier, R</b> OBP: 0.342, SLG: 0.413 (1, 6) x	0-0 6-3			x 0-0 6-3		x 0-0 5-3		x 0-0 F7		4 0 0 0 0 0 3	
<b>Ed Goodson, L</b> OBP: 0.326, SLG: 0.392 (1, 3) x	0-0 F8			x 0-0 2B 1B		x 0-0 5-3		x 0-0 G4-6-3 1-2f		4 0 1 0 0 0 3	
<b>Tito Fuentes, S</b> OBP: 0.296, SLG: 0.382 (1, 4) x		x 0-0 5-3		x 0-0 1-3 2B		x 0-0 5-3		x 0-0 2B		4 0 2 0 0 0 0	
<b>Al Gallagher, R</b> OBP: 0.340, SLG: 0.301 (1, 5) x		x 0-0 F8		x 0-0 1-3		x 0-0 6-3		x 0-0 G3		4 0 0 0 0 0 3	
<b>Ken Henderson, S</b> OBP: 0.263, SLG: 0.316 (1, 7) x		x 0-0 6-3		x 0-0 5-3		x 0-0 2B		S S S 0-3 K		4 0 1 0 0 1 3	
<b>Dave Rader, L</b> OBP: 0.307, SLG: 0.343 (1, 2) x			x 0-0 4-3		x 0-0 F7		x 0-0 F7	x 0-0 6-3		3 0 0 0 0 0 1	
<b>Dave Kingman, R</b> OBP: 0.299, SLG: 0.479 (9, PH) x										1 0 0 0 0 0 1	
<b>Juan Marichal, R</b> OBP: 0.275, SLG: 0.308 (1, 1) x			x 0-0		x 0-0 1B		x 0-0 P3			1 0 1 0 0 0 0	
<b>Chris Arnold, R</b> OBP: 0.299, SLG: 0.329 (5, PH)										1 0 1 0 0 0 0	
<b>Randy Moffitt, R</b> (5, 1)										0 0 0 0 0 0 0	
<b>Bernie Williams, R</b> OBP: 0.197, SLG: 0.322 (7, PH)										1 0 0 0 0 0 1	
<b>Don McMahon, R</b> OBP: 0.250, SLG: 0.250 (7, 1)										0 0 0 0 0 0 0	
<b>Inning Stats</b>	R: 0 H: 1 E: 0 LOB: 1 K: 0 BB: 0 S: 4 P: 4	R: 0 H: 0 E: 0 LOB: 0 K: 0 BB: 0 S: 3 P: 3	R: 0 H: 1 E: 0 LOB: 1 K: 0 BB: 0 S: 4 P: 4	R: 0 H: 2 E: 0 LOB: 2 K: 0 BB: 0 S: 5 P: 5	R: 0 H: 1 E: 0 LOB: 1 K: 0 BB: 0 S: 4 P: 4	R: 0 H: 0 E: 0 LOB: 0 K: 0 BB: 0 S: 3 P: 3	R: 0 H: 1 E: 0 LOB: 1 K: 0 BB: 0 S: 4 P: 4	R: 0 H: 1 E: 0 LOB: 1 K: 0 BB: 1 S: 3 P: 7	R: 0 H: 1 E: 0 LOB: 1 K: 1 BB: 0 S: 6 P: 6	1B: 4 SF: 0 2B: 3 SAC: 0 3B: 1 DP: 1 HR: 0 HBP: 0	WP: 0 PA: 35 PB: 0 SB: 0 CS: 0
<b>PITCHER</b> <b>Ross Grimsley, L</b> ERA: 2.31 (1, 1)	IP WLS BF H R ER SO BB IBB HBP BLK WP HR S P ERA WHIP										
	9.0 W 35 8 0 0 1 1 0 0 0 0 0 0 36 40 0.00 1.000										

livebaseballscorecards.com

<b>AB</b>	<b>34</b>
<b>R</b>	<b>0</b>
<b>H</b>	<b>8</b>
<b>RBI</b>	<b>0</b>
<b>BB</b>	<b>1</b>
<b>SO</b>	<b>1</b>
<b>LOB</b>	<b>19</b>





Batter	1	2	3	4	5	6	7	8	9
<b>Pete Rose, S</b> (1, 7) OBP: 0.363, SLG: 0.381	0-0 4-3		0-0 BB 1B	0-0 1B 1B		0-3 K			
<b>Joe Morgan, L</b> (1, 4) OBP: 0.427, SLG: 0.443 <b>Dave Concepcion, R</b> (7, 4) OBP: 0.265, SLG: 0.256	0-0 3-1		4-0 1B E BB	0-0 FC5 BB 1B		0-0 F8			
<b>Bobby Tolan, L</b> (1, 8) OBP: 0.353, SLG: 0.421	0-0 L6		0-0 FC3-6 E 1B	4-0 1-2 BB		0-0 4-3			
<b>Johnny Bench, R</b> (1, 2) OBP: 0.370, SLG: 0.541		0-0 FC1-5 2B	0-0 P3	0-0 FC5		0-0 6-3			
<b>Tony Perez, R</b> (1, 3) OBP: 0.340, SLG: 0.515		0-0 F8	0-0 E3 FC3-6		0-0 G3		0-3 K		
<b>Cesar Geronimo, L</b> (1, 9) OBP: 0.346, SLG: 0.471		0-0 FC1-5 3B	0-0 FC3-6		0-3 K		0-0 5-3		
<b>Denis Menke, R</b> (1, 5) OBP: 0.328, SLG: 0.328		0-0 2B 3B	0-0 F9		0-0 4-3		4-0 BB G3		
<b>Darrel Chaney, S</b> (1, 6) OBP: 0.423, SLG: 0.438		0-0 2B		0-0 F9		0-0 3-1		0-0 G3	
<b>Ross Grimsley, L</b> (1, 1) OBP: 0.150, SLG: 0.128		0-0 G3		0-3 K		0-0 1B		0-0 P5	

AB	R	H	RBI	BB	SO	LOB
4	1	2	0	0	1	1
3	1	1	0	1	0	1
0	0	0	0	0	0	0
3	0	1	1	1	0	0
4	0	1	0	0	0	5
4	0	0	1	0	1	2
4	1	0	0	0	1	3
3	1	1	1	1	0	2
4	0	1	1	0	0	1
4	0	1	0	0	1	2

AB	33
R	4
H	8
RBI	4
BB	3
SO	4
LOB	17

Inning Stats	R: 0	H: 0	E: 0	K: 0	S: 3	LOB: 0	BB: 0	P: 3
<b>Juan Marichal, R</b> (1, 1) ERA: 3.47	4.0	7	4	0	22	0	0	0
<b>Randy Moffitt, R</b> (5, 1) ERA: 2.77	2.0	1	0	0	7	0	0	0
<b>Don McMahon, R</b> (7, 1) ERA: 2.79	2.0	0	0	0	7	0	0	0

WP	HR	S	P	ERA	WHIP
0	0	0	0	9.00	2.250
0	0	11	11	0.00	0.500
0	0	8	12	0.00	0.500

**BOTTOM**

**San Francisco Giants @ Cincinnati Reds**  
Riverfront Stadium, Cincinnati, OH  
Sun Jul 30 1972, 3:33 AM EDT  
Unknown

livebaseballscorecards.com



TOP

San Francisco Giants @ Cincinnati Reds  
Riverfront Stadium, Cincinnati, OH

Sun Jul 30 1972, 3:38 AM EDT  
Att. 48,351 - Unknown

livebaseballscores.com

AB	37
R	6
H	7
RBI	5
BB	9
SO	11
LOB	23



WP	1	PA	47
PB	0		
SB	1		
CS	0		

AB R H RBI BB SO LOB

3	1	1	1	3	0	1
---	---	---	---	---	---	---

6	0	0	0	0	2	4
---	---	---	---	---	---	---

4	1	1	0	1	1	1
---	---	---	---	---	---	---

4	0	0	0	1	2	3
0	1	0	0	0	0	0
0	0	0	0	0	0	0

3	0	1	0	1	1	2
---	---	---	---	---	---	---

3	0	1	0	1	2	2
0	1	0	0	1	0	0

3	0	0	0	0	1	4
2	1	1	1	0	0	2

3	0	0	0	1	0	0
1	1	1	3	0	0	0

5	0	1	0	0	2	4
---	---	---	---	---	---	---

1B	3	SF	0
2B	2	SAC	1
3B	1	DP	0
HR	1	HBP	0

1 2 3 4 5 6 7 8 9 10

Bobby Bonds, R (1, 9) BB BB BB 4-0 BB

Garry Maddox, R (1, 8) F7

Chris Speier, R (1, 6) K 0-3 1-2

Dave Kingman, R (1, 3) K 0-3

Frank Reberger, L (10, PR) K

Dave Rader, L (10, 2) K

Al Gallagher, R (1, 5) BB BB 4-0 BB

Bernie Williams, R (1, 7) K 0-3

Ken Henderson, S (8, 7) K

Chris Arnold, R (1, 4) F9 0-0

Tito Fuentes, S (8, PH) F9

Fran Healy, R (1, 2) BB 4-0 1-2

Ed Goodson, L (10, PH) BB

Jim Barr, R (1, 1) K 0-3

R: 0	H: 0	R: 0	H: 0	R: 0	H: 0	R: 0	H: 1	R: 0	H: 2	R: 0	H: 1	R: 0	H: 1	R: 0	H: 0	R: 5	H: 2	1B: 3	SF: 0
E: 0	LOB: 1	E: 0	LOB: 2	E: 0	LOB: 0	E: 0	LOB: 1	E: 0	LOB: 2	E: 0	LOB: 2	E: 0	LOB: 1	E: 0	LOB: 1	E: 1	LOB: 1	2B: 2	SAC: 1
K: 2	BB: 1	K: 2	BB: 2	K: 0	BB: 0	K: 2	BB: 1	K: 1	BB: 0	K: 1	BB: 0	K: 1	BB: 1	K: 0	BB: 1	K: 0	BB: 3	3B: 1	DP: 0
S: 7	P: 11	S: 7	P: 15	S: 3	P: 3	S: 7	P: 11	S: 8	P: 8	S: 7	P: 7	S: 6	P: 6	S: 6	P: 10	S: 3	P: 7	HR: 1	HBP: 0

PITCHER	IP	WLS	BF	H	R	ER	SO	BB	IBB	HBP	BLK	WP	HR	S	P	ERA	WHIP
Tom Hall, L (1, 1)	8.0		34	5	1	1	11	5	0	0	0	0	1	51	71	1.12	1.250
Clay Carroll, R (9, 1)	2.0	L	13	2	5	3	0	3	1	0	0	1	0	9	25	13.50	2.500

PITCHER	IP	WLS	BF	H	R	ER	SO	BB	IBB	HBP	BLK	WP	HR	S	P	ERA	WHIP
---------	----	-----	----	---	---	----	----	----	-----	-----	-----	----	----	---	---	-----	------



Batter	1	2	3	4	5	6	7	8	9	AB R H RBI BB SO LOB	TOP											
<b>Bobby Bonds, R</b> OBP: 0.338, SLG: 0.486 (1, 9) X	0-0 E 1B SF7 1B		0-0 HR	0-3 K		0-0 F9			0-0 6-3 1B 2B	5 3 3 1 0 1 1												
<b>Garry Maddox, R</b> OBP: 0.300, SLG: 0.454 (1, 8) X	0-0 E3 1B 1B		0-0 F9		0-0 1B SF8 1B		0-3 K		0-0 6-3 2B	5 2 2 0 0 1 1												
<b>Chris Speier, R</b> OBP: 0.348, SLG: 0.416 (1, 6) X	0-0 SF7 1-2 3-H		4-0 BB		0-0 1B 1B		0-0 FC5-4 1B		0-0 1B 3-H	3 0 3 2 1 0 0												
<b>Ed Goodson, L</b> OBP: 0.319, SLG: 0.400 (1, 3) S S	0-3 K		0-0 G3		0-0 SF8 3-H		0-0 F8		0-0 L9	4 0 0 1 0 1 4												
<b>Tito Fuentes, S</b> OBP: 0.296, SLG: 0.381 (1, 4) X	0-0 2-H 1B			0-0 F7		0-3 K		0-0 FC5-4 1-2f		4 0 1 1 0 1 2												
<b>Dave Rader, L</b> OBP: 0.307, SLG: 0.341 (1, 2) S S		0-3 K		0-0 G3		0-0 FC4 1B		0-3 K		4 0 1 0 0 2 0												
<b>Al Gallagher, R</b> OBP: 0.341, SLG: 0.301 (1, 5) X		0-0 F4		0-0 BB 2B 1B		0-0 FC4 1-2f		0-0 F8		4 1 1 0 0 0 2												
<b>Ken Henderson, S</b> OBP: 0.265, SLG: 0.312 (1, 7) S S		0-3 K		4-0 BB 2B BB		0-0 F9		0-0 F9		3 1 0 0 1 1 0												
<b>Don Carrithers, R</b> OBP: 0.150, SLG: 0.200 (1, 1) S S		0-3 K		0-0 1-H 2-H 2B		0-3 K		0-0 F8		4 0 1 2 0 2 0												
<b>Inning Stats</b>	R: 2 E: 1 K: 1 S: 7	H: 3 LOB: 1 BB: 0 P: 7	R: 0 E: 0 K: 2 S: 7	H: 0 LOB: 0 BB: 0 P: 7	R: 1 E: 0 K: 1 S: 6	H: 1 LOB: 1 BB: 1 P: 10	R: 2 E: 0 K: 1 S: 7	H: 2 LOB: 1 BB: 1 P: 11	R: 1 E: 0 K: 1 S: 8	H: 3 LOB: 2 BB: 0 P: 8	R: 0 E: 0 K: 1 S: 5	H: 0 LOB: 0 BB: 0 P: 5	R: 0 E: 0 K: 1 S: 6	H: 1 LOB: 1 BB: 0 P: 6	R: 0 E: 0 K: 1 S: 5	H: 0 LOB: 0 BB: 0 P: 5	R: 1 E: 0 K: 0 S: 5	H: 2 LOB: 1 BB: 0 P: 5	1B: 9 2B: 2 3B: 0 HR: 1	SF: 2 SAC: 0 DP: 0 HBP: 0	WP: 0 PB: 0 SB: 1 CS: 0	PA: 40
<b>PITCHER</b>	IP WLS BF H R ER SO BB IBB HBP BLK WP HR S P ERA WHIP																					
<b>Jack Billingham, R</b> ERA: 3.53 (1, 1)	3.2 L 18 6 5 4 4 2 0 0 0 0 0 1 24 32 9.82 2.182																					
<b>Pedro Borbon, R</b> ERA: 3.39 (4, 1)	1.1 7 3 1 1 2 0 0 0 0 0 0 0 11 11 6.75 2.250																					
<b>Don Gullett, L</b> ERA: 5.65 (6, 1)	3.0 10 1 0 0 3 0 0 0 0 0 0 0 16 16 0.00 0.333																					
<b>Ed Sprague, R</b> ERA: 3.55 (9, 1)	1.0 5 2 1 1 0 0 0 0 0 0 0 0 5 5 9.00 2.000																					

**San Francisco Giants @ Cincinnati Reds**  
Riverfront Stadium, Cincinnati, OH  
Mon Jul 31 1972, 7:05 PM EDT  
Att: 18,458 - Unknown

AB	36
R	7
H	12
RBI	7
BB	2
SO	9
LOB	10



BOTTOM

San Francisco Giants @ Cincinnati Reds  
Riverfront Stadium, Cincinnati, OH  
Mon Jul 31 1972, 7:05 PM EDT  
Att. 18,458 - Unknown

livebaseballscorecards.com

AB	34
R	2
H	7
RBI	2
BB	0
SO	3
LOB	8



WP:	0	PA:	34
PB:	0	SB:	0
CS:	0		

AB R H RBI BB SO LOB

4	0	1	0	0	0	1
4	1	1	0	0	0	1
4	0	0	0	0	0	1
4	0	0	0	0	0	1
4	1	3	1	0	0	0
4	0	1	1	0	1	2
2	0	0	0	0	1	1
0	0	0	0	0	0	0
1	0	0	0	0	0	0
1	0	0	0	0	0	1
3	0	0	0	0	1	0
1	0	0	0	0	0	0
0	0	0	0	0	0	0
2	0	1	0	0	0	0

Batter	1	2	3	4	5	6	7	8	9
Pete Rose, S OBP: 0.359, SLG: 0.381 (1, 7)	0-0 6-3			0-0 6-3		0-0 3B		0-0 G3	
Joe Morgan, L OBP: 0.424, SLG: 0.438 (1, 4)	0-0 P5			0-0 F9		0-0 F5			0-0 6-3 G3 2B 1B
Bobby Tolan, L OBP: 0.346, SLG: 0.411 (1, 8)	0-0 6-3			0-0 4-3			0-0 G3		0-0 G3 1-2
Johnny Bench, R OBP: 0.368, SLG: 0.540 (1, 2)		0-0 4-3			0-0 F6		0-0 5-3		0-0 6-3 2-3
Tony Perez, R OBP: 0.344, SLG: 0.519 (1, 3)		0-0 F9			0-0 1B		0-0 FC6-4 1B		0-0 1B 2B
Cesar Geronimo, L OBP: 0.335, SLG: 0.453 (1, 9)		0-0 G3			0-3 K		0-0 FC6-4 1-2f		0-0 3-H 2-H 1B
Denis Menke, R OBP: 0.325, SLG: 0.324 (1, 5)			0-0 F4		0-3 K			0-0 6-3	0-0 G3
Don Gullett, R OBP: 0.375, SLG: 0.357 (6, 1)									
Ted Uhlaender, L OBP: 0.242, SLG: 0.183 (8, PH)									
Ed Sprague, R (9, 1)									
Joe Hague, L OBP: 0.343, SLG: 0.409 (9, PH)									
Darrel Chaney, S OBP: 0.408, SLG: 0.412 (1, 6)			0-3 K			0-0 G3		0-0 F4	
Jack Billingham, R OBP: 0.070, SLG: 0.048 (1, 1)									
Pedro Borbon, R (4, 1)									
Hal McRae, R OBP: 0.271, SLG: 0.426 (6, 5)			0-0 G3			0-0 F9		0-0 1B	

Inning Stats	R: 0 E: 0 K: 0 S: 3	H: 0 LOB: 0 BB: 0 P: 3	R: 0 E: 0 K: 0 S: 3	H: 0 LOB: 0 BB: 0 P: 3	R: 0 E: 0 K: 1 S: 5	H: 0 LOB: 0 BB: 0 P: 5	R: 0 E: 0 K: 0 S: 3	H: 0 LOB: 0 BB: 0 P: 3	R: 0 E: 0 K: 2 S: 8	H: 1 LOB: 1 BB: 0 P: 8	R: 0 E: 0 K: 0 S: 4	H: 1 LOB: 1 BB: 0 P: 4	R: 0 E: 0 K: 0 S: 4	H: 1 LOB: 1 BB: 0 P: 4	R: 0 E: 0 K: 0 S: 6	H: 3 LOB: 1 BB: 0 P: 6	1B: 5 2B: 1 3B: 1 HR: 0	SF: 0 SAC: 0 DP: 0 HBP: 0	WP: 0 PB: 0 SB: 0 CS: 0	PA: 34
--------------	------------------------------	---------------------------------	------------------------------	---------------------------------	------------------------------	---------------------------------	------------------------------	---------------------------------	------------------------------	---------------------------------	------------------------------	---------------------------------	------------------------------	---------------------------------	------------------------------	---------------------------------	----------------------------------	------------------------------------	----------------------------------	--------

PITCHER	IP	WLS	BF	H	R	ER	SO	BB	IBB	HBP	BLK	WP	HR	S	P	ERA	WHIP
Don Carrithers, R ERA: 5.13 (1, 1)	9.0	W	34	7	2	2	3	0	0	0	0	0	0	40	40	2.00	0.778

PITCHER	IP	WLS	BF	H	R	ER	SO	BB	IBB	HBP	BLK	WP	HR	S	P	ERA	WHIP
---------	----	-----	----	---	---	----	----	----	-----	-----	-----	----	----	---	---	-----	------

Batter	1	2	3	4	5	6	7	8	9	AB R H RBI BB SO LOB	TOP											
<b>Bobby Bonds, R</b> (1, 9) OBP: 0.334, SLG: 0.480	0-0 1-3		0-3 K	0-0 F5		0-0 F9			0-0 5-3	5 0 0 0 0 1 4	<b>San Francisco Giants @ Los Angeles Dodgers</b> <b>Dodger Stadium, Los Angeles, CA</b> Tue Aug 01 1972, 7:05 PM PDT Att: 23,918 - Unknown <a href="http://livebaseballscorecards.com">livebaseballscorecards.com</a>											
<b>Garry Maddox, R</b> (1, 8) OBP: 0.298, SLG: 0.450	0-0 F9		0-0 FC6-4 1B		0-0 1-3		0-0 F4	0-0 4-3	5 0 1 0 0 0 0													
<b>Chris Speier, R</b> (1, 6) OBP: 0.349, SLG: 0.417	0-0 2B		0-0 FC6-4 1-2f		4-0 BB BB BB BB	4-0 FC3-6 BB	0-0 6-3	0-0 6-3	4 0 1 0 1 0 2													
<b>Willie McCovey, L</b> (1, 3) OBP: 0.297, SLG: 0.372	0-0 F6			0-0 4-3	0-0 FC3-6 1-2f		0-0 L9		4 0 0 0 0 0 2													
<b>Tito Fuentes, S</b> (1, 4) OBP: 0.298, SLG: 0.385		0-0 5-3		0-0 1B 1B 1B	0-0 F7		0-0 SH SF4 2B		4 2 2 0 0 0 1													
<b>Al Gallagher, R</b> (1, 5) OBP: 0.336, SLG: 0.296		0-0 4-3		0-0 F9		0-0 6-3	0-0 SH 2-3		3 0 0 0 0 0 1													
<b>Dave Rader, L</b> (1, 2) OBP: 0.306, SLG: 0.340		0-0 1-3		0-0 1B 1-3 1B		0-0 F7	0-0 F6		4 0 1 0 0 0 2													
<b>Ken Henderson, S</b> (1, 7) OBP: 0.269, SLG: 0.316			0-0 1-3 1B	0-0 S 1B	0-0 1-3 3-H 1B	0-0 HR 1B	0-0 SF4	0-0 K2-3	3 1 2 2 0 0 0													
<b>Ron Bryant, S</b> (1, 1) OBP: 0.231, SLG: 0.204 <b>Chris Arnold, R</b> (4, PH) OBP: 0.296, SLG: 0.315 <b>Randy Moffitt, R</b> (4, 1) <b>Bernie Williams, R</b> (6, PH) OBP: 0.227, SLG: 0.397 <b>Jerry Johnson, R</b> (6, 1)			4-0 BB 1B	4-0 BB BB BB BB 1-2 BB	4-0 BB BB BB BB 1-2 BB	0-0 HR 1-H			0 0 0 0 1 0 0 0 0 0 0 1 0 0 0 0 0 0 0 0 0 1 1 1 2 0 0 0 1 0 0 0 0 1 1													
<b>Inning Stats</b>	R: 0 E: 0 K: 0 S: 4	H: 1 LOB: 1 BB: 0 P: 4	R: 0 E: 0 K: 0 S: 3	H: 0 LOB: 0 BB: 0 P: 3	R: 0 E: 0 K: 1 S: 6	H: 1 LOB: 2 BB: 1 P: 10	R: 1 E: 0 K: 0 S: 6	H: 3 LOB: 3 BB: 1 P: 10	R: 0 E: 0 K: 0 S: 3	H: 0 LOB: 1 BB: 1 P: 7		R: 2 E: 0 K: 0 S: 5	H: 2 LOB: 0 BB: 0 P: 5	R: 0 E: 0 K: 0 S: 3	H: 0 LOB: 0 BB: 0 P: 3	R: 1 E: 1 K: 1 S: 7	H: 1 LOB: 1 BB: 0 P: 7	R: 0 E: 0 K: 0 S: 3	H: 0 LOB: 0 BB: 0 P: 3	1B: 5 2B: 2 3B: 0 HR: 1	SF: 1 SAC: 1 DP: 0 HBP: 0	WP: 0 PB: 0 SB: 1 CS: 0
<b>PITCHER</b>	IP WLS BF H R ER SO BB IBB HBP BLK WP HR S P ERA WHIP																					
<b>Al Downing, L</b> (1, 1) ERA: 3.09 <b>Jim Brewer, L</b> (8, 1) ERA: 1.26	7.0 31 7 3 3 1 3 0 0 0 0 0 1 30 42 3.86 1.429																					
	2.0 L 8 1 1 0 1 0 0 0 0 0 0 0 10 10 0.00 0.500																					



Batter	1	2	3	4	5	6	7	8	9	AB	R	H	RBI	BB	SO	LOB
Lee Lacy, R OBP: 0.323, SLG: 0.350 (1, 4)	0-0 1B 1B	0-0 6-3		0-0 G3			0-0 FC4-5 1B			4	1	2	0	0	0	1
Willie Davis, L OBP: 0.309, SLG: 0.420 (1, 8)	0-0 1B BB		0-0 4-3			0-0 F6	0-0 FC4-5 L4-3			4	1	1	0	0	0	2
Manny Mota, R OBP: 0.389, SLG: 0.492 (1, 7)	4-0 1B BB		0-0 1B 1B			0-0 3B	0-0 L4-3			3	1	2	0	1	0	2
Frank Robinson, R OBP: 0.353, SLG: 0.433 (1, 9)	0-0 F9		0-3 K			0-0 5-3		0-0 F9		4	0	0	0	0	1	5
Wes Parker, S OBP: 0.366, SLG: 0.354 (1, 3)	0-0 1B G6-4-3		0-0 1B 1B			0-0 G3		0-0 3-1		4	0	2	2	0	0	1
Bobby Valentine, R OBP: 0.307, SLG: 0.331 (1, 5)	0-0 G6-4-3		0-0 1B			0-0 L7		0-0 6-3		4	0	1	1	0	0	2
Chris Cannizzaro, R OBP: 0.342, SLG: 0.328 (1, 2)		0-0 6-3	0-0 L4			0-0 F4		0-0 6-3		4	0	0	0	0	0	2
Bill Russell, R OBP: 0.300, SLG: 0.387 (1, 6)		0-0 6-3 2B		0-0 6-3		0-0 F6		0-0 F8		3	0	1	0	0	0	0
Bill Buckner, L OBP: 0.361, SLG: 0.411 (9, PH)										1	0	0	0	0	0	0
Al Downing, R OBP: 0.104, SLG: 0.106 (1, 1)		0-0 6-3		0-3 K			0-0 1B FC4-5 1B		0-0 6-3	2	0	0	0	0	1	1
Willie Crawford, L OBP: 0.293, SLG: 0.395 (7, PH)										1	0	1	0	0	0	0
Jim Brewer, L (8, 1)										0	0	0	0	0	0	0
Jim Lefebvre, S OBP: 0.262, SLG: 0.349 (9, PH)		2-3								1	0	0	0	0	0	0

Inning Stats	R: 2	H: 3	E: 0	K: 0	S: 5	H: 3	LOB: 1	BB: 1	P: 9	R: 0	H: 1	E: 0	K: 0	S: 4	R: 0	H: 3	E: 0	K: 1	S: 8	R: 1	H: 0	E: 0	K: 1	S: 5	R: 0	H: 1	E: 0	K: 0	S: 4	R: 0	H: 0	E: 0	K: 0	S: 3	R: 0	H: 2	E: 0	K: 0	S: 4	R: 0	H: 0	E: 0	K: 0	S: 3	R: 0	H: 0	E: 0	K: 0	S: 3	R: 0	H: 0	E: 0	K: 0	S: 3	1B: 8	2B: 2	3B: 1	HR: 0	SF: 0	SAC: 0	DP: 2	HBP: 0	WP: 0	PB: 0	SB: 0	CS: 0	PA: 36
--------------	------	------	------	------	------	------	--------	-------	------	------	------	------	------	------	------	------	------	------	------	------	------	------	------	------	------	------	------	------	------	------	------	------	------	------	------	------	------	------	------	------	------	------	------	------	------	------	------	------	------	------	------	------	------	------	-------	-------	-------	-------	-------	--------	-------	--------	-------	-------	-------	-------	--------

PITCHER	IP	WLS	BF	H	R	ER	SO	BB	IBB	HBP	BLK	WP	HR	S	P	ERA	WHIP
Ron Bryant, L ERA: 2.67 (1, 1)	3.0		16	7	3	3	1	1	0	0	0	0	0	17	21	9.00	2.667
Randy Moffitt, R ERA: 2.63 (4, 1)	2.0		7	1	0	0	1	0	0	0	0	0	0	9	9	0.00	0.500
Jerry Johnson, R ERA: 5.36 (6, 1)	4.0	W	13	2	0	0	0	0	0	0	0	0	0	13	13	0.00	0.500

BOTTOM

San Francisco Giants @ Los Angeles Dodgers  
 Dodger Stadium, Los Angeles, CA  
 Tue Aug 01 1972, 7:05 PM PDT  
 Att. 23,918 - Unknown

livebaseballscores.com

AB	35
R	3
H	10
RBI	3
BB	1
SO	2
LOB	16



Batter	1	2	3	4	5	6	7	8	9	AB R H RBI BB SO LOB	TOP																						
<b>Bobby Bonds, R</b> (1, 9) OBP: 0.339, SLG: 0.493	0-0 1-3 1B	0-0 5-3			0-0 G5-4-3 2-3 1B	0-0 1-H 2-H HR	0-0 F8		0-0 2B	6 2 4 3 0 0 2	<b>San Francisco Giants @ Los Angeles Dodgers</b> <b>Dodger Stadium, Los Angeles, CA</b> Wed Aug 02 1972, 7:05 PM PDT Att: 24,193 - Unknown																						
<b>Garry Maddox, R</b> (1, 8) OBP: 0.295, SLG: 0.444	0-0 F5		0-3 K		0-0 G5-4-3 1-2f 3-H	0-0 E S 1B		0-3 K	0-0 4-3	6 1 1 0 0 2 3																							
<b>Chris Speier, R</b> (1, 6) OBP: 0.349, SLG: 0.418	0-0 1-3 1-2		0-3 K		0-0 2B	1-0 1B HBP		0-3 K		4 1 1 0 0 2 1																							
<b>Willie McCovey, L</b> (1, 3) OBP: 0.306, SLG: 0.376 <b>Frank Reberger, L</b> (8, PR) OBP: 0.154, SLG: 0.154 <b>Jim Barr, R</b> (8, 1) OBP: 0.136, SLG: 0.182	0-0 2-H 2B 1B		0-0 3-1		0-0 F5	0-0 1-2 3-H 1B 1B		4-0 FC6-4 BB		4 1 2 2 1 0 1 0 0 0 0 0 0 0 0 0 0 0 0 0 0																							
<b>Tito Fuentes, S</b> (1, 4) OBP: 0.299, SLG: 0.388	0-0 1-H 2B			0-0 6-3		0-0 F8 1-2 2-H 1B		0-0 FC6-4 1-2f		5 0 2 2 0 0 1																							
<b>Dave Rader, L</b> (1, 2) OBP: 0.307, SLG: 0.345	0-0 6-3			0-0 4-3		0-0 1B 2B F8			0-0 G5-4-3 1B	5 1 2 0 0 0 3																							
<b>Al Gallagher, R</b> (1, 5) OBP: 0.333, SLG: 0.289		0-0 4-3		4-0 BB		0-0 5-3	0-3 K		0-0 G5-4-3 1-2f	4 0 0 0 1 1 2																							
<b>Ken Henderson, S</b> (1, 7) OBP: 0.275, SLG: 0.325		0-0 2B		0-3 K		0-0 2-H HR 1B	0-0 E6 SH1-4		0-0 HR 1B	5 2 3 1 0 1 1																							
<b>Steve Stone, R</b> (1, 1) OBP: 0.138, SLG: 0.107 <b>Chris Arnold, R</b> (5, PH) OBP: 0.305, SLG: 0.338 <b>Don McMahon, R</b> (5, 1) OBP: 0.250, SLG: 0.250 <b>Jim Howarth, L</b> (6, PH) OBP: 0.350, SLG: 0.350 <b>Randy Moffitt, R</b> (6, 1) <b>Jerry Johnson, R</b> (6, 1) <b>Ed Goodson, L</b> (8, 3) OBP: 0.324, SLG: 0.427		0-3 K			0-0 1B G5-4-3 2B	4-0 1-2 HR BB	0-0 SH1-4		0-0 1-H HR	1 0 0 0 0 0 1 1 1 1 1 0 0 0 0 0 0 0 0 0 0 0 0 0 0 0 1 0 0 1 0 0 0 0 0 0 0 0 0 0 0 0 0 0 0 0 0 0 1 1 1 2 0 0 0 0																							
<b>Inning Stats</b>	R: 2 E: 0 K: 0 S: 6	H: 3 LOB: 1 BB: 0 P: 6	R: 0 E: 0 K: 1 S: 6	H: 1 LOB: 1 BB: 0 P: 6	R: 0 E: 0 K: 2 S: 7	H: 0 LOB: 0 BB: 0 P: 7	R: 0 E: 0 K: 1 S: 5	H: 0 LOB: 1 BB: 1 P: 9	R: 1 E: 0 K: 0 S: 5	H: 3 LOB: 1 BB: 0 P: 5		R: 6 E: 0 K: 2 S: 9	H: 6 LOB: 2 BB: 1 P: 14	R: 0 E: 1 K: 1 S: 6	H: 0 LOB: 1 BB: 0 P: 6	R: 0 E: 0 K: 2 S: 7	H: 0 LOB: 1 BB: 1 P: 11	R: 2 E: 0 K: 0 S: 6	H: 4 LOB: 1 BB: 0 P: 6	1B: 9 2B: 6 3B: 0 HR: 2	SF: 0 SAC: 1 DP: 2 HBP: 1	WP: 0 PB: 0 SB: 1 CS: 0	PA: 47										
<b>PITCHER</b> <b>Don Sutton, R</b> (1, 1) ERA: 2.25 <b>Pete Mikkelsen, R</b> (6, 1) ERA: 4.02	IP 5.2	WLS W	BF 29	H 11	R 8	ER 8	SO 4	BB 2	IBB 0	HBP 0	BLK 0	WP 0	HR 1	S 35	P 43	ERA 12.71	WHIP 2.294																
											<b>PITCHER</b>	IP	WLS	BF	H	R	ER	SO	BB	IBB	HBP	BLK	WP	HR	S	P	ERA	WHIP					

livebaseballscorecards.com

<b>AB</b>	42
<b>R</b>	11
<b>H</b>	17
<b>RBI</b>	10
<b>BB</b>	3
<b>SO</b>	7
<b>LOB</b>	15







Batter	1	2	3	4	5	6	7	8	9	AB R H RBI BB SO LOB	TOP											
<b>Bobby Bonds, R</b> (1, 9) OBP: 0.336, SLG: 0.488	0-3 K			0-0 F9		0-0 FC6-4		0-0 F9		4 0 0 0 0 1 4	<b>San Francisco Giants @ Los Angeles Dodgers</b> <b>Dodger Stadium, Los Angeles, CA</b> Thu Aug 03 1972, 7:05 PM PDT Att: 25,070 - Unknown											
<b>Garry Maddox, R</b> (1, 8) OBP: 0.292, SLG: 0.438	0-3 K			0-0 F7		0-3 K		0-3 K		4 0 0 0 0 3 4												
<b>Chris Speier, R</b> (1, 6) OBP: 0.351, SLG: 0.416	0-3 K			4-0 BB		0-0 4-3			4-0 G6-3 BB	2 0 0 0 2 1 2												
<b>Ed Goodson, L</b> (1, 3) OBP: 0.315, SLG: 0.415		0-0 F7		0-0 1-3		0-0 4-3			0-0 G6-3	4 0 0 0 0 0 2												
<b>Tito Fuentes, S</b> (1, 4) OBP: 0.299, SLG: 0.389		0-0 6-3			0-0 4-3		0-0 4-3		0-0 2B	4 0 1 0 0 0 0												
<b>Ken Henderson, S</b> (1, 7) OBP: 0.271, SLG: 0.320		0-0 F8			0-0 5-3		0-0 6-3		0-0 1-3	4 0 0 0 0 0 1												
<b>Al Gallagher, R</b> (1, 5) OBP: 0.329, SLG: 0.285			0-0 6-3		0-3 K			0-0 6-3		3 0 0 0 0 1 0												
<b>Dave Rader, L</b> (1, 2) OBP: 0.311, SLG: 0.348			0-0 F9			0-0 FC6-4 E 1B		0-0 BB 1B		3 0 2 0 0 0 0												
<b>Frank Reberger, L</b> (1, 1) OBP: 0.133, SLG: 0.133			0-3 K			0-0 E5 FC6-4		4-0 BB BB		2 0 0 0 0 1 1												
<b>Dave Kingman, R</b> (8, PH) OBP: 0.300, SLG: 0.473										0 0 0 0 1 0 0												
<b>Damaso Blanco, R</b> (8, PR) OBP: 0.333, SLG: 0.333										0 0 0 0 0 0 0												
<b>Don McMahon, R</b> (8, 1) OBP: 0.250, SLG: 0.250										0 0 0 0 0 0 0												
<b>Inning Stats</b>	R: 0 E: 0 K: 3 S: 9	H: 0 LOB: 0 BB: 0 P: 9	R: 0 E: 0 K: 0 S: 3	H: 0 LOB: 0 BB: 0 P: 3	R: 0 E: 0 K: 1 S: 5	H: 0 LOB: 0 BB: 0 P: 5	R: 0 E: 0 K: 0 S: 3	H: 0 LOB: 1 BB: 1 P: 7	R: 0 E: 0 K: 1 S: 5	H: 0 LOB: 0 BB: 0 P: 5	R: 0 E: 1 K: 1 S: 7	H: 1 LOB: 2 BB: 0 P: 7	R: 0 E: 0 K: 0 S: 3	H: 0 LOB: 0 BB: 0 P: 3	R: 0 E: 0 K: 1 S: 6	H: 1 LOB: 2 BB: 1 P: 10	R: 0 E: 0 K: 0 S: 3	H: 1 LOB: 1 BB: 1 P: 7	1B: 2 2B: 1 3B: 0 HR: 0	SF: 0 SAC: 0 DP: 1 HBP: 0	WP: 0 PB: 0 SB: 1 CS: 0	PA: 33
<b>PITCHER</b> <b>Tommy John, L</b> (1, 1) ERA: 2.72	IP: 9.0 WLS: W BF: 33 H: 3 R: 0 ER: 0 SO: 7 BB: 3 IBB: 0 HBP: 0 BLK: 0 WP: 0 HR: 0 S: 44 P: 56 ERA: 0.00 WHIP: 0.667											<b>PITCHER</b>	IP: WLS: BF: H: R: ER: SO: BB: IBB: HBP: BLK: WP: HR: S: P: ERA: WHIP:									

<b>AB</b>	<b>30</b>
<b>R</b>	<b>0</b>
<b>H</b>	<b>3</b>
<b>RBI</b>	<b>0</b>
<b>BB</b>	<b>3</b>
<b>SO</b>	<b>7</b>
<b>LOB</b>	<b>14</b>



livebaseballscorecards.com

Batter	1	2	3	4	5	6	7	8	9
Lee Lacy, R OBP: 0.326, SLG: 0.362 (1, 4)	0-0 E4 4-3 1B		0-3 K		0-3 K			0-0 6-3	
Manny Mota, R OBP: 0.380, SLG: 0.478 (1, 7)	0-0 4-3 1-2		0-0 3-1			0-0 5-3		0-0 2-3 1B	
Willie Davis, L OBP: 0.315, SLG: 0.431 (1, 8)	0-0 SH5-4 2-H 1B			0-0 3-1 SF8 1B		0-0 F8		0-0 F2	
Bill Buckner, L OBP: 0.355, SLG: 0.407 (1, 9)	0-0 SH5-4 1-2			0-0 3-1		0-0 F8			
Wes Parker, S OBP: 0.365, SLG: 0.364 (1, 3)	0-0 4-3			0-0 SF8			0-0 F8		
Bobby Valentine, R OBP: 0.304, SLG: 0.324 (1, 5)		0-0 1-3		0-0 F6			0-0 5-3		
Bill Russell, R OBP: 0.320, SLG: 0.424 (1, 6)		0-0 F6 E 1B			0-0 FC1-6 1B		0-0 F8		
Steve Yeager, R OBP: 0.429, SLG: 0.200 (1, 2)		0-0 F6 1-3			0-0 FC1-6 SH1-4			4-0 6-3 SH2 1B BB	
Tommy John, R OBP: 0.114, SLG: 0.114 (1, 1)			0-0 F9		0-0 SH1-4			0-0 SH2	

Inning Stats	R: 1	H: 1	R: 0	H: 1	R: 0	H: 0	R: 1	H: 1	R: 0	H: 1	R: 0	H: 0	R: 0	H: 0	R: 1	H: 1
	E: 1	LOB: 1	E: 1	LOB: 1	E: 0	LOB: 0	E: 0	LOB: 0	E: 0	LOB: 1	E: 0	LOB: 0	E: 0	LOB: 0	E: 0	LOB: 1
	K: 0	BB: 0	K: 0	BB: 0	K: 1	BB: 0	K: 0	BB: 0	K: 1	BB: 0	K: 0	BB: 0	K: 0	BB: 0	K: 0	BB: 1
	S: 5	P: 5	S: 3	P: 3	S: 5	P: 5	S: 4	P: 4	S: 6	P: 6	S: 3	P: 3	S: 3	P: 3	S: 4	P: 8

PITCHER	IP	WLS	BF	H	R	ER	SO	BB	IBB	HBP	BLK	WP	HR	S	P	ERA	WHIP
Frank Reberger, R ERA: 2.64 (1, 1)	7.0	L	25	4	2	1	2	0	0	0	0	0	0	29	29	1.29	0.571
Don McMahon, R ERA: 2.86 (8, 1)	1.0		5	1	1	1	0	1	0	0	0	0	0	4	8	9.00	2.000

**BOTTOM**

San Francisco Giants @ Los Angeles Dodgers  
 Dodger Stadium, Los Angeles, CA

Thu Aug 03 1972, 7:05 PM PDT  
 Att. 25,070 - Unknown

livebaseballscorecards.com

AB	25
R	3
H	5
RBI	3
BB	1
SO	2
LOB	8



WP: 0	PA: 30
PB: 0	
SB: 1	
CS: 0	

Batter	1	2	3	4	5	6	7	8	9	AB R H RBI BB SO LOB	TOP											
Roger Metzger, S (1, 6) OBP: 0.276, SLG: 0.255	0-0 F8		0-0 4-3		0-0 E8 2-H 1B		0-0 G3		0-0 E6 1B	5 0 2 1 0 0 0												
Cesar Cedeno, R (1, 8) OBP: 0.408, SLG: 0.575	0-0 CS 1B		0-0 F4		0-0 F6			0-0 6-3	0-0 5-3	5 0 1 0 0 0 2												
Jimmy Wynn, R (1, 9) OBP: 0.378, SLG: 0.489	0-0 F4 1-2			0-0 F8		0-0 F8		4-0 BB 6-3		3 0 0 0 1 0 1												
Lee May, R (1, 3) OBP: 0.360, SLG: 0.548		0-0 1B 2B		0-0 HR		0-0 HR		0-0 6-3 1-2		4 3 3 2 0 0 1												
Bob Watson, R (1, 7) OBP: 0.377, SLG: 0.461			0-0 G4-6-3 2-H 1B		0-0 4-3		0-0 WP 1B		0-0 F3	4 0 2 1 0 0 1												
Johnny Edwards, L (1, 2) OBP: 0.332, SLG: 0.376		0-0 G4-6-3 1-2f		0-0 F9		0-0 4-3 1-2			0-0 HR	4 1 1 1 0 0 2												
Doug Rader, R (1, 5) OBP: 0.312, SLG: 0.445		0-0 E5			0-0 5-3	0-3 K			0-0 SF8 3B	4 1 1 0 0 1 1												
Tommy Helms, R (1, 4) OBP: 0.285, SLG: 0.362		0-0 F3			0-0 S E 1B		0-0 6-3		0-0 F9	4 1 1 0 0 0 2												
Jerry Reuss, L (1, 1) OBP: 0.184, SLG: 0.174			0-0 1-4-3		0-0 F2 1-2		0-3 K		0-0 SF8 3-H	3 0 0 0 0 1 1												
Fred Gladding, L (8, 1)										0 0 0 1 0 0 0												
<b>Inning Stats</b>	R: 0 E: 0 K: 0 S: 3	H: 1 LOB: 0 BB: 0 P: 3	R: 1 E: 1 K: 0 S: 5	H: 2 LOB: 1 BB: 0 P: 5	R: 0 E: 0 K: 0 S: 3	H: 0 LOB: 0 BB: 0 P: 3	R: 1 E: 1 K: 0 S: 4	H: 1 LOB: 0 BB: 0 P: 4	R: 1 E: 1 K: 0 S: 5	H: 2 LOB: 1 BB: 0 P: 5	R: 1 E: 0 K: 1 S: 7	H: 2 LOB: 1 BB: 0 P: 7	R: 0 E: 0 K: 1 S: 5	H: 0 LOB: 0 BB: 0 P: 5	R: 0 E: 0 K: 0 S: 3	H: 0 LOB: 1 BB: 1 P: 7	R: 2 E: 1 K: 0 S: 6	H: 3 LOB: 1 BB: 0 P: 6	1B: 6 2B: 1 3B: 1 HR: 3	SF: 1 SAC: 0 DP: 1 HBP: 0	WP: 1 PB: 0 SB: 1 CS: 1	PA: 38
<b>PITCHER</b>	IP WLS BF H R ER SO BB IBB HBP BLK WP HR S P ERA WHIP																					
Juan Marichal, R (1, 1) ERA: 3.6	5.1 L 23 8 4 4 0 0 0 0 0 0 0 2 23 23 6.75 1.500																					
Randy Moffitt, R (6, 1) ERA: 3.07	2.2 9 0 0 0 2 1 0 0 0 0 1 0 12 16 0.00 0.375																					
Don McMahon, R (9, 1) ERA: 3.16	1.0 6 3 2 2 0 0 0 0 0 0 0 1 6 6 18.00 3.000																					

Houston Astros @ San Francisco Giants  
 Candlestick Park, San Francisco, CA  
 Fri Aug 04 1972, 10:05 PM EDT  
 Att. 6,331 - Unknown

livebaseballscorecards.com

AB	36
R	6
H	11
RBI	6
BB	1
SO	2
LOB	11



Batter	1	2	3	4	5	6	7	8	9	AB	R	H	RBI	BB	SO	LOB
<b>Bobby Bonds, R</b> (1, 9) OBP: 0.333, SLG: 0.483	0-3 K		0-0 F8		0-3 K			0-3 K		4	0	0	0	0	3	2
<b>Garry Maddox, R</b> (1, 8) OBP: 0.291, SLG: 0.436	0-0 4-3		0-0 F2			0-0 6-3		0-0 FC5 1B		4	0	1	0	0	0	0
<b>Chris Speier, R</b> (1, 6) OBP: 0.350, SLG: 0.414	0-0 2B 1B		0-0 4-3			0-0 F8		0-0 FC5		4	0	1	1	0	0	2
<b>Willie McCovey, L</b> (1, 3) OBP: 0.305, SLG: 0.379	0-0 1-3 2B			0-0 F6		0-0 4-3		0-0 F9		4	0	1	0	0	0	2
<b>Tito Fuentes, S</b> (1, 4) OBP: 0.303, SLG: 0.390	0-0 F3			4-0 BB			4-0 G6-3 BB		0-0 G4-6-3 1B	2	0	1	0	2	0	2
<b>Dave Rader, L</b> (1, 2) OBP: 0.307, SLG: 0.343		0-0 6-3		0-3 K		0-0 G6-3		0-0 G4-6-3		4	0	0	0	0	1	3
<b>Chris Arnold, R</b> (1, 5) OBP: 0.294, SLG: 0.325		0-3 K		0-3 K		0-0 6-3			0-0 F6	3	0	0	0	0	2	1
<b>Jim Howarth, L</b> (9, PH) OBP: 0.362, SLG: 0.346										1	0	0	0	0	0	0
<b>Ken Henderson, S</b> (1, 7) OBP: 0.275, SLG: 0.328		0-0 2B			0-0 F9			0-0 1B BB FC5 1B		3	1	2	0	0	0	0
<b>Juan Marichal, R</b> (1, 1) OBP: 0.262, SLG: 0.293		0-0 F8			0-0 F4			4-0 FC5 1B BB		2	0	0	0	0	0	1
<b>Randy Moffitt, R</b> (6, 1)										0	0	0	0	0	0	0
<b>Bernie Williams, R</b> (8, PH) OBP: 0.239, SLG: 0.397										0	0	0	0	1	0	0
<b>Don McMahon, R</b> (9, 1) OBP: 0.250, SLG: 0.250										0	0	0	0	0	0	0

Inning Stats	R: 0	H: 2	E: 0	K: 1	S: 7	R: 0	H: 1	E: 0	K: 1	S: 6	R: 0	H: 0	E: 0	K: 0	S: 3	R: 0	H: 0	E: 0	K: 2	S: 7	R: 0	H: 0	E: 0	K: 1	S: 5	R: 0	H: 0	E: 0	K: 0	S: 3	R: 0	H: 0	E: 0	K: 0	S: 2	R: 1	H: 2	E: 0	K: 1	S: 7	R: 0	H: 1	E: 0	K: 0	S: 3	1B: 4	2B: 2	3B: 0	HR: 0	SF: 0	SAC: 0	DP: 2	HBP: 0	WP: 0	PA: 34
<b>PITCHER</b>	IP	WLS	BF	H	R	ER	SO	BB	IBB	HBP	BLK	WP	HR	S	P	ERA	WHIP																																						
<b>Jerry Reuss, L</b> (1, 1) ERA: 3.72	7.0	W	27	4	1	1	5	3	0	0	0	0	0	34	46	1.29	1.000																																						
<b>Fred Gladding, R</b> (8, 1) ERA: 2.78	2.0	S	7	2	0	0	1	0	0	0	0	0	0	9	9	0.00	1.000																																						

**BOTTOM**

**Houston Astros @ San Francisco Giants**  
Candlestick Park, San Francisco, CA

livebaseballscores.com

**AB 31**  
**R 1**  
**H 6**  
**RBI 1**  
**BB 3**  
**SO 6**  
**LOB 13**



Fri Aug 04 1972, 10:05 PM EDT  
Att. 6,331 - Unknown

Batter	1	2	3	4	5	6	7	8	9	AB R H RBI BB SO LOB	TOP											
Roger Metzger, S (1, 6) OBP: 0.277, SLG: 0.255	0-0 F8		0-0 6-3			0-0 L1		0-0 FC4-6 1B	4-0 FC5-4 BB	4 0 1 0 1 0 0												
Cesar Cedeno, R (1, 8) OBP: 0.406, SLG: 0.570	0-0 F7		0-0 5-3			0-0 S E 1B		0-0 FC4-6 WP 1B	0-0 FC5-4 BB	5 2 1 1 0 0 3												
Jimmy Wynn, R (1, 9) OBP: 0.376, SLG: 0.483	0-0 5-3				0-0 F2		0-0 E5 PB CS 1B	4-0 WP 1B BB	0-0 F9	4 1 0 0 1 0 2												
Lee May, R (1, 3) OBP: 0.359, SLG: 0.544		0-0 4-3		0-3 K		4-0 PB BB		0-0 F6		3 0 0 0 1 1 2												
Bob Watson, R (1, 7) OBP: 0.378, SLG: 0.460		4-0 1B BB		0-0 4-3		0-0 CS	0-0 F8	0-0 F8 1B		3 0 1 2 1 0 0												
Johnny Edwards, L (1, 2) OBP: 0.338, SLG: 0.386		0-0 1B 1B			0-0 G6-4-3 1B		0-0 F8 2B			4 0 3 0 0 0 1												
Doug Rader, R (1, 5) OBP: 0.309, SLG: 0.440		0-0 F9		0-0 G6-4-3		0-0 K			0-3 K	4 0 0 0 0 2 4												
Tommy Helms, R (1, 4) OBP: 0.291, SLG: 0.365		0-0 1B		0-0 G3		4-0 IBB			0-0 BB FC5-4 1B	3 1 2 0 1 0 0												
Dave Roberts, L (1, 1) OBP: 0.250, SLG: 0.358			0-0 F3			0-0 5-3		0-0 F8	0-0 FC5-4 BB 1B	3 0 0 0 0 0 2												
Jim Ray, R (8, 1) OBP: 0.077, SLG: 0.077										0 0 0 0 0 0 0												
Norm Miller, L (9, PH) OBP: 0.312, SLG: 0.388										1 0 1 0 0 0 0												
Fred Gladding, L (9, 1)										0 0 0 0 0 0 0												
<b>Inning Stats</b>	R: 0 E: 0 K: 0 S: 3	H: 0 LOB: 0 BB: 0 P: 3	R: 0 E: 0 K: 0 S: 4	H: 2 LOB: 2 BB: 1 P: 8	R: 0 E: 0 K: 0 S: 3	H: 0 LOB: 0 BB: 0 P: 3	R: 0 E: 0 K: 1 S: 5	H: 0 LOB: 0 BB: 0 P: 5	R: 0 E: 0 K: 0 S: 3	H: 1 LOB: 0 BB: 0 P: 3	R: 1 E: 1 K: 0 S: 4	H: 1 LOB: 1 BB: 1 P: 8	R: 0 E: 0 K: 1 S: 6	H: 1 LOB: 2 BB: 1 P: 10	R: 2 E: 0 K: 0 S: 5	H: 2 LOB: 1 BB: 1 P: 9	R: 1 E: 0 K: 1 S: 7	H: 2 LOB: 2 BB: 1 P: 11	1B: 8 2B: 1 3B: 0 HR: 0	SF: 0 SAC: 0 DP: 1 HBP: 0	WP: 1 PB: 1 SB: 2 CS: 1	PA: 40
<b>PITCHER</b>	IP WLS BF H R ER SO BB IBB HBP BLK WP HR S P ERA WHIP																					
Don Carrithers, R (1, 1) ERA: 4.92	8.1 L 36 9 4 3 3 3 1 0 0 0 1 0 38 54 3.24 1.440																					
Jerry Johnson, R (9, 1) ERA: 5.13	0.2 3 0 0 0 0 1 0 0 0 0 0 0 2 6 0.00 1.500																					

Houston Astros @ San Francisco Giants  
 Candlestick Park, San Francisco, CA  
 Sat Aug 05 1972, 6:33 AM EDT  
 Att. 8,081 - Unknown

livebaseballscorecards.com

AB	34
R	4
H	9
RBI	3
BB	5
SO	3
LOB	14



Batter	1	2	3	4	5	6	7	8	9	AB	R	H	RBI	BB	SO	LOB
<b>Bobby Bonds, R</b> OBP: 0.332, SLG: 0.488 (1, 9)	0-0 F2		0-0 F2			0-3 K		0-0 HR		4	1	1	1	0	1	0
<b>Garry Maddox, R</b> OBP: 0.291, SLG: 0.433 (1, 8)	0-3 K		0-0 1B			0-0 F3		0-0 F8		4	0	1	0	0	1	0
<b>Chris Speier, R</b> OBP: 0.349, SLG: 0.411 (1, 6)	4-0 BB		0-3 K			0-0 F8		0-0 F2		3	0	0	0	1	1	1
<b>Willie McCovey, L</b> OBP: 0.310, SLG: 0.409 (1, 3)	0-3 K			0-0 F8			0-0 HR	0-0 PB		4	1	2	1	0	1	1
<b>Jerry Johnson, R</b> (9, 1)								2B		0	0	0	0	0	0	0
<b>Dave Kingman, R</b> OBP: 0.300, SLG: 0.481 (1, 5)		0-0 F7		0-3 K			0-0 HR	4-0 BB		3	1	1	1	0	1	0
<b>Damaso Blanco, R</b> OBP: 0.400, SLG: 0.333 (8, 5)								2-3 BB		0	0	0	0	1	0	0
<b>Tito Fuentes, S</b> OBP: 0.303, SLG: 0.388 (1, 4)		0-0 F8		0-0 6-3			0-0 1B	0-0 1-3		4	0	1	0	0	0	2
<b>Ken Henderson, S</b> OBP: 0.275, SLG: 0.327 (1, 7)		0-0 1B			0-0 1-3		0-0 5-3		0-3 K	4	0	1	0	0	1	1
<b>Dave Rader, L</b> OBP: 0.303, SLG: 0.338 (1, 2)		0-0 F7			0-0 4-3		0-0 4-3		0-0 4-3	4	0	0	0	0	0	2
<b>Don Carrithers, R</b> OBP: 0.130, SLG: 0.174 (1, 1)			0-0 1-3			0-0 F4			0-0 4-3	3	0	0	0	0	0	1
<b>Ed Goodson, L</b> OBP: 0.313, SLG: 0.412 (9, 3)										1	0	0	0	0	0	0

Inning Stats	R: 0	H: 0	E: 0	K: 2	S: 7	LOB: 1	BB: 1	P: 11	R: 0	H: 1	E: 0	K: 0	S: 4	LOB: 1	BB: 0	P: 4	R: 0	H: 1	E: 0	K: 1	S: 6	LOB: 1	BB: 0	P: 6	R: 0	H: 0	E: 0	K: 1	S: 5	LOB: 0	BB: 0	P: 5	R: 0	H: 0	E: 0	K: 0	S: 3	LOB: 0	BB: 0	P: 3	R: 2	H: 3	E: 0	K: 0	S: 6	LOB: 1	BB: 0	P: 6	R: 1	H: 2	E: 0	K: 0	S: 5	LOB: 2	BB: 1	P: 9	R: 0	H: 0	E: 0	K: 1	S: 5	LOB: 0	BB: 0	P: 5	1B: 3	SF: 0	2B: 1	SAC: 0	3B: 0	DP: 0	HR: 3	HBP: 0	WP: 0	PA: 36
--------------	------	------	------	------	------	--------	-------	-------	------	------	------	------	------	--------	-------	------	------	------	------	------	------	--------	-------	------	------	------	------	------	------	--------	-------	------	------	------	------	------	------	--------	-------	------	------	------	------	------	------	--------	-------	------	------	------	------	------	------	--------	-------	------	------	------	------	------	------	--------	-------	------	-------	-------	-------	--------	-------	-------	-------	--------	-------	--------

PITCHER	IP	WLS	BF	H	R	ER	SO	BB	IBB	HBP	BLK	WP	HR	S	P	ERA	WHIP
<b>Dave Roberts, L</b> ERA: 4.16 (1, 1)	7.0		28	6	3	3	5	1	0	0	0	0	3	37	41	3.86	1.000
<b>Jim Ray, R</b> ERA: 3.66 (8, 1)	1.0	W	5	1	0	0	0	1	0	0	0	0	0	4	8	0.00	2.000
<b>Fred Gladding, R</b> ERA: 2.7 (9, 1)	1.0	S	3	0	0	0	1	0	0	0	0	0	0	5	5	0.00	0.000

**BOTTOM**

**Houston Astros @ San Francisco Giants**  
Candlestick Park, San Francisco, CA

Sat Aug 05 1972, 6:33 AM EDT  
Att. 8,081 - Unknown

livebaseballscores.com

<b>AB</b>	<b>34</b>
<b>R</b>	<b>3</b>
<b>H</b>	<b>7</b>
<b>RBI</b>	<b>3</b>
<b>BB</b>	<b>2</b>
<b>SO</b>	<b>6</b>
<b>LOB</b>	<b>8</b>



Batter	1	2	3	4	5	6	7	8	9	AB R H RBI BB SO LOB	TOP
Roger Metzger, S OBP: 0.279, SLG: 0.257 (1, 6) X	0-0 6-3 ①		0-0 1B 1B		0-0 F7 ③		0-0 SH1 1-2	0-0 2B 1B		4 1 2 0 0 0 0	
Cesar Cedeno, R OBP: 0.408, SLG: 0.569 (1, 8) X	0-0 5-3 ②		0-0 FC6-4 1B			0-0 1B 1B	4-0 1B IBB	0-3 K 1-2		4 2 2 0 1 1 1	
Jimmy Wynn, R OBP: 0.376, SLG: 0.485 (1, 9) X	0-0 5-3 ③		0-0 FC6-4 1-2f			0-0 F9	0-0 E 1B	0-0 2B		5 1 2 1 0 0 3	
Lee May, R OBP: 0.360, SLG: 0.545 (1, 3)		0-0 4-3 1B 2B		0-0 F7 ①		0-0 1B 1B	0-0 E4 FC5-4	0-3 K ③		5 2 2 2 0 1 2	
Bob Watson, R OBP: 0.376, SLG: 0.456 (1, 7)		0-0 4-3 2-3		0-0 F9 ②		0-0 1B	0-0 FC5-4 1B		0-3 K ①	5 0 1 1 0 1 2	
Johnny Edwards, L OBP: 0.350, SLG: 0.393 (1, 2)		0-0 CS 1B 3-H		0-0 1B		4-0 FC5-4 IBB	4-0 FC1-5 1B IBB		0-0 1B	3 0 3 1 2 0 0	
Doug Rader, R OBP: 0.308, SLG: 0.437 (1, 5)		0-3 K 1-2		0-0 F9 ③		0-0 F2	0-0 1-2 2-3 1B		0-0 F8 ②	5 0 1 0 0 1 5	
Tommy Helms, R OBP: 0.287, SLG: 0.360 (1, 4)			0-0 4-3 ①		0-0 F9 ①	0-0 FC5-4 1-2f	0-0 FC1-5 2-3f		0-0 F7 ③	5 0 0 0 0 0 6	
Larry Dierker, R OBP: 0.208, SLG: 0.192 Jim Ray, R OBP: 0.071, SLG: 0.071 (1, 1) (7, 1)			0-0 F4 ②		0-0 F9 ②		0-0 1B SH1 1B	0-3 K ①		3 1 1 0 0 0 0 1 0 0 0 0 1 0	

Houston Astros @ San Francisco Giants  
Candlestick Park, San Francisco, CA  
Sun Aug 06 1972, 6:33 AM EDT  
Cloudy - 64 F

AB	40
R	7
H	14
RBI	5
BB	3
SO	5
LOB	19



Inning Stats	R: 0	H: 0	E: 0	K: 0	S: 3	P: 3	R: 1	H: 2	E: 0	K: 1	S: 6	P: 6	R: 0	H: 2	E: 0	K: 0	S: 5	P: 5	R: 0	H: 1	E: 0	K: 0	S: 4	P: 4	R: 0	H: 0	E: 0	K: 0	S: 3	P: 3	R: 2	H: 3	E: 0	K: 0	S: 6	P: 10	R: 3	H: 3	E: 2	K: 0	S: 7	P: 15	R: 1	H: 2	E: 0	K: 3	S: 11	P: 11	R: 0	H: 1	E: 0	K: 1	S: 6	P: 6	1B: 12	2B: 3	3B: 0	HR: 0	SF: 0	SAC: 1	DP: 1	HBP: 0	WP: 0	PB: 0	SB: 2	CS: 1	PA: 44
--------------	------	------	------	------	------	------	------	------	------	------	------	------	------	------	------	------	------	------	------	------	------	------	------	------	------	------	------	------	------	------	------	------	------	------	------	-------	------	------	------	------	------	-------	------	------	------	------	-------	-------	------	------	------	------	------	------	--------	-------	-------	-------	-------	--------	-------	--------	-------	-------	-------	-------	--------

PITCHER	IP	WLS	BF	H	R	ER	SO	BB	IBB	HBP	BLK	WP	HR	S	P	ERA	WHIP
Jim Barr, R ERA: 3.2 (1, 1)	7.0	L	35	11	6	4	1	0	3	0	0	0	0	34	46	5.14	1.571
Don McMahon, R ERA: 3.21 (8, 1)	2.0		9	3	1	1	4	0	0	0	0	0	0	17	17	4.50	1.500

PITCHER	IP	WLS	BF	H	R	ER	SO	BB	IBB	HBP	BLK	WP	HR	S	P	ERA	WHIP
---------	----	-----	----	---	---	----	----	----	-----	-----	-----	----	----	---	---	-----	------



Batter	1	2	3	4	5	6	7	8	9	AB	R	H	RBI	BB	SO	LOB
<b>Bobby Bonds, R</b> OBP: 0.331, SLG: 0.486 (1, 9)	0-3 K		0-0 SH3-4 2B 1B		0-0 6-3		0-3 K			4	1	1	0	0	2	1
<b>Garry Maddox, R</b> OBP: 0.288, SLG: 0.429 (1, 8)	0-0 6-3		0-0 SH3-4		0-0 F7			0-0 F4		3	0	0	0	0	0	0
<b>Chris Speier, R</b> OBP: 0.350, SLG: 0.413 (1, 6)	0-0 4-3		0-0 WP 2B		0-0 6-3			4-0 BB		3	0	1	2	1	0	0
<b>Willie McCovey, L</b> OBP: 0.302, SLG: 0.399 (1, 3)		0-0 F5	0-0 G3		0-0 4-3			0-0 F6		4	0	0	0	0	0	2
<b>Dave Kingman, R</b> OBP: 0.297, SLG: 0.475 (1, 5)		0-3 K	0-3 K		0-0 F5			0-3 K		4	0	0	0	0	3	2
<b>Tito Fuentes, S</b> OBP: 0.302, SLG: 0.387 (1, 4)		0-0 BB 1B		0-0 F8			0-0 F8		0-0 L1	4	0	1	0	0	0	0
<b>Dave Rader, L</b> OBP: 0.305, SLG: 0.349 (1, 2)		4-0 BB 1B		0-0 G3			0-0 HR		0-0 F9	3	1	1	1	1	0	0
<b>Ken Henderson, S</b> OBP: 0.274, SLG: 0.330 (1, 7)		0-0 F8		0-0 G3			0-0 2B		0-0 F3	4	0	1	0	0	0	2
<b>Jim Barr, R</b> OBP: 0.167, SLG: 0.208 (1, 1)			0-0 SH3-4 2B 1B		0-0 6-3		0-3 K			2	1	1	0	0	0	0
<b>Jim Howarth, L</b> OBP: 0.358, SLG: 0.341 (7, PH)										1	0	0	0	0	1	1
<b>Don McMahon, R</b> OBP: 0.250, SLG: 0.250 (8, 1)										0	0	0	0	0	0	0

Inning Stats	R: 0	H: 0	E: 0	K: 1	S: 5	H: 0	LOB: 0	BB: 0	P: 5	R: 0	H: 1	E: 0	K: 1	S: 6	H: 3	LOB: 2	BB: 1	P: 10	R: 2	H: 3	E: 0	K: 1	S: 8	H: 0	LOB: 1	BB: 0	P: 8	R: 0	H: 0	E: 0	K: 0	S: 3	H: 0	LOB: 0	BB: 0	P: 3	R: 0	H: 0	E: 0	K: 0	S: 3	H: 0	LOB: 0	BB: 0	P: 3	R: 1	H: 2	E: 0	K: 2	S: 9	H: 2	LOB: 1	BB: 0	P: 9	R: 0	H: 0	E: 0	K: 1	S: 5	H: 0	LOB: 1	BB: 1	P: 9	R: 0	H: 0	E: 0	K: 0	S: 3	H: 0	LOB: 0	BB: 0	P: 3	1B: 3	SF: 0	2B: 2	SAC: 1	3B: 0	DP: 0	HR: 1	HBP: 0	WP: 1	PA: 35
--------------	------	------	------	------	------	------	--------	-------	------	------	------	------	------	------	------	--------	-------	-------	------	------	------	------	------	------	--------	-------	------	------	------	------	------	------	------	--------	-------	------	------	------	------	------	------	------	--------	-------	------	------	------	------	------	------	------	--------	-------	------	------	------	------	------	------	------	--------	-------	------	------	------	------	------	------	------	--------	-------	------	-------	-------	-------	--------	-------	-------	-------	--------	-------	--------

PITCHER	IP	WLS	BF	H	R	ER	SO	BB	IBB	HBP	BLK	WP	HR	S	P	ERA	WHIP
<b>Larry Dierker, R</b> ERA: 3.33 (1, 1)	6.1	W	26	6	3	3	3	1	0	0	0	1	1	31	35	4.26	1.105
<b>Jim Ray, R</b> ERA: 3.53 (7, 1)	2.2	S	9	0	0	0	3	1	0	0	0	0	0	14	18	0.00	0.375

**BOTTOM**

**Houston Astros @ San Francisco Giants**  
Candlestick Park, San Francisco, CA

Sun Aug 06 1972, 6:33 AM EDT  
Cloudy - 64 F

livebaseballscorecards.com

<b>AB</b>	<b>32</b>
<b>R</b>	<b>3</b>
<b>H</b>	<b>6</b>
<b>RBI</b>	<b>3</b>
<b>BB</b>	<b>2</b>
<b>SO</b>	<b>6</b>
<b>LOB</b>	<b>8</b>



Batter	1	2	3	4	5	6	7	8	9	AB R H RBI BB SO LOB	TOP	
Roger Metzger, S (1, 6) OBP: 0.277, SLG: 0.255 Bobby Fenwick, R (5, 6) OBP: 0.213, SLG: 0.227	0-3 K		0-0 4-3		0-0 4-3		0-0 4-3			3 0 0 0 0 1 0 1 0 0 0 0 0 0	<b>Houston Astros @ San Francisco Giants</b> Candlestick Park, San Francisco, CA Sun Aug 06 1972, 6:38 AM EDT Att: 16,478 - Unknown <a href="http://livebaseballscorecards.com">livebaseballscorecards.com</a>	
Cesar Cedeno, R (1, 8) OBP: 0.409, SLG: 0.582	0-0 HR		0-0 G2			0-0 1B 3B		0-0 6-3		4 2 2 1 0 0 0		
Jimmy Wynn, R (1, 9) OBP: 0.377, SLG: 0.485	0-0 6-3		0-0 2B 1B			0-0 1B 1B		0-3 K		4 0 2 1 0 1 0		
Lee May, R (1, 3) OBP: 0.361, SLG: 0.547	0-0 F4		0-0 1-3 2B			0-0 F7		0-0 1B 1B		4 0 2 0 0 0 1		
Bob Watson, R (1, 7) OBP: 0.380, SLG: 0.459		0-3 K		0-0 1B		0-0 FC5-4 1B		0-0 1-2 1B		4 0 3 0 0 1 0		
Doug Rader, R (1, 5) OBP: 0.305, SLG: 0.433		0-0 E1		0-0 6-3		0-0 F8		0-3 K		4 0 0 0 0 1 4		
Tommy Helms, R (1, 4) OBP: 0.283, SLG: 0.355		0-0 5-3		0-3 K		0-0 FC5-4 1-2		0-0 6-3		4 0 0 0 0 1 3		
Larry Howard, R (1, 2) OBP: 0.280, SLG: 0.293 Johnny Edwards, L (7, PH) OBP: 0.347, SLG: 0.390 (7, 2)		4-0 IBB			0-0 F9		0-0 F4		0-3 K	1 0 0 0 1 0 0 2 0 0 0 0 1 0		
Tom Griffin, R (1, 1) OBP: 0.286, SLG: 0.571 George Culver, R (5, 1) OBP: 0.200, SLG: 0.214 Jimmy Stewart, S (7, PH) OBP: 0.244, SLG: 0.313 Ken Forsch, R (7, 1) OBP: 0.143, SLG: 0.118 Norm Miller, L (9, PH) OBP: 0.309, SLG: 0.384		0-0 F8			0-0 6-3		0-0 1-3		0-0 4-3	2 0 0 0 0 0 2 0 0 0 0 0 0 0 1 0 0 0 0 0 0 0 0 0 0 0 0 0 1 0 0 0 0 0 0		
<b>Inning Stats</b>	R: 1 H: 1 E: 0 LOB: 0 K: 1 BB: 0 S: 6 P: 6	R: 0 H: 0 E: 1 LOB: 2 K: 1 BB: 1 S: 6 P: 10	R: 0 H: 2 E: 0 LOB: 2 K: 0 BB: 0 S: 4 P: 4	R: 0 H: 1 E: 0 LOB: 0 K: 1 BB: 0 S: 5 P: 5	R: 0 H: 0 E: 0 LOB: 0 K: 0 BB: 0 S: 3 P: 3	R: 1 H: 3 E: 0 LOB: 2 K: 0 BB: 0 S: 6 P: 6	R: 0 H: 0 E: 0 LOB: 0 K: 2 BB: 0 S: 3 P: 3	R: 0 H: 2 E: 0 LOB: 2 K: 1 BB: 0 S: 9 P: 9	R: 0 H: 0 E: 0 LOB: 0 K: 1 BB: 0 S: 5 P: 5	1B: 6 SF: 0 2B: 1 SAC: 0 3B: 1 DP: 0 HR: 1 HBP: 0		WP: 0 PA: 36 PB: 0 SB: 0 CS: 0
<b>PITCHER</b> Jim Willoughby, R (1, 1) ERA: 2.0	IP WLS BF H R ER SO BB IBB HBP BLK WP HR S P ERA WHIP	9.0 W 36 9 2 2 6 0 1 0 0 0 1 47 51 2.00 1.000										



Batter	1	2	3	4	5	6	7	8	9	AB R H RBI BB SO LOB
<b>Bobby Bonds, R</b> OBP: 0.330, SLG: 0.483 (1, 9) X	0-0 5-3 S 1B	0-3 K		0-0 6-3		0-3 K 2-H				4 1 1 0 0 2 1
<b>Garry Maddox, R</b> OBP: 0.287, SLG: 0.430 (1, 8) X	0-0 5-3 1-3		0-3 K		0-0 SH4-3 1B 2B	0-0 4-3				4 1 1 0 0 1 1
<b>Chris Speier, R</b> OBP: 0.352, SLG: 0.421 (1, 6) B B B B	4-0 1B BB		0-0 HR		0-0 SH4-3 2-3		0-3 K			2 1 1 1 1 1 0
<b>Ed Coodson, L</b> OBP: 0.324, SLG: 0.417 (1, 3) X	0-0 1-3 1B		1-0 HBP		0-0 1B 1B	0-0 4-3				3 0 2 2 0 0 0
<b>Dave Kingman, R</b> OBP: 0.296, SLG: 0.482 (1, 5) S S S S	0-3 K		0-3 K		0-3 K		0-0 HR			4 1 1 1 0 3 4
<b>Dave Rader, L</b> OBP: 0.305, SLG: 0.348 (1, 2) X	0-0 F8		0-0 4-3		0-0 1-2 1B	0-0 4-3				4 0 1 0 0 0 3
<b>Tito Fuentes, S</b> OBP: 0.302, SLG: 0.385 (1, 4) X		0-0 2B 1B		0-0 F4	0-3 K			0-0 F5		4 0 1 0 0 1 2
<b>Ken Henderson, S</b> OBP: 0.281, SLG: 0.350 (1, 7) X		0-0 1-2 2B		0-0 HR		0-0 SH5-4 S 1B		0-3 K		4 2 3 1 0 1 0
<b>Jim Willoughby, R</b> (1, 1) S S S S		0-3 K		0-0 6-3		0-0 SH5-4 1-2		0-0 4-3		3 0 0 0 0 1 1

Inning Stats	R: 1 E: 0 K: 1 S: 7	H: 2 LOB: 2 BB: 1 P: 11	R: 0 E: 0 K: 2 S: 8	H: 2 LOB: 1 BB: 0 P: 8	R: 1 E: 0 K: 2 S: 8	H: 1 LOB: 1 BB: 0 P: 9	R: 1 E: 0 K: 0 S: 4	H: 1 LOB: 0 BB: 0 P: 4	R: 1 E: 0 K: 2 S: 10	H: 3 LOB: 2 BB: 0 P: 10	R: 1 E: 0 K: 1 S: 6	H: 1 LOB: 0 BB: 0 P: 6	R: 1 E: 0 K: 1 S: 6	H: 1 LOB: 0 BB: 0 P: 6	R: 0 E: 0 K: 1 S: 5	H: 0 LOB: 0 BB: 0 P: 5
1B: 6 2B: 2 3B: 0 HR: 3	SF: 0 SAC: 2 DP: 0 HBP: 1	WP: 0 PB: 0 SB: 3 CS: 0														

PITCHER	IP	WLS	BF	H	R	ER	SO	BB	IBB	HBP	BLK	WP	HR	S	P	ERA	WHIP
<b>Tom Griffin, R</b> ERA: 2.81 (1, 1)	4.0	L	20	7	4	4	5	1	0	1	0	0	2	28	33	9.00	2.000
<b>George Culver, R</b> ERA: 3.18 (5, 1)	2.0		9	3	1	1	3	0	0	0	0	0	0	15	15	4.50	1.500
<b>Ken Forsch, R</b> ERA: 4.09 (7, 1)	2.0		7	1	1	1	2	0	0	0	0	0	1	11	11	4.50	0.500

**BOTTOM**

**Houston Astros @ San Francisco Giants**  
Candlestick Park, San Francisco, CA

Sun Aug 06 1972, 6:38 AM EDT  
Att. 16,478 - Unknown

livebaseballscorecards.com

<b>AB</b>	<b>32</b>
<b>R</b>	<b>6</b>
<b>H</b>	<b>11</b>
<b>RBI</b>	<b>5</b>
<b>BB</b>	<b>1</b>
<b>SO</b>	<b>10</b>
<b>LOB</b>	<b>12</b>



WP	HR	S	P	ERA	WHIP
0	0	0	0	0	0

Batter	1	2	3	4	5	6	7	8	9	AB R H RBI BB SO LOB	TOP	
Derrel Thomas, S (1, 6) OBP: 0.295, SLG: 0.303	0-0 F7	0-0 HR		0-0 L8			0-0 L9		0-0 FC4-6	5 1 1 2 0 0 3	<b>San Diego Padres @ San Francisco Giants</b> Candlestick Park, San Francisco, CA Tue Aug 08 1972, 10:05 PM EDT Unknown	
Dave Roberts, R (1, 5) OBP: 0.282, SLG: 0.335	0-3 K	0-0 F6			0-3 K			0-0 6-3		4 0 0 0 0 2 0		
Larry Stahl, L (1, 7) (8, 3) OBP: 0.304, SLG: 0.333	0-0 BB 1B	0-0 F9			0-0 F7			0-3 K		4 1 1 0 0 1 0		
Nate Colbert, R (1, 3) Enzo Hernandez, R (8, 7) OBP: 0.318, SLG: 0.537 OBP: 0.243, SLG: 0.238	4-0 BB 1B		0-0 F7		0-3 K			0-0 6-3		3 0 0 0 1 1 0 0 0 0 0 0 0 0		
Cito Gaston, R (1, 9) OBP: 0.319, SLG: 0.395	0-0 FC6-4 1B		0-3 K			0-0 G5-4-3 1B		0-0 1B		4 0 3 1 0 1 0		
Garry Jesteadt, R (1, 4) OBP: 0.286, SLG: 0.339	0-0 FC6-4		0-0 3B		0-0 G5-4-3			0-0 F8		4 0 1 0 0 0 4		
Fred Kendall, R (1, 2) OBP: 0.247, SLG: 0.309		0-0 HR	0-0 5-3		0-0 F9			0-0 1B		4 1 2 1 0 0 1		
Johnny Jeter, R (1, 8) OBP: 0.271, SLG: 0.321		0-3 K		0-0 6-3			0-0 L9	0-0 FC4-6 1B		4 0 1 0 0 1 0		
Steve Arlin, R (1, 1) Mike Corkins, R (3, 1) Ed Acosta, S (4, 1) Mark Schaeffer, L (5, 1) Curt Blefary, L (9, PH) OBP: 0.271, SLG: 0.216 OBP: 0.304, SLG: 0.435		4-0 HR BB		0-3 K			0-0 F2	0-0 F7		0 1 0 0 1 0 0 1 0 0 0 0 1 0 0 0 0 0 0 0 0 1 0 0 0 0 0 0 1 0 0 0 0 0 3		
<b>Inning Stats</b>	R: 1 H: 2 E: 0 LOB: 2 K: 1 BB: 1 S: 7 P: 11	R: 3 H: 2 E: 0 LOB: 0 K: 1 BB: 1 S: 7 P: 11	R: 0 H: 1 E: 0 LOB: 1 K: 1 BB: 0 S: 6 P: 6	R: 0 H: 0 E: 0 LOB: 0 K: 1 BB: 0 S: 5 P: 5	R: 0 H: 0 E: 0 LOB: 0 K: 2 BB: 0 S: 7 P: 7	R: 0 H: 1 E: 0 LOB: 0 K: 0 BB: 0 S: 3 P: 3	R: 0 H: 0 E: 0 LOB: 0 K: 0 BB: 0 S: 3 P: 3	R: 0 H: 0 E: 0 LOB: 0 K: 1 BB: 0 S: 5 P: 5	R: 0 H: 3 E: 0 LOB: 3 K: 0 BB: 0 S: 6 P: 6	1B: 6 SF: 0 2B: 0 SAC: 0 3B: 1 DP: 1 HR: 2 HBP: 0		WP: 0 PA: 37 PB: 0 SB: 0 CS: 0
<b>PITCHER</b> Frank Reberger, R (1, 1) ERA: 2.86	IP WLS BF H R ER SO BB IBB HBP BLK WP HR S P ERA WHIP	9.0 W 37 9 4 4 7 2 0 0 0 0 0 2 49 57 4.00 1.222										

AB	35
R	4
H	9
RBI	4
BB	2
SO	7
LOB	11



Batter	1	2	3	4	5	6	7	8	9
<b>Bobby Bonds, R</b> OBP: 0.333, SLG: 0.483 (1, 9)	4-0 WP S 6-3 BB	0-0 SF8		0-0 F2	0-0 BB 1B SF8 1B	0-0 BB 1B		0-0 6-3	
<b>Garry Maddox, R</b> OBP: 0.288, SLG: 0.426 (1, 8)	0-0 6-3	0-0 FC5-4		4-0 BB 1B BB	0-0 BB 1B	0-0 F9		0-0 F8	
<b>Chris Speier, R</b> OBP: 0.355, SLG: 0.420 (1, 6)	0-0 L9-3 1B		0-3 K	4-0 1B 1B BB	0-3 K	4-0 1-2 BB			
<b>Chris Arnold, R</b> OBP: 0.294, SLG: 0.325 (6, PR) (7, 5)				1-2 2-3 3-H					
<b>Willie McCovey, L</b> OBP: 0.305, SLG: 0.395 (1, 3)	0-0 L9-3		0-0 3-1	0-0 3-1 1B 2B 1B	4-0 E 1B BB	0-0 4-3			
<b>Dave Rader, L</b> OBP: 0.306, SLG: 0.350 (1, 2)		0-0 L8	0-0 F7	0-0 1-2 2B 1B	0-0 SF8		0-0 BB 1B		
<b>Ken Henderson, S</b> OBP: 0.286, SLG: 0.353 (1, 7)		4-0 1B 2B BB		0-0 1B 1B	0-0 E7 1B		0-0 L9		
<b>Dave Kingman, R</b> OBP: 0.302, SLG: 0.489 (1, 5)		0-0 2B 1B 1B		0-0 BB 1B	4-0 BB 1B		4-0 L4 BB		
<b>Damaso Blanco, R</b> OBP: 0.500, SLG: 0.333 (5, 5) (7, 6)		1-3 1B 1B		0-0 BB 1B	0-0 BB 1B		1-2 BB		
<b>Tito Fuentes, S</b> OBP: 0.303, SLG: 0.387 (1, 4)		0-0 1B SF8 2B		0-0 BB 1B	0-0 F3		0-0 L4		
<b>Frank Reberger, L</b> OBP: 0.250, SLG: 0.350 (1, 1)		0-0 FC5-4 1B		0-0 BB 1B 1B	0-0 BB 1B 3B	0-3 K		0-0 4-1	

Inning Stats	R: 1	H: 1	E: 0	K: 0	S: 3	R: 3	H: 3	E: 0	K: 0	S: 6	R: 0	H: 0	E: 0	K: 1	S: 5	R: 8	H: 6	E: 0	K: 0	S: 9	R: 3	H: 4	E: 1	K: 1	S: 9	R: 0	H: 1	E: 0	K: 0	S: 6	R: 0	H: 1	E: 0	K: 0	S: 3	R: 0	H: 0	E: 0	K: 0	S: 3	R: 5	H: 2	E: 0	K: 0	S: 3
	LOB: 0	BB: 1	P: 7	LOB: 1	BB: 1	P: 10	LOB: 0	BB: 0	P: 5	LOB: 1	BB: 3	P: 21	LOB: 3	BB: 2	P: 17	LOB: 2	BB: 1	P: 10	LOB: 0	BB: 0	P: 3	LOB: 1	BB: 1	P: 7	LOB: 0	BB: 0	P: 3	LOB: 0	BB: 0	P: 3	LOB: 0	BB: 0	P: 3	LOB: 0	BB: 0	P: 3	LOB: 0	BB: 0	P: 3	LOB: 0	BB: 0	P: 3			

PITCHER	IP	WLS	BF	H	R	ER	SO	BB	IBB	HBP	BLK	WP	HR	S	P	ERA	WHIP
<b>Steve Arlin, R</b> ERA: 3.22 (1, 1)	2.0		11	4	4	4	0	2	0	0	0	1	0	9	17	18.00	3.000
<b>Mike Corkins, R</b> ERA: 3.77 (3, 1)	1.1	L	10	3	6	6	1	3	0	0	0	0	0	9	21	40.50	4.500
<b>Ed Acosta, R</b> ERA: 5.67 (4, 1)	1.0		9	6	5	5	1	0	0	0	0	0	0	11	11	45.00	6.000
<b>Mark Schaeffer, L</b> ERA: 4.45 (5, 1)	3.2		17	3	0	0	1	4	0	0	0	0	0	15	31	0.00	1.909

**BOTTOM**

AB	R	H	RBI	BB	SO	LOB
4	2	2	2	1	0	2
5	2	1	1	1	0	2
3	1	1	1	2	2	2
0	0	0	0	0	0	0
4	1	1	2	1	0	3
4	1	2	2	0	0	0
4	2	2	1	1	0	3
3	2	3	2	0	0	0
0	0	0	0	2	0	0
4	2	1	1	1	0	6
5	2	3	3	0	1	0

**San Diego Padres @ San Francisco Giants**  
Candlestick Park, San Francisco, CA

**AB 36**  
**R 15**  
**H 16**  
**RBI 15**  
**BB 9**  
**SO 3**  
**LOB 18**

**GIANTS**

WP: 1 PA: 47  
PB: 0  
SB: 1  
CS: 0  
ERA  
WHIP

Tue Aug 08 1972, 10:05 PM EDT  
Unknown

Batter	1	2	3	4	5	6	7	8	9	AB R H RBI BB SO LOB	TOP											
Derrel Thomas, S (1, 6) OBP: 0.294, SLG: 0.309	0-0 G3		0-0 1B 3B		0-0 6-3			0-0 F5		4 1 1 0 0 0 0	<b>San Diego Padres @ San Francisco Giants</b> Candlestick Park, San Francisco, CA Tue Aug 08 1972, 10:05 PM EDT Att. 7,389 - Unknown											
Dave Roberts, R (1, 5) OBP: 0.289, SLG: 0.352	0-0 HR		0-0 WP 1B			0-0 F4		4-0 BB BB		3 1 2 2 1 0 0												
Jerry Morales, R (1, 7) OBP: 0.308, SLG: 0.346	0-0 F2		0-3 K			0-0 F4		4-0 BB BB		3 0 0 0 1 1 1												
Nate Colbert, R (1, 3) OBP: 0.317, SLG: 0.533	0-0 F7		1-2		0-0 6-3		0-0 F2		4-0 BB	3 0 0 0 1 0 0												
Cito Gaston, R (1, 9) OBP: 0.318, SLG: 0.393		0-0 F9		0-0 1B		0-3 K		0-0 4-3		4 0 1 0 0 1 3												
Curt Blefary, L (1, 2) OBP: 0.320, SLG: 0.402		0-0 4-3		0-0 F6		0-0 HR		0-3 K		4 1 1 1 0 1 1												
Garry Jesteadt, R (1, 4) OBP: 0.280, SLG: 0.331		0-0 F3		0-0 F4		0-0 5-3		0-0 F8		4 0 0 0 0 0 1												
Johnny Jeter, R (1, 8) OBP: 0.271, SLG: 0.317			4-0 SH3 BB		0-0 F8		0-0 4-3	0-3 K		3 0 0 0 1 1 0												
Bill Greif, R (1, 1) OBP: 0.065, SLG: 0.033			0-0 SH3		0-3 K			0-0 F6		1 0 0 0 0 1 0												
Gary Ross, R (5, 1) OBP: 0.222, SLG: 0.222			1-3							0 0 0 0 0 0 0												
Larry Stahl, L (8, PH) OBP: 0.302, SLG: 0.332										1 0 0 0 0 0 0												
Al Severinsen, R (8, 1)										0 0 0 0 0 0 0												
<b>Inning Stats</b>	R: 1 E: 0 K: 0 S: 4	H: 1 LOB: 0 BB: 0 P: 4	R: 0 E: 0 K: 0 S: 3	H: 0 LOB: 0 BB: 0 P: 3	R: 1 E: 0 K: 1 S: 6	H: 2 LOB: 1 BB: 1 P: 10	R: 0 E: 0 K: 0 S: 4	H: 1 LOB: 1 BB: 0 P: 4	R: 0 E: 0 K: 1 S: 5	H: 0 LOB: 0 BB: 0 P: 5	R: 0 E: 0 K: 0 S: 3	H: 0 LOB: 0 BB: 0 P: 3	R: 1 E: 0 K: 1 S: 6	H: 1 LOB: 0 BB: 0 P: 6	R: 0 E: 0 K: 0 S: 3	H: 0 LOB: 3 BB: 3 P: 15	R: 0 E: 0 K: 2 S: 7	H: 0 LOB: 0 BB: 0 P: 7	1B: 2 2B: 0 3B: 1 HR: 2	SF: 0 SAC: 1 DP: 0 HBP: 0	WP: 1 PB: 0 SB: 0 CS: 0	PA: 35
<b>PITCHER</b>	IP WLS BF H R ER SO BB IBB HBP BLK WP HR S P ERA WHIP																					
Steve Stone, R (1, 1) ERA: 2.95	6.0 W 22 4 2 2 2 1 0 0 0 1 1 25 29 3.00 0.833																					
Randy Moffitt, R (7, 1) ERA: 3.15	1.2 9 1 1 1 1 3 0 0 0 0 1 8 20 5.40 2.400																					
Jerry Johnson, R (8, 1) ERA: 5.0	1.1 S 4 0 0 0 2 0 0 0 0 0 0 8 8 0.00 0.000																					

livebaseballscorecards.com

<b>AB</b>	30
<b>R</b>	3
<b>H</b>	5
<b>RBI</b>	3
<b>BB</b>	4
<b>SO</b>	5
<b>LOB</b>	6



Batter	1	2	3	4	5	6	7	8	9
<b>Bobby Bonds, R</b> OBP: 0.329, SLG: 0.478 (1, 9)	0-0 F4		0-0 E3		0-0 F9	0-0 F8		0-0 6-3	
<b>Garry Maddox, R</b> OBP: 0.290, SLG: 0.426 <b>Jim Howarth, L</b> OBP: 0.364, SLG: 0.341 (1, 8) (1, PR) (2, 8)	1-0 1B FC3-2 HBP		0-0 G3		4-0 1B HR BB	0-0 E S 1B		0-0 F7	
<b>Chris Speier, R</b> OBP: 0.357, SLG: 0.421 (1, 6)	0-0 FC3-2 1B 1-3		0-0 6-3		0-0 1B HR 1-2 2-H	0-3 K 1-3			
<b>Ed Coodson, L</b> OBP: 0.322, SLG: 0.434 (1, 3)	0-0 FC3-2 1B 1-3		0-0 4-3		0-0 HR 1-H 2-H	0-0 1-3			
<b>Ken Henderson, S</b> OBP: 0.295, SLG: 0.379 (1, 7)	0-0 1-2 3-H 1B			0-0 HR	0-0 2B BB		0-0 S SF7 2B		
<b>Dave Kingman, R</b> OBP: 0.299, SLG: 0.484 <b>Damaso Blanco, R</b> OBP: 0.500, SLG: 0.333 (1, 5) (8, 5)	0-3 K		0-3 K		0-0 5-3	0-0 5-3		0-0 2-3 5-3	
<b>Tito Fuentes, S</b> OBP: 0.303, SLG: 0.385 (1, 4)		0-3 K		0-0 F6	4-0 BB IBB	0-0 SF7		0-0 3-H K	
<b>Fran Healy, R</b> OBP: 0.262, SLG: 0.233 (1, 2)		0-0 F8		0-3 K	4-0 BB 1-2 2-3 BB	0-3 K		0-3 K	
<b>Steve Stone, R</b> OBP: 0.156, SLG: 0.129 <b>Randy Moffitt, R</b> <b>Jerry Johnson, R</b> (1, 1) (7, 1) (8, 1)		0-3 K			0-0 BB 1B 1B			0-0 6-3	

AB	R	H	RBI	BB	SO	LOB
5	0	0	0	0	0	1
0	0	0	0	0	0	0
3	1	1	0	1	0	1
4	2	2	1	0	1	2
4	1	1	3	0	0	4
4	2	4	2	0	0	0
4	0	0	0	0	2	4
0	0	0	0	0	0	0
2	0	0	1	1	1	0
3	0	0	0	1	2	0
3	1	1	0	0	1	3
0	0	0	0	0	0	0
1	0	0	0	0	0	0


**BOTTOM**

**San Diego Padres @ San Francisco Giants**  
Candlestick Park, San Francisco, CA

Tue Aug 08 1972, 10:05 PM EDT  
Att. 7,389 - Unknown

livebaseballscorecards.com

<b>AB</b>	<b>33</b>
<b>R</b>	<b>7</b>
<b>H</b>	<b>9</b>
<b>RBI</b>	<b>7</b>
<b>BB</b>	<b>3</b>
<b>SO</b>	<b>7</b>
<b>LOB</b>	<b>15</b>



Inning Stats		R: 1	H: 2	E: 0	K: 1	S: 7	R: 0	H: 0	E: 0	K: 2	S: 7	R: 0	H: 0	E: 1	K: 0	S: 4	R: 1	H: 1	E: 0	K: 2	S: 8	R: 4	H: 4	E: 0	K: 0	S: 7	R: 0	H: 1	E: 0	K: 1	S: 6	R: 1	H: 1	E: 0	K: 1	S: 6	R: 0	H: 0	E: 0	K: 0	S: 3										
<b>IP</b>	<b>WLS</b>	<b>BF</b>	<b>H</b>	<b>R</b>	<b>ER</b>	<b>SO</b>	<b>BB</b>	<b>IBB</b>	<b>HBP</b>	<b>BLK</b>	<b>WP</b>	<b>HR</b>	<b>S</b>	<b>P</b>	<b>ERA</b>	<b>WHIP</b>	<b>IP</b>	<b>WLS</b>	<b>BF</b>	<b>H</b>	<b>R</b>	<b>ER</b>	<b>SO</b>	<b>BB</b>	<b>IBB</b>	<b>HBP</b>	<b>BLK</b>	<b>WP</b>	<b>HR</b>	<b>S</b>	<b>P</b>	<b>ERA</b>	<b>WHIP</b>	<b>IP</b>	<b>WLS</b>	<b>BF</b>	<b>H</b>	<b>R</b>	<b>ER</b>	<b>SO</b>	<b>BB</b>	<b>IBB</b>	<b>HBP</b>	<b>BLK</b>	<b>WP</b>	<b>HR</b>	<b>S</b>	<b>P</b>	<b>ERA</b>	<b>WHIP</b>	
<b>Bill Greif, R</b> ERA: 4.89 (1, 1)	4.1	L	22	6	6	5	1	0	1	0	0	0	2	30	12.46	1.615																																			
<b>Gary Ross, R</b> ERA: 2.17 (5, 1)	2.2		13	3	1	2	1	1	0	0	0	0	0	15	3.38	1.500																																			
<b>Al Severinsen, R</b> ERA: (8, 1)	1.0		3	0	0	0	0	0	0	0	0	0	0	3	0.00	0.000																																			

<b>WP: 0</b>	<b>PA: 38</b>
<b>PB: 0</b>	
<b>SB: 2</b>	
<b>CS: 0</b>	

Batter	1	2	3	4	5	6	7	8	9	AB R H RBI BB SO LOB	TOP											
Derrel Thomas, S (1, 6) OBP: 0.293, SLG: 0.307	0-0 4-3	0-0 FC6-4 1B		0-0 6-3			0-0 F3		0-0 F8	5 0 1 0 0 0 0	<b>San Diego Padres @ San Francisco Giants</b> Candlestick Park, San Francisco, CA Wed Aug 09 1972, 6:33 AM EDT Att. 4,229 - Unknown <a href="http://livebaseballscorecards.com">livebaseballscorecards.com</a>											
Dave Roberts, R (1, 5) OBP: 0.291, SLG: 0.353	0-0 2B 1B	0-0 FC6-4 1-2f			0-0 L4		0-0 1B 1B		0-0 F8	5 1 2 0 0 0 1												
Johnny Jeter, R (1, 8) OBP: 0.273, SLG: 0.323	0-0 1B 2B	0-0 F8			0-0 E5 G5-4-3		0-0 IBB 1B		0-3 K	5 1 2 0 0 1 1												
Nate Colbert, R (1, 3) OBP: 0.319, SLG: 0.530	4-0 1B FC5-4 IBB		0-0 5-3		0-0 G5-4-3 1-2f		4-0 1-2 IBB			2 1 0 0 2 0 1												
Cito Gaston, R (1, 9) OBP: 0.317, SLG: 0.390	0-0 FC5-4 1B 1-3 2-H 3-H		0-0 F9			0-0 6-3	0-0 4-3			4 0 1 2 0 0 3												
Garry Jesteadt, R (1, 4) OBP: 0.279, SLG: 0.346	0-0 FC5-4 1B 1-2f 3-H		0-0 HR			0-3 K		0-0 4-3		4 1 1 2 0 1 1												
Jerry Morales, R (1, 7) OBP: 0.311, SLG: 0.361	0-0 1-2 1B		0-3 K			0-0 HR		0-0 F4		4 1 2 1 0 1 0												
Pat Corrales, R (1, 2) OBP: 0.259, SLG: 0.184	0-0 6-3			0-0 F8		0-0 5-3		0-0 WP 1B		4 0 1 0 0 0 2												
Clay Kirby, R (1, 1) OBP: 0.104, SLG: 0.063		0-3 K		0-3 K			0-0 6-3	0-3 K		4 0 0 0 0 3 1												
Fred Norman, S (8, 1) OBP: 0.250, SLG: 0.179								1-2 K		0 0 0 0 0 0 0												
<b>Inning Stats</b>	R: 3 E: 0 K: 0 S: 7	H: 4 LOB: 2 BB: 1 P: 11	R: 0 E: 0 K: 1 S: 6	H: 1 LOB: 1 BB: 0 P: 6	R: 1 E: 0 K: 1 S: 6	H: 1 LOB: 0 BB: 0 P: 6	R: 0 E: 0 K: 1 S: 5	H: 0 LOB: 0 BB: 0 P: 5	R: 0 E: 1 K: 0 S: 3	H: 0 LOB: 0 BB: 0 P: 3	R: 1 E: 0 K: 1 S: 6	H: 1 LOB: 0 BB: 0 P: 6	R: 0 E: 0 K: 0 S: 5	H: 2 LOB: 3 BB: 1 P: 9	R: 0 E: 0 K: 1 S: 6	H: 1 LOB: 1 BB: 0 P: 6	R: 0 E: 0 K: 1 S: 5	H: 0 LOB: 0 BB: 0 P: 5	1B: 7 2B: 1 3B: 0 HR: 2	SF: 0 SAC: 0 DP: 1 HBP: 0	WP: 1 PB: 0 SB: 0 CS: 0	PA: 39
<b>PITCHER</b>	IP WLS BF H R ER SO BB IBB HBP BLK WP HR S P ERA WHIP																					
Juan Marichal, R (1, 1) ERA: 3.74	7.0 L 32 9 5 5 4 0 2 0 0 0 0 2 38 46 6.43 1.286																					
Don McMahon, R (8, 1) ERA: 3.09	2.0 7 1 0 0 2 0 0 0 0 1 0 11 11 0.00 0.500																					





Batter	1	2	3	4	5	6	7	8	9	AB	R	H	RBI	BB	SO	LOB
<b>Bobby Bonds, R</b> OBP: 0.330, SLG: 0.475 (1, 9)	4-0 BB		0-3 K		0-3 K		0-0 F9		4-0 WP BB	3	0	0	0	2	2	2
<b>Garry Maddox, R</b> OBP: 0.286, SLG: 0.420 (1, 8)	0-3 K		0-0 L4		0-0 5-3		0-0 F8		0-3 K	5	0	0	0	0	2	4
<b>Chris Speier, R</b> OBP: 0.359, SLG: 0.421 (1, 6)	0-3 K			0-0 5-3		4-0 BB		0-0 BB FC5 1B	4-0 BB	3	0	1	0	2	1	1
<b>Willie McCovey, L</b> OBP: 0.308, SLG: 0.410 (1, 3)	0-0 4-3			0-0 HR		0-3 K		4-0 BB BB	0-3 K	4	1	1	1	1	2	4
<b>Ken Henderson, S</b> OBP: 0.297, SLG: 0.389 (1, 7)		0-0 F5		0-0 HR		0-0 F7		4-0 BB BB		3	1	1	1	1	0	1
<b>Dave Rader, L</b> OBP: 0.305, SLG: 0.348 (1, 2)		0-0 F8		0-0 1B		0-0 4-3		0-0 F3		4	0	1	0	0	0	4
<b>Dave Kingman, R</b> OBP: 0.302, SLG: 0.484 (7, PR)		0-0 1B		0-3 K		4-0 WP 1B BB		0-3 K		2	0	1	0	1	1	1
<b>Ed Goodson, L</b> OBP: 0.320, SLG: 0.431 (8, PH)										0	0	0	0	0	0	0
<b>Chris Arnold, R</b> OBP: 0.294, SLG: 0.325 (9, 5)		0-0 1B								1	0	0	0	0	1	3
<b>Tito Fuentes, S</b> OBP: 0.302, SLG: 0.383 (1, 4)		0-0 F7		0-0 G3		0-0 L9		0-0 FC5		0	0	0	0	0	0	5
<b>Juan Marichal, R</b> OBP: 0.250, SLG: 0.279 (7, PH)			0-0 6-3		0-3 K					2	0	0	0	0	1	0
<b>Jim Howarth, L</b> OBP: 0.360, SLG: 0.337 (8, 1)										1	0	0	0	0	0	2
<b>Don McMahon, R</b> OBP: 0.250, SLG: 0.250 (9, PH)										0	0	0	0	0	0	0
<b>Bernie Williams, R</b> OBP: 0.235, SLG: 0.391 (9, PH)										1	0	0	0	0	1	0

Inning Stats	R: 0	H: 0	E: 0	K: 2	S: 7	H: 0	LOB: 1	BB: 1	P: 11	R: 0	H: 1	E: 0	K: 0	S: 4	H: 0	LOB: 0	BB: 0	P: 5	R: 2	H: 3	E: 0	K: 1	S: 8	H: 0	LOB: 0	BB: 0	P: 7	R: 0	H: 0	E: 0	K: 2	S: 7	H: 0	LOB: 1	BB: 1	P: 9	R: 0	H: 1	E: 0	K: 1	S: 6	H: 1	LOB: 3	BB: 2	P: 14	R: 0	H: 0	E: 0	K: 3	S: 9	H: 0	LOB: 2	BB: 2	P: 17	1B: 4	SF: 0	2B: 0	SAC: 0	3B: 0	DP: 0	HR: 2	HBP: 0	WP: 2	PA: 40
<b>PITCHER</b>	IP	WLS	BF	H	R	ER	SO	BB	IBB	HBP	BLK	WP	HR	S	P	ERA	WHIP																																															
<b>Clay Kirby, R</b> ERA: 3.05 (1, 1)	7.0	W	31	6	2	2	7	4	0	0	0	1	2	41	57	2.57	1.429																																															
<b>Fred Norman, L</b> ERA: 3.24 (8, 1)	2.0	S	9	0	0	0	4	3	0	0	0	1	0	14	26	0.00	1.500																																															

**BOTTOM**

**San Diego Padres @ San Francisco Giants**  
Candlestick Park, San Francisco, CA

Wed Aug 09 1972, 6:33 AM EDT  
Att. 4,229 - Unknown

<b>AB</b>	<b>33</b>
<b>R</b>	<b>2</b>
<b>H</b>	<b>6</b>
<b>RBI</b>	<b>2</b>
<b>BB</b>	<b>7</b>
<b>SO</b>	<b>11</b>
<b>LOB</b>	<b>27</b>

**GIANTS**

livebaseballscores.com

Batter	1	2	3	4	5	6	7	8	9	AB R H RBI BB SO LOB	TOP
<b>Bobby Bonds, R</b> (1, 9) OBP: 0.329, SLG: 0.471	0-0 5-3		0-0 F4		0-0 1B		0-0 G6-4-3 1-2f		0-3 K	5 0 1 1 0 1 2	<b>San Francisco Giants @ Houston Astros</b> Astrodome, Houston, TX Fri Aug 11 1972, 8:05 PM EDT Att. 23,145 - Unknown <a href="http://livebaseballscorecards.com">livebaseballscorecards.com</a>
<b>Garry Maddox, R</b> (1, 8) OBP: 0.289, SLG: 0.427	0-0 3B			0-0 4-3	0-0 5-3			0-0 HR 1B	4 1 2 0 0 0 1		
<b>Chris Speier, R</b> (1, 6) OBP: 0.356, SLG: 0.416	0-3 K			0-3 K		0-0 L1		0-3 K	4 0 0 0 0 3 2		
<b>Willie McCovey, L</b> (1, 3) OBP: 0.312, SLG: 0.409	0-0 F7			0-0 1B 1B		4-0 FC4-6 BB		0-0 F8	3 0 1 0 1 0 2		
<b>Ken Henderson, S</b> (1, 7) OBP: 0.300, SLG: 0.401		0-3 K		0-0 FC6-4 1B 1-2		0-0 FC4-6 1B 1-2f		0-0 HR	4 1 2 2 0 1 1		
<b>Dave Rader, L</b> (1, 2) OBP: 0.305, SLG: 0.347		0-0 F9		0-0 FC6-4 1-2f		0-0 1B		0-0 F8	4 0 1 0 0 0 2		
<b>Dave Kingman, R</b> (1, 5) OBP: 0.301, SLG: 0.480		0-3 K			4-0 G4-6-3 1B BB	0-3 K		0-3 K	3 1 0 0 1 3 2		
<b>Tito Fuentes, S</b> (1, 4) OBP: 0.302, SLG: 0.382			0-0 4-3		0-0 G4-6-3 1B 1-2		0-0 5-3	0-0 3-1	4 0 1 0 0 0 0		
<b>Don Carrithers, R</b> (1, 1) OBP: 0.130, SLG: 0.174 <b>Randy Moffitt, R</b> (2, 1) <b>Al Gallagher, R</b> (5, PH) <b>Steve Stone, R</b> (5, 1) <b>Jim Howarth, L</b> (7, PH) <b>Don McViator, R</b> (7, 1) <b>Ed Goodson, L</b> (9, PH) <b>Damaso Blanco, R</b> (9, PR)			0-3 K		0-0 G4-6-3 1-2f 2-3		0-0 G6-4-3 1B	0-0 1B	0 0 0 0 0 0 0 1 0 0 0 0 1 0 1 0 0 0 0 0 2 0 0 0 0 0 0 0 1 0 1 0 0 0 0 0 0 0 0 0 0 0 1 0 1 0 0 0 0 0 0 0 0 0 0 0		
<b>Inning Stats</b>	R: 0 E: 0 K: 1 S: 6 H: 1 LOB: 1 BB: 0 P: 6	R: 0 E: 0 K: 2 S: 7 H: 0 LOB: 0 BB: 0 P: 7	R: 0 E: 0 K: 1 S: 5 H: 0 LOB: 0 BB: 0 P: 5	R: 0 E: 0 K: 1 S: 7 H: 2 LOB: 2 BB: 0 P: 7	R: 1 E: 0 K: 0 S: 4 H: 2 LOB: 1 BB: 1 P: 8	R: 0 E: 0 K: 1 S: 6 H: 1 LOB: 2 BB: 1 P: 10	R: 0 E: 0 K: 0 S: 3 H: 1 LOB: 0 BB: 0 P: 3	R: 2 E: 0 K: 1 S: 7 H: 2 LOB: 0 BB: 0 P: 7	R: 0 E: 0 K: 2 S: 8 H: 1 LOB: 1 BB: 0 P: 8	1B: 8 2B: 0 3B: 1 HR: 1 SF: 0 SAC: 0 DP: 2 HBP: 0	WP: 0 PB: 0 SB: 0 CS: 0 PA: 37
<b>PITCHER</b> <b>Larry Dierker, R</b> (1, 1) ERA: 3.31	IP 9.0 WLS W BF 37 H 10 R 3 ER 3 SO 9 BB 2 IBB 0 HBP 0 BLK 0 WP 0 HR 1 S 53 P 61 ERA 3.00 WHIP 1.333										



Batter	1	2	3	4	5	6	7	8	9
Roger Metzger, S OBP: 0.277, SLG: 0.255 (1, 6)	0-0 F7 BB 1B	0-0 E3 1B	0-0 F9		0-0 L8			0-0 F7	
Cesar Cedeno, R OBP: 0.411, SLG: 0.574 (1, 8)	4-0 HBP BB 1-2	0-0 S 1B		0-0 F8		0-0 F8			
Jimmy Wynn, R OBP: 0.378, SLG: 0.486 (1, 9)	0-0 F7 2-3	0-0 F7 1-2		0-0 HR		0-0 F7			
Lee May, R OBP: 0.358, SLG: 0.535 (1, 3)	1-0 HBP 1-2	0-0 1B 1B		0-0 4-3 1B		0-0 F9			
Bob Watson, R OBP: 0.377, SLG: 0.451 (1, 7)	0-3 K	0-0 1B 1B		0-0 4-3 1B		0-3 K			
Johnny Edwards, L OBP: 0.353, SLG: 0.395 (1, 2)	0-3 K	0-0 S 1B		0-0 4-3		0-0 F4			
Doug Rader, R OBP: 0.300, SLG: 0.429 (1, 5)		0-0 BB F3		0-3 K		0-3 K			
Tommy Helms, R OBP: 0.290, SLG: 0.371 (1, 4)		0-0 E 2B	0-0 1-3		0-0 6-3		0-3 K		
Larry Dierker, R OBP: 0.193, SLG: 0.179 (1, 1)		0-0 P1	0-0 6-3		0-0 F8		0-0 F8		

Inning Stats	R: 0	H: 1	E: 0	K: 2	S: 8	LOB: 3	BB: 1	P: 13
	R: 5	H: 6	E: 1	K: 0	S: 9	LOB: 2	BB: 1	P: 13
	R: 0	H: 0	E: 0	K: 0	S: 3	LOB: 0	BB: 0	P: 3
	R: 1	H: 3	E: 0	K: 1	S: 8	LOB: 2	BB: 0	P: 8
	R: 0	H: 0	E: 0	K: 0	S: 3	LOB: 0	BB: 0	P: 3
	R: 0	H: 0	E: 0	K: 2	S: 7	LOB: 0	BB: 0	P: 7
	R: 0	H: 0	E: 0	K: 1	S: 5	LOB: 0	BB: 0	P: 5

PITCHER	IP	WLS	BF	H	R	ER	SO	BB	IBB	HBP	BLK	WP	HR	S	P	ERA	WHIP
Don Carrithers, R ERA: 5.4 (1, 1)	1.2	L	14	6	5	5	2	2	0	1	0	0	0	15	24	27.00	4.800
Randy Moffitt, R ERA: 3.19 (2, 1)	2.1		11	4	1	1	1	0	0	0	0	0	1	13	13	3.86	1.714
Steve Stone, R ERA: 2.9 (5, 1)	2.0		6	0	0	0	0	0	0	0	0	0	0	6	6	0.00	0.000
Don McMahon, R ERA: 2.98 (7, 1)	2.0		6	0	0	0	3	0	0	0	0	0	0	12	12	0.00	0.000

**BOTTOM**

**San Francisco Giants @ Houston Astros**  
Astrodome, Houston, TX

Fri Aug 11 1972, 8:05 PM EDT  
Att. 23,145 - Unknown

AB	R	H	RBI	BB	SO	LOB
5	1	2	1	0	0	0
3	1	1	1	1	0	0
4	1	1	1	0	0	3
3	1	2	1	0	0	0
4	0	2	0	0	2	3
4	0	1	1	0	1	5
3	1	0	0	1	2	4
4	1	1	1	0	1	0
4	0	0	0	0	0	1

AB	34
R	6
H	10
RBI	6
BB	2
SO	6
LOB	16

livebaseballscorecards.com



WP: 0	PA: 37
PB: 0	
SB: 2	
CS: 0	

Batter	1	2	3	4	5	6	7	8	9	AB R H RBI BB SO LOB	TOP	
<b>Bobby Bonds, R</b> (1, 9) OBP: 0.328, SLG: 0.469	0-0 G6-4-3 1B		0-0 6-3		0-0 F9			0-3 K		4 0 1 0 0 1 0		
<b>Garry Maddox, R</b> (1, 8) OBP: 0.285, SLG: 0.422	0-0 G6-4-3 1-2f		0-3 K			0-0 6-3		0-3 K		4 0 0 0 0 2 1		
<b>Chris Speier, R</b> (1, 6) OBP: 0.353, SLG: 0.412	0-3 K		0-3 K			0-0 F9		0-3 K		4 0 0 0 0 3 0		
<b>Willie McCovey, L</b> (1, 3) OBP: 0.311, SLG: 0.405		0-0 1B G3 1B		0-3 K		0-3 K		0-3 K		4 0 1 0 0 3 0		
<b>Ken Henderson, S</b> (1, 7) OBP: 0.306, SLG: 0.416		0-0 F7		0-0 3B			0-0 2B 2B	0-0 1B		4 1 3 0 0 0 1		
<b>Tito Fuentes, S</b> (1, 4) OBP: 0.302, SLG: 0.384 <b>Ed Goodson, L</b> (9, PH) OBP: 0.323, SLG: 0.432		0-0 G3 1-2		0-3 K			0-0 2B 2-H 2B	0-3 K		3 0 1 1 0 1 2 1 0 0 0 0 1 1		
<b>Dave Rader, L</b> (1, 2) OBP: 0.305, SLG: 0.347		0-0 BB 2-3 1B		0-0 F9			0-0 F9			3 0 1 0 0 0 1		
<b>Dave Kingman, R</b> (1, 5) OBP: 0.302, SLG: 0.477		4-0 BB 1-2 BB			0-0 F4		0-0 F5			2 0 0 0 1 0 0		
<b>Jim Barr, R</b> (1, 1) OBP: 0.154, SLG: 0.192 <b>Jim Howarth, L</b> (8, PH) OBP: 0.363, SLG: 0.341 <b>Jerry Johnson, R</b> (8, 1)		0-0 1-3			0-3 K			0-0 F9		2 0 0 0 0 1 3 1 0 0 0 0 0 0 0 0 0 0 0 0 0		
<b>Inning Stats</b>	R: 0 H: 1 E: 0 LOB: 0 K: 1 BB: 0 S: 5 P: 5	R: 0 H: 2 E: 0 LOB: 3 K: 0 BB: 1 S: 5 P: 9	R: 0 H: 0 E: 0 LOB: 0 K: 2 BB: 0 S: 7 P: 7	R: 0 H: 1 E: 0 LOB: 1 K: 2 BB: 0 S: 8 P: 8	R: 0 H: 0 E: 0 LOB: 0 K: 1 BB: 0 S: 5 P: 5	R: 0 H: 0 E: 0 LOB: 0 K: 1 BB: 0 S: 5 P: 5	R: 1 H: 2 E: 0 LOB: 0 K: 0 BB: 0 S: 4 P: 4	R: 0 H: 0 E: 0 LOB: 0 K: 2 BB: 0 S: 7 P: 7	R: 0 H: 1 E: 0 LOB: 1 K: 3 BB: 0 S: 10 P: 10	1B: 4 SF: 0 2B: 2 SAC: 0 3B: 1 DP: 1 HR: 0 HBP: 0	WP: 0 PA: 33 PB: 0 SB: 0 CS: 0	
<b>PITCHER</b> <b>Don Wilson, R</b> (1, 1) ERA: 3.35	IP WLS BF H R ER SO BB IBB HBP BLK WP HR S P ERA WHIP	9.0 W 33 7 1 1 12 1 0 0 0 0 0 0 56 60 1.00 0.889										

**San Francisco Giants @ Houston Astros**  
Astrodome, Houston, TX  
Sat Aug 12 1972, 8:05 PM EDT  
Att. 28,296 - Unknown

<b>AB</b>	<b>32</b>
<b>R</b>	<b>1</b>
<b>H</b>	<b>7</b>
<b>RBI</b>	<b>1</b>
<b>BB</b>	<b>1</b>
<b>SO</b>	<b>12</b>
<b>LOB</b>	<b>9</b>



Batter	1	2	3	4	5	6	7	8	9	AB	R	H	RBI	BB	SO	LOB	BOTTOM				
Roger Metzger, S OBP: 0.274, SLG: 0.253 (1, 6)	0-0 F7		0-0 F5		0-0 4-3		0-3 K			4	0	0	0	0	1	1	<b>San Francisco Giants @ Houston Astros</b> Astrodome, Houston, TX Sat Aug 12 1972, 8:05 PM EDT Att. 28,296 - Unknown				
Cesar Cedeno, R OBP: 0.407, SLG: 0.568 (1, 8)	0-0 5-3			0-0 F2	0-0 5-3			0-0 6-3		4	0	0	0	0	0	0					
Jimmy Wynn, R OBP: 0.382, SLG: 0.494 (1, 9)	0-0 6-3			4-0 1B 1B BB		0-0 HR		4-0 FC1-6 BB		2	2	1	1	2	0	0					
Lee May, R OBP: 0.357, SLG: 0.533 (1, 3)		0-0 6-3		0-0 1B 1-3 SF8 1B		0-0 5-3		0-0 F8		4	1	1	0	0	0	1					
Bob Watson, R OBP: 0.376, SLG: 0.449 (1, 7)		0-3 K		0-0 1-3 HBP 1B		0-3 K		0-0 FC1-6 1-2f		4	0	1	1	0	2	1					
Johnny Edwards, L OBP: 0.353, SLG: 0.393 (1, 2)		1-0 HBP		0-0 SF8		0-3 K2-3				1	0	0	1	0	1	0					
Doug Rader, R OBP: 0.303, SLG: 0.429 (1, 5)		0-0 6-3		1-0 3-H HBP		0-0 K2-3				2	0	1	0	0	0	1					
Tommy Helms, R OBP: 0.288, SLG: 0.368 (1, 4)			0-0 6-3	0-0 F9			0-0 5-3			3	0	0	0	0	0	3					
Don Wilson, R OBP: 0.109, SLG: 0.089 (1, 1)			0-3 K		0-0 5-3		0-0 5-3			3	0	0	0	0	1	1					
<b>Inning Stats</b>	R: 0 E: 0 K: 0 S: 3	H: 0 LOB: 0 BB: 0 P: 3	R: 0 E: 0 K: 1 S: 5	H: 0 LOB: 1 BB: 0 P: 6	R: 0 E: 0 K: 1 S: 5	H: 0 LOB: 0 BB: 0 P: 5	R: 2 E: 0 K: 0 S: 5	H: 2 LOB: 2 BB: 1 P: 10	R: 0 E: 0 K: 0 S: 3	H: 0 LOB: 0 BB: 0 P: 3	R: 1 E: 0 K: 2 S: 8	H: 1 LOB: 0 BB: 0 P: 8	R: 0 E: 0 K: 1 S: 6	H: 1 LOB: 1 BB: 0 P: 6	R: 0 E: 0 K: 0 S: 3	H: 0 LOB: 1 BB: 1 P: 7	1B: 3 2B: 0 3B: 0 HR: 1	SF: 1 SAC: 0 DP: 0 HBP: 2	WP: 0 PB: 0 SB: 1 CS: 0	PA: 32	
<b>PITCHER</b>	IP WLS BF H R ER SO	WLS L L L	BF 28 4 3 3 5	H 4 3 0 0	R 3 3 0 0	ER 3 3 0 0	SO 5 5 0 0	BB 1 0 0 0	IBB 0 0 0 0	HBP 2 0 0 0	BLK 0 0 0 0	WP 0 0 0 0	HR 1 0 0 0	S 35 3 7	P 41 7 7	ERA 3.86 0.00	WHIP 0.714 1.000	IP WLS BF H R ER SO	BB IBB HBP BLK	WP HR S P	ERA WHIP

livebaseballscorecards.com

<b>AB</b>	<b>27</b>
<b>R</b>	<b>3</b>
<b>H</b>	<b>4</b>
<b>RBI</b>	<b>3</b>
<b>BB</b>	<b>2</b>
<b>SO</b>	<b>5</b>
<b>LOB</b>	<b>8</b>



Batter	1	2	3	4	5	6	7	8	9	AB R H RBI BB SO LOB	TOP		
<b>Bobby Bonds, R</b> OBP: 0.329, SLG: 0.467 (1, 9) X	0-0 F8		0-0 5-3		0-0 FC6-4 1B	4-0 1-2 2-3 3-H BB		0-0 4-3		4 0 1 1 1 0 0	<b>San Francisco Giants @ Houston Astros</b> Astrodome, Houston, TX Sun Aug 13 1972, 8:05 PM EDT Att: 25,475 - Unknown <a href="http://livebaseballscorecards.com">livebaseballscorecards.com</a>		
<b>Chris Speier, R</b> OBP: 0.353, SLG: 0.413 (1, 6) X	0-0 4-3		0-0 S 1B		0-0 FC6-4 1B 1-2f	0-0 SF7 2-3 3-H		0-0 BB 1B	4 1 2 1 0 0 1				
<b>Ken Henderson, S</b> OBP: 0.304, SLG: 0.413 (1, 7) X	0-0 6-3		0-3 K 1-2		0-0 1B 1-2	0-0 1-3		0-0 F8	5 0 1 0 0 1 4				
<b>Willie McCovey, L</b> OBP: 0.318, SLG: 0.407 (1, 3) S.S.		0-3 K		0-0 L6	0-0 1-3 2-H 1B		0-0 FC6-4 1B	4-0 G4-3 1-2 BB	4 0 2 1 1 1 0				
<b>Tito Fuentes, S</b> OBP: 0.301, SLG: 0.382 (1, 4) X		0-0 1B FC6-4 1B		0-0 5-3	0-0 L7		0-0 FC6-4 6-3 S 1-2f	0-0 G4-3 1-2f	5 1 1 0 0 0 5				
<b>Al Gallagher, R</b> OBP: 0.330, SLG: 0.284 (1, 5) X		0-0 1-3 FC6-4 1B		4-0 1B BB		0-0 6-3	0-0 6-3 1-3		3 0 1 0 1 0 1				
<b>Garry Maddox, R</b> OBP: 0.288, SLG: 0.423 (1, 8) X		0-0 FC6-4 1-2f 3-H		0-0 1-2 1B		0-0 1B BB 1B	0-0 5-3		4 1 2 1 0 0 2				
<b>Fran Healy, R</b> OBP: 0.262, SLG: 0.234 (1, 2) X	0-0 4-3		0-0 F3		0-0 BB SF7 1B 1-2 2-3		0-0 5-3		4 1 1 0 0 0 3				
<b>Jim Willoughby, R</b> OBP: 0.143, SLG: 0.143 (1, 1) S.S.		0-3 K		0-0 5-3	0-0 SF7 BB 1B		0-3 K		4 0 1 0 0 2 0				
<b>Inning Stats</b>	R: 0 E: 0 K: 0 S: 3 H: 0 LOB: 0 BB: 0 P: 3	R: 1 E: 0 K: 1 S: 7 H: 2 LOB: 1 BB: 0 P: 7	R: 0 E: 0 K: 2 S: 8 H: 1 LOB: 1 BB: 0 P: 8	R: 0 E: 0 K: 0 S: 4 H: 1 LOB: 2 BB: 1 P: 8	R: 1 E: 0 K: 0 S: 6 H: 3 LOB: 2 BB: 0 P: 6	R: 2 E: 0 K: 0 S: 6 H: 3 LOB: 2 BB: 1 P: 10	R: 0 E: 0 K: 0 S: 4 H: 1 LOB: 1 BB: 0 P: 4	R: 0 E: 0 K: 1 S: 5 H: 0 LOB: 0 BB: 0 P: 5	R: 0 E: 0 K: 0 S: 3 H: 1 LOB: 1 BB: 1 P: 7	1B: 12 2B: 0 3B: 0 HR: 0 SF: 1 SAC: 0 DP: 1 HBP: 0		WP: 0 PB: 0 SB: 2 CS: 0 PA: 41	
<b>PITCHER</b>	IP WLS BF H R ER SO BB IBB HBP BLK WP HR S P ERA WHIP											<b>PITCHER</b>	IP WLS BF H R ER SO BB IBB HBP BLK WP HR S P ERA WHIP
<b>Jerry Reuss, L</b> ERA: 4.05 (1, 1)	5.1 L 28 10 4 4 3 2 0 0 0 0 0 0 32 40 6.75 2.250												
<b>George Culver, R</b> ERA: 3.04 (6, 1)	1.2 6 1 0 0 0 0 0 0 0 0 0 0 6 6 0.00 0.600												
<b>Jim York, R</b> ERA: 4.88 (8, 1)	2.0 7 1 0 0 0 1 1 0 0 0 0 0 8 12 0.00 1.000												

<b>AB</b>	37
<b>R</b>	4
<b>H</b>	12
<b>RBI</b>	4
<b>BB</b>	3
<b>SO</b>	4
<b>LOB</b>	16





Batter	1	2	3	4	5	6	7	8	9	AB R H RBI BB SO LOB	TOP
--------	---	---	---	---	---	---	---	---	---	----------------------	-----

<b>Bobby Bonds, R</b> OBP: 0.331, SLG: 0.474 (1, 9) X	0-0 1B G4-6-3 1B		0-0 HR FC6-4			4-0 CS BB			0-0 5-3	4 2 2 1 1 0 3	
<b>Chris Speier, R</b> OBP: 0.356, SLG: 0.412 (1, 6) X	0-0 1-3 1B		4-0 PB 2B BB		0-0 F8	0-3 K			4-0 1B BB	3 1 1 0 2 1 1	
<b>Ken Henderson, S</b> OBP: 0.302, SLG: 0.409 (1, 7) X	0-0 G4-6-3 1-2f 3-H 1B		0-0 F8 1-2		0-0 F6		0-3 K		0-0 FC4-6 1B	5 0 1 0 0 1 2	
<b>Willie McCovey, L</b> OBP: 0.325, SLG: 0.415 <b>Bernie Williams, R</b> OBP: 0.235, SLG: 0.391 (9, PR)	0-0 2B		4-0 2B 1B BB		0-3 K		0-0 1B		0-0 FC4-6 1-2f 1B	4 1 2 0 1 1 2 0 0 0 0 0 0 0	
<b>Tito Fuentes, S</b> OBP: 0.300, SLG: 0.383 <b>Ed Goodson, L</b> OBP: 0.321, SLG: 0.429 (9, PH)	0-0 F5		0-0 1-3 2-H 1B 2B		0-3 K		0-0 F8		0-0 F8	4 1 1 1 0 1 2 1 0 0 0 0 0 2	
<b>Al Gallagher, R</b> OBP: 0.333, SLG: 0.289 (1, 5)			0-0 1B 2-H 3-H 1B		0-0 4-3		0-0 K		0-3 K	4 0 2 2 0 1 1	
<b>Garry Maddox, R</b> OBP: 0.287, SLG: 0.424 (1, 8)			0-0 F4 K		0-3 K		0-0 2B		0-0 F8	4 0 1 0 0 1 2	
<b>Fran Healy, R</b> OBP: 0.264, SLG: 0.229 <b>Dave Rader, L</b> OBP: 0.304, SLG: 0.346 (8, PH) (8, 2)			0-3 K 1-2 E BB		4-0 F9		0-0 F8		0-0 F6	2 0 0 0 1 1 2 1 0 0 0 0 0 0	
<b>Frank Reberger, L</b> OBP: 0.217, SLG: 0.304 <b>Steve Stone, R</b> OBP: 0.156, SLG: 0.129 <b>Randy Moffitt, R</b> (6, 1) <b>Jim Howarth, L</b> OBP: 0.359, SLG: 0.337 <b>Jerry Johnson, R</b> (8, 1)			0-3 K 1-2 2-3 E1 FC6-4		0-0 K		0-3 K		0-0 F8	3 0 0 0 0 2 3 0 0 0 0 0 0 0 0 0 0 0 0 0 0 1 0 0 0 0 0 0 0 0 0 0 0 0 0	

Inning Stats	R: 1	H: 3	R: 0	H: 1	R: 4	H: 3	R: 0	H: 0	R: 0	H: 1	R: 0	H: 0	R: 0	H: 1	R: 0	H: 0	R: 0	H: 1	R: 0	H: 1	1B: 6	SF: 0	WP: 0	PA: 41
	E: 0	LOB: 1	E: 0	LOB: 1	E: 1	LOB: 3	E: 0	LOB: 0	E: 0	LOB: 1	E: 0	LOB: 0	E: 0	LOB: 1	E: 0	LOB: 0	E: 0	LOB: 2	E: 0	LOB: 2	2B: 3 <td>SAC: 0 <td>PB: 1 <td></td> </td></td>	SAC: 0 <td>PB: 1 <td></td> </td>	PB: 1 <td></td>	
	K: 0	BB: 0	K: 2	BB: 0	K: 1	BB: 3	K: 1	BB: 0	K: 1	BB: 0	K: 2	BB: 1	K: 0	BB: 0	K: 0	BB: 1	K: 0	BB: 1	K: 0	BB: 1	3B: 0 <td>DP: 1 <td>SB: 0 <td></td> </td></td>	DP: 1 <td>SB: 0 <td></td> </td>	SB: 0 <td></td>	
	S: 5	P: 5	S: 8	P: 8	S: 9	P: 21	S: 5	P: 5	S: 6	P: 6	S: 6	P: 10	S: 3	P: 3	S: 4	P: 8	S: 4	P: 8	S: 4	P: 8	HR: 1 <td>HBP: 0 <td>CS: 1 <td></td> </td></td>	HBP: 0 <td>CS: 1 <td></td> </td>	CS: 1 <td></td>	

PITCHER	IP	WLS	BF	H	R	ER	SO	BB	IBB	HBP	BLK	WP	HR	S	P	ERA	WHIP
<b>Dave Roberts, L</b> ERA: 4.58 (1, 1)	2.1		14	6	5	5	2	2	0	0	0	0	1	16	24	19.29	3.429
<b>George Culver, R</b> ERA: 3.01 (3, 1)	0.2		5	1	0	0	1	1	0	0	0	0	0	6	10	0.00	3.000
<b>Ken Forsch, R</b> ERA: 3.96 (4, 1)	1.0		3	0	0	0	1	0	0	0	0	0	0	5	5	0.00	0.000
<b>J.R. Richard, R</b> ERA: 9.0 (5, 1)	2.0	W	7	1	0	0	3	1	0	0	0	0	0	12	16	0.00	1.000
<b>Tom Griffin, R</b> ERA: 2.89 (7, 1)	2.1		10	2	0	0	2	1	0	0	0	0	0	13	17	0.00	1.286

**San Francisco Giants @ Houston Astros**  
Astrodome, Houston, TX  
Mon Aug 14 1972, 8:05 PM EDT  
Att: 19,451 - Unknown


livebaseballscorecards.com

<b>AB</b>	<b>36</b>
<b>R</b>	<b>5</b>
<b>H</b>	<b>10</b>
<b>RBI</b>	<b>4</b>
<b>BB</b>	<b>5</b>
<b>SO</b>	<b>9</b>
<b>LOB</b>	<b>20</b>







Batter	1	2	3	4	5	6	7	8	9	AB R H RBI BB SO LOB	TOP														
Don Kessinger, S (1, 6) OBP: 0.363, SLG: 0.327	0-3 K		0-0 HR	0-0 F7			0-0 F7		0-0 BB FC5 1B	5 2 2 1 0 1 2	<p><b>Chicago Cubs @ San Francisco Giants</b> Candlestick Park, San Francisco, CA</p> <p>Tue Aug 15 1972, 10:05 PM EDT Att. 6,116 - Unknown - 60 F</p> <p>livebaseballscorecards.com</p> <table> <tr><td>AB</td><td>35</td></tr> <tr><td>R</td><td>5</td></tr> <tr><td>H</td><td>10</td></tr> <tr><td>RBI</td><td>5</td></tr> <tr><td>BB</td><td>5</td></tr> <tr><td>SO</td><td>6</td></tr> <tr><td>LOB</td><td>18</td></tr> </table> 	AB	35	R	5	H	10	RBI	5	BB	5	SO	6	LOB	18
AB	35																								
R	5																								
H	10																								
RBI	5																								
BB	5																								
SO	6																								
LOB	18																								
Jose Cardenal, R (1, 8) OBP: 0.346, SLG: 0.447	0-0 F8		0-0 4-3 3B		4-0 FC4-6 BB		4-0 2B BB	0-0 FC5 BB 1B	3 2 2 0 2 0 0																
Billy Williams, L (1, 7) OBP: 0.399, SLG: 0.589	0-0 F6		0-0 4-3		0-0 FC4-6 3-6		0-0 2B	4-0 FC5 BB	4 0 1 2 1 0 1																
Joe Pepitone, L (1, 3) OBP: 0.296, SLG: 0.394		0-3 K	0-0 L9		0-0 3-6		0-0 F7	0-0 FC5 FC6-4	5 0 0 1 0 1 4																
Ron Santo, R (1, 5) OBP: 0.367, SLG: 0.477		0-0 1B 1B	0-3 K			0-0 4-3		0-3 K FC6-4	5 0 1 0 0 2 2																
Jim Hickman, R (1, 9) OBP: 0.392, SLG: 0.479		0-0 BB 1B		0-0 G1-4-3 2B		0-0 1B		0-0 HR	4 1 4 1 0 0 0																
Glenn Beckert, R (1, 4) OBP: 0.295, SLG: 0.342		0-0 F4		1-0 G1-4-3 HBP		0-0 F9		0-0 5-3	3 0 0 0 0 0 3																
Randy Hundley, R (1, 2) OBP: 0.258, SLG: 0.306		4-0 BB		0-0 G1-4-3		0-3 K		0-0 4-3	3 0 0 0 1 1 3																
Bill Hands, R (1, 1) Rick Monday, L (7, PH) Bill Bonham, R (7, 1) Tommy Davis, R (9, PH)		0-3 K		4-0 BB			0-0 F9	0-0 F9	1 0 0 0 1 1 3 1 0 0 0 0 0 0 0 0 0 0 0 0 0 1 0 0 0 0 0 0																
<b>Inning Stats</b>	R: 0 E: 0 K: 1 S: 5	H: 0 LOB: 0 BB: 0 P: 5	R: 0 E: 0 K: 2 S: 9	H: 2 LOB: 3 BB: 1 P: 13	R: 2 E: 0 K: 1 S: 7	H: 2 LOB: 0 BB: 0 P: 7	R: 0 E: 0 K: 0 S: 3	H: 1 LOB: 2 BB: 1 P: 8	R: 0 E: 0 K: 0 S: 2	H: 0 LOB: 0 BB: 1 P: 6	R: 0 E: 0 K: 1 S: 6	H: 1 LOB: 1 BB: 0 P: 6	R: 1 E: 0 K: 0 S: 4	H: 1 LOB: 1 BB: 1 P: 8	R: 1 E: 0 K: 1 S: 6	H: 1 LOB: 0 BB: 0 P: 6	R: 1 E: 0 K: 0 S: 5	H: 2 LOB: 2 BB: 1 P: 9	1B: 5 2B: 3 3B: 1 HR: 2	SF: 0 SAC: 0 DP: 2 HBP: 1	WP: 0 PB: 0 SB: 0 CS: 0	PA: 41			
<b>PITCHER</b>	IP WLS BF H R ER SO BB IBB HBP BLK WP HR S P ERA WHIP																								
Juan Marichal, R (1, 1) ERA: 3.84	8.1 W 38 10 5 5 6 4 0 1 0 0 2 45 62 5.40 1.680																								
Don McMahon, R (9, 1) ERA: 2.95	0.2 S 3 0 0 0 0 1 0 0 0 0 0 0 2 6 0.00 1.500																								

Batter	1	2	3	4	5	6	7	8	9	AB	R	H	RBI	BB	SO	LOB
<b>Bobby Bonds, R</b> OBP: 0.331, SLG: 0.471 (1, 9)	4-0 FC6-5 S BB		0-0 F9		0-0 5-3		0-3 K			3	0	0	0	1	1	0
<b>Chris Speier, R</b> OBP: 0.355, SLG: 0.409 (1, 6)	0-0 FC6-5 CS 1-3			0-3 K		0-0 L7	4-0 FC4-6 BB			3	0	0	0	1	1	1
<b>Ken Henderson, S</b> OBP: 0.302, SLG: 0.417 (1, 7)	0-3 K 1-2			0-0 HR		0-0 F2	0-0 FC4-6 1-2f			4	1	1	1	0	1	2
<b>Willie McCovey, L</b> OBP: 0.324, SLG: 0.408 (1, 3)		0-0 4-3		0-3 K		4-0 BB HR 1B BB		0-0 4-3		3	1	0	0	1	1	0
<b>Dave Rader, L</b> OBP: 0.303, SLG: 0.344 (1, 2)		0-0 3-1		0-0 4-3		0-0 HR BB 1B		0-0 6-3		4	1	1	0	0	0	0
<b>Tito Fuentes, S</b> OBP: 0.304, SLG: 0.385 (1, 4)		0-0 1B			0-0 HR 1B	4-0 HR BB 1-2 2-3		0-0 6-3		3	2	2	0	1	0	0
<b>Garry Maddox, R</b> OBP: 0.291, SLG: 0.443 (1, 8)		0-3 K			0-0 HR	0-0 HR				3	2	2	6	0	1	1
<b>Al Gallagher, R</b> OBP: 0.329, SLG: 0.284 (1, 5)			0-0 6-3		0-0 6-3	0-3 K				3	0	0	0	0	1	0
<b>Juan Marichal, R</b> OBP: 0.234, SLG: 0.261 (1, 1)			0-0 6-3		0-3 K					3	0	0	0	0	1	0
<b>Don McMahon, R</b> OBP: 0.250, SLG: 0.250 (9, 1)							0-0 F7			0	0	0	0	0	0	0

Inning Stats	R: 0	H: 0	E: 0	K: 1	S: 4	LOB: 1	BB: 1	P: 8	R: 0	H: 1	E: 0	K: 1	S: 6	LOB: 1	BB: 0	P: 6	R: 0	H: 0	E: 0	K: 0	S: 3	LOB: 0	BB: 0	P: 3	R: 1	H: 1	E: 0	K: 2	S: 8	LOB: 0	BB: 0	P: 8	R: 2	H: 2	E: 0	K: 1	S: 7	LOB: 0	BB: 0	P: 7	R: 4	H: 2	E: 0	K: 1	S: 7	LOB: 0	BB: 2	P: 15	R: 0	H: 0	E: 0	K: 1	S: 5	LOB: 1	BB: 1	P: 9	R: 0	H: 0	E: 0	K: 0	S: 3	LOB: 0	BB: 0	P: 3
<b>Bill Hands, R</b> ERA: 3.42 (1, 1)	6.0	WLS	BF	H	R	ER	SO	BB	IBB	HBP	BLK	WP	HR	S	P	ERA	WHIP																																															
<b>Bill Bonham, R</b> ERA: 3.54 (7, 1)	2.0	WLS	BF	H	R	ER	SO	BB	IBB	HBP	BLK	WP	HR	S	P	ERA	WHIP																																															

**BOTTOM**

**Chicago Cubs @ San Francisco Giants**  
Candlestick Park, San Francisco, CA

Tue Aug 15 1972, 10:05 PM EDT  
Att. 6,116 - Unknown - 60 F

<b>AB 29</b> <b>R 7</b> <b>H 6</b> <b>RBI 7</b> <b>BB 4</b> <b>SO 7</b> <b>LOB 4</b>	
--	--

livebaseballscorecards.com

WP	HR	S	P	ERA	WHIP
0	0	0	0	10.50	1.500
0	0	0	0	0.00	0.500

Batter	1	2	3	4	5	6	7	8	9	AB R H RBI BB SO LOB	TOP	
Don Kessinger, S (1, 6) OBP: 0.365, SLG: 0.328	0-0 F7	4-0 BB			0-0 1B	0-0 6-3	0-0 FC6-4		0-0 1B	5 0 2 1 1 0 3		
Jose Cardenal, R (1, 8) OBP: 0.344, SLG: 0.450	0-0 4-3	0-0 F2			0-0 F7		0-0 HR	0-0 F2	0-0 4-3	6 1 1 1 0 0 6		
Billy Williams, L (1, 7) OBP: 0.397, SLG: 0.588	0-0 4-3				0-0 F7		0-0 2B	0-3 K		4 0 1 0 0 0 1		
Bill North, S (7, PR) OBP: 0.226, SLG: 0.171							0-0 2B			1 1 0 0 0 1 0		
Joe Pepitone, L (1, 3) OBP: 0.299, SLG: 0.401		0-0 G3			0-0 F8		0-0 2B	0-0 BB		5 1 2 1 0 0 1		
Ron Santo, R (1, 5) OBP: 0.373, SLG: 0.482		4-0 WP			0-0 5-3		0-0 2B	4-0 WP		3 3 2 1 2 0 0		
Jim Hickman, R (1, 9) OBP: 0.369, SLG: 0.471		0-0 F8			0-3 K		0-0 2B	0-0 F7		4 1 0 0 1 1 4		
Glenn Beckert, R (1, 4) OBP: 0.301, SLG: 0.350		0-0 1B			0-0 1B		0-0 P4-3	0-0 E5		5 2 4 2 0 0 1		
Ken Rudolph, R (1, 2) OBP: 0.242, SLG: 0.305		4-0 BB			0-0 F9		0-3 K	0-0 F9		1 0 0 0 1 0 1		
Rick Monday, L (6, PH) OBP: 0.359, SLG: 0.392		BB					0-0 P4-3	0-0 G6-4-3		1 0 0 0 0 1 2		
Randy Hundley, R (6, 2) OBP: 0.256, SLG: 0.304		1-2 BB			0-0 F9		0-0 K	0-0 FC6-4		2 0 0 0 0 0 3		
Rick Reuschel, R (1, 1) OBP: 0.250, SLG: 0.231		0-0 BB			0-3 K		0-0 P4-3	0-0 1B		1 0 1 0 0 0 0		
Tom Phoebus, R (3, 1) OBP: 0.063, SLG: 0.063							0-0 2B			1 0 0 0 0 0 1		
Paul Popovich, S (6, PH) OBP: 0.242, SLG: 0.261							0-0 1B			1 0 0 0 1 0 0		
Dan McGinn, L (6, 1) OBP: 0.280, SLG: 0.571							0-0 1B			0 0 0 0 0 0 0		
Bill Bonham, R (6, 1) OBP: 0.500, SLG: 0.333							0-0 1B			0 0 0 0 0 0 0		
Tommy Davis, R (7, PH) OBP: 0.321, SLG: 0.308							0-0 1B			1 0 1 2 0 0 0		
Steve Hamilton, L (7, 1) OBP: 0.321, SLG: 0.308							0-0 1B			0 0 0 0 0 0 0		
Carmen Fanzone, R (9, PH) OBP: 0.350, SLG: 0.422		1-2 BB					0-0 1B			1 0 1 0 0 0 0		
<b>Inning Stats</b>	R: 0 H: 0 E: 0 LOB: 0 K: 0 BB: 0 S: 3 P: 3	R: 2 H: 2 E: 0 LOB: 3 K: 0 BB: 3 S: 5 P: 17	R: 0 H: 0 E: 0 LOB: 0 K: 0 BB: 0 S: 3 P: 3	R: 0 H: 1 E: 0 LOB: 1 K: 2 BB: 0 S: 8 P: 8	R: 0 H: 1 E: 0 LOB: 1 K: 0 BB: 0 S: 4 P: 4	R: 2 H: 2 E: 0 LOB: 1 K: 1 BB: 1 S: 7 P: 11	R: 5 H: 5 E: 1 LOB: 2 K: 0 BB: 0 S: 9 P: 9	R: 0 H: 1 E: 0 LOB: 2 K: 1 BB: 1 S: 6 P: 10	R: 0 H: 3 E: 0 LOB: 2 K: 0 BB: 0 S: 5 P: 5	1B: 10 SF: 0 2B: 4 SAC: 0 3B: 0 DP: 1 HR: 1 HBP: 0	WP: 2 PA: 47 PB: 0 SB: 1 CS: 0	
<b>PITCHER</b>	IP WLS BF H R ER SO BB IBB HBP BLK WP HR S P ERA WHIP											
Don Carrithers, R (1, 1) ERA: 5.77	6.0 W 32 10 8 7 3 4 0 0 0 1 1 34 50 10.50 2.333											
Randy Moffitt, R (7, 1) ERA: 2.92	3.0 S 15 5 1 0 1 1 0 0 0 0 1 0 16 20 0.00 2.000											

Chicago Cubs @ San Francisco Giants  
 Candlestick Park, San Francisco, CA  
 Wed Aug 16 1972, 6:33 AM EDT  
 Att: 5,566 - Cloudy - 68 F

livebaseballscorecards.com

AB	42
R	9
H	15
RBI	9
BB	5
SO	4
LOB	24



**Chicago Cubs @ San Francisco Giants**  
 Candlestick Park, San Francisco, CA

Wed Aug 16 1972, 6:33 AM EDT  
 Att. 5,566 - Cloudy - 68 F

**AB 42**  
**R 14**  
**H 20**  
**RBI 13**  
**BB 6**  
**SO 6**  
**LOB 25**



WP: 2 PA: 48  
 PB: 0  
 SB: 3  
 CS: 0

1B: 15 SF: 0  
 2B: 4 SAC: 0  
 3B: 0 DP: 2  
 HR: 1 HBP: 0

WP HR S P ERA WHIP  
 2 1 1 1 3  
 1 0 1 0 0 0

AB	R	H	RBI	BB	SO	LOB
6	2	2	0	0	0	4
4	3	2	0	2	1	1
5	4	4	5	1	1	0
1	1	0	0	1	0	2
2	0	0	0	0	1	1
0	0	0	0	1	0	0
5	2	3	2	0	1	4
5	1	3	4	0	0	1
5	0	2	0	0	0	4
3	0	1	0	1	1	3
1	0	1	0	0	0	0
4	1	2	2	0	1	2
1	0	0	0	0	0	3

Batter	1	2	3	4	5	6	7	8	9
<b>Bobby Bonds, R</b> OBP: 0.331, SLG: 0.469 (1, 9)	0-0 S 1B		0-0 S G3 E 1B	0-0 F8	0-0 6-3	0-0 F3		0-0 1-3	
<b>Chris Speier, R</b> OBP: 0.359, SLG: 0.413 (1, 6)	4-0 G4-6-3 1B 1-2 BB		0-0 G3 1-2	4-0 HR BB		0-0 2B 2B	0-0 1B 1B	0-3 K	
<b>Ken Henderson, S</b> OBP: 0.311, SLG: 0.436 (1, 7)	0-0 G4-6-3 1B 1-2 2-H		4-0 S 2B BB 2-H	0-0 HR 1-H 2-H		0-0 4-3 1B 2B 2-H	0-0 BB 1B 1-3	0-3 K	
<b>Willie McCovey, L</b> OBP: 0.325, SLG: 0.406 (1, 3)	0-0 G4-6-3 1B 1-2 2-3		4-0 2B 1B IBB 1-2	0-3 K		0-0 4-3 2-3	4-0 1B 1B 1-2 BB		
<b>Ed Goodson, L</b> OBP: 0.316, SLG: 0.423 (4, 3)									
<b>Dave Kingman, R</b> OBP: 0.303, SLG: 0.477 (7, PH) (8, 3)									
<b>Dave Rader, L</b> OBP: 0.308, SLG: 0.352 (1, 2)	0-3 K		0-0 1B 2B 1-3 2-H	0-0 WP 1B		0-0 WP 1B 1B 3-H	0-0 F5		
<b>Tito Fuentes, S</b> OBP: 0.308, SLG: 0.388 (1, 4)		0-0 4-3	0-0 1B 1B 2-H 3-H	0-0 1-3		0-0 1B 1B 1-2	0-0 1B 1B 1-2 2-H 3-H		
<b>Garry Maddox, R</b> OBP: 0.292, SLG: 0.445 (1, 8)		0-0 F3	0-0 G6-4-3 1B 2-3		0-0 2B	0-0 F4	0-0 F8		
<b>Al Gallagher, R</b> OBP: 0.332, SLG: 0.285 (1, 5)		0-0 1B	0-0 G6-4-3 1B 1-2		0-3 K	4-0 1B BB 1-2 2-3	0-0 1B 1-2 2-3		
<b>Damaso Blanco, R</b> OBP: 0.538, SLG: 0.400 (7, 5)									
<b>Don Carrithers, R</b> OBP: 0.185, SLG: 0.222 (1, 1)		0-0 F9		0-0 HR BB 1B	0-3 K	0-0 1B 1-3 2-H 3-H	0-0 4-3		
<b>Randy Moffitt, R</b> (7, 1)									

Inning	R	H	E	K	S	R	H	E	K	S	R	H	E	K	S	R	H	E	K	S
1	1	2	0	6	15	0	5	0	5	1	0	3	0	8	0	2	4	0	7	11
2	0	1	0	5	10	0	5	0	5	1	0	3	0	8	0	2	4	0	7	11
3	4	4	0	6	15	0	5	0	5	1	0	3	0	8	0	2	4	0	7	11
4	3	3	0	5	10	0	3	0	5	1	0	3	0	8	0	2	4	0	7	11
5	0	1	0	5	10	0	5	0	5	1	0	3	0	8	0	2	4	0	7	11
6	0	1	0	5	10	0	5	0	5	1	0	3	0	8	0	2	4	0	7	11
7	2	4	0	6	15	0	5	0	5	1	0	3	0	8	0	2	4	0	7	11
8	0	0	0	5	10	0	5	0	5	1	0	3	0	8	0	2	4	0	7	11
9	0	0	0	5	10	0	5	0	5	1	0	3	0	8	0	2	4	0	7	11

PITCHER	IP	WLS	BF	H	R	ER	SO	BB	IBB	HBP	BLK	WP	HR	S	P	ERA	WHIP
<b>Rick Reuschel, R</b> ERA: 2.72 (1, 1)	2.1	L	15	6	5	5	1	2	1	0	0	0	0	14	26	19.29	3.429
<b>Tom Phoebus, R</b> ERA: 3.82 (3, 1)	2.2		13	5	3	3	3	1	0	0	0	1	1	18	22	10.12	2.250
<b>Dan McGinn, L</b> ERA: 5.07 (6, 1)	0.1		5	4	4	4	0	0	0	0	0	0	0	5	5	108.00	12.000
<b>Bill Bonham, R</b> ERA: 3.43 (6, 1)	0.2		4	1	0	0	0	1	0	0	0	1	0	3	7	0.00	3.000
<b>Steve Hamilton, L</b> ERA: 4.76 (7, 1)	2.0		11	4	2	2	2	1	0	0	0	0	0	14	18	9.00	2.500

WP	HR	S	P	ERA	WHIP
2	1	1	1	3	0

Batter	1	2	3	4	5	6	7	8	9	AB R H RBI BB SO LOB	TOP											
Don Kessinger, S (1, 6) OBP: 0.366, SLG: 0.329	0-0 1-3		0-0 F7		0-0 1-3 1B		0-0 S 1B			4 0 2 0 0 0 1	<p>Chicago Cubs @ San Francisco Giants</p> <p>Candlestick Park, San Francisco, CA</p> <p>Thu Aug 17 1972, 6:33 AM EDT Att. 5,527 - Sunny - 70 F</p> <p>livebaseballscorecards.com</p>											
Jose Cardenal, R (1, 9) OBP: 0.343, SLG: 0.456	0-0 F3		0-0 1-H HR		0-0 1-3		0-0 F8			4 1 1 2 0 0 3												
Billy Williams, L (1, 7) OBP: 0.396, SLG: 0.585	0-0 L9		0-0 F8							4 0 1 0 0 0 0												
Joe Pepitone, L (1, 3) OBP: 0.298, SLG: 0.397		0-0 5-3 1B		0-0 F5		0-0 4-3 1B		0-0 F5		4 0 1 0 0 0 1												
Ron Santo, R (1, 5) OBP: 0.369, SLG: 0.476		0-0 5-3 1-2		0-0 F5		0-0 6-3		0-3 K		4 0 0 0 0 1 2												
Rick Monday, L (1, 8) OBP: 0.361, SLG: 0.392		0-0 F7		0-3 K		4-0 BB		0-0 G6-4-3 1B		3 0 1 0 1 1 1												
Glenn Beckert, R (1, 4) OBP: 0.299, SLG: 0.347		0-0 6-3			0-0 6-3	0-0 F6		0-0 G6-4-3		4 0 0 0 0 0 4												
Paul Popovich, S (9, 4) OBP: 0.242, SLG: 0.261								0-3 K		0 0 0 0 0 0 0												
Randy Hundley, R (1, 2) OBP: 0.259, SLG: 0.306			0-0 HR 1B		0-0 1B 1B		0-0 F5		0-3 K	4 1 2 0 0 1 0												
Milt Pappas, R (1, 1) OBP: 0.280, SLG: 0.319			0-3 K		0-3 K		0-3 K			3 0 0 0 0 3 2												
Jack Aker, R (8, 1)										0 0 0 0 0 0 0												
<b>Inning Stats</b>	R: 0 E: 0 K: 0 S: 3	H: 0 LOB: 0 BB: 0 P: 3	R: 0 E: 0 K: 0 S: 4	H: 1 LOB: 1 BB: 0 P: 4	R: 2 E: 0 K: 1 S: 7	H: 2 LOB: 0 BB: 0 P: 7	R: 0 E: 0 K: 1 S: 5	H: 0 LOB: 0 BB: 0 P: 5	R: 0 E: 0 K: 1 S: 7	H: 2 LOB: 2 BB: 0 P: 7	R: 0 E: 0 K: 1 S: 4	H: 1 LOB: 2 BB: 1 P: 8	R: 0 E: 0 K: 1 S: 6	H: 1 LOB: 1 BB: 0 P: 6	R: 0 E: 0 K: 1 S: 5	H: 0 LOB: 0 BB: 0 P: 5	R: 0 E: 0 K: 1 S: 5	H: 1 LOB: 0 BB: 0 P: 5	1B: 7 2B: 0 3B: 0 HR: 1	SF: 0 SAC: 0 DP: 1 HBP: 0	WP: 0 PB: 0 SB: 1 CS: 0	PA: 35
<b>PITCHER</b>	IP WLS BF H R ER SO BB IBB HBP BLK WP HR S P ERA WHIP																					
Jim Barr, R (1, 1) ERA: 3.17	8.0 L 32 7 2 2 5 1 0 0 0 0 0 1 41 45 2.25 1.000																					
Jerry Johnson, R (9, 1) ERA: 4.74	1.0 3 1 0 0 1 0 0 0 0 0 0 0 5 5 0.00 1.000																					

Chicago Cubs @ San Francisco Giants  
Candlestick Park, San Francisco, CA

Thu Aug 17 1972, 6:33 AM EDT  
Att. 5,527 - Sunny - 70 F

livebaseballscorecards.com

AB 34  
R 2  
H 8  
RBI 2  
BB 1  
SO 6  
LOB 14



Batter	1	2	3	4	5	6	7	8	9	AB	R	H	RBI	BB	SO	LOB
<b>Bobby Bonds, R</b> OBP: 0.330, SLG: 0.468 (1, 9)	0-0 F9		0-0 F9			0-0 G6-4-3 1B		0-0 F4		4	0	1	0	0	0	2
<b>Chris Speier, R</b> OBP: 0.358, SLG: 0.413 (1, 6)	0-0 2B			0-0 1-3		0-0 G6-4-3 1-2f		0-3 K		4	0	1	0	0	1	3
<b>Ken Henderson, S</b> OBP: 0.313, SLG: 0.435 (1, 7)	0-3 K			0-0 1B			0-0 F8		4-0 FC3-6 BB	3	0	1	0	1	1	1
<b>Willie McCovey, L</b> OBP: 0.324, SLG: 0.418 (1, 3) <b>Damaso Blanco, R</b> OBP: 0.538, SLG: 0.400 (9, PR)	0-0 4-3		0-0 F9		0-0 F9		0-0 HR		0-0 FC3-6 1-2f	4	1	1	1	0	0	3
<b>Dave Rader, L</b> OBP: 0.304, SLG: 0.347 (1, 2)		0-0 F8		0-0 3-1			0-0 L3		0-3 K	4	0	0	0	0	1	2
<b>Tito Fuentes, S</b> OBP: 0.305, SLG: 0.384 (1, 4)		0-0 F8			0-0 6-3		0-0 4-3		0-0 F7	4	0	0	0	0	0	1
<b>Garry Maddox, R</b> OBP: 0.292, SLG: 0.444 (1, 8)		0-0 6-3			0-0 F2					3	0	1	0	0	0	0
<b>Al Gallagher, R</b> OBP: 0.328, SLG: 0.281 (1, 5)			0-0 4-3		0-0 6-3			0-3 K		3	0	0	0	0	1	1
<b>Jim Barr, R</b> OBP: 0.143, SLG: 0.179 (1, 1) <b>Jim Howarth, L</b> OBP: 0.365, SLG: 0.344 (8, PH) <b>Bernie Williams, R</b> OBP: 0.235, SLG: 0.391 (8, PR) <b>Jerry Johnson, R</b> (9, 1)			0-0 F6			0-0 5-3		0-0 1B		2	0	0	0	0	0	0

Inning Stats	R: 0	H: 1	E: 0	LOB: 1	K: 1	BB: 0	S: 6	P: 6	R: 0	H: 0	E: 0	LOB: 0	K: 0	BB: 0	S: 3	P: 3	R: 0	H: 0	E: 0	LOB: 0	K: 0	BB: 0	S: 3	P: 3	R: 0	H: 1	E: 0	LOB: 1	K: 0	BB: 0	S: 4	P: 4	R: 0	H: 0	E: 0	LOB: 0	K: 0	BB: 0	S: 3	P: 3	R: 1	H: 1	E: 0	LOB: 0	K: 0	BB: 0	S: 4	P: 4	R: 0	H: 2	E: 0	LOB: 2	K: 2	BB: 0	S: 9	P: 9	R: 0	H: 0	E: 0	LOB: 1	K: 1	BB: 1	S: 5	P: 9	1B: 4	SF: 0	2B: 1	SAC: 0	3B: 0	DP: 1	HR: 1	HBP: 0	WP: 0	PA: 33
--------------	------	------	------	--------	------	-------	------	------	------	------	------	--------	------	-------	------	------	------	------	------	--------	------	-------	------	------	------	------	------	--------	------	-------	------	------	------	------	------	--------	------	-------	------	------	------	------	------	--------	------	-------	------	------	------	------	------	--------	------	-------	------	------	------	------	------	--------	------	-------	------	------	-------	-------	-------	--------	-------	-------	-------	--------	-------	--------


PITCHER	IP	WLS	BF	H	R	ER	SO	BB	IBB	HBP	BLK	WP	HR	S	P	ERA	WHIP
<b>Milt Pappas, R</b> ERA: 3.33 (1, 1)	7.2	W	28	6	1	1	2	0	0	0	0	0	0	32	32	1.17	0.783
<b>Jack Aker, R</b> ERA: 2.83 (8, 1)	1.1	S	5	0	0	0	2	1	0	0	0	0	0	8	12	0.00	0.750

**BOTTOM**

**Chicago Cubs @ San Francisco Giants**  
Candlestick Park, San Francisco, CA

Thu Aug 17 1972, 6:33 AM EDT  
Att. 5,527 - Sunny - 70 F

<b>AB</b>	<b>32</b>
<b>R</b>	<b>1</b>
<b>H</b>	<b>6</b>
<b>RBI</b>	<b>1</b>
<b>BB</b>	<b>1</b>
<b>SO</b>	<b>4</b>
<b>LOB</b>	<b>13</b>



Batter	1	2	3	4	5	6	7	8	9	AB R H RBI BB SO LOB	TOP											
Lou Brock, L OBP: 0.344, SLG: 0.381 (1, 7) X	0-0 F7		0-0 1B 1-2 1B		0-0 1-3		4-0 G4-6-3 IBB		4-0 4-3 S BB BB	3 0 1 0 2 0 0												
Ted Sizemore, R OBP: 0.324, SLG: 0.356 (1, 4) X	0-0 F3		0-0 1-2 2-H 1B		0-0 F7		0-0 G4-6-3 1-2f		0-0 6-3	5 0 1 1 0 0 3												
Bernie Carbo, L OBP: 0.380, SLG: 0.330 (1, 9) X	0-0 4-3		0-0 3-4		0-0 4-1			0-0 FC4-6 1B 1B	0-0 4-3	5 1 1 0 0 0 3												
Joe Torre, R OBP: 0.353, SLG: 0.445 (1, 3) X		0-0 6-3		0-0 6-3		0-0 1B 1B 1B		0-0 FC4-6 1-2 1B	0-0 F8	5 0 2 0 0 0 1												
Ted Simmons, S OBP: 0.323, SLG: 0.457 (1, 2) X		0-0 4-1		0-0 6-3		0-0 1B 1-2 1B		0-0 FC4-6 BB 1B		4 0 1 0 0 0 2												
Luis Melendez, R OBP: 0.318, SLG: 0.386 (1, 8) X		0-0 P4		0-0 4-3		0-0 1-2 2-3 1B		0-0 BB 1-2 1B		4 0 2 1 0 0 0												
Ed Crosby, L OBP: 0.273, SLG: 0.252 (1, 5) X			0-0 L9		0-0 F8		0-0 3-1	4-0 BB BB BB		3 0 0 0 1 0 3												
Dal Maxvill, R OBP: 0.307, SLG: 0.274 (1, 6) X			0-3 K		0-0 6-3		0-0 FC2-6 1B	0-3 BB BB BB		4 0 1 0 0 2 3												
Don Durham, R OBP: 0.556, SLG: 1.222 (1, 1) X			0-0 1B 1B		0-0 HR		0-0 FC2-6 1-2f	0-3 K		3 2 2 1 0 0 1												
Diego Segui, R OBP: 0.083, SLG: 0.083 (7, 1) X										1 0 0 0 0 1 3												
<b>Inning Stats</b>	R: 0 E: 0 K: 0 S: 3	H: 0 LOB: 0 BB: 0 P: 3	R: 0 E: 0 K: 0 S: 3	H: 0 LOB: 0 BB: 0 P: 3	R: 1 E: 0 K: 1 S: 8	H: 3 LOB: 2 BB: 0 P: 8	R: 0 E: 0 K: 0 S: 3	H: 0 LOB: 0 BB: 0 P: 3	R: 1 E: 0 K: 0 S: 4	H: 1 LOB: 0 BB: 0 P: 4	R: 0 E: 0 K: 0 S: 6	H: 3 LOB: 3 BB: 0 P: 6	R: 0 E: 1 K: 0 S: 3	H: 1 LOB: 1 BB: 1 P: 7	R: 1 E: 0 K: 2 S: 10	H: 3 LOB: 3 BB: 1 P: 14	R: 0 E: 0 K: 0 S: 3	H: 0 LOB: 1 BB: 1 P: 7	1B: 10 2B: 0 3B: 0 HR: 1	SF: 0 SAC: 0 DP: 1 HBP: 0	WP: 0 PB: 0 SB: 1 CS: 0	PA: 40
<b>PITCHER</b>	IP WLS BF H R ER SO BB IBB HBP BLK WP HR S P ERA WHIP																					
Jim Willoughby, R ERA: 2.52 (1, 1)	7.0 L 29 8 2 2 1 0 0 0 0 0 0 1 30 34 2.57 1.143																					
Don McMahon, R ERA: 3.09 (8, 1)	0.1 3 2 1 1 0 0 0 0 0 0 0 0 3 3 27.00 6.000																					
Jerry Johnson, R ERA: 4.6 (8, 1)	1.2 8 1 0 0 2 2 0 0 0 0 0 0 10 18 0.00 1.800																					

St. Louis Cardinals @ San Francisco Giants  
Candlestick Park, San Francisco, CA

AB 37  
R 3  
H 11  
RBI 3  
BB 3  
SO 3  
LOB 19



Fri Aug 18 1972, 10:05 PM EDT  
Att. 6,292 - Unknown

livebaseballscorecards.com



Batter	1	2	3	4	5	6	7	8	9	AB	R	H	RBI	BB	SO	LOB
<b>Bobby Bonds, R</b> OBP: 0.329, SLG: 0.466 (1, 9) <small>SS</small>	0-3 <b>K</b> ①		0-0 <b>1-3</b> ②			0-0 <b>S</b> <b>1B</b>	0-0 <b>F8</b> ③			4	1	1	0	0	1	3
<b>Chris Speier, R</b> OBP: 0.359, SLG: 0.417 (1, 6) <small>X</small>	0-0 <b>2B</b>		0-0 <b>1B</b>			0-0 <b>F7</b> 1-2		0-0 <b>6-3</b> ①		4	0	2	0	0	0	1
<b>Ken Henderson, S</b> OBP: 0.315, SLG: 0.434 (1, 7) <small>BBB</small>	4-0 <b>BB</b>		0-0 <b>P6</b> ③			0-0 <b>CS</b> <b>1B</b> 2-H		0-0 <b>F8</b> ②		3	0	1	1	1	0	1
<b>Willie McCovey, L</b> OBP: 0.318, SLG: 0.410 (1, 3) <small>X</small>	0-0 <b>F7</b> ②			0-0 <b>4-3</b> ①		0-0 <b>P4</b> 1-2		0-0 <b>F8</b> ③		4	0	0	0	0	0	3
<b>Dave Rader, L</b> OBP: 0.304, SLG: 0.344 (1, 2) <small>X</small>	0-0 <b>G3</b> ③			0-0 <b>F5</b> ②			4-0 <b>BB</b> <b>SH</b> <b>BB</b>		0-0 <b>F8</b> ①	3	0	0	0	1	0	2
<b>Tito Fuentes, S</b> OBP: 0.305, SLG: 0.382 (1, 4) <small>X</small>		0-0 <b>F7</b> ①		0-0 <b>6-3</b> ③			0-0 <b>SH</b> <b>BB</b> 1-2		4-0 <b>BB</b>	2	0	0	0	1	0	0
<b>Garry Maddox, R</b> OBP: 0.289, SLG: 0.439 (1, 8) <small>X</small>		0-0 <b>F3</b> ②			0-0 <b>F8</b> ①		0-0 <b>F3</b> ①		0-0 <b>F9</b> ②	4	0	0	0	0	0	3
<b>Al Gallagher, R</b> OBP: 0.325, SLG: 0.278 (1, 5) <small>SS</small>	0-3 <b>K</b> ③				0-0 <b>4-3</b> ②		0-0 <b>F8</b> ②		0-3 <b>K</b> ③	2	0	0	0	0	1	0
<b>Jim Howarth, L</b> OBP: 0.362, SLG: 0.341 (7, PH)										1	0	0	0	0	0	2
<b>Don McMahon, R</b> OBP: 0.250, SLG: 0.250 (8, 1)										0	0	0	0	0	0	0
<b>Jerry Johnson, R</b> (8, 1)										0	0	0	0	0	0	0
<b>Dave Kingman, R</b> OBP: 0.303, SLG: 0.475 (9, PH)										1	0	0	0	0	1	1
<b>Jim Willoughby, R</b> OBP: 0.111, SLG: 0.111 (1, 1) <small>SS</small>			0-3 <b>K</b> ①			0-0 <b>5-3</b> ③		4-0 <b>BB</b> 1-2 2-3		2	0	0	0	0	1	0
<b>Ed Goodson, L</b> OBP: 0.321, SLG: 0.423 (7, PH)										0	0	0	0	1	0	0
<b>Damaso Blanco, R</b> OBP: 0.538, SLG: 0.400 (7, PR) (8, 5)										0	0	0	0	0	0	0


Inning Stats	R: 0	H: 1	E: 0	K: 1	S: 6	LOB: 2	BB: 1	P: 10	R: 0	H: 0	E: 0	K: 1	S: 5	LOB: 0	BB: 0	P: 5	R: 0	H: 1	E: 0	K: 1	S: 6	LOB: 1	BB: 0	P: 6	R: 0	H: 0	E: 0	K: 0	S: 3	LOB: 0	BB: 0	P: 3	R: 0	H: 0	E: 0	K: 0	S: 3	LOB: 0	BB: 0	P: 3	R: 1	H: 2	E: 0	K: 0	S: 4	LOB: 0	BB: 0	P: 4	R: 0	H: 0	E: 1	K: 0	S: 4	LOB: 3	BB: 2	P: 12	R: 0	H: 0	E: 0	K: 0	S: 3	LOB: 0	BB: 0	P: 3	R: 0	H: 0	E: 0	K: 1	S: 5	LOB: 1	BB: 1	P: 9	1B: 3	2B: 1	3B: 0	HR: 0	SF: 0	SAC: 1	DP: 0	HBP: 0	WP: 0	PB: 0	SB: 1	CS: 1	PA: 35	ERA	WHIP
<b>PITCHER</b> <b>Don Durham, R</b> ERA: 4.66 (1, 1)	6.1	WLS	BF	H	R	ER	SO	BB	IBB	HBP	BLK	WP	HR	S	P	ERA	WHIP																																																																						
<b>Diego Segui, R</b> ERA: 2.54 (7, 1)	2.2	S	10	0	0	0	1	2	0	0	0	0	0	10	18	0.00	0.750																																																																						

**BOTTOM**

**St. Louis Cardinals @ San Francisco Giants**  
Candlestick Park, San Francisco, CA

Fri Aug 18 1972, 10:05 PM EDT  
Att. 6,292 - Unknown

<b>AB</b>	<b>30</b>
<b>R</b>	<b>1</b>
<b>H</b>	<b>4</b>
<b>RBI</b>	<b>1</b>
<b>BB</b>	<b>4</b>
<b>SO</b>	<b>4</b>
<b>LOB</b>	<b>16</b>



Batter	1	2	3	4	5	6	7	8	9	AB R H RBI BB SO LOB	TOP											
Lou Brock, L (1, 7) OBP: 0.343, SLG: 0.379	0-0 F8		0-3 K			0-0 1-3	0-0 1-3		0-0 SH G3 1B	5 1 1 0 0 1 2												
Ted Sizemore, R (1, 4) OBP: 0.320, SLG: 0.351	0-0 5-3		0-0 E4			0-0 5-3		0-0 F7	0-0 SH G3 E	4 1 0 0 0 0 0												
Bernie Carbo, L (1, 9) OBP: 0.380, SLG: 0.341	0-0 F8				0-0 L3	0-0 2B		0-0 2B	0-0 F9	5 1 2 0 0 0 2												
Joe Torre, R (1, 3) OBP: 0.360, SLG: 0.452		0-0 HR 1B			0-0 FC5-4 1B	4-0 BB		0-0 2B	4-0 E IBB	3 2 3 1 2 0 0												
Ted Simmons, S (1, 2) OBP: 0.324, SLG: 0.462		0-0 HR			0-0 FC5-4	0-0 F9		4-0 2B IBB	0-0 G3	4 2 1 3 1 0 4												
Luis Melendez, R (1, 8) OBP: 0.320, SLG: 0.383		0-0 5-3			0-3 K			0-3 K	4-0 BB	4 0 1 0 1 2 3												
Ed Crosby, L (1, 5) OBP: 0.276, SLG: 0.260		0-0 4-1				0-0 G3		0-0 FC6-4 FC3-5 1B	0-0 4-3	5 0 2 2 0 0 2												
Dal Maxvill, R (1, 6) OBP: 0.306, SLG: 0.271		0-0 F8				0-0 4-3		0-0 FC3-5 FC6-4 IBB		3 0 0 0 1 0 2												
Al Santorini, R (1, 1) OBP: 0.100, SLG: 0.069			0-3 K			0-0 G3		0-0 FC6-4	0-3 K	0 0 0 0 0 0 0												
Dennis Higgins, R (2, 1)										0 0 0 0 0 0 0												
Ron Allen, S (3, PH)										1 0 0 0 0 1 0												
Lowell Palmer, R (3, 1)										1 0 0 0 0 0 0												
Matty Alou, L (7, PH)										1 0 0 0 0 0 2												
Don Durheim, R (7, PR)										0 0 0 0 0 0 0												
John Cumberland, R (7, 1)										0 0 0 0 0 0 0												
<b>Inning Stats</b>	R: 0 E: 0 K: 0 S: 3	H: 0 LOB: 0 BB: 0 P: 3	R: 2 E: 0 K: 0 S: 5	H: 2 LOB: 0 BB: 0 P: 5	R: 0 E: 1 K: 2 S: 7	H: 0 LOB: 1 BB: 0 P: 7	R: 0 E: 0 K: 1 S: 6	H: 1 LOB: 1 BB: 0 P: 6	R: 0 E: 0 K: 0 S: 3	H: 0 LOB: 0 BB: 0 P: 3	R: 0 E: 0 K: 0 S: 4	H: 1 LOB: 2 BB: 1 P: 8	R: 0 E: 0 K: 0 S: 5	H: 2 LOB: 2 BB: 0 P: 5	R: 3 E: 0 K: 2 S: 10	H: 3 LOB: 2 BB: 2 P: 18	R: 2 E: 2 K: 0 S: 5	H: 1 LOB: 2 BB: 2 P: 13	1B: 5 2B: 4 3B: 0 HR: 1	SF: 0 SAC: 1 DP: 0 HBP: 0	WP: 0 PB: 0 SB: 0 CS: 0	PA: 43
<b>PITCHER</b>	IP WLS BF H R ER SO BB IBB HBP BLK WP HR S P ERA WHIP																					
Frank Reberger, R (1, 1) ERA: 3.62	7.2 L 34 9 5 5 4 1 1 0 0 0 1 40 48 5.87 1.304																					
Jerry Johnson, R (8, 1) ERA: 4.5	1.1 9 1 2 0 1 1 2 0 0 0 0 8 20 0.00 1.500																					

St. Louis Cardinals @ San Francisco Giants  
 Candlestick Park, San Francisco, CA  
 Sat Aug 19 1972, 10:05 PM EDT  
 Att. 11,256 - Unknown

livebaseballscorecards.com

AB	36
R	7
H	10
RBI	6
BB	5
SO	4
LOB	17



Batter	1	2	3	4	5	6	7	8	9	AB	R	H	RBI	BB	SO	LOB
<b>Bobby Bonds, R</b> OBP: 0.330, SLG: 0.465 (1, 9)	0-0 F8 1B	0-0 S 1B	0-0 F9			0-0 5-3			0-0 5-3	5	1	2	0	0	0	3
<b>Chris Speier, R</b> OBP: 0.364, SLG: 0.424 (1, 6)	0-0 F8 1-3	4-0 G4-6-3 1-2 BB			4-0 BB	4-0 WP BB			0-0 HR	2	1	1	1	3	0	1
<b>Ken Henderson, S</b> OBP: 0.314, SLG: 0.430 (1, 7)	0-0 BB 1B	0-0 G4-6-3 1-2f			0-3 K	0-0 F8 1-2			0-0 5-3	5	1	1	1	0	1	5
<b>Willie McCovey, L</b> OBP: 0.320, SLG: 0.403 (1, 3)	4-0 1-2 BB		4-0 1B BB		0-0 P6			0-0 F8	0-3 K	3	1	0	0	2	1	1
<b>Dave Rader, L</b> OBP: 0.303, SLG: 0.343 (1, 2)	0-0 1-2 2-H 1B		0-0 F9		0-0 F2			0-0 L6		4	0	1	1	0	0	2
<b>Tito Fuentes, S</b> OBP: 0.307, SLG: 0.382 (1, 4)	0-3 K		0-0 1B 1-2 1B		4-0 CS BB			0-0 P4		3	0	1	0	1	1	2
<b>Jerry Johnson, R</b> (8, 1)										0	0	0	0	0	0	0
<b>Garry Maddox, R</b> OBP: 0.289, SLG: 0.437 (1, 8)	0-3 K		0-0 S 1-3 2-H 1B		0-3 K			0-0 6-3		4	0	1	1	0	2	3
<b>Dave Kingman, R</b> OBP: 0.299, SLG: 0.470 (1, 5)			0-0 F9		0-3 K			0-0 5-3		4	0	0	0	0	2	3
<b>Frank Reberger, L</b> OBP: 0.269, SLG: 0.360 (1, 1)			0-0 1B		4-0 BB			0-0 5-3		2	0	1	0	1	1	0
<b>Chris Arnold, R</b> OBP: 0.291, SLG: 0.321 (8, 4)						0-3 K			0-0 5-3	1	0	0	0	0	0	0

Inning Stats	R: 2	H: 3	E: 0	K: 2	S: 10	LOB: 2	BB: 1	P: 14	R: 0	H: 2	E: 0	K: 0	S: 4	LOB: 2	BB: 1	P: 8	R: 1	H: 2	E: 0	K: 1	S: 7	LOB: 3	BB: 2	P: 15	R: 0	H: 0	E: 0	K: 1	S: 5	LOB: 1	BB: 1	P: 9	R: 0	H: 0	E: 0	K: 2	S: 6	LOB: 1	BB: 1	P: 10	R: 0	H: 0	E: 0	K: 1	S: 5	LOB: 1	BB: 1	P: 9	R: 0	H: 0	E: 0	K: 0	S: 3	LOB: 0	BB: 0	P: 3	R: 0	H: 0	E: 0	K: 0	S: 3	LOB: 0	BB: 0	P: 3	R: 1	H: 1	E: 0	K: 1	S: 6	LOB: 0	BB: 0	P: 6
1B: 6	SF: 0	2B: 2	SAC: 0	3B: 0	DP: 2	HR: 1	HBP: 0	WP: 1	PA: 40	PB: 0	SB: 3	CS: 1																																																												

PITCHER	IP	WLS	BF	H	R	ER	SO	BB	IBB	HBP	BLK	WP	HR	S	P	ERA	WHIP
<b>Al Santorini, R</b> ERA: 4.93 (1, 1)	1.1		11	5	2	2	2	2	2	0	0	0	0	13	21	13.50	5.250
<b>Dennis Higgins, R</b> ERA: 3.74 (2, 1)	0.2		1	0	0	0	0	0	0	0	0	0	0	1	1	0.00	0.000
<b>Lowell Palmer, R</b> ERA: 3.15 (3, 1)	4.0		18	2	1	1	5	5	0	0	0	1	0	23	43	2.25	1.750
<b>John Cumberland, L</b> ERA: 7.74 (7, 1)	3.0	W	10	1	1	1	1	0	0	0	0	0	1	12	12	3.00	0.333

**BOTTOM**

**St. Louis Cardinals @ San Francisco Giants**  
Candlestick Park, San Francisco, CA

Sat Aug 19 1972, 10:05 PM EDT  
Att. 11,256 - Unknown

livebaseballscorecards.com

<b>AB</b>	<b>33</b>
<b>R</b>	<b>4</b>
<b>H</b>	<b>8</b>
<b>RBI</b>	<b>4</b>
<b>BB</b>	<b>7</b>
<b>SO</b>	<b>8</b>
<b>LOB</b>	<b>20</b>



Batter	1	2	3	4	5	6	7	8	9	AB R H RBI BB SO LOB	TOP											
Lou Brock, L (1, 7) OBP: 0.344, SLG: 0.384	0-0 F9		0-0 1B 2B		0-3 K			0-0 1-4-3 1-H 2B		4 0 2 1 0 1 1												
Ted Sizemore, R (1, 4) OBP: 0.319, SLG: 0.350	0-0 6-3		0-0 G6-4-3 1B		0-0 L5			0-3 K		4 0 1 1 0 1 2												
Luis Melendez, R (1, 8) OBP: 0.315, SLG: 0.377	0-0 P4		0-0 G6-4-3 1-2f					0-0 1-4-3 2-3		4 0 0 0 0 0 3												
Joe Torre, R (1, 3) Ron Allen, S (4, 3) OBP: 0.358, SLG: 0.450 OBP: 0.333, SLG: 0.444		0-0 P4		0-0 F2		4-0 G6-4-3 BB		4-0 BB		2 0 0 0 0 0 0 0 0 0 0 2 0 0												
Ted Simmons, S (1, 2) OBP: 0.325, SLG: 0.463		0-0 1B		0-0 WP 1B 1B		0-0 G6-4-3 1-2f		0-0 L8		4 0 2 0 0 0 3												
Dwain Anderson, R (1, 5) OBP: 0.324, SLG: 0.309		0-0 F9		0-0 1-H 1B			0-0 6-3		0-0 3-1 3B	4 1 2 0 0 0 1												
Jorge Roque, R (1, 9) Bernie Carbo, L (7, PH) OBP: 0.125, SLG: 0.067 OBP: 0.377, SLG: 0.338		0-3 K		0-3 K			0-0 4-3		0-0 3-1	2 0 0 0 0 2 2 2 0 0 1 0 0 0												
Dal Maxvill, R (1, 6) OBP: 0.305, SLG: 0.271			0-0 4-3		0-0 FC6-4 1B		0-0 6-3		0-3 K	4 0 1 0 0 1 0												
Reggie Cleveland, R (1, 1) Jose Cruz, L (8, PH) Ray Bare, R (8, 1) Matty Alou, L (9, PH) OBP: 0.246, SLG: 0.233 OBP: 0.279, SLG: 0.270 OBP: 0.351, SLG: 0.391			0-0 2B 1B 1B		0-0 FC6-4 1-2f			0-0 2B 1B	0-0 4-3	2 1 1 0 0 0 1 1 1 1 0 0 0 0 0 0 0 0 0 0 0 1 0 0 0 0 0 0												
<b>Inning Stats</b>	R: 0 E: 0 K: 0 S: 3	H: 0 LOB: 0 BB: 0 P: 3	R: 0 E: 0 K: 1 S: 6	H: 1 LOB: 1 BB: 0 P: 6	R: 1 E: 0 K: 0 S: 5	H: 3 LOB: 1 BB: 0 P: 5	R: 0 E: 0 K: 1 S: 6	H: 2 LOB: 1 BB: 0 P: 6	R: 0 E: 0 K: 1 S: 6	H: 1 LOB: 1 BB: 0 P: 6	R: 0 E: 0 K: 0 S: 2	H: 0 LOB: 0 BB: 1 P: 6	R: 0 E: 0 K: 0 S: 3	H: 0 LOB: 0 BB: 0 P: 3	R: 1 E: 0 K: 1 S: 7	H: 2 LOB: 2 BB: 1 P: 11	R: 1 E: 0 K: 1 S: 6	H: 1 LOB: 0 BB: 0 P: 6	1B: 7 2B: 2 3B: 1 HR: 0	SF: 0 SAC: 0 DP: 2 HBP: 0	WP: 1 PB: 0 SB: 0 CS: 0	PA: 36
<b>PITCHER</b>	IP WLS BF H R ER SO BB IBB HBP BLK WP HR S P ERA WHIP																					
Ron Bryant, L (1, 1) ERA: 2.63	6.0 W 23 7 1 1 3 1 0 0 0 1 0 28 32 1.50 1.333																					
Randy Moffitt, R (7, 1) ERA: 3.0	1.2 8 2 1 1 1 1 0 0 0 0 0 9 13 5.40 1.800																					
Jim Barr, R (8, 1) ERA: 3.21	1.1 S 5 1 1 1 1 0 0 0 0 0 0 7 7 6.75 0.750																					

St. Louis Cardinals @ San Francisco Giants  
 Candlestick Park, San Francisco, CA  
 Sun Aug 20 1972, 6:33 AM EDT  
 Att: 10,269 - Unknown

livebaseballscorecards.com

AB	34
R	3
H	10
RBI	3
BB	2
SO	5
LOB	13



Batter	1	2	3	4	5	6	7	8	9
<b>Bobby Bonds, R</b> OBP: 0.330, SLG: 0.469 (1, 9)	0-3 K		0-3 K	0-3 K			0-0 HR		
<b>Chris Speier, R</b> OBP: 0.363, SLG: 0.423 (1, 6)	0-3 K		0-0 4-3 1B BLK 1B		0-0 6-3		0-0 P3		
<b>Ken Henderson, S</b> OBP: 0.316, SLG: 0.431 (1, 7)	0-0 E4		0-0 BLK 4-3 1-2 1B		0-0		0-0 F8		
<b>Willie McCovey, L</b> OBP: 0.314, SLG: 0.395 (1, 3)	0-0 4-3		0-0 4-3		0-0 P4			0-3 K	
<b>Dave Rader, L</b> OBP: 0.302, SLG: 0.342 (1, 2)		0-0 3-1	0-0 S 1B		0-0 4-3			0-0 F7	
<b>Tito Fuentes, S</b> OBP: 0.306, SLG: 0.381 (1, 4)		0-0 4-3	0-0 2-H 3-H F8			0-0 P6		0-0 1B	
<b>Garry Maddox, R</b> OBP: 0.288, SLG: 0.438 (1, 8)		0-0 HR 2B		0-3 K		0-0 F9		0-0 L4	
<b>Dave Kingman, R</b> OBP: 0.302, SLG: 0.480 (1, 5)		0-0 HR		0-0 SH1 1B		0-0 F9			
<b>Ron Bryant, S</b> OBP: 0.226, SLG: 0.200 (1, 1)		0-3 K		0-0 SH1			0-3 K		
<b>Randy Moffitt, R</b> (7, 1)									
<b>Jim Barr, R</b> OBP: 0.143, SLG: 0.179 (8, 1)									

AB	R	H	RBI	BB	SO	LOB
4	1	1	1	0	3	1
4	1	1	0	0	1	0
4	1	2	0	0	0	0
4	0	0	0	0	1	4
4	0	1	1	0	0	1
4	0	1	0	0	0	1
4	1	1	0	0	1	1
3	1	2	2	0	0	0
1	0	0	0	0	1	0
1	0	0	0	0	1	0
0	0	0	0	0	0	0

1B	2B	3B	HR	SF	SAC	DP	HBP
6	1	0	2	0	1	0	0

WP	HR	S	P	ERA	WHIP
0	2	44	44	6.43	1.143
0	0	6	6	0.00	1.000

PITCHER	IP	WLS	BF	H	R	ER	SO	BB	IBB	HBP	BLK	WP	HR	S	P	ERA	WHIP
<b>Reggie Cleveland, R</b> ERA: 3.91 (1, 1)	7.0	L	30	8	5	5	7	0	0	0	1	0	2	44	44	6.43	1.143
<b>Ray Bare, R</b> ERA: (8, 1)	1.0		4	1	0	0	1	0	0	0	0	0	0	6	6	0.00	1.000

**BOTTOM**

**St. Louis Cardinals @ San Francisco Giants**  
Candlestick Park, San Francisco, CA  
Sun Aug 20 1972, 6:33 AM EDT  
Att. 10,269 - Unknown

[livebaseballscorecards.com](http://livebaseballscorecards.com)

<b>AB</b>	<b>33</b>
<b>R</b>	<b>5</b>
<b>H</b>	<b>9</b>
<b>RBI</b>	<b>4</b>
<b>BB</b>	<b>0</b>
<b>SO</b>	<b>8</b>
<b>LOB</b>	<b>8</b>



<b>WP</b>	<b>0</b>	<b>PA</b>	<b>34</b>
<b>PB</b>	<b>0</b>	<b>SB</b>	<b>1</b>
<b>CS</b>	<b>0</b>		

Batter	1	2	3	4	5	6	7	8	9	AB R H RBI BB SO LOB	TOP
Vic Davalillo, L (1, 8) OBP: 0.377, SLG: 0.431	0-0 G6-4-3 1B		0-0 S 1B		0-0 F7			0-0 F6		4 0 2 0 0 0 0	
Dave Cash, R (1, 4) OBP: 0.317, SLG: 0.376	0-0 G6-4-3 1-2f		0-3 K 1-2			0-0 5-3		0-0 6-3		4 0 0 0 0 1 2	
Roberto Clemente, R (1, 9) OBP: 0.349, SLG: 0.485	0-0 E4 2B			0-3 K		0-0 G4-6-3 1B		0-0 F9		4 1 1 0 0 1 0	
Willie Stargell, L (1, 3) OBP: 0.394, SLG: 0.595 Rennie Stennett, R (9, PR) OBP: 0.310, SLG: 0.394	0-0 CS 2B			0-0 G3 1B		0-0 G4-6-3 1-2f		0-0 2B 1B		4 0 3 1 0 0 1 0 0 0 0 0 0 0	
Richie Hebner, L (1, 5) OBP: 0.409, SLG: 0.556	0-0 CS 2-3	0-0 F2		0-0 G3 1-2		0-0 L6		0-0 2B 1-3		4 0 1 0 0 0 1	
Bob Robertson, R (1, 7) OBP: 0.286, SLG: 0.307		0-0 G4-6-3 1B		4-0 BB		0-0 F7		0-0 6-3		3 0 1 0 1 0 3	
Milt May, L (1, 2) OBP: 0.303, SLG: 0.311		0-0 G4-6-3 1-2f		0-0 F8		0-0 F8				3 0 0 0 0 0 3	
Jackie Hernandez, R (1, 6) OBP: 0.221, SLG: 0.264			0-0 6-3		0-3 K		0-0 6-3			3 0 0 0 0 1 0	
Nelson Briles, R (1, 1) OBP: 0.157, SLG: 0.180			0-0 6-3		0-3 K		0-0 6-3			3 0 0 0 0 1 0	
<b>Inning Stats</b>	R: 1 H: 2 E: 1 LOB: 0 K: 0 BB: 0 S: 4 P: 4	R: 0 H: 1 E: 0 LOB: 0 K: 0 BB: 0 S: 3 P: 3	R: 0 H: 1 E: 0 LOB: 1 K: 1 BB: 0 S: 6 P: 6	R: 0 H: 1 E: 0 LOB: 2 K: 1 BB: 1 S: 6 P: 10	R: 0 H: 0 E: 0 LOB: 0 K: 2 BB: 0 S: 7 P: 7	R: 0 H: 1 E: 0 LOB: 0 K: 0 BB: 0 S: 3 P: 3	R: 0 H: 0 E: 0 LOB: 0 K: 0 BB: 0 S: 3 P: 3	R: 0 H: 0 E: 0 LOB: 0 K: 0 BB: 0 S: 3 P: 3	R: 0 H: 2 E: 0 LOB: 3 K: 0 BB: 0 S: 5 P: 5	1B: 6 SF: 0 2B: 2 SAC: 0 3B: 0 DP: 3 HR: 0 HBP: 0	WP: 0 PA: 34 PB: 0 SB: 1 CS: 1
<b>PITCHER</b> Juan Marichal, R (1, 1) ERA: 3.62	IP WLS BF H R ER SO BB IBB HBP BLK WP HR S P ERA WHIP										
	9.0 L 33 8 1 0 4 1 0 0 0 0 0 0 40 44 0.00 1.000										

Pittsburgh Pirates @ San Francisco Giants  
 Candlestick Park, San Francisco, CA  
 Tue Aug 22 1972, 10:05 PM EDT  
 Att. 9,389 - Unknown

AB	32
R	1
H	8
RBI	1
BB	1
SO	4
LOB	10



Batter	1	2	3	4	5	6	7	8	9	AB	R	H	RBI	BB	SO	LOB
<b>Bobby Bonds, R</b> OBP: 0.327, SLG: 0.466 (1, 9) x	0-0 F8 ①			x 0-0 6-3 ①			x 0-0 6-3 ①		x 0-0 F7 ③	4	0	0	0	0	0	0
<b>Chris Speier, R</b> OBP: 0.361, SLG: 0.420 (1, 6) x	0-0 1-3 ②			x 0-0 F5 ②			x 0-0 F4 ②			3	0	0	0	0	0	0
<b>Ken Henderson, S</b> OBP: 0.316, SLG: 0.430 (1, 7) x	0-0 G3 ③			x 0-0 F4 ③			x 0-0 1B ③			3	0	1	0	0	0	0
<b>Willie McCovey, L</b> OBP: 0.310, SLG: 0.389 (1, 3)		0-3 K ①			x 0-0 G3 ①			x 0-0 F6 ③		3	0	0	0	0	1	1
<b>Dave Rader, L</b> OBP: 0.300, SLG: 0.338 (1, 2)		x 0-0 4-3 ②			x 0-0 4-1 ②			x 0-0 F9 ①		3	0	0	0	0	0	0
<b>Tito Fuentes, S</b> OBP: 0.304, SLG: 0.378 (1, 4)		x 0-0 G3 ③			x 0-0 4-3 ③			x 0-0 F6 ②		3	0	0	0	0	0	0
<b>Garry Maddox, R</b> OBP: 0.286, SLG: 0.434 (1, 8)			0-3 K ①			x 0-0 F8 ①		0-3 K ③		3	0	0	0	0	2	0
<b>Dave Kingman, R</b> OBP: 0.300, SLG: 0.476 (1, 5)			0-3 K ②			0-3 K ②			x 0-0 5-3 ①	3	0	0	0	0	2	0
<b>Juan Marichal, R</b> OBP: 0.224, SLG: 0.250 (1, 1)			0-3 K ③			x 0-0 F8 ③			x 0-0 4-3 ②	2	0	0	0	0	1	0
<b>Ed Goodson, L</b> OBP: 0.319, SLG: 0.420 (9, PH)										1	0	0	0	0	0	0

<b>Inning Stats</b>	R: 0 E: 0 K: 0 S: 3	H: 0 LOB: 0 BB: 0 P: 3	R: 0 E: 0 K: 1 S: 5	H: 0 LOB: 0 BB: 0 P: 5	R: 0 E: 0 K: 3 S: 9	H: 0 LOB: 0 BB: 0 P: 9	R: 0 E: 0 K: 0 S: 3	H: 0 LOB: 0 BB: 0 P: 3	R: 0 E: 0 K: 0 S: 3	H: 0 LOB: 0 BB: 0 P: 3	R: 0 E: 0 K: 1 S: 5	H: 0 LOB: 0 BB: 0 P: 5	R: 0 E: 0 K: 0 S: 4	H: 1 LOB: 1 BB: 0 P: 4	R: 0 E: 0 K: 1 S: 5	H: 0 LOB: 0 BB: 0 P: 5	R: 0 E: 0 K: 0 S: 3	H: 0 LOB: 0 BB: 0 P: 3	1B: 1 2B: 0 3B: 0 HR: 0	SF: 0 SAC: 0 DP: 0 HBP: 0
---------------------	------------------------------	---------------------------------	------------------------------	---------------------------------	------------------------------	---------------------------------	------------------------------	---------------------------------	------------------------------	---------------------------------	------------------------------	---------------------------------	------------------------------	---------------------------------	------------------------------	---------------------------------	------------------------------	---------------------------------	----------------------------------	------------------------------------

<b>PITCHER</b> <b>Nelson Briles, R</b> ERA: 3.01 (1, 1)	IP 9.0	WLS W	BF 28	H 1	R 0	ER 0	SO 6	BB 0	IBB 0	HBP 0	BLK 0	WP 0	HR 0	S 40	P 40	ERA 0.00	WHIP 0.111	<b>PITCHER</b>	IP 9.0	WLS W	BF 28	H 1	R 0	ER 0	SO 6	BB 0	IBB 0	HBP 0	BLK 0	WP 0	HR 0	S 40	P 40	ERA 0.00	WHIP 0.111
---	-----------	----------	----------	--------	--------	---------	---------	---------	----------	----------	----------	---------	---------	---------	---------	-------------	---------------	----------------	-----------	----------	----------	--------	--------	---------	---------	---------	----------	----------	----------	---------	---------	---------	---------	-------------	---------------

**BOTTOM**

**Pittsburgh Pirates @ San Francisco Giants**  
Candlestick Park, San Francisco, CA  
Tue Aug 22 1972, 10:05 PM EDT  
Att. 9,389 - Unknown

<b>AB</b>	28
<b>R</b>	0
<b>H</b>	1
<b>RBI</b>	0
<b>BB</b>	0
<b>SO</b>	6
<b>LOB</b>	1



WP: 0	PA: 28
PB: 0	
SB: 0	
CS: 0	

Batter	1	2	3	4	5	6	7	8	9	AB R H RBI BB SO LOB	TOP									
Vic Davalillo, L (1, 8) OBP: 0.372, SLG: 0.424	0-0 6-3		0-0 FC1-4			0-0 4-3			0-0 L6	4 0 0 0 0 0 1	<b>Pittsburgh Pirates @ San Francisco Giants</b> Candlestick Park, San Francisco, CA Wed Aug 23 1972, 6:33 AM EDT Att. 8,330 - Unknown <a href="http://livebaseballscorecards.com">livebaseballscorecards.com</a>									
Dave Cash, R (1, 4) OBP: 0.314, SLG: 0.372	0-3 K		0-0 F9			0-0 1-3			0-0 5-3	4 0 0 0 0 1 1										
Roberto Clemente, R (1, 9) OBP: 0.344, SLG: 0.477	0-0 4-3		0-0 1-3			0-3 K			0-3 K	4 0 0 0 0 2 1										
Willie Stargell, L (1, 3) OBP: 0.393, SLG: 0.593		0-0 1B		0-0 G3			0-3 K			3 0 1 0 0 1 0										
Richie Hebner, L (1, 5) OBP: 0.406, SLG: 0.550		0-0 F9		0-0 4-3			0-0 F7			3 0 0 0 0 0 1										
Manny Sanguillen, R (1, 7) OBP: 0.340, SLG: 0.437		0-0 F8		0-0 F6			0-0 F8			3 0 0 0 0 0 1										
Milt May, L (1, 2) OBP: 0.307, SLG: 0.315		0-0 1B			0-0 F7			0-0 F3		2 0 1 0 0 0 0										
Rennie Stennett, R (7, 7) OBP: 0.309, SLG: 0.392		1-2 1B								1 0 0 0 0 0 0										
Jackie Hernandez, R (1, 6) OBP: 0.217, SLG: 0.259		0-3 K			0-0 6-3			0-0 1-3		3 0 0 0 0 1 2										
Bob Moose, R (1, 1) OBP: 0.274, SLG: 0.222			4-0 BB					0-0 F3		1 0 0 0 1 0 0										
Bob Miller, R (7, 1)										0 0 0 0 0 0 0										
Bill Mazeroski, R (8, PH) OBP: 0.278, SLG: 0.320										1 0 0 0 0 0 0										
Dave Giusti, R (8, 1)										0 0 0 0 0 0 0										
<b>Inning Stats</b>	R: 0 E: 0 K: 1 S: 5	H: 0 LOB: 0 BB: 0 P: 5	R: 0 E: 0 K: 1 S: 7	H: 2 LOB: 2 BB: 0 P: 7	R: 0 E: 0 K: 0 S: 3	H: 0 LOB: 1 BB: 1 P: 7	R: 0 E: 0 K: 0 S: 3	H: 0 LOB: 0 BB: 0 P: 3	R: 0 E: 0 K: 1 S: 5	H: 0 LOB: 0 BB: 0 P: 5	R: 0 E: 0 K: 1 S: 5	H: 0 LOB: 0 BB: 0 P: 3	R: 0 E: 0 K: 1 S: 5	H: 0 LOB: 0 BB: 0 P: 5	R: 0 E: 0 K: 1 S: 5	H: 0 LOB: 0 BB: 0 P: 5	1B: 2 2B: 0 3B: 0 HR: 0	SF: 0 SAC: 0 DP: 0 HBP: 0	WP: 0 PB: 0 SB: 0 CS: 0	PA: 30
<b>PITCHER</b> Jim Barr, R (1, 1) ERA: 2.99	IP: 9.0 WLS: W BF: 30 H: 2 R: 0 ER: 0 SO: 5 BB: 1 IBB: 0 HBP: 0 BLK: 0 WP: 0 HR: 0 S: 39 P: 43 ERA: 0.00 WHIP: 0.333																			

AB	29
R	0
H	2
RBI	0
BB	1
SO	5
LOB	7





Batter	1	2	3	4	5	6	7	8	9
<b>Bobby Bonds, R</b> OBP: 0.328, SLG: 0.466 (1, 9) X	0-0 SH SF8 S 1B		0-3 K			0-0 6-3	0-0 E 2-H 1B		
<b>Tito Fuentes, S</b> OBP: 0.302, SLG: 0.375 (1, 4) X	0-0 SH SF8 S 1-3		0-0 F9			0-0 5-3	0-0 F9		
<b>Ken Henderson, S</b> OBP: 0.315, SLG: 0.426 (1, 7) S S	0-3 K 1-2		0-0 F8			4-0 HR BB	0-0 E3 2-H		
<b>Willie McCovey, L</b> OBP: 0.313, SLG: 0.403 (1, 3) S	4-0 IBB			0-0 F8		0-0 HR 1-H	0-0 F8		
<b>Dave Rader, L</b> OBP: 0.299, SLG: 0.341 (1, 2) X	0-0 SF8 2-3 3-H			0-0 F6		0-0 3-1		0-0 1B 2B	
<b>Garry Maddox, R</b> OBP: 0.286, SLG: 0.432 (1, 8) X	0-0 1-3			0-0 F2			0-0 E3 1B SF8	0-0 G6-4-3 1B 2-H	
<b>Dave Kingman, R</b> OBP: 0.300, SLG: 0.474 (1, 5) S S		0-0 3-1			0-3 K		0-0 1B 1B	0-0 G6-4-3 1-2f 1B	
<b>Damaso Blanco, R</b> OBP: 0.471, SLG: 0.385 (1, 6) X		0-0 6-3			0-0 L3		0-0 SF8 3-H	0-0 1B	
<b>Jim Barr, R</b> OBP: 0.156, SLG: 0.188 (1, 1) S S		0-3 K			0-0 5-3		0-0 1B 2-H 1B	0-0 1-3	

AB	R	H	RBI	BB	SO	LOB
4	2	2	1	0	1	0
3	0	0	0	0	0	1
3	1	0	0	1	1	2
3	1	1	2	1	0	1
3	1	1	1	0	0	0
4	1	1	1	0	0	2
4	1	1	0	0	1	1
3	0	1	1	0	0	0
4	1	1	1	0	1	1

**BOTTOM**

**Pittsburgh Pirates @ San Francisco Giants**  
Candlestick Park, San Francisco, CA

Wed Aug 23 1972, 6:33 AM EDT  
Att. 8,330 - Unknown

AB	31
R	8
H	8
RBI	7
BB	2
SO	4
LOB	8



Inning Stats		R	H	E	K	S	R	H	E	K	S	R	H	E	K	S	R	H	E	K	S	R	H	E	K	S	R	H	E	K	S				
R: 1 H: 1 E: 0 K: 1 S: 7		1	1	0	1	11	0	0	0	1	5	0	0	0	1	5	0	0	0	1	3	0	0	0	0	0	0	0	0	0	0	0			
R: 0 H: 0 E: 0 K: 1 S: 5		0	0	0	1	5	0	0	0	0	0	0	0	0	0	0	0	0	0	0	0	0	0	0	0	0	0	0	0	0	0	0			
R: 0 H: 0 E: 0 K: 1 S: 5		0	0	0	1	5	0	0	0	0	0	0	0	0	0	0	0	0	0	0	0	0	0	0	0	0	0	0	0	0	0	0			
R: 0 H: 0 E: 0 K: 1 S: 5		0	0	0	1	5	0	0	0	0	0	0	0	0	0	0	0	0	0	0	0	0	0	0	0	0	0	0	0	0	0	0	0		
R: 2 H: 1 E: 0 K: 0 S: 4		2	1	0	0	8	0	0	0	1	8	0	0	0	0	0	0	0	0	0	0	0	0	0	0	0	0	0	0	0	0	0	0	0	
R: 4 H: 3 E: 2 K: 0 S: 8		4	3	1	0	8	0	0	0	0	8	0	0	0	0	0	0	0	0	0	0	0	0	0	0	0	0	0	0	0	0	0	0	0	
R: 1 H: 3 E: 0 K: 0 S: 5		1	3	0	0	5	0	0	0	0	5	0	0	0	0	0	0	0	0	0	0	0	0	0	0	0	0	0	0	0	0	0	0	0	0

WP	HR	S	P	ERA	WHIP
0	0	0	0	0.00	1.500
0	0	0	0	9.00	3.000

PITCHER	IP	WLS	BF	H	R	ER	SO	BB	IBB	HBP	BLK	WP	HR	S	P	ERA	WHIP
<b>Bob Moose, R</b> ERA: 3.32 (1, 1)	6.1	L	27	4	6	4	4	1	1	0	0	0	1	33	41	5.68	0.789
<b>Bob Miller, R</b> ERA: 1.85 (7, 1)	0.2		4	1	1	0	0	0	0	0	0	0	0	4	4	0.00	1.500
<b>Dave Giusti, R</b> ERA: 1.91 (8, 1)	1.0		5	3	1	1	0	0	0	0	0	0	0	5	5	9.00	3.000

WP	HR	S	P	ERA	WHIP
0	0	0	0	0.00	1.500
0	0	0	0	9.00	3.000

Batter	1	2	3	4	5	6	7	8	9	AB R H RBI BB SO LOB	TOP														
<b>Bobby Bonds, R</b> (1, 9) OBP: 0.330, SLG: 0.464	0-0 6-3		0-0 1B HR 1B		0-0 F6	4-0 P6-4-3 BB	0-0 FC6-4		4-0 1B BB	4 1 1 0 2 0 2															
<b>Chris Speier, R</b> (1, 6) OBP: 0.362, SLG: 0.419	0-0 5-3		0-0 1-3 HR 1B		0-0 F8	0-0 P6-4-3		4-0 FC1-6 WP FC4-6 BB	0-0 1-3 1B	5 2 2 0 1 0 2															
<b>Ken Henderson, S</b> (1, 7) OBP: 0.324, SLG: 0.450	0-0 1B		0-0 1-H 3-H HR		0-0 HR	0-0 1B		4-0 FC1-6 BB	0-0 P4-3	5 2 4 5 1 0 2															
<b>Willie McCovey, L</b> (1, 3) OBP: 0.311, SLG: 0.395	0-0 6-3		0-0 6-3		4-0 1B BB 1B	0-0 3-1		0-0 FC1-6 FC4-6		4 1 0 0 1 0 4															
<b>Dave Rader, L</b> (1, 2) OBP: 0.301, SLG: 0.340		0-0 1B 2B 1B	0-0 P4-3		4-0 1-2 1B BB		0-3 K	0-0 FC4-6 1B		4 2 1 1 1 1 1															
<b>Tito Fuentes, S</b> (1, 4) OBP: 0.308, SLG: 0.382		0-0 1-3 2B 1B	0-3 K		0-0 FC5 1B 1B		0-0 6-3 1B 2B	0-0 1-3 1B		5 2 4 0 0 1 0															
<b>Garry Maddox, R</b> (1, 8) OBP: 0.285, SLG: 0.429		0-3 K		0-3 K	0-0 1-2 2-H 3-H 1B		0-0 6-3	0-0 F8		5 0 1 2 0 2 5															
<b>Dave Kingman, R</b> (1, 5) OBP: 0.301, SLG: 0.475		0-0 1-H 3-H 2B		0-0 F7	0-0 FC5		0-0 1B		0-3 K	5 0 2 3 0 1 2															
<b>Jim Willoughby, R</b> (1, 1) OBP: 0.214, SLG: 0.214		0-3 K		0-0 5-3		0-0 P6-4-3 BB 1B	0-0 FC6-4		0-0 5-3	5 1 2 0 0 1 0															
<b>Inning Stats</b>	R: 0 E: 0 K: 0 S: 4	H: 1 LOB: 1 BB: 0 P: 4	R: 2 E: 0 K: 2 S: 9	H: 3 LOB: 0 BB: 0 P: 9	R: 3 E: 0 K: 1 S: 8	H: 3 LOB: 0 BB: 0 P: 8	R: 0 E: 0 K: 1 S: 5	H: 0 LOB: 0 BB: 0 P: 5	R: 3 E: 0 K: 0 S: 6	H: 3 LOB: 2 BB: 2 P: 14	R: 1 E: 0 K: 0 S: 4	H: 2 LOB: 1 BB: 1 P: 8	R: 1 E: 0 K: 1 S: 8	H: 3 LOB: 2 BB: 0 P: 8	R: 1 E: 0 K: 0 S: 4	H: 1 LOB: 2 BB: 2 P: 12	R: 0 E: 0 K: 1 S: 6	H: 1 LOB: 2 BB: 1 P: 10	1B: 13 2B: 2 3B: 0 HR: 2	SF: 0 SAC: 0 DP: 1 HBP: 0	WP: 1 PB: 0 SB: 0 CS: 0	PA: 48			
<b>PITCHER</b>	IP	WLS	BF	H	R	ER	SO	BB	IBB	HBP	BLK	WP	HR	S	P	ERA	WHIP								
<b>Rick Reuschel, R</b> (1, 1) ERA: 3.18	2.0	L	11	6	4	4	2	0	0	0	0	0	0	15	15	18.00	3.000								
<b>Tom Phoebus, R</b> (3, 1) ERA: 4.15	2.2		12	2	4	4	2	2	0	0	0	0	2	14	22	13.50	1.500								
<b>Juan Pizarro, L</b> (5, 1) ERA: 4.14	2.1		14	7	2	2	1	1	0	0	0	0	0	15	19	7.71	3.429								
<b>Dan McGinn, L</b> (8, 1) ERA: 5.05	2.0		11	2	1	1	1	3	0	0	0	1	0	10	22	4.50	2.500								

San Francisco Giants @ Chicago Cubs  
Wrigley Field, Chicago, IL  
Fri Aug 25 1972, 3:33 AM CDT  
Att. 23,056 - Sunny - 75 F

livebaseballscorecards.com

AB	42
R	11
H	17
RBI	11
BB	6
SO	6
LOB	18




Batter	1	2	3	4	5	6	7	8	9	AB	R	H	RBI	BB	SO	LOB
Don Kessinger, S (1, 6) OBP: 0.369, SLG: 0.335	0-0 L1		0-0 SH5-3		0-0 F8			0-0 1B		3	0	1	0	0	0	0
Jose Cardenal, R (1, 9) OBP: 0.344, SLG: 0.446	0-3 K		0-0 L5			0-0 5-3		0-0 F7		4	0	0	0	0	1	2
Billy Williams, L (1, 7) OBP: 0.393, SLG: 0.578	0-0 1B			0-0 E8 1B		0-0 G3		0-0 F7		4	1	1	0	0	0	0
Joe Pepitone, L (1, 3) OBP: 0.302, SLG: 0.418	0-0 F7			0-0 FC4-6 1B		0-0 1-3		0-0 1B 2B		4	1	2	1	0	0	1
Ron Santo, R (1, 5) OBP: 0.375, SLG: 0.481		0-0 F6		0-0 F7		0-0 6-3		0-0 FC5-4 1B		4	0	1	1	0	0	1
Rick Monday, L (1, 8) OBP: 0.360, SLG: 0.390		0-0 6-3		0-0 FC4-6 1-2f		0-0 F9		0-0 F3		4	0	0	0	0	0	2
Randy Hundley, R (1, 2) OBP: 0.261, SLG: 0.306		0-0 F3		0-3 K		0-3 K		0-0 FC5-4 1-2f		2	0	0	0	0	1	1
Juan Pizarro, L (5, 1) OBP: 0.150, SLG: 0.150										0	0	0	0	0	0	0
Carmen Fanzone, R (7, PH) OBP: 0.348, SLG: 0.411										1	0	0	0	0	1	0
Dan McGinn, L (8, 1) OBP: 0.286, SLG: 0.571										0	0	0	0	0	0	0
Jim Hickman, R (9, PH) OBP: 0.379, SLG: 0.465										1	0	0	0	0	0	1
Paul Popovich, S (1, 4) OBP: 0.264, SLG: 0.248			0-0 P8		0-0 G1-6-3 1B			0-0 P4-3		3	0	1	0	0	0	0
Rick Reuschel, R (1, 1) OBP: 0.219, SLG: 0.200			0-0 SH5-3 1B		0-0 G1-6-3 1-2f			0-0 4-3		0	0	0	0	0	0	0
Tom Phoebus, R (3, 1) OBP: 0.118, SLG: 0.118										1	0	1	0	0	0	0
Elrod Hendricks, L (5, 2) OBP: 0.257, SLG: 0.191										2	0	0	0	0	0	1

<b>Inning Stats</b>	R: 0 E: 0 K: 1 S: 6	H: 1 LOB: 1 BB: 0 P: 6	R: 0 E: 0 K: 0 S: 3	H: 0 LOB: 0 BB: 0 P: 3	R: 0 E: 0 K: 0 S: 4	H: 1 LOB: 1 BB: 0 P: 4	R: 1 E: 1 K: 1 S: 7	H: 1 LOB: 1 BB: 0 P: 7	R: 0 E: 0 K: 0 S: 3	H: 1 LOB: 0 BB: 0 P: 3	R: 0 E: 0 K: 0 S: 3	H: 0 LOB: 0 BB: 0 P: 3	R: 0 E: 0 K: 1 S: 5	H: 0 LOB: 0 BB: 0 P: 5	R: 0 E: 0 K: 0 S: 4	H: 1 LOB: 1 BB: 0 P: 4	R: 1 E: 0 K: 0 S: 5	H: 2 LOB: 1 BB: 0 P: 5	1B: 6 2B: 1 3B: 0 HR: 0	SF: 0 SAC: 1 DP: 1 HBP: 0	WP: 0 PB: 0 SB: 0 CS: 0	PA: 34
<b>PITCHER</b> Jim Willoughby, R (1, 1) ERA: 2.12	IP 9.0	WLS W	BF 34	H 7	R 2	ER 1	SO 3	BB 0	IBB 0	HBP 0	BLK 0	WP 0	HR 0	S 40	P 40	ERA 1.00	WHIP 0.778					
<b>PITCHER</b>	IP	WLS	BF	H	R	ER	SO	BB	IBB	HBP	BLK	WP	HR	S	P	ERA	WHIP					

**San Francisco Giants @ Chicago Cubs**  
Wrigley Field, Chicago, IL  
Fri Aug 25 1972, 3:33 AM CDT  
Att. 23,056 - Sunny - 75 F

<b>AB</b>	<b>33</b>
<b>R</b>	<b>2</b>
<b>H</b>	<b>7</b>
<b>RBI</b>	<b>2</b>
<b>BB</b>	<b>0</b>
<b>SO</b>	<b>3</b>
<b>LOB</b>	<b>9</b>



Batter	1	2	3	4	5	6	7	8	9	10	AB	R	H	RBI	BB	SO	LOB	TOP				
Bobby Bonds, R (1, 9) OBP: 0.328, SLG: 0.460	0-0 F8		0-0 1-3		0-0 F8		0-0 F9		0-0 3B 1B	0-0 1-3	6	1	1	0	0	0	3	<b>San Francisco Giants @ Chicago Cubs</b> Wrigley Field, Chicago, IL Sat Aug 26 1972, 3:33 AM CDT Att: 18,830 - Overcast - 73 F				
Chris Speier, R (1, 6) OBP: 0.365, SLG: 0.428	0-0 S 1B			0-3 K	0-3 K		0-0 HR 2B		0-0 1-H SF8 3B		5	2	3	1	0	2	0					
Ken Henderson, S (1, 7) OBP: 0.325, SLG: 0.466	0-0 F9			0-0 HR		0-0 P4-3	0-0 2-H HR		0-0 F7		5	2	2	3	0	0	2					
Willie McCovey, L (1, 3) OBP: 0.313, SLG: 0.409	0-0 F9			4-0 FC4-6 1B BB		0-0 HR	0-3 K		0-0 SF8		3	2	1	2	1	1	1					
Dave Rader, L (1, 2) OBP: 0.302, SLG: 0.350		0-0 F5		0-0 FC4-6 1B		0-0 HR	0-0 F6		0-3 K		5	1	2	1	0	1	0					
Tito Fuentes, S (1, 4) OBP: 0.308, SLG: 0.383		0-0 P4-3		0-0 FC4-6 1B		0-0 3-1		0-0 E S SF7 1B		0-0 L1-3 1B	5	1	2	0	0	0	2					
Garry Maddox, R (1, 8) OBP: 0.286, SLG: 0.429		0-0 F8		0-0 1-2 3-H 1B		0-0 S 1B		0-0 L5		0-0 L1-3	5	0	2	1	0	0	2					
Dave Kingman, R (1, 5) OBP: 0.304, SLG: 0.474			4-0 CS SH1-4 BB		0-3 K		4-0 1-2 IBB		0-0 SF7		1	0	0	1	2	1	2					
Damaso Blanco, R (10, PR) OBP: 0.471, SLG: 0.385											0	0	0	0	0	0	0					
Ron Bryant, S (1, 1) OBP: 0.218, SLG: 0.192			0-0 SH1-4		0-0 F7		0-0 F8		0-0 3-H F6		2	0	0	0	0	0	2					
Jerry Johnson, R (6, 1) OBP: 0.250, SLG: 0.250										0-0 1-3 1B	1	0	0	0	0	0	0					
Don McMahon, R (8, 1) OBP: 0.368, SLG: 0.348											0	0	0	0	0	0	0					
Jim Howarth, L (10, PH) OBP: 0.368, SLG: 0.348											1	0	1	0	0	0	0					
Randy Moffitt, R (10, 1)											0	0	0	0	0	0	0					
<b>Inning Stats</b>	R: 0 E: 0 K: 0 S: 4	H: 1 LOB: 1 BB: 0 P: 4	R: 0 E: 0 K: 0 S: 3	H: 0 LOB: 0 BB: 0 P: 3	R: 0 E: 0 K: 0 S: 2	H: 0 LOB: 0 BB: 1 P: 6	R: 2 E: 0 K: 2 S: 10	H: 3 LOB: 2 BB: 1 P: 14	R: 0 E: 0 K: 1 S: 5	H: 0 LOB: 0 BB: 0 P: 5	R: 2 E: 0 K: 0 S: 6	H: 2 LOB: 0 BB: 0 P: 7	R: 1 E: 0 K: 0 S: 4	H: 1 LOB: 0 BB: 0 P: 4	R: 2 E: 0 K: 1 S: 7	H: 2 LOB: 0 BB: 0 P: 7	R: 0 E: 0 K: 0 S: 4	H: 2 LOB: 2 BB: 0 P: 5	1B: 8 2B: 2 3B: 1 HR: 4	SF: 2 SAC: 1 DP: 1 HBP: 1	WP: 0 PB: 0 SB: 3 CS: 1	PA: 46
<b>PITCHER</b>	IP WLS BF H R ER SO BB IBB HBP BLK WP HR S P ERA WHIP																					
Fergie Jenkins, R (1, 1) ERA: 3.07	8.0	W	8	2	0	0	1	0	0	0	0	0	0	9	10	0.00	1.000					
Jack Aker, R (9, 1) ERA: 2.95	2.0	W	8	2	0	0	1	0	0	0	0	0	0	9	10	0.00	1.000					

livebaseballscorecards.com

AB	39
R	9
H	14
RBI	9
BB	3
SO	5
LOB	14



Batter	1	2	3	4	5	6	7	8	9	10	AB R H RBI BB SO LOB
<b>Don Kessinger, S</b> OBP: 0.368, SLG: 0.333 (1, 6)	F9		1-3		4-3	1B 1B 1-2 1B		HR BB	F8		5 1 1 0 1 0 0
<b>Jose Cardenal, R</b> OBP: 0.349, SLG: 0.451 (1, 8) (7, 9)	1B		G3 HR 2B		K	1B 1-2 2-3 1B		K		6 2 4 0 0 2 1	
<b>Billy Williams, L</b> OBP: 0.398, SLG: 0.594 (1, 7)	1B		G3		HR	1B 1-2 2-3 3-H 1B		HR		6 2 5 4 0 0 1	
<b>Jim Hickman, R</b> OBP: 0.378, SLG: 0.460 <b>Rick Monday, L</b> OBP: 0.359, SLG: 0.388 (1, 9) (7, 8)	K		HR BB		F2	F8		F8		3 1 0 0 1 1 4 2 0 0 0 0 1 2	
<b>Ron Santo, R</b> OBP: 0.382, SLG: 0.501 (1, 5)			HR			HR		PB 1B		5 2 4 4 1 1 0	
<b>Joe Pepitone, L</b> OBP: 0.308, SLG: 0.418 (1, 3)	1B		F2		F4	FC5 1B 1B		K FC6-4		5 0 2 1 0 1 1	
<b>Randy Hundley, R</b> OBP: 0.260, SLG: 0.304 (1, 2)	F8				5-3	5-3		FC6-4		5 0 1 0 0 0 4	
<b>Paul Popovich, S</b> OBP: 0.262, SLG: 0.272 (1, 4)	P7				P8	HR		P4		5 1 1 1 0 0 4	
<b>Fergie Jenkins, R</b> OBP: 0.231, SLG: 0.253 <b>Jack Aker, R</b> (9, 1)	K		K2-3		E5 1B 1B 1B	FC5 2-3f		K		4 1 0 0 0 2 4 1 0 0 0 0 1 0	

Inning Stats	R: 0	H: 2	E: 0	LOB: 1	K: 1	S: 6	P: 6	R: 0	H: 2	E: 0	LOB: 2	K: 1	S: 7	P: 7	R: 3	H: 2	E: 0	LOB: 0	K: 0	S: 5	P: 9	R: 0	H: 0	E: 0	LOB: 0	K: 1	S: 5	P: 5	R: 1	H: 1	E: 0	LOB: 1	K: 1	S: 6	P: 6	R: 3	H: 5	E: 1	LOB: 3	K: 0	S: 9	P: 9	R: 0	H: 2	E: 0	LOB: 2	K: 1	S: 7	P: 7	R: 2	H: 2	E: 0	LOB: 2	K: 2	S: 10	P: 14	R: 0	H: 0	E: 0	LOB: 0	K: 1	S: 5	P: 5	R: 1	H: 2	E: 0	LOB: 3	K: 1	S: 5	P: 10	1B: 12	SF: 0	2B: 1	SAC: 0	3B: 0	DP: 0	HR: 5	HBP: 1	WP: 0	PA: 51
--------------	------	------	------	--------	------	------	------	------	------	------	--------	------	------	------	------	------	------	--------	------	------	------	------	------	------	--------	------	------	------	------	------	------	--------	------	------	------	------	------	------	--------	------	------	------	------	------	------	--------	------	------	------	------	------	------	--------	------	-------	-------	------	------	------	--------	------	------	------	------	------	------	--------	------	------	-------	--------	-------	-------	--------	-------	-------	-------	--------	-------	--------

PITCHER	IP	WLS	BF	H	R	ER	SO	BB	IBB	HBP	BLK	WP	HR	S	P	ERA	WHIP
<b>Ron Bryant, L</b> ERA: 2.86 (1, 1)	5.2		26	9	6	6	4	1	0	0	0	0	4	33	37	9.53	1.765
<b>Jerry Johnson, R</b> ERA: 4.67 (6, 1)	1.2		13	6	3	2	2	1	0	0	0	0	1	16	20	10.80	4.200
<b>Don McMahon, R</b> ERA: 3.0 (8, 1)	1.2		7	1	0	0	2	0	0	0	0	0	0	11	11	0.00	0.600
<b>Randy Moffitt, R</b> ERA: 3.15 (10, 1)	0.1	L	5	2	1	1	1	0	1	1	0	0	0	5	10	27.00	6.000


**BOTTOM**

**San Francisco Giants @ Chicago Cubs**  
Wrigley Field, Chicago, IL

Sat Aug 26 1972, 3:33 AM CDT  
Att. 18,830 - Overcast - 73 F

livebaseballscorecards.com

<b>AB</b>	47
<b>R</b>	10
<b>H</b>	18
<b>RBI</b>	10
<b>BB</b>	3
<b>SO</b>	9
<b>LOB</b>	21



Batter	1	2	3	4	5	6	7	8	9	AB R H RBI BB SO LOB	TOP																									
<b>Bobby Bonds, R</b> (1, 9) OBP: 0.328, SLG: 0.459	0-0 P4		0-0 5-3			0-0 SH5-3 E 1B	0-0 6-3			4 1 1 0 0 0 1	<b>San Francisco Giants @ Chicago Cubs</b> Wrigley Field, Chicago, IL Sun Aug 27 1972, 3:33 AM CDT Att. 23,386 - Cloudy - 70 F																									
<b>Chris Speier, R</b> (1, 6) OBP: 0.365, SLG: 0.428	0-0 P4-6-3 1B			0-3 K		0-0 SH5-3 1-3		0-0 F8		3 0 1 0 0 1 0																										
<b>Ken Henderson, S</b> (1, 7) OBP: 0.326, SLG: 0.474	0-0 P4-6-3 1-2f			0-0 HR		4-0 S E BB		0-3 K		3 2 1 1 1 1 1																										
<b>Willie McCovey, L</b> (1, 3) OBP: 0.311, SLG: 0.403		0-0 L3		0-0 G3		4-0 E 1-2 IBB		0-0 P4-3		3 0 0 0 1 0 0																										
<b>Dave Rader, L</b> (1, 2) OBP: 0.304, SLG: 0.352		0-3 K		0-0 1B		0-0 E6 1-3 2-H 3-H CS		0-0 WP 1B		4 0 2 1 0 1 1																										
<b>Tito Fuentes, S</b> (1, 4) OBP: 0.310, SLG: 0.384		0-0 2B		0-0 G3		0-0 F8 1-2		4-0 P5-4-3 BB		3 0 1 0 1 0 3																										
<b>Garry Maddox, R</b> (1, 8) OBP: 0.288, SLG: 0.428		0-3 K			1-0 F5 HBP		0-0 F8 S 1B		0-0 F9	3 0 1 0 0 1 3																										
<b>Dave Kingman, R</b> (1, 5) OBP: 0.301, SLG: 0.469			0-3 K		0-0 F5 1-2		0-3 K		0-0 P5-4-3 1-2f	4 0 0 0 0 2 4																										
<b>Frank Reberger, L</b> (1, 1) OBP: 0.241, SLG: 0.321			0-0 P4-3		0-0 5-3		0-0 F8 1-3			3 0 0 0 0 0 1																										
<b>Don McMahon, R</b> (7, 1) OBP: 0.250, SLG: 0.250										0 0 0 0 0 0 0																										
<b>Steve Stone, R</b> (8, 1) OBP: 0.156, SLG: 0.129										0 0 0 0 0 0 0																										
<b>Sam McDowell, L</b> (8, 1) OBP: 0.167, SLG: 0.213										0 0 0 0 0 0 0																										
<b>Inning Stats</b>	R: 0 E: 0 K: 0 S: 3	H: 1 LOB: 0 BB: 0 P: 3	R: 0 E: 0 K: 2 S: 8	H: 1 LOB: 1 BB: 0 P: 8	R: 0 E: 0 K: 1 S: 5	H: 0 LOB: 0 BB: 0 P: 5	R: 1 E: 0 K: 1 S: 7	H: 2 LOB: 1 BB: 0 P: 7	R: 0 E: 0 K: 0 S: 2	H: 0 LOB: 0 BB: 0 P: 3	R: 2 E: 1 K: 0 S: 4	H: 1 LOB: 1 BB: 2 P: 12	R: 0 E: 0 K: 1 S: 6	H: 1 LOB: 1 BB: 0 P: 6	R: 0 E: 0 K: 1 S: 5	H: 0 LOB: 0 BB: 0 P: 5	R: 0 E: 0 K: 0 S: 3	H: 1 LOB: 1 BB: 1 P: 7	1B: 5 2B: 1 3B: 0 HR: 1	SF: 0 SAC: 1 DP: 2 HBP: 1	WP: 1 PB: 0 SB: 2 CS: 1	PA: 35														
<b>PITCHER</b>	IP WLS BF H R ER SO BB IBB HBP BLK WP HR S P ERA WHIP																																			
<b>Bill Hands, R</b> (1, 1) ERA: 3.33	6.0		24	5	3	2	4	1	1	1	0	0	1	29	38	3.00	1.000																			
<b>Burt Hooton, R</b> (7, 1) ERA: 2.78	3.0	W	11	2	0	0	2	1	0	0	0	1	0	14	18	0.00	1.000																			

<b>AB</b>	30
<b>R</b>	3
<b>H</b>	7
<b>RBI</b>	2
<b>BB</b>	3
<b>SO</b>	6
<b>LOB</b>	14



BOTTOM

San Francisco Giants @ Chicago Cubs

Wrigley Field, Chicago, IL

Sun Aug 27 1972, 3:33 AM CDT

Att. 23,386 - Cloudy - 70 F

livebaseballscorecards.com

AB 30  
R 9  
H 10  
RBI 8  
BB 5  
SO 3  
LOB 13



WP: 1 PA: 39  
PB: 0  
SB: 0  
CS: 1

AB R H RBI BB SO LOB

4 1 2 3 1 0 0

5 1 2 1 0 0 3

4 1 2 1 0 0 2

3 1 1 1 0 0 2

3 0 0 0 0 2 0

0 0 0 0 0 0 0

1 1 0 0 2 0 0

3 0 0 0 0 2

0 1 0 0 0 0 0

1 1 1 0 0 0 0

3 1 1 1 1 0 1

1 0 0 0 0 1 0

2 1 1 1 1 0 3

1B: 6 SF: 1  
2B: 4 SAC: 1  
3B: 0 DP: 1  
HR: 1 HBP: 1

Batter	1	2	3	4	5	6	7	8	9
Don Kessinger, S (1, 6) OBP: 0.371, SLG: 0.335	0-0 F8		0-0 G3			0-0 2B SF8 1-2 1B	0-0 CS 2-H 3-H 1-2 1B	4-0 BB 1-2 2-3 3-H	
Jose Cardenal, R (1, 9) OBP: 0.349, SLG: 0.453	0-0 2B 8-2 1B			0-0 F9		0-0 SF8 WP 1-3 2-H 2B	0-0 CS 1-2	4-3 F8	
Billy Williams, L (1, 7) OBP: 0.398, SLG: 0.602	0-0 1-3 2B			0-0 F9		0-0 F6		0-0 HR	
Joe Pepitone, L (1, 3) OBP: 0.307, SLG: 0.416	0-0 8-2 3-H			0-0 F9		0-0 SF8 2-3 3-H		0-0 1B SH1-4 BB 1B	
Rick Monday, L (1, 8) OBP: 0.356, SLG: 0.385		0-3 K			0-3 K	0-0 F6 3-H		0-0 SH1-4	
Burt Hooton, R (7, 1) OBP: 0.150, SLG: 0.107								1-2	
Carmen Fanzone, R (1, 5) OBP: 0.356, SLG: 0.409		0-0 5-3			1-0 HBP		4-0 FC3-6 BB	4-0 BB 1B IBB	
Elrod Hendricks, L (1, 2) OBP: 0.250, SLG: 0.186		0-0 F9			0-0 F7		0-0 FC3-6 2B 1B 1-2	0-0 BB BB 1B	
Jim Tyrone, R (7, PR)								1-2 2-3	
Ken Rudolph, R (8, 2) OBP: 0.261, SLG: 0.318							0-0 1B 1-3	4-0 BB BB BB	
Paul Popovich, S (1, 4) OBP: 0.269, SLG: 0.282			0-0 P1-3		0-0 P6		0-0 1B 2B	4-0 1-2 2-3 3-H BB	
Bill Hands, R (1, 1)			0-3 K			0-0 1B 2B 1B	0-0 F7	4-0 BB BB BB	
Bill North, S (6, PH) (7, 8) OBP: 0.247, SLG: 0.177								1-2 2-3 3-H	

Inning Stats	R: 0	H: 2	E: 0	LOB: 1	K: 0	BB: 0	S: 4	P: 4	R: 0	H: 0	E: 0	LOB: 0	K: 1	BB: 0	S: 5	P: 5	R: 0	H: 0	E: 0	LOB: 0	K: 1	BB: 0	S: 5	P: 5	R: 0	H: 0	E: 0	LOB: 0	K: 0	BB: 0	S: 3	P: 3	R: 0	H: 0	E: 0	LOB: 1	K: 1	BB: 0	S: 5	P: 6	R: 3	H: 3	E: 0	LOB: 0	K: 0	BB: 0	S: 6	P: 6	R: 2	H: 2	E: 0	LOB: 1	K: 0	BB: 1	S: 4	P: 8	R: 4	H: 3	E: 0	LOB: 3	K: 0	BB: 4	S: 6	P: 22
--------------	------	------	------	--------	------	-------	------	------	------	------	------	--------	------	-------	------	------	------	------	------	--------	------	-------	------	------	------	------	------	--------	------	-------	------	------	------	------	------	--------	------	-------	------	------	------	------	------	--------	------	-------	------	------	------	------	------	--------	------	-------	------	------	------	------	------	--------	------	-------	------	-------

PITCHER	IP	WLS	BF	H	R	ER	SO	BB	IBB	HBP	BLK	WP	HR	S	P	ERA	WHIP
Frank Reberger, R (1, 1) ERA: 3.89	6.2	L	28	7	5	5	3	1	0	1	0	1	0	32	37	6.75	1.200
Don McMahon, R (7, 1) ERA: 3.54	1.0		7	3	4	4	0	1	1	0	0	0	1	5	13	36.00	4.000
Steve Stone, R (8, 1) ERA: 3.06	0.0		2	0	0	0	0	2	0	0	0	0	0	0	8	∞	∞
Sam McDowell, L (8, 1) ERA: 4.56	0.1		1	0	0	0	0	0	0	0	0	0	0	1	1	0.00	0.000

Batter	1	2	3	4	5	6	7	8	9	AB R H RBI BB SO LOB	TOP
<b>Bobby Bonds, R</b> (1, 9) OBP: 0.327, SLG: 0.456	4-0 4-3 WP 4-3 BB		0-3 K		0-3 K FC6-4			0-0 1-3		3 1 0 0 1 2 0	<b>San Francisco Giants @ St. Louis Cardinals</b> <b>Busch Stadium, St. Louis, MO</b> Mon Aug 28 1972, 7:05 PM CDT Att: 11,373 - Unknown
<b>Chris Speier, R</b> (1, 6) OBP: 0.364, SLG: 0.425	0-0 4-3		0-3 K		0-0 FC6-4			4-0 4-3 BB		3 0 0 0 1 1 2	
<b>Ken Henderson, S</b> (1, 7) OBP: 0.323, SLG: 0.469	0-0 4-3		0-0 P6				0-0 F5	0-0 4-3		4 0 0 1 0 0 1	
<b>Willie McCovey, L</b> (1, 3) OBP: 0.310, SLG: 0.397	0-0 F2			0-3 K			4-0 BB	0-0 F9		3 0 0 0 1 1 1	
<b>Dave Rader, L</b> (1, 2) OBP: 0.306, SLG: 0.354		0-0 FC5-4 1B 1B		0-0 1B			0-0 F9		0-0 E9	4 1 2 0 0 0 0	
<b>Dave Kingman, R</b> (1, 5) OBP: 0.301, SLG: 0.466		0-0 FC5-4 1B		0-0 F8			0-3 K		0-0 F6	4 0 1 0 0 1 2	
<b>Tito Fuentes, S</b> (1, 4) OBP: 0.308, SLG: 0.381		0-0 F5		0-3 K			0-0 4-3		0-0 G3	4 0 0 0 0 1 3	
<b>Garry Maddox, R</b> (1, 8) OBP: 0.285, SLG: 0.424		0-0 FC5-4			0-0 F8		0-0 F7		0-3 K	4 0 0 0 0 1 2	
<b>Juan Marichal, R</b> (1, 1) OBP: 0.220, SLG: 0.245 <b>Sam McDowell, L</b> (3, 1) OBP: 0.163, SLG: 0.208 <b>Chris Arnold, R</b> (7, PH) OBP: 0.287, SLG: 0.316 <b>Randy Moffitt, R</b> (7, 1)		0-3 K			0-0 P3		0-0 6-3			1 0 0 0 0 1 2 1 0 0 0 0 0 0 1 0 0 0 0 0 0 0 0 0 0 0 0 0	
<b>Inning Stats</b>	R: 1 H: 0 E: 0 LOB: 0 K: 0 BB: 1 S: 3 P: 7	R: 0 H: 2 E: 0 LOB: 2 K: 1 BB: 0 S: 7 P: 7	R: 0 H: 0 E: 0 LOB: 0 K: 2 BB: 0 S: 7 P: 7	R: 0 H: 1 E: 0 LOB: 1 K: 2 BB: 0 S: 8 P: 8	R: 0 H: 0 E: 0 LOB: 1 K: 1 BB: 0 S: 6 P: 6	R: 0 H: 0 E: 0 LOB: 1 K: 1 BB: 1 S: 5 P: 9	R: 0 H: 0 E: 0 LOB: 0 K: 0 BB: 0 S: 3 P: 3	R: 0 H: 0 E: 0 LOB: 1 K: 0 BB: 1 S: 3 P: 7	R: 1 H: 0 E: 1 LOB: 0 K: 1 BB: 0 S: 6 P: 6	1B: 3 SF: 0 2B: 0 SAC: 0 3B: 0 DP: 0 HR: 0 HBP: 0	WP: 1 PA: 35 PB: 1 SB: 0 CS: 0
<b>PITCHER</b> <b>Don Durham, R</b> (1, 1) ERA: 3.83	IP WLS BF H R ER SO BB IBB HBP BLK WP HR S P ERA WHIP	9.0 W 35 3 2 1 8 3 0 0 0 1 0 48 60 1.00 0.667									
	<b>PITCHER</b> IP WLS BF H R ER SO BB IBB HBP BLK WP HR S P ERA WHIP										

livebaseballscorecards.com

<b>AB</b>	<b>32</b>
<b>R</b>	<b>2</b>
<b>H</b>	<b>3</b>
<b>RBI</b>	<b>1</b>
<b>BB</b>	<b>3</b>
<b>SO</b>	<b>8</b>
<b>LOB</b>	<b>13</b>





Batter	1	2	3	4	5	6	7	8	9	AB	R	H	RBI	BB	SO	LOB
Lou Brock, L OBP: 0.358, SLG: 0.398 (1, 7)	0-0 HR	4-0 BB		0-0 F9		0-0 FC6-4				3	1	1	1	1	0	1
Ed Crosby, L OBP: 0.267, SLG: 0.251 (1, 4)	0-0 G1	0-0 P4		0-0 P4			0-0 1B E 1B			4	0	1	0	0	0	2
Bernie Carbo, L OBP: 0.396, SLG: 0.385 (1, 9)	4-0 3-1 BB 2B BB		0-0 E6 1B 2B		4-0 BB		0-0 FC1-4 1B			2	2	2	0	2	0	0
Joe Torre, R OBP: 0.359, SLG: 0.444 (1, 3)	4-0 1-2 2B BB		0-0 F9		0-3 K		0-0 FC1-4 G4-6-3			3	1	0	0	1	1	4
Ted Simmons, S OBP: 0.333, SLG: 0.466 (1, 2)	0-0 3-1 1-2 2-3		0-0 1B 1B		0-3 K		0-0 G4-6-3			4	0	1	1	0	1	5
Luis Melendez, R OBP: 0.315, SLG: 0.365 (1, 8)	0-0 2B		0-0 F8		0-0 F8		0-0 P3			4	0	1	2	0	0	2
Dwain Anderson, R OBP: 0.350, SLG: 0.344 (1, 5)		0-3 K	0-0 1-2 1B		0-0 5-3		0-3 K			4	0	1	0	0	2	0
Dal Maxvill, R OBP: 0.301, SLG: 0.263 (1, 6)		0-0 5-3	0-3 K		0-0 1-3		0-0 6-3			4	0	0	0	0	1	2
Don Durham, R OBP: 0.500, SLG: 0.929 (1, 1)		0-0 BB 1B		0-0 5-3		0-0 FC6-4 1B				3	0	2	0	0	0	0

Inning Stats	R: 3	H: 2	E: 0	K: 0	S: 4	LOB: 1	BB: 2	P: 12	R: 0	H: 1	E: 0	K: 1	S: 6	LOB: 2	BB: 1	P: 10	R: 1	H: 3	E: 1	K: 1	S: 8	LOB: 2	BB: 0	P: 8	R: 0	H: 0	E: 0	K: 0	S: 3	LOB: 0	BB: 0	P: 3	R: 0	H: 1	E: 0	K: 0	S: 4	LOB: 1	BB: 0	P: 4	R: 0	H: 2	E: 1	K: 0	S: 4	LOB: 1	BB: 0	P: 4	R: 0	H: 0	E: 0	K: 1	S: 5	LOB: 0	BB: 0	P: 5
1B: 6	SF: 0	2B: 2	SAC: 0	3B: 0	DP: 1	HR: 1	HBP: 0	WP: 0	PA: 35																																															

PITCHER	IP	WLS	BF	H	R	ER	SO	BB	IBB	HBP	BLK	WP	HR	S	P	ERA	WHIP
Juan Marichal, R ERA: 3.78 (1, 1)	2.2	L	16	6	4	4	1	3	0	0	0	0	1	15	27	13.50	3.375
Sam McDowell, L ERA: 4.44 (3, 1)	3.1		12	1	0	0	3	1	0	0	0	0	0	17	21	0.00	0.600
Randy Moffitt, R ERA: 3.04 (7, 1)	2.0		7	2	0	0	1	0	0	0	0	0	0	9	9	0.00	1.000

**BOTTOM**

**San Francisco Giants @ St. Louis Cardinals**  
**Busch Stadium, St. Louis, MO**  
 Mon Aug 28 1972, 7:05 PM CDT  
 Att. 11,373 - Unknown

AB	31
R	4
H	9
RBI	4
BB	4
SO	5
LOB	16



WP: 0	PA: 35
PB: 0	
SB: 0	
CS: 0	

livebaseballscores.com

Batter	1	2	3	4	5	6	7	8	9	AB R H RBI BB SO LOB	TOP									
<b>Bobby Bonds, R</b> (1, 9) OBP: 0.327, SLG: 0.454	0-0 P4		0-0 1B			0-0 2-3		0-0 FC6-4		4 0 1 0 0 0 2	<b>San Francisco Giants @ St. Louis Cardinals</b> <b>Busch Stadium, St. Louis, MO</b> Tue Aug 29 1972, 7:05 PM CDT Att. 9,002 - Unknown									
<b>Jim Howarth, L</b> (1, 8) OBP: 0.364, SLG: 0.344 <b>Garry Maddox, R</b> (9, PR) OBP: 0.285, SLG: 0.424	0-0 1B		0-0 F9		0-3 K			0-0 SH5-4 2B	4 0 1 0 0 1 2 0 1 0 0 0 0 0											
<b>Chris Speier, R</b> (1, 6) OBP: 0.365, SLG: 0.424	0-0 F3			0-0 G3-6-3 1B		0-0 6-3		H 1-0 1-2 2B	3 1 1 0 0 0 2											
<b>Ken Henderson, S</b> (1, 7) OBP: 0.321, SLG: 0.465	0-0 4-3			0-0 G3-6-3 1-2f		0-0 1-3		X 0-0 SH5-4	3 0 0 0 0 0 2											
<b>Dave Rader, L</b> (1, 2) OBP: 0.306, SLG: 0.351		0-0 L6		0-0 P4		0-0 3-1		4-0 2B	3 1 0 0 1 0 0											
<b>Dave Kingman, R</b> (1, 3) OBP: 0.300, SLG: 0.467		0-3 K			0-0 6-3		0-0 F3	X 0-0 2B	4 0 1 3 0 1 0											
<b>Tito Fuentes, S</b> (1, 4) OBP: 0.307, SLG: 0.380		0-0 F7			0-0 G4-6-3 1B			1-H 2-H 3-H	4 0 1 0 0 1 2											
<b>Al Gallagher, R</b> (1, 5) OBP: 0.324, SLG: 0.274			0-0 F9		0-0 G4-6-3 1-2f		0-3 K	4-0 IBB	3 0 0 0 1 1 1											
<b>Jim Barr, R</b> (1, 1) OBP: 0.194, SLG: 0.250			0-0 6-3			0-0 3-1 2B	X 0-0 FC6-4 1B	X 0-0 L5	4 0 2 0 0 0 2											
<b>Inning Stats</b>	R: 0 E: 0 K: 0 S: 4	H: 1 LOB: 1 BB: 0 P: 4	R: 0 E: 0 K: 1 S: 5	H: 0 LOB: 0 BB: 0 P: 5	R: 0 E: 0 K: 0 S: 4	H: 1 LOB: 1 BB: 0 P: 4	R: 0 E: 0 K: 0 S: 3	H: 1 LOB: 0 BB: 0 P: 3	R: 0 E: 0 K: 1 S: 6	H: 1 LOB: 1 BB: 0 P: 6		R: 0 E: 0 K: 0 S: 3	H: 0 LOB: 0 BB: 0 P: 3	R: 0 E: 0 K: 1 S: 6	H: 1 LOB: 1 BB: 0 P: 6	R: 3 E: 1 K: 1 S: 7	H: 1 LOB: 2 BB: 2 P: 16	1B: 5 2B: 2 3B: 0 HR: 0	SF: 0 SAC: 1 DP: 2 HBP: 1	WP: 0 PB: 0 SB: 0 CS: 0
<b>PITCHER</b> <b>Reggie Cleveland, R</b> (1, 1) ERA: 3.85	IP: 9.0 WLS: L BF: 36 H: 7 R: 3 ER: 2 SO: 4 BB: 0 IBB: 2 HBP: 1 BLK: 0 WP: 0 HR: 0 S: 41 P: 50 ERA: 2.00 WHIP: 0.778											<b>PITCHER</b>	IP: WLS: BF: H: R: ER: SO: BB: IBB: HBP: BLK: WP: HR: S: P: ERA: WHIP:							

<b>AB</b>	32
<b>R</b>	3
<b>H</b>	7
<b>RBI</b>	3
<b>BB</b>	2
<b>SO</b>	4
<b>LOB</b>	13



Batter	1	2	3	4	5	6	7	8	9	AB	R	H	RBI	BB	SO	LOB	BOTTOM
<b>Lou Brock, L</b> (1, 7) OBP: 0.355, SLG: 0.395	0-0 F7			0-0 6-3			0-0 6-3		0-0 F7	4	0	0	0	0	0	1	
<b>Ted Sizemore, R</b> (1, 4) OBP: 0.318, SLG: 0.341	0-0 6-3			0-0 F8			0-0 F9		0-0 L7	4	0	0	0	0	0	1	
<b>Bernie Carbo, L</b> (1, 9) OBP: 0.395, SLG: 0.388	0-0 4-3			0-3 K			0-0 2B			3	0	1	0	0	1	0	
<b>Joe Torre, R</b> (1, 3) OBP: 0.357, SLG: 0.441		0-0 P3		0-0 6-3			0-0 F7			3	0	0	0	0	0	1	
<b>Ted Simmons, S</b> (1, 2) OBP: 0.331, SLG: 0.463		0-0 F8		0-0 L3			0-0 F7			3	0	0	0	0	0	0	
<b>Luis Melendez, R</b> (1, 8) OBP: 0.315, SLG: 0.365		0-0 P6		0-0 6-3			0-0 G6-4-3 1B			3	0	1	0	0	0	0	
<b>Dwain Anderson, R</b> (1, 5) OBP: 0.340, SLG: 0.333			0-3 K			0-0 4-3		0-0 G6-4-3 1-2f		3	0	0	0	0	1	1	
<b>Dal Maxvill, R</b> (1, 6) OBP: 0.299, SLG: 0.261 <b>Ed Crosby, L</b> (9, PH) OBP: 0.266, SLG: 0.250			0-0 6-3			0-0 F9		0-0 F5		2	0	0	0	0	0	0	
<b>Reggie Cleveland, R</b> (1, 1) OBP: 0.254, SLG: 0.242 <b>Jose Cruz, L</b> (9, PH) OBP: 0.284, SLG: 0.279			0-0 F9			0-0 F9		0-0 1B		1	0	0	0	0	0	0	

<b>Inning Stats</b>	R: 0 E: 0 K: 0 S: 3	H: 0 LOB: 0 BB: 0 P: 3	R: 0 E: 0 K: 0 S: 3	H: 0 LOB: 0 BB: 0 P: 3	R: 0 E: 0 K: 1 S: 5	H: 0 LOB: 0 BB: 0 P: 5	R: 0 E: 0 K: 1 S: 5	H: 0 LOB: 0 BB: 0 P: 5	R: 0 E: 0 K: 0 S: 3	H: 0 LOB: 0 BB: 0 P: 3	R: 0 E: 0 K: 0 S: 4	H: 1 LOB: 1 BB: 0 P: 4	R: 0 E: 0 K: 0 S: 3	H: 1 LOB: 0 BB: 0 P: 3	R: 0 E: 0 K: 0 S: 4	H: 1 LOB: 1 BB: 0 P: 4	1B: 2 2B: 1 3B: 0 HR: 0	SF: 0 SAC: 0 DP: 1 HBP: 0	WP: 0 PB: 0 SB: 0 CS: 0	PA: 29 ERA WHIP
<b>PITCHER</b> <b>Jim Barr, R</b> (1, 1) ERA: 2.8	IP: 9.0 WLS: W BF: 29 H: 3 R: 0 ER: 0 SO: 2 BB: 0 IBB: 0 HBP: 0 BLK: 0 WP: 0 HR: 0 S: 33 P: 33 ERA: 0.00 WHIP: 0.333																			

San Francisco Giants @ St. Louis Cardinals  
 Busch Stadium, St. Louis, MO  
 Tue Aug 29 1972, 7:05 PM CDT  
 Att. 9,002 - Unknown

livebaseballscorecards.com

<b>AB</b>	29
<b>R</b>	0
<b>H</b>	3
<b>RBI</b>	0
<b>BB</b>	0
<b>SO</b>	2
<b>LOB</b>	4



Batter	1	2	3	4	5	6	7	8	9	AB R H RBI BB SO LOB	TOP																				
<b>Bobby Bonds, R</b> (1, 9) OBP: 0.324, SLG: 0.451	0-0 F8		0-0 F8			0-3 K		0-0 F7		4 0 0 0 0 1 1																					
<b>Jim Howarth, L</b> (1, 8) OBP: 0.351, SLG: 0.330	0-3 K		0-3 K			0-3 K			0-0 L6	4 0 0 0 0 3 0																					
<b>Chris Speier, R</b> (1, 6) OBP: 0.364, SLG: 0.421	0-0 F8		0-3 K			0-3 K			4-0 1B 1B BB	3 1 0 0 1 2 0																					
<b>Ken Henderson, S</b> (1, 7) OBP: 0.320, SLG: 0.462		0-0 5-3		0-3 K		0-0 4-3			0-0 1B 1-3 1B 1B	4 1 1 0 0 1 0																					
<b>Dave Rader, L</b> (1, 2) OBP: 0.308, SLG: 0.352		0-0 1B 1B 1B		0-0 L3		0-3 K			0-0 1B 1-3 1B 1B	4 1 2 1 0 1 0																					
<b>Dave Kingman, R</b> (1, 3) OBP: 0.300, SLG: 0.465		0-0 1B 1-3 1B		0-3 K		0-3 K			0-0 P6	4 0 1 0 0 2 2																					
<b>Tito Fuentes, S</b> (1, 4) OBP: 0.307, SLG: 0.379		0-0 P3		0-0 6-3		0-3 K		0-3 K	0-0 1-2 3-H 1B	4 0 1 1 0 1 2																					
<b>Al Gallagher, R</b> (1, 5) OBP: 0.328, SLG: 0.276		0-0		0-3 K		4-0 K		4-0 K	0-0 F9	2 0 1 1 1 1 0																					
<b>Willie McCovey, L</b> (9, PH) OBP: 0.309, SLG: 0.395		1-2 3-H 1B								1 0 0 0 0 0 2																					
<b>Damaso Blanco, R</b> (9, 5) OBP: 0.471, SLG: 0.385		0-3 K								0 0 0 0 0 0 0																					
<b>Jim Willoughby, R</b> (1, 1) OBP: 0.176, SLG: 0.176				0-0 4-3		0-3 K				3 0 0 0 0 2 3																					
<b>Inning Stats</b>	R: 0 E: 0 K: 1 S: 5	H: 0 LOB: 0 BB: 0 P: 5	R: 1 E: 0 K: 1 S: 8	H: 3 LOB: 2 BB: 0 P: 8	R: 0 E: 0 K: 2 S: 7	H: 0 LOB: 0 BB: 0 P: 7	R: 0 E: 0 K: 2 S: 7	H: 0 LOB: 0 BB: 0 P: 7	R: 0 E: 0 K: 3 S: 9	H: 0 LOB: 0 BB: 0 P: 9	R: 0 E: 0 K: 2 S: 7	H: 0 LOB: 0 BB: 0 P: 7	R: 0 E: 0 K: 2 S: 7	H: 0 LOB: 1 BB: 1 P: 11	R: 2 E: 0 K: 0 S: 6	H: 3 LOB: 2 BB: 1 P: 10	1B: 6 2B: 0 3B: 0 HR: 0	SF: 0 SAC: 0 DP: 0 HBP: 0	WP: 0 PB: 0 SB: 0 CS: 0	PA: 35											
<b>PITCHER</b> <b>Bob Gibson, R</b> (1, 1) ERA: 2.75	IP 9.0	WLS L	BF 35	H 6	R 3	ER 3	SO 14	BB 2	IBB 0	HBP 0	BLK 0	WP 0	HR 0	S 61	P 69	ERA 3.00	WHIP 0.889														
											<b>PITCHER</b>	IP	WLS	BF	H	R	ER	SO	BB	IBB	HBP	BLK	WP	HR	S	P	ERA	WHIP			

San Francisco Giants @ St. Louis Cardinals  
 Busch Stadium, St. Louis, MO  
 Wed Aug 30 1972, 7:05 PM CDT  
 Att: 10,201 - Unknown

livebaseballscorecards.com

AB	33
R	3
H	6
RBI	3
BB	2
SO	14
LOB	10



Batter	1	2	3	4	5	6	7	8	9	AB	R	H	RBI	BB	SO	LOB
Lou Brock, L OBP: 0.353, SLG: 0.392 (1, 7)	0-0 1-3		0-3 K			0-0 6-3		0-0 F6		4	0	0	0	0	1	0
Ted Sizemore, R OBP: 0.320, SLG: 0.343 (1, 4)	0-0 G4-6-3 1B			0-0 L5		0-0 5-3 1B		0-0 F7		4	0	2	0	0	0	0
Bernie Carbo, L OBP: 0.394, SLG: 0.398 (1, 9)	0-0 G4-6-3 1-2f		0-3 K		0-0 5-3		0-0 F9		0-0 HR	4	1	1	1	0	1	2
Joe Torre, R OBP: 0.356, SLG: 0.439 (1, 3)		0-0 1-3		0-0 1B		0-0 F9		0-0 F9		4	0	1	0	0	0	1
Ted Simmons, S OBP: 0.328, SLG: 0.459 (1, 2)		0-3 K		0-0 F8		0-0 G3		0-0 F8		4	0	0	0	0	1	1
Luis Melendez, R OBP: 0.318, SLG: 0.368 (1, 8)		0-0 S 1B		0-0 CS 1B		0-0 F2				3	0	2	0	0	0	0
Dwain Anderson, R OBP: 0.330, SLG: 0.324 (1, 6)		0-0 6-3 1-2		0-0 L4		0-0 6-3				3	0	0	0	0	0	2
Ed Crosby, L OBP: 0.263, SLG: 0.247 (1, 5)			0-0 3-1		0-0 4-3		0-0 F8			3	0	0	0	0	0	1
Bob Gibson, R OBP: 0.188, SLG: 0.425 (1, 1)			0-0 F9			0-0 HR		0-0 4-3		3	1	1	1	0	0	0

<b>Inning Stats</b>	R: 0 E: 0 K: 0 S: 3	H: 1 LOB: 0 BB: 0 P: 3	R: 0 E: 0 K: 1 S: 6	H: 1 LOB: 1 BB: 0 P: 6	R: 0 E: 0 K: 1 S: 5	H: 0 LOB: 0 BB: 0 P: 5	R: 0 E: 0 K: 1 S: 6	H: 1 LOB: 1 BB: 0 P: 6	R: 0 E: 0 K: 0 S: 3	H: 1 LOB: 0 BB: 0 P: 3	R: 1 E: 0 K: 0 S: 5	H: 2 LOB: 1 BB: 0 P: 5	R: 0 E: 0 K: 0 S: 3	H: 0 LOB: 0 BB: 0 P: 3	R: 0 E: 0 K: 0 S: 3	H: 0 LOB: 0 BB: 0 P: 3	R: 1 E: 0 K: 0 S: 4	H: 1 LOB: 0 BB: 0 P: 4	1B: 5 2B: 0 3B: 0 HR: 2	SF: 0 SAC: 0 DP: 1 HBP: 0	WP: 0 PB: 0 SB: 1 CS: 1	PA: 32
<b>PITCHER</b> Jim Willoughby, R ERA: 2.09 (1, 1)	IP: 9.0 WLS: W BF: 32 H: 7 R: 2 ER: 2 SO: 3 BB: 0 IBB: 0 HBP: 0 BLK: 0 WP: 0 HR: 2 S: 38 P: 38 ERA: 2.00 WHIP: 0.778																					

**BOTTOM**

San Francisco Giants @ St. Louis Cardinals  
 Busch Stadium, St. Louis, MO  
 Wed Aug 30 1972, 7:05 PM CDT  
 Att. 10,201 - Unknown

livebaseballscorecards.com

<b>AB</b>	<b>32</b>
<b>R</b>	<b>2</b>
<b>H</b>	<b>7</b>
<b>RBI</b>	<b>2</b>
<b>BB</b>	<b>0</b>
<b>SO</b>	<b>3</b>
<b>LOB</b>	<b>7</b>



Batter	1	2	3	4	5	6	7	8	9	AB	R	H	RBI	BB	SO	LOB	TOP					
<b>Bobby Bonds, R</b> (1, 9) OBP: 0.323, SLG: 0.446	0-3 K	0-0 F9		0-0 FC5-4			0-0 5-3	4-0 1B BB	0-0 F3	5	1	0	0	1	1	6						
<b>Jim Howarth, L</b> (1, 8) OBP: 0.342, SLG: 0.320	0-0 4-3		0-0 4-3		0-0 4-3		0-0 3-1 1B	0-0 1B 1B		3	0	0	0	0	0	0						
<b>Don Carrithers, R</b> (5, 1) OBP: 0.214, SLG: 0.250										1	1	1	0	0	0	0						
<b>Chris Arnold, R</b> (8, PH) OBP: 0.295, SLG: 0.325										1	0	1	0	0	0	0						
<b>Don McMahon, R</b> (8, 1) OBP: 0.250, SLG: 0.250										0	0	0	0	0	0	0						
<b>Chris Speier, R</b> (1, 6) OBP: 0.366, SLG: 0.423	0-0 1B		0-0 6-3		0-0 F7		0-0 1-2 1B	0-0 1-3 2-H 3-H 1B		5	1	3	2	0	0	0						
<b>Ken Henderson, S</b> (1, 7) OBP: 0.318, SLG: 0.459	0-3 K		0-0 FC4-6 1B		0-0 G3		0-0 1-2 2-3 3-1	0-0 F4		5	0	1	0	0	1	5						
<b>Dave Rader, L</b> (1, 2) OBP: 0.309, SLG: 0.353		0-3 K	0-0 FC4-6		0-0 E SF8 1B		0-0 2-H 3-H 1B	0-0 4-3		5	1	2	2	0	1	3						
<b>Dave Kingman, R</b> (1, 3) OBP: 0.303, SLG: 0.465		0-0 1B 1B 1B		0-0 6-3 1B		0-0 F6	4-0 1-2 BB		0-3 K	4	0	2	0	1	1	1						
<b>Tito Fuentes, S</b> (1, 4) OBP: 0.308, SLG: 0.381		0-0 1-2 1B 1B		0-0 F9		0-0 E3	0-0 F9		0-0 F9 1B 2B	5	1	2	0	0	0	4						
<b>Al Gallagher, R</b> (1, 5) OBP: 0.326, SLG: 0.281		0-0 F8		0-0 6-3		0-0 SF8		0-0 1B 2B	0-0 F9	4	1	1	1	0	0	4						
<b>Ron Bryant, S</b> (1, 1) OBP: 0.232, SLG: 0.208		0-0 1-2 2-3 1B		4-0 FC5-4 BB		0-3 K		0-3 K	0-0 3-H 1B	1	0	1	0	0	0	0						
<b>Steve Stone, R</b> (3, 1) OBP: 0.156, SLG: 0.129										0	0	0	0	0	0	0						
<b>Bernie Williams, R</b> (4, PH) OBP: 0.246, SLG: 0.391										0	0	0	0	1	0	0						
<b>Randy Moffitt, R</b> (4, 1) OBP: 0.286, SLG: 0.423										0	0	0	0	0	0	0						
<b>Garry Maddox, R</b> (5, 8) OBP: 0.286, SLG: 0.423										3	0	1	1	0	2	2						
<b>Inning Stats</b>	R: 0 E: 0 K: 2 S: 8	H: 1 LOB: 1 BB: 0 P: 8	R: 0 E: 0 K: 1 S: 8	H: 3 LOB: 3 BB: 0 P: 8	R: 0 E: 0 K: 0 S: 4	H: 1 LOB: 1 BB: 0 P: 4	R: 0 E: 0 K: 0 S: 4	H: 1 LOB: 2 BB: 1 P: 8	R: 0 E: 0 K: 0 S: 3	H: 0 LOB: 0 BB: 0 P: 3	R: 1 E: 1 K: 1 S: 7	H: 1 LOB: 1 BB: 0 P: 7	R: 2 E: 0 K: 0 S: 6	H: 3 LOB: 2 BB: 1 P: 10	R: 2 E: 0 K: 1 S: 8	H: 3 LOB: 2 BB: 1 P: 12	R: 1 E: 0 K: 1 S: 7	H: 2 LOB: 1 BB: 0 P: 7	1B: 13 2B: 2 3B: 0 HR: 0	SF: 1 SAC: 0 DP: 0 HBP: 0	WP: 0 PB: 0 SB: 0 CS: 0	PA: 46
<b>PITCHER</b>	IP	WLS	BF	H	R	ER	SO	BB	IBB	HBP	BLK	WP	HR	S	P	ERA	WHIP					
<b>Dock Ellis, R</b> (1, 1) ERA: 3.11	7.0	W	34	10	3	2	4	2	0	0	0	0	0	40	48	2.57	1.714					
<b>Dave Giusti, R</b> (8, 1) ERA: 2.2	2.0	S	12	5	3	3	2	1	0	0	0	0	0	15	19	13.50	3.000					

**San Francisco Giants @ Pittsburgh Pirates**  
 Three Rivers Stadium, Pittsburgh, PA  
 Fri Sep 01 1972, 7:05 PM EDT  
 Att. 20,678 - Unknown

AB	42
R	6
H	15
RBI	6
BB	3
SO	6
LOB	25



Batter	1	2	3	4	5	6	7	8	9
Rennie Stennett, R (1, 7) OBP: 0.299, SLG: 0.388	0-0 F8		0-0 BB 2B	0-0 SF9 1B	0-0 G6-4-3		0-3 K		
Al Oliver, L (1, 8) OBP: 0.348, SLG: 0.431	0-0 F8		0-0 BB 1B	0-0 2B 1B	0-0 4-3			0-0 F8	
Roberto Clemente, R (1, 9) OBP: 0.349, SLG: 0.466	4-0 BB		4-0 BB 1B	0-0 SF9		0-3 K		0-3 K	
Willie Stargell, L (1, 3) OBP: 0.392, SLG: 0.609	0-0 F5		4-0 BB 1B	0-0 2B		0-0 G3		0-0 HR	
Bob Robertson, R (7, 3) OBP: 0.263, SLG: 0.311			1-2 2-3 3-H BB	1-H 2B					
Manny Sanguillen, R (1, 2) OBP: 0.338, SLG: 0.428		0-0 F9	0-0 1B	0-0 F8		0-3 K		0-0 F8	
Dave Cash, R (1, 4) OBP: 0.310, SLG: 0.376		0-0 5-3	0-0 F9		0-0 1B 1B E 1B		0-0 F7		
Richie Hebner, L (1, 5) OBP: 0.405, SLG: 0.546		0-0 F9	0-0 4-3		0-0 1B E 1B G6-4-3 1B		4-0 1B BB		
Gene Alley, R (1, 6) OBP: 0.334, SLG: 0.331			0-3 K	0-0 6-3	0-0 1B E G6-4-3 1B		0-3 K		
Dock Ellis, S (1, 1) OBP: 0.157, SLG: 0.140			4-0 2B 1B BB	0-0 1B 1B	0-0 FC1		0-0 1B		
Vic Davalillo, L (7, PH) OBP: 0.370, SLG: 0.420					1-2 2-3 3-H				
Dave Giusti, R (8, 1)									

Inning Stats	R: 0	H: 0	E: 0	K: 0	S: 3	R: 0	H: 0	E: 0	K: 0	S: 3	R: 4	H: 3	E: 0	K: 1	S: 8	R: 3	H: 4	E: 0	K: 0	S: 7	R: 2	H: 3	E: 1	K: 0	S: 6	R: 0	H: 0	E: 0	K: 2	S: 7	R: 0	H: 1	E: 0	K: 2	S: 8	R: 1	H: 1	E: 0	K: 1	S: 6
	LOB: 1	BB: 1				LOB: 0	BB: 0				LOB: 2	BB: 3				LOB: 1	BB: 0				LOB: 0	BB: 0		LOB: 1	BB: 0		LOB: 0	BB: 0		LOB: 2	BB: 1		LOB: 0	BB: 0		LOB: 0	BB: 0		LOB: 0	BB: 0

PITCHER	IP	WLS	BF	H	R	ER	SO	BB	IBB	HBP	BLK	WP	HR	S	P	ERA	WHIP
Ron Bryant, L (1, 1) ERA: 3.04	2.1	L	14	3	4	4	1	3	1	0	0	0	0	12	28	15.43	2.571
Steve Stone, R (3, 1) ERA: 3.04	0.2		2	0	0	0	0	0	0	0	0	0	0	2	2	0.00	0.000
Randy Moffitt, R (4, 1) ERA: 3.45	1.0		7	4	3	3	0	0	0	0	0	0	0	7	7	27.00	4.000
Don Carrithers, R (5, 1) ERA: 5.57	3.0		14	4	2	0	4	1	0	0	0	0	0	21	25	0.00	1.667
Don McMahon, R (8, 1) ERA: 3.63	1.0		4	1	1	1	1	0	0	0	0	0	1	6	6	9.00	1.000


**BOTTOM**

San Francisco Giants @ Pittsburgh Pirates  
Three Rivers Stadium, Pittsburgh, PA

Fri Sep 01 1972, 7:05 PM EDT  
Att. 20,678 - Unknown

AB	R	H	RBI	BB	SO	LOB
5	2	2	0	0	1	4
5	2	2	2	0	0	1
2	1	0	1	2	2	0
3	0	1	2	1	0	1
1	1	1	1	0	0	0
5	0	1	2	0	1	1
4	1	1	0	0	0	2
3	1	1	0	1	0	2
4	0	1	0	0	2	1
2	2	1	0	1	0	2
1	0	1	0	0	0	0
0	0	0	0	0	0	0

AB	35
R	10
H	12
RBI	8
BB	5
SO	6
LOB	14



WP	PA
0	41
PB	0
SB	0
CS	0

Batter	1	2	3	4	5	6	7	8	9	AB R H RBI BB SO LOB	TOP											
<b>Bobby Bonds, R</b> (1, 9) OBP: 0.323, SLG: 0.448	0-3 K		0-0 2B		0-0 1B		0-0 F3		0-3 K	5 0 2 0 0 2 1	<b>San Francisco Giants @ Pittsburgh Pirates</b> Three Rivers Stadium, Pittsburgh, PA Sat Sep 02 1972, 7:05 PM EDT Att. 14,194 - Unknown <a href="http://livebaseballscorecards.com">livebaseballscorecards.com</a>											
<b>Chris Speier, R</b> (1, 6) OBP: 0.364, SLG: 0.421	0-0 1B		0-0 F8		0-0 F9		0-0 5-3		0-3 K	5 0 1 0 0 1 3												
<b>Ken Henderson, S</b> (1, 7) OBP: 0.320, SLG: 0.462	0-0 F7			0-0 1B 2B	0-3 K			0-0 3-1 1B		4 2 2 0 0 1 2												
<b>Willie McCovey, L</b> (1, 3) OBP: 0.312, SLG: 0.394	0-0 F9			4-0 1B SF9 BB		0-0 E 1B		0-0 3-1		3 1 1 0 1 0 2												
<b>Dave Rader, L</b> (1, 2) OBP: 0.311, SLG: 0.355		0-0 F3		0-0 1B		0-0 F9		0-0 FC6 1B		4 0 2 2 0 0 1												
<b>Dave Kingman, R</b> (1, 5) OBP: 0.301, SLG: 0.460		0-0 5-3		0-3 K		0-0 F7		0-3 K		4 0 0 0 0 2 4												
<b>Tito Fuentes, S</b> (1, 4) OBP: 0.305, SLG: 0.379		0-0 G3		0-0 SF9		0-0 E1		0-0 FC6		3 0 0 1 0 0 2												
<b>Garry Maddox, R</b> (1, 8) OBP: 0.283, SLG: 0.419			0-3 K	0-0 5-3		0-0 F7			0-0 L3	4 0 0 0 0 1 3												
<b>Sam McDowell, L</b> (1, 1) OBP: 0.160, SLG: 0.204			0-0 G3		0-0 1-3		0-3 K		0-0 1B	1 0 0 0 0 0 0												
<b>Frank Reberger, L</b> (4, 1) OBP: 0.233, SLG: 0.310										1 0 0 0 0 0 0												
<b>Bernie Williams, R</b> (7, PH) OBP: 0.243, SLG: 0.385										1 0 0 0 0 1 0												
<b>Steve Stone, R</b> (7, 1) OBP: 0.156, SLG: 0.129										0 0 0 0 0 0 0												
<b>Jim Howarth, L</b> (9, PH) OBP: 0.347, SLG: 0.327										1 0 1 0 0 0 0												
<b>Inning Stats</b>	R: 0 E: 0 K: 1 S: 6	H: 1 LOB: 1 BB: 0 P: 6	R: 0 E: 0 K: 0 S: 3	H: 0 LOB: 0 BB: 0 P: 3	R: 0 E: 0 K: 1 S: 6	H: 1 LOB: 1 BB: 0 P: 6	R: 2 E: 0 K: 1 S: 7	H: 2 LOB: 1 BB: 1 P: 11	R: 0 E: 0 K: 1 S: 6	H: 1 LOB: 1 BB: 0 P: 6	R: 0 E: 1 K: 0 S: 5	H: 1 LOB: 2 BB: 0 P: 5	R: 0 E: 0 K: 1 S: 5	H: 0 LOB: 0 BB: 0 P: 5	R: 1 E: 0 K: 1 S: 7	H: 2 LOB: 1 BB: 0 P: 7	R: 0 E: 0 K: 2 S: 8	H: 1 LOB: 1 BB: 0 P: 8	1B: 7 2B: 2 3B: 0 HR: 0	SF: 1 SAC: 0 DP: 0 HBP: 0	WP: 0 PB: 0 SB: 0 CS: 0	PA: 38
<b>PITCHER</b> <b>Nelson Bries, R</b> (1, 1) ERA: 3.26	IP 9.0 WLS W BF 38 H 9 R 3 ER 3 SO 8 BB 1 IBB 0 HBP 0 BLK 0 WP 0 HR 0 S 53 P 57 ERA 3.00 WHIP 1.111											<b>PITCHER</b> IP WLS BF H R ER SO BB IBB HBP BLK WP HR S P ERA WHIP										





Batter	1	2	3	4	5	6	7	8	9
Rennie Stennett, R OBP: 0.305, SLG: 0.390 (1, 7)	0-0 E8 1B	0-0 6-3		0-0 1-2 HR 1B		0-0 F8		4-0 BB	
Al Oliver, L OBP: 0.349, SLG: 0.431 (1, 8)	0-0 F9 2-H 1B	0-0 4-3		0-0 1-2 HR 1B		0-0 L6		0-0 F8	
Roberto Clemente, R OBP: 0.356, SLG: 0.481 (1, 9)	4-0 1B 1-2 BB		0-0 WP 2B	0-0 1-H 2-H HR		4-0 1-2 BB		0-0 F8	
Manny Sanguillen, R OBP: 0.335, SLG: 0.424 (1, 2)	0-0 F9 2-3		0-0 F2 2-3	0-0 1-3		0-0 1-3			
Bob Robertson, R OBP: 0.279, SLG: 0.307 (1, 3)	0-3 K		0-0 G3	0-3 K			0-3 K		
Richie Hebner, L OBP: 0.406, SLG: 0.544 (1, 5)	0-0 1-3 3-H 1B		4-0 BB		0-0 L3		0-0 F8		
Dave Cash, R OBP: 0.311, SLG: 0.374 (1, 4)	4-0 BB		0-3 K		0-0 F8		4-0 FC6-4 BB		
Gene Alley, R OBP: 0.333, SLG: 0.327 (1, 6)	0-0 F3			4-0 1B BB		0-0 1-3		0-0 FC6-4 1-2f	
Nelson Briles, R OBP: 0.169, SLG: 0.190 (1, 1)		0-0 5-3		0-3 K		0-0 BB 1B		0-3 K	

Inning Stats	R: 2 E: 1 K: 1 S: 8	H: 3 LOB: 3 BB: 2 P: 16	R: 0 E: 0 K: 0 S: 3	H: 0 LOB: 0 BB: 0 P: 3	R: 0 E: 0 K: 1 S: 6	H: 1 LOB: 2 BB: 1 P: 10	R: 4 E: 0 K: 2 S: 10	H: 3 LOB: 0 BB: 1 P: 14	R: 0 E: 0 K: 0 S: 3	H: 0 LOB: 0 BB: 0 P: 3	R: 0 E: 0 K: 0 S: 4	H: 1 LOB: 2 BB: 1 P: 8	R: 0 E: 0 K: 1 S: 5	H: 0 LOB: 1 BB: 1 P: 9	R: 0 E: 0 K: 1 S: 5	H: 0 LOB: 1 BB: 1 P: 9
1B: 6 2B: 1 3B: 0 HR: 1	SF: 0 SAC: 0 DP: 0 HBP: 0	WP: 1 PB: 0 SB: 0 CS: 0	1B: 6 2B: 1 3B: 0 HR: 1	SF: 0 SAC: 0 DP: 0 HBP: 0	WP: 1 PB: 0 SB: 0 CS: 0	1B: 6 2B: 1 3B: 0 HR: 1	SF: 0 SAC: 0 DP: 0 HBP: 0	WP: 1 PB: 0 SB: 0 CS: 0	1B: 6 2B: 1 3B: 0 HR: 1	SF: 0 SAC: 0 DP: 0 HBP: 0	WP: 1 PB: 0 SB: 0 CS: 0	1B: 6 2B: 1 3B: 0 HR: 1	SF: 0 SAC: 0 DP: 0 HBP: 0	WP: 1 PB: 0 SB: 0 CS: 0	1B: 6 2B: 1 3B: 0 HR: 1	

PITCHER	IP	WLS	BF	H	R	ER	SO	BB	IBB	HBP	BLK	WP	HR	S	P	ERA	WHIP
Sam McDowell, L ERA: 4.73 (1, 1)	3.1	L	21	7	6	6	3	4	0	0	0	1	1	23	39	16.20	3.300
Frank Reberger, R ERA: 3.76 (4, 1)	2.2		10	1	0	0	1	1	0	0	0	0	0	11	15	0.00	0.750
Steve Stone, R ERA: 2.98 (7, 1)	2.0		8	0	0	0	2	2	0	0	0	0	0	10	18	0.00	1.000


**BOTTOM**

**San Francisco Giants @ Pittsburgh Pirates**  
 Three Rivers Stadium, Pittsburgh, PA  
 Sat Sep 02 1972, 7:05 PM EDT  
 Att. 14,194 - Unknown

AB	32
R	6
H	8
RBI	6
BB	7
SO	6
LOB	19



WP	PA	ERA	WHIP
1	39		

Batter	1	2	3	4	5	6	7	8	9	10	AB R H RBI BB SO LOB	TOP										
<b>Bobby Bonds, R</b> (1, 9) OBP: 0.321, SLG: 0.444	0-0 6-3		0-3 K		0-3 K		0-0 F9		0-3 K		5 0 0 0 0 3 1	<b>San Francisco Giants @ Pittsburgh Pirates</b> Three Rivers Stadium, Pittsburgh, PA Sun Sep 03 1972, 3:33 AM EDT Att. 16,760 - Unknown <a href="http://livebaseballscorecards.com">livebaseballscorecards.com</a>										
<b>Chris Speier, R</b> (1, 6) OBP: 0.363, SLG: 0.418	0-0 F2		0-0 4-3		0-3 K		0-0 6-3		0-0 1B		5 0 1 1 0 1 0											
<b>Ken Henderson, S</b> (1, 7) OBP: 0.324, SLG: 0.464	0-0 1B		0-0 1B		0-0 F7		0-0 F8		0-0 1B		5 0 3 0 0 0 0											
<b>Willie McCovey, L</b> (1, 3) OBP: 0.318, SLG: 0.396	0-0 1B		4-0 1B		0-0 1B		0-0 F6		0-0 E6		4 0 2 0 1 0 0											
<b>Damaso Blanco, R</b> (10, PR) OBP: 0.471, SLG: 0.385	1-2 1B		1-2 BB		0-0 1B		0-0 F8		0-0 FC1-5		0 0 0 0 0 0 0											
<b>Dave Rader, L</b> (1, 2) OBP: 0.312, SLG: 0.355	0-0 3-1		0-0 F7		0-0 F7		0-0 1B		0-0 1B		5 0 2 0 0 0 5											
<b>Dave Kingman, R</b> (1, 5) OBP: 0.300, SLG: 0.457		0-0 4-3		0-0 F9		0-0 1B		0-0 F8		0-0 FC1-5	5 0 1 0 0 0 3											
<b>Tito Fuentes, S</b> (1, 4) OBP: 0.304, SLG: 0.379		0-0 2B		0-0 F8		0-0 F7		0-0 F2		0-0 F8	5 0 1 0 0 0 5											
<b>Garry Maddox, R</b> (1, 8) OBP: 0.287, SLG: 0.421		0-3 K		0-0 1B		0-0 1B		0-0 1B	0-0 WP	0-0 FC6-4	5 1 3 0 0 1 3											
<b>Jim Barr, R</b> (1, 1) OBP: 0.179, SLG: 0.231		0-3 K		0-0 F9		0-0 5-3		0-0 F3		0-0 F3	3 0 0 0 0 1 5											
<b>Jim Howarth, L</b> (9, PH) OBP: 0.345, SLG: 0.324											1 0 0 0 0 0 1											
<b>Jerry Johnson, R</b> (9, 1)											0 0 0 0 0 0 0											
<b>Inning Stats</b>	R: 0 E: 0 K: 0 S: 5	H: 2 LOB: 2 BB: 0 P: 5	R: 0 E: 0 K: 2 S: 8	H: 1 LOB: 1 BB: 0 P: 8	R: 0 E: 0 K: 1 S: 6	H: 1 LOB: 2 BB: 1 P: 10	R: 0 E: 0 K: 0 S: 4	H: 1 LOB: 1 BB: 0 P: 4	R: 0 E: 0 K: 2 S: 7	H: 0 LOB: 0 BB: 0 P: 7	R: 0 E: 0 K: 0 S: 3	H: 0 LOB: 0 BB: 0 P: 3	R: 0 E: 0 K: 0 S: 4	H: 1 LOB: 1 BB: 0 P: 4	R: 1 E: 0 K: 1 S: 7	H: 3 LOB: 2 BB: 0 P: 7	R: 0 E: 1 K: 0 S: 5	H: 1 LOB: 2 BB: 0 P: 5	1B: 12 2B: 1 3B: 0 HR: 0	SF: 0 SAC: 0 DP: 0 HBP: 0	WP: 1 PB: 0 SB: 1 CS: 0	PA: 44
<b>PITCHER</b>	IP	WLS	BF	H	R	ER	SO	BB	IBB	HBP	BLK	WP	HR	S	P	ERA	WHIP					
<b>Bob Moose, R</b> (1, 1) ERA: 3.21	9.0		39	12	1	1	6	1	0	0	0	1	0	50	54	1.00	1.444					
<b>Ramon Hernandez, L</b> (10, 1) ERA: 1.79	0.0		2	1	0	0	0	0	0	0	0	0	0	2	2	∞	∞					
<b>Dave Giusti, R</b> (10, 1) ERA: 2.17	1.0	W	3	0	0	0	0	0	0	0	0	0	0	3	3	0.00	0.000					

Batter	1	2	3	4	5	6	7	8	9	10	AB	R	H	RBI	BB	SO	LOB
--------	---	---	---	---	---	---	---	---	---	----	----	---	---	-----	----	----	-----

**BOTTOM**

Vic Davalillo, L OBP: 0.373, SLG: 0.419 (1, 7)	0-0 L6		0-0 4-3			0-0 FC6-5 2B	4-0 IBB		4-0 IBB		3	1	1	0	2	0	0
Rennie Stennett, R OBP: 0.306, SLG: 0.394 (1, 9)	0-0 4-3			0-0 FC6-4 1B		0-0 FC6-5 2B	0-0 F6		0-3 K2-3		5	0	2	0	0	1	4
Al Oliver, L OBP: 0.347, SLG: 0.429 (1, 8)	0-0 1B			0-0 FC6-4 1-2f		0-0 FC6-5 1B		0-0 4-3		0-0 3-1	5	0	1	1	0	0	2
Willie Stargell, L OBP: 0.392, SLG: 0.607 (1, 3)	0-0 4-3			0-3 K		0-0 1B		4-0 BB		0-0 2B	3	0	1	0	1	1	2
Gene Clines, R OBP: 0.367, SLG: 0.427 (8, PR)				1-3		1-2					0	0	0	0	0	0	0
Bob Robertson, R OBP: 0.281, SLG: 0.309 (9, 3)											1	1	1	0	0	0	0
Richie Hebner, L OBP: 0.404, SLG: 0.542 (1, 5)		0-0 4-3		0-0 F7		0-3 K		0-0 F7		0-0 2B	5	0	1	1	0	1	4
Milt May, L OBP: 0.312, SLG: 0.323 (1, 2)		0-0 1B				4-0 FC6-4 BB		0-0 F8		0-0 F9	3	0	1	0	1	0	3
Dave Cash, R OBP: 0.311, SLG: 0.372 (1, 4)		0-0 G6-4-3 1B				0-0 FC6-4 1-2f		0-0 F2		0-0 SH1-4 1B	4	0	1	0	0	0	2
Jackie Hernandez, R OBP: 0.226, SLG: 0.261 (1, 6)			0-0 F9			0-0 F9		0-0 SH3 1B		0-0 SH1-4 1-2	3	0	1	0	0	0	1
Bob Moose, R OBP: 0.254, SLG: 0.203 (1, 1)			0-3 K			0-0 FC6-4 1-2f		0-0 SH3		0-0 F9	2	0	0	0	0	1	1
Bill Mazerowski, R OBP: 0.263, SLG: 0.302 (9, PH)											1	0	0	0	0	0	1
Ramon Hernandez, S OBP: 0.182, SLG: 0.273 (10, 1)											0	0	0	0	0	0	0
Dave Giusti, R OBP: 0.182, SLG: 0.273 (10, 1)											0	0	0	0	0	0	0

**San Francisco Giants @ Pittsburgh Pirates**  
Three Rivers Stadium, Pittsburgh, PA

Sun Sep 03 1972, 3:33 AM EDT  
Att: 16,760 - Unknown

livebaseballscorecards.com

<b>AB</b>	<b>35</b>
<b>R</b>	<b>2</b>
<b>H</b>	<b>10</b>
<b>RBI</b>	<b>2</b>
<b>BB</b>	<b>4</b>
<b>SO</b>	<b>4</b>
<b>LOB</b>	<b>20</b>



Inning Stats	R: 0	H: 1	E: 0	K: 0	S: 4	P: 4	R: 0	H: 1	E: 0	K: 0	S: 3	P: 3	R: 0	H: 0	E: 0	K: 1	S: 5	R: 0	H: 1	E: 0	K: 1	S: 6	P: 6	R: 0	H: 3	E: 0	K: 1	S: 8	R: 0	H: 1	E: 0	K: 0	S: 4	R: 0	H: 0	E: 0	K: 0	S: 3	R: 1	H: 3	E: 0	K: 1	S: 8	R: 0	H: 1	E: 0	K: 0	S: 4	R: 0	H: 1	E: 0	K: 1	S: 6	R: 1	H: 2	E: 0	K: 0	S: 3	R: 1	H: 2	E: 0	K: 0	S: 3	P: 3	1B: 8	2B: 2	3B: 0	HR: 0	SF: 0	SAC: 2	DP: 1	HBP: 0	WP: 0	PA: 41																		
<b>PITCHER</b>	Jim Barr, R (1, 1) ERA: 2.71																							Jerry Johnson, R (9, 1) ERA: 4.71																																																																				

Batter	1	2	3	4	5	6	7	8	9	AB R H RBI BB SO LOB	TOP	
Bobby Bonds, R OBP: 0.318, SLG: 0.440 (1, 9) X	0-0 F7 ①		0-0 F8 ②		0-0 6-3 ③			0-0 4-3 ②		4 0 0 0 0 0 2	<p>San Francisco Giants @ San Diego Padres</p> <p>San Diego Stadium, San Diego, CA</p> <p>Mon Sep 04 1972, 10:05 PM EDT</p> <p>Att. 9,880 - Unknown</p> <p>livebaseballscorecards.com</p>	
Chris Speier, R OBP: 0.360, SLG: 0.415 (1, 6) S S	0-3 K ②		0-0 L8 ③			0-0 F8 ①		0-0 4-3 ③		4 0 0 0 0 1 1		
Ken Henderson, S OBP: 0.323, SLG: 0.461 (1, 7) X	0-0 F9 ③					0-0 4-3 1B				4 0 1 0 0 2 0		
Willie McCovey, L OBP: 0.321, SLG: 0.393 Fran Healy, R OBP: 0.264, SLG: 0.229 (9, PR) S S		0-3 K ①				0-0 4-3 1B				2 0 0 0 2 1 1		
Dave Rader, L OBP: 0.311, SLG: 0.354 (1, 2) X						0-0 4-3 1B				0 0 0 0 0 0 0		
Dave Kingman, R OBP: 0.298, SLG: 0.453 Randy Moffitt, R (7, 1) X						0-0 F6 ③				4 0 1 0 0 0 2		
Tito Fuentes, S OBP: 0.304, SLG: 0.379 (1, 4) X										3 0 0 0 0 1 3		
Garry Maddox, R OBP: 0.289, SLG: 0.423 (1, 8) X										0 0 0 0 0 0 0		
Jim Willoughby, R OBP: 0.176, SLG: 0.176 Jim Howarth, L OBP: 0.345, SLG: 0.324 (7, PH) Chris Arnold, R OBP: 0.292, SLG: 0.321 (7, 5) X										0 0 0 0 0 0 0		
Inning Stats	R: 0 H: 0 E: 0 LOB: 0 K: 1 BB: 0 S: 5 P: 5	R: 0 H: 0 E: 1 LOB: 1 K: 1 BB: 0 S: 6 P: 6	R: 0 H: 1 E: 0 LOB: 1 K: 0 BB: 0 S: 4 P: 4	R: 0 H: 1 E: 0 LOB: 1 K: 1 BB: 1 S: 5 P: 9	R: 0 H: 1 E: 0 LOB: 1 K: 0 BB: 0 S: 4 P: 4	R: 0 H: 1 E: 0 LOB: 1 K: 0 BB: 0 S: 4 P: 4	R: 0 H: 1 E: 0 LOB: 0 K: 1 BB: 0 S: 5 P: 5	R: 0 H: 0 E: 0 LOB: 0 K: 0 BB: 0 S: 3 P: 3	R: 0 H: 0 E: 0 LOB: 1 K: 1 BB: 1 S: 4 P: 8	1B: 5 SF: 0 2B: 0 SAC: 2 3B: 0 DP: 2 HR: 0 HBP: 0	WP: 0 PA: 33 PB: 0 SB: 0 CS: 1	
PITCHER Mike Corkins, R ERA: 3.58 (1, 1) Gary Ross, R ERA: 2.25 (7, 1)	IP WLS BF H R ER SO BB IBB HBP BLK WP HR S P ERA WHIP											IP WLS BF H R ER SO BB IBB HBP BLK WP HR S P ERA WHIP



Batter	1	2	3	4	5	6	7	8	9	AB	R	H	RBI	BB	SO	LOB				
<b>Enzo Hernandez, R</b> OBP: 0.234, SLG: 0.226 (1, 6) <i>X</i>	0-0 <i>F8</i> 	[REDACTED]			0-0 <i>1-3</i> 	[REDACTED]			0-0 <i>L8</i> 	[REDACTED]			0-0 <i>4-3</i> 	4	0	0	0	0	1	
<b>Dave Roberts, R</b> OBP: 0.281, SLG: 0.336 (1, 5) <i>X</i>	0-0 <i>1-3</i> 				0-0 <i>S</i> <i>1B</i> 				0-0 <i>F7</i> 				0-0 <i>FC4-6</i> <i>1B</i> 	4	0	2	0	0	0	0
<b>Leron Lee, L</b> OBP: 0.366, SLG: 0.514 <b>Jerry Morales, R</b> OBP: 0.316, SLG: 0.362 (1, 7) <i>X</i> (9, 7) <i>X</i>	0-0 <i>1B</i> 	[REDACTED]			0-3 <i>K</i> <i>1-2</i> 	[REDACTED]			0-0 <i>1B</i> 	[REDACTED]			0-0 <i>FC4-6</i> <i>1-2f</i> 	4	0	2	0	0	1	2
<b>Nate Colbert, R</b> OBP: 0.319, SLG: 0.524 (1, 3) <i>X</i>	0-0 <i>F7</i> 				0-3 <i>K</i> 				0-3 <i>K</i> 				0-3 <i>1B</i> 	0	0	0	0	0	0	0
<b>Cito Gaston, R</b> OBP: 0.307, SLG: 0.356 (1, 9) <i>X</i>	[REDACTED]		0-0 <i>5-3</i> 	[REDACTED]			0-0 <i>1-3</i> 	[REDACTED]			3	0	0	0	0	2	3			
<b>Derrel Thomas, S</b> OBP: 0.300, SLG: 0.331 (1, 4) <i>X</i>	0-0 <i>F5</i> 	0-0 <i>K</i> 	0-0 <i>K</i> 				0-0 <i>HR</i> 				0-0 <i>3-1</i> 	3	1	1	1	0	0	0		
<b>Johnny Jeter, R</b> OBP: 0.277, SLG: 0.322 (1, 8) <i>X</i>	0-0 <i>F9</i> 	[REDACTED]			0-0 <i>SH1</i> <i>S</i> <i>1B</i> 	[REDACTED]			0-0 <i>F9</i> 	[REDACTED]			3	0	1	0	0	0	0	
<b>Fred Kendall, R</b> OBP: 0.246, SLG: 0.342 (1, 2) <i>X</i>	0-0 <i>F9</i> 				0-0 <i>SH1</i> <i>1-3</i> 				0-0 <i>L5</i> 				2	0	0	0	0	0	0	
<b>Mike Corkins, R</b> OBP: 0.294, SLG: 0.364 <b>Gary Ross, R</b> OBP: 0.182, SLG: 0.182 (1, 1) <i>X</i> (7, 1) <i>X</i>	[REDACTED]		0-0 <i>5-3</i> 	[REDACTED]			0-0 <i>1-3</i> 	[REDACTED]			0-0 <i>6-3</i> 	2	0	0	0	0	0	1		
[REDACTED]		0-0 <i>5-3</i> 	0-0 <i>1-3</i> 				0-0 <i>1-3</i> 				1	0	0	0	0					

AB	R	H	RBI	BB	SO	LOB	BOTTOM	
4	0	0	0	0	0	1	BOTTOM	
4	0	2	0	0	0	0	BOTTOM	
4	0	2	0	0	1	2	BOTTOM	
0	0	0	0	0	0	0	BOTTOM	
3	0	0	0	0	2	3	BOTTOM	
3	0	0	0	0	1	2	BOTTOM	
3	1	1	1	0	0	0	BOTTOM	
3	0	1	0	0	0	0	BOTTOM	
2	0	0	0	0	0	0	BOTTOM	
2	0	0	0	0	0	1	BOTTOM	
1	0	0	0	0	0	0	BOTTOM	

AB	29
R	1
H	6
RBI	1
BB	0
SO	4
LOB	9

**WP: 0** **PA: 30**  
**PB: 0**  
**SB: 2**  
**CS: 0**

**San Francisco Giants @ San Diego Padres**  
**San Diego Stadium, San Diego, CA**  
 Mon Sep 04 1972, 10:05 PM EDT  
 Att. 9,880 - Unknown

PITCHER	IP	WLS	BF	H	R	ER	SO	BB	IBB	HBP	BLK	WP	HR	S	P	ERA	WHIP
<b>Jim Willoughby, R</b> ERA: 2.02 (1, 1)	6.0	L	23	5	1	1	4	0	0	0	0	0	1	31	31	1.50	0.833
<b>Randy Moffitt, R</b> ERA: 3.34 (7, 1)	2.0		7	1	0	0	0	0	0	0	0	0	0	7	7	0.00	0.500

Batter	1	2	3	4	5	6	7	8	9	10	11	AB R H RBI BB SO LOB	TOP				
<b>Bobby Bonds, R</b> OBP: 0.317, SLG: 0.438 (1, 9)	F3		F3		G6-4-3		F6			K		5 0 1 0 0 1 3	<b>San Francisco Giants @ San Diego Padres</b> San Diego Stadium, San Diego, CA Tue Sep 05 1972, 10:05 PM EDT Att: 2,330 - Unknown				
<b>Chris Speier, R</b> OBP: 0.359, SLG: 0.413 (1, 6)	6-3		F8		6-3					4-3		5 0 1 0 0 0 1					
<b>Ken Henderson, S</b> OBP: 0.321, SLG: 0.456 (1, 7)	F3		F6							G3-6-3		4 0 0 0 1 0 2					
<b>Willie McCovey, L</b> OBP: 0.323, SLG: 0.395 <b>Bernie Williams, R</b> OBP: 0.243, SLG: 0.385 (8, PR) <b>Dave Kingman, R</b> OBP: 0.297, SLG: 0.452 (8, 3)												4 0 2 0 0 0 0 0 0 0 0 0 0 0 1 0 0 0 0 0 1					
<b>Dave Rader, L</b> OBP: 0.313, SLG: 0.353 (1, 2)												4 1 1 0 1 0 2					
<b>Jim Ray Hart, R</b> OBP: 0.286, SLG: 0.480 (1, 5)												4 1 1 1 1 0 2					
<b>Tito Fuentes, S</b> OBP: 0.305, SLG: 0.379 (1, 4)												5 1 2 1 0 0 2					
<b>Garry Maddox, R</b> OBP: 0.291, SLG: 0.423 (1, 8)												5 1 2 0 0 0 3					
<b>Frank Reberger, L</b> OBP: 0.242, SLG: 0.313 <b>Gary Thomasson, L</b> (9, PH) <b>Jerry Johnson, R</b> (9, 1)												3 0 1 1 0 2 2 1 0 0 0 0 0 0 1 0 0 0 0 0 1					
<b>Inning Stats</b>	R: 0 H: 0 E: 0 LOB: 0 K: 0 BB: 0 S: 3 P: 3	R: 0 H: 1 E: 0 LOB: 2 K: 0 BB: 1 S: 4 P: 8	R: 0 H: 1 E: 0 LOB: 1 K: 1 BB: 0 S: 6 P: 6	R: 0 H: 0 E: 0 LOB: 0 K: 0 BB: 1 S: 2 P: 6	R: 2 H: 2 E: 1 LOB: 0 K: 0 BB: 0 S: 5 P: 5	R: 0 H: 0 E: 0 LOB: 0 K: 0 BB: 0 S: 3 P: 3	R: 0 H: 2 E: 0 LOB: 2 K: 1 BB: 0 S: 7 P: 7	R: 0 H: 2 E: 0 LOB: 1 K: 0 BB: 0 S: 4 P: 4	R: 1 H: 1 E: 0 LOB: 0 K: 0 BB: 0 S: 4 P: 4	R: 0 H: 0 E: 0 LOB: 1 K: 1 BB: 1 S: 5 P: 9	R: 1 H: 2 E: 1 LOB: 1 K: 0 BB: 0 S: 5 P: 5	1B: 10 SF: 0 2B: 0 SAC: 0 3B: 0 DP: 3 HR: 1 HBP: 0		WP: 0 PA: 45 PB: 0 SB: 1 CS: 0			
<b>PITCHER</b>	IP WLS BF H R ER SO BB IBB HBP BLK WP HR S P ERA WHIP																
<b>Steve Arlin, R</b> ERA: 3.73 (1, 1)	9.0																
<b>Al Severinsen, R</b> ERA: 2.37 (10, 1)	2.0	L	9	2	1	1	1	1	0	0	0	0	0	10	14	4.50	1.500

livebaseballscorecards.com

AB	42
R	4
H	11
RBI	3
BB	3
SO	3
LOB	19



Batter	1	2	3	4	5	6	7	8	9	10	11	AB R H RBI BB SO LOB	BOTTOM				
Enzo Hernandez, R (1, 6) OBP: 0.233, SLG: 0.225	0-0 1-3		0-0 4-3			0-0 E3 BLK 4-3 6-3		0-0 S 1B		0-0 4-3		5 1 1 0 0 0 0	<b>San Francisco Giants @ San Diego Padres</b> San Diego Stadium, San Diego, CA Tue Sep 05 1972, 10:05 PM EDT Att: 2,330 - Unknown <a href="http://livebaseballscorecards.com">livebaseballscorecards.com</a>				
Dave Roberts, R (1, 5) OBP: 0.280, SLG: 0.332	4-0 2B BB			0-0 F3		0-0 4-3 1-2		0-0 F7 1-2		0-0 6-3		4 1 0 0 1 0 2					
Leron Lee, L (1, 7) OBP: 0.364, SLG: 0.513 Jerry Morales, R (9, 7) OBP: 0.315, SLG: 0.360	0-0 1-H 2B			0-0 F5		0-0 6-3 2-H		0-0 6-3		0-3 K		4 0 1 2 0 0 1 1 0 0 0 0 1 0					
Nate Colbert, R (1, 3) OBP: 0.320, SLG: 0.522	0-0 5-3			4-0 S BB		0-0 F7			0-0 S 1B 1B		0-3 K	4 0 1 0 1 1 0					
Larry Stahl, L (1, 9) OBP: 0.309, SLG: 0.354		0-0 F6		0-3 K 1-2			0-0 HR		0-0 1-2 BB 1B		0-0 1-3	5 1 2 1 0 1 1					
Derrel Thomas, S (1, 4) OBP: 0.301, SLG: 0.330		4-0 G4-3 BB			0-0 B5		0-0 F8		0-3 K		0-0 1B	4 0 1 0 1 1 2					
Johnny Jeter, R (1, 8) OBP: 0.275, SLG: 0.320		0-0 G4-3 1-2f			0-0 1B		0-0 F7		0-3 K		0-3 K	5 0 1 0 0 2 4					
Fred Kendall, R (1, 2) OBP: 0.246, SLG: 0.338			0-0 F7		0-0 F3		0-0 F7		4-0 BB FC6 BB 1-2 2-3			3 0 0 0 1 0 1					
Steve Arlin, R (1, 1) OBP: 0.265, SLG: 0.203 Cito Gaston, R (9, PH) OBP: 0.306, SLG: 0.355 Al Severinsen, R (10, 1)			0-0 1-3		0-3 K			0-0 1-3		0-0 FC6 1-2f		3 0 0 0 0 1 1 1 0 0 0 0 0 3 0 0 0 0 0 0 0					
<b>Inning Stats</b>	R: 1 H: 1 E: 0 LOB: 0 K: 0 BB: 1 S: 3 P: 7	R: 0 H: 0 E: 0 LOB: 0 K: 0 BB: 1 S: 2 P: 6	R: 0 H: 0 E: 0 LOB: 0 K: 0 BB: 0 S: 3 P: 3	R: 0 H: 0 E: 0 LOB: 1 K: 1 BB: 1 S: 5 P: 9	R: 0 H: 1 E: 0 LOB: 1 K: 1 BB: 0 S: 6 P: 6	R: 1 H: 0 E: 1 LOB: 0 K: 0 BB: 0 S: 4 P: 4	R: 1 H: 1 E: 0 LOB: 0 K: 0 BB: 0 S: 4 P: 4	R: 0 H: 1 E: 0 LOB: 1 K: 0 BB: 0 S: 4 P: 4	R: 0 H: 2 E: 0 LOB: 3 K: 2 BB: 1 S: 9 P: 13	R: 0 H: 0 E: 0 LOB: 0 K: 1 BB: 0 S: 5 P: 5	R: 0 H: 1 E: 0 LOB: 1 K: 2 BB: 0 S: 8 P: 8	1B: 5 SF: 0 2B: 1 SAC: 0 3B: 0 DP: 1 HR: 1 HBP: 0		WP: 0 PA: 43 PB: 0 SB: 3 CS: 0			
<b>PITCHER</b>	IP WLS BF H R ER SO BB IBB HBP BLK WP HR S P ERA WHIP																
Frank Reberger, R (1, 1) ERA: 3.62	8.0	30	4	3	2	2	3	0	0	1	0	0	1	31	43	2.25	0.875
Jerry Johnson, R (9, 1) ERA: 4.5	3.0	W 13	3	0	0	5	1	0	0	0	0	0	0	22	26	0.00	1.333

**San Francisco Giants @ San Diego Padres**  
San Diego Stadium, San Diego, CA  
Tue Sep 05 1972, 10:05 PM EDT  
Att: 2,330 - Unknown

AB	39
R	3
H	7
RBI	3
BB	4
SO	7
LOB	15



Batter	1	2	3	4	5	6	7	8	9	AB R H RBI BB SO LOB	TOP											
<b>Gary Matthews, R</b> (1, 9) OBP: 0.200, SLG: 0.200	0-0 F9	0-0 HR 1B		0-3 K		0-0 F4			0-0 F8	5 1 1 1 0 1 0	<b>San Francisco Giants @ San Diego Padres</b> San Diego Stadium, San Diego, CA Wed Sep 06 1972, 10:05 PM EDT Att. 2,871 - Unknown <a href="http://livebaseballscorecards.com">livebaseballscorecards.com</a>											
<b>Garry Maddox, R</b> (1, 8) OBP: 0.294, SLG: 0.432	0-0 HR 1B	0-0 HR 1B		0-0 1B		0-0 F3			0-0 5-3	5 2 3 2 0 0 0												
<b>Dave Rader, L</b> (1, 2) OBP: 0.313, SLG: 0.353	0-0 4-3	0-0 F5		0-0 1B						3 0 1 0 0 0 1												
<b>Russ Gibson, R</b> (4, 2) OBP: 0.167, SLG: 0.333	1-2			1-2 1B						1 0 0 0 0 1 0												
<b>Ken Henderson, S</b> (1, 7) OBP: 0.321, SLG: 0.453	4-0 HR BB	0-0 4-3		0-0 G3						3 1 0 0 1 0 2												
<b>Jim Ray Hart, R</b> (1, 5) OBP: 0.281, SLG: 0.552	0-0 HR			0-0 F7		0-0 F7			0-0 F7	4 1 1 3 0 0 0												
<b>Chris Arnold, R</b> (9, 5) OBP: 0.292, SLG: 0.321	1-H 2-H									0 0 0 0 0 0 0												
<b>Dave Kingman, R</b> (1, 3) OBP: 0.299, SLG: 0.451	4-0 BB			0-0 FC5-4 1B		0-3 K			0-0 L7	3 0 1 0 1 1 0												
<b>Tito Fuentes, S</b> (1, 4) OBP: 0.305, SLG: 0.378	0-0 F8			0-0 F7		0-0 FC6-4 1B			0-0 F7	4 0 1 0 0 0 2												
<b>Damaso Blanco, R</b> (1, 6) OBP: 0.429, SLG: 0.353		0-0 SH1-4 1B		0-0 FC5-4		0-0 FC6-4			0-0 L8	4 1 1 0 0 0 2												
<b>Ron Bryant, S</b> (1, 1) OBP: 0.220, SLG: 0.196		0-0 SH1-4		0-0 F7		0-3 K			0-0 G3	3 0 0 0 0 1 0												
<b>Inning Stats</b>	R: 3 E: 0 K: 0 S: 5	H: 2 LOB: 1 BB: 2 P: 13	R: 3 E: 0 K: 0 S: 6	H: 3 LOB: 0 BB: 0 P: 6	R: 0 E: 0 K: 0 S: 4	H: 1 LOB: 1 BB: 0 P: 4	R: 0 E: 0 K: 1 S: 7	H: 2 LOB: 2 BB: 0 P: 7	R: 0 E: 0 K: 1 S: 6	H: 1 LOB: 1 BB: 0 P: 6	R: 0 E: 0 K: 1 S: 5	H: 0 LOB: 0 BB: 0 P: 5	R: 0 E: 0 K: 1 S: 5	H: 0 LOB: 0 BB: 0 P: 5	R: 0 E: 0 K: 0 S: 3	H: 0 LOB: 0 BB: 0 P: 3	R: 0 E: 0 K: 0 S: 3	H: 0 LOB: 0 BB: 0 P: 3	1B: 7 2B: 0 3B: 0 HR: 2	SF: 0 SAC: 1 DP: 0 HBP: 0	WP: 0 PB: 0 SB: 0 CS: 0	PA: 38
<b>PITCHER</b>	IP WLS BF H R ER SO BB IBB HBP BLK WP HR S P ERA WHIP																					
<b>Bill Greif, R</b> (1, 1) ERA: 5.74	1.1 L 11 5 6 6 0 2 2 0 0 0 0 2 9 17 40.50 5.250																					
<b>Ed Acosta, R</b> (2, 1) ERA: 4.87	6.2 24 4 0 0 4 0 0 0 0 0 0 0 32 32 0.00 0.600																					
<b>Mark Schaeffer, L</b> (9, 1) ERA: 4.85	1.0 3 0 0 0 0 0 0 0 0 0 0 0 3 3 0.00 0.000																					





Batter	1	2	3	4	5	6	7	8	9	AB	R	H	RBI	BB	SO	LOB					
Enzo Hernandez, R (1, 6) OBP: 0.233, SLG: 0.226	0-0 6-3		0-0 F9			0-0 G5-4-3 1B		0-0 6-3		4	0	1	0	0	0	2					
Dave Roberts, R (1, 5) OBP: 0.280, SLG: 0.334	0-0 5-3 2B		0-0 F8			0-0 G5-4-3 1-2f		0-0 F6		4	0	1	0	0	0	3					
Leron Lee, L (1, 7) OBP: 0.363, SLG: 0.510	0-0 5-3 2-3			0-0 F9		0-0 4-3			0-0 BB 1B	4	0	1	0	0	0	1					
Nate Colbert, R (1, 3) OBP: 0.323, SLG: 0.524	0-3 K			0-0 BB			0-0 2B		0-0 BB 1-2 BB	2	0	1	0	2	1	1					
Jerry Morales, R (1, 9) OBP: 0.311, SLG: 0.356		0-0 G3		0-0 F7			0-0 F9		0-0 F5	4	0	0	0	0	0	4					
Derrel Thomas, S (1, 4) OBP: 0.298, SLG: 0.327		0-0 F3		0-0 F4			0-0 L8		0-3 K	4	0	0	0	0	1	4					
Johnny Jeter, R (1, 8) OBP: 0.272, SLG: 0.316		0-0 F4			0-0 F9		0-0 L5		0-0 G3	4	0	0	0	0	0	3					
Fred Kendall, R (1, 2) OBP: 0.247, SLG: 0.338			0-0 F6		0-0 4-3			0-0 6-3 1B		3	0	1	0	0	0	0					
Bill Greif, R (1, 1) OBP: 0.059, SLG: 0.030			0-0		0-3 K			0-0 F6		0	0	0	0	0	0	0					
Ed Acosta, S (2, 1) OBP: 0.154, SLG: 0.083										2	0	1	0	0	1	0					
Cito Gaston, R (8, PH) OBP: 0.305, SLG: 0.354										1	0	0	0	0	0	1					
Mark Schaeffer, L (9, 1)										0	0	0	0	0	0	0					
<b>Inning Stats</b>	R: 0 E: 0 K: 1 S: 6	H: 1 LOB: 1 BB: 0 P: 6	R: 0 E: 0 K: 0 S: 3	H: 0 LOB: 0 BB: 0 P: 3	R: 0 E: 0 K: 0 S: 4	H: 1 LOB: 1 BB: 0 P: 4	R: 0 E: 0 K: 0 S: 3	H: 0 LOB: 1 BB: 1 P: 7	R: 0 E: 0 K: 1 S: 5	H: 0 LOB: 0 BB: 0 P: 5	R: 0 E: 0 K: 0 S: 3	H: 1 LOB: 0 BB: 0 P: 3	R: 0 E: 0 K: 0 S: 4	H: 1 LOB: 1 BB: 0 P: 4	R: 0 E: 0 K: 1 S: 6	H: 1 LOB: 2 BB: 1 P: 10	1B: 4 2B: 2 3B: 0 HR: 0	SF: 0 SAC: 0 DP: 1 HBP: 0	WP: 0 PB: 0 SB: 0 CS: 0	PA: 34	
<b>PITCHER</b> Ron Bryant, L (1, 1) ERA: 2.88	IP 9.0	WLS W	BF 34	H 6	R 0	ER 0	SO 3	BB 2	IBB 0	HBP 0	BLK 0	WP 0	HR 0	S 38	P 46	ERA 0.00	WHIP 0.889				

**BOTTOM**

**San Francisco Giants @ San Diego Padres**  
San Diego Stadium, San Diego, CA

livebaseballscorecards.com

<b>AB</b>	<b>32</b>
<b>R</b>	<b>0</b>
<b>H</b>	<b>6</b>
<b>RBI</b>	<b>0</b>
<b>BB</b>	<b>2</b>
<b>SO</b>	<b>3</b>
<b>LOB</b>	<b>19</b>



Wed Sep 06 1972, 10:05 PM EDT  
Att. 2,871 - Unknown

Batter	1	2	3	4	5	6	7	8	9	10	11	12	13	AB R H RBI BB SO LOB	TOP																
Roger Metzger, S (1, 6) OBP: 0.293, SLG: 0.270	0-3 K		0-0 CS 1B		4-0 FC5 1B BB		0-0 BB 1B		4-0 BB BB			0-0 8-5 S 1B	0-0 HR	5 1 4 4 2 1 0	<b>Houston Astros @ San Francisco Giants</b> Candlestick Park, San Francisco, CA Thu Sep 07 1972, 6:33 AM EDT Att: 2,427 - Unknown																
Jimmy Wynn, R (1, 9) OBP: 0.386, SLG: 0.465	0-3 K		4-0 FC6-4 BB		0-0 1-2 2-3 1B		4-0 1-2 BB		0-0 F9			4-0 1-2 BB	0-0 2B	4 0 2 0 3 1 1																	
Cesar Cedeno, R (1, 8) OBP: 0.392, SLG: 0.563	0-0 F9		0-0 FC6-4		0-3 K		0-0 L4-3		0-0 L4-3			0-0 8-5	0-0 5-3	7 0 0 0 0 1 9																	
Lee May, R (1, 3) OBP: 0.344, SLG: 0.504		0-3 K		0-0 4-3	0-0 FC5		0-0 F4		0-0 F4			0-0 F6		6 0 1 0 0 1 5																	
Bob Watson, R (1, 7) OBP: 0.377, SLG: 0.450		0-0 1B		0-0 FC6-4 1B		0-0 F9		0-0 6-3				0-0 F8	0-0 HR	6 1 3 1 0 0 1																	
Doug Rader, R (1, 5) OBP: 0.308, SLG: 0.440		0-3 K		0-3 K		0-0 1B 1B		0-0 F3				0-3 K	0-0 5-3	6 0 1 0 0 3 3																	
Tommy Helms, R (1, 4) OBP: 0.306, SLG: 0.373		0-0 F9		0-0 FC6-4		0-0 F7		0-0 6-3				0-0 F9	0-0 HR 2B	6 1 1 0 0 0 3																	
Larry Howard, R (1, 2) OBP: 0.282, SLG: 0.300			0-0 F6		0-0 1B 2B		0-0 1-2 1B		4-0 G4-6-3 BB			0-0 6-3	4-0 HR IBB	4 1 2 0 2 0 0																	
Don Wilson, R (1, 1) OBP: 0.123, SLG: 0.141			0-0 1B 3B		0-0 P1		0-3 K		0-0 G4-6-3			0-3 K	0-3 K	6 1 1 0 0 3 6																	
<b>Inning Stats</b>	R: 0 E: 0 K: 2 S: 7	H: 0 LOB: 0 BB: 0 P: 7	R: 0 E: 0 K: 2 S: 8	H: 1 LOB: 1 BB: 0 P: 8	R: 1 E: 0 K: 0 S: 4	H: 2 LOB: 1 BB: 1 P: 8	R: 0 E: 0 K: 1 S: 6	H: 1 LOB: 0 BB: 0 P: 6	R: 0 E: 0 K: 1 S: 7	H: 2 LOB: 2 BB: 0 P: 7	R: 0 E: 0 K: 0 S: 3	H: 0 LOB: 0 BB: 0 P: 3	R: 0 E: 0 K: 0 S: 2	H: 0 LOB: 1 BB: 2 P: 10		R: 0 E: 0 K: 1 S: 6	H: 1 LOB: 1 BB: 0 P: 6	R: 0 E: 0 K: 1 S: 5	H: 0 LOB: 0 BB: 0 P: 5	R: 0 E: 0 K: 0 S: 3	H: 1 LOB: 1 BB: 1 P: 7	R: 4 E: 0 K: 1 S: 9	H: 4 LOB: 1 BB: 1 P: 13	1B: 9 2B: 5 3B: 1 HR: 2	SF: 0 SAC: 0 DP: 3 HBP: 0	WP: 0 PB: 0 SB: 1 CS: 1	PA: 57				
<b>PITCHER</b>																															
Sam McDowell, L (1, 1) ERA: 4.47	IP	WLS	BF	H	R	ER	SO	BB	IBB	HBP	BLK	WP	HR	S		P	ERA	WHIP													
Randy Moffitt, R (11, 1) ERA: 3.63	2.2	L	12	3	3	3	2	1	1	0	0	0	1	14		22	10.12	1.500													
Don McMahon, R (13, 1) ERA: 3.75	0.1		3	2	1	1	0	0	0	0	0	0	1	3	3	27.00	6.000														

livebaseballscorecards.com

AB	50
R	5
H	15
RBI	5
BB	7
SO	10
LOB	28



Batter	1	2	3	4	5	6	7	8	9	10	11	12	13	AB R H RBI BB SO LOB
<b>Bobby Bonds, R</b> OBP: 0.314, SLG: 0.433 (1, 9)	0-0 F8		0-3 K		0-0 6-3			0-0 F2		0-3 K			0-0 F9	6 0 0 0 0 2 3
<b>Chris Speier, R</b> OBP: 0.362, SLG: 0.415 (1, 6)	0-0 6-3			0-3 K		4-0 BB		0-0 1B		0-0 1B			0-0 1B	5 0 3 0 1 1 0
<b>Ken Henderson, S</b> OBP: 0.321, SLG: 0.454 (1, 7)	0-0 F6			0-0 F3		0-0 F9		0-0 F8		0-0 1B			0-0 1B	6 0 2 0 0 0 2
<b>Willie McCovey, L</b> OBP: 0.316, SLG: 0.385 (1, 3)		0-0 F9		0-0 1-6-3		0-0 4-3		0-0 F2		0-0 6-3			0-0 F9	6 0 0 0 0 0 4
<b>Dave Rader, L</b> OBP: 0.311, SLG: 0.349 (1, 2)		0-0 F9			4-0 BB	0-0 F4		0-0 F3				0-0 F8		4 1 0 0 1 0 1
<b>Jim Ray Hart, R</b> OBP: 0.324, SLG: 0.559 (1, 5)		0-3 K			0-0 BB		0-0 F8		0-0 F8					5 0 3 0 0 1 0
<b>Bernie Williams, R</b> OBP: 0.243, SLG: 0.385 (12, PR)					0-0 1B									0 0 0 0 0 0 0
<b>Damaso Blanco, R</b> OBP: 0.429, SLG: 0.353 (13, 5)					0-0 1B									0 0 0 0 0 0 0
<b>Tito Fuentes, S</b> OBP: 0.306, SLG: 0.384 (1, 4)			0-0 3B		0-0 2B		0-0 F4		0-3 K			0-0 4-3		5 0 2 1 0 1 2
<b>Garry Maddox, R</b> OBP: 0.291, SLG: 0.427 (1, 8)			0-3 K		0-0 F5		0-0 6-3		0-0 F8			0-0 F3		5 0 0 0 0 1 5
<b>Don McMahon, R</b> OBP: 0.250, SLG: 0.250 (13, 1)					0-0 F6									0 0 0 0 0 0 0
<b>Sam McDowell, L</b> OBP: 0.151, SLG: 0.192 (1, 1)			0-0 F8		0-0 F6			0-0 F9		0-0 6-3			0-3 K	3 0 0 0 0 0 3
<b>Dave Kingman, R</b> OBP: 0.298, SLG: 0.450 (10, PH)														1 0 0 0 0 0 0
<b>Randy Moffitt, R</b> (11, 1)														0 0 0 0 0 0 0
<b>Jim Howarth, L</b> OBP: 0.342, SLG: 0.321 (13, 8)														1 0 0 0 0 1 0

Inning Stats	R: 0	H: 0	E: 0	LOB: 0	K: 0	BB: 0	S: 3	P: 3
	0	0	0	0	1	1	5	5
	0	0	0	0	1	0	5	5
	0	0	0	0	2	1	9	9
	0	0	0	0	1	1	7	7
	0	0	0	0	1	0	3	3
	0	0	0	0	0	0	5	5
	0	0	0	0	0	0	4	4
	0	0	0	0	0	0	3	3
	0	0	0	0	0	0	5	5
	0	0	0	0	0	0	6	6
	0	0	0	0	0	0	4	4
	0	0	0	0	0	0	7	7
	0	0	0	0	0	0	1	1
	0	0	0	0	0	0	0	0
	0	0	0	0	0	0	1	1

PITCHER	IP	WLS	BF	H	R	ER	SO	BB	IBB	HBP	BLK	WP	HR	S	P	ERA	WHIP
<b>Don Wilson, R</b> ERA: 2.79 (1, 1)	13.0	W	49	10	1	1	7	2	0	0	0	0	0	61	69	0.69	0.923

**BOTTOM**

**Houston Astros @ San Francisco Giants**  
Candlestick Park, San Francisco, CA

Thu Sep 07 1972, 6:33 AM EDT  
Att. 2,427 - Unknown

AB	R	H	RBI	BB	SO	LOB
47	1	10	1	2	7	20

**GIANTS**

WP	PA
0	49

Batter	1	2	3	4	5	6	7	8	9	AB R H RBI BB SO LOB	TOP		
<b>Roger Metzger, S</b> OBP: 0.292, SLG: 0.269 (1, 6) X	0-0 F6		0-0 FC6-4 2B	0-0 FC4-6		0-0 1B 1B		0-0 G4-6-3		5 1 1 0 0 0 3			
<b>Jimmy Wynn, R</b> OBP: 0.388, SLG: 0.468 (1, 9) S S	0-3 K		0-0 1B 2B	0-0 F8		0-0 1B 1B			0-0 1B 1B	5 1 3 2 0 1 1			
<b>Cesar Cedeno, R</b> OBP: 0.390, SLG: 0.559 (1, 8) X	0-0 F3		0-0 1B 1B		0-0 4-3	0-3 K			0-3 K	5 1 1 1 0 2 4			
<b>Lee May, R</b> OBP: 0.344, SLG: 0.503 (1, 3) X		0-0 6-3	0-0 1B 1B		0-0 FC5-4 1B	0-0 F6			0-0 6-3	5 1 2 1 0 0 4			
<b>Bob Watson, R</b> OBP: 0.377, SLG: 0.452 (1, 7) X		0-0 2B	0-0 1B 1B		0-0 FC5-4 1B		0-0 6-3		0-0 5-3	5 0 2 0 0 0 2			
<b>Johnny Edwards, L</b> OBP: 0.354, SLG: 0.374 (1, 2) X		0-0 1B	0-0 1B 1B		0-0 F5		0-0 1-3			4 0 2 1 0 0 1			
<b>Doug Rader, R</b> OBP: 0.308, SLG: 0.438 (1, 5) S S	0-3 K		0-0 6-3			4-0 1B HBP 1B BB		0-3 K		3 1 0 0 1 2 3			
<b>Tommy Helms, R</b> OBP: 0.304, SLG: 0.369 (1, 4) X			0-0 4-3	0-0 F4		0-0 F8		0-0 6-3		4 0 0 0 0 0 1			
<b>Larry Dierker, R</b> OBP: 0.190, SLG: 0.169 (1, 1) X			0-0 FC6-4 1B	0-0 FC4-6 1B		1-0 1B 1B HBP		0-0 G4-6-3 1B		2 0 2 0 0 0 0			
<b>Norm Miller, L</b> OBP: 0.324, SLG: 0.396 (8, PH)										1 0 1 0 0 0 0			
<b>Dave Roberts, L</b> OBP: 0.261, SLG: 0.344 (8, 1) X										0 0 0 0 0 0 0			
<b>Inning Stats</b>	R: 0 E: 0 K: 1 S: 5 H: 0 LOB: 0 BB: 0 P: 5	R: 0 E: 0 K: 1 S: 6 H: 2 LOB: 1 BB: 0 P: 6	R: 4 E: 0 K: 0 S: 9 H: 6 LOB: 2 BB: 0 P: 9	R: 0 E: 0 K: 0 S: 4 H: 1 LOB: 1 BB: 0 P: 4	R: 0 E: 1 K: 0 S: 4 H: 1 LOB: 1 BB: 0 P: 4	R: 1 E: 0 K: 1 S: 7 H: 2 LOB: 3 BB: 1 P: 12	R: 0 E: 0 K: 1 S: 5 H: 0 LOB: 0 BB: 0 P: 5	R: 0 E: 0 K: 0 S: 3 H: 1 LOB: 0 BB: 0 P: 3	R: 0 E: 0 K: 1 S: 6 H: 1 LOB: 1 BB: 0 P: 6	1B: 12 SF: 0 2B: 2 SAC: 0 3B: 0 DP: 1 HR: 0 HBP: 1	WP: 0 PA: 41 PB: 0 SB: 1 CS: 0		
<b>PITCHER</b>	IP WLS BF H R ER SO BB IBB HBP BLK WP HR S P ERA WHIP											<b>PITCHER</b>	IP WLS BF H R ER SO BB IBB HBP BLK WP HR S P ERA WHIP
<b>Jim Barr, R</b> ERA: 2.9 (1, 1)	2.2 L 15 8 4 4 2 0 0 0 0 0 0 0 0 19 19 13.50 3.000												
<b>Elias Sosa, R</b> ERA: (3, 1)	1.1 5 1 0 0 0 0 0 0 0 0 0 0 0 5 5 0.00 0.750												
<b>Don Carrithers, R</b> ERA: 5.59 (5, 1)	1.1 9 3 1 1 0 1 0 0 1 0 0 0 0 7 12 6.75 3.000												
<b>Randy Moffitt, R</b> ERA: 3.53 (6, 1)	1.2 5 0 0 0 2 0 0 0 0 0 0 0 0 9 9 0.00 0.000												
<b>Jerry Johnson, R</b> ERA: 4.37 (8, 1)	2.0 7 2 0 0 1 0 0 0 0 0 0 0 0 9 9 0.00 1.000												

**Houston Astros @ San Francisco Giants**  
 Candlestick Park, San Francisco, CA  
 Fri Sep 08 1972, 10:05 PM EDT  
 Att. 3,406 - Unknown

AB	39
R	5
H	14
RBI	5
BB	1
SO	5
LOB	19



Batter	1	2	3	4	5	6	7	8	9	AB	R	H	RBI	BB	SO	LOB
<b>Bobby Bonds, R</b> OBP: 0.314, SLG: 0.432 (1, 9) X	0-0 F8 S 1B		0-0 F6		0-0 F8		0-0 6-3			4	0	1	0	0	0	1
<b>Chris Speier, R</b> OBP: 0.363, SLG: 0.421 (1, 6) X	0-0 F8 1-3		0-0 2B 1-2 1B		0-0 HR		0-3 K			4	1	2	1	0	1	1
<b>Ken Henderson, S</b> OBP: 0.320, SLG: 0.454 (1, 7) S S	0-3 K		0-0 1-3 2-H 2B		0-0 4-3		0-0 F7			4	0	1	1	0	1	1
<b>Willie McCovey, L</b> OBP: 0.315, SLG: 0.380 (1, 3) X	0-0 3-1		4-0 BB		0-0 F6		0-0 F3			3	0	0	0	1	0	1
<b>Dave Rader, L</b> OBP: 0.308, SLG: 0.345 (1, 2) X		0-0 6-3	0-0 3-1		0-0 6-3		0-3 K			4	0	0	0	0	1	3
<b>Jim Ray Hart, R</b> OBP: 0.317, SLG: 0.605 (1, 5) X		0-0 5-3		0-0 F4		0-0 HR		0-0 F9		4	1	1	1	0	0	0
<b>Garry Maddox, R</b> OBP: 0.289, SLG: 0.424 (1, 8) X		0-0 6-3		0-3 K		0-3 K				3	0	0	0	0	2	0
<b>Al Gallagher, R</b> OBP: 0.324, SLG: 0.279 (9, PH)										1	0	0	0	0	0	0
<b>Damaso Blanco, R</b> OBP: 0.440, SLG: 0.400 (1, 4) B B B			4-0 1B 2B BB		0-0 2B		0-0 F7		0-3 K	3	1	1	0	1	1	0
<b>Jim Barr, R</b> OBP: 0.179, SLG: 0.231 (1, 1) S S			0-3 K		0-3 K					0	0	0	0	0	0	0
<b>Elias Sosa, R</b> OBP: 0.167, SLG: 0.167 (3, 1) S S										1	0	0	0	0	1	1
<b>Gary Matthews, R</b> OBP: 0.214, SLG: 0.250 (4, PH) S S										1	0	0	0	0	1	1
<b>Don Carithers, R</b> OBP: 0.214, SLG: 0.250 (5, 1) S S										0	0	0	0	0	0	0
<b>Randy Moffitt, R</b> OBP: 0.339, SLG: 0.318 (6, 1) S S										0	0	0	0	0	0	0
<b>Jim Howarth, L</b> OBP: 0.339, SLG: 0.318 (7, PH) S S										1	0	0	0	0	0	0
<b>Jerry Johnson, R</b> OBP: 0.339, SLG: 0.318 (8, 1) S S										0	0	0	0	0	0	0

Inning Stats	R: 0	H: 1	E: 0	K: 1	S: 6	LOB: 1	BB: 0	P: 6	R: 0	H: 0	E: 0	K: 0	S: 3	LOB: 0	BB: 0	P: 3	R: 1	H: 2	E: 0	K: 1	S: 7	LOB: 3	BB: 2	P: 15	R: 0	H: 1	E: 0	K: 2	S: 8	LOB: 1	BB: 0	P: 8	R: 1	H: 1	E: 0	K: 0	S: 4	LOB: 0	BB: 0	P: 4	R: 0	H: 0	E: 0	K: 1	S: 5	LOB: 0	BB: 0	P: 5	R: 0	H: 0	E: 0	K: 1	S: 5	LOB: 0	BB: 0	P: 5	R: 0	H: 0	E: 0	K: 1	S: 5	LOB: 0	BB: 0	P: 5	R: 0	H: 0	E: 0	K: 1	S: 5	LOB: 0	BB: 0	P: 5
<b>Larry Dierker, R</b> ERA: 3.06 (1, 1)	IP	WLS	BF	H	R	ER	SO	BB	IBB	HBP	BLK	WP	HR	S	P	ERA	WHIP																																																							
<b>Dave Roberts, L</b> ERA: 4.42 (8, 1)	2.0	S	6	0	0	0	2	0	0	0	0	0	0	10	10	0.00	0.000																																																							

**BOTTOM**

**Houston Astros @ San Francisco Giants**  
Candlestick Park, San Francisco, CA

Fri Sep 08 1972, 10:05 PM EDT  
Att. 3,406 - Unknown

livebaseballscorecards.com

<b>AB</b>	<b>33</b>
<b>R</b>	<b>3</b>
<b>H</b>	<b>6</b>
<b>RBI</b>	<b>3</b>
<b>BB</b>	<b>2</b>
<b>SO</b>	<b>8</b>
<b>LOB</b>	<b>9</b>

**GIANTS**

WP: 0	PA: 35
PB: 0	CS: 0
SB: 1	

Batter	1	2	3	4	5	6	7	8	9	AB R H RBI BB SO LOB	TOP
<b>Pete Rose, S</b> OBP: 0.378, SLG: 0.414 (1, 7) BB	4-0 BB		0-0 4-3			0-0 4-3		0-0 4-3		3 0 0 0 1 0 1	
<b>Joe Morgan, L</b> OBP: 0.409, SLG: 0.442 (1, 4) BB	4-0 BB G6-4-3		0-0 F9			0-0 1-3		0-0 F8		3 0 0 0 1 0 1	
<b>Bobby Tolan, L</b> OBP: 0.329, SLG: 0.383 (1, 8) SS	0-3 K			0-0 4-3			0-0 1B SF8		0-0 6-3	4 1 1 0 0 1 2	
<b>Johnny Bench, R</b> OBP: 0.372, SLG: 0.505 (1, 2) X	0-0 G6-4-3 1-2f			0-0 L7			0-0 1B		0-0 F7	4 0 1 0 0 0 2	
<b>Tony Perez, R</b> OBP: 0.357, SLG: 0.509 (1, 3) X		0-0 6-3		0-3 K			0-0 SF8		0-0 6-3	3 0 0 1 0 1 0	
<b>Denis Menke, R</b> OBP: 0.327, SLG: 0.362 (1, 5) X		0-0 4-3 1B			0-0 F9		0-0 F7			3 0 1 0 0 0 1	
<b>Cesar Geronimo, L</b> OBP: 0.323, SLG: 0.398 (1, 9) X		0-0 4-3			0-0 F8		0-3 K			3 0 0 0 0 1 2	
<b>Darrel Chaney, S</b> OBP: 0.353, SLG: 0.331 (1, 6) X		0-0 F7			0-0 F9			4-0 4-3 SH4-3 BB		2 0 0 0 1 0 1	
<b>Don Gullett, R</b> OBP: 0.313, SLG: 0.300 (1, 1) X			0-0 4-3			0-0 6-3		0-0 SH4-3		2 0 0 0 0 0 0	
<b>Inning Stats</b>	R: 0 E: 0 K: 1 S: 4 H: 0 LOB: 1 BB: 2 P: 12	R: 0 E: 0 K: 0 S: 4 H: 1 LOB: 1 BB: 0 P: 4	R: 0 E: 0 K: 0 S: 3 H: 0 LOB: 0 BB: 0 P: 3	R: 0 E: 0 K: 1 S: 5 H: 0 LOB: 0 BB: 0 P: 5	R: 0 E: 0 K: 0 S: 3 H: 0 LOB: 0 BB: 0 P: 3	R: 0 E: 0 K: 0 S: 3 H: 0 LOB: 0 BB: 0 P: 3	R: 1 E: 0 K: 1 S: 7 H: 2 LOB: 1 BB: 0 P: 7	R: 0 E: 0 K: 0 S: 3 H: 0 LOB: 1 BB: 1 P: 7	R: 0 E: 0 K: 0 S: 3 H: 0 LOB: 0 BB: 0 P: 3	1B: 3 2B: 0 3B: 0 HR: 0 SF: 1 SAC: 1 DP: 1 HBP: 0	WP: 0 PB: 0 SB: 0 CS: 0 PA: 32
<b>PITCHER</b> <b>Jim Willoughby, R</b> ERA: 1.86 (1, 1)	IP: 9.0 WLS: W BF: 32 H: 3 R: 1 ER: 1 SO: 3 BB: 3 IBB: 0 HBP: 0 BLK: 0 WP: 0 HR: 0 S: 35 P: 47 ERA: 1.00 WHIP: 0.667										

**Cincinnati Reds @ San Francisco Giants**  
Candlestick Park, San Francisco, CA  
Sat Sep 09 1972, 6:33 AM EDT  
Att. 6,199 - Unknown

[livebaseballscorecards.com](http://livebaseballscorecards.com)

<b>AB</b>	27
<b>R</b>	1
<b>H</b>	3
<b>RBI</b>	1
<b>BB</b>	3
<b>SO</b>	3
<b>LOB</b>	10



Batter	1	2	3	4	5	6	7	8	9	AB	R	H	RBI	BB	SO	LOB
<b>Bobby Bonds, R</b> OBP: 0.313, SLG: 0.429 (1, 8) X	0-0 F9 ①		0-0 FC6-4 ③		4-0 IBB			0-3 K ①		3	0	0	0	1	1	1
<b>Tito Fuentes, S</b> OBP: 0.303, SLG: 0.381 (1, 4) X	0-0 E3 CS			0-0 F7 ① X	0-0 F7 ③			0-0 F8 ②		4	0	0	0	0	0	2
<b>Chris Speier, R</b> OBP: 0.361, SLG: 0.418 (1, 6) X	0-0 5-3 ② ③			0-3 K ②		0-0 6-3 ①		0-3 K ③		4	0	0	0	0	2	1
<b>Ken Henderson, S</b> OBP: 0.322, SLG: 0.452 (1, 7)		0-0 F4 ①		4-0 S BB		4-0 CS BB			0-0 4-3 ①	2	0	0	0	2	0	0
<b>Jim Ray Hart, R</b> OBP: 0.333, SLG: 0.575 (1, 5)		0-0 5-3 ②		4-0 BB		0-3 K ② ③			4-0 HR BB	2	0	0	0	2	1	1
<b>Garry Maddox, R</b> OBP: 0.289, SLG: 0.424 (9, PR)				1-2 BB		1-2 K				0	1	0	0	0	0	0
<b>Dave Kingman, R</b> OBP: 0.300, SLG: 0.457 (1, 3)		0-3 K ③		0-0 P4 ③			4-0 FC3-6 BB		0-0 HR	3	1	1	2	1	1	2
<b>Gary Matthews, R</b> OBP: 0.222, SLG: 0.222 (1, 9)			0-3 K ①		0-0 SH3-4 1B		0-3 K ①			3	0	1	0	0	2	1
<b>Dave Rader, L</b> OBP: 0.308, SLG: 0.345 (1, 2)			0-0 FC6-4 1B		0-3 K ①		0-0 FC3-6 FC6-4 ②			3	0	1	0	0	1	2
<b>Jim Willoughby, R</b> OBP: 0.158, SLG: 0.158 (1, 1)			0-0 B1 ②		0-0 SH3-4 ②		0-0 FC6-4 ③			2	0	0	0	0	0	2

Inning Stats	R: 0	H: 0	R: 0	H: 0	R: 0	H: 1	R: 0	H: 1	R: 0	H: 0	R: 0	H: 0	R: 0	H: 0	R: 2	H: 1	1B: 2	SF: 0	WP: 0	PA: 33
	E: 1	LOB: 0	E: 0	LOB: 0	E: 0	LOB: 1	E: 0	LOB: 2	E: 0	LOB: 1	E: 0	LOB: 1	E: 0	LOB: 1	E: 0	LOB: 1	2B: 1	SAC: 1	PB: 0	
	K: 0	BB: 0	K: 1	BB: 0	K: 1	BB: 0	K: 1	BB: 2	K: 1	BB: 1	K: 1	BB: 1	K: 2	BB: 0	K: 0	BB: 1	3B: 0	DP: 1	SB: 1	
	S: 3	P: 3	S: 5	P: 5	S: 6	P: 6	S: 5	P: 13	S: 6	P: 8	S: 5	P: 9	S: 7	P: 7	S: 2	P: 6	HR: 1	HBP: 0	CS: 2	

PITCHER	IP	WLS	BF	H	R	ER	SO	BB	IBB	HBP	BLK	WP	HR	S	P	ERA	WHIP										
<b>Don Gullett, L</b> ERA: 3.89 (1, 1)	8.1	L	33	3	2	2	8	5	1	0	0	0	1	43	67	2.16	0.960										

**BOTTOM**

**Cincinnati Reds @ San Francisco Giants**  
Candlestick Park, San Francisco, CA  
Sat Sep 09 1972, 6:33 AM EDT  
Att. 6,199 - Unknown

<b>AB</b>	<b>26</b>
<b>R</b>	<b>2</b>
<b>H</b>	<b>3</b>
<b>RBI</b>	<b>2</b>
<b>BB</b>	<b>6</b>
<b>SO</b>	<b>8</b>
<b>LOB</b>	<b>12</b>



WP	PA	ERA	WHIP
0	33		

Batter	1	2	3	4	5	6	7	8	9	AB R H RBI BB SO LOB	TOP													
<b>Pete Rose, S</b> OBP: 0.381, SLG: 0.416 (1, 7) X	0-0 2B 1B		0-0 E 1B	0-3 K			0-0 1B 1B	4-0 1B IBB		4 2 3 0 1 1 2	<b>Cincinnati Reds @ San Francisco Giants</b> Candlestick Park, San Francisco, CA Sun Sep 10 1972, 6:33 AM EDT Unknown													
<b>Joe Morgan, L</b> OBP: 0.412, SLG: 0.444 (1, 4) X	0-0 F8		4-0 E 1B		0-0 S HR 1B		0-0 P4-6 S 1B	0-0 1B		4 2 3 1 1 0 1														
<b>Bobby Tolan, L</b> OBP: 0.328, SLG: 0.383 (1, 8) X	0-0 1B 2B		0-3 K		0-3 K		0-0 P3 1-2	0-0 P6		5 1 1 1 0 2 7														
<b>Johnny Bench, R</b> OBP: 0.376, SLG: 0.513 (1, 2) X	0-0 G6-4-3 1B		0-0 E8 1-2		0-0 HR		4-0 IBB	4-0 SH3 BB BB		3 1 2 3 2 0 0														
<b>Tony Perez, R</b> OBP: 0.355, SLG: 0.504 (1, 3) X	0-0 G6-4-3 1-2f		0-0 1-3		0-0 F7		0-0 P4-6 2-3f	4-0 SH3 BB		4 0 0 0 1 0 5														
<b>Denis Menke, R</b> OBP: 0.326, SLG: 0.361 (1, 5) X		0-0 P5		0-0 1B 1B		0-0 P6		0-0 F9	0-0 SH3	4 0 1 0 0 0 0														
<b>Cesar Geronimo, L</b> OBP: 0.329, SLG: 0.397 (1, 9) X		0-0 F7		0-0 F8		4-0 L7-3 BB		0-0 1B WP 1B	4-0 IBB	3 1 1 0 2 0 1														
<b>Darrel Chaney, S</b> OBP: 0.354, SLG: 0.333 (1, 6) X		0-0 L4		0-0 1-2 1B		0-0 L7-3 1-2		0-0 1B WP 1B	0-0 F5	5 1 2 0 0 0 4														
<b>Ross Grimsley, L</b> OBP: 0.121, SLG: 0.105 (1, 1)			0-3 K	0-3 K		0-3 K		0-0 F2 1-2 3-H	0-3 K	0 0 0 0 0 0 0														
<b>Pedro Borbon, R</b> OBP: 0.105, SLG: 0.056 (1, 1)										1 0 0 0 0 0 1 0														
<b>Joe Hagie, L</b> OBP: 0.342, SLG: 0.406 (4, PH)										1 0 0 0 0 1 2														
<b>Tom Hall, L</b> OBP: 0.187, SLG: 0.107 (4, 1)										1 0 0 0 0 1 0														
<b>Ted Uhlaender, L</b> OBP: 0.230, SLG: 0.175 (8, PH)										0 0 0 0 0 0 0														
<b>Julian Javier, R</b> OBP: 0.258, SLG: 0.305 (8, PH)										1 0 0 0 0 0 1														
<b>Clay Carroll, R</b> OBP: 0.111, SLG: 0.111 (8, 1)										1 0 0 0 0 1 3														
<b>Inning Stats</b>	R: 2 E: 0 K: 0 S: 5	H: 3 LOB: 0 BB: 0 P: 5	R: 0 E: 0 K: 0 S: 3	H: 0 LOB: 0 BB: 0 P: 3	R: 2 E: 1 K: 2 S: 9	H: 1 LOB: 1 BB: 1 P: 13	R: 0 E: 0 K: 2 S: 9	H: 2 LOB: 2 BB: 0 P: 9	R: 2 E: 0 K: 1 S: 7	H: 2 LOB: 0 BB: 0 P: 7	R: 0 E: 0 K: 1 S: 4	H: 0 LOB: 0 BB: 1 P: 8	R: 0 E: 0 K: 0 S: 4	H: 2 LOB: 2 BB: 1 P: 8	R: 2 E: 0 K: 0 S: 6	H: 3 LOB: 2 BB: 1 P: 10	R: 0 E: 0 K: 1 S: 5	H: 0 LOB: 3 BB: 3 P: 17	1B: 11 2B: 3 3B: 0 HR: 1	SF: 0 SAC: 1 DP: 3 HBP: 0	WP: 1 PB: 0 SB: 3 CS: 0	PA: 45		
<b>PITCHER</b>	IP WLS BF H R ER SO BB IBB HBP BLK WP HR S P ERA WHIP																							
<b>Frank Reberger, R</b> ERA: 3.69 (1, 1)	3.1		17	6	4	2	2	1	0	0	0	0	0	20	24	5.40	2.100							
<b>Steve Stone, R</b> ERA: 3.07 (4, 1)	2.2		10	2	2	2	4	1	0	0	0	0	1	17	21	6.75	1.125							
<b>Randy Moffitt, R</b> ERA: 3.74 (7, 1)	1.1	L	8	4	2	2	0	0	1	0	0	0	0	7	11	13.50	3.000							
<b>Sam McDowell, L</b> ERA: 4.45 (8, 1)	0.2		6	1	0	0	0	2	1	0	0	1	0	3	15	0.00	4.500							
<b>Jerry Johnson, R</b> ERA: 4.3 (9, 1)	1.0		4	0	0	0	1	0	1	0	0	0	0	5	9	0.00	0.000							

livebaseballscorecards.com

AB	37
R	8
H	13
RBI	5
BB	7
SO	7
LOB	26





Batter	1	2	3	4	5	6	7	8	9	AB	R	H	RBI	BB	SO	LOB
<b>Bobby Bonds, R</b> OBP: 0.314, SLG: 0.427 (1, 8) BBB (8, 9)	4-0 S 1B BB	0-3 K		0-3 K		5-3		4-0 1B BB		3	1	0	0	2	2	1
<b>Tito Fuentes, S</b> OBP: 0.302, SLG: 0.385 (1, 4) X	0-0 F2 1-2	0-0 F7		0-3 K		0-0 HR		0-0 L8		5	1	1	2	0	1	3
<b>Chris Speier, R</b> OBP: 0.363, SLG: 0.422 (1, 6) X	0-0 1B 2-H	0-0 F7				0-3 K		0-0 1B		5	1	3	1	0	1	0
<b>Ken Henderson, S</b> OBP: 0.320, SLG: 0.449 (1, 7) X	0-0 1B WP		0-0 L8		0-3 K		0-0 L4	0-0 4-3		5	1	1	0	0	1	4
<b>Jim Ray Hart, R</b> OBP: 0.360, SLG: 0.568 <b>Chris Arnold, R</b> OBP: 0.292, SLG: 0.321 (1, 5) (9, PR) X	0-0 1B WP		0-0 F2		0-0 6-3		4-0 BB		0-0 FC3-6 1B	4	0	2	1	1	0	1
<b>Dave Kingman, R</b> OBP: 0.301, SLG: 0.457 (1, 3) BBB X	4-0 1B WP		0-0 1B		0-0 4-3		0-0 P9		0-3 K	4	1	1	0	1	1	3
<b>Gary Matthews, R</b> OBP: 0.231, SLG: 0.231 <b>Sam McDowell, L</b> OBP: 0.151, SLG: 0.192 <b>Jerry Johnson, R</b> (9, 1) <b>Jim Howarth, L</b> OBP: 0.336, SLG: 0.315 (9, 7) X	0-0 P4 1-2 2-3 3-H		0-0 1B		0-0 E6 2B		0-0 1-3		0-0 FC3-6 1B	4	1	1	1	0	0	3
<b>Dave Rader, L</b> OBP: 0.310, SLG: 0.345 <b>Damaso Blanco, R</b> OBP: 0.440, SLG: 0.400 (8, PR) <b>Fran Healy, R</b> OBP: 0.264, SLG: 0.229 <b>Willie McCovey, L</b> OBP: 0.314, SLG: 0.378 (9, PH) X	4-0 FC6 IBB		0-0 F7		0-0 P3		0-0 1B BB	0-0 4-3		3	0	1	0	1	0	2
<b>Frank Reberger, L</b> OBP: 0.235, SLG: 0.303 <b>Steve Stone, R</b> OBP: 0.152, SLG: 0.125 <b>Bernie Williams, R</b> OBP: 0.254, SLG: 0.409 <b>Randy Moffitt, R</b> (7, 1) <b>Garry Maddox, R</b> OBP: 0.288, SLG: 0.423 (8, 8) X	0-0 FC6 1-2f			0-0 6-3		0-0 HR 2B		0-3 K		1	0	0	0	0	0	3

Inning Stats	R: 3	H: 3	E: 0	K: 0	S: 6	H: 3	LOB: 3	BB: 3	P: 18	R: 0	H: 0	E: 0	K: 1	S: 5	R: 0	H: 2	E: 0	K: 0	S: 5	R: 0	H: 1	E: 0	K: 1	S: 6	R: 3	H: 2	E: 1	K: 1	S: 8	R: 0	H: 0	E: 0	K: 0	S: 3	R: 0	H: 2	E: 0	K: 1	S: 7	R: 0	H: 1	E: 0	K: 1	S: 6	1B: 7	2B: 3	3B: 0	HR: 1	SF: 0	SAC: 0	DP: 0	HBP: 0	WP: 1	PA: 44
--------------	------	------	------	------	------	------	--------	-------	-------	------	------	------	------	------	------	------	------	------	------	------	------	------	------	------	------	------	------	------	------	------	------	------	------	------	------	------	------	------	------	------	------	------	------	------	-------	-------	-------	-------	-------	--------	-------	--------	-------	--------

PITCHER	IP	WLS	BF	H	R	ER	SO	BB	IBB	HBP	BLK	WP	HR	S	P	ERA	WHIP
<b>Ross Grimsley, L</b> ERA: 2.9 (1, 1)	0.1		5	3	3	3	0	1	0	0	0	0	0	4	8	81.00	12.000
<b>Pedro Borbon, R</b> ERA: 3.2 (1, 1)	2.2		12	2	1	1	1	1	1	0	0	1	0	12	20	3.38	1.125
<b>Tom Hall, L</b> ERA: 2.48 (4, 1)	4.0	W	17	3	3	0	4	1	0	0	0	0	1	24	28	0.00	1.000
<b>Clay Carroll, R</b> ERA: 2.5 (8, 1)	2.0	S	10	3	0	0	2	1	0	0	0	0	0	13	17	0.00	2.000


**BOTTOM**

**Cincinnati Reds @ San Francisco Giants**  
Candlestick Park, San Francisco, CA

Sun Sep 10 1972, 6:33 AM EDT  
Unknown

<b>AB</b>	<b>39</b>
<b>R</b>	<b>7</b>
<b>H</b>	<b>11</b>
<b>RBI</b>	<b>6</b>
<b>BB</b>	<b>5</b>
<b>SO</b>	<b>7</b>
<b>LOB</b>	<b>23</b>

livebaseballscorecards.com



Batter	1	2	3	4	5	6	7	8	9	AB R H RBI BB SO LOB	TOP		
<b>Pete Rose, S</b> OBP: 0.379, SLG: 0.414 (1, 7) X	0-0 P6		0-0 4-3		0-0 SF9 BB FC6-4 1B	0-0 1-3			0-0 4-3	5 1 1 0 0 0 2			
<b>Joe Morgan, L</b> OBP: 0.413, SLG: 0.443 (1, 4) B B B	4-0 1B BB		0-0 4-3		4-0 BB BB BB FC6-4 BB			0-0 4-3		2 0 0 0 2 0 0			
<b>Bobby Tolan, L</b> OBP: 0.329, SLG: 0.385 (1, 8) X	0-0 S 1B		0-0 1B 1B		0-0 SF9			0-0 P9		3 0 2 1 0 0 0			
<b>Johnny Bench, R</b> OBP: 0.375, SLG: 0.510 (1, 2) S S S	0-3 K		0-0 1B		0-0 FC6-4 FC6-4			0-0 F8		4 0 1 1 0 1 3			
<b>Tony Perez, R</b> OBP: 0.352, SLG: 0.500 (1, 3) X	0-0 F9		0-0 F7		0-0 FC6-4			0-3 K		4 0 0 0 0 1 5			
<b>Denis Menke, R</b> OBP: 0.323, SLG: 0.357 (1, 5) X		0-0 F9		0-0 L8		0-3 K		0-0 F3		4 0 0 0 0 1 0			
<b>Cesar Geronimo, L</b> OBP: 0.332, SLG: 0.399 (1, 9) X		0-0 FC3-6 1B		0-0 5-3		0-0 FC1-5 1B 1B		0-3 K		4 0 2 0 0 1 0			
<b>Darrel Chaney, S</b> OBP: 0.352, SLG: 0.331 (1, 6) X		0-0 FC3-6 1-2f		0-0 4-3		0-0 FC1-5 1B		0-0 F9		4 0 1 0 0 0 1			
<b>Jim McGlothlin, R</b> OBP: 0.239, SLG: 0.262 (1, 1) O O O O		0-3 K			0-0 BB SF9 1B	0-0 FC1-5		0-0 3-1		3 1 1 0 0 1 3			
<b>Pedro Borbon, R</b> OBP: 0.105, SLG: 0.056 (7, 1)						1-2 2-3f				0 0 0 0 0 0 0			
<b>Ted Uhlaender, L</b> OBP: 0.228, SLG: 0.173 (9, PH)										1 0 0 0 0 0 0			
<b>Inning Stats</b>	R: 0 H: 1 E: 0 LOB: 2 K: 1 BB: 1 S: 6 P: 10	R: 0 H: 1 E: 0 LOB: 1 K: 1 BB: 0 S: 6 P: 6	R: 0 H: 2 E: 0 LOB: 2 K: 0 BB: 0 S: 5 P: 5	R: 0 H: 0 E: 0 LOB: 0 K: 0 BB: 0 S: 3 P: 3	R: 2 H: 2 E: 0 LOB: 1 K: 0 BB: 1 S: 5 P: 9	R: 0 H: 2 E: 0 LOB: 2 K: 1 BB: 0 S: 7 P: 7	R: 0 H: 0 E: 0 LOB: 0 K: 0 BB: 0 S: 3 P: 3	R: 0 H: 0 E: 0 LOB: 0 K: 2 BB: 0 S: 7 P: 7	R: 0 H: 0 E: 0 LOB: 0 K: 0 BB: 0 S: 3 P: 3	1B: 8 SF: 1 2B: 0 SAC: 0 3B: 0 DP: 0 HR: 0 HBP: 0	WP: 0 PA: 37 PB: 0 SB: 1 CS: 0		
<b>PITCHER</b>	IP WLS BF H R ER SO BB IBB HBP BLK WP HR S P ERA WHIP											<b>PITCHER</b>	IP WLS BF H R ER SO BB IBB HBP BLK WP HR S P ERA WHIP
<b>Juan Marichal, R</b> ERA: 3.73 (1, 1)	7.0 W 31 8 2 2 3 2 0 0 0 0 0 0 35 43 2.57 1.429												
<b>Jerry Johnson, R</b> ERA: 4.18 (8, 1)	2.0 S 6 0 0 0 2 0 0 0 0 0 0 0 10 10 0.00 0.000												

**Cincinnati Reds @ San Francisco Giants**  
Candlestick Park, San Francisco, CA

AB	34
R	2
H	8
RBI	2
BB	2
SO	5
LOB	14



Sun Sep 10 1972, 6:38 AM EDT  
Att: 13,584 - Unknown

[livebaseballscorecards.com](http://livebaseballscorecards.com)

Batter	1	2	3	4	5	6	7	8	9	AB	R	H	RBI	BB	SO	LOB
<b>Bobby Bonds, R</b> OBP: 0.316, SLG: 0.433 (1, 9) X	0-0 L5		0-0 F7			4-0 E 4-3 BB	0-0 HR	0-0 1B		4	2	2	4	1	0	0
<b>Tito Fuentes, S</b> OBP: 0.303, SLG: 0.383 (1, 4) BBB	4-0 1-3-5 BB			4-0 FC3-6 1B BB		0-0 4-3 1-H	0-0 E1 BB 1B	0-3 K		3	1	0	1	2	1	2
<b>Chris Speier, R</b> OBP: 0.363, SLG: 0.421 (1, 6) X	0-0 1-3-5 1-3f			0-0 FC3-6 1-2 1B		0-0 F7	4-0 1B 1-2 BB	0-0 F7		4	0	1	0	1	0	3
<b>Willie McCovey, L</b> OBP: 0.317, SLG: 0.393 (1, 3) X		0-0 F9		0-0 F2		0-0 HR	0-0 1-3 2-H 1B			4	1	2	2	0	0	2
<b>Jerry Johnson, R</b> (8, 1)										0	0	0	0	0	0	0
<b>Ken Henderson, S</b> OBP: 0.320, SLG: 0.445 (1, 7) BBB		4-0 E BB		0-0 FC3-6 1-2f 2-3		0-0 L8	0-0 5-3			3	0	0	0	1	0	4
<b>Jim Ray Hart, R</b> OBP: 0.352, SLG: 0.563 (1, 5) X		0-0 E6 G3-6-1 1-2		0-0 5-3			0-0 G3 HR 2B	0-0 5-3		4	1	1	0	0	0	3
<b>Dave Rader, L</b> OBP: 0.310, SLG: 0.344 (1, 2) X		0-0 G3-6-1 1-2f			0-0 3-1		0-0 G3 2-3	0-0 1B 2B 1B		4	1	1	0	0	0	3
<b>Jim Howarth, L</b> OBP: 0.341, SLG: 0.315 (1, 8) X			0-0 F9		0-0 P6		4-0 HR IBB	0-0 2B 1-2 1B 1B		3	2	1	0	1	0	0
<b>Juan Marichal, R</b> OBP: 0.212, SLG: 0.235 (1, 1) X				0-0 6-3		0-0 4-3		0-0 L5		2	0	0	0	0	0	0
<b>Dave Kingman, R</b> OBP: 0.302, SLG: 0.460 (7, PH) (8, 3) X								1-3 2-H 2B		2	0	1	1	0	0	2

Inning Stats	R: 0	H: 0	E: 0	LOB: 0	K: 0	S: 2	P: 6	R: 0	H: 0	E: 1	LOB: 1	K: 0	BB: 1	S: 3	R: 0	H: 0	E: 0	LOB: 0	K: 0	BB: 0	S: 3	R: 0	H: 1	E: 0	LOB: 2	K: 0	BB: 1	S: 4	R: 0	H: 0	E: 0	LOB: 0	K: 0	BB: 0	S: 3	R: 2	H: 1	E: 1	LOB: 0	K: 0	BB: 1	S: 4	R: 4	H: 3	E: 1	LOB: 2	K: 0	BB: 2	S: 7	R: 2	H: 4	E: 0	LOB: 2	K: 1	BB: 0	S: 9	P: 9
1B: 5	SF: 0	2B: 3	SAC: 0	3B: 0	DP: 2	HR: 2	HBP: 0	1B: 5	SF: 0	2B: 3	SAC: 0	3B: 0	DP: 2	HR: 2	HBP: 0	WP: 0	PA: 39																																								

PITCHER	IP	WLS	BF	H	R	ER	SO	BB	IBB	HBP	BLK	WP	HR	S	P	ERA	WHIP
<b>Jim McGlothlin, R</b> ERA: 3.98 (1, 1)	6.2	L	30	4	6	5	0	5	1	0	0	0	0	24	48	6.75	1.350
<b>Pedro Borbon, R</b> ERA: 3.33 (7, 1)	1.1		9	5	2	2	1	0	0	0	0	0	0	11	11	13.50	3.750

**BOTTOM**

**Cincinnati Reds @ San Francisco Giants**  
Candlestick Park, San Francisco, CA

Sun Sep 10 1972, 6:38 AM EDT  
Att. 13,584 - Unknown

<b>AB</b>	<b>33</b>
<b>R</b>	<b>8</b>
<b>H</b>	<b>9</b>
<b>RBI</b>	<b>8</b>
<b>BB</b>	<b>6</b>
<b>SO</b>	<b>1</b>
<b>LOB</b>	<b>19</b>



WP	PA	ERA	WHIP
0	39		

Batter	1	2	3	4	5	6	7	8	9	10	AB R H RBI BB SO LOB	TOP												
<b>Billy Grabarkewitz, R</b> (1, 4) OBP: 0.273, SLG: 0.310	0-3 <b>K</b>		x 0-0 <b>F8</b>		x 0-0 <b>F4</b>			x 0-0 <b>L7</b>			4 0 0 0 0 1 1	<b>Los Angeles Dodgers @ San Francisco Giants</b> <b>Candlestick Park, San Francisco, CA</b> Tue Sep 12 1972, 10:05 PM EDT Att: 5,507 - Unknown <a href="http://livebaseballscorecards.com">livebaseballscorecards.com</a>												
<b>Manny Mota, R</b> (1, 7) OBP: 0.384, SLG: 0.446	0-0 4-3 <b>2B</b>		x 0-0 <b>1-3</b>			x 0-0 <b>5-3</b>		x 0-0 <b>F7</b>			4 0 1 0 0 0 0													
<b>Willie Davis, L</b> (1, 8) OBP: 0.312, SLG: 0.427	0-0 4-3 <b>2-3</b>			x 0-0 <b>F5</b>		x 0-0 <b>F6</b>		x 0-0 <b>4-3</b>			4 0 0 0 0 0 1													
<b>Frank Robinson, R</b> (1, 9) OBP: 0.357, SLG: 0.444	0-0 <b>F3</b>			x 0-0 <b>F4</b>		x 0-0 <b>HR</b>		BB BB BB 4-0 <b>FC6-4</b> <b>BB</b>			3 1 1 1 1 0 1													
<b>Wes Parker, S</b> (1, 3) OBP: 0.362, SLG: 0.352		BB BB BB 4-0 <b>S</b> <b>BB</b>		x 0-0 <b>F7</b>		BB BB BB 0-3 <b>K</b>		BB BB BB 0-3 <b>K</b>			3 0 0 0 1 2 1													
<b>Steve Garvey, R</b> (1, 5) OBP: 0.312, SLG: 0.422		x 0-0 <b>F7</b>		x 0-0 <b>E7</b> <b>1B</b> <b>1B</b>		x 0-0 <b>F8</b>		x 0-0 <b>FC6-4</b> <b>1-2f</b>			4 1 1 0 0 0 2													
<b>Bill Russell, R</b> (1, 6) OBP: 0.326, SLG: 0.372		x 0-0 <b>L9</b>		x 0-0 <b>F9</b>		x 0-0 <b>F9</b>					4 0 0 0 0 0 2													
<b>Chris Cannizzaro, R</b> (1, 2) OBP: 0.346, SLG: 0.306		x 0-0 <b>F9</b> <b>1-2</b>		x 0-0 <b>F9</b>		x 0-0 <b>6-3</b>					4 0 0 0 0 0 2													
<b>Tommy John, R</b> (1, 1) OBP: 0.136, SLG: 0.136			x 0-0 <b>F8</b>		x 0-0 <b>2-H</b> <b>1B</b>		x 0-0 <b>F7</b>				3 0 1 1 0 0 0													
<b>Terrance McDermott, R</b> (10, PH)											1 0 0 0 0 0 0													
<b>Jim Brewer, L</b> (10, 1)											0 0 0 0 0 0 0													
<b>Inning Stats</b>	R: 0 E: 0 K: 1 S: 6	H: 1 LOB: 1 BB: 0 P: 6	R: 0 E: 0 K: 0 S: 3	H: 0 LOB: 1 BB: 1 P: 7	R: 0 E: 0 K: 0 S: 3	H: 0 LOB: 0 BB: 0 P: 3	R: 0 E: 0 K: 0 S: 3	H: 0 LOB: 0 BB: 0 P: 3	R: 1 E: 1 K: 0 S: 5	H: 2 LOB: 1 BB: 0 P: 5	R: 0 E: 0 K: 1 S: 6	H: 1 LOB: 0 BB: 0 P: 6	R: 0 E: 0 K: 0 S: 3	H: 0 LOB: 0 BB: 0 P: 3	R: 0 E: 0 K: 1 S: 5	H: 0 LOB: 1 BB: 1 P: 9	R: 0 E: 0 K: 0 S: 3	H: 0 LOB: 0 BB: 0 P: 3	R: 0 E: 0 K: 0 S: 3	H: 0 LOB: 0 BB: 0 P: 3	1B: 2 2B: 1 3B: 0 HR: 1	SF: 0 SAC: 0 DP: 0 HBP: 0	WP: 0 PB: 0 SB: 1 CS: 0	PA: 36
<b>PITCHER</b> <b>Ron Bryant, L</b> (1, 1) ERA: 2.78	IP 10.0	WLS W	BF 36	H 4	R 2	ER 1	SO 3	BB 2	IBB 0	HBP 0	BLK 0	WP 0	HR 1	S 40	P 48	ERA 0.90	WHIP 0.600							




Batter	1	2	3	4	5	6	7	8	9	10	AB	R	H	RBI	BB	SO	LOB
<b>Bobby Bonds, R</b> OBP: 0.317, SLG: 0.432 (1, 9)	0-0 6-3		0-0 FC6-4 1B		0-0 E5 1B SF9		0-0 FC6-4 FC4-6			4-0 SH1-4 E BB	4	2	1	0	1	0	1
<b>Tito Fuentes, S</b> OBP: 0.303, SLG: 0.382 (1, 4)	0-0 6-3		0-0 FC6-4		0-0 1-3 1B		0-0 FC4-6			0-0 SH1-4	4	0	1	0	0	0	2
<b>Chris Speier, R</b> OBP: 0.363, SLG: 0.420 (1, 6)	0-0 1B		0-0 F8		0-0 SF9		0-0 G3			4-0 E IBB	3	0	1	1	1	0	2
<b>Ken Henderson, S</b> OBP: 0.316, SLG: 0.440 (1, 7)	0-0 F8			0-0 1-3	0-0 1-3					0-0 F6	5	0	0	0	0	0	4
<b>Jim Ray Hart, R</b> OBP: 0.356, SLG: 0.604 (1, 5)		0-0 6-3		0-0 HR		0-0 FC5-4 1B				0-0 F7	5	1	2	1	0	0	1
<b>Dave Kingman, R</b> OBP: 0.303, SLG: 0.459 (1, 3)		4-0 FC6-4 BB		0-0 S 1B		0-3 K				0-3 K	3	0	1	0	1	2	1
<b>Garry Maddox, R</b> OBP: 0.286, SLG: 0.419 (1, 8)		0-0 FC6-4		0-3 K		0-0 FC5-4				0-0 5-3	4	0	0	0	0	1	3
<b>Dave Rader, L</b> OBP: 0.307, SLG: 0.341 (1, 2)		0-0 4-3		0-0 F9		0-0 G3				0-0 4-3	4	0	0	0	0	0	3
<b>Ron Bryant, S</b> OBP: 0.222, SLG: 0.200 (1, 1)			0-0 1-3		0-0 F8		0-0 FC6-4 1B			0-0 F9	4	0	1	0	0	0	0

Inning Stats	R: 0	H: 1	E: 0	K: 0	S: 4	P: 4	R: 0	H: 0	E: 0	K: 0	S: 3	P: 7	R: 0	H: 1	E: 0	K: 0	S: 4	P: 4	R: 1	H: 2	E: 0	K: 1	S: 7	P: 7	R: 1	H: 1	E: 1	K: 0	S: 5	P: 5	R: 0	H: 1	E: 0	K: 1	S: 6	P: 6	R: 0	H: 1	E: 0	K: 0	S: 4	P: 4	R: 0	H: 0	E: 0	K: 1	S: 5	P: 5	R: 0	H: 0	E: 0	K: 0	S: 3	P: 3	R: 1	H: 0	E: 1	K: 0	S: 3	P: 11	1B: 6	SF: 1	2B: 0	SAC: 1	3B: 0	DP: 0	HR: 1	HBP: 0	WP: 0	PA: 41
--------------	------	------	------	------	------	------	------	------	------	------	------	------	------	------	------	------	------	------	------	------	------	------	------	------	------	------	------	------	------	------	------	------	------	------	------	------	------	------	------	------	------	------	------	------	------	------	------	------	------	------	------	------	------	------	------	------	------	------	------	-------	-------	-------	-------	--------	-------	-------	-------	--------	-------	--------

PITCHER	IP	WLS	BF	H	R	ER	SO	BB	IBB	HBP	BLK	WP	HR	S	P	ERA	WHIP
<b>Tommy John, L</b> ERA: 2.76 (1, 1)	9.0		36	7	2	1	3	1	0	0	0	0	1	41	45	1.00	0.889
<b>Jim Brewer, L</b> ERA: 1.16 (10, 1)	0.2	L	5	0	1	0	0	1	1	0	0	0	0	3	11	0.00	1.500

**Los Angeles Dodgers @ San Francisco Giants**  
**Candlestick Park, San Francisco, CA**  
 Tue Sep 12 1972, 10:05 PM EDT  
 Att. 5,507 - Unknown

**AB 36**  
**R 3**  
**H 7**  
**RBI 2**  
**BB 3**  
**SO 3**  
**LOB 17**



Batter	1	2	3	4	5	6	7	8	9	AB R H RBI BB SO LOB	TOP											
Billy Grabarkewitz, R (1, 4) OBP: 0.265, SLG: 0.300	0-0 F4		0-0 F2			0-0 F8		0-3 K		4 0 0 0 0 1 0	<b>Los Angeles Dodgers @ San Francisco Giants</b> <b>Candlestick Park, San Francisco, CA</b> Wed Sep 13 1972, 10:05 PM EDT Att. 4,340 - Unknown											
Manny Mota, R (1, 7) OBP: 0.382, SLG: 0.444	0-0 1B		0-0 F9			0-0 F7		0-0 6-3		4 0 1 0 0 0 0												
Willie Davis, L (1, 8) OBP: 0.312, SLG: 0.427 Ron Perranoski, L (6, 1)	0-0 F8			0-0 E4 L1-3		0-0 1B		0-0 F6		3 0 1 0 0 0 1 0 0 0 0 0 0 0 1 0 0 0 0 0 0												
Jim Lefebvre, S (9, PH) OBP: 0.269, SLG: 0.339																						
Wes Parker, S (1, 3) OBP: 0.360, SLG: 0.350 Terrance McDermott, R (5, 3)	0-3 K			0-0 L1-3 1-2		0-0 4-3		0-0 E5 1B		2 0 0 0 0 1 2 2 0 0 0 0 0 1												
Willie Crawford, L (1, 9) OBP: 0.336, SLG: 0.422		0-0 1-3		0-3 K			0-0 6-3	0-0 1B		4 0 1 0 0 1 0												
Steve Garvey, R (1, 5) OBP: 0.311, SLG: 0.423		0-0 2B			0-0 E5		0-0 G3	0-0 F4		4 0 1 0 0 0 2												
Bill Russell, R (1, 6) OBP: 0.323, SLG: 0.368		0-0 F8			0-0 F7		0-3 K	0-0 1-3		4 0 0 0 0 1 4												
Chris Cannizzaro, R (1, 2) OBP: 0.342, SLG: 0.302		0-0 F8			0-3 K			0-0 5-3		3 0 0 0 0 1 2												
Bill Singer, R (1, 1) OBP: 0.107, SLG: 0.093 Doug Rau, L (3, 1) OBP: 0.400, SLG: 0.750 Frank Robinson, R (5, PH) OBP: 0.356, SLG: 0.443 Mike Strahler, R (5, 1) OBP: 0.444, SLG: 0.167 Bobby Valentine, R (6, 8) OBP: 0.311, SLG: 0.325			0-0 5-3		0-0 L5			0-0 HR		1 0 0 0 0 0 0 0 0 0 0 0 0 0 1 0 0 0 0 0 1 0 0 0 0 0 0 0 1 1 1 1 0 0 0												
<b>Inning Stats</b>	R: 0 E: 0 K: 1 S: 6	H: 1 LOB: 1 BB: 0 P: 6	R: 0 E: 0 K: 0 S: 4	H: 1 LOB: 1 BB: 0 P: 4	R: 0 E: 0 K: 0 S: 3	H: 0 LOB: 0 BB: 0 P: 3	R: 0 E: 1 K: 1 S: 5	H: 0 LOB: 0 BB: 0 P: 5	R: 0 E: 1 K: 1 S: 6	H: 0 LOB: 1 BB: 0 P: 6	R: 0 E: 0 K: 0 S: 4	H: 1 LOB: 1 BB: 0 P: 4	R: 0 E: 0 K: 1 S: 5	H: 0 LOB: 0 BB: 0 P: 5	R: 1 E: 0 K: 1 S: 6	H: 1 LOB: 0 BB: 0 P: 6	R: 0 E: 1 K: 0 S: 5	H: 1 LOB: 2 BB: 0 P: 5	1B: 3 2B: 2 3B: 0 HR: 1	SF: 0 SAC: 0 DP: 1 HBP: 0	WP: 0 PB: 0 SB: 0 CS: 0	PA: 34
<b>PITCHER</b> Jim Barr, R (1, 1) ERA: 2.8	IP: 9.0 WLS: W BF: 34 H: 5 R: 1 ER: 1 SO: 5 BB: 0 IBB: 0 HBP: 0 BLK: 0 WP: 0 HR: 1 S: 44 P: 44 ERA: 1.00 WHIP: 0.556											<b>PITCHER</b>	IP: WLS: BF: H: R: ER: SO: BB: IBB: HBP: BLK: WP: HR: S: P: ERA: WHIP:									

livebaseballscorecards.com

<b>AB</b>	34
<b>R</b>	1
<b>H</b>	5
<b>RBI</b>	1
<b>BB</b>	0
<b>SO</b>	5
<b>LOB</b>	13



Batter	1	2	3	4	5	6	7	8	9	AB R H RBI BB SO LOB	BOTTOM
--------	---	---	---	---	---	---	---	---	---	----------------------	--------

<b>Bobby Bonds, R</b> OBP: 0.318, SLG: 0.432 (1, 8) X	0-0 F2 X	0-0 2B X	0-3 K X				0-3 K X			4 0 1 1 1 2 1	<b>Los Angeles Dodgers @ San Francisco Giants</b> <b>Candlestick Park, San Francisco, CA</b> Wed Sep 13 1972, 10:05 PM EDT Att. 4,340 - Unknown
--	----------	----------	---------	--	--	--	---------	--	--	---------------	--

<b>Tito Fuentes, S</b> OBP: 0.307, SLG: 0.382 (1, 4) B	4-0 E S FC4-6 BB	4-0 BB	0-0 E4 X					0-0 1B		2 1 1 0 3 0 0
---	------------------	--------	----------	--	--	--	--	--------	--	---------------

<b>Chris Speier, R</b> OBP: 0.364, SLG: 0.419 (1, 6) B	4-0 FC4-6 BB	0-0 F5 X	0-0 F8 X					0-0 1B		4 0 1 0 1 1 7
---	--------------	----------	----------	--	--	--	--	--------	--	---------------

<b>Willie McCovey, L</b> OBP: 0.311, SLG: 0.385 (1, 3) X	0-0 FC4-6 X		0-0 6-3 X	0-3 K X			0-3 K X	0-0 F4 X		5 0 0 1 0 2 3
---	-------------	--	-----------	---------	--	--	---------	----------	--	---------------

<b>Jim Ray Hart, R</b> OBP: 0.344, SLG: 0.569 (1, 5) X	0-0 F4 X		0-0 E5 X	0-0 F6 X			0-0 1B X	0-0 L7 X		5 1 1 0 0 0 3
---	----------	--	----------	----------	--	--	----------	----------	--	---------------

<b>Ken Henderson, S</b> OBP: 0.319, SLG: 0.444 (1, 7) X		0-0 FC6-4 1B X	0-0 3B 2B X	0-0 5-3 X			0-0 1B X	0-0 F3 X		5 1 3 1 0 0 2
--	--	----------------	-------------	-----------	--	--	----------	----------	--	---------------

<b>Dave Rader, L</b> OBP: 0.306, SLG: 0.338 (1, 2) X		0-0 F8 X	4-0 3B BB X				0-0 F8 X	0-0 G3-6-3 X		3 1 0 0 1 0 3
---	--	----------	-------------	--	--	--	----------	--------------	--	---------------

<b>Gary Matthews, R</b> OBP: 0.235, SLG: 0.353 (1, 9) X		0-0 FC6-4 1B 2B X	0-0 2B 3B X				0-0 E5 1-3 X	0-0 5-3 X		4 2 1 2 0 0 1
--	--	-------------------	-------------	--	--	--	--------------	-----------	--	---------------

<b>Jim Barr, R</b> OBP: 0.209, SLG: 0.279 (1, 1) X		0-0 2B 1B X	0-0 E 2B X				0-0 1-3 X	0-0 F9 X		4 1 2 1 0 0 1
---	--	-------------	------------	--	--	--	-----------	----------	--	---------------

Inning Stats	R: 1 E: 0 K: 0 S: 3	H: 0 LOB: 1 BB: 2 P: 11	R: 1 E: 0 K: 0 S: 6	H: 3 LOB: 3 BB: 1 P: 10	R: 5 E: 2 K: 1 S: 10	H: 3 LOB: 1 BB: 1 P: 14	R: 0 E: 0 K: 1 S: 5	H: 0 LOB: 0 BB: 0 P: 5	R: 0 E: 1 K: 1 S: 6	H: 0 LOB: 3 BB: 2 P: 14	R: 0 E: 0 K: 1 S: 6	H: 2 LOB: 1 BB: 0 P: 6	R: 0 E: 0 K: 1 S: 5	H: 0 LOB: 0 BB: 0 P: 5	R: 0 E: 0 K: 0 S: 5	H: 2 LOB: 2 BB: 0 P: 5	1B: 6 2B: 3 3B: 1 HR: 0	SF: 0 SAC: 0 DP: 1 HBP: 0	WP: 0 PB: 0 SB: 1 CS: 0	PA: 42
--------------	------------------------------	----------------------------------	------------------------------	----------------------------------	-------------------------------	----------------------------------	------------------------------	---------------------------------	------------------------------	----------------------------------	------------------------------	---------------------------------	------------------------------	---------------------------------	------------------------------	---------------------------------	----------------------------------	------------------------------------	----------------------------------	--------

PITCHER	IP	WLS	BF	H	R	ER	SO	BB	IBB	HBP	BLK	WP	HR	S	P	ERA	WHIP
<b>Bill Singer, R</b> ERA: 3.63 (1, 1)	2.1	L	17	5	6	4	0	4	0	0	0	0	0	13	29	15.43	3.857
<b>Doug Rau, L</b> ERA: 2.04 (3, 1)	1.2		7	1	1	0	2	0	0	0	0	0	0	11	11	0.00	0.600
<b>Mike Strahler, R</b> ERA: 3.89 (5, 1)	1.0		6	0	0	0	1	2	0	0	0	0	0	6	14	0.00	2.000
<b>Ron Perranoski, L</b> ERA: 5.45 (6, 1)	3.0		12	4	0	0	2	0	0	0	0	0	0	16	16	0.00	1.333

<b>AB</b>	<b>36</b>
<b>R</b>	<b>7</b>
<b>H</b>	<b>10</b>
<b>RBI</b>	<b>6</b>
<b>BB</b>	<b>6</b>
<b>SO</b>	<b>5</b>
<b>LOB</b>	<b>21</b>



<b>WP</b>	<b>0</b>
<b>PB</b>	<b>0</b>
<b>SB</b>	<b>1</b>
<b>CS</b>	<b>0</b>

Batter	1	2	3	4	5	6	7	8	9	AB R H RBI BB SO LOB	TOP	
<b>Bobby Bonds, R</b> OBP: 0.318, SLG: 0.432 (1, 8) C B B X	2-1 SH5-3 S HR 1B	1-1 1-3			0-2 5-3		X 0-0 E 1B	0-3 K		5 2 2 0 0 1 1		
<b>Tito Fuentes, S</b> OBP: 0.307, SLG: 0.381 (1, 4) C X	0-1 SH5-3 1-3		3-2 4-3		2-2 4-3		1-1 E6 L6-4 1-H 1B	1-1 L8		4 0 1 0 0 0 1		
<b>Chris Speier, R</b> OBP: 0.362, SLG: 0.415 (1, 6) C B B F X	2-2 F8		1-2 4-3		0-0 6-3		4-0 1B BB		1-0 F8	4 0 0 0 1 0 1		
<b>Willie McCovey, L</b> OBP: 0.316, SLG: 0.413 (1, 3) S B B B X	3-2 HR		1-2 2B 1B		0-1 HR		2-1 L6-4 2-3		3-2 F5	5 2 3 3 0 0 2		
<b>Jim Ray Hart, R</b> OBP: 0.362, SLG: 0.587 (1, 5) X	0-0 F2		0-0 2B		2-1 1B SF9 1B		2-0 1B		1-0 F8	5 1 3 0 0 0 0		
<b>Ken Henderson, S</b> OBP: 0.317, SLG: 0.440 (1, 7) B B B X			3-2 F6		0-0 F5		2-2 F8		1-0 F8	4 0 0 0 0 0 5		
<b>Dave Rader, L</b> OBP: 0.308, SLG: 0.340 (1, 2) C X			0-1 HR 1B		1-0 4-3		0-1 SF9 1-3 1B		1-0 6-3	4 1 2 0 0 0 0		
<b>Gary Matthews, R</b> OBP: 0.286, SLG: 0.700 (1, 9) X			0-0 HR		1-2 F6		0-0 SF9 1-2 3-H		2-1 HR	3 2 2 4 0 0 0		
<b>Jim Willoughby, R</b> OBP: 0.174, SLG: 0.174 (1, 1) F B B X			1-2 F7		0-2 6-3		2-2 4-3		1-0 1B	4 0 1 0 0 0 1		
<b>Inning Stats</b>	R: 2 E: 0 K: 0 S: 12 H: 2 LOB: 0 BB: 0 P: 19	R: 2 E: 0 K: 0 S: 11 H: 2 LOB: 0 BB: 0 P: 16	R: 0 E: 0 K: 0 S: 14 H: 2 LOB: 2 BB: 0 P: 21	R: 0 E: 0 K: 0 S: 7 H: 0 LOB: 0 BB: 0 P: 9	R: 0 E: 0 K: 0 S: 7 H: 0 LOB: 0 BB: 0 P: 9	R: 2 E: 0 K: 0 S: 11 H: 3 LOB: 1 BB: 0 P: 15	R: 1 E: 1 K: 0 S: 9 H: 3 LOB: 2 BB: 1 P: 20	R: 1 E: 0 K: 1 S: 9 H: 2 LOB: 1 BB: 0 P: 14	R: 0 E: 0 K: 0 S: 6 H: 0 LOB: 0 BB: 0 P: 11	1B: 9 2B: 2 3B: 0 HR: 4 SF: 1 SAC: 1 DP: 1 HBP: 0	WP: 0 PB: 0 SB: 2 CS: 0 PA: 41	
<b>PITCHER</b> <b>Ron Reed, R</b> ERA: 4.0 <b>Larry Jaster, L</b> ERA: 3.86	IP 6.0 WLS L BF 30 H 11 R 7 ER 7 SO 0 BB 1 IBB 0 HBP 0 BLK 0 WP 0 HR 3 S 65 P 97 ERA 10.50 WHIP 2.000	IP 3.0 WLS L BF 11 H 3 R 1 ER 1 SO 1 BB 0 IBB 0 HBP 0 BLK 0 WP 0 HR 1 S 21 P 37 ERA 3.00 WHIP 1.000										

San Francisco Giants @ Atlanta Braves  
Atlanta Stadium, Atlanta, GA  
Sat Sep 16 1972, 7:05 PM EDT  
Unknown

livebaseballscorecards.com

AB	38
R	8
H	14
RBI	7
BB	1
SO	1
LOB	11





Batter	1	2	3	4	5	6	7	8	9	AB R H RBI BB SO LOB
Ralph Garr, L OBP: 0.354, SLG: 0.413 (1, 9)	1-1 6-3 1B	0-2 FC4-6 1B		1-0 G4-6-3 1B		0-0 4-3 1B			1-1 FC3-6 1B	5 1 0 1 0 0 4
Felix Millan, R OBP: 0.294, SLG: 0.314 (1, 4)	1-1 E6 1B	0-1 FC4-6 1B			0-1 1B 1B		1-0 6-3 1B		1-1 4-3 1B	5 1 2 1 0 0 1
Jim Breazeale, L OBP: 0.317, SLG: 0.494 (1, 3)	0-1 FC5-4 1B		1-0 6-3 1B		0-0 F4 1B		0-0 F9 1B		1-0 4-3 1B	5 0 1 1 0 0 2
Earl Williams, R OBP: 0.338, SLG: 0.467 (1, 2)	3-1 FC5-4 1B		2-0 HR 1B		1-0 F8 1B		0-0 F9 1B		1-0 F7 1B	5 1 1 1 0 0 3
Dusty Baker Jr., R OBP: 0.385, SLG: 0.496 (1, 8)	3-2 1B 1B		4-2 1B BB		0-0 1B 1B			3-2 5-3 1B		3 0 2 0 1 0 0
Rico Carty, R OBP: 0.379, SLG: 0.404 (1, 7)	3-2 F8 1B		2-2 1-3 1B		2-1 4-3 1B			0-0 F8 1B		4 0 0 0 0 0 5
Darrell Evans, L OBP: 0.372, SLG: 0.408 (1, 5)		2-2 FC4-6 1B	1-0 4-3 1B		2-1 1-4-3 1B			2-2 F4 1B		4 0 2 0 0 0 1
Sonny Jackson, L OBP: 0.283, SLG: 0.330 Marty Perez, R OBP: 0.274, SLG: 0.264 (4, PR) (5, 6)		2-1 FC4-6 1B		4-2 G4-6-3 BB		0-0 1-4-3 1B			0-0 E7 1B	1 1 0 0 1 0 1 2 1 1 0 0 0 1
Ron Reed, R OBP: 0.176, SLG: 0.194 Larry Jaster, L (7, 1) Mike Lum, L OBP: 0.329, SLG: 0.363 (9, PH)		0-1 FC4-6 1B		0-0 F3 1B		0-1 1-3 1B			1-0 FC3-6 1B	3 0 1 0 0 0 2 0 0 0 0 0 0 0 1 0 1 1 0 0 0

Inning Stats	R: 1 E: 1 K: 0 S: 14	H: 2 LOB: 2 BB: 0 P: 25	R: 1 E: 0 K: 0 S: 12	H: 2 LOB: 1 BB: 0 P: 16	R: 1 E: 0 K: 0 S: 12	H: 1 LOB: 1 BB: 1 P: 22	R: 0 E: 1 K: 0 S: 4	H: 0 LOB: 1 BB: 1 P: 9	R: 0 E: 0 K: 0 S: 7	H: 2 LOB: 2 BB: 0 P: 10	R: 0 E: 0 K: 0 S: 6	H: 1 LOB: 1 BB: 0 P: 8	R: 0 E: 0 K: 0 S: 3	H: 0 LOB: 0 BB: 0 P: 4	R: 0 E: 0 K: 0 S: 10	H: 0 LOB: 0 BB: 0 P: 15	R: 2 E: 1 K: 0 S: 8	H: 3 LOB: 1 BB: 0 P: 13	1B: 10 2B: 0 3B: 0 HR: 1	SF: 0 SAC: 0 DP: 1 HBP: 0
--------------	-------------------------------	----------------------------------	-------------------------------	----------------------------------	-------------------------------	----------------------------------	------------------------------	---------------------------------	------------------------------	----------------------------------	------------------------------	---------------------------------	------------------------------	---------------------------------	-------------------------------	----------------------------------	------------------------------	----------------------------------	-----------------------------------	------------------------------------

PITCHER	IP	WLS	BF	H	R	ER	SO	BB	IBB	HBP	BLK	WP	HR	S	P	ERA	WHIP
Jim Willoughby, R ERA: 2.15 (1, 1)	9.0	W	40	11	5	4	0	2	0	0	0	1	1	76	122	4.00	1.444

**San Francisco Giants @ Atlanta Braves**  
 Atlanta Stadium, Atlanta, GA  
 Sat Sep 16 1972, 7:05 PM EDT  
 Unknown

<b>AB</b>	<b>38</b>
<b>R</b>	<b>5</b>
<b>H</b>	<b>11</b>
<b>RBI</b>	<b>5</b>
<b>BB</b>	<b>2</b>
<b>SO</b>	<b>0</b>
<b>LOB</b>	<b>20</b>

*Braves*

<b>WP:</b> 1	<b>PA:</b> 40
<b>PB:</b> 0	
<b>SB:</b> 0	
<b>CS:</b> 0	

Batter	1	2	3	4	5	6	7	8	9	AB R H RBI BB SO LOB	TOP																				
<b>Bobby Bonds, R</b> (1, 8) OBP: 0.320, SLG: 0.437	0-1 F9		4-2 E BB		2-0 G5-4-3 1-2f			2-1 HR		3 1 1 1 1 0 1	<b>San Francisco Giants @ Atlanta Braves</b> Atlanta Stadium, Atlanta, GA Sat Sep 16 1972, 7:05 PM EDT Att. 5,461 - Unknown																				
<b>Tito Fuentes, S</b> (1, 4) OBP: 0.307, SLG: 0.382	1-2 F6		1-1 4-3			0-1 5-3		1-1 1B 2B		4 1 1 0 0 0 1																					
<b>Chris Speier, R</b> (1, 6) OBP: 0.361, SLG: 0.413	2-0 F7			4-2 PB 1B BB		1-3 K		1-2 6-3		3 0 0 0 1 1 1																					
<b>Jim Ray Hart, R</b> (1, 5) OBP: 0.397, SLG: 0.606		1-1 G4-3 1B		2-0 PB 1B		2-2 1B		4-1 1B BB		3 0 3 0 1 0 0																					
<b>Dave Kingman, R</b> (1, 3) OBP: 0.301, SLG: 0.456		3-2 G4-3		3-2 L7		0-1 1-3		1-2 1B		3 0 0 0 0 0 4																					
<b>Elias Sosa, R</b> (6, 1)										0 0 0 0 0 0 0																					
<b>Willie McCovey, L</b> (8, PH) OBP: 0.318, SLG: 0.415		1-2f						1-2 2-H 1B		1 0 1 1 0 0 0																					
<b>Bernie Williams, R</b> (8, PR) OBP: 0.254, SLG: 0.409										0 0 0 0 0 0 0																					
<b>Jerry Johnson, R</b> (8, 1)										0 0 0 0 0 0 0																					
<b>Gary Matthews, R</b> (1, 9) OBP: 0.280, SLG: 0.609		4-0 BB		1-1 F4 1-2 2-3		3-1 5-3		0-1 6-3		3 0 0 0 1 0 4																					
<b>Gary Thomasson, L</b> (1, 7) OBP: 0.315, SLG: 0.438		1-3 K		1-1 F8		0-0 F5		0-0 6-3		2 0 0 0 0 1 3																					
<b>Ken Henderson, S</b> (7, PH) OBP: 0.315, SLG: 0.438										2 0 0 0 0 0 0																					
<b>Fran Healy, R</b> (1, 2) OBP: 0.257, SLG: 0.222			3-1 5-3		0-0 F6		3-2 F5		0-1 F2	3 0 0 0 0 0 0																					
<b>Dave Rader, L</b> (9, PH) OBP: 0.307, SLG: 0.339										1 0 0 0 0 0 0																					
<b>Frank Reberger, L</b> (1, 1) OBP: 0.250, SLG: 0.314			0-0 F8		0-0 G5-4-3 1B			0-2 L6		2 0 1 0 0 0 0																					
<b>Jim Howarth, L</b> (6, 3) OBP: 0.336, SLG: 0.310								0-1 4-3		2 0 0 0 0 0 0																					
<b>Inning Stats</b>	R: 0 E: 0 K: 0 S: 6	H: 0 LOB: 0 BB: 0 P: 9	R: 0 E: 0 K: 1 S: 11	H: 1 LOB: 1 BB: 1 P: 20	R: 0 E: 1 K: 0 S: 7	H: 0 LOB: 1 BB: 1 P: 15	R: 0 E: 0 K: 0 S: 11	H: 1 LOB: 2 BB: 1 P: 22	R: 0 E: 0 K: 0 S: 3	H: 1 LOB: 0 BB: 0 P: 5	R: 0 E: 0 K: 1 S: 10	H: 1 LOB: 1 BB: 0 P: 13	R: 0 E: 0 K: 0 S: 6	H: 0 LOB: 0 BB: 0 P: 12	R: 2 E: 0 K: 0 S: 17	H: 3 LOB: 2 BB: 1 P: 26	R: 0 E: 0 K: 0 S: 5	H: 0 LOB: 0 BB: 0 P: 5	1B: 5 2B: 1 3B: 0 HR: 1	SF: 0 SAC: 0 DP: 2 HBP: 0	WP: 0 PB: 1 SB: 0 CS: 0	PA: 36									
<b>PITCHER</b> <b>Phil Niekro, R</b> (1, 1) ERA: 3.04	IP 9.0	WLS W	BF 36	H 7	R 2	ER 2	SO 2	BB 4	IBB 0	HBP 0	BLK 0	WP 0	HR 1	S 76	P 127	ERA 2.00	WHIP 1.222														
											<b>PITCHER</b>	IP	WLS	BF	H	R	ER	SO	BB	IBB	HBP	BLK	WP	HR	S	P	ERA	WHIP			

livebaseballscorecards.com

<b>AB</b>	32
<b>R</b>	2
<b>H</b>	7
<b>RBI</b>	2
<b>BB</b>	4
<b>SO</b>	2
<b>LOB</b>	14



Batter	1	2	3	4	5	6	7	8	9
Ralph Garr, L (1, 7) OBP: 0.354, SLG: 0.419	0-1 6-3	0-1 4-3		0-0 1-3 1B		0-0 2-H HR		2-1 1-3	
Rod Gilbreath, R (1, 4) OBP: 0.343, SLG: 0.313	3-1 1B 2B		1-1 CS 1B	1-3 K		0-0 4-3		1-1 6-3	
Hank Aaron, R (1, 3) OBP: 0.396, SLG: 0.509	1-0 F6		2-2 F8		0-1 F5	4-2 BB			
Darrell Evans, L (1, 5) OBP: 0.375, SLG: 0.410	3-2 2-H 1B		3-2 1-2 HR 1B		4-1 BB BB	2-3 K			
Dusty Baker Jr., R (1, 8) OBP: 0.386, SLG: 0.503	1-2 F6		1-1 1-H HR		4-2 1-2 BB		0-3 K		
Mike Lum, L (1, 9) OBP: 0.326, SLG: 0.358		0-1 4-3	1-3 K		0-0 F8		0-0 6-3		
Marty Perez, R (1, 6) OBP: 0.276, SLG: 0.266		1-1 SH3 1B		0-3 K	0-1 F4		2-2 E3 1B		
Bob Didier, S (1, 2) OBP: 0.583, SLG: 0.700		1-1 SH3 1B		1-1 1B HBP		4-2 SH1-4 HR BB	1-0 4-3		
Phil Niekro, R (1, 1) OBP: 0.233, SLG: 0.256		0-2 SH3		3-3 K		1-0 SH1-4		1-3 K	

Inning Stats	R: 1	H: 2	E: 0	K: 0	S: 11	H: 2	LOB: 1	BB: 0	P: 19	R: 0	H: 2	E: 0	K: 0	S: 11	H: 3	LOB: 0	BB: 0	P: 21	R: 0	H: 1	E: 0	K: 3	S: 11	H: 0	LOB: 2	BB: 2	P: 16	R: 2	H: 1	E: 0	K: 1	S: 11	H: 1	LOB: 1	BB: 2	P: 22	R: 0	H: 1	E: 1	K: 1	S: 9	H: 0	LOB: 0	BB: 0	P: 11		

PITCHER															PITCHER																																			
IP	WLS	BF	H	R	ER	SO	BB	IBB	HBP	BLK	WP	HR	S	P	ERA	WHIP	IP	WLS	BF	H	R	ER	SO	BB	IBB	HBP	BLK	WP	HR	S	P	ERA	WHIP																	
Frank Reberger, R (1, 1) ERA: 3.95	5.1	L	28	9	5	5	4	3	0	1	0	2	59	95	8.44	2.250																																		
Elias Sosa, R (6, 1) ERA:	1.2		7	1	0	0	2	1	0	0	0	0	15	24	0.00	1.200																																		
Jerry Johnson, R (8, 1) ERA: 4.13	1.0		3	0	0	0	1	0	0	0	0	0	7	11	0.00	0.000																																		

**BOTTOM**

**San Francisco Giants @ Atlanta Braves**  
Atlanta Stadium, Atlanta, GA

Sat Sep 16 1972, 7:05 PM EDT  
Att. 5,461 - Unknown

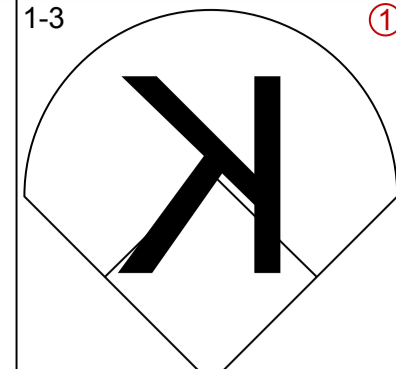
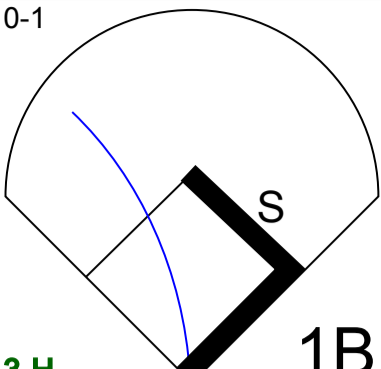
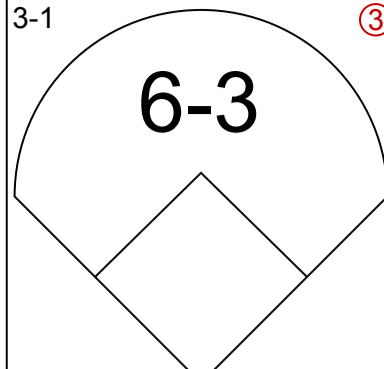
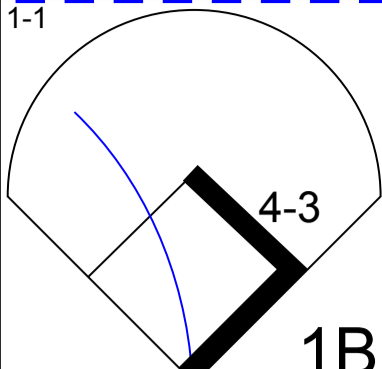
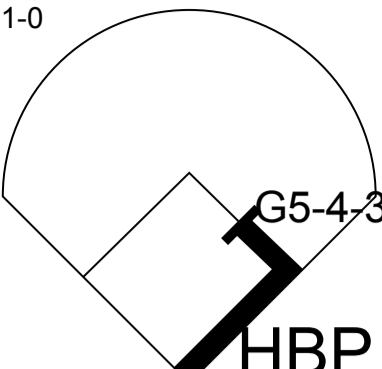
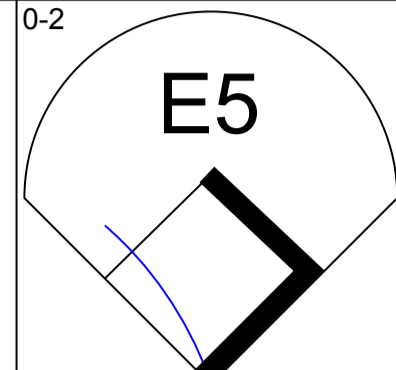
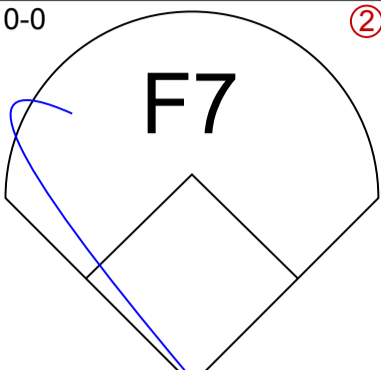
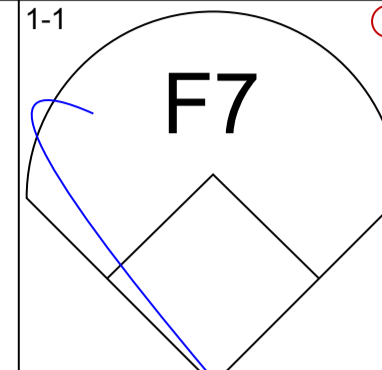
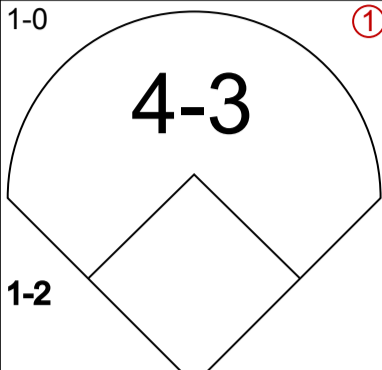
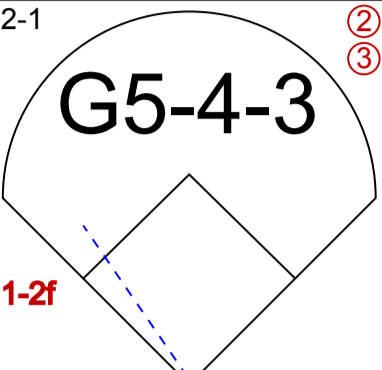
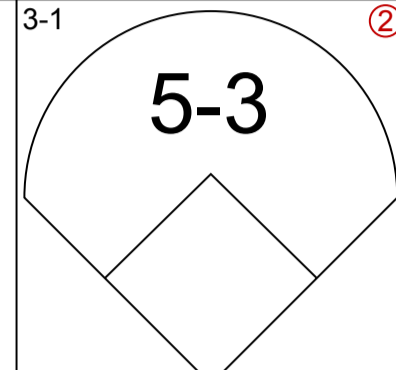
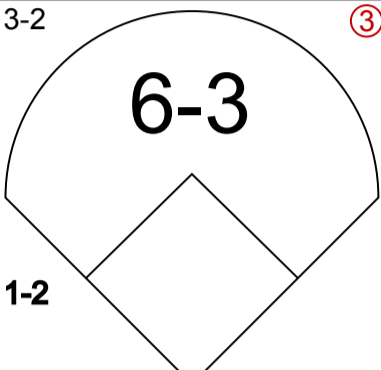
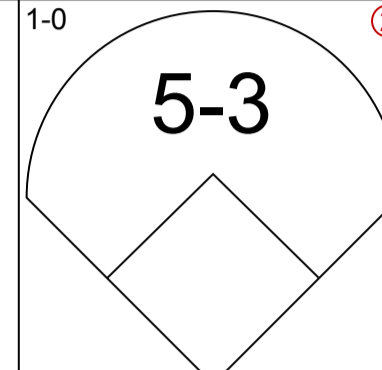
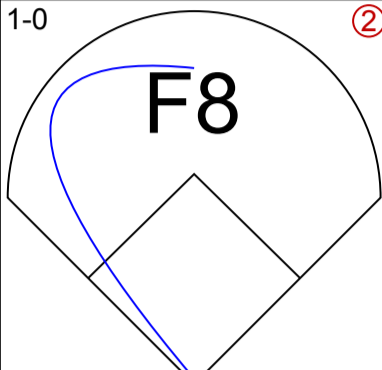
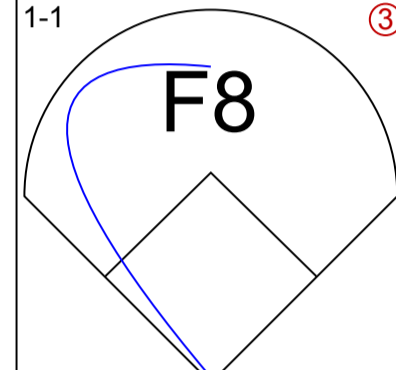
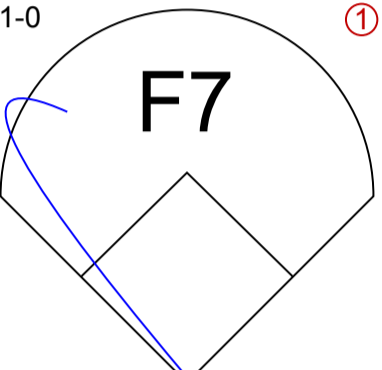
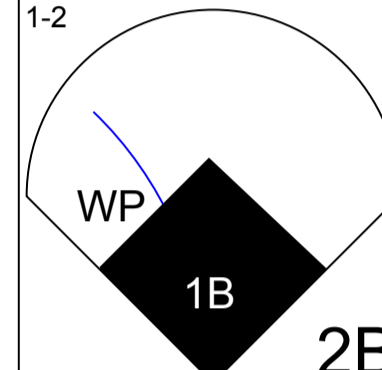
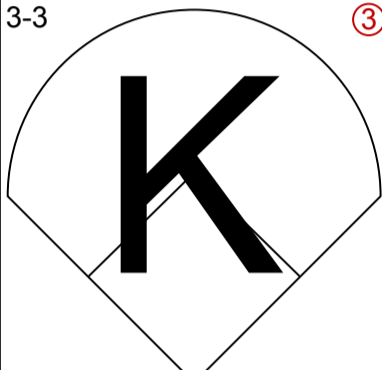
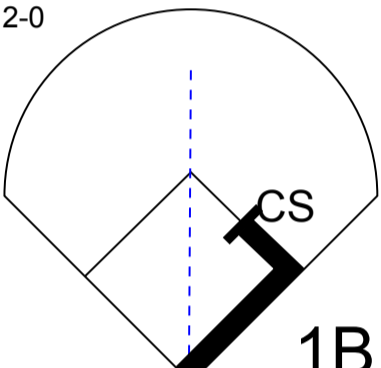
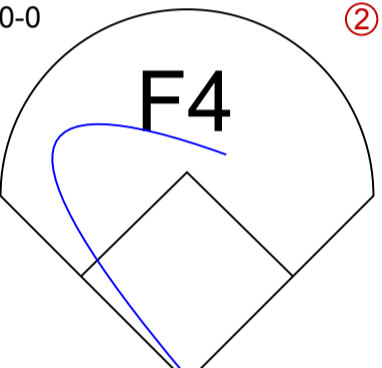
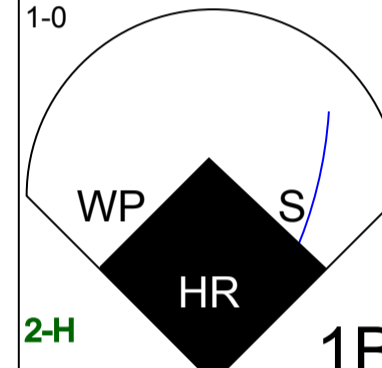
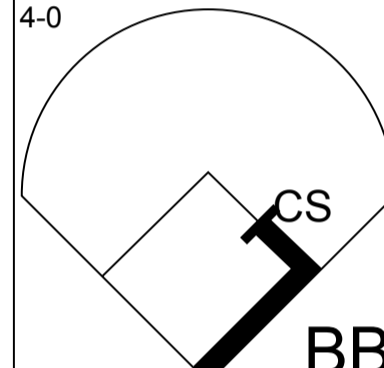
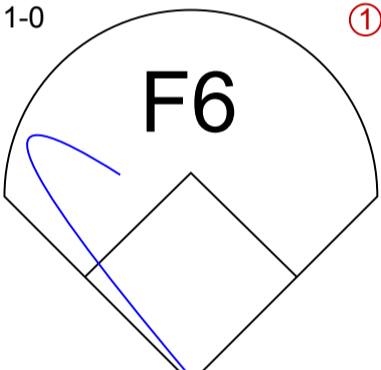
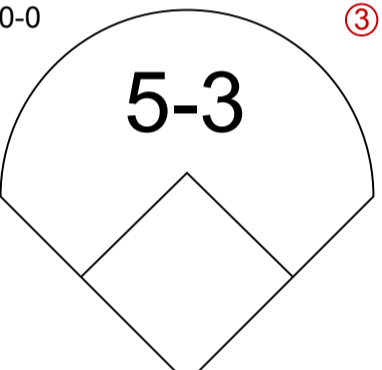
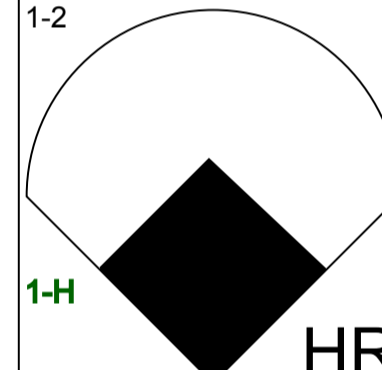
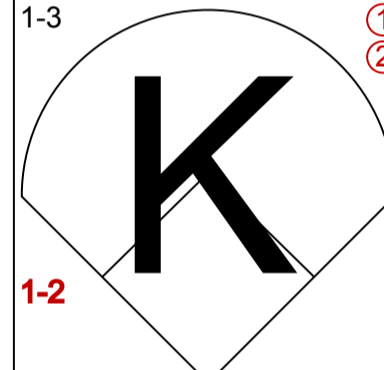
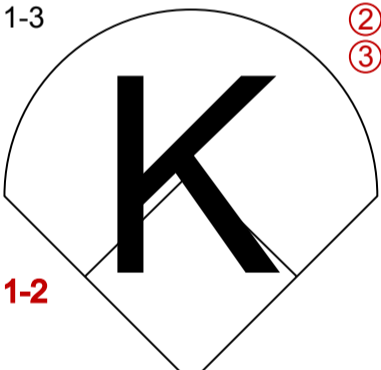
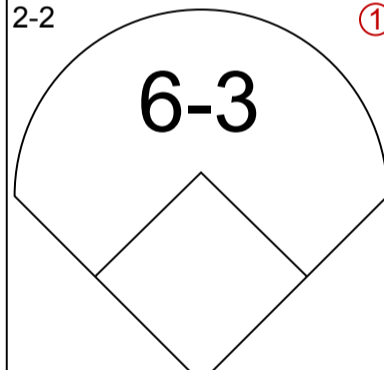
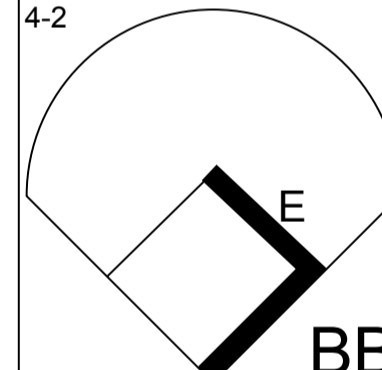
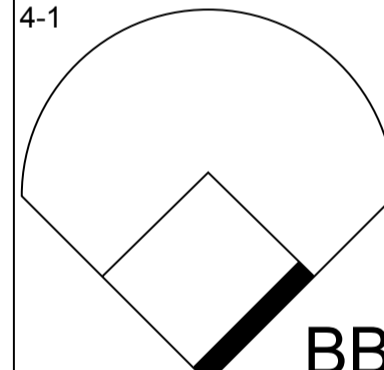
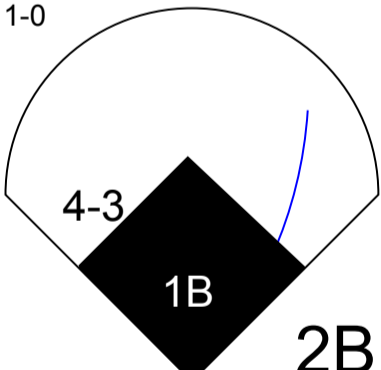
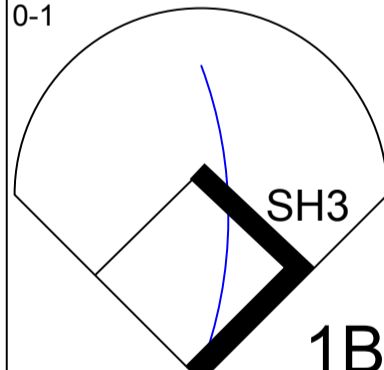
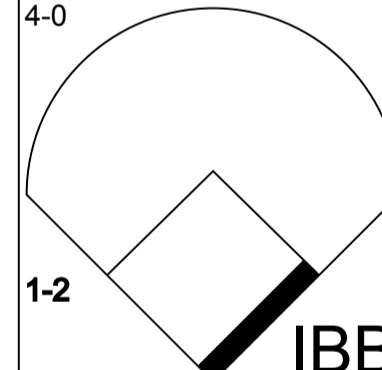
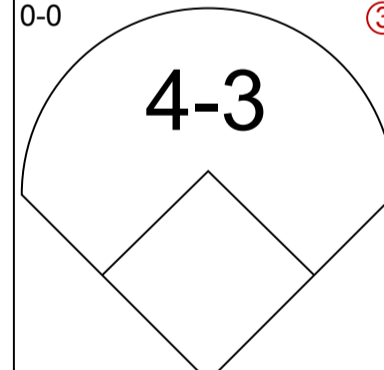
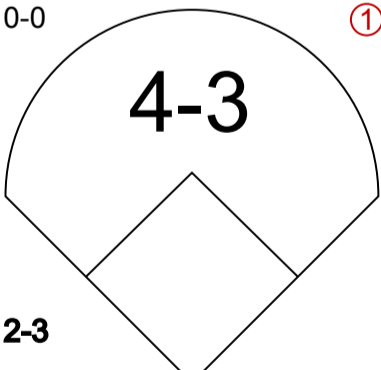
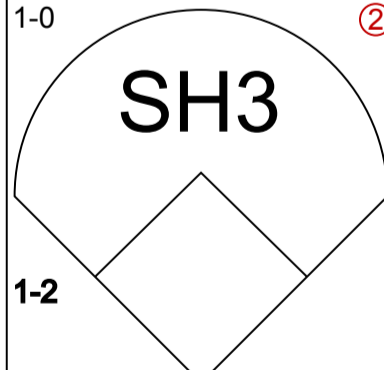
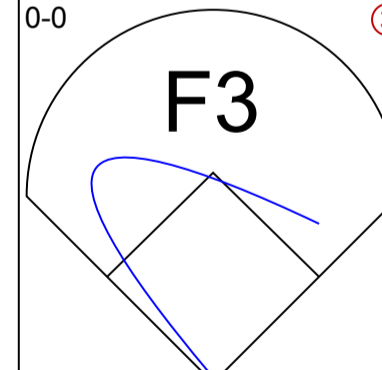
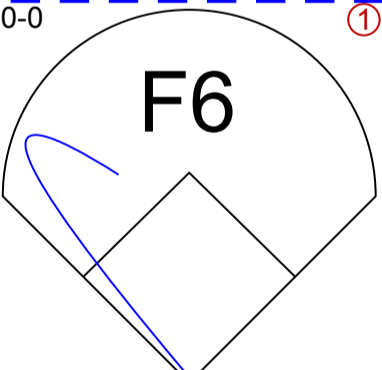

AB	R	H	RBI	BB	SO	LOB
5	1	2	2	0	0	2
5	1	2	0	0	1	2
3	0	0	0	1	0	2
3	1	2	1	1	1	1
3	1	1	2	1	1	1
4	0	0	0	0	1	2
4	0	2	0	0	1	2
2	1	1	0	1	0	1
2	0	0	0	0	2	1

AB	31
R	5
H	10
RBI	5
BB	4
SO	7
LOB	14

WP: 0 PA: 38  
PB: 0  
SB: 0  
CS: 1



1B: 7	SF: 0	WP: 0	PA: 38
2B: 1	SAC: 2	PB: 0	
3B: 0	DP: 0	SB: 0	
HR: 2	HBP: 1	CS: 1	

Batter	1	2	3	4	5	6	7	8	9	AB R H RBI BB SO LOB	TOP											
<b>Bobby Bonds, R</b> OBP: 0.322, SLG: 0.437 (1, 8) (8, 9)	1-3 		0-1 		3-1 		1-1 		1-0 	4 0 2 1 0 1 1												
<b>Tito Fuentes, S</b> OBP: 0.304, SLG: 0.379 (1, 4) (8, 9)	0-2 		0-0 		1-1 		1-0 		2-1 	5 0 0 0 0 0 3												
<b>Chris Speier, R</b> OBP: 0.359, SLG: 0.410 (1, 6) (8, 9)	3-1 		3-2 		1-0 		1-0 			4 0 0 0 0 0 3												
<b>Jim Ray Hart, R</b> OBP: 0.390, SLG: 0.600 (1, 5) (8, 9)	1-1 			1-0 		1-2 		3-3 		4 1 1 0 0 1 2												
<b>Ken Henderson, S</b> OBP: 0.319, SLG: 0.439 (1, 7) (8, 9)		2-0 		0-0 		1-0 		4-0 		3 1 2 1 1 0 0												
<b>Dave Kingman, R</b> OBP: 0.301, SLG: 0.461 (1, 3) (8, 9)		1-0 		0-0 		1-2 		1-3 		4 1 1 2 0 1 2												
<b>Gary Matthews, R</b> OBP: 0.310, SLG: 0.560 <b>Jerry Johnson, R</b> (8, 1) (8, 9)		1-3 			2-2 		4-2 		4-1 	2 0 0 0 2 1 1 0 0 0 0 0 0 0	<b>AB 32</b> <b>R 4</b> <b>H 8</b> <b>RBI 4</b> <b>BB 4</b> <b>SO 4</b> <b>LOB 16</b>											
<b>Dave Rader, L</b> OBP: 0.311, SLG: 0.344 (1, 2) (8, 9)			1-0 		0-1 		4-0 		0-0 	3 1 2 0 1 0 1												
<b>Ron Bryant, S</b> OBP: 0.215, SLG: 0.194 <b>Randy Moffitt, R</b> (7, 1) <b>Garry Maddox, R</b> OBP: 0.285, SLG: 0.418 (8, 8) (8, 9)			0-0 		1-0 		0-0 		0-0 	2 0 0 0 0 0 3 0 0 0 0 0 0 0 1 0 0 0 0 0 0												
<b>Inning Stats</b>	R: 0 E: 1 K: 1 S: 10	H: 0 LOB: 1 BB: 0 P: 15	R: 0 E: 0 K: 1 S: 7	H: 1 LOB: 1 BB: 0 P: 11	R: 1 E: 0 K: 0 S: 8	H: 2 LOB: 1 BB: 0 P: 12	R: 0 E: 0 K: 0 S: 3	H: 0 LOB: 0 BB: 0 P: 4	R: 0 E: 0 K: 0 S: 8	H: 1 LOB: 1 BB: 0 P: 14	R: 3 E: 1 K: 0 S: 16	H: 3 LOB: 2 BB: 2 P: 29	R: 0 E: 0 K: 1 S: 7	H: 1 LOB: 1 BB: 0 P: 13	R: 0 E: 0 K: 1 S: 5	H: 0 LOB: 1 BB: 2 P: 14	R: 0 E: 0 K: 0 S: 3	H: 0 LOB: 0 BB: 0 P: 6	1B: 5 2B: 3 3B: 0 HR: 1	SF: 0 SAC: 1 DP: 2 HBP: 1	WP: 2 PB: 0 SB: 2 CS: 2	PA: 38
<b>PITCHER</b> <b>Jimmy Freeman, L</b> ERA: 4.82 <b>Jim Hardin, R</b> ERA: 3.76 <b>Tom House, L</b> ERA:	IP WLS BF H R ER SO BB IBB HBP BLK WP HR S P ERA WHIP	6.0 0 27 7 4 4 2 1 1 0 0 2 1 52 85 6.00 1.333	2.0 W 8 1 0 0 2 2 0 0 0 0 0 0 12 27 0.00 1.500	1.0 S 3 0 0 0 0 0 0 0 0 1 0 0 0 3 6 0.00 0.000																		

**San Francisco Giants @ Atlanta Braves**  
Atlanta Stadium, Atlanta, GA

Sun Sep 17 1972, 3:33 AM EDT  
Att. 7,130 - Unknown

[livebaseballscorecards.com](http://livebaseballscorecards.com)

Batter	1	2	3	4	5	6	7	8	9
Ralph Garr, L OBP: 0.356, SLG: 0.421 (1, 9) (9, 7)	0-1 6-3 ①		2-1 HR 1B	0-1 FC4-6 ③			1-0 1B BB	1-2 1B 1B	
Rod Gilbreath, R OBP: 0.308, SLG: 0.278 Jim Breazeale, L OBP: 0.313, SLG: 0.487 Gil Garrido, R OBP: 0.367, SLG: 0.290 (1, 4) (8, PH) (9, 6)	2-3 K ②		1-0 F8 ①		0-0 F7 ①		0-0 F9 ①	2-3 K ②	
Hank Aaron, R OBP: 0.398, SLG: 0.514 (1, 3)	0-0 F7 ③		2-0 HR 1-H		2-1 F4 ②		4-1 1B BB	4-0 1B 1B	
Earl Williams, R OBP: 0.337, SLG: 0.465 Larvell Blanks, R OBP: 0.381, SLG: 0.431 (1, 5) (8, PR) (9, 4)			1-3 K ②		1-0 F6 ③		1-2 F8 ②	0-1 1B 1B	
Dusty Baker Jr., R OBP: 0.392, SLG: 0.508 (1, 8)			0-0 BB 1B			2-1 E 1B	2-2 1-2 2-H 1B	1-1 1-2 2-H 1B	
Rico Carty, R OBP: 0.376, SLG: 0.400 Tom House, L (1, 7) (9, 1)			0-0 BB 1B		1-1 F2 ③		1-0 F4 ③	0-3 K ③	
Marty Perez, R OBP: 0.276, SLG: 0.265 Darrell Evans, L OBP: 0.377, SLG: 0.410 (1, 6) (8, PH) (9, 5)			4-1 BB 1-2 2-3		0-3 K ①		0-0 E5 1-3	4-2 1B BB	
Bob Didier, S OBP: 0.438, SLG: 0.500 (1, 2)			0-3 K ②		2-0 F6 ②		0-0 F4 ②	0-0 F5 ①	
Jimmy Freeman, L OBP: 0.250, SLG: 0.100 Felix Millan, R OBP: 0.293, SLG: 0.313 Jim Hardin, R OBP: 0.217, SLG: 0.211 Mike Lum, L OBP: 0.328, SLG: 0.360 (1, 1) (6, PH) (7, 1) (8, PH) (9, 9)			0-3 K ③		0-2 FC4-6 1B		1-0 F8 ③	0-0 1B 1B	

AB	R	H	RBI	BB	SO	LOB
5	3	3	1	0	0	1
4	0	0	0	0	1	2
1	0	0	0	0	1	2
0	0	0	0	0	0	0
3	2	1	2	2	0	0
5	0	1	2	0	2	2
0	0	0	0	0	0	0
4	0	4	2	1	0	0
5	0	1	0	0	2	6
0	0	0	0	0	0	0
2	0	0	0	1	1	1
0	1	0	0	1	0	0
4	0	0	0	0	1	6
2	0	1	0	0	1	3
1	0	0	0	0	0	2
0	0	0	0	0	0	0
1	1	1	0	0	0	0

WP	PA
0	42

1B	2B	3B	HR	SF	SAC	DP	HBP
11	0	0	1	0	0	0	0

Inning	R	H	E	K	S	H	LOB	BB	IBB	HBP	BLK	WP	HR	S	P	ERA	WHIP
1	0	0	0	1	6	2	3	0	0	0	0	0	1	54	90	4.26	1.579
7	0	0	0	3	13	2	3	1	0	0	0	0	0	14	22	18.00	3.000
8	0	0	0	6	20	2	3	1	0	0	0	0	0	15	23	27.00	4.500

**San Francisco Giants @ Atlanta Braves**  
 Atlanta Stadium, Atlanta, GA  
 Sun Sep 17 1972, 3:33 AM EDT  
 Att. 7,130 - Unknown

AB	37
R	7
H	12
RBI	7
BB	5
SO	9
LOB	25



IP	WLS	BF	H	R	ER	SO	BB	IBB	HBP	BLK	WP	HR	S	P	ERA	WHIP
6.1		30	7	3	3	7	3	0	0	0	0	1	54	90	4.26	1.579
1.0	L	6	2	2	2	0	1	0	0	0	0	0	14	22	18.00	3.000
0.2		6	3	2	2	2	0	1	0	0	0	0	15	23	27.00	4.500

Batter	1	2	3	4	5	6	7	8	9	AB R H RBI BB SO LOB	TOP									
<b>Bobby Bonds, R</b> (1, 8) OBP: 0.321, SLG: 0.438	0-3 K		0-0 F9		0-0 2B		0-3 K			4 0 1 0 0 2 0										
<b>Tito Fuentes, S</b> (1, 4) OBP: 0.304, SLG: 0.378	0-0 FC6-4 1B		0-0 6-3		0-0 6-3			0-0 G3		4 0 1 0 0 0 1										
<b>Chris Speier, R</b> (1, 6) OBP: 0.358, SLG: 0.408	0-0 FC6-4 1-2f 1B		0-0 1B		0-0 6-3			0-0 L5		4 0 1 0 0 0 2										
<b>Jim Ray Hart, R</b> (1, 5) OBP: 0.370, SLG: 0.568	0-3 K		0-0 F9		0-0 G3			0-0 5-3		4 0 0 0 0 1 3										
<b>Ken Henderson, S</b> (1, 7) OBP: 0.321, SLG: 0.442		0-0 G3		0-0 WP 1B 1B		0-0 6-3			0-0 1-3 2B	4 0 2 0 0 0 0										
<b>Dave Kingman, R</b> (1, 3) OBP: 0.303, SLG: 0.461		0-0 1B 1B		0-0 4-3 1-H 1B		0-0 5-3			0-0 L6	4 0 2 0 0 0 1										
<b>Dave Rader, L</b> (1, 2) OBP: 0.311, SLG: 0.343		0-0 WP 1B 1-3 1B		0-0 4-3 2-3		0-3 K			0-0 1-3	4 0 1 0 0 1 2										
<b>Gary Matthews, R</b> (1, 9) OBP: 0.344, SLG: 0.556 <b>Willie McCovey, L</b> (9, PH) OBP: 0.317, SLG: 0.413		0-0 WP 1-2 1B		4-0 IBB			0-0 6-3		0-0 F7	2 0 1 0 1 0 0 1 0 0 0 0 0 1										
<b>Jim Barr, R</b> (1, 1) OBP: 0.200, SLG: 0.267 <b>Jim Howarth, L</b> (7, PH) OBP: 0.333, SLG: 0.307 <b>Elias Sosa, R</b> (7, 1)		0-3 K 1-2 2-3		0-0 B1			0-0 F2			2 0 0 0 0 1 4 1 0 0 0 0 0 0 0 0 0 0 0 0 0										
<b>Inning Stats</b>	R: 0 E: 0 K: 2 S: 8	H: 1 LOB: 1 BB: 0 P: 8	R: 0 E: 0 K: 1 S: 7	H: 3 LOB: 2 BB: 0 P: 7	R: 0 E: 0 K: 0 S: 4	H: 1 LOB: 1 BB: 0 P: 4	R: 0 E: 0 K: 0 S: 4	H: 2 LOB: 2 BB: 1 P: 8	R: 0 E: 0 K: 1 S: 5	H: 0 LOB: 0 BB: 0 P: 5	R: 0 E: 0 K: 1 S: 5	H: 0 LOB: 0 BB: 0 P: 5	R: 0 E: 0 K: 0 S: 3	H: 0 LOB: 0 BB: 0 P: 3	R: 0 E: 0 K: 0 S: 4	H: 1 LOB: 1 BB: 0 P: 4	1B: 7 2B: 2 3B: 0 HR: 0	SF: 0 SAC: 0 DP: 0 HBP: 0	WP: 2 PB: 0 SB: 0 CS: 0	PA: 35
<b>PITCHER</b>	IP WLS BF H R ER SO BB IBB HBP BLK WP HR S P ERA WHIP																			
<b>Jim McGlothlin, R</b> (1, 1) ERA: 3.74 <b>Clay Carroll, R</b> (9, 1) ERA: 2.44	8.0 W 32 9 0 0 5 0 0 0 0 2 0 41 45 0.00 1.125																			
	1.0 S 3 0 0 0 0 0 0 0 0 0 0 0 3 3 0.00 0.000																			

**San Francisco Giants @ Cincinnati Reds**  
 Riverfront Stadium, Cincinnati, OH  
 Mon Sep 18 1972, 7:05 PM EDT  
 Att. 8,608 - Unknown

livebaseballscorecards.com

<b>AB</b>	34
<b>R</b>	0
<b>H</b>	9
<b>RBI</b>	0
<b>BB</b>	1
<b>SO</b>	5
<b>LOB</b>	14



Batter	1	2	3	4	5	6	7	8	9	AB R H RBI BB SO LOB
--------	---	---	---	---	---	---	---	---	---	----------------------

<b>Pete Rose, S</b> OBP: 0.383, SLG: 0.413 (1, 7)	0-0 P6		0-0 F8			0-0 FC3-6 1B	4-0 BB BB			3 0 1 0 1 0 1
<b>Joe Morgan, L</b> OBP: 0.412, SLG: 0.438 (1, 4)	0-0 F8		0-0 5-3			0-0 FC3-6 E S 1B 1-2f	4-0 BB 1-2 2-3			3 1 0 0 1 0 2
<b>Bobby Tolan, L</b> OBP: 0.334, SLG: 0.387 (1, 8)	0-0 PO S 1B			0-0 G3		0-0 F2 1-3	0-0 P2			4 0 1 0 0 0 4
<b>Johnny Bench, R</b> OBP: 0.380, SLG: 0.525 (1, 2)	0-0 PO 1-3	0-0 P3		0-0 HR		0-0 1B 1B		0-0 F8		4 1 2 2 0 0 0
<b>Tony Perez, R</b> OBP: 0.350, SLG: 0.498 (1, 3)		4-0 BB		0-0 F3		0-0 FC6-4 1B		0-3 K		3 0 1 0 1 1 0
<b>Denis Menke, R</b> OBP: 0.318, SLG: 0.347 (1, 5)		0-0 P4		0-0 6-3		0-0 FC6-4 1-2f		4-0 1B BB		3 0 0 0 1 0 3
<b>Cesar Geronimo, L</b> OBP: 0.337, SLG: 0.404 (1, 9)		0-0 4-3			0-0 F9		0-0 4-3	0-0 1B		4 0 1 0 0 0 1
<b>Darrel Chaney, S</b> OBP: 0.350, SLG: 0.335 (1, 6)			0-0 L6		0-3 K		0-0 BB 2B			3 0 1 0 0 1 0
<b>Jim McLothlin, R</b> OBP: 0.245, SLG: 0.267 (1, 1)			0-0 1B		0-3 K					3 0 1 0 0 2 1
<b>Clay Carroll, R</b> OBP: 0.100, SLG: 0.100 (9, 1)										0 0 0 0 0 0 0

Inning Stats	R: 0	H: 1	E: 0	K: 0	S: 3	LOB: 0	BB: 0	P: 3	R: 0	H: 0	E: 0	K: 0	S: 3	LOB: 1	BB: 1	P: 7	R: 0	H: 1	E: 0	K: 0	S: 4	LOB: 1	BB: 0	P: 4	R: 1	H: 1	E: 0	K: 0	S: 4	LOB: 0	BB: 0	P: 4	R: 0	H: 0	E: 0	K: 2	S: 7	LOB: 0	BB: 0	P: 7	R: 1	H: 3	E: 0	K: 0	S: 6	LOB: 2	BB: 0	P: 6	R: 0	H: 1	E: 0	K: 1	S: 6	LOB: 3	BB: 2	P: 14	R: 0	H: 1	E: 0	K: 1	S: 5	LOB: 2	BB: 1	P: 9	1B: 6	SF: 0	2B: 1	SAC: 0	3B: 0	DP: 0	HR: 1	HBP: 0	WP: 0	PA: 35
--------------	------	------	------	------	------	--------	-------	------	------	------	------	------	------	--------	-------	------	------	------	------	------	------	--------	-------	------	------	------	------	------	------	--------	-------	------	------	------	------	------	------	--------	-------	------	------	------	------	------	------	--------	-------	------	------	------	------	------	------	--------	-------	-------	------	------	------	------	------	--------	-------	------	-------	-------	-------	--------	-------	-------	-------	--------	-------	--------

PITCHER	IP	WLS	BF	H	R	ER	SO	BB	IBB	HBP	BLK	WP	HR	S	P	ERA	WHIP
<b>Jim Barr, R</b> ERA: 2.8 (1, 1)	6.0	L	24	6	2	2	2	1	0	0	0	0	1	27	31	3.00	1.167
<b>Elias Sosa, R</b> ERA: (7, 1)	2.0		10	2	0	0	2	3	0	0	0	0	0	11	23	0.00	2.500

BOTTOM

San Francisco Giants @ Cincinnati Reds  
Riverfront Stadium, Cincinnati, OH  
Mon Sep 18 1972, 7:05 PM EDT  
Att. 8,608 - Unknown

AB	30
R	2
H	8
RBI	2
BB	4
SO	4
LOB	12



WP	PA	ERA	WHIP
0	35		

Batter	1	2	3	4	5	6	7	8	9	AB R H RBI BB SO LOB	TOP																	
<b>Bobby Bonds, R</b> (1, 8) OBP: 0.320, SLG: 0.436	0-0 F8		0-3 K		0-0 SF9		0-3 K		0-0 FC4-6 1B	4 0 1 1 0 2 0																		
<b>Chris Speier, R</b> (1, 6) OBP: 0.357, SLG: 0.406	0-0 F3		0-0 6-3		0-0 HR 1B		0-0 6-3		0-3 K	5 1 1 0 0 1 1																		
<b>Ken Henderson, S</b> (1, 7) OBP: 0.319, SLG: 0.440	0-0 1B		0-0 L3		0-0 F8		0-0 F6		0-0 FC4-6 1-2f	5 0 1 0 0 0 2																		
<b>Dave Kingman, R</b> (1, 3) OBP: 0.306, SLG: 0.477	0-0 P6			0-0 BB 1B	0-0 HR 1-H			0-0 HR	0-0 F8	5 2 3 3 0 0 2																		
<b>Dave Rader, L</b> (1, 2) OBP: 0.310, SLG: 0.344		0-0 L9		0-0 F7	0-0 2B			0-0 F5		4 0 1 0 0 0 1																		
<b>Tito Fuentes, S</b> (1, 4) OBP: 0.307, SLG: 0.379		0-0 E8 1B		4-0 1-2 BB	0-0 6-3			0-0 6-3 SH 1B		3 0 2 0 1 0 1																		
<b>Gary Matthews, R</b> (1, 9) OBP: 0.314, SLG: 0.500		0-3 K		0-3 K		0-3 K		0-0 SH 6-3 1-2		3 0 0 0 0 3 3																		
<b>Al Gallagher, R</b> (1, 5) OBP: 0.323, SLG: 0.276		4-0 BB		0-3 K		0-0 6-3		0-0 6-3 1-2 2-3		3 0 0 0 1 1 4																		
<b>Sam McDowell, L</b> (1, 1) OBP: 0.148, SLG: 0.189		0-3 K			0-0 SF9 3B		0-0 F8		0-0 4-3	1 0 0 0 0 1 2																		
<b>Gary Thomasson, L</b> (5, PH) OBP: 0.250, SLG: 0.750										1 1 1 0 0 0 0																		
<b>Steve Stone, R</b> (5, 1) OBP: 0.147, SLG: 0.121										1 0 0 0 0 0 0																		
<b>Jim Howarth, L</b> (8, PH) OBP: 0.331, SLG: 0.304										1 0 0 0 0 0 2																		
<b>Juan Marichal, R</b> (8, 1) OBP: 0.212, SLG: 0.235										0 0 0 0 0 0 0																		
<b>Inning Stats</b>	R: 0 E: 0 K: 0 S: 4	H: 1 LOB: 1 BB: 0 P: 4	R: 0 E: 1 K: 2 S: 8	H: 1 LOB: 2 BB: 1 P: 12	R: 0 E: 0 K: 1 S: 5	H: 0 LOB: 0 BB: 0 P: 5	R: 0 E: 0 K: 2 S: 8	H: 1 LOB: 2 BB: 1 P: 12	R: 3 E: 0 K: 0 S: 7	H: 4 LOB: 1 BB: 0 P: 7	R: 0 E: 0 K: 1 S: 5	H: 0 LOB: 0 BB: 0 P: 5	R: 0 E: 0 K: 1 S: 5	H: 0 LOB: 0 BB: 0 P: 5	R: 1 E: 1 K: 0 S: 6	H: 2 LOB: 2 BB: 0 P: 6	R: 0 E: 0 K: 1 S: 6	H: 1 LOB: 1 BB: 0 P: 6	1B: 6 2B: 1 3B: 1 HR: 2	SF: 1 SAC: 1 DP: 0 HBP: 0	WP: 0 PA: 40 PB: 0 SB: 0 CS: 0							
<b>PITCHER</b>	IP WLS BF H R ER SO BB IBB HBP BLK WP HR S P ERA WHIP												<b>PITCHER</b>	IP WLS BF H R ER SO BB IBB HBP BLK WP HR S P ERA WHIP														
<b>Jack Billingham, R</b> (1, 1) ERA: 3.33	7.1		33	9	4	4	7	2	0	0	0	0	2	45	53	4.91	1.500											
<b>Pedro Borbon, R</b> (8, 1) ERA: 3.08	0.2	W	3	0	0	0	0	0	0	0	0	0	0	3	3	0.00	0.000											
<b>Clay Carroll, R</b> (9, 1) ERA: 2.41	1.0	S	4	1	0	0	1	0	0	0	0	0	0	6	6	0.00	1.000											

**San Francisco Giants @ Cincinnati Reds**  
Riverfront Stadium, Cincinnati, OH  
Tue Sep 19 1972, 7:05 PM EDT  
Att. 10,353 - Unknown

<b>AB</b>	36
<b>R</b>	4
<b>H</b>	10
<b>RBI</b>	4
<b>BB</b>	2
<b>SO</b>	8
<b>LOB</b>	18





Batter	1	2	3	4	5	6	7	8	9
<b>Pete Rose, S</b> OBP: 0.382, SLG: 0.411 (1, 7) X	0-0 1-3 X	0-0 F9 X		0-0 1B 1B X		0-3 K X		0-0 G3-6-3 X	
<b>Joe Morgan, L</b> OBP: 0.414, SLG: 0.439 (1, 4) X	0-0 1B X		0-0 P4 X	0-0 G4-6-3 1B X			4-0 1B FC5-2 BB X		
<b>Bobby Tolan, L</b> OBP: 0.333, SLG: 0.386 (1, 8) S S S	0-3 K X		0-0 G3 X	0-0 G4-6-3 1-2f X			0-0 FC6-5 1-3 FC5-2 1B X		
<b>Johnny Bench, R</b> OBP: 0.379, SLG: 0.529 (1, 2) X	0-0 F2 X		0-0 HR X		0-0 4-3 X		0-0 FC5-2 FC6-5 1-2 X		
<b>Tony Perez, R</b> OBP: 0.351, SLG: 0.501 (1, 3) B B B B		4-0 1B 2B BB X	0-0 WP 3B X		0-0 F7 X		0-0 FC6-5 1-2 2-3f X		
<b>Denis Menke, R</b> OBP: 0.320, SLG: 0.347 (1, 5) S S S		0-3 K X	4-0 1B BB X		0-0 1B X		0-0 F7 X		
<b>Cesar Geronimo, L</b> OBP: 0.344, SLG: 0.415 (1, 9) X		0-0 1-2 2B 1B X	0-0 1-3 1B X		0-0 F9 X			0-0 E 2B X	
<b>Dave Concepcion, R</b> OBP: 0.278, SLG: 0.262 (1, 6) X		0-0 L8 X	0-3 K X			0-0 6-3 X		0-0 B2 X	
<b>Jack Billingham, R</b> OBP: 0.090, SLG: 0.077 (1, 1) X		0-0 X		0-3 K X		0-0 5-3 X		0-0 E6 G3-6-3 2-H 1B X	
<b>Pedro Borbon, R</b> OBP: 0.136, SLG: 0.050 (8, 1)									
<b>Joe Hague, L</b> OBP: 0.347, SLG: 0.412 (8, PH)									
<b>George Foster, R</b> OBP: 0.232, SLG: 0.294 (8, PR)									
<b>Clay Carroll, R</b> OBP: 0.100, SLG: 0.100 (9, 1)		1-H 2-H 2B X							

Inning Stats	R: 0	H: 1	E: 0	K: 1	S: 6	H: 1	LOB: 1	BB: 0	P: 6	R: 2	H: 2	E: 0	K: 1	S: 7	H: 3	LOB: 2	BB: 1	P: 11	R: 2	H: 2	E: 0	K: 1	S: 6	H: 1	LOB: 1	BB: 0	P: 4	R: 0	H: 0	E: 0	K: 1	S: 5	H: 1	LOB: 2	BB: 1	P: 8	R: 1	H: 2	E: 1	K: 0	S: 4	H: 2	LOB: 1	BB: 0	P: 4	
1B: 8	SF: 0	2B: 2	SAC: 0	3B: 1	DP: 2	HR: 1	HBP: 0	WP: 1	PA: 37	PB: 0	SB: 0	CS: 0																																		

PITCHER	IP	WLS	BF	H	R	ER	SO	BB	IBB	HBP	BLK	WP	HR	S	P	ERA	WHIP
<b>Sam McDowell, L</b> ERA: 4.57 (1, 1)	4.0		21	8	4	4	4	2	0	0	0	1	1	27	35	9.00	2.500
<b>Steve Stone, R</b> ERA: 2.99 (5, 1)	3.0		12	2	0	0	1	1	0	0	0	0	0	13	17	0.00	1.000
<b>Juan Marichal, R</b> ERA: 3.71 (8, 1)	1.0	L	4	2	1	0	0	0	0	0	0	0	0	4	4	0.00	2.000

BOTTOM

**San Francisco Giants @ Cincinnati Reds**  
Riverfront Stadium, Cincinnati, OH  
Tue Sep 19 1972, 7:05 PM EDT  
Att. 10,353 - Unknown

livebaseballscorecards.com

AB	34
R	5
H	12
RBI	3
BB	3
SO	5
LOB	19



# San Francisco Giants @ Cincinnati Reds

## Riverfront Stadium, Cincinnati, OH

Wed Sep 20 1972, 7:05 PM EDT  
Att: 11,174 - Unknown

AB	34
R	6
H	11
RBI	6
BB	1
SO	6
LOB	13



Batter	1	2	3	4	5	6	7	8	9
<b>Bobby Bonds, R</b> (1, 9) OBP: 0.323, SLG: 0.438	0-3 K		0-0 CS 1B		0-0 L6-3 1B		0-0 CS E 1B		
<b>Tito Fuentes, S</b> (1, 4) OBP: 0.306, SLG: 0.378	0-0 5-3		0-0 CS	0-0 BB 1B	0-0 L6-3		0-0 L5		
<b>Chris Speier, R</b> (1, 6) OBP: 0.358, SLG: 0.406	0-0 5-3			4-0 1B 2B BB		0-0 1B 2B 1B	0-0 CS	0-0 6-3	
<b>Dave Kingman, R</b> (1, 3) OBP: 0.307, SLG: 0.477		0-0 P5		0-0 P9		0-0 2B 5-3 1B		0-0 1B	
<b>Ken Henderson, S</b> (1, 7) OBP: 0.319, SLG: 0.440		0-0 5-3		0-0 P4		0-0 5-3 SF8 2B	0-3 K		
<b>Al Gallagher, R</b> (1, 5) OBP: 0.322, SLG: 0.275		0-0 1-3		0-0 2B 1B		0-0 5-3	0-0 F8		
<b>Jerry Johnson, R</b> (8, 1)				1-3 2-H 1B		2-3 3-H			
<b>Garry Maddox, R</b> (1, 8) OBP: 0.287, SLG: 0.422			0-0 E5 6-3 1B	0-0 1-3 3-H 2B		0-0 SF8	0-3 K		
<b>Dave Rader, L</b> (1, 2) OBP: 0.308, SLG: 0.341			0-0 F7	0-0 G3		0-0 3-H F7	0-0 6-3		
<b>Don Carrithers, R</b> (1, 1) OBP: 0.207, SLG: 0.241			0-0 6-3		0-3 K		0-3 K		
<b>Elias Sosa, R</b> (4, 1)									
<b>Damaso Blanco, R</b> (8, 5) OBP: 0.440, SLG: 0.400									
<b>Jim Howarth, L</b> (9, PH) OBP: 0.328, SLG: 0.302									

AB	R	H	RBI	BB	SO	LOB
4	0	3	1	0	1	0
4	1	1	0	0	0	2
3	2	1	0	1	0	0
4	1	2	0	0	0	2
4	1	1	1	0	1	3
4	0	1	2	0	0	2
0	0	0	0	0	0	0
3	1	2	2	0	1	0
4	0	0	0	0	0	3
1	0	0	0	0	0	1
2	0	0	0	0	2	0
0	0	0	0	0	0	0
1	0	0	0	0	1	0

Inning Stats	R	H	E	K	S	R	H	E	K	S	R	H	E	K	S	R	H	E	K	S	R	H	E	K	S	R	H	E	K	S	R	H	E	K	S	R	H	E	K	S	R	H	E	K	S	R	H	E	K	S	1B	2B	3B	HR	SF	SAC	DP	HBP
R: 0 E: 0 K: 1 S: 5	0 0 0 5	H: 0 LOB: 0 BB: 0 P: 5	E: 0 K: 0 S: 3	0 0 0 3	R: 1 E: 1 K: 0 S: 4	2 0 0 6	H: 3 LOB: 2 BB: 1 P: 10	R: 0 E: 0 K: 1 S: 5	0 0 1 5	H: 1 LOB: 0 BB: 0 P: 5	R: 3 E: 0 K: 0 S: 6	3 0 0 6	H: 3 LOB: 0 BB: 0 P: 6	R: 0 E: 1 K: 1 S: 5	0 1 1 5	H: 1 LOB: 0 BB: 0 P: 5	R: 0 E: 0 K: 2 S: 7	0 0 0 7	H: 0 LOB: 0 BB: 0 P: 7	R: 0 E: 0 K: 2 S: 7	0 0 0 7	H: 0 LOB: 0 BB: 0 P: 7	R: 0 E: 0 K: 1 S: 6	0 0 1 6	H: 1 LOB: 1 BB: 0 P: 6	R: 0 E: 0 K: 2 S: 7	0 0 0 7	H: 0 LOB: 0 BB: 0 P: 7	R: 0 E: 0 K: 1 S: 6	0 0 1 6	H: 1 LOB: 1 BB: 0 P: 6	R: 0 E: 0 K: 1 S: 6	0 0 1 6	H: 1 LOB: 1 BB: 0 P: 6	9 3 0 0 1 0 0 0																							

PITCHER	IP	WLS	BF	H	R	ER	SO	BB	IBB	HBP	BLK	WP	HR	S	P	ERA	WHIP
<b>Don Gullett, L</b> (1, 1) ERA: 3.95	5.0		23	9	6	5	2	1	0	0	0	0	0	26	30	9.00	2.000
<b>Pedro Borbon, R</b> (6, 1) ERA: 3.05	1.0		3	0	0	0	0	0	0	0	0	0	0	3	3	0.00	0.000
<b>Tom Hall, L</b> (7, 1) ERA: 2.62	2.0	W	7	2	0	0	2	0	0	0	0	0	0	11	11	0.00	1.000
<b>Clay Carroll, R</b> (9, 1) ERA: 2.38	1.0	S	3	0	0	0	2	0	0	0	0	0	0	7	7	0.00	0.000

WP: 0	PA: 38
PB: 0	
SB: 0	
CS: 2	

BOTTOM

San Francisco Giants @ Cincinnati Reds

Riverfront Stadium, Cincinnati, OH

Wed Sep 20 1972, 7:05 PM EDT

Att. 11,174 - Unknown

livebaseballscorecards.com

AB	34
R	8
H	12
RBI	8
BB	5
SO	4
LOB	18



WP:	0	PA:	41
PB:	0	SB:	2
CS:	0		

AB R H RBI BB SO LOB

3 2 1 2 2 0 1

4 0 1 1 1 0 3

5 1 1 2 0 1 5

5 1 2 1 0 2 2

4 0 1 0 0 1 1

4 0 2 0 0 0 2

3 2 1 0 1 0 2

3 1 2 1 1 0 1

1B:	7	SF:	0
2B:	1	SAC:	1
3B:	2	DP:	0
HR:	2	HBP:	0

Batter	1	2	3	4	5	6	7	8	9
<b>Pete Rose, S</b> (1, 7) OBP: 0.383, SLG: 0.414	0-0 4-3 1B		4-0 HR BB	4-0 BB		0-0 1-3		0-0 1B 3B	
<b>Joe Morgan, L</b> (1, 4) OBP: 0.414, SLG: 0.438	0-0 5-3		0-0 L9	0-0 P9			4-0 S BB	0-0 E 5-3 1B	
<b>Bobby Tolan, L</b> (1, 8) OBP: 0.332, SLG: 0.389	0-0 P5		0-0 1-H HR	0-0 6-3			0-3 K 1-3	0-0 5-3 1-2	
<b>Johnny Bench, R</b> (1, 2) OBP: 0.379, SLG: 0.533		0-0 HR	0-0 1B 1B		0-0 F8		0-3 K 2-3	0-3 K 2-3	
<b>Tony Perez, R</b> (1, 3) OBP: 0.350, SLG: 0.499		0-0 F9	0-0 1-2 1B		0-0 5-3		0-3 K		
<b>Denis Menke, R</b> (1, 5) OBP: 0.321, SLG: 0.351		0-0 FC6-5 2B	0-0 F8		0-0 F7			0-0 FC3-6 1B	
<b>Cesar Geronimo, L</b> (1, 9) OBP: 0.346, SLG: 0.422		0-0 FC6-5 1B PO 2-3		0-0 1B 3B		4-0 BB BB		0-0 FC3-6 1-2f E	
<b>Darrel Chaney, S</b> (1, 6) OBP: 0.357, SLG: 0.341		0-0 1-3 1B		0-0 SH2-4 1B		0-0 F9		4-0 E 1-2 3B BB	
<b>Don Gullett, R</b> (1, 1) OBP: 0.286, SLG: 0.273		0-0 PO	0-0 5-3	0-0 SH2-4		0-0 F9		0-0 E7 1-3 2-H 3B 1B	
<b>Pedro Borbon, R</b> (6, 1) OBP: 0.136, SLG: 0.050									
<b>Joe Hogue, L</b> (6, PH) OBP: 0.346, SLG: 0.410									
<b>Tom Hall, L</b> (7, 1) OBP: 0.156, SLG: 0.100									
<b>Hal McRae, R</b> (8, PH) OBP: 0.250, SLG: 0.468									
<b>George Foster, R</b> (8, PR) OBP: 0.232, SLG: 0.294									
<b>Clay Carroll, R</b> (9, 1) OBP: 0.100, SLG: 0.100									

Inning Stats	R: 0	H: 0	E: 0	LOB: 0	K: 0	P: 3	R: 1	H: 3	E: 0	LOB: 1	K: 0	P: 5	R: 2	H: 3	E: 0	LOB: 2	K: 0	P: 10	R: 1	H: 2	E: 0	LOB: 2	K: 0	P: 9	R: 0	H: 0	E: 0	LOB: 0	K: 0	P: 3	R: 0	H: 0	E: 0	LOB: 1	K: 3	P: 13	R: 4	H: 4	E: 2	LOB: 2	K: 1	P: 13
	3	2	1	0	1	0	2	1	0	2	0	5	3	1	0	2	0	10	2	0	2	0	2	9	0	0	0	0	0	0	3	0	0	0	0	13	4	4	2	1	13	

PITCHER	IP	WLS	BF	H	R	ER	SO	BB	IBB	HBP	BLK	WP	HR	S	P	ERA	WHIP
<b>Don Carrithers, R</b> (1, 1) ERA: 5.8	3.0		17	8	4	4	0	1	0	0	0	0	2	16	20	12.00	3.000
<b>Elias Sosa, R</b> (4, 1) ERA: 2.89	4.1	L	19	2	3	3	3	4	0	0	0	0	0	21	37	6.23	1.385
<b>Jerry Johnson, R</b> (8, 1) ERA: 4.42	0.2		4	2	1	1	1	0	0	0	0	0	0	6	6	13.50	3.000

Batter	1	2	3	4	5	6	7	8	9	10	11	AB R H RBI BB SO LOB	TOP											
<b>Bobby Bonds, R</b> OBP: 0.322, SLG: 0.436 (1, 9)	0-3 K	0-0 2H 1B			0-0 6-3			0-0 6-3		0-0 F8		5 0 1 0 0 1 1												
<b>Chris Speier, R</b> OBP: 0.357, SLG: 0.403 (1, 6)	0-0 E6 BB BB		4-0 4-3 1B BB		0-3 K			0-0 5-3		0-3 K		4 0 0 0 1 2 0												
<b>Ken Henderson, S</b> OBP: 0.318, SLG: 0.438 (1, 7)	0-3 K		0-0 4-3 1B		0-0 F7			0-0 F9		0-0 F3		4 0 1 0 0 1 1 1 0 0 0 0 0 0												
<b>Gary Matthews, R</b> OBP: 0.306, SLG: 0.484 (8, 7)			1-2 4-3 1B																					
<b>Willie McCovey, L</b> OBP: 0.315, SLG: 0.407 (1, 3)	4-0 1-2 BB BB		0-0 4-3 1-2 2-3		0-3 K			0-0 F9		0-0 F6		4 0 0 0 1 1 2												
<b>Dave Kingman, R</b> OBP: 0.309, SLG: 0.476 (1, 5)	4-0 1-2 2-3 BB		0-3 K		0-0 F4			0-0 G4-6-3 1B				3 0 1 0 1 1 2												
<b>Dave Rader, L</b> OBP: 0.305, SLG: 0.338 (1, 2)	0-0 G3		0-0 L9		0-0 F2			0-0 G4-6-3 1-2				4 0 0 0 0 0 6												
<b>Tito Fuentes, S</b> OBP: 0.304, SLG: 0.375 (1, 4)		0-3 K		0-3 K			0-0 4-3			0-0 F8		4 0 0 0 0 2 0												
<b>Garry Maddox, R</b> OBP: 0.284, SLG: 0.418 (1, 8)		0-0 E5 1B S		0-3 K			0-0 F7			0-3 K		4 0 0 0 0 2 0												
<b>Jim Willoughby, R</b> OBP: 0.185, SLG: 0.154 (1, 1)		0-3 K 1-2		0-0 F8			0-0 5-3			4-0 BB		3 0 0 0 1 1 1												
<b>Inning Stats</b>	R: 0 E: 1 K: 2 S: 8	H: 0 LOB: 3 BB: 2 P: 16	R: 0 E: 1 K: 2 S: 8	H: 1 LOB: 2 BB: 0 P: 8	R: 0 E: 0 K: 1 S: 6	H: 1 LOB: 2 BB: 1 P: 10	R: 0 E: 0 K: 2 S: 7	H: 0 LOB: 0 BB: 0 P: 7	R: 0 E: 0 K: 1 S: 5	H: 0 LOB: 0 BB: 0 P: 5	R: 0 E: 0 K: 1 S: 5	H: 0 LOB: 0 BB: 0 P: 5	R: 0 E: 0 K: 0 S: 3	H: 0 LOB: 0 BB: 0 P: 3	R: 0 E: 0 K: 0 S: 3	H: 1 LOB: 0 BB: 0 P: 3	R: 0 E: 0 K: 1 S: 5	H: 0 LOB: 1 BB: 1 P: 9	R: 0 E: 0 K: 1 S: 5	H: 0 LOB: 0 BB: 0 P: 5	1B: 3 2B: 0 3B: 0 HR: 0	SF: 0 SAC: 0 DP: 1 HBP: 0	WP: 0 PB: 0 SB: 1 CS: 0	PA: 40
<b>PITCHER</b> <b>Don Sutton, R</b> ERA: 2.12 (1, 1)	IP 11.0	WLS W	BF 40	H 3	R 0	ER 0	SO 11	BB 4	IBB 0	HBP 0	BLK 0	WP 0	HR 0	S 58	P 74	ERA 0.00	WHIP 0.636							

San Francisco Giants @ Los Angeles Dodgers  
Dodger Stadium, Los Angeles, CA  
Fri Sep 22 1972, 7:05 PM PDT  
Att. 20,622 - Unknown

livebaseballscorecards.com

AB 36  
R 0  
H 3  
RBI 0  
BB 4  
SO 11  
LOB 13



Batter	1	2	3	4	5	6	7	8	9	10	11	AB R H RBI BB SO LOB	BOTTOM
Davey Lopes, R (1, 4)	0-0 6-3		0-0 6-3			0-0 5-3		0-3 K		0-0 F7		5 0 0 0 0 1 0	<b>San Francisco Giants @ Los Angeles Dodgers</b> <b>Dodger Stadium, Los Angeles, CA</b> Fri Sep 22 1972, 7:05 PM PDT Att. 20,622 - Unknown
Bill Buckner, L (1, 9) OBP: 0.345, SLG: 0.409	4-0 WP 1B BB		0-0 G3			0-0 4-3 1B		0-0 FC5-4 1B		0-0 5-3		4 0 2 0 1 0 0	
Willie Davis, L (1, 8) OBP: 0.317, SLG: 0.437	0-0 WP 1B		0-0 F9			0-0 4-3		0-0 F7		0-0 F8		5 0 1 0 0 0 2	
Tom Paciorek, R (1, 7) OBP: 0.200, SLG: 0.200	0-3 K				0-0 5-3	0-0 F2		0-0 FC5-4		0-0 1B HBP 1B		5 1 1 0 0 1 4	
Ron Cey, R (1, 5) OBP: 0.400, SLG: 0.400	0-0 F9				0-3 K		0-0 SH2-4 1B		0-0 F2		0-0 HBP IBB 1B	5 0 2 0 0 1 2	
Terrance McDermott, R (1, 3) OBP: 0.167, SLG: 0.167		0-3 K			0-3 K		0-0 SH2-4		0-0 F7		4-0 HBP IBB	3 0 0 0 0 2 0	
Manny Mota, R (11, PH) OBP: 0.353, SLG: 0.442							1-2				1-2 HBP IBB	0 0 0 0 1 0 0	
Bill Russell, R (1, 6) OBP: 0.321, SLG: 0.368		0-3 K				0-0 6-3		0-0 5-3		0-0 5-3		4 0 0 0 0 1 1	
Wes Parker, S (11, PH) OBP: 0.369, SLG: 0.358											1-2 2-3 3-H HBP	0 0 0 1 0 0 0	
Steve Yeager, R (1, 2) OBP: 0.353, SLG: 0.302		0-0 1B				0-3 K		4-0 IBB		0-0 5-3		3 0 1 0 1 1 0	
Don Sutton, R (1, 1) OBP: 0.186, SLG: 0.157		0-0 5-3				0-0 5-3		0-0 5-3		0-0 F9		4 0 0 0 0 0 3	
<b>Inning Stats</b>	R: 0 H: 1 E: 0 LOB: 2 K: 1 BB: 1 S: 6 P: 10	R: 0 H: 1 E: 0 LOB: 1 K: 2 BB: 0 S: 8 P: 8	R: 0 H: 0 E: 0 LOB: 0 K: 0 BB: 0 S: 3 P: 3	R: 0 H: 0 E: 0 LOB: 0 K: 2 BB: 0 S: 7 P: 7	R: 0 H: 0 E: 0 LOB: 0 K: 1 BB: 0 S: 5 P: 5	R: 0 H: 1 E: 0 LOB: 1 K: 0 BB: 0 S: 4 P: 4	R: 0 H: 1 E: 0 LOB: 2 K: 0 BB: 1 S: 4 P: 8	R: 0 H: 1 E: 0 LOB: 1 K: 1 BB: 0 S: 6 P: 6	R: 0 H: 0 E: 0 LOB: 0 K: 0 BB: 0 S: 3 P: 3	R: 0 H: 0 E: 0 LOB: 0 K: 0 BB: 0 S: 3 P: 3	R: 1 H: 2 E: 0 LOB: 3 K: 0 BB: 1 S: 4 P: 9	1B: 7 SF: 0 2B: 0 SAC: 1 3B: 0 DP: 0 HR: 0 HBP: 1	WP: 1 PA: 43 PB: 0 SB: 0 CS: 0
<b>PITCHER</b> Jim Willoughby, R (1, 1) ERA: 1.97	IP 10.2 WLS L BF 43 H 7 R 1 ER 1 SO 7 BB 1 IBB 2 HBP 1 BLK 0 WP 1 HR 0 S 53 P 66 ERA 0.84 WHIP 0.750												

livebaseballscores.com

<b>AB</b>	<b>38</b>
<b>R</b>	<b>1</b>
<b>H</b>	<b>7</b>
<b>RBI</b>	<b>1</b>
<b>BB</b>	<b>3</b>
<b>SO</b>	<b>7</b>
<b>LOB</b>	<b>12</b>



Batter	1	2	3	4	5	6	7	8	9	AB R H RBI BB SO LOB	TOP																	
<b>Bobby Bonds, R</b> (1, 9) OBP: 0.321, SLG: 0.433	0-0 L5		0-0 6-3		1-0 1B HR HBP	0-3 K			0-3 K	4 1 0 0 0 2 1	<b>San Francisco Giants @ Los Angeles Dodgers</b> <b>Dodger Stadium, Los Angeles, CA</b> Sat Sep 23 1972, 3:33 AM PDT Att: 15,017 - Unknown <a href="http://livebaseballscorecards.com">livebaseballscorecards.com</a>																	
<b>Tito Fuentes, S</b> (1, 4) OBP: 0.304, SLG: 0.375	0-0 F7		0-3 K		0-0 1B HR		0-0 F8			4 1 1 0 0 1 0																		
<b>Chris Speier, R</b> (1, 6) OBP: 0.356, SLG: 0.407	0-0 F7			0-0 F1	0-0 HR		0-3 K			4 1 1 4 0 1 0																		
<b>Willie McCovey, L</b> (1, 3) OBP: 0.318, SLG: 0.406 <b>Gary Thomasson, L</b> (7, 3) OBP: 0.250, SLG: 0.750		4-0 1B BB		0-0 F7	0-0 1B		0-3 K			3 0 1 0 1 1 0 0 0 0 0 0 0 0																		
<b>Dave Kingman, R</b> (1, 5) OBP: 0.313, SLG: 0.478		0-0 1B		0-0 1B	0-0 1B		0-3 K			4 0 3 0 0 1 0																		
<b>Gary Matthews, R</b> (1, 7) OBP: 0.275, SLG: 0.429		0-0 L1		0-3 K	0-3 K		0-0 F2			4 0 0 0 0 2 5																		
<b>Garry Maddox, R</b> (1, 8) OBP: 0.286, SLG: 0.419 <b>Bernie Williams, R</b> (2, PR) OBP: 0.257, SLG: 0.397		0-0 1B		0-0 FC6-4 BB	0-3 K		0-3 K			1 0 1 0 0 0 0 2 0 0 0 1 2 0																		
<b>Dave Rader, L</b> (1, 2) OBP: 0.304, SLG: 0.336		0-0 F9		0-0 F9	4-0 SH5-4 BB		0-0 F8			3 0 0 0 1 0 3																		
<b>Ron Bryant, S</b> (1, 1) OBP: 0.212, SLG: 0.190 <b>Frank Roberger, L</b> (3, 1) OBP: 0.250, SLG: 0.314 <b>Chris Arnold, R</b> (5, PH) OBP: 0.250, SLG: 0.317 <b>Steve Stone, R</b> (5, 1) OBP: 0.157, SLG: 0.121 <b>Randy Moffitt, R</b> (6, 1) <b>Al Gallagher, R</b> (9, PH) OBP: 0.321, SLG: 0.274			0-0 6-3		0-0 FC6-4 1B HR HBP	0-0 SH5-4		0-0 6-3		1 0 0 0 0 0 0 0 0 0 0 0 0 0 0 0 1 1 0 0 0 0 0 1 0 0 0 0 0 0 0 0 0 0 0 0 0 0 0 0 1 0 0 0 0 0 0 0																		
<b>Inning Stats</b>	R: 0 E: 0 K: 0 S: 3	H: 0 LOB: 0 BB: 0 P: 3	R: 0 E: 0 K: 0 S: 4	H: 2 LOB: 2 BB: 1 P: 8	R: 0 E: 0 K: 1 S: 5	H: 0 LOB: 0 BB: 0 P: 5	R: 0 E: 0 K: 1 S: 6	H: 1 LOB: 1 BB: 0 P: 6	R: 4 E: 0 K: 1 S: 9	H: 4 LOB: 2 BB: 1 P: 14		R: 0 E: 0 K: 2 S: 7	H: 0 LOB: 1 BB: 1 P: 11	R: 0 E: 0 K: 2 S: 7	H: 0 LOB: 0 BB: 0 P: 7	R: 0 E: 0 K: 1 S: 5	H: 0 LOB: 0 BB: 0 P: 5	1B: 6 2B: 0 3B: 0 HR: 1	SF: 0 SAC: 1 DP: 0 HBP: 1	WP: 0 PB: 0 SB: 0 CS: 0	PA: 37							
<b>PITCHER</b>	IP WLS BF H R ER SO BB IBB HBP BLK WP HR S P ERA WHIP																											
<b>Tommy John, L</b> (1, 1) ERA: 2.89	4.2		22	6	4	4	2	2	0	1	0	0	1	23	32	7.71	1.714											
<b>Mike Strahler, R</b> (5, 1) ERA: 3.55	0.1		2	1	0	0	1	0	0	0	0	0	0	4	4	0.00	3.000											
<b>Doug Rau, L</b> (6, 1) ERA: 2.92	4.0	W	13	0	0	0	7	1	0	0	0	0	0	26	30	0.00	0.250											





Batter	1	2	3	4	5	6	7	8	9	AB R H RBI BB SO LOB	TOP																												
<b>Bobby Bonds, R</b> OBP: 0.321, SLG: 0.432 (1, 9) X	0-0 6-3		0-0 5-3			0-0 6-3			0-0 1B 1B	4 0 1 0 0 0 0	<b>San Francisco Giants @ Los Angeles Dodgers</b> <b>Dodger Stadium, Los Angeles, CA</b> Sun Sep 24 1972, 3:33 AM PDT Att: 19,222 - Unknown <a href="http://livebaseballscorecards.com">livebaseballscorecards.com</a>																												
<b>Tito Fuentes, S</b> OBP: 0.303, SLG: 0.374 (1, 4) X	0-0 F7			0-3 K		0-0 E5		0-0 1-2 1B	4 0 1 0 0 1 0																														
<b>Chris Speier, R</b> OBP: 0.354, SLG: 0.404 (1, 6) X	0-0 F4			0-0 F4		0-0 F3		0-0 F3	4 0 0 0 0 0 3																														
<b>Dave Kingman, R</b> OBP: 0.310, SLG: 0.474 (1, 3) X		0-0 L7		0-3 K		0-0 F2		0-0 F5	4 0 0 0 0 1 3																														
<b>Garry Maddox, R</b> OBP: 0.286, SLG: 0.419 (1, 8) X		0-0 F3			0-0 CS 1B	0-0 F4			3 0 1 0 0 0 1																														
<b>Gary Matthews, R</b> OBP: 0.279, SLG: 0.421 (1, 7) X		0-0 1B		0-3 K			0-0 F7		3 0 1 0 0 1 1																														
<b>Al Gallagher, R</b> OBP: 0.317, SLG: 0.270 (1, 5) X		0-0 F9		0-0 6-3			0-0 4-3		3 0 0 0 0 0 1																														
<b>Dave Rader, L</b> OBP: 0.302, SLG: 0.333 (1, 2) X			0-0 L8		0-0 4-3		0-0 4-3		3 0 0 0 0 0 0																														
<b>Jim Barr, R</b> OBP: 0.196, SLG: 0.261 (1, 1)			0-3 K			0-0 F8		0-0 F8	1 0 0 0 0 0 1 0																														
<b>Elias Sosa, R</b> (4, 1)									0 0 0 0 0 0 0 0																														
<b>Chris Arnold, R</b> OBP: 0.296, SLG: 0.313 (6, PH)									1 0 0 0 0 0 0 0																														
<b>Frank Reberger, L</b> OBP: 0.250, SLG: 0.314 (6, 1)									0 0 0 0 0 0 0 0																														
<b>Don McMahon, R</b> OBP: 0.250, SLG: 0.250 (8, 1)									0 0 0 0 0 0 0 0																														
<b>Jim Ray Hart, R</b> OBP: 0.366, SLG: 0.560 (9, PH)									1 0 0 0 0 0 0 0																														
<b>Inning Stats</b>	R: 0 E: 0 K: 0 S: 3	H: 0 LOB: 0 BB: 0 P: 3	R: 0 E: 0 K: 0 S: 4	H: 1 LOB: 1 BB: 0 P: 4	R: 0 E: 0 K: 1 S: 5	H: 0 LOB: 0 BB: 0 P: 5	R: 0 E: 0 K: 2 S: 7	H: 0 LOB: 0 BB: 0 P: 7	R: 0 E: 0 K: 1 S: 5	H: 1 LOB: 0 BB: 0 P: 5	R: 0 E: 1 K: 0 S: 4	H: 0 LOB: 1 BB: 0 P: 4	R: 0 E: 0 K: 0 S: 3	H: 0 LOB: 0 BB: 0 P: 3	R: 0 E: 0 K: 0 S: 5	H: 2 LOB: 2 BB: 0 P: 5	1B: 4 2B: 0 3B: 0 HR: 0	SF: 0 SAC: 0 DP: 0 HBP: 0	WP: 0 PB: 0 SB: 0 CS: 1	PA: 31																			
<b>PITCHER</b> <b>Al Downing, L</b> ERA: 2.93 (1, 1)	IP 9.0	WLS W	BF 31	H 4	R 0	ER 0	SO 4	BB 0	IBB 0	HBP 0	BLK 0	WP 0	HR 0	S 39	P 39	ERA 0.00	WHIP 0.444					PITCHER	IP	WLS	BF	H	R	ER	SO	BB	IBB	HBP	BLK	WP	HR	S	P	ERA	WHIP





Batter	1	2	3	4	5	6	7	8	9
<b>Davey Lopes, R</b> OBP: 0.333, SLG: 0.167 (1, 4)	0-0 L7	0-0 BB 1B 1-3		0-0 E 1B 1B	0-0 F9			0-0 6-3	
<b>Bill Buckner, L</b> OBP: 0.349, SLG: 0.413 (1, 9)	0-0 4-3	4-0 1B BB 1-2 BB		0-0 E3 1B 1B 1-3	0-0 3-H 1B			0-0 HR 2B	
<b>Willie Davis, L</b> OBP: 0.321, SLG: 0.446 (1, 8)	0-0 2B	4-0 1B BB 1-2 2-3 3-H		0-0 BB 1B 1-3	0-0 F8			0-0 2-H HR	
<b>Tom Paciorek, R</b> OBP: 0.333, SLG: 0.467 (1, 7)	0-0 2B	0-0 1B 1-2 2-3 3-H		0-3 K 0-3		0-0 F2		0-0 FC5 1B 1B	
<b>Ron Cey, R</b> OBP: 0.467, SLG: 0.273 (1, 5)	4-0 BB	0-0 F9		4-0 BB 1-2		4-0 G6-4-3 BB		0-3 K	
<b>Terrance McDermott, R</b> OBP: 0.227, SLG: 0.150 (1, 3)	0-3 K		0-0 6-3	0-3 K		0-0 G6-4-3 1-2f		0-0 1B	
<b>Bill Russell, R</b> OBP: 0.326, SLG: 0.369 (1, 6)		0-0 6-3	0-0 CS 1B	0-0 F2			0-0 L7	0-0 FC5 2-3f	
<b>Steve Yeager, R</b> OBP: 0.362, SLG: 0.347 (1, 2)		0-0 1B BB 1B	4-0 BB 1-2		4-0 F9 SH1-4 1B BB		0-0 F2		
<b>Al Downing, R</b> OBP: 0.123, SLG: 0.125 (1, 1)		0-3 K	0-0 F8		0-0 SH1-4 1-2		0-3 K		

Inning Stats	R: 1	H: 2	E: 0	LOB: 2	K: 1	P: 11	R: 2	H: 3	E: 0	LOB: 3	K: 1	P: 16	R: 0	H: 1	E: 0	LOB: 1	K: 0	P: 7	R: 1	H: 3	E: 1	LOB: 3	K: 2	P: 14	R: 1	H: 1	E: 0	LOB: 1	K: 0	P: 8	R: 0	H: 0	E: 0	LOB: 0	K: 0	P: 6	R: 0	H: 0	E: 0	LOB: 0	K: 1	P: 5	R: 2	H: 4	E: 0	LOB: 2	K: 1	P: 9
	5	2	2	0	0	0	1	4	1	3	1	0	0	5	0	1	0	0	0	5	0	1	0	0	0	5	2	2	1	0	2	0	0	2	2	1	0	2	0	0	0	0	0	2	2			

PITCHER	IP	WLS	BF	H	R	ER	SO	BB	IBB	HBP	BLK	WP	HR	S	P	ERA	WHIP
<b>Jim Barr, R</b> ERA: 2.96 (1, 1)	3.0	L	21	9	4	4	2	4	0	0	0	0	0	21	37	12.00	4.333
<b>Elias Sosa, R</b> ERA: 3.18 (4, 1)	2.0		9	1	1	1	2	2	0	0	0	0	0	11	19	4.50	1.500
<b>Frank Reberger, R</b> ERA: 3.99 (6, 1)	2.1		10	3	2	2	1	1	0	0	0	0	1	11	15	7.71	1.714
<b>Don McMahon, R</b> ERA: 3.71 (8, 1)	0.2		3	1	0	0	1	0	0	0	0	0	0	5	5	0.00	1.500

**BOTTOM**

**San Francisco Giants @ Los Angeles Dodgers**  
Dodger Stadium, Los Angeles, CA

Sun Sep 24 1972, 3:33 AM PDT  
Att. 19,222 - Unknown

AB 35  
R 7  
H 14  
RBI 7  
BB 7  
SO 6  
LOB 21



1B: 10 SF: 0  
2B: 3 SAC: 1  
3B: 0 DP: 1  
HR: 1 HBP: 0

WP: 0 PA: 43  
PB: 0  
SB: 0  
CS: 1

livebaseballscores.com

Batter	1	2	3	4	5	6	7	8	9	AB R H RBI BB SO LOB	TOP		
<b>Bobby Bonds, R</b> (1, 9) OBP: 0.322, SLG: 0.437	0-0 5-3		0-0 5-3		4-0 E 1B BB		0-0 HR			3 2 1 1 1 0 0			
<b>Tito Fuentes, S</b> (1, 4) OBP: 0.303, SLG: 0.373	0-0 F7			0-0 5-3	0-0 E7 1B 1-H 2-H		0-0 F8			4 0 1 1 0 0 0			
<b>Chris Speier, R</b> (1, 6) OBP: 0.353, SLG: 0.402	0-0 E3			0-3 K	0-0 6-3			4-0 G6-4-3 BB		3 0 0 0 1 1 1			
<b>Dave Kingman, R</b> (1, 3) OBP: 0.308, SLG: 0.470	0-3 K			0-0 F5		0-3 K		0-0 F7		4 0 0 0 0 2 2			
<b>Jim Ray Hart, R</b> (1, 5) OBP: 0.360, SLG: 0.557		0-0 5-3			0-0 1B 2B	0-0 5-3		0-0 G6-4-3 1-2f		4 1 1 0 0 0 1			
<b>Damaso Blanco, R</b> (8, 5) OBP: 0.440, SLG: 0.400										0 0 0 0 0 0 0			
<b>Garry Maddox, R</b> (1, 8) OBP: 0.286, SLG: 0.416		0-0 F9			0-3 K	4-0 S BB		0-0 F4		3 0 0 0 1 1 1			
<b>Dave Rader, L</b> (1, 2) OBP: 0.302, SLG: 0.333			0-0 G3		0-0 2B 1B	0-3 K		0-0 4-3		4 1 1 0 0 1 1			
<b>Gary Matthews, R</b> (1, 7) OBP: 0.277, SLG: 0.429			0-0 F3		0-0 1B 2B 1-H 3-H		0-0 5-3		0-0 F7	4 1 1 2 0 0 0			
<b>Sam McDowell, L</b> (1, 1) OBP: 0.140, SLG: 0.179			0-3 K		0-3 K		0-3 K			3 0 0 0 0 3 1			
<b>Elias Sosa, R</b> (8, 1)										0 0 0 0 0 0 0			
<b>Inning Stats</b>	R: 0 E: 1 K: 1 S: 6 H: 0 LOB: 1 BB: 0 P: 6	R: 0 E: 0 K: 0 S: 3 H: 0 LOB: 0 BB: 0 P: 3	R: 0 E: 0 K: 1 S: 5 H: 0 LOB: 0 BB: 0 P: 5	R: 0 E: 0 K: 1 S: 5 H: 0 LOB: 0 BB: 0 P: 5	R: 4 E: 1 K: 2 S: 11 H: 4 LOB: 1 BB: 1 P: 15	R: 0 E: 0 K: 2 S: 7 H: 0 LOB: 1 BB: 1 P: 11	R: 1 E: 0 K: 1 S: 6 H: 1 LOB: 0 BB: 0 P: 6	R: 0 E: 0 K: 0 S: 2 H: 0 LOB: 0 BB: 1 P: 6	R: 0 E: 0 K: 0 S: 3 H: 0 LOB: 0 BB: 0 P: 3	1B: 2 2B: 2 3B: 0 HR: 1 SF: 0 SAC: 0 DP: 1 HBP: 0	WP: 0 PB: 0 SB: 1 CS: 0 PA: 35		
<b>PITCHER</b>	IP WLS BF H R ER SO BB IBB HBP BLK WP HR S P ERA WHIP											<b>PITCHER</b>	IP WLS BF H R ER SO BB IBB HBP BLK WP HR S P ERA WHIP
<b>Jerry Reuss, L</b> (1, 1) ERA: 4.08	5.0 L 21 4 4 3 5 1 0 0 0 0 0 0 30 34 5.40 1.000												
<b>Tom Griffin, R</b> (6, 1) ERA: 3.36	2.0 8 1 1 1 3 1 0 0 0 0 0 1 13 17 4.50 1.000												
<b>Jim Ray, R</b> (8, 1) ERA: 4.1	2.0 6 0 0 0 0 1 0 0 0 0 0 0 5 9 0.00 0.500												

**San Francisco Giants @ Houston Astros**  
 Astrodome, Houston, TX  
 Tue Sep 26 1972, 8:05 PM EDT  
 Att. 4,933 - Dome

livebaseballscorecards.com

<b>AB</b>	32
<b>R</b>	5
<b>H</b>	5
<b>RBI</b>	4
<b>BB</b>	3
<b>SO</b>	8
<b>LOB</b>	7



Batter	1	2	3	4	5	6	7	8	9	AB	R	H	RBI	BB	SO	LOB
Roger Metzger, S (1, 6) OBP: 0.291, SLG: 0.262	4-0 CS BB		0-0 1B		4-0 BB		0-0 F9		0-0 F7	3	0	1	0	2	0	3
Jimmy Wynn, R (1, 9) OBP: 0.395, SLG: 0.476	0-3 K		0-0 L7		0-3 K			4-0 G6-4-3 BB		3	0	0	0	1	2	3
Cesar Cedeno, R (1, 8) OBP: 0.386, SLG: 0.545	0-0 CS 1B			0-0 5-3		0-0 F9		0-0 G6-4-3 1-2f		4	0	1	0	0	0	1
Lee May, R (1, 3) OBP: 0.352, SLG: 0.504	0-0 1-2	0-3 K		0-0 E4 1B		0-0 5-3		4-0 1B BB		4	1	0	0	1	1	1
Bob Watson, R (1, 7) OBP: 0.378, SLG: 0.458		0-0 HR		0-0 1B 1-2 1B		0-0 F9		0-0 1-2 1B		4	1	3	1	0	0	0
Doug Rader, R (1, 5) OBP: 0.308, SLG: 0.429		0-0 5-3		0-3 K		4-0 WP BB		0-3 K		3	0	0	0	1	2	4
Tommy Helms, R (1, 4) OBP: 0.294, SLG: 0.353		0-0 5-3		0-0 1-3 2-H 1B		0-3 K			0-0 6-3	4	0	1	1	0	1	1
Larry Howard, R (1, 2) OBP: 0.297, SLG: 0.294			0-0 F3		0-0 G6-4-3 1B		0-0 F9		0-0 E3	3	0	1	0	0	0	1
Rich Chiles, L (9, PH) OBP: 0.400, SLG: 0.250										1	0	0	0	0	0	0
Jerry Reuss, L (1, 1) OBP: 0.174, SLG: 0.141			0-3 K		0-0 G6-4-3 1-2f		4-0 BB		0-0 F8	1	0	0	0	0	1	0
Jesus Alou, R (5, PH) OBP: 0.367, SLG: 0.378										1	0	0	0	0	0	1
Tom Griffin, R (6, 1) OBP: 0.280, SLG: 0.520										0	0	0	0	0	0	0
Cliff Johnson, R (7, PH) OBP: 0.600, SLG: 0.333										0	0	0	0	1	0	0
Jim Ray, R (8, 1) OBP: 0.063, SLG: 0.063										0	0	0	0	0	0	0
Norm Miller, L (9, PH) OBP: 0.342, SLG: 0.416										1	0	0	0	0	0	1

Inning Stats	R: 0	H: 1	R: 1	H: 1	R: 0	H: 1	R: 1	H: 2	R: 0	H: 1	R: 0	H: 0	R: 0	H: 0	R: 0	H: 1	R: 0	H: 0	R: 0	H: 1	R: 0	H: 0	1B: 6	SF: 0	WP: 1	PA: 38
	E: 0	LOB: 0	E: 0	LOB: 0	E: 0	LOB: 1	E: 1	LOB: 2	E: 0	LOB: 1	E: 0	LOB: 0	E: 0	LOB: 2	E: 0	LOB: 2	E: 1	LOB: 1	E: 1	LOB: 0	E: 0	LOB: 1	2B: 0	SAC: 0	PB: 0	
	K: 1	BB: 1	K: 1	BB: 0	K: 1	BB: 0	K: 1	BB: 0	K: 1	BB: 1	K: 1	BB: 0	K: 1	BB: 2	K: 1	BB: 2	K: 0	BB: 0	K: 0	BB: 0	K: 0	BB: 0	3B: 0	DP: 2	SB: 0	
	S: 4	P: 8	S: 6	P: 6	S: 6	P: 6	S: 7	P: 7	S: 5	P: 9	S: 5	P: 3	S: 5	P: 13	S: 5	P: 13	S: 4	P: 4	S: 4	P: 4	S: 4	P: 4	HR: 1	HBP: 0	CS: 2	

PITCHER	IP	WLS	BF	H	R	ER	SO	BB	IBB	HBP	BLK	WP	HR	S	P	ERA	WHIP
Sam McDowell, L (1, 1) ERA: 4.42	7.0	W	30	6	2	1	6	5	0	0	0	1	1	36	56	1.29	1.571
Elias Sosa, R (8, 1) ERA: 2.7	2.0	S	8	1	0	0	1	1	0	0	0	0	0	9	13	0.00	1.000

**BOTTOM**

**San Francisco Giants @ Houston Astros**  
Astrodome, Houston, TX  
Tue Sep 26 1972, 8:05 PM EDT  
Att: 4,933 - Dome

[livebaseballscorecards.com](http://livebaseballscorecards.com)

<b>AB</b>	<b>32</b>
<b>R</b>	<b>2</b>
<b>H</b>	<b>7</b>
<b>RBI</b>	<b>2</b>
<b>BB</b>	<b>6</b>
<b>SO</b>	<b>7</b>
<b>LOB</b>	<b>16</b>



Batter	1	2	3	4	5	6	7	8	9	AB R H RBI BB SO LOB	TOP																								
<b>Bobby Bonds, R</b> OBP: 0.320, SLG: 0.434 (1, 9) X	0-0 G3		0-0 E5		0-0 F9		0-0 F7			4 0 0 0 0 0 3	<b>San Francisco Giants @ Houston Astros</b> Astrodome, Houston, TX Wed Sep 27 1972, 8:05 PM EDT Att. 6,223 - Dome																								
<b>Jim Howarth, L</b> OBP: 0.326, SLG: 0.294 (1, 8) B B B	4-0 CS BB		0-0 F3			0-0 F9		0-0 F8		3 0 0 0 1 0 2																									
<b>Chris Speier, R</b> OBP: 0.351, SLG: 0.399 (1, 6) X	0-0 F8		0-3 K			0-0 1-3		0-0 F6		4 0 0 0 0 1 3																									
<b>Willie McCovey, L</b> OBP: 0.316, SLG: 0.403 <b>Gary Matthews, R</b> OBP: 0.286, SLG: 0.432 (1, 3) (4, 7)		0-0 G3		0-0 F8		0-0 1B 1B		0-0 F8		2 0 0 0 0 0 0 2 0 1 0 0 0 0																									
<b>Dave Kingman, R</b> OBP: 0.309, SLG: 0.469 (1, 5) B B B B		4-0 1B BB		0-3 K		0-0 1-3 1B		0-3 K		3 0 1 0 1 2 0																									
<b>Dave Rader, L</b> OBP: 0.301, SLG: 0.332 (1, 2) X		0-0 1-2 1B		0-0 6-3		0-0 F8		0-0 3-1		4 0 1 0 0 0 2																									
<b>Tito Fuentes, S</b> OBP: 0.303, SLG: 0.372 (1, 4) X		0-0 5-3			0-0 1-3		0-0 WP 1B		0-0 F7	4 0 1 0 0 0 1																									
<b>Gary Thomasson, L</b> OBP: 0.286, SLG: 0.571 (1, 7) (4, 3) X			0-0 3-1		0-0 SH1-4 1B		0-3 K 1-3			3 0 1 0 0 1 1																									
<b>Jim Willoughby, R</b> OBP: 0.214, SLG: 0.185 <b>Ken Henderson, S</b> OBP: 0.317, SLG: 0.437 <b>Randy Moffitt, R</b> (7, 1) (7, 1) X			0-0 E WP 1B		0-0 SH1-4 1-2		0-3 K			1 0 1 0 0 0 0 1 0 0 0 0 1 1 0 0 0 0 0 0 0																									
<b>Inning Stats</b>	R: 0 E: 0 K: 0 S: 2	H: 0 LOB: 0 BB: 1 P: 6	R: 0 E: 0 K: 0 S: 3	H: 1 LOB: 1 BB: 1 P: 7	R: 0 E: 1 K: 1 S: 7	H: 1 LOB: 2 BB: 0 P: 7	R: 0 E: 0 K: 1 S: 5	H: 0 LOB: 0 BB: 0 P: 5	R: 0 E: 0 K: 1 S: 4	H: 1 LOB: 1 BB: 0 P: 4		R: 0 E: 0 K: 0 S: 5	H: 2 LOB: 2 BB: 0 P: 5	R: 0 E: 0 K: 2 S: 8	H: 1 LOB: 1 BB: 0 P: 8	R: 0 E: 0 K: 0 S: 3	H: 0 LOB: 0 BB: 0 P: 3	R: 0 E: 0 K: 1 S: 5	H: 0 LOB: 0 BB: 0 P: 5	1B: 6 2B: 0 3B: 0 HR: 0	SF: 0 SAC: 1 DP: 0 HBP: 0	WP: 3 PB: 0 SB: 0 CS: 1	PA: 34												
<b>PITCHER</b> <b>Don Wilson, R</b> ERA: 2.66 (1, 1)	IP 9.0	WLS W	BF 34	H 6	R 0	ER 0	SO 5	BB 2	IBB 0	HBP 0	BLK 0	WP 2	HR 0	S 42	P 50	ERA 0.00	WHIP 0.889	<b>PITCHER</b>	IP 9.0	WLS W	BF 34	H 6	R 0	ER 0	SO 5	BB 2	IBB 0	HBP 0	BLK 0	WP 2	HR 0	S 42	P 50	ERA 0.00	WHIP 0.889

AB	31
R	0
H	6
RBI	0
BB	2
SO	5
LOB	13



livebaseballscorecards.com

Batter	1	2	3	4	5	6	7	8	9
Jimmy Wynn, R OBP: 0.394, SLG: 0.476 (1, 9) S S	0-3 K ①		0-3 K ①		0-0 5-3 ③			0-0 4-3 E 2B	
Roger Metzger, S OBP: 0.289, SLG: 0.261 (1, 6) X	0-0 4-3 ②		0-0 F8 ②			0-0 F6 ①		0-0 4-3 ②	
Cesar Cedeno, R OBP: 0.383, SLG: 0.541 (1, 8) X	0-0 5-3 ③		0-3 K ③			0-0 F4 ②		0-0 E4 ③-H	
Lee May, R OBP: 0.351, SLG: 0.504 (1, 3)		0-0 FC5-4 1B 2B		0-0 L8 ①		0-3 K ③		0-3 K ③	
Bob Watson, R OBP: 0.376, SLG: 0.455 (1, 7)		0-0 5-3 ①		0-0 L9 ②		0-3 K ①			
Doug Rader, R OBP: 0.309, SLG: 0.428 (1, 5)		4-0 FC5-4 BB		0-0 F9 ③		0-0 6-3 ②			
Tommy Helms, R OBP: 0.294, SLG: 0.351 (1, 4)		0-0 FC5-4 1B 1-2 2-3		0-0 F8 ①		4-0 BB			
Larry Howard, R OBP: 0.304, SLG: 0.322 (1, 2)		0-0 1-2 3-H 1B		0-0 HR		0-0 4-3 ③			
Don Wilson, R OBP: 0.132, SLG: 0.135 (1, 1)		0-3 K ③		0-3 K ②				0-0 4-3 ①	

Inning Stats	R: 0	H: 0	E: 0	K: 1	S: 5	LOB: 0	BB: 0	P: 5
	R: 1	H: 2	E: 0	K: 1	S: 7	LOB: 2	BB: 1	P: 11
	R: 0	H: 0	E: 0	K: 2	S: 7	LOB: 0	BB: 0	P: 7
	R: 0	H: 0	E: 0	K: 0	S: 3	LOB: 0	BB: 0	P: 3
	R: 1	H: 1	E: 0	K: 1	S: 6	LOB: 0	BB: 0	P: 6
	R: 0	H: 0	E: 0	K: 1	S: 5	LOB: 0	BB: 0	P: 5
	R: 0	H: 0	E: 0	K: 1	S: 5	LOB: 1	BB: 1	P: 9
	R: 1	H: 1	E: 1	K: 1	S: 7	LOB: 1	BB: 0	P: 7

PITCHER	IP	WLS	BF	H	R	ER	SO	BB	IBB	HBP	BLK	WP	HR	S	P	ERA	WHIP
Jim Willoughby, R ERA: 2.04 (1, 1)	6.0	L	22	3	2	2	6	1	0	0	0	0	1	33	37	3.00	0.667
Randy Moffitt, R ERA: 3.69 (7, 1)	2.0		9	1	1	0	2	1	0	0	0	0	0	12	16	0.00	1.000

**BOTTOM**

**San Francisco Giants @ Houston Astros**  
Astrodome, Houston, TX

Wed Sep 27 1972, 8:05 PM EDT  
Att: 6,223 - Dome

AB	R	H	RBI	BB	SO	LOB
4	1	1	0	0	2	0
4	0	0	0	0	0	1
4	0	0	0	0	1	0
4	1	1	0	0	2	1
3	0	0	0	0	1	1
2	0	0	0	1	0	0
2	0	0	0	1	0	2
3	1	2	2	0	0	1
3	0	0	0	0	2	2

AB	29
R	3
H	4
RBI	2
BB	2
SO	8
LOB	8



1B:	1	SF:	0	WP:	0	PA:	31
2B:	2	SAC:	0	PB:	0		
3B:	0	DP:	0	SB:	0		
HR:	1	HBP:	0	CS:	0		

livebaseballscorecards.com

Batter	1	2	3	4	5	6	7	8	9	AB R H RBI BB SO LOB	TOP	
Ralph Garr, L (1, 7) X OBP: 0.356, SLG: 0.427	0-0 6-3 ①		0-0 E 2B		0-0 BB S E 1B	0-0 G5-4-3 1B			0-0 6-3 ①	5 2 3 0 0 0 0		
Larvell Blanks, R (1, 4) X OBP: 0.372, SLG: 0.444	0-0 BB E4 1B		0-0 F7 ①		0-0 F7 ②	0-0 G5-4-3 ③			0-0 6-3 ②	5 0 1 0 0 0 4		
Hank Aaron, R (1, 3) X OBP: 0.395, SLG: 0.517	0-0 F7 ②		0-0 E7 1B ②		4-0 BB E 1B BB				0-0 6-3 ③	4 1 1 0 1 0 1		
Earl Williams, R (1, 5) B B B B OBP: 0.339, SLG: 0.466	4-0 E4 1-2 BB		0-0 6-3 ②		4-0 1B E 2-3 BB				0-0 F9 ②	2 0 0 0 2 0 1		
Dusty Baker Jr., R (1, 8) X OBP: 0.388, SLG: 0.510	0-0 E4 1-2 2-H ③		0-0 F6 ③		0-0 E5 1B 1-2 2-3 3-H				0-0 FC6-4 1B ③	4 0 1 0 0 0 5		
Oscar Brown, R (1, 9) X OBP: 0.247, SLG: 0.340		0-0 6-3 ①		0-0 F4 ①	0-0 1-2 2-3 3-H 1B				0-0 FC6-4 ③	4 0 1 1 0 0 1		
Marty Perez, R (1, 6) X OBP: 0.277, SLG: 0.266		0-0 2B		0-0 4-3 ②	0-0 F9 ③				4-0 G5-4-3 BB	3 0 1 0 1 0 3		
Paul Casanova, R (1, 2) X OBP: 0.222, SLG: 0.273		0-0 6-3 ②		0-0 F4 ③					0-0 F4 ①	4 0 0 0 0 0 2		
Jimmy Freeman, L (1, 1) OBP: 0.200, SLG: 0.077 Tom Kelley, R (5, 1) OBP: 0.139, SLG: 0.088 Cecil Upshaw, R (5, 1) OBP: 0.143, SLG: 0.143 Gil Garrido, R (6, PH) OBP: 0.376, SLG: 0.288 Larry Jaster, L (6, 1) OBP: 0.378, SLG: 0.471 Bob Didier, S (8, PH) OBP: 0.378, SLG: 0.471 Tom House, L (8, 1)		0-0 4-3 ③		0-0 5-3 ①	4-0 BB 1B				0-0 G5-4-3 ② ③	2 0 0 0 0 0 1 0 0 0 0 0 0 0 0 0 0 0 0 0 0 0 0 0 0 0 1 0 0 0 0 0 0 0 0 1 0 0 0 0 0 1 0 0 0 0 0 0 0		
<b>Inning Stats</b>	R: 0 H: 1 E: 1 LOB: 2 K: 0 BB: 1 S: 4 P: 8	R: 0 H: 1 E: 0 LOB: 1 K: 0 BB: 0 S: 4 P: 4	R: 1 H: 2 E: 1 LOB: 1 K: 0 BB: 0 S: 5 P: 5	R: 0 H: 0 E: 0 LOB: 0 K: 0 BB: 0 S: 3 P: 3	R: 2 H: 2 E: 1 LOB: 3 K: 0 BB: 2 S: 6 P: 14	R: 0 H: 1 E: 0 LOB: 1 K: 0 BB: 1 S: 3 P: 7	R: 0 H: 1 E: 0 LOB: 1 K: 0 BB: 0 S: 4 P: 4	R: 0 H: 0 E: 0 LOB: 0 K: 0 BB: 1 S: 2 P: 6	R: 0 H: 0 E: 0 LOB: 0 K: 0 BB: 0 S: 3 P: 3	1B: 6 SF: 0 2B: 2 SAC: 0 3B: 0 DP: 2 HR: 0 HBP: 0	WP: 0 PA: 39 PB: 0 SB: 1 CS: 0	
<b>PITCHER</b> Ron Bryant, L (1, 1) ERA: 2.88	IP WLS BF H R ER SO BB IBB HBP BLK WP HR S P ERA WHIP	9.0 W 39 8 3 0 0 5 0 0 0 0 0 0 34 54 0.00 1.444										

Atlanta Braves @ San Francisco Giants  
Candlestick Park, San Francisco, CA

AB 34  
R 3  
H 8  
RBI 1  
BB 5  
SO 0  
LOB 19



Fri Sep 29 1972, 10:05 PM EDT  
Att. 3,042 - Unknown

livebaseballscorecards.com

Batter	1	2	3	4	5	6	7	8	9	AB	R	H	RBI	BB	SO	LOB
<b>Bobby Bonds, R</b> OBP: 0.322, SLG: 0.435 (1, 9)	0-3 K	0-0 F9		0-0 1B	0-0 1B		0-0 1B			5	0	3	1	0	1	1
<b>Tito Fuentes, S</b> OBP: 0.300, SLG: 0.369 (1, 4)	0-0 L1		0-0 F7	0-0 5-3	0-0 4-3		0-0 G6-4-3			5	0	0	0	0	0	3
<b>Chris Speier, R</b> OBP: 0.353, SLG: 0.400 (1, 6)	0-0 1B		0-0 1B				0-3 K			4	1	2	0	1	1	1
<b>Dave Kingman, R</b> OBP: 0.310, SLG: 0.474 (1, 5)	0-3 K		0-3 K		0-0 HR	4-0 BB		0-0 1-3		4	1	1	2	1	2	2
<b>Dave Rader, L</b> OBP: 0.303, SLG: 0.333 (1, 2)		0-0 F4	0-0 1-3		0-0 WP 1B 2B	0-0 FC5-4 HR		0-0 1B HR		5	3	2	0	0	0	2
<b>Gary Matthews, R</b> OBP: 0.315, SLG: 0.510 (1, 7)		0-0 F7		0-0 F9	0-0 2B E 1B	0-0 HR		0-0 CS 1B		5	2	3	2	0	0	0
<b>Garry Maddox, R</b> OBP: 0.294, SLG: 0.430 (1, 8)		4-0 1B E BB		0-0 E 1B	0-0 E9 1B 2B	0-0 FC5-4 1B		0-0 1-2 HR		4	4	4	3	1	0	0
<b>Gary Thomasson, L</b> OBP: 0.417, SLG: 0.583 (1, 3)		0-0 E8 PB 2B 1B		0-0 E9 1B	0-0 WP 1B	0-3 K		0-3 K		5	3	3	1	0	2	1
<b>Ron Bryant, S</b> OBP: 0.214, SLG: 0.209 (1, 1)		0-0 2B		0-0 6-3	0-3 K	0-0 FC5-4				4	0	1	1	0	1	2

Inning Stats	R: 0	H: 1	E: 0	K: 2	S: 8	H: 1	LOB: 1	BB: 0	P: 8	R: 2	H: 2	E: 1	K: 0	S: 5	H: 1	LOB: 1	BB: 1	P: 9	R: 0	H: 1	E: 0	K: 1	S: 6	R: 2	H: 3	E: 1	K: 0	S: 6	H: 6	LOB: 1	BB: 1	P: 15	R: 2	H: 2	E: 0	K: 1	S: 7	H: 1	LOB: 0	BB: 0	P: 5	R: 2	H: 3	E: 0	K: 1	S: 7	H: 3	LOB: 0	BB: 0	P: 7
1B: 14	SF: 0	2B: 2	SAC: 0	3B: 0	DP: 1	HR: 3	HBP: 0	WP: 2	PA: 44																																									

PITCHER	IP	WLS	BF	H	R	ER	SO	BB	IBB	HBP	BLK	WP	HR	S	P	ERA	WHIP
<b>Jimmy Freeman, L</b> ERA: 6.0 (1, 1)	4.0		24	10	8	7	3	2	0	0	0	0	1	28	36	15.75	3.000
<b>Tom Kelley, R</b> ERA: 4.67 (5, 1)	0.1		4	3	2	2	1	0	0	0	0	2	0	6	6	54.00	9.000
<b>Cecil Upshaw, R</b> ERA: 3.71 (5, 1)	0.2		2	0	0	0	0	0	0	0	0	0	0	2	2	0.00	0.000
<b>Larry Jaster, L</b> ERA: 5.4 (6, 1)	2.0		9	3	2	2	2	1	0	0	0	0	1	12	16	9.00	2.000
<b>Tom House, L</b> ERA: 4.26 (8, 1)	1.0		5	3	2	2	1	0	0	0	0	0	1	7	7	18.00	3.000

**BOTTOM**

**Atlanta Braves @ San Francisco Giants**  
Candlestick Park, San Francisco, CA

Fri Sep 29 1972, 10:05 PM EDT  
Att. 3,042 - Unknown

livebaseballscorecards.com

<b>AB</b>	<b>41</b>
<b>R</b>	<b>14</b>
<b>H</b>	<b>19</b>
<b>RBI</b>	<b>10</b>
<b>BB</b>	<b>3</b>
<b>SO</b>	<b>7</b>
<b>LOB</b>	<b>12</b>



Batter	1	2	3	4	5	6	7	8	9	AB R H RBI BB SO LOB	TOP											
Ralph Garr, L (1, 7) OBP: 0.357, SLG: 0.427	0-0 1-3		1-1 FC6-5 1B		1-0 F8	1-0 4-3			0-0 1B	5 0 2 0 0 0 2												
Sonny Jackson, L (1, 6) OBP: 0.281, SLG: 0.339	1-0 F7		0-1 1-2 1B		3-2 6-3			0-0 F8	2-2 F7	5 0 1 0 0 0 1												
Darrell Evans, L (1, 5) OBP: 0.382, SLG: 0.418	4-1 BB		0-0 L3		0-0 2B			1-1 G3	2-2 4-3	4 0 1 0 1 0 3												
Earl Williams, R (1, 2) OBP: 0.337, SLG: 0.463	0-0 F4		1-3 K		1-3 K			1-0 F8		4 0 0 0 0 2 4												
Dusty Baker Jr., R (1, 8) OBP: 0.389, SLG: 0.515		2-1 4-3 2B	2-2 FC6-5 2-3f		0-1 5-3			2-1 2B		4 0 2 0 0 0 2												
Jim Breazeale, L (1, 3) OBP: 0.300, SLG: 0.452		0-0 4-3		0-0 F6		0-0 F8		0-1 F4		4 0 0 0 0 0 2												
Mike Lum, L (1, 9) OBP: 0.324, SLG: 0.352		0-0 F3		2-3 K		2-0 1B 1B		1-0 F7		4 1 1 0 0 1 2												
Larvell Blanks, R (1, 4) OBP: 0.390, SLG: 0.453		4-2 BB		0-0 FC4-6 1B		0-1 1B 1B		0-1 F8		3 0 2 0 1 0 1												
Mike McQueen, L (1, 1) OBP: 0.087, SLG: 0.087		1-3 K		0-0 FC4-6 1-2f		1-0 1B		0-1 F7		2 0 0 0 0 1 3												
Hank Aaron, R (6, PH) OBP: 0.397, SLG: 0.518										1 0 1 1 0 0 0												
Pat Jarvis, R (6, 1) OBP: 0.160, SLG: 0.208										0 0 0 0 0 0 0												
Oscar Brown, R (9, PH) OBP: 0.245, SLG: 0.338										1 0 0 0 0 0 0												
<b>Inning Stats</b>	R: 0 E: 0 K: 0 S: 4	H: 0 LOB: 1 BB: 1 P: 9	R: 0 E: 0 K: 1 S: 12	H: 1 LOB: 2 BB: 1 P: 19	R: 0 E: 0 K: 1 S: 12	H: 2 LOB: 2 BB: 0 P: 16	R: 0 E: 0 K: 1 S: 7	H: 1 LOB: 1 BB: 0 P: 9	R: 0 E: 0 K: 1 S: 10	H: 1 LOB: 1 BB: 0 P: 15	R: 1 E: 0 K: 0 S: 8	H: 3 LOB: 2 BB: 0 P: 12	R: 0 E: 0 K: 0 S: 4	H: 0 LOB: 0 BB: 0 P: 6	R: 0 E: 0 K: 0 S: 7	H: 1 LOB: 1 BB: 0 P: 10	R: 0 E: 0 K: 0 S: 9	H: 1 LOB: 1 BB: 0 P: 13	1B: 7 2B: 3 3B: 0 HR: 0	SF: 0 SAC: 0 DP: 0 HBP: 0	WP: 0 PB: 0 SB: 0 CS: 0	PA: 39
<b>PITCHER</b> Jim Barr, R (1, 1) ERA: 2.87	IP: 9.0 WLS: W BF: 39 H: 10 R: 1 ER: 1 SO: 4 BB: 2 IBB: 0 HBP: 0 BLK: 0 WP: 0 HR: 0 S: 73 P: 109 ERA: 1.00 WHIP: 1.333											<b>PITCHER</b>	IP: 9.0 WLS: W BF: 39 H: 10 R: 1 ER: 1 SO: 4 BB: 2 IBB: 0 HBP: 0 BLK: 0 WP: 0 HR: 0 S: 73 P: 109 ERA: 1.00 WHIP: 1.333									

Atlanta Braves @ San Francisco Giants  
Candlestick Park, San Francisco, CA

livebaseballscorecards.com

AB	37
R	1
H	10
RBI	1
BB	2
SO	4
LOB	20



Sat Sep 30 1972, 6:33 AM EDT  
Att. 4,238 - Unknown



Batter	1	2	3	4	5	6	7	8	9	AB R H RBI BB SO LOB
<b>Bobby Bonds, R</b> OBP: 0.323, SLG: 0.440 (1, 9) F B X	1-1 F9		2-1 HR		0-0 F8		4-2 1B SF7 BB			3 2 1 1 1 0 0
<b>Tito Fuentes, S</b> OBP: 0.303, SLG: 0.372 (1, 4) F B X	1-1 F5		4-2 G5-4-3 BB		1-0 FC6-4 2B		0-0 1-3 1B			3 0 2 0 1 0 0
<b>Chris Speier, R</b> OBP: 0.354, SLG: 0.400 (1, 6) C X	0-1 1B		1-2 F8		4-1 FC6-4 BB		2-3 K			3 0 1 0 1 1 3
<b>Dave Kingman, R</b> OBP: 0.308, SLG: 0.471 (1, 5) B F C B B S	3-3 K		2-2 G5-4-3 1-2f		2-2 FC6-4 1-2f 2-3		0-0 SF7 3-H			3 0 0 1 0 1 4
<b>Dave Rader, L</b> OBP: 0.302, SLG: 0.330 (1, 2) S X		0-1 1-3		4-2 G5-4-3 BB		1-1 4-3		0-0 6-3		3 0 0 0 1 0 3
<b>Gary Matthews, R</b> OBP: 0.310, SLG: 0.481 (1, 7) X		0-0 6-3		0-0 G5-4-3 1-2f		4-1 4-3 WP BB		1-0 6-3		3 0 0 0 1 0 1
<b>Garry Maddox, R</b> OBP: 0.296, SLG: 0.438 (1, 8) B F S X		1-2 1B 1B		2-1 HR		1-1 F4		1-1 F8		4 1 2 1 0 0 1
<b>Gary Thomasson, L</b> OBP: 0.438, SLG: 0.533 (1, 3) X		0-0 1-2 1B		4-1 FC6-4 BB		2-2 4-3		1-3 K		3 0 1 0 1 1 1
<b>Jim Barr, R</b> OBP: 0.184, SLG: 0.245 (1, 1) C X		0-1 F7		2-2 FC6-4 1-2f		2-0 F5				3 0 0 0 0 0 4

Inning Stats	R: 0	H: 1	E: 0	K: 1	S: 9	H: 2	LOB: 1	BB: 0	P: 14	R: 0	H: 2	E: 0	K: 0	S: 10	H: 1	LOB: 0	BB: 1	P: 19	R: 1	H: 1	E: 0	K: 0	S: 10	R: 0	H: 1	E: 0	K: 0	S: 8	R: 0	H: 0	E: 0	K: 1	S: 10	R: 1	H: 1	E: 0	K: 1	S: 10	R: 0	H: 0	E: 0	K: 1	S: 7	H: 0	LOB: 0	BB: 0	P: 10	1B: 4	SF: 1	2B: 1	SAC: 0	3B: 0	DP: 2	HR: 2	HBP: 0	WP: 1	PA: 35
--------------	------	------	------	------	------	------	--------	-------	-------	------	------	------	------	-------	------	--------	-------	-------	------	------	------	------	-------	------	------	------	------	------	------	------	------	------	-------	------	------	------	------	-------	------	------	------	------	------	------	--------	-------	-------	-------	-------	-------	--------	-------	-------	-------	--------	-------	--------

PITCHER	IP	WLS	BF	H	R	ER	SO	BB	IBB	HBP	BLK	WP	HR	S	P	ERA	WHIP
<b>Mike McQueen, L</b> ERA: 4.62 (1, 1)	5.0	L	23	6	2	1	1	4	0	0	0	0	2	51	86	1.80	2.000
<b>Pat Jarvis, R</b> ERA: 4.19 (6, 1)	3.0		12	1	1	1	2	2	0	0	0	1	0	27	45	3.00	1.000

**BOTTOM**

**Atlanta Braves @ San Francisco Giants**  
Candlestick Park, San Francisco, CA

livebaseballscorecards.com

<b>AB</b>	<b>28</b>
<b>R</b>	<b>3</b>
<b>H</b>	<b>7</b>
<b>RBI</b>	<b>3</b>
<b>BB</b>	<b>6</b>
<b>SO</b>	<b>3</b>
<b>LOB</b>	<b>17</b>



Sat Sep 30 1972, 6:33 AM EDT  
Att. 4,238 - Unknown

Batter	1	2	3	4	5	6	7	8	9	AB R H RBI BB SO LOB	TOP											
Ralph Garr, L (1, 7) OBP: 0.358, SLG: 0.429	0-0 1B		0-0 3-1			0-0 F7		0-0 1B 2B		4 1 2 1 0 0 1	<b>Atlanta Braves @ San Francisco Giants</b> Candlestick Park, San Francisco, CA Sun Oct 01 1972, 6:33 AM EDT Att: 17,872 - Unknown <a href="http://livebaseballscorecards.com">livebaseballscorecards.com</a>											
Larvell Blanks, R (1, 4) OBP: 0.384, SLG: 0.443	0-0 F6				0-0 F7			0-0 1B		4 0 1 1 0 0 0												
Hank Aaron, R (1, 3) OBP: 0.394, SLG: 0.514	0-3 K				0-0 F8		0-0 5-3	0-0 F8		4 0 0 0 0 1 1												
Earl Williams, R (1, 5) OBP: 0.338, SLG: 0.461		0-3 K			4-0 BB		1-0 HBP		0-0 5-3	2 0 0 0 1 1 0												
Dusty Baker Jr., R (1, 8) OBP: 0.386, SLG: 0.510		0-0 F2			0-0 G1		0-0 F7		0-0 5-3	4 0 0 0 0 0 2												
Oscar Brown, R (1, 9) OBP: 0.245, SLG: 0.331		0-0 6-3			0-3 K		0-0 5-3		4-0 BB	3 0 0 0 1 1 1												
Marty Perez, R (1, 6) OBP: 0.276, SLG: 0.265			0-0 6-3		0-0 4-3		0-0 F7	0-0 F7		2 0 0 0 0 0 0												
Tom Kelley, R (5, 1) OBP: 0.139, SLG: 0.088										0 0 0 0 0 0 0												
Bob Didier, S (8, PH) OBP: 0.359, SLG: 0.444										2 0 0 0 0 0 1												
Paul Casanova, R (1, 2) OBP: 0.225, SLG: 0.274			0-0 F5		0-3 K		0-0 F7			3 1 1 0 0 1 0												
Larry Jaster, L (8, 1)										0 0 0 0 0 0 0												
Cecil Upshaw, R (8, 1) OBP: 0.143, SLG: 0.143								2B 1B		0 0 0 0 0 0 0												
George Stone, L (1, 1) OBP: 0.344, SLG: 0.200			0-0 1B			0-0 5-3		0-0 F9		1 0 1 0 0 0 0												
Gil Garrido, R (5, 6) OBP: 0.368, SLG: 0.280										2 0 0 0 0 0 1												
<b>Inning Stats</b>	R: 0 E: 0 K: 1 S: 5	H: 1 LOB: 0 BB: 0 P: 5	R: 0 E: 0 K: 1 S: 5	H: 0 LOB: 0 BB: 0 P: 5	R: 0 E: 0 K: 0 S: 4	H: 1 LOB: 1 BB: 0 P: 4	R: 0 E: 0 K: 0 S: 3	H: 0 LOB: 1 BB: 1 P: 7	R: 0 E: 0 K: 2 S: 7	H: 0 LOB: 0 BB: 0 P: 7	R: 0 E: 0 K: 0 S: 3	H: 0 LOB: 0 BB: 0 P: 3	R: 0 E: 0 K: 0 S: 3	H: 0 LOB: 1 BB: 0 P: 4	R: 2 E: 0 K: 0 S: 6	H: 3 LOB: 1 BB: 0 P: 6	R: 0 E: 0 K: 0 S: 3	H: 0 LOB: 1 BB: 1 P: 7	1B: 4 2B: 1 3B: 0 HR: 0	SF: 0 SAC: 0 DP: 0 HBP: 1	WP: 0 PB: 0 SB: 0 CS: 0	PA: 34
<b>PITCHER</b>	IP WLS BF H R ER SO BB IBB HBP BLK WP HR S P ERA WHIP																					
Sam McDowell, L (1, 1) ERA: 4.33	7.2 W 29 5 2 2 4 1 0 1 0 0 0 0 35 40 2.35 0.783																					
Elias Sosa, R (8, 1) ERA: 2.45	1.1 S 5 0 0 0 0 1 0 0 0 0 0 0 4 8 0.00 0.750																					



Batter	1	2	3	4	5	6	7	8	9
<b>Bobby Bonds, R</b> OBP: 0.325, SLG: 0.440 (1, 9) X	0-0 K2-3 S 1B	0-0 1B			0-0 F9	0-0 F9		4-0 WP BB WP BB	
<b>Tito Fuentes, S</b> OBP: 0.306, SLG: 0.373 (1, 4) S S S	0-3 K2-3 1-3	0-0 F6			0-0 E 1B	0-0 1B		4-0 WP WP 1-2 BB	
<b>Chris Speier, R</b> OBP: 0.356, SLG: 0.399 (1, 6) X	0-0 HBP 1B		0-0 F9		4-0 BB 1B BB	0-3 K		4-0 WP 1-2 BB	
<b>Dave Kingman, R</b> OBP: 0.307, SLG: 0.467 (1, 5) X	0-0 F4		0-0 F7		4-0 1B 1-2 BB		0-0 5-3	0-3 K	
<b>Dave Rader, L</b> OBP: 0.304, SLG: 0.330 (1, 2) H	1-0 1B 1-2 HBP		0-0 F4		0-0 1B 1-3 2-H 3-H		0-0 5-3		
<b>Gary Matthews, R</b> OBP: 0.355, SLG: 0.564 (1, 7) X	0-0 1B			0-0 HR			0-0 1B		
<b>Garry Maddox, R</b> OBP: 0.293, SLG: 0.434 (1, 8) X	0-0 6-3			0-0 6-3	0-3 K		0-0 F9		
<b>Gary Thomasson, L</b> OBP: 0.350, SLG: 0.421 (1, 3)		0-0 5-3		0-0 4-3	0-0 F9		0-0 3-1		
<b>Sam McDowell, L</b> OBP: 0.133, SLG: 0.169 Elias Sosa, R (8, 1)		0-0 1-3		0-0 4-3		0-3 K2-3		0-0 F2	

Inning Stats	R: 2 E: 0 K: 1 S: 8	H: 3 LOB: 2 BB: 0 P: 9	R: 0 E: 0 K: 0 S: 4	H: 1 LOB: 1 BB: 0 P: 4	R: 0 E: 0 K: 0 S: 3	H: 0 LOB: 0 BB: 0 P: 3	R: 1 E: 0 K: 0 S: 4	H: 1 LOB: 0 BB: 0 P: 4	R: 2 E: 1 K: 1 S: 7	H: 2 LOB: 3 BB: 3 P: 19	R: 0 E: 0 K: 2 S: 8	H: 1 LOB: 1 BB: 0 P: 8	R: 0 E: 0 K: 0 S: 4	H: 1 LOB: 1 BB: 0 P: 4	R: 1 E: 0 K: 1 S: 5	H: 0 LOB: 2 BB: 3 P: 17
--------------	------------------------------	---------------------------------	------------------------------	---------------------------------	------------------------------	---------------------------------	------------------------------	---------------------------------	------------------------------	----------------------------------	------------------------------	---------------------------------	------------------------------	---------------------------------	------------------------------	----------------------------------

PITCHER	IP	WLS	BF	H	R	ER	SO	BB	IBB	HBP	BLK	WP	HR	S	P	ERA	WHIP
<b>George Stone, L</b> ERA: 5.51 (1, 1)	4.1	L	23	7	5	5	1	2	0	1	0	0	1	22	31	10.38	2.077
<b>Tom Kelley, R</b> ERA: 4.56 (5, 1)	2.2		11	2	0	0	3	0	1	0	0	0	0	16	20	0.00	0.750
<b>Larry Jaster, L</b> ERA: 6.14 (8, 1)	0.2		5	0	1	1	0	3	0	0	0	1	0	2	14	13.50	4.500
<b>Cecil Upshaw, R</b> ERA: 3.69 (8, 1)	0.1		1	0	0	0	1	0	0	0	0	1	0	3	3	0.00	0.000

**BOTTOM**

**Atlanta Braves @ San Francisco Giants**  
Candlestick Park, San Francisco, CA

Sun Oct 01 1972, 6:33 AM EDT  
Att. 17,872 - Unknown


AB	R	H	RBI	BB	SO	LOB
4	2	2	0	1	0	0
4	1	2	0	1	1	2
3	2	1	1	2	1	1
4	0	0	0	1	1	3
3	0	1	2	0	0	0
3	1	3	2	1	0	0
4	0	0	0	0	1	6
4	0	0	0	0	0	3
3	0	0	0	0	1	0
1	0	0	0	0	0	0

AB	33
R	6
H	9
RBI	5
BB	6
SO	5
LOB	15

livebaseballscorecards.com

1B:	8	SF:	0	WP:	2	PA:	40
2B:	0	SAC:	0	PB:	0		
3B:	0	DP:	0	SB:	1		
HR:	1	HBP:	1	CS:	0		



Batter	1	2	3	4	5	6	7	8	9	AB R H RBI BB SO LOB	TOP																								
<b>Derrel Thomas, S</b> (1, 4) OBP: 0.291, SLG: 0.311	0-0 F7	0-0 1B		0-0 G3		4-0 E 5-3 BB			0-0 F5	4 1 1 0 1 0 0	<b>San Diego Padres @ San Francisco Giants</b> Candlestick Park, San Francisco, CA Tue Oct 03 1972, 10:05 PM EDT Att. 1,755 - Unknown  <b>livebaseballscorecards.com</b>  <b>AB 38</b> <b>R 4</b> <b>H 10</b> <b>RBI 4</b> <b>BB 2</b> <b>SO 5</b> <b>LOB 15</b>  																								
<b>Enzo Hernandez, R</b> (1, 6) OBP: 0.243, SLG: 0.249	0-0 6-3	0-0 1B		0-0 HR		0-0 5-3			0-0 1B	5 2 4 2 0 0 1																									
<b>Leron Lee, L</b> (1, 7) OBP: 0.353, SLG: 0.497	0-0 6-3	0-0 F7		0-0 6-3		0-3 K			0-0 1B	5 0 1 1 0 1 2																									
<b>Nate Colbert, R</b> (1, 3) OBP: 0.333, SLG: 0.510	0-0 E4 BB 1B		0-0 1B SF8	0-0 6-3				0-0 6-3	0-3 K	5 1 1 0 0 1 2																									
<b>Cito Gaston, R</b> (1, 9) OBP: 0.308, SLG: 0.357	0-0 1B		0-0 1B FC5-4		0-0 F8			0-0 F8	0-0 F3	5 0 2 0 0 0 2																									
<b>Larry Stahl, L</b> (1, 8) OBP: 0.299, SLG: 0.348	4-0 1B		0-0 1B SF8		0-0 F3			0-0 6-3		2 0 0 1 1 0 0																									
<b>Garry Jestadt, R</b> (1, 5) OBP: 0.278, SLG: 0.341	0-0 FC6-4		0-0 FC5-4		0-0 1B			0-0 L5		4 0 1 0 0 0 4																									
<b>Joe Goddard, R</b> (1, 2) OBP: 0.297, SLG: 0.250		0-3 K	0-0 E6		0-3 K			0-0 F7		3 0 0 0 0 2 2																									
<b>Jerry Morales, R</b> (8, PH) OBP: 0.308, SLG: 0.359			1-2 FC6-4							1 0 0 0 0 0 0																									
<b>Fred Kendall, R</b> (8, 2) OBP: 0.247, SLG: 0.322			0-0 FC6-4					0-0 1-3		0 0 0 0 0 0 0																									
<b>Mike Caldwell, R</b> (1, 1) OBP: 0.137, SLG: 0.140			0-0 F9			0-3 K				2 0 0 0 0 0 2																									
<b>Mike Corkins, R</b> (4, 1) OBP: 0.256, SLG: 0.316										0 0 0 0 0 0 0																									
<b>Johnny Jeter, R</b> (6, PH) OBP: 0.256, SLG: 0.307										1 0 0 0 0 1 0																									
<b>Ralph Garcia, R</b> (6, 1)										0 0 0 0 0 0 0																									
<b>Curt Blefary, L</b> (8, PH) OBP: 0.323, SLG: 0.339										1 0 0 0 0 0 0																									
<b>Steve Simpson, R</b> (8, 1)										0 0 0 0 0 0 0																									
<b>Inning Stats</b>	R: 1 E: 1 K: 0 S: 6	H: 2 LOB: 3 BB: 1 P: 10	R: 1 E: 0 K: 1 S: 7	H: 2 LOB: 1 BB: 0 P: 7	R: 1 E: 1 K: 0 S: 6	H: 2 LOB: 2 BB: 0 P: 6	R: 1 E: 0 K: 0 S: 4	H: 1 LOB: 0 BB: 0 P: 4	R: 0 E: 0 K: 1 S: 6	H: 1 LOB: 1 BB: 0 P: 6	R: 0 E: 1 K: 2 S: 7	H: 0 LOB: 1 BB: 1 P: 11	R: 0 E: 0 K: 0 S: 3	H: 0 LOB: 0 BB: 0 P: 3	R: 0 E: 0 K: 1 S: 7	H: 2 LOB: 2 BB: 0 P: 7	1B: 8 2B: 0 3B: 1 HR: 1	SF: 1 SAC: 0 DP: 0 HBP: 0	WP: 0 PB: 0 SB: 1 CS: 0	PA: 41															
<b>PITCHER</b>	IP WLS BF H R ER SO BB IBB HBP BLK WP HR S P ERA WHIP																																		
<b>Jim Willoughby, R</b> (1, 1) ERA: 2.36	4.0	22	7	4	4	1	1	0	0	0	0	1	23	27	9.00	2.000																			
<b>Steve Stone, R</b> (5, 1) ERA: 2.98	5.0	W	19	3	0	0	4	1	0	0	0	0	26	30	0.00	0.800																			

Batter	1	2	3	4	5	6	7	8	9
<b>Bobby Bonds, R</b> OBP: 0.326, SLG: 0.441 (1, 9)	0-0 6-3		0-0 FC6-4 3B	0-0 SF8 BLK 2B	0-3 K			0-0 1B	
<b>Tito Fuentes, S</b> OBP: 0.308, SLG: 0.378 (1, 4)	0-0 5-3		0-0 3B	0-0 SF8		0-0 E7 1B		4-0 1B BB	
<b>Chris Speier, R</b> OBP: 0.359, SLG: 0.401 (1, 6)	0-0 1B		4-0 1B BB	4-0 1B BB		0-0 F4		0-0 1B	
<b>Dave Kingman, R</b> OBP: 0.304, SLG: 0.462 (1, 5)	0-0 5-3		0-0 FC5-2-5-2 1B WP	0-0 F4		0-0 F4		0-0 F7	
<b>Dave Rader, L</b> OBP: 0.307, SLG: 0.332 (1, 2)		0-0 F8	0-0 WP 1B	0-0 1B		4-0 IBB		0-0 G6-4-3	
<b>Gary Matthews, R</b> OBP: 0.348, SLG: 0.542 (1, 7)		0-0 F8	0-0 WP 1B	0-3 K		0-3 K			
<b>Garry Maddox, R</b> OBP: 0.293, SLG: 0.434 (1, 8)		0-0 2B	0-3 K		0-0 F7		0-0 F9		
<b>Gary Thomasson, L</b> OBP: 0.375, SLG: 0.435 (1, 3)		0-3 K		0-0 1B 2B	0-0 SH1-4 1B		0-0 4-3		
<b>Jim Willoughby, R</b> OBP: 0.241, SLG: 0.185 (1, 1)			4-0 BB	0-0 2B SF8	0-0 SH1-4		0-0 1-3		
<b>Chris Arnold, R</b> OBP: 0.293, SLG: 0.321 (4, PH)									
<b>Steve Stone, R</b> OBP: 0.143, SLG: 0.118 (5, 1)									

Inning Stats	R: 0 E: 0 K: 0 S: 4	H: 1 LOB: 1 BB: 0 P: 4	R: 0 E: 0 K: 1 S: 6	H: 1 LOB: 1 BB: 0 P: 6	R: 3 E: 0 K: 1 S: 8	H: 3 LOB: 2 BB: 2 P: 16	R: 3 E: 0 K: 1 S: 9	H: 4 LOB: 2 BB: 1 P: 13	R: 0 E: 0 K: 1 S: 6	H: 1 LOB: 1 BB: 0 P: 6	R: 0 E: 1 K: 1 S: 6	H: 1 LOB: 2 BB: 1 P: 10	R: 0 E: 0 K: 0 S: 3	H: 0 LOB: 0 BB: 0 P: 3	R: 1 E: 0 K: 0 S: 4	H: 2 LOB: 1 BB: 1 P: 8
--------------	------------------------------	---------------------------------	------------------------------	---------------------------------	------------------------------	----------------------------------	------------------------------	----------------------------------	------------------------------	---------------------------------	------------------------------	----------------------------------	------------------------------	---------------------------------	------------------------------	---------------------------------

PITCHER	IP	WLS	BF	H	R	ER	SO	BB	IBB	HBP	BLK	WP	HR	S	P	ERA	WHIP
<b>Mike Caldwell, L</b> ERA: 3.96 (1, 1)	3.0	L	18	7	5	5	2	2	0	0	0	1	0	20	28	15.00	3.000
<b>Mike Corkins, R</b> ERA: 3.54 (4, 1)	2.0		10	3	1	1	2	1	0	0	1	0	0	13	17	4.50	2.000
<b>Ralph Garcia, R</b> ERA: 1.8 (6, 1)	2.0		8	1	0	0	1	0	1	0	0	0	0	9	13	0.00	0.500
<b>Steve Simpson, R</b> ERA: 4.76 (8, 1)	1.0		5	2	1	1	0	1	0	0	0	0	0	4	8	9.00	3.000

**BOTTOM**


**San Diego Padres @ San Francisco Giants**  
Candlestick Park, San Francisco, CA

Tue Oct 03 1972, 10:05 PM EDT  
Att. 1,755 - Unknown

AB	R	H	RBI	BB	SO	LOB
5	3	2	1	0	1	2
3	0	2	2	1	0	0
3	1	2	1	2	0	1
5	1	0	0	0	0	7
4	0	2	1	1	0	2
4	0	1	0	0	2	4
4	0	1	0	0	1	2
4	1	2	0	0	1	1
0	0	0	0	1	0	0
1	1	1	0	0	0	0
1	0	0	0	0	0	0

AB	34
R	7
H	13
RBI	5
BB	5
SO	5
LOB	19

WP: 1 PA: 41  
PB: 0  
SB: 1  
CS: 0



Batter	1	2	3	4	5	6	7	8	9	AB R H RBI BB SO LOB	TOP											
Derrel Thomas, S (1, 6) OBP: 0.290, SLG: 0.310	0-0 FC6-4 1B		0-0 G6-3			0-0 E5 FC6-4 BB FC5-4		0-0 F8	0-0 L7	5 1 1 0 0 0 3	<b>San Diego Padres @ San Francisco Giants</b> Candlestick Park, San Francisco, CA Wed Oct 04 1972, 6:33 AM EDT Att. 1,578 - Unknown <a href="http://livebaseballscorecards.com">livebaseballscorecards.com</a>											
Fred Stanley, R (1, 4) OBP: 0.304, SLG: 0.227	0-0 FC6-4 G4-3 1-2f			0-0 F9		4-0 FC6-4 BB		0-0 HR 1B		3 1 1 0 1 0 1												
Johnny Jeter, R (1, 8) OBP: 0.266, SLG: 0.316	0-0 G4-3 1-2f			0-3 K		0-0 FC6-4 FC5-4 1-2f 2-3		0-0 HR		4 1 1 2 0 1 3												
Nate Colbert, R (1, 3) OBP: 0.333, SLG: 0.508		0-0 G6-4-3 1B		0-0 F9		0-0 FC5-4 1B 1-2f 3-H		0-0 F9		4 0 1 1 0 0 1												
Cito Gaston, R (1, 9) OBP: 0.313, SLG: 0.361		0-0 G6-4-3 1-2f			0-0 CS 1B	0-0 1B		0-0 1B		4 0 3 0 0 0 1												
Jerry Morales, R (1, 7) OBP: 0.307, SLG: 0.357		0-0 6-3			0-0 CS 1B	0-0 L8		0-0 F6		4 1 1 0 0 0 3												
Garry Jesteadt, R (1, 5) OBP: 0.281, SLG: 0.344			0-0 SH 1B		0-0 5-3 1-2 2-3		0-0 F3		0-0 G4-6-3 1B	4 0 2 0 0 0 2												
Joe Goddard, R (1, 2) OBP: 0.300, SLG: 0.257 Curt Blefary, L (9, PH) OBP: 0.328, SLG: 0.345			0-0 F3		0-0 2-H 1B		0-3 K		0-0 G4-6-3 1B	3 0 1 1 0 1 1 1 0 1 0 0 0 0												
Fred Norman, S (1, 1) OBP: 0.222, SLG: 0.141 Ed Acosta, S (8, 1) OBP: 0.154, SLG: 0.083 Larry Stahl, L (9, PH) OBP: 0.298, SLG: 0.347			0-0 SH G6-3		0-0 G3		0-0 5-3		0-0 G4-6-3 1-2f 2-3	2 0 0 0 0 0 1 0 0 0 0 0 0 0 1 0 0 0 0 0 2												
<b>Inning Stats</b>	R: 0 E: 0 K: 0 S: 3	H: 1 LOB: 0 BB: 0 P: 3	R: 0 E: 0 K: 0 S: 3	H: 1 LOB: 0 BB: 0 P: 3	R: 0 E: 1 K: 0 S: 4	H: 1 LOB: 1 BB: 0 P: 4	R: 0 E: 0 K: 1 S: 5	H: 0 LOB: 0 BB: 0 P: 5	R: 1 E: 0 K: 1 S: 5	H: 3 LOB: 1 BB: 0 P: 5		R: 1 E: 1 K: 0 S: 5	H: 1 LOB: 2 BB: 1 P: 9	R: 0 E: 0 K: 1 S: 5	H: 0 LOB: 0 BB: 0 P: 5	R: 2 E: 0 K: 0 S: 6	H: 3 LOB: 1 BB: 0 P: 6	R: 0 E: 0 K: 0 S: 4	H: 2 LOB: 1 BB: 0 P: 4	1B: 11 2B: 0 3B: 0 HR: 1	SF: 0 SAC: 1 DP: 4 HBP: 0	WP: 0 PB: 0 SB: 0 CS: 2
<b>PITCHER</b>	IP WLS BF H R ER SO BB IBB HBP BLK WP HR S P ERA WHIP												<b>PITCHER</b>	IP WLS BF H R ER SO BB IBB HBP BLK WP HR S P ERA WHIP								
Ron Bryant, L (1, 1) ERA: 2.9	8.0 W 33 10 4 3 2 1 0 0 0 0 0 1 36 40 3.38 1.375																					
Elias Sosa, R (9, 1) ERA: 2.3	1.0 S 4 2 0 0 0 0 0 0 0 0 0 0 4 4 0.00 2.000																					

Batter	1	2	3	4	5	6	7	8	9
<b>Bobby Bonds, R</b> OBP: 0.326, SLG: 0.446 (1, 9)	0-3 K2-3		0-0 F8		0-0 WP 1B		0-0 6-3	0-0 HR	
<b>Tito Fuentes, S</b> OBP: 0.310, SLG: 0.379 (1, 4)	1-0 S WP PB HBP		0-3 K		0-3 S 7-2 1-H		0-0 2B	4-0 BB	
<b>Chris Speier, R</b> OBP: 0.361, SLG: 0.400 (1, 6)	0-3 K 1-H		0-0 2B 1B		4-0 2-3 BB		4-0 IBB	0-0 F7	
<b>Dave Kingman, R</b> OBP: 0.303, SLG: 0.462 (1, 5)	0-3 K 1-2		0-0 2B		0-0 7-2 3-H		0-0 F9		
<b>Dave Rader, L</b> OBP: 0.306, SLG: 0.333 (1, 2)	0-0 4-3		0-3 K		0-0 2B		0-0 F8		
<b>Gary Matthews, R</b> OBP: 0.357, SLG: 0.532 (1, 7)		0-0 L7		0-0 G3-6 1B		0-0 6-3		4-0 SH3-4 HR BB	
<b>Garry Maddox, R</b> OBP: 0.293, SLG: 0.432 (1, 8)		0-3 K		0-0 F8		4-0 IBB		0-0 SH3-4 1-2	
<b>Gary Thomasson, L</b> OBP: 0.357, SLG: 0.444 (1, 3)		0-0 2B		0-0 G3-6 1-2f		0-0 F7		0-3 K	
<b>Ron Bryant, S</b> OBP: 0.205, SLG: 0.200 (1, 1)		0-0 F9		0-0 4-3		0-0 1-3		4-0 HR BB	
<b>Bernie Williams, R</b> OBP: 0.267, SLG: 0.397 (8, PH)									
<b>Elias Sosa, R</b> (9, 1)									

AB	R	H	RBI	BB	SO	LOB
5	2	2	3	0	1	0
3	1	1	0	1	2	0
3	1	1	0	2	1	1
4	0	1	1	0	1	5
4	0	1	0	0	1	4
3	1	1	0	1	0	1
2	0	0	0	1	1	1
4	0	1	0	0	1	4
3	0	0	0	0	0	3
0	1	0	0	1	0	0
0	0	0	0	0	0	0


**BOTTOM**

**San Diego Padres @ San Francisco Giants**  
Candlestick Park, San Francisco, CA

Wed Oct 04 1972, 6:33 AM EDT  
Att. 1,578 - Unknown

livebaseballscorecards.com

<b>AB</b>	<b>31</b>
<b>R</b>	<b>6</b>
<b>H</b>	<b>8</b>
<b>RBI</b>	<b>4</b>
<b>BB</b>	<b>6</b>
<b>SO</b>	<b>8</b>
<b>LOB</b>	<b>19</b>



Inning Stats	R	H	E	K	S	P	BB	IBB	HBP	BLK	WP	HR	S	P	ERA	WHIP	
<b>R</b> : 1 <b>H</b> : 0 <b>E</b> : 0 <b>K</b> : 3 <b>S</b> : 10	<b>H</b> : 0 <b>LOB</b> : 1 <b>BB</b> : 0 <b>P</b> : 11	<b>R</b> : 0 <b>E</b> : 0 <b>K</b> : 1 <b>S</b> : 6	<b>H</b> : 1 <b>LOB</b> : 1 <b>BB</b> : 0 <b>P</b> : 6	<b>R</b> : 1 <b>E</b> : 0 <b>K</b> : 2 <b>S</b> : 9	<b>H</b> : 2 <b>LOB</b> : 1 <b>BB</b> : 0 <b>P</b> : 9	<b>R</b> : 0 <b>E</b> : 0 <b>K</b> : 0 <b>S</b> : 3	<b>H</b> : 1 <b>LOB</b> : 0 <b>BB</b> : 0 <b>P</b> : 3	<b>R</b> : 1 <b>E</b> : 0 <b>K</b> : 1 <b>S</b> : 6	<b>H</b> : 1 <b>LOB</b> : 1 <b>BB</b> : 1 <b>P</b> : 10	<b>R</b> : 0 <b>E</b> : 0 <b>K</b> : 0 <b>S</b> : 4	<b>H</b> : 1 <b>LOB</b> : 2 <b>BB</b> : 1 <b>P</b> : 8	<b>R</b> : 0 <b>E</b> : 0 <b>K</b> : 0 <b>S</b> : 4	<b>H</b> : 1 <b>LOB</b> : 2 <b>BB</b> : 1 <b>P</b> : 8	<b>R</b> : 3 <b>E</b> : 0 <b>K</b> : 1 <b>S</b> : 6	<b>H</b> : 1 <b>LOB</b> : 1 <b>BB</b> : 3 <b>P</b> : 18	<b>1B</b> : 3 <b>2B</b> : 5 <b>3B</b> : 0 <b>HR</b> : 1	<b>SF</b> : 0 <b>SAC</b> : 1 <b>DP</b> : 2 <b>HBP</b> : 1

PITCHER	IP	WLS	BF	H	R	ER	SO	BB	IBB	HBP	BLK	WP	HR	S	P	ERA	WHIP
<b>Fred Norman, L</b> ERA: 3.49 (1, 1)	7.2	L	36	7	5	4	8	3	2	1	0	2	0	46	67	4.70	1.304
<b>Ed Acosta, R</b> ERA: 4.45 (8, 1)	0.1		3	1	1	1	0	1	0	0	0	0	1	2	6	27.00	6.000

WP	PA	ERA	WHIP
2	39		