

San Francisco Giants - 1972

| Batter | 1 | 2 | 3 | 4 | 5 | 6 | 7 | 8 | 9 | AB | R | H | RBI | BB | SO | LOB | TOP | | | | | | | | | |
|---|------------------------------|---------------------------------|------------------------------|---------------------------------|------------------------------|----------------------------------|------------------------------|---------------------------------|------------------------------|---------------------------------|------------------------------|---------------------------------|------------------------------|---------------------------------|------------------------------|---------------------------------|---|----------------------------------|----------------------------------|------------------------------------|----------------------------------|--------|--|--|--|--|
| Willie Mays, R OBP: 0.250, SLG: 0.250 (1, 8) | F8 | | 5-3 | | | 6-3 | | SH3 | 1B | 4 | 0 | 1 | 1 | 0 | 0 | 2 | San Francisco Giants @ Houston Astros Astrodome, Houston, TX Sat Apr 15 1972, 7:05 PM EST Att: 23,021 - Unknown | | | | | | | | | |
| Tito Fuentes, S OBP: 0.500, SLG: 1.250 (1, 4) | K | | F8 | | | HR | | HR | | 4 | 2 | 2 | 2 | 0 | 1 | 2 | | | | | | | | | | |
| Ken Henderson, S OBP: 0.500, SLG: 0.500 (1, 7) | 3-1 | | | | | F8 | | WP | 1B | 4 | 0 | 2 | 0 | 0 | 0 | 1 | | | | | | | | | | |
| Willie McCovey, L OBP: 0.250, SLG: 1.000 (1, 3) | | 4-3 | | | F9 | HR | | F7 | | 4 | 1 | 1 | 2 | 0 | 0 | 2 | | | | | | | | | | |
| Bobby Bonds, R (1, 9) | F8 | | | | F9 | | | L6 | | 4 | 0 | 0 | 0 | 0 | 0 | 2 | | | | | | | | | | |
| Dave Kingman, R (1, 5) | F4 | | | | K | | | F3 | | 4 | 0 | 0 | 0 | 0 | 2 | 1 | | | | | | | | | | |
| Fran Healy, R (1, 2) | | | 5-3 | | 6-3 | | | 6-3 | | 3 | 0 | 0 | 0 | 1 | 0 | 0 | | | | | | | | | | |
| Chris Speier, R (1, 6) | | | K | | L1 | | | BB | BB | 3 | 1 | 0 | 0 | 1 | 1 | 1 | | | | | | | | | | |
| Juan Marichal, R OBP: 0.667, SLG: 1.000 Jim Howarth, L (9, PH) Jerry Johnson, R (9, 1) | | | 5-3 | | 6-3 | | | SH3 | HR | 3 | 1 | 2 | 0 | 0 | 0 | 0 | | | | | | | | | | |
| | | | 1B | | | | | 1B | BB | 0 | 0 | 0 | 0 | 1 | 0 | 0 | | | | | | | | | | |
| | | | | | | | | | | 0 | 0 | 0 | 0 | 0 | 0 | 0 | | | | | | | | | | |
| Inning Stats | R: 0 E: 0 K: 1 S: 5 | H: 0 LOB: 0 BB: 0 P: 5 | R: 0 E: 0 K: 0 S: 3 | H: 0 LOB: 0 BB: 0 P: 3 | R: 0 E: 0 K: 1 S: 6 | H: 1 LOB: 2 BB: 1 P: 10 | R: 0 E: 0 K: 1 S: 6 | H: 1 LOB: 1 BB: 0 P: 6 | R: 0 E: 0 K: 0 S: 3 | H: 0 LOB: 0 BB: 0 P: 3 | R: 2 E: 0 K: 0 S: 5 | H: 2 LOB: 0 BB: 0 P: 5 | R: 0 E: 0 K: 1 S: 5 | H: 0 LOB: 0 BB: 0 P: 5 | R: 2 E: 0 K: 0 S: 6 | H: 3 LOB: 1 BB: 0 P: 6 | R: 1 E: 0 K: 0 S: 3 | H: 1 LOB: 2 BB: 2 P: 11 | 1B: 5 2B: 1 3B: 0 HR: 2 | SF: 0 SAC: 1 DP: 0 HBP: 0 | WP: 1 PB: 0 SB: 1 CS: 0 | PA: 37 | | | | |
| PITCHER | IP | WLS | BF | H | R | ER | SO | BB | IBB | HBP | BLK | WP | HR | S | P | ERA | WHIP | | | | | | | | | |
| Don Wilson, R ERA: 4.91 Wade Blasingame, L ERA: 0.00 George Culver, R ERA: 6.75 | (1, 1) | 7.1 | L | 30 | 7 | 4 | 4 | 4 | 1 | 0 | 0 | 0 | 0 | 2 | 37 | 41 | 4.91 | 1.091 | | | | | | | | |
| (8, 1) | 0.1 | | 1 | 0 | 0 | 0 | 0 | 0 | 0 | 0 | 0 | 0 | 0 | 1 | 1 | 0.00 | 0.000 | | | | | | | | | |
| (8, 1) | 1.1 | | 6 | 1 | 1 | 1 | 0 | 2 | 0 | 0 | 0 | 1 | 0 | 4 | 12 | 6.75 | 2.250 | | | | | | | | | |

| Batter | 1 | 2 | 3 | 4 | 5 | 6 | 7 | 8 | 9 | AB | R | H | RBI | BB | SO | LOB | BOTTOM | | | | | | | | |
|---|------------------------------|---------------------------------|------------------------------|---------------------------------|------------------------------|---------------------------------|------------------------------|---------------------------------|------------------------------|----------------------------------|------------------------------|---------------------------------|------------------------------|---------------------------------|------------------------------|---------------------------------|---|---------------------------------|----------------------------------|------------------------------------|----------------------------------|--------|--|--|--|
| Roger Metzger, S OBP: 0.500, SLG: 1.000 (1, 6) | 1-3 | | | | | | | K | | 3 | 0 | 1 | 0 | 1 | 1 | 0 | San Francisco Giants @ Houston Astros Astrodome, Houston, TX Sat Apr 15 1972, 7:05 PM EST Att: 23,021 - Unknown | | | | | | | | |
| Cesar Cedeno, R OBP: 0.500, SLG: 0.500 (1, 8) | 1B | | F9 | | G6-4-3 | | | 1B | | 4 | 0 | 2 | 0 | 0 | 0 | 4 | | | | | | | | | |
| Jimmy Wynn, R (1, 9) | K | | | | | | | F7 | | 4 | 0 | 0 | 0 | 0 | 3 | 2 | | | | | | | | | |
| Lee May, R OBP: 0.500, SLG: 0.500 (1, 3) | 1B | | | | 5-3 | | | F8 | | 4 | 0 | 2 | 0 | 0 | 0 | 0 | | | | | | | | | |
| Bob Watson, R (1, 7) | | 5-3 | | | | | | F8 | | 3 | 0 | 0 | 0 | 1 | 0 | 1 | | | | | | | | | |
| Doug Rader, R OBP: 0.250, SLG: 0.500 (1, 5) | | 3-1 | | | 4-3 | | | F8 | | 4 | 0 | 1 | 0 | 0 | 0 | 1 | | | | | | | | | |
| Tommy Helms, R OBP: 0.250, SLG: 0.250 (1, 4) | | 5-3 | | | | | | 6-3 | | 4 | 0 | 1 | 0 | 0 | 0 | 1 | | | | | | | | | |
| Johnny Edwards, L OBP: 0.333, SLG: 0.333 George Culver, R (8, 1) | | | F6 | | | | | L9 | | 3 | 0 | 1 | 0 | 0 | 0 | 0 | | | | | | | | | |
| | | | | | | | | | | 0 | 0 | 0 | 0 | 0 | 0 | 0 | | | | | | | | | |
| Don Wilson, R Wade Blasingame, L Bob Stinson, S (8, 2) | | | K | | | | | K | | 2 | 0 | 0 | 0 | 0 | 2 | 2 | | | | | | | | | |
| | | | | | | | | | | 0 | 0 | 0 | 0 | 0 | 0 | 0 | | | | | | | | | |
| | | | | | | | | | | 1 | 0 | 0 | 0 | 0 | 1 | 0 | | | | | | | | | |
| Inning Stats | R: 0 E: 0 K: 1 S: 6 | H: 2 LOB: 2 BB: 0 P: 6 | R: 0 E: 0 K: 0 S: 3 | H: 0 LOB: 0 BB: 0 P: 3 | R: 0 E: 0 K: 1 S: 6 | H: 1 LOB: 1 BB: 0 P: 6 | R: 0 E: 0 K: 1 S: 5 | H: 0 LOB: 1 BB: 1 P: 9 | R: 0 E: 0 K: 0 S: 6 | H: 2 LOB: 2 BB: 1 P: 10 | R: 0 E: 0 K: 1 S: 5 | H: 0 LOB: 0 BB: 0 P: 5 | R: 0 E: 0 K: 0 S: 3 | H: 0 LOB: 0 BB: 0 P: 3 | R: 0 E: 0 K: 2 S: 8 | H: 1 LOB: 1 BB: 0 P: 8 | R: 0 E: 0 K: 0 S: 4 | H: 2 LOB: 1 BB: 0 P: 4 | 1B: 6 2B: 2 3B: 1 HR: 0 | SF: 0 SAC: 0 DP: 2 HBP: 0 | WP: 1 PB: 0 SB: 1 CS: 0 | PA: 34 | | | |
| PITCHER | IP | WLS | BF | H | R | ER | SO | BB | IBB | HBP | BLK | WP | HR | S | P | ERA | WHIP | | | | | | | | |
| Juan Marichal, R ERA: 0.00 Jerry Johnson, R ERA: 2.000 | (1, 1) | 8.0 | W | 30 | 6 | 0 | 0 | 7 | 2 | 0 | 0 | 0 | 0 | 42 | 50 | 0.00 | 1.000 | | | | | | | | |
| (9, 1) | 1.0 | S | 4 | 2 | 0 | 0 | 0 | 0 | 0 | 0 | 0 | 1 | 0 | 4 | 4 | 0.00 | 2.000 | | | | | | | | |

| Batter | 1 | 2 | 3 | 4 | 5 | 6 | 7 | 8 | 9 | AB | R | H | RBI | BB | SO | LOB | TOP | | | |
|---|---|---|------------------------------|---------------------------------|------------------------------|---------------------------------|------------------------------|---------------------------------|------------------------------|----------------------------------|------------------------------|---------------------------------|------------------------------|---------------------------------|------------------------------|---------------------------------|---|------------------------------------|----------------------------------|--------|
| Willie Mays, R OBP: 0.154, SLG: 0.083 (1, 8) | 0-0 6-3 | | | 0-0 4-3 | 0-0 5-3 | | 0-3 K | | | 4 | 0 | 0 | 0 | 0 | 1 | 3 | San Francisco Giants @ Houston Astros Astrodome, Houston, TX Mon Apr 17 1972, 7:05 PM EST Att: 10,638 - Unknown | | | |
| Tito Fuentes, S OBP: 0.308, SLG: 0.615 (1, 4) | 0-0 F9 | | | 0-0 F8 | | 0-0 1B | | 0-0 6-3 | | 4 | 0 | 1 | 0 | 0 | 0 | 0 | | | | |
| Ken Henderson, S OBP: 0.154, SLG: 0.154 (1, 7) | 0-0 F8 | | | 0-3 K | | 0-0 F3 | | 0-0 F6 | | 4 | 0 | 0 | 0 | 0 | 1 | 1 | | | | |
| Willie McCovey, L OBP: 0.385, SLG: 0.667 (1, 3) | | 0-0 5-3 | | | 4-0 1B | 0-0 1B | | 0-0 1B | | 3 | 0 | 2 | 0 | 1 | 0 | 0 | | | | |
| Bobby Bonds, R OBP: 0.385, SLG: 0.455 (1, 9) | | 0-0 F8 | | | 0-0 F9 | 0-0 FC3-2-5 | | 0-0 FC4-6 | | 4 | 0 | 0 | 0 | 0 | 0 | 4 | | | | |
| Dave Kingman, R OBP: 0.385, SLG: 0.846 (1, 5) | | 0-0 F8 | | | 0-0 1B | 0-0 F3 | | | 0-0 L5 | 4 | 1 | 1 | 0 | 0 | 0 | 2 | | | | |
| Fran Healy, R OBP: 0.308, SLG: 0.182 (1, 2) | | | 0-0 4-3 | | 4-0 1B | | 0-0 1B | | 0-0 6-3 | 3 | 1 | 1 | 0 | 1 | 0 | 0 | | | | |
| Chris Speier, R OBP: 0.167, SLG: 0.091 (1, 6) | | | 0-0 2-3 | | 0-0 1B | | 0-0 F8 | | 0-3 K | 4 | 0 | 1 | 0 | 0 | 1 | 1 | | | | |
| John Cumberland, R Steve Stone, R Jim Howarth, L Ron Bryant, S Jim Barr, R John Morris, R (1, 1) (6, 1) (7, PH) (7, 1) (8, 1) (8, 1) | | | 0-0 6-3 | | 0-0 1B | | 0-3 K | | | 2 | 0 | 1 | 2 | 0 | 0 | 0 | | | | |
| Inning Stats | R: 0 E: 0 K: 0 S: 3 | H: 0 LOB: 0 BB: 0 P: 3 | R: 0 E: 0 K: 0 S: 3 | H: 0 LOB: 0 BB: 0 P: 3 | R: 0 E: 0 K: 0 S: 3 | H: 0 LOB: 0 BB: 0 P: 3 | R: 0 E: 0 K: 1 S: 5 | H: 0 LOB: 0 BB: 0 P: 5 | R: 2 E: 0 K: 0 S: 5 | H: 3 LOB: 2 BB: 2 P: 13 | R: 0 E: 0 K: 2 S: 8 | H: 1 LOB: 1 BB: 0 P: 8 | R: 0 E: 0 K: 0 S: 4 | H: 1 LOB: 0 BB: 0 P: 4 | R: 0 E: 0 K: 1 S: 5 | H: 0 LOB: 0 BB: 0 P: 5 | 1B: 7 2B: 0 3B: 0 HR: 0 | SF: 0 SAC: 0 DP: 0 HBP: 0 | WP: 0 PB: 0 SB: 0 CS: 0 | PA: 35 |
| PITCHER | IP WLS BF H R ER SO BB IBB HBP BLK WP HR S P ERA WHIP | IP WLS BF H R ER SO BB IBB HBP BLK WP HR S P ERA WHIP | | | | | | | | | | | | | | | | | | |
| Larry Dierker, R ERA: 2.57 (1, 1) | 7.0 W 28 | 6 2 2 3 | 2 0 0 0 | 0 0 0 0 | 0 0 0 0 | 0 0 0 0 | 0 0 0 0 | 0 0 0 0 | 0 0 0 0 | 0 0 0 0 | 0 0 0 0 | 0 0 0 0 | 0 0 0 0 | 0 0 0 0 | 0 0 0 0 | 0 0 0 0 | 2.57 1.143 | | | |
| Jim Ray, R ERA: 2.7 (8, 1) | 2.0 S 7 | 1 0 0 1 | 0 0 0 0 | 0 0 0 0 | 0 0 0 0 | 0 0 0 0 | 0 0 0 0 | 0 0 0 0 | 0 0 0 0 | 0 0 0 0 | 0 0 0 0 | 0 0 0 0 | 0 0 0 0 | 0 0 0 0 | 0 0 0 0 | 0 0 0 0 | 0.00 0.500 | | | |

| Batter | 1 | 2 | 3 | 4 | 5 | 6 | 7 | 8 | 9 | AB | R | H | RBI | BB | SO | LOB | BOTTOM | | | |
|---|---|---|------------------------------|---------------------------------|------------------------------|---------------------------------|------------------------------|---------------------------------|------------------------------|----------------------------------|------------------------------|---------------------------------|------------------------------|----------------------------------|------------------------------|---------------------------------|---|------------------------------------|----------------------------------|--------|
| Roger Metzger, S OBP: 0.308, SLG: 0.300 (1, 6) | 0-0 5-3 | | 0-0 F7 | | | 4-0 1B | 0-0 F8 | | | 3 | 1 | 0 | 0 | 1 | 0 | 0 | San Francisco Giants @ Houston Astros Astrodome, Houston, TX Mon Apr 17 1972, 7:05 PM EST Att: 10,638 - Unknown | | | |
| Cesar Cedeno, R OBP: 0.250, SLG: 0.250 (1, 8) | 0-0 F7 | | | 0-0 4-3 | | 0-0 4-3 | | 0-0 5-3 | | 4 | 0 | 0 | 0 | 0 | 0 | 1 | | | | |
| Jimmy Wynn, R OBP: 0.333, SLG: 0.273 (1, 9) | | | | 0-0 CS | | 0-0 1B | | 4-0 1B | | 3 | 2 | 3 | 0 | 1 | 0 | 0 | | | | |
| Lee May, R OBP: 0.417, SLG: 0.417 (1, 3) | 0-0 F7 | | | 0-0 F7 | | 0-0 1B | | 0-0 PB | | 4 | 1 | 2 | 2 | 0 | 0 | 2 | | | | |
| Bob Watson, R OBP: 0.583, SLG: 0.800 (1, 7) | | 0-0 5-3 | | 0-0 CS | | 0-0 HR | | 4-0 3B | | 3 | 2 | 2 | 1 | 1 | 0 | 0 | | | | |
| Doug Rader, R OBP: 0.250, SLG: 0.750 (1, 5) | | 0-0 5-3 | | | 0-0 HR | | 0-0 F4 | | 0-0 3B | 4 | 1 | 2 | 4 | 0 | 0 | 2 | | | | |
| Tommy Helms, R OBP: 0.250, SLG: 0.455 (1, 4) | | 0-0 6-3 | | | 0-0 F9 | | 0-0 FC6-4 | | 0-0 6-3 | 4 | 0 | 0 | 0 | 0 | 0 | 3 | | | | |
| Johnny Edwards, L OBP: 0.143, SLG: 0.143 (1, 2) | | | 0-0 6-3 | | 0-0 F8 | | 0-3 K | | 0-3 K2-3 | 4 | 0 | 0 | 0 | 0 | 2 | 1 | | | | |
| Larry Dierker, R Jimmy Stewart, S Jim Ray, R (1, 1) (7, PH) (8, 1) | | | 0-0 6-3 | | 0-0 4-3 | | 0-3 K | | | 2 | 0 | 0 | 0 | 0 | 0 | 0 | | | | |
| Inning Stats | R: 0 E: 0 K: 0 S: 4 | H: 1 LOB: 1 BB: 0 P: 4 | R: 0 E: 0 K: 0 S: 3 | H: 0 LOB: 0 BB: 0 P: 3 | R: 0 E: 0 K: 0 S: 3 | H: 0 LOB: 0 BB: 0 P: 3 | R: 0 E: 0 K: 0 S: 3 | H: 1 LOB: 0 BB: 0 P: 3 | R: 2 E: 0 K: 0 S: 6 | H: 2 LOB: 2 BB: 1 P: 10 | R: 0 E: 0 K: 2 S: 7 | H: 0 LOB: 0 BB: 0 P: 7 | R: 3 E: 0 K: 1 S: 7 | H: 2 LOB: 1 BB: 2 P: 15 | R: 0 E: 0 K: 1 S: 5 | H: 0 LOB: 0 BB: 0 P: 5 | 1B: 7 2B: 0 3B: 1 HR: 1 | SF: 0 SAC: 0 DP: 0 HBP: 0 | WP: 1 PB: 1 SB: 0 CS: 1 | PA: 36 |
| PITCHER | IP WLS BF H R ER SO BB IBB HBP BLK WP HR S P ERA WHIP | IP WLS BF H R ER SO BB IBB HBP BLK WP HR S P ERA WHIP | | | | | | | | | | | | | | | | | | |
| John Cumberland, L ERA: 6.75 (1, 1) | 5.1 L 22 | 6 4 4 0 | 0 0 0 0 | 0 0 0 0 | 0 0 0 0 | 0 0 0 0 | 0 0 0 0 | 0 0 0 0 | 0 0 0 0 | 0 0 0 0 | 0 0 0 0 | 0 0 0 0 | 0 0 0 0 | 0 0 0 0 | 0 0 0 0 | 0 0 0 0 | 6.75 1.312 | | | |
| Steve Stone, R ERA (6, 1) | 0.2 3 | 1 0 0 0 | 0 0 0 0 | 0 0 0 0 | 0 0 0 0 | 0 0 0 0 | 0 0 0 0 | 0 0 0 0 | 0 0 0 0 | 0 0 0 0 | 0 0 0 0 | 0 0 0 0 | 0 0 0 0 | 0 0 0 0 | 0 0 0 0 | 0 0 0 0 | 0.00 1.500 | | | |
| Ron Bryant, L ERA: 20.25 (7, 1) | 1.1 7 | 1 3 3 2 | 2 0 0 0 | 0 0 0 0 | 0 0 0 0 | 0 0 0 0 | 0 0 0 0 | 0 0 0 0 | 0 0 0 0 | 0 0 0 0 | 0 0 0 0 | 0 0 0 0 | 0 0 0 0 | 0 0 0 0 | 0 0 0 0 | 0 0 0 0 | 20.25 2.250 | | | |
| Jim Barr, R ERA (8, 1) | 0.1 2 | 1 0 0 0 | 0 0 0 0 | 0 0 0 0 | 0 0 0 0 | 0 0 0 0 | 0 0 0 0 | 0 0 0 0 | 0 0 0 0 | 0 0 0 0 | 0 0 0 0 | 0 0 0 0 | 0 0 0 0 | 0 0 0 0 | 0 0 0 0 | 0 0 0 0 | 0.00 3.000 | | | |
| John Morris, L ERA (8, 1) | 0.1 1 | 0 0 0 0 | 0 0 0 1 | 0 0 0 0 | 0 0 0 0 | 0 0 0 0 | 0 0 0 0 | 0 0 0 0 | 0 0 0 0 | 0 0 0 0 | 0 0 0 0 | 0 0 0 0 | 0 0 0 0 | 0 0 0 0 | 0 0 0 0 | 0 0 0 0 | 0.00 0.000 | | | |

| Batter | 1 | 2 | 3 | 4 | 5 | 6 | 7 | 8 | 9 | AB | R | H | RBI | BB | SO | LOB | TOP | | | | | | | | | | |
|--|------------------------------|---------------------------------|------------------------------|---------------------------------|------------------------------|---------------------------------|------------------------------|---------------------------------|------------------------------|---------------------------------|------------------------------|---------------------------------|------------------------------|---------------------------------|------------------------------|---------------------------------|--|------------------------------|---------------------------------|----------------------------------|------------------------------------|----------------------------------|--------|--|--|--|--|
| Willie Mays, R (1,8) OBP: 0.318, SLG: 0.176 | SH5-3 1B 2B | | FC3-6 BB | | 6-3 | | 5-3 | | | 3 | 1 | 1 | 0 | 1 | 0 | 1 | San Francisco Giants @ San Diego Padres San Diego Stadium, San Diego, CA Wed Apr 19 1972, 9:05 PM EST Att: 7,705 - Unknown livebaseballscorecards.com | | | | | | | | | | |
| Tito Fuentes, S (1,4) OBP: 0.286, SLG: 0.476 | SH5-3 | | F6 | | 4-3 | | | WP 1B | | 3 | 1 | 1 | 0 | 0 | 0 | 1 | | | | | | | | | | | |
| Ken Henderson, S (1,7) OBP: 0.227, SLG: 0.150 Jim Howarth, L (8,7) OBP: 0.571, SLG: 0.250 | 1B HBP | | FC3-6 CS | | L9 | | | 1B | | 3 | 0 | 1 | 1 | 0 | 0 | 1 | | | | | | | | | | | |
| Bobby Bonds, R (1,9) OBP: 0.455, SLG: 0.632 | 1-2 3-H 1B | | CS | FC6 1B 1B | FC5-4 BB | | | 5-3 | | 3 | 1 | 2 | 1 | 1 | 0 | 1 | | | | | | | | | | | |
| Dave Kingman, R (1,3) OBP: 0.286, SLG: 0.571 | K | | | FC6 1B | FC5-4 S | | | K | | 4 | 0 | 1 | 0 | 0 | 2 | 4 | | | | | | | | | | | |
| Al Gallagher, R (1,5) | 4-3 | | FC6 1B | FC6 1B | FC5-4 S | | | 4-3 | | 4 | 0 | 0 | 0 | 0 | 1 | 6 | | | | | | | | | | | |
| Fran Healy, R (1,2) | | F9 | | CS 1B | | | | 6-3 | | 4 | 0 | 1 | 1 | 0 | 1 | 0 | | | | | | | | | | | |
| Chris Speier, R (1,6) OBP: 0.250, SLG: 0.063 | K | | 4-3 | 4-3 | | | | FC6 BB | B1-4 BB | 2 | 0 | 0 | 0 | 2 | 1 | 2 | | | | | | | | | | | |
| Juan Marichal, R (1,1) OBP: 0.286, SLG: 0.429 | 6-3 | | | | 6-3 | | | FC6 | B1-4 | 4 | 0 | 0 | 0 | 0 | 0 | 2 | | | | | | | | | | | |
| Inning Stats | R: 1 E: 0 K: 1 S: 7 | H: 2 LOB: 2 BB: 0 P: 8 | R: 0 E: 0 K: 1 S: 5 | H: 0 LOB: 0 BB: 0 P: 5 | R: 0 E: 0 K: 0 S: 2 | H: 0 LOB: 0 BB: 1 P: 6 | R: 1 E: 0 K: 0 S: 5 | H: 3 LOB: 1 BB: 0 P: 5 | R: 0 E: 0 K: 1 S: 3 | H: 0 LOB: 0 BB: 0 P: 3 | R: 0 E: 0 K: 1 S: 5 | H: 0 LOB: 1 BB: 1 P: 9 | R: 0 E: 0 K: 0 S: 3 | H: 0 LOB: 1 BB: 1 P: 7 | R: 1 E: 0 K: 1 S: 7 | H: 2 LOB: 1 BB: 0 P: 7 | | R: 0 E: 0 K: 1 S: 4 | H: 0 LOB: 0 BB: 1 P: 8 | 1B: 6 2B: 2 3B: 0 HR: 0 | SF: 0 SAC: 1 DP: 1 HBP: 1 | WP: 1 PB: 0 SB: 1 CS: 2 | PA: 37 | | | | |
| PITCHER | IP | WLS | BF | H | R | ER | SO | BB | IBB | HBP | BLK | WP | HR | S | P | ERA | WHIP | | | | | | | | | | |
| Clay Kirby, R (1,1) ERA: 3.21 | 8.0 | | 33 | 7 | 3 | 3 | 4 | 3 | 0 | 1 | 0 | 1 | 0 | 37 | 50 | 3.38 | 1.250 | | | | | | | | | | |
| Mike Caldwell, L (9,1) ERA: 3.0 | 1.0 | W | 3 | 0 | 0 | 0 | 1 | 1 | 0 | 0 | 0 | 0 | 0 | 4 | 8 | 0.00 | 1.000 | | | | | | | | | | |

| Batter | 1 | 2 | 3 | 4 | 5 | 6 | 7 | 8 | 9 | AB | R | H | RBI | BB | SO | LOB | BOTTOM | | | | | | | | | | |
|--|------------------------------|---------------------------------|------------------------------|---------------------------------|------------------------------|---------------------------------|------------------------------|---------------------------------|------------------------------|---------------------------------|------------------------------|---------------------------------|------------------------------|---------------------------------|------------------------------|---------------------------------|--|----------------------------------|------------------------------------|----------------------------------|--------|--|--|--|--|--|--|
| Enzo Hernandez, R (1,6) OBP: 0.200, SLG: 0.214 Ollie Brown, R (9,PH) OBP: 0.143, SLG: 0.143 | 1-3 | | | 5-3 | | 2-3 | | | 1-3 | 3 | 0 | 0 | 0 | 0 | 0 | 0 | San Francisco Giants @ San Diego Padres San Diego Stadium, San Diego, CA Wed Apr 19 1972, 9:05 PM EST Att: 7,705 - Unknown livebaseballscorecards.com | | | | | | | | | | |
| Derrel Thomas, S (1,4) OBP: 0.533, SLG: 0.417 | F4 | | | F9 | | FC6-4 BB | | HR 1B | | 3 | 1 | 1 | 0 | 1 | 0 | 0 | | | | | | | | | | | |
| Johnny Jeter, R (1,8) OBP: 0.556, SLG: 0.889 | 5-3 | | | HR 1B | | FC6-4 | | HR | | 4 | 2 | 2 | 2 | 0 | 0 | 1 | | | | | | | | | | | |
| Nate Colbert, R (1,3) OBP: 0.263, SLG: 0.529 | | 4-3 | | HR 1B | | | | 5-3 | | 3 | 1 | 1 | 2 | 0 | 0 | 0 | | | | | | | | | | | |
| Leron Lee, L (1,7) OBP: 0.200, SLG: 0.200 | | 4-3 | | HR | | | | | | 3 | 0 | 1 | 0 | 0 | 0 | 0 | | | | | | | | | | | |
| Larry Stahl, L (1,9) OBP: 0.143, SLG: 0.077 | | 4-3 | | 4-3 | | CS 1B | | | | 3 | 0 | 0 | 0 | 0 | 1 | 1 | | | | | | | | | | | |
| Dave Campbell, R (1,5) OBP: 0.231, SLG: 0.167 | | | | 6-3 | | | | L9 | | 3 | 0 | 0 | 0 | 0 | 0 | 0 | | | | | | | | | | | |
| Bob Barton, R (1,2) OBP: 0.143, SLG: 0.143 | | | | 4-3 | | | | 6-3 | | 3 | 0 | 0 | 0 | 0 | 0 | 0 | | | | | | | | | | | |
| Clay Kirby, R (1,1) OBP: 0.250, SLG: 0.250 Cito Gaston, R (8,PH) OBP: 0.429, SLG: 0.571 Mike Caldwell, R (9,1) ERA: 3.0 | | | | K | | G2 | | F8 | | 2 | 0 | 0 | 0 | 0 | 1 | 0 | | | | | | | | | | | |
| Inning Stats | R: 0 E: 0 K: 0 S: 3 | H: 0 LOB: 0 BB: 0 P: 3 | R: 0 E: 0 K: 0 S: 3 | H: 0 LOB: 0 BB: 0 P: 3 | R: 0 E: 0 K: 1 S: 5 | H: 0 LOB: 0 BB: 0 P: 5 | R: 2 E: 0 K: 0 S: 5 | H: 2 LOB: 0 BB: 0 P: 5 | R: 0 E: 0 K: 0 S: 3 | H: 0 LOB: 0 BB: 0 P: 3 | R: 0 E: 0 K: 1 S: 5 | H: 1 LOB: 0 BB: 0 P: 5 | R: 0 E: 0 K: 0 S: 3 | H: 0 LOB: 0 BB: 0 P: 3 | R: 2 E: 0 K: 0 S: 3 | H: 2 LOB: 0 BB: 0 P: 3 | | 1B: 3 2B: 0 3B: 0 HR: 2 | SF: 0 SAC: 0 DP: 0 HBP: 0 | WP: 0 PB: 0 SB: 0 CS: 1 | PA: 30 | | | | | | |
| PITCHER | IP | WLS | BF | H | R | ER | SO | BB | IBB | HBP | BLK | WP | HR | S | P | ERA | WHIP | | | | | | | | | | |
| Juan Marichal, R (1,1) ERA: 2.2 | 8.1 | L | 30 | 5 | 4 | 4 | 2 | 1 | 0 | 0 | 0 | 0 | 2 | 33 | 37 | 4.32 | 0.720 | | | | | | | | | | |

| Batter | 1 | 2 | 3 | 4 | 5 | 6 | 7 | 8 | 9 | AB | R | H | RBI | BB | SO | LOB | TOP | | | | |
|--|---|--|---|---|---|----------------------------------|------------------------------|---------------------------------|------------------------------|----------------------------------|------------------------------|---------------------------------|--------------------------------|----------------------------------|-----------------------------------|------------------------------------|---|-----------------------------------|----------------------------------|------------------------------------|--|
| Roger Metzger, S OBP: 0.333, SLG: 0.200 | | | | | | | | | | 5 | 2 | 1 | 1 | 0 | 1 | | Houston Astros @ San Francisco Giants Candlestick Park, San Francisco, CA Sun Apr 23 1972, 6:33 AM EST Att: 40,821 - Unknown | | | | |
| Cesar Cedeno, R OBP: 0.474, SLG: 0.611 | | | | | | | | | | 6 | 2 | 5 | 3 | 0 | 0 | | | | | | |
| Jimmy Wynn, R OBP: 0.378, SLG: 0.485 | | | | | | | | | | 4 | 1 | 1 | 1 | 2 | 0 | 3 | | | | | |
| Lee May, R OBP: 0.351, SLG: 0.471 | | | | | | | | | | 5 | 1 | 1 | 3 | 1 | 3 | 4 | | | | | |
| Bob Watson, R OBP: 0.441, SLG: 0.536 | | | | | | | | | | 5 | 2 | 2 | 1 | 0 | 1 | 5 | | | | | |
| Doug Rader, R OBP: 0.324, SLG: 0.656 | | | | | | | | | | 5 | 1 | 0 | 0 | 0 | 2 | 3 | | | | | |
| Tommy Helms, R OBP: 0.206, SLG: 0.364 | | | | | | | | | | 5 | 1 | 2 | 0 | 0 | 1 | 1 | | | | | |
| Johnny Edwards, L OBP: 0.333, SLG: 0.565 | | | | | | | | | | 5 | 1 | 2 | 1 | 0 | 0 | 2 | | | | | |
| Larry Dierker, R George Culver, R Norm Miller, L Jesus Alou, R Fred Gladding, L | | | | | | | | | | 3 | 0 | 0 | 0 | 0 | 0 | 3 | | | | | |
| Inning Stats | R: 1 E: 0 K: 2 S: 9 | H: 2 LOB: 2 BB: 1 P: 13 | R: 0 E: 0 K: 1 S: 5 | H: 0 LOB: 0 BB: 0 P: 5 | R: 0 E: 0 K: 1 S: 6 | H: 1 LOB: 2 BB: 1 P: 10 | R: 1 E: 1 K: 0 S: 5 | H: 2 LOB: 2 BB: 0 P: 5 | R: 0 E: 0 K: 1 S: 5 | H: 1 LOB: 1 BB: 0 P: 6 | R: 1 E: 0 K: 0 S: 4 | H: 1 LOB: 0 BB: 0 P: 4 | R: 10 E: 1 K: 1 S: 14 | H: 8 LOB: 1 BB: 2 P: 22 | 1B: 12 2B: 3 3B: 0 HR: 2 | SF: 0 SAC: 0 DP: 0 HBP: 0 | | WP: 0 PA: 49 PB: 1 CS: 2 | | | |
| PITCHER | IP WLS BF H R ER SO BB IBB HBP BLK WP HR S P ERA WHIP | 5.0 1.59 13 4 1 1 1 0 0 0 0 0 1 15 15 3.00 1.333 | 0.0 4 2 4 4 0 2 0 0 0 0 0 0 1 2 10 ∞ ∞ | 0.1 L 4 3 1 1 1 0 0 0 0 0 0 1 6 6 27.00 9.000 | 0.2 6 3 5 2 0 0 0 0 0 0 0 0 6 6 27.00 4.500 | | | | | | | | | | | | | | | | |
| Steve Stone, R ERA: 1.59 | | | | | | | | | | | | | | | | | | | | | |
| Jim Barr, R ERA: 4.32 | | | | | | | | | | | | | | | | | | | | | |
| Jerry Johnson, R ERA: 7.71 | | | | | | | | | | | | | | | | | | | | | |
| Don McMahon, R ERA: 4.78 | | | | | | | | | | | | | | | | | | | | | |
| John Morris, L ERA: 4.5 | | | | | | | | | | | | | | | | | | | | | |
| Batter | 1 | 2 | 3 | 4 | 5 | 6 | 7 | 8 | 9 | AB | R | H | RBI | BB | SO | LOB | BOTTOM | | | | |
| Chris Speier, R OBP: 0.316, SLG: 0.333 | | | | | | | | | | 5 | 1 | 1 | 1 | 0 | 0 | 2 | Houston Astros @ San Francisco Giants Candlestick Park, San Francisco, CA Sun Apr 23 1972, 6:33 AM EST Att: 40,821 - Unknown | | | | |
| Tito Fuentes, S OBP: 0.325, SLG: 0.462 | | | | | | | | | | 5 | 2 | 2 | 0 | 0 | 0 | 0 | | | | | |
| Willie Mays, R OBP: 0.317, SLG: 0.188 | | | | | | | | | | 5 | 1 | 1 | 0 | 0 | 0 | 1 | | | | | |
| Bobby Bonds, R OBP: 0.350, SLG: 0.444 | | | | | | | | | | 3 | 1 | 1 | 2 | 0 | 0 | 0 | | | | | |
| Dave Kingman, R OBP: 0.289, SLG: 0.486 | | | | | | | | | | 2 | 2 | 1 | 3 | 2 | 0 | 1 | | | | | |
| Ken Henderson, S OBP: 0.282, SLG: 0.152 | | | | | | | | | | 4 | 0 | 0 | 0 | 0 | 1 | 3 | | | | | |
| Jim Howarth, L OBP: 0.538, SLG: 0.143 | | | | | | | | | | 3 | 0 | 0 | 0 | 1 | 1 | 1 | | | | | |
| Dave Rader, L OBP: 0.400, SLG: 0.250 | | | | | | | | | | 3 | 0 | 1 | 1 | 1 | 0 | 1 | | | | | |
| Fran Healy, R OBP: 0.273, SLG: 0.250 | | | | | | | | | | 0 | 0 | 0 | 0 | 0 | 0 | 0 | | | | | |
| Steve Stone, R Jimmy Rosario, S Jim Barr, R Chris Arnold, R Jerry Johnson, R Don McMahon, R John Morris, L | | | | | | | | | | 1 | 0 | 0 | 0 | 0 | 0 | 1 | | | | | |
| Inning Stats | R: 0 E: 0 K: 0 S: 3 | H: 0 LOB: 0 BB: 0 P: 3 | R: 0 E: 0 K: 0 S: 3 | H: 0 LOB: 1 BB: 1 P: 7 | R: 0 E: 0 K: 0 S: 3 | H: 1 LOB: 0 BB: 0 P: 3 | R: 0 E: 0 K: 0 S: 3 | H: 0 LOB: 0 BB: 0 P: 3 | R: 1 E: 0 K: 1 S: 5 | H: 0 LOB: 1 BB: 2 P: 13 | R: 2 E: 1 K: 0 S: 6 | H: 2 LOB: 1 BB: 0 P: 6 | R: 0 E: 1 K: 0 S: 4 | H: 0 LOB: 1 BB: 0 P: 4 | R: 4 E: 0 K: 1 S: 9 | H: 4 LOB: 1 BB: 1 P: 13 | R: 0 E: 0 K: 0 S: 3 | H: 0 LOB: 0 BB: 0 P: 3 | 1B: 3 2B: 2 3B: 0 HR: 2 | SF: 1 SAC: 0 DP: 1 HBP: 0 | WP: 1 PA: 39 PB: 0 SB: 1 CS: 0 |
| PITCHER | IP WLS BF H R ER SO BB IBB HBP BLK WP HR S P ERA WHIP | 7.0 5.14 31 6 6 6 1 1 0 0 0 0 1 30 42 9.00 1.286 | 1.0 W 5 1 1 1 1 1 0 0 0 0 0 1 6 10 9.00 2.000 | 1.0 S 3 0 0 0 0 0 0 0 0 0 0 0 3 3 0.00 0.000 | | | | | | | | | | | | | | | | | |
| Larry Dierker, R ERA: 5.14 | | | | | | | | | | | | | | | | | | | | | |
| George Culver, R ERA: 2.25 | | | | | | | | | | | | | | | | | | | | | |
| Fred Gladding, R ERA: | | | | | | | | | | | | | | | | | | | | | |

| Batter | 1 | 2 | 3 | 4 | 5 | 6 | 7 | 8 | 9 | AB | R | H | RBI | BB | SO | LOB | TOP | | | | | |
|---|--|---------------------------------|------------------------------|---------------------------------|------------------------------|---------------------------------|------------------------------|---------------------------------|------------------------------|----------------------------------|------------------------------|---------------------------------|------------------------------|---------------------------------|------------------------------|----------------------------------|---|---------------------------------|----------------------------------|------------------------------------|----------------------------------|--------|
| Larry Bowa, S OBP: 0.257, SLG: 0.286 | F9 | | | G3 | | F9 | | 1B 2B | | 4 | 1 | 1 | 0 | 0 | 0 | 0 | Philadelphia Phillies @ San Francisco Giants Candlestick Park, San Francisco, CA Tue Apr 25 1972, 9:05 PM EST Att: 6,092 - Unknown | | | | | |
| Tim McCarver, L OBP: 0.194, SLG: 0.306 | G3 | | | F2 | | F9 | | F2 | | 4 | 0 | 0 | 0 | 0 | 0 | 2 | | | | | | |
| Willie Montanez, L OBP: 0.429, SLG: 0.567 | F9 | | | FC6-4 1B | | | | 1B IBB | | 3 | 0 | 2 | 0 | 1 | 0 | 0 | | | | | | |
| Deron Johnson, R OBP: 0.273, SLG: 0.400 | | | | FC6-4 1B | | K | | 1B | | 4 | 0 | 1 | 2 | 0 | 2 | 2 | | | | | | |
| Greg Luzinski, R OBP: 0.313, SLG: 0.667 | F9 | | | | | SH5-4 BB SF8 BB | | K | K | 3 | 1 | 0 | 0 | 1 | 2 | 2 | | | | | | |
| Don Money, R OBP: 0.344, SLG: 0.346 | 5-3 | | | | | SH5-4 BB | | 5-3 | | 3 | 0 | 1 | 0 | 1 | 0 | 0 | | | | | | |
| Mike Anderson, R OBP: 0.276, SLG: 0.269 | | | | K | | SH5-4 | | 6-3 | | 3 | 0 | 0 | 0 | 0 | 1 | 1 | | | | | | |
| Denny Doyle, L OBP: 0.414, SLG: 0.333 | | | | 4-3 | | SF8 | | F8 | F9 | 3 | 0 | 0 | 1 | 0 | 0 | 1 | | | | | | |
| Steve Carlton, L OBP: 0.333, SLG: 0.333 | | | | K | | G3 | | 2B 1B 1B | K | 4 | 1 | 1 | 0 | 0 | 2 | 2 | | | | | | |
| Inning Stats | R: 0 E: 0 K: 0 S: 3 | H: 0 LOB: 0 BB: 0 P: 3 | R: 0 E: 0 K: 1 S: 5 | H: 0 LOB: 0 BB: 0 P: 5 | R: 0 E: 0 K: 2 S: 7 | H: 0 LOB: 0 BB: 0 P: 7 | R: 0 E: 0 K: 0 S: 4 | H: 1 LOB: 1 BB: 0 P: 4 | R: 1 E: 0 K: 0 S: 3 | H: 0 LOB: 1 BB: 2 P: 11 | R: 0 E: 0 K: 1 S: 6 | H: 1 LOB: 1 BB: 0 P: 6 | R: 0 E: 0 K: 1 S: 5 | H: 0 LOB: 0 BB: 0 P: 5 | R: 2 E: 0 K: 1 S: 8 | H: 3 LOB: 2 BB: 1 P: 12 | R: 0 E: 0 K: 1 S: 6 | H: 1 LOB: 1 BB: 0 P: 6 | 1B: 4 2B: 2 3B: 0 HR: 0 | SF: 1 SAC: 1 DP: 0 HBP: 0 | WP: 0 PB: 0 SB: 0 CS: 0 | PA: 36 |
| PITCHER Juan Marichal, R ERA: 2.49 | IP: 9.0 WLS: L BF: 36 H: 6 R: 3 ER: 3 SO: 7 BB: 2 IBB: 1 HBP: 0 BLK: 0 WP: 0 HR: 0 S: 47 P: 59 ERA: 3.00 WHIP: 0.889 | | | | | | | | | | | | | | | | | | | | | |

| Batter | 1 | 2 | 3 | 4 | 5 | 6 | 7 | 8 | 9 | AB | R | H | RBI | BB | SO | LOB | BOTTOM | | | |
|--|---|---------------------------------|------------------------------|---------------------------------|------------------------------|---------------------------------|------------------------------|---------------------------------|------------------------------|---------------------------------|------------------------------|---------------------------------|------------------------------|---------------------------------|------------------------------|---------------------------------|---|------------------------------------|----------------------------------|--------|
| Chris Speier, R OBP: 0.310, SLG: 0.324 | FC5-4 1B | | | K | | F8 | | | K | 4 | 0 | 1 | 0 | 0 | 2 | 1 | Philadelphia Phillies @ San Francisco Giants Candlestick Park, San Francisco, CA Tue Apr 25 1972, 9:05 PM EST Att: 6,092 - Unknown | | | |
| Tito Fuentes, S OBP: 0.302, SLG: 0.429 | FC5-4 CS | | | K | | F7 | | | | 3 | 0 | 0 | 0 | 0 | 1 | 1 | | | | |
| Bobby Bonds, R OBP: 0.326, SLG: 0.410 | 6-3 | | | K | | F9 | | | | 3 | 0 | 0 | 0 | 0 | 1 | 1 | | | | |
| Dave Kingman, R OBP: 0.268, SLG: 0.447 | | | | K | | F2 | | | | 3 | 0 | 0 | 0 | 0 | 2 | 0 | | | | |
| Ken Henderson, S OBP: 0.262, SLG: 0.139 | | | | K | | K | | F8 | | 3 | 0 | 0 | 0 | 0 | 2 | 0 | | | | |
| Garry Maddox, R OBP: 0.310, SLG: 0.182 | | | | K | | K | | F8 | | 3 | 0 | 0 | 0 | 0 | 2 | 0 | | | | |
| Fran Healy, R OBP: 0.250, SLG: 0.226 | | | | K | | K | | 5-3 | | 3 | 0 | 0 | 0 | 0 | 2 | 0 | | | | |
| Chris Arnold, R OBP: 0.310, SLG: 0.182 | | | | 6-3 | | 2-3 BB | | 6-3 | | 2 | 0 | 0 | 0 | 1 | 0 | 0 | | | | |
| Juan Marichal, R OBP: 0.222, SLG: 0.333 Willie Mays, R OBP: 0.310, SLG: 0.182 | | | | K | | 2-3 | | K | | 2 | 0 | 0 | 0 | 0 | 1 | 1 | | | | |
| Inning Stats | R: 0 E: 0 K: 0 S: 3 | H: 1 LOB: 0 BB: 0 P: 3 | R: 0 E: 0 K: 3 S: 9 | H: 0 LOB: 0 BB: 0 P: 9 | R: 0 E: 0 K: 2 S: 7 | H: 0 LOB: 0 BB: 0 P: 7 | R: 0 E: 0 K: 3 S: 9 | H: 0 LOB: 0 BB: 0 P: 9 | R: 0 E: 0 K: 1 S: 5 | H: 0 LOB: 1 BB: 1 P: 9 | R: 0 E: 0 K: 1 S: 5 | H: 0 LOB: 0 BB: 0 P: 5 | R: 0 E: 0 K: 0 S: 3 | H: 0 LOB: 0 BB: 0 P: 3 | R: 0 E: 0 K: 2 S: 7 | H: 0 LOB: 0 BB: 0 P: 7 | 1B: 1 2B: 0 3B: 0 HR: 0 | SF: 0 SAC: 0 DP: 0 HBP: 0 | WP: 0 PB: 0 SB: 0 CS: 1 | PA: 28 |
| PITCHER Steve Carlton, L ERA: 0.69 | IP: 9.0 WLS: W BF: 28 H: 1 R: 0 ER: 0 SO: 14 BB: 1 IBB: 0 HBP: 0 BLK: 0 WP: 0 HR: 0 S: 55 P: 59 ERA: 0.00 WHIP: 0.222 | | | | | | | | | | | | | | | | | | | |

| Batter | 1 | 2 | 3 | 4 | 5 | 6 | 7 | 8 | 9 | 10 | AB | R | H | RBI | BB | SO | LOB | TOP | | | |
|--|------------------------------|---------------------------------|------------------------------|---------------------------------|------------------------------|---------------------------------|------------------------------|----------------------------------|------------------------------|---------------------------------|------------------------------|---------------------------------|------------------------------|---------------------------------|------------------------------|---------------------------------|------------------------------|---|-----------------------------------|------------------------------------|-----------------|
| Larry Bowa, S OBP: 0.282, SLG: 0.333 | 0-0 BB 1B | | 0-0 1B SF7 2B | | 0-0 P6 | | 0-0 6-3 | | 0-0 BLK 3B 1B | | 4 | 1 | 2 | 0 | 0 | 0 | 0 | Philadelphia Phillies @ San Francisco Giants Candlestick Park, San Francisco, CA Wed Apr 26 1972, 6:33 AM EST Att: 4,139 - Unknown | | | |
| Byron Browne, R OBP: 0.500, SLG: 0.500 | 0-0 G5-4-3 BB | | 0-0 FC6-4 1B | | 0-0 1B | | 0-0 5-3 | | 0-0 1H 2H 3B | | 4 | 1 | 3 | 2 | 1 | 0 | 0 | | | | |
| Wayne Twitchell, R OBP: 0.571, SLG: 0.833 | 0-0 BB | | 0-0 SF7 | | 0-0 1B | | 0-0 F7 | | 0-0 6-3 | | 4 | 0 | 1 | 1 | 0 | 1 | 3 | | | | |
| Darrell Brandon, R OBP: 0.400, SLG: 0.529 | 0-0 G5-4-3 | | 0-0 FC6-4 | | 0-0 1B | | 0-0 G4-6-3 1B | | 0-0 K | | 5 | 0 | 1 | 1 | 0 | 1 | 3 | | | | |
| Terry Harmon, R OBP: 0.263, SLG: 0.371 | 0-0 G5-4-3 | | 0-0 FC6-4 | | 0-0 G4-6-3 1B | | 0-0 K | | 0-0 L6 | | 5 | 1 | 3 | 0 | 0 | 0 | 2 | | | | |
| Greg Luzinski, R OBP: 0.667, SLG: 0.688 | 0-0 G5-4-3 1B | | 0-0 BB BB 1B | | 0-0 BB BB 1B | | 0-0 K | | 0-0 2B | | 5 | 0 | 0 | 0 | 0 | 1 | 3 | | | | |
| Don Money, R OBP: 0.297, SLG: 0.290 | 0-0 G5-4-3 | | 0-0 F9 | | 0-0 K | | 0-0 F8 | | 0-0 P4 | | 2 | 1 | 1 | 0 | 3 | 1 | 0 | | | | |
| Mike Anderson, R OBP: 0.353, SLG: 0.286 | 0-0 S 1B | | 0-0 BB BB 1B | | 0-0 BB BB 1B | | 0-0 K | | 0-0 2B BB | | 2 | 0 | 1 | 0 | 1 | 0 | 1 | | | | |
| Mike Ryan, R OBP: 0.667, SLG: 0.500 | 0-0 F6 | | 0-0 BB BB 1B | | 0-0 BB BB 1B | | 0-0 K | | 0-0 F7 | | 2 | 0 | 1 | 0 | 1 | 0 | 1 | | | | |
| Tim McCarver, L OBP: 0.211, SLG: 0.342 | 0-0 1-2 | | 0-0 G5-4-3 BB | | 0-0 G6-4-3 1B | | 0-0 K | | 0-0 1H 2H 2B | | 2 | 0 | 1 | 2 | 0 | 0 | 0 | | | | |
| Bill Champion, R OBP: 0.400, SLG: 0.320 | 0-0 K | | 0-0 G5-4-3 | | 0-0 G6-4-3 | | 0-0 K | | 0-0 BLK 3B 1B | | 1 | 0 | 0 | 0 | 0 | 1 | 0 | | | | |
| Pete Koegel, R OBP: 0.286, SLG: 0.320 | 0-0 K | | 0-0 G5-4-3 | | 0-0 G6-4-3 | | 0-0 K | | 0-0 F5 | | 1 | 0 | 0 | 0 | 0 | 0 | 1 | | | | |
| Barry Lersch, S OBP: 0.400, SLG: 0.320 | 0-0 K | | 0-0 G5-4-3 | | 0-0 G6-4-3 | | 0-0 K | | 0-0 F5 | | 1 | 0 | 0 | 0 | 0 | 0 | 1 | | | | |
| Inning Stats | R: 0 E: 0 K: 1 S: 5 | H: 1 LOB: 1 BB: 1 P: 9 | R: 0 E: 0 K: 0 S: 4 | H: 2 LOB: 1 BB: 0 P: 4 | R: 1 E: 0 K: 1 S: 7 | H: 2 LOB: 1 BB: 0 P: 7 | R: 0 E: 0 K: 0 S: 3 | H: 1 LOB: 2 BB: 2 P: 11 | R: 1 E: 0 K: 1 S: 5 | H: 3 LOB: 1 BB: 0 P: 5 | R: 0 E: 0 K: 0 S: 3 | H: 0 LOB: 0 BB: 0 P: 3 | R: 0 E: 0 K: 1 S: 5 | H: 0 LOB: 0 BB: 0 P: 5 | R: 2 E: 0 K: 1 S: 8 | H: 3 LOB: 1 BB: 0 P: 8 | R: 2 E: 0 K: 0 S: 5 | H: 2 LOB: 1 BB: 1 P: 9 | 1B: 11 2B: 3 3B: 1 HR: 0 | SF: 1 SAC: 0 DP: 5 HBP: 0 | WP: 0 PA: 45 |
| PITCHER | IP | WLS | BF | H | R | ER | SO | BB | IBB | HBP | BLK | WP | HR | S | P | ERA | WHIP | | | | |
| Sam McDowell, L ERA: 4.8 | 4.1 | 22 | 9 | 2 | 2 | 2 | 2 | 3 | 0 | 0 | 0 | 0 | 0 | 23 | 35 | 4.15 | 2.769 | | | | |
| Jim Barr, R ERA: 4.26 | 4.1 | 16 | 4 | 2 | 2 | 3 | 1 | 0 | 0 | 0 | 1 | 0 | 0 | 21 | 25 | 4.15 | 1.154 | | | | |
| John Morris, L ERA: 3.88 | 0.1 | 1 | 0 | 0 | 0 | 0 | 0 | 0 | 0 | 0 | 0 | 0 | 0 | 1 | 1 | 0.00 | 0.000 | | | | |
| Jerry Johnson, R ERA: 9.53 | 1.0 | 6 | 2 | 2 | 2 | 0 | 1 | 0 | 0 | 0 | 0 | 0 | 0 | 5 | 9 | 18.00 | 3.000 | | | | |

| Batter | 1 | 2 | 3 | 4 | 5 | 6 | 7 | 8 | 9 | 10 | AB | R | H | RBI | BB | SO | LOB | BOTTOM | | | |
|--|------------------------------|---------------------------------|------------------------------|--------------------------|------------------------------|-------------------------|------------------------------|---------------------------------|------------------------------|---------------------------------|------------------------------|---------------------------------|------------------------------|---------------------------------|------------------------------|---------------------------------|------------------------------|---|----------------------------------|------------------------------------|-----------------|
| Chris Speier, R OBP: 0.298, SLG: 0.357 | 0-0 F9 | 0-0 F7 | | | 0-0 F8 | | | 0-0 1-3 | | 0-0 HR 3B | 5 | 1 | 1 | 1 | 0 | 0 | 1 | Philadelphia Phillies @ San Francisco Giants Candlestick Park, San Francisco, CA Wed Apr 26 1972, 6:33 AM EST Att: 4,139 - Unknown | | | |
| Tito Fuentes, S OBP: 0.271, SLG: 0.383 | 0-0 6-3 | | 0-0 F7 | | 0-0 F7 | | 0-0 F8 | | 0-0 4-3 | | 5 | 0 | 0 | 0 | 0 | 0 | 1 | | | | |
| Bobby Bonds, R OBP: 0.313, SLG: 0.455 | 0-0 6-3 | | 0-0 K | | | | 0-0 P3 | | 0-0 HR | | 5 | 1 | 1 | 2 | 0 | 2 | 0 | | | | |
| Dave Kingman, R OBP: 0.289, SLG: 0.595 | | 0-0 HR | 0-0 K | | | | 0-0 HR | | 0-0 K | | 4 | 2 | 2 | 2 | 0 | 2 | 0 | | | | |
| Ken Henderson, S OBP: 0.263, SLG: 0.200 | | 0-0 HR | | | 0-0 G1 | | | 0-0 F8 | | 0-0 F8 | 4 | 1 | 2 | 0 | 0 | 0 | 0 | | | | |
| Jerry Johnson, R OBP: 0.263, SLG: 0.200 | | 0-0 WP BB 2B 1B | | | 0-0 2B | | | 0-0 G1 | | 0-0 F8 | 0 | 0 | 0 | 0 | 0 | 0 | 0 | | | | |
| Garry Maddox, R OBP: 0.326, SLG: 0.162 | 0-0 WP 2B BB | | 0-0 K | | 0-0 4-3 | | | 0-0 K | | 0-0 K | 3 | 1 | 0 | 0 | 1 | 2 | 1 | | | | |
| Dave Rader, L OBP: 0.429, SLG: 0.500 | | 0-0 HR | | | 0-0 F7 | | | 0-0 2-3 | | 0-0 WP 1B | 2 | 0 | 1 | 2 | 0 | 0 | 1 | | | | |
| Jim Barr, R ERA: 3.86 | | 0-0 4-3 2B | | | 0-0 F7 | | | 0-0 2-3 | | 0-0 WP 4-3 BB | 1 | 0 | 0 | 0 | 0 | 0 | 0 | | | | |
| John Morris, R ERA: 13.5 | | 0-0 1H 2H 2B | | | 0-0 F9 | | | 0-0 P4 | | 0-0 4-3 WP 3B 1B | 4 | 1 | 1 | 0 | 0 | 0 | 2 | | | | |
| Chris Arnold, R OBP: 0.222, SLG: 0.125 | 0-0 6-3 | | 0-0 K | | 0-0 F7 | | | 0-0 F3 | | 0-0 4-3 | 1 | 0 | 0 | 0 | 0 | 0 | 1 | | | | |
| Sam McDowell, L OBP: 0.200, SLG: 0.200 | 0-0 4-3 | | 0-0 K | | 0-0 F7 | | | 0-0 F3 | | 0-0 4-3 | 3 | 0 | 0 | 1 | 0 | 0 | 1 | | | | |
| Fran Healy, R OBP: 0.231, SLG: 0.206 | 0-0 2-3 | | 0-0 K | | 0-0 F7 | | | 0-0 F3 | | 0-0 4-3 | 3 | 0 | 0 | 1 | 0 | 0 | 1 | | | | |
| Inning Stats | R: 0 E: 0 K: 0 S: 3 | H: 0 LOB: 0 BB: 0 P: 3 | R: 3 E: 0 K: 0 S: 6 | H: 3 LOB: 1 BB: 10 | R: 0 E: 0 K: 2 S: 7 | H: 0 LOB: 0 BB: 7 | R: 0 E: 0 K: 0 S: 3 | H: 1 LOB: 1 BB: 0 P: 6 | R: 0 E: 0 K: 0 S: 3 | H: 0 LOB: 0 BB: 0 P: 3 | R: 1 E: 0 K: 1 S: 6 | H: 1 LOB: 0 BB: 0 P: 6 | R: 0 E: 0 K: 0 S: 3 | H: 0 LOB: 0 BB: 0 P: 3 | R: 0 E: 0 K: 2 S: 7 | H: 0 LOB: 0 BB: 0 P: 7 | R: 4 E: 0 K: 0 S: 5 | H: 3 LOB: 3 BB: 1 P: 9 | 1B: 2 2B: 2 3B: 1 HR: 3 | SF: 0 SAC: 0 DP: 0 HBP: 0 | WP: 2 PA: 39 |
| PITCHER | IP | WLS | BF | H | R | ER | SO | BB | IBB | HBP | BLK | WP | HR | S | P | ERA | WHIP | | | | |
| Bill Champion, R ERA: 3.86 | 3.0 | 13 | 3 | 3 | 3 | 2 | 2 | 1 | 0 | 0 | 0 | 1 | 1 | 16 | 20 | 9.00 | 1.333 | | | | |
| Ken Reynolds, L ERA: 1.59 | 2.0 | 7 | 1 | 0 | 0 | 1 | 0 | 0 | 0 | 0 | 0 | 0 | 0 | 9 | 9 | 0.00 | 0.500 | | | | |
| Barry Lersch, R ERA: 13.5 | 3.0 | 10 | 1 | 1 | 1 | 1 | 0 | 0 | 0 | 0 | 0 | 0 | 1 | 12 | 12 | 3.00 | 0.333 | | | | |
| Wayne Twitchell, R ERA: 13.5 | 1.0 | 5 | 1 | 2 | 2 | 2 | 1 | 0 | 0 | 0 | 0 | 0 | 0 | 8 | 12 | 18.00 | 2.000 | | | | |
| Darrell Brandon, R ERA: 9.0 | 0.2 | 4 | 2 | 2 | 2 | 0 | 0 | 0 | 0 | 0 | 0 | 1 | 1 | 4 | 4 | 27.00 | 3.000 | | | | |

| | |
|-----|----|
| AB | 39 |
| R | 6 |
| H | 15 |
| RBI | 6 |
| BB | 5 |
| SO | 5 |
| LOB | 18 |



| | | | |
|----|---|----|----|
| WP | 0 | PA | 45 |
| PB | 0 | SB | 1 |
| CS | 0 | | |

| | |
|-----|----|
| AB | 37 |
| R | 8 |
| H | 8 |
| RBI | 8 |
| BB | 2 |
| SO | 6 |
| LOB | 8 |



| | | | |
|----|---|----|----|
| WP | 2 | PA | 39 |
| PB | 0 | SB | 0 |
| CS | 0 | | |

| Batter | 1 | 2 | 3 | 4 | 5 | 6 | 7 | 8 | 9 | AB | R | H | RBI | BB | SO | LOB | TOP | | | | | | | | | | | | | | | | | | | |
|--|------------------------------|---------------------------------|------------------------------|---------------------------------|------------------------------|---------------------------------|------------------------------|---------------------------------|------------------------------|---------------------------------|------------------------------|----------------------------------|------------------------------|---------------------------------|------------------------------|---------------------------------|---|---------------------------------|----------------------------------|------------------------------------|----------------------------------|--------|---|---|----|----|----|-----|-----|-----|----|----|---|---|-----|------|
| Larry Bowa, S OBP: 0.256, SLG: 0.302 | F5 | | 4-3 | | | F7 | P6 | | | 4 | 0 | 0 | 0 | 0 | 0 | 0 | Philadelphia Phillies @ San Francisco Giants Candlestick Park, San Francisco, CA Thu Apr 27 1972, 6:33 AM EST Att: 3,671 - Unknown | | | | | | | | | | | | | | | | | | | |
| Terry Harmon, R OBP: 0.455, SLG: 0.600 | 5-3 | | F7 | | | WP HR 1B | | 6-3 | | 4 | 1 | 1 | 0 | 0 | 0 | 0 | | | | | | | | | | | | | | | | | | | | |
| Willie Montanez, L OBP: 0.386, SLG: 0.486 | 3-1 | | | 4-3 | | 4-0 HR BB | | K | | 3 | 1 | 0 | 0 | 1 | 1 | 0 | | | | | | | | | | | | | | | | | | | | |
| Deron Johnson, R OBP: 0.262, SLG: 0.436 | | 5-3 | | F7 | | 0-0 HR | | 6-3 | | 4 | 1 | 1 | 3 | 0 | 0 | 0 | | | | | | | | | | | | | | | | | | | | |
| Greg Luzinski, R OBP: 0.366, SLG: 0.750 | | 5-3 1B | | 4-3 | | 1-2 HR | | HR | | 4 | 2 | 2 | 1 | 0 | 0 | 0 | | | | | | | | | | | | | | | | | | | | |
| Don Money, R OBP: 0.317, SLG: 0.486 | | 5-3 | | | | HR | | HR | | 4 | 2 | 2 | 2 | 0 | 0 | 1 | | | | | | | | | | | | | | | | | | | | |
| Mike Anderson, R OBP: 0.342, SLG: 0.281 | | | | | | 6-3 | | 6-3 | | 4 | 0 | 1 | 1 | 0 | 0 | 0 | | | | | | | | | | | | | | | | | | | | |
| Mike Ryan, R OBP: 0.429, SLG: 0.200 | | | | | | G6-4-3 BB | | K | | 3 | 0 | 0 | 0 | 1 | 1 | 1 | | | | | | | | | | | | | | | | | | | | |
| Dick Selma, R | | | | | | | | | | 3 | 0 | 0 | 0 | 0 | 2 | 1 | | | | | | | | | | | | | | | | | | | | |
| Wayne Twitchell, R | | | | K | | G6-4-3 | | K | | 0 | 0 | 0 | 0 | 0 | 0 | 0 | | | | | | | | | | | | | | | | | | | | |
| Inning Stats | R: 0 E: 0 K: 0 S: 3 | H: 0 LOB: 0 BB: 0 P: 3 | R: 1 E: 0 K: 0 S: 5 | H: 2 LOB: 1 BB: 0 P: 5 | R: 0 E: 0 K: 1 S: 5 | H: 0 LOB: 0 BB: 0 P: 5 | R: 0 E: 0 K: 0 S: 3 | H: 0 LOB: 0 BB: 0 P: 3 | R: 1 E: 0 K: 0 S: 3 | H: 1 LOB: 0 BB: 1 P: 7 | R: 4 E: 0 K: 0 S: 6 | H: 3 LOB: 0 BB: 1 P: 10 | R: 0 E: 0 K: 2 S: 7 | H: 0 LOB: 0 BB: 0 P: 7 | R: 0 E: 0 K: 1 S: 5 | H: 0 LOB: 0 BB: 0 P: 5 | R: 1 E: 0 K: 0 S: 4 | H: 1 LOB: 0 BB: 0 P: 4 | 1B: 3 2B: 0 3B: 0 HR: 4 | SF: 0 SAC: 0 DP: 1 HBP: 0 | WP: 1 PB: 0 SB: 0 CS: 0 | PA: 35 | | | | | | | | | | | | | | |
| PITCHER | IP | WLS | BF | H | R | ER | SO | BB | IBB | HBP | BLK | WP | HR | S | P | ERA | WHIP | PITCHER | | IP | WLS | BF | H | R | ER | SO | BB | IBB | HBP | BLK | WP | HR | S | P | ERA | WHIP |
| John Cumberland, L ERA: 6.75 | 5.1 | | 22 | 5 | 5 | 5 | 1 | 2 | 0 | 0 | 0 | 1 | 2 | 22 | 30 | 8.44 | 1.312 | | | | | | | | | | | | | | | | | | | |
| Don McMahon, R ERA: 4.91 | 1.2 | | 6 | 1 | 1 | 1 | 2 | 0 | 0 | 0 | 0 | 0 | 1 | 10 | 10 | 5.40 | 0.600 | | | | | | | | | | | | | | | | | | | |
| Ron Bryant, L ERA: 6.75 | 2.0 | L | 7 | 1 | 1 | 1 | 1 | 0 | 0 | 0 | 0 | 0 | 1 | 9 | 9 | 4.50 | 0.500 | | | | | | | | | | | | | | | | | | | |

| | |
|-----|----|
| AB | 33 |
| R | 7 |
| H | 7 |
| RBI | 7 |
| BB | 2 |
| SO | 4 |
| LOB | 3 |



| Batter | 1 | 2 | 3 | 4 | 5 | 6 | 7 | 8 | 9 | AB | R | H | RBI | BB | SO | LOB | BOTTOM | | | | | | | | | | | | | | | | | | | |
|--|------------------------------|---------------------------------|------------------------------|---------------------------------|------------------------------|---------------------------------|------------------------------|----------------------------------|------------------------------|---------------------------------|------------------------------|---------------------------------|------------------------------|----------------------------------|------------------------------|---------------------------------|---|---------------------------------|----------------------------------|------------------------------------|----------------------------------|--------|---|---|----|----|----|-----|-----|-----|----|----|---|---|-----|------|
| Chris Speier, R OBP: 0.269, SLG: 0.319 | K | | 6-3 | FC6-4 | | | 4-3 | | K | 5 | 0 | 0 | 0 | 0 | 2 | 5 | Philadelphia Phillies @ San Francisco Giants Candlestick Park, San Francisco, CA Thu Apr 27 1972, 6:33 AM EST Att: 3,671 - Unknown | | | | | | | | | | | | | | | | | | | |
| Tito Fuentes, S OBP: 0.321, SLG: 0.423 | | | | BB 1B | L3 | | BB FC6-4 1B | | 1B | 5 | 2 | 4 | 1 | 0 | 0 | 0 | | | | | | | | | | | | | | | | | | | | |
| Willie Mays, R OBP: 0.333, SLG: 0.189 | | | | BB 1B 2B BB | 6-3 | | 3-H FC6-4 BB 1B | | F9 | 4 | 1 | 1 | 0 | 1 | 0 | 2 | | | | | | | | | | | | | | | | | | | | |
| Bobby Bonds, R OBP: 0.302, SLG: 0.417 | | 6-3 | | F9 | K | | FC6-4 BB | | F5 | 4 | 0 | 0 | 0 | 1 | 1 | 3 | | | | | | | | | | | | | | | | | | | | |
| Dave Kingman, R OBP: 0.306, SLG: 0.652 | | K | | 2B HBP 1B | | | FC6-4 S | | | 4 | 2 | 2 | 3 | 0 | 1 | 2 | | | | | | | | | | | | | | | | | | | | |
| Gary Maddox, R OBP: 0.273, SLG: 0.300 | | K | | HBP FC5-2 2B | | | 1-2 2-3 3-H K | | | 4 | 0 | 2 | 1 | 0 | 2 | 2 | | | | | | | | | | | | | | | | | | | | |
| Chris Arnold, R OBP: 0.306, SLG: 0.100 | | | | FC5-4 BB | FC5-2 HBP IBB | | G6-4-3 | | 1-3 | 2 | 0 | 0 | 0 | 2 | 0 | 1 | | | | | | | | | | | | | | | | | | | | |
| Fran Healy, R OBP: 0.233, SLG: 0.189 | | | | FC5-4 | FC5-2 HBP | | F8 | | K | 3 | 0 | 0 | 1 | 0 | 1 | 1 | | | | | | | | | | | | | | | | | | | | |
| John Cumberland, R OBP: 0.167, SLG: 0.167 | | | | | | | | | | 2 | 0 | 0 | 0 | 0 | 1 | 4 | | | | | | | | | | | | | | | | | | | | |
| Don McMahon, R | | | | | | | | | | 0 | 0 | 0 | 0 | 0 | 0 | 0 | | | | | | | | | | | | | | | | | | | | |
| Jim Howarth, L OBP: 0.571, SLG: 0.143 | | | | K | | | | | | 0 | 1 | 0 | 0 | 1 | 0 | 0 | | | | | | | | | | | | | | | | | | | | |
| Ron Bryant, S | | | | | | | | | | 1 | 0 | 0 | 0 | 0 | 1 | 0 | | | | | | | | | | | | | | | | | | | | |
| Inning Stats | R: 0 E: 0 K: 1 S: 5 | H: 1 LOB: 0 BB: 0 P: 5 | R: 0 E: 0 K: 2 S: 7 | H: 0 LOB: 0 BB: 0 P: 7 | R: 0 E: 0 K: 1 S: 5 | H: 0 LOB: 1 BB: 1 P: 9 | R: 3 E: 0 K: 0 S: 6 | H: 3 LOB: 3 BB: 2 P: 15 | R: 0 E: 0 K: 1 S: 5 | H: 0 LOB: 0 BB: 0 P: 5 | R: 1 E: 0 K: 0 S: 4 | H: 2 LOB: 0 BB: 0 P: 4 | R: 2 E: 0 K: 1 S: 7 | H: 2 LOB: 2 BB: 2 P: 15 | R: 0 E: 0 K: 2 S: 7 | H: 0 LOB: 0 BB: 0 P: 7 | R: 0 E: 0 K: 1 S: 6 | H: 1 LOB: 1 BB: 0 P: 6 | 1B: 7 2B: 1 3B: 0 HR: 1 | SF: 0 SAC: 0 DP: 2 HBP: 1 | WP: 0 PB: 0 SB: 2 CS: 0 | PA: 40 | | | | | | | | | | | | | | |
| PITCHER | IP | WLS | BF | H | R | ER | SO | BB | IBB | HBP | BLK | WP | HR | S | P | ERA | WHIP | PITCHER | | IP | WLS | BF | H | R | ER | SO | BB | IBB | HBP | BLK | WP | HR | S | P | ERA | WHIP |
| Dick Selma, R ERA: 3.32 | 6.1 | | 30 | 8 | 6 | 6 | 5 | 3 | 1 | 1 | 0 | 0 | 0 | 1 | 35 | 8.53 | 1.737 | | | | | | | | | | | | | | | | | | | |
| Wayne Twitchell, R ERA: 6.75 | 2.2 | W | 10 | 1 | 0 | 0 | 4 | 1 | 0 | 0 | 0 | 0 | 0 | 17 | 21 | 0.00 | 0.750 | | | | | | | | | | | | | | | | | | | |



| Batter | 1 | 2 | 3 | 4 | 5 | 6 | 7 | 8 | 9 | AB R H RBI BB SO LOB | TOP | | | | | | | | | | | | | | | | | |
|--|---|---------------------------------|------------------------------|---------------------------------|------------------------------|---------------------------------|------------------------------|----------------------------------|------------------------------|--|---|---|---------------------------------|------------------------------|---------------------------------|------------------------------|----------------------------------|------------------------------|----------------------------------|----------------------------------|------------------------------------|----------------------------------|--------|--|--|--|--|--|
| Ron Hunt, R OBP: 0.409, SLG: 0.294 (1, 4) | 6-3 | 1B 1-2 2-3 HBP | | SH2-3 | | | F8 | | F4 | 3 0 0 0 0 0 0 | Montreal Expos @ San Francisco Giants Candlestick Park, San Francisco, CA Fri Apr 28 1972, 9:05 PM EST Att: 5,618 - Unknown | | | | | | | | | | | | | | | | | |
| Bob Bailey, R OBP: 0.348, SLG: 0.316 Bobby Wine, R (9, 5) | 6-3 | 1B | | K | | | 6-3 | | BB 1B | 5 1 2 2 0 1 1 0 0 0 0 0 0 0 | | | | | | | | | | | | | | | | | | |
| Mike Jorgensen, L OBP: 0.325, SLG: 0.313 (1, 3) | | F8 | | K | | | K | | BB 1B | 5 1 2 0 0 2 3 | | | | | | | | | | | | | | | | | | |
| Ron Fairly, L OBP: 0.241, SLG: 0.192 Clyde Mashore, R OBP: 0.395, SLG: 0.200 (5, PH) (9, 8) | F8 | | | HR | | F7 | | FC5-4 BLK 1B | K | 1 1 0 0 1 0 1 3 1 1 0 0 1 2 | | | | | | | | | | | | | | | | | | |
| Ken Singleton, S OBP: 0.512, SLG: 0.588 (1, 7) | | SH SF8 1B | | HR | | K | | K | 1B BB | 4 2 2 2 1 2 1 | | | | | | | | | | | | | | | | | | |
| Boots Day, L OBP: 0.289, SLG: 0.250 Ron Woods, R OBP: 0.294, SLG: 0.267 (8, PH) (8, 8) | | HBP SH 1B | | 6-3 | | 4-3 | | FC5-4 BB | 1B | 2 1 0 0 0 0 0 0 0 0 0 1 0 0 | | | | | | | | | | | | | | | | | | |
| Jim Fairey, L OBP: 0.429, SLG: 0.571 (9, PH) (9, 9) | | HBP | | | | | | BB | 1B | 1 0 1 2 0 0 0 | | | | | | | | | | | | | | | | | | |
| John Boccabella, R OBP: 0.229, SLG: 0.212 (1, 2) | | SH HBP 1B | | F8 | | F7 | | FC5-4 1B | F9 | 4 1 0 0 0 0 4 | | | | | | | | | | | | | | | | | | |
| Tim Foli, R OBP: 0.306, SLG: 0.313 (1, 6) | | SF8 | | F9 | | F8 | | | 1B | 3 0 1 2 0 0 0 | | | | | | | | | | | | | | | | | | |
| Steve Renko, R John Strohmayr, R John Bateman, R Mike Marshall, R (3, 1) (8, PH) (8, 1) | F4 | | | SH2-3 BB | | F8 | | K | | 1 0 0 0 0 0 2 1 0 0 0 1 0 0 1 0 0 0 0 1 2 0 0 0 0 0 0 0 | | | | | | | | | | | | | | | | | | |
| Inning Stats | R: 0 E: 0 K: 0 S: 4 | H: 1 LOB: 1 BB: 0 P: 4 | R: 3 E: 0 K: 0 S: 6 | H: 2 LOB: 2 BB: 0 P: 8 | R: 2 E: 0 K: 0 S: 4 | H: 1 LOB: 0 BB: 1 P: 8 | R: 0 E: 0 K: 2 S: 7 | H: 0 LOB: 1 BB: 1 P: 11 | R: 0 E: 0 K: 1 S: 5 | H: 0 LOB: 0 BB: 0 P: 5 | | R: 0 E: 0 K: 1 S: 3 | H: 0 LOB: 0 BB: 0 P: 3 | R: 0 E: 0 K: 1 S: 5 | H: 0 LOB: 0 BB: 0 P: 5 | R: 1 E: 0 K: 2 S: 9 | H: 2 LOB: 2 BB: 1 P: 13 | R: 2 E: 0 K: 1 S: 8 | H: 3 LOB: 2 BB: 1 P: 12 | 1B: 8 2B: 0 3B: 0 HR: 1 | SF: 1 SAC: 2 DP: 0 HBP: 2 | WP: 0 PB: 0 SB: 0 CS: 2 | PA: 43 | | | | | |
| PITCHER | IP WLS BF H R ER SO BB IBB HBP BLK WP HR S P ERA WHIP | | | | | | | | | | | IP WLS BF H R ER SO BB IBB HBP BLK WP HR S P ERA WHIP | | | | | | | | | | | | | | | | |
| Don Carrithers, R ERA: 6.43 Ron Bryant, L ERA: 4.29 Jerry Johnson, R ERA: 10.8 | (1, 1) (3, 1) (9, 1) | 2.0 6.0 1.0 | L 7 | 14 22 7 | 4 2 3 | 5 1 2 | 5 1 2 | 0 6 1 | 0 2 2 | 0 1 1 | 0 6 1 | 1 2 1 | 0 0 0 | 0 0 0 | 0 32 8 | 17 40 12 | 22.50 1.50 18.00 | 2.500 0.667 4.000 | | | | | | | | | | |


| | |
|-----|----|
| AB | 34 |
| R | 8 |
| H | 9 |
| RBI | 8 |
| BB | 4 |
| SO | 7 |
| LOB | 16 |



| Batter | 1 | 2 | 3 | 4 | 5 | 6 | 7 | 8 | 9 | AB R H RBI BB SO LOB | BOTTOM | | | | | | | | | | | | | | |
|---|---|---------------------------------|------------------------------|---------------------------------|------------------------------|---------------------------------|------------------------------|---------------------------------|------------------------------|--|---|---|---------------------------------|------------------------------|---------------------------------|------------------------------|----------------------------------|------------------------------|---------------------------------|----------------------------------|------------------------------------|----------------------------------|--------|--|--|
| Chris Speier, R OBP: 0.298, SLG: 0.404 (1, 6) | SH1-3 1B 2B | | | 6-3 | | | | 5-3 | | 5 2 3 1 0 0 2 | Montreal Expos @ San Francisco Giants Candlestick Park, San Francisco, CA Fri Apr 28 1972, 9:05 PM EST Att: 5,618 - Unknown | | | | | | | | | | | | | | |
| Tito Fuentes, S OBP: 0.298, SLG: 0.393 (1, 4) | SH1-3 | | F8 | | K | | 1-3 | | F7 | 4 0 0 0 0 1 3 | | | | | | | | | | | | | | | |
| Bobby Bonds, R OBP: 0.328, SLG: 0.472 (1, 9) | F2 | | HR | | E S 1B | | K | | 1B | 5 1 3 1 0 1 1 | | | | | | | | | | | | | | | |
| Dave Kingman, R OBP: 0.315, SLG: 0.686 (1, 3) | S 1B | | HR | | F7 | | F3 | | K | 5 1 2 3 0 1 2 | | | | | | | | | | | | | | | |
| Ken Henderson, S OBP: 0.294, SLG: 0.273 (1, 8) | F5 | | HR | | 4-3 | | CS BB | | 6-3 | 4 1 1 1 1 0 3 | | | | | | | | | | | | | | | |
| Garry Maddox, R OBP: 0.333, SLG: 0.357 (1, 7) | | 4-3 1B | F9 | | | 1B 2B 1B | CS | | 5-3 | 4 1 2 0 0 0 0 | | | | | | | | | | | | | | | |
| Chris Arnold, R OBP: 0.353, SLG: 0.154 (1, 5) | 1-4-3 | | K | | | 2B 1B | | | 1B BB | 3 0 1 0 1 1 1 | | | | | | | | | | | | | | | |
| Dave Rader, L OBP: 0.273, SLG: 0.300 (1, 2) | 4-3 | | | | 4-3 | | F6 | | K | 4 0 0 0 0 1 4 | | | | | | | | | | | | | | | |
| Don Carrithers, R OBP: 0.143, SLG: 0.143 Ron Bryant, S Willie Mays, R Jerry Johnson, R (1, 1) (3, 1) (8, PH) (9, 1) | 6-3 | | | | 6-3 | | K | | 1B | 1 0 0 0 0 0 1 2 0 0 0 0 1 2 1 0 1 0 0 0 0 0 0 0 0 0 0 0 | | | | | | | | | | | | | | | |
| Inning Stats | R: 1 E: 0 K: 0 S: 5 | H: 2 LOB: 1 BB: 0 P: 5 | R: 0 E: 0 K: 0 S: 4 | H: 1 LOB: 0 BB: 0 P: 4 | R: 4 E: 0 K: 1 S: 9 | H: 4 LOB: 0 BB: 0 P: 9 | R: 0 E: 0 K: 0 S: 3 | H: 0 LOB: 0 BB: 0 P: 3 | R: 0 E: 0 K: 1 S: 6 | H: 1 LOB: 1 BB: 0 P: 6 | | R: 1 E: 0 K: 1 S: 8 | H: 3 LOB: 2 BB: 0 P: 8 | R: 0 E: 0 K: 1 S: 4 | H: 0 LOB: 0 BB: 1 P: 8 | R: 0 E: 0 K: 1 S: 6 | H: 1 LOB: 2 BB: 1 P: 10 | R: 0 E: 0 K: 1 S: 6 | H: 1 LOB: 1 BB: 0 P: 6 | 1B: 7 2B: 3 3B: 1 HR: 2 | SF: 0 SAC: 1 DP: 0 HBP: 0 | WP: 0 PB: 0 SB: 0 CS: 1 | PA: 42 | | |
| PITCHER | IP WLS BF H R ER SO BB IBB HBP BLK WP HR S P ERA WHIP | | | | | | | | | | | IP WLS BF H R ER SO BB IBB HBP BLK WP HR S P ERA WHIP | | | | | | | | | | | | | |
| Steve Renko, R ERA: 5.79 John Strohmayr, R ERA: 3.48 Mike Marshall, R ERA: 2.0 | (1, 1) (3, 1) (8, 1) | 2.1 4.2 2.0 | W 9 | 14 18 9 | 7 4 2 | 5 1 0 | 5 1 0 | 0 4 0 | 0 1 0 | 0 4 2 | | 0 1 0 | 0 25 12 | 14 29 16 | 19.29 1.93 0.00 | 3.000 1.071 1.500 | | | | | | | | | |

| | |
|-----|----|
| AB | 38 |
| R | 6 |
| H | 13 |
| RBI | 6 |
| BB | 2 |
| SO | 6 |
| LOB | 19 |



| Batter | 1 | 2 | 3 | 4 | 5 | 6 | 7 | 8 | 9 | AB | R | H | RBI | BB | SO | LOB | TOP | | | | | | | | | | | | | | | | | | | | |
|--|--------------------------------------|----------------------------------|--------------------------------------|----------------------------------|---------------------------------------|----------------------------------|--------------------------------------|---------------------------------|--------------------------------------|----------------------------------|---------------------------------------|----------------------------------|--------------------------------------|----------------------------------|--------------------------------------|----------------------------------|---|--------------------------------------|----------------------------------|----------------------------------|------------------------------------|----------------------------------|--------|----|----|----|-----|-----|-----|----|----|---|---|-----|------|--|--|
| Ron Hunt, R OBP: 0.383, SLG: 0.270 (1,4) | 6-3 | | SH1-3 | | 6-3 | | 6-3 | | | 3 | 0 | 0 | 0 | 0 | 0 | 1 | Montreal Expos @ San Francisco Giants Candlestick Park, San Francisco, CA Sat Apr 29 1972, 6:33 AM EST Att: 5,956 - Unknown livebaseballscorecards.com | | | | | | | | | | | | | | | | | | | | |
| Bob Bailey, R OBP: 0.340, SLG: 0.293 Bobby Wine, R (8,5) | K | | BB | | | K | | 6-3 | | 3 | 0 | 0 | 0 | 1 | 2 | 0 | | | | | | | | | | | | | | | | | | | | | |
| Mike Jorgensen, L OBP: 0.341, SLG: 0.333 (1,3) | K | | F6 | | | BB | | BB | | 4 | 0 | 2 | 0 | 0 | 1 | 2 | | | | | | | | | | | | | | | | | | | | | |
| Ron Fairly, L OBP: 0.242, SLG: 0.172 (1,9) | | | F1 | | G3 | | | F8 | | 3 | 0 | 0 | 0 | 1 | 0 | 3 | | | | | | | | | | | | | | | | | | | | | |
| Ken Singleton, S OBP: 0.467, SLG: 0.526 (1,7) | K | | | | 4-3 | | | F5 | | 4 | 0 | 0 | 0 | 0 | 1 | 3 | | | | | | | | | | | | | | | | | | | | | |
| Boots Day, L OBP: 0.233, SLG: 0.214 (1,8) | | | G3 | | 1-3 | | | K | | 4 | 0 | 0 | 0 | 0 | 1 | 2 | | | | | | | | | | | | | | | | | | | | | |
| John Boccabella, R OBP: 0.256, SLG: 0.250 (1,2) | | | 3B | | K | | | F8 | | 3 | 1 | 1 | 0 | 1 | 1 | 0 | | | | | | | | | | | | | | | | | | | | | |
| Tim Foli, R OBP: 0.325, SLG: 0.389 (1,6) | | | 2H | | 6-3 | | | S | | 4 | 1 | 2 | 1 | 0 | 1 | 1 | | | | | | | | | | | | | | | | | | | | | |
| Mike Torrez, R (1,1) | | | E3 | | 6-3 | | | F7 | | 3 | 0 | 0 | 0 | 0 | 0 | 1 |  | | | | | | | | | | | | | | | | | | | | |
| Inning Stats | R: 0 H: 0 E: 0 K: 2 S: 9 | H: 0 LOB: 0 BB: 0 P: 15 | R: 0 H: 0 E: 0 K: 1 S: 7 | H: 0 LOB: 0 BB: 0 P: 11 | R: 2 H: 2 E: 1 K: 0 S: 12 | H: 2 LOB: 2 BB: 1 P: 19 | R: 0 H: 0 E: 0 K: 1 S: 5 | H: 0 LOB: 0 BB: 0 P: 6 | R: 0 H: 0 E: 0 K: 0 S: 6 | H: 0 LOB: 0 BB: 0 P: 13 | R: 0 H: 1 E: 0 K: 2 S: 14 | H: 1 LOB: 2 BB: 1 P: 23 | R: 0 H: 1 E: 0 K: 0 S: 7 | H: 1 LOB: 1 BB: 0 P: 13 | R: 0 H: 1 E: 0 K: 0 S: 7 | H: 0 LOB: 0 BB: 1 P: 12 | | R: 0 H: 0 E: 0 K: 1 S: 7 | H: 0 LOB: 0 BB: 1 P: 13 | 1B: 3 2B: 1 3B: 1 HR: 0 | SF: 0 SAC: 1 DP: 0 HBP: 0 | WP: 0 PB: 0 SB: 2 CS: 1 | PA: 36 | | | | | | | | | | | | | | |
| PITCHER | IP | WLS | BF | H | R | ER | SO | BB | IBB | HBP | BLK | WP | HR | S | P | ERA | WHIP | PITCHER | IP | WLS | BF | H | R | ER | SO | BB | IBB | HBP | BLK | WP | HR | S | P | ERA | WHIP | | |
| Steve Stone, R ERA: 1.32 (1,1) | 8.0 | L | 32 | 5 | 2 | 1 | 6 | 2 | 0 | 0 | 0 | 0 | 0 | 67 | 112 | 1.12 | 0.875 | | | | | | | | | | | | | | | | | | | | |
| Jim Barr, R ERA: 3.95 (9,1) | 1.0 | | 3 | 0 | 0 | 0 | 1 | 1 | 0 | 0 | 0 | 0 | 0 | 7 | 13 | 0.00 | 1.000 | | | | | | | | | | | | | | | | | | | | |

| Batter | 1 | 2 | 3 | 4 | 5 | 6 | 7 | 8 | 9 | AB | R | H | RBI | BB | SO | LOB | BOTTOM | | | | | | | | | | | | | | | | | | | | |
|---|---------------------------------------|----------------------------------|--------------------------------------|----------------------------------|--------------------------------------|----------------------------------|---------------------------------------|----------------------------------|--------------------------------------|----------------------------------|--------------------------------------|---------------------------------|--------------------------------------|----------------------------------|--------------------------------------|----------------------------------|---|----------------------------------|----------------------------------|------------------------------------|----------------------------------|--------|---|----|----|----|-----|-----|-----|----|----|---|---|-----|------|--|--|
| Chris Speier, R OBP: 0.317, SLG: 0.418 (1,6) | G6-3 | | 1B | | | 1-3 | | SH2-4 | | 3 | 0 | 2 | 1 | 0 | 0 | 0 | Montreal Expos @ San Francisco Giants Candlestick Park, San Francisco, CA Sat Apr 29 1972, 6:33 AM EST Att: 5,956 - Unknown livebaseballscorecards.com | | | | | | | | | | | | | | | | | | | | |
| Tito Fuentes, S OBP: 0.295, SLG: 0.383 (1,4) | K | | 6-3 | | | G4-6-3 | | FC6-5 | | 4 | 0 | 1 | 0 | 0 | 1 | 4 | | | | | | | | | | | | | | | | | | | | | |
| Willie Mays, R OBP: 0.340, SLG: 0.195 (1,8) | G6-3 | | | | | G4-6-3 | | 6-3 | | 3 | 0 | 0 | 0 | 1 | 0 | 3 | | | | | | | | | | | | | | | | | | | | | |
| Bobby Bonds, R OBP: 0.306, SLG: 0.439 (1,9) | | | F9 | | | K | | | | 4 | 0 | 0 | 0 | 0 | 2 | 1 | | | | | | | | | | | | | | | | | | | | | |
| Dave Kingman, R OBP: 0.293, SLG: 0.636 (1,3) | | | K | | | K | | | | 4 | 0 | 0 | 0 | 0 | 3 | 1 | | | | | | | | | | | | | | | | | | | | | |
| Gary Maddox, R OBP: 0.316, SLG: 0.294 (1,7) | | | 4-3 | | | 4-3 | | | | 3 | 0 | 0 | 0 | 1 | 0 | 1 | | | | | | | | | | | | | | | | | | | | | |
| Chris Arnold, R OBP: 0.450, SLG: 0.214 (1,5) | | | SH1-4 | | | CS | | | | 1 | 1 | 1 | 0 | 2 | 0 | 0 | | | | | | | | | | | | | | | | | | | | | |
| Fran Healy, R OBP: 0.217, SLG: 0.175 (1,2) | | | F8 | | | F3 | | | | 3 | 0 | 0 | 0 | 0 | 0 | 4 | | | | | | | | | | | | | | | | | | | | | |
| Steve Stone, R (1,1) | | | SH1-4 | | | F8 | | | | 1 | 0 | 0 | 0 | 0 | 0 | 0 | | | | | | | | | | | | | | | | | | | | | |
| Ken Henderson, S OBP: 0.308, SLG: 0.289 (8,PH) | | | | | | | | FC6-5 | | 1 | 0 | 1 | 0 | 0 | 0 | 0 | | | | | | | | | | | | | | | | | | | | | |
| Jimmy Rosario, S (8,PR) | | | | | | | | SH2-4 | | 0 | 0 | 0 | 0 | 0 | 0 | 0 | | | | | | | | | | | | | | | | | | | | | |
| Jim Barr, R (9,1) | | | | | | | | 1B | | 0 | 0 | 0 | 0 | 0 | 0 | 0 | | | | | | | | | | | | | | | | | | | | | |
| Inning Stats | R: 0 H: 1 E: 0 K: 1 S: 11 | H: 0 LOB: 0 BB: 0 P: 18 | R: 0 H: 0 E: 0 K: 1 S: 7 | H: 0 LOB: 0 BB: 0 P: 10 | R: 1 H: 2 E: 0 K: 0 S: 8 | H: 2 LOB: 1 BB: 0 P: 17 | R: 0 H: 0 E: 0 K: 2 S: 10 | H: 0 LOB: 1 BB: 1 P: 19 | R: 0 H: 0 E: 0 K: 0 S: 8 | H: 0 LOB: 0 BB: 1 P: 18 | R: 0 H: 1 E: 0 K: 0 S: 5 | H: 1 LOB: 0 BB: 0 P: 9 | R: 0 H: 0 E: 0 K: 1 S: 8 | H: 0 LOB: 2 BB: 2 P: 18 | R: 0 H: 1 E: 0 K: 0 S: 7 | H: 1 LOB: 1 BB: 0 P: 11 | R: 0 H: 0 E: 0 K: 1 S: 6 | H: 0 LOB: 0 BB: 0 P: 11 | 1B: 5 2B: 0 3B: 0 HR: 0 | SF: 0 SAC: 2 DP: 2 HBP: 0 | WP: 0 PB: 0 SB: 1 CS: 1 | PA: 33 | | | | | | | | | | | | | | | |
| PITCHER | IP | WLS | BF | H | R | ER | SO | BB | IBB | HBP | BLK | WP | HR | S | P | ERA | WHIP | PITCHER | IP | WLS | BF | H | R | ER | SO | BB | IBB | HBP | BLK | WP | HR | S | P | ERA | WHIP | | |
| Mike Torrez, R ERA: 0.93 (1,1) | 9.0 | W | 33 | 5 | 1 | 1 | 6 | 4 | 0 | 0 | 0 | 0 | 0 | 70 | 131 | 1.00 | 1.000 | | | | | | | | | | | | | | | | | | | | |



| Batter | 1 | 2 | 3 | 4 | 5 | 6 | 7 | 8 | 9 | AB | R | H | RBI | BB | SO | LOB | TOP | | | |
|--|---|---|---|---|---|---|---|---|---|---|---|---|---|---|---|---|--|------------------------------------|----------------------------------|--------|
| Ron Hunt, R OBP: 0.353, SLG: 0.244 (1, 4) | 5-3 | | F8 | | 4-3 | | | 4-3 | | 4 | 0 | 0 | 0 | 0 | 0 | 1 | Montreal Expos @ San Francisco Giants Candlestick Park, San Francisco, CA Sun Apr 30 1972, 6:33 AM EDT Unknown livebaseballscorecards.com | | | |
| Bob Bailey, R OBP: 0.353, SLG: 0.311 Bobby Wine, R (8, 5) | 1B | | F4 | | K | | | 1B | | 4 | 1 | 2 | 0 | 0 | 1 | 1 | | | | |
| Mike Jorgensen, L OBP: 0.375, SLG: 0.436 (1, 3) | 1B | | HR | | K | | | BB | | 3 | 2 | 2 | 2 | 1 | 1 | 0 | | | | |
| Ron Fairly, L OBP: 0.222, SLG: 0.156 Clyde Mashore, R OBP: 0.357, SLG: 0.182 (6, PR) (6, 9) | G3 | | G3 | | E8 | | | G6-4-3 | | 3 | 0 | 0 | 0 | 0 | 0 | 1 | | | | |
| Ken Singleton, S OBP: 0.469, SLG: 0.600 (1, 7) | HR | | HR | | SF7 | | | BB | | 2 | 1 | 1 | 3 | 1 | 0 | 0 | | | | |
| Boots Day, L OBP: 0.242, SLG: 0.226 (1, 8) | F7 | | F7 | | PO | | | SH1-3 | | 3 | 0 | 1 | 0 | 0 | 0 | 0 | | | | |
| John Boccabella, R OBP: 0.233, SLG: 0.225 (1, 2) | | | 4-3 | | 5-3 | | | K | | 4 | 0 | 0 | 0 | 0 | 1 | 1 | | | | |
| Tim Foli, R OBP: 0.326, SLG: 0.385 (1, 6) | | | 6-3 | | SH1-4 | | | K | | 3 | 0 | 1 | 0 | 0 | 1 | 0 | | | | |
| Carl Morton, R Mike Marshall, R (9, 1) | | | F7 | | SH1-4 | | | 6-3 | | 2 | 0 | 0 | 0 | 0 | 0 | 0 | | | | |
| Inning Stats | R: 3 E: 0 K: 0 S: 6 | H: 3 LOB: 0 BB: 0 P: 6 | R: 0 E: 0 K: 0 S: 3 | H: 0 LOB: 0 BB: 0 P: 3 | R: 1 E: 0 K: 0 S: 4 | H: 1 LOB: 0 BB: 0 P: 4 | R: 0 E: 0 K: 0 S: 3 | H: 0 LOB: 0 BB: 0 P: 3 | R: 0 E: 0 K: 1 S: 6 | H: 1 LOB: 1 BB: 0 P: 6 | R: 0 E: 0 K: 0 S: 5 | H: 0 LOB: 0 BB: 0 P: 5 | R: 0 E: 0 K: 0 S: 3 | H: 1 LOB: 1 BB: 1 P: 7 | R: 0 E: 0 K: 1 S: 4 | H: 0 LOB: 0 BB: 1 P: 8 | 1B: 5 2B: 0 3B: 0 HR: 2 | SF: 1 SAC: 2 DP: 1 HBP: 0 | WP: 0 PB: 0 SB: 3 CS: 1 | PA: 35 |
| PITCHER | IP WLS BF H R ER SO BB IBB HBP BLK WP HR S P ERA WHIP | IP WLS BF H R ER SO BB IBB HBP BLK WP HR S P ERA WHIP | IP WLS BF H R ER SO BB IBB HBP BLK WP HR S P ERA WHIP | IP WLS BF H R ER SO BB IBB HBP BLK WP HR S P ERA WHIP | IP WLS BF H R ER SO BB IBB HBP BLK WP HR S P ERA WHIP | IP WLS BF H R ER SO BB IBB HBP BLK WP HR S P ERA WHIP | IP WLS BF H R ER SO BB IBB HBP BLK WP HR S P ERA WHIP | IP WLS BF H R ER SO BB IBB HBP BLK WP HR S P ERA WHIP | IP WLS BF H R ER SO BB IBB HBP BLK WP HR S P ERA WHIP | IP WLS BF H R ER SO BB IBB HBP BLK WP HR S P ERA WHIP | IP WLS BF H R ER SO BB IBB HBP BLK WP HR S P ERA WHIP | IP WLS BF H R ER SO BB IBB HBP BLK WP HR S P ERA WHIP | IP WLS BF H R ER SO BB IBB HBP BLK WP HR S P ERA WHIP | IP WLS BF H R ER SO BB IBB HBP BLK WP HR S P ERA WHIP | IP WLS BF H R ER SO BB IBB HBP BLK WP HR S P ERA WHIP | IP WLS BF H R ER SO BB IBB HBP BLK WP HR S P ERA WHIP | IP WLS BF H R ER SO BB IBB HBP BLK WP HR S P ERA WHIP | | | |
| Juan Marichal, R ERA: 3.38 Jim Barr, R ERA: 3.24 Don McMahon, R ERA: 3.86 | 4.0 L 16 4 4 4 0 0 0 0 0 2 16 16 9.00 1.000 | 3.0 11 2 1 0 3 0 0 0 0 0 0 17 17 0.00 0.667 | 2.0 7 1 0 0 1 2 0 0 0 0 0 7 15 0.00 1.500 | | | | | | | | | | | | | | | | | |


| | |
|-----|----|
| AB | 29 |
| R | 5 |
| H | 7 |
| RBI | 5 |
| BB | 2 |
| SO | 4 |
| LOB | 6 |




| Batter | 1 | 2 | 3 | 4 | 5 | 6 | 7 | 8 | 9 | AB | R | H | RBI | BB | SO | LOB | BOTTOM | | | | | |
|--|---|---|---|---|---|---|---|---|---|---|---|---|---|---|---|---|--|---------------------------------|----------------------------------|------------------------------------|----------------------------------|--------|
| Chris Speier, R OBP: 0.308, SLG: 0.390 (1, 6) | 6-3 | | K | | 6-3 | | | 6-3 | | 4 | 0 | 0 | 0 | 1 | 1 | 0 | Montreal Expos @ San Francisco Giants Candlestick Park, San Francisco, CA Sun Apr 30 1972, 6:33 AM EDT Unknown livebaseballscorecards.com | | | | | |
| Tito Fuentes, S OBP: 0.288, SLG: 0.385 (1, 4) | 6-3 | | 2B | | 5-3 | | | 4-3 | | 5 | 0 | 1 | 0 | 0 | 0 | 3 | | | | | | |
| Bobby Bonds, R OBP: 0.318, SLG: 0.475 (1, 9) | 2B | | K | | 2B | | | 6-3 | | 4 | 0 | 2 | 0 | 0 | 1 | 1 | | | | | | |
| Dave Kingman, R OBP: 0.290, SLG: 0.603 (1, 3) | HBP | | K | | K | | | K | | 3 | 0 | 0 | 0 | 0 | 3 | 1 | | | | | | |
| Ken Henderson, S OBP: 0.286, SLG: 0.265 (1, 8) | K | | 6-3 | | G3 | | | F8 | | 4 | 0 | 0 | 0 | 0 | 1 | 2 | | | | | | |
| Gary Maddox, R OBP: 0.304, SLG: 0.333 (1, 7) | | | F9 | | 1B | | | F8 | | 4 | 1 | 1 | 0 | 0 | 0 | 0 | | | | | | |
| Al Gallagher, R OBP: 0.350, SLG: 0.278 (1, 5) | | | 4-3 | | 3B | | | 5-3 | | 4 | 1 | 2 | 0 | 0 | 0 | 0 | | | | | | |
| Russ Gibson, R OBP: 0.500, SLG: 1.000 (1, 2) | | | 3-1 | | 3B | | | FC6-4 | | 4 | 0 | 2 | 2 | 0 | 0 | 1 | | | | | | |
| Juan Marichal, R Jim Howarth, L Jim Barr, R Jimmy Rosario, S Don McMahon, R Dave Rader, L | 8.2 W 36 9 2 2 6 0 0 0 0 0 47 48 2.08 1.038 | 0.1 S 2 0 0 0 0 1 0 0 0 0 0 1 5 0.00 3.000 | | | | | | | | | | | | | | | | | | | | |
| Inning Stats | R: 0 E: 0 K: 1 S: 6 | H: 1 LOB: 2 BB: 0 P: 7 | R: 0 E: 0 K: 0 S: 3 | H: 0 LOB: 0 BB: 0 P: 3 | R: 0 E: 0 K: 2 S: 8 | H: 1 LOB: 1 BB: 0 P: 8 | R: 2 E: 0 K: 1 S: 8 | H: 3 LOB: 1 BB: 0 P: 8 | R: 0 E: 0 K: 1 S: 6 | H: 1 LOB: 1 BB: 0 P: 6 | R: 0 E: 0 K: 0 S: 4 | H: 1 LOB: 1 BB: 0 P: 4 | R: 0 E: 0 K: 0 S: 3 | H: 0 LOB: 0 BB: 0 P: 3 | R: 0 E: 0 K: 1 S: 5 | H: 0 LOB: 0 BB: 0 P: 5 | R: 0 E: 0 K: 0 S: 3 | H: 2 LOB: 3 BB: 1 P: 9 | 1B: 4 2B: 4 3B: 1 HR: 0 | SF: 0 SAC: 0 DP: 0 HBP: 1 | WP: 0 PB: 0 SB: 2 CS: 0 | PA: 38 |
| PITCHER | IP WLS BF H R ER SO BB IBB HBP BLK WP HR S P ERA WHIP | IP WLS BF H R ER SO BB IBB HBP BLK WP HR S P ERA WHIP | IP WLS BF H R ER SO BB IBB HBP BLK WP HR S P ERA WHIP | IP WLS BF H R ER SO BB IBB HBP BLK WP HR S P ERA WHIP | IP WLS BF H R ER SO BB IBB HBP BLK WP HR S P ERA WHIP | IP WLS BF H R ER SO BB IBB HBP BLK WP HR S P ERA WHIP | IP WLS BF H R ER SO BB IBB HBP BLK WP HR S P ERA WHIP | IP WLS BF H R ER SO BB IBB HBP BLK WP HR S P ERA WHIP | IP WLS BF H R ER SO BB IBB HBP BLK WP HR S P ERA WHIP | IP WLS BF H R ER SO BB IBB HBP BLK WP HR S P ERA WHIP | IP WLS BF H R ER SO BB IBB HBP BLK WP HR S P ERA WHIP | IP WLS BF H R ER SO BB IBB HBP BLK WP HR S P ERA WHIP | IP WLS BF H R ER SO BB IBB HBP BLK WP HR S P ERA WHIP | IP WLS BF H R ER SO BB IBB HBP BLK WP HR S P ERA WHIP | IP WLS BF H R ER SO BB IBB HBP BLK WP HR S P ERA WHIP | IP WLS BF H R ER SO BB IBB HBP BLK WP HR S P ERA WHIP | IP WLS BF H R ER SO BB IBB HBP BLK WP HR S P ERA WHIP | | | | | |
| Carl Morton, R ERA: 2.45 Mike Marshall, R ERA: 1.93 | | | | | | | | | | | | | | | | | | | | | | |

| | |
|-----|----|
| AB | 36 |
| R | 2 |
| H | 9 |
| RBI | 2 |
| BB | 1 |
| SO | 6 |
| LOB | 9 |



| Batter | 1 | 2 | 3 | 4 | 5 | 6 | 7 | 8 | 9 | AB | R | H | RBI | BB | SO | LOB | TOP | | | | | | |
|---|--|---------------------------------|------------------------------|---------------------------------|------------------------------|---------------------------------|------------------------------|---------------------------------|------------------------------|---------------------------------|------------------------------|---------------------------------|------------------------------|---------------------------------|------------------------------|---------------------------------|---|--|---------------------------------|----------------------------------|------------------------------------|----------------------------------|--------|
| Ron Hunt, R OBP: 0.333, SLG: 0.227 John Strohmayr, R (5, 1) Joe Gilbert, R (7, 1) Bobby Wine, R (8, PH) Denny Lemaster, R (8, 1) OBP: 0.687, SLG: 0.500 Ron Woods, R (1, 8) OBP: 0.286, SLG: 0.263 | F9 | | K2-3 | | K | | | F9 | | 3 | 0 | 0 | 0 | 0 | 2 | 1 | <p>Montreal Expos @ San Francisco Giants Candlestick Park, San Francisco, CA Sun Apr 30 1972, 6:38 AM EDT Att: 16,440 - Unknown</p> <p>livebaseballscores.com</p> <p>AB 29 R 2 H 5 RBI 2 BB 2 SO 6 LOB 8</p>  | | | | | | |
| Clyde Mashore, R (1, 9) OBP: 0.333, SLG: 0.286 | F6 | | F8 | | | F7 | | E5 SF9 1B | 4 | 1 | 1 | 0 | 0 | 0 | 0 | | | | | | | | |
| Bob Bailey, R (1, 5) OBP: 0.345, SLG: 0.306 | 4-3 | | | | | F9 | | 6-3 | 4 | 0 | 1 | 0 | 0 | 0 | 1 | | | | | | | | |
| Ken Singleton, S (1, 7) OBP: 0.434, SLG: 0.545 | | | K | | K | | | F6 | 4 | 0 | 0 | 0 | 0 | 3 | 1 | | | | | | | | |
| Tim Foli, R (1, 6) OBP: 0.326, SLG: 0.381 | | | 5-3 | | | 2B 4-3 1B | | 4-3 | 3 | 1 | 1 | 0 | 0 | 0 | 0 | | | | | | | | |
| Mike Jorgensen, L (1, 3) OBP: 0.392, SLG: 0.463 | | | | | | 4-3 1-3 2B | | F3 | 2 | 0 | 1 | 0 | 1 | 0 | 0 | | | | | | | | |
| John Boccabella, R (1, 2) OBP: 0.222, SLG: 0.214 Hector Torres, R (5, 4) | | | F8 | | | F6 | | G5-4-3 BB | 2 | 0 | 0 | 0 | 0 | 0 | 3 | | | | | | | | |
| Bill Stoneman, R (1, 1) Tom Walker, R (4, 1) John Bateman, R (5, PH) OBP: 0.400, SLG: 0.250 (5, 2) | | | K | | | 4-3 | | G5-4-3 1-2 | 2 | 0 | 0 | 0 | 0 | 0 | 0 | 2 | | | | | | | |
| Inning Stats | R: 0 E: 0 K: 0 S: 4 | H: 1 LOB: 1 BB: 0 P: 4 | R: 0 E: 0 K: 1 S: 5 | H: 0 LOB: 1 BB: 1 P: 9 | R: 0 E: 0 K: 2 S: 7 | H: 0 LOB: 0 BB: 0 P: 7 | R: 0 E: 0 K: 1 S: 5 | H: 1 LOB: 1 BB: 0 P: 5 | R: 1 E: 0 K: 1 S: 7 | H: 2 LOB: 1 BB: 0 P: 7 | R: 0 E: 0 K: 0 S: 3 | H: 0 LOB: 0 BB: 0 P: 3 | R: 0 E: 0 K: 1 S: 5 | H: 0 LOB: 0 BB: 0 P: 5 | R: 0 E: 0 K: 0 S: 2 | H: 0 LOB: 0 BB: 1 P: 6 | | R: 1 E: 1 K: 0 S: 4 | H: 1 LOB: 0 BB: 0 P: 4 | 1B: 3 2B: 2 3B: 0 HR: 0 | SF: 1 SAC: 0 DP: 1 HBP: 0 | WP: 0 PB: 0 SB: 0 CS: 1 | PA: 32 |
| PITCHER Sam McDowell, L ERA: 3.38 | IP: 9.0 WLS: W BF: 32 H: 5 R: 2 ER: 1 SO: 6 BB: 2 IBB: 0 HBP: 0 BLK: 0 WP: 0 HR: 0 S: 42 P: 50 ERA: 1.00 WHIP: 0.778 | | | | | | | | | | | | | | | PITCHER | | IP: 9.0 WLS: W BF: 32 H: 5 R: 2 ER: 1 SO: 6 BB: 2 IBB: 0 HBP: 0 BLK: 0 WP: 0 HR: 0 S: 42 P: 50 ERA: 1.00 WHIP: 0.778 | | | | | |

| Batter | 1 | 2 | 3 | 4 | 5 | 6 | 7 | 8 | 9 | AB | R | H | RBI | BB | SO | LOB | BOTTOM | | | |
|---|---|---------------------------------|------------------------------|---------------------------------|------------------------------|---------------------------------|-------------------------------|-----------------------------------|------------------------------|---------------------------------|------------------------------|---------------------------------|------------------------------|----------------------------------|------------------------------|----------------------------------|---|-----------------------------------|------------------------------------|----------------------------------|
| Chris Speier, R (1, 6) OBP: 0.314, SLG: 0.391 | K | | F8 | 1B 1-2 1B | | WP BB 1B 2H | G6-4-3 1-2 | | | 5 | 1 | 2 | 1 | 0 | 1 | 1 | <p>Montreal Expos @ San Francisco Giants Candlestick Park, San Francisco, CA Sun Apr 30 1972, 6:38 AM EDT Att: 16,440 - Unknown</p> <p>livebaseballscores.com</p> <p>AB 39 R 13 H 17 RBI 10 BB 5 SO 2 LOB 15</p>  | | | |
| Tito Fuentes, S (1, 4) OBP: 0.310, SLG: 0.391 | | | 1-3 | 1B 1-2 2-3 1B | | WP BB 1B | F7 | | 4 | 0 | 2 | 0 | 1 | 0 | 0 | | | | | |
| Bobby Bonds, R (1, 9) OBP: 0.338, SLG: 0.500 | F3 | | | 2B | | 4-3 | | E 1B HR 1B | 5 | 2 | 3 | 2 | 0 | 0 | 3 | | | | | |
| Dave Kingman, R (1, 3) OBP: 0.284, SLG: 0.571 | FC6-4 1-2 | | | F5 F7 | | F2 | | E3 HR 1B | 5 | 1 | 1 | 0 | 0 | 0 | 6 | | | | | |
| Ken Henderson, S (1, 8) OBP: 0.311, SLG: 0.358 | | | F6 | S 1B BB | 4-3 | | | 4-3 2B 2B 2H 3H HR | 4 | 3 | 2 | 3 | 1 | 0 | 0 | | | | | |
| Gary Maddox, R (1, 7) OBP: 0.321, SLG: 0.320 | | | F2 | HR 1B 1H 2H | | F3 | | 4-3 1B BB | 4 | 1 | 1 | 1 | 1 | 0 | 1 | | | | | |
| Al Gallagher, R (1, 5) OBP: 0.400, SLG: 0.455 | | | | HR 1B | | F9 | | F6 | 4 | 2 | 2 | 2 | 1 | 0 | 1 | | | | | |
| Dave Rader, L (1, 2) OBP: 0.412, SLG: 0.500 | | | 5-3 | | | SH3-4 1B 1B | | 1B | 5 | 2 | 3 | 1 | 0 | 0 | 1 | | | | | |
| Sam McDowell, L (1, 1) OBP: 0.333, SLG: 0.250 | | | 3-1 | 1B 1B 1B | | SH3-4 1B 1B | | K | 3 | 1 | 1 | 0 | 1 | 1 | 2 | | | | | |
| Inning Stats | R: 0 E: 0 K: 1 S: 6 | H: 1 LOB: 1 BB: 0 P: 6 | R: 0 E: 0 K: 0 S: 4 | H: 1 LOB: 1 BB: 0 P: 4 | R: 0 E: 0 K: 0 S: 3 | H: 0 LOB: 0 BB: 0 P: 3 | R: 6 E: 0 K: 0 S: 10 | H: 7 LOB: 2 BB: 1 P: 14 | R: 0 E: 0 K: 0 S: 3 | H: 0 LOB: 0 BB: 0 P: 3 | R: 1 E: 0 K: 0 S: 5 | H: 2 LOB: 2 BB: 1 P: 9 | R: 3 E: 0 K: 0 S: 4 | H: 2 LOB: 2 BB: 2 P: 12 | R: 3 E: 1 K: 1 S: 9 | H: 4 LOB: 2 BB: 1 P: 13 | | 1B: 12 2B: 3 3B: 0 HR: 2 | SF: 0 SAC: 1 DP: 1 HBP: 0 | WP: 3 PB: 0 SB: 3 CS: 0 |
| PITCHER Bill Stoneman, R ERA: 3.07 Tom Walker, R ERA: 3.66 John Strohmayr, R ERA: 3.65 Joe Gilbert, L ERA: 27.0 Denny Lemaster, L ERA: 12.27 | IP: 3.2 WLS: L BF: 21 H: 6 R: 6 ER: 6 SO: 1 BB: 1 IBB: 0 HBP: 0 BLK: 0 WP: 0 HR: 1 S: 22 P: 26 ERA: 14.73 WHIP: 2.727 | | | | | | | | | | | | | | | PITCHER | IP: 3.2 WLS: L BF: 21 H: 6 R: 6 ER: 6 SO: 1 BB: 1 IBB: 0 HBP: 0 BLK: 0 WP: 0 HR: 1 S: 22 P: 26 ERA: 14.73 WHIP: 2.727 | | | |

| Batter | 1 | 2 | 3 | 4 | 5 | 6 | 7 | 8 | 9 | AB | R | H | RBI | BB | SO | LOB | TOP | | | | | | | | | |
|---|------------------------------|---------------------------------|------------------------------|---------------------------------|------------------------------|---------------------------------|------------------------------|----------------------------------|------------------------------|---------------------------------|------------------------------|---------------------------------|------------------------------|---------------------------------|------------------------------|---------------------------------|------------------------------|----------------------------------|----------------------------------|------------------------------------|----------------------------------|--------|--|--|--|--|
| Bud Harrelson, S OBP: 0.323, SLG: 0.368 (1, 6) | 4-3 | FC4-6 | | | G3 | | 1B | | F7 | 5 | 0 | 1 | 0 | 0 | 0 | 3 | | | | | | | | | | |
| Ken Boswell, L OBP: 0.286, SLG: 0.250 Ted Martinez, R OBP: 0.308, SLG: 0.385 (1, 4) (8, 4) | 4-3 | | P6 | | F8 | | F7 | | | 4 | 0 | 0 | 0 | 0 | 0 | 1 | | | | | | | | | | |
| Tommie Agee, R OBP: 0.300, SLG: 0.418 (1, 8) | K | | F9 | | F9 | | | | 4-3 CS | 4 | 0 | 1 | 0 | 0 | 1 | 0 | | | | | | | | | | |
| Rusty Staub, L OBP: 0.387, SLG: 0.382 (1, 9) | | F9 1B | F9 | | 3-1 | | | | 4-3 | 4 | 1 | 1 | 0 | 0 | 0 | 1 | | | | | | | | | | |
| Cleon Jones, R OBP: 0.415, SLG: 0.521 (1, 7) | | F9 1B | | | F8 | | HR | | K | 4 | 2 | 2 | 1 | 0 | 1 | 1 | | | | | | | | | | |
| Jim Fregosi, R OBP: 0.328, SLG: 0.431 (1, 5) | | L7 | | | F8 | | K | | CS | 3 | 0 | 0 | 0 | 1 | 1 | 2 | | | | | | | | | | |
| Ed Kranepool, L OBP: 0.279, SLG: 0.333 (1, 3) | | F9 | | | | | F8 | | FC3-6 BB | 4 | 1 | 1 | 0 | 0 | 0 | 3 | | | | | | | | | | |
| Jerry Grote, R OBP: 0.375, SLG: 0.452 (1, 2) | | F9 1B | | | | | F9 | | E7 | 3 | 0 | 2 | 1 | 1 | 0 | 0 | | | | | | | | | | |
| Gary Gentry, R OBP: 0.111, SLG: 0.111 (1, 1) | | F9 1B | | | | | 6-3 | | K | 4 | 0 | 1 | 1 | 0 | 2 | 3 | | | | | | | | | | |
| Inning Stats | R: 0 E: 0 K: 1 S: 5 | H: 0 LOB: 0 BB: 0 P: 5 | R: 2 E: 0 K: 0 S: 7 | H: 4 LOB: 2 BB: 0 P: 7 | R: 0 E: 0 K: 0 S: 3 | H: 0 LOB: 0 BB: 0 P: 3 | R: 0 E: 0 K: 1 S: 6 | H: 1 LOB: 2 BB: 1 P: 10 | R: 0 E: 0 K: 0 S: 3 | H: 0 LOB: 0 BB: 0 P: 3 | R: 1 E: 0 K: 0 S: 6 | H: 1 LOB: 0 BB: 0 P: 6 | R: 0 E: 0 K: 0 S: 4 | H: 1 LOB: 1 BB: 0 P: 4 | R: 0 E: 0 K: 1 S: 5 | H: 1 LOB: 0 BB: 0 P: 5 | R: 1 E: 1 K: 1 S: 6 | H: 1 LOB: 1 BB: 1 P: 10 | 1B: 6 2B: 2 3B: 0 HR: 1 | SF: 0 SAC: 0 DP: 0 HBP: 0 | WP: 0 PB: 0 SB: 0 CS: 1 | PA: 38 | | | | |
| PITCHER | IP | WLS | BF | H | R | ER | SO | BB | IBB | HBP | BLK | WP | HR | S | P | ERA | WHIP | | | | | | | | | |
| Don Carrithers, R ERA: 5.57 Jim Barr, R ERA: 2.89 | (1, 1) | 7.0 | L | 29 | 7 | 3 | 3 | 3 | 0 | 1 | 0 | 0 | 0 | 1 | 34 | 38 | 3.86 | 1.000 | | | | | | | | |
| (8, 1) | 2.0 | | 8 | 2 | 1 | 0 | 2 | 1 | 0 | 0 | 0 | 0 | 0 | 0 | 11 | 15 | 0.00 | 1.500 | | | | | | | | |

New York Mets @ San Francisco Giants
Candlestick Park, San Francisco, CA
Tue May 02 1972, 10:05 PM EDT
Att: 6,570 - Unknown

| | |
|-----|----|
| AB | 35 |
| R | 4 |
| H | 9 |
| RBI | 3 |
| BB | 2 |
| SO | 5 |
| LOB | 14 |



| Batter | 1 | 2 | 3 | 4 | 5 | 6 | 7 | 8 | 9 | AB | R | H | RBI | BB | SO | LOB | BOTTOM | | | | | | | | | |
|--|------------------------------|---------------------------------|------------------------------|---------------------------------|------------------------------|---------------------------------|------------------------------|---------------------------------|------------------------------|----------------------------------|------------------------------|---------------------------------|------------------------------|---------------------------------|------------------------------|---------------------------------|------------------------------|---------------------------------|----------------------------------|------------------------------------|----------------------------------|--------|--|--|--|--|
| Chris Speier, R OBP: 0.321, SLG: 0.414 (1, 6) | BB | | F7 | | S | | | P5 | | 2 | 0 | 0 | 0 | 2 | 0 | 0 | | | | | | | | | | |
| Tito Fuentes, S OBP: 0.304, SLG: 0.395 (1, 4) | F8 | | 4-3 | | F9 | | | F7 | | 4 | 0 | 0 | 0 | 0 | 0 | 2 | | | | | | | | | | |
| Bobby Bonds, R OBP: 0.329, SLG: 0.527 (1, 9) | F9 | | | | FC6-4 3B | | F7 | | SF8 3B | 4 | 2 | 2 | 0 | 0 | 0 | 1 | | | | | | | | | | |
| Dave Kingman, R OBP: 0.253, SLG: 0.507 (1, 3) | K | | | | P3 | | F8 | | F3 | 4 | 0 | 0 | 0 | 0 | 1 | 3 | | | | | | | | | | |
| Ken Henderson, S OBP: 0.319, SLG: 0.407 (1, 8) | | F9 | | | FC6-4 HBP | | F8 | | SF8 | 2 | 0 | 0 | 1 | 0 | 0 | 0 | | | | | | | | | | |
| Gary Maddox, R OBP: 0.250, SLG: 0.242 (1, 7) | | K | | | FC6-4 | | F3 | | 5-3 | 4 | 0 | 0 | 1 | 0 | 1 | 1 | | | | | | | | | | |
| Al Gallagher, R OBP: 0.375, SLG: 0.370 Jim Barr, R (1, 5) (8, 1) | | | | | F8 | | 4-3 | | | 2 | 0 | 0 | 0 | 1 | 0 | 1 | | | | | | | | | | |
| Dave Rader, L OBP: 0.333, SLG: 0.522 (1, 2) | | F7 | | | | | F7 | | | 3 | 0 | 0 | 0 | 0 | 1 | 1 | | | | | | | | | | |
| Don Carrithers, R OBP: 0.111, SLG: 0.111 Chris Arnold, R OBP: 0.409, SLG: 0.188 (1, 1) (8, 5) | | | K | | | | K | | 6-3 | 2 | 0 | 0 | 0 | 0 | 2 | 0 | | | | | | | | | | |
| Inning Stats | R: 0 E: 0 K: 1 S: 5 | H: 0 LOB: 1 BB: 1 P: 9 | R: 0 E: 0 K: 1 S: 5 | H: 0 LOB: 1 BB: 1 P: 9 | R: 0 E: 0 K: 1 S: 5 | H: 0 LOB: 0 BB: 0 P: 5 | R: 1 E: 0 K: 0 S: 4 | H: 1 LOB: 1 BB: 0 P: 5 | R: 0 E: 0 K: 2 S: 7 | H: 0 LOB: 1 BB: 1 P: 11 | R: 0 E: 0 K: 0 S: 3 | H: 0 LOB: 0 BB: 0 P: 3 | R: 0 E: 0 K: 0 S: 3 | H: 0 LOB: 0 BB: 0 P: 3 | R: 0 E: 0 K: 0 S: 3 | H: 0 LOB: 0 BB: 0 P: 3 | R: 1 E: 0 K: 0 S: 4 | H: 1 LOB: 0 BB: 0 P: 4 | 1B: 0 2B: 0 3B: 2 HR: 0 | SF: 1 SAC: 0 DP: 0 HBP: 1 | WP: 0 PB: 0 SB: 0 CS: 0 | PA: 33 | | | | |
| PITCHER | IP | WLS | BF | H | R | ER | SO | BB | IBB | HBP | BLK | WP | HR | S | P | ERA | WHIP | | | | | | | | | |
| Gary Gentry, R ERA: 2.0 | (1, 1) | 9.0 | W | 33 | 2 | 2 | 2 | 5 | 3 | 0 | 1 | 0 | 0 | 0 | 39 | 52 | 2.00 | 0.556 | | | | | | | | |

New York Mets @ San Francisco Giants
Candlestick Park, San Francisco, CA
Tue May 02 1972, 10:05 PM EDT
Att: 6,570 - Unknown

| | |
|-----|----|
| AB | 28 |
| R | 2 |
| H | 2 |
| RBI | 2 |
| BB | 3 |
| SO | 5 |
| LOB | 9 |



| Batter | 1 | 2 | 3 | 4 | 5 | 6 | 7 | 8 | 9 | AB | R | H | RBI | BB | SO | LOB | TOP | | | | |
|---|---|----------------------------------|------------------------------|---------------------------------|------------------------------|----------------------------------|------------------------------|---------------------------------|------------------------------|---------------------------------|------------------------------|---------------------------------|------------------------------|---------------------------------|------------------------------|----------------------------------|------------------------------|---------------------------------|----------------------------------|------------------------------------|--|
| Bud Harrelson, S OBP: 0.313, SLG: 0.344 (1, 6) | | | | | | | | | | 4 | 2 | 0 | 0 | 1 | 1 | 2 | | | | | |
| Wayne Garrett, L OBP: 0.500, SLG: 1.000 (1, 4) | | | | | | | | | | 1 | 0 | 1 | 1 | 0 | 0 | 0 | | | | | |
| Ted Martinez, R OBP: 0.294, SLG: 0.471 (1, 4) | | | | | | | | | | 4 | 2 | 1 | 1 | 0 | 0 | 1 | | | | | |
| Tommie Agee, R OBP: 0.338, SLG: 0.475 (1, 8) | | | | | | | | | | 4 | 2 | 3 | 1 | 1 | 0 | 0 | | | | | |
| Rusty Staub, L OBP: 0.388, SLG: 0.390 (1, 9) | | | | | | | | | | 4 | 0 | 1 | 1 | 1 | 0 | 2 | | | | | |
| Cleon Jones, R OBP: 0.397, SLG: 0.491 (1, 7) | | | | | | | | | | | 5 | 0 | 1 | 1 | 0 | 1 | 3 | | | | |
| Jim Fregosi, R OBP: 0.349, SLG: 0.482 (1, 5) | | | | | | | | | | | 5 | 1 | 3 | 0 | 0 | 2 | 2 | | | | |
| Ed Kranepool, L OBP: 0.271, SLG: 0.341 (1, 3) | | | | | | | | | | | 5 | 1 | 1 | 1 | 0 | 1 | 5 | | | | |
| Jerry Grote, R OBP: 0.385, SLG: 0.444 (1, 2) | | | | | | | | | | 3 | 0 | 1 | 0 | 1 | 0 | 1 | | | | | |
| Jon Matlack, L OBP: 0.250, SLG: 0.250 (1, 1) | | | | | | | | | | 3 | 0 | 1 | 1 | 0 | 1 | 3 | | | | | |
| Chuck Taylor, R (8, 1) | | | | | | | | | | 0 | 0 | 0 | 0 | 0 | 0 | 0 | | | | | |
| Tug McGraw, R OBP: 0.333, SLG: 0.333 (9, 1) | | | | | | | | | | 0 | 0 | 0 | 0 | 0 | 0 | 0 | | | | | |
| Inning Stats | R: 2 E: 0 K: 1 S: 7 | H: 2 LOB: 2 BB: 2 P: 15 | R: 0 E: 0 K: 0 S: 4 | H: 1 LOB: 1 BB: 0 P: 4 | R: 1 E: 0 K: 0 S: 6 | H: 3 LOB: 3 BB: 1 P: 10 | R: 1 E: 0 K: 1 S: 7 | H: 2 LOB: 1 BB: 0 P: 7 | R: 0 E: 0 K: 0 S: 3 | H: 1 LOB: 0 BB: 0 P: 3 | R: 0 E: 0 K: 1 S: 5 | H: 0 LOB: 0 BB: 1 P: 5 | R: 0 E: 0 K: 1 S: 5 | H: 0 LOB: 0 BB: 0 P: 5 | R: 4 E: 1 K: 0 S: 7 | H: 4 LOB: 1 BB: 1 P: 11 | R: 0 E: 0 K: 2 S: 7 | H: 0 LOB: 0 BB: 0 P: 7 | 1B: 6 2B: 5 3B: 2 HR: 0 | SF: 0 SAC: 1 DP: 1 HBP: 0 | WP: 0 PA: 43 PB: 0 SB: 0 CS: 0 |
| PITCHER | IP WLS BF H R ER SO BB IBB HBP BLK WP HR S P ERA WHIP | | | | | | | | | | | | | | | | | | | | |
| Steve Stone, R ERA: 2.87 (1, 1) | 2.0 L 12 4 3 3 1 2 0 0 0 0 0 0 12 20 13.50 3.000 | | | | | | | | | | | | | | | | | | | | |
| Ron Bryant, L ERA: 3.39 (3, 1) | 3.0 14 5 1 1 1 0 1 0 0 0 0 0 15 19 3.00 1.667 | | | | | | | | | | | | | | | | | | | | |
| Don McMahon, R ERA: 3.09 (6, 1) | 2.0 6 0 0 0 2 0 0 0 0 0 0 0 10 10 0.00 0.000 | | | | | | | | | | | | | | | | | | | | |
| Jerry Johnson, R ERA: 15.75 (8, 1) | 0.2 7 4 4 3 0 1 0 0 0 0 0 0 6 10 40.50 7.500 | | | | | | | | | | | | | | | | | | | | |
| John Morris, L ERA: 1.59 (8, 1) | 1.1 4 0 0 0 2 0 0 0 0 0 0 0 8 8 0.00 0.000 | | | | | | | | | | | | | | | | | | | | |

New York Mets @ San Francisco Giants
Candlestick Park, San Francisco, CA
Wed May 03 1972, 6:33 AM EDT
Att: 4,123 - Unknown

| | |
|-----|----|
| AB | 38 |
| R | 8 |
| H | 13 |
| RBI | 7 |
| BB | 4 |
| SO | 6 |
| LOB | 19 |





| Batter | 1 | 2 | 3 | 4 | 5 | 6 | 7 | 8 | 9 | AB | R | H | RBI | BB | SO | LOB | BOTTOM | | | | |
|---|---|---------------------------------|------------------------------|----------------------------------|------------------------------|---------------------------------|------------------------------|---------------------------------|------------------------------|---------------------------------|------------------------------|---------------------------------|------------------------------|---------------------------------|------------------------------|----------------------------------|------------------------------|---------------------------------|----------------------------------|------------------------------------|--|
| Chris Speier, R OBP: 0.325, SLG: 0.427 (1, 6) | | | | | | | | | | | 5 | 0 | 2 | 1 | 0 | 1 | 0 | | | | |
| Tito Fuentes, S OBP: 0.286, SLG: 0.370 (1, 4) | | | | | | | | | | | 5 | 0 | 0 | 0 | 0 | 0 | 3 | | | | |
| Willie Mays, R OBP: 0.390, SLG: 0.227 (1, 8) | | | | | | | | | | | 3 | 1 | 2 | 0 | 2 | 0 | 0 | | | | |
| Bobby Bonds, R OBP: 0.321, SLG: 0.513 (1, 9) | | | | | | | | | | | 4 | 1 | 1 | 1 | 0 | 0 | 2 | | | | |
| Dave Kingman, R OBP: 0.275, SLG: 0.539 (1, 3) | | | | | | | | | | | 5 | 1 | 3 | 2 | 0 | 0 | 3 | | | | |
| Ken Henderson, S OBP: 0.301, SLG: 0.381 (1, 7) | | | | | | | | | | 4 | 0 | 0 | 1 | 0 | 1 | 4 | | | | | |
| Al Gallagher, R OBP: 0.389, SLG: 0.345 (1, 5) | | | | | | | | | | 2 | 0 | 0 | 0 | 2 | 0 | 2 | | | | | |
| Fran Healy, R OBP: 0.204, SLG: 0.163 (1, 2) | | | | | | | | | | 3 | 0 | 0 | 0 | 0 | 2 | 2 | | | | | |
| Dave Rader, L OBP: 0.320, SLG: 0.500 (8, PH) (9, 2) | | | | | | | | | | 1 | 0 | 0 | 0 | 0 | 0 | 1 | | | | | |
| Steve Stone, R (1, 1) | | | | | | | | | | 0 | 0 | 0 | 0 | 0 | 0 | 0 | | | | | |
| Ron Bryant, S (3, 1) | | | | | | | | | | 1 | 0 | 0 | 0 | 0 | 1 | 0 | | | | | |
| Bernie Williams, R (5, PH) | | | | | | | | | | 0 | 1 | 0 | 0 | 0 | 1 | 0 | | | | | |
| Don McMahon, R (8, 1) | | | | | | | | | | 0 | 0 | 0 | 0 | 0 | 0 | 0 | | | | | |
| Garry Maddox, R OBP: 0.340, SLG: 0.235 (7, PH) | | | | | | | | | | 1 | 0 | 0 | 0 | 0 | 0 | 0 | | | | | |
| Jerry Johnson, R (8, 1) | | | | | | | | | | 0 | 0 | 0 | 0 | 0 | 0 | 0 | | | | | |
| John Morris, R (8, 1) | | | | | | | | | | 0 | 0 | 0 | 0 | 0 | 0 | 0 | | | | | |
| Jim Howarth, L OBP: 0.268, SLG: 0.400 (9, PH) | | | | | | | | | | 1 | 1 | 1 | 0 | 0 | 0 | 0 | | | | | |
| Inning Stats | R: 0 E: 0 K: 1 S: 5 | H: 0 LOB: 0 BB: 0 P: 5 | R: 0 E: 0 K: 2 S: 8 | H: 1 LOB: 2 BB: 1 P: 12 | R: 0 E: 0 K: 1 S: 5 | H: 0 LOB: 0 BB: 0 P: 5 | R: 0 E: 0 K: 0 S: 4 | H: 1 LOB: 1 BB: 0 P: 4 | R: 1 E: 0 K: 0 S: 4 | H: 1 LOB: 1 BB: 1 P: 8 | R: 0 E: 0 K: 0 S: 5 | H: 2 LOB: 2 BB: 0 P: 5 | R: 0 E: 0 K: 1 S: 5 | H: 0 LOB: 0 BB: 0 P: 5 | R: 3 E: 0 K: 0 S: 5 | H: 2 LOB: 1 BB: 2 P: 13 | R: 1 E: 0 K: 0 S: 5 | H: 2 LOB: 2 BB: 1 P: 9 | 1B: 6 2B: 2 3B: 1 HR: 0 | SF: 1 SAC: 0 DP: 0 HBP: 0 | WP: 0 PA: 41 PB: 0 SB: 1 CS: 0 |
| PITCHER | IP WLS BF H R ER SO BB IBB HBP BLK WP HR S P ERA WHIP | | | | | | | | | | | | | | | | | | | | |
| Jon Matlack, L ERA: 2.42 (1, 1) | 7.1 W 32 7 4 4 4 3 0 0 0 0 0 0 39 51 4.91 1.364 | | | | | | | | | | | | | | | | | | | | |
| Chuck Taylor, R ERA: 6.0 (8, 1) | 1.0 7 2 1 1 0 2 0 0 0 0 0 0 5 13 9.00 4.000 | | | | | | | | | | | | | | | | | | | | |
| Tug McGraw, L ERA: 0.64 (9, 1) | 0.2 S 2 0 0 0 0 0 0 0 0 0 0 0 2 2 0.00 0.000 | | | | | | | | | | | | | | | | | | | | |

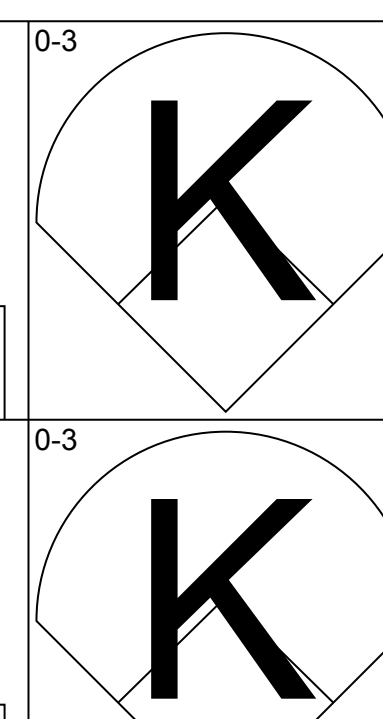
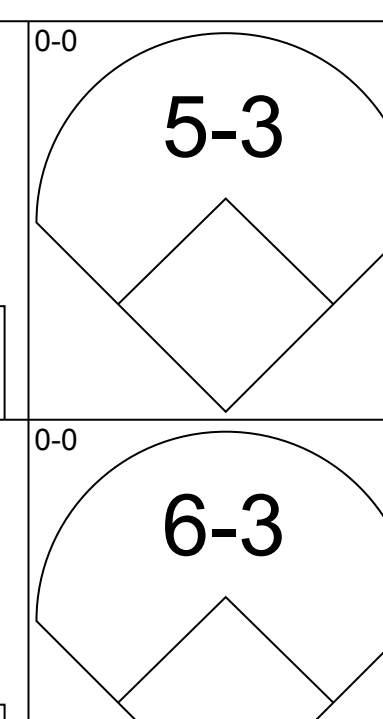
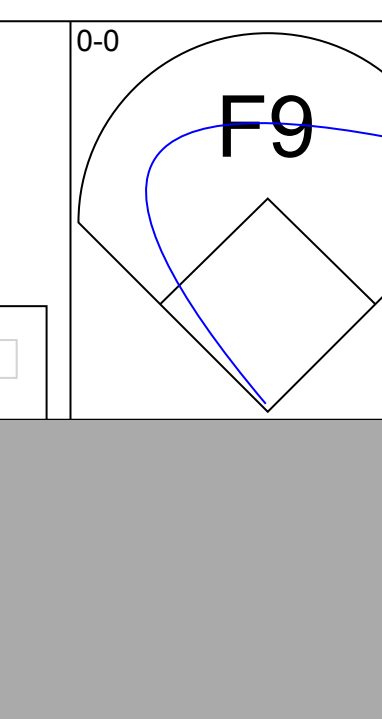
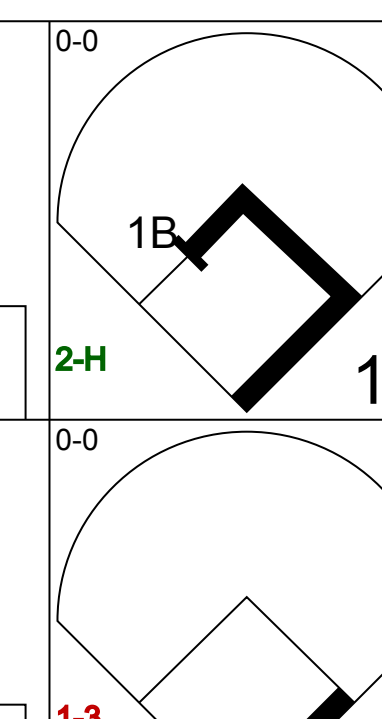
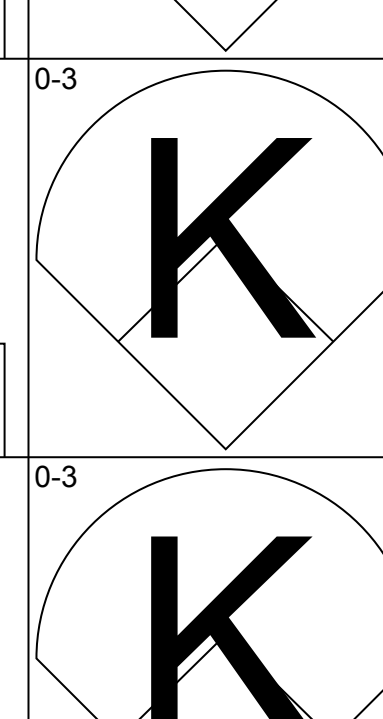
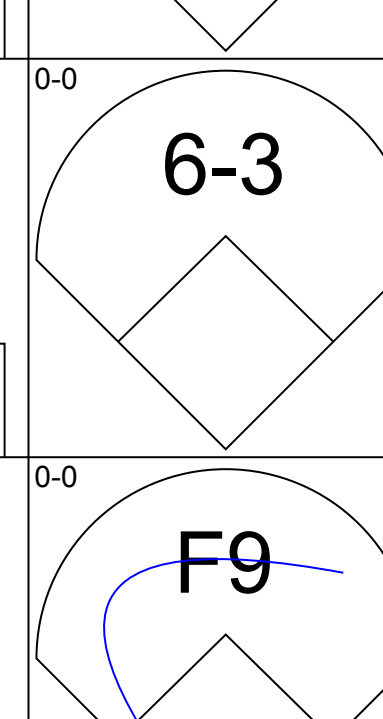
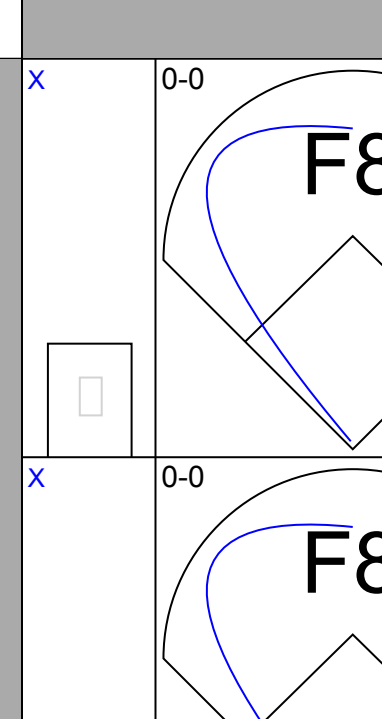
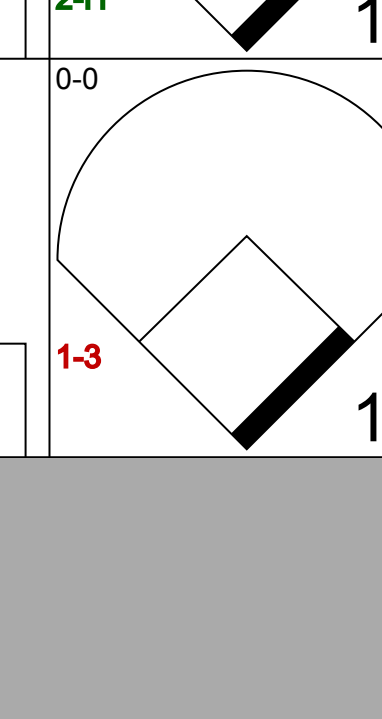
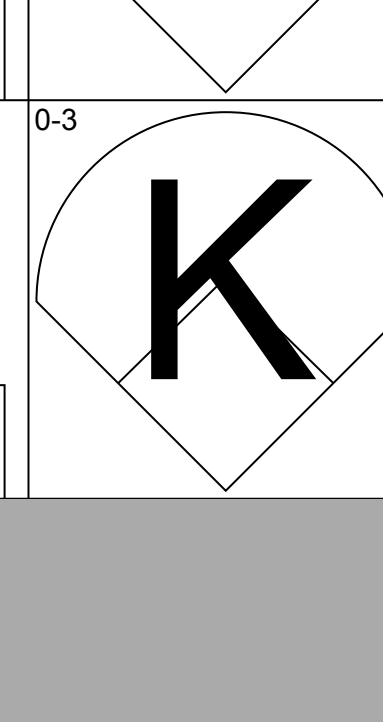
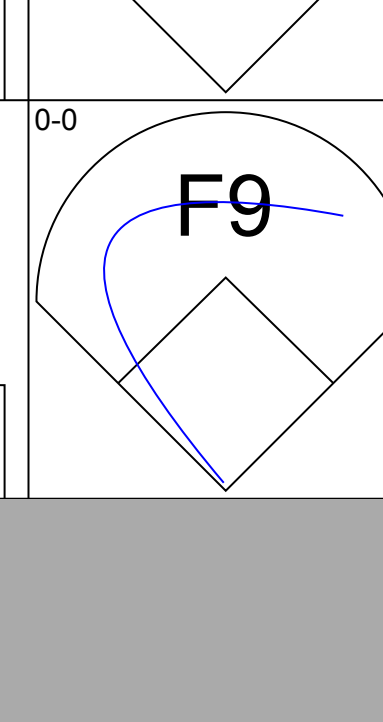
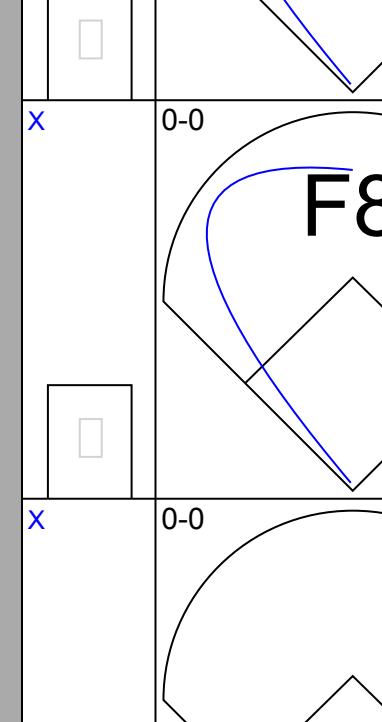
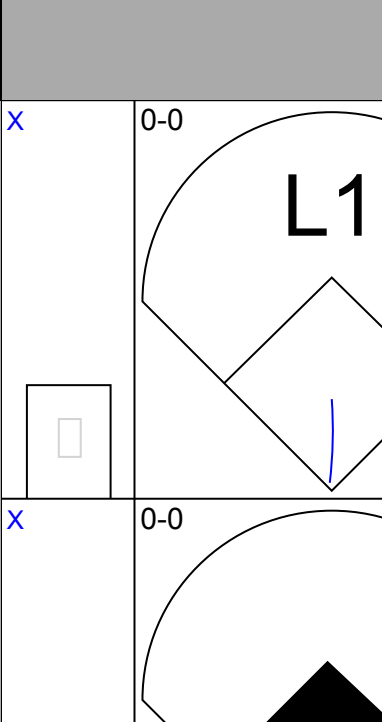
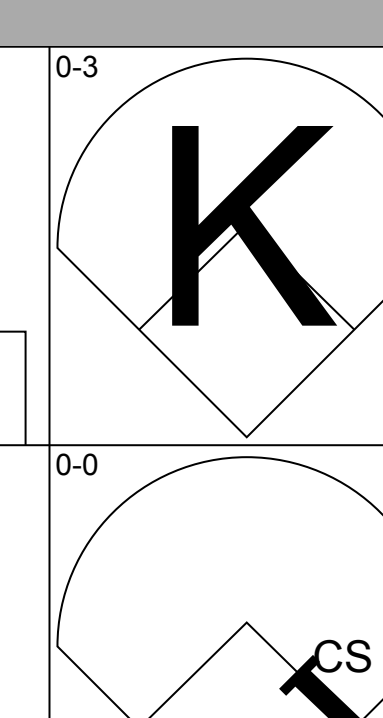
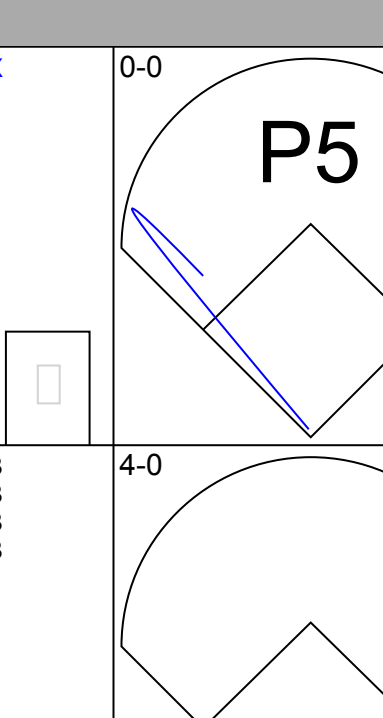
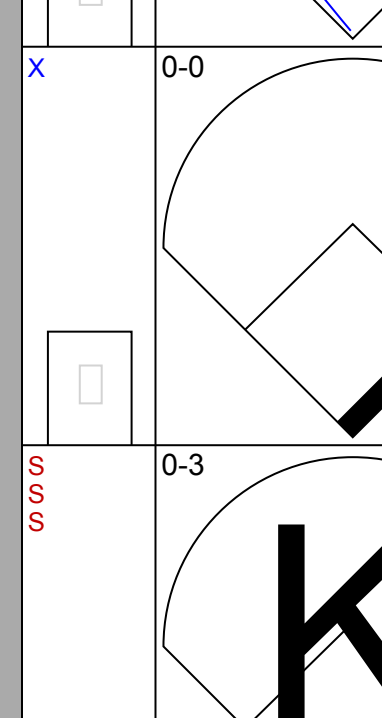
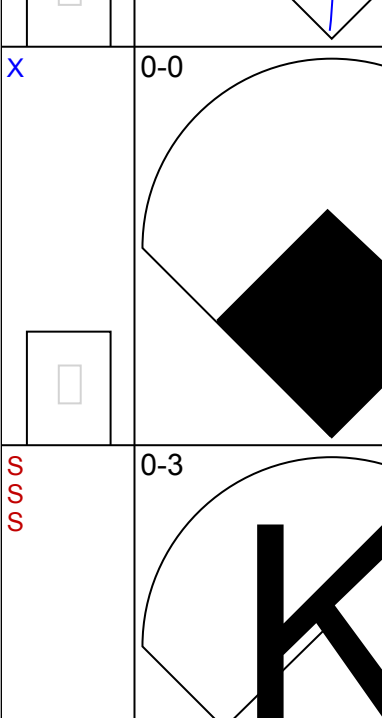
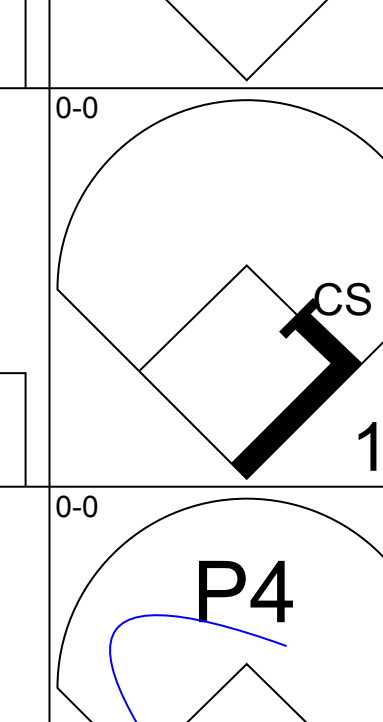
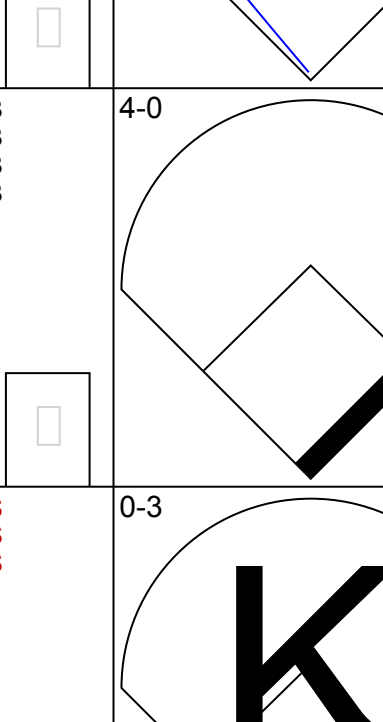
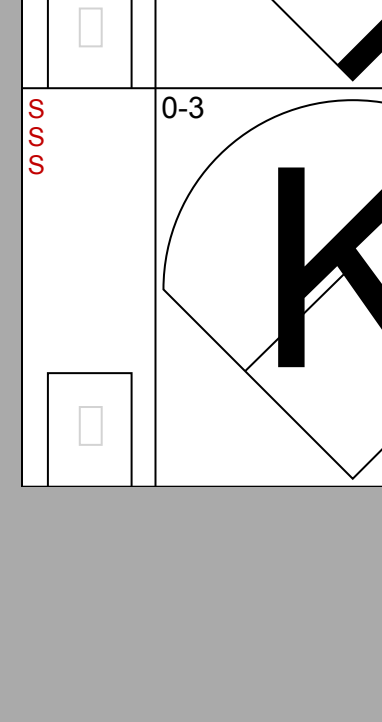
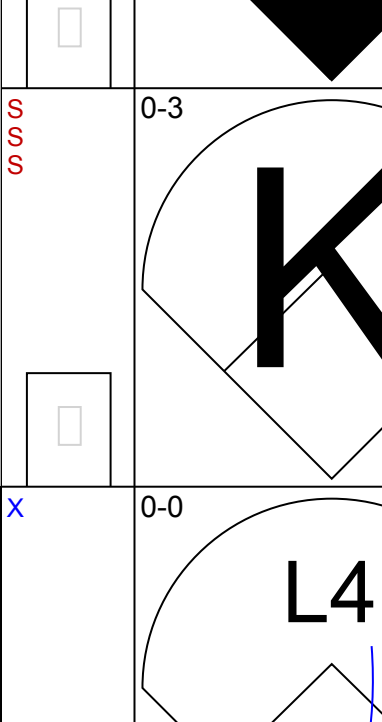
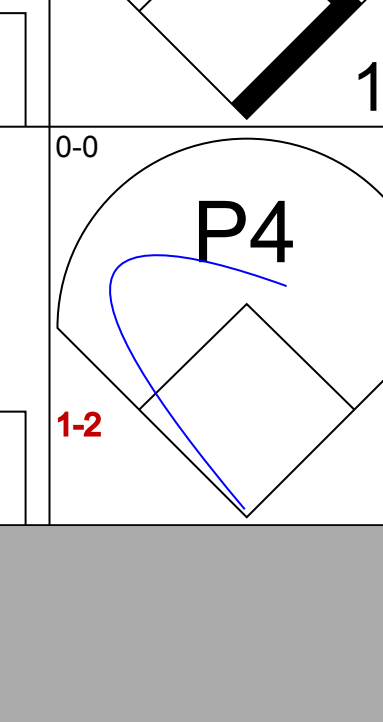
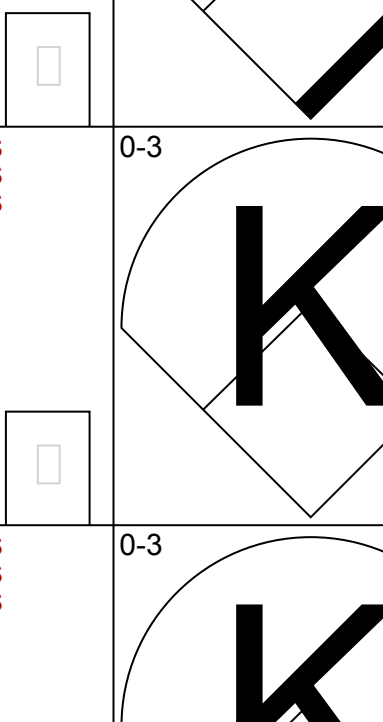
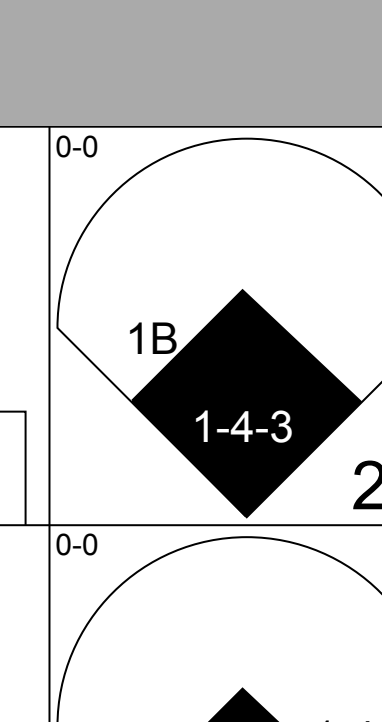
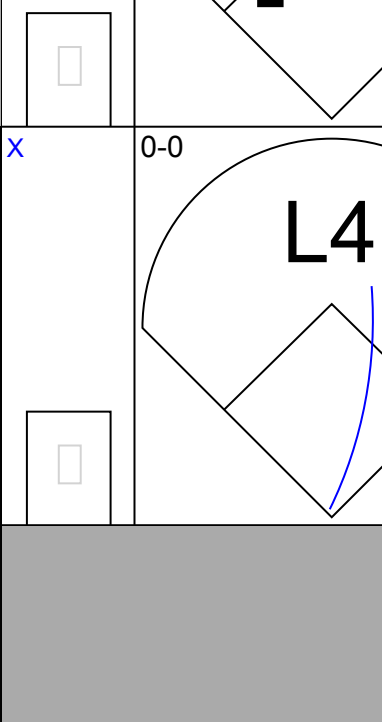
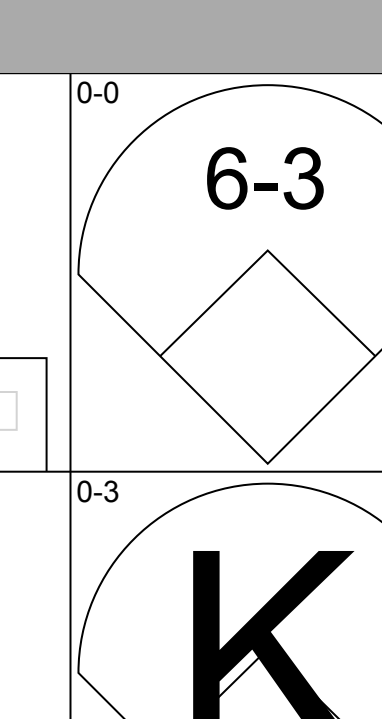
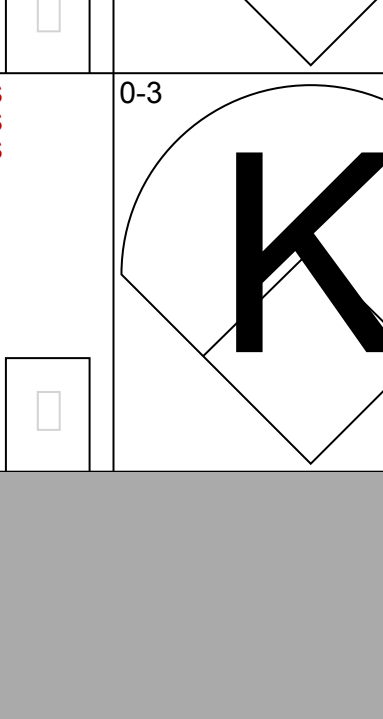
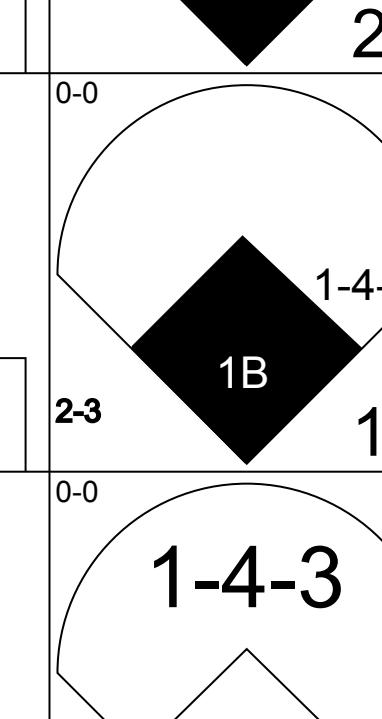
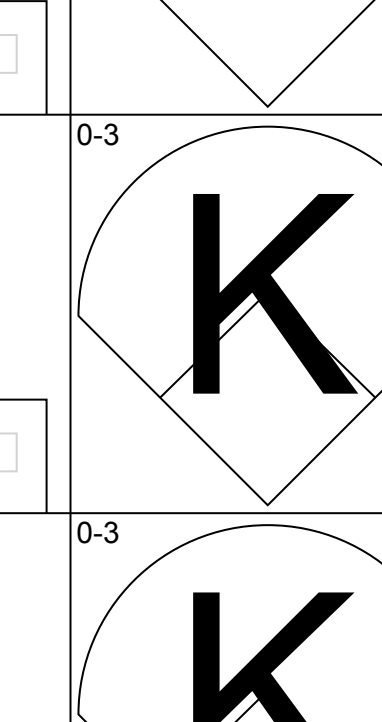
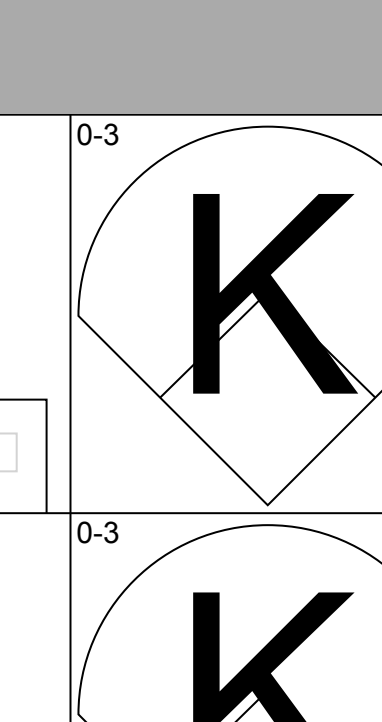
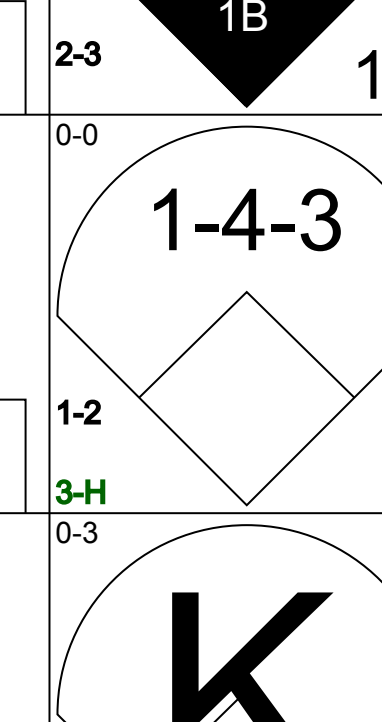
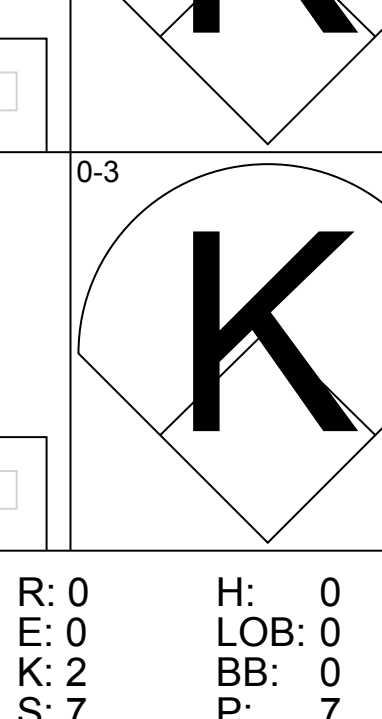
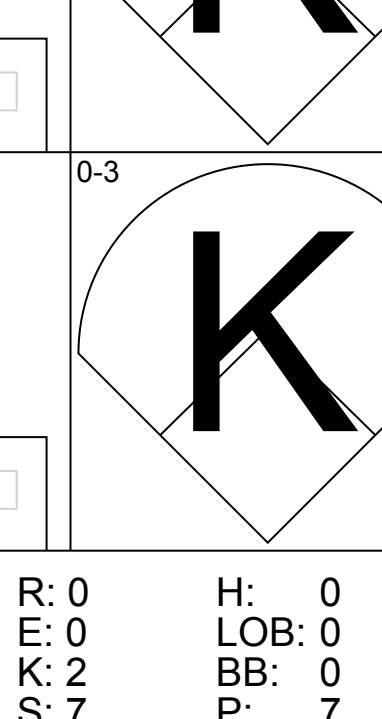
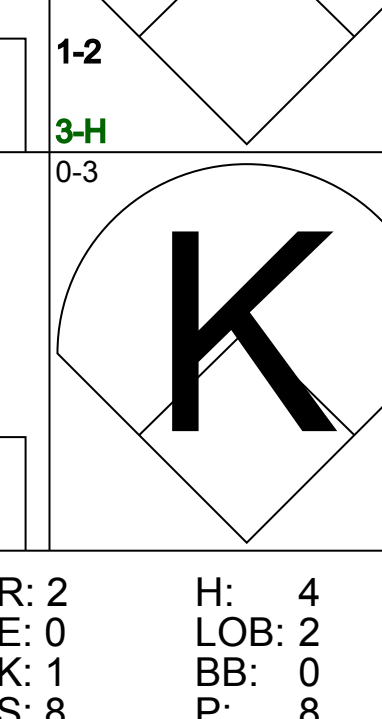
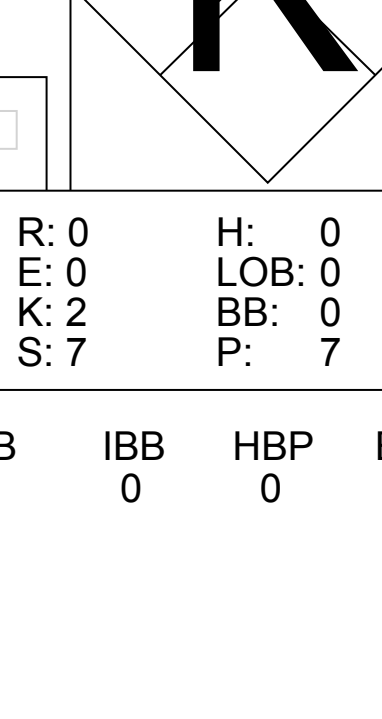
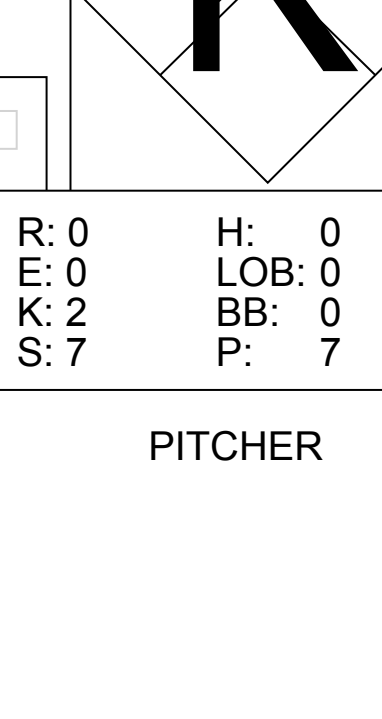
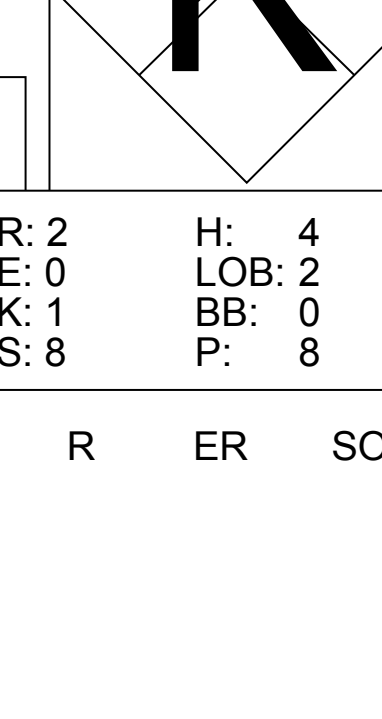
New York Mets @ San Francisco Giants
Candlestick Park, San Francisco, CA
Wed May 03 1972, 6:33 AM EDT
Att: 4,123 - Unknown

| | |
|-----|----|
| AB | 35 |
| R | 5 |
| H | 9 |
| RBI | 5 |
| BB | 5 |
| SO | 5 |
| LOB | 17 |



| Batter | 1 | 2 | 3 | 4 | 5 | 6 | 7 | 8 | 9 | AB | R | H | RBI | BB | SO | LOB | TOP | |
|---|---|---------------------------------|------------------------------|---------------------------------|------------------------------|---------------------------------|------------------------------|---------------------------------|------------------------------|---------------------------------|------------------------------|---------------------------------|------------------------------|---------------------------------|------------------------------|---------------------------------|---|---|
| Chris Speier, R OBP: 0.330, SLG: 0.418 (1,6) | F9 | | F8 | | F7 | | 1B S 1B | | FC6-4 BB | 4 | 0 | 1 | 0 | 1 | 0 | 0 | San Francisco Giants @ Philadelphia Phillies Veterans Stadium, Philadelphia, PA Fri May 05 1972, 7:05 PM EDT Att: 22,161 - Unknown livebaseballscorecards.com | |
| Tito Fuentes, S OBP: 0.292, SLG: 0.372 (1,4) | 1-4-3 | | 4-3 | | | | FC6-4 1B | | FC6-4 1-2 2-3 | 5 | 0 | 2 | 0 | 0 | 0 | 2 | | |
| Willie Mays, R OBP: 0.375, SLG: 0.208 (1,8) | 1B 3B BB | | K | | F7 | | FC6-4 1-2 | | F3 | 4 | 1 | 0 | 0 | 1 | 1 | 5 | | |
| Bobby Bonds, R OBP: 0.325, SLG: 0.524 (1,9) | 1-2 3B 1B | | | | | P6 | | | 6-3 | 4 | 1 | 2 | 0 | 0 | 0 | 0 | | |
| Dave Kingman, R OBP: 0.274, SLG: 0.550 (1,3) | 1-2 3B | | | | P3 | | K | | 1-3 | 4 | 0 | 1 | 2 | 0 | 1 | 1 | | |
| Ken Henderson, S OBP: 0.325, SLG: 0.409 (1,7) | | | | | P6 | | | | FC6-4 1B | 3 | 0 | 2 | 0 | 1 | 0 | 1 | | |
| Al Gallagher, R OBP: 0.300, SLG: 0.344 (1,5) | | | | | | | F3 | | FC6-4 1-2 | 3 | 0 | 1 | 0 | 1 | 0 | 2 | | |
| Dave Rader, L OBP: 0.276, SLG: 0.429 (1,2) | | | | | F7 | | | | G3 | 4 | 0 | 0 | 0 | 0 | 0 | 4 | | |
| Juan Marichal, R OBP: 0.214, SLG: 0.357 (1,1) | | | | | 6-3 | | | | FC6-4 2B | 4 | 0 | 1 | 0 | 0 | 1 | 1 |  | |
| Inning Stats | R: 2 E: 0 K: 0 S: 4 | H: 2 LOB: 1 BB: 1 P: 8 | R: 0 E: 0 K: 0 S: 3 | H: 1 LOB: 1 BB: 1 P: 7 | R: 0 E: 0 K: 1 S: 5 | H: 0 LOB: 0 BB: 0 P: 5 | R: 0 E: 0 K: 0 S: 4 | H: 1 LOB: 2 BB: 1 P: 8 | R: 0 E: 0 K: 1 S: 6 | H: 1 LOB: 1 BB: 0 P: 6 | R: 0 E: 0 K: 1 S: 7 | H: 2 LOB: 2 BB: 0 P: 7 | R: 0 E: 0 K: 0 S: 4 | H: 1 LOB: 1 BB: 0 P: 4 | R: 0 E: 0 K: 0 S: 4 | H: 1 LOB: 2 BB: 1 P: 8 | 1B: 6 SF: 0 2B: 3 SAC: 0 3B: 1 DP: 1 HR: 0 HBP: 0 | WP: 0 PA: 39 PB: 0 SB: 1 CS: 0 |
| PITCHER Bill Champion, R ERA: 2.43 (1,1) | IP: 9.0 WLS: W BF: 39 H: 10 R: 2 ER: 2 SO: 3 BB: 4 IBB: 0 HBP: 0 BLK: 0 WP: 0 HR: 0 S: 41 P: 57 ERA: 2.00 WHIP: 1.556 | | | | | | | | | | | | | | | PITCHER | | |

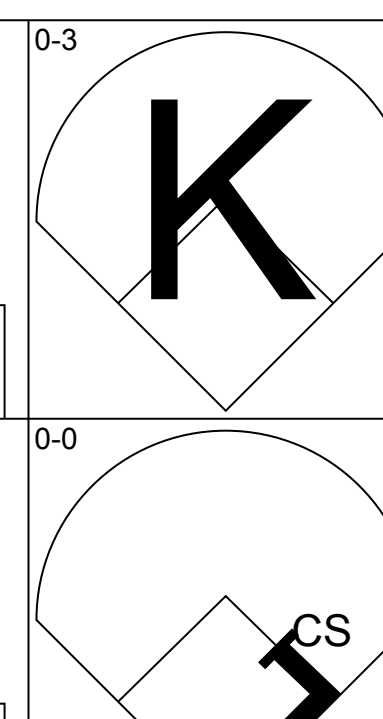
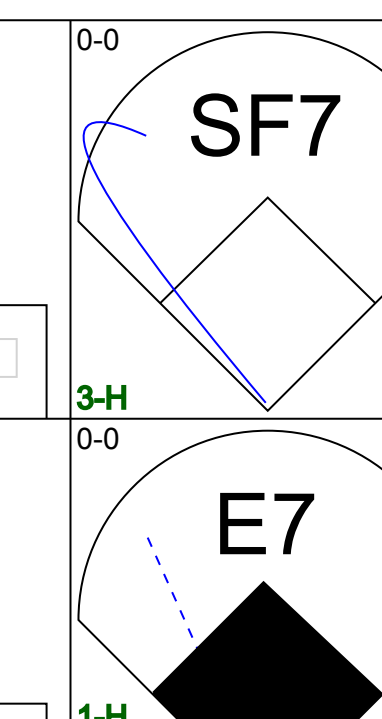
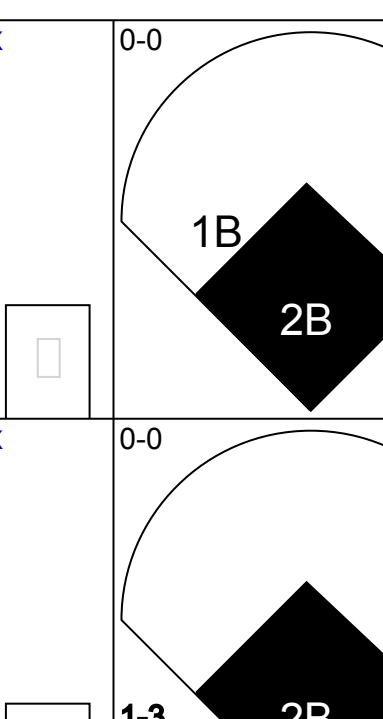
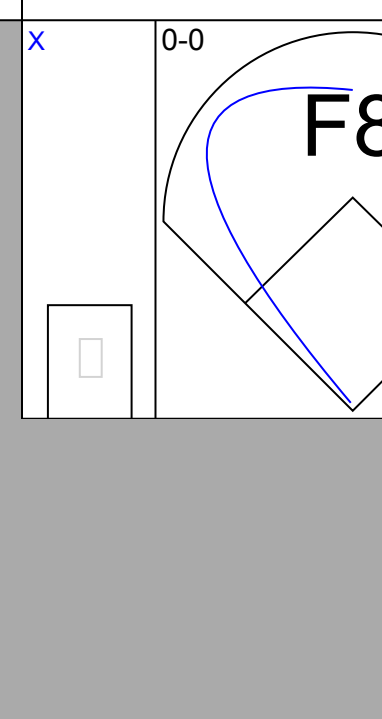

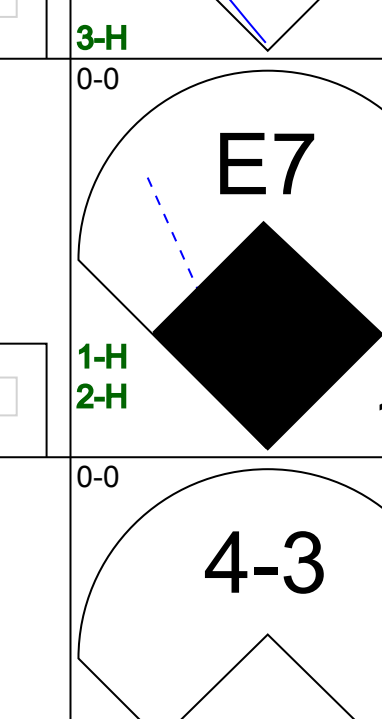
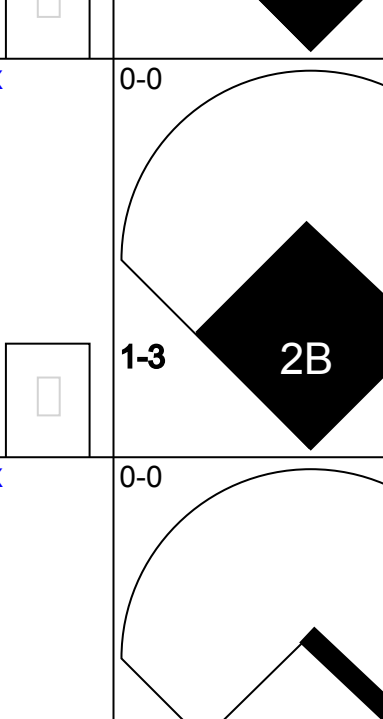
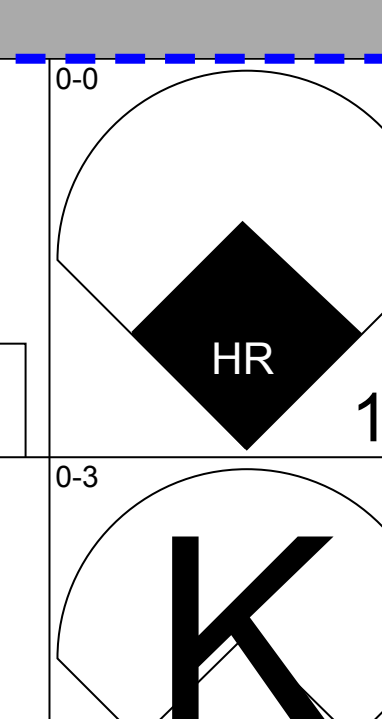
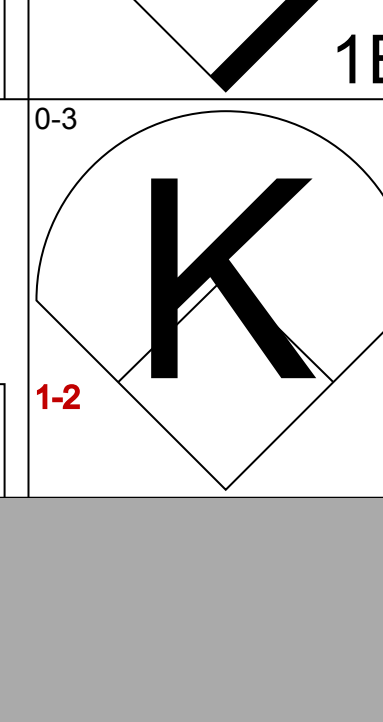
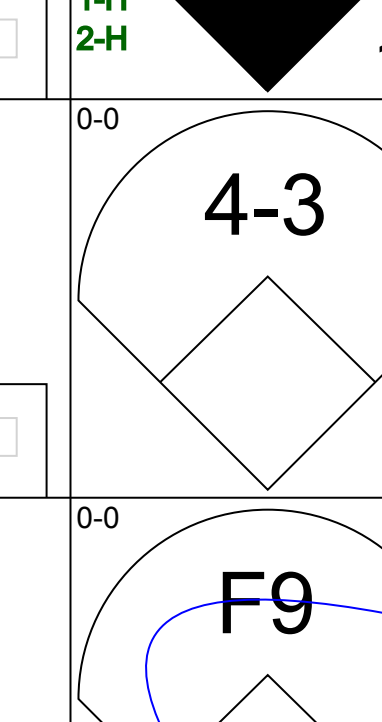
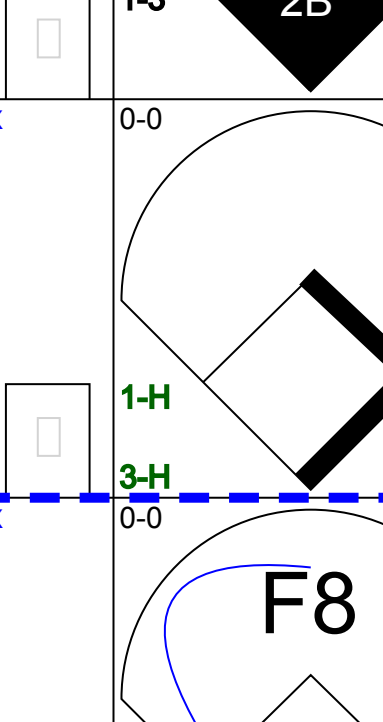
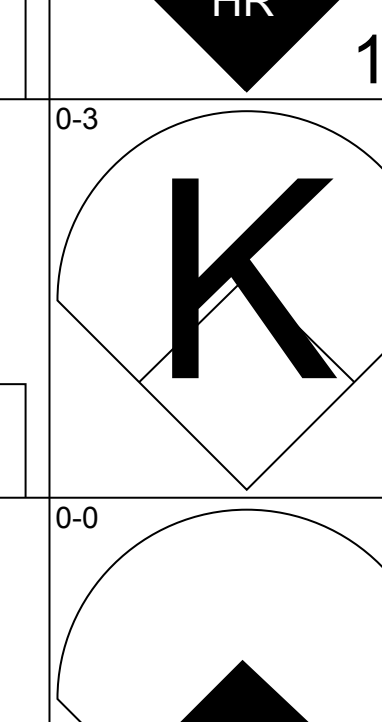
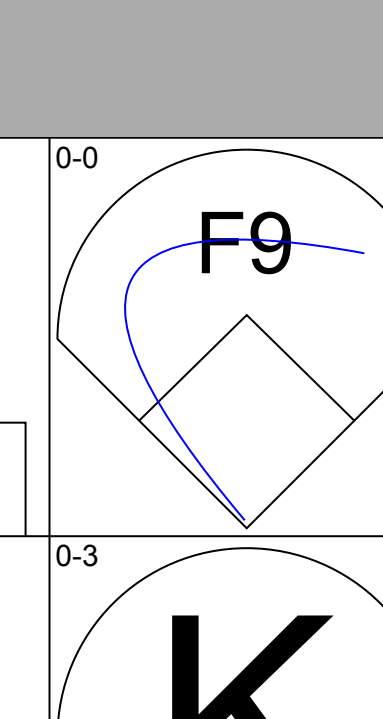
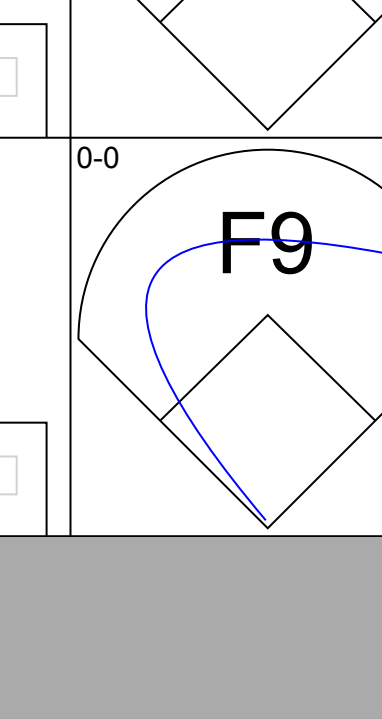
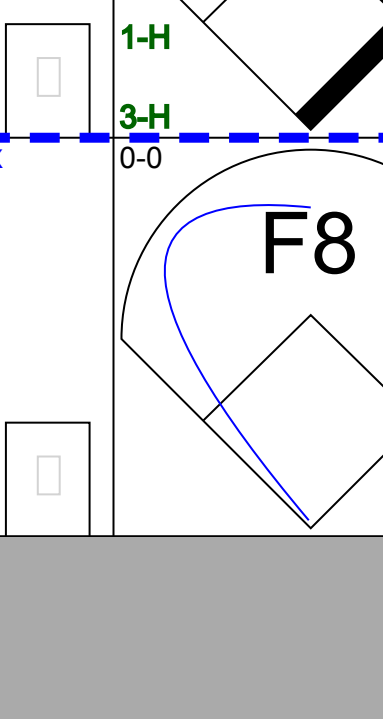
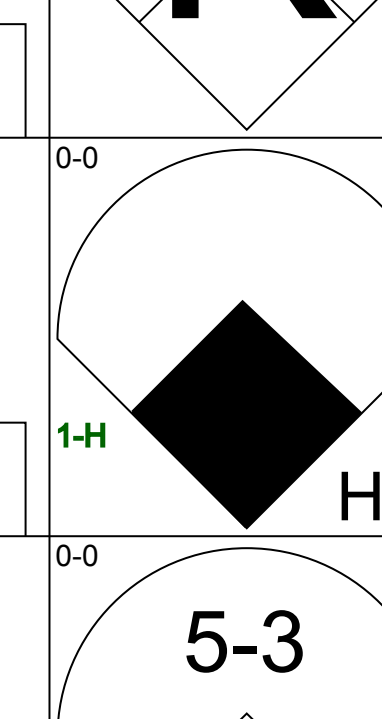
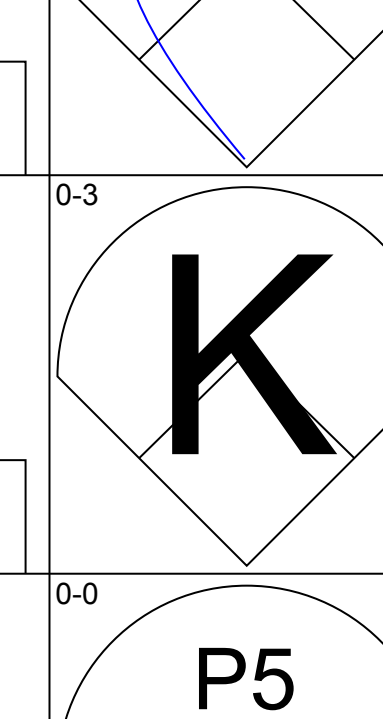
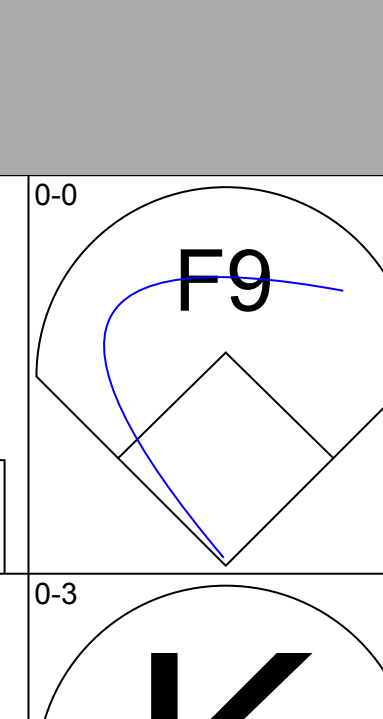
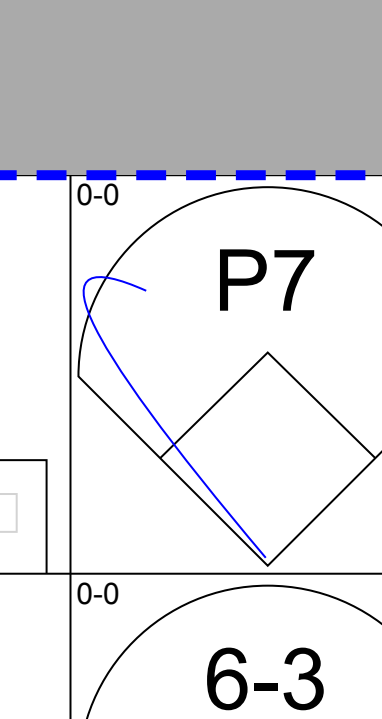
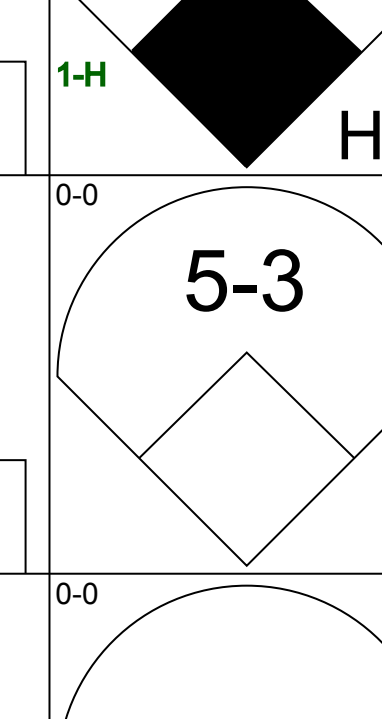
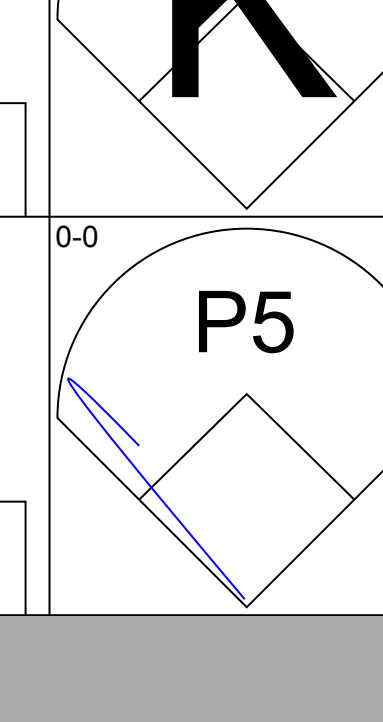
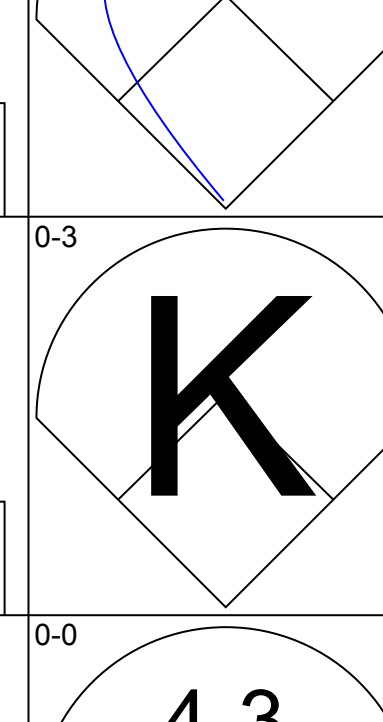
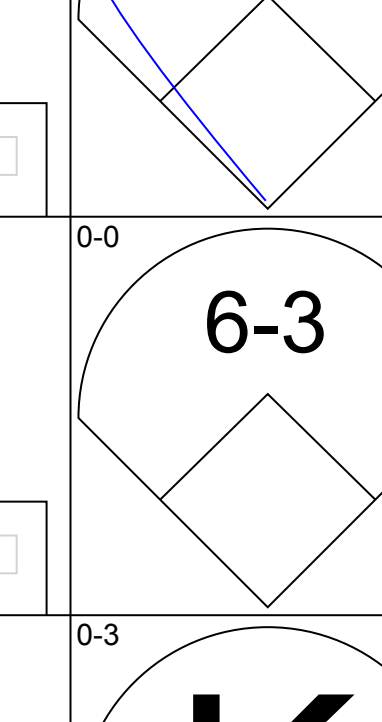
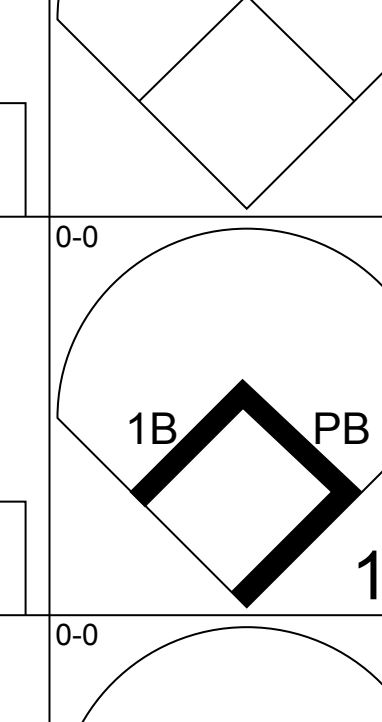
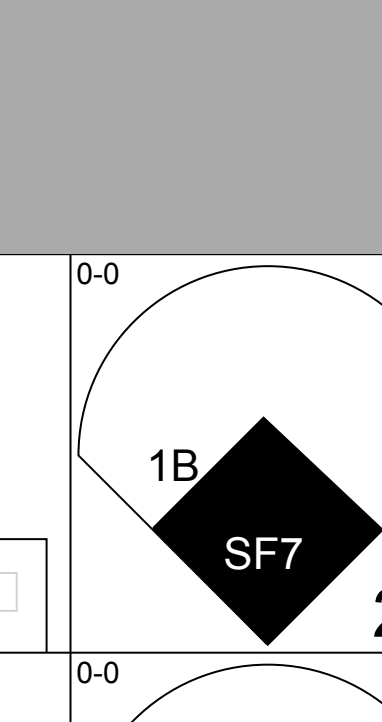
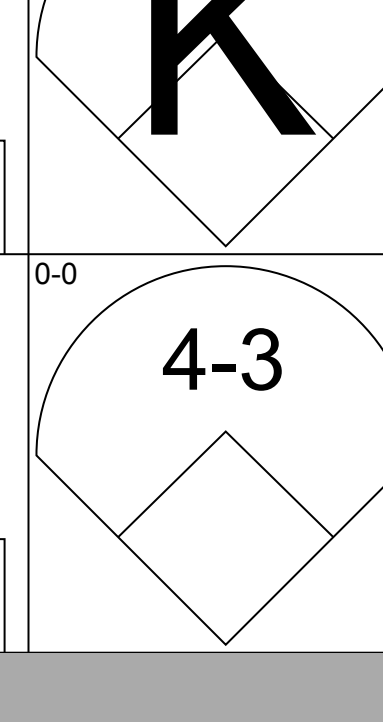
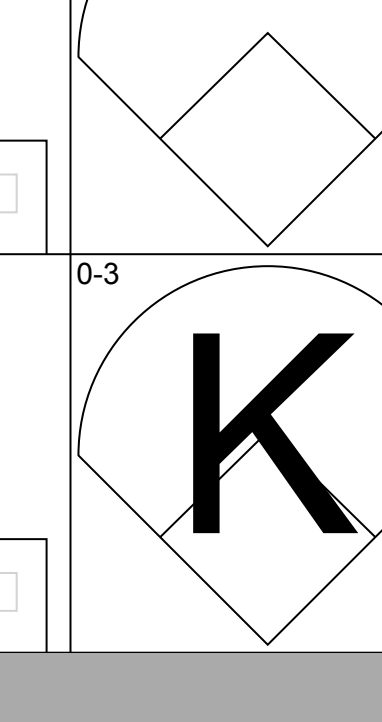
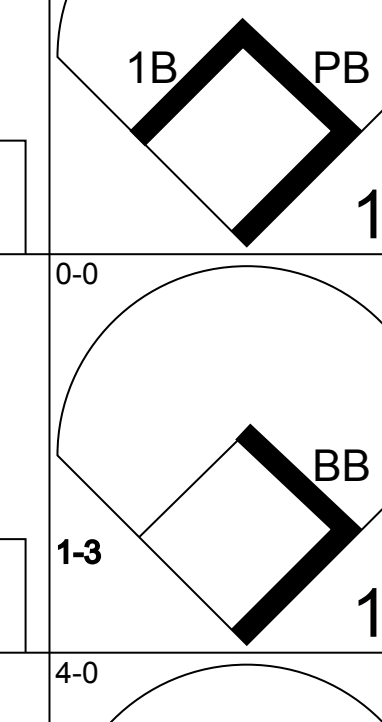
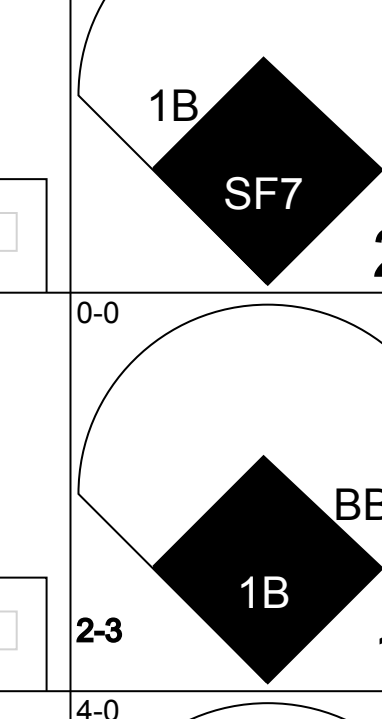
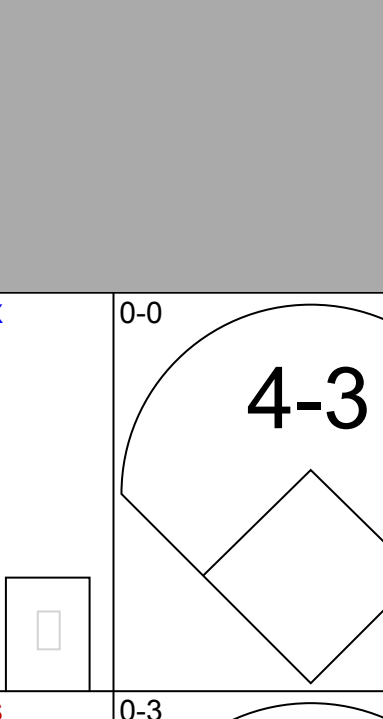
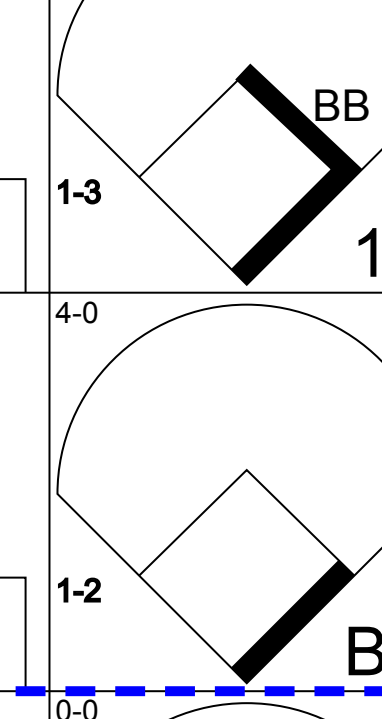
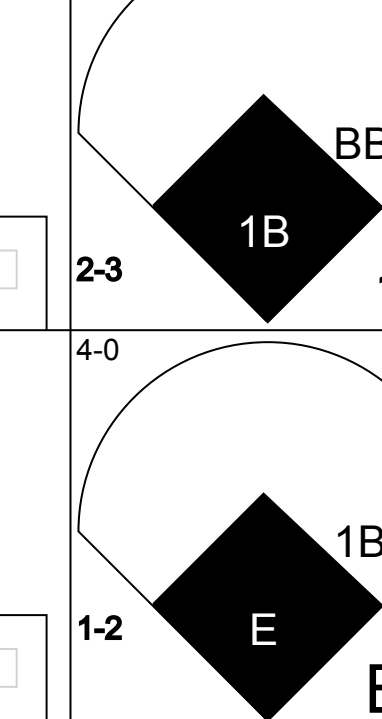
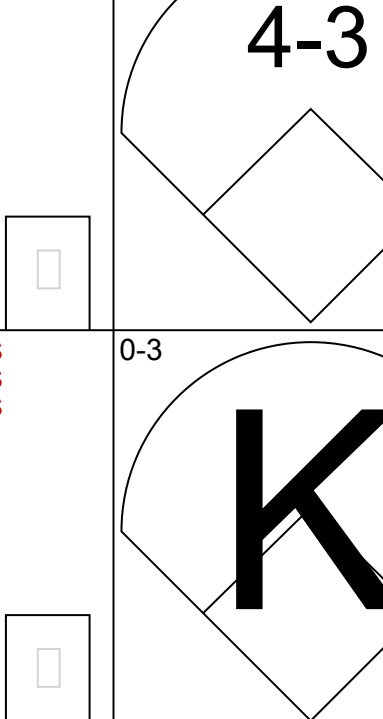
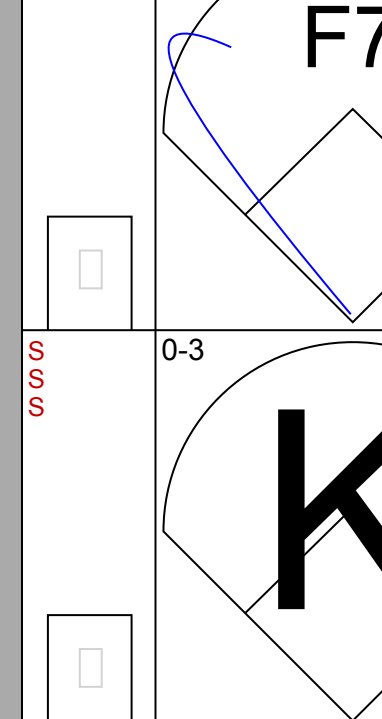
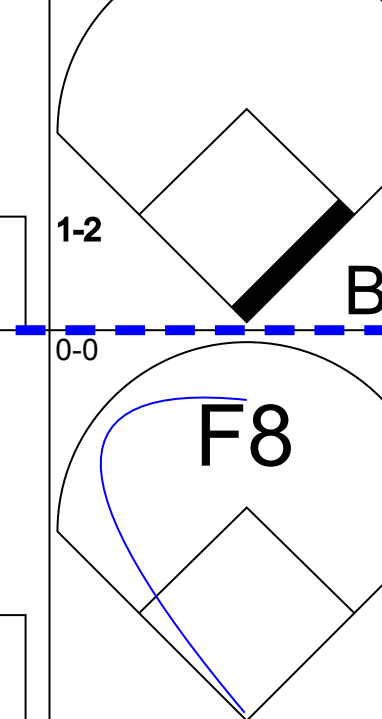
| Batter | 1 | 2 | 3 | 4 | 5 | 6 | 7 | 8 | 9 | AB | R | H | RBI | BB | SO | LOB | BOTTOM | |
|---|---|----------------------------------|------------------------------|---------------------------------|------------------------------|---------------------------------|------------------------------|---------------------------------|------------------------------|---------------------------------|------------------------------|---------------------------------|------------------------------|---------------------------------|------------------------------|---------------------------------|---|---|
| Larry Bowa, S OBP: 0.266, SLG: 0.273 (1,6) | K | | 5-3 | | 1-3 | | K | | | 4 | 0 | 0 | 0 | 0 | 2 | 2 | San Francisco Giants @ Philadelphia Phillies Veterans Stadium, Philadelphia, PA Fri May 05 1972, 7:05 PM EDT Att: 22,161 - Unknown livebaseballscorecards.com | |
| Tim McCarver, L OBP: 0.311, SLG: 0.429 (1,2) | K | | 5-3 | | | | | | | 4 | 0 | 2 | 1 | 0 | 1 | 1 | | |
| Willie Montanez, L OBP: 0.365, SLG: 0.476 (1,8) | | | | | 1B 3H | | | | P6 | 3 | 0 | 0 | 0 | 1 | 1 | 2 | | |
| Greg Luzinski, R OBP: 0.395, SLG: 0.597 (1,7) | F7 | | | | F8 | | L4-6 SH1 1B | | G3-6-3 BB | 3 | 0 | 1 | 0 | 1 | 0 | 1 | | |
| Tom Hutton, L OBP: 0.432, SLG: 0.486 (1,3) | | | | | 2B 1B | | SH1 | | G3-6-3 BB | 3 | 1 | 1 | 0 | 0 | 1 | 2 | | |
| Don Money, R OBP: 0.324, SLG: 0.413 (1,5) | | | | | | | E6 | | | 4 | 1 | 2 | 1 | 0 | 0 | 1 | | |
| Mike Anderson, R OBP: 0.250, SLG: 0.276 (1,9) | | | | | 6-3 | | L4-6 | | | 4 | 0 | 1 | 1 | 0 | 0 | 3 | | |
| Denny Doyle, L OBP: 0.352, SLG: 0.347 (1,4) | | | | | | | | | | 3 | 1 | 2 | 0 | 0 | 1 | 0 | | |
| Bill Champion, R OBP: 0.222, SLG: 0.556 (1,1) | | | | | SH5-3 1B 2B | | SH5-3 | | G3-6-4 | 2 | 0 | 1 | 0 | 0 | 0 | 1 |  | |
| Inning Stats | R: 0 E: 0 K: 2 S: 7 | H: 0 LOB: 1 BB: 1 P: 11 | R: 0 E: 0 K: 1 S: 5 | H: 0 LOB: 0 BB: 0 P: 5 | R: 0 E: 0 K: 1 S: 6 | H: 1 LOB: 1 BB: 0 P: 6 | R: 1 E: 0 K: 0 S: 5 | H: 2 LOB: 1 BB: 0 P: 5 | R: 1 E: 0 K: 1 S: 7 | H: 2 LOB: 1 BB: 0 P: 7 | R: 0 E: 1 K: 0 S: 4 | H: 1 LOB: 1 BB: 0 P: 4 | R: 0 E: 0 K: 1 S: 5 | H: 1 LOB: 0 BB: 0 P: 5 | R: 0 E: 0 K: 0 S: 3 | H: 1 LOB: 1 BB: 1 P: 7 | 1B: 6 SF: 0 2B: 5 SAC: 2 3B: 0 DP: 3 HR: 0 HBP: 0 | WP: 0 PA: 34 PB: 0 SB: 0 CS: 0 |
| PITCHER Juan Marichal, R ERA: 3.38 (1,1) | IP: 8.0 WLS: L BF: 34 H: 10 R: 3 ER: 3 SO: 6 BB: 2 IBB: 0 HBP: 0 BLK: 0 WP: 0 HR: 0 S: 44 P: 52 ERA: 3.38 WHIP: 1.500 | | | | | | | | | | | | | | | PITCHER | | |

| Batter | 1 | 2 | 3 | 4 | 5 | 6 | 7 | 8 | 9 | AB | R | H | RBI | BB | SO | LOB | TOP | | |
|---|---|---|---|--|---|--|---|--|---|---------------------------------|------------------------------|---------------------------------|------------------------------|---------------------------------|------------------------------|---------------------------------|----------------------------------|------------------------------------|--|
| Chris Speier, R (1, 6) OBP: 0.323, SLG: 0.437 |  | | |  | |  | |  | | 4 | 0 | 1 | 1 | 0 | 1 | 0 | | | |
| Chris Arnold, R (1, 5) OBP: 0.433, SLG: 0.348 |  | | |  | | |  |  | | 4 | 0 | 1 | 0 | 0 | 1 | 0 | | | |
| Ken Henderson, S (1, 8) OBP: 0.294, SLG: 0.365 |  | | |  | | |  | |  | 4 | 0 | 0 | 0 | 0 | 1 | 0 | | | |
| Bobby Bonds, R (1, 9) OBP: 0.333, SLG: 0.539 | |  | | |  | |  | |  | 4 | 1 | 2 | 1 | 0 | 1 | 0 | | | |
| Dave Kingman, R (1, 3) OBP: 0.283, SLG: 0.523 |  | | |  | | |  | |  | 3 | 0 | 1 | 0 | 1 | 2 | 1 | | | |
| Tito Fuentes, S (1, 4) OBP: 0.278, SLG: 0.362 |  | | |  | | | |  |  | 4 | 1 | 1 | 0 | 0 | 1 | 2 | | | |
| Garry Maddox, R (1, 7) OBP: 0.250, SLG: 0.293 | | |  | |  | | |  | | 3 | 1 | 1 | 0 | 0 | 1 | 1 | | | |
| Fran Healy, R (1, 2) OBP: 0.196, SLG: 0.156 | | |  | | | |  | |  | 2 | 0 | 0 | 0 | 0 | 2 | 0 | | | |
| Russ Gibson, R (8, PH) OBP: 0.400, SLG: 0.800 | | |  | | | |  | |  | 1 | 0 | 0 | 1 | 0 | 0 | 1 | | | |
| Ron Bryant, S (1, 1) Steve Stone, R (5, 1) Bernie Williams, R (6, PH) Jerry Johnson, R (6, 1) Al Gallagher, R (8, PH) John Morris, R (8, 1) Don McMahon, R (8, 1) | | |  | | | |  | |  | 1 | 0 | 0 | 0 | 0 | 1 | 0 | | | |
| Inning Stats | R: 0 E: 0 K: 3 S: 9 | H: 0 LOB: 0 BB: 0 P: 9 | R: 0 E: 0 K: 1 S: 5 | H: 1 LOB: 0 BB: 0 P: 5 | R: 0 E: 0 K: 2 S: 7 | H: 0 LOB: 0 BB: 0 P: 7 | R: 0 E: 0 K: 0 S: 3 | H: 0 LOB: 0 BB: 0 P: 3 | R: 0 E: 0 K: 2 S: 7 | H: 0 LOB: 0 BB: 0 P: 7 | R: 0 E: 0 K: 1 S: 6 | H: 1 LOB: 1 BB: 0 P: 6 | R: 2 E: 0 K: 1 S: 8 | H: 4 LOB: 2 BB: 0 P: 8 | R: 1 E: 0 K: 1 S: 6 | H: 1 LOB: 0 BB: 0 P: 6 | 1B: 5 2B: 1 3B: 0 HR: 1 | SF: 0 SAC: 0 DP: 0 HBP: 0 | WP: 0 PA: 33 PB: 0 SB: 0 CS: 1 |
| PITCHER Steve Carlton, L (1, 1) ERA: 1.73 | IP: 9.0 WLS: W BF: 33 H: 7 R: 3 ER: 3 SO: 13 BB: 1 IBB: 0 HBP: 0 BLK: 0 WP: 0 HR: 1 S: 58 P: 62 ERA: 3.00 WHIP: 0.889 | | | | | | | | | | | | | | | | | | |

San Francisco Giants @ Philadelphia Phillies
Veterans Stadium, Philadelphia, PA
Sun May 07 1972, 3:33 AM EDT
Att: 44,860 - Unknown

AB 32
R 3
H 7
RBI 3
BB 1
SO 13
LOB 6



| Batter | 1 | 2 | 3 | 4 | 5 | 6 | 7 | 8 | 9 | AB | R | H | RBI | BB | SO | LOB | BOTTOM | |
|--|--|---|---|---|--|---|---|---|------------------------------|----------------------------------|----------------------------------|------------------------------------|--|----|----|-----|--------|--|
| Larry Bowa, S (1, 6) OBP: 0.264, SLG: 0.274 |  | |  | |  | |  | | | 3 | 1 | 1 | 1 | 0 | 1 | 0 | | |
| Terry Harmon, R (1, 4) OBP: 0.536, SLG: 0.583 |  | |  | |  | | |  | | 4 | 3 | 4 | 1 | 0 | 0 | 0 | | |
| Willie Montanez, L (1, 8) OBP: 0.366, SLG: 0.471 |  | |  | |  | | |  | | 4 | 0 | 1 | 2 | 0 | 2 | 2 | | |
| Greg Luzinski, R (1, 7) OBP: 0.381, SLG: 0.595 | |  |  | |  | | |  | | 4 | 1 | 1 | 2 | 0 | 0 | 1 | | |
| Don Money, R (1, 5) OBP: 0.305, SLG: 0.380 |  | | |  | |  | |  | | 4 | 0 | 0 | 0 | 0 | 1 | 0 | | |
| Tim McCarver, L (1, 2) OBP: 0.308, SLG: 0.417 |  | | |  | |  | |  | | 4 | 0 | 1 | 0 | 0 | 1 | 0 | | |
| Mike Anderson, R (1, 9) OBP: 0.278, SLG: 0.297 | | |  |  | |  | |  | | 4 | 1 | 2 | 0 | 0 | 1 | 0 | | |
| Tom Hutton, L (1, 3) OBP: 0.422, SLG: 0.452 | | |  | |  | | |  | | 3 | 1 | 1 | 0 | 1 | 0 | 0 | | |
| Steve Carlton, L (1, 1) OBP: 0.350, SLG: 0.421 | | |  | |  | |  |  | | 3 | 1 | 0 | 0 | 1 | 2 | 3 | | |
| Inning Stats | R: 0 E: 0 K: 2 S: 7 | H: 1 LOB: 1 BB: 0 P: 7 | R: 0 E: 0 K: 1 S: 5 | H: 0 LOB: 0 BB: 0 P: 5 | R: 4 E: 1 K: 0 S: 6 | H: 3 LOB: 0 BB: 1 P: 10 | R: 0 E: 0 K: 1 S: 5 | H: 0 LOB: 0 BB: 0 P: 5 | R: 2 E: 0 K: 1 S: 9 | H: 4 LOB: 3 BB: 1 P: 13 | 1B: 8 2B: 3 3B: 0 HR: 1 | SF: 1 SAC: 0 DP: 1 HBP: 0 | WP: 0 PA: 36 PB: 1 SB: 0 CS: 1 | | | | | |
| PITCHER Ron Bryant, L (1, 1) ERA: 4.24 Steve Stone, R (5, 1) ERA: 2.91 Jerry Johnson, R (6, 1) ERA: 12.6 John Morris, L (8, 1) ERA: 4.26 Don McMahon, R (8, 1) ERA: 3.0 | IP: 4.2 WLS: L BF: 21 H: 7 R: 6 ER: 4 SO: 5 BB: 1 IBB: 0 HBP: 0 BLK: 0 WP: 0 HR: 0 S: 30 P: 34 ERA: 7.71 WHIP: 1.714 | | | | | | | | | | | | | | | | | |

San Francisco Giants @ Philadelphia Phillies
Veterans Stadium, Philadelphia, PA
Sun May 07 1972, 3:33 AM EDT
Att: 44,860 - Unknown

AB 33
R 8
H 11
RBI 6
BB 2
SO 8
LOB 6



| Batter | 1 | 2 | 3 | 4 | 5 | 6 | 7 | 8 | 9 | AB | R | H | RBI | BB | SO | LOB | TOP | | |
|---|--|---------------------------------|------------------------------|---------------------------------|------------------------------|---------------------------------|------------------------------|---------------------------------|------------------------------|---------------------------------|------------------------------|---------------------------------|------------------------------|---------------------------------|------------------------------|---------------------------------|--|------------------------------------|--------------------------|
| Chris Speier, R (1, 6) OBP: 0.317, SLG: 0.424 | F8 | | 1-3 | | | 1B | | 5-3 | 6-3 | 5 | 0 | 1 | 0 | 0 | 0 | 2 | San Francisco Giants @ Montreal Expos Jarry Park, Montreal, QB Tue May 09 1972, 7:05 PM EDT Att: 9,004 - Unknown | | |
| Tito Fuentes, S (1, 4) OBP: 0.287, SLG: 0.367 | FC6-4 BB 1B | | K | | | F7 | | E9 1B | | 4 | 1 | 2 | 0 | 0 | 1 | 1 | | | |
| Bobby Bonds, R (1, 9) OBP: 0.340, SLG: 0.533 | FC6-4 BB 1-2 | | | 1-3 | | F7 | | 1B | | 3 | 0 | 1 | 1 | 1 | 0 | 1 | | | |
| Dave Kingman, R (1, 3) OBP: 0.281, SLG: 0.511 | FC6-4 1-2 2-3 | | | 4-3 | | K | | 1B | | 4 | 0 | 1 | 0 | 0 | 1 | 3 | | | |
| Ken Henderson, S (1, 8) OBP: 0.292, SLG: 0.359 | G3 | | | K | | | | F5 | | 4 | 0 | 1 | 0 | 0 | 1 | 4 | | | |
| Al Gallacher, R (1, 5) OBP: 0.376, SLG: 0.324 | | G4-6-3 1B | | | 4-3 | | G3-6 1-2 | | 4-3 | 4 | 0 | 1 | 0 | 0 | 0 | 1 | | | |
| Jim Howarth, L (1, 7) OBP: 0.571, SLG: 0.333 | | G4-6-3 1-2 | | | 4-0 | FC5-4 BB | | | 4-3 | 2 | 0 | 0 | 0 | 2 | 0 | 1 | | | |
| Dave Rader, L (1, 2) OBP: 0.250, SLG: 0.371 | | G1 | | | 0-0 | FC5-4 1-2 | | 5-3 | | 4 | 0 | 1 | 0 | 0 | 0 | 2 | | | |
| Juan Marichal, R (1, 1) OBP: 0.188, SLG: 0.313 | | | | | 0-0 | 5-3 | | | 4-3 | 2 | 0 | 0 | 0 | 0 | 0 | 1 | | | |
| Chris Arnold, R (8, PH) OBP: 0.419, SLG: 0.333 | | | 6-3 | | | | | | | 1 | 0 | 0 | 0 | 0 | 0 | 0 | | | |
| Jim Barr, R (8, PH) OBP: 0.394, SLG: 0.224 | | | | | | | | | 1-3 | 1 | 0 | 1 | 0 | 0 | 0 | 0 | | | |
| Willie Mays, R (8, PH) | | | | | | | | | | 1 | 0 | 1 | 0 | 0 | 0 | 0 | | | |
| Inning Stats | R: 0 E: 0 K: 0 S: 4 | H: 1 LOB: 2 BB: 1 P: 8 | R: 0 E: 0 K: 0 S: 3 | H: 1 LOB: 0 BB: 0 P: 3 | R: 0 E: 0 K: 1 S: 5 | H: 0 LOB: 0 BB: 0 P: 5 | R: 0 E: 0 K: 1 S: 5 | H: 0 LOB: 0 BB: 0 P: 5 | R: 0 E: 0 K: 0 S: 3 | H: 0 LOB: 1 BB: 1 P: 7 | R: 0 E: 0 K: 1 S: 6 | H: 1 LOB: 1 BB: 1 P: 6 | R: 0 E: 1 K: 0 S: 3 | H: 1 LOB: 2 BB: 0 P: 6 | R: 0 E: 0 K: 0 S: 5 | H: 2 LOB: 2 BB: 0 P: 5 | 1B: 9 2B: 0 3B: 0 HR: 0 | SF: 0 SAC: 0 DP: 2 HBP: 0 | WP: 0 PA: 37 CS: 0 |
| PITCHER Mike Torrez, R (1, 1) ERA: 1.4 | IP: 9.0 WLS: W BF: 37 H: 9 R: 1 ER: 1 SO: 3 BB: 3 IBB: 0 HBP: 0 BLK: 0 WP: 0 HR: 0 S: 40 P: 52 ERA: 1.00 WHIP: 1.333 | | | | | | | | | | | | | | | | | | |

| Batter | 1 | 2 | 3 | 4 | 5 | 6 | 7 | 8 | 9 | AB | R | H | RBI | BB | SO | LOB | BOTTOM | | |
|--|--|---------------------------------|------------------------------|---------------------------------|------------------------------|---------------------------------|------------------------------|---------------------------------|------------------------------|---------------------------------|------------------------------|----------------------------------|------------------------------|---------------------------------|------------------------------|---------------------------------|--|------------------------------------|--------------------------|
| Ron Hunt, R (1, 4) OBP: 0.313, SLG: 0.268 | 5-3 | | | | 3-1 | E6 1-2 2-H 2-H | | | | 3 | 0 | 0 | 0 | 1 | 0 | 2 | San Francisco Giants @ Montreal Expos Jarry Park, Montreal, QB Tue May 09 1972, 7:05 PM EDT Att: 9,004 - Unknown | | |
| Bob Bailey, R (1, 5) OBP: 0.313, SLG: 0.284 | 6-3 | | | | | E E 1B | | E3 WP 1B | | 4 | 2 | 1 | 0 | 0 | 0 | 1 | | | |
| Bobby Wine, R (8, 5) | | | F7 | | | | | | | 0 | 0 | 0 | 0 | 0 | 0 | 0 | | | |
| Mike Jorgensen, L (1, 3) OBP: 0.367, SLG: 0.359 | F5 | | | | 3-1 SH2-3 1B | E E 1B | | F8 | | 4 | 2 | 1 | 0 | 0 | 0 | 2 | | | |
| Ron Fairly, L (1, 9) OBP: 0.273, SLG: 0.188 | | 4-3 | | | SH2-3 | F8 | | | | 3 | 0 | 1 | 1 | 0 | 0 | 2 | | | |
| Clyde Mashore, R (8, 9) OBP: 0.375, SLG: 0.375 | | | | | 1-2 | 1-2 | | 2-H 1B | | 0 | 0 | 0 | 0 | 0 | 0 | 0 | | | |
| Ken Singleton, S (1, 7) OBP: 0.375, SLG: 0.403 | | | | | 3-1 | E E 1B | | K | | 3 | 1 | 1 | 0 | 1 | 1 | 2 | | | |
| Boots Day, L (1, 8) OBP: 0.205, SLG: 0.190 | | | | | 2-3 | E E 1B | | K | | 4 | 0 | 1 | 2 | 0 | 1 | 2 | | | |
| John Boccabella, R (1, 2) OBP: 0.227, SLG: 0.270 | | | | | 3-H 0-0 | FC1-5 1-1 2-H 3-H | | F9 | | 4 | 2 | 1 | 0 | 0 | 0 | 2 | | | |
| Tim Foli, R (1, 6) OBP: 0.239, SLG: 0.262 | | | | | SF9 | E E 1B | | 5-3 | | 2 | 0 | 0 | 1 | 0 | 0 | 0 | | | |
| Mike Torrez, R (1, 1) OBP: 0.111, SLG: 0.111 | | | | | 3-H 0-0 | F6 | | K | | 4 | 0 | 1 | 0 | 0 | 1 | 0 | | | |
| Inning Stats | R: 0 E: 0 K: 0 S: 3 | H: 0 LOB: 0 BB: 0 P: 3 | R: 0 E: 0 K: 1 S: 5 | H: 1 LOB: 0 BB: 0 P: 5 | R: 1 E: 0 K: 0 S: 4 | H: 1 LOB: 1 BB: 1 P: 8 | R: 1 E: 0 K: 0 S: 5 | H: 2 LOB: 1 BB: 0 P: 5 | R: 0 E: 0 K: 0 S: 3 | H: 0 LOB: 0 BB: 0 P: 3 | R: 4 E: 4 K: 0 S: 7 | H: 2 LOB: 2 BB: 1 P: 12 | R: 1 E: 1 K: 1 S: 7 | H: 1 LOB: 1 BB: 0 P: 7 | R: 0 E: 0 K: 1 S: 5 | H: 0 LOB: 0 BB: 0 P: 5 | 1B: 6 2B: 0 3B: 1 HR: 0 | SF: 1 SAC: 1 DP: 0 HBP: 1 | WP: 1 PA: 36 CS: 1 |
| PITCHER Juan Marichal, R (1, 1) ERA: 3.25 | IP: 7.0 WLS: L BF: 33 H: 7 R: 7 ER: 2 SO: 2 BB: 1 IBB: 1 HBP: 1 BLK: 0 WP: 1 HR: 0 S: 34 P: 43 ERA: 2.57 WHIP: 1.143 | | | | | | | | | | | | | | | | | | |
| Jim Barr, R (8, 1) ERA: 2.75 | IP: 1.0 WLS: 3 BF: 0 H: 0 R: 0 ER: 0 SO: 1 BB: 0 IBB: 0 HBP: 0 BLK: 0 WP: 0 HR: 5 S: 5 P: 5 ERA: 0.00 WHIP: 0.000 | | | | | | | | | | | | | | | | | | |

| Batter | 1 | 2 | 3 | 4 | 5 | 6 | 7 | 8 | 9 | AB | R | H | RBI | BB | SO | LOB | TOP | | | | | | | | |
|--|------------------------------|---------------------------------|-------------------------------|----------------------------------|------------------------------|---------------------------------|------------------------------|---------------------------------|-------------------------------|---------------------------------|------------------------------|---------------------------------|------------------------------|---------------------------------|-------------------------------|----------------------------------|---|---------------------------------|-----------------------------------|------------------------------------|----------------------------------|--------|--|--|--|
| Chris Speier, R OBP: 0.340, SLG: 0.432 (1, 6) | 0-0 SH1-4 1B | | 4-0 1B BB | | | 0-0 FC6-4 1B | 0-0 6-3 | 4-0 1B BB | | 3 | 0 | 2 | 1 | 2 | 0 | 2 | San Francisco Giants @ Montreal Expos Jarry Park, Montreal, QB Wed May 10 1972, 7:05 PM EDT Att: 11,031 - Unknown | | | | | | | | |
| Tito Fuentes, S OBP: 0.305, SLG: 0.382 (1, 4) | 0-0 SH1-4 | | 0-0 G6-4-3 1B | | | 0-0 FC6-4 1-2 S | | 1-2 2-3 3-H 1B | | 4 | 1 | 3 | 1 | 0 | 0 | 1 | | | | | | | | | |
| Bobby Bonds, R OBP: 0.333, SLG: 0.526 (1, 9) | 0-0 F9 | | 0-0 G6-4-3 1-2 | | | 0-0 F8 | | 1-2 2B K | | 5 | 1 | 1 | 1 | 0 | 1 | 6 | | | | | | | | | |
| Dave Kingman, R OBP: 0.287, SLG: 0.516 (1, 3) | 0-0 5-3 | | | 0-0 5-3 | | 0-3 K | | 0-0 1B 2B K | 0-0 FC3-6 1B | 5 | 1 | 2 | 1 | 0 | 1 | 2 | | | | | | | | | |
| Ken Henderson, S OBP: 0.298, SLG: 0.354 (1, 8) | | 0-3 K | | 0-0 4-3 | | | 0-0 SH3-4 2B 1B | 4-0 1B 1B | 0-0 FC3-6 G4-6-3 1-2 | 4 | 2 | 1 | 0 | 1 | 1 | 1 | | | | | | | | | |
| Al Gallacher, R OBP: 0.367, SLG: 0.317 (1, 5) | | 0-3 K | | 0-0 F9 | | | 0-0 SH3-4 1-3 | 0-0 1B 1B BB 1B | 0-0 G4-6-3 1-2 | 4 | 1 | 1 | 0 | 0 | 1 | 1 | | | | | | | | | |
| Garry Maddox, R OBP: 0.271, SLG: 0.333 (1, 7) | | 0-0 E6 | | | 0-3 K | | 0-0 E 2B | 0-0 BB 1B 1B | | 4 | 1 | 2 | 3 | 0 | 1 | 0 | | | | | | | | | |
| Dave Rader, L OBP: 0.250, SLG: 0.359 (1, 2) | | 0-3 K | | | 0-0 F4 | | 0-0 F9 | 0-0 1B 1B | | 4 | 0 | 1 | 0 | 0 | 1 | 2 | | | | | | | | | |
| Sam McDowell, L OBP: 0.235, SLG: 0.188 (1, 1) | | | 0-3 K | | | 0-3 K | | 0-0 E1 2-3 | 0-3 K | 4 | 0 | 0 | 0 | 0 | 3 | 4 | | | | | | | | | |
| Inning Stats | R: 0 E: 0 K: 0 S: 4 | H: 1 LOB: 1 BB: 0 P: 4 | R: 0 E: 1 K: 3 S: 10 | H: 0 LOB: 1 BB: 0 P: 10 | R: 0 E: 0 K: 1 S: 5 | H: 1 LOB: 1 BB: 1 P: 9 | R: 0 E: 0 K: 0 S: 3 | H: 0 LOB: 0 BB: 0 P: 3 | R: 0 E: 0 K: 2 S: 7 | H: 0 LOB: 0 BB: 0 P: 7 | R: 0 E: 0 K: 1 S: 6 | H: 1 LOB: 1 BB: 0 P: 6 | R: 1 E: 1 K: 0 S: 6 | H: 2 LOB: 2 BB: 0 P: 6 | R: 6 E: 0 K: 2 S: 13 | H: 7 LOB: 2 BB: 2 P: 21 | R: 0 E: 0 K: 0 S: 3 | H: 1 LOB: 0 BB: 0 P: 3 | 1B: 10 2B: 3 3B: 0 HR: 0 | SF: 0 SAC: 2 DP: 2 HBP: 0 | WP: 0 PB: 0 SB: 3 CS: 0 | PA: 42 | | | |
| PITCHER | IP | WLS | BF | H | R | ER | SO | BB | IBB | HBP | BLK | WP | HR | S | P | ERA | WHIP | | | | | | | | |
| Bill Stoneman, R ERA: 3.18 (1, 1) | 7.0 | L | 32 | 8 | 5 | 5 | 7 | 1 | 1 | 0 | 0 | 0 | 0 | 44 | 52 | 6.43 | 1.286 | | | | | | | | |
| Mike Marshall, R ERA: 1.96 (8, 1) | 1.0 | | 7 | 4 | 2 | 2 | 2 | 1 | 0 | 0 | 0 | 0 | 0 | 10 | 14 | 18.00 | 5.000 | | | | | | | | |
| John Strohmayr, R ERA: 3.31 (9, 1) | 1.0 | | 3 | 1 | 0 | 0 | 0 | 0 | 0 | 0 | 0 | 0 | 0 | 3 | 3 | 0.00 | 1.000 | | | | | | | | |

| | |
|-----|----|
| AB | 37 |
| R | 7 |
| H | 13 |
| RBI | 7 |
| BB | 3 |
| SO | 9 |
| LOB | 19 |



| Batter | 1 | 2 | 3 | 4 | 5 | 6 | 7 | 8 | 9 | AB | R | H | RBI | BB | SO | LOB | BOTTOM | | | | | | | | |
|--|------------------------------|---------------------------------|------------------------------|---------------------------------|------------------------------|---------------------------------|------------------------------|---------------------------------|------------------------------|---------------------------------|------------------------------|---------------------------------|------------------------------|---------------------------------|------------------------------|---------------------------------|---|---------------------------------|----------------------------------|------------------------------------|----------------------------------|--------|--|--|--|
| Ron Hunt, R OBP: 0.310, SLG: 0.257 (1, 4) | 1-0 FC1-6 HBP | | | 0-0 F5 | | 0-3 K | | 0-0 F6 | | 3 | 0 | 0 | 0 | 0 | 1 | 1 | San Francisco Giants @ Montreal Expos Jarry Park, Montreal, QB Wed May 10 1972, 7:05 PM EDT Att: 11,031 - Unknown | | | | | | | | |
| Mike Jorgensen, L OBP: 0.373, SLG: 0.382 (1, 3) | 0-0 FC1-6 G4-3 1-2 | | | 0-0 F6 | | 0-0 CS 1B | | 0-0 2H 1B 2B | | 4 | 1 | 2 | 1 | 0 | 0 | 1 | | | | | | | | | |
| Clyde Mashore, R OBP: 0.394, SLG: 0.393 (1, 9) | 0-0 G4-3 1-2 | | | 0-0 1B | | 0-3 K | | 0-0 2H 1B | | 4 | 0 | 2 | 1 | 0 | 1 | 2 | | | | | | | | | |
| Bob Bailey, R OBP: 0.310, SLG: 0.321 (1, 5) | | 0-0 F8 | | 0-0 F5 | | | 0-0 HR | 0-0 6-3 | | 4 | 1 | 1 | 1 | 0 | 0 | 2 | | | | | | | | | |
| Ken Singleton, S OBP: 0.381, SLG: 0.414 (1, 7) | | 4-0 CS BB | | | 0-0 2B | | 0-3 K | | 0-3 K | 3 | 0 | 1 | 0 | 1 | 2 | 0 | | | | | | | | | |
| Ron Woods, R OBP: 0.308, SLG: 0.278 (1, 8) | | 0-0 1-3 1-2 | | | 0-0 F8 | | 0-0 6-3 | | 0-3 K | 4 | 0 | 0 | 0 | 0 | 1 | 2 | | | | | | | | | |
| John Boccabella, R OBP: 0.229, SLG: 0.258 (1, 2) | | | 0-3 K | | 4-0 IBB | | 0-0 F8 | | 0-3 K | 3 | 0 | 0 | 0 | 1 | 2 | 0 | | | | | | | | | |
| Bobby Wine, R OBP: 0.200, SLG: 0.400 (1, 6) | | | 0-0 F4 | | 0-0 F8 | | | 0-0 2B 2B | | 3 | 1 | 1 | 0 | 0 | 0 | 2 | | | | | | | | | |
| Bill Stoneman, R ERA: 3.18 (1, 1) | | | 0-3 K | | 0-0 G3 | | | 0-0 F3 | | 2 | 0 | 0 | 0 | 0 | 1 | 2 | | | | | | | | | |
| Mike Marshall, R ERA: 1.96 (8, 1) | | | | | | | | | | 0 | 0 | 0 | 0 | 0 | 0 | 0 | | | | | | | | | |
| Hector Torres, R ERA: 1.96 (8, PH) | | | | | | | | | | 1 | 0 | 0 | 0 | 0 | 0 | 1 | | | | | | | | | |
| John Strohmayr, R ERA: 3.31 (9, 1) | | | | | | | | | | 0 | 0 | 0 | 0 | 0 | 0 | 0 | | | | | | | | | |
| Inning Stats | R: 0 E: 0 K: 0 S: 2 | H: 0 LOB: 0 BB: 0 P: 3 | R: 0 E: 0 K: 0 S: 2 | H: 0 LOB: 0 BB: 1 P: 6 | R: 0 E: 0 K: 2 S: 7 | H: 0 LOB: 0 BB: 0 P: 7 | R: 0 E: 0 K: 0 S: 4 | H: 1 LOB: 1 BB: 0 P: 4 | R: 0 E: 0 K: 0 S: 4 | H: 1 LOB: 2 BB: 1 P: 8 | R: 0 E: 0 K: 2 S: 7 | H: 1 LOB: 0 BB: 0 P: 7 | R: 1 E: 0 K: 1 S: 6 | H: 1 LOB: 0 BB: 0 P: 6 | R: 2 E: 0 K: 0 S: 6 | H: 3 LOB: 1 BB: 0 P: 6 | R: 0 E: 0 K: 3 S: 9 | H: 0 LOB: 0 BB: 0 P: 9 | 1B: 3 2B: 3 3B: 0 HR: 1 | SF: 0 SAC: 0 DP: 1 HBP: 1 | WP: 0 PB: 0 SB: 0 CS: 2 | PA: 34 | | | |
| PITCHER | IP | WLS | BF | H | R | ER | SO | BB | IBB | HBP | BLK | WP | HR | S | P | ERA | WHIP | | | | | | | | |
| Sam McDowell, L ERA: 2.57 (1, 1) | 9.0 | W | 34 | 7 | 3 | 3 | 8 | 1 | 1 | 1 | 0 | 0 | 1 | 47 | 56 | 3.00 | 0.889 | | | | | | | | |



| Batter | 1 | 2 | 3 | 4 | 5 | 6 | 7 | 8 | 9 | AB R H RBI BB SO LOB | TOP | | | | | | | | | |
|---|---|---------------------------------|------------------------------|----------------------------------|------------------------------|---------------------------------|------------------------------|---------------------------------|------------------------------|---------------------------------|--|---------------------------------|------------------------------|---------------------------------|------------------------------|---------------------------------|----------------------------------|------------------------------------|--|--|
| Chris Speier, R (1, 6) OBP: 0.342, SLG: 0.424 | | | | | | | | | | 4 1 1 0 1 0 1 | San Francisco Giants @ Montreal Expos Jarry Park, Montreal, QB Thu May 11 1972, 7:05 PM EDT Att: 7,161 - Unknown | | | | | | | | | |
| Tito Fuentes, S (1, 4) OBP: 0.291, SLG: 0.368 | | | | | | | | | | 4 0 0 1 0 1 1 | | | | | | | | | | |
| Bobby Bonds, R (1, 9) OBP: 0.330, SLG: 0.515 | | | | | | | | | | 4 0 1 1 0 1 1 | | | | | | | | | | |
| Dave Kingman, R (1, 3) OBP: 0.286, SLG: 0.515 | | | | | | | | | | 4 0 1 1 0 2 2 | | | | | | | | | | |
| Ken Henderson, S (1, 8) OBP: 0.286, SLG: 0.337 | | | | | | | | | | 4 0 0 0 0 0 1 | | | | | | | | | | |
| Al Gallacher, R (1, 5) OBP: 0.396, SLG: 0.356 | | | | | | | | | | 4 2 3 0 0 0 0 | | | | | | | | | | |
| Garry Maddox, R (1, 7) OBP: 0.288, SLG: 0.347 | | | | | | | | | | 4 2 2 0 0 1 1 | | | | | | | | | | |
| Dave Rader, L (1, 2) OBP: 0.273, SLG: 0.395 | | | | | | | | | | 4 1 2 2 0 1 1 | | | | | | | | | | |
| Ron Bryant, S (1, 1) OBP: 0.111, SLG: 0.222 | | | | | | | | | | 4 0 1 1 0 0 2 | | | | | | | | | | |
| Inning Stats | R: 1 E: 0 K: 0 S: 5 | H: 2 LOB: 1 BB: 0 P: 5 | R: 3 E: 0 K: 0 S: 7 | H: 4 LOB: 2 BB: 1 P: 11 | R: 2 E: 0 K: 0 S: 6 | H: 4 LOB: 1 BB: 0 P: 6 | R: 0 E: 0 K: 1 S: 5 | H: 0 LOB: 0 BB: 0 P: 5 | R: 0 E: 0 K: 1 S: 5 | H: 0 LOB: 0 BB: 0 P: 5 | R: 0 E: 0 K: 3 S: 9 | H: 0 LOB: 0 BB: 0 P: 9 | R: 0 E: 0 K: 0 S: 4 | H: 1 LOB: 1 BB: 0 P: 4 | R: 0 E: 0 K: 0 S: 3 | H: 0 LOB: 0 BB: 0 P: 3 | 1B: 8 2B: 3 3B: 0 HR: 0 | SF: 1 SAC: 0 DP: 0 HBP: 0 | WP: 1 PA: 38 PB: 0 SB: 0 CS: 0 | |
| PITCHER | IP WLS BF H R ER SO BB IBB HBP BLK WP HR S P ERA WHIP | | | | | | | | | | | | | | | | | | | |
| Steve Renko, R (1, 1) ERA: 6.35 | 1.2 L 12 6 4 4 0 1 0 0 0 0 0 0 11 15 21.60 4.200 | | | | | | | | | | | | | | | | | | | |
| Tom Walker, R (2, 1) ERA: 5.68 | 1.1 7 4 2 2 0 0 0 0 0 0 1 0 7 7 13.50 3.000 | | | | | | | | | | | | | | | | | | | |
| Joe Gilbert, L (4, 1) ERA: 6.75 | 3.0 9 0 0 0 3 0 0 0 0 0 0 0 15 15 0.00 0.000 | | | | | | | | | | | | | | | | | | | |
| John Strohmayr, R (7, 1) ERA: 2.79 | 3.0 10 1 0 0 3 0 0 0 0 0 0 0 16 16 0.00 0.333 | | | | | | | | | | | | | | | | | | | |

| Batter | 1 | 2 | 3 | 4 | 5 | 6 | 7 | 8 | 9 | AB R H RBI BB SO LOB | BOTTOM | | | | | | | | | | |
|--|---|---------------------------------|------------------------------|---------------------------------|------------------------------|---------------------------------|------------------------------|---------------------------------|------------------------------|---------------------------------|--|---------------------------------|------------------------------|---------------------------------|------------------------------|---------------------------------|------------------------------|---------------------------------|-----------------------------------|------------------------------------|--|
| Ron Hunt, R (1, 4) OBP: 0.304, SLG: 0.253 | | | | | | | | | | 5 1 1 0 0 0 3 | San Francisco Giants @ Montreal Expos Jarry Park, Montreal, QB Thu May 11 1972, 7:05 PM EDT Att: 7,161 - Unknown | | | | | | | | | | |
| Mike Jorgensen, L (1, 3) OBP: 0.375, SLG: 0.384 | | | | | | | | | | 5 0 2 0 0 2 1 | | | | | | | | | | | |
| Clyde Mashore, R (1, 9) OBP: 0.368, SLG: 0.375 | | | | | | | | | | 4 0 1 1 0 0 1 | | | | | | | | | | | |
| Bob Bailey, R (1, 5) OBP: 0.319, SLG: 0.329 | | | | | | | | | | 4 0 2 0 0 1 2 | | | | | | | | | | | |
| Ken Singleton, S (1, 7) OBP: 0.375, SLG: 0.405 | | | | | | | | | | 4 1 1 0 0 2 3 | | | | | | | | | | | |
| Ron Woods, R (1, 8) OBP: 0.279, SLG: 0.250 | | | | | | | | | | 4 0 0 0 0 1 2 | | | | | | | | | | | |
| John Bateman, R (1, 2) OBP: 0.500, SLG: 0.556 | | | | | | | | | | 4 0 3 0 0 0 0 | | | | | | | | | | | |
| Hector Torres, R (1, 6) OBP: 0.333, SLG: 0.500 | | | | | | | | | | 4 0 0 0 0 1 5 | | | | | | | | | | | |
| Steve Renko, R (1, 1) ERA: 6.35 | R: 0 E: 0 K: 1 S: 5 | H: 0 LOB: 0 BB: 0 P: 5 | R: 0 E: 0 K: 1 S: 7 | H: 2 LOB: 2 BB: 0 P: 7 | R: 1 E: 1 K: 1 S: 8 | H: 3 LOB: 2 BB: 0 P: 8 | R: 0 E: 0 K: 0 S: 3 | H: 0 LOB: 0 BB: 0 P: 3 | R: 0 E: 0 K: 1 S: 5 | H: 2 LOB: 2 BB: 0 P: 5 | R: 1 E: 1 K: 1 S: 8 | H: 3 LOB: 2 BB: 0 P: 8 | R: 0 E: 0 K: 1 S: 5 | H: 0 LOB: 0 BB: 0 P: 5 | R: 0 E: 0 K: 1 S: 6 | H: 1 LOB: 1 BB: 0 P: 6 | R: 0 E: 0 K: 1 S: 6 | H: 1 LOB: 1 BB: 0 P: 6 | 1B: 11 2B: 1 3B: 0 HR: 0 | SF: 1 SAC: 0 DP: 0 HBP: 0 | WP: 1 PA: 39 PB: 0 SB: 0 CS: 0 |
| PITCHER | IP WLS BF H R ER SO BB IBB HBP BLK WP HR S P ERA WHIP | | | | | | | | | | | | | | | | | | | | |
| Ron Bryant, L (1, 1) ERA: 3.62 | 9.0 W 39 12 2 2 7 0 0 0 0 1 0 53 53 2.00 1.333 | | | | | | | | | | | | | | | | | | | | |

| Batter | 1 | 2 | 3 | 4 | 5 | 6 | 7 | 8 | 9 | AB | R | H | RBI | BB | SO | LOB | TOP | | | | | |
|---|------------------------------|---------------------------------|------------------------------|---------------------------------|------------------------------|---------------------------------|------------------------------|----------------------------------|------------------------------|---------------------------------|------------------------------|---------------------------------|------------------------------|---------------------------------|------------------------------|----------------------------------|------------------------------|---------------------------------|----------------------------------|------------------------------------|----------------------------------|--------|
| Chris Speier, R (1, 6) OBP: 0.353, SLG: 0.466 | 4-0 BB G6-4-3 | | 0-0 6-3 | | | 0-0 HR | 0-0 2B | | 0-0 6-3 | 4 | 1 | 2 | 1 | 1 | 0 | 2 | | | | | | |
| Tito Fuentes, S (1, 4) OBP: 0.289, SLG: 0.364 | 0-3 K | | | 0-3 K | | 0-0 1B | 0-0 1B | | | 4 | 0 | 1 | 0 | 0 | 2 | 3 | | | | | | |
| Bobby Bonds, R (1, 9) OBP: 0.345, SLG: 0.515 | 0-0 G6-4-3 | | | 4-0 F8 1B BB | | 0-0 1B | 1-2 1B | | 4-0 WP BB | 2 | 0 | 1 | 0 | 2 | 0 | 1 | | | | | | |
| Dave Kingman, R (1, 3) OBP: 0.303, SLG: 0.534 | | 0-0 F8 PO 2B | | 0-0 F8 1B | | 0-0 1B | 1-3 2H 1B | | 0-0 5-3 | 4 | 0 | 3 | 0 | 0 | 0 | 1 | | | | | | |
| Ken Henderson, S (1, 8) OBP: 0.294, SLG: 0.330 | | 0-0 F8 | | 0-0 F8 | | 0-0 F8 | 4-0 G6-3 IBB | | 4-0 G6-3 IBB | 2 | 0 | 0 | 0 | 2 | 0 | 3 | | | | | | |
| Al Gallacher, R (1, 5) OBP: 0.368, SLG: 0.327 | | 0-3 K | | 0-0 F9 | | 0-0 G6-3 | | | 0-0 G6-3 | 4 | 0 | 0 | 0 | 0 | 1 | 8 | | | | | | |
| Jerry Johnson, R (8, 1) | | | | | | | | | | 0 | 0 | 0 | 0 | 0 | 0 | 0 | | | | | | |
| Garry Maddox, R (1, 7) OBP: 0.286, SLG: 0.327 | | 4-0 BB | | | | 0-0 P6 | | | 0-0 F7 | 3 | 0 | 0 | 0 | 1 | 0 | 0 | | | | | | |
| Dave Rader, L (1, 2) OBP: 0.250, SLG: 0.362 | | 0-0 PO | | 0-3 K | | 0-0 G3 | | | 0-0 E5 | 4 | 0 | 0 | 0 | 0 | 1 | 0 | | | | | | |
| Jimmy Rosario, S (9, PR) | | | | | | | | | | 0 | 0 | 0 | 0 | 0 | 0 | 0 | | | | | | |
| Fran Healy, R (9, 2) OBP: 0.196, SLG: 0.156 | | 3-H | | | | | | | SH1-4 | 0 | 0 | 0 | 0 | 0 | 0 | 0 | | | | | | |
| Steve Stone, R (1, 1) | | | | 0-3 K | | 0-3 K | | | 0-0 SH1-4 | 2 | 0 | 0 | 0 | 1 | 2 | 0 | | | | | | |
| Chris Arnold, R (8, 5) OBP: 0.419, SLG: 0.333 | | | | | | | | | 1-2 | 0 | 0 | 0 | 0 | 0 | 0 | 0 | | | | | | |
| 2B BB | | | | | | | | | | | | | | | | | | | | | | |
| Inning Stats | R: 0 E: 0 K: 1 S: 4 | H: 0 LOB: 0 BB: 1 P: 8 | R: 0 E: 0 K: 1 S: 5 | H: 1 LOB: 1 BB: 1 P: 9 | R: 0 E: 0 K: 2 S: 7 | H: 0 LOB: 0 BB: 0 P: 7 | R: 0 E: 0 K: 1 S: 6 | H: 1 LOB: 2 BB: 1 P: 10 | R: 0 E: 0 K: 1 S: 5 | H: 0 LOB: 0 BB: 0 P: 5 | R: 1 E: 0 K: 0 S: 5 | H: 4 LOB: 2 BB: 1 P: 9 | R: 0 E: 0 K: 0 S: 4 | H: 1 LOB: 2 BB: 1 P: 8 | R: 0 E: 0 K: 0 S: 2 | H: 0 LOB: 1 BB: 2 P: 10 | R: 0 E: 1 K: 0 S: 4 | H: 0 LOB: 2 BB: 0 P: 4 | 1B: 4 2B: 2 3B: 0 HR: 1 | SF: 0 SAC: 1 DP: 3 HBP: 0 | WP: 1 PB: 0 SB: 0 CS: 0 | PA: 38 |
| PITCHER | IP | WLS | BF | H | R | ER | SO | BB | IBB | HBP | BLK | WP | HR | S | P | ERA | WHIP | | | | | |
| Gary Gentry, R (1, 1) ERA: 2.54 | 7.0 | | 30 | 7 | 1 | 1 | 6 | 5 | 1 | 0 | 0 | 0 | 1 | 36 | 60 | 1.29 | 1.714 | | | | | |
| Chuck Taylor, R (8, 1) ERA: 4.5 | 1.0 | | 3 | 0 | 0 | 0 | 0 | 0 | 1 | 0 | 0 | 1 | 0 | 2 | 6 | 0.00 | 0.000 | | | | | |
| Danny Frisella, R (9, 1) ERA: 1.5 | 1.0 | W | 4 | 0 | 0 | 0 | 0 | 0 | 0 | 0 | 0 | 0 | 0 | 4 | 4 | 0.00 | 0.000 | | | | | |

San Francisco Giants @ New York Mets
Shea Stadium, Flushing, NY
Fri May 12 1972, 7:05 PM EDT
Att: 44,271 - Unknown

| | |
|-----|----|
| AB | 29 |
| R | 1 |
| H | 7 |
| RBI | 1 |
| BB | 7 |
| SO | 6 |
| LOB | 18 |

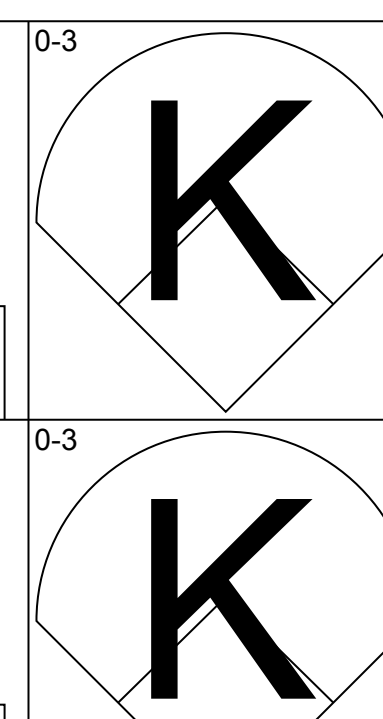
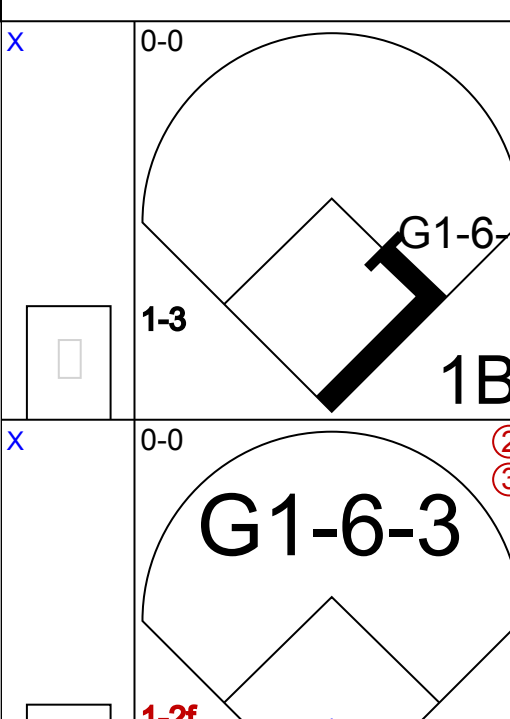
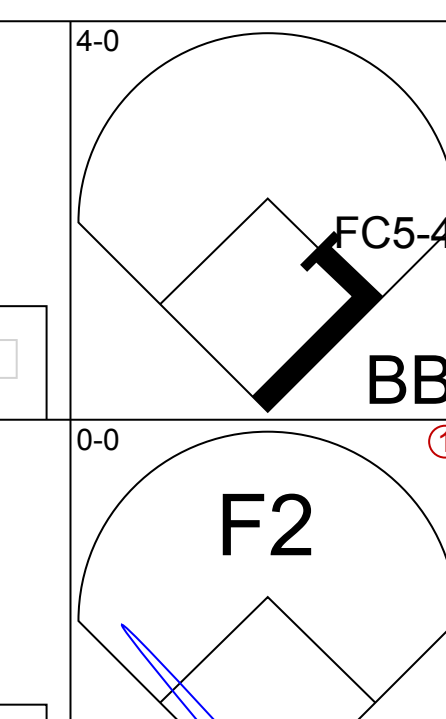
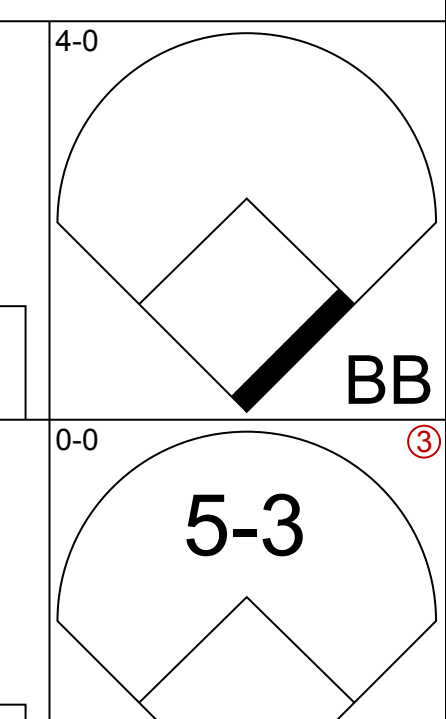
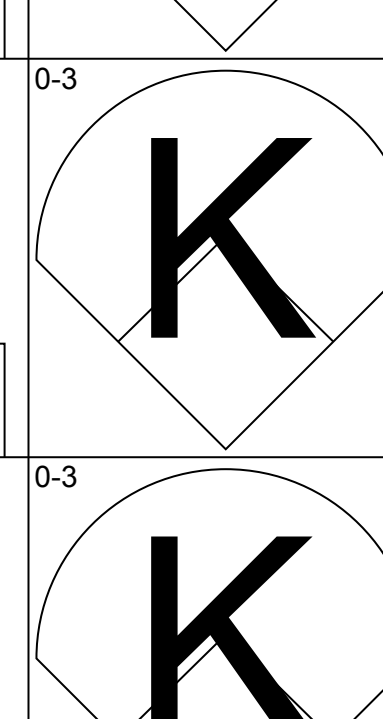
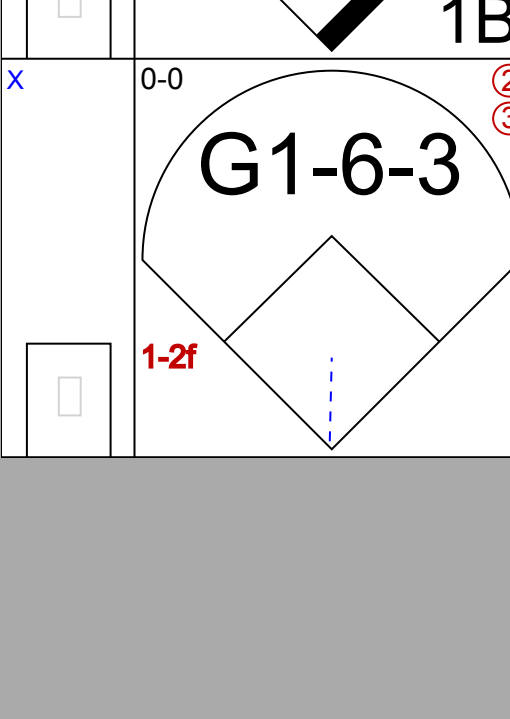
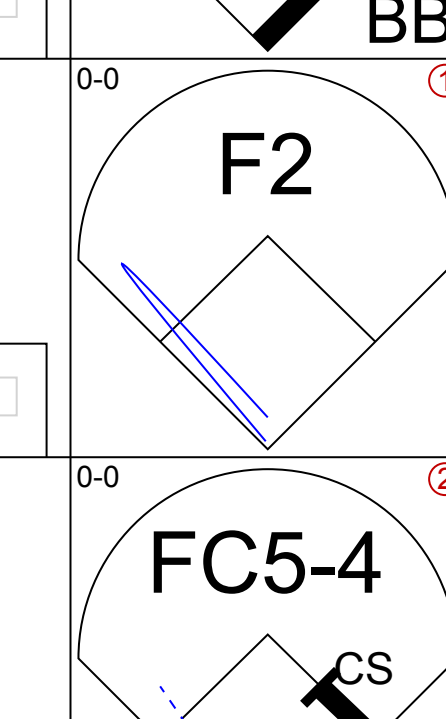
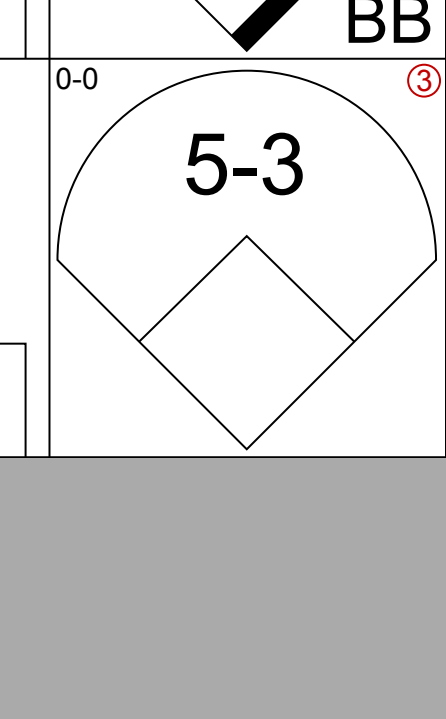
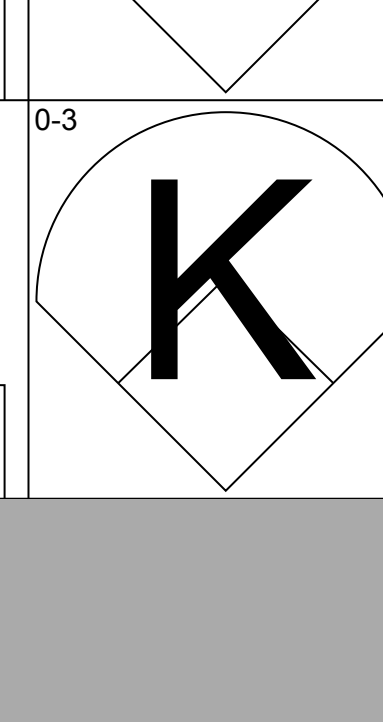
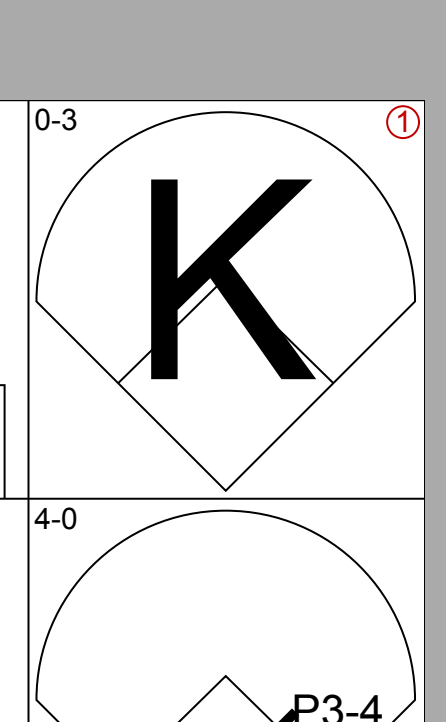
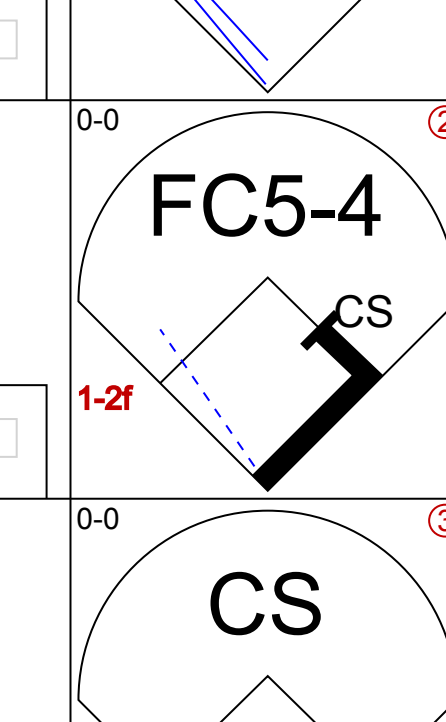
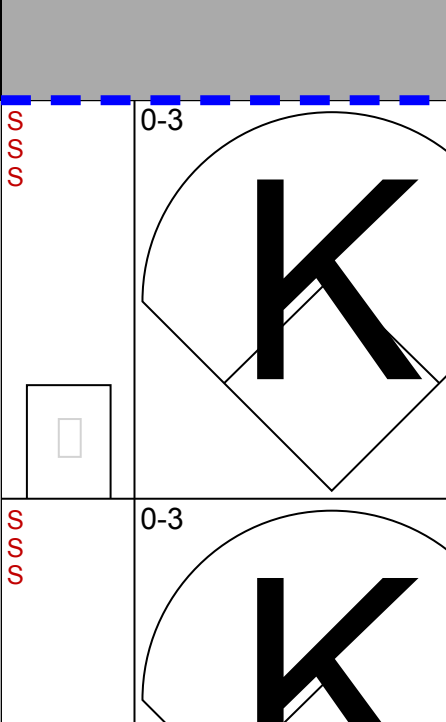
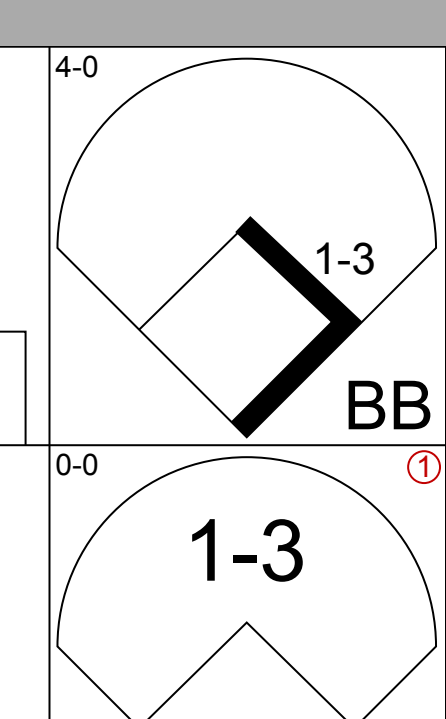
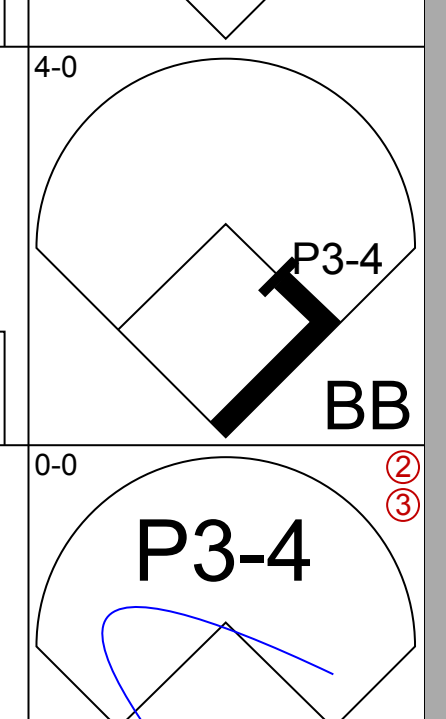
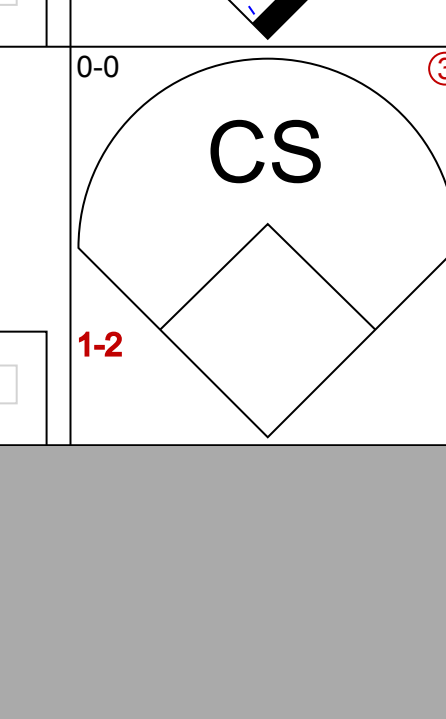
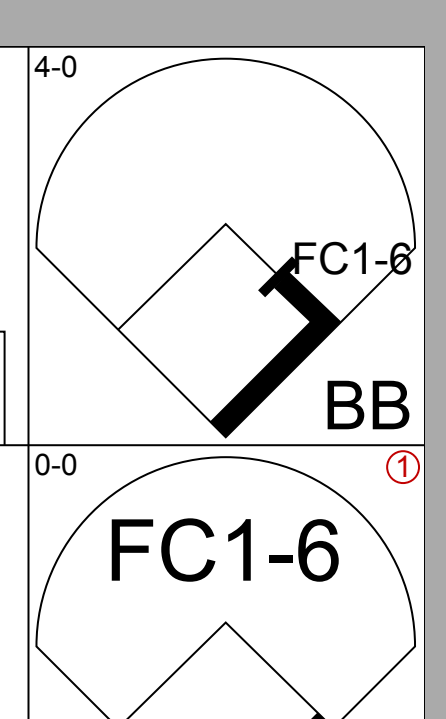
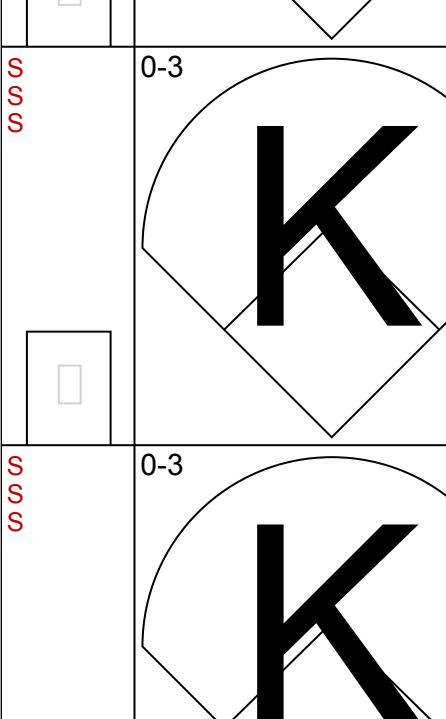
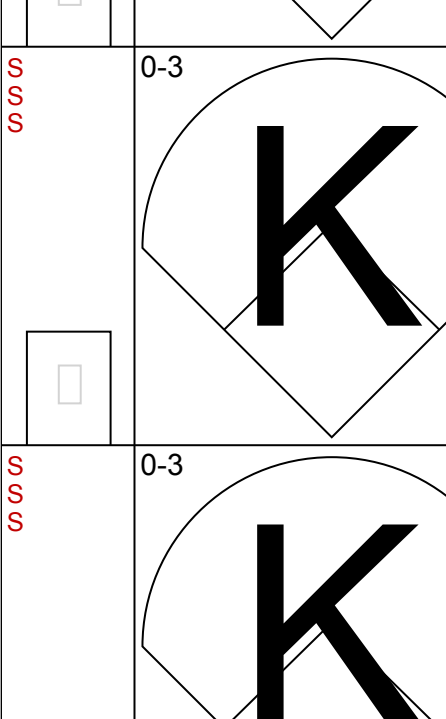
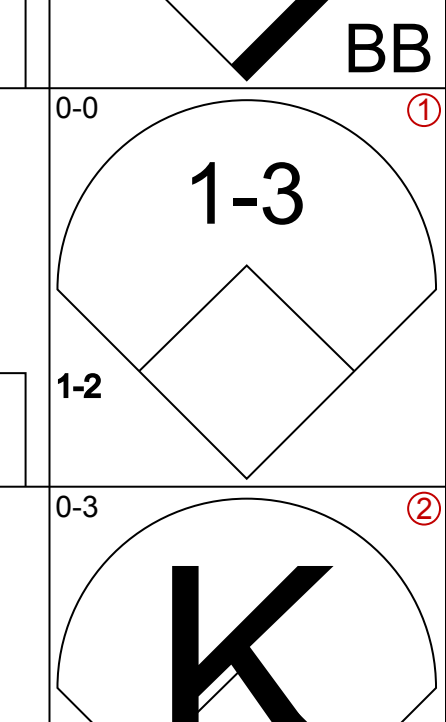
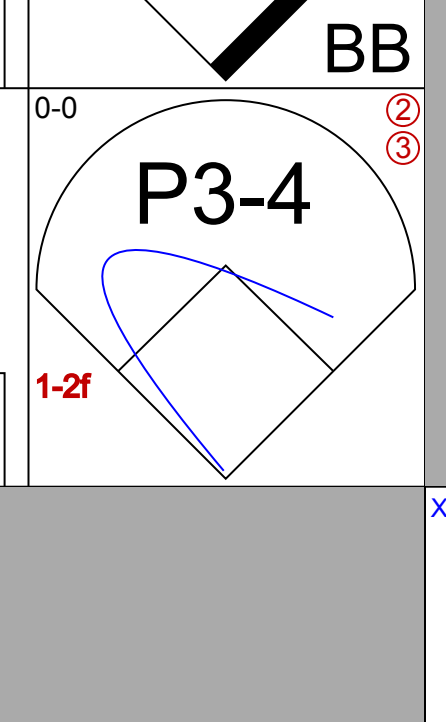
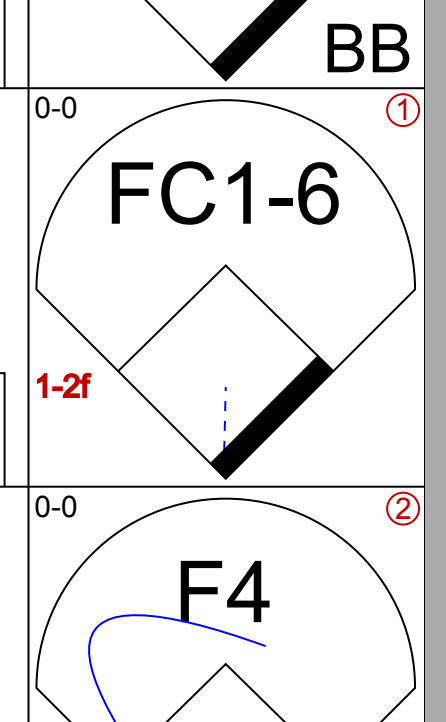
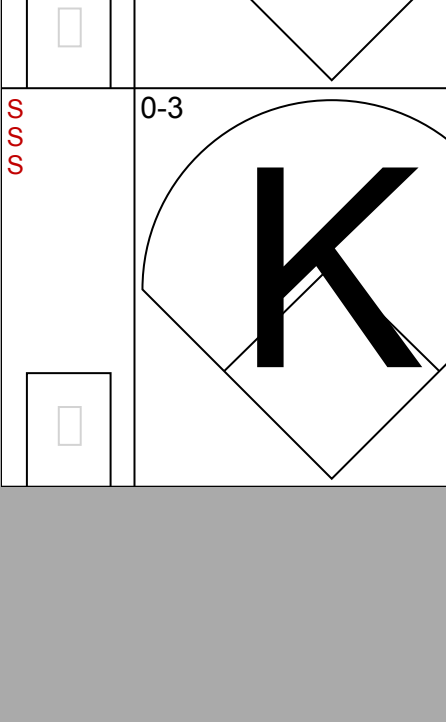
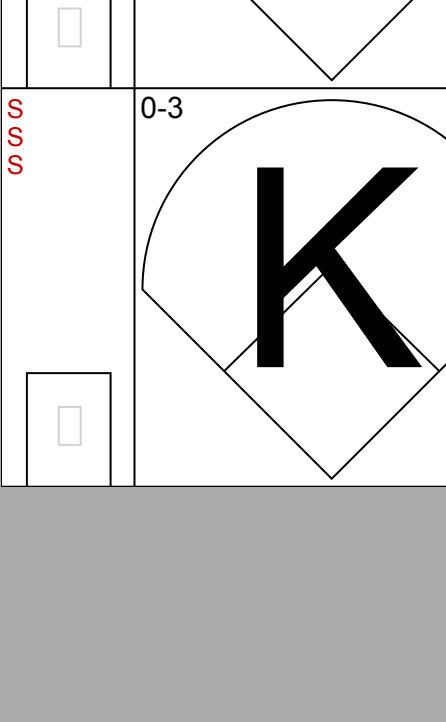
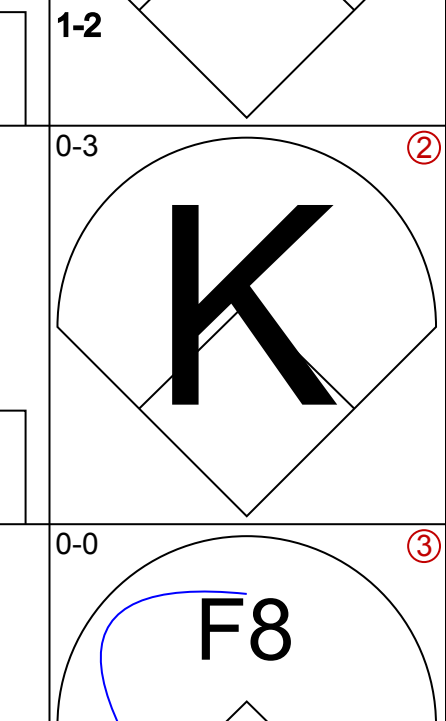
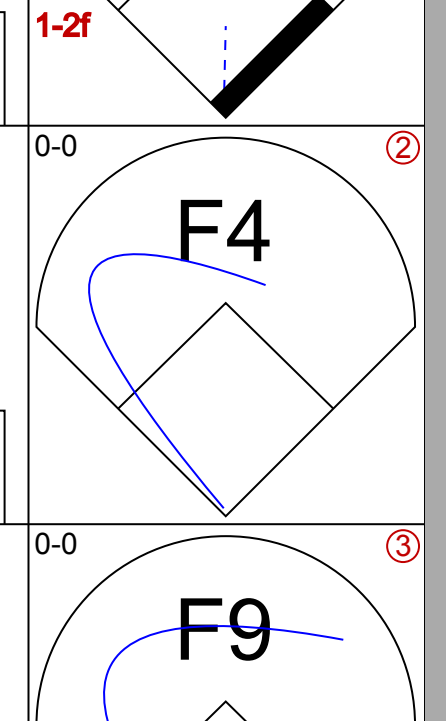
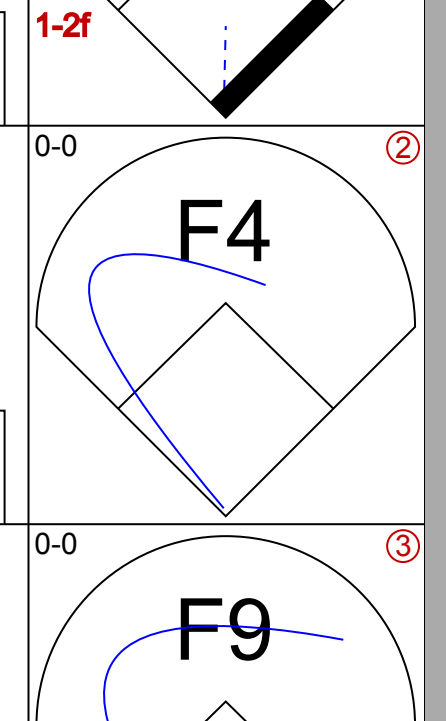
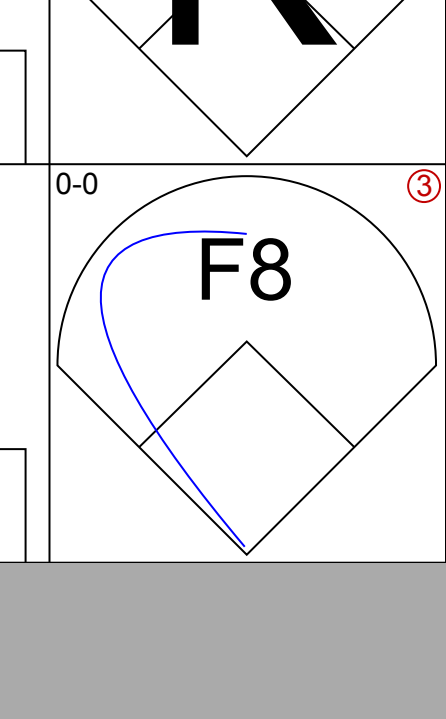
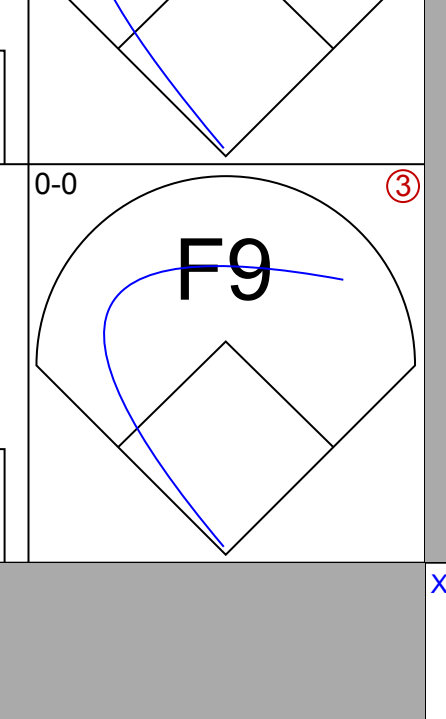
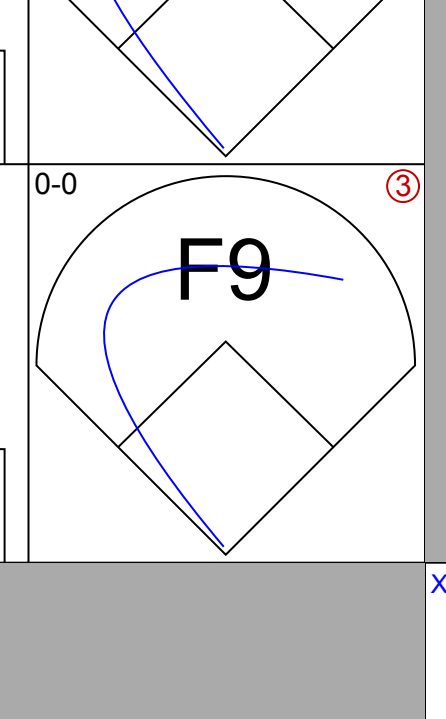
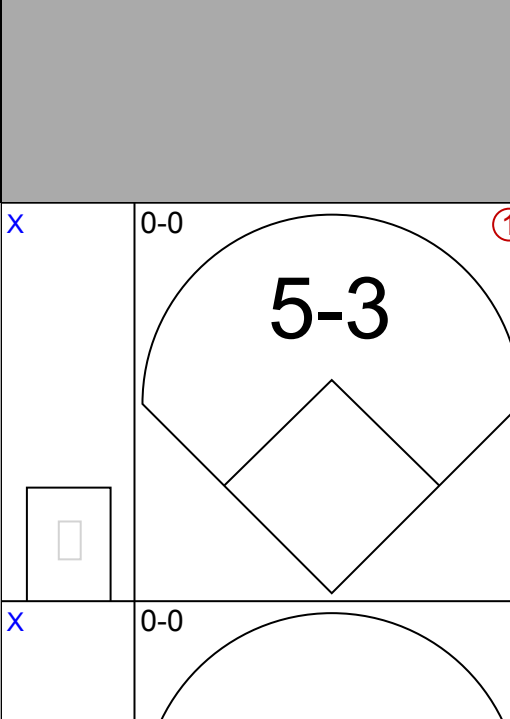
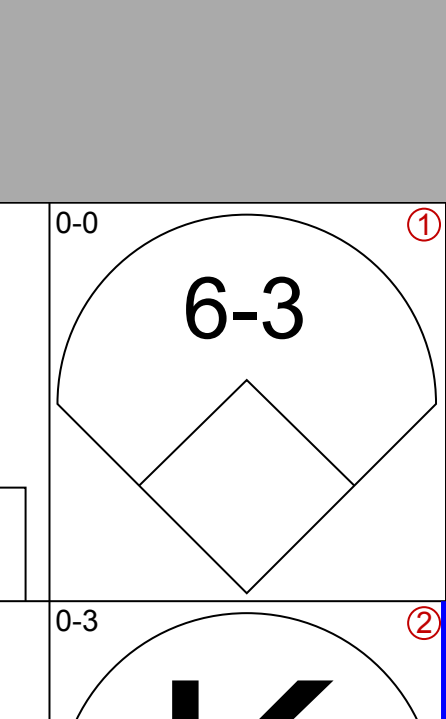
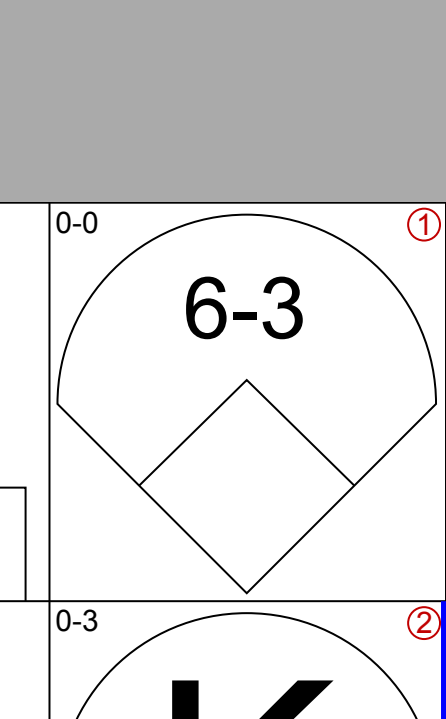
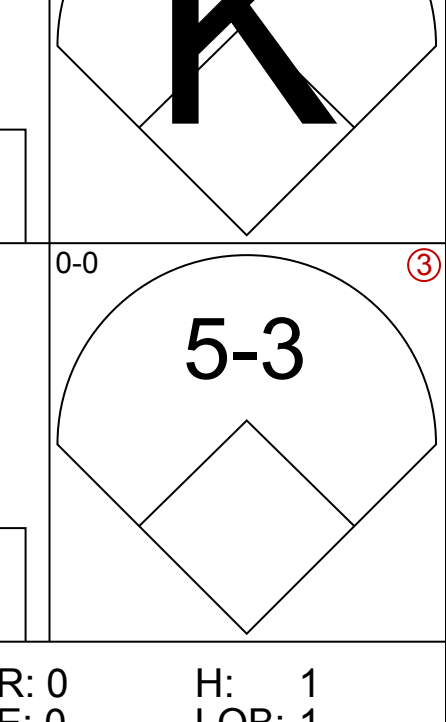
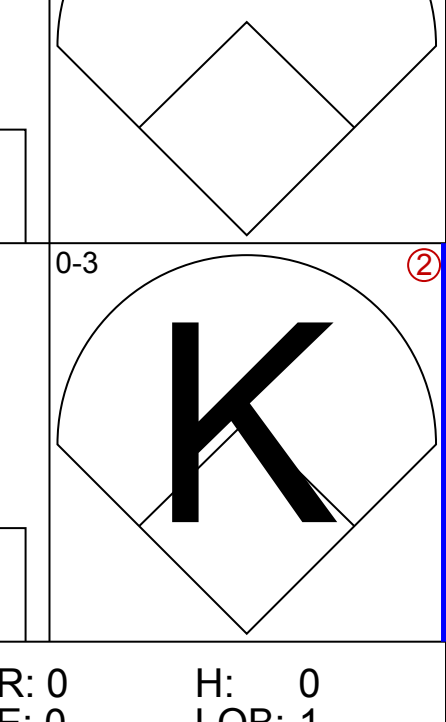
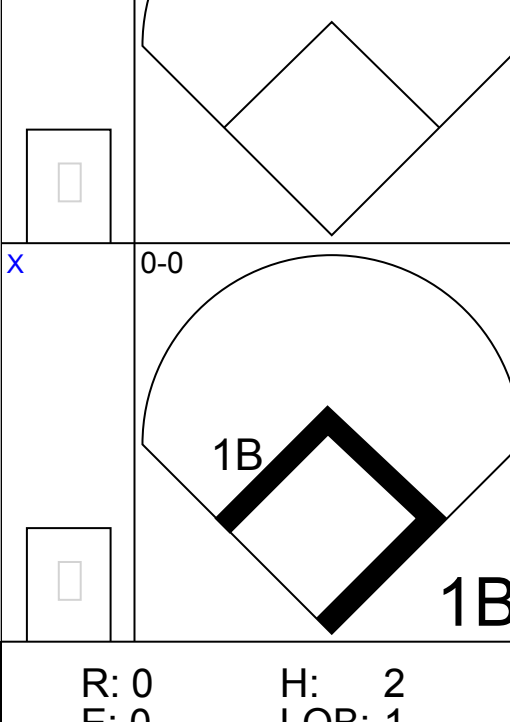


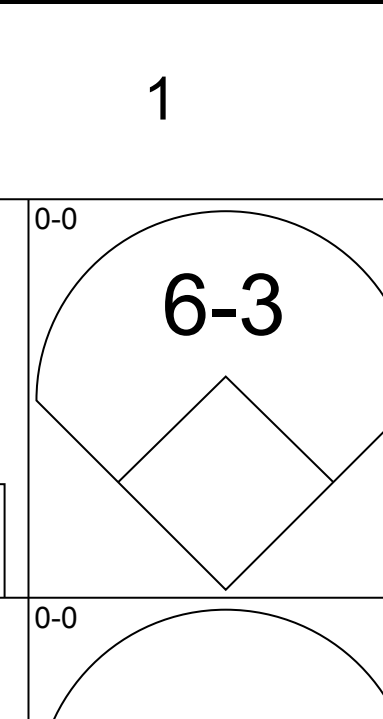
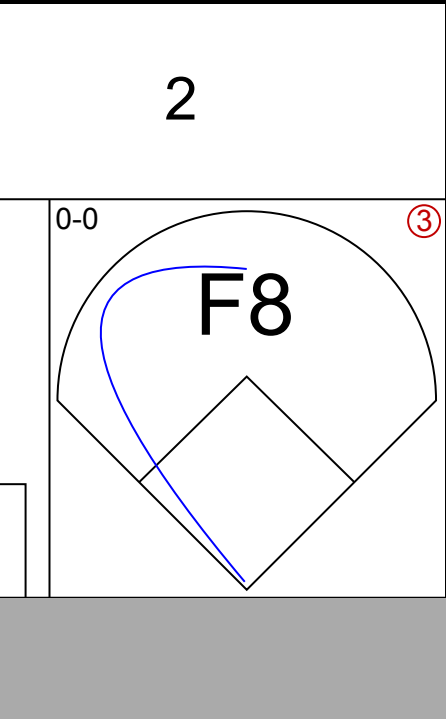
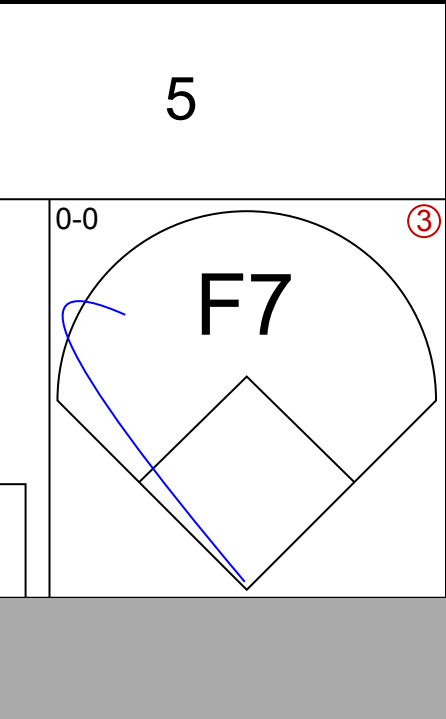
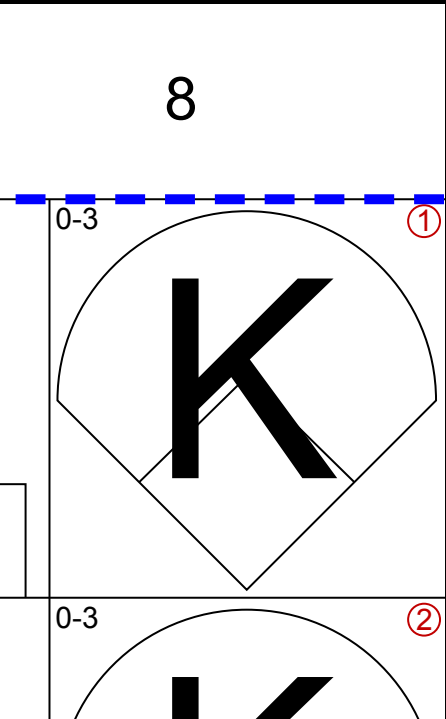
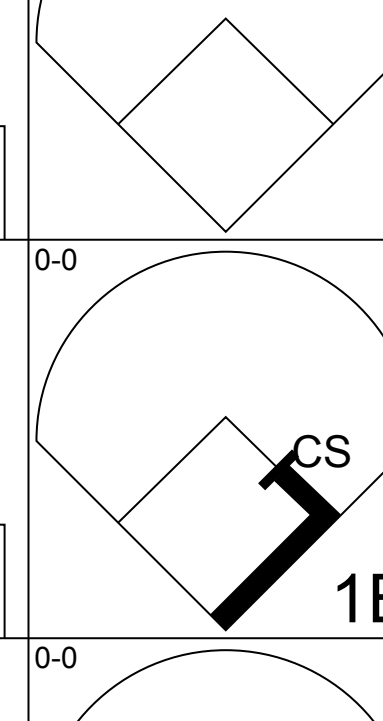
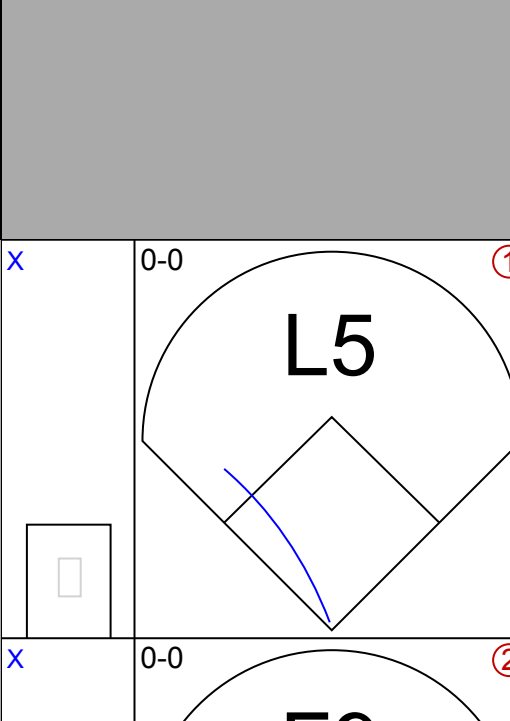
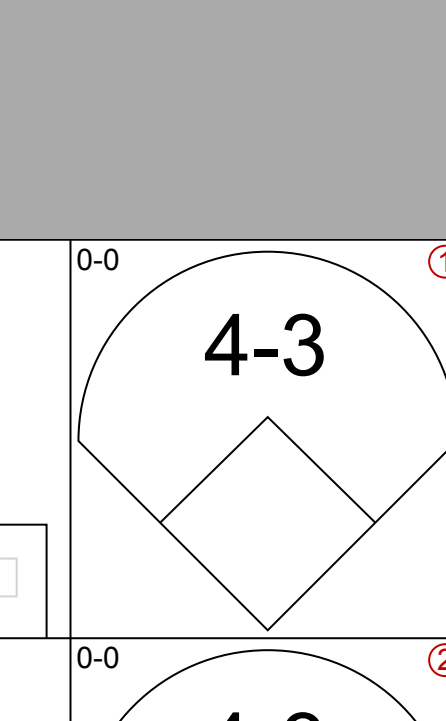
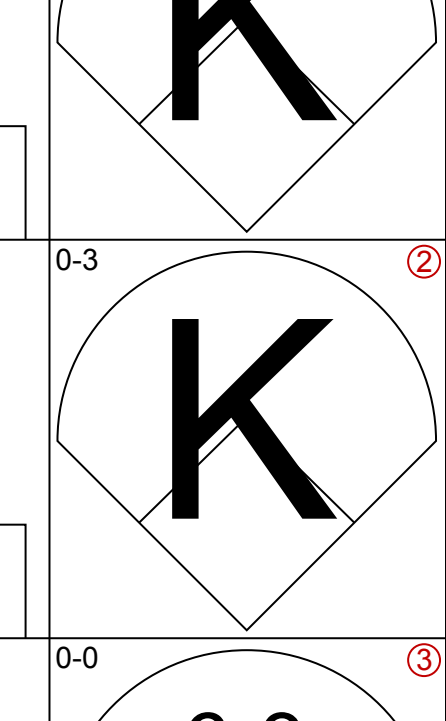
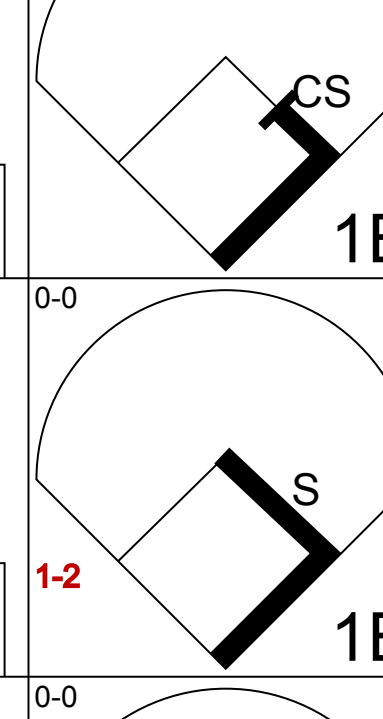
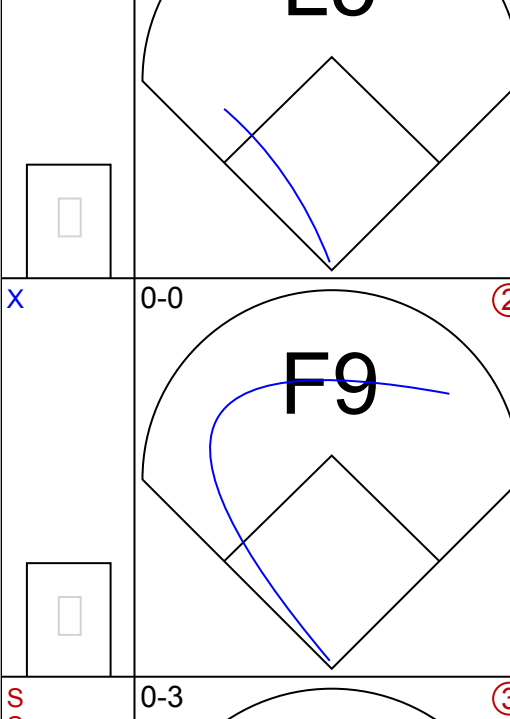
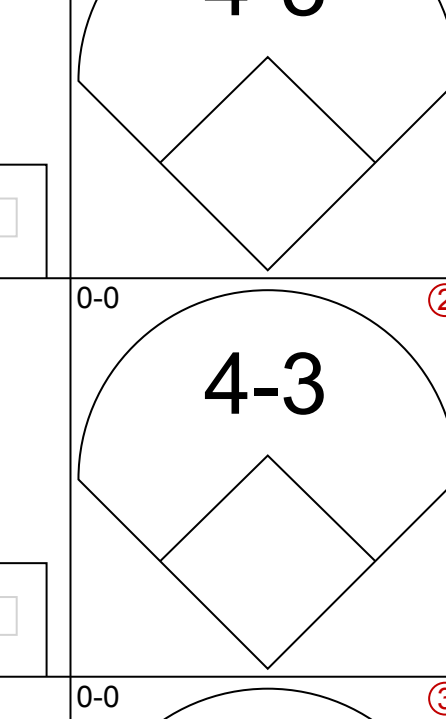
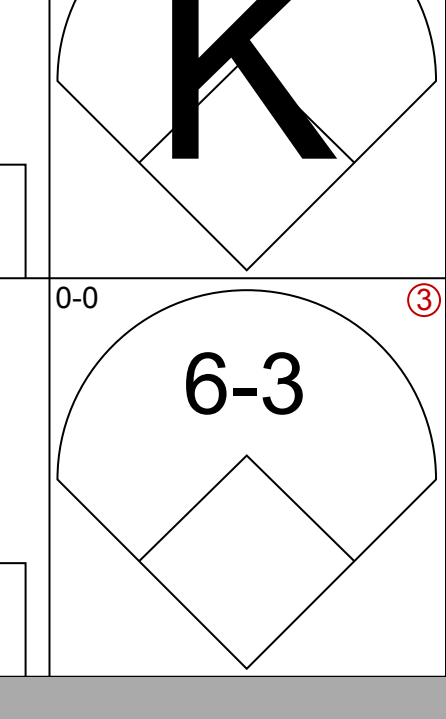
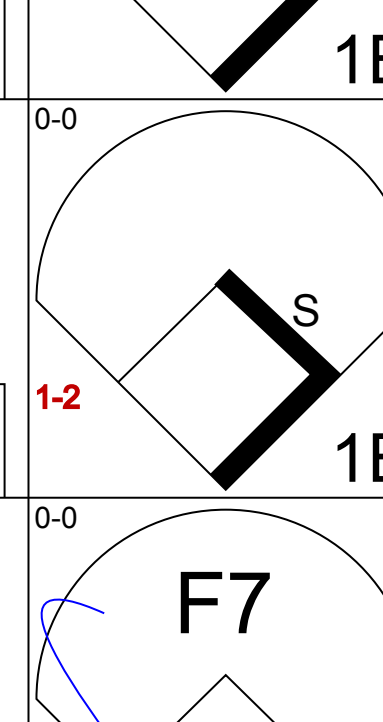
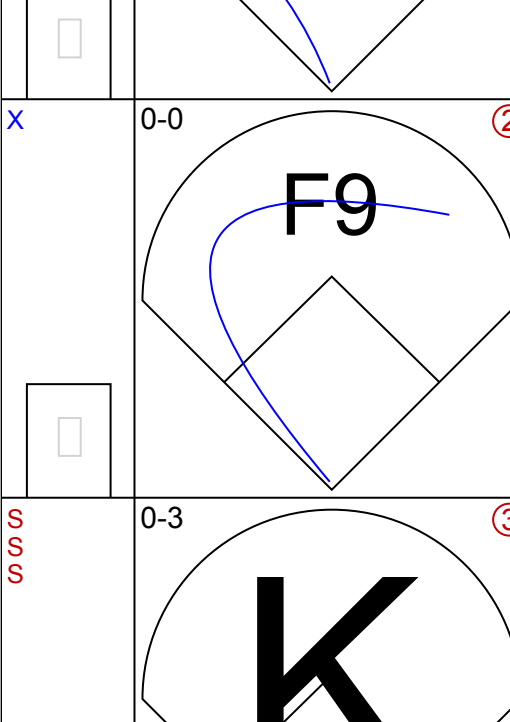
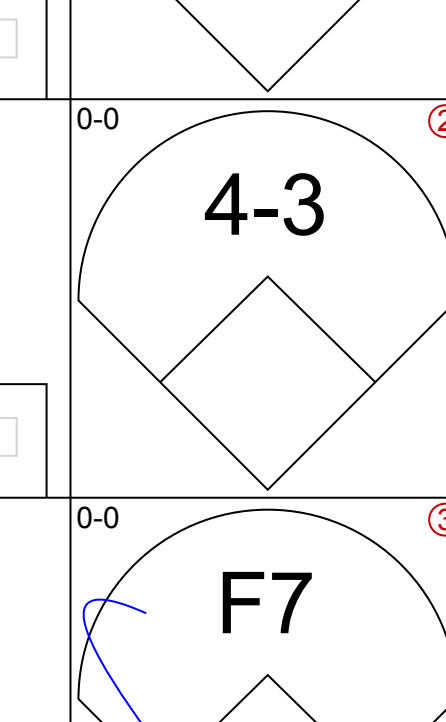
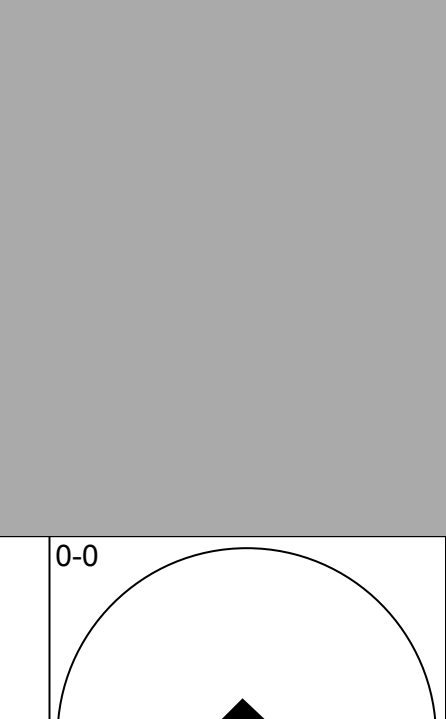
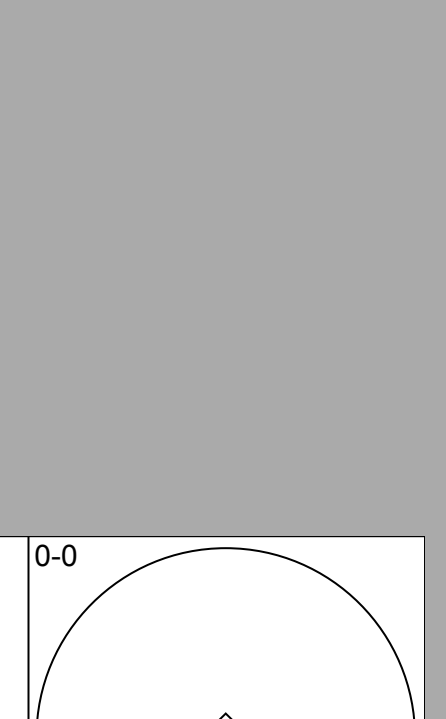



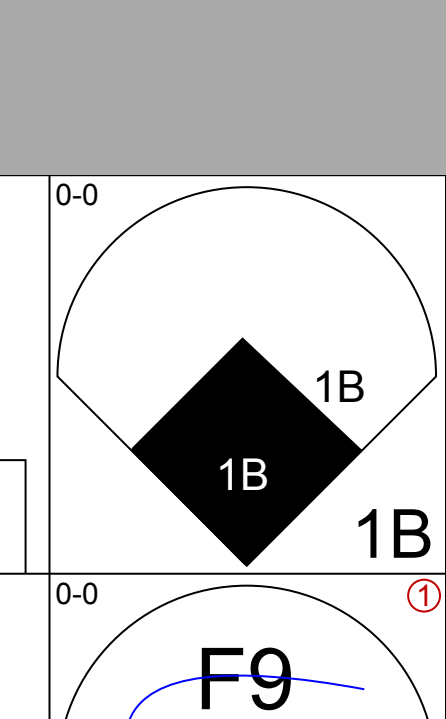
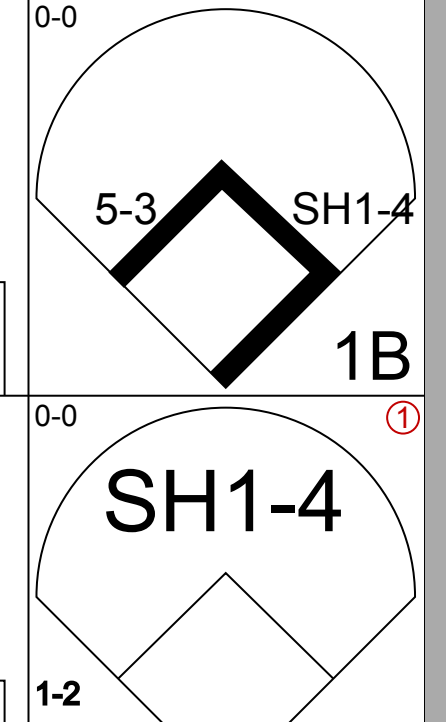
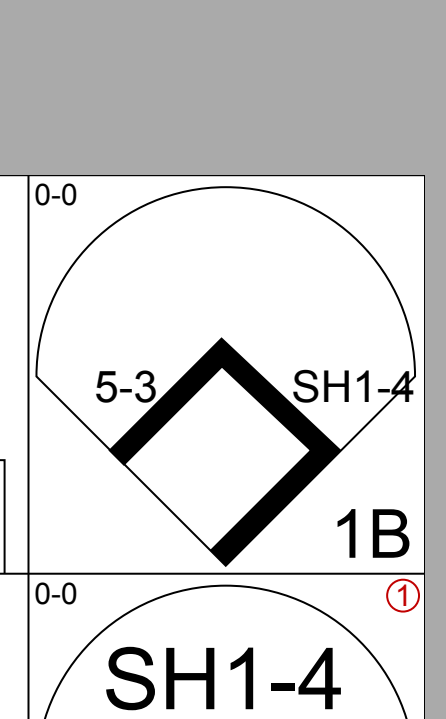

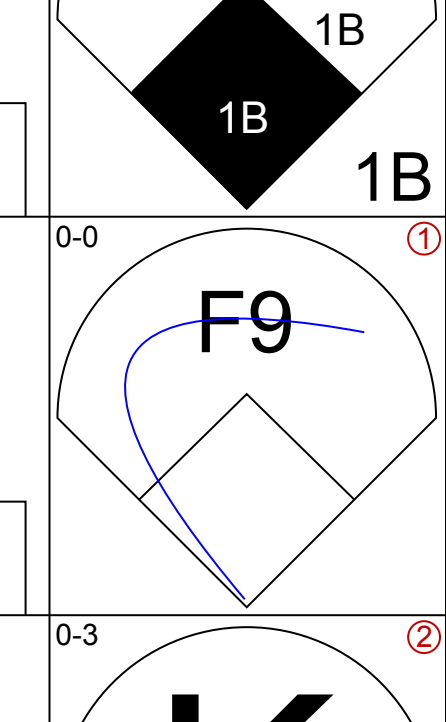
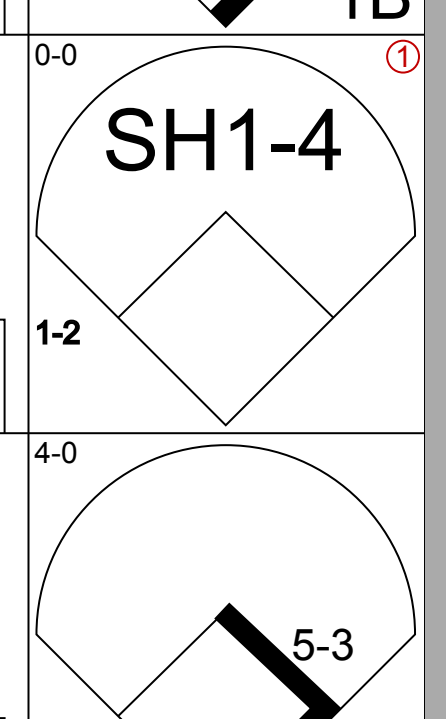
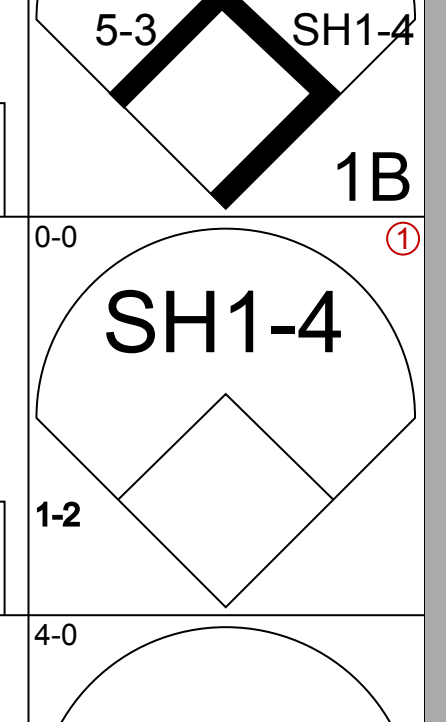

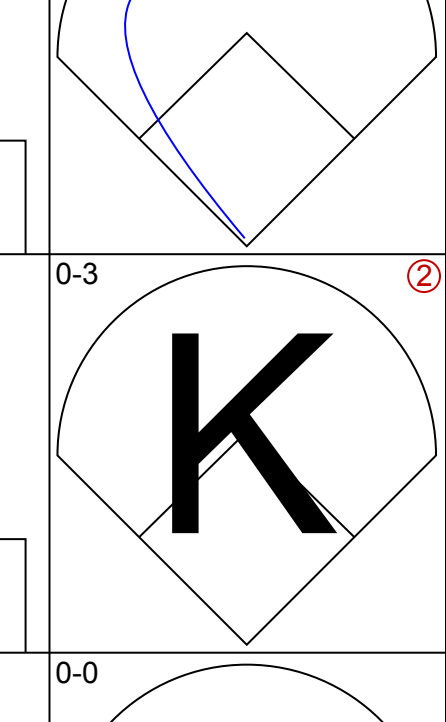
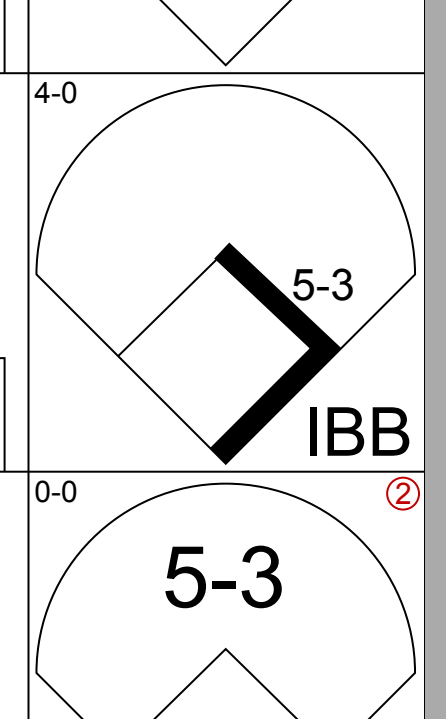
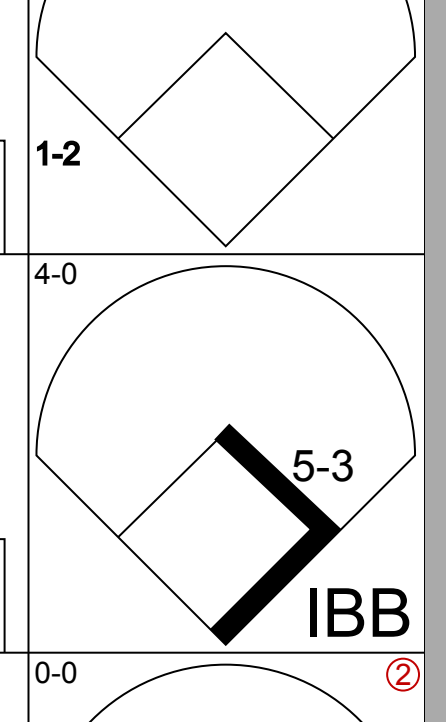
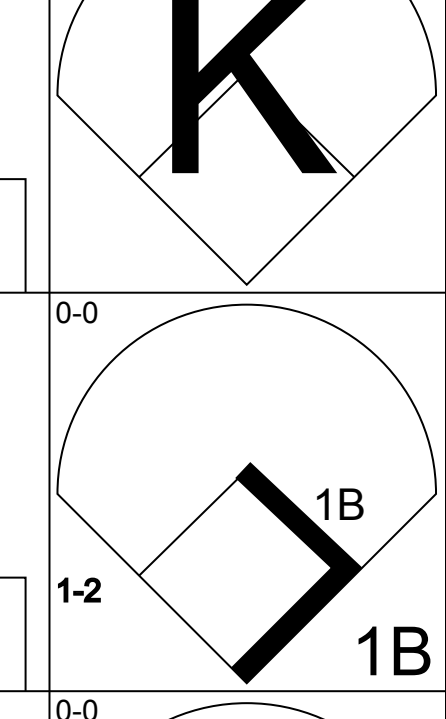
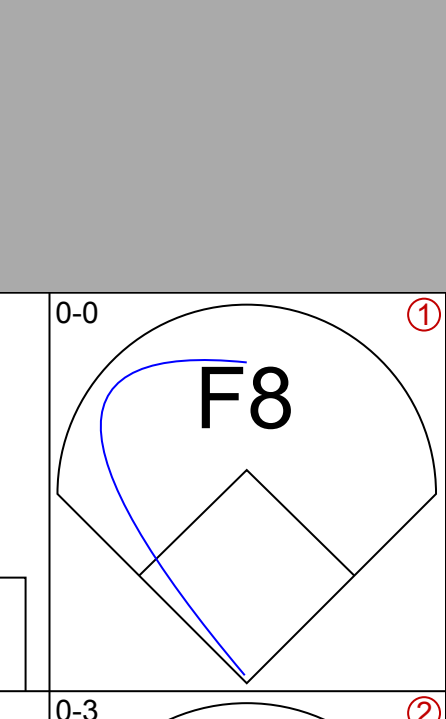
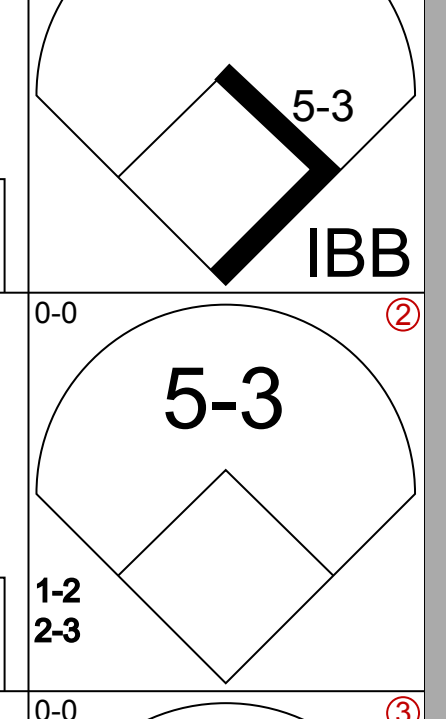
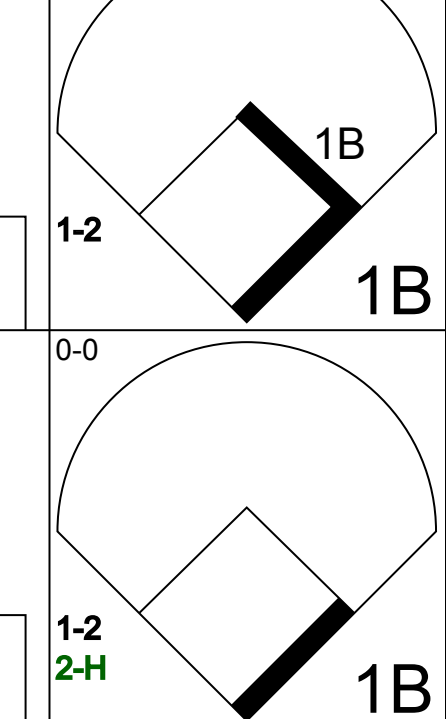
| Batter | 1 | 2 | 3 | 4 | 5 | 6 | 7 | 8 | 9 | AB | R | H | RBI | BB | SO | LOB | BOTTOM | | | | | |
|---|------------------------------|---------------------------------|------------------------------|---------------------------------|------------------------------|---------------------------------|------------------------------|---------------------------------|------------------------------|---------------------------------|------------------------------|---------------------------------|------------------------------|---------------------------------|------------------------------|---------------------------------|------------------------------|----------------------------------|----------------------------------|------------------------------------|----------------------------------|--------|
| Bud Harrelson, S (1, 6) OBP: 0.307, SLG: 0.297 | 0-3 K | | 0-0 3-1 1B | | | 0-0 4-3 | | | 0-0 B2-3 | 4 | 0 | 1 | 0 | 0 | 1 | 1 | | | | | | |
| Ken Boswell, L (1, 4) OBP: 0.282, SLG: 0.237 | 0-0 1B | | 0-0 3-1 | | | 0-0 F9 | | | 0-0 2B | 4 | 0 | 2 | 1 | 0 | 0 | 2 | | | | | | |
| Tommie Agee, R (1, 8) OBP: 0.362, SLG: 0.482 | 0-0 1B | | 0-0 F8 | | | 0-0 5-3 | | | 0-0 F9 | 4 | 0 | 1 | 0 | 0 | 0 | 3 | | | | | | |
| Rusty Staub, L (1, 9) OBP: 0.351, SLG: 0.360 | 0-0 L3 | | | | | 0-0 L3 | | | 0-0 6-3 | 4 | 0 | 0 | 0 | 0 | 0 | 2 | | | | | | |
| Cleon Jones, R (1, 7) OBP: 0.360, SLG: 0.410 | | 0-3 K | | 0-3 K | | 0-0 1B | | | 4-0 1B BB | 3 | 1 | 1 | 0 | 1 | 2 | 0 | | | | | | |
| Jim Fregosi, R (1, 5) OBP: 0.344, SLG: 0.434 | | 4-0 BB | | 0-0 1-3 | | 0-0 K | | | 0-0 1B IBB | 3 | 0 | 1 | 0 | 1 | 1 | 1 | | | | | | |
| Ed Kranepool, L (1, 3) OBP: 0.297, SLG: 0.456 | | 0-0 G4-6-3 | | | | 0-0 F9 | | | 4-0 1B IBB | 3 | 0 | 0 | 0 | 1 | 0 | 2 | | | | | | |
| Jerry Grote, R (1, 2) OBP: 0.351, SLG: 0.379 | | | | 0-0 3-1 1B | | 0-0 F7 | | | 0-0 B3 | 4 | 0 | 2 | 1 | 0 | 0 | 0 | | | | | | |
| Gary Gentry, R (1, 1) OBP: 0.083, SLG: 0.083 | | | | 0-3 K | | 0-0 6-3 | | | 4-0 1B | 2 | 0 | 0 | 0 | 0 | 1 | 1 | | | | | | |
| Chuck Taylor, R (8, 1) | | | | | | | | | | 0 | 0 | 0 | 0 | 0 | 0 | 0 | | | | | | |
| John Milner, L (8, PH) OBP: 0.438, SLG: 0.357 | | | | | | | | | | 0 | 1 | 0 | 0 | 1 | 0 | 0 | | | | | | |
| Danny Frisella, L (9, 1) | | | | | | | | | 4-0 B2-3 2B BB | 0 | 0 | 0 | 0 | 0 | 0 | 0 | | | | | | |
| Inning Stats | R: 0 E: 0 K: 1 S: 6 | H: 2 LOB: 1 BB: 0 P: 6 | R: 0 E: 0 K: 1 S: 4 | H: 0 LOB: 0 BB: 1 P: 8 | R: 0 E: 0 K: 1 S: 7 | H: 2 LOB: 0 BB: 0 P: 7 | R: 0 E: 0 K: 1 S: 5 | H: 0 LOB: 0 BB: 0 P: 5 | R: 0 E: 0 K: 0 S: 3 | H: 0 LOB: 0 BB: 0 P: 3 | R: 0 E: 0 K: 0 S: 3 | H: 0 LOB: 0 BB: 0 P: 3 | R: 0 E: 0 K: 1 S: 6 | H: 1 LOB: 1 BB: 0 P: 6 | R: 1 E: 0 K: 0 S: 4 | H: 1 LOB: 1 BB: 1 P: 8 | R: 1 E: 0 K: 0 S: 3 | H: 2 LOB: 3 BB: 2 P: 11 | 1B: 7 2B: 2 3B: 0 HR: 0 | SF: 0 SAC: 0 DP: 2 HBP: 0 | WP: 0 PB: 0 SB: 0 CS: 0 | PA: 35 |
| PITCHER | IP | WLS | BF | H | R | ER | SO | BB | IBB | HBP | BLK | WP | HR | S | P | ERA | WHIP | | | | | |
| Steve Stone, R (1, 1) ERA: 2.28 | 7.2 | | 29 | 6 | 1 | 1 | 5 | 2 | 0 | 0 | 0 | 0 | 0 | 37 | 45 | 1.17 | 1.043 | | | | | |
| Jerry Johnson, R (8, 1) ERA: 12.66 | 0.2 | L | 6 | 2 | 1 | 1 | 0 | 1 | 1 | 0 | 0 | 0 | 0 | 4 | 12 | 13.50 | 4.500 | | | | | |

San Francisco Giants @ New York Mets
Shea Stadium, Flushing, NY
Fri May 12 1972, 7:05 PM EDT
Att: 44,271 - Unknown

| | |
|-----|----|
| AB | 31 |
| R | 2 |
| H | 8 |
| RBI | 2 |
| BB | 4 |
| SO | 5 |
| LOB | 12 |



| Batter | 1 | 2 | 3 | 4 | 5 | 6 | 7 | 8 | 9 | AB | R | H | RBI | BB | SO | LOB | TOP | | | | | |
|---|--|---|---|---|--|---|--|---|---|---------------------------------|------------------------------|---------------------------------|------------------------------|---------------------------------|------------------------------|---------------------------------|--|---------------------------------|----------------------------------|------------------------------------|----------------------------------|--------|
| Chris Speier, R OBP: 0.367, SLG: 0.467 (1, 6) |  | |  | | |  | |  | | 2 | 0 | 1 | 0 | 2 | 1 | 0 | San Francisco Giants @ New York Mets Shea Stadium, Flushing, NY Sat May 13 1972, 3:33 AM EDT Att: 35,780 - Unknown livebaseballscorecards.com | | | | | |
| Tito Fuentes, S OBP: 0.280, SLG: 0.351 (1, 4) |  | |  | | |  | |  | | 4 | 0 | 0 | 0 | 0 | 1 | 4 | | | | | | |
| Bobby Bonds, R OBP: 0.333, SLG: 0.495 (1, 9) |  | | |  | |  | | |  | 4 | 0 | 0 | 0 | 0 | 3 | 1 | | | | | | |
| Dave Kingman, R OBP: 0.319, SLG: 0.529 (1, 3) | |  | |  | |  |  |  | | 1 | 0 | 0 | 0 | 3 | 1 | 0 | | | | | | |
| Ken Henderson, S OBP: 0.283, SLG: 0.315 (1, 8) |  | |  | |  | |  |  | | 4 | 0 | 0 | 0 | 0 | 1 | 3 | | | | | | |
| Jim Ray Hart, R (1, 5) |  | | | |  | |  | | | 3 | 0 | 0 | 0 | 0 | 1 | 2 | | | | | | |
| Garry Maddox, R OBP: 0.288, SLG: 0.345 (1, 7) |  | | | |  | |  | | | 3 | 0 | 1 | 0 | 0 | 0 | 2 | | | | | | |
| Dave Rader, L OBP: 0.235, SLG: 0.340 (1, 2) | | |  | |  | | |  | | 3 | 0 | 0 | 0 | 0 | 1 | 1 | | | | | | |
| Juan Marichal, R OBP: 0.222, SLG: 0.333 (8, PH) | | |  | |  | | |  | | 2 | 0 | 1 | 0 | 0 | 0 | 1 | | | | | | |
| Jim Howarth, L OBP: 0.545, SLG: 0.308 (8, PH) | | |  | | | | | | | 1 | 0 | 0 | 0 | 0 | 1 | 0 | | | | | | |
| Jim Barr, R (8, 1) | | | | | | | | | | 0 | 0 | 0 | 0 | 0 | 0 | 0 | | | | | | |
| Inning Stats | R: 0 E: 0 K: 3 S: 9 | H: 0 LOB: 0 BB: 0 P: 9 | R: 0 E: 0 K: 1 S: 5 | H: 0 LOB: 1 BB: 1 P: 9 | R: 0 E: 0 K: 0 S: 4 | H: 2 LOB: 1 BB: 0 P: 4 | R: 0 E: 0 K: 1 S: 4 | H: 0 LOB: 0 BB: 1 P: 8 | R: 0 E: 0 K: 1 S: 6 | H: 1 LOB: 1 BB: 0 P: 6 | R: 0 E: 0 K: 0 S: 2 | H: 0 LOB: 1 BB: 1 P: 6 | R: 0 E: 0 K: 0 S: 3 | H: 0 LOB: 1 BB: 1 P: 7 | R: 0 E: 0 K: 1 S: 5 | H: 0 LOB: 1 BB: 1 P: 9 | R: 0 E: 0 K: 3 S: 9 | H: 0 LOB: 0 BB: 0 P: 9 | 1B: 2 2B: 2 3B: 0 HR: 0 | SF: 0 SAC: 0 DP: 2 HBP: 0 | WP: 0 PB: 0 SB: 0 CS: 1 | PA: 33 |
| PITCHER | IP | WLS | BF | H | R | ER | SO | BB | IBB | HBP | BLK | WP | HR | S | P | ERA | WHIP | | | | | |
| Buzz Capra, R ERA: 3.75 (1, 1) | 8.0 | W | 29 | 3 | 0 | 0 | 7 | 5 | 0 | 0 | 0 | 0 | 0 | 38 | 58 | 0.00 | 1.000 | | | | | |
| Tug McGraw, L ERA: 0.41 (9, 1) | 1.0 | S | 3 | 0 | 0 | 0 | 3 | 0 | 0 | 0 | 0 | 0 | 0 | 9 | 9 | 0.00 | 0.000 | | | | | |

| Batter | 1 | 2 | 3 | 4 | 5 | 6 | 7 | 8 | 9 | AB | R | H | RBI | BB | SO | LOB | BOTTOM | | | | | |
|--|---|---|---|---|--|---|---|---|------------------------------|---------------------------------|------------------------------|---------------------------------|------------------------------|---------------------------------|------------------------------|---------------------------------|--|---------------------------------|----------------------------------|------------------------------------|----------------------------------|--------|
| Bud Harrelson, S OBP: 0.295, SLG: 0.284 (1, 6) |  |  | | |  | | |  | | 4 | 0 | 0 | 0 | 0 | 1 | 2 | San Francisco Giants @ New York Mets Shea Stadium, Flushing, NY Sat May 13 1972, 3:33 AM EDT Att: 35,780 - Unknown livebaseballscorecards.com | | | | | |
| Ted Martinez, R OBP: 0.308, SLG: 0.436 (1, 5) |  | |  | | |  | |  | | 4 | 0 | 1 | 0 | 0 | 1 | 0 | | | | | | |
| Tommie Agee, R OBP: 0.357, SLG: 0.471 (1, 8) |  | |  | | |  | |  | | 4 | 0 | 1 | 0 | 0 | 0 | 0 | | | | | | |
| Rusty Staub, L OBP: 0.340, SLG: 0.348 (1, 9) |  | |  | | |  | | | | 3 | 0 | 0 | 0 | 0 | 1 | 1 | | | | | | |
| Cleon Jones, R OBP: 0.380, SLG: 0.430 (1, 7) | |  | |  | | |  |  | | 3 | 1 | 3 | 0 | 0 | 0 | 0 | | | | | | |
| Ken Boswell, L OBP: 0.254, SLG: 0.230 (1, 4) | |  | |  | | |  |  | | 2 | 0 | 0 | 0 | 0 | 0 | 2 | | | | | | |
| Ed Kranepool, L OBP: 0.299, SLG: 0.441 (1, 3) | |  | |  | | |  |  | | 2 | 0 | 0 | 0 | 1 | 2 | 2 | | | | | | |
| Duffy Dyer, R OBP: 0.455, SLG: 0.600 (1, 2) | |  | | |  | |  |  | | 3 | 0 | 1 | 0 | 0 | 0 | 2 | | | | | | |
| Buzz Capra, R OBP: 0.333, SLG: 0.200 (1, 1) | |  | | |  | |  | | | 3 | 0 | 1 | 1 | 0 | 1 | 2 | | | | | | |
| Tug McGraw, R OBP: 0.200, SLG: 0.200 (9, 1) | |  | | | | | | | | 0 | 0 | 0 | 0 | 0 | 0 | 0 | | | | | | |
| Inning Stats | R: 0 E: 0 K: 0 S: 4 | H: 2 LOB: 1 BB: 0 P: 4 | R: 1 E: 0 K: 1 S: 8 | H: 3 LOB: 2 BB: 0 P: 8 | R: 0 E: 0 K: 1 S: 5 | H: 0 LOB: 0 BB: 0 P: 5 | R: 0 E: 0 K: 1 S: 5 | H: 0 LOB: 0 BB: 0 P: 5 | R: 0 E: 0 K: 0 S: 3 | H: 0 LOB: 0 BB: 1 P: 3 | R: 0 E: 0 K: 0 S: 4 | H: 1 LOB: 2 BB: 1 P: 8 | R: 0 E: 0 K: 2 S: 7 | H: 0 LOB: 0 BB: 0 P: 7 | R: 0 E: 0 K: 1 S: 5 | H: 0 LOB: 0 BB: 0 P: 5 | R: 0 E: 0 K: 2 S: 9 | H: 0 LOB: 0 BB: 0 P: 9 | 1B: 7 2B: 0 3B: 0 HR: 0 | SF: 0 SAC: 1 DP: 0 HBP: 0 | WP: 0 PB: 0 SB: 1 CS: 2 | PA: 30 |
| PITCHER | IP | WLS | BF | H | R | ER | SO | BB | IBB | HBP | BLK | WP | HR | S | P | ERA | WHIP | | | | | |
| Juan Marichal, R ERA: 2.98 (1, 1) | 7.0 | L | 27 | 7 | 1 | 1 | 4 | 0 | 0 | 0 | 0 | 0 | 0 | 34 | 38 | 1.29 | 1.000 | | | | | |
| Jim Barr, R ERA: 2.61 (8, 1) | 1.0 | S | 3 | 0 | 0 | 0 | 2 | 0 | 0 | 0 | 0 | 0 | 0 | 7 | 7 | 0.00 | 0.000 | | | | | |

| Batter | 1 | 2 | 3 | 4 | 5 | 6 | 7 | 8 | 9 | AB | R | H | RBI | BB | SO | LOB | TOP | | | |
|---|---|---------------------------------|------------------------------|----------------------------------|------------------------------|---------------------------------|------------------------------|---------------------------------|------------------------------|----------------------------------|------------------------------|---------------------------------|------------------------------|---------------------------------|------------------------------|---------------------------------|--|------------------------------------|----------------------------------|--------|
| Chris Speier, R (1, 6) OBP: 0.360, SLG: 0.464 | F9 | | 5-3 | | HR | | 4-3 | | 6-3 | 5 | 1 | 1 | 1 | 0 | 0 | 0 | San Francisco Giants @ New York Mets Shea Stadium, Flushing, NY Sun May 14 1972, 3:33 AM EDT Att: 35,505 - Unknown livebaseballscorecards.com | | | |
| Tito Fuentes, S (1, 4) OBP: 0.305, SLG: 0.415 | | | | FC6-4 | HR | | | | | 4 | 1 | 4 | 2 | 1 | 0 | 0 | | | | |
| Bobby Bonds, R (1, 9) OBP: 0.320, SLG: 0.473 | 6-3 | | FC6-4 | | | | F4 | | K | 5 | 0 | 0 | 0 | 0 | 2 | 4 | | | | |
| Dave Kingman, R (1, 3) OBP: 0.308, SLG: 0.509 | F3 | | FC5-4 | | F8 | | F8 | | | 4 | 0 | 0 | 0 | 0 | 0 | 3 | | | | |
| Ken Henderson, S (1, 8) OBP: 0.273, SLG: 0.302 | | F6 | | F2 | F7 | | | | F6 | 4 | 0 | 0 | 0 | 0 | 0 | 0 | | | | |
| Jim Ray Hart, R (1, 5) OBP: 0.286, SLG: 0.286 | | BB | | F2 | | FC5-4 | | | 5-3 | 4 | 0 | 2 | 0 | 0 | 0 | 0 | | | | |
| Garry Maddox, R (1, 7) OBP: 0.286, SLG: 0.356 | F9 | | | F9 | | FC5-4 | | | | 4 | 0 | 1 | 0 | 0 | 0 | 2 | | | | |
| Fran Healy, R (1, 2) OBP: 0.222, SLG: 0.152 | | | | | | | P4 | | | 1 | 1 | 0 | 0 | 0 | 2 | 0 | | | | |
| Dave Rader, L (8, PH) OBP: 0.231, SLG: 0.333 | | | | | 3B | | | | 6-3 | 1 | 0 | 0 | 0 | 0 | 0 | 1 | | | | |
| Sam McDowell, L (1, 1) Bertie Williams, R (5, PH) Don Carrithers, R (5, 1) Jim Howarth, R (5, PH) Jim Barr, R (5, 1) Al Gallagher, R (5, PH) | | | | | | | | | 1-3 | 1 | 0 | 0 | 0 | 0 | 1 | 2 | | | | |
| Inning Stats | R: 0 E: 0 K: 0 S: 4 | H: 1 LOB: 1 BB: 0 P: 4 | R: 0 E: 0 K: 1 S: 6 | H: 1 LOB: 2 BB: 1 P: 10 | R: 0 E: 0 K: 0 S: 4 | H: 1 LOB: 1 BB: 0 P: 4 | R: 0 E: 0 K: 0 S: 3 | H: 0 LOB: 0 BB: 0 P: 3 | R: 4 E: 0 K: 1 S: 8 | H: 3 LOB: 0 BB: 1 P: 12 | R: 0 E: 0 K: 1 S: 6 | H: 1 LOB: 1 BB: 0 P: 6 | R: 0 E: 0 K: 0 S: 4 | H: 1 LOB: 1 BB: 0 P: 4 | R: 0 E: 0 K: 0 S: 4 | H: 1 LOB: 1 BB: 1 P: 9 | 1B: 3 2B: 4 3B: 1 HR: 1 | SF: 0 SAC: 0 DP: 0 HBP: 0 | WP: 0 PB: 0 SB: 0 CS: 0 | PA: 39 |
| PITCHER | IP WLS BF H R ER SO BB IBB HBP BLK WP HR S P ERA WHIP | | | | | | | | | | | | | | | | | | | |
| Ray Sadecki, L (1, 1) ERA: 7.56 | 5.0 W 23 6 4 4 2 2 0 0 0 0 1 25 33 7.20 1.600 | | | | | | | | | | | | | | | | | | | |
| Jim McAndrew, R (6, 1) ERA: 4.11 | 4.0 S 16 3 0 0 2 1 0 0 0 0 0 0 19 23 0.00 1.000 | | | | | | | | | | | | | | | | | | | |

| Batter | 1 | 2 | 3 | 4 | 5 | 6 | 7 | 8 | 9 | AB | R | H | RBI | BB | SO | LOB | BOTTOM | |
|---|---|----------------------------------|------------------------------|---------------------------------|------------------------------|----------------------------------|------------------------------|----------------------------------|------------------------------|---------------------------------|------------------------------|---------------------------------|------------------------------|---------------------------------|----------------------------------|------------------------------------|--|----------------------------------|
| Willie Mays, R (1, 3) OBP: 0.414, SLG: 0.294 | HR | K | | | HR | | CS | | | 2 | 2 | 1 | 1 | 2 | 1 | 0 | San Francisco Giants @ New York Mets Shea Stadium, Flushing, NY Sun May 14 1972, 3:33 AM EDT Att: 35,505 - Unknown livebaseballscorecards.com | |
| Bud Harrelson, S (1, 6) OBP: 0.294, SLG: 0.276 | HR | | F4 | | K | | F9 | | | 3 | 1 | 0 | 0 | 1 | 1 | 1 | | |
| Tommie Agee, R (1, 8) OBP: 0.363, SLG: 0.461 | HR | | K | | | | | | K | 2 | 1 | 0 | 0 | 2 | 2 | 0 | | |
| Rusty Staub, L (1, 9) OBP: 0.346, SLG: 0.380 | HR | | 1-3 | | | | G4-6-3 | | K | 3 | 1 | 1 | 4 | 1 | 1 | 0 | | |
| Cleon Jones, R (1, 7) OBP: 0.365, SLG: 0.411 | K | | | 5-3 | G4-6-3 | | | | K | 4 | 0 | 0 | 0 | 0 | 2 | 2 | | |
| Jim Fregosi, R (1, 5) OBP: 0.344, SLG: 0.442 | K | | | | | | | | K | 3 | 0 | 1 | 0 | 0 | 2 | 0 | | |
| Ted Martinez, R (1, 4) OBP: 0.310, SLG: 0.429 | K | | | | | | | | | 3 | 0 | 1 | 0 | 0 | 2 | 1 | | |
| Jerry Grote, R (1, 2) OBP: 0.350, SLG: 0.368 | | F9 | | | | | G4-6-3 | | | 2 | 0 | 0 | 0 | 1 | 0 | 1 | | |
| Ray Sadecki, L (1, 1) Jim McAndrew, R (6, 1) | | 4-3 | | | | | | | K | 2 | 0 | 0 | 0 | 0 | 1 | 2 | | |
| Inning Stats | R: 4 E: 0 K: 3 S: 10 | H: 1 LOB: 3 BB: 3 P: 22 | R: 0 E: 0 K: 1 S: 5 | H: 0 LOB: 0 BB: 0 P: 5 | R: 0 E: 0 K: 2 S: 8 | H: 1 LOB: 2 BB: 1 P: 12 | R: 1 E: 0 K: 1 S: 5 | H: 1 LOB: 1 BB: 2 P: 13 | R: 0 E: 0 K: 1 S: 5 | H: 1 LOB: 0 BB: 0 P: 5 | R: 0 E: 0 K: 1 S: 4 | H: 0 LOB: 1 BB: 1 P: 8 | R: 0 E: 0 K: 3 S: 9 | H: 0 LOB: 0 BB: 0 P: 9 | 1B: 1 2B: 1 3B: 0 HR: 2 | SF: 0 SAC: 0 DP: 2 HBP: 0 | | WP: 0 PB: 0 SB: 1 CS: 1 |
| PITCHER | IP WLS BF H R ER SO BB IBB HBP BLK WP HR S P ERA WHIP | | | | | | | | | | | | | | | | | |
| Sam McDowell, L (1, 1) ERA: 3.13 | 4.0 L 5 1 1 1 1 1 1 0 0 0 0 1 5 13 9.00 2.000 | | | | | | | | | | | | | | | | | |
| Don Carrithers, R (5, 1) ERA: 5.73 | 1.0 L 5 1 1 1 1 1 1 0 0 0 0 1 5 13 9.00 2.000 | | | | | | | | | | | | | | | | | |
| Jim Barr, R (6, 1) ERA: 2.28 | 3.0 9 1 0 0 5 1 0 0 0 0 0 0 18 22 0.00 0.667 | | | | | | | | | | | | | | | | | |

AB 36
R 4
H 9
RBI 4
BB 3
SO 4
LOB 14



AB 25
R 5
H 4
RBI 5
BB 7
SO 13
LOB 7



| Batter | 1 | 2 | 3 | 4 | 5 | 6 | 7 | 8 | 9 | AB | R | H | RBI | BB | SO | LOB | TOP | | | | | | | | | | | |
|---|------------------------------|---------------------------------|------------------------------|---------------------------------|------------------------------|---------------------------------|------------------------------|---------------------------------|------------------------------|---------------------------------|------------------------------|---------------------------------|------------------------------|----------------------------------|------------------------------|---------------------------------|--|----------------------------------|------------------------------------|----------------------------------|--------|--|--|--|--|--|--|--|
| Pete Rose, S OBP: 0.295, SLG: 0.286 (1, 7) | 4-0 FC6-4 BB | | 0-0 6-3 | | | 0-0 L9 | | 0-0 E5 | | 3 | 0 | 0 | 0 | 1 | 0 | 0 | Cincinnati Reds @ San Francisco Giants Candlestick Park, San Francisco, CA Tue May 16 1972, 10:05 PM EDT Unknown | | | | | | | | | | | |
| Joe Morgan, L OBP: 0.424, SLG: 0.515 (1, 4) | 0-0 FC6-4 1-2 | | 0-0 F5 | | | 4-0 F S BB | | 4-0 1B BB | | 2 | 0 | 0 | 0 | 2 | 0 | 1 | | | | | | | | | | | | |
| Bobby Tolan, L OBP: 0.421, SLG: 0.637 (1, 8) | 0-0 9-3 1-2 | | 0-0 L4 | | | 0-0 1-3 | | 0-0 S 1B | | 4 | 0 | 1 | 0 | 0 | 0 | 2 | | | | | | | | | | | | |
| Tony Perez, R OBP: 0.353, SLG: 0.538 Denis Menke, R OBP: 0.326, SLG: 0.355 (8, 3) | | 0-0 1B HR 1B | | 0-0 6-3 | | 0-0 F3 | | 0-0 4-3 | | 4 | 1 | 1 | 0 | 0 | 0 | 3 | | | | | | | | | | | | |
| Johnny Bench, R OBP: 0.303, SLG: 0.400 (1, 2) | | 0-0 1-2 HR 1B | | 0-0 F9 | | | 0-0 P6 | | 0-0 P4 | 4 | 1 | 1 | 0 | 0 | 0 | 0 | | | | | | | | | | | | |
| George Foster, R OBP: 0.269, SLG: 0.261 (1, 9) | | 0-0 F3 | | 0-3 K | | | 0-0 F7 | | 0-0 F9 | 4 | 0 | 0 | 0 | 0 | 1 | 2 | | | | | | | | | | | | |
| Julian Javier, R OBP: 0.290, SLG: 0.414 (1, 5) | | 0-0 1H 2H HR | | 0-0 F7 | | | 0-0 F9 | | 0-3 K | 4 | 1 | 1 | 3 | 0 | 1 | 0 | | | | | | | | | | | | |
| Dave Concepcion, R OBP: 0.309, SLG: 0.318 (1, 6) | | 0-0 6-3 | | 0-0 F9 | | | | 4-0 SH1-4 E BB | | 2 | 1 | 0 | 0 | 1 | 0 | 0 | | | | | | | | | | | | |
| Gary Nolan, R Clay Carroll, R (8, 1) | | 0-3 K | | 0-3 K | | | | 0-0 SH1-4 | | 2 | 0 | 0 | 0 | 0 | 2 | 0 | | | | | | | | | | | | |
| Inning Stats | R: 0 E: 0 K: 0 S: 2 | H: 0 LOB: 0 BB: 1 P: 6 | R: 3 E: 0 K: 1 S: 8 | H: 3 LOB: 0 BB: 0 P: 8 | R: 0 E: 0 K: 0 S: 3 | H: 0 LOB: 0 BB: 0 P: 3 | R: 0 E: 0 K: 1 S: 5 | H: 0 LOB: 0 BB: 0 P: 5 | R: 0 E: 0 K: 0 S: 3 | H: 0 LOB: 0 BB: 1 P: 7 | R: 0 E: 0 K: 0 S: 3 | H: 0 LOB: 0 BB: 0 P: 3 | R: 1 E: 0 K: 0 S: 4 | H: 1 LOB: 2 BB: 2 P: 12 | R: 0 E: 0 K: 1 S: 5 | H: 0 LOB: 0 BB: 0 P: 5 | | 1B: 3 2B: 1 3B: 0 HR: 1 | SF: 0 SAC: 1 DP: 1 HBP: 0 | WP: 0 PB: 0 SB: 2 CS: 0 | PA: 34 | | | | | | | |
| PITCHER | IP | WLS | BF | H | R | ER | SO | BB | IBB | HBP | BLK | WP | HR | S | P | ERA | WHIP | | | | | | | | | | | |
| Ron Bryant, L ERA: 3.83 Don McMahon, R ERA: 2.92 Jim Barr, R ERA: 2.19 | (1, 1) | 7.2 | L | 30 | 4 | 4 | 4 | 3 | 4 | 0 | 0 | 0 | 0 | 1 | 32 | 48 | 4.70 | 1.043 | | | | | | | | | | |
| | (8, 1) | 0.1 | | 1 | 0 | 0 | 0 | 0 | 0 | 0 | 0 | 0 | 0 | 0 | 1 | 1 | 0.00 | 0.000 | | | | | | | | | | |
| | (9, 1) | 1.0 | | 3 | 0 | 0 | 0 | 1 | 0 | 0 | 0 | 0 | 0 | 5 | 5 | 0.00 | 0.000 | | | | | | | | | | | |

| | |
|-----|----|
| AB | 29 |
| R | 4 |
| H | 4 |
| RBI | 3 |
| BB | 4 |
| SO | 4 |
| LOB | 8 |



| Batter | 1 | 2 | 3 | 4 | 5 | 6 | 7 | 8 | 9 | AB | R | H | RBI | BB | SO | LOB | BOTTOM | | | | | | | | | | | |
|---|------------------------------|---------------------------------|------------------------------|---------------------------------|------------------------------|---------------------------------|------------------------------|---------------------------------|------------------------------|---------------------------------|------------------------------|---------------------------------|------------------------------|---------------------------------|------------------------------|---------------------------------|--|------------------------------|---------------------------------|----------------------------------|------------------------------------|----------------------------------|--------|--|--|--|--|--|
| Chris Speier, R OBP: 0.357, SLG: 0.465 (1, 6) | 0-0 6-3 | | 0-0 G6-4-3 1-2 | | | 0-0 L8 | | 0-0 1-3 2B | | 4 | 0 | 1 | 0 | 0 | 0 | 1 | Cincinnati Reds @ San Francisco Giants Candlestick Park, San Francisco, CA Tue May 16 1972, 10:05 PM EDT Unknown | | | | | | | | | | | |
| Tito Fuentes, S OBP: 0.307, SLG: 0.410 (1, 4) | 0-0 FC6-4 1B | | | 0-3 K | | 0-0 1-3 | | 0-0 6-3 | | 4 | 0 | 1 | 1 | 0 | 1 | 2 | | | | | | | | | | | | |
| Bobby Bonds, R OBP: 0.325, SLG: 0.483 (1, 9) | 0-3 K | | | 0-0 HR 2B | | 0-0 1B | | 0-3 K | | 4 | 1 | 2 | 0 | 0 | 2 | 3 | | | | | | | | | | | | |
| Dave Kingman, R OBP: 0.306, SLG: 0.527 (1, 3) | 0-0 FC6-4 1-2 | | | 0-0 2H HR | | 0-0 5-3 | | | 0-0 P4 | 4 | 1 | 1 | 2 | 0 | 0 | 2 | | | | | | | | | | | | |
| Ken Henderson, S OBP: 0.263, SLG: 0.290 (1, 7) | | 0-0 4-3 | | 0-0 L3 | | | 0-0 4-3 | | 0-3 K | 4 | 0 | 0 | 0 | 0 | 1 | 0 | | | | | | | | | | | | |
| Jim Ray Hart, R OBP: 0.182, SLG: 0.182 (1, 5) | | 0-3 K | | 0-0 F7 | | | 0-0 F9 | | 0-3 K | 4 | 0 | 0 | 0 | 0 | 2 | 0 | | | | | | | | | | | | |
| Garry Maddox, R OBP: 0.273, SLG: 0.339 (1, 8) | | 0-0 L6 | | | 0-0 5-3 | | 0-3 K | | | 3 | 0 | 0 | 0 | 0 | 1 | 0 | | | | | | | | | | | | |
| Dave Rader, L OBP: 0.255, SLG: 0.352 Jimmy Rosario, S Fran Healy, R OBP: 0.222, SLG: 0.152 (8, PR) (9, 2) | | | 0-0 G6-4-3 1B | | 0-0 F7 | | | 0-0 2B 6-3 1B | | 3 | 0 | 2 | 0 | 0 | 0 | 0 | | | | | | | | | | | | |
| Ron Bryant, S OBP: 0.091, SLG: 0.182 Don McMahon, R Jim Howarth, L OBP: 0.500, SLG: 0.267 Jim Barr, R (8, PH) (9, 1) | | | 0-0 B1 | | 0-0 6-3 | | | 0-0 F5 | | 2 | 0 | 0 | 0 | 0 | 0 | 1 | | | | | | | | | | | | |
| Inning Stats | R: 0 E: 0 K: 1 S: 6 | H: 1 LOB: 1 BB: 0 P: 6 | R: 0 E: 0 K: 1 S: 5 | H: 0 LOB: 0 BB: 0 P: 5 | R: 0 E: 0 K: 0 S: 3 | H: 1 LOB: 0 BB: 0 P: 3 | R: 2 E: 0 K: 1 S: 7 | H: 2 LOB: 0 BB: 0 P: 7 | R: 0 E: 0 K: 0 S: 3 | H: 0 LOB: 0 BB: 0 P: 3 | R: 0 E: 0 K: 0 S: 4 | H: 0 LOB: 0 BB: 0 P: 4 | R: 0 E: 0 K: 1 S: 5 | H: 0 LOB: 0 BB: 0 P: 5 | R: 1 E: 0 K: 1 S: 7 | H: 2 LOB: 2 BB: 0 P: 7 | | R: 0 E: 0 K: 2 S: 7 | H: 0 LOB: 0 BB: 0 P: 7 | 1B: 4 2B: 2 3B: 0 HR: 1 | SF: 0 SAC: 0 DP: 1 HBP: 0 | WP: 0 PB: 0 SB: 0 CS: 0 | PA: 33 | | | | | |
| PITCHER | IP | WLS | BF | H | R | ER | SO | BB | IBB | HBP | BLK | WP | HR | S | P | ERA | WHIP | | | | | | | | | | | |
| Gary Nolan, R ERA: 2.7 Clay Carroll, R ERA: 2.79 | (1, 1) | 7.1 | W | 28 | 7 | 3 | 3 | 4 | 0 | 0 | 0 | 0 | 0 | 1 | 36 | 36 | 3.68 | 0.955 | | | | | | | | | | |
| | (8, 1) | 1.2 | S | 5 | 0 | 0 | 0 | 3 | 0 | 0 | 0 | 0 | 0 | 11 | 11 | 0.00 | 0.000 | | | | | | | | | | | |

| | |
|-----|----|
| AB | 33 |
| R | 3 |
| H | 7 |
| RBI | 3 |
| BB | 0 |
| SO | 7 |
| LOB | 10 |



| Batter | 1 | 2 | 3 | 4 | 5 | 6 | 7 | 8 | 9 | AB | R | H | RBI | BB | SO | LOB | TOP | | | | | | | | | | | | | | | | | | | | |
|---|------------------------------|---------------------------------|------------------------------|---------------------------------|------------------------------|----------------------------------|------------------------------|---------------------------------|------------------------------|----------------------------------|------------------------------|---------------------------------|------------------------------|---------------------------------|------------------------------|---------------------------------|---|----------------------------------|----------------------------------|------------------------------------|----------------------------------|--------|---|---|----|----|----|-----|-----|-----|----|----|----|------|-------|------|-------|
| Pete Rose, S OBP: 0.302, SLG: 0.287 (1, 7) | F7 | | BB | | | | | F8 | | 3 | 0 | 1 | 2 | 1 | 0 | 0 | Cincinnati Reds @ San Francisco Giants Candlestick Park, San Francisco, CA Tue May 16 1972, 10:05 PM EDT Att: 7,571 - Unknown | | | | | | | | | | | | | | | | | | | | |
| Joe Morgan, L OBP: 0.426, SLG: 0.505 (1, 4) | HBP | | BB | F7 | BB | | | G3 | | 2 | 0 | 0 | 0 | 1 | 0 | 0 | | | | | | | | | | | | | | | | | | | | | |
| Bobby Tolan, L OBP: 0.432, SLG: 0.635 (1, 8) | HBP | | BB | | | | | | | 2 | 0 | 1 | 0 | 2 | 0 | 2 | | | | | | | | | | | | | | | | | | | | | |
| Tony Perez, R OBP: 0.340, SLG: 0.515 Dave Concepcion, R OBP: 0.309, SLG: 0.318 (9, 5) | CS | K | | K | | | | K | | 4 | 0 | 0 | 0 | 0 | 3 | 2 | | | | | | | | | | | | | | | | | | | | | |
| Denis Menke, R OBP: 0.323, SLG: 0.350 (9, 3) | | 5-3 | | F3 | | | | | | 4 | 0 | 1 | 0 | 0 | 1 | 1 | | | | | | | | | | | | | | | | | | | | | |
| Ted Uhlhaender, L OBP: 0.286, SLG: 0.250 (1, 9) | | K | | | | | | | | 4 | 1 | 1 | 0 | 0 | 1 | 1 | | | | | | | | | | | | | | | | | | | | | |
| Bill Plummer, R (1, 2) | | | K | | | | | | | 4 | 0 | 0 | 0 | 0 | 1 | 3 | | | | | | | | | | | | | | | | | | | | | |
| Darrel Chaney, S OBP: 0.600, SLG: 0.500 (1, 6) | | | G3 | | | | | | | 2 | 1 | 1 | 0 | 2 | 0 | 0 | | | | | | | | | | | | | | | | | | | | | |
| Jack Billingham, R OBP: 0.154, SLG: 0.083 (1, 1) | | | BB | | | | | | | 2 | 0 | 0 | 0 | 1 | 2 | 3 | | | | | | | | | | | | | | | | | | | | | |
| Inning Stats | R: 0 E: 0 K: 0 S: 1 | H: 0 LOB: 0 BB: 1 P: 6 | R: 0 E: 0 K: 2 S: 7 | H: 0 LOB: 0 BB: 0 P: 7 | R: 0 E: 0 K: 1 S: 4 | H: 0 LOB: 1 BB: 2 P: 12 | R: 0 E: 0 K: 1 S: 5 | H: 0 LOB: 1 BB: 1 P: 9 | R: 2 E: 0 K: 0 S: 5 | H: 2 LOB: 2 BB: 0 P: 13 | R: 0 E: 0 K: 1 S: 5 | H: 0 LOB: 0 BB: 0 P: 5 | R: 0 E: 0 K: 1 S: 5 | H: 1 LOB: 0 BB: 0 P: 5 | R: 0 E: 0 K: 1 S: 6 | H: 1 LOB: 1 BB: 0 P: 6 | R: 0 E: 1 K: 1 S: 6 | H: 1 LOB: 2 BB: 1 P: 10 | 1B: 5 2B: 0 3B: 0 HR: 0 | SF: 0 SAC: 1 DP: 1 HBP: 1 | WP: 0 PB: 0 SB: 0 CS: 3 | PA: 38 | | | | | | | | | | | | | | | |
| PITCHER | IP | WLS | BF | H | R | ER | SO | BB | IBB | HBP | BLK | WP | HR | S | P | ERA | WHIP | PITCHER | | IP | WLS | BF | H | R | ER | SO | BB | IBB | HBP | BLK | WP | HR | S | P | ERA | WHIP | |
| Steve Stone, R ERA: 2.27 (1, 1) | 8.0 | L | 31 | 4 | 2 | 2 | 7 | 6 | 0 | 1 | 0 | 0 | 0 | 38 | 63 | 2.25 | 1.250 | | | 8.0 | L | 31 | 4 | 2 | 2 | 7 | 6 | 0 | 1 | 0 | 0 | 0 | 0 | 38 | 63 | 2.25 | 1.250 |
| Don McMahon, R ERA: 2.7 (9, 1) | 1.0 | | 5 | 1 | 0 | 0 | 1 | 0 | 1 | 0 | 0 | 0 | 0 | 6 | 10 | 0.00 | 1.000 | | | 1.0 | | 5 | 1 | 0 | 0 | 1 | 0 | 1 | 0 | 0 | 0 | 6 | 10 | 0.00 | 1.000 | | |

| | |
|-----|----|
| AB | 27 |
| R | 2 |
| H | 5 |
| RBI | 2 |
| BB | 7 |
| SO | 8 |
| LOB | 12 |




| Batter | 1 | 2 | 3 | 4 | 5 | 6 | 7 | 8 | 9 | AB | R | H | RBI | BB | SO | LOB | BOTTOM | | | | | | | | | | | | | | | | | | | |
|--|------------------------------|---------------------------------|------------------------------|---------------------------------|------------------------------|---------------------------------|------------------------------|----------------------------------|------------------------------|---------------------------------|------------------------------|---------------------------------|------------------------------|---------------------------------|------------------------------|---------------------------------|---|---------------------------------|----------------------------------|------------------------------------|----------------------------------|--------|---|---|----|----|----|-----|-----|-----|----|----|----|------|-------|------|
| Chris Speier, R OBP: 0.346, SLG: 0.449 (1, 6) | 5-3 | | F3 | | | | | 6-3 | | 4 | 0 | 0 | 0 | 0 | 0 | 2 | Cincinnati Reds @ San Francisco Giants Candlestick Park, San Francisco, CA Tue May 16 1972, 10:05 PM EDT Att: 7,571 - Unknown | | | | | | | | | | | | | | | | | | | |
| Tito Fuentes, S OBP: 0.305, SLG: 0.400 (1, 4) | HBP | | FC6 | | | | | G3 | | 3 | 0 | 0 | 0 | 0 | 0 | 3 | | | | | | | | | | | | | | | | | | | | |
| Bobby Bonds, R OBP: 0.323, SLG: 0.471 (1, 9) | HBP | | | | | | | | | 3 | 0 | 0 | 0 | 1 | 1 | 0 | | | | | | | | | | | | | | | | | | | | |
| Dave Kingman, R OBP: 0.304, SLG: 0.513 (1, 3) | HBP | | | | | | | | | 3 | 0 | 0 | 0 | 1 | 0 | 2 | | | | | | | | | | | | | | | | | | | | |
| Jim Ray Hart, R OBP: 0.200, SLG: 0.267 (1, 5) | | K | | K | | | | | | 4 | 0 | 1 | 0 | 0 | 2 | 1 | | | | | | | | | | | | | | | | | | | | |
| Garry Maddox, R OBP: 0.257, SLG: 0.318 (1, 8) | | 5-3 | | 3-1 | | | | | | 4 | 0 | 0 | 0 | 0 | 1 | 2 | | | | | | | | | | | | | | | | | | | | |
| Bernie Williams, R OBP: 0.376, SLG: 0.571 (1, 7) | | | | | | | | | | 3 | 0 | 1 | 0 | 0 | 0 | 0 | | | | | | | | | | | | | | | | | | | | |
| Fran Healy, R OBP: 0.228, SLG: 0.163 (1, 2) | | | | | | | | | | 3 | 0 | 1 | 0 | 0 | 1 | 1 | | | | | | | | | | | | | | | | | | | | |
| Steve Stone, R (1, 1) | | | | | | | | | | 2 | 0 | 0 | 0 | 0 | 1 | 2 | | | | | | | | | | | | | | | | | | | | |
| Dave Rader, L OBP: 0.250, SLG: 0.345 Don McMahon, R (8, PH) (9, 1) | | | | | | | | | | 1 | 0 | 0 | 0 | 0 | 0 | 0 | | | | | | | | | | | | | | | | | | | | |
| Inning Stats | R: 0 E: 0 K: 0 S: 2 | H: 0 LOB: 1 BB: 1 P: 7 | R: 0 E: 0 K: 1 S: 5 | H: 0 LOB: 0 BB: 0 P: 5 | R: 0 E: 0 K: 1 S: 6 | H: 1 LOB: 1 BB: 0 P: 6 | R: 0 E: 0 K: 2 S: 7 | H: 0 LOB: 1 BB: 1 P: 11 | R: 0 E: 1 K: 0 S: 5 | H: 1 LOB: 2 BB: 0 P: 5 | R: 0 E: 0 K: 0 S: 3 | H: 0 LOB: 0 BB: 0 P: 3 | R: 0 E: 0 K: 1 S: 5 | H: 0 LOB: 0 BB: 0 P: 5 | R: 0 E: 0 K: 0 S: 3 | H: 0 LOB: 0 BB: 0 P: 3 | R: 0 E: 0 K: 1 S: 6 | H: 1 LOB: 1 BB: 0 P: 6 | 1B: 2 2B: 1 3B: 0 HR: 0 | SF: 0 SAC: 0 DP: 1 HBP: 1 | WP: 0 PB: 0 SB: 2 CS: 0 | PA: 33 | | | | | | | | | | | | | | |
| PITCHER | IP | WLS | BF | H | R | ER | SO | BB | IBB | HBP | BLK | WP | HR | S | P | ERA | WHIP | PITCHER | | IP | WLS | BF | H | R | ER | SO | BB | IBB | HBP | BLK | WP | HR | S | P | ERA | WHIP |
| Jack Billingham, R ERA: 5.1 (1, 1) | 9.0 | W | 33 | 3 | 0 | 0 | 6 | 2 | 0 | 1 | 0 | 0 | 0 | 42 | 51 | 0.00 | 0.556 | | | 9.0 | W | 33 | 3 | 0 | 0 | 6 | 2 | 0 | 1 | 0 | 0 | 42 | 51 | 0.00 | 0.556 | |



| Batter | 1 | 2 | 3 | 4 | 5 | 6 | 7 | 8 | 9 | AB | R | H | RBI | BB | SO | LOB | TOP | | | |
|--|--|---------------------------------|------------------------------|---------------------------------|------------------------------|----------------------------------|------------------------------|---------------------------------|------------------------------|---------------------------------|------------------------------|---------------------------------|------------------------------|---------------------------------|------------------------------|---------------------------------|----------------------------------|------------------------------------|----------------------------------|--------|
| Pete Rose, S OBP: 0.300, SLG: 0.280 (1, 7) | 3-1 | | HR BB | | F7 | | 6-3 | | | 3 | 1 | 0 | 0 | 1 | 0 | 2 | | | | |
| Joe Morgan, L OBP: 0.429, SLG: 0.534 (1, 4) | G3 | | HR | | P4 | | | G6-4-3 1B | | 4 | 1 | 2 | 2 | 0 | 0 | 0 | | | | |
| Bobby Tolan, L OBP: 0.418, SLG: 0.611 (1, 8) | 4-3 | | K | | 4-3 | | | G6-4-3 1-2 | | 4 | 0 | 0 | 0 | 0 | 1 | 1 | | | | |
| Johnny Bench, R OBP: 0.301, SLG: 0.388 (1, 2) | | BB | | | F8 | | | 6-3 | | 3 | 0 | 0 | 0 | 1 | 0 | 0 | | | | |
| Ted Uhlhaender, L OBP: 0.283, SLG: 0.234 (1, 9) | P4 | | 1B BB | | L7 | | | G3 | | 3 | 0 | 0 | 0 | 1 | 0 | 1 | | | | |
| Denis Menke, R OBP: 0.309, SLG: 0.333 (1, 3) | F8 | | | | P6 | | | K | | 4 | 0 | 0 | 0 | 0 | 1 | 2 | | | | |
| Julian Javier, R OBP: 0.314, SLG: 0.406 Darrel Chaney, S OBP: 0.600, SLG: 0.500 (9, 6) | 1-3 | | 1B BB | | SH1-4 1B | | | L8 | | 3 | 0 | 1 | 0 | 1 | 0 | 1 | | | | |
| Dave Concepcion, R OBP: 0.309, SLG: 0.319 (9, 5) | | | E5 CS SH1-4 | | FC7-4-5 1-2 2-3 | | | SH1-4 1B | | 3 | 0 | 1 | 0 | 0 | 0 | 2 | | | | |
| Ross Grimsley, L Clay Carroll, R (9, 1) | | | SH1-4 1-2 | | 6-3 | | | SH1-4 1-2 2-3 | | 1 | 0 | 0 | 0 | 0 | 0 | 0 | | | | |
| Inning Stats | R: 0 E: 0 K: 0 S: 3 | H: 0 LOB: 0 BB: 0 P: 3 | R: 0 E: 0 K: 0 S: 3 | H: 0 LOB: 1 BB: 1 P: 7 | R: 2 E: 1 K: 1 S: 6 | H: 1 LOB: 0 BB: 1 P: 10 | R: 0 E: 0 K: 0 S: 4 | H: 1 LOB: 0 BB: 0 P: 8 | R: 0 E: 0 K: 0 S: 3 | H: 0 LOB: 0 BB: 0 P: 3 | R: 0 E: 0 K: 0 S: 4 | H: 1 LOB: 2 BB: 1 P: 8 | R: 0 E: 0 K: 1 S: 5 | H: 1 LOB: 0 BB: 0 P: 5 | R: 0 E: 0 K: 1 S: 5 | H: 0 LOB: 0 BB: 0 P: 5 | 1B: 3 2B: 0 3B: 0 HR: 1 | SF: 0 SAC: 2 DP: 1 HBP: 0 | WP: 0 PB: 0 SB: 0 CS: 1 | PA: 34 |
| PITCHER Juan Marichal, R ERA: 2.83 (1, 1) | IP: 9.0 WLS: L BF: 34 H: 4 R: 2 ER: 2 SO: 2 BB: 4 IBB: 0 HBP: 0 BLK: 0 WP: 0 HR: 1 S: 34 P: 50 ERA: 2.00 WHIP: 0.889 | | | | | | | | | | | | | | | PITCHER | | | | |

Cincinnati Reds @ San Francisco Giants
Candlestick Park, San Francisco, CA
Wed May 17 1972, 6:33 AM EDT
Att: 2,670 - Unknown


| | |
|-----|----|
| AB | 28 |
| R | 2 |
| H | 4 |
| RBI | 2 |
| BB | 4 |
| SO | 2 |
| LOB | 9 |



| Batter | 1 | 2 | 3 | 4 | 5 | 6 | 7 | 8 | 9 | AB | R | H | RBI | BB | SO | LOB | BOTTOM | | | |
|---|--|---------------------------------|------------------------------|---------------------------------|------------------------------|---------------------------------|------------------------------|---------------------------------|------------------------------|---------------------------------|------------------------------|---------------------------------|------------------------------|---------------------------------|------------------------------|---------------------------------|----------------------------------|------------------------------------|----------------------------------|--------|
| Bernie Williams, R OBP: 0.250, SLG: 0.364 (1, 7) | F9 | | F9 | | | K | | | K | 4 | 0 | 0 | 0 | 0 | 2 | 2 | | | | |
| Tito Fuentes, S OBP: 0.304, SLG: 0.395 (1, 4) | G3 | | | | 5-3 | K | | | 1B | 4 | 0 | 1 | 0 | 0 | 1 | 0 | | | | |
| Chris Speier, R OBP: 0.343, SLG: 0.443 (1, 6) | 6-3 | | | | P4 | | | G5-4-3 1B | 2-3 | 4 | 0 | 1 | 0 | 0 | 0 | 1 | | | | |
| Bobby Bonds, R OBP: 0.316, SLG: 0.459 (1, 9) | | F8 | | | F7 | | | G5-4-3 1-2 | | 3 | 0 | 0 | 0 | 0 | 0 | 1 | | | | |
| Dave Kingman, R OBP: 0.305, SLG: 0.508 (1, 3) | | G5-4-3 1B | | | | K | | F7 | | 3 | 0 | 1 | 0 | 0 | 1 | 0 | | | | |
| Jim Ray Hart, R OBP: 0.222, SLG: 0.444 (1, 5) | | G5-4-3 1-2 | | | HR | | | F8 | | 3 | 1 | 1 | 1 | 0 | 0 | 1 | | | | |
| Garry Maddox, R OBP: 0.247, SLG: 0.304 (1, 8) | | | | | 1-3 | | | F9 | | 3 | 0 | 0 | 0 | 0 | 1 | 0 | | | | |
| Fran Healy, R OBP: 0.233, SLG: 0.192 (1, 2) | | | | | | 5-3 | | K | | 3 | 0 | 1 | 0 | 0 | 1 | 0 | | | | |
| Juan Marichal, R OBP: 0.200, SLG: 0.300 Al Gallagher, R OBP: 0.373, SLG: 0.333 Jimmy Rosario, S (9, PR) | | | | | P4 | | | F9 | | 2 | 0 | 0 | 0 | 0 | 0 | 1 | | | | |
| Inning Stats | R: 0 E: 0 K: 0 S: 3 | H: 0 LOB: 0 BB: 0 P: 3 | R: 0 E: 0 K: 0 S: 3 | H: 1 LOB: 0 BB: 0 P: 3 | R: 0 E: 0 K: 0 S: 4 | H: 1 LOB: 0 BB: 0 P: 4 | R: 0 E: 0 K: 0 S: 3 | H: 0 LOB: 0 BB: 0 P: 3 | R: 1 E: 0 K: 2 S: 8 | H: 1 LOB: 0 BB: 0 P: 8 | R: 0 E: 0 K: 2 S: 7 | H: 0 LOB: 0 BB: 0 P: 7 | R: 0 E: 0 K: 1 S: 5 | H: 1 LOB: 1 BB: 0 P: 5 | R: 0 E: 0 K: 1 S: 6 | H: 2 LOB: 1 BB: 0 P: 6 | 1B: 4 2B: 1 3B: 0 HR: 1 | SF: 0 SAC: 0 DP: 2 HBP: 0 | WP: 0 PB: 0 SB: 0 CS: 1 | PA: 30 |
| PITCHER Ross Grimsley, L ERA: 2.2 Clay Carroll, R ERA: 2.66 (9, 1) | IP: 8.0 WLS: W BF: 27 H: 5 R: 1 ER: 1 SO: 5 BB: 0 IBB: 0 HBP: 0 BLK: 0 WP: 0 HR: 1 S: 37 P: 37 ERA: 1.12 WHIP: 0.625 | | | | | | | | | | | | | | | PITCHER | | | | |

Cincinnati Reds @ San Francisco Giants
Candlestick Park, San Francisco, CA
Wed May 17 1972, 6:33 AM EDT
Att: 2,670 - Unknown

| | |
|-----|----|
| AB | 30 |
| R | 1 |
| H | 6 |
| RBI | 1 |
| BB | 0 |
| SO | 6 |
| LOB | 6 |



| Batter | 1 | 2 | 3 | 4 | 5 | 6 | 7 | 8 | 9 | AB | R | H | RBI | BB | SO | LOB | TOP | |
|---|---|----------------------------------|------------------------------|---------------------------------|------------------------------|---------------------------------|------------------------------|----------------------------------|------------------------------|---------------------------------|------------------------------|---------------------------------|------------------------------|---------------------------------|----------------------------------|------------------------------------|----------------------------------|--------|
| Pete Rose, S OBP: 0.296, SLG: 0.276 (1, 7) | | | | | | | | | | 5 | 1 | 1 | 0 | 0 | 0 | 1 | | |
| Joe Morgan, L OBP: 0.435, SLG: 0.533 (1, 4) | | | | | | | | | | 4 | 3 | 2 | 0 | 1 | 0 | 0 | | |
| Johnny Bench, R OBP: 0.314, SLG: 0.392 (1, 2) | | | | | | | | | | 4 | 2 | 2 | 0 | 1 | 0 | 1 | | |
| Hal McRae, R OBP: 0.231, SLG: 0.273 Cesar Geronimo, L OBP: 0.276, SLG: 0.438 (7, 8) | | | | | | | | | | 3 | 0 | 2 | 4 | 1 | 0 | 0 | | |
| Denis Menke, R OBP: 0.313, SLG: 0.329 Bill Plummer, R (3, 3) | | | | | | | | | | 1 | 0 | 0 | 0 | 0 | 1 | 0 | | |
| George Foster, R OBP: 0.226, SLG: 0.214 (1, 9) | | | | | | | | | | 5 | 0 | 0 | 0 | 0 | 2 | 4 | | |
| Julian Javier, R Darrel Chaney, S (7, 6) | | | | | | | | | | 2 | 0 | 1 | 1 | 0 | 0 | 0 | | |
| Dave Concepcion, R OBP: 0.317, SLG: 0.347 (7, 5) | | | | | | | | | | 4 | 0 | 2 | 1 | 0 | 0 | 2 | | |
| Wayne Simpson, R Pedro Borbon, R Bernie Carbo, L OBP: 0.357, SLG: 0.143 Ed Sprague, R Clay Carroll, R (8, 1) | | | | | | | | | | 3 | 0 | 0 | 0 | 0 | 3 | 5 | | |
| Inning Stats | R: 3 E: 0 K: 2 S: 12 | H: 5 LOB: 3 BB: 0 P: 13 | R: 0 E: 0 K: 0 S: 3 | H: 0 LOB: 0 BB: 0 P: 3 | R: 0 E: 0 K: 1 S: 5 | H: 0 LOB: 0 BB: 0 P: 5 | R: 0 E: 0 K: 1 S: 5 | H: 0 LOB: 1 BB: 2 P: 10 | R: 2 E: 1 K: 1 S: 7 | H: 3 LOB: 0 BB: 0 P: 7 | R: 1 E: 0 K: 1 S: 7 | H: 2 LOB: 1 BB: 0 P: 7 | R: 2 E: 0 K: 0 S: 4 | H: 1 LOB: 0 BB: 1 P: 8 | 1B: 9 2B: 1 3B: 2 HR: 0 | SF: 2 SAC: 0 DP: 0 HBP: 1 | WP: 0 PB: 1 SB: 1 CS: 1 | PA: 43 |
| PITCHER | IP WLS BF H R ER SO BB IBB HBP BLK WP HR S P ERA WHIP | | | | | | | | | | | | | | | | | |
| Sam McDowell, L ERA: 3.61 Jim Barr, R ERA: 2.39 Don McMahon, R ERA: 3.77 | (1, 1) (7, 1) (9, 1) | 6.1 1.2 1.0 | L 7 5 | 30 3 1 | 8 1 2 | 5 1 2 | 5 2 0 | 5 0 1 | 5 0 0 | 2 0 0 | 0 0 0 | 0 0 0 | 0 0 0 | 0 11 4 | 46 11 8 | 7.11 5.40 18.00 | 1.579 1.800 2.000 | |

Cincinnati Reds @ San Francisco Giants
Candlestick Park, San Francisco, CA
Thu May 18 1972, 6:33 AM EDT
Att: 2,847 - Unknown

| | |
|-----|----|
| AB | 36 |
| R | 8 |
| H | 12 |
| RBI | 8 |
| BB | 3 |
| SO | 7 |
| LOB | 14 |



| Batter | 1 | 2 | 3 | 4 | 5 | 6 | 7 | 8 | 9 | AB | R | H | RBI | BB | SO | LOB | BOTTOM | | | | | |
|---|---|---------------------------------|------------------------------|---------------------------------|------------------------------|---------------------------------|------------------------------|---------------------------------|------------------------------|---------------------------------|------------------------------|----------------------------------|------------------------------|---------------------------------|------------------------------|---------------------------------|----------------------------------|---------------------------------|----------------------------------|------------------------------------|----------------------------------|--------|
| Chris Speier, R OBP: 0.343, SLG: 0.448 Chris Arnold, R OBP: 0.424, SLG: 0.346 (7, 6) | | | | | | | | | | 3 | 1 | 1 | 0 | 0 | 0 | 0 | | | | | | |
| Tito Fuentes, S OBP: 0.317, SLG: 0.409 (1, 4) | | | | | | | | | | 3 | 1 | 2 | 0 | 1 | 0 | 2 | | | | | | |
| Bobby Bonds, R OBP: 0.314, SLG: 0.476 (1, 9) | | | | | | | | | | 4 | 2 | 1 | 3 | 0 | 1 | 2 | | | | | | |
| Dave Kingman, R OBP: 0.303, SLG: 0.496 (1, 3) | | | | | | | | | | 3 | 1 | 0 | 0 | 1 | 0 | 3 | | | | | | |
| Jim Ray Hart, R OBP: 0.250, SLG: 0.421 Al Gallagher, R OBP: 0.361, SLG: 0.327 (4, PR) (5, 5) | | | | | | | | | | 1 | 0 | 0 | 0 | 0 | 0 | 0 | | | | | | |
| Dave Radler, L OBP: 0.287, SLG: 0.345 (1, 2) | | | | | | | | | | 3 | 0 | 1 | 0 | 1 | 0 | 2 | | | | | | |
| Garry Maddox, R OBP: 0.237, SLG: 0.292 Jim Barr, R Jim Howarth, L OBP: 0.480, SLG: 0.250 Don McMahon, R (8, PH) (9, 1) | | | | | | | | | | 3 | 0 | 0 | 0 | 0 | 0 | 1 | | | | | | |
| Bernie Williams, R OBP: 0.250, SLG: 0.333 (1, 7) | | | | | | | | | | 4 | 0 | 1 | 0 | 0 | 1 | 0 | | | | | | |
| Sam McDowell, L OBP: 0.200, SLG: 0.158 Ken Henderson, S OBP: 0.259, SLG: 0.284 (7, 8) | | | | | | | | | | 2 | 0 | 0 | 0 | 0 | 1 | 0 | | | | | | |
| Inning Stats | R: 0 E: 0 K: 1 S: 6 | H: 1 LOB: 1 BB: 0 P: 6 | R: 0 E: 0 K: 0 S: 3 | H: 0 LOB: 0 BB: 0 P: 3 | R: 0 E: 0 K: 1 S: 5 | H: 0 LOB: 0 BB: 0 P: 5 | R: 0 E: 1 K: 0 S: 3 | H: 0 LOB: 2 BB: 1 P: 8 | R: 0 E: 0 K: 0 S: 5 | H: 0 LOB: 0 BB: 0 P: 5 | R: 4 E: 0 K: 0 S: 6 | H: 4 LOB: 1 BB: 1 P: 10 | R: 0 E: 0 K: 0 S: 4 | H: 2 LOB: 1 BB: 0 P: 4 | R: 1 E: 1 K: 0 S: 4 | H: 0 LOB: 1 BB: 1 P: 8 | R: 0 E: 0 K: 0 S: 3 | H: 0 LOB: 0 BB: 0 P: 3 | 1B: 4 2B: 3 3B: 0 HR: 1 | SF: 1 SAC: 0 DP: 2 HBP: 1 | WP: 0 PB: 0 SB: 1 CS: 0 | PA: 37 |
| PITCHER | IP WLS BF H R ER SO BB IBB HBP BLK WP HR S P ERA WHIP | | | | | | | | | | | | | | | | | | | | | |
| Wayne Simpson, R ERA: 2.25 Pedro Borbon, R ERA: 4.44 Ed Sprague, R ERA: 4.5 Clay Carroll, R ERA: 2.49 | (1, 1) (6, 1) (8, 1) (8, 1) | 5.0 2.0 0.2 1.1 | L W 4 S | 21 8 4 4 | 3 1 1 0 | 3 1 0 0 | 3 3 0 0 | 3 1 0 0 | 3 0 0 0 | 3 1 0 0 | 3 0 0 0 | 3 0 0 0 | 3 0 0 0 | 3 0 3 4 | 25 7 7 4 | 5.40 4.50 0.00 0.00 | 1.000 2.000 1.500 0.000 | | | | | |

Cincinnati Reds @ San Francisco Giants
Candlestick Park, San Francisco, CA
Thu May 18 1972, 6:33 AM EDT
Att: 2,847 - Unknown

| | |
|-----|----|
| AB | 32 |
| R | 5 |
| H | 7 |
| RBI | 4 |
| BB | 3 |
| SO | 3 |
| LOB | 12 |



| Batter | 1 | 2 | 3 | 4 | 5 | 6 | 7 | 8 | 9 | AB | R | H | RBI | BB | SO | LOB | TOP | | | |
|---|---|----------------------------------|------------------------------|---------------------------------|------------------------------|---------------------------------|------------------------------|---------------------------------|------------------------------|---------------------------------|------------------------------|---------------------------------|------------------------------|---------------------------------|------------------------------|---------------------------------|--|------------------------------------|----------------------------------|--------|
| Felix Millan, R OBP: 0.358, SLG: 0.360 (1, 4) | | | | | | | | | | 4 | 1 | 3 | 0 | 1 | 1 | 1 | Atlanta Braves @ San Francisco Giants Candlestick Park, San Francisco, CA Fri May 19 1972, 10:05 PM EDT Att: 6,652 - Unknown | | | |
| Ralph Garr, L OBP: 0.333, SLG: 0.403 (1, 7) | | | | | | | | | | 5 | 1 | 1 | 0 | 0 | 1 | 3 | | | | |
| Hank Aaron, R OBP: 0.387, SLG: 0.500 (8, 3) | | | | | | | | | | 5 | 1 | 2 | 1 | 0 | 0 | 2 | | | | |
| Orlando Cepeda, R OBP: 0.379, SLG: 0.545 (8, PR) | | | | | | | | | | 4 | 1 | 2 | 1 | 0 | 0 | 1 | | | | |
| Oscar Brown, R OBP: 0.333, SLG: 0.714 (8, 9) | | | | | | | | | | 1 | 1 | 0 | 0 | 0 | 0 | 1 | | | | |
| Dusty Baker Jr., R OBP: 0.347, SLG: 0.444 (1, 8) | | | | | | | | | | 3 | 0 | 1 | 0 | 1 | 0 | 1 | | | | |
| Earl Williams, R OBP: 0.314, SLG: 0.370 (1, 2) | | | | | | | | | | 4 | 0 | 2 | 2 | 0 | 0 | 2 | | | | |
| Darrell Evans, L OBP: 0.343, SLG: 0.427 (1, 5) | | | | | | | | | | 3 | 1 | 1 | 1 | 1 | 0 | 2 | | | | |
| Marty Perez, R OBP: 0.282, SLG: 0.291 (8, PH) | | | | | | | | | | 3 | 0 | 1 | 0 | 0 | 0 | 2 | | | | |
| Mike Lum, L OBP: 0.277, SLG: 0.211 (8, 6) | | | | | | | | | | 1 | 0 | 0 | 1 | 0 | 0 | 2 | | | | |
| Gil Garrido, R OBP: 1.000, SLG: 1.000 (8, 6) | | | | | | | | | | 0 | 0 | 0 | 0 | 0 | 0 | 0 | | | | |
| Phil Niekro, R OBP: 0.083, SLG: 0.125 (7, 1) | | | | | | | | | | 3 | 0 | 0 | 0 | 0 | 0 | 1 | | | | |
| Pat Jarvis, R OBP: 0.430, SLG: 0.443 (8, PH) | | | | | | | | | | 0 | 0 | 0 | 0 | 0 | 0 | 0 | | | | |
| Rico Carty, R OBP: 0.430, SLG: 0.443 (8, 1) | | | | | | | | | | 1 | 0 | 0 | 0 | 0 | 0 | 2 | | | | |
| Cecil Upshaw, R OBP: 0.430, SLG: 0.443 (8, 1) | | | | | | | | | | 0 | 0 | 0 | 0 | 0 | 0 | 0 | | | | |
| Inning Stats | R: 4 E: 0 K: 0 S: 7 | H: 5 LOB: 1 BB: 1 P: 11 | R: 0 E: 0 K: 1 S: 4 | H: 0 LOB: 0 BB: 1 P: 8 | R: 0 E: 0 K: 0 S: 4 | H: 2 LOB: 1 BB: 0 P: 4 | R: 0 E: 0 K: 1 S: 6 | H: 1 LOB: 1 BB: 0 P: 6 | R: 0 E: 0 K: 0 S: 3 | H: 0 LOB: 0 BB: 0 P: 3 | R: 1 E: 0 K: 0 S: 4 | H: 1 LOB: 0 BB: 0 P: 4 | R: 0 E: 0 K: 0 S: 4 | H: 1 LOB: 2 BB: 1 P: 9 | R: 0 E: 0 K: 0 S: 4 | H: 1 LOB: 1 BB: 0 P: 4 | 1B: 10 2B: 3 3B: 0 HR: 1 | SF: 0 SAC: 0 DP: 2 HBP: 0 | WP: 0 PB: 0 SB: 0 CS: 1 | PA: 40 |
| PITCHER | IP WLS BF H R ER SO BB IBB HBP BLK WP HR S P ERA WHIP | | | | | | | | | | | | | | | | | | | |
| John Cumberland, L ERA: 9.88 | 0.0 | 5 | 4 | 4 | 4 | 0 | 0 | 1 | 0 | 0 | 0 | 0 | 0 | 0 | 4 | 8 | ∞ | ∞ | | |
| Don Carrithers, R ERA: 4.57 | 5.0 | 17 | 4 | 0 | 0 | 2 | 1 | 0 | 0 | 0 | 0 | 0 | 0 | 0 | 20 | 24 | 0.00 | 1.000 | | |
| Jerry Johnson, R ERA: 11.37 | 2.0 | W | 8 | 2 | 1 | 1 | 0 | 0 | 0 | 0 | 0 | 0 | 1 | 8 | 8 | 4.50 | 1.000 | | | |
| Don McMahon, R ERA: 3.86 | 2.0 | S | 10 | 3 | 1 | 1 | 0 | 1 | 0 | 0 | 0 | 0 | 0 | 9 | 13 | 4.50 | 2.000 | | | |

| Batter | 1 | 2 | 3 | 4 | 5 | 6 | 7 | 8 | 9 | AB | R | H | RBI | BB | SO | LOB | BOTTOM | | | |
|---|---|---------------------------------|------------------------------|---------------------------------|------------------------------|---------------------------------|------------------------------|---------------------------------|------------------------------|---------------------------------|------------------------------|---------------------------------|-------------------------------|----------------------------------|------------------------------|---------------------------------|--|----------------------------------|------------------------------------|----------------------------------|
| Chris Arnold, R OBP: 0.421, SLG: 0.419 (1, 6) | | | | | | | | | | 5 | 1 | 2 | 1 | 0 | 0 | 1 | Atlanta Braves @ San Francisco Giants Candlestick Park, San Francisco, CA Fri May 19 1972, 10:05 PM EDT Att: 6,652 - Unknown | | | |
| Tito Fuentes, S OBP: 0.310, SLG: 0.400 (1, 4) | | | | | | | | | | 3 | 0 | 0 | 0 | 0 | 0 | 1 | | | | |
| Bobby Bonds, R OBP: 0.312, SLG: 0.477 (1, 9) | | | | | | | | | | 4 | 1 | 1 | 2 | 0 | 1 | 1 | | | | |
| Dave Kingman, R OBP: 0.309, SLG: 0.492 (1, 3) | | | | | | | | | | 3 | 1 | 1 | 0 | 1 | 2 | 1 | | | | |
| Al Gallagher, R OBP: 0.369, SLG: 0.339 (1, 5) | | | | | | | | | | 4 | 1 | 2 | 0 | 0 | 2 | 2 | | | | |
| Gary Maddox, R OBP: 0.250, SLG: 0.316 (1, 8) | | | | | | | | | | 4 | 0 | 2 | 2 | 0 | 0 | 2 | | | | |
| Bernie Williams, R OBP: 0.250, SLG: 0.316 (1, 7) | | | | | | | | | | 4 | 1 | 1 | 0 | 0 | 0 | 3 | | | | |
| Dave Rader, L OBP: 0.281, SLG: 0.355 (1, 2) | | | | | | | | | | 4 | 1 | 2 | 1 | 0 | 0 | 1 | | | | |
| John Cumberland, R OBP: 0.143, SLG: 0.143 (1, 1) | | | | | | | | | | 0 | 0 | 0 | 0 | 0 | 0 | 0 | | | | |
| Don Carrithers, R OBP: 0.197, SLG: 0.100 (5, PH) | | | | | | | | | | 1 | 0 | 0 | 0 | 0 | 1 | 1 | | | | |
| Jim Howarth, R OBP: 0.462, SLG: 0.235 (8, 1) | | | | | | | | | | 0 | 0 | 0 | 0 | 0 | 0 | 0 | | | | |
| Jerry Johnson, R OBP: 0.430, SLG: 0.443 (8, PH) | | | | | | | | | | 1 | 1 | 1 | 0 | 0 | 0 | 0 | | | | |
| Ed Goodson, L OBP: 0.100, SLG: 0.100 (7, PH) | | | | | | | | | | 1 | 1 | 1 | 0 | 0 | 0 | 0 | | | | |
| Don McMahon, R OBP: 0.430, SLG: 0.443 (8, 1) | | | | | | | | | | 1 | 0 | 0 | 0 | 0 | 1 | 0 | | | | |
| Inning Stats | R: 0 E: 0 K: 1 S: 6 | H: 1 LOB: 1 BB: 0 P: 6 | R: 1 E: 0 K: 1 S: 7 | H: 2 LOB: 1 BB: 0 P: 7 | R: 0 E: 0 K: 2 S: 7 | H: 0 LOB: 0 BB: 0 P: 5 | R: 0 E: 0 K: 2 S: 7 | H: 0 LOB: 0 BB: 0 P: 7 | R: 0 E: 0 K: 1 S: 6 | H: 1 LOB: 1 BB: 0 P: 6 | R: 0 E: 0 K: 0 S: 5 | H: 2 LOB: 2 BB: 0 P: 5 | R: 6 E: 1 K: 1 S: 11 | H: 6 LOB: 1 BB: 1 P: 15 | R: 0 E: 0 K: 1 S: 5 | H: 0 LOB: 0 BB: 0 P: 5 | | 1B: 9 2B: 2 3B: 1 HR: 0 | SF: 0 SAC: 1 DP: 0 HBP: 0 | WP: 1 PB: 1 SB: 1 CS: 0 |
| PITCHER | IP WLS BF H R ER SO BB IBB HBP BLK WP HR S P ERA WHIP | | | | | | | | | | | | | | | | | | | |
| Phil Niekro, R ERA: 3.32 | 6.1 | L | 30 | 11 | 6 | 6 | 6 | 0 | 0 | 0 | 0 | 0 | 0 | 0 | 42 | 42 | 8.53 | 1.737 | | |
| Pat Jarvis, R ERA: 6.46 | 0.2 | | 4 | 1 | 1 | 1 | 1 | 1 | 0 | 0 | 0 | 0 | 1 | 0 | 5 | 9 | 13.50 | 3.000 | | |
| Cecil Upshaw, R ERA: 3.38 | 1.0 | | 3 | 0 | 0 | 0 | 1 | 0 | 0 | 0 | 0 | 0 | 0 | 0 | 5 | 5 | 0.00 | 0.000 | | |

| Batter | 1 | 2 | 3 | 4 | 5 | 6 | 7 | 8 | 9 | AB | R | H | RBI | BB | SO | LOB | TOP | | | | |
|---|---|---------------------------------|---------------------------------------|--------------------------|---------------------------------------|--------------------------|---------------------------------------|--------------------------|--------------------------------------|-------------------------|--------------------------------------|--------------------------|---------------------------------------|--------------------------|---------------------------------------|--|---|-------------------------|----------------------------------|------------------------------------|-----------------------------------|
| Felix Millan, R (1, 4) OBP: 0.348, SLG: 0.349 | 0-2 F7 | | 1-2 E5 BB | | 0-1 1-3 | | | 1-1 4-3 | | 4 | 0 | 0 | 0 | 0 | 0 | 0 | Atlanta Braves @ San Francisco Giants Candlestick Park, San Francisco, CA Sat May 20 1972, 6:33 AM EDT Att: 9,735 - Unknown livebaseballscorecards.com | | | | |
| Ralph Carr, L (1, 9) OBP: 0.331, SLG: 0.398 | 0-1 1-3 | | 1-2 F7 | | 1-1 4-3 | | | 0-0 1B HR | | 4 | 1 | 1 | 0 | 0 | 0 | 1 | | | | | |
| Rico Carty, R (1, 7) OBP: 0.433, SLG: 0.438 | 0-0 6-3 | | 4-2 BB | | 1-2 F7 | | | 1-0 1B HR | | 3 | 0 | 1 | 0 | 1 | 0 | 0 | | | | | |
| Oscar Brown, R (8, PR) OBP: 0.333, SLG: 0.714 | | | 1-2 BB | | | | | 1-2 1B HR | | 0 | 1 | 0 | 0 | 0 | 0 | 0 | | | | | |
| Orlando Cepeda, R (1, 3) OBP: 0.387, SLG: 0.552 | | 0-2 1B | 4-2 2B | | 1-0 5-3 | | | 2-3 K | | 3 | 0 | 1 | 0 | 1 | 1 | 2 | | | | | |
| Earl Williams, R (1, 2) OBP: 0.312, SLG: 0.393 | | 0-1 1-3 | 1-3 K | | 0-3 K | | | 1-1 1B HR | | 4 | 1 | 1 | 3 | 0 | 2 | 4 | | | | | |
| Darrell Evans, L (1, 5) OBP: 0.350, SLG: 0.442 | | 0-1 2-3 1B | | 3-2 2B | | 2-2 F3 | | 0-0 F8 | | 4 | 0 | 2 | 0 | 0 | 0 | 1 | | | | | |
| Dusty Baker Jr., R (1, 8) OBP: 0.321, SLG: 0.408 | | 0-3 K | | 0-1 6-3 | | | 2-3 K | | 0-0 6-3 | 4 | 0 | 0 | 0 | 0 | 2 | 3 | | | | | |
| Marty Perez, R (1, 6) OBP: 0.272, SLG: 0.280 | | 0-1 1-3 | | 0-3 K | | | 2-3 K | | 0-1 5-3 | 4 | 0 | 0 | 0 | 0 | 2 | 3 | | | | | |
| Tom Kelley, R (1, 1) OBP: 0.118, SLG: 0.063 | | | 2-3 K | | 2-2 1-3 | | 2-2 F9 | | 3-2 6-3 | 4 | 0 | 0 | 0 | 0 | 1 | 1 | | | | | |
| Cecil Upshaw, R (9, 1) | | | | | | | | | | 0 | 0 | 0 | 0 | 0 | 0 | 0 | | | | | |
| Inning Stats | R: 0 H: 0 E: 0 K: 0 S: 6 | H: 0 LOB: 0 BB: 0 P: 6 | R: 0 H: 2 E: 0 K: 1 S: 12 | LOB: 2 BB: 0 P: 12 | R: 0 H: 0 E: 1 K: 2 S: 20 | LOB: 0 BB: 2 P: 33 | R: 0 H: 1 E: 0 K: 1 S: 15 | LOB: 1 BB: 0 P: 20 | R: 0 H: 0 E: 0 K: 0 S: 7 | LOB: 0 BB: 0 P: 9 | R: 0 H: 0 E: 0 K: 1 S: 8 | LOB: 0 BB: 0 P: 11 | R: 0 H: 0 E: 0 K: 2 S: 13 | LOB: 0 BB: 0 P: 19 | R: 0 H: 0 E: 0 K: 1 S: 10 | LOB: 0 BB: 0 P: 15 | R: 0 H: 0 E: 0 K: 0 S: 6 | LOB: 0 BB: 0 P: 9 | 1B: 3 2B: 2 3B: 0 HR: 1 | SF: 0 SAC: 0 DP: 0 HBP: 0 | WP: 0 PA: 36 SB: 0 CS: 0 |
| PITCHER Steve Stone, R (1, 1) ERA: 2.43 | IP: 9.0 WLS: L BF: 36 H: 6 R: 3 ER: 3 SO: 8 BB: 2 IBB: 0 HBP: 0 BLK: 0 WP: 0 HR: 1 S: 97 P: 134 ERA: 3.00 WHIP: 0.889 | | | | | | | | | | | | | | | PITCHER IP: WLS: BF: H: R: ER: SO: BB: IBB: HBP: BLK: WP: HR: S: P: ERA: WHIP: | | | | | |

| Batter | 1 | 2 | 3 | 4 | 5 | 6 | 7 | 8 | 9 | AB | R | H | RBI | BB | SO | LOB | BOTTOM | | |
|--|---|----------------------------------|--------------------------------------|--------------------------|--------------------------------------|-------------------------|---------------------------------------|--------------------------|--------------------------------------|--------------------------|---------------------------------------|--------------------------|--------------------------------------|--------------------------|---------------------------------------|--|---|------------------------------------|-----------------------------------|
| Chris Speier, R (1, 6) OBP: 0.345, SLG: 0.442 | 0-0 F7 | | 1-1 G6-4-3 | | 0-0 F7 | | | 4-2 BB | | 4 | 0 | 1 | 0 | 1 | 0 | 1 | Atlanta Braves @ San Francisco Giants Candlestick Park, San Francisco, CA Sat May 20 1972, 6:33 AM EDT Att: 9,735 - Unknown livebaseballscorecards.com | | |
| Chris Arnold, R (9, PR) OBP: 0.421, SLG: 0.419 | | | 1-2 | | | | | 1-2 1B | | 0 | 0 | 0 | 0 | 0 | 0 | 0 | | | |
| Tito Fuentes, S (1, 4) OBP: 0.306, SLG: 0.393 | 1-3 K | | | 0-0 S 1B | 3-2 G3 | | 1-1 F7 | | 0-2 5-3 | 5 | 1 | 1 | 0 | 0 | 1 | 4 | | | |
| Bobby Bonds, R (1, 9) OBP: 0.303, SLG: 0.463 | 2-3 K | | | 1-3 K | 1-2 K | | 1-3 K | | 2-0 F3 | 4 | 0 | 0 | 0 | 0 | 3 | 1 | | | |
| Dave Kingman, R (1, 3) OBP: 0.307, SLG: 0.484 | | 2-0 5-3 | | 0-1 L6 | | 0-0 F8 | | 0-0 E S 1B | | 4 | 0 | 1 | 0 | 0 | 0 | 1 | | | |
| Al Gallagher, R (1, 5) OBP: 0.377, SLG: 0.339 | | 4-1 BB | | 0-0 2B | 2-2 L9 | | 2-2 L9 | | 0-0 B2 | 3 | 0 | 1 | 1 | 1 | 0 | 1 | | | |
| Gary Maddox, R (1, 8) OBP: 0.262, SLG: 0.350 | | 0-0 F4 | | 0-0 2B | 1-3 2B | | 3-2 1B | 2-3 K | | 4 | 1 | 2 | 0 | 0 | 1 | 2 | | | |
| Bernie Williams, R (1, 7) OBP: 0.292, SLG: 0.318 | | 2-2 F8 | | 4-0 FC6-4 BB | | 0-0 SH1-4 1B | | 0-0 K | | 3 | 0 | 1 | 1 | 1 | 1 | 1 | | | |
| Dave Rader, L (1, 2) OBP: 0.265, SLG: 0.333 | | | 0-0 4-3 | | 0-0 FC6-4 | | 0-0 F7 | | 2-0 F8 | 4 | 0 | 0 | 0 | 0 | 0 | 4 | | | |
| Steve Stone, R (1, 1) OBP: 0.222, SLG: 0.125 | | | 1-0 G6-4-3 1B | | 2-1 F9 | | 0-0 SH1-4 | | 4-1 K | 2 | 0 | 1 | 0 | 0 | 0 | 0 | | | |
| Ed Goodson, L (9, PH) OBP: 1.000, SLG: 1.000 | | | | | | | | | | 0 | 0 | 0 | 0 | 1 | 0 | 0 | | | |
| Ken Henderson, S (9, PR) OBP: 0.259, SLG: 0.284 | | | | | | | | | | 0 | 0 | 0 | 0 | 0 | 0 | 0 | | | |
| Inning Stats | R: 0 H: 0 E: 0 K: 2 S: 7 | H: 0 LOB: 0 BB: 0 P: 10 | R: 0 H: 0 E: 0 K: 0 S: 6 | LOB: 1 BB: 1 P: 14 | R: 0 H: 1 E: 0 K: 0 S: 4 | LOB: 0 BB: 0 P: 6 | R: 1 H: 3 E: 0 K: 1 S: 10 | LOB: 3 BB: 1 P: 15 | R: 0 H: 0 E: 0 K: 1 S: 7 | LOB: 0 BB: 0 P: 10 | R: 1 H: 2 E: 0 K: 0 S: 11 | LOB: 2 BB: 1 P: 19 | R: 0 H: 1 E: 0 K: 1 S: 7 | LOB: 1 BB: 0 P: 11 | R: 0 H: 1 E: 0 K: 1 S: 10 | LOB: 2 BB: 1 P: 17 | 1B: 6 2B: 2 3B: 0 HR: 0 | SF: 0 SAC: 1 DP: 1 HBP: 0 | WP: 0 PA: 38 SB: 0 CS: 0 |
| PITCHER Tom Kelley, R (1, 1) ERA: 4.59 | IP: 8.2 WLS: W BF: 36 H: 7 R: 2 ER: 2 SO: 6 BB: 4 IBB: 0 HBP: 0 BLK: 0 WP: 0 HR: 0 S: 63 P: 108 ERA: 2.08 WHIP: 1.269 | | | | | | | | | | | | | | | PITCHER IP: WLS: BF: H: R: ER: SO: BB: IBB: HBP: BLK: WP: HR: S: P: ERA: WHIP: | | | |
| Cecil Upshaw, R (9, 1) ERA: 3.18 | 0.1 S: 2 | | | | | | | | | | | | | | | 0.00 3.000 | | | |

| Batter | 1 | 2 | 3 | 4 | 5 | 6 | 7 | 8 | 9 | AB | R | H | RBI | BB | SO | LOB | TOP | | | | | | | | | | | | | | | | | | | |
|---|------------------------------|---------------------------------|------------------------------|---------------------------------|------------------------------|---------------------------------|------------------------------|---------------------------------|------------------------------|---------------------------------|------------------------------|---------------------------------|------------------------------|---------------------------------|------------------------------|---------------------------------|--|------------------------------------|--------------------------|----|-----|----|---|---|----|----|----|-----|-----|-----|----|----|---|---|-----|------|
| Felix Millan, R OBP: 0.342, SLG: 0.343 (1, 4) | 0-0 SH5-3 1B | | 0-0 F4 | | 0-0 5-3 | | | 0-0 F2 | | 4 | 0 | 1 | 0 | 0 | 0 | 1 | Atlanta Braves @ San Francisco Giants Candlestick Park, San Francisco, CA Sun May 21 1972, 6:38 AM EDT Att: 22,688 - Unknown | | | | | | | | | | | | | | | | | | | |
| Ralph Garr, L OBP: 0.326, SLG: 0.389 (1, 9) | 0-0 SH5-3 1-2 | | 0-0 F6 | | | 0-0 4-3 | | | 0-0 G5-4-3 1B | 3 | 0 | 1 | 0 | 0 | 0 | 0 | | | | | | | | | | | | | | | | | | | | |
| Hank Aaron, R OBP: 0.383, SLG: 0.490 (1, 3) | 0-0 6-3 | | | 0-0 F2 | | 0-0 6-3 | | | 0-0 F8 | 4 | 0 | 0 | 0 | 0 | 0 | 2 | | | | | | | | | | | | | | | | | | | | |
| Earl Williams, R OBP: 0.328, SLG: 0.421 (1, 5) | 0-0 6-3 | | | 0-0 2B | | 0-0 1B | | | 0-0 G5-4-3 1-2 | 4 | 0 | 2 | 0 | 0 | 0 | 2 | | | | | | | | | | | | | | | | | | | | |
| Rico Carty, R OBP: 0.430, SLG: 0.427 (1, 7) | | 4-0 1B WP BB | | 0-0 5-3 | | 0-0 2-4 1-2 | 0-0 F5 | | | 2 | 1 | 0 | 0 | 1 | 0 | 1 | | | | | | | | | | | | | | | | | | | | |
| Dusty Baker Jr., R OBP: 0.328, SLG: 0.411 (1, 8) | | 0-0 G5-4-3 1-3 1B | | 0-0 6-3 | | | 0-0 5-3 | | | 3 | 0 | 1 | 0 | 0 | 0 | 1 | | | | | | | | | | | | | | | | | | | | |
| Paul Casanova, R OBP: 0.194, SLG: 0.172 (1, 2) | | 0-0 G5-4-3 1-2 | | | 0-0 F9 | | 0-3 K | | | 3 | 0 | 0 | 0 | 0 | 1 | 2 | | | | | | | | | | | | | | | | | | | | |
| Marty Perez, R OBP: 0.262, SLG: 0.270 (1, 6) | | 0-3 K 3-H | | | 0-0 5-3 1B | | | 0-0 F7 | | 3 | 0 | 1 | 0 | 0 | 1 | 0 | | | | | | | | | | | | | | | | | | | | |
| Ron Reed, R OBP: 0.118, SLG: 0.188 (1, 1) | | | 0-3 K | | 0-0 5-3 1-2 | | | 0-0 F9 | | 3 | 0 | 0 | 0 | 0 | 1 | 1 | | | | | | | | | | | | | | | | | | | | |
| Inning Stats | R: 0 E: 0 K: 0 S: 4 | H: 1 LOB: 1 BB: 0 P: 4 | R: 1 E: 0 K: 1 S: 5 | H: 1 LOB: 0 BB: 1 P: 9 | R: 0 E: 0 K: 1 S: 5 | H: 0 LOB: 0 BB: 0 P: 5 | R: 0 E: 0 K: 0 S: 4 | H: 1 LOB: 1 BB: 0 P: 4 | R: 0 E: 0 K: 0 S: 3 | H: 0 LOB: 0 BB: 0 P: 5 | R: 0 E: 0 K: 1 S: 5 | H: 0 LOB: 0 BB: 0 P: 3 | R: 0 E: 0 K: 0 S: 3 | H: 0 LOB: 0 BB: 0 P: 3 | R: 0 E: 0 K: 0 S: 3 | H: 1 LOB: 0 BB: 0 P: 3 | 1B: 5 2B: 1 3B: 0 HR: 0 | SF: 0 SAC: 1 DP: 2 HBP: 0 | WP: 1 PA: 31 CS: 0 | | | | | | | | | | | | | | | | | |
| PITCHER | IP | WLS | BF | H | R | ER | SO | BB | IBB | HBP | BLK | WP | HR | S | P | ERA | WHIP | PITCHER | | IP | WLS | BF | H | R | ER | SO | BB | IBB | HBP | BLK | WP | HR | S | P | ERA | WHIP |
| Ron Bryant, L ERA: 3.38 (1, 1) | 8.0 | W | 29 | 5 | 1 | 1 | 3 | 1 | 0 | 0 | 0 | 1 | 0 | 33 | 37 | 1.12 | 0.750 | | | | | | | | | | | | | | | | | | | |
| Don Carrithers, R ERA: 4.5 (9, 1) | 1.0 | S | 3 | 1 | 0 | 0 | 0 | 0 | 0 | 0 | 0 | 0 | 0 | 3 | 3 | 0.00 | 1.000 | | | | | | | | | | | | | | | | | | | |

| | |
|-----|----|
| AB | 29 |
| R | 1 |
| H | 6 |
| RBI | 0 |
| BB | 1 |
| SO | 3 |
| LOB | 10 |



| Batter | 1 | 2 | 3 | 4 | 5 | 6 | 7 | 8 | 9 | AB | R | H | RBI | BB | SO | LOB | BOTTOM | | | | | | | | | | | | | | | | | | | |
|---|------------------------------|---------------------------------|------------------------------|---------------------------------|------------------------------|---------------------------------|------------------------------|---------------------------------|------------------------------|---------------------------------|------------------------------|---------------------------------|------------------------------|---------------------------------|------------------------------|---------------------------------|--|------------------------------------|--------------------------|----|-----|----|---|---|----|----|----|-----|-----|-----|----|----|---|---|-----|------|
| Bobby Bonds, R OBP: 0.301, SLG: 0.472 (1, 9) | 0-0 F5 | | 0-3 K | | | 0-0 F8 | | 0-0 HR | | 4 | 1 | 1 | 2 | 0 | 1 | 2 | Atlanta Braves @ San Francisco Giants Candlestick Park, San Francisco, CA Sun May 21 1972, 6:38 AM EDT Att: 22,688 - Unknown | | | | | | | | | | | | | | | | | | | |
| Tito Fuentes, S OBP: 0.290, SLG: 0.372 (1, 4) | 0-0 4-3 | | | 0-0 F7 | | 0-0 F8 | | 0-0 G3 | | 4 | 0 | 0 | 0 | 0 | 0 | 2 | | | | | | | | | | | | | | | | | | | | |
| Ed Goodson, L OBP: 0.333, SLG: 0.625 (1, 3) | 0-0 6-3 | | | 0-0 4-3 | | | 0-0 4-3 | | | 3 | 0 | 0 | 0 | 0 | 0 | 0 | | | | | | | | | | | | | | | | | | | | |
| Dave Kingman, R OBP: 0.299, SLG: 0.489 (1, 5) | | 0-0 F3 | | 0-3 K | | | 0-0 F9 | | | 3 | 0 | 0 | 0 | 0 | 1 | 0 | | | | | | | | | | | | | | | | | | | | |
| Ken Henderson, S OBP: 0.258, SLG: 0.283 (1, 8) | | 0-0 4-3 | | | 0-0 F8 | | 0-0 1B | | | 3 | 0 | 1 | 0 | 0 | 0 | 0 | | | | | | | | | | | | | | | | | | | | |
| Chris Arnold, R OBP: 0.391, SLG: 0.462 (1, 6) | | 0-0 F4 | | | 0-0 F9 | | 0-0 4-3 1-3 | | | 3 | 0 | 0 | 0 | 0 | 0 | 1 | | | | | | | | | | | | | | | | | | | | |
| Bernie Williams, R OBP: 0.226, SLG: 0.241 (1, 7) | | | 0-0 E5 SH2-4 | | 0-0 F4 | | | 0-0 B2 | | 3 | 0 | 0 | 0 | 0 | 0 | 0 | | | | | | | | | | | | | | | | | | | | |
| Dave Rader, L OBP: 0.284, SLG: 0.338 (1, 2) | | | 0-0 F8 | | | 0-0 6-3 | | 0-0 HR 1B | | 3 | 0 | 1 | 0 | 0 | 0 | 1 | | | | | | | | | | | | | | | | | | | | |
| Fran Healy, R OBP: 0.233, SLG: 0.192 (8, PR) (9, 2) | | | 0-0 SH2-4 1-2 | | | | | 0-3 K | | 0 | 1 | 0 | 0 | 0 | 0 | 0 | | | | | | | | | | | | | | | | | | | | |
| Ron Bryant, S OBP: 0.167, SLG: 0.250 (1, 1) | | | | | 0-0 SH2-4 | | | | | 1 | 0 | 1 | 0 | 0 | 0 | 0 | | | | | | | | | | | | | | | | | | | | |
| Jim Ray Hart, R OBP: 0.273, SLG: 0.400 (8, PH) | | | | | | | | | | 1 | 0 | 0 | 0 | 0 | 1 | 1 | | | | | | | | | | | | | | | | | | | | |
| Don Carrithers, R OBP: 0.100, SLG: 0.100 (9, 1) | | | | | | | | | | 0 | 0 | 0 | 0 | 0 | 0 | 0 | | | | | | | | | | | | | | | | | | | | |
| Inning Stats | R: 0 E: 0 K: 0 S: 3 | H: 0 LOB: 0 BB: 0 P: 3 | R: 0 E: 0 K: 0 S: 3 | H: 0 LOB: 0 BB: 0 P: 3 | R: 0 E: 1 K: 1 S: 6 | H: 0 LOB: 1 BB: 0 P: 6 | R: 0 E: 0 K: 1 S: 5 | H: 0 LOB: 0 BB: 0 P: 5 | R: 0 E: 0 K: 0 S: 4 | H: 1 LOB: 1 BB: 0 P: 4 | R: 0 E: 1 K: 0 S: 4 | H: 1 LOB: 1 BB: 0 P: 4 | R: 2 E: 0 K: 1 S: 7 | H: 2 LOB: 1 BB: 0 P: 7 | R: 0 E: 0 K: 0 S: 3 | H: 0 LOB: 0 BB: 0 P: 3 | 1B: 3 2B: 0 3B: 0 HR: 1 | SF: 0 SAC: 1 DP: 0 HBP: 0 | WP: 0 PA: 29 CS: 0 | | | | | | | | | | | | | | | | | |
| PITCHER | IP | WLS | BF | H | R | ER | SO | BB | IBB | HBP | BLK | WP | HR | S | P | ERA | WHIP | PITCHER | | IP | WLS | BF | H | R | ER | SO | BB | IBB | HBP | BLK | WP | HR | S | P | ERA | WHIP |
| Ron Reed, R ERA: 4.62 (1, 1) | 8.0 | L | 29 | 4 | 2 | 2 | 3 | 0 | 0 | 0 | 0 | 0 | 1 | 35 | 35 | 2.25 | 0.500 | | | | | | | | | | | | | | | | | | | |



| Batter | 1 | 2 | 3 | 4 | 5 | 6 | 7 | 8 | 9 | AB | R | H | RBI | BB | SO | LOB | TOP | | | | | | | | | | |
|--|------------------------------|---------------------------------|------------------------------|---------------------------------|-------------------------------|----------------------------------|------------------------------|---------------------------------|------------------------------|----------------------------------|------------------------------|---------------------------------|------------------------------|---------------------------------|------------------------------|---------------------------------|--|---------------------------------|----------------------------------|------------------------------------|----------------------------------|--------|--|--|--|--|--|
| Bobby Bonds, R OBP: 0.310, SLG: 0.469 (1, 9) | | | | | | | | | | 3 | 2 | 1 | 0 | 2 | 0 | 2 | San Francisco Giants @ Los Angeles Dodgers Dodger Stadium, Los Angeles, CA Mon May 22 1972, 7:05 PM PDT Att: 23,086 - Unknown | | | | | | | | | | |
| Tito Fuentes, S OBP: 0.291, SLG: 0.371 Chris Arnold, R OBP: 0.375, SLG: 0.439 (1, 4) (4, 4) | | | | | | | | | | 3 | 1 | 1 | 0 | 0 | 1 | 4 | | | | | | | | | | | |
| Ed Goodson, L OBP: 0.357, SLG: 0.538 (1, 3) | | | | | | | | | | 5 | 1 | 2 | 0 | 0 | 0 | 0 | | | | | | | | | | | |
| Dave Kingman, R OBP: 0.309, SLG: 0.532 (1, 5) | | | | | | | | | | 4 | 2 | 2 | 5 | 1 | 1 | 0 | | | | | | | | | | | |
| Chris Speier, R OBP: 0.340, SLG: 0.444 (1, 6) | | | | | | | | | | 4 | 1 | 1 | 1 | 0 | 0 | 0 | | | | | | | | | | | |
| Ken Henderson, S OBP: 0.284, SLG: 0.309 (1, 8) | | | | | | | | | | 4 | 1 | 1 | 2 | 1 | 1 | 2 | | | | | | | | | | | |
| Bernie Williams, R OBP: 0.250, SLG: 0.353 (1, 7) | | | | | | | | | | 5 | 1 | 2 | 1 | 0 | 0 | 0 | | | | | | | | | | | |
| Dave Rader, L OBP: 0.282, SLG: 0.324 (1, 2) | | | | | | | | | | 3 | 0 | 0 | 0 | 1 | 0 | 2 | | | | | | | | | | | |
| Sam McDowell, L OBP: 0.208, SLG: 0.174 Jim Barr, R (8, 1) | | | | | | | | | | 4 | 0 | 1 | 0 | 0 | 2 | 2 | | | | | | | | | | | |
| Inning Stats | R: 1 E: 0 K: 0 S: 5 | H: 2 LOB: 2 BB: 1 P: 9 | R: 0 E: 0 K: 1 S: 5 | H: 0 LOB: 0 BB: 0 P: 5 | R: 5 E: 0 K: 1 S: 10 | H: 5 LOB: 3 BB: 3 P: 22 | R: 0 E: 0 K: 1 S: 5 | H: 0 LOB: 0 BB: 0 P: 5 | R: 0 E: 0 K: 1 S: 6 | H: 1 LOB: 2 BB: 1 P: 10 | R: 3 E: 0 K: 0 S: 6 | H: 3 LOB: 0 BB: 0 P: 6 | R: 0 E: 0 K: 0 S: 3 | H: 0 LOB: 0 BB: 0 P: 3 | R: 0 E: 0 K: 0 S: 3 | H: 0 LOB: 0 BB: 0 P: 5 | R: 0 E: 0 K: 1 S: 5 | H: 0 LOB: 0 BB: 0 P: 5 | 1B: 6 2B: 1 3B: 0 HR: 4 | SF: 1 SAC: 0 DP: 0 HBP: 0 | WP: 0 PB: 0 SB: 0 CS: 0 | PA: 43 | | | | | |
| PITCHER | IP | WLS | BF | H | R | ER | SO | BB | IBB | HBP | BLK | WP | HR | S | P | ERA | WHIP | | | | | | | | | | |
| Tommy John, L ERA: 2.84 (1, 1) | 2.2 | | 16 | 6 | 6 | 6 | 1 | 2 | 0 | 0 | 0 | 0 | 2 | 16 | 24 | 20.25 | 3.000 | | | | | | | | | | |
| Mike Strahler, R ERA: 7.39 (3, 1) | 3.0 | L | 17 | 5 | 3 | 3 | 3 | 3 | 0 | 0 | 0 | 0 | 2 | 20 | 32 | 9.00 | 2.667 | | | | | | | | | | |
| Pete Mikkelsen, R ERA: 5.91 (6, 1) | 0.1 | | 1 | 0 | 0 | 0 | 0 | 0 | 0 | 0 | 0 | 0 | 0 | 1 | 1 | 0.00 | 0.000 | | | | | | | | | | |
| Hoyt Wilhelm, R ERA: 4.5 (7, 1) | 2.0 | | 6 | 0 | 0 | 0 | 0 | 0 | 0 | 0 | 0 | 0 | 0 | 6 | 6 | 0.00 | 0.000 | | | | | | | | | | |
| Pete Richert, L ERA: 3.89 (9, 1) | 1.0 | | 3 | 0 | 0 | 0 | 1 | 0 | 0 | 0 | 0 | 0 | 0 | 5 | 5 | 0.00 | 0.000 | | | | | | | | | | |

| Batter | 1 | 2 | 3 | 4 | 5 | 6 | 7 | 8 | 9 | AB | R | H | RBI | BB | SO | LOB | BOTTOM | | | | | | | | | | |
|---|------------------------------|---------------------------------|------------------------------|---------------------------------|------------------------------|---------------------------------|------------------------------|---------------------------------|------------------------------|----------------------------------|------------------------------|---------------------------------|------------------------------|----------------------------------|------------------------------|----------------------------------|--|---------------------------------|----------------------------------|------------------------------------|----------------------------------|--------|--|--|--|--|--|
| Bobby Valentine, R OBP: 0.412, SLG: 0.435 (1, 4) | | | | | | | | | | 4 | 2 | 1 | 0 | 0 | 0 | 1 | San Francisco Giants @ Los Angeles Dodgers Dodger Stadium, Los Angeles, CA Mon May 22 1972, 7:05 PM PDT Att: 23,086 - Unknown | | | | | | | | | | |
| Willie Crawford, L OBP: 0.341, SLG: 0.575 (8, PH) Pete Richert, L OBP: 0.667, SLG: 0.667 (9, 1) | | | | | | | | | | 5 | 2 | 2 | 1 | 0 | 0 | 1 | | | | | | | | | | | |
| Manny Mota, R OBP: 0.296, SLG: 0.434 (1, 7) | | | | | | | | | | 5 | 2 | 3 | 3 | 0 | 0 | 1 | | | | | | | | | | | |
| Frank Robinson, R OBP: 0.387, SLG: 0.398 (1, 9) | | | | | | | | | | 2 | 1 | 0 | 0 | 3 | 0 | 3 | | | | | | | | | | | |
| Wes Parker, S OBP: 0.370, SLG: 0.313 (1, 3) | | | | | | | | | | 5 | 1 | 0 | 0 | 0 | 1 | 7 | | | | | | | | | | | |
| Steve Garvey, R OBP: 0.305, SLG: 0.375 Maury Wills, S OBP: 0.159, SLG: 0.167 (1, 5) (9, FR) | | | | | | | | | | 5 | 0 | 2 | 2 | 0 | 1 | 2 | | | | | | | | | | | |
| Chris Cannizzaro, R OBP: 0.340, SLG: 0.354 Duke Sims, L OBP: 0.212, SLG: 0.265 (1, 2) (9, PH) | | | | | | | | | | 4 | 0 | 0 | 0 | 0 | 0 | 3 | | | | | | | | | | | |
| Bill Russell, R OBP: 0.388, SLG: 0.551 (1, 6) | | | | | | | | | | 4 | 0 | 2 | 2 | 0 | 0 | 1 | | | | | | | | | | | |
| Tommy John, R OBP: 0.125, SLG: 0.125 (3, 1) Mike Strahler, R (6, 1) Pete Mikkelsen, R (8, PH) Dick Dietz, R OBP: 0.194, SLG: 0.194 (7, 1) Hoyt Wilhelm, R OBP: 0.303, SLG: 0.348 (8, PH) (9, 4) | | | | | | | | | | 0 | 0 | 0 | 0 | 0 | 0 | 0 | | | | | | | | | | | |
| Inning Stats | R: 0 E: 0 K: 0 S: 3 | H: 0 LOB: 0 BB: 0 P: 3 | R: 2 E: 1 K: 0 S: 4 | H: 1 LOB: 1 BB: 1 P: 8 | R: 2 E: 0 K: 0 S: 6 | H: 3 LOB: 1 BB: 0 P: 6 | R: 0 E: 0 K: 1 S: 5 | H: 0 LOB: 0 BB: 0 P: 5 | R: 0 E: 0 K: 1 S: 4 | H: 1 LOB: 1 BB: 2 P: 12 | R: 0 E: 0 K: 0 S: 4 | H: 1 LOB: 1 BB: 0 P: 4 | R: 0 E: 1 K: 1 S: 6 | H: 0 LOB: 2 BB: 1 P: 10 | R: 0 E: 0 K: 1 S: 6 | H: 1 LOB: 2 BB: 1 P: 10 | R: 2 E: 0 K: 0 S: 6 | H: 3 LOB: 1 BB: 0 P: 6 | 1B: 5 2B: 3 3B: 1 HR: 1 | SF: 0 SAC: 0 DP: 0 HBP: 0 | WP: 0 PB: 0 SB: 0 CS: 0 | PA: 43 | | | | | |
| PITCHER | IP | WLS | BF | H | R | ER | SO | BB | IBB | HBP | BLK | WP | HR | S | P | ERA | WHIP | | | | | | | | | | |
| Sam McDowell, L ERA: 3.75 (1, 1) | 7.2 | | 36 | 7 | 6 | 4 | 2 | 5 | 0 | 0 | 0 | 0 | 1 | 35 | 55 | 4.70 | 1.565 | | | | | | | | | | |
| Jim Barr, R ERA: 3.45 (8, 1) | 1.1 | S | 7 | 3 | 2 | 2 | 1 | 0 | 0 | 0 | 0 | 0 | 0 | 9 | 9 | 13.50 | 2.250 | | | | | | | | | | |

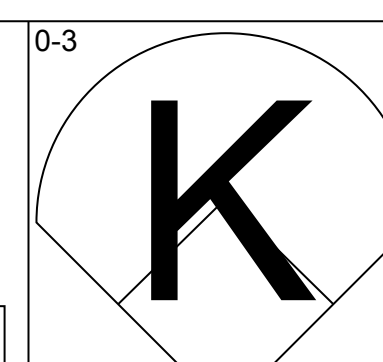
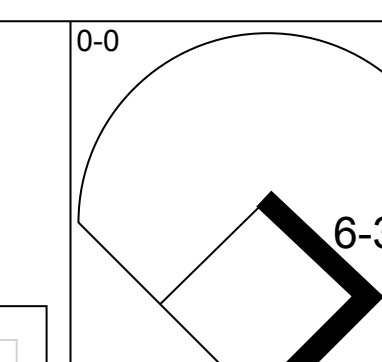
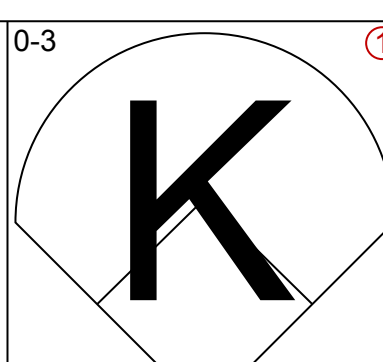
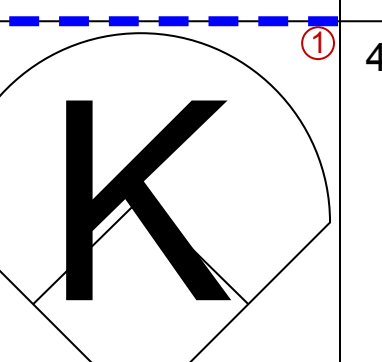
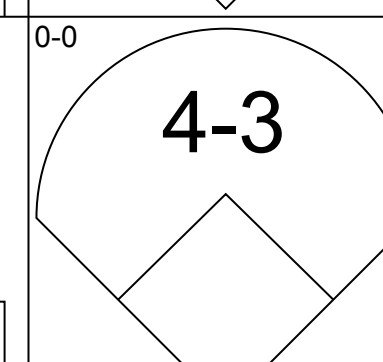
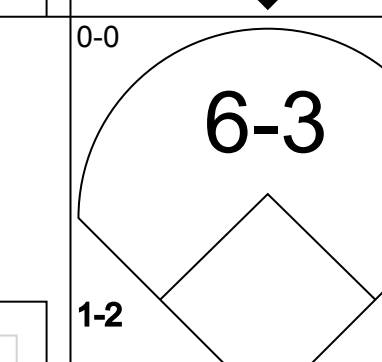
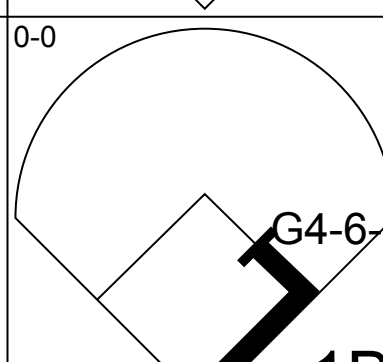
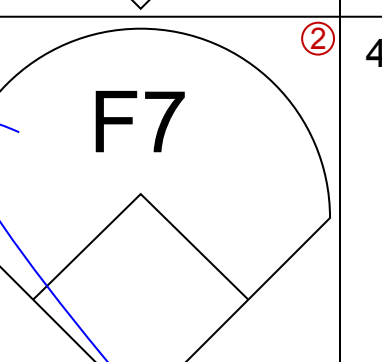
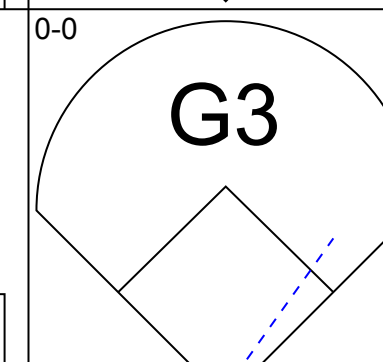
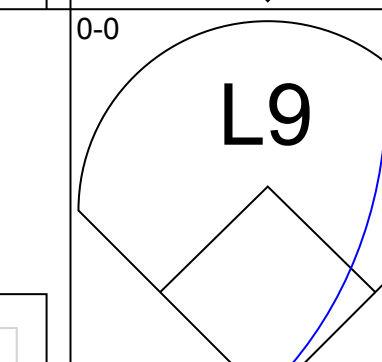
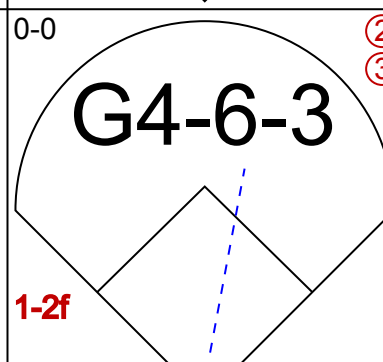
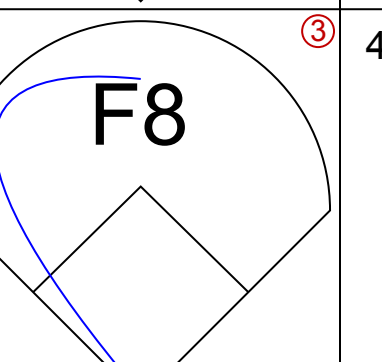
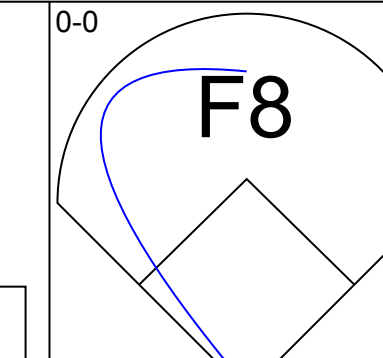
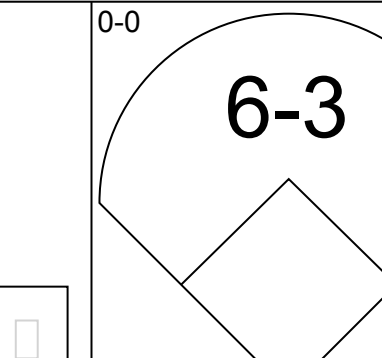
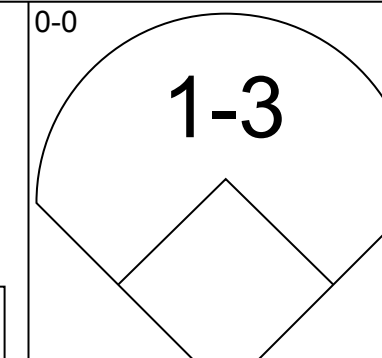
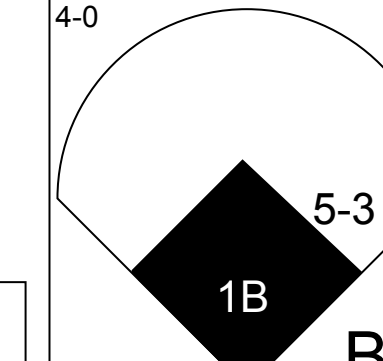
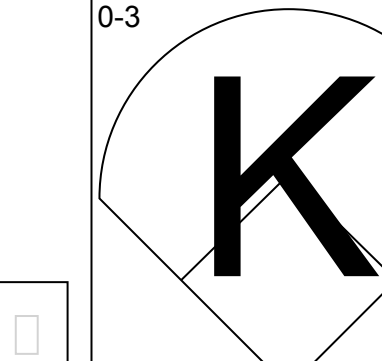
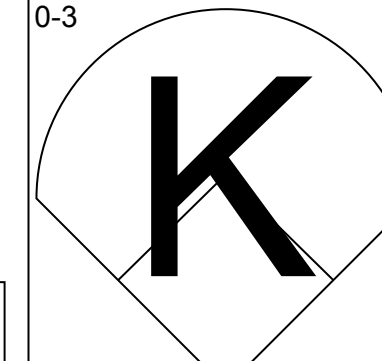
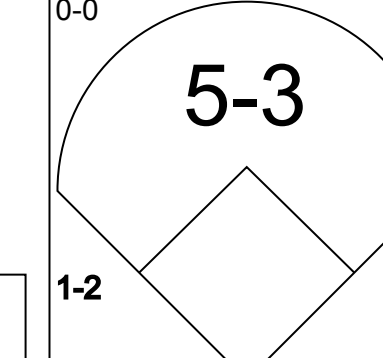
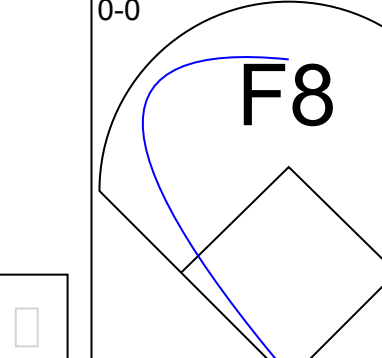
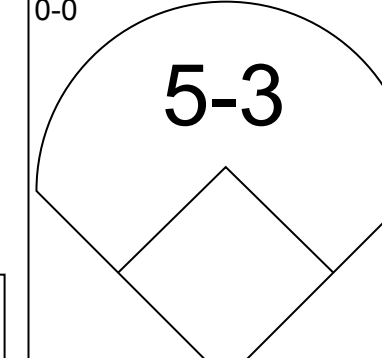
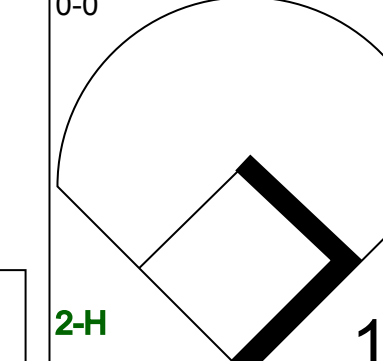
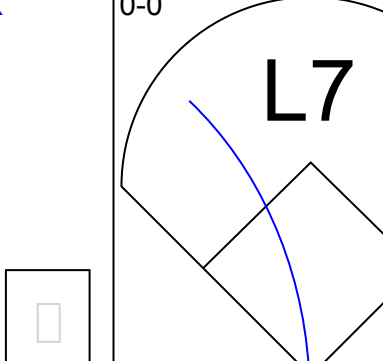
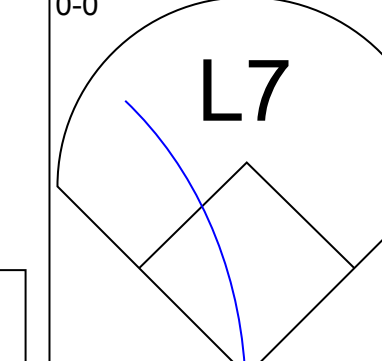
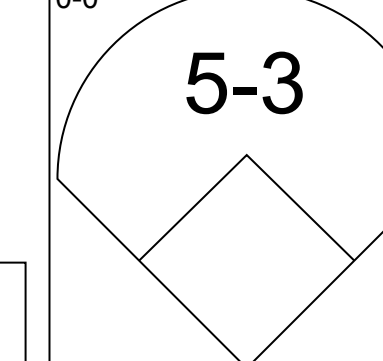
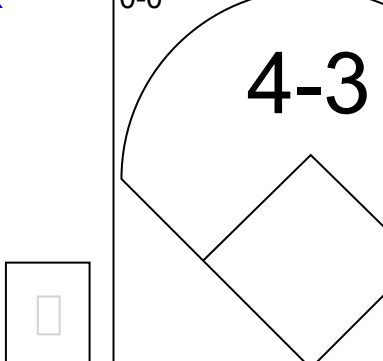
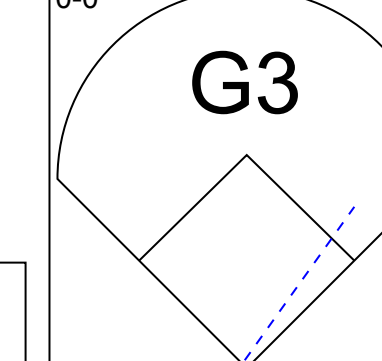
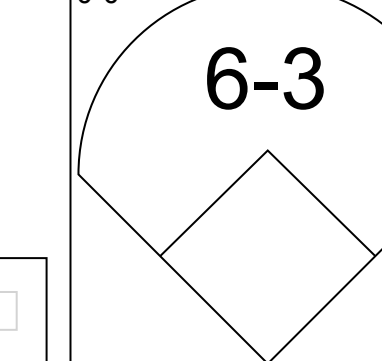
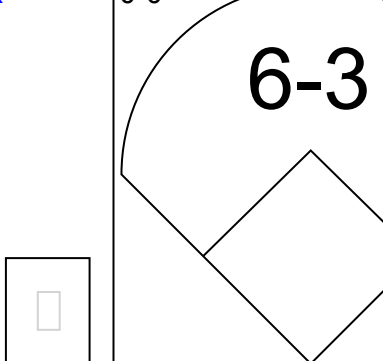
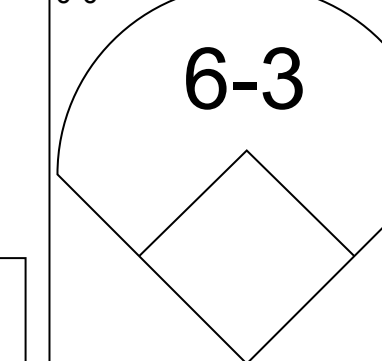
| Batter | 1 | 2 | 3 | 4 | 5 | 6 | 7 | 8 | 9 | AB | R | H | RBI | BB | SO | LOB | TOP | | | | | |
|---|--|---------------------------------|------------------------------|----------------------------------|------------------------------|---------------------------------|------------------------------|---------------------------------|------------------------------|---------------------------------|------------------------------|---------------------------------|------------------------------|---------------------------------|------------------------------|---------------------------------|--|---------------------------------|----------------------------------|------------------------------------|----------------------------------|--------|
| Bobby Bonds, R OBP: 0.307, SLG: 0.480 | 0-3 K | | 0-0 HR | | 0-0 E5 1B | | 0-0 F9 | | 0-0 F7 | 5 | 1 | 1 | 1 | 0 | 1 | 1 | San Francisco Giants @ Los Angeles Dodgers Dodger Stadium, Los Angeles, CA Tue May 23 1972, 7:05 PM PDT Att: 25,562 - Unknown | | | | | |
| Chris Arnold, R OBP: 0.365, SLG: 0.422 | 0-0 F9 | | 0-0 F8 | | 0-0 1-3 1B | | 0-0 L8 | | | 4 | 0 | 1 | 0 | 0 | 0 | 1 | | | | | | |
| Ed Goodson, L OBP: 0.278, SLG: 0.412 | 0-0 6-3 | | 0-0 F8 | | 0-0 F5 | | | | 0-0 3-1 | 4 | 0 | 0 | 0 | 0 | 0 | 2 | | | | | | |
| Dave Kingman, R OBP: 0.314, SLG: 0.531 | | 0-0 S 2B 1B | 0-0 F5 | | | 0-3 K | | | 0-0 HR 1B | 4 | 2 | 2 | 0 | 0 | 1 | 0 | | | | | | |
| Chris Speier, R OBP: 0.344, SLG: 0.463 | | 4-0 2B 1-2 BB | | 0-0 6-3 | | 0-0 F8 | | | 0-0 1-H HR 1B | 3 | 1 | 1 | 2 | 1 | 0 | 0 | | | | | | |
| Ken Henderson, S OBP: 0.256, SLG: 0.298 | | 0-3 K | | 0-0 F6 | | 0-0 3-1 | | | 0-0 3-1 | 4 | 0 | 0 | 0 | 0 | 1 | 2 | | | | | | |
| Bernie Williams, R OBP: 0.250, SLG: 0.368 | | 0-0 1-3 2-H 2B | | 0-0 5-3 | | | 0-0 E5 2B | | 0-3 K | 4 | 1 | 1 | 1 | 0 | 1 | 0 | | | | | | |
| Dave Rader, L OBP: 0.266, SLG: 0.308 | | 0-0 F5 | | | 0-0 F8 | | 0-0 L9 | | 0-3 K | 4 | 0 | 0 | 0 | 0 | 1 | 3 | | | | | | |
| John Cumberland, R OBP: 0.111, SLG: 0.111 | 0-3 K | | 0-3 K | | 0-3 K | | 0-0 2B | | 0-0 F3 | 2 | 0 | 0 | 0 | 0 | 2 | 2 | | | | | | |
| Don Carrithers, R OBP: 0.100, SLG: 0.100 | | | | | | | | | | 0 | 0 | 0 | 0 | 0 | 0 | 0 | | | | | | |
| Jim Howarth, L OBP: 0.481, SLG: 0.333 | | | | | | | | | | 1 | 0 | 1 | 1 | 0 | 0 | 0 | | | | | | |
| Jerry Johnson, R OBP: 0.281, SLG: 0.381 | | | | | | | | | | 1 | 0 | 0 | 0 | 0 | 0 | 0 | | | | | | |
| Jim Ray Hart, R OBP: 0.281, SLG: 0.381 | | | | | | | | | | 1 | 0 | 0 | 0 | 0 | 0 | 0 | | | | | | |
| Inning Stats | R: 0 E: 0 K: 1 S: 5 | H: 0 LOB: 0 BB: 0 P: 5 | R: 1 E: 0 K: 2 S: 9 | H: 2 LOB: 2 BB: 1 P: 13 | R: 1 E: 0 K: 0 S: 4 | H: 1 LOB: 0 BB: 0 P: 4 | R: 0 E: 0 K: 0 S: 3 | H: 0 LOB: 0 BB: 0 P: 3 | R: 0 E: 1 K: 1 S: 7 | H: 1 LOB: 2 BB: 0 P: 7 | R: 0 E: 0 K: 1 S: 5 | H: 0 LOB: 0 BB: 0 P: 5 | R: 1 E: 1 K: 0 S: 5 | H: 1 LOB: 0 BB: 0 P: 5 | R: 2 E: 0 K: 1 S: 7 | H: 2 LOB: 0 BB: 0 P: 7 | R: 0 E: 0 K: 1 S: 5 | H: 0 LOB: 0 BB: 0 P: 5 | 1B: 3 2B: 2 3B: 0 HR: 2 | SF: 0 SAC: 0 DP: 0 HBP: 0 | WP: 0 PB: 0 SB: 1 CS: 0 | PA: 37 |
| PITCHER Don Sutton, R ERA: 1.29 | IP: 9.0 WLS: W BF: 37 H: 7 R: 5 ER: 4 SO: 7 BB: 1 IBB: 0 HBP: 0 BLK: 0 WP: 0 HR: 2 S: 50 P: 54 ERA: 4.00 WHIP: 0.889 | | | | | | | | | | | | | | | PITCHER | | | | | | |

| Batter | 1 | 2 | 3 | 4 | 5 | 6 | 7 | 8 | 9 | AB | R | H | RBI | BB | SO | LOB | BOTTOM | | | |
|--|--|---------------------------------|------------------------------|---------------------------------|-------------------------------|---------------------------------|------------------------------|---------------------------------|------------------------------|---------------------------------|-------------------------------|----------------------------------|------------------------------|---------------------------------|------------------------------|---------------------------------|--|------------------------------------|----------------------------------|--------|
| Bill Russell, R OBP: 0.378, SLG: 0.530 | 0-0 F9 | | 0-0 FC 1B | | 0-0 5-3 | 0-3 K | | 0-3 K | | 5 | 0 | 1 | 0 | 0 | 2 | 2 | San Francisco Giants @ Los Angeles Dodgers Dodger Stadium, Los Angeles, CA Tue May 23 1972, 7:05 PM PDT Att: 25,562 - Unknown | | | |
| Bobby Valentine, R OBP: 0.382, SLG: 0.400 | 0-0 6-3 | | 0-0 FC 1B | | 0-0 5-3 | 0-0 E6 WP | | 0-0 1-3 | | 5 | 1 | 0 | 0 | 0 | 0 | 2 | | | | |
| Willie Davis, L OBP: 0.288, SLG: 0.443 | 0-0 F7 | | 0-0 S 1B | | 0-0 F9 | 0-0 3-1 | | | | 4 | 0 | 1 | 1 | 0 | 0 | 1 | | | | |
| Frank Robinson, R OBP: 0.394, SLG: 0.462 | | 0-0 HR | 0-3 K | | 0-0 4-3 | 0-0 HR | | 0-0 4-3 | | 3 | 2 | 2 | 2 | 0 | 1 | 1 | | | | |
| Willie Crawford, L OBP: 0.337, SLG: 0.568 | | 0-0 HR | 0-0 K | | 0-0 4-3 | 0-0 HR | | 0-0 4-3 | | 1 | 0 | 0 | 0 | 0 | 0 | 0 | | | | |
| Manny Mota, R OBP: 0.318, SLG: 0.475 | | 0-0 FC4-6 1B | 0-0 F8 | | 0-0 4-3 | 0-0 SH 2B | | 0-0 4-3 | | 4 | 1 | 3 | 0 | 0 | 0 | 1 | | | | |
| Wes Parker, S OBP: 0.358, SLG: 0.301 | | 0-3 K | | 0-0 6-3 | | 0-0 SH WP | | 0-0 4-3 | | 3 | 1 | 0 | 0 | 0 | 1 | 2 | | | | |
| Steve Garvey, R OBP: 0.307, SLG: 0.364 | | 0-0 FC4-6 FC6-4 1-2 | 0-0 E4 | | 0-0 4-3 | 0-0 SH BB | | 0-0 4-3 | | 3 | 1 | 0 | 0 | 1 | 0 | 2 | | | | |
| Chris Cannizzaro, R OBP: 0.339, SLG: 0.340 | | 0-0 FC6-4 1-2 | 0-0 F9 | | 0-0 SH WP SH1-4 E | 0-0 SH SH1-4 BB | | 4-0 SH1-4 BB | | 2 | 1 | 0 | 0 | 1 | 0 | 2 | | | | |
| Don Sutton, R OBP: 0.280, SLG: 0.217 | | | 0-0 FC 1B | | 0-0 6-3 | 0-0 SH1-4 | | 0-0 SH1-4 | | 2 | 1 | 1 | 0 | 0 | 0 | 1 | | | | |
| Inning Stats | R: 0 E: 0 K: 0 S: 3 | H: 0 LOB: 0 BB: 0 P: 3 | R: 1 E: 0 K: 1 S: 7 | H: 2 LOB: 1 BB: 0 P: 7 | R: 2 E: 1 K: 1 S: 8 | H: 3 LOB: 1 BB: 0 P: 8 | R: 0 E: 1 K: 0 S: 4 | H: 0 LOB: 1 BB: 0 P: 4 | R: 0 E: 0 K: 0 S: 3 | H: 0 LOB: 0 BB: 0 P: 3 | R: 5 E: 3 K: 1 S: 10 | H: 2 LOB: 1 BB: 1 P: 14 | R: 0 E: 0 K: 0 S: 4 | H: 1 LOB: 1 BB: 0 P: 4 | R: 0 E: 0 K: 1 S: 5 | H: 0 LOB: 1 BB: 1 P: 9 | 1B: 4 2B: 2 3B: 0 HR: 2 | SF: 0 SAC: 5 DP: 0 HBP: 0 | WP: 3 PB: 0 SB: 2 CS: 0 | PA: 38 |
| PITCHER John Cumberland, L ERA: 9.13 | IP: 5.0 WLS: L BF: 24 H: 7 R: 6 ER: 4 SO: 2 BB: 0 IBB: 0 HBP: 0 BLK: 0 WP: 0 HR: 2 S: 28 P: 28 ERA: 7.20 WHIP: 1.400 | | | | | | | | | | | | | | | PITCHER | | | | |
| Don Carrithers, R ERA: 4.34 | IP: 1.0 WLS: L BF: 6 H: 0 R: 2 ER: 0 SO: 1 BB: 1 IBB: 0 HBP: 0 BLK: 0 WP: 3 HR: 0 S: 7 P: 11 ERA: 0.00 WHIP: 1.000 | | | | | | | | | | | | | | | | | | | |
| Jerry Johnson, R ERA: 9.82 | IP: 2.0 WLS: L BF: 8 H: 1 R: 0 ER: 0 SO: 1 BB: 0 IBB: 0 HBP: 0 BLK: 0 WP: 0 HR: 0 S: 9 P: 13 ERA: 0.00 WHIP: 1.000 | | | | | | | | | | | | | | | | | | | |

livebaseballscores.com

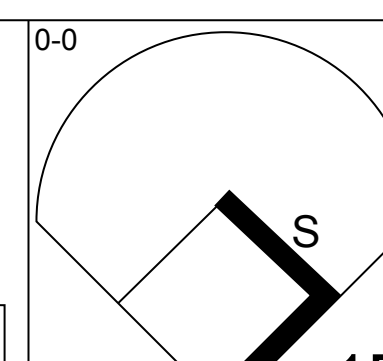
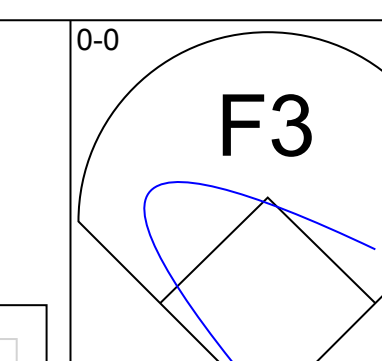
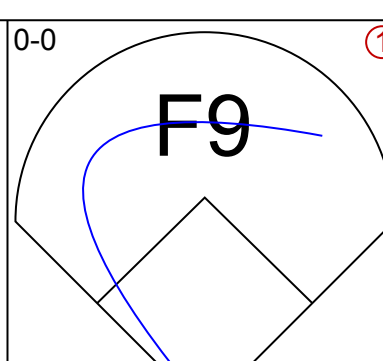
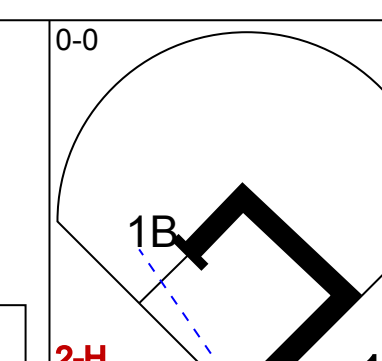
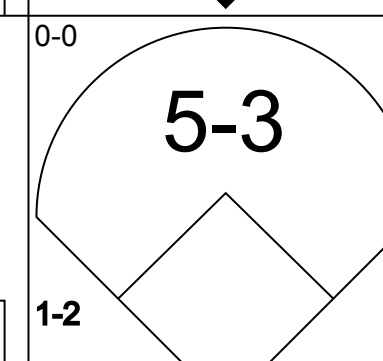
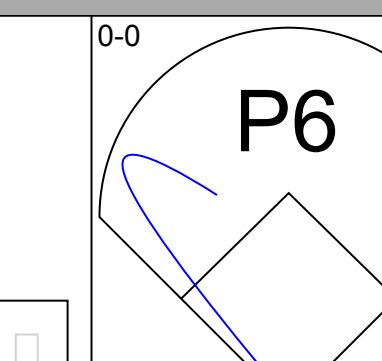
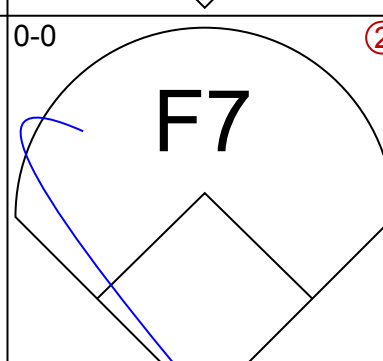
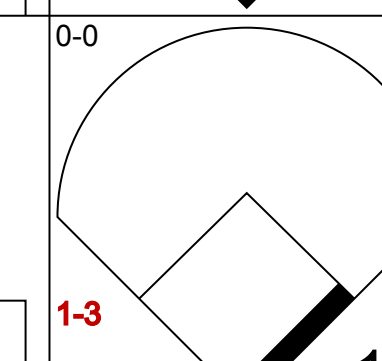
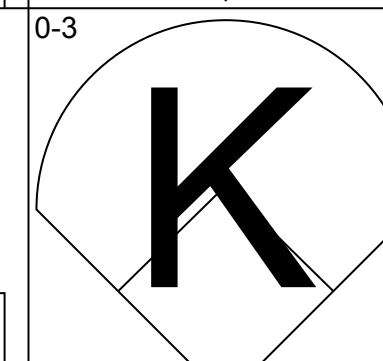
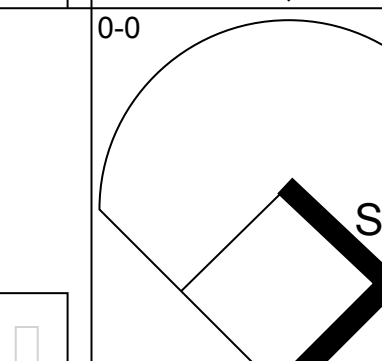
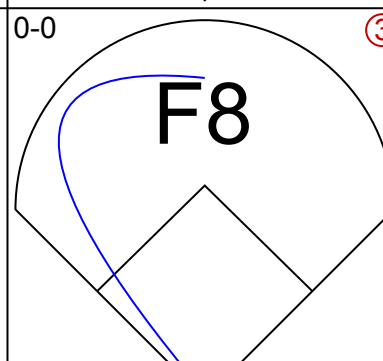
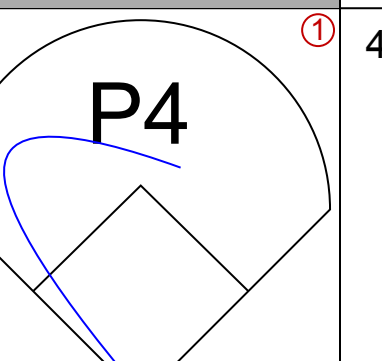
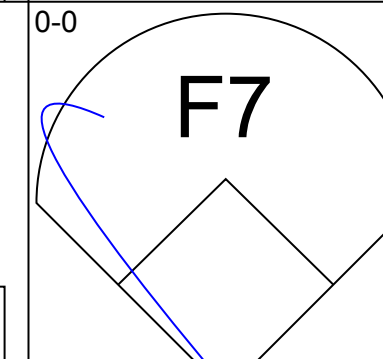
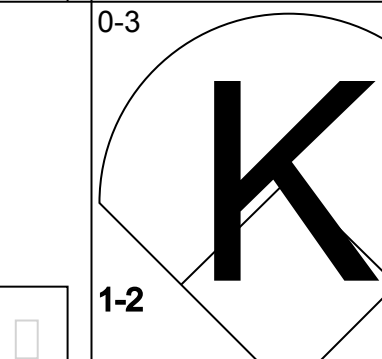
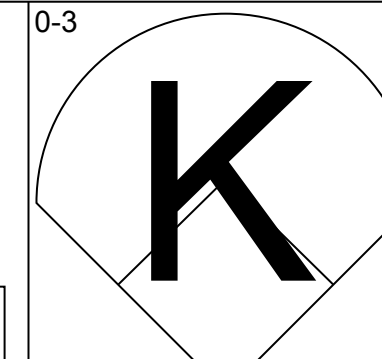
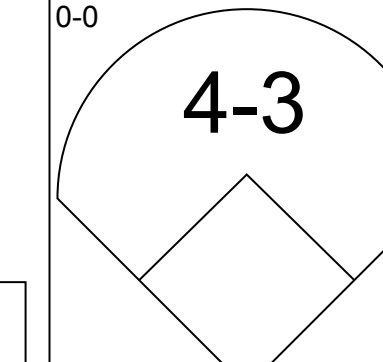
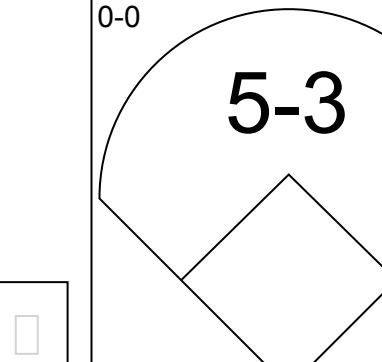
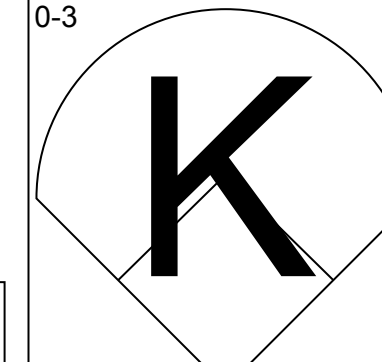
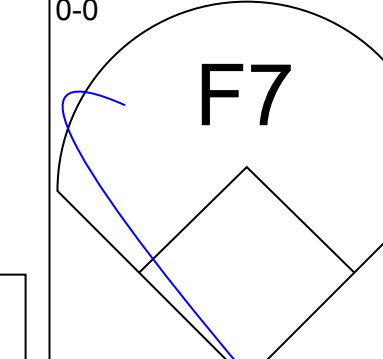
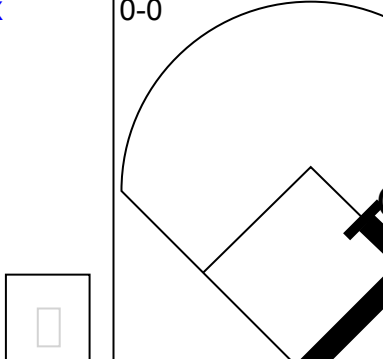
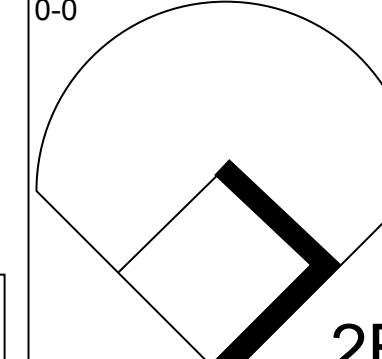
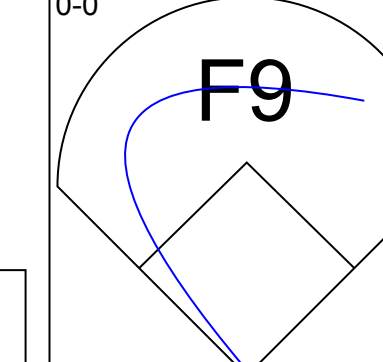
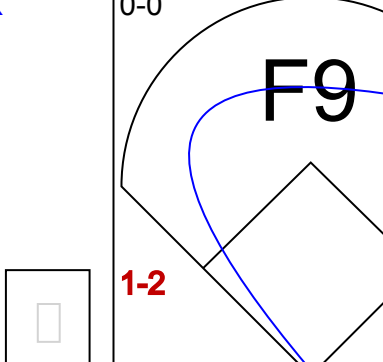
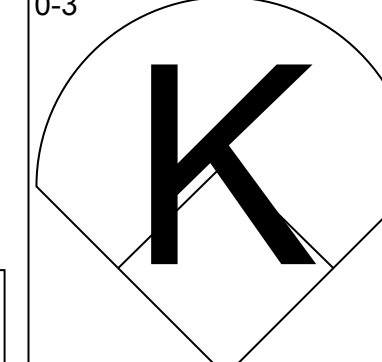
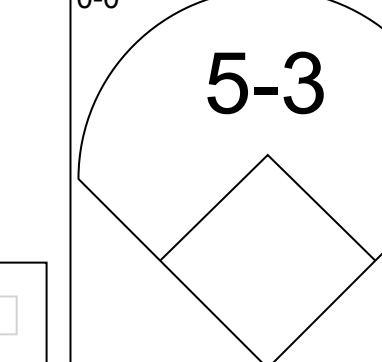
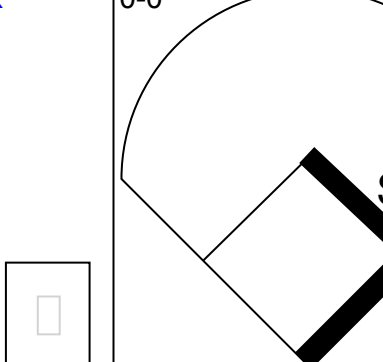
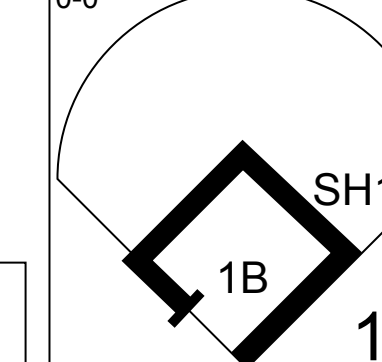
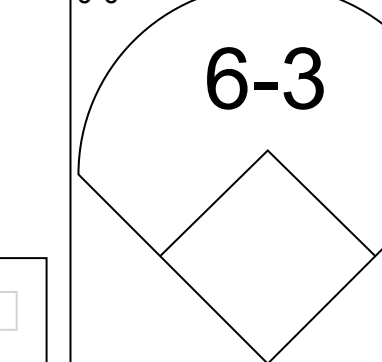
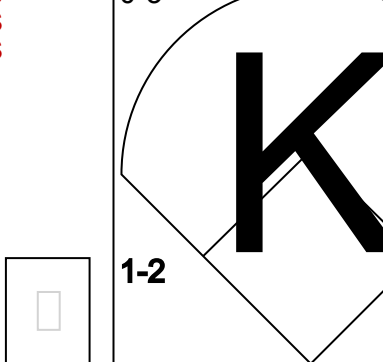
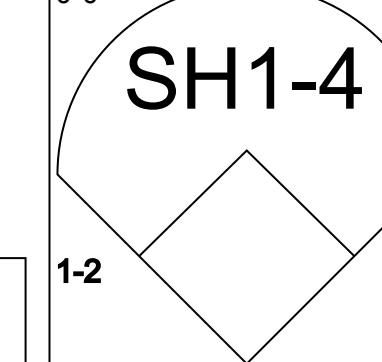
GIANTS

Dodgers

| Batter | 1 | 2 | 3 | 4 | 5 | 6 | 7 | 8 | 9 | AB | R | H | RBI | BB | SO | LOB | TOP | | | | | | | | | | |
|---|---|--|---|---|---|--|------------------------------|--|---|---------------------------------|------------------------------|---------------------------------|------------------------------|---------------------------------|------------------------------|---------------------------------|--|------------------------------------|----------------------------------|--------|--|--|--|--|--|--|--|
| Bobby Bonds, R OBP: 0.305, SLG: 0.474 (1, 8) |  | |  | | |  | | |  | 4 | 0 | 1 | 0 | 0 | 3 | 0 | San Francisco Giants @ Los Angeles Dodgers Dodger Stadium, Los Angeles, CA Wed May 24 1972, 7:05 PM PDT Att: 26,299 - Unknown | | | | | | | | | | |
| Chris Arnold, R OBP: 0.357, SLG: 0.408 (1, 4) |  | |  | | |  | | |  | 4 | 0 | 1 | 0 | 0 | 0 | 1 | | | | | | | | | | | |
| Ed Goodson, L OBP: 0.227, SLG: 0.333 (1, 3) |  | |  | | |  | | |  | 4 | 0 | 0 | 0 | 0 | 0 | 2 | | | | | | | | | | | |
| Dave Kingman, R OBP: 0.308, SLG: 0.521 (1, 5) | |  | |  | | | |  | | 3 | 0 | 0 | 0 | 0 | 0 | 0 | | | | | | | | | | | |
| Chris Speier, R OBP: 0.344, SLG: 0.457 (1, 6) | |  | |  | | | |  | | 2 | 1 | 0 | 0 | 1 | 2 | 0 | | | | | | | | | | | |
| Bernie Williams, R OBP: 0.233, SLG: 0.341 (1, 7) | |  | |  | | | |  | | 3 | 0 | 0 | 0 | 0 | 0 | 1 | | | | | | | | | | | |
| Garry Maddox, R OBP: 0.264, SLG: 0.345 (1, 9) | |  | | |  | | |  | | 3 | 0 | 1 | 1 | 0 | 0 | 0 | | | | | | | | | | | |
| Dave Rader, L OBP: 0.259, SLG: 0.296 (1, 2) | |  | | |  | | |  | | 3 | 0 | 0 | 0 | 0 | 0 | 1 | | | | | | | | | | | |
| Steve Stone, R OBP: 0.167, SLG: 0.091 (1, 1) | | |  | | |  | | |  | 3 | 0 | 0 | 0 | 0 | 0 | 0 | | | | | | | | | | | |
| Inning Stats | R: 0 E: 0 K: 1 S: 5 | H: 0 LOB: 0 BB: 0 P: 5 | R: 1 E: 0 K: 0 S: 4 | H: 1 LOB: 1 BB: 1 P: 8 | R: 0 E: 0 K: 0 S: 4 | H: 1 LOB: 1 BB: 0 P: 4 | R: 0 E: 0 K: 1 S: 5 | H: 0 LOB: 0 BB: 0 P: 5 | R: 0 E: 0 K: 1 S: 3 | H: 0 LOB: 0 BB: 0 P: 3 | R: 0 E: 0 K: 1 S: 5 | H: 0 LOB: 0 BB: 0 P: 5 | R: 0 E: 0 K: 0 S: 3 | H: 0 LOB: 0 BB: 0 P: 3 | R: 0 E: 0 K: 1 S: 5 | H: 0 LOB: 0 BB: 0 P: 5 | 1B: 3 2B: 0 3B: 0 HR: 0 | SF: 0 SAC: 0 DP: 1 HBP: 0 | WP: 0 PB: 0 SB: 0 CS: 0 | PA: 30 | | | | | | | |
| PITCHER | IP | WLS | BF | H | R | ER | SO | BB | IBB | HBP | BLK | WP | HR | S | P | ERA | WHIP | | | | | | | | | | |
| Claude Osteen, L ERA: 1.06 (1, 1) | 8.0 | L | 27 | 3 | 1 | 1 | 4 | 1 | 0 | 0 | 0 | 0 | 0 | 34 | 38 | 1.12 | 0.500 | | | | | | | | | | |
| Jim Brewer, L ERA: 0.83 (9, 1) | 1.0 | | 3 | 0 | 0 | 0 | 1 | 0 | 0 | 0 | 0 | 0 | 0 | 5 | 5 | 0.00 | 0.000 | | | | | | | | | | |

| | |
|-----|----|
| AB | 29 |
| R | 1 |
| H | 3 |
| RBI | 1 |
| BB | 1 |
| SO | 5 |
| LOB | 5 |



| Batter | 1 | 2 | 3 | 4 | 5 | 6 | 7 | 8 | 9 | AB | R | H | RBI | BB | SO | LOB | BOTTOM | | | | | | | | | | |
|---|---|---|---|---|--|---|------------------------------|---|---|---------------------------------|------------------------------|---------------------------------|-------------------------------|----------------------------------|------------------------------|---------------------------------|--|---------------------------------|----------------------------------|------------------------------------|----------------------------------|--------|--|--|--|--|--|
| Bobby Valentine, R OBP: 0.390, SLG: 0.407 (1, 4) |  | |  | | |  | |  | | 4 | 0 | 2 | 0 | 0 | 0 | 0 | San Francisco Giants @ Los Angeles Dodgers Dodger Stadium, Los Angeles, CA Wed May 24 1972, 7:05 PM PDT Att: 26,299 - Unknown | | | | | | | | | | |
| Bill Buckner, L OBP: 0.292, SLG: 0.294 (1, 3) |  | | |  | |  | |  | | 4 | 0 | 1 | 0 | 0 | 0 | 1 | | | | | | | | | | | |
| Willie Davis, L OBP: 0.287, SLG: 0.438 (1, 8) |  | | |  | |  | | |  | 4 | 0 | 1 | 0 | 0 | 1 | 1 | | | | | | | | | | | |
| Frank Robinson, R OBP: 0.382, SLG: 0.445 (1, 9) |  | | |  | | | |  | | 4 | 0 | 0 | 0 | 0 | 2 | 2 | | | | | | | | | | | |
| Willie Crawford, L OBP: 0.322, SLG: 0.538 (1, 7) | |  | |  | | | |  | | 4 | 0 | 0 | 0 | 0 | 1 | 1 | | | | | | | | | | | |
| Steve Garvey, R OBP: 0.316, SLG: 0.382 (1, 5) | |  | | |  | | |  | | 3 | 0 | 2 | 0 | 0 | 0 | 0 | | | | | | | | | | | |
| Duke Sims, L OBP: 0.200, SLG: 0.250 (1, 2) | |  | | |  | | |  | | 3 | 0 | 0 | 0 | 0 | 1 | 2 | | | | | | | | | | | |
| Bill Russell, R OBP: 0.387, SLG: 0.535 (1, 6) | | |  | | |  | |  | | 3 | 0 | 2 | 0 | 0 | 0 | 0 | | | | | | | | | | | |
| Claude Osteen, L OBP: 0.300, SLG: 0.350 (1, 1) | | |  | | |  | |  | | 2 | 0 | 0 | 0 | 0 | 0 | 1 | | | | | | | | | | | |
| Maury Wills, S OBP: 0.159, SLG: 0.167 (8, PH) | | | | | | | | | | 0 | 0 | 0 | 0 | 0 | 0 | 0 | | | | | | | | | | | |
| Jim Brewer, L (9, 1) | | | | | | | | | | 0 | 0 | 0 | 0 | 0 | 0 | 0 | | | | | | | | | | | |
| Inning Stats | R: 0 E: 0 K: 1 S: 6 | H: 1 LOB: 1 BB: 0 P: 6 | R: 0 E: 0 K: 0 S: 3 | H: 0 LOB: 0 BB: 0 P: 3 | R: 0 E: 0 K: 0 S: 3 | H: 0 LOB: 0 BB: 0 P: 3 | R: 0 E: 0 K: 1 S: 6 | H: 1 LOB: 1 BB: 0 P: 6 | R: 0 E: 0 K: 1 S: 6 | H: 2 LOB: 1 BB: 0 P: 6 | R: 0 E: 0 K: 0 S: 3 | H: 0 LOB: 0 BB: 0 P: 3 | R: 0 E: 0 K: 3 S: 10 | H: 1 LOB: 0 BB: 0 P: 10 | R: 0 E: 0 K: 0 S: 4 | H: 3 LOB: 2 BB: 0 P: 4 | R: 0 E: 0 K: 0 S: 3 | H: 0 LOB: 0 BB: 0 P: 3 | 1B: 7 2B: 1 3B: 0 HR: 0 | SF: 0 SAC: 1 DP: 0 HBP: 0 | WP: 0 PB: 0 SB: 3 CS: 1 | PA: 32 | | | | | |
| PITCHER | IP | WLS | BF | H | R | ER | SO | BB | IBB | HBP | BLK | WP | HR | S | P | ERA | WHIP | | | | | | | | | | |
| Steve Stone, R ERA: 1.99 (1, 1) | 9.0 | W | 32 | 8 | 0 | 0 | 6 | 0 | 0 | 0 | 0 | 0 | 0 | 44 | 44 | 0.00 | 0.889 | | | | | | | | | | |



| Batter | 1 | 2 | 3 | 4 | 5 | 6 | 7 | 8 | 9 | AB | R | H | RBI | BB | SO | LOB | TOP | | | |
|---|---|--|--|--|--|--|--|--|--|--|--|--|--|--|--|--|---|----------------------------------|------------------------------------|----------------------------------|
| Bobby Bonds, R OBP: 0.302, SLG: 0.465 (1, 8) | | | | | | | | | | 5 | 0 | 1 | 0 | 0 | 1 | 2 | San Francisco Giants @ Atlanta Braves Atlanta Stadium, Atlanta, GA Fri May 26 1972, 7:05 PM EDT Att: 10,903 - Unknown | | | |
| Tito Fuentes, S OBP: 0.288, SLG: 0.365 (1, 4) | | | | | | | | | | 5 | 0 | 1 | 0 | 0 | 0 | 4 | | | | |
| Ed Goodson, L (1, 3) Damaso Blanco, R (8, PR) Don Carrithers, R OBP: 0.100, SLG: 0.100 (8, 1) | | | | | | | | | | 3 | 0 | 2 | 1 | 1 | 0 | 0 | | | | |
| Dave Kingman, R OBP: 0.301, SLG: 0.507 (1, 5) | | | | | | | | | | 4 | 0 | 0 | 0 | 0 | 1 | 5 | | | | |
| Chris Speier, R OBP: 0.335, SLG: 0.444 (1, 6) | | | | | | | | | | 4 | 0 | 0 | 0 | 0 | 0 | 5 | | | | |
| Bernie Williams, R OBP: 0.234, SLG: 0.333 (1, 7) | | | | | | | | | | 4 | 1 | 1 | 0 | 0 | 1 | 1 | | | | |
| Garry Maddox, R OBP: 0.274, SLG: 0.385 (1, 9) | | | | | | | | | | 4 | 2 | 2 | 1 | 0 | 0 | 0 | | | | |
| Dave Rader, L OBP: 0.253, SLG: 0.289 Fran Healy, R OBP: 0.230, SLG: 0.189 (7, PH) (7, 2) Ken Henderson, S (9, PH) OBP: 0.254, SLG: 0.298 | | | | | | | | | | 2 | 0 | 0 | 0 | 0 | 0 | 0 | | | | |
| Juan Marichal, R OBP: 0.217, SLG: 0.273 Charlie Williams, R (4, 1) Jim Howarth, L OBP: 0.517, SLG: 0.400 (8, PH) (8, 3) | | | | | | | | | | 0 | 0 | 0 | 0 | 1 | 0 | 0 | | | | |
| Inning Stats | R: 0 E: 0 K: 0 S: 3 | H: 0 LOB: 0 BB: 0 P: 3 | R: 0 E: 0 K: 1 S: 5 | H: 0 LOB: 0 BB: 0 P: 5 | R: 1 E: 0 K: 0 S: 4 | H: 1 LOB: 1 BB: 1 P: 8 | R: 0 E: 0 K: 0 S: 3 | H: 0 LOB: 1 BB: 1 P: 7 | R: 0 E: 0 K: 0 S: 3 | H: 0 LOB: 2 BB: 0 P: 5 | R: 0 E: 0 K: 1 S: 5 | H: 0 LOB: 0 BB: 0 P: 5 | R: 1 E: 0 K: 1 S: 6 | H: 3 LOB: 2 BB: 0 P: 6 | R: 2 E: 0 K: 1 S: 8 | H: 3 LOB: 1 BB: 0 P: 8 | | 1B: 8 2B: 0 3B: 0 HR: 1 | SF: 1 SAC: 0 DP: 0 HBP: 0 | WP: 0 PB: 0 SB: 0 CS: 0 |
| PITCHER Ron Reed, R ERA: 4.53 (1, 1) | IP: 9.0 WLS: W BF: 38 H: 9 R: 4 ER: 4 SO: 3 | IP: 0.0 WLS: 0 BF: 0 H: 0 R: 0 ER: 0 SO: 0 | IP: 0.0 WLS: 0 BF: 0 H: 0 R: 0 ER: 0 SO: 0 | IP: 0.0 WLS: 0 BF: 0 H: 0 R: 0 ER: 0 SO: 0 | IP: 0.0 WLS: 0 BF: 0 H: 0 R: 0 ER: 0 SO: 0 | IP: 0.0 WLS: 0 BF: 0 H: 0 R: 0 ER: 0 SO: 0 | IP: 0.0 WLS: 0 BF: 0 H: 0 R: 0 ER: 0 SO: 0 | IP: 0.0 WLS: 0 BF: 0 H: 0 R: 0 ER: 0 SO: 0 | IP: 0.0 WLS: 0 BF: 0 H: 0 R: 0 ER: 0 SO: 0 | IP: 0.0 WLS: 0 BF: 0 H: 0 R: 0 ER: 0 SO: 0 | IP: 0.0 WLS: 0 BF: 0 H: 0 R: 0 ER: 0 SO: 0 | IP: 0.0 WLS: 0 BF: 0 H: 0 R: 0 ER: 0 SO: 0 | IP: 0.0 WLS: 0 BF: 0 H: 0 R: 0 ER: 0 SO: 0 | IP: 0.0 WLS: 0 BF: 0 H: 0 R: 0 ER: 0 SO: 0 | IP: 0.0 WLS: 0 BF: 0 H: 0 R: 0 ER: 0 SO: 0 | IP: 0.0 WLS: 0 BF: 0 H: 0 R: 0 ER: 0 SO: 0 | IP: 0.0 WLS: 0 BF: 0 H: 0 R: 0 ER: 0 SO: 0 | ERA: 4.00 WHIP: 1.222 | | |

| Batter | 1 | 2 | 3 | 4 | 5 | 6 | 7 | 8 | 9 | AB | R | H | RBI | BB | SO | LOB | BOTTOM | | | |
|--|---|--|--|--|--|--|--|--|--|--|--|--|--|--|--|--|---|----------------------------------|------------------------------------|----------------------------------|
| Felix Millan, R OBP: 0.325, SLG: 0.325 (1, 4) | | | | | | | | | | 5 | 1 | 1 | 0 | 0 | 0 | 4 | San Francisco Giants @ Atlanta Braves Atlanta Stadium, Atlanta, GA Fri May 26 1972, 7:05 PM EDT Att: 10,903 - Unknown | | | |
| Ralph Garr, L OBP: 0.329, SLG: 0.386 (1, 7) | | | | | | | | | | 5 | 2 | 2 | 1 | 0 | 0 | 2 | | | | |
| Hank Aaron, R OBP: 0.381, SLG: 0.491 (1, 3) | | | | | | | | | | 5 | 2 | 1 | 3 | 0 | 0 | 0 | | | | |
| Earl Williams, R OBP: 0.318, SLG: 0.396 (1, 2) | | | | | | | | | | 4 | 0 | 1 | 0 | 1 | 1 | 1 | | | | |
| Darrell Evans, L OBP: 0.397, SLG: 0.490 (1, 5) | | | | | | | | | | 3 | 1 | 1 | 1 | 2 | 0 | 2 | | | | |
| Mike Lum, L OBP: 0.308, SLG: 0.261 (1, 9) | | | | | | | | | | 4 | 1 | 1 | 0 | 0 | 0 | 4 | | | | |
| Dusty Baker Jr., R OBP: 0.356, SLG: 0.426 (1, 8) | | | | | | | | | | 4 | 1 | 2 | 1 | 0 | 0 | 2 | | | | |
| Marty Perez, R OBP: 0.284, SLG: 0.296 (1, 6) | | | | | | | | | | 2 | 1 | 2 | 1 | 2 | 0 | 0 | | | | |
| Ron Reed, R OBP: 0.105, SLG: 0.167 (1, 1) | | | | | | | | | | 2 | 0 | 0 | 1 | 0 | 1 | 2 | | | | |
| Inning Stats | R: 1 E: 0 K: 0 S: 4 | H: 1 LOB: 0 BB: 0 P: 4 | R: 3 E: 1 K: 0 S: 5 | H: 2 LOB: 0 BB: 1 P: 9 | R: 1 E: 1 K: 0 S: 5 | H: 1 LOB: 2 BB: 1 P: 9 | R: 3 E: 2 K: 1 S: 8 | H: 4 LOB: 1 BB: 1 P: 12 | R: 1 E: 0 K: 0 S: 6 | H: 3 LOB: 2 BB: 0 P: 6 | R: 0 E: 0 K: 0 S: 3 | H: 0 LOB: 1 BB: 1 P: 7 | R: 0 E: 0 K: 0 S: 3 | H: 0 LOB: 1 BB: 0 P: 7 | R: 0 E: 1 K: 1 S: 6 | H: 0 LOB: 1 BB: 0 P: 6 | | 1B: 8 2B: 3 3B: 0 HR: 1 | SF: 0 SAC: 2 DP: 1 HBP: 0 | WP: 1 PB: 0 SB: 1 CS: 0 |
| PITCHER Juan Marichal, R ERA: 3.65 Charlie Williams, R ERA: 2.7 Don Carrithers, R ERA: 4.2 (8, 1) | IP: 3.2 WLS: L BF: 22 H: 8 R: 8 ER: 6 SO: 1 | IP: 0.0 WLS: 0 BF: 0 H: 0 R: 0 ER: 0 SO: 0 | IP: 0.0 WLS: 0 BF: 0 H: 0 R: 0 ER: 0 SO: 0 | IP: 0.0 WLS: 0 BF: 0 H: 0 R: 0 ER: 0 SO: 0 | IP: 0.0 WLS: 0 BF: 0 H: 0 R: 0 ER: 0 SO: 0 | IP: 0.0 WLS: 0 BF: 0 H: 0 R: 0 ER: 0 SO: 0 | IP: 0.0 WLS: 0 BF: 0 H: 0 R: 0 ER: 0 SO: 0 | IP: 0.0 WLS: 0 BF: 0 H: 0 R: 0 ER: 0 SO: 0 | IP: 0.0 WLS: 0 BF: 0 H: 0 R: 0 ER: 0 SO: 0 | IP: 0.0 WLS: 0 BF: 0 H: 0 R: 0 ER: 0 SO: 0 | IP: 0.0 WLS: 0 BF: 0 H: 0 R: 0 ER: 0 SO: 0 | IP: 0.0 WLS: 0 BF: 0 H: 0 R: 0 ER: 0 SO: 0 | IP: 0.0 WLS: 0 BF: 0 H: 0 R: 0 ER: 0 SO: 0 | IP: 0.0 WLS: 0 BF: 0 H: 0 R: 0 ER: 0 SO: 0 | IP: 0.0 WLS: 0 BF: 0 H: 0 R: 0 ER: 0 SO: 0 | IP: 0.0 WLS: 0 BF: 0 H: 0 R: 0 ER: 0 SO: 0 | IP: 0.0 WLS: 0 BF: 0 H: 0 R: 0 ER: 0 SO: 0 | ERA: 2.70 WHIP: 1.500 | | |



| Batter | 1 | 2 | 3 | 4 | 5 | 6 | 7 | 8 | 9 | AB | R | H | RBI | BB | SO | LOB | TOP | | | | | | | | |
|---|------------------------------|---------------------------------|------------------------------|---------------------------------|------------------------------|---------------------------------|------------------------------|---------------------------------|------------------------------|---------------------------------|------------------------------|---------------------------------|------------------------------|----------------------------------|------------------------------|---------------------------------|---|---------------------------------|----------------------------------|------------------------------------|----------------------------------|--------|--|--|--|
| Bobby Bonds, R OBP: 0.317, SLG: 0.482 (1, 8) | | | | | | | | | | 5 | 1 | 3 | 0 | 0 | 0 | 4 | San Francisco Giants @ Atlanta Braves Atlanta Stadium, Atlanta, GA Sun May 28 1972, 3:33 AM EDT Unknown | | | | | | | | |
| Tito Fuentes, S OBP: 0.295, SLG: 0.390 (1, 4) | | | | | | | | | | 3 | 0 | 0 | 2 | 1 | 0 | 3 | | | | | | | | | |
| Ed Goodson, L OBP: 0.389, SLG: 0.515 (1, 3) | | | | | | | | | | 3 | 0 | 1 | 1 | 1 | 1 | 0 | | | | | | | | | |
| Dave Kingman, R OBP: 0.312, SLG: 0.516 (1, 5) | | | | | | | | | | 3 | 0 | 0 | 0 | 1 | 2 | 5 | | | | | | | | | |
| Chris Speier, R OBP: 0.333, SLG: 0.441 (1, 6) | | | | | | | | | | 4 | 0 | 0 | 0 | 0 | 0 | 2 | | | | | | | | | |
| Gary Maddox, R OBP: 0.276, SLG: 0.396 (1, 9) | | | | | | | | | | 4 | 0 | 2 | 0 | 0 | 1 | 0 | | | | | | | | | |
| Ken Henderson, S OBP: 0.245, SLG: 0.285 (1, 7) | | | | | | | | | | 4 | 0 | 0 | 0 | 0 | 4 | 2 | | | | | | | | | |
| Fran Healy, R OBP: 0.229, SLG: 0.180 (1, 2) | | | | | | | | | | 4 | 1 | 1 | 0 | 0 | 0 | 1 | | | | | | | | | |
| Steve Stone, R OBP: 0.250, SLG: 0.200 (1, 1) | | | | | | | | | | 4 | 1 | 2 | 0 | 0 | 1 | 1 | | | | | | | | | |
| Inning Stats | R: 1 E: 0 K: 0 S: 3 | H: 1 LOB: 0 BB: 1 P: 7 | R: 0 E: 0 K: 1 S: 5 | H: 0 LOB: 0 BB: 0 P: 5 | R: 0 E: 0 K: 0 S: 4 | H: 1 LOB: 1 BB: 0 P: 4 | R: 0 E: 0 K: 2 S: 7 | H: 0 LOB: 0 BB: 0 P: 7 | R: 0 E: 0 K: 1 S: 6 | H: 1 LOB: 1 BB: 0 P: 6 | R: 0 E: 0 K: 1 S: 7 | H: 2 LOB: 2 BB: 0 P: 7 | R: 2 E: 0 K: 1 S: 8 | H: 3 LOB: 3 BB: 2 P: 16 | R: 0 E: 0 K: 2 S: 7 | H: 0 LOB: 0 BB: 0 P: 7 | R: 0 E: 0 K: 1 S: 6 | H: 1 LOB: 1 BB: 0 P: 6 | 1B: 7 2B: 2 3B: 0 HR: 0 | SF: 1 SAC: 0 DP: 0 HBP: 0 | WP: 0 PB: 0 SB: 1 CS: 1 | PA: 39 | | | |
| PITCHER | IP | WLS | BF | H | R | ER | SO | BB | IBB | HBP | BLK | WP | HR | S | P | ERA | WHIP | | | | | | | | |
| Ron Schueler, R ERA: 2.56 (1, 1) | 6.2 | L | 30 | 8 | 3 | 2 | 6 | 3 | 0 | 0 | 0 | 0 | 0 | 39 | 51 | 2.70 | 1.650 | | | | | | | | |
| Jim Hardin, R ERA: 4.5 (7, 1) | 0.1 | | 1 | 0 | 0 | 0 | 0 | 0 | 0 | 0 | 0 | 0 | 0 | 1 | 1 | 0.00 | 0.000 | | | | | | | | |
| Cecil Upshaw, R ERA: 2.08 (8, 1) | 2.0 | | 7 | 1 | 0 | 0 | 3 | 0 | 0 | 0 | 0 | 0 | 0 | 13 | 13 | 0.00 | 0.500 | | | | | | | | |

| Batter | 1 | 2 | 3 | 4 | 5 | 6 | 7 | 8 | 9 | AB | R | H | RBI | BB | SO | LOB | BOTTOM | | | | | | | | |
|---|------------------------------|---------------------------------|------------------------------|---------------------------------|------------------------------|---------------------------------|------------------------------|---------------------------------|------------------------------|---------------------------------|------------------------------|---------------------------------|------------------------------|---------------------------------|------------------------------|---------------------------------|---|------------------------------------|----------------------------------|--------|--|--|--|--|--|
| Felix Millan, R OBP: 0.326, SLG: 0.321 (1, 4) | | | | | | | | | | 4 | 1 | 1 | 0 | 0 | 1 | 0 | San Francisco Giants @ Atlanta Braves Atlanta Stadium, Atlanta, GA Sun May 28 1972, 3:33 AM EDT Unknown | | | | | | | | |
| Ralph Garr, L OBP: 0.329, SLG: 0.403 (1, 7) | | | | | | | | | | 4 | 1 | 3 | 1 | 0 | 0 | 0 | | | | | | | | | |
| Hank Aaron, R OBP: 0.385, SLG: 0.468 (1, 3) | | | | | | | | | | 3 | 0 | 0 | 0 | 1 | 0 | 2 | | | | | | | | | |
| Earl Williams, R OBP: 0.312, SLG: 0.394 (1, 2) | | | | | | | | | | 4 | 0 | 0 | 0 | 0 | 0 | 3 | | | | | | | | | |
| Darrell Evans, L OBP: 0.408, SLG: 0.495 (1, 5) | | | | | | | | | | 2 | 0 | 0 | 1 | 1 | 1 | 0 | | | | | | | | | |
| Mike Lum, L OBP: 0.293, SLG: 0.247 (1, 9) | | | | | | | | | | 4 | 0 | 0 | 0 | 0 | 0 | 3 | | | | | | | | | |
| Dusty Baker Jr., R OBP: 0.358, SLG: 0.397 (1, 8) | | | | | | | | | | 2 | 0 | 0 | 0 | 1 | 0 | 0 | | | | | | | | | |
| Marty Perez, R OBP: 0.289, SLG: 0.323 (1, 6) | | | | | | | | | | 3 | 0 | 0 | 0 | 0 | 0 | 1 | | | | | | | | | |
| Ron Schueler, R OBP: 0.250, SLG: 0.375 (1, 1) | | | | | | | | | | 2 | 0 | 0 | 0 | 0 | 0 | 0 | | | | | | | | | |
| Jim Hardin, R (7, 1) | | | | | | | | | | 0 | 0 | 0 | 0 | 0 | 0 | 0 | | | | | | | | | |
| Jim Breazeale, L OBP: 0.286, SLG: 0.357 (7, PH) | | | | | | | | | | 1 | 0 | 0 | 0 | 0 | 0 | 0 | | | | | | | | | |
| Cecil Upshaw, R (8, 1) | | | | | | | | | | 0 | 0 | 0 | 0 | 0 | 0 | 0 | | | | | | | | | |
| Inning Stats | R: 0 E: 0 K: 1 S: 5 | H: 1 LOB: 1 BB: 1 P: 9 | R: 0 E: 0 K: 0 S: 3 | H: 0 LOB: 1 BB: 1 P: 7 | R: 1 E: 0 K: 0 S: 4 | H: 1 LOB: 0 BB: 0 P: 4 | R: 0 E: 0 K: 0 S: 2 | H: 0 LOB: 0 BB: 1 P: 6 | R: 0 E: 0 K: 0 S: 3 | H: 0 LOB: 0 BB: 0 P: 3 | R: 0 E: 0 K: 0 S: 3 | H: 0 LOB: 0 BB: 0 P: 3 | R: 0 E: 0 K: 1 S: 5 | H: 0 LOB: 0 BB: 0 P: 5 | R: 0 E: 0 K: 1 S: 5 | H: 0 LOB: 0 BB: 0 P: 5 | 1B: 3 2B: 0 3B: 0 HR: 1 | SF: 1 SAC: 0 DP: 1 HBP: 0 | WP: 0 PB: 0 SB: 0 CS: 0 | PA: 33 | | | | | |
| PITCHER | IP | WLS | BF | H | R | ER | SO | BB | IBB | HBP | BLK | WP | HR | S | P | ERA | WHIP | | | | | | | | |
| Steve Stone, R ERA: 1.84 (1, 1) | 9.0 | W | 33 | 4 | 2 | 1 | 2 | 3 | 0 | 0 | 0 | 0 | 1 | 34 | 46 | 1.00 | 0.778 | | | | | | | | |

AB 34
R 3
H 9
RBI 3
BB 3
SO 9
LOB 18

AB 29
R 2
H 4
RBI 2
BB 3
SO 2
LOB 9

| Batter | 1 | 2 | 3 | 4 | 5 | 6 | 7 | 8 | 9 | AB | R | H | RBI | BB | SO | LOB | TOP | | | | | | | |
|---|---|---------------------------------|------------------------------|---------------------------------|------------------------------|---------------------------------|------------------------------|---------------------------------|------------------------------|---------------------------------|------------------------------|---------------------------------|------------------------------|---------------------------------|------------------------------|---------------------------------|---|---------------------------------|----------------------------------|------------------------------------|----------------------------------|--------|--|--|
| Bill Russell, R OBP: 0.369, SLG: 0.519 (1, 6) | | | | | | | | | | 4 | 1 | 1 | 0 | 0 | 2 | 0 | Los Angeles Dodgers @ San Francisco Giants Candlestick Park, San Francisco, CA Mon May 29 1972, 6:33 AM EDT Att: 21,583 - Unknown | | | | | | | |
| Bill Buckner, L OBP: 0.317, SLG: 0.312 (1, 3) | | | | | | | | | | 4 | 0 | 2 | 0 | 0 | 0 | 0 | | | | | | | | |
| Willie Davis, L OBP: 0.278, SLG: 0.420 (1, 8) | | | | | | | | | | 4 | 1 | 1 | 0 | 0 | 0 | 2 | | | | | | | | |
| Frank Robinson, R OBP: 0.386, SLG: 0.467 (1, 9) | | | | | | | | | | 4 | 1 | 2 | 2 | 0 | 0 | 1 | | | | | | | | |
| Manny Mota, R OBP: 0.330, SLG: 0.464 (1, 7) | | | | | | | | | | 4 | 0 | 0 | 0 | 0 | 0 | 3 | | | | | | | | |
| Jim Lefebvre, S OBP: 0.294, SLG: 0.364 (1, 4) | | | | | | | | | | 4 | 1 | 1 | 1 | 0 | 0 | 0 | | | | | | | | |
| Duke Sims, L OBP: 0.215, SLG: 0.262 (1, 2) | | | | | | | | | | 4 | 0 | 0 | 0 | 0 | 0 | 0 | | | | | | | | |
| Steve Garvey, R OBP: 0.304, SLG: 0.390 (1, 5) | | | | | | | | | | 4 | 1 | 1 | 1 | 0 | 1 | 0 | | | | | | | | |
| Don Sutton, R OBP: 0.250, SLG: 0.192 Jim Brewer, L (9, 1) | | | | | | | | | | 3 | 0 | 0 | 0 | 0 | 1 | 0 | | | | | | | | |
| Inning Stats | R: 0 E: 1 K: 1 S: 7 | H: 2 LOB: 2 BB: 0 P: 7 | R: 1 E: 0 K: 0 S: 6 | H: 1 LOB: 0 BB: 0 P: 6 | R: 1 E: 1 K: 0 S: 4 | H: 1 LOB: 0 BB: 0 P: 4 | R: 1 E: 0 K: 0 S: 4 | H: 1 LOB: 0 BB: 0 P: 4 | R: 0 E: 0 K: 0 S: 3 | H: 0 LOB: 0 BB: 0 P: 3 | R: 2 E: 0 K: 0 S: 5 | H: 2 LOB: 0 BB: 0 P: 5 | R: 0 E: 0 K: 2 S: 7 | H: 0 LOB: 0 BB: 0 P: 7 | R: 0 E: 0 K: 0 S: 4 | H: 1 LOB: 1 BB: 0 P: 4 | R: 0 E: 0 K: 0 S: 3 | H: 0 LOB: 0 BB: 0 P: 3 | 1B: 3 2B: 0 3B: 2 HR: 3 | SF: 0 SAC: 0 DP: 0 HBP: 0 | WP: 0 PB: 0 SB: 1 CS: 0 | PA: 35 | | |
| PITCHER | IP WLS BF H R ER SO BB IBB HBP BLK WP HR S P ERA WHIP | | | | | | | | | | | | | | | | | | | | | | | |
| Charlie Williams, R ERA: 6.48 Don Carrithers, R ERA: 3.82 Jerry Johnson, R ERA: 9.17 | (1, 1) (6, 1) (9, 1) | 5.0 3.0 1.0 | L 10 3 | 22 1 0 | 7 0 0 | 5 0 0 | 5 2 0 | 2 0 0 | 0 0 0 | 0 0 0 | 0 0 0 | 0 0 0 | 0 0 0 | 0 0 0 | 0 14 3 | 26 14 3 | 9.00 0.00 0.00 | 1.400 0.333 0.000 | | | | | | |

| Batter | 1 | 2 | 3 | 4 | 5 | 6 | 7 | 8 | 9 | AB | R | H | RBI | BB | SO | LOB | BOTTOM | | | | | | | |
|---|---|---------------------------------|------------------------------|---------------------------------|------------------------------|---------------------------------|------------------------------|---------------------------------|------------------------------|---------------------------------|------------------------------|---------------------------------|------------------------------|---------------------------------|------------------------------|----------------------------------|---|---------------------------------|----------------------------------|------------------------------------|----------------------------------|--------|--|--|
| Bobby Bonds, R OBP: 0.321, SLG: 0.492 (1, 8) | | | | | | | | | | 4 | 1 | 0 | 0 | 0 | 2 | 2 | Los Angeles Dodgers @ San Francisco Giants Candlestick Park, San Francisco, CA Mon May 29 1972, 6:33 AM EDT Att: 21,583 - Unknown | | | | | | | |
| Tito Fuentes, S OBP: 0.290, SLG: 0.376 (1, 4) | | | | | | | | | | 4 | 0 | 0 | 0 | 0 | 0 | 3 | | | | | | | | |
| Ed Goodson, L OBP: 0.400, SLG: 0.488 Damaso Blanco, R (9, PR) | | | | | | | | | | 4 | 0 | 2 | 1 | 0 | 0 | 0 | | | | | | | | |
| Dave Kingman, R OBP: 0.313, SLG: 0.500 (1, 5) | | | | | | | | | | 3 | 0 | 0 | 0 | 1 | 2 | 1 | | | | | | | | |
| Chris Speier, R OBP: 0.330, SLG: 0.430 (1, 6) | | | | | | | | | | 4 | 0 | 0 | 0 | 0 | 1 | 3 | | | | | | | | |
| Garry Maddox, R OBP: 0.307, SLG: 0.450 (1, 9) | | | | | | | | | | 4 | 1 | 1 | 0 | 0 | 0 | 2 | | | | | | | | |
| Ken Henderson, S OBP: 0.243, SLG: 0.276 (1, 7) | | | | | | | | | | 3 | 0 | 0 | 0 | 1 | 0 | 2 | | | | | | | | |
| Fran Healy, R OBP: 0.222, SLG: 0.175 Jerry Johnson, R (9, 1) | | | | | | | | | | 2 | 0 | 0 | 0 | 0 | 0 | 0 | | | | | | | | |
| Charlie Williams, R Don Carrithers, R Dave Rader, L Jim Howarth, L | (1, 1) (6, 1) (6, 2) (8, PH) | 8.0 4.0 2.0 0.500 | W 2 1 S | 31 2 1 0 | 3 2 1 0 | 0 0 0 0 | 5 0 0 0 | 0 0 0 0 | 0 0 0 0 | 0 0 0 0 | 0 0 0 0 | 0 0 0 0 | 0 0 0 0 | 0 0 0 0 | 0 0 0 0 | 0 0 0 0 | | | | | | | | |
| Inning Stats | R: 1 E: 1 K: 1 S: 7 | H: 1 LOB: 1 BB: 0 P: 7 | R: 0 E: 0 K: 0 S: 3 | H: 0 LOB: 0 BB: 0 P: 3 | R: 0 E: 0 K: 1 S: 5 | H: 0 LOB: 0 BB: 0 P: 5 | R: 0 E: 0 K: 1 S: 5 | H: 0 LOB: 0 BB: 0 P: 5 | R: 0 E: 0 K: 0 S: 3 | H: 0 LOB: 0 BB: 0 P: 3 | R: 0 E: 0 K: 0 S: 3 | H: 0 LOB: 0 BB: 0 P: 3 | R: 0 E: 0 K: 1 S: 5 | H: 0 LOB: 0 BB: 0 P: 5 | R: 1 E: 0 K: 1 S: 7 | H: 2 LOB: 2 BB: 1 P: 11 | R: 0 E: 0 K: 0 S: 4 | H: 1 LOB: 2 BB: 1 P: 8 | 1B: 2 2B: 2 3B: 0 HR: 0 | SF: 0 SAC: 0 DP: 0 HBP: 0 | WP: 0 PB: 0 SB: 1 CS: 0 | PA: 34 | | |
| PITCHER | IP WLS BF H R ER SO BB IBB HBP BLK WP HR S P ERA WHIP | | | | | | | | | | | | | | | | | | | | | | | |
| Don Sutton, R ERA: 1.27 Jim Brewer, L ERA: 1.35 | (1, 1) (9, 1) | 8.0 1.0 | W S | 31 3 | 4 0 | 2 0 | 1 0 | 5 0 | 0 0 | 0 0 | 0 0 | 0 0 | 0 0 | 0 0 | 0 3 | 47 3 | 1.12 0.000 | 0.750 0.000 | | | | | | |


| Batter | 1 | 2 | 3 | 4 | 5 | 6 | 7 | 8 | 9 | AB | R | H | RBI | BB | SO | LOB | TOP | | | | | | | | |
|---|------------------------------|---------------------------------|------------------------------|----------------------------------|------------------------------|---------------------------------|------------------------------|----------------------------------|------------------------------|---------------------------------|------------------------------|---------------------------------|------------------------------|---------------------------------|------------------------------|----------------------------------|--|---------------------------------|----------------------------------|------------------------------------|----------------------------------|--------|--|--|--|
| Bobby Valentine, R (1,4) OBP: 0.365, SLG: 0.412 | | | | | | | | | | 4 | 1 | 1 | 1 | 0 | 2 | 1 | Los Angeles Dodgers @ San Francisco Giants Candlestick Park, San Francisco, CA Tue May 30 1972, 10:05 PM EDT Att: 10,098 - Unknown | | | | | | | | |
| Bill Russell, R (1,6) OBP: 0.362, SLG: 0.500 | | | | | | | | | | 4 | 0 | 0 | 0 | 1 | 1 | 4 | | | | | | | | | |
| Willie Davis, L (1,8) OBP: 0.287, SLG: 0.437 | | | | | | | | | | 5 | 2 | 3 | 1 | 0 | 0 | 1 | | | | | | | | | |
| Frank Robinson, R (1,9) OBP: 0.380, SLG: 0.484 | | | | | | | | | | 4 | 1 | 1 | 3 | 0 | 0 | 2 | | | | | | | | | |
| Manny Mota, R (1,7) OBP: 0.318, SLG: 0.446 | | | | | | | | | | 4 | 0 | 0 | 0 | 0 | 0 | 0 | | | | | | | | | |
| Wes Parker, S (1,3) OBP: 0.361, SLG: 0.301 | | | | | | | | | | 4 | 0 | 1 | 0 | 0 | 2 | 0 | | | | | | | | | |
| Steve Garvey, R (1,5) OBP: 0.310, SLG: 0.388 | | | | | | | | | | 3 | 1 | 1 | 0 | 1 | 1 | 1 | | | | | | | | | |
| Dick Dietz, R (1,2) OBP: 0.308, SLG: 0.188 | | | | | | | | | | 1 | 0 | 0 | 0 | 2 | 1 | 1 | | | | | | | | | |
| Duke Sims, L (8, PH) OBP: 0.227, SLG: 0.262 | | | | | | | | | | 0 | 0 | 0 | 0 | 1 | 0 | 0 | | | | | | | | | |
| Claude Osteen, L (1,1) OBP: 0.304, SLG: 0.348 | | | | | | | | | | 3 | 0 | 1 | 0 | 0 | 1 | 3 | | | | | | | | | |
| Pete Mikkelsen, R (8,1) | | | | | | | | | | 0 | 0 | 0 | 0 | 0 | 0 | 0 | | | | | | | | | |
| Inning Stats | R: 2 E: 0 K: 0 S: 5 | H: 2 LOB: 0 BB: 0 P: 5 | R: 1 E: 0 K: 1 S: 7 | H: 2 LOB: 2 BB: 1 P: 11 | R: 0 E: 0 K: 0 S: 3 | H: 0 LOB: 0 BB: 0 P: 3 | R: 0 E: 0 K: 2 S: 7 | H: 0 LOB: 1 BB: 1 P: 11 | R: 0 E: 0 K: 1 S: 5 | H: 0 LOB: 0 BB: 0 P: 5 | R: 0 E: 0 K: 1 S: 5 | H: 0 LOB: 1 BB: 1 P: 9 | R: 0 E: 0 K: 1 S: 5 | H: 0 LOB: 0 BB: 0 P: 9 | R: 2 E: 0 K: 1 S: 8 | H: 3 LOB: 2 BB: 1 P: 12 | R: 0 E: 0 K: 1 S: 6 | H: 1 LOB: 1 BB: 0 P: 6 | 1B: 5 2B: 1 3B: 1 HR: 1 | SF: 2 SAC: 1 DP: 0 HBP: 0 | WP: 0 PB: 0 SB: 0 CS: 0 | PA: 40 | | | |
| PITCHER | IP | WLS | BF | H | R | ER | SO | BB | IBB | HBP | BLK | WP | HR | S | P | ERA | WHIP | | | | | | | | |
| Sam McDowell, L (1,1) ERA: 4.5 | 7.1 | L | 33 | 7 | 5 | 5 | 6 | 4 | 0 | 0 | 0 | 0 | 1 | 41 | 57 | 6.14 | 1.500 | | | | | | | | |
| Jim Barr, R (8,1) ERA: 3.9 | 1.2 | | 7 | 1 | 0 | 0 | 2 | 0 | 1 | 0 | 0 | 0 | 0 | 10 | 14 | 0.00 | 0.600 | | | | | | | | |

| | |
|-----|----|
| AB | 32 |
| R | 5 |
| H | 8 |
| RBI | 5 |
| BB | 5 |
| SO | 8 |
| LOB | 13 |



| Batter | 1 | 2 | 3 | 4 | 5 | 6 | 7 | 8 | 9 | AB | R | H | RBI | BB | SO | LOB | BOTTOM | | | | | | | | |
|---|------------------------------|---------------------------------|------------------------------|---------------------------------|------------------------------|---------------------------------|------------------------------|---------------------------------|------------------------------|---------------------------------|------------------------------|---------------------------------|------------------------------|---------------------------------|------------------------------|---------------------------------|--|----------------------------------|----------------------------------|------------------------------------|----------------------------------|--------|--|--|--|
| Bobby Bonds, R (1,9) OBP: 0.328, SLG: 0.492 | | | | | | | | | | 2 | 0 | 1 | 2 | 2 | 0 | 0 | Los Angeles Dodgers @ San Francisco Giants Candlestick Park, San Francisco, CA Tue May 30 1972, 10:05 PM EDT Att: 10,098 - Unknown | | | | | | | | |
| Tito Fuentes, S (1,4) OBP: 0.293, SLG: 0.382 | | | | | | | | | | 5 | 0 | 2 | 0 | 0 | 1 | 3 | | | | | | | | | |
| Ed Goodson, L (1,3) OBP: 0.408, SLG: 0.489 | | | | | | | | | | 4 | 0 | 2 | 0 | 0 | 0 | 2 | | | | | | | | | |
| Damaso Blanco, R (8, PR) | | | | | | | | | | 0 | 0 | 0 | 0 | 0 | 0 | 0 | | | | | | | | | |
| Al Gallagher, R (9,5) OBP: 0.380, SLG: 0.333 | | | | | | | | | | 0 | 0 | 0 | 0 | 0 | 0 | 0 | | | | | | | | | |
| Dave Kingman, R (1,5) OBP: 0.323, SLG: 0.527 | | | | | | | | | | 3 | 1 | 2 | 1 | 0 | 0 | 1 | | | | | | | | | |
| Chris Speier, R (1,6) OBP: 0.328, SLG: 0.426 | | | | | | | | | | 4 | 0 | 1 | 0 | 0 | 0 | 2 | | | | | | | | | |
| Garry Maddox, R (1,7) OBP: 0.297, SLG: 0.434 | | | | | | | | | | 4 | 0 | 0 | 0 | 0 | 2 | 3 | | | | | | | | | |
| Ken Henderson, S (1,8) OBP: 0.257, SLG: 0.305 | | | | | | | | | | 4 | 2 | 3 | 0 | 0 | 0 | 0 | | | | | | | | | |
| Dave Rader, L (1,2) OBP: 0.247, SLG: 0.281 | | | | | | | | | | 4 | 0 | 1 | 0 | 0 | 1 | 2 | | | | | | | | | |
| Sam McDowell, L (1,1) OBP: 0.172, SLG: 0.143 | | | | | | | | | | 3 | 0 | 0 | 0 | 0 | 1 | 3 | | | | | | | | | |
| Jim Barr, R (8,1) | | | | | | | | | | 0 | 0 | 0 | 0 | 0 | 0 | 0 | | | | | | | | | |
| Jim Howarth, L (9, PH) OBP: 0.485, SLG: 0.417 | | | | | | | | | | 1 | 0 | 0 | 0 | 0 | 0 | 1 | | | | | | | | | |
| Inning Stats | R: 0 E: 0 K: 0 S: 3 | H: 0 LOB: 0 BB: 0 P: 3 | R: 1 E: 0 K: 0 S: 4 | H: 1 LOB: 0 BB: 0 P: 4 | R: 0 E: 0 K: 0 S: 4 | H: 1 LOB: 2 BB: 1 P: 8 | R: 0 E: 0 K: 1 S: 5 | H: 1 LOB: 0 BB: 0 P: 5 | R: 1 E: 0 K: 1 S: 7 | H: 2 LOB: 1 BB: 0 P: 7 | R: 0 E: 0 K: 1 S: 6 | H: 1 LOB: 1 BB: 0 P: 6 | R: 1 E: 0 K: 0 S: 4 | H: 2 LOB: 0 BB: 0 P: 4 | R: 0 E: 0 K: 0 S: 4 | H: 3 LOB: 2 BB: 0 P: 5 | R: 0 E: 0 K: 2 S: 8 | H: 1 LOB: 2 BB: 1 P: 12 | 1B: 8 2B: 2 3B: 1 HR: 1 | SF: 1 SAC: 0 DP: 0 HBP: 1 | WP: 0 PB: 0 SB: 0 CS: 3 | PA: 39 | | | |
| PITCHER | IP | WLS | BF | H | R | ER | SO | BB | IBB | HBP | BLK | WP | HR | S | P | ERA | WHIP | | | | | | | | |
| Claude Osteen, L (1,1) ERA: 1.35 | 7.0 | W | 29 | 9 | 3 | 3 | 3 | 1 | 0 | 0 | 0 | 0 | 0 | 34 | 38 | 3.86 | 1.429 | | | | | | | | |
| Pete Mikkelsen, R (8,1) ERA: 4.02 | 2.0 | S | 9 | 3 | 0 | 0 | 2 | 1 | 0 | 1 | 0 | 0 | 0 | 11 | 16 | 0.00 | 2.000 | | | | | | | | |

| | |
|-----|----|
| AB | 34 |
| R | 3 |
| H | 12 |
| RBI | 3 |
| BB | 2 |
| SO | 5 |
| LOB | 17 |



| Batter | 1 | 2 | 3 | 4 | 5 | 6 | 7 | 8 | 9 | AB | R | H | RBI | BB | SO | LOB | TOP | | |
|---|--|---------------------------------|------------------------------|---------------------------------|------------------------------|----------------------------------|------------------------------|---------------------------------|------------------------------|---------------------------------|------------------------------|---------------------------------|------------------------------|---------------------------------|------------------------------|---------------------------------|----------------------------------|------------------------------------|--|
| Dave Cash, R OBP: 0.310, SLG: 0.378 (1,4) | | | | | | | | | | 5 | 1 | 1 | 0 | 0 | 0 | 1 | | | |
| Manny Sanguillen, R OBP: 0.374, SLG: 0.468 (1,2) | | | | | | | | | | 3 | 1 | 1 | 0 | 1 | 0 | 1 | | | |
| Roberto Clemente, R OBP: 0.373, SLG: 0.497 (1,9) | | | | | | | | | | 4 | 0 | 1 | 2 | 0 | 1 | 1 | | | |
| Willie Stargell, L OBP: 0.368, SLG: 0.597 (1,7) | | | | | | | | | | 3 | 0 | 0 | 0 | 1 | 1 | 1 | | | |
| Al Oliver, L OBP: 0.365, SLG: 0.442 (1,8) | | | | | | | | | | 4 | 0 | 0 | 0 | 0 | 0 | 1 | | | |
| Bob Robertson, R OBP: 0.302, SLG: 0.256 (1,3) | | | | | | | | | | 4 | 0 | 3 | 0 | 0 | 1 | 0 | | | |
| Jose Pagan, R OBP: 0.333, SLG: 0.500 (1,5) | | | | | | | | | | 4 | 1 | 0 | 0 | 0 | 0 | 3 | | | |
| Gene Alley, R OBP: 0.375, SLG: 0.314 (1,6) | | | | | | | | | | 3 | 1 | 0 | 0 | 1 | 1 | 1 | | | |
| Bob Johnson, L OBP: 0.286, SLG: 0.200 (4,1) | | | | | | | | | | 1 | 0 | 0 | 0 | 0 | 0 | 0 | | | |
| Gene Garber, R OBP: 0.291, SLG: 0.413 (4,1) | | | | | | | | | | 0 | 0 | 0 | 0 | 0 | 0 | 0 | | | |
| Bill Mazerowski, R OBP: 0.291, SLG: 0.413 (5,1) | | | | | | | | | | 0 | 0 | 0 | 0 | 0 | 0 | 0 | | | |
| Bob Miller, R OBP: 0.291, SLG: 0.413 (5,1) | | | | | | | | | | 0 | 0 | 0 | 0 | 0 | 0 | 0 | | | |
| Vic Davalillo, L OBP: 0.441, SLG: 0.499 (7,1) | | | | | | | | | | 0 | 0 | 0 | 0 | 0 | 0 | 0 | | | |
| Dave Giusti, R OBP: 0.444, SLG: 0.370 (7,1) | | | | | | | | | | 0 | 0 | 0 | 0 | 0 | 0 | 0 | | | |
| Rennie Stennett, R OBP: 0.400, SLG: 0.433 (9,1) | | | | | | | | | | 1 | 0 | 1 | 2 | 0 | 0 | 0 | | | |
| Inning Stats | R: 1 E: 0 K: 0 S: 4 | H: 1 LOB: 1 BB: 1 P: 8 | R: 0 E: 0 K: 1 S: 5 | H: 0 LOB: 0 BB: 0 P: 5 | R: 1 E: 0 K: 2 S: 8 | H: 1 LOB: 1 BB: 1 P: 12 | R: 0 E: 0 K: 1 S: 6 | H: 1 LOB: 1 BB: 0 P: 6 | R: 0 E: 0 K: 0 S: 4 | H: 1 LOB: 1 BB: 0 P: 4 | R: 0 E: 0 K: 0 S: 3 | H: 0 LOB: 0 BB: 0 P: 3 | R: 0 E: 0 K: 0 S: 3 | H: 0 LOB: 0 BB: 0 P: 3 | R: 2 E: 0 K: 0 S: 5 | H: 2 LOB: 1 BB: 1 P: 9 | 1B: 3 2B: 2 3B: 2 HR: 0 | SF: 0 SAC: 0 DP: 0 HBP: 0 | WP: 0 PA: 37 PB: 0 SB: 0 CS: 0 |
| PITCHER Juan Marichal, R ERA: 3.67 (1,1) | IP: 9.0 WLS: W BF: 37 H: 7 R: 4 ER: 4 SO: 5 BB: 3 IBB: 0 HBP: 0 BLK: 0 WP: 0 HR: 0 S: 44 P: 56 ERA: 4.00 WHIP: 1.111 | | | | | | | | | | | | | | | | | | |

Pittsburgh Pirates @ San Francisco Giants
Candlestick Park, San Francisco, CA
Fri Jun 02 1972, 10:05 PM EDT
Att: 6,669 - Unknown

| | |
|-----|----|
| AB | 34 |
| R | 4 |
| H | 7 |
| RBI | 4 |
| BB | 3 |
| SO | 5 |
| LOB | 9 |





| Batter | 1 | 2 | 3 | 4 | 5 | 6 | 7 | 8 | 9 | AB | R | H | RBI | BB | SO | LOB | BOTTOM | | |
|--|---|---------------------------------|------------------------------|---------------------------------|------------------------------|----------------------------------|------------------------------|----------------------------------|------------------------------|---------------------------------|------------------------------|----------------------------------|------------------------------|---------------------------------|------------------------------|---------------------------------|----------------------------------|------------------------------------|--|
| Bobby Bonds, R OBP: 0.335, SLG: 0.503 (1,9) | | | | | | | | | | 4 | 2 | 3 | 1 | 1 | 0 | 2 | | | |
| Tito Fuentes, S OBP: 0.297, SLG: 0.387 (1,4) | | | | | | | | | | 5 | 0 | 1 | 1 | 0 | 0 | 4 | | | |
| Ed Goodson, L OBP: 0.365, SLG: 0.475 (1,3) | | | | | | | | | | 5 | 1 | 1 | 1 | 0 | 0 | 2 | | | |
| Dave Kingman, R OBP: 0.322, SLG: 0.523 (1,5) | | | | | | | | | | 3 | 2 | 1 | 1 | 2 | 0 | 0 | | | |
| Chris Speier, R OBP: 0.347, SLG: 0.432 (1,6) | | | | | | | | | | 4 | 1 | 2 | 0 | 1 | 1 | 1 | | | |
| Ken Henderson, S OBP: 0.288, SLG: 0.319 (1,8) | | | | | | | | | | 1 | 0 | 0 | 0 | 3 | 0 | 1 | | | |
| Garry Maddox, R OBP: 0.291, SLG: 0.413 (1,7) | | | | | | | | | | 0 | 0 | 0 | 0 | 0 | 0 | 0 | | | |
| Jim Howarth, L OBP: 0.444, SLG: 0.370 (4,7) | | | | | | | | | | 3 | 0 | 0 | 0 | 0 | 1 | 6 | | | |
| Dave Rader, L OBP: 0.257, SLG: 0.299 (1,2) | | | | | | | | | | 4 | 1 | 2 | 2 | 0 | 0 | 1 | | | |
| Juan Marichal, R OBP: 0.185, SLG: 0.231 (1,1) | | | | | | | | | | 4 | 0 | 0 | 0 | 0 | 2 | 4 | | | |
| Inning Stats | R: 2 E: 0 K: 0 S: 5 | H: 3 LOB: 1 BB: 1 P: 9 | R: 0 E: 0 K: 1 S: 6 | H: 1 LOB: 2 BB: 0 P: 7 | R: 2 E: 1 K: 1 S: 7 | H: 2 LOB: 2 BB: 2 P: 15 | R: 2 E: 0 K: 0 S: 6 | H: 3 LOB: 2 BB: 1 P: 10 | R: 1 E: 1 K: 0 S: 5 | H: 1 LOB: 1 BB: 0 P: 5 | R: 0 E: 0 K: 1 S: 4 | H: 0 LOB: 1 BB: 2 P: 12 | R: 0 E: 0 K: 0 S: 3 | H: 0 LOB: 1 BB: 1 P: 7 | R: 0 E: 0 K: 1 S: 5 | H: 0 LOB: 0 BB: 0 P: 5 | 1B: 7 2B: 0 3B: 0 HR: 3 | SF: 0 SAC: 0 DP: 2 HBP: 1 | WP: 0 PA: 41 PB: 1 SB: 1 CS: 0 |
| PITCHER Bob Johnson, R ERA: 4.6 (1,1) | IP: 3.0 WLS: L BF: 19 H: 7 R: 5 ER: 5 SO: 2 BB: 2 IBB: 1 HBP: 0 BLK: 0 WP: 0 HR: 2 S: 19 P: 32 ERA: 15.00 WHIP: 3.000 | | | | | | | | | | | | | | | | | | |
| Gene Garber, R ERA: 9.0 (4,1) | 1.0 6 2 1 1 0 1 0 0 0 0 1 5 9 9.00 3.000 | | | | | | | | | | | | | | | | | | |
| Bob Miller, R ERA: 0.96 (5,1) | 2.0 9 1 1 0 1 2 0 0 0 0 0 9 17 0.00 1.500 | | | | | | | | | | | | | | | | | | |
| Dave Giusti, R ERA: 3.8 (7,1) | 2.0 7 0 0 0 1 1 0 0 0 0 0 8 12 0.00 0.500 | | | | | | | | | | | | | | | | | | |

Pittsburgh Pirates @ San Francisco Giants
Candlestick Park, San Francisco, CA
Fri Jun 02 1972, 10:05 PM EDT
Att: 6,669 - Unknown

| | |
|-----|----|
| AB | 33 |
| R | 7 |
| H | 10 |
| RBI | 6 |
| BB | 7 |
| SO | 4 |
| LOB | 21 |



| Batter | 1 | 2 | 3 | 4 | 5 | 6 | 7 | 8 | 9 | AB | R | H | RBI | BB | SO | LOB | TOP | | | | | | | | | |
|--|------------------------------|---------------------------------|------------------------------|---------------------------------|------------------------------|----------------------------------|------------------------------|----------------------------------|------------------------------|---------------------------------|------------------------------|---------------------------------|------------------------------|---------------------------------|------------------------------|---------------------------------|---|---------------------------------|----------------------------------|------------------------------------|----------------------------------|--------|--|--|--|--|
| Dave Cash, R OBP: 0.314, SLG: 0.384 (1, 4) | F9 | | BB | 4-0 | 4-3 | | 2B | | SH3-4 | 3 | 1 | 1 | 0 | 1 | 0 | 1 | Pittsburgh Pirates @ San Francisco Giants Candlestick Park, San Francisco, CA Sat Jun 03 1972, 6:33 AM EDT Att: 11,216 - Unknown AB 34 R 4 H 8 RBI 4 BB 3 SO 11 LOB 15  | | | | | | | | | |
| Al Oliver, L OBP: 0.360, SLG: 0.441 (1, 8) | F5 | | 1-3 | | F6 | | 1B | | F9 | 5 | 1 | 1 | 2 | 0 | 0 | 4 | | | | | | | | | | |
| Roberto Clemente, R OBP: 0.380, SLG: 0.497 (1, 9) | K | | | BB | | 6-3 | 1B | | K | 4 | 0 | 2 | 1 | 1 | 2 | 1 | | | | | | | | | | |
| Willie Stargell, L OBP: 0.365, SLG: 0.587 (1, 7) | | F4 | | F8 | | K | | | | 4 | 0 | 1 | 0 | 0 | 1 | 2 | | | | | | | | | | |
| Manny Sanguillen, R OBP: 0.365, SLG: 0.456 (1, 2) | | L8 | | K | | 6-3 | G3 | | | 4 | 0 | 0 | 0 | 0 | 1 | 4 | | | | | | | | | | |
| Bob Robertson, R OBP: 0.291, SLG: 0.244 (1, 3) | | K | | K | | F3 | | | K | 4 | 0 | 0 | 0 | 0 | 3 | 2 | | | | | | | | | | |
| Jose Pagan, R OBP: 0.326, SLG: 0.550 (1, 5) | | | F8 | | HR | | F8 | | K | 4 | 1 | 1 | 1 | 0 | 1 | 0 | | | | | | | | | | |
| Gene Alley, R OBP: 0.361, SLG: 0.315 (1, 6) | | | S | 1B | 4-3 | SH1-4 | BB | | K | 3 | 0 | 1 | 0 | 1 | 1 | 0 | | | | | | | | | | |
| Steve Blass, R OBP: 0.250, SLG: 0.259 Dave Giusti, R (9, 1) | | | K | | SH1-4 | | 2B | | K | 3 | 1 | 1 | 0 | 0 | 2 | 1 | | | | | | | | | | |
| Inning Stats | R: 0 E: 0 K: 1 S: 5 | H: 0 LOB: 0 BB: 0 P: 5 | R: 0 E: 0 K: 1 S: 5 | H: 0 LOB: 0 BB: 0 P: 5 | R: 0 E: 0 K: 1 S: 6 | H: 1 LOB: 2 BB: 1 P: 10 | R: 0 E: 0 K: 2 S: 7 | H: 0 LOB: 1 BB: 1 P: 11 | R: 1 E: 0 K: 0 S: 4 | H: 1 LOB: 1 BB: 1 P: 8 | R: 0 E: 0 K: 1 S: 6 | H: 1 LOB: 1 BB: 0 P: 6 | R: 3 E: 0 K: 0 S: 8 | H: 5 LOB: 2 BB: 0 P: 8 | R: 0 E: 0 K: 3 S: 9 | H: 0 LOB: 0 BB: 0 P: 9 | R: 0 E: 0 K: 2 S: 8 | H: 0 LOB: 1 BB: 0 P: 8 | 1B: 5 2B: 2 3B: 0 HR: 1 | SF: 0 SAC: 2 DP: 0 HBP: 0 | WP: 1 PB: 1 SB: 1 CS: 0 | PA: 39 | | | | |
| PITCHER | IP | WLS | BF | H | R | ER | SO | BB | IBB | HBP | BLK | WP | HR | S | P | ERA | WHIP | | | | | | | | | |
| Sam McDowell, L ERA: 4.58 Jim Barr, R ERA: 3.96 Don McMahon, R ERA: 3.2 | (1, 1) | 6.2 | L | 31 | 8 | 4 | 4 | 6 | 3 | 0 | 0 | 0 | 1 | 1 | 40 | 52 | 5.40 | 1.650 | | | | | | | | |
| | (7, 1) | 0.1 | | 1 | 0 | 0 | 0 | 0 | 0 | 0 | 0 | 0 | 0 | 0 | 1 | 1 | 0.00 | 0.000 | | | | | | | | |
| | (8, 1) | 2.0 | | 7 | 0 | 0 | 0 | 5 | 0 | 0 | 0 | 0 | 0 | 0 | 17 | 17 | 0.00 | 0.000 | | | | | | | | |

| Batter | 1 | 2 | 3 | 4 | 5 | 6 | 7 | 8 | 9 | AB | R | H | RBI | BB | SO | LOB | BOTTOM | | | | | | | | | |
|--|------------------------------|---------------------------------|------------------------------|---------------------------------|------------------------------|---------------------------------|------------------------------|---------------------------------|------------------------------|---------------------------------|------------------------------|----------------------------------|------------------------------|---------------------------------|------------------------------|---------------------------------|--|---------------------------------|----------------------------------|------------------------------------|----------------------------------|--------|--|--|--|--|
| Chris Speier, R OBP: 0.350, SLG: 0.427 (1, 6) | HBP | | BB | | | 4-3 | | | 5-3 | 2 | 0 | 0 | 0 | 1 | 0 | 0 | Pittsburgh Pirates @ San Francisco Giants Candlestick Park, San Francisco, CA Sat Jun 03 1972, 6:33 AM EDT Att: 11,216 - Unknown AB 32 R 3 H 7 RBI 3 BB 2 SO 6 LOB 16  | | | | | | | | | |
| Tito Fuentes, S OBP: 0.296, SLG: 0.381 (1, 4) | F5 | | 1-3 | | | FC5-4 | BB | | K | 3 | 0 | 0 | 0 | 1 | 1 | 2 | | | | | | | | | | |
| Dave Kingman, R OBP: 0.320, SLG: 0.517 (1, 5) | K | | | G6-4-3 | 1B | FC5-4 | HR | | F8 | 4 | 1 | 1 | 0 | 0 | 1 | 2 | | | | | | | | | | |
| Willie McCovey, L OBP: 0.412, SLG: 0.875 Gary Maddox, R OBP: 0.291, SLG: 0.413 (9, PR) | K | | | F9 | | 1B | HR | | 1B | 4 | 1 | 2 | 2 | 0 | 1 | 2 | | | | | | | | | | |
| Bobby Bonds, R OBP: 0.329, SLG: 0.492 (1, 9) | | F9 | | G6-4-3 | | K | | | K | 4 | 0 | 0 | 0 | 0 | 2 | 2 | | | | | | | | | | |
| Ken Henderson, S OBP: 0.294, SLG: 0.345 (1, 8) | | 1-3 | | | 4-3 | | | | | 4 | 1 | 2 | 1 | 0 | 0 | 0 | | | | | | | | | | |
| Jim Howarth, L OBP: 0.400, SLG: 0.323 (1, 7) | | F7 | | | F9 | | HR | | L4 | 4 | 0 | 0 | 0 | 0 | 1 | 3 | | | | | | | | | | |
| Dave Rader, L OBP: 0.269, SLG: 0.310 Ed Goodson, L OBP: 0.359, SLG: 0.467 (9, PH) | | | | G4-6-3 | 1B | | | | F8 | 3 | 0 | 2 | 0 | 0 | 0 | 0 | | | | | | | | | | |
| Sam McDowell, L OBP: 0.161, SLG: 0.133 Jim Barr, R Bernie Williams, R OBP: 0.204, SLG: 0.288 Don McMahon, R (8, 1) | | | | G4-6-3 | G3 | | | | L8 | 2 | 0 | 0 | 0 | 0 | 0 | 2 | | | | | | | | | | |
| Inning Stats | R: 0 E: 0 K: 2 S: 7 | H: 0 LOB: 1 BB: 0 P: 8 | R: 0 E: 0 K: 0 S: 3 | H: 0 LOB: 0 BB: 0 P: 3 | R: 0 E: 0 K: 0 S: 3 | H: 1 LOB: 1 BB: 1 P: 7 | R: 0 E: 0 K: 0 S: 3 | H: 1 LOB: 0 BB: 0 P: 3 | R: 0 E: 0 K: 0 S: 4 | H: 1 LOB: 0 BB: 0 P: 4 | R: 2 E: 0 K: 1 S: 6 | H: 1 LOB: 0 BB: 1 P: 10 | R: 1 E: 0 K: 0 S: 4 | H: 1 LOB: 0 BB: 0 P: 4 | R: 0 E: 0 K: 1 S: 5 | H: 0 LOB: 0 BB: 0 P: 5 | R: 0 E: 0 K: 2 S: 9 | H: 2 LOB: 2 BB: 0 P: 9 | 1B: 4 2B: 1 3B: 0 HR: 2 | SF: 0 SAC: 0 DP: 2 HBP: 1 | WP: 0 PB: 0 SB: 0 CS: 0 | PA: 35 | | | | |
| PITCHER | IP | WLS | BF | H | R | ER | SO | BB | IBB | HBP | BLK | WP | HR | S | P | ERA | WHIP | | | | | | | | | |
| Steve Blass, R Dave Giusti, R | (1, 1) | 8.1 | W | 33 | 7 | 3 | 3 | 5 | 2 | 0 | 1 | 0 | 0 | 2 | 40 | 49 | 3.24 | 1.080 | | | | | | | | |
| | (9, 1) | 0.2 | S | 2 | 0 | 0 | 0 | 1 | 0 | 0 | 0 | 0 | 0 | 4 | 4 | 0.00 | 0.000 | | | | | | | | | |

| Batter | 1 | 2 | 3 | 4 | 5 | 6 | 7 | 8 | 9 | AB | R | H | RBI | BB | SO | LOB | TOP | | | | | | | | | | |
|---|------------------------------|---------------------------------|------------------------------|---------------------------------|------------------------------|---------------------------------|------------------------------|---------------------------------|------------------------------|---------------------------------|------------------------------|---------------------------------|------------------------------|---------------------------------|------------------------------|----------------------------------|--|------------------------------|---------------------------------|----------------------------------|------------------------------------|----------------------------------|--------|--|--|--|--|
| Lou Brock, L OBP: 0.322, SLG: 0.363 (1, 7) | | | | | | | | | | 4 | 1 | 2 | 0 | 1 | 0 | 0 | St. Louis Cardinals @ San Francisco Giants Candlestick Park, San Francisco, CA Tue Jun 06 1972, 10:05 PM EDT Att: 3,813 - Unknown | | | | | | | | | | |
| Ted Sizemore, R OBP: 0.314, SLG: 0.329 (1, 4) | | | | | | | | | | 4 | 1 | 1 | 1 | 1 | 0 | 2 | | | | | | | | | | | |
| Matty Alou, L OBP: 0.374, SLG: 0.413 (1, 3) | | | | | | | | | | 3 | 1 | 2 | 0 | 1 | 0 | 0 | | | | | | | | | | | |
| Joe Torre, R OBP: 0.385, SLG: 0.526 (1, 5) | | | | | | | | | | 4 | 1 | 1 | 1 | 0 | 1 | 5 | | | | | | | | | | | |
| Ted Simmons, S OBP: 0.319, SLG: 0.431 (1, 2) | | | | | | | | | | 4 | 1 | 1 | 2 | 0 | 0 | 2 | | | | | | | | | | | |
| Bernie Carbo, L OBP: 0.383, SLG: 0.206 (1, 9) | | | | | | | | | | 4 | 0 | 2 | 1 | 0 | 0 | 0 | | | | | | | | | | | |
| Jose Cruz, L OBP: 0.250, SLG: 0.236 (1, 8) | | | | | | | | | | 4 | 0 | 0 | 0 | 0 | 0 | 2 | | | | | | | | | | | |
| Dal Maxvill, R OBP: 0.250, SLG: 0.172 (1, 6) | | | | | | | | | | 4 | 0 | 0 | 0 | 0 | 2 | 1 | | | | | | | | | | | |
| Rick Wise, R OBP: 0.212, SLG: 0.219 (1, 1) | | | | | | | | | | 4 | 0 | 0 | 0 | 0 | 2 | 0 | | | | | | | | | | | |
| Inning Stats | R: 0 E: 0 K: 1 S: 5 | H: 1 LOB: 1 BB: 1 P: 9 | R: 0 E: 0 K: 1 S: 6 | H: 1 LOB: 1 BB: 0 P: 6 | R: 1 E: 1 K: 0 S: 6 | H: 3 LOB: 2 BB: 0 P: 6 | R: 0 E: 0 K: 0 S: 3 | H: 0 LOB: 0 BB: 0 P: 3 | R: 0 E: 0 K: 1 S: 5 | H: 0 LOB: 0 BB: 0 P: 5 | R: 1 E: 0 K: 0 S: 4 | H: 1 LOB: 0 BB: 0 P: 4 | R: 0 E: 0 K: 1 S: 5 | H: 0 LOB: 0 BB: 0 P: 5 | R: 3 E: 0 K: 0 S: 6 | H: 3 LOB: 1 BB: 1 P: 10 | | R: 0 E: 0 K: 1 S: 5 | H: 0 LOB: 1 BB: 1 P: 9 | 1B: 7 2B: 1 3B: 0 HR: 1 | SF: 0 SAC: 0 DP: 0 HBP: 0 | WP: 0 PB: 0 SB: 2 CS: 1 | PA: 38 | | | | |
| PITCHER | IP | WLS | BF | H | R | ER | SO | BB | IBB | HBP | BLK | WP | HR | S | P | ERA | WHIP | | | | | | | | | | |
| Steve Stone, R ERA: 1.91 (1, 1) | 7.2 | L | 33 | 9 | 5 | 4 | 4 | 2 | 0 | 0 | 0 | 0 | 1 | 39 | 47 | 4.70 | 1.435 | | | | | | | | | | |
| Don McMahon, R ERA: 3.04 (8, 1) | 1.1 | | 5 | 0 | 0 | 0 | 1 | 1 | 0 | 0 | 0 | 0 | 0 | 6 | 10 | 0.00 | 0.750 | | | | | | | | | | |

| Batter | 1 | 2 | 3 | 4 | 5 | 6 | 7 | 8 | 9 | AB | R | H | RBI | BB | SO | LOB | BOTTOM | | | | | | | | | | |
|---|------------------------------|---------------------------------|------------------------------|---------------------------------|------------------------------|----------------------------------|------------------------------|---------------------------------|------------------------------|---------------------------------|------------------------------|---------------------------------|------------------------------|---------------------------------|------------------------------|---------------------------------|--|------------------------------------|----------------------------------|--------|--|--|--|--|--|--|--|
| Chris Speier, R OBP: 0.348, SLG: 0.433 (1, 6) | | | | | | | | | | 3 | 0 | 0 | 1 | 1 | 0 | 0 | St. Louis Cardinals @ San Francisco Giants Candlestick Park, San Francisco, CA Tue Jun 06 1972, 10:05 PM EDT Att: 3,813 - Unknown | | | | | | | | | | |
| Tito Fuentes, S OBP: 0.290, SLG: 0.368 (1, 4) | | | | | | | | | | 4 | 0 | 1 | 0 | 0 | 0 | 3 | | | | | | | | | | | |
| Bobby Bonds, R OBP: 0.328, SLG: 0.481 (1, 9) | | | | | | | | | | 4 | 0 | 1 | 0 | 0 | 1 | 1 | | | | | | | | | | | |
| Willie McCovey, L OBP: 0.346, SLG: 0.609 (1, 3) | | | | | | | | | | 3 | 0 | 0 | 0 | 1 | 1 | 0 | | | | | | | | | | | |
| Dave Kingman, R OBP: 0.312, SLG: 0.508 (1, 5) | | | | | | | | | | 4 | 0 | 0 | 0 | 0 | 0 | 3 | | | | | | | | | | | |
| Ken Henderson, S OBP: 0.291, SLG: 0.364 (1, 7) | | | | | | | | | | 4 | 1 | 1 | 1 | 0 | 0 | 0 | | | | | | | | | | | |
| Garry Maddox, R OBP: 0.287, SLG: 0.434 (1, 8) | | | | | | | | | | 4 | 1 | 2 | 1 | 0 | 0 | 0 | | | | | | | | | | | |
| Dave Rader, L OBP: 0.268, SLG: 0.315 (1, 2) | | | | | | | | | | 4 | 1 | 2 | 0 | 0 | 0 | 0 | | | | | | | | | | | |
| Steve Stone, R OBP: 0.190, SLG: 0.150 (1, 1) | | | | | | | | | | 2 | 0 | 0 | 0 | 0 | 1 | 1 | | | | | | | | | | | |
| Don McMahon, R (8, 1) | | | | | | | | | | 0 | 0 | 0 | 0 | 0 | 0 | 0 | | | | | | | | | | | |
| Ed Goodson, L OBP: 0.348, SLG: 0.452 (9, PH) | | | | | | | | | | 1 | 0 | 0 | 0 | 0 | 0 | 0 | | | | | | | | | | | |
| Inning Stats | R: 0 E: 0 K: 0 S: 3 | H: 0 LOB: 0 BB: 0 P: 3 | R: 0 E: 1 K: 0 S: 4 | H: 1 LOB: 2 BB: 0 P: 4 | R: 1 E: 0 K: 0 S: 6 | H: 3 LOB: 3 BB: 1 P: 10 | R: 0 E: 0 K: 0 S: 3 | H: 0 LOB: 0 BB: 0 P: 3 | R: 0 E: 0 K: 0 S: 3 | H: 0 LOB: 0 BB: 0 P: 3 | R: 1 E: 0 K: 0 S: 4 | H: 2 LOB: 1 BB: 1 P: 8 | R: 0 E: 0 K: 2 S: 7 | H: 0 LOB: 0 BB: 0 P: 7 | R: 1 E: 0 K: 0 S: 4 | H: 1 LOB: 0 BB: 0 P: 4 | 1B: 2 2B: 3 3B: 0 HR: 2 | SF: 0 SAC: 1 DP: 1 HBP: 0 | WP: 1 PB: 0 SB: 0 CS: 0 | PA: 36 | | | | | | | |
| PITCHER | IP | WLS | BF | H | R | ER | SO | BB | IBB | HBP | BLK | WP | HR | S | P | ERA | WHIP | | | | | | | | | | |
| Rick Wise, R ERA: 3.72 (1, 1) | 9.0 | W | 36 | 7 | 3 | 3 | 3 | 1 | 1 | 0 | 0 | 1 | 2 | 40 | 48 | 3.00 | 0.889 | | | | | | | | | | |

AB 35
R 5
H 9
RBI 5
BB 3
SO 5
LOB 12

AB 33
R 3
H 7
RBI 3
BB 2
SO 3
LOB 8



| Batter | 1 | 2 | 3 | 4 | 5 | 6 | 7 | 8 | 9 | AB | R | H | RBI | BB | SO | LOB | TOP | | | | | | | | |
|---|------------------------------|---------------------------------|------------------------------|----------------------------------|------------------------------|---------------------------------|------------------------------|---------------------------------|------------------------------|---------------------------------|------------------------------|---------------------------------|------------------------------|---------------------------------|------------------------------|---------------------------------|--|------------------------------|---------------------------------|-----------------------------------|------------------------------------|----------------------------------|--------|--|--|
| Lou Brock, L OBP: 0.324, SLG: 0.364 (1, 7) | F9 | | 3-1 | | P6 | | 1B | | E | 5 | 1 | 2 | 0 | 0 | 0 | 1 | St. Louis Cardinals @ San Francisco Giants Candlestick Park, San Francisco, CA Wed Jun 07 1972, 6:33 AM EDT Att: 2,718 - Unknown | | | | | | | | |
| Ted Sizemore, R OBP: 0.317, SLG: 0.343 (1, 4) | P4 | | F7 | | 3B | | 4-3 | | E7 | 5 | 0 | 2 | 1 | 0 | 0 | 1 | | | | | | | | | |
| Matty Alou, L OBP: 0.375, SLG: 0.419 Mike Fiore, L OBP: 0.250, SLG: 0.100 (9, 3) | F2 | | F2 | | F7 | | | | FC6-4 | 5 | 1 | 2 | 0 | 0 | 0 | 1 | | | | | | | | | |
| Joe Torre, R OBP: 0.391, SLG: 0.545 (1, 5) | | | | | | | | | 1B | 0 | 0 | 0 | 0 | 0 | 0 | 0 | | | | | | | | | |
| Ted Simmons, S OBP: 0.310, SLG: 0.419 (1, 2) | | | | | | | | | FC6-4 | 5 | 1 | 3 | 2 | 0 | 0 | 1 | | | | | | | | | |
| Bernie Carbo, L OBP: 0.400, SLG: 0.227 (1, 9) | | | | | | | | | 1B | 5 | 0 | 0 | 0 | 0 | 1 | 3 | | | | | | | | | |
| Jose Cruz, L OBP: 0.258, SLG: 0.239 (1, 8) | | | | | | | | | 1B | 3 | 0 | 2 | 0 | 1 | 1 | 1 | | | | | | | | | |
| Dal Maxvill, R OBP: 0.236, SLG: 0.161 (1, 6) | | | | | | | | | 1B | 3 | 1 | 1 | 0 | 1 | 0 | 3 | | | | | | | | | |
| Reggie Cleveland, R OBP: 0.250, SLG: 0.222 (1, 1) | | | | | | | | | 1B | 4 | 2 | 2 | 1 | 0 | 0 | 2 | | | | | | | | | |
| Inning Stats | R: 0 E: 0 K: 0 S: 3 | H: 0 LOB: 0 BB: 0 P: 3 | R: 1 E: 0 K: 1 S: 6 | H: 1 LOB: 2 BB: 2 P: 14 | R: 0 E: 0 K: 0 S: 3 | H: 0 LOB: 0 BB: 0 P: 3 | R: 0 E: 0 K: 0 S: 4 | H: 1 LOB: 1 BB: 0 P: 4 | R: 1 E: 0 K: 0 S: 5 | H: 2 LOB: 1 BB: 0 P: 5 | R: 0 E: 0 K: 0 S: 4 | H: 2 LOB: 1 BB: 0 P: 4 | R: 0 E: 0 K: 0 S: 4 | H: 1 LOB: 1 BB: 0 P: 4 | R: 0 E: 0 K: 1 S: 6 | H: 1 LOB: 1 BB: 0 P: 6 | | R: 4 E: 2 K: 0 S: 8 | H: 6 LOB: 1 BB: 0 P: 8 | 1B: 11 2B: 2 3B: 1 HR: 1 | SF: 0 SAC: 0 DP: 1 HBP: 0 | WP: 0 PB: 0 SB: 0 CS: 0 | PA: 41 | | |
| PITCHER | IP | WLS | BF | H | R | ER | SO | BB | IBB | HBP | BLK | WP | HR | S | P | ERA | WHIP | | | | | | | | |
| Juan Marichal, R ERA: 3.61 (1, 1) | 8.2 | L | 39 | 13 | 6 | 3 | 2 | 2 | 0 | 0 | 0 | 0 | 1 | 41 | 49 | 3.12 | 1.731 | | | | | | | | |
| John Cumberland, L ERA: 8.64 (9, 1) | 0.0 | | 0 | 0 | 0 | 0 | 0 | 0 | 0 | 0 | 0 | 0 | 0 | 0 | 0 | ∞ | ∞ | | | | | | | | |

| Batter | 1 | 2 | 3 | 4 | 5 | 6 | 7 | 8 | 9 | AB | R | H | RBI | BB | SO | LOB | BOTTOM | | | | | | | | |
|--|------------------------------|----------------------------------|------------------------------|---------------------------------|------------------------------|---------------------------------|------------------------------|---------------------------------|------------------------------|----------------------------------|------------------------------|---------------------------------|------------------------------|---------------------------------|------------------------------|---------------------------------|--|------------------------------------|----------------------------------|--------|--|--|--|--|--|
| Chris Speier, R OBP: 0.346, SLG: 0.429 (1, 6) | SH1-3 | | K | | P6 | | | | F8 | 4 | 0 | 1 | 0 | 0 | 1 | 2 | St. Louis Cardinals @ San Francisco Giants Candlestick Park, San Francisco, CA Wed Jun 07 1972, 6:33 AM EDT Att: 2,718 - Unknown | | | | | | | | |
| Chris Arnold, R OBP: 0.328, SLG: 0.370 (1, 4) | 1B | | 4-3 | | K | | | | G3 | 3 | 0 | 0 | 0 | 0 | 2 | 3 | | | | | | | | | |
| Jim Howarth, L OBP: 0.400, SLG: 0.361 (8, FH) | K | | | | | | | | | 1 | 0 | 0 | 0 | 0 | 0 | 0 | | | | | | | | | |
| Tito Fuentes, S OBP: 0.290, SLG: 0.368 (9, 4) | | | | | | | | | | 0 | 0 | 0 | 0 | 0 | 0 | 0 | | | | | | | | | |
| Bobby Bonds, R OBP: 0.332, SLG: 0.486 (1, 9) | SH1-3 | | F7 | | | | | | HBP | 2 | 0 | 1 | 0 | 0 | 0 | 0 | | | | | | | | | |
| Willie McCovey, L OBP: 0.333, SLG: 0.538 (1, 3) | | | | | | | | | 2B | 3 | 0 | 0 | 0 | 1 | 1 | 2 | | | | | | | | | |
| Dave Kingman, R OBP: 0.311, SLG: 0.500 (1, 5) | 5-3 | | | | | | | | K2-3 | 3 | 0 | 0 | 0 | 1 | 1 | 2 | | | | | | | | | |
| Ken Henderson, S OBP: 0.285, SLG: 0.354 (1, 7) | | | K | | | | | | L3 | 4 | 0 | 0 | 0 | 0 | 1 | 2 | | | | | | | | | |
| Garry Maddox, R OBP: 0.279, SLG: 0.421 (1, 8) | | | | | | | | | BB | 4 | 0 | 0 | 0 | 0 | 2 | 0 | | | | | | | | | |
| Dave Rader, L OBP: 0.278, SLG: 0.327 (1, 2) | F8 | | | | | | | | L3 | 2 | 0 | 1 | 0 | 1 | 0 | 0 | | | | | | | | | |
| Juan Marichal, R OBP: 0.233, SLG: 0.276 (1, 1) | | | | | | | | | BB | 3 | 0 | 2 | 0 | 0 | 0 | 0 | | | | | | | | | |
| John Cumberland, R OBP: 0.111, SLG: 0.111 (9, 1) | | | | | | | | | 1B | 0 | 0 | 0 | 0 | 0 | 0 | 0 | | | | | | | | | |
| Inning Stats | R: 0 E: 0 K: 1 S: 6 | H: 1 LOB: 2 BB: 1 P: 10 | R: 0 E: 0 K: 1 S: 6 | H: 2 LOB: 2 BB: 0 P: 6 | R: 0 E: 0 K: 1 S: 5 | H: 0 LOB: 0 BB: 0 P: 5 | R: 0 E: 0 K: 1 S: 5 | H: 0 LOB: 0 BB: 0 P: 5 | R: 0 E: 0 K: 2 S: 8 | H: 1 LOB: 2 BB: 1 P: 12 | R: 0 E: 0 K: 1 S: 5 | H: 0 LOB: 1 BB: 0 P: 6 | R: 0 E: 0 K: 1 S: 6 | H: 1 LOB: 1 BB: 0 P: 6 | R: 0 E: 0 K: 0 S: 2 | H: 0 LOB: 0 BB: 1 P: 6 | 1B: 3 2B: 3 3B: 0 HR: 0 | SF: 0 SAC: 1 DP: 1 HBP: 1 | WP: 0 PB: 0 SB: 0 CS: 0 | PA: 34 | | | | | |
| PITCHER | IP | WLS | BF | H | R | ER | SO | BB | IBB | HBP | BLK | WP | HR | S | P | ERA | WHIP | | | | | | | | |
| Reggie Cleveland, R ERA: 3.96 (1, 1) | 9.0 | W | 34 | 5 | 0 | 0 | 9 | 3 | 0 | 1 | 0 | 0 | 0 | 48 | 61 | 0.00 | 0.889 | | | | | | | | |





| Batter | 1 | 2 | 3 | 4 | 5 | 6 | 7 | 8 | 9 | AB | R | H | RBI | BB | SO | LOB | TOP | | | | | | | | |
|---|---|---|--|---------------------------------|------------------------------|---------------------------------|------------------------------|----------------------------------|------------------------------|----------------------------------|------------------------------|---------------------------------|------------------------------|---------------------------------|------------------------------|---------------------------------|---|----------------------------------|----------------------------------|------------------------------------|----------------------------------|--------|--|--|--|
| Don Kessinger, S OBP: 0.350, SLG: 0.291 (1, 6) | 0-3 K | | 0-0 F7 | | 0-0 7-3-2 | | | 0-0 1B | 0-0 6-3 | 5 | 0 | 1 | 0 | 0 | 1 | 5 | Chicago Cubs @ San Francisco Giants Candlestick Park, San Francisco, CA Sat Jun 10 1972, 6:33 AM EDT Att: 5,264 - Cloudy - 68 F | | | | | | | | |
| Paul Popovich, S OBP: 0.207, SLG: 0.154 (1, 4) | 0-0 P4-3 | | 0-0 P3-1 | | | 0-0 P4-3 | | 0-0 P7 | | 4 | 0 | 0 | 0 | 0 | 0 | 2 | | | | | | | | | |
| Billy Williams, L OBP: 0.328, SLG: 0.452 (1, 7) | 0-0 F9 | | | 0-3 K | | 0-0 4-3 | | 0-0 P4 | | 4 | 0 | 0 | 0 | 0 | 1 | 1 | | | | | | | | | |
| Carmen Fanzone, R OBP: 0.379, SLG: 0.458 (9, PR) | | 0-0 F5 | | 0-3 K | | 0-0 1B | | 4-0 HR | | 3 | 0 | 1 | 0 | 1 | 1 | 0 | | | | | | | | | |
| Bill North, S OBP: 0.192, SLG: 0.160 Jim Hickman, R OBP: 0.362, SLG: 0.432 (9, 3) | | | | | | | | | | 0 | 1 | 0 | 0 | 0 | 0 | 0 | | | | | | | | | |
| Rick Monday, L OBP: 0.426, SLG: 0.493 (1, 8) | | 0-0 F8 | | 4-0 PO | | 0-0 4-3 | | 0-0 HR | | 3 | 1 | 1 | 2 | 1 | 0 | 1 | | | | | | | | | |
| Jose Cardenal, R OBP: 0.330, SLG: 0.457 (1, 9) | | 0-0 1B | | 0-0 PO | 4-0 1B | | 0-0 F8 | | 0-3 K | 3 | 1 | 1 | 0 | 1 | 1 | 1 | | | | | | | | | |
| Ron Santo, R OBP: 0.354, SLG: 0.535 (1, 5) | | 0-0 F5 | | | 0-0 FC | | 0-0 6-3 | | 0-0 HR | 4 | 1 | 2 | 1 | 0 | 0 | 1 | | | | | | | | | |
| Randy Hundley, R OBP: 0.268, SLG: 0.286 (1, 2) | | | 0-0 2B | | 0-3 K | | 0-3 K | | 0-0 SH1-4 | 4 | 0 | 2 | 0 | 0 | 2 | 2 | | | | | | | | | |
| Fergie Jenkins, R OBP: 0.250, SLG: 0.238 (1, 1) | | | 0-3 K | | 0-0 FC | | 0-0 F9 | | 0-0 SH1-4 | 3 | 0 | 0 | 1 | 0 | 1 | 2 | | | | | | | | | |
| Inning Stats | R: 0 E: 0 K: 1 S: 5 | H: 0 LOB: 0 BB: 0 P: 5 | R: 0 E: 0 K: 0 S: 4 | H: 1 LOB: 1 BB: 0 P: 4 | R: 0 E: 0 K: 1 S: 6 | H: 1 LOB: 1 BB: 0 P: 6 | R: 0 E: 0 K: 2 S: 6 | H: 0 LOB: 0 BB: 1 P: 10 | R: 1 E: 0 K: 1 S: 6 | H: 1 LOB: 1 BB: 1 P: 10 | R: 0 E: 0 K: 0 S: 4 | H: 1 LOB: 0 BB: 0 P: 4 | R: 0 E: 0 K: 1 S: 5 | H: 0 LOB: 0 BB: 0 P: 5 | R: 0 E: 0 K: 0 S: 4 | H: 1 LOB: 1 BB: 0 P: 4 | R: 3 E: 0 K: 1 S: 8 | H: 3 LOB: 2 BB: 1 P: 12 | 1B: 5 2B: 2 3B: 0 HR: 2 | SF: 0 SAC: 1 DP: 1 HBP: 0 | WP: 0 PB: 0 SB: 0 CS: 0 | PA: 38 | | | |
| PITCHER | IP WLS BF H R ER SO BB IBB HBP BLK WP HR S P ERA WHIP | 8.1 L 34 7 4 4 7 3 0 0 0 0 2 45 57 4.32 1.200 | 0.2 3 1 0 0 0 0 0 0 0 0 0 0 3 3 0.00 1.500 | | | | | | | | | | | | | | | | | | | | | | |


| | |
|-----|----|
| AB | 33 |
| R | 4 |
| H | 8 |
| RBI | 4 |
| BB | 3 |
| SO | 7 |
| LOB | 15 |



| Batter | 1 | 2 | 3 | 4 | 5 | 6 | 7 | 8 | 9 | AB | R | H | RBI | BB | SO | LOB | BOTTOM | | | | | | | | |
|--|---|---|------------------------------|---------------------------------|------------------------------|---------------------------------|------------------------------|---------------------------------|------------------------------|---------------------------------|------------------------------|---------------------------------|------------------------------|---------------------------------|------------------------------|---------------------------------|---|---------------------------------|----------------------------------|------------------------------------|----------------------------------|--------|--|--|--|
| Bobby Bonds, R OBP: 0.332, SLG: 0.491 (1, 9) | 0-0 5-3 | | 0-0 HR | | | 0-3 K | | 0-3 K | | 4 | 1 | 1 | 2 | 0 | 2 | 1 | Chicago Cubs @ San Francisco Giants Candlestick Park, San Francisco, CA Sat Jun 10 1972, 6:33 AM EDT Att: 5,264 - Cloudy - 68 F | | | | | | | | |
| Chris Speier, R OBP: 0.341, SLG: 0.420 (1, 6) | 0-3 K | | 0-0 F8 | | | 0-0 1B | | 0-0 6-3 | | 4 | 0 | 1 | 0 | 0 | 1 | 1 | | | | | | | | | |
| Ken Henderson, S OBP: 0.283, SLG: 0.345 (1, 7) | 0-0 G3 | | | 0-0 G3 | | 0-0 F7 | | 0-0 L6 | | 4 | 0 | 0 | 0 | 0 | 0 | 1 | | | | | | | | | |
| Willie McCovey, L OBP: 0.289, SLG: 0.424 (1, 3) | | 0-0 G3 | | 4-0 P4-3 | | 0-0 F9 | | 0-0 P4-3 | | 3 | 0 | 0 | 0 | 1 | 0 | 1 | | | | | | | | | |
| Dave Rader, L OBP: 0.285, SLG: 0.319 Damaso Blanco, R (9, PR) | | | | | | | | | | 3 | 0 | 1 | 0 | 1 | 0 | 1 | | | | | | | | | |
| Dave Kingman, R OBP: 0.311, SLG: 0.495 Al Gallagher, R OBP: 0.372, SLG: 0.318 Ed Goodson, L OBP: 0.338, SLG: 0.438 (9, PH) | | | | | | | | | | 0 | 0 | 0 | 0 | 0 | 0 | 0 | | | | | | | | | |
| Dave Kingman, R OBP: 0.311, SLG: 0.495 Al Gallagher, R OBP: 0.372, SLG: 0.318 Ed Goodson, L OBP: 0.338, SLG: 0.438 (9, PH) | | | | | | | | | | 0 | 0 | 0 | 0 | 0 | 0 | 0 | | | | | | | | | |
| Dave Kingman, R OBP: 0.311, SLG: 0.495 Al Gallagher, R OBP: 0.372, SLG: 0.318 Ed Goodson, L OBP: 0.338, SLG: 0.438 (9, PH) | | | | | | | | | | 2 | 0 | 0 | 0 | 0 | 0 | 2 | | | | | | | | | |
| Dave Kingman, R OBP: 0.311, SLG: 0.495 Al Gallagher, R OBP: 0.372, SLG: 0.318 Ed Goodson, L OBP: 0.338, SLG: 0.438 (9, PH) | | | | | | | | | | 1 | 0 | 0 | 0 | 0 | 0 | 0 | | | | | | | | | |
| Dave Kingman, R OBP: 0.311, SLG: 0.495 Al Gallagher, R OBP: 0.372, SLG: 0.318 Ed Goodson, L OBP: 0.338, SLG: 0.438 (9, PH) | | | | | | | | | | 1 | 0 | 0 | 0 | 0 | 0 | 1 | | | | | | | | | |
| Garry Maddox, R OBP: 0.279, SLG: 0.429 (1, 8) | | | 0-0 F9 | | 0-0 L9 | | 0-0 F9 | | | 3 | 0 | 0 | 0 | 0 | 0 | 0 | | | | | | | | | |
| Tito Fuentes, S OBP: 0.304, SLG: 0.378 (1, 4) | | | | 0-0 SH3 | | 0-0 F9 | | 0-0 2B | | 3 | 1 | 2 | 0 | 0 | 0 | 0 | | | | | | | | | |
| Steve Stone, R OBP: 0.174, SLG: 0.136 Jim Barr, R (9, 1) | | | | 0-0 SH3 | | 0-3 K | | 0-3 K | | 2 | 0 | 0 | 0 | 0 | 2 | 1 | | | | | | | | | |
| Inning Stats | R: 0 E: 0 K: 1 S: 5 | H: 0 LOB: 0 BB: 0 P: 5 | R: 0 E: 0 K: 0 S: 3 | H: 1 LOB: 0 BB: 0 P: 3 | R: 2 E: 0 K: 0 S: 5 | H: 2 LOB: 0 BB: 0 P: 5 | R: 0 E: 0 K: 0 S: 3 | H: 0 LOB: 1 BB: 1 P: 7 | R: 0 E: 0 K: 1 S: 5 | H: 0 LOB: 0 BB: 0 P: 5 | R: 0 E: 0 K: 1 S: 6 | H: 1 LOB: 1 BB: 0 P: 6 | R: 0 E: 0 K: 0 S: 3 | H: 0 LOB: 0 BB: 0 P: 3 | R: 0 E: 0 K: 2 S: 8 | H: 1 LOB: 1 BB: 0 P: 8 | R: 0 E: 0 K: 0 S: 3 | H: 0 LOB: 1 BB: 1 P: 7 | 1B: 3 2B: 2 3B: 0 HR: 1 | SF: 0 SAC: 1 DP: 1 HBP: 0 | WP: 0 PB: 0 SB: 0 CS: 0 | PA: 33 | | | |
| PITCHER | IP WLS BF H R ER SO BB IBB HBP BLK WP HR S P ERA WHIP | 9.0 W 33 5 2 2 5 2 0 0 1 0 1 41 49 2.00 0.778 | | | | | | | | | | | | | | | | | | | | | | | |



| Batter | 1 | 2 | 3 | 4 | 5 | 6 | 7 | 8 | 9 | AB | R | H | RBI | BB | SO | LOB | TOP | | | | | | | | | | |
|---|------------------------------|---------------------------------|------------------------------|---------------------------------|------------------------------|----------------------------------|-------------------------------|----------------------------------|------------------------------|---------------------------------|------------------------------|---------------------------------|------------------------------|----------------------------------|------------------------------|---------------------------------|---|---------------------------------|----------------------------------|------------------------------------|----------------------------------|--------|--|--|--|--|--|
| Don Kessinger, S (1, 6) OBP: 0.351, SLG: 0.294 | F2 | | BB BB 2H 1B | | G3 | | 1B E 1B | | F7 | 5 | 1 | 2 | 1 | 0 | 0 | 0 | Chicago Cubs @ San Francisco Giants Candlestick Park, San Francisco, CA Sun Jun 11 1972, 6:33 AM EDT Sunny - 70 F AB 33 R 4 H 8 RBI 4 BB 5 SO 8 LOB 14  | | | | | | | | | | |
| Glenn Beckert, R (1, 4) OBP: 0.284, SLG: 0.306 Bill North, S (7, PR) OBP: 0.192, SLG: 0.160 Paul Popovich, S (7, 4) OBP: 0.200, SLG: 0.148 | F7 | | BB BB 1-2 BB | | F8 | | 1B E 1B | | P3 | 3 | 0 | 1 | 0 | 1 | 0 | 0 | | | | | | | | | | | |
| Billy Williams, L (1, 7) OBP: 0.330, SLG: 0.445 | F8 | | BB BB 1-2 2-3 BB | | E4 | | 1B IBB | | K | 3 | 0 | 0 | 0 | 2 | 1 | 0 | | | | | | | | | | | |
| Carmen Fanzone, R (1, 3) OBP: 0.375, SLG: 0.450 | | 4-3 | 4-3 | | K | | 1B 1-2 2H 3H | | | 4 | 0 | 1 | 2 | 0 | 1 | 4 | | | | | | | | | | | |
| Rick Monday, L (1, 8) OBP: 0.422, SLG: 0.493 | | K | | | K | | SH1-4 1B 2B | | F7 | 4 | 1 | 1 | 0 | 0 | 2 | 2 | | | | | | | | | | | |
| Jose Cardenal, R (1, 9) OBP: 0.335, SLG: 0.473 | | CS 1B | | | 3B | | SH1-4 2-3 | | 6-3 | 3 | 0 | 2 | 0 | 0 | 0 | 2 | | | | | | | | | | | |
| Ron Santo, R (1, 5) OBP: 0.359, SLG: 0.529 | | CS 1-2 | | 1-3 1B BB | K | | L6-3 1B 3H | | K | 3 | 1 | 1 | 1 | 1 | 2 | 1 | | | | | | | | | | | |
| Randy Hundley, R (1, 2) OBP: 0.268, SLG: 0.279 | | | | 1-3 1-2 | S IBB | | L6-3 1-2 | | F8 | 3 | 0 | 0 | 0 | 1 | 0 | 2 | | | | | | | | | | | |
| Bill Hands, R (1, 1) | | | | 5-3 1-2 | K | | F8 | | K | 4 | 0 | 0 | 0 | 0 | 2 | 3 | | | | | | | | | | | |
| Inning Stats | R: 0 E: 0 K: 0 S: 3 | H: 0 LOB: 0 BB: 0 P: 3 | R: 0 E: 0 K: 1 S: 5 | H: 1 LOB: 0 BB: 0 P: 5 | R: 1 E: 0 K: 0 S: 4 | H: 1 LOB: 3 BB: 3 P: 16 | R: 0 E: 0 K: 3 S: 10 | H: 1 LOB: 2 BB: 1 P: 14 | R: 0 E: 1 K: 1 S: 6 | H: 0 LOB: 1 BB: 0 P: 6 | R: 1 E: 0 K: 0 S: 4 | H: 2 LOB: 0 BB: 0 P: 4 | R: 2 E: 0 K: 0 S: 6 | H: 3 LOB: 2 BB: 1 P: 10 | R: 0 E: 0 K: 2 S: 7 | H: 0 LOB: 0 BB: 0 P: 7 | R: 0 E: 0 K: 1 S: 5 | H: 0 LOB: 0 BB: 0 P: 5 | 1B: 6 2B: 2 3B: 1 HR: 0 | SF: 0 SAC: 1 DP: 1 HBP: 0 | WP: 0 PB: 0 SB: 1 CS: 1 | PA: 40 | | | | | |
| PITCHER | IP | WLS | BF | H | R | ER | SO | BB | IBB | HBP | BLK | WP | HR | S | P | ERA | WHIP | | | | | | | | | | |
| Juan Marichal, R (1, 1) ERA: 3.75 | 6.1 | L | 31 | 8 | 4 | 4 | 5 | 3 | 2 | 0 | 0 | 0 | 0 | 36 | 56 | 5.68 | 1.737 | | | | | | | | | | |
| Jerry Johnson, R (7, 1) ERA: 7.51 | 1.2 | | 5 | 0 | 0 | 0 | 2 | 0 | 0 | 0 | 0 | 0 | 0 | 9 | 9 | 0.00 | 0.000 | | | | | | | | | | |
| Randy Moffitt, R (9, 1) ERA: | 1.0 | | 3 | 0 | 0 | 0 | 1 | 0 | 0 | 0 | 0 | 0 | 0 | 5 | 5 | 0.00 | 0.000 | | | | | | | | | | |

| Batter | 1 | 2 | 3 | 4 | 5 | 6 | 7 | 8 | 9 | AB | R | H | RBI | BB | SO | LOB | BOTTOM | | | | | | | | | | |
|---|------------------------------|---------------------------------|------------------------------|---------------------------------|------------------------------|---------------------------------|------------------------------|---------------------------------|------------------------------|---------------------------------|------------------------------|---------------------------------|------------------------------|---------------------------------|------------------------------|---------------------------------|--|---------------------------------|----------------------------------|------------------------------------|----------------------------------|--------|--|--|--|--|--|
| Bobby Bonds, R (1, 9) OBP: 0.327, SLG: 0.482 | 6-3 | | F8 | | | 6-3 | | F9 | | 4 | 0 | 0 | 0 | 0 | 0 | 0 | Chicago Cubs @ San Francisco Giants Candlestick Park, San Francisco, CA Sun Jun 11 1972, 6:33 AM EDT Sunny - 70 F AB 31 R 0 H 5 RBI 0 BB 1 SO 1 LOB 9  | | | | | | | | | | |
| Chris Speier, R (1, 6) OBP: 0.339, SLG: 0.416 | | | | | F8 | | L5 | | 6-3 | 4 | 0 | 1 | 0 | 0 | 0 | 0 | | | | | | | | | | | |
| Ken Henderson, S (1, 7) OBP: 0.283, SLG: 0.343 | | | K | | BB 1B | | F5 | | G3 | 4 | 0 | 1 | 0 | 0 | 1 | 1 | | | | | | | | | | | |
| Willie McCovey, L (1, 3) OBP: 0.286, SLG: 0.389 | F5 | | | | BB 1-2 BB | | F6 | | L9 | 3 | 0 | 0 | 0 | 1 | 0 | 1 | | | | | | | | | | | |
| Dave Rader, L (1, 2) OBP: 0.283, SLG: 0.317 | | | G6-4-3 1B | | F5 | | P4-3 | | F7 | 4 | 0 | 1 | 0 | 0 | 0 | 2 | | | | | | | | | | | |
| Al Gallagher, R (1, 5) OBP: 0.370, SLG: 0.319 | | | G6-4-3 1-2 | | 4-3 | | 1B 1B | | | 3 | 0 | 1 | 0 | 0 | 0 | 3 | | | | | | | | | | | |
| Garry Maddox, R (1, 8) OBP: 0.280, SLG: 0.427 | | | 5-3 | | | | F9 | | 1B 1-2 1B | 3 | 0 | 1 | 0 | 0 | 0 | 0 | | | | | | | | | | | |
| Tito Fuentes, S (1, 4) OBP: 0.300, SLG: 0.373 | | | F8 | | 4-3 | | 3-1 | | | 3 | 0 | 0 | 0 | 0 | 0 | 2 | | | | | | | | | | | |
| Juan Marichal, R (1, 1) OBP: 0.219, SLG: 0.258 Jerry Johnson, R (7, 1) Jim Howarth, L (8, PH) OBP: 0.391, SLG: 0.351 Randy Moffitt, R (9, 1) | | | 5-3 | | 1-4-3 | | P4-3 | | | 2 | 0 | 0 | 0 | 0 | 0 | 0 | | | | | | | | | | | |
| Inning Stats | R: 0 E: 0 K: 1 S: 6 | H: 1 LOB: 1 BB: 0 P: 6 | R: 0 E: 0 K: 0 S: 3 | H: 1 LOB: 0 BB: 0 P: 3 | R: 0 E: 0 K: 0 S: 3 | H: 0 LOB: 0 BB: 0 P: 3 | R: 0 E: 0 K: 0 S: 4 | H: 1 LOB: 2 BB: 1 P: 8 | R: 0 E: 0 K: 0 S: 3 | H: 0 LOB: 0 BB: 0 P: 3 | R: 0 E: 0 K: 0 S: 5 | H: 2 LOB: 2 BB: 0 P: 5 | R: 0 E: 0 K: 0 S: 3 | H: 0 LOB: 0 BB: 0 P: 3 | R: 0 E: 0 K: 0 S: 3 | H: 0 LOB: 0 BB: 0 P: 3 | R: 0 E: 0 K: 0 S: 3 | H: 0 LOB: 0 BB: 0 P: 3 | 1B: 5 2B: 0 3B: 0 HR: 0 | SF: 0 SAC: 0 DP: 1 HBP: 0 | WP: 0 PB: 0 SB: 0 CS: 0 | PA: 32 | | | | | |
| PITCHER | IP | WLS | BF | H | R | ER | SO | BB | IBB | HBP | BLK | WP | HR | S | P | ERA | WHIP | | | | | | | | | | |
| Bill Hands, R (1, 1) ERA: 2.5 | 9.0 | W | 32 | 5 | 0 | 0 | 1 | 1 | 0 | 0 | 0 | 0 | 0 | 33 | 37 | 0.00 | 0.667 | | | | | | | | | | |

| Batter | 1 | 2 | 3 | 4 | 5 | 6 | 7 | 8 | 9 | AB | R | H | RBI | BB | SO | LOB | TOP | | | |
|---|------------------------------|---------------------------------|-------------------------------------|----------------------------------|------------------------------|---------------------------------|------------------------------|---------------------------------|------------------------------|---------------------------------|------------------------------|---------------------------------|------------------------------|---------------------------------|------------------------------|---------------------------------|----------------------------------|------------------------------------|----------------------------------|--------|
| Don Kessinger, S (1, 6) OBP: 0.345, SLG: 0.293 | F8 | | | F7 | | F8 | | G3 | | 4 | 0 | 1 | 0 | 0 | 0 | 1 | | | | |
| Glenn Beckert, R (1, 4) OBP: 0.284, SLG: 0.305 | G4-6-3 1B | | | F6 | | 5-3 | | 6-3 | | 4 | 0 | 1 | 1 | 0 | 0 | 2 | | | | |
| Billy Williams, L (1, 7) OBP: 0.329, SLG: 0.441 | G4-6-3 1-2 | | | FC5-4 1B | | | | F8 | | 4 | 0 | 1 | 0 | 0 | 0 | 2 | | | | |
| Carmen Fanzone, R (1, 3) OBP: 0.366, SLG: 0.437 | | 5-3 | | FC5-4 1-2 | | | | F3 | | 3 | 0 | 0 | 0 | 0 | 0 | 1 | | | | |
| Jose Cardenal, R (1, 9) OBP: 0.335, SLG: 0.470 | | K | | | | | | F9 | | 3 | 0 | 1 | 0 | 0 | 1 | 0 | | | | |
| Ron Santo, R (1, 5) OBP: 0.350, SLG: 0.514 | P4 | | | G4-6-3 1-2 | | | | 4-3 | | 3 | 0 | 0 | 0 | 0 | 0 | 1 | | | | |
| Rick Monday, L (1, 8) OBP: 0.420, SLG: 0.486 | | | | 1-3 | | | | 4-3 | | 2 | 0 | 0 | 0 | 1 | 0 | 0 | | | | |
| Ken Rudolph, R (1, 2) OBP: 0.286, SLG: 0.394 | | | | F6 1-2 | | K | | F7 | | 3 | 0 | 0 | 0 | 0 | 1 | 1 | | | | |
| Burt Hooton, R (1, 1) OBP: 0.133, SLG: 0.071 | | | | K | | 3-1 | | | | 1 | 0 | 0 | 0 | 0 | 1 | 0 | | | | |
| Tom Phoebus, R (3, 1) | | | | | | | | | | 1 | 0 | 0 | 0 | 0 | 0 | 0 | | | | |
| Dan McGinn, L (8, 1) | | | | | | | | | | 0 | 0 | 0 | 0 | 0 | 0 | 0 | | | | |
| Jim Hickman, R (9, PH) | | | | | | | | | | 1 | 0 | 1 | 0 | 0 | 0 | 0 | | | | |
| Bill North, S (9, PR) | | | | | | | | | | 0 | 1 | 0 | 0 | 0 | 0 | 0 | | | | |
| Inning Stats | R: 0 E: 0 K: 0 S: 3 | H: 1 LOB: 0 BB: 0 P: 3 | R: 0 E: 0 K: 1 S: 5 | H: 0 LOB: 0 BB: 0 P: 5 | R: 0 E: 0 K: 1 S: 4 | H: 0 LOB: 0 BB: 1 P: 8 | R: 0 E: 0 K: 0 S: 4 | H: 1 LOB: 1 BB: 0 P: 4 | R: 0 E: 0 K: 0 S: 3 | H: 0 LOB: 0 BB: 0 P: 3 | R: 0 E: 0 K: 0 S: 6 | H: 1 LOB: 1 BB: 0 P: 6 | R: 0 E: 0 K: 0 S: 3 | H: 0 LOB: 0 BB: 0 P: 3 | R: 1 E: 0 K: 0 S: 4 | H: 1 LOB: 1 BB: 0 P: 4 | 1B: 4 2B: 1 3B: 0 HR: 0 | SF: 0 SAC: 0 DP: 2 HBP: 0 | WP: 0 PB: 0 SB: 1 CS: 1 | PA: 30 |
| PITCHER Ron Bryant, L (1, 1) ERA: 2.93 | IP: 9.0 WLS: W BF: 30 | H: 5 R: 1 ER: 1 SO: 3 | BB: 1 IBB: 0 HBP: 0 BLK: 0 | WP: 0 HR: 0 S: 35 P: 39 | ERA: 1.00 WHIP: 0.667 | | | | | | | | | | | | | | | |

Chicago Cubs @ San Francisco Giants
Candlestick Park, San Francisco, CA
Sun Jun 11 1972, 6:38 AM EDT
Att: 21,729 - Unknown

AB 29
R 1
H 5
RBI 1
BB 1
SO 3
LOB 8

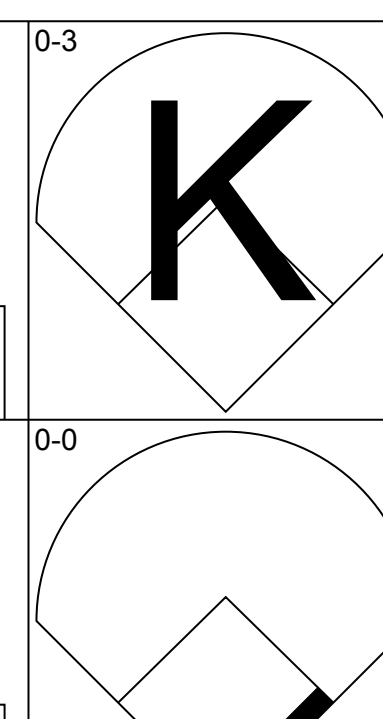
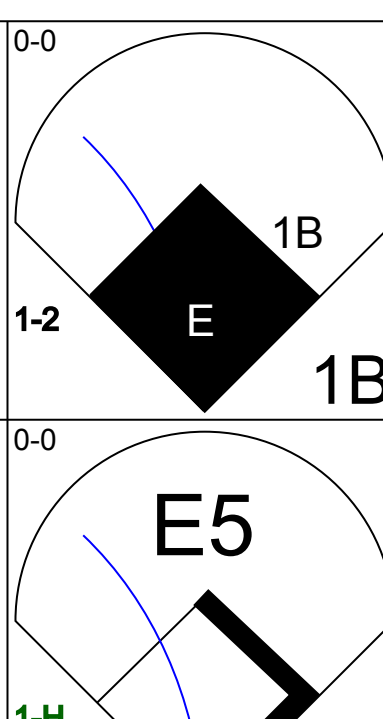
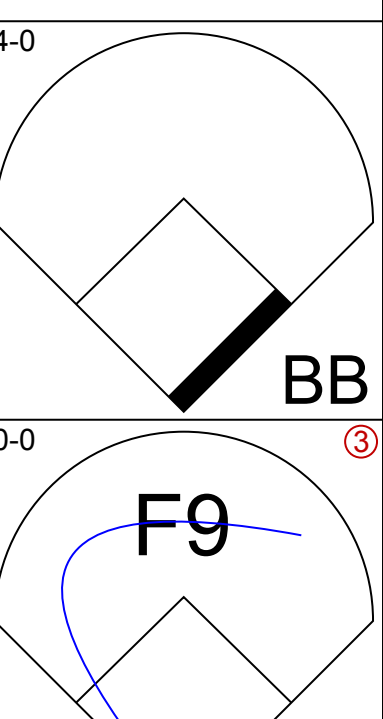
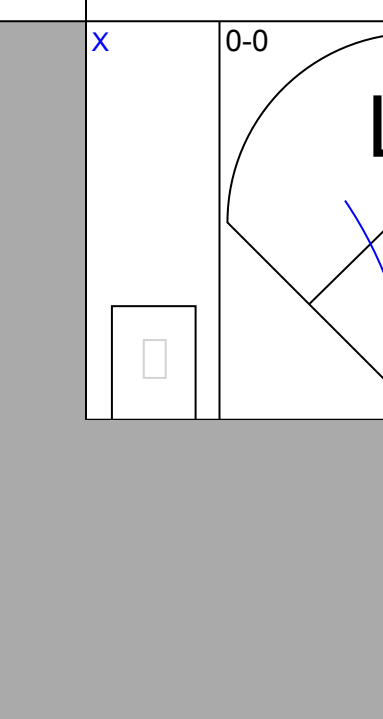
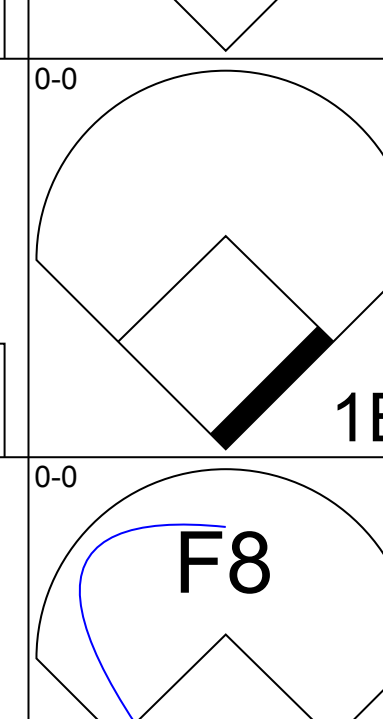
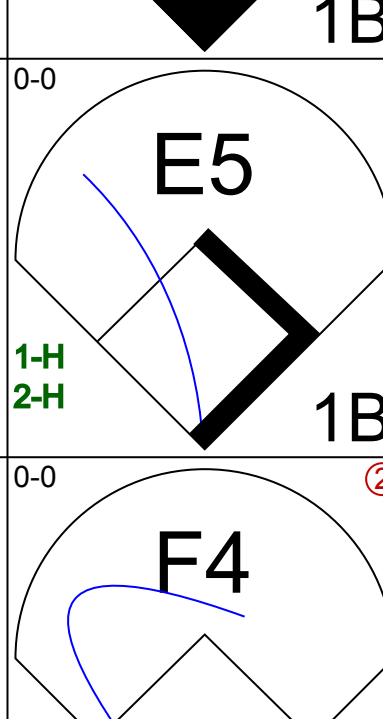
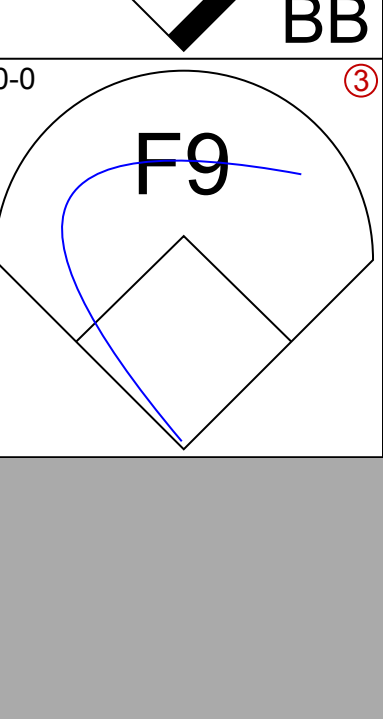
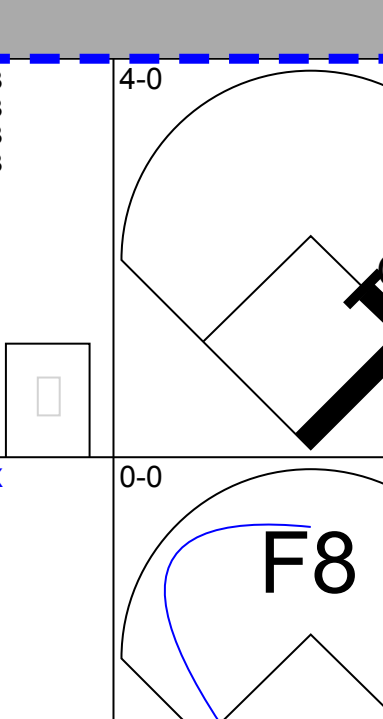
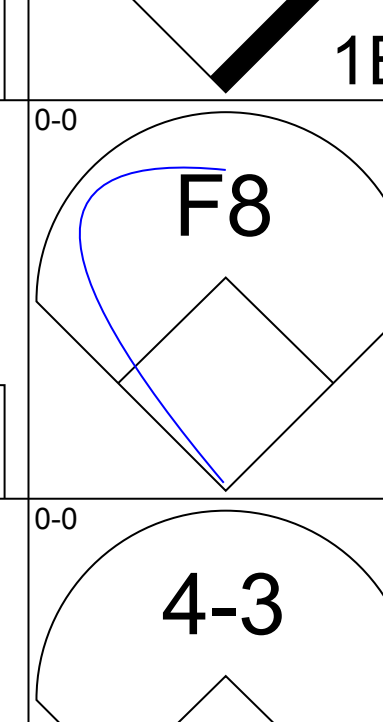
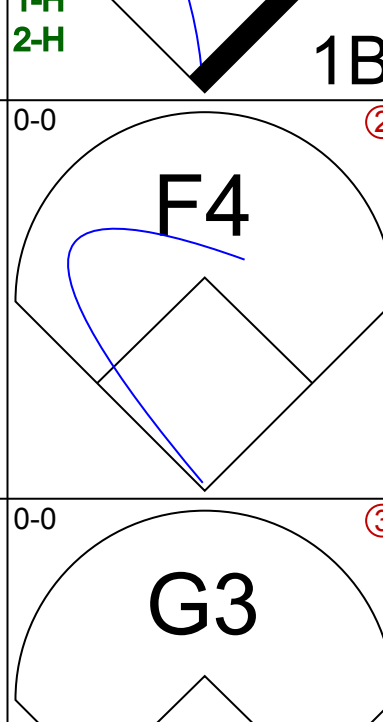
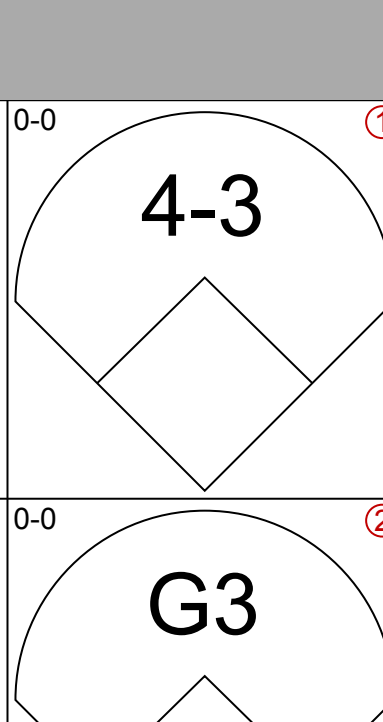
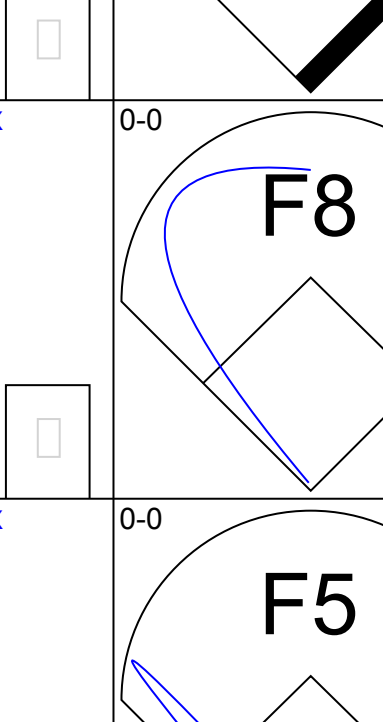
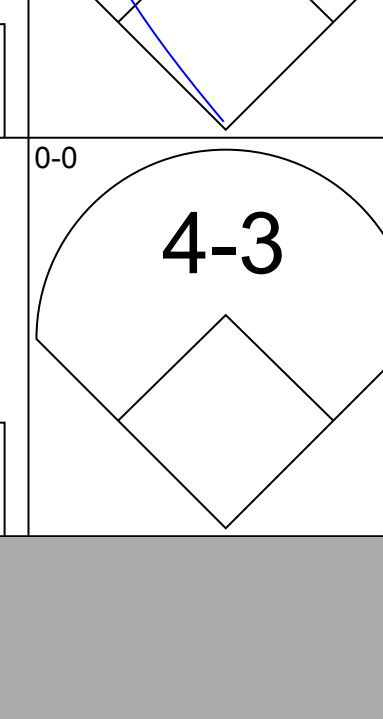
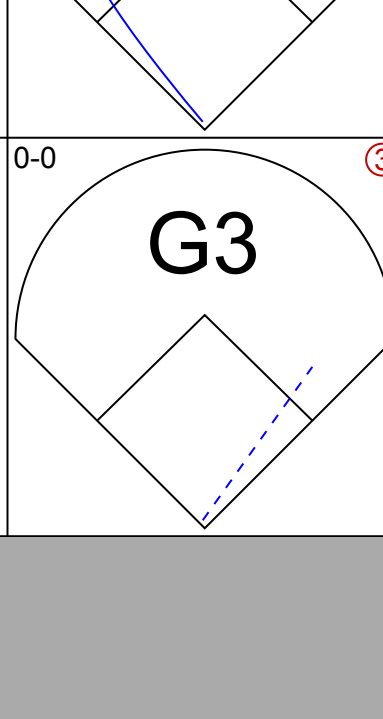
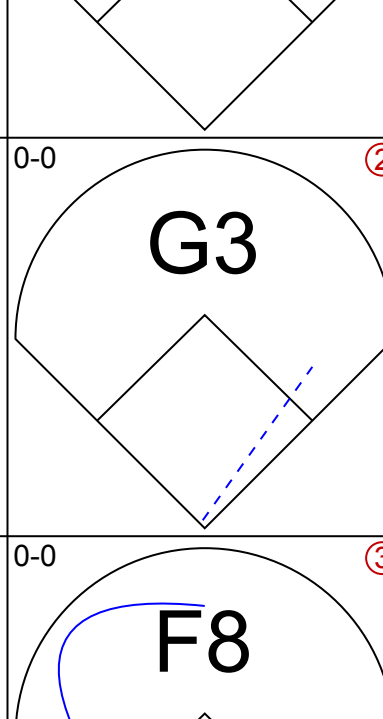
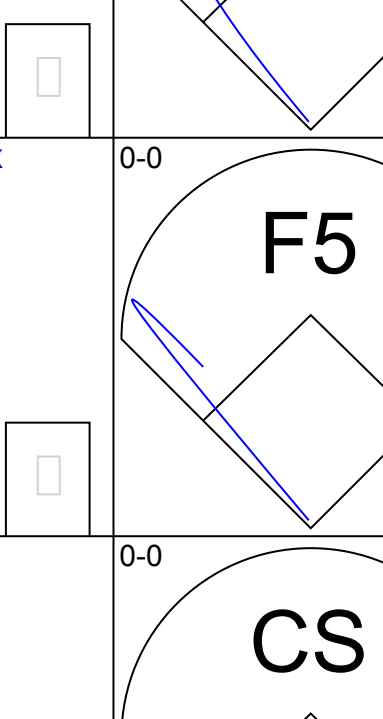
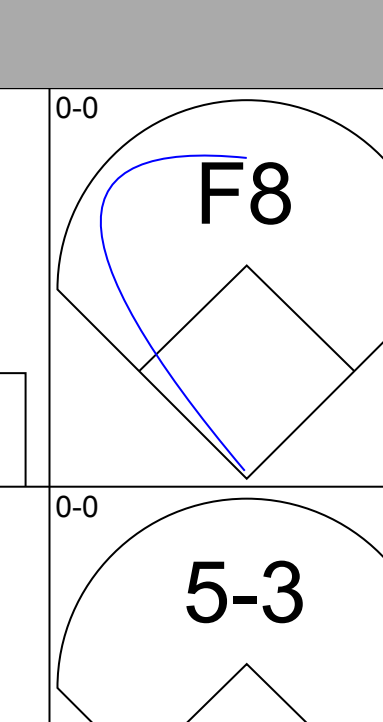
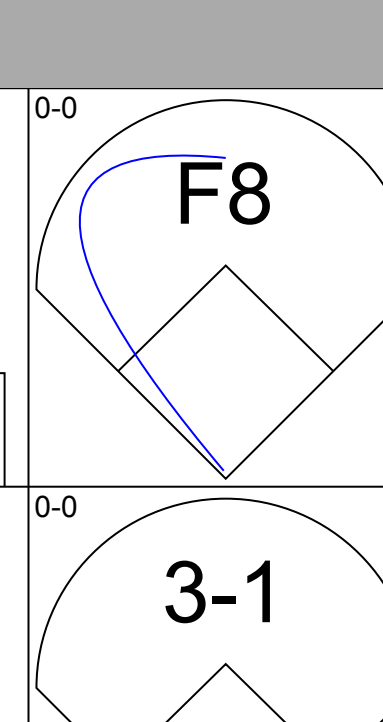
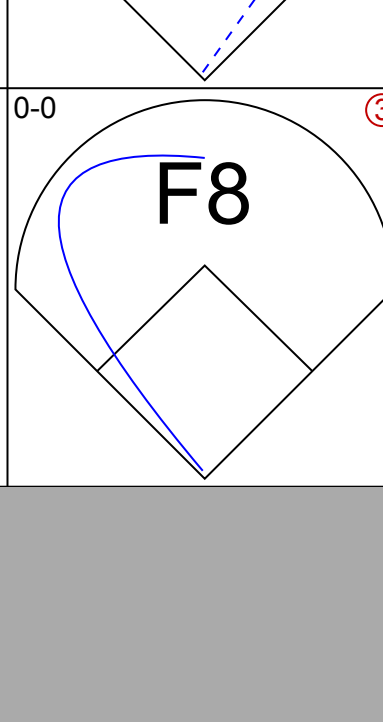
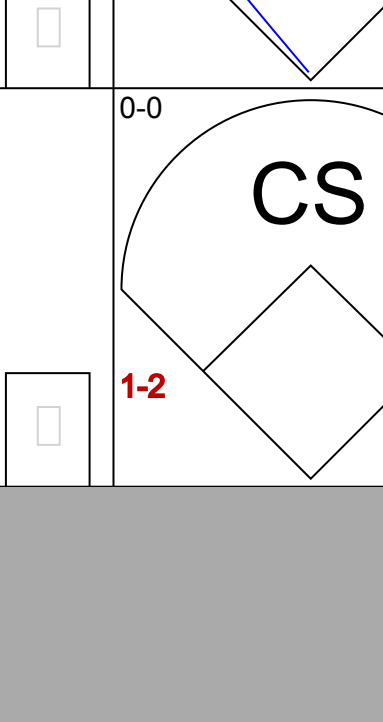
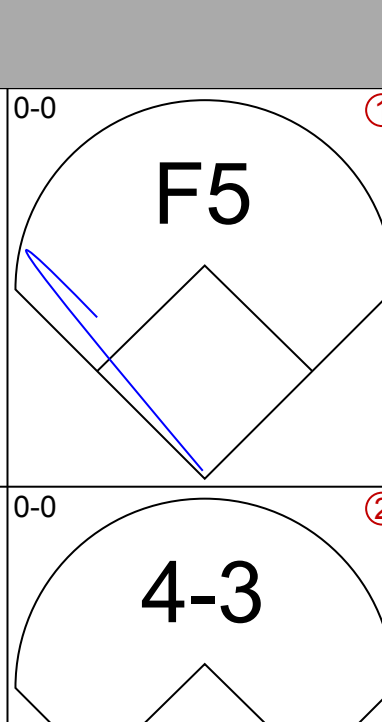
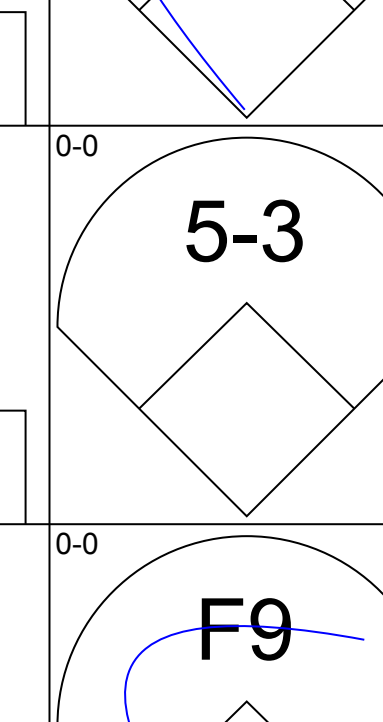
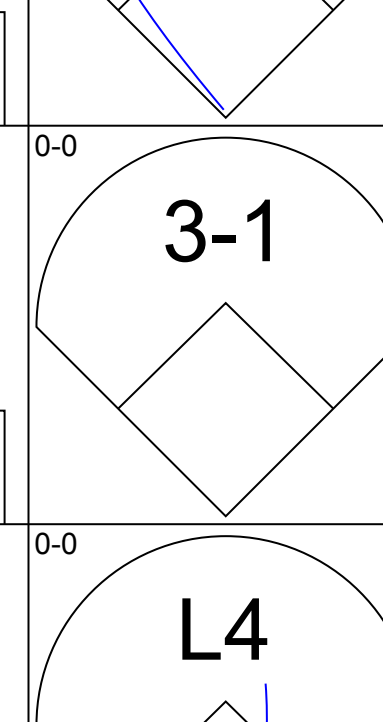
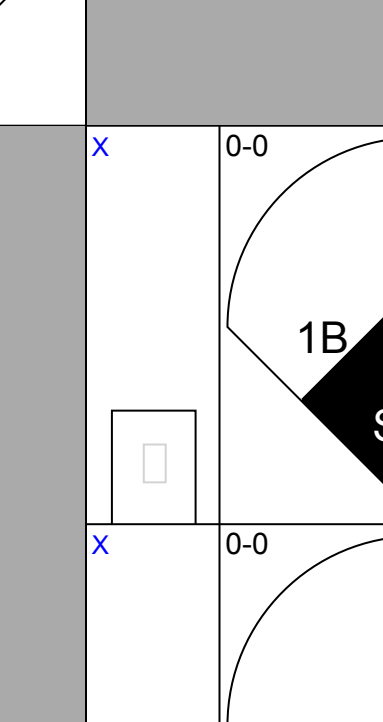
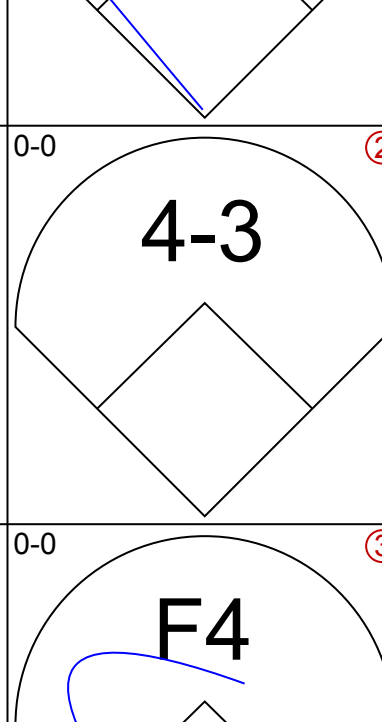
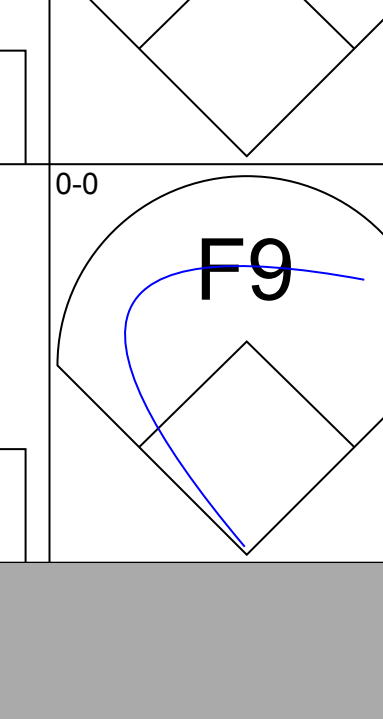
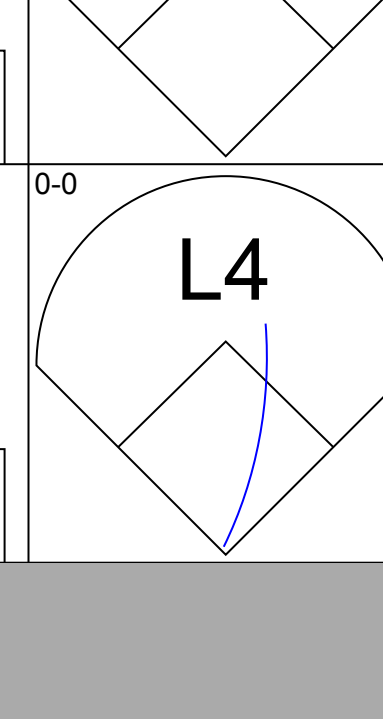
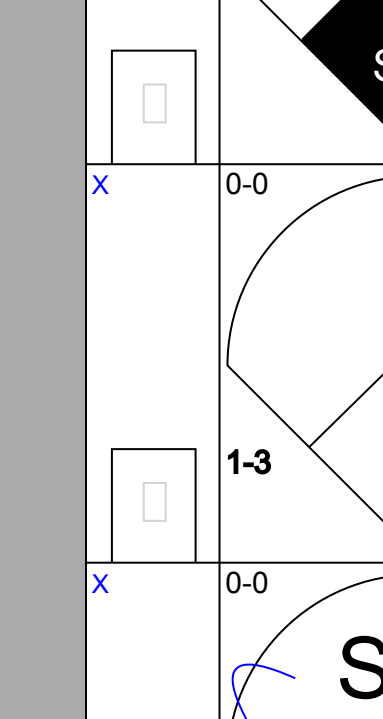
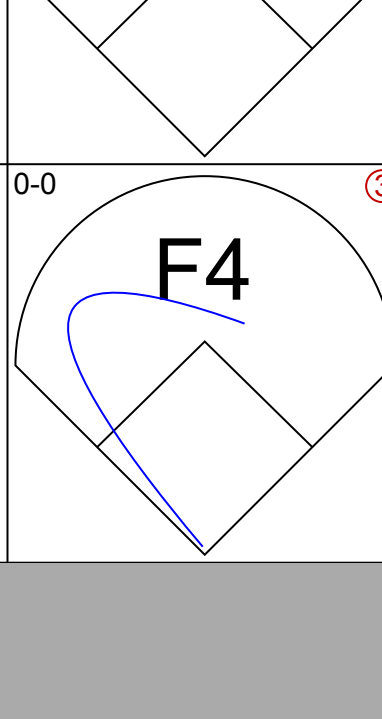
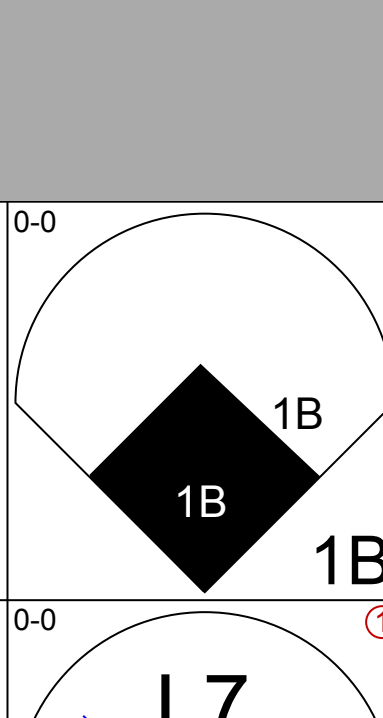
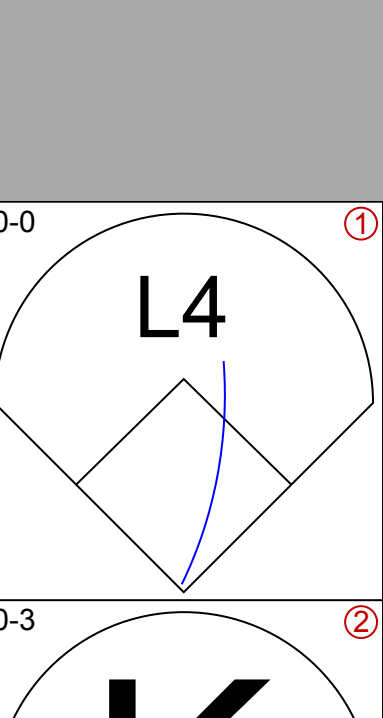
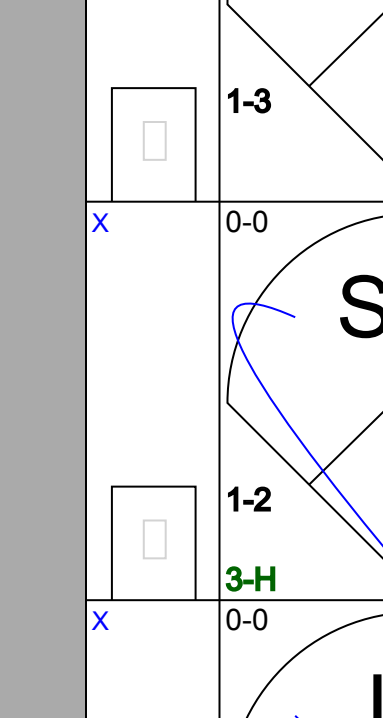
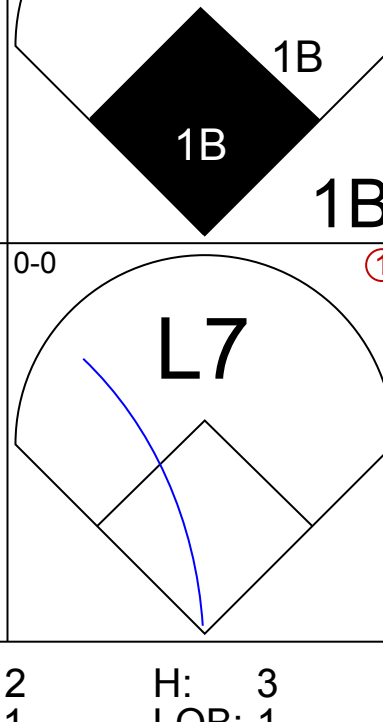
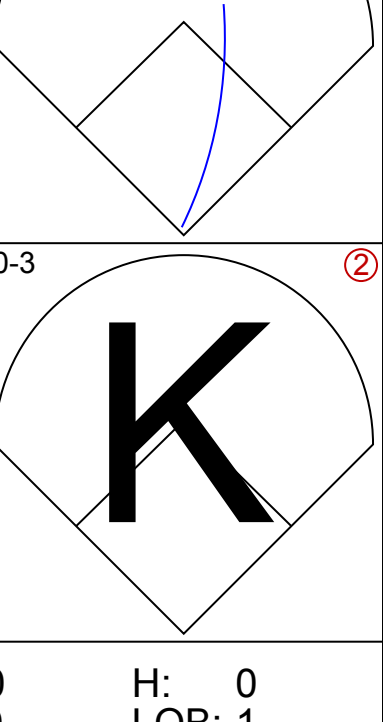
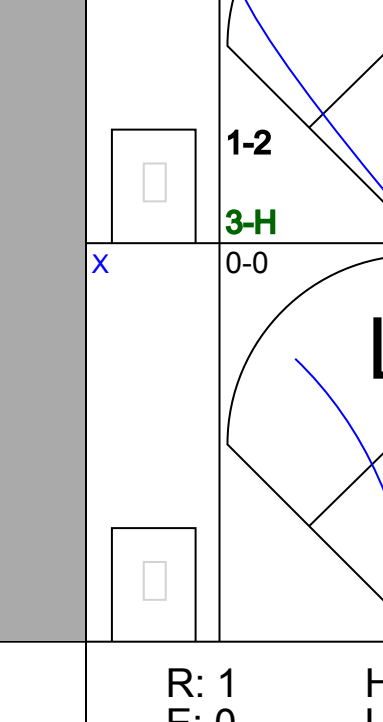


| Batter | 1 | 2 | 3 | 4 | 5 | 6 | 7 | 8 | 9 | AB | R | H | RBI | BB | SO | LOB | BOTTOM | | |
|--|------------------------------|---------------------------------|-------------------------------------|----------------------------------|------------------------------|---------------------------------|-------------------------------|----------------------------------|------------------------------|---------------------------------|------------------------------|---------------------------------|----------------------------------|------------------------------------|----------------------------------|--------|--------|--|--|
| Bobby Bonds, R (1, 9) OBP: 0.321, SLG: 0.473 | F9 | | | K | | 3-1 | | G6-4-3 | | 4 | 0 | 0 | 0 | 0 | 1 | 3 | | | |
| Chris Speier, R (1, 6) OBP: 0.336, SLG: 0.412 | F5 | | | K | | | | 1B | | 2 | 0 | 0 | 0 | 0 | 1 | 0 | | | |
| Damaso Blanco, R (5, 6) OBP: 0.667, SLG: 0.667 | | | | | | 2H 1B | | 1B | | 2 | 0 | 2 | 1 | 0 | 0 | 0 | | | |
| Ken Henderson, S (1, 7) OBP: 0.282, SLG: 0.341 | F2 | | | 3-1 | | K | | 1B | | 4 | 0 | 1 | 0 | 0 | 1 | 1 | | | |
| Ed Goodson, L (1, 3) OBP: 0.324, SLG: 0.418 | | 4-3 | | | | 1-6-3 | | F7 | | 3 | 0 | 0 | 0 | 0 | 0 | 0 | | | |
| Dave Kingman, R (8, PH) | | | | | | | | | | 1 | 0 | 0 | 0 | 0 | 0 | 2 | | | |
| Al Gallagher, R (1, 5) OBP: 0.381, SLG: 0.324 | | 4-3 | | | | CS 1B | | | | 2 | 0 | 1 | 0 | 1 | 0 | 0 | | | |
| Gary Maddox, R (1, 8) OBP: 0.275, SLG: 0.418 | | 6-3 | | | | F4 | | F2 | | 3 | 0 | 0 | 0 | 0 | 0 | 2 | | | |
| Tito Fuentes, S (1, 4) OBP: 0.296, SLG: 0.367 | | | | 1-3 | | CS 1-2 | | 6-3 | | 3 | 0 | 0 | 0 | 0 | 1 | 1 | | | |
| Fran Healy, R (1, 2) OBP: 0.244, SLG: 0.232 | | | | K | | | | G6-4-3 1B WP 1B | | 3 | 2 | 2 | 0 | 0 | 1 | 0 | | | |
| Ron Bryant, S (1, 1) OBP: 0.136, SLG: 0.182 | | | | 5-3 | | K 1B | | G6-4-3 1B 1-2 | | 3 | 1 | 1 | 0 | 0 | 1 | 0 | | | |
| Inning Stats | R: 0 E: 0 K: 0 S: 3 | H: 0 LOB: 0 BB: 0 P: 3 | R: 0 E: 0 K: 1 S: 5 | H: 0 LOB: 0 BB: 0 P: 5 | R: 0 E: 0 K: 2 S: 7 | H: 0 LOB: 0 BB: 0 P: 7 | R: 0 E: 0 K: 3 S: 12 | H: 2 LOB: 1 BB: 0 P: 12 | R: 0 E: 0 K: 0 S: 3 | H: 0 LOB: 1 BB: 1 P: 7 | R: 1 E: 0 K: 0 S: 6 | H: 4 LOB: 2 BB: 0 P: 6 | 1B: 6 2B: 1 3B: 0 HR: 0 | SF: 0 SAC: 0 DP: 1 HBP: 0 | WP: 1 PB: 0 SB: 0 CS: 1 | PA: 32 | | | |
| PITCHER Burt Hooton, R (1, 1) ERA: 2.35 | IP: 2.1 WLS: L BF: 23 | H: 7 R: 3 ER: 1 SO: 6 | BB: 1 IBB: 0 HBP: 0 BLK: 0 | WP: 1 HR: 0 S: 34 P: 38 | ERA: 1.69 WHIP: 1.500 | | | | | | | | | | | | | | |
| Tom Phoebus, R (3, 1) ERA: 3.18 | | | | | | | | | | | | | | | | | | | |
| Dan McGinn, L (8, 1) ERA: 3.05 | | | | | | | | | | | | | | | | | | | |

Chicago Cubs @ San Francisco Giants
Candlestick Park, San Francisco, CA
Sun Jun 11 1972, 6:38 AM EDT
Att: 21,729 - Unknown

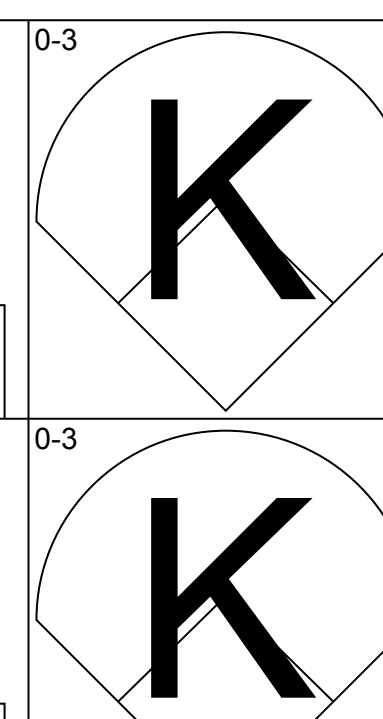
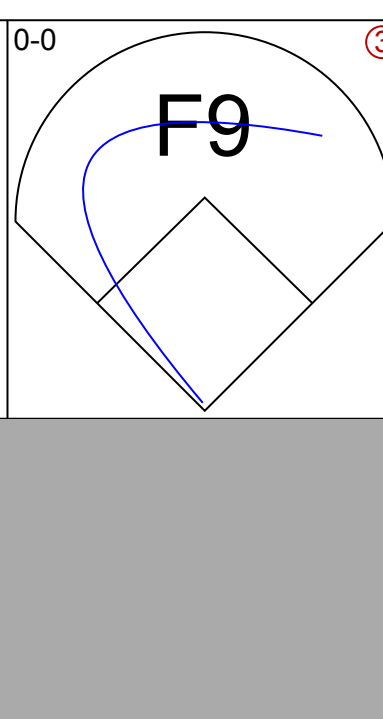
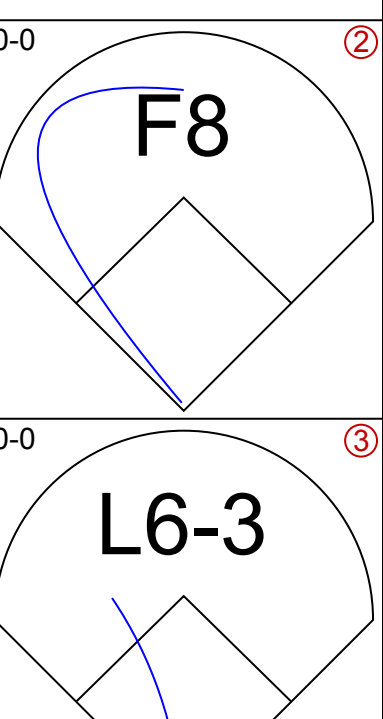
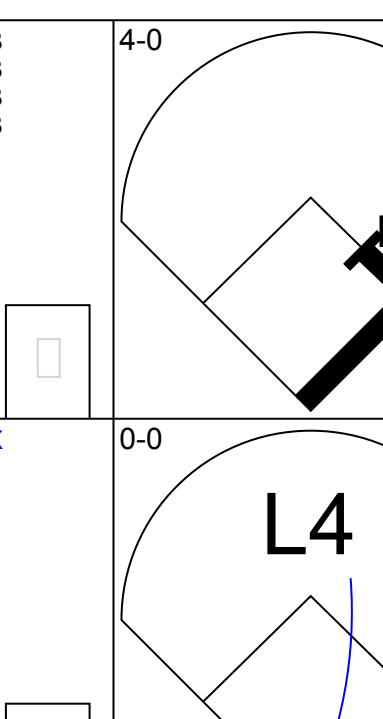
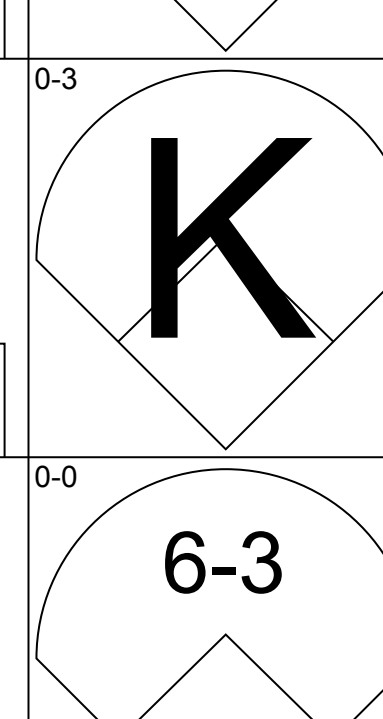
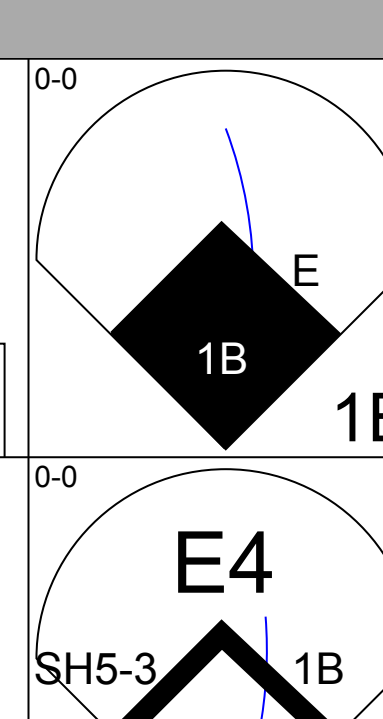
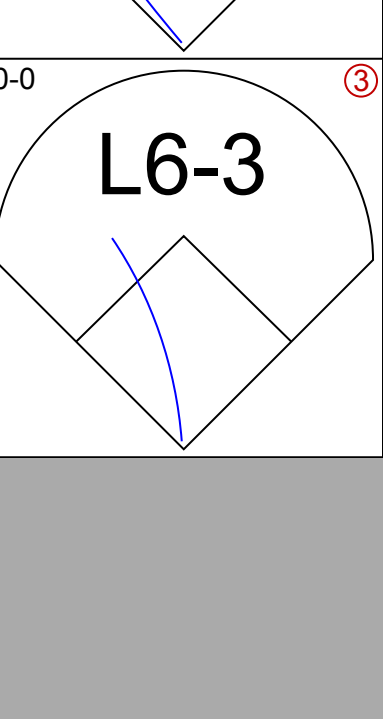
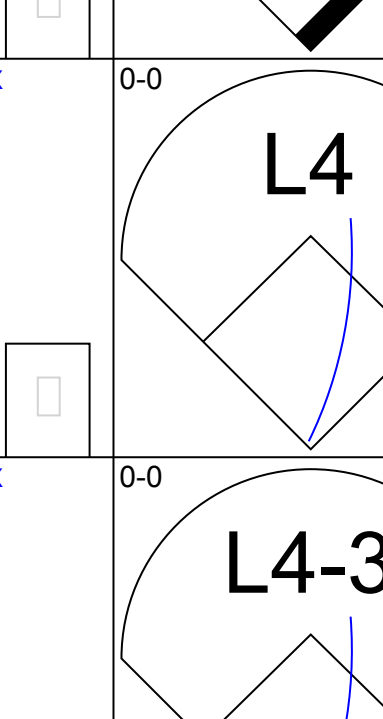
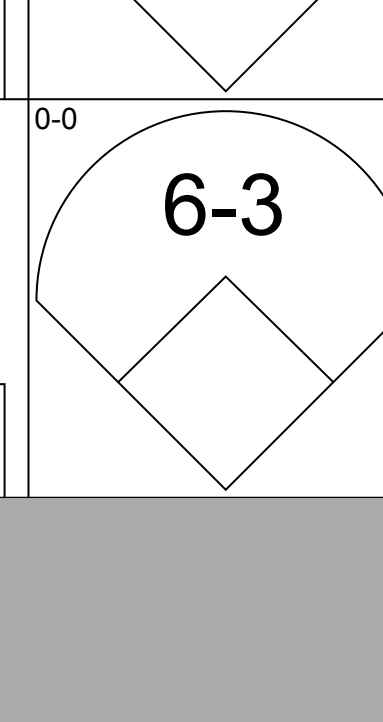
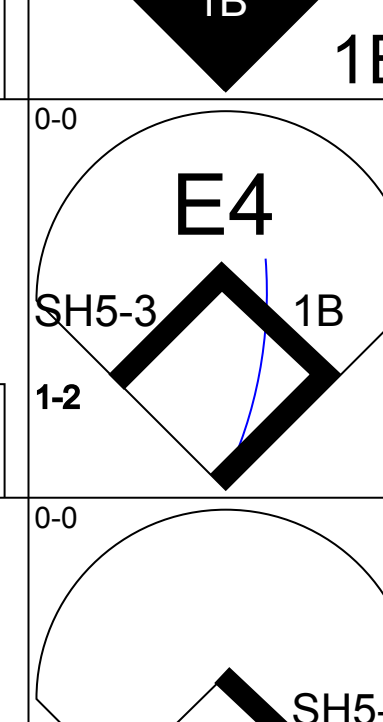
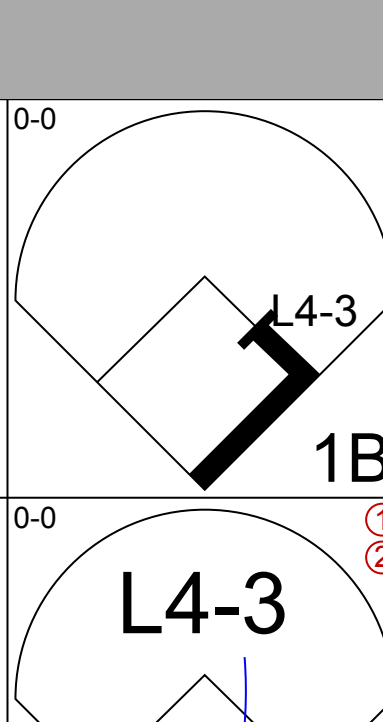
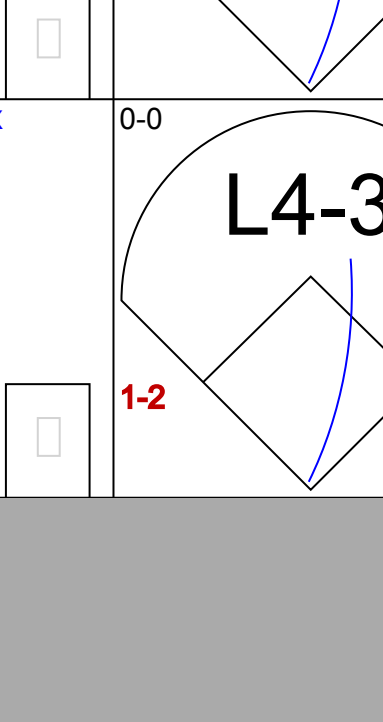
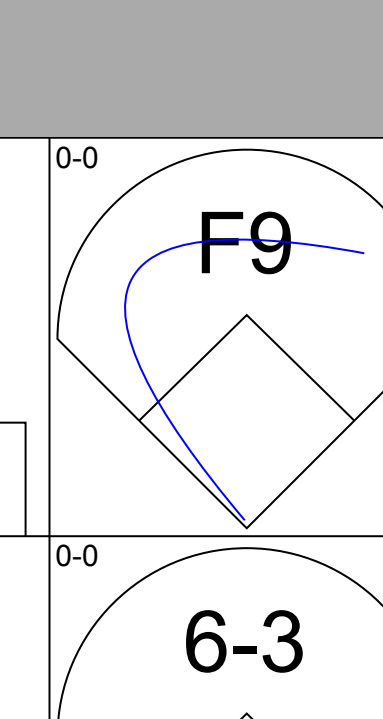
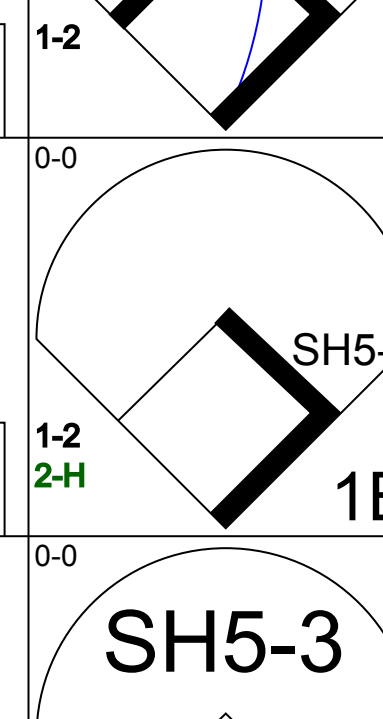
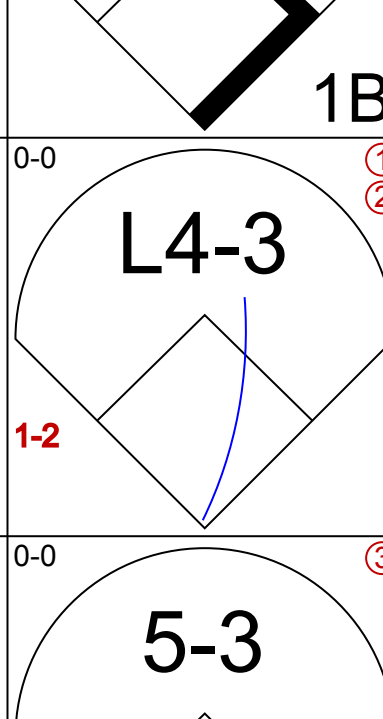
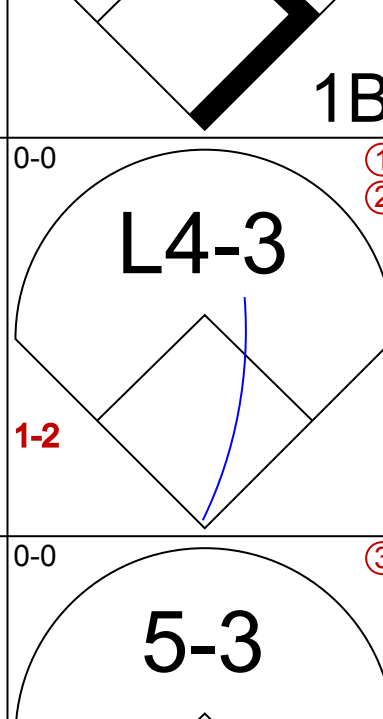
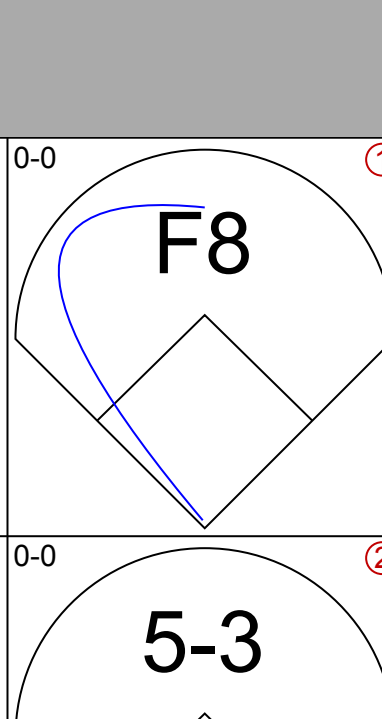
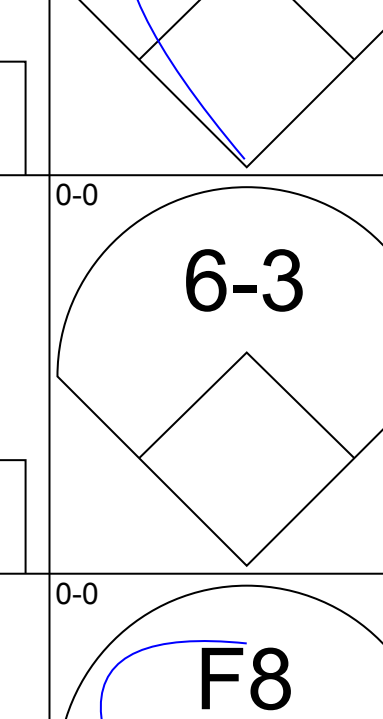
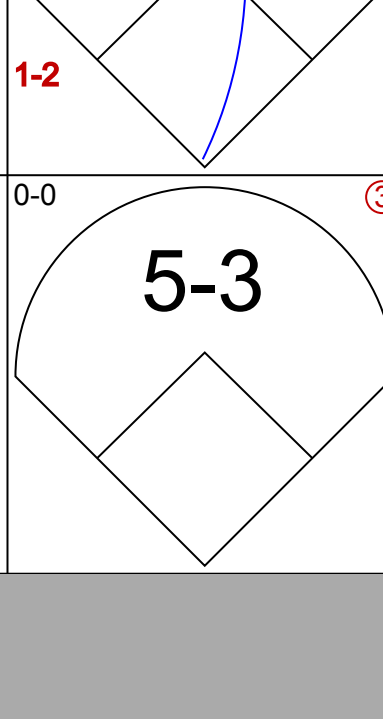
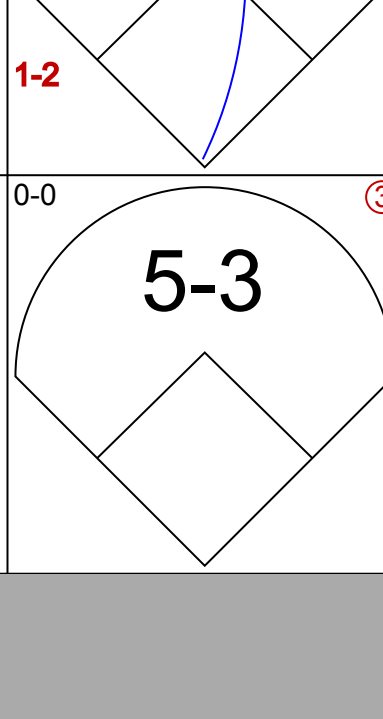
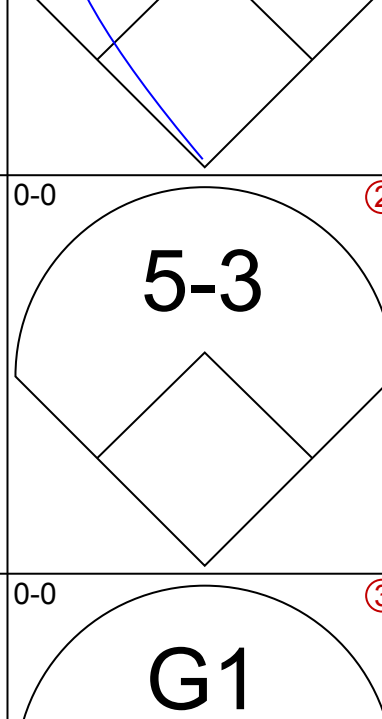
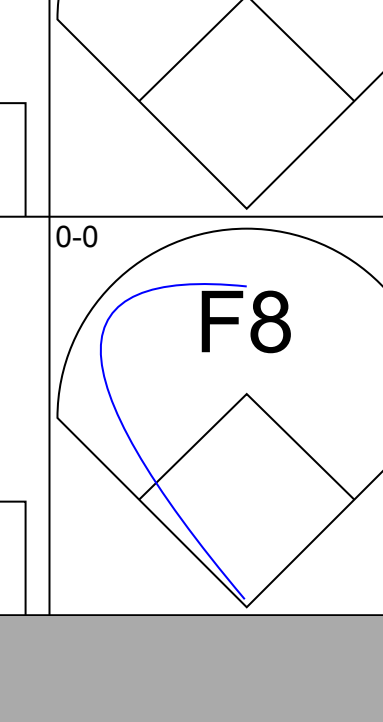
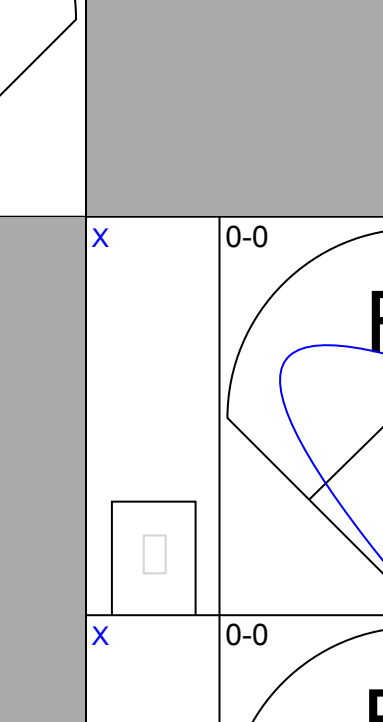
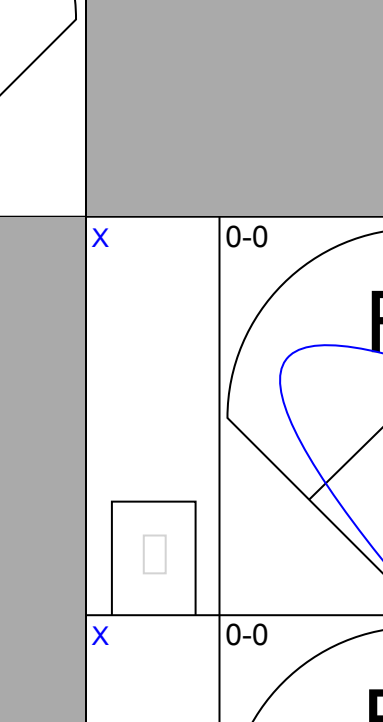
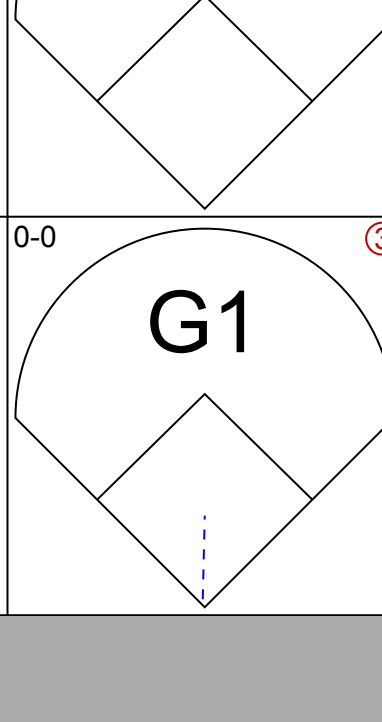
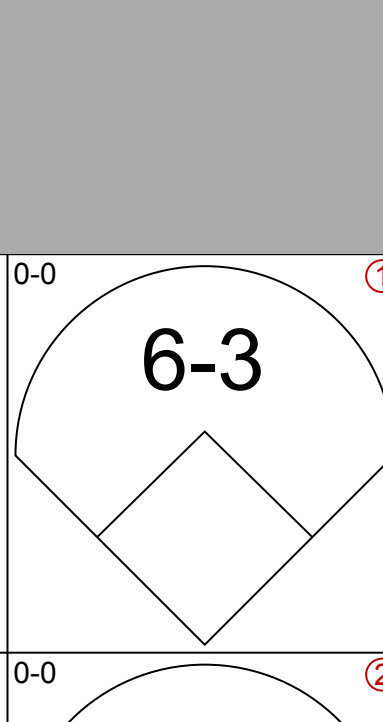
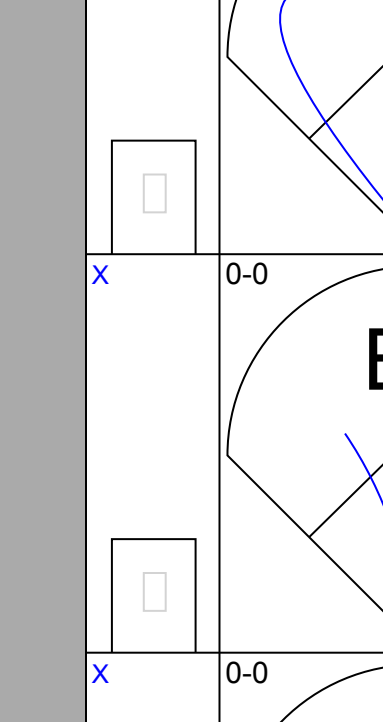
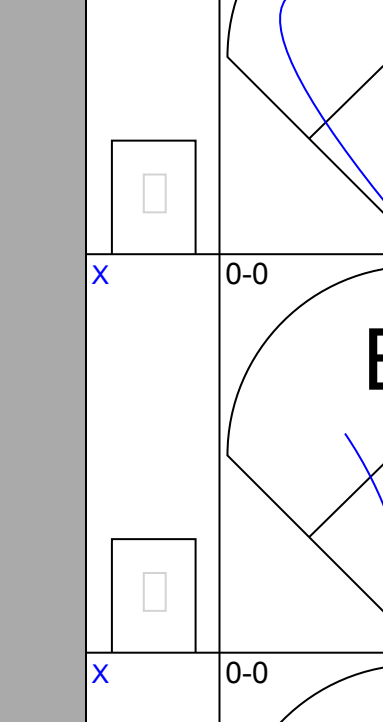
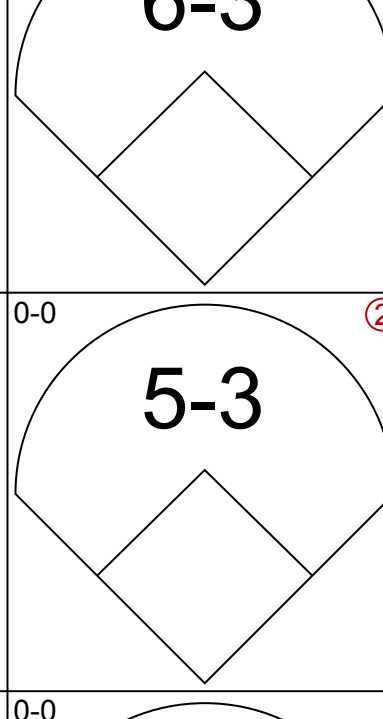
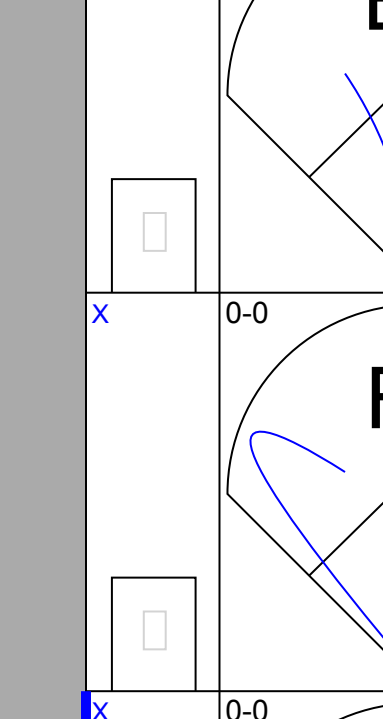
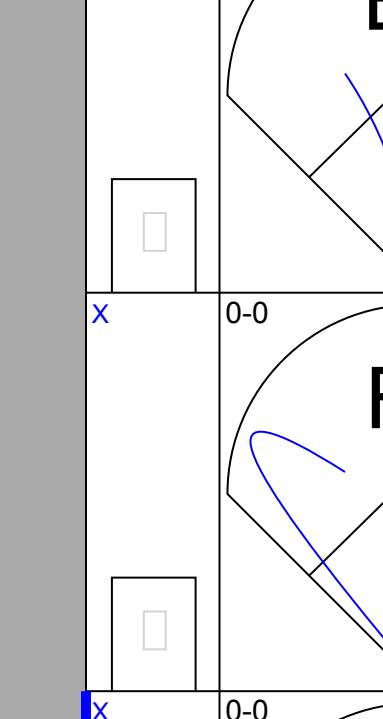
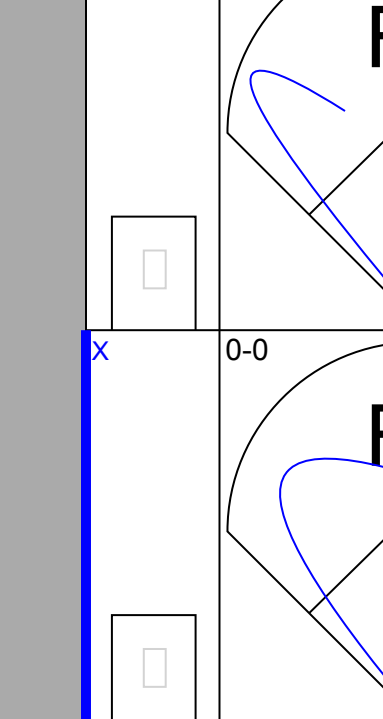
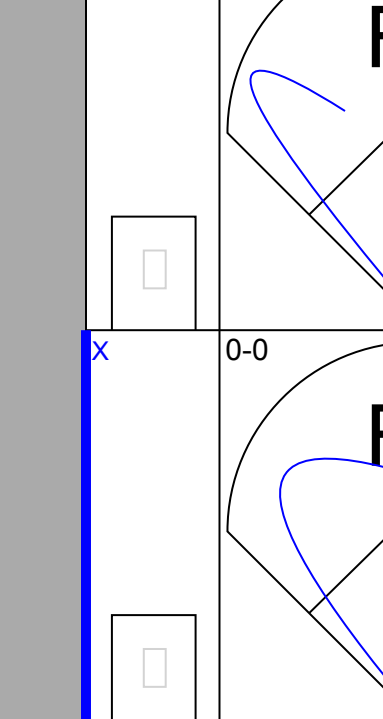
AB 30
R 3
H 7
RBI 1
BB 1
SO 6
LOB 9



| Batter | 1 | 2 | 3 | 4 | 5 | 6 | 7 | 8 | 9 | AB | R | H | RBI | BB | SO | LOB | TOP | | | | | |
|--|---|--|---|--|--|---|---|---|--|---------------------------------|------------------------------|---------------------------------|------------------------------|---------------------------------|------------------------------|---------------------------------|---|------------------------------|---------------------------------|----------------------------------|------------------------------------|----------------------------------|
| Bobby Bonds, R OBP: 0.324, SLG: 0.472 (1, 9) |  | |  | |  | |  | | | 3 | 1 | 1 | 0 | 1 | 1 | 1 | San Francisco Giants @ Pittsburgh Pirates Three Rivers Stadium, Pittsburgh, PA Wed Jun 14 1972, 7:05 PM EDT Att: 14,552 - Unknown | | | | | |
| Chris Speier, R OBP: 0.343, SLG: 0.416 (1, 6) |  | |  | |  | | |  | | 3 | 0 | 2 | 1 | 1 | 0 | 1 | | | | | | |
| Ken Henderson, S OBP: 0.276, SLG: 0.333 (1, 7) |  | |  | |  | | |  | | 4 | 0 | 0 | 0 | 0 | 0 | 3 | | | | | | |
| Willie McCovey, L OBP: 0.261, SLG: 0.350 (1, 3) |  | |  | |  | | |  | | 4 | 0 | 0 | 0 | 0 | 0 | 3 | | | | | | |
| Dave Kingman, R OBP: 0.304, SLG: 0.483 (1, 5) | |  | |  | |  | |  |  | 4 | 0 | 0 | 0 | 0 | 0 | 0 | | | | | | |
| Dave Radler, L OBP: 0.282, SLG: 0.315 (1, 2) | |  | |  | | |  | |  | 4 | 1 | 1 | 0 | 0 | 0 | 0 | | | | | | |
| Garry Maddox, R OBP: 0.274, SLG: 0.413 (1, 8) | |  | |  | | |  | |  | 4 | 0 | 1 | 0 | 0 | 0 | 0 | | | | | | |
| Tito Fuentes, S OBP: 0.296, SLG: 0.369 (1, 4) | | |  | |  | |  | | | 2 | 1 | 1 | 1 | 0 | 0 | 0 | | | | | | |
| Sam McDowell, L OBP: 0.162, SLG: 0.194 (1, 1) | | |  | |  | |  | | | 3 | 0 | 0 | 0 | 0 | 1 | 2 | | | | | | |
| Inning Stats | R: 0 E: 0 K: 1 S: 6 | H: 1 LOB: 1 BB: 0 P: 6 | R: 0 E: 0 K: 0 S: 3 | H: 0 LOB: 0 BB: 0 P: 3 | R: 2 E: 1 K: 0 S: 6 | H: 3 LOB: 1 BB: 0 P: 6 | R: 0 E: 0 K: 0 S: 3 | H: 0 LOB: 0 BB: 0 P: 3 | R: 0 E: 0 K: 1 S: 5 | H: 0 LOB: 1 BB: 1 P: 9 | R: 0 E: 0 K: 0 S: 3 | H: 0 LOB: 0 BB: 0 P: 3 | R: 1 E: 0 K: 0 S: 5 | H: 2 LOB: 1 BB: 0 P: 5 | R: 0 E: 0 K: 0 S: 2 | H: 0 LOB: 0 BB: 1 P: 6 | | R: 0 E: 0 K: 0 S: 3 | H: 0 LOB: 0 BB: 0 P: 3 | 1B: 6 2B: 0 3B: 0 HR: 0 | SF: 1 SAC: 0 DP: 0 HBP: 0 | WP: 0 PB: 0 SB: 0 CS: 1 |
| PITCHER | IP | WLS | BF | H | R | ER | SO | BB | IBB | HBP | BLK | WP | HR | S | P | ERA | WHIP | | | | | |
| Dock Ellis, R ERA: 2.36 (1, 1) | 7.0 | L | 28 | 6 | 3 | 2 | 2 | 1 | 0 | 0 | 0 | 0 | 0 | 31 | 35 | 2.57 | 1.000 | | | | | |
| Ramon Hernandez, L ERA: 0.67 (8, 1) | 2.0 | | 6 | 0 | 0 | 0 | 0 | 1 | 0 | 0 | 0 | 0 | 0 | 5 | 9 | 0.00 | 0.500 | | | | | |

| | |
|-----|----|
| AB | 31 |
| R | 3 |
| H | 6 |
| RBI | 2 |
| BB | 2 |
| SO | 2 |
| LOB | 10 |



| Batter | 1 | 2 | 3 | 4 | 5 | 6 | 7 | 8 | 9 | AB | R | H | RBI | BB | SO | LOB | BOTTOM | | | | | |
|--|---|---|---|---|--|---|---|---|---|---------------------------------|------------------------------|---------------------------------|------------------------------|---------------------------------|------------------------------|---------------------------------|---|---------------------------------|----------------------------------|------------------------------------|----------------------------------|--------|
| Dave Cash, R OBP: 0.330, SLG: 0.416 (1, 4) |  | |  | |  | | |  | | 3 | 0 | 0 | 0 | 1 | 1 | 2 | San Francisco Giants @ Pittsburgh Pirates Three Rivers Stadium, Pittsburgh, PA Wed Jun 14 1972, 7:05 PM EDT Att: 14,552 - Unknown | | | | | |
| Gene Clines, R OBP: 0.372, SLG: 0.407 (1, 7) |  | | |  |  | | |  | | 4 | 1 | 1 | 0 | 0 | 1 | 2 | | | | | | |
| Roberto Clemente, R OBP: 0.387, SLG: 0.481 (1, 9) |  | | |  | | |  |  | | 4 | 0 | 1 | 0 | 0 | 0 | 2 | | | | | | |
| Manny Sanguillen, R OBP: 0.358, SLG: 0.440 (1, 2) | |  | |  | |  | | |  | 4 | 0 | 1 | 1 | 0 | 0 | 1 | | | | | | |
| Jose Pagan, R OBP: 0.348, SLG: 0.516 (1, 5) | |  | |  | |  | | |  | 3 | 0 | 0 | 0 | 0 | 0 | 0 | | | | | | |
| Al Oliver, L OBP: 0.354, SLG: 0.416 (1, 8) | |  | |  | | |  | |  | 4 | 0 | 0 | 0 | 0 | 0 | 2 | | | | | | |
| Bob Robertson, R OBP: 0.262, SLG: 0.212 (1, 3) | | |  |  | | |  | | | 3 | 0 | 0 | 0 | 0 | 1 | 2 | | | | | | |
| Gene Alley, R OBP: 0.375, SLG: 0.300 (1, 6) | | |  | |  | |  | | | 3 | 0 | 1 | 0 | 0 | 0 | 1 | | | | | | |
| Dock Ellis, S OBP: 0.143, SLG: 0.143 (1, 1) | | | | |  | |  | | | 2 | 0 | 1 | 0 | 0 | 1 | 1 | | | | | | |
| Rennie Stennett, R OBP: 0.358, SLG: 0.519 (7, PH) | | | | | | | | | | 1 | 0 | 0 | 0 | 0 | 0 | 1 | | | | | | |
| Ramon Hernandez, S (8, 1) | | |  | | | | | | | 0 | 0 | 0 | 0 | 0 | 0 | 0 | | | | | | |
| Inning Stats | R: 0 E: 0 K: 2 S: 7 | H: 0 LOB: 0 BB: 0 P: 7 | R: 0 E: 0 K: 0 S: 3 | H: 0 LOB: 0 BB: 0 P: 3 | R: 0 E: 0 K: 0 S: 4 | H: 1 LOB: 1 BB: 0 P: 4 | R: 1 E: 1 K: 1 S: 8 | H: 2 LOB: 2 BB: 0 P: 8 | R: 0 E: 0 K: 1 S: 6 | H: 1 LOB: 1 BB: 0 P: 6 | R: 0 E: 0 K: 0 S: 3 | H: 1 LOB: 0 BB: 0 P: 3 | R: 0 E: 1 K: 0 S: 4 | H: 0 LOB: 1 BB: 0 P: 4 | R: 0 E: 0 K: 0 S: 2 | H: 0 LOB: 0 BB: 1 P: 6 | R: 0 E: 0 K: 0 S: 3 | H: 0 LOB: 0 BB: 0 P: 3 | 1B: 5 2B: 2 3B: 0 HR: 0 | SF: 0 SAC: 1 DP: 2 HBP: 0 | WP: 0 PB: 0 SB: 0 CS: 0 | PA: 33 |
| PITCHER | IP | WLS | BF | H | R | ER | SO | BB | IBB | HBP | BLK | WP | HR | S | P | ERA | WHIP | | | | | |
| Sam McDowell, L ERA: 4.37 (1, 1) | 9.0 | W | 33 | 5 | 1 | 1 | 4 | 1 | 0 | 0 | 0 | 0 | 0 | 40 | 44 | 1.00 | 0.667 | | | | | |



| Batter | 1 | 2 | 3 | 4 | 5 | 6 | 7 | 8 | 9 | AB | R | H | RBI | BB | SO | LOB | TOP | | | | | | | | | | | |
|--|------------------------------|---------------------------------|------------------------------|---------------------------------|------------------------------|---------------------------------|------------------------------|---------------------------------|------------------------------|---------------------------------|------------------------------|---------------------------------|------------------------------|---------------------------------|------------------------------|---------------------------------|---|----------------------------------|----------------------------------|------------------------------------|----------------------------------|--------|--|--|--|--|--|--|
| Bobby Bonds, R OBP: 0.323, SLG: 0.468 (1, 9) | | | | | | | | | | 4 | 0 | 1 | 1 | 0 | 0 | 1 | San Francisco Giants @ Pittsburgh Pirates Three Rivers Stadium, Pittsburgh, PA Thu Jun 15 1972, 7:05 PM EDT Unknown livebaseballscorecards.com | | | | | | | | | | | |
| Chris Speier, R OBP: 0.342, SLG: 0.413 (1, 6) | | | | | | | | | | 4 | 0 | 1 | 0 | 0 | 1 | 1 | | | | | | | | | | | | |
| Ken Henderson, S OBP: 0.271, SLG: 0.326 (1, 7) | | | | | | | | | | 4 | 0 | 0 | 0 | 0 | 0 | 1 | | | | | | | | | | | | |
| Willie McCovey, L OBP: 0.280, SLG: 0.349 Damaso Blanco, R OBP: 0.697, SLG: 0.667 (9, PR) | | | | | | | | | | 3 | 0 | 1 | 0 | 1 | 2 | 0 | | | | | | | | | | | | |
| Dave Kingman, R OBP: 0.303, SLG: 0.476 (1, 5) | | | | | | | | | | 3 | 0 | 0 | 0 | 1 | 0 | 1 | | | | | | | | | | | | |
| Dave Radler, L OBP: 0.274, SLG: 0.305 (1, 2) | | | | | | | | | | 4 | 0 | 0 | 0 | 0 | 1 | 3 | | | | | | | | | | | | |
| Garry Maddox, R OBP: 0.273, SLG: 0.416 (1, 8) | | | | | | | | | | 4 | 0 | 1 | 0 | 0 | 1 | 3 | | | | | | | | | | | | |
| Tito Fuentes, S OBP: 0.297, SLG: 0.368 (1, 4) | | | | | | | | | | 3 | 1 | 1 | 0 | 0 | 0 | 1 | | | | | | | | | | | | |
| Steve Stone, R OBP: 0.160, SLG: 0.125 Jim Barr, R (6, 1) | | | | | | | | | | 2 | 0 | 0 | 0 | 0 | 1 | 2 | | | | | | | | | | | | |
| Jim Howarth, L OBP: 0.404, SLG: 0.368 Randy Moffitt, R (8, 1) | | | | | | | | | | 0 | 0 | 0 | 0 | 0 | 0 | 0 | | | | | | | | | | | | |
| Inning Stats | R: 0 E: 0 K: 1 S: 5 | H: 0 LOB: 0 BB: 0 P: 5 | R: 0 E: 0 K: 0 S: 2 | H: 0 LOB: 0 BB: 1 P: 6 | R: 1 E: 1 K: 0 S: 5 | H: 2 LOB: 1 BB: 0 P: 5 | R: 0 E: 0 K: 1 S: 5 | H: 0 LOB: 0 BB: 0 P: 5 | R: 0 E: 0 K: 1 S: 6 | H: 1 LOB: 1 BB: 0 P: 6 | R: 0 E: 0 K: 0 S: 3 | H: 0 LOB: 0 BB: 0 P: 3 | R: 0 E: 0 K: 2 S: 7 | H: 0 LOB: 0 BB: 0 P: 7 | R: 0 E: 0 K: 0 S: 4 | H: 1 LOB: 1 BB: 0 P: 4 | R: 0 E: 0 K: 1 S: 7 | H: 2 LOB: 3 BB: 1 P: 11 | 1B: 5 2B: 1 3B: 0 HR: 0 | SF: 0 SAC: 0 DP: 1 HBP: 0 | WP: 0 PB: 0 SB: 0 CS: 1 | PA: 34 | | | | | | |
| PITCHER | IP | WLS | BF | H | R | ER | SO | BB | IBB | HBP | BLK | WP | HR | S | P | ERA | WHIP | | | | | | | | | | | |
| Nelson Briles, R ERA: 3.89 Dave Giusti, R ERA: 3.07 | (1, 1) | 8.1 | W | 31 | 6 | 1 | 0 | 5 | 1 | 0 | 0 | 0 | 0 | 0 | 40 | 44 | 0.00 | 0.840 | | | | | | | | | | |
| (9, 1) | 0.2 | S | 3 | 0 | 0 | 0 | 1 | 1 | 0 | 0 | 0 | 0 | 0 | 4 | 8 | 0.00 | 1.500 | | | | | | | | | | | |

| Batter | 1 | 2 | 3 | 4 | 5 | 6 | 7 | 8 | 9 | AB | R | H | RBI | BB | SO | LOB | BOTTOM | | | | | | | | | | | |
|---|------------------------------|---------------------------------|------------------------------|----------------------------------|------------------------------|---------------------------------|------------------------------|----------------------------------|------------------------------|----------------------------------|------------------------------|---------------------------------|------------------------------|---------------------------------|------------------------------|---------------------------------|---|------------------------------|---------------------------------|----------------------------------|------------------------------------|----------------------------------|--------|--|--|--|--|--|
| Dave Cash, R OBP: 0.326, SLG: 0.410 (1, 4) | | | | | | | | | | 5 | 0 | 1 | 0 | 0 | 0 | 3 | San Francisco Giants @ Pittsburgh Pirates Three Rivers Stadium, Pittsburgh, PA Thu Jun 15 1972, 7:05 PM EDT Unknown livebaseballscorecards.com | | | | | | | | | | | |
| Vic Davallillo, L OBP: 0.416, SLG: 0.495 (1, 9) | | | | | | | | | | 4 | 0 | 0 | 0 | 0 | 2 | 1 | | | | | | | | | | | | |
| Al Oliver, L OBP: 0.352, SLG: 0.410 (1, 8) | | | | | | | | | | 3 | 1 | 0 | 0 | 1 | 0 | 1 | | | | | | | | | | | | |
| Willie Stargell, L OBP: 0.391, SLG: 0.645 Gene Clines, R OBP: 0.372, SLG: 0.407 (7, PR) | | | | | | | | | | 4 | 1 | 3 | 1 | 0 | 0 | 1 | | | | | | | | | | | | |
| Richie Hebner, L OBP: 0.387, SLG: 0.500 (1, 5) | | | | | | | | | | 0 | 0 | 0 | 0 | 0 | 0 | 0 | | | | | | | | | | | | |
| Bob Robertson, R OBP: 0.254, SLG: 0.206 (1, 3) | | | | | | | | | | 1 | 1 | 1 | 0 | 3 | 0 | 0 | | | | | | | | | | | | |
| Milt May, L OBP: 0.250, SLG: 0.250 (1, 2) | | | | | | | | | | 3 | 0 | 0 | 1 | 0 | 1 | 5 | | | | | | | | | | | | |
| Gene Alley, R OBP: 0.389, SLG: 0.323 (1, 6) | | | | | | | | | | 4 | 1 | 1 | 1 | 0 | 0 | 3 | | | | | | | | | | | | |
| Nelson Briles, R OBP: 0.059, SLG: 0.125 Dave Giusti, R (9, 1) | | | | | | | | | | 3 | 0 | 2 | 1 | 1 | 0 | 0 | | | | | | | | | | | | |
| Inning Stats | R: 0 E: 0 K: 1 S: 5 | H: 0 LOB: 0 BB: 0 P: 5 | R: 0 E: 0 K: 1 S: 6 | H: 1 LOB: 3 BB: 2 P: 14 | R: 0 E: 0 K: 0 S: 4 | H: 1 LOB: 1 BB: 0 P: 4 | R: 2 E: 0 K: 2 S: 9 | H: 2 LOB: 1 BB: 1 P: 13 | R: 2 E: 0 K: 1 S: 6 | H: 1 LOB: 1 BB: 2 P: 14 | R: 0 E: 0 K: 1 S: 5 | H: 1 LOB: 0 BB: 0 P: 5 | R: 0 E: 0 K: 0 S: 5 | H: 2 LOB: 2 BB: 0 P: 5 | R: 0 E: 1 K: 0 S: 4 | H: 0 LOB: 1 BB: 0 P: 4 | | R: 0 E: 0 K: 0 S: 4 | H: 0 LOB: 1 BB: 0 P: 4 | 1B: 5 2B: 2 3B: 1 HR: 0 | SF: 1 SAC: 1 DP: 0 HBP: 0 | WP: 0 PB: 0 SB: 0 CS: 1 | PA: 37 | | | | | |
| PITCHER | IP | WLS | BF | H | R | ER | SO | BB | IBB | HBP | BLK | WP | HR | S | P | ERA | WHIP | | | | | | | | | | | |
| Steve Stone, R ERA: 2.44 Jim Barr, R ERA: 3.62 Randy Moffitt, R ERA: | (1, 1) | 5.0 | L | 26 | 6 | 4 | 4 | 5 | 4 | 1 | 0 | 0 | 0 | 0 | 31 | 51 | 7.20 | 2.000 | | | | | | | | | | |
| (6, 1) | 2.0 | 7 | 2 | 0 | 0 | 1 | 0 | 0 | 0 | 0 | 0 | 0 | 0 | 9 | 9 | 0.00 | 1.000 | | | | | | | | | | | |
| (8, 1) | 1.0 | 4 | 0 | 0 | 0 | 0 | 0 | 0 | 0 | 0 | 0 | 0 | 0 | 4 | 4 | 0.00 | 0.000 | | | | | | | | | | | |

| Batter | 1 | 2 | 3 | 4 | 5 | 6 | 7 | 8 | 9 | AB | R | H | RBI | BB | SO | LOB | TOP | | | | | | | | |
|--|------------------------------|---------------------------------|------------------------------|---------------------------------|------------------------------|---------------------------------|------------------------------|---------------------------------|------------------------------|---------------------------------|------------------------------|---------------------------------|------------------------------|---------------------------------|------------------------------|---------------------------------|-------------------------------|----------------------------------|----------------------------------|------------------------------------|----------------------------------|--------|--|--|--|
| Bobby Bonds, R OBP: 0.324, SLG: 0.464 (1, 9) | | | | | | | | | | 4 | 0 | 1 | 1 | 1 | 1 | 3 | 2 | | | | | | | | |
| Jim Howarth, L OBP: 0.392, SLG: 0.357 (1, 7) | | | | | | | | | | 4 | 1 | 1 | 0 | 0 | 0 | 0 | 2 | | | | | | | | |
| Randy Moffitt, R (7, 1) | | | | | | | | | | 0 | 0 | 0 | 0 | 0 | 0 | 0 | 0 | | | | | | | | |
| Willie McCovey, L OBP: 0.294, SLG: 0.364 (9, PH) | | | | | | | | | | 1 | 0 | 1 | 2 | 0 | 0 | 0 | 0 | | | | | | | | |
| Don Carrithers, R OBP: 0.091, SLG: 0.091 (9, PR) | | | | | | | | | | 0 | 0 | 0 | 0 | 0 | 0 | 0 | 0 | | | | | | | | |
| Chris Speier, R OBP: 0.340, SLG: 0.410 (1, 6) | | | | | | | | | | 4 | 1 | 1 | 0 | 0 | 0 | 0 | 0 | | | | | | | | |
| Damaso Blanco, R OBP: 0.667, SLG: 0.667 (8, 6) | | | | | | | | | | 0 | 0 | 0 | 0 | 0 | 0 | 0 | 0 | | | | | | | | |
| Al Gallagher, R OBP: 0.388, SLG: 0.333 (9, PH) | | | | | | | | | | 1 | 0 | 1 | 0 | 0 | 0 | 0 | 0 | | | | | | | | |
| Ed Goodson, L OBP: 0.329, SLG: 0.458 (1, 3) | | | | | | | | | | 5 | 1 | 2 | 2 | 0 | 1 | 3 | | | | | | | | | |
| Dave Kingman, R OBP: 0.303, SLG: 0.476 (1, 5) | | | | | | | | | | 4 | 1 | 1 | 0 | 0 | 2 | 2 | | | | | | | | | |
| Gary Maddox, R OBP: 0.279, SLG: 0.418 (1, 8) | | | | | | | | | | 4 | 0 | 2 | 0 | 0 | 0 | 1 | | | | | | | | | |
| Tito Fuentes, S OBP: 0.296, SLG: 0.371 (1, 4) | | | | | | | | | | 4 | 1 | 1 | 0 | 0 | 0 | 2 | | | | | | | | | |
| Fran Healy, R OBP: 0.235, SLG: 0.222 (1, 2) | | | | | | | | | | 3 | 0 | 0 | 0 | 0 | 1 | 1 | | | | | | | | | |
| Dave Rader, L OBP: 0.270, SLG: 0.310 (9, PH) | | | | | | | | | | 1 | 1 | 1 | 0 | 0 | 0 | 0 | | | | | | | | | |
| Ron Bryant, S OBP: 0.336, SLG: 0.182 (1, 1) | | | | | | | | | | 0 | 0 | 0 | 0 | 0 | 0 | 0 | | | | | | | | | |
| Jim Barr, R (1, 1) | | | | | | | | | | 1 | 1 | 1 | 0 | 0 | 0 | 0 | | | | | | | | | |
| Chris Arnold, R OBP: 0.232, SLG: 0.364 (5, PH) | | | | | | | | | | 1 | 0 | 0 | 0 | 0 | 0 | 0 | | | | | | | | | |
| Jerry Johnson, R (5, 1) | | | | | | | | | | 0 | 0 | 0 | 0 | 0 | 0 | 0 | | | | | | | | | |
| Bernie Williams, R OBP: 0.196, SLG: 0.278 (7, PH) | | | | | | | | | | 1 | 0 | 0 | 0 | 0 | 0 | 1 | | | | | | | | | |
| Don McMahon, R (7, 1) | | | | | | | | | | 0 | 0 | 0 | 0 | 0 | 0 | 0 | | | | | | | | | |
| Ken Henderson, S OBP: 0.276, SLG: 0.335 (7, 7) | | | | | | | | | | 1 | 1 | 1 | 0 | 0 | 0 | 0 | | | | | | | | | |
| Inning Stats | R: 1 E: 1 K: 2 S: 9 | H: 1 LOB: 1 BB: 0 P: 9 | R: 0 E: 0 K: 1 S: 5 | H: 1 LOB: 0 BB: 5 P: 6 | R: 0 E: 0 K: 0 S: 2 | H: 0 LOB: 0 BB: 1 P: 6 | R: 1 E: 1 K: 0 S: 5 | H: 2 LOB: 1 BB: 0 P: 5 | R: 0 E: 0 K: 1 S: 5 | H: 0 LOB: 0 BB: 0 P: 5 | R: 2 E: 0 K: 0 S: 5 | H: 2 LOB: 0 BB: 0 P: 5 | R: 1 E: 0 K: 1 S: 7 | H: 2 LOB: 1 BB: 0 P: 7 | R: 0 E: 0 K: 1 S: 6 | H: 1 LOB: 1 BB: 0 P: 6 | R: 2 E: 0 K: 2 S: 11 | H: 4 LOB: 2 BB: 0 P: 11 | 1B: 9 2B: 3 3B: 0 HR: 1 | SF: 0 SAC: 0 DP: 2 HBP: 0 | WP: 0 PB: 0 SB: 1 CS: 1 | PA: 40 | | | |
| PITCHER | IP | WLS | BF | H | R | ER | SO | BB | IBB | HBP | BLK | WP | HR | S | P | ERA | WHIP | | | | | | | | |
| Bob Moose, R ERA: 3.31 (1, 1) | 6.2 | W | 28 | 8 | 5 | 3 | 5 | 1 | 0 | 0 | 0 | 0 | 1 | 37 | 41 | 4.05 | 1.350 | | | | | | | | |
| Bob Miller, R ERA: 1.46 (7, 1) | 2.0 | | 11 | 5 | 2 | 2 | 2 | 0 | 0 | 0 | 0 | 0 | 0 | 15 | 15 | 9.00 | 2.500 | | | | | | | | |
| Ramon Hernandez, L ERA: 0.66 (9, 1) | 0.1 | S | 1 | 0 | 0 | 0 | 1 | 0 | 0 | 0 | 0 | 0 | 0 | 3 | 3 | 0.00 | 0.000 | | | | | | | | |

San Francisco Giants @ Pittsburgh Pirates
Three Rivers Stadium, Pittsburgh, PA
Thu Jun 15 1972, 7:05 PM EDT
Att: 21,126 - Unknown

AB 39
R 7
H 13
RBI 5
BB 1
SO 8
LOB 14



| Batter | 1 | 2 | 3 | 4 | 5 | 6 | 7 | 8 | 9 | AB | R | H | RBI | BB | SO | LOB | BOTTOM | | | | | | | | |
|--|------------------------------|----------------------------------|------------------------------|---------------------------------|------------------------------|---------------------------------|------------------------------|---------------------------------|------------------------------|---------------------------------|------------------------------|---------------------------------|------------------------------|---------------------------------|------------------------------|---------------------------------|-----------------------------------|------------------------------------|----------------------------------|--------|--|--|--|--|--|
| Dave Cash, R OBP: 0.323, SLG: 0.401 (1, 4) | | | | | | | | | | 4 | 1 | 0 | 0 | 1 | 0 | 0 | | | | | | | | | |
| Gene Clines, R OBP: 0.385, SLG: 0.424 (1, 7) | | | | | | | | | | 4 | 2 | 2 | 0 | 1 | 0 | 0 | | | | | | | | | |
| Roberto Clemente, R OBP: 0.369, SLG: 0.479 (1, 9) | | | | | | | | | | 5 | 2 | 2 | 1 | 0 | 0 | 2 | | | | | | | | | |
| Manny Sanguillen, R OBP: 0.361, SLG: 0.451 (1, 2) | | | | | | | | | | 4 | 2 | 2 | 1 | 0 | 0 | 3 | | | | | | | | | |
| Bob Robertson, R OBP: 0.269, SLG: 0.225 (1, 3) | | | | | | | | | | 4 | 1 | 3 | 3 | 0 | 1 | 1 | | | | | | | | | |
| Al Oliver, L OBP: 0.359, SLG: 0.431 (1, 8) | | | | | | | | | | 4 | 1 | 3 | 3 | 0 | 0 | 1 | | | | | | | | | |
| Jose Pagan, R OBP: 0.333, SLG: 0.500 (1, 5) | | | | | | | | | | 2 | 0 | 0 | 1 | 0 | 0 | 2 | | | | | | | | | |
| Richie Hebner, L OBP: 0.390, SLG: 0.504 (8, 5) | | | | | | | | | | 1 | 0 | 1 | 0 | 0 | 0 | 0 | | | | | | | | | |
| Jackie Hernandez, R OBP: 0.242, SLG: 0.278 (1, 6) | | | | | | | | | | 4 | 0 | 0 | 0 | 0 | 1 | 5 | | | | | | | | | |
| Bob Moose, R OBP: 0.207, SLG: 0.179 (1, 1) | | | | | | | | | | 3 | 0 | 0 | 0 | 0 | 1 | 0 | | | | | | | | | |
| Bob Miller, R (7, 1) | | | | | | | | | | 1 | 0 | 0 | 0 | 0 | 0 | 0 | | | | | | | | | |
| Ramon Hernandez, S ERA: (9, 1) | | | | | | | | | | 0 | 0 | 0 | 0 | 0 | 0 | 0 | | | | | | | | | |
| Inning Stats | R: 3 E: 0 K: 0 S: 7 | H: 4 LOB: 2 BB: 1 P: 11 | R: 0 E: 0 K: 0 S: 3 | H: 0 LOB: 0 BB: 0 P: 3 | R: 2 E: 0 K: 1 S: 8 | H: 3 LOB: 1 BB: 0 P: 8 | R: 0 E: 0 K: 0 S: 3 | H: 0 LOB: 0 BB: 0 P: 3 | R: 2 E: 0 K: 1 S: 7 | H: 2 LOB: 0 BB: 0 P: 7 | R: 0 E: 0 K: 1 S: 5 | H: 0 LOB: 0 BB: 0 P: 5 | R: 2 E: 0 K: 0 S: 7 | H: 4 LOB: 2 BB: 0 P: 7 | R: 0 E: 0 K: 0 S: 3 | H: 0 LOB: 1 BB: 1 P: 7 | 1B: 10 2B: 1 3B: 1 HR: 1 | SF: 1 SAC: 0 DP: 0 HBP: 0 | WP: 0 PB: 0 SB: 0 CS: 0 | PA: 39 | | | | | |
| PITCHER | IP | WLS | BF | H | R | ER | SO | BB | IBB | HBP | BLK | WP | HR | S | P | ERA | WHIP | | | | | | | | |
| Ron Bryant, L ERA: 3.27 (1, 1) | 0.1 | L | 6 | 4 | 3 | 3 | 0 | 1 | 0 | 0 | 0 | 0 | 0 | 5 | 9 | 81.00 | 15.000 | | | | | | | | |
| Jim Barr, R ERA: 3.73 (1, 1) | 3.2 | | 14 | 3 | 2 | 2 | 1 | 0 | 0 | 0 | 0 | 0 | 0 | 16 | 16 | 4.91 | 0.818 | | | | | | | | |
| Jerry Johnson, R ERA: 7.71 (5, 1) | 2.0 | | 8 | 2 | 2 | 2 | 2 | 0 | 0 | 0 | 0 | 0 | 1 | 12 | 12 | 9.00 | 1.000 | | | | | | | | |
| Don McMahon, R ERA: 3.72 (7, 1) | 0.1 | | 4 | 3 | 2 | 2 | 0 | 0 | 0 | 0 | 0 | 0 | 0 | 4 | 4 | 54.00 | 9.000 | | | | | | | | |
| Randy Moffitt, R ERA: (7, 1) | 1.2 | | 7 | 1 | 0 | 0 | 0 | 1 | 0 | 0 | 0 | 0 | 0 | 6 | 10 | 0.00 | 1.200 | | | | | | | | |

San Francisco Giants @ Pittsburgh Pirates
Three Rivers Stadium, Pittsburgh, PA
Thu Jun 15 1972, 7:05 PM EDT
Att: 21,126 - Unknown

AB 36
R 9
H 13
RBI 9
BB 2
SO 3
LOB 14



| Batter | 1 | 2 | 3 | 4 | 5 | 6 | 7 | 8 | 9 | AB | R | H | RBI | BB | SO | LOB | TOP | | | | | | | | | | |
|--|------------------------------|---------------------------------|------------------------------|---------------------------------|------------------------------|----------------------------------|------------------------------|---------------------------------|------------------------------|----------------------------------|------------------------------|---------------------------------|------------------------------|---------------------------------|------------------------------|---------------------------------|---|------------------------------|---------------------------------|----------------------------------|------------------------------------|----------------------------------|--------|--|--|--|--|
| Bobby Bonds, R OBP: 0.330, SLG: 0.481 (1, 9) | | | | | | | | | | 4 | 1 | 2 | 2 | 0 | 1 | 1 | San Francisco Giants @ St. Louis Cardinals Busch Stadium, St. Louis, MO Fri Jun 16 1972, 7:05 PM CDT Att: 20,913 - Unknown | | | | | | | | | | |
| Chris Speier, R OBP: 0.341, SLG: 0.414 (1, 6) | | | | | | | | | | 5 | 1 | 2 | 0 | 0 | 1 | 2 | | | | | | | | | | | |
| Dave Kingman, R OBP: 0.300, SLG: 0.475 (1, 7) | | | | | | | | | | 5 | 1 | 1 | 0 | 0 | 0 | 3 | | | | | | | | | | | |
| Willie McCovey, L OBP: 0.273, SLG: 0.333 Ed Goodson, L OBP: 0.325, SLG: 0.452 (1, 3) (8, 3) | | | | | | | | | | 4 | 0 | 0 | 0 | 0 | 0 | 2 | | | | | | | | | | | |
| Dave Rader, L OBP: 0.286, SLG: 0.316 (1, 2) | | | | | | | | | | 4 | 0 | 2 | 1 | 0 | 0 | 0 | | | | | | | | | | | |
| Al Gallacher, R OBP: 0.371, SLG: 0.316 (1, 5) | | | | | | | | | | 4 | 1 | 0 | 0 | 0 | 1 | 2 | | | | | | | | | | | |
| Garry Maddox, R OBP: 0.284, SLG: 0.426 (1, 8) | | | | | | | | | | 4 | 1 | 2 | 0 | 0 | 0 | 0 | | | | | | | | | | | |
| Tito Fuentes, S OBP: 0.299, SLG: 0.370 (1, 4) | | | | | | | | | | 3 | 1 | 1 | 1 | 1 | 1 | 1 | | | | | | | | | | | |
| Don Carrithers, R OBP: 0.133, SLG: 0.133 (1, 1) | | | | | | | | | | 4 | 0 | 1 | 1 | 0 | 1 | 4 | | | | | | | | | | | |
| Inning Stats | R: 0 E: 0 K: 0 S: 4 | H: 1 LOB: 1 BB: 0 P: 4 | R: 2 E: 0 K: 0 S: 6 | H: 3 LOB: 1 BB: 0 P: 6 | R: 2 E: 1 K: 1 S: 9 | H: 4 LOB: 3 BB: 1 P: 13 | R: 0 E: 0 K: 2 S: 7 | H: 0 LOB: 0 BB: 0 P: 7 | R: 0 E: 0 K: 1 S: 5 | H: 0 LOB: 0 BB: 0 P: 5 | R: 2 E: 0 K: 0 S: 6 | H: 3 LOB: 1 BB: 0 P: 6 | R: 0 E: 0 K: 0 S: 3 | H: 0 LOB: 0 BB: 0 P: 3 | R: 0 E: 0 K: 1 S: 5 | H: 0 LOB: 0 BB: 0 P: 5 | | R: 0 E: 0 K: 0 S: 3 | H: 0 LOB: 0 BB: 0 P: 4 | 1B: 6 2B: 4 3B: 0 HR: 1 | SF: 0 SAC: 0 DP: 0 HBP: 1 | WP: 0 PB: 0 SB: 1 CS: 0 | PA: 40 | | | | |
| PITCHER | IP | WLS | BF | H | R | ER | SO | BB | IBB | HBP | BLK | WP | HR | S | P | ERA | WHIP | | | | | | | | | | |
| Rick Wise, R ERA: 4.02 (1, 1) | 2.2 | L | 16 | 8 | 4 | 4 | 0 | 0 | 0 | 0 | 0 | 0 | 0 | 16 | 16 | 13.50 | 3.000 | | | | | | | | | | |
| Lowell Palmer, R ERA: (3, 1) | 2.1 | | 8 | 0 | 0 | 0 | 4 | 1 | 0 | 0 | 0 | 0 | 0 | 15 | 19 | 0.00 | 0.429 | | | | | | | | | | |
| Al Santorini, R ERA: 4.99 (6, 1) | 2.0 | | 9 | 3 | 2 | 2 | 0 | 0 | 0 | 0 | 0 | 0 | 1 | 9 | 9 | 9.00 | 1.500 | | | | | | | | | | |
| Joe Grzenda, L ERA: 6.75 (8, 1) | 1.0 | | 3 | 0 | 0 | 0 | 1 | 0 | 0 | 0 | 0 | 0 | 0 | 5 | 5 | 0.00 | 0.000 | | | | | | | | | | |
| Moe Drabowsky, R ERA: 2.39 (9, 1) | 1.0 | | 4 | 0 | 0 | 0 | 0 | 0 | 0 | 1 | 0 | 0 | 0 | 3 | 4 | 0.00 | 0.000 | | | | | | | | | | |
| Batter | 1 | 2 | 3 | 4 | 5 | 6 | 7 | 8 | 9 | AB | R | H | RBI | BB | SO | LOB | BOTTOM | | | | | | | | | | |
| Lou Brock, L OBP: 0.328, SLG: 0.370 (1, 7) | | | | | | | | | | 2 | 1 | 2 | 0 | 2 | 0 | 0 | San Francisco Giants @ St. Louis Cardinals Busch Stadium, St. Louis, MO Fri Jun 16 1972, 7:05 PM CDT Att: 20,913 - Unknown | | | | | | | | | | |
| Ted Sizemore, R OBP: 0.319, SLG: 0.341 (1, 4) | | | | | | | | | | 4 | 0 | 1 | 0 | 0 | 0 | 5 | | | | | | | | | | | |
| Matty Alou, L OBP: 0.361, SLG: 0.404 (1, 3) | | | | | | | | | | 3 | 0 | 0 | 1 | 1 | 0 | 3 | | | | | | | | | | | |
| Joe Torre, R OBP: 0.371, SLG: 0.510 (1, 5) | | | | | | | | | | 4 | 0 | 0 | 0 | 0 | 0 | 3 | | | | | | | | | | | |
| Ted Simmons, S OBP: 0.299, SLG: 0.426 (1, 2) | | | | | | | | | | 4 | 0 | 0 | 0 | 0 | 0 | 1 | | | | | | | | | | | |
| Bernie Carbo, L OBP: 0.350, SLG: 0.205 (1, 9) | | | | | | | | | | 4 | 0 | 0 | 0 | 0 | 1 | 0 | | | | | | | | | | | |
| Jose Cruz, L OBP: 0.272, SLG: 0.252 (1, 8) | | | | | | | | | | 4 | 0 | 2 | 0 | 0 | 0 | 0 | | | | | | | | | | | |
| Dwain Anderson, R OBP: 0.375, SLG: 0.345 (1, 6) | | | | | | | | | | 3 | 0 | 2 | 0 | 1 | 0 | 1 | | | | | | | | | | | |
| Rick Wise, R OBP: 0.211, SLG: 0.219 (1, 1) Lowell Palmer, R (1, 1) Brant Aiyee, R OBP: 0.229, SLG: 0.239 (5, PH) Al Santorini, R OBP: 0.229, SLG: 0.339 (8, PH) Donn Clendenen, R OBP: 0.300, SLG: 0.349 (7, PH) Joe Grzenda, R OBP: 0.300, SLG: 0.349 (8, PH) Moe Drabowsky, R OBP: 0.328, SLG: 0.242 (9, PH) | | | | | | | | | | 1 | 0 | 0 | 0 | 0 | 1 | 2 | | | | | | | | | | | |
| Inning Stats | R: 1 E: 0 K: 0 S: 5 | H: 2 LOB: 1 BB: 0 P: 5 | R: 0 E: 0 K: 1 S: 5 | H: 1 LOB: 1 BB: 1 P: 9 | R: 0 E: 0 K: 0 S: 3 | H: 1 LOB: 0 BB: 0 P: 7 | R: 0 E: 0 K: 0 S: 3 | H: 0 LOB: 0 BB: 0 P: 3 | R: 0 E: 0 K: 1 S: 6 | H: 1 LOB: 2 BB: 1 P: 10 | R: 0 E: 0 K: 0 S: 3 | H: 0 LOB: 0 BB: 0 P: 3 | R: 0 E: 0 K: 0 S: 4 | H: 1 LOB: 2 BB: 1 P: 8 | R: 0 E: 0 K: 0 S: 3 | H: 0 LOB: 0 BB: 0 P: 3 | | R: 0 E: 0 K: 1 S: 6 | H: 1 LOB: 1 BB: 0 P: 6 | 1B: 6 2B: 1 3B: 0 HR: 0 | SF: 0 SAC: 0 DP: 1 HBP: 0 | WP: 0 PB: 0 SB: 2 CS: 0 | PA: 36 | | | | |
| PITCHER | IP | WLS | BF | H | R | ER | SO | BB | IBB | HBP | BLK | WP | HR | S | P | ERA | WHIP | | | | | | | | | | |
| Don Carrithers, R ERA: 3.33 (1, 1) | 9.0 | W | 36 | 7 | 1 | 1 | 3 | 4 | 0 | 0 | 0 | 0 | 0 | 38 | 54 | 1.00 | 1.222 | | | | | | | | | | |

| Batter | 1 | 2 | 3 | 4 | 5 | 6 | 7 | 8 | 9 | AB | R | H | RBI | BB | SO | LOB | TOP | | | | | | | | |
|---|------------------------------|---------------------------------|------------------------------|---------------------------------|------------------------------|---------------------------------|------------------------------|---------------------------------|------------------------------|---------------------------------|------------------------------|----------------------------------|------------------------------|----------------------------------|------------------------------|----------------------------------|--|-------------------------------|----------------------------------|-----------------------------------|------------------------------------|----------------------------------|--------|--|--|
| Bobby Bonds, R OBP: 0.325, SLG: 0.474 (1,9) | | | | | | | | | | 5 | 0 | 2 | 1 | 0 | 0 | 3 | San Francisco Giants @ St. Louis Cardinals Busch Stadium, St. Louis, MO Sun Jun 18 1972, 3:33 AM CDT Att: 19,957 - Unknown | | | | | | | | |
| Chris Speier, R OBP: 0.348, SLG: 0.415 (1,6) | | | | | | | | | | 5 | 1 | 2 | 0 | 0 | 0 | 5 | | | | | | | | | |
| Dave Kingman, R OBP: 0.304, SLG: 0.493 Ken Henderson, S OBP: 0.273, SLG: 0.333 (9,7) | | | | | | | | | | 3 | 2 | 1 | 2 | 2 | 1 | 1 | | | | | | | | | |
| Willie McCovey, L OBP: 0.308, SLG: 0.351 (1,3) | | | | | | | | | | 5 | 0 | 2 | 0 | 0 | 1 | 3 | | | | | | | | | |
| Dave Rader, L OBP: 0.289, SLG: 0.312 Damaso Blanco, R OBP: 0.667, SLG: 0.667 (8, PR) Fran Healy, R OBP: 0.244, SLG: 0.233 (8,2) | | | | | | | | | | 3 | 0 | 1 | 0 | 1 | 0 | 2 | | | | | | | | | |
| Gary Maddox, R OBP: 0.287, SLG: 0.418 (1,8) | | | | | | | | | | 4 | 1 | 1 | 1 | 0 | 1 | 2 | | | | | | | | | |
| Al Gallagher, R OBP: 0.384, SLG: 0.321 (1,5) | | | | | | | | | | 3 | 1 | 1 | 0 | 2 | 1 | 2 | | | | | | | | | |
| Tito Fuentes, S OBP: 0.299, SLG: 0.376 (1,4) | | | | | | | | | | 5 | 1 | 2 | 2 | 0 | 0 | 5 | | | | | | | | | |
| Sam McDowell, L OBP: 0.154, SLG: 0.184 Ed Goodson, L OBP: 0.333, SLG: 0.459 (8, PH) Randy Moffitt, R (8,1) | | | | | | | | | | 2 | 0 | 0 | 0 | 0 | 1 | 3 | | | | | | | | | |
| Inning Stats | R: 0 E: 0 K: 1 S: 6 | H: 1 LOB: 1 BB: 0 P: 6 | R: 0 E: 0 K: 1 S: 4 | H: 0 LOB: 0 BB: 1 P: 8 | R: 0 E: 0 K: 0 S: 4 | H: 1 LOB: 1 BB: 0 P: 4 | R: 0 E: 0 K: 0 S: 3 | H: 1 LOB: 0 BB: 0 P: 3 | R: 1 E: 1 K: 0 S: 6 | H: 2 LOB: 2 BB: 0 P: 6 | R: 0 E: 0 K: 2 S: 7 | H: 0 LOB: 1 BB: 1 P: 11 | R: 0 E: 0 K: 1 S: 6 | H: 1 LOB: 2 BB: 1 P: 10 | R: 3 E: 0 K: 0 S: 6 | H: 3 LOB: 2 BB: 2 P: 14 | | R: 4 E: 0 K: 1 S: 10 | H: 5 LOB: 1 BB: 0 P: 10 | 1B: 11 2B: 1 3B: 1 HR: 1 | SF: 0 SAC: 2 DP: 2 HBP: 0 | WP: 0 PB: 0 SB: 4 CS: 0 | PA: 45 | | |
| PITCHER | IP | WLS | BF | H | R | ER | SO | BB | IBB | HBP | BLK | WP | HR | S | P | ERA | WHIP | PITCHER | | | | | | | |
| Scipio Spinks, R ERA: 2.57 (1,1) | 7.1 | L | 32 | 7 | 3 | 2 | 5 | 4 | 0 | 0 | 0 | 0 | 0 | 38 | 54 | 2.46 | 1.500 | | | | | | | | |
| Diego Segui, R ERA: 3.19 (8,1) | 0.2 | | 5 | 2 | 1 | 1 | 0 | 1 | 0 | 0 | 0 | 0 | 0 | 4 | 8 | 13.50 | 4.500 | | | | | | | | |
| Lowell Palmer, R ERA: 8.31 (9,1) | 0.0 | | 4 | 4 | 4 | 4 | 0 | 0 | 0 | 0 | 0 | 0 | 1 | 4 | 4 | ∞ | ∞ | | | | | | | | |
| Tony Cloninger, R ERA: 5.17 (9,1) | 1.0 | | 4 | 1 | 0 | 0 | 1 | 0 | 0 | 0 | 0 | 0 | 0 | 6 | 6 | 0.00 | 1.000 | | | | | | | | |

| Batter | 1 | 2 | 3 | 4 | 5 | 6 | 7 | 8 | 9 | AB | R | H | RBI | BB | SO | LOB | BOTTOM | | | | | | | | |
|---|------------------------------|----------------------------------|------------------------------|---------------------------------|------------------------------|---------------------------------|------------------------------|---------------------------------|------------------------------|---------------------------------|------------------------------|---------------------------------|------------------------------|---------------------------------|------------------------------|---------------------------------|--|----------------------------------|------------------------------------|----------------------------------|--------|--|--|--|--|
| Lou Brock, L OBP: 0.335, SLG: 0.374 (1,7) | | | | | | | | | | 4 | 1 | 1 | 0 | 0 | 0 | 1 | San Francisco Giants @ St. Louis Cardinals Busch Stadium, St. Louis, MO Sun Jun 18 1972, 3:33 AM CDT Att: 19,957 - Unknown | | | | | | | | |
| Ted Sizemore, R OBP: 0.315, SLG: 0.328 (1,4) | | | | | | | | | | 3 | 1 | 0 | 0 | 1 | 1 | 1 | | | | | | | | | |
| Donn Clendenon, R OBP: 0.293, SLG: 0.324 (1,3) | | | | | | | | | | 4 | 0 | 1 | 0 | 0 | 1 | 2 | | | | | | | | | |
| Joe Torre, R OBP: 0.361, SLG: 0.493 (1,5) | | | | | | | | | | 4 | 0 | 0 | 0 | 0 | 1 | 3 | | | | | | | | | |
| Ted Simmons, S OBP: 0.314, SLG: 0.435 (1,2) | | | | | | | | | | 4 | 0 | 3 | 2 | 0 | 0 | 0 | | | | | | | | | |
| Luis Melendez, R OBP: 0.282, SLG: 0.305 Bernie Carbo, L OBP: 0.343, SLG: 0.200 (9, PH) | | | | | | | | | | 3 | 0 | 0 | 0 | 0 | 0 | 2 | | | | | | | | | |
| Dwain Anderson, R OBP: 0.325, SLG: 0.278 (1,6) | | | | | | | | | | 3 | 0 | 0 | 0 | 0 | 0 | 1 | | | | | | | | | |
| Jose Cruz, L OBP: 0.271, SLG: 0.246 (1,8) | | | | | | | | | | 3 | 0 | 0 | 0 | 0 | 2 | 0 | | | | | | | | | |
| Scipio Spinks, R OBP: 0.176, SLG: 0.176 (1,1) Diego Segui, R OBP: 0.125, SLG: 0.125 (8,1) Matty Alou, L OBP: 0.355, SLG: 0.398 (8, PH) Lowell Palmer, R (9,1) Tony Cloninger, R (9,1) | | | | | | | | | | 2 | 0 | 1 | 0 | 0 | 0 | 0 | | | | | | | | | |
| Inning Stats | R: 2 E: 0 K: 1 S: 7 | H: 2 LOB: 1 BB: 1 P: 11 | R: 0 E: 0 K: 1 S: 5 | H: 0 LOB: 0 BB: 0 P: 5 | R: 0 E: 0 K: 0 S: 3 | H: 0 LOB: 0 BB: 0 P: 3 | R: 0 E: 0 K: 0 S: 4 | H: 1 LOB: 1 BB: 0 P: 4 | R: 0 E: 0 K: 2 S: 8 | H: 1 LOB: 1 BB: 0 P: 8 | R: 0 E: 0 K: 0 S: 3 | H: 0 LOB: 0 BB: 0 P: 3 | R: 0 E: 0 K: 0 S: 3 | H: 0 LOB: 0 BB: 0 P: 3 | R: 0 E: 0 K: 1 S: 6 | H: 2 LOB: 1 BB: 0 P: 6 | | 1B: 5 2B: 1 3B: 0 HR: 0 | SF: 0 SAC: 0 DP: 1 HBP: 0 | WP: 0 PB: 0 SB: 0 CS: 0 | PA: 33 | | | | |
| PITCHER | IP | WLS | BF | H | R | ER | SO | BB | IBB | HBP | BLK | WP | HR | S | P | ERA | WHIP | PITCHER | | | | | | | |
| Sam McDowell, L ERA: 4.25 (1,1) | 7.0 | | 26 | 4 | 2 | 2 | 4 | 1 | 0 | 0 | 0 | 0 | 0 | 9 | 37 | 2.57 | 0.714 | | | | | | | | |
| Randy Moffitt, R ERA: (8,1) | 2.0 | S | 7 | 2 | 0 | 0 | 1 | 0 | 0 | 0 | 0 | 0 | 0 | 9 | 9 | 0.00 | 1.000 | | | | | | | | |

| Batter | 1 | 2 | 3 | 4 | 5 | 6 | 7 | 8 | 9 | AB | R | H | RBI | BB | SO | LOB | TOP | | | | | |
|--|------------------------------|---------------------------------|------------------------------|---------------------------------|------------------------------|---------------------------------|------------------------------|---------------------------------|------------------------------|---------------------------------|------------------------------|---------------------------------|------------------------------|---------------------------------|------------------------------|---------------------------------|------------------------------|---------------------------------|----------------------------------|------------------------------------|----------------------------------|--------|
| Bobby Bonds, R OBP: 0.318, SLG: 0.459 Ken Henderson, S OBP: 0.272, SLG: 0.332 | | 6-3 | | K | | 5-3 | | | P4-3 | 3 | 1 | 0 | 0 | 1 | 1 | 2 | | | | | | |
| Chris Sporer, R OBP: 0.343, SLG: 0.405 Damaso Blanco, R OBP: 0.400, SLG: 0.400 | E6 1B FC1-6 | | 1B | 5-3 | | | G6-4-3 BB | | P4-3 | 3 | 2 | 1 | 0 | 1 | 0 | 0 | | | | | | |
| Dave Kingman, R OBP: 0.304, SLG: 0.494 | 4-3 | | 1B | HR | 1B | 4-3 | 3B | | F7 | 5 | 2 | 3 | 0 | 0 | 0 | 2 | | | | | | |
| Willie McCovey, L OBP: 0.315, SLG: 0.354 Ed Goodson, L OBP: 0.321, SLG: 0.442 | FC1-6 2B | | F8 | | 4-3 | | G6-4-3 1-2 | | P4 | 3 | 0 | 1 | 1 | 0 | 0 | 2 | | | | | | |
| Dave Rader, L OBP: 0.297, SLG: 0.320 | FC1-6 2B | | HR | 1B | 6-3 | | | | FC6-4 1B | 5 | 1 | 2 | 1 | 0 | 0 | 3 | | | | | | |
| Gary Maddox, R OBP: 0.294, SLG: 0.458 | 2B | | HR | | F9 | | | | FC6-4 1B | 4 | 2 | 2 | 3 | 0 | 0 | 1 | | | | | | |
| Al Gallagher, R OBP: 0.393, SLG: 0.337 | | | L9 | | 6-3 | | | | 5-3 | 4 | 0 | 1 | 0 | 0 | 0 | 1 | | | | | | |
| Tito Fuentes, S OBP: 0.299, SLG: 0.370 Chris Arnold, R OBP: 0.333, SLG: 0.375 | | | F8 | F7 | | | | | 1B | 3 | 0 | 1 | 0 | 0 | 0 | 1 | | | | | | |
| Don Carrithers, R OBP: 0.133, SLG: 0.133 Don McMahon, R OBP: 0.193, SLG: 0.273 Randy Moffitt, R Frank Reberger, L | | | F7 | F8 | | | | | K | 0 | 0 | 0 | 0 | 0 | 0 | 0 | | | | | | |
| Inning Stats | R: 2 E: 2 K: 0 S: 5 | H: 2 LOB: 2 BB: 1 P: 9 | R: 0 E: 0 K: 0 S: 4 | H: 1 LOB: 1 BB: 0 P: 4 | R: 4 E: 0 K: 0 S: 7 | H: 4 LOB: 0 BB: 0 P: 7 | R: 0 E: 0 K: 1 S: 5 | H: 0 LOB: 0 BB: 0 P: 5 | R: 1 E: 0 K: 0 S: 4 | H: 1 LOB: 0 BB: 0 P: 4 | R: 0 E: 0 K: 1 S: 6 | H: 1 LOB: 1 BB: 0 P: 6 | R: 0 E: 0 K: 0 S: 2 | H: 0 LOB: 0 BB: 1 P: 6 | R: 1 E: 0 K: 1 S: 7 | H: 2 LOB: 1 BB: 0 P: 7 | R: 0 E: 1 K: 0 S: 5 | H: 1 LOB: 2 BB: 0 P: 5 | 1B: 8 2B: 2 3B: 1 HR: 1 | SF: 0 SAC: 0 DP: 1 HBP: 0 | WP: 0 PB: 0 SB: 1 CS: 0 | PA: 41 |
| PITCHER | IP | WLS | BF | H | R | ER | SO | BB | IBB | HBP | BLK | WP | HR | S | P | ERA | WHIP | | | | | |
| Burt Hooton, R ERA: 2.52 Rick Reuschel, R ERA: 2.94 | (1, 1) | 3.0 | 17 | 7 | 6 | 5 | 0 | 1 | 0 | 0 | 0 | 0 | 1 | 16 | 20 | 15.00 | 2.667 | | | | | |
| PITCHER | IP | WLS | BF | H | R | ER | SO | BB | IBB | HBP | BLK | WP | HR | S | P | ERA | WHIP | | | | | |
| Burt Hooton, R ERA: 2.52 Rick Reuschel, R ERA: 2.94 | (4, 1) | 6.0 | 24 | 5 | 2 | 2 | 3 | 1 | 0 | 0 | 0 | 0 | 0 | 29 | 33 | 3.00 | 1.000 | | | | | |

San Francisco Giants @ Chicago Cubs
Wrigley Field, Chicago, IL
Tue Jun 20 1972, 3:33 AM CDT
Att: 18,978 - Cloudy - 78 F

AB 39
R 8
H 12
RBI 6
BB 2
SO 3
LOB 17



| Batter | 1 | 2 | 3 | 4 | 5 | 6 | 7 | 8 | 9 | AB | R | H | RBI | BB | SO | LOB | BOTTOM | | | | |
|--|------------------------------|----------------------------------|------------------------------|---------------------------------|------------------------------|---------------------------------|------------------------------|----------------------------------|------------------------------|---------------------------------|------------------------------|----------------------------------|------------------------------|---------------------------------|------------------------------|---------------------------------|-----------------------------------|------------------------------------|----------------------------------|--------|--|
| Don Kessinger, S OBP: 0.355, SLG: 0.291 | 6-3 | | P6 | 1-3 | | 6-3 | | | 1-3 | 6 | 0 | 0 | 0 | 0 | 0 | 3 | | | | | |
| Glenn Beckert, R OBP: 0.303, SLG: 0.338 Paul Popovich, S OBP: 0.194, SLG: 0.143 | 1B BB | FC4-6 1B | | 3B | 2B | F8 | | | 5-3 | 4 | 2 | 2 | 0 | 1 | 0 | 0 | | | | | |
| Billy Williams, L OBP: 0.355, SLG: 0.537 Bill North, S OBP: 0.179, SLG: 0.148 | WP 1B | FC4-6 1B | | 1B | 3B | F9 | | | HR | 5 | 3 | 3 | 2 | 0 | 0 | 1 | | | | | |
| Jim Hickman, R OBP: 0.382, SLG: 0.496 Art Shamsky, L OBP: 0.263, SLG: 0.125 | WP 1B | 1B | | 1B | 1B | 5-3 | | | 5-3 | 5 | 2 | 4 | 2 | 0 | 0 | 0 | | | | | |
| Jose Cardenal, R OBP: 0.353, SLG: 0.518 Gene Hiser, L OBP: 0.409, SLG: 0.316 | WP HR | P6 | | 5-3 | F9 | | | | 1B | 5 | 1 | 2 | 2 | 0 | 0 | 4 | | | | | |
| Rick Monday, L OBP: 0.416, SLG: 0.463 | WP HR | 3-1 | | 1B | 1B | 4-3 | | | 4-3 | 2 | 3 | 0 | 0 | 3 | 0 | 3 | | | | | |
| Ron Santo, R OBP: 0.390, SLG: 0.586 Carmen Fanzone, R OBP: 0.340, SLG: 0.390 | HR | BB | | 6-3 | 1B | 1B | | | K | 3 | 2 | 3 | 3 | 1 | 0 | 0 | | | | | |
| Randy Hundley, R OBP: 0.269, SLG: 0.317 | HR | | | 6-3 | 2B | 1B | | | 6-3 | 5 | 2 | 2 | 5 | 0 | 1 | 1 | | | | | |
| Burt Hooton, R OBP: 0.143, SLG: 0.063 J.C. Martin, L OBP: 0.429, SLG: 0.571 Rick Reuschel, R OBP: 0.667, SLG: 1.000 | F3 | | | L1 | 2B | | | | 1B | 1 | 0 | 0 | 0 | 0 | 0 | 0 | | | | | |
| Inning Stats | R: 7 E: 0 K: 0 S: 7 | H: 4 LOB: 3 BB: 3 P: 19 | R: 0 E: 1 K: 0 S: 5 | H: 2 LOB: 2 BB: 0 P: 5 | R: 0 E: 0 K: 0 S: 4 | H: 1 LOB: 1 BB: 0 P: 4 | R: 5 E: 0 K: 0 S: 8 | H: 6 LOB: 1 BB: 1 P: 12 | R: 0 E: 0 K: 0 S: 4 | H: 1 LOB: 1 BB: 0 P: 4 | R: 2 E: 0 K: 2 S: 8 | H: 1 LOB: 0 BB: 1 P: 12 | R: 1 E: 0 K: 0 S: 5 | H: 2 LOB: 1 BB: 0 P: 5 | R: 0 E: 0 K: 1 S: 6 | H: 1 LOB: 1 BB: 0 P: 6 | 1B: 11 2B: 3 3B: 1 HR: 3 | SF: 0 SAC: 0 DP: 0 HBP: 0 | WP: 2 PB: 0 SB: 0 CS: 0 | PA: 46 | |
| PITCHER | IP | WLS | BF | H | R | ER | SO | BB | IBB | HBP | BLK | WP | HR | S | P | ERA | WHIP | | | | |
| Don Carrithers, R ERA: 4.66 Don McMahon, R ERA: 3.41 Randy Moffitt, R ERA: 6.43 Frank Reberger, R ERA: 12.6 | (1, 1) | 0.1 | 11 | 3 | 0 | 0 | 0 | 0 | 0 | 0 | 0 | 0 | 0 | 11 | 11 | 0.00 | 1.125 | | | | |
| PITCHER | IP | WLS | BF | H | R | ER | SO | BB | IBB | HBP | BLK | WP | HR | S | P | ERA | WHIP | | | | |
| Don Carrithers, R ERA: 4.66 Don McMahon, R ERA: 3.41 Randy Moffitt, R ERA: 6.43 Frank Reberger, R ERA: 12.6 | (4, 1) | 0.2 | 8 | 6 | 5 | 5 | 0 | 0 | 1 | 0 | 0 | 0 | 0 | 7 | 11 | 67.50 | 9.000 | | | | |
| PITCHER | IP | WLS | BF | H | R | ER | SO | BB | IBB | HBP | BLK | WP | HR | S | P | ERA | WHIP | | | | |
| Don Carrithers, R ERA: 4.66 Don McMahon, R ERA: 3.41 Randy Moffitt, R ERA: 6.43 Frank Reberger, R ERA: 12.6 | (4, 1) | 4.1 | 19 | 5 | 3 | 3 | 3 | 1 | 0 | 0 | 0 | 0 | 2 | 24 | 28 | 6.23 | 1.385 | | | | |


San Francisco Giants @ Chicago Cubs
Wrigley Field, Chicago, IL
Tue Jun 20 1972, 3:33 AM CDT
Att: 18,978 - Cloudy - 78 F

AB 41
R 15
H 18
RBI 15
BB 5
SO 3
LOB 13



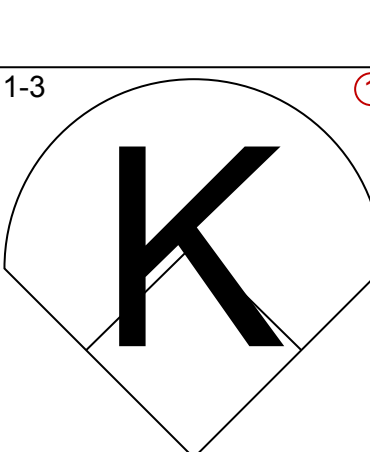
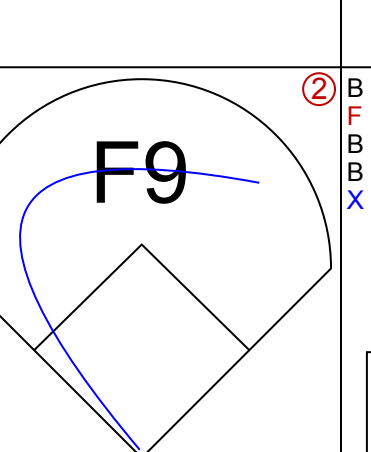
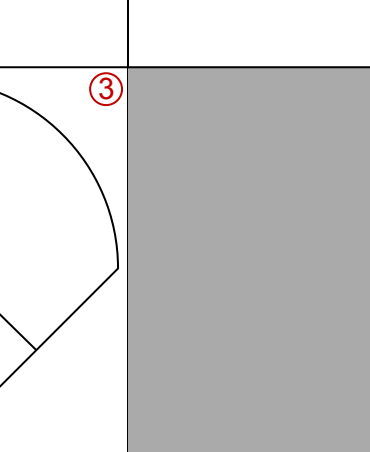
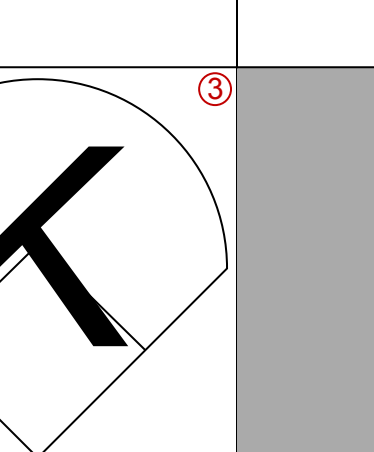
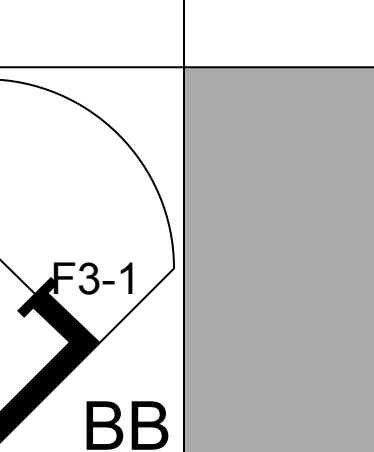
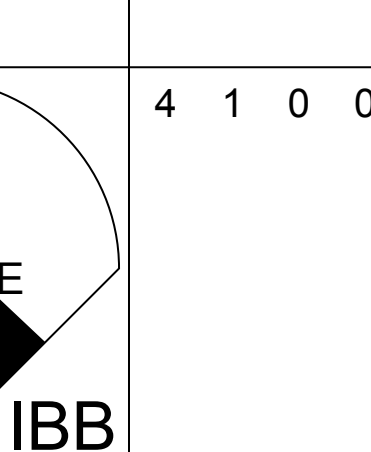
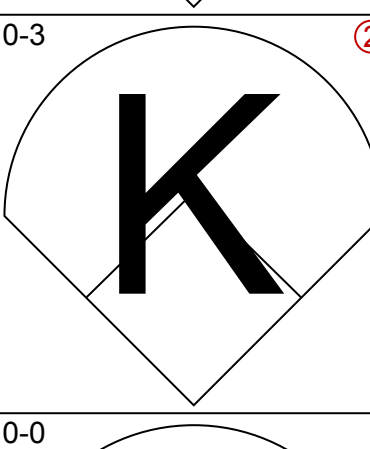
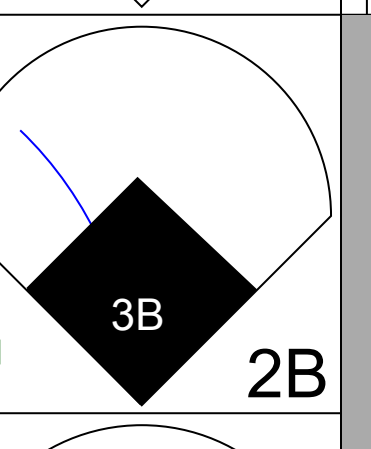
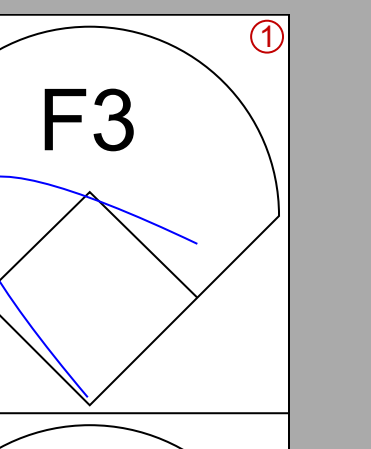
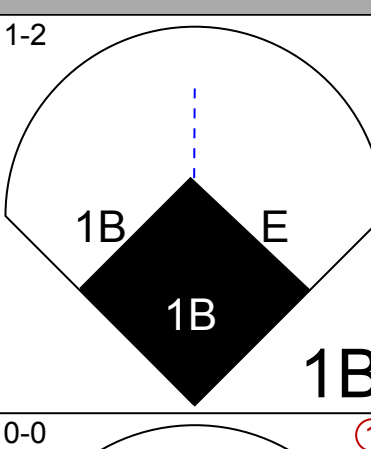
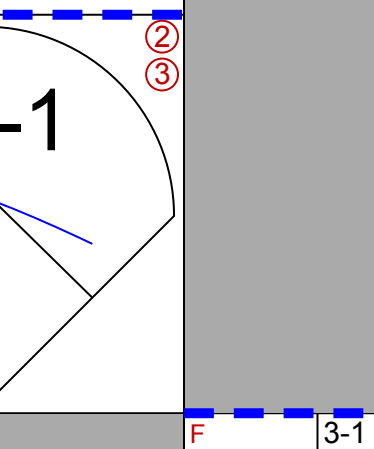
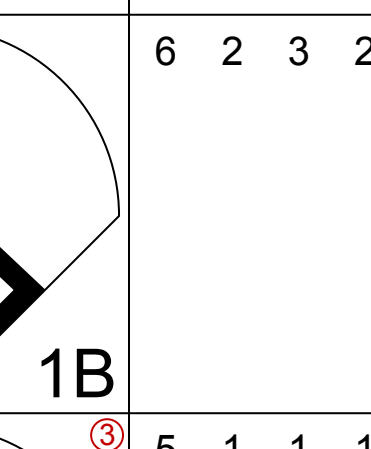
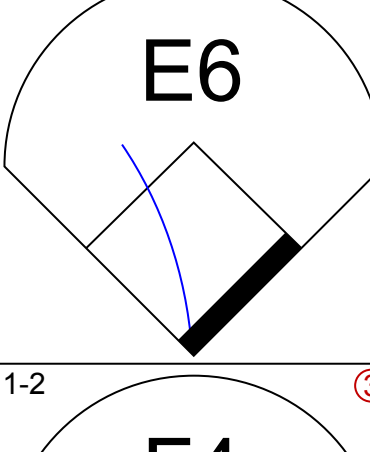
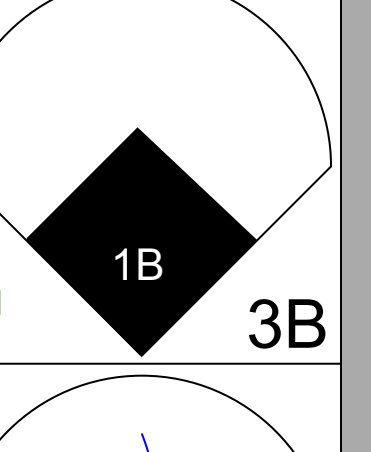
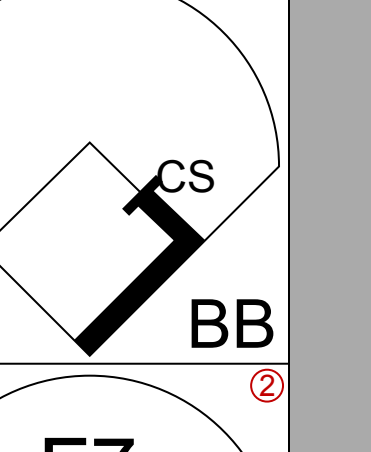
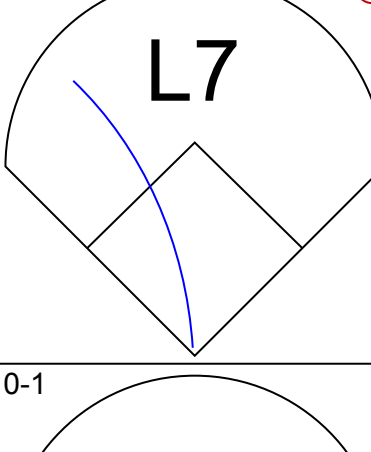
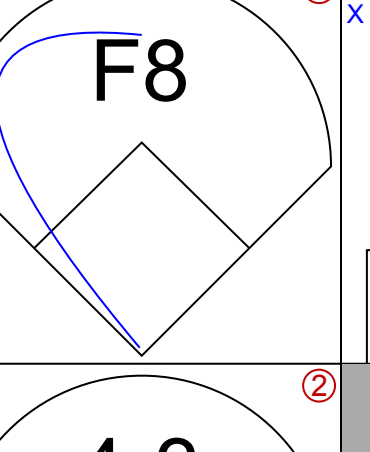
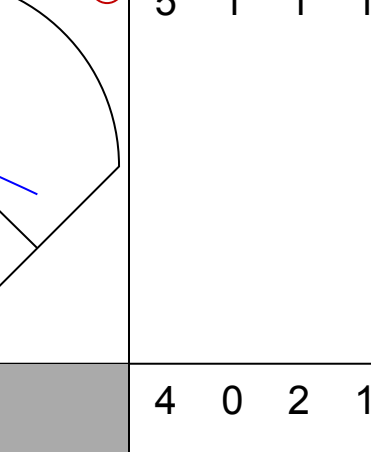
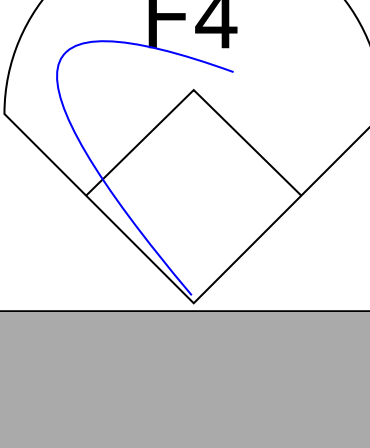
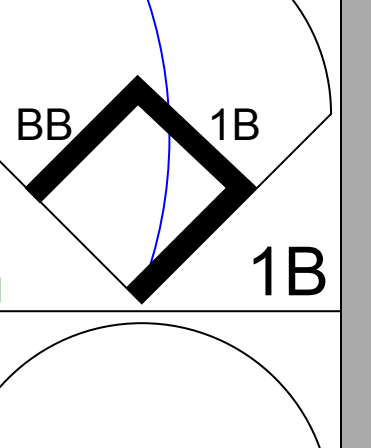
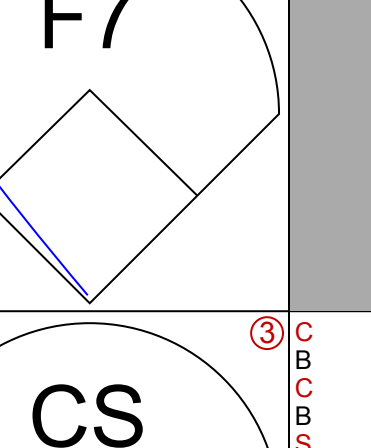
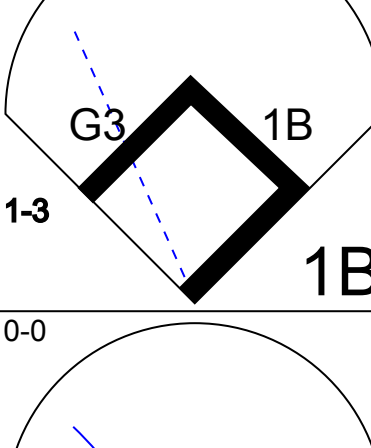
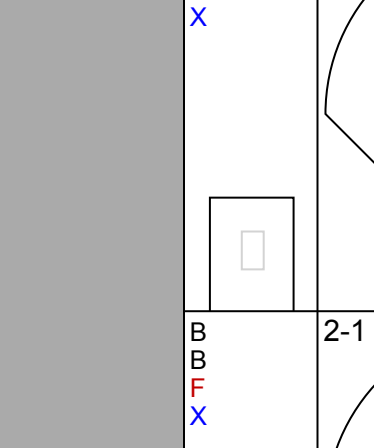
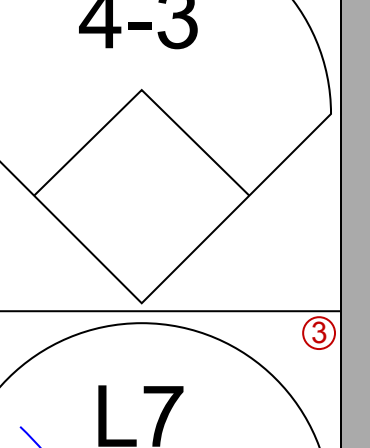
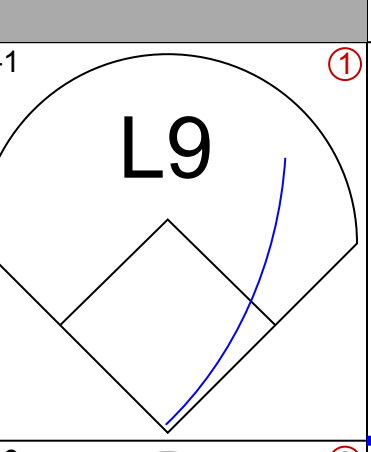
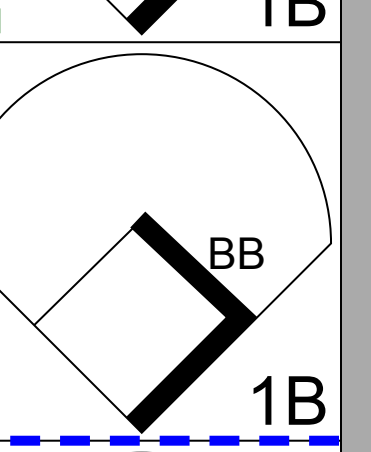
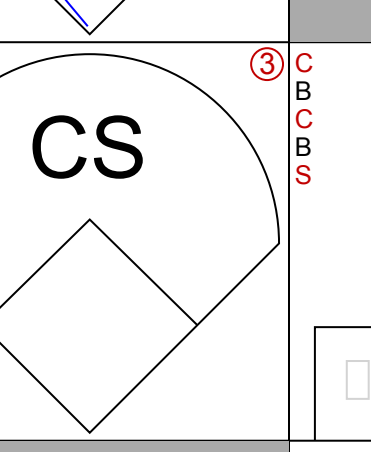
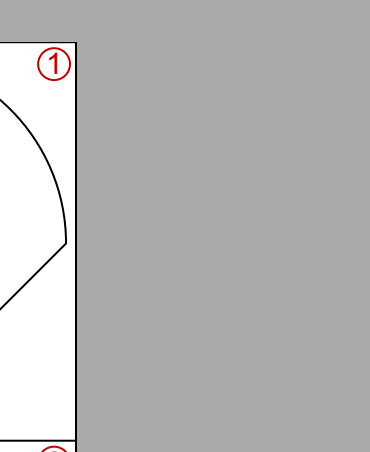
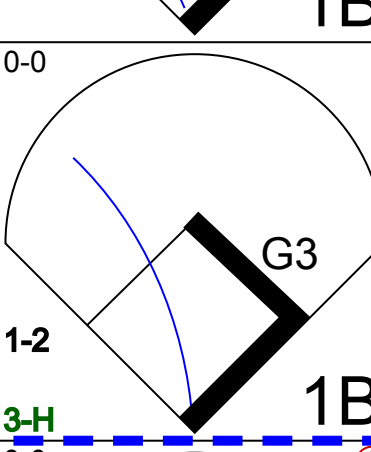
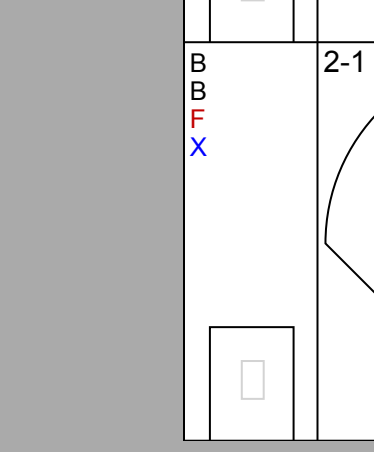
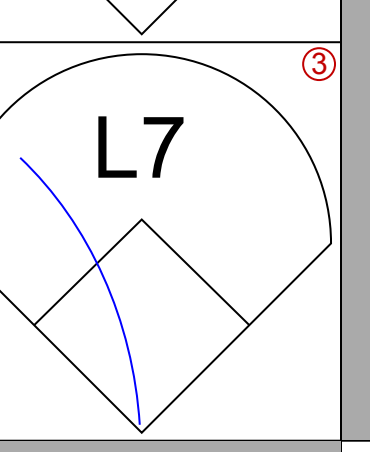
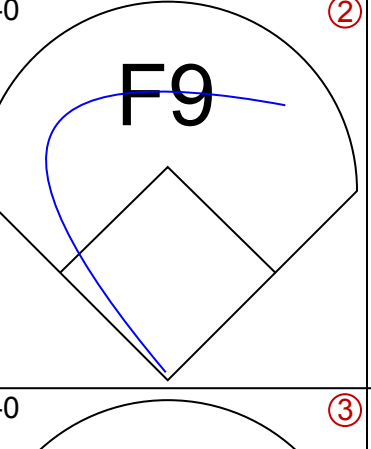
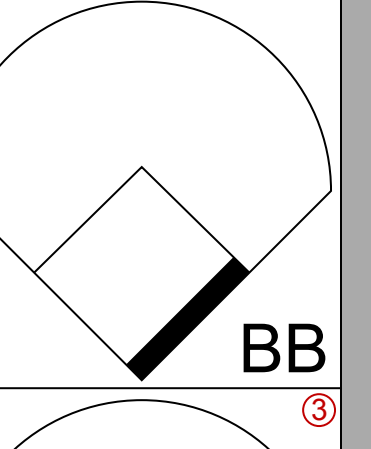
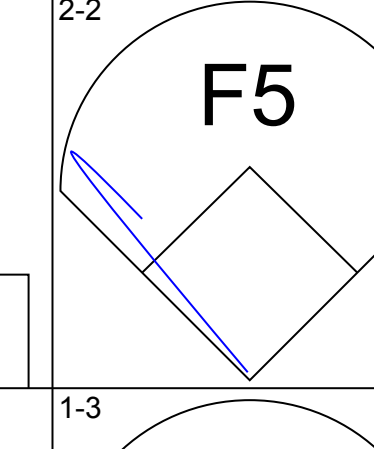
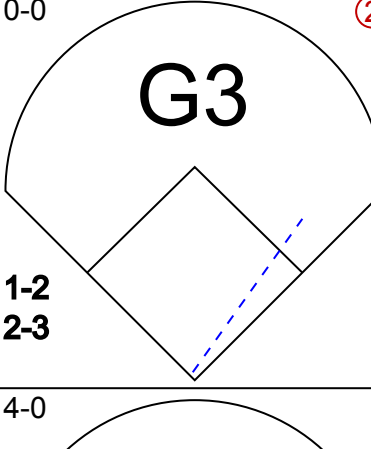
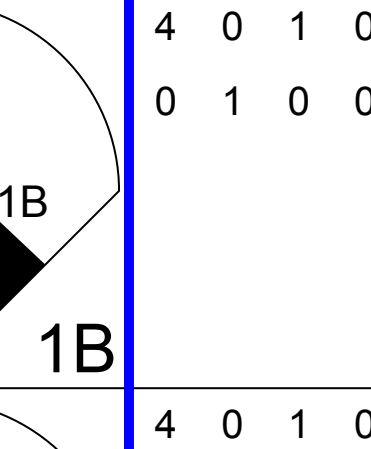
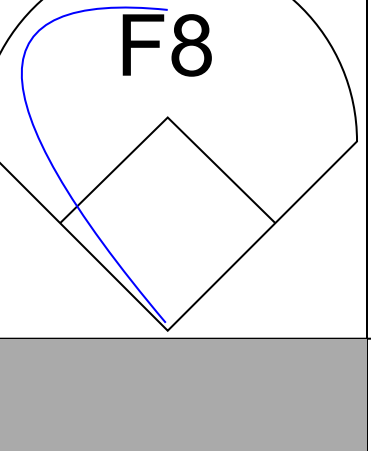
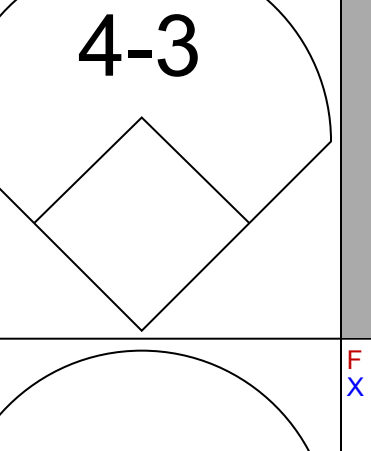
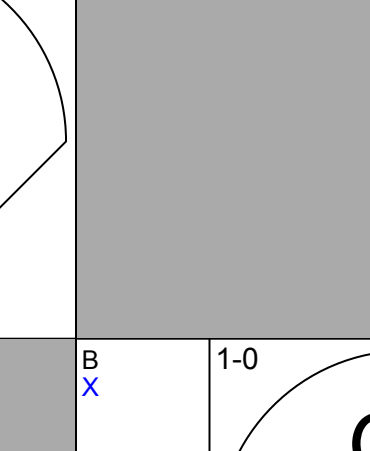
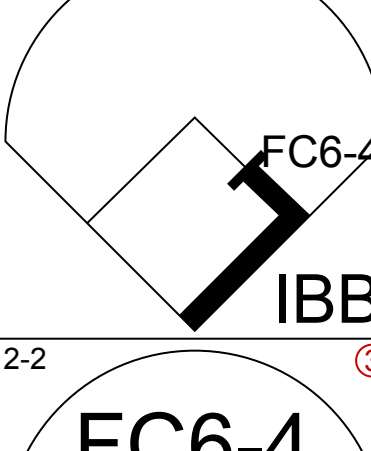

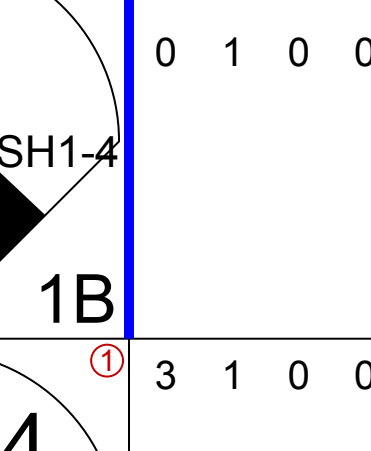
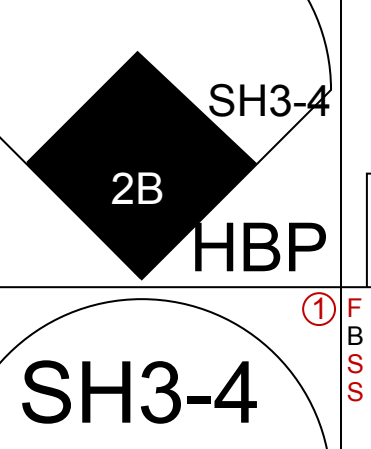
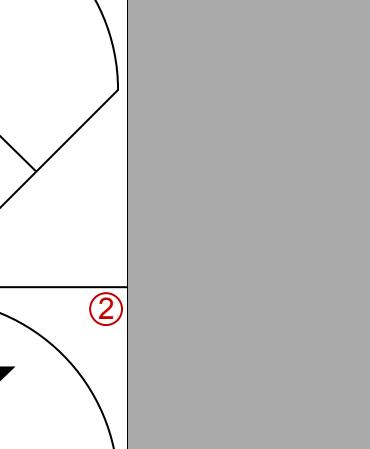
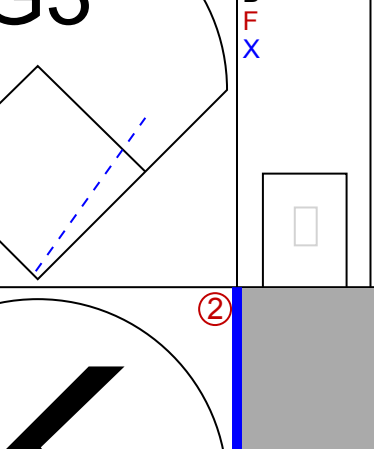
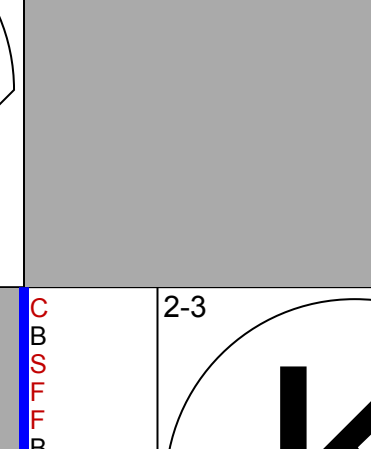
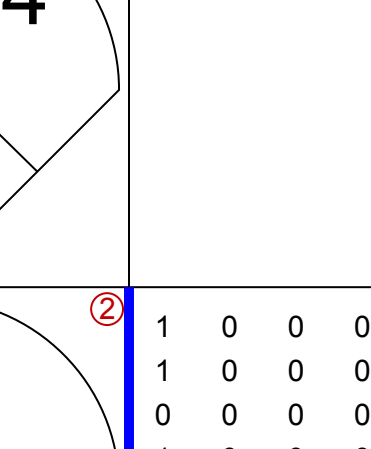
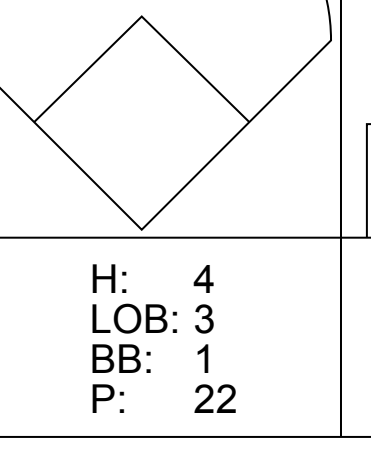
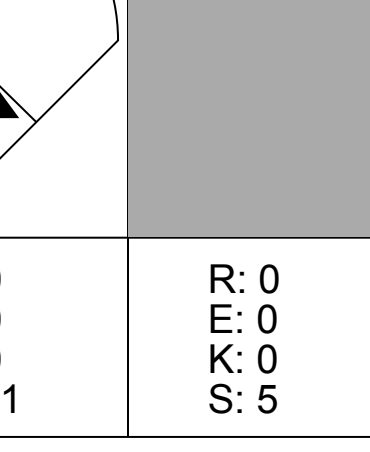
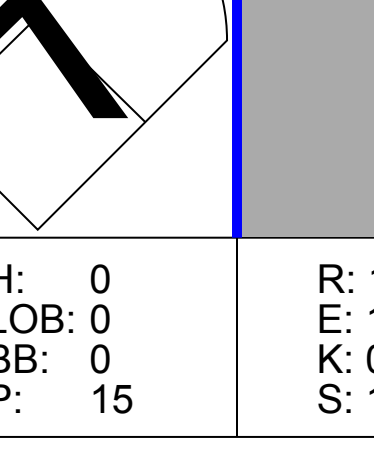
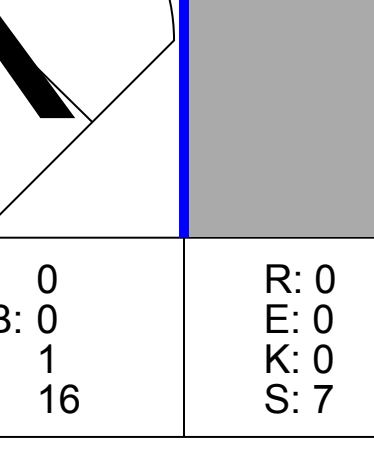
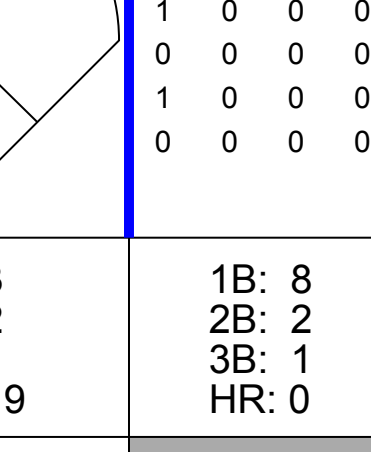
| Batter | 1 | 2 | 3 | 4 | 5 | 6 | 7 | 8 | 9 | AB | R | H | RBI | BB | SO | LOB | TOP | | | | | | | | | | |
|---|------------------------------|---------------------------------|------------------------------|---------------------------------|------------------------------|---------------------------------|------------------------------|---------------------------------|------------------------------|----------------------------------|------------------------------|---------------------------------|------------------------------|---------------------------------|------------------------------|---------------------------------|---|---------------------------------|----------------------------------|------------------------------------|--|--|--|--|--|--|--|
| Ken Henderson, S (1.9) OBP: 0.275, SLG: 0.339 | P4 | | 3-1 | | E 1B 1B | | F8 | | 1-H 2B | 5 | 1 | 2 | 2 | 0 | 0 | 0 | San Francisco Giants @ Chicago Cubs Wrigley Field, Chicago, IL Wed Jun 21 1972, 3:33 AM CDT Att: 19,539 - Cloudy - 51 F | | | | | | | | | | |
| Chris Speier, R (1.6) OBP: 0.337, SLG: 0.397 | K | | 6-3 | | E6 1B | | K | | G3 | 5 | 0 | 0 | 0 | 0 | 2 | 2 | | | | | | | | | | | |
| Dave Kingman, R (1.7) OBP: 0.303, SLG: 0.490 | F3 | | P6 | | 1-2 1B | | | | 6-3 | 4 | 0 | 1 | 1 | 0 | 0 | 0 | | | | | | | | | | | |
| Willie McCovey, L (1.3) OBP: 0.312, SLG: 0.348 | | P5 | | | F9 P6 | | | | FC5-4 1B | 4 | 0 | 1 | 0 | 0 | 0 | 2 | | | | | | | | | | | |
| Garry Maddox, R (1.8) OBP: 0.288, SLG: 0.448 | | P5 | | | 5-3 | | F8 | | K | 4 | 0 | 0 | 0 | 0 | 1 | 1 | | | | | | | | | | | |
| Dave Rader, L (1.2) OBP: 0.296, SLG: 0.318 | | 1B 1B | | | 4-3 | | G3 | | FC5-4 | 4 | 1 | 1 | 0 | 0 | 0 | 1 | | | | | | | | | | | |
| Al Gallagher, R (1.5) OBP: 0.387, SLG: 0.344 | | 1B 1-3 1B | | | L9 | | | | 6-3 | 4 | 0 | 2 | 0 | 0 | 0 | 0 | | | | | | | | | | | |
| Tito Fuentes, S (1.4) OBP: 0.306, SLG: 0.374 | | 1-3 3-H 1B | | | 4-3 1B BB | | 1-3 | | 2B 1B | 3 | 2 | 2 | 1 | 1 | 0 | 1 | | | | | | | | | | | |
| Ron Bryant, S (1.1) OBP: 0.103, SLG: 0.138 | | F5 | | | 4-3 | | G3 | | K | 4 | 0 | 0 | 0 | 0 | 1 | 4 | | | | | | | | | | | |
| Inning Stats | R: 0 E: 0 K: 1 S: 5 | H: 0 LOB: 0 BB: 0 P: 5 | R: 1 E: 0 K: 0 S: 6 | H: 3 LOB: 2 BB: 0 P: 6 | R: 0 E: 0 K: 0 S: 3 | H: 0 LOB: 0 BB: 0 P: 3 | R: 0 E: 0 K: 0 S: 3 | H: 0 LOB: 0 BB: 0 P: 3 | R: 2 E: 1 K: 0 S: 6 | H: 2 LOB: 2 BB: 1 P: 10 | R: 0 E: 0 K: 0 S: 4 | H: 1 LOB: 1 BB: 0 P: 4 | R: 0 E: 0 K: 1 S: 5 | H: 0 LOB: 0 BB: 0 P: 5 | R: 0 E: 0 K: 1 S: 6 | H: 1 LOB: 1 BB: 0 P: 6 | R: 1 E: 0 K: 1 S: 7 | H: 2 LOB: 1 BB: 0 P: 7 | 1B: 8 2B: 1 3B: 0 HR: 0 | SF: 0 SAC: 0 DP: 0 HBP: 0 | WP: 0 PA: 38 PB: 0 SB: 0 CS: 0 | | | | | | |
| PITCHER | IP | WLS | BF | H | R | ER | SO | BB | IBB | HBP | BLK | WP | HR | S | P | ERA | WHIP | | | | | | | | | | |
| Mitt Pappas, R (1.1) ERA: 2.75 | 7.0 | L | 29 | 6 | 3 | 2 | 2 | 1 | 0 | 0 | 0 | 0 | 0 | 32 | 36 | 2.57 | 1.000 | | | | | | | | | | |
| Dan McGinn, L (8.1) ERA: 3.51 | 2.0 | | 9 | 3 | 1 | 1 | 2 | 0 | 0 | 0 | 0 | 0 | 0 | 13 | 13 | 4.50 | 1.500 | | | | | | | | | | |

| Batter | 1 | 2 | 3 | 4 | 5 | 6 | 7 | 8 | 9 | AB | R | H | RBI | BB | SO | LOB | BOTTOM | | | | | | | | | | |
|---|------------------------------|---------------------------------|------------------------------|----------------------------------|------------------------------|---------------------------------|------------------------------|----------------------------------|------------------------------|---------------------------------|------------------------------|---------------------------------|------------------------------|---------------------------------|------------------------------|---------------------------------|---|---------------------------------|----------------------------------|------------------------------------|--|--|--|--|--|--|--|
| Don Kessinger, S (1.6) OBP: 0.353, SLG: 0.291 | 4-3 1B | | L8 | | 4-3 | | | L7 | | 4 | 0 | 1 | 0 | 0 | 0 | 0 | San Francisco Giants @ Chicago Cubs Wrigley Field, Chicago, IL Wed Jun 21 1972, 3:33 AM CDT Att: 19,539 - Cloudy - 51 F | | | | | | | | | | |
| Glenn Beckert, R (1.4) OBP: 0.298, SLG: 0.332 | 4-3 1-2 | | F8 | | F7 | | | 5-3 | | 4 | 0 | 0 | 0 | 0 | 0 | 1 | | | | | | | | | | | |
| Billy Williams, L (1.7) OBP: 0.353, SLG: 0.532 | L8 | | F8 | | F7 | | | FC5-4 1B | | 4 | 0 | 1 | 0 | 0 | 0 | 1 | | | | | | | | | | | |
| Jim Hickman, R (1.3) OBP: 0.379, SLG: 0.486 | 6-3 | | | SH1-3 BB BB | | | F7 | FC5-4 | | 3 | 0 | 0 | 0 | 1 | 0 | 2 | | | | | | | | | | | |
| Jose Cardenal, R (1.9) OBP: 0.347, SLG: 0.507 | | 6-3 | | F8 | | | 5-3 | | K | 4 | 0 | 0 | 0 | 0 | 1 | 1 | | | | | | | | | | | |
| Ron Santo, R (1.5) OBP: 0.392, SLG: 0.578 | | BB BB | | SH1-3 BB | | | 5-3 | | 1-3 | 2 | 0 | 0 | 0 | 2 | 0 | 0 | | | | | | | | | | | |
| Rick Monday, L (1.8) OBP: 0.417, SLG: 0.457 | | BB BB | | SH1-3 | | | 5-3 | | 4-3 | 2 | 0 | 0 | 0 | 1 | 0 | 0 | | | | | | | | | | | |
| Randy Hundley, R (1.2) OBP: 0.270, SLG: 0.313 | | F3 | | 1-2 2-3 | | | F5 | | | 2 | 0 | 0 | 0 | 1 | 0 | 2 | | | | | | | | | | | |
| Mitt Pappas, R (1.1) OBP: 0.296, SLG: 0.269 | | L1 | | | | | F7 | | | 2 | 0 | 0 | 0 | 0 | 1 | 5 | | | | | | | | | | | |
| Carmen Fanzone, R (7, PH) OBP: 0.338, SLG: 0.387 | | | | | | | | | | 1 | 0 | 0 | 0 | 0 | 0 | 0 | | | | | | | | | | | |
| Dan McGinn, L (8.1) OBP: 0.500, SLG: 1.000 | | | | | K | | | | | 0 | 0 | 0 | 0 | 0 | 0 | 0 | | | | | | | | | | | |
| Inning Stats | R: 0 E: 0 K: 0 S: 4 | H: 1 LOB: 1 BB: 0 P: 4 | R: 0 E: 0 K: 0 S: 3 | H: 0 LOB: 2 BB: 2 P: 11 | R: 0 E: 0 K: 0 S: 3 | H: 0 LOB: 0 BB: 0 P: 3 | R: 0 E: 0 K: 1 S: 5 | H: 0 LOB: 3 BB: 3 P: 17 | R: 0 E: 0 K: 0 S: 3 | H: 0 LOB: 0 BB: 0 P: 3 | R: 0 E: 0 K: 0 S: 3 | H: 0 LOB: 0 BB: 0 P: 3 | R: 0 E: 0 K: 0 S: 4 | H: 0 LOB: 0 BB: 0 P: 3 | R: 0 E: 0 K: 0 S: 4 | H: 1 LOB: 1 BB: 0 P: 4 | R: 0 E: 0 K: 1 S: 5 | H: 0 LOB: 0 BB: 0 P: 5 | 1B: 2 2B: 0 3B: 0 HR: 0 | SF: 0 SAC: 1 DP: 0 HBP: 0 | WP: 0 PA: 34 PB: 0 SB: 0 CS: 0 | | | | | | |
| PITCHER | IP | WLS | BF | H | R | ER | SO | BB | IBB | HBP | BLK | WP | HR | S | P | ERA | WHIP | | | | | | | | | | |
| Ron Bryant, L (1.1) ERA: 2.89 | 9.0 | W | 34 | 2 | 0 | 0 | 2 | 4 | 1 | 0 | 0 | 0 | 0 | 33 | 53 | 0.00 | 0.667 | | | | | | | | | | |



| Batter | 1 | 2 | 3 | 4 | 5 | 6 | 7 | 8 | 9 | AB | R | H | RBI | BB | SO | LOB | TOP | | |
|---|--|---------------------------------|------------------------------|---------------------------------|------------------------------|---------------------------------|------------------------------|---------------------------------|------------------------------|---------------------------------|------------------------------|---------------------------------|------------------------------|---------------------------------|------------------------------|--|--|------------------------------------|--|
| Bobby Bonds, R OBP: 0.317, SLG: 0.454 (1, 9) | 0-3 K | | 0-0 F7 | | | 0-0 5-3 | | 4-0 BB | | 3 | 0 | 0 | 0 | 1 | 1 | 0 | San Francisco Giants @ San Diego Padres San Diego Stadium, San Diego, CA Fri Jun 23 1972, 10:05 PM EDT Att: 21,319 - Unknown livebaseballscorecards.com | | |
| Chris Speier, R OBP: 0.332, SLG: 0.390 (1, 6) | 0-0 6-3 | | 0-3 K | | | 0-0 5-3 | | 0-0 F4 | | 4 | 0 | 0 | 0 | 0 | 1 | 1 | | | |
| Dave Kingman, R OBP: 0.299, SLG: 0.481 (1, 7) | 0-3 K | | | 0-3 K | | 0-0 F6 | | | 0-3 K | 4 | 0 | 0 | 0 | 0 | 3 | 0 | | | |
| Willie McCovey, L OBP: 0.309, SLG: 0.333 (1, 3) | | 0-0 5-3 | | 4-0 BB | | | 0-0 F7 | | 0-0 6-3 | 3 | 0 | 0 | 0 | 1 | 0 | 0 | | | |
| Garry Maddox, R OBP: 0.287, SLG: 0.455 (1, 8) | | 0-0 SF8 3B | | 0-0 F7 | | | 0-0 F9 | | 0-0 F8 | 4 | 1 | 1 | 0 | 0 | 0 | 1 | | | |
| Dave Radler, L OBP: 0.303, SLG: 0.316 (1, 2) | | 1-0 HBP | | 0-0 F8 | | | 4-0 BB | | | 1 | 0 | 0 | 0 | 1 | 0 | 1 | | | |
| Al Gallagher, R OBP: 0.377, SLG: 0.337 (1, 5) | | 0-0 SF8 | | | 0-0 4-3 | | | 0-0 4-3 | | 2 | 0 | 0 | 1 | 0 | 0 | 1 | | | |
| Tito Fuentes, S OBP: 0.302, SLG: 0.369 (1, 4) | | 0-3 K | | | 0-3 K | | | 0-0 4-3 | | 3 | 0 | 0 | 0 | 0 | 2 | 1 | | | |
| Sam McDowell, L OBP: 0.143, SLG: 0.171 Randy Moffitt, R (8, 1) | | | 0-3 K | | | 0-0 4-3 | | | 0-0 B1 | 3 | 0 | 0 | 0 | 0 | 1 | 0 | | | |
| Inning Stats | R: 0 E: 0 K: 2 S: 7 | H: 0 LOB: 0 BB: 0 P: 7 | R: 1 E: 0 K: 1 S: 6 | H: 1 LOB: 1 BB: 0 P: 7 | R: 0 E: 0 K: 2 S: 7 | H: 0 LOB: 0 BB: 0 P: 7 | R: 0 E: 0 K: 1 S: 5 | H: 0 LOB: 1 BB: 1 P: 9 | R: 0 E: 0 K: 1 S: 5 | H: 0 LOB: 0 BB: 0 P: 5 | R: 0 E: 0 K: 0 S: 3 | H: 0 LOB: 1 BB: 1 P: 7 | R: 0 E: 0 K: 0 S: 3 | H: 0 LOB: 1 BB: 1 P: 7 | R: 0 E: 0 K: 1 S: 5 | H: 0 LOB: 0 BB: 0 P: 5 | 1B: 0 2B: 0 3B: 1 HR: 0 | SF: 1 SAC: 0 DP: 0 HBP: 1 | WP: 0 PA: 32 PB: 0 SB: 0 CS: 0 |
| PITCHER Steve Arlin, R ERA: 3.06 (1, 1) | IP: 9.0 WLS: W BF: 32 H: 1 R: 1 ER: 1 SO: 8 BB: 3 IBB: 0 HBP: 1 BLK: 0 WP: 0 HR: 0 S: 44 P: 57 ERA: 1.00 WHIP: 0.444 | | | | | | | | | | | | | | | PITCHER Steve Arlin, R ERA: 3.06 (1, 1) | IP: 9.0 WLS: W BF: 32 H: 1 R: 1 ER: 1 SO: 8 BB: 3 IBB: 0 HBP: 1 BLK: 0 WP: 0 HR: 0 S: 44 P: 57 ERA: 1.00 WHIP: 0.444 | | |

| Batter | 1 | 2 | 3 | 4 | 5 | 6 | 7 | 8 | 9 | AB | R | H | RBI | BB | SO | LOB | BOTTOM | | |
|--|--|---------------------------------|------------------------------|---------------------------------|------------------------------|---------------------------------|------------------------------|---------------------------------|------------------------------|---------------------------------|------------------------------|---------------------------------|------------------------------|----------------------------------|------------------------------|--|--|------------------------------------|--|
| Jerry Morales, R OBP: 0.360, SLG: 0.471 (1, 8) (8, 9) | 0-0 6-3 | | 0-0 1-3 | | | 0-0 L6 | | 0-0 F9 | | 4 | 0 | 0 | 0 | 0 | 0 | 4 | San Francisco Giants @ San Diego Padres San Diego Stadium, San Diego, CA Fri Jun 23 1972, 10:05 PM EDT Att: 21,319 - Unknown livebaseballscorecards.com | | |
| Fred Stanley, R OBP: 0.325, SLG: 0.306 (1, 4) | 0-3 K | | | 4-0 BB | | 0-0 1-3 | | 0-0 1B HR | | 3 | 1 | 1 | 0 | 1 | 1 | 0 | | | |
| Leron Lee, L OBP: 0.354, SLG: 0.510 (1, 7) | | | | 0-0 F7 | | 0-0 G3 | | 0-0 1B HR | | 4 | 1 | 2 | 0 | 0 | 0 | 1 | | | |
| Nate Colbert, R OBP: 0.272, SLG: 0.441 (1, 3) | 0-3 K | | | 0-3 K | | 0-0 L7 | | 0-0 1B HR | | 4 | 1 | 1 | 3 | 0 | 2 | 2 | | | |
| Cito Gaston, R OBP: 0.304, SLG: 0.377 Johnny Jeter, R (7, PR) OBP: 0.269, SLG: 0.355 (8, 8) | | 0-0 6-3 | | 0-0 F8 | | | 0-0 BB SH1 1B | 0-0 5-3 4-3 1B | | 3 | 0 | 1 | 0 | 0 | 0 | 1 | | | |
| Dave Roberts, R OBP: 0.222, SLG: 0.318 (1, 5) | | 0-3 K | | | 0-0 WP FC6-4 2B | | 0-0 SH1 | 0-0 4-3 | | 3 | 1 | 1 | 0 | 0 | 1 | 1 | | | |
| Pat Corrales, R OBP: 0.258, SLG: 0.148 (1, 2) | | 0-0 6-3 | | | 4-0 FC6-4 BB | | 0-0 L3 | 0-0 5-3 | | 3 | 0 | 0 | 0 | 1 | 0 | 3 | | | |
| Enzo Hernandez, R OBP: 0.230, SLG: 0.223 (1, 6) | | | 0-0 F4 | | 0-0 FC6-4 SH1-4 | | 4-0 BB | | | 2 | 0 | 0 | 1 | 1 | 0 | 1 | | | |
| Steve Arlin, R OBP: 0.156, SLG: 0.172 (1, 1) | | | 0-0 F3 | | 0-0 SH1-4 | | 4-0 BB | | | 1 | 0 | 0 | 0 | 1 | 0 | 0 | | | |
| Inning Stats | R: 0 E: 0 K: 2 S: 8 | H: 1 LOB: 1 BB: 0 P: 8 | R: 0 E: 0 K: 1 S: 5 | H: 0 LOB: 0 BB: 0 P: 5 | R: 0 E: 0 K: 0 S: 3 | H: 0 LOB: 0 BB: 0 P: 3 | R: 0 E: 0 K: 1 S: 5 | H: 0 LOB: 1 BB: 1 P: 9 | R: 1 E: 0 K: 0 S: 4 | H: 1 LOB: 1 BB: 1 P: 8 | R: 0 E: 0 K: 0 S: 3 | H: 0 LOB: 0 BB: 0 P: 3 | R: 0 E: 0 K: 0 S: 4 | H: 1 LOB: 3 BB: 2 P: 12 | R: 3 E: 0 K: 0 S: 6 | H: 4 LOB: 0 BB: 0 P: 6 | 1B: 5 2B: 1 3B: 0 HR: 1 | SF: 0 SAC: 2 DP: 0 HBP: 0 | WP: 1 PA: 34 PB: 0 SB: 0 CS: 0 |
| PITCHER Sam McDowell, L ERA: 4.31 Randy Moffitt, R ERA: 5.63 (8, 1) | IP: 7.0 WLS: L BF: 31 H: 4 R: 4 ER: 4 SO: 4 BB: 3 IBB: 1 HBP: 0 BLK: 0 WP: 1 HR: 1 S: 35 P: 51 ERA: 5.14 WHIP: 1.286 | | | | | | | | | | | | | | | PITCHER Steve Arlin, R ERA: 3.06 (1, 1) | IP: 9.0 WLS: W BF: 32 H: 1 R: 1 ER: 1 SO: 8 BB: 3 IBB: 0 HBP: 1 BLK: 0 WP: 0 HR: 0 S: 44 P: 57 ERA: 1.00 WHIP: 0.444 | | |

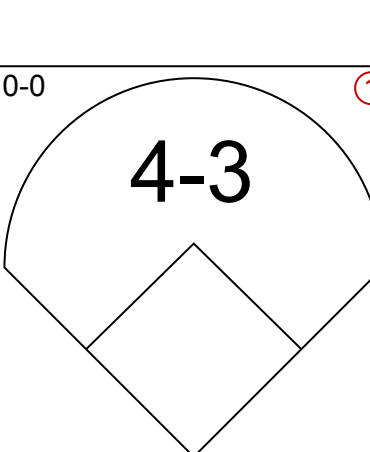
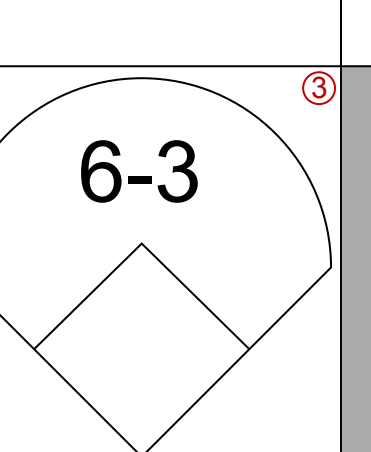
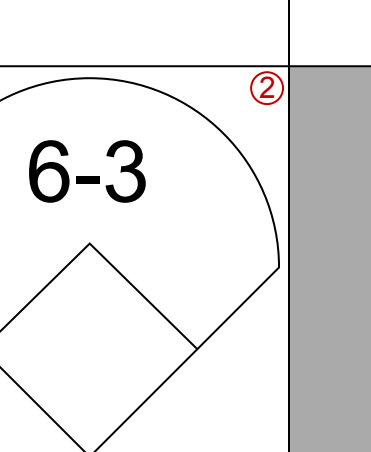
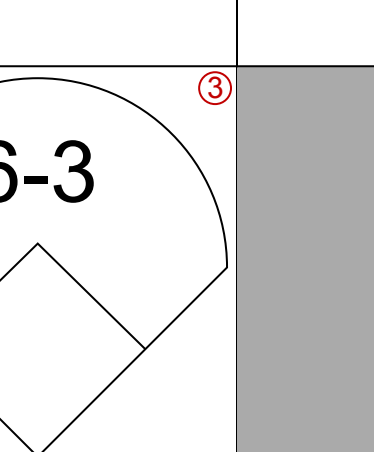
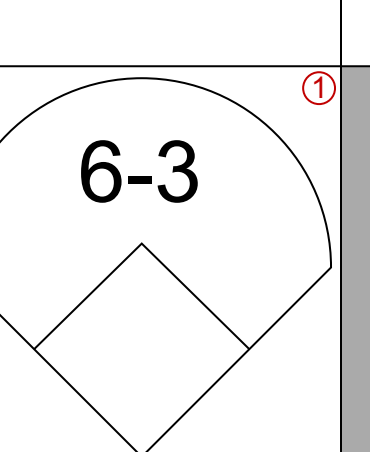
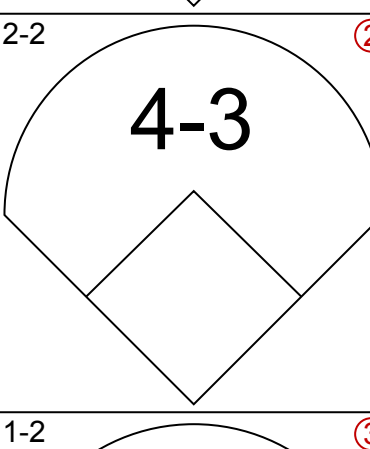
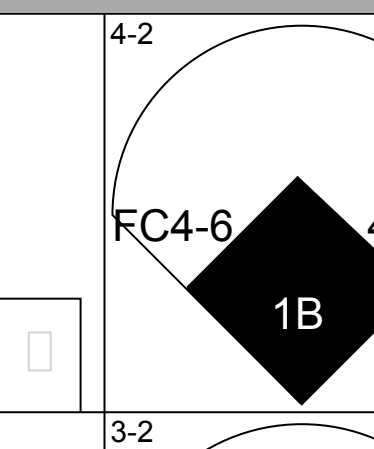
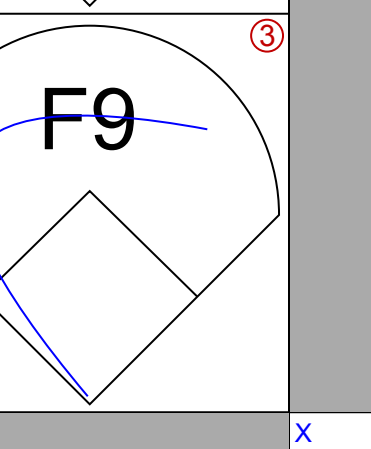
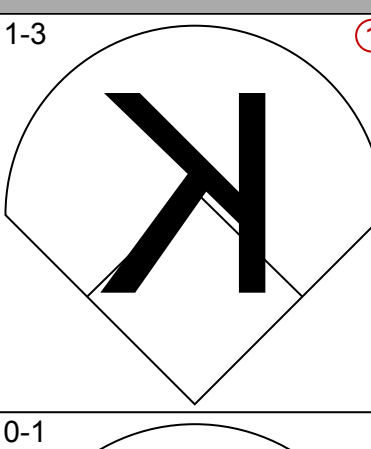
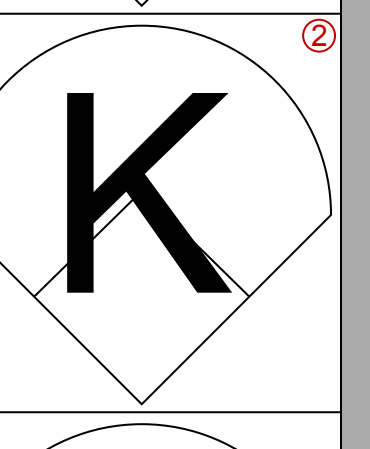
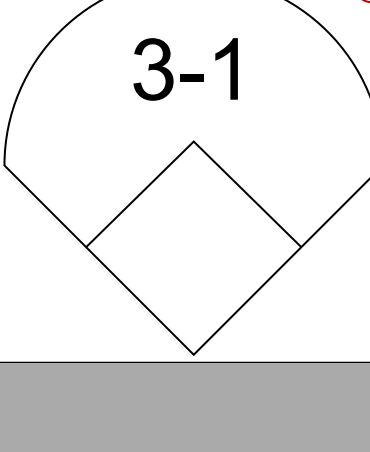
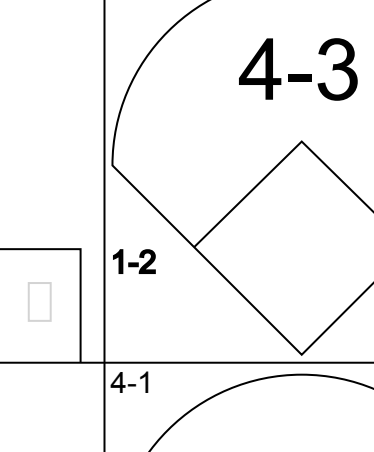
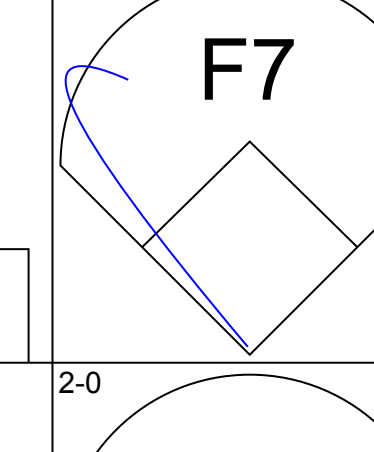
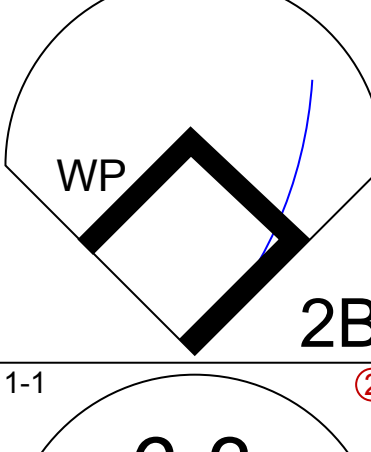
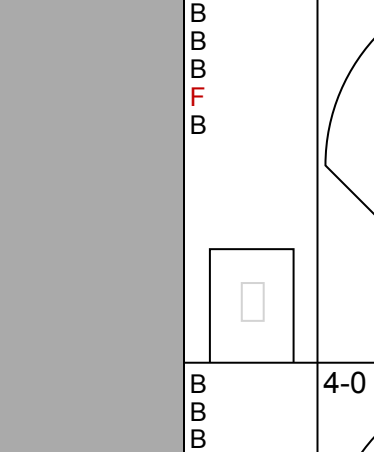

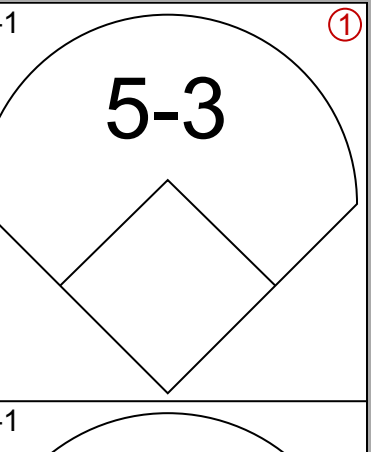
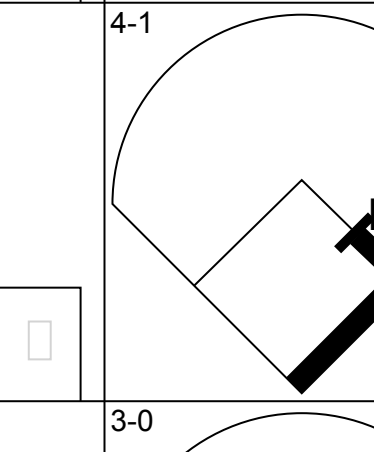
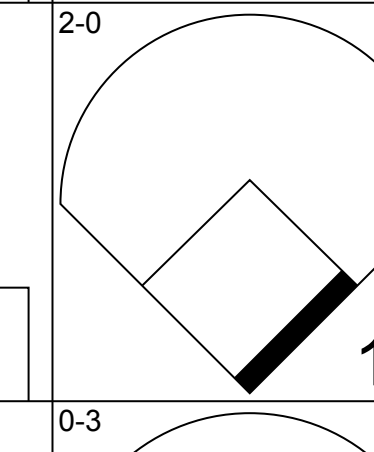
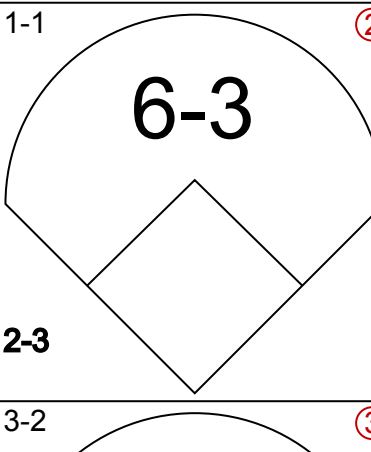

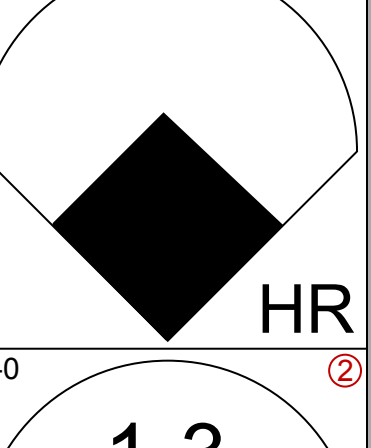
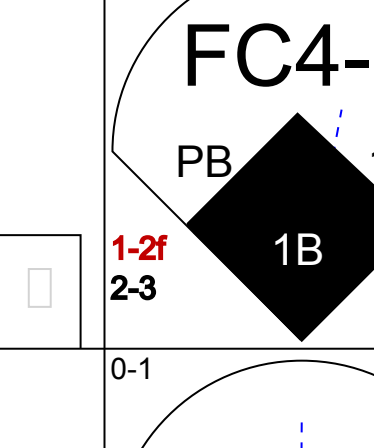
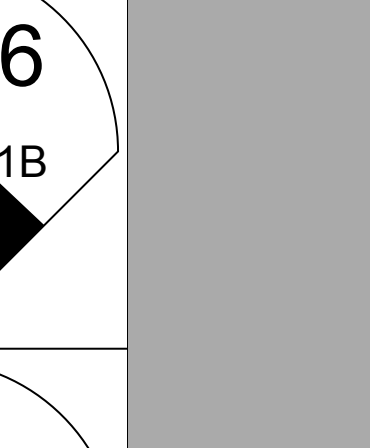
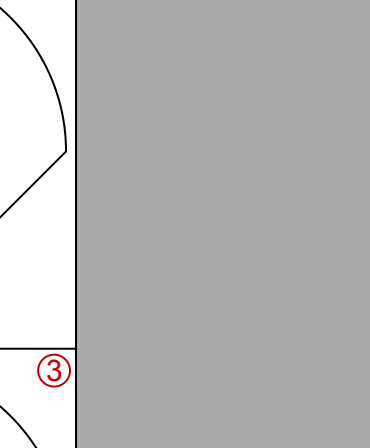
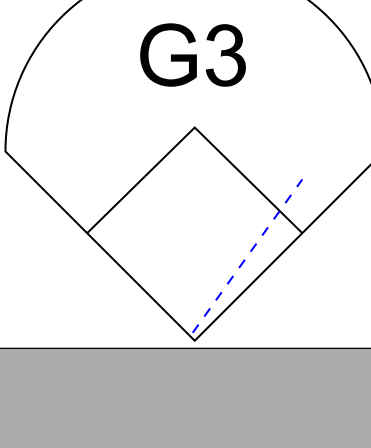
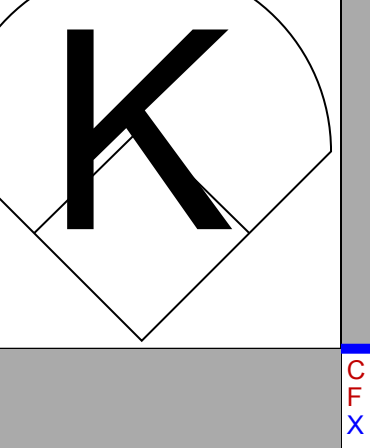
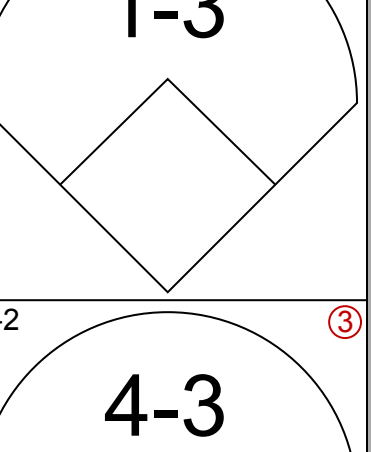
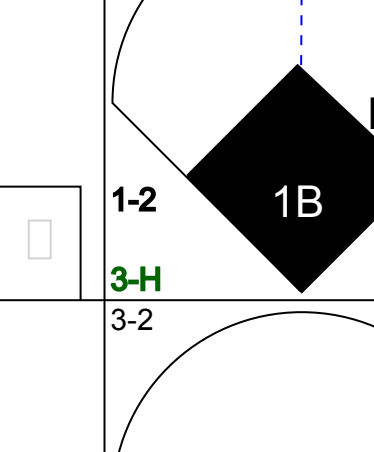
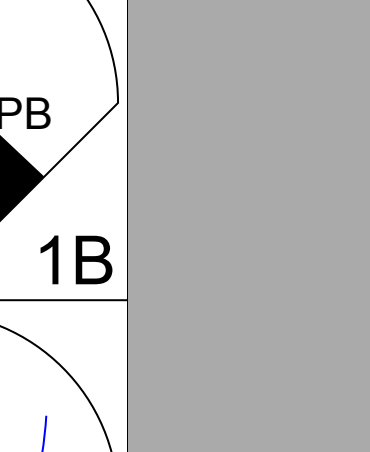
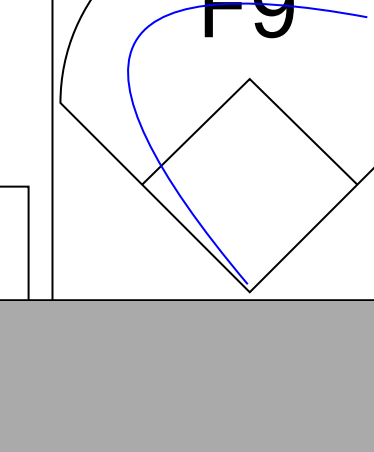
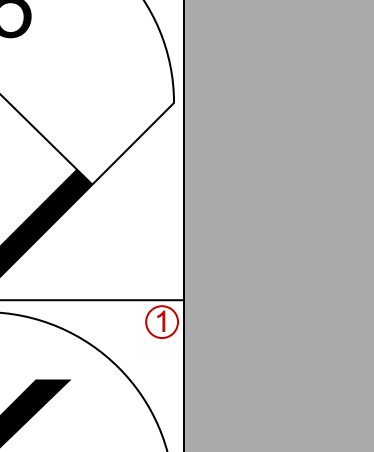
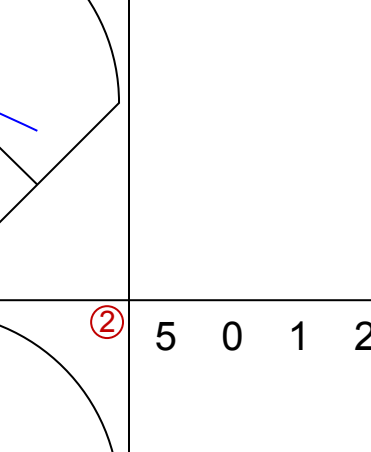
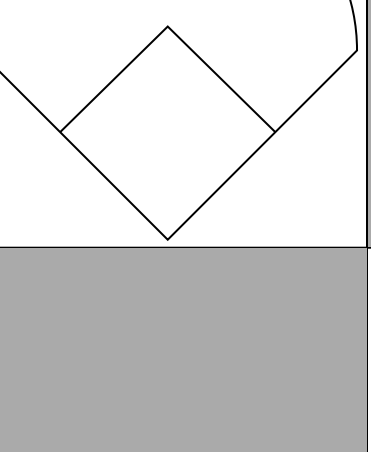
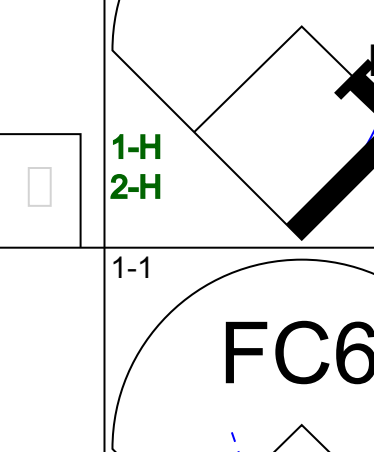
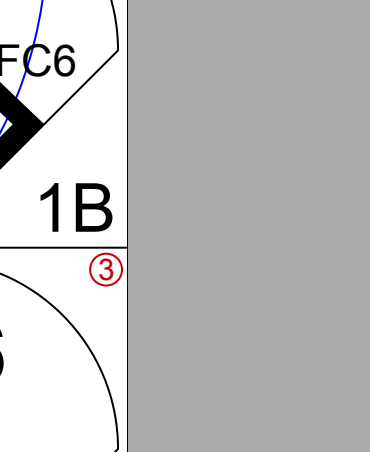
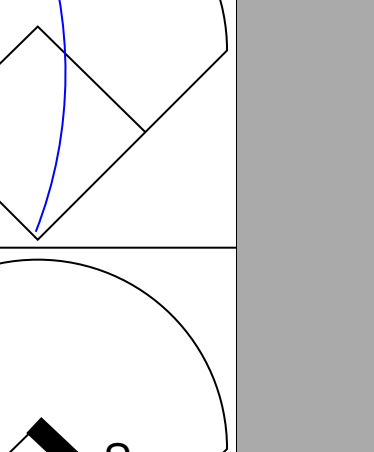
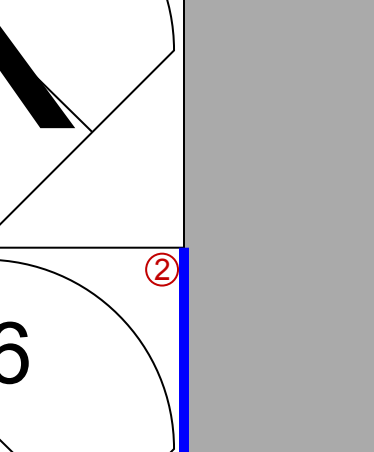
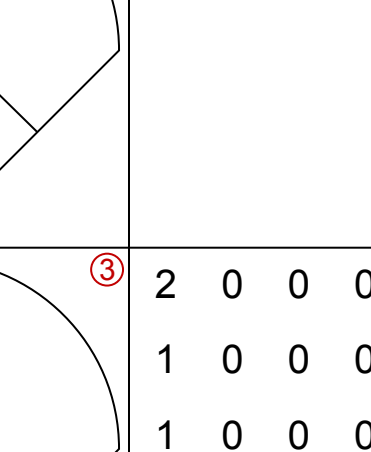
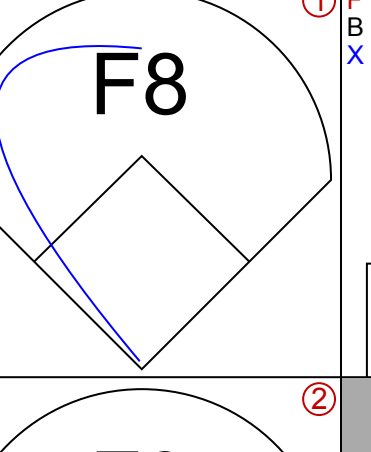
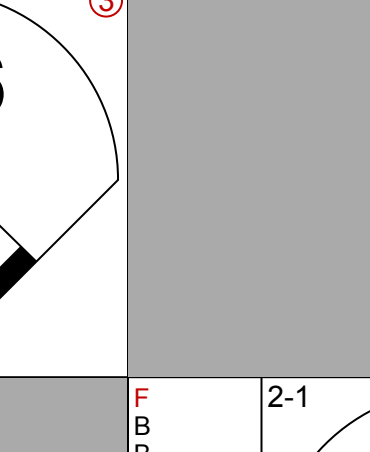
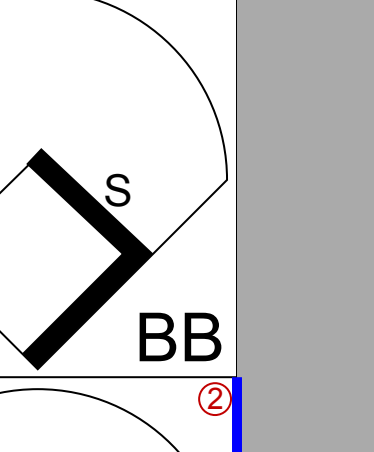
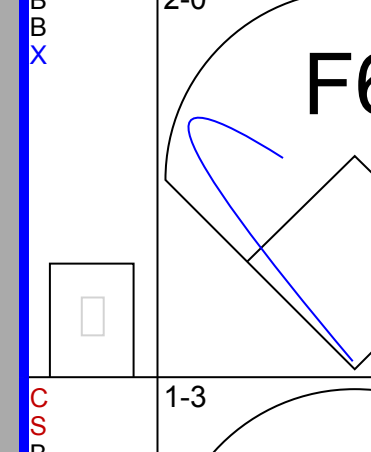
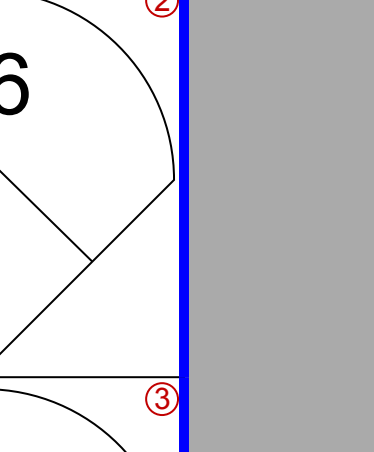
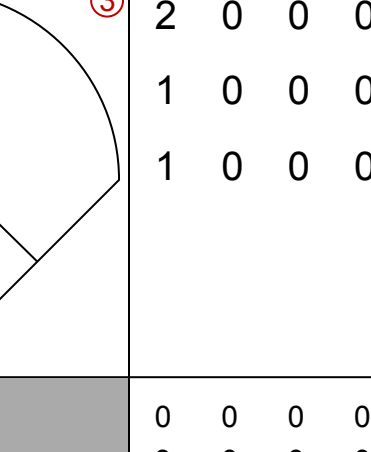
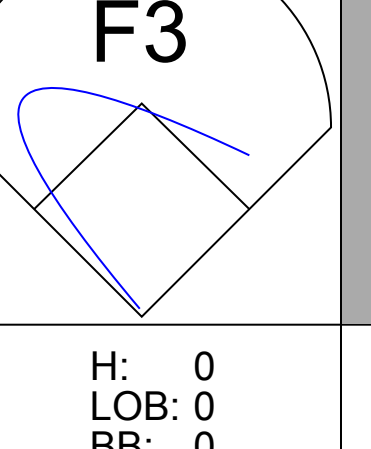
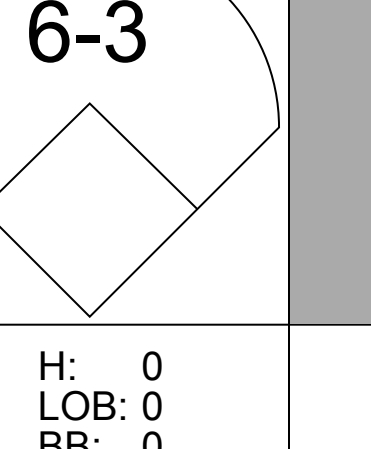
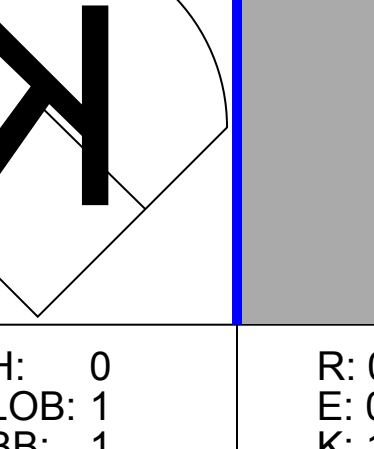
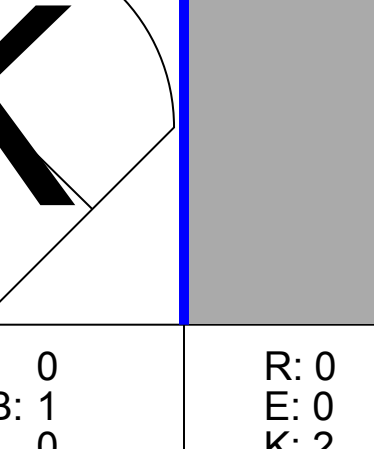
| Batter | 1 | 2 | 3 | 4 | 5 | 6 | 7 | 8 | 9 | 10 | 11 | AB | R | H | RBI | BB | SO | LOB | TOP | | | |
|---|--|--|---|---|--|---|---|--|---|---|---|----------------------------------|------------------------------|----------------------------------|------------------------------|----------------------------------|-------------------------------|----------------------------------|----------------------------------|------------------------------------|----------------------------------|--------|
| Bobby Bonds, R OBP: 0.318, SLG: 0.447 (1, 9) |  | |  |  | | |  | |  | |  | 4 | 1 | 0 | 0 | 2 | 2 | 1 | | | | |
| Chris Speier, R OBP: 0.336, SLG: 0.397 (1, 6) |  | |  | |  | | |  |  | |  | 6 | 2 | 3 | 2 | 0 | 1 | 1 | | | | |
| Garry Maddox, R OBP: 0.289, SLG: 0.458 (1, 8) |  | |  | |  | | |  | |  |  | 5 | 1 | 1 | 1 | 1 | 0 | 3 | | | | |
| Ed Goodson, L OBP: 0.329, SLG: 0.444 Ken Henderson, S OBP: 0.274, SLG: 0.337 (8, PR) (8, 7) |  | |  | |  | | |  |  |  | | 4 | 0 | 2 | 1 | 0 | 0 | 2 | | | | |
| Dave Kingman, R OBP: 0.301, SLG: 0.480 (8, 3) | |  |  | |  |  | |  |  |  | | 5 | 0 | 2 | 1 | 0 | 1 | 0 | | | | |
| Dave Rader, L OBP: 0.306, SLG: 0.314 Fran Healy, R OBP: 0.244, SLG: 0.233 (11, PR) (11, 2) |  | |  | |  | | |  | | |  | 4 | 0 | 1 | 0 | 1 | 0 | 2 | | | | |
| Al Gallagher, R OBP: 0.378, SLG: 0.333 Damaso Blanco, R OBP: 0.400, SLG: 0.400 (11, PR) (11, 5) |  | |  | | |  | |  |  |  | 4 | 0 | 1 | 0 | 1 | 1 | 3 | | | | | |
| Tito Fuentes, S OBP: 0.301, SLG: 0.365 (1, 4) | | |  |  | | |  |  | |  | 3 | 1 | 0 | 0 | 0 | 0 | 3 | | | | | |
| Don Carithers, R OBP: 0.325, SLG: 0.125 Jim Hayward, S OBP: 0.304 Randy Moffitt, R OBP: 0.338, SLG: 0.388 Chris Arnold, R OBP: 0.338, SLG: 0.388 Jerry Johnson, R OBP: 0.338, SLG: 0.388 Bernie Williams, R OBP: 0.338, SLG: 0.388 Don McMahon, R OBP: 0.338, SLG: 0.388 (1, 1) (7, PR) (7, 1) (8, PR) (8, 1) (11, PR) (11, 1) | | |  |  | | |  | |  |  | 1 | 0 | 0 | 0 | 0 | 1 | 0 | | | | | |
| Inning Stats | R: 0 E: 1 K: 2 S: 12 | H: 0 LOB: 1 BB: 0 P: 14 | R: 0 E: 0 K: 0 S: 4 | H: 0 LOB: 0 BB: 0 P: 6 | R: 3 E: 0 K: 0 S: 14 | H: 4 LOB: 3 BB: 1 P: 22 | R: 0 E: 0 K: 1 S: 7 | H: 0 LOB: 0 BB: 0 P: 11 | R: 0 E: 0 K: 0 S: 5 | H: 0 LOB: 0 BB: 0 P: 13 | R: 1 E: 1 K: 2 S: 9 | H: 3 LOB: 3 BB: 1 P: 19 | R: 0 E: 0 K: 1 S: 8 | H: 0 LOB: 0 BB: 1 P: 16 | R: 0 E: 0 K: 0 S: 7 | H: 0 LOB: 0 BB: 0 P: 13 | R: 3 E: 1 K: 0 S: 10 | H: 3 LOB: 2 BB: 1 P: 19 | 1B: 8 2B: 2 3B: 1 HR: 0 | SF: 0 SAC: 2 DP: 1 HBP: 1 | WP: 0 PB: 0 SB: 0 CS: 1 | PA: 49 |
| PITCHER | IP ERA WLS BF H R ER SO BB IBB HBP BLK WP HR S P ERA WHIP | IP ERA WLS BF H R ER SO BB IBB HBP BLK WP HR S P ERA WHIP | | | | | | | | | | | | | | | | | | | | |
| Bill Greif, R ERA: 4.96 (1, 1) | 2.2 4.96 0 14 3 1 5 2 0 0 0 0 0 0 26 33 10.12 1.500 | 3.1 2.52 4.2 18 3 1 1 5 2 0 0 0 0 0 0 41 70 1.93 1.071 | | | | | | | | | | | | | | | | | | | | |
| Mike Cokins, R ERA: 2.52 (3, 1) | 1.0 2.52 5 0 0 0 1 1 1 0 0 0 0 0 12 24 0.00 1.000 | 0.2 0.00 0 0 0 0 0 0 0 0 0 0 0 0 3 0 0.00 0.000 | | | | | | | | | | | | | | | | | | | | |
| Mike Caldwell, L ERA: 3.44 (8, 1) | 2.0 4.50 L 10 3 3 1 0 0 1 0 0 0 0 17 32 4.50 1.500 | | | | | | | | | | | | | | | | | | | | | |
| Gary Ross, R ERA: 2.87 (10, 1) | | | | | | | | | | | | | | | | | | | | | | |
| Ed Acosta, R ERA: 4.43 (10, 1) | | | | | | | | | | | | | | | | | | | | | | |

San Francisco Giants @ San Diego Padres
San Diego Stadium, San Diego, CA
Sat Jun 24 1972, 10:05 PM EDT
Att: 11,129 - Unknown

livebaseballscores.com

AB 40
R 7
H 10
RBI 5
BB 5
SO 8
LOB 18

GIANTS

| Batter | 1 | 2 | 3 | 4 | 5 | 6 | 7 | 8 | 9 | 10 | 11 | AB | R | H | RBI | BB | SO | LOB | BOTTOM | | | |
|--|--|--|---|---|---|---|---|---|---|---|---|----------------------------------|-------------------------------|----------------------------------|------------------------------|----------------------------------|------------------------------|---------------------------------|----------------------------------|------------------------------------|----------------------------------|--------|
| Jerry Morales, R OBP: 0.345, SLG: 0.449 (1, 8) |  | |  | |  | |  | | |  | | 5 | 0 | 0 | 0 | 0 | 1 | | | | | |
| Fred Stanley, R OBP: 0.311, SLG: 0.275 (10, 6) |  | | |  |  | | |  | |  | | 4 | 1 | 0 | 0 | 1 | 2 | 0 | | | | |
| Leron Lee, L OBP: 0.355, SLG: 0.510 (1, 7) |  | | |  | |  | |  |  |  | | 4 | 0 | 1 | 0 | 1 | 0 | 1 | | | | |
| Nate Colbert, R OBP: 0.279, SLG: 0.440 (1, 3) | |  | |  | |  | |  | |  | | 3 | 0 | 1 | 0 | 2 | 0 | 1 | | | | |
| Cito Gaston, R OBP: 0.295, SLG: 0.414 (1, 9) | |  | |  |  |  | |  | |  | | 5 | 2 | 1 | 1 | 0 | 2 | 6 | | | | |
| Dave Roberts, R OBP: 0.220, SLG: 0.306 (1, 5) | |  | |  |  |  | |  | |  | | 5 | 1 | 1 | 1 | 0 | 0 | 1 | | | | |
| Pat Corrales, R OBP: 0.250, SLG: 0.156 (1, 2) | |  | |  |  | |  | |  | |  | 5 | 0 | 1 | 2 | 0 | 1 | 1 | | | | |
| Enzo Hernandez, R OBP: 0.232, SLG: 0.220 (3, 1) | | |  | |  | |  |  |  | |  | 2 | 0 | 0 | 0 | 1 | 0 | 1 | | | | |
| Curt Blefary, L OBP: 0.318, SLG: 0.400 (9, PH) | | | |  | |  | |  | |  | | 1 | 0 | 0 | 0 | 0 | 0 | 1 | | | | |
| Garry Jestadt, R OBP: 0.264, SLG: 0.292 (10, 4) | | | | | | | | | | | | 1 | 0 | 0 | 0 | 0 | 0 | 0 | | | | |
| Bill Greif, R ERA: 4.64 (7, 1) | 6.0 4.64 2.0 8 1 4 0 2 1 0 0 0 1 0 56 100 4.50 1.000 | 7.1 4.5 2.0 9 0 0 0 4 2 0 0 0 0 0 19 36 0.00 1.000 | | | | | | | | | | | | | | | | | | | | |
| Randy Moffitt, R ERA: 4.5 (7, 1) | 2.0 4.5 W 9 0 0 0 4 2 0 0 0 0 0 19 36 0.00 1.000 | | | | | | | | | | | | | | | | | | | | | |
| Jerry Johnson, R ERA: 5.61 (9, 1) | 1.0 3.31 S 3 0 0 0 0 0 0 0 0 0 0 7 8 0.00 0.000 | | | | | | | | | | | | | | | | | | | | | |
| Don McMahon, R ERA: 3.31 (11, 1) | | | | | | | | | | | | | | | | | | | | | | |
| Inning Stats | R: 0 E: 0 K: 0 S: 8 | H: 0 LOB: 0 BB: 0 P: 11 | R: 1 E: 0 K: 0 S: 10 | H: 1 LOB: 0 BB: 0 P: 15 | R: 0 E: 0 K: 0 S: 7 | H: 0 LOB: 0 BB: 0 P: 12 | R: 3 E: 0 K: 0 S: 15 | H: 2 LOB: 1 BB: 2 P: 33 | R: 0 E: 0 K: 0 S: 9 | H: 0 LOB: 0 BB: 0 P: 17 | R: 0 E: 0 K: 1 S: 7 | H: 1 LOB: 1 BB: 0 P: 12 | R: 0 E: 0 K: 1 S: 10 | H: 0 LOB: 1 BB: 0 P: 15 | R: 0 E: 0 K: 2 S: 9 | H: 0 LOB: 2 BB: 2 P: 21 | R: 0 E: 0 K: 0 S: 7 | H: 0 LOB: 0 BB: 0 P: 8 | 1B: 3 2B: 1 3B: 0 HR: 1 | SF: 0 SAC: 0 DP: 0 HBP: 0 | WP: 1 PB: 1 SB: 1 CS: 0 | PA: 44 |
| PITCHER | IP ERA WLS BF H R ER SO BB IBB HBP BLK WP HR S P ERA WHIP | IP ERA WLS BF H R ER SO BB IBB HBP BLK WP HR S P ERA WHIP | | | | | | | | | | | | | | | | | | | | |
| Don Carithers, R ERA: 4.64 (7, 1) | 2.0 4.5 W 9 0 0 0 4 2 0 0 0 0 0 19 36 0.00 1.000 | | | | | | | | | | | | | | | | | | | | | |
| Jerry Johnson, R ERA: 5.61 (9, 1) | 1.0 3.31 S 3 0 0 0 0 0 0 0 0 0 0 7 8 0.00 0.000 | | | | | | | | | | | | | | | | | | | | | |
| Don McMahon, R ERA: 3.31 (11, 1) | | | | | | | | | | | | | | | | | | | | | | |

San Francisco Giants @ San Diego Padres
San Diego Stadium, San Diego, CA
Sat Jun 24 1972, 10:05 PM EDT
Att: 11,129 - Unknown

livebaseballscores.com

AB 39
R 4
H 5
RBI 4
BB 5
SO 7
LOB 15

SD

| Batter | 1 | 2 | 3 | 4 | 5 | 6 | 7 | 8 | 9 | 10 | 11 | 12 | 13 | 14 | AB | R | H | RBI | BB | SO | LOB | TOP | | | | | | | | |
|--|--------------------------------------|---------------------------------|-------------------------------|----------------------------------|------------------------------|----------------------------------|-------------------------------|----------------------------------|-------------------------------|----------------------------------|------------------------------|----------------------------------|------------------------------|----------------------------------|-------------------------------|----------------------------------|----------------------------------|--------------------------------------|-------------------------------|----------------------------------|------------------------------|---------------------------------|------------------------------|----------------------------------|------------------------------|----------------------------------|--------------------------|---------------------------|----------------------------------|--------|
| Bobby Bonds, R OBP: 0.320, SLG: 0.443 (1, 9) | L6 | | F8 | | 1B FC4-6 | IBB G6-4-3 | | | 1B 1B | | 6-3 | | K | | 5 | 2 | 1 | 0 | 2 | 1 | 0 | | | | | | | | | |
| Chris Speier, R OBP: 0.341, SLG: 0.406 (1, 6) | K | | | | 1B FC4-6 | 1B G6-4-3 | | | 1B SH SF8-5 | | 1B | | | 6-3 | 7 | 1 | 4 | 0 | 0 | 1 | 3 | | | | | | | | | |
| Garry Maddox, R OBP: 0.293, SLG: 0.462 Jim Howarth, L OBP: 0.306, SLG: 0.364 (1, 8) (14, 8) | F3 | | K | | 1B FC4-6 | | | | 1B SH SF8-5 | | | | F9 | | 7 | 1 | 3 | 2 | 0 | 1 | 3 | | | | | | | | | |
| Ed Goodson, L OBP: 0.319, SLG: 0.425 (1, 3) | | | | | 1B FC4-6 | | | | 1B SH | | | | F8 | | 0 | 0 | 0 | 0 | 0 | 0 | 0 | | | | | | | | | |
| Dave Kingman, R OBP: 0.304, SLG: 0.478 (1, 5) | | | | | 1B BLK SF7 | 1B | | | 1B SF8-5 | | | | F7 | | 6 | 0 | 1 | 0 | 0 | 0 | 2 | | | | | | | | | |
| Ken Henderson, S OBP: 0.271, SLG: 0.332 (1, 7) | | | | | 1B BLK | 1B | | | 1B F9 | | | | K | | 6 | 0 | 1 | 0 | 0 | 1 | 6 | | | | | | | | | |
| Tito Fuentes, S OBP: 0.299, SLG: 0.362 (1, 4) | | | | | 1B SF7 | 1B | | | 1B F9 | | | | 1-3 | | 5 | 0 | 1 | 1 | 0 | 2 | 2 | | | | | | | | | |
| Dave Rader, L OBP: 0.307, SLG: 0.333 (1, 2) | | | | | 4-3 | | | | 1B SH | | | | 6-3 | | 6 | 1 | 2 | 1 | 0 | 0 | 1 | | | | | | | | | |
| Jim Barr, R Randy Moffitt, R Jerry Johnson, R Al Gallagher, R OBP: 0.376, SLG: 0.330 Don McMahon, R (13, 1) | | | | | 5-3 | | | | 1B SH | | | | K | | 2 | 0 | 0 | 0 | 0 | 0 | 0 | | | | | | | | | |
| Inning Stats | R: 0 E: 0 K: 1 S: 5 | H: 2 LOB: 1 BB: 0 P: 9 | R: 1 E: 0 K: 0 S: 10 | H: 2 LOB: 1 BB: 0 P: 17 | R: 0 E: 0 K: 1 S: 8 | H: 1 LOB: 0 BB: 0 P: 10 | R: 0 E: 1 K: 0 S: 13 | H: 0 LOB: 1 BB: 1 P: 11 | R: 2 E: 1 K: 0 S: 13 | H: 4 LOB: 3 BB: 1 P: 20 | R: 0 E: 0 K: 0 S: 6 | H: 2 LOB: 1 BB: 0 P: 10 | R: 0 E: 0 K: 1 S: 9 | H: 0 LOB: 0 BB: 0 P: 12 | R: 0 E: 0 K: 2 S: 11 | H: 1 LOB: 1 BB: 0 P: 15 | R: 0 E: 0 K: 0 S: 7 | H: 0 LOB: 0 BB: 0 P: 9 | R: 0 E: 0 K: 2 S: 10 | H: 1 LOB: 1 BB: 0 P: 16 | R: 0 E: 0 K: 1 S: 7 | H: 0 LOB: 0 BB: 0 P: 8 | R: 0 E: 0 K: 2 S: 9 | H: 0 LOB: 0 BB: 0 P: 15 | R: 1 E: 1 K: 1 S: 7 | H: 1 LOB: 0 BB: 0 P: 10 | 1B: 12 2B: 3 HR: 1 | SF: 2 SAC: 2 HBP: 0 | WP: 0 PB: 0 SB: 0 CS: 0 | PA: 59 |
| PITCHER | IP | WLS | BF | H | R | ER | SO | BB | IBB | HBP | BLK | WP | HR | S | P | ERA | WHIP | | | | | | | | | | | | | |
| Fred Norman, L ERA: 3.15 Gary Ross, R ERA: 2.97 Ed Acosta, R ERA: 4.84 Mike Caldwell, L ERA: 2.93 | (1, 1) (5, 1) (9, 1) (9, 1) | 4.1 3.2 0.0 6.0 | WLS 16 3 L | BF 20 5 20 | H 5 3 2 1 | R 3 2 0 | ER 3 0 0 | SO 2 1 0 6 | BB 2 0 0 | IBB 0 0 0 | HBP 0 0 0 | BLK 1 0 0 | WP 0 0 0 | HR 1 0 0 | S 36 30 5 46 | P 57 51 8 65 | ERA 6.23 0.00 ∞ 0.00 | WHIP 1.615 1.364 ∞ 0.333 | | | | | | | | | | | | |

San Francisco Giants @ San Diego Padres
San Diego Stadium, San Diego, CA
Sun Jun 25 1972, 6:33 AM EDT
Att. 6,523 - Unknown

AB 52
R 6
H 15
RBI 5
BB 3
SO 9
LOB 18



| Batter | 1 | 2 | 3 | 4 | 5 | 6 | 7 | 8 | 9 | 10 | 11 | 12 | 13 | 14 | AB | R | H | RBI | BB | SO | LOB | BOTTOM | | | | | | | | |
|---|---------------------------------------|----------------------------------|------------------------------|----------------------------------|-------------------------------|----------------------------------|------------------------------|---------------------------------|-------------------------------|----------------------------------|------------------------------|---------------------------------|-------------------------------|----------------------------------|-------------------------------|----------------------------------|-------------------------------------|--|-------------------------------|----------------------------------|------------------------------|----------------------------------|-------------------------------|----------------------------------|------------------------------|----------------------------------|-----------------------------------|------------------------------------|----------------------------------|--------|
| Jerry Morales, R OBP: 0.357, SLG: 0.446 (1, 8) | G3 E 1B | FC5-4 | | F2 | | | | | HR 1B | FC5-4 IBB | | E4 | | | 5 | 2 | 2 | 0 | 2 | 0 | 1 | | | | | | | | | |
| Fred Stanley, R OBP: 0.292, SLG: 0.256 Curt Bleary, L OBP: 0.310, SLG: 0.390 Garry Jestadt, R OBP: 0.266, SLG: 0.326 (1, 4) (6, PH) (7, 4) | E1 G3 1B | | 6-3 | | 4-3 | 4-3 | | | HR 1B | FC5-4 IBB | | 1-3 | | | 3 | 1 | 0 | 0 | 0 | 0 | 1 | | | | | | | | | |
| Leron Lee, L OBP: 0.352, SLG: 0.505 Larry Stahl, L OBP: 0.275, SLG: 0.346 (1, 7) (4, 9) | G3 | | F7 | | K | | | | K | | | S 1B | | | 2 | 0 | 0 | 0 | 0 | 0 | 2 | | | | | | | | | |
| Nate Colbert, R OBP: 0.283, SLG: 0.440 (1, 3) | S 1B | | | | 1B S | 1B | | | K | | | | K | | 7 | 1 | 3 | 2 | 0 | 3 | 1 | | | | | | | | | |
| Cito Gaston, R OBP: 0.309, SLG: 0.406 (1, 9) (4, 7) | K | | | | 1B | | | | F7 | | | | K | | 6 | 0 | 2 | 0 | 1 | 2 | 2 | | | | | | | | | |
| Dave Roberts, R OBP: 0.246, SLG: 0.309 (1, 5) (9, 6) | 5-3 | | | | F8 | | | | 1B 6-3 | | | | 4-3 | | 6 | 0 | 2 | 1 | 1 | 0 | 4 | | | | | | | | | |
| Pat Corrales, R OBP: 0.214, SLG: 0.132 Fred Kendall, R OBP: 0.252, SLG: 0.255 (1, 2) (14, 2) | | | F4 | | 1-3 | | | | F9 | | | | FC5-4 IBB | | 6 | 0 | 0 | 0 | 0 | 1 | 5 | | | | | | | | | |
| Enzo Hernandez, R OBP: 0.228, SLG: 0.216 Ed Spiezio, R OBP: 0.167, SLG: 0.214 (1, 6) (8, PH) (9, 5) | | | | | | 6-3 | | | F8 | | | | 6-3 | | 3 | 0 | 0 | 0 | 0 | 1 | 0 | | | | | | | | | |
| Fred Norman, S ERA: 3.15 Gary Ross, R ERA: 2.97 Ed Acosta, R ERA: 4.84 Mike Caldwell, L ERA: 2.93 Johnny Jetz, R ERA: 3.12 (1, 1) (5, 1) (9, 1) (13, 1) | | | | | 6-3 | | | | F8 | | | | K | | 1 | 0 | 0 | 0 | 0 | 0 | 0 | | | | | | | | | |
| Inning Stats | R: 2 E: 1 K: 1 S: 12 | H: 2 LOB: 1 BB: 0 P: 18 | R: 0 E: 0 K: 1 S: 7 | H: 0 LOB: 1 BB: 1 P: 13 | R: 1 E: 0 K: 0 S: 17 | H: 3 LOB: 2 BB: 0 P: 24 | R: 0 E: 0 K: 0 S: 5 | H: 0 LOB: 0 BB: 0 P: 6 | R: 0 E: 0 K: 1 S: 13 | H: 1 LOB: 1 BB: 0 P: 21 | R: 0 E: 0 K: 1 S: 6 | H: 0 LOB: 0 BB: 0 P: 9 | R: 0 E: 0 K: 1 S: 10 | H: 1 LOB: 1 BB: 0 P: 17 | R: 2 E: 0 K: 2 S: 13 | H: 2 LOB: 3 BB: 2 P: 20 | R: 0 E: 0 K: 1 S: 12 | H: 1 LOB: 2 BB: 1 P: 23 | R: 0 E: 0 K: 2 S: 11 | H: 0 LOB: 1 BB: 1 P: 17 | R: 0 E: 0 K: 1 S: 7 | H: 0 LOB: 0 BB: 0 P: 12 | R: 0 E: 0 K: 2 S: 10 | H: 0 LOB: 1 BB: 1 P: 17 | R: 0 E: 1 K: 1 S: 7 | H: 0 LOB: 0 BB: 0 P: 10 | 1B: 11 2B: 0 3B: 0 HR: 1 | SF: 0 SAC: 0 DP: 0 HBP: 0 | WP: 1 PB: 0 SB: 3 CS: 0 | PA: 63 |
| PITCHER | IP | WLS | BF | H | R | ER | SO | BB | IBB | HBP | BLK | WP | HR | S | P | ERA | WHIP | | | | | | | | | | | | | |
| Jim Barr, R ERA: 3.18 Randy Moffitt, R ERA: 5.11 Jerry Johnson, R ERA: 5.89 Don McMahon, R ERA: 3.12 | (1, 1) (6, 1) (9, 1) (13, 1) | 5.2 2.1 4.0 2.0 | WLS 11 8 W | BF 27 3 7 | H 8 3 0 | R 3 2 0 | ER 3 2 0 | SO 3 2 0 3 | BB 1 0 1 | IBB 0 0 0 | HBP 0 0 0 | BLK 0 0 0 | WP 0 1 0 | HR 0 28 38 | S 59 44 66 | P 87 44 66 | ERA 1.59 7.71 0.00 0.00 | WHIP 1.588 1.714 0.500 0.500 | | | | | | | | | | | | |

San Francisco Giants @ San Diego Padres
San Diego Stadium, San Diego, CA
Sun Jun 25 1972, 6:33 AM EDT
Att. 6,523 - Unknown


AB 57
R 5
H 12
RBI 5
BB 6
SO 14
LOB 25




| Batter | 1 | 2 | 3 | 4 | 5 | 6 | 7 | 8 | 9 | AB | R | H | RBI | BB | SO | LOB | TOP | | | | | |
|---|--|----------------------------------|------------------------------|---------------------------------|------------------------------|---------------------------------|------------------------------|---------------------------------|------------------------------|---------------------------------|------------------------------|---------------------------------|------------------------------|---------------------------------|------------------------------|---------------------------------|--|----------------------------------|----------------------------------|------------------------------------|----------------------------------|--------|
| Oscar Brown, R OBP: 0.259, SLG: 0.500 (1, 9) | 4-3 | | F6 | | FC5-4 | | | 2B | | 4 | 0 | 1 | 0 | 0 | 0 | 1 | Atlanta Braves @ San Francisco Giants Candlestick Park, San Francisco, CA Mon Jun 26 1972, 6:33 AM EDT Att: 2,871 - Unknown | | | | | |
| Felix Milten, R OBP: 0.291, SLG: 0.318 (1, 4) | BB BB | | 1B | | | F8 | | K | | 3 | 0 | 1 | 0 | 1 | 1 | | | | | | | |
| Hank Aaron, R OBP: 0.358, SLG: 0.464 (1, 3) | BB BB | | F9 | | | 5-3 | | BB 1B | | 3 | 0 | 1 | 0 | 1 | 0 | | | | | | | |
| Rico Carty, R OBP: 0.426, SLG: 0.455 (1, 7) | G4-6-3 | | F9 | | | F6 | | F8 | | 3 | 0 | 0 | 0 | 1 | 0 | | | | | | | |
| Earl Williams, R OBP: 0.336, SLG: 0.391 (1, 5) | G4-6-3 | | K | | | F8 | | K | | 4 | 0 | 0 | 0 | 0 | 2 | | | | | | | |
| Mike Lum, L OBP: 0.306, SLG: 0.303 (1, 8) | | CS BB | K | | | F4 | | BB BB BB | | 2 | 0 | 0 | 0 | 2 | 1 | | | | | | | |
| Paul Casanova, R OBP: 0.193, SLG: 0.200 (1, 2) | | K | | | | F8 | | 5-3 | | 4 | 0 | 0 | 0 | 0 | 2 | | | | | | | |
| Marty Perez, R OBP: 0.292, SLG: 0.292 (1, 6) | | F8 | | | | K | | 6-3 | | 3 | 0 | 0 | 0 | 0 | 1 | | | | | | | |
| Ron Reed, R OBP: 0.111, SLG: 0.147 Orlando Cepeda, R (8, PH) Mike McQueen, L OBP: 0.250, SLG: 0.250 (8, 1) | | | F9 | | | FC5-4 | | F4 | | 2 | 0 | 1 | 0 | 0 | 0 | | | | | | | |
| Inning Stats | R: 0 E: 0 K: 0 S: 2 | H: 0 LOB: 2 BB: 3 P: 14 | R: 0 E: 0 K: 1 S: 4 | H: 0 LOB: 0 BB: 1 P: 8 | R: 0 E: 0 K: 2 S: 4 | H: 1 LOB: 1 BB: 0 P: 4 | R: 0 E: 0 K: 2 S: 7 | H: 0 LOB: 0 BB: 0 P: 7 | R: 0 E: 0 K: 1 S: 6 | H: 1 LOB: 1 BB: 0 P: 6 | R: 0 E: 0 K: 0 S: 3 | H: 0 LOB: 0 BB: 0 P: 3 | R: 0 E: 0 K: 0 S: 3 | H: 0 LOB: 0 BB: 0 P: 3 | R: 0 E: 0 K: 1 S: 6 | H: 1 LOB: 1 BB: 0 P: 6 | R: 0 E: 0 K: 2 S: 8 | H: 1 LOB: 2 BB: 1 P: 12 | 1B: 3 2B: 1 3B: 0 HR: 0 | SF: 0 SAC: 0 DP: 1 HBP: 0 | WP: 0 PB: 0 SB: 0 CS: 1 | PA: 34 |
| PITCHER Ron Bryant, L ERA: 2.64 (1, 1) | IP: 9.0 WLS: W BF: 34 H: 4 R: 0 ER: 0 SO: 7 BB: 5 IBB: 0 HBP: 0 BLK: 0 WP: 0 HR: 0 S: 43 P: 63 ERA: 0.00 WHIP: 1.000 | | | | | | | | | | | | | | | PITCHER | | | | | | |

| Batter | 1 | 2 | 3 | 4 | 5 | 6 | 7 | 8 | 9 | AB | R | H | RBI | BB | SO | LOB | BOTTOM | | | |
|---|--|---------------------------------|------------------------------|---------------------------------|------------------------------|---------------------------------|------------------------------|---------------------------------|------------------------------|---------------------------------|------------------------------|---------------------------------|------------------------------|---------------------------------|------------------------------|---------------------------------|--|------------------------------------|----------------------------------|--------|
| Bobby Bonds, R OBP: 0.316, SLG: 0.436 (1, 9) | 6-3 | | K | | G3 | | | 6-3 | | 4 | 0 | 0 | 0 | 0 | 1 | 1 | Atlanta Braves @ San Francisco Giants Candlestick Park, San Francisco, CA Mon Jun 26 1972, 6:33 AM EDT Att: 2,871 - Unknown | | | |
| Jim Howarth, L OBP: 0.386, SLG: 0.354 (1, 8) | E 1B | | G3 | | 4-3 | | | F8 | | 4 | 0 | 1 | 0 | 0 | 0 | 1 | | | | |
| Chris Speier, R OBP: 0.347, SLG: 0.409 (1, 6) | E7 | | | | 2B 1B | | | 6-3 | | 3 | 1 | 2 | 0 | 1 | 0 | 0 | | | | |
| Ed Goodson, L OBP: 0.337, SLG: 0.451 (1, 3) | 2-3 | | | | 1B 2B | | | G3-6 | | 4 | 1 | 3 | 1 | 0 | 0 | 2 | | | | |
| Dave Kingman, R OBP: 0.303, SLG: 0.475 (1, 7) | F6 | | | | FC4-6 | | | K | | 4 | 0 | 1 | 1 | 0 | 1 | 5 | | | | |
| Dave Rader, L OBP: 0.300, SLG: 0.325 (1, 2) | | 5-3 | | | K | | | G3-6 | | 4 | 0 | 0 | 0 | 0 | 1 | 3 | | | | |
| Al Gallagher, R OBP: 0.374, SLG: 0.340 (1, 5) | | G3 | | | FC4-6 | | | 4-3 | | 3 | 0 | 1 | 1 | 0 | 0 | 1 | | | | |
| Tito Fuentes, S OBP: 0.295, SLG: 0.358 (1, 4) | | F8 | | | F9 | | | 4-3 | | 3 | 0 | 0 | 0 | 0 | 0 | 2 | | | | |
| Ron Bryant, S OBP: 0.125, SLG: 0.156 (1, 1) | | | K | | | | | 4-3 | | 3 | 1 | 1 | 0 | 0 | 1 | 1 | | | | |
| Inning Stats | R: 0 E: 1 K: 0 S: 5 | H: 2 LOB: 2 BB: 0 P: 5 | R: 0 E: 0 K: 0 S: 3 | H: 0 LOB: 0 BB: 0 P: 3 | R: 0 E: 0 K: 2 S: 7 | H: 0 LOB: 0 BB: 0 P: 7 | R: 2 E: 0 K: 1 S: 8 | H: 3 LOB: 1 BB: 0 P: 8 | R: 1 E: 0 K: 0 S: 5 | H: 2 LOB: 2 BB: 1 P: 9 | R: 0 E: 0 K: 0 S: 4 | H: 1 LOB: 1 BB: 0 P: 4 | R: 0 E: 0 K: 0 S: 3 | H: 0 LOB: 0 BB: 0 P: 3 | R: 0 E: 0 K: 1 S: 5 | H: 1 LOB: 0 BB: 0 P: 5 | 1B: 7 2B: 2 3B: 0 HR: 0 | SF: 0 SAC: 0 DP: 1 HBP: 0 | WP: 0 PB: 0 SB: 0 CS: 0 | PA: 33 |
| PITCHER Ron Reed, R ERA: 3.87 Mike McQueen, L ERA: 4.2 (8, 1) | IP: 7.0 WLS: L BF: 30 H: 8 R: 3 ER: 3 SO: 3 BB: 1 IBB: 0 HBP: 0 BLK: 0 WP: 0 HR: 0 S: 35 P: 39 ERA: 3.86 WHIP: 1.286 | | | | | | | | | | | | | | | PITCHER | | | | |

AB 29
R 0
H 4
RBI 0
BB 5
SO 7
LOB 11



AB 32
R 3
H 9
RBI 3
BB 1
SO 4
LOB 16



livebaseballscores.com

livebaseballscores.com

| Batter | 1 | 2 | 3 | 4 | 5 | 6 | 7 | 8 | 9 | 10 | AB | R | H | RBI | BB | SO | LOB | TOP | | | | |
|--|------------------------------|---------------------------------|------------------------------|---------------------------------|------------------------------|---------------------------------|------------------------------|----------------------------------|------------------------------|---------------------------------|------------------------------|---------------------------------|------------------------------|----------------------------------|------------------------------|---------------------------------|------------------------------|---|---------------------------------|----------------------------------|------------------------------------|----------------------------------|
| Oscar Brown, R OBP: 0.281, SLG: 0.484 (1, 9) | 0-0 1B | | 0-0 SH3-4 1B | | 0-3 K | | 0-0 F6 | | 0-0 1-4-3 | | 5 | 0 | 2 | 0 | 0 | 1 | 1 | Atlanta Braves @ San Francisco Giants Candlestick Park, San Francisco, CA Tue Jun 27 1972, 10:05 PM EDT Att: 5,116 - Unknown Braves | | | | |
| Felix Millan, R OBP: 0.297, SLG: 0.322 (1, 4) | 0-0 G6-4-3 1B | | 0-0 SH3-4 | | 4-0 BB BB | | 0-0 6-3 | | 0-0 2-3 | | 3 | 0 | 2 | 1 | 1 | 0 | 0 | | | | | |
| Hank Aaron, R OBP: 0.359, SLG: 0.459 (1, 3) | 0-0 F7 | | 0-0 F6 | | 4-0 BB 1-2 | | 0-0 WP 1B | | 0-0 6-3 | | 4 | 0 | 1 | 0 | 1 | 0 | 6 | | | | | |
| Rico Carty, R OBP: 0.421, SLG: 0.444 (1, 7) | 0-0 G6-4-3 | | 4-0 IBB | | 0-0 F9 | | 0-0 F9 | | 0-0 F8 | | 4 | 0 | 0 | 0 | 1 | 0 | 5 | | | | | |
| Earl Williams, R OBP: 0.333, SLG: 0.387 (1, 2) | | 0-0 1B | 0-0 F8 | | 0-0 F8 | | 0-3 K | | 0-0 F9 | | 5 | 0 | 1 | 0 | 0 | 1 | 4 | | | | | |
| Mike Lum, L OBP: 0.317, SLG: 0.327 (1, 8) | | 0-3 K | | 0-0 6-3 | | 0-0 1B 3B | | 4-0 FC5-4 BB | | 0-0 FC6-4 1B | | 4 | 1 | 2 | 0 | 1 | 1 | | | | | |
| Marty Perez, R OBP: 0.290, SLG: 0.290 (1, 6) | | 0-3 K | | 0-0 F4 | | 0-0 G5-4-3 1B | | 0-0 FC5-4 1-2 | | 0-0 FC6-4 1-2 | | 5 | 0 | 1 | 1 | 0 | 1 | | | | | |
| Gil Garrido, R OBP: 0.375, SLG: 0.286 (1, 5) | | 0-0 F4 | | 0-3 K | | 0-0 G5-4-3 1-2 | | | | 0-0 6-3 | | 4 | 0 | 0 | 0 | 0 | 2 | | | | | |
| Phil Niekro, R OBP: 0.200, SLG: 0.273 Orlando Cepeda, R OBP: 0.352, SLG: 0.476 Sonny Jackson, L OBP: 0.125, SLG: 0.125 Cecil Upshaw, R (9, 1) | | | 0-0 SH3-4 1B | | 0-0 6-3 | | 0-3 K | | 4-0 1-4-3 1B BB | | 3 | 0 | 1 | 0 | 0 | 1 | 0 | | | | | |
| Inning Stats | R: 0 E: 0 K: 0 S: 4 | H: 2 LOB: 1 BB: 0 P: 4 | R: 0 E: 0 K: 2 S: 8 | H: 1 LOB: 1 BB: 0 P: 8 | R: 0 E: 0 K: 0 S: 5 | H: 2 LOB: 3 BB: 1 P: 9 | R: 0 E: 0 K: 1 S: 5 | H: 0 LOB: 2 BB: 2 P: 13 | R: 1 E: 0 K: 0 S: 4 | H: 2 LOB: 0 BB: 0 P: 4 | R: 0 E: 0 K: 1 S: 5 | H: 0 LOB: 0 BB: 0 P: 5 | R: 0 E: 0 K: 1 S: 6 | H: 1 LOB: 2 BB: 1 P: 10 | R: 1 E: 0 K: 0 S: 4 | H: 1 LOB: 2 BB: 1 P: 8 | R: 0 E: 0 K: 0 S: 4 | | H: 1 LOB: 1 BB: 0 P: 4 | 1B: 9 2B: 0 3B: 1 HR: 0 | SF: 0 SAC: 1 DP: 2 HBP: 0 | WP: 3 PB: 0 SB: 0 CS: 0 |
| PITCHER | IP 8.2 | WLS 37 | BF 8 | H 2 | R 2 | ER 2 | SO 6 | BB 4 | IBB 1 | HBP 0 | BLK 0 | WP 2 | HR 0 | S 44 | P 64 | ERA 2.08 | WHIP 1.385 | | | | | |
| Sam McDowell, L ERA: 4.14 Jerry Johnson, R ERA: 5.68 | (1, 1) | (9, 1) | 1.1 | W | 6 | 2 | 0 | 0 | 0 | 0 | 0 | 0 | 0 | 0 | 6 | 6 | 0.00 | 1.500 | | | | |

| Batter | 1 | 2 | 3 | 4 | 5 | 6 | 7 | 8 | 9 | 10 | AB | R | H | RBI | BB | SO | LOB | BOTTOM | | | | | |
|---|------------------------------|---------------------------------|------------------------------|---------------------------------|------------------------------|---------------------------------|------------------------------|---------------------------------|------------------------------|---------------------------------|------------------------------|---------------------------------|------------------------------|---------------------------------|------------------------------|---------------------------------|----------------------------------|------------------------------------|----------------------------------|--------|--|--|--|
| Bobby Bonds, R OBP: 0.314, SLG: 0.443 (1, 9) | 0-0 6-3 | | 0-0 F3 | | 0-0 FC5-4 1-2 | | 0-0 F9 | | | 0-0 HR | | 5 | 1 | 1 | 1 | 0 | 0 | 4 | | | | | |
| Jim Howarth, L OBP: 0.361, SLG: 0.327 (1, 8) | 0-0 G3 | | 0-0 G3 | | 0-0 4-1 | | | | 0-0 4-3 | | 4 | 0 | 0 | 0 | 0 | 0 | 2 | | | | | | |
| Chris Speier, R OBP: 0.353, SLG: 0.425 (1, 6) | 0-0 1B | | | 0-0 HR | | 0-0 F4 | | 0-0 S 2B 1B | | | 4 | 2 | 3 | 1 | 0 | 0 | 0 | | | | | | |
| Wille McCovey, L OBP: 0.294, SLG: 0.316 (1, 3) | 0-0 F8 | | 0-3 K | | 0-0 F8 | | 0-0 F5 | | 0-3 K | | 4 | 0 | 0 | 0 | 0 | 2 | 2 | | | | | | |
| Dave Kingman, R OBP: 0.302, SLG: 0.475 (1, 7) | | 0-3 K | | 0-0 F8 | | 0-3 K | | 0-0 1H 2B | | | 4 | 0 | 1 | 1 | 0 | 2 | 0 | | | | | | |
| Dave Rader, L OBP: 0.304, SLG: 0.329 (1, 2) | | 0-0 G3 | | 0-0 1B | | | 0-0 SH5-4 1B 1B | | 0-0 F9 | | 4 | 0 | 2 | 0 | 0 | 0 | 1 | | | | | | |
| Al Gallagher, R OBP: 0.362, SLG: 0.327 (1, 5) | | 0-0 F4 | | 0-0 F8 | | | 0-3 K | | 0-0 5-3 | | 4 | 0 | 0 | 0 | 0 | 1 | 2 | | | | | | |
| Tito Fuentes, S OBP: 0.295, SLG: 0.356 (1, 4) | | | 0-0 F6 | | 0-0 1-3 | | 0-0 SH5-4 1B | | 0-0 F8 | | 4 | 0 | 1 | 0 | 0 | 0 | 0 | | | | | | |
| Sam McDowell, L OBP: 0.182, SLG: 0.233 Jerry Johnson, R (9, 1) | | | 0-0 2B | | 0-0 FC5-4 1B | | 0-0 SH5-4 | | 0-0 5-3 | | 2 | 0 | 2 | 0 | 0 | 0 | 0 | | | | | | |
| Inning Stats | R: 0 E: 0 K: 0 S: 4 | H: 1 LOB: 1 BB: 0 P: 4 | R: 0 E: 0 K: 1 S: 5 | H: 0 LOB: 0 BB: 0 P: 5 | R: 0 E: 0 K: 0 S: 4 | H: 1 LOB: 1 BB: 0 P: 4 | R: 1 E: 0 K: 1 S: 7 | H: 2 LOB: 1 BB: 0 P: 7 | R: 0 E: 0 K: 0 S: 4 | H: 1 LOB: 2 BB: 0 P: 7 | R: 1 E: 0 K: 1 S: 7 | H: 2 LOB: 1 BB: 0 P: 7 | R: 0 E: 0 K: 0 S: 3 | H: 0 LOB: 0 BB: 0 P: 3 | R: 1 E: 0 K: 0 S: 1 | H: 1 LOB: 0 BB: 0 P: 1 | 1B: 6 2B: 2 3B: 0 HR: 2 | SF: 0 SAC: 1 DP: 0 HBP: 0 | WP: 0 PB: 0 SB: 1 CS: 0 | PA: 37 | | | |
| PITCHER | IP 8.0 | WLS 33 | BF 9 | H 2 | R 2 | ER 2 | SO 5 | BB 0 | IBB 0 | HBP 0 | BLK 0 | WP 0 | HR 1 | S 43 | P 43 | ERA 2.25 | WHIP 1.125 | | | | | | |
| Phil Niekro, R ERA: 3.3 Cecil Upshaw, R ERA: 5.14 | (1, 1) | (9, 1) | 1.0 | L | 4 | 1 | 1 | 0 | 0 | 0 | 0 | 0 | 0 | 0 | 1 | 4 | 4 | 9.00 | 1.000 | | | | |

| Batter | 1 | 2 | 3 | 4 | 5 | 6 | 7 | 8 | 9 | AB | R | H | RBI | BB | SO | LOB | TOP | | | | | | | | | | |
|---|------------------------------|----------------------------------|------------------------------|---------------------------------|------------------------------|----------------------------------|------------------------------|---------------------------------|------------------------------|---------------------------------|------------------------------|---------------------------------|------------------------------|---------------------------------|----------------------------------|------------------------------------|--|--------|--|--|--|--|--|--|--|--|--|
| Pete Rose, S OBP: 0.345, SLG: 0.373 (1, 7) | 0-0 1-3 | 0-0 2B | 0-0 1-3 | | | 0-0 F8 | | 0-0 G3 | | 5 | 0 | 1 | 1 | 0 | 0 | 3 | Cincinnati Reds @ San Francisco Giants Candlestick Park, San Francisco, CA Wed Jun 28 1972, 6:33 AM EDT Att: 5,828 - Unknown livebaseballscorecards.com | | | | | | | | | | |
| Joe Morgan, L OBP: 0.419, SLG: 0.436 (1, 4) | 4-0 1-3 1B | 0-0 F5 | | 0-0 4-3 | | 0-0 F9 | | 0-0 CS | 0-0 P4 | 4 | 1 | 0 | 0 | 1 | 0 | 1 | | | | | | | | | | | |
| Bobby Tolan, L OBP: 0.358, SLG: 0.439 (1, 8) | 0-0 1-3 | 0-0 2B | | 0-0 2B | | 0-0 6-3 | | | 0-0 4-3 | 5 | 1 | 2 | 0 | 0 | 0 | 1 | | | | | | | | | | | |
| Johnny Bench, R OBP: 0.378, SLG: 0.570 (1, 2) | 0-0 2B | 0-0 6-3 | | 0-0 2B | | | 0-0 F8 | | 4-0 BB | 4 | 0 | 2 | 2 | 1 | 0 | 2 | | | | | | | | | | | |
| Tony Perez, R OBP: 0.339, SLG: 0.534 (1, 3) | 0-0 1-3 2B | | 0-0 HR | 0-3 K | | | 0-0 2B | | 0-0 F5 | 5 | 1 | 3 | 1 | 0 | 1 | 2 | | | | | | | | | | | |
| Joe Hague, L OBP: 0.394, SLG: 0.447 (1, 9) | 4-0 IBB | | 0-3 K | 0-0 F3 | | | 0-0 F8 | | | 3 | 0 | 0 | 0 | 1 | 1 | 2 | | | | | | | | | | | |
| Cesar Geronimo, L OBP: 0.294, SLG: 0.367 (7, 9) | | | | | | | | | | 0 | 0 | 0 | 0 | 0 | 0 | 0 | | | | | | | | | | | |
| Denis Menke, R OBP: 0.351, SLG: 0.360 (1, 5) | 0-0 5-3 | | 0-0 1B | 0-3 K | | | 0-3 K | | | 4 | 0 | 1 | 0 | 0 | 2 | 4 | | | | | | | | | | | |
| Darrel Chaney, S OBP: 0.421, SLG: 0.333 (1, 6) | | 4-0 WP SH1-4 1B BB | 4-0 BB | 0-0 1-3 | | | | 0-0 G3 CS 2B | | 2 | 1 | 1 | 0 | 2 | 0 | 0 | | | | | | | | | | | |
| Ross Grimsley, L OBP: 0.091, SLG: 0.048 (1, 1) | | 0-0 SH1-4 | 0-3 K | 0-0 G3 | | | | 0-0 B1-3 | | 3 | 0 | 0 | 0 | 0 | 1 | 3 | | | | | | | | | | | |
| Pedro Borbon, R (8, 1) | | | | | | | | | | 0 | 0 | 0 | 0 | 0 | 0 | 0 | | | | | | | | | | | |
| Tom Hall, L (8, 1) | | 1-2 | | | | | | | | 0 | 0 | 0 | 0 | 0 | 0 | 0 | | | | | | | | | | | |
| Inning Stats | R: 1 E: 0 K: 0 S: 5 | H: 2 LOB: 3 BB: 2 P: 13 | R: 1 E: 0 K: 0 S: 5 | H: 2 LOB: 2 BB: 1 P: 9 | R: 1 E: 0 K: 2 S: 9 | H: 2 LOB: 1 BB: 0 P: 13 | R: 0 E: 0 K: 1 S: 7 | H: 0 LOB: 0 BB: 0 P: 7 | R: 0 E: 0 K: 1 S: 6 | H: 1 LOB: 1 BB: 0 P: 6 | R: 0 E: 0 K: 0 S: 3 | H: 1 LOB: 1 BB: 1 P: 7 | R: 0 E: 0 K: 0 S: 3 | H: 0 LOB: 1 BB: 1 P: 7 | 1B: 3 2B: 6 3B: 0 HR: 1 | SF: 0 SAC: 1 DP: 0 HBP: 0 | WP: 1 PB: 0 SB: 0 CS: 1 | PA: 42 | | | | | | | | | |
| PITCHER | IP | WLS | BF | H | R | ER | SO | BB | IBB | HBP | BLK | WP | HR | S | P | ERA | WHIP | | | | | | | | | | |
| Don Carrithers, R ERA: 4.94 (1, 1) | 2.1 | L | 17 | 6 | 3 | 3 | 1 | 3 | 1 | 0 | 0 | 1 | 1 | 15 | 31 | 11.57 | 3.857 | | | | | | | | | | |
| Frank Reberger, R ERA: 7.45 (3, 1) | 4.2 | | 17 | 3 | 1 | 1 | 4 | 0 | 0 | 0 | 0 | 0 | 0 | 25 | 25 | 1.93 | 0.643 | | | | | | | | | | |
| Randy Moffitt, R ERA: 4.4 (8, 1) | 2.0 | | 7 | 1 | 0 | 0 | 0 | 1 | 0 | 0 | 0 | 0 | 0 | 6 | 10 | 0.00 | 1.000 | | | | | | | | | | |

| Batter | 1 | 2 | 3 | 4 | 5 | 6 | 7 | 8 | 9 | AB | R | H | RBI | BB | SO | LOB | BOTTOM | | | | | | | | | | |
|---|------------------------------|---------------------------------|------------------------------|---------------------------------|------------------------------|---------------------------------|------------------------------|---------------------------------|------------------------------|---------------------------------|------------------------------|---------------------------------|------------------------------|---------------------------------|------------------------------|---------------------------------|--|------------------------------------|----------------------------------|--------|--|--|--|--|--|--|--|
| Bobby Bonds, R OBP: 0.316, SLG: 0.447 (1, 9) | 0-0 S 1B | | 0-0 1-3 | | 0-0 FC4-6 G3 | | | 0-0 5-3 2B | | 4 | 0 | 2 | 0 | 0 | 0 | 1 | Cincinnati Reds @ San Francisco Giants Candlestick Park, San Francisco, CA Wed Jun 28 1972, 6:33 AM EDT Att: 5,828 - Unknown livebaseballscorecards.com | | | | | | | | | | |
| Jim Howarth, L OBP: 0.359, SLG: 0.315 (1, 8) | 0-3 K | | 4-0 HR BB | | 0-0 G3 | | 0-0 5-3 | | 2 | 1 | 0 | 0 | 1 | 1 | 2 | | | | | | | | | | | | |
| Bernie Williams, R OBP: 0.190, SLG: 0.268 (8, PH) | | | | | 1-2 G3 | | 0-0 5-3 | | 1 | 0 | 0 | 0 | 0 | 0 | 1 | | | | | | | | | | | | |
| Ed Goodson, L OBP: 0.333, SLG: 0.446 (8, PH) | | | | | 1-2 F7 | | 0-0 5-3 | | 0 | 0 | 0 | 0 | 0 | 0 | 0 | | | | | | | | | | | | |
| Garry Maddox, R OBP: 0.293, SLG: 0.462 (9, 8) | | | | | | | 0-0 F8 | | 0-0 G3 | 4 | 1 | 1 | 2 | 0 | 0 | 3 | | | | | | | | | | | |
| Chris Speier, R OBP: 0.351, SLG: 0.434 (1, 6) | 0-0 6-3 | | 0-0 HR | | 0-0 F8 | | 0-0 F8 | | 0-3 K | 4 | 0 | 1 | 0 | 0 | 1 | 0 | | | | | | | | | | | |
| Willie McCovey, L OBP: 0.281, SLG: 0.300 (1, 3) | 0-0 F8 | | 0-0 F8 | | | | 0-0 F8 | | 0-0 K | 3 | 0 | 0 | 0 | 0 | 0 | 2 | | | | | | | | | | | |
| Dave Kingman, R OBP: 0.302, SLG: 0.475 (1, 7) | | 0-0 F2 | | 0-0 4-3 2B | | 0-0 F2 | | 0-0 F8 | 0-3 K | 4 | 0 | 1 | 0 | 0 | 1 | 0 | | | | | | | | | | | |
| Al Gallagher, R OBP: 0.359, SLG: 0.319 (1, 5) | | 4-0 FC5-4 BB | | 0-0 4-3 | | 0-0 F8 | | | 0-0 6-3 | 3 | 0 | 0 | 0 | 1 | 0 | 1 | | | | | | | | | | | |
| Tito Fuentes, S OBP: 0.294, SLG: 0.354 (1, 4) | | 0-0 FC5-4 | | 0-0 P4 | | | 0-0 G6-4-3 1B | | 0-3 K | 4 | 0 | 1 | 0 | 0 | 1 | 2 | | | | | | | | | | | |
| Dave Rader, L OBP: 0.299, SLG: 0.324 (1, 2) | | 0-0 F5 | | 0-0 F9 | | | 0-0 F9 | | | 3 | 0 | 0 | 0 | 0 | 0 | 3 | | | | | | | | | | | |
| Don Carrithers, R OBP: 0.125, SLG: 0.125 (1, 1) | | | | | 0-0 P6 | | 0-0 G6-4-3 | | | 0 | 0 | 0 | 0 | 0 | 0 | 0 | | | | | | | | | | | |
| Frank Reberger, L OBP: 0.250, SLG: 0.250 (3, 1) | | | | | | | | | | 2 | 0 | 1 | 0 | 0 | 0 | 0 | | | | | | | | | | | |
| Chris Arnold, R OBP: 0.323, SLG: 0.362 (7, PH) | | | | | | | | | | 1 | 0 | 0 | 0 | 0 | 0 | 1 | | | | | | | | | | | |
| Randy Moffitt, R (8, 1) | | | | | | | | | | 0 | 0 | 0 | 0 | 0 | 0 | 0 | | | | | | | | | | | |
| Inning Stats | R: 0 E: 0 K: 1 S: 6 | H: 1 LOB: 1 BB: 0 P: 6 | R: 0 E: 0 K: 0 S: 3 | H: 0 LOB: 1 BB: 1 P: 7 | R: 2 E: 0 K: 0 S: 4 | H: 1 LOB: 0 BB: 1 P: 8 | R: 0 E: 0 K: 0 S: 4 | H: 1 LOB: 1 BB: 0 P: 4 | R: 0 E: 0 K: 0 S: 3 | H: 0 LOB: 0 BB: 0 P: 3 | R: 0 E: 0 K: 0 S: 3 | H: 1 LOB: 0 BB: 0 P: 3 | R: 0 E: 0 K: 0 S: 4 | H: 1 LOB: 0 BB: 0 P: 4 | R: 0 E: 0 K: 2 S: 7 | H: 0 LOB: 0 BB: 0 P: 7 | 1B: 3 2B: 2 3B: 0 HR: 1 | SF: 0 SAC: 0 DP: 1 HBP: 0 | WP: 0 PB: 0 SB: 1 CS: 0 | PA: 34 | | | | | | | |
| PITCHER | IP | WLS | BF | H | R | ER | SO | BB | IBB | HBP | BLK | WP | HR | S | P | ERA | WHIP | | | | | | | | | | |
| Ross Grimsley, L ERA: 2.15 (1, 1) | 7.0 | W | 28 | 6 | 2 | 2 | 1 | 2 | 0 | 0 | 0 | 0 | 0 | 28 | 36 | 2.57 | 1.143 | | | | | | | | | | |
| Pedro Borbon, R ERA: 2.94 (8, 1) | 0.2 | | 2 | 0 | 0 | 0 | 0 | 0 | 0 | 0 | 0 | 0 | 0 | 2 | 2 | 0.00 | 0.000 | | | | | | | | | | |
| Tom Hall, L ERA: 2.67 (8, 1) | 1.1 | S | 4 | 0 | 0 | 0 | 2 | 0 | 0 | 0 | 0 | 0 | 0 | 8 | 8 | 0.00 | 0.000 | | | | | | | | | | |

| | |
|-----|----|
| AB | 35 |
| R | 4 |
| H | 10 |
| RBI | 4 |
| BB | 5 |
| SO | 5 |
| LOB | 18 |



| Batter | 1 | 2 | 3 | 4 | 5 | 6 | 7 | 8 | 9 | AB | R | H | RBI | BB | SO | LOB | TOP | | | |
|--|--|---------------------------------|------------------------------|---------------------------------|------------------------------|---------------------------------|------------------------------|----------------------------------|------------------------------|---------------------------------|------------------------------|---------------------------------|------------------------------|---------------------------------|------------------------------|---|--|------------------------------------|----------------------------------|--------|
| Pete Rose, S OBP: 0.340, SLG: 0.366 (1, 7) | F9 | | 6-3 | | F7 | | 5-3 | | FC4-6 | 5 | 0 | 0 | 0 | 0 | 0 | 3 | | | | |
| Joe Morgan, L OBP: 0.413, SLG: 0.429 (1, 4) | 1-3 | | P3 | | L9 | | | | 1-3 | 4 | 0 | 0 | 0 | 0 | 0 | 1 | | | | |
| Bobby Tolan, L OBP: 0.353, SLG: 0.432 (1, 8) | K | | | 4-3 | F7 | | | | 4-3 | 4 | 0 | 0 | 0 | 0 | 1 | 0 | | | | |
| Johnny Bench, R OBP: 0.380, SLG: 0.581 (1, 2) | | K | | | | 6-3 | | | E7 | 4 | 1 | 2 | 1 | 0 | 1 | 0 | | | | |
| Tony Perez, R OBP: 0.346, SLG: 0.551 (1, 3) | | | | | | | 6-3 | | | 3 | 1 | 2 | 1 | 1 | 0 | 0 | | | | |
| Joe Hague, L OBP: 0.356, SLG: 0.436 (1, 9) | | | | | | | | | | 4 | 0 | 0 | 0 | 0 | 0 | 3 | | | | |
| Denis Menke, R OBP: 0.349, SLG: 0.354 (1, 5) | | | | | | | | | | 3 | 0 | 0 | 0 | 1 | 1 | 1 | | | | |
| Dave Concepcion, R OBP: 0.276, SLG: 0.284 (1, 6) | | | | | | | | | | 4 | 0 | 3 | 0 | 0 | 0 | 0 | | | | |
| Jack Billingham, R OBP: 0.067, SLG: 0.034 (1, 1) | | | | | | | | | | 2 | 0 | 0 | 0 | 0 | 2 | 3 | | | | |
| Hal McRae, R OBP: 0.283, SLG: 0.476 (9, PH) | | | | | | | | | | 1 | 0 | 1 | 0 | 0 | 0 | 0 | | | | |
| Inning Stats | R: 0 E: 0 K: 1 S: 5 | H: 0 LOB: 0 BB: 0 P: 5 | R: 0 E: 0 K: 1 S: 6 | H: 1 LOB: 1 BB: 0 P: 6 | R: 0 E: 0 K: 0 S: 4 | H: 1 LOB: 1 BB: 0 P: 4 | R: 2 E: 0 K: 1 S: 8 | H: 3 LOB: 2 BB: 1 P: 12 | R: 0 E: 0 K: 0 S: 3 | H: 0 LOB: 0 BB: 0 P: 3 | R: 0 E: 0 K: 1 S: 6 | H: 1 LOB: 1 BB: 0 P: 6 | R: 0 E: 1 K: 0 S: 4 | H: 1 LOB: 2 BB: 1 P: 8 | R: 0 E: 0 K: 1 S: 6 | H: 1 LOB: 1 BB: 0 P: 6 | 1B: 5 2B: 1 3B: 0 HR: 2 | SF: 0 SAC: 1 DP: 0 HBP: 0 | WP: 0 PB: 0 SB: 0 CS: 0 | PA: 37 |
| PITCHER Jim Barr, R ERA: 3.0 (1, 1) | IP: 9.0 WLS: W BF: 37 H: 8 R: 2 ER: 2 SO: 5 BB: 2 IBB: 0 HBP: 0 BLK: 0 WP: 0 HR: 2 S: 45 P: 53 ERA: 2.00 WHIP: 1.111 | | | | | | | | | | | | | | | PITCHER Jim Barr, R ERA: 3.0 (1, 1) | IP: 9.0 WLS: W BF: 37 H: 8 R: 2 ER: 2 SO: 5 BB: 2 IBB: 0 HBP: 0 BLK: 0 WP: 0 HR: 2 S: 45 P: 53 ERA: 2.00 WHIP: 1.111 | | | |

Cincinnati Reds @ San Francisco Giants
Candlestick Park, San Francisco, CA
Thu Jun 29 1972, 6:33 AM EDT
Att: 6,337 - Unknown

| | |
|-----|----|
| AB | 34 |
| R | 2 |
| H | 8 |
| RBI | 2 |
| BB | 2 |
| SO | 5 |
| LOB | 11 |



| Batter | 1 | 2 | 3 | 4 | 5 | 6 | 7 | 8 | 9 | AB | R | H | RBI | BB | SO | LOB | BOTTOM | | | |
|---|--|---------------------------------|------------------------------|----------------------------------|------------------------------|---------------------------------|------------------------------|----------------------------------|------------------------------|---------------------------------|------------------------------|---------------------------------|------------------------------|----------------------------------|------------------------------|---|--|------------------------------------|----------------------------------|--------|
| Bobby Bonds, R OBP: 0.313, SLG: 0.441 (1, 9) | P4 | | K | | 6-3 | | K | | | 4 | 0 | 0 | 0 | 0 | 2 | 1 | | | | |
| Jim Howarth, L OBP: 0.366, SLG: 0.316 (1, 8) | 4-3 | | F8 | | | | CS | | | 3 | 0 | 1 | 0 | 1 | 0 | 0 | | | | |
| Chris Speier, R OBP: 0.350, SLG: 0.431 (1, 6) | F3 | | K | | 6-3 | | | | | 4 | 0 | 1 | 1 | 0 | 1 | 1 | | | | |
| Willie McCovey, L OBP: 0.290, SLG: 0.293 (1, 3) | | | | | | | | | | 2 | 1 | 0 | 0 | 2 | 0 | 0 | | | | |
| Dave Kingman, R OBP: 0.301, SLG: 0.476 (1, 7) | | | | | | | | | | 4 | 1 | 1 | 0 | 0 | 2 | 1 | | | | |
| Dave Rader, L OBP: 0.309, SLG: 0.339 (1, 2) | | | | | | | | | | 4 | 0 | 3 | 0 | 0 | 0 | 2 | | | | |
| Al Gallagher, R OBP: 0.356, SLG: 0.310 (1, 5) | | | | | | | | | | 3 | 0 | 0 | 0 | 1 | 0 | 4 | | | | |
| Tito Fuentes, S OBP: 0.298, SLG: 0.358 (1, 4) | | | | | | | | | | 3 | 1 | 2 | 1 | 0 | 0 | 2 | | | | |
| Jim Barr, R (1, 1) | | | | | | | | | | 2 | 0 | 0 | 0 | 0 | 0 | 4 | | | | |
| Inning Stats | R: 0 E: 0 K: 0 S: 3 | H: 0 LOB: 0 BB: 0 P: 3 | R: 1 E: 0 K: 0 S: 4 | H: 1 LOB: 2 BB: 2 P: 12 | R: 0 E: 0 K: 2 S: 7 | H: 0 LOB: 0 BB: 0 P: 7 | R: 1 E: 0 K: 1 S: 7 | H: 2 LOB: 2 BB: 1 P: 11 | R: 0 E: 0 K: 0 S: 3 | H: 1 LOB: 0 BB: 0 P: 3 | R: 0 E: 0 K: 1 S: 6 | H: 1 LOB: 1 BB: 0 P: 6 | R: 1 E: 0 K: 1 S: 6 | H: 2 LOB: 2 BB: 1 P: 10 | R: 0 E: 0 K: 0 S: 4 | H: 1 LOB: 1 BB: 0 P: 4 | 1B: 6 2B: 2 3B: 0 HR: 0 | SF: 0 SAC: 1 DP: 0 HBP: 0 | WP: 2 PB: 0 SB: 0 CS: 1 | PA: 34 |
| PITCHER Jack Billingham, R ERA: 4.05 (1, 1) | IP: 8.0 WLS: L BF: 34 H: 8 R: 3 ER: 3 SO: 5 BB: 4 IBB: 0 HBP: 0 BLK: 0 WP: 2 HR: 0 S: 40 P: 56 ERA: 3.38 WHIP: 1.500 | | | | | | | | | | | | | | | PITCHER Jack Billingham, R ERA: 4.05 (1, 1) | IP: 8.0 WLS: L BF: 34 H: 8 R: 3 ER: 3 SO: 5 BB: 4 IBB: 0 HBP: 0 BLK: 0 WP: 2 HR: 0 S: 40 P: 56 ERA: 3.38 WHIP: 1.500 | | | |

Cincinnati Reds @ San Francisco Giants
Candlestick Park, San Francisco, CA
Thu Jun 29 1972, 6:33 AM EDT
Att: 6,337 - Unknown

| | |
|-----|----|
| AB | 29 |
| R | 3 |
| H | 8 |
| RBI | 2 |
| BB | 4 |
| SO | 5 |
| LOB | 15 |



| Batter | 1 | 2 | 3 | 4 | 5 | 6 | 7 | 8 | 9 | AB | R | H | RBI | BB | SO | LOB | TOP | | | |
|---|---|---------------------------------|------------------------------|---------------------------------|------------------------------|---------------------------------|------------------------------|---------------------------------|------------------------------|---------------------------------|------------------------------|---------------------------------|------------------------------|---------------------------------|------------------------------|---------------------------------|---|------------------------------------|----------------------------------|--------|
| Lee Lacy, R OBP: 0.200, SLG: 0.200 (1.4) | F9 | | 6-3 | | F8 | | F7 | | 1B | 5 | 0 | 1 | 0 | 0 | 0 | 3 | Los Angeles Dodgers @ San Francisco Giants Candlestick Park, San Francisco, CA Fri Jun 30 1972, 10:05 PM EDT Att: 15,931 - Unknown | | | |
| Willie Davis, L OBP: 0.297, SLG: 0.409 (1.8) | 6-3 | | | G1-6-3 1B | | HR 2B | 4-3 | | F9 | 5 | 1 | 2 | 0 | 0 | 0 | 1 | | | | |
| Manny Mota, R OBP: 0.357, SLG: 0.512 (1.7) | F9 | | | G1-6-3 1-2 | | 5-3 | | | 5-3 | 4 | 0 | 0 | 0 | 0 | 0 | 2 | | | | |
| Jim Lefebvre, S OBP: 0.282, SLG: 0.363 (1.5) | | K | | F9 | | F8 | | | L5 | 4 | 0 | 0 | 0 | 0 | 1 | 1 | | | | |
| Wes Parker, S OBP: 0.353, SLG: 0.309 (1.3) | | WP 1B | | | | 1B BB | HR | | HR BB | 2 | 2 | 2 | 2 | 2 | 0 | 0 | | | | |
| Chris Cannizzaro, R OBP: 0.366, SLG: 0.336 (1.2) | | F8 | | | | F4 | 1B | | HR 1-H | 4 | 1 | 2 | 2 | 0 | 0 | 2 | | | | |
| Bill Russell, R OBP: 0.291, SLG: 0.378 (1.6) | | 6-3 | | | | 1B | FC5-4 1B | | F3 | 4 | 0 | 2 | 0 | 0 | 0 | 1 | | | | |
| Bobby Valentine, R OBP: 0.297, SLG: 0.337 (1.9) | | | 6-3 | | | 1B | FC5-4 1-2 | | F7 | 4 | 0 | 1 | 0 | 0 | 0 | 2 | | | | |
| Claude Osteen, L OBP: 0.286, SLG: 0.314 (5. PH) | | | 6-3 | | | F7 | | | L5 | 1 | 0 | 0 | 0 | 0 | 0 | 0 | | | | |
| Steve Garvey, R OBP: 0.327, SLG: 0.419 (5. PH) | | | | | | | | | | 1 | 0 | 0 | 0 | 0 | 0 | 3 | | | | |
| Jose Pagan, R OBP: 0.355, SLG: 0.331 (5. PH) | | | | | | | | | | 0 | 0 | 0 | 0 | 0 | 0 | 0 | | | | |
| Bill Buckner, L OBP: 0.255, SLG: 0.331 (7. PH) | | | | | | | | | | 1 | 0 | 0 | 0 | 0 | 0 | 0 | | | | |
| Hoyt Wilhelm, R OBP: 0.311, SLG: 0.167 (7. PH) | | | | | | | | | | 0 | 0 | 0 | 0 | 0 | 0 | 0 | | | | |
| Dick Dietz, R OBP: 0.311, SLG: 0.167 (9. PH) | | | | | | | | | | 1 | 0 | 0 | 0 | 0 | 0 | 0 | | | | |
| Inning Stats | R: 0 E: 0 K: 0 S: 3 | H: 0 LOB: 0 BB: 0 P: 3 | R: 0 E: 0 K: 1 S: 6 | H: 1 LOB: 1 BB: 0 P: 6 | R: 0 E: 0 K: 0 S: 3 | H: 0 LOB: 0 BB: 0 P: 3 | R: 0 E: 0 K: 0 S: 3 | H: 1 LOB: 0 BB: 0 P: 3 | R: 2 E: 0 K: 0 S: 7 | H: 4 LOB: 2 BB: 0 P: 7 | R: 0 E: 0 K: 0 S: 3 | H: 0 LOB: 0 BB: 0 P: 3 | R: 2 E: 0 K: 0 S: 4 | H: 1 LOB: 1 BB: 0 P: 8 | R: 0 E: 0 K: 0 S: 4 | H: 1 LOB: 1 BB: 0 P: 4 | 1B: 7 2B: 1 3B: 0 HR: 2 | SF: 0 SAC: 0 DP: 1 HBP: 0 | WP: 1 PB: 0 SB: 0 CS: 0 | PA: 38 |
| PITCHER Ron Bryant, L ERA: 2.75 (1.1) | IP: 9.0 WLS: W BF: 38 H: 10 R: 4 ER: 4 SO: 1 BB: 2 IBB: 0 HBP: 0 BLK: 0 WP: 1 HR: 2 S: 38 P: 46 ERA: 4.00 WHIP: 1.333 | | | | | | | | | | | | | | | | | | | |

| Batter | 1 | 2 | 3 | 4 | 5 | 6 | 7 | 8 | 9 | AB | R | H | RBI | BB | SO | LOB | BOTTOM | |
|---|---|----------------------------------|------------------------------|---------------------------------|------------------------------|---------------------------------|------------------------------|---------------------------------|------------------------------|----------------------------------|------------------------------|----------------------------------|------------------------------|---------------------------------|----------------------------------|------------------------------------|---|----------------------------------|
| Bobby Bonds, R OBP: 0.314, SLG: 0.442 (1.9) | F8 | | HR 2B | | F9 2B BB | K | | L7 | | 4 | 2 | 1 | 0 | 1 | 1 | 2 | Los Angeles Dodgers @ San Francisco Giants Candlestick Park, San Francisco, CA Fri Jun 30 1972, 10:05 PM EDT Att: 15,931 - Unknown | |
| Jim Howarth, L OBP: 0.356, SLG: 0.355 (1.8) | K | | HR 2-H | | F6 | 4-3 | | 6-3 | | 5 | 1 | 1 | 2 | 0 | 1 | 3 | | |
| Chris Speier, R OBP: 0.351, SLG: 0.440 (1.6) | HR | | 5-3 | | F9 1-3 | | 2B BB | 5-3 | | 4 | 2 | 1 | 1 | 1 | 0 | 1 | | |
| Willie McCovey, L OBP: 0.309, SLG: 0.329 (1.3) | FC6-4 BB | | 3-1 | | 2B 3-H | 2B | 1-H 2B | | | 3 | 0 | 2 | 2 | 1 | 0 | 0 | | |
| Dave Kingman, R OBP: 0.297, SLG: 0.469 (1.7) | FC6-4 1-2 | | | | F5 | 6-3 | | 5-3 | | 4 | 0 | 0 | 0 | 0 | 0 | 3 | | |
| Dave Rader, L OBP: 0.303, SLG: 0.332 (1.2) | | F9 | | 2-1 | | 4-3 | | F3 | | 4 | 0 | 0 | 0 | 0 | 0 | 1 | | |
| Al Gallagher, R OBP: 0.367, SLG: 0.331 (1.5) | | F8 | | HR 3B | | FC 1B BB | | BB | | 2 | 2 | 1 | 0 | 2 | 0 | 0 | | |
| Tito Fuentes, S OBP: 0.301, SLG: 0.369 (1.4) | | F3 | | HR | | FC 1B S | | 2-3 BB | | 3 | 1 | 1 | 2 | 1 | 0 | 1 | | |
| Ron Bryant, S OBP: 0.139, SLG: 0.167 (1.1) | | | K | | 6-3 | 1B | | 3-1 | | 4 | 0 | 1 | 1 | 0 | 1 | 3 | | |
| Inning Stats | R: 1 E: 0 K: 1 S: 6 | H: 1 LOB: 1 BB: 1 P: 10 | R: 0 E: 0 K: 0 S: 3 | H: 0 LOB: 0 BB: 0 P: 3 | R: 2 E: 0 K: 1 S: 7 | H: 2 LOB: 0 BB: 0 P: 7 | R: 2 E: 0 K: 0 S: 5 | H: 2 LOB: 0 BB: 0 P: 5 | R: 1 E: 0 K: 0 S: 4 | H: 1 LOB: 2 BB: 1 P: 11 | R: 1 E: 0 K: 0 S: 4 | H: 1 LOB: 3 BB: 3 P: 16 | R: 0 E: 0 K: 0 S: 3 | H: 0 LOB: 0 BB: 0 P: 3 | 1B: 1 2B: 3 3B: 1 HR: 3 | SF: 0 SAC: 0 DP: 0 HBP: 0 | | WP: 0 PB: 0 SB: 3 CS: 0 |
| PITCHER Claude Osteen, L ERA: 2.46 (5.1) | IP: 4.0 WLS: L BF: 18 H: 5 R: 5 ER: 5 SO: 2 BB: 1 IBB: 0 HBP: 0 BLK: 0 WP: 0 HR: 3 S: 21 P: 25 ERA: 11.25 WHIP: 1.500 | | | | | | | | | | | | | | | | | |
| Jose Pena, R ERA: 5.4 (7.1) | IP: 2.0 WLS: L BF: 11 H: 2 R: 2 ER: 2 SO: 1 BB: 2 IBB: 0 HBP: 0 BLK: 0 WP: 0 HR: 0 S: 11 P: 19 ERA: 9.00 WHIP: 2.000 | | | | | | | | | | | | | | | | | |
| Hoyt Wilhelm, R ERA: 5.01 (7.1) | IP: 2.0 WLS: L BF: 10 H: 1 R: 1 ER: 1 SO: 0 BB: 3 IBB: 0 HBP: 0 BLK: 0 WP: 0 HR: 0 S: 7 P: 19 ERA: 4.50 WHIP: 2.000 | | | | | | | | | | | | | | | | | |

| Batter | 1 | 2 | 3 | 4 | 5 | 6 | 7 | 8 | 9 | AB | R | H | RBI | BB | SO | LOB | TOP | | | | | | | | | | |
|---|------------------------------|----------------------------------|------------------------------|---------------------------------|------------------------------|---------------------------------|------------------------------|----------------------------------|------------------------------|---------------------------------|------------------------------|---------------------------------|------------------------------|---------------------------------|------------------------------|---------------------------------|---|------------------------------|---------------------------------|----------------------------------|------------------------------------|----------------------------------|--------|--|--|--|--|
| Lee Lacy, R OBP: 0.111, SLG: 0.111 Duke Sims, L OBP: 0.271, SLG: 0.267 | F4 | | F4 | F9 | | L6 | | 1-3 | | 4 | 0 | 0 | 0 | 0 | 0 | 4 | Los Angeles Dodgers @ San Francisco Giants Candlestick Park, San Francisco, CA Sat Jul 01 1972, 6:33 AM EDT Att: 13,872 - Unknown | | | | | | | | | | |
| Bobby Valentine, R OBP: 0.300, SLG: 0.335 | 5-3 HR | | L9 | | BB 1B 1-3 | | 6-3 | | 6-3 | 4 | 2 | 1 | 0 | 1 | 0 | 0 | | | | | | | | | | | |
| Manny Mota, R OBP: 0.352, SLG: 0.503 | 5-3 | | F9 | | 1-3 BB 1B | | 5-3 | | F7 | 5 | 0 | 1 | 0 | 0 | 0 | 1 | | | | | | | | | | | |
| Steve Garvey, R OBP: 0.330, SLG: 0.441 | 2H HR | | F8 | | L3-6 1-2 2-3 BB | | 1B | | 4-3 | 4 | 2 | 2 | 2 | 1 | 0 | 0 | | | | | | | | | | | |
| Wes Parker, S OBP: 0.356, SLG: 0.320 | K | | 1B | | 1-2 2-3 3H | | 1B | | | 4 | 1 | 2 | 2 | 0 | 1 | 2 | | | | | | | | | | | |
| Jim Lefebvre, S OBP: 0.273, SLG: 0.350 | | | F8 | | 5-3 | | L3-6 | | F8 | 4 | 0 | 0 | 0 | 0 | 0 | 4 | | | | | | | | | | | |
| Chris Cannizzaro, R OBP: 0.299, SLG: 0.387 Willie Davis, L OBP: 0.299, SLG: 0.411 Claude Osteen, L OBP: 0.286, SLG: 0.314 Jim Brewer, L OBP: 0.306, SLG: 0.432 | 6-3 | | 6-3 | | E 1B BB | | 4-3 | | 1B | 2 | 0 | 0 | 0 | 1 | 0 | 0 | | | | | | | | | | | |
| Bill Russell, R OBP: 0.295, SLG: 0.386 | | | | | | | 6-3 | | F7 | 4 | 0 | 2 | 1 | 0 | 0 | 1 | | | | | | | | | | | |
| Al Downing, R OBP: 0.111, SLG: 0.114 Pete Richert, L OBP: 0.750, SLG: 0.750 Willie Crawford, L OBP: 0.306, SLG: 0.432 | K | | K | | E4 | | | | K | 2 | 0 | 0 | 0 | 0 | 1 | 3 | | | | | | | | | | | |
| Inning Stats | R: 2 E: 0 K: 1 S: 6 | H: 1 LOB: 0 BB: 1 P: 10 | R: 0 E: 0 K: 1 S: 6 | H: 1 LOB: 1 BB: 0 P: 6 | R: 0 E: 0 K: 0 S: 3 | H: 0 LOB: 0 BB: 0 P: 3 | R: 1 E: 1 K: 0 S: 6 | H: 2 LOB: 3 BB: 1 P: 10 | R: 1 E: 0 K: 0 S: 4 | H: 2 LOB: 1 BB: 1 P: 8 | R: 0 E: 0 K: 0 S: 4 | H: 1 LOB: 1 BB: 0 P: 4 | R: 1 E: 0 K: 0 S: 5 | H: 2 LOB: 1 BB: 0 P: 5 | R: 0 E: 0 K: 1 S: 6 | H: 1 LOB: 1 BB: 0 P: 6 | | R: 0 E: 0 K: 0 S: 3 | H: 0 LOB: 0 BB: 0 P: 3 | 1B: 6 2B: 4 3B: 0 HR: 1 | SF: 0 SAC: 0 DP: 1 HBP: 0 | WP: 0 PB: 0 SB: 0 CS: 0 | PA: 40 | | | | |
| PITCHER | IP | WLS | BF | H | R | ER | SO | BB | IBB | HBP | BLK | WP | HR | S | P | ERA | WHIP | | | | | | | | | | |
| Sam McDowell, L ERA: 4.3 Randy Moffitt, R ERA: 3.72 | 4.0 | | 22 | 6 | 4 | 4 | 2 | 3 | 0 | 0 | 0 | 0 | 1 | 23 | 35 | 9.00 | 2.250 | | | | | | | | | | |

| Batter | 1 | 2 | 3 | 4 | 5 | 6 | 7 | 8 | 9 | AB | R | H | RBI | BB | SO | LOB | BOTTOM | | | | | | | | | | |
|--|------------------------------|----------------------------------|------------------------------|---------------------------------|------------------------------|---------------------------------|------------------------------|---------------------------------|------------------------------|---------------------------------|------------------------------|---------------------------------|------------------------------|---------------------------------|------------------------------|---------------------------------|---|------------------------------|---------------------------------|----------------------------------|------------------------------------|----------------------------------|--------|--|--|--|--|
| Bobby Bonds, R OBP: 0.312, SLG: 0.441 | 5-3 | | | F8 | | 5-3 | | K | | 5 | 1 | 1 | 1 | 0 | 1 | 1 | Los Angeles Dodgers @ San Francisco Giants Candlestick Park, San Francisco, CA Sat Jul 01 1972, 6:33 AM EDT Att: 13,872 - Unknown | | | | | | | | | | |
| Jim Howarth, L OBP: 0.364, SLG: 0.364 | FC6 HR | 1B | | 4-3 | | L9 | | | | 4 | 1 | 2 | 0 | 0 | 0 | 0 | | | | | | | | | | | |
| Chris Speier, R OBP: 0.356, SLG: 0.440 | FC6 1B | 1B | | | | 5-3 | | G5-4-3 1B BB | | 2 | 0 | 1 | 0 | 2 | 0 | 0 | | | | | | | | | | | |
| Willie McCovey, L OBP: 0.317, SLG: 0.371 | FC6 HR | | | 4-3 | | HR | | G5-4-3 1B | | 4 | 2 | 2 | 1 | 0 | 0 | 4 | | | | | | | | | | | |
| Dave Kingman, R OBP: 0.300, SLG: 0.478 | 1H HR | | | K | | E HR BB | | G5-4-3 1-2 2-3 | | 3 | 2 | 1 | 3 | 1 | 1 | 2 | | | | | | | | | | | |
| Dave Rader, L OBP: 0.302, SLG: 0.346 | 6-3 | | | 6-3 | | HR | | F6 | | 4 | 1 | 1 | 2 | 0 | 0 | 1 | | | | | | | | | | | |
| Al Gallagher, R OBP: 0.371, SLG: 0.331 Damaso Blanco, R OBP: 0.400, SLG: 0.400 | | | | | | | | FC6-4 BB | | 3 | 0 | 1 | 0 | 1 | 0 | 0 | | | | | | | | | | | |
| Tito Fuentes, S OBP: 0.300, SLG: 0.367 | | | | | | | | FC6-4 SH1-4 | | 4 | 1 | 1 | 0 | 0 | 1 | 2 | | | | | | | | | | | |
| Sam McDowell, L OBP: 0.174, SLG: 0.222 Randy Moffitt, R ERA: 1.24 | K | | | F3 | | K | | SH1-4 | | 2 | 0 | 0 | 0 | 0 | 1 | 1 | | | | | | | | | | | |
| Inning Stats | R: 3 E: 0 K: 0 S: 6 | H: 3 LOB: 2 BB: 1 P: 12 | R: 0 E: 0 K: 2 S: 8 | H: 1 LOB: 1 BB: 0 P: 8 | R: 0 E: 0 K: 0 S: 3 | H: 0 LOB: 0 BB: 0 P: 3 | R: 3 E: 0 K: 0 S: 5 | H: 2 LOB: 0 BB: 1 P: 9 | R: 0 E: 0 K: 1 S: 5 | H: 0 LOB: 0 BB: 0 P: 5 | R: 0 E: 0 K: 0 S: 3 | H: 1 LOB: 1 BB: 1 P: 7 | R: 0 E: 0 K: 1 S: 5 | H: 0 LOB: 1 BB: 1 P: 9 | R: 0 E: 0 K: 1 S: 6 | H: 0 LOB: 1 BB: 1 P: 9 | | R: 0 E: 0 K: 0 S: 3 | H: 0 LOB: 0 BB: 0 P: 3 | 1B: 6 2B: 1 3B: 0 HR: 3 | SF: 0 SAC: 1 DP: 1 HBP: 0 | WP: 0 PB: 0 SB: 1 CS: 0 | PA: 37 | | | | |
| PITCHER | IP | WLS | BF | H | R | ER | SO | BB | IBB | HBP | BLK | WP | HR | S | P | ERA | WHIP | | | | | | | | | | |
| Al Downing, L ERA: 2.92 Pete Richert, L ERA: 2.61 Jim Brewer, L ERA: 1.24 | 4.1 | L | 24 | 9 | 1 | 0 | 1 | 1 | 0 | 0 | 0 | 0 | 0 | 10 | 14 | 0.00 | 0.750 | | | | | | | | | | |

| Batter | 1 | 2 | 3 | 4 | 5 | 6 | 7 | 8 | 9 | AB | R | H | RBI | BB | SO | LOB | TOP | | | | | | | | |
|--|------------------------------|---------------------------------|------------------------------|---------------------------------|------------------------------|---------------------------------|------------------------------|---------------------------------|------------------------------|---------------------------------|------------------------------|---------------------------------|------------------------------|---------------------------------|------------------------------|---------------------------------|---|---------------------------------|----------------------------------|------------------------------------|----------------------------------|--------|--|--|--|
| Bobby Valentine, R OBP: 0.297, SLG: 0.333 (1, 8) | 5-3 | | SF8 | | 1B | | | K | FC5-4 | 4 | 1 | 1 | 1 | 0 | 1 | 1 | Los Angeles Dodgers @ San Francisco Giants Candlestick Park, San Francisco, CA Sun Jul 02 1972, 6:33 AM EDT Att: 23,285 - Unknown | | | | | | | | |
| Bill Buckner, L OBP: 0.330, SLG: 0.337 (1, 9) | F7 | | G4-6-3 | | 1B | | | 1B | | 3 | 0 | 2 | 1 | 1 | 0 | 0 | | | | | | | | | |
| Wes Parker, S OBP: 0.354, SLG: 0.318 (1, 3) | 6-3 | | G4-6-3 | | K | | | 1B | | 4 | 0 | 1 | 1 | 0 | 1 | 4 | | | | | | | | | |
| Steve Garvey, R OBP: 0.329, SLG: 0.437 (1, 5) | | | | | F3 | | | F2 | | 4 | 0 | 1 | 0 | 0 | 0 | 2 | | | | | | | | | |
| Willie Crawford, L OBP: 0.298, SLG: 0.419 (1, 7) | F6 | | G3 | | P6 | | | F8 | | 4 | 0 | 0 | 0 | 0 | 0 | 3 | | | | | | | | | |
| Jim Lefebvre, S OBP: 0.285, SLG: 0.339 (1, 4) | L9 | | K | | P5 | | | F5 | | 4 | 0 | 0 | 0 | 0 | 1 | 3 | | | | | | | | | |
| Duke Sims, L OBP: 0.271, SLG: 0.267 (1, 2) | F8 | | | | FC6 | | | 4-3 | | 4 | 0 | 1 | 0 | 0 | 0 | 1 | | | | | | | | | |
| Bill Russell, R OBP: 0.294, SLG: 0.388 (1, 6) | | | 1B | | FC6 | | | F8 | | 4 | 2 | 1 | 0 | 0 | 0 | 1 | | | | | | | | | |
| Don Sutton, R OBP: 0.220, SLG: 0.179 (1, 1) | | | | | SH2-4 | | | 4-3 | | 2 | 0 | 1 | 0 | 0 | 0 | 0 | | | | | | | | | |
| Pete Richert, L OBP: 0.750, SLG: 0.750 (7, 1) | | | | | BB | | | FC5-4 | | 0 | 0 | 0 | 0 | 0 | 0 | 0 | | | | | | | | | |
| Lee Lacy, R OBP: 0.200, SLG: 0.200 (9, PH) | | | | | 1B | | | | | 1 | 0 | 1 | 0 | 0 | 0 | 0 | | | | | | | | | |
| Inning Stats | R: 0 E: 0 K: 0 S: 3 | H: 0 LOB: 0 BB: 0 P: 3 | R: 0 E: 0 K: 0 S: 4 | H: 1 LOB: 1 BB: 0 P: 4 | R: 1 E: 0 K: 0 S: 4 | H: 2 LOB: 1 BB: 1 P: 8 | R: 0 E: 0 K: 1 S: 5 | H: 0 LOB: 0 BB: 0 P: 5 | R: 1 E: 0 K: 1 S: 8 | H: 3 LOB: 2 BB: 0 P: 8 | R: 0 E: 0 K: 0 S: 3 | H: 0 LOB: 0 BB: 0 P: 3 | R: 0 E: 0 K: 0 S: 3 | H: 0 LOB: 0 BB: 0 P: 3 | R: 1 E: 0 K: 1 S: 8 | H: 2 LOB: 2 BB: 0 P: 8 | R: 0 E: 0 K: 0 S: 4 | H: 1 LOB: 1 BB: 0 P: 4 | 1B: 8 2B: 1 3B: 0 HR: 0 | SF: 1 SAC: 1 DP: 1 HBP: 0 | WP: 1 PB: 0 SB: 1 CS: 0 | PA: 37 | | | |
| PITCHER | IP | WLS | BF | H | R | ER | SO | BB | IBB | HBP | BLK | WP | HR | S | P | ERA | WHIP | | | | | | | | |
| Juan Marichal, R ERA: 3.75 (1, 1) | 4.2 | | 20 | 6 | 2 | 2 | 1 | 1 | 0 | 0 | 0 | 0 | 0 | 21 | 25 | 3.86 | 1.500 | | | | | | | | |
| Don McMahon, R ERA: 2.92 (5, 1) | 2.1 | W | 7 | 0 | 0 | 0 | 1 | 0 | 0 | 0 | 0 | 0 | 0 | 9 | 9 | 0.00 | 0.000 | | | | | | | | |
| Jerry Johnson, R ERA: 5.63 (8, 1) | 2.0 | S | 10 | 3 | 1 | 1 | 1 | 0 | 0 | 0 | 0 | 1 | 0 | 12 | 12 | 4.50 | 1.500 | | | | | | | | |

| Batter | 1 | 2 | 3 | 4 | 5 | 6 | 7 | 8 | 9 | AB | R | H | RBI | BB | SO | LOB | BOTTOM | | | | | | | | | |
|---|------------------------------|---------------------------------|------------------------------|----------------------------------|------------------------------|---------------------------------|------------------------------|---------------------------------|------------------------------|---------------------------------|------------------------------|---------------------------------|------------------------------|---------------------------------|------------------------------|---------------------------------|---|------------------------------------|----------------------------------|--------|--|--|--|--|--|--|
| Bobby Bonds, R OBP: 0.313, SLG: 0.440 (1, 9) | 6-3 | | F3 | | E | | FC6-5 | | | 5 | 2 | 2 | 1 | 0 | 0 | 2 | Los Angeles Dodgers @ San Francisco Giants Candlestick Park, San Francisco, CA Sun Jul 02 1972, 6:33 AM EDT Att: 23,285 - Unknown | | | | | | | | | |
| Jim Howarth, L OBP: 0.366, SLG: 0.366 (1, 8) | G3 | | 1B | | F8 | | HR | | | 5 | 1 | 2 | 0 | 0 | 0 | 3 | | | | | | | | | | |
| Chris Speier, R OBP: 0.350, SLG: 0.432 (1, 6) | F7 | | 6-3 | | E6 | | L6 | | | 5 | 0 | 0 | 0 | 0 | 0 | 6 | | | | | | | | | | |
| Willie McCovey, L OBP: 0.324, SLG: 0.402 (1, 3) | | | 6-3 | | F8 | | HR | | | 3 | 2 | 1 | 4 | 1 | 0 | 2 | | | | | | | | | | |
| Dave Kingman, R OBP: 0.302, SLG: 0.487 (1, 7) | | | BB | | F6 | | 6-3 | | | 3 | 2 | 1 | 1 | 1 | 0 | 0 | | | | | | | | | | |
| Dave Rader, L OBP: 0.305, SLG: 0.349 (1, 2) | | | 1B | | F5 | | HR | | | 4 | 0 | 2 | 1 | 0 | 0 | 0 | | | | | | | | | | |
| Al Gallagher, R OBP: 0.361, SLG: 0.323 (1, 5) | | | SF8 | | L6 | | F8 | | | 3 | 0 | 0 | 1 | 0 | 0 | 1 | | | | | | | | | | |
| Tito Fuentes, S OBP: 0.306, SLG: 0.370 (1, 4) | | | K | | SH3-4 | | FC6-5 | | | 3 | 1 | 2 | 0 | 1 | 1 | 1 | | | | | | | | | | |
| Juan Marichal, R OBP: 0.212, SLG: 0.250 (1, 1) | | | FC6-4 | | SH3-4 | | FC6-5 | | | 1 | 0 | 0 | 0 | 0 | 0 | 1 | | | | | | | | | | |
| Don McMahon, R OBP: 0.250, SLG: 0.250 (5, 1) | | | | | BB | | HR | | | 1 | 0 | 1 | 0 | 0 | 0 | 0 | | | | | | | | | | |
| Bernie Williams, R OBP: 0.190, SLG: 0.268 (7, PR) | | | | | | | | | | 0 | 1 | 0 | 0 | 0 | 0 | 0 | | | | | | | | | | |
| Jerry Johnson, R OBP: 0.306, SLG: 0.370 (8, 1) | | | | | | | | | | 1 | 0 | 0 | 0 | 0 | 1 | 1 | | | | | | | | | | |
| Inning Stats | R: 0 E: 0 K: 0 S: 3 | H: 0 LOB: 0 BB: 0 P: 3 | R: 2 E: 0 K: 1 S: 6 | H: 1 LOB: 1 BB: 2 P: 14 | R: 0 E: 0 K: 0 S: 4 | H: 1 LOB: 0 BB: 0 P: 4 | R: 0 E: 0 K: 0 S: 3 | H: 0 LOB: 0 BB: 0 P: 3 | R: 2 E: 1 K: 0 S: 5 | H: 1 LOB: 1 BB: 1 P: 9 | R: 0 E: 0 K: 0 S: 3 | H: 0 LOB: 0 BB: 0 P: 3 | R: 5 E: 0 K: 0 S: 9 | H: 6 LOB: 1 BB: 0 P: 9 | R: 0 E: 0 K: 1 S: 7 | H: 2 LOB: 2 BB: 0 P: 7 | 1B: 9 2B: 0 3B: 0 HR: 2 | SF: 1 SAC: 1 DP: 0 HBP: 0 | WP: 0 PB: 0 SB: 1 CS: 0 | PA: 39 | | | | | | |
| PITCHER | IP | WLS | BF | H | R | ER | SO | BB | IBB | HBP | BLK | WP | HR | S | P | ERA | WHIP | | | | | | | | | |
| Don Sutton, R ERA: 2.05 (1, 1) | 6.2 | L | 32 | 8 | 9 | 8 | 1 | 3 | 0 | 0 | 0 | 0 | 0 | 2 | 31 | 43 | 10.80 | 1.650 | | | | | | | | |
| Pete Richert, L ERA: 2.45 (7, 1) | 1.1 | | 7 | 3 | 0 | 0 | 1 | 0 | 0 | 0 | 0 | 0 | 0 | 9 | 9 | 0.00 | 2.250 | | | | | | | | | |



| Batter | 1 | 2 | 3 | 4 | 5 | 6 | 7 | 8 | 9 | AB | R | H | RBI | BB | SO | LOB | TOP | | | | | | | | | | |
|--|------------------------------|---------------------------------|------------------------------|----------------------------------|------------------------------|---------------------------------|------------------------------|---------------------------------|------------------------------|---------------------------------|------------------------------|---------------------------------|------------------------------|---------------------------------|------------------------------|---------------------------------|---|------------------------------|---------------------------------|----------------------------------|------------------------------------|----------------------------------|--------|--|--|--|--|
| Bobby Bonds, R OBP: 0.318, SLG: 0.443 (1, 9) | | | | | | | | | | 4 | 0 | 1 | 0 | 0 | 0 | 1 | San Francisco Giants @ Philadelphia Phillies Veterans Stadium, Philadelphia, PA Tue Jul 04 1972, 7:05 PM EDT Att: 6,098 - Unknown | | | | | | | | | | |
| Jim Howarth, L OBP: 0.341, SLG: 0.338 (1, 8) | | | | | | | | | | 4 | 0 | 0 | 0 | 0 | 0 | 1 | | | | | | | | | | | |
| Chris Speier, R OBP: 0.345, SLG: 0.424 (1, 6) | | | | | | | | | | 4 | 0 | 1 | 0 | 0 | 0 | 0 | | | | | | | | | | | |
| Willie McCovey, L OBP: 0.319, SLG: 0.394 Damaso Blanco, R OBP: 0.333, SLG: 0.333 Ken Henderson, S OBP: 0.288, SLG: 0.328 (1, 3) | | | | | | | | | | 4 | 0 | 1 | 0 | 0 | 0 | 2 | | | | | | | | | | | |
| Dave Kingman, R OBP: 0.310, SLG: 0.512 (9, 3) | | | | | | | | | | 2 | 1 | 1 | 0 | 2 | 1 | 0 | | | | | | | | | | | |
| Dave Radler, L OBP: 0.303, SLG: 0.345 (1, 2) | | | | | | | | | | 4 | 1 | 1 | 1 | 0 | 0 | 3 | | | | | | | | | | | |
| Al Gallagher, R OBP: 0.351, SLG: 0.313 (1, 5) | | | | | | | | | | 4 | 0 | 1 | 0 | 0 | 0 | 3 | | | | | | | | | | | |
| Tito Fuentes, S OBP: 0.310, SLG: 0.375 (1, 4) | | | | | | | | | | 1 | 0 | 1 | 1 | 1 | 0 | 0 | | | | | | | | | | | |
| Jim Barr, R (1, 1) | | | | | | | | | | 2 | 0 | 0 | 0 | 0 | 2 | 2 | | | | | | | | | | | |
| Inning Stats | R: 0 E: 0 K: 0 S: 4 | H: 2 LOB: 1 BB: 0 P: 4 | R: 0 E: 0 K: 2 S: 8 | H: 1 LOB: 2 BB: 1 P: 12 | R: 0 E: 0 K: 0 S: 3 | H: 0 LOB: 0 BB: 0 P: 3 | R: 0 E: 0 K: 0 S: 2 | H: 0 LOB: 0 BB: 1 P: 6 | R: 0 E: 0 K: 0 S: 4 | H: 1 LOB: 1 BB: 0 P: 4 | R: 0 E: 0 K: 0 S: 3 | H: 0 LOB: 0 BB: 0 P: 3 | R: 2 E: 0 K: 1 S: 7 | H: 2 LOB: 0 BB: 0 P: 7 | R: 0 E: 0 K: 0 S: 3 | H: 0 LOB: 0 BB: 0 P: 3 | | R: 0 E: 0 K: 0 S: 3 | H: 1 LOB: 1 BB: 1 P: 7 | 1B: 5 2B: 3 3B: 0 HR: 0 | SF: 1 SAC: 1 DP: 3 HBP: 0 | WP: 0 PB: 0 SB: 1 CS: 0 | PA: 34 | | | | |
| PITCHER | IP | WLS | BF | H | R | ER | SO | BB | IBB | HBP | BLK | WP | HR | S | P | ERA | WHIP | | | | | | | | | | |
| Bill Champion, R ERA: 4.41 Woodie Fryman, L ERA: 4.47 (1, 1) | 8.0 | L | 30 | 6 | 2 | 2 | 3 | 2 | 0 | 0 | 0 | 0 | 0 | 34 | 42 | 2.25 | 1.000 | | | | | | | | | | |
| Woodie Fryman, L ERA: 4.47 (9, 1) | 1.0 | | 4 | 1 | 0 | 0 | 0 | 0 | 1 | 0 | 0 | 0 | 0 | 3 | 7 | 0.00 | 1.000 | | | | | | | | | | |

| | |
|-----|----|
| AB | 29 |
| R | 2 |
| H | 7 |
| RBI | 2 |
| BB | 3 |
| SO | 3 |
| LOB | 12 |



| Batter | 1 | 2 | 3 | 4 | 5 | 6 | 7 | 8 | 9 | AB | R | H | RBI | BB | SO | LOB | BOTTOM | | | | | | | | | | |
|--|------------------------------|---------------------------------|------------------------------|---------------------------------|------------------------------|---------------------------------|------------------------------|---------------------------------|------------------------------|---------------------------------|------------------------------|---------------------------------|------------------------------|---------------------------------|------------------------------|---------------------------------|---|---------------------------------|----------------------------------|------------------------------------|----------------------------------|--------|--|--|--|--|--|
| Larry Bowa, S OBP: 0.295, SLG: 0.301 (1, 6) | | | | | | | | | | 4 | 1 | 2 | 0 | 0 | 0 | 0 | San Francisco Giants @ Philadelphia Phillies Veterans Stadium, Philadelphia, PA Tue Jul 04 1972, 7:05 PM EDT Att: 6,098 - Unknown | | | | | | | | | | |
| Don Money, R OBP: 0.324, SLG: 0.341 (1, 5) | | | | | | | | | | 4 | 0 | 1 | 0 | 0 | 0 | 2 | | | | | | | | | | | |
| Willie Montanez, L OBP: 0.311, SLG: 0.357 (1, 8) | | | | | | | | | | 3 | 0 | 0 | 0 | 1 | 0 | 3 | | | | | | | | | | | |
| Deron Johnson, R OBP: 0.214, SLG: 0.255 (1, 3) | | | | | | | | | | 3 | 0 | 0 | 1 | 0 | 0 | 2 | | | | | | | | | | | |
| Greg Luzinski, R OBP: 0.327, SLG: 0.432 (1, 7) | | | | | | | | | | 4 | 0 | 0 | 0 | 0 | 0 | 1 | | | | | | | | | | | |
| Joe Lie, R OBP: 0.378, SLG: 0.351 Bill Robinson, R OBP: 0.292, SLG: 0.458 (1, 9) | | | | | | | | | | 2 | 0 | 0 | 0 | 1 | 0 | 0 | | | | | | | | | | | |
| John Bateman, R OBP: 0.326, SLG: 0.388 (1, 2) | | | | | | | | | | 3 | 0 | 0 | 0 | 0 | 0 | 1 | | | | | | | | | | | |
| Denny Doyle, L OBP: 0.298, SLG: 0.296 (1, 4) | | | | | | | | | | 2 | 0 | 0 | 0 | 1 | 0 | 1 | | | | | | | | | | | |
| Bill Champion, R OBP: 0.167, SLG: 0.292 Tom Hutton, L OBP: 0.328, SLG: 0.393 Woodie Fryman, R OBP: 0.185, SLG: 0.269 (1, 1) | | | | | | | | | | 2 | 0 | 0 | 0 | 0 | 0 | 1 | | | | | | | | | | | |
| Tom Hutton, L OBP: 0.328, SLG: 0.393 Woodie Fryman, R OBP: 0.185, SLG: 0.269 (9, 1) | | | | | | | | | | 1 | 0 | 0 | 0 | 0 | 0 | 0 | | | | | | | | | | | |
| Inning Stats | R: 0 E: 0 K: 0 S: 3 | H: 0 LOB: 0 BB: 0 P: 3 | R: 0 E: 0 K: 0 S: 3 | H: 0 LOB: 0 BB: 0 P: 3 | R: 0 E: 0 K: 0 S: 3 | H: 0 LOB: 0 BB: 0 P: 3 | R: 1 E: 1 K: 0 S: 5 | H: 1 LOB: 1 BB: 0 P: 5 | R: 0 E: 0 K: 0 S: 3 | H: 0 LOB: 1 BB: 1 P: 7 | R: 0 E: 0 K: 0 S: 3 | H: 1 LOB: 1 BB: 1 P: 7 | R: 0 E: 0 K: 0 S: 3 | H: 0 LOB: 0 BB: 1 P: 7 | R: 0 E: 0 K: 0 S: 4 | H: 1 LOB: 1 BB: 0 P: 4 | R: 0 E: 0 K: 0 S: 3 | H: 0 LOB: 0 BB: 0 P: 3 | 1B: 3 2B: 0 3B: 0 HR: 0 | SF: 1 SAC: 0 DP: 1 HBP: 0 | WP: 0 PB: 0 SB: 0 CS: 0 | PA: 33 | | | | | |
| PITCHER | IP | WLS | BF | H | R | ER | SO | BB | IBB | HBP | BLK | WP | HR | S | P | ERA | WHIP | | | | | | | | | | |
| Jim Barr, R ERA: 2.61 (1, 1) | 9.0 | W | 33 | 3 | 1 | 0 | 0 | 3 | 0 | 0 | 0 | 0 | 0 | 30 | 42 | 0.00 | 0.667 | | | | | | | | | | |

| | |
|-----|----|
| AB | 29 |
| R | 1 |
| H | 3 |
| RBI | 1 |
| BB | 3 |
| SO | 0 |
| LOB | 11 |



| Batter | 1 | 2 | 3 | 4 | 5 | 6 | 7 | 8 | 9 | 10 | AB | R | H | RBI | BB | SO | LOB | TOP | | | | | | | |
|--|------------------------------|----------------------------------|------------------------------|---------------------------------|------------------------------|---------------------------------|------------------------------|---------------------------------|------------------------------|---------------------------------|------------------------------|---------------------------------|------------------------------|---------------------------------|------------------------------|---------------------------------|------------------------------|--|---------------------------------|------------------------------|----------------------------------|----------------------------------|------------------------------------|----------------------------------|--------|
| Bobby Bonds, R OBP: 0.325, SLG: 0.457 (1, 9) | 0-0 4-3 SF8 1B | 0-0 3B | | | 0-0 1B 2B | | 0-0 P4 | | 4-0 FC4-6 IBB | | 4 | 2 | 3 | 0 | 1 | 0 | 0 | San Francisco Giants @ Philadelphia Phillies Veterans Stadium, Philadelphia, PA Thu Jul 06 1972, 7:05 PM EDT Att: 5,466 - Unknown | | | | | | | |
| Garry Maddox, R OBP: 0.296, SLG: 0.461 (1, 8) | 0-0 4-3 1-3 | 0-3 K | | | 0-0 1B | | 0-0 2-H 1B | | 0-0 3-1 6-3 1B | 0-0 FC4-6 | 5 | 1 | 2 | 1 | 0 | 1 | 5 | | | | | | | | |
| Chris Speier, R OBP: 0.342, SLG: 0.419 (1, 6) | 0-0 SF8 | | | | 0-0 P4 | | 0-0 P4 | | 0-0 6-3 1-2 | 0-0 F9 | 3 | 0 | 0 | 1 | 1 | 0 | 1 | | | | | | | | |
| Willie McCovey, L OBP: 0.322, SLG: 0.388 (1, 3) | 0-0 BB 1B | | | | 0-0 P4 | | 1-0 FC5-4 HBP | | 0-0 3-1 | 0-0 F5 | 4 | 0 | 1 | 0 | 0 | 0 | 2 | | | | | | | | |
| Dave Kingman, R OBP: 0.315, SLG: 0.509 (1, 7) | 4-0 1-2 BB | | | | 0-3 K | | 0-3 K | | 4-0 CS BB | 4-0 1B 3B BB | 2 | 1 | 0 | 0 | 3 | 2 | 2 | | | | | | | | |
| Al Gallagher, R OBP: 0.248, SLG: 0.311 Damaso Blanco, R OBP: 0.429, SLG: 0.429 (9, PR) (9, 5) | 0-3 K | | | | 0-3 K | | 0-0 FC5-4 1-2 | | 0-0 CS | 0-0 2B 1B | 4 | 0 | 1 | 0 | 0 | 2 | 3 | | | | | | | | |
| Tito Fuentes, S OBP: 0.311, SLG: 0.386 (1, 4) | | 0-0 1B 2B | | | 0-0 F7 | | 0-0 F8 | | 0-0 P3 | 0-0 1B 3B | 5 | 1 | 2 | 2 | 0 | 0 | 2 | | | | | | | | |
| Fran Healy, R OBP: 0.264, SLG: 0.260 (1, 2) | | 0-0 G1-6-4 2-H 1B | | | 0-0 F8 | | | | 0-0 F9 | 0-0 1-3 2B | 4 | 0 | 2 | 1 | 1 | 0 | 0 | | | | | | | | |
| Ron Bryant, S OBP: 0.128, SLG: 0.154 Randy Moffitt, R (7, 1) Chris Arnold, R OBP: 0.313, SLG: 0.350 Jerry Johnson, R (9, 1) | | 0-0 G1-6-4 1-2 | | | 0-3 K | | 0-3 K | | 0-0 5-3 | 0-3 K | 3 | 0 | 0 | 0 | 0 | 2 | 1 | | | | | | | | |
| Inning Stats | R: 1 E: 0 K: 1 S: 7 | H: 2 LOB: 2 BB: 1 P: 11 | R: 1 E: 0 K: 1 S: 7 | H: 3 LOB: 1 BB: 0 P: 7 | R: 0 E: 0 K: 1 S: 4 | H: 0 LOB: 1 BB: 1 P: 8 | R: 0 E: 0 K: 1 S: 5 | H: 0 LOB: 0 BB: 0 P: 5 | R: 1 E: 0 K: 1 S: 6 | H: 2 LOB: 0 BB: 0 P: 6 | R: 0 E: 0 K: 1 S: 5 | H: 0 LOB: 0 BB: 0 P: 6 | R: 0 E: 0 K: 1 S: 5 | H: 0 LOB: 0 BB: 0 P: 5 | R: 1 E: 0 K: 0 S: 3 | H: 1 LOB: 0 BB: 1 P: 7 | R: 0 E: 0 K: 0 S: 5 | | H: 2 LOB: 3 BB: 1 P: 9 | R: 2 E: 0 K: 1 S: 7 | H: 2 LOB: 2 BB: 2 P: 15 | 1B: 7 2B: 4 3B: 2 HR: 0 | SF: 1 SAC: 0 DP: 2 HBP: 1 | WP: 0 PB: 0 SB: 1 CS: 2 | PA: 46 |
| PITCHER | IP | WLS | BF | H | R | ER | SO | BB | IBB | HBP | BLK | WP | HR | S | P | ERA | WHIP | | | | | | | | |
| Ken Reynolds, L ERA: 3.7 | 5.0 | | 21 | 7 | 3 | 3 | 5 | 2 | 0 | 0 | 0 | 0 | 0 | 29 | 37 | 5.40 | 1.800 | | | | | | | | |
| Barry Lersch, R ERA: 3.1 | 2.0 | | 7 | 0 | 0 | 0 | 2 | 0 | 0 | 1 | 0 | 0 | 0 | 10 | 11 | 0.00 | 0.000 | | | | | | | | |
| Darrell Brandon, R ERA: 3.52 | 0.2 | | 4 | 1 | 1 | 0 | 0 | 1 | 0 | 0 | 0 | 0 | 0 | 3 | 7 | 0.00 | 3.000 | | | | | | | | |
| Woodie Fryman, L ERA: 4.55 | 2.1 | L | 13 | 4 | 2 | 2 | 1 | 1 | 2 | 0 | 0 | 0 | 0 | 12 | 24 | 7.71 | 2.143 | | | | | | | | |

| Batter | 1 | 2 | 3 | 4 | 5 | 6 | 7 | 8 | 9 | 10 | AB | R | H | RBI | BB | SO | LOB | BOTTOM | | | | | | | |
|---|------------------------------|---------------------------------|------------------------------|---------------------------------|------------------------------|---------------------------------|------------------------------|---------------------------------|------------------------------|---------------------------------|------------------------------|---------------------------------|------------------------------|---------------------------------|------------------------------|---------------------------------|----------------------------------|--|------------------------------------|----------------------------------|--------|--|--|--|--|
| Larry Bowa, S OBP: 0.295, SLG: 0.297 (1, 6) | 0-0 4-3 | | 0-0 5-3 | | 4-0 HR BB | | 0-0 SH3 | | 0-0 F7 | | 3 | 1 | 0 | 0 | 1 | 0 | 1 | San Francisco Giants @ Philadelphia Phillies Veterans Stadium, Philadelphia, PA Thu Jul 06 1972, 7:05 PM EDT Att: 5,466 - Unknown | | | | | | | |
| Don Money, R OBP: 0.325, SLG: 0.356 (1, 5) | 0-3 K | | 0-0 1B | | 0-0 1-H HR | | 0-0 SF7 | | 0-0 F8 | | 4 | 1 | 2 | 3 | 0 | 1 | 1 | | | | | | | | |
| Bill Robinson, R OBP: 0.310, SLG: 0.483 (1, 8) | 0-0 FC5-4 1B | | 0-3 K | | 0-0 F7 | | 0-0 3-H 2B | | 0-0 F9 | | 5 | 0 | 2 | 0 | 0 | 1 | 1 | | | | | | | | |
| Deron Johnson, R OBP: 0.224, SLG: 0.296 Darrell Brandon, R (8, 1) Woodie Fryman, R OBP: 0.165, SLG: 0.269 Oscar Gamble, L OBP: 0.356, SLG: 0.328 (10, PH) | 0-0 FC5-4 | | 0-0 HR | | 0-0 BB 1B | | 0-0 6-3 | | 0-0 F8 | | 4 | 1 | 2 | 1 | 0 | 0 | 2 | | | | | | | | |
| Greg Luzinski, R OBP: 0.321, SLG: 0.424 (1, 7) | | 0-0 6-3 | | | 0-0 F8 | | 0-0 F3 | | 0-0 F8 | | 5 | 0 | 0 | 0 | 0 | 0 | 1 | | | | | | | | |
| Joe Lis, R OBP: 0.388, SLG: 0.375 (1, 9) | | 0-0 2B | | | 0-0 F9 | | 4-0 1-2 BB | | 0-0 F7 | | 3 | 0 | 1 | 0 | 1 | 0 | 0 | | | | | | | | |
| Terry Harmon, R OBP: 0.386, SLG: 0.337 (1, 4) | | 0-0 F7 | | | 0-0 F9 | | 0-0 F7 | | 0-0 6-3 | | 4 | 0 | 0 | 0 | 0 | 0 | 3 | | | | | | | | |
| Mike Ryan, R OBP: 0.304, SLG: 0.381 Willie Montanez, L OBP: 0.313, SLG: 0.359 John Bateman, R OBP: 0.326, SLG: 0.388 (10, 2) | | 0-0 F8 | | | 0-0 F8 | | 0-0 P4 | | 0-0 SH1-4 1B | | 3 | 0 | 0 | 0 | 0 | 0 | 3 | | | | | | | | |
| Ken Reynolds, L (1, 1) Roger Freed, R OBP: 0.300, SLG: 0.446 Barry Lersch, S (6, 1) Pete Koegel, R (7, PH) Tom Hutton, L OBP: 0.328, SLG: 0.393 (8, 3) | | 0-0 F8 | | | 0-0 F7 | | 0-0 SH3 SF7 2B | | 0-0 SH1-4 | | 1 | 0 | 0 | 0 | 0 | 0 | 0 | | | | | | | | |
| Inning Stats | R: 0 E: 0 K: 1 S: 6 | H: 1 LOB: 1 BB: 0 P: 6 | R: 0 E: 0 K: 0 S: 4 | H: 1 LOB: 1 BB: 0 P: 4 | R: 0 E: 0 K: 1 S: 6 | H: 1 LOB: 1 BB: 0 P: 6 | R: 1 E: 0 K: 0 S: 4 | H: 1 LOB: 0 BB: 0 P: 4 | R: 2 E: 0 K: 0 S: 4 | H: 1 LOB: 2 BB: 1 P: 8 | R: 0 E: 0 K: 0 S: 3 | H: 0 LOB: 0 BB: 0 P: 3 | R: 0 E: 0 K: 0 S: 4 | H: 1 LOB: 1 BB: 0 P: 4 | R: 0 E: 0 K: 0 S: 3 | H: 0 LOB: 0 BB: 0 P: 3 | 1B: 4 2B: 3 3B: 0 HR: 2 | | SF: 1 SAC: 2 DP: 0 HBP: 0 | WP: 0 PB: 0 SB: 0 CS: 0 | PA: 41 | | | | |
| PITCHER | IP | WLS | BF | H | R | ER | SO | BB | IBB | HBP | BLK | WP | HR | S | P | ERA | WHIP | | | | | | | | |
| Ron Bryant, L ERA: 2.9 | 6.2 | | 30 | 8 | 4 | 4 | 2 | 2 | 0 | 0 | 0 | 0 | 0 | 32 | 40 | 5.40 | 1.500 | | | | | | | | |
| Randy Moffitt, R ERA: 3.16 | 1.1 | | 4 | 0 | 0 | 0 | 0 | 0 | 0 | 0 | 0 | 0 | 0 | 4 | 4 | 0.00 | 0.000 | | | | | | | | |
| Jerry Johnson, R ERA: 5.36 | 2.0 | W | 7 | 1 | 0 | 0 | 0 | 0 | 0 | 0 | 0 | 0 | 0 | 7 | 7 | 0.00 | 0.500 | | | | | | | | |



| Batter | 1 | 2 | 3 | 4 | 5 | 6 | 7 | 8 | 9 | AB | R | H | RBI | BB | SO | LOB | TOP | | | | | | | | | |
|--|------------------------------|---------------------------------|------------------------------|---------------------------------|------------------------------|---------------------------------|------------------------------|----------------------------------|------------------------------|----------------------------------|------------------------------|---------------------------------|------------------------------|---------------------------------|------------------------------|---------------------------------|---|------------------------------|---------------------------------|-----------------------------------|------------------------------------|----------------------------------|--------|--|--|--|
| Bobby Bonds, R OBP: 0.328, SLG: 0.461 Don McMahon, R OBP: 0.250, SLG: 0.250 Jerry Johnson, R (9, 1) | F9 | | | E | 1B | 1B | 1B | K | | 4 | 3 | 2 | 2 | 1 | 1 | 0 | San Francisco Giants @ Montreal Expos Jarry Park, Montreal, QB Sat Jul 08 1972, 7:05 PM EDT Att: 17,522 - Unknown | | | | | | | | | |
| Gary Maddox, R OBP: 0.297, SLG: 0.450 (1, 8) | 1-3 | | | E6 | F2 | 6-3 | | 4-3 | | 5 | 1 | 1 | 0 | 0 | 0 | 4 | | | | | | | | | | |
| Chris Speier, R OBP: 0.343, SLG: 0.416 Chris Arnold, R OBP: 0.309, SLG: 0.344 (8, PH) (8, 4) | K | | | F7 | 1B | G3 | | 6-3 | | 4 | 2 | 2 | 1 | 0 | 1 | 2 | | | | | | | | | | |
| Willie McCovey, L OBP: 0.320, SLG: 0.376 Ed Goodson, L OBP: 0.347, SLG: 0.457 (1, 3) (5, 3) | G3 | | | F7 | G3 | 1B | | 1B | | 2 | 0 | 0 | 0 | 1 | 0 | 2 | | | | | | | | | | |
| Dave Kingman, R OBP: 0.309, SLG: 0.497 Jim Howarth, L OBP: 0.348, SLG: 0.346 (1, 7) (8, 7) | 5-3 | | | K | G3 | 1B | | K | | 5 | 0 | 1 | 2 | 0 | 2 | 4 | | | | | | | | | | |
| Dave Rader, L OBP: 0.314, SLG: 0.357 (1, 2) | F8 | | | G3 | | | | F9 | | 4 | 0 | 1 | 2 | 1 | 0 | 2 | | | | | | | | | | |
| Tito Fuentes, S OBP: 0.303, SLG: 0.376 Damaso Blanco, R OBP: 0.375, SLG: 0.375 (1, 4) (7, 4) (8, 6) | | | F7 | F7 | 4-3 | | | K | | 4 | 0 | 0 | 0 | 0 | 1 | 3 | | | | | | | | | | |
| Al Gallagher, R OBP: 0.365, SLG: 0.329 (1, 5) | | | G3-6-4 | 1B | 1B | 2B | 1B | E7 | | 4 | 3 | 3 | 0 | 1 | 0 | 0 | | | | | | | | | | |
| Juan Marichal, R OBP: 0.250, SLG: 0.286 Bernie Williams, R OBP: 0.203, SLG: 0.333 (7, PH) (7, 9) | G3-6-4 | | 1-2 | 2B | 1B | 2B | 1B | HR | | 3 | 2 | 2 | 0 | 0 | 0 | 1 | | | | | | | | | | |
| Inning Stats | R: 0 E: 0 K: 1 S: 5 | H: 0 LOB: 0 BB: 0 P: 5 | R: 0 E: 0 K: 0 S: 3 | H: 0 LOB: 0 BB: 0 P: 3 | R: 0 E: 0 K: 0 S: 3 | H: 1 LOB: 0 BB: 0 P: 3 | R: 3 E: 1 K: 1 S: 8 | H: 3 LOB: 1 BB: 1 P: 12 | R: 4 E: 0 K: 0 S: 7 | H: 4 LOB: 2 BB: 2 P: 15 | R: 3 E: 1 K: 1 S: 9 | H: 4 LOB: 1 BB: 0 P: 9 | R: 2 E: 0 K: 2 S: 9 | H: 2 LOB: 0 BB: 0 P: 9 | R: 0 E: 0 K: 0 S: 4 | H: 1 LOB: 1 BB: 0 P: 4 | | R: 0 E: 0 K: 0 S: 2 | H: 0 LOB: 0 BB: 1 P: 6 | 1B: 12 2B: 2 3B: 0 HR: 1 | SF: 0 SAC: 0 DP: 2 HBP: 0 | WP: 0 PB: 0 SB: 1 CS: 0 | PA: 44 | | | |
| PITCHER | IP | WLS | BF | H | R | ER | SO | BB | IBB | HBP | BLK | WP | HR | S | P | ERA | | WHIP | | | | | | | | |
| Ernie McAnally, R ERA: 4.82 John Strohmayr, R ERA: 4.14 Steve Renko, R ERA: 6.08 Joe Gilbert, L ERA: 7.23 | 4.0 | L | 19 | 6 | 6 | 6 | 2 | 2 | 0 | 0 | 0 | 0 | 0 | 21 | 29 | 13.50 | | 2.000 | | | | | | | | |

| Batter | 1 | 2 | 3 | 4 | 5 | 6 | 7 | 8 | 9 | AB | R | H | RBI | BB | SO | LOB | BOTTOM | | | | | | | | |
|--|------------------------------|---------------------------------|------------------------------|---------------------------------|------------------------------|---------------------------------|------------------------------|---------------------------------|------------------------------|---------------------------------|------------------------------|---------------------------------|------------------------------|---------------------------------|------------------------------|---------------------------------|---|------------------------------|----------------------------------|----------------------------------|------------------------------------|----------------------------------|--------|--|--|
| Ron Hunt, R OBP: 0.351, SLG: 0.299 Coco Laboy, R (1, 4) (7, 5) | G3 | | | FC5-4 | | FC6-4 | | F4 | | 2 | 0 | 2 | 0 | 0 | 0 | 0 | San Francisco Giants @ Montreal Expos Jarry Park, Montreal, QB Sat Jul 08 1972, 7:05 PM EDT Att: 17,522 - Unknown | | | | | | | | |
| Bob Bailey, R OBP: 0.303, SLG: 0.343 Hector Torres, R OBP: 0.175, SLG: 0.233 (1, 5) (7, 4) | SH3 | | | FC5-4 | | FC6-4 | | 6-3 | | 2 | 1 | 0 | 0 | 0 | 0 | 2 | | | | | | | | | |
| Ken Singleton, S OBP: 0.315, SLG: 0.338 (1, 9) | G3 | | | F8 | | 1B | | | | 3 | 0 | 1 | 1 | 1 | 0 | 1 | | | | | | | | | |
| Ron Fairly, L OBP: 0.342, SLG: 0.390 John Boccabella, R OBP: 0.252, SLG: 0.298 (1, 3) (7, 3) | | | | F9 | | F7 | | F7 | | 3 | 0 | 0 | 0 | 0 | 0 | 2 | | | | | | | | | |
| Boots Day, L OBP: 0.333, SLG: 0.320 (1, 8) | | | | F4 | | F8 | | F7 | | 4 | 0 | 0 | 0 | 0 | 0 | 1 | | | | | | | | | |
| Tim McCarver, L OBP: 0.315, SLG: 0.330 (1, 7) (6, 2) | | | | PO | | 3-1 | | F8 | | 3 | 0 | 1 | 0 | 1 | 0 | 0 | | | | | | | | | |
| Tim Foli, R OBP: 0.287, SLG: 0.270 Bobby Wine, R OBP: 0.222, SLG: 0.278 (1, 6) (8, 6) | F9 | | | F9 | | F8 | | 5-3 | | 3 | 0 | 0 | 0 | 0 | 0 | 1 | | | | | | | | | |
| Terry Humphrey, R OBP: 0.225, SLG: 0.200 Joe Gilbert, R (9, 1) | PO | | | F8 | | F6 | | | | 2 | 0 | 0 | 0 | 0 | 0 | 0 | | | | | | | | | |
| Ernie McAnally, R OBP: 0.154, SLG: 0.125 John Strohmayr, R (5, 1) | | | | K | | F9 | | 5-3 | | 1 | 0 | 0 | 0 | 0 | 0 | 0 | | | | | | | | | |
| Jim Fairey, L OBP: 0.259, SLG: 0.316 Steve Renko, R OBP: 0.308, SLG: 0.308 Ron Woods, R OBP: 0.295, SLG: 0.336 (8, PH) | | | | | | | | | | 2 | 0 | 0 | 0 | 0 | 0 | 0 | | | | | | | | | |
| Inning Stats | R: 0 E: 0 K: 0 S: 3 | H: 0 LOB: 1 BB: 0 P: 4 | R: 0 E: 0 K: 0 S: 3 | H: 1 LOB: 0 BB: 0 P: 3 | R: 0 E: 0 K: 1 S: 6 | H: 1 LOB: 1 BB: 0 P: 6 | R: 0 E: 0 K: 0 S: 3 | H: 0 LOB: 0 BB: 0 P: 3 | R: 0 E: 0 K: 0 S: 3 | H: 0 LOB: 0 BB: 0 P: 3 | R: 1 E: 1 K: 0 S: 5 | H: 2 LOB: 1 BB: 0 P: 5 | R: 0 E: 0 K: 0 S: 3 | H: 0 LOB: 0 BB: 0 P: 3 | R: 0 E: 0 K: 0 S: 4 | H: 1 LOB: 1 BB: 0 P: 4 | | R: 0 E: 0 K: 0 S: 3 | H: 0 LOB: 2 BB: 2 P: 11 | 1B: 4 2B: 1 3B: 0 HR: 0 | SF: 0 SAC: 1 DP: 0 HBP: 1 | WP: 0 PB: 0 SB: 0 CS: 0 | PA: 35 | | |
| PITCHER | IP | WLS | BF | H | R | ER | SO | BB | IBB | HBP | BLK | WP | HR | S | P | ERA | | WHIP | | | | | | | |
| Juan Marichal, R ERA: 3.54 Don McMahon, R ERA: 2.55 Jerry Johnson, R ERA: 5.23 | 6.0 | W | 22 | 4 | 1 | 0 | 0 | 0 | 0 | 0 | 0 | 0 | 0 | 7 | 7 | 0.00 | 0.667 | | | | | | | | |



| Batter | 1 | 2 | 3 | 4 | 5 | 6 | 7 | 8 | 9 | AB | R | H | RBI | BB | SO | LOB | TOP | | | | | | | | | | |
|---|------------------------------|---------------------------------|------------------------------|---------------------------------|------------------------------|----------------------------------|------------------------------|---------------------------------|------------------------------|---------------------------------|------------------------------|----------------------------------|------------------------------|---------------------------------|------------------------------|---------------------------------|---|---------------------------------|----------------------------------|------------------------------------|----------------------------------|--------|--|--|--|--|--|
| Bobby Bonds, R (1,9) OBP: 0.326, SLG: 0.466 | 0-0 HR | | 0-0 6-3 | | 0-0 F7 | 0-3 K | | 0-3 K | 5 1 1 1 0 2 2 | | | | | | | | San Francisco Giants @ Montreal Expos Jarry Park, Montreal, QB Sun Jul 09 1972, 3:33 AM EDT Att: 18,633 - Unknown | | | | | | | | | | |
| Gary Maddox, R (1,8) OBP: 0.300, SLG: 0.454 | 0-0 5-3 | | 0-0 2B | | 0-0 HR | | 0-3 K | 0-0 F4 | 5 2 2 0 0 1 1 | | | | | | | | | | | | | | | | | | |
| Chris Speier, R (1,6) OBP: 0.342, SLG: 0.417 | 0-0 6-3 | | 0-0 1B | | 0-0 F8 | | 0-0 F8 | | 4 0 1 1 0 0 1 | | | | | | | | | | | | | | | | | | |
| Ed Goodson, L (1,3) OBP: 0.353, SLG: 0.448 | 0-0 6-3 | | 4-0 FC5-4 | | 4-0 HR | | 0-0 F6 | | 2 1 0 0 2 0 0 | | | | | | | | | | | | | | | | | | |
| Dave Kingman, R (1,7) OBP: 0.309, SLG: 0.503 | | 0-3 K | 0-0 FC5-4 | | 0-0 HR | | 0-3 K | | 4 1 1 3 0 2 2 | | | | | | | | | | | | | | | | | | |
| Ken Henderson, S (8,7) OBP: 0.267, SLG: 0.327 | | | 1-2 | | 1-H 2-H HR | | | | 0 0 0 0 0 0 0 | | | | | | | | | | | | | | | | | | |
| Dave Rader, L (1,2) OBP: 0.313, SLG: 0.355 | | 0-0 FC6 | | | 0-0 1-3 | | 0-0 1-3 | 0-0 F2 | 4 0 1 0 0 0 0 | | | | | | | | | | | | | | | | | | |
| Tito Fuentes, S (1,4) OBP: 0.303, SLG: 0.377 | | 0-0 F8 | | | 0-0 2B | | 0-0 E1 | 0-0 4-3 | 4 0 1 0 0 0 1 | | | | | | | | | | | | | | | | | | |
| Al Gallagher, R (1,5) OBP: 0.363, SLG: 0.322 | | 0-0 FC6 | | | 0-0 5-3 | | 0-3 K | 1-0 SH5-4 | 3 0 0 0 0 1 3 | | | | | | | | | | | | | | | | | | |
| Damaso Blanco, R (9,5) OBP: 0.375, SLG: 0.375 | | 1-2 | | | 1-2 | | | 0-0 SH5-4 | 0 0 0 0 0 0 0 | | | | | | | | | | | | | | | | | | |
| Steve Stone, R (1,1) OBP: 0.143, SLG: 0.111 | | | 0-3 K | | 0-3 K | | 4-0 BB | 0-0 SH5-4 | 2 0 0 0 0 2 1 | | | | | | | | | | | | | | | | | | |
| Jim Howarth, L (6,PH) OBP: 0.356, SLG: 0.346 | | | | | | | | 1-3 | 0 0 0 0 1 0 0 | | | | | | | | | | | | | | | | | | |
| Randy Moffitt, R (6,1) | | | | | | | | | 0 0 0 0 0 0 0 | | | | | | | | | | | | | | | | | | |
| Inning Stats | R: 1 E: 0 K: 0 S: 4 | H: 1 LOB: 0 BB: 0 P: 4 | R: 0 E: 0 K: 1 S: 6 | H: 1 LOB: 1 BB: 0 P: 6 | R: 1 E: 0 K: 1 S: 7 | H: 2 LOB: 2 BB: 1 P: 11 | R: 0 E: 0 K: 1 S: 6 | H: 1 LOB: 1 BB: 0 P: 6 | R: 3 E: 0 K: 2 S: 5 | H: 2 LOB: 0 BB: 1 P: 9 | R: 0 E: 1 K: 2 S: 7 | H: 0 LOB: 1 BB: 1 P: 11 | R: 0 E: 0 K: 1 S: 5 | H: 0 LOB: 0 BB: 0 P: 5 | R: 0 E: 0 K: 1 S: 5 | H: 0 LOB: 0 BB: 0 P: 5 | R: 0 E: 0 K: 1 S: 5 | H: 0 LOB: 1 BB: 0 P: 6 | 1B: 2 2B: 3 3B: 0 HR: 2 | SF: 0 SAC: 1 DP: 0 HBP: 1 | WP: 0 PB: 0 SB: 0 CS: 1 | PA: 38 | | | | | |
| PITCHER | IP | WLS | BF | H | R | ER | SO | BB | IBB | HBP | BLK | WP | HR | S | P | ERA | WHIP | | | | | | | | | | |
| Carl Morton, R (1,1) ERA: 4.5 | 5.0 | L | 24 | 7 | 5 | 5 | 3 | 0 | 2 | 0 | 0 | 0 | 2 | 28 | 36 | 9.00 | 1.400 | | | | | | | | | | |
| Tom Walker, R (6,1) ERA: 2.7 | 2.0 | | 7 | 0 | 0 | 0 | 3 | 1 | 0 | 0 | 0 | 0 | 0 | 12 | 16 | 0.00 | 0.500 | | | | | | | | | | |
| Mike Marshall, R (8,1) ERA: 2.15 | 2.0 | | 7 | 0 | 0 | 0 | 2 | 0 | 0 | 1 | 1 | 0 | 0 | 10 | 11 | 0.00 | 0.000 | | | | | | | | | | |

| Batter | 1 | 2 | 3 | 4 | 5 | 6 | 7 | 8 | 9 | AB | R | H | RBI | BB | SO | LOB | BOTTOM | | | | | | | | | | |
|---|------------------------------|---------------------------------|------------------------------|---------------------------------|------------------------------|---------------------------------|------------------------------|---------------------------------|------------------------------|---------------------------------|------------------------------|---------------------------------|------------------------------|----------------------------------|------------------------------|---------------------------------|---|---------------------------------|----------------------------------|------------------------------------|----------------------------------|--------|--|--|--|--|--|
| Ron Hunt, R (1,4) OBP: 0.347, SLG: 0.294 | 0-0 1-3 | | 0-0 F8 | | 0-0 F9 | | 0-0 F9 | | 4 0 0 0 0 0 2 | | | | | | | | San Francisco Giants @ Montreal Expos Jarry Park, Montreal, QB Sun Jul 09 1972, 3:33 AM EDT Att: 18,633 - Unknown | | | | | | | | | | |
| Tim McCarver, L (1,7) OBP: 0.314, SLG: 0.329 | 0-0 F4 | | 0-0 1B | | 0-0 F9 | | 0-0 G3 | | 4 0 1 0 0 0 0 | | | | | | | | | | | | | | | | | | |
| Ken Singleton, S (1,9) OBP: 0.314, SLG: 0.336 | 0-3 K | | 0-0 FC4-6 | | 0-3 K | | 0-0 F8 | | 4 0 1 0 0 2 0 | | | | | | | | | | | | | | | | | | |
| Ron Fairly, L (1,3) OBP: 0.341, SLG: 0.402 | | 0-0 HR | 0-0 FC4-6 | | 0-3 K | | 0-0 F8 | | 4 1 1 1 0 1 2 | | | | | | | | | | | | | | | | | | |
| Boots Day, L (1,8) OBP: 0.327, SLG: 0.313 | | 0-0 G3 | | | 0-0 4-3 | | 0-0 F3 | | 4 0 0 0 0 0 0 | | | | | | | | | | | | | | | | | | |
| Bob Bailey, R (1,5) OBP: 0.305, SLG: 0.340 | | 0-0 5-3 | | | 0-0 6-3 | | 4-0 BB | 4-0 WP | 2 0 0 0 2 0 0 | | | | | | | | | | | | | | | | | | |
| Tim Foli, R (1,6) OBP: 0.275, SLG: 0.275 | | 0-0 1B | | | 0-0 E | | 4-0 BB | 0-0 F8 | 3 0 2 0 1 0 1 | | | | | | | | | | | | | | | | | | |
| John Boccabella, R (1,2) OBP: 0.245, SLG: 0.290 | | 0-3 K | | | 0-0 6-3 | | 0-0 F8 | 0-0 F7 | 4 0 0 0 0 1 5 | | | | | | | | | | | | | | | | | | |
| Carl Morton, R (1,1) OBP: 0.226, SLG: 0.333 | | | 0-3 K | | 0-0 6-3 | | 0-0 F7 | | 1 0 0 0 0 1 0 | | | | | | | | | | | | | | | | | | |
| Jim Fahey, L (5,PH) OBP: 0.254, SLG: 0.310 | | | | | | | | | 1 0 0 0 0 0 0 | | | | | | | | | | | | | | | | | | |
| Tom Walker, R (6,1) ERA: 2.7 | | | | | | | | | 0 0 0 0 0 0 0 | | | | | | | | | | | | | | | | | | |
| Ron Woods, R (7,PH) OBP: 0.263, SLG: 0.333 | | | | | | | | | 1 0 0 0 0 0 2 | | | | | | | | | | | | | | | | | | |
| Mike Marshall, R (8,1) ERA: 2.15 | | | | | | | | | 0 0 0 0 0 0 0 | | | | | | | | | | | | | | | | | | |
| Inning Stats | R: 0 E: 0 K: 1 S: 5 | H: 0 LOB: 0 BB: 0 P: 5 | R: 1 E: 0 K: 1 S: 7 | H: 2 LOB: 1 BB: 0 P: 7 | R: 0 E: 0 K: 1 S: 7 | H: 2 LOB: 2 BB: 0 P: 7 | R: 0 E: 1 K: 0 S: 4 | H: 1 LOB: 1 BB: 0 P: 4 | R: 0 E: 0 K: 0 S: 3 | H: 0 LOB: 0 BB: 0 P: 3 | R: 0 E: 0 K: 2 S: 7 | H: 0 LOB: 0 BB: 0 P: 7 | R: 0 E: 0 K: 0 S: 3 | H: 0 LOB: 2 BB: 2 P: 11 | R: 0 E: 0 K: 0 S: 3 | H: 0 LOB: 0 BB: 0 P: 3 | R: 0 E: 0 K: 0 S: 3 | H: 0 LOB: 1 BB: 1 P: 7 | 1B: 4 2B: 0 3B: 0 HR: 1 | SF: 0 SAC: 0 DP: 0 HBP: 0 | WP: 1 PB: 0 SB: 0 CS: 0 | PA: 35 | | | | | |
| PITCHER | IP | WLS | BF | H | R | ER | SO | BB | IBB | HBP | BLK | WP | HR | S | P | ERA | WHIP | | | | | | | | | | |
| Steve Stone, R (1,1) ERA: 2.51 | 5.0 | W | 20 | 5 | 1 | 1 | 3 | 0 | 0 | 0 | 0 | 1 | 0 | 26 | 26 | 1.80 | 1.000 | | | | | | | | | | |
| Randy Moffitt, R (6,1) ERA: 2.51 | 4.0 | S | 15 | 0 | 0 | 0 | 2 | 3 | 0 | 0 | 0 | 1 | 0 | 16 | 28 | 0.00 | 0.750 | | | | | | | | | | |



| Batter | 1 | 2 | 3 | 4 | 5 | 6 | 7 | 8 | 9 | AB | R | H | RBI | BB | SO | LOB | TOP | | | | | | | | | | | | | | | | | | | |
|---|------------------------------|---------------------------------|-------------------------------|----------------------------------|------------------------------|---------------------------------|------------------------------|----------------------------------|------------------------------|---------------------------------|------------------------------|---------------------------------|------------------------------|---------------------------------|------------------------------|---------------------------------|--|------------------------------------|----------------------------------|--------|-----|----|---|---|----|----|----|-----|-----|-----|----|----|----|----|------|-------|
| Bobby Bonds, R OBP: 0.325, SLG: 0.464 (1, 9) | 5-3 | | F8 | | | F8 | | SH3-4 1B | | 4 | 1 | 1 | 0 | 0 | 0 | 0 | San Francisco Giants @ New York Mets Shea Stadium, Flushing, NY Mon Jul 10 1972, 7:05 PM EDT Att: 33,000 - Unknown | | | | | | | | | | | | | | | | | | | |
| Gary Maddox, R OBP: 0.300, SLG: 0.457 (1, 8) | K | | | K | | | 2B | SH3-4 | | 3 | 0 | 1 | 0 | 0 | 2 | 0 | | | | | | | | | | | | | | | | | | | | |
| Chris Speier, R OBP: 0.341, SLG: 0.415 (1, 6) | P3 | | | K | | 6-3 | | CS 1B | | 4 | 0 | 1 | 2 | 0 | 1 | 1 | | | | | | | | | | | | | | | | | | | | |
| Willie McCovey, L OBP: 0.333, SLG: 0.411 (1, 3) | | HR | | FC6-4 BB | | | HR 1B | K | | 3 | 2 | 2 | 1 | 1 | 1 | 1 | | | | | | | | | | | | | | | | | | | | |
| Dave Kingman, R OBP: 0.305, SLG: 0.497 Damaso Blanco, R OBP: 0.375, SLG: 0.375 (9, 5) | K | | | FC6-4 | | | K | | F6 | 4 | 0 | 0 | 0 | 0 | 2 | 2 | | | | | | | | | | | | | | | | | | | | |
| Dave Rader, L OBP: 0.311, SLG: 0.367 (1, 2) | K | | | 1-2 | | F8 | HR | | 6-3 | 0 | 0 | 0 | 0 | 0 | 0 | 0 | | | | | | | | | | | | | | | | | | | | |
| Ken Henderson, S OBP: 0.262, SLG: 0.320 (1, 7) | K | | | | | K | F8 | | K | 4 | 0 | 0 | 0 | 0 | 3 | 0 | | | | | | | | | | | | | | | | | | | | |
| Tito Fuentes, S OBP: 0.300, SLG: 0.374 (1, 4) | | | F8 | | | 4-1 | | G3 | | 3 | 0 | 0 | 0 | 0 | 0 | 0 | | | | | | | | | | | | | | | | | | | | |
| Jim Barr, R (1, 1) | | | | | | | | | | 2 | 0 | 0 | 0 | 0 | 0 | 0 | | | | | | | | | | | | | | | | | | | | |
| Jerry Johnson, R (6, 1) | | | 2-3 | | | 5-3 | | SH3-4 1B | | 0 | 0 | 0 | 0 | 0 | 0 | 0 | | | | | | | | | | | | | | | | | | | | |
| Jim Howarth, L OBP: 0.363, SLG: 0.354 Bernie Williams, R OBP: 0.203, SLG: 0.333 Don McMahon, R OBP: 0.250, SLG: 0.250 (8, 1) | | | | | | | | 1B 1B | | 1 | 0 | 1 | 0 | 0 | 0 | 0 | | | | | | | | | | | | | | | | | | | | |
| Inning Stats | R: 0 E: 0 K: 1 S: 5 | H: 0 LOB: 0 BB: 0 P: 5 | R: 1 E: 0 K: 3 S: 10 | H: 1 LOB: 0 BB: 0 P: 10 | R: 0 E: 0 K: 0 S: 3 | H: 0 LOB: 0 BB: 0 P: 3 | R: 0 E: 0 K: 2 S: 7 | H: 0 LOB: 1 BB: 1 P: 11 | R: 0 E: 0 K: 1 S: 5 | H: 0 LOB: 0 BB: 0 P: 5 | R: 2 E: 0 K: 1 S: 7 | H: 2 LOB: 0 BB: 0 P: 7 | R: 2 E: 0 K: 1 S: 7 | H: 3 LOB: 1 BB: 0 P: 7 | R: 0 E: 0 K: 1 S: 5 | H: 0 LOB: 0 BB: 0 P: 5 | 1B: 4 2B: 2 3B: 0 HR: 2 | SF: 0 SAC: 1 DP: 1 HBP: 0 | WP: 0 PB: 0 SB: 0 CS: 1 | PA: 34 | | | | | | | | | | | | | | | | |
| PITCHER | IP | WLS | BF | H | R | ER | SO | BB | IBB | HBP | BLK | WP | HR | S | P | ERA | WHIP | PITCHER | | IP | WLS | BF | H | R | ER | SO | BB | IBB | HBP | BLK | WP | HR | S | P | ERA | WHIP |
| Gary Gentry, R ERA: 3.95 Tug McGraw, L ERA: 1.99 | (1, 1) | 7.0 | 27 | 5 | 4 | 4 | 8 | 1 | 0 | 0 | 0 | 0 | 2 | 42 | 46 | 5.14 | 0.857 | | | (8, 1) | 2.0 | L | 7 | 2 | 1 | 1 | 2 | 0 | 0 | 0 | 0 | 0 | 11 | 11 | 4.50 | 1.000 |

| Batter | 1 | 2 | 3 | 4 | 5 | 6 | 7 | 8 | 9 | AB | R | H | RBI | BB | SO | LOB | BOTTOM | | | | | | | | | | | | | | | | | | | |
|---|------------------------------|---------------------------------|------------------------------|---------------------------------|------------------------------|---------------------------------|------------------------------|----------------------------------|------------------------------|---------------------------------|------------------------------|----------------------------------|------------------------------|----------------------------------|------------------------------|---------------------------------|--|------------------------------|---------------------------------|----------------------------------|------------------------------------|----------------------------------|--------|---|----|----|----|-----|-----|-----|----|----|----|------|-------|-------|
| Ken Boswell, L OBP: 0.232, SLG: 0.259 (1, 4) | F9 | | BB | | G4-6-3 | | SH1-4 | | SH3-4 | 2 | 0 | 0 | 0 | 1 | 0 | 1 | San Francisco Giants @ New York Mets Shea Stadium, Flushing, NY Mon Jul 10 1972, 7:05 PM EDT Att: 33,000 - Unknown | | | | | | | | | | | | | | | | | | | |
| Bud Harrelson, S OBP: 0.320, SLG: 0.269 (1, 6) | 2-3 | | BB | | F8 | | HR 1B | 4-3 | K | 5 | 1 | 1 | 0 | 0 | 1 | 4 | | | | | | | | | | | | | | | | | | | | |
| Jim Fregosi, R OBP: 0.321, SLG: 0.393 (1, 3) | 5-3 | | | | 6-3 | | HR 1B | BB 1B | 1-3 | 5 | 1 | 2 | 3 | 0 | 0 | 1 | | | | | | | | | | | | | | | | | | | | |
| John Milner, L OBP: 0.348, SLG: 0.463 (1, 7) | | 6-3 | | | | BB HBP | SH1-4 2B BB | BB | | 1 | 1 | 0 | 0 | 2 | 0 | 0 | | | | | | | | | | | | | | | | | | | | |
| Duffy Dyer, R OBP: 0.309, SLG: 0.465 (1, 2) | K | | | | K | | SH1-4 | F8 | | 3 | 0 | 0 | 0 | 0 | 2 | 3 | | | | | | | | | | | | | | | | | | | | |
| Wayne Garrett, L OBP: 0.384, SLG: 0.314 (1, 5) | 4-3 | | | | | | | | | 3 | 0 | 2 | 1 | 1 | 0 | 0 | | | | | | | | | | | | | | | | | | | | |
| Ed Kranepool, L OBP: 0.292, SLG: 0.324 (1, 9) | | | | | F8 | | 2B | 1B | G1-6-4-3 | 3 | 0 | 1 | 0 | 1 | 0 | 3 | | | | | | | | | | | | | | | | | | | | |
| Ted Martinez, R OBP: 0.285, SLG: 0.333 (1, 8) | | | G4-6-3 | | | | G5-4-3 | | 5-3 | 4 | 0 | 0 | 0 | 0 | 0 | 3 | | | | | | | | | | | | | | | | | | | | |
| Gary Gentry, R OBP: 0.250, SLG: 0.188 Tug McGraw, R OBP: 0.200, SLG: 0.111 Willie Mays, R OBP: 0.418, SLG: 0.345 (9, PH) | | | | | | | | | | 1 | 1 | 1 | 0 | 2 | 0 | 0 | | | | | | | | | | | | | | | | | | | | |
| Inning Stats | R: 0 E: 0 K: 0 S: 3 | H: 0 LOB: 0 BB: 0 P: 3 | R: 0 E: 0 K: 1 S: 5 | H: 0 LOB: 0 BB: 0 P: 5 | R: 0 E: 0 K: 0 S: 4 | H: 2 LOB: 2 BB: 1 P: 8 | R: 0 E: 0 K: 1 S: 5 | H: 0 LOB: 2 BB: 1 P: 10 | R: 0 E: 0 K: 0 S: 2 | H: 0 LOB: 0 BB: 1 P: 6 | R: 3 E: 0 K: 0 S: 5 | H: 3 LOB: 1 BB: 2 P: 13 | R: 1 E: 0 K: 0 S: 4 | H: 1 LOB: 2 BB: 2 P: 12 | R: 0 E: 0 K: 0 S: 3 | H: 1 LOB: 0 BB: 0 P: 3 | | R: 0 E: 0 K: 1 S: 5 | H: 0 LOB: 1 BB: 1 P: 9 | 1B: 5 2B: 1 3B: 0 HR: 1 | SF: 0 SAC: 3 DP: 4 HBP: 1 | WP: 0 PB: 0 SB: 1 CS: 0 | PA: 39 | | | | | | | | | | | | | |
| PITCHER | IP | WLS | BF | H | R | ER | SO | BB | IBB | HBP | BLK | WP | HR | S | P | ERA | WHIP | PITCHER | | IP | WLS | BF | H | R | ER | SO | BB | IBB | HBP | BLK | WP | HR | S | P | ERA | WHIP |
| Jim Barr, R ERA: 2.78 Jerry Johnson, R ERA: 5.24 Don McMahon, R ERA: 2.44 | (1, 1) | 5.1 | 24 | 5 | 3 | 3 | 2 | 4 | 0 | 1 | 0 | 0 | 1 | 23 | 40 | 5.06 | 1.688 | | | (6, 1) | 1.2 | 8 | 1 | 1 | 1 | 0 | 2 | 1 | 0 | 0 | 0 | 0 | 5 | 17 | 5.40 | 1.800 |
| | (8, 1) | 2.0 | W | 7 | 1 | 0 | 0 | 1 | 0 | 0 | 0 | 0 | 0 | 8 | 12 | 0.00 | 1.000 | | | (8, 1) | 2.0 | W | 7 | 1 | 0 | 0 | 1 | 1 | 0 | 0 | 0 | 8 | 12 | 0.00 | 1.000 | |

| Batter | 1 | 2 | 3 | 4 | 5 | 6 | 7 | 8 | 9 | AB | R | H | RBI | BB | SO | LOB | TOP | | | | | | | | | | | |
|--|------------------------------|---------------------------------|------------------------------|---------------------------------|------------------------------|----------------------------------|-------------------------------|---------------------------------|------------------------------|---------------------------------|------------------------------|----------------------------------|------------------------------|---------------------------------|------------------------------|---------------------------------|----------------------------------|------------------------------------|----------------------------------|--------|--|--|--|--|--|--|--|--|
| Bobby Bonds, R OBP: 0.323, SLG: 0.460 (1, 9) | 0-3 K | | 0-0 F8 | | 0-0 1-3 | | 0-0 1B E 1B | | 0-0 F8 | 5 | 1 | 1 | 1 | 0 | 1 | 2 | | | | | | | | | | | | |
| Gary Maddox, R OBP: 0.303, SLG: 0.457 (1, 8) | 0-3 K | | 0-0 2B 1B | | 0-3 K | | 0-0 2-3 E 1B | | | 4 | 2 | 2 | 0 | 0 | 2 | 0 | | | | | | | | | | | | |
| Chris Speier, R OBP: 0.343, SLG: 0.417 (1, 6) | 0-0 5-3 | | 0-0 1-H 2-H 2B | | | 4-0 FC4-5 BB | 0-0 E9 PO 1-H 3-H | | | 3 | 0 | 1 | 2 | 1 | 0 | 0 | | | | | | | | | | | | |
| Willie McCovey, L OBP: 0.333, SLG: 0.435 Ed Goodson, L OBP: 0.350, SLG: 0.443 (6, 3) | | 0-0 HR | 0-3 K | | | 0-0 FC4-5 1-3 | 0-0 PO 2-3 | 0-0 F6 | | 3 | 1 | 1 | 1 | 0 | 1 | 2 | | | | | | | | | | | | |
| Dave Kingman, R OBP: 0.301, SLG: 0.490 (1, 5) | 0-0 F7 | | | 0-3 K | | 0-0 F8 | | 0-3 K | | 4 | 0 | 0 | 0 | 0 | 2 | 1 | | | | | | | | | | | | |
| Dave Rader, L OBP: 0.310, SLG: 0.362 (1, 2) | 0-0 3-1 | | | 1-0 FC5-4 HBP | | 0-0 F6 | | 0-0 6-3 | | 3 | 0 | 0 | 0 | 0 | 0 | 1 | | | | | | | | | | | | |
| Tito Fuentes, S OBP: 0.296, SLG: 0.369 (1, 4) | 0-0 5-3 | | 0-0 FC5-4 1-2 | | | | 0-3 K | | 0-0 F7 | 4 | 0 | 0 | 0 | 0 | 1 | 1 | | | | | | | | | | | | |
| Ken Henderson, S OBP: 0.262, SLG: 0.319 (1, 7) | | | 0-0 6-3 | 0-0 FC5-4 1-2 | | | 0-0 6-3 | | 0-0 1B | 4 | 0 | 1 | 0 | 0 | 0 | 1 | | | | | | | | | | | | |
| Ron Bryant, S OBP: 0.163, SLG: 0.146 (1, 1) | | | 4-0 1B 2B BB | | 0-3 K | | 4-0 WP 1B BB | | 0-3 K | 2 | 2 | 0 | 0 | 2 | 2 | 1 | | | | | | | | | | | | |
| Inning Stats | R: 0 E: 0 K: 2 S: 7 | H: 0 LOB: 0 BB: 0 P: 7 | R: 1 E: 0 K: 0 S: 4 | H: 1 LOB: 0 BB: 0 P: 4 | R: 2 E: 0 K: 1 S: 7 | H: 2 LOB: 1 BB: 1 P: 11 | R: 0 E: 0 K: 1 S: 5 | H: 0 LOB: 1 BB: 0 P: 6 | R: 0 E: 0 K: 0 S: 3 | H: 0 LOB: 1 BB: 1 P: 7 | R: 3 E: 1 K: 1 S: 7 | H: 2 LOB: 0 BB: 1 P: 11 | R: 0 E: 0 K: 1 S: 5 | H: 0 LOB: 0 BB: 0 P: 5 | R: 0 E: 0 K: 1 S: 6 | H: 1 LOB: 1 BB: 0 P: 6 | 1B: 4 2B: 1 3B: 0 HR: 1 | SF: 0 SAC: 0 DP: 0 HBP: 1 | WP: 1 PB: 0 SB: 0 CS: 0 | PA: 38 | | | | | | | | |
| PITCHER | IP | WLS | BF | H | R | ER | SO | BB | IBB | HBP | BLK | WP | HR | S | P | ERA | WHIP | | | | | | | | | | | |
| Jerry Koosman, L ERA: 3.31 Ray Sadecki, L ERA: 4.13 | (1, 1) | 7.0 | L | 30 | 5 | 6 | 4 | 7 | 3 | 0 | 1 | 0 | 1 | 1 | 40 | 53 | 5.14 | 1.143 | | | | | | | | | | |

San Francisco Giants @ New York Mets
Shea Stadium, Flushing, NY
Tue Jul 11 1972, 7:05 PM EDT
Att: 39,314 - Unknown

AB 33
R 6
H 6
RBI 4
BB 3
SO 9
LOB 9



| Batter | 1 | 2 | 3 | 4 | 5 | 6 | 7 | 8 | 9 | AB | R | H | RBI | BB | SO | LOB | BOTTOM | | | | | | | | | | |
|--|------------------------------|----------------------------------|------------------------------|---------------------------------|------------------------------|---------------------------------|------------------------------|---------------------------------|------------------------------|---------------------------------|------------------------------|----------------------------------|------------------------------|---------------------------------|------------------------------|---------------------------------|------------------------------|---------------------------------|----------------------------------|------------------------------------|----------------------------------|--------|--|--|--|--|--|
| Willie Mays, R OBP: 0.414, SLG: 0.338 (1, 8) | 0-0 6-3 | | 0-3 K | | 4-0 1-2 BB | | 0-0 F8 | | | 3 | 0 | 0 | 0 | 1 | 1 | 0 | | | | | | | | | | | |
| Bud Harrelson, S OBP: 0.316, SLG: 0.265 (1, 6) | 0-3 K | | 0-0 6-3 | | 0-0 7-2 3-H | | | 0-0 F8 | | 4 | 0 | 0 | 0 | 0 | 1 | 3 | | | | | | | | | | | |
| John Milner, L OBP: 0.352, SLG: 0.463 Jerry Grote, R OBP: 0.295, SLG: 0.309 (3, 2) | 4-0 BB | | | 0-0 F6 | | 0-0 6-3 | | 0-0 F8 | | 0 | 0 | 0 | 0 | 1 | 0 | 0 | | | | | | | | | | | |
| Jim Fregosi, R OBP: 0.316, SLG: 0.386 (1, 5) | 0-3 K | | | 0-0 F7 | | 0-0 E4 BB | | 0-0 E5 | | 4 | 0 | 0 | 0 | 0 | 1 | 1 | | | | | | | | | | | |
| Duffy Dyer, R OBP: 0.307, SLG: 0.453 (3, 9) | | 0-0 F7 | | 0-0 F9 | | 4-0 1-2 BB | | 0-0 F7 | | 3 | 0 | 0 | 0 | 1 | 0 | 1 | | | | | | | | | | | |
| Bill Sudakis, S (1, 3) | | 4-0 FC4-6 BB | | 0-0 5-3 | | 0-3 K | | 0-0 F2 | | 3 | 0 | 0 | 0 | 1 | 1 | 2 | | | | | | | | | | | |
| Ted Martinez, R OBP: 0.284, SLG: 0.338 (3, 7) | | 0-0 FC4-6 1-2 | | 0-0 E 2B | | 0-0 6-3 | | 0-0 6-3 | | 4 | 1 | 1 | 0 | 0 | 0 | 3 | | | | | | | | | | | |
| Wayne Garrett, L OBP: 0.379, SLG: 0.322 (1, 4) | | 0-3 K | | 0-0 E9 7-2 2B | | 0-0 4-3 | | 0-0 F7 | | 4 | 0 | 1 | 1 | 0 | 1 | 1 | | | | | | | | | | | |
| Jerry Koosman, R OBP: 0.150, SLG: 0.150 Dave Marshall, L OBP: 0.292, SLG: 0.354 Ray Sadecki, L OBP: 0.200, SLG: 0.200 (7, PH) (8, 1) | | | 0-0 F7 | | 0-0 FC BB | | 0-3 K | | | 2 | 0 | 0 | 0 | 0 | 0 | 1 | | | | | | | | | | | |
| Inning Stats | R: 0 E: 0 K: 2 S: 7 | H: 0 LOB: 1 BB: 1 P: 11 | R: 0 E: 0 K: 1 S: 5 | H: 0 LOB: 1 BB: 1 P: 9 | R: 0 E: 0 K: 1 S: 5 | H: 0 LOB: 0 BB: 0 P: 5 | R: 0 E: 0 K: 0 S: 3 | H: 0 LOB: 0 BB: 0 P: 3 | R: 1 E: 1 K: 0 S: 5 | H: 2 LOB: 2 BB: 1 P: 9 | R: 0 E: 1 K: 1 S: 6 | H: 0 LOB: 2 BB: 1 P: 10 | R: 0 E: 0 K: 1 S: 5 | H: 0 LOB: 0 BB: 0 P: 5 | R: 0 E: 1 K: 0 S: 4 | H: 0 LOB: 1 BB: 0 P: 4 | R: 0 E: 0 K: 0 S: 3 | H: 0 LOB: 0 BB: 0 P: 3 | 1B: 0 2B: 3 3B: 0 HR: 0 | SF: 0 SAC: 0 DP: 1 HBP: 0 | WP: 0 PB: 0 SB: 0 CS: 0 | PA: 35 | | | | | |
| PITCHER | IP | WLS | BF | H | R | ER | SO | BB | IBB | HBP | BLK | WP | HR | S | P | ERA | WHIP | | | | | | | | | | |
| Ron Bryant, L ERA: 2.76 | (1, 1) | 9.0 | W | 35 | 2 | 1 | 1 | 6 | 4 | 0 | 0 | 0 | 0 | 43 | 59 | 1.00 | 0.667 | | | | | | | | | | |

San Francisco Giants @ New York Mets
Shea Stadium, Flushing, NY
Tue Jul 11 1972, 7:05 PM EDT
Att: 39,314 - Unknown

AB 31
R 1
H 2
RBI 1
BB 4
SO 6
LOB 12



| Batter | 1 | 2 | 3 | 4 | 5 | 6 | 7 | 8 | 9 | AB | R | H | RBI | BB | SO | LOB | TOP | | | | | |
|--|--|---------------------------------|------------------------------|----------------------------------|------------------------------|---------------------------------|------------------------------|---------------------------------|------------------------------|---------------------------------|------------------------------|---------------------------------|------------------------------|---------------------------------|------------------------------|---------------------------------|---|---------------------------------|----------------------------------|------------------------------------|----------------------------------|--------|
| Bobby Bonds, R OBP: 0.320, SLG: 0.454 (1, 9) | | | | | | | | | | 4 | 0 | 0 | 0 | 0 | 1 | 3 | San Francisco Giants @ New York Mets Shea Stadium, Flushing, NY Wed Jul 12 1972, 3:33 AM EDT Att: 33,227 - Unknown AB 29 R 0 H 4 RBI 0 BB 2 SO 9 LOB 12 | | | | | |
| Gary Maddox, R OBP: 0.303, SLG: 0.454 (1, 8) | | | | | | | | | | 4 | 0 | 1 | 0 | 0 | 0 | 0 | | | | | | |
| Chris Speier, R OBP: 0.342, SLG: 0.415 (1, 6) | | | | | | | | | | 4 | 0 | 1 | 0 | 0 | 0 | 1 | | | | | | |
| Willie McCovey, L OBP: 0.324, SLG: 0.420 (1, 3) | | | | | | | | | | 4 | 0 | 0 | 0 | 0 | 3 | 1 | | | | | | |
| Dave Kingman, R OBP: 0.302, SLG: 0.487 (1, 5) | | | | | | | | | | 2 | 0 | 0 | 0 | 1 | 2 | 1 | | | | | | |
| Fran Healy, R OBP: 0.278, SLG: 0.266 (1, 2) | | | | | | | | | | 2 | 0 | 1 | 0 | 1 | 1 | 0 | | | | | | |
| Tito Fuentes, S OBP: 0.294, SLG: 0.365 (1, 4) | | | | | | | | | | 3 | 0 | 0 | 0 | 0 | 0 | 2 | | | | | | |
| Ken Henderson, S OBP: 0.263, SLG: 0.319 (1, 7) | | | | | | | | | | 3 | 0 | 1 | 0 | 0 | 0 | 1 | | | | | | |
| Sam McDowell, L OBP: 0.167, SLG: 0.213 (5, PH) | | | | | | | | | | 1 | 0 | 0 | 0 | 0 | 1 | 1 | | | | | | |
| Chris Arnold, R OBP: 0.304, SLG: 0.339 (5, PH) | | | | | | | | | | 1 | 0 | 0 | 0 | 0 | 1 | 2 | | | | | | |
| Frank Reberger, L OBP: 0.200, SLG: 0.200 (5, PH) | | | | | | | | | | 0 | 0 | 0 | 0 | 0 | 0 | 0 | | | | | | |
| Al Gallagher, R OBP: 0.360, SLG: 0.320 (8, PH) | | | | | | | | | | 1 | 0 | 0 | 0 | 0 | 0 | 0 | | | | | | |
| Randy Moffitt, R (8, 1) | | | | | | | | | | 0 | 0 | 0 | 0 | 0 | 0 | 0 | | | | | | |
| Inning Stats | R: 0 E: 0 K: 0 S: 3 | H: 1 LOB: 0 BB: 0 P: 3 | R: 0 E: 0 K: 1 S: 4 | H: 0 LOB: 1 BB: 2 P: 12 | R: 0 E: 0 K: 1 S: 5 | H: 1 LOB: 0 BB: 0 P: 5 | R: 0 E: 0 K: 2 S: 8 | H: 1 LOB: 1 BB: 0 P: 8 | R: 0 E: 1 K: 1 S: 7 | H: 2 LOB: 2 BB: 0 P: 7 | R: 0 E: 0 K: 0 S: 3 | H: 0 LOB: 0 BB: 0 P: 3 | R: 0 E: 0 K: 2 S: 7 | H: 0 LOB: 0 BB: 0 P: 7 | R: 0 E: 0 K: 1 S: 5 | H: 0 LOB: 0 BB: 0 P: 5 | R: 0 E: 0 K: 1 S: 5 | H: 0 LOB: 0 BB: 0 P: 5 | 1B: 4 2B: 0 3B: 0 HR: 0 | SF: 0 SAC: 0 DP: 1 HBP: 0 | WP: 0 PB: 0 SB: 0 CS: 2 | PA: 31 |
| PITCHER Jon Matlack, L ERA: 2.49 (1, 1) | IP: 9.0 WLS: W BF: 31 H: 4 R: 0 ER: 0 SO: 9 BB: 2 IBB: 0 HBP: 0 BLK: 0 WP: 0 HR: 0 S: 47 P: 55 ERA: 0.00 WHIP: 0.667 | | | | | | | | | | | | | | | PITCHER | | | | | | |

| Batter | 1 | 2 | 3 | 4 | 5 | 6 | 7 | 8 | 9 | AB | R | H | RBI | BB | SO | LOB | BOTTOM | | | | |
|---|--|----------------------------------|------------------------------|----------------------------------|------------------------------|----------------------------------|------------------------------|---------------------------------|------------------------------|----------------------------------|------------------------------|---------------------------------|------------------------------|---------------------------------|------------------------------|---------------------------------|---|----------------------------------|------------------------------------|----------------------------------|--------|
| Bud Harrelson, S OBP: 0.317, SLG: 0.272 (1, 6) | | | | | | | | | | 4 | 1 | 1 | 2 | 1 | 1 | 2 | San Francisco Giants @ New York Mets Shea Stadium, Flushing, NY Wed Jul 12 1972, 3:33 AM EDT Att: 33,227 - Unknown AB 27 R 4 H 5 RBI 3 BB 9 SO 6 LOB 21 | | | | |
| Ted Martinez, R OBP: 0.281, SLG: 0.329 (1, 7) | | | | | | | | | | 4 | 0 | 0 | 0 | 1 | 1 | 2 | | | | | |
| Willie Mays, R OBP: 0.426, SLG: 0.354 (1, 8) | | | | | | | | | | 2 | 1 | 2 | 0 | 2 | 0 | 0 | | | | | |
| Jim Fregosi, R OBP: 0.313, SLG: 0.381 (1, 5) | | | | | | | | | | 3 | 0 | 0 | 0 | 0 | 1 | 4 | | | | | |
| Ken Boswell, L OBP: 0.230, SLG: 0.257 (6, 4) | | | | | | | | | | 1 | 0 | 0 | 0 | 0 | 0 | 1 | | | | | |
| Duffy Dyer, R OBP: 0.308, SLG: 0.445 (1, 2) | | | | | | | | | | 2 | 0 | 0 | 0 | 0 | 0 | 2 | | | | | |
| Bill Sudakis, S OBP: 0.375, SLG: 0.167 (1, 3) | | | | | | | | | | 3 | 0 | 1 | 1 | 1 | 1 | 2 | | | | | |
| Jerry Grote, R OBP: 0.294, SLG: 0.303 (1, 9) | | | | | | | | | | 3 | 0 | 0 | 0 | 1 | 1 | 4 | | | | | |
| Wayne Garrett, L OBP: 0.383, SLG: 0.315 (6, 5) | | | | | | | | | | 2 | 1 | 0 | 0 | 2 | 0 | 3 | | | | | |
| Jon Matlack, L OBP: 0.268, SLG: 0.171 (1, 1) | | | | | | | | | | 3 | 1 | 1 | 0 | 1 | 1 | 1 | | | | | |
| Inning Stats | R: 1 E: 0 K: 0 S: 2 | H: 0 LOB: 1 BB: 3 P: 14 | R: 2 E: 0 K: 1 S: 7 | H: 2 LOB: 1 BB: 1 P: 11 | R: 0 E: 1 K: 1 S: 6 | H: 0 LOB: 3 BB: 2 P: 14 | R: 0 E: 0 K: 0 S: 2 | H: 0 LOB: 0 BB: 1 P: 6 | R: 0 E: 0 K: 1 S: 6 | H: 1 LOB: 2 BB: 1 P: 10 | R: 0 E: 0 K: 1 S: 5 | H: 0 LOB: 0 BB: 0 P: 5 | R: 1 E: 0 K: 1 S: 7 | H: 2 LOB: 2 BB: 0 P: 8 | R: 0 E: 0 K: 1 S: 5 | H: 0 LOB: 1 BB: 1 P: 9 | | 1B: 3 2B: 1 3B: 1 HR: 0 | SF: 0 SAC: 1 DP: 2 HBP: 1 | WP: 0 PB: 0 SB: 0 CS: 0 | PA: 38 |
| PITCHER Sam McDowell, L ERA: 4.57 (5, 1) | IP: 3.0 WLS: L BF: 14 H: 3 R: 1 ER: 1 SO: 3 BB: 1 IBB: 0 HBP: 1 BLK: 0 WP: 0 HR: 0 S: 18 P: 23 ERA: 3.00 WHIP: 1.333 | | | | | | | | | | | | | | | PITCHER | | | | | |
| Frank Reberger, R ERA: 4.5 (8, 1) | IP: 1.0 WLS: L BF: 4 H: 0 R: 0 ER: 0 SO: 1 BB: 0 IBB: 0 HBP: 0 BLK: 0 WP: 0 HR: 0 S: 5 P: 9 ERA: 0.00 WHIP: 1.000 | | | | | | | | | | | | | | | PITCHER | | | | | |

| Batter | 1 | 2 | 3 | 4 | 5 | 6 | 7 | 8 | 9 | AB | R | H | RBI | BB | SO | LOB | TOP | | | | | |
|--|--|---------------------------------|------------------------------|---------------------------------|------------------------------|---------------------------------|------------------------------|---------------------------------|------------------------------|---------------------------------|------------------------------|---------------------------------|------------------------------|---------------------------------|------------------------------|---------------------------------|------------------------------|----------------------------------|-----------------------------------|------------------------------------|----------------------------------|--------|
| Larry Bowa, S OBP: 0.312, SLG: 0.309 | F5 | | | 1B | 6-3 | | | 6-3 | | 4 | 0 | 1 | 0 | 0 | 0 | 1 | | | | | | |
| Don Money, R OBP: 0.314, SLG: 0.356 | 6-3 | | | F3 | | | | K | | 4 | 0 | 1 | 0 | 0 | 1 | 1 | | | | | | |
| Tom Hutton, L OBP: 0.342, SLG: 0.392 | 3-4-1 | | | 1B | | | L8 | 4-3 | | 4 | 0 | 1 | 0 | 0 | 0 | 1 | | | | | | |
| Greg Luzinski, R OBP: 0.320, SLG: 0.421 | | K | | F9 | | | F3 | FC4-6 BB | | 4 | 0 | 1 | 0 | 0 | 1 | 3 | | | | | | |
| Willie Montanez, L OBP: 0.312, SLG: 0.366 | | PO | | K | | | F8 | FC4-6 BB | | 3 | 0 | 1 | 0 | 1 | 1 | 3 | | | | | | |
| Oscar Gamble, L OBP: 0.367, SLG: 0.364 | F7 | | | | 1B | | | F3 | | 4 | 1 | 2 | 0 | 0 | 0 | 3 | | | | | | |
| Denny Doyle, L OBP: 0.297, SLG: 0.289 | PO | | F7 | | F9 | | | FC4-6 | | 4 | 0 | 1 | 0 | 0 | 0 | 3 | | | | | | |
| John Bateman, R OBP: 0.322, SLG: 0.380 | | | | | | | | | | | | | | | | | | | | | | |
| Bill Robinson, R OBP: 0.276, SLG: 0.417 | | | K | | F9 | | | | | 3 | 0 | 1 | 0 | 0 | 1 | 1 | | | | | | |
| Mike Ryan, R OBP: 0.288, SLG: 0.358 | | | | | | | | K | | 0 | 0 | 0 | 0 | 0 | 0 | 0 | | | | | | |
| Ken Reynolds, L OBP: 0.143, SLG: 0.077 | | | | | | | | | | 1 | 0 | 0 | 0 | 0 | 0 | 0 | | | | | | |
| Barry Lersch, S OBP: 0.443, SLG: 0.442 | | | | | | | | | | 0 | 0 | 0 | 0 | 0 | 0 | 0 | | | | | | |
| Joe Lis, R OBP: 0.227, SLG: 0.335 | | | | | | | | | | 0 | 0 | 0 | 0 | 0 | 0 | 0 | | | | | | |
| Wayne Twitchell, R OBP: 0.227, SLG: 0.335 | | | | | | | | | | 0 | 0 | 0 | 0 | 0 | 0 | 0 | | | | | | |
| Deron Johnson, R OBP: 0.227, SLG: 0.335 | | | | | | | | | | 0 | 0 | 0 | 0 | 0 | 0 | 0 | | | | | | |
| Mac Scarce, L OBP: 0.227, SLG: 0.335 | | | | | | | | | | 0 | 0 | 0 | 0 | 0 | 0 | 0 | | | | | | |
| Inning Stats | R: 0 E: 0 K: 0 S: 3 | H: 0 LOB: 0 BB: 0 P: 3 | R: 0 E: 0 K: 1 S: 5 | H: 1 LOB: 0 BB: 0 P: 5 | R: 0 E: 0 K: 1 S: 5 | H: 0 LOB: 0 BB: 0 P: 5 | R: 0 E: 0 K: 1 S: 7 | H: 2 LOB: 2 BB: 0 P: 7 | R: 1 E: 1 K: 0 S: 5 | H: 2 LOB: 1 BB: 0 P: 5 | R: 0 E: 0 K: 0 S: 4 | H: 1 LOB: 1 BB: 0 P: 4 | R: 0 E: 0 K: 0 S: 4 | H: 3 LOB: 2 BB: 0 P: 4 | R: 0 E: 0 K: 1 S: 5 | H: 0 LOB: 0 BB: 0 P: 5 | R: 0 E: 0 K: 1 S: 6 | H: 1 LOB: 2 BB: 1 P: 10 | 1B: 10 2B: 0 3B: 0 HR: 0 | SF: 0 SAC: 0 DP: 1 HBP: 0 | WP: 0 PB: 0 SB: 0 CS: 0 | PA: 36 |
| PITCHER | IP WLS BF H R ER SO BB IBB HBP BLK WP HR S P ERA WHIP | | | | | | | | | | | | | | | | | | | | | |
| Juan Marichal, R ERA: 3.36 | (1, 1) 6.0 W 23 6 1 0 3 0 0 0 0 0 0 29 29 0.00 1.000 | | | | | | | | | | | | | | | | | | | | | |
| Randy Moffitt, R ERA: 2.2 | (7, 1) 3.0 S 12 4 0 0 2 1 0 0 0 0 0 0 15 19 0.00 1.667 | | | | | | | | | | | | | | | | | | | | | |

Philadelphia Phillies @ San Francisco Giants
Candlestick Park, San Francisco, CA
Fri Jul 14 1972, 10:05 PM EDT
Att: 8,607 - Unknown

AB 34
R 1
H 10
RBI 0
BB 1
SO 5
LOB 20



| Batter | 1 | 2 | 3 | 4 | 5 | 6 | 7 | 8 | 9 | AB | R | H | RBI | BB | SO | LOB | BOTTOM | | | |
|---|--|---------------------------------|------------------------------|----------------------------------|------------------------------|---------------------------------|------------------------------|---------------------------------|------------------------------|---------------------------------|------------------------------|---------------------------------|-------------------------------|----------------------------------|------------------------------|----------------------------------|----------------------------------|------------------------------------|----------------------------------|--------|
| Bobby Bonds, R OBP: 0.329, SLG: 0.475 | E8 | | 3B | 2H | 1B | | | HR | | 4 | 3 | 4 | 2 | 1 | 0 | 0 | | | | |
| Gary Maddox, R OBP: 0.300, SLG: 0.457 | 5-3 | | 6-3 | K | | | | F8 | | 5 | 1 | 1 | 1 | 0 | 2 | 4 | | | | |
| Chris Speier, R OBP: 0.341, SLG: 0.411 | F7 | | 6-3 | | 6-3 | | | WP | | 3 | 1 | 0 | 1 | 1 | 0 | 0 | | | | |
| Willie McCovey, L OBP: 0.324, SLG: 0.418 | | | | | 5-3 | | | | | 3 | 0 | 1 | 0 | 0 | 1 | 0 | | | | |
| Ken Henderson, S OBP: 0.296, SLG: 0.322 | K | | FC6-4 | | 5-3 | | | 1H | | 1 | 0 | 1 | 1 | 0 | 0 | 0 | | | | |
| Dave Kingman, R OBP: 0.298, SLG: 0.481 | | 5-3 | K | | K | | | K | | 4 | 0 | 0 | 0 | 0 | 3 | 2 | | | | |
| Dave Rader, L OBP: 0.309, SLG: 0.357 | | HR | FC6-4 | | 6-3 | | | F3 | | 3 | 1 | 0 | 0 | 1 | 0 | 1 | | | | |
| Tito Fuentes, S OBP: 0.299, SLG: 0.378 | | | | | | | | F8 | | 3 | 2 | 2 | 2 | 1 | 0 | 0 | | | | |
| Al Gallagher, R OBP: 0.358, SLG: 0.313 | | | | | | | | K | | 3 | 0 | 0 | 0 | 1 | 3 | 1 | | | | |
| Juan Marichal, R OBP: 0.243, SLG: 0.278 | | | | | | | | | | 1 | 0 | 0 | 0 | 0 | 0 | 0 | | | | |
| Randy Moffitt, R ERA: 2.2 | | 6-3 | | | SH1-4 | | | K | | 2 | 0 | 0 | 0 | 0 | 2 | 2 | | | | |
| Inning Stats | R: 1 E: 1 K: 1 S: 6 | H: 1 LOB: 0 BB: 0 P: 6 | R: 2 E: 0 K: 1 S: 6 | H: 1 LOB: 1 BB: 1 P: 10 | R: 2 E: 0 K: 1 S: 8 | H: 3 LOB: 1 BB: 0 P: 8 | R: 1 E: 0 K: 2 S: 9 | H: 2 LOB: 0 BB: 0 P: 9 | R: 0 E: 0 K: 1 S: 5 | H: 0 LOB: 0 BB: 0 P: 5 | R: 0 E: 0 K: 1 S: 5 | H: 0 LOB: 0 BB: 0 P: 5 | R: 2 E: 0 K: 3 S: 11 | H: 2 LOB: 1 BB: 1 P: 15 | R: 0 E: 0 K: 1 S: 5 | H: 0 LOB: 3 BB: 3 P: 17 | 1B: 5 2B: 0 3B: 2 HR: 2 | SF: 0 SAC: 1 DP: 0 HBP: 0 | WP: 1 PB: 0 SB: 0 CS: 0 | PA: 38 |
| PITCHER | IP WLS BF H R ER SO BB IBB HBP BLK WP HR S P ERA WHIP | | | | | | | | | | | | | | | | | | | |
| Ken Reynolds, L ERA: 4.21 | (1, 1) 2.1 L 13 5 5 4 2 1 0 0 0 0 0 0 16 20 5.40 1.200 | | | | | | | | | | | | | | | | | | | |
| Barry Lersch, R ERA: 3.7 | (3, 1) 1.2 7 2 1 1 3 0 0 0 0 0 0 0 13 13 5.40 1.200 | | | | | | | | | | | | | | | | | | | |
| Wayne Twitchell, R ERA: 5.15 | (5, 1) 2.0 6 0 0 0 2 0 0 0 0 0 0 0 10 10 0.00 0.000 | | | | | | | | | | | | | | | | | | | |
| Mac Scarce, L ERA: 6.43 | (7, 1) 2.0 12 2 2 2 4 4 0 0 0 1 1 16 32 9.00 3.000 | | | | | | | | | | | | | | | | | | | |

Philadelphia Phillies @ San Francisco Giants
Candlestick Park, San Francisco, CA
Fri Jul 14 1972, 10:05 PM EDT
Att: 8,607 - Unknown

AB 32
R 8
H 9
RBI 7
BB 5
SO 11
LOB 10



| Batter | 1 | 2 | 3 | 4 | 5 | 6 | 7 | 8 | 9 | AB | R | H | RBI | BB | SO | LOB | TOP | | | | | | | | | | |
|---|------------------------------|----------------------------------|------------------------------|---------------------------------|------------------------------|---------------------------------|------------------------------|---------------------------------|--------------------------------|----------------------------------|------------------------------|---------------------------------|------------------------------|---------------------------------|----------------------------------|------------------------------------|---|--|--|--|--|--|--|--|--|--|--|
| Larry Bowa, S OBP: 0.309, SLG: 0.306 Roger Freed, R OBP: 0.320, SLG: 0.426 Dick Selma, R OBP: 0.200, SLG: 0.211 | 0-3 K | | 0-0 F7 | | | 0-0 F5 | 0-0 K | | | 3 | 0 | 0 | 0 | 0 | 1 | 1 | Philadelphia Phillies @ San Francisco Giants Candlestick Park, San Francisco, CA Sat Jul 15 1972, 6:33 AM EDT Att: 5,984 - Unknown | | | | | | | | | | |
| Denny Doyle, L OBP: 0.299, SLG: 0.290 | 4-0 BB | | | 0-0 3-1 | | 0-0 1B | 0-0 SF9 | 0-0 5-3 | | 3 | 0 | 1 | 1 | 1 | 0 | 0 | | | | | | | | | | | |
| Tom Hutton, L OBP: 0.348, SLG: 0.391 | 0-0 L7 | | | 0-0 P3 | | 4-0 1B | 0-0 2B | 4-0 BB | | 3 | 1 | 1 | 0 | 2 | 0 | 1 | | | | | | | | | | | |
| Deron Johnson, R OBP: 0.232, SLG: 0.298 Darrell Brandon, R OBP: 0.167, SLG: 0.167 Terry Harmon, R OBP: 0.382, SLG: 0.327 | 0-3 K | | | 0-0 5-3 | | 0-0 FC6-4 | 4-0 1B | 0-0 F9 | | 3 | 0 | 0 | 0 | 0 | 1 | 4 | | | | | | | | | | | |
| Willie Montanez, L OBP: 0.313, SLG: 0.367 | | 0-0 4-3 | | | 0-0 P3 | | 0-0 BB | 0-3 K | | 4 | 2 | 1 | 2 | 1 | 1 | 1 | | | | | | | | | | | |
| Don Money, R OBP: 0.315, SLG: 0.357 | 0-3 K | | | | 0-0 1-3 | | 0-0 1B | | 0-0 F6 | 5 | 2 | 2 | 1 | 0 | 1 | 0 | | | | | | | | | | | |
| Oscar Gamble, L OBP: 0.379, SLG: 0.388 | | 0-0 6-3 | | | 0-0 L3 | | 0-0 BB | 4-0 BB | | 3 | 2 | 1 | 2 | 2 | 0 | 0 | | | | | | | | | | | |
| John Bateman, R OBP: 0.322, SLG: 0.378 Barry Lersch, S OBP: 0.280, SLG: 0.353 Mike Ryan, R OBP: 0.280, SLG: 0.353 | | | 0-0 5-3 | | | 0-0 4-3 | 0-0 1B | 0-0 G1-4-3 | | 3 | 0 | 1 | 1 | 0 | 0 | 0 | | | | | | | | | | | |
| Steve Carlton, L OBP: 0.266, SLG: 0.237 Joe Lis, R OBP: 0.422, SLG: 0.453 Ken Reynolds, L OBP: 0.143, SLG: 0.077 Greg Luzinski, R OBP: 0.324, SLG: 0.421 | | | 0-0 F5 | | | 0-0 1B | 0-0 BB | 0-0 BB | | 1 | 0 | 0 | 0 | 0 | 0 | 0 | | | | | | | | | | | |
| Inning Stats | R: 0 E: 0 K: 2 S: 7 | H: 0 LOB: 1 BB: 1 P: 11 | R: 0 E: 0 K: 1 S: 5 | H: 0 LOB: 0 BB: 0 P: 5 | R: 0 E: 0 K: 0 S: 3 | H: 0 LOB: 0 BB: 0 P: 3 | R: 0 E: 0 K: 0 S: 3 | H: 2 LOB: 3 BB: 1 P: 9 | R: 11 E: 0 K: 1 S: 11 | H: 6 LOB: 1 BB: 6 P: 35 | R: 0 E: 0 K: 1 S: 5 | H: 0 LOB: 1 BB: 1 P: 9 | R: 0 E: 0 K: 2 S: 2 | H: 0 LOB: 0 BB: 1 P: 6 | 1B: 6 2B: 1 3B: 1 HR: 0 | SF: 2 SAC: 0 DP: 1 HBP: 0 | | WP: 2 PA: 44 PB: 0 SB: 0 CS: 0 | | | | | | | | | |
| PITCHER | IP | WLS | BF | H | R | ER | SO | BB | IBB | HBP | BLK | WP | HR | S | P | ERA | WHIP | | | | | | | | | | |
| Frank Reberger, R ERA: 4.13 | 6.0 | | 24 | 3 | 2 | 2 | 3 | 3 | 0 | 0 | 0 | 0 | 0 | 27 | 39 | 3.00 | 1.000 | | | | | | | | | | |
| Don McMahon, R ERA: 3.05 | 0.0 | L | 3 | 1 | 0 | 0 | 0 | 2 | 0 | 0 | 0 | 0 | 0 | 1 | 9 | ∞ | ∞ | | | | | | | | | | |
| Jerry Johnson, R ERA: 6.0 | 0.1 | | 5 | 2 | 5 | 5 | 0 | 2 | 0 | 0 | 0 | 1 | 0 | 3 | 11 | 135.00 | 12.000 | | | | | | | | | | |
| Randy Moffitt, R ERA: 2.73 | 0.1 | | 4 | 2 | 4 | 4 | 0 | 1 | 0 | 0 | 0 | 1 | 0 | 3 | 7 | 108.00 | 9.000 | | | | | | | | | | |
| Don Carrithers, R ERA: 5.62 | 2.1 | | 8 | 0 | 0 | 0 | 2 | 2 | 0 | 0 | 0 | 0 | 0 | 10 | 18 | 0.00 | 0.857 | | | | | | | | | | |

| Batter | 1 | 2 | 3 | 4 | 5 | 6 | 7 | 8 | 9 | AB | R | H | RBI | BB | SO | LOB | BOTTOM | | | | | | | | | | |
|---|------------------------------|---------------------------------|------------------------------|---------------------------------|------------------------------|---------------------------------|------------------------------|---------------------------------|------------------------------|---------------------------------|------------------------------|---------------------------------|------------------------------|----------------------------------|------------------------------|----------------------------------|---|------------------------------------|--|--|--|--|--|--|--|--|--|
| Bobby Bonds, R OBP: 0.332, SLG: 0.484 | 0-0 HR | | 0-0 1B | | | 0-0 5-3 | | 0-3 K | 4-0 BB | 4 | 2 | 2 | 1 | 1 | 1 | 0 | Philadelphia Phillies @ San Francisco Giants Candlestick Park, San Francisco, CA Sat Jul 15 1972, 6:33 AM EDT Att: 5,984 - Unknown | | | | | | | | | | |
| Gary Maddox, R OBP: 0.298, SLG: 0.451 | 0-3 K | | 0-0 HR | | | 0-3 K | | 0-0 6-3 | 0-3 K | 5 | 1 | 1 | 1 | 0 | 3 | 3 | | | | | | | | | | | |
| Chris Speier, R OBP: 0.343, SLG: 0.420 | 0-0 5-3 | | 0-0 HR | | | 0-0 L7 | | 4-0 BB | | 3 | 1 | 1 | 2 | 1 | 0 | 0 | | | | | | | | | | | |
| Dave Kingman, R OBP: 0.300, SLG: 0.481 Ed Goodson, L OBP: 0.340, SLG: 0.430 | 4-0 BB | | 0-0 F7 | | | 0-0 F7 | | 0-0 E3 | | 0 | 0 | 0 | 0 | 1 | 0 | 0 | | | | | | | | | | | |
| Tito Fuentes, S OBP: 0.299, SLG: 0.376 | 0-0 PO | 0-0 F7 | | 0-0 F2 | | 0-0 FC6-4 | | 0-0 F8 | | 4 | 0 | 1 | 0 | 0 | 0 | 2 | | | | | | | | | | | |
| Al Gallagher, R OBP: 0.358, SLG: 0.314 Randy Moffitt, R | | 0-0 5-3 | | | | 0-0 FC6-4 | | 0-0 E6 | | 3 | 0 | 1 | 0 | 0 | 0 | 1 | | | | | | | | | | | |
| Don Carrithers, R OBP: 0.125, SLG: 0.125 Dave Rader, L OBP: 0.308, SLG: 0.356 | | | | | | 0-0 1B | | 4-3 BB | | 0 | 0 | 0 | 0 | 0 | 0 | 0 | | | | | | | | | | | |
| Ken Henderson, S OBP: 0.266, SLG: 0.318 | | | 0-0 F9 | | 0-0 L8 | | | 0-0 F8 | | 3 | 0 | 0 | 0 | 1 | 0 | 1 | | | | | | | | | | | |
| Fran Healy, R OBP: 0.266, SLG: 0.253 | | | 0-3 K | 0-3 K | | | | 0-0 L7 | | 4 | 0 | 0 | 0 | 0 | 3 | 3 | | | | | | | | | | | |
| Frank Reberger, L OBP: 0.143, SLG: 0.143 Don McMahon, R OBP: 0.250, SLG: 0.250 Jerry Johnson, R | | | 0-0 P3 | | | | | 0-0 K | | 2 | 0 | 0 | 0 | 0 | 1 | 0 | | | | | | | | | | | |
| Damaso Blanco, R OBP: 0.333, SLG: 0.333 Willie McCovey, L OBP: 0.321, SLG: 0.415 | | | | | | | | 1-2 2-3 | | 1 | 0 | 0 | 0 | 1 | 0 | 2 | | | | | | | | | | | |
| Inning Stats | R: 1 E: 0 K: 1 S: 5 | H: 1 LOB: 0 BB: 1 P: 9 | R: 0 E: 0 K: 0 S: 3 | H: 0 LOB: 0 BB: 0 P: 3 | R: 3 E: 0 K: 1 S: 8 | H: 3 LOB: 0 BB: 0 P: 8 | R: 0 E: 0 K: 1 S: 6 | H: 1 LOB: 1 BB: 0 P: 6 | R: 0 E: 0 K: 2 S: 7 | H: 0 LOB: 0 BB: 0 P: 7 | R: 0 E: 0 K: 0 S: 4 | H: 1 LOB: 1 BB: 0 P: 4 | R: 0 E: 1 K: 1 S: 6 | H: 0 LOB: 2 BB: 1 P: 10 | R: 0 E: 1 K: 2 S: 8 | H: 0 LOB: 3 BB: 2 P: 16 | 1B: 4 2B: 0 3B: 0 HR: 2 | SF: 0 SAC: 0 DP: 0 HBP: 0 | WP: 0 PA: 39 PB: 0 SB: 1 CS: 0 | | | | | | | | |
| PITCHER | IP | WLS | BF | H | R | ER | SO | BB | IBB | HBP | BLK | WP | HR | S | P | ERA | WHIP | | | | | | | | | | |
| Steve Carlton, L ERA: 2.65 | 5.0 | | 20 | 5 | 4 | 4 | 5 | 1 | 0 | 0 | 0 | 0 | 2 | 29 | 33 | 7.20 | 1.200 | | | | | | | | | | |
| Darrell Brandon, R ERA: 3.23 | 1.0 | W | 4 | 1 | 0 | 0 | 0 | 0 | 0 | 0 | 0 | 0 | 0 | 4 | 4 | 0.00 | 1.000 | | | | | | | | | | |
| Dick Selma, R ERA: 4.86 | 3.0 | S | 14 | 0 | 0 | 0 | 4 | 3 | 0 | 0 | 0 | 0 | 0 | 19 | 31 | 0.00 | 1.000 | | | | | | | | | | |



| Batter | 1 | 2 | 3 | 4 | 5 | 6 | 7 | 8 | 9 | AB | R | H | RBI | BB | SO | LOB | TOP | | | |
|---|------------------------------|----------------------------------|-------------------------------------|----------------------------------|------------------------------|---------------------------------|------------------------------|---------------------------------|------------------------------|---------------------------------|------------------------------|---------------------------------|------------------------------|---------------------------------|------------------------------|---------------------------------|--|-------------------------------------|------------------------------------|----------------------------------|
| Larry Bowa, S OBP: 0.306, SLG: 0.302 (1, 6) | F7 | | SH G4-6-3 1B 1-2 | | F5 | | F9 | | F9 | 4 | 0 | 0 | 0 | 0 | 0 | 0 | Philadelphia Phillies @ San Francisco Giants Candlestick Park, San Francisco, CA Sun Jul 16 1972, 6:33 AM EDT Att: 16,299 - Unknown | | | |
| Denny Doyle, L OBP: 0.301, SLG: 0.292 (1, 4) | K | | | | 4-3 | | | | 6-3 | 5 | 0 | 2 | 0 | 0 | 1 | 0 | | | | |
| Tom Hutton, L OBP: 0.354, SLG: 0.397 (1, 7) | | | G4-6-3 1B 1-2 2-3 | | | | FC 1B | | | 5 | 1 | 3 | 0 | 0 | 0 | 3 | | | | |
| Deron Johnson, R OBP: 0.233, SLG: 0.291 Barry Lersch, S OBP: 0.276, SLG: 0.417 Roger Freed, R OBP: 0.329, SLG: 0.478 (1, 3) (7, 1) (8, 9) | | | | | 5-3 | | F8 | | HR 1B | 3 | 0 | 0 | 0 | 1 | 0 | 4 | | | | |
| Willie Montanez, L OBP: 0.312, SLG: 0.365 (1, 8) | 4-3 | | | | | | | | HR | 1 | 1 | 1 | 2 | 0 | 0 | 0 | | | | |
| Don Money, R OBP: 0.320, SLG: 0.362 (1, 5) | | | | | | | | | HR | 5 | 1 | 1 | 0 | 0 | 0 | 2 | | | | |
| Oscar Gamble, L Mac Scarce, L (1, 9) (8, 1) | | | | | | | | | | 4 | 1 | 3 | 1 | 0 | 0 | 0 | | | | |
| John Bateman, R OBP: 0.320, SLG: 0.374 Bill Robinson, R OBP: 0.276, SLG: 0.417 Mike Ryan, R OBP: 0.280, SLG: 0.353 (1, 2) (8, PR) (8, 2) | | | | | | | | | | 4 | 0 | 1 | 1 | 0 | 0 | 1 | | | | |
| Woodie Fryman, R Wayne Twitchell, R Joe Lis, R Jim Nash, R Greg Luzinski, R (1, 1) (3, 1) (4, PH) (4, 1) (6, PH) (7, PH) (7, 3) | | | | | | | | | | 1 | 1 | 0 | 0 | 0 | 0 | 0 | | | | |
| Inning Stats | R: 0 E: 0 K: 1 S: 6 | H: 1 LOB: 2 BB: 1 P: 10 | R: 0 E: 0 K: 0 S: 3 | H: 1 LOB: 0 BB: 0 P: 3 | R: 1 E: 1 K: 0 S: 5 | H: 1 LOB: 1 BB: 0 P: 5 | R: 1 E: 1 K: 1 S: 7 | H: 2 LOB: 1 BB: 0 P: 7 | R: 0 E: 0 K: 0 S: 4 | H: 0 LOB: 1 BB: 0 P: 3 | R: 1 E: 0 K: 0 S: 6 | H: 2 LOB: 2 BB: 0 P: 6 | R: 2 E: 0 K: 0 S: 5 | H: 3 LOB: 1 BB: 0 P: 5 | R: 2 E: 0 K: 0 S: 5 | H: 2 LOB: 0 BB: 0 P: 5 | | 1B: 10 2B: 0 3B: 1 HR: 2 | SF: 0 SAC: 1 DP: 2 HBP: 0 | WP: 0 PB: 0 SB: 0 CS: 1 |
| PITCHER Jim Barr, R ERA: 3.02 (1, 1) | IP: 9.0 WLS: W BF: 41 | H: 13 R: 7 ER: 5 SO: 2 | BB: 1 IBB: 0 HBP: 0 BLK: 0 | WP: 0 HR: 2 S: 44 P: 48 | ERA: 5.00 WHIP: 1.556 | PITCHER | | | | | | | | | | IP: 9.0 WLS: W BF: 41 | H: 13 R: 7 ER: 5 SO: 2 | BB: 1 IBB: 0 HBP: 0 BLK: 0 | WP: 0 HR: 2 S: 44 P: 48 | ERA: 5.00 WHIP: 1.556 |

| Batter | 1 | 2 | 3 | 4 | 5 | 6 | 7 | 8 | 9 | AB | R | H | RBI | BB | SO | LOB | BOTTOM | | | |
|---|------------------------------|----------------------------------|-------------------------------------|----------------------------------|-------------------------------|----------------------------------|------------------------------|----------------------------------|------------------------------|---------------------------------|------------------------------|---------------------------------|------------------------------|---------------------------------|------------------------------|---------------------------------|--|-------------------------------------|------------------------------------|----------------------------------|
| Bobby Bonds, R OBP: 0.333, SLG: 0.481 (1, 9) | K | | E7 1B 1-H | HR BB 1-2 | | 6-3 | | K | | 4 | 2 | 1 | 0 | 1 | 2 | 1 | Philadelphia Phillies @ San Francisco Giants Candlestick Park, San Francisco, CA Sun Jul 16 1972, 6:33 AM EDT Att: 16,299 - Unknown | | | |
| Gary Maddox, R OBP: 0.304, SLG: 0.465 (1, 8) | K | | BLK HR HBP | HR 1-H 2-H | | 1B | | F7 | | 4 | 2 | 2 | 3 | 0 | 1 | 1 | | | | |
| Chris Speier, R OBP: 0.344, SLG: 0.419 (1, 6) | | | E5 HR BLK | F8 1-2 2-H | | | | | | 3 | 1 | 1 | 0 | 1 | 0 | 1 | | | | |
| Ed Goodson, L OBP: 0.339, SLG: 0.422 Willie McCovey, L OBP: 0.319, SLG: 0.411 (1, 3) (6, PH) (7, 3) | | | | | | | | | | 2 | 1 | 0 | 0 | 1 | 0 | 1 | | | | |
| Tito Fuentes, S OBP: 0.298, SLG: 0.384 (1, 4) | | | | | | | | | | 1 | 0 | 0 | 0 | 0 | 0 | 2 | | | | |
| Al Gallagher, R OBP: 0.350, SLG: 0.306 (1, 5) | | | | | | | | | | 4 | 0 | 0 | 0 | 0 | 2 | 1 | | | | |
| Ken Henderson, S OBP: 0.281, SLG: 0.312 (1, 7) | | | | | | | | | | 4 | 0 | 0 | 0 | 0 | 1 | 1 | | | | |
| Dave Rader, L OBP: 0.315, SLG: 0.360 (1, 2) | | | | | | | | | | 3 | 1 | 2 | 1 | 1 | 0 | 0 | | | | |
| Jim Barr, R OBP: 0.063, SLG: 0.063 (1, 1) | | | | | | | | | | 4 | 1 | 1 | 0 | 0 | 1 | 3 | | | | |
| Inning Stats | R: 0 E: 0 K: 2 S: 7 | H: 0 LOB: 1 BB: 1 P: 11 | R: 0 E: 0 K: 0 S: 3 | H: 0 LOB: 0 BB: 0 P: 3 | R: 6 E: 2 K: 2 S: 11 | H: 3 LOB: 0 BB: 1 P: 16 | R: 3 E: 0 K: 1 S: 7 | H: 2 LOB: 0 BB: 1 P: 11 | R: 1 E: 0 K: 0 S: 5 | H: 1 LOB: 1 BB: 0 P: 5 | R: 0 E: 0 K: 0 S: 4 | H: 2 LOB: 1 BB: 0 P: 4 | R: 0 E: 0 K: 1 S: 5 | H: 0 LOB: 0 BB: 0 P: 5 | R: 0 E: 0 K: 1 S: 5 | H: 0 LOB: 1 BB: 1 P: 9 | | 1B: 6 2B: 0 3B: 0 HR: 2 | SF: 0 SAC: 0 DP: 1 HBP: 1 | WP: 0 PB: 0 SB: 0 CS: 0 |
| PITCHER Woodie Fryman, L ERA: 4.57 Wayne Twitchell, R ERA: 5.08 Jim Nash, R ERA: 5.12 Barry Lersch, R ERA: 3.84 Mac Scarce, L ERA: 5.63 (1, 1) (3, 1) (4, 1) (7, 1) (8, 1) | IP: 2.1 WLS: L BF: 14 | H: 3 R: 6 ER: 5 SO: 2 | BB: 2 IBB: 0 HBP: 0 BLK: 0 | WP: 0 HR: 1 S: 15 P: 24 | ERA: 19.29 WHIP: 2.143 | PITCHER | | | | | | | | | | IP: 2.1 WLS: L BF: 14 | H: 3 R: 6 ER: 5 SO: 2 | BB: 2 IBB: 0 HBP: 0 BLK: 0 | WP: 0 HR: 1 S: 15 P: 24 | ERA: 19.29 WHIP: 2.143 |



| Batter | 1 | 2 | 3 | 4 | 5 | 6 | 7 | 8 | 9 | AB | R | H | RBI | BB | SO | LOB | TOP | | | |
|--|--|---------------------------------|------------------------------|---------------------------------|------------------------------|---------------------------------|------------------------------|---------------------------------|------------------------------|---------------------------------|------------------------------|---------------------------------|------------------------------|---------------------------------|------------------------------|---------------------------------|----------------------------------|------------------------------------|----------------------------------|--------|
| Ron Hunt, R OBP: 0.391, SLG: 0.305 (1, 4) | F6 | | 6-3 | | | FC5 1B HBP | | F7 | | 3 | 0 | 0 | 0 | 0 | 0 | 0 | | | | |
| Tim Foli, R OBP: 0.283, SLG: 0.290 (1, 6) | K | | | F7 | | FC5 1B | | 6-3 | | 4 | 0 | 1 | 0 | 0 | 1 | 0 | | | | |
| Clyde Mashore, R OBP: 0.303, SLG: 0.404 (1, 9) | K | | | 6-3 | | FC5 1-2 2-3f | | F7 | | 4 | 0 | 0 | 0 | 0 | 1 | 2 | | | | |
| Bob Bailey, R OBP: 0.317, SLG: 0.340 (1, 5) | | 5-3 | | | 1B | | | K | FC5-4 BB | 3 | 0 | 1 | 0 | 1 | 1 | 2 | | | | |
| Ken Singleton, S OBP: 0.324, SLG: 0.357 (1, 7) | | 6-3 | | | 5-3 | | | 6-3 | FC5-4 1-2f | 4 | 0 | 0 | 0 | 0 | 0 | 4 | | | | |
| Ron Woods, R OBP: 0.269, SLG: 0.328 (1, 8) | | | | | 5-3 | | | F7 | F5 | 4 | 0 | 1 | 0 | 0 | 0 | 1 | | | | |
| Terry Humphrey, R OBP: 0.257, SLG: 0.236 (1, 2) | | K | | | | 2B | | | F5 | 3 | 0 | 1 | 0 | 1 | 1 | 2 | | | | |
| John Boccabella, R OBP: 0.251, SLG: 0.288 (1, 3) | | | | F5 | | 6-3 | | | FC6-4 1-2f | 3 | 0 | 0 | 0 | 0 | 0 | 2 | | | | |
| Balor Moore, L OBP: 0.154, SLG: 0.231 (5, PH) | | | | 1-3 | | | | | F7 | 1 | 0 | 0 | 0 | 0 | 0 | 0 | | | | |
| Tim McCarver, L OBP: 0.319, SLG: 0.330 (5, PH) | | | | | 5-3 | | | | F7 | 1 | 0 | 0 | 0 | 0 | 0 | 1 | | | | |
| John Strohmayr, R (5, 1) | | | | | | | | | | 0 | 0 | 0 | 0 | 0 | 0 | 0 | | | | |
| Coco Laboy, R (7, PH) | | | | | | | | | | 1 | 0 | 0 | 0 | 0 | 0 | 1 | | | | |
| Tom Walker, R (7, 1) | | | | | | | | | | 0 | 0 | 0 | 0 | 0 | 0 | 0 | | | | |
| Inning Stats | R: 0 E: 0 K: 2 S: 7 | H: 0 LOB: 0 BB: 0 P: 7 | R: 0 E: 0 K: 1 S: 6 | H: 1 LOB: 1 BB: 0 P: 6 | R: 0 E: 0 K: 0 S: 3 | H: 0 LOB: 0 BB: 0 P: 3 | R: 0 E: 0 K: 0 S: 4 | H: 1 LOB: 1 BB: 0 P: 4 | R: 0 E: 0 K: 1 S: 6 | H: 0 LOB: 2 BB: 0 P: 7 | R: 0 E: 0 K: 0 S: 3 | H: 0 LOB: 0 BB: 1 P: 3 | R: 0 E: 0 K: 0 S: 3 | H: 0 LOB: 0 BB: 1 P: 7 | R: 0 E: 0 K: 0 S: 3 | H: 0 LOB: 0 BB: 1 P: 7 | 1B: 3 2B: 1 3B: 0 HR: 0 | SF: 0 SAC: 0 DP: 0 HBP: 1 | WP: 0 PB: 0 SB: 0 CS: 0 | PA: 34 |
| PITCHER Ron Bryant, L ERA: 2.88 (1, 1) | IP: 9.0 WLS: W BF: 34 H: 4 R: 0 ER: 0 SO: 4 BB: 2 IBB: 0 HBP: 1 BLK: 0 WP: 0 HR: 0 S: 39 P: 48 ERA: 0.00 WHIP: 0.667 | | | | | | | | | | | | | | | PITCHER | | | | |

Montreal Expos @ San Francisco Giants
Candlestick Park, San Francisco, CA
Tue Jul 18, 1972, 10:05 PM EDT
Att: 4,908 - Unknown

| | |
|-----|----|
| AB | 31 |
| R | 0 |
| H | 4 |
| RBI | 0 |
| BB | 2 |
| SO | 4 |
| LOB | 15 |



| Batter | 1 | 2 | 3 | 4 | 5 | 6 | 7 | 8 | 9 | AB | R | H | RBI | BB | SO | LOB | BOTTOM | | | |
|---|--|----------------------------------|------------------------------|---------------------------------|------------------------------|---------------------------------|------------------------------|---------------------------------|------------------------------|---------------------------------|------------------------------|---------------------------------|------------------------------|---------------------------------|------------------------------|---------------------------------|----------------------------------|------------------------------------|----------------------------------|--------|
| Bobby Bonds, R OBP: 0.332, SLG: 0.479 (1, 9) | WP HR 1B | K | | F9 | | | F9 | | | 4 | 1 | 1 | 0 | 0 | 1 | 2 | | | | |
| Gary Maddox, R OBP: 0.307, SLG: 0.478 (1, 8) | 1-H HR | K | | | CS 1B | | K | | | 4 | 1 | 2 | 2 | 0 | 2 | 1 | | | | |
| Chris Speier, R OBP: 0.346, SLG: 0.418 (1, 6) | S BB | | | F7 | | 1-2 K | 1B | | | 3 | 0 | 1 | 0 | 1 | 1 | 1 | | | | |
| Willie McCovey, L OBP: 0.319, SLG: 0.405 (6, 3) | K | | | 4-3 | | | FC4-6 1B | | | 2 | 0 | 0 | 0 | 0 | 1 | 1 | | | | |
| Ed Goodson, L OBP: 0.345, SLG: 0.427 (6, 3) | 1-2 K | | | | | HBP | | | | 1 | 0 | 1 | 0 | 0 | 0 | 0 | | | | |
| Tito Fuentes, S OBP: 0.295, SLG: 0.379 (1, 4) | F3 | | | F8 | | 4-3 | FC4-6 1-2f | | | 4 | 0 | 0 | 0 | 0 | 0 | 4 | | | | |
| Al Gallagher, R OBP: 0.348, SLG: 0.300 (1, 5) | BB | | | K | | | F3 | | | 3 | 0 | 0 | 0 | 1 | 1 | 0 | | | | |
| Ken Henderson, S OBP: 0.281, SLG: 0.311 (1, 7) | K | | | | 1B WP BLK 1B | | G3 | | | 4 | 1 | 1 | 0 | 0 | 1 | 2 | | | | |
| Dave Rader, L OBP: 0.318, SLG: 0.360 (1, 2) | | F7 | | | BLK 1B | | | | | 3 | 0 | 1 | 0 | 1 | 0 | 0 | | | | |
| Ron Bryant, S OBP: 0.174, SLG: 0.159 (1, 1) | | | | K | | 1-2 3H K | | | | 3 | 0 | 1 | 0 | 0 | 2 | 2 | | | | |
| Inning Stats | R: 2 E: 0 K: 2 S: 9 | H: 2 LOB: 2 BB: 2 P: 17 | R: 0 E: 0 K: 2 S: 8 | H: 1 LOB: 1 BB: 0 P: 8 | R: 0 E: 0 K: 0 S: 3 | H: 0 LOB: 0 BB: 0 P: 3 | R: 1 E: 0 K: 2 S: 9 | H: 2 LOB: 1 BB: 0 P: 9 | R: 0 E: 0 K: 1 S: 5 | H: 0 LOB: 1 BB: 1 P: 9 | R: 0 E: 0 K: 1 S: 7 | H: 2 LOB: 2 BB: 0 P: 7 | R: 0 E: 0 K: 0 S: 3 | H: 0 LOB: 0 BB: 0 P: 3 | R: 0 E: 0 K: 0 S: 3 | H: 0 LOB: 0 BB: 0 P: 3 | 1B: 7 2B: 0 3B: 0 HR: 1 | SF: 0 SAC: 0 DP: 0 HBP: 1 | WP: 3 PB: 0 SB: 1 CS: 1 | PA: 35 |
| PITCHER Balor Moore, L ERA: 5.09 (1, 1) | IP: 4.0 WLS: L BF: 19 H: 5 R: 3 ER: 3 SO: 6 BB: 2 IBB: 0 HBP: 0 BLK: 1 WP: 2 HR: 1 S: 29 P: 37 ERA: 6.75 WHIP: 1.750 | | | | | | | | | | | | | | | PITCHER | | | | |
| John Strohmayr, R ERA: 3.66 (5, 1) | 2.0 | 8 | 1 | 0 | 0 | 2 | 1 | 0 | 1 | 0 | 0 | 0 | 10 | 15 | 0.00 | 1.000 | | | | |
| Tom Walker, R ERA: 2.18 (7, 1) | 2.0 | 8 | 2 | 0 | 0 | 1 | 0 | 0 | 0 | 0 | 0 | 10 | 10 | 0.00 | 1.000 | | | | | |

Montreal Expos @ San Francisco Giants
Candlestick Park, San Francisco, CA
Tue Jul 18, 1972, 10:05 PM EDT
Att: 4,908 - Unknown

| | |
|-----|----|
| AB | 31 |
| R | 3 |
| H | 8 |
| RBI | 2 |
| BB | 3 |
| SO | 9 |
| LOB | 13 |



| Batter | 1 | 2 | 3 | 4 | 5 | 6 | 7 | 8 | 9 | AB | R | H | RBI | BB | SO | LOB | TOP | |
|--|---|---|------------------------------|-------------------------|------------------------------|-------------------------|------------------------------|-------------------------|------------------------------|-------------------------|------------------------------|-------------------------|------------------------------|-------------------------|----------------------------------|------------------------------------|---|----------------|
| Ron Hunt, R OBP: 0.353, SLG: 0.307 (1, 4) | 0-0 4-3 | | 0-0 1B | | | 0-0 6-3 | | 0-0 S 1B 1B | | 4 | 0 | 2 | 1 | 0 | 0 | 0 | Montreal Expos @ San Francisco Giants Candlestick Park, San Francisco, CA Wed Jul 19 1972, 6:33 AM EDT Att. 4,656 - Unknown livebaseballscorecards.com | |
| Bob Bailey, R OBP: 0.319, SLG: 0.353 (1, 5) | 0-0 HR | | 0-0 F8 | | | 0-0 6-3 | | 0-0 S 1B | | 4 | 1 | 2 | 1 | 0 | 0 | 1 | | |
| Mike Jorgensen, L OBP: 0.324, SLG: 0.354 (1, 3) | 0-0 4-3 | | 0-0 L3 | | | 4-0 BB | | 0-3 K | | 3 | 0 | 0 | 0 | 1 | 1 | 3 | | |
| Ron Fairly, L OBP: 0.327, SLG: 0.381 (1, 9) | 0-0 4-3 | | | 0-0 3-1 | | 0-0 F2 | | 0-0 F7 | | 4 | 0 | 0 | 0 | 0 | 0 | 3 | | |
| Ken Singleton, S OBP: 0.326, SLG: 0.376 (1, 7) | | 0-0 F2 | | 0-3 K | | | 0-0 FC6-5 2B | | 0-0 HR | 4 | 1 | 2 | 1 | 0 | 1 | 0 | | |
| Boots Day, L OBP: 0.321, SLG: 0.303 (1, 8) | | 0-0 G3 | | 0-0 6-3 | | | 0-0 FC6-5 CS | | 0-0 F8 | 4 | 0 | 0 | 0 | 0 | 0 | 1 | | |
| Tim Foli, R OBP: 0.282, SLG: 0.289 (1, 6) | | 0-0 F7 | | | 0-0 6-3 | | 0-0 1-2 1B | | 0-0 F6 | 4 | 0 | 1 | 0 | 0 | 0 | 0 | | |
| Terry Humphrey, R OBP: 0.256, SLG: 0.243 Mike Marshall, R (9, 1) | | | 0-0 F 1B 2B | | 0-0 6-3 | | 0-0 L4 | | 0-0 6-3 | 4 | 1 | 1 | 0 | 0 | 0 | 1 | | |
| Mike Torrez, R OBP: 0.200, SLG: 0.184 John Boccabella, R OBP: 0.251, SLG: 0.288 (9, 2) | | | 0-3 K 2-3 | | 0-3 K | | | 0-0 5-3 | | 3 | 0 | 0 | 0 | 0 | 2 | 1 | | |
| | | | | | | | | | | 0 | 0 | 0 | 0 | 0 | 0 | 0 | | |
| Inning Stats | R: 1 E: 0 K: 0 S: 4 | H: 1 LOB: 0 BB: 4 | R: 0 E: 0 K: 0 S: 3 | H: 0 LOB: 0 BB: 3 | R: 1 E: 1 K: 1 S: 7 | H: 2 LOB: 1 BB: 7 | R: 0 E: 0 K: 1 S: 5 | H: 0 LOB: 0 BB: 5 | R: 0 E: 0 K: 0 S: 3 | H: 2 LOB: 1 BB: 4 | R: 0 E: 0 K: 1 S: 7 | H: 2 LOB: 2 BB: 7 | R: 1 E: 0 K: 0 S: 4 | H: 1 LOB: 0 BB: 4 | 1B: 4 2B: 2 3B: 0 HR: 2 | SF: 0 SAC: 0 DP: 0 HBP: 0 | WP: 0 PB: 0 SB: 2 CS: 1 | PA: 35 |
| PITCHER | IP WLS BF H R ER SO BB IBB HBP BLK WP HR S P ERA WHIP | IP WLS BF H R ER SO BB IBB HBP BLK WP HR S P ERA WHIP | | | | | | | | | | | | | | | IP WLS BF H R ER SO BB IBB HBP BLK WP HR S P ERA WHIP | |
| Juan Marichal, R ERA: 3.28 Randy Moffitt, R ERA: 2.91 (1, 1) | 8.0 L | 31 4 | 7 1 | 2 1 | 2 1 | 4 0 | 1 0 | 0 0 | 0 0 | 0 0 | 0 0 | 0 0 | 0 0 | 0 0 | 0 0 | 0 0 | 2.25 9.00 | 1.000 1.000 |

| Batter | 1 | 2 | 3 | 4 | 5 | 6 | 7 | 8 | 9 | AB | R | H | RBI | BB | SO | LOB | BOTTOM | | | |
|--|---|---|------------------------------|-------------------------|------------------------------|-------------------------|------------------------------|---------------------------------|------------------------------|-------------------------|------------------------------|---------------------------------|------------------------------|-------------------------|------------------------------|---------------------------------|---|------------------------------------|----------------------------------|--------|
| Bobby Bonds, R OBP: 0.334, SLG: 0.479 (1, 9) | 0-0 4-3 S 6-3 1B | | 0-0 1B | | | 0-0 FC5-4 S 1B | | 0-0 F9 | | 4 | 2 | 2 | 0 | 0 | 0 | 1 | Montreal Expos @ San Francisco Giants Candlestick Park, San Francisco, CA Wed Jul 19 1972, 6:33 AM EDT Att. 4,656 - Unknown livebaseballscorecards.com | | | |
| Gary Maddox, R OBP: 0.303, SLG: 0.470 (1, 8) | 0-0 4-3 | | 0-0 F8 | | | 0-0 F5 | | 0-0 F7 | | 4 | 0 | 0 | 0 | 0 | 0 | 3 | | | | |
| Chris Speier, R OBP: 0.348, SLG: 0.418 (1, 6) | 0-0 6-3 | | | 4-0 FC6-4 BB | | 0-0 1B | | 0-0 F3 | | 3 | 0 | 1 | 2 | 1 | 0 | 0 | | | | |
| Ed Goodson, L OBP: 0.333, SLG: 0.411 (1, 3) | 0-0 4-3 | | | 0-0 FC6-4 G6-4-3 | | 0-0 F7 | | 0-3 K | | 4 | 0 | 0 | 0 | 0 | 1 | 2 | | | | |
| Dave Rader, L OBP: 0.317, SLG: 0.358 Bernie Williams, R OBP: 0.203, SLG: 0.333 (9, PR) | | 0-0 F7 | | 0-0 G6-4-3 | | | 0-0 G3 SH1-4 1B | | 0-0 E4 | 4 | 0 | 1 | 0 | 0 | 0 | 1 | | | | |
| Tito Fuentes, S OBP: 0.295, SLG: 0.377 (1, 4) | | 4-0 CS BB | | | 0-0 4-3 | | 0-0 SH1-4 | | 0-3 K | 2 | 0 | 0 | 0 | 1 | 1 | 1 | | | | |
| Ken Henderson, S OBP: 0.258, SLG: 0.307 (1, 7) | | 0-0 G3 | | | 0-0 F7 | | 0-0 G3 | | | 3 | 0 | 0 | 0 | 0 | 0 | 2 | | | | |
| Al Gallagher, R OBP: 0.342, SLG: 0.294 (1, 5) | | | 0-0 4-3 | | | 0-0 F9 | | 0-0 6-3 | | 3 | 0 | 0 | 0 | 0 | 0 | 1 | | | | |
| Juan Marichal, R OBP: 0.256, SLG: 0.289 Jim Howarth, L OBP: 0.359, SLG: 0.350 Randy Moffitt, R (9, 1) | | | 0-3 K | | | 0-0 FC5-4 1B | | 0-0 F7 | | 2 | 0 | 1 | 0 | 0 | 1 | 0 | | | | |
| | | | | | | | | | | 1 | 0 | 0 | 0 | 0 | 0 | 0 | | | | |
| | | | | | | | | | | 0 | 0 | 0 | 0 | 0 | 0 | 0 | | | | |
| Inning Stats | R: 1 E: 0 K: 0 S: 4 | H: 1 LOB: 0 BB: 4 | R: 0 E: 0 K: 0 S: 2 | H: 0 LOB: 1 BB: 6 | R: 0 E: 0 K: 1 S: 6 | H: 1 LOB: 1 BB: 6 | R: 0 E: 0 K: 0 S: 2 | H: 0 LOB: 0 BB: 1 P: 6 | R: 0 E: 0 K: 0 S: 3 | H: 2 LOB: 1 BB: 5 | R: 0 E: 0 K: 0 S: 5 | H: 1 LOB: 1 BB: 0 P: 5 | R: 0 E: 0 K: 0 S: 4 | H: 0 LOB: 0 BB: 4 | R: 0 E: 1 K: 2 S: 8 | H: 0 LOB: 1 BB: 0 P: 8 | 1B: 5 2B: 0 3B: 0 HR: 0 | SF: 0 SAC: 1 DP: 1 HBP: 0 | WP: 0 PB: 0 SB: 2 CS: 1 | PA: 33 |
| PITCHER | IP WLS BF H R ER SO BB IBB HBP BLK WP HR S P ERA WHIP | IP WLS BF H R ER SO BB IBB HBP BLK WP HR S P ERA WHIP | | | | | | | | | | | | | | | IP WLS BF H R ER SO BB IBB HBP BLK WP HR S P ERA WHIP | | | |
| Mike Torrez, R ERA: 2.83 Mike Marshall, R ERA: 1.77 (1, 1) | 8.0 S | 29 4 | 5 0 | 2 0 | 2 0 | 1 2 | 2 0 | 0 0 | 0 0 | 0 0 | 0 0 | 0 0 | 0 0 | 0 0 | 0 0 | 0 0 | 0.00 0.000 | 0.875 | | |


| Batter | 1 | 2 | 3 | 4 | 5 | 6 | 7 | 8 | 9 | AB R H RBI BB SO LOB | TOP | | | | | | | | | | | | |
|--|---|---------------------------------|------------------------------|---------------------------------|------------------------------|---------------------------------|------------------------------|---------------------------------|------------------------------|---------------------------------|--|----------------------------------|---|----------------------------------|------------------------------|---------------------------------|------------------------------|----------------------------------|----------------------------------|------------------------------------|----------------------------------|--------|--|
| Bud Harrelson, S (1, 6) OBP: 0.311, SLG: 0.261 | 0-3 K | | 0-0 1-3 | | 0-0 4-3 | | 0-0 SH1-4 1B | | 4-0 S BB | 4 0 1 1 1 1 1 | New York Mets @ San Francisco Giants Candlestick Park, San Francisco, CA Fri Jul 21 1972, 10:05 PM EDT Att: 18,117 - Unknown | | | | | | | | | | | | |
| Willie Mays, R (1, 8) OBP: 0.406, SLG: 0.355 | 0-0 5-3 | | 0-0 F8 | | 0-0 HR | | 0-0 SH1-4 1B | | 0-0 F4 | 5 1 2 2 0 0 1 | | | | | | | | | | | | | |
| John Milner, L (1, 3) OBP: 0.332, SLG: 0.422 | 0-0 F8 | | 0-0 F7 | | 0-0 F7 | | 0-0 SH1-4 | | 0-3 K | 4 0 0 0 0 1 1 | | | | | | | | | | | | | |
| Dave Schneck, L (1, 9) OBP: 0.400, SLG: 0.593 | | 0-0 6-3 | | 0-0 F7 | | 0-0 E3 1B WP | | 4-0 IBB | 4-0 IBB | 3 0 0 0 2 0 0 | | | | | | | | | | | | | |
| Cleon Jones, R (1, 7) OBP: 0.318, SLG: 0.335 | | 0-0 1B 1B | | 0-3 K | | 0-3 K | | 0-3 K | 0-3 K | 5 0 1 0 0 4 6 | | | | | | | | | | | | | |
| Wayne Garrett, L (1, 5) OBP: 0.390, SLG: 0.308 | | 0-0 F9 1B | | 0-3 K | | 4-0 1B BB | | 0-0 F2 | | 3 0 1 0 1 1 3 | | | | | | | | | | | | | |
| Ted Martinez, R (1, 4) OBP: 0.268, SLG: 0.301 | | 0-0 F9 | | 0-0 2B 4-3 1B | | 0-0 P5 | | 0-0 F8 | | 4 1 1 0 0 0 4 | | | | | | | | | | | | | |
| Jerry Grote, R (1, 2) OBP: 0.306, SLG: 0.307 | | 4-0 IBB | | 0-0 4-3 HR 2B | | 0-0 1-2 2-3 1B | | 0-0 6-3 | | 3 1 2 0 1 0 0 | | | | | | | | | | | | | |
| Jerry Koosman, R (1, 1) OBP: 0.111, SLG: 0.111 | | 0-0 1-3 | | 0-0 F7 | | 0-3 K | | 0-0 5-3 | | 4 0 0 0 0 1 8 0 0 0 0 0 0 0 | | | | | | | | | | | | | |
| Tug McGraw, R (8, 1) OBP: 0.200, SLG: 0.111 | | | | | | | | | | | | | | | | | | | | | | | |
| Inning Stats | R: 0 E: 0 K: 1 S: 5 | H: 0 LOB: 0 BB: 0 P: 5 | R: 0 E: 0 K: 0 S: 5 | H: 2 LOB: 3 BB: 1 P: 9 | R: 0 E: 0 K: 0 S: 3 | H: 0 LOB: 0 BB: 0 P: 3 | R: 0 E: 0 K: 2 S: 7 | H: 0 LOB: 0 BB: 0 P: 7 | R: 3 E: 0 K: 0 S: 6 | H: 3 LOB: 0 BB: 0 P: 6 | R: 0 E: 1 K: 2 S: 9 | H: 1 LOB: 3 BB: 1 P: 13 | R: 0 E: 0 K: 1 S: 7 | H: 2 LOB: 3 BB: 1 P: 11 | R: 0 E: 0 K: 0 S: 3 | H: 0 LOB: 0 BB: 0 P: 3 | R: 0 E: 0 K: 2 S: 7 | H: 0 LOB: 2 BB: 2 P: 15 | 1B: 6 2B: 1 3B: 0 HR: 1 | SF: 0 SAC: 1 DP: 0 HBP: 0 | WP: 1 PB: 0 SB: 1 CS: 0 | PA: 41 | |
| PITCHER | IP WLS BF H R ER SO BB IBB HBP BLK WP HR S P ERA WHIP | | | | | | | | | | | PITCHER | IP WLS BF H R ER SO BB IBB HBP BLK WP HR S P ERA WHIP | | | | | | | | | | |
| Jim Barr, R (1, 1) ERA: 3.16 | 5.0 L 21 5 3 3 3 0 1 0 0 0 0 1 26 30 5.40 1.000 | | | | | | | | | | | | | | | | | | | | | | |
| Randy Moffitt, R (8, 1) ERA: 2.75 | 2.0 12 3 0 0 3 1 1 0 0 1 0 16 24 0.00 2.000 | | | | | | | | | | | | | | | | | | | | | | |
| Don McMahon, R (8, 1) ERA: 2.91 | 2.0 8 0 0 0 2 1 1 0 0 0 0 10 18 0.00 0.500 | | | | | | | | | | | | | | | | | | | | | | |

| Batter | 1 | 2 | 3 | 4 | 5 | 6 | 7 | 8 | 9 | AB R H RBI BB SO LOB | BOTTOM | | | | | | | | | | | | |
|---|---|---------------------------------|------------------------------|---------------------------------|------------------------------|---------------------------------|------------------------------|----------------------------------|--------------------------------|--|--|---------------------------------|---|---------------------------------|-------------------------------|----------------------------------|----------------------------------|------------------------------------|----------------------------------|--------|--|--|--|
| Bobby Bonds, R (1, 9) OBP: 0.330, SLG: 0.473 | 0-0 6-3 | | 0-3 K | | 0-0 E5 1-3 | | 0-0 F9 | | 0-3 K | 5 0 0 0 0 2 3 | New York Mets @ San Francisco Giants Candlestick Park, San Francisco, CA Fri Jul 21 1972, 10:05 PM EDT Att: 18,117 - Unknown | | | | | | | | | | | | |
| Garry Maddox, R (1, 8) OBP: 0.306, SLG: 0.470 | 0-0 1B | | 0-3 K | | 0-3 K | | 0-0 F8 1B 1B | | 4 0 2 0 0 2 3 | | | | | | | | | | | | | | |
| Chris Speier, R (1, 6) OBP: 0.349, SLG: 0.428 | 0-0 F8 | | 0-0 F9 | | 0-0 HR | | 0-0 1B 1B | | 4 1 2 1 0 0 2 | | | | | | | | | | | | | | |
| Willie McCovey, L (1, 3) OBP: 0.313, SLG: 0.395 | 0-0 4-3 | | 0-0 G3 | | 0-0 3-1 | | 0-0 F8 | | 3 0 0 0 0 0 1 1 0 0 0 0 0 2 | | | | | | | | | | | | | | |
| Ed Goodson, L (8, 3) OBP: 0.330, SLG: 0.407 | | 0-3 K 4-3 | | 0-0 1-3 | | 0-0 F4 | | 0-0 G6-3 1B | 4 0 1 0 0 1 0 | | | | | | | | | | | | | | |
| Tito Fuentes, S (1, 4) OBP: 0.294, SLG: 0.375 | | 0-3 K | | 0-0 F9 | | 0-0 1B | | 0-0 G6-3 | 4 0 1 0 0 1 4 | | | | | | | | | | | | | | |
| Ken Henderson, S (1, 7) OBP: 0.258, SLG: 0.306 | | 0-3 K | | 0-0 F9 | | 0-0 1B | | 0-0 G6-3 | 4 0 1 0 0 1 4 | | | | | | | | | | | | | | |
| Al Gallagher, R (1, 5) OBP: 0.340, SLG: 0.289 | | 0-0 4-3 | | 4-0 FC3-6 BB | | 0-0 4-3 | | 0-3 K | 3 0 0 0 1 1 2 | | | | | | | | | | | | | | |
| Dave Rader, L (1, 2) OBP: 0.316, SLG: 0.360 | | 0-0 6-3 | | 0-0 FC3-6 E | | 0-0 6-3 | | 0-0 K | 4 0 1 0 0 0 2 | | | | | | | | | | | | | | |
| Jim Barr, R (1, 1) ERA: 3.16 | | | | | 0-3 K | | 0-0 F8 | | 0-3 K | 1 0 1 0 0 0 0 1 0 0 0 0 0 1 0 0 0 0 0 0 0 1 0 0 0 0 0 0 0 0 0 0 0 0 0 1 0 0 0 0 1 1 | | | | | | | | | | | | | |
| Bernie Williams, R (5, PH) OBP: 0.306, SLG: 0.338 | | | | | | | | | | | | | | | | | | | | | | | |
| Randy Moffitt, R (8, 1) ERA: 2.75 | | | | | | | | | | | | | | | | | | | | | | | |
| Chris Arnold, R (7, PH) OBP: 0.306, SLG: 0.333 | | | | | | | | | | | | | | | | | | | | | | | |
| Don McMahon, R (8, 1) ERA: 2.91 | | | | | | | | | | | | | | | | | | | | | | | |
| Fran Healy, S (9, PH) OBP: 0.250, SLG: 0.250 | | | | | | | | | | | | | | | | | | | | | | | |
| Inning Stats | R: 0 E: 0 K: 0 S: 4 | H: 1 LOB: 1 BB: 0 P: 4 | R: 0 E: 0 K: 2 S: 8 | H: 0 LOB: 1 BB: 0 P: 8 | R: 0 E: 0 K: 0 S: 3 | H: 0 LOB: 0 BB: 0 P: 3 | R: 0 E: 1 K: 2 S: 8 | H: 0 LOB: 2 BB: 1 P: 12 | R: 1 E: 0 K: 0 S: 5 | H: 2 LOB: 1 BB: 0 P: 5 | R: 0 E: 0 K: 0 S: 3 | H: 0 LOB: 0 BB: 0 P: 3 | R: 0 E: 0 K: 0 S: 5 | H: 3 LOB: 2 BB: 0 P: 5 | R: 0 E: 0 K: 3 S: 10 | H: 1 LOB: 1 BB: 0 P: 10 | 1B: 6 2B: 1 3B: 0 HR: 1 | SF: 0 SAC: 0 DP: 1 HBP: 0 | WP: 1 PB: 0 SB: 0 CS: 0 | PA: 37 | | | |
| PITCHER | IP WLS BF H R ER SO BB IBB HBP BLK WP HR S P ERA WHIP | | | | | | | | | | | PITCHER | IP WLS BF H R ER SO BB IBB HBP BLK WP HR S P ERA WHIP | | | | | | | | | | |
| Jerry Koosman, L (1, 1) ERA: 3.3 | 7.1 W 32 7 1 1 6 1 0 0 0 0 0 0 43 47 1.23 1.091 | | | | | | | | | | | | | | | | | | | | | | |
| Tug McGraw, L (8, 1) ERA: 2.01 | 1.2 S 5 1 0 0 3 0 0 0 0 0 0 0 11 11 0.00 0.600 | | | | | | | | | | | | | | | | | | | | | | |

| Batter | 1 | 2 | 3 | 4 | 5 | 6 | 7 | 8 | 9 | AB | R | H | RBI | BB | SO | LOB | TOP | | |
|---|--|---------------------------------|------------------------------|---------------------------------|------------------------------|---------------------------------|------------------------------|---------------------------------|------------------------------|---------------------------------|------------------------------|---------------------------------|------------------------------|----------------------------------|------------------------------|----------------------------------|----------------------------------|------------------------------------|--|
| Bud Harrelson, S OBP: 0.307, SLG: 0.257 (1, 6) | L6 | | 4-3 | | F9 | | | 6-3 | FC6-4 | 5 | 0 | 0 | 0 | 0 | 0 | 3 | | | |
| Wayne Garrett, L OBP: 0.386, SLG: 0.299 (1, 5) | 6-3 | | | 4-3 | | F8 | | 1B BB | | 3 | 0 | 0 | 0 | 1 | 0 | 0 | | | |
| Dave Marshall, L OBP: 0.312, SLG: 0.362 (1, 9) | BB | | | 1B E 1B | | F7 | | 1-2 1B | | 3 | 1 | 2 | 0 | 1 | 0 | 0 | | | |
| Dave Schneck, L OBP: 0.382, SLG: 0.548 (1, 8) | G3 | | | 1-2 E 1B | | 4-3 | | 4-3 | | 4 | 0 | 1 | 0 | 0 | 0 | 3 | | | |
| Cleon Jones, R OBP: 0.317, SLG: 0.333 (1, 7) | | 6-3 | | E9 | | | | 6-3 | | 4 | 0 | 1 | 0 | 0 | 0 | 0 | | | |
| Ed Kranepool, L OBP: 0.285, SLG: 0.316 (1, 3) | | F9 | | 1-2 2-H 1B | | | | F9 | L3 | 4 | 0 | 0 | 0 | 0 | 0 | 2 | | | |
| Ken Boswell, L OBP: 0.230, SLG: 0.247 (1, 4) | | 6-3 | | | | | | BB | BB 1B | 2 | 0 | 0 | 0 | 2 | 0 | 2 | | | |
| Jerry Grote, R OBP: 0.305, SLG: 0.306 (1, 2) | | | | F7 | | | | L6 | BB | 4 | 0 | 1 | 0 | 0 | 0 | 1 | | | |
| Jon Matlack, L OBP: 0.255, SLG: 0.171 (1, 1) | | | | | | | | | 1-2 BB | 3 | 0 | 0 | 0 | 0 | 2 | 0 | | | |
| Willie Mays, R OBP: 0.408, SLG: 0.355 (9, PH) | | | | K | | | | | FC6-4 | 0 | 0 | 0 | 0 | 1 | 0 | 0 | | | |
| Danny Frisella, L (9, 1) | | | | | | | | K | 1-2 2-3 BB | 0 | 0 | 0 | 0 | 0 | 0 | 0 | | | |
| Inning Stats | R: 0 E: 0 K: 0 S: 3 | H: 0 LOB: 1 BB: 1 P: 7 | R: 0 E: 0 K: 0 S: 3 | H: 0 LOB: 0 BB: 0 P: 3 | R: 0 E: 0 K: 1 S: 5 | H: 0 LOB: 0 BB: 0 P: 5 | R: 1 E: 1 K: 0 S: 6 | H: 3 LOB: 2 BB: 0 P: 6 | R: 0 E: 0 K: 0 S: 3 | H: 0 LOB: 0 BB: 0 P: 3 | R: 0 E: 0 K: 0 S: 3 | H: 0 LOB: 1 BB: 1 P: 7 | R: 0 E: 0 K: 1 S: 6 | H: 1 LOB: 2 BB: 1 P: 10 | R: 0 E: 0 K: 0 S: 4 | H: 1 LOB: 3 BB: 2 P: 12 | 1B: 5 2B: 0 3B: 0 HR: 0 | SF: 0 SAC: 0 DP: 0 HBP: 0 | WP: 0 PA: 37 PB: 0 SB: 0 CS: 0 |
| PITCHER Frank Reberger, R ERA: 3.0 (1, 1) | IP: 9.0 WLS: W BF: 37 H: 5 R: 1 ER: 0 SO: 2 BB: 5 IBB: 0 HBP: 0 BLK: 0 WP: 0 HR: 0 S: 36 P: 56 ERA: 0.00 WHIP: 1.111 | | | | | | | | | | | | | | | PITCHER | | | |

New York Mets @ San Francisco Giants
Candlestick Park, San Francisco, CA
Sat Jul 22 1972, 6:33 AM EDT
Att: 18,703 - Unknown


| | |
|-----|----|
| AB | 32 |
| R | 1 |
| H | 5 |
| RBI | 0 |
| BB | 5 |
| SO | 2 |
| LOB | 11 |



| Batter | 1 | 2 | 3 | 4 | 5 | 6 | 7 | 8 | 9 | AB | R | H | RBI | BB | SO | LOB | BOTTOM | | |
|---|--|---------------------------------|------------------------------|---------------------------------|------------------------------|---------------------------------|------------------------------|---------------------------------|------------------------------|----------------------------------|------------------------------|---------------------------------|------------------------------|---------------------------------|------------------------------|---------------------------------|----------------------------------|------------------------------------|--|
| Bobby Bonds, R OBP: 0.329, SLG: 0.469 (1, 9) | K | | | F8 | | | | F8 | | 3 | 0 | 0 | 0 | 1 | 1 | 0 | | | |
| Gary Maddox, R OBP: 0.305, SLG: 0.465 (1, 8) | 4-3 | | | FC6 BB | F3 | | | 5-3 | | 3 | 0 | 0 | 0 | 1 | 0 | 3 | | | |
| Chris Speier, R OBP: 0.348, SLG: 0.424 (1, 6) | L6 | | | K | | | | 6-3 | 1B WP BB | 3 | 1 | 0 | 0 | 1 | 1 | 1 | | | |
| Ed Goodson, L OBP: 0.328, SLG: 0.402 (1, 3) | | F8 | | FC6 | | | | K | WP IBB 1B | 4 | 0 | 1 | 0 | 0 | 1 | 1 | | | |
| Tito Fuentes, S OBP: 0.297, SLG: 0.381 (1, 4) | | P4 | | | | | | 6-3 | WP IBB | 3 | 1 | 1 | 0 | 1 | 0 | 0 | | | |
| Dave Rader, L OBP: 0.316, SLG: 0.357 (1, 2) | | K | | | BB 1B BB | | | K | 1-2 2-3 3-H WP | 3 | 0 | 0 | 0 | 1 | 2 | 2 | | | |
| Ken Henderson, S OBP: 0.259, SLG: 0.306 (1, 7) | | | K | | | | | F2 | | 3 | 0 | 1 | 1 | 0 | 1 | 0 | | | |
| Chris Arnold, R OBP: 0.288, SLG: 0.318 (1, 5) | | | F9 | | | | | F9 | | 3 | 0 | 0 | 0 | 0 | 0 | 2 | | | |
| Frank Reberger, L OBP: 0.100, SLG: 0.100 (1, 1) | | | K | | | | | K | | 3 | 0 | 0 | 0 | 0 | 3 | 2 | | | |
| Inning Stats | R: 0 E: 0 K: 1 S: 5 | H: 0 LOB: 0 BB: 0 P: 5 | R: 0 E: 0 K: 1 S: 5 | H: 0 LOB: 0 BB: 0 P: 5 | R: 0 E: 0 K: 2 S: 7 | H: 0 LOB: 0 BB: 0 P: 7 | R: 0 E: 0 K: 1 S: 5 | H: 0 LOB: 1 BB: 1 P: 9 | R: 1 E: 0 K: 1 S: 7 | H: 2 LOB: 3 BB: 2 P: 15 | R: 0 E: 0 K: 1 S: 5 | H: 0 LOB: 0 BB: 0 P: 5 | R: 0 E: 0 K: 1 S: 5 | H: 0 LOB: 0 BB: 0 P: 5 | R: 1 E: 0 K: 0 S: 1 | H: 1 LOB: 2 BB: 2 P: 9 | 1B: 2 2B: 0 3B: 1 HR: 0 | SF: 0 SAC: 0 DP: 0 HBP: 0 | WP: 1 PA: 33 PB: 0 SB: 0 CS: 0 |
| PITCHER Jon Matlack, L ERA: 2.24 (1, 1) | IP: 8.0 WLS: L BF: 29 H: 2 R: 1 ER: 1 SO: 9 BB: 3 IBB: 0 HBP: 0 BLK: 0 WP: 1 HR: 0 S: 44 P: 56 ERA: 1.12 WHIP: 0.625 | | | | | | | | | | | | | | | PITCHER | | | |

New York Mets @ San Francisco Giants
Candlestick Park, San Francisco, CA
Sat Jul 22 1972, 6:33 AM EDT
Att: 18,703 - Unknown

| | |
|-----|----|
| AB | 28 |
| R | 2 |
| H | 3 |
| RBI | 1 |
| BB | 5 |
| SO | 9 |
| LOB | 11 |



| Batter | 1 | 2 | 3 | 4 | 5 | 6 | 7 | 8 | 9 | AB R H RBI BB SO LOB | TOP | | | | | | | | | | | |
|---|--|----------------------------------|------------------------------|---------------------------------|------------------------------|---------------------------------|------------------------------|---------------------------------|------------------------------|----------------------------------|---|---------------------------------|------------------------------|---------------------------------|------------------------------|---------------------------------|------------------------------|---------------------------------|----------------------------------|------------------------------------|----------------------------------|--------|
| Bud Harrelson, S OBP: 0.309, SLG: 0.258 | | | | | | | | | | 3 1 1 0 1 1 2 | New York Mets @ San Francisco Giants Candlestick Park, San Francisco, CA Sun Jul 23 1972, 6:33 AM EDT Att: 26,257 - Unknown | | | | | | | | | | | |
| Willie Mays, R OBP: 0.305, SLG: 0.349 | | | | | | | | | | 3 0 0 0 1 1 2 | | | | | | | | | | | | |
| Jim Fregosi, R OBP: 0.301, SLG: 0.369 | | | | | | | | | | 3 0 0 1 0 1 1 | | | | | | | | | | | | |
| Cleon Jones, R OBP: 0.320, SLG: 0.337 | | | | | | | | | | 4 0 2 1 0 1 2 | | | | | | | | | | | | |
| Bill Sudakis, S OBP: 0.185, SLG: 0.083 | | | | | | | | | | 4 0 0 0 0 0 2 | | | | | | | | | | | | |
| Dave Schneck, L OBP: 0.368, SLG: 0.543 | | | | | | | | | | 4 0 1 0 0 1 0 | | | | | | | | | | | | |
| Ted Martinez, R OBP: 0.264, SLG: 0.296 | | | | | | | | | | 3 0 0 0 0 0 2 | | | | | | | | | | | | |
| Duffy Dyer, R OBP: 0.306, SLG: 0.414 | | | | | | | | | | 3 1 0 0 1 0 2 | | | | | | | | | | | | |
| Tom Seaver, R OBP: 0.232, SLG: 0.314 | | | | | | | | | | 3 0 0 0 0 0 3 | | | | | | | | | | | | |
| Jerry Grote, R OBP: 0.303, SLG: 0.304 | | | | | | | | | | 1 0 0 0 0 0 0 | | | | | | | | | | | | |
| Inning Stats | R: 1 E: 0 K: 1 S: 6 | H: 1 LOB: 1 BB: 1 P: 10 | R: 0 E: 2 K: 0 S: 5 | H: 0 LOB: 2 BB: 0 P: 5 | R: 0 E: 0 K: 2 S: 7 | H: 0 LOB: 0 BB: 0 P: 7 | R: 0 E: 0 K: 0 S: 3 | H: 0 LOB: 0 BB: 0 P: 3 | R: 1 E: 1 K: 0 S: 4 | H: 0 LOB: 2 BB: 2 P: 12 | R: 0 E: 0 K: 1 S: 5 | H: 0 LOB: 0 BB: 0 P: 5 | R: 0 E: 0 K: 0 S: 4 | H: 1 LOB: 1 BB: 0 P: 4 | R: 0 E: 0 K: 0 S: 5 | H: 2 LOB: 2 BB: 0 P: 5 | R: 0 E: 0 K: 1 S: 5 | H: 0 LOB: 0 BB: 0 P: 5 | 1B: 3 2B: 1 3B: 0 HR: 0 | SF: 1 SAC: 2 DP: 0 HBP: 0 | WP: 0 PB: 0 SB: 1 CS: 0 | PA: 37 |
| PITCHER Ron Bryant, L ERA: 2.48 | IP: 9.0 WLS: W BF: 37 H: 4 R: 2 ER: 1 SO: 5 BB: 2 IBB: 1 HBP: 0 BLK: 0 WP: 0 HR: 0 S: 44 P: 56 ERA: 1.00 WHIP: 0.667 | | | | | | | | | | | PITCHER | | | | | | | | | | |

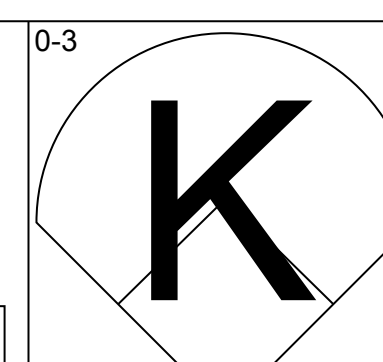
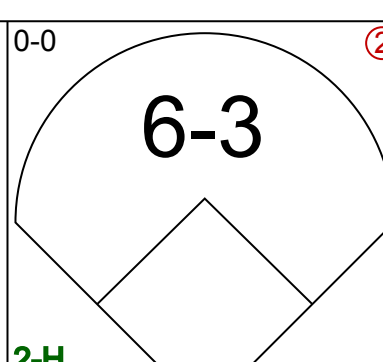
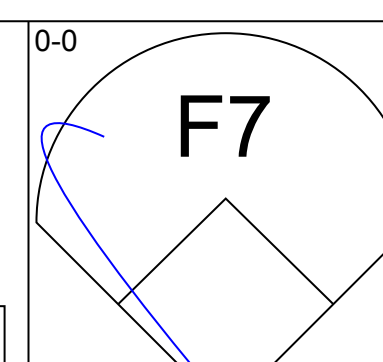
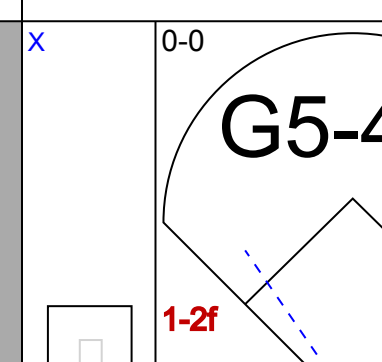
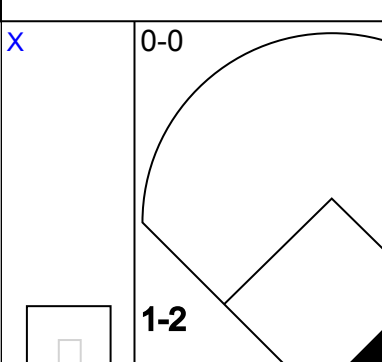
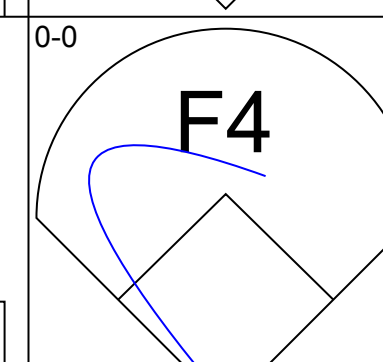
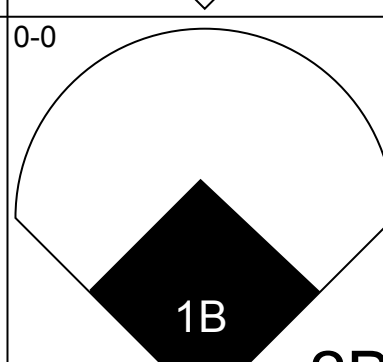
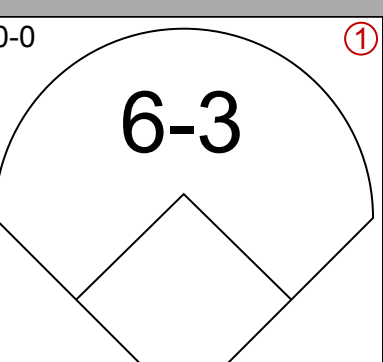
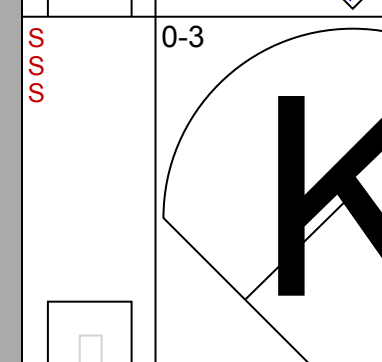
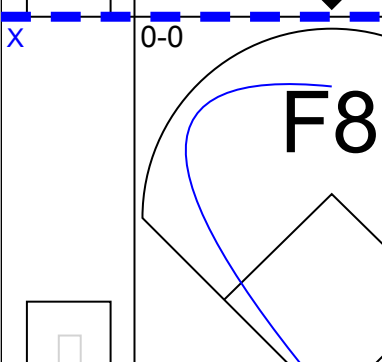
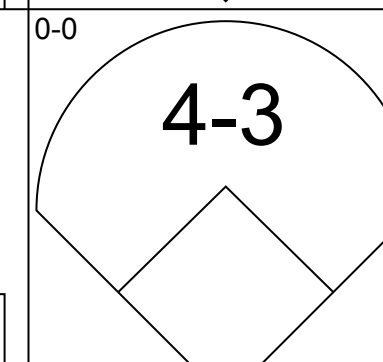
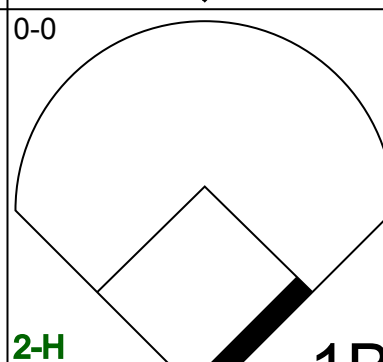
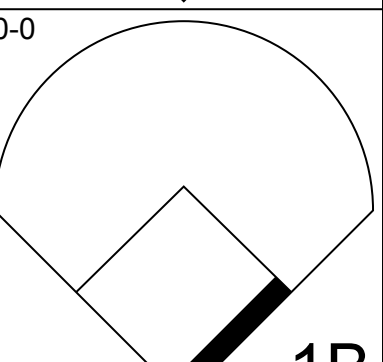
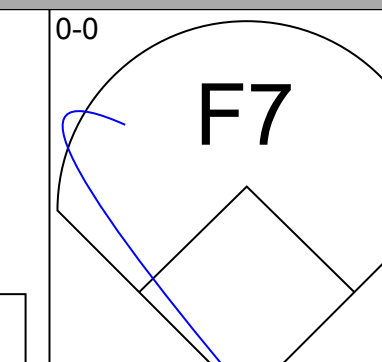
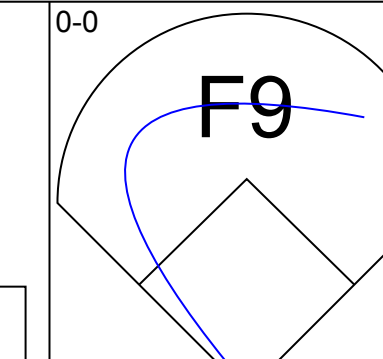
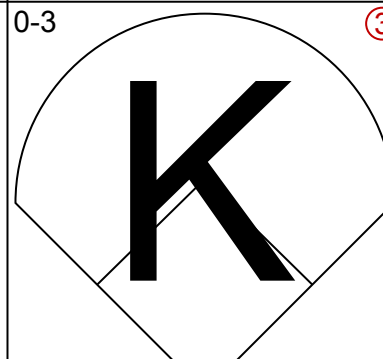
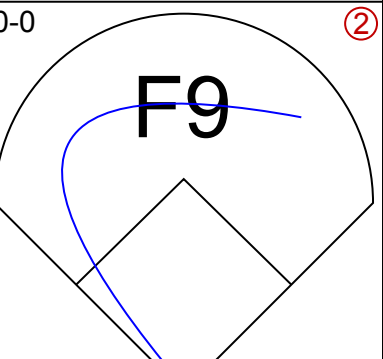
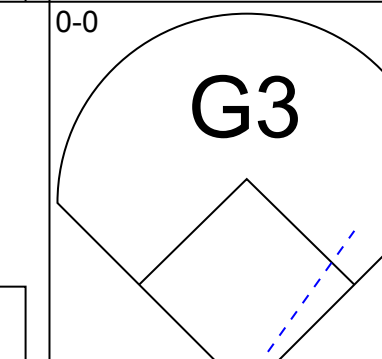
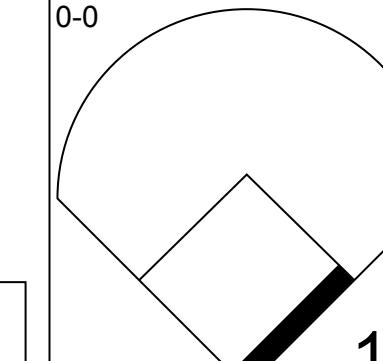
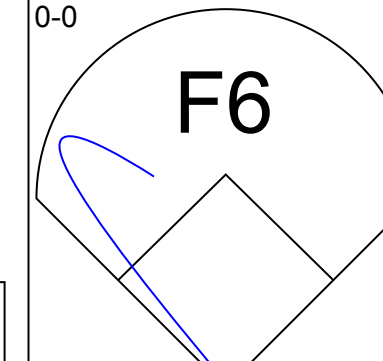
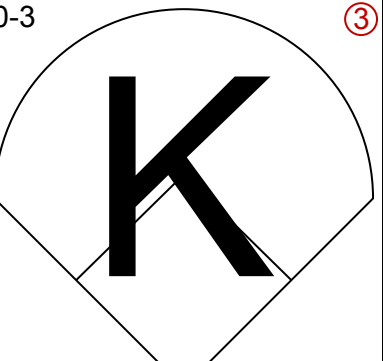
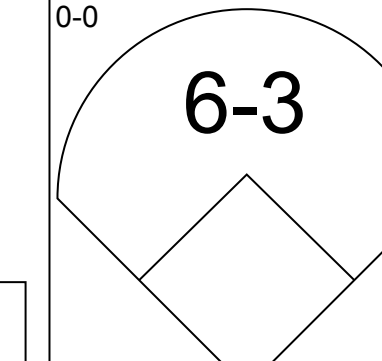
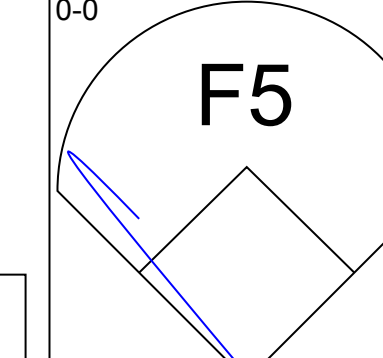
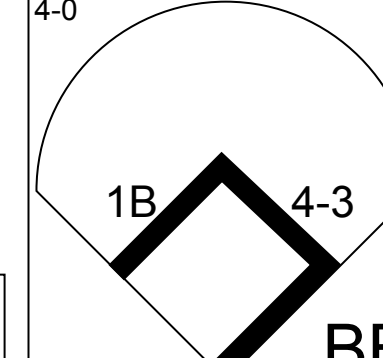
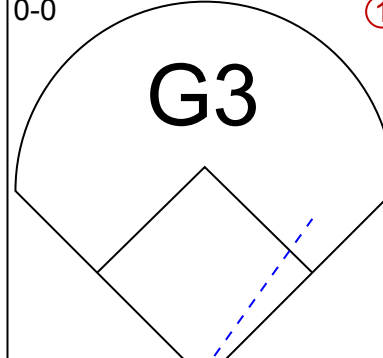
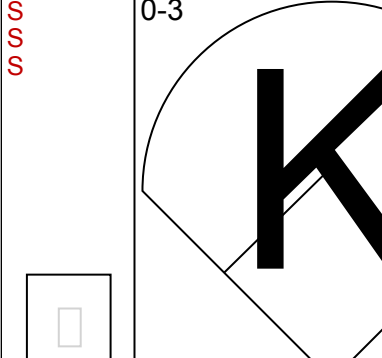
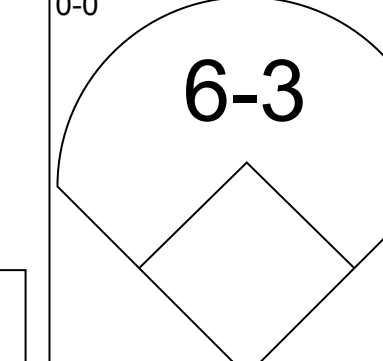
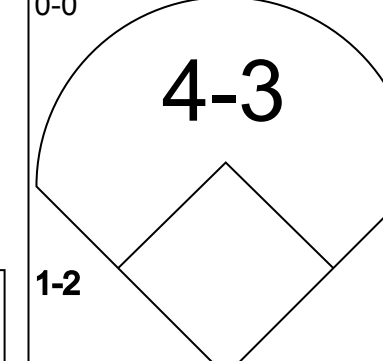
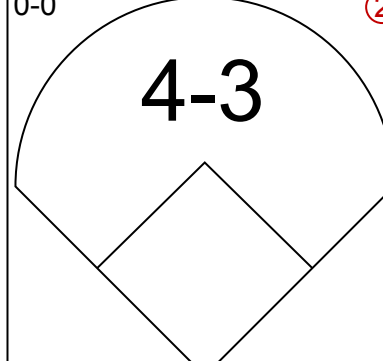
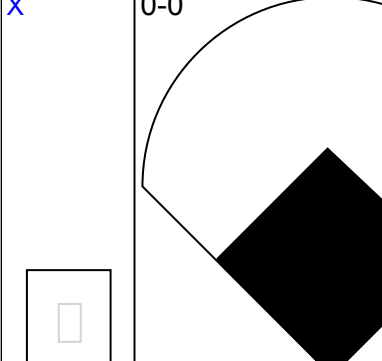
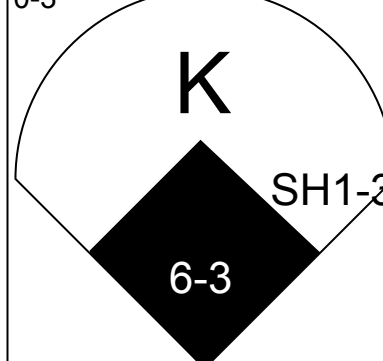
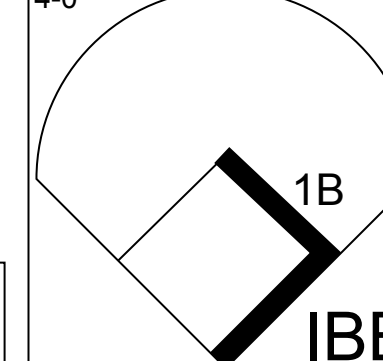
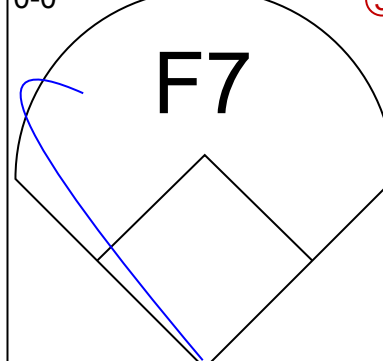
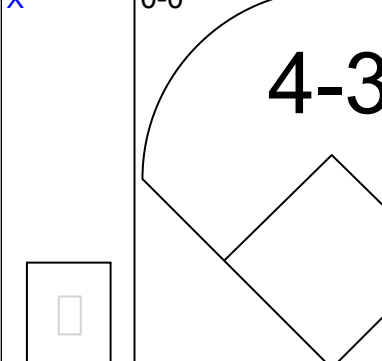
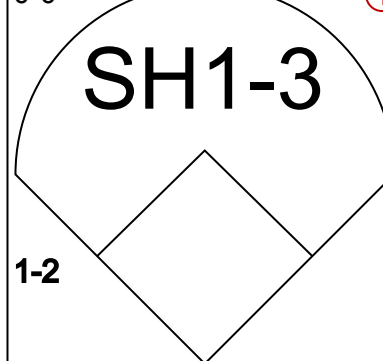
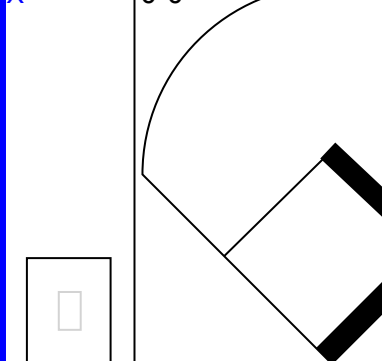
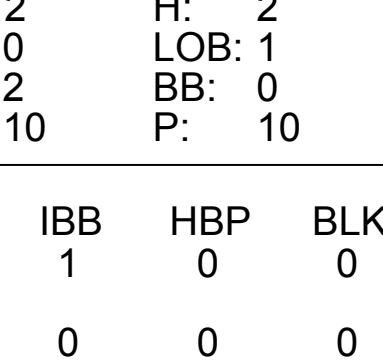
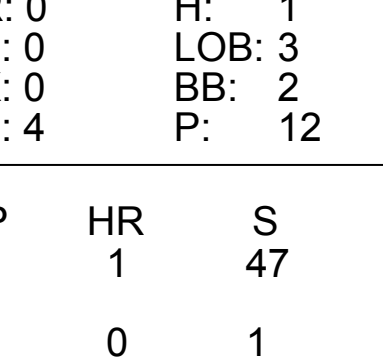
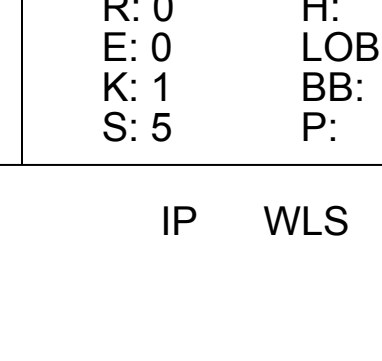
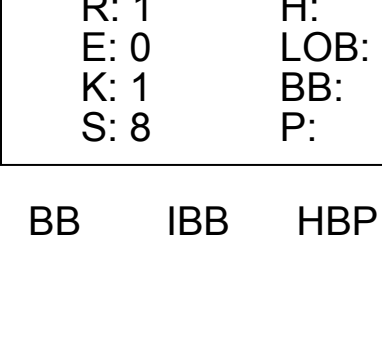

| Batter | 1 | 2 | 3 | 4 | 5 | 6 | 7 | 8 | 9 | AB R H RBI BB SO LOB | BOTTOM | | | | | | | |
|---|--|---------------------------------|------------------------------|---------------------------------|------------------------------|---------------------------------|------------------------------|---------------------------------|------------------------------|---------------------------------|---|---------------------------------|------------------------------|---------------------------------|----------------------------------|------------------------------------|----------------------------------|--------|
| Bobby Bonds, R OBP: 0.331, SLG: 0.476 | | | | | | | | | | 3 1 1 3 1 1 0 | New York Mets @ San Francisco Giants Candlestick Park, San Francisco, CA Sun Jul 23 1972, 6:33 AM EDT Att: 26,257 - Unknown | | | | | | | |
| Garry Maddox, R OBP: 0.304, SLG: 0.462 | | | | | | | | | | 4 1 1 0 0 2 1 | | | | | | | | |
| Chris Speier, R OBP: 0.347, SLG: 0.422 | | | | | | | | | | 4 0 1 1 0 0 0 | | | | | | | | |
| Ed Goodson, L OBP: 0.325, SLG: 0.397 | | | | | | | | | | 4 0 1 0 0 2 1 | | | | | | | | |
| Dave Rader, L OBP: 0.313, SLG: 0.353 | | | | | | | | | | 3 0 0 0 0 0 1 | | | | | | | | |
| Tito Fuentes, S OBP: 0.294, SLG: 0.378 | | | | | | | | | | 3 0 0 0 0 0 1 | | | | | | | | |
| Ken Henderson, S OBP: 0.264, SLG: 0.321 | | | | | | | | | | 2 1 1 1 1 0 1 | | | | | | | | |
| Chris Arnold, R OBP: 0.289, SLG: 0.319 | | | | | | | | | | 3 1 1 0 0 1 1 | | | | | | | | |
| Ron Bryant, S OBP: 0.184, SLG: 0.170 | | | | | | | | | | 3 1 1 0 0 0 0 | | | | | | | | |
| Inning Stats | R: 0 E: 1 K: 1 S: 4 | H: 0 LOB: 0 BB: 1 P: 8 | R: 0 E: 0 K: 0 S: 4 | H: 1 LOB: 1 BB: 0 P: 4 | R: 0 E: 0 K: 2 S: 7 | H: 0 LOB: 0 BB: 0 P: 7 | R: 0 E: 0 K: 1 S: 5 | H: 0 LOB: 0 BB: 0 P: 5 | R: 0 E: 0 K: 1 S: 2 | H: 0 LOB: 1 BB: 1 P: 6 | R: 1 E: 0 K: 0 S: 5 | H: 2 LOB: 1 BB: 0 P: 5 | R: 0 E: 0 K: 0 S: 5 | H: 0 LOB: 0 BB: 0 P: 5 | 1B: 5 2B: 0 3B: 0 HR: 2 | SF: 0 SAC: 0 DP: 0 HBP: 0 | WP: 0 PB: 0 SB: 1 CS: 1 | PA: 31 |
| PITCHER Tom Seaver, R ERA: 3.16 | IP: 8.0 WLS: L BF: 31 H: 7 R: 5 ER: 5 SO: 6 BB: 2 IBB: 0 HBP: 0 BLK: 0 WP: 0 HR: 2 S: 41 P: 49 ERA: 5.62 WHIP: 1.125 | | | | | | | | | | | PITCHER | | | | | | |

| | |
|-----|----|
| AB | 31 |
| R | 2 |
| H | 4 |
| RBI | 2 |
| BB | 3 |
| SO | 5 |
| LOB | 16 |



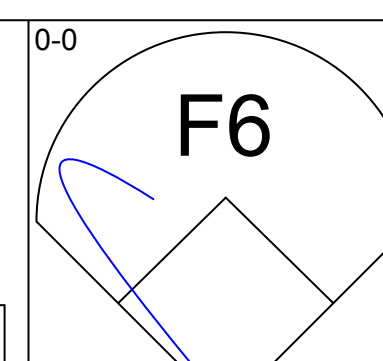
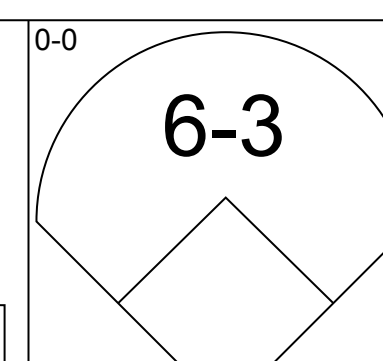
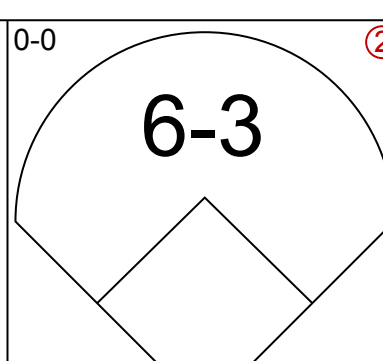
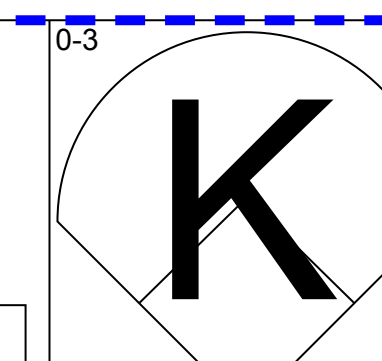
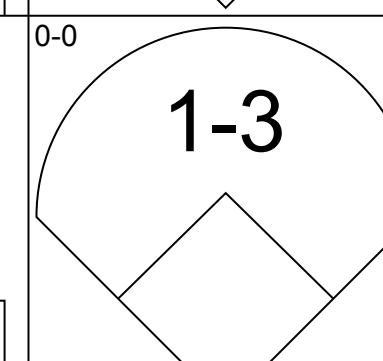
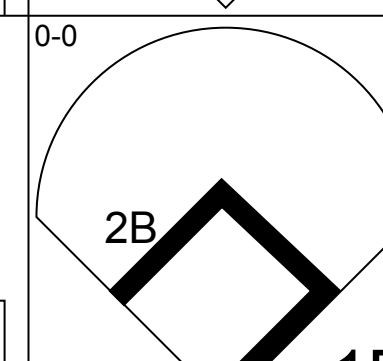
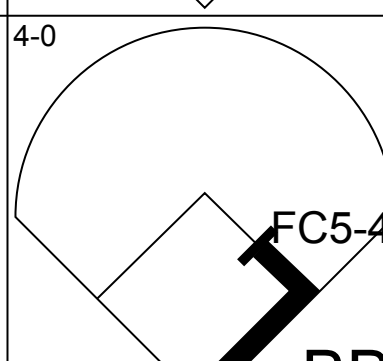
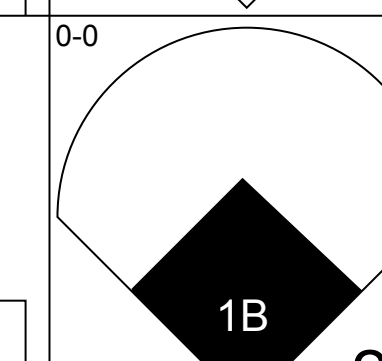
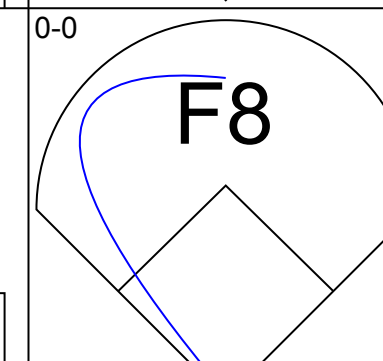
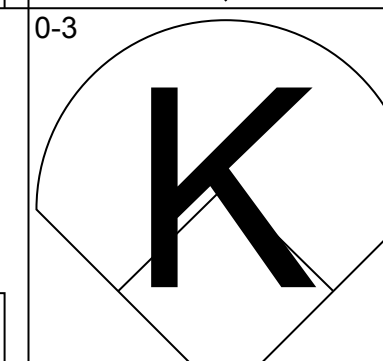
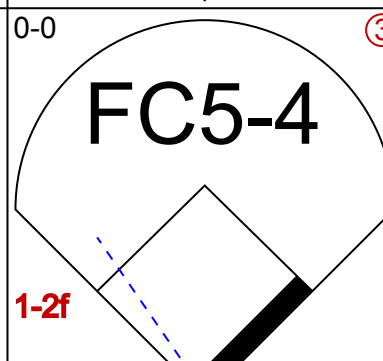
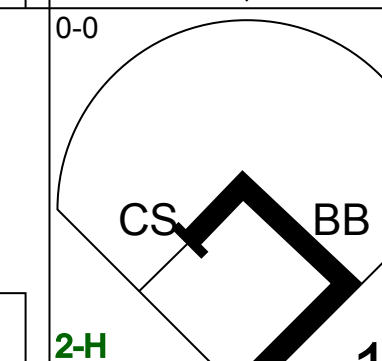
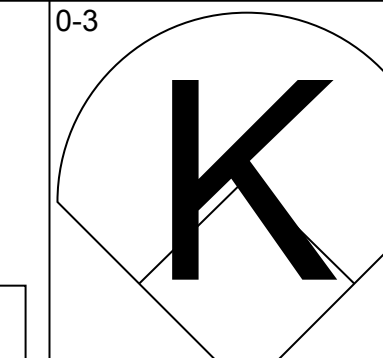
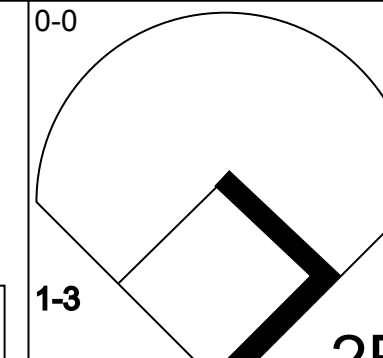
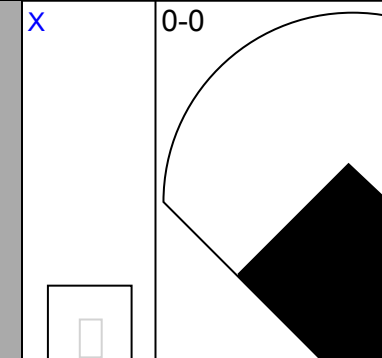
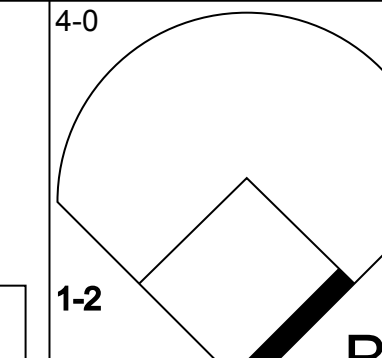
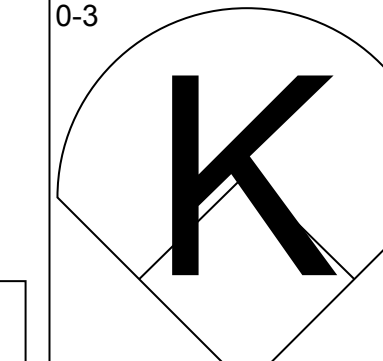
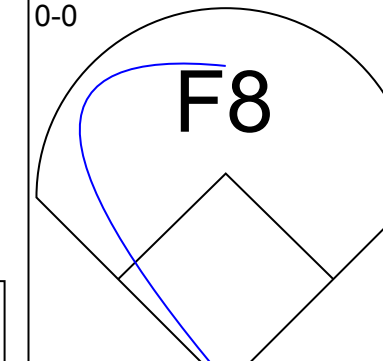
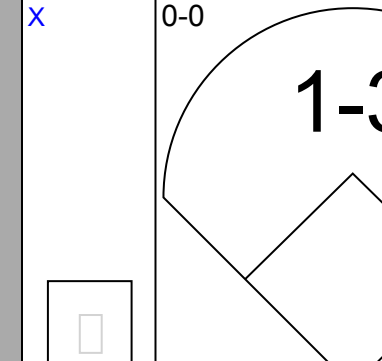
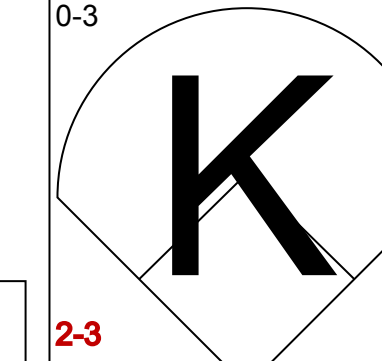
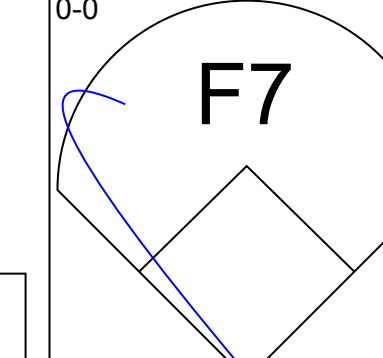
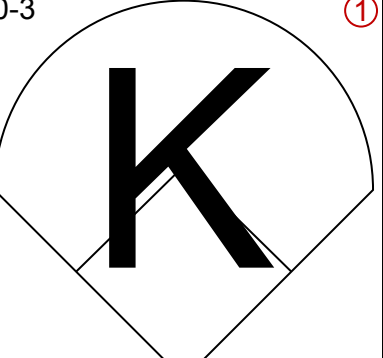
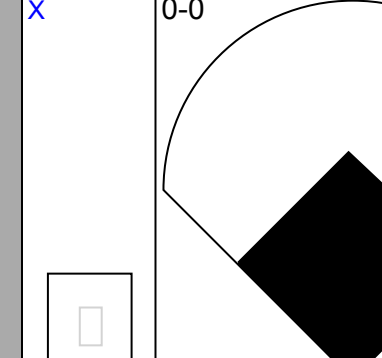
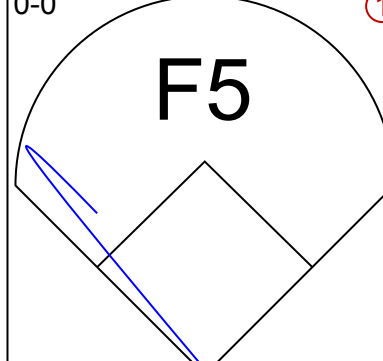
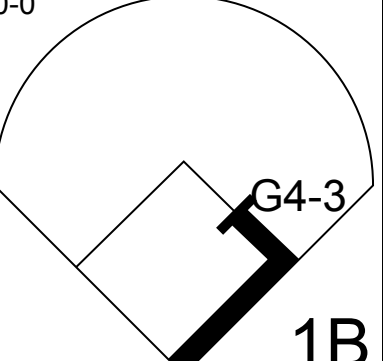
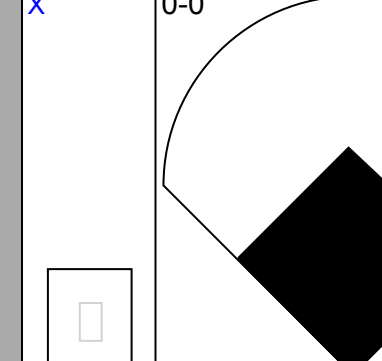
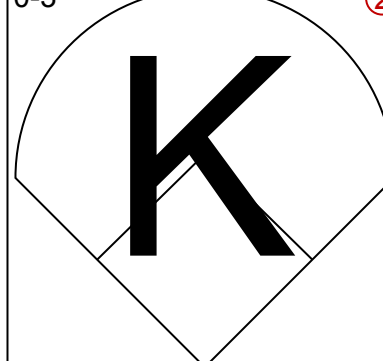
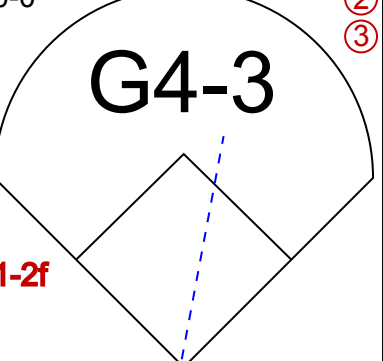
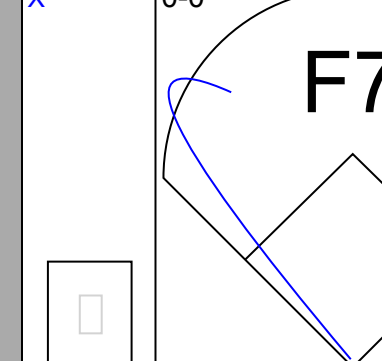
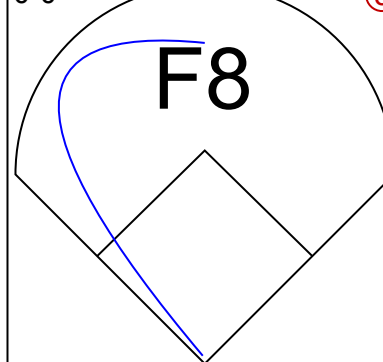
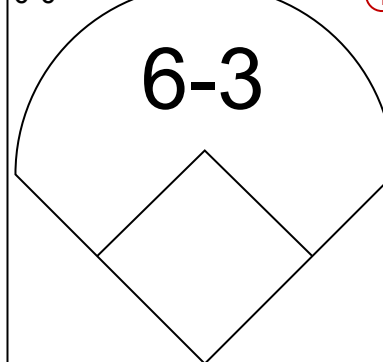
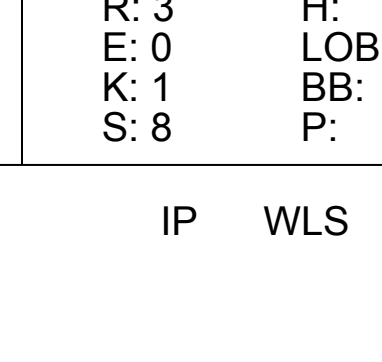
| | |
|-----|----|
| AB | 29 |
| R | 5 |
| H | 7 |
| RBI | 5 |
| BB | 2 |
| SO | 6 |
| LOB | 6 |



| Batter | 1 | 2 | 3 | 4 | 5 | 6 | 7 | 8 | 9 | AB | R | H | RBI | BB | SO | LOB | TOP | | | | | |
|---|---|---|---|--|---|--|---|----------------------------------|---|---------------------------------|------------------------------|---------------------------------|------------------------------|---------------------------------|------------------------------|---------------------------------|---|---------------------------------|----------------------------------|------------------------------------|----------------------------------|--------|
| Bobby Bonds, R OBP: 0.328, SLG: 0.472 (1,9) |  | |  |  | | |  | |  | 5 | 0 | 1 | 0 | 0 | 1 | 4 | San Francisco Giants @ Atlanta Braves Atlanta Stadium, Atlanta, GA Fri Jul 28 1972, 7:05 PM EDT Att: 10,333 - Unknown | | | | | |
| Gary Maddox, R OBP: 0.302, SLG: 0.460 (1,8) |  | |  | |  | |  | |  | 5 | 1 | 1 | 0 | 0 | 1 | 2 | | | | | | |
| Chris Speier, R OBP: 0.349, SLG: 0.423 (1,6) |  | |  | |  | | | |  | 4 | 0 | 2 | 1 | 0 | 0 | 0 | | | | | | |
| Willie McCovey, L OBP: 0.305, SLG: 0.383 (8,1) | |  |  | |  | | | |  | 4 | 0 | 0 | 0 | 0 | 1 | 2 | | | | | | |
| Tito Fuentes, S OBP: 0.294, SLG: 0.376 (1,4) | |  | |  | |  | | |  | 4 | 0 | 1 | 0 | 0 | 1 | 1 | | | | | | |
| Dave Radler, L OBP: 0.312, SLG: 0.348 (1,2) | |  | |  | |  | | |  | 3 | 0 | 0 | 0 | 1 | 1 | 1 | | | | | | |
| Al Gallagher, R OBP: 0.338, SLG: 0.306 (1,5) | |  | |  | |  | | |  | 4 | 1 | 1 | 1 | 0 | 0 | 2 | | | | | | |
| Ken Henderson, S OBP: 0.263, SLG: 0.316 (1,7) | | |  |  | |  | | |  | 3 | 1 | 0 | 0 | 1 | 1 | 0 | | | | | | |
| Ron Bryant, S OBP: 0.216, SLG: 0.204 (1,1) | | |  | | | | | |  | 2 | 0 | 2 | 0 | 0 | 0 | 0 | | | | | | |
| Ed Goodson, L OBP: 0.331, SLG: 0.402 (8,3) | | |  | |  | |  | |  | 1 | 0 | 1 | 0 | 0 | 0 | 0 | | | | | | |
| Bernie Williams, R OBP: 0.200, SLG: 0.328 (9, PR) | | | | | | | | |  | 0 | 0 | 0 | 0 | 0 | 0 | 0 | | | | | | |
| Inning Stats | R: 0 E: 0 K: 1 S: 5 | H: 0 LOB: 0 BB: 0 P: 5 | R: 0 E: 0 K: 0 S: 4 | H: 1 LOB: 1 BB: 0 P: 4 | R: 2 E: 0 K: 2 S: 10 | H: 2 LOB: 1 BB: 0 P: 10 | R: 0 E: 0 K: 0 S: 4 | H: 1 LOB: 3 BB: 2 P: 12 | R: 0 E: 0 K: 1 S: 6 | H: 0 LOB: 0 BB: 0 P: 3 | R: 0 E: 0 K: 1 S: 5 | H: 1 LOB: 0 BB: 0 P: 5 | R: 0 E: 0 K: 0 S: 3 | H: 0 LOB: 0 BB: 0 P: 3 | R: 0 E: 0 K: 0 S: 3 | H: 0 LOB: 0 BB: 0 P: 3 | R: 1 E: 0 K: 1 S: 8 | H: 3 LOB: 2 BB: 0 P: 8 | 1B: 7 2B: 1 3B: 0 HR: 1 | SF: 0 SAC: 1 DP: 1 HBP: 0 | WP: 0 PB: 1 SB: 0 CS: 0 | PA: 38 |
| PITCHER | IP | WLS | BF | H | R | ER | SO | BB | IBB | HBP | BLK | WP | HR | S | P | ERA | WHIP | | | | | |
| Ron Schueler, R ERA: 3.43 (1,1) | 8.2 | W | 37 | 9 | 3 | 1 | 6 | 1 | 1 | 0 | 0 | 0 | 1 | 47 | 55 | 1.04 | 1.154 | | | | | |
| Denny McLain, R ERA: 5.64 (9,1) | 0.1 | S | 1 | 0 | 0 | 0 | 0 | 0 | 0 | 0 | 0 | 0 | 0 | 1 | 1 | 0.00 | 0.000 | | | | | |

| | |
|-----|----|
| AB | 35 |
| R | 3 |
| H | 9 |
| RBI | 2 |
| BB | 2 |
| SO | 6 |
| LOB | 12 |



| Batter | 1 | 2 | 3 | 4 | 5 | 6 | 7 | 8 | 9 | AB | R | H | RBI | BB | SO | LOB | BOTTOM | | | | |
|---|---|---|---|---|--|---|---|---|---|---------------------------------|------------------------------|---------------------------------|------------------------------|---------------------------------|------------------------------|----------------------------------|---|------------------------------------|----------------------------------|--------|--|
| Oscar Brown, R OBP: 0.221, SLG: 0.373 (1,9) |  | | |  | |  | |  | | 4 | 0 | 0 | 0 | 0 | 1 | 0 | San Francisco Giants @ Atlanta Braves Atlanta Stadium, Atlanta, GA Fri Jul 28 1972, 7:05 PM EDT Att: 10,333 - Unknown | | | | |
| Ralph Garr, L OBP: 0.357, SLG: 0.396 (1,7) |  | | |  | |  | |  | | 3 | 1 | 2 | 0 | 1 | 0 | 0 | | | | | |
| Dusty Baker Jr., R OBP: 0.382, SLG: 0.460 (1,8) |  | | |  | |  | |  | | 4 | 0 | 1 | 1 | 0 | 1 | 2 | | | | | |
| Earl Williams, R OBP: 0.338, SLG: 0.459 (1,3) | |  | |  | |  | |  | | 3 | 1 | 2 | 1 | 1 | 1 | 0 | | | | | |
| Felix Milan, R OBP: 0.293, SLG: 0.313 (1,4) | |  | |  | |  | |  | | 4 | 0 | 0 | 0 | 0 | 2 | 4 | | | | | |
| Darrell Evans, L OBP: 0.373, SLG: 0.453 (1,5) | |  | | |  | |  | | | 3 | 1 | 1 | 1 | 0 | 1 | 0 | | | | | |
| Paul Casanova, R OBP: 0.250, SLG: 0.323 (1,2) | | |  | |  | |  | | | 3 | 1 | 2 | 1 | 0 | 0 | 0 | | | | | |
| Marty Perez, R OBP: 0.266, SLG: 0.260 (1,6) | | |  | |  | |  | | | 3 | 0 | 0 | 0 | 0 | 1 | 1 | | | | | |
| Ron Schueler, R OBP: 0.235, SLG: 0.242 (1,1) | | |  | | |  | | | | 3 | 0 | 0 | 0 | 0 | 1 | 0 | | | | | |
| Denny McLain, R ERA: 2.92 (9,1) | | | | | | | | |  | 0 | 0 | 0 | 0 | 0 | 0 | 0 | | | | | |
| Inning Stats | R: 0 E: 0 K: 0 S: 3 | H: 0 LOB: 0 BB: 0 P: 3 | R: 0 E: 0 K: 2 S: 7 | H: 0 LOB: 0 BB: 0 P: 7 | R: 0 E: 0 K: 1 S: 5 | H: 0 LOB: 0 BB: 0 P: 5 | R: 0 E: 0 K: 1 S: 7 | H: 2 LOB: 2 BB: 0 P: 7 | R: 0 E: 0 K: 1 S: 5 | H: 1 LOB: 0 BB: 0 P: 5 | R: 0 E: 0 K: 0 S: 3 | H: 0 LOB: 1 BB: 1 P: 7 | R: 3 E: 0 K: 1 S: 8 | H: 3 LOB: 0 BB: 0 P: 8 | R: 1 E: 0 K: 2 S: 8 | H: 2 LOB: 2 BB: 1 P: 12 | 1B: 3 2B: 3 3B: 0 HR: 3 | SF: 0 SAC: 0 DP: 2 HBP: 0 | WP: 0 PB: 0 SB: 0 CS: 1 | PA: 32 | |
| PITCHER | IP | WLS | BF | H | R | ER | SO | BB | IBB | HBP | BLK | WP | HR | S | P | ERA | WHIP | | | | |
| Ron Bryant, L ERA: 2.55 (1,1) | 7.0 | L | 27 | 6 | 3 | 3 | 6 | 1 | 0 | 0 | 0 | 0 | 0 | 8 | 12 | 3.86 | 1.000 | | | | |
| Randy Moffitt, R ERA: 2.92 (8,1) | 1.0 | | 5 | 2 | 1 | 1 | 2 | 1 | 0 | 0 | 0 | 0 | 0 | 8 | 12 | 9.00 | 3.000 | | | | |



| Batter | 1 | 2 | 3 | 4 | 5 | 6 | 7 | 8 | 9 | AB | R | H | RBI | BB | SO | LOB | TOP | | | | | |
|---|------------------------------|---------------------------------|------------------------------|---------------------------------|------------------------------|---------------------------------|------------------------------|----------------------------------|------------------------------|---------------------------------|------------------------------|---------------------------------|------------------------------|---------------------------------|------------------------------|---------------------------------|--|----------------------------------|----------------------------------|------------------------------------|----------------------------------|--------|
| Bobby Bonds, R OBP: 0.331, SLG: 0.471 (1, 9) | | | | | | | | | | 3 | 1 | 1 | 0 | 1 | 1 | 2 | San Francisco Giants @ Atlanta Braves Atlanta Stadium, Atlanta, GA Sat Jul 29 1972, 7:05 PM EDT Att: 8,913 - Unknown | | | | | |
| Gary Maddox, R OBP: 0.301, SLG: 0.457 (1, 8) | | | | | | | | | | 4 | 1 | 1 | 0 | 0 | 0 | 1 | | | | | | |
| Chris Speier, R OBP: 0.345, SLG: 0.418 (1, 6) | | | | | | | | | | 4 | 0 | 0 | 1 | 0 | 1 | 1 | | | | | | |
| Ed Goodson, L OBP: 0.328, SLG: 0.397 (1, 3) | | | | | | | | | | 4 | 1 | 1 | 1 | 0 | 1 | 0 | | | | | | |
| Tito Fuentes, S OBP: 0.293, SLG: 0.375 (1, 4) | | | | | | | | | | 4 | 1 | 1 | 0 | 0 | 1 | 0 | | | | | | |
| Dave Radler, L OBP: 0.311, SLG: 0.347 (1, 2) | | | | | | | | | | 4 | 0 | 1 | 0 | 0 | 0 | 2 | | | | | | |
| Ken Henderson, S OBP: 0.283, SLG: 0.313 (1, 7) | | | | | | | | | | 3 | 1 | 0 | 0 | 1 | 0 | 1 | | | | | | |
| Al Gallagher, R OBP: 0.347, SLG: 0.308 (1, 5) | | | | | | | | | | 2 | 0 | 1 | 0 | 2 | 0 | 0 | | | | | | |
| Frank Reberger, L OBP: 0.154, SLG: 0.154 Jerry Johnson, R (8, 1) | | | | | | | | | | 3 | 0 | 1 | 1 | 0 | 0 | 0 | | | | | | |
| Inning Stats | R: 0 E: 0 K: 1 S: 5 | H: 0 LOB: 0 BB: 0 P: 5 | R: 0 E: 0 K: 1 S: 5 | H: 0 LOB: 0 BB: 0 P: 5 | R: 0 E: 0 K: 0 S: 3 | H: 1 LOB: 0 BB: 0 P: 3 | R: 5 E: 1 K: 0 S: 9 | H: 5 LOB: 2 BB: 1 P: 13 | R: 0 E: 0 K: 1 S: 5 | H: 0 LOB: 0 BB: 0 P: 5 | R: 0 E: 0 K: 0 S: 3 | H: 1 LOB: 0 BB: 0 P: 3 | R: 0 E: 0 K: 0 S: 3 | H: 0 LOB: 1 BB: 1 P: 7 | R: 0 E: 0 K: 1 S: 5 | H: 0 LOB: 0 BB: 0 P: 5 | R: 0 E: 0 K: 0 S: 2 | H: 0 LOB: 1 BB: 2 P: 10 | 1B: 7 2B: 0 3B: 0 HR: 0 | SF: 0 SAC: 0 DP: 2 HBP: 0 | WP: 1 PB: 1 SB: 2 CS: 0 | PA: 36 |
| PITCHER | IP | WLS | BF | H | R | ER | SO | BB | IBB | HBP | BLK | WP | HR | S | P | ERA | WHIP | | | | | |
| Phil Niekro, R ERA: 3.35 Tom Kelley, R ERA: 4.12 | (1, 1) | 8.0 | L | 32 | 7 | 5 | 2 | 4 | 1 | 1 | 0 | 0 | 0 | 0 | 2 | 10 | 2.25 | 1.000 | | | | |

| Batter | 1 | 2 | 3 | 4 | 5 | 6 | 7 | 8 | 9 | AB | R | H | RBI | BB | SO | LOB | BOTTOM | | | | | |
|--|------------------------------|----------------------------------|------------------------------|---------------------------------|------------------------------|----------------------------------|------------------------------|---------------------------------|------------------------------|---------------------------------|------------------------------|---------------------------------|------------------------------|----------------------------------|------------------------------|----------------------------------|--|---------------------------------|-----------------------------------|------------------------------------|----------------------------------|--------|
| Dusty Baker Jr., R OBP: 0.386, SLG: 0.466 (1, 8) | | | | | | | | | | 4 | 1 | 2 | 0 | 0 | 2 | 2 | San Francisco Giants @ Atlanta Braves Atlanta Stadium, Atlanta, GA Sat Jul 29 1972, 7:05 PM EDT Att: 8,913 - Unknown | | | | | |
| Ralph Carr, L OBP: 0.360, SLG: 0.399 (1, 7) | | | | | | | | | | 5 | 1 | 3 | 1 | 0 | 0 | 4 | | | | | | |
| Hank Aaron, R OBP: 0.386, SLG: 0.488 (1, 3) | | | | | | | | | | 4 | 0 | 1 | 0 | 1 | 0 | 0 | | | | | | |
| Earl Williams, R OBP: 0.342, SLG: 0.456 (1, 2) | | | | | | | | | | 2 | 0 | 0 | 0 | 3 | 2 | 2 | | | | | | |
| Darrell Evans, L OBP: 0.377, SLG: 0.456 (1, 5) | | | | | | | | | | 3 | 0 | 2 | 1 | 1 | 0 | 0 | | | | | | |
| Mike Lum, L OBP: 0.311, SLG: 0.344 (1, 9) | | | | | | | | | | 5 | 0 | 0 | 0 | 0 | 1 | 7 | | | | | | |
| Felix Millan, R OBP: 0.301, SLG: 0.321 (1, 4) | | | | | | | | | | 4 | 0 | 3 | 0 | 1 | 0 | 0 | | | | | | |
| Marty Perez, R OBP: 0.264, SLG: 0.258 Jim Breazeale, L OBP: 0.171, SLG: 0.265 Gil Garrido, R OBP: 0.394, SLG: 0.311 (7, PH) (8, 6) | | | | | | | | | | 3 | 0 | 0 | 0 | 0 | 1 | 3 | | | | | | |
| Phil Niekro, R OBP: 0.238, SLG: 0.279 Sonny Jackson, L OBP: 0.255, SLG: 0.245 Tom Kelley, R OBP: 0.161, SLG: 0.103 (8, PH) (9, 1) | | | | | | | | | | 1 | 0 | 0 | 0 | 0 | 0 | 0 | | | | | | |
| Inning Stats | R: 1 E: 0 K: 1 S: 7 | H: 2 LOB: 2 BB: 1 P: 11 | R: 0 E: 0 K: 1 S: 5 | H: 1 LOB: 0 BB: 0 P: 5 | R: 1 E: 0 K: 0 S: 4 | H: 2 LOB: 2 BB: 2 P: 12 | R: 0 E: 0 K: 1 S: 6 | H: 1 LOB: 2 BB: 0 P: 7 | R: 0 E: 0 K: 1 S: 6 | H: 1 LOB: 1 BB: 0 P: 6 | R: 0 E: 0 K: 1 S: 7 | H: 2 LOB: 2 BB: 0 P: 7 | R: 0 E: 0 K: 0 S: 4 | H: 1 LOB: 3 BB: 2 P: 12 | R: 0 E: 0 K: 1 S: 6 | H: 2 LOB: 2 BB: 1 P: 10 | R: 0 E: 0 K: 1 S: 5 | H: 0 LOB: 0 BB: 0 P: 5 | 1B: 10 2B: 2 3B: 0 HR: 0 | SF: 1 SAC: 0 DP: 0 HBP: 1 | WP: 1 PB: 0 SB: 0 CS: 1 | PA: 43 |
| PITCHER | IP | WLS | BF | H | R | ER | SO | BB | IBB | HBP | BLK | WP | HR | S | P | ERA | WHIP | | | | | |
| Frank Reberger, R ERA: 2.88 Jerry Johnson, R ERA: 5.63 | (1, 1) | 7.2 | W | 39 | 12 | 2 | 2 | 5 | 6 | 0 | 1 | 0 | 0 | 0 | 8 | 8 | 2.35 | 2.348 | | | | |

| Batter | 1 | 2 | 3 | 4 | 5 | 6 | 7 | 8 | 9 | AB | R | H | RBI | BB | SO | LOB | TOP | | |
|--|--|---------------------------------|------------------------------|---------------------------------|------------------------------|---------------------------------|------------------------------|---------------------------------|------------------------------|---------------------------------|------------------------------|---------------------------------|------------------------------|---------------------------------|------------------------------|---------------------------------|--|------------------------------------|--|
| Bobby Bonds, R OBP: 0.330, SLG: 0.467 (1,9) | | | | | | | | | | 3 | 0 | 0 | 0 | 1 | 0 | 2 | San Francisco Giants @ Cincinnati Reds Riverfront Stadium, Cincinnati, OH Sun Jul 30 1972, 3:33 AM EDT Unknown livebaseballscorecards.com | | |
| Gary Maddox, R OBP: 0.304, SLG: 0.465 (1,8) | | | | | | | | | | 4 | 0 | 2 | 0 | 0 | 0 | 2 | | | |
| Chris Speier, R OBP: 0.342, SLG: 0.413 (1,6) | | | | | | | | | | 4 | 0 | 0 | 0 | 0 | 0 | 3 | | | |
| Ed Goodson, L OBP: 0.326, SLG: 0.392 (1,3) | | | | | | | | | | 4 | 0 | 1 | 0 | 0 | 0 | 3 | | | |
| Tito Fuentes, S OBP: 0.296, SLG: 0.382 (1,4) | | | | | | | | | | 4 | 0 | 2 | 0 | 0 | 0 | 0 | | | |
| Al Gallacher, R OBP: 0.340, SLG: 0.301 (1,5) | | | | | | | | | | 4 | 0 | 0 | 0 | 0 | 0 | 3 | | | |
| Ken Henderson, S OBP: 0.263, SLG: 0.316 (1,7) | | | | | | | | | | 4 | 0 | 1 | 0 | 0 | 1 | 3 | | | |
| Dave Rader, L OBP: 0.307, SLG: 0.343 (1,2) | | | | | | | | | | 3 | 0 | 0 | 0 | 0 | 0 | 1 | | | |
| Dave Kingman, R OBP: 0.259, SLG: 0.479 (9, PH) | | | | | | | | | | 1 | 0 | 0 | 0 | 0 | 0 | 1 | | | |
| Juan Marichal, R OBP: 0.275, SLG: 0.308 (5, PH) | | | | | | | | | | 1 | 0 | 1 | 0 | 0 | 0 | 0 | | | |
| Chris Arnold, R OBP: 0.299, SLG: 0.329 (5, PH) | | | | | | | | | | 1 | 0 | 1 | 0 | 0 | 0 | 0 | | | |
| Randy Moffitt, R OBP: 0.250, SLG: 0.250 (7, PH) | | | | | | | | | | 0 | 0 | 0 | 0 | 0 | 0 | 0 | | | |
| Don McMahon, R OBP: 0.197, SLG: 0.322 (7, PH) | | | | | | | | | | 0 | 0 | 0 | 0 | 0 | 0 | 0 | | | |
| Inning Stats | R: 0 E: 0 K: 0 S: 4 | H: 1 LOB: 1 BB: 0 P: 4 | R: 0 E: 0 K: 0 S: 3 | H: 0 LOB: 0 BB: 0 P: 3 | R: 0 E: 0 K: 0 S: 4 | H: 1 LOB: 1 BB: 0 P: 4 | R: 0 E: 0 K: 0 S: 5 | H: 2 LOB: 2 BB: 0 P: 5 | R: 0 E: 0 K: 0 S: 4 | H: 1 LOB: 1 BB: 0 P: 4 | R: 0 E: 0 K: 0 S: 3 | H: 0 LOB: 0 BB: 0 P: 3 | R: 0 E: 0 K: 0 S: 4 | H: 1 LOB: 1 BB: 0 P: 4 | R: 0 E: 0 K: 1 S: 6 | H: 1 LOB: 1 BB: 0 P: 6 | 1B: 4 2B: 3 3B: 1 HR: 0 | SF: 0 SAC: 0 DP: 1 HBP: 0 | WP: 0 PA: 35 PB: 0 SB: 0 CS: 0 |
| PITCHER Ross Grimsley, L ERA: 2.31 (1,1) | IP: 9.0 WLS: W BF: 35 H: 8 R: 0 ER: 0 SO: 1 BB: 1 IBB: 0 HBP: 0 BLK: 0 WP: 0 HR: 0 S: 36 P: 40 ERA: 0.00 WHIP: 1.000 | | | | | | | | | | | | | | | PITCHER | | | |

| Batter | 1 | 2 | 3 | 4 | 5 | 6 | 7 | 8 | 9 | AB | R | H | RBI | BB | SO | LOB | BOTTOM | | |
|--|--|---------------------------------|------------------------------|---------------------------------|------------------------------|----------------------------------|------------------------------|----------------------------------|------------------------------|---------------------------------|------------------------------|---------------------------------|------------------------------|---------------------------------|------------------------------|---------------------------------|--|------------------------------------|--|
| Pete Rose, S OBP: 0.363, SLG: 0.381 (1,7) | | | | | | | | | | 4 | 1 | 2 | 0 | 0 | 1 | 1 | San Francisco Giants @ Cincinnati Reds Riverfront Stadium, Cincinnati, OH Sun Jul 30 1972, 3:33 AM EDT Unknown livebaseballscorecards.com | | |
| Joe Morgan, L OBP: 0.427, SLG: 0.443 (1,4) | | | | | | | | | | 3 | 1 | 1 | 0 | 1 | 0 | 1 | | | |
| Dave Concepcion, R OBP: 0.265, SLG: 0.256 (7,4) | | | | | | | | | | 0 | 0 | 0 | 0 | 0 | 0 | 0 | | | |
| Bobby Tolan, L OBP: 0.353, SLG: 0.421 (1,8) | | | | | | | | | | 3 | 0 | 1 | 1 | 1 | 0 | 0 | | | |
| Johnny Bench, R OBP: 0.370, SLG: 0.541 (1,2) | | | | | | | | | | 4 | 0 | 1 | 0 | 0 | 0 | 5 | | | |
| Tony Perez, R OBP: 0.340, SLG: 0.515 (1,3) | | | | | | | | | | 4 | 0 | 0 | 1 | 0 | 1 | 2 | | | |
| Cesar Geronimo, L OBP: 0.346, SLG: 0.471 (1,9) | | | | | | | | | | 4 | 1 | 0 | 0 | 0 | 1 | 3 | | | |
| Denis Menke, R OBP: 0.328, SLG: 0.328 (1,5) | | | | | | | | | | 3 | 1 | 1 | 1 | 1 | 0 | 2 | | | |
| Darrel Chaney, S OBP: 0.423, SLG: 0.438 (1,6) | | | | | | | | | | 4 | 0 | 1 | 1 | 0 | 0 | 1 | | | |
| Ross Grimsley, L OBP: 0.150, SLG: 0.128 (1,1) | | | | | | | | | | 4 | 0 | 1 | 0 | 0 | 1 | 2 | | | |
| Inning Stats | R: 0 E: 0 K: 0 S: 3 | H: 0 LOB: 0 BB: 0 P: 3 | R: 2 E: 0 K: 0 S: 6 | H: 3 LOB: 1 BB: 0 P: 6 | R: 2 E: 1 K: 0 S: 6 | H: 2 LOB: 2 BB: 1 P: 10 | R: 0 E: 1 K: 1 S: 7 | H: 2 LOB: 3 BB: 1 P: 11 | R: 0 E: 0 K: 1 S: 5 | H: 0 LOB: 0 BB: 0 P: 5 | R: 0 E: 0 K: 1 S: 6 | H: 1 LOB: 1 BB: 0 P: 6 | R: 0 E: 0 K: 1 S: 5 | H: 0 LOB: 0 BB: 0 P: 5 | R: 0 E: 0 K: 0 S: 3 | H: 0 LOB: 1 BB: 1 P: 7 | 1B: 5 2B: 2 3B: 1 HR: 0 | SF: 0 SAC: 0 DP: 0 HBP: 0 | WP: 0 PA: 36 PB: 0 SB: 0 CS: 0 |
| PITCHER Juan Marichal, R ERA: 3.47 (1,1) | IP: 4.0 WLS: L BF: 22 H: 7 R: 4 ER: 4 SO: 1 BB: 2 IBB: 0 HBP: 0 BLK: 0 WP: 0 HR: 0 S: 22 P: 30 ERA: 9.00 WHIP: 2.250 | | | | | | | | | | | | | | | PITCHER | | | |
| Randy Moffitt, R ERA: 2.77 (5,1) | IP: 2.0 WLS: 7 BF: 1 H: 0 R: 0 ER: 0 SO: 2 BB: 0 IBB: 0 HBP: 0 BLK: 0 WP: 0 HR: 0 S: 11 P: 11 ERA: 0.00 WHIP: 0.500 | | | | | | | | | | | | | | | | | | |
| Don McMahon, R ERA: 2.79 (7,1) | IP: 2.0 WLS: 7 BF: 0 H: 0 R: 0 ER: 0 SO: 1 BB: 1 IBB: 0 HBP: 0 BLK: 0 WP: 0 HR: 0 S: 8 P: 12 ERA: 0.00 WHIP: 0.500 | | | | | | | | | | | | | | | | | | |

| Batter | 1 | 2 | 3 | 4 | 5 | 6 | 7 | 8 | 9 | 10 | AB | R | H | RBI | BB | SO | LOB | TOP | | | | | | |
|--|------------------------------|----------------------------------|------------------------------|----------------------------------|------------------------------|---------------------------------|------------------------------|----------------------------------|------------------------------|---------------------------------|------------------------------|---------------------------------|------------------------------|----------------------------------|------------------------------|---------------------------------|------------------------------|--|----------------------------------|------------------------------------|-----------------|--|--|--|
| Bobby Bonds, R OBP: 0.335, SLG: 0.474 (1, 9) | 4-0 BB | | 0-0 P4 | | 0-0 HR | | 0-0 F7 | | 4-0 BB | 4-0 BB | 3 | 1 | 1 | 1 | 3 | 0 | 1 | San Francisco Giants @ Cincinnati Reds Riverfront Stadium, Cincinnati, OH Sun Jul 30 1972, 3:38 AM EDT Att: 48,351 - Unknown livebaseballscorecards.com | | | | | | |
| Gary Maddox, R OBP: 0.298, SLG: 0.455 (1, 8) | 0-0 F7 | | 0-0 L7 | | 0-3 K | | 0-3 K | | 0-0 4-3 | 0-0 4-3 | 6 | 0 | 0 | 0 | 0 | 2 | 4 | | | | | | | |
| Chris Speier, R OBP: 0.342, SLG: 0.411 (1, 6) | 0-3 K | | 0-0 4-3 | | | | 0-0 FC6-4 1B | | 0-0 F3 | 4-0 SH1-3 E BB | 4 | 1 | 1 | 0 | 1 | 1 | 1 | | | | | | | |
| Dave Kingman, R OBP: 0.298, SLG: 0.473 Frank Reberger, L OBP: 0.154, SLG: 0.154 Dave Rader, L OBP: 0.307, SLG: 0.343 (1, 3) | 0-3 K | | | | | | 0-0 FC6-4 2B 1-2f | | 0-3 K | 0-0 E6 1B SH1-3 3B | 4 | 0 | 0 | 0 | 1 | 2 | 3 | | | | | | | |
| Al Gallagher, R OBP: 0.343, SLG: 0.302 (1, 5) | | 4-0 BB | | 0-0 F9 | | 0-3 K | | 0-0 FC5 BB 1B | | 0-0 SH1-3 | 3 | 0 | 1 | 0 | 1 | 1 | 2 | | | | | | | |
| Bernie Williams, R OBP: 0.215, SLG: 0.339 Ken Henderson, S OBP: 0.266, SLG: 0.316 (1, 7) | | 0-3 K | | 0-3 K | | 0-0 K | | 4-0 1B | | 4-0 1B 3B | 3 | 0 | 1 | 0 | 1 | 2 | 2 | | | | | | | |
| Chris Arnold, R OBP: 0.288, SLG: 0.315 Tito Fuentes, S OBP: 0.297, SLG: 0.382 (8, 7) | | 0-0 F9 | | 0-3 K | | 0-0 K | | 1-2 2B | | 1-2 BB | 0 | 1 | 0 | 0 | 1 | 0 | 0 | | | | | | | |
| Fran Healy, R OBP: 0.288, SLG: 0.241 Ed Goodson, L OBP: 0.331, SLG: 0.413 (1, 4) | | 4-0 BB | | 0-0 F9 | | 0-3 K | | 0-0 FC5 2-3f | | 0-0 1B 3B | 3 | 0 | 0 | 0 | 0 | 1 | 4 | | | | | | | |
| Jim Barr, R OBP: 0.138, SLG: 0.182 (8, 4) | | 0-3 K | | 0-0 F3 | | 0-0 K | | 0-0 F2 | | 1-2 2-3 3B 1B | 2 | 1 | 1 | 1 | 0 | 0 | 2 | | | | | | | |
| Jim Barr, R OBP: 0.138, SLG: 0.182 (1, 1) | | 0-3 K | | 0-0 F3 | | 0-3 K | | 0-0 F8 | | 0-0 6-3 1B 3B WP | 3 | 0 | 0 | 0 | 1 | 0 | 0 | | | | | | | |
| Inning Stats | R: 0 E: 0 K: 2 S: 7 | H: 0 LOB: 1 BB: 1 P: 11 | R: 0 E: 0 K: 2 S: 7 | H: 0 LOB: 2 BB: 2 P: 15 | R: 0 E: 0 K: 0 S: 3 | H: 0 LOB: 0 BB: 0 P: 3 | R: 0 E: 0 K: 2 S: 7 | H: 0 LOB: 1 BB: 1 P: 11 | R: 1 E: 0 K: 2 S: 8 | H: 1 LOB: 0 BB: 0 P: 8 | R: 0 E: 0 K: 1 S: 6 | H: 1 LOB: 1 BB: 0 P: 6 | R: 0 E: 0 K: 1 S: 6 | H: 1 LOB: 2 BB: 1 P: 10 | R: 0 E: 0 K: 0 S: 3 | H: 0 LOB: 1 BB: 1 P: 7 | R: 5 E: 1 K: 0 S: 6 | H: 2 LOB: 1 BB: 3 P: 18 | 1B: 3 2B: 2 3B: 1 HR: 1 | SF: 0 SAC: 1 DP: 0 HBP: 0 | WP: 1 PA: 47 | | | |
| PITCHER | IP 8.0 | WLS W | BF 34 | H 5 | R 1 | ER 1 | SO 11 | BB 5 | IBB 0 | HBP 0 | BLK 0 | WP 0 | HR 1 | S 51 | P 71 | ERA 1.12 | WHIP 1.250 | | | | | | | |
| Tom Hall, L ERA: 2.44 Clay Carroll, R ERA: 2.09 (9, 1) | 2.0 L | 13 | 2 | 5 | 3 | 0 | 3 | 1 | 0 | 0 | 0 | 1 | 0 | 9 | 25 | 13.50 | 2.500 | | | | | | | |

| Batter | 1 | 2 | 3 | 4 | 5 | 6 | 7 | 8 | 9 | 10 | AB | R | H | RBI | BB | SO | LOB | BOTTOM | | | | | | |
|---|------------------------------|---------------------------------|------------------------------|---------------------------------|------------------------------|---------------------------------|------------------------------|---------------------------------|------------------------------|---------------------------------|------------------------------|---------------------------------|------------------------------|---------------------------------|------------------------------|---------------------------------|------------------------------|--|---------------------------------|----------------------------------|------------------------------------|-----------------|--|--|
| Pete Rose, S OBP: 0.360, SLG: 0.377 (1, 7) | 0-0 4-3 | | | 0-0 P6 | | 0-0 F8 | | | 0-0 F9 | | 4 | 0 | 0 | 0 | 0 | 0 | 0 | San Francisco Giants @ Cincinnati Reds Riverfront Stadium, Cincinnati, OH Sun Jul 30 1972, 3:38 AM EDT Att: 48,351 - Unknown livebaseballscorecards.com | | | | | | |
| Joe Morgan, L OBP: 0.425, SLG: 0.440 (1, 4) | 0-0 F9 | | | 0-0 4-1 | | | 0-0 F9 | | 0-0 FC4-6 1B | | 4 | 0 | 1 | 0 | 0 | 0 | 0 | | | | | | | |
| Bobby Tolan, L OBP: 0.350, SLG: 0.416 (1, 8) | 0-0 F7 | | | 0-3 K | | | 0-0 5-3 | | 0-0 FC4-6 1-2f | | 4 | 0 | 0 | 0 | 0 | 1 | 1 | | | | | | | |
| Johnny Bench, R OBP: 0.372, SLG: 0.546 (1, 2) | | 0-0 F9 | | 0-0 SF9 2B | | | 0-0 2B | | 0-0 F7 | | 4 | 1 | 2 | 0 | 0 | 0 | 1 | | | | | | | |
| Joe Hague, L OBP: 0.344, SLG: 0.411 (1, 3) | | 0-0 F9 | | 0-0 4-3 | | | 0-0 4-3 | | | 0-0 5-3 | 4 | 0 | 0 | 0 | 0 | 0 | 2 | | | | | | | |
| Hal McRae, R OBP: 0.263, SLG: 0.423 Clay Carroll, R OBP: 0.200, SLG: 0.200 Tony Perez, R OBP: 0.339, SLG: 0.513 (1, 5) | | 0-0 6-3 | | 0-0 SF9 | | 0-0 3H | 0-0 F8 | | 0-0 4-3 | | 2 | 0 | 0 | 1 | 0 | 0 | 0 | | | | | | | |
| Cesar Geronimo, L OBP: 0.338, SLG: 0.458 (1, 9) | | | 0-0 P4 | | 0-0 F8 | | 0-0 F8 | | 0-0 F8 | | 4 | 0 | 0 | 0 | 0 | 0 | 0 | | | | | | | |
| Darrel Chaney, S OBP: 0.420, SLG: 0.427 (1, 6) | | | 0-0 5-3 | | | 0-0 F7 | | 4-0 WP BB | | | 2 | 0 | 0 | 0 | 1 | 0 | 0 | | | | | | | |
| Tom Hall, L OBP: 0.063, SLG: 0.063 Denis Menke, R OBP: 0.327, SLG: 0.327 (8, PH) | | | 0-3 K | | | 0-0 B1-3 | | 0-0 5-3 | | 1-2 | 2 | 0 | 0 | 0 | 0 | 1 | 0 | | | | | | | |
| Inning Stats | R: 0 E: 0 K: 0 S: 3 | H: 0 LOB: 0 BB: 0 P: 3 | R: 0 E: 0 K: 0 S: 3 | H: 0 LOB: 0 BB: 0 P: 3 | R: 0 E: 0 K: 1 S: 5 | H: 0 LOB: 0 BB: 0 P: 5 | R: 0 E: 0 K: 1 S: 5 | H: 0 LOB: 0 BB: 0 P: 5 | R: 1 E: 0 K: 0 S: 4 | H: 1 LOB: 0 BB: 0 P: 4 | R: 0 E: 0 K: 0 S: 4 | H: 1 LOB: 1 BB: 0 P: 4 | R: 0 E: 0 K: 0 S: 4 | H: 0 LOB: 1 BB: 1 P: 7 | R: 0 E: 0 K: 0 S: 4 | H: 1 LOB: 1 BB: 0 P: 4 | R: 0 E: 0 K: 0 S: 3 | | H: 0 LOB: 0 BB: 0 P: 3 | 1B: 1 2B: 2 3B: 0 HR: 0 | SF: 1 SAC: 0 DP: 0 HBP: 0 | WP: 1 PA: 34 | | |
| PITCHER | IP 10.0 | WLS W | BF 34 | H 3 | R 1 | ER 1 | SO 2 | BB 1 | IBB 0 | HBP 0 | BLK 0 | WP 1 | HR 0 | S 37 | P 41 | ERA 0.90 | WHIP 0.400 | | | | | | | |
| Jim Barr, R ERA: 2.93 (1, 1) | 10.0 W | 34 | 3 | 1 | 1 | 2 | 2 | 1 | 0 | 0 | 0 | 1 | 0 | 37 | 41 | 0.90 | 0.400 | | | | | | | |

| Batter | 1 | 2 | 3 | 4 | 5 | 6 | 7 | 8 | 9 | AB R H RBI BB SO LOB | TOP | | | | | | | | | | | |
|---|---|---------------------------------|------------------------------|---------------------------------|------------------------------|----------------------------------|------------------------------|----------------------------------|------------------------------|---------------------------------|--|---------------------------------|------------------------------|---------------------------------|------------------------------|---------------------------------|------------------------------|---------------------------------|----------------------------------|------------------------------------|----------------------------------|--------|
| Bobby Bonds, R OBP: 0.338, SLG: 0.486 (1, 9) | | | | | | | | | | 5 3 3 1 0 1 1 | San Francisco Giants @ Cincinnati Reds Riverfront Stadium, Cincinnati, OH Mon Jul 31 1972, 7:05 PM EDT Att: 18,458 - Unknown | | | | | | | | | | | |
| Gary Maddox, R OBP: 0.300, SLG: 0.454 (1, 8) | | | | | | | | | | 5 2 2 0 0 1 1 | | | | | | | | | | | | |
| Chris Speier, R OBP: 0.348, SLG: 0.416 (1, 6) | | | | | | | | | | 3 0 3 2 1 0 0 | | | | | | | | | | | | |
| Ed Goodson, L OBP: 0.319, SLG: 0.400 (1, 3) | | | | | | | | | | 4 0 0 1 0 1 4 | | | | | | | | | | | | |
| Tito Fuentes, S OBP: 0.296, SLG: 0.381 (1, 4) | | | | | | | | | | 4 0 1 1 0 1 2 | | | | | | | | | | | | |
| Dave Rader, L OBP: 0.307, SLG: 0.341 (1, 2) | | | | | | | | | | 4 0 1 0 0 2 0 | | | | | | | | | | | | |
| Al Gallagher, R OBP: 0.341, SLG: 0.301 (1, 5) | | | | | | | | | | 4 1 1 0 0 0 2 | | | | | | | | | | | | |
| Ken Henderson, S OBP: 0.265, SLG: 0.312 (1, 7) | | | | | | | | | | 3 1 0 0 1 1 0 | | | | | | | | | | | | |
| Don Carrithers, R OBP: 0.150, SLG: 0.200 (1, 1) | | | | | | | | | | 4 0 1 2 0 2 0 | | | | | | | | | | | | |
| Inning Stats | R: 2 E: 1 K: 1 S: 7 | H: 3 LOB: 1 BB: 0 P: 7 | R: 0 E: 0 K: 2 S: 7 | H: 0 LOB: 0 BB: 0 P: 7 | R: 1 E: 0 K: 1 S: 6 | H: 1 LOB: 1 BB: 1 P: 10 | R: 2 E: 0 K: 1 S: 7 | H: 2 LOB: 1 BB: 1 P: 11 | R: 1 E: 0 K: 1 S: 8 | H: 3 LOB: 2 BB: 0 P: 8 | R: 0 E: 0 K: 1 S: 5 | H: 0 LOB: 0 BB: 0 P: 5 | R: 0 E: 0 K: 1 S: 6 | H: 1 LOB: 1 BB: 0 P: 6 | R: 0 E: 0 K: 1 S: 5 | H: 0 LOB: 0 BB: 0 P: 5 | R: 1 E: 0 K: 0 S: 5 | H: 2 LOB: 1 BB: 0 P: 5 | 1B: 9 2B: 2 3B: 0 HR: 1 | SF: 2 SAC: 0 DP: 0 HBP: 0 | WP: 0 PB: 0 SB: 1 CS: 0 | PA: 40 |
| PITCHER | IP WLS BF H R ER SO BB IBB HBP BLK WP HR S P ERA WHIP | | | | | | | | | | | | | | | | | | | | | |
| Jack Billingham, R ERA: 3.53 (1, 1) | 3.2 L 18 6 5 4 4 2 0 0 0 0 0 1 24 32 9.82 2.182 | | | | | | | | | | | | | | | | | | | | | |
| Pedro Borbon, R ERA: 3.39 (4, 1) | 1.1 7 3 1 1 2 0 0 0 0 0 0 0 11 11 6.75 2.250 | | | | | | | | | | | | | | | | | | | | | |
| Don Gullett, L ERA: 5.65 (6, 1) | 3.0 10 1 0 0 3 0 0 0 0 0 0 0 16 16 0.00 0.333 | | | | | | | | | | | | | | | | | | | | | |
| Ed Sprague, R ERA: 3.55 (9, 1) | 1.0 5 2 1 1 0 0 0 0 0 0 0 0 5 5 9.00 2.000 | | | | | | | | | | | | | | | | | | | | | |

| Batter | 1 | 2 | 3 | 4 | 5 | 6 | 7 | 8 | 9 | AB R H RBI BB SO LOB | BOTTOM | | | | | | | | | | | |
|--|---|---------------------------------|------------------------------|---------------------------------|------------------------------|---------------------------------|------------------------------|---------------------------------|------------------------------|---------------------------------|--|---------------------------------|------------------------------|---------------------------------|------------------------------|---------------------------------|------------------------------|---------------------------------|----------------------------------|------------------------------------|----------------------------------|--------|
| Pete Rose, S OBP: 0.359, SLG: 0.381 (1, 7) | | | | | | | | | | 4 0 1 0 0 0 1 | San Francisco Giants @ Cincinnati Reds Riverfront Stadium, Cincinnati, OH Mon Jul 31 1972, 7:05 PM EDT Att: 18,458 - Unknown | | | | | | | | | | | |
| Joe Morgan, L OBP: 0.424, SLG: 0.438 (1, 4) | | | | | | | | | | 4 1 1 0 0 0 1 | | | | | | | | | | | | |
| Bobby Tolan, L OBP: 0.346, SLG: 0.411 (1, 8) | | | | | | | | | | 4 0 0 0 0 0 1 | | | | | | | | | | | | |
| Johnny Bench, R OBP: 0.368, SLG: 0.540 (1, 2) | | | | | | | | | | 4 0 0 0 0 0 1 | | | | | | | | | | | | |
| Tony Perez, R OBP: 0.344, SLG: 0.519 (1, 3) | | | | | | | | | | 4 1 3 1 0 0 0 | | | | | | | | | | | | |
| Cesar Geronimo, L OBP: 0.335, SLG: 0.453 (1, 9) | | | | | | | | | | 4 0 1 1 0 1 2 | | | | | | | | | | | | |
| Denis Menke, R OBP: 0.325, SLG: 0.324 (1, 5) | | | | | | | | | | 2 0 0 0 0 1 1 | | | | | | | | | | | | |
| Don Gullett, R OBP: 0.375, SLG: 0.357 (6, 1) | | | | | | | | | | 0 0 0 0 0 0 0 | | | | | | | | | | | | |
| Ted Uhlhaender, L OBP: 0.242, SLG: 0.183 (8, PH) | | | | | | | | | | 1 0 0 0 0 0 0 | | | | | | | | | | | | |
| Ed Sprague, R (9, PH) | | | | | | | | | | 0 0 0 0 0 0 0 | | | | | | | | | | | | |
| Joe Hague, L OBP: 0.343, SLG: 0.409 (9, PH) | | | | | | | | | | 1 0 0 0 0 0 1 | | | | | | | | | | | | |
| Darrel Chaney, S OBP: 0.408, SLG: 0.412 (1, 6) | | | | | | | | | | 3 0 0 0 0 1 0 | | | | | | | | | | | | |
| Jack Billingham, R OBP: 0.070, SLG: 0.048 (1, 1) | | | | | | | | | | 1 0 0 0 0 0 0 | | | | | | | | | | | | |
| Pedro Borbon, R (4, 1) | | | | | | | | | | 0 0 0 0 0 0 0 | | | | | | | | | | | | |
| Hal McRae, R OBP: 0.271, SLG: 0.426 (6, 5) | | | | | | | | | | 2 0 1 0 0 0 0 | | | | | | | | | | | | |
| Inning Stats | R: 0 E: 0 K: 0 S: 3 | H: 0 LOB: 0 BB: 0 P: 3 | R: 0 E: 0 K: 0 S: 3 | H: 0 LOB: 0 BB: 0 P: 3 | R: 0 E: 0 K: 1 S: 5 | H: 0 LOB: 0 BB: 0 P: 5 | R: 0 E: 0 K: 0 S: 3 | H: 0 LOB: 0 BB: 0 P: 3 | R: 0 E: 0 K: 2 S: 8 | H: 1 LOB: 1 BB: 0 P: 8 | R: 0 E: 0 K: 0 S: 4 | H: 1 LOB: 1 BB: 0 P: 4 | R: 0 E: 0 K: 0 S: 4 | H: 1 LOB: 1 BB: 0 P: 4 | R: 0 E: 0 K: 0 S: 4 | H: 1 LOB: 1 BB: 0 P: 4 | R: 2 E: 0 K: 0 S: 6 | H: 3 LOB: 1 BB: 0 P: 6 | 1B: 5 2B: 1 3B: 1 HR: 0 | SF: 0 SAC: 0 DP: 0 HBP: 0 | WP: 0 PB: 0 SB: 0 CS: 0 | PA: 34 |
| PITCHER | IP WLS BF H R ER SO BB IBB HBP BLK WP HR S P ERA WHIP | | | | | | | | | | | | | | | | | | | | | |
| Don Carrithers, R ERA: 5.13 (1, 1) | 9.0 W 34 7 2 2 3 0 0 0 0 0 0 0 40 40 2.00 0.778 | | | | | | | | | | | | | | | | | | | | | |

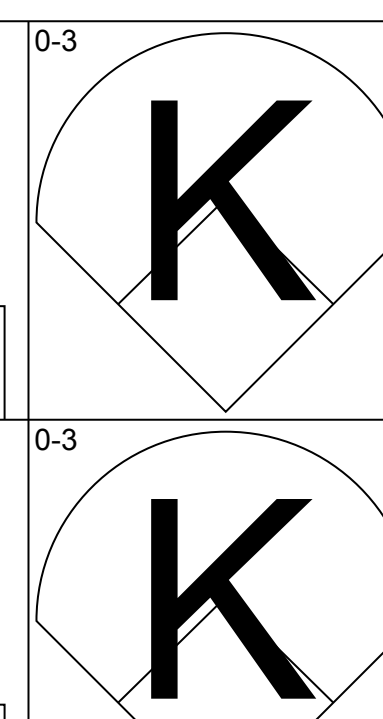
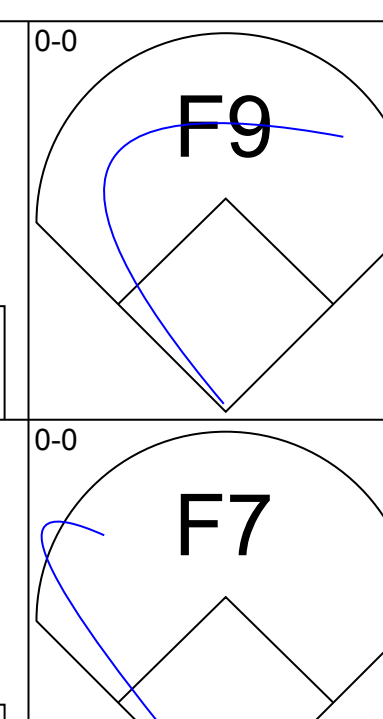
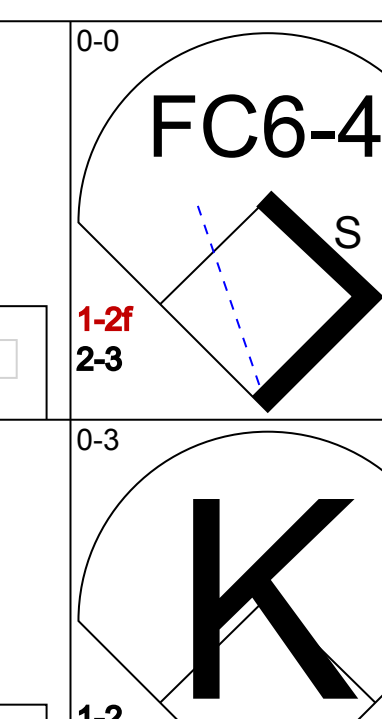
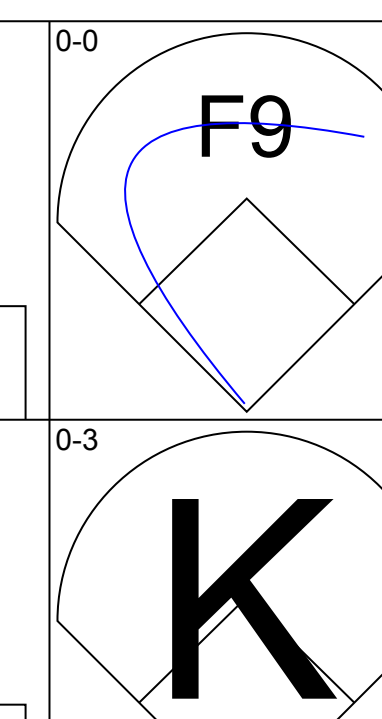
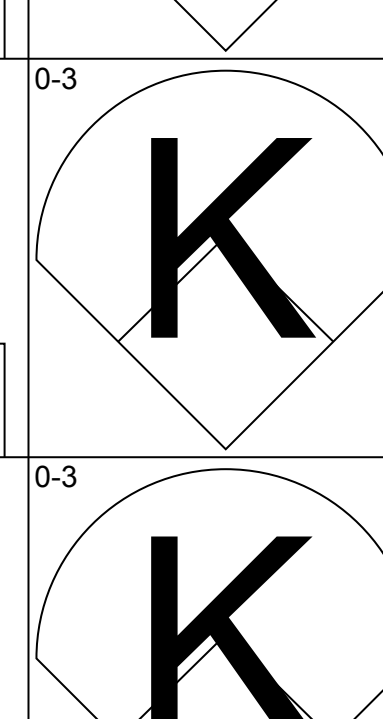
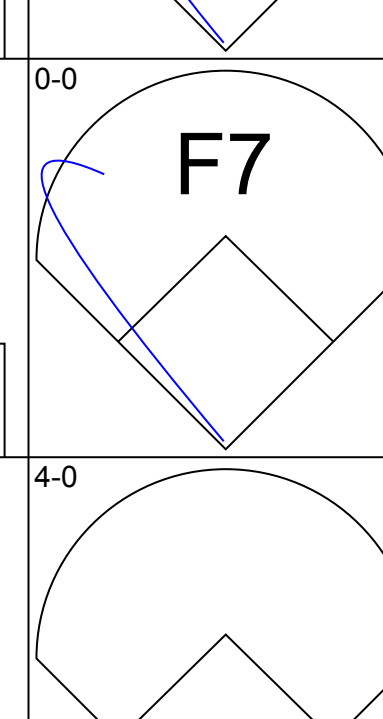
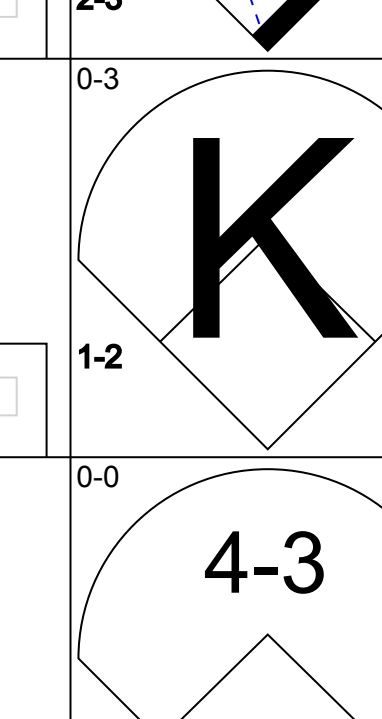
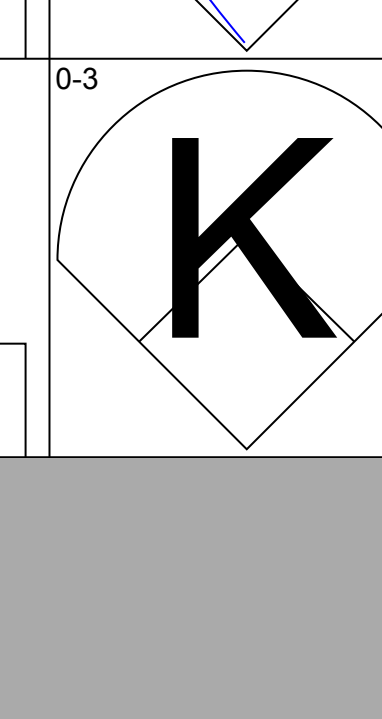
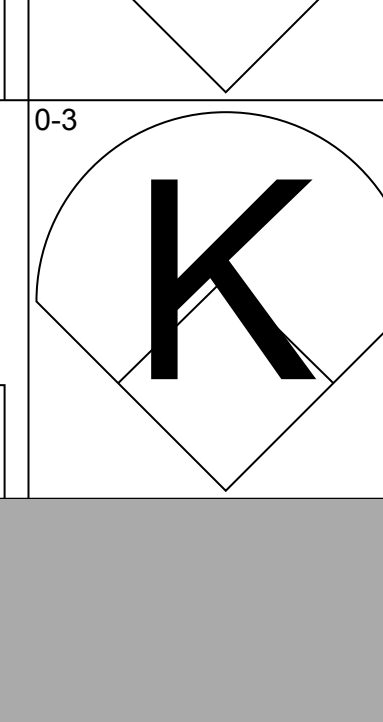
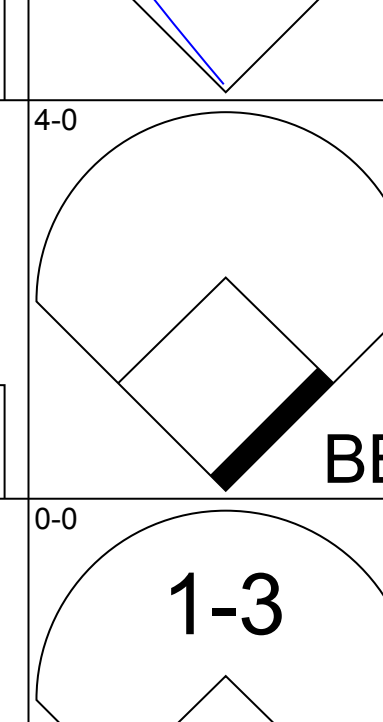
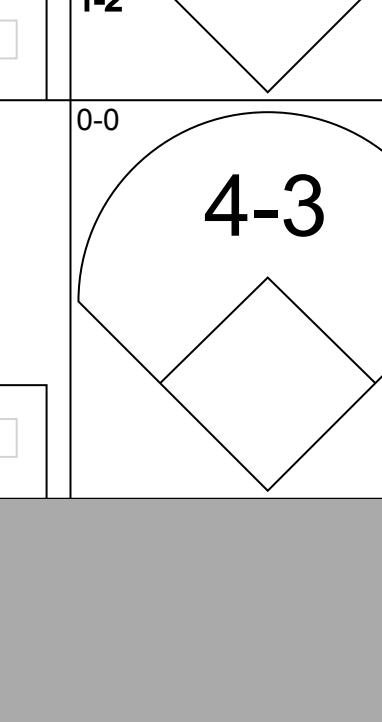
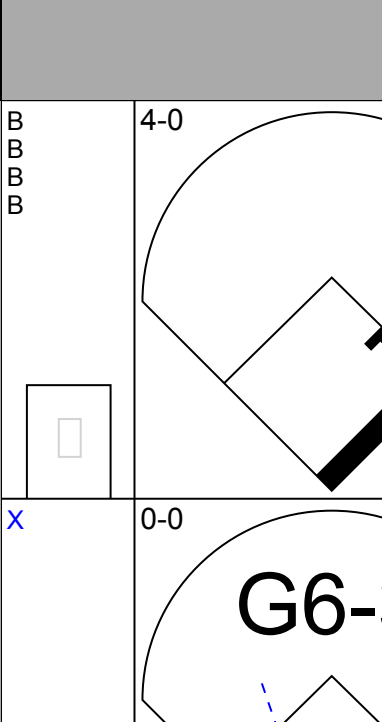
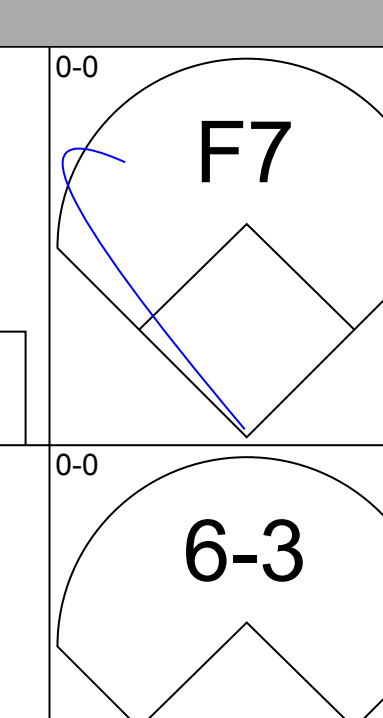
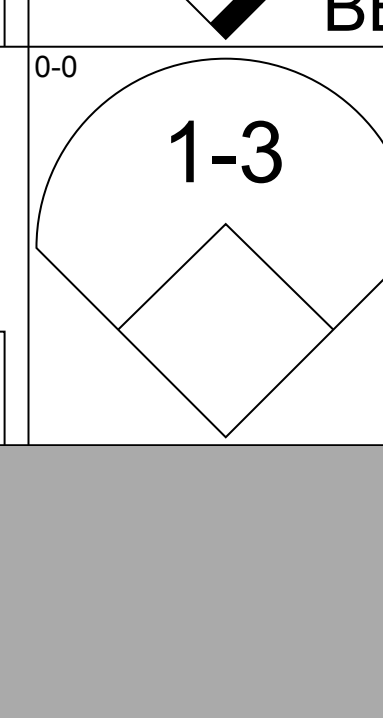
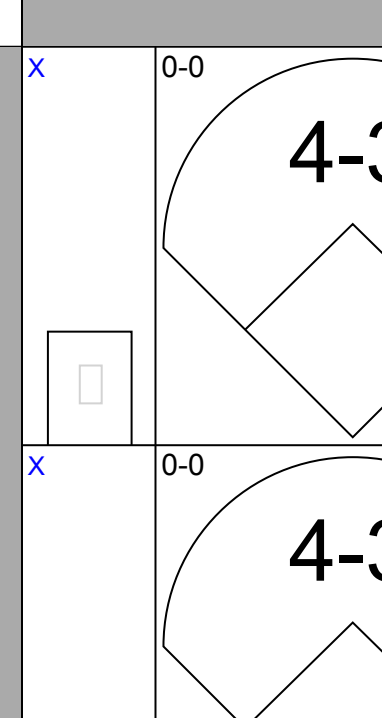
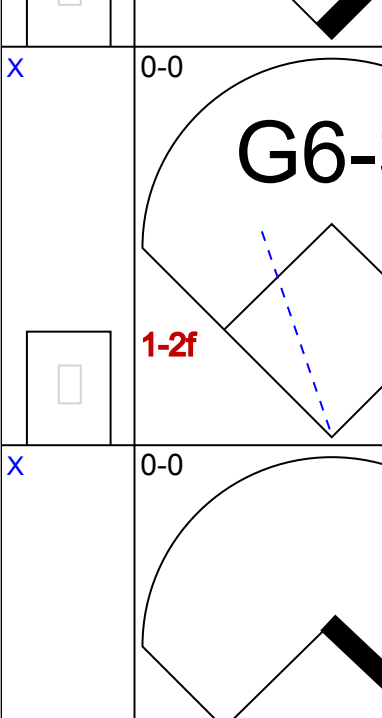
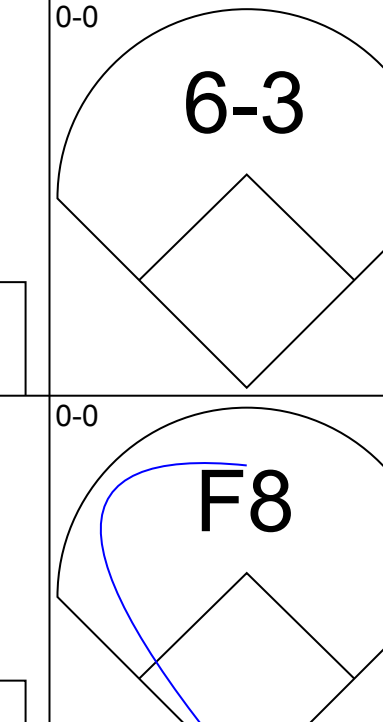
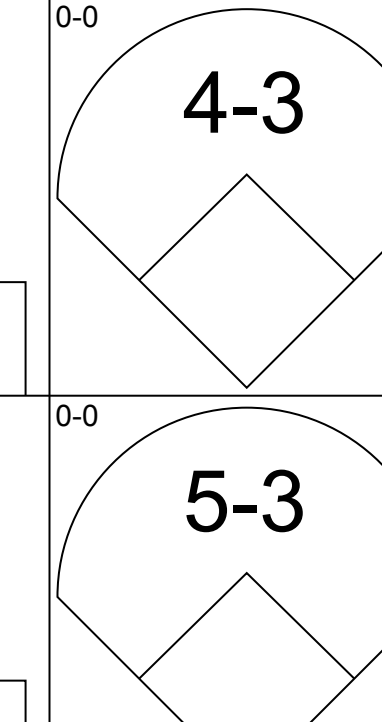
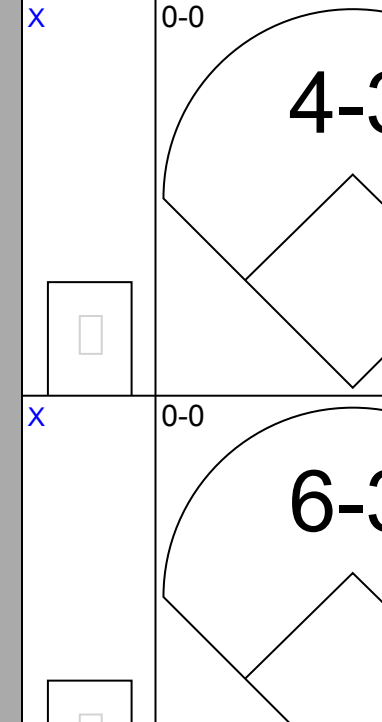
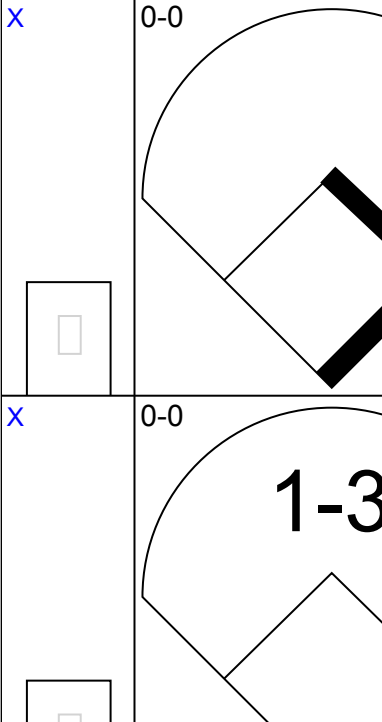
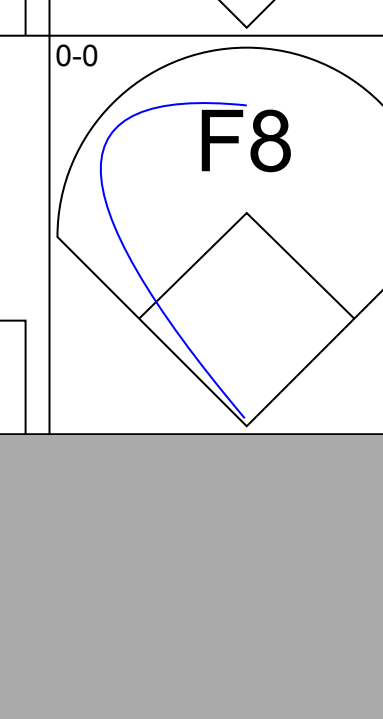
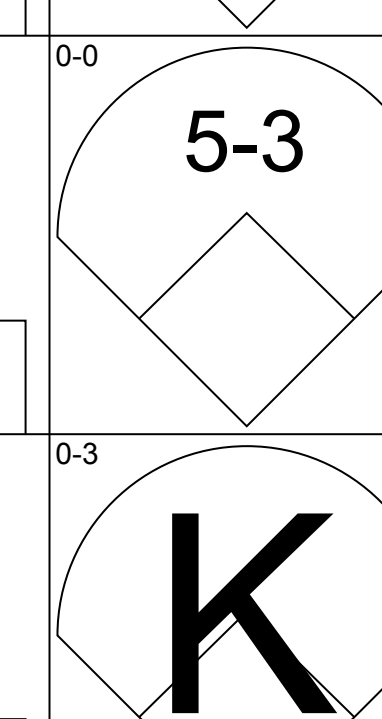
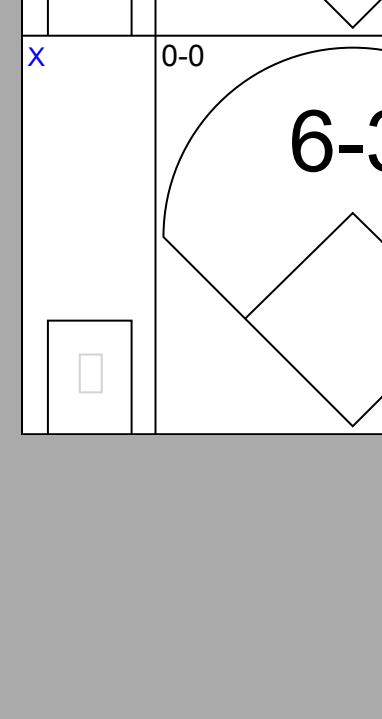
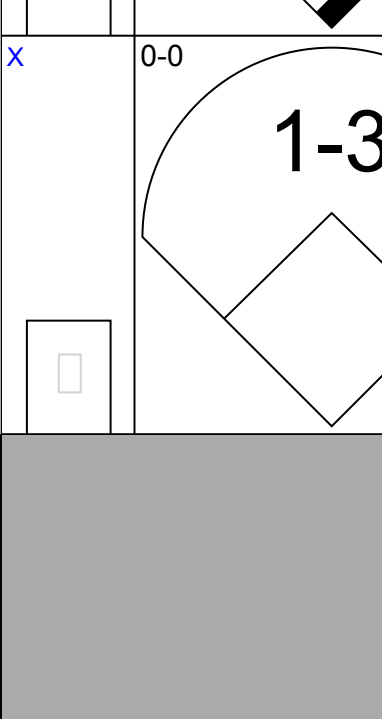
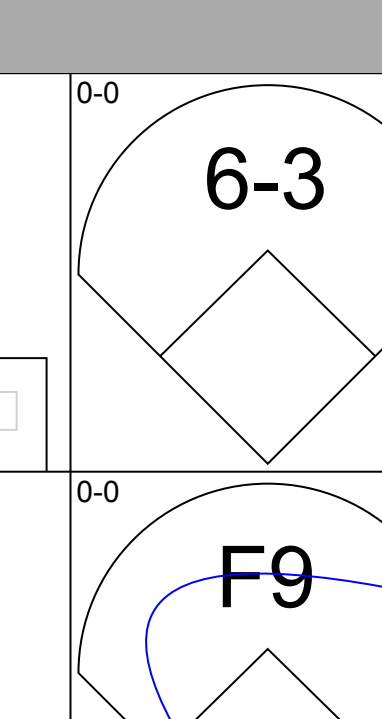
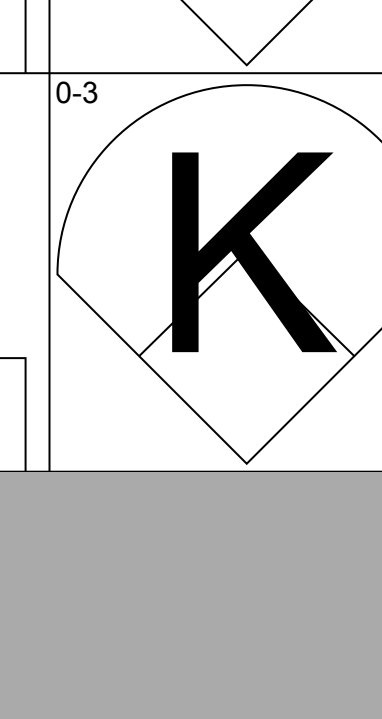
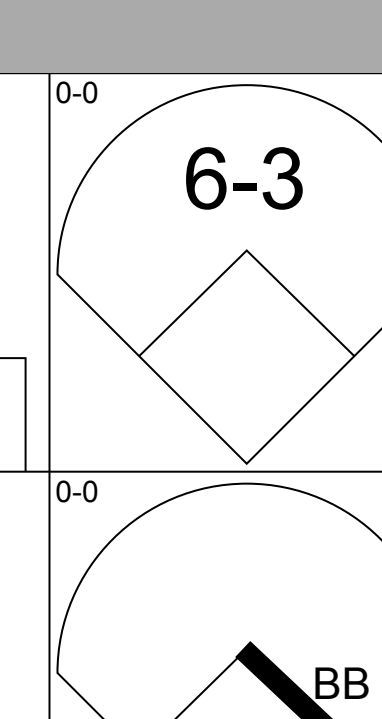
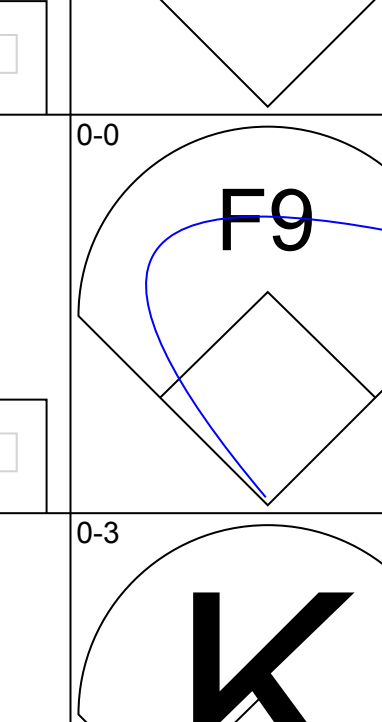
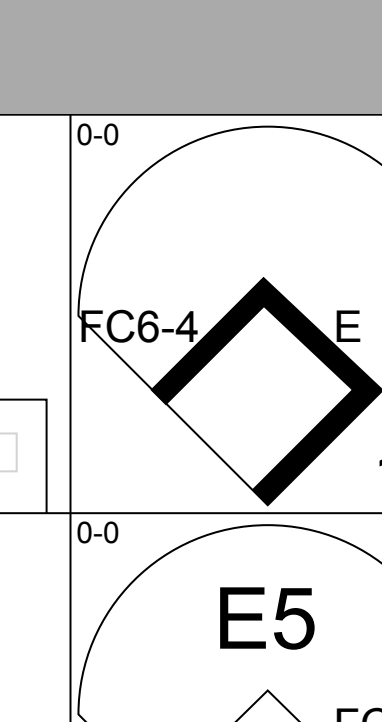
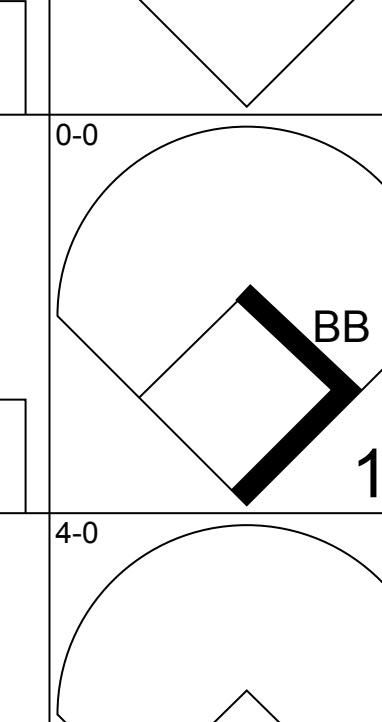
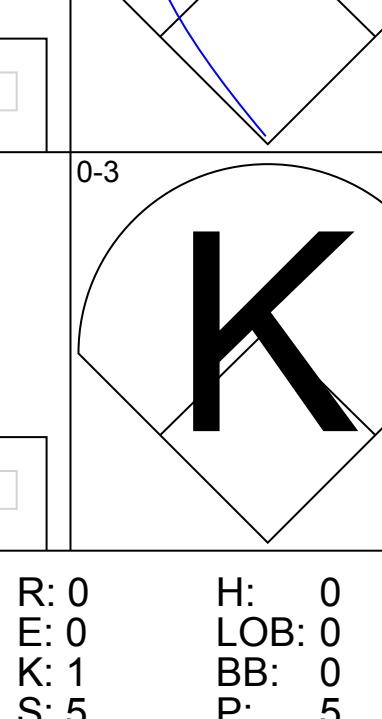
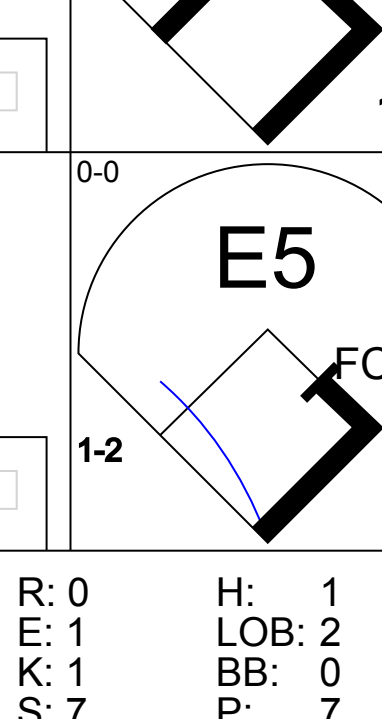
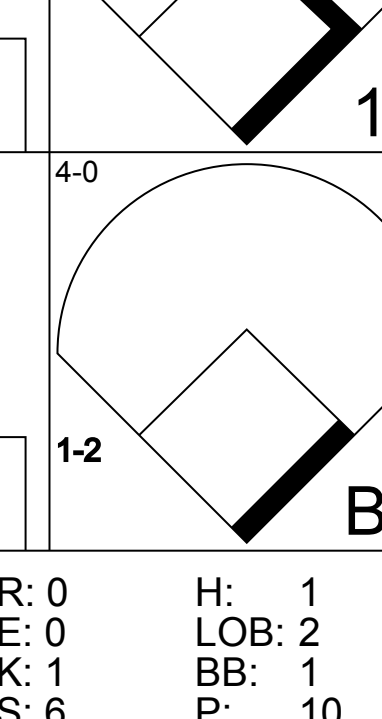
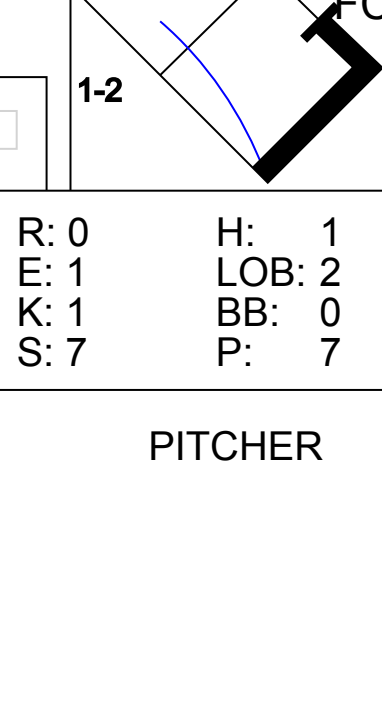
| Batter | 1 | 2 | 3 | 4 | 5 | 6 | 7 | 8 | 9 | AB | R | H | RBI | BB | SO | LOB | TOP | | | | | |
|--|---|---------------------------------|------------------------------|---------------------------------|------------------------------|----------------------------------|------------------------------|----------------------------------|------------------------------|---------------------------------|------------------------------|---------------------------------|------------------------------|---------------------------------|------------------------------|---------------------------------|--|---------------------------------|----------------------------------|------------------------------------|----------------------------------|--------|
| Bobby Bonds, R OBP: 0.334, SLG: 0.480 (1,9) | 0-0 1-3 | | 0-3 K | 0-0 F5 | | 0-0 F9 | | | 0-0 5-3 | 5 | 0 | 0 | 0 | 0 | 1 | 4 | San Francisco Giants @ Los Angeles Dodgers Dodger Stadium, Los Angeles, CA Tue Aug 01 1972, 7:05 PM PDT Att: 23,918 - Unknown livebaseballscorecards.com | | | | | |
| Gary Maddox, R OBP: 0.298, SLG: 0.450 (1,8) | 0-0 F9 | | 0-0 FC6-4 1B | | 0-0 1-3 | | 0-0 F4 | | 0-0 4-3 | 5 | 0 | 1 | 0 | 0 | 0 | 0 | | | | | | |
| Chris Speier, R OBP: 0.349, SLG: 0.417 (1,6) | 0-0 2B | | 0-0 FC6-4 1-2 | | 4-0 FC3-6 BB | | 0-0 6-3 | | 0-0 6-3 | 4 | 0 | 1 | 0 | 1 | 0 | 2 | | | | | | |
| Willie McCovey, L OBP: 0.297, SLG: 0.372 (1,3) | 0-0 F6 | | | 0-0 4-3 | 0-0 FC3-6 1-2 | | 0-0 L9 | | | 4 | 0 | 0 | 0 | 0 | 0 | 2 | | | | | | |
| Tito Fuentes, S OBP: 0.298, SLG: 0.385 (1,4) | | 0-0 5-3 | | 0-0 1B 1B | | 0-0 F7 | | | 0-0 SH SF4 2B | 4 | 2 | 2 | 0 | 0 | 0 | 1 | | | | | | |
| Al Gallacher, R OBP: 0.336, SLG: 0.296 (1,5) | 0-0 4-3 | | | 0-0 F9 | | 0-0 6-3 | | 0-0 SH 2-3 | | 3 | 0 | 0 | 0 | 0 | 0 | 1 | | | | | | |
| Dave Rader, L OBP: 0.306, SLG: 0.340 (1,2) | 0-0 1-3 | | | 0-0 1B 1-3 | | 0-0 F7 | | 0-0 F6 | | 4 | 0 | 1 | 0 | 0 | 0 | 2 | | | | | | |
| Ken Henderson, S OBP: 0.269, SLG: 0.316 (1,7) | | | 0-0 1-3 | 0-0 S 1B | | 0-0 HR 1B | | 0-0 SF4 3-H | | 3 | 1 | 2 | 2 | 0 | 0 | 0 | | | | | | |
| Ron Bryant, S OBP: 0.231, SLG: 0.204 (4, PH) | | | 4-0 1B | 4-0 BB | | 0-0 HR 1-H | | 0-0 K2-3 0-3 | | 0 | 0 | 0 | 0 | 1 | 0 | 0 | | | | | | |
| Chris Arnold, R OBP: 0.296, SLG: 0.315 (4, PH) | | | 4-0 BB | 4-0 BB | | 0-0 HR 1-H | | 0-0 K2-3 0-3 | | 0 | 0 | 0 | 0 | 1 | 0 | 0 | | | | | | |
| Randy Moffitt, R OBP: 0.227, SLG: 0.397 (6, PH) | | | 4-0 BB | 4-0 BB | | 0-0 HR 1-H | | 0-0 K2-3 0-3 | | 1 | 1 | 1 | 2 | 0 | 0 | 0 | | | | | | |
| Jerry Johnson, R OBP: 0.227, SLG: 0.397 (6, PH) | | | 4-0 BB | 4-0 BB | | 0-0 HR 1-H | | 0-0 K2-3 0-3 | | 1 | 0 | 0 | 0 | 0 | 1 | 1 | | | | | | |
| Inning Stats | R: 0 E: 0 K: 0 S: 4 | H: 1 LOB: 1 BB: 0 P: 4 | R: 0 E: 0 K: 0 S: 3 | H: 0 LOB: 0 BB: 0 P: 3 | R: 0 E: 0 K: 1 S: 6 | H: 1 LOB: 2 BB: 1 P: 10 | R: 1 E: 0 K: 0 S: 6 | H: 3 LOB: 3 BB: 1 P: 10 | R: 0 E: 0 K: 0 S: 3 | H: 0 LOB: 1 BB: 1 P: 7 | R: 2 E: 0 K: 0 S: 5 | H: 2 LOB: 0 BB: 0 P: 5 | R: 0 E: 0 K: 0 S: 3 | H: 0 LOB: 0 BB: 0 P: 3 | R: 1 E: 1 K: 1 S: 7 | H: 1 LOB: 1 BB: 0 P: 7 | R: 0 E: 0 K: 0 S: 3 | H: 0 LOB: 0 BB: 0 P: 3 | 1B: 5 2B: 2 3B: 0 HR: 1 | SF: 1 SAC: 1 DP: 0 HBP: 0 | WP: 0 PB: 0 SB: 1 CS: 0 | PA: 39 |
| PITCHER | IP WLS BF H R ER SO BB IBB HBP BLK WP HR S P ERA WHIP | | | | | | | | | | | | | | | | | | | | | |
| Al Downing, L ERA: 3.09 | (1,1) 7.0 31 7 3 3 1 3 0 0 0 0 1 30 42 3.86 1.429 | | | | | | | | | | | | | | | | | | | | | |
| Jim Brewer, L ERA: 1.26 | (8,1) 2.0 L 8 1 1 0 1 0 0 0 0 0 0 10 10 0.00 0.500 | | | | | | | | | | | | | | | | | | | | | |

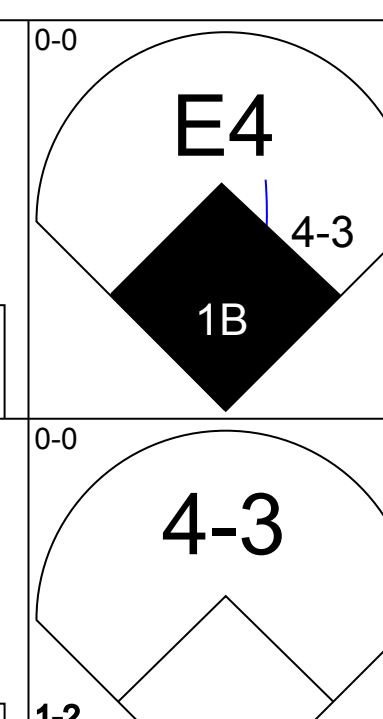
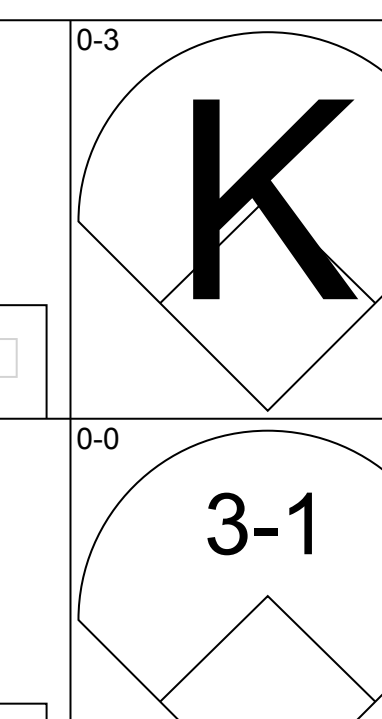
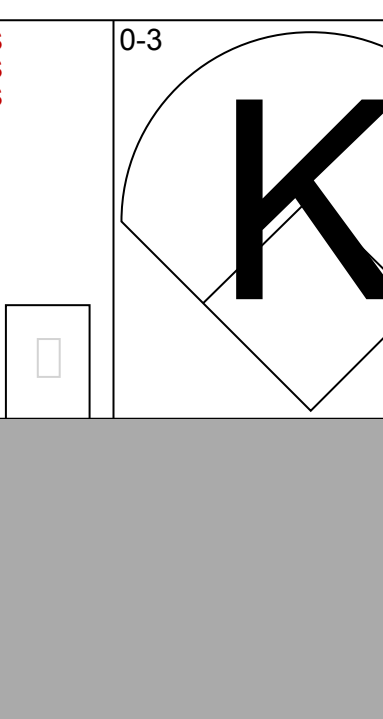
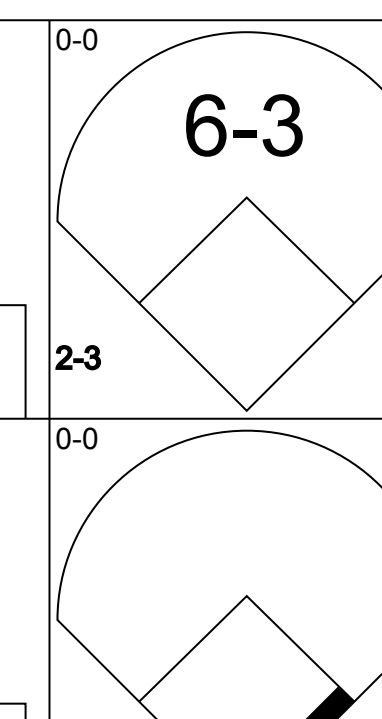
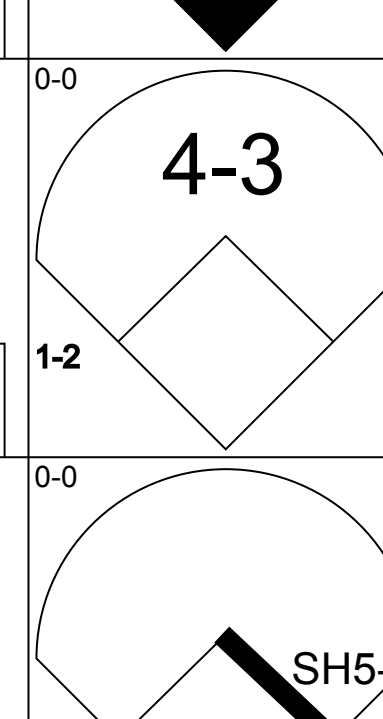
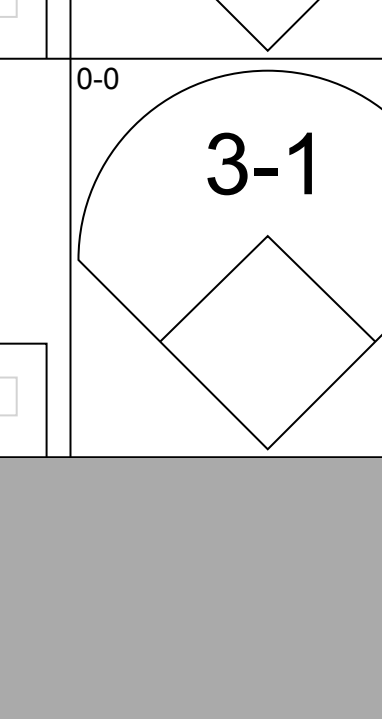
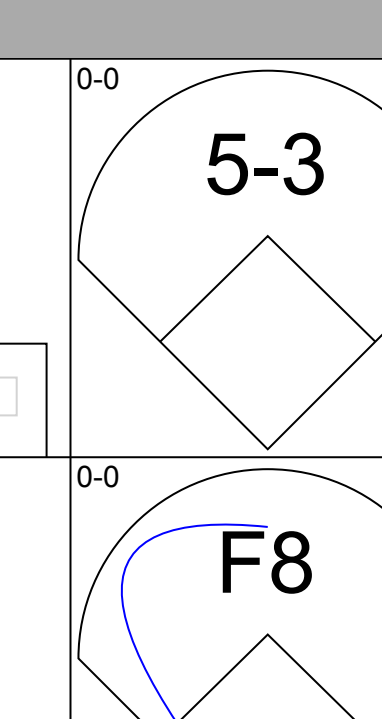
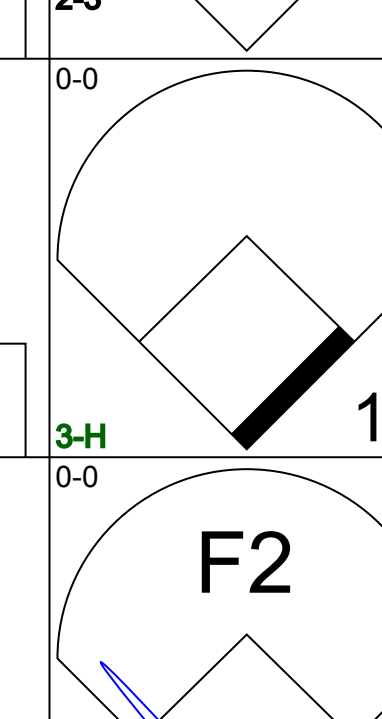
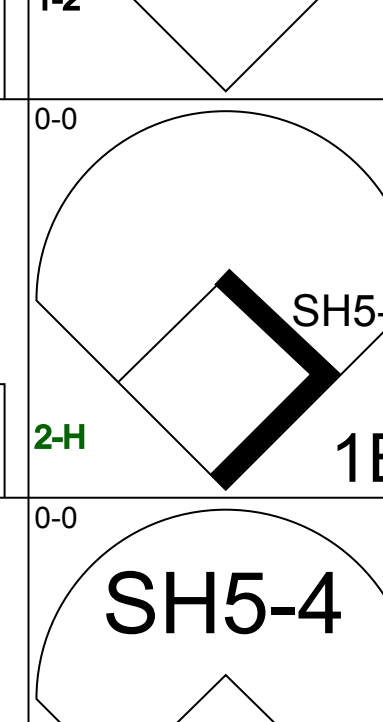
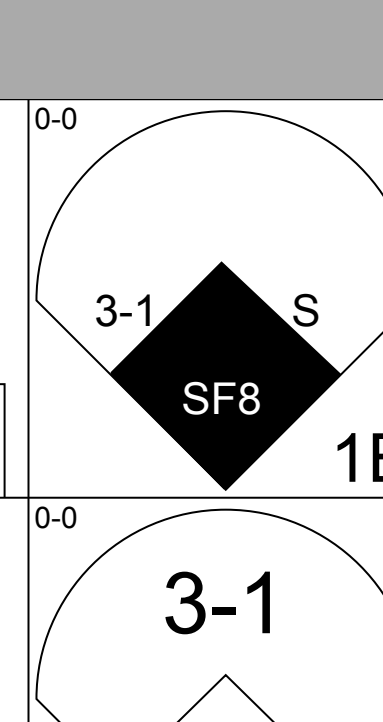
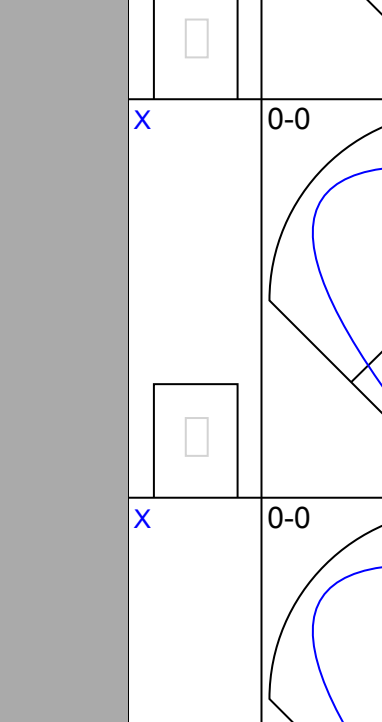
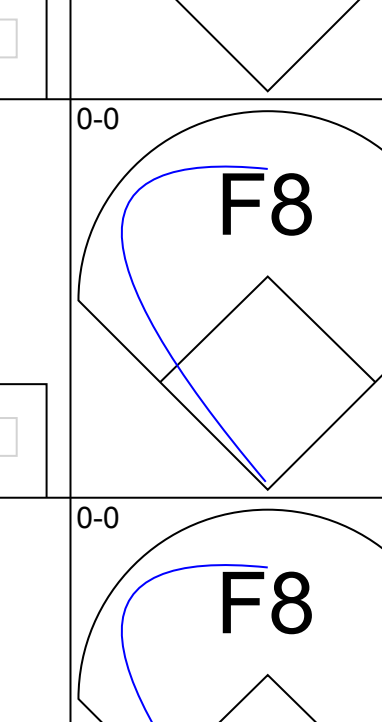
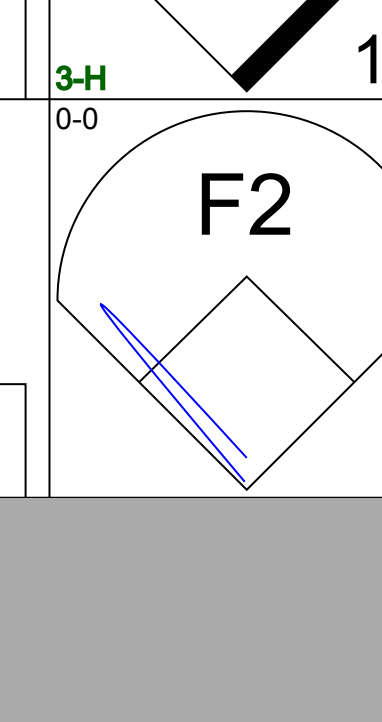
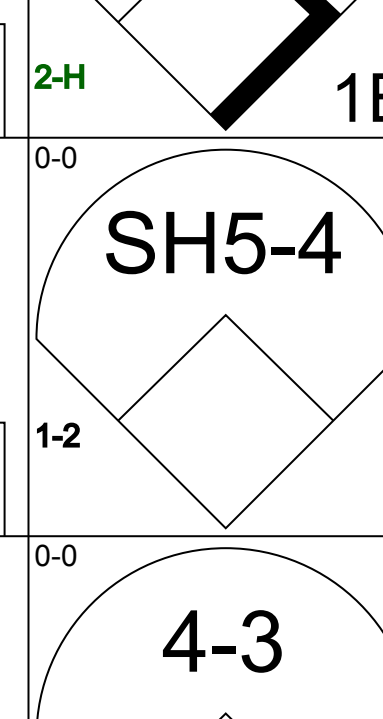
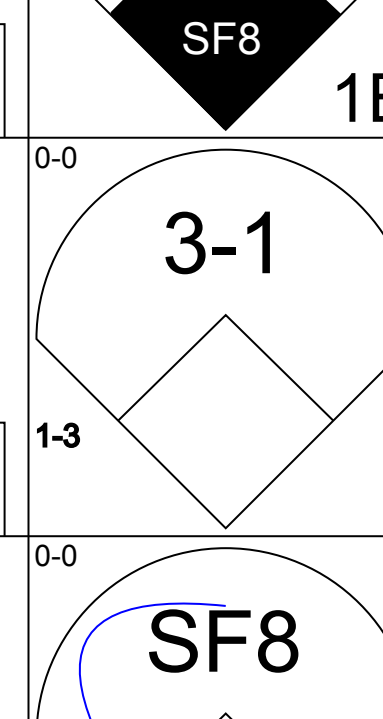
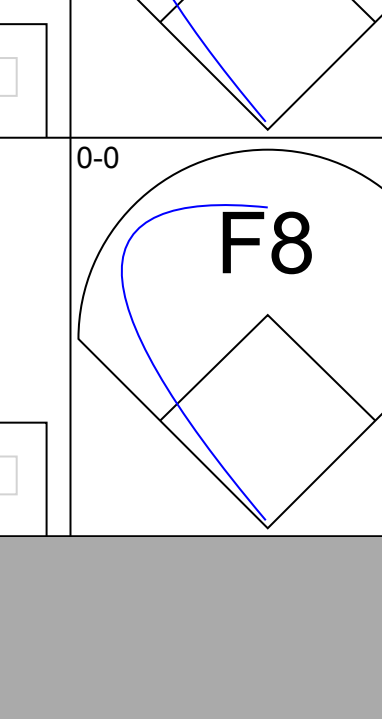
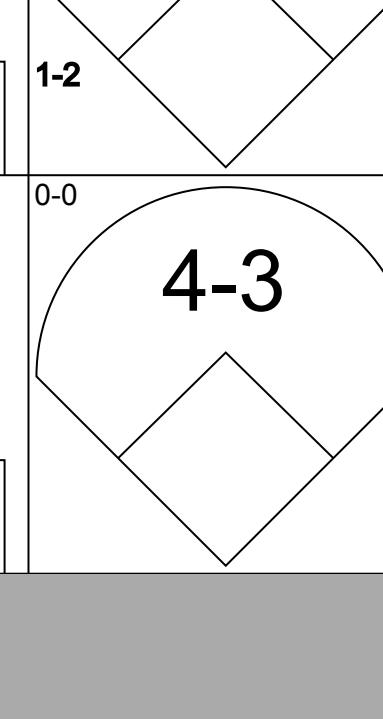
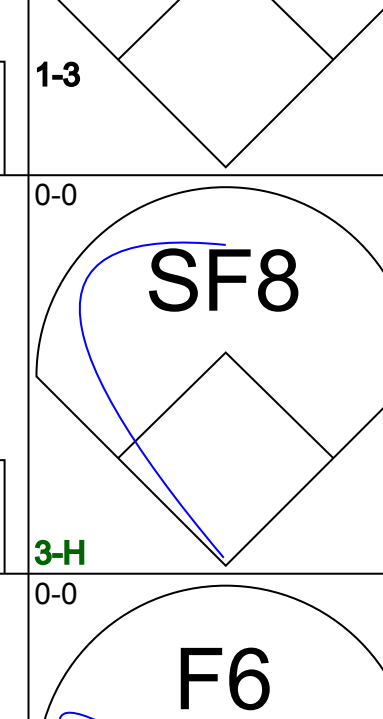
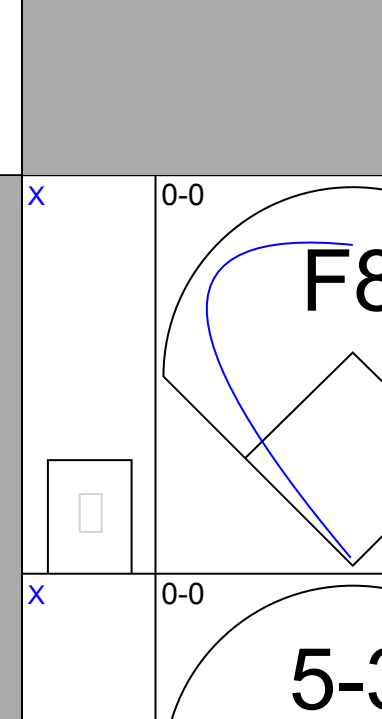
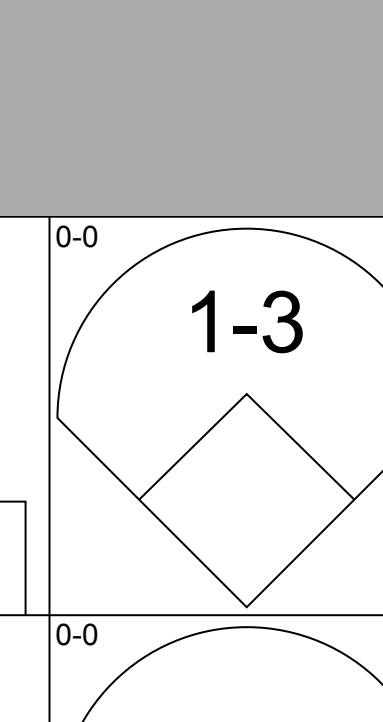
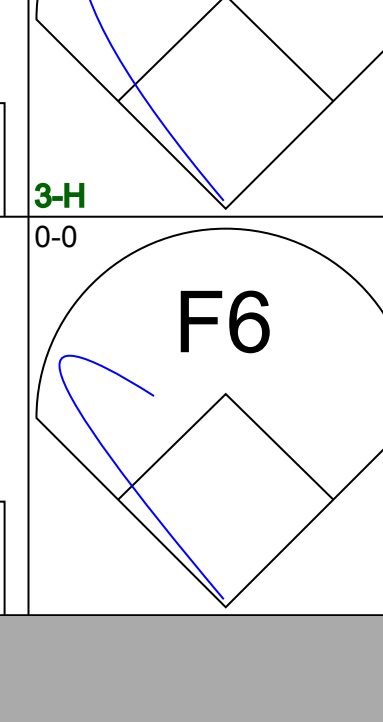
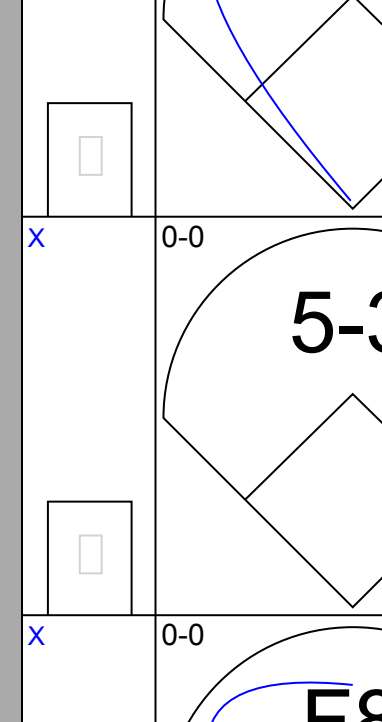
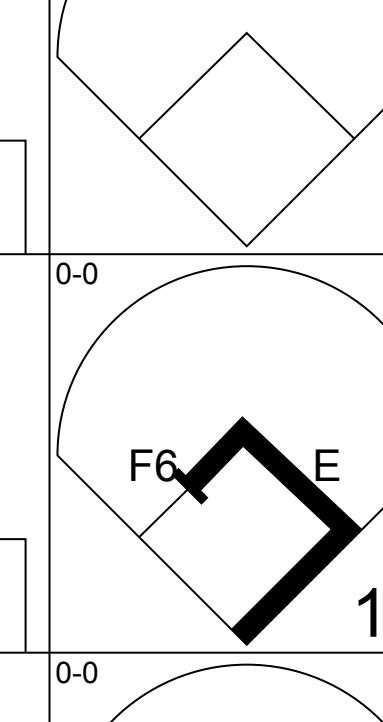
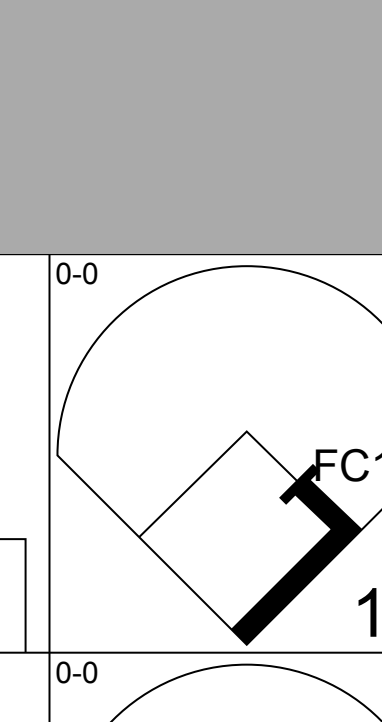
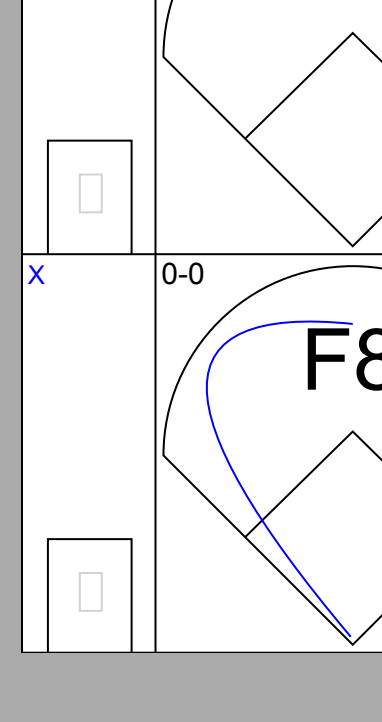
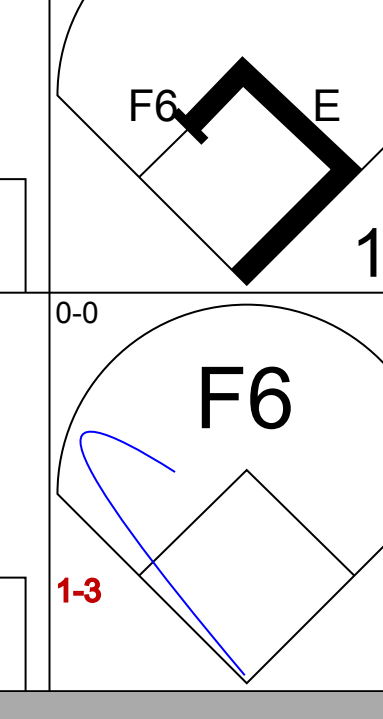
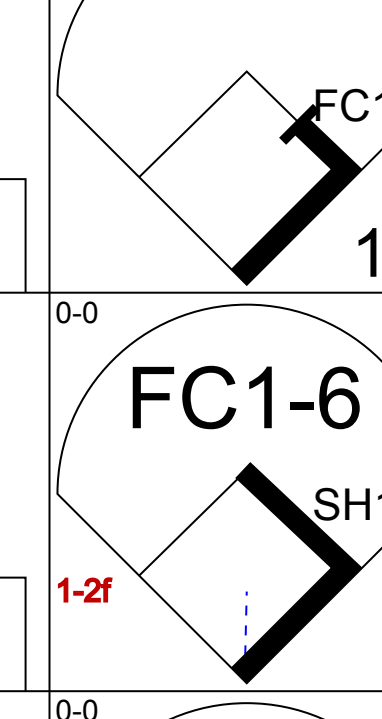
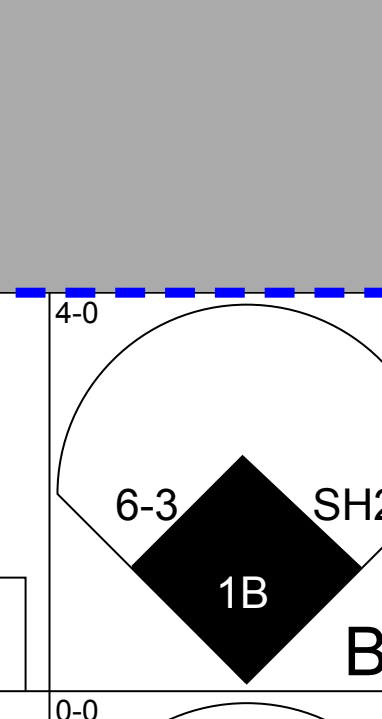
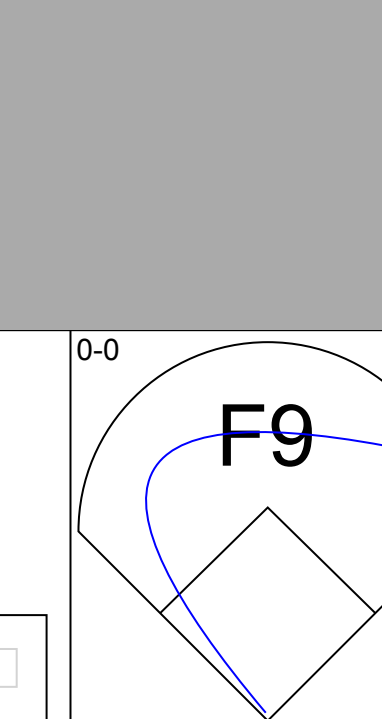
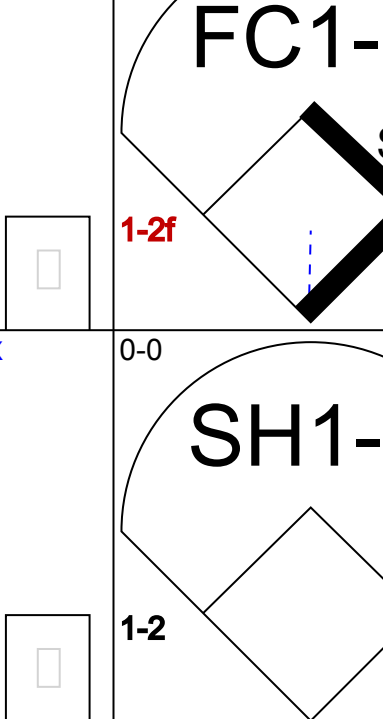
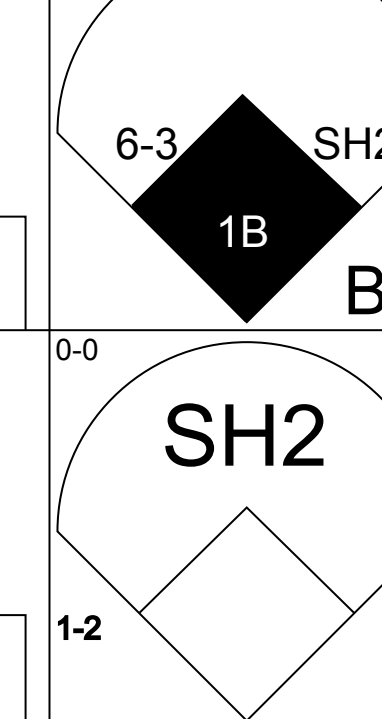
| Batter | 1 | 2 | 3 | 4 | 5 | 6 | 7 | 8 | 9 | AB | R | H | RBI | BB | SO | LOB | BOTTOM | | | | | |
|--|---|---------------------------------|------------------------------|---------------------------------|------------------------------|---------------------------------|------------------------------|---------------------------------|------------------------------|---------------------------------|------------------------------|---------------------------------|------------------------------|---------------------------------|------------------------------|---------------------------------|--|---------------------------------|----------------------------------|------------------------------------|----------------------------------|--------|
| Lee Lacy, R OBP: 0.323, SLG: 0.350 (1,4) | 0-0 1B 1B | 0-0 6-3 | | 0-0 G3 | | | 0-0 FC4-5 1B | | | 4 | 1 | 2 | 0 | 0 | 0 | 1 | San Francisco Giants @ Los Angeles Dodgers Dodger Stadium, Los Angeles, CA Tue Aug 01 1972, 7:05 PM PDT Att: 23,918 - Unknown livebaseballscorecards.com | | | | | |
| Willie Davis, L OBP: 0.309, SLG: 0.420 (1,8) | 0-0 1B 1B | | 0-0 4-3 | | 0-0 F6 | | 0-0 FC4-5 L4-3 | | | 4 | 1 | 1 | 0 | 0 | 0 | 2 | | | | | | |
| Manny Mota, R OBP: 0.389, SLG: 0.492 (1,7) | 4-0 1B 1-2 | | 0-0 1B 1B | | 0-0 3B | | 0-0 L4-3 1-2 | | | 3 | 1 | 2 | 0 | 1 | 0 | 2 | | | | | | |
| Frank Robinson, R OBP: 0.353, SLG: 0.433 (1,9) | 0-0 F9 | | 0-3 K | | 0-0 5-3 | | | 0-0 F9 | | 4 | 0 | 0 | 0 | 0 | 1 | 5 | | | | | | |
| Wes Parker, S OBP: 0.368, SLG: 0.354 (1,3) | 0-0 G6-4-3 1-2 2-H 3-H | | 0-0 1B 1B | | 0-0 G3 | | | 0-0 3-1 | | 4 | 0 | 2 | 2 | 0 | 0 | 1 | | | | | | |
| Bobby Valentine, R OBP: 0.307, SLG: 0.331 (1,5) | 0-0 G6-4-3 1-2 | | 0-0 1B 1-3 2-H | | | 0-0 L7 | | 0-0 6-3 | | 4 | 0 | 1 | 1 | 0 | 0 | 2 | | | | | | |
| Chris Cannizzaro, R OBP: 0.342, SLG: 0.328 (1,2) | | 0-0 6-3 | 0-0 L4 | | | 0-0 F4 | | | 0-0 6-3 | 4 | 0 | 0 | 0 | 0 | 0 | 2 | | | | | | |
| Bill Russell, R OBP: 0.300, SLG: 0.387 (1,6) | | 0-0 6-3 2B | | 0-0 6-3 | | 0-0 F6 | | | 0-0 F8 | 3 | 0 | 1 | 0 | 0 | 0 | 0 | | | | | | |
| Bill Buckner, L OBP: 0.361, SLG: 0.411 (9, PH) | | 0-0 6-3 2B | | 0-3 K | | | 0-0 1B FC4-5 | | 0-0 6-3 | 1 | 0 | 1 | 0 | 0 | 0 | 0 | | | | | | |
| Al Downing, R OBP: 0.104, SLG: 0.106 (1,1) | | 0-0 6-3 | | | | | | | | 2 | 0 | 0 | 0 | 0 | 1 | 1 | | | | | | |
| Willie Crawford, L OBP: 0.293, SLG: 0.395 (7, PH) | | 0-0 6-3 | | | | | | | | 1 | 0 | 1 | 0 | 0 | 0 | 0 | | | | | | |
| Jim Lefebvre, S OBP: 0.262, SLG: 0.349 (9, PH) | | 0-0 2-3 | | | | | | | | 0 | 0 | 0 | 0 | 0 | 0 | 0 | | | | | | |
| Inning Stats | R: 2 E: 0 K: 0 S: 5 | H: 3 LOB: 1 BB: 1 P: 9 | R: 0 E: 0 K: 0 S: 4 | H: 1 LOB: 1 BB: 0 P: 4 | R: 1 E: 0 K: 1 S: 8 | H: 3 LOB: 0 BB: 0 P: 8 | R: 0 E: 0 K: 1 S: 5 | H: 0 LOB: 0 BB: 0 P: 5 | R: 0 E: 0 K: 0 S: 4 | H: 1 LOB: 1 BB: 0 P: 4 | R: 0 E: 0 K: 0 S: 3 | H: 0 LOB: 0 BB: 0 P: 3 | R: 0 E: 0 K: 0 S: 4 | H: 2 LOB: 1 BB: 0 P: 4 | R: 0 E: 0 K: 0 S: 3 | H: 0 LOB: 0 BB: 0 P: 3 | R: 0 E: 0 K: 0 S: 3 | H: 0 LOB: 0 BB: 0 P: 3 | 1B: 8 2B: 2 3B: 1 HR: 0 | SF: 0 SAC: 0 DP: 2 HBP: 0 | WP: 0 PB: 0 SB: 0 CS: 0 | PA: 36 |
| PITCHER | IP WLS BF H R ER SO BB IBB HBP BLK WP HR S P ERA WHIP | | | | | | | | | | | | | | | | | | | | | |
| Ron Bryant, L ERA: 2.67 | (1,1) 3.0 16 7 3 3 1 1 0 0 0 0 9 17 21 9.00 2.667 | | | | | | | | | | | | | | | | | | | | | |
| Randy Moffitt, R ERA: 2.63 | (4,1) 2.0 7 1 0 0 1 0 0 0 0 0 0 9 9 0.00 0.500 | | | | | | | | | | | | | | | | | | | | | |
| Jerry Johnson, R ERA: 5.36 | (6,1) 4.0 W 13 2 0 0 0 0 0 0 0 0 0 13 13 0.00 0.500 | | | | | | | | | | | | | | | | | | | | | |

| Batter | 1 | 2 | 3 | 4 | 5 | 6 | 7 | 8 | 9 | AB | R | H | RBI | BB | SO | LOB | TOP | | | | | | | | | |
|--|------------------------------|---------------------------------|------------------------------|---------------------------------|------------------------------|---------------------------------|------------------------------|---------------------------------|------------------------------|---------------------------------|------------------------------|----------------------------------|------------------------------|---------------------------------|------------------------------|----------------------------------|--|---------------------------------|----------------------------------|------------------------------------|----------------------------------|--------|--|--|--|--|
| Bobby Bonds, R OBP: 0.339, SLG: 0.493 | 0-0 1B | 0-0 5-3 | | | 0-0 G5-4-3 | 0-0 HR | 0-0 F8 | | 0-0 2B | 6 | 2 | 4 | 3 | 0 | 0 | 2 | San Francisco Giants @ Los Angeles Dodgers Dodger Stadium, Los Angeles, CA Wed Aug 02 1972, 7:05 PM PDT Att: 24,193 - Unknown | | | | | | | | | |
| Gary Maddox, R OBP: 0.295, SLG: 0.444 | 0-0 F5 | | 0-3 K | | 0-0 G5-4-3 | 0-0 1B | | 0-3 K | 0-0 4-3 | 6 | 1 | 1 | 0 | 0 | 2 | 3 | | | | | | | | | | |
| Chris Speier, R OBP: 0.349, SLG: 0.418 | 0-0 1-3 | | 0-3 K | | 0-0 2B | 0-0 1B | | 0-3 K | | 4 | 1 | 1 | 0 | 0 | 2 | 1 | | | | | | | | | | |
| Willie McCovey, L OBP: 0.306, SLG: 0.376 | 0-0 2B | | 0-0 3-1 | | 0-0 F5 | 0-0 1B | | 4-0 FC6-4 | | 4 | 1 | 2 | 2 | 1 | 0 | 1 | | | | | | | | | | |
| Frank Reberger, L OBP: 0.154, SLG: 0.154 | | | | | | | | | | 0 | 0 | 0 | 0 | 0 | 0 | 0 | | | | | | | | | | |
| Jim Barr, R OBP: 0.136, SLG: 0.182 | 0-0 2B | | | | 0-0 F5 | 0-0 1B | | 0-0 BB | | 0 | 0 | 0 | 0 | 0 | 0 | 0 | | | | | | | | | | |
| Tito Fuentes, S OBP: 0.299, SLG: 0.388 | 0-0 2B | | | | 0-0 6-3 | | 0-0 F8 | | 0-0 FC6-4 | 5 | 0 | 2 | 2 | 0 | 0 | 1 | | | | | | | | | | |
| Dave Radler, L OBP: 0.307, SLG: 0.345 | 0-0 6-3 | | | | 0-0 4-3 | | 0-0 F8 | | 0-0 G5-4-3 | 5 | 1 | 2 | 0 | 0 | 0 | 3 | | | | | | | | | | |
| Al Gallagher, R OBP: 0.333, SLG: 0.289 | | 0-0 4-3 | | 4-0 BB | 0-0 5-3 | 0-3 K | | 0-0 G5-4-3 | | 4 | 0 | 0 | 0 | 1 | 1 | 2 | | | | | | | | | | |
| Ken Henderson, S OBP: 0.275, SLG: 0.325 | | | 0-3 K | | 0-0 HR | 0-0 1B | | 0-0 HR | | 5 | 2 | 3 | 1 | 0 | 1 | 1 | | | | | | | | | | |
| Steve Stone, R OBP: 0.138, SLG: 0.107 | | 0-3 K | | | 0-0 G5-4-3 | 0-0 HR | | 0-0 SH1-4 | | 1 | 0 | 0 | 0 | 0 | 1 | 1 | | | | | | | | | | |
| Chris Mendenhall, R OBP: 0.292, SLG: 0.336 | | | | | | | | | | 1 | 1 | 1 | 0 | 0 | 0 | 0 | | | | | | | | | | |
| Don McMahon, R OBP: 0.292, SLG: 0.250 | | | | | | | | | | 0 | 0 | 0 | 0 | 0 | 0 | 0 | | | | | | | | | | |
| Jim Howarth, R OBP: 0.220, SLG: 0.350 | | | | | | | | | | 0 | 1 | 0 | 0 | 1 | 0 | 0 | | | | | | | | | | |
| Randy Moffitt, R OBP: 0.161, SLG: 0.161 | | | | | | | | | | 0 | 0 | 0 | 0 | 0 | 0 | 0 | | | | | | | | | | |
| Jerry Johnson, R OBP: 0.134, SLG: 0.427 | | | | | | | | | | 0 | 0 | 0 | 0 | 0 | 0 | 0 | | | | | | | | | | |
| Ed Goodson, L OBP: 0.284, SLG: 0.427 | | | | | | | | | | 1 | 1 | 2 | 0 | 0 | 0 | 0 | | | | | | | | | | |
| Inning Stats | R: 2 E: 0 K: 0 S: 6 | H: 3 LOB: 1 BB: 0 P: 6 | R: 0 E: 0 K: 1 S: 6 | H: 1 LOB: 1 BB: 0 P: 6 | R: 0 E: 0 K: 2 S: 7 | H: 0 LOB: 0 BB: 0 P: 7 | R: 0 E: 0 K: 1 S: 5 | H: 0 LOB: 1 BB: 1 P: 9 | R: 1 E: 0 K: 0 S: 5 | H: 3 LOB: 1 BB: 0 P: 5 | R: 6 E: 0 K: 0 S: 9 | H: 6 LOB: 2 BB: 1 P: 14 | R: 0 E: 1 K: 1 S: 6 | H: 0 LOB: 1 BB: 0 P: 6 | R: 0 E: 0 K: 2 S: 7 | H: 0 LOB: 1 BB: 1 P: 11 | R: 2 E: 0 K: 0 S: 6 | H: 4 LOB: 1 BB: 0 P: 6 | 1B: 9 2B: 6 3B: 0 HR: 2 | SF: 0 SAC: 1 DP: 2 HBP: 1 | WP: 0 PB: 0 SB: 1 CS: 0 | PA: 47 | | | | |
| PITCHER | IP | WLS | BF | H | R | ER | SO | BB | IBB | HBP | BLK | WP | HR | S | P | ERA | WHIP | | | | | | | | | |
| Don Sutton, R ERA: 2.25 | (1, 1) | 5.2 | 29 | 11 | 8 | 8 | 4 | 2 | 0 | 0 | 0 | 0 | 1 | 35 | 43 | 12.71 | 2.294 | | | | | | | | | |
| Pete Mikkelsen, R ERA: 4.02 | (6, 1) | 3.1 | W | 18 | 6 | 3 | 3 | 3 | 1 | 0 | 1 | 0 | 0 | 1 | 22 | 27 | 8.10 | 2.100 | | | | | | | | |

| Batter | 1 | 2 | 3 | 4 | 5 | 6 | 7 | 8 | 9 | AB | R | H | RBI | BB | SO | LOB | BOTTOM | | | | | | | | |
|---|------------------------------|----------------------------------|------------------------------|---------------------------------|------------------------------|---------------------------------|------------------------------|----------------------------------|------------------------------|---------------------------------|------------------------------|---------------------------------|------------------------------|---------------------------------|------------------------------|---------------------------------|--|---------------------------------|----------------------------------|------------------------------------|----------------------------------|--------|--|--|--|
| Lee Lacy, R OBP: 0.336, SLG: 0.373 | 4-0 HR | | 0-0 6-3 | 0-0 E4 | | 0-0 E | | 0-0 SH1-4 | | 3 | 3 | 2 | 3 | 1 | 0 | 0 | San Francisco Giants @ Los Angeles Dodgers Dodger Stadium, Los Angeles, CA Wed Aug 02 1972, 7:05 PM PDT Att: 24,193 - Unknown | | | | | | | | |
| Manny Mota, R OBP: 0.382, SLG: 0.481 | 0-0 4-3 | | 0-0 F4 | 0-0 F7 | | 0-0 E3 | | 0-0 4-3 | | 5 | 0 | 0 | 0 | 0 | 0 | 5 | | | | | | | | | |
| Willie Davis, L OBP: 0.313, SLG: 0.430 | 0-0 HR | | 0-0 4-3 | | 0-0 F6 | 0-0 1B | | 0-0 1B | | 5 | 1 | 3 | 5 | 0 | 0 | 0 | | | | | | | | | |
| Bill Buckner, L OBP: 0.358, SLG: 0.410 | 0-0 6-3 | | | 0-0 F6 | 0-0 2B | 0-0 G6-4-3 | | 0-0 6-3 | | 5 | 0 | 1 | 0 | 0 | 0 | 3 | | | | | | | | | |
| Wes Parker, S OBP: 0.368, SLG: 0.367 | | | | 0-0 HR | 0-3 K | | | 0-0 F8 | | 5 | 1 | 2 | 1 | 0 | 1 | 1 | | | | | | | | | |
| Bobby Valentine, R OBP: 0.308, SLG: 0.328 | 0-3 K | | | 4-0 BB | 0-0 F3 | | | 0-3 K | | 2 | 1 | 0 | 0 | 1 | 1 | 2 | | | | | | | | | |
| Pete Mikkelsen, R | | | | 0-0 BB | | | | | | 1 | 0 | 0 | 0 | 0 | 1 | 0 | | | | | | | | | |
| Willie Crawford, L OBP: 0.291, SLG: 0.392 | | | | 0-0 BB | 0-0 F9 | | | 0-0 F7 | | 1 | 0 | 0 | 0 | 0 | 0 | 0 | | | | | | | | | |
| Bill Russell, R OBP: 0.315, SLG: 0.420 | | 0-0 CS | | 4-0 BB | | 0-0 1B | | 0-0 HR | | 4 | 3 | 4 | 1 | 1 | 0 | 0 | | | | | | | | | |
| Steve Yeager, R OBP: 0.500, SLG: 0.333 | | 0-3 K | | 4-0 E | | 0-0 1B | | 0-0 1-6-3 | | 3 | 2 | 1 | 1 | 1 | 1 | 2 | | | | | | | | | |
| Don Sutton, R OBP: 0.196, SLG: 0.167 | | 0-3 K | | 0-0 F9 | | 0-0 K | | 4-0 SH1-4 | | 2 | 0 | 0 | 0 | 0 | 1 | 3 | | | | | | | | | |
| Jim Lefebvre, S OBP: 0.205, SLG: 0.347 | | | | | | | | | | 1 | 0 | 0 | 0 | 1 | 1 | 1 | | | | | | | | | |
| Maury Wills, S OBP: 0.172, SLG: 0.142 | | | | | | | | | | 0 | 1 | 0 | 0 | 0 | 0 | 0 | | | | | | | | | |
| Inning Stats | R: 2 E: 0 K: 1 S: 7 | H: 2 LOB: 1 BB: 1 P: 11 | R: 0 E: 0 K: 2 S: 7 | H: 1 LOB: 0 BB: 0 P: 7 | R: 0 E: 0 K: 0 S: 3 | H: 0 LOB: 0 BB: 0 P: 3 | R: 5 E: 1 K: 0 S: 5 | H: 2 LOB: 0 BB: 3 P: 17 | R: 0 E: 0 K: 1 S: 6 | H: 1 LOB: 1 BB: 0 P: 6 | R: 3 E: 1 K: 1 S: 9 | H: 4 LOB: 1 BB: 0 P: 9 | R: 0 E: 0 K: 1 S: 6 | H: 1 LOB: 1 BB: 0 P: 6 | R: 1 E: 0 K: 0 S: 4 | H: 1 LOB: 1 BB: 1 P: 8 | R: 1 E: 0 K: 0 S: 3 | H: 1 LOB: 0 BB: 0 P: 3 | 1B: 7 2B: 2 3B: 2 HR: 3 | SF: 0 SAC: 1 DP: 2 HBP: 0 | WP: 1 PB: 0 SB: 0 CS: 1 | PA: 43 | | | |
| PITCHER | IP | WLS | BF | H | R | ER | SO | BB | IBB | HBP | BLK | WP | HR | S | P | ERA | WHIP | | | | | | | | |
| Steve Stone, R ERA: 2.95 | (1, 1) | 4.0 | | 20 | 5 | 7 | 6 | 3 | 4 | 0 | 0 | 0 | 0 | 6 | 6 | 0.00 | 1.000 | | | | | | | | |
| Don McMahon, R ERA: 2.74 | (5, 1) | 1.0 | 4 | 1 | 0 | 0 | 1 | 0 | 0 | 0 | 0 | 0 | 0 | 6 | 6 | 0.00 | 1.000 | | | | | | | | |
| Randy Moffitt, R ERA: 3.27 | (6, 1) | 0.1 | 6 | 4 | 3 | 3 | 1 | 0 | 0 | 0 | 0 | 0 | 0 | 8 | 8 | 81.00 | 12.000 | | | | | | | | |
| Jerry Johnson, R ERA: 5.19 | (6, 1) | 1.2 | 5 | 1 | 0 | 0 | 1 | 0 | 0 | 0 | 0 | 1 | 0 | 7 | 7 | 0.00 | 0.600 | | | | | | | | |
| Jim Barr, R ERA: 3.06 | (8, 1) | 1.2 | L | 8 | 2 | 2 | 2 | 0 | 1 | 0 | 0 | 0 | 1 | 7 | 11 | 10.80 | 1.800 | | | | | | | | |



| Batter | 1 | 2 | 3 | 4 | 5 | 6 | 7 | 8 | 9 | AB | R | H | RBI | BB | SO | LOB | TOP | | |
|---|--|---|---|---|---|---|---|---|---|---------------------------------|------------------------------|---------------------------------|------------------------------|----------------------------------|------------------------------|---------------------------------|--|------------------------------------|--|
| Bobby Bonds, R OBP: 0.336, SLG: 0.488 (1, 9) |  | | |  | |  | |  | | 4 | 0 | 0 | 0 | 0 | 1 | 4 | San Francisco Giants @ Los Angeles Dodgers Dodger Stadium, Los Angeles, CA Thu Aug 03 1972, 7:05 PM PDT Att: 25,070 - Unknown | | |
| Gary Maddox, R OBP: 0.292, SLG: 0.438 (1, 8) |  | | |  | |  | |  | | 4 | 0 | 0 | 0 | 0 | 3 | 4 | | | |
| Chris Speier, R OBP: 0.351, SLG: 0.416 (1, 6) |  | | |  | |  | | |  | 2 | 0 | 0 | 0 | 2 | 1 | 2 | | | |
| Ed Goodson, L OBP: 0.315, SLG: 0.415 (1, 3) | |  | |  | | |  | |  | 4 | 0 | 0 | 0 | 0 | 0 | 2 | | | |
| Tito Fuentes, S OBP: 0.299, SLG: 0.389 (1, 4) | |  | | |  | |  | |  | 4 | 0 | 1 | 0 | 0 | 0 | 0 | | | |
| Ken Henderson, S OBP: 0.271, SLG: 0.320 (1, 7) | |  | | |  | |  | |  | 4 | 0 | 0 | 0 | 0 | 0 | 1 | | | |
| Al Gallagher, R OBP: 0.329, SLG: 0.285 (1, 5) | | |  | |  | | |  | | 3 | 0 | 0 | 0 | 0 | 1 | 0 | | | |
| Dave Rader, L OBP: 0.311, SLG: 0.348 (1, 2) | | |  | | |  | |  | | 3 | 0 | 2 | 0 | 0 | 0 | 0 | | | |
| Frank Reberger, L OBP: 0.133, SLG: 0.133 (8, PH) | | |  | | |  | |  | | 2 | 0 | 0 | 0 | 0 | 1 | 1 | | | |
| Dave Kingman, R OBP: 0.300, SLG: 0.473 (8, PR) | | | | | |  | | | | 0 | 0 | 0 | 0 | 1 | 0 | 0 | | | |
| Damaso Blanco, R OBP: 0.333, SLG: 0.333 (8, PR) | | | | | | | | | | 0 | 0 | 0 | 0 | 0 | 0 | 0 | | | |
| Don McMahon, R OBP: 0.250, SLG: 0.250 (8, 1) | | | | | | | | | | 0 | 0 | 0 | 0 | 0 | 0 | 0 | | | |
| Inning Stats | R: 0 E: 0 K: 3 S: 9 | H: 0 LOB: 0 BB: 0 P: 9 | R: 0 E: 0 K: 0 S: 3 | H: 0 LOB: 0 BB: 0 P: 3 | R: 0 E: 0 K: 1 S: 5 | H: 0 LOB: 1 BB: 1 P: 5 | R: 0 E: 0 K: 0 S: 3 | H: 0 LOB: 1 BB: 1 P: 7 | R: 0 E: 0 K: 1 S: 5 | H: 1 LOB: 2 BB: 0 P: 5 | R: 0 E: 0 K: 0 S: 3 | H: 0 LOB: 0 BB: 0 P: 3 | R: 0 E: 0 K: 1 S: 6 | H: 1 LOB: 2 BB: 1 P: 10 | R: 0 E: 0 K: 0 S: 3 | H: 1 LOB: 1 BB: 1 P: 7 | 1B: 2 2B: 1 3B: 0 HR: 0 | SF: 0 SAC: 0 DP: 1 HBP: 0 | WP: 0 PA: 33 PB: 0 SB: 1 CS: 0 |
| PITCHER Tommy John, L ERA: 2.72 (1, 1) | IP: 9.0 WLS: W BF: 33 H: 3 R: 0 ER: 0 SO: 7 BB: 3 IBB: 0 HBP: 0 BLK: 0 WP: 0 HR: 0 S: 44 P: 56 ERA: 0.00 WHIP: 0.667 | | | | | | | | | | | | | | | | | | |

| Batter | 1 | 2 | 3 | 4 | 5 | 6 | 7 | 8 | 9 | AB | R | H | RBI | BB | SO | LOB | BOTTOM | | |
|---|--|---|---|---|---|---|---|---|---|---------------------------------|------------------------------|---------------------------------|------------------------------|---------------------------------|------------------------------|---------------------------------|--|----------------------------------|------------------------------------|
| Lee Lacy, R OBP: 0.326, SLG: 0.362 (1, 4) |  | |  | |  | | |  | | 4 | 1 | 0 | 0 | 0 | 2 | 2 | San Francisco Giants @ Los Angeles Dodgers Dodger Stadium, Los Angeles, CA Thu Aug 03 1972, 7:05 PM PDT Att: 25,070 - Unknown | | |
| Manny Mota, R OBP: 0.380, SLG: 0.478 (1, 7) |  | |  | | |  | |  | | 4 | 0 | 1 | 1 | 0 | 0 | 1 | | | |
| Willie Davis, L OBP: 0.315, SLG: 0.431 (1, 8) |  | | |  |  | |  | |  | 4 | 1 | 2 | 1 | 0 | 0 | 1 | | | |
| Bill Buckner, L OBP: 0.355, SLG: 0.407 (1, 9) |  | | |  | |  | | | | 2 | 0 | 0 | 0 | 0 | 0 | 1 | | | |
| Wes Parker, S OBP: 0.365, SLG: 0.364 (1, 3) |  | | |  | | |  | | | 2 | 0 | 0 | 1 | 0 | 0 | 1 | | | |
| Bobby Valentine, R OBP: 0.304, SLG: 0.324 (1, 5) | |  | |  | | |  | | | 3 | 0 | 0 | 0 | 0 | 0 | 0 | | | |
| Bill Russell, R OBP: 0.320, SLG: 0.424 (1, 6) | |  | | |  | |  | | | 3 | 0 | 2 | 0 | 0 | 0 | 0 | | | |
| Steve Yeager, R OBP: 0.429, SLG: 0.200 (1, 2) | |  | | |  | | |  | | 2 | 1 | 0 | 0 | 1 | 0 | 2 | | | |
| Tommy John, R OBP: 0.114, SLG: 0.114 (1, 1) | | |  | |  | | |  | | 1 | 0 | 0 | 0 | 0 | 0 | 0 | | | |
| Inning Stats | R: 1 E: 1 K: 0 S: 5 | H: 1 LOB: 1 BB: 0 P: 5 | R: 0 E: 1 K: 0 S: 3 | H: 1 LOB: 1 BB: 0 P: 3 | R: 0 E: 0 K: 1 S: 5 | H: 0 LOB: 0 BB: 0 P: 5 | R: 1 E: 0 K: 0 S: 4 | H: 1 LOB: 0 BB: 0 P: 4 | R: 0 E: 0 K: 0 S: 3 | H: 0 LOB: 0 BB: 0 P: 3 | R: 0 E: 0 K: 0 S: 3 | H: 0 LOB: 0 BB: 0 P: 3 | R: 1 E: 0 K: 0 S: 4 | H: 1 LOB: 1 BB: 1 P: 8 | R: 0 E: 0 K: 0 S: 4 | H: 1 LOB: 1 BB: 1 P: 8 | | 1B: 5 2B: 0 3B: 0 HR: 0 | SF: 1 SAC: 3 DP: 0 HBP: 0 |
| PITCHER Frank Reberger, R ERA: 2.64 (8, 1) | IP: 7.0 WLS: L BF: 25 H: 4 R: 2 ER: 1 SO: 2 BB: 0 IBB: 0 HBP: 0 BLK: 0 WP: 0 HR: 0 S: 29 P: 29 ERA: 1.29 WHIP: 0.571 | | | | | | | | | | | | | | | | | | |
| Don McMahon, R ERA: 2.96 (8, 1) | IP: 1.0 WLS: L BF: 5 H: 1 R: 1 ER: 1 SO: 0 BB: 1 IBB: 0 HBP: 0 BLK: 0 WP: 0 HR: 0 S: 4 P: 8 ERA: 9.00 WHIP: 2.000 | | | | | | | | | | | | | | | | | | |

| Batter | 1 | 2 | 3 | 4 | 5 | 6 | 7 | 8 | 9 | AB | R | H | RBI | BB | SO | LOB | TOP | | | | | | | | |
|--|------------------------------|---------------------------------|------------------------------|---------------------------------|------------------------------|---------------------------------|------------------------------|---------------------------------|------------------------------|---------------------------------|------------------------------|---------------------------------|------------------------------|---------------------------------|------------------------------|---------------------------------|---|---------------------------------|----------------------------------|------------------------------------|----------------------------------|--------|--|--|--|
| Roger Metzger, S OBP: 0.276, SLG: 0.255 (1, 6) | | | | | | | | | | 5 | 0 | 2 | 1 | 0 | 0 | 0 | Houston Astros @ San Francisco Giants Candlestick Park, San Francisco, CA Fri Aug 04 1972, 10:05 PM EDT Att: 6,331 - Unknown | | | | | | | | |
| Cesar Cedeno, R OBP: 0.408, SLG: 0.575 (1, 8) | | | | | | | | | | 5 | 0 | 1 | 0 | 0 | 0 | 2 | | | | | | | | | |
| Jimmy Wynn, R OBP: 0.378, SLG: 0.489 (1, 9) | | | | | | | | BB | | 3 | 0 | 0 | 0 | 1 | 0 | 1 | | | | | | | | | |
| Lee May, R OBP: 0.360, SLG: 0.548 (1, 3) | | 2B | | | | | | 1-2 | | 4 | 3 | 3 | 2 | 0 | 0 | 1 | | | | | | | | | |
| Bob Watson, R OBP: 0.377, SLG: 0.461 (1, 7) | | 2H | | | | | | | | 4 | 0 | 2 | 1 | 0 | 0 | 1 | | | | | | | | | |
| Johnny Edwards, L OBP: 0.332, SLG: 0.376 (1, 2) | 1-2 | | | | | | | | | 4 | 1 | 1 | 1 | 0 | 0 | 2 | | | | | | | | | |
| Doug Rader, R OBP: 0.312, SLG: 0.445 (1, 5) | | | | | | | | 3B | | 4 | 1 | 1 | 0 | 0 | 1 | 1 | | | | | | | | | |
| Tommy Helms, R OBP: 0.285, SLG: 0.362 (1, 4) | | | | 1B | | | | | | 4 | 1 | 1 | 0 | 0 | 0 | 2 | | | | | | | | | |
| Jerry Reuss, L OBP: 0.184, SLG: 0.174 Fred Gladding, L (8, 1) | | | | | | | | 3H | | 3 | 0 | 0 | 0 | 0 | 1 | 1 | | | | | | | | | |
| Inning Stats | R: 0 E: 0 K: 0 S: 3 | H: 1 LOB: 0 BB: 0 P: 3 | R: 1 E: 1 K: 0 S: 5 | H: 2 LOB: 1 BB: 0 P: 5 | R: 0 E: 0 K: 0 S: 3 | H: 0 LOB: 0 BB: 0 P: 3 | R: 1 E: 0 K: 0 S: 4 | H: 1 LOB: 0 BB: 0 P: 4 | R: 1 E: 1 K: 0 S: 5 | H: 2 LOB: 1 BB: 0 P: 5 | R: 1 E: 0 K: 0 S: 7 | H: 2 LOB: 1 BB: 0 P: 7 | R: 0 E: 0 K: 0 S: 5 | H: 0 LOB: 0 BB: 0 P: 5 | R: 0 E: 0 K: 0 S: 3 | H: 0 LOB: 1 BB: 1 P: 7 | R: 2 E: 1 K: 0 S: 6 | H: 3 LOB: 1 BB: 0 P: 6 | 1B: 6 2B: 1 3B: 1 HR: 3 | SF: 1 SAC: 0 DP: 1 HBP: 0 | WP: 1 PB: 0 SB: 1 CS: 1 | PA: 38 | | | |
| PITCHER | IP | WLS | BF | H | R | ER | SO | BB | IBB | HBP | BLK | WP | HR | S | P | ERA | WHIP | | | | | | | | |
| Juan Marichal, R ERA: 3.6 (1, 1) | 5.1 | L | 23 | 8 | 4 | 4 | 0 | 0 | 0 | 0 | 0 | 0 | 2 | 23 | 23 | 6.75 | 1.500 | | | | | | | | |
| Randy Moffitt, R ERA: 3.07 (6, 1) | 2.2 | | 9 | 0 | 0 | 0 | 2 | 1 | 0 | 0 | 0 | 1 | 0 | 12 | 16 | 0.00 | 0.375 | | | | | | | | |
| Don McMahon, R ERA: 3.16 (9, 1) | 1.0 | | 6 | 3 | 2 | 2 | 0 | 0 | 0 | 0 | 0 | 0 | 1 | 6 | 6 | 18.00 | 3.000 | | | | | | | | |

| Batter | 1 | 2 | 3 | 4 | 5 | 6 | 7 | 8 | 9 | AB | R | H | RBI | BB | SO | LOB | BOTTOM | | | | | | | | |
|--|------------------------------|---------------------------------|------------------------------|---------------------------------|------------------------------|----------------------------------|------------------------------|---------------------------------|------------------------------|---------------------------------|------------------------------|---------------------------------|------------------------------|----------------------------------|------------------------------|---------------------------------|---|------------------------------------|----------------------------------|--------|--|--|--|--|--|
| Bobby Bonds, R OBP: 0.333, SLG: 0.483 (1, 9) | | | | | | | | | | 4 | 0 | 0 | 0 | 0 | 3 | 2 | Houston Astros @ San Francisco Giants Candlestick Park, San Francisco, CA Fri Aug 04 1972, 10:05 PM EDT Att: 6,331 - Unknown | | | | | | | | |
| Gary Maddox, R OBP: 0.291, SLG: 0.436 (1, 8) | | | | | | | | 1B | | 4 | 0 | 1 | 0 | 0 | 0 | 0 | | | | | | | | | |
| Chris Speier, R OBP: 0.350, SLG: 0.414 (1, 6) | 1B | | | | | | | | | 4 | 0 | 1 | 1 | 0 | 0 | 2 | | | | | | | | | |
| Willie McCovey, L OBP: 0.305, SLG: 0.379 (1, 3) | 2B | | | | | | | | | 4 | 0 | 1 | 0 | 0 | 0 | 2 | | | | | | | | | |
| Tito Fuentes, S OBP: 0.303, SLG: 0.390 (1, 4) | | | | | | BB | | 1B | | 2 | 0 | 1 | 0 | 2 | 0 | 2 | | | | | | | | | |
| Dave Rader, L OBP: 0.307, SLG: 0.343 (1, 2) | | | | | | 1-2 | | 1-2 | | 4 | 0 | 0 | 0 | 0 | 1 | 3 | | | | | | | | | |
| Chris Arnold, R OBP: 0.294, SLG: 0.325 Jim Howarth, L OBP: 0.362, SLG: 0.346 (9, PH) | | | | | | | | | | 3 | 0 | 0 | 0 | 0 | 2 | 1 | | | | | | | | | |
| Ken Henderson, S OBP: 0.275, SLG: 0.328 (1, 7) | | | | | | | | BB FC5 1B | | 3 | 1 | 2 | 0 | 0 | 0 | 0 | | | | | | | | | |
| Juan Marichal, R OBP: 0.262, SLG: 0.293 Randy Moffitt, R (6, 1) | | | | | | | | 1B BB | | 2 | 0 | 0 | 0 | 0 | 0 | 1 | | | | | | | | | |
| Bernie Williams, R OBP: 0.239, SLG: 0.397 Don McMahon, R OBP: 0.250, SLG: 0.250 (9, 1) | | | | | | | | | | 0 | 0 | 0 | 0 | 1 | 0 | 0 | | | | | | | | | |
| Inning Stats | R: 0 E: 0 K: 1 S: 7 | H: 2 LOB: 2 BB: 0 P: 7 | R: 0 E: 0 K: 1 S: 6 | H: 1 LOB: 1 BB: 0 P: 6 | R: 0 E: 0 K: 2 S: 7 | H: 0 LOB: 0 BB: 1 P: 11 | R: 0 E: 0 K: 1 S: 5 | H: 0 LOB: 0 BB: 0 P: 5 | R: 0 E: 0 K: 0 S: 3 | H: 0 LOB: 0 BB: 0 P: 3 | R: 0 E: 0 K: 0 S: 2 | H: 0 LOB: 0 BB: 1 P: 6 | R: 1 E: 0 K: 1 S: 7 | H: 2 LOB: 2 BB: 1 P: 11 | R: 0 E: 0 K: 0 S: 3 | H: 1 LOB: 0 BB: 0 P: 3 | 1B: 4 2B: 2 3B: 0 HR: 0 | SF: 0 SAC: 0 DP: 2 HBP: 0 | WP: 0 PB: 0 SB: 0 CS: 0 | PA: 34 | | | | | |
| PITCHER | IP | WLS | BF | H | R | ER | SO | BB | IBB | HBP | BLK | WP | HR | S | P | ERA | WHIP | | | | | | | | |
| Jerry Reuss, L ERA: 3.72 Fred Gladding, R ERA: 2.79 (8, 1) | 7.0 | W | 27 | 4 | 1 | 1 | 5 | 3 | 0 | 0 | 0 | 0 | 0 | 34 | 46 | 0.00 | 1.000 | | | | | | | | |

| Batter | 1 | 2 | 3 | 4 | 5 | 6 | 7 | 8 | 9 | AB | R | H | RBI | BB | SO | LOB | TOP | | | | | | | |
|---|---|--|--|---------------------------------|------------------------------|---------------------------------|------------------------------|---------------------------------|------------------------------|---------------------------------|------------------------------|---------------------------------|------------------------------|----------------------------------|------------------------------|---------------------------------|------------------------------|----------------------------------|----------------------------------|------------------------------------|-------------------------|--------|--|--|
| Roger Metzger, S (1,6) OBP: 0.277, SLG: 0.255 | F8 | | 6-3 | | | L1 | | FC4-6 1B | FC5-4 BB | 4 | 0 | 1 | 0 | 1 | 0 | 0 | | | | | | | | |
| Cesar Cedeno, R (1,8) OBP: 0.406, SLG: 0.570 | F7 | | 5-3 | | | S E 1B | | FC4-6 WP S 1B | FC5-4 BB | 5 | 2 | 1 | 1 | 0 | 0 | 3 | | | | | | | | |
| Jimmy Wynn, R (1,9) OBP: 0.376, SLG: 0.483 | 5-3 | | | F2 | | E5 PB BB CS 1-H | | WP 1B BB | F9 | 4 | 1 | 0 | 0 | 1 | 0 | 2 | | | | | | | | |
| Lee May, R (1,3) OBP: 0.359, SLG: 0.544 | | 4-3 | | K | | 1-2 BB | | F6 | | 3 | 0 | 0 | 0 | 1 | 1 | 2 | | | | | | | | |
| Bob Watson, R (1,7) OBP: 0.378, SLG: 0.460 | | 1B BB | | 4-3 | | CS | | F8 | | 3 | 0 | 1 | 2 | 1 | 0 | 0 | | | | | | | | |
| Johnny Edwards, L (1,2) OBP: 0.338, SLG: 0.386 | | 1B | | | | G6-4-3 1B | | F8 | | 4 | 0 | 3 | 0 | 0 | 0 | 1 | | | | | | | | |
| Doug Rader, R (1,5) OBP: 0.309, SLG: 0.440 | | F9 | | G6-4-3 1B | | K | | K | | 4 | 0 | 0 | 0 | 0 | 2 | 4 | | | | | | | | |
| Tommy Helms, R (1,4) OBP: 0.291, SLG: 0.365 | | | | G3 | | IBB | | BB FC5-4 1B | | 3 | 1 | 2 | 0 | 1 | 0 | 0 | | | | | | | | |
| Dave Roberts, L (1,1) OBP: 0.250, SLG: 0.358 | | | F3 | | | 5-3 | | F8 | | 3 | 0 | 0 | 0 | 0 | 0 | 2 | | | | | | | | |
| Jim Ray, R (8,1) OBP: 0.077, SLG: 0.077 | | | | | | | | | | 0 | 0 | 0 | 0 | 0 | 0 | 0 | | | | | | | | |
| Norm Miller, L (9, PH) OBP: 0.312, SLG: 0.388 | | | | | | | | | | 1 | 0 | 1 | 0 | 0 | 0 | 0 | | | | | | | | |
| Fred Gladding, L (9,1) OBP: 0.312, SLG: 0.388 | | | | | | | | | | 0 | 0 | 0 | 0 | 0 | 0 | 0 | | | | | | | | |
| Inning Stats | R: 0 E: 0 K: 0 S: 3 | H: 0 LOB: 0 BB: 0 P: 3 | R: 0 E: 0 K: 0 S: 4 | H: 2 LOB: 2 BB: 1 P: 8 | R: 0 E: 0 K: 0 S: 3 | H: 0 LOB: 0 BB: 0 P: 3 | R: 0 E: 0 K: 1 S: 5 | H: 0 LOB: 0 BB: 0 P: 5 | R: 0 E: 0 K: 0 S: 3 | H: 1 LOB: 0 BB: 0 P: 3 | R: 1 E: 1 K: 0 S: 4 | H: 1 LOB: 1 BB: 1 P: 8 | R: 0 E: 0 K: 1 S: 6 | H: 1 LOB: 2 BB: 1 P: 10 | R: 2 E: 0 K: 0 S: 5 | H: 2 LOB: 1 BB: 1 P: 9 | R: 1 E: 0 K: 1 S: 7 | H: 2 LOB: 2 BB: 1 P: 11 | 1B: 8 2B: 1 3B: 0 HR: 0 | SF: 0 SAC: 0 DP: 1 HBP: 0 | WP: 1 PB: 1 CS: 2 | PA: 40 | | |
| PITCHER | IP WLS BF H R ER SO BB IBB HBP BLK WP HR S P ERA WHIP | 8.1 L 36 9 4 3 3 3 1 0 0 0 0 0 38 54 3.24 1.440 | 0.2 3 0 0 0 0 1 0 0 0 0 0 0 2 6 0.00 1.500 | | | | | | | | | | | | | | | | | | | | | |

Houston Astros @ San Francisco Giants
Candlestick Park, San Francisco, CA
Sat Aug 05 1972, 6:33 AM EDT
Att: 8,081 - Unknown

| | |
|-----|----|
| AB | 34 |
| R | 4 |
| H | 9 |
| RBI | 3 |
| BB | 5 |
| SO | 3 |
| LOB | 14 |



| Batter | 1 | 2 | 3 | 4 | 5 | 6 | 7 | 8 | 9 | AB | R | H | RBI | BB | SO | LOB | BOTTOM | | | | | | |
|---|---|--|--|---------------------------------|------------------------------|---------------------------------|------------------------------|---------------------------------|------------------------------|---------------------------------|------------------------------|---------------------------------|------------------------------|---------------------------------|------------------------------|---------------------------------|----------------------------------|------------------------------------|-------------------------|--------|--|--|--|
| Bobby Bonds, R (1,9) OBP: 0.332, SLG: 0.488 | F2 | | F2 | | | K | | HR | | 4 | 1 | 1 | 1 | 0 | 1 | 0 | | | | | | | |
| Gary Maddox, R (1,8) OBP: 0.291, SLG: 0.433 | K | | S 1B | | | F3 | | F8 | | 4 | 0 | 1 | 0 | 0 | 1 | 0 | | | | | | | |
| Chris Speier, R (1,6) OBP: 0.349, SLG: 0.411 | | BB | | K | | F8 | | F2 | | 3 | 0 | 0 | 0 | 1 | 1 | 1 | | | | | | | |
| Willie McCovey, L (1,3) OBP: 0.310, SLG: 0.409 | | | | | | F8 | | PB 2B | | 4 | 1 | 2 | 1 | 0 | 1 | 1 | | | | | | | |
| Jerry Johnson, R (9,1) OBP: 0.310, SLG: 0.409 | | | | | | | | | | 0 | 0 | 0 | 0 | 0 | 0 | 0 | | | | | | | |
| Dave Kingman, R (1,5) OBP: 0.300, SLG: 0.481 | | | | | | | | | | 3 | 1 | 1 | 1 | 0 | 1 | 0 | | | | | | | |
| Damaso Blanco, R (8,5) OBP: 0.400, SLG: 0.333 | | F7 | | K | | | | HR | | 0 | 0 | 0 | 0 | 1 | 0 | 0 | | | | | | | |
| Tito Fuentes, S (1,4) OBP: 0.303, SLG: 0.388 | | F8 | | 6-3 | | | | BB | | 4 | 0 | 1 | 0 | 0 | 0 | 2 | | | | | | | |
| Ken Henderson, S (1,7) OBP: 0.275, SLG: 0.327 | | | | | | | | 1-3 | | 4 | 0 | 1 | 0 | 0 | 1 | 1 | | | | | | | |
| Dave Rader, L (1,2) OBP: 0.303, SLG: 0.338 | | F7 | | | | | | | | 4 | 0 | 0 | 0 | 0 | 0 | 2 | | | | | | | |
| Don Carrithers, R (1,1) OBP: 0.130, SLG: 0.174 | | | | | | | | | | 3 | 0 | 0 | 0 | 0 | 0 | 1 | | | | | | | |
| Ed Goodson, L (9,3) OBP: 0.313, SLG: 0.412 | | | 1-3 | | | | | | | 1 | 0 | 0 | 0 | 0 | 0 | 0 | | | | | | | |
| Inning Stats | R: 0 E: 0 K: 2 S: 7 | H: 0 LOB: 1 BB: 1 P: 11 | R: 0 E: 0 K: 0 S: 4 | H: 1 LOB: 1 BB: 0 P: 4 | R: 0 E: 0 K: 1 S: 6 | H: 1 LOB: 0 BB: 0 P: 6 | R: 0 E: 0 K: 1 S: 5 | H: 0 LOB: 0 BB: 0 P: 5 | R: 0 E: 0 K: 1 S: 5 | H: 0 LOB: 0 BB: 0 P: 5 | R: 2 E: 0 K: 0 S: 6 | H: 3 LOB: 1 BB: 0 P: 6 | R: 1 E: 0 K: 0 S: 5 | H: 2 LOB: 2 BB: 1 P: 9 | R: 0 E: 0 K: 1 S: 5 | H: 0 LOB: 0 BB: 0 P: 5 | 1B: 3 2B: 1 3B: 0 HR: 3 | SF: 0 SAC: 0 DP: 0 HBP: 0 | WP: 0 PB: 1 CS: 0 | PA: 36 | | | |
| PITCHER | IP WLS BF H R ER SO BB IBB HBP BLK WP HR S P ERA WHIP | 7.0 W 5 1 0 0 0 1 0 0 0 0 0 4 8 0.00 2.000 | 1.0 S 3 0 0 0 1 0 0 0 0 0 0 5 5 0.00 0.000 | | | | | | | | | | | | | | | | | | | | |

Houston Astros @ San Francisco Giants
Candlestick Park, San Francisco, CA
Sat Aug 05 1972, 6:33 AM EDT
Att: 8,081 - Unknown

| | |
|-----|----|
| AB | 34 |
| R | 3 |
| H | 7 |
| RBI | 3 |
| BB | 2 |
| SO | 6 |
| LOB | 8 |



| Batter | 1 | 2 | 3 | 4 | 5 | 6 | 7 | 8 | 9 | AB | R | H | RBI | BB | SO | LOB | TOP | | | | | |
|--|--|---------------------------------|------------------------------|----------------------------------|------------------------------|---------------------------------|------------------------------|---------------------------------|------------------------------|---------------------------------|------------------------------|---------------------------------|------------------------------|---------------------------------|------------------------------|---------------------------------|------------------------------|---------------------------------|----------------------------------|------------------------------------|----------------------------------|--------|
| Roger Metzger, S (1, 6) OBP: 0.277, SLG: 0.255 Bobby Fenwick, R (5, 6) OBP: 0.213, SLG: 0.227 | K | | 4-3 | | 4-3 | | 4-3 | | | 3 | 0 | 0 | 0 | 0 | 1 | 0 | | | | | | |
| Cesar Cedeno, R (1, 8) OBP: 0.409, SLG: 0.582 | HR | | G2 | | | 1B | | 6-3 | | 4 | 2 | 2 | 1 | 0 | 0 | 0 | | | | | | |
| Jimmy Wynn, R (1, 9) OBP: 0.377, SLG: 0.485 | 6-3 | | 2B | | 1B | 1B | | K | | 4 | 0 | 2 | 1 | 0 | 1 | 0 | | | | | | |
| Lee May, R (1, 3) OBP: 0.361, SLG: 0.547 | F4 | | 1-3 | | 2B | 3H | | 1B | | 4 | 0 | 2 | 0 | 0 | 0 | 1 | | | | | | |
| Bob Watson, R (1, 7) OBP: 0.380, SLG: 0.459 | K | | | | 1B | FC5-4 | | 1B | | 4 | 0 | 3 | 0 | 0 | 1 | 0 | | | | | | |
| Doug Rader, R (1, 5) OBP: 0.305, SLG: 0.433 | E1 | | | | 6-3 | 1B | | 1B | | 4 | 0 | 0 | 0 | 0 | 1 | 4 | | | | | | |
| Tommy Helms, R (1, 4) OBP: 0.283, SLG: 0.355 | 5-3 | | | | K | 1-2 | | FC5-4 | | 4 | 0 | 0 | 0 | 0 | 1 | 3 | | | | | | |
| Larry Howard, R (1, 2) OBP: 0.280, SLG: 0.293 Johnny Edwards, L (7, PH) OBP: 0.347, SLG: 0.390 | IBB | | | | F9 | | | F4 | | 1 | 0 | 0 | 0 | 1 | 0 | 0 | | | | | | |
| Tom Griffin, R (1, 1) OBP: 0.286, SLG: 0.571 George Culver, R (5, 1) OBP: 0.200, SLG: 0.214 Jimmy Stewart, S (7, PH) OBP: 0.244, SLG: 0.313 Ken Forsch, R (7, 1) OBP: 0.143, SLG: 0.118 Norm Miller, L (9, PH) OBP: 0.309, SLG: 0.384 | F8 | | | | 6-3 | | | 1-3 | | 2 | 0 | 0 | 0 | 0 | 0 | 2 | | | | | | |
| Inning Stats | R: 1 E: 0 K: 1 S: 6 | H: 1 LOB: 0 BB: 0 P: 6 | R: 0 E: 1 K: 1 S: 6 | H: 0 LOB: 2 BB: 1 P: 10 | R: 0 E: 0 K: 0 S: 4 | H: 2 LOB: 2 BB: 0 P: 4 | R: 0 E: 0 K: 1 S: 5 | H: 1 LOB: 0 BB: 0 P: 5 | R: 0 E: 0 K: 0 S: 3 | H: 0 LOB: 0 BB: 0 P: 3 | R: 1 E: 0 K: 0 S: 6 | H: 3 LOB: 2 BB: 0 P: 6 | R: 0 E: 0 K: 0 S: 3 | H: 0 LOB: 0 BB: 0 P: 3 | R: 0 E: 0 K: 2 S: 9 | H: 2 LOB: 2 BB: 0 P: 9 | R: 0 E: 0 K: 1 S: 5 | H: 0 LOB: 0 BB: 0 P: 5 | 1B: 6 2B: 1 3B: 1 HR: 1 | SF: 0 SAC: 0 DP: 0 HBP: 0 | WP: 0 PB: 0 SB: 0 CS: 0 | PA: 36 |
| PITCHER Jim Willoughby, R (1, 1) ERA: 2.0 | IP: 9.0 WLS: W BF: 36 H: 9 R: 2 ER: 2 SO: 6 BB: 0 IBB: 1 HBP: 0 BLK: 0 WP: 0 HR: 1 S: 47 P: 51 ERA: 2.00 WHIP: 1.000 | | | | | | | | | | | | | | | PITCHER | | | | | | |

Houston Astros @ San Francisco Giants
Candlestick Park, San Francisco, CA
Sun Aug 06 1972, 6:38 AM EDT
Att: 16,478 - Unknown

AB 35
R 2
H 9
RBI 2
BB 1
SO 6
LOB 10



| Batter | 1 | 2 | 3 | 4 | 5 | 6 | 7 | 8 | 9 | AB | R | H | RBI | BB | SO | LOB | BOTTOM | | | |
|---|--|----------------------------------|------------------------------|---------------------------------|------------------------------|---------------------------------|------------------------------|---------------------------------|-------------------------------|----------------------------------|------------------------------|---------------------------------|------------------------------|---------------------------------|------------------------------|---------------------------------|----------------------------------|------------------------------------|----------------------------------|--------|
| Bobby Bonds, R (1, 9) OBP: 0.330, SLG: 0.483 | 5-3 | K | | 6-3 | | K | | | | 4 | 1 | 1 | 0 | 0 | 2 | 1 | | | | |
| Gary Maddox, R (1, 8) OBP: 0.287, SLG: 0.430 | 5-3 | | K | | SH4-3 | 4-3 | | | | 4 | 1 | 1 | 0 | 0 | 1 | 1 | | | | |
| Chris Speier, R (1, 6) OBP: 0.352, SLG: 0.421 | 1B | | HR | | SH4-3 | | | K | | 2 | 1 | 1 | 1 | 1 | 1 | 0 | | | | |
| Ed Goodson, L (1, 3) OBP: 0.324, SLG: 0.417 | 1B | | HBP | | 1B | 4-3 | | | | 3 | 0 | 2 | 2 | 0 | 0 | 0 | | | | |
| Dave Kingman, R (1, 5) OBP: 0.296, SLG: 0.482 | K | | K | | K | HR | | | | 4 | 1 | 1 | 1 | 0 | 3 | 4 | | | | |
| Dave Rader, L (1, 2) OBP: 0.305, SLG: 0.348 | F8 | | 4-3 | | 1-2 | 4-3 | | | | 4 | 0 | 1 | 0 | 0 | 0 | 3 | | | | |
| Tito Fuentes, S (1, 4) OBP: 0.302, SLG: 0.385 | | 2B | | F4 | K | | | F5 | | 4 | 0 | 1 | 0 | 0 | 1 | 2 | | | | |
| Ken Henderson, S (1, 7) OBP: 0.281, SLG: 0.350 | | 2B | | HR | | SH5-4 | | K | | 4 | 2 | 3 | 1 | 0 | 1 | 0 | | | | |
| Jim Willoughby, R (1, 1) | K | | 6-3 | | SH5-4 | | | 4-3 | | 3 | 0 | 0 | 0 | 0 | 1 | 1 | | | | |
| Inning Stats | R: 1 E: 0 K: 1 S: 7 | H: 2 LOB: 2 BB: 1 P: 11 | R: 0 E: 0 K: 2 S: 8 | H: 2 LOB: 1 BB: 0 P: 8 | R: 1 E: 0 K: 2 S: 8 | H: 1 LOB: 1 BB: 0 P: 9 | R: 1 E: 0 K: 0 S: 4 | H: 1 LOB: 0 BB: 0 P: 4 | R: 1 E: 0 K: 2 S: 10 | H: 3 LOB: 2 BB: 0 P: 10 | R: 1 E: 0 K: 1 S: 6 | H: 1 LOB: 0 BB: 0 P: 6 | R: 1 E: 0 K: 1 S: 6 | H: 1 LOB: 0 BB: 0 P: 6 | R: 0 E: 0 K: 1 S: 5 | H: 0 LOB: 0 BB: 0 P: 5 | 1B: 6 2B: 2 3B: 0 HR: 3 | SF: 0 SAC: 2 DP: 0 HBP: 1 | WP: 0 PB: 0 SB: 3 CS: 0 | PA: 36 |
| PITCHER Tom Griffin, R (1, 1) ERA: 2.81 George Culver, R (5, 1) ERA: 3.18 Ken Forsch, R (7, 1) ERA: 4.09 | IP: 4.0 WLS: L BF: 20 H: 7 R: 4 ER: 4 SO: 5 BB: 1 IBB: 0 HBP: 0 BLK: 0 WP: 0 HR: 2 S: 28 P: 33 ERA: 4.50 WHIP: 1.500 | | | | | | | | | | | | | | | PITCHER | | | | |

Houston Astros @ San Francisco Giants
Candlestick Park, San Francisco, CA
Sun Aug 06 1972, 6:38 AM EDT
Att: 16,478 - Unknown

AB 32
R 6
H 11
RBI 5
BB 1
SO 10
LOB 12



| Batter | 1 | 2 | 3 | 4 | 5 | 6 | 7 | 8 | 9 | AB | R | H | RBI | BB | SO | LOB | TOP | | | | | | | | |
|---|------------------------------|----------------------------------|------------------------------|----------------------------------|------------------------------|---------------------------------|------------------------------|---------------------------------|------------------------------|---------------------------------|------------------------------|---------------------------------|------------------------------|---------------------------------|------------------------------|---------------------------------|------------------------------|---------------------------------|----------------------------------|------------------------------------|----------------------------------|--------|--|--|--|
| Derrel Thomas, S OBP: 0.295, SLG: 0.303 (1, 6) | F7 | HR | | L8 | | | L9 | | FC4-6 | 5 | 1 | 1 | 2 | 0 | 0 | 3 | | | | | | | | | |
| Dave Roberts, R OBP: 0.282, SLG: 0.335 (1, 5) | K | F6 | | | K | | | 6-3 | | 4 | 0 | 0 | 0 | 0 | 2 | 0 | | | | | | | | | |
| Larry Stahl, L OBP: 0.304, SLG: 0.333 (1, 7) (8, 3) | BB 1B | F9 | | | F7 | | | K | | 4 | 1 | 1 | 0 | 0 | 1 | 0 | | | | | | | | | |
| Nate Colbert, R OBP: 0.318, SLG: 0.537 Enzo Hernandez, R OBP: 0.243, SLG: 0.238 (1, 3) (8, 7) | BB 1B | | | F7 | | | | 6-3 | | 3 | 0 | 0 | 0 | 1 | 1 | 0 | | | | | | | | | |
| Cito Gaston, R OBP: 0.319, SLG: 0.395 (1, 9) | FC6-4 1B | | | K | | | G5-4-3 1B | | BB 1B | 4 | 0 | 3 | 1 | 0 | 1 | 0 | | | | | | | | | |
| Gary Jesteadt, R OBP: 0.286, SLG: 0.339 (1, 4) | FC6-4 1-2 | | | | | | G5-4-3 1-2 | | F8 | 4 | 0 | 1 | 0 | 0 | 0 | 4 | | | | | | | | | |
| Fred Kendall, R OBP: 0.247, SLG: 0.309 (1, 2) | | HR | | 5-3 | | | F9 | | BB 1B | 4 | 1 | 2 | 1 | 0 | 0 | 1 | | | | | | | | | |
| Johnny Jeter, R OBP: 0.271, SLG: 0.321 (1, 8) | | K | | | 6-3 | | | L9 | BB FC4-6 1B | 4 | 0 | 1 | 0 | 0 | 1 | 0 | | | | | | | | | |
| Steve Arlin, R OBP: 0.271, SLG: 0.216 Mike Corkins, R OBP: 0.304, SLG: 0.435 Ed Acosta, S (4, 1) Mark Schaeffer, L (5, 1) Curt Blefary, L OBP: 0.323, SLG: 0.373 (9, PH) | | HR BB | | | K | | | F2 | F7 | 0 | 1 | 0 | 0 | 1 | 0 | 0 | | | | | | | | | |
| Inning Stats | R: 1 E: 0 K: 1 S: 7 | H: 2 LOB: 2 BB: 1 P: 11 | R: 3 E: 0 K: 1 S: 7 | H: 2 LOB: 1 BB: 1 P: 11 | R: 0 E: 0 K: 1 S: 6 | H: 1 LOB: 1 BB: 0 P: 6 | R: 0 E: 0 K: 1 S: 5 | H: 0 LOB: 0 BB: 0 P: 5 | R: 0 E: 0 K: 2 S: 7 | H: 0 LOB: 0 BB: 0 P: 7 | R: 0 E: 0 K: 0 S: 3 | H: 1 LOB: 0 BB: 0 P: 3 | R: 0 E: 0 K: 0 S: 3 | H: 0 LOB: 0 BB: 0 P: 3 | R: 0 E: 0 K: 1 S: 5 | H: 0 LOB: 0 BB: 0 P: 5 | R: 0 E: 0 K: 0 S: 6 | H: 3 LOB: 3 BB: 0 P: 6 | 1B: 6 2B: 0 3B: 1 HR: 2 | SF: 0 SAC: 0 DP: 1 HBP: 0 | WP: 0 PB: 0 SB: 0 CS: 0 | PA: 37 | | | |
| PITCHER Frank Reberger, R ERA: 2.86 (1, 1) | IP | WLS | BF | H | R | ER | SO | BB | IBB | HBP | BLK | WP | HR | S | P | ERA | WHIP | | | | | | | | |
| | 9.0 | W | 37 | 9 | 4 | 4 | 7 | 2 | 0 | 0 | 0 | 0 | 2 | 49 | 57 | 4.00 | 1.222 | | | | | | | | |

San Diego Padres @ San Francisco Giants
Candlestick Park, San Francisco, CA
Tue Aug 08 1972, 10:05 PM EDT
Unknown

AB 35
R 4
H 9
RBI 4
BB 2
SO 7
LOB 11



| Batter | 1 | 2 | 3 | 4 | 5 | 6 | 7 | 8 | 9 | AB | R | H | RBI | BB | SO | LOB | BOTTOM | | | | | | | | |
|--|------------------------------|---------------------------------|------------------------------|----------------------------------|------------------------------|---------------------------------|------------------------------|----------------------------------|------------------------------|----------------------------------|------------------------------|----------------------------------|------------------------------|---------------------------------|------------------------------|---------------------------------|-----------------------------------|------------------------------------|----------------------------------|--------|--|--|--|--|--|
| Bobby Bonds, R OBP: 0.333, SLG: 0.483 (1, 9) | WP S 6-3 BB | SF8 | | F2 | BB 1B SF8 | BB 1B | | 6-3 | | 4 | 2 | 2 | 2 | 1 | 0 | 2 | | | | | | | | | |
| Gary Maddox, R OBP: 0.288, SLG: 0.426 (1, 8) | 6-3 | FC5-4 | | BB 1B BB | BB 1B | F9 | | F8 | | 5 | 2 | 1 | 1 | 1 | 0 | 2 | | | | | | | | | |
| Chris Speier, R OBP: 0.355, SLG: 0.420 Chris Arnold, R OBP: 0.294, SLG: 0.325 (1, 6) (6, PR) (7, 5) | L9-3 1B | | | BB 1B BB | K | K | | BB | | 3 | 1 | 1 | 1 | 2 | 2 | 2 | | | | | | | | | |
| Willie McCovey, L OBP: 0.305, SLG: 0.395 (1, 3) | L9-3 | | | BB 1B BB | 3-1 | BB 1B | | 4-3 | | 4 | 1 | 1 | 2 | 1 | 0 | 3 | | | | | | | | | |
| Dave Rader, L OBP: 0.306, SLG: 0.350 (1, 2) | | L8 | | F7 | BB 1B 3-1 | SF8 | | BB 1B | | 4 | 1 | 2 | 2 | 0 | 0 | 0 | | | | | | | | | |
| Ken Henderson, S OBP: 0.286, SLG: 0.353 (1, 7) | | BB 1B 2B BB | | BB 1B | BB 1B | E7 | | L9 | | 4 | 2 | 2 | 1 | 1 | 0 | 3 | | | | | | | | | |
| Dave Kingman, R OBP: 0.302, SLG: 0.489 Damaso Blanco, R OBP: 0.500, SLG: 0.333 (1, 5) (7, 6) | | BB 1B | | BB 1B | BB 1B | BB | | BB | | 3 | 2 | 3 | 2 | 0 | 0 | 0 | | | | | | | | | |
| Tito Fuentes, S OBP: 0.303, SLG: 0.387 (1, 4) | BB 1B SF8 2B | | | BB 1B | BB 1B | F3 | | L4 | | 4 | 2 | 1 | 1 | 1 | 0 | 6 | | | | | | | | | |
| Frank Reberger, L OBP: 0.250, SLG: 0.350 (1, 1) | FC5-4 1B | | | BB 1B F2 1B | BB 1B | BB 1B | | 4-1 | | 5 | 2 | 3 | 3 | 0 | 1 | 0 | | | | | | | | | |
| Inning Stats | R: 1 E: 0 K: 0 S: 3 | H: 1 LOB: 0 BB: 1 P: 7 | R: 3 E: 0 K: 0 S: 6 | H: 3 LOB: 1 BB: 1 P: 10 | R: 0 E: 0 K: 1 S: 5 | H: 0 LOB: 0 BB: 0 P: 5 | R: 8 E: 0 K: 0 S: 9 | H: 6 LOB: 1 BB: 3 P: 21 | R: 3 E: 1 K: 1 S: 9 | H: 4 LOB: 3 BB: 2 P: 17 | R: 0 E: 0 K: 1 S: 6 | H: 1 LOB: 2 BB: 1 P: 10 | R: 0 E: 0 K: 0 S: 3 | H: 1 LOB: 1 BB: 1 P: 7 | R: 0 E: 0 K: 0 S: 3 | H: 0 LOB: 0 BB: 0 P: 3 | 1B: 13 2B: 4 3B: 1 HR: 0 | SF: 2 SAC: 0 DP: 2 HBP: 0 | WP: 1 PB: 0 SB: 1 CS: 0 | PA: 47 | | | | | |
| PITCHER Steve Arlin, R ERA: 3.22 Mike Corkins, R ERA: 3.77 Ed Acosta, R ERA: 5.67 Mark Schaeffer, L ERA: 4.45 | IP | WLS | BF | H | R | ER | SO | BB | IBB | HBP | BLK | WP | HR | S | P | ERA | WHIP | | | | | | | | |
| | 1.1 | L | 10 | 3 | 6 | 6 | 1 | 3 | 0 | 0 | 0 | 0 | 0 | 9 | 21 | 40.50 | 4.500 | | | | | | | | |
| | 1.0 | | 9 | 6 | 5 | 5 | 1 | 0 | 0 | 0 | 0 | 0 | 0 | 11 | 11 | 45.00 | 6.000 | | | | | | | | |
| | 3.2 | | 17 | 3 | 0 | 0 | 1 | 4 | 0 | 0 | 0 | 0 | 0 | 15 | 31 | 0.00 | 1.909 | | | | | | | | |

San Diego Padres @ San Francisco Giants
Candlestick Park, San Francisco, CA
Tue Aug 08 1972, 10:05 PM EDT
Unknown

AB 36
R 15
H 16
RBI 15
BB 9
SO 3
LOB 18



| Batter | 1 | 2 | 3 | 4 | 5 | 6 | 7 | 8 | 9 | AB | R | H | RBI | BB | SO | LOB | TOP | | | | | |
|---|---|---------------------------------|------------------------------|---------------------------------|------------------------------|----------------------------------|------------------------------|---------------------------------|------------------------------|---------------------------------|------------------------------|---------------------------------|------------------------------|---------------------------------|------------------------------|----------------------------------|--|---------------------------------|----------------------------------|------------------------------------|----------------------------------|--------|
| Derrel Thomas, S OBP: 0.294, SLG: 0.309 (1, 6) | G3 | | 1B 3B | | 6-3 | | | F5 | | 4 | 1 | 1 | 0 | 0 | 0 | 0 | San Diego Padres @ San Francisco Giants Candlestick Park, San Francisco, CA Tue Aug 08 1972, 10:05 PM EDT Att: 7,389 - Unknown livebaseballscorecards.com | | | | | |
| Dave Roberts, R OBP: 0.289, SLG: 0.352 (1, 5) | HR | | WP 1B | | | F4 | | BB BB BB BB | | 3 | 1 | 2 | 2 | 1 | 0 | 0 | | | | | | |
| Jerry Morales, R OBP: 0.308, SLG: 0.346 (1, 7) | F2 | | 3-H 6-3 1B | | | F4 | | BB BB | | 3 | 0 | 0 | 0 | 1 | 1 | 1 | | | | | | |
| Nate Colbert, R OBP: 0.317, SLG: 0.533 (1, 3) | F7 | | 1-2 | | 6-3 | F2 | | BB BB BB BB | | 3 | 0 | 0 | 0 | 1 | 0 | 0 | | | | | | |
| Cito Gaston, R OBP: 0.318, SLG: 0.393 (1, 9) | F9 | | | | 1B | | | BB BB BB BB | | 4 | 0 | 1 | 0 | 0 | 1 | 3 | | | | | | |
| Curt Blefary, L OBP: 0.320, SLG: 0.402 (1, 2) | 4-3 | | | | F6 | | | BB BB BB BB | | 4 | 1 | 1 | 1 | 0 | 1 | 1 | | | | | | |
| Garry Jesteadt, R OBP: 0.280, SLG: 0.331 (1, 4) | F3 | | | | F4 | | HR | BB BB BB BB | | 4 | 0 | 0 | 0 | 0 | 0 | 1 | | | | | | |
| Johnny Jeter, R OBP: 0.271, SLG: 0.317 (1, 8) | | | SH3 BB | | | F8 | | BB BB BB BB | | 3 | 0 | 0 | 0 | 1 | 1 | 0 | | | | | | |
| Bill Greif, R OBP: 0.065, SLG: 0.033 (1, 1) | | | SH3 | | | K | | BB BB BB BB | | 1 | 0 | 0 | 0 | 0 | 1 | 0 | | | | | | |
| Gary Ross, R OBP: 0.222, SLG: 0.222 (5, 1) | | | 1-3 | | | K | | BB BB BB BB | | 0 | 0 | 0 | 0 | 0 | 0 | 0 | | | | | | |
| Larry Stahl, L OBP: 0.302, SLG: 0.332 (6, PH) | | | | | | | | BB BB BB BB | | 1 | 0 | 0 | 0 | 0 | 0 | 0 | | | | | | |
| Al Severinsen, R OBP: 0.302, SLG: 0.332 (8, 1) | | | | | | | | BB BB BB BB | | 0 | 0 | 0 | 0 | 0 | 0 | 0 | | | | | | |
| Inning Stats | R: 1 E: 0 K: 0 S: 4 | H: 1 LOB: 0 BB: 0 P: 4 | R: 0 E: 0 K: 0 S: 3 | H: 0 LOB: 0 BB: 0 P: 3 | R: 1 E: 0 K: 1 S: 6 | H: 2 LOB: 1 BB: 1 P: 10 | R: 0 E: 0 K: 0 S: 4 | H: 1 LOB: 1 BB: 0 P: 4 | R: 0 E: 0 K: 1 S: 5 | H: 0 LOB: 0 BB: 0 P: 5 | R: 0 E: 0 K: 0 S: 3 | H: 0 LOB: 0 BB: 0 P: 3 | R: 1 E: 0 K: 1 S: 6 | H: 1 LOB: 0 BB: 0 P: 6 | R: 0 E: 0 K: 0 S: 3 | H: 0 LOB: 3 BB: 3 P: 15 | R: 0 E: 0 K: 2 S: 7 | H: 0 LOB: 0 BB: 0 P: 7 | 1B: 2 2B: 0 3B: 1 HR: 2 | SF: 0 SAC: 1 DP: 0 HBP: 0 | WP: 1 PB: 0 SB: 0 CS: 0 | PA: 35 |
| PITCHER | IP WLS BF H R ER SO BB IBB HBP BLK WP HR S P ERA WHIP | | | | | | | | | | | | | | | | | | | | | |
| Steve Stone, R ERA: 2.95 (1, 1) | 6.0 W 22 4 2 2 2 2 1 0 0 0 1 1 25 29 3.00 0.833 | | | | | | | | | | | | | | | | | | | | | |
| Randy Moffitt, R ERA: 3.15 (7, 1) | 1.2 9 1 1 1 1 3 0 0 0 0 1 8 20 5.40 2.400 | | | | | | | | | | | | | | | | | | | | | |
| Jerry Johnson, R ERA: 5.0 (8, 1) | 1.1 S 4 0 0 0 2 0 0 0 0 0 0 8 8 0.00 0.000 | | | | | | | | | | | | | | | | | | | | | |

| Batter | 1 | 2 | 3 | 4 | 5 | 6 | 7 | 8 | 9 | AB | R | H | RBI | BB | SO | LOB | BOTTOM | | | |
|--|---|---------------------------------|------------------------------|---------------------------------|------------------------------|---------------------------------|------------------------------|---------------------------------|------------------------------|----------------------------------|------------------------------|---------------------------------|------------------------------|---------------------------------|------------------------------|---------------------------------|--|------------------------------------|----------------------------------|--------|
| Bobby Bonds, R OBP: 0.329, SLG: 0.478 (1, 9) | F4 | | E3 G3 | | F9 | F8 | | 6-3 | | 5 | 0 | 0 | 0 | 0 | 0 | 1 | San Diego Padres @ San Francisco Giants Candlestick Park, San Francisco, CA Tue Aug 08 1972, 10:05 PM EDT Att: 7,389 - Unknown livebaseballscorecards.com | | | |
| Gary Maddox, R OBP: 0.290, SLG: 0.426 (1, 8) | | | G3 | | | 1B BB | | F7 | | 0 | 0 | 0 | 0 | 0 | 0 | 0 | | | | |
| Jim Howarth, L OBP: 0.364, SLG: 0.341 (1, PR) (2, 8) | 1B FC3-2 HBP | | 2-3 | | HR BB | E S 1B | | | | 3 | 1 | 1 | 0 | 1 | 0 | 1 | | | | |
| Chris Speier, R OBP: 0.357, SLG: 0.421 (1, 6) | FC3-2 1B | | 6-3 | | HR 1B | K | | | | 4 | 2 | 2 | 1 | 0 | 1 | 2 | | | | |
| Ed Goodson, L OBP: 0.322, SLG: 0.434 (1, 3) | FC3-2 1B | | 4-3 | | HR 1B | 1-3 | | | | 4 | 1 | 1 | 3 | 0 | 0 | 4 | | | | |
| Ken Henderson, S OBP: 0.295, SLG: 0.379 (1, 7) | 1-2 3-H 1B | | | | HR | BB 2B | | S SF7 2B | | 4 | 2 | 4 | 2 | 0 | 0 | 0 | | | | |
| Dave Kingman, R OBP: 0.299, SLG: 0.484 (1, 5) | K | | | | K | 5-3 | | 5-3 | | 4 | 0 | 0 | 0 | 0 | 2 | 4 | | | | |
| Damaso Blanco, R OBP: 0.500, SLG: 0.333 (8, 5) | | | | | K | | | 2-3 | | 0 | 0 | 0 | 0 | 0 | 0 | 0 | | | | |
| Tito Fuentes, S OBP: 0.303, SLG: 0.385 (1, 4) | | | K | | F6 | BB IBB | | SF7 | | 2 | 0 | 0 | 1 | 1 | 1 | 0 | | | | |
| Fran Healy, R OBP: 0.262, SLG: 0.233 (1, 2) | F8 | | | | K | 1-2 2-3 BB | | K | | 3 | 0 | 0 | 0 | 1 | 2 | 0 | | | | |
| Steve Stone, R OBP: 0.156, SLG: 0.129 (1, 1) | | | | | | BB 1B | | 6-3 | | 3 | 1 | 1 | 0 | 0 | 1 | 3 | | | | |
| Randy Moffitt, R ERA: 2.17 (7, 1) | | | | | | | | | | 0 | 0 | 0 | 0 | 0 | 0 | 0 | | | | |
| Jerry Johnson, R ERA: 5.0 (8, 1) | | | | | | | | | | 1 | 0 | 0 | 0 | 0 | 0 | 0 | | | | |
| Inning Stats | R: 1 E: 0 K: 1 S: 7 | H: 2 LOB: 2 BB: 0 P: 8 | R: 0 E: 0 K: 2 S: 7 | H: 0 LOB: 0 BB: 0 P: 7 | R: 0 E: 1 K: 0 S: 4 | H: 0 LOB: 1 BB: 0 P: 4 | R: 1 E: 0 K: 2 S: 8 | H: 1 LOB: 0 BB: 0 P: 8 | R: 4 E: 0 K: 0 S: 7 | H: 4 LOB: 3 BB: 3 P: 19 | R: 0 E: 0 K: 1 S: 6 | H: 1 LOB: 1 BB: 0 P: 6 | R: 1 E: 0 K: 1 S: 6 | H: 1 LOB: 0 BB: 0 P: 6 | R: 0 E: 0 K: 0 S: 3 | H: 0 LOB: 0 BB: 0 P: 3 | 1B: 5 2B: 2 3B: 0 HR: 2 | SF: 1 SAC: 0 DP: 0 HBP: 1 | WP: 0 PB: 0 SB: 2 CS: 0 | PA: 38 |
| PITCHER | IP WLS BF H R ER SO BB IBB HBP BLK WP HR S P ERA WHIP | | | | | | | | | | | | | | | | | | | |
| Bill Greif, R ERA: 4.89 (1, 1) | 4.1 L 22 6 6 6 5 1 0 1 0 0 0 0 15 23 3.38 1.615 | | | | | | | | | | | | | | | | | | | |
| Gary Ross, R ERA: 2.17 (5, 1) | 2.2 13 3 1 1 2 1 1 0 0 0 0 15 23 3.38 1.500 | | | | | | | | | | | | | | | | | | | |
| Al Severinsen, R ERA: 5.0 (8, 1) | 1.0 3 0 0 0 0 0 0 0 0 0 0 3 3 0.00 0.000 | | | | | | | | | | | | | | | | | | | |



| Batter | 1 | 2 | 3 | 4 | 5 | 6 | 7 | 8 | 9 | AB | R | H | RBI | BB | SO | LOB | TOP | | | | | | | | | | |
|--|---|----------------------------------|------------------------------|---------------------------------|------------------------------|---------------------------------|------------------------------|---------------------------------|------------------------------|---------------------------------|------------------------------|---------------------------------|------------------------------|---------------------------------|------------------------------|---------------------------------|------------------------------|---------------------------------|----------------------------------|------------------------------------|----------------------------------|--------|--|--|--|--|--|
| Derrel Thomas, S OBP: 0.293, SLG: 0.307 (1, 6) | 0-0 4-3 | 0-0 FC6-4 1B | | 0-0 6-3 | | | 0-0 F3 | | 0-0 F8 | 5 | 0 | 1 | 0 | 0 | 0 | 0 | | | | | | | | | | | |
| Dave Roberts, R OBP: 0.291, SLG: 0.353 (1, 5) | 0-0 2B 1B | 0-0 FC6-4 1-2 | | | 0-0 L4 | | 0-0 1B 1B | | 0-0 F8 | 5 | 1 | 2 | 0 | 0 | 0 | 1 | | | | | | | | | | | |
| Johnny Jeter, R OBP: 0.273, SLG: 0.323 (1, 8) | 0-0 1B 2B | 0-0 F8 | | | 0-0 E5 G5-4-3 | | 0-0 1B 1B | | 0-3 K | 5 | 1 | 2 | 0 | 0 | 1 | 1 | | | | | | | | | | | |
| Nate Colbert, R OBP: 0.319, SLG: 0.530 (1, 3) | 4-0 1B FC5-4 IBB | | 0-0 5-3 | | 0-0 G5-4-3 1-2 | | 4-0 1B IBB | | | 2 | 1 | 0 | 0 | 2 | 0 | 1 | | | | | | | | | | | |
| Cito Gaston, R OBP: 0.317, SLG: 0.390 (1, 9) | 0-0 FC5-4 1B 1-3 2-H 3-H | | 0-0 F9 | | | 0-0 6-3 | 0-0 4-3 | | | 4 | 0 | 1 | 2 | 0 | 0 | 3 | | | | | | | | | | | |
| Gary Jesteadt, R OBP: 0.279, SLG: 0.346 (1, 4) | 0-0 FC5-4 1B 1-2 3-H | | 0-0 | | | 0-3 K | | 0-0 4-3 | | 4 | 1 | 1 | 2 | 0 | 1 | 1 | | | | | | | | | | | |
| Jerry Morales, R OBP: 0.311, SLG: 0.361 (1, 7) | 0-0 1B 1-2 | | 0-3 K | | | 0-0 HR | | 0-0 F4 | | 4 | 1 | 2 | 1 | 0 | 1 | 0 | | | | | | | | | | | |
| Pat Corrales, R OBP: 0.259, SLG: 0.184 (1, 2) | 0-0 6-3 | | | 0-0 F8 | | 0-0 5-3 | | 0-0 WP 1B | | 4 | 0 | 1 | 0 | 0 | 0 | 2 | | | | | | | | | | | |
| Clay Kirby, R OBP: 0.104, SLG: 0.063 (1, 1) | | 0-3 K | | 0-3 K | | | 0-0 6-3 | 0-3 K | | 4 | 0 | 0 | 0 | 0 | 3 | 1 | | | | | | | | | | | |
| Fred Norman, S OBP: 0.250, SLG: 0.179 (8, 1) | | | | | | | | 1-2 K | | 0 | 0 | 0 | 0 | 0 | 0 | 0 | | | | | | | | | | | |
| Inning Stats | R: 3 E: 0 K: 0 S: 7 | H: 4 LOB: 2 BB: 1 P: 11 | R: 0 E: 0 K: 1 S: 6 | H: 1 LOB: 1 BB: 0 P: 6 | R: 1 E: 0 K: 1 S: 6 | H: 1 LOB: 0 BB: 0 P: 6 | R: 0 E: 0 K: 1 S: 5 | H: 0 LOB: 0 BB: 0 P: 5 | R: 0 E: 1 K: 0 S: 3 | H: 0 LOB: 0 BB: 0 P: 3 | R: 1 E: 0 K: 0 S: 6 | H: 1 LOB: 0 BB: 0 P: 6 | R: 0 E: 0 K: 0 S: 5 | H: 2 LOB: 3 BB: 1 P: 9 | R: 0 E: 0 K: 1 S: 6 | H: 1 LOB: 1 BB: 0 P: 6 | R: 0 E: 0 K: 1 S: 5 | H: 0 LOB: 0 BB: 0 P: 5 | 1B: 7 2B: 1 3B: 0 HR: 2 | SF: 0 SAC: 0 DP: 1 HBP: 0 | WP: 1 PB: 0 SB: 0 CS: 0 | PA: 39 | | | | | |
| PITCHER | IP | WLS | BF | H | R | ER | SO | BB | IBB | HBP | BLK | WP | HR | S | P | ERA | WHIP | | | | | | | | | | |
| Juan Marichal, R ERA: 3.74 (1, 1) | 7.0 | L | 32 | 9 | 5 | 5 | 4 | 0 | 2 | 0 | 0 | 0 | 2 | 38 | 46 | 6.43 | 1.286 | | | | | | | | | | |
| Don McMahon, R ERA: 3.09 (8, 1) | 2.0 | S | 7 | 1 | 0 | 0 | 2 | 0 | 0 | 0 | 0 | 1 | 0 | 11 | 11 | 0.00 | 0.500 | | | | | | | | | | |

San Diego Padres @ San Francisco Giants
 Candlestick Park, San Francisco, CA
 Wed Aug 09 1972, 6:33 AM EDT
 Att: 4,229 - Unknown
 livebaseballscores.com

| | |
|-----|----|
| AB | 37 |
| R | 5 |
| H | 10 |
| RBI | 5 |
| BB | 2 |
| SO | 6 |
| LOB | 10 |



| Batter | 1 | 2 | 3 | 4 | 5 | 6 | 7 | 8 | 9 | AB | R | H | RBI | BB | SO | LOB | BOTTOM | | | | | | | | | | |
|---|------------------------------|----------------------------------|------------------------------|---------------------------------|------------------------------|---------------------------------|------------------------------|---------------------------------|------------------------------|---------------------------------|------------------------------|---------------------------------|------------------------------|---------------------------------|------------------------------|----------------------------------|------------------------------|----------------------------------|----------------------------------|------------------------------------|----------------------------------|--------|--|--|--|--|--|
| Bobby Bonds, R OBP: 0.330, SLG: 0.475 (1, 9) | 4-0 S BB | | 0-3 K | | 0-3 K | | 0-0 F9 | | 4-0 WP BB | 3 | 0 | 0 | 0 | 2 | 2 | 2 | | | | | | | | | | | |
| Gary Maddox, R OBP: 0.286, SLG: 0.420 (1, 8) | 0-3 K | | 0-0 L4 | | 0-0 5-3 | | 0-0 F8 | | 0-3 K 1-2 | 5 | 0 | 0 | 0 | 0 | 2 | 4 | | | | | | | | | | | |
| Chris Speier, R OBP: 0.359, SLG: 0.421 (1, 6) | 0-3 K 1-2 | | | 0-0 5-3 | | 4-0 BB | | 0-0 BB FC5 1B | 4-0 BB | 3 | 0 | 1 | 0 | 2 | 1 | 1 | | | | | | | | | | | |
| Willie McCovey, L OBP: 0.308, SLG: 0.410 (1, 3) | 0-0 4-3 | | | 0-0 HR | | 0-3 K | | 4-0 1B BB | 0-3 K | 4 | 1 | 1 | 1 | 1 | 2 | 4 | | | | | | | | | | | |
| Ken Henderson, S OBP: 0.297, SLG: 0.389 (1, 7) | | 0-0 F5 | | 0-0 HR | | 0-0 F7 | | 4-0 1B BB | | 3 | 1 | 1 | 1 | 1 | 0 | 1 | | | | | | | | | | | |
| Dave Rader, L OBP: 0.305, SLG: 0.348 (1, 2) | | 0-0 F8 | | 0-0 1B | | 0-0 4-3 | | 0-0 F3 | | 4 | 0 | 1 | 0 | 0 | 0 | 4 | | | | | | | | | | | |
| Dave Kingman, R OBP: 0.320, SLG: 0.484 (1, 5) | | 0-0 | | 0-3 K | | | 4-0 WP 1B | 0-3 K | | 2 | 0 | 1 | 0 | 1 | 1 | 1 | | | | | | | | | | | |
| Damaso Blanco, R OBP: 0.500, SLG: 0.333 (7, PR) | | | | | | | | | | 0 | 0 | 0 | 0 | 0 | 0 | 0 | | | | | | | | | | | |
| Ed Goodson, L OBP: 0.320, SLG: 0.431 (8, PH) | | | | | | | | | | 1 | 0 | 0 | 0 | 0 | 1 | 3 | | | | | | | | | | | |
| Chris Arnold, R OBP: 0.294, SLG: 0.325 (9, 5) | | | | | | | | | | 0 | 0 | 0 | 0 | 0 | 0 | 0 | | | | | | | | | | | |
| Tito Fuentes, S OBP: 0.302, SLG: 0.383 (1, 4) | | 0-0 F7 | | 0-0 G3 | | | 0-0 1B | 0-0 FC5 | | 4 | 0 | 1 | 0 | 0 | 0 | 5 | | | | | | | | | | | |
| Juan Marichal, R OBP: 0.250, SLG: 0.279 (1, 1) | | | 0-0 6-3 | | | | 0-0 L9 | | 0-3 K | 2 | 0 | 0 | 0 | 0 | 1 | 0 | | | | | | | | | | | |
| Jim Howarth, L OBP: 0.360, SLG: 0.337 (7, PH) | | | | | | | | | | 1 | 0 | 0 | 0 | 0 | 0 | 2 | | | | | | | | | | | |
| Don McMahon, R OBP: 0.250, SLG: 0.250 (8, 1) | | | | | | | | | | 0 | 0 | 0 | 0 | 0 | 0 | 0 | | | | | | | | | | | |
| Bernie Williams, R OBP: 0.235, SLG: 0.391 (9, PH) | | | | | | | | | | 1 | 0 | 0 | 0 | 0 | 1 | 0 | | | | | | | | | | | |
| Inning Stats | R: 0 E: 0 K: 2 S: 7 | H: 0 LOB: 1 BB: 1 P: 11 | R: 0 E: 0 K: 0 S: 4 | H: 1 LOB: 0 BB: 0 P: 4 | R: 0 E: 0 K: 1 S: 5 | H: 0 LOB: 0 BB: 0 P: 5 | R: 2 E: 0 K: 1 S: 8 | H: 3 LOB: 1 BB: 0 P: 8 | R: 0 E: 0 K: 2 S: 7 | H: 0 LOB: 0 BB: 0 P: 7 | R: 0 E: 0 K: 1 S: 5 | H: 0 LOB: 1 BB: 1 P: 9 | R: 0 E: 0 K: 0 S: 4 | H: 1 LOB: 2 BB: 1 P: 8 | R: 0 E: 0 K: 1 S: 6 | H: 1 LOB: 3 BB: 2 P: 14 | R: 0 E: 0 K: 3 S: 9 | H: 0 LOB: 2 BB: 2 P: 17 | 1B: 4 2B: 0 3B: 0 HR: 2 | SF: 0 SAC: 0 DP: 0 HBP: 0 | WP: 2 PB: 0 SB: 1 CS: 0 | PA: 40 | | | | | |
| PITCHER | IP | WLS | BF | H | R | ER | SO | BB | IBB | HBP | BLK | WP | HR | S | P | ERA | WHIP | | | | | | | | | | |
| Clay Kirby, R ERA: 3.05 (1, 1) | 7.0 | W | 31 | 4 | 0 | 0 | 7 | 4 | 0 | 0 | 0 | 1 | 2 | 41 | 57 | 2.57 | 1.429 | | | | | | | | | | |
| Fred Norman, L ERA: 3.24 (8, 1) | 2.0 | S | 9 | 0 | 0 | 0 | 4 | 3 | 0 | 0 | 0 | 1 | 0 | 14 | 26 | 0.00 | 1.500 | | | | | | | | | | |

San Diego Padres @ San Francisco Giants
 Candlestick Park, San Francisco, CA
 Wed Aug 09 1972, 6:33 AM EDT
 Att: 4,229 - Unknown
 livebaseballscores.com

| | |
|-----|----|
| AB | 33 |
| R | 2 |
| H | 6 |
| RBI | 2 |
| BB | 7 |
| SO | 11 |
| LOB | 27 |



| Batter | 1 | 2 | 3 | 4 | 5 | 6 | 7 | 8 | 9 | AB | R | H | RBI | BB | SO | LOB | TOP | | | | | |
|--|---|---------------------------------|------------------------------|---------------------------------|------------------------------|---------------------------------|------------------------------|---------------------------------|------------------------------|---------------------------------|------------------------------|----------------------------------|------------------------------|---------------------------------|------------------------------|---------------------------------|---|---------------------------------|----------------------------------|------------------------------------|----------------------------------|--------|
| Bobby Bonds, R OBP: 0.328, SLG: 0.471 (1, 9) | 5-3 | | F4 | | | | G6-4-3 | | K | 5 | 0 | 1 | 1 | 0 | 1 | 2 | | | | | | |
| Gary Maddox, R OBP: 0.289, SLG: 0.427 (1, 8) | | | | 4-3 | 5-3 | | | | | 4 | 1 | 2 | 0 | 0 | 0 | 1 | | | | | | |
| Chris Speier, R OBP: 0.356, SLG: 0.416 (1, 6) | | | | | | | | | K | 4 | 0 | 0 | 0 | 0 | 3 | 2 | | | | | | |
| Willie McCovey, L OBP: 0.312, SLG: 0.409 (1, 3) | | | | | | | | | | 3 | 0 | 1 | 0 | 1 | 0 | 2 | | | | | | |
| Ken Henderson, S OBP: 0.300, SLG: 0.401 (1, 7) | | | | | | | | | | 4 | 1 | 2 | 2 | 0 | 1 | 1 | | | | | | |
| Dave Rader, L OBP: 0.305, SLG: 0.347 (1, 2) | | | | | | | | | | 4 | 0 | 1 | 0 | 0 | 0 | 2 | | | | | | |
| Dave Kingman, R OBP: 0.301, SLG: 0.480 (1, 5) | | | | | | | | | | 3 | 1 | 0 | 0 | 1 | 3 | 2 | | | | | | |
| Tito Fuentes, S OBP: 0.302, SLG: 0.382 (1, 4) | | | | | | | | | | 4 | 0 | 1 | 0 | 0 | 0 | 0 | | | | | | |
| Don Carrithers, R OBP: 0.181, SLG: 0.174 (2, 1) | | | | | | | | | | 0 | 0 | 0 | 0 | 0 | 0 | 0 | | | | | | |
| Randy Moffitt, R OBP: 0.227, SLG: 0.284 (5, PH) | | | | | | | | | | 1 | 0 | 0 | 0 | 0 | 1 | 0 | | | | | | |
| Al Gallagher, R OBP: 0.227, SLG: 0.284 (5, PH) | | | | | | | | | | 1 | 0 | 0 | 0 | 0 | 0 | 2 | | | | | | |
| Steve Stone, R OBP: 0.192, SLG: 0.109 (5, PH) | | | | | | | | | | 0 | 0 | 0 | 0 | 0 | 0 | 0 | | | | | | |
| Jim Howarth, L OBP: 0.265, SLG: 0.345 (7, PH) | | | | | | | | | | 1 | 0 | 1 | 0 | 0 | 0 | 0 | | | | | | |
| Don McMahon, R OBP: 0.226, SLG: 0.250 (7, PH) | | | | | | | | | | 0 | 0 | 0 | 0 | 0 | 0 | 0 | | | | | | |
| Ed Goodson, L OBP: 0.226, SLG: 0.250 (9, PH) | | | | | | | | | | 1 | 0 | 1 | 0 | 0 | 0 | 0 | | | | | | |
| Damaso Blanco, R OBP: 0.205, SLG: 0.233 (9, PH) | | | | | | | | | | 0 | 0 | 0 | 0 | 0 | 0 | 0 | | | | | | |
| Inning Stats | R: 0 E: 0 K: 1 S: 6 | H: 1 LOB: 1 BB: 0 P: 6 | R: 0 E: 0 K: 2 S: 7 | H: 0 LOB: 0 BB: 0 P: 7 | R: 0 E: 0 K: 1 S: 5 | H: 0 LOB: 0 BB: 0 P: 5 | R: 0 E: 0 K: 1 S: 7 | H: 2 LOB: 2 BB: 0 P: 7 | R: 1 E: 0 K: 0 S: 4 | H: 2 LOB: 1 BB: 1 P: 8 | R: 0 E: 0 K: 1 S: 6 | H: 1 LOB: 0 BB: 0 P: 10 | R: 0 E: 0 K: 0 S: 3 | H: 1 LOB: 0 BB: 0 P: 3 | R: 2 E: 0 K: 1 S: 7 | H: 2 LOB: 0 BB: 0 P: 7 | R: 0 E: 0 K: 2 S: 8 | H: 1 LOB: 1 BB: 0 P: 8 | 1B: 8 2B: 0 3B: 1 HR: 1 | SF: 0 SAC: 0 DP: 2 HBP: 0 | WP: 0 PB: 0 SB: 0 CS: 0 | PA: 37 |
| PITCHER Larry Dierker, R ERA: 3.31 (1, 1) | IP: 9.0 WLS: W BF: 37 H: 10 R: 3 ER: 3 SO: 9 BB: 2 IBB: 0 HBP: 0 BLK: 0 WP: 0 HR: 1 S: 53 P: 61 ERA: 3.00 WHIP: 1.333 | | | | | | | | | | | | | | | PITCHER | IP: 9.0 WLS: W BF: 37 H: 10 R: 3 ER: 3 SO: 9 BB: 2 IBB: 0 HBP: 0 BLK: 0 WP: 0 HR: 1 S: 53 P: 61 ERA: 3.00 WHIP: 1.333 | | | | | |

San Francisco Giants @ Houston Astros
Astrodome, Houston, TX
Fri Aug 11 1972, 8:05 PM EDT
Att: 23,145 - Unknown

AB 35
R 3
H 10
RBI 3
BB 2
SO 9
LOB 14



| Batter | 1 | 2 | 3 | 4 | 5 | 6 | 7 | 8 | 9 | AB | R | H | RBI | BB | SO | LOB | BOTTOM | |
|--|---|----------------------------------|------------------------------|----------------------------------|------------------------------|---------------------------------|------------------------------|---------------------------------|------------------------------|---------------------------------|------------------------------|---------------------------------|------------------------------|---------------------------------|----------------------------------|------------------------------------|---|--------|
| Roger Metzger, S OBP: 0.277, SLG: 0.255 (1, 6) | F7 | E3 | F9 | | L8 | | | F7 | | 5 | 1 | 2 | 1 | 0 | 0 | 0 | | |
| Cesar Cedeno, R OBP: 0.411, SLG: 0.574 (1, 8) | | | | | | | | | | 3 | 1 | 1 | 1 | 1 | 0 | 0 | | |
| Jimmy Wynn, R OBP: 0.378, SLG: 0.486 (1, 9) | | | | | | | | | | 4 | 1 | 1 | 1 | 0 | 0 | 3 | | |
| Lee May, R OBP: 0.358, SLG: 0.535 (1, 3) | | | | | | | | | | 3 | 1 | 2 | 1 | 0 | 0 | 0 | | |
| Bob Watson, R OBP: 0.377, SLG: 0.451 (1, 7) | | | | | | | | | | 4 | 0 | 2 | 0 | 0 | 2 | 3 | | |
| Johnny Edwards, L OBP: 0.393, SLG: 0.395 (1, 2) | | | | | | | | | | 4 | 0 | 1 | 1 | 0 | 1 | 5 | | |
| Doug Rader, R OBP: 0.300, SLG: 0.429 (1, 5) | | | | | | | | | | 3 | 1 | 0 | 0 | 1 | 2 | 4 | | |
| Tommy Helms, R OBP: 0.290, SLG: 0.371 (1, 4) | | | | | | | | | | 4 | 1 | 1 | 1 | 0 | 1 | 0 | | |
| Larry Dierker, R OBP: 0.193, SLG: 0.179 (1, 1) | | | | | | | | | | 4 | 0 | 0 | 0 | 0 | 0 | 1 | | |
| Inning Stats | R: 0 E: 0 K: 2 S: 8 | H: 1 LOB: 3 BB: 1 P: 13 | R: 5 E: 1 K: 0 S: 9 | H: 6 LOB: 2 BB: 1 P: 13 | R: 0 E: 0 K: 0 S: 3 | H: 0 LOB: 0 BB: 0 P: 3 | R: 1 E: 0 K: 1 S: 8 | H: 3 LOB: 2 BB: 0 P: 8 | R: 0 E: 0 K: 0 S: 3 | H: 0 LOB: 0 BB: 0 P: 3 | R: 0 E: 0 K: 2 S: 7 | H: 0 LOB: 0 BB: 0 P: 7 | R: 0 E: 0 K: 1 S: 5 | H: 0 LOB: 0 BB: 0 P: 5 | 1B: 8 2B: 1 3B: 0 HR: 1 | SF: 0 SAC: 0 DP: 0 HBP: 1 | WP: 0 PB: 0 SB: 2 CS: 0 | PA: 37 |
| PITCHER Don Carrithers, R ERA: 5.4 (1, 1) | IP: 1.2 WLS: L BF: 14 H: 4 R: 5 ER: 5 SO: 2 BB: 2 IBB: 0 HBP: 0 BLK: 0 WP: 0 HR: 0 S: 15 P: 24 ERA: 27.00 WHIP: 4.800 | | | | | | | | | | | | | | | PITCHER | IP: 1.2 WLS: L BF: 14 H: 4 R: 5 ER: 5 SO: 2 BB: 2 IBB: 0 HBP: 0 BLK: 0 WP: 0 HR: 0 S: 15 P: 24 ERA: 27.00 WHIP: 4.800 | |
| Randy Moffitt, R ERA: 3.19 (2, 1) | 2.1 | 11 | 4 | 1 | 1 | 1 | 0 | 0 | 0 | 0 | 0 | 1 | 13 | 13 | 3.86 | 1.714 | | |
| Steve Stone, R ERA: 2.9 (5, 1) | 2.0 | 6 | 0 | 0 | 0 | 0 | 0 | 0 | 0 | 0 | 0 | 6 | 6 | 0.00 | 0.000 | | | |
| Don McMahon, R ERA: 2.98 (7, 1) | 2.0 | 6 | 0 | 0 | 0 | 3 | 0 | 0 | 0 | 0 | 0 | 12 | 12 | 0.00 | 0.000 | | | |

San Francisco Giants @ Houston Astros
Astrodome, Houston, TX
Fri Aug 11 1972, 8:05 PM EDT
Att: 23,145 - Unknown

AB 34
R 6
H 10
RBI 6
BB 2
SO 6
LOB 16



| Batter | 1 | 2 | 3 | 4 | 5 | 6 | 7 | 8 | 9 | AB | R | H | RBI | BB | SO | LOB | TOP | | | |
|---|---|---------------------------------|------------------------------|---------------------------------|------------------------------|---------------------------------|------------------------------|---------------------------------|------------------------------|---------------------------------|------------------------------|---------------------------------|------------------------------|---------------------------------|-------------------------------|---|---|------------------------------------|----------------------------------|--------|
| Bobby Bonds, R OBP: 0.328, SLG: 0.469 (1, 9) | | | | | | | | | | 4 | 0 | 1 | 0 | 0 | 1 | 0 | San Francisco Giants @ Houston Astros Astrodome, Houston, TX Sat Aug 12 1972, 8:05 PM EDT Att: 28,296 - Unknown | | | |
| Gary Maddox, R OBP: 0.295, SLG: 0.422 (1, 8) | | | | | | | | | | 4 | 0 | 0 | 0 | 0 | 2 | 1 | | | | |
| Chris Speier, R OBP: 0.353, SLG: 0.412 (1, 6) | | | | | | | | | | 4 | 0 | 0 | 0 | 0 | 3 | 0 | | | | |
| Willie McCovey, L OBP: 0.311, SLG: 0.405 (1, 3) | | | | | | | | | | 4 | 0 | 1 | 0 | 0 | 3 | 0 | | | | |
| Ken Henderson, S OBP: 0.306, SLG: 0.416 (1, 7) | | | | | | | | | | 4 | 1 | 3 | 0 | 0 | 0 | 1 | | | | |
| Tito Fuentes, S OBP: 0.302, SLG: 0.384 (9, PH) | | | | | | | | | | 3 | 0 | 1 | 1 | 0 | 1 | 2 | | | | |
| Ed Goodson, L OBP: 0.323, SLG: 0.432 (9, PH) | | | | | | | | | | 1 | 0 | 0 | 0 | 0 | 1 | 1 | | | | |
| Dave Rader, L OBP: 0.305, SLG: 0.347 (1, 2) | | | | | | | | | | 3 | 0 | 1 | 0 | 0 | 0 | 1 | | | | |
| Dave Kingman, R OBP: 0.302, SLG: 0.477 (1, 5) | | | | | | | | | | 2 | 0 | 0 | 0 | 1 | 0 | 0 | | | | |
| Jim Barr, R OBP: 0.194, SLG: 0.192 (8, PH) | | | | | | | | | | 2 | 0 | 0 | 0 | 0 | 1 | 3 | | | | |
| Jim Howarth, L OBP: 0.363, SLG: 0.341 (8, 1) | | | | | | | | | | 1 | 0 | 0 | 0 | 0 | 0 | 0 | | | | |
| Jerry Johnson, R (8, 1) | | | | | | | | | | 0 | 0 | 0 | 0 | 0 | 0 | 0 | | | | |
| Inning Stats | R: 0 E: 0 K: 1 S: 5 | H: 1 LOB: 0 BB: 0 P: 5 | R: 0 E: 0 K: 0 S: 5 | H: 2 LOB: 3 BB: 1 P: 9 | R: 0 E: 0 K: 2 S: 7 | H: 0 LOB: 0 BB: 0 P: 7 | R: 0 E: 0 K: 2 S: 8 | H: 1 LOB: 1 BB: 0 P: 8 | R: 0 E: 0 K: 1 S: 5 | H: 0 LOB: 0 BB: 0 P: 5 | R: 1 E: 0 K: 0 S: 4 | H: 2 LOB: 0 BB: 0 P: 4 | R: 0 E: 0 K: 2 S: 7 | H: 0 LOB: 0 BB: 0 P: 7 | R: 0 E: 0 K: 3 S: 10 | H: 1 LOB: 1 BB: 0 P: 10 | 1B: 4 2B: 2 3B: 1 HR: 0 | SF: 0 SAC: 0 DP: 1 HBP: 0 | WP: 0 PB: 0 SB: 0 CS: 0 | PA: 33 |
| PITCHER Don Wilson, R ERA: 3.35 (1, 1) | IP: 9.0 WLS: W BF: 33 H: 7 R: 1 ER: 1 SO: 12 BB: 1 IBB: 0 HBP: 0 BLK: 0 WP: 0 HR: 0 S: 56 P: 60 ERA: 1.00 WHIP: 0.889 | | | | | | | | | | | | | | | PITCHER Don Wilson, R ERA: 3.35 (1, 1) | IP: 9.0 WLS: W BF: 33 H: 7 R: 1 ER: 1 SO: 12 BB: 1 IBB: 0 HBP: 0 BLK: 0 WP: 0 HR: 0 S: 56 P: 60 ERA: 1.00 WHIP: 0.889 | | | |

| Batter | 1 | 2 | 3 | 4 | 5 | 6 | 7 | 8 | 9 | AB | R | H | RBI | BB | SO | LOB | BOTTOM | | | |
|--|--|---------------------------------|------------------------------|---------------------------------|------------------------------|---------------------------------|------------------------------|----------------------------------|------------------------------|---------------------------------|------------------------------|---------------------------------|------------------------------|---------------------------------|------------------------------|--|---|----------------------------------|------------------------------------|----------------------------------|
| Roger Metzger, S OBP: 0.274, SLG: 0.253 (1, 6) | | | | | | | | | | 4 | 0 | 0 | 0 | 0 | 1 | 1 | San Francisco Giants @ Houston Astros Astrodome, Houston, TX Sat Aug 12 1972, 8:05 PM EDT Att: 28,296 - Unknown | | | |
| Cesar Cedeno, R OBP: 0.407, SLG: 0.568 (1, 8) | | | | | | | | | | 4 | 0 | 0 | 0 | 0 | 0 | 0 | | | | |
| Jimmy Wynn, R OBP: 0.382, SLG: 0.494 (1, 9) | | | | | | | | | | 2 | 2 | 1 | 1 | 2 | 0 | 0 | | | | |
| Lee May, R OBP: 0.357, SLG: 0.533 (1, 3) | | | | | | | | | | 4 | 1 | 1 | 0 | 0 | 0 | 1 | | | | |
| Bob Watson, R OBP: 0.376, SLG: 0.449 (1, 7) | | | | | | | | | | 4 | 0 | 1 | 1 | 0 | 2 | 1 | | | | |
| Johnny Edwards, L OBP: 0.393, SLG: 0.393 (1, 2) | | | | | | | | | | 1 | 0 | 0 | 1 | 0 | 1 | 0 | | | | |
| Doug Rader, R OBP: 0.303, SLG: 0.429 (1, 5) | | | | | | | | | | 2 | 0 | 1 | 0 | 0 | 0 | 1 | | | | |
| Tommy Helms, R OBP: 0.288, SLG: 0.368 (1, 4) | | | | | | | | | | 3 | 0 | 0 | 0 | 0 | 0 | 3 | | | | |
| Don Wilson, R OBP: 0.109, SLG: 0.089 (1, 1) | | | | | | | | | | 3 | 0 | 0 | 0 | 0 | 1 | 1 | | | | |
| Inning Stats | R: 0 E: 0 K: 0 S: 3 | H: 0 LOB: 0 BB: 0 P: 3 | R: 0 E: 0 K: 1 S: 5 | H: 0 LOB: 1 BB: 0 P: 6 | R: 0 E: 0 K: 1 S: 5 | H: 0 LOB: 0 BB: 0 P: 5 | R: 2 E: 0 K: 0 S: 5 | H: 2 LOB: 2 BB: 1 P: 10 | R: 0 E: 0 K: 0 S: 3 | H: 0 LOB: 0 BB: 0 P: 3 | R: 1 E: 0 K: 2 S: 8 | H: 1 LOB: 0 BB: 0 P: 8 | R: 0 E: 0 K: 1 S: 6 | H: 1 LOB: 1 BB: 0 P: 6 | R: 0 E: 0 K: 0 S: 3 | H: 0 LOB: 1 BB: 1 P: 7 | | 1B: 3 2B: 0 3B: 0 HR: 1 | SF: 1 SAC: 0 DP: 0 HBP: 2 | WP: 0 PB: 0 SB: 1 CS: 0 |
| PITCHER Jim Barr, R ERA: 3.24 (1, 1) | IP: 7.0 WLS: L BF: 28 H: 4 R: 3 ER: 3 SO: 5 BB: 1 IBB: 0 HBP: 2 BLK: 0 WP: 1 HR: 1 S: 35 P: 41 ERA: 3.86 WHIP: 0.714 | | | | | | | | | | | | | | | PITCHER Jerry Johnson, R ERA: 4.91 (8, 1) | IP: 1.0 WLS: L BF: 4 H: 0 R: 0 ER: 0 SO: 0 BB: 1 IBB: 0 HBP: 0 BLK: 0 WP: 0 HR: 0 S: 3 P: 7 ERA: 0.00 WHIP: 1.000 | | | |

| Batter | 1 | 2 | 3 | 4 | 5 | 6 | 7 | 8 | 9 | AB | R | H | RBI | BB | SO | LOB | TOP | | | | | |
|--|------------------------------|---------------------------------|------------------------------|---------------------------------|------------------------------|---------------------------------|------------------------------|---------------------------------|------------------------------|---------------------------------|------------------------------|----------------------------------|------------------------------|---------------------------------|------------------------------|---------------------------------|------------------------------|---------------------------------|-----------------------------------|------------------------------------|----------------------------------|--------|
| Bobby Bonds, R OBP: 0.328, SLG: 0.467 (1,9) | F8 | | 5-3 | | | FC6-4 1B | | 4-3 | | 4 | 0 | 1 | 1 | 1 | 1 | 0 | | | | | | |
| Chris Speier, R OBP: 0.353, SLG: 0.413 (1,6) | 4-3 | | | | FC6-4 1B | SF7 | | | BB | 4 | 1 | 2 | 1 | 0 | 0 | 1 | | | | | | |
| Ken Henderson, S OBP: 0.304, SLG: 0.413 (1,7) | 6-3 | | K | | | 1-3 1B | | | F8 | 5 | 0 | 1 | 0 | 0 | 1 | 4 | | | | | | |
| Willie McCovey, L OBP: 0.318, SLG: 0.407 (1,3) | | K | | L6 | | | | | FC6-4 1B | 4 | 0 | 2 | 1 | 1 | 1 | 0 | | | | | | |
| Tito Fuentes, S OBP: 0.301, SLG: 0.382 (1,4) | | 1B FC6-4 | | 5-3 | L7 | | | | FC6-4 1B | 5 | 1 | 1 | 0 | 0 | 0 | 5 | | | | | | |
| Al Gallacher, R OBP: 0.230, SLG: 0.284 (1,5) | | | | | | | | | 6-3 | 3 | 0 | 1 | 0 | 1 | 0 | 1 | | | | | | |
| Garry Maddox, R OBP: 0.288, SLG: 0.423 (1,8) | | | | | | | | | 6-3 | 4 | 1 | 2 | 1 | 0 | 0 | 2 | | | | | | |
| Fran Healy, R OBP: 0.262, SLG: 0.234 (1,2) | | | | | | | | | 5-3 | 4 | 1 | 1 | 0 | 0 | 0 | 3 | | | | | | |
| Jim Willoughby, R OBP: 0.143, SLG: 0.143 (1,1) | | | K | | 5-3 | | | | K | 4 | 0 | 1 | 0 | 0 | 2 | 0 | | | | | | |
| Inning Stats | R: 0 E: 0 K: 0 S: 3 | H: 0 LOB: 0 BB: 0 P: 3 | R: 1 E: 0 K: 1 S: 7 | H: 2 LOB: 1 BB: 0 P: 7 | R: 0 E: 0 K: 2 S: 8 | H: 1 LOB: 1 BB: 0 P: 8 | R: 0 E: 0 K: 0 S: 4 | H: 1 LOB: 2 BB: 1 P: 8 | R: 1 E: 0 K: 0 S: 6 | H: 3 LOB: 2 BB: 0 P: 6 | R: 2 E: 0 K: 0 S: 6 | H: 3 LOB: 2 BB: 1 P: 10 | R: 0 E: 0 K: 1 S: 4 | H: 1 LOB: 1 BB: 0 P: 4 | R: 0 E: 0 K: 1 S: 5 | H: 0 LOB: 0 BB: 0 P: 5 | R: 0 E: 0 K: 0 S: 3 | H: 1 LOB: 1 BB: 1 P: 7 | 1B: 12 2B: 0 3B: 0 HR: 0 | SF: 1 SAC: 0 DP: 1 HBP: 0 | WP: 0 PB: 0 SB: 2 CS: 0 | PA: 41 |
| PITCHER | IP | WLS | BF | H | R | ER | SO | BB | IBB | HBP | BLK | WP | HR | S | P | ERA | WHIP | | | | | |
| Jerry Reuss, L ERA: 4.05 (1,1) | 5.1 | L | 28 | 10 | 4 | 4 | 3 | 2 | 0 | 0 | 0 | 0 | 0 | 32 | 40 | 6.75 | 2.250 | | | | | |
| George Culver, R ERA: 3.04 (6,1) | 1.2 | | 6 | 1 | 0 | 0 | 0 | 0 | 0 | 0 | 0 | 0 | 0 | 6 | 6 | 0.00 | 0.600 | | | | | |
| Jim York, R ERA: 4.88 (8,1) | 2.0 | | 7 | 1 | 0 | 0 | 1 | 1 | 0 | 0 | 0 | 0 | 0 | 8 | 12 | 0.00 | 1.000 | | | | | |

San Francisco Giants @ Houston Astros
Astrodome, Houston, TX
Sun Aug 13 1972, 8:05 PM EDT
Att: 25,475 - Unknown

| | |
|-----|----|
| AB | 37 |
| R | 4 |
| H | 12 |
| RBI | 4 |
| BB | 3 |
| SO | 4 |
| LOB | 16 |



| Batter | 1 | 2 | 3 | 4 | 5 | 6 | 7 | 8 | 9 | AB | R | H | RBI | BB | SO | LOB | BOTTOM | | | | | |
|---|------------------------------|----------------------------------|------------------------------|---------------------------------|------------------------------|---------------------------------|------------------------------|---------------------------------|------------------------------|---------------------------------|------------------------------|---------------------------------|------------------------------|---------------------------------|------------------------------|---------------------------------|------------------------------|---------------------------------|----------------------------------|------------------------------------|----------------------------------|--------|
| Roger Metzger, S OBP: 0.274, SLG: 0.253 (1,6) | 4-3 | | 2B 6-3 1B | | 3-1 | | 4-3 | | | 4 | 1 | 1 | 0 | 0 | 0 | 1 | | | | | | |
| Cesar Cedeno, R OBP: 0.408, SLG: 0.569 (1,8) | | | 6-3 1-3 S | | 4-3 | | 5-3 | | | 3 | 1 | 1 | 0 | 1 | 0 | 1 | | | | | | |
| Jimmy Wynn, R OBP: 0.383, SLG: 0.492 (1,9) | | | 6-3 | | | SH2-3 4-3 1B | | | K | 3 | 1 | 1 | 1 | 1 | 1 | 1 | | | | | | |
| Lee May, R OBP: 0.357, SLG: 0.530 (1,3) | | | 1-3 | | | 4-3 SH2-3 1B | | | 4-3 | 4 | 0 | 1 | 0 | 0 | 1 | 2 | | | | | | |
| Bob Watson, R OBP: 0.374, SLG: 0.446 (1,7) | | | 1-3 | | 5-3 | SH2-3 | | | 6-3 | 3 | 0 | 0 | 0 | 0 | 1 | 2 | | | | | | |
| Johnny Edwards, L OBP: 0.352, SLG: 0.391 (1,2) | | | K | | E3 | | | | FC6-5 SH3-4 1B | 4 | 0 | 1 | 1 | 0 | 1 | 1 | | | | | | |
| Bobby Fenwick, R OBP: 0.220, SLG: 0.234 (9, FR) | | | | | 4-3 | | | | | 0 | 0 | 0 | 0 | 0 | 0 | 0 | | | | | | |
| Doug Rader, R OBP: 0.301, SLG: 0.426 (1,5) | | | F7 | | 4-3 | | | | SH3-4 | 3 | 0 | 0 | 0 | 0 | 0 | 2 | | | | | | |
| Tommy Helms, R OBP: 0.287, SLG: 0.365 (1,4) | | | F9 | | 4-3 | | | | FC6-5 | 3 | 0 | 0 | 0 | 0 | 0 | 3 | | | | | | |
| Jerry Reuss, L OBP: 0.173, SLG: 0.163 (1,1) | | | | | | | | | K | 2 | 0 | 0 | 0 | 0 | 1 | 0 | | | | | | |
| George Culver, R OBP: 0.200, SLG: 0.214 (6,1) | | | | | | | | | | 0 | 0 | 0 | 0 | 0 | 0 | 0 | | | | | | |
| Norm Miller, L OBP: 0.316, SLG: 0.391 (7, PH) | | | | | | | | | | 0 | 0 | 0 | 0 | 0 | 0 | 0 | | | | | | |
| Jim York, R (8,1) | | | | | | | | | | 0 | 0 | 0 | 0 | 0 | 0 | 0 | | | | | | |
| Jimmy Stewart, S OBP: 0.237, SLG: 0.302 (9, PH) | | | | | | | | | | 1 | 0 | 0 | 0 | 0 | 1 | 1 | | | | | | |
| Inning Stats | R: 0 E: 0 K: 2 S: 7 | H: 0 LOB: 2 BB: 2 P: 15 | R: 0 E: 0 K: 1 S: 5 | H: 0 LOB: 0 BB: 0 P: 5 | R: 2 E: 0 K: 1 S: 7 | H: 2 LOB: 0 BB: 0 P: 7 | R: 0 E: 1 K: 0 S: 4 | H: 0 LOB: 1 BB: 0 P: 4 | R: 0 E: 0 K: 0 S: 3 | H: 0 LOB: 0 BB: 0 P: 3 | R: 1 E: 0 K: 0 S: 5 | H: 2 LOB: 1 BB: 0 P: 5 | R: 0 E: 0 K: 0 S: 3 | H: 0 LOB: 1 BB: 0 P: 4 | R: 0 E: 0 K: 1 S: 5 | H: 0 LOB: 0 BB: 0 P: 5 | R: 0 E: 0 K: 1 S: 6 | H: 1 LOB: 1 BB: 0 P: 6 | 1B: 4 2B: 1 3B: 0 HR: 0 | SF: 0 SAC: 3 DP: 0 HBP: 1 | WP: 0 PB: 0 SB: 2 CS: 0 | PA: 36 |
| PITCHER | IP | WLS | BF | H | R | ER | SO | BB | IBB | HBP | BLK | WP | HR | S | P | ERA | WHIP | | | | | |
| Jim Willoughby, R ERA: 2.5 (1,1) | 9.0 | W | 36 | 5 | 3 | 3 | 6 | 2 | 0 | 1 | 0 | 0 | 0 | 45 | 54 | 3.00 | 0.778 | | | | | |

San Francisco Giants @ Houston Astros
Astrodome, Houston, TX
Sun Aug 13 1972, 8:05 PM EDT
Att: 25,475 - Unknown


| | |
|-----|----|
| AB | 30 |
| R | 3 |
| H | 5 |
| RBI | 2 |
| BB | 2 |
| SO | 6 |
| LOB | 14 |



| Batter | 1 | 2 | 3 | 4 | 5 | 6 | 7 | 8 | 9 | AB | R | H | RBI | BB | SO | LOB | TOP | | | | | | | | | | |
|---|------------------------------|---------------------------------|------------------------------|----------------------------------|------------------------------|---------------------------------|------------------------------|---------------------------------|------------------------------|---------------------------------|------------------------------|----------------------------------|------------------------------|---------------------------------|------------------------------|----------------------------------|------------------------------|---------------------------------|-----------------------------------|------------------------------------|----------------------------------|--------|---|---|--|--|--|
| Don Kessinger, S OBP: 0.365, SLG: 0.328 (1, 6) | F7 | | | | | | | | | | | | | | | | 5 | 0 | 2 | 1 | 1 | 0 | 3 | | | | |
| Jose Cardenal, R OBP: 0.344, SLG: 0.450 (1, 8) (7, 7) | 4-3 | F2 | | | | | | | | | | | | | | | 6 | 1 | 1 | 1 | 1 | 0 | 0 | 6 | | | |
| Billy Williams, L OBP: 0.397, SLG: 0.588 (1, 7) | 4-3 | | | | | | | | | | | | | | | | 4 | 0 | 1 | 0 | 0 | 0 | 0 | 1 | | | |
| Bill North, S OBP: 0.226, SLG: 0.171 (7, PR) (7, 8) | 4-3 | | | | | | | | | | | | | | | | 1 | 1 | 0 | 0 | 0 | 0 | 1 | 0 | | | |
| Joe Pepitone, L OBP: 0.299, SLG: 0.401 (1, 3) | | G3 | F9 | | | | | | | | | | | | | | 5 | 1 | 2 | 1 | 0 | 0 | 0 | 1 | | | |
| Ron Santo, R OBP: 0.373, SLG: 0.482 (1, 5) | | WP 1B BB | 5-3 | | | | | | | | | | | | | | 3 | 3 | 2 | 1 | 2 | 0 | 0 | 0 | | | |
| Jim Hickman, R OBP: 0.389, SLG: 0.471 (1, 9) | | F8 | | | | | | | | | | | | | | | 4 | 1 | 0 | 0 | 1 | 1 | 1 | 4 | | | |
| Glenn Beckert, R OBP: 0.301, SLG: 0.350 (1, 4) | | 1B S BB | | | | | | | | | | | | | | | 5 | 2 | 4 | 2 | 0 | 0 | 0 | 1 | | | |
| Ken Rudolph, R OBP: 0.242, SLG: 0.305 (6, PH) | | 2H 1B | | | | | | | | | | | | | | | 1 | 0 | 0 | 0 | 1 | 0 | 1 | 1 | | | |
| Rick Monday, L OBP: 0.359, SLG: 0.392 (6, PH) | | BB 1B | | | | | | | | | | | | | | | 1 | 0 | 0 | 0 | 0 | 1 | 2 | 2 | | | |
| Randy Hundley, R OBP: 0.256, SLG: 0.304 (6, 2) | | BB 1B BB | | | | | | | | | | | | | | | 2 | 0 | 0 | 0 | 0 | 0 | 3 | 3 | | | |
| Rick Reuschel, R OBP: 0.260, SLG: 0.231 (1, 1) | | | | | | | | | | | | | | | | | 1 | 0 | 1 | 0 | 0 | 0 | 0 | 0 | | | |
| Tom Phoebus, R OBP: 0.242, SLG: 0.281 (3, 1) | | | | | | | | | | | | | | | | | 1 | 0 | 0 | 0 | 1 | 1 | 1 | 1 | | | |
| Paul Hogue, R OBP: 0.242, SLG: 0.281 (6, PH) | | | | | | | | | | | | | | | | | 1 | 0 | 0 | 1 | 0 | 0 | 1 | 1 | | | |
| Dan McGinn, L OBP: 0.242, SLG: 0.281 (6, 1) | | | | | | | | | | | | | | | | | 0 | 0 | 0 | 1 | 0 | 0 | 0 | 0 | | | |
| Bill Bonham, R OBP: 0.320, SLG: 0.333 (6, 1) | | | | | | | | | | | | | | | | | 0 | 0 | 0 | 0 | 0 | 0 | 0 | 0 | | | |
| Tommy Davis, R OBP: 0.320, SLG: 0.333 (7, PH) | | | | | | | | | | | | | | | | | 1 | 0 | 1 | 2 | 0 | 0 | 0 | 0 | | | |
| Steve Hamilton, L OBP: 0.265, SLG: 0.262 (7, 1) | | | | | | | | | | | | | | | | | 0 | 0 | 0 | 0 | 0 | 0 | 0 | 0 | | | |
| Carmen Fanzone, R OBP: 0.265, SLG: 0.262 (9, PH) | | | | | | | | | | | | | | | | | 1 | 0 | 1 | 0 | 0 | 0 | 0 | 0 | | | |
| Inning Stats | R: 0 E: 0 K: 0 S: 3 | H: 0 LOB: 0 BB: 0 P: 3 | R: 2 E: 0 K: 0 S: 5 | H: 2 LOB: 3 BB: 3 P: 17 | R: 0 E: 0 K: 0 S: 3 | H: 0 LOB: 0 BB: 0 P: 3 | R: 0 E: 0 K: 2 S: 8 | H: 1 LOB: 1 BB: 0 P: 8 | R: 0 E: 0 K: 0 S: 4 | H: 1 LOB: 1 BB: 0 P: 4 | R: 2 E: 0 K: 1 S: 7 | H: 2 LOB: 1 BB: 0 P: 11 | R: 5 E: 1 K: 0 S: 9 | H: 5 LOB: 5 BB: 0 P: 9 | R: 0 E: 0 K: 1 S: 6 | H: 1 LOB: 2 BB: 1 P: 10 | R: 0 E: 0 K: 0 S: 5 | H: 3 LOB: 2 BB: 0 P: 5 | 1B: 10 2B: 4 3B: 0 HR: 1 | SF: 0 SAC: 0 DP: 1 HBP: 0 | WP: 2 PB: 0 SB: 1 CS: 0 | PA: 47 | | | | | |
| PITCHER | IP | WLS | BF | H | R | ER | SO | BB | IBB | HBP | BLK | WP | HR | S | P | ERA | WHIP | | | | | | | | | | |
| Don Carrithers, R ERA: 5.77 (1, 1) | 6.0 | W | 32 | 10 | 8 | 7 | 3 | 4 | 0 | 0 | 0 | 1 | 1 | 34 | 50 | 10.50 | 2.333 | | | | | | | | | | |
| Randy Moffitt, R ERA: 2.92 (7, 1) | 3.0 | S | 15 | 5 | 1 | 0 | 1 | 1 | 0 | 0 | 0 | 1 | 0 | 16 | 20 | 0.00 | 2.000 | | | | | | | | | | |

Chicago Cubs @ San Francisco Giants
Candlestick Park, San Francisco, CA
Wed Aug 16 1972, 6:33 AM EDT
Att: 5,566 - Cloudy - 68 F


AB 42
R 9
H 15
RBI 9
BB 5
SO 4
LOB 24



| Batter | 1 | 2 | 3 | 4 | 5 | 6 | 7 | 8 | 9 | AB | R | H | RBI | BB | SO | LOB | BOTTOM | | | | | | | | | | |
|---|------------------------------|----------------------------------|------------------------------|---------------------------------|------------------------------|----------------------------------|------------------------------|----------------------------------|------------------------------|---------------------------------|------------------------------|----------------------------------|------------------------------|----------------------------------|------------------------------|---------------------------------|-----------------------------------|------------------------------------|----------------------------------|--------|---|---|---|--|--|--|--|
| Bobby Bonds, R OBP: 0.331, SLG: 0.469 (1, 9) | S 1B | | | | | | | | | | | | | | | | 6 | 2 | 2 | 0 | 0 | 0 | 4 | | | | |
| Chris Speier, R OBP: 0.359, SLG: 0.413 (1, 6) | G4-6-3 1B BB | | | | | | | | | | | | | | | | 4 | 3 | 2 | 0 | 2 | 1 | 1 | | | | |
| Ken Henderson, S OBP: 0.311, SLG: 0.436 (1, 7) | G4-6-3 1B | | | | | | | | | | | | | | | | 5 | 4 | 4 | 5 | 1 | 1 | 0 | | | | |
| Willie McCovey, L OBP: 0.325, SLG: 0.406 (1, 3) | G4-6-3 | | | | | | | | | | | | | | | | 1 | 1 | 0 | 0 | 1 | 0 | 2 | | | | |
| Ed Goodson, L OBP: 0.316, SLG: 0.423 (4, 3) | G4-6-3 | | | | | | | | | | | | | | | | 2 | 0 | 0 | 0 | 0 | 1 | 1 | | | | |
| Dave Kingman, R OBP: 0.303, SLG: 0.477 (7, PH) (8, 3) | 1-2 2-3 | | | | | | | | | | | | | | | | 0 | 0 | 0 | 0 | 1 | 0 | 0 | | | | |
| Dave Rader, L OBP: 0.308, SLG: 0.352 (1, 2) | K | | | | | | | | | | | | | | | | 5 | 2 | 3 | 2 | 0 | 1 | 4 | | | | |
| Tito Fuentes, S OBP: 0.308, SLG: 0.388 (1, 4) | | | | | | | | | | | | | | | | | 5 | 1 | 3 | 4 | 0 | 0 | 1 | | | | |
| Garry Maddox, R OBP: 0.292, SLG: 0.445 (1, 8) | | | | | | | | | | | | | | | | | 5 | 0 | 2 | 0 | 0 | 0 | 4 | | | | |
| Al Gallagher, R OBP: 0.332, SLG: 0.285 (1, 5) | | | | | | | | | | | | | | | | | 3 | 0 | 1 | 0 | 1 | 1 | 3 | | | | |
| Damaso Blanco, R OBP: 0.538, SLG: 0.400 (7, 5) | | | | | | | | | | | | | | | | | 1 | 0 | 1 | 0 | 0 | 0 | 0 | | | | |
| Don Carrithers, R OBP: 0.185, SLG: 0.222 (1, 1) | | | | | | | | | | | | | | | | | 4 | 1 | 2 | 2 | 0 | 1 | 2 | | | | |
| Randy Moffitt, R (7, 1) | | | | | | | | | | | | | | | | | 1 | 0 | 0 | 0 | 0 | 0 | 3 | | | | |
| Inning Stats | R: 1 E: 0 K: 1 S: 6 | H: 2 LOB: 1 BB: 1 P: 10 | R: 0 E: 0 K: 0 S: 4 | H: 1 LOB: 1 BB: 0 P: 4 | R: 4 E: 0 K: 0 S: 6 | H: 4 LOB: 1 BB: 2 P: 14 | R: 3 E: 0 K: 1 S: 8 | H: 3 LOB: 1 BB: 1 P: 12 | R: 0 E: 0 K: 2 S: 8 | H: 1 LOB: 1 BB: 0 P: 8 | R: 4 E: 0 K: 0 S: 8 | H: 5 LOB: 2 BB: 1 P: 12 | R: 2 E: 0 K: 0 S: 7 | H: 4 LOB: 3 BB: 1 P: 11 | R: 0 E: 0 K: 2 S: 7 | H: 0 LOB: 0 BB: 0 P: 7 | 1B: 15 2B: 4 3B: 0 HR: 1 | SF: 0 SAC: 0 DP: 2 HBP: 0 | WP: 2 PB: 0 SB: 3 CS: 0 | PA: 48 | | | | | | | |
| PITCHER | IP | WLS | BF | H | R | ER | SO | BB | IBB | HBP | BLK | WP | HR | S | P | ERA | WHIP | | | | | | | | | | |
| Rick Reuschel, R ERA: 2.72 (1, 1) | 2.1 | L | 15 | 5 | 3 | 3 | 3 | 1 | 0 | 0 | 0 | 1 | 1 | 18 | 22 | 10.12 | 2.250 | | | | | | | | | | |
| Tom Phoebus, R ERA: 3.92 (3, 1) | 2.2 | | 13 | 5 | 3 | 3 | 3 | 1 | 0 | 0 | 0 | 1 | 1 | 18 | 22 | 10.12 | 2.250 | | | | | | | | | | |
| Dan McGinn, L ERA: 5.07 (6, 1) | 0.1 | | 5 | 4 | 4 | 4 | 0 | 0 | 0 | 0 | 0 | 0 | 0 | 5 | 5 | 108.00 | 12.000 | | | | | | | | | | |
| Bill Bonham, R ERA: 3.43 (6, 1) | 0.2 | | 4 | 1 | 0 | 0 | 0 | 1 | 0 | 0 | 0 | 1 | 0 | 3 | 7 | 0.00 | 3.000 | | | | | | | | | | |
| Steve Hamilton, L ERA: 4.76 (7, 1) | 2.0 | | 11 | 4 | 2 | 2 | 2 | 1 | 0 | 0 | 0 | 0 | 0 | 14 | 18 | 9.00 | 2.500 | | | | | | | | | | |

Chicago Cubs @ San Francisco Giants
Candlestick Park, San Francisco, CA
Wed Aug 16 1972, 6:33 AM EDT
Att: 5,566 - Cloudy - 68 F

AB 42
R 14
H 20
RBI 13
BB 6
SO 6
LOB 25



| Batter | 1 | 2 | 3 | 4 | 5 | 6 | 7 | 8 | 9 | AB | R | H | RBI | BB | SO | LOB | TOP | | | | | | | | | | |
|--|------------------------------|---------------------------------|------------------------------|---------------------------------|------------------------------|---------------------------------|------------------------------|---------------------------------|------------------------------|---------------------------------|------------------------------|---------------------------------|------------------------------|---------------------------------|------------------------------|---------------------------------|------------------------------|---------------------------------|----------------------------------|------------------------------------|----------------------------------|--------|--|--|--|--|--|
| Don Kessinger, S (1, 6) OBP: 0.396, SLG: 0.329 | 1-3 | | F7 | | | | | | | | | | | | | | 4 0 2 0 0 0 1 | | | | | | | | | | |
| Jose Cardenal, R (1, 9) OBP: 0.343, SLG: 0.456 | F3 | | HR | | | | | | | | | | | | | | 4 1 1 2 0 0 3 | | | | | | | | | | |
| Billy Williams, L (1, 7) OBP: 0.396, SLG: 0.585 | L9 | | F8 | | | | | | | | | | | | | | 4 0 1 0 0 0 0 | | | | | | | | | | |
| Joe Pepitone, L (1, 3) OBP: 0.299, SLG: 0.397 | | | | | | | | | | | | | | | | | 4 0 1 0 0 0 1 | | | | | | | | | | |
| Ron Santo, R (1, 5) OBP: 0.369, SLG: 0.476 | | | | | | | | | | | | | | | | | 4 0 0 0 0 1 2 | | | | | | | | | | |
| Rick Monday, L (1, 8) OBP: 0.361, SLG: 0.392 | | | | | | | | | | | | | | | | | 3 0 1 0 1 1 1 | | | | | | | | | | |
| Glenn Beckert, R (1, 4) OBP: 0.299, SLG: 0.347 | | | | | | | | | | | | | | | | | 4 0 0 0 0 0 4 | | | | | | | | | | |
| Paul Popovich, S (9, 4) OBP: 0.242, SLG: 0.261 | 6-3 | | | | | | | | | | | | | | | | 0 0 0 0 0 0 0 | | | | | | | | | | |
| Randy Hundley, R (1, 2) OBP: 0.259, SLG: 0.306 | | | | | | | | | | | | | | | | | 4 1 2 0 0 1 0 | | | | | | | | | | |
| Mitt Pappas, R (1, 1) OBP: 0.280, SLG: 0.319 | | | | | | | | | | | | | | | | | 3 0 0 0 0 3 2 | | | | | | | | | | |
| Jack Aker, R (8, 1) | | | | | | | | | | | | | | | | | 0 0 0 0 0 0 0 | | | | | | | | | | |
| Inning Stats | R: 0 E: 0 K: 0 S: 3 | H: 0 LOB: 0 BB: 0 P: 3 | R: 0 E: 0 K: 0 S: 4 | H: 1 LOB: 1 BB: 0 P: 4 | R: 2 E: 0 K: 1 S: 7 | H: 2 LOB: 0 BB: 0 P: 7 | R: 0 E: 0 K: 1 S: 5 | H: 0 LOB: 0 BB: 0 P: 5 | R: 0 E: 0 K: 1 S: 7 | H: 2 LOB: 2 BB: 0 P: 7 | R: 0 E: 0 K: 0 S: 4 | H: 1 LOB: 1 BB: 0 P: 8 | R: 0 E: 0 K: 1 S: 6 | H: 1 LOB: 1 BB: 0 P: 6 | R: 0 E: 0 K: 1 S: 5 | H: 0 LOB: 0 BB: 0 P: 5 | R: 0 E: 0 K: 1 S: 5 | H: 1 LOB: 0 BB: 0 P: 5 | 1B: 7 2B: 0 3B: 0 HR: 1 | SF: 0 SAC: 0 DP: 1 HBP: 0 | WP: 0 PB: 0 SB: 1 CS: 0 | PA: 35 | | | | | |
| PITCHER | IP | WLS | BF | H | R | ER | SO | BB | IBB | HBP | BLK | WP | HR | S | P | ERA | WHIP | | | | | | | | | | |
| Jim Barr, R (1, 1) ERA: 3.17 | 8.0 | L | 32 | 7 | 2 | 2 | 5 | 1 | 0 | 0 | 0 | 0 | 1 | 41 | 45 | 2.25 | 1.000 | | | | | | | | | | |
| Jerry Johnson, R (9, 1) ERA: 4.74 | 1.0 | | 3 | 1 | 0 | 0 | 1 | 0 | 0 | 0 | 0 | 0 | 0 | 5 | 5 | 0.00 | 1.000 | | | | | | | | | | |

Chicago Cubs @ San Francisco Giants
Candlestick Park, San Francisco, CA
Thu Aug 17 1972, 6:33 AM EDT
Att: 5,527 - Sunny - 70 F

| | |
|-----|----|
| AB | 34 |
| R | 2 |
| H | 8 |
| RBI | 2 |
| BB | 1 |
| SO | 6 |
| LOB | 14 |



| Batter | 1 | 2 | 3 | 4 | 5 | 6 | 7 | 8 | 9 | AB | R | H | RBI | BB | SO | LOB | BOTTOM | | | | | | | | | | |
|--|------------------------------|---------------------------------|------------------------------|---------------------------------|------------------------------|---------------------------------|------------------------------|---------------------------------|------------------------------|---------------------------------|------------------------------|---------------------------------|------------------------------|---------------------------------|----------------------------------|------------------------------------|----------------------------------|--------|--|--|--|--|--|--|--|--|--|
| Bobby Bonds, R (1, 9) OBP: 0.330, SLG: 0.468 | F9 | | F9 | | | | | | | | | | | | | | 4 0 1 0 0 0 2 | | | | | | | | | | |
| Chris Speier, R (1, 6) OBP: 0.358, SLG: 0.413 | | | | | | | | | | | | | | | | | 4 0 1 0 0 1 3 | | | | | | | | | | |
| Ken Henderson, S (1, 7) OBP: 0.313, SLG: 0.435 | | | | | | | | | | | | | | | | | 3 0 1 0 1 1 1 | | | | | | | | | | |
| Willie McCovey, L (1, 3) OBP: 0.324, SLG: 0.418 | | | | | | | | | | | | | | | | | 4 1 1 1 0 0 3 | | | | | | | | | | |
| Damaso Blanco, R (9, PR) OBP: 0.536, SLG: 0.400 | 4-3 | | | | | | | | | | | | | | | | 0 0 0 0 0 0 0 | | | | | | | | | | |
| Dave Rader, L (1, 2) OBP: 0.304, SLG: 0.347 | | | | | | | | | | | | | | | | | 4 0 0 0 0 1 2 | | | | | | | | | | |
| Tito Fuentes, S (1, 4) OBP: 0.305, SLG: 0.384 | | | | | | | | | | | | | | | | | 4 0 0 0 0 0 1 | | | | | | | | | | |
| Garry Maddox, R (1, 8) OBP: 0.292, SLG: 0.444 | | | | | | | | | | | | | | | | | 3 0 1 0 0 0 0 | | | | | | | | | | |
| Al Gallagher, R (1, 5) OBP: 0.328, SLG: 0.281 | | | | | | | | | | | | | | | | | 3 0 0 0 0 1 1 | | | | | | | | | | |
| Jim Barr, R (1, 1) OBP: 0.143, SLG: 0.179 | | | | | | | | | | | | | | | | | 2 0 0 0 0 0 0 | | | | | | | | | | |
| Jim Howarth, L (8, PH) OBP: 0.365, SLG: 0.344 | | | | | | | | | | | | | | | | | 1 0 1 0 0 0 0 | | | | | | | | | | |
| Bernie Williams, R (8, PR) OBP: 0.235, SLG: 0.391 | | | | | | | | | | | | | | | | | 0 0 0 0 0 0 0 | | | | | | | | | | |
| Jerry Johnson, R (9, 1) | | | | | | | | | | | | | | | | | 0 0 0 0 0 0 0 | | | | | | | | | | |
| Inning Stats | R: 0 E: 0 K: 1 S: 6 | H: 1 LOB: 1 BB: 0 P: 6 | R: 0 E: 0 K: 0 S: 3 | H: 0 LOB: 0 BB: 0 P: 3 | R: 0 E: 0 K: 0 S: 3 | H: 0 LOB: 0 BB: 0 P: 3 | R: 0 E: 0 K: 0 S: 4 | H: 1 LOB: 1 BB: 0 P: 4 | R: 0 E: 0 K: 2 S: 9 | H: 2 LOB: 2 BB: 0 P: 9 | R: 0 E: 0 K: 1 S: 5 | H: 0 LOB: 1 BB: 1 P: 9 | R: 0 E: 0 K: 1 S: 5 | H: 0 LOB: 1 BB: 1 P: 9 | 1B: 4 2B: 1 3B: 0 HR: 1 | SF: 0 SAC: 0 DP: 1 HBP: 0 | WP: 0 PB: 0 SB: 0 CS: 0 | PA: 33 | | | | | | | | | |
| PITCHER | IP | WLS | BF | H | R | ER | SO | BB | IBB | HBP | BLK | WP | HR | S | P | ERA | WHIP | | | | | | | | | | |
| Mitt Pappas, R (1, 1) ERA: 3.33 | 7.2 | W | 28 | 6 | 1 | 1 | 2 | 0 | 1 | 0 | 0 | 0 | 0 | 32 | 32 | 1.17 | 0.783 | | | | | | | | | | |
| Jack Aker, R (8, 1) ERA: 2.83 | 1.1 | S | 5 | 0 | 0 | 0 | 2 | 1 | 0 | 0 | 0 | 0 | 0 | 8 | 12 | 0.00 | 0.750 | | | | | | | | | | |

Chicago Cubs @ San Francisco Giants
Candlestick Park, San Francisco, CA
Thu Aug 17 1972, 6:33 AM EDT
Att: 5,527 - Sunny - 70 F

| | |
|-----|----|
| AB | 32 |
| R | 1 |
| H | 6 |
| RBI | 1 |
| BB | 1 |
| SO | 4 |
| LOB | 13 |



| Batter | 1 | 2 | 3 | 4 | 5 | 6 | 7 | 8 | 9 | AB | R | H | RBI | BB | SO | LOB | TOP | | | | | | | | | | |
|--|------------------------------|---------------------------------|------------------------------|---------------------------------|------------------------------|---------------------------------|------------------------------|---------------------------------|------------------------------|---------------------------------|------------------------------|---------------------------------|------------------------------|---------------------------------|-------------------------------|----------------------------------|------------------------------|---------------------------------|-----------------------------------|------------------------------------|--|--|--|--|--|--|--|
| Lou Brock, L (1,7) OBP: 0.344, SLG: 0.381 | F7 | | 1-2 1B | | 1-3 | | G4-6-3 IBB | | 4-3 S BB | 3 | 0 | 1 | 0 | 2 | 0 | 0 | | | | | | | | | | | |
| Ted Sizemore, R (1,4) OBP: 0.324, SLG: 0.356 | F3 | | 1-2 2-H 1B | | | F7 | G4-6-3 | | 6-3 | 5 | 0 | 1 | 1 | 0 | 0 | 3 | | | | | | | | | | | |
| Bernie Carbo, L (1,9) OBP: 0.380, SLG: 0.330 | 4-3 | | 3-4 | | | 4-1 | | FC4-6 1B | 4-3 | 5 | 1 | 1 | 0 | 0 | 0 | 3 | | | | | | | | | | | |
| Joe Torre, R (1,3) OBP: 0.353, SLG: 0.445 | | 6-3 | | 6-3 | | 1B 1B 1B | | FC4-6 1B | F8 | 5 | 0 | 2 | 0 | 0 | 0 | 1 | | | | | | | | | | | |
| Ted Simmons, S (1,2) OBP: 0.323, SLG: 0.457 | | 4-1 | | 6-3 | | 1B 1B | | FC4-6 BB 1B | | 4 | 0 | 1 | 0 | 0 | 0 | 2 | | | | | | | | | | | |
| Luis Melendez, R (1,8) OBP: 0.318, SLG: 0.386 | | P4 | | 4-3 | | 1-2 2-3 1B | | BB 1B | | 4 | 0 | 2 | 1 | 0 | 0 | 0 | | | | | | | | | | | |
| Ed Crosby, L (1,5) OBP: 0.273, SLG: 0.252 | | | L9 | | F8 | 3-1 | | BB 1B | | 3 | 0 | 0 | 0 | 1 | 0 | 3 | | | | | | | | | | | |
| Dal Maxvill, R (1,6) OBP: 0.307, SLG: 0.274 | | | K | | 6-3 | | FC2-6 1B | K | | 4 | 0 | 1 | 0 | 0 | 2 | 3 | | | | | | | | | | | |
| Don Durham, R (1,1) OBP: 0.556, SLG: 1.222 | | | | | | | FC2-6 | K | | 3 | 2 | 2 | 1 | 0 | 0 | 1 | | | | | | | | | | | |
| Diego Segui, R (7,1) OBP: 0.083, SLG: 0.083 | | | 1B 1B | | HR | | FC2-6 1-2 | K | | 1 | 0 | 0 | 0 | 0 | 1 | 3 | | | | | | | | | | | |
| Inning Stats | R: 0 E: 0 K: 0 S: 3 | H: 0 LOB: 0 BB: 0 P: 3 | R: 0 E: 0 K: 0 S: 3 | H: 0 LOB: 0 BB: 0 P: 3 | R: 1 E: 0 K: 1 S: 8 | H: 3 LOB: 2 BB: 0 P: 8 | R: 0 E: 0 K: 0 S: 3 | H: 0 LOB: 0 BB: 0 P: 3 | R: 1 E: 0 K: 0 S: 4 | H: 1 LOB: 0 BB: 0 P: 4 | R: 0 E: 0 K: 0 S: 6 | H: 3 LOB: 3 BB: 0 P: 6 | R: 0 E: 1 K: 0 S: 3 | H: 1 LOB: 1 BB: 1 P: 7 | R: 1 E: 0 K: 2 S: 10 | H: 3 LOB: 3 BB: 1 P: 14 | R: 0 E: 0 K: 0 S: 3 | H: 0 LOB: 1 BB: 1 P: 7 | 1B: 10 2B: 0 3B: 0 HR: 1 | SF: 0 SAC: 0 DP: 1 HBP: 0 | WP: 0 PA: 40 PB: 0 SB: 1 CS: 0 | | | | | | |
| PITCHER | IP | WLS | BF | H | R | ER | SO | BB | IBB | HBP | BLK | WP | HR | S | P | ERA | WHIP | | | | | | | | | | |
| Jim Willoughby, R (1,1) ERA: 2.52 | 7.0 | L | 29 | 8 | 2 | 2 | 1 | 0 | 1 | 0 | 0 | 0 | 1 | 30 | 34 | 2.57 | 1.143 | | | | | | | | | | |
| Don McMahon, R (8,1) ERA: 3.09 | 0.1 | | 3 | 2 | 1 | 1 | 0 | 0 | 0 | 0 | 0 | 0 | 0 | 3 | 3 | 27.00 | 6.000 | | | | | | | | | | |
| Jerry Johnson, R (8,1) ERA: 4.6 | 1.2 | | 8 | 1 | 0 | 0 | 2 | 2 | 0 | 0 | 0 | 0 | 0 | 10 | 18 | 0.00 | 1.800 | | | | | | | | | | |

St. Louis Cardinals @ San Francisco Giants
Candlestick Park, San Francisco, CA
Fri Aug 18, 1972, 10:05 PM EDT
Att: 6,292 - Unknown

AB 37
R 3
H 11
RBI 3
BB 3
SO 3
LOB 19



| Batter | 1 | 2 | 3 | 4 | 5 | 6 | 7 | 8 | 9 | AB | R | H | RBI | BB | SO | LOB | BOTTOM | | | | | | | | | | |
|---|------------------------------|----------------------------------|------------------------------|---------------------------------|------------------------------|---------------------------------|------------------------------|---------------------------------|------------------------------|---------------------------------|------------------------------|----------------------------------|------------------------------|---------------------------------|------------------------------|---------------------------------|----------------------------------|------------------------------------|--|--|--|--|--|--|--|--|--|
| Bobby Bonds, R (1,9) OBP: 0.329, SLG: 0.466 | K | | 1-3 | | | S 1B | F8 | | | 4 | 1 | 1 | 0 | 0 | 1 | 3 | | | | | | | | | | | |
| Chris Speier, R (1,6) OBP: 0.359, SLG: 0.417 | | | | | | F7 | | 6-3 | | 4 | 0 | 2 | 0 | 0 | 0 | 1 | | | | | | | | | | | |
| Ken Henderson, S (1,7) OBP: 0.315, SLG: 0.434 | | | P6 | | | CS 1B | | F8 | | 3 | 0 | 1 | 1 | 1 | 0 | 1 | | | | | | | | | | | |
| Willie McCovey, L (1,3) OBP: 0.318, SLG: 0.410 | F7 | | | | 4-3 | | P4 | F8 | | 4 | 0 | 0 | 0 | 0 | 0 | 3 | | | | | | | | | | | |
| Dave Rader, L (1,2) OBP: 0.304, SLG: 0.344 | G3 | | | | F5 | | BB SH BB | F8 | | 3 | 0 | 0 | 0 | 1 | 0 | 2 | | | | | | | | | | | |
| Tito Fuentes, S (1,4) OBP: 0.305, SLG: 0.382 | | F7 | | | 6-3 | | SH BB | | | 2 | 0 | 0 | 0 | 1 | 0 | 0 | | | | | | | | | | | |
| Garry Maddox, R (1,8) OBP: 0.289, SLG: 0.439 | | F3 | | | | F8 | | F3 | | 4 | 0 | 0 | 0 | 0 | 0 | 3 | | | | | | | | | | | |
| Al Gallagher, R (1,5) OBP: 0.325, SLG: 0.278 | | | | | | | | F8 | | 2 | 0 | 0 | 0 | 0 | 1 | 0 | | | | | | | | | | | |
| Jim Howarth, L (7,PH) OBP: 0.362, SLG: 0.341 | | | | | 4-3 | | | | | 1 | 0 | 0 | 0 | 0 | 0 | 2 | | | | | | | | | | | |
| Don McMahon, R (8,1) OBP: 0.250, SLG: 0.250 | | | K | | | | | | | 0 | 0 | 0 | 0 | 0 | 0 | 0 | | | | | | | | | | | |
| Jerry Johnson, R (8,1) | | | | | | | | | | 0 | 0 | 0 | 0 | 0 | 0 | 0 | | | | | | | | | | | |
| Dave Kingman, R (9,PH) OBP: 0.303, SLG: 0.475 | | | | | | | | | | 1 | 0 | 0 | 0 | 0 | 1 | 1 | | | | | | | | | | | |
| Jim Willoughby, R (1,1) OBP: 0.111, SLG: 0.111 | | | | | | | | | | 2 | 0 | 0 | 0 | 0 | 1 | 0 | | | | | | | | | | | |
| Ed Goodson, L (7,PH) OBP: 0.321, SLG: 0.423 | | | | | | | | | | 0 | 0 | 0 | 0 | 1 | 0 | 0 | | | | | | | | | | | |
| Damaso Blanco, R (7,PR) OBP: 0.538, SLG: 0.400 | | | K | | | | | | | 0 | 0 | 0 | 0 | 0 | 0 | 0 | | | | | | | | | | | |
| Inning Stats | R: 0 E: 0 K: 1 S: 6 | H: 1 LOB: 2 BB: 1 P: 10 | R: 0 E: 0 K: 1 S: 5 | H: 0 LOB: 0 BB: 0 P: 5 | R: 0 E: 0 K: 1 S: 6 | H: 1 LOB: 1 BB: 0 P: 6 | R: 0 E: 0 K: 0 S: 3 | H: 0 LOB: 0 BB: 0 P: 3 | R: 0 E: 0 K: 0 S: 4 | H: 2 LOB: 0 BB: 0 P: 4 | R: 0 E: 1 K: 0 S: 4 | H: 0 LOB: 3 BB: 2 P: 12 | R: 0 E: 0 K: 0 S: 3 | H: 0 LOB: 0 BB: 0 P: 3 | R: 0 E: 0 K: 1 S: 5 | H: 0 LOB: 1 BB: 1 P: 9 | 1B: 3 2B: 1 3B: 0 HR: 0 | SF: 0 SAC: 1 DP: 0 HBP: 0 | WP: 0 PA: 35 PB: 0 SB: 1 CS: 1 | | | | | | | | |
| PITCHER | IP | WLS | BF | H | R | ER | SO | BB | IBB | HBP | BLK | WP | HR | S | P | ERA | WHIP | | | | | | | | | | |
| Don Durham, R (1,1) ERA: 4.66 | 6.1 | W | 25 | 4 | 1 | 1 | 3 | 2 | 0 | 0 | 0 | 0 | 0 | 29 | 37 | 1.42 | 0.947 | | | | | | | | | | |
| Diego Segui, R (7,1) ERA: 2.54 | 2.2 | S | 10 | 0 | 0 | 0 | 1 | 2 | 0 | 0 | 0 | 0 | 0 | 10 | 18 | 0.00 | 0.750 | | | | | | | | | | |

St. Louis Cardinals @ San Francisco Giants
Candlestick Park, San Francisco, CA
Fri Aug 18, 1972, 10:05 PM EDT
Att: 6,292 - Unknown

AB 30
R 1
H 4
RBI 1
BB 4
SO 4
LOB 16



| Batter | 1 | 2 | 3 | 4 | 5 | 6 | 7 | 8 | 9 | AB | R | H | RBI | BB | SO | LOB | TOP | | | | |
|--|------------------------------|---------------------------------|------------------------------|---------------------------------|------------------------------|---------------------------------|------------------------------|---------------------------------|------------------------------|---------------------------------|------------------------------|---------------------------------|------------------------------|---------------------------------|-------------------------------|----------------------------------|------------------------------|----------------------------------|----------------------------------|------------------------------------|--|
| Lou Brock, L OBP: 0.343, SLG: 0.379 (1, 7) | F8 | | K | | | 1-3 | 1-3 | | SH G3 1B | 5 | 1 | 1 | 0 | 0 | 1 | 2 | | | | | |
| Ted Sizemore, R OBP: 0.320, SLG: 0.351 (1, 4) | 5-3 | | E4 | | | 5-3 | | F7 | SH G3 E | 4 | 1 | 0 | 0 | 0 | 0 | 0 | | | | | |
| Bernie Carbo, L OBP: 0.380, SLG: 0.341 (1, 9) | F8 | | | L3 | | | | 2B | F9 | 5 | 1 | 2 | 0 | 0 | 0 | 2 | | | | | |
| Joe Torre, R OBP: 0.360, SLG: 0.452 (1, 3) | | HR | | FC5-4 1B | | | | 2B | E IBB | 3 | 2 | 3 | 1 | 2 | 0 | 0 | | | | | |
| Ted Simmons, S OBP: 0.324, SLG: 0.462 (1, 2) | | HR | | FC5-4 1-2 | | | | 2B | G3 | 4 | 2 | 1 | 3 | 1 | 0 | 4 | | | | | |
| Luis Melendez, R OBP: 0.320, SLG: 0.383 (1, 8) | 5-3 | | | K | | | | IBB | 1-2 2-H 3-H | 4 | 0 | 1 | 0 | 1 | 2 | 3 | | | | | |
| Ed Crosby, L OBP: 0.276, SLG: 0.260 (1, 5) | 4-1 | | | | G3 | | | 1B | 4-3 | 5 | 0 | 2 | 2 | 0 | 0 | 2 | | | | | |
| Dal Maxvill, R OBP: 0.306, SLG: 0.271 (1, 6) | F8 | | | | 4-3 | | | IBB | | 3 | 0 | 0 | 0 | 1 | 0 | 2 | | | | | |
| Al Santorini, R OBP: 0.105, SLG: 0.069 (2, 1) | | | K | | | | | | | 0 | 0 | 0 | 0 | 0 | 0 | 0 | | | | | |
| Dennis Higgins, R (2, 1) | | | | | | | | | | 0 | 0 | 0 | 0 | 0 | 0 | 0 | | | | | |
| Ron Allen, S OBP: 0.200, SLG: 0.444 (3, 1) | | | | | | | | | | 1 | 0 | 0 | 0 | 0 | 1 | 0 | | | | | |
| Lowell Palmer, R (3, 1) | | | | | | | | | | 1 | 0 | 0 | 0 | 0 | 0 | 0 | | | | | |
| Matty Alou, L OBP: 0.302, SLG: 0.392 (7, 1) | | | | | | | | | | 1 | 0 | 0 | 0 | 0 | 2 | 0 | | | | | |
| Don Durham, R OBP: 0.106, SLG: 0.122 (7, 1) | | | | | | | | | | 0 | 0 | 0 | 0 | 0 | 0 | 0 | | | | | |
| John Cumberland, R OBP: 0.071, SLG: 0.021 (7, 1) | | | | | | | | | | 0 | 0 | 0 | 0 | 0 | 0 | 0 | | | | | |
| Inning Stats | R: 0 E: 0 K: 0 S: 3 | H: 0 LOB: 0 BB: 0 P: 3 | R: 2 E: 0 K: 0 S: 5 | H: 2 LOB: 0 BB: 0 P: 5 | R: 0 E: 1 K: 2 S: 7 | H: 0 LOB: 1 BB: 0 P: 7 | R: 0 E: 0 K: 1 S: 6 | H: 1 LOB: 1 BB: 0 P: 6 | R: 0 E: 0 K: 0 S: 4 | H: 0 LOB: 0 BB: 0 P: 3 | R: 0 E: 0 K: 0 S: 4 | H: 1 LOB: 2 BB: 1 P: 8 | R: 0 E: 0 K: 0 S: 5 | H: 2 LOB: 2 BB: 0 P: 5 | R: 3 E: 0 K: 2 S: 10 | H: 3 LOB: 2 BB: 2 P: 18 | R: 2 E: 2 K: 0 S: 5 | H: 1 LOB: 2 BB: 2 P: 13 | 1B: 5 2B: 4 3B: 0 HR: 1 | SF: 0 SAC: 1 DP: 0 HBP: 0 | WP: 0 PA: 43 PB: 0 SB: 0 CS: 0 |
| PITCHER | IP | WLS | BF | H | R | ER | SO | BB | IBB | HBP | BLK | WP | HR | S | P | ERA | WHIP | | | | |
| Frank Reberger, R ERA: 3.62 (1, 1) | 7.2 | L | 34 | 9 | 5 | 5 | 4 | 1 | 1 | 0 | 0 | 0 | 1 | 40 | 48 | 5.87 | 1.304 | | | | |
| Jerry Johnson, R ERA: 4.5 (8, 1) | 1.1 | | 9 | 1 | 2 | 0 | 1 | 1 | 2 | 0 | 0 | 0 | 0 | 8 | 20 | 0.00 | 1.500 | | | | |

St. Louis Cardinals @ San Francisco Giants
Candlestick Park, San Francisco, CA
Sat Aug 19 1972, 10:05 PM EDT
Att: 11,256 - Unknown

| | |
|-----|----|
| AB | 36 |
| R | 7 |
| H | 10 |
| RBI | 6 |
| BB | 5 |
| SO | 4 |
| LOB | 17 |



| Batter | 1 | 2 | 3 | 4 | 5 | 6 | 7 | 8 | 9 | AB | R | H | RBI | BB | SO | LOB | BOTTOM | | | | |
|---|-------------------------------|----------------------------------|------------------------------|---------------------------------|------------------------------|----------------------------------|------------------------------|---------------------------------|------------------------------|---------------------------------|------------------------------|---------------------------------|------------------------------|---------------------------------|----------------------------------|------------------------------------|--|--|--|--|--|
| Bobby Bonds, R OBP: 0.330, SLG: 0.465 (1, 9) | F8 1B | S 1B | F9 | | | 5-3 | | | 5-3 | 5 | 1 | 2 | 0 | 0 | 0 | 3 | | | | | |
| Chris Speier, R OBP: 0.364, SLG: 0.424 (1, 6) | F8 | G4-6-3 BB | | | | WP BB | | | HR | 2 | 1 | 1 | 1 | 3 | 0 | 1 | | | | | |
| Ken Henderson, S OBP: 0.314, SLG: 0.430 (1, 7) | BB 1B | G4-6-3 1-2 | | | | F8 | | | 5-3 | 5 | 1 | 1 | 1 | 0 | 1 | 5 | | | | | |
| Willie McCovey, L OBP: 0.320, SLG: 0.403 (1, 3) | 1B BB | | 1B BB | | P6 | | | F8 | K | 3 | 1 | 0 | 0 | 2 | 1 | 1 | | | | | |
| Dave Rader, L OBP: 0.303, SLG: 0.343 (1, 2) | 1-2 2-H 1B | | F9 | F2 | | L6 | | | | 4 | 0 | 1 | 1 | 0 | 0 | 2 | | | | | |
| Tito Fuentes, S OBP: 0.307, SLG: 0.382 (1, 4) | K | | | | | P4 | | | | 3 | 0 | 1 | 0 | 1 | 1 | 2 | | | | | |
| Jerry Johnson, R (8, 1) | | | 1B | | | | | | | 0 | 0 | 0 | 0 | 0 | 0 | 0 | | | | | |
| Garry Maddox, R OBP: 0.289, SLG: 0.437 (1, 8) | K | | | | | K | | | 6-3 | 4 | 0 | 1 | 1 | 0 | 2 | 3 | | | | | |
| Dave Kingman, R OBP: 0.299, SLG: 0.470 (1, 5) | | | F9 | | | K | | | 5-3 | 4 | 0 | 0 | 0 | 0 | 2 | 3 | | | | | |
| Frank Reberger, L OBP: 0.269, SLG: 0.360 (1, 1) | | | | | | | | | | 2 | 0 | 1 | 0 | 1 | 1 | 0 | | | | | |
| Chris Arnold, R OBP: 0.291, SLG: 0.321 (8, 4) | 1B | | | | | K | | | 5-3 | 1 | 0 | 0 | 0 | 0 | 0 | 0 | | | | | |
| Inning Stats | R: 2 E: 0 K: 2 S: 10 | H: 3 LOB: 2 BB: 1 P: 14 | R: 0 E: 0 K: 0 S: 4 | H: 2 LOB: 2 BB: 1 P: 8 | R: 1 E: 0 K: 1 S: 7 | H: 2 LOB: 3 BB: 2 P: 15 | R: 0 E: 0 K: 1 S: 5 | H: 0 LOB: 1 BB: 1 P: 9 | R: 0 E: 0 K: 0 S: 3 | H: 0 LOB: 0 BB: 0 P: 3 | R: 0 E: 0 K: 0 S: 3 | H: 0 LOB: 0 BB: 0 P: 3 | R: 1 E: 0 K: 1 S: 6 | H: 1 LOB: 0 BB: 0 P: 6 | 1B: 6 2B: 2 3B: 0 HR: 1 | SF: 0 SAC: 0 DP: 2 HBP: 0 | WP: 1 PA: 40 PB: 0 SB: 3 CS: 1 | | | | |
| PITCHER | IP | WLS | BF | H | R | ER | SO | BB | IBB | HBP | BLK | WP | HR | S | P | ERA | WHIP | | | | |
| Al Santorini, R ERA: 4.93 (1, 1) | 1.1 | | 11 | 5 | 2 | 2 | 2 | 2 | 0 | 0 | 0 | 0 | 0 | 1 | 1 | 0.00 | 0.000 | | | | |
| Dennis Higgins, R ERA: 3.74 (2, 1) | 0.2 | | 1 | 0 | 0 | 0 | 0 | 0 | 0 | 0 | 0 | 0 | 0 | 1 | 1 | 0.00 | 0.000 | | | | |
| Lowell Palmer, R ERA: 3.15 (3, 1) | 4.0 | | 18 | 2 | 1 | 1 | 5 | 5 | 0 | 0 | 0 | 1 | 0 | 23 | 43 | 2.25 | 1.750 | | | | |
| John Cumberland, L ERA: 7.74 (7, 1) | 3.0 | W | 10 | 1 | 1 | 1 | 1 | 0 | 0 | 0 | 0 | 0 | 1 | 12 | 12 | 3.00 | 0.333 | | | | |

St. Louis Cardinals @ San Francisco Giants
Candlestick Park, San Francisco, CA
Sat Aug 19 1972, 10:05 PM EDT
Att: 11,256 - Unknown

| | |
|-----|----|
| AB | 33 |
| R | 4 |
| H | 8 |
| RBI | 4 |
| BB | 7 |
| SO | 8 |
| LOB | 20 |



| Batter | 1 | 2 | 3 | 4 | 5 | 6 | 7 | 8 | 9 | AB | R | H | RBI | BB | SO | LOB | TOP | | | | | | | | | | |
|--|------------------------------|---------------------------------|------------------------------|---------------------------------|------------------------------|---------------------------------|------------------------------|---------------------------------|------------------------------|---------------------------------|------------------------------|---------------------------------|------------------------------|---------------------------------|------------------------------|----------------------------------|---|---------------------------------|----------------------------------|------------------------------------|----------------------------------|--------|--|--|--|--|--|
| Lou Brock, L (1,7) OBP: 0.344, SLG: 0.384 | F9 | | 1B 1-3 | | K | | | 1-4-3 1-H | | 4 | 0 | 2 | 1 | 0 | 1 | 1 | St. Louis Cardinals @ San Francisco Giants Candlestick Park, San Francisco, CA Sun Aug 20 1972, 6:33 AM EDT Att: 10,269 - Unknown | | | | | | | | | | |
| Ted Sizemore, R (1,4) OBP: 0.319, SLG: 0.350 | 6-3 | | G6-4-3 1B | | L5 | | | K | | 4 | 0 | 1 | 1 | 0 | 1 | 2 | | | | | | | | | | | |
| Luis Melendez, R (1,8) OBP: 0.315, SLG: 0.377 | P4 | | G6-4-3 1-2 | | F8 | | | 1-4-3 | | 4 | 0 | 0 | 0 | 0 | 0 | 3 | | | | | | | | | | | |
| Joe Torre, R (1,3) OBP: 0.358, SLG: 0.450 Ron Allen, S (4,3) OBP: 0.333, SLG: 0.444 | P4 | | | F2 | | G6-4-3 BB | | BB | | 2 | 0 | 0 | 0 | 0 | 0 | 0 | | | | | | | | | | | |
| Ted Simmons, S (1,2) OBP: 0.325, SLG: 0.463 | | | | WP 1B | | G6-4-3 1-2 | | L8 | | 4 | 0 | 2 | 0 | 0 | 0 | 3 | | | | | | | | | | | |
| Dwain Anderson, R (1,5) OBP: 0.324, SLG: 0.309 | F9 | | | 1B | | | | | | 4 | 1 | 2 | 0 | 0 | 0 | 1 | | | | | | | | | | | |
| Jorge Roque, R (1,9) OBP: 0.125, SLG: 0.067 Bernie Carbo, L (7,PH) OBP: 0.377, SLG: 0.338 | K | | | K | | | | 3-1 | | 2 | 0 | 0 | 0 | 0 | 2 | 2 | | | | | | | | | | | |
| Dal Maxvill, R (1,6) OBP: 0.305, SLG: 0.271 | | | 4-3 | | | | | K | | 4 | 0 | 1 | 0 | 0 | 1 | 0 | | | | | | | | | | | |
| Reggie Cleveland, R (1,1) OBP: 0.246, SLG: 0.233 Jose Cruz, L (8,PH) OBP: 0.279, SLG: 0.270 Ray Bare, R (8,1) OBP: 0.351, SLG: 0.391 Maty Alou, L (9,PH) OBP: 0.351, SLG: 0.391 | | | | FC6-4 1B | | FC6-4 1-2 | | 4-3 | | 2 | 1 | 1 | 0 | 0 | 0 | 1 | | | | | | | | | | | |
| | | | 2B 1B | | | | | 2B 1B | | 1 | 1 | 1 | 0 | 0 | 0 | 0 | | | | | | | | | | | |
| Inning Stats | R: 0 E: 0 K: 0 S: 3 | H: 0 LOB: 0 BB: 0 P: 3 | R: 0 E: 0 K: 1 S: 6 | H: 1 LOB: 1 BB: 0 P: 6 | R: 1 E: 0 K: 0 S: 5 | H: 3 LOB: 1 BB: 0 P: 5 | R: 0 E: 0 K: 1 S: 6 | H: 2 LOB: 1 BB: 0 P: 6 | R: 0 E: 0 K: 1 S: 6 | H: 1 LOB: 1 BB: 0 P: 6 | R: 0 E: 0 K: 0 S: 2 | H: 0 LOB: 0 BB: 1 P: 6 | R: 0 E: 0 K: 0 S: 3 | H: 0 LOB: 0 BB: 0 P: 3 | R: 1 E: 0 K: 1 S: 7 | H: 2 LOB: 2 BB: 1 P: 11 | R: 1 E: 0 K: 1 S: 6 | H: 1 LOB: 0 BB: 0 P: 6 | 1B: 7 2B: 2 3B: 1 HR: 0 | SF: 0 SAC: 0 DP: 2 HBP: 0 | WP: 1 PB: 0 SB: 0 CS: 0 | PA: 36 | | | | | |
| PITCHER | IP | WLS | BF | H | R | ER | SO | BB | IBB | HBP | BLK | WP | HR | S | P | ERA | WHIP | | | | | | | | | | |
| Ron Bryant, L (1,1) ERA: 2.63 | 6.0 | W | 23 | 7 | 1 | 1 | 3 | 1 | 0 | 0 | 0 | 1 | 0 | 28 | 32 | 1.50 | 1.333 | | | | | | | | | | |
| Randy Moffitt, R (7,1) ERA: 3.0 | 1.2 | | 8 | 2 | 1 | 1 | 1 | 1 | 0 | 0 | 0 | 0 | 0 | 9 | 13 | 5.40 | 1.800 | | | | | | | | | | |
| Jim Barr, R (8,1) ERA: 3.21 | 1.1 | S | 5 | 1 | 1 | 1 | 1 | 0 | 0 | 0 | 0 | 0 | 0 | 7 | 7 | 6.75 | 0.750 | | | | | | | | | | |

| Batter | 1 | 2 | 3 | 4 | 5 | 6 | 7 | 8 | 9 | AB | R | H | RBI | BB | SO | LOB | BOTTOM | | | | | | | | | | |
|--|------------------------------|---------------------------------|------------------------------|---------------------------------|------------------------------|---------------------------------|------------------------------|---------------------------------|------------------------------|---------------------------------|------------------------------|---------------------------------|------------------------------|---------------------------------|------------------------------|---------------------------------|---|------------------------------------|----------------------------------|--------|--|--|--|--|--|--|--|
| Bobby Bonds, R (1,9) OBP: 0.330, SLG: 0.469 | K | | K | K | | | | HR | | 4 | 1 | 1 | 1 | 0 | 3 | 1 | St. Louis Cardinals @ San Francisco Giants Candlestick Park, San Francisco, CA Sun Aug 20 1972, 6:33 AM EDT Att: 10,269 - Unknown | | | | | | | | | | |
| Chris Speier, R (1,6) OBP: 0.363, SLG: 0.423 | K | | 4-3 1B BLK | | 6-3 | | P3 | | | 4 | 1 | 1 | 0 | 0 | 1 | 0 | | | | | | | | | | | |
| Ken Henderson, S (1,7) OBP: 0.316, SLG: 0.431 | E4 | | BLK 1B 4-3 | | | | F8 | | | 4 | 1 | 2 | 0 | 0 | 0 | 0 | | | | | | | | | | | |
| Willie McCovey, L (1,3) OBP: 0.314, SLG: 0.395 | 4-3 | | 4-3 | | P4 | | K | | | 4 | 0 | 0 | 0 | 0 | 1 | 4 | | | | | | | | | | | |
| Dave Rader, L (1,2) OBP: 0.302, SLG: 0.342 | | 3-1 | S 1B | | 4-3 | | F7 | | | 4 | 0 | 1 | 1 | 0 | 0 | 1 | | | | | | | | | | | |
| Tito Fuentes, S (1,4) OBP: 0.306, SLG: 0.381 | 4-3 | | F8 | | P6 | | 1B | | | 4 | 0 | 1 | 0 | 0 | 0 | 1 | | | | | | | | | | | |
| Garry Maddox, R (1,8) OBP: 0.288, SLG: 0.438 | | HR 2B | | K | | F9 | | L4 | | 4 | 1 | 1 | 0 | 0 | 1 | 1 | | | | | | | | | | | |
| Dave Kingman, R (1,5) OBP: 0.302, SLG: 0.480 | | HR | | SH1 1B | | F9 | | | | 3 | 1 | 2 | 2 | 0 | 0 | 0 | | | | | | | | | | | |
| Ron Bryant, S (1,1) OBP: 0.226, SLG: 0.200 Randy Moffitt, R (7,1) OBP: 0.351, SLG: 0.391 Jim Barr, R (8,1) OBP: 0.143, SLG: 0.179 | | 2H HR | | K | | | K | | | 1 | 0 | 0 | 0 | 0 | 1 | 0 | | | | | | | | | | | |
| | | | | 1-2 | | | | | | 1 | 0 | 0 | 0 | 0 | 1 | 0 | | | | | | | | | | | |
| Inning Stats | R: 0 E: 1 K: 2 S: 8 | H: 0 LOB: 1 BB: 0 P: 8 | R: 2 E: 0 K: 1 S: 7 | H: 2 LOB: 0 BB: 0 P: 7 | R: 2 E: 0 K: 1 S: 8 | H: 3 LOB: 1 BB: 0 P: 8 | R: 0 E: 0 K: 2 S: 8 | H: 1 LOB: 1 BB: 0 P: 8 | R: 0 E: 0 K: 0 S: 4 | H: 1 LOB: 1 BB: 0 P: 4 | R: 0 E: 0 K: 0 S: 3 | H: 0 LOB: 0 BB: 1 P: 3 | R: 1 E: 0 K: 1 S: 6 | H: 1 LOB: 0 BB: 0 P: 6 | R: 0 E: 0 K: 1 S: 6 | H: 1 LOB: 1 BB: 0 P: 6 | 1B: 6 2B: 1 3B: 0 HR: 2 | SF: 0 SAC: 1 DP: 0 HBP: 0 | WP: 0 PB: 0 SB: 1 CS: 0 | PA: 34 | | | | | | | |
| PITCHER | IP | WLS | BF | H | R | ER | SO | BB | IBB | HBP | BLK | WP | HR | S | P | ERA | WHIP | | | | | | | | | | |
| Reggie Cleveland, R (1,1) ERA: 3.91 | 7.0 | L | 30 | 8 | 5 | 5 | 7 | 0 | 0 | 0 | 0 | 0 | 0 | 6 | 6 | 0.00 | 1.000 | | | | | | | | | | |
| Ray Bare, R (8,1) ERA: | 1.0 | | 4 | 1 | 0 | 0 | 1 | 0 | 0 | 0 | 0 | 0 | 0 | 6 | 6 | 0.00 | 1.000 | | | | | | | | | | |

| | |
|-----|----|
| AB | 34 |
| R | 3 |
| H | 10 |
| RBI | 3 |
| BB | 2 |
| SO | 5 |
| LOB | 13 |



| Batter | 1 | 2 | 3 | 4 | 5 | 6 | 7 | 8 | 9 | AB | R | H | RBI | BB | SO | LOB | TOP | | | |
|---|--|---------------------------------|------------------------------|---------------------------------|------------------------------|---------------------------------|------------------------------|----------------------------------|------------------------------|---------------------------------|------------------------------|---------------------------------|------------------------------|---------------------------------|------------------------------|---------------------------------|----------------------------------|------------------------------------|----------------------------------|--------|
| Vic Davallilo, L (1, 8) OBP: 0.377, SLG: 0.431 | | | | | | | | | | 4 | 0 | 2 | 0 | 0 | 0 | 0 | | | | |
| Dave Cash, R (1, 4) OBP: 0.317, SLG: 0.376 | | | | | | | | | | 4 | 0 | 0 | 0 | 0 | 1 | 2 | | | | |
| Roberto Clemente, R (1, 9) OBP: 0.349, SLG: 0.485 | | | | | | | | | | 4 | 1 | 1 | 0 | 0 | 1 | 0 | | | | |
| Willie Stargell, L (1, 3) OBP: 0.384, SLG: 0.595 Rennie Stennett, R (9, PR) OBP: 0.310, SLG: 0.394 | | | | | | | | | | 4 | 0 | 3 | 1 | 0 | 0 | 1 | | | | |
| Richie Hebner, L (1, 5) OBP: 0.409, SLG: 0.556 | | | | | | | | | | 4 | 0 | 1 | 0 | 0 | 0 | 1 | | | | |
| Bob Robertson, R (1, 7) OBP: 0.286, SLG: 0.307 | | | | | | | | | | 3 | 0 | 1 | 0 | 1 | 0 | 3 | | | | |
| Milt May, L (1, 2) OBP: 0.303, SLG: 0.311 | | | | | | | | | | 3 | 0 | 0 | 0 | 0 | 0 | 3 | | | | |
| Jackie Hernandez, R (1, 6) OBP: 0.221, SLG: 0.264 | | | | | | | | | | 3 | 0 | 0 | 0 | 0 | 1 | 0 | | | | |
| Nelson Briles, R (1, 1) OBP: 0.157, SLG: 0.180 | | | | | | | | | | 3 | 0 | 0 | 0 | 0 | 1 | 0 | | | | |
| Inning Stats | R: 1 E: 1 K: 0 S: 4 | H: 2 LOB: 0 BB: 0 P: 4 | R: 0 E: 0 K: 0 S: 3 | H: 1 LOB: 0 BB: 0 P: 3 | R: 0 E: 0 K: 1 S: 6 | H: 1 LOB: 1 BB: 0 P: 6 | R: 0 E: 0 K: 1 S: 6 | H: 0 LOB: 0 BB: 0 P: 10 | R: 0 E: 0 K: 0 S: 7 | H: 0 LOB: 0 BB: 0 P: 7 | R: 0 E: 0 K: 0 S: 3 | H: 0 LOB: 0 BB: 0 P: 3 | R: 0 E: 0 K: 0 S: 3 | H: 0 LOB: 0 BB: 0 P: 3 | R: 0 E: 0 K: 0 S: 5 | H: 2 LOB: 2 BB: 0 P: 5 | 1B: 6 2B: 2 3B: 0 HR: 0 | SF: 0 SAC: 0 DP: 3 HBP: 0 | WP: 0 PB: 0 SB: 1 CS: 1 | PA: 34 |
| PITCHER Juan Marichal, R (1, 1) ERA: 3.62 | IP: 9.0 WLS: L BF: 33 H: 8 R: 1 ER: 0 SO: 4 BB: 1 IBB: 0 HBP: 0 BLK: 0 WP: 0 HR: 0 S: 40 P: 44 ERA: 0.00 WHIP: 1.000 | | | | | | | | | | | | | | | PITCHER | | | | |

Pittsburgh Pirates @ San Francisco Giants
Candlestick Park, San Francisco, CA
Tue Aug 22 1972, 10:05 PM EDT
Att: 9,389 - Unknown

| | |
|-----|----|
| AB | 32 |
| R | 1 |
| H | 8 |
| RBI | 1 |
| BB | 1 |
| SO | 4 |
| LOB | 10 |



| Batter | 1 | 2 | 3 | 4 | 5 | 6 | 7 | 8 | 9 | AB | R | H | RBI | BB | SO | LOB | BOTTOM | | | |
|--|--|---------------------------------|------------------------------|---------------------------------|------------------------------|---------------------------------|------------------------------|---------------------------------|------------------------------|---------------------------------|------------------------------|---------------------------------|------------------------------|---------------------------------|------------------------------|---------------------------------|----------------------------------|------------------------------------|----------------------------------|--------|
| Bobby Bonds, R (1, 9) OBP: 0.327, SLG: 0.466 | | | | | | | | | | 4 | 0 | 0 | 0 | 0 | 0 | 0 | | | | |
| Chris Speier, R (1, 6) OBP: 0.361, SLG: 0.420 | | | | | | | | | | 3 | 0 | 0 | 0 | 0 | 0 | 0 | | | | |
| Ken Henderson, S (1, 7) OBP: 0.316, SLG: 0.430 | | | | | | | | | | 3 | 0 | 1 | 0 | 0 | 0 | 0 | | | | |
| Willie McCovey, L (1, 3) OBP: 0.310, SLG: 0.389 | | | | | | | | | | 3 | 0 | 0 | 0 | 0 | 1 | 1 | | | | |
| Dave Rader, L (1, 2) OBP: 0.300, SLG: 0.338 | | | | | | | | | | 3 | 0 | 0 | 0 | 0 | 0 | 0 | | | | |
| Tito Fuentes, S (1, 4) OBP: 0.304, SLG: 0.378 | | | | | | | | | | 3 | 0 | 0 | 0 | 0 | 0 | 0 | | | | |
| Garry Maddox, R (1, 8) OBP: 0.286, SLG: 0.434 | | | | | | | | | | 3 | 0 | 0 | 0 | 0 | 2 | 0 | | | | |
| Dave Kingman, R (1, 5) OBP: 0.300, SLG: 0.476 | | | | | | | | | | 3 | 0 | 0 | 0 | 0 | 2 | 0 | | | | |
| Juan Marichal, R (1, 1) OBP: 0.224, SLG: 0.250 Ed Goodson, L (9, PH) OBP: 0.319, SLG: 0.420 | | | | | | | | | | 2 | 0 | 0 | 0 | 0 | 1 | 0 | | | | |
| Inning Stats | R: 0 E: 0 K: 0 S: 3 | H: 0 LOB: 0 BB: 0 P: 3 | R: 0 E: 0 K: 1 S: 5 | H: 0 LOB: 0 BB: 0 P: 5 | R: 0 E: 0 K: 3 S: 9 | H: 0 LOB: 0 BB: 0 P: 9 | R: 0 E: 0 K: 0 S: 3 | H: 0 LOB: 0 BB: 0 P: 3 | R: 0 E: 0 K: 1 S: 5 | H: 0 LOB: 0 BB: 0 P: 5 | R: 0 E: 0 K: 0 S: 4 | H: 1 LOB: 1 BB: 0 P: 4 | R: 0 E: 0 K: 1 S: 5 | H: 0 LOB: 0 BB: 0 P: 5 | R: 0 E: 0 K: 0 S: 3 | H: 0 LOB: 0 BB: 0 P: 3 | 1B: 1 2B: 0 3B: 0 HR: 0 | SF: 0 SAC: 0 DP: 0 HBP: 0 | WP: 0 PB: 0 SB: 0 CS: 0 | PA: 28 |
| PITCHER Nelson Briles, R (1, 1) ERA: 3.01 | IP: 9.0 WLS: W BF: 28 H: 1 R: 0 ER: 0 SO: 6 BB: 0 IBB: 0 HBP: 0 BLK: 0 WP: 0 HR: 0 S: 40 P: 40 ERA: 0.00 WHIP: 0.111 | | | | | | | | | | | | | | | PITCHER | | | | |

Pittsburgh Pirates @ San Francisco Giants
Candlestick Park, San Francisco, CA
Tue Aug 22 1972, 10:05 PM EDT
Att: 9,389 - Unknown

| | |
|-----|----|
| AB | 28 |
| R | 0 |
| H | 1 |
| RBI | 0 |
| BB | 0 |
| SO | 6 |
| LOB | 1 |



| Batter | 1 | 2 | 3 | 4 | 5 | 6 | 7 | 8 | 9 | AB | R | H | RBI | BB | SO | LOB | TOP | | | |
|---|--|---------------------------------|------------------------------|---------------------------------|------------------------------|---------------------------------|------------------------------|---------------------------------|------------------------------|---------------------------------|------------------------------|---------------------------------|------------------------------|---------------------------------|------------------------------|---------------------------------|----------------------------------|------------------------------------|----------------------------------|--------|
| Vic Davallo, L OBP: 0.372, SLG: 0.424 (1, 8) | 6-3 | | FC1-4 | | | 4-3 | | | L6 | 4 | 0 | 0 | 0 | 0 | 0 | 1 | | | | |
| Dave Cash, R OBP: 0.314, SLG: 0.372 (1, 4) | K | | F9 | | | 1-3 | | | 5-3 | 4 | 0 | 0 | 0 | 0 | 1 | 1 | | | | |
| Roberto Clemente, R OBP: 0.344, SLG: 0.477 (1, 9) | 4-3 | | 1-3 | | | K | | | K | 4 | 0 | 0 | 0 | 0 | 2 | 1 | | | | |
| Willie Stargell, L OBP: 0.393, SLG: 0.593 (1, 3) | | | | | | | | | | 3 | 0 | 1 | 0 | 0 | 1 | 0 | | | | |
| Richie Hebner, L OBP: 0.406, SLG: 0.550 (1, 5) | | | | | | | | | | 3 | 0 | 0 | 0 | 0 | 0 | 1 | | | | |
| Manny Sanguillen, R OBP: 0.340, SLG: 0.437 (1, 7) (7, 2) | | | | | | | | | | 3 | 0 | 0 | 0 | 0 | 0 | 1 | | | | |
| Milt May, L OBP: 0.307, SLG: 0.315 Rennie Stennett, R OBP: 0.309, SLG: 0.392 (1, 2) (7, 7) | | | | | | | | | | 2 | 0 | 1 | 0 | 0 | 0 | 0 | | | | |
| Jackie Hernandez, R OBP: 0.217, SLG: 0.259 (1, 6) | | | | | | | | | | 3 | 0 | 0 | 0 | 0 | 1 | 2 | | | | |
| Bob Moose, R OBP: 0.274, SLG: 0.222 Bob Miller, R (7, 1) Bill Mazerowski, R OBP: 0.278, SLG: 0.320 Dave Giusti, R (8, 1) (8, 1) | | | | | | | | | | 1 | 0 | 0 | 0 | 1 | 0 | 0 | | | | |
| | | | | | | | | | | 0 | 0 | 0 | 0 | 0 | 0 | 0 | | | | |
| | | | | | | | | | | 1 | 0 | 0 | 0 | 0 | 0 | 0 | | | | |
| | | | | | | | | | | 0 | 0 | 0 | 0 | 0 | 0 | 0 | | | | |
| | | | | | | | | | | 0 | 0 | 0 | 0 | 0 | 0 | 0 | | | | |
| | | | | | | | | | | 0 | 0 | 0 | 0 | 0 | 0 | 0 | | | | |
| Inning Stats | R: 0 E: 0 K: 1 S: 5 | H: 0 LOB: 0 BB: 0 P: 5 | R: 0 E: 0 K: 1 S: 7 | H: 2 LOB: 2 BB: 0 P: 7 | R: 0 E: 0 K: 0 S: 3 | H: 0 LOB: 1 BB: 1 P: 7 | R: 0 E: 0 K: 0 S: 3 | H: 0 LOB: 0 BB: 0 P: 3 | R: 0 E: 0 K: 1 S: 5 | H: 0 LOB: 0 BB: 0 P: 5 | R: 0 E: 0 K: 0 S: 3 | H: 0 LOB: 0 BB: 0 P: 3 | R: 0 E: 0 K: 1 S: 5 | H: 0 LOB: 0 BB: 0 P: 5 | R: 0 E: 0 K: 0 S: 3 | H: 0 LOB: 0 BB: 0 P: 5 | 1B: 2 2B: 0 3B: 0 HR: 0 | SF: 0 SAC: 0 DP: 0 HBP: 0 | WP: 0 PB: 0 SB: 0 CS: 0 | PA: 30 |
| PITCHER Jim Barr, R ERA: 2.99 (1, 1) | IP: 9.0 WLS: W BF: 30 H: 2 R: 0 ER: 0 SO: 5 BB: 1 IBB: 0 HBP: 0 BLK: 0 WP: 0 HR: 0 S: 39 P: 43 ERA: 0.00 WHIP: 0.333 | | | | | | | | | | | | | | | | | | | |

Pittsburgh Pirates @ San Francisco Giants
Candlestick Park, San Francisco, CA
Wed Aug 23 1972, 6:33 AM EDT
Att: 8,330 - Unknown

livebaseballscorecards.com

AB 29
R 0
H 2
RBI 0
BB 1
SO 5
LOB 7



| Batter | 1 | 2 | 3 | 4 | 5 | 6 | 7 | 8 | 9 | AB | R | H | RBI | BB | SO | LOB | BOTTOM | | | |
|--|--|----------------------------------|------------------------------|---------------------------------|------------------------------|---------------------------------|------------------------------|---------------------------------|------------------------------|---------------------------------|------------------------------|---------------------------------|------------------------------|---------------------------------|------------------------------|---------------------------------|----------------------------------|------------------------------------|----------------------------------|--------|
| Bobby Bonds, R OBP: 0.328, SLG: 0.466 (1, 9) | SH SF8 1B | | K | | | 6-3 | E 1B | | | 4 | 2 | 2 | 1 | 0 | 1 | 0 | | | | |
| Tito Fuentes, S OBP: 0.302, SLG: 0.375 (1, 4) | SH SF8 1-3 | | F9 | | | 5-3 | F9 | | | 3 | 0 | 0 | 0 | 0 | 0 | 1 | | | | |
| Ken Henderson, S OBP: 0.315, SLG: 0.426 (1, 7) | K | | F8 | | | HR BB | E3 | | | 3 | 1 | 0 | 0 | 1 | 1 | 2 | | | | |
| Willie McCovey, L OBP: 0.313, SLG: 0.403 (1, 3) | | | | | | | | | | 3 | 1 | 1 | 2 | 1 | 0 | 1 | | | | |
| Dave Rader, L OBP: 0.299, SLG: 0.341 (1, 2) | SF8 | | | | | F6 | | | | 3 | 1 | 1 | 1 | 0 | 0 | 0 | | | | |
| Gary Maddox, R OBP: 0.286, SLG: 0.432 (1, 8) | 2-3 3-H 1-3 | | | | | 3-1 | | | | 4 | 1 | 1 | 1 | 0 | 0 | 2 | | | | |
| Dave Kingman, R OBP: 0.300, SLG: 0.474 (1, 5) | | | | | | | | | | 4 | 1 | 1 | 0 | 0 | 1 | 1 | | | | |
| Damaso Blanco, R OBP: 0.471, SLG: 0.385 (1, 6) | | | | | | | | | | 3 | 0 | 1 | 1 | 0 | 0 | 0 | | | | |
| Jim Barr, R OBP: 0.156, SLG: 0.188 (1, 1) | | | | | | | | | | 4 | 1 | 1 | 1 | 0 | 1 | 1 | | | | |
| | | | | | | | | | | 4 | 1 | 1 | 1 | 0 | 1 | 1 | | | | |
| Inning Stats | R: 1 E: 0 K: 1 S: 7 | H: 1 LOB: 2 BB: 1 P: 11 | R: 0 E: 0 K: 1 S: 5 | H: 0 LOB: 0 BB: 0 P: 5 | R: 0 E: 0 K: 0 S: 3 | H: 0 LOB: 0 BB: 0 P: 3 | R: 0 E: 0 K: 0 S: 3 | H: 0 LOB: 0 BB: 0 P: 3 | R: 0 E: 0 K: 1 S: 5 | H: 0 LOB: 0 BB: 0 P: 5 | R: 2 E: 0 K: 0 S: 4 | H: 1 LOB: 1 BB: 1 P: 8 | R: 4 E: 2 K: 0 S: 8 | H: 3 LOB: 1 BB: 0 P: 8 | R: 1 E: 0 K: 0 S: 5 | H: 3 LOB: 1 BB: 0 P: 5 | 1B: 6 2B: 1 3B: 0 HR: 1 | SF: 2 SAC: 1 DP: 1 HBP: 0 | WP: 0 PB: 0 SB: 0 CS: 0 | PA: 36 |
| PITCHER Bob Moose, R ERA: 3.32 Bob Miller, R ERA: 1.85 Dave Giusti, R ERA: 1.91 (1, 1) (7, 1) (8, 1) | IP: 6.1 WLS: L BF: 27 H: 4 R: 6 ER: 4 SO: 4 BB: 1 IBB: 1 HBP: 0 BLK: 0 WP: 0 HR: 1 S: 33 P: 41 ERA: 5.68 WHIP: 0.789 | | | | | | | | | | | | | | | | | | | |

Pittsburgh Pirates @ San Francisco Giants
Candlestick Park, San Francisco, CA
Wed Aug 23 1972, 6:33 AM EDT
Att: 8,330 - Unknown

livebaseballscorecards.com

AB 31
R 8
H 8
RBI 7
BB 2
SO 4
LOB 8



| Batter | 1 | 2 | 3 | 4 | 5 | 6 | 7 | 8 | 9 | AB | R | H | RBI | BB | SO | LOB | TOP | | | | | | | | |
|---|------------------------------|---------------------------------|------------------------------|---------------------------------|------------------------------|---------------------------------|------------------------------|---------------------------------|------------------------------|----------------------------------|------------------------------|---------------------------------|------------------------------|---------------------------------|------------------------------|----------------------------------|--|------------------------------|----------------------------------|-----------------------------------|------------------------------------|----------------------------------|--------|--|--|
| Bobby Bonds, R OBP: 0.330, SLG: 0.464 (1, 9) | 6-3 | | 1B HR | | F6 | P6-4-3 BB | FC6-4 | | 1B BB | 4 | 1 | 1 | 0 | 2 | 0 | 2 | San Francisco Giants @ Chicago Cubs Wrigley Field, Chicago, IL Fri Aug 25 1972, 3:33 AM CDT Att: 23,056 - Sunny - 75 F | | | | | | | | |
| Chris Speier, R OBP: 0.362, SLG: 0.419 (1, 6) | 5-3 | | 1B HR | | F8 | P6-4-3 | | FC1-6 WP BB | 1B | 5 | 2 | 2 | 0 | 1 | 0 | 2 | | | | | | | | | |
| Ken Henderson, S OBP: 0.324, SLG: 0.450 (1, 7) | 1B | | HR | | HR | 1B | | FC1-6 BB | P4-3 | 5 | 2 | 4 | 5 | 1 | 0 | 2 | | | | | | | | | |
| Willie McCovey, L OBP: 0.311, SLG: 0.395 (1, 3) | 6-3 | | 6-3 | | 1B BB | 3-1 | | FC1-6 FC4-6 | | 4 | 1 | 0 | 0 | 1 | 0 | 4 | | | | | | | | | |
| Dave Rader, L OBP: 0.301, SLG: 0.340 (1, 2) | | 1B 2B | P4-3 | | 1B BB | | K | FC4-6 | | 4 | 2 | 1 | 1 | 1 | 1 | 1 | | | | | | | | | |
| Tito Fuentes, S OBP: 0.308, SLG: 0.382 (1, 4) | | 1B 2B | K | | FC5 1B | | 6-3 1B | 1B | | 5 | 2 | 4 | 0 | 0 | 1 | 0 | | | | | | | | | |
| Garry Maddox, R OBP: 0.285, SLG: 0.429 (1, 8) | | K | | | 1B | | 6-3 | F8 | | 5 | 0 | 1 | 2 | 0 | 2 | 5 | | | | | | | | | |
| Dave Kingman, R OBP: 0.301, SLG: 0.475 (1, 5) | | 2B | F7 | | FC5 | | 1B | | K | 5 | 0 | 2 | 3 | 0 | 1 | 2 | | | | | | | | | |
| Jim Willoughby, R OBP: 0.214, SLG: 0.214 (1, 1) | | K | | | 5-3 | | P6-4-3 BB 1B | FC6-4 1B | 5-3 | 5 | 1 | 2 | 0 | 0 | 1 | 0 | | | | | | | | | |
| Inning Stats | R: 0 E: 0 K: 0 S: 4 | H: 1 LOB: 1 BB: 0 P: 4 | R: 2 E: 0 K: 2 S: 9 | H: 3 LOB: 0 BB: 0 P: 9 | R: 3 E: 0 K: 1 S: 8 | H: 3 LOB: 0 BB: 0 P: 8 | R: 0 E: 0 K: 1 S: 5 | H: 0 LOB: 0 BB: 0 P: 5 | R: 3 E: 0 K: 0 S: 6 | H: 3 LOB: 2 BB: 2 P: 14 | R: 1 E: 0 K: 0 S: 4 | H: 2 LOB: 1 BB: 1 P: 8 | R: 1 E: 0 K: 1 S: 8 | H: 3 LOB: 2 BB: 0 P: 8 | R: 1 E: 0 K: 0 S: 4 | H: 1 LOB: 2 BB: 1 P: 12 | | R: 0 E: 0 K: 1 S: 6 | H: 1 LOB: 2 BB: 1 P: 10 | 1B: 13 2B: 2 3B: 0 HR: 2 | SF: 0 SAC: 0 DP: 1 HBP: 0 | WP: 1 PB: 0 SB: 0 CS: 0 | PA: 48 | | |
| PITCHER | IP | WLS | BF | H | R | ER | SO | BB | IBB | HBP | BLK | WP | HR | S | P | ERA | WHIP | | | | | | | | |
| Rick Reuschel, R ERA: 3.18 (1, 1) | 2.0 | L | 11 | 6 | 4 | 4 | 2 | 0 | 0 | 0 | 0 | 0 | 0 | 15 | 15 | 18.00 | 3.000 | | | | | | | | |
| Tom Phoebus, R ERA: 4.15 (3, 1) | 2.2 | | 12 | 7 | 4 | 4 | 2 | 2 | 0 | 0 | 0 | 0 | 2 | 14 | 22 | 13.50 | 1.500 | | | | | | | | |
| Juan Pizarro, L ERA: 4.14 (5, 1) | 2.1 | | 14 | 7 | 2 | 2 | 1 | 1 | 0 | 0 | 0 | 0 | 0 | 15 | 19 | 7.71 | 3.429 | | | | | | | | |
| Dan McGinn, L ERA: 5.05 (8, 1) | 2.0 | | 11 | 2 | 1 | 1 | 1 | 3 | 0 | 0 | 0 | 1 | 0 | 10 | 22 | 4.50 | 2.500 | | | | | | | | |

| | |
|-----|----|
| AB | 42 |
| R | 11 |
| H | 17 |
| RBI | 11 |
| BB | 6 |
| SO | 6 |
| LOB | 18 |



| Batter | 1 | 2 | 3 | 4 | 5 | 6 | 7 | 8 | 9 | AB | R | H | RBI | BB | SO | LOB | BOTTOM | | | | | | | | |
|--|------------------------------|---------------------------------|------------------------------|---------------------------------|------------------------------|---------------------------------|------------------------------|---------------------------------|------------------------------|---------------------------------|------------------------------|---------------------------------|------------------------------|---------------------------------|------------------------------|---------------------------------|--|---------------------------------|----------------------------------|------------------------------------|----------------------------------|--------|--|--|--|
| Don Kessinger, S OBP: 0.365, SLG: 0.335 (1, 6) | L1 | | SH5-3 | | F8 | | | 1B | | 3 | 0 | 1 | 0 | 0 | 0 | 0 | San Francisco Giants @ Chicago Cubs Wrigley Field, Chicago, IL Fri Aug 25 1972, 3:33 AM CDT Att: 23,056 - Sunny - 75 F | | | | | | | | |
| Jose Cardenal, R OBP: 0.344, SLG: 0.446 (1, 9) | K | | L5 | | | 5-3 | | F7 | | 4 | 0 | 0 | 0 | 0 | 1 | 2 | | | | | | | | | |
| Billy Williams, L OBP: 0.393, SLG: 0.578 (1, 7) | 1B | | | | E8 1B | | G3 | | F7 | 4 | 1 | 1 | 0 | 0 | 0 | 0 | | | | | | | | | |
| Joe Pepitone, L OBP: 0.302, SLG: 0.418 (1, 3) | F7 | | | | FC4-6 1B | | 1-3 | | 1B 2B | 4 | 1 | 2 | 1 | 0 | 0 | 1 | | | | | | | | | |
| Ron Santo, R OBP: 0.375, SLG: 0.481 (1, 5) | | | | | F6 | | F7 | | 6-3 | 4 | 0 | 1 | 1 | 0 | 0 | 1 | | | | | | | | | |
| Rick Monday, L OBP: 0.360, SLG: 0.390 (1, 8) | | 6-3 | | | FC4-6 | | F9 | | F3 | 4 | 0 | 0 | 0 | 0 | 0 | 2 | | | | | | | | | |
| Randy Hundley, R OBP: 0.281, SLG: 0.306 (1, 2) | | | | | F3 | | K | | FC5-4 | 2 | 0 | 0 | 0 | 0 | 1 | 1 | | | | | | | | | |
| Juan Pizarro, L OBP: 0.150, SLG: 0.150 (5, 1) | | | | | F3 | | K | | FC5-4 | 0 | 0 | 0 | 0 | 0 | 0 | 0 | | | | | | | | | |
| Carmen Fanzone, R OBP: 0.348, SLG: 0.411 (7, PH) | | | | | | | | | | 1 | 0 | 0 | 0 | 0 | 1 | 0 | | | | | | | | | |
| Dan McGinn, L OBP: 0.286, SLG: 0.571 (8, PH) | | | | | | | | | | 0 | 0 | 0 | 0 | 0 | 0 | 0 | | | | | | | | | |
| Jim Hickman, R OBP: 0.379, SLG: 0.465 (9, PH) | | | | | | | | | | 1 | 0 | 0 | 0 | 0 | 0 | 1 | | | | | | | | | |
| Paul Popovich, S OBP: 0.264, SLG: 0.248 (1, 4) | | | | | P8 | | | | P4-3 | 3 | 0 | 1 | 0 | 0 | 0 | 0 | | | | | | | | | |
| Rick Reuschel, R OBP: 0.219, SLG: 0.200 (1, 1) | | | | | | | | | | 0 | 0 | 0 | 0 | 0 | 0 | 0 | | | | | | | | | |
| Tom Phoebus, R OBP: 0.118, SLG: 0.118 (3, 1) | | | | | | | | | | 1 | 0 | 1 | 0 | 0 | 0 | 0 | | | | | | | | | |
| Eliud Hendricks, L OBP: 0.257, SLG: 0.191 (5, 2) | | | | | SH5-3 1B | | | | | 2 | 0 | 0 | 0 | 0 | 0 | 1 | | | | | | | | | |
| Inning Stats | R: 0 E: 0 K: 1 S: 6 | H: 1 LOB: 1 BB: 0 P: 6 | R: 0 E: 0 K: 0 S: 3 | H: 0 LOB: 0 BB: 0 P: 3 | R: 0 E: 0 K: 0 S: 4 | H: 1 LOB: 1 BB: 0 P: 4 | R: 1 E: 1 K: 1 S: 7 | H: 1 LOB: 1 BB: 0 P: 7 | R: 0 E: 0 K: 0 S: 3 | H: 1 LOB: 0 BB: 0 P: 3 | R: 0 E: 0 K: 0 S: 3 | H: 0 LOB: 0 BB: 0 P: 3 | R: 0 E: 0 K: 1 S: 5 | H: 0 LOB: 0 BB: 0 P: 5 | R: 0 E: 0 K: 0 S: 4 | H: 1 LOB: 1 BB: 0 P: 4 | R: 1 E: 0 K: 0 S: 5 | H: 2 LOB: 1 BB: 0 P: 5 | 1B: 6 2B: 1 3B: 0 HR: 0 | SF: 0 SAC: 1 DP: 1 HBP: 0 | WP: 0 PB: 0 SB: 0 CS: 0 | PA: 34 | | | |
| PITCHER | IP | WLS | BF | H | R | ER | SO | BB | IBB | HBP | BLK | WP | HR | S | P | ERA | WHIP | | | | | | | | |
| Jim Willoughby, R ERA: 2.12 (1, 1) | 9.0 | W | 34 | 7 | 2 | 1 | 3 | 0 | 0 | 0 | 0 | 0 | 0 | 40 | 40 | 1.00 | 0.778 | | | | | | | | |

| | |
|-----|----|
| AB | 33 |
| R | 2 |
| H | 7 |
| RBI | 2 |
| BB | 0 |
| SO | 3 |
| LOB | 9 |



| Batter | 1 | 2 | 3 | 4 | 5 | 6 | 7 | 8 | 9 | 10 | AB | R | H | RBI | BB | SO | LOB | | | | | | | |
|--|------------------------------|---------------------------------|------------------------------|---------------------------------|------------------------------|---------------------------------|-------------------------------|----------------------------------|------------------------------|---------------------------------|------------------------------|----------------------------------|------------------------------|---------------------------------|------------------------------|---------------------------------|------------------------------|---------------------------------|------------------------------|---------------------------------|----------------------------------|------------------------------------|----------------------------------|--------|
| Bobby Bonds, R OBP: 0.328, SLG: 0.460 (1, 9) | | | | | | | | | | | 6 | 1 | 1 | 0 | 0 | 0 | 3 | | | | | | | |
| Chris Speier, R OBP: 0.365, SLG: 0.428 (1, 6) | | | | | | | | | | | 5 | 2 | 3 | 1 | 0 | 2 | 0 | | | | | | | |
| Ken Henderson, S OBP: 0.325, SLG: 0.466 (1, 7) | | | | | | | | | | | 5 | 2 | 2 | 3 | 0 | 0 | 2 | | | | | | | |
| Willie McCovey, L OBP: 0.313, SLG: 0.409 (1, 3) | | | | | | | | | | | 3 | 2 | 1 | 2 | 1 | 1 | 1 | | | | | | | |
| Dave Rader, L OBP: 0.302, SLG: 0.350 (1, 2) | | | | | | | | | | | 5 | 1 | 2 | 1 | 0 | 1 | 0 | | | | | | | |
| Tito Fuentes, S OBP: 0.308, SLG: 0.383 (1, 4) | | | | | | | | | | | 5 | 1 | 2 | 0 | 0 | 0 | 2 | | | | | | | |
| Garry Maddox, R OBP: 0.286, SLG: 0.429 (1, 8) | | | | | | | | | | | 5 | 0 | 2 | 1 | 0 | 0 | 2 | | | | | | | |
| Dave Kingman, R OBP: 0.304, SLG: 0.474 Damaso Blanco, R OBP: 0.471, SLG: 0.385 (10, PR) (10, 5) | | | | | | | | | | | 1 | 0 | 0 | 1 | 2 | 1 | 2 | | | | | | | |
| Ron Bryant, S OBP: 0.218, SLG: 0.192 Jerry Johnson, R (6, 1) | | | | | | | | | | | 2 | 0 | 0 | 0 | 0 | 0 | 2 | | | | | | | |
| Don McMahon, R OBP: 0.250, SLG: 0.250 Jim Howarth, L OBP: 0.368, SLG: 0.348 Randy Moffitt, R (10, 1) | | | | | | | | | | | 1 | 0 | 0 | 0 | 0 | 0 | 0 | | | | | | | |
| Inning Stats | R: 0 E: 0 K: 0 S: 4 | H: 1 LOB: 1 BB: 0 P: 4 | R: 0 E: 0 K: 0 S: 3 | H: 0 LOB: 0 BB: 0 P: 3 | R: 0 E: 0 K: 0 S: 2 | H: 0 LOB: 0 BB: 1 P: 6 | R: 2 E: 0 K: 2 S: 10 | H: 3 LOB: 2 BB: 1 P: 14 | R: 0 E: 0 K: 1 S: 5 | H: 0 LOB: 0 BB: 0 P: 5 | R: 2 E: 0 K: 1 S: 6 | H: 3 LOB: 2 BB: 0 P: 10 | R: 2 E: 0 K: 1 S: 7 | H: 2 LOB: 0 BB: 0 P: 7 | R: 1 E: 0 K: 0 S: 4 | H: 1 LOB: 0 BB: 0 P: 4 | R: 2 E: 0 K: 1 S: 7 | H: 2 LOB: 0 BB: 0 P: 7 | R: 0 E: 0 K: 0 S: 4 | H: 2 LOB: 2 BB: 0 P: 5 | 1B: 8 2B: 2 3B: 1 HR: 4 | SF: 2 SAC: 1 DP: 1 HBP: 1 | WP: 0 PB: 0 SB: 3 CS: 1 | PA: 46 |
| PITCHER | IP | WLS | BF | H | R | ER | SO | BB | IBB | HBP | BLK | WP | HR | S | P | ERA | WHIP | | | | | | | |
| Fergie Jenkins, R ERA: 3.07 Jack Aker, R ERA: 2.95 | (1, 1) 8.0 | (1, 1) W | (1, 1) 38 | (1, 1) 12 | (1, 1) 9 | (1, 1) 8 | (1, 1) 4 | (1, 1) 2 | (1, 1) 0 | (1, 1) 0 | (1, 1) 0 | (1, 1) 0 | (1, 1) 4 | (1, 1) 43 | (1, 1) 55 | (1, 1) 9.00 | (1, 1) 1.750 | | | | | | | |
| PITCHER | IP | WLS | BF | H | R | ER | SO | BB | IBB | HBP | BLK | WP | HR | S | P | ERA | WHIP | | | | | | | |
| Fergie Jenkins, R ERA: 3.07 Jack Aker, R ERA: 2.95 | (9, 1) 2.0 | (9, 1) W | (9, 1) 8 | (9, 1) 2 | (9, 1) 0 | (9, 1) 0 | (9, 1) 1 | (9, 1) 0 | (9, 1) 0 | (9, 1) 1 | (9, 1) 0 | (9, 1) 0 | (9, 1) 0 | (9, 1) 9 | (9, 1) 10 | (9, 1) 0.00 | (9, 1) 1.000 | | | | | | | |

TOP

San Francisco Giants @ Chicago Cubs
Wrigley Field, Chicago, IL
Sat Aug 26 1972, 3:33 AM CDT
Att: 18,830 - Overcast - 73 F

| | |
|-----|----|
| AB | 39 |
| R | 9 |
| H | 14 |
| RBI | 9 |
| BB | 3 |
| SO | 5 |
| LOB | 14 |

GIANTS

| Batter | 1 | 2 | 3 | 4 | 5 | 6 | 7 | 8 | 9 | 10 | AB | R | H | RBI | BB | SO | LOB | | | | | | | | |
|--|------------------------------|---------------------------------|------------------------------|---------------------------------|------------------------------|---------------------------------|------------------------------|---------------------------------|------------------------------|---------------------------------|------------------------------|---------------------------------|------------------------------|---------------------------------|-------------------------------|----------------------------------|------------------------------|---------------------------------|------------------------------|----------------------------------|-----------------------------------|------------------------------------|----------------------------------|--------|--|
| Don Kessinger, S OBP: 0.368, SLG: 0.333 (1, 6) | | | | | | | | | | | 5 | 1 | 1 | 0 | 1 | 0 | 0 | | | | | | | | |
| Jose Cardenal, R OBP: 0.349, SLG: 0.451 (7, 9) | | | | | | | | | | | 6 | 2 | 4 | 0 | 0 | 2 | 1 | | | | | | | | |
| Billy Williams, L OBP: 0.398, SLG: 0.594 (1, 7) | | | | | | | | | | | 6 | 2 | 5 | 4 | 0 | 0 | 1 | | | | | | | | |
| Jim Hickman, R OBP: 0.378, SLG: 0.460 Rick Monday, L OBP: 0.359, SLG: 0.388 (7, 8) | | | | | | | | | | | 3 | 1 | 0 | 0 | 1 | 1 | 4 | | | | | | | | |
| Ron Santo, R OBP: 0.382, SLG: 0.501 (1, 5) | | | | | | | | | | | 5 | 2 | 4 | 4 | 1 | 1 | 0 | | | | | | | | |
| Jos Pejitone, L OBP: 0.308, SLG: 0.418 (1, 3) | | | | | | | | | | | 5 | 0 | 2 | 1 | 0 | 1 | 1 | | | | | | | | |
| Randy Hundley, R OBP: 0.280, SLG: 0.304 (1, 2) | | | | | | | | | | | 5 | 0 | 1 | 0 | 0 | 0 | 4 | | | | | | | | |
| Paul Popovich, S OBP: 0.282, SLG: 0.272 (1, 4) | | | | | | | | | | | 5 | 1 | 1 | 1 | 0 | 0 | 4 | | | | | | | | |
| Fergie Jenkins, R OBP: 0.231, SLG: 0.253 Jack Aker, R (9, 1) | | | | | | | | | | | 4 | 1 | 0 | 0 | 0 | 2 | 4 | | | | | | | | |
| Inning Stats | R: 0 E: 0 K: 1 S: 6 | H: 2 LOB: 1 BB: 0 P: 6 | R: 0 E: 0 K: 1 S: 7 | H: 2 LOB: 2 BB: 0 P: 7 | R: 3 E: 0 K: 0 S: 5 | H: 2 LOB: 0 BB: 1 P: 9 | R: 0 E: 0 K: 1 S: 5 | H: 0 LOB: 0 BB: 0 P: 5 | R: 1 E: 0 K: 1 S: 6 | H: 1 LOB: 0 BB: 0 P: 6 | R: 3 E: 1 K: 0 S: 9 | H: 5 LOB: 3 BB: 0 P: 9 | R: 0 E: 0 K: 1 S: 7 | H: 2 LOB: 2 BB: 0 P: 7 | R: 2 E: 0 K: 2 S: 10 | H: 2 LOB: 2 BB: 1 P: 14 | R: 0 E: 0 K: 1 S: 5 | H: 0 LOB: 0 BB: 0 P: 5 | R: 1 E: 0 K: 1 S: 5 | H: 2 LOB: 3 BB: 1 P: 10 | 1B: 12 2B: 1 3B: 0 HR: 5 | SF: 0 SAC: 0 DP: 0 HBP: 1 | WP: 0 PB: 1 SB: 0 CS: 0 | PA: 51 | |
| PITCHER | IP | WLS | BF | H | R | ER | SO | BB | IBB | HBP | BLK | WP | HR | S | P | ERA | WHIP | | | | | | | | |
| Ron Bryant, L ERA: 2.88 Jerry Johnson, R ERA: 4.87 Don McMahon, R ERA: 3.0 Randy Moffitt, R ERA: 3.15 | (1, 1) 5.2 | (6, 1) 1.2 | (8, 1) 7 | (10, 1) 5 | (1, 1) 9 | (6, 1) 6 | (8, 1) 2 | (10, 1) 1 | (6, 1) 0 | (8, 1) 0 | (10, 1) 0 | (1, 1) 0 | (6, 1) 0 | (8, 1) 0 | (10, 1) 0 | (1, 1) 9.53 | (6, 1) 4.200 | (8, 1) 0.600 | (10, 1) 6.000 | | | | | | |
| PITCHER | IP | WLS | BF | H | R | ER | SO | BB | IBB | HBP | BLK | WP | HR | S | P | ERA | WHIP | | | | | | | | |
| Ron Bryant, L ERA: 2.88 Jerry Johnson, R ERA: 4.87 Don McMahon, R ERA: 3.0 Randy Moffitt, R ERA: 3.15 | (10, 1) 0.1 | (10, 1) L | (10, 1) 5 | (10, 1) 2 | (10, 1) 1 | (10, 1) 1 | (10, 1) 1 | (10, 1) 1 | (10, 1) 0 | (10, 1) 1 | (10, 1) 1 | (10, 1) 0 | (10, 1) 0 | (10, 1) 5 | (10, 1) 10 | (10, 1) 27.00 | (10, 1) 6.000 | | | | | | | | |

BOTTOM

San Francisco Giants @ Chicago Cubs
Wrigley Field, Chicago, IL
Sat Aug 26 1972, 3:33 AM CDT
Att: 18,830 - Overcast - 73 F

| | |
|-----|----|
| AB | 47 |
| R | 10 |
| H | 18 |
| RBI | 10 |
| BB | 3 |
| SO | 9 |
| LOB | 21 |

CUBS

| Batter | 1 | 2 | 3 | 4 | 5 | 6 | 7 | 8 | 9 | AB | R | H | RBI | BB | SO | LOB | TOP | | | | | | | | | | |
|--|------------------------------|---------------------------------|------------------------------|---------------------------------|------------------------------|---------------------------------|------------------------------|---------------------------------|------------------------------|---------------------------------|------------------------------|----------------------------------|------------------------------|---------------------------------|------------------------------|---------------------------------|---|---------------------------------|----------------------------------|------------------------------------|----------------------------------|--------|--|--|--|--|--|
| Bobby Bonds, R OBP: 0.328, SLG: 0.459 (1, 9) | | | | | | | | | | 4 | 1 | 1 | 0 | 0 | 0 | 1 | San Francisco Giants @ Chicago Cubs Wrigley Field, Chicago, IL Sun Aug 27 1972, 3:33 AM CDT Att: 23,386 - Cloudy - 70 F | | | | | | | | | | |
| Chris Speier, R OBP: 0.365, SLG: 0.428 (1, 6) | | | | | | | | | | 3 | 0 | 1 | 0 | 0 | 1 | 0 | | | | | | | | | | | |
| Ken Henderson, S OBP: 0.326, SLG: 0.474 (1, 7) | | | | | | | | | | 3 | 2 | 1 | 1 | 1 | 1 | 1 | | | | | | | | | | | |
| Willie McCovey, L OBP: 0.311, SLG: 0.403 (1, 3) | | | | | | | | | | 3 | 0 | 0 | 0 | 1 | 0 | 0 | | | | | | | | | | | |
| Dave Rader, L OBP: 0.304, SLG: 0.352 (1, 2) | | | | | | | | | | 4 | 0 | 2 | 1 | 0 | 1 | 1 | | | | | | | | | | | |
| Tito Fuentes, S OBP: 0.310, SLG: 0.384 (1, 4) | | | | | | | | | | 3 | 0 | 1 | 0 | 1 | 0 | 3 | | | | | | | | | | | |
| Garry Maddox, R OBP: 0.288, SLG: 0.428 (1, 8) | | | | | | | | | | 3 | 0 | 1 | 0 | 0 | 1 | 3 | | | | | | | | | | | |
| Dave Kingman, R OBP: 0.301, SLG: 0.469 (1, 5) | | | | | | | | | | 4 | 0 | 0 | 0 | 0 | 2 | 4 | | | | | | | | | | | |
| Frank Reberger, L OBP: 0.241, SLG: 0.321 (1, 1) | | | | | | | | | | 3 | 0 | 0 | 0 | 0 | 0 | 1 | | | | | | | | | | | |
| Don McMahon, R OBP: 0.250, SLG: 0.250 (7, 1) | | | | | | | | | | 0 | 0 | 0 | 0 | 0 | 0 | 0 | | | | | | | | | | | |
| Steve Stone, R OBP: 0.156, SLG: 0.129 (8, 1) | | | | | | | | | | 0 | 0 | 0 | 0 | 0 | 0 | 0 | | | | | | | | | | | |
| Sam McDowell, L OBP: 0.167, SLG: 0.213 (8, 1) | | | | | | | | | | 0 | 0 | 0 | 0 | 0 | 0 | 0 | | | | | | | | | | | |
| Inning Stats | R: 0 E: 0 K: 0 S: 3 | H: 1 LOB: 0 BB: 0 P: 3 | R: 0 E: 0 K: 2 S: 8 | H: 1 LOB: 1 BB: 0 P: 8 | R: 0 E: 0 K: 1 S: 5 | H: 0 LOB: 0 BB: 0 P: 5 | R: 1 E: 0 K: 1 S: 7 | H: 2 LOB: 1 BB: 0 P: 7 | R: 0 E: 0 K: 0 S: 2 | H: 0 LOB: 0 BB: 0 P: 3 | R: 2 E: 1 K: 0 S: 4 | H: 1 LOB: 1 BB: 0 P: 12 | R: 0 E: 0 K: 1 S: 6 | H: 1 LOB: 1 BB: 0 P: 6 | R: 0 E: 0 K: 1 S: 5 | H: 0 LOB: 0 BB: 0 P: 5 | R: 0 E: 0 K: 0 S: 3 | H: 1 LOB: 1 BB: 1 P: 7 | 1B: 5 2B: 1 3B: 0 HR: 1 | SF: 0 SAC: 1 DP: 2 HBP: 1 | WP: 1 PB: 0 SB: 2 CS: 1 | PA: 35 | | | | | |
| PITCHER | IP | WLS | BF | H | R | ER | SO | BB | IBB | HBP | BLK | WP | HR | S | P | ERA | WHIP | | | | | | | | | | |
| Bill Hands, R ERA: 3.33 (1, 1) | 6.0 | | 24 | 5 | 3 | 2 | 4 | 1 | 1 | 1 | 0 | 0 | 1 | 29 | 38 | 3.00 | 1.000 | | | | | | | | | | |
| Burt Hooton, R ERA: 2.78 (7, 1) | 3.0 | W | 11 | 2 | 0 | 0 | 2 | 1 | 0 | 0 | 0 | 1 | 0 | 14 | 18 | 0.00 | 1.000 | | | | | | | | | | |

| Batter | 1 | 2 | 3 | 4 | 5 | 6 | 7 | 8 | 9 | AB | R | H | RBI | BB | SO | LOB | BOTTOM | | | | | | | | | | |
|---|------------------------------|---------------------------------|------------------------------|---------------------------------|------------------------------|---------------------------------|------------------------------|---------------------------------|------------------------------|---------------------------------|------------------------------|---------------------------------|------------------------------|---------------------------------|------------------------------|----------------------------------|---|---------------------------------|----------------------------------|------------------------------------|----------------------------------|--------|--|--|--|--|--|
| Don Kessinger, S OBP: 0.371, SLG: 0.335 (1, 6) | | | | | | | | | | 4 | 1 | 2 | 3 | 1 | 0 | 0 | San Francisco Giants @ Chicago Cubs Wrigley Field, Chicago, IL Sun Aug 27 1972, 3:33 AM CDT Att: 23,386 - Cloudy - 70 F | | | | | | | | | | |
| Jose Cardenal, R OBP: 0.349, SLG: 0.453 (1, 9) | | | | | | | | | | 5 | 1 | 2 | 1 | 0 | 0 | 3 | | | | | | | | | | | |
| Billy Williams, L OBP: 0.398, SLG: 0.602 (1, 7) | | | | | | | | | | 4 | 1 | 2 | 1 | 0 | 0 | 2 | | | | | | | | | | | |
| Joe Pepitone, L OBP: 0.307, SLG: 0.416 (1, 3) | | | | | | | | | | 3 | 1 | 1 | 1 | 0 | 0 | 2 | | | | | | | | | | | |
| Rick Monday, L OBP: 0.356, SLG: 0.385 (1, 8) | | | | | | | | | | 3 | 0 | 0 | 0 | 0 | 2 | 0 | | | | | | | | | | | |
| Burt Hooton, R OBP: 0.150, SLG: 0.107 (7, 1) | | | | | | | | | | 0 | 0 | 0 | 0 | 0 | 0 | 0 | | | | | | | | | | | |
| Carmen Fanzone, R OBP: 0.356, SLG: 0.409 (1, 5) | | | | | | | | | | 1 | 1 | 0 | 0 | 2 | 0 | 0 | | | | | | | | | | | |
| Eliot Hendricks, L OBP: 0.250, SLG: 0.186 (1, 2) | | | | | | | | | | 3 | 0 | 0 | 0 | 0 | 0 | 2 | | | | | | | | | | | |
| Jim Tyrone, R (7, PR) | | | | | | | | | | 0 | 1 | 0 | 0 | 0 | 0 | 0 | | | | | | | | | | | |
| Ken Rudolph, R OBP: 0.261, SLG: 0.318 (8, 2) | | | | | | | | | | 1 | 1 | 1 | 0 | 0 | 0 | 0 | | | | | | | | | | | |
| Paul Popovich, S OBP: 0.269, SLG: 0.282 (1, 4) | | | | | | | | | | 3 | 1 | 1 | 1 | 1 | 0 | 1 | | | | | | | | | | | |
| Bill Hands, R (1, 1) | | | | | | | | | | 1 | 0 | 0 | 0 | 0 | 1 | 0 | | | | | | | | | | | |
| Bill North, S OBP: 0.247, SLG: 0.177 (6, PH) (7, 8) | | | | | | | | | | 2 | 1 | 1 | 1 | 1 | 0 | 3 | | | | | | | | | | | |
| Inning Stats | R: 0 E: 0 K: 0 S: 4 | H: 2 LOB: 1 BB: 0 P: 4 | R: 0 E: 0 K: 1 S: 5 | H: 0 LOB: 0 BB: 0 P: 5 | R: 0 E: 0 K: 1 S: 5 | H: 0 LOB: 0 BB: 0 P: 5 | R: 0 E: 0 K: 0 S: 3 | H: 0 LOB: 0 BB: 0 P: 3 | R: 0 E: 0 K: 0 S: 5 | H: 0 LOB: 1 BB: 0 P: 6 | R: 3 E: 0 K: 0 S: 6 | H: 3 LOB: 0 BB: 0 P: 6 | R: 2 E: 0 K: 0 S: 4 | H: 2 LOB: 1 BB: 1 P: 8 | R: 4 E: 0 K: 0 S: 6 | H: 3 LOB: 3 BB: 4 P: 22 | R: 0 E: 0 K: 0 S: 3 | H: 1 LOB: 1 BB: 1 P: 7 | 1B: 6 2B: 4 3B: 0 HR: 1 | SF: 1 SAC: 1 DP: 1 HBP: 1 | WP: 1 PB: 0 SB: 0 CS: 1 | PA: 39 | | | | | |
| PITCHER | IP | WLS | BF | H | R | ER | SO | BB | IBB | HBP | BLK | WP | HR | S | P | ERA | WHIP | | | | | | | | | | |
| Frank Reberger, R ERA: 3.89 (1, 1) | 6.2 | L | 28 | 7 | 5 | 5 | 3 | 1 | 1 | 0 | 0 | 0 | 1 | 5 | 13 | 6.75 | 1.200 | | | | | | | | | | |
| Don McMahon, R ERA: 3.54 (7, 1) | 1.0 | | 7 | 3 | 4 | 4 | 0 | 1 | 1 | 0 | 0 | 0 | 1 | 5 | 13 | 36.00 | 4.000 | | | | | | | | | | |
| Steve Stone, R ERA: 3.06 (8, 1) | 0.0 | | 2 | 0 | 0 | 0 | 0 | 2 | 0 | 0 | 0 | 0 | 0 | 0 | 8 | ∞ | ∞ | | | | | | | | | | |
| Sam McDowell, L ERA: 4.56 (8, 1) | 0.1 | | 1 | 0 | 0 | 0 | 0 | 0 | 0 | 0 | 0 | 0 | 0 | 1 | 1 | 0.00 | 0.000 | | | | | | | | | | |



| Batter | 1 | 2 | 3 | 4 | 5 | 6 | 7 | 8 | 9 | AB | R | H | RBI | BB | SO | LOB | TOP | | | |
|---|--|---------------------------------|------------------------------|---------------------------------|------------------------------|---------------------------------|------------------------------|---------------------------------|------------------------------|---------------------------------|------------------------------|---------------------------------|------------------------------|---------------------------------|------------------------------|---|--|------------------------------------|----------------------------------|--------|
| Bobby Bonds, R OBP: 0.327, SLG: 0.456 (1, 9) | 4-0 WP 4-3 BB | | 0-3 K | | 0-3 K | | | 0-0 1-3 | | 3 | 1 | 0 | 0 | 1 | 2 | 0 | San Francisco Giants @ St. Louis Cardinals Busch Stadium, St. Louis, MO Mon Aug 28 1972, 7:05 PM CDT Att: 11,373 - Unknown | | | |
| Chris Speier, R OBP: 0.364, SLG: 0.425 (1, 6) | 0-0 4-3 | | 0-3 K | | 0-0 FC6-4 | | | 4-0 4-3 BB | | 3 | 0 | 0 | 0 | 1 | 1 | 2 | | | | |
| Ken Henderson, S OBP: 0.323, SLG: 0.469 (1, 7) | 0-0 4-3 | | 0-0 P6 | | | 0-0 F5 | | 0-0 4-3 | | 4 | 0 | 0 | 1 | 0 | 0 | 1 | | | | |
| Willie McCovey, L OBP: 0.310, SLG: 0.397 (1, 3) | 0-0 F2 | | | 0-3 K | | 4-0 BB | | 0-0 F9 | | 3 | 0 | 0 | 0 | 1 | 1 | 1 | | | | |
| Dave Rader, L OBP: 0.306, SLG: 0.354 (1, 2) | | 0-0 FC5-4 1B | | 0-0 1B | | 0-0 F9 | | 0-0 E9 | | 4 | 1 | 2 | 0 | 0 | 0 | 0 | | | | |
| Dave Kingman, R OBP: 0.301, SLG: 0.466 (1, 5) | | 0-0 FC5-4 1B | | 0-0 F8 | | 0-3 K | | 0-0 F6 | | 4 | 0 | 1 | 0 | 0 | 1 | 2 | | | | |
| Tito Fuentes, S OBP: 0.308, SLG: 0.381 (1, 4) | | 0-0 F5 | | 0-3 K | | | 0-0 4-3 | | 0-0 G3 | 4 | 0 | 0 | 0 | 0 | 1 | 3 | | | | |
| Garry Maddox, R OBP: 0.285, SLG: 0.424 (1, 8) | | 0-0 FC5-4 | | | 0-0 F8 | | 0-0 F7 | | 0-3 K | 4 | 0 | 0 | 0 | 0 | 1 | 2 | | | | |
| Juan Marichal, R OBP: 0.220, SLG: 0.245 (1, 1) | | 0-3 K | | | 0-0 P3 | | 0-0 6-3 | | | 1 | 0 | 0 | 0 | 0 | 1 | 2 | | | | |
| Sam McDowell, L OBP: 0.163, SLG: 0.208 (3, 1) | | | | | | | | | | 1 | 0 | 0 | 0 | 0 | 0 | 0 | | | | |
| Chris Arnold, R OBP: 0.287, SLG: 0.316 (7, PH) | | | | | | | | | | 1 | 0 | 0 | 0 | 0 | 0 | 0 | | | | |
| Randy Moffitt, R (7, 1) | | | | | | | | | | 0 | 0 | 0 | 0 | 0 | 0 | 0 | | | | |
| Inning Stats | R: 1 E: 0 K: 0 S: 3 | H: 0 LOB: 0 BB: 1 P: 7 | R: 0 E: 0 K: 1 S: 7 | H: 2 LOB: 0 BB: 0 P: 7 | R: 0 E: 0 K: 2 S: 7 | H: 0 LOB: 0 BB: 0 P: 7 | R: 0 E: 0 K: 2 S: 8 | H: 1 LOB: 1 BB: 0 P: 8 | R: 0 E: 0 K: 1 S: 6 | H: 0 LOB: 1 BB: 1 P: 9 | R: 0 E: 0 K: 0 S: 3 | H: 0 LOB: 0 BB: 0 P: 3 | R: 0 E: 0 K: 0 S: 3 | H: 0 LOB: 1 BB: 1 P: 7 | R: 1 E: 1 K: 1 S: 6 | H: 0 LOB: 0 BB: 0 P: 6 | 1B: 3 2B: 0 3B: 0 HR: 0 | SF: 0 SAC: 0 DP: 0 HBP: 0 | WP: 1 PB: 1 SB: 0 CS: 0 | PA: 35 |
| PITCHER Don Durham, R ERA: 3.83 (1, 1) | IP: 9.0 WLS: W BF: 35 H: 3 R: 2 ER: 1 SO: 8 BB: 3 IBB: 0 HBP: 0 BLK: 0 WP: 1 HR: 0 S: 48 P: 60 ERA: 1.00 WHIP: 0.667 | | | | | | | | | | | | | | | PITCHER Don Durham, R ERA: 3.83 (1, 1) | IP: 9.0 WLS: W BF: 35 H: 3 R: 2 ER: 1 SO: 8 BB: 3 IBB: 0 HBP: 0 BLK: 0 WP: 1 HR: 0 S: 48 P: 60 ERA: 1.00 WHIP: 0.667 | | | |

| | |
|-----|----|
| AB | 32 |
| R | 2 |
| H | 3 |
| RBI | 1 |
| BB | 3 |
| SO | 8 |
| LOB | 13 |



| Batter | 1 | 2 | 3 | 4 | 5 | 6 | 7 | 8 | 9 | AB | R | H | RBI | BB | SO | LOB | BOTTOM | | | |
|--|---|----------------------------------|------------------------------|----------------------------------|------------------------------|---------------------------------|------------------------------|---------------------------------|------------------------------|----------------------------------|------------------------------|---------------------------------|------------------------------|---------------------------------|------------------------------|--|---|----------------------------------|------------------------------------|----------------------------------|
| Lou Brock, L OBP: 0.358, SLG: 0.398 (1, 7) | 0-0 HR | 4-0 1-2 BB | | 0-0 F9 | | 0-0 FC6-4 | | | | 3 | 1 | 1 | 1 | 1 | 0 | 1 | San Francisco Giants @ St. Louis Cardinals Busch Stadium, St. Louis, MO Mon Aug 28 1972, 7:05 PM CDT Att: 11,373 - Unknown | | | |
| Ed Crosby, L OBP: 0.297, SLG: 0.251 (1, 4) | 0-0 G1 | 0-0 P4 | | 0-0 P4 | | | 0-0 1B E 1B | | | 4 | 0 | 1 | 0 | 0 | 0 | 2 | | | | |
| Bernie Carbo, L OBP: 0.396, SLG: 0.385 (1, 9) | 4-0 3-1 2B BB | | 0-0 E6 1B 2B | | 4-0 BB | | 0-0 FC1-4 1B | | | 2 | 2 | 2 | 0 | 2 | 0 | 0 | | | | |
| Joe Torre, R OBP: 0.359, SLG: 0.444 (1, 3) | 4-0 1-2 3-1 2B BB | | 0-0 F9 | | 0-3 K | | 0-0 FC1-4 G4-6-3 | | | 3 | 1 | 0 | 0 | 1 | 1 | 4 | | | | |
| Ted Simmons, S OBP: 0.333, SLG: 0.466 (1, 2) | 0-0 3-1 | | 0-0 1B | | 0-3 K | | 0-0 G4-6-3 | | | 4 | 0 | 1 | 1 | 0 | 1 | 5 | | | | |
| Luis Melendez, R OBP: 0.315, SLG: 0.365 (1, 8) | 0-0 2B | | 0-0 F8 | | 0-0 F8 | | 0-0 P3 | | | 4 | 0 | 1 | 2 | 0 | 0 | 2 | | | | |
| Dwain Anderson, R OBP: 0.350, SLG: 0.344 (1, 5) | | 0-3 K | | 0-0 1-2 1B | | 0-0 5-3 | | 0-3 K | | 4 | 0 | 1 | 0 | 0 | 2 | 0 | | | | |
| Dal Maxvill, R OBP: 0.301, SLG: 0.263 (1, 6) | | 0-0 5-3 | | 0-3 K | | 0-0 1-3 | | 0-0 6-3 | | 4 | 0 | 0 | 0 | 0 | 1 | 2 | | | | |
| Don Durham, R OBP: 0.500, SLG: 0.929 (1, 1) | | 0-0 BB 1B | | 0-0 5-3 | | 0-0 FC6-4 1B | | | | 3 | 0 | 2 | 0 | 0 | 0 | 0 | | | | |
| Inning Stats | R: 3 E: 0 K: 0 S: 4 | H: 2 LOB: 1 BB: 2 P: 12 | R: 0 E: 0 K: 1 S: 6 | H: 1 LOB: 2 BB: 1 P: 10 | R: 1 E: 1 K: 1 S: 8 | H: 3 LOB: 2 BB: 0 P: 8 | R: 0 E: 0 K: 0 S: 3 | H: 0 LOB: 0 BB: 0 P: 3 | R: 0 E: 0 K: 2 S: 7 | H: 0 LOB: 1 BB: 1 P: 11 | R: 0 E: 0 K: 0 S: 4 | H: 1 LOB: 0 BB: 0 P: 4 | R: 0 E: 1 K: 0 S: 4 | H: 2 LOB: 1 BB: 0 P: 4 | R: 0 E: 0 K: 1 S: 5 | H: 0 LOB: 0 BB: 0 P: 5 | | 1B: 6 2B: 2 3B: 0 HR: 1 | SF: 0 SAC: 0 DP: 1 HBP: 0 | WP: 0 PB: 0 SB: 0 CS: 0 |
| PITCHER Juan Marichal, R ERA: 3.78 (1, 1) | IP: 2.2 WLS: L BF: 16 H: 6 R: 4 ER: 4 SO: 1 BB: 3 IBB: 0 HBP: 0 BLK: 0 WP: 0 HR: 1 S: 15 P: 27 ERA: 13.50 WHIP: 3.375 | | | | | | | | | | | | | | | PITCHER Juan Marichal, R ERA: 3.78 (1, 1) | IP: 2.2 WLS: L BF: 16 H: 6 R: 4 ER: 4 SO: 1 BB: 3 IBB: 0 HBP: 0 BLK: 0 WP: 0 HR: 1 S: 15 P: 27 ERA: 13.50 WHIP: 3.375 | | | |
| Sam McDowell, L ERA: 4.44 (3, 1) | 3.1 1 0 0 3 1 0 0 0 0 0 0 17 21 0.00 0.600 | | | | | | | | | | | | | | | Sam McDowell, L ERA: 4.44 (3, 1) | 3.1 1 0 0 3 1 0 0 0 0 0 0 17 21 0.00 0.600 | | | |
| Randy Moffitt, R ERA: 3.04 (7, 1) | 2.0 7 2 0 0 1 0 0 0 0 0 0 9 9 0.00 1.000 | | | | | | | | | | | | | | | Randy Moffitt, R ERA: 3.04 (7, 1) | 2.0 7 2 0 0 1 0 0 0 0 0 0 9 9 0.00 1.000 | | | |



| Batter | 1 | 2 | 3 | 4 | 5 | 6 | 7 | 8 | 9 | AB | R | H | RBI | BB | SO | LOB | TOP | | | |
|--|------------------------------|---------------------------------|-------------------------------------|----------------------------------|------------------------------|---------------------------------|------------------------------|---------------------------------|------------------------------|---------------------------------|------------------------------|---------------------------------|------------------------------|---------------------------------|------------------------------|----------------------------------|---|------------------------------------|----------------------------------|--------|
| Bobby Bonds, R OBP: 0.327, SLG: 0.454 (1, 9) | | | | | | | | | | 4 | 0 | 1 | 0 | 0 | 0 | 2 | San Francisco Giants @ St. Louis Cardinals Busch Stadium, St. Louis, MO Tue Aug 29 1972, 7:05 PM CDT Att: 9,002 - Unknown | | | |
| Jim Howarth, L OBP: 0.364, SLG: 0.344 (1, 8) | | | | | | | | | | 4 | 0 | 1 | 0 | 0 | 1 | 2 | | | | |
| Garry Maddox, R OBP: 0.285, SLG: 0.424 (9, 8) | | | | | | | | | | 0 | 1 | 0 | 0 | 0 | 0 | 0 | | | | |
| Chris Speier, R OBP: 0.365, SLG: 0.424 (1, 6) | | | | | | | | | | 3 | 1 | 1 | 0 | 0 | 0 | 2 | | | | |
| Ken Henderson, S OBP: 0.321, SLG: 0.465 (1, 7) | | | | | | | | | | 3 | 0 | 0 | 0 | 0 | 0 | 2 | | | | |
| Dave Rader, L OBP: 0.306, SLG: 0.351 (1, 2) | | | | | | | | | | 3 | 1 | 0 | 0 | 1 | 0 | 0 | | | | |
| Dave Kingman, R OBP: 0.300, SLG: 0.467 (1, 3) | | | | | | | | | | 4 | 0 | 1 | 3 | 0 | 1 | 0 | | | | |
| Tito Fuentes, S OBP: 0.307, SLG: 0.380 (1, 4) | | | | | | | | | | 4 | 0 | 1 | 0 | 0 | 1 | 2 | | | | |
| Al Gallagher, R OBP: 0.324, SLG: 0.274 (1, 5) | | | | | | | | | | 3 | 0 | 0 | 0 | 1 | 1 | 1 | | | | |
| Jim Barr, R OBP: 0.194, SLG: 0.250 (1, 1) | | | | | | | | | | 4 | 0 | 2 | 0 | 0 | 0 | 2 | | | | |
| Inning Stats | R: 0 E: 0 K: 0 S: 4 | H: 1 LOB: 1 BB: 0 P: 4 | R: 0 E: 0 K: 1 S: 5 | H: 0 LOB: 0 BB: 0 P: 5 | R: 0 E: 0 K: 0 S: 4 | H: 1 LOB: 1 BB: 0 P: 4 | R: 0 E: 0 K: 0 S: 3 | H: 1 LOB: 0 BB: 0 P: 3 | R: 0 E: 0 K: 1 S: 6 | H: 1 LOB: 1 BB: 0 P: 6 | R: 0 E: 0 K: 0 S: 3 | H: 0 LOB: 0 BB: 0 P: 3 | R: 0 E: 0 K: 1 S: 6 | H: 1 LOB: 1 BB: 0 P: 6 | R: 3 E: 1 K: 1 S: 7 | H: 1 LOB: 2 BB: 2 P: 16 | 1B: 5 2B: 2 3B: 0 HR: 0 | SF: 0 SAC: 1 DP: 2 HBP: 1 | WP: 0 PB: 0 SB: 0 CS: 0 | PA: 36 |
| PITCHER Reggie Cleveland, R ERA: 3.85 (1, 1) | IP: 9.0 WLS: L BF: 36 | H: 7 R: 3 ER: 2 SO: 4 | BB: 0 IBB: 2 HBP: 1 BLK: 0 | WP: 0 HR: 0 S: 41 P: 50 | ERA: 2.00 WHIP: 0.778 | | | | | | | | | | | | | | | |


| Batter | 1 | 2 | 3 | 4 | 5 | 6 | 7 | 8 | 9 | AB | R | H | RBI | BB | SO | LOB | BOTTOM | | | |
|---|------------------------------|---------------------------------|-------------------------------------|----------------------------------|------------------------------|---------------------------------|------------------------------|---------------------------------|------------------------------|---------------------------------|------------------------------|---------------------------------|------------------------------|---------------------------------|------------------------------|---------------------------------|---|------------------------------------|----------------------------------|--------|
| Lou Brock, L OBP: 0.395, SLG: 0.395 (1, 7) | | | | | | | | | | 4 | 0 | 0 | 0 | 0 | 0 | 1 | San Francisco Giants @ St. Louis Cardinals Busch Stadium, St. Louis, MO Tue Aug 29 1972, 7:05 PM CDT Att: 9,002 - Unknown | | | |
| Ted Sizemore, R OBP: 0.318, SLG: 0.341 (1, 4) | | | | | | | | | | 4 | 0 | 0 | 0 | 0 | 0 | 1 | | | | |
| Bernie Carbo, L OBP: 0.395, SLG: 0.388 (1, 9) | | | | | | | | | | 3 | 0 | 1 | 0 | 0 | 1 | 0 | | | | |
| Joe Torre, R OBP: 0.357, SLG: 0.441 (1, 3) | | | | | | | | | | 3 | 0 | 0 | 0 | 0 | 0 | 1 | | | | |
| Ted Simmons, S OBP: 0.331, SLG: 0.463 (1, 2) | | | | | | | | | | 3 | 0 | 0 | 0 | 0 | 0 | 0 | | | | |
| Luis Melendez, R OBP: 0.315, SLG: 0.365 (1, 8) | | | | | | | | | | 3 | 0 | 1 | 0 | 0 | 0 | 0 | | | | |
| Dwain Anderson, R OBP: 0.340, SLG: 0.333 (1, 5) | | | | | | | | | | 3 | 0 | 0 | 0 | 0 | 1 | 1 | | | | |
| Dal Maxvill, R OBP: 0.299, SLG: 0.261 (1, 6) | | | | | | | | | | 2 | 0 | 0 | 0 | 0 | 0 | 0 | | | | |
| Ed Crosby, L OBP: 0.256, SLG: 0.250 (9, PH) | | | | | | | | | | 1 | 0 | 0 | 0 | 0 | 0 | 0 | | | | |
| Reggie Cleveland, R OBP: 0.254, SLG: 0.242 (1, 1) | | | | | | | | | | 2 | 0 | 0 | 0 | 0 | 0 | 0 | | | | |
| Jose Cruz, L OBP: 0.254, SLG: 0.279 (9, PH) | | | | | | | | | | 1 | 0 | 1 | 0 | 0 | 0 | 0 | | | | |
| Inning Stats | R: 0 E: 0 K: 0 S: 3 | H: 0 LOB: 0 BB: 0 P: 3 | R: 0 E: 0 K: 0 S: 3 | H: 0 LOB: 0 BB: 0 P: 3 | R: 0 E: 0 K: 1 S: 5 | H: 0 LOB: 0 BB: 0 P: 5 | R: 0 E: 0 K: 1 S: 5 | H: 0 LOB: 0 BB: 0 P: 5 | R: 0 E: 0 K: 0 S: 3 | H: 0 LOB: 0 BB: 0 P: 3 | R: 0 E: 0 K: 0 S: 4 | H: 1 LOB: 1 BB: 0 P: 4 | R: 0 E: 0 K: 0 S: 3 | H: 1 LOB: 1 BB: 0 P: 3 | R: 0 E: 0 K: 0 S: 4 | H: 1 LOB: 1 BB: 0 P: 4 | 1B: 2 2B: 1 3B: 0 HR: 0 | SF: 0 SAC: 0 DP: 1 HBP: 0 | WP: 0 PB: 0 SB: 0 CS: 0 | PA: 29 |
| PITCHER Jim Barr, R ERA: 2.8 (1, 1) | IP: 9.0 WLS: W BF: 29 | H: 3 R: 0 ER: 0 SO: 2 | BB: 0 IBB: 0 HBP: 0 BLK: 0 | WP: 0 HR: 0 S: 33 P: 33 | ERA: 0.00 WHIP: 0.333 | | | | | | | | | | | | | | | |

| Batter | 1 | 2 | 3 | 4 | 5 | 6 | 7 | 8 | 9 | AB R H RBI BB SO LOB | TOP | | | | | | | | | | | | | |
|---|------------------------------|---------------------------------|-------------------------------------|----------------------------------|------------------------------|---------------------------------|------------------------------|---------------------------------|------------------------------|---------------------------------|--|---------------------------------|------------------------------|---------------------------------|------------------------------|---------------------------------|------------------------------|---------------------------------|------------------------------|----------------------------------|----------------------------------|------------------------------------|----------------------------------|--------|
| Bobby Bonds, R OBP: 0.324, SLG: 0.451 (1, 9) | | | | | | | | | | 4 0 0 0 0 1 1 | San Francisco Giants @ St. Louis Cardinals Busch Stadium, St. Louis, MO Wed Aug 30 1972, 7:05 PM CDT Att: 10,201 - Unknown | | | | | | | | | | | | | |
| Jim Howarth, L OBP: 0.351, SLG: 0.330 (1, 8) | | | | | | | | | | 4 0 0 0 0 3 0 | | | | | | | | | | | | | | |
| Chris Speier, R OBP: 0.364, SLG: 0.421 (1, 6) | | | | | | | | | | 3 1 0 0 1 2 0 | | | | | | | | | | | | | | |
| Ken Henderson, S OBP: 0.320, SLG: 0.462 (1, 7) | | | | | | | | | | 4 1 1 0 0 1 0 | | | | | | | | | | | | | | |
| Dave Rader, L OBP: 0.308, SLG: 0.352 (1, 2) | | | | | | | | | | 4 1 2 1 0 1 0 | | | | | | | | | | | | | | |
| Dave Kingman, R OBP: 0.300, SLG: 0.465 (1, 3) | | | | | | | | | | 4 0 1 0 0 2 2 | | | | | | | | | | | | | | |
| Tito Fuentes, S OBP: 0.307, SLG: 0.379 (1, 4) | | | | | | | | | | 4 0 1 1 0 1 2 | | | | | | | | | | | | | | |
| Al Gallagher, R OBP: 0.328, SLG: 0.276 (9, PH) | | | | | | | | | | 2 0 1 1 1 1 0 | | | | | | | | | | | | | | |
| Willie McCovey, L OBP: 0.309, SLG: 0.395 (9, S) | | | | | | | | | | 1 0 0 0 0 0 2 | | | | | | | | | | | | | | |
| Damaso Blanco, R OBP: 0.471, SLG: 0.385 (9, S) | | | | | | | | | | 0 0 0 0 0 0 0 | | | | | | | | | | | | | | |
| Jim Willoughby, R OBP: 0.176, SLG: 0.176 (1, 1) | | | | | | | | | | 3 0 0 0 0 2 3 | | | | | | | | | | | | | | |
| Inning Stats | R: 0 E: 0 K: 1 S: 5 | H: 0 LOB: 0 BB: 0 P: 5 | R: 1 E: 0 K: 1 S: 8 | H: 3 LOB: 2 BB: 0 P: 8 | R: 0 E: 0 K: 2 S: 7 | H: 0 LOB: 0 BB: 0 P: 7 | R: 0 E: 0 K: 2 S: 7 | H: 0 LOB: 0 BB: 0 P: 7 | R: 0 E: 0 K: 2 S: 9 | H: 0 LOB: 0 BB: 0 P: 9 | R: 0 E: 0 K: 2 S: 7 | H: 0 LOB: 1 BB: 1 P: 7 | R: 0 E: 0 K: 2 S: 7 | H: 0 LOB: 0 BB: 0 P: 7 | R: 0 E: 0 K: 2 S: 9 | H: 0 LOB: 0 BB: 0 P: 7 | R: 0 E: 0 K: 2 S: 7 | H: 0 LOB: 0 BB: 0 P: 7 | R: 2 E: 0 K: 0 S: 6 | H: 3 LOB: 2 BB: 1 P: 10 | 1B: 6 2B: 0 3B: 0 HR: 0 | SF: 0 SAC: 0 DP: 0 HBP: 0 | WP: 0 PB: 0 SB: 0 CS: 0 | PA: 35 |
| PITCHER Bob Gibson, R ERA: 2.75 (1, 1) | IP: 9.0 WLS: L BF: 35 | H: 6 R: 3 ER: 3 SO: 14 | BB: 2 IBB: 0 HBP: 0 BLK: 0 | WP: 0 HR: 0 S: 61 P: 69 | ERA: 3.00 WHIP: 0.889 | | | | | | | | | | | | | | | | | | | |

| Batter | 1 | 2 | 3 | 4 | 5 | 6 | 7 | 8 | 9 | AB R H RBI BB SO LOB | BOTTOM | | | | | | | | | | | |
|---|------------------------------|---------------------------------|-------------------------------------|----------------------------------|------------------------------|---------------------------------|------------------------------|---------------------------------|------------------------------|---------------------------------|--|------------------------------|---------------------------------|------------------------------|---------------------------------|------------------------------|---------------------------------|------------------------------|---------------------------------|----------------------------------|------------------------------------|----------------------------------|
| Lou Brock, L OBP: 0.353, SLG: 0.392 (1, 7) | | | | | | | | | | 4 0 0 0 0 1 0 | San Francisco Giants @ St. Louis Cardinals Busch Stadium, St. Louis, MO Wed Aug 30 1972, 7:05 PM CDT Att: 10,201 - Unknown | | | | | | | | | | | |
| Ted Sizemore, R OBP: 0.320, SLG: 0.343 (1, 4) | | | | | | | | | | 4 0 2 0 0 0 0 | | | | | | | | | | | | |
| Bernie Carbo, L OBP: 0.394, SLG: 0.398 (1, 9) | | | | | | | | | | 4 1 1 1 0 1 2 | | | | | | | | | | | | |
| Joe Torre, R OBP: 0.356, SLG: 0.439 (1, 3) | | | | | | | | | | 4 0 1 0 0 0 1 | | | | | | | | | | | | |
| Ted Simmons, S OBP: 0.328, SLG: 0.459 (1, 2) | | | | | | | | | | 4 0 0 0 0 1 1 | | | | | | | | | | | | |
| Luis Melendez, R OBP: 0.318, SLG: 0.368 (1, 8) | | | | | | | | | | 3 0 2 0 0 0 0 | | | | | | | | | | | | |
| Dwain Anderson, R OBP: 0.330, SLG: 0.324 (1, 6) | | | | | | | | | | 3 0 0 0 0 0 2 | | | | | | | | | | | | |
| Ed Crosby, L OBP: 0.263, SLG: 0.247 (1, 5) | | | | | | | | | | 3 0 0 0 0 0 1 | | | | | | | | | | | | |
| Bob Gibson, R OBP: 0.188, SLG: 0.425 (1, 1) | | | | | | | | | | 3 1 1 1 0 0 0 | | | | | | | | | | | | |
| Inning Stats | R: 0 E: 0 K: 0 S: 3 | H: 1 LOB: 0 BB: 0 P: 3 | R: 0 E: 0 K: 1 S: 6 | H: 1 LOB: 1 BB: 0 P: 6 | R: 0 E: 0 K: 1 S: 6 | H: 1 LOB: 0 BB: 0 P: 6 | R: 0 E: 0 K: 1 S: 6 | H: 1 LOB: 1 BB: 0 P: 6 | R: 0 E: 0 K: 0 S: 3 | H: 0 LOB: 0 BB: 0 P: 3 | | R: 0 E: 0 K: 0 S: 3 | H: 0 LOB: 0 BB: 0 P: 3 | R: 0 E: 0 K: 0 S: 3 | H: 0 LOB: 0 BB: 0 P: 3 | R: 0 E: 0 K: 0 S: 3 | H: 0 LOB: 0 BB: 0 P: 3 | R: 1 E: 0 K: 0 S: 4 | H: 1 LOB: 0 BB: 0 P: 4 | 1B: 5 2B: 0 3B: 0 HR: 2 | SF: 0 SAC: 0 DP: 1 HBP: 0 | WP: 0 PB: 0 SB: 1 CS: 1 |
| PITCHER Jim Willoughby, R ERA: 2.09 (1, 1) | IP: 9.0 WLS: W BF: 32 | H: 7 R: 2 ER: 2 SO: 3 | BB: 0 IBB: 0 HBP: 0 BLK: 0 | WP: 0 HR: 2 S: 38 P: 38 | ERA: 2.00 WHIP: 0.778 | | | | | | | | | | | | | | | | | |

| Batter | 1 | 2 | 3 | 4 | 5 | 6 | 7 | 8 | 9 | AB | R | H | RBI | BB | SO | LOB | TOP | | | | | |
|---|---|---------------------------------|------------------------------|---------------------------------|------------------------------|---------------------------------|------------------------------|---------------------------------|------------------------------|---------------------------------|------------------------------|---------------------------------|------------------------------|----------------------------------|------------------------------|----------------------------------|---|---------------------------------|-----------------------------------|------------------------------------|----------------------------------|--------|
| Bobby Bonds, R OBP: 0.323, SLG: 0.446 | | | | | | | | | | 5 | 1 | 0 | 0 | 1 | 1 | 6 | San Francisco Giants @ Pittsburgh Pirates Three Rivers Stadium, Pittsburgh, PA Fri Sep 01 1972, 7:05 PM EDT Att: 20,678 - Unknown | | | | | |
| Jim Howarth, L OBP: 0.342, SLG: 0.320 | | | | | | | | | | 3 | 0 | 0 | 0 | 0 | 0 | 0 | | | | | | |
| Don Carrithers, R OBP: 0.214, SLG: 0.250 | | | | | | | | | | 1 | 1 | 1 | 0 | 0 | 0 | 0 | | | | | | |
| Chris Arnold, R OBP: 0.295, SLG: 0.325 | | | | | | | | | | 1 | 0 | 1 | 0 | 0 | 0 | 0 | | | | | | |
| Don McMahon, R OBP: 0.250, SLG: 0.250 | | | | | | | | | | 0 | 0 | 0 | 0 | 0 | 0 | 0 | | | | | | |
| Chris Speier, R OBP: 0.366, SLG: 0.423 | | | | | | | | | | 5 | 1 | 3 | 2 | 0 | 0 | 0 | | | | | | |
| Ken Henderson, S OBP: 0.318, SLG: 0.459 | | | | | | | | | | 5 | 0 | 1 | 0 | 0 | 1 | 5 | | | | | | |
| Dave Rader, L OBP: 0.309, SLG: 0.353 | | | | | | | | | | 5 | 1 | 2 | 2 | 0 | 1 | 3 | | | | | | |
| Dave Kingman, R OBP: 0.303, SLG: 0.465 | | | | | | | | | | 4 | 0 | 2 | 0 | 1 | 1 | 1 | | | | | | |
| Tito Fuentes, S OBP: 0.308, SLG: 0.381 | | | | | | | | | | 5 | 1 | 2 | 0 | 0 | 0 | 4 | | | | | | |
| Al Gallagher, R OBP: 0.326, SLG: 0.281 | | | | | | | | | | 4 | 1 | 1 | 1 | 0 | 0 | 4 | | | | | | |
| Ron Bryant, S OBP: 0.232, SLG: 0.208 | | | | | | | | | | 1 | 0 | 1 | 0 | 0 | 0 | 0 | | | | | | |
| Steve Stone, R OBP: 0.156, SLG: 0.129 | | | | | | | | | | 0 | 0 | 0 | 0 | 0 | 0 | 0 | | | | | | |
| Bernie Williams, R OBP: 0.246, SLG: 0.391 | | | | | | | | | | 0 | 0 | 0 | 0 | 1 | 0 | 0 | | | | | | |
| Randy Moffitt, R OBP: 0.286, SLG: 0.423 | | | | | | | | | | 0 | 0 | 0 | 0 | 0 | 0 | 0 | | | | | | |
| Gary Maddox, R OBP: 0.286, SLG: 0.423 | | | | | | | | | | 3 | 0 | 1 | 1 | 0 | 2 | 2 | | | | | | |
| Inning Stats | R: 0 E: 0 K: 2 S: 8 | H: 1 LOB: 1 BB: 0 P: 8 | R: 0 E: 0 K: 1 S: 8 | H: 3 LOB: 3 BB: 0 P: 8 | R: 0 E: 0 K: 0 S: 4 | H: 1 LOB: 1 BB: 0 P: 4 | R: 0 E: 0 K: 0 S: 4 | H: 1 LOB: 1 BB: 1 P: 8 | R: 0 E: 0 K: 0 S: 3 | H: 0 LOB: 0 BB: 0 P: 3 | R: 1 E: 1 K: 1 S: 7 | H: 1 LOB: 1 BB: 0 P: 7 | R: 2 E: 0 K: 0 S: 6 | H: 3 LOB: 2 BB: 1 P: 10 | R: 2 E: 0 K: 1 S: 8 | H: 3 LOB: 2 BB: 0 P: 12 | R: 1 E: 0 K: 1 S: 7 | H: 2 LOB: 1 BB: 0 P: 7 | 1B: 13 2B: 2 3B: 0 HR: 0 | SF: 1 SAC: 0 DP: 0 HBP: 0 | WP: 0 PB: 0 SB: 0 CS: 0 | PA: 46 |
| PITCHER | IP WLS BF H R ER SO BB IBB HBP BLK WP HR S P ERA WHIP | | | | | | | | | | | | | | | | | | | | | |
| Dock Ellis, R ERA: 3.11 | 7.0 W 34 10 3 2 4 2 0 0 0 0 0 40 48 2.57 1.714 | | | | | | | | | | | | | | | | | | | | | |
| Dave Giusti, R ERA: 2.2 | 2.0 S 12 5 3 3 2 1 0 0 0 0 0 15 19 13.50 3.000 | | | | | | | | | | | | | | | | | | | | | |

| Batter | 1 | 2 | 3 | 4 | 5 | 6 | 7 | 8 | 9 | AB | R | H | RBI | BB | SO | LOB | BOTTOM | | | |
|--|---|---------------------------------|------------------------------|---------------------------------|------------------------------|----------------------------------|------------------------------|---------------------------------|------------------------------|---------------------------------|------------------------------|---------------------------------|------------------------------|----------------------------------|------------------------------|---------------------------------|---|------------------------------------|----------------------------------|--------|
| Rennie Stennett, R OBP: 0.299, SLG: 0.388 | | | | | | | | | | 5 | 2 | 2 | 0 | 0 | 1 | 4 | San Francisco Giants @ Pittsburgh Pirates Three Rivers Stadium, Pittsburgh, PA Fri Sep 01 1972, 7:05 PM EDT Att: 20,678 - Unknown | | | |
| Al Oliver, L OBP: 0.348, SLG: 0.431 | | | | | | | | | | 5 | 2 | 2 | 2 | 0 | 0 | 1 | | | | |
| Roberto Clemente, R OBP: 0.349, SLG: 0.466 | | | | | | | | | | 2 | 1 | 0 | 1 | 2 | 2 | 0 | | | | |
| Willie Stargell, L OBP: 0.392, SLG: 0.609 | | | | | | | | | | 3 | 0 | 1 | 2 | 1 | 0 | 1 | | | | |
| Bob Robertson, R OBP: 0.293, SLG: 0.311 | | | | | | | | | | 1 | 1 | 1 | 1 | 0 | 0 | 0 | | | | |
| Manny Sanguillen, R OBP: 0.338, SLG: 0.428 | | | | | | | | | | 5 | 0 | 1 | 2 | 0 | 1 | 1 | | | | |
| Dave Cash, R OBP: 0.310, SLG: 0.376 | | | | | | | | | | 4 | 1 | 1 | 0 | 0 | 0 | 2 | | | | |
| Richie Hebner, L OBP: 0.405, SLG: 0.546 | | | | | | | | | | 3 | 1 | 1 | 0 | 1 | 0 | 2 | | | | |
| Gene Alley, R OBP: 0.334, SLG: 0.331 | | | | | | | | | | 4 | 0 | 1 | 0 | 0 | 2 | 1 | | | | |
| Dock Ellis, S OBP: 0.157, SLG: 0.140 | | | | | | | | | | 2 | 2 | 1 | 0 | 1 | 0 | 2 | | | | |
| Vic Davalillo, L OBP: 0.370, SLG: 0.420 | | | | | | | | | | 1 | 0 | 1 | 0 | 0 | 0 | 0 | | | | |
| Dave Giusti, R ERA: 3.63 | | | | | | | | | | 0 | 0 | 0 | 0 | 0 | 0 | 0 | | | | |
| Inning Stats | R: 0 E: 0 K: 0 S: 3 | H: 0 LOB: 0 BB: 1 P: 7 | R: 0 E: 0 K: 0 S: 3 | H: 0 LOB: 0 BB: 0 P: 3 | R: 4 E: 0 K: 1 S: 8 | H: 3 LOB: 3 BB: 3 P: 20 | R: 3 E: 0 K: 0 S: 7 | H: 4 LOB: 1 BB: 0 P: 7 | R: 2 E: 1 K: 0 S: 6 | H: 3 LOB: 1 BB: 0 P: 6 | R: 0 E: 0 K: 2 S: 7 | H: 0 LOB: 0 BB: 0 P: 7 | R: 0 E: 0 K: 2 S: 8 | H: 1 LOB: 2 BB: 1 P: 12 | R: 1 E: 0 K: 1 S: 6 | H: 1 LOB: 0 BB: 0 P: 6 | 1B: 9 2B: 2 3B: 0 HR: 1 | SF: 1 SAC: 0 DP: 1 HBP: 0 | WP: 0 PB: 0 SB: 0 CS: 0 | PA: 41 |
| PITCHER | IP WLS BF H R ER SO BB IBB HBP BLK WP HR S P ERA WHIP | | | | | | | | | | | | | | | | | | | |
| Ron Bryant, L ERA: 3.04 | 2.1 L 14 3 4 4 1 0 0 0 0 0 0 2 2 0.00 0.000 | | | | | | | | | | | | | | | | | | | |
| Steve Stone, R ERA: 3.04 | 0.2 2 0 0 0 0 0 0 0 0 0 0 0 2 0.00 0.000 | | | | | | | | | | | | | | | | | | | |
| Randy Moffitt, R ERA: 3.45 | 1.0 7 4 3 3 0 0 0 0 0 0 0 7 7 27.00 4.000 | | | | | | | | | | | | | | | | | | | |
| Don Carrithers, R ERA: 5.57 | 3.0 14 4 2 0 4 1 0 0 0 0 0 0 21 25 0.00 1.667 | | | | | | | | | | | | | | | | | | | |
| Don McMahon, R ERA: 3.63 | 1.0 4 1 1 1 1 0 0 0 0 0 0 1 6 9.00 1.000 | | | | | | | | | | | | | | | | | | | |



| Batter | 1 | 2 | 3 | 4 | 5 | 6 | 7 | 8 | 9 | AB | R | H | RBI | BB | SO | LOB | TOP | | | |
|--|--|---------------------------------|------------------------------|---------------------------------|------------------------------|---------------------------------|------------------------------|----------------------------------|------------------------------|---------------------------------|------------------------------|---------------------------------|------------------------------|---------------------------------|------------------------------|---------------------------------|---|------------------------------------|----------------------------------|--------|
| Bobby Bonds, R OBP: 0.323, SLG: 0.448 (1, 9) | | | | | | | | | | 5 | 0 | 2 | 0 | 0 | 2 | 1 | San Francisco Giants @ Pittsburgh Pirates Three Rivers Stadium, Pittsburgh, PA Sat Sep 02 1972, 7:05 PM EDT Att: 14,194 - Unknown | | | |
| Chris Speier, R OBP: 0.364, SLG: 0.421 (1, 6) | | | | | | | | | | 5 | 0 | 1 | 0 | 0 | 1 | 3 | | | | |
| Ken Henderson, S OBP: 0.320, SLG: 0.462 (1, 7) | | | | | | | | | | 4 | 2 | 2 | 0 | 0 | 1 | 2 | | | | |
| Willie McCovey, L OBP: 0.312, SLG: 0.394 (1, 3) | | | | | | | | | | 3 | 1 | 1 | 0 | 1 | 0 | 2 | | | | |
| Dave Rader, L OBP: 0.311, SLG: 0.355 (1, 2) | | | | | | | | | | 4 | 0 | 2 | 2 | 0 | 0 | 1 | | | | |
| Dave Kingman, R OBP: 0.301, SLG: 0.460 (1, 5) | | | | | | | | | | 4 | 0 | 0 | 0 | 0 | 2 | 4 | | | | |
| Tito Fuentes, S OBP: 0.305, SLG: 0.379 (1, 4) | | | | | | | | | | 3 | 0 | 0 | 1 | 0 | 0 | 2 | | | | |
| Garry Maddox, R OBP: 0.283, SLG: 0.419 (1, 8) | | | | | | | | | | 4 | 0 | 0 | 0 | 0 | 1 | 3 | | | | |
| Sam McDowell, L OBP: 0.160, SLG: 0.204 (1, 1) | | | | | | | | | | 1 | 0 | 0 | 0 | 0 | 0 | 0 | | | | |
| Frank Reberger, L OBP: 0.233, SLG: 0.310 (4, 1) | | | | | | | | | | 1 | 0 | 0 | 0 | 0 | 0 | 0 | | | | |
| Bernie Williams, R OBP: 0.243, SLG: 0.385 (7, PH) | | | | | | | | | | 1 | 0 | 0 | 0 | 0 | 1 | 0 | | | | |
| Steve Stone, R OBP: 0.156, SLG: 0.129 (9, PH) | | | | | | | | | | 0 | 0 | 0 | 0 | 0 | 0 | 0 | | | | |
| Jim Howarth, L OBP: 0.347, SLG: 0.327 (9, PH) | | | | | | | | | | 1 | 0 | 1 | 0 | 0 | 0 | 0 | | | | |
| Inning Stats | R: 0 E: 0 K: 1 S: 6 | H: 1 LOB: 1 BB: 0 P: 6 | R: 0 E: 0 K: 0 S: 3 | H: 0 LOB: 0 BB: 0 P: 3 | R: 0 E: 0 K: 1 S: 6 | H: 1 LOB: 1 BB: 0 P: 6 | R: 2 E: 0 K: 1 S: 7 | H: 2 LOB: 1 BB: 1 P: 11 | R: 0 E: 0 K: 0 S: 5 | H: 1 LOB: 2 BB: 0 P: 5 | R: 0 E: 0 K: 1 S: 5 | H: 0 LOB: 0 BB: 0 P: 5 | R: 1 E: 0 K: 0 S: 7 | H: 2 LOB: 1 BB: 0 P: 7 | R: 0 E: 0 K: 2 S: 8 | H: 1 LOB: 1 BB: 0 P: 8 | 1B: 7 2B: 2 3B: 0 HR: 0 | SF: 1 SAC: 0 DP: 0 HBP: 0 | WP: 0 PB: 0 SB: 0 CS: 0 | PA: 38 |
| PITCHER Nelson Briles, R ERA: 3.26 (1, 1) | IP: 9.0 WLS: W BF: 38 H: 9 R: 3 ER: 3 SO: 8 BB: 1 IBB: 0 HBP: 0 BLK: 0 WP: 0 HR: 0 S: 53 P: 57 ERA: 3.00 WHIP: 1.111 | | | | | | | | | | | | | | | PITCHER | | | | |

| | |
|-----|----|
| AB | 36 |
| R | 3 |
| H | 9 |
| RBI | 3 |
| BB | 1 |
| SO | 8 |
| LOB | 18 |



| Batter | 1 | 2 | 3 | 4 | 5 | 6 | 7 | 8 | 9 | AB | R | H | RBI | BB | SO | LOB | BOTTOM | | | |
|---|---|----------------------------------|------------------------------|---------------------------------|------------------------------|----------------------------------|-------------------------------|----------------------------------|------------------------------|---------------------------------|------------------------------|---------------------------------|------------------------------|---------------------------------|------------------------------|---------------------------------|---|----------------------------------|------------------------------------|----------------------------------|
| Rennie Stennett, R OBP: 0.305, SLG: 0.390 (1, 7) | | | | | | | | | | 4 | 2 | 2 | 0 | 1 | 0 | 1 | San Francisco Giants @ Pittsburgh Pirates Three Rivers Stadium, Pittsburgh, PA Sat Sep 02 1972, 7:05 PM EDT Att: 14,194 - Unknown | | | |
| Al Oliver, L OBP: 0.349, SLG: 0.431 (1, 8) | | | | | | | | | | 5 | 2 | 2 | 2 | 0 | 0 | 2 | | | | |
| Roberto Clemente, R OBP: 0.356, SLG: 0.491 (1, 9) | | | | | | | | | | 3 | 1 | 2 | 3 | 2 | 0 | 1 | | | | |
| Manny Sanguillen, R OBP: 0.335, SLG: 0.424 (1, 2) | | | | | | | | | | 4 | 0 | 0 | 0 | 0 | 0 | 5 | | | | |
| Bob Robertson, R OBP: 0.279, SLG: 0.307 (1, 3) | | | | | | | | | | 4 | 0 | 0 | 0 | 0 | 3 | 3 | | | | |
| Richie Hebner, L OBP: 0.406, SLG: 0.544 (1, 5) | | | | | | | | | | 3 | 0 | 1 | 1 | 1 | 0 | 0 | | | | |
| Dave Cash, R OBP: 0.311, SLG: 0.374 (1, 4) | | | | | | | | | | 2 | 0 | 0 | 0 | 2 | 1 | 2 | | | | |
| Gene Alley, R OBP: 0.333, SLG: 0.327 (1, 6) | | | | | | | | | | 3 | 1 | 0 | 0 | 1 | 0 | 4 | | | | |
| Nelson Briles, R OBP: 0.169, SLG: 0.190 (1, 1) | | | | | | | | | | 4 | 0 | 1 | 0 | 0 | 2 | 1 | | | | |
| Inning Stats | R: 2 E: 1 K: 1 S: 8 | H: 3 LOB: 3 BB: 2 P: 16 | R: 0 E: 0 K: 0 S: 3 | H: 0 LOB: 0 BB: 0 P: 3 | R: 0 E: 0 K: 1 S: 6 | H: 1 LOB: 2 BB: 1 P: 10 | R: 4 E: 0 K: 2 S: 10 | H: 3 LOB: 0 BB: 1 P: 14 | R: 0 E: 0 K: 0 S: 3 | H: 0 LOB: 0 BB: 0 P: 3 | R: 0 E: 0 K: 0 S: 4 | H: 1 LOB: 2 BB: 1 P: 8 | R: 0 E: 0 K: 1 S: 5 | H: 0 LOB: 1 BB: 1 P: 9 | R: 0 E: 0 K: 1 S: 5 | H: 0 LOB: 1 BB: 1 P: 9 | | 1B: 6 2B: 1 3B: 0 HR: 1 | SF: 0 SAC: 0 DP: 0 HBP: 0 | WP: 1 PB: 0 SB: 0 CS: 0 |
| PITCHER Sam McDowell, L ERA: 4.73 (1, 1) | IP: 3.1 WLS: L BF: 21 H: 7 R: 6 ER: 6 SO: 3 BB: 4 IBB: 0 HBP: 0 BLK: 0 WP: 1 HR: 1 S: 23 P: 39 ERA: 16.20 WHIP: 3.300 | | | | | | | | | | | | | | | PITCHER | | | | |
| Frank Reberger, R ERA: 3.75 (4, 1) | 2.2 10 1 0 0 1 1 0 0 0 0 0 11 15 0.00 0.750 | | | | | | | | | | | | | | | | | | | |
| Steve Stone, R ERA: 2.98 (7, 1) | 2.0 8 0 0 0 2 2 0 0 0 0 0 10 18 0.00 1.000 | | | | | | | | | | | | | | | | | | | |

| | |
|-----|----|
| AB | 32 |
| R | 6 |
| H | 8 |
| RBI | 6 |
| BB | 7 |
| SO | 6 |
| LOB | 19 |



| Batter | 1 | 2 | 3 | 4 | 5 | 6 | 7 | 8 | 9 | AB | R | H | RBI | BB | SO | LOB | TOP | | | | | | | | | | |
|--|------------------------------|---------------------------------|------------------------------|---------------------------------|------------------------------|---------------------------------|------------------------------|---------------------------------|------------------------------|---------------------------------|------------------------------|---------------------------------|------------------------------|---------------------------------|------------------------------|---------------------------------|---|----------------------------------|------------------------------------|----------------------------------|--------|--|--|--|--|--|--|
| Bobby Bonds, R OBP: 0.318, SLG: 0.440 (1, 9) | F7 | | F8 | | 6-3 | | | 4-3 | | 4 | 0 | 0 | 0 | 0 | 0 | 2 | San Francisco Giants @ San Diego Padres San Diego Stadium, San Diego, CA Mon Sep 04 1972, 10:05 PM EDT Att: 9,880 - Unknown livebaseballscorecards.com | | | | | | | | | | |
| Chris Speier, R OBP: 0.260, SLG: 0.415 (1, 6) | K | | L8 | | | F8 | | 4-3 | | 4 | 0 | 0 | 0 | 0 | 1 | 1 | | | | | | | | | | | |
| Ken Henderson, S OBP: 0.323, SLG: 0.461 (1, 7) | F9 | | | K | | 4-3 1B | | | K | 4 | 0 | 1 | 0 | 0 | 2 | 0 | | | | | | | | | | | |
| Willie McCovey, L OBP: 0.321, SLG: 0.393 Fran Healy, R OBP: 0.264, SLG: 0.229 (9, PR) | | K | | 1B BB | | 4-3 | | 4-3 BB | 2 | 0 | 0 | 0 | 2 | 1 | 1 | 0 | | | | | | | | | | | |
| Dave Rader, L OBP: 0.311, SLG: 0.354 (1, 2) | E8 | | | G5-4-3 1B | | F6 | | G4-6-3 1-2 | 4 | 0 | 1 | 0 | 0 | 0 | 2 | | | | | | | | | | | | |
| Dave Kingman, R OBP: 0.298, SLG: 0.453 Randy Moffitt, R (7, 1) | 1-3 | | | G5-4-3 1-2 | | | K | | | 3 | 0 | 0 | 0 | 0 | 1 | 3 | | | | | | | | | | | |
| Tito Fuentes, S OBP: 0.304, SLG: 0.379 (1, 4) | F8 | | | | SH2-4 1B | | 4-3 | | | 3 | 0 | 1 | 0 | 0 | 0 | 1 | | | | | | | | | | | |
| Garry Maddox, R OBP: 0.289, SLG: 0.423 (1, 8) | | | F8 SH1-3 1B | | F3 | | CS 1B | | | 3 | 0 | 2 | 0 | 0 | 0 | 1 | | | | | | | | | | | |
| Jim Willoughby, R OBP: 0.176, SLG: 0.176 Jim Howarth, L OBP: 0.345, SLG: 0.324 Chris Arnold, R OBP: 0.292, SLG: 0.321 (7, PH) | | | SH1-3 1-2 | | SH2-4 1-2 | | CS 1-2 | 4-3 | | 0 | 0 | 0 | 0 | 0 | 0 | 0 | | | | | | | | | | | |
| Inning Stats | R: 0 E: 0 K: 1 S: 5 | H: 0 LOB: 0 BB: 0 P: 5 | R: 0 E: 1 K: 1 S: 6 | H: 0 LOB: 1 BB: 0 P: 6 | R: 0 E: 0 K: 0 S: 4 | H: 1 LOB: 1 BB: 0 P: 4 | R: 0 E: 0 K: 1 S: 5 | H: 1 LOB: 1 BB: 0 P: 9 | R: 0 E: 0 K: 0 S: 4 | H: 1 LOB: 1 BB: 0 P: 4 | R: 0 E: 0 K: 1 S: 5 | H: 1 LOB: 0 BB: 0 P: 5 | R: 0 E: 0 K: 0 S: 3 | H: 0 LOB: 0 BB: 0 P: 3 | R: 0 E: 0 K: 1 S: 4 | H: 0 LOB: 1 BB: 1 P: 8 | | 1B: 5 2B: 0 3B: 0 HR: 0 | SF: 0 SAC: 2 DP: 2 HBP: 0 | WP: 0 PB: 0 SB: 0 CS: 1 | PA: 33 | | | | | | |
| PITCHER | IP | WLS | BF | H | R | ER | SO | BB | IBB | HBP | BLK | WP | HR | S | P | ERA | WHIP | | | | | | | | | | |
| Mike Corkins, R ERA: 3.58 Gary Ross, R ERA: 2.25 | (1, 1) | 6.0 | W | 23 | 4 | 0 | 3 | 1 | 0 | 0 | 0 | 0 | 0 | 28 | 32 | 0.00 | 0.833 | | | | | | | | | | |
| Gary Ross, R ERA: 2.25 | (7, 1) | 3.0 | S | 9 | 1 | 0 | 2 | 1 | 0 | 0 | 0 | 0 | 0 | 12 | 16 | 0.00 | 0.667 | | | | | | | | | | |

| Batter | 1 | 2 | 3 | 4 | 5 | 6 | 7 | 8 | 9 | AB | R | H | RBI | BB | SO | LOB | BOTTOM | | | | | | | | | | |
|--|------------------------------|---------------------------------|------------------------------|---------------------------------|-------------------------------|----------------------------------|------------------------------|---------------------------------|------------------------------|---------------------------------|------------------------------|---------------------------------|------------------------------|---------------------------------|------------------------------|---------------------------------|---|----------------------------------|------------------------------------|----------------------------------|--------|--|--|--|--|--|--|
| Enzo Hernandez, R OBP: 0.234, SLG: 0.226 (1, 6) | F8 | | 1-3 | | L8 | | | 4-3 | | 4 | 0 | 0 | 0 | 0 | 0 | 1 | San Francisco Giants @ San Diego Padres San Diego Stadium, San Diego, CA Mon Sep 04 1972, 10:05 PM EDT Att: 9,880 - Unknown livebaseballscorecards.com | | | | | | | | | | |
| Dave Roberts, R OBP: 0.281, SLG: 0.336 (1, 5) | 1-3 | | | S 1B | | F7 | | FC4-6 1B | | 4 | 0 | 2 | 0 | 0 | 0 | 0 | | | | | | | | | | | |
| Leron Lee, L OBP: 0.366, SLG: 0.514 Jerry Morales, R OBP: 0.316, SLG: 0.362 (9, 7) | | | | K 1-2 | | | | FC4-6 1-2 | | 4 | 0 | 2 | 0 | 0 | 1 | 2 | | | | | | | | | | | |
| Nate Colbert, R OBP: 0.319, SLG: 0.524 (1, 3) | F7 | | | K | | K | | | | 3 | 0 | 0 | 0 | 0 | 2 | 3 | | | | | | | | | | | |
| Cito Gaston, R OBP: 0.307, SLG: 0.356 (1, 9) | | 5-3 | | K | | 1-3 | | | | 3 | 0 | 0 | 0 | 0 | 1 | 2 | | | | | | | | | | | |
| Derrel Thomas, S OBP: 0.300, SLG: 0.331 (1, 4) | F5 | | | | HR | | 3-1 | | | 3 | 1 | 1 | 1 | 0 | 0 | 0 | | | | | | | | | | | |
| Johnny Jeter, R OBP: 0.277, SLG: 0.322 (1, 8) | F9 | | | | SH1 S 1B | | F9 | | | 3 | 0 | 1 | 0 | 0 | 0 | 0 | | | | | | | | | | | |
| Fred Kendall, R OBP: 0.246, SLG: 0.342 (1, 2) | | | F9 | | SH1 1-3 | | L5 | | | 2 | 0 | 0 | 0 | 0 | 0 | 0 | | | | | | | | | | | |
| Mike Corkins, R OBP: 0.294, SLG: 0.364 Gary Ross, R OBP: 0.182, SLG: 0.182 (7, 1) | | | 5-3 | | 1-3 | | | 6-3 | | 2 | 0 | 0 | 0 | 0 | 0 | 1 | | | | | | | | | | | |
| Inning Stats | R: 0 E: 0 K: 0 S: 4 | H: 1 LOB: 1 BB: 0 P: 4 | R: 0 E: 0 K: 0 S: 3 | H: 0 LOB: 0 BB: 0 P: 3 | R: 0 E: 0 K: 3 S: 10 | H: 1 LOB: 1 BB: 0 P: 10 | R: 1 E: 0 K: 0 S: 5 | H: 2 LOB: 1 BB: 0 P: 5 | R: 0 E: 0 K: 1 S: 6 | H: 1 LOB: 1 BB: 0 P: 6 | R: 0 E: 0 K: 0 S: 3 | H: 0 LOB: 0 BB: 0 P: 3 | R: 0 E: 0 K: 0 S: 4 | H: 1 LOB: 1 BB: 0 P: 4 | R: 0 E: 0 K: 0 S: 4 | H: 1 LOB: 1 BB: 0 P: 4 | | 1B: 5 2B: 0 3B: 0 HR: 1 | SF: 0 SAC: 1 DP: 0 HBP: 0 | WP: 0 PB: 0 SB: 2 CS: 0 | PA: 30 | | | | | | |
| PITCHER | IP | WLS | BF | H | R | ER | SO | BB | IBB | HBP | BLK | WP | HR | S | P | ERA | WHIP | | | | | | | | | | |
| Jim Willoughby, R ERA: 2.02 Randy Moffitt, R ERA: 3.34 | (1, 1) | 6.0 | L | 23 | 5 | 1 | 4 | 0 | 0 | 0 | 0 | 0 | 0 | 7 | 7 | 0.00 | 0.500 | | | | | | | | | | |
| Randy Moffitt, R ERA: 3.34 | (7, 1) | 2.0 | | 7 | 1 | 0 | 0 | 0 | 0 | 0 | 0 | 0 | 0 | 7 | 7 | 0.00 | 0.500 | | | | | | | | | | |

| Batter | 1 | 2 | 3 | 4 | 5 | 6 | 7 | 8 | 9 | AB | R | H | RBI | BB | SO | LOB | TOP | | |
|--|------------------------------|----------------------------------|------------------------------|---------------------------------|------------------------------|---------------------------------|------------------------------|---------------------------------|------------------------------|---------------------------------|------------------------------|---------------------------------|------------------------------|---------------------------------|------------------------------|---------------------------------|---|------------------------------------|-----------------------------------|
| Gary Matthews, R OBP: 0.200, SLG: 0.200 (1, 9) | F9 | HR | | K | | F4 | | | F8 | 5 | 1 | 1 | 1 | 0 | 1 | 0 | San Francisco Giants @ San Diego Padres San Diego Stadium, San Diego, CA Wed Sep 06 1972, 10:05 PM EDT Att: 2,871 - Unknown livebaseballscorecards.com | | |
| Gary Maddox, R OBP: 0.294, SLG: 0.432 (1, 8) | 4-3 | HR | | 1B | | F3 | | | 5-3 | 5 | 2 | 3 | 2 | 0 | 0 | | | | |
| Dave Rader, L OBP: 0.313, SLG: 0.353 Russ Gibson, R OBP: 0.167, SLG: 0.333 (1, 2) (4, 2) | 4-3 | F5 | | 1B | | | K | | | 3 | 0 | 1 | 0 | 0 | 0 | 1 | | | |
| Ken Henderson, S OBP: 0.321, SLG: 0.453 (1, 7) | HR | 4-3 | | G3 | | | F8 | | | 3 | 1 | 0 | 0 | 1 | 0 | 2 | | | |
| Jim Ray Hart, R OBP: 0.281, SLG: 0.552 Chris Arnold, R OBP: 0.292, SLG: 0.321 (1, 5) (9, 5) | HR | | F7 | | F7 | | F7 | | | 4 | 1 | 1 | 3 | 0 | 0 | 0 | | | |
| Dave Kingman, R OBP: 0.299, SLG: 0.451 (1, 3) | BB | | FC5-4 | 1B | | K | | | L7 | 3 | 0 | 1 | 0 | 1 | 1 | 0 | | | |
| Tito Fuentes, S OBP: 0.305, SLG: 0.378 (1, 4) | F8 | | F7 | | FC6-4 | 1B | | | F7 | 4 | 0 | 1 | 0 | 0 | 0 | 2 | | | |
| Damaso Blanco, R OBP: 0.429, SLG: 0.353 (1, 6) | | SH1-4 | 1B | FC5-4 | | FC6-4 | | | L8 | 4 | 1 | 1 | 0 | 0 | 0 | 2 | | | |
| Ron Bryant, S OBP: 0.220, SLG: 0.196 (1, 1) | SH1-4 | | F7 | | | K | | | G3 | 3 | 0 | 0 | 0 | 0 | 1 | 0 | | | |
| Inning Stats | R: 3 E: 0 K: 0 S: 5 | H: 2 LOB: 1 BB: 2 P: 13 | R: 3 E: 0 K: 0 S: 6 | H: 3 LOB: 0 BB: 0 P: 6 | R: 0 E: 0 K: 0 S: 4 | H: 1 LOB: 1 BB: 0 P: 4 | R: 0 E: 0 K: 1 S: 7 | H: 2 LOB: 2 BB: 0 P: 7 | R: 0 E: 0 K: 1 S: 6 | H: 1 LOB: 1 BB: 0 P: 6 | R: 0 E: 0 K: 1 S: 5 | H: 0 LOB: 0 BB: 0 P: 5 | R: 0 E: 0 K: 0 S: 3 | H: 0 LOB: 0 BB: 0 P: 3 | R: 0 E: 0 K: 0 S: 3 | H: 0 LOB: 0 BB: 0 P: 3 | 1B: 7 2B: 0 3B: 0 HR: 2 | SF: 0 SAC: 1 DP: 0 HBP: 0 | WP: 0 PA: 38 PB: 0 CS: 0 |
| PITCHER | IP | WLS | BF | H | R | ER | SO | BB | IBB | HBP | BLK | WP | HR | S | P | ERA | WHIP | | |
| Bill Greif, R ERA: 5.74 (1, 1) | 1.1 | L | 11 | 5 | 6 | 6 | 0 | 2 | 0 | 0 | 0 | 0 | 2 | 9 | 17 | 40.50 | 5.250 | | |
| Ed Acosta, R ERA: 4.57 (2, 1) | 6.2 | | 24 | 4 | 0 | 0 | 4 | 0 | 0 | 0 | 0 | 0 | 0 | 32 | 32 | 0.00 | 0.600 | | |
| Mark Schaeffer, L ERA: 4.85 (9, 1) | 1.0 | | 3 | 0 | 0 | 0 | 0 | 0 | 0 | 0 | 0 | 0 | 0 | 3 | 3 | 0.00 | 0.000 | | |

| Batter | 1 | 2 | 3 | 4 | 5 | 6 | 7 | 8 | 9 | AB | R | H | RBI | BB | SO | LOB | BOTTOM | | | | |
|--|------------------------------|---------------------------------|------------------------------|---------------------------------|------------------------------|---------------------------------|------------------------------|---------------------------------|------------------------------|---------------------------------|------------------------------|---------------------------------|------------------------------|---------------------------------|------------------------------|---------------------------------|---|----------------------------------|----------------------------------|------------------------------------|-----------------------------------|
| Enzo Hernandez, R OBP: 0.233, SLG: 0.226 (1, 6) | 6-3 | | F9 | | | G5-4-3 | | 6-3 | | 4 | 0 | 1 | 0 | 0 | 0 | 2 | San Francisco Giants @ San Diego Padres San Diego Stadium, San Diego, CA Wed Sep 06 1972, 10:05 PM EDT Att: 2,871 - Unknown livebaseballscorecards.com | | | | |
| Dave Roberts, R OBP: 0.154, SLG: 0.334 (1, 5) | 5-3 | | F8 | | | G5-4-3 | | F6 | | 4 | 0 | 1 | 0 | 0 | 0 | 3 | | | | | |
| Leron Lee, L OBP: 0.363, SLG: 0.510 (1, 7) | 5-3 | | F9 | | | 4-3 | | | BB | 4 | 0 | 1 | 0 | 0 | 0 | 1 | | | | | |
| Nate Colbert, R OBP: 0.323, SLG: 0.524 (1, 3) | K | | | BB | | | | | 1B | 2 | 0 | 1 | 0 | 2 | 1 | 1 | | | | | |
| Jerry Morales, R OBP: 0.311, SLG: 0.356 (1, 9) | | G3 | | F7 | | F9 | | F5 | | 4 | 0 | 0 | 0 | 0 | 0 | 4 | | | | | |
| Derrel Thomas, S OBP: 0.298, SLG: 0.327 (1, 4) | | F3 | | F4 | | L8 | | K | | 4 | 0 | 0 | 0 | 0 | 1 | 4 | | | | | |
| Johnny Jeter, R OBP: 0.272, SLG: 0.316 (1, 8) | | F4 | | | F9 | | L5 | | G3 | 4 | 0 | 0 | 0 | 0 | 0 | 3 | | | | | |
| Fred Kendall, R OBP: 0.247, SLG: 0.338 (1, 2) | | | F6 | | 4-3 | | | 6-3 | 1B | 3 | 0 | 1 | 0 | 0 | 0 | 0 | | | | | |
| Bill Greif, R OBP: 0.059, SLG: 0.030 (1, 1) | | | | | | | | | F6 | 0 | 0 | 0 | 0 | 0 | 0 | 0 | | | | | |
| Ed Acosta, S OBP: 0.154, SLG: 0.083 (2, 1) | | | | | | | | | | 2 | 0 | 1 | 0 | 0 | 1 | 0 | | | | | |
| Cito Gaston, R OBP: 0.305, SLG: 0.354 (6, PH) | | | | | | | | | | 1 | 0 | 0 | 0 | 0 | 0 | 1 | | | | | |
| Mark Schaeffer, L (9, 1) | | | | | | | | | | 0 | 0 | 0 | 0 | 0 | 0 | 0 | | | | | |
| Inning Stats | R: 0 E: 0 K: 1 S: 6 | H: 1 LOB: 1 BB: 0 P: 6 | R: 0 E: 0 K: 0 S: 3 | H: 0 LOB: 0 BB: 0 P: 3 | R: 0 E: 0 K: 0 S: 4 | H: 1 LOB: 1 BB: 0 P: 4 | R: 0 E: 0 K: 0 S: 3 | H: 0 LOB: 1 BB: 1 P: 7 | R: 0 E: 0 K: 1 S: 5 | H: 0 LOB: 0 BB: 0 P: 5 | R: 0 E: 0 K: 0 S: 3 | H: 1 LOB: 0 BB: 0 P: 3 | R: 0 E: 0 K: 0 S: 4 | H: 1 LOB: 1 BB: 0 P: 4 | R: 0 E: 0 K: 0 S: 4 | H: 1 LOB: 1 BB: 0 P: 4 | R: 0 E: 0 K: 1 S: 6 | H: 1 LOB: 2 BB: 1 P: 10 | 1B: 4 2B: 2 3B: 0 HR: 0 | SF: 0 SAC: 0 DP: 1 HBP: 0 | WP: 0 PA: 34 PB: 0 CS: 0 |
| PITCHER | IP | WLS | BF | H | R | ER | SO | BB | IBB | HBP | BLK | WP | HR | S | P | ERA | WHIP | | | | |
| Ron Bryant, L ERA: 2.88 (1, 1) | 9.0 | W | 34 | 6 | 0 | 0 | 3 | 2 | 0 | 0 | 0 | 0 | 0 | 38 | 46 | 0.00 | 0.889 | | | | |

| Batter | 1 | 2 | 3 | 4 | 5 | 6 | 7 | 8 | 9 | 10 | 11 | 12 | 13 | AB | R | H | RBI | BB | SO | LOB | TOP | | | | | | |
|--|------------------------------|---------------------------------|------------------------------|---------------------------------|------------------------------|---------------------------------|------------------------------|---------------------------------|------------------------------|---------------------------------|------------------------------|---------------------------------|------------------------------|---------------------------------|------------------------------|---------------------------------|------------------------------|---------------------------------|------------------------------|----------------------------------|----------------------------------|------------------------------------|-----------------------------------|--------|--|--|--|
| Roger Metzger, S OBP: 0.254, SLG: 0.270 (1, 6) | K | | CS 1B | | FC5 1B BB | | BB 1B | | BB | | | 8-5 S 1B | HR | 5 | 1 | 4 | 4 | 2 | 1 | 0 | | | | | | | |
| Jimmy Wynn, R OBP: 0.366, SLG: 0.465 (1, 9) | K | | 3H FC6-4 BB | | 1-2 BB | | L4-3 BB | | F9 | | | BB 1B | BB 2B | 4 | 0 | 2 | 0 | 3 | 1 | 1 | | | | | | | |
| Cesar Cedeno, R OBP: 0.392, SLG: 0.563 (1, 8) | F9 | | FC6-4 | | K | | L4-3 BB | | | | F7 | 8-5 2-3f | 5-3 | 7 | 0 | 0 | 0 | 0 | 1 | 9 | | | | | | | |
| Lee May, R OBP: 0.344, SLG: 0.504 (1, 3) | | K | | | 4-3 FC5 | | F4 | | | | BB 1B | F6 | | 6 | 0 | 1 | 0 | 0 | 1 | 5 | | | | | | | |
| Bob Watson, R OBP: 0.377, SLG: 0.450 (1, 7) | | BB 1B | | | FC6-4 1B | | F9 | | 6-3 | | F8 | | HR | 6 | 1 | 3 | 1 | 0 | 0 | 1 | | | | | | | |
| Doug Rader, R OBP: 0.308, SLG: 0.440 (1, 5) | K | | | | K | | BB 1B | | F3 | | K | | 5-3 | 6 | 0 | 1 | 0 | 0 | 3 | 3 | | | | | | | |
| Tommy Helms, R OBP: 0.306, SLG: 0.373 (1, 4) | F9 | | FC6-4 | | F7 | | 6-3 | | | | F9 | | HR 2B | 6 | 1 | 1 | 0 | 0 | 0 | 3 | | | | | | | |
| Larry Howard, R OBP: 0.282, SLG: 0.300 (1, 2) | | | F6 | | 1B 2B | | 1-2 1B | | G4-5-3 BB | | 6-3 | | HR 1BB | 4 | 1 | 2 | 0 | 2 | 0 | 0 | | | | | | | |
| Don Wilson, R OBP: 0.123, SLG: 0.141 (1, 1) | | | BB 3B | | P1 | | K | | G4-6-3 | | K | | K | 6 | 1 | 1 | 0 | 0 | 3 | 6 | | | | | | | |
| Inning Stats | R: 0 E: 0 K: 2 S: 7 | H: 0 LOB: 0 BB: 0 P: 7 | R: 0 E: 0 K: 2 S: 8 | H: 1 LOB: 1 BB: 0 P: 8 | R: 1 E: 0 K: 0 S: 4 | H: 2 LOB: 1 BB: 1 P: 8 | R: 0 E: 0 K: 1 S: 6 | H: 1 LOB: 1 BB: 0 P: 6 | R: 0 E: 0 K: 1 S: 7 | H: 2 LOB: 2 BB: 0 P: 7 | R: 0 E: 0 K: 0 S: 3 | H: 0 LOB: 0 BB: 0 P: 3 | R: 0 E: 0 K: 1 S: 6 | H: 1 LOB: 1 BB: 0 P: 6 | R: 0 E: 0 K: 1 S: 5 | H: 0 LOB: 0 BB: 0 P: 5 | R: 0 E: 0 K: 0 S: 3 | H: 1 LOB: 1 BB: 1 P: 7 | R: 4 E: 0 K: 1 S: 9 | H: 4 LOB: 1 BB: 1 P: 13 | 1B: 9 2B: 5 3B: 1 HR: 2 | SF: 0 SAC: 0 DP: 3 HBP: 0 | WIP: 0 PB: 0 SB: 1 CS: 1 | PA: 57 | | | |
| PITCHER | IP 10.0 | WLS 42 | BF 10 | H 1 | R 1 | ER 1 | SO 8 | BB 5 | IBB 0 | HBP 0 | BLK 0 | WP 0 | HR 0 | S 53 | P 73 | ERA 0.90 | WHIP 1.500 | | | | | | | | | | |
| Sam McDowell, L ERA: 4.47 (1, 1) | 2.2 | L | 12 | 3 | 3 | 3 | 2 | 1 | 1 | 0 | 0 | 0 | 1 | 14 | 22 | 10.12 | 1.500 | | | | | | | | | | |
| Randy Moffitt, R ERA: 3.63 (11, 1) | 0.1 | | 3 | 2 | 1 | 1 | 0 | 0 | 0 | 0 | 0 | 0 | 1 | 3 | 3 | 27.00 | 6.000 | | | | | | | | | | |
| Don McMahon, R ERA: 3.75 (13, 1) | | | | | | | | | | | | | | | | | | | | | | | | | | | |

Houston Astros @ San Francisco Giants
Candlestick Park, San Francisco, CA
Thu Sep 07 1972, 6:33 AM EDT
Att. 2,427 - Unknown

AB 50
R 5
H 15
RBI 5
BB 7
SO 10
LOB 28



| Batter | 1 | 2 | 3 | 4 | 5 | 6 | 7 | 8 | 9 | 10 | 11 | 12 | 13 | AB | R | H | RBI | BB | SO | LOB | BOTTOM | | | | | | |
|--|------------------------------|---------------------------------|------------------------------|---------------------------------|------------------------------|---------------------------------|------------------------------|---------------------------------|------------------------------|---------------------------------|------------------------------|---------------------------------|------------------------------|---------------------------------|------------------------------|---------------------------------|------------------------------|---------------------------------|----------------------------------|------------------------------------|-----------------------------------|--------|--|--|--|--|--|
| Bobby Bonds, R OBP: 0.314, SLG: 0.433 (1, 9) | F8 | | K | | 6-3 | | | F2 | | | K | | F9 | 6 | 0 | 0 | 0 | 0 | 2 | 3 | | | | | | | |
| Chris Speier, R OBP: 0.362, SLG: 0.415 (1, 6) | 6-3 | | | | K | | 4-3 BB | | BB 1B | | BB 1B | | 2B 1B | 5 | 0 | 3 | 0 | 1 | 1 | 0 | | | | | | | |
| Ken Henderson, S OBP: 0.321, SLG: 0.454 (1, 7) | F6 | | | | F3 | | F9 | | F8 | | BB 1B | | BB 2B | 6 | 0 | 2 | 0 | 0 | 0 | 2 | | | | | | | |
| Willie McCovey, L OBP: 0.316, SLG: 0.385 (1, 3) | | F9 | | | 1-6-3 | | 4-3 | | F2 | | 6-3 | | F9 | 6 | 0 | 0 | 0 | 0 | 0 | 4 | | | | | | | |
| Dave Rader, L OBP: 0.311, SLG: 0.349 (1, 2) | | F9 | | | | BB 2B | F4 | | F3 | | F8 | | F8 | 4 | 1 | 0 | 0 | 1 | 0 | 1 | | | | | | | |
| Jim Ray Hart, R OBP: 0.324, SLG: 0.559 (1, 5) | | K | | | 2B 1B | | | | F8 | | | | 4-3 1B | 5 | 0 | 3 | 0 | 0 | 1 | 0 | | | | | | | |
| Bernie Williams, R OBP: 0.243, SLG: 0.385 (12, PR) | | | | | | | | | | | | | | 0 | 0 | 0 | 0 | 0 | 0 | 0 | | | | | | | |
| Damaso Blanco, R OBP: 0.429, SLG: 0.353 (13, 5) | | | | | | | | | | | | | | 0 | 0 | 0 | 0 | 0 | 0 | 0 | | | | | | | |
| Tito Fuentes, S OBP: 0.306, SLG: 0.384 (1, 4) | | | | | | | F4 | | | | K | | 4-3 | 5 | 0 | 2 | 1 | 0 | 1 | 2 | | | | | | | |
| Garry Maddox, R OBP: 0.291, SLG: 0.427 (1, 8) | | | | | | | 1-3 2H 2B | | | | | | | 5 | 0 | 0 | 0 | 0 | 1 | 5 | | | | | | | |
| Don McMahon, R OBP: 0.250, SLG: 0.250 (13, 1) | | | | | F5 | | 6-3 | | | | F8 | | F3 | 0 | 0 | 0 | 0 | 0 | 0 | 0 | | | | | | | |
| Sam McDowell, L OBP: 0.151, SLG: 0.192 (1, 1) | | | | | F8 | | F6 | | | | 6-3 | | K | 3 | 0 | 0 | 0 | 0 | 0 | 3 | | | | | | | |
| Dave Kingman, R OBP: 0.296, SLG: 0.450 (10, PH) | | | | | | | | | | | | | | 1 | 0 | 0 | 0 | 0 | 0 | 0 | | | | | | | |
| Randy Moffitt, R (11, 1) | | | | | | | | | | | | | | 0 | 0 | 0 | 0 | 0 | 0 | 0 | | | | | | | |
| Jim Howarth, L OBP: 0.342, SLG: 0.321 (13, 8) | | | | | | | | | | | | | | 1 | 0 | 0 | 0 | 0 | 1 | 0 | | | | | | | |
| Inning Stats | R: 0 E: 0 K: 0 S: 3 | H: 0 LOB: 0 BB: 0 P: 3 | R: 0 E: 0 K: 1 S: 5 | H: 0 LOB: 0 BB: 0 P: 5 | R: 0 E: 0 K: 2 S: 8 | H: 1 LOB: 1 BB: 0 P: 8 | R: 0 E: 0 K: 1 S: 5 | H: 0 LOB: 0 BB: 0 P: 5 | R: 0 E: 0 K: 0 S: 3 | H: 1 LOB: 0 BB: 0 P: 3 | R: 0 E: 0 K: 0 S: 4 | H: 1 LOB: 1 BB: 0 P: 4 | R: 0 E: 0 K: 1 S: 6 | H: 2 LOB: 1 BB: 0 P: 6 | R: 0 E: 0 K: 0 S: 4 | H: 1 LOB: 2 BB: 0 P: 4 | R: 0 E: 0 K: 1 S: 7 | H: 2 LOB: 2 BB: 0 P: 7 | 1B: 7 2B: 2 3B: 1 HR: 0 | SF: 0 SAC: 0 DP: 0 HBP: 0 | WIP: 0 PB: 0 SB: 0 CS: 1 | PA: 49 | | | | | |
| PITCHER | IP 13.0 | WLS 49 | BF 10 | H 1 | R 1 | ER 1 | SO 7 | BB 2 | IBB 0 | HBP 0 | BLK 0 | WP 0 | HR 0 | S 61 | P 69 | ERA 0.69 | WHIP 0.923 | | | | | | | | | | |
| Don Wilson, R ERA: 2.79 (1, 1) | | | | | | | | | | | | | | | | | | | | | | | | | | | |


Houston Astros @ San Francisco Giants
Candlestick Park, San Francisco, CA
Thu Sep 07 1972, 6:33 AM EDT
Att. 2,427 - Unknown


AB 47
R 1
H 10
RBI 1
BB 2
SO 7
LOB 20



| Batter | 1 | 2 | 3 | 4 | 5 | 6 | 7 | 8 | 9 | AB | R | H | RBI | BB | SO | LOB | TOP | | | | | | | | | | |
|---|------------------------------|---------------------------------|------------------------------|---------------------------------|------------------------------|---------------------------------|------------------------------|---------------------------------|------------------------------|---------------------------------|------------------------------|----------------------------------|------------------------------|---------------------------------|------------------------------|---------------------------------|--|---------------------------------|-----------------------------------|------------------------------------|----------------------------------|--------|--|--|--|--|--|
| Roger Metzger, S OBP: 0.292, SLG: 0.269 (1, 6) | F6 | | FC6-4 2B | FC4-6 | | 1B | | G4-6-3 | | 5 | 1 | 1 | 0 | 0 | 0 | 3 | Houston Astros @ San Francisco Giants Candlestick Park, San Francisco, CA Fri Sep 08 1972, 10:05 PM EDT Att: 3,406 - Unknown livebaseballscorecards.com | | | | | | | | | | |
| Jimmy Wynn, R OBP: 0.388, SLG: 0.468 (1, 9) | K | | 1B | F8 | | 1B | | | 1B | 5 | 1 | 3 | 2 | 0 | 1 | 1 | | | | | | | | | | | |
| Cesar Cedeno, R OBP: 0.390, SLG: 0.559 (1, 8) | F3 | | 1B | | 4-3 | K | | | K | 5 | 1 | 1 | 1 | 0 | 2 | 4 | | | | | | | | | | | |
| Lee May, R OBP: 0.344, SLG: 0.503 (1, 3) | | 6-3 | 1B | | | F6 | | | 6-3 | 5 | 1 | 2 | 1 | 0 | 0 | 4 | | | | | | | | | | | |
| Bob Watson, R OBP: 0.377, SLG: 0.452 (1, 7) | | | 1B | | FC5-4 1B | | | | 6-3 | 5 | 0 | 2 | 0 | 0 | 0 | 2 | | | | | | | | | | | |
| Johnny Edwards, L OBP: 0.354, SLG: 0.374 (1, 2) | | | 1B | | F5 | | | | 1-3 | 4 | 0 | 2 | 1 | 0 | 0 | 1 | | | | | | | | | | | |
| Doug Rader, R OBP: 0.308, SLG: 0.438 (1, 5) | K | | 6-3 | | | 1B | | | K | 3 | 1 | 0 | 0 | 1 | 2 | 3 | | | | | | | | | | | |
| Tommy Helms, R OBP: 0.304, SLG: 0.369 (1, 4) | | | 4-3 | F4 | | F8 | | | 6-3 | 4 | 0 | 0 | 0 | 0 | 0 | 1 | | | | | | | | | | | |
| Larry Dierker, R OBP: 0.190, SLG: 0.169 (1, 1) | | | | | | | | | | 2 | 0 | 2 | 0 | 0 | 0 | 0 | | | | | | | | | | | |
| Norm Miller, L OBP: 0.324, SLG: 0.396 (8, PH) | | | | | | | | | | 1 | 0 | 1 | 0 | 0 | 0 | 0 | | | | | | | | | | | |
| Dave Roberts, L OBP: 0.261, SLG: 0.344 (8, 1) | | | | | | | | | | 0 | 0 | 0 | 0 | 0 | 0 | 0 | | | | | | | | | | | |
| Inning Stats | R: 0 E: 0 K: 1 S: 5 | H: 0 LOB: 0 BB: 0 P: 5 | R: 0 E: 0 K: 1 S: 6 | H: 2 LOB: 1 BB: 0 P: 6 | R: 4 E: 0 K: 0 S: 9 | H: 6 LOB: 2 BB: 0 P: 9 | R: 0 E: 0 K: 0 S: 4 | H: 1 LOB: 1 BB: 0 P: 4 | R: 0 E: 1 K: 0 S: 4 | H: 1 LOB: 1 BB: 0 P: 4 | R: 1 E: 0 K: 1 S: 7 | H: 2 LOB: 3 BB: 1 P: 12 | R: 0 E: 0 K: 1 S: 5 | H: 0 LOB: 0 BB: 0 P: 5 | R: 0 E: 0 K: 0 S: 3 | H: 1 LOB: 0 BB: 0 P: 3 | R: 0 E: 0 K: 1 S: 6 | H: 1 LOB: 1 BB: 0 P: 6 | 1B: 12 2B: 2 3B: 0 HR: 0 | SF: 0 SAC: 0 DP: 1 HBP: 1 | WP: 0 PB: 0 SB: 1 CS: 1 | PA: 41 | | | | | |
| PITCHER | IP | WLS | BF | H | R | ER | SO | BB | IBB | HBP | BLK | WP | HR | S | P | ERA | WHIP | | | | | | | | | | |
| Jim Barr, R ERA: 2.9 (1, 1) | 2.2 | L | 15 | 8 | 4 | 4 | 2 | 0 | 0 | 0 | 0 | 0 | 0 | 5 | 5 | 13.50 | 3.000 | | | | | | | | | | |
| Elias Sosa, R ERA: (3, 1) | 1.1 | | 5 | 1 | 0 | 0 | 0 | 0 | 0 | 0 | 0 | 0 | 0 | 5 | 5 | 0.00 | 0.750 | | | | | | | | | | |
| Don Carrithers, R ERA: 5.59 (5, 1) | 1.1 | | 9 | 3 | 1 | 1 | 0 | 1 | 0 | 1 | 0 | 0 | 0 | 7 | 12 | 6.75 | 3.000 | | | | | | | | | | |
| Randy Moffitt, R ERA: 3.53 (6, 1) | 1.2 | | 5 | 0 | 0 | 0 | 2 | 0 | 0 | 0 | 0 | 0 | 0 | 9 | 9 | 0.00 | 0.000 | | | | | | | | | | |
| Jerry Johnson, R ERA: 4.37 (8, 1) | 2.0 | | 7 | 2 | 0 | 0 | 1 | 0 | 0 | 0 | 0 | 0 | 0 | 9 | 9 | 0.00 | 1.000 | | | | | | | | | | |

| Batter | 1 | 2 | 3 | 4 | 5 | 6 | 7 | 8 | 9 | AB | R | H | RBI | BB | SO | LOB | BOTTOM | | | | | | | | | | |
|---|------------------------------|---------------------------------|------------------------------|---------------------------------|------------------------------|----------------------------------|------------------------------|---------------------------------|------------------------------|---------------------------------|------------------------------|---------------------------------|------------------------------|---------------------------------|------------------------------|---------------------------------|--|---------------------------------|----------------------------------|------------------------------------|----------------------------------|--------|--|--|--|--|--|
| Bobby Bonds, R OBP: 0.314, SLG: 0.432 (1, 9) | F8 1B | | F6 | | F8 | | 6-3 | | | 4 | 0 | 1 | 0 | 0 | 0 | 1 | Houston Astros @ San Francisco Giants Candlestick Park, San Francisco, CA Fri Sep 08 1972, 10:05 PM EDT Att: 3,406 - Unknown livebaseballscorecards.com | | | | | | | | | | |
| Chris Speier, R OBP: 0.363, SLG: 0.421 (1, 6) | F8 | | 2B | | HR | | K | | | 4 | 1 | 2 | 1 | 0 | 1 | 1 | | | | | | | | | | | |
| Ken Henderson, S OBP: 0.320, SLG: 0.454 (1, 7) | K | | 1B | | 4-3 | | | F7 | | 4 | 0 | 1 | 1 | 0 | 1 | 1 | | | | | | | | | | | |
| Willie McCovey, L OBP: 0.315, SLG: 0.380 (1, 3) | 3-1 | | 2B | | F6 | | | F3 | | 3 | 0 | 0 | 0 | 1 | 0 | 1 | | | | | | | | | | | |
| Dave Rader, L OBP: 0.308, SLG: 0.345 (1, 2) | | 6-3 | 3-1 | | | 6-3 | | K | | 4 | 0 | 0 | 0 | 0 | 1 | 3 | | | | | | | | | | | |
| Jim Ray Hart, R OBP: 0.317, SLG: 0.605 (1, 5) | | 5-3 | | | F4 | | HR | | F9 | 4 | 1 | 1 | 1 | 0 | 0 | 0 | | | | | | | | | | | |
| Garry Maddox, R OBP: 0.289, SLG: 0.424 (1, 8) | | | | | | | | | | 3 | 0 | 0 | 0 | 0 | 2 | 0 | | | | | | | | | | | |
| Al Gallagher, R OBP: 0.324, SLG: 0.279 (9, PH) | | 6-3 | | | K | | K | | 6-3 | 1 | 0 | 0 | 0 | 0 | 0 | 0 | | | | | | | | | | | |
| Damaso Blanco, R OBP: 0.440, SLG: 0.400 (1, 4) | | | 1B | | 2B | | | F7 | | 3 | 1 | 1 | 0 | 1 | 1 | 0 | | | | | | | | | | | |
| Jim Barr, R OBP: 0.179, SLG: 0.231 (3, 1) | | | 2B | | | | | | | 0 | 0 | 0 | 0 | 0 | 0 | 0 | | | | | | | | | | | |
| Gary Matthews, R OBP: 0.167, SLG: 0.167 (4, PH) | | | K | | K | | | G3 | | 1 | 0 | 0 | 0 | 0 | 1 | 1 | | | | | | | | | | | |
| Don Carrithers, R OBP: 0.290, SLG: 0.290 (5, 1) | | | | | | | | | | 0 | 0 | 0 | 0 | 0 | 0 | 0 | | | | | | | | | | | |
| Randy Moffitt, R OBP: 0.330, SLG: 0.318 (7, PH) | | | | | | | | | | 0 | 0 | 0 | 0 | 0 | 0 | 0 | | | | | | | | | | | |
| Jim Howarth, L OBP: 0.330, SLG: 0.318 (8, 1) | | | | | | | | | | 1 | 0 | 0 | 0 | 0 | 0 | 0 | | | | | | | | | | | |
| Inning Stats | R: 0 E: 0 K: 1 S: 6 | H: 1 LOB: 1 BB: 0 P: 6 | R: 0 E: 0 K: 0 S: 3 | H: 0 LOB: 0 BB: 0 P: 3 | R: 1 E: 0 K: 1 S: 7 | H: 2 LOB: 2 BB: 2 P: 15 | R: 0 E: 0 K: 2 S: 8 | H: 1 LOB: 1 BB: 0 P: 8 | R: 1 E: 0 K: 0 S: 4 | H: 1 LOB: 0 BB: 0 P: 4 | R: 1 E: 0 K: 1 S: 6 | H: 1 LOB: 0 BB: 0 P: 6 | R: 0 E: 0 K: 1 S: 5 | H: 0 LOB: 0 BB: 0 P: 5 | R: 0 E: 0 K: 1 S: 5 | H: 0 LOB: 0 BB: 0 P: 5 | R: 0 E: 0 K: 1 S: 5 | H: 0 LOB: 0 BB: 0 P: 5 | 1B: 2 2B: 2 3B: 0 HR: 2 | SF: 0 SAC: 0 DP: 0 HBP: 0 | WP: 0 PB: 0 SB: 1 CS: 0 | PA: 35 | | | | | |
| PITCHER | IP | WLS | BF | H | R | ER | SO | BB | IBB | HBP | BLK | WP | HR | S | P | ERA | WHIP | | | | | | | | | | |
| Larry Dierker, R ERA: 3.06 (1, 1) | 7.0 | W | 29 | 6 | 3 | 3 | 6 | 2 | 0 | 0 | 0 | 0 | 0 | 10 | 10 | 3.86 | 1.143 | | | | | | | | | | |
| Dave Roberts, L ERA: 4.42 (8, 1) | 2.0 | S | 6 | 0 | 0 | 0 | 2 | 0 | 0 | 0 | 0 | 0 | 0 | 10 | 10 | 0.00 | 0.000 | | | | | | | | | | |

| Batter | 1 | 2 | 3 | 4 | 5 | 6 | 7 | 8 | 9 | AB | R | H | RBI | BB | SO | LOB | TOP | | | |
|---|--|----------------------------------|------------------------------|---------------------------------|------------------------------|---------------------------------|------------------------------|---------------------------------|------------------------------|---------------------------------|------------------------------|---------------------------------|------------------------------|---------------------------------|------------------------------|---------------------------------|--|----------------------------------|------------------------------------|----------------------------------|
| Pete Rose, S OBP: 0.378, SLG: 0.414 (1,7) | 4-0 BB BB | | 0-0 4-3 | | | 0-0 4-3 | | 0-0 4-3 | | 3 | 0 | 0 | 0 | 1 | 0 | 1 | Cincinnati Reds @ San Francisco Giants Candlestick Park, San Francisco, CA Sat Sep 09 1972, 6:33 AM EDT Att: 6,199 - Unknown livebaseballscorecards.com | | | |
| Joe Morgan, L OBP: 0.409, SLG: 0.442 (1,4) | 4-0 G6-4-3 BB | | 0-0 F9 | | | 0-0 1-3 | | 0-0 F8 | | 3 | 0 | 0 | 0 | 1 | 0 | 1 | | | | |
| Bobby Tolan, L OBP: 0.329, SLG: 0.383 (1,8) | 0-3 K | | | 0-0 4-3 | | | 0-0 1B SF8 | | 0-0 6-3 | 4 | 1 | 1 | 0 | 0 | 1 | 2 | | | | |
| Johnny Bench, R OBP: 0.372, SLG: 0.505 (1,2) | 0-0 G6-4-3 | | | 0-0 L7 | | | 0-0 1B | | 0-0 F7 | 4 | 0 | 1 | 0 | 0 | 0 | 2 | | | | |
| Tony Perez, R OBP: 0.357, SLG: 0.509 (1,3) | | 0-0 6-3 | | 0-0 K | | | 0-0 SF8 | | 0-0 6-3 | 3 | 0 | 0 | 1 | 0 | 1 | 0 | | | | |
| Denis Menke, R OBP: 0.327, SLG: 0.362 (1,5) | | 0-0 4-3 1B | | | 0-0 F9 | | | 0-0 F7 | | 3 | 0 | 1 | 0 | 0 | 0 | 1 | | | | |
| Cesar Geronimo, L OBP: 0.327, SLG: 0.398 (1,9) | | 0-0 4-3 1-2 | | | 0-0 F8 | | 0-0 K | | | 3 | 0 | 0 | 0 | 0 | 1 | 2 | | | | |
| Darrel Chaney, S OBP: 0.353, SLG: 0.331 (1,6) | | 0-0 F7 | | | 0-0 F9 | | | 4-0 4-3 SH4-3 BB | | 2 | 0 | 0 | 0 | 1 | 0 | 1 | | | | |
| Don Gullett, R OBP: 0.313, SLG: 0.300 (1,1) | | | 0-0 4-3 | | | 0-0 6-3 | | 0-0 SH4-3 | | 2 | 0 | 0 | 0 | 0 | 0 | 0 |  | | | |
| Inning Stats | R: 0 E: 0 K: 1 S: 4 | H: 0 LOB: 1 BB: 2 P: 12 | R: 0 E: 0 K: 0 S: 4 | H: 1 LOB: 1 BB: 0 P: 4 | R: 0 E: 0 K: 0 S: 3 | H: 0 LOB: 0 BB: 0 P: 3 | R: 0 E: 0 K: 1 S: 5 | H: 0 LOB: 0 BB: 0 P: 5 | R: 0 E: 0 K: 0 S: 3 | H: 0 LOB: 0 BB: 0 P: 3 | R: 1 E: 0 K: 1 S: 7 | H: 2 LOB: 1 BB: 0 P: 7 | R: 0 E: 0 K: 0 S: 3 | H: 0 LOB: 1 BB: 1 P: 7 | R: 0 E: 0 K: 0 S: 3 | H: 0 LOB: 0 BB: 0 P: 3 | | 1B: 3 2B: 0 3B: 0 HR: 0 | SF: 1 SAC: 1 DP: 1 HBP: 0 | WP: 0 PB: 0 SB: 0 CS: 0 |
| PITCHER Jim Willoughby, R ERA: 1.86 (1,1) | IP: 9.0 WLS: W BF: 32 H: 3 R: 1 ER: 1 SO: 3 BB: 3 IBB: 0 HBP: 0 BLK: 0 WP: 0 HR: 0 S: 35 P: 47 ERA: 1.00 WHIP: 0.667 | | | | | | | | | | | | | | | PITCHER | | | | |

| Batter | 1 | 2 | 3 | 4 | 5 | 6 | 7 | 8 | 9 | AB | R | H | RBI | BB | SO | LOB | BOTTOM | | | |
|--|--|---------------------------------|------------------------------|---------------------------------|------------------------------|---------------------------------|------------------------------|----------------------------------|------------------------------|----------------------------------|------------------------------|---------------------------------|------------------------------|---------------------------------|------------------------------|---------------------------------|--|----------------------------------|------------------------------------|----------------------------------|
| Bobby Bonds, R OBP: 0.313, SLG: 0.429 (1,8) | 0-0 F9 | | 0-0 FC6-4 | | | | | 0-3 K | | 3 | 0 | 0 | 0 | 1 | 1 | 1 | Cincinnati Reds @ San Francisco Giants Candlestick Park, San Francisco, CA Sat Sep 09 1972, 6:33 AM EDT Att: 6,199 - Unknown livebaseballscorecards.com | | | |
| Tito Fuentes, S OBP: 0.303, SLG: 0.381 (1,4) | 0-0 E3 | | | 0-0 F7 | 0-0 F7 | | | 0-0 F8 | | 4 | 0 | 0 | 0 | 0 | 0 | 2 | | | | |
| Chris Speier, R OBP: 0.361, SLG: 0.418 (1,6) | 0-0 5-3 | | | 0-3 K | | 0-0 6-3 | | 0-3 K | | 4 | 0 | 0 | 0 | 0 | 2 | 1 | | | | |
| Ken Henderson, S OBP: 0.322, SLG: 0.452 (1,7) | | 0-0 F4 | | 4-0 S BB | | 4-0 CS BB | | 0-0 4-3 | | 2 | 0 | 0 | 0 | 2 | 0 | 0 | | | | |
| Jim Ray Hart, R OBP: 0.333, SLG: 0.575 (1,5) | | 0-0 5-3 | | 4-0 BB | | 0-3 K | | 4-0 HR BB | | 2 | 0 | 0 | 0 | 2 | 1 | 1 | | | | |
| Garry Maddox, R OBP: 0.289, SLG: 0.424 (9, PR) | | | | 1-2 BB | | 1-2 K | | | | 0 | 1 | 0 | 0 | 0 | 0 | 0 | | | | |
| Dave Kingman, R OBP: 0.300, SLG: 0.457 (1,3) | | 0-3 K | | 0-0 P4 | | 4-0 FC3-6 BB | | 0-0 HR | | 3 | 1 | 1 | 2 | 1 | 1 | 2 | | | | |
| Gary Matthews, R OBP: 0.222, SLG: 0.222 (1,9) | | | 0-3 K | | 0-0 SH3-4 1B | | 0-3 K | | | 3 | 0 | 1 | 0 | 0 | 2 | 1 | | | | |
| Dave Rader, L OBP: 0.308, SLG: 0.345 (1,2) | | | 0-0 FC6-4 1B | | 0-3 K | | 0-0 FC3-6 FC6-4 | | | 3 | 0 | 1 | 0 | 0 | 1 | 2 | | | | |
| Jim Willoughby, R OBP: 0.158, SLG: 0.158 (1,1) | | | 0-0 B1 | | 0-0 SH3-4 | | 0-0 FC6-4 | | | 2 | 0 | 0 | 0 | 0 | 0 | 2 |  | | | |
| Inning Stats | R: 0 E: 1 K: 0 S: 3 | H: 0 LOB: 0 BB: 0 P: 3 | R: 0 E: 0 K: 1 S: 5 | H: 0 LOB: 0 BB: 0 P: 5 | R: 0 E: 0 K: 1 S: 6 | H: 1 LOB: 1 BB: 0 P: 6 | R: 0 E: 0 K: 1 S: 5 | H: 0 LOB: 2 BB: 2 P: 13 | R: 0 E: 0 K: 1 S: 6 | H: 1 LOB: 2 BB: 1 P: 10 | R: 0 E: 0 K: 1 S: 4 | H: 0 LOB: 1 BB: 1 P: 8 | R: 0 E: 0 K: 2 S: 7 | H: 0 LOB: 0 BB: 0 P: 7 | R: 2 E: 0 K: 0 S: 2 | H: 1 LOB: 1 BB: 1 P: 6 | | 1B: 2 2B: 1 3B: 0 HR: 1 | SF: 0 SAC: 1 DP: 1 HBP: 0 | WP: 0 PB: 0 SB: 1 CS: 2 |
| PITCHER Don Gullett, L ERA: 3.89 (1,1) | IP: 8.1 WLS: L BF: 33 H: 3 R: 2 ER: 2 SO: 8 BB: 5 IBB: 1 HBP: 0 BLK: 0 WP: 0 HR: 1 S: 43 P: 67 ERA: 2.16 WHIP: 0.960 | | | | | | | | | | | | | | | PITCHER | | | | |

| Batter | 1 | 2 | 3 | 4 | 5 | 6 | 7 | 8 | 9 | AB | R | H | RBI | BB | SO | LOB | TOP | | | | | |
|---|------------------------------|---------------------------------|------------------------------|---------------------------------|------------------------------|----------------------------------|------------------------------|---------------------------------|------------------------------|---------------------------------|------------------------------|---------------------------------|------------------------------|---------------------------------|------------------------------|----------------------------------|---|----------------------------------|-----------------------------------|------------------------------------|----------------------------------|--------|
| Pete Rose, S OBP: 0.391, SLG: 0.416 (1, 7) | | | | | | | | | | 4 | 2 | 3 | 0 | 1 | 1 | 2 | Cincinnati Reds @ San Francisco Giants Candlestick Park, San Francisco, CA Sun Sep 10 1972, 6:33 AM EDT Unknown | | | | | |
| Joe Morgan, L OBP: 0.412, SLG: 0.444 (1, 4) | | | | | | | | | | 4 | 2 | 3 | 1 | 1 | 0 | 1 | | | | | | |
| Bobby Tolan, L OBP: 0.328, SLG: 0.383 (1, 8) | | | | | | | | | | 5 | 1 | 1 | 1 | 0 | 2 | 7 | | | | | | |
| Johnny Bench, R OBP: 0.376, SLG: 0.513 (1, 2) | | | | | | | | | | 3 | 1 | 2 | 3 | 2 | 0 | 0 | | | | | | |
| Tony Perez, R OBP: 0.355, SLG: 0.504 (1, 3) | | | | | | | | | | 4 | 0 | 0 | 0 | 1 | 0 | 5 | | | | | | |
| Denis Menke, R OBP: 0.326, SLG: 0.361 (1, 5) | | | | | | | | | | 4 | 0 | 1 | 0 | 0 | 0 | 0 | | | | | | |
| Cesar Geronimo, L OBP: 0.329, SLG: 0.397 (1, 9) | | | | | | | | | | 3 | 1 | 1 | 0 | 2 | 0 | 1 | | | | | | |
| Darrel Chaney, S OBP: 0.354, SLG: 0.333 (1, 6) | | | | | | | | | | 5 | 1 | 2 | 0 | 0 | 0 | 4 | | | | | | |
| Ross Grimsley, L OBP: 0.121, SLG: 0.105 (1, 1) | | | | | | | | | | 0 | 0 | 0 | 0 | 0 | 0 | 0 | | | | | | |
| Pedro Borbon, R OBP: 0.142, SLG: 0.096 (1, 1) | | | | | | | | | | 1 | 0 | 0 | 0 | 0 | 1 | 0 | | | | | | |
| Joe Hooper, L OBP: 0.109, SLG: 0.056 (4, PH) | | | | | | | | | | 1 | 0 | 0 | 0 | 0 | 1 | 2 | | | | | | |
| Tom Hall, L OBP: 0.157, SLG: 0.037 (4, 1) | | | | | | | | | | 1 | 0 | 0 | 0 | 0 | 1 | 0 | | | | | | |
| Ted Uhlander, L OBP: 0.069, SLG: 0.175 (8, PH) | | | | | | | | | | 0 | 0 | 0 | 0 | 0 | 0 | 0 | | | | | | |
| Julian Javier, R OBP: 0.029, SLG: 0.305 (8, PH) | | | | | | | | | | 1 | 0 | 0 | 0 | 0 | 0 | 1 | | | | | | |
| Clay Carroll, R OBP: 0.111, SLG: 0.111 (8, 1) | | | | | | | | | | 1 | 0 | 0 | 0 | 0 | 1 | 3 | | | | | | |
| Inning Stats | R: 2 E: 0 K: 0 S: 5 | H: 3 LOB: 0 BB: 0 P: 5 | R: 0 E: 0 K: 0 S: 3 | H: 0 LOB: 0 BB: 0 P: 3 | R: 2 E: 1 K: 2 S: 9 | H: 1 LOB: 1 BB: 1 P: 13 | R: 0 E: 0 K: 2 S: 9 | H: 2 LOB: 0 BB: 0 P: 9 | R: 2 E: 0 K: 1 S: 7 | H: 2 LOB: 0 BB: 0 P: 7 | R: 0 E: 0 K: 1 S: 4 | H: 0 LOB: 0 BB: 1 P: 8 | R: 0 E: 0 K: 0 S: 4 | H: 2 LOB: 2 BB: 1 P: 8 | R: 0 E: 0 K: 0 S: 6 | H: 3 LOB: 2 BB: 1 P: 10 | R: 0 E: 0 K: 1 S: 5 | H: 0 LOB: 3 BB: 3 P: 17 | 1B: 11 2B: 3 3B: 0 HR: 1 | SF: 0 SAC: 1 DP: 3 HBP: 0 | WP: 1 PB: 0 CS: 3 SB: 0 | PA: 45 |
| PITCHER | IP | WLS | BF | H | R | ER | SO | BB | IBB | HBP | BLK | WP | HR | S | P | ERA | WHIP | | | | | |
| Frank Reberger, R ERA: 3.69 (1, 1) | 3.1 | | 17 | 6 | 4 | 2 | 2 | 1 | 0 | 0 | 0 | 0 | 0 | 20 | 24 | 5.40 | 2.100 | | | | | |
| Steve Stone, R ERA: 3.07 (4, 1) | 2.2 | | 10 | 2 | 2 | 2 | 4 | 1 | 0 | 0 | 0 | 0 | 1 | 17 | 21 | 6.75 | 1.125 | | | | | |
| Randy Moffitt, R ERA: 3.74 (7, 1) | 1.1 | L | 8 | 4 | 2 | 2 | 0 | 0 | 1 | 0 | 0 | 0 | 0 | 7 | 11 | 13.50 | 3.000 | | | | | |
| Sam McDowell, L ERA: 4.45 (8, 1) | 0.2 | | 6 | 1 | 0 | 0 | 0 | 2 | 1 | 0 | 0 | 1 | 0 | 3 | 15 | 0.00 | 4.500 | | | | | |
| Jerry Johnson, R ERA: 4.3 (9, 1) | 1.0 | | 4 | 0 | 0 | 0 | 1 | 0 | 1 | 0 | 0 | 0 | 0 | 5 | 9 | 0.00 | 0.000 | | | | | |

| Batter | 1 | 2 | 3 | 4 | 5 | 6 | 7 | 8 | 9 | AB | R | H | RBI | BB | SO | LOB | BOTTOM | | | | | |
|---|------------------------------|----------------------------------|------------------------------|---------------------------------|------------------------------|---------------------------------|------------------------------|---------------------------------|------------------------------|---------------------------------|------------------------------|---------------------------------|------------------------------|---------------------------------|------------------------------|----------------------------------|---|---------------------------------|----------------------------------|------------------------------------|-------------------------|--------|
| Bobby Bonds, R OBP: 0.314, SLG: 0.427 (1, 8) | | | | | | | | | | 3 | 1 | 0 | 0 | 2 | 2 | 1 | Cincinnati Reds @ San Francisco Giants Candlestick Park, San Francisco, CA Sun Sep 10 1972, 6:33 AM EDT Unknown | | | | | |
| Tito Fuentes, S OBP: 0.302, SLG: 0.385 (1, 4) | | | | | | | | | | 5 | 1 | 1 | 2 | 0 | 1 | 3 | | | | | | |
| Chris Speier, R OBP: 0.363, SLG: 0.422 (1, 6) | | | | | | | | | | 5 | 1 | 3 | 1 | 0 | 1 | 0 | | | | | | |
| Ken Henderson, S OBP: 0.320, SLG: 0.449 (1, 7) | | | | | | | | | | 5 | 1 | 1 | 0 | 0 | 1 | 4 | | | | | | |
| Jim Ray Hart, R OBP: 0.360, SLG: 0.568 (1, 5) | | | | | | | | | | 4 | 0 | 2 | 1 | 1 | 0 | 1 | | | | | | |
| Chris Arnold, R OBP: 0.292, SLG: 0.321 (9, PR) | | | | | | | | | | 0 | 0 | 0 | 0 | 0 | 0 | 0 | | | | | | |
| Dave Kingman, R OBP: 0.301, SLG: 0.457 (1, 3) | | | | | | | | | | 4 | 1 | 1 | 0 | 1 | 1 | 3 | | | | | | |
| Gary Matthews, R OBP: 0.231, SLG: 0.231 (1, 9) | | | | | | | | | | 4 | 1 | 1 | 1 | 0 | 0 | 3 | | | | | | |
| Sam McDowell, L OBP: 0.151, SLG: 0.192 (8, 1) | | | | | | | | | | 0 | 0 | 0 | 0 | 0 | 0 | 0 | | | | | | |
| Jerry Johnson, R OBP: 0.336, SLG: 0.315 (9, 7) | | | | | | | | | | 1 | 0 | 0 | 0 | 0 | 0 | 1 | | | | | | |
| Dave Rader, L OBP: 0.310, SLG: 0.345 (1, 2) | | | | | | | | | | 3 | 0 | 1 | 0 | 1 | 0 | 2 | | | | | | |
| Damaso Blanco, R OBP: 0.440, SLG: 0.400 (8, PR) | | | | | | | | | | 0 | 0 | 0 | 0 | 0 | 0 | 0 | | | | | | |
| Fran Healy, R OBP: 0.264, SLG: 0.229 (9, 2) | | | | | | | | | | 0 | 0 | 0 | 0 | 0 | 0 | 0 | | | | | | |
| Willie McCovey, L OBP: 0.314, SLG: 0.376 (9, PH) | | | | | | | | | | 1 | 0 | 0 | 0 | 0 | 0 | 1 | | | | | | |
| Frank Reberger, L OBP: 0.235, SLG: 0.303 (1, 1) | | | | | | | | | | 1 | 0 | 0 | 0 | 0 | 0 | 3 | | | | | | |
| Steve Stone, R OBP: 0.152, SLG: 0.125 (4, 1) | | | | | | | | | | 1 | 0 | 0 | 0 | 0 | 0 | 0 | | | | | | |
| Bernie Williams, R OBP: 0.254, SLG: 0.409 (6, PH) | | | | | | | | | | 1 | 1 | 1 | 1 | 0 | 0 | 0 | | | | | | |
| Randy Moffitt, R OBP: 0.288, SLG: 0.423 (7, 1) | | | | | | | | | | 0 | 0 | 0 | 0 | 0 | 0 | 0 | | | | | | |
| Gary Maddox, R OBP: 0.288, SLG: 0.423 (8, 8) | | | | | | | | | | 1 | 0 | 0 | 0 | 0 | 1 | 1 | | | | | | |
| Inning Stats | R: 3 E: 0 K: 0 S: 6 | H: 3 LOB: 3 BB: 3 P: 18 | R: 0 E: 0 K: 1 S: 5 | H: 0 LOB: 0 BB: 0 P: 5 | R: 1 E: 0 K: 0 S: 5 | H: 2 LOB: 1 BB: 0 P: 5 | R: 0 E: 0 K: 2 S: 7 | H: 0 LOB: 0 BB: 0 P: 7 | R: 0 E: 0 K: 1 S: 6 | H: 1 LOB: 1 BB: 0 P: 6 | R: 3 E: 1 K: 1 S: 8 | H: 2 LOB: 0 BB: 0 P: 8 | R: 0 E: 0 K: 0 S: 3 | H: 0 LOB: 1 BB: 1 P: 7 | R: 0 E: 0 K: 1 S: 7 | H: 2 LOB: 3 BB: 1 P: 11 | R: 0 E: 0 K: 1 S: 6 | H: 1 LOB: 1 BB: 0 P: 6 | 1B: 7 2B: 3 3B: 0 HR: 1 | SF: 0 SAC: 0 DP: 0 HBP: 0 | WP: 1 PB: 0 CS: 0 | PA: 44 |
| PITCHER | IP | WLS | BF | H | R | ER | SO | BB | IBB | HBP | BLK | WP | HR | S | P | ERA | WHIP | | | | | |
| Ross Grimsley, L ERA: 2.9 (1, 1) | 0.1 | | 5 | 3 | 3 | 3 | 0 | 1 | 0 | 0 | 0 | 1 | 0 | 12 | 20 | 3.38 | 1.125 | | | | | |
| Pedro Borbon, R ERA: 3.2 (1, 1) | 2.2 | | 12 | 2 | 1 | 1 | 1 | 1 | 1 | 0 | 0 | 1 | 0 | 12 | 20 | 3.38 | 1.125 | | | | | |
| Tom Hall, L ERA: 2.48 (4, 1) | 4.0 | W | 17 | 3 | 3 | 0 | 4 | 1 | 0 | 0 | 0 | 0 | 1 | 24 | 28 | 0.00 | 1.000 | | | | | |
| Clay Carroll, R ERA: 2.5 (8, 1) | 2.0 | S | 10 | 3 | 0 | 0 | 2 | 1 | 0 | 0 | 0 | 0 | 0 | 13 | 17 | 0.00 | 2.000 | | | | | |

AB 37
R 8
H 13
RBI 5
BB 7
SO 7
LOB 26

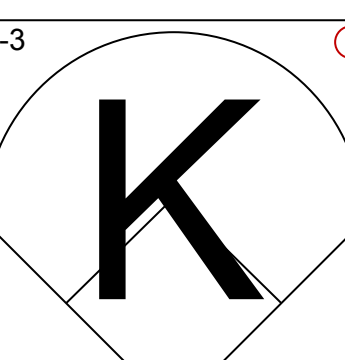
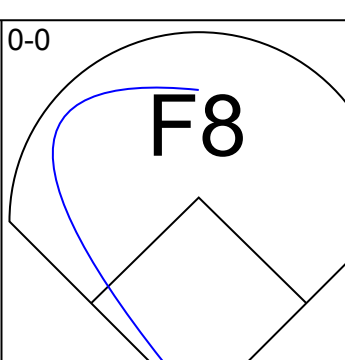
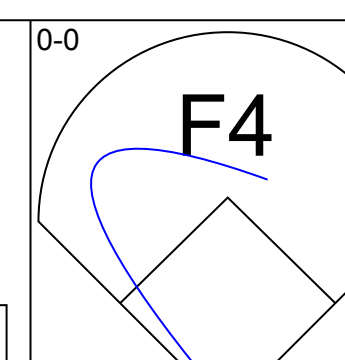
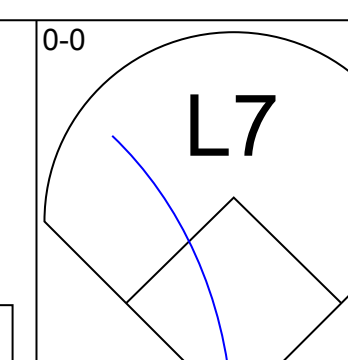
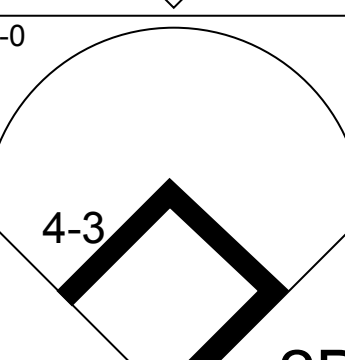
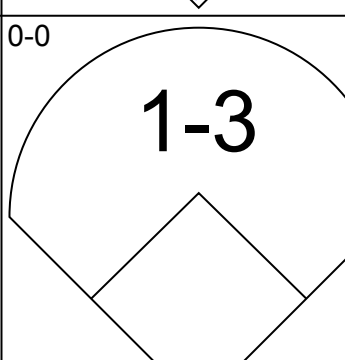
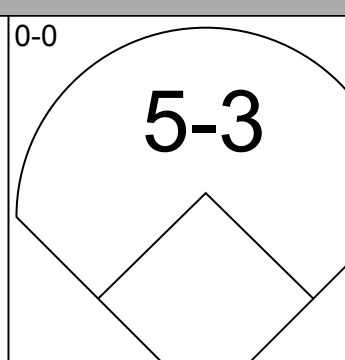
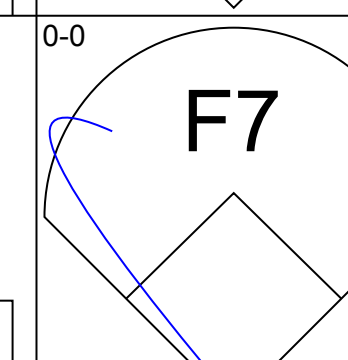
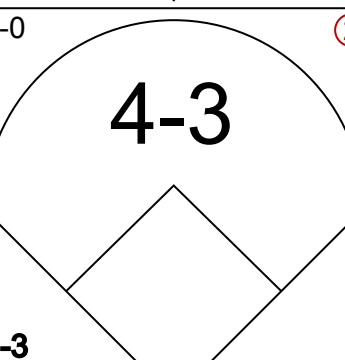
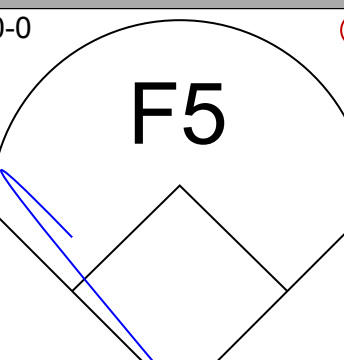
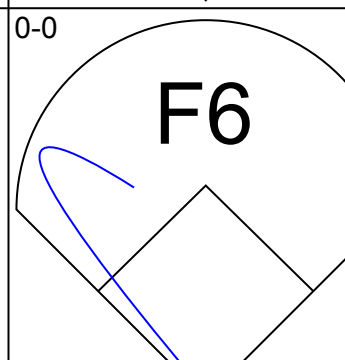
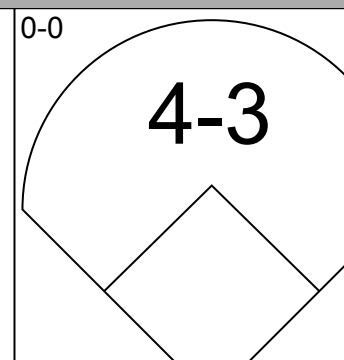
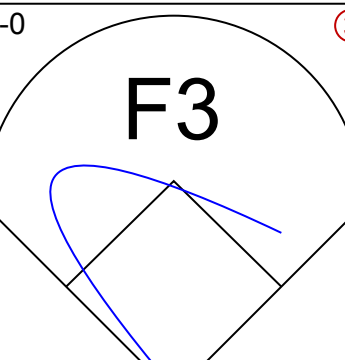
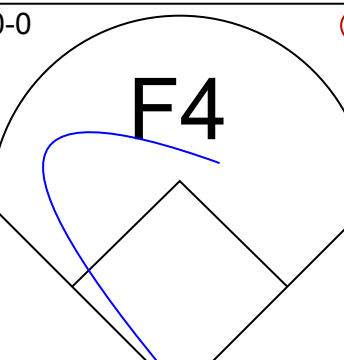
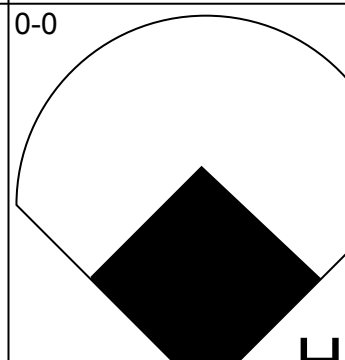
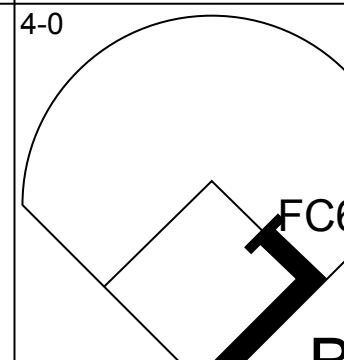
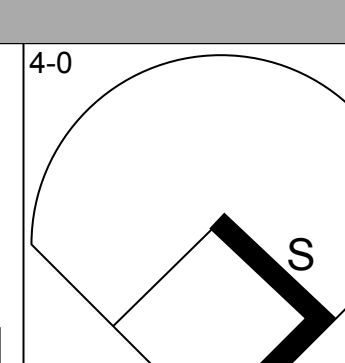
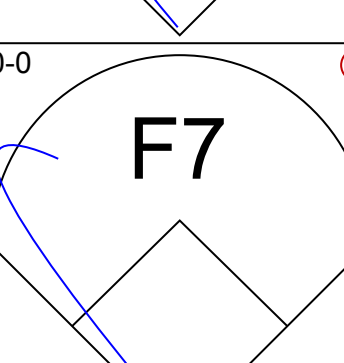
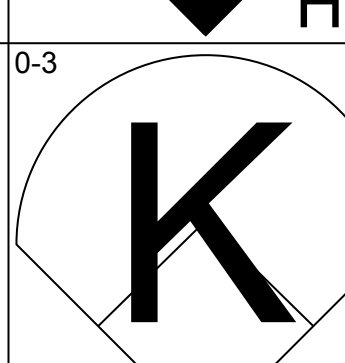
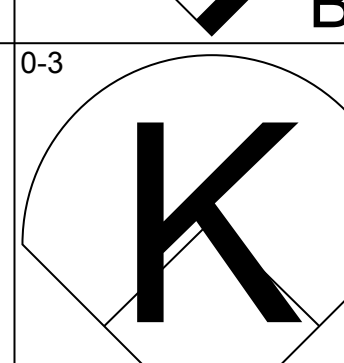
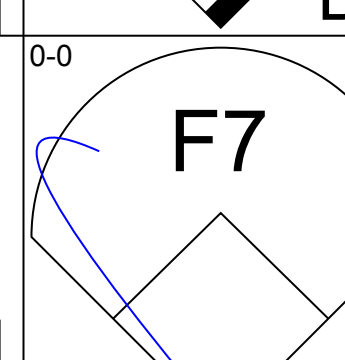
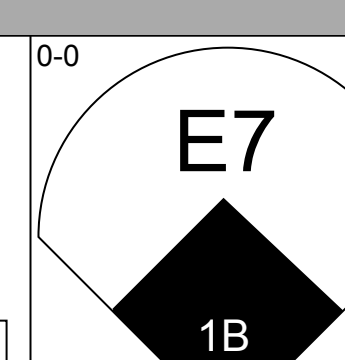
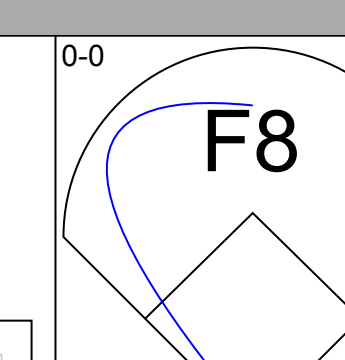
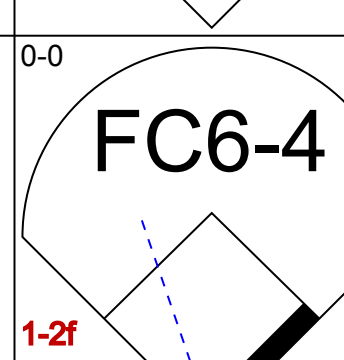
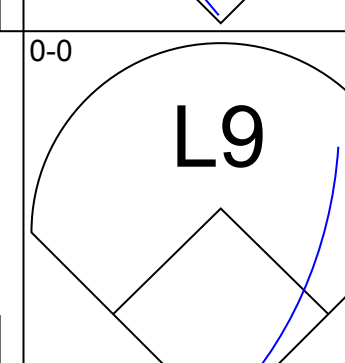
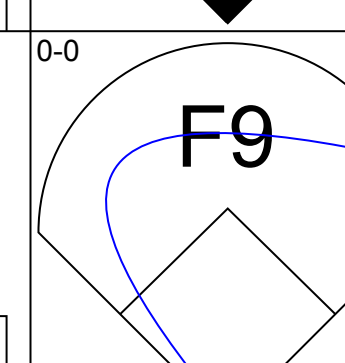
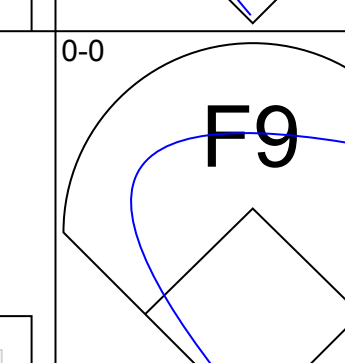
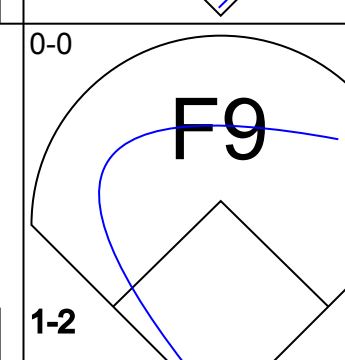
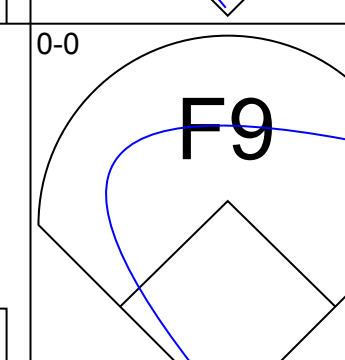
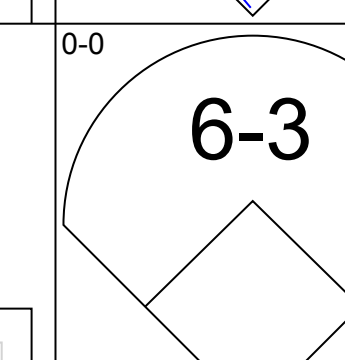
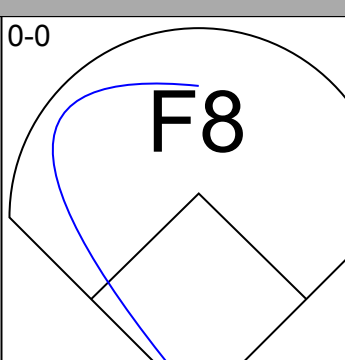
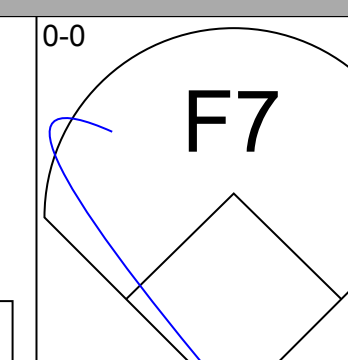
AB 39
R 7
H 11
RBI 6
BB 5
SO 7
LOB 23

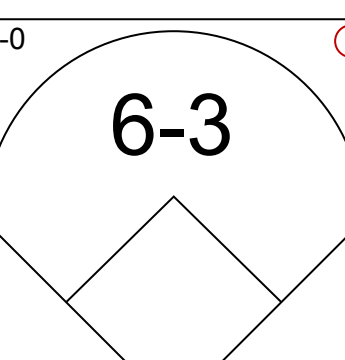
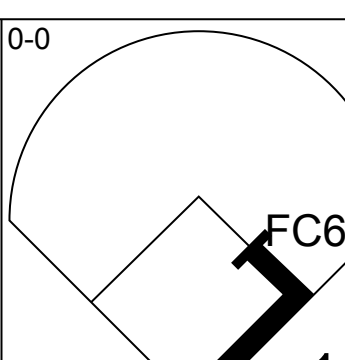
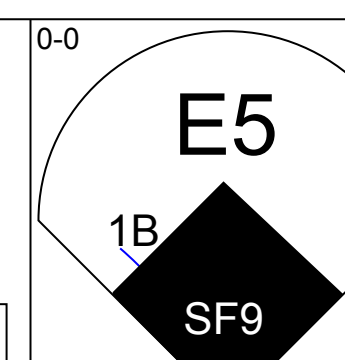
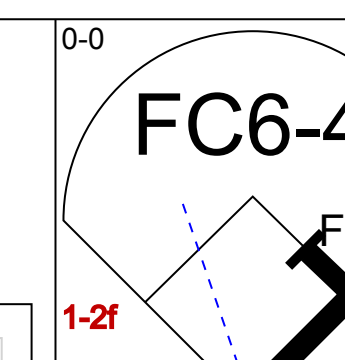
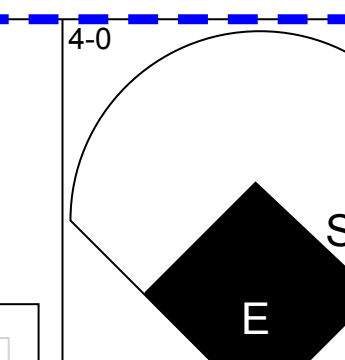
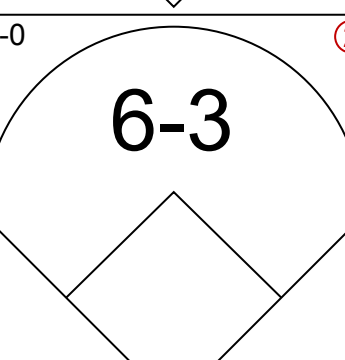
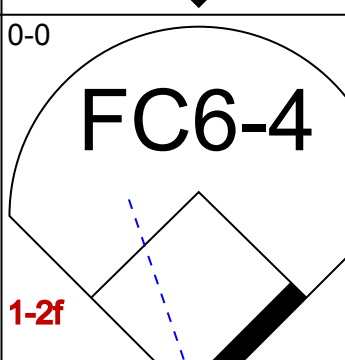
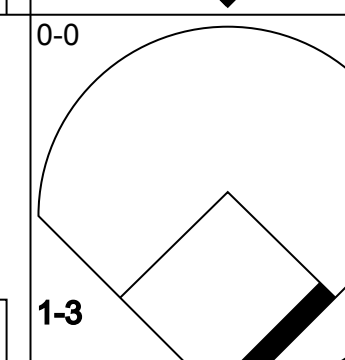
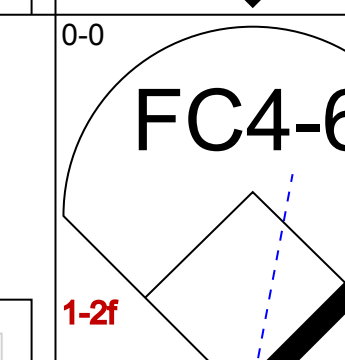
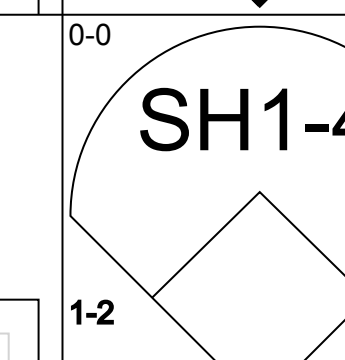
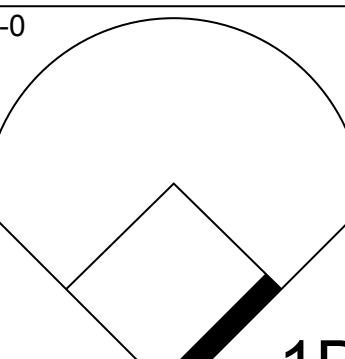
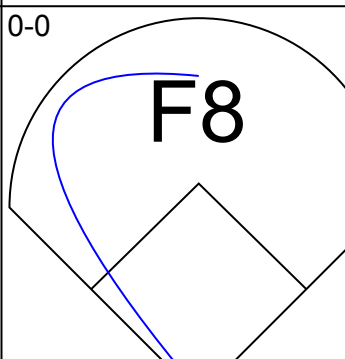
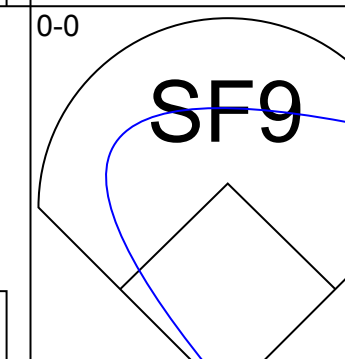
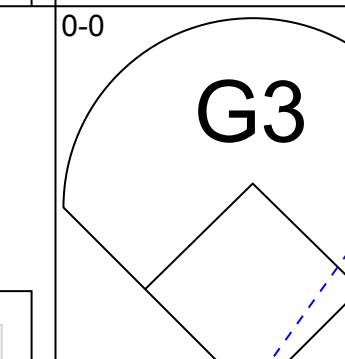
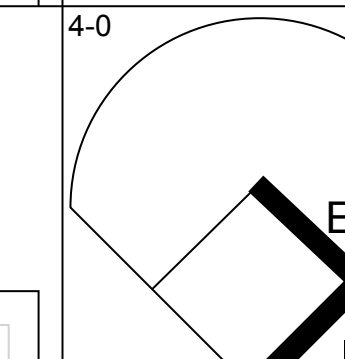
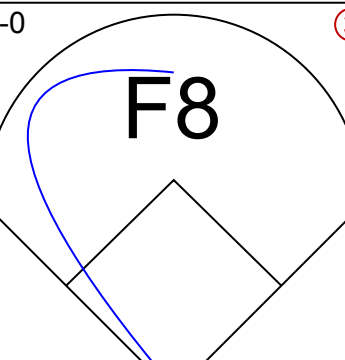
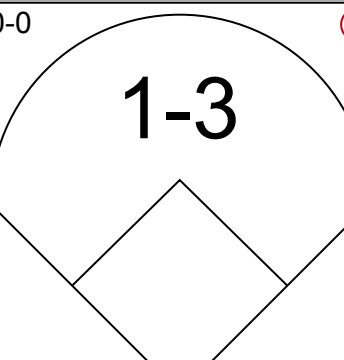
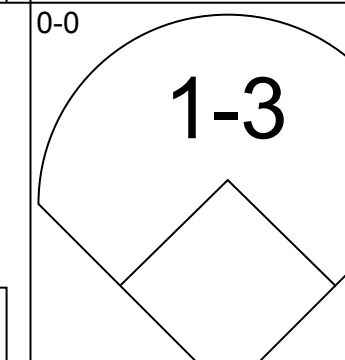
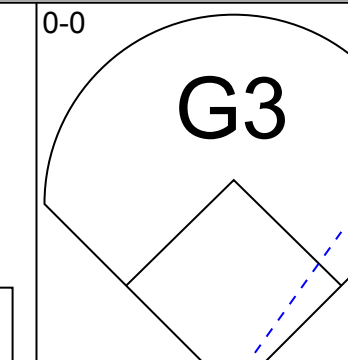
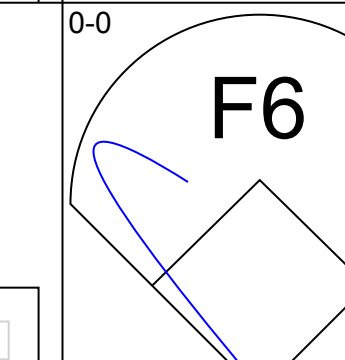
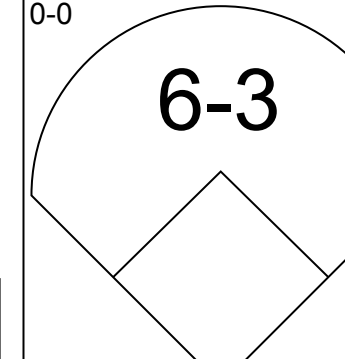
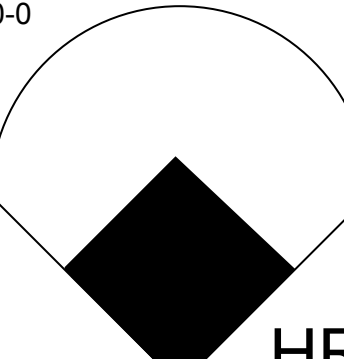
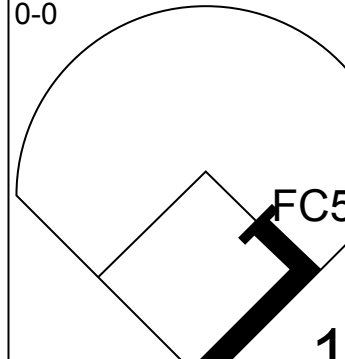
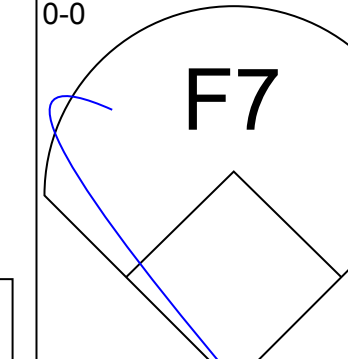
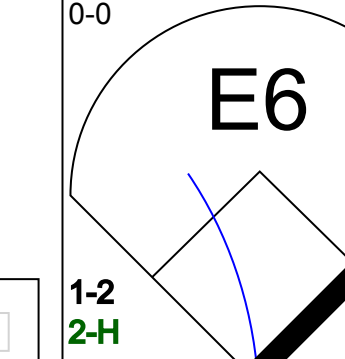
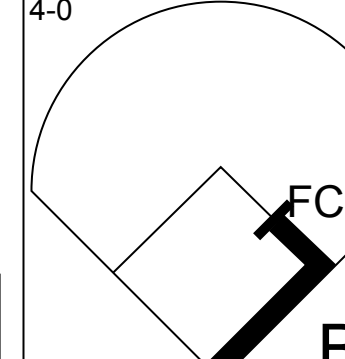
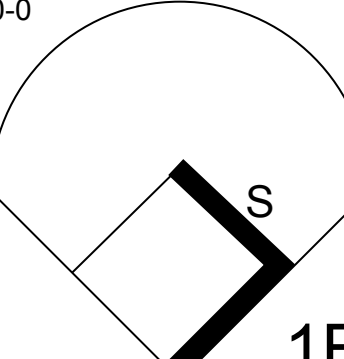
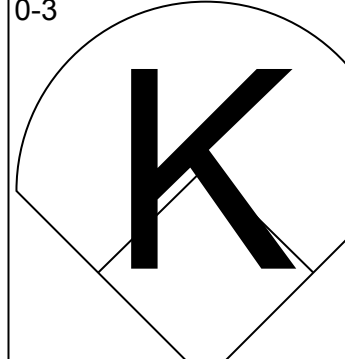
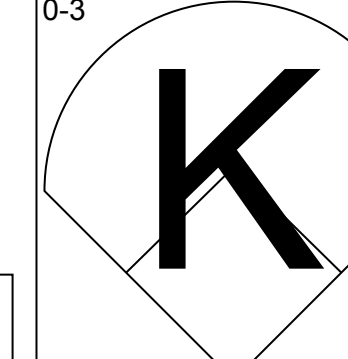
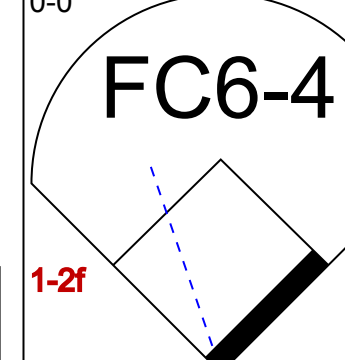
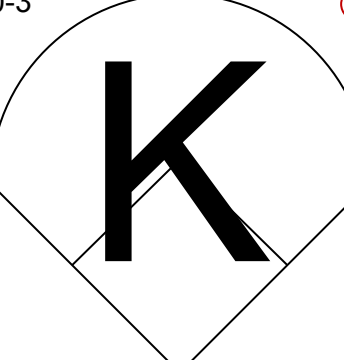
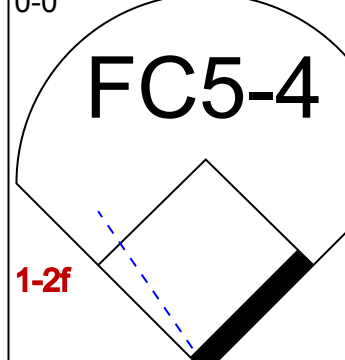
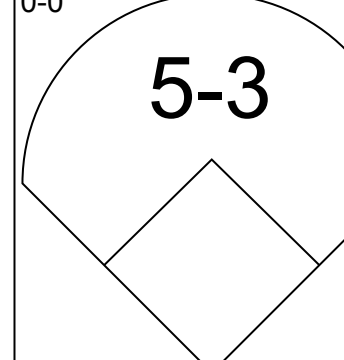
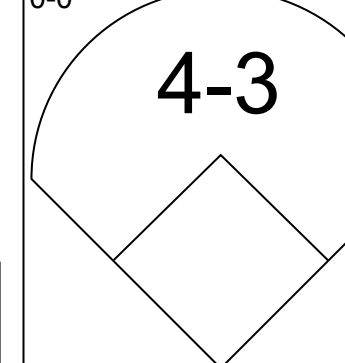
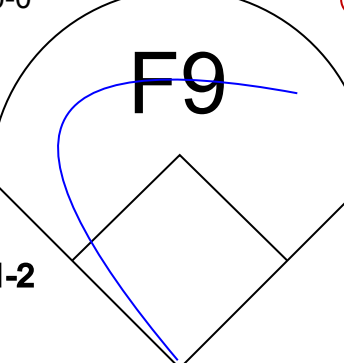
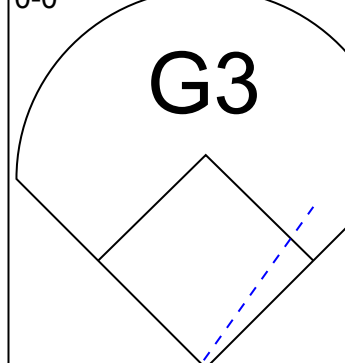
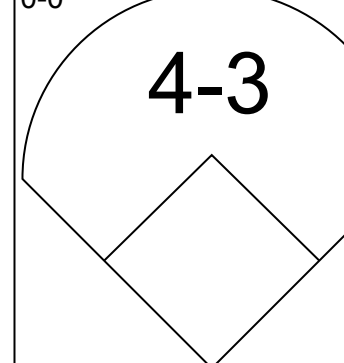
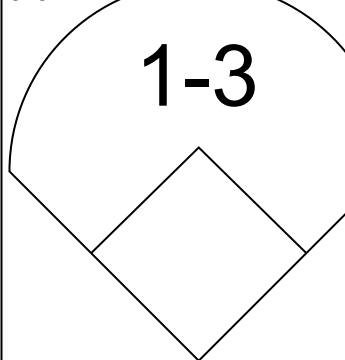
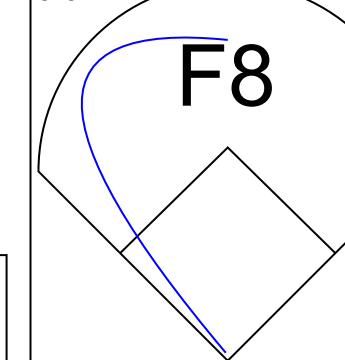
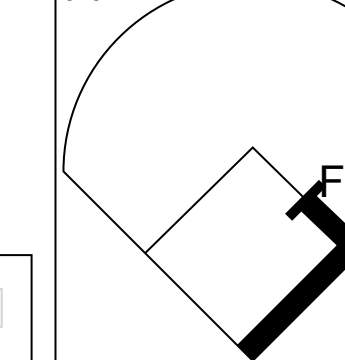
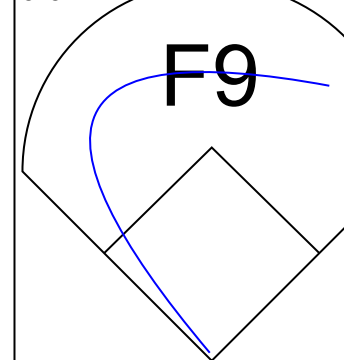
| Batter | 1 | 2 | 3 | 4 | 5 | 6 | 7 | 8 | 9 | AB | R | H | RBI | BB | SO | LOB | TOP | | | | | | | | | | |
|---|------------------------------|----------------------------------|------------------------------|---------------------------------|------------------------------|---------------------------------|------------------------------|---------------------------------|------------------------------|---------------------------------|------------------------------|---------------------------------|------------------------------|---------------------------------|------------------------------|---------------------------------|---|---------------------------------|----------------------------------|------------------------------------|--|--|--|--|--|--|--|
| Pete Rose, S OBP: 0.379, SLG: 0.414 (1, 7) | | | | | | | | | | 5 | 1 | 1 | 0 | 0 | 0 | 2 | Cincinnati Reds @ San Francisco Giants Candlestick Park, San Francisco, CA Sun Sep 10 1972, 6:38 AM EDT Att: 13,584 - Unknown | | | | | | | | | | |
| Joe Morgan, L OBP: 0.413, SLG: 0.443 (1, 4) | | | | | | | | | | 2 | 0 | 0 | 0 | 2 | 0 | | | | | | | | | | | | |
| Bobby Tolan, L OBP: 0.329, SLG: 0.385 (1, 8) | | | | | | | | | | 3 | 0 | 2 | 1 | 0 | 0 | | | | | | | | | | | | |
| Johnny Bench, R OBP: 0.375, SLG: 0.510 (1, 2) | | | | | | | | | | 4 | 0 | 1 | 1 | 0 | 1 | 3 | | | | | | | | | | | |
| Tony Perez, R OBP: 0.352, SLG: 0.500 (1, 3) | | | | | | | | | | 4 | 0 | 0 | 0 | 0 | 1 | 5 | | | | | | | | | | | |
| Denis Menke, R OBP: 0.323, SLG: 0.357 (1, 5) | | | | | | | | | | 4 | 0 | 0 | 0 | 0 | 1 | 0 | | | | | | | | | | | |
| Cesar Geronimo, L OBP: 0.332, SLG: 0.399 (1, 9) | | | | | | | | | | 4 | 0 | 2 | 0 | 0 | 1 | 0 | | | | | | | | | | | |
| Darrel Chaney, S OBP: 0.352, SLG: 0.331 (1, 6) | | | | | | | | | | 4 | 0 | 1 | 0 | 0 | 0 | 1 | | | | | | | | | | | |
| Jim McGlothlin, R OBP: 0.239, SLG: 0.262 (1, 1) | | | | | | | | | | 3 | 1 | 1 | 0 | 0 | 1 | 3 | | | | | | | | | | | |
| Pedro Borbon, R OBP: 0.105, SLG: 0.056 (7, 1) | | | | | | | | | | 0 | 0 | 0 | 0 | 0 | 0 | 0 | | | | | | | | | | | |
| Ted Uhlaender, L OBP: 0.228, SLG: 0.173 (9, PH) | | | | | | | | | | 1 | 0 | 0 | 0 | 0 | 0 | 0 | | | | | | | | | | | |
| Inning Stats | R: 0 E: 0 K: 1 S: 6 | H: 1 LOB: 2 BB: 1 P: 10 | R: 0 E: 0 K: 1 S: 6 | H: 1 LOB: 1 BB: 0 P: 6 | R: 0 E: 0 K: 0 S: 5 | H: 2 LOB: 2 BB: 0 P: 5 | R: 0 E: 0 K: 0 S: 3 | H: 0 LOB: 0 BB: 0 P: 3 | R: 2 E: 0 K: 1 S: 5 | H: 2 LOB: 1 BB: 1 P: 9 | R: 0 E: 0 K: 1 S: 7 | H: 2 LOB: 0 BB: 0 P: 7 | R: 0 E: 0 K: 2 S: 7 | H: 0 LOB: 0 BB: 0 P: 3 | R: 0 E: 0 K: 2 S: 7 | H: 0 LOB: 0 BB: 0 P: 7 | R: 0 E: 0 K: 0 S: 3 | H: 0 LOB: 0 BB: 0 P: 3 | 1B: 8 2B: 0 3B: 0 HR: 0 | SF: 1 SAC: 0 DP: 0 HBP: 0 | WP: 0 PA: 37 PB: 0 SB: 1 CS: 0 | | | | | | |
| PITCHER | IP | WLS | BF | H | R | ER | SO | BB | IBB | HBP | BLK | WP | HR | S | P | ERA | WHIP | | | | | | | | | | |
| Juan Marichal, R ERA: 3.73 (1, 1) | 7.0 | W | 31 | 8 | 2 | 2 | 3 | 2 | 0 | 0 | 0 | 0 | 0 | 35 | 43 | 2.57 | 1.429 | | | | | | | | | | |
| Jerry Johnson, R ERA: 4.18 (8, 1) | 2.0 | S | 6 | 0 | 0 | 0 | 2 | 0 | 0 | 0 | 0 | 0 | 0 | 10 | 10 | 0.00 | 0.000 | | | | | | | | | | |



| Batter | 1 | 2 | 3 | 4 | 5 | 6 | 7 | 8 | 9 | AB | R | H | RBI | BB | SO | LOB | BOTTOM | | | | | | | | | | |
|---|------------------------------|---------------------------------|------------------------------|---------------------------------|------------------------------|---------------------------------|------------------------------|---------------------------------|------------------------------|---------------------------------|------------------------------|---------------------------------|------------------------------|----------------------------------|------------------------------|---------------------------------|---|------------------------------------|--|--|--|--|--|--|--|--|--|
| Bobby Bonds, R OBP: 0.316, SLG: 0.433 (1, 9) | | | | | | | | | | 4 | 2 | 2 | 4 | 1 | 0 | 0 | Cincinnati Reds @ San Francisco Giants Candlestick Park, San Francisco, CA Sun Sep 10 1972, 6:38 AM EDT Att: 13,584 - Unknown | | | | | | | | | | |
| Tito Fuentes, S OBP: 0.303, SLG: 0.383 (1, 4) | | | | | | | | | | 3 | 1 | 0 | 1 | 2 | 1 | 2 | | | | | | | | | | | |
| Chris Speier, R OBP: 0.363, SLG: 0.421 (1, 6) | | | | | | | | | | 4 | 0 | 1 | 0 | 1 | 0 | 3 | | | | | | | | | | | |
| Willie McCovey, L OBP: 0.317, SLG: 0.393 (1, 3) | | | | | | | | | | 4 | 1 | 2 | 2 | 0 | 0 | 2 | | | | | | | | | | | |
| Jerry Johnson, R ERA: 4.18 (8, 1) | | | | | | | | | | 0 | 0 | 0 | 0 | 0 | 0 | 0 | | | | | | | | | | | |
| Ken Henderson, S OBP: 0.320, SLG: 0.445 (1, 7) | | | | | | | | | | 3 | 0 | 0 | 0 | 1 | 0 | 4 | | | | | | | | | | | |
| Jim Ray Hart, R OBP: 0.352, SLG: 0.563 (1, 5) | | | | | | | | | | 4 | 1 | 1 | 0 | 0 | 0 | 3 | | | | | | | | | | | |
| Dave Rader, L OBP: 0.310, SLG: 0.344 (1, 2) | | | | | | | | | | 4 | 1 | 1 | 0 | 0 | 0 | 3 | | | | | | | | | | | |
| Jim Howarth, L OBP: 0.341, SLG: 0.315 (1, 8) | | | | | | | | | | 3 | 2 | 1 | 0 | 1 | 0 | 0 | | | | | | | | | | | |
| Juan Marichal, R OBP: 0.212, SLG: 0.235 (1, 1) | | | | | | | | | | 2 | 0 | 0 | 0 | 0 | 0 | 0 | | | | | | | | | | | |
| Dave Kingman, R OBP: 0.302, SLG: 0.460 (7, PH) | | | | | | | | | | 2 | 0 | 1 | 1 | 0 | 0 | 2 | | | | | | | | | | | |
| Inning Stats | R: 0 E: 0 K: 0 S: 2 | H: 0 LOB: 0 BB: 1 P: 6 | R: 0 E: 1 K: 0 S: 3 | H: 0 LOB: 1 BB: 1 P: 7 | R: 0 E: 0 K: 0 S: 3 | H: 0 LOB: 0 BB: 0 P: 3 | R: 0 E: 0 K: 0 S: 4 | H: 1 LOB: 2 BB: 1 P: 8 | R: 0 E: 0 K: 0 S: 3 | H: 0 LOB: 0 BB: 0 P: 3 | R: 2 E: 1 K: 0 S: 4 | H: 1 LOB: 0 BB: 1 P: 8 | R: 4 E: 1 K: 0 S: 7 | H: 3 LOB: 2 BB: 2 P: 15 | R: 2 E: 0 K: 1 S: 9 | H: 4 LOB: 2 BB: 0 P: 9 | 1B: 5 2B: 3 3B: 0 HR: 2 | SF: 0 SAC: 0 DP: 2 HBP: 0 | WP: 0 PA: 39 PB: 0 SB: 0 CS: 0 | | | | | | | | |
| PITCHER | IP | WLS | BF | H | R | ER | SO | BB | IBB | HBP | BLK | WP | HR | S | P | ERA | WHIP | | | | | | | | | | |
| Jim McGlothlin, R ERA: 3.98 (1, 1) | 6.2 | L | 30 | 4 | 6 | 5 | 0 | 5 | 0 | 0 | 0 | 0 | 0 | 24 | 48 | 6.75 | 1.350 | | | | | | | | | | |
| Pedro Borbon, R ERA: 3.33 (7, 1) | 1.1 | | 9 | 5 | 2 | 2 | 1 | 0 | 0 | 0 | 0 | 0 | 0 | 11 | 11 | 13.50 | 3.750 | | | | | | | | | | |



| Batter | 1 | 2 | 3 | 4 | 5 | 6 | 7 | 8 | 9 | 10 | AB | R | H | RBI | BB | SO | LOB | TOP | | |
|---|---|--|---|---|--|---|------------------------------|---|---|---|-------------------------------------|----------------------------------|------------------------------|---------------------------------|-----------------------------------|--|--|---|----------------------------------|--------------------------|
| Billy Grabarkewitz, R OBP: 0.273, SLG: 0.310 (1.4) |  | |  | |  | | |  | | | 4 | 0 | 0 | 0 | 0 | 1 | 1 | Los Angeles Dodgers @ San Francisco Giants Candlestick Park, San Francisco, CA Tue Sep 12 1972, 10:05 PM EDT Att: 5,507 - Unknown livebaseballscorecards.com | | |
| Manny Mota, R OBP: 0.384, SLG: 0.446 (1.7) |  | |  | | |  | |  | | | 4 | 0 | 1 | 0 | 0 | 0 | 0 | | | |
| Willie Davis, L OBP: 0.312, SLG: 0.427 (1.8) |  | | |  | |  | | |  | | 4 | 0 | 0 | 0 | 0 | 0 | 1 | | | |
| Frank Robinson, R OBP: 0.357, SLG: 0.444 (1.9) |  | | |  | |  | | |  | | 3 | 1 | 1 | 1 | 1 | 0 | 1 | | | |
| Wes Parker, S OBP: 0.232, SLG: 0.352 (1.3) | |  | |  | |  | | |  | | 3 | 0 | 0 | 0 | 1 | 2 | 1 | | | |
| Steve Garvey, R OBP: 0.312, SLG: 0.422 (1.5) | |  | | |  | | |  | |  | | 4 | 1 | 1 | 0 | 0 | 2 | | | |
| Bill Russell, R OBP: 0.326, SLG: 0.372 (1.6) | |  | | |  | | |  | | | 4 | 0 | 0 | 0 | 0 | 0 | 2 | | | |
| Chris Cannizzaro, R OBP: 0.346, SLG: 0.306 (1.2) | |  | | |  | | |  | | | 4 | 0 | 0 | 0 | 0 | 0 | 2 | | | |
| Tommy John, R OBP: 0.136, SLG: 0.136 (10. PH) Terrance McDermott, R (10. PH) Jim Brewer, L (10. 1) | | |  | | | | |  | | | 3 | 0 | 1 | 1 | 0 | 0 | 0 | | | |
| Inning Stats | R: 0 E: 0 K: 1 S: 6 | H: 1 LOB: 1 BB: 0 P: 6 | R: 0 E: 0 K: 0 S: 3 | H: 0 LOB: 0 BB: 1 P: 7 | R: 0 E: 0 K: 0 S: 3 | H: 0 LOB: 0 BB: 0 P: 3 | R: 1 E: 1 K: 0 S: 5 | H: 2 LOB: 1 BB: 0 P: 5 | R: 0 E: 0 K: 0 S: 3 | H: 0 LOB: 0 BB: 0 P: 3 | R: 0 E: 0 K: 1 S: 5 | H: 0 LOB: 1 BB: 1 P: 9 | R: 0 E: 0 K: 0 S: 3 | H: 0 LOB: 0 BB: 0 P: 3 | 1B: 2 2B: 1 3B: 0 HR: 1 | SF: 0 SAC: 0 DP: 0 HBP: 0 | WP: 0 PA: 36 PB: 0 SB: 1 CS: 0 | | | |
| PITCHER Ron Bryant, L ERA: 2.78 (1.1) | IP: 10.0 W: 10 L: 0 S: 6 | WLS: 36 BF: 4 R: 2 ER: 1 SO: 3 | H: 4 R: 2 ER: 1 SO: 3 | BB: 2 IBB: 0 HBP: 0 BLK: 0 | WP: 0 HR: 1 S: 40 P: 48 | ERA: 0.90 WHIP: 0.600 | PITCHER | IP: 10.0 W: 10 L: 0 S: 6 | WLS: 36 BF: 4 R: 2 ER: 1 SO: 3 | H: 4 R: 2 ER: 1 SO: 3 | BB: 2 IBB: 0 HBP: 0 BLK: 0 | WP: 0 HR: 1 S: 40 P: 48 | ERA: 0.90 WHIP: 0.600 | PITCHER | IP: 10.0 W: 10 L: 0 S: 6 | WLS: 36 BF: 4 R: 2 ER: 1 SO: 3 | H: 4 R: 2 ER: 1 SO: 3 | BB: 2 IBB: 0 HBP: 0 BLK: 0 | WP: 0 HR: 1 S: 40 P: 48 | ERA: 0.90 WHIP: 0.600 |

| Batter | 1 | 2 | 3 | 4 | 5 | 6 | 7 | 8 | 9 | 10 | AB | R | H | RBI | BB | SO | LOB | BOTTOM | | |
|--|---|---|---|---|---|---|---|---|---|---|-------------------------------------|----------------------------------|------------------------------|---------------------------------|-----------------------------------|--|----------------------------------|---|------------------------------------|--|
| Bobby Bonds, R OBP: 0.317, SLG: 0.432 (1.9) |  | |  | |  | |  | | |  | 4 | 2 | 1 | 0 | 1 | 0 | 1 | Los Angeles Dodgers @ San Francisco Giants Candlestick Park, San Francisco, CA Tue Sep 12 1972, 10:05 PM EDT Att: 5,507 - Unknown livebaseballscorecards.com | | |
| Tito Fuentes, S OBP: 0.303, SLG: 0.382 (1.4) |  | |  | |  | |  | | |  | 4 | 0 | 1 | 0 | 0 | 0 | 2 | | | |
| Chris Speier, R OBP: 0.363, SLG: 0.420 (1.6) |  | |  | |  | |  | | |  | 3 | 0 | 1 | 1 | 1 | 0 | 2 | | | |
| Ken Henderson, S OBP: 0.316, SLG: 0.440 (1.7) |  | | |  |  | | |  | |  | 5 | 0 | 0 | 0 | 0 | 0 | 4 | | | |
| Jim Ray Hart, R OBP: 0.356, SLG: 0.604 (1.5) | |  | |  | |  | |  | |  | 5 | 1 | 2 | 1 | 0 | 0 | 1 | | | |
| Dave Kingman, R OBP: 0.303, SLG: 0.459 (1.3) | |  | |  | |  | |  | | | 3 | 0 | 1 | 0 | 1 | 2 | 1 | | | |
| Garry Maddox, R OBP: 0.286, SLG: 0.419 (1.8) | |  | |  | |  | | |  | | 4 | 0 | 0 | 0 | 0 | 1 | 3 | | | |
| Dave Rader, L OBP: 0.307, SLG: 0.341 (1.2) | |  | |  | |  | | |  | | 4 | 0 | 0 | 0 | 0 | 0 | 3 | | | |
| Ron Bryant, S OBP: 0.222, SLG: 0.200 (1.1) | | |  | |  | |  | |  | | 4 | 0 | 1 | 0 | 0 | 0 | 0 | | | |
| Inning Stats | R: 0 E: 0 K: 0 S: 4 | H: 1 LOB: 1 BB: 4 P: 4 | R: 0 E: 0 K: 0 S: 3 | H: 0 LOB: 1 BB: 1 P: 7 | R: 0 E: 0 K: 0 S: 4 | H: 1 LOB: 1 BB: 0 P: 4 | R: 1 E: 1 K: 1 S: 7 | H: 2 LOB: 1 BB: 0 P: 7 | R: 0 E: 0 K: 1 S: 6 | H: 1 LOB: 1 BB: 0 P: 6 | R: 0 E: 0 K: 0 S: 4 | H: 1 LOB: 1 BB: 0 P: 4 | R: 0 E: 0 K: 1 S: 5 | H: 0 LOB: 0 BB: 0 P: 5 | R: 0 E: 0 K: 0 S: 3 | H: 0 LOB: 2 BB: 2 P: 11 | 1B: 6 2B: 0 3B: 0 HR: 1 | | SF: 1 SAC: 1 DP: 0 HBP: 0 | WP: 0 PA: 41 PB: 0 SB: 1 CS: 0 |
| PITCHER Tommy John, L ERA: 2.76 (1.1) Jim Brewer, L ERA: 1.16 (10. 1) | IP: 9.0 W: 2 L: 0 S: 5 | WLS: 36 BF: 7 R: 2 ER: 1 SO: 3 | H: 7 R: 2 ER: 1 SO: 3 | BB: 1 IBB: 0 HBP: 0 BLK: 0 | WP: 0 HR: 1 S: 41 P: 45 | ERA: 1.00 WHIP: 0.889 | PITCHER | IP: 10.0 W: 10 L: 0 S: 6 | WLS: 36 BF: 4 R: 2 ER: 1 SO: 3 | H: 4 R: 2 ER: 1 SO: 3 | BB: 2 IBB: 0 HBP: 0 BLK: 0 | WP: 0 HR: 1 S: 40 P: 48 | ERA: 0.90 WHIP: 0.600 | PITCHER | IP: 10.0 W: 10 L: 0 S: 6 | WLS: 36 BF: 4 R: 2 ER: 1 SO: 3 | H: 4 R: 2 ER: 1 SO: 3 | BB: 2 IBB: 0 HBP: 0 BLK: 0 | WP: 0 HR: 1 S: 40 P: 48 | ERA: 0.90 WHIP: 0.600 |

| Batter | 1 | 2 | 3 | 4 | 5 | 6 | 7 | 8 | 9 | AB | R | H | RBI | BB | SO | LOB | TOP | | | | | |
|---|--|---------------------------------|------------------------------|---------------------------------|------------------------------|---------------------------------|------------------------------|---------------------------------|------------------------------|---------------------------------|------------------------------|---------------------------------|------------------------------|---------------------------------|------------------------------|---------------------------------|---|------------------------------|---------------------------------|----------------------------------|------------------------------------|----------------------------------|
| Billy Grabarkewitz, R OBP: 0.265, SLG: 0.300 (1, 4) | | | | | | | | | | 4 | 0 | 0 | 0 | 0 | 1 | 0 | Los Angeles Dodgers @ San Francisco Giants Candlestick Park, San Francisco, CA Wed Sep 13 1972, 10:05 PM EDT Att.: 4,340 - Unknown | | | | | |
| Manny Mota, R OBP: 0.382, SLG: 0.444 (1, 7) | | | | | | | | | | 4 | 0 | 1 | 0 | 0 | 0 | 0 | | | | | | |
| Willie Davis, L OBP: 0.312, SLG: 0.427 Ron Perranoski, L OBP: 0.269, SLG: 0.339 (1, 8) (6, 1) Jim Lefebvre, S (9, FH) | | | | | | | | | | 3 | 0 | 1 | 0 | 0 | 0 | 1 | | | | | | |
| Wes Parker, S OBP: 0.350, SLG: 0.350 Terrance McDermott, R (5, 3) | | | | | | | | | | 2 | 0 | 0 | 0 | 0 | 1 | 2 | | | | | | |
| Willie Crawford, L OBP: 0.336, SLG: 0.422 (1, 9) | | | | | | | | | | 4 | 0 | 1 | 0 | 0 | 1 | 0 | | | | | | |
| Steve Garvey, R OBP: 0.311, SLG: 0.423 (1, 5) | | | | | | | | | | 4 | 0 | 1 | 0 | 0 | 0 | 2 | | | | | | |
| Bill Russell, R OBP: 0.323, SLG: 0.368 (1, 6) | | | | | | | | | | 4 | 0 | 0 | 0 | 0 | 1 | 4 | | | | | | |
| Chris Cannizzaro, R OBP: 0.342, SLG: 0.302 (1, 2) | | | | | | | | | | 3 | 0 | 0 | 0 | 0 | 1 | 2 | | | | | | |
| Bill Singer, R OBP: 0.107, SLG: 0.093 Doug Rau, L OBP: 0.400, SLG: 0.750 Frank Robinson, R OBP: 0.356, SLG: 0.443 Mike Strahler, R OBP: 0.444, SLG: 0.167 Bobby Valentine, R OBP: 0.311, SLG: 0.325 (1, 1) (3, 1) (5, FH) (5, 1) (6, 8) | | | | | | | | | | 1 | 0 | 0 | 0 | 0 | 0 | 0 | | | | | | |
| Inning Stats | R: 0 E: 0 K: 1 S: 6 | H: 1 LOB: 1 BB: 0 P: 6 | R: 0 E: 0 K: 0 S: 4 | H: 1 LOB: 1 BB: 0 P: 4 | R: 0 E: 0 K: 0 S: 3 | H: 0 LOB: 0 BB: 0 P: 3 | R: 0 E: 1 K: 1 S: 5 | H: 0 LOB: 0 BB: 0 P: 5 | R: 0 E: 1 K: 1 S: 6 | H: 0 LOB: 1 BB: 0 P: 6 | R: 0 E: 0 K: 0 S: 4 | H: 1 LOB: 1 BB: 0 P: 4 | R: 0 E: 0 K: 1 S: 5 | H: 0 LOB: 0 BB: 0 P: 5 | R: 1 E: 0 K: 1 S: 6 | H: 1 LOB: 2 BB: 0 P: 6 | | R: 0 E: 1 K: 0 S: 5 | H: 1 LOB: 2 BB: 0 P: 5 | 1B: 3 2B: 2 3B: 0 HR: 1 | SF: 0 SAC: 0 DP: 1 HBP: 0 | WP: 0 PB: 0 SB: 0 CS: 0 |
| PITCHER Jim Barr, R ERA: 2.8 (1, 1) | IP: 9.0 WLS: W BF: 34 H: 5 R: 1 ER: 1 SO: 5 BB: 0 IBB: 0 HBP: 0 BLK: 0 WP: 0 HR: 1 S: 44 P: 44 ERA: 1.00 WHIP: 0.556 | | | | | | | | | | | | | | | | | | | | | |

AB 34
R 1
H 5
RBI 1
BB 0
SO 5
LOB 13



| Batter | 1 | 2 | 3 | 4 | 5 | 6 | 7 | 8 | 9 | AB | R | H | RBI | BB | SO | LOB | BOTTOM | | | |
|--|---|----------------------------------|------------------------------|----------------------------------|-------------------------------|----------------------------------|------------------------------|---------------------------------|------------------------------|----------------------------------|------------------------------|---------------------------------|------------------------------|---------------------------------|------------------------------|---------------------------------|---|----------------------------------|------------------------------------|----------------------------------|
| Bobby Bonds, R OBP: 0.318, SLG: 0.432 (1, 8) | | | | | | | | | | 4 | 0 | 1 | 1 | 1 | 2 | 1 | Los Angeles Dodgers @ San Francisco Giants Candlestick Park, San Francisco, CA Wed Sep 13 1972, 10:05 PM EDT Att.: 4,340 - Unknown | | | |
| Tito Fuentes, S OBP: 0.307, SLG: 0.382 (1, 4) | | | | | | | | | | 2 | 1 | 1 | 0 | 3 | 0 | 0 | | | | |
| Chris Speier, R OBP: 0.364, SLG: 0.419 (1, 6) | | | | | | | | | | 4 | 0 | 1 | 0 | 1 | 1 | 7 | | | | |
| Willie McCovey, L OBP: 0.311, SLG: 0.385 (1, 3) | | | | | | | | | | 5 | 0 | 0 | 1 | 0 | 2 | 3 | | | | |
| Jim Ray Hart, R OBP: 0.344, SLG: 0.569 (1, 5) | | | | | | | | | | 5 | 1 | 1 | 0 | 0 | 0 | 3 | | | | |
| Ken Henderson, S OBP: 0.319, SLG: 0.444 (1, 7) | | | | | | | | | | 5 | 1 | 3 | 1 | 0 | 0 | 2 | | | | |
| Dave Rader, L OBP: 0.306, SLG: 0.338 (1, 2) | | | | | | | | | | 3 | 1 | 0 | 0 | 1 | 0 | 3 | | | | |
| Gary Matthews, R OBP: 0.235, SLG: 0.353 (1, 9) | | | | | | | | | | 4 | 2 | 1 | 2 | 0 | 0 | 1 | | | | |
| Jim Barr, R OBP: 0.209, SLG: 0.279 (1, 1) | | | | | | | | | | 4 | 1 | 2 | 1 | 0 | 0 | 1 | | | | |
| Inning Stats | R: 1 E: 0 K: 0 S: 3 | H: 0 LOB: 1 BB: 2 P: 11 | R: 1 E: 0 K: 0 S: 6 | H: 3 LOB: 3 BB: 1 P: 10 | R: 5 E: 2 K: 1 S: 10 | H: 3 LOB: 1 BB: 1 P: 14 | R: 0 E: 0 K: 1 S: 5 | H: 0 LOB: 0 BB: 0 P: 5 | R: 0 E: 1 K: 1 S: 6 | H: 2 LOB: 1 BB: 2 P: 14 | R: 0 E: 0 K: 1 S: 5 | H: 0 LOB: 0 BB: 0 P: 5 | R: 0 E: 0 K: 0 S: 5 | H: 2 LOB: 2 BB: 0 P: 5 | R: 0 E: 0 K: 0 S: 5 | H: 2 LOB: 2 BB: 0 P: 5 | | 1B: 6 2B: 3 3B: 1 HR: 0 | SF: 0 SAC: 0 DP: 1 HBP: 0 | WP: 0 PB: 0 SB: 1 CS: 0 |
| PITCHER Bill Singer, R ERA: 3.63 Doug Rau, L ERA: 2.04 Mike Strahler, R ERA: 3.89 Ron Perranoski, L ERA: 5.45 (1, 1) (3, 1) (5, 1) (6, 1) | IP: 2.1 WLS: L BF: 17 H: 5 R: 6 ER: 4 SO: 4 BB: 4 IBB: 0 HBP: 0 BLK: 0 WP: 0 HR: 0 S: 13 P: 29 ERA: 15.43 WHIP: 3.857 | | | | | | | | | | | | | | | | | | | |

AB 36
R 7
H 10
RBI 6
BB 6
SO 5
LOB 21



| Batter | 1 | 2 | 3 | 4 | 5 | 6 | 7 | 8 | 9 | AB | R | H | RBI | BB | SO | LOB | TOP | | | | | | | | |
|---|-------------------------------|----------------------------------|-------------------------------|----------------------------------|-------------------------------|----------------------------------|------------------------------|---------------------------------|------------------------------|---------------------------------|-------------------------------|----------------------------------|------------------------------|----------------------------------|------------------------------|----------------------------------|---|----------------------------------|----------------------------------|------------------------------------|----------------------------------|--------|--|--|--|
| Bobby Bonds, R OBP: 0.318, SLG: 0.432 (1, 8) | 2-1 SH5-3 HR 1B | 1-1 1-3 | | | 0-2 5-3 | | 0-0 E 1B | 0-3 K | | 5 | 2 | 2 | 0 | 0 | 1 | 1 | San Francisco Giants @ Atlanta Braves Atlanta Stadium, Atlanta, GA Sat Sep 16 1972, 7:05 PM EDT Unknown livebaseballscorecards.com | | | | | | | | |
| Tito Fuentes, S OBP: 0.307, SLG: 0.381 (1, 4) | 0-1 SH5-3 1-3 | | 3-2 4-3 | | 2-2 4-3 | | 1-1 E6 L6-4 1B | 1-1 L8 | | 4 | 0 | 1 | 0 | 0 | 0 | 1 | | | | | | | | | |
| Chris Speier, R OBP: 0.362, SLG: 0.415 (1, 6) | 2-2 F8 | | 1-2 4-3 | | 0-0 6-3 | | 4-0 1B BB | | 1-0 F8 | 4 | 0 | 0 | 0 | 1 | 0 | 1 | | | | | | | | | |
| Willie McCovey, L OBP: 0.316, SLG: 0.413 (1, 3) | 3-2 HR | | 1-2 2B 1B | | 0-1 HR | | 2-1 L6-4 2-3 1B | | 3-2 F5 | 5 | 2 | 3 | 3 | 0 | 0 | 2 | | | | | | | | | |
| Jim Ray Hart, R OBP: 0.362, SLG: 0.587 (1, 5) | 0-0 F2 | | 0-0 2B | | 2-1 1B SF9 1B | | 2-0 1B | | 1-0 F8 | 5 | 1 | 3 | 0 | 0 | 0 | 0 | | | | | | | | | |
| Ken Henderson, S OBP: 0.317, SLG: 0.440 (1, 7) | | 3-2 F9 | 2-0 F6 | | 0-0 F5 | | 2-2 F8 | | | 4 | 0 | 0 | 0 | 0 | 0 | 5 | | | | | | | | | |
| Dave Rader, L OBP: 0.308, SLG: 0.340 (1, 2) | 0-1 HR 1B | | | 1-0 4-3 | | 0-1 SF9 1B | | 1-0 6-3 | | 4 | 1 | 2 | 0 | 0 | 0 | 0 | | | | | | | | | |
| Gary Matthews, R OBP: 0.286, SLG: 0.700 (1, 9) | 0-0 HR | | 1-2 F6 | | 0-0 SF9 | | 2-1 HR | | | 3 | 2 | 2 | 4 | 0 | 0 | 0 | | | | | | | | | |
| Jim Willoughby, R OBP: 0.174, SLG: 0.174 (1, 1) | 1-2 F7 | | 0-2 6-3 | | 1-2 4-3 | | 1-0 1B | | | 4 | 0 | 1 | 0 | 0 | 0 | 1 | | | | | | | | | |
| Inning Stats | R: 2 E: 0 K: 0 S: 12 | H: 2 LOB: 0 BB: 0 P: 19 | R: 2 E: 0 K: 0 S: 11 | H: 2 LOB: 0 BB: 0 P: 16 | R: 0 E: 0 K: 0 S: 14 | H: 2 LOB: 2 BB: 0 P: 21 | R: 0 E: 0 K: 0 S: 7 | H: 0 LOB: 0 BB: 0 P: 9 | R: 0 E: 0 K: 0 S: 7 | H: 0 LOB: 0 BB: 0 P: 9 | R: 2 E: 0 K: 0 S: 11 | H: 3 LOB: 1 BB: 0 P: 15 | R: 1 E: 1 K: 0 S: 9 | H: 3 LOB: 2 BB: 1 P: 20 | R: 1 E: 0 K: 1 S: 9 | H: 2 LOB: 1 BB: 0 P: 14 | R: 0 E: 0 K: 0 S: 6 | H: 0 LOB: 0 BB: 0 P: 11 | 1B: 9 2B: 2 3B: 0 HR: 4 | SF: 1 SAC: 1 DP: 1 HBP: 0 | WP: 0 PB: 0 SB: 2 CS: 0 | PA: 41 | | | |
| PITCHER | IP | WLS | BF | H | R | ER | SO | BB | IBB | HBP | BLK | WP | HR | S | P | ERA | WHIP | | | | | | | | |
| Ron Reed, R ERA: 4.0 (1, 1) | 6.0 | L | 30 | 11 | 7 | 7 | 0 | 1 | 0 | 0 | 0 | 0 | 3 | 65 | 97 | 10.50 | 2.000 | | | | | | | | |
| Larry Jaster, L ERA: 3.95 (7, 1) | 3.0 | | 11 | 3 | 1 | 1 | 1 | 0 | 0 | 0 | 0 | 0 | 1 | 21 | 37 | 3.00 | 1.000 | | | | | | | | |

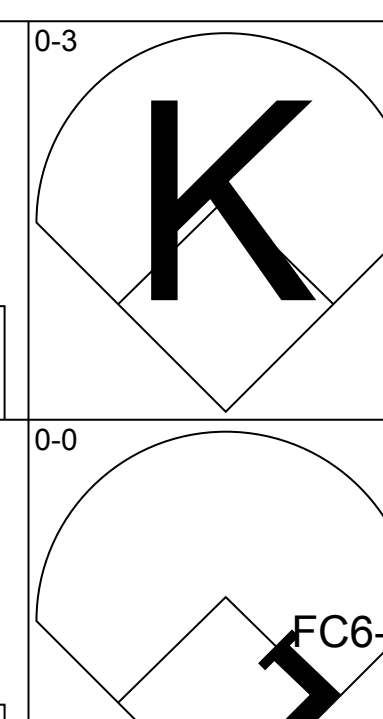
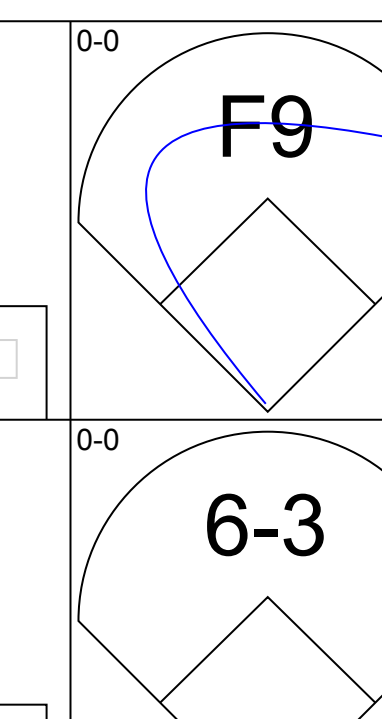
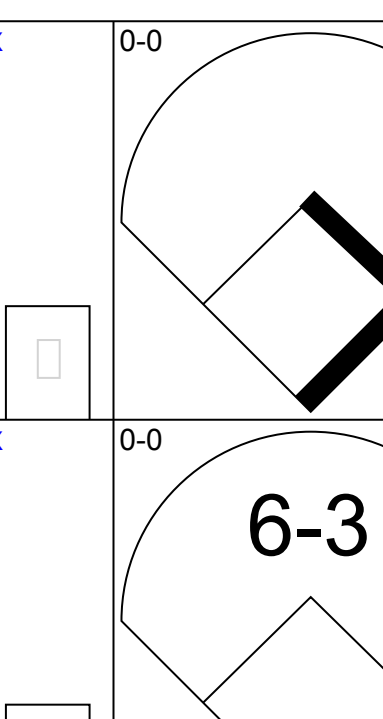
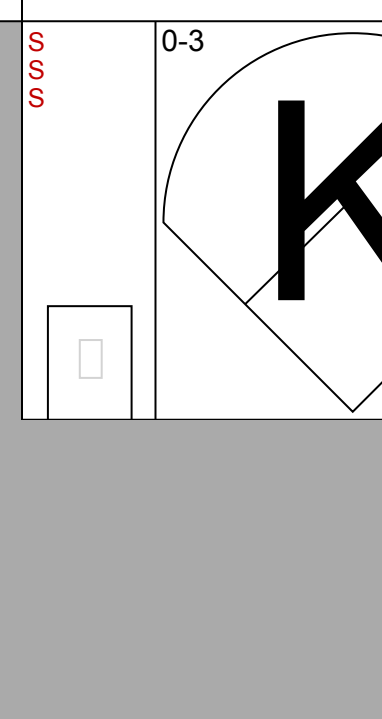
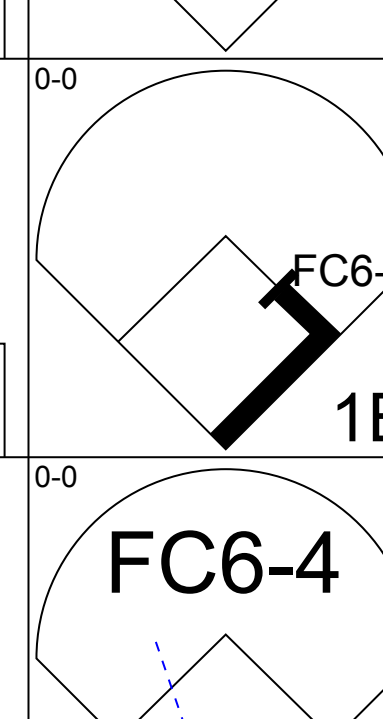
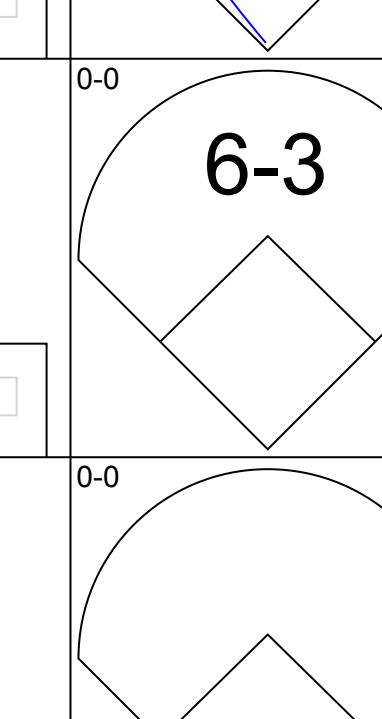
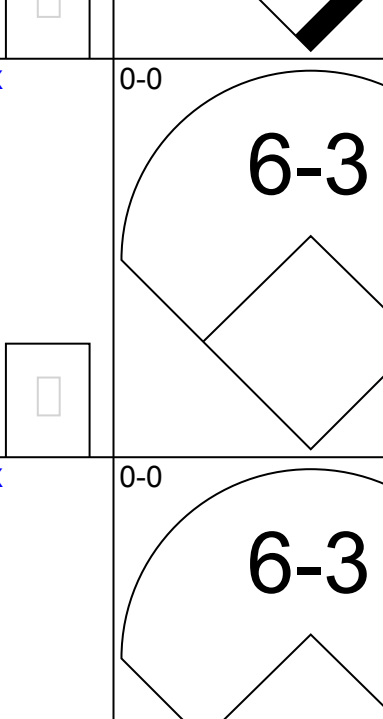
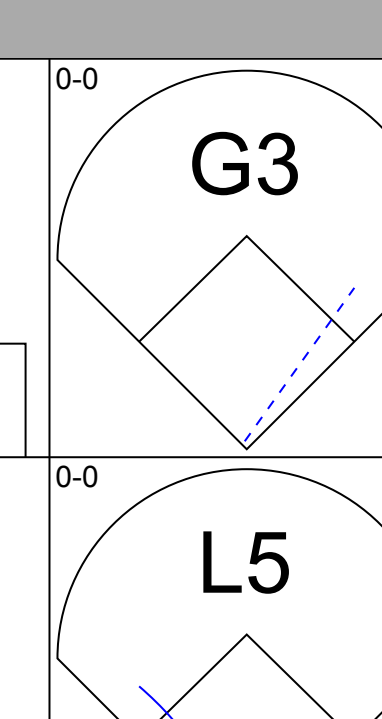
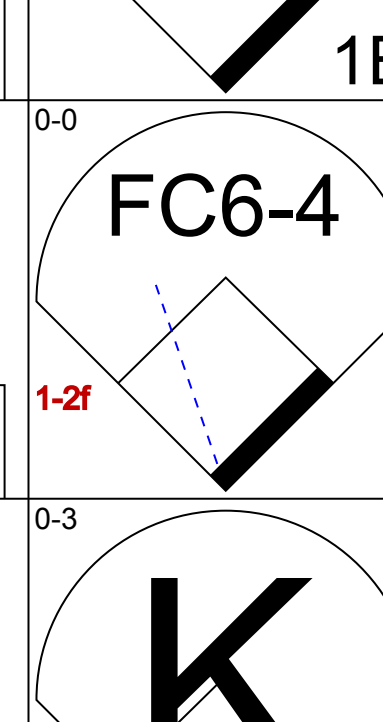
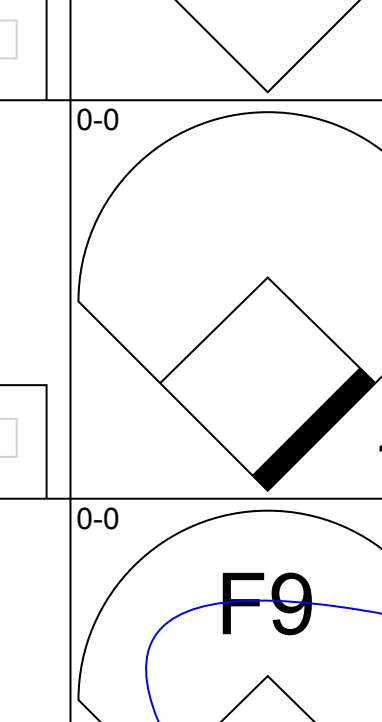
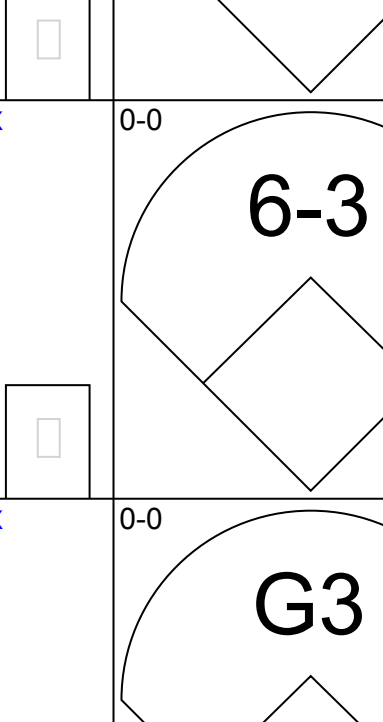
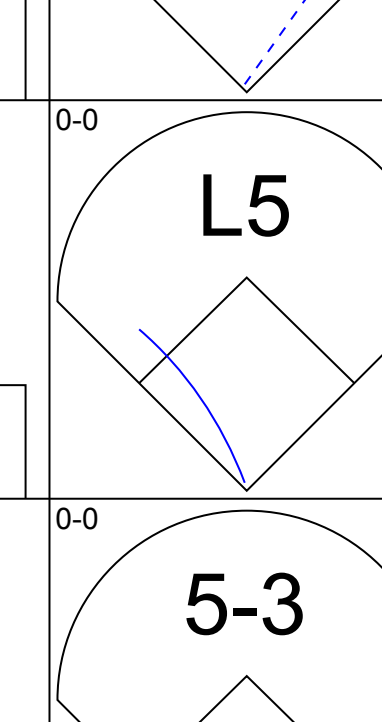
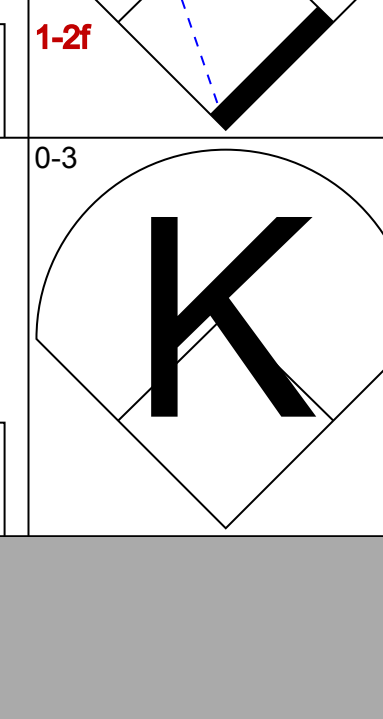
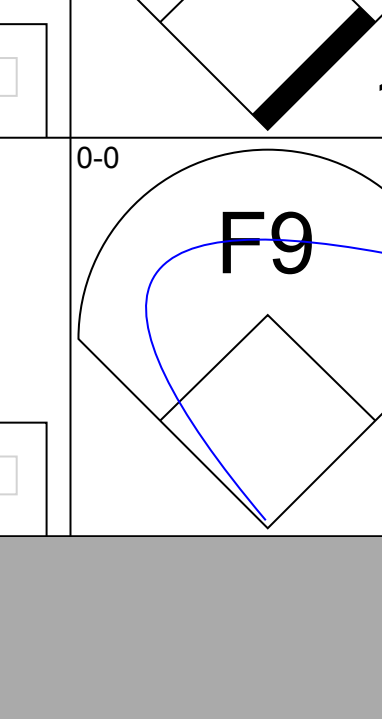
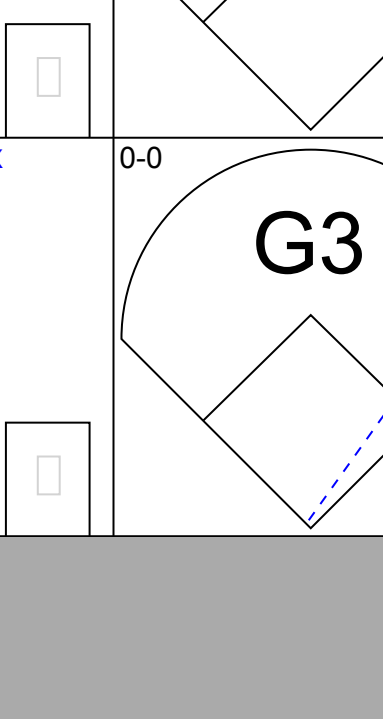
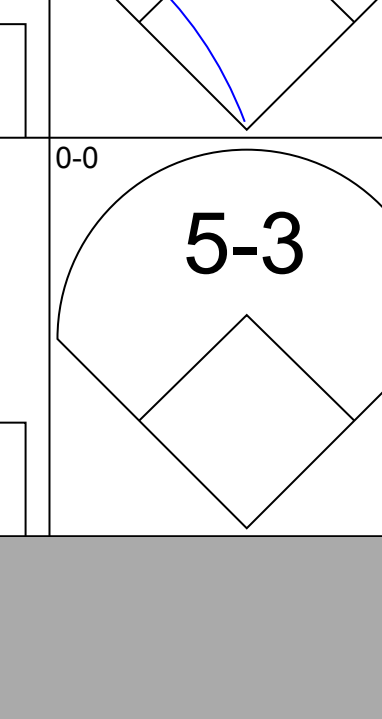
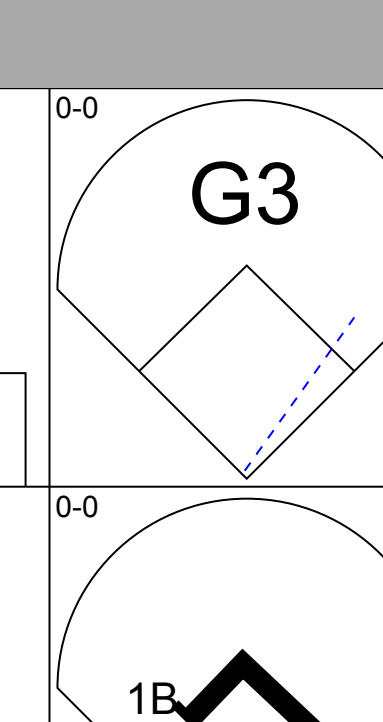
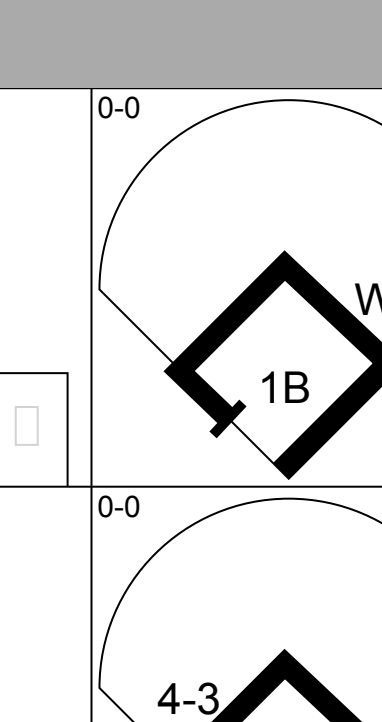
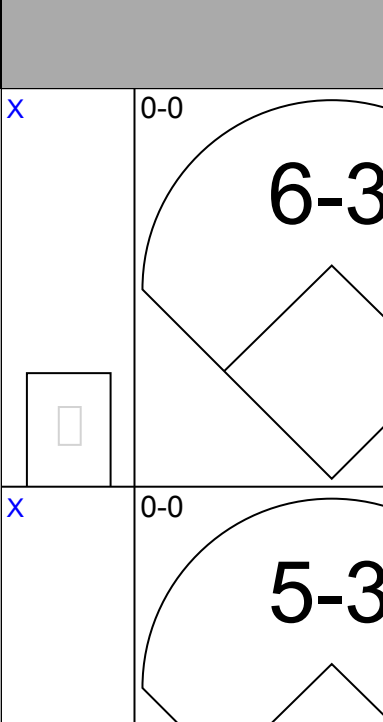
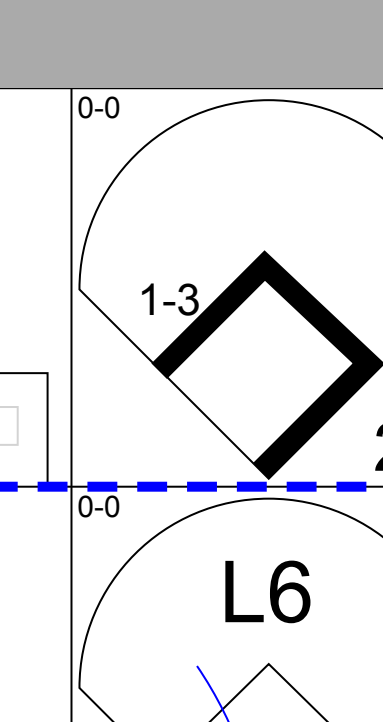
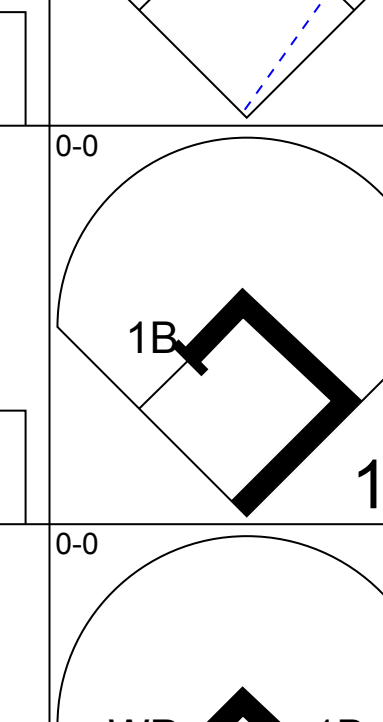
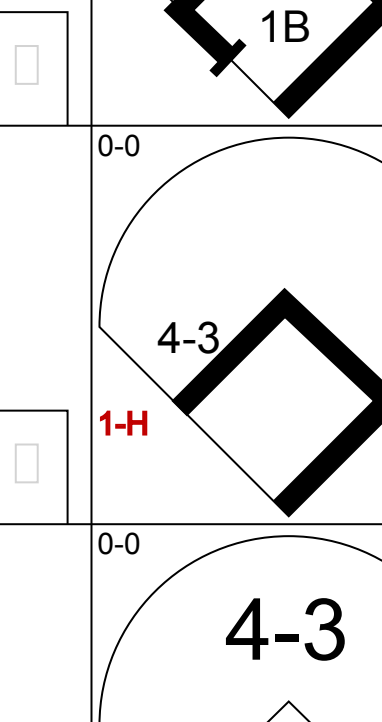
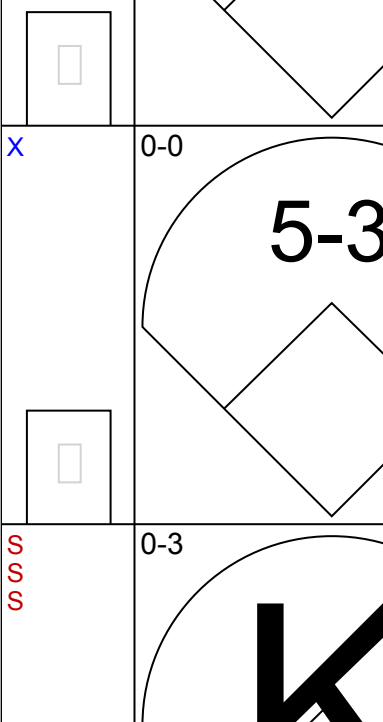
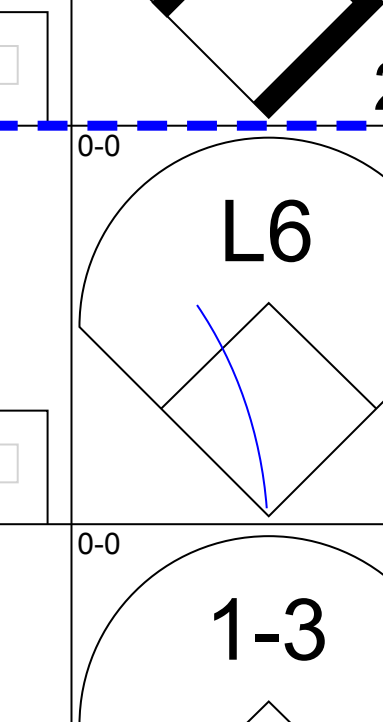
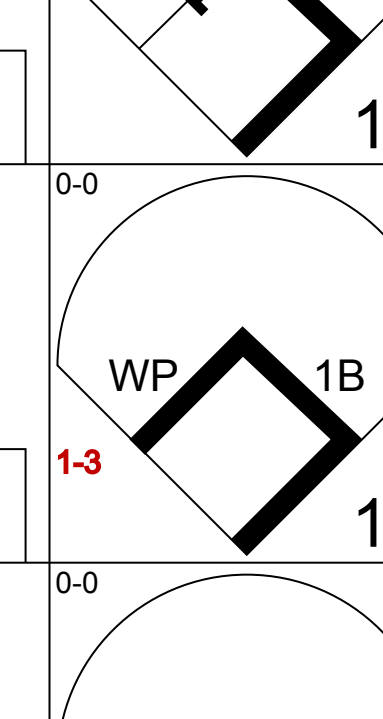
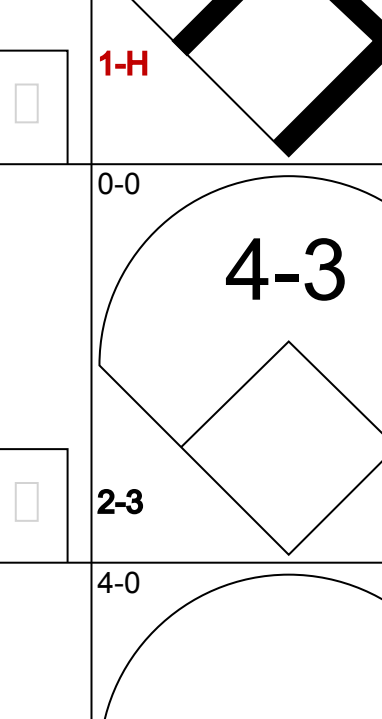
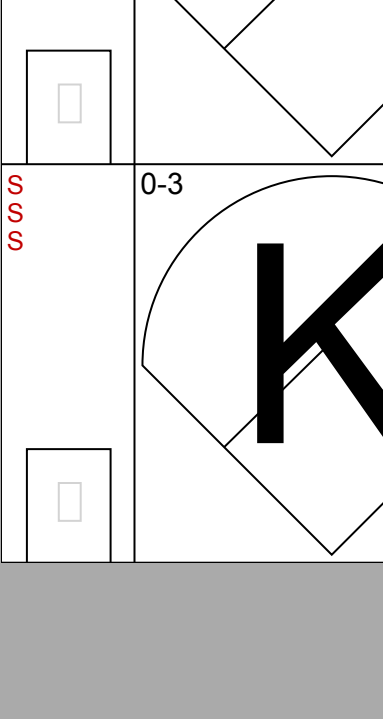
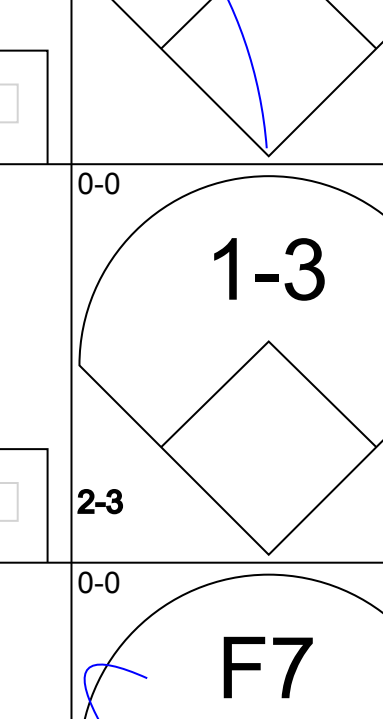
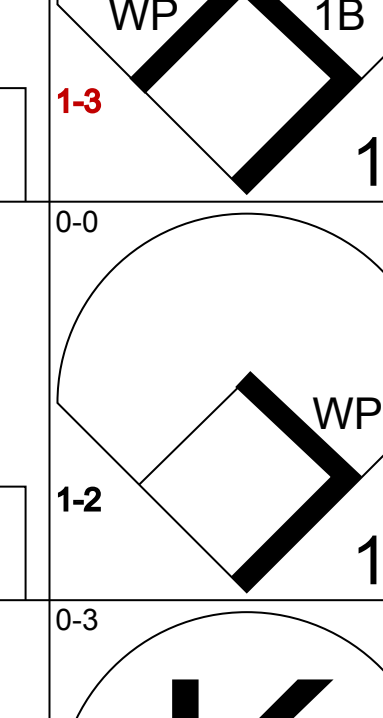
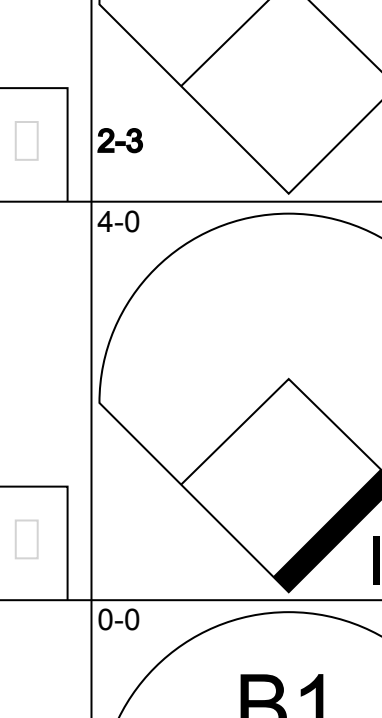
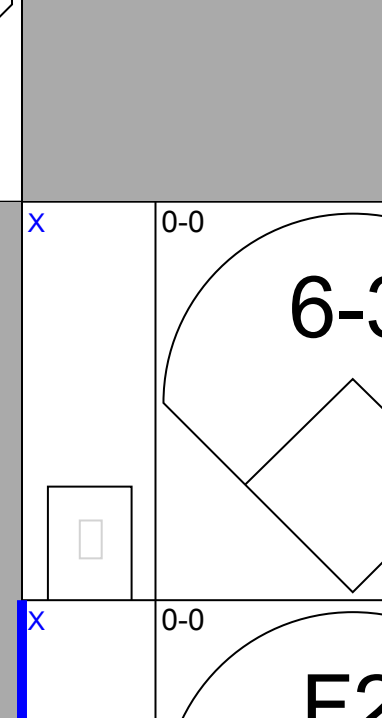
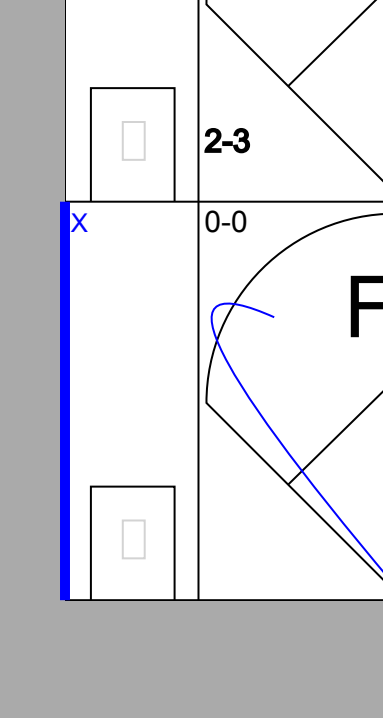
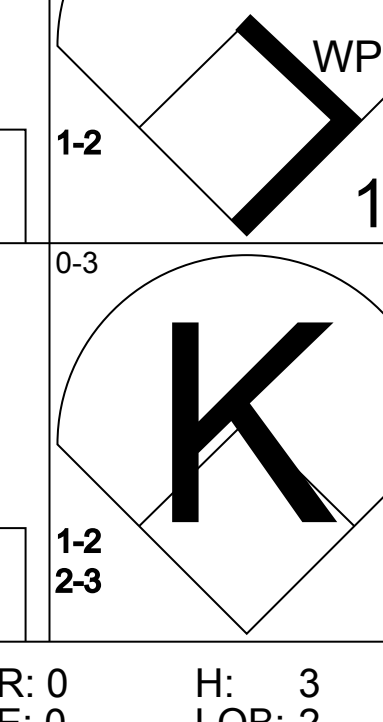
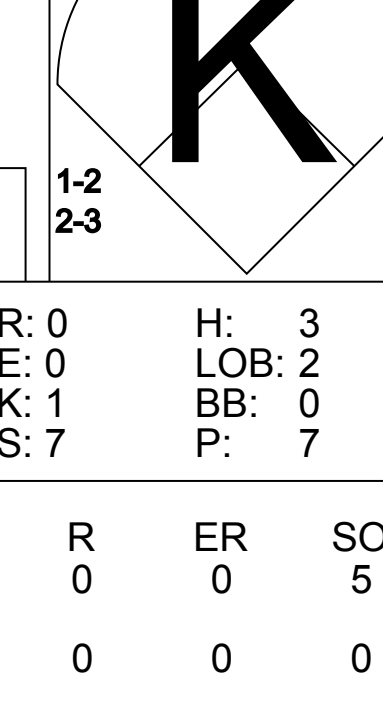
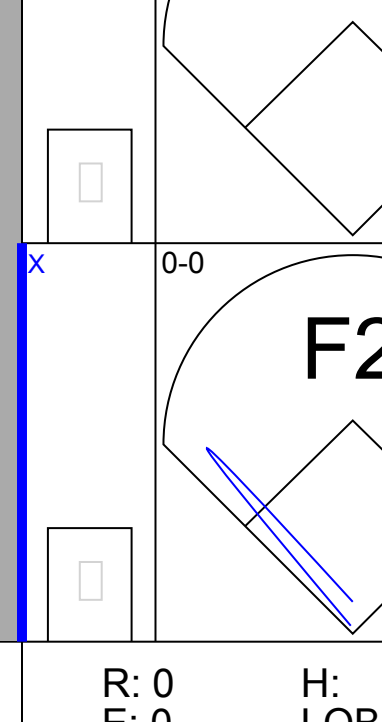
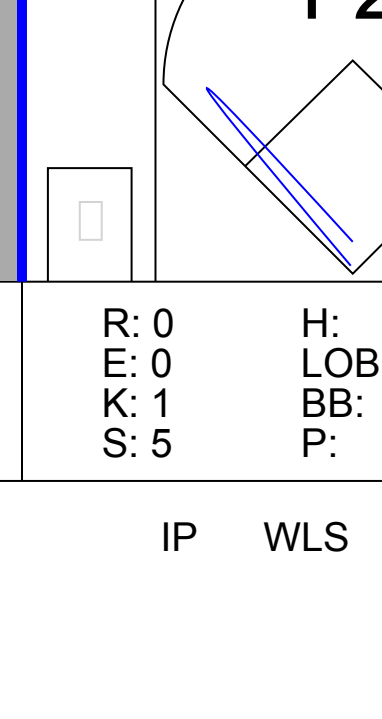
| Batter | 1 | 2 | 3 | 4 | 5 | 6 | 7 | 8 | 9 | AB | R | H | RBI | BB | SO | LOB | BOTTOM | | | | | | | | |
|---|-------------------------------|------------------------------------|-------------------------------|----------------------------------|------------------------------|---------------------------------|------------------------------|----------------------------------|------------------------------|---------------------------------|------------------------------|---------------------------------|-------------------------------|----------------------------------|------------------------------|----------------------------------|---|------------------------------------|----------------------------------|--------|--|--|--|--|--|
| Ralph Garr, L OBP: 0.354, SLG: 0.413 (1, 9) | 1-1 6-3 | 0-2 FC4-6 1-2 FC4-6 | | 1-0 G4-6-3 1-2 | | 0-0 4-3 | | | 1-1 FC3-6 1B WP | 5 | 1 | 0 | 1 | 0 | 0 | 4 | San Francisco Giants @ Atlanta Braves Atlanta Stadium, Atlanta, GA Sat Sep 16 1972, 7:05 PM EDT Unknown livebaseballscorecards.com | | | | | | | | |
| Felix Milan, R OBP: 0.294, SLG: 0.314 (1, 4) | 1-1 E6 1B | 0-1 FC4-6 1-2 | | | 0-1 1B | | 1-0 6-3 | | 1-1 4-3 1B | 5 | 1 | 2 | 1 | 0 | 0 | 1 | | | | | | | | | |
| Jim Breazeale, L OBP: 0.317, SLG: 0.494 (1, 3) | 0-1 FC5-4 2H 1B | | 1-0 6-3 | | 0-0 F4 | | 0-0 F9 | | 1-0 4-3 | 5 | 0 | 1 | 1 | 0 | 0 | 2 | | | | | | | | | |
| Earl Williams, R OBP: 0.338, SLG: 0.467 (1, 2) | 3-1 FC5-4 1B 1-2 | | 2-0 HR | | 1-0 F8 | | 0-0 F9 | | 1-0 F7 | 5 | 1 | 1 | 1 | 0 | 0 | 3 | | | | | | | | | |
| Dusty Baker Jr., R OBP: 0.385, SLG: 0.496 (1, 8) | 3-2 1-2 1B | | 4-2 1-3 BB | | 0-0 1-2 1B | | | 3-2 5-3 | | 3 | 0 | 2 | 0 | 1 | 0 | 0 | | | | | | | | | |
| Rico Carty, R OBP: 0.379, SLG: 0.404 (1, 7) | 3-2 F8 | | 2-2 1-3 | | 2-1 4-3 | | | 0-0 F8 | | 4 | 0 | 0 | 0 | 0 | 0 | 5 | | | | | | | | | |
| Darrell Evans, L OBP: 0.372, SLG: 0.408 (1, 5) | | 2-2 FC4-6 1B | 1-0 4-3 | | 2-1 1-4-3 1B | | | 2-2 F4 | | 4 | 0 | 2 | 0 | 0 | 0 | 1 | | | | | | | | | |
| Sonny Jackson, L OBP: 0.283, SLG: 0.330 (1, 6) | | 2-1 FC4-6 1B 1-2 FC4-6 | | 4-2 G4-6-3 BB | | 0-0 1-4-3 | | | 0-0 E7 1B | 1 | 1 | 0 | 0 | 1 | 0 | 1 | | | | | | | | | |
| Marty Perez, R OBP: 0.274, SLG: 0.264 (4, PR) (5, 6) | | | | | | | | | | 2 | 1 | 1 | 0 | 0 | 0 | 1 | | | | | | | | | |
| Ron Reed, R OBP: 0.176, SLG: 0.194 (1, 1) | | 0-1 FC4-6 1B | | 0-0 F3 | | 0-1 1-3 | | | 1-0 FC3-6 2H 1B | 3 | 0 | 1 | 0 | 0 | 0 | 2 | | | | | | | | | |
| Larry Jaster, L OBP: 0.329, SLG: 0.363 (9, PH) (7, 1) | | | | | | | | | | 0 | 0 | 0 | 0 | 0 | 0 | 0 | | | | | | | | | |
| Inning Stats | R: 1 E: 1 K: 0 S: 14 | H: 2 LOB: 2 BB: 0 P: 25 | R: 1 E: 0 K: 0 S: 12 | H: 2 LOB: 1 BB: 0 P: 16 | R: 1 E: 1 K: 0 S: 4 | H: 1 LOB: 1 BB: 1 P: 9 | R: 0 E: 0 K: 0 S: 7 | H: 0 LOB: 2 BB: 0 P: 10 | R: 0 E: 0 K: 0 S: 6 | H: 1 LOB: 1 BB: 0 P: 8 | R: 0 E: 0 K: 0 S: 3 | H: 0 LOB: 0 BB: 0 P: 4 | R: 0 E: 0 K: 0 S: 10 | H: 0 LOB: 0 BB: 0 P: 15 | R: 2 E: 1 K: 0 S: 8 | H: 3 LOB: 1 BB: 0 P: 13 | 1B: 10 2B: 0 3B: 0 HR: 1 | SF: 0 SAC: 0 DP: 1 HBP: 0 | WP: 1 PB: 0 SB: 0 CS: 0 | PA: 40 | | | | | |
| PITCHER | IP | WLS | BF | H | R | ER | SO | BB | IBB | HBP | BLK | WP | HR | S | P | ERA | WHIP | | | | | | | | |
| Jim Willoughby, R ERA: 2.15 (1, 1) | 9.0 | W | 40 | 11 | 5 | 4 | 0 | 2 | 0 | 0 | 0 | 1 | 1 | 76 | 122 | 4.00 | 1.444 | | | | | | | | |

| Batter | 1 | 2 | 3 | 4 | 5 | 6 | 7 | 8 | 9 | AB | R | H | RBI | BB | SO | LOB | TOP | | | |
|--|---|---------------------------------|-------------------------------|----------------------------------|------------------------------|----------------------------------|-------------------------------|----------------------------------|-------------------------------|----------------------------------|------------------------------|----------------------------------|-------------------------------|----------------------------------|------------------------------|---------------------------------|---|------------------------------------|----------------------------------|--------|
| Bobby Bonds, R OBP: 0.320, SLG: 0.437 (1, 8) | F9 | | E BB | | G5-4-3 | | | HR | | 3 | 1 | 1 | 1 | 1 | 0 | 1 | San Francisco Giants @ Atlanta Braves Atlanta Stadium, Atlanta, GA Sat Sep 16 1972, 7:05 PM EDT Att: 5,461 - Unknown | | | |
| Tito Fuentes, S OBP: 0.307, SLG: 0.382 (1, 4) | F6 | | 4-3 | | | 5-3 | | 1B 2B | | 4 | 1 | 1 | 0 | 0 | 0 | 1 | | | | |
| Chris Speier, R OBP: 0.361, SLG: 0.413 (1, 6) | F7 | | | PB 1B BB | | K | | 6-3 | | 3 | 0 | 0 | 0 | 1 | 1 | 1 | | | | |
| Jim Ray Hart, R OBP: 0.397, SLG: 0.606 (1, 5) | | | | | | | | 1B BB | | 3 | 0 | 3 | 0 | 1 | 0 | 0 | | | | |
| Dave Kingman, R OBP: 0.301, SLG: 0.456 (1, 3) | | | | | | | | 1B BB | | 3 | 0 | 0 | 0 | 0 | 0 | 4 | | | | |
| Elias Sosa, R (6, 1) | G4-3 | | | | | 1-3 | | | | 0 | 0 | 0 | 0 | 0 | 0 | 0 | | | | |
| Willie McCovey, L OBP: 0.318, SLG: 0.415 (8, PH) | | | | | | | | | | 1 | 0 | 1 | 1 | 0 | 0 | 0 | | | | |
| Bernie Williams, R OBP: 0.254, SLG: 0.409 (8, PR) | | | | | | | | 1B | | 0 | 0 | 0 | 0 | 0 | 0 | 0 | | | | |
| Jerry Johnson, R (8, 1) | | | | | | | | | | 0 | 0 | 0 | 0 | 0 | 0 | 0 | | | | |
| Gary Matthews, R OBP: 0.280, SLG: 0.609 (1, 9) | | | | | | | | | | 3 | 0 | 0 | 0 | 1 | 0 | 4 | | | | |
| Gary Thomasson, L (1, 7) | | | | | | | | | | | | | | | | | | | | |
| Ken Henderson, S OBP: 0.315, SLG: 0.438 (7, PH) | K | | | | | | | 6-3 | | 2 | 0 | 0 | 0 | 0 | 1 | 3 | AB 32 | | | |
| Fran Healy, R OBP: 0.257, SLG: 0.222 (1, 2) | | | | | | | | | | 2 | 0 | 0 | 0 | 0 | 0 | 0 | R 2 | | | |
| Dave Rader, L OBP: 0.307, SLG: 0.339 (9, PH) | | | | | | | | | | 1 | 0 | 0 | 0 | 0 | 0 | 0 | H 7 | | | |
| Frank Reberger, L OBP: 0.250, SLG: 0.314 (1, 1) | | | | | | | | | | 3 | 0 | 0 | 0 | 0 | 0 | 0 | RBI 2 | | | |
| Jim Howarth, L OBP: 0.336, SLG: 0.310 (6, 3) | | | | | | | | | | 1 | 0 | 0 | 0 | 0 | 0 | 0 | BB 4 | | | |
| Inning Stats | R: 0 E: 0 K: 0 S: 6 | H: 0 LOB: 0 BB: 0 P: 9 | R: 0 E: 0 K: 1 S: 11 | H: 1 LOB: 1 BB: 1 P: 20 | R: 0 E: 1 K: 0 S: 7 | H: 0 LOB: 1 BB: 1 P: 15 | R: 0 E: 0 K: 0 S: 11 | H: 1 LOB: 2 BB: 1 P: 22 | R: 0 E: 0 K: 1 S: 10 | H: 1 LOB: 0 BB: 0 P: 13 | R: 0 E: 0 K: 0 S: 6 | H: 0 LOB: 0 BB: 0 P: 12 | R: 2 E: 0 K: 0 S: 17 | H: 3 LOB: 2 BB: 1 P: 26 | R: 0 E: 0 K: 0 S: 5 | H: 0 LOB: 0 BB: 0 P: 5 | 1B: 5 2B: 1 3B: 0 HR: 1 | SF: 0 SAC: 0 DP: 2 HBP: 0 | WP: 0 PB: 1 SB: 0 CS: 0 | PA: 36 |
| PITCHER Phil Niekro, R ERA: 3.04 (1, 1) | IP: 9.0 WLS: W BF: 36 H: 7 R: 2 ER: 2 SO: 2 BB: 4 IBB: 0 HBP: 0 BLK: 0 WP: 0 HR: 1 S: 76 P: 127 ERA: 2.00 WHIP: 1.222 | | | | | | | | | | | | | | | PITCHER | IP: 9.0 WLS: W BF: 36 H: 7 R: 2 ER: 2 SO: 2 BB: 4 IBB: 0 HBP: 0 BLK: 0 WP: 0 HR: 1 S: 76 P: 127 ERA: 2.00 WHIP: 1.222 | | | |

| Batter | 1 | 2 | 3 | 4 | 5 | 6 | 7 | 8 | 9 | AB | R | H | RBI | BB | SO | LOB | BOTTOM | | | |
|---|--|----------------------------------|-------------------------------|----------------------------------|-------------------------------|----------------------------------|-------------------------------|----------------------------------|-------------------------------|----------------------------------|------------------------------|----------------------------------|------------------------------|----------------------------------|------------------------------|---------------------------------|--|----------------------------------|------------------------------------|----------------------------------|
| Ralph Garr, L OBP: 0.354, SLG: 0.419 (1, 7) | 6-3 | 4-3 | | | | HR | | 1-3 | | 5 | 1 | 2 | 2 | 0 | 0 | 2 | San Francisco Giants @ Atlanta Braves Atlanta Stadium, Atlanta, GA Sat Sep 16 1972, 7:05 PM EDT Att: 5,461 - Unknown | | | |
| Rod Gilbreath, R OBP: 0.343, SLG: 0.313 (1, 4) | 1B 2B | | CS 1B | | K | 4-3 | | 6-3 | | 5 | 1 | 2 | 0 | 0 | 1 | 2 | | | | |
| Hank Aaron, R OBP: 0.396, SLG: 0.509 (1, 3) | F6 | | F8 | | F5 | BB | | | | 3 | 0 | 0 | 0 | 1 | 0 | 2 | | | | |
| Darrell Evans, L OBP: 0.375, SLG: 0.410 (1, 5) | 1B | | HR 1B | | BB | K | | | | 3 | 1 | 2 | 1 | 1 | 1 | 1 | | | | |
| Dusty Baker Jr., R OBP: 0.386, SLG: 0.503 (1, 8) | F6 | | HR | | BB | | | | | 3 | 1 | 1 | 2 | 1 | 1 | 1 | | | | |
| Mike Lum, L OBP: 0.326, SLG: 0.358 (1, 9) | | | K | | F8 | | | 6-3 | | 4 | 0 | 0 | 0 | 0 | 1 | 2 | | | | |
| Marty Perez, R OBP: 0.276, SLG: 0.266 (1, 6) | | | SH3 1B | | K | F4 | | E3 1B | | 4 | 0 | 2 | 0 | 0 | 1 | 2 | | AB 31 | | |
| Bob Didier, S OBP: 0.583, SLG: 0.700 (1, 2) | | | SH3 1B | | 1B HBP | HR BB | | 4-3 | | 2 | 1 | 1 | 0 | 1 | 0 | 1 | | R 5 | | |
| Phil Niekro, R OBP: 0.233, SLG: 0.256 (1, 1) | | | SH3 | | K | SH1-4 | | K | | 2 | 0 | 0 | 0 | 0 | 2 | 1 | | H 10 | | |
| Inning Stats | R: 1 E: 0 K: 0 S: 11 | H: 2 LOB: 1 BB: 0 P: 19 | R: 0 E: 0 K: 0 S: 11 | H: 2 LOB: 2 BB: 0 P: 13 | R: 2 E: 0 K: 1 S: 13 | H: 3 LOB: 0 BB: 0 P: 21 | R: 0 E: 0 K: 3 S: 11 | H: 1 LOB: 2 BB: 0 P: 16 | R: 2 E: 0 K: 1 S: 11 | H: 1 LOB: 1 BB: 2 P: 22 | R: 0 E: 0 K: 1 S: 9 | H: 1 LOB: 1 BB: 0 P: 12 | R: 0 E: 0 K: 1 S: 7 | H: 0 LOB: 0 BB: 0 P: 11 | R: 0 E: 0 K: 1 S: 5 | H: 0 LOB: 0 BB: 0 P: 5 | | 1B: 7 2B: 1 3B: 0 HR: 2 | SF: 0 SAC: 2 DP: 0 HBP: 1 | WP: 0 PB: 0 SB: 0 CS: 1 |
| PITCHER Frank Reberger, R ERA: 3.95 (1, 1) | IP: 5.1 WLS: L BF: 28 H: 9 R: 5 ER: 5 SO: 4 BB: 3 IBB: 0 HBP: 1 BLK: 0 WP: 0 HR: 2 S: 59 P: 95 ERA: 8.44 WHIP: 2.250 | | | | | | | | | | | | | | | PITCHER | IP: 5.1 WLS: L BF: 28 H: 9 R: 5 ER: 5 SO: 4 BB: 3 IBB: 0 HBP: 1 BLK: 0 WP: 0 HR: 2 S: 59 P: 95 ERA: 8.44 WHIP: 2.250 | | | |
| Elias Sosa, R ERA (6, 1) | 1.2 7 1 0 0 2 1 0 0 0 0 0 0 15 24 0.00 1.200 | | | | | | | | | | | | | | | PITCHER | IP: 1.0 WLS: L BF: 7 H: 1 R: 0 ER: 0 SO: 1 BB: 0 HBP: 0 BLK: 0 WP: 0 HR: 0 S: 7 P: 11 ERA: 0.00 WHIP: 0.000 | | | |
| Jerry Johnson, R ERA: 4.13 (8, 1) | 1.0 3 0 0 0 1 0 0 0 0 0 0 0 7 11 0.00 0.000 | | | | | | | | | | | | | | | PITCHER | IP: 1.0 WLS: L BF: 3 H: 0 R: 0 ER: 0 SO: 0 BB: 0 HBP: 0 BLK: 0 WP: 0 HR: 0 S: 3 P: 5 ERA: 0.00 WHIP: 0.000 | | | |

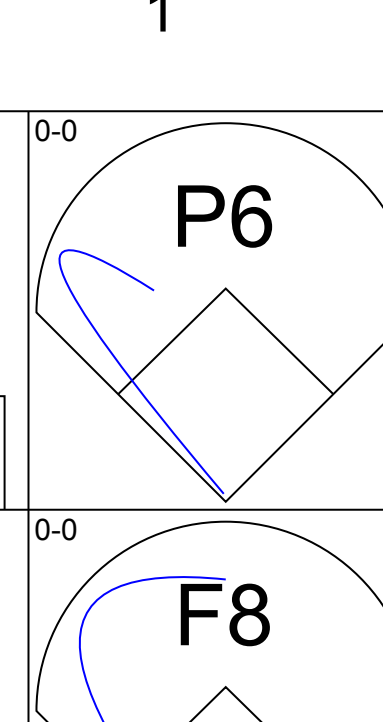
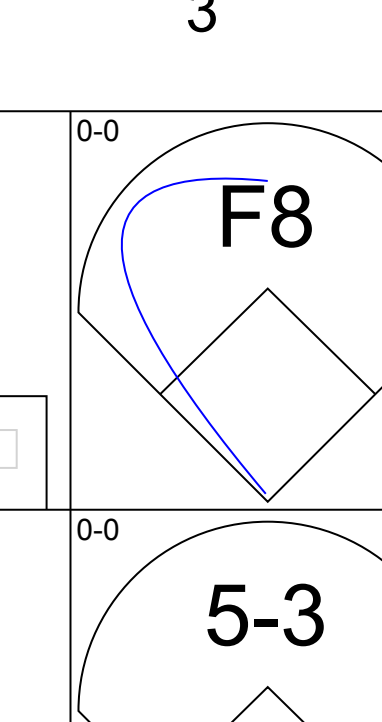
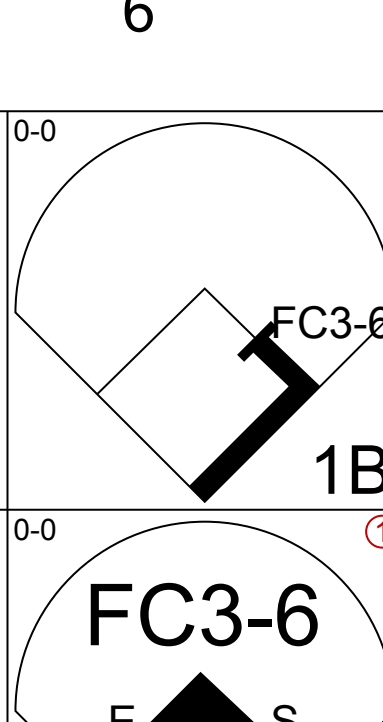
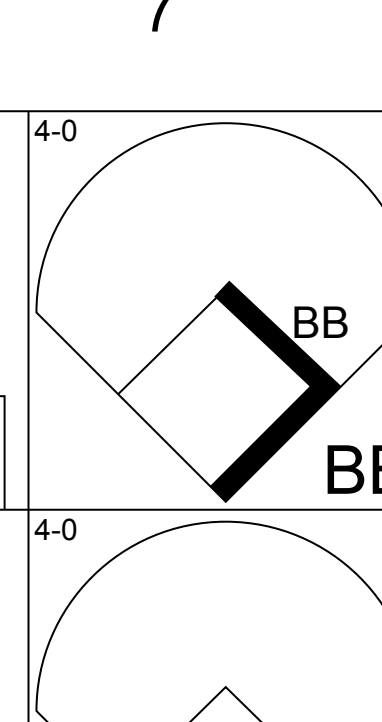
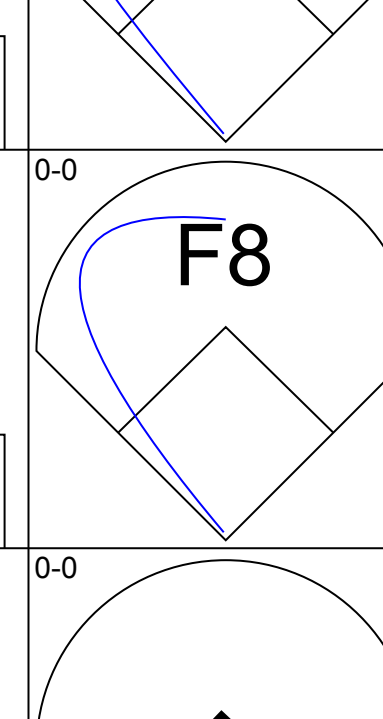
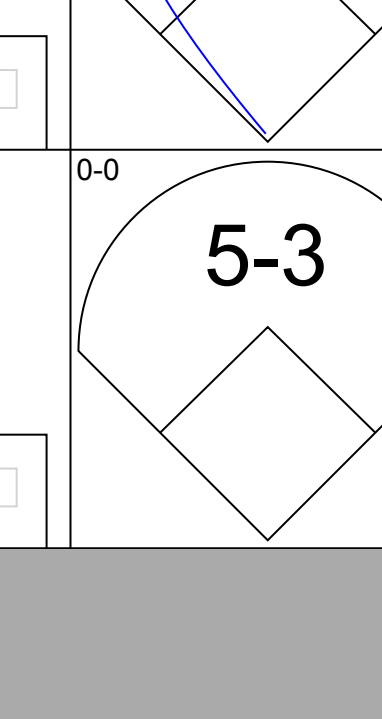
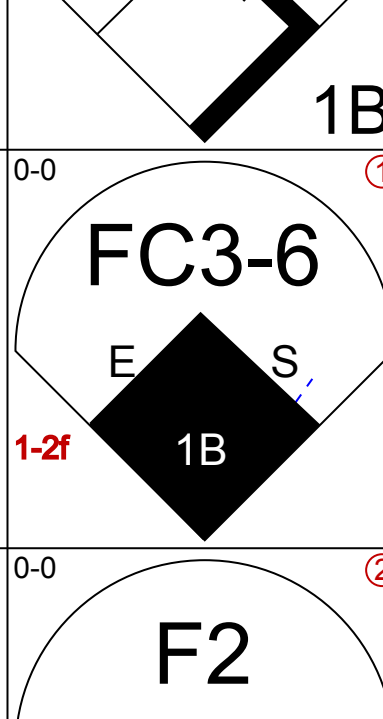
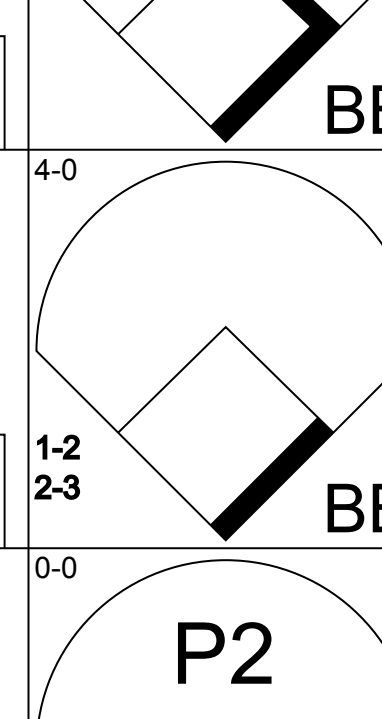
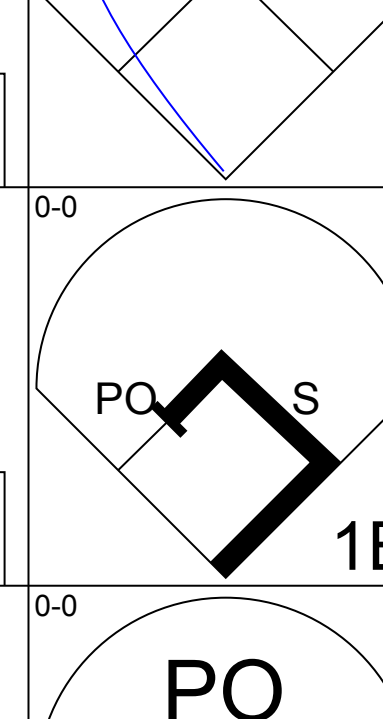
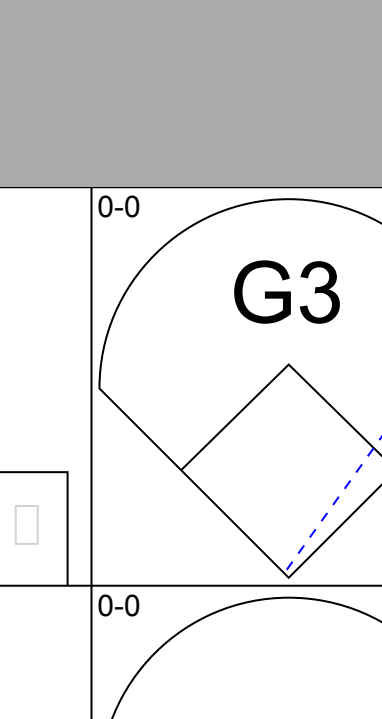
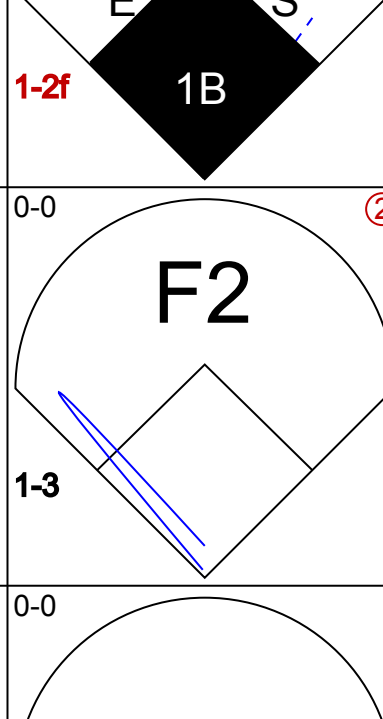
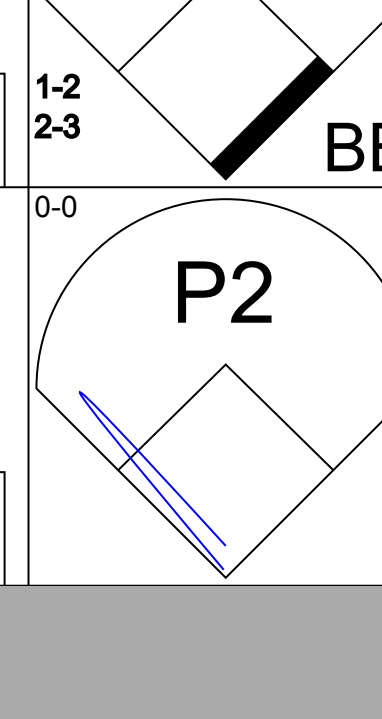
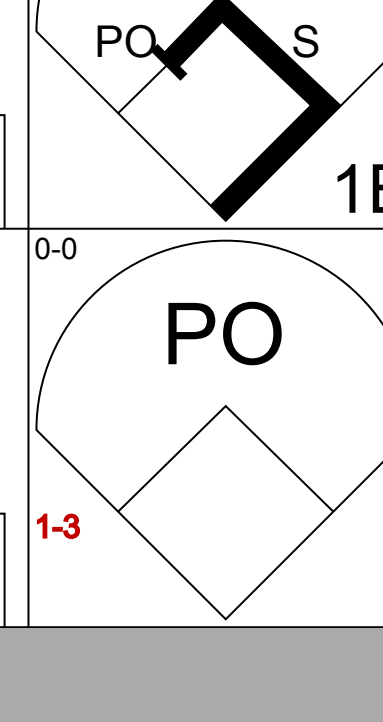
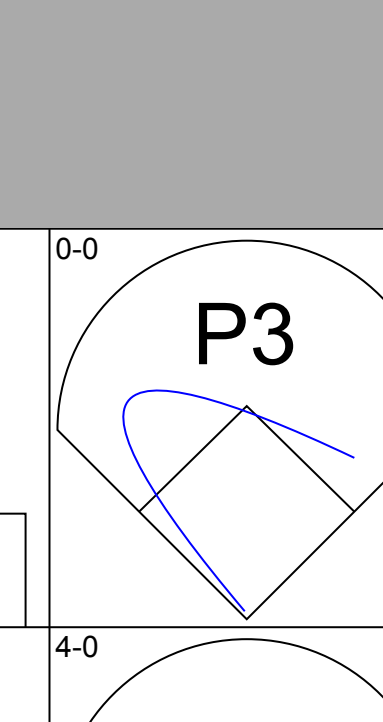
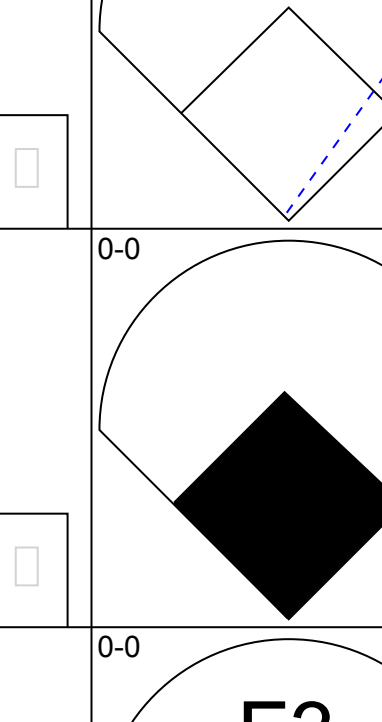
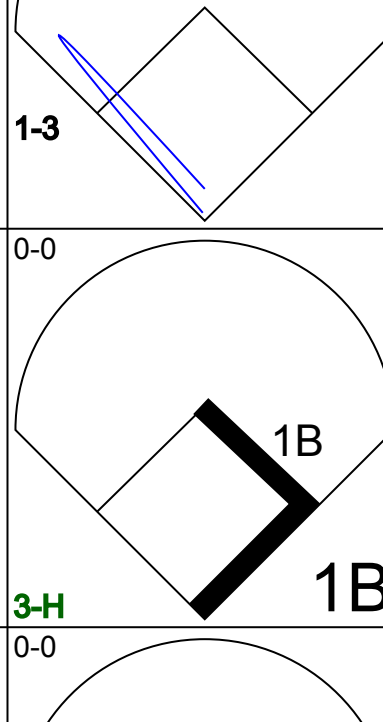
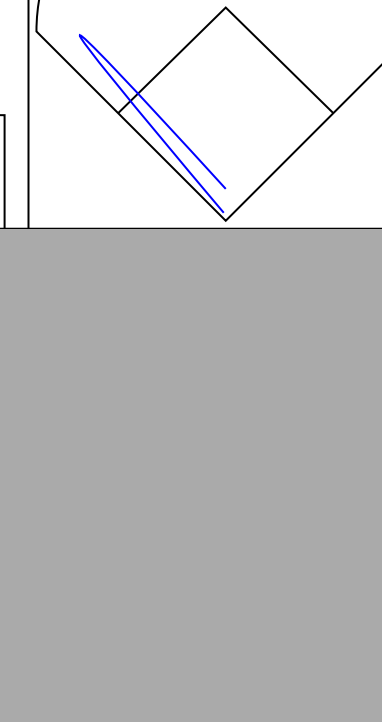
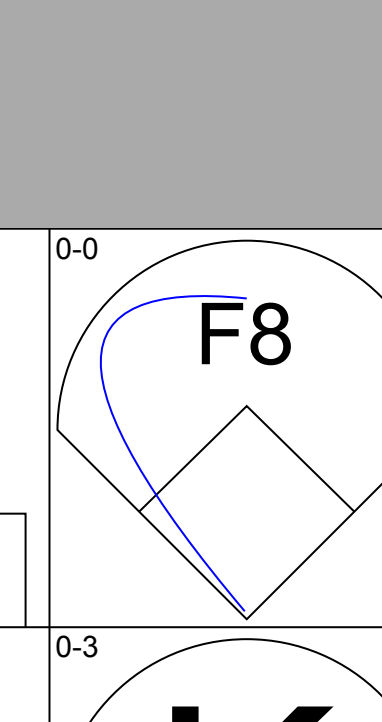
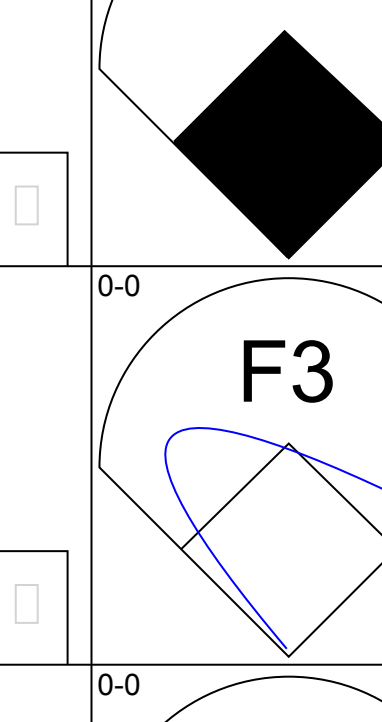
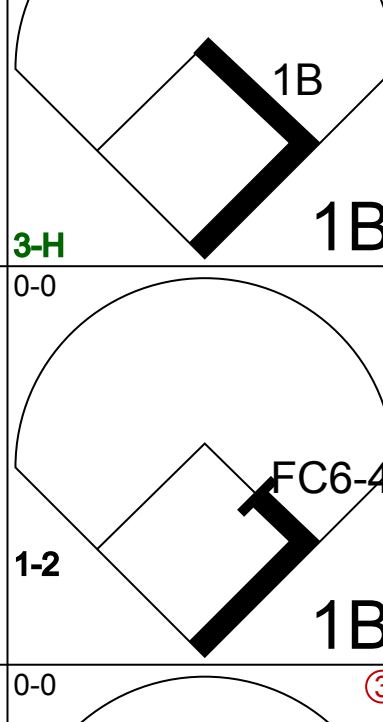

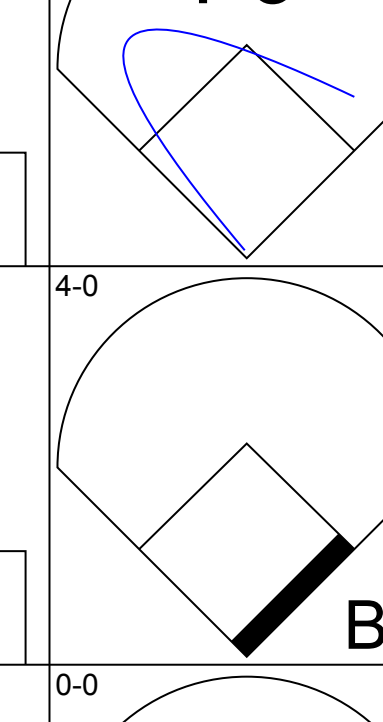
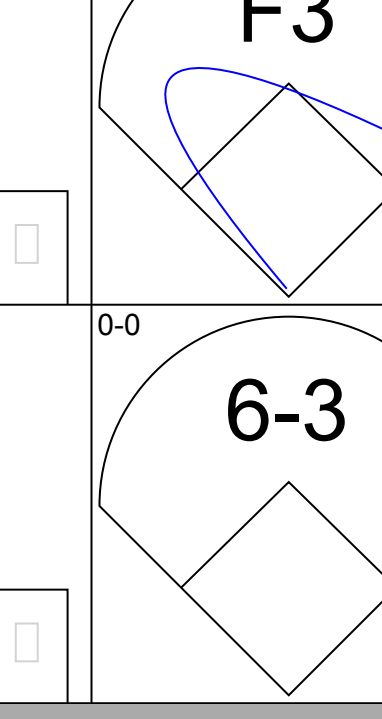
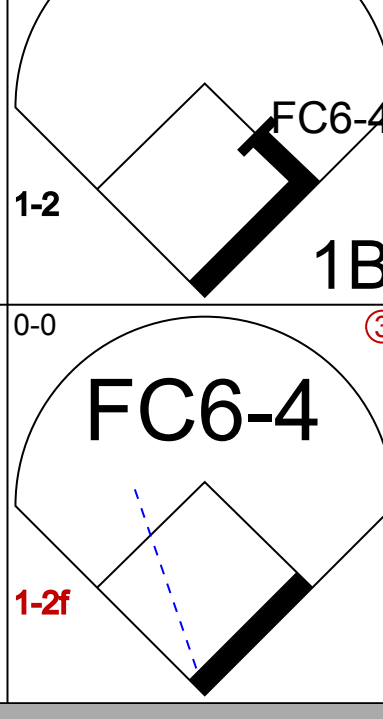

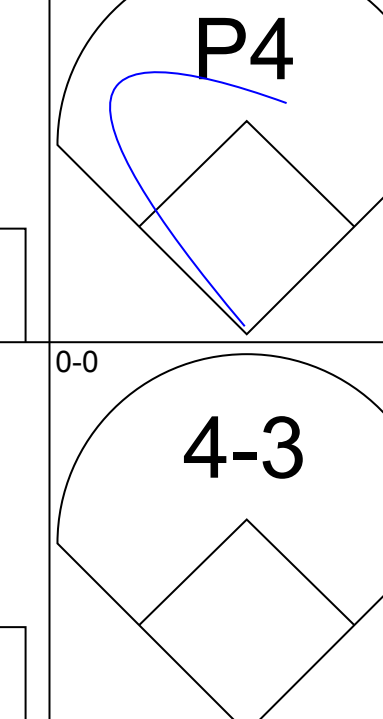
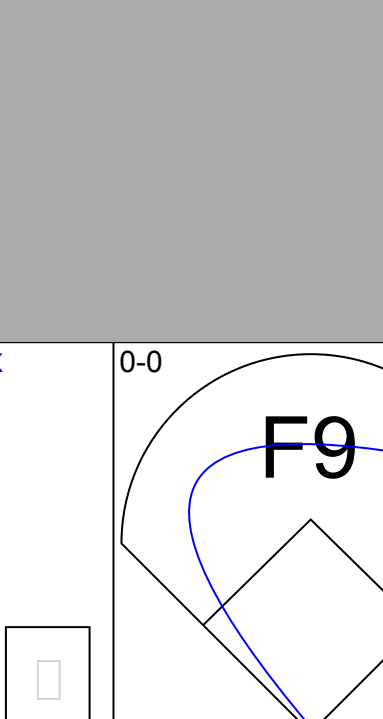
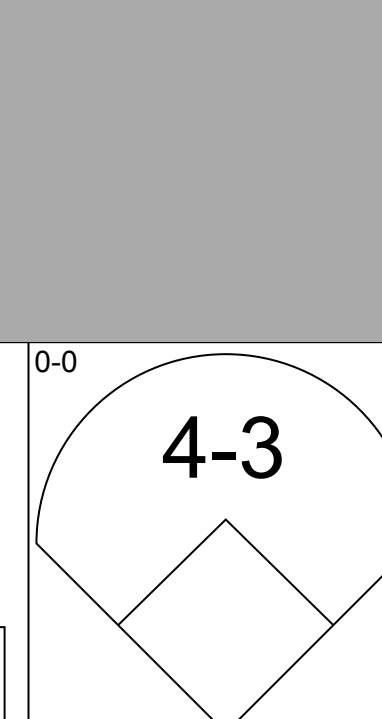
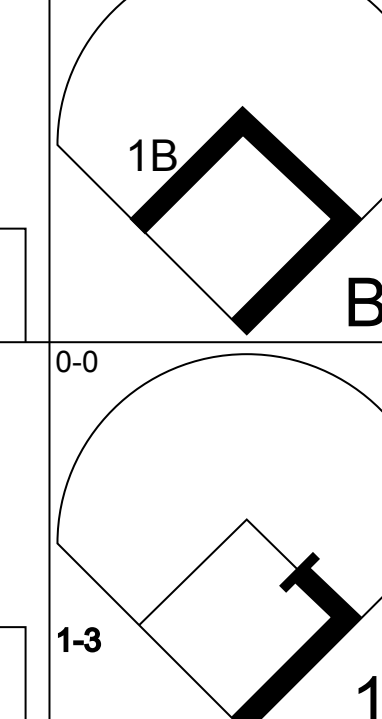
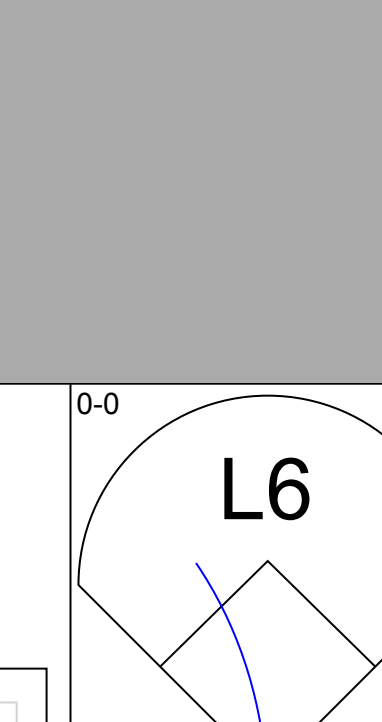
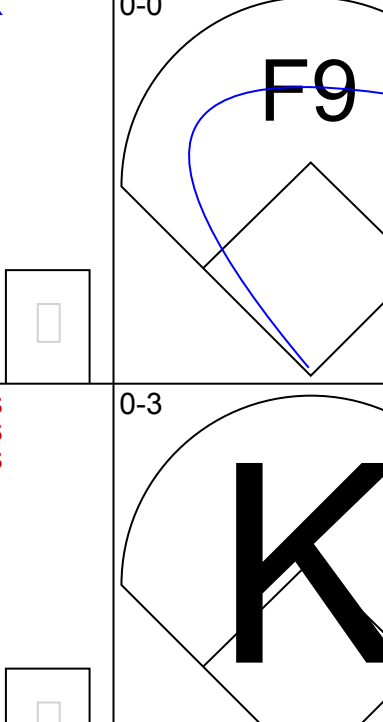
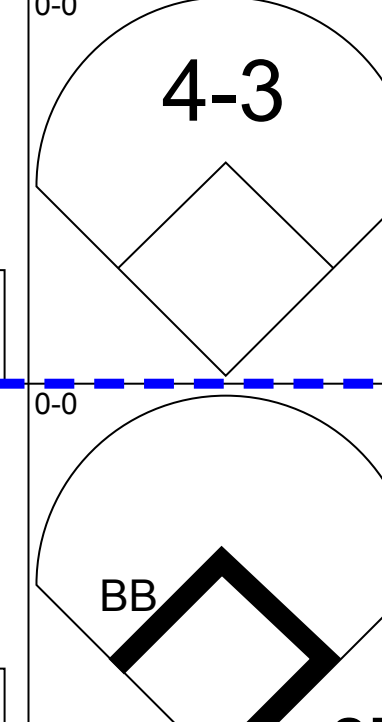
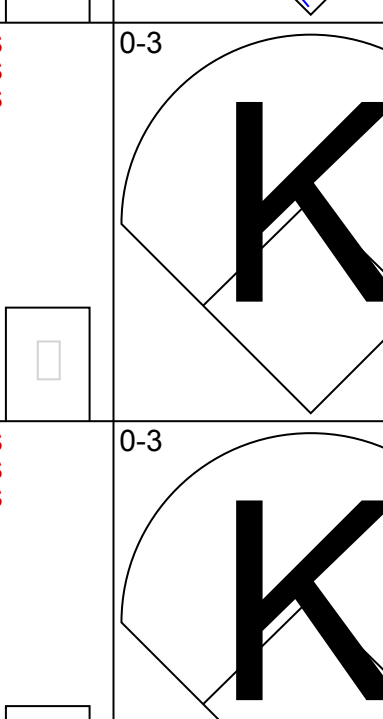
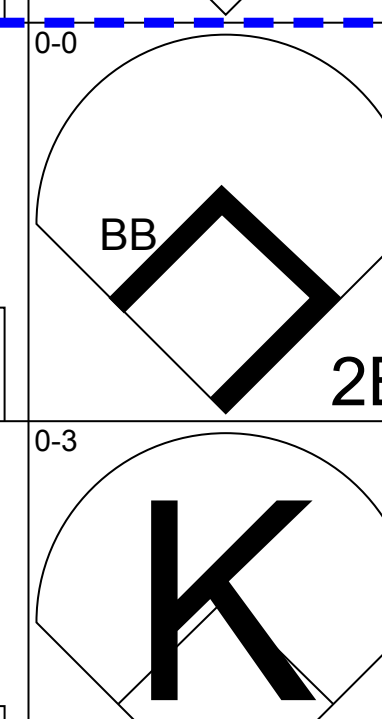
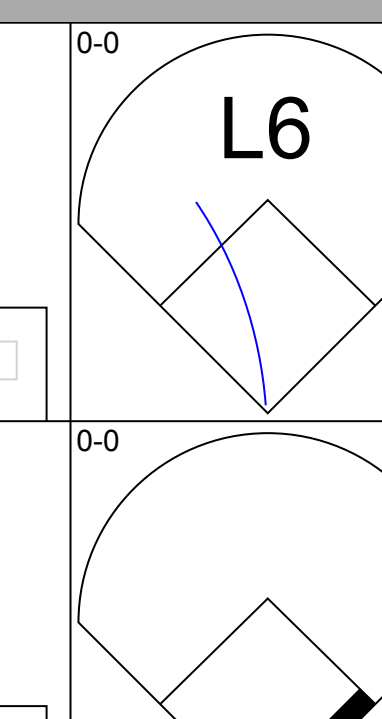
| Batter | 1 | 2 | 3 | 4 | 5 | 6 | 7 | 8 | 9 | AB | R | H | RBI | BB | SO | LOB | TOP | | | | | | | | |
|--|-------------------------------|----------------------------------|------------------------------|----------------------------------|------------------------------|----------------------------------|------------------------------|---------------------------------|------------------------------|----------------------------------|-------------------------------|----------------------------------|------------------------------|----------------------------------|------------------------------|----------------------------------|--|---------------------------------|----------------------------------|------------------------------------|----------------------------------|--------|--|--|--|
| Bobby Bonds, R OBP: 0.322, SLG: 0.437 (1, 8) | | | | | | | | | | | 4 | 0 | 2 | 1 | 0 | 1 | San Francisco Giants @ Atlanta Braves Atlanta Stadium, Atlanta, GA Sun Sep 17 1972, 3:33 AM EDT Att: 7,130 - Unknown | | | | | | | | |
| Tito Fuentes, S OBP: 0.304, SLG: 0.379 (1, 4) | | | | | | | | | | | 5 | 0 | 0 | 0 | 0 | 3 | | | | | | | | | |
| Chris Speier, R OBP: 0.359, SLG: 0.410 (1, 6) | | | | | | | | | | | 4 | 0 | 0 | 0 | 0 | 3 | | | | | | | | | |
| Jim Ray Hart, R OBP: 0.390, SLG: 0.600 (1, 5) | | | | | | | | | | | 4 | 1 | 1 | 0 | 0 | 1 | | | | | | | | | |
| Ken Henderson, S OBP: 0.319, SLG: 0.439 (1, 7) | | | | | | | | | | | 3 | 1 | 2 | 1 | 1 | 0 | | | | | | | | | |
| Dave Kingman, R OBP: 0.301, SLG: 0.461 (1, 3) | | | | | | | | | | | 4 | 1 | 1 | 2 | 0 | 1 | | | | | | | | | |
| Gary Matthews, R OBP: 0.310, SLG: 0.560 Jerry Johnson, R (8, 1) | | | | | | | | | | | 2 | 0 | 0 | 0 | 2 | 1 | | | | | | | | | |
| Dave Rader, L OBP: 0.311, SLG: 0.344 (1, 2) | | | | | | | | | | | 3 | 1 | 2 | 0 | 1 | 0 | | | | | | | | | |
| Ron Bryant, S OBP: 0.215, SLG: 0.194 Randy Moffitt, R (7, 1) | | | | | | | | | | | 2 | 0 | 0 | 0 | 0 | 3 | | | | | | | | | |
| Garry Maddox, R OBP: 0.285, SLG: 0.418 (8, 8) | | | | | | | | | | | 0 | 0 | 0 | 0 | 0 | 0 | | | | | | | | | |
| Inning Stats | R: 0 E: 1 K: 1 S: 10 | H: 0 LOB: 1 BB: 0 P: 15 | R: 0 E: 0 K: 1 S: 7 | H: 1 LOB: 1 BB: 0 P: 11 | R: 1 E: 0 K: 0 S: 8 | H: 2 LOB: 1 BB: 0 P: 12 | R: 0 E: 0 K: 0 S: 3 | H: 0 LOB: 0 BB: 0 P: 4 | R: 0 E: 0 K: 0 S: 8 | H: 1 LOB: 1 BB: 0 P: 14 | R: 3 E: 1 K: 0 S: 16 | H: 3 LOB: 2 BB: 2 P: 29 | R: 0 E: 0 K: 1 S: 7 | H: 1 LOB: 1 BB: 0 P: 13 | R: 0 E: 0 K: 1 S: 5 | H: 0 LOB: 1 BB: 2 P: 14 | R: 0 E: 0 K: 0 S: 3 | H: 0 LOB: 0 BB: 0 P: 6 | 1B: 5 2B: 3 3B: 0 HR: 1 | SF: 0 SAC: 1 DP: 2 HBP: 1 | WP: 2 PB: 0 SB: 2 CS: 2 | PA: 38 | | | |
| PITCHER | IP | WLS | BF | H | R | ER | SO | BB | IBB | HBP | BLK | WP | HR | S | P | ERA | WHIP | | | | | | | | |
| Jimmy Freeman, L ERA: 4.82 (1, 1) | 6.0 | | 27 | 7 | 4 | 4 | 2 | 1 | 1 | 0 | 0 | 2 | 1 | 52 | 85 | 6.00 | 1.333 | | | | | | | | |
| Jim Hardin, R ERA: 3.75 (7, 1) | 2.0 | W | 8 | 1 | 0 | 0 | 2 | 2 | 0 | 0 | 0 | 0 | 0 | 12 | 27 | 0.00 | 1.500 | | | | | | | | |
| Tom House, L ERA: (9, 1) | 1.0 | S | 3 | 0 | 0 | 0 | 0 | 0 | 0 | 1 | 0 | 0 | 0 | 3 | 6 | 0.00 | 0.000 | | | | | | | | |

| Batter | 1 | 2 | 3 | 4 | 5 | 6 | 7 | 8 | 9 | AB | R | H | RBI | BB | SO | LOB | BOTTOM | | | | | | | | |
|---|------------------------------|----------------------------------|-------------------------------|----------------------------------|------------------------------|----------------------------------|------------------------------|---------------------------------|------------------------------|----------------------------------|-------------------------------|----------------------------------|-------------------------------|----------------------------------|------------------------------|---------------------------------|--|-----------------------------------|------------------------------------|----------------------------------|--------|--|--|--|--|
| Ralph Garr, L OBP: 0.356, SLG: 0.421 (1, 9) | | | | | | | | | | | 5 | 3 | 3 | 1 | 0 | 0 | San Francisco Giants @ Atlanta Braves Atlanta Stadium, Atlanta, GA Sun Sep 17 1972, 3:33 AM EDT Att: 7,130 - Unknown | | | | | | | | |
| Rod Gilbreath, R OBP: 0.308, SLG: 0.278 Jim Breazeale, L OBP: 0.313, SLG: 0.487 Gil Garrido, R OBP: 0.367, SLG: 0.290 (1, 4) | | | | | | | | | | | 4 | 0 | 0 | 0 | 0 | 1 | | | | | | | | | |
| Hank Aaron, R OBP: 0.398, SLG: 0.514 (1, 3) | | | | | | | | | | | 3 | 2 | 1 | 2 | 2 | 0 | | | | | | | | | |
| Earl Williams, R OBP: 0.337, SLG: 0.465 Larvell Blanks, R OBP: 0.391, SLG: 0.431 (1, 5) | | | | | | | | | | | 5 | 0 | 1 | 2 | 0 | 2 | | | | | | | | | |
| Dusty Baker Jr., R OBP: 0.392, SLG: 0.508 (1, 8) | | | | | | | | | | | 4 | 0 | 4 | 2 | 1 | 0 | | | | | | | | | |
| Rico Carty, R OBP: 0.376, SLG: 0.400 Tom House, L (1, 7) | | | | | | | | | | | 5 | 0 | 1 | 0 | 0 | 2 | | | | | | | | | |
| Marty Perez, R OBP: 0.276, SLG: 0.265 Darrell Evans, L OBP: 0.377, SLG: 0.410 (1, 6) | | | | | | | | | | | 2 | 0 | 0 | 0 | 1 | 1 | | | | | | | | | |
| Bob Didier, S OBP: 0.438, SLG: 0.500 (1, 2) | | | | | | | | | | | 4 | 0 | 0 | 0 | 0 | 1 | | | | | | | | | |
| Jimmy Freeman, L OBP: 0.250, SLG: 0.100 Felix Millan, R OBP: 0.293, SLG: 0.313 Jim Hardin, R OBP: 0.217, SLG: 0.211 Mike Lum, L OBP: 0.328, SLG: 0.360 (1, 1) | | | | | | | | | | | 2 | 0 | 1 | 0 | 0 | 1 | | | | | | | | | |
| Inning Stats | R: 0 E: 0 K: 1 S: 6 | H: 2 LOB: 3 BB: 1 P: 20 | R: 2 E: 0 K: 1 S: 11 | H: 2 LOB: 1 BB: 1 P: 22 | R: 0 E: 0 K: 1 S: 9 | H: 1 LOB: 1 BB: 0 P: 11 | R: 0 E: 0 K: 0 S: 4 | H: 0 LOB: 0 BB: 0 P: 7 | R: 0 E: 1 K: 0 S: 8 | H: 1 LOB: 2 BB: 0 P: 14 | R: 1 E: 0 K: 0 S: 11 | H: 2 LOB: 1 BB: 1 P: 20 | R: 4 E: 0 K: 2 S: 21 | H: 4 LOB: 2 BB: 2 P: 33 | R: 0 E: 0 K: 0 S: 0 | H: 0 LOB: 0 BB: 0 P: 0 | | 1B: 11 2B: 0 3B: 0 HR: 1 | SF: 0 SAC: 0 DP: 0 HBP: 0 | WP: 0 PB: 0 SB: 1 CS: 0 | PA: 42 | | | | |
| PITCHER | IP | WLS | BF | H | R | ER | SO | BB | IBB | HBP | BLK | WP | HR | S | P | ERA | WHIP | | | | | | | | |
| Ron Bryant, L ERA: 2.83 (1, 1) | 6.1 | | 30 | 7 | 3 | 3 | 7 | 3 | 0 | 0 | 0 | 0 | 0 | 14 | 22 | 18.00 | 3.000 | | | | | | | | |
| Randy Moffitt, R ERA: 3.95 (7, 1) | 1.0 | L | 6 | 2 | 2 | 2 | 0 | 1 | 0 | 0 | 0 | 0 | 0 | 15 | 23 | 27.00 | 4.500 | | | | | | | | |
| Jerry Johnson, R ERA: 4.33 (8, 1) | 0.2 | | 6 | 3 | 2 | 2 | 2 | 0 | 1 | 0 | 0 | 0 | 0 | 15 | 23 | 27.00 | 4.500 | | | | | | | | |

| Batter | 1 | 2 | 3 | 4 | 5 | 6 | 7 | 8 | 9 | AB | R | H | RBI | BB | SO | LOB | TOP | | | |
|---|---|---|---|---|--|--|---|---|--|---------------------------------|------------------------------|---------------------------------|------------------------------|---------------------------------|------------------------------|---------------------------------|---|------------------------------------|--|--|
| Bobby Bonds, R OBP: 0.321, SLG: 0.438 (1, 8) |  | |  | |  | |  | | | 4 | 0 | 1 | 0 | 0 | 2 | 0 | San Francisco Giants @ Cincinnati Reds Riverfront Stadium, Cincinnati, OH Mon Sep 18 1972, 7:05 PM EDT Att: 8,608 - Unknown | | | |
| Tito Fuentes, S OBP: 0.304, SLG: 0.378 (1, 4) |  | |  | |  | | |  | | 4 | 0 | 1 | 0 | 0 | 0 | 1 | | | | |
| Chris Speier, R OBP: 0.358, SLG: 0.408 (1, 6) |  | |  | |  | | |  | | 4 | 0 | 1 | 0 | 0 | 0 | 2 | | | | |
| Jim Ray Hart, R OBP: 0.370, SLG: 0.568 (1, 5) |  | |  | |  | | |  | | 4 | 0 | 0 | 0 | 0 | 1 | 3 | | | | |
| Ken Henderson, S OBP: 0.321, SLG: 0.442 (1, 7) | |  | |  | |  | | |  | 4 | 0 | 2 | 0 | 0 | 0 | 0 | | | | |
| Dave Kingman, R OBP: 0.303, SLG: 0.461 (1, 3) | |  | |  | |  | | |  | 4 | 0 | 2 | 0 | 0 | 0 | 1 | | | | |
| Dave Rader, L OBP: 0.311, SLG: 0.343 (1, 2) | |  | |  | |  | | |  | 4 | 0 | 1 | 0 | 0 | 1 | 2 | | | | |
| Gary Matthews, R OBP: 0.344, SLG: 0.556 (9, PH) | |  | |  | | |  | |  | 2 | 0 | 1 | 0 | 1 | 0 | 0 | | | | |
| Willie McCovey, L OBP: 0.317, SLG: 0.413 (9, PH) | |  | |  | | |  | | | 1 | 0 | 0 | 0 | 0 | 0 | 0 | | | | |
| Jim Barr, R OBP: 0.200, SLG: 0.267 (7, PH) | |  | | | | | | | | 0 | 0 | 0 | 0 | 0 | 0 | 0 | | | | |
| Jim Howarth, L OBP: 0.333, SLG: 0.307 (7, PH) | | | | | | | | | | 0 | 0 | 0 | 0 | 0 | 0 | 0 | | | | |
| Elias Sosa, R (7, 1) | | | | | | | | | | 0 | 0 | 0 | 0 | 0 | 0 | 0 | | | | |
| Inning Stats | R: 0 E: 0 K: 2 S: 8 | H: 1 LOB: 1 BB: 0 P: 8 | R: 0 E: 0 K: 1 S: 7 | H: 3 LOB: 2 BB: 0 P: 7 | R: 0 E: 0 K: 0 S: 4 | H: 1 LOB: 1 BB: 0 P: 4 | R: 0 E: 0 K: 0 S: 4 | H: 2 LOB: 2 BB: 1 P: 8 | R: 0 E: 0 K: 1 S: 5 | H: 0 LOB: 0 BB: 0 P: 5 | R: 0 E: 0 K: 1 S: 5 | H: 0 LOB: 0 BB: 0 P: 5 | R: 0 E: 0 K: 0 S: 3 | H: 0 LOB: 0 BB: 0 P: 3 | R: 0 E: 0 K: 0 S: 4 | H: 1 LOB: 1 BB: 0 P: 4 | 1B: 7 2B: 2 3B: 0 HR: 0 | SF: 0 SAC: 0 DP: 0 HBP: 0 | WP: 2 PA: 35 PB: 0 SB: 0 CS: 0 | |
| PITCHER | IP | WLS | BF | H | R | ER | SO | BB | IBB | HBP | BLK | WP | HR | S | P | ERA | WHIP | | | |
| Jim McGlothlin, R ERA: 3.74 (1, 1) | 8.0 | W | 32 | 9 | 0 | 0 | 5 | 0 | 1 | 0 | 0 | 2 | 0 | 41 | 45 | 0.00 | 1.125 | | | |
| Clay Carroll, R ERA: 2.44 (9, 1) | 1.0 | S | 3 | 0 | 0 | 0 | 0 | 0 | 0 | 0 | 0 | 0 | 0 | 3 | 3 | 0.00 | 0.000 | | | |

| | |
|-----|----|
| AB | 34 |
| R | 0 |
| H | 9 |
| RBI | 0 |
| BB | 1 |
| SO | 5 |
| LOB | 14 |



| Batter | 1 | 2 | 3 | 4 | 5 | 6 | 7 | 8 | 9 | AB | R | H | RBI | BB | SO | LOB | BOTTOM | | | |
|--|---|---|---|---|---|---|---|---------------------------------|---|---------------------------------|------------------------------|---------------------------------|------------------------------|----------------------------------|------------------------------|---------------------------------|---|------------------------------------|--|--|
| Pete Rose, S OBP: 0.383, SLG: 0.413 (1, 7) |  | |  | | |  |  | | | 3 | 0 | 1 | 0 | 1 | 0 | 1 | San Francisco Giants @ Cincinnati Reds Riverfront Stadium, Cincinnati, OH Mon Sep 18 1972, 7:05 PM EDT Att: 8,608 - Unknown | | | |
| Joe Morgan, L OBP: 0.412, SLG: 0.438 (1, 4) |  | |  | | |  |  | | | 3 | 1 | 0 | 0 | 1 | 0 | 2 | | | | |
| Bobby Tolan, L OBP: 0.334, SLG: 0.387 (1, 8) |  | | | |  |  |  | | | 4 | 0 | 1 | 0 | 0 | 0 | 4 | | | | |
| Johnny Bench, R OBP: 0.380, SLG: 0.525 (1, 2) |  |  | |  | |  |  | |  | 4 | 1 | 2 | 2 | 0 | 0 | 0 | | | | |
| Tony Perez, R OBP: 0.350, SLG: 0.498 (1, 3) | | | | |  |  |  | | | 3 | 0 | 1 | 0 | 1 | 1 | 0 | | | | |
| Denis Menke, R OBP: 0.318, SLG: 0.347 (1, 5) | |  | | |  |  |  | | | 3 | 0 | 0 | 0 | 1 | 0 | 3 | | | | |
| Cesar Geronimo, L OBP: 0.337, SLG: 0.404 (1, 9) | | |  | | |  |  | |  | 4 | 0 | 1 | 0 | 0 | 0 | 1 | | | | |
| Darrel Chaney, S OBP: 0.350, SLG: 0.335 (1, 6) | | | |  | |  |  | | | 3 | 0 | 1 | 0 | 0 | 1 | 0 | | | | |
| Jim McGlothlin, R OBP: 0.245, SLG: 0.267 (1, 1) | | | | | |  |  | | | 3 | 0 | 1 | 0 | 0 | 2 | 1 | | | | |
| Clay Carroll, R OBP: 0.100, SLG: 0.100 (9, 1) | | | | | |  | | | | 0 | 0 | 0 | 0 | 0 | 0 | 0 | | | | |
| Inning Stats | R: 0 E: 0 K: 0 S: 3 | H: 1 LOB: 0 BB: 0 P: 3 | R: 0 E: 0 K: 0 S: 3 | H: 0 LOB: 1 BB: 1 P: 7 | R: 0 E: 0 K: 0 S: 4 | H: 1 LOB: 0 BB: 0 P: 4 | R: 1 E: 0 K: 0 S: 4 | H: 1 LOB: 0 BB: 0 P: 4 | R: 0 E: 0 K: 2 S: 7 | H: 0 LOB: 0 BB: 0 P: 7 | R: 1 E: 0 K: 0 S: 6 | H: 3 LOB: 2 BB: 0 P: 6 | R: 0 E: 0 K: 1 S: 6 | H: 1 LOB: 3 BB: 2 P: 14 | R: 0 E: 0 K: 1 S: 5 | H: 1 LOB: 2 BB: 1 P: 9 | 1B: 6 2B: 1 3B: 0 HR: 1 | SF: 0 SAC: 0 DP: 0 HBP: 0 | WP: 0 PA: 35 PB: 0 SB: 2 CS: 0 | |
| PITCHER | IP | WLS | BF | H | R | ER | SO | BB | IBB | HBP | BLK | WP | HR | S | P | ERA | WHIP | | | |
| Jim Barr, R ERA: 2.8 (1, 1) | 6.0 | L | 24 | 6 | 2 | 2 | 2 | 1 | 0 | 0 | 0 | 1 | 0 | 27 | 31 | 3.00 | 1.167 | | | |
| Elias Sosa, R ERA: (7, 1) | 2.0 | | 10 | 2 | 0 | 0 | 2 | 3 | 0 | 0 | 0 | 0 | 0 | 11 | 23 | 0.00 | 2.500 | | | |



| Batter | 1 | 2 | 3 | 4 | 5 | 6 | 7 | 8 | 9 | AB | R | H | RBI | BB | SO | LOB | TOP | | | | | | | | |
|---|------------------------------|---------------------------------|------------------------------|----------------------------------|------------------------------|---------------------------------|------------------------------|----------------------------------|------------------------------|---------------------------------|------------------------------|---------------------------------|------------------------------|---------------------------------|------------------------------|---------------------------------|--|---------------------------------|----------------------------------|------------------------------------|----------------------------------|--------|--|--|--|
| Bobby Bonds, R OBP: 0.320, SLG: 0.436 (1, 8) | | | | | | | | | | 4 | 0 | 1 | 1 | 0 | 2 | 0 | San Francisco Giants @ Cincinnati Reds Riverfront Stadium, Cincinnati, OH Tue Sep 19 1972, 7:05 PM EDT Att: 10,353 - Unknown | | | | | | | | |
| Chris Speier, R OBP: 0.357, SLG: 0.406 (1, 6) | | | | | | | | | | 5 | 1 | 1 | 0 | 0 | 1 | 1 | | | | | | | | | |
| Ken Henderson, S OBP: 0.319, SLG: 0.440 (1, 7) | | | | | | | | | | 5 | 0 | 1 | 0 | 0 | 0 | 2 | | | | | | | | | |
| Dave Kingman, R OBP: 0.306, SLG: 0.477 (1, 3) | | | | | | | | | | 5 | 2 | 3 | 3 | 0 | 0 | 2 | | | | | | | | | |
| Dave Rader, L OBP: 0.310, SLG: 0.344 (1, 2) | | | | | | | | | | 4 | 0 | 1 | 0 | 0 | 0 | 1 | | | | | | | | | |
| Tito Fuentes, S OBP: 0.307, SLG: 0.379 (1, 4) | | | | | | | | | | 3 | 0 | 2 | 0 | 1 | 0 | 1 | | | | | | | | | |
| Gary Matthews, R OBP: 0.314, SLG: 0.500 (1, 9) | | | | | | | | | | 3 | 0 | 0 | 0 | 0 | 3 | 3 | | | | | | | | | |
| Al Gallagher, R OBP: 0.323, SLG: 0.276 (1, 5) | | | | | | | | | | 3 | 0 | 0 | 0 | 1 | 1 | 4 | | | | | | | | | |
| Sam McDowell, L OBP: 0.148, SLG: 0.189 (5, PH) | | | | | | | | | | 1 | 0 | 0 | 0 | 0 | 1 | 2 | | | | | | | | | |
| Gary Thomasson, L OBP: 0.250, SLG: 0.750 (5, PH) | | | | | | | | | | 1 | 1 | 1 | 0 | 0 | 0 | 0 | | | | | | | | | |
| Steve Stone, R OBP: 0.147, SLG: 0.121 (5, PH) | | | | | | | | | | 1 | 0 | 0 | 0 | 0 | 0 | 0 | | | | | | | | | |
| Jim Howarth, L OBP: 0.331, SLG: 0.304 (8, PH) | | | | | | | | | | 1 | 0 | 0 | 0 | 0 | 0 | 2 | | | | | | | | | |
| Juan Marichal, R OBP: 0.212, SLG: 0.235 (8, 1) | | | | | | | | | | 0 | 0 | 0 | 0 | 0 | 0 | 0 | | | | | | | | | |
| Inning Stats | R: 0 E: 0 K: 0 S: 4 | H: 1 LOB: 1 BB: 0 P: 4 | R: 0 E: 1 K: 2 S: 8 | H: 1 LOB: 2 BB: 1 P: 12 | R: 0 E: 0 K: 1 S: 5 | H: 0 LOB: 0 BB: 0 P: 5 | R: 0 E: 0 K: 2 S: 8 | H: 1 LOB: 2 BB: 1 P: 12 | R: 3 E: 0 K: 0 S: 7 | H: 4 LOB: 1 BB: 0 P: 7 | R: 0 E: 0 K: 1 S: 5 | H: 0 LOB: 0 BB: 0 P: 5 | R: 0 E: 1 K: 1 S: 5 | H: 0 LOB: 2 BB: 0 P: 6 | R: 1 E: 1 K: 0 S: 6 | H: 2 LOB: 2 BB: 0 P: 6 | R: 0 E: 0 K: 1 S: 6 | H: 1 LOB: 1 BB: 0 P: 6 | 1B: 6 2B: 1 3B: 1 HR: 2 | SF: 1 SAC: 1 DP: 0 HBP: 0 | WP: 0 PB: 0 SB: 0 CS: 0 | PA: 40 | | | |
| PITCHER | IP | WLS | BF | H | R | ER | SO | BB | IBB | HBP | BLK | WP | HR | S | P | ERA | WHIP | | | | | | | | |
| Jack Billingham, R ERA: 3.33 (1, 1) | 7.1 | | 33 | 9 | 4 | 4 | 7 | 2 | 0 | 0 | 0 | 0 | 2 | 45 | 53 | 4.91 | 1.500 | | | | | | | | |
| Pedro Borbon, R ERA: 3.09 (8, 1) | 0.2 | W | 3 | 0 | 0 | 0 | 0 | 0 | 0 | 0 | 0 | 0 | 0 | 3 | 3 | 0.00 | 0.000 | | | | | | | | |
| Clay Carroll, R ERA: 2.41 (9, 1) | 1.0 | S | 4 | 1 | 0 | 0 | 1 | 0 | 0 | 0 | 0 | 0 | 0 | 6 | 6 | 0.00 | 1.000 | | | | | | | | |

| | |
|-----|----|
| AB | 36 |
| R | 4 |
| H | 10 |
| RBI | 4 |
| BB | 2 |
| SO | 8 |
| LOB | 18 |



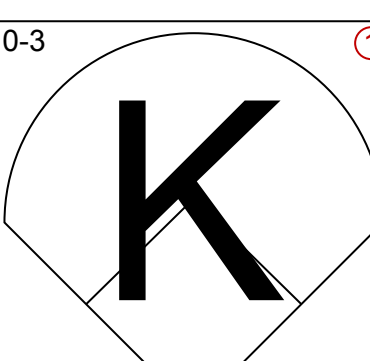
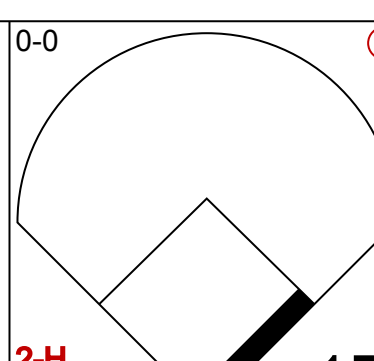
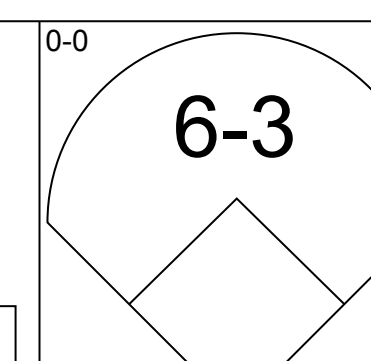
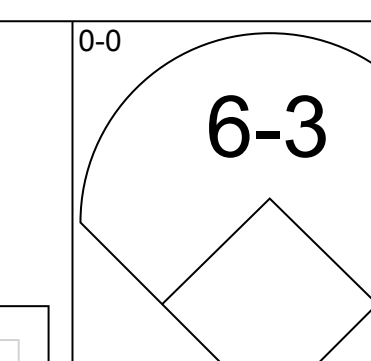
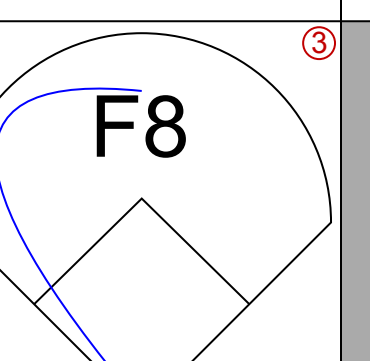
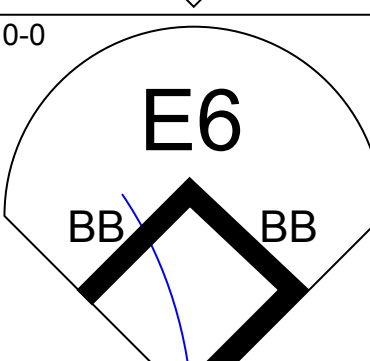
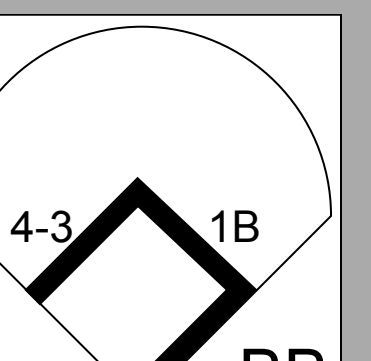
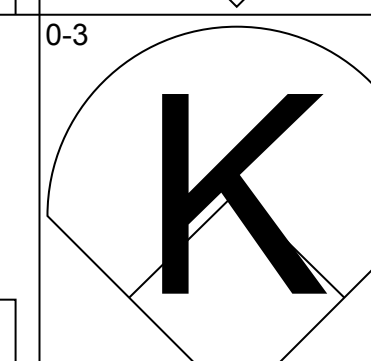
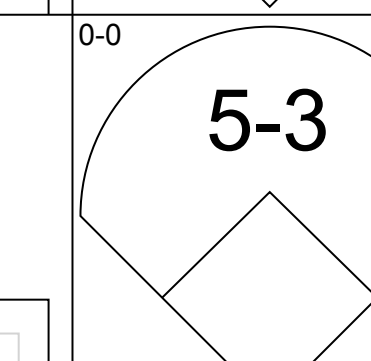

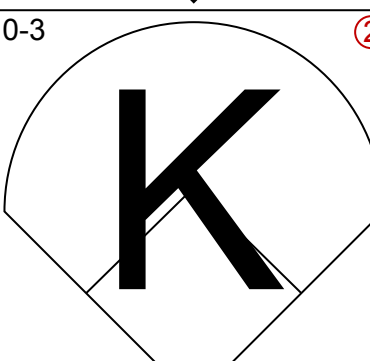
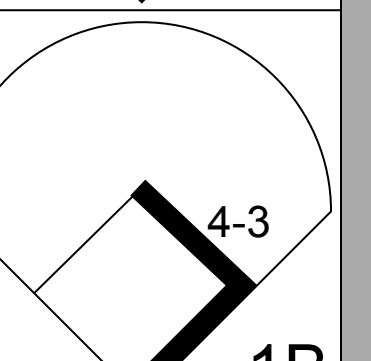
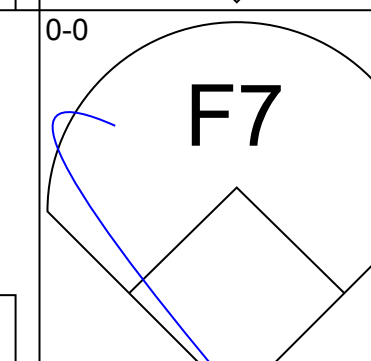
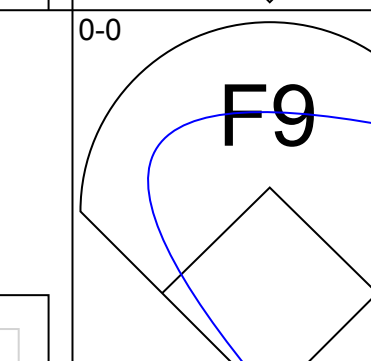

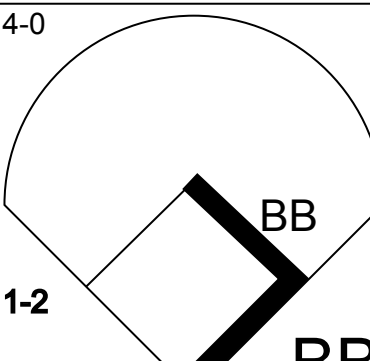
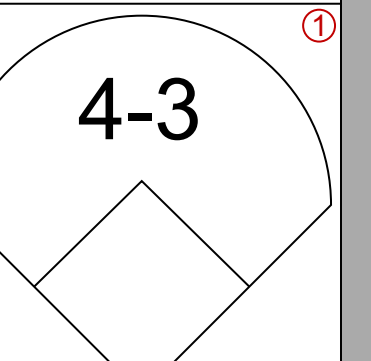
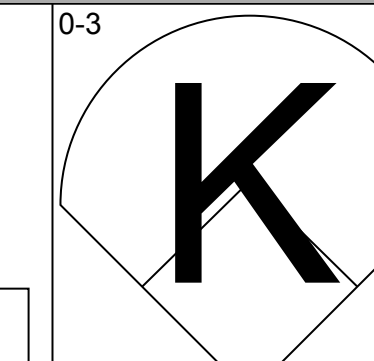
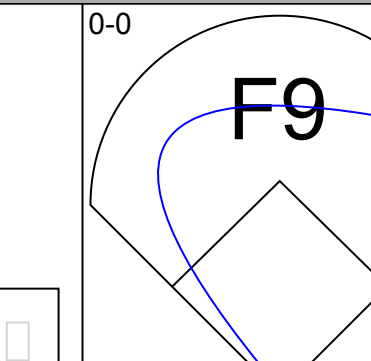

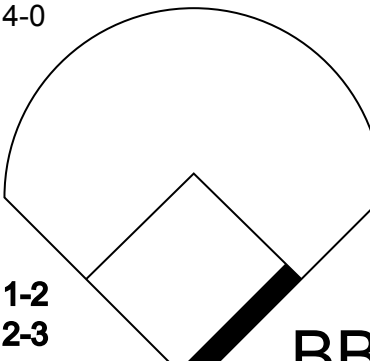
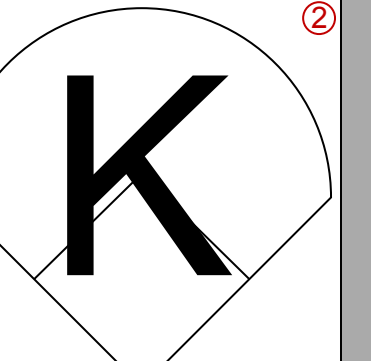
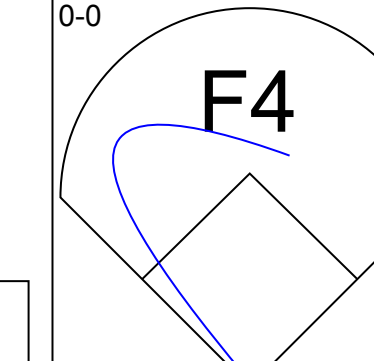
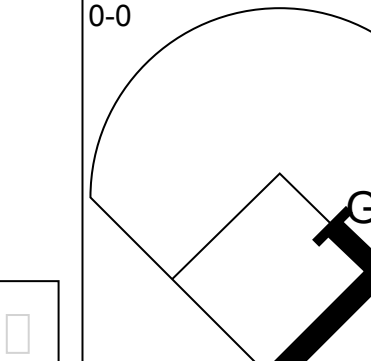

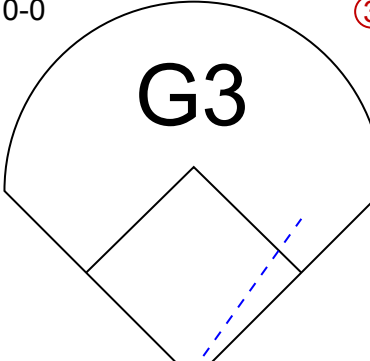
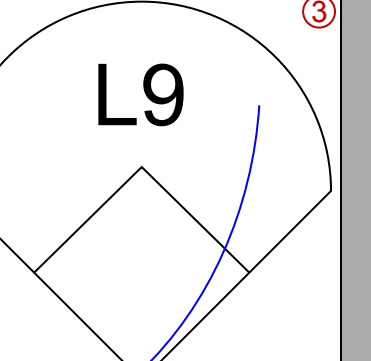
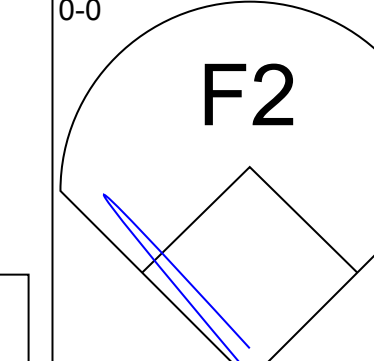
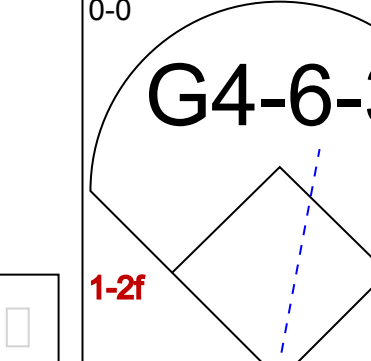

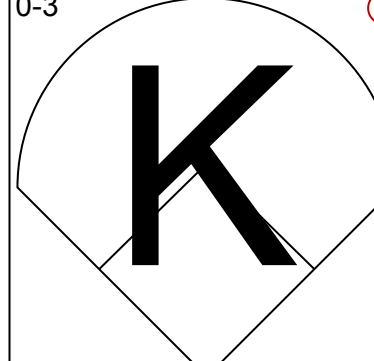
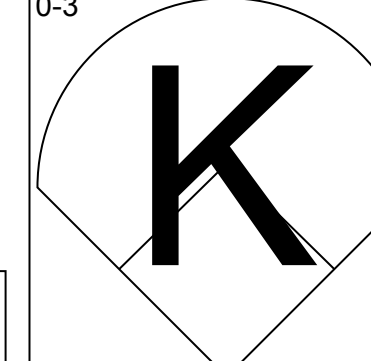
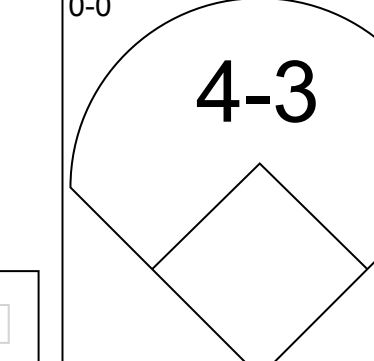
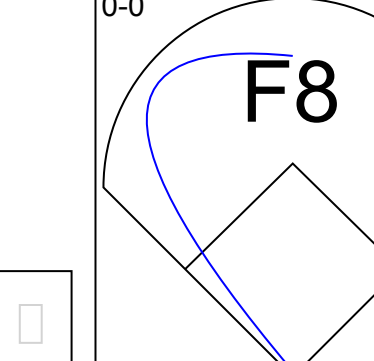
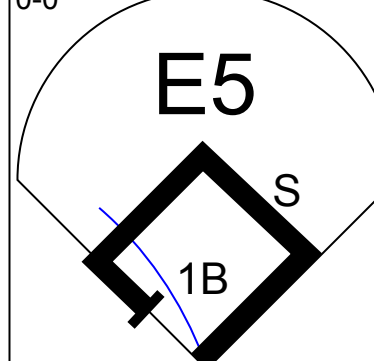
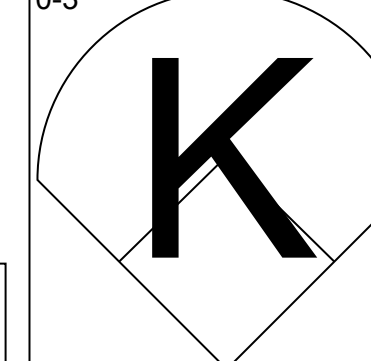
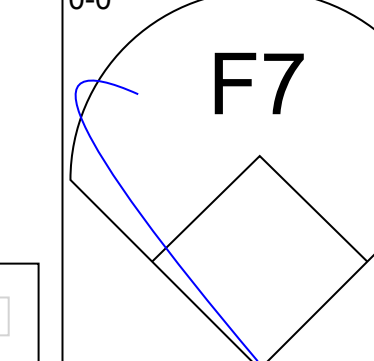
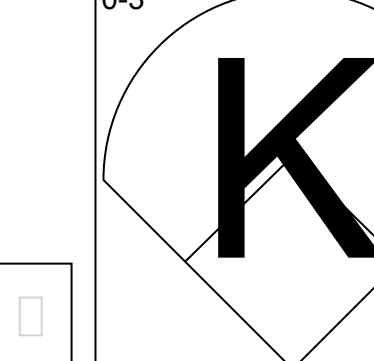
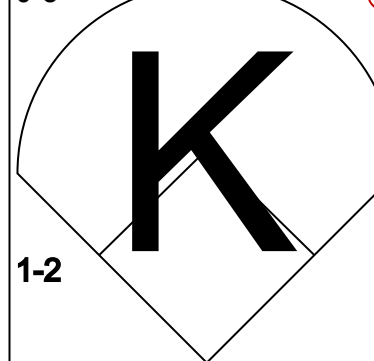
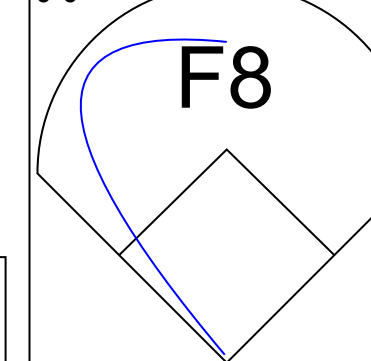
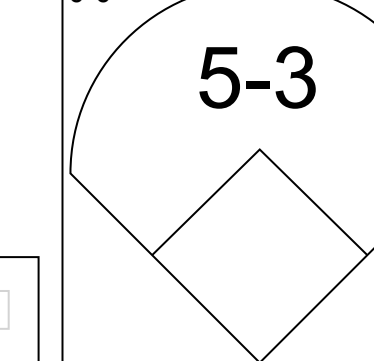
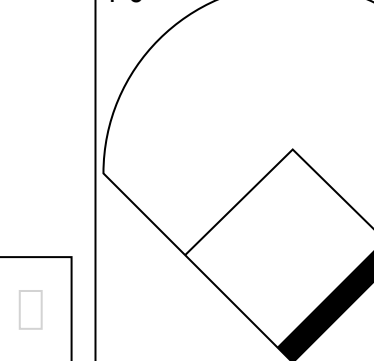
| Batter | 1 | 2 | 3 | 4 | 5 | 6 | 7 | 8 | 9 | AB | R | H | RBI | BB | SO | LOB | BOTTOM | | | | | | | | |
|---|------------------------------|---------------------------------|------------------------------|----------------------------------|------------------------------|----------------------------------|------------------------------|---------------------------------|------------------------------|---------------------------------|------------------------------|---------------------------------|------------------------------|---------------------------------|------------------------------|---------------------------------|--|---------------------------------|----------------------------------|------------------------------------|----------------------------------|--------|--|--|--|
| Pete Rose, S OBP: 0.382, SLG: 0.411 (1, 7) | | | | | | | | | | 5 | 0 | 1 | 0 | 0 | 1 | 2 | San Francisco Giants @ Cincinnati Reds Riverfront Stadium, Cincinnati, OH Tue Sep 19 1972, 7:05 PM EDT Att: 10,353 - Unknown | | | | | | | | |
| Joe Morgan, L OBP: 0.414, SLG: 0.439 (1, 4) | | | | | | | | | | 3 | 0 | 2 | 0 | 1 | 0 | 0 | | | | | | | | | |
| Bobby Tolan, L OBP: 0.333, SLG: 0.386 (1, 8) | | | | | | | | | | 4 | 0 | 1 | 0 | 0 | 1 | 3 | | | | | | | | | |
| Johnny Bench, R OBP: 0.379, SLG: 0.529 (1, 2) | | | | | | | | | | 4 | 1 | 1 | 1 | 0 | 0 | 3 | | | | | | | | | |
| Tony Perez, R OBP: 0.351, SLG: 0.501 (1, 3) | | | | | | | | | | 3 | 2 | 1 | 0 | 1 | 0 | 2 | | | | | | | | | |
| Denis Menke, R OBP: 0.320, SLG: 0.347 (1, 5) | | | | | | | | | | 3 | 0 | 1 | 0 | 1 | 1 | 3 | | | | | | | | | |
| Cesar Geronimo, L OBP: 0.344, SLG: 0.415 (1, 9) | | | | | | | | | | 4 | 2 | 3 | 0 | 0 | 0 | 1 | | | | | | | | | |
| Dave Concepcion, R OBP: 0.278, SLG: 0.262 (1, 6) | | | | | | | | | | 4 | 0 | 0 | 0 | 0 | 1 | 5 | | | | | | | | | |
| Jack Billingham, R OBP: 0.090, SLG: 0.077 (1, 1) | | | | | | | | | | 3 | 0 | 1 | 2 | 0 | 1 | 0 | | | | | | | | | |
| Pedro Borbon, R OBP: 0.136, SLG: 0.050 (8, 1) | | | | | | | | | | 0 | 0 | 0 | 0 | 0 | 0 | 0 | | | | | | | | | |
| Joe Haque, L OBP: 0.347, SLG: 0.412 (6, PH) | | | | | | | | | | 1 | 0 | 1 | 0 | 0 | 0 | 0 | | | | | | | | | |
| George Foster, R OBP: 0.232, SLG: 0.294 (8, PR) | | | | | | | | | | 0 | 0 | 0 | 0 | 0 | 0 | 0 | | | | | | | | | |
| Clay Carroll, R OBP: 0.100, SLG: 0.100 (9, 1) | | | | | | | | | | 0 | 0 | 0 | 0 | 0 | 0 | 0 | | | | | | | | | |
| Inning Stats | R: 0 E: 0 K: 1 S: 6 | H: 1 LOB: 1 BB: 0 P: 6 | R: 2 E: 0 K: 1 S: 7 | H: 2 LOB: 1 BB: 1 P: 11 | R: 2 E: 0 K: 1 S: 8 | H: 3 LOB: 2 BB: 1 P: 12 | R: 0 E: 0 K: 1 S: 6 | H: 2 LOB: 1 BB: 0 P: 6 | R: 0 E: 0 K: 0 S: 4 | H: 1 LOB: 1 BB: 0 P: 4 | R: 0 E: 0 K: 1 S: 5 | H: 0 LOB: 0 BB: 0 P: 5 | R: 0 E: 0 K: 0 S: 4 | H: 1 LOB: 2 BB: 1 P: 8 | R: 1 E: 1 K: 0 S: 4 | H: 2 LOB: 1 BB: 0 P: 4 | R: 0 E: 0 K: 0 S: 4 | H: 1 LOB: 1 BB: 0 P: 4 | 1B: 8 2B: 2 3B: 1 HR: 1 | SF: 0 SAC: 0 DP: 2 HBP: 0 | WP: 1 PB: 0 SB: 0 CS: 0 | PA: 37 | | | |
| PITCHER | IP | WLS | BF | H | R | ER | SO | BB | IBB | HBP | BLK | WP | HR | S | P | ERA | WHIP | | | | | | | | |
| Sam McDowell, L ERA: 4.57 (1, 1) | 4.0 | | 21 | 8 | 4 | 4 | 4 | 2 | 0 | 0 | 0 | 0 | 1 | 13 | 17 | 0.00 | 1.000 | | | | | | | | |
| Steve Stone, R ERA: 2.99 (5, 1) | 3.0 | | 12 | 2 | 0 | 0 | 1 | 1 | 0 | 0 | 0 | 0 | 0 | 4 | 4 | 0.00 | 2.000 | | | | | | | | |
| Juan Marichal, R ERA: 3.71 (8, 1) | 1.0 | L | 4 | 2 | 1 | 0 | 0 | 0 | 0 | 0 | 0 | 0 | 0 | 4 | 4 | 0.00 | 2.000 | | | | | | | | |



| Batter | 1 | 2 | 3 | 4 | 5 | 6 | 7 | 8 | 9 | AB | R | H | RBI | BB | SO | LOB | TOP | | | | | |
|---|------------------------------|---------------------------------|------------------------------|---------------------------------|------------------------------|---------------------------------|------------------------------|----------------------------------|------------------------------|---------------------------------|------------------------------|---------------------------------|------------------------------|---------------------------------|------------------------------|---------------------------------|--|------------------------------------|----------------------------------|--------|--|--|
| Bobby Bonds, R OBP: 0.323, SLG: 0.438 (1, 9) | | | | | | | | | | 4 | 0 | 3 | 1 | 0 | 1 | 0 | San Francisco Giants @ Cincinnati Reds Riverfront Stadium, Cincinnati, OH Wed Sep 20 1972, 7:05 PM EDT Att: 11,174 - Unknown | | | | | |
| Tito Fuentes, S OBP: 0.306, SLG: 0.378 (1, 4) | | | | | | | | | | 4 | 1 | 1 | 0 | 0 | 0 | 2 | | | | | | |
| Chris Speier, R OBP: 0.358, SLG: 0.406 (1, 6) | | | | | | | | | | 3 | 2 | 1 | 0 | 1 | 0 | 0 | | | | | | |
| Dave Kingman, R OBP: 0.307, SLG: 0.477 (1, 3) | | | | | | | | | | 4 | 1 | 2 | 0 | 0 | 0 | 2 | | | | | | |
| Ken Henderson, S OBP: 0.319, SLG: 0.440 (1, 7) | | | | | | | | | | 4 | 1 | 1 | 1 | 0 | 1 | 3 | | | | | | |
| Al Gallacher, R OBP: 0.322, SLG: 0.275 Jerry Johnson, R (8, 1) | | | | | | | | | | 4 | 0 | 1 | 2 | 0 | 0 | 2 | | | | | | |
| Garry Maddox, R OBP: 0.287, SLG: 0.422 (1, 8) | | | | | | | | | | 3 | 1 | 2 | 2 | 0 | 1 | 0 | | | | | | |
| Dave Rader, L OBP: 0.308, SLG: 0.341 (1, 2) | | | | | | | | | | 4 | 0 | 0 | 0 | 0 | 0 | 3 | | | | | | |
| Don Carrithers, R OBP: 0.207, SLG: 0.241 Elias Sosa, R (4, 1) | | | | | | | | | | 1 | 0 | 0 | 0 | 0 | 0 | 1 | | | | | | |
| Damaso Blanco, R OBP: 0.440, SLG: 0.400 Jim Howarth, L (9, FH) | | | | | | | | | | 2 | 0 | 0 | 0 | 0 | 0 | 0 | | | | | | |
| Inning Stats | R: 0 E: 0 K: 1 S: 5 | H: 0 LOB: 0 BB: 0 P: 5 | R: 0 E: 0 K: 0 S: 3 | H: 0 LOB: 0 BB: 0 P: 3 | R: 1 E: 1 K: 0 S: 4 | H: 2 LOB: 2 BB: 0 P: 4 | R: 2 E: 0 K: 0 S: 6 | H: 3 LOB: 2 BB: 1 P: 10 | R: 0 E: 0 K: 1 S: 5 | H: 1 LOB: 0 BB: 0 P: 5 | R: 3 E: 0 K: 0 S: 6 | H: 3 LOB: 0 BB: 0 P: 6 | R: 0 E: 1 K: 1 S: 5 | H: 1 LOB: 1 BB: 0 P: 6 | R: 0 E: 0 K: 2 S: 7 | H: 0 LOB: 0 BB: 0 P: 7 | 1B: 9 2B: 3 3B: 0 HR: 0 | SF: 1 SAC: 0 DP: 1 HBP: 0 | WP: 0 PB: 0 SB: 0 CS: 2 | PA: 38 | | |
| PITCHER | IP | WLS | BF | H | R | ER | SO | BB | IBB | HBP | BLK | WP | HR | S | P | ERA | WHIP | | | | | |
| Don Gullett, L ERA: 3.95 | (1, 1) | 5.0 | | 23 | 9 | 6 | 5 | 2 | 1 | 0 | 0 | 0 | 0 | 0 | 26 | 30 | 9.00 | 2.000 | | | | |
| Pedro Borbon, R ERA: 3.05 | (6, 1) | 1.0 | | 3 | 0 | 0 | 0 | 0 | 0 | 0 | 0 | 0 | 0 | 0 | 3 | 3 | 0.00 | 0.000 | | | | |
| Tom Hall, L ERA: 2.62 | (7, 1) | 2.0 | W | 7 | 2 | 0 | 0 | 2 | 0 | 0 | 0 | 0 | 0 | 11 | 11 | 0.00 | 1.000 | | | | | |
| Clay Carroll, R ERA: 2.38 | (9, 1) | 1.0 | S | 3 | 0 | 0 | 0 | 2 | 0 | 0 | 0 | 0 | 0 | 7 | 7 | 0.00 | 0.000 | | | | | |

| Batter | 1 | 2 | 3 | 4 | 5 | 6 | 7 | 8 | 9 | AB | R | H | RBI | BB | SO | LOB | BOTTOM | | | | | |
|--|------------------------------|---------------------------------|------------------------------|---------------------------------|------------------------------|----------------------------------|------------------------------|---------------------------------|------------------------------|---------------------------------|------------------------------|----------------------------------|------------------------------|----------------------------------|------------------------------|----------------------------------|--|----------------------------------|------------------------------------|----------------------------------|--------|--|
| Pete Rose, S OBP: 0.383, SLG: 0.414 (1, 7) | | | | | | | | | | 3 | 2 | 1 | 2 | 2 | 0 | 1 | San Francisco Giants @ Cincinnati Reds Riverfront Stadium, Cincinnati, OH Wed Sep 20 1972, 7:05 PM EDT Att: 11,174 - Unknown | | | | | |
| Joe Morgan, L OBP: 0.414, SLG: 0.438 (1, 4) | | | | | | | | | | 4 | 0 | 1 | 1 | 1 | 0 | 3 | | | | | | |
| Bobby Tolan, L OBP: 0.332, SLG: 0.389 (1, 8) | | | | | | | | | | 5 | 1 | 1 | 2 | 0 | 1 | 5 | | | | | | |
| Johnny Bench, R OBP: 0.379, SLG: 0.533 (1, 2) | | | | | | | | | | 5 | 1 | 2 | 1 | 0 | 2 | 2 | | | | | | |
| Tony Perez, R OBP: 0.350, SLG: 0.499 (1, 3) | | | | | | | | | | 4 | 0 | 1 | 0 | 0 | 1 | 1 | | | | | | |
| Denis Menke, R OBP: 0.321, SLG: 0.351 (1, 5) | | | | | | | | | | 4 | 0 | 2 | 0 | 0 | 0 | 2 | | | | | | |
| Cesar Geronimo, L OBP: 0.346, SLG: 0.422 (1, 9) | | | | | | | | | | 3 | 2 | 1 | 0 | 1 | 0 | 2 | | | | | | |
| Darrel Chaney, S OBP: 0.357, SLG: 0.341 (1, 6) | | | | | | | | | | 3 | 1 | 2 | 1 | 1 | 0 | 1 | | | | | | |
| Don Gullett, R OBP: 0.286, SLG: 0.273 Pedro Borbon, R OBP: 0.197, SLG: 0.050 Joe Rizzo, L OBP: 0.144, SLG: 0.010 Tom Hall, L OBP: 0.159, SLG: 0.010 Hal McRae, R OBP: 0.250, SLG: 0.468 George Foster, R OBP: 0.230, SLG: 0.294 Clay Carroll, R OBP: 0.190, SLG: 0.100 (1, 1) | | | | | | | | | | 1 | 0 | 0 | 0 | 0 | 0 | 0 | | | | | | |
| Inning Stats | R: 0 E: 0 K: 0 S: 3 | H: 0 LOB: 0 BB: 0 P: 3 | R: 1 E: 0 K: 0 S: 5 | H: 3 LOB: 1 BB: 0 P: 5 | R: 2 E: 0 K: 0 S: 6 | H: 3 LOB: 2 BB: 1 P: 10 | R: 1 E: 0 K: 0 S: 5 | H: 2 LOB: 2 BB: 1 P: 9 | R: 0 E: 0 K: 0 S: 3 | H: 0 LOB: 0 BB: 0 P: 3 | R: 0 E: 0 K: 3 S: 9 | H: 0 LOB: 1 BB: 1 P: 13 | R: 0 E: 0 K: 1 S: 9 | H: 0 LOB: 2 BB: 1 P: 13 | R: 4 E: 2 K: 1 S: 9 | H: 4 LOB: 2 BB: 1 P: 13 | | 1B: 7 2B: 1 3B: 2 HR: 2 | SF: 0 SAC: 1 DP: 0 HBP: 0 | WP: 0 PB: 0 SB: 2 CS: 0 | PA: 41 | |
| PITCHER | IP | WLS | BF | H | R | ER | SO | BB | IBB | HBP | BLK | WP | HR | S | P | ERA | WHIP | | | | | |
| Don Carrithers, R ERA: 5.8 | (1, 1) | 3.0 | | 17 | 8 | 4 | 4 | 0 | 1 | 0 | 0 | 0 | 0 | 2 | 16 | 20 | 12.00 | 3.000 | | | | |
| Elias Sosa, R ERA: 2.89 | (4, 1) | 4.1 | L | 19 | 2 | 3 | 3 | 3 | 4 | 0 | 0 | 0 | 0 | 21 | 37 | 6.23 | 1.385 | | | | | |
| Jerry Johnson, R ERA: 4.42 | (8, 1) | 0.2 | | 4 | 2 | 1 | 1 | 1 | 0 | 0 | 0 | 0 | 0 | 6 | 6 | 13.50 | 3.000 | | | | | |

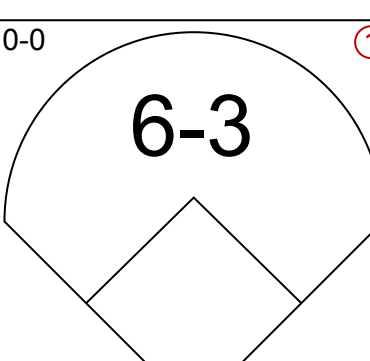
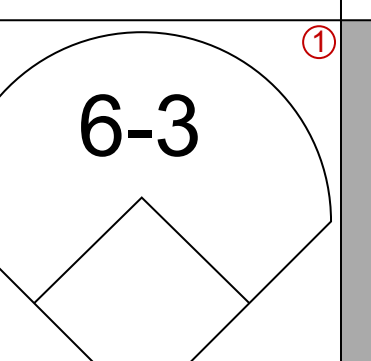
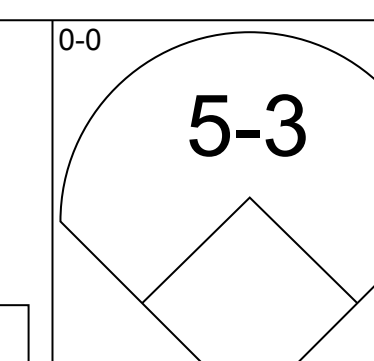
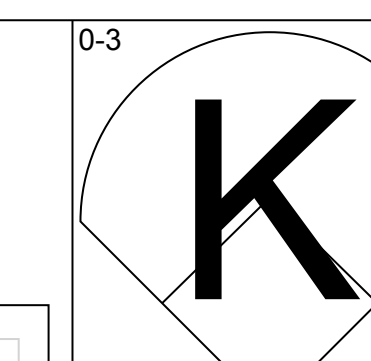
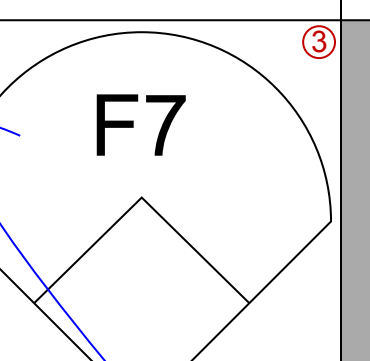
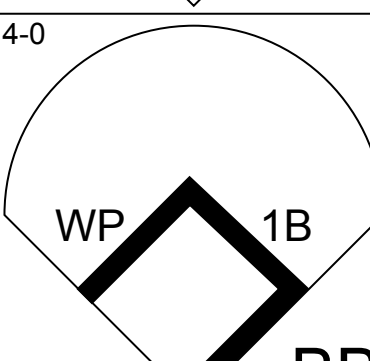
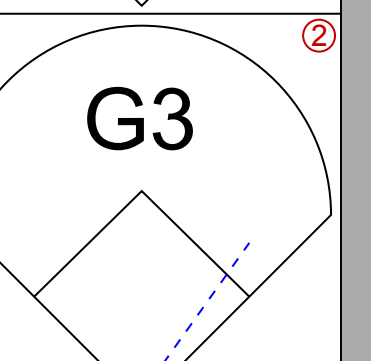
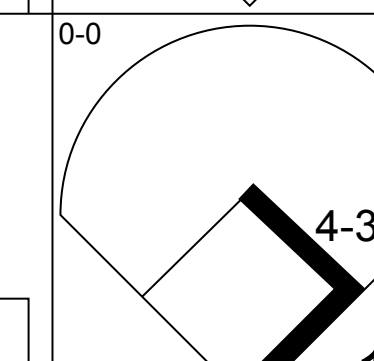
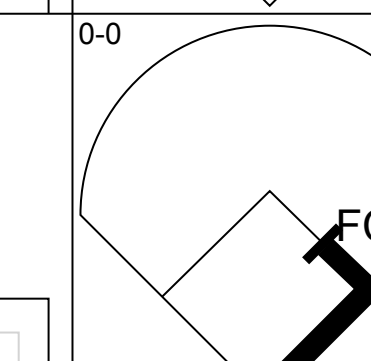

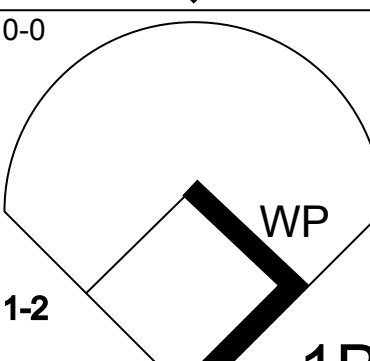
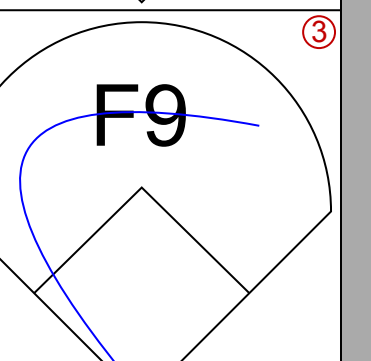
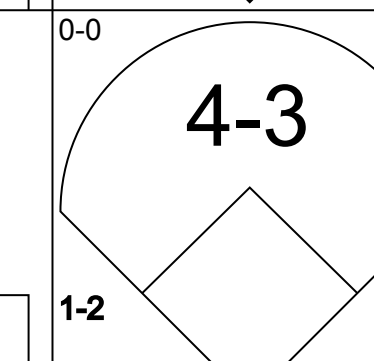
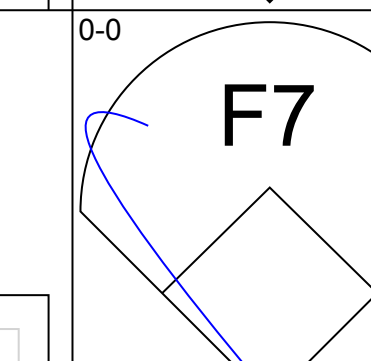

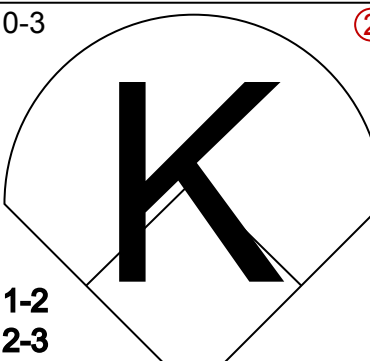
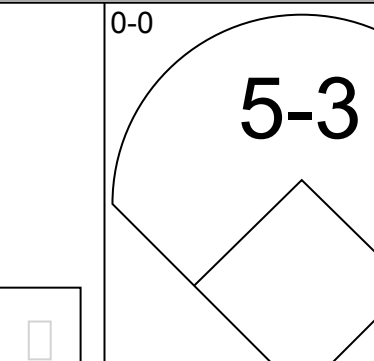
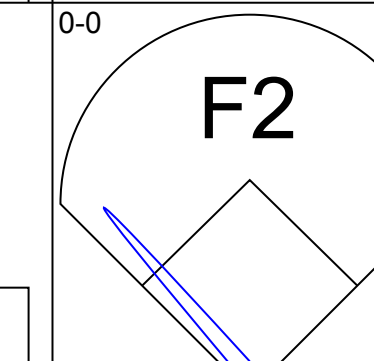
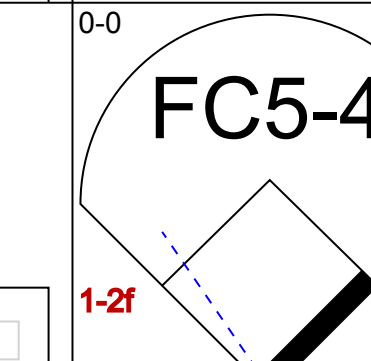

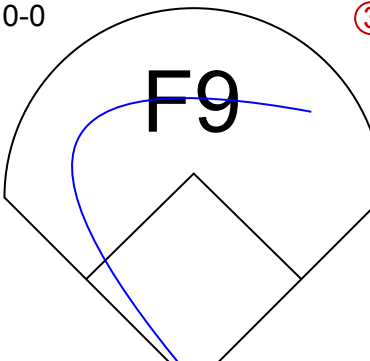
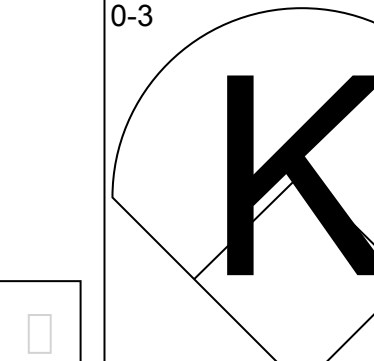



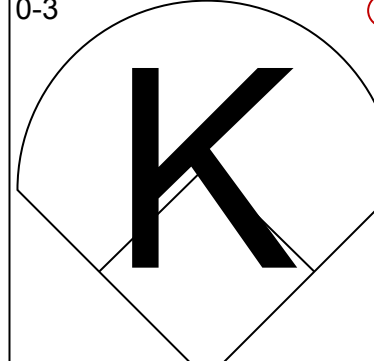
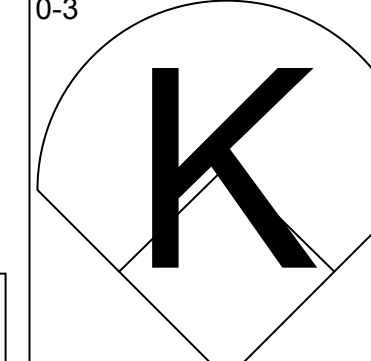
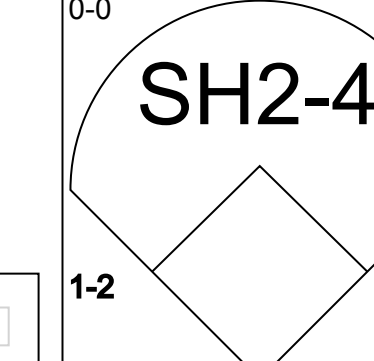

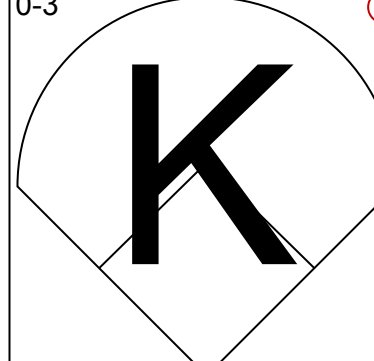
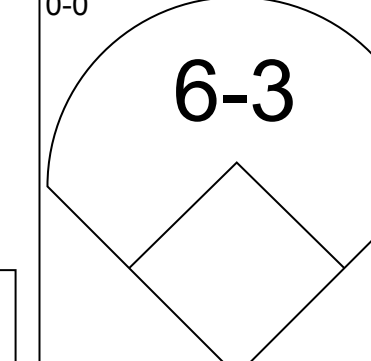
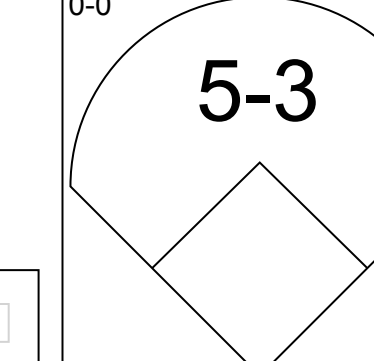
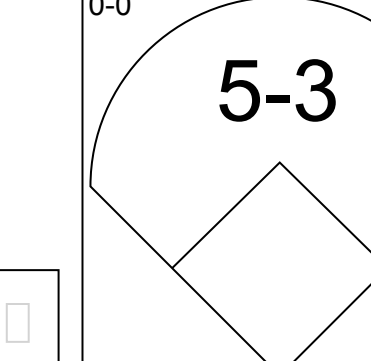
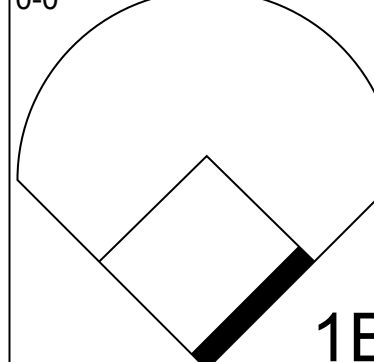
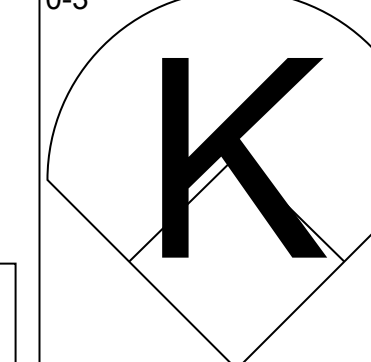
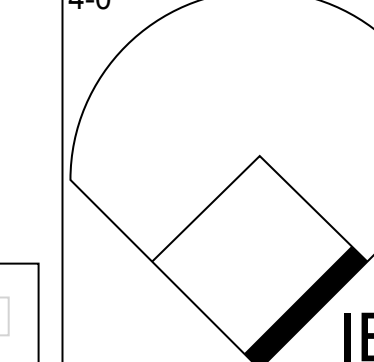
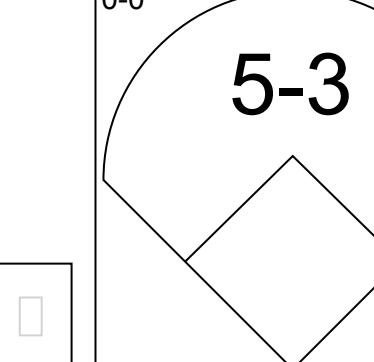
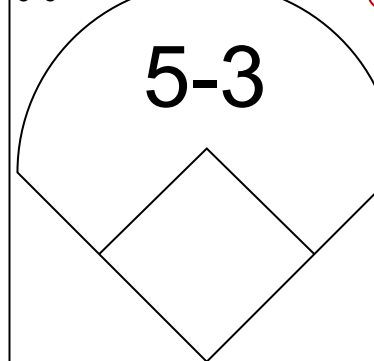
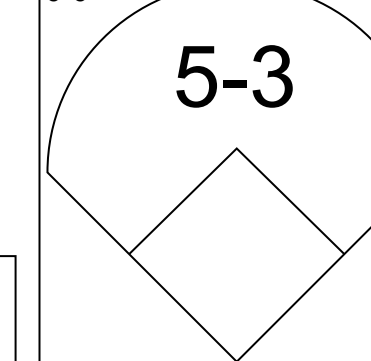
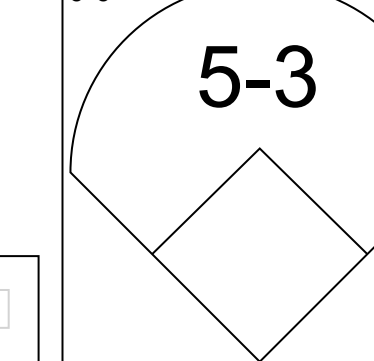
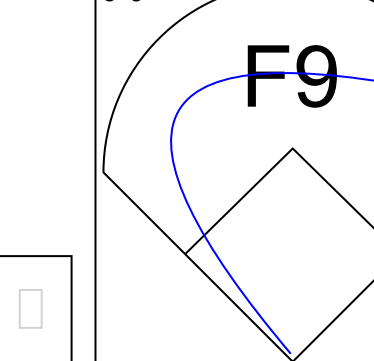


| Batter | 1 | 2 | 3 | 4 | 5 | 6 | 7 | 8 | 9 | 10 | 11 | AB | R | H | RBI | BB | SO | LOB | TOP | | | | | | |
|--|---|---|---|----------------------------------|---|--|------------------------------|---|---|---|---|---------------------------------|------------------------------|---------------------------------|------------------------------|---------------------------------|------------------------------|---------------------------------|----------------------------------|------------------------------------|----------------------------------|--------|--|--|--|
| Bobby Bonds, R OBP: 0.322, SLG: 0.436 (1, 9) |  |  | | |  | | |  | |  | | 5 | 0 | 1 | 0 | 0 | 1 | 1 | | | | | | | |
| Chris Speier, R OBP: 0.357, SLG: 0.403 (1, 6) |  | |  | |  | | |  | |  | | 4 | 0 | 0 | 0 | 1 | 2 | 0 | | | | | | | |
| Ken Henderson, S OBP: 0.318, SLG: 0.438 Gary Matthews, R OBP: 0.306, SLG: 0.484 (8, 7) |  | |  | |  | | |  | |  | | 4 | 0 | 1 | 0 | 0 | 1 | 1 | | | | | | | |
| Willie McCovey, L OBP: 0.315, SLG: 0.407 (1, 3) |  | |  | | |  | | |  | |  | 4 | 0 | 0 | 0 | 1 | 1 | 2 | | | | | | | |
| Dave Kingman, R OBP: 0.309, SLG: 0.476 (1, 5) |  | |  | | |  | |  | |  | | 3 | 0 | 1 | 0 | 1 | 1 | 2 | | | | | | | |
| Dave Rader, L OBP: 0.305, SLG: 0.338 (1, 2) |  | |  | | |  | |  | |  | | 4 | 0 | 0 | 0 | 0 | 0 | 6 | | | | | | | |
| Tito Fuentes, S OBP: 0.304, SLG: 0.375 (1, 4) | |  | | |  | | |  | |  | | 4 | 0 | 0 | 0 | 0 | 2 | 0 | | | | | | | |
| Garry Maddox, R OBP: 0.284, SLG: 0.418 (1, 8) | |  | | |  | | |  | |  | | 4 | 0 | 0 | 0 | 0 | 2 | 0 | | | | | | | |
| Jim Willoughby, R OBP: 0.185, SLG: 0.154 (1, 1) | |  | | |  | | |  | |  | | 3 | 0 | 0 | 0 | 1 | 1 | 1 | | | | | | | |
| Inning Stats | R: 0 E: 1 K: 2 S: 8 | H: 0 LOB: 3 BB: 2 P: 16 | R: 0 E: 1 K: 2 S: 8 | H: 1 LOB: 2 BB: 0 P: 8 | R: 0 E: 0 K: 1 S: 6 | H: 1 LOB: 2 BB: 1 P: 10 | R: 0 E: 0 K: 2 S: 7 | H: 0 LOB: 0 BB: 0 P: 7 | R: 0 E: 0 K: 1 S: 5 | H: 0 LOB: 0 BB: 0 P: 5 | R: 0 E: 0 K: 0 S: 3 | H: 0 LOB: 0 BB: 0 P: 3 | R: 0 E: 0 K: 0 S: 3 | H: 1 LOB: 0 BB: 0 P: 3 | R: 0 E: 0 K: 1 S: 5 | H: 0 LOB: 1 BB: 1 P: 9 | R: 0 E: 0 K: 1 S: 5 | H: 0 LOB: 0 BB: 0 P: 5 | 1B: 3 2B: 0 3B: 0 HR: 0 | SF: 0 SAC: 0 DP: 1 HBP: 0 | WP: 0 PB: 0 SB: 1 CS: 0 | PA: 40 | | | |
| PITCHER Don Sutton, R ERA: 2.12 (1, 1) | IP: 11.0 WLS: 7 BF: 40 | H: 3 R: 0 ER: 0 SO: 11 | BB: 4 IBB: 0 HBP: 0 BLK: 0 | WP: 0 HR: 0 S: 58 P: 74 | ERA: 0.00 WHIP: 0.636 | | | | | | | | | | | | | | | | | | | | |

San Francisco Giants @ Los Angeles Dodgers
Dodger Stadium, Los Angeles, CA
Fri Sep 22 1972, 7:05 PM PDT
Att: 20,622 - Unknown

AB 36
R 0
H 3
RBI 0
BB 4
SO 11
LOB 13



| Batter | 1 | 2 | 3 | 4 | 5 | 6 | 7 | 8 | 9 | 10 | 11 | AB | R | H | RBI | BB | SO | LOB | BOTTOM | | | | | | | |
|--|---|---|---|---|---|--|------------------------------|---|------------------------------|---|------------------------------|---------------------------------|------------------------------|---------------------------------|------------------------------|---------------------------------|------------------------------|---------------------------------|------------------------------|---------------------------------|------------------------------|---------------------------------|----------------------------------|------------------------------------|----------------------------------|--------|
| Davey Lopes, R (1, 4) |  | |  | | |  | |  | |  | | 5 | 0 | 0 | 0 | 0 | 1 | 0 | | | | | | | | |
| Bill Buckner, L OBP: 0.345, SLG: 0.409 (1, 9) |  | |  | | |  | |  | |  | | 4 | 0 | 2 | 0 | 1 | 0 | 0 | | | | | | | | |
| Willie Davis, L OBP: 0.317, SLG: 0.437 (1, 8) |  | |  | | |  | |  | |  | | 5 | 0 | 1 | 0 | 0 | 0 | 2 | | | | | | | | |
| Tom Paciorek, R OBP: 0.200, SLG: 0.200 (1, 7) |  | | |  | |  | |  | |  | | 5 | 1 | 1 | 1 | 0 | 0 | 1 | 4 | | | | | | | |
| Ron Cey, R OBP: 0.400, SLG: 0.400 (1, 5) |  | | |  | |  | |  | |  | | 5 | 0 | 2 | 0 | 0 | 1 | 2 | | | | | | | | |
| Terrance McDermott, R OBP: 0.167, SLG: 0.167 Manny Mota, R OBP: 0.363, SLG: 0.442 (11, PH) | |  | | |  | | |  | |  | | 3 | 0 | 0 | 0 | 0 | 2 | 0 | | | | | | | | |
| Bill Russell, R OBP: 0.321, SLG: 0.368 Wes Parker, S OBP: 0.369, SLG: 0.358 (11, PH) | |  | | | |  | |  | |  | | 4 | 0 | 0 | 0 | 0 | 1 | 1 | | | | | | | | |
| Steve Yeager, R OBP: 0.333, SLG: 0.302 (1, 2) | |  | | |  | | |  | |  | | 3 | 0 | 1 | 0 | 1 | 1 | 0 | | | | | | | | |
| Don Sutton, R OBP: 0.196, SLG: 0.157 (1, 1) | |  | | |  | | |  | |  | | 4 | 0 | 0 | 0 | 0 | 0 | 3 | | | | | | | | |
| Inning Stats | R: 0 E: 0 K: 1 S: 6 | H: 1 LOB: 2 BB: 1 P: 10 | R: 0 E: 0 K: 2 S: 8 | H: 1 LOB: 1 BB: 0 P: 8 | R: 0 E: 0 K: 0 S: 3 | H: 0 LOB: 0 BB: 0 P: 3 | R: 0 E: 0 K: 2 S: 7 | H: 0 LOB: 0 BB: 0 P: 7 | R: 0 E: 0 K: 1 S: 5 | H: 0 LOB: 0 BB: 0 P: 5 | R: 0 E: 0 K: 0 S: 4 | H: 1 LOB: 1 BB: 0 P: 4 | R: 0 E: 0 K: 0 S: 4 | H: 1 LOB: 2 BB: 2 P: 8 | R: 0 E: 0 K: 1 S: 6 | H: 1 LOB: 1 BB: 0 P: 6 | R: 0 E: 0 K: 0 S: 3 | H: 0 LOB: 0 BB: 0 P: 3 | R: 0 E: 0 K: 0 S: 3 | H: 0 LOB: 0 BB: 0 P: 3 | R: 1 E: 0 K: 0 S: 4 | H: 2 LOB: 3 BB: 1 P: 9 | 1B: 7 2B: 0 3B: 0 HR: 0 | SF: 0 SAC: 1 DP: 0 HBP: 1 | WP: 1 PB: 0 SB: 0 CS: 0 | PA: 43 |
| PITCHER Jim Willoughby, R ERA: 1.97 (1, 1) | IP: 10.2 WLS: 7 BF: 43 | H: 7 R: 1 ER: 1 SO: 7 | BB: 1 IBB: 2 HBP: 1 BLK: 0 | WP: 1 HR: 0 S: 53 P: 66 | ERA: 0.84 WHIP: 0.750 | | | | | | | | | | | | | | | | | | | | | |

San Francisco Giants @ Los Angeles Dodgers
Dodger Stadium, Los Angeles, CA
Fri Sep 22 1972, 7:05 PM PDT
Att: 20,622 - Unknown

AB 38
R 1
H 7
RBI 1
BB 3
SO 7
LOB 12



| Batter | 1 | 2 | 3 | 4 | 5 | 6 | 7 | 8 | 9 | AB | R | H | RBI | BB | SO | LOB | TOP | | | | | | | | | | |
|--|------------------------------|---------------------------------|------------------------------|---------------------------------|------------------------------|---------------------------------|------------------------------|---------------------------------|------------------------------|----------------------------------|------------------------------|----------------------------------|------------------------------|---------------------------------|------------------------------|---------------------------------|--|------------------------------|---------------------------------|----------------------------------|------------------------------------|----------------------------------|--------|--|--|--|--|
| Bobby Bonds, R OBP: 0.321, SLG: 0.433 (1, 9) | L5 | | 6-3 | | 1B HR HBP | K | | | K | 4 | 1 | 0 | 0 | 0 | 2 | 1 | San Francisco Giants @ Los Angeles Dodgers Dodger Stadium, Los Angeles, CA Sat Sep 23 1972, 3:33 AM PDT Att: 15,017 - Unknown | | | | | | | | | | |
| Tito Fuentes, S OBP: 0.304, SLG: 0.375 (1, 4) | F7 | | K | | 1B HR | | F8 | | | 4 | 1 | 1 | 0 | 0 | 1 | 0 | | | | | | | | | | | |
| Chris Speier, R OBP: 0.356, SLG: 0.407 (1, 6) | F7 | | | F1 | HR | | K | | | 4 | 1 | 1 | 4 | 0 | 1 | 0 | | | | | | | | | | | |
| Willie McCovey, L OBP: 0.318, SLG: 0.406 (1, 3) Gary Thomasson, L OBP: 0.250, SLG: 0.750 (7, 3) | | 1B BB | | F7 | 1B | | K | | | 3 | 0 | 1 | 0 | 1 | 1 | 0 | | | | | | | | | | | |
| Dave Kingman, R OBP: 0.313, SLG: 0.478 (1, 5) | | 1B BB | | | 1B | | | K | | 4 | 0 | 3 | 0 | 0 | 1 | 0 | | | | | | | | | | | |
| Gary Matthews, R OBP: 0.275, SLG: 0.429 (1, 7) | | 1B | | | 1B | | | F2 | | 4 | 0 | 0 | 0 | 0 | 2 | 5 | | | | | | | | | | | |
| Gary Maddox, R OBP: 0.296, SLG: 0.419 (1, 8) Bernie Williams, R OBP: 0.257, SLG: 0.397 (2, PR) | | 1B | | | FC6-4 BB | | K | | | 1 | 0 | 1 | 0 | 0 | 0 | 0 | | | | | | | | | | | |
| Dave Rader, L OBP: 0.304, SLG: 0.336 (1, 2) | | 1B | | | F9 | | | F8 | | 3 | 0 | 0 | 0 | 1 | 0 | 3 | | | | | | | | | | | |
| Ron Bryant, S OBP: 0.212, SLG: 0.190 (1, 1) Frank Reberger, R OBP: 0.292, SLG: 0.314 (3, 1) Chris Stone, R OBP: 0.249, SLG: 0.317 (5, PH) Steve Stone, L OBP: 0.189, SLG: 0.121 (5, 1) Randy Moffitt, R OBP: 0.321, SLG: 0.274 (5, PH) | | | 6-3 | | FC6-4 1B HR HBP | | | 6-3 | | 1 | 0 | 0 | 0 | 0 | 0 | 0 | | | | | | | | | | | |
| Inning Stats | R: 0 E: 0 K: 0 S: 3 | H: 0 LOB: 0 BB: 0 P: 3 | R: 0 E: 0 K: 0 S: 4 | H: 2 LOB: 2 BB: 1 P: 8 | R: 0 E: 0 K: 1 S: 5 | H: 0 LOB: 0 BB: 0 P: 5 | R: 0 E: 0 K: 1 S: 6 | H: 1 LOB: 1 BB: 0 P: 6 | R: 4 E: 0 K: 1 S: 9 | H: 4 LOB: 2 BB: 1 P: 14 | R: 0 E: 0 K: 2 S: 7 | H: 0 LOB: 1 BB: 1 P: 11 | R: 0 E: 0 K: 2 S: 7 | H: 0 LOB: 0 BB: 0 P: 7 | R: 0 E: 0 K: 2 S: 7 | H: 0 LOB: 0 BB: 0 P: 7 | | R: 0 E: 0 K: 1 S: 5 | H: 0 LOB: 0 BB: 0 P: 5 | 1B: 6 2B: 0 3B: 0 HR: 1 | SF: 0 SAC: 1 DP: 0 HBP: 1 | WP: 0 PB: 0 SB: 0 CS: 0 | PA: 37 | | | | |
| PITCHER | IP | WLS | BF | H | R | ER | SO | BB | IBB | HBP | BLK | WP | HR | S | P | ERA | WHIP | | | | | | | | | | |
| Tommy John, L ERA: 2.89 (1, 1) | 4.2 | | 22 | 6 | 4 | 4 | 2 | 2 | 0 | 1 | 0 | 0 | 1 | 23 | 32 | 7.71 | 1.714 | | | | | | | | | | |
| Mike Strahler, R ERA: 3.55 (5, 1) | 0.1 | | 2 | 1 | 0 | 0 | 1 | 0 | 0 | 0 | 0 | 0 | 0 | 4 | 4 | 0.00 | 3.000 | | | | | | | | | | |
| Doug Rau, L ERA: 2.92 (6, 1) | 4.0 | W | 13 | 0 | 0 | 0 | 7 | 1 | 0 | 0 | 0 | 0 | 0 | 26 | 30 | 0.00 | 0.250 | | | | | | | | | | |

| Batter | 1 | 2 | 3 | 4 | 5 | 6 | 7 | 8 | 9 | AB | R | H | RBI | BB | SO | LOB | BOTTOM | | | | | | | | | | |
|--|------------------------------|----------------------------------|------------------------------|----------------------------------|------------------------------|----------------------------------|------------------------------|---------------------------------|------------------------------|----------------------------------|------------------------------|---------------------------------|------------------------------|---------------------------------|------------------------------|---------------------------------|--|----------------------------------|------------------------------------|----------------------------------|--------|--|--|--|--|--|--|
| Davey Lopes, R OBP: 0.292, SLG: 0.314 (1, 4) | 1B S BB | WP BB | 1B BB | | F3 | | G1 | | | 2 | 0 | 0 | 0 | 3 | 0 | 2 | San Francisco Giants @ Los Angeles Dodgers Dodger Stadium, Los Angeles, CA Sat Sep 23 1972, 3:33 AM PDT Att: 15,017 - Unknown | | | | | | | | | | |
| Bill Buckner, L OBP: 0.343, SLG: 0.406 (1, 9) | F7 | L9 | | | L8 | | F5 | | | 5 | 0 | 1 | 0 | 0 | 0 | 5 | | | | | | | | | | | |
| Tom Paciorek, R OBP: 0.200, SLG: 0.300 (1, 7) | F5 | K | | F8 | | WP 1B 2B | 1-3 | | | 5 | 1 | 1 | 0 | 0 | 1 | 3 | | | | | | | | | | | |
| Ron Cey, R OBP: 0.400, SLG: 0.333 (1, 5) | | | 1B HR BB | F5 | | K | | L6 | | 4 | 1 | 1 | 0 | 1 | 1 | 1 | | | | | | | | | | | |
| Terrance McDermott, R OBP: 0.235, SLG: 0.133 (1, 3) | K | | F7 | L5 | | 1B BB | | G4-6-3 BB | | 3 | 0 | 0 | 0 | 2 | 1 | 3 | | | | | | | | | | | |
| Bobby Valentine, R OBP: 0.321, SLG: 0.339 (1, 8) | | FC5-4 1B BB | F4 | | BB SF8 1B | | L9 | G4-6-3 | | 4 | 2 | 1 | 0 | 1 | 0 | 4 | | | | | | | | | | | |
| Bill Russell, R OBP: 0.327, SLG: 0.371 (1, 6) | | FC5-4 1B | | HR 1B | SF8 BB | | 1B BB | | | 2 | 1 | 2 | 0 | 2 | 0 | 0 | | | | | | | | | | | |
| Steve Yeager, R OBP: 0.348, SLG: 0.343 (1, 2) | | FC5-4 BB 1B WP | | HR | 1-2 2-3 3-H | | 1B | | | 3 | 2 | 2 | 4 | 1 | 0 | 2 | | | | | | | | | | | |
| Tommy John, R OBP: 0.159, SLG: 0.159 (1, 1) Mike Strahler, R OBP: 0.400, SLG: 0.143 (5, 1) Willie Davis, L OBP: 0.317, SLG: 0.437 (5, PH) Doug Rau, L OBP: 0.333, SLG: 0.600 (6, 1) | | WP BB | | 1B 1B | SF8 | | 6-3 | | | 2 | 0 | 2 | 1 | 0 | 0 | 0 | | | | | | | | | | | |
| Inning Stats | R: 0 E: 0 K: 1 S: 6 | H: 1 LOB: 2 BB: 1 P: 10 | R: 2 E: 0 K: 1 S: 7 | H: 2 LOB: 2 BB: 2 P: 15 | R: 3 E: 0 K: 0 S: 6 | H: 4 LOB: 2 BB: 2 P: 14 | R: 0 E: 0 K: 0 S: 3 | H: 0 LOB: 0 BB: 0 P: 3 | R: 1 E: 0 K: 1 S: 7 | H: 2 LOB: 3 BB: 2 P: 15 | R: 0 E: 0 K: 0 S: 3 | H: 0 LOB: 0 BB: 0 P: 3 | R: 0 E: 0 K: 0 S: 2 | H: 0 LOB: 0 BB: 1 P: 6 | R: 0 E: 0 K: 0 S: 2 | H: 0 LOB: 0 BB: 1 P: 6 | | 1B: 8 2B: 1 3B: 0 HR: 1 | SF: 1 SAC: 0 DP: 1 HBP: 0 | WP: 2 PB: 0 SB: 1 CS: 0 | PA: 42 | | | | | | |
| PITCHER | IP | WLS | BF | H | R | ER | SO | BB | IBB | HBP | BLK | WP | HR | S | P | ERA | WHIP | | | | | | | | | | |
| Ron Bryant, L ERA: 3.02 (1, 1) | 2.2 | L | 17 | 5 | 5 | 5 | 2 | 4 | 0 | 0 | 0 | 0 | 0 | 5 | 9 | 0.00 | 2.250 | | | | | | | | | | |
| Frank Reberger, R ERA: 3.9 (3, 1) | 1.1 | | 6 | 2 | 0 | 0 | 0 | 1 | 0 | 0 | 0 | 0 | 0 | 5 | 9 | 0.00 | 2.250 | | | | | | | | | | |
| Steve Stone, R ERA: 3.11 (5, 1) | 1.1 | | 9 | 2 | 2 | 2 | 1 | 3 | 0 | 0 | 0 | 1 | 0 | 8 | 20 | 13.50 | 3.750 | | | | | | | | | | |
| Randy Moffitt, R ERA: 3.8 (6, 1) | 2.2 | | 10 | 1 | 0 | 0 | 0 | 2 | 0 | 0 | 0 | 0 | 0 | 8 | 16 | 0.00 | 1.125 | | | | | | | | | | |

| | |
|-----|----|
| AB | 32 |
| R | 4 |
| H | 7 |
| RBI | 4 |
| BB | 3 |
| SO | 10 |
| LOB | 10 |



| | |
|-----|----|
| AB | 31 |
| R | 7 |
| H | 10 |
| RBI | 6 |
| BB | 10 |
| SO | 3 |
| LOB | 23 |



| Batter | 1 | 2 | 3 | 4 | 5 | 6 | 7 | 8 | 9 | AB | R | H | RBI | BB | SO | LOB | TOP | | | | | |
|---|--|---------------------------------|------------------------------|---------------------------------|------------------------------|---------------------------------|------------------------------|---------------------------------|------------------------------|---------------------------------|------------------------------|---------------------------------|------------------------------|---------------------------------|------------------------------|---------------------------------|------------------------------|---------------------------------|----------------------------------|------------------------------------|------------------------------|--|
| Bobby Bonds, R OBP: 0.321, SLG: 0.432 (1,9) | 0-0 6-3 | | 0-0 5-3 | | | 0-0 6-3 | | 0-0 1B 1B | 4 0 1 0 0 0 0 | | | | | | | | | | | | | |
| Tito Fuentes, S OBP: 0.303, SLG: 0.374 (1,4) | 0-0 F7 | | 0-3 K | | | 0-0 E5 | | 0-0 1B 1-2 | 4 0 1 0 0 1 0 | | | | | | | | | | | | | |
| Chris Speier, R OBP: 0.354, SLG: 0.404 (1,6) | 0-0 F4 | | 0-0 F4 | | | 0-0 F3 | | 0-0 F3 | 4 0 0 0 0 0 3 | | | | | | | | | | | | | |
| Dave Kingman, R OBP: 0.310, SLG: 0.474 (1,3) | | 0-0 L7 | | 0-3 K | | 0-0 F2 | | 0-0 F5 | 4 0 0 0 0 1 3 | | | | | | | | | | | | | |
| Garry Maddox, R OBP: 0.286, SLG: 0.419 (1,8) | | 0-0 F3 | | | 0-0 CS 1B | 0-0 F4 | | | 3 0 1 0 0 0 1 | | | | | | | | | | | | | |
| Gary Matthews, R OBP: 0.275, SLG: 0.421 (1,7) | | 0-0 1B | | 0-3 K | | 0-0 F7 | | | 3 0 1 0 0 1 1 | | | | | | | | | | | | | |
| Al Gallagher, R OBP: 0.317, SLG: 0.270 (1,5) | | 0-0 F9 | | 0-0 6-3 | | 0-0 4-3 | | | 3 0 0 0 0 0 1 | | | | | | | | | | | | | |
| Dave Rader, L OBP: 0.302, SLG: 0.333 (1,2) | | | 0-0 L8 | | 0-0 4-3 | | 0-0 4-3 | | 3 0 0 0 0 0 0 | | | | | | | | | | | | | |
| Jim Barr, R OBP: 0.196, SLG: 0.261 (1,1) | | | 0-3 K | | 0-0 F8 | | 0-0 F8 | | 1 0 0 0 0 0 1 0 | | | | | | | | | | | | | |
| Elias Sosa, R OBP: 0.286, SLG: 0.313 (4,1) | | | | | | | | | 0 0 0 0 0 0 0 0 | | | | | | | | | | | | | |
| Chris Arnold, R OBP: 0.286, SLG: 0.313 (6,PH) | | | | | | | | | 0 0 0 0 0 0 0 0 | | | | | | | | | | | | | |
| Frank Reberger, R OBP: 0.399, SLG: 0.254 (6,1) | | | | | | | | | 0 0 0 0 0 0 0 0 | | | | | | | | | | | | | |
| Don McMahon, R OBP: 0.350, SLG: 0.250 (8,1) | | | | | | | | | 0 0 0 0 0 0 0 0 | | | | | | | | | | | | | |
| Jim Ray Hart, R OBP: 0.395, SLG: 0.590 (6,PH) | | | | | | | | | 1 0 0 0 0 0 0 0 | | | | | | | | | | | | | |
| Inning Stats | R: 0 E: 0 K: 0 S: 3 | H: 0 LOB: 0 BB: 0 P: 3 | R: 0 E: 0 K: 0 S: 4 | H: 1 LOB: 1 BB: 0 P: 4 | R: 0 E: 0 K: 1 S: 5 | H: 0 LOB: 0 BB: 0 P: 5 | R: 0 E: 0 K: 2 S: 7 | H: 0 LOB: 0 BB: 0 P: 7 | R: 0 E: 0 K: 1 S: 5 | H: 1 LOB: 0 BB: 0 P: 5 | R: 0 E: 0 K: 0 S: 3 | H: 0 LOB: 0 BB: 0 P: 3 | R: 0 E: 1 K: 0 S: 4 | H: 0 LOB: 1 BB: 0 P: 4 | R: 0 E: 0 K: 0 S: 3 | H: 0 LOB: 0 BB: 0 P: 3 | R: 0 E: 0 K: 0 S: 5 | H: 2 LOB: 2 BB: 0 P: 5 | 1B: 4 2B: 0 3B: 0 HR: 0 | SF: 0 SAC: 0 DP: 0 HBP: 0 | WP: 0 PA: 31 ERA: 2.93 | |
| PITCHER Al Downing, L ERA: 2.93 (1,1) | IP: 9.0 WLS: W BF: 31 H: 4 R: 0 ER: 0 SO: 4 BB: 0 IBB: 0 HBP: 0 BLK: 0 WP: 0 HR: 0 S: 39 P: 39 ERA: 0.00 WHIP: 0.444 | | | | | | | | | | | | | | | | | | | | | |

San Francisco Giants @ Los Angeles Dodgers
 Dodger Stadium, Los Angeles, CA
 Sun Sep 24 1972, 3:33 AM PDT
 Att: 19,222 - Unknown

AB 31
 R 0
 H 4
 RBI 0
 BB 0
 SO 4
 LOB 9



| Batter | 1 | 2 | 3 | 4 | 5 | 6 | 7 | 8 | 9 | AB | R | H | RBI | BB | SO | LOB | BOTTOM | | |
|--|---|----------------------------------|------------------------------|----------------------------------|--------------------------------|---------------------------------|-------------------------------|----------------------------------|------------------------------|---------------------------------|------------------------------|---------------------------------|------------------------------|---------------------------------|------------------------------|---------------------------------|-----------------------------------|------------------------------------|------------------------------|
| Davey Lopes, R OBP: 0.333, SLG: 0.167 (1,4) | 0-0 L7 | 0-0 BB 1B 1B | | 0-0 E 1B 1B | 0-0 F9 | | | 0-0 6-3 | 5 2 2 0 0 0 1 | | | | | | | | | | |
| Bill Buckner, L OBP: 0.349, SLG: 0.413 (1,9) | 0-0 4-3 | 4-0 1B BB BB | | 0-0 E3 1B 1B | 0-0 2-3 | | 0-0 HR | 4 1 3 1 1 0 0 | | | | | | | | | | | |
| Willie Davis, L OBP: 0.321, SLG: 0.446 (1,8) | 0-0 2B | 4-0 1B BB | | 0-0 BB 1B | 0-0 F8 | | 0-0 HR | 4 2 3 4 1 0 1 | | | | | | | | | | | |
| Tom Paciorek, R OBP: 0.333, SLG: 0.467 (1,7) | 0-0 2B | 0-0 1B | | 0-3 K | 0-0 F2 | | 0-0 FC5 1B | 5 0 3 2 0 1 2 | | | | | | | | | | | |
| Ron Cey, R OBP: 0.467, SLG: 0.273 (1,5) | 4-0 BB | 0-0 F9 | | 4-0 BB | 4-0 BB | | 0-3 K | 2 0 0 0 3 1 4 | | | | | | | | | | | |
| Terrance McDermott, R OBP: 0.227, SLG: 0.150 (1,3) | 0-3 K | | 0-0 6-3 | 0-3 K | 0-0 G6-4-3 | | 0-0 1B | 5 0 1 0 0 2 6 | | | | | | | | | | | |
| Bill Russell, R OBP: 0.326, SLG: 0.369 (1,6) | | 0-0 6-3 | | 0-0 CS 1B | 0-0 F2 | | 0-0 L7 FC5 | 5 0 1 0 0 0 5 | | | | | | | | | | | |
| Steve Yeager, R OBP: 0.362, SLG: 0.347 (1,2) | | 0-0 1B BB 1B | | 4-0 BB 1B | 4-0 F9 SH1-4 1B BB | | 0-0 F2 | 2 2 1 0 2 0 0 | | | | | | | | | | | |
| Al Downing, R OBP: 0.123, SLG: 0.125 (1,1) | | 0-3 K | | 0-0 F8 | 0-0 SH1-4 | | 0-3 K | 3 0 0 0 0 2 2 | | | | | | | | | | | |
| Inning Stats | R: 1 E: 0 K: 1 S: 7 | H: 2 LOB: 2 BB: 1 P: 11 | R: 2 E: 0 K: 1 S: 8 | H: 3 LOB: 2 BB: 2 P: 16 | R: 0 E: 0 K: 0 S: 3 | H: 1 LOB: 1 BB: 1 P: 7 | R: 1 E: 1 K: 2 S: 10 | H: 3 LOB: 3 BB: 1 P: 14 | R: 1 E: 0 K: 0 S: 4 | H: 1 LOB: 1 BB: 1 P: 8 | R: 0 E: 0 K: 0 S: 2 | H: 0 LOB: 0 BB: 1 P: 6 | R: 0 E: 0 K: 1 S: 5 | H: 0 LOB: 0 BB: 0 P: 5 | R: 2 E: 0 K: 1 S: 9 | H: 4 LOB: 2 BB: 0 P: 9 | 1B: 10 2B: 3 3B: 0 HR: 1 | SF: 0 SAC: 1 DP: 1 HBP: 0 | WP: 0 PA: 43 ERA: 2.96 |
| PITCHER Jim Barr, R ERA: 2.96 (1,1) | IP: 3.0 WLS: L BF: 21 H: 9 R: 4 ER: 4 SO: 2 BB: 4 IBB: 0 HBP: 0 BLK: 0 WP: 0 HR: 0 S: 21 P: 37 ERA: 12.00 WHIP: 4.333 | | | | | | | | | | | | | | | | | | |
| Elias Sosa, R ERA: 3.18 (4,1) | 2.0 9 1 1 1 2 2 0 0 0 0 0 11 19 4.50 1.500 | | | | | | | | | | | | | | | | | | |
| Frank Reberger, R ERA: 3.99 (6,1) | 2.1 10 3 2 2 1 1 0 0 0 0 1 11 15 7.71 1.714 | | | | | | | | | | | | | | | | | | |
| Don McMahon, R ERA: 3.71 (8,1) | 0.2 3 1 0 0 1 0 0 0 0 0 0 5 5 0.00 1.500 | | | | | | | | | | | | | | | | | | |

San Francisco Giants @ Los Angeles Dodgers
 Dodger Stadium, Los Angeles, CA
 Sun Sep 24 1972, 3:33 AM PDT
 Att: 19,222 - Unknown

AB 35
 R 7
 H 14
 RBI 7
 BB 7
 SO 6
 LOB 21



| Batter | 1 | 2 | 3 | 4 | 5 | 6 | 7 | 8 | 9 | AB | R | H | RBI | BB | SO | LOB | TOP | | | | | |
|---|--|---------------------------------|------------------------------|---------------------------------|------------------------------|---------------------------------|------------------------------|---------------------------------|------------------------------|---------------------------------|------------------------------|---------------------------------|------------------------------|---------------------------------|------------------------------|---|--|------------------------------|---------------------------------|----------------------------------|------------------------------------|----------------------------------|
| Bobby Bonds, R OBP: 0.320, SLG: 0.434 (1, 9) | G3 | | E5 | | F9 | | F7 | | | 4 | 0 | 0 | 0 | 0 | 0 | 3 | San Francisco Giants @ Houston Astros Astrodome, Houston, TX Wed Sep 27 1972, 8:05 PM EDT Att: 6,223 - Dome | | | | | |
| Jim Howarth, L OBP: 0.326, SLG: 0.294 (1, 8) | | | F3 | | | | F9 | | F8 | 3 | 0 | 0 | 0 | 1 | 0 | 2 | | | | | | |
| Chris Speier, R OBP: 0.351, SLG: 0.399 (1, 6) | F8 | | K | | | | 1-3 | | F6 | 4 | 0 | 0 | 0 | 0 | 1 | 3 | | | | | | |
| Willie McCovey, L OBP: 0.316, SLG: 0.403 Gary Matthews, R OBP: 0.296, SLG: 0.432 (1, 3) (4, 7) | | G3 | | | F8 | | | | F8 | 2 | 0 | 0 | 0 | 0 | 0 | 0 | | | | | | |
| Dave Kingman, R OBP: 0.309, SLG: 0.469 (1, 5) | | | | | | | 1B | | | 3 | 0 | 1 | 0 | 1 | 2 | 0 | | | | | | |
| Dave Radler, L OBP: 0.301, SLG: 0.332 (1, 2) | | | | | | | 1B | | | 4 | 0 | 1 | 0 | 0 | 0 | 2 | | | | | | |
| Tito Fuentes, S OBP: 0.303, SLG: 0.372 (1, 4) | | | | | | | | | | 4 | 0 | 1 | 0 | 0 | 0 | 1 | | | | | | |
| Gary Thomasson, L OBP: 0.286, SLG: 0.571 (1, 7) (4, 3) | | | | | | | | | | 3 | 0 | 1 | 0 | 0 | 1 | 1 | | | | | | |
| Jim Willoughby, R OBP: 0.214, SLG: 0.185 Ken Henderson, S OBP: 0.317, SLG: 0.437 Randy Moffitt, R (7, PH) (7, 1) | | | | | | | | | | 1 | 0 | 1 | 0 | 0 | 0 | 0 | | | | | | |
| Inning Stats | R: 0 E: 0 K: 1 S: 2 | H: 0 LOB: 0 BB: 1 P: 6 | R: 0 E: 0 K: 0 S: 3 | H: 1 LOB: 1 BB: 1 P: 7 | R: 0 E: 1 K: 1 S: 7 | H: 1 LOB: 2 BB: 0 P: 7 | R: 0 E: 0 K: 1 S: 5 | H: 0 LOB: 0 BB: 0 P: 5 | R: 0 E: 0 K: 0 S: 4 | H: 1 LOB: 1 BB: 0 P: 4 | R: 0 E: 0 K: 0 S: 5 | H: 2 LOB: 2 BB: 0 P: 5 | R: 0 E: 0 K: 2 S: 8 | H: 1 LOB: 1 BB: 0 P: 8 | R: 0 E: 0 K: 0 S: 3 | H: 0 LOB: 0 BB: 0 P: 3 | | R: 0 E: 0 K: 1 S: 5 | H: 0 LOB: 0 BB: 0 P: 5 | 1B: 6 2B: 0 3B: 0 HR: 0 | SF: 0 SAC: 1 DP: 0 HBP: 0 | WP: 3 PB: 0 SB: 0 CS: 1 |
| PITCHER Don Wilson, R ERA: 2.66 (1, 1) | IP: 9.0 WLS: W BF: 34 H: 6 R: 0 ER: 0 SO: 5 BB: 2 IBB: 0 HBP: 0 BLK: 0 WP: 2 HR: 0 S: 42 P: 50 ERA: 0.00 WHIP: 0.889 | | | | | | | | | | | | | | | PITCHER Don Wilson, R ERA: 2.66 (1, 1) | IP: 9.0 WLS: W BF: 34 H: 6 R: 0 ER: 0 SO: 5 BB: 2 IBB: 0 HBP: 0 BLK: 0 WP: 2 HR: 0 S: 42 P: 50 ERA: 0.00 WHIP: 0.889 | | | | | |

| Batter | 1 | 2 | 3 | 4 | 5 | 6 | 7 | 8 | 9 | AB | R | H | RBI | BB | SO | LOB | BOTTOM | | | |
|---|--|---------------------------------|------------------------------|----------------------------------|------------------------------|---------------------------------|------------------------------|---------------------------------|------------------------------|---------------------------------|------------------------------|---------------------------------|------------------------------|---------------------------------|------------------------------|---|--|----------------------------------|------------------------------------|----------------------------------|
| Jimmy Wynn, R OBP: 0.394, SLG: 0.476 (1, 9) | K | | K | | 5-3 | | | | | 4 | 1 | 1 | 0 | 0 | 2 | 0 | San Francisco Giants @ Houston Astros Astrodome, Houston, TX Wed Sep 27 1972, 8:05 PM EDT Att: 6,223 - Dome | | | |
| Roger Metzger, S OBP: 0.285, SLG: 0.261 (1, 6) | | | F8 | | | | F6 | | | 4 | 0 | 0 | 0 | 0 | 0 | 1 | | | | |
| Cesar Cedeno, R OBP: 0.383, SLG: 0.541 (1, 8) | | | K | | | | F4 | | | 4 | 0 | 0 | 0 | 0 | 1 | 0 | | | | |
| Lee May, R OBP: 0.351, SLG: 0.504 (1, 3) | | | | | | | | | | 4 | 1 | 1 | 0 | 0 | 2 | 1 | | | | |
| Bob Watson, R OBP: 0.376, SLG: 0.455 (1, 7) | | | | | | | | | | 3 | 0 | 0 | 0 | 0 | 1 | 1 | | | | |
| Doug Radler, R OBP: 0.309, SLG: 0.428 (1, 5) | | | | | | | | | | 2 | 0 | 0 | 0 | 1 | 0 | 0 | | | | |
| Tommy Helms, R OBP: 0.294, SLG: 0.351 (1, 4) | | | | | | | | | | 2 | 0 | 0 | 0 | 1 | 0 | 2 | | | | |
| Larry Howard, R OBP: 0.304, SLG: 0.322 (1, 2) | | | | | | | | | | 3 | 1 | 2 | 2 | 0 | 0 | 1 | | | | |
| Don Wilson, R OBP: 0.132, SLG: 0.135 (1, 1) | | | | | | | | | | 3 | 0 | 0 | 0 | 0 | 2 | 2 | | | | |
| Inning Stats | R: 0 E: 0 K: 1 S: 5 | H: 0 LOB: 0 BB: 0 P: 5 | R: 1 E: 0 K: 1 S: 7 | H: 2 LOB: 2 BB: 1 P: 11 | R: 0 E: 0 K: 2 S: 7 | H: 0 LOB: 0 BB: 0 P: 7 | R: 0 E: 0 K: 0 S: 3 | H: 0 LOB: 0 BB: 0 P: 3 | R: 1 E: 0 K: 1 S: 6 | H: 1 LOB: 0 BB: 0 P: 6 | R: 0 E: 0 K: 1 S: 5 | H: 0 LOB: 0 BB: 0 P: 5 | R: 0 E: 0 K: 1 S: 5 | H: 0 LOB: 1 BB: 1 P: 9 | R: 1 E: 1 K: 1 S: 7 | H: 1 LOB: 1 BB: 0 P: 7 | | 1B: 1 2B: 2 3B: 0 HR: 1 | SF: 0 SAC: 0 DP: 0 HBP: 0 | WP: 0 PB: 0 SB: 0 CS: 0 |
| PITCHER Jim Willoughby, R ERA: 2.04 Randy Moffitt, R ERA: 3.69 (1, 1) (7, 1) | IP: 6.0 WLS: L BF: 22 H: 3 R: 2 ER: 2 SO: 6 BB: 1 IBB: 0 HBP: 0 BLK: 0 WP: 1 HR: 1 S: 33 P: 37 ERA: 3.00 WHIP: 0.667 | | | | | | | | | | | | | | | PITCHER Don Wilson, R ERA: 2.66 (1, 1) | IP: 9.0 WLS: W BF: 34 H: 6 R: 0 ER: 0 SO: 5 BB: 2 IBB: 0 HBP: 0 BLK: 0 WP: 2 HR: 0 S: 42 P: 50 ERA: 0.00 WHIP: 0.889 | | | |

| Batter | 1 | 2 | 3 | 4 | 5 | 6 | 7 | 8 | 9 | AB | R | H | RBI | BB | SO | LOB | TOP | | | | | |
|---|--|---------------------------------|------------------------------|---------------------------------|------------------------------|---------------------------------|------------------------------|---------------------------------|---|----------------------------------|------------------------------|---------------------------------|------------------------------|---------------------------------|------------------------------|---------------------------------|--|------------------------------|---------------------------------|----------------------------------|------------------------------------|----------------------------------|
| Ralph Garr, L OBP: 0.356, SLG: 0.427 (1, 7) | 6-3 | | E 2B | | BB E 1B | G5-4-3 1B | | 6-3 | 5 2 3 0 0 0 0 | | | | | | | | Atlanta Braves @ San Francisco Giants Candlestick Park, San Francisco, CA Fri Sep 29 1972, 10:05 PM EDT Att: 3,042 - Unknown | | | | | |
| Larvell Blanks, R OBP: 0.372, SLG: 0.444 (1, 4) | BB E4 1B | | F7 | | F7 | G5-4-3 | | 6-3 | 5 0 1 0 0 0 4 | | | | | | | | | | | | | |
| Hank Aaron, R OBP: 0.395, SLG: 0.517 (1, 3) | F7 | | E7 1B | | E BB 1B BB | | | 6-3 | 4 1 1 0 1 0 1 | | | | | | | | | | | | | |
| Earl Williams, R OBP: 0.339, SLG: 0.466 (1, 5) | E4 BB | | 6-3 | | 1B E BB | | | F9 | 2 0 0 0 2 0 1 | | | | | | | | | | | | | |
| Dusty Baker Jr., R OBP: 0.388, SLG: 0.510 (1, 8) | E4 | | F6 | | E5 1B | | | FC6-4 1B | 4 0 1 0 0 0 5 | | | | | | | | | | | | | |
| Oscar Brown, R OBP: 0.247, SLG: 0.340 (1, 9) | | 6-3 | | F4 | 1B | | | FC6-4 | 4 0 1 1 0 0 1 | | | | | | | | | | | | | |
| Marty Perez, R OBP: 0.277, SLG: 0.266 (1, 6) | | | | 4-3 | F9 | | | G5-4-3 BB | 3 0 1 0 1 0 3 | | | | | | | | | | | | | |
| Paul Casanova, R OBP: 0.222, SLG: 0.273 (1, 2) | | 6-3 | | F4 | | | | F4 | 4 0 0 0 0 0 2 | | | | | | | | | | | | | |
| Jimmy Freeman, L Tom Kelly, R Cecil Upshaw, R Gil Garrido, L Larry Jaster, L Bob Didier, S Tom House, L (1, 1) (5, 1) (5, 1) (6, PH) (6, PH) (8, PH) (8, PH) (8, 1) | 4-3 | | | | 5-3 | 1B BB | | G5-4-3 | 2 0 0 0 0 0 1 0 1 0 0 0 0 0 0 0 0 0 0 0 0 0 | | | | | | | | | | | | | |
| Inning Stats | R: 0 E: 1 K: 0 S: 4 | H: 1 LOB: 2 BB: 1 P: 8 | R: 0 E: 0 K: 0 S: 4 | H: 1 LOB: 1 BB: 0 P: 4 | R: 1 E: 1 K: 0 S: 5 | H: 2 LOB: 1 BB: 0 P: 5 | R: 0 E: 0 K: 0 S: 3 | H: 0 LOB: 3 BB: 0 P: 3 | R: 2 E: 1 K: 0 S: 6 | H: 2 LOB: 3 BB: 2 P: 14 | R: 0 E: 0 K: 0 S: 3 | H: 1 LOB: 1 BB: 1 P: 7 | R: 0 E: 0 K: 0 S: 4 | H: 1 LOB: 0 BB: 0 P: 4 | R: 0 E: 0 K: 0 S: 2 | H: 0 LOB: 0 BB: 1 P: 6 | | R: 0 E: 0 K: 0 S: 3 | H: 0 LOB: 0 BB: 0 P: 3 | 1B: 6 2B: 2 3B: 0 HR: 0 | SF: 0 SAC: 0 DP: 2 HBP: 0 | WP: 0 PB: 0 SB: 1 CS: 0 |
| PITCHER Ron Bryant, L ERA: 2.88 (1, 1) | IP: 9.0 WLS: W BF: 39 H: 8 R: 3 ER: 0 SO: 0 BB: 5 IBB: 0 HBP: 0 BLK: 0 WP: 0 HR: 0 S: 34 P: 54 ERA: 0.00 WHIP: 1.444 | | | | | | | | | | | | | | | | | | | | | |

| Batter | 1 | 2 | 3 | 4 | 5 | 6 | 7 | 8 | 9 | AB | R | H | RBI | BB | SO | LOB | BOTTOM | | | |
|--|--|---------------------------------|------------------------------|---------------------------------|------------------------------|---------------------------------|------------------------------|---------------------------------|-------------------------------|----------------------------------|------------------------------|----------------------------------|------------------------------|---------------------------------|------------------------------|---------------------------------|--|-----------------------------------|------------------------------------|----------------------------------|
| Bobby Bonds, R OBP: 0.322, SLG: 0.435 (1, 9) | K | F9 | | 1B | 2H 1B | | G6-4-3 1B | | 5 0 3 1 0 1 1 | | | | | | | | Atlanta Braves @ San Francisco Giants Candlestick Park, San Francisco, CA Fri Sep 29 1972, 10:05 PM EDT Att: 3,042 - Unknown | | | |
| Tito Fuentes, S OBP: 0.300, SLG: 0.369 (1, 4) | L1 | | F7 | 5-3 | 4-3 | | G6-4-3 | | 5 0 0 0 0 0 3 | | | | | | | | | | | |
| Chris Speier, R OBP: 0.353, SLG: 0.400 (1, 6) | 1B | | | | HR BB 5-3 | | K | | 4 1 2 0 1 1 1 | | | | | | | | | | | |
| Dave Kingman, R OBP: 0.310, SLG: 0.474 (1, 5) | K | | K | | HR 1B | FC5-4 BB | | 1-3 | 4 1 1 2 1 2 2 | | | | | | | | | | | |
| Dave Rader, L OBP: 0.303, SLG: 0.333 (1, 2) | | F4 | 1-3 | | WP 2B 1B | FC5-4 HR | | 1B HR 1B | 5 3 2 0 0 0 2 | | | | | | | | | | | |
| Gary Matthews, R OBP: 0.315, SLG: 0.510 (1, 7) | F7 | | | F9 | 2B E 1B | HR | | CS 1B | 5 2 3 2 0 0 0 | | | | | | | | | | | |
| Garry Maddox, R OBP: 0.294, SLG: 0.430 (1, 8) | 1B E BB | | | E 1B | 1H 2H 1B 2B | FC5-4 1B | | 1-2 HR | 4 4 4 3 1 0 0 | | | | | | | | | | | |
| Gary Thomasson, L OBP: 0.417, SLG: 0.583 (1, 3) | E8 PB 2B 1B | | E9 | E9 | WP 1B 1B | K | | K | 5 3 3 1 0 2 1 | | | | | | | | | | | |
| Ron Bryant, S OBP: 0.214, SLG: 0.209 (1, 1) | | | 6-3 | | K | FC5-4 | | | 4 0 1 1 0 1 2 | | | | | | | | | | | |
| Inning Stats | R: 0 E: 0 K: 2 S: 8 | H: 1 LOB: 1 BB: 0 P: 8 | R: 2 E: 1 K: 0 S: 5 | H: 2 LOB: 1 BB: 1 P: 9 | R: 0 E: 0 K: 1 S: 6 | H: 1 LOB: 1 BB: 0 P: 6 | R: 2 E: 1 K: 0 S: 6 | H: 3 LOB: 1 BB: 0 P: 6 | R: 6 E: 1 K: 1 S: 11 | H: 6 LOB: 1 BB: 1 P: 15 | R: 2 E: 0 K: 1 S: 7 | H: 2 LOB: 1 BB: 1 P: 11 | R: 0 E: 0 K: 1 S: 5 | H: 1 LOB: 0 BB: 0 P: 5 | R: 2 E: 0 K: 1 S: 7 | H: 3 LOB: 0 BB: 0 P: 7 | | 1B: 14 2B: 2 3B: 0 HR: 3 | SF: 0 SAC: 0 DP: 1 HBP: 0 | WP: 2 PB: 1 SB: 0 CS: 1 |
| PITCHER Jimmy Freeman, L ERA: 6.0 Tom Kelley, R ERA: 4.07 Cecil Upshaw, R ERA: 3.71 Larry Jaster, L ERA: 5.4 Tom House, L ERA: 4.26 (1, 1) (5, 1) (5, 1) (6, 1) (8, 1) | IP: 4.0 WLS: L BF: 24 H: 10 R: 8 ER: 7 SO: 3 BB: 2 IBB: 0 HBP: 0 BLK: 0 WP: 2 HR: 1 S: 28 P: 36 ERA: 15.75 WHIP: 3.000 | | | | | | | | | | | | | | | | | | | |

| Batter | 1 | 2 | 3 | 4 | 5 | 6 | 7 | 8 | 9 | AB | R | H | RBI | BB | SO | LOB | TOP | | | | | |
|---|--|---------------------------------|-------------------------------|----------------------------------|-------------------------------|----------------------------------|------------------------------|---------------------------------|-------------------------------|----------------------------------|------------------------------|----------------------------------|------------------------------|---------------------------------|------------------------------|----------------------------------|--|----------------------------------|----------------------------------|------------------------------------|----------------------------------|--------|
| Ralph Garr, L OBP: 0.357, SLG: 0.427 (1, 7) | 1-3 | | FC6-5 1B | | F8 | 4-3 | | | 0-0 1B | 5 | 0 | 2 | 0 | 0 | 0 | 2 | Atlanta Braves @ San Francisco Giants Candlestick Park, San Francisco, CA Sat Sep 30 1972, 6:33 AM EDT Att: 4,238 - Unknown Braves | | | | | |
| Sonny Jackson, L OBP: 0.281, SLG: 0.339 (1, 6) | F7 | | 1-2 1B | | 6-3 | | | | 2-2 F7 | 5 | 0 | 1 | 0 | 0 | 0 | 1 | | | | | | |
| Darrell Evans, L OBP: 0.382, SLG: 0.418 (1, 5) | 4-1 BB | | L3 | | 0-0 2B | | | | 2-2 4-3 | 4 | 0 | 1 | 0 | 1 | 0 | 3 | | | | | | |
| Earl Williams, R OBP: 0.337, SLG: 0.463 (1, 2) | 0-0 F4 | | 1-3 K | | 1-3 K | | | | 1-0 F8 | 4 | 0 | 0 | 0 | 0 | 2 | 4 | | | | | | |
| Dusty Baker Jr., R OBP: 0.389, SLG: 0.515 (1, 8) | | 2-1 4-3 2B | 2-2 FC6-5 | | | | | | 0-1 5-3 2B | 4 | 0 | 2 | 0 | 0 | 0 | 2 | | | | | | |
| Jim Brazzale, L OBP: 0.300, SLG: 0.452 (1, 3) | 0-0 4-3 | | | | 0-0 F6 | | | | 0-1 F8 F4 | 4 | 0 | 0 | 0 | 0 | 0 | 2 | | | | | | |
| Mike Lum, L OBP: 0.324, SLG: 0.352 (1, 9) | 0-0 F3 | | | | 2-3 K | | | | 1-0 F7 1B | 4 | 1 | 1 | 0 | 0 | 1 | 2 | | | | | | |
| Larryl Blanks, R OBP: 0.390, SLG: 0.453 (1, 4) | 4-2 BB | | | | 0-0 FC4-6 1B | | | | 0-1 F8 1B | 3 | 0 | 2 | 0 | 1 | 0 | 1 | | | | | | |
| Mike McQueen, L OBP: 0.087, SLG: 0.087 (6, PH) | 1-3 K | | | | 0-0 FC4-6 | | | | 0-1 F7 | 2 | 0 | 0 | 0 | 0 | 1 | 3 | | | | | | |
| Hank Aaron, R OBP: 0.397, SLG: 0.518 (6, PH) | | | | | | | | | | 1 | 0 | 1 | 1 | 0 | 0 | 0 | | | | | | |
| Pat Jarvis, R OBP: 0.160, SLG: 0.208 (6, PH) | | | | | | | | | | 0 | 0 | 0 | 0 | 0 | 0 | 0 | | | | | | |
| Oscar Brown, R OBP: 0.245, SLG: 0.338 (9, PH) | | | | | | | | | | 1 | 0 | 0 | 0 | 0 | 0 | 0 | | | | | | |
| Inning Stats | R: 0 E: 0 K: 0 S: 4 | H: 0 LOB: 1 BB: 1 P: 9 | R: 0 E: 0 K: 1 S: 12 | H: 1 LOB: 2 BB: 1 P: 19 | R: 0 E: 0 K: 1 S: 12 | H: 2 LOB: 2 BB: 0 P: 16 | R: 0 E: 0 K: 1 S: 7 | H: 1 LOB: 1 BB: 0 P: 9 | R: 0 E: 0 K: 0 S: 10 | H: 1 LOB: 1 BB: 0 P: 15 | R: 0 E: 0 K: 0 S: 8 | H: 3 LOB: 2 BB: 0 P: 12 | R: 0 E: 0 K: 0 S: 4 | H: 0 LOB: 0 BB: 0 P: 6 | R: 0 E: 0 K: 0 S: 7 | H: 1 LOB: 1 BB: 0 P: 10 | R: 0 E: 0 K: 0 S: 9 | H: 1 LOB: 1 BB: 0 P: 13 | 1B: 7 2B: 3 3B: 0 HR: 0 | SF: 0 SAC: 0 DP: 0 HBP: 0 | WP: 0 PB: 0 SB: 0 CS: 0 | PA: 39 |
| PITCHER Jim Barr, R ERA: 2.87 (1, 1) | IP: 9.0 WLS: W BF: 39 H: 10 R: 1 ER: 1 SO: 4 BB: 2 IBB: 0 HBP: 0 BLK: 0 WP: 0 HR: 0 S: 73 P: 109 ERA: 1.00 WHIP: 1.333 | | | | | | | | | | | | | | | PITCHER | IP: 9.0 WLS: W BF: 39 H: 10 R: 1 ER: 1 SO: 4 BB: 2 IBB: 0 HBP: 0 BLK: 0 WP: 0 HR: 0 S: 73 P: 109 ERA: 1.00 WHIP: 1.333 | | | | | |


| Batter | 1 | 2 | 3 | 4 | 5 | 6 | 7 | 8 | 9 | AB | R | H | RBI | BB | SO | LOB | BOTTOM | | | |
|---|--|----------------------------------|-------------------------------|----------------------------------|-------------------------------|----------------------------------|-------------------------------|----------------------------------|------------------------------|----------------------------------|-------------------------------|----------------------------------|------------------------------|----------------------------------|------------------------------|----------------------------------|--|----------------------------------|------------------------------------|----------------------------------|
| Bobby Bonds, R OBP: 0.323, SLG: 0.440 (1, 9) | 1-1 F9 | | 2-1 HR | | 0-0 F8 | | | | 4-2 1B SF7 BB | 3 | 2 | 1 | 1 | 1 | 0 | 0 | Atlanta Braves @ San Francisco Giants Candlestick Park, San Francisco, CA Sat Sep 30 1972, 6:33 AM EDT Att: 4,238 - Unknown GIANTS | | | |
| Tito Fuentes, S OBP: 0.303, SLG: 0.372 (1, 4) | 1-1 F5 | | 4-2 G5-4-3 BB | | 1-0 FC6-4 2B | | | | 1-3 1B | 3 | 0 | 2 | 0 | 1 | 0 | 0 | | | | |
| Chris Speier, R OBP: 0.354, SLG: 0.400 (1, 6) | 0-1 1B | | 1-2 F8 | | 4-1 FC6-4 BB | | | | 2-3 K | 3 | 0 | 1 | 0 | 1 | 1 | 3 | | | | |
| Dave Kingman, R OBP: 0.308, SLG: 0.471 (1, 5) | 3-3 K | | 2-2 G5-4-3 | | 2-2 FC6-4 | | | | 0-0 SF7 | 3 | 0 | 0 | 1 | 0 | 1 | 4 | | | | |
| Dave Rader, L OBP: 0.302, SLG: 0.330 (1, 2) | | 0-1 1-3 | | | 4-2 G5-4-3 BB | | | | 0-0 4-3 | 3 | 0 | 0 | 0 | 1 | 0 | 3 | | | | |
| Gary Matthews, R OBP: 0.310, SLG: 0.481 (1, 7) | | 0-0 6-3 | | | 0-0 G5-4-3 | | | | 4-1 4-3 WP BB | 3 | 0 | 0 | 0 | 1 | 0 | 1 | | | | |
| Garry Maddox, R OBP: 0.296, SLG: 0.438 (1, 8) | | 1-2 1B 1B | | | 2-1 HR | | | | 1-1 F4 | 4 | 1 | 2 | 1 | 0 | 0 | 1 | | | | |
| Gary Thomasson, L OBP: 0.438, SLG: 0.533 (1, 3) | | 0-0 1-2 1B | | | 4-1 FC6-4 BB | | | | 1-3 K | 3 | 0 | 1 | 0 | 1 | 1 | 1 | | | | |
| Jim Barr, R OBP: 0.184, SLG: 0.245 (1, 1) | | 0-1 F7 | | | 2-2 FC6-4 | | | | 2-0 F5 | 3 | 0 | 0 | 0 | 0 | 0 | 4 | | | | |
| Inning Stats | R: 0 E: 0 K: 1 S: 9 | H: 1 LOB: 1 BB: 0 P: 14 | R: 0 E: 0 K: 0 S: 10 | H: 2 LOB: 0 BB: 0 P: 11 | R: 1 E: 0 K: 0 S: 10 | H: 1 LOB: 0 BB: 1 P: 19 | R: 1 E: 0 K: 0 S: 14 | H: 1 LOB: 2 BB: 2 P: 26 | R: 0 E: 0 K: 0 S: 8 | H: 0 LOB: 1 BB: 1 P: 19 | R: 1 E: 0 K: 1 S: 10 | H: 1 LOB: 1 BB: 1 P: 16 | R: 0 E: 0 K: 1 S: 7 | H: 0 LOB: 0 BB: 0 P: 10 | R: 0 E: 0 K: 1 S: 9 | H: 0 LOB: 0 BB: 0 P: 10 | | 1B: 4 2B: 1 3B: 0 HR: 2 | SF: 1 SAC: 0 DP: 2 HBP: 0 | WP: 1 PB: 0 SB: 0 CS: 0 |
| PITCHER Mike McQueen, L ERA: 4.62 (1, 1) | IP: 5.0 WLS: L BF: 23 H: 6 R: 2 ER: 2 SO: 1 BB: 2 IBB: 0 HBP: 0 BLK: 0 WP: 0 HR: 2 S: 51 P: 86 ERA: 1.80 WHIP: 2.000 | | | | | | | | | | | | | | | PITCHER | IP: 5.0 WLS: L BF: 23 H: 6 R: 2 ER: 2 SO: 1 BB: 2 IBB: 0 HBP: 0 BLK: 0 WP: 0 HR: 2 S: 51 P: 86 ERA: 1.80 WHIP: 2.000 | | | |
| PITCHER Pat Jarvis, R ERA: 4.19 (6, 1) | IP: 3.0 WLS: 12 BF: 1 H: 1 R: 1 ER: 1 SO: 2 BB: 2 IBB: 0 HBP: 0 BLK: 0 WP: 1 HR: 0 S: 27 P: 45 ERA: 3.00 WHIP: 1.000 | | | | | | | | | | | | | | | PITCHER | IP: 3.0 WLS: 12 BF: 1 H: 1 R: 1 ER: 1 SO: 2 BB: 2 IBB: 0 HBP: 0 BLK: 0 WP: 1 HR: 0 S: 27 P: 45 ERA: 3.00 WHIP: 1.000 | | | |

| Batter | 1 | 2 | 3 | 4 | 5 | 6 | 7 | 8 | 9 | AB | R | H | RBI | BB | SO | LOB | TOP | | | | | |
|--|------------------------------|----------------------------------|------------------------------|---------------------------------|------------------------------|---------------------------------|------------------------------|---------------------------------|------------------------------|---------------------------------|------------------------------|----------------------------------|------------------------------|---------------------------------|------------------------------|---------------------------------|------------------------------|---------------------------------|----------------------------------|------------------------------------|----------------------------------|--------|
| Derrel Thomas, S OBP: 0.291, SLG: 0.311 (1, 4) | F7 | S 1B | | G3 | | E 5-3 BB | | F5 | | 4 | 1 | 1 | 0 | 1 | 0 | 0 | | | | | | |
| Enzo Hernandez, R OBP: 0.243, SLG: 0.249 (1, 6) | 6-3 | 1B | | HR | | 5-3 | | 1B | | 5 | 2 | 4 | 2 | 0 | 0 | 1 | | | | | | |
| Leron Lee, L OBP: 0.353, SLG: 0.497 (1, 7) | 6-3 | F7 | | 6-3 | | K | | 1B | | 5 | 0 | 1 | 1 | 0 | 1 | 2 | | | | | | |
| Nate Colbert, R OBP: 0.333, SLG: 0.510 (1, 3) | E4 BB 1B | | | 6-3 | | | | K | | 5 | 1 | 1 | 0 | 0 | 1 | 2 | | | | | | |
| Cito Gaston, R OBP: 0.308, SLG: 0.357 (1, 9) | 1B | | | FC5-4 1B | | F8 | | F8 | | 5 | 0 | 2 | 0 | 0 | 0 | 2 | | | | | | |
| Larry Stahl, L OBP: 0.299, SLG: 0.348 (1, 8) | FC6-4 BB | | | SF8 | | F3 | | 6-3 | | 2 | 0 | 0 | 1 | 1 | 0 | 0 | | | | | | |
| Garry Jesteadt, R OBP: 0.278, SLG: 0.341 (1, 5) | FC6-4 | | | FC5-4 E | | 1B | | L5 | | 4 | 0 | 1 | 0 | 0 | 0 | 4 | | | | | | |
| Joe Goddard, R OBP: 0.297, SLG: 0.250 (8, PH) | | | | E6 FC6-4 | | K | | F7 | | 3 | 0 | 0 | 0 | 0 | 2 | 2 | | | | | | |
| Jerry Morales, R OBP: 0.308, SLG: 0.359 (8, 2) | | K | | 1-2 | | K | | 1-2 | | 1 | 0 | 0 | 0 | 0 | 0 | 0 | | | | | | |
| Fred Kendall, R OBP: 0.247, SLG: 0.322 (8, 2) | | | | FC6-4 | | K | | 1-2 | | 0 | 0 | 0 | 0 | 0 | 0 | 0 | | | | | | |
| Mike Caldwell, R OBP: 0.137, SLG: 0.140 (4, 1) | | | | F9 | | K | | 1-3 | | 2 | 0 | 0 | 0 | 0 | 0 | 2 | | | | | | |
| Mike Corkins, R OBP: 0.296, SLG: 0.316 (4, 1) | | | | FC6-4 | | | | | | 0 | 0 | 0 | 0 | 0 | 0 | 0 | | | | | | |
| Johnny Miller, R OBP: 0.246, SLG: 0.307 (6, PH) | | | | 1-2 | | | | | | 1 | 0 | 0 | 0 | 0 | 1 | 0 | | | | | | |
| Ralph Garcia, R OBP: 0.143, SLG: 0.118 (6, 1) | | | | 1-2 | | | | | | 0 | 0 | 0 | 0 | 0 | 0 | 0 | | | | | | |
| Curt Biefary, L OBP: 0.252, SLG: 0.330 (8, PH) | | | | 1-2 | | | | | | 1 | 0 | 0 | 0 | 0 | 0 | 0 | | | | | | |
| Steve Simpson, R OBP: 0.143, SLG: 0.118 (8, 1) | | | | 1-2 | | | | | | 0 | 0 | 0 | 0 | 0 | 0 | 0 | | | | | | |
| Inning Stats | R: 1 E: 1 K: 0 S: 6 | H: 2 LOB: 3 BB: 1 P: 10 | R: 1 E: 0 K: 1 S: 7 | H: 2 LOB: 1 BB: 0 P: 7 | R: 1 E: 0 K: 0 S: 6 | H: 2 LOB: 2 BB: 0 P: 6 | R: 1 E: 0 K: 0 S: 4 | H: 1 LOB: 0 BB: 0 P: 4 | R: 0 E: 0 K: 1 S: 6 | H: 1 LOB: 1 BB: 0 P: 6 | R: 0 E: 1 K: 2 S: 7 | H: 0 LOB: 1 BB: 1 P: 11 | R: 0 E: 0 K: 0 S: 3 | H: 0 LOB: 0 BB: 0 P: 3 | R: 0 E: 0 K: 0 S: 3 | H: 0 LOB: 0 BB: 0 P: 3 | R: 0 E: 0 K: 1 S: 7 | H: 2 LOB: 2 BB: 0 P: 7 | 1B: 8 2B: 0 3B: 1 HR: 1 | SF: 1 SAC: 0 DP: 0 HBP: 0 | WP: 0 PB: 0 SB: 1 CS: 0 | PA: 41 |
| PITCHER | IP | WLS | BF | H | R | ER | SO | BB | IBB | HBP | BLK | WP | HR | S | P | ERA | WHIP | | | | | |
| Jim Willoughby, R ERA: 2.36 (1, 1) | 4.0 | | 22 | 7 | 4 | 4 | 1 | 1 | 0 | 0 | 0 | 0 | 1 | 23 | 27 | 9.00 | 2.000 | | | | | |
| Steve Stone, R ERA: 2.98 (5, 1) | 5.0 | W | 19 | 3 | 0 | 0 | 4 | 1 | 0 | 0 | 0 | 0 | 0 | 26 | 30 | 0.00 | 0.800 | | | | | |

San Diego Padres @ San Francisco Giants
Candlestick Park, San Francisco, CA
Tue Oct 03 1972, 10:05 PM EDT
Att: 1,755 - Unknown

livebaseballscorecards.com

AB 38
R 4
H 10
RBI 4
BB 2
SO 5
LOB 15




| Batter | 1 | 2 | 3 | 4 | 5 | 6 | 7 | 8 | 9 | AB | R | H | RBI | BB | SO | LOB | BOTTOM | | | | | |
|--|------------------------------|---------------------------------|------------------------------|---------------------------------|------------------------------|----------------------------------|------------------------------|----------------------------------|------------------------------|---------------------------------|------------------------------|----------------------------------|------------------------------|---------------------------------|------------------------------|---------------------------------|------------------------------|---------------------------------|-----------------------------------|------------------------------------|----------------------------------|--------|
| Bobby Bonds, R OBP: 0.326, SLG: 0.441 (1, 9) | 6-3 | | FC6-4 3B | SF8 BLK 2B | K | | | S 1B | | 5 | 3 | 2 | 1 | 0 | 1 | 2 | | | | | | |
| Tito Fuentes, S OBP: 0.308, SLG: 0.378 (1, 4) | 5-3 | | FC5-2-5-2 3B | SF8 | | E7 1B | | 1B BB | | 3 | 0 | 2 | 2 | 1 | 0 | 0 | | | | | | |
| Chris Speier, R OBP: 0.359, SLG: 0.401 (1, 6) | 1B | | FC5-2-5-2 1B BB | 1B BB | | F4 1B | | G6-4-3 1B | | 3 | 1 | 2 | 1 | 2 | 0 | 1 | | | | | | |
| Dave Kingman, R OBP: 0.304, SLG: 0.462 (1, 5) | 5-3 | | FC5-2-5-2 1B WP | F4 | | F4 | | F7 | | 5 | 1 | 0 | 0 | 0 | 0 | 7 | | | | | | |
| Dave Rader, L OBP: 0.307, SLG: 0.332 (1, 2) | | | WP 1B | 1B | | IBB | | G6-4-3 | | 4 | 0 | 2 | 1 | 1 | 0 | 2 | | | | | | |
| Gary Matthews, R OBP: 0.348, SLG: 0.542 (1, 7) | F8 | | WP 1B | K | | K | | 1-2 | | 4 | 0 | 1 | 0 | 0 | 2 | 4 | | | | | | |
| Gary Maddox, R OBP: 0.293, SLG: 0.434 (1, 8) | 2B | | K | | | F7 | | F9 | | 4 | 0 | 1 | 0 | 0 | 1 | 2 | | | | | | |
| Gary Thomasson, L OBP: 0.375, SLG: 0.435 (1, 3) | K | | 1-2 2-3 3-H | 1B | | 4-3 | | 1-3 | | 4 | 1 | 2 | 0 | 0 | 1 | 1 | | | | | | |
| Jim Willoughby, R OBP: 0.241, SLG: 0.185 (1, 1) | | | FC6-4 BB | 2B 1B | | 1-3 | | 1-3 | | 0 | 0 | 0 | 0 | 1 | 0 | 0 | | | | | | |
| Chris Arnold, R OBP: 0.293, SLG: 0.321 (4, PH) | | | FC6-4 BB | 2B SF8 1B | | SH1-4 | | 1-3 | | 1 | 1 | 1 | 0 | 0 | 0 | 0 | | | | | | |
| Steve Stone, R OBP: 0.143, SLG: 0.118 (5, 1) | | | FC6-4 BB | 2B SF8 1B | | SH1-4 | | 1-3 | | 1 | 0 | 0 | 0 | 0 | 0 | 0 | | | | | | |
| Inning Stats | R: 0 E: 0 K: 0 S: 4 | H: 1 LOB: 1 BB: 0 P: 4 | R: 0 E: 0 K: 1 S: 6 | H: 1 LOB: 0 BB: 0 P: 6 | R: 3 E: 0 K: 1 S: 8 | H: 3 LOB: 2 BB: 2 P: 16 | R: 3 E: 0 K: 1 S: 9 | H: 4 LOB: 2 BB: 1 P: 13 | R: 0 E: 0 K: 1 S: 6 | H: 1 LOB: 1 BB: 0 P: 6 | R: 0 E: 1 K: 1 S: 6 | H: 1 LOB: 2 BB: 1 P: 10 | R: 0 E: 0 K: 0 S: 3 | H: 0 LOB: 0 BB: 0 P: 3 | R: 1 E: 0 K: 0 S: 4 | H: 2 LOB: 1 BB: 1 P: 8 | R: 0 E: 0 K: 1 S: 7 | H: 2 LOB: 2 BB: 0 P: 7 | 1B: 10 2B: 2 3B: 1 HR: 0 | SF: 1 SAC: 1 DP: 1 HBP: 0 | WP: 1 PB: 0 SB: 1 CS: 0 | PA: 41 |
| PITCHER | IP | WLS | BF | H | R | ER | SO | BB | IBB | HBP | BLK | WP | HR | S | P | ERA | WHIP | | | | | |
| Mike Caldwell, L ERA: 3.96 (1, 1) | 3.0 | L | 18 | 7 | 5 | 5 | 2 | 2 | 0 | 0 | 0 | 0 | 0 | 20 | 28 | 15.00 | 3.000 | | | | | |
| Mike Corkins, R ERA: 3.54 (4, 1) | 2.0 | | 10 | 3 | 1 | 1 | 2 | 1 | 0 | 0 | 1 | 0 | 0 | 13 | 17 | 4.50 | 2.000 | | | | | |
| Ralph Garcia, R ERA: 1.8 (6, 1) | 2.0 | | 8 | 1 | 0 | 0 | 1 | 0 | 1 | 0 | 0 | 0 | 0 | 9 | 13 | 0.00 | 0.500 | | | | | |
| Steve Simpson, R ERA: 4.76 (8, 1) | 1.0 | | 5 | 2 | 1 | 1 | 0 | 1 | 0 | 0 | 0 | 0 | 0 | 4 | 8 | 9.00 | 3.000 | | | | | |

San Diego Padres @ San Francisco Giants
Candlestick Park, San Francisco, CA
Tue Oct 03 1972, 10:05 PM EDT
Att: 1,755 - Unknown

livebaseballscorecards.com

AB 34
R 7
H 13
RBI 5
BB 5
SO 5
LOB 19



| Batter | 1 | 2 | 3 | 4 | 5 | 6 | 7 | 8 | 9 | AB | R | H | RBI | BB | SO | LOB | TOP | | | | | |
|---|---|---------------------------------|------------------------------|---------------------------------|------------------------------|---------------------------------|------------------------------|---------------------------------|------------------------------|---------------------------------|------------------------------|---------------------------------|------------------------------|---------------------------------|------------------------------|---------------------------------|---|---------------------------------|-----------------------------------|------------------------------------|----------------------------------|--------|
| Derrel Thomas, S (1, 6) OBP: 0.290, SLG: 0.310 | | | | | | | | | | 5 | 1 | 1 | 0 | 0 | 0 | 3 | San Diego Padres @ San Francisco Giants Candlestick Park, San Francisco, CA Wed Oct 04 1972, 6:33 AM EDT Att: 1,578 - Unknown livebaseballscorecards.com | | | | | |
| Fred Stanley, R (1, 4) OBP: 0.304, SLG: 0.227 | | | | | | | | | | 3 | 1 | 1 | 0 | 1 | 0 | 1 | | | | | | |
| Johnny Jeter, R (1, 8) OBP: 0.286, SLG: 0.316 | | | | | | | | | | 4 | 1 | 1 | 2 | 0 | 1 | 3 | | | | | | |
| Nate Colbert, R (1, 3) OBP: 0.333, SLG: 0.508 | | | | | | | | | | 4 | 0 | 1 | 1 | 0 | 0 | 1 | | | | | | |
| Cito Gaston, R (1, 9) OBP: 0.313, SLG: 0.361 | | | | | | | | | | 4 | 0 | 3 | 0 | 0 | 0 | 1 | | | | | | |
| Jerry Morales, R (1, 7) OBP: 0.307, SLG: 0.357 | | | | | | | | | | 4 | 1 | 1 | 0 | 0 | 0 | 3 | | | | | | |
| Garry Jesteadt, R (1, 5) OBP: 0.281, SLG: 0.344 | | | | | | | | | | 4 | 0 | 2 | 0 | 0 | 0 | 2 | | | | | | |
| Joe Goddard, R (1, 2) OBP: 0.300, SLG: 0.257 | | | | | | | | | | 3 | 0 | 1 | 1 | 0 | 1 | 1 | | | | | | |
| Curt Blefary, L (9, PH) OBP: 0.326, SLG: 0.345 | | | | | | | | | | 1 | 0 | 1 | 0 | 0 | 0 | 0 | | | | | | |
| Fred Norman, S (1, 1) OBP: 0.222, SLG: 0.141 | | | | | | | | | | 2 | 0 | 0 | 0 | 0 | 0 | 1 | | | | | | |
| Ed Acosta, S (8, 1) OBP: 0.154, SLG: 0.083 | | | | | | | | | | 0 | 0 | 0 | 0 | 0 | 0 | 0 | | | | | | |
| Larry Stahl, L (9, PH) OBP: 0.298, SLG: 0.347 | | | | | | | | | | 1 | 0 | 0 | 0 | 0 | 0 | 2 | | | | | | |
| Inning Stats | R: 0 E: 0 K: 0 S: 3 | H: 1 LOB: 0 BB: 0 P: 3 | R: 0 E: 0 K: 0 S: 3 | H: 1 LOB: 0 BB: 0 P: 3 | R: 0 E: 1 K: 0 S: 4 | H: 1 LOB: 1 BB: 0 P: 4 | R: 0 E: 0 K: 1 S: 5 | H: 0 LOB: 0 BB: 0 P: 5 | R: 1 E: 0 K: 0 S: 5 | H: 3 LOB: 1 BB: 0 P: 5 | R: 1 E: 1 K: 0 S: 5 | H: 1 LOB: 2 BB: 1 P: 9 | R: 0 E: 0 K: 1 S: 5 | H: 0 LOB: 0 BB: 0 P: 5 | R: 2 E: 0 K: 0 S: 6 | H: 3 LOB: 1 BB: 0 P: 6 | R: 0 E: 0 K: 0 S: 4 | H: 2 LOB: 1 BB: 0 P: 4 | 1B: 11 2B: 0 3B: 0 HR: 1 | SF: 0 SAC: 1 DP: 4 HBP: 0 | WP: 0 PB: 0 SB: 0 CS: 2 | PA: 37 |
| PITCHER | IP WLS BF H R ER SO BB IBB HBP BLK WP HR S P ERA WHIP | | | | | | | | | | | | | | | | | | | | | |
| Ron Bryant, L (1, 1) ERA: 2.9 | 8.0 W 33 10 4 3 2 1 0 0 0 0 0 1 36 40 3.38 1.375 | | | | | | | | | | | | | | | | | | | | | |
| Elias Sosa, R (9, 1) ERA: 2.3 | 1.0 S 4 2 0 0 0 0 0 0 0 0 0 0 4 4 0.00 2.000 | | | | | | | | | | | | | | | | | | | | | |

| Batter | 1 | 2 | 3 | 4 | 5 | 6 | 7 | 8 | 9 | AB | R | H | RBI | BB | SO | LOB | BOTTOM | | | |
|---|---|----------------------------------|------------------------------|---------------------------------|------------------------------|---------------------------------|------------------------------|---------------------------------|------------------------------|----------------------------------|------------------------------|---------------------------------|------------------------------|---------------------------------|------------------------------|----------------------------------|---|------------------------------------|----------------------------------|--------|
| Bobby Bonds, R (1, 9) OBP: 0.326, SLG: 0.446 | | | | | | | | | | 5 | 2 | 3 | 0 | 1 | 0 | | San Diego Padres @ San Francisco Giants Candlestick Park, San Francisco, CA Wed Oct 04 1972, 6:33 AM EDT Att: 1,578 - Unknown livebaseballscorecards.com | | | |
| Tito Fuentes, S (1, 4) OBP: 0.310, SLG: 0.379 | | | | | | | | | | 3 | 1 | 1 | 0 | 1 | 2 | 0 | | | | |
| Chris Speier, R (1, 6) OBP: 0.361, SLG: 0.400 | | | | | | | | | | 3 | 1 | 1 | 0 | 2 | 1 | 1 | | | | |
| Dave Kingman, R (1, 5) OBP: 0.303, SLG: 0.462 | | | | | | | | | | 4 | 0 | 1 | 1 | 0 | 1 | 5 | | | | |
| Dave Rader, L (1, 2) OBP: 0.306, SLG: 0.333 | | | | | | | | | | 4 | 0 | 1 | 0 | 0 | 1 | 4 | | | | |
| Gary Matthews, R (1, 7) OBP: 0.357, SLG: 0.532 | | | | | | | | | | 3 | 1 | 1 | 0 | 1 | 0 | 1 | | | | |
| Garry Maddox, R (1, 8) OBP: 0.293, SLG: 0.432 | | | | | | | | | | 2 | 0 | 0 | 0 | 1 | 1 | 1 | | | | |
| Gary Thomasson, L (1, 3) OBP: 0.357, SLG: 0.444 | | | | | | | | | | 4 | 0 | 1 | 0 | 0 | 1 | 4 | | | | |
| Ron Bryant, S (1, 1) OBP: 0.205, SLG: 0.200 | | | | | | | | | | 3 | 0 | 0 | 0 | 0 | 0 | 3 | | | | |
| Bernie Williams, R (8, PH) OBP: 0.287, SLG: 0.397 | | | | | | | | | | 0 | 1 | 0 | 0 | 1 | 0 | 0 | | | | |
| Elias Sosa, R (9, 1) ERA: 4.45 | | | | | | | | | | 0 | 0 | 0 | 0 | 0 | 0 | 0 | | | | |
| Inning Stats | R: 1 E: 0 K: 3 S: 10 | H: 0 LOB: 1 BB: 0 P: 11 | R: 0 E: 0 K: 1 S: 6 | H: 1 LOB: 1 BB: 0 P: 6 | R: 1 E: 0 K: 2 S: 9 | H: 2 LOB: 1 BB: 0 P: 9 | R: 0 E: 0 K: 0 S: 3 | H: 1 LOB: 0 BB: 0 P: 3 | R: 1 E: 0 K: 1 S: 6 | H: 1 LOB: 1 BB: 1 P: 10 | R: 0 E: 0 K: 0 S: 4 | H: 1 LOB: 2 BB: 1 P: 8 | R: 0 E: 0 K: 0 S: 4 | H: 1 LOB: 2 BB: 1 P: 8 | R: 3 E: 0 K: 1 S: 6 | H: 1 LOB: 1 BB: 3 P: 18 | 1B: 3 2B: 5 3B: 0 HR: 1 | SF: 0 SAC: 1 DP: 2 HBP: 1 | WP: 2 PB: 1 SB: 5 CS: 0 | PA: 39 |
| PITCHER | IP WLS BF H R ER SO BB IBB HBP BLK WP HR S P ERA WHIP | | | | | | | | | | | | | | | | | | | |
| Fred Norman, L (1, 1) ERA: 3.49 | 7.2 L 36 7 5 4 8 3 2 1 0 0 0 1 46 67 4.70 1.304 | | | | | | | | | | | | | | | | | | | |
| Ed Acosta, R (8, 1) ERA: 4.45 | 0.1 3 1 1 1 0 1 0 0 0 0 0 1 2 6 27.00 6.000 | | | | | | | | | | | | | | | | | | | |