

San Francisco Giants - 1973

San Francisco Giants @ Cincinnati Reds
 Riverfront Stadium, Cincinnati, OH

Thu Apr 05 1973, 3:33 AM EST
 Att: 51,579 - Unknown

AB	34
R	4
H	9
RBI	4
BB	3
SO	4
LOB	12



WP:	0	PA:	38
PB:	1		
SB:	0		
CS:	0		

Batter	1	2	3	4	5	6	7	8	9	AB R H RBI BB SO LOB
Bobby Bonds, R (1, 9) OBP: 0.200, SLG: 0.400	0-0 F9		0-0 F3		0-0 5-3		0-0 1B		0-0 F7	5 1 1 1 0 0 2
Tito Fuentes, S (1, 4) OBP: 0.400, SLG: 0.400	0-0 PB 1B		0-0 5-3		0-0 1B		0-0 5-3		0-0 1-3	5 0 2 1 0 0 3
Chris Speier, R (1, 6) OBP: 0.250, SLG: 0.250	0-0 F3			0-0 F8	0-0 FC1-6-4		0-0 1B			4 0 1 2 0 0 2
Willie McCovey, L (1, 3) OBP: 0.500, SLG: 0.333	4-0 1-2 IBB			0-0 6-3		0-0 1B	0-0 F9			3 0 1 0 1 0 1
Garry Maddox, R (1, 8) OBP: 0.250, SLG: 0.250	0-3 K			0-0 1B		0-0 F9		0-3 K		4 0 1 0 0 2 2
Al Gallagher, R (1, 5) OBP: 0.250, SLG: 0.250		0-0 6-3		0-0 1B		0-0 5-3		0-0 6-3		4 0 1 0 0 0 0
Gary Matthews, R (1, 7)		0-3 K		0-0 P6			0-0 5-3	0-0 F9		4 0 0 0 0 1 2
Dave Rader, L (1, 2) OBP: 0.500, SLG: 0.667		0-0 F8			0-0 SH1-4 1B		4-0 BB 2B		0-0 F7	3 2 1 0 1 0 0
Juan Marichal, R (1, 1) OBP: 0.667, SLG: 0.500			0-3 K		0-0 SH1-4		4-0 BB 2B		0-0 1B	2 1 1 0 1 1 0

Inning Stats	R: 0	H: 1	R: 0	H: 0	R: 0	H: 0	R: 1	H: 2	R: 0	H: 1	R: 3	H: 2	R: 0	H: 0	R: 0	H: 1	1B: 7	SF: 0
	E: 0	LOB: 2	E: 0	LOB: 0	E: 0	LOB: 2	E: 0	LOB: 1	E: 0	LOB: 0	E: 0	LOB: 1	E: 0	LOB: 0	E: 0	LOB: 1	2B: 2	SAC: 1
	K: 1	BB: 1	K: 1	BB: 0	K: 0	BB: 0	K: 0	BB: 0	K: 0	BB: 0	K: 1	BB: 0	K: 1	BB: 0	K: 0	BB: 0	3B: 0	DP: 0
	S: 6	P: 10	S: 5	P: 5	S: 5	P: 5	S: 5	P: 5	S: 3	P: 3	S: 5	P: 13	S: 5	P: 5	S: 4	P: 4	HR: 0	HBP: 0

PITCHER	IP	WLS	BF	H	R	ER	SO	BB	IBB	HBP	BLK	WP	HR	S	P	ERA	WHIP
Don Gullett, L (1, 1) ERA: 5.14	7.0	L	31	8	4	4	3	2	1	0	0	0	0	34	46	5.14	1.429
Pedro Borbon, R (8, 1) ERA:	2.0		7	1	0	0	1	0	0	0	0	0	0	9	9	0.00	0.500

Batter	1	2	3	4	5	6	7	8	9	AB	R	H	RBI	BB	SO	LOB
Pete Rose, S (1, 7) OBP: 0.500, SLG: 0.500	0-0 1B	0-0 3-1			0-0 1B		0-0 1-3			4	0	2	0	0	0	1
Joe Morgan, L (1, 4) OBP: 0.250, SLG: 0.250	0-0 F2		0-0 F9		0-0 1B			0-0 F9		4	0	1	0	0	0	1
Bobby Tolan, L (1, 9) OBP: 0.250, SLG: 0.250	0-0 1B		0-0 4-3		0-0 P6			0-0 F9		4	0	1	0	0	0	2
Johnny Bench, R (1, 2)	4-0 1B		0-0 F7		0-0 G1-4-3			0-0 L5		3	0	0	0	1	0	2
Tony Perez, R (1, 3) OBP: 0.250, SLG: 0.500	0-0 F9			0-0 2B		0-0 6-3			0-0 F8	4	0	1	0	0	0	2
Cesar Geronimo, L (1, 8) OBP: 0.250, SLG: 0.500		0-0 1B		0-0 F2		0-3 K			0-0 P6	4	1	1	0	0	1	1
Darrel Chaney, S (1, 6) Gene Locklear, L (9, PH)		0-0 P4		0-0 F5		0-0 F7			0-3 K	3	0	0	0	0	0	2
Denis Menke, R (1, 5) OBP: 0.667, SLG: 0.500		0-0 1B		4-0 IBB			0-0 F9			2	0	1	0	1	0	0
Don Gullett, R (1, 1) Larry Stahl, L (7, PH) Pedro Borbon, R (8, 1)		0-0 SF9		0-0 FC6-4			0-0 4-3			1	0	0	1	0	0	2

Inning Stats	R: 0 E: 0 K: 0 S: 4	H: 2 LOB: 2 BB: 1 P: 8	R: 1 E: 0 K: 0 S: 5	H: 2 LOB: 1 BB: 0 P: 5	R: 0 E: 0 K: 0 S: 3	H: 0 LOB: 0 BB: 0 P: 3	R: 0 E: 0 K: 0 S: 4	H: 1 LOB: 2 BB: 1 P: 8	R: 0 E: 0 K: 0 S: 4	H: 2 LOB: 1 BB: 0 P: 4	R: 0 E: 0 K: 1 S: 5	H: 0 LOB: 0 BB: 0 P: 5	R: 0 E: 0 K: 0 S: 3	H: 0 LOB: 0 BB: 0 P: 3	R: 0 E: 0 K: 1 S: 5	H: 0 LOB: 0 BB: 0 P: 5	1B: 5 2B: 2 3B: 0 HR: 0	SF: 1 SAC: 0 DP: 1 HBP: 0	WP: 0 PB: 0 SB: 1 CS: 0	PA: 34														
PITCHER Juan Marichal, R (1, 1) ERA: 1.0	IP 9.0	WLS W	BF 34	H 7	R 1	ER 1	SO 2	BB 1	IBB 1	HBP 0	BLK 0	WP 0	HR 0	S 36	P 44	ERA 1.00	WHIP 0.889																	
																	PITCHER	IP	WLS	BF	H	R	ER	SO	BB	IBB	HBP	BLK	WP	HR	S	P	ERA	WHIP


BOTTOM

San Francisco Giants @ Cincinnati Reds
Riverfront Stadium, Cincinnati, OH

Thu Apr 05 1973, 3:33 AM EST
Att. 51,579 - Unknown

livebaseballscorecards.com

AB	31
R	1
H	7
RBI	1
BB	2
SO	2
LOB	13



Batter	1	2	3	4	5	6	7	8	9	10	11	AB	R	H	RBI	BB	SO	LOB	TOP								
Bobby Bonds, R OBP: 0.364, SLG: 0.818 (1, 9)	0-3 K	0-3 K			0-0 G6-3 1B		0-0 HR			0-0 F8	0-0 2B	6	1	3	3	0	2	2									
Tito Fuentes, S OBP: 0.273, SLG: 0.273 (1, 4)	0-0 P6		0-0 5-3		0-0 G6-3 1-2f		0-3 K			0-0 IBB BB 1B	0-0 E7	6	0	1	0	0	1	4									
Chris Speier, R OBP: 0.200, SLG: 0.111 (1, 6)	0-0 F8		0-3 K		0-0 F5			0-3 K		4-0 IBB BB 1-2	0-3 K	5	0	0	0	1	3	3									
Willie McCovey, L OBP: 0.556, SLG: 0.833 Dave Kingman, R (10, PR) (10, 3)		4-0 2B 1B BB	0-0 HR		0-0 4-3			0-0 F8		4-0 1-2 2-3 IBB	0-0 F7	3	2	1	1	2	0	0									
Ed Goodson, L OBP: 0.400, SLG: 0.600 Elias Sosa, R (10, 1)		0-0 1B 1-3 5-3 2B	0-0 FC6-4 1B		0-0 F8			0-0 F6		0-0 F8		5	1	2	0	0	0	3									
Garry Maddox, R OBP: 0.333, SLG: 0.333 (1, 8)		0-3 K	0-0 FC6-4 1-2f		0-0 5-3				0-0 CS SH1-4 1B		0-0 HBP 2B SH1-4 1B	5	1	2	0	0	1	3									
Gary Thomasson, L (1, 7)		4-0 5-3 1B IBB		0-3 K			0-0 F9		0-0 SH1-4		0-0 SH1-4	2	0	0	0	1	1	0									
Dave Rader, L OBP: 0.444, SLG: 0.429 (1, 2)		0-0 5-3 1B 1-2 2-3 3-H		0-0 4-3			0-3 K		0-0 F7 2-3		4-0 HBP 2B IBB	4	1	1	1	1	1	1									
Jim Willoughby, R OBP: 0.333, SLG: 1.333 Randy Moffitt, R (8, 1) Jim Howarth, L (10, PR) John Morris, R (10, 1) Al Gallagher, R OBP: 0.400, SLG: 0.250 Gary Matthews, R (11, PR) Damaso Blanco, R (11, 5)		0-0 5-3		0-0 F9			0-0 HR			0-0 F7	1-0 2B HBP	3	1	1	2	0	0	2									
Inning Stats	R: 0 E: 0 K: 1 S: 5	H: 0 LOB: 0 BB: 0 P: 5	R: 2 E: 0 K: 2 S: 9	H: 2 LOB: 2 BB: 2 P: 17	R: 1 E: 0 K: 1 S: 7	H: 2 LOB: 1 BB: 0 P: 7	R: 0 E: 0 K: 1 S: 5	H: 0 LOB: 0 BB: 0 P: 5	R: 0 E: 0 K: 0 S: 3	H: 1 LOB: 0 BB: 0 P: 3	R: 0 E: 0 K: 1 S: 5	H: 0 LOB: 0 BB: 0 P: 5	R: 2 E: 0 K: 2 S: 9	H: 2 LOB: 0 BB: 0 P: 9	R: 0 E: 0 K: 1 S: 5	H: 0 LOB: 0 BB: 0 P: 5	R: 0 E: 0 K: 0 S: 3	H: 1 LOB: 0 BB: 0 P: 3	R: 0 E: 0 K: 0 S: 4	H: 1 LOB: 3 BB: 2 P: 12	R: 2 E: 1 K: 1 S: 8	H: 2 LOB: 3 BB: 1 P: 13	1B: 6 2B: 2 3B: 0 HR: 3	SF: 0 SAC: 2 DP: 1 HBP: 1	WP: 0 PB: 0 SB: 0 CS: 1	PA: 49	
PITCHER	IP	WLS	BF	H	R	ER	SO	BB	IBB	HBP	BLK	WP	HR	S	P	ERA	WHIP										
Jack Billingham, R ERA: 4.5 (1, 1)	6.0		24	5	3	3	5	1	1	0	0	0	1	32	40	4.50	1.000										
Tom Hall, L ERA: 9.0 (7, 1)	2.0		8	2	2	2	3	0	0	0	0	0	2	14	14	9.00	1.000										
Pedro Borbon, R ERA: (9, 1)	2.0		9	2	0	0	0	1	1	0	0	0	0	7	15	0.00	1.500										
Clay Carroll, R ERA: 18.0 (11, 1)	1.0	L	8	2	2	2	1	0	1	1	0	0	0	8	13	18.00	2.000										

San Francisco Giants @ Cincinnati Reds
 Riverfront Stadium, Cincinnati, OH
 Sat Apr 07 1973, 3:33 AM EST
 Att. 10,464 - Unknown

AB	41
R	7
H	11
RBI	7
BB	5
SO	9
LOB	21



1B	6	SF	0
2B	2	SAC	2
3B	0	DP	1
HR	3	HBP	1

WP	0	PA	49
PB	0		
SB	0		
CS	1		

livebaseballscorecards.com

Batter	1	2	3	4	5	6	7	8	9	10	11	AB	R	H	RBI	BB	SO	LOB	BOTTOM								
Pete Rose, S OBP: 0.444, SLG: 0.444 (1, 7)	0-0 4-3		0-0 4-3			0-0 F7		0-0 1B HR 1B		0-0 BB 1B		5	1	2	1	0	0	0									
Joe Morgan, L OBP: 0.556, SLG: 0.625 (1, 4)	4-0 1B BB		0-0 P5			0-0 2B		0-0 1B HR 1B		0-0 1B BB		4	1	3	1	1	0	0									
Bobby Tolan, L OBP: 0.222, SLG: 0.556 (1, 9)	0-0 F9					0-0 L9		0-0 HR		0-3 K		5	1	1	3	0	1	4									
Johnny Bench, R OBP: 0.333, SLG: 0.143 (1, 2)	0-0 1B					0-0 6-3		0-3 K		0-3 K		4	0	1	0	1	2	0									
Tony Perez, R OBP: 0.125, SLG: 0.250 (1, 3) Pedro Borbon, R (9, 1) Richie Scheinblum, S (10, PH) Clay Carroll, R (11, 1)	0-0 5-3					0-0 F8		0-3 K		0-0 F8		4	0	0	0	0	1	2									
Cesar Geronimo, L OBP: 0.111, SLG: 0.222 (1, 8)						0-0 F2		0-0 1-3		0-0 4-3		5	0	0	0	0	0	0									
Dave Concepcion, R (1, 6) Darrel Chaney, S (8, PH) (9, 6)						0-3 K		0-3 K		0-0 L6		2	0	0	0	0	2	0									
Denis Menke, R OBP: 0.400, SLG: 0.250 (1, 5) Larry Stahl, L (8, PH) Bill Plummer, R (9, 5)						0-0 1-3		4-0 1B BB		0-0 F4		2	0	0	0	0	1	0									
Jack Billingham, R (1, 1) Gene Locklear, L (8, PH) (7, 1) Tom Hall, L (7, 1) Joe Hague, L (8, PH) (9, 3) Phil Gagliano, R (10, PH) (11, 3)						0-0 1-3		0-0 G3		0-3 K		1	0	0	0	0	0	0									
Inning Stats	R: 0 E: 0 K: 0 S: 4	H: 1 LOB: 2 BB: 1 P: 8	R: 0 E: 0 K: 2 S: 7	H: 0 LOB: 0 BB: 0 P: 7	R: 0 E: 0 K: 0 S: 3	H: 0 LOB: 0 BB: 0 P: 3	R: 0 E: 0 K: 1 S: 5	H: 0 LOB: 0 BB: 0 P: 5	R: 0 E: 0 K: 0 S: 4	H: 1 LOB: 1 BB: 0 P: 4	R: 0 E: 0 K: 2 S: 7	H: 0 LOB: 0 BB: 0 P: 7	R: 5 E: 0 K: 2 S: 11	H: 4 LOB: 0 BB: 1 P: 15	R: 0 E: 0 K: 0 S: 3	H: 0 LOB: 0 BB: 0 P: 3	R: 0 E: 0 K: 2 S: 9	H: 2 LOB: 3 BB: 1 P: 13	R: 0 E: 0 K: 0 S: 3	H: 0 LOB: 0 BB: 0 P: 3	1B: 6 2B: 1 3B: 0 HR: 1	SF: 0 SAC: 0 DP: 0 HBP: 0	WP: 0 PB: 0 SB: 0 CS: 0	PA: 44			
PITCHER	IP	WLS	BF	H	R	ER	SO	BB	IBB	HBP	BLK	WP	HR	S	P	ERA	WHIP										
Jim Willoughby, R (1, 1) ERA: 6.14	7.1		30	6	5	5	6	2	0	0	0	0	1	40	48	6.14	1.091										
Randy Moffitt, R (8, 1) ERA:	1.2		5	0	0	0	1	0	0	0	0	0	0	7	7	0.00	0.000										
John Morris, L (10, 1) ERA:	0.2		4	2	0	0	2	0	0	0	0	0	0	8	8	0.00	3.000										
Elias Sosa, R (10, 1) ERA:	1.1	W	5	0	0	0	0	1	0	0	0	0	0	4	8	0.00	0.750										

San Francisco Giants @ Cincinnati Reds
 Riverfront Stadium, Cincinnati, OH
 Sat Apr 07 1973, 3:33 AM EST
 Att. 10,464 - Unknown

AB	41
R	5
H	8
RBI	5
BB	3
SO	9
LOB	9



Batter	1	2	3	4	5	6	7	8	9	AB R H RBI BB SO LOB	TOP									
Bobby Bonds, R (1, 9) OBP: 0.267, SLG: 0.600	0-0 L7		0-0 F9			0-3 K		0-0 F2		4 0 0 0 0 1 1	San Francisco Giants @ Cincinnati Reds Riverfront Stadium, Cincinnati, OH Sun Apr 08 1973, 3:33 AM EST Att. 20,026 - Unknown livebaseballscorecards.com									
Tito Fuentes, S (1, 4) OBP: 0.400, SLG: 0.467	0-0 2B		0-0 1B			0-0 2B 1B		0-0 F8		4 0 3 0 0 0 1										
Chris Speier, R (1, 6) OBP: 0.214, SLG: 0.231	0-0 L4		0-0 F8			0-0 1-3 2B		0-0 P6		4 0 1 0 0 0 3										
Willie McCovey, L (1, 3) OBP: 0.385, SLG: 0.500	0-3 K			0-0 F7		0-0 1-3		0-0 G3		4 0 0 0 0 1 3										
Garry Maddox, R (1, 8) OBP: 0.385, SLG: 0.385		0-0 F9		0-0 G5-4-3 1B		0-0 4-3		0-0 E5 1B		4 1 2 0 0 0 2										
Al Gallagher, R (1, 5) OBP: 0.333, SLG: 0.250 Gary Thomasson, L (9, PR)		0-0 F9		0-0 G5-4-3 1-2f			0-0 F7	0-0 FC5-4 1B		4 0 1 1 0 0 1 0 0 0 0 0 0 0										
Gary Matthews, R (1, 7) OBP: 0.125, SLG: 0.375		0-0 3B			0-0 F8		0-0 4-3	0-0 FC5-4 1B		4 0 1 0 0 0 1										
Dave Rader, L (1, 2) OBP: 0.333, SLG: 0.300 Dave Kingman, R (9, PH) OBP: 0.500, SLG: 0.500		0-0 P5			0-0 1-6-3		0-0 6-3	0-0 1B		3 0 0 0 0 0 1 1 0 1 0 0 0 0										
Tom Bradley, R (1, 1) Randy Moffitt, R (7, 1) Jim Ray Hart, R (8, PH) Jim Barr, R (8, 1)			0-0 6-3		0-0 F7			4-0 BB		2 0 0 0 0 0 0 0 0 0 0 0 0 0 0 0 0 0 1 0 0 0 0 0 0 0 0 0										
Inning Stats	R: 0 E: 0 K: 1 S: 6	H: 1 LOB: 1 BB: 0 P: 6	R: 0 E: 0 K: 0 S: 4	H: 1 LOB: 1 BB: 0 P: 4	R: 0 E: 0 K: 0 S: 4	H: 1 LOB: 0 BB: 0 P: 3	R: 0 E: 0 K: 0 S: 3	H: 0 LOB: 0 BB: 0 P: 3	R: 0 E: 0 K: 1 S: 7	H: 2 LOB: 2 BB: 0 P: 7	R: 0 E: 0 K: 0 S: 3	H: 0 LOB: 0 BB: 0 P: 3	R: 0 E: 0 K: 0 S: 3	H: 0 LOB: 1 BB: 1 P: 7	R: 1 E: 1 K: 0 S: 5	H: 3 LOB: 2 BB: 0 P: 5	1B: 6 2B: 2 3B: 1 HR: 0	SF: 0 SAC: 0 DP: 1 HBP: 0	WP: 0 PB: 0 SB: 0 CS: 0	PA: 35
PITCHER	IP WLS BF H R ER SO BB IBB HBP BLK WP HR S P ERA WHIP																			
Ross Grimsley, L (1, 1) ERA: 1.04	8.2 W 34 8 1 1 2 1 0 0 0 0 0 0 37 41 1.04 1.038																			
Pedro Borbon, R (9, 1) ERA:	0.1 S 1 1 0 0 0 0 0 0 0 0 0 0 1 1 0.00 3.000																			



Batter	1	2	3	4	5	6	7	8	9
Pete Rose, S (1, 7) OBP: 0.385, SLG: 0.385	0-0 F7	0-0 1B			0-0 F9		0-0 G3		
Joe Morgan, L (1, 4) OBP: 0.385, SLG: 0.455	0-0 E3 BB SF7	0-0 SF8			0-0 P6		0-0 F9		
Bobby Tolan, L (1, 9) OBP: 0.385, SLG: 0.583	4-0 1B BB	0-0 F8			0-0 BB 1B		0-0 1B WP 1B		
Johnny Bench, R (1, 2) OBP: 0.462, SLG: 0.222	4-0 1B BB		0-3 K		0-0 BB 1B		4-0 1B BB		
Tony Perez, R (1, 3) OBP: 0.250, SLG: 0.300	0-0 SF7		0-0 E5 G4-6-3		4-0 BB		0-0 BB 1B		
Cesar Geronimo, L (1, 8) OBP: 0.231, SLG: 0.308	0-0 1B		0-0 G4-6-3		0-0 F7		0-0 S 1B 1B		
Darrel Chaney, S (1, 6) OBP: 0.100, SLG: 0.100	0-0 F8		0-0 1-3		0-0 F9		0-0 3-1 1B		
Denis Menke, R (1, 5) OBP: 0.333, SLG: 0.250		0-0 FC1-6 1B	0-3 K		0-0 6-3		0-0 3-1		
Ross Grimsley, L (1, 1) Pedro Borbon, R (9, 1)		0-0 FC1-6 1B SF8	0-0 4-3		0-0 L5		0-3 K		

AB	R	H	RBI	BB	SO	LOB
4	0	1	0	0	0	0
3	1	0	1	0	0	0
3	1	2	0	1	0	1
2	0	1	0	2	1	0
2	0	1	1	1	0	0
4	0	2	1	0	0	4
4	0	1	0	0	0	2
4	0	1	0	0	1	1
4	1	0	0	0	1	2
0	0	0	0	0	0	0

BOTTOM

San Francisco Giants @ Cincinnati Reds
Riverfront Stadium, Cincinnati, OH
Sun Apr 08 1973, 3:33 AM EST
Att. 20,026 - Unknown

AB	30
R	3
H	9
RBI	3
BB	4
SO	3
LOB	10



Inning Stats		R: 2	H: 1	E: 1	K: 0	S: 5	H: 1	LOB: 2	BB: 2	P: 13	R: 1	H: 2	E: 0	K: 0	S: 5	R: 0	H: 0	E: 1	K: 1	S: 5	R: 0	H: 0	E: 0	K: 1	S: 5	R: 0	H: 2	E: 0	K: 0	S: 3	R: 0	H: 2	E: 0	K: 1	S: 6	R: 0	H: 2	E: 0	K: 1	S: 6
PITCHER	IP	WLS	BF	H	R	ER	SO	BB	IBB	HBP	BLK	WP	HR	S	P	ERA	WHIP	PITCHER	IP	WLS	BF	H	R	ER	SO	BB	IBB	HBP	BLK	WP	HR	S	P	ERA	WHIP					
Tom Bradley, R (1, 1) ERA: 1.35	6.2	L	31	6	3	1	2	4	0	0	0	1	0	31	47	1.35	1.500																							
Randy Moffitt, R (7, 1) ERA:	0.1		1	1	0	0	0	0	0	0	0	0	0	1	1	0.00	3.000																							
Jim Barr, R (8, 1) ERA:	1.0		4	2	0	0	1	0	0	0	0	0	0	6	6	0.00	2.000																							

WP	1	PA	36
PB	0	SB	2
CS	0		

Batter	1	2	3	4	5	6	7	8	9	AB R H RBI BB SO LOB	TOP
Enzo Hernandez, R (1, 6) OBP: 0.176, SLG: 0.125	0-0 E5 1B 1B	0-0 FC6-4 1-2f		0-0 4-3			0-0 F8			4 1 0 0 0 0 2	San Diego Padres @ San Francisco Giants Candlestick Park, San Francisco, CA Mon Apr 09 1973, 6:33 AM EST Att. 18,560 - Unknown livebaseballscorecards.com
Jerry Morales, R (1, 8) OBP: 0.200, SLG: 0.444	0-0 F8		0-0 E5		0-0 5-3		0-0 5-3			4 0 0 0 0 0 1	
Leron Lee, L (1, 7) OBP: 0.333, SLG: 0.333	0-0 1B 1-2 1B		0-3 K		0-3 K			0-0 4-3		4 0 1 0 0 2 1	
Nate Colbert, R (1, 3) OBP: 0.533, SLG: 0.500	0-0 FC6-4 1-3 2-H 1B		0-0 F9		4-0 FC5-4 BB			0-0 1-3		3 0 1 1 1 0 1	
Cito Gaston, R (1, 9) OBP: 0.357, SLG: 0.538	0-3 K		4-0 IBB		0-0 FC5-4 1-2f			0-3 K		3 0 0 0 1 2 3	
Dave Hilton, R (1, 5) OBP: 0.143, SLG: 0.143	0-0 FC6-4 1-2f		0-0 F8		0-3 K			0-0 1-3		4 0 0 0 0 1 4	
Dave Roberts, R (1, 4) OBP: 0.214, SLG: 0.083		0-0 5-3		0-0 SH1-3 1B		0-0 6-3		0-0 F8		4 0 1 0 0 0 0	
Bob Davis, R (1, 2) Fred Kendall, R (9, PH) Derrel Thomas, S (9, PR)		0-0 4-3		0-0 SH1-3 1-2		0-3 K		4-0 BB		2 0 0 0 0 0 1 0 0 0 0 0 1 0 0 0 0 0 0 0 0 0	
Mike Caldwell, R (1, 1) Ivan Murrell, R (7, PH) Rich Troedson, L (7, 1) Dave Campbell, R (9, PH)		0-0 FC6-4 1B		0-0 6-3			0-0 F9		0-0 F8	2 0 1 0 0 0 1 1 0 0 0 0 0 0 0 0 0 0 0 0 0 1 0 0 0 0 0 1	
Inning Stats	R: 1 H: 2 E: 1 LOB: 2 K: 1 BB: 0 S: 8 P: 8	R: 0 H: 1 E: 0 LOB: 1 K: 0 BB: 0 S: 4 P: 4	R: 0 H: 0 E: 1 LOB: 2 K: 1 BB: 1 S: 6 P: 10	R: 0 H: 1 E: 0 LOB: 1 K: 0 BB: 0 S: 4 P: 4	R: 0 H: 0 E: 0 LOB: 1 K: 1 BB: 1 S: 5 P: 9	R: 0 H: 0 E: 0 LOB: 0 K: 2 BB: 0 S: 7 P: 7	R: 0 H: 0 E: 0 LOB: 0 K: 0 BB: 0 S: 3 P: 3	R: 0 H: 0 E: 0 LOB: 0 K: 1 BB: 0 S: 5 P: 5	R: 0 H: 0 E: 0 LOB: 1 K: 0 BB: 1 S: 3 P: 7	1B: 4 SF: 0 2B: 0 SAC: 1 3B: 0 DP: 0 HR: 0 HBP: 0	
PITCHER Ron Bryant, L (1, 1) ERA:	IP WLS BF H R ER SO BB IBB HBP BLK WP HR S P ERA WHIP										
	9.0 W 36 4 1 0 6 2 1 0 0 0 0 0 45 57 0.00 0.667										

AB	32
R	1
H	4
RBI	1
BB	3
SO	6
LOB	14



Batter	1	2	3	4	5	6	7	8	9	AB	R	H	RBI	BB	SO	LOB
Bobby Bonds, R OBP: 0.316, SLG: 0.611 (1, 9)	0-3 K 5-3		0-0 2B	0-0 F8			4-0 L6-3 BB			3	1	1	0	1	1	2
Tito Fuentes, S OBP: 0.368, SLG: 0.474 (1, 4)	0-0 5-3 1-2		0-0 WP 2B 2-H		0-0 L6		0-0 L6-3 1-2			4	0	1	1	0	0	2
Chris Speier, R OBP: 0.278, SLG: 0.438 (1, 6)	0-0 6-3		0-0 F7 2-3		0-0 HR		4-0 BB			3	1	1	1	1	0	2
Willie McCovey, L OBP: 0.412, SLG: 0.417 (1, 3)	4-0 FC6-4 BB		4-0 BB		0-0 F9		0-3 K			2	0	0	0	2	1	1
Jim Ray Hart, R (1, 5)	0-0 FC6-4 1-2f		0-3 K		4-0 BB			0-0 4-3		2	0	0	0	1	1	4
Al Gallagher, R OBP: 0.300, SLG: 0.222 (5, PR) (6, 5)										1	0	0	0	0	0	0
Garry Maddox, R OBP: 0.412, SLG: 0.412 (1, 8)		0-3 K		0-0 1B 1B		0-0 1-3		0-0 E6 1B		4	0	2	0	0	1	1
Gary Matthews, R OBP: 0.250, SLG: 0.364 (1, 7)		0-0 F8		0-0 1B 1B		0-0 5-3		4-0 IBB		3	0	1	0	1	0	0
Dave Rader, L OBP: 0.250, SLG: 0.214 (1, 2)		0-0 F7		0-0 4-3		0-0 F8		0-0 F2		4	0	0	0	0	0	4
Ron Bryant, S (1, 1)			0-0 1-3	0-0 G3		0-3 K		0-3 K		4	0	0	0	0	2	4

Inning Stats		R: 0	H: 0	E: 0	LOB: 2	K: 1	BB: 1	S: 6	P: 10	R: 0	H: 0	E: 0	LOB: 0	K: 1	BB: 0	S: 5	P: 5	R: 1	H: 2	E: 0	LOB: 2	K: 1	BB: 1	S: 7	P: 11	R: 0	H: 2	E: 0	LOB: 2	K: 0	BB: 0	S: 5	P: 5	R: 1	H: 1	E: 0	LOB: 1	K: 0	BB: 1	S: 4	P: 8	R: 0	H: 0	E: 0	LOB: 0	K: 1	BB: 0	S: 5	P: 5	R: 0	H: 0	E: 0	LOB: 1	K: 1	BB: 2	S: 4	P: 12	R: 0	H: 1	E: 1	LOB: 2	K: 1	BB: 1	S: 6	P: 10
Mike Caldwell, L ERA: 3.0 (1, 1)	IP	WLS	BF	H	R	ER	SO	BB	IBB	HBP	BLK	WP	HR	S	P	ERA	WHIP																																																
Rich Troedson, L ERA: (7, 1)	2.0	9	1	0	0	2	2	1	0	0	0	0	0	10	22	0.00	1.500																																																

BOTTOM

San Diego Padres @ San Francisco Giants
Candlestick Park, San Francisco, CA

Mon Apr 09 1973, 6:33 AM EST
Att. 18,560 - Unknown

livebaseballscorecards.com

AB	30
R	2
H	6
RBI	2
BB	6
SO	6
LOB	20

GIANTS

1B: 3	SF: 0	WP: 1	PA: 36
2B: 3	SAC: 0	PB: 1	
3B: 0	DP: 1	SB: 0	
HR: 1	HBP: 0	CS: 0	

Batter	1	2	3	4	5	6	7	8	9	AB R H RBI BB SO LOB	TOP											
Enzo Hernandez, R (1, 6) OBP: 0.190, SLG: 0.150	0-0 1-2-3		0-0 E6 1B		0-0 PB 6-3 1B		0-3 K			4 0 1 1 0 1 1	San Diego Padres @ San Francisco Giants Candlestick Park, San Francisco, CA Tue Apr 10 1973, 9:05 PM EST Att. 6,098 - Unknown											
Johnny Grubb, L (1, 8) OBP: 0.273, SLG: 0.273	0-3 K		0-0 1B 1B		0-0 6-3		0-3 K			4 0 1 1 0 2 2												
Leron Lee, L (1, 7) OBP: 0.368, SLG: 0.333	4-0 1B BB		0-0 1B 1B		0-3 K		0-0 FC4-6			3 0 1 0 1 1 2												
Nate Colbert, R (1, 3) OBP: 0.526, SLG: 0.467	0-0 1-2 1B		0-0 F9		4-0 BB		0-0 F8			3 0 1 0 1 0 2												
Cito Gaston, R (1, 9) OBP: 0.278, SLG: 0.412	0-0 F3			0-0 6-3		0-0 F8		0-0 6-3		4 0 0 0 0 0 4												
Dave Hilton, R (1, 5) OBP: 0.167, SLG: 0.167		0-0 G4-6-3 1B		0-0 F8		0-0 6-3		0-0 F9		4 0 1 0 0 0 0												
Dave Roberts, R (1, 4) OBP: 0.167, SLG: 0.063		0-0 G4-6-3 1-2f		0-0 L7		0-0 F4		0-0 F8		4 0 0 0 0 0 1												
Bob Davis, R (1, 2) OBP: 0.091, SLG: 0.091 Derrel Thomas, S (9, PH)		0-0 F8		0-0 E 1B 1B		0-0 6-3		0-0 L6		3 1 1 0 0 0 0 1 0 0 0 0 0 0												
Mike Corkins, R (1, 1) Gary Ross, R (1, 1) Ivan Murrell, R (5, PH) Bill Greif, R (5, 1) Jerry Morales, R (7, PH) Bob Miller, R (7, 1) Dave Marshall, L (9, PH)			0-0 F8		0-0 E8 1B 6-3 1B		0-0 FC4-6 1B		0-0 F5	0 0 0 0 0 0 0 1 0 0 0 0 0 0 1 1 1 0 0 0 0 0 0 0 0 0 0 0 1 0 1 0 0 0 0 0 0 0 0 0 0 0 1 0 0 0 0 0 0												
Inning Stats	R: 0 E: 0 K: 1 S: 6	H: 1 LOB: 2 BB: 1 P: 10	R: 0 E: 0 K: 0 S: 3	H: 1 LOB: 0 BB: 0 P: 3	R: 0 E: 1 K: 0 S: 5	H: 2 LOB: 2 BB: 0 P: 5	R: 0 E: 0 K: 0 S: 3	H: 0 LOB: 0 BB: 0 P: 3	R: 2 E: 1 K: 1 S: 8	H: 3 LOB: 2 BB: 1 P: 12	R: 0 E: 0 K: 0 S: 3	H: 0 LOB: 0 BB: 0 P: 3	R: 0 E: 0 K: 2 S: 8	H: 1 LOB: 1 BB: 0 P: 8	R: 0 E: 0 K: 0 S: 3	H: 0 LOB: 0 BB: 0 P: 3	R: 0 E: 0 K: 0 S: 3	H: 0 LOB: 0 BB: 0 P: 3	1B: 8 2B: 0 3B: 0 HR: 0	SF: 0 SAC: 0 DP: 1 HBP: 0	WP: 0 PB: 1 SB: 0 CS: 0	PA: 36
PITCHER	IP WLS BF H R ER SO BB IBB HBP BLK WP HR S P ERA WHIP																					
Juan Marichal, R (1, 1) ERA: 1.93	5.0 W 23 7 2 2 2 2 2 0 0 0 0 0 0 25 33 3.60 1.800																					
Jim Barr, R (6, 1) ERA:	4.0 S 13 1 0 0 2 0 0 0 0 0 0 0 0 17 17 0.00 0.250																					

livebaseballscorecards.com

AB	34
R	2
H	8
RBI	2
BB	2
SO	4
LOB	12



Batter	1	2	3	4	5	6	7	8	9
Bobby Bonds, R OBP: 0.333, SLG: 0.565 (1, 9)									
Tito Fuentes, S OBP: 0.375, SLG: 0.458 (1, 4)									
Chris Speier, R OBP: 0.304, SLG: 0.400 (1, 6)									
Willie McCovey, L OBP: 0.476, SLG: 0.429 (1, 3)									
Dave Kingman, R OBP: 0.333, SLG: 0.333 (7, PR)									
Ed Goodson, L OBP: 0.300, SLG: 0.600 (1, 5)									
Garry Maddox, R OBP: 0.409, SLG: 0.409 (1, 8)									
Gary Thomasson, L (1, 7)									
Dave Rader, L OBP: 0.300, SLG: 0.235 (1, 2)									
Juan Marichal, R OBP: 0.800, SLG: 1.000 (1, 1)									
Jim Howarth, L (5, PH)									
Jim Barr, R (6, 1)									

AB	R	H	RBI	BB	SO	LOB
5	0	2	2	0	1	1
5	2	2	0	0	0	4
4	1	1	0	1	2	1
2	1	1	0	1	0	0
1	1	0	0	0	0	1
5	1	1	3	0	1	3
5	2	2	1	0	0	2
4	1	0	0	0	0	3
3	2	1	1	1	0	1
1	0	1	2	1	0	0
1	0	0	0	0	0	1
1	0	0	0	0	0	2

BOTTOM

San Diego Padres @ San Francisco Giants
Candlestick Park, San Francisco, CA
Tue Apr 10 1973, 9:05 PM EST
Att. 6,098 - Unknown

AB	37
R	11
H	11
RBI	9
BB	4
SO	4
LOB	19



1B: 9	SF: 0
2B: 1	SAC: 0
3B: 1	DP: 1
HR: 0	HBP: 1

WP: 2	PA: 42
PB: 0	
SB: 1	
CS: 0	

Inning Stats	R	H	E	K	S	H	LOB	BB	P	R	H	E	K	S	WP	HR	S	P	ERA	WHIP
Mike Corkins, R ERA: 135.0 (1, 1)	0	1	0	4	1	0	0	0	0	0	0	0	0	0	0	0	4	9	135.00	12.000
Gary Ross, R ERA: 3.18 (1, 1)	0	2	0	3	2	0	0	0	0	0	0	0	0	0	0	0	20	32	4.91	1.364
Bill Greif, R ERA: (5, 1)	0	0	0	1	0	0	0	0	0	0	0	0	0	0	0	0	9	9	0.00	0.500
Bob Miller, R ERA: (7, 1)	0	0	0	0	0	0	0	0	0	0	0	0	0	0	0	0	12	12	0.00	2.000

PITCHER	IP	WLS	BF	H	R	ER	SO	BB	IBB	HBP	BLK	WP	HR	S	P	ERA	WHIP
Mike Corkins, R ERA: 135.0 (1, 1)	0.1	L	6	3	5	5	0	0	0	0	0	0	0	4	9	135.00	12.000
Gary Ross, R ERA: 3.18 (1, 1)	3.2		17	3	2	2	3	2	1	0	0	2	0	20	32	4.91	1.364
Bill Greif, R ERA: (5, 1)	2.0		7	1	0	0	1	0	0	0	0	0	0	9	9	0.00	0.500
Bob Miller, R ERA: (7, 1)	2.0		12	4	4	0	0	0	0	0	0	0	0	12	12	0.00	2.000

Batter	1	2	3	4	5	6	7	8	9	AB R H RBI BB SO LOB	TOP																	
Jimmy Wynn, R (1, 9) OBP: 0.310, SLG: 0.741	0-0 HR		0-0 5-3		0-0 HR		0-3 K		0-3 K	5 2 2 2 0 2 0																		
Tommy Helms, R (1, 4) OBP: 0.333, SLG: 0.308	0-0 F6		0-0 6-3		4-0 BB		0-0 4-3		0-3 K	4 0 0 0 1 1 0																		
Cesar Cedeno, R (1, 8) OBP: 0.444, SLG: 0.800	0-0 2B		4-0 BB		0-0 G6-4-3			0-3 K		3 0 1 0 1 1 1																		
Bob Watson, R (1, 7) OBP: 0.360, SLG: 0.200	4-0 BB		0-3 K		0-0 5-3			0-0 1B 1B		3 1 1 0 1 1 1																		
Lee May, R (1, 3) OBP: 0.231, SLG: 0.360	0-0 F8				0-0 F7		0-0 F5	0-0 1B 1B		4 0 1 0 0 0 2																		
Doug Rader, R (1, 5) OBP: 0.192, SLG: 0.160	0-3 K				0-0 4-3 1B		0-0 6-3	0-0 F8		4 0 1 0 0 1 4																		
Johnny Edwards, L (1, 2) OBP: 0.333, SLG: 0.471		0-0 F3			0-0 4-3		0-0 HR	0-0 1B		4 1 2 2 0 0 1																		
Larry Howard, R (8, 2) OBP: 0.286, SLG: 0.286					1-2			1-2 2-H		0 0 0 0 0 0 0																		
Roger Metzger, S (1, 6) OBP: 0.154, SLG: 0.167		0-0 4-3			4-0 BB		0-0 F8	0-0 4-3		3 0 0 0 1 0 2																		
Tom Griffin, R (1, 1) Mike Cosgrove, L (9, 1)		0-0 F9			0-0 F9		0-3 K		0-0 4-3	4 0 0 0 0 1 2 0 0 0 0 0 0 0																		
Inning Stats	R: 1 E: 0 K: 1 S: 7	H: 2 LOB: 2 BB: 1 P: 11	R: 0 E: 0 K: 0 S: 3	H: 0 LOB: 0 BB: 0 P: 3	R: 0 E: 0 K: 1 S: 5	H: 0 LOB: 1 BB: 1 P: 9	R: 0 E: 0 K: 0 S: 4	H: 1 LOB: 2 BB: 1 P: 8	R: 1 E: 0 K: 0 S: 3	H: 1 LOB: 0 BB: 1 P: 7	R: 1 E: 0 K: 0 S: 4	H: 1 LOB: 0 BB: 0 P: 4	R: 0 E: 0 K: 2 S: 7	H: 0 LOB: 0 BB: 0 P: 7	R: 1 E: 0 K: 1 S: 8	H: 3 LOB: 2 BB: 0 P: 8	R: 0 E: 0 K: 2 S: 7	H: 0 LOB: 0 BB: 0 P: 7	1B: 4 2B: 1 3B: 0 HR: 3	SF: 0 SAC: 0 DP: 1 HBP: 0	WP: 0 PB: 0 SB: 1 CS: 0	PA: 38						
PITCHER	IP WLS BF H R ER SO BB IBB HBP BLK WP HR S P ERA WHIP																											
Jim Willoughby, R (1, 1) ERA: 5.52	7.1		32	7	4	4	5	4	0	0	0	0	0	3	38	54	4.91	1.500										
Randy Moffitt, R (8, 1) ERA:	1.2	W	6	1	0	0	2	0	0	0	0	0	0	0	10	10	0.00	0.600										

Houston Astros @ San Francisco Giants
 Candlestick Park, San Francisco, CA
 Wed Apr 11 1973, 9:05 PM EST
 Att. 4,133 - Unknown

livebaseballscorecards.com

AB	34
R	4
H	8
RBI	4
BB	4
SO	7
LOB	13



Batter	1	2	3	4	5	6	7	8	9	AB	R	H	RBI	BB	SO	LOB
Bobby Bonds, R OBP: 0.357, SLG: 0.593 (1, 9)	0-0 WP 2B		0-0 5-3		0-0 CS 1B			0-0 6-3		4	1	2	0	0	0	0
Tito Fuentes, S OBP: 0.321, SLG: 0.393 (1, 4)	0-0 1-3 2-H		0-0 6-3		0-0 CS 1-2	0-0 4-3		0-0 F3		4	0	0	0	0	0	0
Chris Speier, R OBP: 0.333, SLG: 0.364 (1, 6)	4-0 S BB		0-0 5-3			0-0 F7			4-0 HR BB	2	1	0	0	2	0	0
Willie McCovey, L OBP: 0.440, SLG: 0.556 (1, 3)	0-0 L9			0-0 F5		0-0 G3			0-0 HR	4	1	1	2	0	0	1
Ed Goodson, L OBP: 0.308, SLG: 0.769 (1, 5)	0-0 1-3 1-2			0-0 F8			0-0 HR			3	1	1	1	0	0	1
Garry Maddox, R OBP: 0.440, SLG: 0.440 (1, 8)		0-0 G3 SF9 1B		0-0 E7 1B		0-0 F6				3	1	2	0	0	0	0
Gary Thomasson, L (1, 7) Randy Moffitt, R (8, 1)		0-0 G3 1-3		0-0 F7		0-0 4-3				3	0	0	0	0	0	2
Dave Rader, L OBP: 0.261, SLG: 0.211 (1, 2)		0-0 SF9 3-H		0-0 F2		0-0 F9				2	0	0	1	0	0	0
Jim Willoughby, R OBP: 0.200, SLG: 0.800 (1, 1) Gary Matthews, R OBP: 0.231, SLG: 0.333 (8, 7)		0-0 F5		0-0 5-3				0-0 F9		2	0	0	0	0	0	0
										1	0	0	0	0	0	0

Inning Stats	R: 1 E: 0 K: 0 S: 4	H: 1 LOB: 1 BB: 1 P: 8	R: 1 E: 0 K: 0 S: 4	H: 1 LOB: 0 BB: 0 P: 4	R: 0 E: 0 K: 0 S: 3	H: 0 LOB: 0 BB: 0 P: 3	R: 0 E: 1 K: 0 S: 4	H: 1 LOB: 1 BB: 0 P: 4	R: 0 E: 0 K: 0 S: 3	H: 1 LOB: 0 BB: 0 P: 3	R: 0 E: 0 K: 0 S: 3	H: 0 LOB: 0 BB: 0 P: 3	R: 1 E: 0 K: 0 S: 4	H: 1 LOB: 0 BB: 0 P: 4	R: 0 E: 0 K: 0 S: 3	H: 0 LOB: 0 BB: 0 P: 3	R: 2 E: 0 K: 0 S: 1	H: 1 LOB: 0 BB: 1 P: 5	1B: 3 2B: 1 3B: 0 HR: 2	SF: 1 SAC: 0 DP: 0 HBP: 0
---------------------	------------------------------	---------------------------------	------------------------------	---------------------------------	------------------------------	---------------------------------	------------------------------	---------------------------------	------------------------------	---------------------------------	------------------------------	---------------------------------	------------------------------	---------------------------------	------------------------------	---------------------------------	------------------------------	---------------------------------	----------------------------------	------------------------------------

PITCHER	IP	WLS	BF	H	R	ER	SO	BB	IBB	HBP	BLK	WP	HR	S	P	ERA	WHIP	PITCHER	IP	WLS	BF	H	R	ER	SO	BB	IBB	HBP	BLK	WP	HR	S	P	ERA	WHIP	
Tom Griffin, R ERA: 4.5 (1, 1)	8.0		30	5	4	4	0	2	0	0	0	1	1	28	36	4.50	0.875																			
Mike Cosgrove, L ERA: 27.0 (9, 1)	0.0	L	1	1	1	1	0	0	0	0	0	0	1	1	1	∞	∞																			

BOTTOM

Houston Astros @ San Francisco Giants
Candlestick Park, San Francisco, CA

livebaseballscores.com

AB	28
R	5
H	6
RBI	4
BB	2
SO	0
LOB	4



WP: 2
PB: 0
SB: 2
CS: 1

PA: 32

Wed Apr 11 1973, 9:05 PM EST
Att. 4,133 - Unknown

Batter	1	2	3	4	5	6	7	8	9	AB R H RBI BB SO LOB	TOP
--------	---	---	---	---	---	---	---	---	---	----------------------	-----

Jimmy Wynn, R (1, 9) <small>OBP: 0.273, SLG: 0.645</small>	0-0 5-3		0-0 L5			0-0 4-6-3	0-0 FC4			4 0 0 0 0 0 2
Tommy Helms, R (1, 4) <small>OBP: 0.323, SLG: 0.300</small>	0-3 K		0-0 F8			0-0 BB 1B		0-0 F9		4 0 1 0 0 1 0
Cesar Cedeno, R (1, 8) <small>OBP: 0.387, SLG: 0.690</small>	0-0 5-3		0-0 F6			0-0 F3		0-3 K		4 0 0 0 0 1 1

Bob Watson, R (1, 7) <small>OBP: 0.379, SLG: 0.217</small>		0-0 E 1B 1B		0-0 5-3		4-0 BB 1-2 BB		0-0 5-3		3 1 1 0 1 0 0
Lee May, R (1, 3) <small>OBP: 0.233, SLG: 0.345</small>		0-0 E8 1B FC4-6 1B		0-0 F3		0-0 F8		0-3 K		4 1 1 0 0 1 2
Doug Rader, R (1, 5) <small>OBP: 0.233, SLG: 0.179</small>		0-0 F3		0-3 K				4-0 BB 2B		3 1 1 0 1 1 2

Johnny Edwards, L (1, 2) <small>OBP: 0.364, SLG: 0.524</small> Hector Torres, R (9, PR)		0-0 FC4-6 1B		0-3 K		0-0 F8		0-0 2B		4 0 2 2 0 1 1 0 0 0 0 0 0 0
Roger Metzger, S (1, 6) <small>OBP: 0.167, SLG: 0.179</small>		0-0 FC4-6		0-0 F4		0-0 FC4 1B		0-0 G3		4 0 1 1 0 0 2
Ken Forsch, R (1, 1) <small>OBP: 0.333, SLG: 0.200</small> Jim Crawford, L (4, 1) <small>OBP: 0.500, SLG: 1.000</small> Mike Cosgrove, L (6, 1) Norm Miller, L (7, PH) Fred Gladding, L (7, 1) Jim York, R (8, 1) Bob Gallagher, L (9, PH)		0-0 F7		0-0 F8		0-3 K		0-3 K		1 0 0 0 0 0 1 1 0 0 0 0 0 0 0 0 0 0 0 0 0 1 0 0 0 0 0 1 0 0 0 0 0 0 0 0 0 0 0 0 0 0 1 0 0 0 0 1 1

Inning Stats	R: 0 E: 0 K: 1 S: 5	H: 0 LOB: 0 BB: 0 P: 5	R: 2 E: 1 K: 0 S: 6	H: 3 LOB: 1 BB: 0 P: 6	R: 0 E: 0 K: 0 S: 3	H: 0 LOB: 0 BB: 0 P: 3	R: 0 E: 0 K: 1 S: 5	H: 0 LOB: 0 BB: 0 P: 5	R: 0 E: 0 K: 1 S: 4	H: 1 LOB: 2 BB: 1 P: 8	R: 0 E: 0 K: 1 S: 7	H: 2 LOB: 2 BB: 0 P: 7	R: 0 E: 0 K: 1 S: 5	H: 0 LOB: 0 BB: 0 P: 5	R: 1 E: 0 K: 2 S: 8	H: 1 LOB: 1 BB: 1 P: 12	1B: 6 2B: 1 3B: 0 HR: 0	SF: 0 SAC: 0 DP: 0 HBP: 0	WP: 0 PB: 0 SB: 0 CS: 0	PA: 36
---------------------	------------------------------	---------------------------------	------------------------------	---------------------------------	------------------------------	---------------------------------	------------------------------	---------------------------------	------------------------------	---------------------------------	------------------------------	---------------------------------	------------------------------	---------------------------------	------------------------------	----------------------------------	----------------------------------	------------------------------------	----------------------------------	--------

PITCHER	IP	WLS	BF	H	R	ER	SO	BB	IBB	HBP	BLK	WP	HR	S	P	ERA	WHIP												
Tom Bradley, R (1, 1) <small>ERA: 1.72</small>	9.0	W	36	7	3	2	7	2	0	0	0	0	0	48	56	2.00	1.000												

Houston Astros @ San Francisco Giants
 Candlestick Park, San Francisco, CA
 Thu Apr 12 1973, 6:33 AM EST
 Att. 3,704 - Unknown

AB	34
R	3
H	7
RBI	3
BB	2
SO	7
LOB	14



Batter	1	2	3	4	5	6	7	8	9
Bobby Bonds, R OBP: 0.406, SLG: 0.645 Gary Matthews, R OBP: 0.214, SLG: 0.308	0-0 F4		0-0 FC6-4 1B	0-0 WP HR 2B		0-0 S 1B 1B		0-3 K	
Tito Fuentes, S OBP: 0.303, SLG: 0.364	0-0 3-1		0-0 FC6-4 1-2f	0-0 F7 2-3 3-H		0-0 1B S 1B		0-0 F7	
Chris Speier, R OBP: 0.344, SLG: 0.346	0-0 E5		0-0 5-3 B B B	4-0 HR BB		0-0 F6 1-2 2-3		0-0 1B	
Willie McCovey, L OBP: 0.464, SLG: 0.857 Dave Kingman, R OBP: 0.200, SLG: 0.200	0-3 K			0-0 HR		0-3 K		0-0 F7	
Ed Goodson, L OBP: 0.353, SLG: 0.765		0-0 2B		4-3 K		0-0 2-3 3-H 1B			
Garry Maddox, R OBP: 0.448, SLG: 0.517		0-0 F9		0-0 HR 1B	0-0 3B	0-0 F8			
Gary Thomasson, L OBP: 0.143, SLG: 0.308		0-0 L6		0-0 1-H HR	0-0 F4		0-0 F8		
Dave Rader, L OBP: 0.259, SLG: 0.261		0-0 G3		0-0 2B 2B	0-0 F5		0-0 F9		
Tom Bradley, R OBP: 0.167, SLG: 0.167			0-3 K	0-0 2B WP 1B	0-3 K		0-0 F9		

Inning Stats	R: 0 E: 1 K: 1 S: 6	H: 0 LOB: 1 BB: 0 P: 6	R: 0 E: 0 K: 0 S: 4	H: 1 LOB: 1 BB: 0 P: 4	R: 0 E: 0 K: 1 S: 6	H: 1 LOB: 1 BB: 0 P: 6	R: 8 E: 0 K: 1 S: 12	H: 7 LOB: 0 BB: 1 P: 16	R: 0 E: 0 K: 1 S: 6	H: 1 LOB: 1 BB: 0 P: 6	R: 1 E: 0 K: 1 S: 8	H: 3 LOB: 2 BB: 0 P: 8	R: 0 E: 0 K: 0 S: 3	H: 0 LOB: 0 BB: 0 P: 3	R: 0 E: 0 K: 1 S: 6	H: 1 LOB: 1 BB: 0 P: 6
--------------	------------------------------	---------------------------------	------------------------------	---------------------------------	------------------------------	---------------------------------	-------------------------------	----------------------------------	------------------------------	---------------------------------	------------------------------	---------------------------------	------------------------------	---------------------------------	------------------------------	---------------------------------

PITCHER	IP	WLS	BF	H	R	ER	SO	BB	IBB	HBP	BLK	WP	HR	S	P	ERA	WHIP
Ken Forsch, R ERA: 6.57	(1, 1)	3.1	L	19	8	6	6	2	0	0	0	0	2	23	23	16.20	2.400
Jim Crawford, L ERA: 5.06	(4, 1)	1.2		8	2	2	2	1	0	0	0	1	1	11	15	10.80	1.800
Mike Cosgrove, L ERA: 13.5	(6, 1)	1.0		6	3	1	1	1	0	0	0	0	0	8	8	9.00	3.000
Fred Gladding, R ERA: 10.13	(7, 1)	1.0		3	0	0	0	0	0	0	0	0	0	3	3	0.00	0.000
Jim York, R ERA: 2.7	(8, 1)	1.0		4	1	0	1	0	0	0	0	0	0	6	6	0.00	1.000

BOTTOM

Houston Astros @ San Francisco Giants
Candlestick Park, San Francisco, CA

Thu Apr 12 1973, 6:33 AM EST
Att. 3,704 - Unknown

AB	R	H	RBI	BB	SO	LOB
4	2	3	1	0	0	0
1	0	0	0	0	1	0
5	0	1	0	0	0	2
4	1	1	0	1	0	3
3	2	2	4	0	1	1
2	0	0	0	0	1	3
4	0	2	1	0	1	0
4	1	2	0	0	0	3
4	1	1	2	0	0	2
4	1	1	0	0	0	2
4	1	1	0	0	2	1

1B: 7	SF: 0	WP: 1	PA: 40
2B: 3	SAC: 0	PB: 0	
3B: 1	DP: 0	SB: 2	
HR: 3	HBP: 0	CS: 0	

AB	39
R	9
H	14
RBI	8
BB	1
SO	6
LOB	17

GIANTS

Batter	1	2	3	4	5	6	7	8	9	AB R H RBI BB SO LOB	TOP																
Pete Rose, S (1, 7) OBP: 0.469, SLG: 0.500	0-0 6-3		0-0 BB 1-2 1B			0-0 6-3	0-0 1B		4-0 G6-3 BB	4 0 2 0 1 0 0																	
Joe Morgan, L (1, 4) OBP: 0.344, SLG: 0.448	0-0 4-3		4-0 BB 1-2 2-3 BB			0-0 G3 S 1B	0-0 F6		0-0 G6-3 1-2f	4 0 1 0 1 0 2																	
Bobby Tolan, L (1, 9) OBP: 0.355, SLG: 0.483	0-0 5-3		0-0 F4			0-0 G3 1-3			0-0 F9	4 0 0 0 0 0 4																	
Johnny Bench, R (1, 2) OBP: 0.333, SLG: 0.333		0-0 F8		0-0 5-3		4-0 BB		4-0 HR BB		2 1 0 0 2 0 0																	
Tony Perez, R (1, 3) OBP: 0.400, SLG: 0.630		0-0 1-3		0-0 1-3		0-0 F8		0-0 HR 1-H		4 1 1 2 0 0 2																	
Phil Gagliano, R (1, 5) OBP: 0.333, SLG: 0.333		0-0 6-3		0-0 5-3			0-0 6-3	0-0 FC1-4 1B		4 0 1 0 0 0 0 0 0 0 0 0 0 0																	
Denis Menke, R (8, 5) OBP: 0.286, SLG: 0.167																											
Dave Concepcion, R (1, 6) OBP: 0.455, SLG: 0.556			0-0 FC6-4 1B		0-0 1B		0-0 HR 3B	0-0 FC1-4 1-2f		4 1 3 0 0 0 1																	
Cesar Geronimo, L (1, 8) OBP: 0.172, SLG: 0.321			0-0 FC6-4 FC1-6 1-2f		0-0 G3		0-0 HR 3-H	0-0 P4		2 0 0 0 0 0 1 1 1 1 2 0 0 0 1 0 0 0 0 0 1																	
Richie Scheinblum, S (7, PH) OBP: 0.500, SLG: 2.000																											
Darrel Chaney, S (7, 6) OBP: 0.105, SLG: 0.056																											
Ross Grimsley, L (1, 1)			0-0 FC1-6 BB 1-2f		0-3 K		0-3 K		0-0 6-3	3 0 0 0 0 2 1 0 0 0 0 0 0 0 0 0 0 0 0 0 0 1 0 0 0 0 0 0																	
Tom Hall, L (8, 1)																											
Pedro Borbon, R (8, 1)																											
Larry Stahl, L (9, PH)																											
Inning Stats	R: 0 E: 0 K: 0 S: 3	H: 0 LOB: 0 BB: 0 P: 3	R: 0 E: 0 K: 0 S: 3	H: 0 LOB: 0 BB: 0 P: 3	R: 0 E: 0 K: 0 S: 5	H: 2 LOB: 3 BB: 1 P: 9	R: 0 E: 0 K: 0 S: 3	H: 0 LOB: 0 BB: 0 P: 3	R: 0 E: 0 K: 1 S: 5	H: 1 LOB: 0 BB: 0 P: 5	R: 0 E: 0 K: 0 S: 4	H: 1 LOB: 2 BB: 1 P: 8	R: 2 E: 0 K: 1 S: 8	H: 3 LOB: 1 BB: 0 P: 8	R: 2 E: 0 K: 0 S: 5	H: 2 LOB: 1 BB: 1 P: 9	R: 0 E: 0 K: 0 S: 2	H: 0 LOB: 0 BB: 1 P: 6	1B: 6 2B: 0 3B: 1 HR: 2	SF: 0 SAC: 0 DP: 1 HBP: 0	WP: 0 PB: 0 SB: 1 CS: 0	PA: 38					
PITCHER	IP WLS BF H R ER SO BB IBB HBP BLK WP HR S P ERA WHIP																										
Ron Bryant, L (1, 1) ERA: 2.2	7.1		32	8	4	4	2	3	0	0	0	0	2	33	45	4.91	1.500										
Elias Sosa, R (8, 1) ERA:	1.0	W	5	1	0	0	0	1	0	0	0	0	0	4	8	0.00	2.000										
Sam McDowell, L (9, 1) ERA:	0.2	S	1	0	0	0	0	0	0	0	0	0	0	1	1	0.00	0.000										

Cincinnati Reds @ San Francisco Giants
Candlestick Park, San Francisco, CA

Fri Apr 13 1973, 9:05 PM EST
Att. 7,353 - Unknown

AB	34
R	4
H	9
RBI	4
BB	4
SO	2
LOB	12



Batter	1	2	3	4	5	6	7	8	9
Bobby Bonds, R OBP: 0.361, SLG: 0.571 (1, 9)	0-0 F7		0-0 F7			0-0 F7		0-0 5-3	
Tito Fuentes, S OBP: 0.297, SLG: 0.351 (1, 4)	0-0 1B			0-0 F6		0-0 F7		0-0 F8	
Chris Speier, R OBP: 0.369, SLG: 0.483 (1, 6)	0-0 F9			0-0 HR		0-0 1B		4-0 1B BB	
Dave Kingman, R OBP: 0.222, SLG: 0.222 (1, 3)	0-0 F5			0-3 K		0-0 F4		0-0 1B 1B	
Ed Goodson, L OBP: 0.350, SLG: 0.700 (1, 5)		0-0 6-3		0-0 6-3			0-0 1B SH3-4 SF9	0-0 1B E 2B 1B	
Al Gallagher, R OBP: 0.300, SLG: 0.222 (7, PR)								1-3 2-H	
Willie McCovey, L OBP: 0.483, SLG: 0.864 (8, PH)									
Damaso Blanco, R OBP: 0.222, SLG: 0.222 (8, PR)									
Garry Maddox, R OBP: 0.500, SLG: 0.548 (1, 8)		0-0 G5-4-3 1B			4-0 BB CS BB		0-0 SH3-4	0-0 E5 2B 1B	
Gary Matthews, R OBP: 0.333, SLG: 0.471 (1, 7)		0-0 G5-4-3			0-0 1B		0-0 1B	0-0 1B	
Dave Rader, L OBP: 0.241, SLG: 0.240 (1, 2)			0-0 P4		0-0 F2		0-0 SF9	0-0 4-3	
Jim Ray Hart, R (7, PH)									
Mike Sadek, R (8, 2)									
Ron Bryant, S (1, 1)			0-0 6-3		0-3 K		0-0 F3		
Elias Sosa, R (8, 1)									
Sam McDowell, L (9, 1)									

Inning Stats	R: 0	H: 1	E: 0	LOB: 1	K: 0	BB: 0	S: 4	P: 4
	R: 0	H: 1	E: 0	LOB: 0	K: 0	BB: 0	S: 3	P: 3
	R: 1	H: 1	E: 0	LOB: 0	K: 1	BB: 0	S: 6	P: 6
	R: 0	H: 1	E: 0	LOB: 1	K: 1	BB: 1	S: 5	P: 9
	R: 0	H: 1	E: 0	LOB: 1	K: 0	BB: 0	S: 4	P: 4
	R: 1	H: 2	E: 0	LOB: 1	K: 0	BB: 0	S: 5	P: 5
	R: 3	H: 4	E: 1	LOB: 3	K: 0	BB: 1	S: 7	P: 11

PITCHER	IP	WLS	BF	H	R	ER	SO	BB	IBB	HBP	BLK	WP	HR	S	P	ERA	WHIP
Ross Grimsley, L ERA: 2.76 (1, 1)	7.2		31	8	4	4	2	2	0	0	0	0	1	33	41	4.70	1.304
Tom Hall, L ERA: 10.13 (8, 1)	0.0	L	3	3	1	1	0	0	0	0	0	0	0	3	3	∞	∞
Pedro Borbon, R ERA: (8, 1)	0.1		1	0	0	0	0	0	0	0	0	0	0	1	1	0.00	0.000

BOTTOM

Cincinnati Reds @ San Francisco Giants
Candlestick Park, San Francisco, CA

Fri Apr 13 1973, 9:05 PM EST
Att. 7,353 - Unknown

AB	R	H	RBI	BB	SO	LOB
4	0	0	0	0	0	0
4	0	1	0	0	0	0
3	2	2	1	1	0	1
4	1	1	0	0	1	2
3	0	1	0	0	0	0
0	1	0	0	0	0	0
1	0	1	1	0	0	0
0	1	0	0	0	0	0
2	0	2	1	1	0	0
4	0	3	1	0	0	1
2	0	0	0	0	0	1
0	0	0	1	0	0	0
1	0	0	0	0	0	3
3	0	0	0	0	1	2
0	0	0	0	0	0	0
0	0	0	0	0	0	0

AB	31
R	5
H	11
RBI	5
BB	2
SO	2
LOB	10

WP: 0 PA: 35
PB: 0
SB: 0
CS: 1



WP	HR	S	P	ERA	WHIP
0	0	0	0	0.00	0.000

Batter	1	2	3	4	5	6	7	8	9	AB R H RBI BB SO LOB	TOP		
Pete Rose, S (1, 7) OBP: 0.459, SLG: 0.486	0-3 K		0-0 4-3		0-0 1-2 1B		0-0 E1 HBP BB		0-0 G4-6-3 1B	5 0 2 1 0 1 1	Cincinnati Reds @ San Francisco Giants Candlestick Park, San Francisco, CA Sat Apr 14 1973, 6:33 AM EST Att. 21,247 - Unknown livebaseballscorecards.com		
Joe Morgan, L (1, 4) OBP: 0.324, SLG: 0.394	0-0 4-3		0-0 1-3		0-0 F8		4-0 HBP BB	0-0 G4-6-3	4 0 0 0 1 0 4				
Bobby Tolan, L (1, 9) OBP: 0.361, SLG: 0.455	0-0 E S 1B			0-0 F8	0-0 F9		1-0 HBP	0-0 3-1	4 0 1 0 0 0 2				
Johnny Bench, R (1, 2) OBP: 0.457, SLG: 0.458	0-0 5-3			0-0 HR		4-0 F9 1B G3 BB	0-0 F2		3 2 1 1 1 0 4				
Tony Perez, R (1, 3) OBP: 0.382, SLG: 0.581		0-0 6-3		0-0 P4		0-0 G3 1B	0-3 K		4 0 1 0 0 1 3				
Cesar Geronimo, L (1, 8) OBP: 0.152, SLG: 0.281		0-0 F7		0-0 F8		0-0 F9	0-0 1-3		4 0 0 0 0 0 5				
Darrel Chaney, S (1, 6) OBP: 0.087, SLG: 0.045		0-0 5-3			0-0 P6	0-0 G3		0-0 G3	4 0 0 1 0 0 1				
Denis Menke, R (1, 5) OBP: 0.360, SLG: 0.250			4-0 4-3 BB		0-0 E 1B 2B	4-0 FC6 IBB		0-0 5-3	2 1 1 0 2 0 0				
Roger Nelson, R (1, 1) OBP: 0.167, SLG: 0.167 Clay Carroll, R (9, 1)			0-0 B1		0-0 E3 1B	0-0 FC6		0-0 1-3	4 0 0 0 0 0 4 0 0 0 0 0 0 0				
Inning Stats	R: 0 E: 0 K: 1 S: 6 H: 1 LOB: 1 BB: 0 P: 6	R: 0 E: 0 K: 0 S: 3 H: 0 LOB: 0 BB: 0 P: 3	R: 0 E: 0 K: 0 S: 3 H: 0 LOB: 1 BB: 1 P: 7	R: 1 E: 0 K: 0 S: 4 H: 1 LOB: 0 BB: 0 P: 4	R: 1 E: 1 K: 0 S: 6 H: 2 LOB: 2 BB: 0 P: 6	R: 1 E: 0 K: 0 S: 4 H: 1 LOB: 2 BB: 2 P: 12	R: 0 E: 1 K: 1 S: 6 H: 0 LOB: 3 BB: 1 P: 11	R: 0 E: 0 K: 0 S: 3 H: 0 LOB: 0 BB: 0 P: 3	R: 0 E: 0 K: 0 S: 3 H: 1 LOB: 0 BB: 0 P: 3	1B: 4 2B: 1 3B: 0 HR: 1 SF: 0 SAC: 0 DP: 1 HBP: 1	WP: 0 PB: 0 SB: 1 CS: 0 PA: 39		
PITCHER	IP WLS BF H R ER SO BB IBB HBP BLK WP HR S P ERA WHIP											PITCHER	IP WLS BF H R ER SO BB IBB HBP BLK WP HR S P ERA WHIP
Jim Barr, R (1, 1) ERA: 2.45	6.0 L 27 5 3 3 1 2 1 0 0 0 0 1 26 38 4.50 1.167												
Randy Moffitt, R (7, 1) ERA:	3.0 12 1 0 0 1 1 0 1 0 0 0 0 12 17 0.00 0.667												



Batter	1	2	3	4	5	6	7	8	9	AB	R	H	RBI	BB	SO	LOB
Bobby Bonds, R (1, 9) OBP: 0.325, SLG: 0.513	0-3 K ①		0-0 F9 ③			0-0 F6 ②			0-0 F8 ②	4	0	0	0	0	1	0
Tito Fuentes, S (1, 4) OBP: 0.317, SLG: 0.366	0-0 F8 ②			0-0 WP 1B		0-0 F8 ③			0-0 BB 1B	4	0	2	0	0	0	0
Chris Speier, R (1, 6) OBP: 0.375, SLG: 0.455	0-3 K ③			0-0 6-3 ①			0-0 L6 ①		0-0 BB 1B	4	0	1	0	0	1	1
Willie McCovey, L (1, 3) OBP: 0.485, SLG: 0.792 Gary Matthews, R (9, PR) OBP: 0.333, SLG: 0.471		0-3 K ①		4-0 G6-4-3 IBB			0-0 4-3 ②		4-0 BB 1B	2	0	0	0	2	1	0
Ed Goodson, L (1, 5) OBP: 0.333, SLG: 0.625		0-0 1B		0-0 G6-4-3 ② ③			0-0 F7 ③		0-0 1-3 ③	4	0	1	0	0	0	5
Garry Maddox, R (1, 8) OBP: 0.486, SLG: 0.529		0-0 P4 ②			0-0 1B			0-0 1-3 ①		3	0	1	0	0	0	1
Gary Thomasson, L (1, 7) OBP: 0.235, SLG: 0.375		0-0 G3 ③			0-0 G3-6 ② ③			0-0 BB 1B		3	0	2	0	0	0	1
Dave Rader, L (1, 2) OBP: 0.219, SLG: 0.214			0-0 F8 ①		0-0 G3-6 ② ③			0-0 G1-4-6-3 ② ③		3	0	0	0	0	0	2
Jim Barr, R (1, 1) Jim Howarth, L (6, PH) Randy Moffitt, R (7, 1) Dave Kingman, R (9, PH) OBP: 0.200, SLG: 0.200			0-0 F4 ②			0-0 6-3 ①			0-0 6-3 ①	1	0	0	0	0	0	0
										1	0	0	0	0	0	0
										0	0	0	0	0	0	0
										1	0	0	0	0	0	0

Inning Stats	R: 0	H: 0	E: 0	K: 2	S: 7	LOB: 0	BB: 0	P: 7	R: 0	H: 1	E: 0	K: 1	S: 6	LOB: 1	BB: 0	P: 6	R: 0	H: 0	E: 0	K: 0	S: 3	LOB: 0	BB: 0	P: 3	R: 0	H: 2	E: 0	K: 0	S: 3	LOB: 0	BB: 0	P: 3	R: 0	H: 0	E: 0	K: 0	S: 3	LOB: 0	BB: 0	P: 3	R: 0	H: 1	E: 0	K: 0	S: 3	LOB: 0	BB: 0	P: 3	R: 0	H: 2	E: 0	K: 0	S: 5	LOB: 3	BB: 1	P: 9	1B: 7	2B: 0	3B: 0	HR: 0	SF: 0	SAC: 0	DP: 3	HBP: 0	WP: 1	PB: 0	SB: 0	CS: 0	PA: 32
--------------	------	------	------	------	------	--------	-------	------	------	------	------	------	------	--------	-------	------	------	------	------	------	------	--------	-------	------	------	------	------	------	------	--------	-------	------	------	------	------	------	------	--------	-------	------	------	------	------	------	------	--------	-------	------	------	------	------	------	------	--------	-------	------	-------	-------	-------	-------	-------	--------	-------	--------	-------	-------	-------	-------	--------

PITCHER	IP	WLS	BF	H	R	ER	SO	BB	IBB	HBP	BLK	WP	HR	S	P	ERA	WHIP
Roger Nelson, R (1, 1) ERA: 2.3	8.2	W	30	7	0	0	3	0	0	0	0	1	0	35	39	0.00	0.808
Clay Carroll, R (9, 1) ERA: 16.2	0.1	S	2	0	0	0	0	1	0	0	0	0	0	1	5	0.00	3.000

PITCHER	IP	WLS	BF	H	R	ER	SO	BB	IBB	HBP	BLK	WP	HR	S	P	ERA	WHIP

BOTTOM

Cincinnati Reds @ San Francisco Giants
Candlestick Park, San Francisco, CA

livebaseballscorecards.com

AB	30
R	0
H	7
RBI	0
BB	2
SO	3
LOB	10



Sat Apr 14 1973, 6:33 AM EST
Att. 21,247 - Unknown

Batter	1	2	3	4	5	6	7	8	9	AB	R	H	RBI	BB	SO	LOB	TOP										
Pete Rose, S (1, 7) OBP: 0.429, SLG: 0.436 Bob Barton, R (7, 2)	0-0 3-1	0-3 K		0-0 4-3	0-0 1-3		4-0 BB		4-0 BB	4	0	0	0	1	1	5											
Joe Morgan, L (1, 4) OBP: 0.333, SLG: 0.432 Phil Gagliano, R (8, 5)	0-0 S 1B		0-0 4-3	0-0 S 2B		0-0 G3	0-0 SF9		0-0 F8	4	0	2	2	0	0	0											
Bobby Tolan, L (1, 9) OBP: 0.366, SLG: 0.432 Richie Scheinblum, S (9, PH) (9, 9)	0-3 K 1-2		0-0 G4-3 1B	4-0 S BB		0-0 4-3	0-0 F9		4-0 FC5-4 BB	4	0	1	0	1	1	4											
Johnny Bench, R (1, 2) OBP: 0.410, SLG: 0.393 Gene Locklear, L (7, 7)	0-0 F9 2-3		0-0 G4-3 1-2f	0-3 K 1-2 2-3		0-0 F9		4-0 BB 2B	0-0 F5	4	0	0	0	0	1	4											
Tony Perez, R (1, 3) OBP: 0.395, SLG: 0.559 Joe Hague, L (7, 3)		0-0 F3		0-0 1B 2B 1B		0-3 K		4-0 BB 1B 2B 6-3	0-0 FC5-4 1-2f	3	2	1	0	0	1	0											
Cesar Geronimo, L (1, 8) OBP: 0.263, SLG: 0.405		0-0 S E 1B		0-0 1B 2B 1B		0-0 1B WP E 1B		0-0 1B 2B 1B		5	4	5	1	0	0	0											
Dave Concepcion, R (1, 6) OBP: 0.438, SLG: 0.571		0-0 E3 SH1-4 E 1-2		0-0 1B 2B 1-H 2-H		0-3 K 1-2		0-0 2B SF9 1B 1-2 2-H	0-0 6-3 3-H	5	2	2	4	0	1	3											
Denis Menke, R (1, 5) OBP: 0.414, SLG: 0.348 Darrel Chaney, S (7, PR) (7, 5) (8, 4)		0-0 E6 SH1-4 1-2 2-H		0-0 2B 1B SH1-4 2-H		4-0 E BB		0-0 SF9 2B 1-3 2-H	0-3 K	3	1	2	2	1	0	1											
Don Gullett, R (1, 1) OBP: 0.222, SLG: 0.143		0-0 SH1-4 1-2 2-3		0-0 SH1-4 1-2		0-0 E4 1B 1-2 2-H		0-3 K 1-2 2-H	0-0 L3	3	0	1	0	0	1	3											
Inning Stats	R: 0 E: 0 K: 1 S: 6	H: 1 LOB: 1 BB: 0 P: 6	R: 1 E: 2 K: 1 S: 8	H: 1 LOB: 2 BB: 0 P: 8	R: 0 E: 0 K: 0 S: 3	H: 1 LOB: 0 BB: 0 P: 3	R: 4 E: 0 K: 1 S: 10	H: 5 LOB: 2 BB: 1 P: 14	R: 1 E: 1 K: 2 S: 9	H: 2 LOB: 2 BB: 1 P: 13	R: 0 E: 0 K: 0 S: 3	H: 0 LOB: 0 BB: 0 P: 3	R: 3 E: 0 K: 1 S: 8	H: 3 LOB: 3 BB: 1 P: 13	R: 2 E: 0 K: 1 S: 6	H: 1 LOB: 1 BB: 2 P: 14	R: 0 E: 0 K: 0 S: 3	H: 0 LOB: 2 BB: 2 P: 11	1B: 10 2B: 4 3B: 0 HR: 0	SF: 1 SAC: 2 DP: 1 HBP: 1	WP: 1 PB: 0 SB: 5 CS: 0	PA: 50					
PITCHER	IP	WLS	BF	H	R	ER	SO	BB	IBB	HBP	BLK	WP	HR	S	P	ERA	WHIP										
Juan Marichal, R (1, 1) ERA: 3.57	3.2	L	20	8	5	4	2	0	0	0	0	0	0	24	24	9.82	2.182										
Sam McDowell, L (4, 1) ERA:	1.1		8	2	1	0	3	2	0	0	0	1	0	12	20	0.00	3.000										
Don Carrithers, R (6, 1) ERA: 27.0	1.0		7	3	3	3	0	0	0	1	0	0	0	6	7	27.00	3.000										
Elias Sosa, R (7, 1) ERA:	1.0		4	0	0	0	1	1	0	0	0	0	0	5	9	0.00	1.000										
Dave Kingman, R (8, 1) ERA: 9.0	2.0		11	1	2	2	1	4	0	0	0	0	0	9	25	9.00	2.500										

Cincinnati Reds @ San Francisco Giants
 Candlestick Park, San Francisco, CA
 Sun Apr 15 1973, 6:33 AM EST
 Unknown

AB	39
R	11
H	14
RBI	9
BB	7
SO	7
LOB	26



livebaseballscorecards.com

Batter	1	2	3	4	5	6	7	8	9	AB	R	H	RBI	BB	SO	LOB
Bobby Bonds, R OBP: 0.295, SLG: 0.465 Jim Howarth, L (1, 9)	0-0 5-3	0-0 F6			0-0 5-3			0-0 P4		4	0	0	0	0	0	2
Tito Fuentes, S OBP: 0.333, SLG: 0.378 (1, 4)	0-0 BB 1B		0-0 6-3		0-0 1B			0-0 5-3		4	0	2	0	0	0	0
Chris Speier, R OBP: 0.341, SLG: 0.405 Mike Phillips, L (1, 6)	0-0 F9		0-0 F8		0-0 F7			0-0 F8		4	0	0	0	0	0	2
Willie McCovey, L OBP: 0.459, SLG: 0.704 (1, 3)	4-0 1-2 BB		0-0 F7		0-3 K			0-0 P5		3	0	0	0	1	1	0
Ed Goodson, L OBP: 0.286, SLG: 0.536 (1, 5)	0-0 F8			0-3 K				0-0 6-3		4	0	0	0	0	1	2
Garry Maddox, R OBP: 0.462, SLG: 0.553 (1, 8)		0-0 1-3		0-3 K				0-0 3B		4	0	1	0	0	1	0
Gary Matthews, R OBP: 0.364, SLG: 0.450 (1, 7)		0-0 BB 1B		4-0 BB				0-0 F8		3	0	1	0	1	1	1
Dave Rader, L OBP: 0.200, SLG: 0.194 (1, 2)		0-3 K		0-0 F3				0-3 K		3	0	0	0	0	2	2
Juan Marichal, R OBP: 0.853, SLG: 1.000 Sam McDowell, L Jim Ray Hart, R Don Carrithers, R Elias Sosa, R Dave Kingman, R OBP: 0.162, SLG: 0.182 (1, 1)		4-0 1-2 BB			0-0 4-3			0-0 5-3		0	0	0	0	1	0	0

Inning Stats	R: 0	H: 1	R: 0	H: 1	R: 0	H: 0	R: 0	H: 1	R: 0	H: 0	R: 0	H: 0	R: 0	H: 0	R: 0	H: 1	R: 0	H: 1	1B: 3	SF: 0	WP: 0	PA: 34
E: 0	LOB: 2	E: 0	LOB: 2	E: 0	LOB: 0	E: 0	LOB: 1	E: 0	LOB: 0	E: 0	LOB: 0	E: 0	LOB: 0	E: 0	LOB: 0	E: 0	LOB: 1	E: 0	LOB: 1	2B: 0	SAC: 0	PB: 0
K: 0	BB: 1	K: 1	BB: 1	K: 0	BB: 0	K: 2	BB: 1	K: 0	BB: 0	K: 1	BB: 0	K: 0	BB: 0	K: 0	BB: 0	K: 1	BB: 0	K: 1	BB: 0	3B: 1	DP: 0	SB: 0
S: 4	P: 8	S: 6	P: 10	S: 3	P: 3	S: 7	P: 11	S: 4	P: 4	S: 5	P: 5	S: 5	P: 5	S: 3	P: 3	S: 6	P: 6	S: 6	P: 6	HR: 0	HBP: 0	CS: 0

PITCHER	IP	WLS	BF	H	R	ER	SO	BB	IBB	HBP	BLK	WP	HR	S	P	ERA	WHIP	PITCHER	IP	WLS	BF	H	R	ER	SO	BB	IBB	HBP	BLK	WP	HR	S	P	ERA	WHIP	
Don Gullett, L ERA: 1.85 (1, 1)	9.0	W	34	4	0	0	6	3	0	0	0	0	0	43	55	0.00	0.778																			

BOTTOM

Cincinnati Reds @ San Francisco Giants
Candlestick Park, San Francisco, CA

Sun Apr 15 1973, 6:33 AM EST
Unknown

AB	31
R	0
H	4
RBI	0
BB	3
SO	6
LOB	9



Batter	1	2	3	4	5	6	7	8	9	AB R H RBI BB SO LOB	TOP											
Pete Rose, S (1, 7) OBP: 0.383, SLG: 0.386	0-0 6-3			0-0 6-3	0-0 6-3	0-0 G3		0-0 4-6-3		5 0 0 0 0 0 3	Cincinnati Reds @ San Francisco Giants Candlestick Park, San Francisco, CA Sun Apr 15 1973, 6:38 AM EST Att. 27,651 - Unknown livebaseballscorecards.com											
Joe Morgan, L (1, 4) OBP: 0.383, SLG: 0.610	0-0 6-3			0-0 HR	4-0 BB		0-0 1B	0-0 HR	4 3 3 2 1 0 0													
Bobby Tolan, L (1, 9) OBP: 0.348, SLG: 0.390	0-0 1-3			4-0 1B	0-0 F9		0-0 F9	0-0 F8	4 1 0 0 1 0 2													
Johnny Bench, R (1, 5) OBP: 0.432, SLG: 0.406 (8, 2)		0-0 G4-6-3 1B		0-0 1B	0-3 K		4-0 1B	0-0 4-3	4 1 2 1 1 1 1													
Tony Perez, R (1, 3) OBP: 0.419, SLG: 0.590		0-0 L6		0-0 1B		0-0 F9	0-0 G6-4-3 1B	0-0 2B	5 1 3 1 0 0 1													
Cesar Geronimo, L (1, 8) OBP: 0.256, SLG: 0.405		0-0 G4-6-3		0-3 K		0-0 1B	0-0 G6-4-3	0-0 4-3	5 0 1 0 0 1 6													
Dave Concepcion, R (1, 6) OBP: 0.500, SLG: 0.611			0-0 1-3	0-0 1B	0-0 1B	0-0 1B		0-0 PB 5-3 1B	4 1 3 1 0 0 0													
Bill Plummer, R (1, 2) OBP: 0.333, SLG: 0.200 Darrel Chaney, S (8, 5) OBP: 0.083, SLG: 0.043			0-0 F3	0-0 1B	4-0 1B		0-0 5-3		3 0 1 1 1 0 1 0 0 0 0 0 0 0													
Jim McGlothlin, R (1, 1) Larry Stahl, L (6, PH) OBP: 0.500, SLG: 0.333 Pedro Borbon, R (6, 1) Clay Carroll, R (9, 1)			0-0 F8	0-0 P6		0-0 1B		0-0 P4	2 0 0 0 0 0 2 1 0 1 1 0 0 0 1 0 0 0 0 0 1 0 0 0 0 0 0 0													
Inning Stats	R: 0 E: 0 K: 0 S: 3	H: 0 LOB: 0 BB: 0 P: 3	R: 0 E: 0 K: 0 S: 3	H: 1 LOB: 0 BB: 0 P: 3	R: 0 E: 0 K: 0 S: 3	H: 0 LOB: 0 BB: 0 P: 3	R: 4 E: 0 K: 1 S: 10	H: 5 LOB: 2 BB: 1 P: 14	R: 0 E: 0 K: 1 S: 5	H: 0 LOB: 1 BB: 1 P: 9	R: 1 E: 0 K: 0 S: 5	H: 3 LOB: 2 BB: 1 P: 9	R: 1 E: 0 K: 0 S: 4	H: 2 LOB: 1 BB: 1 P: 8	R: 0 E: 0 K: 0 S: 4	H: 1 LOB: 1 BB: 0 P: 4	R: 1 E: 0 K: 0 S: 5	H: 2 LOB: 1 BB: 0 P: 5	1B: 10 2B: 2 3B: 0 HR: 2	SF: 0 SAC: 0 DP: 2 HBP: 0	WP: 0 PB: 1 SB: 3 CS: 0	PA: 42
PITCHER	IP WLS BF H R ER SO BB IBB HBP BLK WP HR S P ERA WHIP																					
Jim Willoughby, R (1, 1) ERA: 6.27	4.0 L 18 6 4 4 1 1 0 0 0 0 0 1 19 23 9.00 1.750																					
Randy Moffitt, R (5, 1) ERA: 2.0	2.1 14 5 2 2 1 2 1 0 0 0 0 0 13 25 7.71 3.000																					
Elias Sosa, R (7, 1) ERA: 1.5	2.2 10 3 1 1 0 0 0 0 0 0 0 1 10 10 3.38 1.125																					



Batter	1	2	3	4	5	6	7	8	9	AB R H RBI BB SO LOB
Bobby Bonds, R OBP: 0.327, SLG: 0.500 (1, 9)	0-0 3B	4-0 BB			4-0 1B		0-3 K		0-0 E6 1B	3 2 1 0 2 1 1
Tito Fuentes, S OBP: 0.347, SLG: 0.429 (1, 4)	0-0 1B	0-0 G4-6-3			0-0 SH5-3 1B		0-0 F2		0-0 FC6-4 1B	4 1 2 1 0 0 3
Chris Speier, R OBP: 0.327, SLG: 0.381 (1, 6)	0-3 K		0-0 F7		0-0 E 1B			0-0 1-3	0-0 FC6-4	5 0 1 1 0 1 4
Ed Coodson, L OBP: 0.281, SLG: 0.500 (1, 5)	0-0 FC5-4 1B		0-3 K		0-0 F9			0-0 E3		4 0 1 1 0 1 1
Damaso Blanco, R (8, PR) (9, 5)										0 0 0 0 0 0 0
Dave Kingman, R OBP: 0.133, SLG: 0.133 (1, 3)	0-0 FC5-4 S		0-0 F6		0-3 K			0-0 F7		4 0 0 0 0 1 3
Garry Maddox, R OBP: 0.419, SLG: 0.500 (1, 8)	0-0 F8			0-0 F2		0-0 F9		0-0 F4		4 0 0 0 0 0 2
Gary Thomasson, L OBP: 0.286, SLG: 0.500 (1, 7)		0-0 BB 6-3 1B		0-0 F7		0-0 3B			0-0 F7	4 0 2 0 0 0 0
Dave Rader, L OBP: 0.211, SLG: 0.206 (1, 2)		0-0 6-3		0-0 F8			0-0 F8		4-0 1B E BB	3 0 1 0 0 0 1
Elias Sosa, R (7, 1)										0 0 0 0 0 0 0
Jim Ray Hart, R (9, PH)		1-2								0 0 0 0 1 0 0
Mike Phillips, L (9, PR)					1B					0 0 0 0 0 0 0
Jim Willoughby, R OBP: 0.333, SLG: 0.800 (1, 1)		4-0 BB		0-0 F7			0-0 4-3		0-0 F8	0 0 0 0 1 0 0
Jim Howarth, L (4, PH)										1 0 0 0 0 0 1
Randy Moffitt, R (5, 1)										0 0 0 0 0 0 0
Mike Sadek, R (7, 2)										1 0 0 0 0 0 0
Willie McCovey, L OBP: 0.447, SLG: 0.679 (9, PH)										1 0 0 0 0 0 1

Inning Stats	R: 2	H: 3	E: 0	K: 1	S: 8	H: 3	LOB: 1	BB: 0	P: 8	R: 0	H: 1	E: 0	K: 0	S: 3	R: 0	H: 0	E: 0	K: 1	S: 5	R: 0	H: 1	E: 1	K: 1	S: 6	R: 0	H: 1	E: 0	K: 0	S: 3	R: 0	H: 0	E: 1	K: 0	S: 4	R: 0	H: 1	E: 0	K: 1	S: 5	R: 0	H: 0	E: 1	K: 0	S: 4	R: 0	H: 1	E: 1	K: 0	S: 5	R: 0	H: 1	E: 1	K: 0	S: 5	1B: 5	2B: 0	3B: 3	HR: 0	SF: 0	SAC: 1	DP: 1	HBP: 0	WP: 0	PB: 0	SB: 2	CS: 0	PA: 39
--------------	------	------	------	------	------	------	--------	-------	------	------	------	------	------	------	------	------	------	------	------	------	------	------	------	------	------	------	------	------	------	------	------	------	------	------	------	------	------	------	------	------	------	------	------	------	------	------	------	------	------	------	------	------	------	------	-------	-------	-------	-------	-------	--------	-------	--------	-------	-------	-------	-------	--------

PITCHER	IP	WLS	BF	H	R	ER	SO	BB	IBB	HBP	BLK	WP	HR	S	P	ERA	WHIP
Jim McGlothlin, R ERA: 4.76 (1, 1)	5.0	W	23	6	3	3	3	3	3	0	0	0	0	26	38	5.40	1.800
Pedro Borbon, R ERA: (6, 1)	3.2		15	2	0	0	1	1	0	0	0	0	0	16	20	0.00	0.818
Clay Carroll, R ERA: 13.5 (9, 1)	0.1	S	1	0	0	0	0	0	0	0	0	0	0	1	1	0.00	0.000

BOTTOM

Cincinnati Reds @ San Francisco Giants
Candlestick Park, San Francisco, CA

Sun Apr 15 1973, 6:38 AM EST
Att. 27,651 - Unknown

AB	34
R	3
H	8
RBI	3
BB	4
SO	4
LOB	17



WP: 0	PA: 39
PB: 0	ERA
SB: 2	WHIP
CS: 0	

PITCHER	IP	WLS	BF	H	R	ER	SO	BB	IBB	HBP	BLK	WP	HR	S	P	ERA	WHIP
---------	----	-----	----	---	---	----	----	----	-----	-----	-----	----	----	---	---	-----	------

Batter	1	2	3	4	5	6	7	8	9	AB R H RBI BB SO LOB	TOP		
Ralph Garr, L (1, 7) OBP: 0.184, SLG: 0.224	0-0 F8		0-0 BB WP SF9 1B		0-0 E4 1B 5-3		0-0 F5		0-0 4-3	5 1 1 0 0 0 0	<p>Atlanta Braves @ San Francisco Giants</p> <p>Candlestick Park, San Francisco, CA</p> <p>Tue Apr 17 1973, 9:05 PM EST</p> <p>Unknown</p>		
Rod Gilbreath, R (1, 5) OBP: 0.326, SLG: 0.310 Larvell Blanks, R (7, 5) OBP: 0.333, SLG: 0.333	0-0 6-3		4-0 BB 1-2 BB		0-0 5-3		1-0 HBP		0-0 6-3	2 0 0 0 1 0 1 1 0 0 0 0 0 0			
Dusty Baker Jr., R (1, 8) OBP: 0.326, SLG: 0.357	0-0 F6		4-0 FC6-4 1-2 2-3 BB		0-0 1B		0-0 F8		0-0 1-3	4 0 1 0 1 0 1			
Darrell Evans, L (1, 3) OBP: 0.267, SLG: 0.425		0-0 5-3	0-0 SF9		0-3 K			0-0 F7		3 0 0 1 0 1 2			
Mike Lum, L (1, 9) OBP: 0.250, SLG: 0.438		0-0 1B 1B	0-0 FC6-4 1-2f		0-0 4-3			0-0 G3		4 0 1 0 0 0 2			
Davey Johnson, R (1, 4) OBP: 0.409, SLG: 0.447		0-0 1B 1-2 1B		0-0 G6-4-3 1B		0-0 F6		0-0 HR		4 1 3 1 0 0 0			
Johnny Oates, L (1, 2) OBP: 0.333, SLG: 0.342		0-0 1-3 2-H 1B		0-0 G6-4-3 1-2f		0-0 1B		0-0 1B		4 0 3 0 0 0 1			
Marty Perez, R (1, 6) OBP: 0.324, SLG: 0.424 Tom House, L (4, 1) Dick Dietz, R (6, PH) Tom Kelley, R (6, 1) Oscar Brown, R (8, PH) Joe Hoerner, R (8, 1) Cecil Upshaw, R (8, 1)		0-3 K		0-0 6-3		0-0 4-3		0-0 1-2 1B		2 0 0 0 0 0 1 2 0 0 0 0 0 0 0 0 1 0 0 0 0 0 0 1 0 0 0 0 0 0 0 0 1 0 1 0			
Pat Dobson, R (1, 1) Ron Schueler, R (2, 1) Sonny Jackson, L (4, 6)		0-3 K		0-0 F4		0-0 4-3		0-0 F8		0 0 0 0 0 0 0 1 0 0 0 0 1 0 3 0 0 0 0 0 2			
Inning Stats	R: 0 H: 0 E: 0 LOB: 0 K: 0 BB: 0 S: 3 P: 3	R: 0 H: 3 E: 0 LOB: 2 K: 1 BB: 0 S: 7 P: 7	R: 1 H: 1 E: 0 LOB: 2 K: 1 BB: 2 S: 6 P: 14	R: 0 H: 1 E: 0 LOB: 0 K: 0 BB: 0 S: 3 P: 3	R: 0 H: 1 E: 1 LOB: 2 K: 1 BB: 0 S: 7 P: 7	R: 0 H: 1 E: 0 LOB: 1 K: 0 BB: 0 S: 4 P: 4	R: 0 H: 0 E: 0 LOB: 1 K: 0 BB: 0 S: 3 P: 4	R: 1 H: 3 E: 0 LOB: 2 K: 0 BB: 0 S: 6 P: 6	R: 0 H: 0 E: 0 LOB: 0 K: 0 BB: 0 S: 3 P: 3	1B: 9 SF: 1 2B: 0 SAC: 0 3B: 0 DP: 1 HR: 1 HBP: 1		WP: 1 PA: 39 PB: 0 SB: 0 CS: 0	
PITCHER	IP WLS BF H R ER SO BB IBB HBP BLK WP HR S P ERA WHIP											PITCHER	IP WLS BF H R ER SO BB IBB HBP BLK WP HR S P ERA WHIP
Tom Bradley, R (1, 1) ERA: 1.74 Jim Barr, R (6, 1) ERA: 2.4	5.0 W 22 6 1 1 3 2 0 0 0 1 0 26 34 1.80 1.600												

livebaseballscores.com

AB	35
R	2
H	10
RBI	2
BB	2
SO	3
LOB	12



Batter	1	2	3	4	5	6	7	8	9
Bobby Bonds, R (1, 9) Jim Howarth, L (8, 9) OBP: 0.333, SLG: 0.510 OBP: 0.200, SLG: 0.200	0-0 F8	0-0 1B 2B	0-3 K		0-0 F9		0-0 G6-4-3 BB 1B	0-0 1B 2B 1B	
Tito Fuentes, S (1, 4) Mike Phillips, L (7, PR) (8, 4) OBP: 0.389, SLG: 0.519 OBP: 1.000, SLG: 1.000	0-0 1B 2B	4-0 1B 2B BB		0-0 F8	0-0 HR		4-0 G6-4-3 BB 1-2	0-0 1-2 2-H 2B 1B	
Chris Speier, R (1, 6) OBP: 0.364, SLG: 0.458	0-0 1B 1B 2-H	0-0 1-2 2-H 2B 1B		0-0 1B 2B	0-3 K		0-0 G6-4-3 1-2f 2-3	0-0 1-H 2-H 2B	
Willie McCovey, L (1, 3) Dave Kingman, R (4, PR) (5, 3) OBP: 0.488, SLG: 0.733 OBP: 0.167, SLG: 0.118	0-0 1B 1B 1-2 E	0-0 FC6-5 1-3 2-H 2B		4-0 1B 1B FC4-6 IBB	0-3 K		4-0 1B BB	0-3 K	
Ed Goodson, L (1, 5) OBP: 0.368, SLG: 0.541	0-0 FC5-4 1-2 2-H 1B	4-0 IBB		0-0 FC4-6 1B 1-2 2-3 1B		0-0 1B 1B	0-0 1-2 3-H 1B	0-0 1-3	
Garry Maddox, R (1, 8) OBP: 0.396, SLG: 0.468	0-0 FC5-4 1-2f 2-H	0-0 FC6-5 2-3f		0-0 FC4-6 1-2 2-3 3-H 1B		0-3 K	0-0 F8		
Gary Thomasson, L (1, 7) OBP: 0.231, SLG: 0.400	0-0 F9		0-0 3-1	0-0 FC4-6 1-2f 2-3 3-H 2B		0-0 F8		0-0 G3	
Dave Rader, L (1, 2) Mike Sadek, R (7, 2) OBP: 0.262, SLG: 0.270 OBP: 0.333, SLG: 0.333		0-0 F8	4-0 BB	0-0 1-H 3-H 2B		0-0 FC6 1B		0-0 1B 1B	
Tom Bradley, R (1, 1) Jim Barr, R (6, 1) OBP: 0.111, SLG: 0.111 OBP: 0.250, SLG: 0.250		0-0 F3	0-3 K	0-0 5-3		0-0 FC6 1-2f		0-0 1-2 1B 1B	

Inning Stats	R: 3	H: 4	E: 1	LOB: 1	K: 0	BB: 0	S: 7	R: 2	H: 3	E: 0	LOB: 3	K: 0	BB: 2	S: 6	R: 0	H: 0	E: 0	LOB: 1	K: 2	BB: 1	S: 7	R: 4	H: 4	E: 0	LOB: 2	K: 0	BB: 1	S: 7	R: 1	H: 1	E: 0	LOB: 0	K: 2	BB: 0	S: 8	R: 0	H: 2	E: 0	LOB: 2	K: 1	BB: 0	S: 7	R: 1	H: 2	E: 0	LOB: 2	K: 0	BB: 2	S: 4	R: 4	H: 5	E: 0	LOB: 1	K: 1	BB: 0	S: 10	P: 10
--------------	------	------	------	--------	------	-------	------	------	------	------	--------	------	-------	------	------	------	------	--------	------	-------	------	------	------	------	--------	------	-------	------	------	------	------	--------	------	-------	------	------	------	------	--------	------	-------	------	------	------	------	--------	------	-------	------	------	------	------	--------	------	-------	-------	-------

PITCHER	IP	WLS	BF	H	R	ER	SO	BB	IBB	HBP	BLK	WP	HR	S	P	ERA	WHIP
Pat Dobson, R (1, 1) ERA: 8.31	1.2		14	7	5	4	0	1	1	0	0	0	0	12	20	21.60	4.800
Ron Schueler, R (2, 1) ERA: 14.54	1.2		10	3	4	4	2	1	1	0	0	0	0	12	20	21.60	2.400
Tom House, L (4, 1) ERA: 1.93	1.2		7	2	1	1	2	0	0	0	0	0	1	11	11	5.40	1.200
Tom Kelley, R (6, 1) ERA: 3.0	2.0		11	4	1	1	1	2	0	0	0	0	0	11	19	4.50	3.000
Joe Hoerner, L (8, 1) ERA: 15.0	0.1		3	2	2	2	0	0	0	0	0	0	0	3	3	54.00	6.000

AB	R	H	RBI	BB	SO	LOB
5	2	2	0	0	1	1
1	1	1	1	0	0	0
3	3	2	1	2	0	0
1	1	1	1	0	0	0
6	2	4	4	0	1	2
2	1	2	1	1	0	0
2	1	0	0	1	2	1
5	1	4	2	1	0	1
5	0	1	1	0	1	7
5	1	0	1	0	0	4
3	0	2	2	1	0	0
1	1	1	0	0	0	0
3	0	0	0	0	1	3
2	1	1	0	0	0	2


WP	HR	S	P	ERA	WHIP
0	0	7	7	27.00	4.500

Atlanta Braves @ San Francisco Giants
Candlestick Park, San Francisco, CA
 Tue Apr 17 1973, 9:05 PM EST
 Unknown

AB	44
R	15
H	21
RBI	14
BB	6
SO	6
LOB	21



WP	HR	S	P	ERA	WHIP
0	0	7	7	27.00	4.500

Batter	1	2	3	4	5	6	7	8	9	AB R H RBI BB SO LOB	TOP											
Oscar Brown, R (1, 7) OBP: 0.429, SLG: 0.333	0-0 1B		0-0 F9		0-3 K			4-0 BB		3 0 1 0 1 1 1												
Larvell Blanks, R (1, 5) OBP: 0.143, SLG: 0.143	0-0 F4		0-0 F8			0-0 F9		0-0 G5-4-3		4 0 0 0 0 0 3												
Hank Aaron, R (1, 9) OBP: 0.342, SLG: 0.483	0-0 F8			0-0 F2		0-0 2B		4-0 BB		3 0 1 0 1 0 1												
Dusty Baker Jr., R (1, 8) OBP: 0.340, SLG: 0.356	0-0 1-3			0-0 1B		0-0 F9		4-0 BB		3 0 1 0 1 0 2												
Davey Johnson, R (1, 4) OBP: 0.375, SLG: 0.405		0-0 F4		0-0 F9		0-0 F7		0-0 F7		4 0 0 0 0 0 4												
Dick Dietz, R (1, 3) OBP: 0.333, SLG: 0.200 Sonny Jackson, L (9, PH)		0-3 K		0-0 1B			0-0 F7		0-0 4-3	3 0 1 0 0 1 0 1 0 0 0 0 0 0												
Paul Casanova, R (1, 2) Johnny Oates, L (9, PH) OBP: 0.350, SLG: 0.342		0-0 5-3		0-0 F8			0-0 6-3		4-0 BB	3 0 0 0 0 0 2 0 0 0 0 0 1 0 0	AB 30 R 0 H 5 RBI 0 BB 6 SO 3 LOB 16											
Marty Perez, R (1, 6) OBP: 0.350, SLG: 0.412 Darrell Evans, L (9, PH) OBP: 0.261, SLG: 0.415			4-0 BB		0-0 F6		4-0 BB		0-0 F9	1 0 0 0 2 0 0 1 0 0 0 0 0 1												
Ron Reed, R (1, 1) OBP: 0.167, SLG: 0.167 Rod Gilbreath, R (7, PH) OBP: 0.319, SLG: 0.302 Roric Harrison, R (7, 1) Mike Lum, L (9, PH) OBP: 0.235, SLG: 0.412			0-0 1B		0-3 K		0-0 F6		0-0 F5	2 0 1 0 0 1 0 1 0 0 0 0 0 1 0 0 0 0 0 0 0 1 0 0 0 0 0 1												
Inning Stats	R: 0 E: 0 K: 0 S: 4	H: 1 LOB: 1 BB: 0 P: 4	R: 0 E: 0 K: 1 S: 5	H: 0 LOB: 0 BB: 0 P: 5	R: 0 E: 0 K: 0 S: 3	H: 1 LOB: 1 BB: 1 P: 7	R: 0 E: 0 K: 0 S: 5	H: 2 LOB: 2 BB: 0 P: 5	R: 0 E: 0 K: 2 S: 7	H: 0 LOB: 0 BB: 0 P: 7	R: 0 E: 0 K: 0 S: 4	H: 1 LOB: 1 BB: 0 P: 4	R: 0 E: 0 K: 0 S: 3	H: 0 LOB: 1 BB: 1 P: 7	R: 0 E: 0 K: 0 S: 2	H: 0 LOB: 2 BB: 3 P: 14	R: 0 E: 0 K: 0 S: 3	H: 0 LOB: 1 BB: 1 P: 7	1B: 4 2B: 1 3B: 0 HR: 0	SF: 0 SAC: 0 DP: 1 HBP: 0	WP: 0 PB: 0 SB: 0 CS: 1	PA: 36
PITCHER	IP WLS BF H R ER SO BB IBB HBP BLK WP HR S P ERA WHIP												PITCHER	IP WLS BF H R ER SO BB IBB HBP BLK WP HR S P ERA WHIP								
Ron Bryant, L (1, 1) ERA: 1.5	7.2 W 31 5 0 0 3 5 0 0 0 0 0 0 32 52 0.00 1.304																					
Randy Moffitt, R (8, 1) ERA: 1.74	1.1 S 5 0 0 0 0 1 0 0 0 0 0 0 4 8 0.00 0.750																					

Atlanta Braves @ San Francisco Giants
 Candlestick Park, San Francisco, CA
 Tue Apr 17 1973, 9:05 PM EST
 Att: 10,829 - Unknown

livebaseballscorecards.com

Batter	1	2	3	4	5	6	7	8	9
Bobby Bonds, R OBP: 0.328, SLG: 0.545 (1, 9)	0-0 F4		0-0 HR		0-0 1-3			0-3 K	
Tito Fuentes, S OBP: 0.379, SLG: 0.500 (1, 4)	0-0 F7		0-0 4-3			0-0 F7		0-0 BB S 1B	
Chris Speier, R OBP: 0.339, SLG: 0.423 (1, 6)	0-0 G3		0-0 E6 CS			0-0 F8		0-3 K	
Ed Coodson, L OBP: 0.405, SLG: 0.550 (1, 5)		0-0 2B 1B	0-3 K			0-0 1B		4-0 BB IBB	
Damaso Blanco, R (8, PR) (9, 5)									
Dave Kingman, R OBP: 0.227, SLG: 0.200 (1, 3)		0-0 1B 2B	0-0 CS	0-0 6-3		0-0 F4		4-0 BB FC6-4	
Garry Maddox, R OBP: 0.385, SLG: 0.451 (1, 8)		0-0 S 1B		0-0 F2		0-0 F9		0-0 FC6-4	
Gary Matthews, R OBP: 0.320, SLG: 0.391 (1, 7)		0-3 K		0-0 6-3		0-0 6-3			
Dave Rader, L OBP: 0.289, SLG: 0.263 (1, 2)		4-0 G6-4-3 IBB			0-0 4-3		4-0 BB		
Ron Bryant, S (1, 1)		0-0 G6-4-3			0-0 1-3		0-0 F8		
Randy Moffitt, R (8, 1)									

Inning Stats	R: 0	H: 0	E: 0	K: 0	S: 3	R: 1	H: 3	E: 0	K: 1	S: 7	R: 1	H: 1	E: 1	K: 1	S: 6	R: 0	H: 0	E: 0	K: 0	S: 3	R: 0	H: 0	E: 0	K: 0	S: 3	R: 0	H: 1	E: 0	K: 0	S: 4	R: 0	H: 0	E: 0	K: 0	S: 3	R: 0	H: 1	E: 0	K: 2	S: 8	R: 0	H: 1	E: 0	K: 2	S: 8		
	LOB: 0	BB: 0	P: 3	LOB: 2	BB: 1	P: 11	LOB: 0	BB: 0	P: 6	LOB: 0	BB: 0	P: 3	LOB: 1	BB: 0	P: 4	LOB: 1	BB: 1	P: 7	LOB: 3	BB: 2	P: 16																										

PITCHER	IP	WLS	BF	H	R	ER	SO	BB	IBB	HBP	BLK	WP	HR	S	P	ERA	WHIP
Ron Reed, R ERA: 4.76 (1, 1)	6.0	L	23	5	2	2	2	0	0	0	0	0	1	26	30	3.00	0.833
Roric Harrison, R ERA: 0.9 (7, 1)	2.0		10	1	0	0	2	2	1	0	0	0	0	11	23	0.00	1.500

BOTTOM

Atlanta Braves @ San Francisco Giants
Candlestick Park, San Francisco, CA

Tue Apr 17 1973, 9:05 PM EST
Att. 10,829 - Unknown

AB	R	H	RBI	BB	SO	LOB
4	1	1	1	0	1	0
4	0	1	0	0	0	0
4	0	0	0	0	1	1
3	1	2	0	1	1	1
0	0	0	0	0	0	0
3	0	1	0	1	0	1
4	0	1	1	0	0	3
3	0	0	0	0	1	2
1	0	0	0	2	0	0
3	0	0	0	0	0	4
0	0	0	0	0	0	0

AB	29
R	2
H	6
RBI	2
BB	4
SO	4
LOB	12

livebaseballscorecards.com

GIANTS

WP	PA
0	34

Batter	1	2	3	4	5	6	7	8	9	10	11	AB R H RBI BB SO LOB	TOP															
Rod Gilbreath, R OBP: 0.321, SLG: 0.292 (1, 5)	0-3 K		x 0-0 F9	x 0-0 5-3			B 4-0 1B BB		x 0-0 G1-6-3 1B		S 0-3 K	5 0 1 0 1 2 3																
Ralph Garr, L OBP: 0.185, SLG: 0.222 (1, 7)	0-3 K		x 0-0 F7		x 0-0 1-3		x 0-0 1-2 1B		x 0-0 G1-6-3			5 0 1 0 0 1 1																
Hank Aaron, R OBP: 0.326, SLG: 0.424 (1, 9)	0-0 F7			B 4-0 FC4-6 1B PB BB	x 0-0 5-3		x 0-0 F7			x 0-0 F7		4 1 0 0 1 0 2																
Davey Johnson, R OBP: 0.415, SLG: 0.422 (1, 4)		x 0-0 BB 1B		x 0-0 FC4-6 1B	x 0-0 F8		B 4-0 1B BB		B 4-0 BB	x 4-0 BB		3 0 2 0 2 0 0																
Dusty Baker Jr., R OBP: 0.327, SLG: 0.340 (1, 8)		S 0-3 K		x 0-0 FC4-6 1B PB BB 1-2 2-3		x 0-0 F7		x 0-0 1-2 1B		x 0-0 F9		5 1 1 0 0 1 4																
Darrell Evans, L OBP: 0.294, SLG: 0.395 (1, 3)		B 4-0 1-2 BB		B 4-0 1-2 1B BB 3-H		x 0-0 F5		B 4-0 BB		x 0-0 F7		2 1 0 0 3 0 1																
Marty Perez, R OBP: 0.326, SLG: 0.378 Mike Lum, L OBP: 0.222, SLG: 0.389 Sonny Jackson, L OBP: 0.167, SLG: 0.167 (1, 6) (8, PH) (8, 6)		x 0-0 F8		x 0-0 F8		x 0-0 F9		B 0-3 K			x 0-0 B2 E 1B	3 0 0 0 0 0 4 1 0 0 0 0 1 2 1 0 1 0 0 0 0	AB 38 R 3 H 7 RBI 2 BB 8 SO 7 LOB 24															
Johnny Oates, L OBP: 0.333, SLG: 0.310 (1, 2)		S 0-3 K		B 4-0 1-2 2-3 BB		x 0-0 F9		x 0-0 4-3			x 0-0 E4	4 0 0 0 1 1 5																
Carl Morton, R OBP: 0.222, SLG: 0.125 Tom House, L (10, 1)			S 0-3 K	x 0-0 1B		x 0-0 L5			x 0-0 F9		x 0-0 B2	4 0 1 2 0 1 0 1 0 0 0 0 0 2																
Inning Stats	R: 0 E: 0 K: 2 S: 7	H: 0 LOB: 0 BB: 0 P: 7	R: 0 E: 0 K: 2 S: 8	H: 1 LOB: 2 BB: 1 P: 12	R: 0 E: 0 K: 1 S: 5	H: 0 LOB: 0 BB: 0 P: 5	R: 3 E: 0 K: 0 S: 5	H: 2 LOB: 2 BB: 3 P: 17	R: 0 E: 0 K: 0 S: 3	H: 0 LOB: 0 BB: 0 P: 3	R: 0 E: 0 K: 0 S: 3	H: 0 LOB: 0 BB: 0 P: 3	R: 0 E: 0 K: 1 S: 5	H: 1 LOB: 2 BB: 2 P: 8	R: 0 E: 0 K: 1 S: 5	H: 1 LOB: 2 BB: 2 P: 13	R: 0 E: 0 K: 0 S: 3	H: 0 LOB: 1 BB: 1 P: 7	R: 0 E: 1 K: 1 S: 6	H: 1 LOB: 1 BB: 0 P: 6	1B: 7 2B: 1 3B: 0 HR: 0	SF: 0 SAC: 0 DP: 2 HBP: 0	WP: 0 PB: 1 SB: 0 CS: 0	PA: 46				
PITCHER	IP WLS BF H R ER SO BB IBB HBP BLK WP HR S P ERA WHIP												IP WLS BF H R ER SO BB IBB HBP BLK WP HR S P ERA WHIP															
Sam McDowell, L ERA: 4.76 (1, 1)	3.2	18	3	3	3	5	4	0	0	0	0	0	0	24	40	7.36	1.909											
Randy Moffitt, R ERA: 1.35 (4, 1)	3.0	11	1	0	0	0	1	0	0	0	0	0	0	10	14	0.00	0.667											
Jim Barr, R ERA: 1.86 (7, 1)	4.1	W 17	3	0	0	2	3	0	0	0	0	0	0	18	30	0.00	1.385											

Atlanta Braves @ San Francisco Giants
Candlestick Park, San Francisco, CA
Wed Apr 18 1973, 6:33 AM EST
Att: 6,964 - Unknown

livebaseballscorecards.com



Batter	1	2	3	4	5	6	7	8	9	10	11	AB R H RBI BB SO LOB	BOTTOM															
Bobby Bonds, R OBP: 0.344, SLG: 0.607 (1, 9)	0-0 1B 6-3 2B	0-0 PB 1B		0-0 6-3		0-3 K			0-3 K		0-0 HR	6 2 3 1 0 2 0	Atlanta Braves @ San Francisco Giants Candlestick Park, San Francisco, CA Wed Apr 18 1973, 6:33 AM EST Att: 6,964 - Unknown livebaseballscorecards.com															
Tito Fuentes, S OBP: 0.365, SLG: 0.475 (1, 4)	0-0 1B 6-3 1B	0-0 F3		0-3 K		0-0 6-3			0-0 4-3			5 1 1 0 0 1 2																
Chris Speier, R OBP: 0.344, SLG: 0.421 (1, 6)	0-0 6-3	0-0 PB 1B		0-0 1B		0-0 6-3			0-3 K			5 0 2 1 0 1 1																
Willie McCovey, L OBP: 0.500, SLG: 0.688 (1, 3)	4-0 1B 1B IBB	4-0 1B IBB		0-3 K		0-0 G3			4-0 FC1-6 BB			2 0 0 0 3 1 1 0 0 0 0 0 0 0																
Damaso Blanco, R (10, PR) (11, 5)																												
Ed Goodson, L OBP: 0.404, SLG: 0.533 (1, 5)	0-0 1B	0-0 3-1				0-0 1B 1B			0-0 G3			5 0 2 0 0 0 4 0 0 0 0 0 0 0																
Gary Matthews, R OBP: 0.320, SLG: 0.391 (11, 7)	1-2 2-3 1B								1-2 FC1-6 FC6-4																			
Garry Maddox, R OBP: 0.386, SLG: 0.446 (1, 8)	0-0 1B			0-0 S 1B		0-0 F6			0-0 6-3			5 0 2 1 0 0 2																
Gary Thomasson, L OBP: 0.200, SLG: 0.345 (1, 7)	0-0 F7			0-0 F9		0-3 K			0-0 F5			4 0 0 0 0 1 4 0 0 0 0 1 0 0																
Dave Kingman, R OBP: 0.261, SLG: 0.200 (10, PH) (11, 3)									1-2 BB																			
Dave Rader, L OBP: 0.300, SLG: 0.262 (1, 2)		4-0 1B SH1-4 PB BB		0-0 F4		0-0 1B			0-0 G3			4 1 1 0 1 0 3																
Sam McDowell, L OBP: 0.200, SLG: 0.200 (11, PH) (1, 1)		0-0 SH1-4		0-0 1-3		0-0 F8			0-0 1-3			1 0 0 0 0 0 1 1 0 0 0 0 0 2 1 0 0 0 0 0 0 1 0 0 0 0 0 0																
Randy Moffitt, R (4, 1)																												
Jim Barr, R OBP: 0.200, SLG: 0.200 (7, 1)																												
Chris Arnold, R (11, PH)																												
Inning Stats	R: 2 H: 4 E: 0 K: 0 S: 6	H: 4 LOB: 2 BB: 1 P: 10	R: 1 E: 0 K: 0 S: 5	H: 2 LOB: 3 BB: 2 P: 13	R: 0 E: 0 K: 0 S: 4	H: 1 LOB: 1 BB: 0 P: 4	R: 0 E: 0 K: 2 S: 8	H: 1 LOB: 1 BB: 0 P: 8	R: 0 E: 0 K: 1 S: 7	H: 2 LOB: 2 BB: 0 P: 7	R: 0 E: 0 K: 1 S: 5	H: 0 LOB: 0 BB: 0 P: 5	R: 0 E: 0 K: 0 S: 3	H: 0 LOB: 0 BB: 0 P: 3	R: 0 E: 0 K: 2 S: 7	H: 0 LOB: 0 BB: 0 P: 7	R: 0 E: 0 K: 2 S: 3	H: 0 LOB: 2 BB: 2 P: 11	R: 0 E: 0 K: 0 S: 2	H: 0 LOB: 2 BB: 0 P: 2	R: 1 E: 0 K: 0 S: 2	H: 1 LOB: 0 BB: 0 P: 2	1B: 9 SF: 0 2B: 1 SAC: 1 3B: 0 DP: 0 HR: 1 HBP: 0	WP: 0 PA: 46 PB: 1 SB: 1 CS: 0				
PITCHER	IP WLS BF H R ER SO BB IBB HBP BLK WP HR S P ERA WHIP																											
Carl Morton, R ERA: 3.68 (1, 1)	9.0	39	10	3	3	6	1	2	0	0	0	0	0	48	60	3.00	1.222											
Tom House, L ERA: 3.0 (10, 1)	1.1	L 7	1	1	1	0	2	0	0	0	0	0	1	5	13	6.75	2.250											



Batter	1	2	3	4	5	6	7	8	9	AB R H RBI BB SO LOB	TOP									
Bobby Bonds, R (1, 9) OBP: 0.362, SLG: 0.646	0-3 K		4-0 S 1B BB	0-0 5-3			0-0 2-H HR		0-0 2-H 1B	4 2 2 3 1 1 1	San Francisco Giants @ Los Angeles Dodgers Dodger Stadium, Los Angeles, CA Thu Apr 19 1973, 6:05 PM PST Att. 25,858 - Unknown									
Tito Fuentes, S (1, 4) OBP: 0.368, SLG: 0.470	0-0 6-3		0-0 4-3 1B 1-H		0-0 PB L6-5 1B		0-3 K		0-0 F9	5 0 2 1 0 1 1										
Chris Speier, R (1, 6) OBP: 0.324, SLG: 0.393	0-0 1-3		0-0 4-3 2-3		0-0 L6-5 1-H		0-0 L4			4 0 0 0 0 0 2										
Willie McCovey, L (1, 3) Dave Kingman, R (8, 3) OBP: 0.261, SLG: 0.200		0-0 4-3	0-0 P4		0-0 P5			0-0 P5		4 0 0 0 0 0 1 0 0 0 0 0 0 0										
Ed Goodson, L (1, 5) OBP: 0.412, SLG: 0.531		0-0 E 1B		0-0 3-1		0-0 FC6-4 1B		0-3 K		4 1 2 0 0 1 0										
Garry Maddox, R (1, 8) OBP: 0.393, SLG: 0.483		0-0 E7 3B 1-H		0-0 E S WP 1B		0-0 FC6-4 G1-6-3 1-2f		0-3 K2-3		4 2 2 1 0 1 1										
Gary Matthews, R (1, 7) Gary Thomasson, L (9, PR) OBP: 0.200, SLG: 0.345		0-0 3-1		0-0 1B FC5-4 1B 1-H		0-0 G1-6-3 1-2f			4-0 SH5-4 1B BB	3 1 1 0 1 0 1 0 1 0 0 0 0 0										
Dave Rader, L (1, 2) OBP: 0.321, SLG: 0.289		0-3 K		0-0 FC5-4 1B 1-3		0-0 PB HR 1B		0-0 SH5-4 1-2		3 1 2 0 0 1 0										
Jim Willoughby, R (1, 1) Elias Sosa, R (8, 1) Randy Moffitt, R (8, 1)			0-0 6-3	0-0 FC5-4 1-2f 3-H		0-3 K		0-0 F2		3 0 0 1 0 1 2 0 0 0 0 0 0 0 1 0 0 0 0 0 2										
Inning Stats	R: 0 E: 0 K: 1 S: 5	H: 0 LOB: 0 BB: 0 P: 5	R: 2 E: 1 K: 1 S: 7	H: 2 LOB: 0 BB: 0 P: 7	R: 1 E: 0 K: 0 S: 4	H: 1 LOB: 1 BB: 1 P: 8	R: 2 E: 1 K: 0 S: 6	H: 3 LOB: 1 BB: 0 P: 6	R: 0 E: 0 K: 0 S: 3	H: 1 LOB: 0 BB: 0 P: 3		R: 0 E: 0 K: 2 S: 9	H: 2 LOB: 0 BB: 0 P: 9	R: 0 E: 0 K: 2 S: 7	H: 0 LOB: 0 BB: 0 P: 7	R: 1 E: 0 K: 0 S: 4	H: 1 LOB: 1 BB: 1 P: 8	1B: 9 2B: 1 3B: 1 HR: 1	SF: 0 SAC: 1 DP: 2 HBP: 0	WP: 1 PB: 2 SB: 3 CS: 0
PITCHER	IP WLS BF H R ER SO BB IBB HBP BLK WP HR S P ERA WHIP																			IP WLS BF H R ER SO BB IBB HBP BLK WP HR S P ERA WHIP
Claude Osteen, L (1, 1) ERA: 3.38	6.1 L 28 10 7 7 3 1 0 0 0 1 1 33 37 9.95 1.737																			
George Culver, R (7, 1) ERA: 1.5	0.2 2 0 0 0 0 1 0 0 0 0 0 0 4 4 0.00 0.000																			
Charlie Hough, R (8, 1) ERA: 4.26	1.0 3 0 0 0 0 2 0 0 0 0 0 0 7 7 0.00 0.000																			
Jim Brewer, L (9, 1) ERA: 3.86	1.0 5 1 1 1 0 0 1 0 0 0 0 0 4 8 9.00 2.000																			

livebaseballscorecards.com

AB	35
R	8
H	11
RBI	6
BB	2
SO	6
LOB	11



Batter	1	2	3	4	5	6	7	8	9	AB	R	H	RBI	BB	SO	LOB
Bill Russell, R (1, 6) OBP: 0.327, SLG: 0.370	0-3 K ①		0-0 2B HR 1B		0-0 FC6-4 1B		0-0 F8 ③		0-0 F8 ①	5	1	2	0	0	1	1
Bill Buckner, L (1, 3) OBP: 0.302, SLG: 0.393	0-0 5-3 ②		0-0 1-3 HR 2B		0-0 FC6-4 1-2f			0-0 HR 1B	0-0 F7 ②	5	2	2	1	0	0	2
Willie Davis, L (1, 8) OBP: 0.323, SLG: 0.500	0-3 K ③		0-0 2-H 3-H HR		0-0 P3			0-0 1-H HR	0-0 4-3 ③	5	2	2	5	0	1	2
Willie Crawford, L (1, 9) OBP: 0.327, SLG: 0.262		0-3 K ①	0-0 CS 1B		0-3 K ③			4-0 BB BB		3	0	1	0	1	2	1
Joe Ferguson, R (1, 2) OBP: 0.383, SLG: 0.480		0-0 1B	0-0 1-2 2B			0-0 6-3 ①		4-0 1-2 BB		3	0	2	0	1	0	0
Steve Garvey, R (1, 7) OBP: 0.241, SLG: 0.310		0-0 F7 ②	0-3 K ③			0-0 5-3 ②		0-3 K ①		4	0	0	0	0	2	4
Ron Cey, R (1, 5) OBP: 0.216, SLG: 0.257		0-3 K ③		0-0 F8 ①		0-0 F9 ③		0-3 K ②		4	0	0	0	0	2	3
Lee Lacy, R (1, 4) OBP: 0.313, SLG: 0.228			0-0 1B 2B 1B		0-0 F9 ②		0-0 F8 ①	0-0 P4 ③		3	1	1	0	0	0	0
Manny Mota, R (8, PH) OBP: 0.308, SLG: 0.308										1	0	0	0	0	0	2
Jim Brewer, L (9, 1)										0	0	0	0	0	0	0
Claude Osteen, L (1, 1)			0-3 K ①		0-0 F8 ③		0-3 K ②		4-0 BB	2	0	0	0	0	1	1
George Culver, R (7, 1)										0	0	0	0	0	0	0
Paul Powell, R (7, PH)										1	0	0	0	0	1	0
Charlie Hough, R (8, 1)										0	0	0	0	0	0	0
Davey Lopes, R (9, 4)										0	0	0	0	1	0	0

BOTTOM

San Francisco Giants @ Los Angeles Dodgers
Dodger Stadium, Los Angeles, CA
 Thu Apr 19 1973, 6:05 PM PST
 Att. 25,858 - Unknown

livebaseballscorecards.com

AB	36
R	6
H	10
RBI	6
BB	3
SO	10
LOB	16



Inning Stats	R: 0	H: 0	E: 0	K: 2	S: 7	H: 0	LOB: 0	BB: 0	P: 7	R: 0	H: 1	E: 0	K: 2	S: 8	R: 4	H: 6	E: 0	K: 2	S: 12	R: 0	H: 0	E: 0	K: 0	S: 3	R: 0	H: 1	E: 0	K: 1	S: 6	R: 0	H: 0	E: 0	K: 0	S: 3	R: 0	H: 0	E: 0	K: 1	S: 5	R: 2	H: 2	E: 0	K: 2	S: 9	R: 0	H: 0	E: 0	K: 0	S: 3	R: 0	H: 0	E: 0	K: 0	S: 3	1B: 6	2B: 2	3B: 0	HR: 2	SF: 0	SAC: 0	DP: 0	HBP: 0	WP: 0	PB: 0	SB: 0	CS: 1	PA: 39
--------------	------	------	------	------	------	------	--------	-------	------	------	------	------	------	------	------	------	------	------	-------	------	------	------	------	------	------	------	------	------	------	------	------	------	------	------	------	------	------	------	------	------	------	------	------	------	------	------	------	------	------	------	------	------	------	------	-------	-------	-------	-------	-------	--------	-------	--------	-------	-------	-------	-------	--------

PITCHER	IP	WLS	BF	H	R	ER	SO	BB	IBB	HBP	BLK	WP	HR	S	P	ERA	WHIP
Jim Willoughby, R (1, 1) ERA: 6.66	7.0	W	30	10	6	6	8	0	0	0	0	0	2	46	46	7.71	1.429
Elias Sosa, R (8, 1) ERA: 1.5	0.0		2	0	0	0	0	2	0	0	0	0	0	0	8	∞	∞
Randy Moffitt, R (8, 1) ERA: 1.17	2.0	S	7	0	0	0	2	1	0	0	0	0	0	10	14	0.00	0.500

Batter	1	2	3	4	5	6	7	8	9	AB R H RBI BB SO LOB	TOP		
Bobby Bonds, R (1, 9) OBP: 0.360, SLG: 0.614	0-0 F9	0-3 K		4-0 1B 2B BB		0-3 K		0-0 P3	0-0 FC6-4 1B	5 1 1 0 1 2 2	San Francisco Giants @ Los Angeles Dodgers Dodger Stadium, Los Angeles, CA Fri Apr 20 1973, 6:05 PM PST Att. 27,437 - Unknown		
Tito Fuentes, S (1, 4) OBP: 0.351, SLG: 0.444	0-0 4-3		0-0 CS 1B	0-0 F7		0-0 6-3		0-3 K	0-0 FC6-4	6 0 1 0 0 1 3			
Chris Speier, R (1, 6) OBP: 0.356, SLG: 0.424	0-0 1B		0-3 K	0-0 2B 1B		0-0 1B 1B		0-0 HR		5 1 4 0 0 1 1			
Willie McCovey, L (1, 3) OBP: 0.491, SLG: 0.725	0-0 4-3		4-0 2B E BB	0-0 1-3 2B		0-0 1-2 1B		0-0 1-H HR		4 2 3 3 1 0 1			
Ed Goodson, L (1, 5) OBP: 0.429, SLG: 0.538		0-0 F7	0-0 E 3B 2B	4-0 1-3 BB		0-0 G3		4-0 BB		3 1 1 0 2 0 2			
Garry Maddox, R (1, 8) OBP: 0.379, SLG: 0.462		0-0 L3	0-0 E6 3B	0-3 K			0-0 G6-3 1B	0-0 G3		5 1 1 0 0 1 5			
Gary Matthews, R (1, 7) OBP: 0.353, SLG: 0.433		4-0 2B BB	0-0 1-H 3-H 3B		0-0 5-3		0-0 G6-3		0-0 6-3	4 1 1 2 1 0 1			
Dave Rader, L (1, 2) OBP: 0.328, SLG: 0.320	0-0 1B 2B		0-0 1-3		0-0 P6		0-0 1B	0-0 F7		5 0 2 1 0 0 1			
Juan Marichal, R (1, 1) OBP: 0.636, SLG: 0.571	0-0 2-3 1B		0-3 K	0-3 K		0-0 F9		4-0 1B BB		4 0 1 0 1 2 1			
Inning Stats	R: 0 E: 0 K: 0 S: 4 H: 1 LOB: 1 BB: 0 P: 4	R: 1 E: 0 K: 1 S: 7 H: 2 LOB: 2 BB: 1 P: 11	R: 3 E: 1 K: 1 S: 8 H: 3 LOB: 1 BB: 1 P: 12	R: 1 E: 0 K: 2 S: 9 H: 2 LOB: 3 BB: 2 P: 17	R: 0 E: 0 K: 1 S: 5 H: 0 LOB: 0 BB: 0 P: 5	R: 0 E: 0 K: 1 S: 7 H: 2 LOB: 2 BB: 0 P: 7	R: 0 E: 0 K: 0 S: 4 H: 2 LOB: 1 BB: 0 P: 4	R: 2 E: 0 K: 1 S: 7 H: 2 LOB: 1 BB: 1 P: 11	R: 0 E: 0 K: 0 S: 4 H: 1 LOB: 2 BB: 1 P: 8	1B: 10 2B: 3 3B: 1 HR: 1 SF: 0 SAC: 0 DP: 1 HBP: 0	WP: 0 PB: 0 SB: 0 CS: 1 PA: 47		
PITCHER	IP WLS BF H R ER SO BB IBB HBP BLK WP HR S P ERA WHIP											PITCHER	IP WLS BF H R ER SO BB IBB HBP BLK WP HR S P ERA WHIP
Al Downing, L (1, 1) ERA: 2.41	3.2 L 23 8 5 2 3 4 0 0 0 0 0 0 25 41 4.91 3.273												
Doug Rau, L (4, 1) ERA: 4.32	3.1 13 4 0 0 3 0 0 0 0 0 0 0 19 19 0.00 1.200												
George Culver, R (8, 1) ERA: 3.38	2.0 11 3 2 2 1 2 0 0 0 0 0 1 11 19 9.00 2.500												

livebaseballscores.com

AB 41
R 7
H 15
RBI 6
BB 6
SO 7
LOB 17



Batter	1	2	3	4	5	6	7	8	9	AB R H RBI BB SO LOB	TOP									
Bobby Bonds, R (1, 9) OBP: 0.354, SLG: 0.595	0-3 K		0-3 K			0-0 6-3		0-0 6-3 1B		4 0 1 0 0 2 0	San Francisco Giants @ Los Angeles Dodgers Dodger Stadium, Los Angeles, CA Sat Apr 21 1973, 6:05 PM PST Att. 24,540 - Unknown livebaseballscorecards.com									
Tito Fuentes, S (1, 4) OBP: 0.346, SLG: 0.434	0-3 K		0-0 5-3			0-0 1B		0-0 6-3 1B		4 0 1 0 0 1 2										
Chris Speier, R (1, 6) OBP: 0.351, SLG: 0.414	0-0 1B 1B				0-0 F9	0-0 F8		0-0 F7		4 0 1 0 0 0 3										
Willie McCovey, L (1, 3) OBP: 0.475, SLG: 0.682	0-0 1-2 1B				0-3 K		0-0 3-1		0-0 1-3	4 0 1 0 0 1 0										
Ed Goodson, L (1, 5) OBP: 0.433, SLG: 0.536 Damaso Blanco, R (9, PR)	0-3 K				0-0 P4		0-0 1B		0-0 G6-4-3 1B	4 0 2 0 0 1 2 0 0 0 0 0 0 0										
Garry Maddox, R (1, 8) OBP: 0.371, SLG: 0.449					0-0 F7	0-0 G3-1 1B	0-0 F8	0-0 G6-4-3 1B	0-0 1-2f	4 0 1 0 0 0 2										
Gary Thomasson, L (1, 7) OBP: 0.212, SLG: 0.344					0-3 K	0-0 G3-1 1B	0-0 1-3			3 0 1 0 0 1 1										
Dave Rader, L (1, 2) OBP: 0.328, SLG: 0.321					0-0 4-3	0-0 G3-1 1-2f 2-3		0-0 FC1-6 1B		3 0 1 0 0 0 2										
Ron Bryant, S (1, 1)					0-0 L6	0-3 K		0-0 FC1-6 6-3 1B		3 0 0 0 0 1 1										
Inning Stats	R: 0 E: 0 K: 3 S: 11	H: 2 LOB: 2 BB: 0 P: 11	R: 0 E: 0 K: 1 S: 5	H: 0 LOB: 0 BB: 0 P: 5	R: 0 E: 0 K: 1 S: 5	H: 0 LOB: 0 BB: 0 P: 5	R: 0 E: 0 K: 0 S: 3	H: 2 LOB: 0 BB: 0 P: 3	R: 0 E: 0 K: 1 S: 6	H: 1 LOB: 1 BB: 0 P: 6	R: 0 E: 0 K: 0 S: 4	H: 1 LOB: 1 BB: 0 P: 4	R: 0 E: 0 K: 0 S: 5	H: 2 LOB: 2 BB: 0 P: 5	R: 0 E: 0 K: 0 S: 3	H: 1 LOB: 1 BB: 0 P: 3	1B: 9 2B: 0 3B: 0 HR: 0	SF: 0 SAC: 0 DP: 2 HBP: 0	WP: 0 PB: 0 SB: 0 CS: 0	PA: 33
PITCHER Don Sutton, R (1, 1) ERA: 2.18	IP: 9.0 WLS: W BF: 33 H: 9 R: 0 ER: 0 SO: 7 BB: 0 IBB: 0 HBP: 0 BLK: 0 WP: 0 HR: 0 S: 47 P: 47 ERA: 0.00 WHIP: 1.000											PITCHER IP: WLS: BF: H: R: ER: SO: BB: IBB: HBP: BLK: WP: HR: S: P: ERA: WHIP								



Batter	1	2	3	4	5	6	7	8	9	AB R H RBI BB SO LOB	TOP														
Bobby Bonds, R (1, 9) OBP: 0.333, SLG: 0.557	0-0 F8		0-0 P4		0-0 F7		0-3 K		0-0 F9	5 0 0 0 0 1 1															
Tito Fuentes, S (1, 4) OBP: 0.354, SLG: 0.438	0-3 K			0-0 FC6-4 1B		0-0 BB WP BB 1B	0-0 5-3			4 1 2 0 0 1 0															
Chris Speier, R (1, 6) OBP: 0.346, SLG: 0.405	0-0 6-3			0-0 FC6-4 BB 1-2f HR		0-3 K 1-2		0-0 FC4-6 1B		4 1 1 0 0 1 2															
Willie McCovey, L (1, 3) OBP: 0.460, SLG: 0.638		0-0 F9		0-0 F7		4-0 BB BB IBB		0-0 FC4-6 2B 1-2f		3 0 0 0 1 0 2															
Dave Kingman, R (1, 5) OBP: 0.259, SLG: 0.174		0-0 F2		4-0 1-2 HR BB		0-3 K		0-3 K		3 1 0 0 1 2 3															
Garry Maddox, R (1, 8) OBP: 0.392, SLG: 0.514		0-0 5-3		0-0 1-H 2-H HR		4-0 1-2 2-3 BB BB		0-0 1-3 2B		3 1 2 3 1 0 0															
Gary Thomasson, L (1, 7) OBP: 0.243, SLG: 0.343			0-0 SH1-4 1B		0-3 K	4-0 1-2 2-3 3-H BB		0-0 1-3		3 0 1 1 1 1 2															
Dave Rader, L (1, 2) OBP: 0.308, SLG: 0.298			0-0 F8		0-0 1-3	0-0 4-3		0-3 K		4 0 0 0 0 1 4															
Jim Barr, R (1, 1) OBP: 0.143, SLG: 0.143			0-0 SH1-4		0-0 6-3		0-0 6-3		0-0 4-3	2 0 0 0 0 0 0															
Randy Moffitt, R (8, 1)			1-2							1 0 0 0 0 0 0															
Inning Stats	R: 0 E: 0 K: 1 S: 5	H: 0 LOB: 0 BB: 0 P: 5	R: 0 E: 0 K: 0 S: 3	H: 0 LOB: 0 BB: 0 P: 3	R: 0 E: 0 K: 0 S: 4	H: 1 LOB: 1 BB: 0 P: 4	R: 3 E: 0 K: 1 S: 7	H: 2 LOB: 0 BB: 1 P: 11	R: 0 E: 0 K: 0 S: 3	H: 0 LOB: 0 BB: 0 P: 3	R: 1 E: 0 K: 2 S: 8	H: 1 LOB: 3 BB: 3 P: 20	R: 0 E: 0 K: 1 S: 5	H: 0 LOB: 0 BB: 0 P: 5	R: 0 E: 0 K: 1 S: 7	H: 2 LOB: 2 BB: 0 P: 7	R: 0 E: 0 K: 1 S: 5	H: 0 LOB: 0 BB: 0 P: 5	1B: 4 2B: 1 3B: 0 HR: 1	SF: 0 SAC: 1 DP: 0 HBP: 0	WP: 1 PB: 0 SB: 0 CS: 0	PA: 37			
PITCHER	IP	WLS	BF	H	R	ER	SO	BB	IBB	HBP	BLK	WP	HR	S	P	ERA	WHIP								
Andy Messersmith, R (1, 1) ERA: 2.67	5.2	L	25	4	4	4	4	3	1	0	0	1	1	29	45	6.35	1.235								
Tommy John, L (6, 1) ERA: 2.7	2.1		9	2	0	0	2	0	0	0	0	0	0	13	13	0.00	0.857								
Pete Richert, L (9, 1) ERA:	1.0		3	0	0	0	1	0	0	0	0	0	0	5	5	0.00	0.000								

San Francisco Giants @ Los Angeles Dodgers
 Dodger Stadium, Los Angeles, CA
 Sun Apr 22 1973, 3:33 AM PST
 Att. 20,317 - Unknown

livebaseballscorecards.com

AB	32
R	4
H	6
RBI	4
BB	4
SO	7
LOB	14



Batter	1	2	3	4	5	6	7	8	9	AB	R	H	RBI	BB	SO	LOB
Bill Russell, R (1, 6) OBP: 0.269, SLG: 0.303	0-0 5-3		0-0 F8			0-0 5-3		0-0 FC4-6 4-3		4	0	0	0	0	0	2
Bill Buckner, L (1, 3) OBP: 0.280, SLG: 0.356	0-3 K		0-0 F7			0-0 F8		0-0 4-3		4	0	0	1	0	1	1
Willie Davis, L (1, 8) OBP: 0.297, SLG: 0.486	0-0 F9				0-0 4-3		0-0 E3 1B	0-0 P4		4	0	1	0	0	0	1
Joe Ferguson, R (1, 2) OBP: 0.389, SLG: 0.581		0-0 HR			0-0 1B		0-0 F7		0-0 F8	4	1	2	1	0	0	1
Willie Crawford, L (1, 9) OBP: 0.298, SLG: 0.260		0-0 G3			0-0 F9			0-0 4-3	0-0 F9 2B	4	0	1	0	0	0	1
Tom Paciorek, R (1, 7) OBP: 0.263, SLG: 0.176		0-0 6-3			0-0 P6			0-0 P4	0-0 F9	4	0	0	0	0	0	2
Ron Cey, R (1, 5) OBP: 0.234, SLG: 0.267		0-0 1B				0-0 6-3		0-0 5-3	0-3 K	4	0	1	0	0	1	1
Davey Lopes, R (1, 4) OBP: 0.429, SLG: 0.200		0-3 K				0-0 F8		0-0 FC4-6 4-3 1B		3	1	1	0	0	1	1
Andy Messersmith, R (1, 1) OBP: 0.182, SLG: 0.182			0-0 F9			0-0 6-3		0-0 FC4-6 1B		2	0	0	0	0	0	0
Tommy John, R (6, 1)										0	0	0	0	0	0	0
Steve Garvey, R (8, PH) OBP: 0.235, SLG: 0.294										1	0	1	0	0	0	0
Pete Richert, L (9, 1)								0-0 FC4-6 1B		0	0	0	0	0	0	0

Inning Stats	R: 0	H: 0	E: 0	K: 1	S: 5	R: 1	H: 2	E: 0	K: 1	S: 7	R: 0	H: 0	E: 0	K: 0	S: 3	R: 0	H: 1	E: 0	K: 0	S: 4	R: 0	H: 0	E: 0	K: 0	S: 3	R: 0	H: 1	E: 1	K: 0	S: 4	R: 0	H: 0	E: 0	K: 0	S: 3	R: 1	H: 2	E: 0	K: 0	S: 5	R: 0	H: 1	E: 0	K: 1	S: 6	1B: 5	SF: 0	2B: 1	SAC: 0	3B: 0	DP: 0	HR: 1	HBP: 0	WP: 0	PA: 34
PITCHER	IP	WLS	BF	H	R	ER	SO	BB	IBB	HBP	BLK	WP	HR	S	P	ERA	WHIP															IP	WLS	BF	H	R	ER	SO	BB	IBB	HBP	BLK	WP	HR	S	P	ERA	WHIP							
Jim Barr, R (1, 1) ERA: 2.05	7.0	W	27	6	2	2	2	0	0	0	0	0	1	31	31	2.57	0.857																																						
Randy Moffitt, R (8, 1) ERA: 1.04	2.0	S	7	1	0	0	1	0	0	0	0	0	0	9	9	0.00	0.500																																						

BOTTOM

San Francisco Giants @ Los Angeles Dodgers
Dodger Stadium, Los Angeles, CA

Sun Apr 22 1973, 3:33 AM PST
Att. 20,317 - Unknown

AB	34
R	2
H	7
RBI	2
BB	0
SO	3
LOB	10

livebaseballscorecards.com

Batter	1	2	3	4	5	6	7	8	9	10	AB R H RBI BB SO LOB	TOP												
Bobby Bonds, R OBP: 0.326, SLG: 0.536 (1, 9)	0-3 K	0-3 K			0-0 E 1B		0-0 L8		0-3 K		5 1 1 0 0 3 1													
Tito Fuentes, S OBP: 0.360, SLG: 0.440 (1, 4)	0-0 FC4-6 1B		0-0 F7		0-0 SH5-3 1-H		0-0 BB WP 1B		0-0 P5		4 0 2 0 0 0 0													
Chris Speier, R OBP: 0.337, SLG: 0.392 (1, 6)	0-0 FC4-6 1B 1-2f		0-3 K		0-0 1B		0-3 K BB		0-0 4-3		5 0 1 0 0 2 2													
Willie McCovey, L OBP: 0.471, SLG: 0.627 Mike Phillips, L OBP: 1.000, SLG: 1.000 (10, PR) (10, 5)	0-0 1B		0-3 K		0-3 K		4-0 1B			0-0 1B 1B	4 0 2 0 1 2 1 0 1 0 0 0 0 0													
Dave Kingman, R OBP: 0.219, SLG: 0.143 (10, 3)	0-3 K			0-0 P4	0-0 F7		0-0 F8			0-3 K	5 0 0 0 0 2 7													
Garry Maddox, R OBP: 0.405, SLG: 0.532 (1, 8)		0-0 1B 2B		0-3 K		0-0 F7		0-0 1-3 S 1B		0-0 1B E	5 2 3 0 0 1 0													
Gary Thomasson, L OBP: 0.286, SLG: 0.359 (1, 7)		0-0 4-3 1B 2-H		4-0 1B BB		0-3 K		0-3 K		0-0 E1 1B 2-H 3-H	4 0 2 2 1 2 1													
Dave Rader, L OBP: 0.300, SLG: 0.290 (1, 2)		0-0 4-3 1B 1-2		0-0 1B		0-0 G3		0-0 1-3		0-0 4-3	5 0 1 0 0 0 4													
Jim Willoughby, R OBP: 0.167, SLG: 0.364 Ed Goodson, L OBP: 0.426, SLG: 0.526 Randy Moffitt, R (8, 1)		0-3 K		0-3 K			0-3 K	0-3 K		0-0 G3	3 0 0 0 0 3 3 1 0 0 0 0 1 1 1 0 0 0 0 0 2													
Inning Stats	R: 0 E: 0 K: 2 S: 9	H: 2 LOB: 2 BB: 0 P: 9	R: 1 E: 0 K: 2 S: 9	H: 2 LOB: 1 BB: 0 P: 9	R: 0 E: 0 K: 2 S: 7	H: 0 LOB: 0 BB: 0 P: 7	R: 0 E: 0 K: 2 S: 8	H: 1 LOB: 2 BB: 1 P: 12	R: 1 E: 1 K: 1 S: 7	H: 2 LOB: 1 BB: 0 P: 7	R: 0 E: 0 K: 1 S: 5	H: 0 LOB: 0 BB: 0 P: 5	R: 0 E: 0 K: 2 S: 9	H: 1 LOB: 3 BB: 1 P: 13	R: 0 E: 0 K: 2 S: 8	H: 1 LOB: 1 BB: 0 P: 8	R: 0 E: 0 K: 1 S: 5	H: 0 LOB: 0 BB: 0 P: 5	R: 2 E: 1 K: 1 S: 8	H: 3 LOB: 2 BB: 0 P: 8	1B: 11 2B: 1 3B: 0 HR: 0	SF: 0 SAC: 1 DP: 0 HBP: 0	WP: 1 PB: 0 SB: 1 CS: 0	PA: 45
PITCHER Rick Reuschel, R ERA: 2.05 Bob Locker, R ERA: 1.8	IP 7.0	WLS L	BF 32	H 8	R 2	ER 2	SO 12	BB 2	IBB 0	HBP 0	BLK 0	WP 1	HR 0	S 54	P 62	ERA 2.57	WHIP 1.429							

San Francisco Giants @ Chicago Cubs
Wrigley Field, Chicago, IL
Tue Apr 24 1973, 3:33 AM CST
Att. 14,832 - Unknown - 49 F

livebaseballscores.com

AB 42
R 4
H 12
RBI 2
BB 2
SO 16
LOB 22



BOTTOM

San Francisco Giants @ Chicago Cubs
 Wrigley Field, Chicago, IL
 Tue Apr 24 1973, 3:33 AM CST
 Att. 14,832 - Unknown - 49 F

livebaseballscorecards.com

AB	33
R	2
H	7
RBI	2
BB	4
SO	6
LOB	17



WP:	0	PA:	39
PB:	0		
SB:	0		
CS:	1		

AB R H RBI BB SO LOB

4	0	2	0	1	2	0
5	0	2	0	0	0	2
4	0	0	0	0	1	4
4	0	1	0	0	1	2
4	2	2	2	0	0	3
1	0	0	0	3	1	0
3	0	0	0	0	0	2
4	0	0	0	0	0	3
2	0	0	0	0	1	0
1	0	0	0	0	0	1
0	0	0	0	0	0	0
1	0	0	0	0	0	0

1B:	3	SF:	0
2B:	2	SAC:	1
3B:	0	DP:	2
HR:	2	HBP:	0

Batter	1	2	3	4	5	6	7	8	9	10
Rick Monday, L (1, 8) OBP: 0.417, SLG: 0.468	0-0 FC6-4 1B		x 0-0 2B		4-0 CS BB			0-3 K		0-3 K
Glenn Beckert, R (1, 4) OBP: 0.321, SLG: 0.314	0-0 FC6-4 1B		x 0-0 5-3		0-0 CS	0-0 G3 1B		x 0-0 3-1 2B		x 0-0 F9
Billy Williams, L (1, 7) OBP: 0.379, SLG: 0.339	0-0 F5		x 0-0 F8			0-3 K		x 0-0 3-1		
Joe Pepitone, L (1, 3) OBP: 0.302, SLG: 0.333	0-0 1-2 1B			x 0-0 F5		x 0-0 G3		x 0-3 K		
Ron Santo, R (1, 5) OBP: 0.443, SLG: 0.569	0-0 5-3			x 0-0 HR		x 0-0 F7			x 0-0 HR	
Jose Cardenal, R (1, 9) OBP: 0.439, SLG: 0.491		4-0 G6-3 BB		0-3 K		4-0 SH1-4 BB		4-0 G6-4-3 BB		
Randy Hundley, R (1, 2) OBP: 0.213, SLG: 0.182		x 0-0 F4		x 0-0 F7		x 0-0 SH1-4		x 0-0 L7		
Don Kessinger, S (1, 6) OBP: 0.310, SLG: 0.216		x 0-0 G6-3			x 0-0 F7		x 0-0 4-3		x 0-0 G6-4-3	
Rick Reuschel, R (1, 1) OBP: 0.125, SLG: 0.125			x 0-0 5-3		0-3 K		x 0-0 F8			x 0-0 5-3
Gene Hiser, L (7, PH) OBP: 0.286, SLG: 0.286										
Bob Locker, S (8, 1)										
Jim Hickman, R (10, PH) OBP: 0.211, SLG: 0.063										

Inning Stats	R: 0	H: 2	E: 0	LOB: 2	K: 0	S: 5	P: 5	R: 0	H: 0	E: 0	LOB: 0	K: 0	BB: 1	S: 2	P: 6	R: 0	H: 1	E: 0	LOB: 1	K: 0	BB: 0	S: 4	P: 4	R: 1	H: 1	E: 0	LOB: 0	K: 1	BB: 0	S: 6	P: 6	R: 0	H: 0	E: 0	LOB: 0	K: 1	BB: 1	S: 4	P: 8	R: 0	H: 1	E: 0	LOB: 1	K: 1	BB: 0	S: 6	P: 6	R: 0	H: 0	E: 0	LOB: 0	K: 0	BB: 1	S: 3	P: 7	R: 0	H: 1	E: 0	LOB: 1	K: 2	BB: 0	S: 8	P: 8	R: 1	H: 1	E: 0	LOB: 0	K: 0	BB: 1	S: 3	P: 7	R: 0	H: 0	E: 0	LOB: 0	K: 1	BB: 0	S: 5	P: 5
--------------	------	------	------	--------	------	------	------	------	------	------	--------	------	-------	------	------	------	------	------	--------	------	-------	------	------	------	------	------	--------	------	-------	------	------	------	------	------	--------	------	-------	------	------	------	------	------	--------	------	-------	------	------	------	------	------	--------	------	-------	------	------	------	------	------	--------	------	-------	------	------	------	------	------	--------	------	-------	------	------	------	------	------	--------	------	-------	------	------

PITCHER	IP	WLS	BF	H	R	ER	SO	BB	IBB	HBP	BLK	WP	HR	S	P	ERA	WHIP
Jim Willoughby, R (1, 1) ERA: 5.51	7.0		27	5	1	1	3	3	0	0	0	0	1	30	42	1.29	1.143
Randy Moffitt, R (8, 1) ERA: 1.33	3.0	W	11	2	1	1	3	1	0	0	0	0	1	16	20	3.00	1.000

PITCHER

PITCHER

Batter	1	2	3	4	5	6	7	8	9	AB R H RBI BB SO LOB	TOP											
Bobby Bonds, R (1, 9) OBP: 0.312, SLG: 0.511	0-3 K		0-0 5-3		0-0 F7		0-0 F9			4 0 0 0 0 1 2	San Francisco Giants @ Chicago Cubs Wrigley Field, Chicago, IL Wed Apr 25 1973, 3:33 AM CST Att. 13,299 - Sunny - 58 F											
Tito Fuentes, S (1, 4) OBP: 0.356, SLG: 0.432	0-3 K		0-3 K			0-0 E6 1B		0-0 1B E 1B		4 2 1 0 0 2 0												
Chris Speier, R (1, 6) OBP: 0.344, SLG: 0.434	0-0 HR			0-0 F7		0-3 K 1-2		0-0 1B E 1B		4 2 2 1 0 1 1												
Willie McCovey, L (1, 3) OBP: 0.472, SLG: 0.611	0-0 F9			0-0 P6		4-0 1B IBB		0-0 1B 6-3 1B 1-H 3-H		3 0 1 1 1 0 0												
Dave Kingman, R (1, 5) OBP: 0.222, SLG: 0.250		0-0 HR		0-3 K		0-3 K		0-0 L8		4 1 1 1 0 2 3												
Gary Thomasson, L (1, 8) OBP: 0.263, SLG: 0.349		0-0 F7			0-0 6-3			0-0 6-3 1-2f		4 0 1 1 0 0 1												
Gary Matthews, R (1, 7) OBP: 0.368, SLG: 0.441		0-3 K			0-0 SH1-4 1B		0-0 F9		0-0 B1-6-3 1B	4 0 2 0 0 1 2												
Dave Rader, L (1, 2) OBP: 0.297, SLG: 0.288		0-0 F8			0-0 SH1-4 1B			0-0 F8		4 0 1 0 0 0 1												
Juan Marichal, R (1, 1) OBP: 0.500, SLG: 0.400			0-3 K		0-0 SH1-4			0-0 B1-6-3		3 0 0 0 0 1 1												
Inning Stats	R: 1 E: 0 K: 2 S: 8	H: 1 LOB: 0 BB: 0 P: 8	R: 1 E: 0 K: 1 S: 6	H: 1 LOB: 0 BB: 0 P: 6	R: 0 E: 0 K: 2 S: 7	H: 0 LOB: 0 BB: 0 P: 7	R: 0 E: 0 K: 1 S: 5	H: 0 LOB: 0 BB: 0 P: 5	R: 0 E: 0 K: 0 S: 5	H: 2 LOB: 2 BB: 0 P: 5	R: 1 E: 1 K: 2 S: 9	H: 1 LOB: 2 BB: 1 P: 13	R: 0 E: 0 K: 0 S: 3	H: 0 LOB: 0 BB: 0 P: 3	R: 2 E: 1 K: 0 S: 5	H: 3 LOB: 0 BB: 0 P: 5	R: 0 E: 0 K: 0 S: 3	H: 1 LOB: 0 BB: 0 P: 3	1B: 7 2B: 1 3B: 0 HR: 2	SF: 0 SAC: 1 DP: 2 HBP: 0	WP: 0 PB: 0 SB: 1 CS: 0	PA: 36
PITCHER	IP WLS BF H R ER SO BB IBB HBP BLK WP HR S P ERA WHIP																					
Fergie Jenkins, R (1, 1) ERA: 4.08	7.0 L 28 5 3 2 8 0 1 0 0 0 0 2 43 47 2.57 0.714																					
Dave LaRoche, L (8, 1) ERA: 15.0	1.0 5 3 2 1 0 0 0 0 0 0 0 0 5 5 9.00 3.000																					
Ray Burris, R (9, 1) ERA:	1.0 3 1 0 0 0 0 0 0 0 0 0 0 3 3 0.00 1.000																					

livebaseballscorecards.com

AB	34
R	5
H	9
RBI	4
BB	1
SO	8
LOB	11



BOTTOM

San Francisco Giants @ Chicago Cubs

Wrigley Field, Chicago, IL

Wed Apr 25 1973, 3:33 AM CST

Att. 13,299 - Sunny - 58 F

livebaseballscorecards.com

AB	34
R	0
H	8
RBI	0
BB	0
SO	4
LOB	18



WP:	0	PA:	34
PB:	0	SB:	0
CS:	0		

Batter	1	2	3	4	5	6	7	8	9	AB	R	H	RBI	BB	SO	LOB
Rick Monday, L (1, 8) OBP: 0.406, SLG: 0.451	0-0 4-3		0-0 P4		0-0 1-2 1B		0-0 F7			4	0	1	0	0	0	1
Glenn Beckert, R (1, 4) OBP: 0.317, SLG: 0.309	0-0 F7			0-0 4-3	0-0 P6			0-0 G4-6-3 1B		4	0	1	0	0	0	2
Billy Williams, L (1, 7) OBP: 0.371, SLG: 0.333	0-0 P4			0-0 1B 1B 1B	0-0 4-3			0-0 L9		4	0	1	0	0	0	3
Joe Pepitone, L (1, 3) OBP: 0.316, SLG: 0.365		0-0 2B		0-0 1-2 1B		0-0 P4		0-0 G4-6-3 1-2f		4	0	2	0	0	0	1
Ron Santo, R (1, 5) OBP: 0.431, SLG: 0.545		0-0 L8		0-0 1-2 2-3 1B		0-0 P4			0-0 5-3	4	0	1	0	0	0	1
Adrian Garrett, L (1, 9)		0-3 K		0-3 K		0-0 3-1			0-0 F8	4	0	0	0	0	2	4
Randy Hundley, R (1, 2) OBP: 0.196, SLG: 0.167		0-0 F3		0-0 1-3			0-0 4-3		0-0 F9	4	0	0	0	0	0	4
Don Kessinger, S (1, 6) OBP: 0.326, SLG: 0.241			0-0 F7		0-0 1B 1B		0-0 1B			3	0	2	0	0	0	0
Fergie Jenkins, R (1, 1)			0-0 5-3		0-3 K		0-3 K			2	0	0	0	0	1	1
Jim Hickman, R (7, PH) OBP: 0.200, SLG: 0.059										1	0	0	0	0	1	1
Dave LaRoche, L (8, 1)										0	0	0	0	0	0	0
Ray Burris, R (9, 1)										0	0	0	0	0	0	0

Batter	1	2	3	4	5	6	7	8	9
Rick Monday, L (1, 8) OBP: 0.406, SLG: 0.451	0-0 4-3		0-0 P4		0-0 1-2 1B		0-0 F7		
Glenn Beckert, R (1, 4) OBP: 0.317, SLG: 0.309	0-0 F7			0-0 4-3	0-0 P6			0-0 G4-6-3 1B	
Billy Williams, L (1, 7) OBP: 0.371, SLG: 0.333	0-0 P4			0-0 1B 1B 1B	0-0 4-3			0-0 L9	
Joe Pepitone, L (1, 3) OBP: 0.316, SLG: 0.365		0-0 2B		0-0 1-2 1B		0-0 P4		0-0 G4-6-3 1-2f	
Ron Santo, R (1, 5) OBP: 0.431, SLG: 0.545		0-0 L8		0-0 1-2 2-3 1B		0-0 P4			0-0 5-3
Adrian Garrett, L (1, 9)		0-3 K		0-3 K		0-0 3-1			0-0 F8
Randy Hundley, R (1, 2) OBP: 0.196, SLG: 0.167		0-0 F3		0-0 1-3			0-0 4-3		0-0 F9
Don Kessinger, S (1, 6) OBP: 0.326, SLG: 0.241			0-0 F7		0-0 1B 1B		0-0 1B		
Fergie Jenkins, R (1, 1)			0-0 5-3		0-3 K		0-3 K		
Jim Hickman, R (7, PH) OBP: 0.200, SLG: 0.059									
Dave LaRoche, L (8, 1)									
Ray Burris, R (9, 1)									

Inning Stats	R: 0 E: 0 K: 0 S: 3	H: 0 LOB: 0 BB: 0 P: 3	R: 0 E: 0 K: 1 S: 6	H: 1 LOB: 1 BB: 0 P: 6	R: 0 E: 0 K: 0 S: 3	H: 0 LOB: 0 BB: 0 P: 3	R: 0 E: 0 K: 1 S: 8	H: 3 LOB: 3 BB: 0 P: 8	R: 0 E: 0 K: 1 S: 7	H: 2 LOB: 2 BB: 0 P: 7	R: 0 E: 0 K: 0 S: 3	H: 0 LOB: 0 BB: 0 P: 3	R: 0 E: 0 K: 1 S: 6	H: 1 LOB: 1 BB: 0 P: 3	R: 0 E: 0 K: 0 S: 3	H: 0 LOB: 0 BB: 0 P: 3	R: 0 E: 0 K: 0 S: 3	H: 0 LOB: 0 BB: 0 P: 3
--------------	------------------------------	---------------------------------	------------------------------	---------------------------------	------------------------------	---------------------------------	------------------------------	---------------------------------	------------------------------	---------------------------------	------------------------------	---------------------------------	------------------------------	---------------------------------	------------------------------	---------------------------------	------------------------------	---------------------------------

PITCHER	IP	WLS	BF	H	R	ER	SO	BB	IBB	HBP	BLK	WP	HR	S	P	ERA	WHIP
Juan Marichal, R (1, 1) ERA: 2.27	9.0	W	34	8	0	0	4	0	0	0	0	0	0	42	42	0.00	0.889

PITCHER	IP	WLS	BF	H	R	ER	SO	BB	IBB	HBP	BLK	WP	HR	S	P	ERA	WHIP
---------	----	-----	----	---	---	----	----	----	-----	-----	-----	----	----	---	---	-----	------

Batter	1	2	3	4	5	6	7	8	9	AB R H RBI BB SO LOB	TOP											
Bobby Bonds, R (1, 9) OBP: 0.316, SLG: 0.500	0-3 K		0-0 1B SF7 1B	4-0 CS BB	0-3 K		0-0 F8			4 1 1 0 1 2 1												
Tito Fuentes, S (1, 4) OBP: 0.358, SLG: 0.424	0-0 F7		0-0 1B 1B	4-0 2B BB		0-0 P6		0-0 P4		4 2 1 0 1 0 0												
Chris Speier, R (1, 6) OBP: 0.358, SLG: 0.448	0-3 K		0-0 1B 1B	0-0 1B 2B		4-0 BB		0-0 P6-3		4 2 2 2 1 1 0												
Willie McCovey, L (1, 3) OBP: 0.455, SLG: 0.579		0-0 E8	0-0 SF7	0-3 K		0-0 P5		4-0 BB		3 0 0 1 1 1 2												
Dave Kingman, R (1, 5) OBP: 0.244, SLG: 0.250		0-0 B1	0-0 1B 1B	1-0 1B HBP		0-0 1-3		0-3 K		4 0 1 1 0 1 3												
Gary Thomasson, L (1, 8) OBP: 0.314, SLG: 0.375	0-3 K		0-0 1B 1B	0-0 1B 1B			0-0 F9 SH3-4 1B		0-0 4-3	5 1 3 2 0 1 1												
Gary Matthews, R (1, 7) OBP: 0.357, SLG: 0.405		1-0 FC5-4 HBP	0-0 P6-3	0-0 4-3		0-0 SH3-4		0-0 F5		3 0 0 0 0 0 4												
Dave Rader, L (1, 2) OBP: 0.291, SLG: 0.271		0-0 FC5-4	4-0 IBB		0-0 G3		0-0 F9		0-0 4-3	4 0 0 0 1 0 3												
Ron Bryant, S (1, 1) OBP: 0.118, SLG: 0.118			0-0 1B 1B		0-0 P6-3		0-0 1B			4 1 2 1 0 0 3												
Inning Stats	R: 0 E: 0 K: 2 S: 7	H: 0 LOB: 0 BB: 0 P: 7	R: 0 E: 1 K: 1 S: 6	H: 0 LOB: 2 BB: 0 P: 7	R: 4 E: 0 K: 0 S: 9	H: 6 LOB: 3 BB: 1 P: 13	R: 2 E: 0 K: 1 S: 6	H: 2 LOB: 2 BB: 2 P: 15	R: 0 E: 0 K: 1 S: 5	H: 0 LOB: 0 BB: 0 P: 5	R: 0 E: 0 K: 0 S: 3	H: 0 LOB: 1 BB: 1 P: 7	R: 1 E: 0 K: 0 S: 5	H: 2 LOB: 1 BB: 0 P: 5	R: 0 E: 0 K: 1 S: 5	H: 0 LOB: 1 BB: 1 P: 9	R: 0 E: 0 K: 0 S: 3	H: 0 LOB: 0 BB: 0 P: 3	1B: 9 2B: 1 3B: 0 HR: 0	SF: 1 SAC: 1 DP: 0 HBP: 2	WP: 0 PB: 0 SB: 0 CS: 1	PA: 44
PITCHER	IP WLS BF H R ER SO BB IBB HBP BLK WP HR S P ERA WHIP																					
Burt Hooton, R (1, 1) ERA: 5.82	2.1 L 15 6 4 4 3 0 0 1 0 0 0 20 21 15.43 2.571																					
Bill Bonham, R (3, 1) ERA: 4.5	2.2 13 2 2 2 2 2 1 1 0 0 0 13 26 6.75 1.500																					
Ray Burris, R (6, 1) ERA:	1.0 4 0 0 0 0 1 0 0 0 0 0 3 7 0.00 1.000																					
Jack Aker, R (7, 1) ERA: 1.54	3.0 12 2 1 1 1 1 0 0 0 0 0 13 17 3.00 1.000																					

San Francisco Giants @ Chicago Cubs
Wrigley Field, Chicago, IL
Thu Apr 26 1973, 3:33 AM CST
Att. 7,482 - Cloudy

livebaseballscorecards.com

AB	35
R	7
H	10
RBI	7
BB	5
SO	6
LOB	17



BOTTOM

San Francisco Giants @ Chicago Cubs

Wrigley Field, Chicago, IL

Thu Apr 26 1973, 3:33 AM CST

Att. 7,482 - Cloudy

livebaseballscorecards.com

AB	35
R	3
H	9
RBI	1
BB	3
SO	1
LOB	16



WP:	1	PA:	38
PB:	0		
SB:	0		
CS:	0		

AB R H RBI BB SO LOB

4	0	1	0	1	1	1
3	0	1	1	2	0	3
4	0	1	0	0	0	3
4	1	1	0	0	0	4
4	0	0	0	0	0	1
4	1	2	0	0	0	0
4	0	1	0	0	0	1
4	0	1	0	0	0	1
0	0	0	0	0	0	0
1	0	0	0	0	0	0
1	1	1	0	0	0	0
0	0	0	0	0	0	0
1	0	0	0	0	0	2
0	0	0	0	0	0	0
1	0	0	0	0	0	0

Batter	1	2	3	4	5	6	7	8	9
Cleo James, R OBP: 0.286, SLG: 0.231 (1, 8)	4-0 G5-3 BB BB		0-0 5-3 2		0-3 K 2	0-0 1-2 2-3 1B			0-0 6-3 2
Glenn Beckert, R OBP: 0.338, SLG: 0.328 (1, 4)	4-0 1-2 BB BB		4-0 1B BB		0-0 2-H 2B	0-0 1-3 3			0-0 F7 3
Billy Williams, L OBP: 0.365, SLG: 0.328 (1, 7)	0-0 F8 1		0-0 1-2 FC6-4 1B		0-0 4-3 3			0-0 6-3 1	
Ron Santo, R OBP: 0.420, SLG: 0.525 (1, 5)	0-0 G5-3 2-3f 2, 3		0-0 1-2f FC6-4 3			0-0 E 1B 1B		0-0 L7 2	
Jose Cardenal, R OBP: 0.414, SLG: 0.459 (1, 9)		0-0 5-6-3 1		0-0 6-3 1		0-0 F8 1		0-0 L6 3	
Jim Hickman, R OBP: 0.250, SLG: 0.143 (1, 3)		0-0 1B X		0-0 6-3 2		0-0 E9 1-H WP 1B		0-0 5-3 1	
Ken Rudolph, R OBP: 0.188, SLG: 0.357 (1, 2)		0-0 F9 2		0-0 F9 3		0-0 1B 1B 1B 3-H		0-0 L6 2	
Paul Popovich, S OBP: 0.412, SLG: 0.286 (1, 6)		0-0 P6 3			0-0 P1-3 1	0-0 1-2 1B 1B		0-0 P8 3	
Burt Hooton, R OBP: 0.480, SLG: 0.250 (1, 1)			0-0 4-3 1		0-0 2B 2B	0-0 F3 2		0-0 1-3 1	
Bill Bonham, R (3, 1)									
Carmen Fanzone, R OBP: 0.667, SLG: 1.000 (5, PH)									
Ray Burnis, R (6, 1)									
Randy Hundley, R OBP: 0.162, SLG: 0.163 (6, PH)									
Jack Aker, R (7, 1)									
Don Kessinger, S OBP: 0.323, SLG: 0.236 (9, PH)									

Inning Stats	R: 0 H: 0 E: 0 K: 0 S: 2	H: 0 LOB: 1 BB: 2 P: 10	R: 0 H: 1 E: 0 K: 0 S: 4	H: 1 LOB: 1 BB: 0 P: 4	R: 0 H: 1 E: 0 K: 0 S: 4	H: 1 LOB: 2 BB: 1 P: 8	R: 0 H: 0 E: 0 K: 0 S: 3	H: 0 LOB: 0 BB: 0 P: 3	R: 1 H: 2 E: 0 K: 1 S: 7	H: 2 LOB: 1 BB: 0 P: 7	R: 2 H: 5 E: 1 K: 0 S: 8	H: 5 LOB: 3 BB: 0 P: 8	R: 0 H: 0 E: 0 K: 0 S: 3	H: 0 LOB: 0 BB: 0 P: 3	R: 0 H: 0 E: 0 K: 0 S: 3	H: 0 LOB: 0 BB: 0 P: 3	R: 0 H: 0 E: 0 K: 0 S: 3	H: 0 LOB: 0 BB: 0 P: 3
--------------	--------------------------	-------------------------	--------------------------	------------------------	--------------------------	------------------------	--------------------------	------------------------	--------------------------	------------------------	--------------------------	------------------------	--------------------------	------------------------	--------------------------	------------------------	--------------------------	------------------------

PITCHER	IP	WLS	BF	H	R	ER	SO	BB	IBB	HBP	BLK	WP	HR	S	P	ERA	WHIP
Ron Bryant, L ERA: 1.54 (1, 1)	9.0	W	38	9	3	3	1	3	0	0	0	1	0	37	49	3.00	1.333

Batter	1	2	3	4	5	6	7	8	9	AB R H RBI BB SO LOB	TOP
Bobby Bonds, R (1, 9) OBP: 0.340, SLG: 0.531	0-3 K	0-0 3B			0-0 3B 1B		0-0 SF8 1B		4-0 IBB	4 2 3 1 1 1 0	San Francisco Giants @ St. Louis Cardinals Busch Stadium, St. Louis, MO Fri Apr 27 1973, 6:05 PM CST Att. 14,370 - Unknown livebaseballscorecards.com
Tito Fuentes, S (1, 4) OBP: 0.360, SLG: 0.448	0-0 2B 1B	0-3 K			0-0 3B		0-0 SF8		0-0 F7	4 1 2 3 0 1 3	
Chris Speier, R (1, 6) OBP: 0.343, SLG: 0.429	0-0 F8				0-0 1-3		0-3 K			4 0 0 0 0 1 2	
Willie McCovey, L (1, 3) OBP: 0.457, SLG: 0.559	4-0 2B 1-2 BB				4-0 G6-4-3 IBB			0-3 K		2 0 0 0 2 1 0	
Ed Goodson, L (1, 5) OBP: 0.415, SLG: 0.525	0-0 2B				0-0 G6-4-3			0-0 G3		4 0 1 1 0 0 2	
Gary Thomasson, L (1, 8) OBP: 0.291, SLG: 0.346	0-0 4-3				0-0 G3			0-0 4-1		4 0 0 0 0 0 2	
Gary Matthews, R (1, 7) OBP: 0.348, SLG: 0.415		0-0 F2			0-3 K		0-3 K		0-0 2B	4 0 1 0 0 2 0	
Dave Rader, L (1, 2) OBP: 0.289, SLG: 0.270		0-0 3B 1B			0-0 6-3		0-0 F8		0-0 P5	4 1 1 0 0 0 1	
Jim Barr, R (1, 1) OBP: 0.182, SLG: 0.182		0-3 K			0-0 1B 3B 1B		0-3 K		0-3 K	4 1 1 0 0 3 2	
Inning Stats	R: 1 E: 0 K: 1 S: 7 H: 2 LOB: 2 BB: 1 P: 11	R: 1 E: 0 K: 2 S: 9 H: 2 LOB: 1 BB: 0 P: 9	R: 0 E: 0 K: 0 S: 3 H: 0 LOB: 0 BB: 0 P: 3	R: 0 E: 0 K: 1 S: 5 H: 0 LOB: 0 BB: 0 P: 5	R: 2 E: 0 K: 0 S: 5 H: 3 LOB: 1 BB: 1 P: 9	R: 0 E: 0 K: 1 S: 5 H: 0 LOB: 0 BB: 0 P: 5	R: 1 E: 0 K: 2 S: 8 H: 1 LOB: 0 BB: 0 P: 8	R: 0 E: 0 K: 1 S: 5 H: 0 LOB: 0 BB: 0 P: 5	R: 0 E: 1 K: 1 S: 6 H: 1 LOB: 2 BB: 1 P: 10	1B: 5 2B: 2 3B: 2 HR: 0 SF: 1 SAC: 0 DP: 1 HBP: 0	WP: 0 PB: 0 SB: 1 CS: 0 PA: 38
PITCHER	IP WLS BF H R ER SO BB IBB HBP BLK WP HR S P ERA WHIP										
Bob Gibson, R (1, 1) ERA: 2.57	8.0 L 33 8 5 4 8 1 1 0 0 0 0 47 55 4.50 1.125										
Rich Folkers, L (9, 1) ERA:	1.0 5 1 0 0 1 0 1 0 0 0 0 6 10 0.00 1.000										

Batter	1	2	3	4	5	6	7	8	9	AB R H RBI BB SO LOB	TOP									
Bobby Bonds, R OBP: 0.352, SLG: 0.570 (1, 9) X	0-0 HR		0-0 5-3		0-0 F7		0-0 1-3 2B		4-0 BB	4 1 2 1 1 0 0	San Francisco Giants @ St. Louis Cardinals Busch Stadium, St. Louis, MO Sat Apr 28 1973, 6:05 PM CST Att. 11,896 - Unknown livebaseballscorecards.com									
Tito Fuentes, S OBP: 0.343, SLG: 0.426 (1, 4) X	0-0 4-3		0-0 1-3		0-3 K		0-3 K		0-0 FC5 2-3f	5 0 0 0 0 2 4										
Chris Speier, R OBP: 0.340, SLG: 0.415 (1, 6) S S S	0-3 K		4-0 BB		0-0 6-3		0-0 5-3			3 0 0 0 1 1 2										
Willie McCovey, L OBP: 0.447, SLG: 0.532 (1, 3) B B B	4-0 BB		0-0 G3			0-3 K		0-0 4-3		3 0 0 0 1 1 1										
Ed Goodson, L OBP: 0.391, SLG: 0.492 (1, 5) X	0-0 4-3			0-0 L5		0-0 F8		0-0 4-3		4 0 0 0 0 0 1										
Garry Maddox, R OBP: 0.407, SLG: 0.532 (1, 8) S S S		0-3 K		0-0 E7 1B		0-0 1B		0-0 F9		2 0 1 0 0 1 0										
Jim Howarth, L OBP: 0.286, SLG: 0.286 (5, 8)										2 0 1 0 0 0 0										
Gary Thomasson, L OBP: 0.305, SLG: 0.333 (1, 7) B B B		4-0 FC6-4 BB		0-0 P6		0-0 4-3			4-0 FC5 SH3 BB	2 0 0 0 2 0 2										
Dave Rader, L OBP: 0.302, SLG: 0.276 (1, 2) X		0-0 F2		4-0 IBB			0-0 2B 1B		0-0 SH3 1-2	2 0 1 0 1 0 1										
Jim Willoughby, R OBP: 0.125, SLG: 0.267 (1, 1) X		0-0 FC6-4 1-2f		0-3 K			0-3 K		0-3 K	4 0 0 0 0 3 5										
Inning Stats	R: 1 E: 0 K: 1 S: 6	H: 1 LOB: 1 BB: 1 P: 10	R: 0 E: 0 K: 1 S: 5	H: 0 LOB: 1 BB: 1 P: 9	R: 0 E: 0 K: 0 S: 3	H: 0 LOB: 1 BB: 1 P: 7	R: 0 E: 1 K: 1 S: 6	H: 1 LOB: 2 BB: 1 P: 10	R: 0 E: 0 K: 1 S: 5	H: 0 LOB: 0 BB: 0 P: 5	R: 0 E: 0 K: 2 S: 9	H: 2 LOB: 2 BB: 0 P: 9	R: 0 E: 0 K: 0 S: 3	H: 0 LOB: 0 BB: 0 P: 3	R: 0 E: 0 K: 1 S: 5	H: 0 LOB: 2 BB: 2 P: 13	1B: 3 2B: 1 3B: 0 HR: 1	SF: 0 SAC: 1 DP: 0 HBP: 0	WP: 0 PB: 0 SB: 0 CS: 0	PA: 38
PITCHER	IP WLS BF H R ER SO BB IBB HBP BLK WP HR S P ERA WHIP																			
Reggie Cleveland, R ERA: 4.01 (1, 1)	8.0 L 33 5 1 1 7 3 1 0 0 0 1 43 59 1.12 1.000																			
Diego Segui, R ERA: 1.08 (9, 1)	1.0 5 0 0 0 1 2 0 0 0 0 0 5 13 0.00 2.000																			

Batter	1	2	3	4	5	6	7	8	9	AB R H RBI BB SO LOB
Lou Brock, L (1, 7) OBP: 0.247, SLG: 0.296	0-3 K			0-0 4-3		0-0 4-3			0-0 1-3	4 0 0 0 0 1 1
Luis Melendez, R (1, 9) OBP: 0.360, SLG: 0.318	4-0 G4-6-3 BB			0-0 5-3		0-0 5-3			0-0 5-3	3 0 0 0 1 0 1
Jose Cruz, L (1, 8) OBP: 0.300, SLG: 0.431	0-0 G4-6-3 1-2f			0-3 K					0-0 4-1	4 0 0 0 0 1 1
Joe Torre, R (1, 3) OBP: 0.333, SLG: 0.339		0-3 K			0-0 F8				0-3 K	3 0 0 0 0 2 0
Ted Simmons, S (1, 2) OBP: 0.275, SLG: 0.270		0-0 L4			0-0 1-3				0-3 K	3 0 0 0 0 1 0
Ken Reitz, R (1, 5) OBP: 0.226, SLG: 0.190		0-0 6-3			0-0 1B				0-0 F7	3 0 1 0 0 0 0
Ed Crosby, L (1, 4) OBP: 0.150, SLG: 0.350			0-0 P6		0-0 4-3				0-0 4-3	3 0 1 0 0 0 1
Ray Busse, R (8, PR) OBP: 0.152, SLG: 0.273									0-0 2B	0 0 0 0 0 0 0
Diego Segui, R (9, 1)									0-0 2B	0 0 0 0 0 0 0
Mick Kelleher, R (1, 6) OBP: 0.500, SLG: 0.333			0-0 1B			0-0 6-3			0-0 4-3	2 0 1 0 0 0 0
Tim McCarver, L (8, PH) OBP: 0.304, SLG: 0.238				0-0 G4-6-3 1B					0-0 2-3	1 0 0 0 0 0 1
Bobby Fenwick, R (9, 4) OBP: 0.200, SLG: 0.200									0-3 K	0 0 0 0 0 0 0
Reggie Cleveland, R (1, 1) OBP: 0.429, SLG: 0.500			0-0 G4-6-3 1-2f			0-0 4-3				2 0 1 0 0 0 1
Dwain Anderson, R (8, PH) OBP: 0.167, SLG: 0.167										1 0 0 0 0 1 2

Inning Stats	R: 0	H: 0	E: 0	K: 1	S: 4	R: 0	H: 0	E: 0	K: 1	S: 5	R: 0	H: 1	E: 0	K: 0	S: 3	R: 0	H: 0	E: 0	K: 1	S: 5	R: 0	H: 1	E: 0	K: 0	S: 4	R: 0	H: 1	E: 0	K: 0	S: 7	R: 0	H: 1	E: 0	K: 1	S: 6	R: 0	H: 0	E: 0	K: 0	S: 3	1B: 2	2B: 2	3B: 0	HR: 0	SF: 0	SAC: 0	DP: 2	HBP: 0	WP: 0	PB: 0	SB: 0	CS: 0	PA: 30
PITCHER Jim Willoughby, R (1, 1) ERA: 4.32	IP	WLS	BF	H	R	ER	SO	BB	IBB	HBP	BLK	WP	HR	S	P	ERA	WHIP													IP	WLS	BF	H	R	ER	SO	BB	IBB	HBP	BLK	WP	HR	S	P	ERA	WHIP							

BOTTOM

San Francisco Giants @ St. Louis Cardinals
Busch Stadium, St. Louis, MO
 Sat Apr 28 1973, 6:05 PM CST
 Att. 11,896 - Unknown

livebaseballscorecards.com

AB	29
R	0
H	4
RBI	0
BB	1
SO	6
LOB	8



Batter	1	2	3	4	5	6	7	8	9	AB R H RBI BB SO LOB	TOP																					
Bobby Bonds, R (1, 9) OBP: 0.354, SLG: 0.571	0-0 CS 1B	0-0 E5 2-H			0-0 F8 CS 2B		0-0 5-3		0-0 F8	5 0 2 0 0 0 2	San Francisco Giants @ St. Louis Cardinals Busch Stadium, St. Louis, MO Sun Apr 29 1973, 3:33 AM CDT Att. 9,415 - Unknown livebaseballscorecards.com																					
Tito Fuentes, S (1, 4) OBP: 0.339, SLG: 0.419	0-0 1-2 1B	0-0 6-3			0-0 F7			0-0 3-1		4 0 1 0 0 0 2																						
Chris Speier, R (1, 6) OBP: 0.336, SLG: 0.408	0-0 F8		0-3 K		0-0 F8 2-3			0-0 FC5 1B		4 0 1 0 0 1 2																						
Ed Goodson, L (1, 5) OBP: 0.384, SLG: 0.471 Mike Phillips, L (8, 5) OBP: 1.000, SLG: 1.000	0-0 F7		1-0 HBP		0-0 CS 3-H	0-0 F7		0-0 F8		3 0 0 0 0 0 2 0 0 0 0 0 0 0																						
Dave Kingman, R (1, 3) OBP: 0.267, SLG: 0.300		0-0 F9 2B	0-0 F2		0-0 P5			0-0 1-2 1B		4 1 2 0 0 0 1																						
Gary Thomasson, L (1, 7) OBP: 0.290, SLG: 0.316 Randy Moffitt, R (6, 1)		0-3 K	0-0 F7		0-0 1-3			0-0 FC5 2-3f		3 0 0 0 0 1 2 0 0 0 0 0 0 0 1 0 0 0 0 0 2 0 0 0 0 0 0 0																						
Willie McCovey, L (8, PH) OBP: 0.442, SLG: 0.524 Elias Sosa, R (8, 1)																																
Jim Howarth, L (1, 8) OBP: 0.182, SLG: 0.182		0-0 F9 2-3		0-0 4-3			0-0 G3		0-0 P3	4 0 0 0 0 0 1																						
Dave Rader, L (1, 2) OBP: 0.300, SLG: 0.266		4-0 2B IBB		0-0 F5			0-0 4-3		0-0 F9	3 1 0 0 1 0 0																						
Juan Marichal, R (1, 1) OBP: 0.500, SLG: 0.500 Gary Matthews, R (6, 7) OBP: 0.375, SLG: 0.442		0-0 E 1-H 3-H 2B		0-0 F2			0-0 1B		0-0 1B	2 1 1 2 0 0 0 2 0 2 0 0 0 0																						
Inning Stats	R: 0 E: 0 K: 0 S: 4	H: 2 LOB: 1 BB: 0 P: 4	R: 3 E: 1 K: 1 S: 8	H: 2 LOB: 1 BB: 1 P: 12	R: 0 E: 0 K: 1 S: 5	H: 0 LOB: 1 BB: 0 P: 6	R: 0 E: 0 K: 0 S: 3	H: 0 LOB: 0 BB: 0 P: 3	R: 0 E: 0 K: 0 S: 3	H: 0 LOB: 0 BB: 0 P: 3	R: 0 E: 0 K: 0 S: 4	H: 1 LOB: 1 BB: 0 P: 4	R: 0 E: 0 K: 0 S: 5	H: 2 LOB: 2 BB: 0 P: 5	R: 0 E: 0 K: 0 S: 4	H: 1 LOB: 1 BB: 0 P: 4	1B: 6 2B: 3 3B: 0 HR: 0	SF: 0 SAC: 0 DP: 0 HBP: 1	WP: 0 PB: 0 SB: 0 CS: 2	PA: 38												
PITCHER Rick Wise, R (1, 1) ERA: 2.59	IP 9.0	WLS W	BF 37	H 9	R 3	ER 2	SO 2	BB 0	IBB 1	HBP 1	BLK 0	WP 0	HR 0	S 39	P 44	ERA 2.00	WHIP 1.000															
											PITCHER	IP	WLS	BF	H	R	ER	SO	BB	IBB	HBP	BLK	WP	HR	S	P	ERA	WHIP				

Batter	1	2	3	4	5	6	7	8	9
Lou Brock, L (1, 7) OBP: 0.282, SLG: 0.347	0-0 F9		0-0 1B BB 1B		0-0 CS 1B	0-0 1B 3B		4-0 FC6-4 IBB	
Luis Melendez, R (1, 9) OBP: 0.367, SLG: 0.333	0-0 F8		0-0 BB BB 1B		0-0 F3	0-0 3-H 1B		0-0 FC6-4	
Joe Torre, R (1, 3) OBP: 0.342, SLG: 0.338	0-0 6-3		4-0 BB BB			1B 1B			
Ted Simmons, S (1, 2) OBP: 0.288, SLG: 0.273		0-0 F7	4-0 1-2 2-3 3-H BB			0-0 1B SF8 1B	0-0 F9		
Jose Cruz, L (1, 8) OBP: 0.284, SLG: 0.406		0-0 G3	0-0 P6			0-3 K	0-0 P6		
Ken Reitz, R (1, 5) OBP: 0.227, SLG: 0.194		0-0 F7		0-0 1-3		0-0 E 3B 1B	0-0 2-3		
Ed Crosby, L (1, 4) OBP: 0.208, SLG: 0.318			0-0 6-3	0-0 6-3		4-0 E 3B BB	4-0 FC1-6 BB		
Mick Kelleher, R (1, 6) OBP: 0.333, SLG: 0.200			0-0 P4	0-0 6-3		0-0 SF8	0-0 FC1-6 SH1-3		
Tim McCarver, L (6, PH) OBP: 0.292, SLG: 0.238									
Dwain Anderson, R (7, 6) OBP: 0.143, SLG: 0.143									
Rick Wise, R (1, 1)			1-0 1B HBP		0-3 K	0-0 E5 3B	0-0 SH1-3		

AB	R	H	RBI	BB	SO	LOB
4	2	3	3	1	0	0
5	0	2	2	0	0	3
3	1	1	0	1	0	1
3	1	1	1	1	0	0
4	0	0	0	0	1	5
4	1	1	1	0	0	0
2	1	0	0	2	0	0
2	0	0	0	0	0	0
1	0	0	0	0	0	1
2	2	0	0	0	1	2

BOTTOM	
AB	30
R	8
H	8
RBI	8
BB	5
SO	2
LOB	12

San Francisco Giants @ St. Louis Cardinals
 Busch Stadium, St. Louis, MO
 Sun Apr 29 1973, 3:33 AM CDT
 Att. 9,415 - Unknown

livebaseballscorecards.com



Inning Stats		R	H	E	K	S	Pitcher	
R: 0	H: 0	E: 0	K: 0	S: 3	P: 3			
R: 0	H: 0	E: 0	K: 0	S: 3	P: 3			
R: 2	H: 2	E: 0	K: 0	S: 5	P: 14			
R: 0	H: 0	E: 0	K: 0	S: 3	P: 3			
R: 0	H: 1	E: 0	K: 1	S: 5	P: 5			
R: 6	H: 5	E: 1	K: 1	S: 11	P: 15			
R: 0	H: 0	E: 0	K: 0	S: 3	P: 3			
R: 0	H: 0	E: 0	K: 0	S: 3	P: 11			

PITCHER		IP	WLS	BF	H	R	ER	SO	BB	IBB	HBP	BLK	WP	HR	S	P	ERA	WHIP
Juan Marichal, R (1, 1) ERA: 2.85	5.1	L	25	6	6	4	2	3	3	0	0	0	0	0	25	38	6.75	1.688
Randy Moffitt, R (6, 1) ERA: 1.23	1.2		8	2	2	0	0	0	0	0	0	0	0	8	8	0.00	1.200	
Elias Sosa, R (8, 1) ERA: 1.29	1.0		5	0	0	0	0	1	1	0	0	0	0	3	11	0.00	1.000	

WP	PA	ERA	WHIP
0	38		

Batter	1	2	3	4	5	6	7	8	9	AB	R	H	RBI	BB	SO	LOB	TOP										
Dave Cash, R (1, 4) <small>OBP: 0.340, SLG: 0.318</small> Gene Alley, R (8, 6) <small>OBP: 0.333, SLG: 0.400</small>	0-0 5-3	0-0 L5		0-0 F3			0-0 F8	0-0 FC4-6 1B		5	0	1	1	0	0	1											
Al Oliver, L (1, 8) <small>OBP: 0.338, SLG: 0.530</small>	0-0 4-3		0-0 E8 F3 1B	0-3 K			0-0 6-3	0-3 K		5	1	0	0	0	2	4											
Manny Sanguillen, R (1, 9) <small>OBP: 0.364, SLG: 0.493</small>	4-0 2B BB		0-0 F3 2-3		0-0 F7		0-0 2B 1B	0-0 FC4-6 1-2f		4	2	1	0	1	0	4											
Willie Stargell, L (1, 7) <small>OBP: 0.476, SLG: 0.833</small>	0-0 E 2B		0-0 BB 1B		0-3 K		0-0 1-H 2B		0-0 F3	5	1	3	3	0	1	0											
Bob Robertson, R (1, 3) <small>OBP: 0.370, SLG: 0.476</small>	0-0 E6 1B 1B		4-0 FC4-6 BB		0-0 F8		0-3 K		4-0 1B BB	3	2	1	0	2	1	1											
Richie Hebner, L (1, 5) <small>OBP: 0.375, SLG: 0.460</small>	0-0 FC6-4 1B		0-0 F5		0-0 F7			4-0 BB 1B BB	0-0 F8 1B 1B	4	1	2	1	1	0	2											
Rennie Stennett, R (1, 6) <small>OBP: 0.208, SLG: 0.378</small> (8, 4)	0-0 FC6-4 1-2f		0-0 FC4-6 1-2f		0-0 6-3			0-3 K	0-0 1B	5	0	1	1	0	1	4											
Milt May, L (1, 2) <small>OBP: 0.317, SLG: 0.373</small>		0-3 K		0-0 4-3		0-0 1B		0-0 1B BB 1B	0-0 F8 2-3	5	0	2	0	0	1	2											
Bob Moose, R (1, 1) <small>OBP: 0.200, SLG: 0.143</small> Ramon Hernandez, S (9, 1) Dave Giusti, R (9, 1) <small>OBP: 1.000, SLG: 1.000</small>		0-3 K		0-0 1B		0-0 F8		4-0 1B BB	0-0 4-3	4	0	1	0	1	1	3											
Inning Stats	R: 3 E: 1 K: 0 S: 6	H: 3 LOB: 1 BB: 1 P: 10	R: 0 E: 0 K: 2 S: 7	H: 0 LOB: 0 BB: 0 P: 7	R: 1 E: 1 K: 0 S: 5	H: 1 LOB: 2 BB: 1 P: 9	R: 0 E: 0 K: 1 S: 6	H: 1 LOB: 1 BB: 0 P: 6	R: 0 E: 0 K: 1 S: 5	H: 0 LOB: 0 BB: 0 P: 5	R: 0 E: 0 K: 0 S: 4	H: 1 LOB: 1 BB: 0 P: 4	R: 1 E: 0 K: 1 S: 7	H: 2 LOB: 1 BB: 0 P: 7	R: 1 E: 0 K: 2 S: 9	H: 2 LOB: 3 BB: 2 P: 17	R: 1 E: 0 K: 0 S: 5	H: 2 LOB: 2 BB: 1 P: 9	1B: 10 2B: 2 3B: 0 HR: 0	SF: 0 SAC: 0 DP: 0 HBP: 0	WP: 0 PB: 0 SB: 0 CS: 0	PA: 45					
PITCHER Ron Bryant, L (1, 1) <small>ERA: 1.72</small> Sam McDowell, L (7, 1) <small>ERA: 5.87</small> Elias Sosa, R (9, 1) <small>ERA: 2.25</small>	IP	WLS	BF	H	R	ER	SO	BB	IBB	HBP	BLK	WP	HR	S	P	ERA	WHIP										
	6.0		27	6	4	2	4	2	0	0	0	0	0	33	41	3.00	1.333										
	2.0		12	4	2	2	3	2	0	0	0	0	0	16	24	9.00	3.000										
	1.0	W	6	2	1	1	0	1	0	0	0	0	0	5	9	9.00	3.000										

Pittsburgh Pirates @ San Francisco Giants
 Candlestick Park, San Francisco, CA
 Tue May 01 1973, 10:05 PM EDT
 Att. 7,972 - Unknown

AB	40
R	7
H	12
RBI	6
BB	5
SO	7
LOB	21



Batter	1	2	3	4	5	6	7	8	9	AB	R	H	RBI	BB	SO	LOB
Bobby Bonds, R (1, 9) OBP: 0.356, SLG: 0.569	0-0 F9			0-0 F9		0-0 F8			FC4-6 BB	4	0	1	3	1	0	0
Tito Fuentes, S (1, 4) OBP: 0.327, SLG: 0.404	0-0 F7			0-0 L5			0-0 1-3		FC4-6 FC6-4 1-2f	4	0	0	0	0	0	1
Chris Speier, R (1, 6) OBP: 0.333, SLG: 0.402	0-0 F9			0-0 F9			0-0 1B		FC6-4 BB HR 1-2f	4	1	1	0	0	0	1
Willie McCovey, L (1, 3) OBP: 0.456, SLG: 0.530 Damaso Blanco, R (9, PR)		0-0 K 1B			0-0 G3-6-1 1B		0-0 F8		4-0 BB HR BB 1-2	3	0	2	0	1	0	1
Ed Goodson, L (1, 5) OBP: 0.377, SLG: 0.451		0-0 F6			0-0 G3-6-1 1-2f		0-0 1-3		4-0 BB HR BB 1-2 2-3	3	1	0	0	1	0	3
Gary Thomasson, L (1, 8) OBP: 0.292, SLG: 0.367 Chris Arnold, R (9, PH) OBP: 0.500, SLG: 2.000		0-3 K 1-2			0-0 HR			0-0 L9	0-0 HR 1-H 2-H 3-H	3	1	1	1	0	1	1
Gary Matthews, R (1, 7) OBP: 0.385, SLG: 0.468				0-0 4-3		0-0 F7		0-0 1B	0-0 HR BB 2B	4	1	2	0	0	0	0
Dave Rader, L (1, 2) OBP: 0.298, SLG: 0.256				0-0 F3			0-0 F2		0-0 F6 BB BB	3	1	0	0	1	0	1
Ron Bryant, S (1, 1) OBP: 0.111, SLG: 0.111 Mike Phillips, L (6, PH) OBP: 0.500, SLG: 0.500 Sam McDowell, L (7, 1) Dave Kingman, R (8, PH) OBP: 0.261, SLG: 0.293 Elias Sosa, R (9, 1) Jim Howarth, L (9, PH) OBP: 0.250, SLG: 0.182				0-3 K			0-3 K		0-3 K BB BB BB 1-2 2-3 2B BB	1	0	0	0	0	1	0

Inning Stats	R: 0	H: 0	E: 0	K: 0	S: 3	R: 0	H: 1	E: 0	K: 1	S: 5	R: 0	H: 0	E: 0	K: 1	S: 5	R: 1	H: 2	E: 0	K: 0	S: 4	R: 0	H: 1	E: 0	K: 0	S: 4	R: 0	H: 1	E: 0	K: 1	S: 6	R: 7	H: 3	E: 0	K: 0	S: 5	1B: 4	2B: 2	3B: 0	SF: 0	SAC: 0	DP: 1	HBP: 0	WP: 0	PA: 37
--------------	------	------	------	------	------	------	------	------	------	------	------	------	------	------	------	------	------	------	------	------	------	------	------	------	------	------	------	------	------	------	------	------	------	------	------	-------	-------	-------	-------	--------	-------	--------	-------	--------

PITCHER	IP	WLS	BF	H	R	ER	SO	BB	IBB	HBP	BLK	WP	HR	S	P	ERA	WHIP
Bob Moose, R (1, 1) ERA: 3.06	8.2		32	5	4	4	4	3	0	0	0	0	1	37	49	4.15	0.923
Ramon Hernandez, L (9, 1) ERA: 10.13	0.0	L	4	2	1	1	0	2	0	0	0	0	1	2	10	∞	∞
Dave Giusti, R (9, 1) ERA: 0.71	0.0		1	1	3	3	0	0	0	0	0	0	0	1	1	∞	∞

BOTTOM

Pittsburgh Pirates @ San Francisco Giants
Candlestick Park, San Francisco, CA
Tue May 01 1973, 10:05 PM EDT
Att. 7,972 - Unknown

livebaseballscorecards.com

AB	32
R	8
H	8
RBI	8
BB	5
SO	4
LOB	9



Batter	1	2	3	4	5	6	7	8	9	AB R H RBI BB SO LOB	TOP																			
Dave Cash, R (1, 4) OBP: 0.314, SLG: 0.292	0-3 K		0-0 E5 1B SF7		0-0 5-3		0-0 FC4-6 1-2f			4 1 0 0 0 1 1	Pittsburgh Pirates @ San Francisco Giants Candlestick Park, San Francisco, CA Wed May 02 1973, 6:33 AM EDT Att. 4,818 - Unknown																			
Manny Sanguillen, R (1, 9) OBP: 0.358, SLG: 0.481	0-0 6-3		0-0 1B		0-0 G3			0-0 6-3		4 0 1 0 0 0 0																				
Al Oliver, L (1, 8) OBP: 0.320, SLG: 0.507	0-0 G3		0-0 SF7		0-0 F7			0-0 4-3		3 0 0 1 0 0 0																				
Willie Stargell, L (1, 7) OBP: 0.463, SLG: 0.789		4-0 G5-4-3 1B 1B BB	0-0 4-3		0-0 3-1			0-0 F9		3 1 0 0 1 0 1																				
Richie Hebner, L (1, 5) OBP: 0.362, SLG: 0.478		0-0 G5-4-3 1B 1-2		0-0 3-1		0-0 4-3		0-0 5-3 2B		4 0 2 0 0 0 0																				
Bob Robertson, R (1, 3) OBP: 0.377, SLG: 0.478		0-0 G5-4-3 1-2f 2-3		0-0 BB 1B		0-0 1B		0-0 5-3 2-3		4 0 2 0 0 0 3																				
Milt May, L (1, 2) OBP: 0.328, SLG: 0.381		0-0 WP 1B 3-H		0-0 F4		0-0 CS 1B		0-0 F5		4 0 2 1 0 0 2																				
Rennie Stennett, R (1, 6) OBP: 0.231, SLG: 0.362		0-0 4-3 1-2		4-0 BB 1-2 BB		0-0 5-3 1-2		4-0 IBB		2 0 0 0 2 0 2																				
Luke Walker, L (1, 1) OBP: 0.333, SLG: 0.333			0-3 K		0-0 F4		0-0 FC4-6 1B		0-3 K	3 0 1 0 0 1 2																				
Jim Rooker, R (7, 1) Dave Giusti, R (9, 1) OBP: 1.000, SLG: 1.000										1 0 0 0 0 1 2 0 0 0 0 0 0 0																				
Inning Stats	R: 0 E: 0 K: 1 S: 5	H: 0 LOB: 0 BB: 0 P: 5	R: 1 E: 0 K: 0 S: 4	H: 2 LOB: 1 BB: 1 P: 8	R: 1 E: 1 K: 1 S: 7	H: 1 LOB: 1 BB: 0 P: 7	R: 0 E: 0 K: 0 S: 4	H: 1 LOB: 2 BB: 1 P: 8	R: 0 E: 0 K: 0 S: 3	H: 0 LOB: 0 BB: 0 P: 3	R: 0 E: 0 K: 0 S: 4	H: 2 LOB: 1 BB: 0 P: 4	R: 0 E: 0 K: 0 S: 3	H: 0 LOB: 0 BB: 0 P: 3	R: 0 E: 0 K: 1 S: 6	H: 1 LOB: 2 BB: 1 P: 10	1B: 7 2B: 1 3B: 0 HR: 0	SF: 1 SAC: 0 DP: 1 HBP: 0	WP: 1 PB: 0 SB: 0 CS: 1	PA: 36										
PITCHER Jim Barr, R (1, 1) ERA: 1.49 Randy Moffitt, R (8, 1) ERA: 1.13	IP 7.0	WLS L	BF 28	H 7	R 2	ER 1	SO 2	BB 2	IBB 0	HBP 0	BLK 0	WP 1	HR 0	S 30	P 38	ERA 1.29	WHIP 1.286													
											PITCHER	IP	WLS	BF	H	R	ER	SO	BB	IBB	HBP	BLK	WP	HR	S	P	ERA	WHIP		

AB	32
R	2
H	8
RBI	2
BB	3
SO	3
LOB	13



Batter	1	2	3	4	5	6	7	8	9	AB R H RBI BB SO LOB
Bobby Bonds, R OBP: 0.350, SLG: 0.553 (1, 9)	0-0 F8 ①		0-0 1B ③		0-0 L8 ③		0-3 K ③		0-3 K ③	5 0 1 0 0 2 4
Tito Fuentes, S OBP: 0.316, SLG: 0.389 (1, 4)	0-0 F8 ②		0-0 F7 ③			0-0 L7 ①		0-3 K ①		4 0 0 0 0 1 1
Chris Speier, R OBP: 0.330, SLG: 0.390 (1, 6)	4-0 BB ③			0-3 K ①		0-3 K ②		0-0 5-3 ②		3 0 0 0 1 2 0
Willie McCovey, L OBP: 0.457, SLG: 0.522 Damaso Blanco, R (8, PR) (9, 5)	0-0 F8 ③			4-0 FC4-6 BB ③		0-0 5-3 ③		0-0 1B ③		3 0 1 0 1 0 1 0 0 0 0 0 0 0
Ed Goodson, L OBP: 0.375, SLG: 0.438 Mike Phillips, L OBP: 0.500, SLG: 0.500 Jim Howarth, L OBP: 0.231, SLG: 0.167 (1, 5) (7, PR) (8, 8)		0-0 4-3 ①		0-0 FC4-6 2B 1-2 ②		4-0 E SF7 BB ③		0-3 K ③		2 0 0 0 1 0 1 0 1 0 0 0 0 0 1 0 0 0 0 1 1
Gary Matthews, R OBP: 0.375, SLG: 0.471 (1, 7)		0-0 6-3 ②		0-0 1-3 2B ③		0-0 E8 1-3 ③		0-0 F8 ①		4 0 1 0 0 0 1
Gary Thomasson, L OBP: 0.284, SLG: 0.355 Chris Arnold, R OBP: 0.667, SLG: 2.000 Randy Moffitt, R (8, 1) Mike Sadek, R OBP: 0.500, SLG: 0.333 (9, PH)		0-3 K ③		0-0 F7 ③		4-0 BB BB BB BB ③		4-0 BB BB ③		2 0 0 0 0 1 2 0 0 0 0 0 1 0 0 0 0 0 0 1 0 0
Dave Rader, L OBP: 0.296, SLG: 0.256 (1, 2)			0-0 4-3 ①		0-0 F8 ①		0-0 F8 ①		0-0 1-2 1B ③	4 0 1 0 0 0 3
Jim Barr, R OBP: 0.154, SLG: 0.154 Dave Kingman, R OBP: 0.250, SLG: 0.286 (1, 1) (7, PH) (8, 5) (9, 3)			0-0 F3 ②		0-0 F3 ②		0-0 SF7 ②		0-3 K ②	2 0 0 0 0 0 0 1 0 0 1 0 1 2

Inning Stats	R: 0 E: 0 K: 0 S: 3	H: 0 LOB: 1 BB: 1 P: 7	R: 0 E: 0 K: 1 S: 5	H: 0 LOB: 0 BB: 0 P: 5	R: 0 E: 0 K: 0 S: 4	H: 1 LOB: 1 BB: 0 P: 4	R: 0 E: 0 K: 1 S: 6	H: 1 LOB: 2 BB: 1 P: 10	R: 0 E: 0 K: 0 S: 3	H: 0 LOB: 0 BB: 0 P: 3	R: 0 E: 0 K: 1 S: 5	H: 0 LOB: 0 BB: 0 P: 5	R: 1 E: 1 K: 1 S: 6	H: 0 LOB: 2 BB: 2 P: 14	R: 0 E: 0 K: 2 S: 8	H: 1 LOB: 1 BB: 0 P: 8	R: 0 E: 0 K: 2 S: 8	H: 1 LOB: 2 BB: 1 P: 12	1B: 3 2B: 1 3B: 0 HR: 0	SF: 1 SAC: 0 DP: 0 HBP: 0	
LUKE WALKER, L ERA: 0.00 (1, 1)	IP: 6.0	WLS: 1	BF: 25	H: 2	R: 1	ER: 0	SO: 3	BB: 4	IBB: 0	HBP: 0	BLK: 0	WP: 0	HR: 0	S: 27	P: 43	ERA: 0.00	WHIP: 1.000				
JIM ROOKER, L ERA: 0.00 (7, 1)	2.1		10	2	0	0	3	1	0	0	0	0	0	15	19	0.00	1.286				
DAVE GIUSTI, R ERA: 0.68 (9, 1)	0.2	S	2	0	0	0	2	0	0	0	0	0	0	6	6	0.00	0.000				


BOTTOM

Pittsburgh Pirates @ San Francisco Giants
Candlestick Park, San Francisco, CA

Wed May 02 1973, 6:33 AM EDT
Att. 4,818 - Unknown

AB	31
R	1
H	4
RBI	1
BB	5
SO	8
LOB	16

WP: 0 PA: 37
PB: 0
SB: 0
CS: 0



livebaseballscorecards.com

Batter	1	2	3	4	5	6	7	8	9	AB R H RBI BB SO LOB	TOP		
Dave Cash, R OBP: 0.321, SLG: 0.302 (1, 4) X	0-0 5-3	0-0 1-2 3-H HR 1B	0-0 6-3		0-0 1-2 WP 1B		0-0 F9			5 2 2 1 0 0 1	Pittsburgh Pirates @ San Francisco Giants Candlestick Park, San Francisco, CA Thu May 03 1973, 6:33 AM EDT Att. 4,198 - Unknown livebaseballscorecards.com		
Manny Sanguillen, R OBP: 0.372, SLG: 0.488 (1, 9) X	0-0 HR 1B	0-0 1-2 2-3 HR 1B		0-0 F9	0-0 1-3 1B		0-0 F9			5 2 3 1 0 0 0			
Al Oliver, L OBP: 0.350, SLG: 0.608 (1, 8) X	0-0 1-H HR	0-0 1-H 2-H 3-H HR		0-0 1B 2B	0-0 1-3 1B		0-0 G3			5 3 4 6 0 0 0			
Willie Stargell, L OBP: 0.444, SLG: 0.742 (1, 7) X	0-0 F7	0-0 F7		0-0 1-2 2B HR 1B	0-0 1-3			0-0 F5		5 1 1 0 0 0 2			
Richie Hebner, L OBP: 0.370, SLG: 0.451 (1, 5) X	0-0 G3		B B B B 1B BB E BB	0-0 L9	0-0 F2			0-0 4-3		4 1 0 0 1 0 4			
Bob Robertson, R OBP: 0.390, SLG: 0.493 (1, 3) X		0-0 E7 1B 1B	B B B B 4-0 1B E BB	0-0 E BB	0-0 1-3 2-H HR 2B		0-0 G4-6-3 1B		0-0 F7	4 3 2 1 1 0 0			
Milt May, L OBP: 0.347, SLG: 0.441 (1, 2) X		0-0 1B HR 1B	B B B B 0-0 1B E9	0-0 1-H 2-H 1B	0-0 2-H 3-H HR		0-0 G4-6-3 1-2		0-0 4-3	5 2 3 3 0 0 1			
Rennie Stennett, R OBP: 0.228, SLG: 0.346 (1, 6) X		0-3 K	0-0 6-3	0-0 F7			0-0 1B		0-0 F9	5 0 1 0 0 1 3			
Nelson Briles, R OBP: 0.250, SLG: 0.333 (1, 1) X		0-3 K	0-0 1-3		0-0 1B		0-0 F3		0-0 F8	5 0 1 0 0 1 4			
Inning Stats	R: 2 E: 0 K: 0 S: 5 H: 2 LOB: 0 P: 5	R: 5 E: 1 K: 2 S: 12 H: 4 LOB: 0 BB: 0 P: 12	R: 2 E: 1 K: 0 S: 4 H: 1 LOB: 1 BB: 2 P: 12	R: 4 E: 0 K: 0 S: 7 H: 4 LOB: 0 BB: 0 P: 7	R: 1 E: 0 K: 0 S: 6 H: 4 LOB: 2 BB: 0 P: 6	R: 0 E: 0 K: 0 S: 4 H: 2 LOB: 1 BB: 0 P: 4	R: 0 E: 0 K: 0 S: 3 H: 0 LOB: 0 BB: 0 P: 3	R: 0 E: 0 K: 0 S: 3 H: 0 LOB: 0 BB: 0 P: 3	R: 0 E: 0 K: 0 S: 3 H: 0 LOB: 0 BB: 0 P: 3	1B: 13 2B: 1 3B: 0 HR: 3 SF: 0 SAC: 0 DP: 1 HBP: 0	WP: 1 PB: 0 SB: 0 CS: 0 PA: 45		
PITCHER	IP WLS BF H R ER SO BB IBB HBP BLK WP HR S P ERA WHIP											PITCHER	IP WLS BF H R ER SO BB IBB HBP BLK WP HR S P ERA WHIP
Jim Willoughby, R ERA: 4.57 (1, 1)	1.2 L 12 6 7 2 2 0 0 0 0 0 0 2 16 16 10.80 3.600												
Sam McDowell, L ERA: 9.0 (2, 1)	3.1 20 9 7 6 0 2 0 0 0 0 1 1 18 26 16.20 3.300												
Don Carrithers, R ERA: 6.75 (6, 1)	3.0 10 2 0 0 0 0 0 0 0 0 0 0 10 10 0.00 0.667												
Elias Sosa, R ERA: 2.0 (9, 1)	1.0 3 0 0 0 0 0 0 0 0 0 0 0 3 3 0.00 0.000												

AB	43
R	14
H	17
RBI	12
BB	2
SO	2
LOB	15



Batter	1	2	3	4	5	6	7	8	9	AB R H RBI BB SO LOB
Bobby Bonds, R OBP: 0.344, SLG: 0.538 (1, 9) X	0-0 1B E 1B		0-3 K 1		0-0 F7 1		0-0 FC4-6 E 1B 1-2f 3-H		0-0 F8 1	5 2 1 1 0 1 2
Tito Fuentes, S OBP: 0.328, SLG: 0.393 (1, 4) X	0-0 E 1-2 1B		0-0 6-3 2		0-0 F7 2		0-0 FC4-6 E 1B 1-2		4-0 BB BB BB BB	4 1 2 0 1 0 1
Chris Speier, R OBP: 0.325, SLG: 0.382 (1, 6) X	0-0 E4 G5-4-3 1-3 2-H		0-0 6-3 3		0-0 1B 1-2		0-0 E4 FC4-6 1-3 2-H		0-0 F9 2	5 0 1 0 0 0 3
Willie McCovey, L OBP: 0.454, SLG: 0.556 Jim Howarth, L OBP: 0.200, SLG: 0.143 (1, 3) S (6, 8) S	0-3 K 1			0-0 HR	0-3 K 3		0-0 FC4-6 1-2f 3-H		0-0 F9 3	3 1 1 1 0 2 4 2 0 0 1 0 0 2
Dave Kingman, R OBP: 0.245, SLG: 0.279 Mike Phillips, L OBP: 0.400, SLG: 0.600 (1, 5) X (4, 5) X	0-0 G5-4-3 1-2f			0-0 4-3 7-2 2B		0-0 4-3	0-0 L3 3			1 0 0 0 0 0 2 3 0 1 0 0 0 1
Gary Thomasson, L OBP: 0.296, SLG: 0.354 (1, 8) (6, 3)		4-0 BB BB BB BB		0-0 4-3 1		0-0 4-3 2		0-0 L6-4 1B 1B		3 0 1 0 1 0 1
Gary Matthews, R OBP: 0.383, SLG: 0.463 (1, 7)		0-0 FC6-4 FC6-4 1-2f		4-0 BB BB BB BB		0-3 K 3		0-0 1B 1-2 1B		3 0 1 0 1 1 1
Dave Rader, L OBP: 0.294, SLG: 0.267 (1, 2)		0-0 FC6-4 1-2f		0-0 7-2 2 3 3-Hf			0-0 1B FC4-6 2B	0-0 F8 1		4 1 1 0 0 0 5
Jim Willoughby, R OBP: 0.195, SLG: 0.267 Sam McDowell, L Chris Arnold, R OBP: 0.750, SLG: 1.667 Don Carnithers, R OBP: 1.000, SLG: 1.000 Damaso Blanco, R Elias Sosa, R (1, 1) (2, 1) (5, PH) (6, 1) (8, PH) (9, 1)		0-3 K 3			0-0 1B 1B		0-0 FC4-6 1B 2-3	0-0 L6-4 2 3		0 0 0 0 0 0 0 1 0 0 0 0 0 1 1 1 0 1 0 0 0 0 0 1 0 1 0 0 0 0 0 1 0 0 0 0 0 0 2 0 0 0 0 0 0 0 0

Inning Stats	R: 1	H: 2	E: 1	LOB: 1	K: 1	BB: 0	S: 7	R: 0	H: 0	E: 1	LOB: 1	K: 1	BB: 1	S: 5	R: 0	H: 0	E: 0	LOB: 0	K: 1	BB: 0	S: 5	R: 1	H: 2	E: 0	LOB: 1	K: 0	BB: 1	S: 4	R: 0	H: 2	E: 0	LOB: 2	K: 1	BB: 0	S: 7	R: 0	H: 0	E: 0	LOB: 0	K: 1	BB: 0	S: 5	R: 3	H: 3	E: 1	LOB: 1	K: 0	BB: 0	S: 7	R: 0	H: 2	E: 0	LOB: 1	K: 0	BB: 0	S: 4	R: 0	H: 0	E: 0	LOB: 1	K: 0	BB: 1	S: 3	1B: 8	SF: 0	2B: 4	SAC: 0	3B: 0	DP: 3	HR: 1	HBP: 0	WP: 0	PA: 40
PITCHER Nelson Briles, R ERA: 4.05 (1, 1)	IP	WLS	BF	H	R	ER	SO	BB	IBB	HBP	BLK	WP	HR	S	P	ERA	WHIP																			IP	WLS	BF	H	R	ER	SO	BB	IBB	HBP	BLK	WP	HR	S	P	ERA	WHIP																					

BOTTOM

Pittsburgh Pirates @ San Francisco Giants
Candlestick Park, San Francisco, CA
Thu May 03 1973, 6:33 AM EDT
Att. 4,198 - Unknown

livebaseballscores.com

AB	37
R	5
H	11
RBI	3
BB	3
SO	5
LOB	25



Batter	1	2	3	4	5	6	7	8	9	AB R H RBI BB SO LOB	TOP																
Rick Monday, L (1, 8) OBP: 0.436, SLG: 0.579	0-0 HR	0-3 K		0-0 1-3			0-0 F6		0-0 F7	5 1 1 1 0 1 3																	
Glenn Beckert, R (1, 4) OBP: 0.341, SLG: 0.354	0-0 BB 1B	0-0 F9			0-0 6-3		0-0 FC4-6			4 1 1 0 0 0 1																	
Billy Williams, L (1, 7) OBP: 0.321, SLG: 0.319	0-0 F8	0-0 4-3			0-0 1-3		0-0 4-3			4 0 0 0 0 0 2																	
Joe Pepitone, L (1, 3) OBP: 0.304, SLG: 0.378	0-0 E1 BB 1B		0-0 G5-4-3 1B		0-0 HR		0-0 P6			4 2 2 1 0 0 1																	
Ron Santo, R (1, 5) OBP: 0.450, SLG: 0.558	0-0 P4		0-0 F8		0-0 6-3		0-0 F8			4 0 0 0 0 0 3																	
Jose Cardenal, R (1, 9) OBP: 0.424, SLG: 0.523	4-0 BB 1B BB		0-0 G5-4-3		4-0 BB G4-6-3		0-3 K			2 0 0 0 2 1 1																	
Ken Rudolph, R (1, 2) OBP: 0.320, SLG: 0.478	0-0 1B		0-0 CS 1B		0-0 G4-6-3		0-0 5-3			4 0 2 2 0 0 1																	
Don Kessinger, S (1, 6) OBP: 0.375, SLG: 0.289	4-0 IBB		4-0 BB FC1-6 BB		0-3 K		0-0 1B			2 0 1 0 2 1 0																	
Fergie Jenkins, R (1, 1) Gene Hiser, L (7, PH) Bill Bonham, R (7, 1) Adrian Garrett, L (9, PH)	0-0 1-3		0-0 FC1-6		0-0 FC4-6 1B		0-3 K			2 0 0 0 0 0 4 1 0 1 0 0 0 0 0 0 0 0 0 0 0 1 0 0 0 0 1 1																	
Inning Stats	R: 3 E: 1 K: 0 S: 7	H: 3 LOB: 3 BB: 2 P: 15	R: 0 E: 0 K: 1 S: 5	H: 0 LOB: 0 BB: 0 P: 5	R: 0 E: 0 K: 0 S: 3	H: 1 LOB: 0 BB: 1 P: 3	R: 0 E: 0 K: 0 S: 3	H: 1 LOB: 1 BB: 1 P: 7	R: 1 E: 0 K: 0 S: 4	H: 1 LOB: 0 BB: 0 P: 4	R: 0 E: 0 K: 1 S: 4	H: 0 LOB: 0 BB: 1 P: 8	R: 0 E: 0 K: 0 S: 4	H: 1 LOB: 1 BB: 0 P: 4	R: 0 E: 0 K: 1 S: 5	H: 0 LOB: 0 BB: 0 P: 5	R: 0 E: 0 K: 1 S: 6	H: 1 LOB: 1 BB: 0 P: 6	1B: 6 2B: 0 3B: 0 HR: 2	SF: 0 SAC: 0 DP: 2 HBP: 0	WP: 0 PB: 0 SB: 0 CS: 1	PA: 37					
PITCHER	IP WLS BF H R ER SO BB IBB HBP BLK WP HR S P ERA WHIP																										
Juan Marichal, R (1, 1) ERA: 2.93	5.0		24	6	4	2	1	3	1	0	0	0	2	22	38	3.60	1.800										
Elias Sosa, R (6, 1) ERA: 1.8	1.0	W	2	0	0	0	1	0	0	0	0	0	0	4	4	0.00	0.000										
Randy Moffitt, R (7, 1) ERA: 1.0	3.0	S	11	2	0	0	2	0	0	0	0	0	0	15	15	0.00	0.667										

Chicago Cubs @ San Francisco Giants
 Candlestick Park, San Francisco, CA
 Fri May 04 1973, 10:05 PM EDT
 Att. 7,181 - Unknown

livebaseballscorecards.com

AB	33
R	4
H	8
RBI	4
BB	4
SO	4
LOB	17



Batter	1	2	3	4	5	6	7	8	9	AB R H RBI BB SO LOB	TOP			
Cleo James, R OBP: 0.211, SLG: 0.167 (1, 8) (8, 7)	0-0 P6		0-0 F5		0-0 6-3		0-0 F8	0-0 F8		5 0 0 0 0 0 4				
Glenn Beckert, R OBP: 0.344, SLG: 0.357 Paul Popovich, S OBP: 0.357, SLG: 0.273 (1, 4) (9, 4)	0-0 L5		0-0 F8		0-0 FC5 SH1-3 1B			0-0 1B 2B 1B	0-3 K	5 1 2 0 0 1 1 0 0 0 0 0 0 0				
Jose Cardenal, R OBP: 0.417, SLG: 0.511 (1, 9)	0-0 F9		0-0 F8		0-0 SH1-3 1-2			0-0 2B SF8 1B	0-0 F9	4 1 1 0 0 0 1				
Jim Hickman, R OBP: 0.282, SLG: 0.206 Gene Hiser, L OBP: 0.444, SLG: 0.412 (1, 7) (8, PR) (8, 8)		0-0 1B SF8 1B		0-0 P3	0-0 FC5 2-3			0-0 SF8 WP 2B	0-0 S HR 1B	4 1 2 1 0 0 1 1 2 1 0 0 0 0				
Ron Santo, R OBP: 0.448, SLG: 0.584 (1, 5)		0-0 F9		4-0 BB 1B BB		0-0 6-3		0-0 SF8	0-0 HR	3 1 1 3 1 0 1				
Joe Pepitone, L OBP: 0.321, SLG: 0.385 (1, 3)		0-0 FC6-4 1B		0-0 BB 1B		0-0 4-3		0-0 F8 WP 1B BB	0-0 P6	4 1 2 0 1 0 0				
Randy Hundley, R OBP: 0.216, SLG: 0.164 (1, 2)		0-0 SF8		0-0 P6		0-0 F7		0-0 F8		3 0 0 1 0 0 4				
Don Kessinger, S OBP: 0.380, SLG: 0.282 (1, 6)		3-H 0-0 FC6-4 1-2f		4-0 BB BB BB BB		0-0 F7		0-0 F7 1B IBB		2 0 0 0 2 0 1				
Burt Hooton, R OBP: 0.385, SLG: 0.333 Bob Locker, S OBP: 1.000, SLG: 1.000 Dave LaRoche, L OBP: 1.000, SLG: 1.000 Jack Aker, R (1, 1) (8, 1) (8, 1) (9, 1)			0-0 1B	0-0 F3			0-3 K	0-0 1B		4 0 2 1 0 1 3 0				
Inning Stats	R: 0 H: 0 E: 0 LOB: 0 K: 0 BB: 0 S: 3 P: 3	R: 1 H: 2 E: 0 LOB: 1 K: 0 BB: 0 S: 5 P: 5	R: 0 H: 1 E: 0 LOB: 1 K: 0 BB: 0 S: 4 P: 4	R: 0 H: 1 E: 0 LOB: 3 K: 0 BB: 2 S: 4 P: 12	R: 0 H: 1 E: 0 LOB: 1 K: 0 BB: 0 S: 4 P: 4	R: 0 H: 0 E: 0 LOB: 0 K: 0 BB: 0 S: 3 P: 3	R: 0 H: 0 E: 0 LOB: 0 K: 1 BB: 0 S: 5 P: 5	R: 4 H: 4 E: 0 LOB: 3 K: 0 BB: 2 S: 7 P: 15	R: 2 H: 2 E: 0 LOB: 0 K: 1 BB: 0 S: 7 P: 7	1B: 9 SF: 2 2B: 1 SAC: 1 3B: 0 DP: 0 HR: 1 HBP: 0	WP: 1 PA: 42 PB: 0 SB: 1 CS: 0			
PITCHER	IP WLS BF H R ER SO BB IBB HBP BLK WP HR S P ERA WHIP												PITCHER	IP WLS BF H R ER SO BB IBB HBP BLK WP HR S P ERA WHIP
Ron Bryant, L ERA: 1.82 (1, 1)	7.1 L 33 8 5 2 1 3 0 0 0 0 0 0 32 44 2.46 1.500													
Elias Sosa, R ERA: 1.69 (8, 1)	0.2 4 1 0 0 0 0 0 1 0 0 1 0 3 7 0.00 1.500													
Randy Moffitt, R ERA: 1.61 (9, 1)	1.0 5 2 2 2 1 0 0 0 0 0 0 1 7 7 18.00 2.000													

Chicago Cubs @ San Francisco Giants
Candlestick Park, San Francisco, CA
Sat May 05 1973, 6:33 AM EDT
Att: 9,725 - Sunny - 70 F

livebaseballscorecards.com

AB 35
R 7
H 11
RBI 6
BB 4
SO 2
LOB 16



Batter	1	2	3	4	5	6	7	8	9	10	11	12	AB	R	H	RBI	BB	SO	LOB	TOP						
Rick Monday, L (1, 8) OBP: 0.444, SLG: 0.588 Dave LaRoche, L (9, 1) OBP: 1.000, SLG: 1.000 Paul Popovich, S (10, PH) OBP: 0.345, SLG: 0.261 Jack Aker, R (10, 1)	K		2B		K		FC4-6 BB		E 1B	P6			4 2 2 0 1 2 0													
Glenn Beckert, R (1, 4) OBP: 0.333, SLG: 0.356	F8		1B 2B		5-3		FC4-6 1-2f		E6 1B 1B		3-1		6 2 1 1 0 0 2													
Billy Williams, L (1, 7) OBP: 0.339, SLG: 0.370	HR		HR 1B		K			4-3		1-3 2-H 1B 1B			6 2 4 3 0 1 0													
Joe Pepitone, L (1, 3) OBP: 0.344, SLG: 0.440	G3		HR					1B		1-2 3-H 1B		F8	6 2 4 3 0 0 1													
Ron Santo, R (1, 5) OBP: 0.454, SLG: 0.582 Carmen Fanzone, R (6, 5) OBP: 0.500, SLG: 0.500			G6-4-3 1B		G5-4-3 HBP		K	1-2 1B BB		0-3 K		F7	2 0 1 0 0 1 1													
Jose Cardenal, R (1, 9) OBP: 0.404, SLG: 0.490	G6-4-3		G5-4-3		F9			1-2 2-H 1B		0-3 K		F4	6 0 1 1 0 1 5													
Randy Hundley, R (1, 2) OBP: 0.250, SLG: 0.250	HR		HR 1B		F7			0-3 K		0-0 2B		FC4-6 BB	5 1 3 1 1 1 3													
Don Kessinger, S (1, 6) OBP: 0.357, SLG: 0.262	4-3		F7		F7		5-3		F7		0-3 K	K	6 0 0 0 0 2 5													
Milt Pappas, R (1, 1) Ray Burns, R (4, 1) Cleo James, R (7, PH) Bill Bonham, R (7, 1) Gene Hiser, L (9, PH) OBP: 0.391, SLG: 0.350	F9		F9		G1-6-3		K		3-1		F7	FC4-6	2 0 0 0 0 0 1													
Inning Stats	R: 1 E: 0 K: 1 S: 6	H: 1 LOB: 0 BB: 0 P: 6	R: 1 E: 0 K: 0 S: 4	H: 2 LOB: 0 BB: 0 P: 4	R: 4 E: 0 K: 0 S: 6	H: 4 LOB: 0 BB: 0 P: 7	R: 0 E: 0 K: 0 S: 3	H: 1 LOB: 0 BB: 0 P: 3	R: 0 E: 0 K: 1 S: 7	H: 0 LOB: 1 BB: 0 P: 6	R: 0 E: 0 K: 1 S: 5	H: 0 LOB: 1 BB: 1 P: 9	R: 1 E: 0 K: 1 S: 7	H: 2 LOB: 2 BB: 1 P: 11	R: 2 E: 1 K: 2 S: 11	H: 3 LOB: 2 BB: 0 P: 11	R: 0 E: 0 K: 1 S: 6	H: 1 LOB: 1 BB: 0 P: 6	R: 0 E: 0 K: 0 S: 4	H: 1 LOB: 1 BB: 0 P: 4	R: 0 E: 0 K: 1 S: 5	H: 0 LOB: 1 BB: 1 P: 9	1B: 10 2B: 3 3B: 0 HR: 3	SF: 0 SAC: 0 DP: 3 HBP: 1	WP: 0 PB: 0 SB: 0 CS: 0	PA: 54
PITCHER	IP WLS BF H R ER SO BB IBB HBP BLK WP HR S P ERA WHIP																				PITCHER	IP WLS BF H R ER SO BB IBB HBP BLK WP HR S P ERA WHIP				
Jim Barr, R (1, 1) ERA: 2.53 Sam McDowell, L (5, 1) ERA: 7.53 Elias Sosa, R (8, 1) ERA: 2.31 Randy Moffitt, R (9, 1) ERA: 1.52 Don Carrithers, R (11, 1) ERA: 4.5	4.0 3.1 1.0 1.2 2.0 W	18 15 6 7 8	8 3 2 2 1	6 1 2 0 0	6 1 1 1 0	1 4 1 3 1	0 0 0 0 0	0 0 0 0 0	0 0 0 0 0	0 0 0 0 0	3 21 8 13 9	19 29 8 13 9	20 29 8 13 13	13.50 2.70 9.00 0.00 0.00	2.000 1.500 2.000 1.200 1.000											

Chicago Cubs @ San Francisco Giants
 Candlestick Park, San Francisco, CA
 Sun May 06 1973, 6:33 AM EDT
 Sunny - 60 F

AB	50
R	9
H	16
RBI	9
BB	3
SO	10
LOB	24



Batter	1	2	3	4	5	6	7	8	9	AB R H RBI BB SO LOB	TOP											
Gene Hiser, L (1, 8) OBP: 0.440, SLG: 0.417	0-0 P4-6-3 1B		0-0 1-3 S 1B		0-0 1B 1B		0-0 4-3			4 0 3 0 0 0 0	Chicago Cubs @ San Francisco Giants Candlestick Park, San Francisco, CA Sun May 06 1973, 6:38 AM EDT Att. 19,499 - Sunny - 60 F livebaseballscorecards.com											
Paul Popovich, S (1, 4) OBP: 0.333, SLG: 0.259	0-0 P4-6-3 1-2f		0-0 P6		0-0 1-2 1B		0-0 P8			4 0 1 0 0 0 2												
Billy Williams, L (1, 7) OBP: 0.328, SLG: 0.356 Bill Bonham, R (7, 1)	0-0 5-3		0-0 1-3		0-0 4-3		0-3 K			4 0 0 0 0 1 3 0 0 0 0 0 0 0												
Joe Pepitone, L (1, 3) OBP: 0.340, SLG: 0.425		0-0 F9	0-0 5-3			0-0 F8		4-0 8-6-4 BB		3 0 0 0 1 0 1												
Jose Cardenal, R (1, 9) OBP: 0.407, SLG: 0.490		0-0 S 2B 1B		0-0 G3		0-0 4-3 1B		0-0 F7		4 1 2 0 0 0 1												
Carmen Fanzone, R (1, 5) OBP: 0.300, SLG: 0.250		0-0 F9 1-2		0-0 4-3		0-0 4-3 1-2		0-0 8-6-4 1-2f		4 0 0 0 0 0 3												
Ken Rudolph, R (1, 2) OBP: 0.345, SLG: 0.519		0-0 2-H 2B		0-0 CS 1B		0-0 G3		0-0 6-3		4 0 2 1 0 0 1												
Don Kessinger, S (1, 6) OBP: 0.363, SLG: 0.264		4-0 IBB		0-0 CS 1-2	0-0 F8		0-0 HR 1B		0-0 6-3	3 1 1 0 1 0 0												
Larry Gura, S (1, 1) OBP: 0.400, SLG: 0.250 Adrian Garrett, L (7, PH) OBP: 0.111, SLG: 0.444 Jim Hickman, R (9, PH) OBP: 0.275, SLG: 0.200	0-0 P6				0-3 K		0-0 1-H HR		0-3 K	2 0 0 0 0 1 2 1 1 1 2 0 0 0 1 0 0 0 0 1 0												
Inning Stats	R: 0 E: 0 K: 0 S: 3	H: 1 LOB: 0 BB: 0 P: 3	R: 1 E: 0 K: 0 S: 5	H: 2 LOB: 2 BB: 1 P: 9	R: 0 E: 0 K: 0 S: 4	H: 1 LOB: 1 BB: 0 P: 4	R: 0 E: 0 K: 0 S: 3	H: 1 LOB: 0 BB: 0 P: 3	R: 0 E: 0 K: 1 S: 7	H: 2 LOB: 2 BB: 0 P: 7	R: 0 E: 0 K: 0 S: 4	H: 1 LOB: 1 BB: 0 P: 4	R: 2 E: 0 K: 1 S: 7	H: 2 LOB: 0 BB: 0 P: 7	R: 0 E: 0 K: 0 S: 2	H: 0 LOB: 0 BB: 1 P: 6	R: 0 E: 0 K: 1 S: 5	H: 0 LOB: 0 BB: 0 P: 5	1B: 8 2B: 2 3B: 0 HR: 1	SF: 0 SAC: 0 DP: 2 HBP: 0	WP: 0 PB: 0 SB: 2 CS: 1	PA: 37
PITCHER	IP WLS BF H R ER SO BB IBB HBP BLK WP HR S P ERA WHIP																					
Jim Willoughby, R (1, 1) ERA: 4.38	8.0 W 33 10 3 3 2 1 1 0 0 0 1 35 43 3.38 1.375																					
Elias Sosa, R (9, 1) ERA: 2.19	0.2 2 0 0 0 0 0 0 0 0 0 0 2 2 0.00 0.000																					
Sam McDowell, L (9, 1) ERA: 7.36	0.1 S 1 0 0 0 0 1 0 0 0 0 0 0 3 3 0.00 0.000																					

Chicago Cubs @ San Francisco Giants
 Candlestick Park, San Francisco, CA
 Sun May 06 1973, 6:38 AM EDT
 Att. 19,499 - Sunny - 60 F

AB	34
R	3
H	10
RBI	3
BB	2
SO	3
LOB	13



Batter	1	2	3	4	5	6	7	8	9
Bobby Bonds, R OBP: 0.345, SLG: 0.529 (1, 9)	0-3 K		0-3 K		0-0 3B 1B		0-3 K		
Tito Fuentes, S OBP: 0.343, SLG: 0.406 (1, 4)	0-0 6-3		0-0 1B 2B		0-0 F9		0-0 F9		
Chris Speier, R OBP: 0.333, SLG: 0.421 (1, 6)	0-0 P4-3		0-0 1B		0-0 1B 3B		0-0 6-3		
Dave Kingman, R OBP: 0.254, SLG: 0.367 (1, 3)		0-0 F7	0-0 F5		0-0 1B			0-3 K	
Gary Matthews, R OBP: 0.417, SLG: 0.516 (1, 7)		4-0 BB		0-0 1B	0-3 K			0-0 F3	
Jim Howarth, L OBP: 0.188, SLG: 0.071 (1, 8)		0-0 L7		0-0 1-3	0-0 F9			0-0 F7	
Mike Phillips, L OBP: 0.375, SLG: 0.500 (1, 5)		0-0 E5		0-0 1B		0-0 3-1			
Dave Rader, L OBP: 0.297, SLG: 0.252 (1, 2)		0-0 6-3		0-0 FC4-6	0-0 P4-3				
Jim Willoughby, R OBP: 0.158, SLG: 0.278 (1, 1)			0-0 2B 1B	0-3 K	0-3 K				
Elias Sosa, R (9, 1)									
Sam McDowell, L (9, 1)									

AB	R	H	RBI	BB	SO	LOB
4	1	1	0	0	3	1
4	1	1	0	0	0	1
4	1	2	2	0	0	0
4	0	1	1	0	1	1
3	1	1	0	1	1	1
4	0	0	0	0	0	3
3	0	1	1	0	0	1
3	0	0	0	0	0	3
3	0	1	0	0	2	1
0	0	0	0	0	0	0
0	0	0	0	0	0	0

WP	HR	S	P	ERA	WHIP
0	0	36	40	6.00	1.500
0	0	10	10	0.00	0.000

Inning Stats		R: 0	H: 0	E: 0	K: 1	S: 5	LOB: 0	BB: 0	P: 5
Inning Stats		R: 0	H: 0	E: 1	K: 0	S: 4	LOB: 2	BB: 1	P: 8
Inning Stats		R: 1	H: 3	E: 0	K: 1	S: 7	LOB: 1	BB: 0	P: 7
Inning Stats		R: 1	H: 2	E: 0	K: 1	S: 7	LOB: 1	BB: 0	P: 7
Inning Stats		R: 2	H: 3	E: 0	K: 1	S: 8	LOB: 1	BB: 0	P: 8
Inning Stats		R: 0	H: 0	E: 0	K: 1	S: 5	LOB: 0	BB: 0	P: 5
Inning Stats		R: 0	H: 0	E: 0	K: 1	S: 5	LOB: 0	BB: 0	P: 5
Inning Stats		R: 0	H: 0	E: 0	K: 1	S: 5	LOB: 0	BB: 0	P: 5


PITCHER	IP	WLS	BF	H	R	ER	SO	BB	IBB	HBP	BLK	WP	HR	S	P	ERA	WHIP
Larry Gura, L ERA: 3.86 (1, 1)	6.0	L	27	8	4	4	5	1	0	0	0	0	0	36	40	6.00	1.500
Bill Bonham, R ERA: 3.0 (7, 1)	2.0		6	0	0	0	2	0	0	0	0	0	0	10	10	0.00	0.000

Chicago Cubs @ San Francisco Giants
Candlestick Park, San Francisco, CA

Sun May 06 1973, 6:38 AM EDT
Att. 19,499 - Sunny - 60 F

livebaseballscorecards.com

AB 32
R 4
H 8
RBI 4
BB 1
SO 7
LOB 12



WP: 0 PA: 33
PB: 0 SB: 1 CS: 0
SF: 0 SAC: 0 DP: 0 HBP: 0

Batter	1	2	3	4	5	6	7	8	9	AB R H RBI BB SO LOB	TOP											
Lou Brock, L (1, 7) OBP: 0.279, SLG: 0.361	0-0 G3		0-0 F8		0-0 1-3 2-H 1B		0-0 6-3		0-0 HR 2B	5 1 2 1 0 0 2												
Jose Cruz, L (1, 8) OBP: 0.287, SLG: 0.448	0-0 6-3			0-0 F9 BB 1B	0-0 SF8		0-0 4-3		0-0 HR	4 2 2 3 0 0 1												
Joe Torre, R (1, 3) OBP: 0.394, SLG: 0.422	0-0 5-3			4-0 BB BB BB 1-2 1B BB	0-0 P6			0-0 3-4-6-3 1B	0-0 6-3	4 0 1 0 1 0 1												
Ted Simmons, S (1, 2) OBP: 0.272, SLG: 0.239		0-0 F8		0-0 F9		0-0 4-3		0-0 G1-4-6-3 1-2f	0-0 4-6-3	5 0 0 0 0 0 3												
Bernie Carbo, L (1, 9) OBP: 0.298, SLG: 0.286		0-0 P4		0-0 G6-3 1-2 1B		0-0 2B		0-0 WP 1B 2B	0-3 K	5 1 3 1 0 1 0												
Ken Reitz, R (1, 5) OBP: 0.214, SLG: 0.203		0-0 5-3		0-0 G6-3 1-2f		0-0 5-3		0-0 2-H 3B 1B		4 1 1 1 0 0 3												
Ray Busse, R (1, 6) OBP: 0.175, SLG: 0.345			0-0 E5 2B		0-0 P4	0-0 1-3		0-0 1-H 3B		4 0 2 1 0 0 1												
Mike Tyson, R (1, 4) OBP: 0.321, SLG: 0.308			0-0 E5		0-0 E		0-0 6-3	4-0 BB BB BB		3 1 2 0 0 0 1												
Tim McCarver, L (8, PH) OBP: 0.263, SLG: 0.212			FC5-4		1B		1B	BB		0 0 0 0 1 0 0												
Wayne Granger, R (8, 1)			2-H		1B		BB			0 0 0 0 0 0 0												
Rich Folkers, L (8, 1)										0 0 0 0 0 0 0												
Diego Segui, R (8, 1)										0 0 0 0 0 0 0												
Bob Gibson, R (1, 1) OBP: 0.150, SLG: 0.111			0-0 FC5-4		0-0 E5		0-0 F8	0-0 P6		3 1 0 0 0 0 3												
Luis Melendez, R (8, PH) OBP: 0.360, SLG: 0.356			1-2f		1-2 1B SF8					1 0 0 0 0 0 2												
Bobby Fenwick, R (8, 4) OBP: 0.167, SLG: 0.167										0 0 0 0 0 0 0												
Inning Stats	R: 0 E: 0 K: 0 S: 3	H: 0 LOB: 0 BB: 0 P: 3	R: 0 E: 0 K: 0 S: 3	H: 0 LOB: 0 BB: 0 P: 3	R: 0 E: 1 K: 0 S: 4	H: 1 LOB: 1 BB: 0 P: 4	R: 1 E: 0 K: 0 S: 4	H: 2 LOB: 1 BB: 1 P: 8	R: 2 E: 1 K: 0 S: 6	H: 2 LOB: 1 BB: 0 P: 6	R: 0 E: 0 K: 0 S: 4	H: 1 LOB: 1 BB: 0 P: 4	R: 0 E: 0 K: 0 S: 4	H: 1 LOB: 1 BB: 0 P: 4	R: 2 E: 0 K: 1 S: 7	H: 4 LOB: 2 BB: 1 P: 10	R: 2 E: 0 K: 1 S: 7	H: 2 LOB: 0 BB: 0 P: 7	1B: 7 2B: 4 3B: 1 HR: 1	SF: 1 SAC: 0 DP: 2 HBP: 0	WP: 1 PB: 0 SB: 0 CS: 0	PA: 41
PITCHER	IP WLS BF H R ER SO BB IBB HBP BLK WP HR S P ERA WHIP																					
Jim Barr, R (1, 1) ERA: 2.83	7.2 W 34 11 5 4 0 1 0 0 0 1 0 33 37 4.70 1.565																					
Randy Moffitt, R (8, 1) ERA: 2.03	1.1 S 7 2 2 2 1 1 0 0 0 0 1 8 12 13.50 2.250																					

St. Louis Cardinals @ San Francisco Giants
 Candlestick Park, San Francisco, CA
 Tue May 08 1973, 10:05 PM EDT
 Att. 4,777 - Unknown

livebaseballscorecards.com

AB	38
R	7
H	13
RBI	7
BB	2
SO	1
LOB	17



Batter	1	2	3	4	5	6	7	8	9	AB R H RBI BB SO LOB
Bobby Bonds, R OBP: 0.357, SLG: 0.566 (1, 9) X	0-0 F7 ①		0-3 K ③		0-0 E6 S			0-0 1-3 ①		4 0 0 0 0 1 2
Tito Fuentes, S OBP: 0.342, SLG: 0.408 (1, 4) X	0-0 G3 ②			0-0 F9 1B 1B	0-0 F7 1-2			0-0 F8 ②		4 0 1 0 0 0 2
Chris Speier, R OBP: 0.340, SLG: 0.418 (1, 6) X	0-0 4-3 ③			0-0 1-2 1B	0-0 G5-3 BB 1B			0-0 F9 ③		4 0 2 0 0 0 0
Willie McCovey, L OBP: 0.420, SLG: 0.522 (1, 3)		0-0 3-1 ①		0-0 F9 2-3	4-0 G5-3 BB 1-2			0-0 1B 1B		2 0 0 0 1 0 2
Gary Thomasson, L OBP: 0.316, SLG: 0.352 (6, PR) (7, 3)										1 1 1 0 0 0 0
Dave Kingman, R OBP: 0.240, SLG: 0.382 (1, 5)		0-3 K ②		0-3 K ②	0-0 G5-3 1-2 2-3f			0-3 K ①		4 0 0 0 0 3 5
Jim Howarth, L OBP: 0.225, SLG: 0.139 (1, 8)		0-0 F7 ③		0-0 F7 ③	0-0 4-1 ③			0-0 1B 1B		4 0 1 0 0 0 4
Gary Matthews, R OBP: 0.413, SLG: 0.486 (1, 7)			0-0 4-3 1B		4-0 E 4-3 BB			0-0 F7 ②		3 0 1 0 1 0 2
Dave Rader, L OBP: 0.288, SLG: 0.245 (1, 2)		0-0 4-3 ①		0-0 4-3 ①	0-0 4-3 ①			0-0 F7 ②		4 0 1 1 0 0 2
Garry Maddox, R OBP: 0.407, SLG: 0.532 (9, PR)		1-2		1-2	1-2			1-2 2-H 1B		0 0 0 0 0 0 0
Ron Bryant, S OBP: 0.091, SLG: 0.091 (1, 1)			0-3 K ②		0-3 K ②			0-0 G3 ③		2 0 0 0 0 2 2
Mike Phillips, L OBP: 0.333, SLG: 0.444 (7, PH)								0-0 F9 ③		1 0 0 0 0 0 0
Elias Sosa, R (8, 1)										0 0 0 0 0 0 0
Ed Goodson, L OBP: 0.386, SLG: 0.447 (9, PH)										1 0 0 0 0 0 2

Inning Stats	R: 0	H: 0	E: 0	K: 0	S: 3	R: 0	H: 0	E: 0	K: 1	S: 5	R: 0	H: 1	E: 0	K: 2	S: 8	R: 0	H: 2	E: 0	K: 1	S: 7	R: 0	H: 0	E: 1	K: 1	S: 6	R: 0	H: 1	E: 0	K: 0	S: 3	R: 0	H: 0	E: 0	K: 0	S: 3	R: 0	H: 0	E: 0	K: 0	S: 3	R: 1	H: 3	E: 0	K: 1	S: 8	1B: 7	2B: 0	3B: 0	SF: 0	SAC: 0	DP: 1	HBP: 0	WP: 0	PB: 0	SB: 1	CS: 0	PA: 36
--------------	------	------	------	------	------	------	------	------	------	------	------	------	------	------	------	------	------	------	------	------	------	------	------	------	------	------	------	------	------	------	------	------	------	------	------	------	------	------	------	------	------	------	------	------	------	-------	-------	-------	-------	--------	-------	--------	-------	-------	-------	-------	--------

PITCHER	IP	WLS	BF	H	R	ER	SO	BB	IBB	HBP	BLK	WP	HR	S	P	ERA	WHIP
Reggie Cleveland, R ERA: 2.55 (1, 1)	8.2	W	35	7	1	1	6	2	0	0	0	0	0	45	53	1.04	1.038
Diego Segui, R ERA: 2.08 (9, 1)	0.1	S	1	0	0	0	0	0	0	0	0	0	0	1	1	0.00	0.000

BOTTOM

St. Louis Cardinals @ San Francisco Giants
Candlestick Park, San Francisco, CA
 Wed May 09 1973, 6:33 AM EDT
 Att. 3,655 - Unknown

livebaseballscorecards.com

AB	34
R	1
H	7
RBI	1
BB	2
SO	6
LOB	23



Batter	1	2	3	4	5	6	7	8	9	AB R H RBI BB SO LOB	TOP	
Lou Brock, L (1, 7) OBP: 0.308, SLG: 0.374	0-0 P6	0-0 F7			0-0 E4		0-0 FC5-4		0-0 FC5 BB	5 0 3 0 0 0 1		
Luis Melendez, R (1, 9) OBP: 0.316, SLG: 0.308	0-0 F9		0-0 L5		0-3 K		0-0 F8		4-0 BB	4 0 0 0 0 1 2		
Rich Folkers, L (7, 1)					1-2				1-2 BB	0 0 0 0 0 0 0		
Tim McCarver, L (9, PH) OBP: 0.282, SLG: 0.212										0 0 0 0 1 0 0		
Joe Torre, R (1, 3) OBP: 0.381, SLG: 0.398	4-0 WP BB		0-0 5-3		0-0		0-0 FC5-4		0-0 FC5	4 0 1 0 1 0 3		
	BB				1B		1-2f		2-3f			
Ted Simmons, S (1, 2) OBP: 0.270, SLG: 0.232	4-0 WP		0-0 F9		0-0 F2			0-0 F9		3 0 0 0 1 0 1		
	1-2 BB											
Ken Reitz, R (1, 5) OBP: 0.228, SLG: 0.264	0-0 P3				0-0 F7		0-0 FC6-4		0-0 6-3	4 0 1 0 0 0 2		
	1-2 2-3						1B					
Jose Cruz, L (1, 8) OBP: 0.304, SLG: 0.446		0-0 FC6-5			0-0 F9		0-0 P4		4-0 BB	3 0 1 0 1 0 1		
		2B										
Ray Busse, R (1, 6) OBP: 0.172, SLG: 0.371		0-0 FC6-5			0-0		0-0 FC6-4		0-3 K	4 1 1 1 0 1 3		
		CS			HR		1-2f					
Mike Tyson, R (1, 4) OBP: 0.278, SLG: 0.242		4-0			0-0 F9		0-0 F9		0-3 K	3 1 0 0 1 1 1		
		3B										
Rick Wise, R (1, 1) OBP: 0.238, SLG: 0.222		0-0			4-0		0-3 K		0-0 F9	1 1 1 1 1 0 0		
Wayne Granger, R (6, 1)					WP					0 0 0 0 0 0 0		
Bernie Carbo, L (7, PH) OBP: 0.286, SLG: 0.273		1-H			E					2 0 0 0 0 1 0		
		3B			BB							
Inning Stats	R: 0 H: 0 E: 0 LOB: 2 K: 0 BB: 2 S: 3 P: 11	R: 1 H: 2 E: 0 LOB: 1 K: 0 BB: 1 S: 4 P: 8	R: 0 H: 0 E: 0 LOB: 0 K: 0 BB: 0 S: 3 P: 3	R: 1 H: 1 E: 0 LOB: 0 K: 0 BB: 0 S: 4 P: 4	R: 1 H: 2 E: 1 LOB: 1 K: 1 BB: 1 S: 6 P: 10	R: 0 H: 1 E: 0 LOB: 1 K: 0 BB: 0 S: 4 P: 4	R: 0 H: 1 E: 0 LOB: 1 K: 1 BB: 0 S: 6 P: 6	R: 0 H: 0 E: 0 LOB: 1 K: 1 BB: 1 S: 5 P: 9	R: 0 H: 1 E: 0 LOB: 2 K: 1 BB: 1 S: 6 P: 10	1B: 5 SF: 0 2B: 2 SAC: 0 3B: 1 DP: 1 HR: 1 HBP: 0	WP: 2 PA: 39 PB: 0 SB: 0 CS: 2	
PITCHER	IP WLS BF H R ER SO BB IBB HBP BLK WP HR S P ERA WHIP											
Sam McDowell, L (1, 1) ERA: 6.53	6.0 W 26 6 3 3 1 4 0 0 0 2 1 24 40 4.50 1.667											
Randy Moffitt, R (7, 1) ERA: 1.85	3.0 S 13 2 0 0 3 2 0 0 0 0 0 17 25 0.00 1.333											

St. Louis Cardinals @ San Francisco Giants
 Candlestick Park, San Francisco, CA
 Thu May 10 1973, 6:33 AM EDT
 Att. 3,236 - Unknown

livebaseballscorecards.com

AB 33
 R 3
 H 8
 RBI 2
 BB 6
 SO 4
 LOB 14



Batter	1	2	3	4	5	6	7	8	9
Bobby Bonds, R OBP: 0.354, SLG: 0.557 (1, 9)	0-0 F8		0-0 5-3		0-0 1B	0-0 CS	0-0 F8		
Tito Fuentes, S OBP: 0.340, SLG: 0.400 (1, 4)	0-0 6-3			0-0 L5	4-0 1B		0-0 F2		
Chris Speier, R OBP: 0.344, SLG: 0.416 (1, 6)	0-0 F8			4-0 1B	0-0 1B		0-0 5-3		
Willie McCovey, L OBP: 0.426, SLG: 0.559 (1, 3)		0-0 HR		0-0 3B	0-3 K		0-0 F5		
Gary Thomasson, L OBP: 0.313, SLG: 0.347 (6, 3)				1-3 1B					
Gary Matthews, R OBP: 0.405, SLG: 0.473 (1, 7)		0-0 1B		0-0 3B	0-0 F8		0-0 F7		
Jim Howarth, L OBP: 0.227, SLG: 0.200 (1, 8)		0-0 1B		0-0 3B		0-0 4-3	0-0 F5		
Dave Kingman, R OBP: 0.244, SLG: 0.423 (1, 5)		0-3 K		0-0 1-3		0-0 HR			
Dave Rader, L OBP: 0.281, SLG: 0.239 (1, 2)			0-0 6-3		0-0 L6	0-0 4-3			
Sam McDowell, L OBP: 0.167, SLG: 0.167 (1, 1)			0-3 K		0-0 1B	0-0 1B	0-0 CS		
Mike Phillips, L OBP: 0.400, SLG: 0.500 (6, PH)									
Randy Moffitt, R (7, 1)									

AB	R	H	RBI	BB	SO	LOB
4	1	1	0	0	0	0
3	0	0	0	1	0	0
3	0	1	2	1	0	0
3	2	2	1	0	1	2
1	0	0	0	0	0	0
4	1	1	0	0	0	4
4	0	1	2	0	0	1
3	1	1	1	0	1	1
3	0	0	0	0	0	0
2	1	1	0	0	1	0
1	0	1	0	0	0	0
0	0	0	0	0	0	0

WP	HR	S	P	ERA	WHIP
0	0	0	34	0	0

1B	2B	3B	HR	SF	SAC	DP	HBP
6	1	1	2	0	0	1	0

Inning Stats	R	H	E	K	S	P	IP	WLS	BF	H	R	ER	SO	BB	IBB	HBP	BLK	WP	HR	S	P	ERA	WHIP
Rick Wise, R ERA: 3.56 (1, 1)	0	0	0	0	3	39	5.2	L	27	9	6	6	3	2	0	0	0	0	0	0	0	9.53	1.941
Wayne Granger, R ERA: 4.91 (6, 1)	0	0	0	0	0	0	0.1		0	0	0	0	0	0	0	0	0	0	0	0	0	0.00	0.000
Rich Folkers, L ERA: 1.69 (7, 1)	0	2	0	1	6	6	2.0		6	0	0	0	0	0	0	0	0	0	0	6	6	0.00	0.000

St. Louis Cardinals @ San Francisco Giants
Candlestick Park, San Francisco, CA
 Thu May 10 1973, 6:33 AM EDT
 Att. 3,236 - Unknown

livebaseballscorecards.com

AB	31
R	6
H	9
RBI	6
BB	2
SO	3
LOB	8



Batter	1	2	3	4	5	6	7	8	9	AB	R	H	RBI	BB	SO	LOB
Bobby Bonds, R OBP: 0.352, SLG: 0.556 (1, 9) X	0-0 F9		0-3 K			0-0 2B		0-3 K		4	0	1	0	0	2	0
Tito Fuentes, S OBP: 0.344, SLG: 0.399 (1, 4) X	0-0 1B		0-0 F3			0-0 F7		4-0 2B	BB	3	1	1	0	1	0	1
Chris Speier, R OBP: 0.348, SLG: 0.426 (1, 6) X	0-0 F8			0-0 G3		0-0 F5		0-0 3B	1-H	4	1	2	1	0	0	2
Willie McCovey, L OBP: 0.429, SLG: 0.577 (1, 3) X	0-0 1B			0-0 G3		0-0 F5		0-0 3B	2-H	4	0	2	1	0	0	2
Garry Maddox, R OBP: 0.388, SLG: 0.506 (1, 8) X	0-0 F6			0-0 5-3			0-3 K	0-3 K		4	0	0	0	0	2	4
Gary Matthews, R OBP: 0.398, SLG: 0.455 (1, 7) X		0-0 F3		0-0 4-3			4-0 BB		0-0 F3	3	0	0	0	1	0	1
Dave Kingman, R OBP: 0.232, SLG: 0.400 (1, 5) X		0-0 F3			0-3 K		0-3 K		0-3 K	4	0	0	0	0	3	1
Dave Rader, L OBP: 0.273, SLG: 0.231 (1, 2) X		0-0 F8			0-0 5-3		0-0 F8		0-0 1-3	4	0	0	0	0	0	1
Juan Marichal, R OBP: 0.400, SLG: 0.375 (1, 1) X			0-0 G3		0-0 4-3			0-0 6-3		2	0	0	0	0	0	0
Chris Arnold, R OBP: 0.571, SLG: 1.000 (8, PH)										1	0	0	0	0	0	0
Elias Sosa, R (9, 1)										0	0	0	0	0	0	0

Inning Stats	R: 0	H: 2	E: 0	K: 5	H: 0	LOB: 2	BB: 0	P: 5	R: 0	H: 0	E: 0	K: 3	H: 0	LOB: 0	BB: 0	P: 3	R: 0	H: 0	E: 0	K: 5	H: 0	LOB: 0	BB: 0	P: 5	R: 0	H: 1	E: 0	K: 4	H: 0	LOB: 1	BB: 0	P: 4	R: 0	H: 0	E: 0	K: 5	H: 0	LOB: 0	BB: 0	P: 5	R: 0	H: 1	E: 0	K: 4	H: 0	LOB: 1	BB: 0	P: 4	R: 0	H: 0	E: 0	K: 7	H: 0	LOB: 1	BB: 1	P: 11	R: 2	H: 2	E: 0	K: 9	H: 2	LOB: 1	BB: 1	P: 13	R: 0	H: 0	E: 0	K: 5	H: 0	LOB: 0	BB: 0	P: 5	1B: 3	2B: 2	3B: 1	HR: 0	SF: 0	SAC: 0	DP: 0	HBP: 0	WP: 0	PB: 0	SB: 0	CS: 0	PA: 35
--------------	------	------	------	------	------	--------	-------	------	------	------	------	------	------	--------	-------	------	------	------	------	------	------	--------	-------	------	------	------	------	------	------	--------	-------	------	------	------	------	------	------	--------	-------	------	------	------	------	------	------	--------	-------	------	------	------	------	------	------	--------	-------	-------	------	------	------	------	------	--------	-------	-------	------	------	------	------	------	--------	-------	------	-------	-------	-------	-------	-------	--------	-------	--------	-------	-------	-------	-------	--------

PITCHER	IP	WLS	BF	H	R	ER	SO	BB	IBB	HBP	BLK	WP	HR	S	P	ERA	WHIP
Al Downing, L ERA: 2.08 (1, 1)	7.2	W	30	5	2	2	5	2	0	0	0	0	0	38	46	2.35	0.913
Pete Richert, L ERA: 1.59 (8, 1)	0.0		1	1	0	0	0	0	0	0	0	0	0	1	1	∞	∞
Jim Brewer, L ERA: 1.93 (8, 1)	1.1	S	4	0	0	0	2	0	0	0	0	0	0	8	8	0.00	0.000

BOTTOM

Los Angeles Dodgers @ San Francisco Giants
Candlestick Park, San Francisco, CA

livebaseballscorecards.com

AB	33
R	2
H	6
RBI	2
BB	2
SO	7
LOB	12



WP	HR	S	P	ERA	WHIP
0	0	0	0	0.00	0.000

Fri May 11 1973, 10:05 PM EDT
Att. 21,234 - Unknown

Batter	1	2	3	4	5	6	7	8	9	AB R H RBI BB SO LOB	TOP																									
Davey Lopes, R (1, 4) OBP: 0.446, SLG: 0.347	0-0 E6 L4-3		0-0 SF9			4-0 SF8 1B	0-0 S 1B		4-0 BB	2 1 1 1 2 0 0	<p>Los Angeles Dodgers @ San Francisco Giants</p> <p>Candlestick Park, San Francisco, CA</p> <p>Sat May 12 1973, 6:33 AM EDT</p> <p>Att: 14,758 - Unknown</p>																									
Bill Buckner, L (1, 3) OBP: 0.268, SLG: 0.314	0-0 L4-3		0-0			0-0 SF8 1B	0-0 F9		0-0 F9	5 1 2 1 0 0 3																										
Manny Mota, R (1, 7) OBP: 0.416, SLG: 0.441	0-3 K		0-0 L9			0-0 1B			0-0 4-3	4 0 1 0 0 1 1																										
Willie Davis, L (1, 8) OBP: 0.319, SLG: 0.489		0-0 4-3		0-0 6-3		0-0 SF8			0-0 1B WP	3 0 1 1 0 0 0																										
Joe Ferguson, R (1, 2) OBP: 0.394, SLG: 0.549		0-0 5-3		0-0 5-3		0-0 1B			0-0 1B	4 0 2 1 0 0 0																										
Willie Crawford, L (1, 9) OBP: 0.362, SLG: 0.347		0-0 F2		0-0 5-3		0-0 F8			0-0 F4	3 0 0 0 0 0 2																										
Steve Garvey, R (8, PH) OBP: 0.227, SLG: 0.318										1 0 0 0 0 0 2																										
Tom Paciorek, R (8, 9) OBP: 0.231, SLG: 0.278										0 0 0 0 0 0 0																										
Ron Cey, R (1, 5) OBP: 0.316, SLG: 0.320			4-0 SF9 2B BB		0-0 4-3	0-0 F9			0-0 F9	3 1 0 0 1 0 4																										
Bill Russell, R (1, 6) OBP: 0.270, SLG: 0.326			0-0 SF9 1B 2B		0-0 G6-4-3 1B				0-0 5-3	4 1 2 0 0 1 0																										
Don Sutton, R (1, 1) OBP: 0.174, SLG: 0.136			0-0 L4		0-0 G6-4-3				0-3 K	3 0 0 0 0 0 3																										
Pete Richert, L (7, 1)					1-2f				0-0 F8	0 0 0 0 0 0 0																										
George Culver, R (7, 1)									0-0 K	1 0 0 0 0 1 0																										
Doug Rau, L (9, 1)										0 0 0 0 0 0 0																										
Inning Stats	R: 0 E: 1 K: 1 S: 5	H: 0 LOB: 0 BB: 0 P: 5	R: 0 E: 0 K: 0 S: 3	H: 0 LOB: 0 BB: 0 P: 3	R: 2 E: 0 K: 0 S: 5	H: 2 LOB: 1 BB: 1 P: 9	R: 0 E: 0 K: 0 S: 3	H: 1 LOB: 0 BB: 0 P: 3	R: 2 E: 0 K: 0 S: 6	H: 3 LOB: 2 BB: 1 P: 10	R: 0 E: 0 K: 1 S: 6	H: 1 LOB: 1 BB: 0 P: 6	R: 0 E: 0 K: 0 S: 5	H: 2 LOB: 2 BB: 0 P: 5	R: 0 E: 0 K: 1 S: 5	H: 0 LOB: 1 BB: 1 P: 9	1B: 8 2B: 2 3B: 0 HR: 0	SF: 2 SAC: 0 DP: 2 HBP: 0	WP: 1 PB: 0 SB: 1 CS: 0	PA: 38																
PITCHER	IP WLS BF H R ER SO BB IBB HBP BLK WP HR S P ERA WHIP																																			
Jim Willoughby, R (1, 1) ERA: 4.55	6.0		25	6	4	4	1	2	0	0	0	0	0	25	33	6.00	1.333																			
Elias Sosa, R (7, 1) ERA: 1.62	1.1		7	3	0	0	1	0	0	0	0	1	0	9	9	0.00	2.250																			
Sam McDowell, L (8, 1) ERA: 6.43	0.1		1	0	0	0	0	0	0	0	0	0	0	1	1	0.00	0.000																			
Randy Moffitt, R (8, 1) ERA: 1.8	1.0		4	0	0	0	1	1	0	0	0	0	0	5	9	0.00	1.000																			
Ron Bryant, L (9, 1) ERA: 1.9	0.1	W	1	0	0	0	0	0	0	0	0	0	0	1	1	0.00	0.000																			

AB	33
R	4
H	9
RBI	4
BB	3
SO	3
LOB	15



livebaseballscorecards.com

Batter	1	2	3	4	5	6	7	8	9	AB R H RBI BB SO LOB	TOP											
Davey Lopes, R OBP: 0.465, SLG: 0.415 (1, 4) X	0-0 F7	0-0 4-3		SH HR		BB BB 4-0		BB BB 4-0		4 1 2 3 2 0 0												
Bill Buckner, L OBP: 0.264, SLG: 0.308 (1, 3) X	0-0 L9	0-0 F6		SH HR 1B		BB 0-0 F8		BB 0-0 F2		6 1 1 0 0 0 3												
Willie Davis, L OBP: 0.340, SLG: 0.514 (1, 8) X	0-0 2B	0-0 1B		BB BB 4-0 HR	0-0 G1		0-0 1B		WP 0-0 1B	5 4 4 0 1 0 0												
Joe Ferguson, R OBP: 0.406, SLG: 0.573 (1, 7) B B B	4-0 2B	0-0 F7		SH HR BB	0-0 1B	4-0 BB	0-0 BB		SS 0-3 K	4 2 2 4 2 1 2												
Willie Crawford, L OBP: 0.377, SLG: 0.377 (1, 9) X	0-0 1B		0-0 G6-4-3	SH HR 1B	0-0 1B	0-0 L6	0-3 K		SS 4-0 1B	5 3 3 1 1 1 2												
Ron Cey, R OBP: 0.342, SLG: 0.343 (1, 5) X	0-0 1B		0-0 G6-4-3	SH HR 1B	0-0 1B	0-0 FC6-4	4-0 BB		SS 0-0 1B	5 1 4 5 1 0 1												
Bill Russell, R OBP: 0.266, SLG: 0.314 (1, 6) B B B	4-0 1B		0-0 5-3	SH HR 1B	0-0 F3	0-0 FC6-4	0-0 G6-4-3		SS 0-3 K	5 0 0 0 1 1 6												
Steve Yeager, R OBP: 0.450, SLG: 0.375 (1, 2) X	0-0 1B			SH HR 2B		0-0 L5		0-3 K	SS 0-0 F7	6 2 3 0 0 1 1												
Andy Messersmith, R OBP: 0.167, SLG: 0.167 (1, 1) X	0-0 3-1			SH HR 1B		0-0 F3		0-0 6-3		4 1 1 1 0 0 3												
Inning Stats	R: 3 E: 0 K: 0 S: 7	H: 4 LOB: 3 BB: 2 P: 15	R: 0 E: 0 K: 0 S: 4	H: 1 LOB: 1 BB: 0 P: 4	R: 0 E: 0 K: 0 S: 3	H: 1 LOB: 0 BB: 0 P: 3	R: 9 E: 1 K: 0 S: 12	H: 9 LOB: 1 BB: 1 P: 16	R: 0 E: 0 K: 0 S: 4	H: 1 LOB: 2 BB: 1 P: 8	R: 0 E: 0 K: 0 S: 3	H: 0 LOB: 1 BB: 1 P: 7	R: 1 E: 0 K: 1 S: 6	H: 2 LOB: 1 BB: 1 P: 10	R: 0 E: 0 K: 1 S: 5	H: 0 LOB: 1 BB: 1 P: 9	R: 2 E: 0 K: 2 S: 9	H: 2 LOB: 1 BB: 1 P: 13	1B: 13 2B: 5 3B: 0 HR: 2	SF: 0 SAC: 1 DP: 2 HBP: 0	WP: 2 PB: 0 SB: 0 CS: 0	PA: 53
PITCHER	IP WLS BF H R ER SO BB IBB HBP BLK WP HR S P ERA WHIP																					
Jim Barr, R ERA: 3.77 (1, 1)	3.1 L 21 9 7 7 0 3 0 0 0 0 0 1 18 30 18.90 3.600																					
Don Carrithers, R ERA: 9.95 (4, 1)	0.1 6 5 3 3 0 0 0 0 0 0 0 1 6 6 81.00 15.000																					
Sam McDowell, L ERA: 5.92 (4, 1)	3.1 16 4 3 2 1 3 0 0 0 0 0 0 15 27 5.40 2.100																					
Dave Kingman, R ERA: 9.0 (8, 1)	2.0 10 2 2 2 3 2 0 0 0 0 1 0 14 22 9.00 2.000																					

Los Angeles Dodgers @ San Francisco Giants
 Candlestick Park, San Francisco, CA
 Sun May 13 1973, 6:33 AM EDT
 Att: 31,626 - Unknown

AB	44
R	15
H	20
RBI	14
BB	8
SO	4
LOB	18



Batter	1	2	3	4	5	6	7	8	9	AB R H RBI BB SO LOB
--------	---	---	---	---	---	---	---	---	---	----------------------

Bobby Bonds, R (1, 9) <small>OBP: 0.362, SLG: 0.556</small> Jim Howarth, L (8, 9) <small>OBP: 0.217, SLG: 0.190</small>	4-0 		0-0 		0-0 		0-0 		0-0 	3 1 1 0 1 0 0 1 0 0 0 0 0 0
Mike Phillips, L (1, 4) <small>OBP: 0.333, SLG: 0.357</small>	0-0 		4-0 		0-0 		0-3 		0-0 	4 1 0 0 1 1 1
Chris Speier, R (1, 6) <small>OBP: 0.345, SLG: 0.416</small>	1-0 		0-0 		0-0 		0-0 		0-0 	4 1 1 0 0 0 2
Willie McCovey, L (1, 3) <small>OBP: 0.430, SLG: 0.587</small> Gary Thomasson, L (9, 3) <small>OBP: 0.309, SLG: 0.342</small>	0-3 		0-0 		0-0 				0-0 	4 0 1 1 0 1 2 0 0 0 0 0 0 0
Ed Goodson, L (1, 5) <small>OBP: 0.391, SLG: 0.446</small>	0-0 		0-0 						0-3 	4 0 2 1 0 1 1
Garry Maddox, R (1, 8) <small>OBP: 0.376, SLG: 0.478</small>		0-0 	0-0 						0-0 	3 0 0 0 1 0 3
Gary Matthews, R (1, 7) <small>OBP: 0.396, SLG: 0.427</small>		0-0 		0-0 					4-0 	2 0 0 0 2 0 0
Dave Rader, L (1, 2) <small>OBP: 0.288, SLG: 0.244</small> Mike Sadek, R (8, 2) <small>OBP: 0.500, SLG: 0.250</small>		0-0 		0-0 					4-0 	3 0 1 0 0 0 2 0 0 0 0 1 0 0
Jim Barr, R (1, 1) <small>OBP: 0.211, SLG: 0.118</small> Don Carrithers, R (4, 1) <small>OBP: 1.000, SLG: 1.000</small> Sam McDowell, L (4, 1) <small>OBP: 0.125, SLG: 0.125</small> Dave Kingman, R (8, 1) <small>OBP: 0.229, SLG: 0.395</small>		0-0 		0-0 					0-0 	1 0 0 0 0 0 1 0 0 0 0 0 0 0 2 0 0 0 0 1 2 1 0 0 0 0 0 3

Inning Stats	R: 1	H: 0	E: 0	K: 1	S: 5	H: 0	LOB: 1	BB: 1	P: 10	R: 0	H: 1	E: 0	K: 0	S: 4	R: 0	H: 3	E: 0	K: 0	S: 5	R: 0	H: 0	E: 0	K: 0	S: 3	R: 0	H: 1	E: 0	K: 0	S: 4	R: 0	H: 1	E: 0	K: 1	S: 6	R: 0	H: 0	E: 0	K: 1	S: 5	R: 0	H: 0	E: 0	K: 1	S: 5	R: 0	H: 0	E: 0	K: 0	S: 3	R: 0	H: 0	E: 0	K: 0	S: 3
--------------	------	------	------	------	------	------	--------	-------	-------	------	------	------	------	------	------	------	------	------	------	------	------	------	------	------	------	------	------	------	------	------	------	------	------	------	------	------	------	------	------	------	------	------	------	------	------	------	------	------	------	------	------	------	------	------

PITCHER	IP	WLS	BF	H	R	ER	SO	BB	IBB	HBP	BLK	WP	HR	S	P	ERA	WHIP	PITCHER	IP	WLS	BF	H	R	ER	SO	BB	IBB	HBP	BLK	WP	HR	S	P	ERA	WHIP																	
Andy Messersmith, R (1, 1) <small>ERA: 3.43</small>	9.0	W	39	6	3	2	4	6	0	1	0	0	0	40	65	2.00	1.333																																			

BOTTOM

Los Angeles Dodgers @ San Francisco Giants
Candlestick Park, San Francisco, CA
 Sun May 13 1973, 6:33 AM EDT
 Att. 31,626 - Unknown

AB	32
R	3
H	6
RBI	2
BB	6
SO	4
LOB	17

GIANTS

WP: 0	PA: 39
PB: 1	
SB: 2	
CS: 0	

Batter	1	2	3	4	5	6	7	8	9	AB R H RBI BB SO LOB	TOP														
Bobby Bonds, R (1, 9) OBP: 0.371, SLG: 0.579	0-0 HR		0-0 B5-4 S 1B		0-0 F8 2-3			0-0 1-2 1B		4 1 3 1 0 0 1	San Francisco Giants @ San Diego Padres San Diego Stadium, San Diego, CA Mon May 14 1973, 10:05 PM EDT Att. 4,008 - Unknown														
Tito Fuentes, S (1, 4) OBP: 0.339, SLG: 0.397	0-0 L5		0-0 B5-4 1-3f			0-0 5-3		0-0 F7		4 0 0 0 0 0 3															
Chris Speier, R (1, 6) OBP: 0.343, SLG: 0.408	4-0 FC5 1B BB		0-0 5-3			0-0 6-3		0-0 F2		3 0 0 0 1 0 2															
Willie McCovey, L (1, 3) OBP: 0.417, SLG: 0.565	0-0 F7			0-0 L4		0-0 F5		0-0 F9		4 0 0 0 0 0 1															
Ed Goodson, L (1, 5) OBP: 0.385, SLG: 0.437	0-0 1-2 1B			0-0 G3			0-0 6-3	0-0 L1		4 0 1 0 0 0 0															
Garry Maddox, R (1, 8) OBP: 0.371, SLG: 0.468	0-0 FC5 2-3f			0-0 5-3			0-0 F8	0-0 1B		4 0 1 0 0 0 2															
Gary Matthews, R (1, 7) OBP: 0.394, SLG: 0.424		0-0 F2			0-0 WP SH1-4 1B		0-0 F3	0-3 K		3 0 1 0 0 0 0															
Elias Sosa, R (7, 1) Gary Thomasson, L (9, PH) OBP: 0.305, SLG: 0.338										0 0 0 0 0 0 0															
Gary Thomasson, L (9, PH) OBP: 0.305, SLG: 0.338										1 0 0 0 0 1 1															
Dave Rader, L (1, 2) OBP: 0.282, SLG: 0.238		0-0 F7			0-0 F8			0-0 G3		3 0 0 0 0 0 1															
Tom Bradley, R (1, 1) OBP: 0.100, SLG: 0.100			0-3 K		0-0 SH1-4 1-2			4-0 BB 1B BB		1 0 0 0 0 1 0															
Jim Howarth, L (7, 7) OBP: 0.234, SLG: 0.190										0 0 0 0 1 0 0															
Inning Stats	R: 1 E: 0 K: 0 S: 5	H: 2 LOB: 2 BB: 1 P: 9	R: 0 E: 0 K: 1 S: 5	H: 0 LOB: 0 BB: 0 P: 5	R: 0 E: 0 K: 0 S: 3	H: 1 LOB: 0 BB: 0 P: 3	R: 0 E: 0 K: 0 S: 3	H: 0 LOB: 0 BB: 0 P: 3	R: 0 E: 0 K: 0 S: 3	H: 0 LOB: 0 BB: 0 P: 3	R: 0 E: 0 K: 0 S: 4	H: 1 LOB: 1 BB: 0 P: 4	R: 0 E: 0 K: 0 S: 3	H: 0 LOB: 0 BB: 0 P: 3	R: 0 E: 0 K: 0 S: 3	H: 0 LOB: 0 BB: 0 P: 3	R: 0 E: 0 K: 0 S: 4	H: 1 LOB: 2 BB: 1 P: 8	R: 0 E: 0 K: 1 S: 6	H: 1 LOB: 1 BB: 0 P: 6	1B: 5 2B: 1 3B: 0 HR: 1	SF: 0 SAC: 1 DP: 1 HBP: 0	WP: 1 PB: 0 SB: 1 CS: 0	PA: 34	
PITCHER Mike Corkins, R (1, 1) ERA: 5.8	IP 9.0	WLS W	BF 34	H 6	R 1	ER 1	SO 2	BB 2	IBB 0	HBP 0	BLK 0	WP 1	HR 1	S 36	P 44	ERA 1.00	WHIP 0.889								

livebaseballscorecards.com

AB	31
R	1
H	6
RBI	1
BB	2
SO	2
LOB	11



Batter	1	2	3	4	5	6	7	8	9	AB	R	H	RBI	BB	SO	LOB				
Enzo Hernandez, R OBP: 0.346, SLG: 0.269 (1, 6)	4-0 FC6-4 S BB		X 0-0 1B 1-2		S 0-3 K		B 4-0 1B BB	X 0-0 3-H 1B		3	1	2	1	2	1	0				
Johnny Grubb, L OBP: 0.398, SLG: 0.434 (1, 8)	4-0 FC6-4 1-2 BB		S 0-3 K		X 0-0 2B		X 0-0 1-3 2-H 3B 1B	S 0-3 K		4	1	2	1	1	2	3				
Jerry Morales, R OBP: 0.279, SLG: 0.377 (1, 7)	X 0-0 FC6-4 G6-4-3 1-2f 2-3		X 0-0 1-3 2-H 1B		X 0-0 4-3		X 0-0 1-2 3-H 3B 1B			4	1	2	2	0	0	3				
Cito Gaston, R OBP: 0.358, SLG: 0.504 (1, 9)	X 0-0 G6-4-3 1-2f		S 0-3 K		X 0-0 L9		X 0-0 1-H 2-H 1B 3B			4	1	1	2	0	1	4				
Fred Kendall, R OBP: 0.353, SLG: 0.411 (1, 2)		X 0-0 F7		X 0-0 E5 FC5-4		X 0-0 F4	X 0-0 3-H 1B			4	0	1	1	0	0	0				
Dave Campbell, R OBP: 0.313, SLG: 0.307 (1, 3)		X 0-0 F5		X 0-0 FC5-4 S 1-2f		S 0-3 K	X 0-0 L7			4	0	0	0	0	1	2				
Derrel Thomas, S OBP: 0.286, SLG: 0.241 (1, 4)		X 0-0 L9		S 0-3 K 1-2			X 0-0 4-3	S 0-3 K		4	0	0	0	0	2	1				
Dave Hilton, R OBP: 0.278, SLG: 0.320 (1, 5)			X 0-0 6-3	S 0-3 K			X 0-0 SH1-4 1B 1B	X 0-0 E6 3-1 1B		4	2	1	0	0	1	1				
Mike Corkins, R OBP: 0.231, SLG: 0.091 (1, 1)			B 4-0 1B BB		X 0-0 4-3		X 0-0 SH1-4 1-2	X 0-0 3-1 2-3		2	1	0	0	1	0	1				
Inning Stats	R: 0 E: 0 K: 0 S: 2	H: 0 LOB: 1 BB: 2 P: 10	R: 0 E: 0 K: 0 S: 3	H: 0 LOB: 0 BB: 0 P: 3	R: 1 E: 0 K: 2 S: 9	H: 2 LOB: 2 BB: 1 P: 13	R: 0 E: 1 K: 2 S: 8	H: 0 LOB: 1 BB: 0 P: 8	R: 0 E: 0 K: 1 S: 6	H: 1 LOB: 1 BB: 0 P: 6	R: 0 E: 0 K: 1 S: 5	H: 0 LOB: 0 BB: 0 P: 5	R: 5 E: 0 K: 0 S: 8	H: 5 LOB: 1 BB: 1 P: 12	R: 1 E: 1 K: 2 S: 9	H: 1 LOB: 1 BB: 0 P: 9	1B: 7 2B: 1 3B: 1 HR: 0	SF: 0 SAC: 1 DP: 1 HBP: 0	WP: 0 PB: 0 SB: 2 CS: 0	PA: 38
PITCHER	IP WLS BF H R ER SO	WLS L 29 4 4 4 6	H R ER SO	H R ER SO	BB IBB HBP BLK	WP HR S P	ERA WHIP	PITCHER	IP WLS BF H R ER SO	WLS L 9 4 3 2 2	H R ER SO	H R ER SO	BB IBB HBP BLK	WP HR S P	ERA WHIP					
Tom Bradley, R ERA: 2.63 (1, 1)	6.2	L	29	5	4	4	6	5.40	1.350											
Elias Sosa, R ERA: 2.5 (7, 1)	1.1		9	4	3	2	2	13.50	3.000											


BOTTOM

San Francisco Giants @ San Diego Padres
San Diego Stadium, San Diego, CA
Mon May 14 1973, 10:05 PM EDT
Att. 4,008 - Unknown

livebaseballscores.com

AB	33
R	7
H	9
RBI	7
BB	4
SO	8
LOB	15



Batter	1	2	3	4	5	6	7	8	9	AB R H RBI BB SO LOB	TOP											
Bobby Bonds, R (1, 9) OBP: 0.366, SLG: 0.568	0-0 F4		0-0 F8		0-0 CS 1B		0-3 K		0-0 F9	5 0 1 0 0 1 1	San Francisco Giants @ San Diego Padres San Diego Stadium, San Diego, CA Tue May 15 1973, 10:05 PM EDT Att. 7,322 - Unknown livebaseballscorecards.com AB 37 R 4 H 13 RBI 4 BB 2 SO 6 LOB 16 											
Tito Fuentes, S (1, 4) OBP: 0.341, SLG: 0.404	0-0 2B		0-0 F6		0-3 K 1-2		0-0 FC5-4		0-0 1B	5 0 2 0 0 1 2												
Chris Speier, R (1, 6) OBP: 0.351, SLG: 0.429	4-0 BB BB		0-0 BB 1B		0-0 HR		0-0 L8		0-0 4-3	4 1 2 1 1 0 2												
Willie McCovey, L (1, 3) OBP: 0.413, SLG: 0.550	0-0 L8		4-0 1-2 BB		0-3 K		0-0 F8			3 0 0 0 1 1 2												
Ed Goodson, L (1, 5) OBP: 0.390, SLG: 0.440	0-3 K		0-0 5-3		0-0 1B 1B		0-0 1B 1B		0-0 1B 1B	4 2 2 0 0 1 4												
Garry Maddox, R (1, 8) OBP: 0.376, SLG: 0.469		0-0 F9		0-0 6-3		0-0 1B 1B		0-0 1B 1B		4 1 2 1 0 0 0												
Gary Matthews, R (1, 7) OBP: 0.408, SLG: 0.449		0-0 2B		0-0 6-3		0-0 FC5-4 1B		0-0 1B 1B		4 0 3 2 0 0 0												
Dave Rader, L (1, 2) OBP: 0.274, SLG: 0.231		0-0 F5		0-3 K		0-0 FC5-4		0-0 G6-3		4 0 0 0 0 1 4												
Ron Bryant, S (1, 1) OBP: 0.120, SLG: 0.120		0-0 4-3		0-3 K		0-0 FC5-4 1B		0-0 6-3		3 0 1 0 0 1 1												
Randy Moffitt, R (8, 1)										1 0 0 0 0 0 0												
Inning Stats	R: 0 E: 0 K: 1 S: 6	H: 1 LOB: 2 BB: 1 P: 10	R: 0 E: 0 K: 0 S: 4	H: 1 LOB: 1 BB: 0 P: 4	R: 0 E: 0 K: 0 S: 4	H: 1 LOB: 2 BB: 1 P: 8	R: 0 E: 0 K: 1 S: 5	H: 0 LOB: 0 BB: 0 P: 5	R: 0 E: 0 K: 2 S: 7	H: 1 LOB: 0 BB: 0 P: 7	R: 3 E: 1 K: 1 S: 8	H: 4 LOB: 0 BB: 0 P: 8	R: 0 E: 0 K: 1 S: 6	H: 1 LOB: 1 BB: 0 P: 6	R: 1 E: 0 K: 0 S: 5	H: 3 LOB: 1 BB: 0 P: 5	R: 0 E: 0 K: 0 S: 4	H: 1 LOB: 1 BB: 0 P: 4	1B: 10 2B: 3 3B: 0 HR: 1	SF: 0 SAC: 0 DP: 2 HBP: 0	WP: 0 PB: 0 SB: 0 CS: 1	PA: 39
PITCHER	IP WLS BF H R ER SO BB IBB HBP BLK WP HR S P ERA WHIP																					
Vicente Romo, R (1, 1) ERA: 3.29	5.1 L 25 8 3 2 5 2 0 0 0 0 0 1 33 41 3.38 1.875																					
Rich Troedson, L (6, 1) ERA: 5.09	1.2 5 1 0 0 1 0 0 0 0 0 0 0 7 7 0.00 0.600																					
Gary Ross, R (8, 1) ERA: 3.67	2.0 9 4 1 1 0 0 0 0 0 0 0 0 9 9 4.50 2.000																					

Batter	1	2	3	4	5	6	7	8	9	AB R H RBI BB SO LOB
Enzo Hernandez, R (1, 6) OBP: 0.339, SLG: 0.276	0-0 5-3		0-0 F8		0-0 F9			0-0 E 2B	0-0 F9	5 1 1 0 0 0 4
Johnny Grubb, L (1, 8) OBP: 0.402, SLG: 0.431	4-0 2B FC5-2-5-1 BB		0-0 FC1-6 1-2f		0-0 4-3			0-0 E8 1B 1B 2-H		3 1 1 0 1 0 3
Jerry Morales, R (1, 7) OBP: 0.278, SLG: 0.385	0-0 1-3 2B		0-0 1-3			0-0 5-3		0-0 F8		4 0 1 0 0 0 2
Nate Colbert, R (1, 3) OBP: 0.347, SLG: 0.403	0-0 FC5-2-5-1 3-H		0-0 F8		0-0 4-3			0-0 1B 1B 1-3		4 0 1 0 0 0 2
Cito Gaston, R (1, 9) OBP: 0.355, SLG: 0.496	0-0 6-3		0-0 F9		0-3 K			0-0 G1-4-3 1B 1-3 3-H		4 0 1 1 0 1 2
Fred Kendall, R (1, 2) OBP: 0.350, SLG: 0.405		0-0 6-3		0-0 5-3			0-0 FC6-4 1B	0-0 G1-4-3 1-2f		4 0 1 0 0 0 2
Dave Campbell, R (1, 4) OBP: 0.310, SLG: 0.304		0-0 F3			0-0 FC1-5 BB 1B		0-3 K		0-0 L7	4 0 1 0 0 1 1
Dave Hilton, R (1, 5) OBP: 0.279, SLG: 0.315 Dave Marshall, L (9, PH) OBP: 0.381, SLG: 0.400		0-0 4-3			4-0 FC1-5 BB 1-2		0-3 K		0-0 G3	2 0 0 0 1 1 1 1 0 0 0 0 0 0
Vicente Romo, R (1, 1) Rich Troedson, L (6, 1) Ivan Murrell, R (7, PH) OBP: 0.125, SLG: 0.125 Gary Ross, R (8, 1) Leron Lee, L (9, PH) OBP: 0.379, SLG: 0.359 Don Mason, L (9, PR)			4-0 FC1-6 BB		0-0 FC1-5 1-2 2-3f		0-0 FC6-4 1-2f		0-0 1B	1 0 0 0 0 1 0 2 0 0 0 0 0 0 0 0 1 0 0 0 0 0 0 1 0 0 0 0 0 0 0 0 1 0 1 0 0 0 0 0 0 0 0 0 0 0 0 0

Inning Stats	R: 0 E: 0 K: 0 S: 4	H: 1 LOB: 2 BB: 1 P: 8	R: 0 E: 0 K: 0 S: 3	H: 0 LOB: 0 BB: 0 P: 3	R: 0 E: 0 K: 0 S: 3	H: 0 LOB: 1 BB: 1 P: 7	R: 0 E: 0 K: 0 S: 3	H: 0 LOB: 0 BB: 0 P: 3	R: 0 E: 0 K: 0 S: 4	H: 1 LOB: 2 BB: 1 P: 8	R: 0 E: 0 K: 1 S: 5	H: 0 LOB: 0 BB: 0 P: 5	R: 0 E: 0 K: 2 S: 8	H: 1 LOB: 1 BB: 0 P: 8	R: 2 E: 1 K: 0 S: 6	H: 4 LOB: 1 BB: 0 P: 6	R: 0 E: 0 K: 0 S: 4	H: 1 LOB: 1 BB: 0 P: 4	1B: 6 2B: 2 3B: 0 HR: 0	SF: 0 SAC: 0 DP: 1 HBP: 0	WP: 0 PB: 0 SB: 0 CS: 0	PA: 37	
PITCHER	IP	WLS	BF	H	R	ER	SO	BB	IBB	HBP	BLK	WP	HR	S	P	ERA	WHIP						
Ron Bryant, L (1, 1) ERA: 1.97	7.0	W	29	5	2	2	3	3	0	0	0	0	0	32	44	2.57	1.143						
Randy Moffitt, R (8, 1) ERA: 1.7	2.0	S	8	3	0	0	0	0	0	0	0	0	0	8	8	0.00	1.500						


BOTTOM

San Francisco Giants @ San Diego Padres
San Diego Stadium, San Diego, CA

Tue May 15 1973, 10:05 PM EDT
Att. 7,322 - Unknown

livebaseballscorecards.com

AB	34
R	2
H	8
RBI	1
BB	3
SO	3
LOB	20



Batter	1	2	3	4	5	6	7	8	9	AB R H RBI BB SO LOB	TOP
Bobby Bonds, R (1, 9) OBP: 0.364, SLG: 0.558	0-3 K		0-0 L6			4-0 BB		0-3 K		3 0 0 0 1 2 1	San Francisco Giants @ San Diego Padres San Diego Stadium, San Diego, CA Wed May 16 1973, 10:05 PM EDT Att. 7,989 - Unknown livebaseballscorecards.com
Tito Fuentes, S (1, 4) OBP: 0.339, SLG: 0.400	0-0 6-3		0-0 6-3			0-0 L8		0-0 1B	4 0 1 0 0 0 1		
Chris Speier, R (1, 6) OBP: 0.354, SLG: 0.431	0-0 1B				0-0 G5-6-3 1B	0-0 F7		0-0 F8	4 0 2 0 0 0 2		
Willie McCovey, L (1, 3) OBP: 0.401, SLG: 0.530	0-0 4-3				0-0 G5-6-3 1-2f	0-0 6-3		0-0 F7	4 0 0 0 0 0 3		
Ed Goodson, L (1, 5) OBP: 0.375, SLG: 0.421					0-0 L8	0-0 1-3		0-0 F5	4 0 0 0 0 0 1		
Garry Maddox, R (1, 8) OBP: 0.365, SLG: 0.455					0-0 E5 CS	0-3 K			3 0 0 0 0 1 0		
Gary Matthews, R (1, 7) OBP: 0.406, SLG: 0.467					0-0 6-3 1-2	0-0 6-3		0-0 5-3	3 1 1 0 0 0 1		
Mike Sadek, R (1, 2) OBP: 0.375, SLG: 0.167 Chris Arnold, R (8, PH) OBP: 0.625, SLG: 1.000 (8, 2)	0-0 1-4-3				0-0 4-3	0-0 4-3		0-0 1B	2 0 0 0 0 0 0 1 0 1 0 0 0 0		
Juan Marichal, R (1, 1) OBP: 0.364, SLG: 0.333 Dave Kingman, R (8, PH) OBP: 0.226, SLG: 0.390 Elias Sosa, R (8, 1)			0-0 6-3			0-0 4-3		0-3 K	2 0 0 0 0 0 0 1 0 0 0 0 1 1 0 0 0 0 0 0 0		
Inning Stats	R: 0 E: 0 K: 1 S: 6 H: 1 LOB: 1 BB: 0 P: 6	R: 1 E: 1 K: 0 S: 4 H: 1 LOB: 0 BB: 0 P: 4	R: 0 E: 0 K: 0 S: 3 H: 0 LOB: 0 BB: 0 P: 3	R: 0 E: 0 K: 0 S: 3 H: 1 LOB: 0 BB: 0 P: 3	R: 0 E: 1 K: 0 S: 3 H: 0 LOB: 0 BB: 0 P: 3	R: 0 E: 0 K: 0 S: 3 H: 0 LOB: 1 BB: 1 P: 7	R: 0 E: 0 K: 1 S: 5 H: 0 LOB: 0 BB: 0 P: 5	R: 0 E: 0 K: 2 S: 8 H: 1 LOB: 1 BB: 0 P: 8	R: 0 E: 0 K: 0 S: 4 H: 1 LOB: 1 BB: 0 P: 4	1B: 4 2B: 0 3B: 1 HR: 0 SF: 0 SAC: 0 DP: 1 HBP: 0	
PITCHER Mike Caldwell, L (1, 1) ERA: 4.06	IP: 9.0 WLS: W BF: 32 H: 5 R: 1 ER: 0 SO: 4 BB: 1 IBB: 0 HBP: 0 BLK: 0 WP: 0 HR: 0 S: 39 P: 43 ERA: 0.00 WHIP: 0.667										



Batter	1	2	3	4	5	6	7	8	9	AB	R	H	RBI	BB	SO	LOB
--------	---	---	---	---	---	---	---	---	---	----	---	---	-----	----	----	-----

Enzo Hernandez, R OBP: 0.336, SLG: 0.275 (1, 6)	0-0 4-3 S 1B		0-0 6-3		0-0 F7	0-0 F4				4	0	1	0	0	0	1
Johnny Grubb, L OBP: 0.405, SLG: 0.472 (1, 8)	0-0 5-3 1-2		0-0 4-3		0-0 1B 2B		0-0 HR			4	2	2	1	0	0	1
Jerry Morales, R OBP: 0.289, SLG: 0.391 (1, 7)	0-0 4-3 2-3		0-0 S E 1B		0-0 1B FC6-4 1B		0-0 6-3			4	2	2	1	0	0	1
Nate Colbert, R OBP: 0.344, SLG: 0.399 (1, 3)	0-0 5-3		0-3 K 1-H		0-0 FC6-4 1B 1-3		0-3 K			4	0	1	0	0	2	1
Cito Gaston, R OBP: 0.352, SLG: 0.488 (1, 9)		0-0 FC1-5 1B 1B		0-3 K	0-0 FC6-4 1-2f 3-H		0-0 4-6-3			4	0	1	1	0	1	1
Fred Kendall, R OBP: 0.355, SLG: 0.417 (1, 2)		0-0 E FC1-5 1B 1-2		0-0 1B 2B	0-0 1-3		0-0 F6			4	0	2	0	0	0	1
Dave Campbell, R OBP: 0.308, SLG: 0.301 (1, 5)		0-0 FC1-5 E 1-2 2-3f		0-0 2-3 1B	0-0 F8		0-0 6-3			4	0	1	0	0	0	2
Derrel Thomas, S OBP: 0.284, SLG: 0.242 (1, 4)		0-0 E6 G6-4-3 1-2 2-3		0-3 K	0-0 SH2 1B		0-0 5-3			4	0	1	0	0	1	4
Mike Caldwell, R OBP: 0.273, SLG: 0.273 (1, 1)		0-0 G6-4-3 1-2f		0-3 K	0-0 SH2		0-0 1-2			2	0	0	0	0	1	5

Inning Stats	R: 0	H: 1	E: 0	LOB: 1	K: 0	BB: 0	S: 4	P: 4	R: 0	H: 2	E: 1	LOB: 2	K: 0	BB: 0	S: 5	P: 5	R: 1	H: 1	E: 0	LOB: 0	K: 1	BB: 0	S: 6	P: 6	R: 0	H: 2	E: 0	LOB: 2	K: 3	BB: 0	S: 11	P: 11	R: 2	H: 3	E: 0	LOB: 1	K: 0	BB: 0	S: 6	P: 6	R: 0	H: 1	E: 0	LOB: 1	K: 0	BB: 0	S: 4	P: 4	R: 1	H: 1	E: 0	LOB: 0	K: 1	BB: 0	S: 6	P: 6	R: 0	H: 0	E: 0	LOB: 0	K: 0	BB: 0	S: 3	P: 3	1B: 8	SF: 0	2B: 2	SAC: 1	3B: 0	DP: 1	HR: 1	HBP: 0	WP: 0	PA: 35
--------------	------	------	------	--------	------	-------	------	------	------	------	------	--------	------	-------	------	------	------	------	------	--------	------	-------	------	------	------	------	------	--------	------	-------	-------	-------	------	------	------	--------	------	-------	------	------	------	------	------	--------	------	-------	------	------	------	------	------	--------	------	-------	------	------	------	------	------	--------	------	-------	------	------	-------	-------	-------	--------	-------	-------	-------	--------	-------	--------

PITCHER	IP	WLS	BF	H	R	ER	SO	BB	IBB	HBP	BLK	WP	HR	S	P	ERA	WHIP
Juan Marichal, R ERA: 2.8 (1, 1)	7.0	L	32	11	4	3	5	0	0	0	0	0	1	42	42	3.86	1.571
Elias Sosa, R ERA: 2.37 (8, 1)	1.0		3	0	0	0	0	0	0	0	0	0	0	3	3	0.00	0.000

BOTTOM

San Francisco Giants @ San Diego Padres
 San Diego Stadium, San Diego, CA
 Wed May 16 1973, 10:05 PM EDT
 Att. 7,989 - Unknown

livebaseballscorecards.com

AB	34
R	4
H	11
RBI	3
BB	0
SO	5
LOB	17



Batter	1	2	3	4	5	6	7	8	9	AB R H RBI BB SO LOB	TOP
Bobby Bonds, R (1, 9) OBP: 0.361, SLG: 0.551	0-0 F8		0-0 FC6-4 1B		0-0 E5 1B		0-0 L5			4 0 1 1 0 0 1	San Francisco Giants @ Houston Astros Astrodome, Houston, TX Fri May 18 1973, 8:05 PM EDT Att. 35,169 - Dome
Tito Fuentes, S (1, 4) OBP: 0.337, SLG: 0.396	0-0 F2		0-0 FC6-4		0-0 1B			0-0 4-3		4 0 1 0 0 0 2	
Chris Speier, R (1, 6) OBP: 0.346, SLG: 0.421	0-3 K		0-0 5-3		0-0 1-3			0-0 1-3		4 0 0 0 0 1 5	
Willie McCovey, L (1, 3) OBP: 0.397, SLG: 0.521 Gary Thomasson, L (8, PR) OBP: 0.305, SLG: 0.338 (8, 3)		0-0 6-3		0-0 3-1		0-0 F7		0-0 1B		4 0 1 0 0 0 0 0 0 0 0 0 0 0	
Garry Maddox, R (1, 8) OBP: 0.352, SLG: 0.438		0-0 L6		0-0 5-3		0-0 6-3		0-0 5-3		4 0 0 0 0 0 1	
Ed Goodson, L (1, 5) OBP: 0.370, SLG: 0.414		0-0 L4		0-0 G3		0-0 1B		0-0 F9		4 0 1 0 0 0 0	
Gary Matthews, R (1, 7) OBP: 0.400, SLG: 0.469			0-0 1B 1B 2B		0-0 F3	0-0 F9		0-0 5-3		4 1 1 0 0 0 1	
Dave Rader, L (1, 2) OBP: 0.275, SLG: 0.233 Chris Arnold, R (9, PH) OBP: 0.556, SLG: 0.857			0-0 1B 1B		0-0 F5		0-0 F2		0-0 1-3	3 0 1 0 0 0 0 1 0 0 0 0 0 0	
Jim Willoughby, R (1, 1) OBP: 0.174, SLG: 0.273 Dave Kingman, R (7, PH) OBP: 0.224, SLG: 0.385 Sam McDowell, L (7, 1) OBP: 0.125, SLG: 0.125			0-3 K		0-0 1B E 1B		0-0 5-3			2 0 1 0 0 1 2 1 0 0 0 0 0 0 0 0 0 0 0 0 0	
Inning Stats	R: 0 E: 0 K: 1 S: 5 H: 0 LOB: 0 BB: 0 P: 5	R: 0 E: 0 K: 0 S: 3 H: 0 LOB: 0 BB: 0 P: 3	R: 1 E: 0 K: 1 S: 8 H: 3 LOB: 2 BB: 0 P: 8	R: 0 E: 0 K: 0 S: 3 H: 0 LOB: 0 BB: 0 P: 3	R: 0 E: 1 K: 0 S: 6 H: 2 LOB: 3 BB: 0 P: 6	R: 0 E: 0 K: 0 S: 4 H: 1 LOB: 1 BB: 0 P: 4	R: 0 E: 0 K: 0 S: 3 H: 0 LOB: 0 BB: 0 P: 3	R: 0 E: 0 K: 0 S: 4 H: 1 LOB: 1 BB: 0 P: 4	R: 0 E: 0 K: 0 S: 3 H: 0 LOB: 0 BB: 0 P: 3	1B: 6 2B: 1 3B: 0 HR: 0 SF: 0 SAC: 0 DP: 0 HBP: 0	WP: 0 PB: 0 SB: 0 CS: 0 PA: 35
PITCHER Dave Roberts, L (1, 1) ERA: 2.51	IP: 9.0 WLS: W BF: 35 H: 7 R: 1 ER: 1 SO: 2 BB: 0 IBB: 0 HBP: 0 BLK: 0 WP: 0 HR: 0 S: 39 P: 39 ERA: 1.00 WHIP: 0.778										

livebaseballscorecards.com

AB	35
R	1
H	7
RBI	1
BB	0
SO	2
LOB	12



Batter	1	2	3	4	5	6	7	8	9	AB R H RBI BB SO LOB	TOP																													
Bobby Bonds, R OBP: 0.364, SLG: 0.556 (1, 9) X	0-0 S HBP 1B		0-0 F8 2B		0-0 5-3		0-0 6-3			4 0 2 0 0 0 1																														
Tito Fuentes, S OBP: 0.330, SLG: 0.387 (1, 4) X	0-0 F7		0-0 F8 2-3		0-3 K			0-0 6-3		4 0 0 0 0 1 2																														
Ed Goodson, L OBP: 0.366, SLG: 0.402 (1, 5) H	1-0 1-2 HBP		0-0 F2			0-0 1-3		0-0 F3		3 0 0 0 0 0 1																														
Willie McCovey, L OBP: 0.387, SLG: 0.504 (1, 3) S S S	0-3 K 2-3		0-0 6-3			0-0 4-3		0-0 F9		4 0 0 0 0 1 3																														
Garry Maddox, R OBP: 0.357, SLG: 0.444 (1, 8) X	0-0 F9			0-3 K		0-0 2B		4-0 L1-3 BB		3 0 1 0 1 1 2																														
Chris Speier, R OBP: 0.339, SLG: 0.411 (1, 6)		0-0 F7		0-3 K		0-3 K		0-0 L1-3 1-2		4 0 0 0 0 2 2																														
Gary Matthews, R OBP: 0.404, SLG: 0.495 (1, 7)			0-0 F3		0-0 HR		0-0 5-3	4-0 BB		3 1 1 1 1 0 0																														
Dave Rader, L OBP: 0.281, SLG: 0.241 (1, 2)			0-0 1B		0-0 F5		0-0 G1 1B	0-0 L8		4 0 2 0 0 0 1																														
Jim Barr, R OBP: 0.182, SLG: 0.100 (1, 1)			0-0 F8			0-0 1-3	0-0 G1 1-2			3 0 0 0 0 0 2																														
Inning Stats	R: 0 E: 0 K: 1 S: 6	H: 1 LOB: 2 BB: 0 P: 7	R: 0 E: 0 K: 0 S: 4	H: 1 LOB: 1 BB: 0 P: 4	R: 0 E: 0 K: 0 S: 4	H: 1 LOB: 1 BB: 0 P: 4	R: 1 E: 0 K: 2 S: 8	H: 1 LOB: 0 BB: 0 P: 8	R: 0 E: 0 K: 1 S: 5	H: 0 LOB: 0 BB: 0 P: 5	R: 0 E: 0 K: 1 S: 6	H: 1 LOB: 1 BB: 0 P: 6	R: 0 E: 0 K: 0 S: 4	H: 1 LOB: 1 BB: 0 P: 4	R: 0 E: 0 K: 0 S: 3	H: 0 LOB: 0 BB: 0 P: 3	R: 0 E: 0 K: 0 S: 2	H: 0 LOB: 1 BB: 2 P: 10	1B: 3 2B: 3 3B: 0 HR: 1	SF: 0 SAC: 0 DP: 1 HBP: 1	WP: 0 PB: 0 SB: 1 CS: 0	PA: 35																		
PITCHER Don Wilson, R ERA: 3.07 (1, 1)	IP 9.0	WLS W	BF 35	H 6	R 1	ER 1	SO 5	BB 2	IBB 0	HBP 1	BLK 0	WP 0	HR 1	S 42	P 51	ERA 1.00	WHIP 0.889						PITCHER	IP 9.0	WLS W	BF 35	H 6	R 1	ER 1	SO 5	BB 2	IBB 0	HBP 1	BLK 0	WP 0	HR 1	S 42	P 51	ERA 1.00	WHIP 0.889

San Francisco Giants @ Houston Astros
Astrodome, Houston, TX
Sat May 19 1973, 8:05 PM EDT
Att. 32,928 - Dome

livebaseballscorecards.com

AB	32
R	1
H	6
RBI	1
BB	2
SO	5
LOB	14



Batter	1	2	3	4	5	6	7	8	9	AB R H RBI BB SO LOB
Jimmy Wynn, R OBP: 0.318, SLG: 0.463 (1, 9)	0-0 3B	0-0 FC6-4 1-2f			0-3 K			0-0 F4		4 1 1 0 0 1 2
Roger Metzger, S OBP: 0.248, SLG: 0.320 (1, 6)	0-0 SF9 3B		0-0 L1-5 3B			0-0 6-3		0-0 1B		4 1 3 1 0 0 0
Cesar Cedeno, R OBP: 0.377, SLG: 0.559 (1, 8)	0-3 K		0-0 L1-5			0-0 4-3		0-0 L7		4 0 0 0 0 1 3
Bob Watson, R OBP: 0.456, SLG: 0.532 (1, 7)	0-0 SF9		0-3 K			0-0 FC6-4 1B		0-0 F9		3 0 1 1 0 1 1
Lee May, R OBP: 0.229, SLG: 0.309 (1, 3)	0-3 K			0-0 5-3		0-0 FC6-4				3 0 0 0 0 1 1
Doug Rader, R OBP: 0.331, SLG: 0.382 (1, 5)		0-0 F7		0-3 K		0-0 6-3				3 0 0 0 0 1 0
Johnny Edwards, L OBP: 0.270, SLG: 0.333 (1, 2)		0-0 4-3		0-0 F8		0-0 4-3				3 0 0 0 0 0 0
Tommy Helms, R OBP: 0.307, SLG: 0.320 (1, 4)		0-0 1B 1B			0-0 F9		0-0 1B			3 0 2 0 0 0 0
Don Wilson, R OBP: 0.179, SLG: 0.222 (1, 1)		0-0 FC6-4 1B			0-3 K		0-3 K			3 0 1 0 0 2 1

Inning Stats	R: 2 E: 0 K: 2 S: 9	H: 2 LOB: 0 BB: 0 P: 9	R: 0 E: 0 K: 0 S: 5	H: 2 LOB: 2 BB: 0 P: 5	R: 0 E: 0 K: 1 S: 5	H: 1 LOB: 0 BB: 0 P: 5	R: 0 E: 0 K: 1 S: 5	H: 0 LOB: 0 BB: 0 P: 5	R: 0 E: 0 K: 2 S: 7	H: 0 LOB: 0 BB: 0 P: 7	R: 0 E: 0 K: 1 S: 4	H: 1 LOB: 1 BB: 0 P: 4	R: 0 E: 0 K: 1 S: 6	H: 1 LOB: 1 BB: 0 P: 6	R: 0 E: 0 K: 0 S: 4	H: 1 LOB: 1 BB: 0 P: 4
1B: 5 2B: 1 3B: 3 HR: 0	SF: 1 SAC: 0 DP: 1 HBP: 0	WP: 0 PB: 0 SB: 0 CS: 0														


PITCHER	IP	WLS	BF	H	R	ER	SO	BB	IBB	HBP	BLK	WP	HR	S	P	ERA	WHIP
Jim Barr, R ERA: 3.58 (1, 1)	8.0	L	31	8	2	2	7	0	0	0	0	0	0	45	45	2.25	1.000

BOTTOM

San Francisco Giants @ Houston Astros
Astrodome, Houston, TX
Sat May 19 1973, 8:05 PM EDT
Att. 32,928 - Dome

livebaseballscorecards.com

AB	30
R	2
H	8
RBI	2
BB	0
SO	7
LOB	8



WP: 0 PA: 31
PB: 0
SB: 0
CS: 0

Batter	1	2	3	4	5	6	7	8	9	AB R H RBI BB SO LOB	TOP																	
Bobby Bonds, R (1, 9) OBP: 0.360, SLG: 0.543	0-3 K		0-0 F9		0-0 6-3		4-0 3B BB	0-3 K		4 1 0 1 1 2 1																		
Tito Fuentes, S (1, 4) OBP: 0.326, SLG: 0.393	0-0 5-3		0-0 F8		0-0 F8		0-0 WP 3B		0-0 6-3	5 1 1 3 0 0 0																		
Ed Goodson, L (1, 5) OBP: 0.359, SLG: 0.393	0-0 1B			0-3 K		0-0 4-3	0-0 G3		0-0 1-3	5 0 1 0 0 1 0																		
Chris Speier, R (1, 6) OBP: 0.340, SLG: 0.407	0-0 F8			4-0 G6-4-3 BB		0-0 F9	0-0 L4		0-0 FC6-4 1B	4 0 1 0 1 0 1																		
Garry Maddox, R (1, 8) OBP: 0.368, SLG: 0.473		0-0 1B 2B		0-0 G6-4-3 1-2f		0-0 3B	1-0 BLK HBP		0-0 FC6-4 1-2f	4 0 2 0 0 0 2																		
Gary Matthews, R (1, 7) OBP: 0.415, SLG: 0.510		0-0 L4-3 1B			0-0 2B	4-0 2B BB	0-0 6-3			3 1 2 0 1 0 1																		
Dave Kingman, R (1, 3) OBP: 0.236, SLG: 0.402		0-3 K			0-0 2B	0-3 K		0-0 SH1-4 1B		4 1 2 1 0 2 4																		
Dave Rader, L (1, 2) OBP: 0.288, SLG: 0.252		0-0 L4-3 1-2			0-0 WP 6-3 2B		4-0 BB BB 3B BB	0-0 SH1-4		2 2 1 1 1 0 2																		
Tom Bradley, R Charlie Williams, R Damaso Blanco, R Don Carithers, R Gary Thompson, L Euseo Sosa, R Chris Arnold, R Randy Moffitt, R Sam McDowell, L			0-0 6-3		0-0 1-3		4-0 BB BB 3B BB	0-3 K		1 0 0 0 0 0 0 0 0 0 0 0 0 0 0 0 1 0																		
Inning Stats	R: 0 E: 0 K: 1 S: 6	H: 1 LOB: 1 BB: 0 P: 6	R: 0 E: 0 K: 1 S: 6	H: 2 LOB: 1 BB: 0 P: 6	R: 0 E: 0 K: 0 S: 3	H: 0 LOB: 0 BB: 0 P: 3	R: 0 E: 0 K: 1 S: 4	H: 0 LOB: 0 BB: 1 P: 8	R: 3 E: 0 K: 0 S: 6	H: 3 LOB: 0 BB: 0 P: 6	R: 0 E: 0 K: 1 S: 6	H: 1 LOB: 2 BB: 1 P: 10	R: 4 E: 0 K: 0 S: 4	H: 1 LOB: 1 BB: 3 P: 17	R: 0 E: 0 K: 2 S: 8	H: 1 LOB: 1 BB: 0 P: 8	R: 0 E: 0 K: 0 S: 4	H: 1 LOB: 1 BB: 0 P: 4	1B: 4 2B: 5 3B: 2 HR: 0	SF: 0 SAC: 1 DP: 2 HBP: 1	WP: 2 PB: 0 SB: 0 CS: 0	PA: 41						
PITCHER	IP WLS BF H R ER SO BB IBB HBP BLK WP HR S P ERA WHIP												PITCHER	IP WLS BF H R ER SO BB IBB HBP BLK WP HR S P ERA WHIP														
Jerry Reuss, L (1, 1) ERA: 2.49	6.0		27	7	5	5	4	4	0	0	0	1	0	31	47	7.50	1.833											
Cecil Upshaw, R (7, 1) ERA: 5.14	0.0		2	1	1	1	0	1	0	0	0	0	0	1	5	∞	∞											
Jim Crawford, L (7, 1) ERA: 4.5	1.2		7	1	1	1	1	0	0	1	1	1	0	8	9	5.40	0.600											
Jim York, R (8, 1) ERA: 1.82	1.1	W	5	1	0	0	1	0	0	0	0	0	0	7	7	0.00	0.750											

San Francisco Giants @ Houston Astros
Astrodome, Houston, TX
Sun May 20 1973, 4:33 AM EDT
Att. 29,231 - Dome

livebaseballscorecards.com

AB	34
R	7
H	10
RBI	6
BB	5
SO	6
LOB	13



Batter	1	2	3	4	5	6	7	8	9	AB R H RBI BB SO LOB
Jimmy Wynn, R OBP: 0.314, SLG: 0.474 (1, 9)	0-0 6-3		0-0 F8	0-0 F9			0-0 5-3		0-0 HR	5 1 1 1 0 0 1
Roger Metzger, S OBP: 0.248, SLG: 0.318 (1, 6)	0-0 5-3		0-0 4-3	0-0 F9			0-0 CS 1B			4 0 1 0 0 0 1
Cesar Cedeno, R OBP: 0.369, SLG: 0.545 (1, 8)	0-0 F6		0-0 F8		0-0 F9		0-3 K 1-2			4 0 0 0 0 1 1
Bob Watson, R OBP: 0.463, SLG: 0.535 (1, 7)		0-0 1B HR 1B		0-0 E 1B 1B	0-0 G3		4-0 1B BB			3 2 2 0 1 0 0
Lee May, R OBP: 0.230, SLG: 0.302 (1, 3)		0-0 F8		4-0 1B E 1-2 BB	0-3 K		0-3 K			3 1 0 0 1 2 2
Doug Rader, R OBP: 0.335, SLG: 0.385 (1, 5)		0-0 1-2 HR 1B		0-0 F2 1-2 2-3	0-3 K		0-0 1-3 1B			4 1 2 0 0 1 2
Johnny Edwards, L OBP: 0.281, SLG: 0.365 (1, 2)		0-0 1-1 2-H HR		4-0 E E IBB	0-0 F8		0-3 K			2 2 1 3 1 0 0
Tommie Agee, R OBP: 0.344, SLG: 0.373 (8, PH)										1 0 0 0 0 1 2
Larry Howard, R OBP: 0.220, SLG: 0.178 (9, 2)										0 0 0 0 0 0 0
Tommy Helms, R OBP: 0.311, SLG: 0.325 (1, 4)		0-0 F7		0-0 E7 SH 1B	0-0 K		0-3 K			4 1 2 1 0 1 2
Jerry Reuss, L OBP: 0.192, SLG: 0.192 (1, 1)		0-0 6-3		0-0 SH	0-3 K		0-3 K			2 0 0 1 0 1 1
Cecil Upshaw, R (7, 1)										0 0 0 0 0 0 0
Jim Crawford, L OBP: 0.250, SLG: 0.500 (7, 1)										0 0 0 0 0 0 0
Jim York, R (8, 1)										0 0 0 0 0 0 0
Jesus Alou, R OBP: 0.250, SLG: 0.375 (9, PH)										1 0 0 0 0 1 0

BOTTOM

San Francisco Giants @ Houston Astros
Astrodome, Houston, TX
Sun May 20 1973, 4:33 AM EDT
Att. 29,231 - Dome

livebaseballscorecards.com

AB	33
R	8
H	9
RBI	6
BB	3
SO	8
LOB	12



Inning Stats	R: 0	H: 0	E: 0	K: 3	S: 3	LOB: 0	BB: 0	P: 3	R: 3	H: 3	E: 0	K: 0	S: 6	LOB: 0	BB: 0	P: 6	R: 0	H: 0	E: 0	K: 0	S: 3	LOB: 0	BB: 0	P: 3	R: 4	H: 2	E: 2	K: 0	S: 6	LOB: 1	BB: 2	P: 14	R: 0	H: 0	E: 0	K: 1	S: 5	LOB: 0	BB: 0	P: 5	R: 0	H: 1	E: 0	K: 2	S: 8	LOB: 1	BB: 0	P: 8	R: 0	H: 1	E: 0	K: 1	S: 5	LOB: 0	BB: 0	P: 5	R: 0	H: 1	E: 0	K: 3	S: 10	LOB: 2	BB: 1	P: 14	R: 1	H: 1	E: 0	K: 1	S: 4	LOB: 0	BB: 0	P: 4	1B: 7	SF: 0	2B: 0	3B: 0	HR: 2	SAC: 1	DP: 0	HBP: 0	WP: 0	PB: 0	SB: 0	CS: 1	PA: 37
--------------	------	------	------	------	------	--------	-------	------	------	------	------	------	------	--------	-------	------	------	------	------	------	------	--------	-------	------	------	------	------	------	------	--------	-------	-------	------	------	------	------	------	--------	-------	------	------	------	------	------	------	--------	-------	------	------	------	------	------	------	--------	-------	------	------	------	------	------	-------	--------	-------	-------	------	------	------	------	------	--------	-------	------	-------	-------	-------	-------	-------	--------	-------	--------	-------	-------	-------	-------	--------

PITCHER	IP	WLS	BF	H	R	ER	SO	BB	IBB	HBP	BLK	WP	HR	S	P	ERA	WHIP
Tom Bradley, R ERA: 3.82 (1, 1)	3.1		17	5	7	5	0	1	1	0	0	0	1	15	23	13.50	1.800
Charlie Williams, R ERA: (4, 1)	0.2		3	0	0	0	0	0	0	0	0	0	0	3	3	0.00	0.000
Don Carrithers, R ERA: 7.56 (5, 1)	2.0		7	1	0	0	3	0	0	0	0	0	0	13	13	0.00	0.500
Elias Sosa, R ERA: 2.25 (7, 1)	1.0		3	1	0	0	1	0	0	0	0	0	0	5	5	0.00	1.000
Randy Moffitt, R ERA: 1.69 (8, 1)	0.1		3	1	0	0	1	1	0	0	0	0	0	4	8	0.00	6.000

PITCHER	IP	WLS	BF	H	R	ER	SO	BB	IBB	HBP	BLK	WP	HR	S	P	ERA	WHIP
Sam McDowell, L ERA: 5.6 (8, 1)	1.0		4	1	1	1	3	0	0	0	0	0	1	10	10	9.00	1.000

Batter	1	2	3	4	5	6	7	8	9	AB R H RBI BB SO LOB	TOP											
Bobby Bonds, R (1, 9) OBP: 0.368, SLG: 0.543 Jim Howarth, L (6, 9) OBP: 0.229, SLG: 0.186	0-0 4-3 S E 1B	4-0 8-6-3 BB		0-3 K		1-0 S 1B HBP		0-0 E1 F8 WP		2 2 1 0 1 1 0 1 0 0 0 0 0 0	San Francisco Giants @ Houston Astros Astrodome, Houston, TX Mon May 21 1973, 8:05 PM EDT Att. 24,186 - Dome											
Tito Fuentes, S (1, 4) OBP: 0.323, SLG: 0.388	0-0 4-3 1-3	0-0 8-6-3 1-2f		0-0 F7		0-0 1B 1-H		0-0 F8 1-3		5 0 1 1 0 0 3												
Garry Maddox, R (1, 8) OBP: 0.369, SLG: 0.496	0-0 E5 1B 1B	0-0 F4		0-0 5-3			0-0 HR	0-3 K		5 2 2 1 0 1 1												
Willie McCovey, L (1, 3) OBP: 0.381, SLG: 0.488	0-0 F7 3-H		4-0 1B 1B BB		0-0 F8		0-0 4-3 1-X	0-0 4-3 3		4 0 0 0 1 0 2												
Ed Goodson, L (1, 5) OBP: 0.369, SLG: 0.429	0-0 1B 3B 1B		0-0 1B 1B		0-0 4-1		0-0 4-3		0-0 HR	5 2 3 1 0 0 0												
Gary Matthews, R (1, 7) OBP: 0.423, SLG: 0.523	0-0 1-2 3B 1B		0-3 K		0-0 2B		0-0 E S HR 1B	0-0 F8		5 2 3 1 0 1 2												
Chris Speier, R (1, 6) OBP: 0.347, SLG: 0.441	0-0 1-H 2-H 3B		0-0 1-3 2-H 1B		0-0 F2		0-0 1-H HR	0-0 F8		5 1 3 4 0 0 1												
Dave Rader, L (1, 2) OBP: 0.298, SLG: 0.254	4-0 IBB		4-0 FC4-6 IBB		0-0 F7		0-0 1B	0-0 G3		3 0 1 0 2 0 0												
Ron Bryant, S (1, 1) OBP: 0.107, SLG: 0.107 Randy Moffitt, R (6, 1)	0-3 K		0-0 FC4-6		0-3 K		0-0 5-3			3 0 0 0 0 2 5 1 0 0 0 0 0 1												
Inning Stats	R: 4 E: 1 K: 1 S: 10	H: 5 LOB: 2 BB: 1 P: 14	R: 0 E: 0 K: 0 S: 2	H: 0 LOB: 0 BB: 1 P: 6	R: 0 E: 0 K: 1 S: 6	H: 2 LOB: 3 BB: 2 P: 14	R: 0 E: 0 K: 1 S: 5	H: 0 LOB: 0 BB: 0 P: 5	R: 0 E: 0 K: 0 S: 4	H: 1 LOB: 1 BB: 0 P: 4	R: 1 E: 0 K: 1 S: 5	H: 1 LOB: 1 BB: 0 P: 6	R: 3 E: 0 K: 0 S: 7	H: 4 LOB: 1 BB: 0 P: 7	R: 0 E: 1 K: 1 S: 6	H: 0 LOB: 1 BB: 0 P: 6	R: 1 E: 0 K: 0 S: 4	H: 1 LOB: 0 BB: 0 P: 4	1B: 9 2B: 2 3B: 1 HR: 3	SF: 0 SAC: 0 DP: 1 HBP: 1	WP: 1 PB: 0 SB: 3 CS: 0	PA: 44
PITCHER	IP WLS BF H R ER SO BB IBB HBP BLK WP HR S P ERA WHIP																					
Ken Forsch, R (1, 1) ERA: 3.69	0.2 L 7 5 4 4 0 0 0 0 0 0 0 0 7 7 54.00 7.500																					
Tom Griffin, R (1, 1) ERA: 3.77	1.1 5 0 0 0 1 1 1 0 0 0 0 5 13 0.00 0.750																					
Jim Ray, R (3, 1) ERA: 1.84	4.0 17 4 1 1 3 1 1 1 0 0 0 20 29 2.25 1.250																					
Jim York, R (7, 1) ERA: 2.81	1.0 7 4 3 3 0 0 0 0 0 0 2 7 7 27.00 4.000																					
Jim Crawford, L (8, 1) ERA: 4.5	2.0 8 1 1 1 1 0 0 0 0 1 1 10 10 4.50 0.500																					

livebaseballscorecards.com

AB	39
R	9
H	14
RBI	8
BB	4
SO	5
LOB	15



Batter	1	2	3	4	5	6	7	8	9	AB	R	H	RBI	BB	SO	LOB
Jimmy Wynn, R OBP: 0.322, SLG: 0.494 (1, 9)	4-0 FC5-4 BB	0-0 5-3			0-0 HR		0-0 6-3		0-0 BB 1B	4	1	2	1	1	0	1
Roger Metzger, S OBP: 0.261, SLG: 0.323 (1, 6)	0-3 K		0-0 G6-4-3 1B		0-0 1B		0-3 K		4-0 1-2 BB	4	0	2	0	1	2	1
Cesar Cedeno, R OBP: 0.369, SLG: 0.545 Tommie Agee, R OBP: 0.333, SLG: 0.359 (1, 8)	0-0 F7		0-0 F4		0-0 F8		0-0 1B		0-0 1-3	0	0	0	0	0	0	0
Bob Watson, R OBP: 0.458, SLG: 0.524 (1, 7)	0-0 FC5-4 1-2f		0-0 G6-4-3		1-0 1B HBP		0-0 5-3			3	1	0	0	0	0	3
Lee May, R OBP: 0.223, SLG: 0.292 (1, 3)		0-0 F4		0-0 F9		0-0 F8		0-0 5-3		4	0	0	0	0	0	1
Doug Rader, R OBP: 0.328, SLG: 0.375 (1, 5)		0-0 F8		0-0 F3		0-0 F8		0-3 K		4	0	0	0	0	1	1
Tommy Helms, R OBP: 0.318, SLG: 0.331 Bob Gallagher, L OBP: 0.188, SLG: 0.200 Hector Torres, R OBP: 0.154, SLG: 0.083 (1, 4)		0-0 2B 1B 1B		0-0 F9		0-0 1B 1-2 1B		0-0 4-3		3	1	2	0	0	0	0
Larry Howard, R OBP: 0.245, SLG: 0.229 Jerry Reuss, L OBP: 0.192, SLG: 0.192 Jim York, R (7, 1)		0-0 1B		0-0 F8		0-0 1B		0-0 F8		3	1	2	1	0	0	0
Jim Crawford, L OBP: 0.250, SLG: 0.500 Jimmy Stewart, S OBP: 0.250, SLG: 0.182 (8, 1)		1-3 1B 2B		0-0 K		1-2 2-H 1B		0-0 4-3		0	0	0	0	0	0	0
Ken Forsch, R OBP: 0.077, SLG: 0.040 Tom Griffin, R Jesus Alou, R OBP: 0.333, SLG: 0.444 Jim Ray, R OBP: 0.250, SLG: 0.250 Skip Jutze, R Johnny Edwards, L OBP: 0.276, SLG: 0.358 (1, 1)		0-0 2-H 3-H 1B		0-3 K		0-0 F5		0-0 4-3		0	0	0	0	0	0	0

Inning Stats	R: 0	H: 0	E: 0	K: 1	S: 5	R: 2	H: 3	E: 0	K: 0	S: 6	R: 0	H: 1	E: 0	K: 0	S: 3	R: 0	H: 0	E: 0	K: 0	S: 3	R: 1	H: 2	E: 0	K: 1	S: 7	R: 1	H: 2	E: 0	K: 0	S: 5	R: 0	H: 1	E: 0	K: 1	S: 6	R: 0	H: 0	E: 0	K: 1	S: 5	R: 0	H: 1	E: 0	K: 0	S: 4	R: 0	H: 1	E: 0	K: 0	S: 4	1B: 8	SF: 0	2B: 1	SAC: 0	3B: 0	DP: 1	HR: 1	HBP: 1	WP: 0	PA: 39
--------------	------	------	------	------	------	------	------	------	------	------	------	------	------	------	------	------	------	------	------	------	------	------	------	------	------	------	------	------	------	------	------	------	------	------	------	------	------	------	------	------	------	------	------	------	------	------	------	------	------	------	-------	-------	-------	--------	-------	-------	-------	--------	-------	--------

PITCHER	IP	WLS	BF	H	R	ER	SO	BB	IBB	HBP	BLK	WP	HR	S	P	ERA	WHIP
Ron Bryant, L ERA: 2.3 (1, 1)	5.2	W	26	8	4	4	2	1	0	0	0	0	1	28	33	6.35	1.588
Randy Moffitt, R ERA: 1.55 (6, 1)	3.1	S	13	2	0	0	2	1	0	0	0	0	0	16	20	0.00	0.900

BOTTOM

San Francisco Giants @ Houston Astros
Astrodome, Houston, TX
Mon May 21 1973, 8:05 PM EDT
Att. 24,186 - Dome

livebaseballscorecards.com

AB	36
R	4
H	10
RBI	4
BB	2
SO	4
LOB	14



Batter	1	2	3	4	5	6	7	8	9	AB R H RBI BB SO LOB
Bobby Bonds, R (1, 9) OBP: 0.378, SLG: 0.568	4-0 SH1-3 1B S BB		0-0 1B 2B	0-0 FC6-4 S 1B		0-0 F9			0-0 HR	4 4 3 1 1 0 0
Tito Fuentes, S (1, 4) OBP: 0.327, SLG: 0.387	0-0 SH1-3 1-3		0-0 IBB 2B 1B 2-H	4-0 FC6-4 BB		0-0 5-3		0-3 K	3 1 1 1 1 1 0	
Garry Maddox, R (1, 8) OBP: 0.378, SLG: 0.508	0-0 CS 1B 3-H		0-0 F8	0-0 FC6-4 S 1-2f 2-3		0-0 G6-4-3 1B		0-0 2B	5 0 3 1 0 0 3	
Willie McCovey, L (1, 3) OBP: 0.383, SLG: 0.484 Dave Kingman, R (3, 3) OBP: 0.228, SLG: 0.388	0-3 K		4-0 2B 1B 1-2	0-3 K 1-2 3-H		0-0 G6-4-3 1-2f		0-3 K	1 1 0 0 1 1 1 3 0 0 0 0 2 3	
Ed Goodson, L (1, 5) OBP: 0.373, SLG: 0.431	0-0 CS 1-2		0-0 F8		0-0 1B 1B		0-0 6-3		4 0 2 0 0 0 2	
Gary Matthews, R (1, 7) OBP: 0.425, SLG: 0.532			0-0 E 1B 1B 1-2	0-0 1B 2B 1-3 2-H		0-0 F8		0-0 6-3	4 1 2 1 0 0 1	
Chris Speier, R (1, 6) OBP: 0.355, SLG: 0.448			0-3 K 1-2 2-3	0-0 1B 2B 2-H 3-H		0-0 G4-6-3 1B 1-2		0-0 G6-3 1B	4 0 3 2 0 1 2	
Dave Rader, L (1, 2) OBP: 0.297, SLG: 0.248			4-0 G6-4-3 IBB	0-0 F9		0-0 G4-6-3 1-2f		0-0 G6-3 1-2f	3 0 0 0 1 0 4	
Juan Marichal, R (1, 1) OBP: 0.308, SLG: 0.273			0-0 G6-4-3 1-2f		0-0 F4		0-0 6-3		0-0 4-3	4 0 0 0 0 0 3

TOP

San Francisco Giants @ Atlanta Braves
Atlanta Stadium, Atlanta, GA

Tue May 22 1973, 7:05 PM EDT
Att. 8,846 - Unknown


livebaseballscorecards.com

AB	35
R	7
H	14
RBI	6
BB	4
SO	5
LOB	19

Inning Stats	R: 1 E: 0 K: 1 S: 5	H: 1 LOB: 0 BB: 1 P: 9	R: 0 E: 1 K: 1 S: 6	H: 2 LOB: 2 BB: 1 P: 10	R: 4 E: 0 K: 0 S: 7	H: 4 LOB: 1 BB: 1 P: 11	R: 1 E: 0 K: 1 S: 6	H: 1 LOB: 1 BB: 1 P: 10	R: 0 E: 0 K: 0 S: 4	H: 2 LOB: 1 BB: 0 P: 4	R: 0 E: 0 K: 0 S: 3	H: 0 LOB: 0 BB: 0 P: 3	R: 0 E: 0 K: 0 S: 3	H: 1 LOB: 0 BB: 0 P: 3	R: 0 E: 0 K: 0 S: 3	H: 1 LOB: 0 BB: 0 P: 3	R: 1 E: 0 K: 2 S: 9	H: 2 LOB: 1 BB: 0 P: 9	1B: 10 2B: 3 3B: 0 HR: 1	SF: 0 SAC: 1 DP: 4 HBP: 0	WP: 0 PB: 0 SB: 4 CS: 1	PA: 41
--------------	------------------------------	---------------------------------	------------------------------	----------------------------------	------------------------------	----------------------------------	------------------------------	----------------------------------	------------------------------	---------------------------------	------------------------------	---------------------------------	------------------------------	---------------------------------	------------------------------	---------------------------------	------------------------------	---------------------------------	-----------------------------------	------------------------------------	----------------------------------	--------

PITCHER	IP	WLS	BF	H	R	ER	SO	BB	IBB	HBP	BLK	WP	HR	S	P	ERA	WHIP
Pat Dobson, R (1, 1) ERA: 5.17	2.2	L	16	7	5	5	2	1	2	0	0	0	0	17	29	16.88	3.000
Ron Schueler, R (3, 1) ERA: 4.5	2.1		10	3	1	1	1	1	0	0	0	0	0	11	15	3.86	1.714
Jim Panther, R (6, 1) ERA:	2.0		6	1	0	0	0	0	0	0	0	0	0	6	6	0.00	0.500
Danny Frisella, R (8, 1) ERA: 3.97	2.0		8	3	1	1	2	0	0	0	0	0	1	12	12	4.50	1.500



Batter	1	2	3	4	5	6	7	8	9	AB R H RBI BB SO LOB	TOP																						
Bobby Bonds, R (1, 9) OBP: 0.380, SLG: 0.565	0-0 6-3		0-0 F9		4-0 FC4 BB			0-0 FC4 1B		3 0 1 0 1 0 0	<p>San Francisco Giants @ Atlanta Braves Atlanta Stadium, Atlanta, GA</p> <p>Thu May 24 1973, 7:05 PM EDT Att. 4,520 - Unknown</p> <p>livebaseballscorecards.com</p> <table border="1"> <tr><td>AB</td><td>30</td></tr> <tr><td>R</td><td>1</td></tr> <tr><td>H</td><td>5</td></tr> <tr><td>RBI</td><td>0</td></tr> <tr><td>BB</td><td>3</td></tr> <tr><td>SO</td><td>3</td></tr> <tr><td>LOB</td><td>13</td></tr> </table> <p></p> <table border="1"> <tr><td>WP: 0</td><td>PA: 34</td></tr> <tr><td>PB: 0</td><td></td></tr> <tr><td>SB: 1</td><td></td></tr> <tr><td>CS: 0</td><td></td></tr> </table>	AB	30	R	1	H	5	RBI	0	BB	3	SO	3	LOB	13	WP: 0	PA: 34	PB: 0		SB: 1		CS: 0	
AB	30																																
R	1																																
H	5																																
RBI	0																																
BB	3																																
SO	3																																
LOB	13																																
WP: 0	PA: 34																																
PB: 0																																	
SB: 1																																	
CS: 0																																	
Tito Fuentes, S (1, 4) OBP: 0.320, SLG: 0.379	0-0 6-3		0-0 4-3		0-0 FC4			0-0 FC4 PO		4 0 0 0 0 0 3																							
Garry Maddox, R (1, 8) OBP: 0.382, SLG: 0.504	0-0 S 1B		0-0 F6				0-0 F9	0-0 PO 1-2	4-0 BB	3 0 1 0 1 0 0																							
Ed Goodson, L (1, 5) OBP: 0.369, SLG: 0.425	0-0 4-3 1-2			0-0 G6-4-3 1B			0-0 4-3		0-0 F8	4 0 1 0 0 0 2																							
Gary Matthews, R (1, 7) OBP: 0.420, SLG: 0.518		4-0 1B FC5-2 BB		0-0 F6			0-0 F8		0-0 F4	3 0 0 0 1 0 2																							
Chris Speier, R (1, 6) OBP: 0.353, SLG: 0.443		0-0 FC5 FC5-2 1-3 1B		0-0 G6-4-3 1-2f			0-0 6-3		0-0 6-3	4 0 1 0 0 0 2																							
Dave Kingman, R (1, 3) OBP: 0.221, SLG: 0.375		0-0 FC5-2 1-2 3-H E			0-3 K		0-0 F7			3 1 0 0 0 1 2																							
Mike Sadek, R (1, 2) OBP: 0.300, SLG: 0.125		0-0 FC5			0-3 K		0-0 F7			2 0 0 0 0 1 1																							
Gary Thomasson, L (7, PH) OBP: 0.310, SLG: 0.333		1-H 2-3f								1 0 0 0 0 0 0																							
Elias Sosa, R (7, 1)										0 0 0 0 0 0 0																							
Sam McDowell, L (1, 1) OBP: 0.200, SLG: 0.200		0-3 K			0-0 BB 1B			0-0 F6		2 0 1 0 0 1 1																							
Dave Rader, L (7, 2) OBP: 0.295, SLG: 0.247										1 0 0 0 0 0 0																							
Inning Stats	R: 0 E: 0 K: 0 S: 4	H: 1 LOB: 1 BB: 0 P: 4	R: 1 E: 1 K: 1 S: 6	H: 1 LOB: 1 BB: 1 P: 10	R: 0 E: 0 K: 0 S: 3	H: 0 LOB: 0 BB: 0 P: 3	R: 0 E: 0 K: 0 S: 3	H: 1 LOB: 0 BB: 0 P: 3	R: 0 E: 0 K: 0 S: 3	H: 0 LOB: 0 BB: 0 P: 3	R: 0 E: 0 K: 0 S: 3	H: 1 LOB: 0 BB: 0 P: 3	R: 0 E: 0 K: 0 S: 3	H: 0 LOB: 1 BB: 1 P: 7	1B: 5 2B: 0 3B: 0 HR: 0	SF: 0 SAC: 0 DP: 1 HBP: 0	WP: 0 PB: 0 SB: 1 CS: 0	PA: 34															
PITCHER Carl Morton, R (1, 1) ERA: 2.52	IP: 9.0 WLS: W BF: 33 H: 5 R: 1 ER: 0 SO: 3 BB: 3 IBB: 0 HBP: 0 BLK: 0 WP: 0 HR: 0 S: 36 P: 48 ERA: 0.00 WHIP: 0.889																																

Batter	1	2	3	4	5	6	7	8	9
Ralph Garr, L OBP: 0.262, SLG: 0.280 (1, 9) X	0-0 1B	0-0 4-3		0-0 G3		0-0 1-3			
Marty Perez, R OBP: 0.364, SLG: 0.358 (1, 6) X	0-0 F7		0-0 FC6-4 1B		0-0 FC4 1B		0-0 F8		
Darrell Evans, L OBP: 0.351, SLG: 0.559 (1, 5) X	0-0 F7		0-3 K		0-0 F7		0-0 F8		
Hank Aaron, R OBP: 0.373, SLG: 0.549 (1, 7) S S S	0-3 K		0-3 K		0-0 L5		0-0 4-3		
Dusty Baker Jr., R OBP: 0.314, SLG: 0.413 (1, 8) X		0-0 F4	0-0 FC6-4 1-2f		0-0 FC4 1-2f		0-0 FC2-8 1B		
Davey Johnson, R OBP: 0.373, SLG: 0.447 (1, 4) X		0-0 HR		4-0 SH1-4 1B BB		0-0 F7		0-0 FC2-6 1-2f G3-6-3	
Joe Pepitone, L OBP: 0.331, SLG: 0.383 (1, 3) X		0-0 FC4-6 1B		0-0 SH1-4 1-2 1B		0-3 K		0-0 G3-6-3 1-2f	
Johnny Oates, L OBP: 0.286, SLG: 0.307 (1, 2) X		0-0 FC4-6 1-2f 2B		0-0 SH1-4 1-2 2-3 1B		0-0 1B 1B			
Carl Morton, R OBP: 0.259, SLG: 0.280 (1, 1) X		0-0 1-H 2B		0-3 K		0-0 1-2 1B			

Inning Stats	R: 0 E: 0 K: 1 S: 6	H: 1 LOB: 1 BB: 0 P: 6	R: 2 E: 0 K: 0 S: 6	H: 3 LOB: 1 BB: 0 P: 6	R: 0 E: 0 K: 2 S: 8	H: 1 LOB: 1 BB: 0 P: 8	R: 0 E: 0 K: 1 S: 6	H: 1 LOB: 2 BB: 1 P: 10	R: 0 E: 0 K: 0 S: 4	H: 1 LOB: 1 BB: 0 P: 4	R: 0 E: 0 K: 1 S: 7	H: 2 LOB: 2 BB: 0 P: 7	R: 0 E: 0 K: 0 S: 3	H: 0 LOB: 0 BB: 0 P: 3	R: 0 E: 0 K: 0 S: 3	H: 1 LOB: 0 BB: 0 P: 3
1B: 8 2B: 1 3B: 0 HR: 1	SF: 0 SAC: 1 DP: 1 HBP: 0	WP: 0 PA: 34														

PITCHER	IP	WLS	BF	H	R	ER	SO	BB	IBB	HBP	BLK	WP	HR	S	P	ERA	WHIP
Sam McDowell, L ERA: 5.13 (1, 1)	6.0	L	28	9	2	2	5	1	0	0	0	0	1	37	41	3.00	1.667
Elias Sosa, R ERA: 2.05 (7, 1)	2.0		6	1	0	0	0	0	0	0	0	0	0	6	6	0.00	0.500

BOTTOM


San Francisco Giants @ Atlanta Braves
Atlanta Stadium, Atlanta, GA

Thu May 24 1973, 7:05 PM EDT
Att. 4,520 - Unknown

livebaseballscorecards.com

AB	32
R	2
H	10
RBI	2
BB	1
SO	5
LOB	19



Batter	1	2	3	4	5	6	7	8	9	AB R H RBI BB SO LOB	TOP											
Ron Hunt, R OBP: 0.407, SLG: 0.322 (1, 4) (9, 5)	0-0 5-3		0-0 E5		0-0 G3-6-3		0-0 1B		0-0 2B 1B	5 1 2 1 0 0 1												
Ron Woods, R OBP: 0.392, SLG: 0.386 (1, 8) (9, PR)	0-0 F9		0-3 K			0-0 F7	0-0 F4		0-0 WP 2B	5 1 1 1 0 1 4												
Ron Fairly, L OBP: 0.496, SLG: 0.546 Pepe Frias, R OBP: 0.230, SLG: 0.254 (1, 7) (9, PR) (9, 4)	0-0 6-3		0-0 L3			0-0 F5	0-0 F7		4-0 BB BB	4 0 0 0 1 0 4 0 0 0 0 0 0 0												
Ken Singleton, S OBP: 0.403, SLG: 0.408 (1, 9)		4-0 1B BB	0-0 1-3			4-0 BB		0-0 FC2-8 1B	0-0 F7	3 1 1 0 2 0 2												
Mike Jorgensen, L OBP: 0.315, SLG: 0.294 (1, 3)		0-0 1B 1B		0-0 F6		0-0 4-3		0-0 FC2-6 6-3	4-0 FC6-4 BB	4 0 1 0 1 0 2												
John Boccabella, R OBP: 0.304, SLG: 0.339 (1, 2)		0-0 1B		0-0 F6			0-0 BB 1B	0-0 6-3	0-0 FC6-4	5 1 2 1 0 0 3												
Bob Bailey, R OBP: 0.352, SLG: 0.405 Clyde Mashore, R (1, 5) (9, 7)		0-0 F4		0-0 F6			4-0 BB 1B	0-3 K		3 0 0 0 1 1 3 0 0 0 0 0 0 0	AB 36 R 5 H 10 RBI 4 BB 5 SO 2 LOB 25											
Tim Foli, R OBP: 0.242, SLG: 0.262 (1, 6)		0-0 F3			0-0 F7		0-0 1B 1B		0-0 SH3-4 1B	4 1 2 1 0 0 2												
Mike Torrez, R OBP: 0.278, SLG: 0.333 Boots Day, L OBP: 0.391, SLG: 0.429 Mike Marshall, R OBP: 0.429, SLG: 0.333 (1, 1) (7, PH) (7, 1)		0-0 6-3			0-0 G3-6-3 1B		0-0 F3		0-0 SH3-4	2 0 1 0 0 0 2 1 0 0 0 0 0 2 0 0 0 0 0 0 0												
Inning Stats	R: 0 E: 0 K: 0 S: 3	H: 0 LOB: 0 BB: 0 P: 3	R: 1 E: 0 K: 0 S: 5	H: 2 LOB: 2 BB: 1 P: 9	R: 0 E: 1 K: 1 S: 6	H: 0 LOB: 1 BB: 0 P: 6	R: 0 E: 0 K: 0 S: 3	H: 0 LOB: 0 BB: 0 P: 3	R: 0 E: 0 K: 0 S: 3	H: 1 LOB: 0 BB: 0 P: 3	R: 0 E: 0 K: 0 S: 3	H: 0 LOB: 1 BB: 1 P: 7	R: 1 E: 0 K: 0 S: 6	H: 3 LOB: 3 BB: 1 P: 10	R: 0 E: 0 K: 1 S: 6	H: 1 LOB: 1 BB: 0 P: 6	R: 3 E: 0 K: 0 S: 6	H: 3 LOB: 2 BB: 2 P: 14	1B: 9 2B: 1 3B: 0 HR: 0	SF: 0 SAC: 1 DP: 1 HBP: 0	WP: 2 PB: 0 SB: 3 CS: 0	PA: 42
PITCHER	IP WLS BF H R ER SO BB IBB HBP BLK WP HR S P ERA WHIP																					
Jim Barr, R ERA: 3.67 (1, 1)	8.1 L 37 9 4 4 2 3 0 0 0 0 0 0 38 50 4.32 1.440																					
Randy Moffitt, R ERA: 1.74 (9, 1)	0.2 5 1 1 1 0 2 0 0 0 1 0 3 11 13.50 4.500																					

Montreal Expos @ San Francisco Giants
Candlestick Park, San Francisco, CA

Fri May 25 1973, 10:05 PM EDT
Att. 4,177 - Unknown

livebaseballscorecards.com

Batter	1	2	3	4	5	6	7	8	9	AB R H RBI BB SO LOB
Bobby Bonds, R OBP: 0.376, SLG: 0.556 (1, 9)	0-0 CS 1B	0-0 6-3		0-0 5-3			0-0 6-3		0-3 K	5 0 1 0 0 1 4
Tito Fuentes, S OBP: 0.314, SLG: 0.371 (1, 4)	0-0 6-3 1-2		0-0 F5		0-0 6-3		0-0 F4			4 0 0 0 0 0 1
Chris Speier, R OBP: 0.346, SLG: 0.434 (1, 6)	0-0 E5 1B		0-0 G3		0-0 F8		0-3 K			4 0 0 0 0 1 0
Ed Coodson, L OBP: 0.381, SLG: 0.455 (1, 5)	0-0 1-2 1B		0-0 HR		4-0 1B BB		0-0 F7			3 1 2 1 1 0 0
Gary Matthews, R OBP: 0.422, SLG: 0.517 (1, 7)	0-0 F8		0-0 1B		0-0 1-3 1B		0-0 F8			4 0 2 0 0 0 2
Jim Howarth, L OBP: 0.212, SLG: 0.170 Randy Moffitt, R (9, 1)		0-0 E3 FC4-6 1B	0-0 G3		0-0 F7		0-0 G3			4 0 0 0 0 0 1 0 0 0 0 0 0 0
Dave Kingman, R OBP: 0.242, SLG: 0.435 (1, 3)		0-0 1-2 FC4-6 1B		0-0 2B		0-0 HR		0-3 K		4 1 3 1 0 1 0
Dave Rader, L OBP: 0.288, SLG: 0.240 (1, 2)		0-0 FC4-6 SH1-3 1-2f 2-3		0-0 F6		0-0 F6		0-0 5-3		4 0 0 0 0 0 3
Jim Barr, R OBP: 0.167, SLG: 0.091 Gary Thomasson, L OBP: 0.318, SLG: 0.342 (9, 8)		0-0 SH1-3 1-2		0-0 4-3		0-0 4-3		0-0 1B		2 0 0 0 0 0 1 1 0 1 0 0 0 0

Inning Stats	R: 0 E: 1 K: 0 S: 5	H: 2 LOB: 2 BB: 0 P: 5	R: 0 E: 1 K: 0 S: 5	H: 1 LOB: 2 BB: 0 P: 5	R: 1 E: 0 K: 0 S: 5	H: 2 LOB: 1 BB: 0 P: 5	R: 0 E: 0 K: 0 S: 4	H: 1 LOB: 1 BB: 0 P: 4	R: 0 E: 0 K: 0 S: 3	H: 1 LOB: 2 BB: 1 P: 7	R: 1 E: 0 K: 0 S: 4	H: 1 LOB: 0 BB: 0 P: 4	R: 0 E: 0 K: 1 S: 5	H: 0 LOB: 0 BB: 0 P: 5	R: 0 E: 0 K: 0 S: 3	H: 0 LOB: 0 BB: 0 P: 3	R: 0 E: 0 K: 2 S: 8	H: 1 LOB: 1 BB: 0 P: 8	1B: 6 2B: 1 3B: 0 HR: 2	SF: 0 SAC: 1 DP: 0 HBP: 0	WP: 0 PB: 0 SB: 0 CS: 1	PA: 37
--------------	------------------------------	---------------------------------	------------------------------	---------------------------------	------------------------------	---------------------------------	------------------------------	---------------------------------	------------------------------	---------------------------------	------------------------------	---------------------------------	------------------------------	---------------------------------	------------------------------	---------------------------------	------------------------------	---------------------------------	----------------------------------	------------------------------------	----------------------------------	--------

PITCHER	IP	WLS	BF	H	R	ER	SO	BB	IBB	HBP	BLK	WP	HR	S	P	ERA	WHIP
Mike Torrez, R ERA: 4.29 (1, 1)	6.0		27	8	2	2	0	1	0	0	0	0	2	26	30	3.00	1.500
Mike Marshall, R ERA: 4.5 (7, 1)	3.0	W	10	1	0	0	3	0	0	0	0	0	0	16	16	0.00	0.333

BOTTOM

Montreal Expos @ San Francisco Giants
Candlestick Park, San Francisco, CA
Fri May 25 1973, 10:05 PM EDT
Att. 4,177 - Unknown

livebaseballscorecards.com

AB	35
R	2
H	9
RBI	2
BB	1
SO	3
LOB	12



Batter	1	2	3	4	5	6	7	8	9	AB R H RBI BB SO LOB
--------	---	---	---	---	---	---	---	---	---	----------------------

Ron Hunt, R OBP: 0.409, SLG: 0.336 (1, 4)	0-0 L5		0-0 F6		0-0 FC5-4 1B		0-0 S 2B			4 0 2 1 0 0 0
Ron Woods, R OBP: 0.396, SLG: 0.384 John Boccabella, R OBP: 0.304, SLG: 0.339 (1, 8) (7, 2)	4-0 1B BB		0-0 G3-6-3 1B		0-0 FC5-4 1-2f		0-3 K 2-3			3 0 1 0 1 1 2 0 0 0 0 0 0 0
Ron Fairly, L OBP: 0.489, SLG: 0.535 John Strohmayr, R (1, 7) (7, 1)	0-0 G4-6-3 1B		0-0 G3-6-3 1-2f			0-3 K	0-0 6-3			4 0 1 0 0 1 2 0
Tom Walker, R Mickey Scott, L (8, 1) (8, 1)										
Ken Singleton, S OBP: 0.392, SLG: 0.395 (1, 9)	0-0 G4-6-3 1-2f			0-0 F6		0-0 4-3		0-0 6-3		4 0 0 0 0 0 2
Mike Jorgensen, L OBP: 0.305, SLG: 0.283 (1, 3) (7, 7)		0-0 F7		0-0 G3		0-0 F8		0-0 L9		4 0 0 0 0 0 0
Bob Bailey, R OBP: 0.368, SLG: 0.436 (1, 5)		0-0 2B		0-0 FC6-4 1B			0-0 1B 2B 1B	0-3 K		4 1 3 0 0 1 0
Tim Foli, R OBP: 0.242, SLG: 0.262 (1, 6)			0-0 1-3		0-0 FC6-4 1-2f		0-0 2B 1B		0-0 F6	4 1 1 0 0 0 2
Terry Humphrey, R OBP: 0.172, SLG: 0.148 Boots Day, L OBP: 0.360, SLG: 0.391 (1, 2) (7, PH) (7, 8)		4-0 BB			0-0 F9		0-3 K		0-0 6-3	1 0 0 0 1 0 0 2 0 0 0 0 1 2
Balor Moore, L OBP: 0.174, SLG: 0.143 Bill Stoneman, R Hal Breiden, R OBP: 0.378, SLG: 0.714 (1, 1) (5, 1) (7, PH) (7, 3)		0-0 G3			0-0 F8		0-0 WP 2B 2B		0-3 K	2 0 0 0 0 0 2 0 0 0 0 0 0 0 2 1 1 2 0 1 0

TOP

Montreal Expos @ San Francisco Giants
Candlestick Park, San Francisco, CA

Sat May 26 1973, 6:33 AM EDT
Att. 5,038 - Unknown

AB	34
R	3
H	9
RBI	3
BB	2
SO	5
LOB	12



Inning Stats	R: 0	H: 1	E: 0	LOB: 1	K: 0	BB: 1	S: 3	P: 7	R: 0	H: 1	E: 0	LOB: 2	K: 0	BB: 1	S: 4	P: 8	R: 0	H: 1	E: 0	LOB: 0	K: 0	BB: 0	S: 3	P: 3	R: 0	H: 1	E: 0	LOB: 1	K: 0	BB: 0	S: 4	P: 4	R: 0	H: 1	E: 0	LOB: 1	K: 0	BB: 0	S: 4	P: 4	R: 0	H: 0	E: 0	LOB: 0	K: 1	BB: 0	S: 5	P: 5	R: 3	H: 4	E: 0	LOB: 1	K: 2	BB: 0	S: 11	P: 11	R: 0	H: 0	E: 0	LOB: 0	K: 1	BB: 0	S: 5	P: 5	R: 0	H: 0	E: 0	LOB: 0	K: 1	BB: 0	S: 5	P: 5	1B: 6	SF: 0	2B: 3	SAC: 0	3B: 0	DP: 2	HR: 0	HBP: 0	WP: 1	PA: 36
--------------	------	------	------	--------	------	-------	------	------	------	------	------	--------	------	-------	------	------	------	------	------	--------	------	-------	------	------	------	------	------	--------	------	-------	------	------	------	------	------	--------	------	-------	------	------	------	------	------	--------	------	-------	------	------	------	------	------	--------	------	-------	-------	-------	------	------	------	--------	------	-------	------	------	------	------	------	--------	------	-------	------	------	-------	-------	-------	--------	-------	-------	-------	--------	-------	--------

PITCHER	IP	WLS	BF	H	R	ER	SO	BB	IBB	HBP	BLK	WP	HR	S	P	ERA	WHIP
Tom Bradley, R ERA: 3.89 (1, 1)	6.1	W	27	8	3	3	2	2	0	0	0	0	0	29	37	4.26	1.579
Elias Sosa, R ERA: 1.82 (7, 1)	2.2	S	9	1	0	0	3	0	0	0	0	1	0	15	15	0.00	0.375

PITCHER	IP	WLS	BF	H	R	ER	SO	BB	IBB	HBP	BLK	WP	HR	S	P	ERA	WHIP
---------	----	-----	----	---	---	----	----	----	-----	-----	-----	----	----	---	---	-----	------

livebaseballscorecards.com

BOTTOM

Montreal Expos @ San Francisco Giants
Candlestick Park, San Francisco, CA
Sat May 26 1973, 6:33 AM EDT
Att. 5,038 - Unknown

livebaseballscorecards.com

AB 34
R 10
H 15
RBI 10
BB 5
SO 5
LOB 18



WP: 0 PA: 41
PB: 0
SB: 1
CS: 3

AB	R	H	RBI	BB	SO	LOB
4	2	2	1	1	0	1
4	2	1	0	1	0	3
5	1	5	4	0	0	0
5	0	2	1	0	2	3
3	2	2	2	0	0	2
3	1	1	1	1	0	2
4	0	0	0	0	3	6
2	0	0	0	1	0	0
0	1	0	0	1	0	0
3	0	1	0	0	0	1
1	1	1	1	0	0	0
1B: 12	SF: 1	WP: 0	PA: 41	2B: 3	SAC: 0	PB: 0
3B: 1	DP: 2	SB: 1		HR: 0	HBP: 0	CS: 3

Batter	1	2	3	4	5	6	7	8	9							
Bobby Bonds, R OBP: 0.381, SLG: 0.559 (1, 9)	0-0 F7 BB	4-0 CS BB			0-0 1B 2B	0-0 G6-4-3 1-2f		0-0 2B 1B 1-2 2-3 3-H								
Tito Fuentes, S OBP: 0.316, SLG: 0.369 (1, 4)	4-0 E 1B BB	0-0 CS 1-2	0-0 6-3		0-0 1B 1B FC6-4 1B		0-0 4-3	0-0 F8								
Garry Maddox, R OBP: 0.404, SLG: 0.531 (1, 8)	0-0 E7 1B SF9 1B		0-0 CS 1B		0-0 FC6-4 1B 1-2 3-H		0-0 CS 1B	0-0 2B								
Ed Coodson, L OBP: 0.381, SLG: 0.453 (1, 5)	0-0 SF9 1B 2-3 3-H		0-3 K 1-2		0-0 FC6-4 1B 1-2 2-3		0-3 K 1-2	0-0 F6								
Gary Matthews, R OBP: 0.424, SLG: 0.537 (1, 7)	0-0 SF9 1-2 3-H			0-0 G3 3B	0-0 FC6-4 1-2f 2-3 3-H			0-0 1B S 1B								
Chris Speier, R OBP: 0.349, SLG: 0.432 (1, 6)	4-0 BB		0-0 G3 3-H	0-0 G3	0-0 F5			0-0 1B 6-3 1B 1-3								
Dave Kingman, R OBP: 0.233, SLG: 0.417 (1, 3)	0-3 K		0-3 K	0-3 K	0-3 K			0-0 6-3 1-2								
Mike Sadek, R OBP: 0.308, SLG: 0.100 (1, 2)		0-0 F9		4-0 FC4-6 BB		0-0 1-3		4-0 1B 1B 2B IBB								
Dave Rader, L OBP: 0.292, SLG: 0.240 (8, PH) (9, 2)																
Tom Bradley, R OBP: 0.143, SLG: 0.143 (1, 1)		0-0 4-3		0-0 FC4-6 1-2f		0-0 G6-4-3 1B		0-0 2B 1B 1-2 2-3 3-H								
Elias Sosa, R OBP: 1.000, SLG: 1.000 (7, 1)																
Inning Stats	R: 2 E: 1 K: 1 S: 7	H: 2 LOB: 2 BB: 2 P: 15	R: 0 E: 0 K: 0 S: 2	H: 0 LOB: 0 BB: 1 P: 6	R: 0 E: 0 K: 1 S: 5	H: 1 LOB: 0 BB: 0 P: 5	R: 1 E: 0 K: 1 S: 6	H: 1 LOB: 1 BB: 1 P: 10	R: 2 E: 0 K: 1 S: 9	H: 4 LOB: 2 BB: 0 P: 9	R: 0 E: 0 K: 0 S: 3	H: 1 LOB: 0 BB: 0 P: 3	R: 0 E: 0 K: 1 S: 5	H: 1 LOB: 1 BB: 1 P: 5	R: 5 E: 0 K: 0 S: 8	H: 5 LOB: 1 BB: 1 P: 12

PITCHER	IP	WLS	BF	H	R	ER	SO	BB	IBB	HBP	BLK	WP	HR	S	P	ERA	WHIP
Balor Moore, L ERA: 4.15 (1, 1)	4.0	L	20	6	5	4	3	4	0	0	0	0	0	22	38	9.00	2.500
Bill Stoneman, R ERA: 5.28 (5, 1)	2.0		8	3	0	0	1	0	0	0	0	0	0	10	10	0.00	1.500
John Strohmayr, R ERA: 6.27 (7, 1)	1.1		8	4	4	4	1	0	1	0	0	0	0	9	13	27.00	3.000
Tom Walker, R ERA: 3.0 (8, 1)	0.1		3	2	1	1	0	0	0	0	0	0	0	3	3	27.00	6.000
Mickey Scott, L ERA: 4.5 (8, 1)	0.1		1	0	0	0	0	0	0	0	0	0	0	1	1	0.00	0.000

Batter	1	2	3	4	5	6	7	8	9	AB R H RBI BB SO LOB	TOP	
Ron Hunt, R OBP: 0.409, SLG: 0.338 (1, 4) X	0-0 5-3 ①		0-0 6-3 ③		0-0 FC5-4 ②		0-0 FC6-4 1B ①		0-0 1B ①	5 0 2 0 0 0 1		
Ron Woods, R OBP: 0.387, SLG: 0.367 (1, 8) S S S	0-3 K ②			4-0 6-3 1B BB ①	0-0 F7 ③		0-0 FC6-4 1-2f ③		0-0 F8 ③	4 0 0 0 1 1 3		
Bob Bailey, R OBP: 0.384, SLG: 0.444 (1, 5) B B B	4-0 FC6-4 BB ①			0-0 6-3 1-2 1B ①		0-0 3-1 1B 6-3 1B ①		0-3 K ①		3 1 2 0 1 1 0		
Hal Breeden, R OBP: 0.366, SLG: 0.667 (1, 3) X	0-0 FC6-4 1-2f ③			0-0 F9 ①		0-0 3-1 1-2 1B ①		0-0 5-3 ②		4 0 1 0 0 0 3		
John Boccabella, R OBP: 0.294, SLG: 0.327 (1, 2) X		0-0 5-3 ①		0-0 6-3 1-2 2-3 ②		0-0 3-1 1-2 2-3 ①		0-0 6-3 ③		4 0 0 0 0 0 4		
Ken Singleton, S OBP: 0.395, SLG: 0.394 (1, 9) X		0-0 5-3 ②		4-0 BB ①		0-0 6-3 3-H ②		0-0 HR 1B ①		3 1 1 1 1 0 1		
Curtis Brown, R (1, 7) X		0-0 5-3 ③		0-0 F4 ③		0-0 F3 ③		0-0 F9 ①		4 0 0 0 0 0 5		
Tim Foli, R OBP: 0.235, SLG: 0.254 (1, 6) X			0-0 F7 ①		0-0 6-3 ①		0-0 F9 ①		0-0 F6 ②	4 0 0 0 0 0 1		
Steve Renko, R OBP: 0.389, SLG: 0.471 Mickey Scott, L (7, 1) X Clyde Mashore, R OBP: 0.286, SLG: 0.667 (9, PH) X			0-0 F9 ②		0-0 FC5-4 1B ①		0-0 F7 ②		0-0 HR 1-H ①	3 0 1 0 0 0 0 0 0 0 0 0 0 0 1 1 1 2 0 0 0		
Inning Stats	R: 0 E: 0 K: 1 S: 5 H: 0 LOB: 1 BB: 1 P: 9	R: 0 E: 0 K: 0 S: 3 H: 0 LOB: 0 BB: 0 P: 3	R: 0 E: 0 K: 0 S: 3 H: 0 LOB: 0 BB: 0 P: 3	R: 0 E: 0 K: 0 S: 4 H: 1 LOB: 3 BB: 2 P: 12	R: 0 E: 0 K: 0 S: 4 H: 1 LOB: 1 BB: 0 P: 4	R: 1 E: 0 K: 0 S: 5 H: 2 LOB: 1 BB: 0 P: 5	R: 0 E: 0 K: 0 S: 4 H: 1 LOB: 1 BB: 0 P: 4	R: 0 E: 0 K: 1 S: 5 H: 0 LOB: 0 BB: 0 P: 5	R: 2 E: 0 K: 0 S: 6 H: 3 LOB: 1 BB: 0 P: 6	1B: 7 2B: 0 3B: 0 HR: 1 SF: 0 SAC: 0 DP: 0 HBP: 0	WP: 0 PB: 0 SB: 0 CS: 0 PA: 38	
PITCHER Ron Bryant, L ERA: 2.38 (1, 1)	IP 9.0 WLS W BF 38 H 8 R 3 ER 3 SO 2 BB 3 IBB 0 HBP 0 BLK 0 WP 0 HR 1 S 39 P 51 ERA 3.00 WHIP 1.222											PITCHER IP WLS BF H R ER SO BB IBB HBP BLK WP HR S P ERA WHIP

Montreal Expos @ San Francisco Giants
 Candlestick Park, San Francisco, CA
 Sun May 27 1973, 6:33 AM EDT
 Att. 9,613 - Unknown

livebaseballscorecards.com

AB	35
R	3
H	8
RBI	3
BB	3
SO	2
LOB	18



Batter	1	2	3	4	5	6	7	8	9	AB	R	H	RBI	BB	SO	LOB
Bobby Bonds, R OBP: 0.379, SLG: 0.563 (1, 9) X	0-0 F5	0-3 K			0-0 SF8 3B		0-0 5-3			4	1	1	0	0	1	2
Tito Fuentes, S OBP: 0.319, SLG: 0.378 (1, 4) X	0-0 4-3		0-0 1B 1B		0-0 SF8 3-H		0-0 1B 2B			3	1	2	1	0	0	0
Garry Maddox, R OBP: 0.393, SLG: 0.515 (1, 8) X	0-0 F7		0-0 F8		0-3 K		0-0 F3			4	0	0	0	0	1	2
Willie McCovey, L OBP: 0.380, SLG: 0.477 (1, 3) X		0-0 F8	0-3 K		0-0 G3		0-0 1B 2-H			4	0	1	1	0	1	1
Ed Goodson, L OBP: 0.385, SLG: 0.450 (1, 5) X		4-0 PB 1B BB	0-0 1B 1-2		0-0 F8		0-0 F8			3	1	1	0	1	0	1
Mike Phillips, L OBP: 0.333, SLG: 0.357 (8, 5) X			0-0 1B 1-2							0	0	0	0	0	0	0
Gary Matthews, R OBP: 0.420, SLG: 0.528 (1, 7) X		0-0 PB 1B 1-2	0-0 F3		0-0 F9			0-3 K		4	1	1	0	0	1	2
Chris Speier, R OBP: 0.347, SLG: 0.426 (1, 6) X		0-3 K		0-0 F7		4-0 2B BB		0-0 6-3		3	1	0	0	1	1	2
Dave Rader, L OBP: 0.303, SLG: 0.275 (1, 2) X		4-0 1B 1-2 2-3 BB		0-0 4-3		0-0 1-H 2B		0-0 HR		3	1	2	2	1	0	0
Ron Bryant, S OBP: 0.125, SLG: 0.125 (1, 1) X		0-0 1B 1-2 2-H 3-H		0-3 K		0-3 K		0-0 1-3		4	0	1	2	0	2	1

Inning Stats	R: 0	H: 0	E: 0	K: 0	S: 3	R: 2	H: 2	E: 0	K: 2	S: 9	R: 0	H: 2	E: 0	K: 1	S: 7	R: 0	H: 0	E: 0	K: 1	S: 5	R: 1	H: 1	E: 0	K: 1	S: 6	R: 1	H: 1	E: 0	K: 0	S: 6	R: 1	H: 2	E: 0	K: 0	S: 5	R: 1	H: 1	E: 0	K: 1	S: 6
	LOB: 0	BB: 0	P: 3	LOB: 2	BB: 2	LOB: 2	BB: 0	LOB: 0	BB: 2	P: 7	LOB: 0	BB: 0	LOB: 0	BB: 0	P: 5	LOB: 1	BB: 1	LOB: 1	BB: 1	P: 10	LOB: 1	BB: 0	LOB: 0	BB: 0	P: 6	LOB: 1	BB: 0	LOB: 0	BB: 0	P: 6	LOB: 0	BB: 0	LOB: 0	BB: 0	P: 6	LOB: 0	BB: 0	LOB: 0	BB: 0	P: 6

PITCHER	IP	WLS	BF	H	R	ER	SO	BB	IBB	HBP	BLK	WP	HR	S	P	ERA	WHIP
Steve Renko, R ERA: 3.33 (1, 1)	6.2	L	31	8	5	5	6	3	0	0	0	0	0	40	52	6.75	1.650
Mickey Scott, L ERA: 5.4 (7, 1)	1.1		5	1	1	1	1	0	0	0	0	0	1	7	7	6.75	0.750

BOTTOM

Montreal Expos @ San Francisco Giants
Candlestick Park, San Francisco, CA

Sun May 27 1973, 6:33 AM EDT
Att. 9,613 - Unknown

AB	32
R	6
H	9
RBI	6
BB	3
SO	7
LOB	11

livebaseballscorecards.com



WP	HR	S	P	ERA	WHIP
0	1	7	7	6.75	0.750

Batter	1	2	3	4	5	6	7	8	9	AB R H RBI BB SO LOB	TOP											
Wayne Garrett, L (1, 5) OBP: 0.359, SLG: 0.375	0-0 4-3		0-0 G4-6-3			0-0 HR	0-0 G3		0-0 F7	5 1 1 0 0 0 2												
Felix Millan, R (1, 4) OBP: 0.297, SLG: 0.318	0-0 FC3-6 1B		0-0 4-3			0-0 F9		0-0 E5	0-0 P6	5 1 1 0 0 0 1												
John Milner, L (1, 3) OBP: 0.442, SLG: 0.619	0-0 FC3-6 1B			0-0 G3		0-0 HR		0-0 FC5 BB		4 1 3 2 0 0 0												
Rusty Staub, L (1, 9) OBP: 0.350, SLG: 0.394	0-0 FC3-6			0-0 4-3		0-0 4-3		1-2 2-3 BB		3 0 0 0 1 0 2												
Ed Kranepool, L (1, 7) OBP: 0.337, SLG: 0.400	0-0 3-1			0-0 FC4-6 1B		0-0 G3		0-3 K		3 0 1 0 0 0 2												
Cleon Jones, R (8, PH) OBP: 0.329, SLG: 0.418										1 0 0 0 0 1 3												
Jim Gosger, L (1, 8) OBP: 0.311, SLG: 0.273		0-0 6-3		0-0 FC4-6			0-0 2B	0-0 SF7		3 1 1 0 0 0 1												
Jim Beauchamp, R (8, PH) OBP: 0.370, SLG: 0.273				1-2f			1B	3-H		0 0 0 1 0 0 0												
Ted Martinez, R (8, 8) OBP: 0.258, SLG: 0.211										0 0 0 0 0 0 0												
Duffy Dyer, R (1, 2) OBP: 0.218, SLG: 0.161		0-0 4-3			0-0 F8		0-0 2B	0-0 FC5		4 0 1 1 0 0 2												
Bud Harrelson, S (1, 6) OBP: 0.354, SLG: 0.292		0-3 K			0-0 5-3		0-0 L3		0-0 6-3	4 1 1 0 0 1 1												
Tommy Moore, R (1, 1)			0-0		0-3 K		0-0 F5		0-0 6-3	0 0 0 0 0 0 0												
Ray Sadecki, L (2, 1) OBP: 0.250, SLG: 0.250									3-H	2 0 1 0 0 1 0												
Ken Boswell, L (7, PH) OBP: 0.280, SLG: 0.417			G4-6-3							1 0 0 0 0 0 1												
George Stone, L (7, 1) OBP: 0.333, SLG: 0.333										0 0 0 0 0 0 0												
Jim Fregosi, R (9, PH) OBP: 0.314, SLG: 0.233										1 0 0 1 0 0 0												
Inning Stats	R: 0 E: 0 K: 0 S: 5	H: 2 LOB: 2 BB: 0 P: 5	R: 0 E: 0 K: 1 S: 5	H: 0 LOB: 0 BB: 0 P: 5	R: 0 E: 0 K: 0 S: 3	H: 1 LOB: 0 BB: 0 P: 3	R: 0 E: 0 K: 0 S: 4	H: 1 LOB: 1 BB: 0 P: 4	R: 0 E: 0 K: 1 S: 5	H: 0 LOB: 0 BB: 0 P: 5	R: 2 E: 0 K: 0 S: 5	H: 2 LOB: 0 BB: 0 P: 5	R: 1 E: 0 K: 0 S: 5	H: 2 LOB: 1 BB: 0 P: 5	R: 1 E: 1 K: 1 S: 7	H: 1 LOB: 2 BB: 1 P: 11	R: 1 E: 0 K: 0 S: 4	H: 1 LOB: 0 BB: 0 P: 4	1B: 7 2B: 1 3B: 1 HR: 1	SF: 1 SAC: 0 DP: 1 HBP: 0	WP: 0 PB: 0 SB: 0 CS: 0	PA: 38
PITCHER	IP WLS BF H R ER SO BB IBB HBP BLK WP HR S P ERA WHIP																					
Juan Marichal, R (1, 1) ERA: 2.92	7.0 W 28 8 3 3 2 0 0 0 0 0 1 32 32 3.86 1.143																					
Sam McDowell, L (8, 1) ERA: 5.24	1.0 7 2 2 1 1 1 0 0 0 0 0 8 12 9.00 3.000																					
Elias Sosa, R (9, 1) ERA: 1.75	1.0 S 3 0 0 0 0 0 0 0 0 0 0 3 3 0.00 0.000																					

New York Mets @ San Francisco Giants
 Candlestick Park, San Francisco, CA
 Mon May 28 1973, 6:33 AM EDT
 Att: 18,101 - Unknown

AB	36
R	5
H	10
RBI	5
BB	1
SO	3
LOB	15



WP: 0	PA: 38
PB: 0	
SB: 0	
CS: 0	

Batter	1	2	3	4	5	6	7	8	9
Bobby Bonds, R OBP: 0.379, SLG: 0.573 (1, 9) X	0-0 HR	0-0 1B		0-0 5-3		0-3 K		0-3 K	
Tito Fuentes, S OBP: 0.318, SLG: 0.376 (1, 4) X	0-0 6-3	0-0 1B		0-3 K		0-0 F9			
Garry Maddox, R OBP: 0.389, SLG: 0.507 (1, 8) X	0-0 6-3	0-0 F9		0-3 K			0-0 1B 6-3 1B		
Willie McCovey, L OBP: 0.382, SLG: 0.470 (1, 3) B B B B	4-0 1B BB	0-3 K			4-0 2B BB		0-0 F6		
Ed Goodson, L OBP: 0.381, SLG: 0.444 (1, 5) X	0-0 1B		0-3 K		0-0 F8		0-0 6-3		
Gary Matthews, R OBP: 0.429, SLG: 0.528 (1, 7) B B B B		4-0 1B BB	4-0 3B BB		0-3 K		0-0 2-3 1B		
Chris Speier, R OBP: 0.350, SLG: 0.442 (1, 6) X		0-0 F9	0-0 3B		0-0 2B		0-0 4-3		
Dave Rader, L OBP: 0.302, SLG: 0.274 (1, 2) X		0-0 1B 1B	0-0 G3		0-0 F2		0-0 F9		
Juan Marichal, R OBP: 0.310, SLG: 0.280 (1, 1) X		0-0 1B 1B	0-0 5-3			0-0 G3		0-3 K	
Sam McDowell, L OBP: 0.182, SLG: 0.182 (8, 1) X									
Elias Sosa, R OBP: 1.000, SLG: 1.000 (9, 1) X									

Inning Stats	R: 1	H: 2	E: 0	K: 0	S: 4	LOB: 2	BB: 1	P: 8
	R: 4	H: 4	E: 1	K: 1	S: 9	LOB: 1	BB: 1	P: 13
	R: 1	H: 1	E: 0	K: 1	S: 6	LOB: 1	BB: 1	P: 10
	R: 0	H: 0	E: 0	K: 2	S: 7	LOB: 0	BB: 0	P: 7
	R: 0	H: 1	E: 0	K: 1	S: 6	LOB: 2	BB: 1	P: 10
	R: 0	H: 0	E: 0	K: 1	S: 5	LOB: 0	BB: 0	P: 5
	R: 0	H: 2	E: 0	K: 0	S: 5	LOB: 2	BB: 0	P: 5
	R: 0	H: 0	E: 0	K: 2	S: 7	LOB: 0	BB: 0	P: 7
	R: 0	H: 0	E: 0	K: 1	S: 7	LOB: 0	BB: 0	P: 7

PITCHER	IP	WLS	BF	H	R	ER	SO	BB	IBB	HBP	BLK	WP	HR	S	P	ERA	WHIP
Tommy Moore, R ERA: 10.8 (1, 1)	1.1	L	11	6	5	4	0	2	0	0	0	0	1	9	17	27.00	6.000
Ray Sadecki, L ERA: 4.15 (2, 1)	4.2		18	2	1	1	6	2	0	0	0	0	0	28	36	1.93	0.857
George Stone, L ERA: 0.6 (7, 1)	2.0		8	2	0	0	2	0	0	0	0	0	0	12	12	0.00	1.000


BOTTOM

New York Mets @ San Francisco Giants
Candlestick Park, San Francisco, CA

Mon May 28 1973, 6:33 AM EDT
Att. 18,101 - Unknown

AB	33
R	6
H	10
RBI	5
BB	4
SO	8
LOB	13

livebaseballscorecards.com



1B: 7	SF: 0	WP: 0	PA: 37
2B: 1	SAC: 0	PB: 0	
3B: 1	DP: 0	SB: 1	
HR: 1	HBP: 0	CS: 0	

New York Mets @ San Francisco Giants
 Candlestick Park, San Francisco, CA

Tue May 29 1973, 10:05 PM EDT
 Att. 7,289 - Unknown



Batter	1	2	3	4	5	6	7	8	9	AB R H RBI BB SO LOB
Wayne Garrett, L (1, 5) OBP: 0.360, SLG: 0.371	0-0 1B		0-0 P6		0-0 4-3		0-0 F2		4-0 BB FC3-2 BB	4 0 1 1 1 0 1
Felix Millan, R (1, 4) OBP: 0.301, SLG: 0.321	0-0 F9		0-0 F9		0-0 5-3			0-0 G6-3 1B	0-0 FC3-2 BB SF8 1B	5 1 2 2 0 0 1
John Milner, L (1, 3) OBP: 0.427, SLG: 0.582	0-0 F7		0-0 F9			0-3 K		0-0 G6-3 1B	4-0 BB FC3-2 BB	4 0 0 0 1 1 2
Rusty Staub, L (1, 9) OBP: 0.357, SLG: 0.396	0-0 F7			0-0 4-3 1B		4-0 FC5-4 BB		0-0 1B 1B	0-0 FC3-2 BB	4 0 2 0 1 0 4
Ed Kranepool, L (1, 7) OBP: 0.333, SLG: 0.394		0-0 F8		0-0 4-3		0-0 FC5-4 FC4-6		0-0 FC4-6 1B	0-0 SF8	4 0 1 0 0 0 2
George Theodore, R (9, PH) OBP: 0.333, SLG: 0.344				1-2		1-2f		1-2 1B	3-H	0 0 0 1 0 0 0
Jerry May, R (9, 2) OBP: 0.270, SLG: 0.273										0 0 0 0 0 0 0
Jim Gosger, L (1, 8) OBP: 0.318, SLG: 0.271		0-0 FC5-4 1B		0-0 F7		0-0 FC4-6		0-0 FC4-6 1B	4-0 BB	4 0 1 0 1 0 4
Duffy Dyer, R (1, 2) OBP: 0.212, SLG: 0.156			0-0 FC5-4 BB		0-0 5-3		0-3 K		0-0 BB BB	3 0 0 0 0 1 2
Ken Boswell, L (9, PH) OBP: 0.296, SLG: 0.400			1-2f						0-0 4-3	1 1 0 0 1 0 3
Ted Martinez, R (9, 8) OBP: 0.258, SLG: 0.211										0 0 0 0 0 0 0
Bud Harrelson, S (1, 6) OBP: 0.364, SLG: 0.300		4-0 BB BB				0-0 F7		0-0 SH1 1B	0-0 BB 1B 1B	3 1 2 0 1 0 0
Tom Seaver, R (1, 1) OBP: 0.241, SLG: 0.296			0-0 FC5		0-0 HR		0-0 SH1		0-0 BB 1B	3 2 2 1 0 0 2
			2-3f						1-2 2-3	

Inning Stats	R: 0 E: 0 K: 0 S: 4	H: 1 LOB: 1 BB: 0 P: 4	R: 0 E: 0 K: 0 S: 4	H: 1 LOB: 2 BB: 1 P: 8	R: 0 E: 0 K: 0 S: 3	H: 0 LOB: 0 BB: 0 P: 3	R: 0 E: 0 K: 0 S: 4	H: 1 LOB: 1 BB: 0 P: 4	R: 1 E: 0 K: 0 S: 4	H: 1 LOB: 0 BB: 0 P: 4	R: 0 E: 0 K: 1 S: 5	H: 0 LOB: 1 BB: 1 P: 9	R: 0 E: 0 K: 1 S: 6	H: 1 LOB: 1 BB: 0 P: 6	R: 0 E: 0 K: 0 S: 5	H: 3 LOB: 2 BB: 0 P: 5	R: 4 E: 0 K: 0 S: 6	H: 3 LOB: 3 BB: 4 P: 22	1B: 10 2B: 0 3B: 0 HR: 1	SF: 1 SAC: 1 DP: 1 HBP: 0	WP: 0 PB: 0 SB: 0 CS: 0	PA: 43
--------------	------------------------------	---------------------------------	------------------------------	---------------------------------	------------------------------	---------------------------------	------------------------------	---------------------------------	------------------------------	---------------------------------	------------------------------	---------------------------------	------------------------------	---------------------------------	------------------------------	---------------------------------	------------------------------	----------------------------------	-----------------------------------	------------------------------------	----------------------------------	--------

PITCHER	IP	WLS	BF	H	R	ER	SO	BB	IBB	HBP	BLK	WP	HR	S	P	ERA	WHIP
Jim Barr, R (1, 1) ERA: 3.53	8.0		34	8	2	2	2	3	0	0	0	0	1	35	47	2.25	1.375
Randy Moffitt, R (9, 1) ERA: 2.4	0.0	L	4	3	2	2	0	1	0	0	0	0	0	3	7	∞	∞
Sam McDowell, L (9, 1) ERA: 5.09	1.0		5	0	1	1	0	2	0	0	0	0	0	3	11	9.00	2.000

AB	R	H	RBI	BB	SO	LOB
35	5	11	5	6	2	21

WP	PA
0	43

Batter	1	2	3	4	5	6	7	8	9	AB R H RBI BB SO LOB
Bobby Bonds, R OBP: 0.373, SLG: 0.563 (1, 9)	0-3 K ①		0-3 K ②			0-3 K ①		0-3 K ②		4 0 0 0 0 4 0
Tito Fuentes, S OBP: 0.317, SLG: 0.378 (1, 4)	0-0 6-3		0-0 P6			0-0 HR 2B		0-3 K ③		4 1 1 0 0 1 0
Garry Maddox, R OBP: 0.385, SLG: 0.507 (1, 8)	0-0 2B				0-3 K ①	0-0 5-3 ②			0-3 K ①	4 0 1 0 0 2 1
Willie McCovey, L OBP: 0.379, SLG: 0.486 (1, 3)	0-3 K ③				0-3 K ②	0-0 HR 2-H			0-3 K ②	4 1 1 2 0 3 1
Ed Goodson, L OBP: 0.371, SLG: 0.432 (1, 5)					0-0 5-3 ③	0-0 4-3 ③			0-0 3-1 ③	4 0 0 0 0 1 0
Gary Matthews, R OBP: 0.427, SLG: 0.519 (1, 7)						4-0 BB				2 0 0 0 1 2 0
Chris Speier, R OBP: 0.350, SLG: 0.438 (1, 6)						0-3 K ①				2 0 0 0 1 1 1
Dave Rader, L OBP: 0.297, SLG: 0.269 (1, 2)						0-0 F7 ②				3 0 0 0 0 1 2
Jim Barr, R OBP: 0.148, SLG: 0.080 (1, 1)						0-3 K ③				3 0 0 0 0 1 1
Randy Moffitt, R (9, 1)										0 0 0 0 0 0 0
Sam McDowell, L OBP: 0.182, SLG: 0.182 (9, 1)										0 0 0 0 0 0 0

Inning Stats	R: 0	H: 1	E: 0	K: 2	S: 8	R: 0	H: 0	E: 0	K: 3	S: 9	R: 0	H: 0	E: 0	K: 1	S: 5	R: 0	H: 0	E: 0	K: 2	S: 7	R: 0	H: 0	E: 0	K: 2	S: 7	R: 2	H: 2	E: 0	K: 1	S: 7	R: 0	H: 0	E: 0	K: 1	S: 5	R: 0	H: 0	E: 0	K: 2	S: 7	R: 0	H: 0	E: 0	K: 2	S: 7	R: 0	H: 0	E: 0	K: 2	S: 7	
	LOB: 1	BB: 0	P: 8	LOB: 1	BB: 1	P: 13	LOB: 0	BB: 0	P: 5	LOB: 0	BB: 0	P: 7	LOB: 1	BB: 1	P: 11	LOB: 0	BB: 0	P: 7	LOB: 0	BB: 0	P: 5	LOB: 0	BB: 0	P: 7	LOB: 0	BB: 0	P: 7	LOB: 0	BB: 0	P: 7	LOB: 0	BB: 0	P: 7	LOB: 0	BB: 0	P: 7	LOB: 0	BB: 0	P: 7	LOB: 0	BB: 0	P: 7	LOB: 0	BB: 0	P: 7	LOB: 0	BB: 0	P: 7	LOB: 0	BB: 0	P: 7

BOTTOM

New York Mets @ San Francisco Giants
Candlestick Park, San Francisco, CA

Tue May 29 1973, 10:05 PM EDT
Att. 7,289 - Unknown

livebaseballscorecards.com

AB	30
R	2
H	3
RBI	2
BB	2
SO	16
LOB	6

GIANTS

WP: 0	PA: 32
PB: 0	CS: 0
SB: 0	

PITCHER	IP	WLS	BF	H	R	ER	SO	BB	IBB	HBP	BLK	WP	HR	S	P	ERA	WHIP
Tom Seaver, R ERA: 1.71 (1, 1)	9.0	W	32	3	2	2	16	2	0	0	0	0	1	62	70	2.00	0.556

Batter	1	2	3	4	5	6	7	8	9	AB R H RBI BB SO LOB	TOP							
Wayne Garrett, L (1, 4) OBP: 0.357, SLG: 0.383	0-3 K		0-0 1-H 3B			0-0 FC4-6		0-0 G3		4 0 1 1 0 1 1	New York Mets @ San Francisco Giants Candlestick Park, San Francisco, CA Wed May 30 1973, 6:33 AM EDT Att. 5,296 - Unknown							
Ken Boswell, L (1, 5) OBP: 0.290, SLG: 0.379	0-0 6-3		0-3 K			0-0 FC4-6 1B		0-0		4 0 1 1 0 1 2								
John Milner, L (1, 3) OBP: 0.407, SLG: 0.549	0-3 K				0-0 4-3	0-0 F8		0-0 4-3		4 0 0 0 0 1 2								
Rusty Staub, L (1, 9) OBP: 0.354, SLG: 0.393		0-0 F7			0-0 F8	0-0 1B		0-0 L9		4 0 1 0 0 0 0								
Ed Kranepool, L (1, 7) OBP: 0.324, SLG: 0.381		0-0 P5			0-0 F9	0-0 F9		0-0 F2		3 0 0 0 0 0 2								
Jim Fregosi, R (9, PH) OBP: 0.310, SLG: 0.230										1 0 0 0 0 0 0								
Jim Gosger, L (1, 8) OBP: 0.304, SLG: 0.258		0-0 F7			0-0 F9			0-0 F8		3 0 0 0 0 1 0								
George Theodore, R (9, PH) OBP: 0.328, SLG: 0.339										1 0 0 0 0 0 0								
Duffy Dyer, R (1, 2) OBP: 0.206, SLG: 0.152			0-0 F2		0-0 5-3	0-0 6-3		0-0 6-3		3 0 0 0 0 0 0								
Bud Harrelson, S (1, 6) OBP: 0.358, SLG: 0.294			0-3 K		0-0 6-3			0-0 F7		3 0 0 0 0 1 0								
Jon Matlack, L (1, 1) OBP: 0.412, SLG: 0.231			0-0 3B 1B			4-0 E FC4-6 BB		0-0 6-3		1 2 1 0 1 0 0								
Jim Beauchamp, R (8, PH) OBP: 0.357, SLG: 0.261										1 0 0 0 0 0 0								
Phil Hennigan, R (8, 1) OBP: 0.333, SLG: 0.333										0 0 0 0 0 0 0								
Inning Stats	R: 0 E: 0 K: 2 S: 7	H: 0 LOB: 0 BB: 0 P: 7	R: 0 E: 0 K: 0 S: 3	H: 0 LOB: 0 BB: 0 P: 3	R: 1 E: 0 K: 2 S: 9	H: 2 LOB: 1 BB: 0 P: 9	R: 0 E: 0 K: 0 S: 3	H: 0 LOB: 0 BB: 0 P: 3	R: 0 E: 0 K: 1 S: 5	H: 0 LOB: 0 BB: 0 P: 5	R: 0 E: 0 K: 0 S: 4	H: 1 LOB: 1 BB: 0 P: 4	R: 0 E: 0 K: 0 S: 3	H: 0 LOB: 0 BB: 0 P: 3	1B: 3 2B: 0 3B: 1 HR: 0	SF: 0 SAC: 0 DP: 0 HBP: 0	WP: 0 PB: 0 SB: 0 CS: 0	PA: 33
PITCHER	IP WLS BF H R ER SO BB IBB HBP BLK WP HR S P ERA WHIP																	
Tom Bradley, R (1, 1) ERA: 3.43	7.2 W 29 4 2 1 5 1 0 0 0 0 0 0 38 42 1.17 0.652																	
Sam McDowell, L (8, 1) ERA: 4.91	1.1 S 4 0 0 0 0 0 0 0 0 0 0 0 4 4 0.00 0.000																	

AB	32
R	2
H	4
RBI	2
BB	1
SO	5
LOB	7



WP: 0	PA: 33
PB: 0	
SB: 0	
CS: 0	

Batter	1	2	3	4	5	6	7	8	9
Bobby Bonds, R (1, 9) OBP: 0.368, SLG: 0.555 Gary Thomasson, L (7, PH) OBP: 0.314, SLG: 0.338 (8, 9)	0-0 1-3	0-3 K			0-3 K		0-3 K		
Tito Fuentes, S (1, 4) OBP: 0.316, SLG: 0.390	0-0 6-3		0-0 5-3			0-0 HR	0-0 FC1-4		
Garry Maddox, R (1, 8) OBP: 0.375, SLG: 0.493	0-0 P6		0-3 K			0-0 P3		0-0 4-3	
Ed Goodson, L (1, 5) OBP: 0.368, SLG: 0.427 Mike Phillips, L (9, 5) OBP: 0.333, SLG: 0.357		0-0 5-3 1B 1B 1B	0-3 K			0-3 K		0-0 4-3	
Gary Matthews, R (1, 7) OBP: 0.429, SLG: 0.515		0-0 5-3 1B 1-2		0-0 4-3		4-0 1B BB		0-0 4-3	
Chris Speier, R (1, 6) OBP: 0.350, SLG: 0.436		0-0 5-3 1-2 2-3		0-0 F7		0-0 1-3 1B			
Dave Kingman, R (1, 3) OBP: 0.236, SLG: 0.408		4-0 1B IBB		0-0 P4		0-0 F7			
Dave Rader, L (1, 2) OBP: 0.297, SLG: 0.270		0-3 K			0-0 3-1		0-0 FC1-4 1B		
Tom Bradley, R (1, 1) OBP: 0.176, SLG: 0.176 Sam McDowell, L (8, 1) OBP: 0.182, SLG: 0.182		0-0 1-2 2-H 3-H 1B			0-3 K		0-3 K		

Inning Stats	R: 0	H: 0	E: 0	K: 0	S: 3	R: 2	H: 3	E: 0	K: 2	S: 10	R: 0	H: 0	E: 0	K: 2	S: 7	R: 0	H: 0	E: 0	K: 1	S: 3	R: 0	H: 0	E: 0	K: 2	S: 7	R: 1	H: 2	E: 0	K: 1	S: 7	R: 0	H: 1	E: 0	K: 2	S: 8	R: 0	H: 0	E: 0	K: 0	S: 3		
	0	0	0	0	3	2	3	0	2	10	0	0	0	2	7	0	0	0	1	7	0	0	0	0	0	0	1	2	0	2	1	8	0	0	0	0	3	0	0	0	0	0

PITCHER										PITCHER																															
IP	WLS	BF	H	R	ER	SO	BB	IBB	HBP	BLK	WP	HR	S	P	ERA	WHIP	IP	WLS	BF	H	R	ER	SO	BB	IBB	HBP	BLK	WP	HR	S	P	ERA	WHIP								
Jon Mattack, L (1, 1) ERA: 4.48	7.0	L	29	6	3	3	9	1	1	0	0	1	45	53	3.86	1.000																									
Phil Hennigan, R (8, 1) ERA: 3.63	1.0		3	0	0	0	0	0	0	0	0	0	3	3	0.00	0.000																									


BOTTOM

New York Mets @ San Francisco Giants
Candlestick Park, San Francisco, CA

Wed May 30 1973, 6:33 AM EDT
Att. 5,296 - Unknown

AB	30
R	3
H	6
RBI	3
BB	2
SO	9
LOB	12

WP: 0 PA: 32
PB: 0
SB: 0
CS: 0



1B: 5	SF: 0	WP: 0	PA: 32
2B: 0	SAC: 0	PB: 0	
3B: 0	DP: 0	SB: 0	
HR: 1	HBP: 0	CS: 0	

Batter	1	2	3	4	5	6	7	8	9	AB R H RBI BB SO LOB	TOP											
Cesar Tovar, R (1, 5) OBP: 0.348, SLG: 0.376	0-0 1B 2B	0-0 G3			H 1-0 FC6-4 HBP			X 0-0 5-3		3 1 1 0 0 0 1												
Terry Harmon, R (1, 4) OBP: 0.348, SLG: 0.275	0-0 WP 1B		X 0-0 P4		X 0-0 FC6-4			X 0-0 F8		4 0 1 1 0 0 1												
Willie Montanez, L (1, 3) OBP: 0.313, SLG: 0.322	0-0 F7		X 0-0 F9					X 0-0 4-3		4 0 0 0 0 1 1												
Bill Robinson, R (1, 8) OBP: 0.341, SLG: 0.558	0-3 K		X 0-0 1-3					X 0-0 F3		4 0 0 0 0 1 1												
Greg Luzinski, R (1, 7) OBP: 0.257, SLG: 0.320	4-0 BB			X 0-0 F8				X 0-0 3-1		3 0 1 0 1 0 0												
Mike Anderson, R (1, 9) OBP: 0.302, SLG: 0.364	0-0 F7			BB 4-0 CS BB				X 0-0 5-3		3 0 0 0 1 0 3												
Bob Boone, R (1, 2) OBP: 0.280, SLG: 0.295		X 0-0 FC1-6 1B		X 0-0 F7				X 0-0 1-3		3 0 1 0 0 0 1												
Larry Bowa, S (1, 6) OBP: 0.245, SLG: 0.226		X 0-0 F8			0.0/0.0 0-3 K			X 0-0 5-3		3 0 0 0 0 1 1												
Wayne Twitchell, R (1, 1) Mac Scarce, L (8, 1)		X 0-0 FC1-6			0.0/0.0 0-3 K			X 0-3 K		3 0 0 0 0 2 1 0 0 0 0 0 0 0												
Inning Stats	R: 1 E: 0 K: 1 S: 7	H: 2 LOB: 2 BB: 1 P: 11	R: 0 E: 0 K: 0 S: 4	H: 1 LOB: 1 BB: 0 P: 4	R: 0 E: 0 K: 0 S: 3	H: 0 LOB: 0 BB: 0 P: 3	R: 0 E: 0 K: 0 S: 2	H: 0 LOB: 0 BB: 1 P: 6	R: 0 E: 0 K: 2 S: 7	H: 0 LOB: 1 BB: 0 P: 8	R: 0 E: 0 K: 1 S: 6	H: 1 LOB: 1 BB: 0 P: 6	R: 0 E: 0 K: 1 S: 5	H: 0 LOB: 0 BB: 0 P: 5	R: 0 E: 0 K: 0 S: 3	H: 0 LOB: 0 BB: 0 P: 3	R: 0 E: 0 K: 0 S: 3	H: 0 LOB: 0 BB: 0 P: 3	1B: 3 2B: 1 3B: 0 HR: 0	SF: 0 SAC: 0 DP: 0 HBP: 1	WP: 1 PB: 0 SB: 0 CS: 1	PA: 33
PITCHER Ron Bryant, L (1, 1) ERA: 2.24	IP: 9.0 WLS: W BF: 33 H: 4 R: 1 ER: 1 SO: 5 BB: 2 IBB: 0 HBP: 1 BLK: 0 WP: 1 HR: 0 S: 40 P: 49 ERA: 1.00 WHIP: 0.667											PITCHER	IP: 9.0 WLS: W BF: 33 H: 4 R: 1 ER: 1 SO: 5 BB: 2 IBB: 0 HBP: 1 BLK: 0 WP: 1 HR: 0 S: 40 P: 49 ERA: 1.00 WHIP: 0.667									

Philadelphia Phillies @ San Francisco Giants
 Candlestick Park, San Francisco, CA
 Fri Jun 01 1973, 10:05 PM EDT
 Att. 5,359 - Unknown

livebaseballscorecards.com

AB	30
R	1
H	4
RBI	1
BB	2
SO	5
LOB	10



Batter	1	2	3	4	5	6	7	8	9
Bobby Bonds, R OBP: 0.370, SLG: 0.552 (1, 9) X	0-0 6-3		0-3 K			0-0 CS 1B		4-0 WP SH2-4 IBB	
Tito Fuentes, S OBP: 0.316, SLG: 0.389 (1, 4) S S S	0-3 K			0-0 6-3		0-0 1-2 1B		0-0 SH2-4	
Garry Maddox, R OBP: 0.372, SLG: 0.483 (1, 8) X	0-0 F4			0-3 K		0-0 F8		1-0 WP HBP	
Willie McCovey, L OBP: 0.388, SLG: 0.507 (1, 3)		0-3 K		0-0 HR			4-0 BB BB	4-0 G6-3 IBB	
Dave Kingman, R OBP: 0.236, SLG: 0.408 (8, PR) (9, 3)								1-2 2-3 3-H	
Ed Goodson, L OBP: 0.365, SLG: 0.422 (1, 5) X		0-0 4-3		0-0 1B		0-0 F7		0-0 G6-3	
Gary Matthews, R OBP: 0.420, SLG: 0.504 (1, 7) X		0-0 P6		0-0 1-3		0-3 K		0-0 1-2f	
Chris Speier, R OBP: 0.349, SLG: 0.432 (1, 6) X			0-0 4-3		0-0 F3		4-0 BB		
Dave Rader, L OBP: 0.293, SLG: 0.265 (1, 2) X			0-0 4-3		0-0 P6		0-0 F8		
Ron Bryant, S OBP: 0.171, SLG: 0.176 (1, 1) B B B B			4-0 BB		0-3 K			0-0 SH2-4 WP 2B	

Inning Stats	R: 0 E: 0 K: 1 S: 5	H: 0 LOB: 0 BB: 0 P: 5	R: 0 E: 0 K: 1 S: 5	H: 0 LOB: 0 BB: 0 P: 5	R: 0 E: 0 K: 1 S: 5	H: 0 LOB: 1 BB: 1 P: 9	R: 1 E: 0 K: 1 S: 7	H: 2 LOB: 1 BB: 0 P: 7	R: 0 E: 0 K: 1 S: 5	H: 0 LOB: 0 BB: 0 P: 5	R: 0 E: 0 K: 0 S: 3	H: 2 LOB: 0 BB: 0 P: 3	R: 0 E: 0 K: 1 S: 5	H: 0 LOB: 2 BB: 2 P: 13	R: 1 E: 0 K: 0 S: 3	H: 1 LOB: 3 BB: 2 P: 12
1B: 3 2B: 1 3B: 0 HR: 1	SF: 0 SAC: 1 DP: 1 HBP: 1	WP: 1 PB: 0 SB: 0 CS: 1														

PITCHER	IP	WLS	BF	H	R	ER	SO	BB	IBB	HBP	BLK	WP	HR	S	P	ERA	WHIP
Wayne Twitchell, R ERA: 2.5 (1, 1)	7.1	L	30	5	2	2	6	3	1	1	0	0	1	37	54	2.46	1.091
Mac Scarce, L ERA: 2.16 (8, 1)	0.2		2	0	0	0	0	0	1	0	0	1	0	1	5	0.00	0.000

BOTTOM

AB R H RBI BB SO LOB

3 0 1 0 1 1 1

3 0 1 0 0 1 0

3 0 0 0 0 1 0

2 1 1 1 2 1 0

0 0 0 0 0 0 0

4 0 1 0 0 0 4

3 0 0 0 0 1 2

2 0 0 0 1 0 0

3 0 0 0 0 0 2

2 1 1 0 1 1 0

Philadelphia Phillies @ San Francisco Giants
Candlestick Park, San Francisco, CA

livebaseballscorecards.com

AB 25
R 2
H 5
RBI 1
BB 5
SO 6
LOB 9

GIANTS

WP: 1 PA: 32
PB: 0
SB: 0
CS: 1

Fri Jun 01 1973, 10:05 PM EDT
Att. 5,359 - Unknown

Batter	1	2	3	4	5	6	7	8	9	AB R H RBI BB SO LOB	TOP																
Cesar Tovar, R (1, 5) OBP: 0.349, SLG: 0.383	0-0 1B 1B	0-0 2-H 2B			0-0 F8	0-0 F2			0-0 F8	5 1 2 1 0 0 2	Philadelphia Phillies @ San Francisco Giants Candlestick Park, San Francisco, CA Sat Jun 02 1973, 6:33 AM EDT Att. 5,949 - Unknown livebaseballscorecards.com																
Denny Doyle, L (1, 4) OBP: 0.389, SLG: 0.346	0-0 FC4-6 1-3 1B 1B	4-0 BB			0-0 1B HR 1B	0-0 1B		0-3 K	4 1 3 2 1 1 0																		
Willie Montanez, L (1, 3) OBP: 0.316, SLG: 0.321	0-0 P6	0-0 6-3			0-0 1-3 HR 1B	0-0 1-3		4-0 BB	4 1 1 0 1 0 5																		
Greg Luzinski, R (1, 7) OBP: 0.261, SLG: 0.339	0-0 1-2 3-H FC4-6 1B		0-0 F4		0-0 1-H 3-H HR		0-3 K	0-0 5-3	5 1 2 4 0 1 1																		
Mike Rogodzinski, L (1, 9) OBP: 0.323, SLG: 0.308	0-0 FC4-6 1-2f 2-3 FC6		0-0 4-3		0-0 4-1		0-3 K		4 0 0 0 0 1 2																		
Del Unser, L (1, 8) OBP: 0.327, SLG: 0.442	0-0 FC6 1-2f		0-0 F7		0-0 G1		0-0 F8		4 0 0 0 0 0 2																		
Bob Boone, R (1, 2) OBP: 0.286, SLG: 0.301		0-0 F8		0-0 6-3		0-0 4-3 1B E 1B		0-0 G6-4-3 1B	4 1 2 0 0 0 0																		
Ken Brett, L (8, PR) OBP: 0.333, SLG: 0.400									0 0 0 0 0 0 0																		
Mac Scarce, L (8, 1)									0 0 0 0 0 0 0																		
Larry Bowa, S (1, 6) OBP: 0.245, SLG: 0.231		0-0 2B 2B		0-0 F3		0-0 E6 1-2 1B 4-3		0-0 F6	4 2 1 0 0 0 2																		
Dick Ruthven, R (1, 1) OBP: 0.154, SLG: 0.083		0-3 K		0-0 3-1		0-0 4-3		0-0 G6-4-3 1-2f	2 0 0 0 0 0 1 1																		
Barry Lensch, S (4, 1) OBP: 0.200, SLG: 0.200									0 0 0 0 0 0 0 0																		
Tom Hutton, L (6, PH) OBP: 0.325, SLG: 0.328									1 0 0 0 0 0 0 2																		
Jim Lonborg, R (6, 1)									0 0 0 0 0 0 0 0																		
Bill Wilson, R (6, 1)									0 0 0 0 0 0 0 0																		
Jose Pagan, R (8, PH) OBP: 0.120, SLG: 0.250									1 0 0 0 0 0 0 1																		
Mike Ryan, R (8, 2) OBP: 0.325, SLG: 0.400									0 0 0 0 0 0 0 0																		
Inning Stats	R: 1 E: 0 K: 0 S: 6	H: 3 LOB: 2 BB: 0 P: 6	R: 1 E: 0 K: 1 S: 7	H: 2 LOB: 2 BB: 1 P: 11	R: 0 E: 0 K: 0 S: 3	H: 0 LOB: 0 BB: 0 P: 3	R: 0 E: 0 K: 0 S: 3	H: 0 LOB: 0 BB: 0 P: 3	R: 3 E: 0 K: 0 S: 6	H: 3 LOB: 0 BB: 0 P: 6	R: 2 E: 1 K: 0 S: 6	H: 2 LOB: 1 BB: 0 P: 6	R: 0 E: 0 K: 2 S: 7	H: 0 LOB: 0 BB: 0 P: 7	R: 0 E: 0 K: 0 S: 3	H: 1 LOB: 1 BB: 0 P: 3	R: 0 E: 0 K: 1 S: 5	H: 0 LOB: 1 BB: 1 P: 9	1B: 8 2B: 2 3B: 0 HR: 1	SF: 0 SAC: 0 DP: 1 HBP: 0	WP: 0 PB: 0 SB: 0 CS: 0	PA: 40					
PITCHER	IP WLS BF H R ER SO BB IBB HBP BLK WP HR S P ERA WHIP																										
Juan Marichal, R (1, 1) ERA: 3.29	5.0		25	9	6	5	1	1	0	0	0	0	1	26	30	9.00	2.000										
Charlie Williams, R (6, 1) ERA:	1.0	W	5	1	1	0	0	0	0	0	0	0	0	5	5	0.00	1.000										
Elias Sosa, R (7, 1) ERA: 1.57	3.0	S	10	1	0	0	3	1	0	0	0	0	0	15	19	0.00	0.667										

AB	38
R	7
H	11
RBI	7
BB	2
SO	4
LOB	18



Batter	1	2	3	4	5	6	7	8	9
Bobby Bonds, R OBP: 0.375, SLG: 0.566 (1, 9)	0-0 F9		0-0 1B	0-0 FC6-4		0-0 1B		0-0 HR	
Tito Fuentes, S OBP: 0.322, SLG: 0.394 (1, 4)	0-0 5-3		0-0 G1-2-3		0-0 1B	0-0 1B		0-0 BB	
Garry Maddox, R OBP: 0.379, SLG: 0.490 (1, 8)	0-0 F2			0-0 1B	0-0 2B	0-0 1B	0-0 8-5	4-0 BB	
Ed Coodson, L OBP: 0.366, SLG: 0.428 (1, 5)		0-0 1B		0-0 1-3	0-0 2B	0-0 4-3		0-0 E9	
Gary Matthews, R OBP: 0.414, SLG: 0.493 (1, 7)		0-0 G4-3		0-0 2B	0-0 4-3		0-0 6-3	0-0 F9	
Chris Speier, R OBP: 0.348, SLG: 0.426 (1, 6)		0-0 4-3		0-0 BB	0-0 5-3		0-0 5-3		
Dave Kingman, R OBP: 0.236, SLG: 0.412 (1, 3)			0-0 F7	0-0 2B	0-3 K		0-3 K		
Dave Rader, L OBP: 0.302, SLG: 0.272 (1, 2)			0-0 1B	0-0 FC6-4		0-0 1B		0-0 3-1	
Juan Marichal, R OBP: 0.323, SLG: 0.308 (1, 1)			0-0 1B	0-0 SF9		0-0 1B		0-0 4-3	
Charlie Williams, R (6, 1)									
Jim Howarth, L OBP: 0.226, SLG: 0.188 (6, PH)									
Elias Sosa, R OBP: 0.500, SLG: 0.500 (7, 1)									

Inning Stats	R: 0	H: 0	E: 0	K: 0	S: 3	R: 0	H: 1	E: 0	K: 0	S: 3	R: 0	H: 3	E: 0	K: 0	S: 5	R: 3	H: 3	E: 0	K: 1	S: 8	R: 0	H: 0	E: 0	K: 1	S: 5	R: 3	H: 2	E: 1	K: 0	S: 6
	0	0	0	0	3	0	1	0	0	3	0	3	0	0	5	0	3	0	1	8	0	0	0	1	5	0	2	1	0	6

PITCHER	IP	WLS	BF	H	R	ER	SO	BB	IBB	HBP	BLK	WP	HR	S	P	ERA	WHIP
Dick Ruthven, R ERA: 3.83 (1, 1)	3.1		16	7	3	3	0	1	0	0	0	0	0	15	19	8.10	2.400
Barry Lersch, R ERA: 4.18 (4, 1)	1.2		9	3	2	2	1	0	1	0	0	0	0	10	14	10.80	1.800
Jim Lonborg, R ERA: 6.94 (6, 1)	0.0	L	4	4	3	3	0	0	0	0	0	0	0	4	4	∞	∞
Bill Wilson, R ERA: 3.86 (6, 1)	2.0		5	0	0	0	1	0	0	0	0	0	0	7	7	0.00	0.000
Mac Scarce, L ERA: 2.42 (8, 1)	1.0		7	2	3	1	0	1	0	0	0	0	1	6	10	9.00	3.000

AB	R	H	RBI	BB	SO	LOB
5	2	3	2	0	0	2
5	2	3	2	0	0	3
4	3	2	0	1	0	1
5	0	2	1	0	0	1
5	1	1	2	0	0	3
3	1	0	0	1	0	1
4	0	1	1	0	2	1
3	1	2	0	1	0	0
1	0	1	1	0	0	0
0	0	0	0	0	0	0
1	1	1	0	0	0	0
1	0	0	0	0	0	0

WP	PA	1B	2B	3B	HR	SF	SAC	DP	HBP
0	41	12	4	0	1	1	0	3	0

ERA	WHIP
9.00	3.000

Philadelphia Phillies @ San Francisco Giants
Candlestick Park, San Francisco, CA
 Sat Jun 02 1973, 6:33 AM EDT
 Att. 5,949 - Unknown

livebaseballscorecards.com

AB	37
R	11
H	16
RBI	9
BB	3
SO	2
LOB	12



Batter	1	2	3	4	5	6	7	8	9	AB	R	H	RBI	BB	SO	LOB	TOP										
Cesar Tovar, R (1, 5) OBP: 0.345, SLG: 0.377 Mike Schmidt, R (8, 5) OBP: 0.356, SLG: 0.326	0-0 5-3		0-3 K		0-0 1B 1B	0-0 F7		0-0 F9		5	1	1	0	0	1	1											
Denny Doyle, L (1, 4) OBP: 0.370, SLG: 0.325	0-0 5-3		0-0 3-1		0-0 F2	0-0 G1			0-0 4-3	5	0	0	0	0	0	2											
Willie Montanez, L (1, 9) OBP: 0.318, SLG: 0.323 Mike Anderson, R (9, 9) OBP: 0.302, SLG: 0.364	0-0 FC6-4 1B		0-0 G3		0-0 1B 1B			0-0 F7	0-3 K	5	1	2	0	0	1	0											
Greg Luzinski, R (1, 7) OBP: 0.275, SLG: 0.365	0-0 FC6-4 1-2f			0-0 1B 1B	0-0 1B 1B			0-0 HR	4-0 BB WP BB	4	1	3	2	1	0	1											
Tom Hutton, L (1, 3) OBP: 0.348, SLG: 0.339		0-0 E6 2B FC3		0-0 1B 1-2	0-0 1B 1-2 2-H			0-0 1-3	4-0 BB BB	4	0	2	1	1	0	0											
Del Unser, L (1, 8) OBP: 0.339, SLG: 0.454		0-0 FC3 1-3 2B		0-0 F3	0-0 F9			0-0 FC6-4 1B	4-0 1-2 2-3 BB	4	0	2	0	1	0	4											
Bob Boone, R (1, 2) OBP: 0.285, SLG: 0.299 Mike Rogodzinski, L (9, PH) OBP: 0.313, SLG: 0.296 Mike Ryan, R (9, 2) OBP: 0.325, SLG: 0.400		0-0 P3		0-0 F7		0-0 SH2-3 2B 1B		0-0 FC6-4 1-2f	0-0 F7	4	1	1	0	0	0	5											
Larry Bowa, S (1, 6) OBP: 0.242, SLG: 0.228		0-0 FC3 2-3 3-H		0-0 F9		0-0 SH2-3 1-2			0-0 1-3	3	0	0	0	0	0	4											
Ken Brett, L (1, 1) OBP: 0.316, SLG: 0.421 Mac Scarce, L (9, 1) Bill Wilson, R (9, 1)		0-0 F7			0-0 B2	0-0 2B		0-0 6-3		4	0	1	1	0	0	2											
Inning Stats	R: 0 E: 0 K: 0 S: 4	H: 1 LOB: 1 BB: 0 P: 4	R: 0 E: 1 K: 0 S: 5	H: 1 LOB: 2 BB: 0 P: 5	R: 0 E: 0 K: 1 S: 5	H: 0 LOB: 0 BB: 0 P: 5	R: 0 E: 0 K: 0 S: 5	H: 2 LOB: 2 BB: 0 P: 5	R: 2 E: 0 K: 0 S: 7	H: 4 LOB: 2 BB: 0 P: 7	R: 1 E: 0 K: 0 S: 5	H: 2 LOB: 1 BB: 0 P: 5	R: 1 E: 0 K: 0 S: 5	H: 2 LOB: 1 BB: 0 P: 5	R: 0 E: 0 K: 0 S: 3	H: 0 LOB: 0 BB: 0 P: 3	R: 0 E: 0 K: 1 S: 5	H: 0 LOB: 3 BB: 3 P: 17	1B: 9 2B: 2 3B: 0 HR: 1	SF: 0 SAC: 1 DP: 0 HBP: 0	WP: 1 PB: 0 SB: 0 CS: 0	PA: 43					
PITCHER	IP	WLS	BF	H	R	ER	SO	BB	IBB	HBP	BLK	WP	HR	S	P	ERA	WHIP										
Jim Barr, R (1, 1) ERA: 3.62	5.1		27	10	3	3	1	0	0	0	0	0	0	29	29	5.06	1.875										
Jim Willoughby, R (6, 1) ERA: 4.57	1.2		7	2	1	1	0	0	0	0	0	0	1	7	7	5.40	1.200										
Sam McDowell, L (8, 1) ERA: 4.7	1.2		8	0	0	0	1	3	0	0	0	1	0	7	19	0.00	1.800										
Charlie Williams, R (9, 1) ERA:	0.1	W	1	0	0	0	0	0	0	0	0	0	0	1	1	0.00	0.000										

Philadelphia Phillies @ San Francisco Giants
Candlestick Park, San Francisco, CA

Sun Jun 03 1973, 6:33 AM EDT
Att. 15,483 - Unknown

livebaseballscorecards.com

AB	39
R	4
H	12
RBI	4
BB	3
SO	2
LOB	22



Batter	1	2	3	4	5	6	7	8	9	AB	R	H	RBI	BB	SO	LOB
Bobby Bonds, R OBP: 0.379, SLG: 0.565 (1, 9) X	0-0 E5 1B		0-0 K 1B		0-3 K		4-0 BB		0-0 G6-4-3 1-2f	4	1	2	0	1	1	2
Tito Fuentes, S OBP: 0.324, SLG: 0.394 (1, 4) X	0-0 F8		0-3 K 1-2			0-0 L6 1B	0-3 K		0-0 HR 1B	5	1	2	0	0	2	3
Garry Maddox, R OBP: 0.386, SLG: 0.519 (1, 8) X	0-0 F7			0-0 6-3		0-0 1B WP 1-2 1B		0-0 4-3 2B	0-0 HR 1-H	5	1	3	2	0	0	1
Ed Coodson, L OBP: 0.363, SLG: 0.423 (1, 5) X	0-0 1B 2-H			0-3 K		0-0 L6 2-3		0-0 4-3 2-3		4	0	1	1	0	1	3
Gary Matthews, R OBP: 0.416, SLG: 0.490 (1, 7) X	0-0 5-3			0-0 1B		4-0 1B 1-2 BB		0-0 5-3		3	0	1	0	1	0	2
Chris Speier, R OBP: 0.346, SLG: 0.423 (1, 6) X		0-0 F7		0-0 1-3		0-0 FC6-4 1-2 2-3 1B		0-0 1-3		4	0	1	0	0	0	2
Dave Kingman, R OBP: 0.237, SLG: 0.406 (1, 3) X		0-0 F8			0-3 K	0-0 FC6-4 1-2f			0-0 HR 1B	4	1	1	0	0	1	3
Mike Sadek, R OBP: 0.333, SLG: 0.091 (1, 2) X		0-0 F3			4-0 SH1-4 BB		0-3 K		0-0 HR 1-H	1	0	0	0	1	0	0
Chris Arnold, R OBP: 0.455, SLG: 0.667 (7, PH)										1	0	0	0	0	1	0
Dave Rader, L OBP: 0.306, SLG: 0.294 (8, 2) X										1	1	1	2	0	0	0
Jim Barr, R OBP: 0.143, SLG: 0.077 (1, 1) X			0-0 4-3				0-0 SH1-4		4-0 G6-4-3 BB	1	0	0	0	0	0	0
Jim Willoughby, R OBP: 0.074, SLG: 0.273 (6, 1) X										0	0	0	0	0	0	0
Damaso Blanco, R OBP: 0.000, SLG: 0.000 (7, PH) X										0	0	0	0	0	0	0
Sam McDowell, L OBP: 0.162, SLG: 0.182 (8, 1) X										0	0	0	0	0	0	0
Charlie Williams, R OBP: 0.000, SLG: 0.000 (9, 1) X										0	0	0	0	0	0	0
Willie McCovey, L OBP: 0.391, SLG: 0.507 (9, PH) X										0	0	0	0	0	1	0
Gary Thomasson, L OBP: 0.314, SLG: 0.338 (9, PR) X										0	0	0	0	0	0	0

Inning Stats	R: 1	H: 2	E: 1	K: 0	S: 5	LOB: 1	BB: 0	P: 5	R: 0	H: 0	E: 0	K: 0	S: 3	LOB: 0	BB: 0	P: 3	R: 0	H: 1	E: 0	K: 1	S: 5	LOB: 0	BB: 0	P: 5	R: 0	H: 1	E: 0	K: 1	S: 6	LOB: 1	BB: 0	P: 6	R: 0	H: 3	E: 0	K: 0	S: 5	LOB: 3	BB: 1	P: 9	R: 0	H: 0	E: 0	K: 2	S: 7	LOB: 1	BB: 1	P: 11	R: 0	H: 1	E: 0	K: 0	S: 4	LOB: 1	BB: 0	P: 4	R: 4	H: 4	E: 0	K: 0	S: 5	LOB: 1	BB: 1	P: 9	1B: 9	SF: 0	2B: 2	SAC: 1	3B: 0	DP: 2	HR: 2	HBP: 0	WP: 1	PA: 39
--------------	------	------	------	------	------	--------	-------	------	------	------	------	------	------	--------	-------	------	------	------	------	------	------	--------	-------	------	------	------	------	------	------	--------	-------	------	------	------	------	------	------	--------	-------	------	------	------	------	------	------	--------	-------	-------	------	------	------	------	------	--------	-------	------	------	------	------	------	------	--------	-------	------	-------	-------	-------	--------	-------	-------	-------	--------	-------	--------

PITCHER	IP	WLS	BF	H	R	ER	SO	BB	IBB	HBP	BLK	WP	HR	S	P	ERA	WHIP
Ken Brett, L ERA: 3.14 (1, 1)	8.0		35	10	3	2	6	3	0	0	0	1	1	44	56	2.25	1.625
Mac Scarce, L ERA: 2.42 (9, 1)	0.0	L	1	0	0	0	0	1	0	0	0	0	0	0	4	∞	∞
Bill Wilson, R ERA: 4.5 (9, 1)	0.2	L	3	2	2	2	0	0	0	0	0	0	1	3	3	27.00	3.000

BOTTOM

Philadelphia Phillies @ San Francisco Giants
Candlestick Park, San Francisco, CA

Sun Jun 03 1973, 6:33 AM EDT
Att. 15,483 - Unknown

AB	34
R	5
H	12
RBI	5
BB	4
SO	6
LOB	16



San Francisco Giants @ Pittsburgh Pirates
 Three Rivers Stadium, Pittsburgh, PA

Mon Jun 04 1973, 7:05 PM EDT
 Att. 12,570 - Unknown

AB	35
R	7
H	13
RBI	7
BB	4
SO	3
LOB	12



WP:	0	PA:	41
PB:	0		
SB:	1		
CS:	1		

AB R H RBI BB SO LOB

TOP

Batter	1	2	3	4	5	6	7	8	9
Bobby Bonds, R (1, 9) OBP: 0.380, SLG: 0.560	0-0 F9		0-0 5-3		0-0 S 3B 1B		0-0 5-3		4-0 1B 3B IBB
Tito Fuentes, S (1, 4) OBP: 0.333, SLG: 0.416	0-0 BB 1B G1-2-3 1B		0-0 2B		0-0 1-H SF7 3B		0-0 1-3		0-0 1-3 2-H 3-H 3B 1B
Garry Maddox, R (1, 8) OBP: 0.386, SLG: 0.531	0-0 BB 1-2 1B		0-0 6-3		0-0 3-H SF7			0-0 F4	0-0 1-H 3-H 3B
Willie McCovey, L (1, 3) OBP: 0.391, SLG: 0.497	4-0 1-2 2-3 BB			4-0 BB FC3-6 BB	0-0 L8			0-0 F5	0-3 K
Ed Goodson, L (1, 5) OBP: 0.358, SLG: 0.416	0-0 G1-2-3 3-H			0-0 FC3-6 1B 1-2f 1B		0-0 F9		0-0 1B	0-0 G3
Gary Matthews, R (1, 7) OBP: 0.412, SLG: 0.483		0-0 6-3		0-0 1B 1-2 1B		0-3 K		0-0 F7	
Chris Speier, R (1, 6) OBP: 0.357, SLG: 0.431		0-0 CS 1B		0-0 1-3 2-H G4-6-3 1B		0-0 1B		4-0 SH3 1B BB	
Dave Rader, L (1, 2) OBP: 0.305, SLG: 0.293		0-0 F9 1-2		0-0 1-2f G4-6-3		0-0 P4		0-0 SH3 1B 1B	
Tom Bradley, R (1, 1) OBP: 0.150, SLG: 0.150			0-0 5-3		0-0 L8		0-3 K	0-0 SH3	

Inning Stats	R: 0	H: 2	R: 0	H: 1	R: 0	H: 1	R: 1	H: 2	R: 2	H: 2	R: 0	H: 0	R: 0	H: 1	R: 4	H: 3
	E: 0	LOB: 2	E: 0	LOB: 0	E: 0	LOB: 1	E: 0	LOB: 1	E: 0	LOB: 0	E: 0	LOB: 0	E: 0	LOB: 1	E: 0	LOB: 1
	K: 0	BB: 1	K: 0	BB: 0	K: 0	BB: 1	K: 0	BB: 1	K: 0	BB: 0	K: 1	BB: 0	K: 0	BB: 0	K: 1	BB: 2
	S: 4	P: 8	S: 3	P: 3	S: 4	P: 4	S: 4	P: 8	S: 5	P: 5	S: 5	P: 5	S: 4	P: 4	S: 8	P: 16

PITCHER	IP	WLS	BF	H	R	ER	SO	BB	IBB	HBP	BLK	WP	HR	S	P	ERA	WHIP
Bob Moose, R (1, 1) ERA: 3.64	8.0	L	33	10	3	3	2	2	0	0	0	0	0	35	43	3.38	1.500
Bob Johnson, R (9, 1) ERA: 4.7	0.1		6	3	4	4	0	1	1	0	0	0	0	4	12	108.00	12.000
Ramon Hernandez, L (9, 1) ERA: 3.5	0.2		2	0	0	0	1	0	0	0	0	0	0	4	4	0.00	0.000

1B:	10	SF:	1
2B:	1	SAC:	1
3B:	2	DP:	2
HR:	0	HBP:	0

Batter	1	2	3	4	5	6	7	8	9	AB R H RBI BB SO LOB
Gene Clines, R OBP: 0.292, SLG: 0.326 (1, 8)	0-0 1B 1B		0-3 K			0-0 L9			0-3 K	4 0 1 0 0 2 0
Dave Cash, R OBP: 0.383, SLG: 0.445 (1, 4)	0-0 L4		0-0 F7			0-0 F8			0-0 G3 3B	4 1 1 0 0 0 1
Richie Hebner, L OBP: 0.376, SLG: 0.422 (1, 5)	0-0 1-3 1B			0-0 4-3		0-0 3-1			0-0 G3	4 0 1 1 0 0 0
Willie Stargell, L OBP: 0.383, SLG: 0.656 (1, 7)	0-0 F9			0-0 F8			0-0 G6-4-3 1B		0-0 3-H HR	4 1 2 1 0 0 2
Al Oliver, L OBP: 0.301, SLG: 0.472 (1, 3)	0-0 4-3			0-0 F9			0-0 F5		0-0 1B	4 0 1 0 0 0 3
Manny Sanguillen, R OBP: 0.317, SLG: 0.482 (1, 9)		0-0 G6-4-3 1B			0-0 F9		0-0 G6-4-3 1-2f		0-0 F9	4 0 1 0 0 0 2
Milt May, L OBP: 0.347, SLG: 0.407 (1, 2)		0-0 P3			0-0 WP 1B			0-0 3-1		3 0 1 0 0 0 1
Jackie Hernandez, R OBP: 0.250, SLG: 0.226 Vic Davalillo, L OBP: 0.175, SLG: 0.231 Bob Johnson, L Ramon Hernandez, S (8, PH) (9, 1) (9, 1)		0-0 G6-4-3 1-2f		0-3 K				0-3 K		2 0 0 0 0 1 2 1 0 0 0 0 1 0 0 0 0 0 0 0 0 0 0 0 0 0 0 0
Bob Moose, R OBP: 0.192, SLG: 0.125 Rennie Stennett, R OBP: 0.243, SLG: 0.372 (8, PH) (9, 6)			0-3 K		0-0 6-3			0-0 6-3		2 0 0 0 0 1 1 1 0 0 0 0 0 0

Inning Stats	R: 0	H: 2	R: 0	H: 1	R: 0	H: 0	R: 0	H: 1	R: 0	H: 0	R: 0	H: 1	R: 0	H: 0	R: 2	H: 3	1B: 6	SF: 0
	E: 0	LOB: 2	E: 0	LOB: 0	E: 0	LOB: 0	E: 0	LOB: 1	E: 0	LOB: 0	E: 0	LOB: 0	E: 0	LOB: 0	E: 0	LOB: 1	2B: 0	SAC: 0
	K: 0	BB: 0	K: 0	BB: 0	K: 0	BB: 0	K: 1	BB: 0	K: 0	BB: 0	K: 1	BB: 0	K: 0	BB: 0	K: 1	BB: 0	3B: 1	DP: 2
	S: 5	P: 5	S: 3	P: 3	S: 7	P: 7	S: 6	P: 6	S: 3	P: 3	S: 5	P: 5	S: 3	P: 3	S: 8	P: 8	HR: 1	HBP: 0


PITCHER	IP	WLS	BF	H	R	ER	SO	BB	IBB	HBP	BLK	WP	HR	S	P	ERA	WHIP
Tom Bradley, R ERA: 3.19 (1, 1)	9.0	W	33	8	2	2	5	0	0	0	0	1	1	43	43	2.00	0.889

BOTTOM

San Francisco Giants @ Pittsburgh Pirates
 Three Rivers Stadium, Pittsburgh, PA

Mon Jun 04 1973, 7:05 PM EDT
 Att. 12,570 - Unknown

AB	33
R	2
H	8
RBI	2
BB	0
SO	5
LOB	12



WP: 1	PA: 33
PB: 0	
SB: 0	
CS: 0	

PITCHER	IP	WLS	BF	H	R	ER	SO	BB	IBB	HBP	BLK	WP	HR	S	P	ERA	WHIP
---------	----	-----	----	---	---	----	----	----	-----	-----	-----	----	----	---	---	-----	------

Batter	1	2	3	4	5	6	7	8	9	AB R H RBI BB SO LOB	TOP											
Bobby Bonds, R (1, 9) OBP: 0.388, SLG: 0.572	0-0 HR	4-0 BB		4-0 BB			0-0 P4		4-0 2B BB	2 1 1 1 3 0 0												
Tito Fuentes, S (1, 4) OBP: 0.335, SLG: 0.419	0-0 2B 1B	0-0 4-3		0-0 G3			0-0 F7		0-0 1-3 2B	5 1 2 0 0 0 3												
Garry Maddox, R (1, 8) OBP: 0.386, SLG: 0.524	0-0 P2						1-0 BB 2B HBP		0-0 P4	4 1 1 0 0 1 3												
Willie McCovey, L (1, 3) OBP: 0.397, SLG: 0.490	0-0 F8						4-0 1-2 2B BB		0-3 K	2 0 0 0 3 1 3												
Ed Goodson, L (1, 5) OBP: 0.362, SLG: 0.430	0-0 1-H 2B						0-3 K		0-0 1-H 2-H 2B	4 0 2 2 0 1 3												
Gary Matthews, R (1, 7) OBP: 0.402, SLG: 0.470	0-0 F8						0-0 G3		0-0 L1	4 0 0 0 0 0 4												
Chris Speier, R (1, 6) OBP: 0.351, SLG: 0.423							0-0 F8		0-3 K	4 0 0 0 0 1 2												
Dave Rader, L (1, 2) OBP: 0.303, SLG: 0.288							0-0 6-3		0-0 4-3	3 0 0 0 1 0 0												
Ron Bryant, S (1, 1) OBP: 0.162, SLG: 0.167							0-0 P5		0-3 K	2 0 0 0 0 0 0												
Randy Moffitt, R (8, 1)										1 0 0 0 0 1 0												
Inning Stats	R: 2 E: 0 K: 0 S: 6	H: 3 LOB: 1 BB: 0 P: 6	R: 0 E: 0 K: 0 S: 3	H: 0 LOB: 2 BB: 2 P: 11	R: 0 E: 0 K: 0 S: 4	H: 1 LOB: 2 BB: 1 P: 8	R: 0 E: 0 K: 0 S: 3	H: 0 LOB: 1 BB: 1 P: 7	R: 0 E: 0 K: 2 S: 7	H: 0 LOB: 1 BB: 1 P: 11	R: 0 E: 0 K: 0 S: 3	H: 0 LOB: 0 BB: 0 P: 3	R: 1 E: 0 K: 0 S: 3	H: 1 LOB: 2 BB: 1 P: 8	R: 0 E: 0 K: 1 S: 5	H: 0 LOB: 0 BB: 0 P: 5	R: 0 E: 0 K: 2 S: 8	H: 1 LOB: 2 BB: 1 P: 12	1B: 2 2B: 3 3B: 0 HR: 1	SF: 0 SAC: 1 DP: 0 HBP: 1	WP: 1 PB: 0 SB: 0 CS: 0	PA: 40
PITCHER	IP WLS BF H R ER SO BB IBB HBP BLK WP HR S P ERA WHIP																					
Nelson Briles, R (1, 1) ERA: 3.26	7.0 L 32 5 3 3 2 6 0 1 0 1 1 29 54 3.86 1.571																					
Dave Giusti, R (8, 1) ERA: 1.23	2.0 8 1 0 0 3 1 0 0 0 0 0 13 17 0.00 1.000																					

San Francisco Giants @ Pittsburgh Pirates
 Three Rivers Stadium, Pittsburgh, PA
 Tue Jun 05 1973, 7:05 PM EDT
 Att. 14,975 - Unknown

AB	31
R	3
H	6
RBI	3
BB	7
SO	5
LOB	18



BOTTOM

San Francisco Giants @ Pittsburgh Pirates
Three Rivers Stadium, Pittsburgh, PA

Tue Jun 05 1973, 7:05 PM EDT
Att. 14,975 - Unknown

livebaseballscorecards.com

AB	34
R	2
H	5
RBI	2
BB	0
SO	10
LOB	9



WP:	0	PA:	34
PB:	0	SB:	0
CS:	0		

AB	R	H	RBI	BB	SO	LOB
4	1	1	0	0	0	0
4	1	2	0	0	0	0
4	0	1	2	0	1	1
4	0	0	0	0	3	2
4	0	1	0	0	2	1
4	0	0	0	0	1	2
0	0	0	0	0	0	0
3	0	0	0	0	1	1
1	0	0	0	0	0	1
2	0	0	0	0	0	1
1	0	0	0	0	1	0
0	0	0	0	0	0	0
2	0	0	0	0	0	0
1	0	0	0	0	1	0
0	0	0	0	0	0	0

Batter	1	2	3	4	5	6	7	8	9
Dave Cash, R OBP: 0.380, SLG: 0.440 (1, 4)	0-0 5-3 ①		0-0 F7 ②			0-0 2B 2B 1B		0-0 1-3 ①	
Al Oliver, L OBP: 0.305, SLG: 0.478 (1, 8)	0-0 F7 ②		0-0 E9 1B			0-0 1-3 2B 2B		0-0 P4 ②	
Manny Sanguillen, R OBP: 0.316, SLG: 0.483 (1, 9)	0-0 E5		0-0 P4 ③			0-0 2-H 3-H 2B		0-3 K ③	
Willie Stargell, L OBP: 0.375, SLG: 0.640 (1, 7)	0-0 4-3 ③			0-3 K ①		0-3 K ①		0-3 K ①	
Bob Robertson, R OBP: 0.407, SLG: 0.503 (1, 3)		0-0 FC5-4 1B		0-3 K ②		0-3 K ②		0-0 F7 ②	
Richie Hebner, L OBP: 0.368, SLG: 0.412 (1, 5)		0-3 K ①		0-0 4-3 ③		0-0 F7 ③		0-0 E3	
Vic Davalillo, L OBP: 0.175, SLG: 0.231 (9, PR)		0-3 K ②						0-0 E3	
Gene Alley, R OBP: 0.283, SLG: 0.347 (1, 6)		0-3 K ②			0-0 F3 ①		0-0 L6 ①	0-0 6-3 ③	
Fernando Gonzalez, R OBP: 0.211, SLG: 0.368 (9, PH)		0-3 K ②						0-0 6-3 ③	
Jerry McNertney, R OBP: 0.250, SLG: 0.250 (1, 2)		0-0 FC5-4 ③			0-0 5-3 ②		0-3 K ②		
Gene Clines, R OBP: 0.286, SLG: 0.319 (7, PH)		0-0 FC5-4 ③							
Milt May, L OBP: 0.347, SLG: 0.407 (8, 2)		0-0 FC5-4 ③							
Nelson Briles, R OBP: 0.231, SLG: 0.423 (1, 1)			0-0 4-3 ①						
Richie Zisk, R OBP: 0.233, SLG: 0.286 (7, PH)					0-0 6-3 ③				
Dave Giusti, R OBP: 0.667, SLG: 0.500 (8, 1)									

Inning Stats	R: 0	H: 0	E: 1	K: 0	S: 4	R: 0	H: 1	E: 0	K: 2	S: 8	R: 0	H: 1	E: 1	K: 0	S: 4	R: 0	H: 0	E: 0	K: 2	S: 7	R: 0	H: 0	E: 0	K: 0	S: 3	R: 2	H: 3	E: 0	K: 2	S: 10	R: 0	H: 0	E: 0	K: 2	S: 7	R: 0	H: 0	E: 0	K: 1	S: 5	R: 0	H: 0	E: 1	K: 1	S: 6	1B: 3	2B: 2	3B: 0	HR: 0	SF: 0	SAC: 0	DP: 0	HBP: 0
--------------	------	------	------	------	------	------	------	------	------	------	------	------	------	------	------	------	------	------	------	------	------	------	------	------	------	------	------	------	------	-------	------	------	------	------	------	------	------	------	------	------	------	------	------	------	------	-------	-------	-------	-------	-------	--------	-------	--------

PITCHER	IP	WLS	BF	H	R	ER	SO	BB	IBB	HBP	BLK	WP	HR	S	P	ERA	WHIP
Ron Bryant, L ERA: 2.27 (1, 1)	7.0	W	27	5	2	2	8	0	0	0	0	0	0	43	43	2.57	0.714
Randy Moffitt, R ERA: 2.28 (8, 1)	2.0	S	7	0	0	0	2	0	0	0	0	0	0	11	11	0.00	0.000

Batter	1	2	3	4	5	6	7	8	9	AB R H RBI BB SO LOB	TOP														
Bobby Bonds, R (1, 9) OBP: 0.399, SLG: 0.592	0-0 HR	0-0 2B 1B	4-0 FC6-4 BB			0-0 2B 1B	0-0 E9 WP 1B			4 4 4 2 1 0 0	San Francisco Giants @ Pittsburgh Pirates Three Rivers Stadium, Pittsburgh, PA Wed Jun 06 1973, 7:05 PM EDT Att: 13,884 - Unknown														
Tito Fuentes, S (1, 4) OBP: 0.340, SLG: 0.423	0-0 6-3	4-0 2B 1B BB	0-0 FC6-4			0-0 FC3-6 1B 2B	4-0 3-H BB			3 2 1 1 2 0 2															
Garry Maddox, R (1, 8) OBP: 0.387, SLG: 0.524	0-0 F9	0-0 1B 2B		0-0 6-3		4-0 FC3-6 IBB	0-3 K			4 1 1 1 1 1 1															
Willie McCovey, L (1, 3) OBP: 0.397, SLG: 0.483	4-0 2B BB	0-0 1B 1B		0-0 L7		0-0 FC3-6 1B WP	0-0 F6			4 1 1 2 1 0 2															
Ed Goodson, L (1, 5) OBP: 0.374, SLG: 0.447	0-0	0-0		0-3 K		0-0 WP 1B	0-0			5 0 4 1 0 1 0															
Mike Phillips, L (8, PR) OBP: 0.333, SLG: 0.357	1-3 2B	1-2 FC6-4 1B				1-3 3-H 1B	G5-4-3 1B			0 0 0 0 0 0 0															
Gary Matthews, R (1, 7) OBP: 0.402, SLG: 0.465	4-0 BB	0-0 FC6-4				0-0 F9	0-0 G5-4-3			4 0 1 0 1 0 4															
Chris Speier, R (1, 6) OBP: 0.348, SLG: 0.415	0-0 F9		0-0 F3			0-0 FC5-4 1B	4-0 1B E BB			4 1 0 0 1 0 4															
Dave Rader, L (1, 2) OBP: 0.305, SLG: 0.287		0-0 4-3	1-0 SH1-4 HBP			0-0 G6-4-3	0-0 5-4 1B			1 0 0 0 0 0 0															
Mike Sadek, R (3, PR) OBP: 0.333, SLG: 0.143						1-2f				3 0 1 0 0 0 1															
Juan Marichal, R (1, 1) OBP: 0.313, SLG: 0.296		0-0 1-3	0-0 SH1-4			0-0 F8	0-0 5-4			1 0 0 0 0 0 0															
Charlie Williams, R (2, 1)										0 0 0 0 0 0 0															
Damaso Blanco, R (6, PH)										1 0 0 0 0 0 0															
Sam McDowell, L (6, 1)										1 0 0 0 0 0 2															
Elias Sosa, R (7, 1)										0 0 0 0 0 0 0															
Randy Moffitt, R (8, 1)										1 0 0 0 0 0 0															
Inning Stats	R: 1 E: 0 K: 0 S: 5	H: 2 LOB: 3 BB: 2 P: 13	R: 3 E: 0 K: 0 S: 7	H: 4 LOB: 2 BB: 1 P: 11	R: 0 E: 0 K: 0 S: 3	H: 0 LOB: 2 BB: 1 P: 8	R: 0 E: 0 K: 1 S: 5	H: 0 LOB: 0 BB: 0 P: 5	R: 0 E: 0 K: 0 S: 3	H: 1 LOB: 0 BB: 0 P: 3	R: 3 E: 0 K: 0 S: 6	H: 3 LOB: 1 BB: 1 P: 10	R: 2 E: 1 K: 1 S: 6	H: 2 LOB: 1 BB: 2 P: 14	R: 0 E: 0 K: 0 S: 3	H: 1 LOB: 1 BB: 0 P: 3	R: 0 E: 0 K: 0 S: 3	H: 0 LOB: 0 BB: 0 P: 3	1B: 9 2B: 4 3B: 0 HR: 1	SF: 0 SAC: 1 DP: 3 HBP: 1	WP: 2 PB: 0 SB: 1 CS: 0	PA: 45			
PITCHER	IP	WLS	BF	H	R	ER	SO	BB	IBB	HBP	BLK	WP	HR	S	P	ERA	WHIP								
Steve Blass, R (1, 1) ERA: 8.21	1.2		13	5	4	4	0	3	0	0	0	0	1	10	22	21.60	4.800								
Luke Walker, L (2, 1) ERA: 4.34	0.1		2	1	0	0	0	0	0	0	0	0	0	2	2	0.00	3.000								
Jim Rooker, L (3, 1) ERA: 2.25	3.2	L	17	4	3	3	1	1	1	1	0	0	0	16	25	7.36	1.364								
Bob Johnson, R (6, 1) ERA: 4.63	0.1		1	0	0	0	0	0	0	0	0	1	0	1	1	0.00	0.000								
Jim McKee, R (7, 1) ERA: 7.0	1.0		6	2	2	1	1	2	0	0	0	1	0	6	14	9.00	4.000								
PITCHER	IP	WLS	BF	H	R	ER	SO	BB	IBB	HBP	BLK	WP	HR	S	P	ERA	WHIP								
Ramon Hernandez, L (8, 1) ERA: 3.15	2.0		6	1	0	0	0	0	0	0	0	0	0	6	6	0.00	0.500								

AB	36
R	9
H	13
RBI	7
BB	7
SO	2
LOB	16



BOTTOM

San Francisco Giants @ Pittsburgh Pirates
Three Rivers Stadium, Pittsburgh, PA

livebaseballscorecards.com

AB	39
R	7
H	13
RBI	7
BB	4
SO	6
LOB	24




WP:	1	PA:	45
PB:	0	SB:	0
CS:	0		

Wed Jun 06 1973, 7:05 PM EDT
Att. 13,884 - Unknown

Batter	1	2	3	4	5	6	7	8	9	AB	R	H	RBI	BB	SO	LOB	
Dave Cash, R OBP: 0.386, SLG: 0.451 (1, 4)	0-0 1B SF8 1B	0-0 1-2 2-3 1B		0-0 F8		0-0 F9		0-0 4-3 E 2B		5	2	3	0	0	0	1	
Manny Sanguillen, R OBP: 0.313, SLG: 0.478 (1, 9)	0-0 1-3 1B	0-0 SF9		0-3 K		0-0 4-3		0-0 4-3		4	0	1	2	0	1	2	
Al Oliver, L OBP: 0.303, SLG: 0.470 (1, 8)	0-0 SF8	0-0 F7		0-0 F7			4-0 BB BB BB	0-0 E3 1B		3	0	0	2	1	0	3	
Willie Stargell, L OBP: 0.376, SLG: 0.630 (1, 7)	0-0 L1-3 1-2		0-3 K		0-0 4-3		4-0 FC6-5 1-2 BB	0-0 1-2 1B		4	0	1	0	1	1	1	
Richie Hebner, L OBP: 0.369, SLG: 0.414 (1, 5)		0-0 5-3 1B 2B	4-0 3B BB		0-0 F9		0-3 K	0-0 F5		4	2	1	0	1	1	4	
Bob Robertson, R OBP: 0.406, SLG: 0.497 (1, 3)		0-0 5-3 2-3	0-3 K		0-0 1B		4-0 1-2 2-3 BB	0-0 F6		4	0	1	0	1	1	4	
Milt May, L OBP: 0.348, SLG: 0.419 (1, 2)		0-0 1B 1B 3-H	0-0 1-H 3B		0-0 F8		0-3 K		0-0 F7		5	1	2	2	0	1	4
Gene Alley, R OBP: 0.294, SLG: 0.356 (1, 6)		0-0 1B 1B	0-0 F9			0-0 1B	0-0 FC6-5 2-3f		0-0 5-3		3	1	2	0	0	0	1
Richie Zisk, R OBP: 0.226, SLG: 0.276 (7, PH)		0-0 1B 1B									1	0	0	0	0	0	3
Ramon Hernandez, S (8, 1)		1-3 SF9 1B									0	0	0	0	0	0	0
Fernando Gonzalez, R OBP: 0.200, SLG: 0.350 (9, PH)		0-0 SF9 1B									1	0	0	0	0	0	0
Steve Blass, R OBP: 0.444, SLG: 0.500 (1, 1)		0-0 SF9 1B			0-0 F3		0-3 K		0-0 2B 4-3 1B		0	0	0	0	0	0	0
Luke Walker, L OBP: 0.200, SLG: 0.200 (2, 1)											0	0	0	0	0	0	0
Vic Davalillo, L OBP: 0.195, SLG: 0.250 (2, PH)											1	0	1	1	0	0	0
Jim Rooker, R (3, 1)											1	0	0	0	0	0	0
Bob Johnson, L (6, 1)											0	0	0	0	0	0	0
Gene Clines, R OBP: 0.280, SLG: 0.313 (6, PH)											1	0	0	0	0	1	1
Jim McKee, R (7, 1)											0	0	0	0	0	0	0
Rennie Stennett, R OBP: 0.248, SLG: 0.375 (8, 6)											2	1	1	0	0	0	0

Inning Stats	R: 1	H: 2	E: 0	K: 0	S: 4	H: 2	LOB: 0	BB: 0	P: 4	R: 3	H: 5	E: 0	K: 0	S: 8	R: 3	H: 1	E: 0	K: 2	S: 8	R: 1	H: 0	E: 0	K: 1	S: 6	R: 0	H: 1	E: 0	K: 0	S: 4	R: 0	H: 1	E: 0	K: 1	S: 6	R: 0	H: 0	E: 0	K: 2	S: 7	R: 2	H: 3	E: 1	K: 0	S: 7	R: 0	H: 0	E: 0	K: 0	S: 3	R: 0	H: 0	E: 0	K: 0	S: 3	1B: 10	SF: 2	2B: 3	SAC: 0	3B: 1	DP: 1	HR: 0	HBP: 0	WP: 1	PA: 45
--------------	------	------	------	------	------	------	--------	-------	------	------	------	------	------	------	------	------	------	------	------	------	------	------	------	------	------	------	------	------	------	------	------	------	------	------	------	------	------	------	------	------	------	------	------	------	------	------	------	------	------	------	------	------	------	------	--------	-------	-------	--------	-------	-------	-------	--------	-------	--------

PITCHER	IP	WLS	BF	H	R	ER	SO	BB	IBB	HBP	BLK	WP	HR	S	P	ERA	WHIP
Juan Marichal, R ERA: 3.67 (1, 1)	1.1		8	5	4	4	0	0	0	0	0	0	0	8	8	27.00	3.750
Charlie Williams, R ERA: 1.59 (2, 1)	3.2	W	17	4	1	1	3	1	0	0	0	1	0	22	26	2.46	1.364
Sam McDowell, L ERA: 4.5 (6, 1)	1.2		9	1	0	0	3	3	0	0	0	0	0	12	24	0.00	2.400
Elias Sosa, R ERA: 2.15 (7, 1)	0.2		5	2	2	2	0	0	0	0	0	0	0	5	5	27.00	3.000
Randy Moffitt, R ERA: 2.2 (8, 1)	1.2	S	6	1	0	0	0	0	0	0	0	0	0	6	6	0.00	0.600

Batter	1	2	3	4	5	6	7	8	9	AB R H RBI BB SO LOB	TOP																								
Bobby Bonds, R (1, 9) OBP: 0.399, SLG: 0.600	0-3 K	0-0 FC5			0-0 BB 1B		0-0 6-3		0-0 HR	5 1 2 2 0 1 2																									
Tito Fuentes, S (1, 4) OBP: 0.335, SLG: 0.416 Damaso Blanco, R (7, 4)	0-0 F8		0-0 F8		0-3 K		0-0 F7		0-0 F7	4 0 0 0 0 1 1 1 0 0 0 0 0 0																									
Garry Maddox, R (1, 8) OBP: 0.389, SLG: 0.529	0-0 2B		0-0 4-3		0-0 1-2 BB 1B		0-0 6-3			4 0 2 0 0 0 0																									
Willie McCovey, L (1, 3) OBP: 0.401, SLG: 0.483 Dave Kingman, R (5, 3) OBP: 0.235, SLG: 0.402	0-0 F9		0-0 1B		4-0 1-2 2-3 BB			0-0 F5		2 0 1 0 1 0 1 1 0 0 0 0 0 0																									
Ed Goodson, L (1, 5) OBP: 0.371, SLG: 0.460		0-0 HR	0-3 K		0-0 4-3			0-0 F9		4 1 1 1 0 1 4																									
Gary Matthews, R (1, 7) OBP: 0.393, SLG: 0.453		0-3 K		0-0 F8		0-3 K		0-0 F7		4 0 0 0 0 2 0																									
Chris Speier, R (1, 6) OBP: 0.348, SLG: 0.412 Mike Phillips, L (6, 6) OBP: 0.375, SLG: 0.467		4-0 FC5 BB BB		0-0 F7		0-0 F3		0-0 HR 2B		2 0 0 0 1 0 0 1 1 1 0 0 0 0	AB 34 R 3 H 7 RBI 3 BB 4 SO 7 LOB 13																								
Dave Rader, L (1, 2) OBP: 0.307, SLG: 0.285 Chris Arnold, R (4, 2) OBP: 0.462, SLG: 0.600		4-0 1-2 BB		0-0 G3		4-0 BB		0-3 K		1 0 0 0 1 0 0 1 0 0 0 1 1 1																									
Jim Barr, R (1, 1) OBP: 0.143, SLG: 0.077 Gary Thomsson, L (2, PH) OBP: 0.319, SLG: 0.333 Charlie Williams, R (2, 1) Don Carrithers, R (2, 1) OBP: 0.500, SLG: 0.500 John Morris, R (8, 1) Jim Howarth, L (9, PH) OBP: 0.222, SLG: 0.184		0-3 K		0-0 F7		0-0 6-3		0-0 F7		0 0 0 0 0 0 0 1 0 0 0 0 1 2 0 0 0 0 0 0 0 2 0 0 0 0 0 1 0 0 0 0 0 0 0 1 0 0 0 0 0 1																									
Inning Stats	R: 0 E: 0 K: 1 S: 6	H: 1 LOB: 1 BB: 0 P: 6	R: 1 E: 0 K: 2 S: 8	H: 1 LOB: 2 BB: 2 P: 16	R: 0 E: 0 K: 1 S: 6	H: 1 LOB: 1 BB: 0 P: 6	R: 0 E: 0 K: 0 S: 3	H: 0 LOB: 0 BB: 0 P: 3	R: 0 E: 0 K: 1 S: 7	H: 2 LOB: 3 BB: 1 P: 11	R: 0 E: 0 K: 1 S: 5	H: 0 LOB: 1 BB: 1 P: 9	R: 0 E: 0 K: 0 S: 3	H: 0 LOB: 0 BB: 0 P: 3	R: 0 E: 0 K: 0 S: 3	H: 0 LOB: 0 BB: 0 P: 3	R: 2 E: 0 K: 1 S: 7	H: 2 LOB: 0 BB: 0 P: 7	1B: 3 2B: 2 3B: 0 HR: 2	SF: 0 SAC: 0 DP: 0 HBP: 0	WP: 0 PB: 0 SB: 0 CS: 0	PA: 38													
PITCHER Steve Renko, R (1, 1) ERA: 3.16	IP 9.0	WLS W	BF 38	H 7	R 3	ER 3	SO 7	BB 4	IBB 0	HBP 0	BLK 0	WP 0	HR 2	S 48	P 64	ERA 3.00	WHIP 1.222	PITCHER	IP 9.0	WLS W	BF 38	H 7	R 3	ER 3	SO 7	BB 4	IBB 0	HBP 0	BLK 0	WP 0	HR 2	S 48	P 64	ERA 3.00	WHIP 1.222

San Francisco Giants @ Montreal Expos
Jarry Park, Montreal, QB
 Fri Jun 08 1973, 7:05 PM EDT
 Att. 15,137 - Unknown

livebaseballscorecards.com

Batter	1	2	3	4	5	6	7	8	9	AB	R	H	RBI	BB	SO	LOB
Ron Hunt, R OBP: 0.405, SLG: 0.331 (1, 4)	0-0 1B BB 2B	0-0 2B WP 1B	0-0 4-3 2-3		0-0 HBP BB BB 1B 2-H	1-0 E BB 4-3 HBP		4-0 2B PB BB		4	5	3	1	1	0	1
Boots Day, L OBP: 0.425, SLG: 0.412 (1, 8)	0-0 BB BB 2-3 1B	0-0 WP 1B 1-3 2B	0-0 F7		4-0 BB HBP 1-2 WP 2-3 BB	4-0 4-3 E 1-2 BB 2-3		0-3 K		4	3	2	0	2	1	2
Ron Fairly, L OBP: 0.485, SLG: 0.540 (1, 7)	4-0 BB BB 1-2 SF8	4-0 1B WP HR IBB		0-0 F3	1-0 WP BB 1-2 HBP 2-3	0-0 E6 4-3		0-0 PB WP 1-3 2B		2	2	0	1	2	0	2
Clyde Mashore, R OBP: 0.333, SLG: 0.789 (6, PR) (7, 7)										1	1	1	0	0	0	0
Ken Singleton, S OBP: 0.423, SLG: 0.440 (1, 9)	4-0 BB BB 1-2 2-3 3-H	0-0 HR 1B		4-0 BB	4-0 WP BB 1-2 BB	0-0 4-3		4-0 WP BB 2-3 3-H		2	1	1	4	4	0	2
Mike Jorgensen, L OBP: 0.306, SLG: 0.290 (1, 3)	4-0 BB	0-0 HR		0-3 K	0-0 4-3	0-0 F8		0-0 F9		5	1	1	4	1	1	7
John Boccabella, R OBP: 0.295, SLG: 0.301 (1, 2)	0-0 F9	4-0 L5-3 BB		0-3 K		0-0 2B 1B	0-0 6-3	0-0 5-3		5	1	1	0	1	1	5
Bob Bailey, R OBP: 0.388, SLG: 0.544 (1, 5)	0-0 SF8	0-0 L5-3		0-3 K	0-3 K	0-0 2B 2B	0-3 K			4	1	1	1	0	2	1
Tim Foli, R OBP: 0.266, SLG: 0.278 (1, 6)	0-0 F8		0-0 4-3 SH2-4 1B		0-0 F4	0-0 BB E 2B 2B 2-H 3-H	4-0 BB			4	1	2	2	1	0	2
Steve Renko, R OBP: 0.333, SLG: 0.360 (1, 1)		0-0 4-3	0-0 SH2-4		0-0 E5 1B	0-0 F3	0-0 1-3			4	1	0	0	0	0	2


Inning Stats	R: 3	H: 2	E: 0	K: 0	S: 5	LOB: 2	BB: 3	P: 17	R: 5	H: 4	E: 0	K: 0	S: 6	LOB: 0	BB: 2	P: 14	R: 0	H: 1	E: 0	K: 0	S: 4	LOB: 1	BB: 0	P: 4	R: 0	H: 0	E: 0	K: 2	S: 7	LOB: 1	BB: 1	P: 11	R: 3	H: 1	E: 1	K: 1	S: 7	LOB: 2	BB: 2	P: 16	R: 4	H: 3	E: 1	K: 0	S: 5	LOB: 3	BB: 1	P: 12	R: 0	H: 0	E: 0	K: 1	S: 5	LOB: 1	BB: 1	P: 9	R: 2	H: 1	E: 0	K: 1	S: 6	LOB: 1	BB: 2	P: 14
--------------	------	------	------	------	------	--------	-------	-------	------	------	------	------	------	--------	-------	-------	------	------	------	------	------	--------	-------	------	------	------	------	------	------	--------	-------	-------	------	------	------	------	------	--------	-------	-------	------	------	------	------	------	--------	-------	-------	------	------	------	------	------	--------	-------	------	------	------	------	------	------	--------	-------	-------

PITCHER	IP	WLS	BF	H	R	ER	SO	BB	IBB	HBP	BLK	WP	HR	S	P	ERA	WHIP
Jim Barr, R ERA: 3.89 (1, 1)	1.0	L	8	2	3	3	0	3	0	0	0	0	0	5	17	27.00	5.000
Charlie Williams, R ERA: 9.0 (2, 1)	0.1		6	4	5	5	0	0	1	0	0	1	1	5	9	135.00	12.000
Don Carrithers, R ERA: 6.43 (2, 1)	5.2		31	5	7	3	4	6	0	2	0	1	0	31	57	4.76	1.941
John Morris, L ERA: 5.4 (8, 1)	1.0		6	1	2	1	1	2	0	0	0	1	0	6	14	9.00	3.000

BOTTOM

San Francisco Giants @ Montreal Expos
Jarry Park, Montreal, QB
 Fri Jun 08 1973, 7:05 PM EDT
 Att. 15,137 - Unknown

AB 35
 R 17
 H 12
 RBI 13
 BB 12
 SO 5
 LOB 24



WP	HR	S	P	ERA	WHIP
3	1	1	51		


Batter	1	2	3	4	5	6	7	8	9	AB R H RBI BB SO LOB	TOP									
Bobby Bonds, R OBP: 0.396, SLG: 0.592 (1, 8) X	0-0 5-3		0-0 G6-4-3 1B	0-0 5-3			0-0 5-3	0-3 K		5 0 1 0 0 1 3										
Tito Fuentes, S OBP: 0.336, SLG: 0.415 (1, 4) X	0-0 5-3		0-0 G6-4-3 1-2f	0-0 6-3			0-0 1B E	0-0 1B		5 1 2 0 0 0 3										
Ed Goodson, L OBP: 0.366, SLG: 0.458 (1, 5) X	0-0 2B		0-0 6-3		0-3 K		0-0 F8	0-0 1-3		5 0 1 0 0 1 3										
Willie McCovey, L OBP: 0.406, SLG: 0.490 (1, 3) B B B	4-0 FC5-4 BB			0-0 1B 2B	0-0 G3		0-0 E6 1-H 3B 1B	0-3 K	S S S	4 2 2 0 1 1 0										
Gary Matthews, R OBP: 0.394, SLG: 0.463 (1, 7) X	0-0 FC5-4 1-2f			0-0 2B 1B	0-0 6-3		0-0 1B 3B	0-3 K	S S S	5 2 2 1 0 1 2										
Chris Speier, R OBP: 0.353, SLG: 0.420 (1, 6) X		0-0 F7		0-0 2B 2B 1-H 3-H		0-0 G3 1B	0-0 1B	0-3 K	S S S	5 1 3 3 0 1 0										
Gary Thomasson, L OBP: 0.297, SLG: 0.317 (1, 9) X		0-0 F7		0-0 F7		0-0 G3 1-2	0-0 3-1			4 0 0 0 0 0 3										
Dave Rader, L OBP: 0.311, SLG: 0.286 (1, 2) X		0-0 FC4-6 1B		4-0 2B BB		0-3 K		0-0 4-3		3 0 1 0 1 1 1										
Tom Bradley, R OBP: 0.143, SLG: 0.143 (1, 1)		0-0 FC4-6		0-0 2B		0-0 F8		0-0 1B		1 0 0 0 0 0 1										
Jim Howarth, L OBP: 0.236, SLG: 0.220 (4, PH)										1 0 1 1 0 0 0										
Jim Barr, R OBP: 0.143, SLG: 0.077 (4, 1)										0 0 0 0 0 0 0										
Mike Phillips, L OBP: 0.352, SLG: 0.438 (6, PH)										1 0 0 0 0 0 1										
Elias Sosa, R OBP: 0.500, SLG: 0.500 (6, 1)										0 0 0 0 0 0 0										
Chris Arnold, R OBP: 0.500, SLG: 0.500 (8, PH)										1 0 1 0 0 0 0										
Randy Moffitt, R OBP: 0.500, SLG: 0.636 (8, 1)										0 0 0 0 0 0 0										
Inning Stats	R: 0 E: 0 K: 0 S: 4	H: 1 LOB: 2 BB: 1 P: 8	R: 0 E: 0 K: 0 S: 4	H: 1 LOB: 1 BB: 0 P: 4	R: 0 E: 0 K: 0 S: 3	H: 1 LOB: 0 BB: 0 P: 3	R: 3 E: 0 K: 0 S: 7	H: 4 LOB: 2 BB: 1 P: 11	R: 0 E: 0 K: 1 S: 6	H: 1 LOB: 1 BB: 0 P: 6	R: 3 E: 1 K: 0 S: 7	H: 4 LOB: 1 BB: 0 P: 7	R: 0 E: 0 K: 1 S: 7	H: 2 LOB: 2 BB: 0 P: 7	R: 0 E: 0 K: 3 S: 9	H: 0 LOB: 0 BB: 0 P: 9	1B: 9 2B: 4 3B: 1 HR: 0	SF: 0 SAC: 0 DP: 1 HBP: 0	WP: 0 PB: 0 SB: 0 CS: 0	PA: 42
PITCHER	IP WLS BF H R ER SO BB IBB HBP BLK WP HR S P ERA WHIP																			
Ernie McAnally, R ERA: 3.2 (1, 1)	3.1 0 18 7 3 3 0 2 0 0 0 0 0 0 16 24 8.10 2.700																			
Tom Walker, R ERA: 2.95 (4, 1)	3.1 W 15 5 3 3 2 0 0 0 0 0 0 0 19 19 8.10 1.500																			
Mike Marshall, R ERA: 3.38 (7, 1)	2.1 S 9 2 0 0 4 0 0 0 0 0 0 0 17 17 0.00 0.857																			

San Francisco Giants @ Montreal Expos
Jarry Park, Montreal, QB
 Sat Jun 09 1973, 7:05 PM EDT
 Att. 21,334 - Unknown

livebaseballscorecards.com

AB	40
R	6
H	14
RBI	5
BB	2
SO	6
LOB	17



Batter	1	2	3	4	5	6	7	8	9	AB R H RBI BB SO LOB	TOP																									
Bobby Bonds, R (1, 9) OBP: 0.401, SLG: 0.597	0-0 CS 2B	0-0 FC6-4 1B		1-0 1B HBP		4-0 FC5-4 BB	0-0 SF9		0-0 F2	3 0 2 3 1 0 1																										
Tito Fuentes, S (1, 4) OBP: 0.332, SLG: 0.407	4-0 FC6-4 BB	0-0 FC6-4		0-0 F7		0-0 FC5-4 FC6-4	0-0 F8		0-0 F9	5 0 0 0 1 0 6																										
Garry Maddox, R (1, 8) OBP: 0.384, SLG: 0.520	0-0 FC6-4 1B		0-0 1-3	0-0 1B		0-0 FC6-4 BB		0-3 K		5 0 1 0 0 1 2																										
Willie McCovey, L (1, 3) Dave Kingman, R (8, PR) OBP: 0.235, SLG: 0.402	0-0 FC6 1B		0-0 HR	0-0 F8		4-0 FC4-6 BB		0-0 1B		4 1 3 1 1 0 3 0 0 0 0 0 0 0																										
Ed Goodson, L (1, 5) OBP: 0.367, SLG: 0.462	0-0 FC6		0-0 2B		0-0 G3	0-0 FC4-6		0-0 G4-6-3 1B		5 0 2 0 0 0 4																										
Gary Matthews, R (1, 7) OBP: 0.394, SLG: 0.458		0-0 5-3	0-3 K		4-0 G1 BB		0-0 1B BB 4-3 1B	0-0 G4-6-3		4 1 1 0 1 1 3																										
Chris Speier, R (1, 6) OBP: 0.357, SLG: 0.416		4-0 SH1-4 1B BB	0-0 F8		4-0 G1 BB		4-0 4-3 1B BB SF9		0-0 F7	2 2 0 0 3 0 1	AB 35 R 6 H 12 RBI 6 BB 9 SO 2 LOB 26																									
Mike Sadek, R (1, 2) Dave Rader, L (7, PH) OBP: 0.318, SLG: 0.310		4-0 SH1-4 1B BB		0-0 2-3	0-0 G1		0-0 SF9 4-3 1B		0-0 HR	2 1 0 0 1 0 2 2 1 2 1 0 0 0																										
Jim Willoughby, R (1, 1) Elias Sosa, R (3, 1) Jim Howarth, L (7, PH) Randy Moffitt, R (7, 1) Chris Arnold, R (9, PH) OBP: 0.533, SLG: 0.667		0-0 SH1-4		4-0 1B HBP BB	0-0 6-3		0-0 4-3		0-0 1B	0 0 0 0 0 0 0 1 0 0 0 1 0 2 1 0 0 1 0 0 2 0 0 0 0 0 0 0 1 0 1 0 0 0 0																										
Inning Stats	R: 0 E: 0 K: 0 S: 4	H: 2 LOB: 2 BB: 1 P: 8	R: 2 E: 0 K: 0 S: 4	H: 1 LOB: 1 BB: 2 P: 12	R: 1 E: 0 K: 1 S: 7	H: 2 LOB: 1 BB: 0 P: 7	R: 0 E: 0 K: 0 S: 4	H: 1 LOB: 3 BB: 1 P: 9	R: 0 E: 0 K: 0 S: 3	H: 0 LOB: 2 BB: 2 P: 11	R: 0 E: 0 K: 0 S: 3	H: 0 LOB: 2 BB: 2 P: 11	R: 2 E: 0 K: 0 S: 5	H: 2 LOB: 1 BB: 1 P: 9	R: 0 E: 0 K: 1 S: 6	H: 2 LOB: 2 BB: 0 P: 6	R: 1 E: 0 K: 0 S: 5	H: 2 LOB: 1 BB: 0 P: 5	1B: 8 2B: 2 3B: 0 HR: 2	SF: 1 SAC: 1 DP: 1 HBP: 1	WP: 0 PA: 47 PB: 0 SB: 0 CS: 1															
PITCHER	IP WLS BF H R ER SO BB IBB HBP BLK WP HR S P ERA WHIP																																			
Bill Stoneman, R (1, 1) ERA: 5.58	3.2		21	6	3	3	1	4	0	1	0	0	1	18	35	7.36	2.727																			
Mickey Scott, L (4, 1) ERA: 7.71	0.2		4	0	0	0	0	2	0	0	0	0	0	2	10	0.00	3.000																			
Pat Jarvis, R (5, 1) ERA: 20.25	1.2		10	2	2	2	0	3	0	0	0	0	0	7	19	10.80	3.000																			
Tom Walker, R (7, 1) ERA: 2.84	1.1		6	2	0	0	1	0	0	0	0	0	0	8	8	0.00	1.500																			
Mike Marshall, R (8, 1) ERA: 3.44	1.2	W	6	2	1	1	0	0	0	0	0	0	1	6	6	5.40	1.200																			

San Francisco Giants @ Montreal Expos
Jarry Park, Montreal, QB
Sun Jun 10 1973, 3:33 AM EDT
Att: 21,738 - Unknown

livebaseballscorecards.com

Batter	1	2	3	4	5	6	7	8	9
Ron Hunt, R OBP: 0.400, SLG: 0.330 (1, 4)	0-0 5-3		0-0 F6	0-0 6-3		0-0 6-3		0-0 F7	
Boots Day, L OBP: 0.460, SLG: 0.535 (1, 8)	0-0 1B		4-0 BB 1B 1B BB		0-0 4-3		0-0 F7	0-0 1B 1-2 2-H 3-H	
Ron Fairly, L OBP: 0.480, SLG: 0.529 (1, 7) (8, 3)	0-0 1B		0-0 BB 1B 1B		0-0 G3		0-0 G3	0-3 K	
Ken Singleton, S OBP: 0.433, SLG: 0.455 (1, 9)	0-0 G4-6-3		4-0 1B 1-2 2-3 BB		4-0 BB		0-0 1B		
Mike Jorgensen, L OBP: 0.325, SLG: 0.333 (1, 3)		0-0 HR	0-0 1-3 1B		0-3 K		0-0 F6		
Mike Marshall, R OBP: 0.273, SLG: 0.200 (8, 1)			0-0 1-3 1B						
John Boccabella, R OBP: 0.297, SLG: 0.299 (1, 2)		0-0 E9 1B 1B	0-0 1-3		4-0 2B BB		0-0 F8		
Bob Bailey, R OBP: 0.388, SLG: 0.541 (1, 5)		0-0 6-3	0-3 K		0-0 2B		0-0 WP 1B 1B		
Tim Foli, R OBP: 0.270, SLG: 0.278 (1, 6)		0-0 F4		0-0 F4		0-0 5-3	0-0 WP 1B 1B		
Bill Stoneman, R OBP: 0.200, SLG: 0.125 (1, 1)		0-0 1B		0-0 3-1		0-3 K	4-0 1B 1-2 2-3 BB		
Mickey Scott, L (4, 1)									
Pat Jarvis, R (5, 1)									
Tom Walker, R (7, 1)									
Ron Woods, R OBP: 0.343, SLG: 0.344 (8, 7)		2-H 1B							

AB	R	H	RBI	BB	SO	LOB
5	0	0	0	0	0	5
4	1	2	2	1	0	0
5	1	2	0	0	1	2
2	1	1	0	2	0	2
4	1	2	3	0	1	2
0	0	0	0	0	0	0
3	1	1	1	1	0	1
4	1	2	0	0	1	2
4	1	1	0	0	0	3
1	0	1	1	0	0	0
1	0	0	0	0	0	0
1	0	0	0	0	1	2
0	0	0	0	0	0	0
0	0	0	0	1	0	0

BOTTOM

San Francisco Giants @ Montreal Expos
Jarry Park, Montreal, QB
 Sun Jun 10 1973, 3:33 AM EDT
 Att. 21,738 - Unknown

livebaseballscorecards.com

AB	34
R	7
H	12
RBI	7
BB	5
SO	4
LOB	19



1B: 10	SF: 0	WP: 1	PA: 39
2B: 1	SAC: 0	PB: 0	
3B: 0	DP: 1	SB: 0	
HR: 1	HBP: 0	CS: 0	

Inning Stats	R: 0	H: 2	E: 0	LOB: 1	K: 0	BB: 0	S: 4	P: 4
Inning Stats	R: 2	H: 3	E: 1	LOB: 1	K: 0	BB: 0	S: 5	P: 5
	R: 3	H: 2	E: 0	LOB: 1	K: 1	BB: 2	S: 7	P: 15
	R: 0	H: 0	E: 0	LOB: 0	K: 0	BB: 0	S: 3	P: 3
	R: 0	H: 0	E: 0	LOB: 1	K: 1	BB: 1	S: 5	P: 9
	R: 0	H: 1	E: 0	LOB: 2	K: 1	BB: 1	S: 6	P: 10
	R: 0	H: 1	E: 0	LOB: 1	K: 0	BB: 0	S: 4	P: 4
	R: 2	H: 3	E: 0	LOB: 2	K: 1	BB: 1	S: 8	P: 12

PITCHER	IP	WLS	BF	H	R	ER	SO	BB	IBB	HBP	BLK	WP	HR	S	P	ERA	WHIP
Jim Willoughby, R ERA: 4.95 (1, 1)	2.1		14	7	5	4	0	2	0	0	0	0	1	12	20	15.43	3.857
Elias Sosa, R ERA: 2.06 (3, 1)	3.2		14	1	0	0	3	2	0	0	0	0	0	18	26	0.00	0.818
Randy Moffitt, R ERA: 2.63 (7, 1)	2.0	L	11	4	2	2	1	1	0	0	0	1	0	12	16	9.00	2.500

Batter	1	2	3	4	5	6	7	8	9	AB R H RBI BB SO LOB	TOP											
Bobby Bonds, R (1, 9) OBP: 0.405, SLG: 0.594	4-0 BLK BB		0-0 F8		0-0 5-3			0-0 SH1-3 1B	4-0 FC6-4 BB	3 0 1 0 2 0 0												
Tito Fuentes, S (1, 4) OBP: 0.331, SLG: 0.405	0-0 P5			0-0 1B E 1B		0-0 F7		0-0 SH1-3 1-2	0-0 FC6-4 BB	4 1 1 0 0 0 4												
Garry Maddox, R (1, 8) OBP: 0.381, SLG: 0.514	0-3 K			0-0 1-3 1B		0-0 6-3		0-3 K		4 0 1 0 0 2 2												
Ed Goodson, L (1, 5) OBP: 0.375, SLG: 0.471	0-0 4-3 1-2			0-0 E8 3-H 2B		0-0 1B 1B		4-0 1B IBB		3 0 2 1 1 0 1												
Gary Matthews, R (1, 7) OBP: 0.391, SLG: 0.453		0-0 P4		0-0 G3		0-0 1-2 1B		0-3 K		4 0 1 0 0 1 3												
Chris Speier, R (1, 6) OBP: 0.356, SLG: 0.414		0-0 F7		0-0 F5		0-3 K		0-0 G5-4-3 1B		4 0 1 0 0 1 3												
Dave Kingman, R (1, 3) OBP: 0.235, SLG: 0.423		0-3 K			0-0 HR		0-3 K	0-0 G5-4-3		4 1 1 1 0 2 1												
Dave Rader, L (1, 2) OBP: 0.321, SLG: 0.314			0-0 B1-6-4 1B		0-0 F8		0-0 F9	0-0 BB 1B		4 0 2 0 0 0 0												
Mike Sadek, R (9, PR) OBP: 0.333, SLG: 0.125								0-0 1B		0 0 0 0 0 0 0												
Ron Bryant, S (1, 1) OBP: 0.171, SLG: 0.175			0-0 B1-6-4		0-0 L8		0-0 6-3	0-0 BB 1B		4 0 1 0 0 0 1												
Randy Moffitt, R (9, 1)										0 0 0 0 0 0 0												
Inning Stats	R: 0 E: 0 K: 1 S: 5	H: 0 LOB: 1 BB: 1 P: 9	R: 0 E: 0 K: 1 S: 5	H: 0 LOB: 0 BB: 0 P: 5	R: 0 E: 0 K: 0 S: 3	H: 1 LOB: 0 BB: 0 P: 3	R: 1 E: 1 K: 0 S: 5	H: 3 LOB: 1 BB: 0 P: 5	R: 1 E: 0 K: 0 S: 4	H: 1 LOB: 0 BB: 0 P: 4	R: 0 E: 0 K: 1 S: 7	H: 2 LOB: 2 BB: 0 P: 7	R: 0 E: 0 K: 1 S: 5	H: 0 LOB: 0 BB: 0 P: 5	R: 0 E: 0 K: 2 S: 8	H: 1 LOB: 2 BB: 1 P: 12	R: 0 E: 0 K: 0 S: 5	H: 3 LOB: 3 BB: 1 P: 9	1B: 9 2B: 1 3B: 0 HR: 1	SF: 0 SAC: 1 DP: 2 HBP: 0	WP: 0 PB: 0 SB: 0 CS: 0	PA: 38
PITCHER	IP WLS BF H R ER SO BB IBB HBP BLK WP HR S P ERA WHIP																					
George Stone, L (1, 1) ERA: 2.0	6.0 L 24 7 2 2 3 1 0 0 1 0 0 1 29 33 3.00 1.333																					
Buzz Capra, R (7, 1) ERA:	2.2 13 4 0 0 3 1 1 0 0 0 0 17 25 0.00 1.875																					
Phil Hennigan, R (9, 1) ERA: 3.33	0.1 1 0 0 0 0 0 0 0 0 0 0 1 1 0.00 0.000																					

San Francisco Giants @ New York Mets
 Shea Stadium, Flushing, NY
 Mon Jun 11 1973, 7:05 PM EDT
 Att. 29,160 - Unknown

AB	34
R	2
H	11
RBI	2
BB	3
SO	6
LOB	15



Batter	1	2	3	4	5	6	7	8	9	AB	R	H	RBI	BB	SO	LOB
Ted Martinez, R (1, 5) OBP: 0.279, SLG: 0.250	0-0 6-3		0-0 FC6-4		0-0 1B	0-0 5-3			0-0 F8	5	0	1	1	0	0	4
Felix Millan, R (1, 4) OBP: 0.294, SLG: 0.325	0-0 4-3		0-0 F7		0-0 1B			0-0 4-3	0-0 FC4-6	5	0	2	0	0	0	1
Willie Mays, R (1, 8) OBP: 0.213, SLG: 0.170	0-0 6-3			0-0 P6	4-0 1B			0-0 F8	0-0 FC4-6	4	0	0	0	1	0	1
Rusty Staub, L (1, 9) OBP: 0.361, SLG: 0.406		0-0 G3		0-0 4-3	0-0 6-3			0-0 4-3		4	0	0	0	0	0	3
Jim Fregosi, R (1, 6) OBP: 0.304, SLG: 0.228		0-0 F8		0-0 E5		0-0 SH5-4		0-0 6-3		4	0	1	0	0	0	0
John Milner, L (1, 3) OBP: 0.366, SLG: 0.446		4-0 BB		0-0 F9		4-0 SH5-4		4-0 BB		1	0	0	0	3	0	1
George Theodore, R (1, 7) OBP: 0.322, SLG: 0.313		0-0 P4			0-0 1B	0-0 SH5-4		0-0 F8		3	1	1	0	0	0	2
Duffy Dyer, R (1, 2) OBP: 0.197, SLG: 0.164			0-0 G3		0-3 K	4-0 BB		0-0 F8		3	0	0	0	1	1	2
George Stone, L (1, 1) OBP: 0.429, SLG: 0.429			0-0		0-0	0-3 K		0-3 K		2	0	1	0	0	0	1
Jim Beauchamp, R (6, PH) OBP: 0.355, SLG: 0.269					1-3					1	0	0	0	0	1	3
Buzz Capra, R (7, 1)										0	0	0	0	0	0	0
Phil Hennigan, R (9, 1) OBP: 0.333, SLG: 0.333										0	0	0	0	0	0	0
Don Hahn, R (9, PH)										1	0	0	0	0	1	0

BOTTOM	
AB	33
R	1
H	6
RBI	1
BB	5
SO	3
LOB	18

Inning Stats	
R: 0 E: 0 K: 0 S: 3	H: 0 LOB: 0 BB: 0 P: 3
R: 0 E: 0 K: 0 S: 3	H: 0 LOB: 1 BB: 1 P: 7
R: 0 E: 0 K: 0 S: 4	H: 1 LOB: 1 BB: 0 P: 4
R: 0 E: 1 K: 0 S: 4	H: 0 LOB: 1 BB: 0 P: 4
R: 1 E: 0 K: 1 S: 8	H: 3 LOB: 3 BB: 1 P: 12
R: 0 E: 0 K: 1 S: 6	H: 1 LOB: 3 BB: 2 P: 14
R: 0 E: 0 K: 0 S: 3	H: 0 LOB: 0 BB: 0 P: 3
R: 0 E: 0 K: 0 S: 3	H: 0 LOB: 1 BB: 1 P: 7
R: 0 E: 0 K: 1 S: 6	H: 1 LOB: 1 BB: 0 P: 6
1B: 5 2B: 1 3B: 0 HR: 0	SF: 0 SAC: 1 DP: 0 HBP: 0
WP: 0 PB: 0 SB: 0 CS: 0	PA: 39

PITCHER	IP	WLS	BF	H	R	ER	SO	BB	IBB	HBP	BLK	WP	HR	S	P	ERA	WHIP
Ron Bryant, L (1, 1) ERA: 2.17	8.2	W	38	6	1	1	3	5	0	0	0	0	0	39	59	1.04	1.269
Randy Moffitt, R (9, 1) ERA: 2.61	0.1	S	1	0	0	0	0	0	0	0	0	0	0	1	1	0.00	0.000

PITCHER	IP	WLS	BF	H	R	ER	SO	BB	IBB	HBP	BLK	WP	HR	S	P	ERA	WHIP

San Francisco Giants @ New York Mets
 Shea Stadium, Flushing, NY
 Mon Jun 11 1973, 7:05 PM EDT
 Att. 29,160 - Unknown

livebaseballscorecards.com



Batter	1	2	3	4	5	6	7	8	9	AB R H RBI BB SO LOB	TOP																
Bobby Bonds, R (1, 9) OBP: 0.412, SLG: 0.593	4-0 S 1B BB		0-0 CS 1B		4-0 E 1B BB		0-0 F8 1		4-0 SH5-4 BB	2 2 1 0 3 0 0																	
Tito Fuentes, S (1, 4) OBP: 0.333, SLG: 0.404	0-0 WP 1B		4-0 1-2 BB		0-0 E4 1B		0-3 K 2		0-0 SH5-4 1	3 1 1 1 1 1 1																	
Garry Maddox, R (1, 8) OBP: 0.377, SLG: 0.505	0-0 B2 1		0-0 L7 3		0-0 1-2 2-H 1B		0-0 5-3 3		0-0 4-3 2	5 0 1 2 0 0 3																	
Ed Goodson, L (1, 5) OBP: 0.371, SLG: 0.464	0-0 1-3 1-2 2			0-0 1-3 1		0-0 1-3 2-H 1B		0-0 3-1 1	0-0 6-3 3	5 0 1 1 0 0 2																	
Gary Matthews, R (1, 7) OBP: 0.393, SLG: 0.451	0-0 4-3 3			0-0 E 1B		0-3 K 3		4-0 E BB		3 0 1 0 1 1 3																	
Chris Speier, R (1, 6) OBP: 0.358, SLG: 0.415		0-0 G5-4-3 1B		0-0 F9 2		0-0 F8 1		0-0 E6 1B		4 0 2 0 0 0 1																	
Dave Kingman, R (1, 3) OBP: 0.228, SLG: 0.409		0-0 G5-4-3 1-2 2		0-3 K 1-2 3		0-0 F8 2		0-0 L5 2		4 0 0 0 0 1 4																	
Mike Sadek, R (1, 2) OBP: 0.333, SLG: 0.158		0-0 F9 3			0-0 F7 1		0-0 1B 3		0-0 P5 3	3 0 1 0 0 0 0 1 0 0 0 0 0 2																	
Dave Rader, L (8, PH) OBP: 0.319, SLG: 0.312																											
Juan Marichal, R (1, 1) OBP: 0.286, SLG: 0.267			0-0 G3 1		0-0 5-3 2		0-0 L7 3		0-0 SH5-4 BB 4-3 1B	3 0 0 0 0 0 1 0 0 0 0 0 0 0 1 1 1 0 0 0 0																	
Jim Howarth, L (9, PH) OBP: 0.246, SLG: 0.231																											
Inning Stats	R: 1 E: 0 K: 0 S: 4	H: 1 LOB: 1 BB: 1 P: 8	R: 0 E: 0 K: 0 S: 3	H: 1 LOB: 0 BB: 0 P: 3	R: 0 E: 0 K: 0 S: 3	H: 1 LOB: 1 BB: 1 P: 7	R: 0 E: 1 K: 1 S: 6	H: 1 LOB: 1 BB: 0 P: 6	R: 2 E: 1 K: 1 S: 8	H: 2 LOB: 2 BB: 1 P: 12	R: 0 E: 0 K: 0 S: 4	H: 1 LOB: 1 BB: 0 P: 4	R: 0 E: 0 K: 1 S: 5	H: 0 LOB: 0 BB: 0 P: 5	R: 0 E: 1 K: 0 S: 4	H: 1 LOB: 2 BB: 1 P: 8	R: 1 E: 0 K: 0 S: 4	H: 1 LOB: 1 BB: 1 P: 8	1B: 9 2B: 0 3B: 0 HR: 0	SF: 0 SAC: 1 DP: 1 HBP: 0	WP: 1 PB: 0 SB: 1 CS: 1	PA: 40					
PITCHER	IP WLS BF H R ER SO BB IBB HBP BLK WP HR S P ERA WHIP																										
Jim McAndrew, R (1, 1) ERA: 4.89	5.0		23	6	3	1	2	3	0	0	0	1	0	24	36	1.80	1.800										
Harry Parker, R (6, 1) ERA: 2.98	3.0	W	14	3	1	1	1	2	0	0	0	0	0	14	22	3.00	1.667										
Phil Hennigan, R (9, 1) ERA: 3.21	1.0	S	3	0	0	0	0	0	0	0	0	0	0	3	3	0.00	0.000										

San Francisco Giants @ New York Mets
Shea Stadium, Flushing, NY

AB	34
R	4
H	9
RBI	4
BB	5
SO	3
LOB	17



Tue Jun 12 1973, 7:05 PM EDT
Att. 24,135 - Unknown

livebaseballscorecards.com

Batter	1	2	3	4	5	6	7	8	9	AB	R	H	RBI	BB	SO	LOB
Willie Mays, R (1, 8) OBP: 0.231, SLG: 0.193 Don Hahn, R (7, PR) (8, 8)	0-0 P6 		0-0 WP 2B 1B 		0-0 F8 		0-0 E5 1B 			4	1	2	1	0	0	0
Felix Millan, R (1, 4) OBP: 0.302, SLG: 0.338	0-0 		0-0 6-3 1-2 		0-0 		0-0 FC4-6 1B 			4	0	3	1	0	0	1
Rusty Staub, L (1, 9) OBP: 0.359, SLG: 0.408	0-0 F8 		0-0 2-H 		0-0 4-3 		0-0 FC4-6 1-2f 			4	0	1	1	0	0	4
John Milner, L (1, 3) OBP: 0.370, SLG: 0.442	0-0 4-3 		4-0 BB 			0-0 HR 1B 		0-3 K 		3	1	1	0	1	1	3
Ed Kranepool, L (1, 7) OBP: 0.322, SLG: 0.387 Ted Martinez, R (8, PR) OBP: 0.279, SLG: 0.250 Jim Gosger, L (9, 7) OBP: 0.301, SLG: 0.267		0-0 F9 	0-0 F8 			0-0 HR 1-H 		0-0 E4 CS 		4	1	1	2	0	0	2
Jim Fregosi, R (1, 6) OBP: 0.292, SLG: 0.217		0-3 K 		0-3 K 		0-0 5-3 		0-3 K 1-2 		4	0	0	0	0	3	1
Wayne Garrett, L (1, 5) OBP: 0.329, SLG: 0.331		0-0 F8 		0-0 F7 		0-0 F8 		0-0 1B 		4	0	1	0	0	0	0
Duffy Dyer, R (1, 2) OBP: 0.199, SLG: 0.174			0-0 1B 2B 		0-0 6-3 		0-0 F7 		0-3 K 		4	1	1	0	0	1
Jim McAndrew, R (1, 1) OBP: 0.385, SLG: 0.222 Ken Boswell, L (5, PH) OBP: 0.278, SLG: 0.353 Harry Parker, R (6, 1) OBP: 0.143, SLG: 0.143 Phil Hennigan, R (9, 1) OBP: 0.333, SLG: 0.333			0-0 1-3 		0-0 F2 		0-0 6-3 			1	0	0	0	0	0	1
										1	0	0	0	0	0	0
										1	0	0	0	0	0	0
										1	0	0	0	0	0	0
										0	0	0	0	0	0	0
Inning Stats	R: 0 H: 1 E: 0 LOB: 1 K: 0 BB: 0 S: 4 P: 4	R: 0 H: 0 E: 0 LOB: 0 K: 1 BB: 0 S: 5 P: 5	R: 2 H: 3 E: 0 LOB: 2 K: 0 BB: 1 S: 6 P: 10	R: 0 H: 0 E: 0 LOB: 0 K: 1 BB: 0 S: 5 P: 5	R: 0 H: 1 E: 0 LOB: 1 K: 0 BB: 0 S: 4 P: 4	R: 2 H: 2 E: 0 LOB: 0 K: 0 BB: 0 S: 5 P: 5	R: 1 H: 2 E: 1 LOB: 2 K: 1 BB: 0 S: 7 P: 7	R: 0 H: 1 E: 1 LOB: 1 K: 2 BB: 0 S: 8 P: 8		1B: 6 SF: 0 2B: 3 SAC: 0 3B: 0 DP: 0 HR: 1 HBP: 0	WP: 1 PA: 35 PB: 0 SB: 0 CS: 1					
PITCHER	IP WLS BF H R ER SO BB IBB HBP BLK WP HR S P ERA WHIP	IP WLS BF H R ER SO BB IBB HBP BLK WP HR S P ERA WHIP	IP WLS BF H R ER SO BB IBB HBP BLK WP HR S P ERA WHIP	IP WLS BF H R ER SO BB IBB HBP BLK WP HR S P ERA WHIP	IP WLS BF H R ER SO BB IBB HBP BLK WP HR S P ERA WHIP	IP WLS BF H R ER SO BB IBB HBP BLK WP HR S P ERA WHIP	IP WLS BF H R ER SO BB IBB HBP BLK WP HR S P ERA WHIP	IP WLS BF H R ER SO BB IBB HBP BLK WP HR S P ERA WHIP	IP WLS BF H R ER SO BB IBB HBP BLK WP HR S P ERA WHIP	IP WLS BF H R ER SO BB IBB HBP BLK WP HR S P ERA WHIP	IP WLS BF H R ER SO BB IBB HBP BLK WP HR S P ERA WHIP					
Juan Marichal, R (1, 1) ERA: 3.79	7.0 L 32 9 5 4 3 1 0 0 0 0 1 1 37 41 5.14 1.429															
Elias Sosa, R (8, 1) ERA: 2.0	1.0 3 1 0 0 2 0 0 0 0 0 0 0 7 7 0.00 1.000															

BOTTOM

San Francisco Giants @ New York Mets
Shea Stadium, Flushing, NY
Tue Jun 12 1973, 7:05 PM EDT
Att. 24,135 - Unknown

livebaseballscores.com

AB	34
R	5
H	10
RBI	5
BB	1
SO	5
LOB	13



Batter	1	2	3	4	5	6	7	8	9	AB R H RBI BB SO LOB	TOP													
Bobby Bonds, R (1, 9) OBP: 0.411, SLG: 0.588	0-0 F3		4-0 BB		0-3 K			0-3 K	0-0 1B	4 0 1 1 1 2 2														
Tito Fuentes, S (1, 4) OBP: 0.331, SLG: 0.398	0-0 P4		0-0 L7		0-0 FC4-6			1-0 1B HBP	0-0 F7	4 0 0 0 0 0 7														
Garry Maddox, R (1, 8) OBP: 0.374, SLG: 0.500	0-0 5-3			0-0 1B 1B		0-0 L9		0-3 K		4 0 1 0 0 1 1														
Ed Goodson, L (1, 5) OBP: 0.368, SLG: 0.459		0-0 3-1		0-0 F7		0-0 F7		0-0 FC6-4 1B		4 0 1 0 0 0 1														
Gary Matthews, R (1, 7) OBP: 0.400, SLG: 0.458		0-0 G6-4-3 1B		0-0 G3-6-3 1B		0-0 1B		0-0 FC6-4		4 0 3 0 0 0 2														
Chris Speier, R (1, 6) OBP: 0.353, SLG: 0.408		0-0 G6-4-3		0-0 G3-6-3		0-0 F9			0-0 F7	4 0 0 0 0 0 4														
Dave Kingman, R (1, 3) OBP: 0.236, SLG: 0.412			0-0 SH1-4 1B		0-0 S 1B		0-0 F7		0-3 K	4 0 2 0 0 1 0														
Dave Rader, L (1, 2) OBP: 0.318, SLG: 0.316 Damaso Blanco, R (9, PR)			0-0 F8		0-0 F7		0-0 F7		0-0 1B 2B	4 0 1 0 0 0 2 0 1 0 0 0 0 0														
Tom Bradley, R (1, 1) OBP: 0.174, SLG: 0.136 John Morris, R (8, 1) Willie McCovey, L (9, PH) OBP: 0.418, SLG: 0.516 Gary Thomasson, L (9, PR) OBP: 0.297, SLG: 0.317			0-0 SH1-4		4-0 FC4-6 BB		0-0 F3		4-0 1B BB	1 0 0 0 1 0 0 0 0 0 0 0 0 0 0 0 0 0 1 0 0 0 0 0 0 0 0 0														
Inning Stats	R: 0 E: 0 K: 0 S: 3	H: 0 LOB: 0 BB: 0 P: 3	R: 0 E: 0 K: 0 S: 3	H: 1 LOB: 0 BB: 0 P: 3	R: 0 E: 0 K: 0 S: 4	H: 1 LOB: 2 BB: 1 P: 8	R: 0 E: 0 K: 0 S: 4	H: 2 LOB: 1 BB: 0 P: 4	R: 0 E: 0 K: 1 S: 6	H: 1 LOB: 2 BB: 1 P: 10	R: 0 E: 0 K: 0 S: 4	H: 1 LOB: 1 BB: 0 P: 4	R: 0 E: 0 K: 2 S: 8	H: 0 LOB: 0 BB: 0 P: 3	R: 0 E: 0 K: 2 S: 8	H: 1 LOB: 2 BB: 0 P: 9	R: 1 E: 0 K: 1 S: 7	H: 2 LOB: 3 BB: 1 P: 11	1B: 8 2B: 1 3B: 0 HR: 0	SF: 0 SAC: 1 DP: 2 HBP: 1	WP: 0 PB: 0 SB: 1 CS: 0	PA: 38		
PITCHER Tom Seaver, R (1, 1) ERA: 1.97	IP 9.0	WLS W	BF 38	H 9	R 1	ER 1	SO 4	BB 3	IBB 0	HBP 1	BLK 0	WP 0	HR 0	S 42	P 55	ERA 1.00	WHIP 1.333						ERA 1.97	WHIP 1.333

San Francisco Giants @ New York Mets
 Shea Stadium, Flushing, NY
 Wed Jun 13 1973, 7:05 PM EDT
 Att. 25,776 - Unknown

livebaseballscorecards.com

AB	33
R	1
H	9
RBI	1
BB	3
SO	4
LOB	19



Batter	1	2	3	4	5	6	7	8	9	AB	R	H	RBI	BB	SO	LOB
Willie Mays, R OBP: 0.217, SLG: 0.180 Don Hahn, R (9, 8)	0-0 F3	0-0 P4			0-0 P4		0-0 FC5-4			4	0	0	0	0	0	2
Felix Millan, R OBP: 0.311, SLG: 0.366 (1, 4)	0-0 HR		0-0 5-3		0-0 G4-6-3 1B			0-0 SF9 2B		4	2	3	1	0	0	0
Rusty Staub, L OBP: 0.362, SLG: 0.410 (1, 9)	0-0 2B 1B		0-0 1B		0-0 G4-6-3 1-2f			0-0 F8 2-3		4	1	2	0	0	0	2
John Milner, L OBP: 0.366, SLG: 0.449 (1, 3)	0-0 G3 1-H 2B		0-0 F8		0-3 K			0-0 SF9 3-H		3	0	1	2	0	1	1
Ed Kranepool, L OBP: 0.320, SLG: 0.383 (1, 7)	0-0 G3 2-3		0-3 K		0-0 4-3			0-0 1B		4	0	1	0	0	1	2
Wayne Garrett, L OBP: 0.322, SLG: 0.322 (1, 5)	0-0 P6		0-3 K		0-0 F9			0-0 G3		4	0	0	0	0	1	2
Jim Fregosi, R OBP: 0.303, SLG: 0.244 (1, 6)		0-0 2B		0-0 6-3 1B			0-0 F8			3	0	2	0	0	0	0
Ron Hodges, L OBP: 0.333, SLG: 0.333 (1, 2)		0-3 K		0-0 6-3 1-2			0-0 FC1-6 1B			3	0	1	0	0	1	2
Tom Seaver, R OBP: 0.243, SLG: 0.265 (1, 1)		0-0 1-3		0-3 K			0-0 FC1-6 FC5-4 1-2f			3	0	0	0	0	1	3

Inning Stats	R: 2 E: 0 K: 0 S: 6	H: 3 LOB: 1 BB: 0 P: 6	R: 0 E: 0 K: 1 S: 6	H: 1 LOB: 1 BB: 0 P: 6	R: 0 E: 0 K: 1 S: 6	H: 1 LOB: 1 BB: 0 P: 6	R: 0 E: 0 K: 2 S: 8	H: 1 LOB: 1 BB: 0 P: 8	R: 0 E: 0 K: 1 S: 5	H: 0 LOB: 0 BB: 0 P: 5	R: 0 E: 0 K: 0 S: 4	H: 1 LOB: 1 BB: 0 P: 4	R: 1 E: 0 K: 0 S: 5	H: 2 LOB: 1 BB: 0 P: 5	1B: 6 2B: 3 3B: 0 HR: 1	SF: 1 SAC: 0 DP: 1 HBP: 0		
PITCHER	IP WLS BF L	H R ER SO	BB IBB HBP BLK	WP HR S P	ERA WHIP	PITCHER											IP WLS BF H R ER SO BB IBB HBP BLK WP HR S P ERA WHIP	
Tom Bradley, R ERA: 3.68 John Morris, L ERA: 3.38	(1, 1) 7.0 1.0	9 3 0 0	0 0 0 0	0 0 0 0	0 1 4 4	3.86 1.286 0.00 1.000												

BOTTOM

San Francisco Giants @ New York Mets
Shea Stadium, Flushing, NY
Wed Jun 13 1973, 7:05 PM EDT
Att. 25,776 - Unknown

livebaseballscores.com

AB	32
R	3
H	10
RBI	3
BB	0
SO	5
LOB	14



WP: 0	PA: 33
PB: 0	SB: 0
CS: 0	

Batter	1	2	3	4	5	6	7	8	9	10	AB R H RBI BB SO LOB	TOP													
Bobby Bonds, R OBP: 0.411, SLG: 0.594 (1, 9) X	0-0 6-3		0-3 K		4-0 S BB		0-0 HR			0-0 F9	4 1 1 1 1 1 0	San Francisco Giants @ Philadelphia Phillies Veterans Stadium, Philadelphia, PA Fri Jun 15 1973, 7:05 PM EDT Att. 23,585 - Unknown livebaseballscorecards.com													
Tito Fuentes, S OBP: 0.336, SLG: 0.397 (1, 4) X	0-0 CS 1B		4-0 BB		0-0 F7		0-0 5-3			4-0 BB HR BB	3 1 1 0 2 0 1														
Garry Maddox, R OBP: 0.375, SLG: 0.495 (1, 8) X	0-0 BB 1B		0-0 F7		0-0 P6				0-0 6-3	4-0 1-2 HR BB	4 1 1 0 1 0 2														
Willie McCovey, L OBP: 0.427, SLG: 0.540 (1, 3) B B B B	4-0 1-2 2-3 BB			0-0 BB 1B		0-0 1-3 SH5-3 1B			0-0 F8	0-0 1-H 2-H HR	4 1 3 3 1 0 0														
Ed Goodson, L OBP: 0.371, SLG: 0.460 (1, 5) X	0-0 P6			0-0 BB 1B		0-0 SH5-3			0-0 F8	0-0 G6-4-3 1B	4 0 2 0 0 0 2														
Gary Matthews, R OBP: 0.390, SLG: 0.446 (1, 7) S S S		0-3 K		0-0 P4		0-0 1-3			0-3 K	0-0 G6-4-3	5 0 0 0 0 2 4														
Chris Speier, R OBP: 0.355, SLG: 0.407 (1, 6) X		0-0 P5		4-0 G4-6-3 BB		0-0 1-3			0-0 1B		3 0 1 0 1 0 1														
Dave Rader, L OBP: 0.313, SLG: 0.310 (1, 2) X		0-0 1-3		0-0 G4-6-3					0-0 L9		4 0 0 0 0 0 4														
Ron Bryant, S OBP: 0.156, SLG: 0.159 (1, 1) X			0-0 6-3		0-3 K		0-3 K		0-0 4-3		4 0 0 0 0 2 1														
Elias Sosa, R OBP: 0.500, SLG: 0.333 (10, 1) S S S S										0-0 4-3	0 0 0 0 0 0 0														
Inning Stats	R: 0 E: 0 K: 0 S: 4	H: 2 LOB: 2 BB: 1 P: 8	R: 0 E: 0 K: 1 S: 5	H: 0 LOB: 0 BB: 0 P: 5	R: 0 E: 0 K: 1 S: 5	H: 0 LOB: 1 BB: 1 P: 9	R: 0 E: 0 K: 0 S: 4	H: 2 LOB: 2 BB: 1 P: 8	R: 0 E: 0 K: 1 S: 5	H: 0 LOB: 1 BB: 1 P: 9	R: 0 E: 0 K: 0 S: 4	H: 1 LOB: 1 BB: 0 P: 4	R: 1 E: 0 K: 1 S: 6	H: 1 LOB: 0 BB: 0 P: 6	R: 0 E: 0 K: 0 S: 3	H: 0 LOB: 0 BB: 0 P: 3	R: 0 E: 0 K: 1 S: 6	H: 1 LOB: 1 BB: 0 P: 6	R: 3 E: 0 K: 0 S: 4	H: 2 LOB: 0 BB: 2 P: 12	1B: 7 2B: 0 3B: 0 HR: 2	SF: 0 SAC: 1 DP: 2 HBP: 0	WP: 0 PB: 0 SB: 1 CS: 1	PA: 42	
PITCHER	IP	WLS	BF	H	R	ER	SO	BB	IBB	HBP	BLK	WP	HR	S	P	ERA	WHIP								
Wayne Twitchell, R ERA: 1.81 (1, 1)	9.0		36	7	1	1	5	4	0	0	0	0	1	42	58	1.00	1.222								
Bill Wilson, R ERA: 4.45 (10, 1)	0.1	L	3	0	2	2	0	2	0	0	0	0	0	1	9	54.00	6.000								
Mac Scarce, L ERA: 3.1 (10, 1)	0.2		3	2	1	1	0	0	0	0	0	0	1	3	3	13.50	3.000								

Batter	1	2	3	4	5	6	7	8	9	AB R H RBI BB SO LOB	TOP										
Bobby Bonds, R (1, 9) OBP: 0.414, SLG: 0.602	0-0 HR	0-0 FC6-4		4-0 FC5-4 1B 1-2 BB		0-3 K		4-0 1B BB		3 1 1 1 2 1 2											
Tito Fuentes, S (1, 4) OBP: 0.340, SLG: 0.401	0-3 K		0-0 2B 1B	1-2 2-3 3-H 1B		0-0 F9		0-0 1-2 FC6-4 1B		5 1 3 1 0 1 0											
Garry Maddox, R (1, 8) OBP: 0.376, SLG: 0.498	0-0 G3 1B		0-0 F8 1-H 2B	0-0 FC5-4		0-0 F7		0-0 1-2f FC6-4		5 0 2 2 0 0 4											
Willie McCovey, L (1, 3) OBP: 0.417, SLG: 0.524	0-0 G3		0-0 F8 2-3	0-0 4-3		0-0 G3		0-0 F7		5 0 0 0 0 0 4											
Ed Goodson, L (1, 5) OBP: 0.369, SLG: 0.456 Mike Phillips, L (7, PR) OBP: 0.333, SLG: 0.412	0-0 F8		0-3 K		0-3 K		0-0 BB 1B		0-0 G3	4 0 1 0 0 2 2 1 0 0 0 0 0 0											
Gary Matthews, R (1, 7) OBP: 0.395, SLG: 0.447		0-0 CS 1B	0-0 P6		0-0 E S 1B		4-0 1-2 BB		0-0 6-3	4 0 2 0 1 0 1											
Chris Speier, R (1, 6) OBP: 0.353, SLG: 0.405		0-0 BB 1B		0-0 F5	0-3 K		0-0 L5			4 0 1 0 0 1 3											
Dave Rader, L (1, 2) OBP: 0.316, SLG: 0.320		4-0 FC6-4 1-2 BB		0-0 1B 3B	0-3 K			0-0 F7		3 1 1 0 1 1 1											
Juan Marichal, R (1, 1) OBP: 0.297, SLG: 0.258 Jim Barr, R (5, 1) OBP: 0.138, SLG: 0.074 Jim Howarth, L (8, PH) OBP: 0.241, SLG: 0.226 Randy Moffitt, R (8, 1)		0-3 K		4-0 1B BB FC5-4 BB		0-0 5-3		0-0 4-3		1 1 0 0 1 1 2 1 0 0 0 0 0 0 1 0 0 0 0 0 0 0 0 0 0 0 0 0											
Inning Stats	R: 1 E: 0 K: 1 S: 7	H: 2 LOB: 1 BB: 0 P: 7	R: 0 E: 0 K: 1 S: 6	H: 2 LOB: 2 BB: 1 P: 10	R: 1 E: 0 K: 1 S: 7	H: 2 LOB: 1 BB: 0 P: 7	R: 2 E: 0 K: 0 S: 5	H: 2 LOB: 2 BB: 2 P: 13	R: 0 E: 0 K: 3 S: 10	H: 1 LOB: 1 BB: 0 P: 10	R: 0 E: 0 K: 1 S: 5	H: 0 LOB: 0 BB: 0 P: 5	R: 0 E: 0 K: 0 S: 4	H: 1 LOB: 2 BB: 1 P: 8	R: 0 E: 0 K: 0 S: 4	H: 1 LOB: 2 BB: 1 P: 8	R: 0 E: 0 K: 0 S: 3	H: 0 LOB: 0 BB: 0 P: 3	1B: 8 2B: 1 3B: 1 HR: 1	SF: 0 SAC: 0 DP: 0 HBP: 0	WP: 0 PA: 42 PB: 0 SB: 1 CS: 1
PITCHER	IP WLS BF H R ER SO BB IBB HBP BLK WP HR S P ERA WHIP																				
Dick Ruthven, R (1, 1) ERA: 4.42 Barry Lersch, R (4, 1) ERA: 3.3	3.1 W 23 4 0 0 4 2 0 0 0 0 0 29 37 10.80 3.000																				

San Francisco Giants @ Philadelphia Phillies
Veterans Stadium, Philadelphia, PA
 Sat Jun 16 1973, 7:05 PM EDT
 Att. 25,615 - Unknown

livebaseballscorecards.com

AB	37
R	4
H	11
RBI	4
BB	5
SO	7
LOB	19



Batter	1	2	3	4	5	6	7	8	9	AB	R	H	RBI	BB	SO	LOB
Denny Doyle, L (1, 4) OBP: 0.349, SLG: 0.312	0-0 F9		0-0 5-3		0-3 K		0-0 4-3			4	0	0	0	0	1	0
Del Unser, L (1, 8) OBP: 0.379, SLG: 0.489	0-0 P3		0-0 6-3		4-0 K 1B BB		1-0 5-3 1B HBP			2	2	0	0	1	0	0
Willie Montanez, L (1, 9) OBP: 0.328, SLG: 0.351	0-0 P3		0-0 2B		0-0 E 1B 1B		0-0 5-3			4	2	2	0	0	0	1
Greg Luzinski, R (1, 7) OBP: 0.304, SLG: 0.438		0-0 F9	0-0 2B		0-0 E 1B 1B		0-0 1B			4	0	3	3	0	0	0
Tom Hutton, L (1, 3) OBP: 0.351, SLG: 0.359		0-0 1B 1B 1B	0-0 4-3		0-0 WP 1B		0-0 5-3			4	0	2	1	0	0	2
Mike Schmidt, R (1, 5) OBP: 0.355, SLG: 0.339		0-0 1B 1B		0-0 HR		0-0 L6		0-0 5-3		4	1	2	1	0	0	1
Bob Boone, R (1, 2) OBP: 0.273, SLG: 0.300		0-0 F7		0-3 K		0-0 6-3		0-3 K		4	0	0	0	0	2	2
Larry Bowa, S (1, 6) OBP: 0.252, SLG: 0.253		0-0 1B		0-0 4-3		0-0 F8		0-0 1B		4	0	2	0	0	0	0
Dick Ruthven, R (1, 1) OBP: 0.118, SLG: 0.063		0-3 K		0-3 K		0-3 K		0-0 F9		1	0	0	0	0	1	3
Barry Lersch, S (4, 1) OBP: 0.111, SLG: 0.111										3	0	0	0	0	2	1

Inning Stats	R: 0	H: 0	E: 0	K: 0	S: 3	R: 0	H: 3	E: 0	K: 1	S: 8	R: 1	H: 2	E: 0	K: 0	S: 5	R: 1	H: 1	E: 0	K: 2	S: 8	R: 2	H: 3	E: 1	K: 1	S: 7	R: 0	H: 0	E: 0	K: 1	S: 5	R: 1	H: 1	E: 0	K: 0	S: 4	R: 0	H: 1	E: 0	K: 1	S: 6	
	0	0	0	0	3	0	3	0	1	8	1	2	0	0	5	1	1	0	2	8	2	3	0	0	0	1	5	0	0	0	0	4	1	1	0	0	6	0	1	0	6
	0	0	0	0	3	0	3	0	1	8	1	1	0	0	5	1	1	0	1	8	2	3	0	0	0	1	5	0	0	0	0	4	1	1	0	0	6	0	1	0	6

BOTTOM

San Francisco Giants @ Philadelphia Phillies
Veterans Stadium, Philadelphia, PA

Sat Jun 16 1973, 7:05 PM EDT
Att. 25,615 - Unknown

livebaseballscorecards.com

AB	34
R	5
H	11
RBI	5
BB	1
SO	6
LOB	10



1B:	8	SF:	0	WP:	1	PA:	36
2B:	2	SAC:	0	PB:	0		
3B:	0	DP:	0	SB:	0		
HR:	1	HBP:	1	CS:	0		

PITCHER	IP	WLS	BF	H	R	ER	SO	BB	IBB	HBP	BLK	WP	HR	S	P	ERA	WHIP
Juan Marichal, R (1, 1) ERA: 3.99	4.1		22	8	4	4	4	1	0	0	0	0	1	29	33	8.31	2.077
Jim Barr, R (5, 1) ERA: 3.98	2.2	L	10	2	1	1	1	0	0	1	0	1	0	11	12	3.38	0.750
Randy Moffitt, R (8, 1) ERA: 2.55	1.0		4	1	0	0	1	0	0	0	0	0	0	6	6	0.00	1.000

Batter	1	2	3	4	5	6	7	8	9	AB R H RBI BB SO LOB	TOP											
Bobby Bonds, R (1, 9) OBP: 0.419, SLG: 0.599	0-3 K		4-0 BB BB		0-0 F2	4-0 BB BB	0-0 1B		4-0 BB BB	3 0 1 0 3 1 0												
Tito Fuentes, S (1, 4) OBP: 0.340, SLG: 0.399	0-3 K		0-0 B2		0-0 2B 1B	0-0 F7	0-0 1B		0-0 F7	6 1 2 1 0 1 6												
Garry Maddox, R (1, 8) OBP: 0.372, SLG: 0.488	0-3 K		0-3 K		0-0 F3					4 1 0 0 1 2 4												
Willie McCovey, L (1, 3) OBP: 0.422, SLG: 0.529 Mike Phillips, L (8, 5) OBP: 0.333, SLG: 0.412		0-0 G4-6-3 1B 1B	4-0 FC5-4 BB		0-0 2B		0-3 K	0-3 K		4 1 2 1 1 2 1 0 0 0 0 0 0 0												
Gary Matthews, R (1, 7) OBP: 0.395, SLG: 0.443		0-0 G4-6-3 1B	0-0 FC5-4		0-3 K		4-0 BB HR BB	0-0 F9		4 1 1 0 1 1 3												
Chris Speier, R (1, 6) OBP: 0.354, SLG: 0.400		0-0 G4-6-3 1-2f 2-3		0-0 P4		4-0 BB 1B BB	4-0 HR BB	0-3 K		3 1 0 0 2 1 2												
Dave Kingman, R (1, 5) OBP: 0.250, SLG: 0.439		4-0 FC5 1B BB		0-0 FC5-4 1B		0-0 P4	0-0 HR		0-0 3-1	4 1 2 4 1 0 1	AB 37											
Mike Sadek, R (1, 2) OBP: 0.345, SLG: 0.208		0-0 1-2 3-H 1B		0-0 F8		0-0 BB 1B	0-0 F8		0-0 6-3	5 0 2 1 0 0 1	R 7											
Tom Bradley, R (1, 1) OBP: 0.160, SLG: 0.125 Jim Willoughby, R (4, 1) OBP: 0.174, SLG: 0.273 Chris Arnold, R (6, PH) OBP: 0.600, SLG: 0.615 John Morris, R (6, 1) Don Carrithers, R (6, 1) OBP: 0.500, SLG: 0.500 Gary Thomasson, L (7, PH) OBP: 0.304, SLG: 0.325 Elias Sosa, R (7, 1) OBP: 0.500, SLG: 0.333 Jim Howarth, L (9, PH) OBP: 0.254, SLG: 0.226		0-0 FC5 2-3f		0-0 FC5-4 1-2f		0-3 K	0-0 1B 1B		4-0 BB BB	2 0 0 0 0 0 0 3 0 0 0 0 0 0 0 0 1 0 0 0 0 0 1 2 0 0 0 0 0 0 0 0 0 0 0 0 0 0 0 0 1 1 1 0 0 0 0 0 0 0 0 0 0 0 0 0 0 0 0 0 1 0 0 0	H 11											
Inning Stats	R: 0 E: 0 K: 3 S: 9	H: 0 LOB: 0 BB: 0 P: 9	R: 1 E: 0 K: 0 S: 5	H: 3 LOB: 2 BB: 1 P: 9	R: 0 E: 0 K: 1 S: 5	H: 0 LOB: 2 BB: 2 P: 13	R: 0 E: 0 K: 0 S: 4	H: 1 LOB: 1 BB: 0 P: 4	R: 1 E: 0 K: 1 S: 7	H: 2 LOB: 1 BB: 0 P: 7	R: 0 E: 0 K: 1 S: 6	H: 1 LOB: 3 BB: 2 P: 14	R: 5 E: 0 K: 1 S: 9	H: 4 LOB: 2 BB: 3 P: 21	R: 0 E: 0 K: 2 S: 7	H: 0 LOB: 0 BB: 0 P: 7	R: 0 E: 0 K: 0 S: 3	H: 0 LOB: 2 BB: 2 P: 11	1B: 9 2B: 1 3B: 0 HR: 1	SF: 0 SAC: 0 DP: 1 HBP: 0	WP: 0 PB: 0 SB: 0 CS: 0	PA: 47
PITCHER	IP WLS BF H R ER SO BB IBB HBP BLK WP HR S P ERA WHIP																					
Steve Carlton, L (1, 1) ERA: 4.16	6.1 W 34 8 6 6 7 8 0 0 0 0 1 40 72 8.53 2.526																					
Bill Wilson, R (7, 1) ERA: 4.35	2.2 S 13 3 1 1 2 2 0 0 0 0 0 15 23 3.38 1.875																					

San Francisco Giants @ Philadelphia Phillies
Veterans Stadium, Philadelphia, PA
Sun Jun 17 1973, 3:33 AM EDT
Att. 25,299 - Unknown

livebaseballscorecards.com

AB 37
R 7
H 11
RBI 7
BB 10
SO 9
LOB 23



Batter	1	2	3	4	5	6	7	8	9	AB	R	H	RBI	BB	SO	LOB
Denny Doyle, L (1, 4) OBP: 0.358, SLG: 0.319	0-0 P3		0-0 HR	4-0 BB		0-0 P4	0-0			4	1	2	0	1	0	1
Del Unser, L (1, 8) OBP: 0.380, SLG: 0.486	0-0 4-3		0-0 HR	0-0 4-3		0-0 1B	0-0 5-3			5	2	2	0	0	0	2
Willie Montanez, L (1, 9) Mike Anderson, R (7, 9) OBP: 0.338, SLG: 0.383 OBP: 0.317, SLG: 0.430	0-0 2B		0-0 HR		0-0 WP	0-0 1B	0-0 1B	0-0 SF7		4	3	4	4	0	0	0
Greg Luzinski, R (1, 7) OBP: 0.298, SLG: 0.428	0-0 4-3		0-0 6-3		0-0 6-3	0-3 K	0-0 P4			5	0	0	0	0	1	5
Tom Hutton, L (1, 3) OBP: 0.373, SLG: 0.406		0-0 HR	0-0 F9		4-0 SF8	0-0 E	0-0 IBB	0-0 HBP		4	2	3	2	1	0	0
Mike Schmidt, R (1, 5) OBP: 0.349, SLG: 0.331		0-3 K	0-3 K		0-0 SF8	0-0 E5	1-0 IBB	1-2 HBP		3	0	0	1	0	2	1
Bob Boone, R (1, 2) OBP: 0.281, SLG: 0.322		4-0 BB		0-0 HR	0-0 FC6-4	0-0 L4	0-0 SF7			3	1	2	3	1	0	2
Larry Bowa, S (1, 6) OBP: 0.255, SLG: 0.253		0-0 P2		0-0 CS	0-0 FC6-4		0-0 1-3	4-0 IBB		4	0	1	0	1	0	2
Steve Carlton, L (1, 1) Bill Wilson, R (7, 1) OBP: 0.174, SLG: 0.182		0-3 K		0-0 3-4		0-0 1B	0-0 F7	0-3 K		3	1	1	0	0	1	2
				1-2		1B	1B			2	0	0	0	0	1	3

Inning Stats	R: 0	H: 1	E: 0	LOB: 1	K: 0	BB: 0	S: 4	P: 4	R: 1	H: 1	E: 0	LOB: 1	K: 2	BB: 1	S: 8	P: 12	R: 3	H: 3	E: 0	LOB: 0	K: 1	BB: 0	S: 8	P: 8	R: 1	H: 2	E: 0	LOB: 1	K: 0	BB: 1	S: 4	P: 8	R: 2	H: 2	E: 0	LOB: 1	K: 0	BB: 1	S: 5	P: 9	R: 3	H: 4	E: 1	LOB: 2	K: 1	BB: 0	S: 10	P: 10	R: 0	H: 1	E: 0	LOB: 1	K: 0	BB: 0	S: 4	P: 4	R: 1	H: 2	E: 0	LOB: 3	K: 1	BB: 1	S: 7	P: 12
--------------	------	------	------	--------	------	-------	------	------	------	------	------	--------	------	-------	------	-------	------	------	------	--------	------	-------	------	------	------	------	------	--------	------	-------	------	------	------	------	------	--------	------	-------	------	------	------	------	------	--------	------	-------	-------	-------	------	------	------	--------	------	-------	------	------	------	------	------	--------	------	-------	------	-------

PITCHER	IP	WLS	BF	H	R	ER	SO	BB	IBB	HBP	BLK	WP	HR	S	P	ERA	WHIP
Tom Bradley, R (1, 1) ERA: 4.14	3.2	L	19	7	5	5	3	2	0	0	0	0	3	23	31	12.27	2.455
Jim Willoughby, R (4, 1) ERA: 5.11	1.1		7	2	2	2	0	1	0	0	0	1	0	6	10	13.50	2.250
John Morris, L (6, 1) ERA: 9.0	0.1		4	3	3	2	0	0	0	0	0	1	0	4	4	54.00	9.000
Don Carrithers, R (6, 1) ERA: 6.14	0.2		4	1	0	0	1	0	0	0	0	0	0	6	6	0.00	1.500
Elias Sosa, R (7, 1) ERA: 2.11	2.0		11	3	1	1	1	0	1	1	0	0	0	11	16	4.50	1.500


BOTTOM

San Francisco Giants @ Philadelphia Phillies
Veterans Stadium, Philadelphia, PA

Sun Jun 17 1973, 3:33 AM EDT
Att. 25,299 - Unknown

AB	38
R	11
H	16
RBI	10
BB	4
SO	5
LOB	18

WP: 2 PA: 45
PB: 0
SB: 1
CS: 1



PITCHER	IP	WLS	BF	H	R	ER	SO	BB	IBB	HBP	BLK	WP	HR	S	P	ERA	WHIP
Tom Bradley, R (1, 1) ERA: 4.14	3.2	L	19	7	5	5	3	2	0	0	0	0	3	23	31	12.27	2.455
Jim Willoughby, R (4, 1) ERA: 5.11	1.1		7	2	2	2	0	1	0	0	0	1	0	6	10	13.50	2.250
John Morris, L (6, 1) ERA: 9.0	0.1		4	3	3	2	0	0	0	0	0	1	0	4	4	54.00	9.000
Don Carrithers, R (6, 1) ERA: 6.14	0.2		4	1	0	0	1	0	0	0	0	0	0	6	6	0.00	1.500
Elias Sosa, R (7, 1) ERA: 2.11	2.0		11	3	1	1	1	0	1	1	0	0	0	11	16	4.50	1.500

Batter	1	2	3	4	5	6	7	8	9	AB R H RBI BB SO LOB	TOP									
Pete Rose, S (1, 7) OBP: 0.377, SLG: 0.398	0-0 L9		0-0 1B BB 1B		0-0 1B G6-4-3 1B	0-0 BB BB 1B		0-0 2B		5 1 4 1 0 0 0	Cincinnati Reds @ San Francisco Giants Candlestick Park, San Francisco, CA Tue Jun 19 1973, 10:05 PM EDT Att. 13,937 - Unknown livebaseballscorecards.com									
Joe Morgan, L (1, 4) OBP: 0.423, SLG: 0.505	4-0 CS BB		0-0 F8		0-0 G6-4-3 1B	4-0 BB BB		0-0 F4		3 0 1 0 2 0 2										
Johnny Bench, R (1, 9) OBP: 0.350, SLG: 0.455	0-0 F8		4-0 L5-4 1B BB		0-0 G6-4-3 1-2f 3-H	4-0 BB BB		0-0 F5		3 0 0 0 2 0 2										
Tony Perez, R (1, 3) OBP: 0.379, SLG: 0.498		0-0 F8	0-0 1-2 2-3 1B		4-0 BB BB	0-3 K		0-0 1B 1B		4 1 2 0 1 1 3										
Dave Concepcion, R (1, 6) OBP: 0.320, SLG: 0.424		0-0 HR	0-0 L5-4		4-0 1-2 BB		0-0 F9		0-0 1B 1B	4 1 2 1 1 0 3										
Bobby Tolan, L (1, 8) OBP: 0.242, SLG: 0.300		0-0 L4		0-0 G3	0-0 F2		0-0 F8		0-0 1-3 2-H CS 1B	5 0 1 1 0 0 2										
Dan Driessen, L (1, 5) OBP: 0.474, SLG: 0.515		0-0		0-0		0-0 SH2-3 1B 1B	0-0 P6		4-0 1-2 BB	4 1 3 0 0 0 0 0 0 0 0 1 0 0										
Denis Menke, R (7, 5) OBP: 0.394, SLG: 0.258		2B		2B																
Bill Plummer, R (1, 2) OBP: 0.273, SLG: 0.184		4-0 FC4-6 IBB		0-0 L6		0-3 K		0-0 6-3	0-0 F8	4 0 0 0 1 1 4										
Fred Norman, S (1, 1) OBP: 0.143, SLG: 0.111		0-0 FC4-6		0-3 K		0-0 SH2-3		0-3 K		3 0 0 0 0 2 3										
Inning Stats	R: 0 E: 0 K: 0 S: 2	H: 0 LOB: 0 BB: 1 P: 6	R: 1 E: 0 K: 0 S: 5	H: 2 LOB: 2 BB: 1 P: 9	R: 0 E: 0 K: 0 S: 4	H: 2 LOB: 2 BB: 1 P: 8	R: 0 E: 0 K: 1 S: 6	H: 1 LOB: 1 BB: 0 P: 6	R: 1 E: 0 K: 2 S: 9	H: 2 LOB: 3 BB: 2 P: 17	R: 0 E: 0 K: 0 S: 3	H: 0 LOB: 0 BB: 0 P: 3	R: 0 E: 0 K: 1 S: 6	H: 1 LOB: 1 BB: 0 P: 6	R: 1 E: 0 K: 0 S: 5	H: 3 LOB: 2 BB: 1 P: 9	1B: 9 2B: 4 3B: 0 HR: 1	SF: 0 SAC: 1 DP: 2 HBP: 0	WP: 0 PB: 0 SB: 0 CS: 2	PA: 44
PITCHER	IP WLS BF H R ER SO BB IBB HBP BLK WP HR S P ERA WHIP																			
Ron Bryant, L (1, 1) ERA: 2.34	5.2 L 29 9 3 3 2 5 1 0 0 0 1 27 51 4.76 2.471																			
Charlie Williams, R (6, 1) ERA: 6.48	2.1 9 1 0 0 2 1 0 0 0 0 0 12 16 0.00 0.857																			
Jim Willoughby, R (9, 1) ERA: 5.17	1.0 6 3 1 1 0 1 0 0 0 0 0 5 9 9.00 4.000																			



Batter	1	2	3	4	5	6	7	8	9	AB R H RBI BB SO LOB
Bobby Bonds, R OBP: 0.414, SLG: 0.591 (1, 9) x	0-0 F8 ①		0-0 F3 ③			0-0 F7 ③			0-0 4-3 ②	4 0 0 0 0 0 0
Tito Fuentes, S OBP: 0.342, SLG: 0.399 (1, 4) x	0-0 F7 ②			0-0 F7 ①			4-0 BB		0-0 1B	3 0 1 0 1 0 0
Garry Maddox, R OBP: 0.365, SLG: 0.478 (1, 8) x	0-0 F6 ③			0-0 F7 ②			0-0 L6 ①		0-3 K ③	4 0 0 0 0 1 2
Gary Matthews, R OBP: 0.390, SLG: 0.436 (1, 7)		0-0 F4 ①		0-0 F4 ③			0-0 F8 ②			3 0 0 0 0 0 1
Chris Speier, R OBP: 0.351, SLG: 0.395 (1, 6)		0-0 F6 ②			0-0 F4 ①		0-0 F8 ③			3 0 0 0 0 0 1
Dave Kingman, R OBP: 0.259, SLG: 0.444 (1, 3)		0-0 1B			0-0 G6-4-3 1B			0-0 F6 ①		3 0 2 0 0 0 0
Mike Phillips, L OBP: 0.300, SLG: 0.368 (1, 5)		0-0 F9 ③			0-0 G6-4-3 ② ③			0-0 F8 ②		2 0 0 0 0 0 2
Charlie Williams, R (6, 1)					1-2f			0-0 F8		0 0 0 0 0 0 0
Chris Arnold, R OBP: 0.471, SLG: 0.571 (8, PH)								0-0 F8		1 0 0 0 0 0 0
Jim Willoughby, R OBP: 0.174, SLG: 0.273 (9, 1)								0-0 F8		0 0 0 0 0 0 0
Mike Sadek, R OBP: 0.313, SLG: 0.185 (1, 2)			0-0 5-3 ①			0-0 F7 ①		0-0 6-3 ③		3 0 0 0 0 0 0
Ron Bryant, S OBP: 0.152, SLG: 0.156 (1, 1)			0-0 6-3 ②			0-0 F3 ②			0-0 6-3 ①	1 0 0 0 0 0 0
Damaso Blanco, R (6, 5)										2 0 0 0 0 0 0

Inning Stats	R: 0	H: 0	E: 0	LOB: 0	K: 0	BB: 0	S: 3	P: 3	R: 0	H: 1	E: 0	LOB: 1	K: 0	BB: 0	S: 4	P: 4	R: 0	H: 0	E: 0	LOB: 0	K: 0	BB: 0	S: 3	P: 3	R: 0	H: 0	E: 0	LOB: 0	K: 0	BB: 0	S: 3	P: 3	R: 0	H: 1	E: 0	LOB: 1	K: 0	BB: 1	S: 3	P: 7	R: 0	H: 0	E: 0	LOB: 0	K: 0	BB: 0	S: 3	P: 3	R: 0	H: 1	E: 0	LOB: 1	K: 1	BB: 0	S: 6	P: 6
PITCHER Fred Norman, L ERA: 3.42 (1, 1)	IP	WLS	BF	H	R	ER	SO	BB	IBB	HBP	BLK	WP	HR	S	P	ERA	WHIP	IP	WLS	BF	H	R	ER	SO	BB	IBB	HBP	BLK	WP	HR	S	P	ERA	WHIP	IP	WLS	BF	H	R	ER	SO	BB	IBB	HBP	BLK	WP	HR	S	P	ERA	WHIP					

BOTTOM

Cincinnati Reds @ San Francisco Giants
Candlestick Park, San Francisco, CA

Tue Jun 19 1973, 10:05 PM EDT
Att. 13,937 - Unknown

livebaseballscorecards.com

AB	29
R	0
H	3
RBI	0
BB	1
SO	1
LOB	6

GIANTS

WP: 0	PA: 30
PB: 0	CS: 0
SB: 0	

Batter	1	2	3	4	5	6	7	8	9	AB R H RBI BB SO LOB	TOP											
Pete Rose, S OBP: 0.377, SLG: 0.398 (1, 7)	0-0 3-1		0-0 G6-4-3	0-0 1B 1B		0-0 G6-4-3			0-0 FC2-5 1B	5 1 2 0 0 0 2												
Joe Morgan, L OBP: 0.426, SLG: 0.507 (1, 4)	0-0 P4		0-0 3-1	0-0 1B 1B			0-0 S S 1B		0-0 1B E 1B	5 1 3 1 0 0 0												
Dan Driessen, L OBP: 0.488, SLG: 0.526 (1, 5)	0-0 1B			5-3 HR 1B			0-0 F7		0-0 FC2-5	5 1 3 1 0 0 2												
Denis Menke, R OBP: 0.394, SLG: 0.258 (9, 5)							1-2		1-H 2-3f	0 0 0 0 0 0 0												
Johnny Bench, R OBP: 0.348, SLG: 0.447 (1, 9) (9, 2)	0-0 F8			5-3 1-2			4-0 BB BB BB BB	0-0 FC6-4 BB	0-0 G3	4 0 0 0 1 0 4												
Tony Perez, R OBP: 0.377, SLG: 0.507 (1, 3)		0-0 L3		0-0 HR		0-0 5-3		0-3 K		4 1 1 2 0 1 2												
Bobby Tolan, L OBP: 0.238, SLG: 0.295 (1, 8) (9, 9)		0-3 K		0-3 K		0-0 F9		0-0 FC6-4		4 0 0 0 0 2 2												
Hal King, L OBP: 0.500, SLG: 1.333 (1, 2)		4-0 BB BB BB BB		0-0 HR		0-0 G3			0-0 F7	3 1 1 1 1 0 0												
Cesar Geronimo, L OBP: 0.220, SLG: 0.237 (9, 8)										0 0 0 0 0 0 0												
Dave Concepcion, R OBP: 0.319, SLG: 0.430 (1, 6)		0-0 FC5-4		0-0 1B 3B		0-0 6-3		0-0 6-3		4 1 1 0 0 0 1												
Don Gullett, R OBP: 0.323, SLG: 0.167 (1, 1)			4-0 BB BB BB	0-0 BB		0-0 1B		0-0 5-3		1 1 1 1 1 0 0												
Phil Gagliano, R OBP: 0.341, SLG: 0.216 (6, PH)				G6-4-3 BB		G6-4-3 1B		G6-4-3 1B		1 0 1 0 0 0 0												
Pedro Borbon, R OBP: 0.167, SLG: 0.167 (6, 1)										0 0 0 0 0 0 0												
Dave Tomlin, L (6, 1)				3-H 1B 1B						1 0 0 0 0 0 0												
Inning Stats	R: 0 E: 0 K: 0 S: 4	H: 1 LOB: 1 BB: 0 P: 4	R: 0 E: 0 K: 1 S: 5	H: 0 LOB: 1 BB: 1 P: 9	R: 0 E: 0 K: 0 S: 2	H: 0 LOB: 0 BB: 1 P: 6	R: 6 E: 0 K: 1 S: 13	H: 8 LOB: 2 BB: 0 P: 13	R: 0 E: 0 K: 0 S: 3	H: 0 LOB: 0 BB: 0 P: 3	R: 0 E: 0 K: 0 S: 3	H: 1 LOB: 0 BB: 0 P: 3	R: 0 E: 0 K: 1 S: 6	H: 1 LOB: 2 BB: 1 P: 10	R: 0 E: 0 K: 0 S: 3	H: 0 LOB: 0 BB: 0 P: 3	R: 1 E: 1 K: 0 S: 4	H: 2 LOB: 0 BB: 0 P: 4	1B: 10 2B: 0 3B: 1 HR: 2	SF: 0 SAC: 0 DP: 2 HBP: 0	WP: 0 PB: 0 SB: 2 CS: 0	PA: 40
PITCHER	IP WLS BF H R ER SO BB IBB HBP BLK WP HR S P ERA WHIP																					
Elias Sosa, R ERA: 3.21 (1, 1)	3.2 L 20 8 6 6 2 2 0 0 0 0 0 2 22 30 14.73 2.727																					
Don Carrithers, R ERA: 6.0 (4, 1)	0.1 2 1 0 0 0 0 0 0 0 0 0 0 2 2 0.00 3.000																					
Charlie Williams, R ERA: 5.23 (5, 1)	2.0 6 1 0 0 0 0 0 0 0 0 0 0 6 6 0.00 0.500																					
Randy Moffitt, R ERA: 2.41 (7, 1)	3.0 12 3 1 0 1 1 0 0 0 0 0 0 13 17 0.00 1.333																					

Cincinnati Reds @ San Francisco Giants
 Candlestick Park, San Francisco, CA
 Wed Jun 20 1973, 6:33 AM EDT
 Att. 8,255 - Unknown

livebaseballscorecards.com

AB	37
R	7
H	13
RBI	6
BB	3
SO	3
LOB	13



Batter	1	2	3	4	5	6	7	8	9	AB	R	H	RBI	BB	SO	LOB
Bobby Bonds, R OBP: 0.415, SLG: 0.600 (1, 9)	0-0 HR		0-0 1B	0-0 F9			0-0 F8			4	1	2	1	0	0	0
Tito Fuentes, S OBP: 0.344, SLG: 0.411 (1, 4)	0-0 6-3		0-0 1B				0-0 F7			4	1	2	1	0	0	0
Garry Maddox, R OBP: 0.358, SLG: 0.469 (1, 8)	0-0 P4		0-0 P4				0-3 K			4	0	0	0	0	1	2
Willie McCovey, L OBP: 0.419, SLG: 0.523 (1, 3)	0-0 FC6-4 1B		0-0 F5				0-0 L4			4	0	1	0	0	0	2
Gary Matthews, R OBP: 0.388, SLG: 0.432 (1, 7)	0-0 FC6-4			0-0 BB 2B 1B			0-0 F8			4	1	1	0	0	0	1
Chris Speier, R OBP: 0.353, SLG: 0.398 (1, 6)		0-0 F9		4-0 BB BB BB 1-2 4-3 BB			0-0 3-1 2B			3	1	1	0	1	0	0
Dave Kingman, R OBP: 0.259, SLG: 0.446 (1, 5)		0-0 F3		0-0 4-3 2B 1-3 2-H			0-3 K			4	1	1	1	0	1	1
Dave Rader, L OBP: 0.310, SLG: 0.314 (1, 2)		0-0 G1		0-0 4-3 2B 2-3 3-H			0-0 3-1			4	0	0	1	0	0	2
Elias Sosa, R OBP: 0.450, SLG: 0.250 (1, 1)			0-0 6-3				0-3 K			1	0	0	0	0	0	0
Don Carrithers, R OBP: 0.500, SLG: 0.500 (4, 1)				0-0 4-3						0	0	0	0	0	0	0
Chris Arnold, R OBP: 0.444, SLG: 0.533 (4, PH)										0	0	0	1	0	0	0
Charlie Williams, R OBP: 0.444, SLG: 0.533 (5, 1)										0	0	0	0	0	0	0
Ed Goodson, L OBP: 0.397, SLG: 0.454 (6, PH)										1	0	0	0	0	1	1
Randy Moffitt, R OBP: 0.397, SLG: 0.454 (7, 1)										0	0	0	0	0	0	0
Damaso Blanco, R OBP: 0.397, SLG: 0.454 (9, PH)										1	0	0	0	0	1	0

Inning Stats	R: 1	H: 2	E: 0	K: 5	S: 5	R: 0	H: 0	E: 0	K: 3	S: 3	R: 0	H: 0	E: 0	K: 0	S: 5	R: 0	H: 2	E: 0	K: 0	S: 5	R: 3	H: 2	E: 0	K: 0	S: 5	R: 1	H: 1	E: 0	K: 0	S: 4	R: 0	H: 1	E: 0	K: 2	S: 8	R: 0	H: 0	E: 0	K: 1	S: 5	R: 0	H: 0	E: 0	K: 0	S: 3	R: 0	H: 0	E: 0	K: 1	S: 5	R: 0	H: 0	E: 0	K: 1	S: 5	R: 0	H: 0	E: 0	K: 1	S: 5	1B: 4	2B: 2	3B: 0	HR: 2	SF: 0	SAC: 0	DP: 0	HBP: 0	WP: 0	PB: 0	SB: 0	CS: 0	PA: 36
--------------	------	------	------	------	------	------	------	------	------	------	------	------	------	------	------	------	------	------	------	------	------	------	------	------	------	------	------	------	------	------	------	------	------	------	------	------	------	------	------	------	------	------	------	------	------	------	------	------	------	------	------	------	------	------	------	------	------	------	------	------	-------	-------	-------	-------	-------	--------	-------	--------	-------	-------	-------	-------	--------

PITCHER	IP	WLS	BF	H	R	ER	SO	BB	IBB	HBP	BLK	WP	HR	S	P	ERA	WHIP
Don Gullett, L ERA: 4.06 (1, 1)	5.0	W	23	7	5	5	0	1	0	0	0	0	2	22	26	9.00	1.600
Pedro Borbon, R ERA: 2.62 (6, 1)	0.2		3	1	0	0	1	0	0	0	0	0	0	5	5	0.00	1.500
Dave Tomlin, L ERA: 1.59 (6, 1)	3.1	S	10	0	0	0	3	0	0	0	0	0	0	16	16	0.00	0.000

BOTTOM

Cincinnati Reds @ San Francisco Giants
Candlestick Park, San Francisco, CA

Wed Jun 20 1973, 6:33 AM EDT
Att. 8,255 - Unknown

livebaseballscorecards.com

AB	35
R	5
H	8
RBI	5
BB	1
SO	4
LOB	9



Batter	1	2	3	4	5	6	7	8	9	AB R H RBI BB SO LOB	TOP																						
Pete Rose, S (1, 7) OBP: 0.375, SLG: 0.394	0-0 F8		0-0 F8			0-0 F8		4-0 BB		3 0 0 0 1 0 0	Cincinnati Reds @ San Francisco Giants Candlestick Park, San Francisco, CA Thu Jun 21 1973, 6:33 AM EDT Att. 7,904 - Unknown livebaseballscorecards.com																						
Joe Morgan, L (1, 4) OBP: 0.420, SLG: 0.498	0-0 F7		0-3 K			0-0 F8		0-0 F6		4 0 0 0 0 1 1																							
Dan Driessen, L (1, 5) OBP: 0.468, SLG: 0.500	0-0 4-3						0-0 1-3		0-0 G6-4-3 1B	4 0 1 0 0 0 0																							
Johnny Bench, R (1, 9) OBP: 0.346, SLG: 0.441		0-3 K				0-3 K		4-0 1B BB	0-0 G6-4-3 1-2f	3 0 0 0 1 2 1																							
Tony Perez, R (1, 3) OBP: 0.383, SLG: 0.513		4-0 BB				0-3 K		0-0 1-3 1B	0-0 2B	3 0 2 0 1 1 0																							
Bobby Tolan, L (1, 8) OBP: 0.235, SLG: 0.290		0-0 F8				0-3 K		0-0 F7	0-0 F9	4 0 0 0 0 1 4																							
Hal King, L (1, 2) OBP: 0.429, SLG: 0.800		0-3 K				4-0 G5-4-3 BB		0-0 F7		2 0 0 0 1 1 3																							
Dave Concepcion, R (1, 6) OBP: 0.319, SLG: 0.442			0-0 HR			0-0 G5-4-3 1-2f		0-3 K		3 1 1 1 0 1 1																							
Jack Billingham, R (1, 1) OBP: 0.050, SLG: 0.026 Jim McGlothlin, R (5, 1) OBP: 0.167, SLG: 0.091 Larry Stahl, L (8, PH) OBP: 0.400, SLG: 0.368 Ed Sprague, R (8, 1)			0-0 F5			0-3 K		0-0 4-3		1 0 0 0 0 0 0 1 0 0 0 0 1 0 1 0 0 0 0 0 0 0 0 0 0 0 0 0																							
Inning Stats	R: 0 E: 0 K: 0 S: 3	H: 0 LOB: 0 BB: 0 P: 3	R: 0 E: 0 K: 2 S: 7	H: 0 LOB: 1 BB: 1 P: 11	R: 1 E: 0 K: 1 S: 6	H: 1 LOB: 0 BB: 0 P: 6	R: 0 E: 0 K: 2 S: 7	H: 0 LOB: 0 BB: 0 P: 7	R: 0 E: 0 K: 1 S: 4	H: 0 LOB: 0 BB: 1 P: 8	R: 0 E: 0 K: 1 S: 5	H: 0 LOB: 0 BB: 0 P: 5	R: 0 E: 0 K: 0 S: 4	H: 1 LOB: 2 BB: 1 P: 8	R: 0 E: 0 K: 1 S: 5	H: 0 LOB: 1 BB: 1 P: 9	R: 0 E: 0 K: 0 S: 4	H: 2 LOB: 1 BB: 0 P: 4	1B: 2 2B: 1 3B: 0 HR: 1	SF: 0 SAC: 0 DP: 2 HBP: 0	WP: 0 PB: 0 SB: 0 CS: 0	PA: 33											
PITCHER Tom Bradley, R (1, 1) ERA: 3.77	IP 9.0	WLS W	BF 33	H 4	R 1	ER 1	SO 8	BB 4	IBB 0	HBP 0	BLK 0	WP 0	HR 1	S 45	P 61	ERA 1.00	WHIP 0.889																
											PITCHER	IP	WLS	BF	H	R	ER	SO	BB	IBB	HBP	BLK	WP	HR	S	P	ERA	WHIP					



Batter	1	2	3	4	5	6	7	8	9
Bobby Bonds, R OBP: 0.412, SLG: 0.592 (1, 9)	0-3 K		0-0 FC6-4					0-3 K	
Tito Fuentes, S OBP: 0.339, SLG: 0.403 (1, 4)	0-0 G3			0-0 4-3	0-0 F7	0-0 6-3		0-0 5-3	
Garry Maddox, R OBP: 0.364, SLG: 0.477 (1, 8)	0-0 6-3			0-0 S 2B 1B	0-0 2B 2B	0-0 1B 4-3 1B		0-0 5-3	
Willie McCovey, L OBP: 0.424, SLG: 0.520 (1, 3) Dave Kingman, R OBP: 0.259, SLG: 0.446 (7, 3)		4-0 G4-6-3 BB		4-0 2B 1B	4-0 2B 1B	0-0 4-3			
Ed Goodson, L OBP: 0.374, SLG: 0.469 (1, 5)		0-0 G4-6-3 1-2f		0-0 1-3 2-H 2B	0-0 1-3 2-H 2B	0-0 2-3 1B			
Gary Matthews, R OBP: 0.385, SLG: 0.429 (1, 7)		0-0 F7		0-3 K	0-0 S 2B 1B	0-0 F9			
Chris Speier, R OBP: 0.351, SLG: 0.400 (1, 6)			0-0 F3	0-0 6-3	0-0 BB 1-H 2B		0-0 F7		
Dave Rader, L OBP: 0.314, SLG: 0.311 (1, 2)			4-0 FC6-4 BB		4-3 BB IBB		0-0 3-1		
Tom Bradley, R OBP: 0.207, SLG: 0.185 (1, 1)			0-0 F3		0-0 WP 2B		0-0 F9		

AB	R	H	RBI	BB	SO	LOB
4	1	0	0	1	2	4
5	0	0	0	0	0	2
5	2	3	2	0	0	0
1	1	0	0	3	0	1
0	0	0	0	0	0	0
4	1	3	2	0	0	1
4	1	1	2	0	1	4
4	0	1	1	0	0	2
2	0	0	0	2	0	0
3	1	1	0	1	0	1

BOTTOM

Cincinnati Reds @ San Francisco Giants
Candlestick Park, San Francisco, CA

Thu Jun 21 1973, 6:33 AM EDT
Att. 7,904 - Unknown

AB	32
R	7
H	9
RBI	7
BB	7
SO	3
LOB	15



Inning Stats	R: 0	H: 0	E: 0	K: 1	S: 5	LOB: 0	BB: 0	P: 5
Jack Billingham, R ERA: 3.6 (1, 1)	4.2	7	0	7	25	0	0	7
Jim McGlothlin, R ERA: 6.02 (5, 1)	2.1	2	0	0	11	0	0	0
Ed Sprague, R ERA: 5.34 (8, 1)	1.0	0	0	0	3	0	0	1

WP	HR	S	P	ERA	WHIP
1	0	3	3	13.50	2.143
0	0	0	0	0.00	1.286
0	0	0	0	0.00	0.000

Batter	1	2	3	4	5	6	7	8	9	AB R H RBI BB SO LOB	TOP																					
Jimmy Wynn, R (1, 9) OBP: 0.341, SLG: 0.450	0-3 K		0-0 F9		0-0 F3			0-0 F7		4 0 0 0 0 1 1																						
Roger Metzger, S (1, 6) OBP: 0.297, SLG: 0.354	0-0 F9		0-0 1B		0-0 F8			0-0 G3		4 0 1 0 0 0 1																						
Cesar Cedeno, R (1, 8) OBP: 0.349, SLG: 0.545	0-0 F6		0-3 K		0-0 5-3			0-0 F7		4 0 0 0 0 1 2																						
Bob Watson, R (1, 7) OBP: 0.414, SLG: 0.455		0-0 E5	0-0 1B		0-0 5-3			0-0 F9		4 1 1 0 0 0 0																						
Lee May, R (1, 3) OBP: 0.294, SLG: 0.434		0-0 FC6-4	0-0 F9		0-3 K			0-0 F8		3 0 1 0 0 1 2																						
Jim Crawford, L (7, 1) OBP: 0.250, SLG: 0.375		1-2 1B								0 0 0 0 0 0 0																						
Jimmy Stewart, S (9, PH) OBP: 0.378, SLG: 0.233		1-2 1B								1 0 0 0 0 0 0																						
Doug Rader, R (1, 5) OBP: 0.320, SLG: 0.378		0-0 FC6-4		0-0 6-3		0-0 F3		0-3 K		4 0 1 1 0 1 0																						
Tommy Helms, R (1, 4) OBP: 0.308, SLG: 0.353		1-2 2-H																														
Skip Jutze, R (1, 2) OBP: 0.237, SLG: 0.200		0-0 F7		0-0 G6-4-3		0-0 F6		0-0 F6		3 0 1 0 0 0 2																						
Don Wilson, R (1, 1) OBP: 0.229, SLG: 0.265		0-0 FC6-4		0-0 G6-4-3		0-0 5-3		0-0 5-3		3 0 0 0 0 0 3																						
Rafael Batista, L (7, PH) (7, 3)		1-2 2-3		1-2f		0-3 K		0-3 K		2 0 1 0 0 1 2																						
		0-3 K								1 0 0 0 0 1 0																						
Inning Stats	R: 0 E: 0 K: 1 S: 5	H: 0 LOB: 0 BB: 0 P: 5	R: 1 E: 1 K: 1 S: 8	H: 2 LOB: 2 BB: 0 P: 8	R: 0 E: 0 K: 1 S: 7	H: 2 LOB: 2 BB: 0 P: 7	R: 0 E: 0 K: 0 S: 3	H: 1 LOB: 0 BB: 0 P: 3	R: 0 E: 0 K: 0 S: 4	H: 1 LOB: 1 BB: 0 P: 4	R: 0 E: 0 K: 1 S: 5	H: 0 LOB: 0 BB: 0 P: 5	R: 0 E: 0 K: 1 S: 5	H: 0 LOB: 0 BB: 0 P: 5	R: 0 E: 0 K: 0 S: 3	H: 0 LOB: 0 BB: 0 P: 3	R: 0 E: 0 K: 1 S: 5	H: 0 LOB: 0 BB: 0 P: 5	R: 0 E: 0 K: 1 S: 5	H: 0 LOB: 0 BB: 0 P: 5	1B: 6 2B: 0 3B: 0 HR: 0	SF: 0 SAC: 0 DP: 1 HBP: 0	WP: 0 PB: 0 SB: 0 CS: 0	PA: 33								
PITCHER Jim Barr, R (1, 1) ERA: 3.63	IP 9.0	WLS W	BF 33	H 6	R 1	ER 0	SO 6	BB 0	IBB 0	HBP 0	BLK 0	WP 0	HR 0	S 45	P 45	ERA 0.00	WHIP 0.667															
										PITCHER	IP	WLS	BF	H	R	ER	SO	BB	IBB	HBP	BLK	WP	HR	S	P	ERA	WHIP					

Houston Astros @ San Francisco Giants
Candlestick Park, San Francisco, CA
Fri Jun 22 1973, 10:05 PM EDT
Att. 9,310 - Unknown

livebaseballscorecards.com

AB	33
R	1
H	6
RBI	1
BB	0
SO	6
LOB	13



Batter	1	2	3	4	5	6	7	8	9
Bobby Bonds, R OBP: 0.408, SLG: 0.583 (1, 9) X	0-0 E5 1B HR	4-0 1-2 BB		0-0 F6		0-0 F8		0-0 F8	
Tito Fuentes, S OBP: 0.337, SLG: 0.400 (1, 4) X	0-0 1-2 HR 1B	0-0 F7			0-3 K	0-3 K		0-0 F9	
Garry Maddox, R OBP: 0.360, SLG: 0.471 (1, 8) X	0-0 F3		0-0 F8 S 1B		0-0 6-3		0-0 1-3	0-3 K	
Willie McCovey, L OBP: 0.430, SLG: 0.517 (1, 3) X Dave Kingman, R OBP: 0.259, SLG: 0.446 (7, PR) (8, 3) X	0-0 F4		4-0 1-2 BB		4-0 BB 1B BB		4-0 HR BB		
Ed Goodson, L OBP: 0.381, SLG: 0.502 (1, 5) X	0-0 1-H 2-H HR		0-0 F8		0-0 1-2 BB 1B		0-0 1-H HR		
Chris Speier, R OBP: 0.353, SLG: 0.399 (1, 6) X	0-0 5-3		0-0 F5		4-0 1-2 2-3 BB		0-0 FC4-6 1B		
Jim Howarth, L OBP: 0.238, SLG: 0.211 (1, 7) X		0-0 G3	0-0 F4		0-3 K		0-0 FC4-6 PB 1B 1-2		
Dave Rader, L OBP: 0.313, SLG: 0.310 (1, 2) X		0-0 F3		0-0 F2		0-0 F4	0-0 1-2 PB 1B		
Jim Barr, R OBP: 0.182, SLG: 0.100 (1, 1) X		1-0 BB HBP		0-0 F6		0-0 1B	0-3 K 1-2 2-3		

Inning Stats	R: 3	H: 2	E: 1	K: 0	S: 6	LOB: 0	BB: 0	P: 6
	R: 0	H: 0	E: 0	K: 0	S: 3	LOB: 2	BB: 1	P: 8
	R: 0	H: 1	E: 0	K: 0	S: 4	LOB: 2	BB: 1	P: 8
	R: 0	H: 0	E: 0	K: 0	S: 3	LOB: 0	BB: 0	P: 3
	R: 0	H: 1	E: 0	K: 2	S: 8	LOB: 3	BB: 2	P: 16
	R: 0	H: 1	E: 0	K: 1	S: 6	LOB: 1	BB: 0	P: 6
	R: 2	H: 3	E: 0	K: 1	S: 8	LOB: 3	BB: 1	P: 12
	R: 0	H: 0	E: 0	K: 1	S: 5	LOB: 0	BB: 0	P: 5

PITCHER	IP	WLS	BF	H	R	ER	SO	BB	IBB	HBP	BLK	WP	HR	S	P	ERA	WHIP
Don Wilson, R ERA: 2.88 (1, 1)	6.0	L	29	5	3	0	3	4	0	1	0	0	1	30	47	0.00	1.500
Jim Crawford, L ERA: 3.03 (7, 1)	2.0		10	3	2	2	2	1	0	0	0	0	1	13	17	9.00	2.000


PITCHER	IP	WLS	BF	H	R	ER	SO	BB	IBB	HBP	BLK	WP	HR	S	P	ERA	WHIP

AB R H RBI BB SO LOB

4	1	0	0	1	0	1
5	1	1	0	0	2	3
5	0	1	0	0	1	2
1	0	0	0	3	0	2
0	1	0	0	0	0	0
4	2	3	5	0	0	2
3	0	1	0	1	0	2
4	0	0	0	0	1	6
4	0	1	0	0	0	0
3	0	1	0	0	1	2

AB	R	H	RBI	BB	SO	LOB
33	5	8	5	5	5	20

WP: 0 PA: 39
PB: 1
SB: 1
CS: 0



Houston Astros @ San Francisco Giants
Candlestick Park, San Francisco, CA
Fri Jun 22 1973, 10:05 PM EDT
Att: 9,310 - Unknown


livebaseballscorecards.com

Batter	1	2	3	4	5	6	7	8	9	AB R H RBI BB SO LOB	TOP																
Jimmy Wynn, R OBP: 0.342, SLG: 0.447 (1, 9) X	0-0 6-3		2-0 FC2-5 1B 1B	3-2 F8		4-1 G6-4-3 BB		2-0 F8		4 1 1 0 1 0 1																	
Roger Metzger, S OBP: 0.291, SLG: 0.347 (1, 6) B X	1-0 5-3		0-0 FC2-5 1B 1-2 2-3f	0-0 4-3		2-1 G6-4-3 1-2f		0-1 G3		5 1 0 0 0 0 5																	
Cesar Cedeno, R OBP: 0.355, SLG: 0.544 (1, 8) X	0-0 F3		0-0 1B 1B 1-2 2-H		2-3 K		3-2 S HBP	1-0 1B 1B 1B		4 2 2 1 0 1 0																	
Bob Watson, R OBP: 0.417, SLG: 0.458 (1, 7)		3-3 K	1-1 1B 1B 1-3 2-H		0-1 G6-4-3 1B		1-3 K 1-2	0-0 1B 1B 1B 1-2		5 1 3 1 0 2 1																	
Lee May, R OBP: 0.297, SLG: 0.430 Rafael Batista, L OBP: 0.333, SLG: 0.333 (1, 3) (7, 3)		4-2 E BB	4-0 1B IBB		3-1 G6-4-3 1-2f		1-3 K	0-2 1B 1B 1B 1-2 2-3		2 0 0 0 2 1 2 1 0 1 0 0 0 0																	
Doug Rader, R OBP: 0.318, SLG: 0.374 (1, 5)		2-3 K	2-3 K			2-0 5-3		3-3 K	0-0 1B 1-2 2-3 3-H	5 0 1 1 0 3 5																	
Tommy Helms, R OBP: 0.317, SLG: 0.362 (1, 4)	1-2 E6 1-2		0-2 1B 1-2 2-3 3-H			1-0 2B 1B		2-0 G6-4-3 1B 1B	1-2 G6-4-3 1B 1-2 2-3 3-H	5 1 4 2 0 0 1																	
Skip Jutze, R OBP: 0.234, SLG: 0.217 (1, 2)	0-0 F9		0-0 5-3			0-1 1B 2B 1-3		1-2 G6-4-3 1-2f	0-1 G6-4-3 1-2f	5 0 1 0 0 0 9																	
Jerry Reuss, L OBP: 0.217, SLG: 0.205 Jim Ray, R OBP: 0.250, SLG: 0.250 (1, 1) (7, 1)			4-2 FC2-5 1B BB	1-3 K		1-0 BB 2-3 3-H 1B		2-1 1B		2 0 1 1 1 1 0 1 0 1 0 0 0 0																	
Inning Stats	R: 0 E: 0 K: 0 S: 3	H: 0 LOB: 0 BB: 0 P: 4	R: 0 E: 1 K: 2 S: 16	H: 0 LOB: 2 BB: 1 P: 26	R: 3 E: 0 K: 1 S: 15	H: 4 LOB: 3 BB: 2 P: 28	R: 0 E: 0 K: 1 S: 7	H: 0 LOB: 0 BB: 0 P: 11	R: 0 E: 0 K: 1 S: 8	H: 1 LOB: 0 BB: 0 P: 13	R: 1 E: 0 K: 0 S: 8	H: 3 LOB: 2 BB: 1 P: 18	R: 0 E: 0 K: 3 S: 14	H: 0 LOB: 1 BB: 0 P: 22	R: 0 E: 0 K: 0 S: 7	H: 2 LOB: 1 BB: 0 P: 14	R: 2 E: 0 K: 0 S: 14	H: 5 LOB: 2 BB: 0 P: 16	1B: 14 2B: 1 3B: 0 HR: 0	SF: 0 SAC: 0 DP: 4 HBP: 1	WP: 0 PB: 0 SB: 1 CS: 0	PA: 44					
PITCHER	IP	WLS	BF	H	R	ER	SO	BB	IBB	HBP	BLK	WP	HR	S	P	ERA	WHIP										
Ron Bryant, L ERA: 2.52 (1, 1)	5.1	L	28	8	4	4	5	3	1	0	0	0	0	55	96	6.75	2.062										
Jim Willoughby, R ERA: 5.05 (6, 1)	1.2		5	0	0	0	3	0	0	1	0	0	0	16	26	0.00	0.000										
Randy Moffitt, R ERA: 2.68 (8, 1)	1.1		9	6	2	2	0	0	0	0	0	0	0	15	23	13.50	4.500										
Elias Sosa, R ERA: 3.16 (9, 1)	0.2		2	1	0	0	0	0	0	0	0	0	0	6	7	0.00	1.500										

Houston Astros @ San Francisco Giants
Candlestick Park, San Francisco, CA

Sat Jun 23 1973, 6:33 AM EDT
Att. 13,451 - Unknown

livebaseballscores.com	AB	39
	R	6
	H	15
	RBI	6
	BB	4
	SO	8
	LOB	24



Batter	1	2	3	4	5	6	7	8	9	AB	R	H	RBI	BB	SO	LOB
Bobby Bonds, R OBP: 0.405, SLG: 0.575 (1, 9)	F8		1B BB		F9		F9		K	4	1	0	0	1	1	2
Tito Fuentes, S OBP: 0.338, SLG: 0.403 (1, 4)	F9		WP 1B 1-3 2-H		F8				F9	5	0	2	2	0	0	1
Garry Maddox, R OBP: 0.363, SLG: 0.469 (1, 8)	F6		WP 1B 1-2 3-H		F8					3	0	1	1	1	0	1
Ed Coodson, L OBP: 0.374, SLG: 0.493 (1, 5)		4-3	F8				F7			4	0	0	0	0	1	4
Chris Speier, R OBP: 0.355, SLG: 0.401 (1, 6)		5-3		F4						4	0	2	0	0	0	0
Dave Kingman, R OBP: 0.252, SLG: 0.433 (1, 3)										4	0	0	0	0	3	2
Jim Howarth, L OBP: 0.239, SLG: 0.213 (1, 7)			4-3							4	0	1	0	0	1	2
Elias Sosa, R OBP: 0.400, SLG: 0.250 (9, 1)										0	0	0	0	0	0	0
Dave Rader, L OBP: 0.313, SLG: 0.310 (1, 2)										3	0	1	0	0	0	1
Willie McCovey, L OBP: 0.428, SLG: 0.514 (8, PH)										1	0	0	0	0	0	1
Mike Sadek, R OBP: 0.313, SLG: 0.185 (9, 2)										0	0	0	0	0	0	0
Ron Bryant, S OBP: 0.167, SLG: 0.170 (1, 1)										2	1	1	0	0	0	1
Jim Willoughby, R OBP: 0.174, SLG: 0.273 (6, 1)										0	0	0	0	0	0	0
Chris Arnold, R OBP: 0.474, SLG: 0.563 (7, PH)										1	1	1	0	0	0	0
Randy Moffitt, R (8, 1)										0	0	0	0	0	0	0
Gary Thomasson, L OBP: 0.301, SLG: 0.321 (9, 7)										1	0	0	0	0	0	0

Inning Stats	R: 0	H: 0	R: 0	H: 0	R: 2	H: 3	R: 0	H: 1	R: 0	H: 1	R: 0	H: 2	R: 0	H: 1	R: 0	H: 0	1B: 8	SF: 0	WP: 2	PA: 38
	E: 0	LOB: 0	E: 0	LOB: 0	E: 0	LOB: 2	E: 0	LOB: 1	E: 0	LOB: 1	E: 0	LOB: 2	E: 0	LOB: 1	E: 0	LOB: 0	2B: 1	SAC: 0	PB: 0	
	K: 0	BB: 0	K: 1	BB: 0	K: 0	BB: 1	K: 1	BB: 0	K: 3	BB: 0	K: 0	BB: 1	K: 0	BB: 0	K: 1	BB: 0	3B: 0	DP: 0	SB: 0	
	S: 7	P: 10	S: 9	P: 15	S: 15	P: 26	S: 7	P: 12	S: 7	P: 11	S: 15	P: 25	S: 7	P: 10	S: 7	P: 11	HR: 0	HBP: 0	CS: 0	

PITCHER	IP	WLS	BF	H	R	ER	SO	BB	IBB	HBP	BLK	WP	HR	S	P	ERA	WHIP
Jerry Reuss, L ERA: 3.16 (1, 1)	6.2	W	29	8	3	3	5	1	0	0	0	2	0	68	107	4.05	1.350
Jim Ray, R ERA: 2.81 (7, 1)	2.1	S	9	1	0	0	1	1	0	0	0	0	0	19	30	0.00	0.857

BOTTOM

Houston Astros @ San Francisco Giants
Candlestick Park, San Francisco, CA

Sat Jun 23 1973, 6:33 AM EDT
Att. 13,451 - Unknown

livebaseballscorecards.com

AB	36
R	3
H	9
RBI	3
BB	2
SO	6
LOB	15



Batter	1	2	3	4	5	6	7	8	9	AB R H RBI BB SO LOB	TOP																
Jimmy Wynn, R (1, 9) OBP: 0.343, SLG: 0.441	1-1 F8		0-1 F1			0-2 F8	4-0 HR 1B IBB		4-0 1B SH1-4 1B BB	3 2 0 0 2 0 0	Houston Astros @ San Francisco Giants Candlestick Park, San Francisco, CA Sun Jun 24 1973, 6:33 AM EDT Unknown livebaseballscorecards.com																
Roger Metzger, S (1, 6) OBP: 0.290, SLG: 0.345	0-3 K		2-1 F9			1-0 1-4-3	1-0 HR 1B		0-0 SH1-4	4 1 1 0 0 1 0																	
Cesar Cedeno, R (1, 8) OBP: 0.360, SLG: 0.559	1-2 5-3				1-2 F9	1-0 S 2B 1B	0-1 HR		0-0 1B 3-1 1B	5 2 3 4 0 0 0																	
Bob Watson, R (1, 7) OBP: 0.414, SLG: 0.451					1-0 5-3	4-0 2B BB	1-2 F8		1-0 3-1	4 1 0 0 1 0 2																	
Lee May, R (1, 3) OBP: 0.297, SLG: 0.431					1-3 K	0-1 2B			0-0 F6	4 0 1 2 0 1 0																	
Rafael Batista, L (8, 3) OBP: 0.500, SLG: 0.333									4-0 1B IBB	0 0 0 0 1 0 0																	
Doug Rader, R (1, 5) OBP: 0.316, SLG: 0.371					1-1 F9	1-1 6-3			3-3 K	5 0 1 1 0 1 2																	
Tommy Helms, R (1, 4) OBP: 0.319, SLG: 0.367					6-3				1-1 1B 1B FC6-4	5 0 2 0 0 0 3																	
Skip Jutze, R (1, 2) OBP: 0.265, SLG: 0.238					6-3	4-2 BB			1-2 1B 1B	3 1 2 0 1 0 2																	
Dave Roberts, L (1, 1) OBP: 0.152, SLG: 0.152					4-3	1-3 K			0-0 SH1-4 1B	2 0 0 0 0 1 1																	
Jimmy Stewart, S (8, PH) OBP: 0.368, SLG: 0.226									0-1 6-3	1 0 0 0 0 0 2																	
Jim Ray, R (8, 1) OBP: 0.250, SLG: 0.250										0 0 0 0 0 0 0																	
Inning Stats	R: 0 E: 0 K: 1 S: 8	H: 0 LOB: 0 BB: 0 P: 10	R: 0 E: 1 K: 0 S: 6	H: 1 LOB: 2 BB: 0 P: 8	R: 0 E: 0 K: 0 S: 7	H: 0 LOB: 0 BB: 0 P: 9	R: 0 E: 0 K: 1 S: 8	H: 0 LOB: 0 BB: 0 P: 11	R: 0 E: 0 K: 1 S: 10	H: 0 LOB: 1 BB: 1 P: 17	R: 2 E: 0 K: 0 S: 9	H: 2 LOB: 1 BB: 1 P: 16	R: 4 E: 0 K: 0 S: 10	H: 3 LOB: 0 BB: 1 P: 16	R: 0 E: 0 K: 1 S: 9	H: 2 LOB: 2 BB: 0 P: 14	R: 1 E: 0 K: 0 S: 8	H: 2 LOB: 3 BB: 2 P: 19	1B: 7 2B: 2 3B: 0 HR: 1	SF: 0 SAC: 2 DP: 0 HBP: 0	WP: 0 PB: 0 SB: 1 CS: 0	PA: 43					
PITCHER	IP WLS BF H R ER SO BB IBB HBP BLK WP HR S P ERA WHIP																										
Charlie Williams, R (1, 1) ERA: 5.82	6.2		29	5	5	5	3	2	1	0	0	0	0	53	81	6.75	1.050										
Randy Moffitt, R (7, 1) ERA: 2.83	0.1		2	1	1	1	0	0	0	0	0	0	1	5	6	27.00	3.000										
Elias Sosa, R (8, 1) ERA: 3.09	1.0		5	2	0	0	1	0	0	0	0	0	0	9	14	0.00	2.000										
Jim Willoughby, R (9, 1) ERA: 5.1	1.0	L	7	2	1	1	0	1	1	0	0	0	0	8	19	9.00	3.000										

Houston Astros @ San Francisco Giants
 Candlestick Park, San Francisco, CA
 Sun Jun 24 1973, 6:33 AM EDT
 Unknown

AB	36
R	7
H	10
RBI	7
BB	5
SO	4
LOB	12



Batter	1	2	3	4	5	6	7	8	9	AB	R	H	RBI	BB	SO	LOB
Bobby Bonds, R OBP: 0.405, SLG: 0.581 (1, 9) B F X	1-1 1-3		2-2 2-3		1-0 F7		3-2 HR	4-0 IBB		4	1	1	3	1	0	1
Tito Fuentes, S OBP: 0.338, SLG: 0.403 (1, 4) C B X	1-1 L5		0-0 1-3			1-0 FC6-4 1B	0-1 HR 1B	0-0 3-1		5	1	2	0	0	0	3
Garry Maddox, R OBP: 0.355, SLG: 0.459 (1, 8) X	0-0 1-3			1-3 K		0-1 FC6-4 1-2f	0-1 E5 HR	3-2 F4		5	1	0	0	0	1	2
Willie McCovey, L OBP: 0.432, SLG: 0.527 (1, 3) B B C T F B		4-2 FC5-4 BB		4-2 FC1-6 BB		0-1 F2	0-1 HR	1-2 6-3		3	1	1	3	2	0	1
Ed Goodson, L OBP: 0.366, SLG: 0.482 (1, 5) S B F B C T F B X		2-2 FC5-4 1B 1-2f		0-0 FC1-6 FC5-4 1-2f		0-2 4-3	2-2 4-3	0-0 4-3		5	0	0	0	0	0	3
Gary Matthews, R OBP: 0.387, SLG: 0.427 (1, 7) B B X		1-0 1-2 1B		0-0 FC5-4 1-2f			1-1 F3	4-2 SH1-4 BB		3	0	1	0	1	0	1
Chris Speier, R OBP: 0.355, SLG: 0.398 (1, 6) X		0-0 F9			3-2 6-3		4-1 1B HR BB	0-0 SH1-4		2	1	0	0	1	0	2
Mike Sadek, R OBP: 0.294, SLG: 0.172 Dave Rader, L OBP: 0.318, SLG: 0.313 (1, 2) C T F B C (7, 2) X		1-3 K			0-0 6-3		2-1 HR 1B	4-0 4-3 IBB		2	0	0	0	0	1	2
Charlie Williams, R OBP: 0.500, SLG: 0.500 Randy Moffitt, R (7, 1) S B C T F B Chris Arnold, R OBP: 0.450, SLG: 0.529 Elias Sosa, R OBP: 0.400, SLG: 0.250 Gary Thomasson, L OBP: 0.269, SLG: 0.318 Jim Willoughby, R OBP: 0.174, SLG: 0.273 (8, PH) (9, 1) S C B			1-3 K		0-0 1B		1-3 K	1-1 4-3		2	0	1	0	0	1	0

Inning Stats	R: 0	H: 0	E: 0	K: 0	S: 5	R: 0	H: 1	E: 0	K: 1	S: 11	R: 0	H: 0	E: 0	K: 1	S: 7	R: 0	H: 0	E: 0	K: 1	S: 10	R: 0	H: 1	E: 0	K: 0	S: 6	R: 0	H: 1	E: 0	K: 0	S: 8	R: 6	H: 4	E: 1	K: 1	S: 20	R: 0	H: 0	E: 0	K: 0	S: 6	R: 0	H: 0	E: 0	K: 0	S: 7	1B: 5	2B: 0	3B: 0	HR: 2	SF: 0	SAC: 1	DP: 0	HBP: 0	WP: 0	PA: 41
PITCHER Dave Roberts, L ERA: 2.97 Jim Ray, R ERA: 2.65	IP	WLS	BF	H	R	ER	SO	BB	IBB	HBP	BLK	WP	HR	S	P	ERA	WHIP																																						
	7.0		32	7	6	3	4	3	0	0	0	0	2	67	103	3.86	1.429																																						
	2.0	W	9	0	0	0	0	1	2	0	0	0	0	13	30	0.00	0.500																																						


BOTTOM

Houston Astros @ San Francisco Giants
Candlestick Park, San Francisco, CA

Sun Jun 24 1973, 6:33 AM EDT
Unknown

livebaseballscorecards.com

AB	34
R	6
H	7
RBI	6
BB	6
SO	4
LOB	19



Batter	1	2	3	4	5	6	7	8	9	AB R H RBI BB SO LOB	TOP	
Jimmy Wynn, R (1, 9) OBP: 0.341, SLG: 0.437	0-0 F5		0-0 FC5-2 BB 1B		0-3 K		0-0 F4	0-3 K		5 1 1 0 0 2 2		
Roger Metzger, S (1, 6) OBP: 0.296, SLG: 0.354	0-0 4-1		0-0 BB FC5-2 1B		0-0 2B		0-0 1B 1B		0-0 G3	5 1 3 1 0 0 0		
Cesar Cedeno, R (1, 8) OBP: 0.361, SLG: 0.555	0-0 4-3		0-0 FC5-2 BB		0-0 F9		0-0 1B S 1B		0-0 WP S 1B	5 1 2 0 0 0 4		
Bob Watson, R (1, 7) Tommie Agee, R (9, PR) OBP: 0.420, SLG: 0.453 OBP: 0.314, SLG: 0.404		4-0 BB BB BB BB E BB	4-0 BB BB BB BB 1-2 2-3 3-H		0-0 F9		0-0 1-3 3-H 1B		0-0 1B 2B 1B	3 0 2 3 2 0 0 0 1 0 0 0 0 0		
Lee May, R (1, 3) Rafael Batista, L (7, 3) OBP: 0.292, SLG: 0.425 OBP: 0.600, SLG: 0.500		0-0 L5	0-3 K		0-3 K		0-3 K		0-0 2B 1B	4 0 0 0 0 3 6 1 1 1 0 0 0 0		
Doug Rader, R (1, 5) OBP: 0.324, SLG: 0.392		4-0 BB BB BB BB G1-4-3 BB		0-0 F4		0-0 1B		0-0 HR	0-0 1-H 2-H 2B 2B	4 2 3 3 1 0 0		
Tommy Helms, R (1, 4) OBP: 0.324, SLG: 0.373		0-0 G1-4-3		4-0 BB BB BB BB G5-4-3 BB		0-0 5-3		0-0 WP SH3 1B	0-0 2-H 2B	4 0 2 1 1 0 3		
Skip Jutze, R (1, 2) OBP: 0.278, SLG: 0.284			0-0 1B FC5-2 2B		0-0 G5-4-3		0-0 WP 1B 2B		0-0 SH3 4-3	4 1 2 0 0 0 3		
J.R. Richard, R (1, 1) OBP: 0.200, SLG: 0.200			0-3 K		0-3 K		0-3 K		0-3 K	3 0 0 0 0 3 2		
Jim York, R (7, 1)										1 0 0 0 0 0 1		
Cecil Upshaw, R (8, 1)										0 0 0 0 0 0 0		
Jim Crawford, L (8, 1) OBP: 0.222, SLG: 0.333										1 0 0 0 0 1 2		
Inning Stats	R: 0 H: 0 E: 0 LOB: 0 K: 0 BB: 0 S: 3 P: 3	R: 0 H: 0 E: 1 LOB: 1 K: 0 BB: 2 S: 2 P: 10	R: 1 H: 3 E: 0 LOB: 3 K: 2 BB: 1 S: 10 P: 14	R: 0 H: 0 E: 0 LOB: 0 K: 0 BB: 1 S: 2 P: 6	R: 0 H: 1 E: 0 LOB: 1 K: 2 BB: 0 S: 8 P: 8	R: 0 H: 1 E: 0 LOB: 1 K: 1 BB: 0 S: 6 P: 6	R: 2 H: 4 E: 0 LOB: 2 K: 2 BB: 0 S: 11 P: 11	R: 1 H: 2 E: 0 LOB: 1 K: 1 BB: 0 S: 7 P: 7	R: 4 H: 5 E: 0 LOB: 2 K: 1 BB: 0 S: 10 P: 10	1B: 10 SF: 0 2B: 5 SAC: 1 3B: 0 DP: 2 HR: 1 HBP: 0	WP: 3 PA: 45 PB: 0 SB: 2 CS: 0	
PITCHER	IP WLS BF H R ER SO BB IBB HBP BLK WP HR S P ERA WHIP											
Don Carrithers, R (1, 1) ERA: 5.32	7.0 L 32 9 3 3 7 4 0 0 0 1 0 42 58 3.86 1.857											
Elias Sosa, R (8, 1) ERA: 4.0	1.1 10 6 5 5 1 0 0 0 0 2 1 12 12 33.75 4.500											
Juan Marichal, R (9, 1) ERA: 3.97	0.2 3 1 0 0 1 0 0 0 0 0 0 5 5 0.00 1.500											

Houston Astros @ San Francisco Giants
Candlestick Park, San Francisco, CA
Sun Jun 24 1973, 6:38 AM EDT
Att. 26,905 - Unknown

AB	40
R	8
H	16
RBI	8
BB	4
SO	9
LOB	23



Batter	1	2	3	4	5	6	7	8	9	AB R H RBI BB SO LOB
Bobby Bonds, R OBP: 0.405, SLG: 0.577 (1, 9) X	0-0 WP SF7 S 1B		4-0 BB		0-0 F8		0-0 F8		0-3 K	4 1 1 0 1 1 2
Tito Fuentes, S OBP: 0.333, SLG: 0.398 (1, 4) X	0-0 SF7 1-H		0-3 K		0-3 K			0-0 6-3	0-0 5-3	4 0 0 1 0 2 2
Garry Maddox, R OBP: 0.361, SLG: 0.462 (1, 8) X	0-0 CS 1B		0-0 6-3			4-0 BB		0-0 WP G3 2B 1B		3 1 2 0 1 0 1
Ed Coodson, L OBP: 0.360, SLG: 0.473 (1, 5) X	0-0 4-3 1-2			0-3 K		0-0 F5		0-0 G3 1-2		4 0 0 0 0 1 3
Gary Matthews, R OBP: 0.389, SLG: 0.433 (1, 7)		0-3 K		0-0 1B		0-0 F9		0-0 1B 2B		4 1 2 1 0 1 1
Chris Speier, R OBP: 0.357, SLG: 0.397 (1, 6)		4-0 BB		0-0 F9		0-3 K		0-0 BB 1B		3 0 1 1 1 1 2
Dave Kingman, R OBP: 0.252, SLG: 0.423 (1, 3) X		0-0 F9		0-0 5-3			0-0 P5	4-0 BB		3 0 0 0 1 0 2
Dave Rader, L OBP: 0.319, SLG: 0.310 (1, 2)		0-0 F7			0-0 F6		4-0 BB	0-0 4-3		2 0 0 0 1 0 1
Chris Arnold, R OBP: 0.429, SLG: 0.500 (8, PH)										1 0 0 0 0 0 2
Mike Sadek, R OBP: 0.294, SLG: 0.172 (9, 2)										0 0 0 0 0 0 0
Don Carrithers, R OBP: 0.500, SLG: 0.500 (1, 1)			0-3 K		0-0 1B		0-3 K		0-0 6-3	2 0 1 0 0 1 0
Willie McCovey, L OBP: 0.430, SLG: 0.525 (7, PH)										1 0 0 0 0 1 1
Elias Sosa, R OBP: 0.400, SLG: 0.250 (8, 1)										0 0 0 0 0 0 0
Juan Marichal, R OBP: 0.297, SLG: 0.258 (9, 1)										0 0 0 0 0 0 0
Damaso Blanco, R (9, PH)										1 0 0 0 0 0 0

Inning Stats	R: 1	H: 2	E: 0	K: 0	S: 4	LOB: 0	BB: 0	P: 4	R: 0	H: 0	E: 0	K: 1	S: 5	LOB: 1	BB: 1	P: 9	R: 0	H: 0	E: 0	K: 2	S: 7	LOB: 1	BB: 1	P: 11	R: 0	H: 1	E: 0	K: 1	S: 6	LOB: 1	BB: 0	P: 6	R: 0	H: 0	E: 0	K: 1	S: 6	LOB: 1	BB: 0	P: 6	R: 0	H: 0	E: 0	K: 1	S: 5	LOB: 1	BB: 1	P: 9	R: 0	H: 0	E: 0	K: 1	S: 5	LOB: 1	BB: 1	P: 9	R: 2	H: 3	E: 0	K: 0	S: 6	LOB: 2	BB: 1	P: 10	R: 0	H: 0	E: 0	K: 1	S: 5	LOB: 0	BB: 0	P: 5	1B: 6	SF: 1	2B: 1	SAC: 0	3B: 0	DP: 0	HR: 0	HBP: 0
--------------	------	------	------	------	------	--------	-------	------	------	------	------	------	------	--------	-------	------	------	------	------	------	------	--------	-------	-------	------	------	------	------	------	--------	-------	------	------	------	------	------	------	--------	-------	------	------	------	------	------	------	--------	-------	------	------	------	------	------	------	--------	-------	------	------	------	------	------	------	--------	-------	-------	------	------	------	------	------	--------	-------	------	-------	-------	-------	--------	-------	-------	-------	--------

PITCHER	IP	WLS	BF	H	R	ER	SO	BB	IBB	HBP	BLK	WP	HR	S	P	ERA	WHIP
J.R. Richard, R ERA: 1.29 (1, 1)	6.0	W	24	4	1	1	6	3	0	0	0	1	0	33	45	1.50	1.167
Jim York, R ERA: 3.86 (7, 1)	1.2		9	3	2	2	1	1	0	0	0	1	0	10	14	10.80	2.400
Cecil Upshaw, R ERA: 5.4 (8, 1)	0.0		1	0	0	0	0	1	0	0	0	0	0	4	∞	∞	
Jim Crawford, L ERA: 2.93 (8, 1)	1.1	S	4	0	0	0	1	0	0	0	0	0	0	6	6	0.00	0.000

BOTTOM

Houston Astros @ San Francisco Giants
Candlestick Park, San Francisco, CA

Sun Jun 24 1973, 6:38 AM EDT
Att. 26,905 - Unknown

AB	32
R	3
H	7
RBI	3
BB	5
SO	8
LOB	17

livebaseballscorecards.com



WP	PA	ERA	WHIP
2	38		

Batter	1	2	3	4	5	6	7	8	9	AB R H RBI BB SO LOB	TOP	
Johnny Oates, L (1, 2) OBP: 0.294, SLG: 0.316	0-0 6-3		0-0 4-3		0-0 F2		0-0 HR	0-0 1-3		5 1 1 1 0 0 1	<p>Atlanta Braves @ San Francisco Giants</p> <p>Candlestick Park, San Francisco, CA</p> <p>Tue Jun 26 1973, 10:05 PM EDT</p> <p>Att. 7,668 - Unknown</p> <p>livebaseballscorecards.com</p>	
Mike Lum, L (1, 3) OBP: 0.342, SLG: 0.405	0-0 E8 1B			0-3 K		0-0 F5	0-0 1B BB 1B	0-0 2B		5 2 3 1 0 1 0		
Darrell Evans, L (1, 5) OBP: 0.396, SLG: 0.555	0-3 K			4-0 FC5-4 BB		0-0 HR	4-0 1B BB 1B	0-0 2B		3 2 2 2 2 1 1		
Hank Aaron, R (1, 7) OBP: 0.350, SLG: 0.545 Sonny Jackson, L (7, PR) OBP: 0.302, SLG: 0.255 (7, 7)	0-0 F7			0-0 FC5-4 BB 1-2f 1B		0-3 K	0-0 1B E 1B	0-0 G3		4 1 1 0 0 1 2 1 1 0 0 0 0 1		
Dusty Baker Jr., R (1, 8) OBP: 0.352, SLG: 0.410		0-0 6-3		4-0 1B 1-2 BB		0-0 1B S 1B	0-0 E9 1B 1-H 2-H 3-H		0-3 K	4 0 2 2 1 1 0		
Ralph Garr, L (1, 9) OBP: 0.280, SLG: 0.339		0-0 F6		0-0 1-2 2-H 1B		0-0 1B	0-0 F2		0-0 1B	5 0 3 1 0 0 1		
Davey Johnson, R (1, 4) OBP: 0.360, SLG: 0.492		0-0 F7		0-0 F5		0-0 F9		0-0 6-3	0-0 9-3	5 0 0 0 0 0 5		
Marty Perez, R (1, 6) OBP: 0.307, SLG: 0.306			0-0 5-3		0-0 6-3		0-0 F8	0-0 1B S 1B		4 1 1 0 0 0 0		
Ron Schueler, R (1, 1) OBP: 0.267, SLG: 0.214 Danny Frisella, L (9, 1)			0-3 K		0-0 6-3		0-0 4-3	0-0 1B 1-H 2B 1B		4 1 1 1 0 1 0 0 0 0 0 0 0 0		
Inning Stats	R: 0 H: 1 E: 1 LOB: 1 K: 1 BB: 0 S: 6 P: 6	R: 0 H: 0 E: 0 LOB: 0 K: 0 BB: 0 S: 3 P: 3	R: 0 H: 0 E: 0 LOB: 0 K: 1 BB: 0 S: 5 P: 5	R: 1 H: 1 E: 0 LOB: 2 K: 1 BB: 2 S: 6 P: 14	R: 0 H: 0 E: 0 LOB: 0 K: 0 BB: 0 S: 3 P: 3	R: 1 H: 3 E: 0 LOB: 2 K: 1 BB: 0 S: 8 P: 8	R: 4 H: 4 E: 1 LOB: 1 K: 0 BB: 1 S: 7 P: 11	R: 3 H: 4 E: 0 LOB: 1 K: 0 BB: 0 S: 7 P: 7	R: 0 H: 1 E: 0 LOB: 0 K: 1 BB: 0 S: 5 P: 5	1B: 10 SF: 0 2B: 3 SAC: 0 3B: 0 DP: 1 HR: 2 HBP: 0	WP: 0 PA: 43 PB: 0 SB: 2 CS: 0	
PITCHER	IP WLS BF H R ER SO BB IBB HBP BLK WP HR S P ERA WHIP											
Tom Bradley, R (1, 1) ERA: 4.01	6.2 L 32 9 6 5 4 3 0 0 0 0 0 2 37 49 6.75 1.800											
John Morris, L (7, 1) ERA: 12.46	1.1 8 4 3 3 0 0 0 0 0 0 0 0 8 8 20.25 3.000											
Jim Willoughby, R (9, 1) ERA: 5.03	1.0 3 1 0 0 0 1 0 0 0 0 0 0 5 5 0.00 1.000											



Batter	1	2	3	4	5	6	7	8	9	AB	R	H	RBI	BB	SO	LOB
--------	---	---	---	---	---	---	---	---	---	----	---	---	-----	----	----	-----

Bobby Bonds, R OBP: 0.401, SLG: 0.569 (1, 9)	0-3 K		0-3 K			0-0 5-3		0-0 F7		4	0	0	0	0	2	1
Tito Fuentes, S OBP: 0.332, SLG: 0.394 (1, 4)	0-0 6-3		0-0 1-3			4-0 G5-4-3 BB			0-0 4-3	3	0	0	0	1	0	0
Garry Maddox, R OBP: 0.364, SLG: 0.462 (1, 8)	0-0 1B		0-3 K			0-0 G5-4-3 1-2f			0-0 1B WP 1B	4	1	2	0	0	1	1
Willie McCovey, L OBP: 0.423, SLG: 0.513 (1, 3)	0-0 6-3		0-3 K			0-3 K			0-0 F7	4	0	0	0	0	2	2
Ed Goodson, L OBP: 0.362, SLG: 0.472 Damaso Blanco, R (9, PR)		4-0 G5-4-3 1B BB		0-0 G3		0-0 4-3			0-0 WP 2B 1B	3	0	1	0	1	0	0
Gary Matthews, R OBP: 0.391, SLG: 0.439 (1, 7)		0-0 G5-4-3 1-2 1B		0-0 5-3		0-3 K			0-0 1B 2B	4	0	2	1	0	1	0
Chris Speier, R OBP: 0.355, SLG: 0.395 (1, 6)		0-0 G5-4-3 1-2f 2-3		0-0 1-3		0-0 5-3			0-0 2-3 1B	4	0	1	0	0	0	2
Dave Rader, L OBP: 0.317, SLG: 0.306 (1, 2)		4-0 IBB		0-0 5-3		0-0 4-3			0-3 K	3	0	0	0	1	1	2
Tom Bradley, R OBP: 0.194, SLG: 0.172 John Morris, R (7, 1)		0-3 K		0-0 F7					4-0 BB	2	0	0	0	0	1	2
Gary Thomasson, L OBP: 0.305, SLG: 0.318 Jim Willoughby, R OBP: 0.174, SLG: 0.273 (8, PH) (9, 1)										0	0	0	0	0	0	0
										0	0	0	0	1	0	0
										0	0	0	0	0	0	0
										0	0	0	0	0	0	0

Inning Stats	R: 0	H: 1	E: 0	LOB: 1	K: 1	BB: 0	S: 6	P: 6	R: 0	H: 1	E: 0	LOB: 2	K: 1	BB: 2	S: 5	P: 7	R: 0	H: 0	E: 0	LOB: 0	K: 2	BB: 0	S: 7	P: 7	R: 0	H: 0	E: 0	LOB: 0	K: 0	BB: 0	S: 3	P: 3	R: 0	H: 0	E: 0	LOB: 0	K: 0	BB: 1	S: 2	P: 6	R: 0	H: 0	E: 0	LOB: 0	K: 2	BB: 0	S: 7	P: 7	R: 0	H: 0	E: 0	LOB: 1	K: 0	BB: 1	S: 3	P: 7	R: 2	H: 4	E: 0	LOB: 2	K: 1	BB: 0	S: 9	P: 9	1B: 5	SF: 0	2B: 1	SAC: 0	3B: 0	DP: 2	HR: 0	HBP: 0	WP: 1	PA: 35
--------------	------	------	------	--------	------	-------	------	------	------	------	------	--------	------	-------	------	------	------	------	------	--------	------	-------	------	------	------	------	------	--------	------	-------	------	------	------	------	------	--------	------	-------	------	------	------	------	------	--------	------	-------	------	------	------	------	------	--------	------	-------	------	------	------	------	------	--------	------	-------	------	------	-------	-------	-------	--------	-------	-------	-------	--------	-------	--------

PITCHER	IP	WLS	BF	H	R	ER	SO	BB	IBB	HBP	BLK	WP	HR	S	P	ERA	WHIP
Ron Schueler, R ERA: 4.5 (1, 1)	8.2	W	34	6	2	2	7	3	1	0	0	1	0	44	60	2.08	1.038
Danny Frisella, R ERA: 3.04 (9, 1)	0.1	S	1	0	0	0	1	0	0	0	0	0	0	3	3	0.00	0.000

BOTTOM

Atlanta Braves @ San Francisco Giants
Candlestick Park, San Francisco, CA
Tue Jun 26 1973, 10:05 PM EDT
Att. 7,668 - Unknown

AB	31
R	2
H	6
RBI	1
BB	4
SO	8
LOB	10



WP	PA
1	35

Batter	1	2	3	4	5	6	7	8	9	AB R H RBI BB SO LOB	TOP											
Johnny Oates, L (1, 2) OBP: 0.293, SLG: 0.313	0-0 F5		0-3 K		0-0 1B		0-0 4-3		0-0 4-3	5 0 1 2 0 1 1												
Marty Perez, R (1, 6) Frank Tepedino, L (9, PH) OBP: 0.307, SLG: 0.305 OBP: 0.286, SLG: 0.300	0-0 F8			0-0 F9	0-3 K		0-0 BB 1B		0-0 4-3	4 0 1 0 0 1 1 1 0 0 0 0 0 0												
Darrell Evans, L (1, 5) OBP: 0.397, SLG: 0.552	0-3 K			0-0 G3		0-0 S E 1B	4-0 BB BB BB 1-2 BB			3 1 1 0 1 1 0												
Dusty Baker Jr., R (1, 8) OBP: 0.348, SLG: 0.404		0-0 5-3		0-0 5-3		0-0 F7	0-0 F3			4 0 0 0 0 0 3												
Davey Johnson, R (1, 4) OBP: 0.358, SLG: 0.486		0-0 F3			0-0 F7	4-0 BB BB BB 1-2 BB		0-0 F7		3 0 0 0 1 0 0												
Ralph Garr, L (1, 9) OBP: 0.279, SLG: 0.348		0-0 4-3			0-0 HR	0-0 F7		0-0 5-3		4 1 1 1 0 0 2												
Dick Dietz, R (1, 3) OBP: 0.464, SLG: 0.326			0-0 F8		0-0 2B 1B 1B	0-0 E5		0-0 F7		4 1 1 0 0 0 1												
Mike Lum, L (1, 7) OBP: 0.345, SLG: 0.426			0-0 F8		0-0 1B 2B	0-3 K				4 2 2 1 0 1 2												
Adrian Devine, R (1, 1) Danny Frisella, L (6, 1) Chuck Goggin, S (7, PH) Tom House, L (7, 1) Hank Aaron, R (9, PH) OBP: 0.500, SLG: 0.500 OBP: 0.283, SLG: 0.297 OBP: 0.200, SLG: 0.400 OBP: 0.348, SLG: 0.543			0-0 1B		0-3 K		0-0 1-3		0-3 K	2 0 1 0 0 1 2 0 0 0 0 0 0 0 1 0 0 0 0 0 0 0 0 0 0 0 0 0 1 0 0 0 0 1 0												
Inning Stats	R: 0 E: 0 K: 1 S: 5	H: 0 LOB: 0 BB: 0 P: 5	R: 0 E: 0 K: 0 S: 3	H: 0 LOB: 0 BB: 0 P: 3	R: 0 E: 0 K: 1 S: 6	H: 1 LOB: 1 BB: 0 P: 6	R: 0 E: 0 K: 0 S: 3	H: 0 LOB: 0 BB: 0 P: 3	R: 3 E: 0 K: 2 S: 11	H: 4 LOB: 1 BB: 0 P: 11	R: 1 E: 1 K: 1 S: 7	H: 1 LOB: 2 BB: 1 P: 11	R: 0 E: 0 K: 0 S: 4	H: 1 LOB: 2 BB: 1 P: 8	R: 0 E: 0 K: 0 S: 3	H: 0 LOB: 0 BB: 0 P: 3	R: 1 E: 0 K: 1 S: 6	H: 1 LOB: 0 BB: 0 P: 6	1B: 5 2B: 1 3B: 0 HR: 2	SF: 0 SAC: 0 DP: 0 HBP: 0	WP: 0 PB: 0 SB: 1 CS: 0	PA: 38
PITCHER	IP WLS BF H R ER SO BB IBB HBP BLK WP HR S P ERA WHIP																					
Ron Bryant, L (1, 1) ERA: 2.63	8.0 W 35 8 5 4 5 2 0 0 0 0 0 2 43 51 4.50 1.250																					
Elias Sosa, R (9, 1) ERA: 3.91	1.0 S 3 0 0 0 1 0 0 0 0 0 0 0 5 5 0.00 0.000																					

Atlanta Braves @ San Francisco Giants
Candlestick Park, San Francisco, CA
Wed Jun 27 1973, 6:33 AM EDT
Att. 4,744 - Unknown

livebaseballscorecards.com

AB	36
R	5
H	8
RBI	4
BB	2
SO	6
LOB	12



Batter	1	2	3	4	5	6	7	8	9
Gary Thomasson, L (1, 9) OBP: 0.303, SLG: 0.307	0-0 F8		0-0 SH3-4		0-0 3-1	4-0 BB		0-0 F7	
Tito Fuentes, S (1, 4) OBP: 0.331, SLG: 0.390	4-0 6-3 BB		0-0 F8		0-0 4-3	0-0 3-1			
Garry Maddox, R (1, 8) OBP: 0.366, SLG: 0.471	0-0 6-3		0-0 2-H 1B			0-0 1B 3B	0-0 F7		
Ed Coodson, L (1, 5) OBP: 0.364, SLG: 0.472	0-0 F4		0-0 F7			0-0 1B 1B	0-0 PB 1B		
Gary Matthews, R (1, 7) OBP: 0.389, SLG: 0.436		0-3 K		0-0 5-3		0-0 1B 2B 1B	0-0 F7		
Dave Kingman, R (1, 3) OBP: 0.245, SLG: 0.411		0-3 K		0-0 5-3		0-3 K	0-3 K		
Chris Speier, R (1, 6) OBP: 0.360, SLG: 0.400		0-0 CS 1B		0-0 1B		0-0 2B 1B		0-0 5-3	
Dave Rader, L (1, 2) OBP: 0.324, SLG: 0.345		0-0 CS	0-0 HR	0-0 4-3		0-0 FC6-4 2B		0-0 HR	
Ron Bryant, S (1, 1) OBP: 0.173, SLG: 0.160			4-0 SH3-4 1B		0-0 6-3	0-0 FC6-4 BB		0-0 6-3	
Elias Sosa, R (9, 1) OBP: 0.400, SLG: 0.250									

AB	R	H	RBI	BB	SO	LOB
3	0	0	0	1	0	0
3	0	0	0	1	0	4
4	1	2	1	0	0	1
4	1	2	1	0	0	2
4	1	1	0	0	1	1
4	0	0	0	0	3	3
4	0	3	1	0	0	0
4	2	3	3	0	0	1
3	1	0	0	1	0	2
0	0	0	0	0	0	0

BOTTOM

Atlanta Braves @ San Francisco Giants
 Candlestick Park, San Francisco, CA
 Wed Jun 27 1973, 6:33 AM EDT
 Att. 4,744 - Unknown

livebaseballscorecards.com

AB	33
R	6
H	11
RBI	6
BB	3
SO	4
LOB	14



Inning Stats	R	H	E	K	S	P	BB	IBB	HBP	BLK	WP	HR	S	P	ERA	WHIP
	0	0	0	0	3	7	0	0	0	0	0	0	25	33	9.00	1.800
	0	1	0	2	7	7	0	0	0	0	0	1	7	11	0.00	3.000
	0	1	0	0	7	7	0	0	0	0	0	1	10	10	4.50	1.000

PITCHER	IP	WLS	BF	H	R	ER	SO	BB	IBB	HBP	BLK	WP	HR	S	P	ERA	WHIP
Adrian Devine, R (1, 1) ERA: 9.0	5.0	L	23	7	5	5	2	2	0	0	0	0	1	25	33	9.00	1.800
Danny Frisella, R (6, 1) ERA: 2.92	1.0		6	2	0	0	1	1	0	0	0	0	7	11	0.00	3.000	
Tom House, L (7, 1) ERA: 4.56	2.0		8	2	1	1	1	0	0	0	0	0	10	10	4.50	1.000	

Batter	1	2	3	4	5	6	7	8	9	10	AB R H RBI BB SO LOB	TOP										
Tito Fuentes, S OBP: 0.329, SLG: 0.388 (1, 4) X	0-0 F7		0-0 F7		0-0 5-3		0-0 1B 1-2 1B		0-0 5-3		5 0 1 0 0 0 0	San Francisco Giants @ Houston Astros Astrodome, Houston, TX Thu Jun 28 1973, 8:05 PM EDT Att. 20,046 - Unknown										
Gary Thomasson, L OBP: 0.317, SLG: 0.344 (1, 9) X	0-0 FC6-4 1B		0-0 3B		0-0 4-3		0-0 1-3 2-H 1B		0-0 F4		5 0 3 1 0 0 0											
Garry Maddox, R OBP: 0.366, SLG: 0.470 (1, 8) X	0-0 FC6-4 1B 1-2f		0-0 F8		0-0 FC6-4 1B		0-3 K		0-0 3B 1B		5 1 2 0 0 1 4											
Ed Goodson, L OBP: 0.361, SLG: 0.466 (1, 5) X	0-0 1-3 1B			0-0 F9		0-0 FC6-4 1-2f FC5-4		0-0 F6	0-3 K		5 0 1 0 0 1 2											
Gary Matthews, R OBP: 0.393, SLG: 0.448 (1, 7) X	0-0 1-3			0-0 WP 1B		0-0 FC5-4 1-2f		0-0 1B	0-0 1-H 3B		5 0 3 1 0 0 3											
Chris Speier, R OBP: 0.358, SLG: 0.394 (1, 6) X		0-0 5-3		4-0 1-2 BB		0-0 F8		0-3 K	0-0 4-3		4 0 0 0 1 1 3											
Dave Kingman, R OBP: 0.245, SLG: 0.407 (1, 3) X		0-3 K		0-3 K			0-0 CS 1B	0-3 K			4 0 1 0 0 3 3											
Dave Rader, L OBP: 0.319, SLG: 0.339 (1, 2) X		0-0 G3		0-0 4-3			0-3 K 1-2		0-0 F8		4 0 0 0 0 1 3											
Jim Barr, R OBP: 0.189, SLG: 0.118 (1, 1) X			0-3 K		0-3 K		0-0 1B 1B		0-0 F9		4 1 1 0 0 2 0											
Inning Stats	R: 0 H: 2 E: 0 K: 0 S: 5	H: 2 LOB: 2 BB: 0 P: 5	R: 0 H: 0 E: 0 K: 1 S: 5	H: 0 LOB: 0 BB: 0 P: 5	R: 0 H: 1 E: 0 K: 1 S: 6	H: 1 LOB: 1 BB: 0 P: 6	R: 0 H: 1 E: 0 K: 1 S: 6	H: 1 LOB: 2 BB: 1 P: 10	R: 0 H: 0 E: 0 K: 1 S: 5	H: 0 LOB: 0 BB: 0 P: 5	R: 0 H: 4 E: 0 K: 2 S: 10		H: 4 LOB: 2 BB: 0 P: 10	R: 0 H: 1 E: 0 K: 2 S: 8	H: 1 LOB: 1 BB: 0 P: 8	R: 0 H: 0 E: 0 K: 0 S: 3	H: 0 LOB: 0 BB: 0 P: 3	R: 1 H: 2 E: 0 K: 1 S: 7	H: 2 LOB: 1 BB: 0 P: 7	1B: 10 2B: 0 3B: 2 HR: 0	SF: 0 SAC: 0 DP: 0 HBP: 0	WP: 1 PB: 0 SB: 0 CS: 1
PITCHER	IP WLS BF H R ER SO BB IBB HBP BLK WP HR S P ERA WHIP																					
Dave Roberts, L ERA: 2.87 (1, 1)	9.2	41	12	2	2	2	9	1	0	0	0	0	1	62	1.86	1.345						
Jim Ray, R ERA: 2.6 (10, 1)	0.1	1	0	0	0	0	0	0	0	0	0	0	1	1	0.00	0.000						

livebaseballscorecards.com

AB 41
R 2
H 12
RBI 2
BB 1
SO 9
LOB 18



Batter	1	2	3	4	5	6	7	8	9	10	AB R H RBI BB SO LOB
Tommie Agee, R OBP: 0.295, SLG: 0.383 (1, 9)	0-0 6-3		0-0 FC5-4		0-0 FC6-4			0-0 F3		0-0 FC6-4	5 0 0 0 0 0 4
Roger Metzger, S OBP: 0.301, SLG: 0.353 (1, 6)	0-0 L8			0-0 4-3		0-0 F8		0-0 1B			4 0 1 0 0 0 0
Cesar Cedeno, R OBP: 0.365, SLG: 0.551 (1, 8)	0-3 K			0-0 5-3		0-0 F8		0-0 5-3			4 0 0 0 0 1 1
Bob Watson, R OBP: 0.418, SLG: 0.450 (1, 7)		0-0 F8		0-0 1B		0-0 6-3			0-3 K		4 0 1 0 0 1 0
Lee May, R OBP: 0.301, SLG: 0.435 (1, 3)		0-0 1-3		0-0 F7			0-0 HR		0-0 5-3		4 1 1 1 0 0 1
Doug Rader, R OBP: 0.316, SLG: 0.384 (1, 5)		0-0 3-1			0-0 F8		0-0 F9		0-0 1-3		4 0 0 0 0 0 0
Tommy Helms, R OBP: 0.325, SLG: 0.378 (1, 4)			0-0 F8		0-0 BB 1B		0-0 6-3			0-0 F9	4 0 1 0 0 0 0
Skip Jutze, R OBP: 0.330, SLG: 0.325 (1, 2)			0-0 FC5-4 1B		4-0 FC6-4 BB		0-0 6-3			0-0 FC6-4 1B	3 0 2 0 1 0 0
Dave Roberts, L OBP: 0.139, SLG: 0.139 (1, 1)			0-0 F4		0-0 F6			0-0 F6		0-0 F7	3 0 0 0 0 0 3
Jim Ray, R OBP: 0.250, SLG: 0.250 (10, 1)											0 0 0 0 0 0 0
Jimmy Wynn, R OBP: 0.345, SLG: 0.429 (10, PH)											1 0 0 0 0 0 1

Inning Stats	R: 0 E: 0 K: 1 S: 5	H: 0 LOB: 0 BB: 0 P: 5	R: 0 E: 0 K: 0 S: 3	H: 0 LOB: 0 BB: 0 P: 3	R: 0 E: 0 K: 0 S: 4	H: 1 LOB: 1 BB: 0 P: 4	R: 0 E: 0 K: 0 S: 4	H: 1 LOB: 1 BB: 0 P: 4	R: 0 E: 0 K: 0 S: 4	H: 1 LOB: 2 BB: 1 P: 8	R: 0 E: 0 K: 0 S: 3	H: 0 LOB: 0 BB: 0 P: 3	R: 1 E: 0 K: 0 S: 4	H: 1 LOB: 0 BB: 0 P: 4	R: 0 E: 0 K: 0 S: 4	H: 1 LOB: 1 BB: 0 P: 4	R: 0 E: 0 K: 1 S: 5	H: 0 LOB: 0 BB: 0 P: 5	R: 0 E: 0 K: 0 S: 4	H: 1 LOB: 1 BB: 0 P: 4	R: 0 E: 0 K: 0 S: 4	H: 1 LOB: 1 BB: 0 P: 4	1B: 5 2B: 0 3B: 0 HR: 1	SF: 0 SAC: 0 DP: 0 HBP: 0	WP: 0 PB: 0 SB: 0 CS: 0	PA: 37
--------------	------------------------------	---------------------------------	------------------------------	---------------------------------	------------------------------	---------------------------------	------------------------------	---------------------------------	------------------------------	---------------------------------	------------------------------	---------------------------------	------------------------------	---------------------------------	------------------------------	---------------------------------	------------------------------	---------------------------------	------------------------------	---------------------------------	------------------------------	---------------------------------	----------------------------------	------------------------------------	----------------------------------	--------

PITCHER	IP	WLS	BF	H	R	ER	SO	BB	IBB	HBP	BLK	WP	HR	S	P	ERA	WHIP
Jim Barr, R ERA: 3.39 (1, 1)	10.0	W	37	6	1	1	2	1	0	0	0	0	1	40	44	0.90	0.700


BOTTOM

San Francisco Giants @ Houston Astros
Astrodome, Houston, TX

Thu Jun 28 1973, 8:05 PM EDT
Att: 20,046 - Unknown

livebaseballscorecards.com

AB	36
R	1
H	6
RBI	1
BB	1
SO	2
LOB	10



Batter	1	2	3	4	5	6	7	8	9	AB R H RBI BB SO LOB	TOP																									
Gary Thomasson, L (1, 9) OBP: 0.339, SLG: 0.361	0-3 K			4-0 G6-4-3 BB		0-0 2-H 4-3 1B	0-0 6-3 1B		0-0 1-2 2-H 3-H BB 2B 1B	4 1 3 3 1 1 0	San Francisco Giants @ Houston Astros Astrodome, Houston, TX Fri Jun 29 1973, 8:05 PM EDT Att. 26,395 - Dome																									
Tito Fuentes, S (1, 4) OBP: 0.328, SLG: 0.383	0-3 K			0-0 G6-4-3 1-2f		0-0 4-3	0-0 6-3	0-0 1-2 2B FC6-5 BB	4 0 0 0 1 1 3																											
Garry Maddox, R (1, 8) OBP: 0.367, SLG: 0.470	0-0 4-3			4-0 BB		0-0 5-3	0-0 F7	0-0 1-3 2-H 3-H 1B 2B	4 1 1 2 1 0 2																											
Willie McCovey, L (1, 3) OBP: 0.414, SLG: 0.500 Dave Kingman, R (9, PR) OBP: 0.245, SLG: 0.407 (9, 3)	0-3 K			0-0 F6		0-3 K		0-0 6-3 FC6-5 1B 2B	5 0 0 0 0 2 4 0 1 0 0 0 0 0																											
Ed Goodson, L (1, 5) OBP: 0.358, SLG: 0.461	0-3 K				0-0 F8		0-0 F9	0-0 L7 1-2 2-H 2B 1B	5 1 1 1 0 1 0																											
Gary Matthews, R (1, 7) OBP: 0.397, SLG: 0.454	0-0 F9			4-0 4-3 BB		0-0 HBP HR 1B 1B	0-0 F7	0-0 1-H 2-H HR 2B	4 2 2 2 1 0 0																											
Chris Speier, R (1, 6) OBP: 0.361, SLG: 0.408			0-0 F4		0-0 4-3		0-0 HBP HR 1B	0-0 1B 1B HR	5 3 3 2 0 0 1																											
Dave Rader, L (1, 2) OBP: 0.321, SLG: 0.338			0-0 F7		0-0 F8		1-0 HR HBP	0-0 1B 1B F6	4 2 1 0 0 0 2																											
Charlie Williams, R (1, 1) OBP: 0.333, SLG: 0.333 Jim Willoughby, R (4, 1) OBP: 0.208, SLG: 0.348 Bobby Bonds, R (7, PH) OBP: 0.402, SLG: 0.580 Randy Moffitt, R (7, 1) OBP: 0.083, SLG: 0.083			0-3 K			0-0 1B 2B	0-0 1-H 2-H 3-H HR	0-0 BB 1B 1B 6-3	1 0 0 0 0 1 0 1 1 1 0 0 0 0 1 1 1 4 0 0 0 2 1 1 0 0 0 1																											
Inning Stats	R: 0 E: 0 K: 2 S: 7	H: 0 LOB: 0 BB: 0 P: 7	R: 0 E: 0 K: 2 S: 7	H: 0 LOB: 0 BB: 0 P: 7	R: 0 E: 0 K: 1 S: 5	H: 0 LOB: 0 BB: 0 P: 5	R: 0 E: 0 K: 0 S: 2	H: 0 LOB: 1 BB: 2 P: 10	R: 0 E: 0 K: 0 S: 3	H: 0 LOB: 1 BB: 1 P: 7	R: 1 E: 0 K: 1 S: 7	H: 2 LOB: 1 BB: 0 P: 7	R: 4 E: 0 K: 0 S: 7	H: 4 LOB: 1 BB: 0 P: 8	R: 0 E: 0 K: 0 S: 3	H: 0 LOB: 0 BB: 0 P: 3	R: 9 E: 0 K: 0 S: 11	H: 8 LOB: 1 BB: 1 P: 15	1B: 9 2B: 3 3B: 0 HR: 2	SF: 0 SAC: 0 DP: 1 HBP: 1	WP: 0 PB: 0 SB: 0 CS: 0	PA: 45														
PITCHER	IP WLS BF H R ER SO BB IBB HBP BLK WP HR S P ERA WHIP																				PITCHER	IP WLS BF H R ER SO BB IBB HBP BLK WP HR S P ERA WHIP														
J.R. Richard, R (1, 1) ERA: 2.21	6.1		25	4	3	3	6	3	0	0	0	0	0	34	46	4.26	1.105																			
Jim Crawford, L (7, 1) ERA: 3.15	0.0	L	1	0	0	0	0	0	0	1	0	0	0	0	1	∞	∞																			
Jim Ray, R (7, 1) ERA: 2.8	0.2		4	2	2	2	0	0	0	0	0	0	1	4	4	27.00	3.000																			
Jim York, R (8, 1) ERA: 4.54	1.0		7	4	4	4	0	0	0	0	0	0	0	7	7	36.00	4.000																			
Tom Griffin, R (9, 1) ERA: 5.16	1.0		8	4	5	5	0	1	0	0	0	0	1	7	11	45.00	5.000																			

AB	40
R	14
H	14
RBI	14
BB	4
SO	6
LOB	13



BOTTOM

San Francisco Giants @ Houston Astros
Astrodome, Houston, TX
Fri Jun 29 1973, 8:05 PM EDT
Att. 26,395 - Dome

livebaseballscorecards.com

AB 35
R 3
H 11
RBI 3
BB 0
SO 4
LOB 10



WP: 0 PA: 36
PB: 0
SB: 2
CS: 1

Batter	1	2	3	4	5	6	7	8	9	AB	R	H	RBI	BB	SO	LOB
Jimmy Wynn, R OBP: 0.344, SLG: 0.430 (1, 9)	0-0 SH1-3 1B 2B		0-0 F8		0-0 6-3		0-0 5-3			4	1	1	0	0	0	0
Roger Metzger, S OBP: 0.308, SLG: 0.363 (1, 6)	0-0 SH1-3 2-3		0-0 1B 2B		0-0 FC5-4 1B		0-0 1B			3	1	3	0	0	0	0
Cesar Cedeno, R OBP: 0.367, SLG: 0.551 (1, 8)	0-0 E S 6-3 1B		0-0 CS 2-3 1B		0-0 FC5-4 1-2f S		0-0 F2			4	1	2	1	0	0	2
Bob Watson, R OBP: 0.416, SLG: 0.448 (1, 7)	0-0 6-3 1-H		0-0 1-2 3-H 1B		0-0 F3 1-2			0-0 F8		4	0	1	2	0	0	1
Lee May, R OBP: 0.297, SLG: 0.429 (1, 3)	0-0 F7		0-0 K			0-0 F4		0-0 6-3		4	0	0	0	0	1	1
Doug Rader, R OBP: 0.315, SLG: 0.382 (1, 5)		0-0 F8		0-0 G6-4-3 1B 1B		0-3 K		0-0 6-3		4	0	1	0	0	1	0
Tommy Helms, R OBP: 0.331, SLG: 0.383 (1, 4)		0-0 E7 G1 1B		0-0 1-2 G6-4-3 1B		0-0 1B			0-0 F7	4	0	3	0	0	0	0
Skip Jutze, R OBP: 0.315, SLG: 0.310 (1, 2)		0-0 G1 2-3		0-0 G6-4-3 1-2f 2-3		0-0 F9			0-0 F5	4	0	0	0	0	0	4
J.R. Richard, R OBP: 0.143, SLG: 0.143 (7, 1) Jim Crawford, L OBP: 0.222, SLG: 0.333 (7, 1) Jim Ray, R OBP: 0.250, SLG: 0.250 (7, PH) Jimmy Stewart, S OBP: 0.350, SLG: 0.212 (8, 1) Jim York, R (9, 1) Tom Griffin, R (9, PH) Rafael Batista, L OBP: 0.500, SLG: 0.429		0-3 K		0-0 6-3			0-0 F8		0-3 K	2	0	0	0	0	1	2

Batter	1	2	3	4	5	6	7	8	9
Jimmy Wynn, R OBP: 0.344, SLG: 0.430 (1, 9)	0-0 SH1-3 1B 2B		0-0 F8		0-0 6-3		0-0 5-3		
Roger Metzger, S OBP: 0.308, SLG: 0.363 (1, 6)	0-0 SH1-3 2-3		0-0 1B 2B		0-0 FC5-4 1B		0-0 1B		
Cesar Cedeno, R OBP: 0.367, SLG: 0.551 (1, 8)	0-0 E S 6-3 1B		0-0 CS 2-3 1B		0-0 FC5-4 1-2f S		0-0 F2		
Bob Watson, R OBP: 0.416, SLG: 0.448 (1, 7)	0-0 6-3 1-H		0-0 1-2 3-H 1B		0-0 F3 1-2			0-0 F8	
Lee May, R OBP: 0.297, SLG: 0.429 (1, 3)	0-0 F7		0-0 K			0-0 F4		0-0 6-3	
Doug Rader, R OBP: 0.315, SLG: 0.382 (1, 5)		0-0 F8		0-0 G6-4-3 1B 1B		0-3 K		0-0 6-3	
Tommy Helms, R OBP: 0.331, SLG: 0.383 (1, 4)		0-0 E7 G1 1B		0-0 1-2 G6-4-3 1B		0-0 1B			0-0 F7
Skip Jutze, R OBP: 0.315, SLG: 0.310 (1, 2)		0-0 G1 2-3		0-0 G6-4-3 1-2f 2-3		0-0 F9			0-0 F5
J.R. Richard, R OBP: 0.143, SLG: 0.143 (7, 1) Jim Crawford, L OBP: 0.222, SLG: 0.333 (7, 1) Jim Ray, R OBP: 0.250, SLG: 0.250 (7, PH) Jimmy Stewart, S OBP: 0.350, SLG: 0.212 (8, 1) Jim York, R (9, 1) Tom Griffin, R (9, PH) Rafael Batista, L OBP: 0.500, SLG: 0.429		0-3 K		0-0 6-3			0-0 F8		0-3 K

Inning Stats	R: 2	H: 2	E: 0	K: 0	S: 5	LOB: 0	BB: 0	P: 5	R: 0	H: 1	E: 1	K: 1	S: 6	LOB: 1	BB: 0	P: 6	R: 1	H: 3	E: 0	K: 1	S: 7	LOB: 1	BB: 0	P: 7	R: 0	H: 2	E: 0	K: 0	S: 4	LOB: 1	BB: 0	P: 4	R: 0	H: 1	E: 0	K: 0	S: 4	LOB: 1	BB: 0	P: 4	R: 0	H: 1	E: 0	K: 1	S: 6	LOB: 1	BB: 0	P: 6	R: 0	H: 0	E: 0	K: 0	S: 3	LOB: 0	BB: 0	P: 3	R: 0	H: 0	E: 0	K: 1	S: 5	LOB: 0	BB: 0	P: 5
1B: 9	SF: 0	2B: 2	SAC: 1	3B: 0	DP: 1	HR: 0	HBP: 0	WP: 0	PA: 36																																																							

PITCHER	IP	WLS	BF	H	R	ER	SO	BB	IBB	HBP	BLK	WP	HR	S	P	ERA	WHIP
Charlie Williams, R ERA: 5.85 (1, 1)	3.0		16	8	3	2	2	0	0	0	0	0	0	20	20	6.00	2.667
Jim Willoughby, R ERA: 4.83 (4, 1)	3.0	W	10	2	0	0	1	0	0	0	0	0	0	12	12	0.00	0.667
Randy Moffitt, R ERA: 2.88 (7, 1)	3.0	S	10	1	0	0	1	0	0	0	0	0	0	12	12	0.00	0.333

Batter	1	2	3	4	5	6	7	8	9	AB R H RBI BB SO LOB	TOP											
Gary Thomasson, L (1, 9) OBP: 0.336, SLG: 0.356	0-0 6-3			0-3 K		0-0 E6 WP 1B SF8	0-0 E 2-H 1B			4 1 1 1 0 1 0	San Francisco Giants @ Atlanta Braves Atlanta Stadium, Atlanta, GA Sat Jun 30 1973, 7:05 PM EDT Att. 17,333 - Unknown livebaseballscorecards.com											
Tito Fuentes, S (1, 4) OBP: 0.330, SLG: 0.384	0-0 4-3			0-0 BB 1B		0-0 1B 1-2 1B	0-0 E4 1-2			4 0 2 0 0 0 1												
Garry Maddox, R (1, 8) OBP: 0.362, SLG: 0.463	0-3 K			0-3 K		0-0 F2	0-0 F9			4 0 0 0 0 2 5												
Willie McCovey, L (1, 3) OBP: 0.412, SLG: 0.495		0-0 3-1		4-0 BB 1-2 BB		0-0 SF8 2-H		0-0 5-3		2 0 0 1 1 0 0												
Ed Goodson, L (1, 5) OBP: 0.356, SLG: 0.457		0-0 6-3		0-0 F9		0-0 1-2 1B		0-0 F8		4 0 1 0 0 0 2												
Gary Matthews, R (1, 7) OBP: 0.391, SLG: 0.446		0-3 K			0-0 6-3	0-0 F9		0-0 6-3		4 0 0 0 0 1 2												
Chris Speier, R (1, 6) OBP: 0.360, SLG: 0.406			0-0 6-3		0-0 F9		0-0 F7		0-0 G4-6-3 1B	4 0 1 0 0 0 0												
Dave Rader, L (1, 2) OBP: 0.323, SLG: 0.342			0-0 F8		4-0 BB BB		0-0 1B 2B		0-0 G4-6-3 1-2f	3 1 1 0 1 0 1												
Tom Bradley, R (1, 1) OBP: 0.188, SLG: 0.167			0-0 F2		0-0 F6		0-0 F9		0-0 F3	1 0 0 0 0 0 0												
Juan Marichal, R (4, 1) OBP: 0.289, SLG: 0.250										1 0 0 0 0 0 1												
Jim Howarth, L (7, PH) OBP: 0.235, SLG: 0.210										1 0 0 0 0 0 1												
Elias Sosa, R (7, 1) OBP: 0.400, SLG: 0.250										0 0 0 0 0 0 0												
Bobby Bonds, R (9, PH) OBP: 0.401, SLG: 0.578										1 0 0 0 0 0 0												
Inning Stats	R: 0 E: 0 K: 1 S: 5	H: 0 LOB: 0 BB: 0 P: 5	R: 0 E: 0 K: 1 S: 5	H: 0 LOB: 0 BB: 0 P: 5	R: 0 E: 0 K: 0 S: 3	H: 0 LOB: 0 BB: 0 P: 3	R: 0 E: 0 K: 2 S: 8	H: 1 LOB: 2 BB: 1 P: 12	R: 0 E: 0 K: 0 S: 3	H: 0 LOB: 1 BB: 1 P: 7	R: 1 E: 1 K: 0 S: 6	H: 2 LOB: 2 BB: 0 P: 6	R: 1 E: 1 K: 0 S: 6	H: 2 LOB: 2 BB: 0 P: 6	R: 0 E: 0 K: 0 S: 3	H: 0 LOB: 0 BB: 0 P: 3	R: 0 E: 0 K: 0 S: 3	H: 1 LOB: 0 BB: 0 P: 3	1B: 5 2B: 1 3B: 0 HR: 0	SF: 1 SAC: 0 DP: 1 HBP: 0	WP: 1 PB: 0 SB: 0 CS: 0	PA: 36
PITCHER	IP WLS BF H R ER SO BB IBB HBP BLK WP HR S P ERA WHIP																					
Roric Harrison, R (1, 1) ERA: 2.83	5.2 W 23 3 1 0 4 2 0 0 0 1 0 29 37 0.00 0.882																					
Ron Reed, R (6, 1) ERA: 4.21	3.1 S 13 3 1 1 0 0 0 0 0 0 0 0 13 13 2.70 0.900																					



Batter	1	2	3	4	5	6	7	8	9	AB	R	H	RBI	BB	SO	LOB	BOTTOM	
Sonny Jackson, L OBP: 0.284, SLG: 0.240 (1, 6) (8, 7)	0-0 F7		0-0 1-3	0-0 F6			0-0 1-3	0-0 F7		5	0	0	0	0	0	3	San Francisco Giants @ Atlanta Braves Atlanta Stadium, Atlanta, GA Sat Jun 30 1973, 7:05 PM EDT Att. 17,333 - Unknown	
Ralph Garr, L OBP: 0.291, SLG: 0.355 (1, 9)	0-0 HR 2B		0-0 SF8 1B	0-0 S 1B			0-0 G3 1B	0-0 4-3		5	2	4	0	0	0	3		
Darrell Evans, L OBP: 0.399, SLG: 0.574 (1, 5)	0-0 HR 2-H		0-0 SF8 1-H	0-3 K 1-2			0-0 G3 1-2			3	1	1	3	0	1	2		
Hank Aaron, R OBP: 0.349, SLG: 0.542 Marty Perez, R OBP: 0.297, SLG: 0.295 (1, 7) (8, 6)	0-0 G6-4-3 1B		0-0 BB 1B		0-0 6-3		0-0 L5			4	1	2	0	0	0	1		
Dusty Baker Jr., R OBP: 0.350, SLG: 0.402 (1, 8)	0-0 G6-4-3 1-2f		4-0 1B 1-2 BB		0-0 F9			0-0 BB 1B		0	0	0	0	0	0	0		
Mike Lum, L OBP: 0.348, SLG: 0.456 (1, 3)		0-0 1B	0-0 BB 1-3 2-H 1B		0-0 F9			0-0 F8		4	0	2	1	0	0	1		
Davey Johnson, R OBP: 0.355, SLG: 0.478 (1, 4)		0-3 K	4-0 BB 1-2 BB		0-0 6-3			4-0 1B 1-2 BB		2	0	0	0	2	1	1		
Johnny Oates, L OBP: 0.291, SLG: 0.311 (1, 2)		0-0 F8	0-0 F7		0-0 4-3			0-0 1B 1-2 2-H 1B		4	0	1	1	0	0	4		
Roric Harrison, R OBP: 0.095, SLG: 0.286 Ron Reed, R OBP: 0.209, SLG: 0.233 (1, 1) (6, 1)		0-3 K		0-3 K		0-0 6-3		0-0 1B 1-2 2-3		2	0	0	0	0	2	1		
										2	0	1	0	0	0	0		
Inning Stats	R: 2 E: 0 K: 5 S: 5	H: 3 LOB: 0 BB: 0 P: 5	R: 0 E: 0 K: 2 S: 8	H: 1 LOB: 1 BB: 0 P: 8	R: 2 E: 1 K: 0 S: 6	H: 3 LOB: 3 BB: 2 P: 14	R: 0 E: 0 K: 2 S: 8	H: 1 LOB: 1 BB: 0 P: 8	R: 0 E: 0 K: 0 S: 3	H: 0 LOB: 0 BB: 0 P: 3	R: 0 E: 0 K: 0 S: 4	H: 1 LOB: 1 BB: 0 P: 4	R: 1 E: 0 K: 0 S: 6	H: 3 LOB: 3 BB: 1 P: 10	1B: 10 2B: 1 3B: 0 HR: 1	SF: 1 SAC: 0 DP: 1 HBP: 0	WP: 0 PB: 0 SB: 1 CS: 0	PA: 38
PITCHER Tom Bradley, R ERA: 4.29 Juan Marichal, R ERA: 3.84 Elias Sosa, R ERA: 3.94	IP 3.0 3.0 2.0	WLS L L	BF 17 10 11	H 7 1 4	R 4 0 1	ER 4 0 1	SO 2 2 0	BB 2 0 1	IBB 0 0 0	HBP 0 0 0	BLK 0 0 0	WP 0 0 0	HR 1 0 0	S 19 14 10	P 27 14 14	ERA 12.00 0.00 4.50	WHIP 3.000 0.333 2.500	

livebaseballscorecards.com

AB	34
R	5
H	12
RBI	5
BB	3
SO	4
LOB	17



Batter	1	2	3	4	5	6	7	8	9	AB R H RBI BB SO LOB	TOP	
Bobby Bonds, R (1, 9) OBP: 0.407, SLG: 0.590 Randy Moffitt, R (8, 1) OBP: 0.077, SLG: 0.077	0-0 CS 1B		0-0 1B		0-0 HR		0-0 5-3	4-0 HR IBB	0-0 FC6-4 1-2f	4 2 3 1 1 0 0 1 0 0 0 0 0 2		
Tito Fuentes, S (1, 4) OBP: 0.328, SLG: 0.383	0-0 F8 1-2		0-0 2B 1B		0-0 F3		0-0 F7	0-0 SF9 3-H		4 1 1 1 0 0 1		
Garry Maddox, R (1, 8) OBP: 0.370, SLG: 0.481	0-0 F3		0-0 2B		4-0 E S BB			1B BB HR		3 2 2 4 2 0 0		
Willie McCovey, L (1, 3) OBP: 0.413, SLG: 0.492 Dave Kingman, R (8, PR) OBP: 0.250, SLG: 0.432 (8, 3)		4-0 1B E BB	0-3 K		0-0 F7 1-3			1B BB HR		3 1 1 0 1 1 2 1 2 1 1 0 0 0		
Ed Goodson, L (1, 5) OBP: 0.358, SLG: 0.458 Mike Phillips, L (8, PR) OBP: 0.286, SLG: 0.350 (8, 5)		0-0 SH1-3 E 4-3 1B	0-0 F5		0-0 1-3			2B 1B G3		4 1 2 1 0 0 1 1 1 0 0 0 0 1		
Gary Matthews, R (1, 7) OBP: 0.391, SLG: 0.449		0-0 E5 4-3 SH1-3 1-2 3-H		0-0 5-3		0-3 K		0-0 2B 2B 3-H	0-0 G5-4-3 1B	5 1 2 2 0 1 1		
Chris Speier, R (1, 6) OBP: 0.359, SLG: 0.402		0-0 SH1-3 1-2 2-3		0-0 5-3		0-0 F3		4-0 2B SF9 IBB	0-0 G5-4-3 1-2f	3 1 0 0 1 0 1		
Chris Arnold, R (1, 2) OBP: 0.391, SLG: 0.450 Dave Rader, L (4, 2) OBP: 0.327, SLG: 0.356		0-0 4-3 2-3 3-H		0-0 F8			0-0 HR	0-0 F5	1-0 1B HBP	2 0 0 1 0 0 1 2 1 1 1 0 0 3		
Ron Bryant, S (1, 1) OBP: 0.164, SLG: 0.151 Gary Thomasson, L (8, PH) OBP: 0.348, SLG: 0.379 (8, 9)		0-0 1-3		0-0 6-3			0-3 K	0-0 HR 2B	0-0 FC6-4 1B	3 0 0 0 0 1 1 2 1 2 2 0 0 0		
Inning Stats	R: 0 E: 0 K: 0 S: 3 H: 1 LOB: 0 P: 3	R: 2 E: 1 K: 0 S: 5 H: 1 LOB: 1 BB: 1 P: 9	R: 1 E: 0 K: 1 S: 7 H: 3 LOB: 1 BB: 0 P: 7	R: 0 E: 0 K: 0 S: 3 H: 0 LOB: 0 BB: 0 P: 3	R: 1 E: 0 K: 0 S: 4 H: 1 LOB: 1 BB: 1 P: 8	R: 0 E: 0 K: 1 S: 5 H: 0 LOB: 0 BB: 0 P: 5	R: 1 E: 0 K: 1 S: 6 H: 1 LOB: 0 BB: 0 P: 6	R: 9 E: 0 K: 0 S: 9 H: 6 LOB: 1 BB: 3 P: 21	R: 0 E: 0 K: 0 S: 4 H: 2 LOB: 2 BB: 0 P: 5	1B: 8 2B: 3 3B: 0 HR: 4 SF: 1 SAC: 1 DP: 1 HBP: 1	WP: 0 PB: 0 SB: 1 CS: 1 PA: 46	
PITCHER	IP WLS BF H R ER SO BB IBB HBP BLK WP HR S P ERA WHIP											
Ron Schueler, R (1, 1) ERA: 4.89	7.0 L 31 8 7 6 3 3 0 0 0 0 0 2 34 46 7.71 1.571											
Joe Hoerner, L (8, 1) ERA: 5.59	0.0 1 1 0 0 0 0 0 0 0 0 0 0 1 1 ∞ ∞											
Danny Frisella, R (8, 1) ERA: 3.6	0.0 2 1 0 0 0 0 0 1 0 0 0 0 1 5 ∞ ∞											
Tom House, L (8, 1) ERA: 5.16	2.0 12 5 7 7 0 0 0 1 1 0 0 2 10 15 31.50 2.500											

San Francisco Giants @ Atlanta Braves
Atlanta Stadium, Atlanta, GA
Sun Jul 01 1973, 3:33 AM EDT
Unknown

livebaseballscorecards.com

AB	38
R	14
H	15
RBI	14
BB	5
SO	3
LOB	14



Batter	1	2	3	4	5	6	7	8	9	AB R H RBI BB SO LOB	TOP																											
Bobby Bonds, R (1, 9) OBP: 0.407, SLG: 0.585	0-0 5-3		0-0 F7		0-3 K	4-0 S BB			4-0 3B BB	3 1 0 0 2 1 1																												
Tito Fuentes, S (1, 4) OBP: 0.327, SLG: 0.381 Elias Sosa, R (6, 1) OBP: 0.400, SLG: 0.250 Chris Speier, R (8, 6) OBP: 0.358, SLG: 0.401	0-0 F7		0-0 CS 1B		0-3 K	0-0 6-3			0-0 F9	4 0 1 0 0 1 2 0 0 0 0 0 0 0 1 0 0 0 0 0 1																												
Garry Maddox, R (1, 8) OBP: 0.370, SLG: 0.479	0-0 S HR 1B		0-0 WP 1B 1B		0-3 K E BB 1B		0-0 6-3		0-0 5-3	5 3 2 0 0 1 1																												
Ed Goodson, L (1, 5) OBP: 0.367, SLG: 0.472 Dave Kingman, R (9, PR) OBP: 0.250, SLG: 0.432	0-0 1-H HR		0-0 1-H 1B		4-0 1B E BB		0-0 6-3		4-0 3B BB	3 1 2 3 2 0 0 0 1 0 0 0 0 0																												
Gary Matthews, R (1, 7) OBP: 0.399, SLG: 0.460	4-0 BB		0-0 F8		4-0 1B BB		0-0 1B		0-0 3B	3 0 2 2 2 0 1																												
Gary Thomasson, L (1, 3) OBP: 0.342, SLG: 0.370	0-3 K2-3			0-0 1-3		0-0 1-2 2-3 3-H 1B		0-0 F8	0-0 1-3	5 0 1 1 0 1 4																												
Mike Phillips, L (1, 6) OBP: 0.240, SLG: 0.292		0-0 4-3		0-0 G3		0-0 F9		0-3 K		4 0 0 0 0 1 3																												
Dave Rader, L (1, 2) OBP: 0.326, SLG: 0.354		0-0 6-3		0-0 F4		0-0 K 1B		0-0 F7		4 0 1 0 0 0 0																												
Don Carrithers, R (1, 1) OBP: 0.444, SLG: 0.444 Damaso Blanco, R (6, 4) Randy Moffitt, R (8, 1) OBP: 0.077, SLG: 0.077 Jim Willoughby, R (9, 1) OBP: 0.208, SLG: 0.348		0-0 F5			0-0 E PB 1B	0-3 K		0-3 K		3 1 1 0 0 1 1 1 0 0 0 0 1 0 0 0 0 0 0 0 0 0 0 0 0 0 0 0																												
Inning Stats	R: 2 E: 0 K: 1 S: 7	H: 2 LOB: 1 BB: 1 P: 11	R: 0 E: 0 K: 0 S: 3	H: 0 LOB: 0 BB: 0 P: 3	R: 1 E: 0 K: 0 S: 5	H: 3 LOB: 1 BB: 0 P: 5	R: 0 E: 0 K: 0 S: 3	H: 0 LOB: 0 BB: 0 P: 3	R: 2 E: 2 K: 3 S: 12	H: 2 LOB: 3 BB: 2 P: 20	R: 0 E: 0 K: 1 S: 5	H: 1 LOB: 1 BB: 1 P: 9	R: 0 E: 0 K: 0 S: 4	H: 1 LOB: 1 BB: 0 P: 4	R: 0 E: 0 K: 0 S: 7	H: 0 LOB: 0 BB: 0 P: 7	R: 2 E: 0 K: 0 S: 4	H: 1 LOB: 2 BB: 2 P: 12	1B: 8 2B: 0 3B: 1 HR: 1	SF: 0 SAC: 0 DP: 0 HBP: 0	WP: 1 PB: 1 SB: 2 CS: 1	PA: 42																
PITCHER	IP	WLS	BF	H	R	ER	SO	BB	IBB	HBP	BLK	WP	HR	S	P	ERA	WHIP	PITCHER	IP	WLS	BF	H	R	ER	SO	BB	IBB	HBP	BLK	WP	HR	S	P	ERA	WHIP			
Phil Niekro, R (1, 1) ERA: 2.54	8.0		36	9	5	3	7	4	0	0	0	1	1	46	62	3.38	1.625																					
Jim Panther, R (9, 1) ERA: 3.05	0.2		3	0	1	1	0	1	0	0	0	0	0	2	6	13.50	1.500																					
Joe Hoerner, L (9, 1) ERA: 6.52	0.0		1	0	0	0	0	1	0	0	0	0	0	0	4	∞	∞																					
Danny Frisella, R (9, 1) ERA: 3.55	0.1	W	2	1	1	1	0	0	0	0	0	0	0	2	2	27.00	3.000																					

San Francisco Giants @ Atlanta Braves
Atlanta Stadium, Atlanta, GA

livebaseballscorecards.com

AB 36
R 7
H 10
RBI 6
BB 6
SO 7
LOB 14



Sun Jul 01 1973, 3:38 AM EDT
Att: 18,748 - Unknown

BOTTOM

San Francisco Giants @ Atlanta Braves
Atlanta Stadium, Atlanta, GA

Sun Jul 01 1973, 3:38 AM EDT
Att. 18,748 - Unknown

livebaseballscorecards.com

AB	36
R	8
H	14
RBI	8
BB	7
SO	1
LOB	24



WP	1	PA	47
PB	0		
SB	0		
CS	1		

Batter	1	2	3	4	5	6	7	8	9	AB	R	H	RBI	BB	SO	LOB
Sonny Jackson, L (1, 6) OBP: 0.301, SLG: 0.266	0-0 1-3 1B	0-0 1B 1-2 2-3 1B		4-0 CS BB		0-0 2-H 1B		0-0 1-H 3-H 1B 2B	0-0 SF7 3-H	4	1	3	4	1	0	0
Mike Lum, L (1, 7) OBP: 0.359, SLG: 0.462	0-0 BB 1B	0-0 1-3 2-H 3-H 1B		0-0 CS 1-2	0-0 WP BB 1B	0-0 4-3		0-0 2-H 1B		5	0	4	3	0	0	1
Darrell Evans, L (1, 5) OBP: 0.402, SLG: 0.576	4-0 FC4 BB 1-2	0-0 4-3			0-3 K		0-0 F2	4-0 1-2 BB		3	0	0	0	2	1	3
Dusty Baker Jr., R (1, 8) OBP: 0.347, SLG: 0.392	0-0 FC4 1-2f		0-0 4-3		4-0 WP BB 1-2		0-0 5-3	0-0 F8		4	0	0	0	1	0	4
Ralph Garr, L (1, 9) OBP: 0.294, SLG: 0.359	0-0 5-3		0-0 2B		4-0 G6-4-3 BB 1-2 2-3		0-0 4-3		0-0 F8 1B 2B	4	1	2	0	1	0	2
Davey Johnson, R (1, 4) OBP: 0.354, SLG: 0.475		0-0 FC1-5 1B 1B	0-0 5-3		0-0 G6-4-3 BB 1-2f			1-0 FC6-4 BB HBP 2B	0-0 F8 2-3	4	1	1	0	0	0	5
Frank Tepedino, L (1, 3) OBP: 0.290, SLG: 0.300		0-0 1B FC1-5 1B 1B	0-0 1-3			0-0 SH3-4 1B 1B		0-0 L5	0-0 BB SF7 1B	5	3	3	1	0	0	2
Johnny Oates, L (1, 2) OBP: 0.293, SLG: 0.310		0-0 F8		0-0 3-1		0-0 F8		4-0 FC6-4 BB 1-2 BB	0-0 BB 1B	4	0	1	0	1	0	3
Phil Niekro, R (1, 1) OBP: 0.162, SLG: 0.216 Hank Aaron, R (8, PH) OBP: 0.350, SLG: 0.539 Chuck Goggin, S (8, PR) OBP: 0.258, SLG: 0.289 Jim Panther, R (9, 1) Joe Hoerner, R (9, 1) Danny Frisella, L (9, 1) Dick Dietz, R (9, PH) OBP: 0.466, SLG: 0.318		0-0 FC1-5 1B		0-0 F9		0-0 SH3-4 1-2		0-0 FC6-4 BB 1-2f 2-3 2B	4-0 BB 1-2 2-3 BB	2	1	0	0	0	0	2

1B:	11	SF:	1
2B:	3	SAC:	1
3B:	0	DP:	1
HR:	0	HBP:	1

PITCHER	IP	WLS	BF	H	R	ER	SO	BB	IBB	HBP	BLK	WP	HR	S	P	ERA	WHIP
Don Carrithers, R (1, 1) ERA: 5.2	5.2		28	9	3	3	1	4	4	0	0	1	0	26	42	4.76	2.294
Elias Sosa, R (6, 1) ERA: 4.32	2.0		10	2	3	3	0	1	0	1	0	0	0	8	13	13.50	1.500
Randy Moffitt, R (8, 1) ERA: 2.87	0.2	L	6	3	2	2	0	1	0	0	0	0	0	5	9	27.00	6.000
Jim Willoughby, R (9, 1) ERA: 4.81	0.1		2	0	0	0	0	1	0	0	0	0	0	1	5	0.00	3.000

Inning Stats	R:	H:	E:	K:	S:	H:	LOB:	PB:
Inning 1	0	1	0	4	8	1	2	1
Inning 2	2	4	0	7	7	4	2	0
Inning 3	0	1	0	0	4	1	1	0
Inning 4	0	0	0	0	6	0	0	1
Inning 5	0	1	0	2	13	1	2	0
Inning 6	1	2	0	0	5	1	1	0
Inning 7	0	0	0	0	3	0	0	0
Inning 8	3	2	0	2	14	2	2	2
Inning 9	2	3	0	1	9	3	2	1

Inning Stats	R:	H:	E:	K:	S:	H:	LOB:	PB:
Inning 1	0	1	0	1	8	2	2	1
Inning 2	2	4	0	7	7	4	2	0
Inning 3	0	1	0	0	4	1	1	0
Inning 4	0	0	0	0	6	0	0	1
Inning 5	0	1	0	2	13	1	2	0
Inning 6	1	2	0	0	5	1	1	0
Inning 7	0	0	0	0	3	0	0	0
Inning 8	3	2	0	2	14	2	2	2
Inning 9	2	3	0	1	9	3	2	1

Batter	1	2	3	4	5	6	7	8	9	AB R H RBI BB SO LOB	TOP											
Bobby Bonds, R OBP: 0.407, SLG: 0.591 (1, 9) X	0-0 F9		0-3 K			0-0 F7 1B	0-0 HR		0-3 K	5 1 2 2 0 2 0												
Tito Fuentes, S OBP: 0.331, SLG: 0.387 (1, 4) X	0-0 F5			0-0 F5		0-0 F7 1B	0-0 2B		0-0 BB 1B	5 1 3 1 0 0 0												
Garry Maddox, R OBP: 0.364, SLG: 0.470 (1, 8) X	0-0 F8			0-0 E5 K2-6		0-0 F7 1B	0-0 F7		0-3 K	5 0 0 0 0 1 4												
Willie McCovey, L OBP: 0.417, SLG: 0.487 Dave Kingman, R (9, PR) OBP: 0.250, SLG: 0.432 (9, 3)		4-0 BB		0-3 K2-6		4-0 IBB		0-3 K	4-0 BB 1B	2 0 0 0 3 2 1 0 1 0 0 0 0 0												
Ed Goodson, L OBP: 0.369, SLG: 0.473 Mike Phillips, L (8, PR) OBP: 0.269, SLG: 0.320 (8, 5)		0-0 G4-6-3			0-0 1B	0-0 G4-6-3		0-0 HR 1B	0-0 BB 1B	4 0 2 0 0 0 4 1 2 1 1 0 0 0												
Gary Matthews, R OBP: 0.402, SLG: 0.481 (1, 7)		4-0 BB			0-0 F3		0-0 HR	0-3 K	0-0 BB 3B	4 1 2 3 1 1 2												
Chris Speier, R OBP: 0.358, SLG: 0.410 (1, 6)		0-0 F9			0-0 F8		0-0 HR 1B	0-0 HR	0-0 F8	5 2 2 2 0 0 4												
Dave Rader, L OBP: 0.325, SLG: 0.352 (1, 2)			0-0 F5		4-3		0-0 6-3			4 0 1 0 0 0 2												
Jim Barr, R OBP: 0.205, SLG: 0.167 Gary Thomasson, L (7, PH) OBP: 0.339, SLG: 0.367 Charlie Williams, R OBP: 0.333, SLG: 0.333 John Morris, R (7, 1) Don McMahon, R (8, 1)			0-0 F8			0-0 1B 2B	0-0 2-3	0-3 K		2 1 1 0 0 0 0 1 0 0 0 0 0 1 0 0 0 0 0 0 0 1 0 0 0 0 1 1 0 0 0 0 0 0 0												
Inning Stats	R: 0 E: 0 K: 0 S: 3	H: 0 LOB: 0 BB: 0 P: 3	R: 0 E: 0 K: 0 S: 2	H: 0 LOB: 1 BB: 2 P: 10	R: 0 E: 0 K: 1 S: 5	H: 0 LOB: 0 BB: 0 P: 5	R: 0 E: 1 K: 1 S: 5	H: 0 LOB: 1 BB: 0 P: 5	R: 0 E: 0 K: 0 S: 4	H: 1 LOB: 1 BB: 0 P: 4	R: 1 E: 0 K: 0 S: 5	H: 3 LOB: 2 BB: 1 P: 9	R: 3 E: 0 K: 0 S: 7	H: 4 LOB: 1 BB: 0 P: 7	R: 2 E: 0 K: 3 S: 12	H: 3 LOB: 1 BB: 0 P: 12	R: 3 E: 0 K: 2 S: 10	H: 3 LOB: 2 BB: 1 P: 14	1B: 8 2B: 3 3B: 1 HR: 3	SF: 0 SAC: 0 DP: 3 HBP: 0	WP: 0 PB: 0 SB: 0 CS: 0	PA: 43
PITCHER	IP WLS BF H R ER SO BB IBB HBP BLK WP HR S P ERA WHIP																					
Jimmy Freeman, L ERA: 6.38 (1, 1)	6.0		24	5	2	2	2	2	2	1	0	0	0	0	1	25	37	3.00	1.167			
Adrian Devine, R ERA: 7.56 (7, 1)	1.0		6	3	2	2	0	0	0	0	0	0	0	1	6	6	18.00	3.000				
Joe Hoerner, L ERA: 7.59 (8, 1)	1.0	L	6	3	2	2	3	0	0	0	0	0	0	1	12	12	18.00	3.000				
Danny Frisella, R ERA: 4.44 (9, 1)	1.0		7	3	3	3	2	1	0	0	0	0	0	0	10	14	27.00	4.000				

San Francisco Giants @ Atlanta Braves
 Atlanta Stadium, Atlanta, GA
 Mon Jul 02 1973, 7:05 PM EDT
 Att. 6,933 - Unknown

livebaseballscorecards.com

AB	39
R	9
H	14
RBI	9
BB	4
SO	7
LOB	19



BOTTOM

San Francisco Giants @ Atlanta Braves
Atlanta Stadium, Atlanta, GA
Mon Jul 02 1973, 7:05 PM EDT
Att. 6,933 - Unknown

livebaseballscorecards.com

AB	34
R	5
H	10
RBI	5
BB	2
SO	4
LOB	11



WP	0	PA	36
PB	0		
SB	0		
CS	0		

AB	3	R	0	H	0	RBI	0	BB	0	SO	2
	1	0	1	2	0	0	0	0	0		
	0	0	0	0	0	0	0	0	0		
	0	0	0	0	0	0	0	0	0		

	4	0	1	0	0	1	2				
	2	1	0	0	2	0	1				

	4	1	1	2	0	0	2				
	4	0	1	0	0	1	1				

	4	0	0	0	0	1	2				
	3	1	2	1	0	0	0				
	0	1	0	0	0	0	0				
	1	0	0	0	0	0	0				


	4	1	2	0	0	1	0				
	2	0	1	0	0	0	1				
	0	0	0	0	0	0	0				
	2	0	1	0	0	0	0				

1B	8	SF	0
2B	1	SAC	0
3B	0	DP	2
HR	2	HBP	0

Batter	1	2	3	4	5	6	7	8	9
Sonny Jackson, L (1, 6) Dusty Baker Jr., R (7, PH) Joe Hoerner, R (8, 1) Danny Frisella, L (9, 1)	0-0 F7		0-0 F7		0-0 9-3		0-0 G3-6 1B		
Ralph Garr, L (1, 9)	0-0 FC4-6 1B		0-3 K			0-0 3-1	0-0 G3-6		
Darrell Evans, L (1, 5)	0-0 FC4-6			0-0 F4		4-0 HR BB		4-0 6-3 BB	
Hank Aaron, R (1, 7)	0-0 F7			0-0 F6		0-0 HR		0-0 6-3	
Mike Lum, L (1, 8)		0-0 4-3		0-0 1B		0-0 F8		0-3 K	
Frank Tepedino, L (1, 3)		0-0 3-1		0-3 K		0-0 F6		0-0 F9	
Davey Johnson, R (1, 4) Chuck Goggin, S (7, PR) Larry Howard, R (9, PH)		0-0 F2			0-0 HR		0-0 1B 1B 1B		0-0 6-3
Johnny Oates, L (1, 2)			0-3 K		0-0 FC6-4 1B		0-0 1B 1B		0-0 6-3
Jimmy Freeman, L (1, 1) Adrian Devine, R (7, 1) Marty Perez, R (7, PH)			0-0 1B		0-0 FC6-4		0-0 1B 1B		0-0 F8

Inning Stats	R: 0	H: 1	E: 1	LOB: 1	K: 0	P: 4	R: 0	H: 0	E: 0	LOB: 0	K: 0	P: 3	R: 0	H: 1	E: 0	LOB: 1	K: 2	P: 8	R: 1	H: 2	E: 0	LOB: 0	K: 0	P: 4	R: 2	H: 1	E: 0	LOB: 0	K: 0	P: 8	R: 2	H: 4	E: 0	LOB: 1	K: 0	P: 5	R: 0	H: 0	E: 0	LOB: 1	K: 1	P: 9	R: 0	H: 0	E: 0	LOB: 0	K: 0	P: 3	1B: 8	SF: 0	2B: 1	SAC: 0	3B: 0	DP: 2	HR: 2	HBP: 0	WP: 0	PA: 36
--------------	------	------	------	--------	------	------	------	------	------	--------	------	------	------	------	------	--------	------	------	------	------	------	--------	------	------	------	------	------	--------	------	------	------	------	------	--------	------	------	------	------	------	--------	------	------	------	------	------	--------	------	------	-------	-------	-------	--------	-------	-------	-------	--------	-------	--------

PITCHER	IP	WLS	BF	H	R	ER	SO	BB	IBB	HBP	BLK	WP	HR	S	P	ERA	WHIP
Jim Barr, R (1, 1) ERA: 3.44	6.0		24	6	3	3	3	1	0	0	0	0	2	29	33	4.50	1.167
Charlie Williams, R (7, 1) ERA: 6.75	0.0		3	3	2	2	0	0	0	0	0	0	0	3	3	∞	∞
John Morris, L (7, 1) ERA: 10.13	1.0	W	3	1	0	0	0	1	0	0	0	0	0	2	6	0.00	2.000
Don McMahon, R (8, 1) ERA:	2.0	S	6	0	0	0	1	0	0	0	0	0	0	8	8	0.00	0.000

Batter	1	2	3	4	5	6	7	8	9	AB R H RBI BB SO LOB	TOP		
Bobby Bonds, R (1, 9) OBP: 0.406, SLG: 0.596	0-0 HR		4-0 FC5 HBP BB	0-0 P4		0-3 K		0-3 K		4 1 1 1 1 2 4			
Tito Fuentes, S (1, 4) OBP: 0.332, SLG: 0.385 Dave Kingman, R (9, PH) OBP: 0.248, SLG: 0.429	4-0 G4-6-3 BB		1-0 FC5 HBP	0-0 E5 FC6-4		0-0 F7		0-0 5-3	0-0 5-3	2 0 0 0 1 0 3 1 0 0 0 0 0 0			
Garry Maddox, R (1, 8) OBP: 0.361, SLG: 0.469	0-0 F8		0-0 FC5 1-2 2-3f	0-0 FC6-4 1-2f			0-0 5-3 2B	0-3 K	0-3 K	5 0 1 0 0 1 6			
Willie McCovey, L (1, 3) OBP: 0.413, SLG: 0.478 Damaso Blanco, R (9, PR)	0-0 G4-6-3 1-2f		0-0 F7		0-0 6-3		0-0 P4	4-0 1B BB	4-0 1B BB	4 0 0 0 1 0 4 0 0 0 0 0 0 0			
Ed Goodson, L (1, 5) OBP: 0.369, SLG: 0.471		0-0 L9		0-0 2B 1B 1B	0-0 6-3		0-0 5-3	0-0 FC6-4 1B	0-0 FC6-4 1B	5 1 2 0 0 0 1			
Gary Matthews, R (1, 7) OBP: 0.402, SLG: 0.488		0-3 K		0-0 1B 1B 2B	0-0 2B		0-0 L3	0-0 FC6-4 1-2f	0-0 FC6-4	5 1 2 0 0 1 3			
Chris Speier, R (1, 6) OBP: 0.359, SLG: 0.409 Mike Phillips, L (4, 6) OBP: 0.250, SLG: 0.296		4-0 BB		0-0 P1 1B 1B	0-0 3-1			0-3 K		1 0 0 0 1 0 2 2 0 0 0 0 1 1	AB 35 R 3 H 9 RBI 3 BB 5 SO 5 LOB 26		
Dave Rader, L (1, 2) OBP: 0.331, SLG: 0.356		0-0 F9		0-0 E 1B 1B		0-0 WP SH2-4 1B		4-0 BB		3 0 2 1 1 0 1			
Juan Marichal, R (1, 1) OBP: 0.300, SLG: 0.265 Don Carrithers, R (4, PR) OBP: 0.444, SLG: 0.444 Jim Willoughby, R (4, 1) OBP: 0.208, SLG: 0.348 Chris Arnold, R (8, PH) OBP: 0.375, SLG: 0.429 Charlie Williams, R (8, 1) OBP: 0.333, SLG: 0.333			0-0 L4	0-0 E 1B	0-0 SH2-4	0-0 SH2-4		0-0 F2		2 0 1 1 0 0 0 0 0 0 0 0 0 0 0 0 0 0 0 0 0 1 0 0 0 0 0 1 0 0 0 0 0 0 0			
Inning Stats	R: 1 H: 1 E: 0 LOB: 0 K: 0 BB: 1 S: 3 P: 7	R: 0 H: 0 E: 0 LOB: 1 K: 1 BB: 1 S: 5 P: 9	R: 0 H: 0 E: 0 LOB: 2 K: 0 BB: 1 S: 3 P: 8	R: 2 H: 4 E: 1 LOB: 3 K: 0 BB: 0 S: 8 P: 8	R: 0 H: 1 E: 0 LOB: 1 K: 0 BB: 0 S: 4 P: 4	R: 0 H: 1 E: 0 LOB: 1 K: 1 BB: 0 S: 6 P: 6	R: 0 H: 1 E: 0 LOB: 1 K: 0 BB: 0 S: 4 P: 4	R: 0 H: 0 E: 0 LOB: 1 K: 2 BB: 1 S: 7 P: 11	R: 0 H: 1 E: 0 LOB: 2 K: 1 BB: 1 S: 6 P: 10	1B: 5 SF: 0 2B: 3 SAC: 1 3B: 0 DP: 1 HR: 1 HBP: 1	WP: 1 PA: 42 PB: 0 SB: 0 CS: 0		
PITCHER	IP WLS BF H R ER SO BB IBB HBP BLK WP HR S P ERA WHIP											PITCHER	IP WLS BF H R ER SO BB IBB HBP BLK WP HR S P ERA WHIP
Jack Billingham, R (1, 1) ERA: 3.54	6.0 W 30 8 3 3 2 3 0 1 0 1 1 30 43 4.50 1.833												
Dave Tomlin, L (7, 1) ERA: 3.0	2.2 11 1 0 0 3 2 0 0 0 0 0 0 15 23 0.00 1.125												
Clay Carroll, R (9, 1) ERA: 4.35	0.1 S 1 0 0 0 0 0 0 0 0 0 0 0 1 1 0.00 0.000												

San Francisco Giants @ Cincinnati Reds
 Riverfront Stadium, Cincinnati, OH
 Tue Jul 03 1973, 7:05 PM EDT
 Att: 26,269 - Unknown

livebaseballscorecards.com

Batter	1	2	3	4	5	6	7	8	9	AB	R	H	RBI	BB	SO	LOB	BOTTOM
--------	---	---	---	---	---	---	---	---	---	----	---	---	-----	----	----	-----	--------

Pete Rose, S <small>OBP: 0.376, SLG: 0.396</small> (1, 7) X	0-0 1B 2B 1B		4-0 2B BB	0-0 S 1B			0-0 F7			3	2	2	1	1	0	0	San Francisco Giants @ Cincinnati Reds Riverfront Stadium, Cincinnati, OH Tue Jul 03 1973, 7:05 PM EDT Att. 26,269 - Unknown livebaseballscorecards.com
Joe Morgan, L <small>OBP: 0.409, SLG: 0.491</small> (1, 4) X	0-0 2B 1B		0-0 2B BB	0-0 3-H 1B			0-0 CS 1B			4	1	3	1	0	0	1	
Dan Driessen, L <small>OBP: 0.362, SLG: 0.353</small> Denis Menke, R <small>OBP: 0.387, SLG: 0.248</small> (1, 5) X (8, 5)	0-0 P4		0-3 K		0-0 1-3		4-0 1-2 BB			3	0	0	0	1	1	3	
Johnny Bench, R <small>OBP: 0.341, SLG: 0.438</small> (1, 2) X	0-0 1-H 2-H 2B		0-0 L7		0-0 F8		0-0 5-3			4	0	1	2	0	0	2	
Tony Perez, R <small>OBP: 0.380, SLG: 0.518</small> (1, 3) X	0-0 F8		0-3 K		0-3 K		0-0 HR			4	1	1	1	0	2	2	
Bobby Tolan, L <small>OBP: 0.238, SLG: 0.300</small> (1, 9) X	0-0 F9			0-0 HR		0-0 L3		0-0 FC6-4 1B		4	1	2	1	0	0	1	
Dave Concepcion, R <small>OBP: 0.308, SLG: 0.416</small> (1, 6) X		0-0 F7 2B		0-0 4-3 S 1B		0-0 6-3		0-0 FC6-4 CS		4	1	2	0	0	0	1	
Cesar Geronimo, L <small>OBP: 0.209, SLG: 0.219</small> (1, 8) X		0-0 F7 2-3		0-0 4-3		0-0 E3		0-0 F7 1-2		4	0	0	0	0	0	3	
Jack Billingham, R <small>OBP: 0.042, SLG: 0.021</small> Dave Tomlin, L <small>OBP: 0.200, SLG: 0.200</small> (1, 1) X (7, 1) X (9, 1) X		0-0 1-3		0-0 1-3		0-3 K				3	0	0	0	0	1	2	

Inning Stats	R: 2 H: 3 E: 0 K: 5 S: 6	H: 3 LOB: 1 BB: 0 P: 6	R: 0 H: 1 E: 0 K: 3 S: 3	H: 1 LOB: 0 BB: 3 P: 3	R: 1 H: 1 E: 0 K: 8 S: 8	H: 1 LOB: 1 BB: 1 P: 12	R: 2 H: 3 E: 0 K: 6 S: 6	H: 3 LOB: 1 BB: 0 P: 6	R: 0 H: 0 E: 0 K: 5 S: 5	H: 0 LOB: 0 BB: 0 P: 5	R: 0 H: 0 E: 1 K: 6 S: 6	H: 0 LOB: 1 BB: 0 P: 6	R: 0 H: 1 E: 0 K: 3 S: 3	H: 1 LOB: 1 BB: 1 P: 7	R: 1 H: 2 E: 0 K: 4 S: 4	H: 2 LOB: 0 BB: 0 P: 4	1B: 6 SF: 0 2B: 3 SAC: 0 3B: 0 DP: 0 HR: 2 HBP: 0	WP: 0 PA: 35 PB: 0 SB: 2 CS: 2
---------------------	--------------------------	------------------------	--------------------------	------------------------	--------------------------	-------------------------	--------------------------	------------------------	--------------------------	------------------------	--------------------------	------------------------	--------------------------	------------------------	--------------------------	------------------------	---	--------------------------------

PITCHER	IP	WLS	BF	H	R	ER	SO	BB	IBB	HBP	BLK	WP	HR	S	P	ERA	WHIP	PITCHER	IP	WLS	BF	H	R	ER	SO	BB	IBB	HBP	BLK	WP	HR	S	P	ERA	WHIP	
Juan Marichal, R <small>ERA: 4.0</small>	(1, 1)		3.0	5	3	3	2	1	0	0	0	0	0	17	21	9.00	2.000																			
Jim Willoughby, R <small>ERA: 4.8</small>	(4, 1)	L	17	4	2	2	2	1	0	0	0	0	1	20	24	4.50	1.250																			
Charlie Williams, R <small>ERA: 6.86</small>	(8, 1)		1.0	4	2	1	0	0	0	0	0	0	1	4	4	9.00	2.000																			



Batter	1	2	3	4	5	6	7	8	9	AB R H RBI BB SO LOB	TOP									
Gary Matthews, R OBP: 0.399, SLG: 0.480 (1, 7)	0-3 K		0-0 F7		0-3 K		4-0 E 1B IBB	0-0 P4		4 1 0 0 1 2 3										
Mike Phillips, L OBP: 0.226, SLG: 0.267 Chris Arnold, R OBP: 0.400, SLG: 0.455 Tito Fuentes, S OBP: 0.332, SLG: 0.384 (1, 4) (7, PH) (7, 4)	0-3 K			0-3 K		0-0 P5	0-0 E8 WP 1B 1B		0-0 P5	3 0 0 0 0 2 0 1 0 1 1 0 0 0 1 0 0 0 0 0 0										
Garry Maddox, R OBP: 0.361, SLG: 0.468 (1, 8)	0-0 F7			0-0 1B		0-0 F7	0-0 WP 1B		0-3 K	5 0 2 0 0 1 0										
Bobby Bonds, R OBP: 0.404, SLG: 0.593 (1, 9)		0-0 K2-5-2 2B		0-3 K		0-0 L5	0-0 P3		0-0 F7	5 0 1 0 0 1 3										
Ed Goodson, L OBP: 0.371, SLG: 0.476 (1, 5)		0-0 3-1 2-3		0-0 G3			0-0 4-3 3B 2B	0-0 SH3-4 1B 1B		4 2 2 0 0 0 2										
Chris Speier, R OBP: 0.362, SLG: 0.408 (1, 6)		4-0 IBB			4-0 E BB		0-0 4-3 2-3	0-0 SH3-4 1-2		1 1 0 0 2 0 1										
Gary Thomasson, L OBP: 0.344, SLG: 0.384 (1, 3)		0-3 K2-5-2 3-3			0-0 F4		0-0 1B 3B	4-0 1B IBB		3 1 1 1 1 1 3										
Dave Rader, L OBP: 0.333, SLG: 0.359 (1, 2)			0-0 L4		0-0 F8		0-0 SH1-4 1B 1B	0-0 1-3 2-H 1B		4 1 2 2 0 0 1										
Tom Bradley, R OBP: 0.200, SLG: 0.212 Elias Sosa, R OBP: 0.400, SLG: 0.250 (1, 1) (9, 1)			0-0 P3		0-0 E6 1-H 2B		0-0 SH1-4 1-2	0-3 K		3 0 1 1 0 1 2 0 0 0 0 0 0 0										
Inning Stats	R: 0 E: 0 K: 2 S: 7 H: 0 LOB: 0 BB: 0 P: 7	R: 0 E: 0 K: 1 S: 5 H: 1 LOB: 2 BB: 1 P: 9	R: 0 E: 0 K: 0 S: 3 H: 0 LOB: 0 BB: 0 P: 3	R: 0 E: 0 K: 2 S: 8 H: 1 LOB: 1 BB: 0 P: 8	R: 1 E: 1 K: 1 S: 6 H: 1 LOB: 1 BB: 1 P: 10	R: 0 E: 0 K: 0 S: 3 H: 0 LOB: 0 BB: 0 P: 3	R: 4 E: 1 K: 0 S: 8 H: 5 LOB: 2 BB: 1 P: 12	R: 1 E: 0 K: 1 S: 7 H: 2 LOB: 2 BB: 1 P: 11	R: 0 E: 0 K: 1 S: 5 H: 0 LOB: 0 BB: 0 P: 5	1B: 6 2B: 4 3B: 1 HR: 0 SF: 0 SAC: 2 DP: 1 HBP: 0	WP: 1 PB: 0 SB: 0 CS: 0 PA: 40									
PITCHER	PITCHER										IP WLS BF H R ER SO BB IBB HBP BLK WP HR S P ERA WHIP	IP WLS BF H R ER SO BB IBB HBP BLK WP HR S P ERA WHIP								
Tom Hall, L ERA: 3.75 (1, 1)	6.0 0 23 4 2 2 6 1 1 0 0 0 0 33 41 3.00 0.833																			
Pedro Borbon, R ERA: 3.14 (7, 1)	0.1 L 2 1 0 0 0 0 0 0 0 0 0 0 2 2 0.00 3.000																			
Dave Tomlin, L ERA: 4.38 (7, 1)	0.1 3 1 1 1 0 0 0 1 0 0 0 0 2 6 27.00 3.000																			
Clay Carroll, R ERA: 4.42 (7, 1)	1.1 9 4 3 3 1 0 1 0 0 1 0 10 14 20.25 3.000																			
Ed Sprague, R ERA: 5.88 (9, 1)	1.0 3 0 0 0 0 1 0 0 0 0 0 0 5 5 0.00 0.000																			

San Francisco Giants @ Cincinnati Reds
Riverfront Stadium, Cincinnati, OH

Wed Jul 04 1973, 3:33 AM EDT
Att: 21,249 - Unknown

livebaseballscorecards.com

AB 34
R 6
H 10
RBI 5
BB 4
SO 8
LOB 15



Batter	1	2	3	4	5	6	7	8	9	AB	R	H	RBI	BB	SO	LOB	BOTTOM					
Pete Rose, S OBP: 0.380, SLG: 0.396 (1, 7) X	0-0 4-3		4-0 FC4-6 BB		0-0 2B 1B		0-0 6-3		4-0 1-2 BB	3	1	1	0	2	0	0						
Joe Morgan, L OBP: 0.405, SLG: 0.484 (1, 4) SSS	0-3 K		4-0 1-2 FC4-6 BB		0-0 P6		0-0 4-3		0-0 G3	4	0	0	0	1	1	3						
Dan Driessen, L OBP: 0.347, SLG: 0.337 (1, 5) X	0-0 6-3		0-0 1-2 FC4-6		0-3 K		0-0 4-3			4	0	0	0	0	1	3						
Johnny Bench, R OBP: 0.339, SLG: 0.439 (1, 2) SSS		0-3 K	0-0 2-3		0-0 1-H 2B			0-0 6-3		4	0	1	1	0	1	2						
Tony Perez, R OBP: 0.381, SLG: 0.516 (1, 3) X		0-0 1B 6-3 1B		0-0 5-3	4-0 FC6 BB			0-3 K		3	1	1	0	1	1	0						
Bobby Tolan, L OBP: 0.241, SLG: 0.303 (1, 9) (5, 8) X		0-0 1-3 6-3 1B		0-0 S 1B	0-0 FC6			0-0 F8		4	0	2	0	0	0	2						
Dave Concepcion, R OBP: 0.303, SLG: 0.410 (1, 6) X		0-0 1-2 6-3		0-3 K		0-0 P4		0-3 K		4	0	0	1	0	2	2						
Cesar Geronimo, L OBP: 0.212, SLG: 0.217 Larry Stahl, L OBP: 0.357, SLG: 0.339 (1, 8) (5, 9) X		0-0 3-H F7		4-0 IBB		0-3 K		0-0 5-3		1	0	0	0	1	0	1						
Tom Hall, L OBP: 0.077, SLG: 0.077 Pedro Borbon, R OBP: 0.187, SLG: 0.167 Dave Tomlin, L OBP: 0.200, SLG: 0.200 Clay Carroll, R OBP: 0.200, SLG: 0.200 Ed Sprague, R OBP: 0.333, SLG: 0.667 (1, 1) (7, 1) (7, 1) (7, 1) (9, 1) (9, PH)			0-0 G3		0-0 F7		0-0 4-3		4-0 BB BB	3	0	0	0	0	0	2						
Inning Stats	R: 0 E: 0 K: 1 S: 5	H: 0 LOB: 0 BB: 0 P: 5	R: 1 E: 0 K: 1 S: 7	H: 2 LOB: 1 BB: 0 P: 7	R: 0 E: 0 K: 0 S: 3	H: 0 LOB: 2 BB: 2 P: 11	R: 0 E: 0 K: 1 S: 6	H: 1 LOB: 2 BB: 1 P: 10	R: 1 E: 0 K: 1 S: 7	H: 2 LOB: 2 BB: 1 P: 11	R: 0 E: 0 K: 0 S: 5	H: 0 LOB: 0 BB: 0 P: 5	R: 0 E: 0 K: 0 S: 3	H: 0 LOB: 0 BB: 0 P: 3	R: 0 E: 0 K: 1 S: 5	H: 0 LOB: 0 BB: 0 P: 5	R: 0 E: 0 K: 1 S: 5	H: 0 LOB: 2 BB: 2 P: 13	1B: 4 2B: 1 3B: 0 HR: 0	SF: 0 SAC: 0 DP: 0 HBP: 0	WP: 0 PB: 0 SB: 1 CS: 0	PA: 38
PITCHER Tom Bradley, R ERA: 4.09 Elias Sosa, R ERA: 4.29	(1, 1) (9, 1)	IP: 8.2 WLS: W BF: 37	H: 5 R: 2 ER: 2 SO: 7	H: 2 R: 2 ER: 2 SO: 7	H: 0 R: 0 ER: 0 SO: 0	H: 0 R: 0 ER: 0 SO: 0	H: 1 R: 0 ER: 0 SO: 1	H: 2 R: 0 ER: 0 SO: 1	H: 0 R: 0 ER: 0 SO: 0	H: 0 R: 0 ER: 0 SO: 0	H: 0 R: 0 ER: 0 SO: 0	H: 0 R: 0 ER: 0 SO: 0	H: 0 R: 0 ER: 0 SO: 0	H: 0 R: 0 ER: 0 SO: 0	H: 0 R: 0 ER: 0 SO: 0	H: 0 R: 0 ER: 0 SO: 0	H: 0 R: 0 ER: 0 SO: 0	H: 0 R: 0 ER: 0 SO: 0	ERA: 2.08 WHIP: 1.154	ERA: 0.00 WHIP: 0.000	ERA: 4.09 WHIP: 1.154	ERA: 4.29 WHIP: 1.154

San Francisco Giants @ Cincinnati Reds
Riverfront Stadium, Cincinnati, OH
Wed Jul 04 1973, 3:33 AM EDT
Att. 21,249 - Unknown

AB	32
R	2
H	5
RBI	2
BB	6
SO	7
LOB	15



San Francisco Giants @ Cincinnati Reds
 Riverfront Stadium, Cincinnati, OH

Thu Jul 05 1973, 7:05 PM EDT
 Att. 23,024 - Unknown

AB	34
R	3
H	8
RBI	3
BB	4
SO	3
LOB	15



Batter	1	2	3	4	5	6	7	8	9	AB R H RBI BB SO LOB
Bobby Bonds, R (1, 9) OBP: 0.401, SLG: 0.596	0-3 K		0-0 6-3		0-0 HR	0-0 L7			0-3 K	5 1 1 2 0 2 3
Tito Fuentes, S (1, 4) OBP: 0.330, SLG: 0.381	0-0 6-3		0-0 1B		0-0 F9		0-0 F7		0-0 5-3	5 0 1 0 0 0 1
Garry Maddox, R (1, 8) OBP: 0.360, SLG: 0.465	0-0 F9		0-0 1B		0-0 F4		0-0 F9			4 0 1 0 0 0 0
Ed Goodson, L (1, 5) OBP: 0.366, SLG: 0.469 Elias Sosa, R (7, 1) OBP: 0.400, SLG: 0.250 Don McMahon, R (9, 1)		0-0 4-3	0-0 F8		0-0 F4		0-0 F7			4 0 0 0 0 0 2 0 0 0 0 0 0 0 0 0 0 0 0 0 0
Gary Matthews, R (1, 7) OBP: 0.400, SLG: 0.480		0-0 BB 1B		0-0 CS 1B		0-0 P4		0-0 F9		4 0 2 0 0 0 0
Chris Speier, R (1, 6) OBP: 0.363, SLG: 0.417		4-0 BB 1B		0-0 F9 1-2		0-0 HR		0-0 F8		3 1 1 1 1 0 1
Gary Thomasson, L (1, 3) OBP: 0.349, SLG: 0.388		0-0 F8		0-0 1B		0-0 BB 1B		0-0 F8		4 0 2 0 0 0 2
Dave Rader, L (1, 2) OBP: 0.336, SLG: 0.356		0-0 3-1		0-0 F8		4-0 BB		4-0 BB		2 0 0 0 2 0 3
Ron Bryant, S (1, 1) OBP: 0.172, SLG: 0.145 Mike Phillips, L (7, 5) OBP: 0.219, SLG: 0.258			0-0 6-3		4-0 HR BB	0-3 K			0-0 B1	2 1 0 0 1 1 2 1 0 0 0 0 0 1

Inning Stats	R: 0	H: 0	E: 0	K: 1	S: 5	P: 5	R: 0	H: 1	E: 0	K: 0	S: 4	P: 8	R: 0	H: 2	E: 0	K: 0	S: 5	P: 5	R: 0	H: 2	E: 0	K: 0	S: 4	P: 4	R: 2	H: 1	E: 0	K: 0	S: 4	P: 8	R: 1	H: 2	E: 0	K: 1	S: 7	P: 11	R: 0	H: 0	E: 0	K: 0	S: 3	P: 3	R: 0	H: 0	E: 0	K: 0	S: 3	P: 3	R: 0	H: 0	E: 0	K: 1	S: 5	P: 9	1B: 6	2B: 0	3B: 0	HR: 2	SF: 0	SAC: 0	DP: 0	HBP: 0	WP: 0	PA: 38
--------------	------	------	------	------	------	------	------	------	------	------	------	------	------	------	------	------	------	------	------	------	------	------	------	------	------	------	------	------	------	------	------	------	------	------	------	-------	------	------	------	------	------	------	------	------	------	------	------	------	------	------	------	------	------	------	-------	-------	-------	-------	-------	--------	-------	--------	-------	--------

PITCHER	IP	WLS	BF	H	R	ER	SO	BB	IBB	HBP	BLK	WP	HR	S	P	ERA	WHIP
Ross Grimsley, L (1, 1) ERA: 2.73	7.0		31	8	3	3	2	3	0	0	0	0	2	32	44	3.86	1.571
Don Gullett, L (8, 1) ERA: 4.02	2.0	W	7	0	0	0	1	1	0	0	0	0	0	8	12	0.00	0.500

PITCHER	IP	WLS	BF	H	R	ER	SO	BB	IBB	HBP	BLK	WP	HR	S	P	ERA	WHIP
---------	----	-----	----	---	---	----	----	----	-----	-----	-----	----	----	---	---	-----	------

Batter	1	2	3	4	5	6	7	8	9	AB R H RBI BB SO LOB	TOP									
Lou Brock, L (1, 7) OBP: 0.365, SLG: 0.393	0-0 4-3			0-3 K		0-0 F7		0-3 K		4 0 0 0 0 2 0										
Ted Sizemore, R (1, 4) OBP: 0.386, SLG: 0.332	0-0 P4			0-0 P4			0-0 FC6-4 1B	0-0 F7		4 0 1 0 0 0 0										
Tim McCarver, L (1, 3) OBP: 0.316, SLG: 0.351 Ken Reitz, R (9, 5) OBP: 0.262, SLG: 0.359	0-0 F5			0-0 F8			0-0 P6		0-0 1B	4 0 1 0 0 0 1 0 0 0 0 0 0 0										
Joe Torre, R (1, 5) OBP: 0.406, SLG: 0.431 (9, 3)		0-3 K			0-0 6-3		0-0 FC6-4 1B 2B		0-3 K	4 1 0 0 0 2 2										
Ted Simmons, S (1, 2) OBP: 0.360, SLG: 0.429		0-0 F8			0-0 F7		0-0 2B 1B		0-0 F9	4 1 1 0 0 0 1										
Jose Cruz, L (1, 8) OBP: 0.329, SLG: 0.409		0-0 1-3			0-3 K		0-0 2B		0-0 F2	4 0 1 2 0 1 1										
Bernie Carbo, L (1, 9) OBP: 0.336, SLG: 0.283			0-0 5-3			0-0 HR				2 1 1 1 1 0 0										
Mike Tyson, R (1, 6) OBP: 0.275, SLG: 0.300			0-0 4-3			0-0 P6			0-0 F8	3 0 0 0 0 0 2										
Bob Gibson, R (1, 1) OBP: 0.245, SLG: 0.267			0-3 K			0-3 K			0-0 P4	3 0 0 0 0 2 0										
Inning Stats	R: 0 E: 0 K: 0 S: 3	H: 0 LOB: 0 BB: 0 P: 3	R: 0 E: 0 K: 1 S: 5	H: 0 LOB: 0 BB: 0 P: 5	R: 0 E: 0 K: 1 S: 5	H: 0 LOB: 0 BB: 0 P: 5	R: 0 E: 0 K: 1 S: 5	H: 0 LOB: 0 BB: 0 P: 5	R: 1 E: 0 K: 1 S: 6	H: 1 LOB: 0 BB: 0 P: 6	R: 2 E: 0 K: 0 S: 6	H: 3 LOB: 2 BB: 1 P: 10	R: 0 E: 0 K: 1 S: 5	H: 0 LOB: 0 BB: 0 P: 5	R: 0 E: 0 K: 1 S: 6	H: 1 LOB: 1 BB: 0 P: 6	1B: 3 2B: 1 3B: 0 HR: 1	SF: 0 SAC: 0 DP: 0 HBP: 0	WP: 0 PB: 0 SB: 0 CS: 0	PA: 33
PITCHER	IP WLS BF H R ER SO BB IBB HBP BLK WP HR S P ERA WHIP																			
Jim Barr, R (1, 1) ERA: 3.44	8.0 L 29 4 3 3 6 0 1 0 0 0 1 40 44 3.38 0.500																			
Don McMahon, R (9, 1) ERA:	1.0 4 1 0 0 1 0 0 0 0 0 0 6 6 0.00 1.000																			

St. Louis Cardinals @ San Francisco Giants
 Candlestick Park, San Francisco, CA
 Fri Jul 06 1973, 10:05 PM EDT
 Att. 7,232 - Unknown

livebaseballscorecards.com

AB	32
R	3
H	5
RBI	3
BB	1
SO	7
LOB	7



Batter	1	2	3	4	5	6	7	8	9	AB	R	H	RBI	BB	SO	LOB
--------	---	---	---	---	---	---	---	---	---	----	---	---	-----	----	----	-----

Bobby Bonds, R <small>(1, 9) OBP: 0.399, SLG: 0.592</small>										4	0	1	1	0	1	3
Tito Fuentes, S <small>(1, 4) OBP: 0.332, SLG: 0.381</small>										3	0	1	1	1	0	2
Garry Maddox, R <small>(1, 8) OBP: 0.355, SLG: 0.458</small>										4	0	0	0	0	2	4
Ed Coodson, L <small>(1, 5) OBP: 0.361, SLG: 0.462</small>										4	0	0	0	0	1	1
Gary Matthews, R <small>(1, 7) OBP: 0.398, SLG: 0.477</small>										4	0	1	0	0	2	0
Gary Thomasson, L <small>(1, 3) OBP: 0.346, SLG: 0.383</small>										4	0	1	0	0	0	1
Chris Speier, R <small>(1, 6) OBP: 0.362, SLG: 0.413</small>										3	0	0	0	1	1	1
Dave Rader, L <small>(1, 2) OBP: 0.341, SLG: 0.363</small>										3	2	2	0	0	0	2
Jim Barr, R <small>(1, 1) OBP: 0.200, SLG: 0.162</small> Jim Howarth, L <small>(8, PH) OBP: 0.246, SLG: 0.222</small> Don McMahon, R <small>(9, 1)</small>										1	0	0	0	0	1	1
										1	0	1	0	0	0	0
										0	0	0	0	0	0	0

Inning Stats	R: 0	H: 0	R: 0	H: 0	R: 0	H: 1	R: 0	H: 0	R: 1	H: 2	R: 0	H: 1	R: 1	H: 1	R: 0	H: 1	1B: 6	SF: 0	WP: 1	PA: 35
	E: 0	LOB: 0	E: 0	LOB: 0	E: 0	LOB: 1	E: 0	LOB: 0	E: 0	LOB: 1	E: 0	LOB: 1	E: 0	LOB: 1	E: 0	LOB: 2	2B: 1	SAC: 1	PB: 0	
	K: 2	BB: 1	K: 1	BB: 0	K: 1	BB: 0	K: 0	BB: 0	K: 1	BB: 0	K: 0	BB: 0	K: 0	BB: 0	K: 1	BB: 1	3B: 0	DP: 0	SB: 0	
	S: 6	P: 10	S: 5	P: 5	S: 6	P: 6	S: 3	P: 3	S: 7	P: 7	S: 4	P: 4	S: 4	P: 5	S: 6	P: 10	HR: 0	HBP: 1	CS: 1	

PITCHER	IP	WLS	BF	H	R	ER	SO	BB	IBB	HBP	BLK	WP	HR	S	P	ERA	WHIP
Bob Gibson, R <small>(1, 1) ERA: 3.08</small>	9.0	W	36	7	2	2	8	2	0	1	0	1	0	48	57	2.00	1.000

BOTTOM

St. Louis Cardinals @ San Francisco Giants
 Candlestick Park, San Francisco, CA
 Fri Jul 06 1973, 10:05 PM EDT
 Att. 7,232 - Unknown

AB	31
R	2
H	7
RBI	2
BB	2
SO	8
LOB	15



WP	PA	ERA	WHIP
1	35		

Batter	1	2	3	4	5	6	7	8	9	AB R H RBI BB SO LOB	TOP		
Lou Brock, L (1, 7) OBP: 0.366, SLG: 0.389	4-0 E S 1B BB	0-0 1-3			4-0 1B S 1B BB	0-0 6-3		0-3 K		3 2 0 0 2 1 3	St. Louis Cardinals @ San Francisco Giants Candlestick Park, San Francisco, CA Sat Jul 07 1973, 6:33 AM EDT Att. 10,284 - Unknown livebaseballscorecards.com		
Ted Sizemore, R (1, 4) OBP: 0.391, SLG: 0.335	0-3 K 1-3		0-0 5-3		0-0 1-3 1B 1B	0-0 2-H 1B		4-0 1B 1-2 2-3 BB	4 1 2 1 1 1 1				
Joe Torre, R (1, 3) OBP: 0.409, SLG: 0.435	0-0 1B 4-3 1B		0-0 P4		0-0 FC3-6 1B 1B	0-0 4-3		0-0 1-2 2-H 3-H 1B	5 1 3 2 0 0 1				
Ted Simmons, S (1, 2) OBP: 0.361, SLG: 0.429	0-0 3-H 1-3 1B		0-0 5-3		0-0 1-2 2-H 3-H FC3-6 1B		0-0 4-3	0-0 4-3	5 0 2 2 0 0 2				
Jose Cruz, L (1, 8) OBP: 0.324, SLG: 0.401	0-0 1-2 3-H 4-3			0-0 F7	0-0 FC3-6 FC6-4		0-0 F2	0-0 4-3	5 0 0 1 0 0 3				
Bernie Carbo, L (1, 9) OBP: 0.347, SLG: 0.284	4-0 S BB		4-0 S BB		0-3 K		0-0 FC6 1B	0-0 G3	3 0 1 0 2 1 2				
Ken Reitz, R (1, 5) OBP: 0.257, SLG: 0.351	0-3 K		0-0 F9		0-0 FC6-4		0-0 FC6	0-0 F3	5 0 0 0 0 1 6				
Mike Tyson, R (1, 6) OBP: 0.284, SLG: 0.305		0-0 1-3		4-0 IBB		0-0 SH3-4 1B 1B		0-0 BB SH 1B 1B	3 2 2 0 1 0 0				
Reggie Cleveland, R (1, 1) Orlando Pena, R (8, 1)		0-0 G3		0-0 4-3		0-0 SH3-4		0-0 SH BB 1B	2 0 0 0 0 0 2 0 0 0 0 0 0 0				
Inning Stats	R: 2 H: 2 E: 0 LOB: 2 K: 2 BB: 2 S: 9 P: 17	R: 0 H: 0 E: 0 LOB: 0 K: 0 BB: 0 S: 3 P: 3	R: 0 H: 0 E: 0 LOB: 0 K: 0 BB: 0 S: 3 P: 3	R: 0 H: 0 E: 0 LOB: 2 K: 0 BB: 2 S: 3 P: 11	R: 2 H: 3 E: 0 LOB: 2 K: 1 BB: 1 S: 8 P: 12	R: 1 H: 2 E: 0 LOB: 1 K: 0 BB: 0 S: 5 P: 5	R: 0 H: 1 E: 0 LOB: 1 K: 0 BB: 0 S: 4 P: 4	R: 1 H: 2 E: 0 LOB: 2 K: 1 BB: 1 S: 7 P: 11	R: 0 H: 0 E: 0 LOB: 0 K: 0 BB: 0 S: 3 P: 3	1B: 10 SF: 0 2B: 0 SAC: 2 3B: 0 DP: 0 HR: 0 HBP: 0	WP: 0 PA: 43 PB: 0 SB: 3 CS: 0		
PITCHER	IP WLS BF H R ER SO BB IBB HBP BLK WP HR S P ERA WHIP											PITCHER	IP WLS BF H R ER SO BB IBB HBP BLK WP HR S P ERA WHIP
Don Carrithers, R (1, 1) ERA: 5.68	4.0 L 22 5 4 4 2 4 1 0 0 0 0 0 21 41 9.00 2.250												
Jim Willoughby, R (5, 1) ERA: 4.79	2.0 8 2 1 1 1 0 0 0 0 0 0 0 10 10 4.50 1.000												
Charlie Williams, R (7, 1) ERA: 6.65	2.0 10 3 1 1 1 1 0 0 0 0 0 0 11 15 4.50 2.000												
John Morris, L (9, 1) ERA: 8.53	1.0 3 0 0 0 0 0 0 0 0 0 0 0 3 3 0.00 0.000												



Batter	1	2	3	4	5	6	7	8	9	AB	R	H	RBI	BB	SO	LOB	BOTTOM			
Bobby Bonds, R OBP: 0.395, SLG: 0.585 (1, 9) X	0-0 5-3		0-0 FC6-4			0-0 F8		0-0 6-3		4	0	0	0	0	0	2	St. Louis Cardinals @ San Francisco Giants Candlestick Park, San Francisco, CA Sat Jul 07 1973, 6:33 AM EDT Att. 10,284 - Unknown livebaseballscorecards.com			
Tito Fuentes, S OBP: 0.328, SLG: 0.376 (1, 4) X	0-0 4-3			0-0 6-3		0-0 P6			0-0 G3	4	0	0	0	0	0	0				
Garry Maddox, R OBP: 0.357, SLG: 0.469 (1, 8) X	0-0 P5			0-0 P4			0-0 G5-4-3 1B		0-0 HR	4	1	2	1	0	0	0				
Ed Coodson, L OBP: 0.356, SLG: 0.455 (1, 5) X		0-0 F8		0-0 6-3			0-0 G5-4-3 1-2f		0-0 G3	4	0	0	0	0	0	1				
Gary Matthews, R OBP: 0.403, SLG: 0.477 (1, 7) X		0-0 F5			4-0 FC6-4 BB		0-0 1B		4-0 BB	2	0	1	0	2	0	0				
Gary Thomasson, L OBP: 0.336, SLG: 0.371 (1, 3) X		0-0 F7		0-3 K			0-0 4-3		0-0 F8	4	0	0	0	0	1	3				
Chris Speier, R OBP: 0.362, SLG: 0.410 (1, 6) X			4-0 FC6-4 BB		0-0 F7			0-0 P4		2	0	0	0	1	0	1				
Dave Rader, L OBP: 0.338, SLG: 0.359 (1, 2) X			0-0 F9		0-0 FC6-4 1-2f			0-0 G1		3	0	0	0	0	0	2				
Don Carrithers, R OBP: 0.400, SLG: 0.400 (5, 1) S			0-3 K			0-0 F7		0-0 1B		1	0	0	0	0	1	1				
Jim Willoughby, R OBP: 0.278, SLG: 0.348 (5, 1) S										0	0	0	0	0	0	0				
Jim Howarth, L OBP: 0.243, SLG: 0.219 (6, PH) S										0	0	0	0	0	0	0				
Charlie Williams, R OBP: 0.333, SLG: 0.333 (7, 1) S										0	0	0	0	0	0	0				
Willie McCovey, R OBP: 0.415, SLG: 0.490 (8, PH) S										1	0	1	0	0	0	0				
Damaso Blanco, R (8, PR) S										0	0	0	0	0	0	0				
John Morris, R (9, 1) S										0	0	0	0	0	0	0				
Inning Stats	R: 0 E: 0 K: 0 S: 3	H: 0 LOB: 0 BB: 0 P: 3	R: 0 E: 0 K: 0 S: 3	H: 0 LOB: 0 BB: 0 P: 3	R: 0 E: 0 K: 1 S: 5	H: 0 LOB: 1 BB: 1 P: 9	R: 0 E: 0 K: 0 S: 3	H: 0 LOB: 0 BB: 0 P: 3	R: 0 E: 0 K: 1 S: 5	H: 0 LOB: 1 BB: 1 P: 9	R: 0 E: 0 K: 0 S: 3	H: 2 LOB: 1 BB: 0 P: 4	R: 0 E: 0 K: 0 S: 4	H: 1 LOB: 1 BB: 0 P: 4	R: 1 E: 0 K: 0 S: 4	H: 1 LOB: 1 BB: 1 P: 8	1B: 3 2B: 0 3B: 0 HR: 1	SF: 0 SAC: 0 DP: 1 HBP: 0	WP: 0 PB: 0 SB: 0 CS: 0	PA: 33
PITCHER	IP WLS BF H R ER SO	IP WLS BF H R ER SO	IP WLS BF H R ER SO	IP WLS BF H R ER SO	IP WLS BF H R ER SO	IP WLS BF H R ER SO	IP WLS BF H R ER SO	IP WLS BF H R ER SO	IP WLS BF H R ER SO	IP WLS BF H R ER SO	IP WLS BF H R ER SO	IP WLS BF H R ER SO	IP WLS BF H R ER SO	IP WLS BF H R ER SO	IP WLS BF H R ER SO	IP WLS BF H R ER SO	ERA WHIP	ERA WHIP		
Reggie Cleveland, R ERA: 3.24 (1, 1)	7.2	W	26	2	0	0	2										0.00	0.522		
Orlando Pena, R ERA: 3.51 (8, 1)	1.1	S	7	2	1	1	0										6.75	2.250		

St. Louis Cardinals @ San Francisco Giants
Candlestick Park, San Francisco, CA
Sat Jul 07 1973, 6:33 AM EDT
Att. 10,284 - Unknown

AB	30
R	1
H	4
RBI	1
BB	3
SO	2
LOB	10



Batter	1	2	3	4	5	6	7	8	9	AB R H RBI BB SO LOB	TOP	
Lou Brock, L (1, 7) X OBP: 0.366, SLG: 0.387	0-0 F7 ①	4-0 IBB			0-3 K ①		X 0-0 SH1-3 1B 1B	X 0-0 P5 1-2 2-3		4 1 1 1 1 1 2		
Ted Sizemore, R (1, 4) X OBP: 0.392, SLG: 0.338	0-0 1B 2B 1B	0-0 P6 ③			0-0 P6 ②		X 0-0 SH1-3 1-2	X 0-0 E 1B		4 1 2 0 0 0 2		
Tim McCarver, L (1, 3) X OBP: 0.318, SLG: 0.353	0-0 2B SF8 1B 1-3		X 0-0 6-3 ①		X 0-0 4-3 ③		X 0-0 2-H 1B	X 0-0 F7 ①		5 1 2 1 0 0 1		
Joe Torre, R (1, 5) X OBP: 0.406, SLG: 0.434	0-0 1-3 2B 3-H		X 0-0 F9 ②			X 0-0 E5 1B G4-6-3	X 0-3 K ②	X 0-0 E6 1-3		5 0 1 1 0 1 2		
Ted Simmons, S (1, 2) X OBP: 0.361, SLG: 0.433	0-0 SF8 3-H		X 0-0 2B ②		X 0-0 1B G4-6-3		X 0-0 F7 ③	X 0-3 K ②		4 0 2 1 0 1 3		
Jose Cruz, L (1, 8) X OBP: 0.318, SLG: 0.393	0-0 F2 ③		X 0-0 K ③		X 0-0 G4-6-3 ① ② 1-2f 2-3		X 0-0 G3 ①	X 0-0 F9 ③		5 0 0 0 0 1 6		
Bernie Carbo, L (1, 9) OBP: 0.352, SLG: 0.286		X 0-0 E1 SH1-4		X 0-0 F7 ①		X 4-0 FC5-4 IBB		X 0-0 WP BB 1B		3 0 1 0 1 0 0		
Mike Tyson, R (1, 6) OBP: 0.279, SLG: 0.300		X 0-0 P4 ①		X 0-0 F8 ②		X 0-0 FC5-4 ③ 1-2f		X 0-3 K ②		4 0 0 0 0 1 4		
Rick Wise, R (1, 1) OBP: 0.260, SLG: 0.287 Al Hrabosky, R (6, 1) Jim Dwyer, L (7, PH) Wayne Granger, R (7, 1) Rich Folkers, L (7, 1) Luis Melendez, R (8, PH) Diego Segui, R (8, 1)		X 0-0 SH1-4 ② 1-2		X 0-3 K ③		X 0-0 1B 3B		X 4-0 WP BB 1-2		1 0 0 0 0 0 1 0 0 0 0 0 0 0 0 0 1 1 1 0 1 0 0 0 0 0 0 0 0 0 0 0		
Inning Stats	R: 2 H: 3 E: 0 LOB: 1 K: 0 BB: 0 S: 6 P: 6	R: 0 H: 0 E: 1 LOB: 2 K: 0 BB: 1 S: 4 P: 8	R: 0 H: 1 E: 0 LOB: 1 K: 1 BB: 0 S: 6 P: 6	R: 0 H: 0 E: 0 LOB: 0 K: 1 BB: 0 S: 5 P: 5	R: 0 H: 0 E: 0 LOB: 0 K: 1 BB: 0 S: 5 P: 5	R: 0 H: 1 E: 1 LOB: 2 K: 0 BB: 1 S: 4 P: 8	R: 2 H: 3 E: 0 LOB: 1 K: 1 BB: 0 S: 8 P: 8	R: 0 H: 1 E: 0 LOB: 2 K: 1 BB: 1 S: 6 P: 10	R: 0 H: 1 E: 1 LOB: 2 K: 1 BB: 0 S: 7 P: 7	1B: 7 SF: 1 2B: 2 SAC: 2 3B: 1 DP: 1 HR: 0 HBP: 0	WP: 1 PA: 42 PB: 0 SB: 0 CS: 0	
PITCHER Tom Bradley, R (1, 1) ERA: 4.16 Elias Sosa, R (8, 1) ERA: 4.17	IP WLS BF H R ER SO BB IBB HBP BLK WP HR S P ERA WHIP	7.0 W 32 8 4 4 4 0 2 0 0 0 0 0 38 46 5.14 1.143	2.0 S 10 2 0 0 0 2 1 0 0 0 1 0 13 17 0.00 1.500	PITCHER IP WLS BF H R ER SO BB IBB HBP BLK WP HR S P ERA WHIP								

St. Louis Cardinals @ San Francisco Giants
 Candlestick Park, San Francisco, CA
 Sun Jul 08 1973, 6:33 AM EDT
 Att: 19,212 - Unknown

livebaseballscorecards.com



Batter	1	2	3	4	5	6	7	8	9
Bobby Bonds, R OBP: 0.398, SLG: 0.584 (1, 9)	0-0 6-3		0-0 HBP 1B 1B		0-3 K	4-0 1B 1B BB	0-0 1-2 1B		
Tito Fuentes, S OBP: 0.329, SLG: 0.377 (1, 4)	0-3 K		0-0 HBP 1-2 1B		0-0 5-3	0-0 1-2 2-3 1B FC4-6 1B	0-0 P5		
Garry Maddox, R OBP: 0.361, SLG: 0.471 Don Carrithers, R OBP: 0.400, SLG: 0.400 Willie McCovey, L OBP: 0.421, SLG: 0.488 Mike Phillips, L OBP: 0.219, SLG: 0.258 (1, 8) (3, PR) (4, 3) (8, PR) (9, 5)	0-0 1B		1-0 1-2 2-3 HBP		0-0 1B 1B	0-0 1-3 2-H 3-H 1B FC4-6 1B	0-0 F9 1B 1B		
Ed Goodson, L OBP: 0.357, SLG: 0.454 Jim Howarth, L OBP: 0.243, SLG: 0.219 (1, 5) (8, PR) (9, 8)	0-0 F8		0-3 K		0-0 BB 1-3 1B 1B	0-0 FC4-6 1-2 3-H	0-0 1-2 1B		
Gary Matthews, R OBP: 0.399, SLG: 0.472 (1, 7)		0-3 K		0-0 P4	0-0 1-2 3-H 1B 1B	0-0 1-3	0-0 F9 2-3		
Gary Thomasson, L OBP: 0.345, SLG: 0.383 (1, 3) (4, 8) (9, 3)		0-0 5-3		0-0 1B 1B	0-0 1-2 2-3 BB		0-0 F5 1B SF8 2B		
Chris Speier, R OBP: 0.362, SLG: 0.410 (1, 6)		0-0 F8		0-0 1-2 1B	0-3 K		0-0 2-3 1B 1B	0-0 F8	
Dave Rader, L OBP: 0.337, SLG: 0.355 (1, 2)			0-3 K	0-0 F5		4-0 1B SH1-4 1B BB	0-0 P4		
Tom Bradley, R OBP: 0.189, SLG: 0.200 Chris Arnold, R OBP: 0.385, SLG: 0.455 Elias Sosa, R OBP: 0.400, SLG: 0.250 (1, 1) (7, PH) (8, 1)			0-0 1-3	0-3 K		0-0 SH1-4 1-2	0-0 SF8 3-H		

Inning Stats	R: 0 E: 0 K: 1 S: 6	H: 1 LOB: 1 BB: 0 P: 6	R: 0 E: 0 K: 1 S: 5	H: 0 LOB: 0 BB: 0 P: 5	R: 0 E: 0 K: 2 S: 9	H: 2 LOB: 3 BB: 0 P: 10	R: 0 E: 0 K: 1 S: 7	H: 2 LOB: 2 BB: 0 P: 7	R: 1 E: 0 K: 2 S: 10	H: 3 LOB: 3 BB: 1 P: 14	R: 3 E: 0 K: 0 S: 5	H: 2 LOB: 1 BB: 2 P: 13	R: 1 E: 0 K: 0 S: 6	H: 3 LOB: 2 BB: 0 P: 6	R: 0 E: 0 K: 0 S: 5	H: 2 LOB: 2 BB: 0 P: 5
--------------	------------------------------	---------------------------------	------------------------------	---------------------------------	------------------------------	----------------------------------	------------------------------	---------------------------------	-------------------------------	----------------------------------	------------------------------	----------------------------------	------------------------------	---------------------------------	------------------------------	---------------------------------

PITCHER	IP	WLS	BF	H	R	ER	SO	BB	IBB	HBP	BLK	WP	HR	S	P	ERA	WHIP
Rick Wise, R ERA: 3.02 (1, 1)	5.1		30	10	4	4	7	3	0	1	0	0	0	40	53	6.75	2.438
Al Hrabosky, L ERA: 3.86 (6, 1)	0.2		2	0	0	0	0	0	0	0	0	0	0	2	2	0.00	0.000
Wayne Granger, R ERA: 3.99 (7, 1)	0.0	L	2	2	1	1	0	0	0	0	0	0	0	2	2	∞	∞
Rich Folkers, L ERA: 1.99 (7, 1)	1.0		4	1	0	0	0	0	0	0	0	0	0	4	4	0.00	1.000
Diego Segui, R ERA: 2.66 (8, 1)	1.0		5	2	0	0	0	0	0	0	0	0	0	5	5	0.00	2.000

BOTTOM

AB R H RBI BB SO LOB

4	1	2	0	1	1	0
5	1	2	0	0	1	2
1	0	1	0	0	0	0
0	0	0	0	0	0	0
3	1	3	2	0	0	0
0	0	0	0	0	0	0
5	0	2	1	0	1	5
0	0	0	0	0	0	0
5	0	1	1	0	1	3
4	1	2	0	1	0	2
5	0	2	0	0	1	5
3	1	0	0	1	1	4
2	0	0	0	0	1	2
0	0	0	1	0	0	0
0	0	0	0	0	0	0

1B: 14 SF: 1
2B: 1 SAC: 1
3B: 0 DP: 0
HR: 0 HBP: 1

WP: 0 PA: 43
PB: 0
SB: 0
CS: 0

St. Louis Cardinals @ San Francisco Giants
Candlestick Park, San Francisco, CA

Sun Jul 08 1973, 6:33 AM EDT
Att. 19,212 - Unknown

GIANTS

AB	R	H	RBI	BB	SO	LOB
37	5	15	5	3	7	23

Batter	1	2	3	4	5	6	7	8	9	AB R H RBI BB SO LOB	TOP											
Rick Monday, L (1, 8) OBP: 0.394, SLG: 0.549	0-0 E3 BB		0-0 6-3			3-1			0-0 1B	5 0 1 0 0 0 3												
Glenn Beckert, R (1, 4) OBP: 0.325, SLG: 0.304 Paul Popovich, S (7, 4) OBP: 0.282, SLG: 0.255	0-0 F7		0-0 F7			4-0 WP 1B BB		0-0 P6	0-0 P9	3 1 0 0 1 0 1 1 0 0 0 0 0 1												
Billy Williams, L (1, 7) OBP: 0.375, SLG: 0.430	4-0 1-2 BB		0-3 K			0-0 1-2 1B		0-0 G6-4-3 1B	0-0 5-3	4 1 2 0 1 1 1												
Ron Santo, R (1, 5) OBP: 0.392, SLG: 0.480	0-0 F7			4-0 G6-4-3 BB		4-0 1-2 2-3 1B BB		0-0 G6-4-3		2 1 0 0 2 0 3												
Jose Cardenal, R (1, 9) OBP: 0.387, SLG: 0.479 Gene Hiser, L (8, 9) OBP: 0.318, SLG: 0.299	0-0 F9			0-0 G6-4-3 1-2f		4-0 1-2 2-3 3-H 1B 6-3 BB		0-0 4-3		3 1 0 1 1 0 3 0 0 0 0 0 0 0												
Carmen Fanzone, R (1, 3) OBP: 0.337, SLG: 0.487		0-3 K		0-0 F8		0-0 1-3 2-H 3-H 1B 6-3		0-3 K		4 0 1 2 0 2 0												
Don Kessinger, S (1, 6) OBP: 0.365, SLG: 0.333		0-0 1-3			0-0 L3	0-0 1-2 3-H		0-0 1B		4 0 1 1 0 0 1												
Randy Hundley, R (1, 2) OBP: 0.270, SLG: 0.360		0-0 1B			0-0 3-1	4-0 E IBB		0-0 6-3		3 0 1 0 1 0 1												
Rick Reuschel, R (1, 1) OBP: 0.133, SLG: 0.114		0-3 K			0-0 F8	0-0 1-2 2-3 E6		0-3 K		4 0 0 0 0 2 3												
Inning Stats	R: 0 E: 1 K: 0 S: 4	H: 0 LOB: 2 BB: 1 P: 8	R: 0 E: 0 K: 2 S: 8	H: 1 LOB: 1 BB: 0 P: 8	R: 0 E: 0 K: 1 S: 5	H: 0 LOB: 0 BB: 0 P: 5	R: 0 E: 0 K: 0 S: 2	H: 0 LOB: 0 BB: 1 P: 6	R: 0 E: 0 K: 0 S: 3	H: 0 LOB: 0 BB: 0 P: 3	R: 4 E: 1 K: 0 S: 6	H: 2 LOB: 3 BB: 4 P: 22	R: 0 E: 0 K: 0 S: 3	H: 1 LOB: 0 BB: 0 P: 3	R: 0 E: 0 K: 1 S: 6	H: 1 LOB: 1 BB: 0 P: 6	R: 0 E: 0 K: 1 S: 6	H: 1 LOB: 1 BB: 0 P: 6	1B: 6 2B: 0 3B: 0 HR: 0	SF: 0 SAC: 0 DP: 2 HBP: 0	WP: 1 PB: 0 SB: 0 CS: 0	PA: 39
PITCHER	IP WLS BF H R ER SO BB IBB HBP BLK WP HR S P ERA WHIP																					
Ron Bryant, L (1, 1) ERA: 2.8	7.0 L 31 4 4 4 3 5 1 0 0 1 0 31 55 5.14 1.286																					
Elias Sosa, R (8, 1) ERA: 4.02	2.0 8 2 0 0 2 0 0 0 0 0 0 0 12 12 0.00 1.000																					

Chicago Cubs @ San Francisco Giants
Candlestick Park, San Francisco, CA

Tue Jul 10 1973, 10:05 PM EDT
Att: 8,814 - Unknown - 50 F

livebaseballscorecards.com

AB	33
R	4
H	6
RBI	4
BB	6
SO	5
LOB	17



Batter	1	2	3	4	5	6	7	8	9	AB R H RBI BB SO LOB
Bobby Bonds, R OBP: 0.400, SLG: 0.593 (1, 9)	0-0 HR	0-0 6-3 1-2 2-3			0-0 F7		0-0 1B		0-0 1B	5 1 3 2 0 0 2
Tito Fuentes, S OBP: 0.327, SLG: 0.374 (1, 4)	0-0 6-3		0-0 G1		0-0 F7		0-0 1B		0-0 P4-3	5 0 1 0 0 0 1
Garry Maddox, R OBP: 0.360, SLG: 0.468 (1, 8)	0-0 1B		0-0 F7		0-0 F9		0-0 F9			4 0 1 0 0 0 2
Willie McCovey, L OBP: 0.420, SLG: 0.483 Gary Thomasson, L OBP: 0.343, SLG: 0.380 (1, 3) (7, 3)	0-0 P5		4-0 BB		0-0 4-1			0-3 K		2 0 0 0 1 0 1 1 0 0 0 0 1 0
Ed Goodson, L OBP: 0.355, SLG: 0.455 Mike Phillips, L OBP: 0.219, SLG: 0.258 (1, 5) (8, PR) (9, 5)	0-0 F8		0-0 F2		0-0 F7			0-0 2B		4 0 1 0 0 0 2 0 0 0 0 0 0 0
Gary Matthews, R OBP: 0.394, SLG: 0.465 (1, 7)		0-3 K		0-0 1-3		0-0 6-3		0-3 K		4 0 0 0 0 2 1
Chris Speier, R OBP: 0.361, SLG: 0.408 (1, 6)		0-0 4-3		0-0 1B			0-3 K	0-3 K		4 0 1 0 0 2 1
Dave Rader, L OBP: 0.336, SLG: 0.353 (1, 2)		0-0 WP 1B		0-0 F7			0-0 E3 G3 1B		0-0 P4-3	4 1 1 0 0 0 1
Ron Bryant, S OBP: 0.183, SLG: 0.143 Jim Howarth, L OBP: 0.239, SLG: 0.215 Elias Sosa, R OBP: 0.400, SLG: 0.250 Chris Arnold, R OBP: 0.370, SLG: 0.435 (1, 1) (7, PH) (8, 1) (9, PH)		4-0 WP BB		0-0 1-3			0-0 G3		0-0 6-3	1 0 0 0 1 0 1 1 0 0 0 0 0 1 0 0 0 0 0 0 0 1 0 0 0 0 0 0

Inning Stats	R: 1 E: 0 K: 0 S: 5	H: 2 LOB: 1 BB: 0 P: 5	R: 0 E: 0 K: 1 S: 6	H: 1 LOB: 2 BB: 1 P: 10	R: 0 E: 0 K: 0 S: 3	H: 0 LOB: 1 BB: 1 P: 7	R: 0 E: 0 K: 0 S: 4	H: 1 LOB: 1 BB: 0 P: 4	R: 0 E: 0 K: 0 S: 3	H: 0 LOB: 0 BB: 0 P: 3	R: 0 E: 1 K: 1 S: 8	H: 2 LOB: 2 BB: 0 P: 8	R: 0 E: 0 K: 3 S: 10	H: 1 LOB: 1 BB: 0 P: 10	R: 0 E: 0 K: 0 S: 4	H: 1 LOB: 1 BB: 0 P: 4	1B: 6 2B: 1 3B: 0 HR: 1	SF: 0 SAC: 0 DP: 0 HBP: 0
--------------	------------------------------	---------------------------------	------------------------------	----------------------------------	------------------------------	---------------------------------	------------------------------	---------------------------------	------------------------------	---------------------------------	------------------------------	---------------------------------	-------------------------------	----------------------------------	------------------------------	---------------------------------	----------------------------------	------------------------------------

PITCHER	IP	WLS	BF	H	R	ER	SO	BB	IBB	HBP	BLK	WP	HR	S	P	ERA	WHIP
Rick Reuschel, R ERA: 2.17 (1, 1)	9.0	W	38	8	2	1	5	2	0	0	0	2	1	46	54	1.00	1.111

BOTTOM

Chicago Cubs @ San Francisco Giants
Candlestick Park, San Francisco, CA

Tue Jul 10 1973, 10:05 PM EDT
Att. 8,814 - Unknown - 50 F

AB	36
R	2
H	8
RBI	2
BB	2
SO	5
LOB	13

WP	2	PA	38
PB	0		
SB	0		
CS	0		

livebaseballscorecards.com

Batter	1	2	3	4	5	6	7	8	9	AB R H RBI BB SO LOB	TOP											
Rick Monday, L (1, 8) OBP: 0.398, SLG: 0.553	0-0 1-6-3 S 1B		4-0 BB			0-0 F8		0-0 4-3 1B 2B		3 1 2 0 1 0 0												
Don Kessinger, S (1, 6) OBP: 0.361, SLG: 0.329	0-0 1-6-3 1-3		0-0 F7			0-0 P6		0-0 F8		4 0 0 0 0 0 3												
Billy Williams, L (1, 7) OBP: 0.376, SLG: 0.438	4-0 BB		0-0 4-3			0-0 HR		0-0 4-3		3 1 1 1 1 0 2												
Ron Santo, R (1, 5) OBP: 0.390, SLG: 0.475	0-3 K			0-0 F9		0-0 F2		4-0 1B BB		3 0 0 0 1 1 2												
Jose Cardenal, R (1, 9) OBP: 0.388, SLG: 0.479	0-3 K			0-0 5-3			0-0 1B SF7	0-0 1-2 1B		4 1 2 1 0 1 2												
Pat Bourque, L (1, 3) OBP: 0.304, SLG: 0.431		0-0 6-3		0-0 F9			0-0 1-3 1B	0-0 F9		4 0 1 0 0 0 2												
Paul Popovich, S (1, 4) OBP: 0.273, SLG: 0.248		0-0 L8			0-0 P4-3		0-0 SF7		0-0 P7	3 0 0 1 0 0 0	AB 32											
Ken Rudolph, R (1, 2) OBP: 0.219, SLG: 0.324		0-0 6-3			0-0 6-3		0-0 F7		0-0 F7	2 0 0 0 0 0 0	R 3											
Gene Hiser, L (7, PH) OBP: 0.315, SLG: 0.295										1 0 0 0 0 0 1	H 6											
Randy Hundley, R (7, 2) OBP: 0.269, SLG: 0.358										1 0 0 0 0 0 0	RBI 3											
Milt Pappas, R (1, 1) OBP: 0.083, SLG: 0.143			0-0 F8		0-3 K		0-0 4-3		0-0 L5	2 0 0 0 0 1 0	BB 3											
Adrian Garrett, L (7, PH) OBP: 0.189, SLG: 0.343										1 0 0 0 0 0 1	SO 3											
Dave LaRoche, L (7, 1) OBP: 0.667, SLG: 0.500										0 0 0 0 0 0 0	LOB 13											
Glenn Beckert, R (9, PH) OBP: 0.324, SLG: 0.303										1 0 0 0 0 0 0												
Inning Stats	R: 0 E: 0 K: 2 S: 8	H: 1 LOB: 2 BB: 1 P: 12	R: 0 E: 0 K: 0 S: 3	H: 0 LOB: 0 BB: 0 P: 3	R: 0 E: 0 K: 0 S: 3	H: 0 LOB: 1 BB: 1 P: 7	R: 0 E: 0 K: 0 S: 3	H: 0 LOB: 0 BB: 0 P: 3	R: 0 E: 0 K: 1 S: 5	H: 0 LOB: 0 BB: 0 P: 5	R: 1 E: 0 K: 0 S: 4	H: 1 LOB: 0 BB: 0 P: 4	R: 1 E: 0 K: 0 S: 5	H: 2 LOB: 1 BB: 0 P: 5	R: 1 E: 0 K: 0 S: 5	H: 2 LOB: 2 BB: 1 P: 9	R: 0 E: 0 K: 0 S: 3	H: 0 LOB: 0 BB: 0 P: 3	1B: 4 2B: 1 3B: 0 HR: 1	SF: 1 SAC: 0 DP: 0 HBP: 0	WP: 0 PB: 0 SB: 1 CS: 0	PA: 36
PITCHER	IP WLS BF H R ER SO BB IBB HBP BLK WP HR S P ERA WHIP												PITCHER	IP WLS BF H R ER SO BB IBB HBP BLK WP HR S P ERA WHIP								
Jim Barr, R (1, 1) ERA: 3.39	7.0 W 27 4 2 2 3 2 0 0 0 0 0 1 31 39 2.57 0.857																					
Don McMahon, R (8, 1) ERA: 1.69	2.0 S 9 2 1 1 0 1 0 0 0 0 0 0 8 12 4.50 1.500																					

Chicago Cubs @ San Francisco Giants
 Candlestick Park, San Francisco, CA
 Wed Jul 11 1973, 6:33 AM EDT
 Att. 7,729 - Sunny - 70 F

livebaseballscorecards.com



Batter	1	2	3	4	5	6	7	8	9	AB	R	H	RBI	BB	SO	LOB	BOTTOM				
Bobby Bonds, R OBP: 0.396, SLG: 0.585 (1, 9)	0-0 6-3 ①		0-0 FC4 1-2f ②		0-3 K ③		0-3 K 1-2 2-3 ①	0-0 F8 ③		5	0	0	0	0	2	4					
Tito Fuentes, S OBP: 0.324, SLG: 0.371 (1, 4)	0-0 P4-3		0-0 6-3 ③			0-0 F7 ①	0-0 SF9 ②			3	0	0	1	0	0	1					
Garry Maddox, R OBP: 0.365, SLG: 0.475 (1, 8)	0-0 E S 1B			0-0 P4-3 1B 2B		0-3 K ②	0-0 E7 HR 1B			4	2	3	1	0	1	0					
Jim Howarth, L OBP: 0.239, SLG: 0.215 (8, 8)										0	0	0	0	0	0	0					
Ed Coodson, L OBP: 0.357, SLG: 0.476 (1, 5)	0-0 P4-3 1-3			0-0 P4-3 2-3		0-0 HR	0-0 HR			4	2	2	3	0	0	2					
Don McMahon, R (8, 1)										0	0	0	0	0	0	0					
Gary Matthews, R OBP: 0.399, SLG: 0.480 (1, 7)		0-0 6-3 ①		0-0 S 1B		0-0 1B 1B	0-0 HR			4	1	3	2	0	0	0					
Gary Thomasson, L OBP: 0.340, SLG: 0.376 (1, 3)		0-0 P4-3		0-0 F8 1-2		0-0 1B 1B	0-3 K ③			4	0	1	0	0	1	1					
Mike Phillips, L OBP: 0.194, SLG: 0.229 (1, 6)		0-0 P4-3 ③		0-0 F8 ③		0-0 F9 ③		0-3 K ①		4	0	0	0	0	1	3					
Dave Rader, L OBP: 0.334, SLG: 0.352 (1, 2)			0-0 F7 ①		0-0 G3 ①		0-0 WP BB SF9 1B	0-0 P4-3 ②		4	1	1	0	0	0	0					
Jim Barr, R OBP: 0.214, SLG: 0.179 (1, 1)			0-0 FC4 1B		0-0 G3 ②		4-0 WP E BB	4-0 BB BB BB		2	0	1	0	0	0	0					
Dave Kingman, R OBP: 0.253, SLG: 0.429 (7, PH)										0	1	0	0	1	0	0					
Damaso Blanco, R (8, 6)										0	0	0	0	1	0	0					
Inning Stats	R: 0 E: 0 K: 0 S: 4	H: 1 LOB: 1 BB: 0 P: 4	R: 0 E: 0 K: 0 S: 3	H: 0 LOB: 0 BB: 0 P: 3	R: 0 E: 0 K: 0 S: 4	H: 1 LOB: 1 BB: 0 P: 4	R: 1 E: 0 K: 0 S: 5	H: 2 LOB: 1 BB: 0 P: 5	R: 0 E: 0 K: 1 S: 5	H: 0 LOB: 0 BB: 0 P: 5	R: 1 E: 0 K: 1 S: 8	H: 3 LOB: 2 BB: 0 P: 8	R: 5 E: 1 K: 2 S: 11	H: 4 LOB: 0 BB: 1 P: 15	R: 0 E: 0 K: 1 S: 5	H: 0 LOB: 1 BB: 1 P: 9	1B: 7 2B: 1 3B: 0 HR: 3	SF: 1 SAC: 0 DP: 0 HBP: 0	WP: 1 PB: 0 SB: 2 CS: 0	PA: 37	
PITCHER	IP	WLS	BF	H	R	ER	SO	BB	IBB	HBP	BLK	WP	HR	S	P	ERA	WHIP				
Milt Pappas, R ERA: 4.58 (1, 1)	6.0		25	7	2	2	2	0	0	0	0	0	1	29	29	3.00	1.167				
Dave LaRoche, L ERA: 6.43 (7, 1)	2.0	L	12	4	5	5	3	2	0	0	0	1	2	16	24	22.50	3.000				

Chicago Cubs @ San Francisco Giants
 Candlestick Park, San Francisco, CA
 Wed Jul 11 1973, 6:33 AM EDT
 Att. 7,729 - Sunny - 70 F

livebaseballscorecards.com

AB	34
R	7
H	11
RBI	7
BB	2
SO	5
LOB	11



Batter	1	2	3	4	5	6	7	8	9	AB R H RBI BB SO LOB	TOP											
Dave Parker, L (1, 9) OBP: 0.111, SLG: 0.111	0-0 4-3		0-0 L7			0-0 3-1		0-0 L8		4 0 0 0 0 0 0	Pittsburgh Pirates @ San Francisco Giants Candlestick Park, San Francisco, CA Fri Jul 13 1973, 10:05 PM EDT Att: 10,842 - Unknown livebaseballscorecards.com											
Manny Sanguillen, R (1, 2) OBP: 0.293, SLG: 0.432	0-0 2-3			0-0 E6 1B		0-0 4-3		0-0 1B		4 0 1 0 0 0 0												
Al Oliver, L (1, 8) OBP: 0.318, SLG: 0.476	0-0 3-1			0-3 K		0-0 HR		0-0 F5		4 1 1 1 0 1 2												
Willie Stargell, L (1, 7) OBP: 0.387, SLG: 0.659		0-0 F7		0-3 K		0-0 F8		0-0 G3		4 0 0 0 0 1 1												
Richie Hebner, L (1, 5) OBP: 0.373, SLG: 0.502		0-0 HR		0-0 FC6-4 1-3 1B		0-0 F8		0-3 K		4 1 2 1 0 1 0												
Bob Robertson, R (1, 3) OBP: 0.330, SLG: 0.398		0-0 F9		0-0 FC6-4 1-2f		0-0 L6		0-3 K		4 0 0 0 0 1 2												
Rennie Stennett, R (1, 4) OBP: 0.259, SLG: 0.357		0-0 5-3			0-0 F9		4-0 BB			2 0 0 0 1 0 0												
Dal Maxvill, R (1, 6) OBP: 0.270, SLG: 0.278			0-0 4-3		0-3 K		0-0 6-3			3 0 0 0 0 1 1												
Dock Ellis, S (1, 1) OBP: 0.152, SLG: 0.133 John Lamb, R (6, 1) Ramon Hernandez, S (7, 1) Jackie Hernandez, R (7, 6) Vic Davalillo, L (8, PH) Gene Alley, R (8, 6) OBP: 0.293, SLG: 0.234 OBP: 0.314, SLG: 0.324			0-0 1-3		0-0 6-3			0-3 K		2 0 1 0 0 0 0 1 0 0 0 0 0 0 0 0												
Inning Stats	R: 0 E: 0 K: 0 S: 3	H: 0 LOB: 0 BB: 0 P: 3	R: 1 E: 0 K: 0 S: 4	H: 1 LOB: 0 BB: 0 P: 4	R: 0 E: 0 K: 0 S: 3	H: 0 LOB: 0 BB: 0 P: 3	R: 0 E: 1 K: 2 S: 9	H: 1 LOB: 2 BB: 0 P: 9	R: 0 E: 0 K: 1 S: 5	H: 0 LOB: 0 BB: 0 P: 5	R: 1 E: 0 K: 0 S: 4	H: 1 LOB: 0 BB: 0 P: 4	R: 0 E: 0 K: 0 S: 3	H: 0 LOB: 1 BB: 1 P: 7	R: 0 E: 0 K: 1 S: 6	H: 1 LOB: 1 BB: 0 P: 6	R: 0 E: 0 K: 2 S: 7	H: 0 LOB: 0 BB: 0 P: 7	1B: 2 2B: 0 3B: 0 HR: 2	SF: 0 SAC: 0 DP: 0 HBP: 0	WP: 0 PB: 0 SB: 0 CS: 0	PA: 33
PITCHER Tom Bradley, R (1, 1) ERA: 3.98	IP 9.0	WLS W	BF 33	H 4	R 2	ER 2	SO 6	BB 1	IBB 0	HBP 0	BLK 0	WP 0	HR 2	S 44	P 48	ERA 2.00	WHIP 0.556					

AB	32
R	2
H	4
RBI	2
BB	1
SO	6
LOB	6



Batter	1	2	3	4	5	6	7	8	9
Bobby Bonds, R OBP: 0.391, SLG: 0.577 (1, 9)	0-0 F8		0-0 F9		0-0 FC1-6	0-0 F3		0-3 K	
Tito Fuentes, S OBP: 0.325, SLG: 0.372 (1, 4)	0-3 K		0-0 1B		0-0 L7		0-0 3B	0-0 F9	
Gary Matthews, R OBP: 0.399, SLG: 0.477 (1, 7)	0-0 1B		0-0 F9			4-0 HR	0-0 3B	0-0 FC6-4	
Willie McCovey, L OBP: 0.421, SLG: 0.507 (1, 3)	0-0 P5			0-0 L9		0-0 HR	0-0 3B		
Ed Goodson, L OBP: 0.356, SLG: 0.473 (1, 5)		0-0 4-3		0-0 1B		0-0 4-1	0-3 K		
Gary Thomasson, L OBP: 0.344, SLG: 0.394 (1, 8)		0-0 1B		0-0 1B		0-0 3B	0-3 K		
Mike Phillips, L OBP: 0.205, SLG: 0.237 (1, 6)		0-0 1B		0-0 1B		0-0 1B	4-0 IBB		
Chris Arnold, R OBP: 0.393, SLG: 0.435 (7, PH)		0-0 1B		0-0 1B		0-0 F4	0-3 K		
Damaso Blanco, R (8, 6)		0-0 1B		0-0 1B		0-0 1B			
Dave Rader, L OBP: 0.333, SLG: 0.350 (1, 2)		0-0 4-3			0-0 FC3-6	0-0 F4	0-3 K		
Tom Bradley, R OBP: 0.220, SLG: 0.231 (1, 1)			0-0 F6		0-0 FC3-6	0-0 1B		0-0 FC6-4	

AB	R	H	RBI	BB	SO	LOB
5	0	0	0	0	1	4
5	1	2	0	0	1	2
4	2	1	0	1	0	3
4	1	2	4	0	0	1
0	0	0	0	0	0	0
4	0	1	0	0	1	1
4	1	2	0	0	1	2
3	0	1	1	0	0	2
0	0	0	0	1	0	0
0	0	0	0	0	0	0
4	0	1	0	0	1	4
4	0	2	0	0	0	1

BOTTOM

Pittsburgh Pirates @ San Francisco Giants
Candlestick Park, San Francisco, CA

Fri Jul 13 1973, 10:05 PM EDT
Att. 10,842 - Unknown

AB	37
R	5
H	12
RBI	5
BB	2
SO	5
LOB	20

WP: 0 PA: 39
PB: 0
SB: 0
CS: 0



Inning Stats	R: 0	H: 1	E: 0	K: 1	S: 6	LOB: 1	BB: 0	P: 6									
Dock Ellis, R ERA: 3.14 (1, 1)	5.1	WLS: 1	BF: 25	H: 8	R: 3	ER: 3	SO: 1	BB: 1	IBB: 0	HBP: 0	BLK: 0	WP: 0	HR: 1	S: 26	P: 30	ERA: 5.06	WHIP: 1.688
John Lamb, R ERA: 3.72 (6, 1)	0.2	WLS: 5	BF: 2	H: 2	R: 2	ER: 1	SO: 0	BB: 0	IBB: 0	HBP: 0	BLK: 0	WP: 0	HR: 0	S: 5	P: 5	ERA: 13.50	WHIP: 3.000
Ramon Hernandez, L ERA: 2.27 (7, 1)	2.0	WLS: 9	BF: 2	H: 0	R: 0	ER: 0	SO: 4	BB: 0	IBB: 1	HBP: 0	BLK: 0	WP: 0	HR: 0	S: 16	P: 20	ERA: 0.00	WHIP: 1.000

PITCHER	IP	WLS	BF	H	R	ER	SO	BB	IBB	HBP	BLK	WP	HR	S	P	ERA	WHIP
Dock Ellis, R	5.1	1	25	8	3	3	1	1	0	0	0	0	1	26	30	5.06	1.688
John Lamb, R	0.2	5	2	2	2	1	0	0	0	0	0	0	0	5	5	13.50	3.000
Ramon Hernandez, L	2.0	9	2	0	0	0	4	0	1	0	0	0	0	16	20	0.00	1.000

Batter	1	2	3	4	5	6	7	8	9	AB R H RBI BB SO LOB	TOP			
Rennie Stennett, R (1, 4) OBP: 0.258, SLG: 0.353	0-3 K	0-0 E7 1B	0-3 K			0-0 G1-6-3		0-0 5-3		5 1 1 2 0 2 2	Pittsburgh Pirates @ San Francisco Giants Candlestick Park, San Francisco, CA Sat Jul 14 1973, 6:33 AM EDT Att. 9,458 - Unknown			
Manny Sanguillen, R (1, 2) OBP: 0.298, SLG: 0.438	0-0 E6 1B	0-0 HR 1B			0-0 1-3	0-0 F8		0-0 2B 2B	5 2 3 2 0 0 0					
Al Oliver, L (1, 8) OBP: 0.320, SLG: 0.487	0-0 F8	0-0 HR			0-0 F3		0-0 3-1	0-0 6-3 2B	5 1 2 3 0 0 1					
Willie Stargell, L (1, 7) OBP: 0.382, SLG: 0.650 Dave Parker, L (7, 9) OBP: 0.100, SLG: 0.100	0-0 4-3	0-0 E3 1B			0-3 K		0-0 5-3	0-0 L9	4 0 0 0 0 1 1 1 0 0 0 0 0 1					
Richie Zisk, R (1, 9) OBP: 0.356, SLG: 0.481		FC3-6 1B			0-0 P3		4-0 FC5-4 BB	0-0 6-3	4 0 2 0 1 0 2					
Bob Robertson, R (1, 3) OBP: 0.328, SLG: 0.395		K			0-0 L9		0-0 FC5-4	0-0 L5	5 0 1 0 0 1 3					
Richie Hebner, L (1, 5) OBP: 0.371, SLG: 0.502		FC3-6 1B			0-0 F7		0-0 2B		4 1 1 0 0 0 4					
Dal Maxvill, R (1, 6) OBP: 0.268, SLG: 0.275		0-0 1B 1B			0-3 K		0-0 L8		4 1 1 0 0 1 1					
Jim Rooker, R (1, 1) OBP: 0.133, SLG: 0.133		0-0 E 1B 1B			0-3 K		0-0 G1-6-3 1B	0-3 K	4 1 2 0 0 2 1					
Inning Stats	R: 0 E: 1 K: 1 S: 6 H: 1 LOB: 1 BB: 0 P: 6	R: 6 E: 2 K: 1 S: 14 H: 8 LOB: 3 BB: 0 P: 14	R: 0 E: 0 K: 2 S: 7 H: 0 LOB: 0 BB: 0 P: 7	R: 0 E: 0 K: 1 S: 6 H: 0 LOB: 1 BB: 0 P: 6	R: 0 E: 0 K: 1 S: 5 H: 0 LOB: 0 BB: 0 P: 5	R: 0 E: 0 K: 0 S: 3 H: 1 LOB: 0 BB: 0 P: 3	R: 0 E: 0 K: 0 S: 3 H: 0 LOB: 1 BB: 1 P: 7	R: 0 E: 0 K: 1 S: 6 H: 1 LOB: 1 BB: 0 P: 6	R: 1 E: 0 K: 0 S: 5 H: 2 LOB: 1 BB: 0 P: 5	1B: 9 2B: 3 3B: 0 HR: 1 SF: 0 SAC: 0 DP: 1 HBP: 0	WP: 0 PB: 1 SB: 0 CS: 0 PA: 42			
PITCHER	IP WLS BF H R ER SO BB IBB HBP BLK WP HR S P ERA WHIP												PITCHER	IP WLS BF H R ER SO BB IBB HBP BLK WP HR S P ERA WHIP
Ron Bryant, L (1, 1) ERA: 3.11	1.2 L 13 7 6 6 2 0 0 0 0 0 0 1 17 17 32.40 4.200													
Don Carrithers, R (2, 1) ERA: 5.14	3.1 13 2 0 0 4 0 0 0 0 0 0 0 21 21 0.00 0.600													
Jim Willoughby, R (6, 1) ERA: 4.68	2.0 7 1 0 0 0 1 0 0 0 0 0 0 6 10 0.00 1.000													
Randy Moffitt, R (8, 1) ERA: 2.92	2.0 9 3 1 1 1 0 0 0 0 0 0 0 0 11 11 4.50 1.500													

livebaseballscorecards.com

AB	41
R	7
H	13
RBI	7
BB	1
SO	7
LOB	16



Batter	1	2	3	4	5	6	7	8	9	AB	R	H	RBI	BB	SO	LOB
Bobby Bonds, R OBP: 0.389, SLG: 0.572 (1, 9) X	0-0 L9 ①		0-0 FC6-4 ③		4-0 BB ①			0-0 F7 ①		3	0	0	0	1	0	1
Tito Fuentes, S OBP: 0.322, SLG: 0.368 (1, 4) S S S	0-3 K ②			0-0 F4 ① X	0-0 4-3 ③			0-0 F8 ②		4	0	0	0	0	1	2
Gary Matthews, R OBP: 0.397, SLG: 0.484 (1, 7) X	0-0 4-3 ③			0-0 E7 ①			0-0 HR ①	0-0 5-3 ③		4	1	1	1	0	0	0
Ed Coodson, L OBP: 0.354, SLG: 0.473 (1, 5) X		0-0 5-3 ①		0-0 1-3 ②		0-0 G1 ①		0-0 2B ①		4	0	1	0	0	0	1
Damaso Blanco, R (9, PR)				2-3						0	0	0	0	0	0	0
Dave Kingman, R OBP: 0.247, SLG: 0.417 (1, 3) X		0-0 5-3 ②		0-3 K ③		0-3 K ②		0-0 F2 ①		4	0	0	0	0	2	2
Gary Thomasson, L OBP: 0.342, SLG: 0.397 (1, 8) X		0-0 1-3 ③			0-0 4-3 ③	0-0 6-3 ③		0-0 6-3 ②		4	1	1	0	0	0	1
					4-3 1B 2B											
Mike Phillips, L OBP: 0.190, SLG: 0.220 (1, 6) X			0-0 4-3 ①		0-0 L8 ①		0-0 F7 ①		0-3 K ③	3	0	0	0	0	0	1
Willie McCovey, L OBP: 0.420, SLG: 0.505 (9, PH)										1	0	0	0	0	1	1
Mike Sadek, R OBP: 0.306, SLG: 0.167 (1, 2) B B B B			4-0 FC6-4 ②		0-0 4-3 ②		0-0 G6-3 ①			1	0	0	0	1	0	1
Chris Arnold, R OBP: 0.414, SLG: 0.458 (7, PH) (8, 2)					2-3		1B			1	0	1	0	0	0	0
Ron Bryant, S OBP: 0.183, SLG: 0.143 (1, 1) X			0-0 F8 ②		0-0 BB ②		0-0 G6-3 ②			0	0	0	0	0	0	0
Don Carithers, R OBP: 0.364, SLG: 0.364 (2, 1) X										1	0	0	0	0	0	1
Chris Speier, R OBP: 0.363, SLG: 0.410 (5, PH) X										1	0	1	1	0	0	0
Jim Willoughby, R OBP: 0.298, SLG: 0.348 (6, 1) X										0	0	0	0	0	0	0
Garry Maddox, R OBP: 0.364, SLG: 0.473 (7, PH) X										1	0	0	0	0	0	1
Randy Moffitt, R OBP: 0.077, SLG: 0.077 (8, 1) X					3-H		1-2f			0	0	0	0	0	0	0

Inning Stats	R: 0	H: 0	E: 0	LOB: 0	K: 1	S: 5	P: 5	R: 0	H: 0	E: 0	LOB: 0	K: 0	S: 3	R: 0	H: 0	E: 0	LOB: 1	K: 0	S: 3	R: 0	H: 0	E: 1	LOB: 1	K: 1	S: 6	R: 1	H: 2	E: 0	LOB: 2	K: 0	S: 5	R: 0	H: 1	E: 0	LOB: 0	K: 1	S: 6	R: 0	H: 1	E: 0	LOB: 0	K: 0	S: 3	R: 0	H: 0	E: 0	LOB: 0	K: 0	S: 3	R: 0	H: 0	E: 0	LOB: 0	K: 1	S: 6	R: 0	H: 1	E: 0	LOB: 1	K: 1	S: 6	1B: 2	2B: 2	3B: 0	HR: 1	SF: 0	SAC: 0	DP: 1	HBP: 0	WP: 0	PA: 34
PITCHER Jim Rooker, L ERA: 4.06 (1, 1)	IP	WLS	BF	H	R	ER	SO	BB	IBB	HBP	BLK	WP	HR	S	P	ERA	WHIP																																																						
	9.0	W	34	5	2	2	4	2	0	0	0	0	1	40	48	2.00	0.778																																																						


BOTTOM

Pittsburgh Pirates @ San Francisco Giants
Candlestick Park, San Francisco, CA

Sat Jul 14 1973, 6:33 AM EDT
Att. 9,458 - Unknown

AB	32
R	2
H	5
RBI	2
BB	2
SO	4
LOB	12

livebaseballscores.com



Batter	1	2	3	4	5	6	7	8	9	AB R H RBI BB SO LOB	TOP											
Rennie Stennett, R (1, 4) OBP: 0.254, SLG: 0.347	0-0 6-3		0-0 P5			0-0 4-3		0-3 K		4 0 0 0 0 1 0	Pittsburgh Pirates @ San Francisco Giants Candlestick Park, San Francisco, CA Sun Jul 15 1973, 6:33 AM EDT Att: 12,851 - Unknown livebaseballscorecards.com											
Manny Sanguillen, R (1, 2) OBP: 0.294, SLG: 0.433	0-0 F3			0-0 5-3		0-0 L4		0-0 F9		4 0 0 0 0 0 0												
Al Oliver, L (1, 8) OBP: 0.316, SLG: 0.481	0-3 K			0-0 F4		0-0 F9			0-0 6-3	4 0 0 0 0 1 0												
Willie Stargell, L (1, 7) OBP: 0.380, SLG: 0.644		0-0 F9		0-0 4-3			0-0 1B 1B		0-0 4-3	4 0 1 0 0 0 0												
Richie Hebner, L (1, 5) OBP: 0.370, SLG: 0.502		0-0 F4			0-0 FC6-5 2B		0-0 F3		0-0 F7	4 0 1 0 0 0 1												
Richie Zisk, R (1, 9) OBP: 0.356, SLG: 0.475		0-0 1B			0-3 K		0-3 K			3 0 1 0 0 2 2												
Bob Robertson, R (1, 3) OBP: 0.328, SLG: 0.394		0-3 K			0-0 FC6-5 BB		0-0 1-2 1B			3 0 1 0 0 1 2												
Dal Maxvill, R (1, 6) OBP: 0.279, SLG: 0.268			0-0 4-3		4-0 BB BB		0-0 3-1			1 0 0 0 1 0 0												
Dave Parker, L (7, PH) OBP: 0.091, SLG: 0.091					1-2 BB					1 0 0 0 0 0 2												
Steve Blass, R (7, 1) OBP: 0.455, SLG: 0.545					0-0 4-3					0 0 0 0 0 0 0												
Tom Dettore, L (7, 1)										0 0 0 0 0 0 0												
John Lamb, R (8, 1)										0 0 0 0 0 0 0												
Bob Moose, R (1, 1) OBP: 0.171, SLG: 0.105			0-3 K			0-0 4-3		0-0 6-3		1 0 0 0 0 1 0												
Vic Davalillo, L (5, PH) OBP: 0.200, SLG: 0.231										1 0 0 0 0 0 2												
Bob Johnson, L (5, 1)										0 0 0 0 0 0 0												
Gene Alley, R (7, 6) OBP: 0.312, SLG: 0.321										1 0 0 0 0 0 0												
Inning Stats	R: 0 E: 0 K: 1 S: 5	H: 0 LOB: 0 BB: 0 P: 5	R: 0 E: 0 K: 1 S: 6	H: 1 LOB: 1 BB: 0 P: 6	R: 0 E: 0 K: 1 S: 5	H: 0 LOB: 0 BB: 0 P: 5	R: 0 E: 0 K: 0 S: 3	H: 0 LOB: 0 BB: 0 P: 3	R: 0 E: 0 K: 1 S: 6	H: 1 LOB: 2 BB: 1 P: 10	R: 0 E: 0 K: 0 S: 3	H: 0 LOB: 0 BB: 0 P: 3	R: 0 E: 0 K: 1 S: 7	H: 2 LOB: 2 BB: 0 P: 7	R: 0 E: 0 K: 1 S: 5	H: 0 LOB: 0 BB: 0 P: 5	R: 0 E: 0 K: 0 S: 3	H: 0 LOB: 0 BB: 0 P: 3	1B: 3 2B: 1 3B: 0 HR: 0	SF: 0 SAC: 0 DP: 0 HBP: 0	WP: 0 PB: 0 SB: 0 CS: 0	PA: 32
PITCHER Juan Marichal, R (1, 1) ERA: 3.67	IP 9.0 WLS W BF 32 H 4 R 0 ER 0 SO 6 BB 1 IBB 0 HBP 0 BLK 0 WP 0 HR 0 S 43 P 47 ERA 0.00 WHIP 0.556											PITCHER	IP WLS BF H R ER SO BB IBB HBP BLK WP HR S P ERA WHIP									

AB	31
R	0
H	4
RBI	0
BB	1
SO	6
LOB	9



Batter	1	2	3	4	5	6	7	8	9
Bobby Bonds, R OBP: 0.391, SLG: 0.575 (1, 9) X	0-0 F8 X	0-0 2B		0-0 E5 X		4-0 BB E BB	0-3 K X	0-0 2B 1-3 3-H	
Tito Fuentes, S OBP: 0.322, SLG: 0.366 (1, 4) H	1-0 HR HBP	0-3 K X		0-3 K X		0-0 L4 X		0-0 1B 1B L7	
Garry Maddox, R OBP: 0.364, SLG: 0.482 (1, 8) X	0-0 HR 1-H		0-0 L4 X	0-0 6-3 X		0-0 F7 X		0-0 1B 1B	
Willie McCovey, L OBP: 0.428, SLG: 0.537 (1, 3) B B B B	4-0 2B BB		0-0 HR X		0-0 HR X		4-0 HR BB X	0-0 F9 X	
Gary Thomasson, L OBP: 0.340, SLG: 0.394 (8, 3) B B B B								1-2 2-3	
Ed Goodson, L OBP: 0.361, SLG: 0.488 (1, 5) X	0-0 2B 1-3		0-0 F7 X		4-0 BB X		0-0 HR 1-H X	4-0 1B 2B IBB	
Gary Matthews, R OBP: 0.403, SLG: 0.486 (1, 7) X	4-0 G3-6-1 IBB		0-0 1B X		0-3 K X		4-0 G4-6-3 1B BB X	0-0 2B 1B 1-3 2-H 3-H	
Mike Phillips, L OBP: 0.234, SLG: 0.267 (1, 6) X	0-0 G3-6-1 1-2f		0-0 1B X		0-3 K X		1-0 G4-6-3 1-2 HBP X	0-0 1B 2B 2B 2-H 3-H	
Dave Rader, L OBP: 0.331, SLG: 0.348 (1, 2) X		0-0 4-3 X	0-0 G3 X		0-0 G3 X		0-0 G4-6-3 1-2f 2-3 X	0-0 2B 1B 2-3	
Juan Marichal, R OBP: 0.289, SLG: 0.256 (1, 1) X		0-0 5-3 X		0-0 4-3 X		0-3 K X	0-0 1B 3-H X	0-0 F7 X	

AB	R	H	RBI	BB	SO	LOB
5	0	2	1	1	1	1
5	2	1	0	0	2	5
5	2	2	2	0	0	2
2	3	2	2	2	0	0
1	0	0	0	0	0	2
3	2	2	2	2	0	0
3	2	2	2	2	1	1
4	1	2	2	0	1	4
5	0	1	0	0	0	5
5	0	1	1	0	1	2

BOTTOM

Pittsburgh Pirates @ San Francisco Giants
Candlestick Park, San Francisco, CA

Sun Jul 15 1973, 6:33 AM EDT
Att. 12,851 - Unknown

livebaseballscorecards.com

AB	38
R	12
H	15
RBI	12
BB	7
SO	6
LOB	22

GIANTS

1B: 7	SF: 0	WP: 0	PA: 47
2B: 4	SAC: 0	PB: 0	
3B: 0	DP: 2	SB: 1	
HR: 4	HBP: 2	CS: 0	

Inning Stats	R	H	E	K	S	R	H	E	K	S	R	H	E	K	S	R	H	E	K	S	R	H	E	K	S	R	H	E	K	S	R	H	E	K	S	ERA	WHIP
Bob Moose, R ERA: 4.02 (1, 1)	2	2	0	0	4	0	0	0	0	0	0	0	0	0	0	0	0	0	0	0	0	0	0	0	0	0	0	0	0	0	0	0	0	0	0	6.75	1.750
Bob Johnson, R ERA: 4.38 (5, 1)	0	0	0	0	0	1	1	0	0	0	0	0	0	0	0	0	0	0	0	0	0	0	0	0	0	0	0	0	0	0	0	0	0	0	4.50	1.500	
Steve Blass, R ERA: 10.27 (7, 1)	0	0	0	0	0	1	1	0	0	0	0	0	0	0	0	0	0	0	0	0	0	0	0	0	0	0	0	0	0	0	0	0	0	∞	∞		
Tom Dettore, R ERA: 5.96 (7, 1)	0	0	0	0	0	1	1	0	0	0	0	0	0	0	0	0	0	0	0	0	0	0	0	0	0	0	0	0	0	0	0	0	0	27.00	4.200		
John Lamb, R ERA: 3.6 (8, 1)	0	0	0	0	0	0	0	0	0	0	0	0	0	0	0	0	0	0	0	0	0	0	0	0	0	0	0	0	0	0	0	0	0	0.00	0.000		

Batter	1	2	3	4	5	6	7	8	9	AB R H RBI BB SO LOB	TOP	
Bobby Bonds, R OBP: 0.397, SLG: 0.576 (1, 9) X	0-0 SH5-3 1B		4-0 G6-4-3 BB			4-0 1B FC6-4 BB		4-0 FC4-6 BB		1 2 1 0 3 0 0	San Francisco Giants @ St. Louis Cardinals Busch Stadium, St. Louis, MO Mon Jul 16 1973, 7:05 PM CDT Att: 26,413 - Unknown	
Tito Fuentes, S OBP: 0.322, SLG: 0.365 (1, 4) X	0-0 SH5-3 1-3		0-0 G6-4-3 1-2f			0-0 FC6-4 1B		0-0 FC4-6 1-2f 2-3		3 0 1 0 0 0 4		
Garry Maddox, R OBP: 0.363, SLG: 0.479 (1, 8) X	0-0 G4-6-3 1B			0-0 5-3		0-0 FC6-4 PB 1-2f 3-H		0-0 G3		4 0 1 2 0 0 3		
Willie McCovey, L OBP: 0.422, SLG: 0.527 (1, 3) X	0-0 G4-6-3 1-2f			0-0 P5		0-3 K 1-2			0-0 F7	4 0 0 0 0 1 2		
Ed Goodson, L OBP: 0.357, SLG: 0.482 (1, 5) X		0-0 6-3		0-0 F8			0-0 6-3		0-0 F7	4 0 0 0 0 0 0		
Gary Matthews, R OBP: 0.401, SLG: 0.481 (1, 7) X		0-0 F3			4-0 G4-3 BB		0-0 4-3		0-0 P4	3 0 0 0 1 0 0		
Mike Phillips, L OBP: 0.220, SLG: 0.250 (1, 6) X		0-0 F8			0-0 G4-3 1-2f		0-0 4-3			3 0 0 0 0 0 1		
Dave Rader, L OBP: 0.334, SLG: 0.351 (1, 2) X			0-0 SH1-4 1B		0-0 1-3			0-0 FC4-6 SH2-4 1B		3 0 2 0 0 0 0		
Jim Barr, R OBP: 0.209, SLG: 0.175 (1, 1) X			0-0 SH1-4 1-2			0-0 F9		0-0 SH2-4 1-2		1 0 0 0 0 0 0		
Inning Stats	R: 1 E: 0 K: 0 S: 4 H: 2 LOB: 0 BB: 0 P: 4	R: 0 E: 0 K: 0 S: 3 H: 0 LOB: 0 BB: 0 P: 3	R: 0 E: 0 K: 0 S: 3 H: 1 LOB: 1 BB: 1 P: 7	R: 0 E: 0 K: 0 S: 3 H: 0 LOB: 0 BB: 0 P: 3	R: 0 E: 0 K: 0 S: 2 H: 0 LOB: 0 BB: 1 P: 6	R: 1 E: 0 K: 1 S: 6 H: 1 LOB: 1 BB: 1 P: 10	R: 0 E: 0 K: 0 S: 3 H: 0 LOB: 0 BB: 0 P: 3	R: 0 E: 0 K: 0 S: 4 H: 1 LOB: 2 BB: 1 P: 8	R: 0 E: 0 K: 0 S: 3 H: 0 LOB: 0 BB: 0 P: 3	1B: 5 2B: 0 3B: 0 HR: 0 SF: 0 SAC: 3 DP: 3 HBP: 0	WP: 0 PB: 1 SB: 1 CS: 0 PA: 33	
PITCHER Bob Gibson, R ERA: 3.07 (1, 1)	IP: 9.0 WLS: W BF: 33 H: 5 R: 2 ER: 2 SO: 1 BB: 4 IBB: 0 HBP: 0 BLK: 0 WP: 0 HR: 0 S: 31 P: 47 ERA: 2.00 WHIP: 1.000											PITCHER IP: WLS: BF: H: R: ER: SO: BB: IBB: HBP: BLK: WP: HR: S: P: ERA: WHIP

livebaseballscorecards.com

AB	26
R	2
H	5
RBI	2
BB	4
SO	1
LOB	10



Batter	1	2	3	4	5	6	7	8	9
Lou Brock, L OBP: 0.359, SLG: 0.379 (1, 7) X	0-0 F8 ①		0-0 4-3 ③		0-0 F7 ③			0-0 SH1 1B	
Ted Sizemore, R OBP: 0.386, SLG: 0.332 (1, 4) X	0-0 5-3 ②			0-0 F7 ①		0-0 5-3 ①		0-0 SH1 1-2	
Joe Torre, R OBP: 0.397, SLG: 0.431 (1, 3) X	0-0 5-3 ③			0-0 HR		0-0 6-3 ②		0-0 G6-3 1B 2-H	
Ted Simmons, S OBP: 0.355, SLG: 0.425 (1, 2)		0-3 K ①		0-0 P4 ②		0-0 6-3 ③		0-0 G6-3 1-2f ② ③	
Luis Melendez, R OBP: 0.319, SLG: 0.321 (1, 8) X		0-0 F8 ②		0-0 FC6-4 1B			0-0 FC6-4 1B		
Ken Reitz, R OBP: 0.258, SLG: 0.358 (1, 5) X		0-0 4-3 ③		0-0 FC6-4 1-2f ③			0-0 FC6-4 1-2f ①		
Bernie Carbo, L OBP: 0.364, SLG: 0.336 (1, 9) X			0-0 FC4-6 1B		0-0 HR		0-0 F8		
Mike Tyson, R OBP: 0.278, SLG: 0.299 (1, 6) X			0-0 FC4-6 1-2f ①		0-0 5-3 ①		0-0 E5 1-3 1B		
Bob Gibson, R OBP: 0.222, SLG: 0.240 (1, 1) S		0-3 K ②		0-0 F8 ②			0-0 F2		

Inning Stats	R: 0	H: 0	E: 0	LOB: 0	K: 0	BB: 0	S: 3	P: 3
	0	0	0	0	1	0	6	5
	0	0	0	0	0	0	5	5
	0	1	0	1	1	0	6	6
	1	2	0	1	0	0	5	5
	1	1	0	0	0	0	4	4
	0	0	0	0	0	0	3	3
	0	2	1	2	0	0	5	5
	1	2	0	0	0	0	4	4
	1	2	0	0	0	0	4	4
	0	0	0	0	0	0	3	3
	0	0	0	0	0	0	1	1
	0	0	0	0	0	0	1	3

PITCHER	IP	WLS	BF	H	R	ER	SO	BB	IBB	HBP	BLK	WP	HR	S	P	ERA	WHIP
Jim Barr, R ERA: 3.39 (1, 1)	8.0	L	31	8	3	3	2	0	0	0	0	0	2	35	35	3.38	1.000

BOTTOM

AB	R	H	RBI	BB	SO	LOB
4	1	1	0	0	0	1
3	0	0	0	0	0	0
4	1	2	2	0	0	0
4	0	0	0	0	1	1
3	0	2	0	0	0	0
3	0	0	0	0	0	2
3	1	2	1	0	0	1
3	0	1	0	0	0	1
3	0	0	0	0	1	3

AB	30
R	3
H	8
RBI	3
BB	0
SO	2
LOB	9




WP	PA
0	31

San Francisco Giants @ St. Louis Cardinals
Busch Stadium, St. Louis, MO
 Mon Jul 16 1973, 7:05 PM CDT
 Att. 26,413 - Unknown

livebaseballscorecards.com

Batter	1	2	3	4	5	6	7	8	9	AB R H RBI BB SO LOB	TOP	
Bobby Bonds, R (1, 9) OBP: 0.398, SLG: 0.578	0-0 BLK 6-3 2B		0-0 G4-6-3 1-2f			0-0 1B		0-0 F8		4 1 2 0 0 0 1	San Francisco Giants @ St. Louis Cardinals Busch Stadium, St. Louis, MO Tue Jul 17 1973, 7:05 PM CDT Att. 20,154 - Unknown livebaseballscorecards.com	
Tito Fuentes, S (1, 4) OBP: 0.319, SLG: 0.362	0-0 6-3 2-H		0-0 L7			0-0 F2		0-0 6-3		4 0 0 1 0 0 1		
Garry Maddox, R (1, 8) OBP: 0.358, SLG: 0.473	0-0 1-3				0-0 F7		0-0 P4		0-0 F9	4 0 0 0 0 0 1		
Willie McCovey, L (1, 3) OBP: 0.423, SLG: 0.525	4-0 BB				0-3 K		0-0 G4-6-3 1B		0-0 3-1	3 0 1 0 1 1 0		
Ed Goodson, L (1, 5) OBP: 0.353, SLG: 0.476	0-0 F5				0-3 K		0-0 G4-6-3 1-2f		0-0 4-3	4 0 0 0 0 1 2		
Gary Matthews, R (1, 7) OBP: 0.401, SLG: 0.479					0-0 F8		0-0 1B 1B			3 0 1 0 0 0 0		
Mike Phillips, L (1, 6) OBP: 0.226, SLG: 0.255					0-0 F8		0-0 1-3 1B			3 0 1 0 0 0 0		
Dave Rader, L (1, 2) OBP: 0.331, SLG: 0.347					0-0 F7		0-0 F9		0-0 6-3	3 0 0 0 0 0 2		
Tom Bradley, R (1, 1) OBP: 0.233, SLG: 0.244 Chris Speier, R (8, PH) OBP: 0.362, SLG: 0.409 Elias Sosa, R (8, 1) OBP: 0.400, SLG: 0.250					0-0 G4-6-3 1B		0-0 5-3		0-0 P4	2 0 1 0 0 0 0 1 0 0 0 0 0 0 0 0 0 0 0 0 0		
Inning Stats	R: 1 H: 1 E: 0 LOB: 1 K: 0 BB: 1 S: 4 P: 8	R: 0 H: 0 E: 0 LOB: 0 K: 0 BB: 0 S: 3 P: 3	R: 0 H: 1 E: 0 LOB: 0 K: 0 BB: 0 S: 3 P: 3	R: 0 H: 0 E: 0 LOB: 0 K: 2 BB: 0 S: 7 P: 7	R: 0 H: 0 E: 0 LOB: 0 K: 0 BB: 0 S: 3 P: 3	R: 0 H: 1 E: 0 LOB: 1 K: 0 BB: 0 S: 4 P: 4	R: 0 H: 3 E: 0 LOB: 2 K: 0 BB: 0 S: 5 P: 5	R: 0 H: 0 E: 0 LOB: 0 K: 0 BB: 0 S: 3 P: 3	R: 0 H: 0 E: 0 LOB: 0 K: 0 BB: 0 S: 3 P: 3	1B: 5 SF: 0 2B: 1 SAC: 0 3B: 0 DP: 2 HR: 0 HBP: 0	WP: 0 PA: 32 PB: 0 SB: 0 CS: 0	
PITCHER Rich Folkers, L (1, 1) ERA: 1.88	IP WLS BF H R ER SO BB IBB HBP BLK WP HR S P ERA WHIP											PITCHER IP WLS BF H R ER SO BB IBB HBP BLK WP HR S P ERA WHIP
	9.0 W 32 6 1 1 2 1 0 0 0 1 0 0 35 39 1.00 0.778											

Batter	1	2	3	4	5	6	7	8	9	AB R H RBI BB SO LOB	TOP											
Bobby Bonds, R (1, 9) OBP: 0.398, SLG: 0.573	0-0 F3	0-0 E6		4-0 G6-3 BB		0-0 6-3		4-0 G4-6-3 BB		3 0 0 0 2 0 2												
Tito Fuentes, S (1, 4) OBP: 0.322, SLG: 0.365	0-0 1B	0-0 E4 1B		0-0 G6-3		0-0 1B		0-0 G4-6-3		5 0 3 2 0 0 3												
Garry Maddox, R (1, 8) OBP: 0.359, SLG: 0.472	0-0 E6 1-2	0-0 L6		0-0 4-3		0-0 1B			0-0 2B 1B	5 1 2 0 0 0 3												
Willie McCovey, L (1, 3) Gary Thomasson, L (6, 3) OBP: 0.418, SLG: 0.515 OBP: 0.344, SLG: 0.406	0-3 K		0-0 4-3		0-0 F8	0-0 F5			0-0 2B 2B	4 0 0 0 0 1 4 1 1 1 1 0 0 0												
Ed Goodson, L (1, 5) OBP: 0.350, SLG: 0.475	0-0 F8		0-0 HR 2B		0-0 3-1		0-3 K		0-0 5-3 2B	5 1 1 0 0 1 3												
Gary Matthews, R (1, 7) OBP: 0.401, SLG: 0.492		0-0 F9	0-0 HR		0-0 F8		0-0 F9		0-0 2B	5 1 2 3 0 0 0												
Mike Phillips, L (1, 6) Damaso Blanco, R (7, 6)		0-0 1B E 1B	0-0 1B			0-0 G3 1B 1B		0-0 3-1	0-0 F9	4 2 3 0 0 0 0 1 0 0 0 0 0 1	AB 40 R 8 H 14 RBI 7 BB 4 SO 5 LOB 23											
Dave Rader, L (1, 2) OBP: 0.335, SLG: 0.347		0-0 E 1B 1B	0-0 F7			0-0 G3		4-0 SH1-4 BB	4-0 IBB	3 1 1 0 2 0 2												
Ron Bryant, S (1, 1) Elias Sosa, R (8, 1) OBP: 0.190, SLG: 0.153 OBP: 0.333, SLG: 0.200		0-3 K	0-3 K			0-0 6-3 PB 1B		0-0 SH1-4	0-3 K	3 1 1 1 0 2 3 1 0 0 0 0 1 2												
Inning Stats	R: 0 E: 1 K: 1 S: 7	H: 1 LOB: 2 BB: 0 P: 7	R: 2 E: 2 K: 1 S: 9	H: 3 LOB: 2 BB: 0 P: 9	R: 2 E: 0 K: 1 S: 8	H: 3 LOB: 1 BB: 0 P: 8	R: 0 E: 0 K: 0 S: 2	H: 0 LOB: 0 BB: 1 P: 6	R: 0 E: 0 K: 0 S: 3	H: 0 LOB: 0 BB: 0 P: 3	R: 2 E: 0 K: 0 S: 7	H: 4 LOB: 2 BB: 0 P: 7	R: 0 E: 0 K: 1 S: 5	H: 0 LOB: 0 BB: 0 P: 5	R: 0 E: 0 K: 0 S: 2	H: 0 LOB: 1 BB: 2 P: 10	R: 2 E: 0 K: 1 S: 8	H: 3 LOB: 2 BB: 1 P: 12	1B: 10 2B: 3 3B: 0 HR: 1	SF: 0 SAC: 1 DP: 2 HBP: 0	WP: 0 PB: 1 SB: 1 CS: 0	PA: 45
PITCHER	IP WLS BF H R ER SO BB IBB HBP BLK WP HR S P ERA WHIP																					
Rick Wise, R (1, 1) ERA: 3.1	5.2 L 30 11 6 4 3 1 0 0 0 0 0 1 35 39 6.35 2.118																					
Al Hrabosky, L (6, 1) ERA: 2.81	1.1 4 0 0 0 1 0 0 0 0 0 0 0 6 6 0.00 0.000																					
Orlando Pena, R (8, 1) ERA: 3.73	2.0 11 3 2 2 1 2 1 0 0 0 0 0 10 22 9.00 2.500																					

San Francisco Giants @ St. Louis Cardinals
Busch Stadium, St. Louis, MO
 Wed Jul 18 1973, 7:05 PM CDT
 Att: 25,605 - Unknown

livebaseballscorecards.com

Batter	1	2	3	4	5	6	7	8	9	AB	R	H	RBI	BB	SO	LOB										
Lou Brock, L OBP: 0.359, SLG: 0.376 (1, 7)	0-0 4-3		4-0 BB			0-0 F7	0-0 CS 1B		0-0 1-3	4	0	1	2	1	0	0										
Ted Sizemore, R OBP: 0.383, SLG: 0.327 (1, 4)	0-3 K		0-0 5-3			0-3 K	0-0 CS 1-2	0-0 FC4-6 1B		4	0	1	0	0	2	2										
Tim McCarver, L OBP: 0.316, SLG: 0.349 (1, 2)	0-0 4-3			0-0 5-3		0-0 1B 1B		0-0 FC4-6 BB 1-2		4	0	1	0	0	0	1										
Joe Torre, R OBP: 0.397, SLG: 0.426 (1, 3)		0-0 P4		4-0 BB		0-0 1-2 1B		0-0 F9		3	0	1	0	1	0	1										
Luis Melendez, R OBP: 0.322, SLG: 0.326 (1, 8)		0-3 K		0-0 F8		0-0 4-3		4-0 1-2 BB		3	0	0	0	1	1	3										
Ken Reitz, R OBP: 0.259, SLG: 0.356 (1, 5)		0-0 F8		0-0 F2			0-0 WP BB 1B 1B	0-0 F5		4	1	1	0	0	0	3										
Bill Stein, R OBP: 0.305, SLG: 0.264 (1, 9)			0-3 K		0-3 K		4-0 WP 1B BB		0-0 F9	2	1	0	0	1	2	0										
Jose Cruz, L OBP: 0.319, SLG: 0.391 (9, PH)										1	0	0	0	0	0	0										
Mike Tyson, R OBP: 0.282, SLG: 0.308 (1, 6)			0-0 S 1B		0-0 F9		0-0 F8 1-2 2-3		0-0 SF8 3B	4	1	2	0	0	0	2										
Rick Wise, R OBP: 0.232, SLG: 0.235 (1, 1)			0-3 K		0-3 K		0-0 5-3		0-0 SF8 3-H	2	0	0	0	0	2	1										
Al Hrabosky, R (6, 1)										0	0	0	0	0	0	0										
Dave Campbell, R (7, PH)										1	0	0	0	0	0	2										
Orlando Pena, R (8, 1)										0	0	0	0	0	0	0										
Bernie Carbo, L (9, PH)										0	0	0	1	0	0	0										
Inning Stats	R: 0 E: 0 K: 1 S: 5	H: 0 LOB: 0 BB: 0 P: 5	R: 0 E: 0 K: 1 S: 5	H: 0 LOB: 0 BB: 0 P: 5	R: 0 E: 0 K: 2 S: 8	H: 1 LOB: 2 BB: 1 P: 12	R: 0 E: 0 K: 0 S: 3	H: 0 LOB: 1 BB: 1 P: 7	R: 0 E: 0 K: 2 S: 7	H: 0 LOB: 0 BB: 0 P: 7	R: 0 E: 0 K: 1 S: 7	H: 2 LOB: 2 BB: 0 P: 7	R: 2 E: 0 K: 0 S: 4	H: 2 LOB: 0 BB: 1 P: 8	R: 0 E: 0 K: 0 S: 4	H: 1 LOB: 2 BB: 1 P: 8	R: 1 E: 0 K: 0 S: 4	H: 1 LOB: 0 BB: 0 P: 4	1B: 6 2B: 0 3B: 1 HR: 0	SF: 1 SAC: 0 DP: 0 HBP: 0	WP: 1 PB: 0 SB: 1 CS: 1	PA: 38				
PITCHER	IP WLS BF H R ER SO BB IBB HBP BLK WP HR S P ERA WHIP	IP WLS BF H R ER SO BB IBB HBP BLK WP HR S P ERA WHIP	IP WLS BF H R ER SO BB IBB HBP BLK WP HR S P ERA WHIP	IP WLS BF H R ER SO BB IBB HBP BLK WP HR S P ERA WHIP	IP WLS BF H R ER SO BB IBB HBP BLK WP HR S P ERA WHIP	IP WLS BF H R ER SO BB IBB HBP BLK WP HR S P ERA WHIP	IP WLS BF H R ER SO BB IBB HBP BLK WP HR S P ERA WHIP	IP WLS BF H R ER SO BB IBB HBP BLK WP HR S P ERA WHIP	IP WLS BF H R ER SO BB IBB HBP BLK WP HR S P ERA WHIP	IP WLS BF H R ER SO BB IBB HBP BLK WP HR S P ERA WHIP	IP WLS BF H R ER SO BB IBB HBP BLK WP HR S P ERA WHIP	IP WLS BF H R ER SO BB IBB HBP BLK WP HR S P ERA WHIP	IP WLS BF H R ER SO BB IBB HBP BLK WP HR S P ERA WHIP	IP WLS BF H R ER SO BB IBB HBP BLK WP HR S P ERA WHIP	IP WLS BF H R ER SO BB IBB HBP BLK WP HR S P ERA WHIP	IP WLS BF H R ER SO BB IBB HBP BLK WP HR S P ERA WHIP	IP WLS BF H R ER SO BB IBB HBP BLK WP HR S P ERA WHIP	IP WLS BF H R ER SO BB IBB HBP BLK WP HR S P ERA WHIP	IP WLS BF H R ER SO BB IBB HBP BLK WP HR S P ERA WHIP	IP WLS BF H R ER SO BB IBB HBP BLK WP HR S P ERA WHIP	IP WLS BF H R ER SO BB IBB HBP BLK WP HR S P ERA WHIP	IP WLS BF H R ER SO BB IBB HBP BLK WP HR S P ERA WHIP	IP WLS BF H R ER SO BB IBB HBP BLK WP HR S P ERA WHIP	IP WLS BF H R ER SO BB IBB HBP BLK WP HR S P ERA WHIP	IP WLS BF H R ER SO BB IBB HBP BLK WP HR S P ERA WHIP	IP WLS BF H R ER SO BB IBB HBP BLK WP HR S P ERA WHIP

BOTTOM

San Francisco Giants @ St. Louis Cardinals
 Busch Stadium, St. Louis, MO
 Wed Jul 18 1973, 7:05 PM CDT
 Att. 25,605 - Unknown

livebaseballscorecards.com

AB	32
R	3
H	7
RBI	3
BB	4
SO	7
LOB	15



San Francisco Giants @ Chicago Cubs
 Wrigley Field, Chicago, IL
 Fri Jul 20 1973, 3:33 AM CDT
 Att. 21,946 - Overcast - 72 F

AB	38
R	5
H	10
RBI	4
BB	3
SO	5
LOB	26

WP	1	PA	41
PB	0		
SB	1		
CS	0		

WP	1	PA	41
PB	0		
SB	1		
CS	0		



Batter	1	2	3	4	5	6	7	8	9	AB R H RBI BB SO LOB																	
Bobby Bonds, R OBP: 0.400, SLG: 0.578 (1, 9) X	0-0 FC 1B 2B	0-0 F9			0-0 6-3 1B 2B		4-0 WP BB	0-0 6-3		4 2 2 0 1 0 1																	
Tito Fuentes, S OBP: 0.321, SLG: 0.365 (1, 4) X	0-0 FC BB 1B E		0-0 1-3		0-0 6-3		0-3 K		0-0 2B	5 1 1 0 0 1 4																	
Garry Maddox, R OBP: 0.360, SLG: 0.471 (1, 8) X	0-0 E BB FC6-4 1B		0-0 6-3		0-0 S 1B		0-3 K		0-3 K	5 1 2 2 0 2 3																	
Willie McCovey, L OBP: 0.417, SLG: 0.509 (1, 3) B B B	4-0 FC6-4 E 1-2 2-3 BB		0-0 F3		0-0 P4-3		4-0 IBB		0-0 F7	3 0 0 0 2 0 2																	
Ed Goodson, L OBP: 0.351, SLG: 0.474 (1, 5) X	0-0 E5 FC6-4 1-2 2-3 3-H			0-0 FC6-4 1B		0-0 FC6-4 1B		0-0 P5		0-0 F7	5 0 2 0 0 0 6																
Gary Matthews, R OBP: 0.396, SLG: 0.485 (1, 7) X	0-0 FC6-4 P6-4-3 1-2f 2-3 3-H		0-0 F8		0-3 K		0-0 F8			4 0 0 1 0 1 4																	
Chris Speier, R OBP: 0.358, SLG: 0.404 (1, 6) X	0-0 P6-4-3 1-2f		0-0 FC6-4		0-3 K		0-0 F9			4 0 0 0 0 1 4																	
Damaso Blanco, R (8, 6)										0 0 0 0 0 0 0																	
Dave Rader, L OBP: 0.334, SLG: 0.356 (1, 2) X		0-0 F7		0-0 P4-3		0-0 FC6-4 1-2f		0-0 HR		4 1 1 1 0 0 2																	
Juan Marichal, R OBP: 0.306, SLG: 0.279 (1, 1) X			0-0 5-3		0-0 5-3		0-0 WP BB 1B		0-0 1B	4 0 2 0 0 0 0																	
Elias Sosa, R OBP: 0.333, SLG: 0.200 (9, 1) X										0 0 0 0 0 0 0																	
Inning Stats	R: 3 E: 1 K: 0 S: 6	H: 2 LOB: 1 BB: 1 P: 10	R: 0 E: 0 K: 0 S: 3	H: 0 LOB: 0 BB: 0 P: 3	R: 0 E: 0 K: 0 S: 3	H: 1 LOB: 1 BB: 0 P: 4	R: 1 E: 0 K: 0 S: 5	H: 2 LOB: 1 BB: 0 P: 5	R: 0 E: 0 K: 2 S: 8	H: 1 LOB: 1 BB: 0 P: 8	R: 0 E: 0 K: 2 S: 8	H: 1 LOB: 3 BB: 2 P: 16	R: 1 E: 0 K: 0 S: 5	H: 2 LOB: 1 BB: 0 P: 5	R: 0 E: 0 K: 1 S: 6	H: 1 LOB: 1 BB: 0 P: 6	1B: 6 2B: 3 3B: 0 HR: 1	SF: 0 SAC: 0 DP: 1 HBP: 0	WP: 1 PA: 41								
PITCHER	IP	WLS	BF	H	R	ER	SO	BB	IBB	HBP	BLK	WP	HR	S	P	ERA	WHIP										
Rick Reuschel, R ERA: 2.55 (1, 1)	5.0	L	22	5	4	3	0	1	0	0	0	0	0	21	25	5.40	1.200										
Ray Burris, R ERA: 1.37 (6, 1)	2.0		10	2	0	0	4	1	1	0	0	1	0	16	24	0.00	1.500										
Jack Aker, R ERA: 3.96 (8, 1)	1.1		7	3	1	1	1	0	0	0	0	0	1	9	9	6.75	2.250										
Dave LaRoche, L ERA: 6.28 (9, 1)	0.2		2	0	0	0	0	0	0	0	0	0	0	2	2	0.00	0.000										

livebaseballscorecards.com

BOTTOM

San Francisco Giants @ Chicago Cubs

Wrigley Field, Chicago, IL

Fri Jul 20 1973, 3:33 AM CDT

Att. 21,946 - Overcast - 72 F

livebaseballscorecards.com

AB	38
R	4
H	9
RBI	4
BB	3
SO	6
LOB	21



WP:	0	PA:	41
PB:	0	SB:	1
CS:	0		

AB R H RBI BB SO LOB

5 1 2 0 0 0 1

5 1 2 0 0 0 1

5 1 1 2 0 1 3

2 0 1 0 3 0 0

5 0 1 1 0 1 5

4 0 0 0 0 1 4

4 0 1 0 0 0 3

4 0 0 0 0 2 2

1B:	7	SF:	0
2B:	0	SAC:	0
3B:	0	DP:	0
HR:	2	HBP:	0

Batter	1	2	3	4	5	6	7	8	9
Rick Monday, L OBP: 0.403, SLG: 0.548 (1, 8)	0-0 1-3 1B		0-0 1-3 1B		0-0 FC6 1-2f			0-0 HR 1B	0-0 BB 1B
Don Kessinger, S OBP: 0.359, SLG: 0.321 (1, 6)	0-0 S 1B		0-0 F8 1B			0-0 F8 1B		0-0 F8 1B	0-0 BB 1B
Billy Williams, L OBP: 0.368, SLG: 0.436 (1, 7)	0-0 F8 1B		0-0 3-1 1B			0-0 3-1 1B		0-0 1-H HR	0-3 K
Jim Hickman, R OBP: 0.376, SLG: 0.289 (1, 3)	4-0 1B 1-2 BB			0-0 F7 1B		0-0 1B		4-0 BB 1-2 2-3 BB	4-0 BB
Jose Cardenal, R OBP: 0.390, SLG: 0.486 (1, 9)	0-0 1-2 2-H 1B			0-0 5-3 1B		0-0 4-3 1B		0-0 1-2 E5	0-3 K
Carmen Fanzone, R OBP: 0.306, SLG: 0.418 (1, 5)	0-0 4-3 1B			0-0 L3			0-0 E6	0-3 K	
Paul Popovich, S OBP: 0.260, SLG: 0.235 (1, 4)		0-0 P9			0-0 FC3-6 1B		0-0 P8	0-0 P4-3	
Randy Hundley, R OBP: 0.262, SLG: 0.344 (1, 2)		0-0 F8			0-3 K		0-0 F7	0-3 K	
Rick Reuschel, R OBP: 0.128, SLG: 0.106 (5, PH) Gene Hiber, L OBP: 0.301, SLG: 0.280 (6, 1) Ray Burris, R OBP: 0.324, SLG: 0.302 (7, PH) Glenn Beckert, R OBP: 0.324, SLG: 0.302 (8, 1) Jack Aker, R OBP: 0.087, SLG: 0.500 (9, 1) Dave LaRoche, L OBP: 0.307, SLG: 0.459 (9, PH)		0-3 K			0-0 FC3-6 1-2f FC6		0-0 F5	0-0 HR	

Inning Stats	R: 1	H: 2	E: 0	K: 0	S: 5	R: 0	H: 0	E: 0	K: 1	S: 5	R: 0	H: 0	E: 0	K: 0	S: 3	R: 0	H: 0	E: 0	K: 0	S: 3	R: 0	H: 1	E: 0	K: 1	S: 6	R: 0	H: 1	E: 0	K: 0	S: 4	R: 0	H: 0	E: 1	K: 0	S: 4	R: 2	H: 2	E: 1	K: 1	S: 8	R: 1	H: 3	E: 0	K: 3	S: 12	1B: 7	2B: 0	3B: 0	HR: 2	SF: 0	SAC: 0	DP: 0	HBP: 0	WP: 0	PA: 41
--------------	------	------	------	------	------	------	------	------	------	------	------	------	------	------	------	------	------	------	------	------	------	------	------	------	------	------	------	------	------	------	------	------	------	------	------	------	------	------	------	------	------	------	------	------	-------	-------	-------	-------	-------	-------	--------	-------	--------	-------	--------

PITCHER	IP	WLS	BF	H	R	ER	SO	BB	IBB	HBP	BLK	WP	HR	S	P	ERA	WHIP
Juan Marichal, R ERA: 3.72 (1, 1)	8.1	W	36	7	4	4	4	2	0	0	0	0	2	42	50	4.32	1.080
Elias Sosa, R ERA: 3.97 (9, 1)	0.2	S	5	2	0	0	2	1	0	0	0	0	0	8	12	0.00	4.500

Batter	1	2	3	4	5	6	7	8	9	AB R H RBI BB SO LOB	TOP							
Bobby Bonds, R (1, 9) OBP: 0.400, SLG: 0.576	0-0 L5		0-0 E S 1B		0-0 1B CS 1B		0-3 K		0-0 5-3	5 0 2 0 0 1 0								
Tito Fuentes, S (1, 4) OBP: 0.320, SLG: 0.363	0-0 P5		0-0 F7		0-0 1-3 1B		0-0 E1 FC6-4		0-3 K	5 0 1 0 0 1 1								
Garry Maddox, R (1, 8) OBP: 0.358, SLG: 0.468	0-0 2B 1B		0-0 F7		0-0 P3		0-0 FC6-4 1-2f			4 1 1 0 0 0 4								
Willie McCovey, L (1, 3) OBP: 0.418, SLG: 0.513 Gary Thomasson, L (7, 3) OBP: 0.344, SLG: 0.406	0-0 1-H 2B		0-3 K		0-0 CS 3-H	0-0 2B FC5-2 1B	0-0 2-3			4 0 2 1 0 1 2 0 0 0 0 0 0 0								
Gary Matthews, R (1, 7) OBP: 0.394, SLG: 0.485	0-0 F7			0-0 5-3		0-0 FC5-2 1-3 SF8 2B		0-0 4-3		4 1 1 0 0 0 1								
Chris Speier, R (1, 6) OBP: 0.360, SLG: 0.403		0-0 F2		0-0 B5		4-0 FC5-2 BB		0-0 1B 1B		3 0 1 0 1 0 0								
Dave Kingman, R (1, 5) OBP: 0.253, SLG: 0.439		0-0 1-3		0-0 HR		0-0 FC5-2 1-2 2-3 3-Hf		0-0 G6-4-3 1B		4 1 2 1 0 0 3								
Dave Rader, L (1, 2) OBP: 0.333, SLG: 0.359		0-0 2B		0-0 F7		0-0 SF8 3-H		0-0 G6-4-3 1-2f		3 0 1 1 0 0 2								
Jim Barr, R (1, 1) OBP: 0.191, SLG: 0.159		0-0 6-3			0-3 K	0-0 F8		0-3 K		4 0 0 0 0 2 3								
Inning Stats	R: 1 E: 0 K: 0 S: 5	H: 2 LOB: 1 BB: 0 P: 5	R: 0 E: 0 K: 0 S: 4	H: 1 LOB: 1 BB: 0 P: 4	R: 0 E: 0 K: 1 S: 6	H: 1 LOB: 0 BB: 0 P: 4	R: 1 E: 0 K: 0 S: 5	H: 2 LOB: 2 BB: 1 P: 9	R: 0 E: 1 K: 1 S: 6	H: 0 LOB: 1 BB: 0 P: 6	R: 0 E: 0 K: 0 S: 4	H: 2 LOB: 1 BB: 0 P: 4	R: 0 E: 0 K: 2 S: 7	H: 0 LOB: 0 BB: 0 P: 7	1B: 7 2B: 3 3B: 0 HR: 1	SF: 1 SAC: 0 DP: 1 HBP: 0	WP: 0 PB: 0 SB: 1 CS: 1	PA: 39
PITCHER	IP WLS BF H R ER SO BB IBB HBP BLK WP HR S P ERA WHIP																	
Larry Gura, L (1, 1) ERA: 3.51	5.0 L 24 9 3 3 2 1 0 0 0 0 0 1 27 31 5.40 2.000																	
Jack Aker, R (6, 1) ERA: 3.93	0.1 1 0 0 0 0 0 0 0 0 0 0 0 1 1 0.00 0.000																	
Dave LaRoche, L (6, 1) ERA: 6.14	0.2 2 0 0 0 0 0 0 0 0 0 0 0 2 2 0.00 0.000																	
Bob Locker, R (7, 1) ERA: 1.8	2.0 8 2 0 0 1 0 0 0 0 0 0 0 10 10 0.00 1.000																	
Bill Bonham, R (9, 1) ERA: 3.31	1.0 3 0 0 0 0 2 0 0 0 0 0 0 7 7 0.00 0.000																	

San Francisco Giants @ Chicago Cubs
Wrigley Field, Chicago, IL
Sat Jul 21 1973, 3:33 AM CDT
Att. 22,553 - Cloudy - 72 F

AB	36
R	3
H	11
RBI	3
BB	1
SO	5
LOB	16



WP: 0	PA: 39
PB: 0	
SB: 1	
CS: 1	

ERA	WHIP

Batter	1	2	3	4	5	6	7	8	9	AB	R	H	RBI	BB	SO	LOB
Rick Monday, L OBP: 0.401, SLG: 0.545 (1, 8)	0-0 4-3		0-0 4-3			0-0 1B		0-0 4-3		4	0	1	0	0	0	1
Billy Williams, L OBP: 0.364, SLG: 0.431 (1, 7)	0-3 K			0-0 6-3		0-0 4-3			0-0 P4	4	0	0	0	0	1	1
Jose Cardenal, R OBP: 0.388, SLG: 0.483 (1, 9)	0-0 5-3			0-0 6-3			0-3 K		0-0 BB 1B	4	1	1	0	0	1	0
Jim Hickman, R OBP: 0.385, SLG: 0.293 (1, 3)		4-0 BB G4-6-3 BB		0-0 6-3			0-0 1B 1B		4-0 1-2 BB 1B	2	0	1	0	2	0	0
Adrian Garrett, L OBP: 0.214, SLG: 0.333 (1, 2)		0-0 G4-6-3			4-0 BB L4-6 S BB		0-0 F9		0-0 1-2 BB 1B	3	0	1	1	1	0	2
Cleo James, R OBP: 0.133, SLG: 0.114 (9, PR)		1-2f			0-3 K				1-2 2-H 1B	0	0	0	0	0	0	0
Carmen Fanzone, R OBP: 0.304, SLG: 0.412 (1, 5)		0-0 L5			0-0 K				0-0 F8	4	0	1	0	0	1	3
Glenn Beckert, R OBP: 0.324, SLG: 0.301 (1, 4)			0-0 FC1-6 1B		0-0 L4-6				0-3 K	4	0	1	0	0	1	5
Don Kessinger, S OBP: 0.356, SLG: 0.318 (1, 6)			0-0 F7			0-0 F7			0-0 L6	3	0	0	0	0	0	1
Larry Gura, S OBP: 0.299, SLG: 0.200 (1, 1)			0-0 FC1-6			0-0 F8			0-3 K	1	0	0	0	0	0	1
Jack Aker, R (6, 1)										0	0	0	0	0	0	0
Dave LaRoche, L OBP: 0.667, SLG: 0.500 (6, 1)										0	0	0	0	0	0	0
Pat Bourque, L OBP: 0.365, SLG: 0.455 (6, PH)										1	0	0	0	0	0	0
Bob Locker, S OBP: 0.100, SLG: 0.100 (7, 1)										0	0	0	0	0	0	0
Gene Hiser, L OBP: 0.296, SLG: 0.277 (8, PH)										1	0	0	0	0	1	0
Bill Bonham, R OBP: 0.095, SLG: 0.095 (9, 1)										0	0	0	0	0	0	0


Inning Stats	R: 0	H: 0	E: 0	LOB: 0	K: 1	BB: 0	S: 5	P: 5	R: 0	H: 0	E: 0	LOB: 0	K: 0	BB: 1	S: 2	P: 6	R: 0	H: 1	E: 0	LOB: 1	K: 0	BB: 0	S: 4	P: 4	R: 0	H: 0	E: 0	LOB: 0	K: 1	BB: 1	S: 4	P: 8	R: 0	H: 1	E: 0	LOB: 1	K: 0	BB: 0	S: 4	P: 4	R: 0	H: 2	E: 0	LOB: 2	K: 1	BB: 0	S: 7	P: 7	R: 0	H: 0	E: 0	LOB: 0	K: 1	BB: 0	S: 5	P: 5	R: 1	H: 2	E: 0	LOB: 2	K: 1	BB: 1	S: 7	P: 11	1B: 6	SF: 0	2B: 1	SAC: 0	3B: 0	DP: 2	HR: 0	HBP: 0	WP: 0	PA: 34
PITCHER Jim Barr, R ERA: 3.25 (1, 1)	IP	WLS	BF	H	R	ER	SO	BB	IBB	HBP	BLK	WP	HR	S	P	ERA	WHIP	IP	WLS	BF	H	R	ER	SO	BB	IBB	HBP	BLK	WP	HR	S	P	ERA	WHIP	IP	WLS	BF	H	R	ER	SO	BB	IBB	HBP	BLK	WP	HR	S	P	ERA	WHIP																							

BOTTOM

San Francisco Giants @ Chicago Cubs
 Wrigley Field, Chicago, IL
 Sat Jul 21 1973, 3:33 AM CDT
 Att: 22,553 - Cloudy - 72 F

livebaseballscorecards.com

AB	31
R	1
H	6
RBI	1
BB	3
SO	5
LOB	14



Batter	1	2	3	4	5	6	7	8	9	10	11	12	13	AB R H RBI BB SO LOB	TOP										
Bobby Bonds, R OBP: 0.397, SLG: 0.571 (1, 9) X	0-0 SH5-3 1B		0-0 5-3			0-3 K			0-0 F8		0-0 F9		0-0 SF7	5 0 1 1 0 1 1											
Tito Fuentes, S OBP: 0.316, SLG: 0.359 (1, 4) X	0-0 SH5-3 1-3			0-0 L6			0-0 F8		0-0 L4			0-0 6-3	0-0 F8	5 0 0 0 0 0 1											
Garry Maddox, R OBP: 0.356, SLG: 0.464 (1, 8) S	0-3 K			0-0 G3-6-1 1B			0-0 6-3		0-3 K			0-0 F9		5 0 1 0 0 2 1											
Willie McCovey, L OBP: 0.415, SLG: 0.504 (1, 3) S	0-3 K			0-0 G3-6-1 1-2r			4-0 FC6-4 BB			0-3 K		0-0 F7		4 0 0 0 1 2 2											
Gary Matthews, R OBP: 0.391, SLG: 0.481 (1, 7) X		0-0 6-3			0-0 P4		0-0 FC6-4 1-2r			0-3 K			0-0 SH1-4 1B	5 1 1 0 0 1 1											
Chris Speier, R OBP: 0.356, SLG: 0.398 (1, 6) X		0-0 6-3			0-0 P2			0-0 F9		0-0 F9			0-0 SH 1B	4 1 0 0 0 0 0											
Dave Kingman, R OBP: 0.259, SLG: 0.456 (1, 5) S		4-0 CS BB			0-0 L5			0-0 HR			0-0 F7		0-0 SH1-4	3 1 1 1 1 0 0											
Dave Rader, L OBP: 0.331, SLG: 0.355 (1, 2) X		0-0 CS 1-2	0-0 L3			0-0 F8		0-0 F7		0-0 F7		4-0 1B SF7 IBB	4 1 0 0 1 0 0												
Tom Bradley, R OBP: 0.234, SLG: 0.244 (1, 1)									0-0 P6				0-0 1B	4 0 1 0 0 0 0											
Ron Bryant, S OBP: 0.190, SLG: 0.153 (11, 1)									0-0 F8				0-0 1B	0 0 0 0 0 0 0											
Elias Sosa, R OBP: 0.333, SLG: 0.200 (11, 1)													1-3 2-H 3-H	0 0 0 0 0 0 0											
Gary Thomasson, L OBP: 0.348, SLG: 0.410 (13, PH)													1-3 2-H 3-H	1 0 1 2 0 0 0											
Don McMahon, R (13, 1)													1B	0 0 0 0 0 0 0											
Inning Stats	R: 0 E: 0 K: 2 S: 8	H: 1 LOB: 1 BB: 0 P: 8	R: 0 E: 0 K: 0 S: 2	H: 0 LOB: 1 BB: 1 P: 6	R: 0 E: 0 K: 0 S: 3	H: 0 LOB: 0 BB: 0 P: 3	R: 0 E: 0 K: 0 S: 3	H: 1 LOB: 0 BB: 0 P: 3	R: 0 E: 0 K: 1 S: 3	H: 0 LOB: 1 BB: 1 P: 7	R: 1 E: 0 K: 0 S: 4	H: 1 LOB: 0 BB: 0 P: 4	R: 0 E: 0 K: 1 S: 5	H: 0 LOB: 0 BB: 0 P: 5	R: 0 E: 0 K: 2 S: 7	H: 0 LOB: 0 BB: 0 P: 7	R: 0 E: 0 K: 0 S: 3	H: 0 LOB: 0 BB: 0 P: 3	R: 3 E: 0 K: 0 S: 6	H: 2 LOB: 1 BB: 1 P: 10	1B: 5 2B: 0 3B: 0 HR: 1	SF: 1 SAC: 3 DP: 1 HBP: 0	WP: 0 PB: 0 SB: 1 CS: 1	PA: 48	
PITCHER Fergie Jenkins, R ERA: 3.63 (1, 1)	IP 12.0	WLS 40	BF 40	H 4	R 1	ER 1	SO 6	BB 2	IBB 0	HBP 0	BLK 0	WP 0	HR 1	S 58	P 58	ERA 0.75	WHIP 0.500								
Bob Locker, R ERA: 2.21 (13, 1)	1.0	L	7	2	3	3	0	0	1	0	0	0	0	6	10	27.00	2.000								

San Francisco Giants @ Chicago Cubs
Wrigley Field, Chicago, IL

Sun Jul 22 1973, 3:33 AM CDT
Att. 29,278 - Overcast - 76 F

livebaseballscorecards.com

AB	40
R	4
H	6
RBI	4
BB	3
SO	6
LOB	6



Batter	1	2	3	4	5	6	7	8	9	10	11	12	13	AB R H RBI BB SO LOB
Glenn Beckert, R OBP: 0.318, SLG: 0.296 (1, 4)	0-0 G3		0-0 F2		0-0 5-3			0-0 5-3		0-0 6-3		0-0 P6		6 0 0 0 0 0 2
Rick Monday, L OBP: 0.397, SLG: 0.538 (1, 8)	0-0 F7		0-0 P6			0-0 B2		0-0 F8			0-0 1-3		6 0 1 0 0 0 0	
Billy Williams, L OBP: 0.361, SLG: 0.426 (1, 7)	0-0 G3		0-0 F2			0-0 4-3			0-0 5-3		0-0 WP 1-3 1B		6 0 1 0 0 1 1	
Jim Hickman, R OBP: 0.395, SLG: 0.310 (1, 3)		0-0 1B 5-3 1B		0-0 G5-4-3 1B		0-0 1B		0-0 K		0-0 K	0-0 1-3 1-2		6 1 4 0 0 1 1	
Jose Cardenal, R OBP: 0.390, SLG: 0.480 (1, 9)		0-0 PB 1-3 1B 5-3		0-0 G5-4-3 1-2r		0-0 P3		0-0 5-3		0-0 5-3	4-0 IBB		4 0 1 0 2 0 2	
Ron Santo, R OBP: 0.383, SLG: 0.460 (1, 5)		0-0 5-3 1-2 3-H		0-0 1B		0-0 6-3		0-0 F7		0-0 F7	4-0 1-2 IBB		5 0 1 1 1 1 4	
Adrian Garrett, L OBP: 0.217, SLG: 0.326 (1, 2)		0-0 K		0-0 L9		0-0 F9		0-0 F9		0-0 2B 1B	0-0 4-3		4 0 1 0 0 1 2	
Paul Popovich, S OBP: 0.260, SLG: 0.235 (11, PH)		0-0 K		0-0 L9		0-0 F9		0-0 F9		0-0 2B 1B	0-0 4-3		0 0 0 0 0 0 0	
Pat Bourque, L OBP: 0.302, SLG: 0.451 (11, PH)		0-0 K		0-0 L9		0-0 F9		0-0 F9		0-0 2B 1B	0-0 4-3		1 0 0 0 0 0 3	
Ken Rudolph, R OBP: 0.209, SLG: 0.308 (12, 2)		0-0 K		0-0 L9		0-0 F9		0-0 F9		0-0 2B 1B	0-0 4-3		1 0 0 0 0 0 3	
Don Kessinger, S OBP: 0.354, SLG: 0.314 (1, 6)		4-0 IBB		0-0 F8		0-0 F8		0-0 F8		0-3 K		0-3 K	4 0 0 0 1 2 1	
Fergie Jenkins, R OBP: 0.153, SLG: 0.111 (1, 1)		0-0 5-3		0-0 F8		0-0 F8		0-0 F8		0-0 K		0-0 K	4 0 1 0 0 1 2	
Gene Hiser, L OBP: 0.295, SLG: 0.274 (12, PH)		0-0 5-3		0-0 F8		0-0 F8		0-0 F8		0-0 K		0-0 K	1 0 0 0 0 0 0	
Bob Locker, S OBP: 0.100, SLG: 0.100 (13, 1)		0-0 5-3		0-0 F8		0-0 F8		0-0 F8		0-0 K		0-0 K	0 0 0 0 0 0 0	


Inning Stats	R: 0	H: 0	E: 0	LOB: 0	K: 0	BB: 0	S: 3	P: 3
1	R: 1	H: 2	E: 0	LOB: 2	K: 1	BB: 0	S: 7	P: 11
2	R: 0	H: 0	E: 0	LOB: 0	K: 0	BB: 0	S: 3	P: 3
3	R: 0	H: 0	E: 0	LOB: 0	K: 1	BB: 0	S: 5	P: 5
4	R: 0	H: 2	E: 0	LOB: 1	K: 0	BB: 0	S: 4	P: 4
5	R: 0	H: 0	E: 0	LOB: 0	K: 1	BB: 0	S: 5	P: 5
6	R: 0	H: 1	E: 0	LOB: 1	K: 0	BB: 0	S: 4	P: 4
7	R: 0	H: 0	E: 0	LOB: 0	K: 0	BB: 0	S: 3	P: 3
8	R: 0	H: 0	E: 0	LOB: 0	K: 0	BB: 0	S: 3	P: 3
9	R: 0	H: 0	E: 0	LOB: 0	K: 1	BB: 0	S: 5	P: 5
10	R: 0	H: 2	E: 0	LOB: 2	K: 1	BB: 0	S: 7	P: 7
11	R: 0	H: 1	E: 0	LOB: 3	K: 0	BB: 2	S: 4	P: 12
12	R: 0	H: 0	E: 0	LOB: 0	K: 1	BB: 0	S: 5	P: 5
13	R: 0	H: 2	E: 0	LOB: 3	K: 2	BB: 1	S: 9	P: 13

PITCHER	IP	WLS	BF	H	R	ER	SO	BB	IBB	HBP	BLK	WP	HR	S	P	ERA	WHIP
Tom Bradley, R ERA: 3.65 (1, 1)	10.2		40	8	1	1	4	0	1	0	0	0	0	47	51	0.84	0.750
Ron Bryant, L ERA: 3.08 (11, 1)	0.0		2	0	0	0	0	0	2	0	0	1	0	0	8	∞	∞
Elias Sosa, R ERA: 3.88 (11, 1)	1.1	W	4	0	0	0	1	0	0	0	0	0	0	6	6	0.00	0.000
Don McMahon, R ERA: 1.42 (13, 1)	1.0	S	6	2	0	0	2	1	0	0	0	0	0	9	13	0.00	3.000

San Francisco Giants @ Chicago Cubs
Wrigley Field, Chicago, IL
Sun Jul 22 1973, 3:33 AM CDT
Att: 29,278 - Overcast - 76 F

AB	R	H	RBI	BB	SO	LOB
48	1	10	1	4	7	21

livebaseballscorecards.com



WP	PA
1	52

Batter	1	2	3	4	5	6	7	8	9	AB R H RBI BB SO LOB	TOP											
Rich Morales, R (1, 4) OBP: 0.247, SLG: 0.197	0-0 F8		4-0 BB		0-0 FC6-4 E		0-0 F7		0-0 4-3	4 0 0 0 1 0 3	San Diego Padres @ San Francisco Giants Candlestick Park, San Francisco, CA Thu Jul 26 1973, 6:33 AM EDT Unknown livebaseballscorecards.com											
Jerry Morales, R (1, 8) OBP: 0.313, SLG: 0.396	0-0 4-3		0-3 K		0-0 E6		0-0 1B			4 0 1 0 0 1 2												
Dave Roberts, R (1, 5) OBP: 0.298, SLG: 0.432	0-0 5-3			0-0 FC4-6 1B	0-3 K		0-3 K			4 0 1 0 0 2 4												
Nate Colbert, R (1, 3) OBP: 0.332, SLG: 0.414		0-0 F9		0-3 K		0-0 HR		0-3 K		4 1 1 1 0 2 1												
Cito Gaston, R (1, 9) OBP: 0.291, SLG: 0.402		0-3 K		0-0 FC4-6 1-2f		0-0 E5 G5-4-3		0-0 F3		4 0 0 0 0 1 1												
Dave Winfield, R (1, 7) OBP: 0.375, SLG: 0.408		0-0 E5		0-3 K		0-3 K		4-0 BB		3 0 0 0 1 2 2												
Fred Kendall, R (1, 2) OBP: 0.297, SLG: 0.343		0-0 F7			0-0 F9	0-0 G5-4-3 1-2f		0-0 F8		4 0 0 0 0 0 3												
Enzo Hernandez, R (1, 6) OBP: 0.285, SLG: 0.260			0-0 1-3		0-0 FC6-4 E BB 1B		0-0 F2		0-0 F6	4 1 1 0 0 0 0												
Steve Arlin, R (1, 1) OBP: 0.244, SLG: 0.162 Dwain Anderson, R (7, PH) OBP: 0.220, SLG: 0.135 Mike Corkins, R (7, 1) OBP: 0.236, SLG: 0.474 Gary Ross, R (7, 1) Frank Snook, R (8, 1) Ivan Murrell, R (9, PH) OBP: 0.198, SLG: 0.294			0-0 F4		4-0 FC6-4 BB		0-0 E5 1B		0-0 F3	1 0 0 0 0 1 0 0 1 0 1 0 0 0 0 0 0 0												
Inning Stats	R: 0 E: 0 K: 0 S: 3	H: 0 LOB: 0 BB: 0 P: 3	R: 0 E: 1 K: 1 S: 6	H: 0 LOB: 1 BB: 0 P: 6	R: 0 E: 0 K: 1 S: 5	H: 0 LOB: 1 BB: 1 P: 9	R: 0 E: 0 K: 2 S: 8	H: 1 LOB: 1 BB: 0 P: 8	R: 1 E: 1 K: 1 S: 7	H: 1 LOB: 2 BB: 1 P: 11	R: 1 E: 1 K: 1 S: 6	H: 1 LOB: 0 BB: 0 P: 6	R: 0 E: 1 K: 1 S: 7	H: 1 LOB: 2 BB: 0 P: 7	R: 0 E: 0 K: 1 S: 5	H: 0 LOB: 1 BB: 1 P: 9	R: 0 E: 0 K: 0 S: 3	H: 0 LOB: 0 BB: 0 P: 3	1B: 3 2B: 0 3B: 0 HR: 1	SF: 0 SAC: 0 DP: 1 HBP: 0	WP: 0 PB: 0 SB: 0 CS: 0	PA: 37
PITCHER Ron Bryant, L (1, 1) ERA: 2.97	IP: 9.0 WLS: W BF: 37 H: 4 R: 2 ER: 1 SO: 8 BB: 3 IBB: 0 HBP: 0 BLK: 0 WP: 0 HR: 1 S: 50 P: 62 ERA: 1.00 WHIP: 0.778											PITCHER	IP: WLS: BF: H: R: ER: SO: BB: IBB: HBP: BLK: WP: HR: S: P: ERA: WHIP:									



Batter	1	2	3	4	5	6	7	8	9	AB	R	H	RBI	BB	SO	LOB
Bobby Bonds, R (1, 9) OBP: 0.397, SLG: 0.579 Jim Howarth, L (9, 9) OBP: 0.239, SLG: 0.215	0-0 5-3		0-0 F9	0-0 F3		0-0 HR		0-0 1B 2B		5	2	2	3	0	0	1
Tito Fuentes, S (1, 4) OBP: 0.319, SLG: 0.361	0-0 F9		0-0 1B 1B 1B		0-0 F7	0-0 1B		0-0 3B 1B		5	1	3	1	0	0	0
Garry Maddox, R (1, 8) OBP: 0.360, SLG: 0.472	0-0 1B 1B		0-0 1B 1B		0-0 F5	0-0 F3		0-0 3B		5	1	3	1	0	0	1
Willie McCovey, L (1, 3) OBP: 0.419, SLG: 0.508 Gary Thomasson, L (7, PR) OBP: 0.352, SLG: 0.414	0-0 1B 1B		0-0 1B		0-0 F8		0-0 5-3 1B 1B	0-0 1B 1B		4	0	3	1	0	0	0
Ed Goodson, L (1, 5) OBP: 0.354, SLG: 0.485 Dave Kingman, R (7, 5) OBP: 0.262, SLG: 0.456	0-0 1B		0-3 K			0-0 HR	0-0 5-3	0-0 3B 1B		3	1	2	1	0	1	3
Gary Matthews, R (1, 7) OBP: 0.392, SLG: 0.484	0-0 L3		0-3 K			0-0 F8	4-0 HBP 1B BB	0-0 3B		4	0	1	2	1	1	5
Chris Speier, R (1, 6) OBP: 0.356, SLG: 0.398		0-0 F7		0-0 6-3-6 1B		0-0 F7	0-0 HBP 1B	0-0 F6		5	0	2	1	0	0	1
Dave Rader, L (1, 2) OBP: 0.332, SLG: 0.351		0-0 F4		0-0 6-3-6 1-2f		4-0 1B HR BB	1-0 G6-4-3 HBP	0-0 F4		3	1	0	0	1	0	2
Ron Bryant, S (1, 1) OBP: 0.209, SLG: 0.175		0-3 K		0-0 1B		0-0 1B HR	0-0 G6-4-3			4	1	2	0	0	1	3

Inning Stats	R: 1	H: 3	E: 0	K: 0	S: 6	LOB: 2	BB: 0	P: 6	R: 0	H: 0	E: 0	K: 1	S: 5	LOB: 0	BB: 0	P: 5	R: 0	H: 3	E: 0	K: 2	S: 10	LOB: 3	BB: 0	P: 10	R: 0	H: 2	E: 0	K: 0	S: 4	LOB: 1	BB: 0	P: 4	R: 0	H: 0	E: 0	K: 0	S: 3	LOB: 0	BB: 0	P: 3	R: 4	H: 4	E: 0	K: 0	S: 7	LOB: 1	BB: 1	P: 11	R: 1	H: 2	E: 0	K: 0	S: 4	LOB: 3	BB: 1	P: 9	R: 4	H: 6	E: 0	K: 0	S: 8	LOB: 1	BB: 0	P: 8
--------------	------	------	------	------	------	--------	-------	------	------	------	------	------	------	--------	-------	------	------	------	------	------	-------	--------	-------	-------	------	------	------	------	------	--------	-------	------	------	------	------	------	------	--------	-------	------	------	------	------	------	------	--------	-------	-------	------	------	------	------	------	--------	-------	------	------	------	------	------	------	--------	-------	------

PITCHER	IP	WLS	BF	H	R	ER	SO	BB	IBB	HBP	BLK	WP	HR	S	P	ERA	WHIP
Steve Arlin, R (1, 1) ERA: 4.5	6.0	L	30	12	5	5	3	1	0	0	0	0	2	35	39	7.50	2.167
Mike Corkins, R (7, 1) ERA: 5.68	0.1		4	2	1	1	0	1	0	0	0	0	0	3	7	27.00	9.000
Gary Ross, R (7, 1) ERA: 6.32	1.0		7	5	4	4	0	0	0	1	0	0	0	6	7	36.00	5.000
Frank Snook, R (8, 1) ERA: 2.08	0.2		3	1	0	0	0	0	0	0	0	0	0	3	3	0.00	1.500

BOTTOM

San Diego Padres @ San Francisco Giants
Candlestick Park, San Francisco, CA

Thu Jul 26 1973, 6:33 AM EDT
Unknown

AB	41
R	10
H	20
RBI	10
BB	2
SO	3
LOB	17

livebaseballscorecards.com

GIANTS

WP: 0	PA: 44
PB: 0	
SB: 0	
CS: 0	

Batter	1	2	3	4	5	6	7	8	9	AB R H RBI BB SO LOB	TOP	
Derrel Thomas, S (1, 6) OBP: 0.302, SLG: 0.254	0-0 FC5-4 1B		0-0 F8		0-0 2-H 1B		0-0 3-1		0-0 2B 1B	5 1 3 3 0 0 0	San Diego Padres @ San Francisco Giants Candlestick Park, San Francisco, CA Fri Jul 27 1973, 10:05 PM EDT Att. 5,470 - Unknown livebaseballscorecards.com	
Johnny Grubb, L (1, 8) OBP: 0.376, SLG: 0.434	0-0 F9		0-0 4-3		0-0 1-2 3-1		0-3 K	0-0 WP 2B	5 0 1 1 0 1 2			
Leron Lee, L (1, 9) OBP: 0.318, SLG: 0.329 Jerry Morales, R (8, 9) OBP: 0.312, SLG: 0.394	0-0 F7		0-0 4-3				0-0 F5	0-0 6-3	0-0 4-3	4 0 0 0 0 0 1 1 0 0 0 0 0 1		
Nate Colbert, R (1, 3) OBP: 0.332, SLG: 0.415	0-0 FC5-4 1-2f			0-3 K			0-0 1B 2B	0-0 F6		4 1 1 0 0 1 1		
Gene Locklear, L (1, 7) OBP: 0.298, SLG: 0.269 Ivan Murrell, R (8, 7) OBP: 0.198, SLG: 0.294		0-0 F8		0-0 6-3			4-0 1B IBB	0-3 K		3 1 0 0 1 1 0 0 0 0 0 0 0 0		
Dave Roberts, R (1, 5) OBP: 0.300, SLG: 0.430		0-3 K		0-3 K			0-0 E8 1B	0-0 SH1-4 5-3 1B		4 1 2 1 0 2 0		
Fred Kendall, R (1, 2) OBP: 0.299, SLG: 0.346		0-0 BLK 1B					0-0 SH1-4 1B	0-0 K		4 1 2 0 0 1 2		
Rich Morales, R (1, 4) OBP: 0.260, SLG: 0.203		4-0 BB 1-2 BB					0-0 F9	0-0 6-3		2 1 0 0 2 0 2		
Bill Greif, R (1, 1) OBP: 0.149, SLG: 0.070		0-0 F9					0-0 SH1-4	0-0 F8	0-0 SH1-4	2 0 0 0 0 0 2		
Inning Stats	R: 0 H: 1 E: 0 LOB: 1 K: 0 BB: 0 S: 4 P: 4	R: 0 H: 1 E: 0 LOB: 2 K: 1 BB: 1 S: 6 P: 10	R: 0 H: 0 E: 0 LOB: 0 K: 0 BB: 0 S: 3 P: 3	R: 0 H: 0 E: 0 LOB: 0 K: 2 BB: 0 S: 7 P: 7	R: 1 H: 2 E: 0 LOB: 1 K: 0 BB: 0 S: 5 P: 5	R: 2 H: 2 E: 1 LOB: 1 K: 1 BB: 1 S: 7 P: 11	R: 0 H: 0 E: 0 LOB: 0 K: 1 BB: 0 S: 5 P: 5	R: 0 H: 0 E: 0 LOB: 0 K: 1 BB: 0 S: 5 P: 5	R: 3 H: 3 E: 0 LOB: 1 K: 0 BB: 1 S: 6 P: 10	1B: 7 SF: 0 2B: 2 SAC: 2 3B: 0 DP: 0 HR: 0 HBP: 0	WP: 1 PA: 39 PB: 0 SB: 1 CS: 0	
PITCHER Juan Marichal, R (1, 1) ERA: 3.65 Don McMahon, R (8, 1) ERA: 4.32	IP WLS BF H R ER SO BB IBB HBP BLK WP HR S P ERA WHIP											PITCHER IP WLS BF H R ER SO BB IBB HBP BLK WP HR S P ERA WHIP



BOTTOM

San Diego Padres @ San Francisco Giants
 Candlestick Park, San Francisco, CA

livebaseballscorecards.com

AB	32
R	2
H	5
RBI	2
BB	3
SO	2
LOB	16



WP: 0	PA: 35
PB: 1	
SB: 0	
CS: 0	

Fri Jul 27 1973, 10:05 PM EDT
 Att. 5,470 - Unknown

Batter	1	2	3	4	5	6	7	8	9
Bobby Bonds, R (1, 9) OBP: 0.401, SLG: 0.585	0-0 1-3 1B		0-0 PB 2B 2B		4-0 BB BBB			0-0 F9 1B	
Tito Fuentes, S (1, 4) OBP: 0.325, SLG: 0.368	0-0 F9 E 1B		0-0 L5-4 2-H 2B		0-0 4-3 1-2			0-0 5-3 1B	
Garry Maddox, R (1, 8) OBP: 0.351, SLG: 0.460	0-0 E3 1-2		0-0 L5-4 2-3		0-0 F6 1B			0-0 F4 1B	
Willie McCovey, L (1, 3) OBP: 0.422, SLG: 0.516	0-0 F9 2-3			4-0 1B BB		0-0 F9 1B		0-0 HR 1B	
Ed Goodson, L (1, 5) OBP: 0.354, SLG: 0.483	0-0 F5 1B			0-0 1-2 1B		0-0 F7 1B		0-3 K 1B	
Gary Matthews, R (1, 7) OBP: 0.390, SLG: 0.477		0-0 4-3 1B		0-0 F8 1B		0-0 F9 1B		4-0 BB 1B	
Chris Speier, R (1, 6) OBP: 0.349, SLG: 0.389		0-0 5-3 1B		0-3 K 1B		0-0 F6 1B		0-0 F8 1B	
Dave Rader, L (1, 2) OBP: 0.332, SLG: 0.352		0-0 F8 1B		0-0 G3 1B		0-0 F8 1B		0-0 F9 1B	
Juan Marichal, R (1, 1) OBP: 0.294, SLG: 0.267			0-0 6-3 1B		0-0 F6 1B		0-0 F5 1B		
Jim Howarth, L (7, PH) OBP: 0.236, SLG: 0.212									
Don McMahon, R (8, 1)									

AB	R	H	RBI	BB	SO	LOB
3	1	1	0	1	0	0
4	0	2	1	0	0	1
4	0	0	0	0	0	3
3	1	1	1	1	0	2
4	0	1	0	0	1	2
3	0	0	0	1	0	2
4	0	0	0	0	1	3
4	0	0	0	0	0	3
2	0	0	0	0	0	0
1	0	0	0	0	0	0
0	0	0	0	0	0	0

Inning Stats	R: 0 E: 1 K: 0 S: 5	H: 1 LOB: 2 BB: 0 P: 5	R: 0 E: 0 K: 0 S: 3	H: 0 LOB: 0 BB: 0 P: 3	R: 1 E: 0 K: 0 S: 4	H: 2 LOB: 0 BB: 0 P: 4	R: 0 E: 0 K: 1 S: 6	H: 1 LOB: 2 BB: 1 P: 10	R: 0 E: 0 K: 0 S: 3	H: 0 LOB: 1 BB: 1 P: 7	R: 0 E: 0 K: 0 S: 3	H: 0 LOB: 0 BB: 0 P: 3	R: 0 E: 0 K: 0 S: 3	H: 0 LOB: 0 BB: 0 P: 3	R: 0 E: 0 K: 0 S: 3	H: 0 LOB: 0 BB: 0 P: 3	R: 1 E: 0 K: 1 S: 6	H: 1 LOB: 1 BB: 1 P: 10	1B: 2 2B: 3 3B: 0 HR: 1	SF: 0 SAC: 0 DP: 1 HBP: 0
---------------------	------------------------------	---------------------------------	------------------------------	---------------------------------	------------------------------	---------------------------------	------------------------------	----------------------------------	------------------------------	---------------------------------	------------------------------	---------------------------------	------------------------------	---------------------------------	------------------------------	---------------------------------	------------------------------	----------------------------------	----------------------------------	------------------------------------

PITCHER Bill Greif, R ERA: 3.34	IP: 9.0 WLS: W BF: 35 H: 5 R: 2 ER: 2 SO: 2 BB: 3 IBB: 0 HBP: 0 BLK: 0 WP: 0 HR: 1 S: 36 P: 48 ERA: 2.00 WHIP: 0.889	PITCHER	IP: 0.0 WLS: 0 BF: 0 H: 0 R: 0 ER: 0 SO: 0 BB: 0 IBB: 0 HBP: 0 BLK: 0 WP: 0 HR: 0 S: 0 P: 0 ERA: 0.00 WHIP: 0.000
--	--	----------------	---

Batter	1	2	3	4	5	6	7	8	9	AB R H RBI BB SO LOB	TOP											
Bobby Bonds, R (1, 9) OBP: 0.401, SLG: 0.589	0-3 K	0-0 F8		0-3 K			0-0 HR		4-0 E S BB	4 1 1 1 1 2 2	San Francisco Giants @ Los Angeles Dodgers Dodger Stadium, Los Angeles, CA Sat Jul 28 1973, 7:05 PM PDT Att: 55,185 - Unknown											
Tito Fuentes, S (1, 4) OBP: 0.324, SLG: 0.366	0-0 E6 2B		0-0 F8		0-0 F7	0-0 FC5-4 1B	0-0 FC5-4 1B	0-3 K	0-3 K	5 1 1 0 0 1 1												
Garry Maddox, R (1, 8) OBP: 0.349, SLG: 0.456	0-3 K		0-3 K		0-0 1B	0-0 FC5-4 E	0-0 FC5-4 E	0-3 K	0-3 K	5 1 1 0 0 3 3												
Willie McCovey, L (1, 3) OBP: 0.428, SLG: 0.526 Gary Thomasson, L (5, PR) OBP: 0.346, SLG: 0.405	0-0 E 2B		0-0 1B		0-0 1B	0-0 G3	0-0 G3			3 1 3 2 0 0 0 1 0 0 0 0 0 1												
Ed Goodson, L (1, 5) OBP: 0.353, SLG: 0.480	0-0 E8 1B		0-3 K		0-3 K	0-0 F9	0-0 F9			4 0 1 1 0 2 3												
Gary Matthews, R (1, 7) OBP: 0.391, SLG: 0.477	0-0 F9			0-0 E 1B	0-0 6-3			0-0 G1-6-3 1B		4 1 2 0 0 0 3												
Chris Speier, R (1, 6) OBP: 0.346, SLG: 0.385		0-3 K		0-3 K		0-0 5-3		0-0 F9		4 0 0 0 0 2 2												
Dave Rader, L (1, 2) OBP: 0.329, SLG: 0.347		0-0 4-3		0-0 5-3		0-0 6-3		0-0 G1-6-3		4 0 0 0 0 0 2												
Jim Barr, R (1, 1) OBP: 0.196, SLG: 0.188		0-0 2B		0-0 E5		0-0 5-3		0-0 6-3		4 0 1 0 0 0 0												
Inning Stats	R: 2 E: 2 K: 2 S: 10	H: 2 LOB: 1 BB: 0 P: 10	R: 0 E: 0 K: 1 S: 6	H: 1 LOB: 1 BB: 0 P: 6	R: 0 E: 0 K: 2 S: 8	H: 1 LOB: 1 BB: 0 P: 8	R: 1 E: 1 K: 2 S: 9	H: 1 LOB: 1 BB: 0 P: 9	R: 1 E: 0 K: 1 S: 7	H: 2 LOB: 2 BB: 0 P: 7		R: 0 E: 0 K: 0 S: 3	H: 0 LOB: 0 BB: 0 P: 3	R: 1 E: 1 K: 0 S: 5	H: 2 LOB: 1 BB: 0 P: 5	R: 0 E: 0 K: 0 S: 3	H: 1 LOB: 0 BB: 0 P: 3	R: 0 E: 0 K: 2 S: 7	H: 0 LOB: 1 BB: 1 P: 11	1B: 7 2B: 2 3B: 0 HR: 1	SF: 0 SAC: 0 DP: 1 HBP: 0	WP: 1 PB: 0 SB: 3 CS: 0
PITCHER	IP WLS BF H R ER SO BB IBB HBP BLK WP HR S P ERA WHIP																					
Don Sutton, R (1, 1) ERA: 2.37	5.0 L 24 7 4 1 8 0 0 0 0 0 1 0 40 40 1.80 1.400																					
Pete Richert, L (6, 1) ERA: 2.08	3.0 11 3 1 1 0 0 0 0 0 0 0 1 11 11 3.00 1.000																					
Charlie Hough, R (9, 1) ERA: 3.19	1.0 4 0 0 0 0 2 1 0 0 0 0 0 7 11 0.00 1.000																					

livebaseballscorecards.com

AB	38
R	5
H	10
RBI	4
BB	1
SO	10
LOB	17



Batter	1	2	3	4	5	6	7	8	9	AB	R	H	RBI	BB	SO	LOB
Davey Lopes, R OBP: 0.365, SLG: 0.350 (1, 4)	F9		F9			K			F9	4	0	0	0	0	1	1
Bill Buckner, L OBP: 0.296, SLG: 0.336 (1, 7)	1B		1-3			4-3			1B	4	0	2	0	0	0	1
Willie Davis, L OBP: 0.337, SLG: 0.478 (1, 8)	F7					F5			L9	4	0	0	0	0	0	2
Joe Ferguson, R OBP: 0.391, SLG: 0.476 (1, 2)	P3					K			K	4	0	0	0	0	2	2
Willie Crawford, L OBP: 0.404, SLG: 0.446 (1, 9)		BB				4-3				2	0	0	0	1	0	0
Steve Garvey, R OBP: 0.322, SLG: 0.427 (1, 3)		L6-3				3-1			F2	3	0	1	0	0	0	1
Ken McMullen, R OBP: 0.286, SLG: 0.481 (1, 5)		F8				3-1			6-3	3	0	0	0	0	0	1
Bill Russell, R OBP: 0.316, SLG: 0.364 (1, 6)						K			6-3	3	0	1	0	0	1	1
Don Sutton, R OBP: 0.143, SLG: 0.086 (1, 1)						FC3-6			F8	1	0	0	0	0	0	1
Von Joshua, L OBP: 0.284, SLG: 0.283 (5, PH)						K				1	0	0	0	0	1	1
Pete Richert, L OBP: 0.200, SLG: 0.200 (6, 1)										0	0	0	0	0	0	0
Tom Paciorek, R OBP: 0.264, SLG: 0.293 (8, PH)										1	0	0	0	0	0	0
Charlie Hough, R OBP: 0.222, SLG: 0.222 (9, 1)										0	0	0	0	0	0	0

Inning Stats	R: 0	H: 1	R: 0	H: 0	R: 0	H: 1	R: 0	H: 0	R: 0	H: 0	R: 0	H: 0	R: 0	H: 1	R: 0	H: 0	R: 0	H: 0	R: 0	H: 1	1B: 3	SF: 0	WP: 0	PA: 31
	E: 0	LOB: 1	E: 0	LOB: 0	E: 0	LOB: 1	E: 0	LOB: 0	E: 0	LOB: 0	E: 0	LOB: 0	E: 0	LOB: 1	E: 0	LOB: 0	E: 0	LOB: 0	E: 0	LOB: 1	2B: 2	SAC: 0	PB: 0	
	K: 0	BB: 0	K: 0	BB: 1	K: 0	BB: 0	K: 1	BB: 0	K: 0	BB: 0	K: 0	BB: 0	K: 0	BB: 0	K: 1	BB: 0	K: 0	BB: 0	K: 0	BB: 0	3B: 0	DP: 1	SB: 0	
	S: 4	P: 4	S: 2	P: 6	S: 4	P: 4	S: 5	P: 5	S: 3	P: 3	S: 8	P: 8	S: 5	P: 5	S: 6	P: 6	S: 3	P: 3	S: 3	P: 6	HR: 0	HBP: 0	CS: 0	

PITCHER	IP	WLS	BF	H	R	ER	SO	BB	IBB	HBP	BLK	WP	HR	S	P	ERA	WHIP
Jim Barr, R ERA: 3.06 (1, 1)	9.0	W	31	4	0	0	5	1	0	0	0	0	0	40	44	0.00	0.556

BOTTOM

San Francisco Giants @ Los Angeles Dodgers
 Dodger Stadium, Los Angeles, CA
 Sat Jul 28 1973, 7:05 PM PDT
 Att. 55,185 - Unknown

AB	30
R	0
H	4
RBI	0
BB	1
SO	5
LOB	11



WP: 0	PA: 31
PB: 0	
SB: 0	
CS: 0	

PITCHER	IP	WLS	BF	H	R	ER	SO	BB	IBB	HBP	BLK	WP	HR	S	P	ERA	WHIP
---------	----	-----	----	---	---	----	----	----	-----	-----	-----	----	----	---	---	-----	------

Batter	1	2	3	4	5	6	7	8	9	AB R H RBI BB SO LOB	TOP																						
Bobby Bonds, R OBP: 0.398, SLG: 0.583 (1, 9) X	0-0 6-3		0-0 1-3		0-0 F7		0-3 K			4 0 0 0 0 1 0																							
Tito Fuentes, S OBP: 0.323, SLG: 0.363 (1, 4) X	0-0 F8		0-0 4-3		4-0 BB			0-0 F8		3 0 0 0 1 0 0																							
Garry Maddox, R OBP: 0.350, SLG: 0.458 (1, 8) B B B	4-0 BB BB			0-0 E5 1B 2B	0-0 F7			0-0 3-1 2B		3 1 1 0 1 0 1																							
Willie McCovey, L OBP: 0.435, SLG: 0.528 Gary Thomasson, L OBP: 0.346, SLG: 0.405 (1, 3) B B B (8, PR) B (8, 3)	4-0 FC4-6 1-2 BB			0-0 2B 1B		4-0 G3 BB		4-0 3-1 IBB		1 1 1 0 3 0 0 0 0 0 0 0 0 0																							
Ed Goodson, L OBP: 0.349, SLG: 0.475 Elias Sosa, R OBP: 0.333, SLG: 0.200 (1, 5) X (8, 1) 1-2f	0-0 FC4-6			0-3 K	0-0 P5			0-0 3-1		4 0 0 0 0 1 7 0 0 0 0 0 0 0																							
Gary Matthews, R OBP: 0.387, SLG: 0.471 (1, 7) X		0-0 1-3		0-0 P4		0-0 G3		0-3 K		4 0 0 0 0 1 6																							
Chris Speier, R OBP: 0.345, SLG: 0.386 (1, 6) X		0-0 F7		0-0 2B		0-0 F8			0-0 5-3	4 0 1 2 0 0 1																							
Dave Rader, L OBP: 0.325, SLG: 0.343 (1, 2) X		0-0 3-1		0-0 F5			0-0 F8		0-0 6-3	4 0 0 0 0 0 1																							
Tom Bradley, R OBP: 0.220, SLG: 0.229 Mike Phillips, L OBP: 0.259, SLG: 0.286 (1, 1) X (8, 5)		0-0 6-3			0-0 1-3		0-0 4-3		0-0 G3	3 0 0 0 0 0 0 1 0 0 0 0 0 0																							
Inning Stats	R: 0 E: 0 K: 0 S: 3	H: 0 LOB: 2 BB: 2 P: 11	R: 0 E: 0 K: 0 S: 3	H: 0 LOB: 0 BB: 0 P: 3	R: 0 E: 0 K: 0 S: 3	H: 0 LOB: 0 BB: 0 P: 3	R: 2 E: 1 K: 1 S: 8	H: 2 LOB: 1 BB: 0 P: 8	R: 0 E: 0 K: 0 S: 3	H: 0 LOB: 1 BB: 1 P: 7	R: 0 E: 0 K: 1 S: 5	H: 0 LOB: 0 BB: 0 P: 5	R: 0 E: 0 K: 1 S: 6	H: 1 LOB: 3 BB: 1 P: 10	R: 0 E: 0 K: 0 S: 3	H: 0 LOB: 0 BB: 0 P: 3	1B: 1 2B: 2 3B: 0 HR: 0	SF: 0 SAC: 0 DP: 0 HBP: 0	WP: 0 PB: 0 SB: 0 CS: 0	PA: 36													
PITCHER Andy Messersmith, R ERA: 3.06 (1, 1)	IP 9.0	WLS W	BF 36	H 3	R 2	ER 0	SO 3	BB 4	IBB 1	HBP 0	BLK 0	WP 0	HR 0	S 37	P 57	ERA 0.00	WHIP 0.778																
											PITCHER	IP	WLS	BF	H	R	ER	SO	BB	IBB	HBP	BLK	WP	HR	S	P	ERA	WHIP					

San Francisco Giants @ Los Angeles Dodgers
Dodger Stadium, Los Angeles, CA
Sun Jul 29 1973, 3:33 AM PDT
Att: 41,109 - Unknown

livebaseballscorecards.com

AB	31
R	2
H	3
RBI	2
BB	5
SO	3
LOB	16



Batter	1	2	3	4	5	6	7	8	9	AB	R	H	RBI	BB	SO	LOB
Davey Lopes, R OBP: 0.362, SLG: 0.346 (1, 4)	0-0 P6		0-0 1-3		0-0 6-3			0-0 6-3		4	0	0	0	0	0	0
Bill Buckner, L OBP: 0.296, SLG: 0.336 (1, 7)	0-0 L7		0-0 6-3		0-0 G1			0-0 BB 2B 1B		4	1	1	0	0	0	0
Willie Davis, L OBP: 0.334, SLG: 0.473 (1, 8)	0-3 K		0-0 F8				0-0 L9	0-0 F8		4	0	0	0	0	1	1
Joe Ferguson, R OBP: 0.392, SLG: 0.473 (1, 2)		0-0 1-3		4-0 HR BB		0-0 6-3		4-0 2B 1-2 HR BB		2	2	0	0	2	0	0
Willie Crawford, L OBP: 0.405, SLG: 0.460 (1, 9)		0-0 F9		0-0 1-H HR		0-0 6-3		0-0 1-3 2-H HR 2B		4	2	2	3	0	0	0
Steve Garvey, R OBP: 0.331, SLG: 0.445 (1, 3)		4-0 1B BB		0-0 4-3			4-0 1B BB	0-0 2-H 3-H HR		2	1	1	3	2	0	0
Ron Cey, R OBP: 0.364, SLG: 0.402 (1, 5)		0-0 1-3 1B		0-0 5-3			0-3 K	4-0 2-H 3-H BB		3	0	1	0	1	1	1
Bill Russell, R OBP: 0.317, SLG: 0.364 (1, 6)		4-0 1-2 1B		0-3 K			0-0 1-2 1B	0-3 K		3	0	1	0	1	2	1
Andy Messersmith, R OBP: 0.246, SLG: 0.242 (1, 1)		0-0 F3			0-0 6-3		0-0 1-2 1B	0-0 1-2 G6-4-3 K		3	0	0	0	0	0	5

Inning Stats	R: 0	H: 0	E: 0	K: 1	S: 5	LOB: 0	BB: 0	P: 5	R: 0	H: 1	E: 0	K: 0	S: 4	LOB: 3	BB: 2	P: 12	R: 0	H: 0	E: 0	K: 0	S: 3	LOB: 0	BB: 0	P: 3	R: 2	H: 1	E: 0	K: 1	S: 6	LOB: 0	BB: 1	P: 10	R: 0	H: 0	E: 0	K: 0	S: 3	LOB: 0	BB: 0	P: 3	R: 0	H: 0	E: 0	K: 1	S: 3	LOB: 1	BB: 1	P: 9	R: 4	H: 3	E: 0	K: 1	S: 8	LOB: 1	BB: 2	P: 16
1B: 3	SF: 0	2B: 1	SAC: 0	3B: 0	DP: 1	HR: 2	HBP: 0	WP: 0	PA: 35																																															

PITCHER	IP	WLS	BF	H	R	ER	SO	BB	IBB	HBP	BLK	WP	HR	S	P	ERA	WHIP
Tom Bradley, R ERA: 3.77 (1, 1)	7.2	L	32	5	5	5	3	4	1	0	0	0	1	33	53	5.87	1.174
Elias Sosa, R ERA: 3.88 (8, 1)	0.1		3	1	1	1	1	1	0	0	0	0	1	4	8	27.00	6.000

BOTTOM

San Francisco Giants @ Los Angeles Dodgers
Dodger Stadium, Los Angeles, CA
 Sun Jul 29 1973, 3:33 AM PDT
 Att. 41,109 - Unknown

livebaseballscorecards.com

AB	29
R	6
H	6
RBI	6
BB	6
SO	4
LOB	8



Batter	1	2	3	4	5	6	7	8	9	AB R H RBI BB SO LOB	TOP											
Bobby Bonds, R (1, 9) OBP: 0.395, SLG: 0.578	0-3 K		0-3 K		0-0 6-3			0-3 K		4 0 0 0 0 3 0	San Francisco Giants @ Los Angeles Dodgers Dodger Stadium, Los Angeles, CA Mon Jul 30 1973, 7:05 PM PDT Att: 49,945 - Unknown											
Tito Fuentes, S (1, 4) OBP: 0.323, SLG: 0.362	0-0 1B		0-0 4-3			0-0 E6		0-0 F9		4 0 1 0 0 0 0												
Garry Maddox, R (1, 8) OBP: 0.349, SLG: 0.458	0-3 K			0-0 G3 4-3 2B		0-0 F8		0-0 4-3		4 1 1 0 0 1 2												
Willie McCovey, L (1, 3) OBP: 0.429, SLG: 0.520	0-3 K			0-0 G3 2-3		0-0 P4		0-0 F9		4 0 0 0 0 1 3												
Ed Goodson, L (1, 5) OBP: 0.345, SLG: 0.469		0-0 G3		0-0 4-3		0-0 4-3		0-0 1-3		4 0 0 1 0 0 1												
Gary Matthews, R (1, 7) OBP: 0.388, SLG: 0.479		4-0 6-3 BB		0-0 3-H HR		0-0 F8		0-0 6-3		3 1 1 1 1 0 0												
Chris Speier, R (1, 6) OBP: 0.342, SLG: 0.383		0-0 6-3 1-2		0-0 6-3		0-0 5-3				3 0 0 0 0 0 1												
Dave Rader, L (1, 2) OBP: 0.325, SLG: 0.343		0-0 F9			0-0 4-3		0-0 1B			3 0 1 0 0 0 1												
Ron Bryant, S (1, 1) OBP: 0.203, SLG: 0.169			0-0 4-3		0-0 6-3		0-0 F8			2 0 0 0 0 0 0												
Chris Arnold, R (7, PH) OBP: 0.387, SLG: 0.423										1 0 0 0 0 0 1												
Randy Moffitt, R (7, 1) OBP: 0.077, SLG: 0.077										0 0 0 0 0 0 0												
Inning Stats	R: 0 E: 0 K: 3 S: 10	H: 1 LOB: 1 BB: 0 P: 10	R: 0 E: 0 K: 0 S: 3	H: 0 LOB: 1 BB: 1 P: 7	R: 0 E: 0 K: 1 S: 5	H: 0 LOB: 0 BB: 0 P: 5	R: 2 E: 0 K: 0 S: 5	H: 2 LOB: 0 BB: 0 P: 5	R: 0 E: 0 K: 0 S: 3	H: 0 LOB: 0 BB: 0 P: 3	R: 0 E: 1 K: 0 S: 4	H: 0 LOB: 1 BB: 0 P: 4	R: 0 E: 0 K: 0 S: 4	H: 1 LOB: 1 BB: 0 P: 4	R: 0 E: 0 K: 1 S: 5	H: 0 LOB: 0 BB: 0 P: 5	R: 0 E: 0 K: 0 S: 3	H: 0 LOB: 0 BB: 0 P: 3	1B: 2 2B: 1 3B: 0 HR: 1	SF: 0 SAC: 0 DP: 0 HBP: 0	WP: 0 PB: 0 SB: 0 CS: 0	PA: 33
PITCHER Claude Osteen, L (1, 1) ERA: 2.97	IP: 9.0 WLS: W BF: 33 H: 4 R: 2 ER: 2 SO: 5 BB: 1 IBB: 0 HBP: 0 BLK: 0 WP: 0 HR: 1 S: 42 P: 46 ERA: 2.00 WHIP: 0.556											PITCHER	IP: 9.0 WLS: W BF: 33 H: 4 R: 2 ER: 2 SO: 5 BB: 1 IBB: 0 HBP: 0 BLK: 0 WP: 0 HR: 1 S: 42 P: 46 ERA: 2.00 WHIP: 0.556									

livebaseballscorecards.com

AB	32
R	2
H	4
RBI	2
BB	1
SO	5
LOB	9



Batter	1	2	3	4	5	6	7	8	9
Davey Lopes, R OBP: 0.363, SLG: 0.356 (1, 4)	0-3 K		0-0 2B 1B		0-0 HR		0-0 5-3		
Manny Mota, R OBP: 0.401, SLG: 0.402 (1, 7) Tom Paciorek, R OBP: 0.264, SLG: 0.293 (8, 7)	0-0 6-3		0-0 1B 2B		4-0 FC3-6 BB		0-0 F8		
Willie Davis, L OBP: 0.333, SLG: 0.471 (1, 8)	0-0 F7		0-0 1B		0-0 FC3-6 1-2f		0-3 K		
Joe Ferguson, R OBP: 0.391, SLG: 0.480 (1, 2)		0-0 F7	0-0 6-3		0-0 F8		0-0 HR		
Steve Garvey, R OBP: 0.324, SLG: 0.435 (1, 3)		0-0 4-3		0-0 F8		0-0 F7	0-0 F8		
Ron Cey, R OBP: 0.360, SLG: 0.398 (1, 5)		0-0 F5		0-0 L5		0-0 5-3	0-3 K		
Willie Crawford, L OBP: 0.408, SLG: 0.460 (1, 9)			4-0 1B BB	0-0 WP 1B		0-0 F8			
Bill Russell, R OBP: 0.317, SLG: 0.364 (1, 6)			0-0 1B 1B	0-3 K		0-0 E6 5-3 SH1-4			
Claude Osteen, L OBP: 0.175, SLG: 0.164 (1, 1)			0-0 5-3		0-0 4-3		0-0 SH1-4		

AB	R	H	RBI	BB	SO	LOB
4	2	2	2	0	1	1
3	1	1	1	1	0	1
0	0	0	0	0	0	0
4	0	1	1	0	1	1
4	1	1	1	0	0	2
4	0	0	0	0	0	0
4	0	0	0	0	1	0
2	0	1	0	1	0	0
3	1	1	0	0	1	1
2	0	0	0	0	0	1

AB	30
R	5
H	7
RBI	5
BB	2
SO	4
LOB	7

Inning Stats	R: 0	H: 0	E: 0	K: 1	S: 5	LOB: 0	BB: 0	P: 5
Ron Bryant, L ERA: 3.07 (1, 1)	6.0	6	4	4	2	0	0	0
Randy Moffitt, R ERA: 2.97 (7, 1)	2.0	1	1	1	2	0	0	0

WP	1	PA	33
PB	0	CS	0

San Francisco Giants @ Los Angeles Dodgers
Dodger Stadium, Los Angeles, CA
 Mon Jul 30 1973, 7:05 PM PDT
 Att. 49,945 - Unknown

livebaseballscorecards.com



Batter	1	2	3	4	5	6	7	8	9	AB R H RBI BB SO LOB	TOP											
Bobby Bonds, R OBP: 0.401, SLG: 0.588 (1, 9)	4-2 1B BB	0-0 SH1-4 1B		4-2 S BB		3-1 HR			0-1 WP 6-3 1B	3 2 3 1 2 0 0	San Francisco Giants @ San Diego Padres San Diego Stadium, San Diego, CA Tue Jul 31 1973, 10:05 PM EDT Att. 8,538 - Unknown livebaseballscorecards.com											
Tito Fuentes, S OBP: 0.322, SLG: 0.361 (1, 4)	1-0 1B SF9 1B	2-0 SH1-4		2-2 5-3		2-1 4-3		1-1 6-3	4 1 1 0 0 0 2													
Garry Maddox, R OBP: 0.350, SLG: 0.456 (1, 8)	0-0 SF9 S 1B 1B	1-2 5-3		4-1 G3-6-1 BB			2-0 4-3	3-2 4-3	4 1 1 1 1 0 3													
Willie McCovey, L OBP: 0.429, SLG: 0.516 Gary Thomasson, L OBP: 0.344, SLG: 0.403 (1, 3) (6, 3)	2-3 3-H 1-2	4-0		0-1 G3-6-1 1-2f			2-2 1-3	2-3	2 0 0 0 1 1 4 1 0 0 0 0 0 0													
Gary Matthews, R OBP: 0.389, SLG: 0.478 (1, 7)	4-0 1B IBB	2-1 FC6-4 1-2f		2-0 4-3			0-0 1B		3 0 1 0 1 0 3													
Chris Speier, R OBP: 0.341, SLG: 0.381 (1, 6)	2-1 SF9 2-3 3-H		4-1 S 1B BB		1-2 6-3		2-2 5-3		2 1 0 1 1 0 0													
Dave Kingman, R OBP: 0.254, SLG: 0.440 (1, 5)	0-1 1-2 3-H 1B		0-3 K 1-2		3-2 F4		0-1 6-3		4 0 1 1 0 1 1													
Dave Rader, L OBP: 0.324, SLG: 0.342 (1, 2)	4-3		0-0 G4-6-3 2-H 1B		1-0 F5		1-1 F9		4 0 1 1 0 0 2													
Juan Marichal, R OBP: 0.291, SLG: 0.265 (1, 1)		0-0 SH1-4 1B 1B	2-2 G4-6-3 1-2f		0-0 F2			1-0 6-3	4 0 1 0 0 0 1													
Inning Stats	R: 3 E: 0 K: 1 S: 13	H: 3 LOB: 2 BB: 2 P: 28	R: 0 E: 0 K: 0 S: 9	H: 2 LOB: 3 BB: 1 P: 18	R: 1 E: 0 K: 1 S: 8	H: 1 LOB: 0 BB: 1 P: 14	R: 0 E: 0 K: 0 S: 9	H: 0 LOB: 1 BB: 2 P: 19	R: 0 E: 0 K: 0 S: 7	H: 0 LOB: 0 BB: 0 P: 13	R: 1 E: 0 K: 0 S: 6	H: 1 LOB: 0 BB: 0 P: 12	R: 0 E: 0 K: 0 S: 5	H: 1 LOB: 1 BB: 0 P: 9	R: 0 E: 0 K: 0 S: 7	H: 0 LOB: 0 BB: 0 P: 10	R: 0 E: 0 K: 0 S: 8	H: 1 LOB: 1 BB: 0 P: 13	1B: 8 2B: 0 3B: 0 HR: 1	SF: 1 SAC: 1 DP: 2 HBP: 0	WP: 1 PB: 0 SB: 3 CS: 0	PA: 39
PITCHER	IP WLS BF H R ER SO BB IBB HBP BLK WP HR S P ERA WHIP																					
Steve Arlin, R ERA: 4.67 (1, 1)	3.1 L 21 6 4 4 2 4 2 0 0 0 0 0 37 77 10.80 3.000																					
Vicente Romo, R ERA: 3.95 (4, 1)	1.2 4 0 0 0 0 0 0 0 0 0 0 0 9 15 0.00 0.000																					
Frank Snook, R ERA: 2.45 (6, 1)	3.0 10 2 1 1 0 0 0 0 0 0 0 1 18 31 3.00 0.667																					
Gary Ross, R ERA: 6.19 (9, 1)	1.0 4 1 0 0 0 0 0 0 0 0 1 0 8 13 0.00 1.000																					



Batter	1	2	3	4	5	6	7	8	9	AB	R	H	RBI	BB	SO	LOB
Enzo Hernandez, R (1, 6) OBP: 0.283, SLG: 0.249	1-1 4-3		0-1 F9		0-0 9-2			2-2 5-3		4	0	0	0	0	0	2
Johnny Grubb, L (1, 8) OBP: 0.384, SLG: 0.448	1-0 1B		3-1 FC5 2B		2-1 3-1			2-1 HR		4	1	3	1	0	0	1
Dave Roberts, R (1, 5) OBP: 0.300, SLG: 0.432	0-3 K		0-0 FC5 2-3					1-1 F3		4	0	0	0	0	1	2
Nate Colbert, R (1, 3) OBP: 0.341, SLG: 0.422	2-2 F8			1-1 F9				0-2 F3		4	0	1	0	0	0	1
Cito Gaston, R (1, 9) OBP: 0.288, SLG: 0.396		0-0 6-3		1-0 6-3				1-2 1-3		4	0	0	0	0	1	1
Gene Locklear, L (1, 7) OBP: 0.308, SLG: 0.276		2-1 F7		0-0 FC4 1B			1-2 G3		1-1 F8	4	0	1	0	0	0	1
Fred Kendall, R (1, 2) OBP: 0.301, SLG: 0.350		0-0 1B		0-0 FC4 1-2f			0-0 5-3		0-1 FC5-4 1-2f	4	0	1	0	0	0	2
Rich Morales, R (1, 4) OBP: 0.257, SLG: 0.212		3-3 K			1-0 1B 9-2 2B			1-1 F8		3	0	1	0	0	1	1
Steve Arlin, R (1, 1) Vicente Romo, R (4, 1) Dave Winfield, R (5, PH) Frank Snook, R (6, 1) Jerry Morales, R (8, PH) Gary Ross, R (9, 1)			1-1 F8		1-1 1B 2-3 1B			0-1 F9		1	0	0	0	0	0	0

Inning Stats	R: 0	H: 1	E: 0	LOB: 1	K: 1	BB: 0	S: 9	P: 13	R: 0	H: 1	E: 0	LOB: 1	K: 1	BB: 0	S: 7	P: 12	R: 0	H: 1	E: 0	LOB: 1	K: 0	BB: 0	S: 7	P: 11	R: 0	H: 1	E: 0	LOB: 1	K: 0	BB: 0	S: 5	P: 7	R: 0	H: 2	E: 0	LOB: 1	K: 0	BB: 0	S: 6	P: 10	R: 0	H: 0	E: 0	LOB: 0	K: 0	BB: 0	S: 8	P: 9	R: 0	H: 0	E: 0	LOB: 0	K: 0	BB: 0	S: 7	P: 9	R: 1	H: 1	E: 0	LOB: 0	K: 0	BB: 0	S: 9	P: 14	R: 0	H: 1	E: 0	LOB: 1	K: 1	BB: 0	S: 9	P: 13	1B: 5	SF: 0	2B: 3	SAC: 0	3B: 0	DP: 1	HR: 1	HBP: 0	WP: 0	PA: 34	PB: 0	SB: 0	CS: 0	ERA	WHIP
PITCHER Juan Marichal, R (1, 1) ERA: 3.48	IP	WLS	BF	H	R	ER	SO	BB	IBB	HBP	BLK	WP	HR	S	P	ERA	WHIP	IP	WLS	BF	H	R	ER	SO	BB	IBB	HBP	BLK	WP	HR	S	P	ERA	WHIP																																																					


BOTTOM

San Francisco Giants @ San Diego Padres
San Diego Stadium, San Diego, CA

Tue Jul 31 1973, 10:05 PM EDT
Att. 8,538 - Unknown

livebaseballscorecards.com

AB	34
R	1
H	8
RBI	1
BB	0
SO	3
LOB	11



Batter	1	2	3	4	5	6	7	8	9	AB	R	H	RBI	BB	SO	LOB
Enzo Hernandez, R OBP: 0.286, SLG: 0.253 (1, 6)	1-1 F3		2-0 E6 1B		0-0 FC1-5 1B	1-1 6-3				4	1	2	0	0	0	0
Johnny Grubb, L OBP: 0.385, SLG: 0.448 (1, 8)	0-0 G6-4-3 1B		1-0 1-3		0-0 FC1-5 E 1B		1-0 4-3			4	1	2	0	0	0	1
Dave Roberts, R OBP: 0.303, SLG: 0.445 (1, 5)	1-0 G6-4-3 1-2f		0-2 FC6-4 1B		1-0 FC1-5 E 1B		0-0 HR			4	2	2	2	0	0	3
Nate Colbert, R OBP: 0.340, SLG: 0.423 (1, 3)		2-1 SF8 2B	2-2 FC6-4 S 1-2f		3-2 E6 1B		1-3 K			4	2	1	1	0	1	1
Cito Gaston, R OBP: 0.291, SLG: 0.396 (1, 9)		3-2 4-3	4-2 BB		0-1 PB 1B		2-2 5-3			3	0	1	1	1	0	1
Gene Locklear, L OBP: 0.306, SLG: 0.278 Ivan Murrell, R OBP: 0.187, SLG: 0.278 (1, 7) (9, 7)		3-2 SF8	0-2 4-3		1-1 3-1		0-0 L6-3 1B			3	0	1	1	0	0	3
Fred Kendall, R OBP: 0.301, SLG: 0.352 (1, 2)		0-0 2B		2-0 F4		0-1 6-3		0-2 L6-3		4	0	1	0	0	0	2
Rich Morales, R OBP: 0.257, SLG: 0.208 (1, 4)		4-0 IBB		2-1 1-3		0-0 6-3		0-2 6-3		3	0	0	0	1	0	0
Clay Kirby, R OBP: 0.111, SLG: 0.139 (1, 1)		0-0 F8		1-0 F6		0-3 K				3	0	0	0	0	1	2

Inning Stats	R: 0	H: 1	E: 0	LOB: 0	K: 0	P: 6	R: 1	H: 2	E: 0	LOB: 2	K: 0	P: 11	R: 1	H: 2	E: 1	LOB: 2	K: 0	P: 23	R: 0	H: 0	E: 0	LOB: 0	K: 0	P: 9	R: 3	H: 3	E: 1	LOB: 1	K: 0	P: 17	R: 0	H: 0	E: 0	LOB: 0	K: 1	P: 7	R: 1	H: 1	E: 0	LOB: 0	K: 1	P: 12	R: 0	H: 1	E: 0	LOB: 0	K: 0	P: 7
	0	1	0	0	0	6	1	2	0	2	0	11	1	2	1	2	0	23	0	0	0	0	0	9	3	3	1	1	0	17	0	0	0	0	7	1	1	0	0	12	0	1	0	0	7			

PITCHER	IP	WLS	BF	H	R	ER	SO	BB	IBB	HBP	BLK	WP	HR	S	P	ERA	WHIP
Jim Barr, R ERA: 3.2 (1, 1)	4.1	L	23	8	5	4	0	1	1	0	0	0	0	41	73	8.31	2.077
Randy Moffitt, R ERA: 2.89 (5, 1)	1.2		5	0	0	0	1	0	0	0	0	0	0	10	12	0.00	0.000
Elias Sosa, R ERA: 3.9 (7, 1)	2.0		7	2	1	1	1	0	0	0	0	0	1	15	19	4.50	1.000

BOTTOM

San Francisco Giants @ San Diego Padres
 San Diego Stadium, San Diego, CA
 Wed Aug 01 1973, 10:05 PM EDT
 Att. 5,380 - Unknown

AB	32
R	6
H	10
RBI	5
BB	2
SO	2
LOB	13



WP	PA	ERA	WHIP
0	35		

Batter	1	2	3	4	5	6	7	8	9	AB R H RBI BB SO LOB	TOP											
Davey Lopes, R (1, 4) OBP: 0.365, SLG: 0.361	4-0 1B BB		0-3 K		0-3 K		0-0 F8		0-0 CS 1B	4 1 1 0 1 2 0												
Bill Buckner, L (1, 7) OBP: 0.298, SLG: 0.337	0-0 1B 1-2 1B		0-0 1B		0-0 F4		0-0 4-3		0-3 K2-3 1-2	5 0 2 0 0 1 1												
Willie Davis, L (1, 8) OBP: 0.334, SLG: 0.472	0-0 1B 1-3 2-H 1B		0-3 K		0-0 F4		1-0 HBP			3 0 1 1 0 1 1												
Joe Ferguson, R (1, 2) OBP: 0.378, SLG: 0.459	0-0 F7				0-0 F8		0-3 K		0-3 K	4 0 0 0 0 2 2												
Willie Crawford, L (1, 9) OBP: 0.403, SLG: 0.453	0-0 L3			4-0 1B BB BB		0-0 3B 2B		0-0 4-3		3 2 1 0 1 0 1												
Steve Garvey, R (1, 3) OBP: 0.337, SLG: 0.448		0-0 6-3		0-0 FC4 1B 1-3 1B		0-0 3B 2-H		0-0 1B		4 0 3 1 0 0 0												
Ron Cey, R (1, 5) OBP: 0.363, SLG: 0.399		0-0 6-3		0-0 FC4 1B 1-2 3-H 1B		0-3 K		0-0 F8		4 0 1 1 0 1 2												
Bill Russell, R (1, 6) OBP: 0.317, SLG: 0.359		0-0 6-3		0-0 FC4 1-2 2-3		4-0 IBB		0-0 4-3		3 0 0 0 1 0 3												
Andy Messersmith, R (1, 1) OBP: 0.233, SLG: 0.229			0-0 F4	0-0 4-3		0-3 K		0-0 4-3		4 0 0 0 0 1 4												
Inning Stats	R: 1 E: 0 K: 0 S: 4	H: 2 LOB: 1 BB: 1 P: 8	R: 0 E: 0 K: 0 S: 3	H: 0 LOB: 0 BB: 0 P: 3	R: 0 E: 0 K: 2 S: 8	H: 1 LOB: 1 BB: 0 P: 8	R: 1 E: 0 K: 0 S: 5	H: 2 LOB: 2 BB: 1 P: 9	R: 0 E: 0 K: 1 S: 5	H: 0 LOB: 0 BB: 0 P: 5	R: 1 E: 0 K: 3 S: 11	H: 2 LOB: 2 BB: 1 P: 15	R: 0 E: 0 K: 1 S: 5	H: 0 LOB: 1 BB: 0 P: 6	R: 0 E: 0 K: 0 S: 4	H: 1 LOB: 1 BB: 0 P: 4	R: 0 E: 0 K: 1 S: 5	H: 1 LOB: 0 BB: 0 P: 5	1B: 7 2B: 1 3B: 1 HR: 0	SF: 0 SAC: 0 DP: 0 HBP: 1	WP: 0 PB: 0 SB: 0 CS: 1	PA: 38
PITCHER	IP WLS BF H R ER SO BB IBB HBP BLK WP HR S P ERA WHIP																					
Tom Bradley, R (1, 1) ERA: 3.75	8.0 L 35 8 3 3 7 2 1 1 0 0 0 45 58 3.38 1.250																					
Elias Sosa, R (9, 1) ERA: 3.84	1.0 3 1 0 0 1 0 0 0 0 0 0 5 5 0.00 1.000																					

Los Angeles Dodgers @ San Francisco Giants
 Candlestick Park, San Francisco, CA
 Fri Aug 03 1973, 10:05 PM EDT
 Att. 25,680 - Unknown

livebaseballscorecards.com

AB	34
R	3
H	9
RBI	3
BB	3
SO	8
LOB	14



Batter 1 2 3 4 5 6 7 8 9 AB R H RBI BB SO LOB BOTTOM

Main table containing player names, statistics, and play diagrams for each batter in each inning.

Inning Stats and Pitcher information table.

Los Angeles Dodgers @ San Francisco Giants
Candlestick Park, San Francisco, CA
Fri Aug 03 1973, 10:05 PM EDT
Att. 25,680 - Unknown

Summary statistics table: AB 29, R 0, H 3, RBI 0, BB 3, SO 5, LOB 10.



Batter	1	2	3	4	5	6	7	8	9	10	11	AB R H RBI BB SO LOB	TOP	
Davey Lopes, R (1, 4) <small>OBP: 0.361, SLG: 0.357</small> Willie Crawford, L (9, PH) <small>OBP: 0.402, SLG: 0.452</small> Jim Brewer, L (9, 1) <small>OBP: 0.400, SLG: 0.400</small>												4 0 0 0 0 0 2	Los Angeles Dodgers @ San Francisco Giants Candlestick Park, San Francisco, CA Sat Aug 04 1973, 6:33 AM EDT Att. 25,949 - Unknown	
Manny Mota, R (1, 7) <small>OBP: 0.388, SLG: 0.384</small>												5 0 1 0 0 0 0		
Willie Davis, L (1, 8) <small>OBP: 0.331, SLG: 0.467</small>												5 0 0 0 0 2 2		
Joe Ferguson, R (1, 2) <small>OBP: 0.373, SLG: 0.451</small>												5 0 0 0 0 2 2		
Steve Garvey, R (1, 3) <small>OBP: 0.348, SLG: 0.457</small>												5 1 4 0 0 0 0		
Ron Cey, R (1, 5) <small>OBP: 0.362, SLG: 0.406</small>												4 1 1 2 0 0 2		
Tom Paciorek, R (1, 9) <small>OBP: 0.289, SLG: 0.319</small>												4 0 3 0 1 0 0		
Bill Russell, R (1, 6) <small>OBP: 0.316, SLG: 0.356</small>												4 0 0 0 1 0 5		
Claude Osteen, L (1, 1) <small>OBP: 0.186, SLG: 0.175</small> Bill Buckner, L (9, PH) <small>OBP: 0.298, SLG: 0.336</small> Lee Lacy, R (9, 4) <small>OBP: 0.300, SLG: 0.208</small>												2 0 1 0 0 0 0		
Inning Stats	R: 0 H: 0 E: 0 LOB: 0 K: 1 BB: 0 S: 5 P: 5	R: 0 H: 2 E: 0 LOB: 2 K: 1 BB: 0 S: 7 P: 7	R: 0 H: 2 E: 0 LOB: 2 K: 1 BB: 0 S: 7 P: 7	R: 2 H: 2 E: 0 LOB: 0 K: 0 BB: 0 S: 5 P: 5	R: 0 H: 0 E: 0 LOB: 0 K: 1 BB: 0 S: 5 P: 5	R: 0 H: 0 E: 0 LOB: 0 K: 0 BB: 0 S: 3 P: 3	R: 0 H: 1 E: 0 LOB: 1 K: 0 BB: 0 S: 4 P: 4	R: 0 H: 0 E: 0 LOB: 0 K: 0 BB: 0 S: 3 P: 3	R: 0 H: 2 E: 0 LOB: 3 K: 0 BB: 1 S: 5 P: 9	R: 0 H: 0 E: 0 LOB: 0 K: 0 BB: 0 S: 3 P: 3	R: 0 H: 1 E: 0 LOB: 2 K: 1 BB: 1 S: 6 P: 10	1B: 8 SF: 0 2B: 1 SAC: 2 3B: 0 DP: 0 HR: 1 HBP: 0		WP: 0 PA: 45 PB: 0 SB: 0 CS: 0
PITCHER Ron Bryant, L (1, 1) <small>ERA: 3.03</small> Elias Sosa, R (9, 1) <small>ERA: 3.69</small>	IP WLS BF H R ER SO BB IBB HBP BLK WP HR S P ERA WHIP 8.1 0 34 9 2 2 4 0 0 0 0 0 1 42 42 2.16 1.080													

livebaseballscorecards.com

AB	41
R	2
H	10
RBI	2
BB	2
SO	5
LOB	21



Batter	1	2	3	4	5	6	7	8	9	10	11	AB R H RBI BB SO LOB	BOTTOM														
Bobby Bonds, R OBP: 0.394, SLG: 0.574 (1, 9)	0-3 K		0-0 1B 1-2 1B		0-0 6-3			0-0 L7			0-3 K	5 0 1 0 0 2 1	Los Angeles Dodgers @ San Francisco Giants Candlestick Park, San Francisco, CA Sat Aug 04 1973, 6:33 AM EDT Att. 25,949 - Unknown														
Tito Fuentes, S OBP: 0.320, SLG: 0.363 (1, 4)	0-0 6-3		0-0 F2			0-0 L6		0-0 F9			0-0 HR	5 1 1 1 0 0 3															
Garry Maddox, R OBP: 0.344, SLG: 0.445 (1, 8)	0-0 5-3		0-0 1B 1-3 2-H			0-0 F9		0-0 F7				4 0 1 1 0 0 1															
Gary Matthews, R OBP: 0.390, SLG: 0.484 (1, 7)		0-0 5-3	0-0 F9			0-0 HR				0-0 6-3		4 1 1 1 0 0 2															
Chris Speier, R OBP: 0.340, SLG: 0.378 (1, 6)		0-0 FC5-4 1B		0-0 5-3		0-0 6-3				0-0 F8		4 0 1 0 0 0 0															
Dave Kingman, R OBP: 0.248, SLG: 0.425 (1, 3)		0-0 FC5-4 1-2r		0-3 K			0-0 L7			0-3 K		4 0 0 0 0 2 1															
Bruce Miller, R (1, 5)		0-0 F9		0-0 F9			0-0 L4				0-0 F8	4 0 0 0 0 0 1															
Mike Sadek, R OBP: 0.275, SLG: 0.147 (1, 2)			0-0 5-3		0-0 5-3		0-0 6-3			0-3 K		4 0 0 0 0 1 0															
Ron Bryant, S OBP: 0.208, SLG: 0.176 Elias Sosa, R OBP: 0.286, SLG: 0.167 (9, 1)			0-0 E6 1B 1B		0-0 6-3			0-0 1B		0-0 L7		3 1 1 0 0 0 0 1 0 0 0 0 0 0															
Inning Stats	R: 0 E: 0 K: 1 S: 5	H: 0 LOB: 0 BB: 0 P: 5	R: 0 E: 0 K: 0 S: 4	H: 1 LOB: 1 BB: 0 P: 4	R: 1 E: 1 K: 0 S: 6	H: 2 LOB: 2 BB: 0 P: 6	R: 0 E: 0 K: 1 S: 5	H: 0 LOB: 0 BB: 0 P: 5	R: 0 E: 0 K: 0 S: 3	H: 0 LOB: 0 BB: 0 P: 3	R: 1 E: 0 K: 0 S: 4	H: 1 LOB: 0 BB: 0 P: 4		R: 0 E: 0 K: 0 S: 3	H: 0 LOB: 0 BB: 0 P: 3	R: 0 E: 0 K: 0 S: 4	H: 1 LOB: 1 BB: 0 P: 4	R: 0 E: 0 K: 1 S: 5	H: 0 LOB: 0 BB: 0 P: 5	R: 0 E: 0 K: 1 S: 5	H: 0 LOB: 0 BB: 0 P: 5	R: 1 E: 0 K: 1 S: 4	H: 1 LOB: 0 BB: 0 P: 4	1B: 4 2B: 0 3B: 0 HR: 2	SF: 0 SAC: 0 DP: 0 HBP: 0	WP: 0 PB: 0 SB: 0 CS: 0	PA: 38
PITCHER	IP	WLS	BF	H	R	ER	SO	BB	IBB	HBP	BLK	WP		HR	S	P	ERA	WHIP									
Claude Osteen, L ERA: 2.88 Jim Brewer, L ERA: 2.0	(1, 1)	8.0	30	5	2	1	2	0	0	0	0	0	1	34	34	1.12	0.625										
	(9, 1)	2.1	L 8	1	1	1	3	0	0	0	0	0	1	14	14	3.86	0.429										

livebaseballscorecards.com

AB	38
R	3
H	6
RBI	3
BB	0
SO	5
LOB	9



Batter	1	2	3	4	5	6	7	8	9	AB R H RBI BB SO LOB	TOP											
Davey Lopes, R (1, 4) OBP: 0.357, SLG: 0.352	0-3 K		0-0 E5 HR	0-0 FC6-4			0-0 F8		0-3 K	5 1 0 0 0 2 2	<p>Los Angeles Dodgers @ San Francisco Giants</p> <p>Candlestick Park, San Francisco, CA</p> <p>Sun Aug 05 1973, 6:33 AM EDT</p> <p>Att: 33,122 - Unknown</p> <p>livebaseballscorecards.com</p>											
Bill Buckner, L (1, 7) OBP: 0.299, SLG: 0.345	0-0 G3		0-0 1-H HR		0-0 4-3		0-0 S 1B			4 1 2 2 0 0 0												
Willie Davis, L (1, 8) OBP: 0.331, SLG: 0.469	0-0 F8		0-0 G3 SF7 2B		0-3 K		0-3 K 1-2			2 1 1 0 0 0 0												
Tom Paciorek, R (3, 8) OBP: 0.283, SLG: 0.312										2 0 0 0 0 2 1												
Steve Garvey, R (1, 3) OBP: 0.341, SLG: 0.448		0-0 F8	0-0 G3		0-0 6-3			0-0 3-1		4 0 0 0 0 0 1												
Willie Crawford, L (1, 9) OBP: 0.400, SLG: 0.451		0-0 E SF9 1B	0-0 3-H SF7		0-0 1-3			0-0 F8		3 1 1 1 0 0 0												
Joe Ferguson, R (1, 2) OBP: 0.372, SLG: 0.449		0-0 SF9 1-3 E9	0-0 L5		0-0 FC5-4 1B			0-3 K		4 0 1 0 0 1 1												
Ron Cey, R (1, 5) OBP: 0.358, SLG: 0.402		0-0 SF9		0-0 F9		0-0 F8		0-0 F8		3 0 0 1 0 0 1												
Bill Russell, R (1, 6) OBP: 0.315, SLG: 0.353		0-0 FC6-4 IBB		0-0 6-3		0-0 FC5-4 1-2f		0-0 6-3		3 0 0 0 1 0 1												
Tommy John, R (1, 1) OBP: 0.176, SLG: 0.180		0-0 FC6-4		0-0 FC6-4 1B			0-0 6-3		4-0 BB BB BB	3 0 1 0 0 0 2												
Pete Richert, L (8, 1) OBP: 0.200, SLG: 0.200										0 0 0 0 0 0 0												
Von Joshua, L (9, PH) OBP: 0.288, SLG: 0.280										0 0 0 0 1 0 0												
Jim Brewer, L (9, 1) OBP: 0.400, SLG: 0.400										0 0 0 0 0 0 0												
Inning Stats	R: 0 E: 0 K: 1 S: 5	H: 0 LOB: 0 BB: 0 P: 5	R: 1 E: 1 K: 0 S: 5	H: 1 LOB: 2 BB: 1 P: 9	R: 3 E: 1 K: 0 S: 6	H: 2 LOB: 0 BB: 0 P: 6	R: 0 E: 0 K: 0 S: 4	H: 1 LOB: 1 BB: 0 P: 4	R: 0 E: 0 K: 1 S: 5	H: 0 LOB: 0 BB: 0 P: 5	R: 0 E: 0 K: 1 S: 4	H: 1 LOB: 1 BB: 0 P: 4	R: 0 E: 0 K: 1 S: 6	H: 1 LOB: 1 BB: 0 P: 6	R: 0 E: 0 K: 1 S: 5	H: 0 LOB: 0 BB: 0 P: 5	R: 0 E: 0 K: 1 S: 5	H: 0 LOB: 1 BB: 1 P: 9	1B: 4 2B: 1 3B: 0 HR: 1	SF: 2 SAC: 0 DP: 0 HBP: 0	WP: 0 PB: 0 SB: 1 CS: 0	PA: 37
PITCHER	IP WLS BF H R ER SO BB IBB HBP BLK WP HR S P ERA WHIP																					
Juan Marichal, R (1, 1) ERA: 3.46	3.0 L 15 3 4 1 1 0 1 0 0 0 0 1 16 20 3.00 1.000																					
Jim Barr, R ERA: 3.14	(4, 1) 3.0 11 2 0 0 1 0 0 0 0 0 0 0 13 13 0.00 0.667																					
Randy Moffitt, R ERA: 2.81	(7, 1) 2.0 7 1 0 0 2 0 0 0 0 0 0 0 11 11 0.00 0.500																					
Elias Sosa, R ERA: 3.63	(9, 1) 1.0 4 0 0 0 1 1 0 0 0 0 0 0 5 9 0.00 1.000																					

AB	33
R	4
H	6
RBI	4
BB	2
SO	5
LOB	9



Batter	1	2	3	4	5	6	7	8	9	AB	R	H	RBI	BB	SO	LOB
Bobby Bonds, R OBP: 0.395, SLG: 0.579 (1, 9)	4-0 L5-3 BB			x 0-0 5-3		x 0-0 6-3		x 0-0 2-H HR		3	1	1	2	1	0	0
Tito Fuentes, S OBP: 0.319, SLG: 0.364 (1, 4)	x 0-0 L5-3 1-2			x 0-0 5-3		x 0-0 4-3		x 0-0 1B 2B		4	0	1	0	0	0	1
Garry Maddox, R OBP: 0.343, SLG: 0.443 (1, 8)	x 0-0 L4			x 0-0 4-3			x 0-0 F8	x 0-0 2-3 1B		4	0	1	0	0	0	0
Gary Matthews, R OBP: 0.386, SLG: 0.478 (1, 7)		x 0-0 1-3			x 0-0 E6 WP 1B		x 0-0 6-3	x 0-0 L7		4	1	0	0	0	0	2
Chris Speier, R OBP: 0.343, SLG: 0.382 (1, 6)		x 0-0 G5-4-3 1B			x 0-0 1B WP 1B		x 0-0 1B		x 0-0 E5	4	0	3	0	0	0	0
Dave Kingman, R OBP: 0.241, SLG: 0.416 (1, 3)		x 0-0 G5-4-3 1-2f			x 0-0 2-3		x 0-3 K		x 0-3 K	4	0	0	0	0	2	5
Bruce Miller, R OBP: 0.125, SLG: 0.125 (1, 5)			x 0-0 1-3		x 0-0 2-3 3-H G6-4-3 1B			x 0-0 6-3	x 0-0 F5	4	0	1	1	0	0	1
Mike Sadek, R OBP: 0.268, SLG: 0.143 (1, 2)			x 0-0 4-3		x 0-0 G6-4-3			x 0-0 4-3 HR 1B	x 0-0 4-3	1	0	0	0	0	0	0
Chris Arnold, R OBP: 0.364, SLG: 0.393 (5, PH)										1	0	0	0	0	0	2
Dave Rader, L OBP: 0.325, SLG: 0.339 (6, 2)										2	1	1	0	0	0	1
Juan Marichal, R OBP: 0.291, SLG: 0.285 (3, PH)			x 0-0 1-3				x 0-3 K			0	0	0	0	0	0	0
Steve Ontiveros, S (4, 1)										1	0	0	0	0	0	0
Jim Barr, R OBP: 0.196, SLG: 0.188 (6, PH)										0	0	0	0	0	0	0
Jim Howarth, L OBP: 0.243, SLG: 0.221 (7, 1)										1	0	0	0	0	1	0
Randy Moffitt, R OBP: 0.077, SLG: 0.077 (8, PH)										0	0	0	0	0	0	0
Ed Goodson, L OBP: 0.342, SLG: 0.473 (8, PH)										1	0	0	0	0	0	1
Elias Sosa, R OBP: 0.286, SLG: 0.167 (9, 1)										0	0	0	0	0	0	0

Inning Stats	R: 0	H: 0	E: 0	LOB: 0	K: 0	BB: 1	S: 2	P: 6	R: 0	H: 1	E: 0	LOB: 0	K: 0	BB: 0	S: 3	P: 3	R: 0	H: 0	E: 0	LOB: 0	K: 0	BB: 0	S: 3	P: 3	R: 1	H: 2	E: 1	LOB: 1	K: 0	BB: 0	S: 5	P: 5	R: 0	H: 0	E: 0	LOB: 0	K: 1	BB: 0	S: 5	P: 5	R: 0	H: 1	E: 0	LOB: 1	K: 1	BB: 0	S: 6	P: 6	R: 2	H: 4	E: 0	LOB: 2	K: 0	BB: 0	S: 7	P: 7	R: 0	H: 0	E: 1	LOB: 1	K: 1	BB: 0	S: 6	P: 6	1B: 6	SF: 0	2B: 2	SAC: 0	3B: 0	DP: 3	HR: 1	HBP: 0	WP: 1	PA: 35
--------------	------	------	------	--------	------	-------	------	------	------	------	------	--------	------	-------	------	------	------	------	------	--------	------	-------	------	------	------	------	------	--------	------	-------	------	------	------	------	------	--------	------	-------	------	------	------	------	------	--------	------	-------	------	------	------	------	------	--------	------	-------	------	------	------	------	------	--------	------	-------	------	------	-------	-------	-------	--------	-------	-------	-------	--------	-------	--------

PITCHER	IP	WLS	BF	H	R	ER	SO	BB	IBB	HBP	BLK	WP	HR	S	P	ERA	WHIP
Tommy John, L ERA: 2.74 (1, 1)	7.2	W	29	7	3	2	2	1	0	0	0	1	1	32	36	2.35	1.043
Pete Richert, L ERA: 2.06 (8, 1)	0.1		2	1	0	0	0	0	0	0	0	0	0	2	2	0.00	3.000
Jim Brewer, L ERA: 1.96 (9, 1)	1.0	S	4	0	0	0	1	0	0	0	0	0	0	6	6	0.00	0.000

BOTTOM

Los Angeles Dodgers @ San Francisco Giants
Candlestick Park, San Francisco, CA

Sun Aug 05 1973, 6:33 AM EDT
Att. 33,122 - Unknown

livebaseballscorecards.com

AB	34
R	3
H	8
RBI	3
BB	1
SO	3
LOB	13



Batter	1	2	3	4	5	6	7	8	9	AB R H RBI BB SO LOB	TOP
Ron Hunt, R (1, 4) OBP: 0.416, SLG: 0.336	0-0 F3		0-0 G4-6-3		0-0 F6			0-0 1-3		4 0 0 0 0 0 2	
Mike Jorgensen, L (1, 3) OBP: 0.347, SLG: 0.354	0-0 1B			0-0 1B		0-3 K		0-0 F8		4 1 2 0 0 1 0	
Ron Fairly, L (1, 7) OBP: 0.436, SLG: 0.441	0-3 K			0-3 K		0-0 3-1			0-0 4-3	4 0 0 0 0 2 2	
Ron Woods, R (9, 7) OBP: 0.342, SLG: 0.313	1-2 K			1-2 K						0 0 0 0 0 0 0	
Ken Singleton, S (1, 9) OBP: 0.397, SLG: 0.470	0-0 F4			0-0 1B		0-0 F4			0-0 P7	4 0 1 0 0 0 1	
Jim Lyttle, L (1, 8) OBP: 0.327, SLG: 0.489				0-0 K		0-0 G6-4-3		0-0 4-3		4 0 1 1 0 1 0	
Bob Bailey, R (1, 5) OBP: 0.376, SLG: 0.529				0-0 5-3		1-3 3-H			0-0 E1	4 1 2 1 0 0 2	
John Boccabella, R (1, 2) OBP: 0.276, SLG: 0.306				0-0 G6-4-3		0-0 HR			0-0 PB	4 1 2 1 0 0 2	
Pepe Frias, R (1, 6) OBP: 0.257, SLG: 0.265				0-0 6-3		0-3 K		0-0 4-3	0-0 F8	4 0 0 0 0 1 2	
Steve Renko, R (1, 1) OBP: 0.358, SLG: 0.361				0-0 F6		0-0 3-1		0-0 F7	0-0 F8	3 0 0 0 0 0 0	
				0-0 G4-6-3		0-0 2B		0-0 4-3		3 0 2 0 0 0 0	
Inning Stats	R: 0 H: 1 E: 0 LOB: 1 K: 1 BB: 0 S: 6 P: 6	R: 0 H: 0 E: 0 LOB: 0 K: 1 BB: 0 S: 5 P: 5	R: 0 H: 1 E: 0 LOB: 0 K: 0 BB: 0 S: 3 P: 3	R: 1 H: 3 E: 0 LOB: 1 K: 1 BB: 0 S: 7 P: 7	R: 0 H: 1 E: 0 LOB: 1 K: 1 BB: 0 S: 6 P: 6	R: 0 H: 0 E: 0 LOB: 0 K: 1 BB: 0 S: 5 P: 5	R: 1 H: 1 E: 0 LOB: 0 K: 0 BB: 0 S: 4 P: 4	R: 0 H: 0 E: 0 LOB: 0 K: 0 BB: 0 S: 3 P: 3	R: 0 H: 1 E: 1 LOB: 2 K: 0 BB: 0 S: 5 P: 5	1B: 6 SF: 0 2B: 1 SAC: 0 3B: 0 DP: 2 HR: 1 HBP: 0	WP: 0 PA: 34 PB: 1 SB: 2 CS: 0
PITCHER	IP WLS BF H R ER SO BB IBB HBP BLK WP HR S P ERA WHIP										
Tom Bradley, R (1, 1) ERA: 3.67	8.0 L 29 7 2 2 5 0 0 0 0 0 0 1 39 39 2.25 0.875										
Randy Moffitt, R (9, 1) ERA: 2.77	1.0 5 1 0 0 0 0 0 0 0 0 0 0 5 5 0.00 1.000										

Montreal Expos @ San Francisco Giants
 Candlestick Park, San Francisco, CA
 Tue Aug 07 1973, 10:05 PM EDT
 Att. 3,668 - Unknown

AB	34
R	2
H	8
RBI	2
BB	0
SO	5
LOB	9



Batter	1	2	3	4	5	6	7	8	9	AB	R	H	RBI	BB	SO	LOB
Bobby Bonds, R OBP: 0.396, SLG: 0.577 (1, 9) X	0-0 CS 1B		0-3 K			4-0 6-3 SH3 BB		0-0 4-3		3	0	1	0	1	1	0
Tito Fuentes, S OBP: 0.317, SLG: 0.362 (1, 4) X	0-0 G3 1-2		0-3 K			0-0 SH3 1-2		0-0 4-3		3	0	0	0	0	1	1
Garry Maddox, R OBP: 0.340, SLG: 0.438 (1, 8) X	0-0 5-3				0-0 F3	0-0 6-3		0-0 F8		4	0	0	0	0	0	1
Willie McCovey, L OBP: 0.422, SLG: 0.511 (1, 3) X		0-0 HR		0-0 F9	4-0 S IBB		0-0 F8		3	1	1	1	1	0	0	0
Gary Matthews, R OBP: 0.382, SLG: 0.473 (1, 7) X		0-0 F3		0-3 K	0-0 F6 1-2		0-0 F9		4	0	0	0	0	0	1	2
Chris Speier, R OBP: 0.343, SLG: 0.380 (1, 6) X		4-0 BB			0-0 F9		0-3 K		2	0	0	0	1	1	0	0
Mike Phillips, L OBP: 0.242, SLG: 0.267 (1, 5) X		0-3 K			0-0 4-3		0-0 F5		3	0	0	0	0	0	1	1
Dave Rader, L OBP: 0.325, SLG: 0.345 (1, 2) X		0-0 4-3			0-0 3B		0-0 F9		3	0	1	0	0	0	0	1
Tom Bradley, R OBP: 0.204, SLG: 0.212 (1, 1) X			0-0 F4					0-3 K		2	0	0	0	0	1	1
Steve Ontiveros, S (8, PH)										1	0	0	0	0	1	0
Randy Moffitt, R OBP: 0.077, SLG: 0.077 (9, 1)										0	0	0	0	0	0	0

Inning Stats	R: 0	H: 1	E: 0	LOB: 0	K: 0	P: 3	R: 1	H: 1	E: 0	LOB: 1	K: 1	P: 10	R: 0	H: 0	E: 0	LOB: 0	K: 2	P: 7	R: 0	H: 0	E: 0	LOB: 0	K: 1	P: 5	R: 0	H: 1	E: 0	LOB: 1	K: 1	P: 6	R: 0	H: 0	E: 0	LOB: 2	K: 0	P: 11	R: 0	H: 0	E: 0	LOB: 0	K: 1	P: 5	R: 0	H: 0	E: 0	LOB: 0	K: 1	P: 5	R: 0	H: 0	E: 0	LOB: 0	K: 0	P: 3	R: 0	H: 0	E: 0	LOB: 0	K: 0	P: 3	1B: 1	SF: 0	2B: 0	SAC: 1	3B: 1	DP: 0	HR: 1	HBP: 0	WP: 0	PA: 32
PITCHER Steve Renko, R ERA: 2.81 (1, 1)	IP	WLS	BF	H	R	ER	SO	BB	IBB	HBP	BLK	WP	HR	S	P	ERA	WHIP	IP	WLS	BF	H	R	ER	SO	BB	IBB	HBP	BLK	WP	HR	S	P	ERA	WHIP	IP	WLS	BF	H	R	ER	SO	BB	IBB	HBP	BLK	WP	HR	S	P	ERA	WHIP																			

Montreal Expos @ San Francisco Giants
Candlestick Park, San Francisco, CA
Tue Aug 07 1973, 10:05 PM EDT
Att. 3,668 - Unknown

livebaseballscorecards.com

AB	28
R	1
H	3
RBI	1
BB	3
SO	7
LOB	7



Batter	1	2	3	4	5	6	7	8	9	AB R H RBI BB SO LOB	TOP	
Ron Hunt, R (1, 5) OBP: 0.417, SLG: 0.339 Mike Jorgensen, L (5, PH) OBP: 0.348, SLG: 0.353 (5, 7)	0-0 F9		0-0 1B 2B		0-0 F6		4-0 BB BB		0-0 CS 1-2	2 0 1 0 0 0 0 1 0 0 0 1 0 1		
Ron Woods, R (1, 8) OBP: 0.348, SLG: 0.318	0-0 1-3		0-0 2-H 1B		0-0 6-3 1B		4-0 1-2 2-3 BB			3 0 2 0 1 0 0		
Bob Bailey, R (1, 7) OBP: 0.375, SLG: 0.524 (5, 5)	0-0 F8			4-0 G6-4-3 BB		0-0 6-3 1-2		0-3 K		3 0 0 0 1 1 4		
Hal Breeden, R (1, 3) OBP: 0.365, SLG: 0.500		0-0 F5		0-0 F6		0-0 F5		0-0 1-3		4 0 0 0 0 0 2		
Ken Singleton, S (1, 9) OBP: 0.398, SLG: 0.468		4-0 FC6-4 BB		0-0 G6-4-3 1-2f		4-0 FC5-4 BB		0-0 4-3		2 0 0 0 2 0 1		
John Boccabella, R (1, 2) OBP: 0.276, SLG: 0.315		0-0 FC6-4 1-2f			0-0 HR		0-0 FC5-4 1-2f		0-0 4-3	4 1 1 1 0 0 3		
Tim Foli, R (1, 4) OBP: 0.293, SLG: 0.294 Ron Fairly, L (9, PH) OBP: 0.435, SLG: 0.440		0-0 6-3		0-0 K		0-0 F9		0-0 F8	0-3 K	3 0 0 0 0 0 1 1 0 0 0 0 1 0	AB 30 R 1 H 6 RBI 1 BB 6 SO 3 LOB 13	
Pepe Frias, R (1, 6) OBP: 0.253, SLG: 0.260 Boots Day, L (9, PH) OBP: 0.388, SLG: 0.432 Larry Lintz, S (9, PR) OBP: 0.389, SLG: 0.267			0-3 K		0-0 4-3		0-0 F6		0-0 CS 1B	3 0 0 0 0 1 0 1 0 1 0 0 0 0 0 0 0 0 0 0 0		
Steve Rogers, R (1, 1) OBP: 0.333, SLG: 0.250 Jim Lyttle, L (9, PH) OBP: 0.320, SLG: 0.478			0-0 4-3		4-0 BB		0-0 BB 2B		0-0 F2	2 0 1 0 1 0 0 1 0 0 0 0 0 1		
Inning Stats	R: 0 H: 0 E: 0 LOB: 0 K: 0 BB: 0 S: 3 P: 3	R: 0 H: 0 E: 0 LOB: 1 K: 0 BB: 1 S: 3 P: 7	R: 0 H: 2 E: 0 LOB: 2 K: 1 BB: 0 S: 6 P: 6	R: 0 H: 0 E: 0 LOB: 0 K: 0 BB: 1 S: 2 P: 6	R: 1 H: 1 E: 0 LOB: 1 K: 0 BB: 1 S: 4 P: 8	R: 0 H: 1 E: 0 LOB: 2 K: 0 BB: 1 S: 4 P: 8	R: 0 H: 1 E: 0 LOB: 3 K: 1 BB: 2 S: 6 P: 14	R: 0 H: 0 E: 0 LOB: 0 K: 0 BB: 0 S: 3 P: 3	R: 0 H: 1 E: 0 LOB: 1 K: 1 BB: 0 S: 5 P: 5	1B: 3 SF: 0 2B: 2 SAC: 0 3B: 0 DP: 1 HR: 1 HBP: 0	WP: 0 PA: 37 PB: 0 SB: 0 CS: 1	
PITCHER Ron Bryant, L (1, 1) ERA: 2.97 Elias Sosa, R (7, 1) ERA: 3.52	IP WLS BF H R ER SO BB IBB HBP BLK WP HR S P ERA WHIP	6.2 W 29 5 1 1 1 6 0 0 0 0 1 25 49 1.35 1.650	2.1 S 7 1 0 0 2 0 0 0 0 0 0 0 11 11 0.00 0.429	PITCHER IP WLS BF H R ER SO BB IBB HBP BLK WP HR S P ERA WHIP								

Montreal Expos @ San Francisco Giants
 Candlestick Park, San Francisco, CA
 Wed Aug 08 1973, 6:33 AM EDT
 Att. 3,674 - Unknown

livebaseballscorecards.com




Batter	1	2	3	4	5	6	7	8	9	AB	R	H	RBI	BB	SO	LOB
Garry Maddox, R (1, 8) OBP: 0.337, SLG: 0.434	0-0 1-3		0-0 F6		0-0 F8			0-3 K		4	0	0	0	0	1	1
Tito Fuentes, S (1, 4) OBP: 0.317, SLG: 0.359	0-0 6-3		0-0 F8			4-0 BB		0-0 F8		3	0	0	0	1	0	1
Bobby Bonds, R (1, 9) OBP: 0.396, SLG: 0.576	0-3 K			0-0 HR 1B		0-3 K				3	1	1	0	0	2	1
Willie McCovey, L (1, 3) OBP: 0.425, SLG: 0.522		4-0 FC3-6 BB		0-0 HR		0-0 F4				2	1	1	2	1	0	1
Ed Goodson, L (1, 5) OBP: 0.340, SLG: 0.469		0-0 FC3-6 CS BB 1-2f		0-0 4-3		0-0 F9				3	0	0	0	0	0	2
Gary Matthews, R (1, 7) OBP: 0.382, SLG: 0.472		0-0 F4		0-0 F7			0-0 G5-4-3 1B			3	0	1	0	0	0	1
Chris Speier, R (1, 6) OBP: 0.343, SLG: 0.378		4-0 1-2 BB		0-0 5-3			0-0 G5-4-3			2	0	0	0	1	0	1
Dave Rader, L (1, 2) OBP: 0.325, SLG: 0.345		0-0 CS 2-3	0-0 1B		0-0 F9		0-0 F7			3	0	1	0	0	0	0
Ron Bryant, S (1, 1) OBP: 0.203, SLG: 0.171			0-0 B3			0-0 F8				2	0	0	0	0	0	1
Elias Sosa, R (7, 1) OBP: 0.250, SLG: 0.143								0-0 F8		1	0	0	0	0	0	0

Inning Stats	R: 0	H: 0	E: 0	K: 1	S: 5	R: 0	H: 0	E: 0	K: 0	S: 2	R: 0	H: 1	E: 0	K: 0	S: 4	R: 2	H: 2	E: 0	K: 0	S: 5	R: 0	H: 0	E: 0	K: 1	S: 3	R: 0	H: 1	E: 0	K: 0	S: 3	R: 0	H: 0	E: 0	K: 1	S: 5	R: 0	H: 0	E: 0	K: 1	S: 5	
	LOB: 0	BB: 0	P: 5	LOB: 1	BB: 2	P: 10	LOB: 0	BB: 0	P: 4		LOB: 0	BB: 0	P: 3	LOB: 1	BB: 1	P: 9	LOB: 0	BB: 0	P: 3		LOB: 0	BB: 0	P: 5	LOB: 0	BB: 0	P: 5	LOB: 0	BB: 0	P: 5		LOB: 0	BB: 0	P: 5		LOB: 0	BB: 0	P: 5		LOB: 0	BB: 0	P: 5

Montreal Expos @ San Francisco Giants
Candlestick Park, San Francisco, CA

Wed Aug 08 1973, 6:33 AM EDT
Att. 3,674 - Unknown

AB	26
R	2
H	4
RBI	2
BB	3
SO	3
LOB	9



1B: 3	SF: 0	WP: 0	PA: 30
2B: 0	SAC: 0	PB: 0	
3B: 0	DP: 1	SB: 0	
HR: 1	HBP: 0	CS: 1	

PITCHER	IP	WLS	BF	H	R	ER	SO	BB	IBB	HBP	BLK	WP	HR	S	P	ERA	WHIP
Steve Rogers, R (1, 1) ERA: 1.05	8.0	L	29	4	2	2	3	3	0	0	0	0	1	32	44	2.25	0.875

Batter	1	2	3	4	5	6	7	8	9	AB R H RBI BB SO LOB	TOP											
Mike Jorgensen, L (1, 3) OBP: 0.346, SLG: 0.349	0-0 4-3	0-3 K		0-0 G3			4-0 1B FC4-6 BB		0-0 F5	4 1 0 0 1 1 1												
Ron Fairly, L (1, 7) OBP: 0.434, SLG: 0.446 Ron Woods, R (9, 7) OBP: 0.348, SLG: 0.318	0-0 F7		0-0 HR 3B		0-0 F9		0-0 FC4-6 1-3 1B		0-0 F9	5 1 2 0 0 0 0 0 0 0 0 0 0 0												
Ken Singleton, S (1, 9) OBP: 0.399, SLG: 0.476	0-0 HR 1B		0-0 HR		0-0 F3		0-0 FC4-6 1-2f 3-H		0-0 F9	4 2 2 3 0 0 1												
Jim Lyttle, L (1, 8) OBP: 0.333, SLG: 0.531	0-0 HR		0-0 F7		4-0 BB		0-0 F9			3 1 1 2 1 0 1												
Bob Bailey, R (1, 5) OBP: 0.376, SLG: 0.523	0-0 1B		4-0 S BB		0-3 K			0-3 K		3 0 1 0 1 2 1												
Tim Foli, R (1, 4) OBP: 0.289, SLG: 0.290	0-0 F8		0-0 F3		0-0 6-3			0-0 F8		4 0 0 0 0 0 2												
Bob Stinson, S (1, 2) OBP: 0.300, SLG: 0.364		H 1-0 SH1-4 HBP	0-3 K		0-0 F9		0-0 FC6-4 1B			3 0 1 0 0 1 1												
Pepe Frias, R (1, 6) OBP: 0.249, SLG: 0.256		X 0-0 SH1-4		X 0-0 F9		X 0-0 G3		X 0-0 FC6-4 1-2f		3 0 0 0 0 0 1												
Mike Torrez, R (1, 1) OBP: 0.245, SLG: 0.250 Mike Marshall, R (7, 1) OBP: 0.318, SLG: 0.250		X 0-0 F3		X 0-0 6-3		X 0-0 5-3		0-3 K		3 0 0 0 0 0 1 1 0 0 0 0 1 0												
Inning Stats	R: 2 E: 0 K: 0 S: 6	H: 3 LOB: 1 BB: 0 P: 6	R: 0 E: 0 K: 1 S: 5	H: 0 LOB: 1 BB: 0 P: 6	R: 2 E: 0 K: 1 S: 7	H: 2 LOB: 1 BB: 1 P: 11	R: 0 E: 0 K: 0 S: 3	H: 0 LOB: 0 BB: 0 P: 3	R: 0 E: 0 K: 1 S: 5	H: 0 LOB: 1 BB: 1 P: 9	R: 0 E: 0 K: 0 S: 3	H: 0 LOB: 0 BB: 0 P: 3	R: 1 E: 0 K: 0 S: 4	H: 1 LOB: 1 BB: 1 P: 8	R: 0 E: 0 K: 1 S: 6	H: 1 LOB: 1 BB: 0 P: 6	R: 0 E: 0 K: 1 S: 5	H: 0 LOB: 0 BB: 0 P: 5	1B: 4 2B: 0 3B: 1 HR: 2	SF: 0 SAC: 1 DP: 0 HBP: 1	WP: 0 PB: 0 SB: 1 CS: 0	PA: 38
PITCHER	IP WLS BF H R ER SO BB IBB HBP BLK WP HR S P ERA WHIP																					
Jim Barr, R (1, 1) ERA: 3.32	2.0 L 12 5 4 4 1 0 0 0 1 0 0 2 13 14 18.00 2.500																					
Don Carrithers, R (3, 1) ERA: 4.19	3.0 11 0 0 0 2 2 0 0 0 0 0 0 13 21 0.00 0.667																					
Jim Willoughby, R (6, 1) ERA: 4.82	2.0 8 1 1 1 0 1 0 0 0 0 0 0 7 11 4.50 1.000																					
Don McMahon, R (8, 1) ERA: 3.48	2.0 7 1 0 0 2 0 0 0 0 0 0 0 11 11 0.00 0.500																					

Montreal Expos @ San Francisco Giants
Candlestick Park, San Francisco, CA
Thu Aug 09 1973, 6:33 AM EDT
Att. 3,471 - Unknown

AB	33
R	5
H	7
RBI	5
BB	3
SO	5
LOB	9



Batter	1	2	3	4	5	6	7	8	9	AB R H RBI BB SO LOB
Garry Maddox, R OBP: 0.335, SLG: 0.431 (1, 8)	0-0 F3		0-0 5-3		0-0 1-3		0-0 SF8 1B		0-3 K	5 1 1 0 0 1 0
Tito Fuentes, S OBP: 0.315, SLG: 0.356 (1, 4)	4-0 E 1B BB		0-0 6-3		0-0 6-3		0-0 E6 1-3		0-0 5-3	4 0 0 0 1 0 1
Bobby Bonds, R OBP: 0.396, SLG: 0.583 (1, 9)	0-0 E1 1-3 1B		0-0 HR			0-0 F8	0-0 SF8			3 1 2 2 0 0 0
Willie McCovey, L OBP: 0.428, SLG: 0.524 Dave Kingman, R OBP: 0.241, SLG: 0.416 (1, 3) (8, 3)	4-0 IBB		0-0 4-3			0-0 BB 1B	0-0 1B			3 1 2 0 1 0 0 0 0 0 0 0 0 0
Ed Goodson, L OBP: 0.336, SLG: 0.463 (1, 5)	0-3 K			0-0 F8		0-0 F9	0-3 K			4 0 0 0 0 2 6
Gary Matthews, R OBP: 0.383, SLG: 0.470 (1, 7)	0-0 6-3			0-0 5-3 1B		4-0 1B BB		0-0 F9		3 0 1 0 1 0 3
Chris Speier, R OBP: 0.342, SLG: 0.376 (1, 6)		0-0 6-3		0-0 5-3 1-2		0-0 1B BB		0-0 5-3		4 0 1 1 0 0 1
Dave Rader, L OBP: 0.321, SLG: 0.341 (1, 2)		0-0 F8		0-0 4-3		0-0 5-3		0-0 3-1		4 0 0 0 0 0 3
Jim Barr, R OBP: 0.192, SLG: 0.194 Don Carrithers, R OBP: 0.333, SLG: 0.333 Steve Ontiveros, S (5, PH) Jim Willoughby, R OBP: 0.240, SLG: 0.348 Jim Howarth, L OBP: 0.240, SLG: 0.217 Don McMahon, R (8, 1) Gary Thomasson, L OBP: 0.343, SLG: 0.406 (9, PH)		0-3 K		0-0 5-3		0-0 5-3	0-0 F7		0-3 K	1 0 0 0 0 0 1 0 0 0 0 0 0 0 0 0 1 0 0 0 0 0 0 0 0 0 0 0 0 0 0 0 1 0 0 0 0 0 0 0 0 0 0 0 0 0 0 0 1 0 0 0 0 0 1 0

Inning Stats	R: 0	H: 1	E: 1	K: 1	S: 6	LOB: 3	BB: 2	P: 14	R: 0	H: 0	E: 0	K: 1	S: 5	LOB: 0	BB: 0	P: 5	R: 1	H: 1	E: 0	K: 0	S: 4	LOB: 0	BB: 0	P: 4	R: 0	H: 1	E: 0	K: 0	S: 4	LOB: 1	BB: 0	P: 4	R: 0	H: 0	E: 0	K: 0	S: 3	LOB: 0	BB: 0	P: 3	R: 1	H: 2	E: 0	K: 0	S: 5	LOB: 2	BB: 1	P: 9	R: 1	H: 2	E: 1	K: 1	S: 8	LOB: 2	BB: 0	P: 8	R: 0	H: 0	E: 0	K: 0	S: 3	LOB: 0	BB: 0	P: 3	R: 0	H: 0	E: 0	K: 2	S: 7	LOB: 0	BB: 0	P: 7	1B: 6	2B: 0	3B: 0	HR: 1	SF: 1	SAC: 0	DP: 0	HBP: 0	WP: 0	PB: 0	SB: 0	CS: 0	PA: 38
--------------	------	------	------	------	------	--------	-------	-------	------	------	------	------	------	--------	-------	------	------	------	------	------	------	--------	-------	------	------	------	------	------	------	--------	-------	------	------	------	------	------	------	--------	-------	------	------	------	------	------	------	--------	-------	------	------	------	------	------	------	--------	-------	------	------	------	------	------	------	--------	-------	------	------	------	------	------	------	--------	-------	------	-------	-------	-------	-------	-------	--------	-------	--------	-------	-------	-------	-------	--------

PITCHER	IP	WLS	BF	H	R	ER	SO	BB	IBB	HBP	BLK	WP	HR	S	P	ERA	WHIP
Mike Torrez, R ERA: 4.48 (1, 1)	6.1	W	29	6	3	2	2	2	2	1	0	0	1	30	42	2.84	1.263
Mike Marshall, R ERA: 2.48 (7, 1)	2.2	S	9	1	0	0	3	0	0	0	0	0	0	15	15	0.00	0.375

BOTTOM

Montreal Expos @ San Francisco Giants
Candlestick Park, San Francisco, CA

Thu Aug 09 1973, 6:33 AM EDT
Att. 3,471 - Unknown

AB	34
R	3
H	7
RBI	3
BB	3
SO	5
LOB	14

livebaseballscorecards.com



Batter	1	2	3	4	5	6	7	8	9	AB R H RBI BB SO LOB	TOP		
Don Hahn, R (1, 8) OBP: 0.293, SLG: 0.298	0-0 P6	0-3 K			0-0 P6	0-0 FC4 1B			0-3 K	5 0 1 0 0 2 1			
Felix Millan, R (1, 4) OBP: 0.322, SLG: 0.352	0-0 E8		0-0 6-3		0-0 F7	0-0 FC4			0-0 5-3	5 0 0 1 0 0 1			
Rusty Staub, L (1, 9) OBP: 0.355, SLG: 0.418	0-0 F8		0-0 L7		0-0 1B 1B	0-0 K			4-0 BB	4 1 1 0 1 1 2			
John Milner, L (1, 3) OBP: 0.334, SLG: 0.487	0-0 4-3		0-0 3B		0-0 1B HR 1B		0-0 P6		0-0 G3	5 1 2 0 0 0 2			
Cleon Jones, R (1, 7) OBP: 0.324, SLG: 0.382		0-0 1B G3 2B 1B	0-0 F8		0-0 1B HR 1B		0-0 6-3			4 2 2 1 0 0 1			
Wayne Garrett, L (1, 5) OBP: 0.343, SLG: 0.361		0-0 F7		0-0 FC6-5 2B	0-0 1B HR		0-0 4-3			4 1 2 3 0 0 1			
Jerry Grote, R (1, 2) OBP: 0.254, SLG: 0.281		0-0 G3		0-0 FC6-5 1B	0-0 3-1			0-0 G6-4-3 1B		4 0 1 0 0 0 2			
Ted Martinez, R (1, 6) OBP: 0.278, SLG: 0.268		0-0 2B 1B		0-0 G1-4-3 1B		0-0 1B FC4 1B		0-0 G6-4-3 1B		4 2 3 0 0 0 1			
Tom Seaver, R (1, 1) OBP: 0.229, SLG: 0.231		0-0 2B		0-0 G1-4-3		0-3 K		0-3 K		4 0 1 2 0 2 3			
Inning Stats	R: 0 H: 0 E: 1 LOB: 1 K: 0 BB: 0 S: 4 P: 4	R: 2 H: 3 E: 0 LOB: 1 K: 1 BB: 0 S: 8 P: 8	R: 0 H: 1 E: 0 LOB: 1 K: 0 BB: 0 S: 4 P: 4	R: 0 H: 2 E: 0 LOB: 1 K: 0 BB: 0 S: 4 P: 4	R: 4 H: 4 E: 0 LOB: 0 K: 0 BB: 0 S: 7 P: 7	R: 1 H: 2 E: 0 LOB: 1 K: 2 BB: 0 S: 9 P: 9	R: 0 H: 0 E: 0 LOB: 0 K: 0 BB: 0 S: 3 P: 3	R: 0 H: 1 E: 0 LOB: 0 K: 1 BB: 0 S: 5 P: 5	R: 0 H: 0 E: 0 LOB: 1 K: 1 BB: 1 S: 5 P: 9	1B: 9 SF: 0 2B: 2 SAC: 0 3B: 1 DP: 2 HR: 1 HBP: 0	WP: 0 PA: 40 PB: 0 SB: 0 CS: 0		
PITCHER	IP WLS BF H R ER SO BB IBB HBP BLK WP HR S P ERA WHIP											PITCHER	IP WLS BF H R ER SO BB IBB HBP BLK WP HR S P ERA WHIP
Juan Marichal, R (1, 1) ERA: 3.73	4.2 L 24 10 6 6 1 0 0 0 0 0 0 1 26 26 11.57 2.143												
Don Carrithers, R (5, 1) ERA: 4.26	1.1 6 2 1 1 2 0 0 0 0 0 0 0 10 10 6.75 1.500												
Jim Willoughby, R (7, 1) ERA: 4.66	3.0 10 1 0 0 2 1 0 0 0 0 0 0 13 17 0.00 0.667												

New York Mets @ San Francisco Giants
Candlestick Park, San Francisco, CA

Fri Aug 10 1973, 10:05 PM EDT
Att. 8,692 - Unknown

livebaseballscorecards.com

AB	39
R	7
H	13
RBI	7
BB	1
SO	5
LOB	14



Batter	1	2	3	4	5	6	7	8	9	AB	R	H	RBI	BB	SO	LOB
Gary Thomasson, L (1, 8) OBP: 0.345, SLG: 0.409	0-0 4-1		0-0 6-3 2B		4-0 WP 1B SF9 BB	0-0 G4-3			0-0 FC5-4	4	1	1	0	1	0	4
Tito Fuentes, S (1, 4) OBP: 0.316, SLG: 0.357	0-0 1B		0-0 6-3		0-0 SF9 WP 1B				0-3 K	5	0	2	0	0	2	2
Bobby Bonds, R (1, 9) OBP: 0.393, SLG: 0.579	0-0 4-3		0-3 K		0-0 SF9				0-0 F8	3	0	0	1	0	1	1
Willie McCovey, L (1, 3) OBP: 0.429, SLG: 0.522		0-0 1B 1B		0-0 E3 FC5-4 1B		4-0 BB			0-3 K	3	0	1	0	1	1	0
Ed Goodson, L (1, 5) OBP: 0.335, SLG: 0.461		0-0 F8		0-0 FC5-4 1B		0-0 5-3			0-0 4-3	4	0	1	0	0	0	3
Gary Matthews, R (1, 7) OBP: 0.384, SLG: 0.471		0-0 1B		0-3 K		0-0 E6 FC3-2 1B			0-0 6-3	4	0	2	0	0	1	2
Chris Speier, R (1, 6) OBP: 0.339, SLG: 0.372		0-0 F3		0-0 FC5-4		0-0 FC			0-0 6-3	4	0	0	0	0	0	5
Dave Rader, L (1, 2) OBP: 0.318, SLG: 0.337		0-3 K		0-0 G1		0-0 FC3-2			0-0 F7	4	0	0	0	0	1	6
Juan Marichal, R (1, 1) OBP: 0.286, SLG: 0.260			0-0 P6		0-3 K	0-0 E6			0-0 FC5-4 1B	1	0	0	0	0	0	0
Don Carrithers, R (5, 1) OBP: 0.308, SLG: 0.308						1-2 2-3				1	0	0	0	0	1	0
Steve Ontiveros, S (6, PH)										1	0	0	0	0	0	2
Jim Willoughby, R (7, 1) OBP: 0.240, SLG: 0.348										0	0	0	0	0	0	0
Garry Maddox, R (9, PH) OBP: 0.337, SLG: 0.432										1	0	1	0	0	0	0

Inning Stats	R: 0	H: 1	E: 0	K: 0	S: 3	LOB: 0	BB: 0	P: 3	R: 0	H: 2	E: 0	K: 1	S: 7	LOB: 2	BB: 0	P: 7	R: 0	H: 1	E: 0	K: 1	S: 6	LOB: 1	BB: 0	P: 6	R: 0	H: 1	E: 1	K: 1	S: 7	LOB: 2	BB: 0	P: 7	R: 1	H: 1	E: 0	K: 1	S: 6	LOB: 2	BB: 2	P: 14	R: 0	H: 1	E: 2	K: 0	S: 5	LOB: 2	BB: 0	P: 5	R: 0	H: 0	E: 0	K: 2	S: 7	LOB: 0	BB: 0	P: 7	R: 0	H: 0	E: 0	K: 0	S: 3	LOB: 0	BB: 0	P: 3	R: 0	H: 1	E: 0	K: 1	S: 6	LOB: 1	BB: 0	P: 6	1B: 7	SF: 1	2B: 1	SAC: 0	3B: 0	DP: 1	HR: 0	HBP: 0	WP: 1	PA: 38
PITCHER Tom Seaver, R (1, 1) ERA: 1.86	IP	WLS	BF	H	R	ER	SO	BB	IBB	HBP	BLK	WP	HR	S	P	ERA	WHIP	IP	WLS	BF	H	R	ER	SO	BB	IBB	HBP	BLK	WP	HR	S	P	ERA	WHIP																																																

BOTTOM


New York Mets @ San Francisco Giants
Candlestick Park, San Francisco, CA

Fri Aug 10 1973, 10:05 PM EDT
Att. 8,692 - Unknown

livebaseballscorecards.com

AB	35
R	1
H	8
RBI	1
BB	2
SO	7
LOB	25



Batter	1	2	3	4	5	6	7	8	9	10	11	12	13	AB R H RBI BB SO LOB	TOP															
Don Hahn, R OBP: 0.295, SLG: 0.331 (1, 8)	0-0 HR		0-0 4-3 1-3 2B		0-0 FC5-4 1B 1-2f 1B		0-3 K		0-0 5-3			0-0 G3		6 2 2 1 0 1 3	New York Mets @ San Francisco Giants Candlestick Park, San Francisco, CA Sat Aug 11 1973, 6:33 AM EDT Att. 15,762 - Unknown livebaseballscorecards.com AB 48 R 7 H 8 RBI 6 BB 2 SO 6 LOB 17 															
Felix Millan, R OBP: 0.322, SLG: 0.354 (1, 4)	0-0 2B		0-0 F9		0-0 1B HR 1B		0-0 FC5-2 BLK		0-0 E6			0-0 F7		6 1 2 0 0 0 3																
Rusty Staub, L OBP: 0.355, SLG: 0.416 (1, 9)	0-0 5-3		0-0 4-3		0-0 HR 1B		4-0 BB		0-0 4-3			0-0 P4		5 1 1 2 1 0 4																
John Milner, L OBP: 0.331, SLG: 0.490 (1, 3)	0-3 K		0-0 F9		0-0 HR		0-0 F8					0-0 G3		6 1 1 3 0 1 4																
Cleon Jones, R OBP: 0.315, SLG: 0.371 (1, 7)	0-3 K			0-0 5-3	0-0 5-3			0-0 6-3				0-0 F3		6 0 0 0 0 1 1																
Wayne Garrett, L OBP: 0.338, SLG: 0.354 (1, 5) (9, 6)		0-3 K		0-3 K		0-0 6-3		0-0 F8				0-0 4-1		6 0 0 0 0 2 0																
Ron Hodges, L OBP: 0.267, SLG: 0.264 Duffy Dyer, R OBP: 0.247, SLG: 0.240 (1, 2) (2, 2)		0-0 P6		0-0 5-3		0-0 F8		0-3 K				0-0 4-3		1 0 0 0 0 0 0 4 0 0 0 0 1 0																
Ted Martinez, R OBP: 0.280, SLG: 0.267 Brian Ostrasser, L (1, 6) (5, 6)		0-0 1-3			1-0 FC4-6 HBP		0-0 4-3		0-0 FC4-2 2B			0-0 5-3		1 0 0 0 0 0 0 1 0 0 0 0 0 0																
Willie Mays, R OBP: 0.293, SLG: 0.360 Jerry Grote, R OBP: 0.252, SLG: 0.279 (9, PH) (9, 5)														1 0 1 0 0 0 0 1 0 0 0 0 0 0																
George Stone, L Buzz Capra, R Ken Boyer, L John Roseboro, R Jim Beauchamp, R Henry Porter, R Ed Kranepool, L Tom Seaver, R Tug McGraw, R			4-0 2B 4-3 BB		0-0 FC4-6 FC5-4		0-0 E FC5-2 1B		0-0 FC4-2 E			0-0 6-3		0 0 0 0 0 0 0 0 1 0 0 0 1 0 0 0 1 0 0 0 0 0 0 0 1 0 0 0 1 0 0 0 0 0 1 0 0 0 0 0 0 0 0 0 0 0 0 0 0 0 0 0 1 0 0 0 0 0 0 0 0 0 1 0 0 0 0 0 0 0 1 0 0 0 0 0 0 0 0																
Inning Stats	R: 1 E: 0 K: 2 S: 9	H: 2 LOB: 1 BB: 0 P: 9	R: 0 E: 0 K: 1 S: 5	H: 0 LOB: 0 BB: 0 P: 5	R: 1 E: 0 K: 0 S: 4	H: 1 LOB: 1 BB: 1 P: 8	R: 0 E: 0 K: 1 S: 5	H: 0 LOB: 0 BB: 0 P: 5	R: 4 E: 0 K: 0 S: 6	H: 3 LOB: 0 BB: 0 P: 7	R: 0 E: 0 K: 0 S: 3	H: 0 LOB: 0 BB: 0 P: 3	R: 0 E: 1 K: 1 S: 6	H: 1 LOB: 2 BB: 1 P: 10		R: 0 E: 0 K: 1 S: 5	H: 0 LOB: 0 BB: 0 P: 5	R: 1 E: 1 K: 0 S: 5	H: 1 LOB: 2 BB: 0 P: 5	R: 0 E: 0 K: 0 S: 3	H: 0 LOB: 0 BB: 0 P: 3	R: 0 E: 0 K: 0 S: 3	H: 0 LOB: 0 BB: 0 P: 3	R: 0 E: 0 K: 0 S: 3	H: 0 LOB: 0 BB: 0 P: 3	1B: 3 2B: 3 3B: 0 HR: 2	SF: 0 SAC: 0 DP: 0 HBP: 1	WP: 0 PB: 0 SB: 0 CS: 0	PA: 51	
PITCHER																														
Tom Bradley, R ERA: 3.9 (1, 1)	IP: 5.0	WLS: 23	BF: 23	H: 6	R: 6	ER: 6	SO: 4	BB: 1	IBB: 0	HBP: 1	BLK: 0	WP: 0	HR: 2	S: 29		P: 34	ERA: 10.80	WHIP: 1.400												
Elias Sosa, R ERA: 3.29 (6, 1)	IP: 5.0	WLS: 19	BF: 2	H: 1	R: 0	ER: 2	SO: 1	BB: 0	IBB: 0	HBP: 0	BLK: 1	WP: 0	HR: 0	S: 22	P: 26	ERA: 0.00	WHIP: 0.600													
Randy Moffitt, R ERA: 2.65 (11, 1)	IP: 3.0	WLS: 9	BF: 0	H: 0	R: 0	ER: 0	SO: 0	BB: 0	IBB: 0	HBP: 0	BLK: 0	WP: 0	HR: 0	S: 9	P: 9	ERA: 0.00	WHIP: 0.000													

Batter	1	2	3	4	5	6	7	8	9	10	11	12	13	AB R H RBI BB SO LOB
Garry Maddox, R (1, 8) OBP: 0.340, SLG: 0.434														5 1 2 0 1 0 4
Tito Fuentes, S (1, 4) OBP: 0.312, SLG: 0.351														7 1 0 0 0 1 7
Ed Goodson, L (1, 5) OBP: 0.336, SLG: 0.460														5 1 2 0 0 0 0
Mike Phillips, L (9, PR) OBP: 0.242, SLG: 0.267														0 0 0 0 0 0 0
Willie McCovey, L (12, PH) OBP: 0.431, SLG: 0.522														0 0 0 0 1 0 0
Bruce Miller, R (12, PR) OBP: 0.222, SLG: 0.125														0 0 0 0 1 0 0
Bobby Bonds, R (1, 9) OBP: 0.394, SLG: 0.588														7 2 3 4 0 2 2
Gary Matthews, R (1, 7) OBP: 0.383, SLG: 0.470														5 1 1 1 1 1 0
Chris Speier, R (1, 6) OBP: 0.339, SLG: 0.369														4 1 0 0 2 2 3
Gary Thomasson, L (1, 3) OBP: 0.341, SLG: 0.399														4 1 0 0 1 0 1
Chris Arnold, R (12, PH) OBP: 0.353, SLG: 0.379														1 0 0 0 0 0 3
Dave Kingman, R (13, 3) OBP: 0.241, SLG: 0.416														0 0 0 0 0 0 0
Mike Sadek, R (1, 2) OBP: 0.295, SLG: 0.162														2 0 1 0 1 0 3
Dave Rader, L (8, PH) OBP: 0.321, SLG: 0.340														3 0 2 0 0 0 3
Tom Bradley, R (1, 1) OBP: 0.214, SLG: 0.222														2 0 1 1 0 1 2
Elias Sosa, R (6, 1) OBP: 0.222, SLG: 0.125														1 0 0 0 0 1 1
Randy Moffitt, R (11, 1) OBP: 0.077, SLG: 0.077														0 0 0 0 0 0 0
Steve Ontiveros, S (13, PH) OBP: 0.077, SLG: 0.077														1 0 0 0 0 1 0

AB	R	H	RBI	BB	SO	LOB
5	1	2	0	1	0	4
7	1	0	0	0	1	7
5	1	2	0	0	0	0
0	0	0	0	0	0	0
0	0	0	0	1	0	0
0	0	0	0	1	0	0
7	2	3	4	0	2	2
5	1	1	1	1	1	0
4	1	0	0	2	2	3
4	1	0	0	1	0	1
1	0	0	0	0	0	3
0	0	0	0	0	0	0
2	0	1	0	1	0	3
3	0	2	0	0	0	3
2	0	1	1	0	1	2
1	0	0	0	0	1	1
0	0	0	0	0	0	0
1	0	0	0	0	1	0

Inning Stats	R: 6 E: 1 K: 1 S: 11	H: 5 LOB: 2 BB: 2 P: 19	R: 0 E: 0 K: 2 S: 7	H: 0 LOB: 0 BB: 0 P: 7	R: 0 E: 0 K: 1 S: 5	H: 0 LOB: 2 BB: 2 P: 13	R: 0 E: 0 K: 1 S: 5	H: 0 LOB: 0 BB: 0 P: 5	R: 0 E: 0 K: 1 S: 6	H: 2 LOB: 1 BB: 0 P: 6	R: 1 E: 0 K: 0 S: 4	H: 1 LOB: 0 BB: 0 P: 4	R: 0 E: 0 K: 0 S: 3	H: 1 LOB: 1 BB: 0 P: 3	R: 0 E: 0 K: 0 S: 3	H: 0 LOB: 0 BB: 0 P: 3	R: 0 E: 0 K: 0 S: 3	H: 1 LOB: 1 BB: 1 P: 7	R: 0 E: 1 K: 1 S: 6	H: 0 LOB: 3 BB: 2 P: 14	R: 1 E: 1 K: 1 S: 5	H: 1 LOB: 3 BB: 1 P: 10	1B: 8 2B: 2 3B: 1 HR: 1	SF: 0 SAC: 2 DP: 2 HBP: 1	WP: 1 PA: 58
---------------------	-------------------------------	----------------------------------	------------------------------	---------------------------------	------------------------------	----------------------------------	------------------------------	---------------------------------	------------------------------	---------------------------------	------------------------------	---------------------------------	------------------------------	---------------------------------	------------------------------	---------------------------------	------------------------------	---------------------------------	------------------------------	----------------------------------	------------------------------	----------------------------------	----------------------------------	------------------------------------	-----------------

PITCHER	IP	WLS	BF	H	R	ER	SO	BB	IBB	HBP	BLK	WP	HR	S	P	ERA	WHIP
George Stone, L (1, 1) ERA: 2.99	0.1		7	4	6	4	0	2	0	0	0	0	1	5	13	108.00	18.000
Buzz Capra, R (1, 1) ERA: 4.03	3.2		15	1	0	0	5	2	0	0	0	1	0	23	31	0.00	0.818
John Strohmayr, R (5, 1) ERA: 5.48	2.0		7	2	0	0	2	0	0	0	0	0	0	11	11	0.00	1.000
Harry Parker, R (7, 1) ERA: 3.53	2.0		8	2	1	1	0	0	0	0	0	0	0	8	8	4.50	1.000
Tug McGraw, L (9, 1) ERA: 5.09	4.1	L	21	3	1	1	2	1	3	1	0	0	0	20	37	2.08	0.923

New York Mets @ San Francisco Giants
 Candlestick Park, San Francisco, CA
 Sat Aug 11 1973, 6:33 AM EDT
 Att: 15,762 - Unknown

livebaseballscorecards.com

AB	47
R	8
H	12
RBI	6
BB	8
SO	9
LOB	29



Batter	1	2	3	4	5	6	7	8	9	AB R H RBI BB SO LOB	TOP	
Wayne Garrett, L (1, 5) OBP: 0.337, SLG: 0.353 (7, 6)	0-0 L4-3 1B		0-0 P4		0-0 E7		0-3 K			4 0 1 0 0 1 1		
Felix Millan, R (1, 4) OBP: 0.319, SLG: 0.351	0-0 F7		0-3 K		0-0 F2			0-0 F7		4 0 0 0 0 1 2		
Willie Mays, R (1, 3) OBP: 0.287, SLG: 0.352	0-0 L4-3 1-2			0-0 F7		0-0 F9		0-0 5-3		4 0 0 0 0 0 1		
Cleon Jones, R (1, 9) OBP: 0.318, SLG: 0.370		0-0 3-1		4-0 FC6-4 BB		0-0 1B		0-0 1-3		3 0 1 0 1 0 0		
John Milner, L (1, 7) OBP: 0.328, SLG: 0.484		0-0 G3		0-0 F9		0-0 P6			0-0 4-3	4 0 0 0 0 0 2		
Don Hahn, R (1, 8) OBP: 0.301, SLG: 0.336		0-0 BLK 1B		0-0 FC6-4 1-2f		0-0 F7				4 0 2 0 0 0 2		
Jerry Grote, R (1, 2) OBP: 0.259, SLG: 0.280		4-0 1-2 IBB			0-0 SH1-4 E 1B		0-3 K		0-3 K	3 1 1 0 1 2 1		
Brian Ostrasser, L (1, 6) Duffy Dyer, R (7, PH) OBP: 0.246, SLG: 0.239 Jim McAndrew, R (7, 1) OBP: 0.381, SLG: 0.200 Jim Beauchamp, R (9, PH) OBP: 0.367, SLG: 0.353		0-0 F9			0-0 P3		0-0 F9		0-0 F9	2 0 0 0 0 0 3 1 0 0 0 0 0 0 0 0 0 0 0 0 0 1 0 0 0 0 0 1		
Ray Sadecki, L (1, 1) OBP: 0.238, SLG: 0.333 Ken Boswell, L (7, PH) OBP: 0.266, SLG: 0.318 (7, 5)			0-0 L3		0-0 SH1-4 1-2		0-0 1B			1 0 0 0 0 0 0 1 0 1 0 0 0 0		
Inning Stats	R: 0 H: 1 E: 0 LOB: 0 K: 0 BB: 0 S: 3 P: 3	R: 0 H: 1 E: 0 LOB: 2 K: 0 BB: 1 S: 4 P: 8	R: 0 H: 0 E: 0 LOB: 0 K: 1 BB: 0 S: 5 P: 5	R: 0 H: 0 E: 0 LOB: 1 K: 0 BB: 1 S: 3 P: 7	R: 1 H: 1 E: 1 LOB: 1 K: 0 BB: 0 S: 5 P: 5	R: 0 H: 1 E: 0 LOB: 1 K: 0 BB: 0 S: 4 P: 4	R: 0 H: 1 E: 0 LOB: 1 K: 2 BB: 0 S: 8 P: 8	R: 0 H: 0 E: 0 LOB: 0 K: 0 BB: 0 S: 3 P: 3	R: 0 H: 1 E: 0 LOB: 1 K: 1 BB: 0 S: 6 P: 6	1B: 6 SF: 0 2B: 1 SAC: 1 3B: 0 DP: 1 HR: 0 HBP: 0	WP: 0 PA: 35 PB: 0 SB: 0 CS: 0	
PITCHER Ron Bryant, L (1, 1) ERA: 2.84	IP WLS BF H R ER SO BB IBB HBP BLK WP HR S P ERA WHIP	9.0 W 35 6 1 0 4 1 1 0 1 0 0 0 41 49 0.00 0.778										

New York Mets @ San Francisco Giants
 Candlestick Park, San Francisco, CA
 Sun Aug 12 1973, 6:33 AM EDT
 Att. 13,490 - Unknown

AB	32
R	1
H	6
RBI	0
BB	2
SO	4
LOB	13



Batter	1	2	3	4	5	6	7	8	9	AB	R	H	RBI	BB	SO	LOB	BOTTOM		
Garry Maddox, R (1, 8) OBP: 0.340, SLG: 0.435	0-0 P2 ①		0-0 4-3 ②		0-0 1-3 HR 2B		0-0 5-3 ①			4	1	1	0	0	0	1	New York Mets @ San Francisco Giants Candlestick Park, San Francisco, CA Sun Aug 12 1973, 6:33 AM EDT Att. 13,490 - Unknown		
Tito Fuentes, S (1, 4) OBP: 0.313, SLG: 0.361	0-0 F7 ②		0-3 K ③		0-0 2-H 3-H HR		0-0 4-3 2B			4	1	2	4	0	1	0			
Ed Goodson, L (1, 5) OBP: 0.332, SLG: 0.455	0-0 4-3 ③			0-0 F2 ①	0-0 4-3 ③		0-0 4-3 ②			4	0	0	0	0	0	1			
Bobby Bonds, R (1, 9) OBP: 0.395, SLG: 0.589		0-0 1B 1B		0-0 E3 ②		0-0 2B	0-0 4-3 ③			4	0	2	0	0	0	1			
Chris Speier, R (1, 6) OBP: 0.341, SLG: 0.368		0-0 1B		4-0 BB		0-0 F9 ①		0-0 F2 ①		3	0	1	0	1	0	1			
Gary Thomasson, L (1, 7) OBP: 0.335, SLG: 0.392		0-3 K ①		0-3 K ③		0-3 K ②		0-0 1B		3	0	0	0	0	3	4			
Jim Howarth, L (8, 7) OBP: 0.250, SLG: 0.229										1	0	1	0	0	0	0			
Dave Kingman, R (1, 3) OBP: 0.241, SLG: 0.409		0-0 F8 ②			0-3 K ①	4-0 IBB		0-3 K ②		3	0	0	0	1	2	3			
Dave Rader, L (1, 2) OBP: 0.318, SLG: 0.336		0-3 K ③			0-3 K ②	0-0 F9 ③		0-0 F9 ③		4	0	0	0	0	2	5			
Ron Bryant, S (1, 1) OBP: 0.221, SLG: 0.169			0-0 5-3 ①		4-0 2B HR BB		4-0 2B PB BB			1	2	0	0	2	0	0			
Inning Stats	R: 0 H: 0 E: 0 K: 0 S: 3	H: 0 LOB: 0 BB: 0 P: 3	R: 0 H: 2 E: 0 K: 2 S: 9	H: 2 LOB: 2 BB: 0 P: 9	R: 0 H: 0 E: 0 K: 1 S: 5	H: 0 LOB: 0 BB: 0 P: 5	R: 0 H: 0 E: 1 K: 1 S: 5	H: 0 LOB: 1 BB: 1 P: 9	R: 3 H: 2 E: 0 K: 2 S: 9	H: 2 LOB: 0 BB: 1 P: 13	R: 0 H: 1 E: 0 K: 1 S: 6	H: 1 LOB: 2 BB: 1 P: 10	R: 1 H: 1 E: 0 K: 0 S: 4	H: 1 LOB: 1 BB: 1 P: 8	R: 0 H: 1 E: 0 K: 1 S: 6	H: 1 LOB: 1 BB: 0 P: 6	1B: 3 2B: 3 3B: 0 HR: 1	SF: 0 SAC: 0 DP: 0 HBP: 0	WP: 0 PA: 35
PITCHER	IP WLS L BF H R ER SO BB IBB HBP BLK WP HR S P ERA WHIP	IP WLS L BF H R ER SO BB IBB HBP BLK WP HR S P ERA WHIP	IP WLS L BF H R ER SO BB IBB HBP BLK WP HR S P ERA WHIP	IP WLS L BF H R ER SO BB IBB HBP BLK WP HR S P ERA WHIP	IP WLS L BF H R ER SO BB IBB HBP BLK WP HR S P ERA WHIP	IP WLS L BF H R ER SO BB IBB HBP BLK WP HR S P ERA WHIP	IP WLS L BF H R ER SO BB IBB HBP BLK WP HR S P ERA WHIP	IP WLS L BF H R ER SO BB IBB HBP BLK WP HR S P ERA WHIP	IP WLS L BF H R ER SO BB IBB HBP BLK WP HR S P ERA WHIP	IP WLS L BF H R ER SO BB IBB HBP BLK WP HR S P ERA WHIP	IP WLS L BF H R ER SO BB IBB HBP BLK WP HR S P ERA WHIP	IP WLS L BF H R ER SO BB IBB HBP BLK WP HR S P ERA WHIP	IP WLS L BF H R ER SO BB IBB HBP BLK WP HR S P ERA WHIP	IP WLS L BF H R ER SO BB IBB HBP BLK WP HR S P ERA WHIP	IP WLS L BF H R ER SO BB IBB HBP BLK WP HR S P ERA WHIP	IP WLS L BF H R ER SO BB IBB HBP BLK WP HR S P ERA WHIP	IP WLS L BF H R ER SO BB IBB HBP BLK WP HR S P ERA WHIP	IP WLS L BF H R ER SO BB IBB HBP BLK WP HR S P ERA WHIP	IP WLS L BF H R ER SO BB IBB HBP BLK WP HR S P ERA WHIP
Ray Sadecki, L (1, 1) ERA: 3.57	6.0	26	5	3	3	7	2	1	0	0	0	0	0	0	10	14	4.50	1.167	
Jim McAndrew, R (7, 1) ERA: 5.7	2.0	9	2	1	1	1	1	0	0	0	0	0	0	0	0	0	4.50	1.500	

livebaseballscorecards.com




Batter	1	2	3	4	5	6	7	8	9	AB	R	H	RBI	BB	SO	LOB	
Cesar Tovar, R (1, 4) OBP: 0.346, SLG: 0.381 Denny Doyle, L (7, 4) OBP: 0.308, SLG: 0.301	0-0 F3		0-0 5-3		0-0 3-H 1B		0-0 F8			4	0	1	1	0	0	0	
Tom Hutton, L (1, 3) OBP: 0.363, SLG: 0.406	0-0 4-3		0-0 F9		0-0 F8		0-0 F8			4	0	0	0	0	0	1	
Willie Montanez, L (1, 9) OBP: 0.334, SLG: 0.377 Mike Schmidt, R (8, 5) OBP: 0.330, SLG: 0.412	0-0 L8			0-0 6-3		0-0 1B		0-3 K		4	1	1	0	0	1	0	
Greg Luzinski, R (1, 7) OBP: 0.345, SLG: 0.480		0-0 HR		0-0 HR		0-0 F9		0-0 F9		4	2	2	2	0	0	1	
Del Unser, L (1, 8) OBP: 0.373, SLG: 0.473		0-0 1B		0-0 F7		0-0 1B		0-0 F6		4	0	2	0	0	0	0	
Bill Robinson, R (1, 5) OBP: 0.332, SLG: 0.528		0-0 F3		0-0 P4		0-0 1B			0-0 F7	4	0	1	1	0	0	1	
Bob Boone, R (1, 2) OBP: 0.306, SLG: 0.341		0-0 F8			0-0 6-3	0-0 P4			0-0 F8	4	0	0	0	0	0	3	
Craig Robinson, R (1, 6) OBP: 0.242, SLG: 0.318		0-0 F8			0-0 E6	0-0 4-3			0-0 P4	4	1	0	0	0	0	3	
Jim Lonborg, R (1, 1) OBP: 0.205, SLG: 0.195			0-0 6-3		0-3 K		0-3 K			3	0	0	0	0	2	1	
Inning Stats	R: 0 E: 0 K: 0 S: 3 H: 0 LOB: 0 BB: 0 P: 3	R: 1 E: 0 K: 0 S: 5 H: 2 LOB: 1 BB: 0 P: 5	R: 0 E: 0 K: 0 S: 3 H: 0 LOB: 0 BB: 0 P: 3	R: 1 E: 0 K: 0 S: 4 H: 1 LOB: 0 BB: 0 P: 4	R: 1 E: 1 K: 1 S: 7 H: 1 LOB: 1 BB: 0 P: 7	R: 1 E: 0 K: 0 S: 6 H: 3 LOB: 2 BB: 0 P: 6	R: 0 E: 0 K: 1 S: 5 H: 0 LOB: 0 BB: 0 P: 5	R: 0 E: 0 K: 0 S: 3 H: 0 LOB: 0 BB: 0 P: 3	1B: 5 2B: 0 3B: 0 HR: 2 SF: 0 SAC: 0 DP: 0 HBP: 0	WP: 0 PB: 0 SB: 1 CS: 0	PA: 35						
PITCHER	IP WLS BF H R ER SO BB IBB HBP BLK WP HR S P ERA WHIP	IP WLS BF H R ER SO BB IBB HBP BLK WP HR S P ERA WHIP															
Jim Barr, R (1, 1) ERA: 3.34	7.0 L 29 7 4 3 2 0 0 0 0 0 2 33 33 3.86 1.000	Randy Moffitt, R (8, 1) ERA: 2.58	2.0 6 0 0 0 1 0 0 0 0 0 0 0 8 8 0.00 0.000														

Philadelphia Phillies @ San Francisco Giants
Candlestick Park, San Francisco, CA

Tue Aug 14 1973, 10:05 PM EDT
Att. 4,128 - Unknown

AB	35
R	4
H	7
RBI	4
BB	0
SO	3
LOB	10



livebaseballscorecards.com

Batter	1	2	3	4	5	6	7	8	9	AB R H RBI BB SO LOB
Garry Maddox, R (1, 8) OBP: 0.343, SLG: 0.436	4-0 FC6-4 BB		0-0 6-3		0-0 5-3		0-0 1B		0-0 1B	4 0 2 0 1 0 1
Tito Fuentes, S (1, 4) OBP: 0.312, SLG: 0.359	0-0 FC6-4 1-2f		0-0 E6 FC5-4		0-0 1B 2-H		0-0 F8		0-0 E4 1-2 2-3	5 0 1 0 0 0 4
Bobby Bonds, R (1, 9) OBP: 0.395, SLG: 0.586	4-0 G4-6-3 BB		0-0 FC5-4 1-2f			0-0 E5 2B 1B		0-3 K	0-0 1-3	4 1 1 0 1 1 4
Willie McCovey, L (1, 3) OBP: 0.430, SLG: 0.523	0-0 G4-6-3 1-2f		0-0 F9			0-0 2B 3-H		0-0 2B		3 0 1 1 0 0 3
Gary Thomasson, L (7, 3) OBP: 0.339, SLG: 0.401										1 1 1 0 0 0 0
Ed Goodson, L (1, 5) OBP: 0.334, SLG: 0.458		0-0 2B FC4-6 1B		0-0 6-3		0-0 P6		0-0 2B CS		4 1 2 1 0 0 1
Mike Phillips, L (8, PR) (9, 5) OBP: 0.242, SLG: 0.267								0-0 2B 2-H		0 0 0 0 0 0 0
Gary Matthews, R (1, 7) OBP: 0.382, SLG: 0.470		0-0 FC4-6 1-3 2B		0-0 1-3		0-0 F8		0-3 K 2-3		4 0 1 0 0 1 2
Chris Speier, R (1, 6) OBP: 0.342, SLG: 0.368		4-0 FC4-6 BB		0-0 F8		0-0 4-3			0-0 E 1B 1B	3 0 1 0 1 0 1
Dave Rader, L (1, 2) OBP: 0.317, SLG: 0.335		0-0 FC4-6 G4-3 1-2f 2-3 3-H			0-0 SH1-4 1B 1B		0-0 3-1		0-0 P3	4 0 1 1 0 0 3
Jim Barr, R (1, 1) OBP: 0.189, SLG: 0.180		0-0 G4-3			0-0 SH1-4		0-0 F8		0-3 K	1 0 0 0 0 0 2
Jim Howarth, L (7, PH) OBP: 0.247, SLG: 0.225										1 0 0 0 0 0 0
Randy Moffitt, R (8, 1) OBP: 0.077, SLG: 0.077										0 0 0 0 0 0 0
Chris Arnold, R (9, PH) OBP: 0.343, SLG: 0.367										1 0 0 0 0 1 1

Inning Stats	R: 0 H: 0 E: 1 LOB: 1 K: 0 BB: 2 S: 2 P: 10	R: 1 H: 2 E: 0 LOB: 1 K: 0 BB: 1 S: 4 P: 8	R: 0 H: 0 E: 1 LOB: 1 K: 0 BB: 0 S: 4 P: 4	R: 0 H: 0 E: 0 LOB: 0 K: 0 BB: 0 S: 3 P: 3	R: 0 H: 2 E: 0 LOB: 2 K: 0 BB: 0 S: 4 P: 4	R: 1 H: 2 E: 1 LOB: 1 K: 0 BB: 0 S: 5 P: 5	R: 0 H: 1 E: 0 LOB: 1 K: 0 BB: 0 S: 4 P: 4	R: 1 H: 2 E: 0 LOB: 1 K: 2 BB: 0 S: 8 P: 8	R: 0 H: 2 E: 1 LOB: 3 K: 1 BB: 0 S: 8 P: 8	1B: 7 SF: 0 2B: 4 SAC: 1 3B: 0 DP: 2 HR: 0 HBP: 0
---------------------	--	---	---	---	---	---	---	---	---	--


PITCHER Jim Lonborg, R (1, 1) ERA: 5.19	IP 9.0 WLS W BF 39 H 11 R 3 ER 3 SO 3 BB 3 IBB 0 HBP 0 BLK 0 WP 0 HR 0 S 42 P 54 ERA 3.00 WHIP 1.556	PITCHER	IP WLS BF H R ER SO BB IBB HBP BLK WP HR S P ERA WHIP
--	--	----------------	---

BOTTOM

Philadelphia Phillies @ San Francisco Giants
Candlestick Park, San Francisco, CA

Tue Aug 14 1973, 10:05 PM EDT
Att. 4,128 - Unknown

AB	35
R	3
H	11
RBI	3
BB	3
SO	3
LOB	22



WP: 0 PA: 39
PB: 0
SB: 0
CS: 1

Batter	1	2	3	4	5	6	7	8	9	AB R H RBI BB SO LOB	TOP
Cesar Tovar, R (1, 4) OBP: 0.344, SLG: 0.378	0-0 L5		0-0 F8		0-0 BB 1B		0-0 F3		0-0 P6	5 0 1 1 0 0 3	Philadelphia Phillies @ San Francisco Giants Candlestick Park, San Francisco, CA Wed Aug 15 1973, 6:33 AM EDT Att. 4,089 - Unknown
Tom Hutton, L (1, 3) OBP: 0.361, SLG: 0.400 Barry Lersch, S (7, 1) OBP: 0.214, SLG: 0.154	0-3 K		0-0 F8		4-0 3-H BB		0-0 F7			3 0 0 0 1 1 2 0 0 0 0 0 0 0	
Willie Montanez, L (1, 9) OBP: 0.333, SLG: 0.374 (7, 3)	4-0 BB			0-3 K	0-0 P5			0-0 F8		3 0 0 0 1 1 2	
Greg Luzinski, R (1, 7) OBP: 0.342, SLG: 0.476	0-0 F7			0-0 F9		0-3 K		0-0 6-3		4 0 0 0 0 1 1	
Del Unser, L (1, 8) OBP: 0.374, SLG: 0.473		0-0 P6		0-0 1B		0-0 1B		0-0 1-3		4 0 2 0 0 0 0	
Bill Robinson, R (1, 5) OBP: 0.328, SLG: 0.521 (7, 9)		0-0 6-3		0-0 P6		0-3 K			0-0 F7	4 0 0 0 0 1 2	
Bob Boone, R (1, 2) OBP: 0.308, SLG: 0.353		0-0 F9			0-0 WP 1B 2B		0-0 L9			4 2 2 1 0 0 1	
Craig Robinson, R (1, 6) OBP: 0.243, SLG: 0.314			0-0 SH1-4 1B		0-0 F8		0-0 6-3		0-0 F9	4 0 1 0 0 0 1	
Wayne Twitchell, R (1, 1) OBP: 0.105, SLG: 0.140 Ron Diorio, R (4, 1) Jose Pagan, R (5, PH) Mike Wallace, L (5, 1) Bill Wilson, R (6, 1) Mike Schmidt, R (7, PH) (7, 5)			0-0 SH1-4		0-0 K		0-0 1B		4-0 BB	0 0 0 0 0 0 0 0 0 0 0 0 0 0 1 0 0 0 0 1 1 0 0 0 0 0 0 0 0 0 0 0 0 0 0 1 0 1 0 1 0 0	
Inning Stats	R: 0 E: 0 K: 1 S: 5 H: 0 LOB: 1 BB: 1 P: 9	R: 0 E: 0 K: 0 S: 3 H: 0 LOB: 0 BB: 0 P: 3	R: 0 E: 0 K: 0 S: 4 H: 1 LOB: 1 BB: 0 P: 4	R: 0 E: 0 K: 1 S: 6 H: 1 LOB: 1 BB: 0 P: 6	R: 1 E: 0 K: 1 S: 7 H: 2 LOB: 2 BB: 1 P: 11	R: 0 E: 0 K: 2 S: 8 H: 1 LOB: 1 BB: 0 P: 8	R: 0 E: 0 K: 0 S: 4 H: 1 LOB: 1 BB: 0 P: 4	R: 0 E: 0 K: 0 S: 3 H: 0 LOB: 0 BB: 0 P: 3	R: 1 E: 0 K: 0 S: 4 H: 1 LOB: 1 BB: 1 P: 8	1B: 5 2B: 1 3B: 0 HR: 1 SF: 0 SAC: 1 DP: 0 HBP: 0	WP: 1 PB: 0 SB: 0 CS: 0 PA: 37
PITCHER Juan Marichal, R (1, 1) ERA: 3.63	IP 9.0 WLS W BF 37 H 7 R 2 ER 2 SO 5 BB 3 IBB 0 HBP 0 BLK 0 WP 1 HR 1 S 44 P 56 ERA 2.00 WHIP 1.111	PITCHER IP WLS BF H R ER SO BB IBB HBP BLK WP HR S P ERA WHIP									

livebaseballscorecards.com

AB	33
R	2
H	7
RBI	2
BB	3
SO	5
LOB	13



Batter	1	2	3	4	5	6	7	8	9
Garry Maddox, R OBP: 0.346, SLG: 0.441 (1, 8)	0-0 SH5-3 HR 1B	0-0 SF8 2-3 3-H		0-3 K		0-0 3B 2B	0-0 1B		
Tito Fuentes, S OBP: 0.312, SLG: 0.363 (1, 4)	0-0 SH5-3 1-2	0-0 4-3		0-0 L9		0-0 E 2-H 3-H	0-0 F7		
Bobby Bonds, R OBP: 0.396, SLG: 0.585 Jim Howarth, L OBP: 0.244, SLG: 0.222 (1, 9) (7, 9)	1-0 HR 2-3 HBP		0-0 4-3 1B		0-3 K	0-0 E5 WP 1B		0-0 3-1	
Willie McCovey, L OBP: 0.429, SLG: 0.532 Gary Thomasson, L OBP: 0.341, SLG: 0.399 (1, 3) (6, PH) (7, 3)	0-0 HR 1-H 3-H		0-0 4-3		0-0 P6	4-0 1B BB		0-0 4-3	
Ed Goodson, L OBP: 0.331, SLG: 0.453 Mike Phillips, L OBP: 0.254, SLG: 0.267 (1, 5) (7, 5)	0-3 K		0-0 P6		0-3 K	0-0 L8		4-0 BB	
Gary Matthews, R OBP: 0.385, SLG: 0.470 (1, 7)	0-3 K		0-0 FC6-4 1B					0-0 F9	
Chris Speier, R OBP: 0.343, SLG: 0.369 (1, 6)		0-0 SH3-4 E SF8 1B		0-0 FC6-4					
Dave Rader, L OBP: 0.319, SLG: 0.335 (1, 2)		0-0 E1 SF8 SH3-4 1-2		4-0 SH3-4 WP BB		0-0 2B 3B 1B		0-0 4-3	
Juan Marichal, R OBP: 0.276, SLG: 0.250 (1, 1)		0-0 SH3-4 1-2 2-3		0-0 SH3-4		0-3 K	0-0 F7		

AB	R	H	RBI	BB	SO	LOB
4	2	3	2	0	1	1
4	1	1	2	0	0	3
3	3	1	0	0	1	0
1	0	0	0	0	0	0
3	1	1	3	0	0	1
1	0	0	0	1	0	0
4	0	0	0	0	2	3
0	0	0	0	1	0	0
4	1	2	2	1	1	1
4	2	2	1	0	0	3
3	1	1	0	1	0	1
2	0	0	0	0	1	2

BOTTOM

Philadelphia Phillies @ San Francisco Giants
Candlestick Park, San Francisco, CA
Wed Aug 15 1973, 6:33 AM EDT
Att. 4,089 - Unknown

AB	33
R	11
H	11
RBI	10
BB	4
SO	6
LOB	15



1B: 8	SF: 1
2B: 1	SAC: 3
3B: 1	DP: 0
HR: 1	HBP: 1

WP: 2	PA: 42
PB: 0	
SB: 2	
CS: 0	

Inning Stats	R	H	E	K	S	R	H	E	K	S	R	H	E	K	S	R	H	E	K	S	R	H	E	K	S	R	H	E	K	S	R	H	E	K	S			
Wayne Twitchell, R ERA: 2.31 (1, 1)	3	2	0	9	10	1	5	4	5	2	1	5	5	2	5	1	5	4	5	2	1	5	5	2	5	1	5	4	5	2	5	1	5	4	5	2	5	
Ron Diorio, R ERA: (4, 1)	1	0	0	0	0	0	0	0	0	0	0	0	0	0	0	0	0	0	0	0	0	0	0	0	0	0	0	0	0	0	0	0	0	0	0	0	0	0
Mike Wallace, L ERA: 4.03 (5, 1)	1	2	3	2	2	1	3	3	2	2	1	3	3	2	2	1	3	3	2	2	1	3	3	2	2	1	3	3	2	2	1	3	3	2	2	1	3	3
Bill Wilson, R ERA: 4.78 (6, 1)	1	3	3	2	1	1	3	3	2	1	1	3	3	2	1	1	3	3	2	1	1	3	3	2	1	1	3	3	2	1	1	3	3	2	1	1	3	3
Barry Lersch, R ERA: 4.92 (7, 1)	2	1	0	0	0	1	1	0	0	0	1	1	0	0	0	1	1	0	0	0	0	1	1	0	0	0	0	0	0	0	0	0	0	0	0	0	0	0

PITCHER	IP	WLS	BF	H	R	ER	SO	BB	IBB	HBP	BLK	WP	HR	S	P	ERA	WHIP
Wayne Twitchell, R ERA: 2.31 (1, 1)	3.0	L	17	5	5	4	2	1	0	0	0	0	1	19	24	12.00	2.000
Ron Diorio, R ERA: (4, 1)	1.0		3	0	0	0	1	0	0	0	0	1	0	5	5	0.00	0.000
Mike Wallace, L ERA: 4.03 (5, 1)	1.0		6	2	3	3	2	1	0	0	0	0	0	9	13	27.00	3.000
Bill Wilson, R ERA: 4.78 (6, 1)	1.0		8	3	3	2	1	1	0	0	0	1	0	9	13	18.00	4.000
Barry Lersch, R ERA: 4.92 (7, 1)	2.0		8	1	0	0	0	1	0	0	0	0	0	7	11	0.00	1.000

Batter	1	2	3	4	5	6	7	8	9	AB R H RBI BB SO LOB	TOP											
Cesar Tovar, R (1, 5) <small>OBP: 0.342, SLG: 0.376</small> Mike Schmidt, R (8, 5) <small>OBP: 0.334, SLG: 0.414</small>	0-0 4-3			0-0 1B		0-0 L8		0-0 F8		4 0 1 0 0 0 0 0 0 0 0 0 0 0												
Del Unser, L (1, 8) <small>OBP: 0.376, SLG: 0.474</small>	0-0 CS 1B			0-0 F7		0-0 G3			0-0 1B 1B	4 0 2 0 0 0 1												
Willie Montanez, L (1, 9) <small>OBP: 0.330, SLG: 0.371</small>	0-0 F7			0-0 F7		0-0 F7			0-3 K	4 0 0 0 0 1 3												
Greg Luzinski, R (1, 7) <small>OBP: 0.341, SLG: 0.474</small>	0-0 CS 1-2	0-0 F7		0-0 6-3			0-0 4-3		0-0 G6-4-3 1B	4 0 1 0 0 0 1												
Tom Hutton, L (1, 3) <small>OBP: 0.355, SLG: 0.392</small>			0-0 F9		0-0 4-3		0-0 P6		0-0 G6-4-3 1-2f	4 0 0 0 0 0 2												
Bob Boone, R (1, 2) <small>OBP: 0.310, SLG: 0.364</small>			0-0 F7		HR		0-0 E6 1B			3 1 2 1 0 0 0												
Denny Doyle, L (1, 4) <small>OBP: 0.308, SLG: 0.301</small>			0-3 K		0-0 1B		0-0 F9			3 0 1 0 0 1 1												
Craig Robinson, R (1, 6) <small>OBP: 0.236, SLG: 0.306</small> Mike Rogodzinski, L (8, PH) <small>OBP: 0.348, SLG: 0.362</small> Terry Harmon, R (8, 6) <small>OBP: 0.301, SLG: 0.254</small>			0-0 1-3		0-0 F8			0-0 L3		2 0 0 0 0 0 1 1 0 0 0 0 0 0 0 0 0 0 0 0 0												
Ken Brett, L (1, 1) <small>OBP: 0.317, SLG: 0.554</small>			0-0 F9		0-0 4-3			0-0 F8		3 0 0 0 0 0 1												
Inning Stats	R: 0 E: 0 K: 0 S: 3	H: 1 LOB: 0 BB: 0 P: 3	R: 0 E: 0 K: 0 S: 3	H: 0 LOB: 0 BB: 0 P: 3	R: 0 E: 0 K: 1 S: 5	H: 0 LOB: 0 BB: 0 P: 5	R: 0 E: 0 K: 0 S: 4	H: 1 LOB: 1 BB: 0 P: 4	R: 1 E: 0 K: 0 S: 5	H: 2 LOB: 1 BB: 0 P: 5	R: 0 E: 0 K: 0 S: 3	H: 0 LOB: 0 BB: 0 P: 3	R: 0 E: 1 K: 0 S: 4	H: 1 LOB: 1 BB: 0 P: 4	R: 0 E: 0 K: 0 S: 3	H: 0 LOB: 0 BB: 0 P: 3	R: 0 E: 0 K: 1 S: 6	H: 2 LOB: 1 BB: 0 P: 6	1B: 6 2B: 0 3B: 0 HR: 1	SF: 0 SAC: 0 DP: 1 HBP: 0	WP: 0 PB: 0 SB: 0 CS: 1	PA: 33
PITCHER	IP WLS BF H R ER SO BB IBB HBP BLK WP HR S P ERA WHIP																					
Tom Bradley, R (1, 1) <small>ERA: 3.76</small> Elias Sosa, R (9, 1) <small>ERA: 3.24</small>	8.0 W 29 6 1 1 1 0 0 0 0 0 1 31 31 1.12 0.750																					
	1.0 S 3 1 0 0 1 0 0 0 0 0 0 5 5 0.00 1.000																					

Philadelphia Phillies @ San Francisco Giants
Candlestick Park, San Francisco, CA
Thu Aug 16 1973, 6:33 AM EDT
Att. 4,519 - Unknown

livebaseballscorecards.com

AB	32
R	1
H	7
RBI	1
BB	0
SO	2
LOB	10



Batter	1	2	3	4	5	6	7	8	9	AB	R	H	RBI	BB	SO	LOB	BOTTOM			
Garry Maddox, R (1, 8) OBP: 0.347, SLG: 0.442	0-0 F8		0-0 1B		0-3 K		0-0 1B			4	0	2	0	0	1	0	Philadelphia Phillies @ San Francisco Giants Candlestick Park, San Francisco, CA Thu Aug 16 1973, 6:33 AM EDT Att. 4,519 - Unknown			
Tito Fuentes, S (1, 4) OBP: 0.313, SLG: 0.364	0-0 5-3		0-0 1B		0-0 1B		0-0 P4			4	0	2	0	0	0	2				
Chris Speier, R (1, 6) OBP: 0.343, SLG: 0.367	0-0 F8		4-0 1B		0-0 F9			0-0 F8		3	0	0	0	1	0	1				
Willie McCovey, L (1, 3) OBP: 0.430, SLG: 0.534 Dave Kingman, R (9, 3) OBP: 0.241, SLG: 0.409		0-0 4-3 1B	0-3 K		0-0 4-3			4-0 FC6-4 E		3	1	1	0	1	1	2				
Gary Matthews, R (1, 7) OBP: 0.384, SLG: 0.468		0-0 4-3		0-0 E S		0-0 1-3		0-0 E4		4	1	1	0	0	0	2				
Ed Goodson, L (1, 5) OBP: 0.330, SLG: 0.451 Mike Phillips, L (8, PR) OBP: 0.254, SLG: 0.267		0-0 2-3		0-0 SF7		0-0 4-3		0-0 FC6-4		4	0	1	1	0	0	3				
Gary Thomasson, L (1, 9) OBP: 0.340, SLG: 0.400 Bobby Bonds, R (8, PH) OBP: 0.397, SLG: 0.585		0-0 3-H		0-0 G3		0-0 4-3		0-0 FC6-4		0	0	0	0	0	0	0				
Dave Rader, L (1, 2) OBP: 0.316, SLG: 0.332 Chris Arnold, R (8, PH) OBP: 0.333, SLG: 0.355 Mike Sadek, R (9, 2) OBP: 0.295, SLG: 0.162		0-0 1B		0-0 SF7		0-0 4-3		4-0 FC6-4		2	0	1	1	0	0	0				
Tom Bradley, R (1, 1) OBP: 0.220, SLG: 0.228 Elias Sosa, R (9, 1) OBP: 0.222, SLG: 0.125		0-0 1B		0-0 G4-6-3		0-0 3-1		0-0 P4		3	0	0	0	0	0	2				
		0-0 1B		0-0 3-H		0-0 3-1		0-0 F3		1	0	0	0	0	0	3				
		0-0 1B		0-0 1-2f		0-0 3-1		0-0 P4		0	0	0	0	0	0	0				
		0-0 1B		0-3 K		0-0 F7		0-0 1B		3	0	1	0	0	1	0				
		0-0 1B		0-0 1B		0-0 1B		0-0 1B		0	0	0	0	0	0	0				
Inning Stats	R: 0 E: 0 K: 0 S: 3	H: 0 LOB: 0 BB: 0 P: 3	R: 1 E: 0 K: 0 S: 5	H: 3 LOB: 1 BB: 0 P: 5	R: 0 E: 0 K: 2 S: 8	H: 2 LOB: 2 BB: 1 P: 12	R: 1 E: 0 K: 0 S: 4	H: 1 LOB: 0 BB: 0 P: 4	R: 0 E: 0 K: 1 S: 6	H: 1 LOB: 1 BB: 0 P: 6	R: 0 E: 0 K: 0 S: 3	H: 0 LOB: 0 BB: 0 P: 3	R: 0 E: 0 K: 0 S: 5	H: 2 LOB: 2 BB: 0 P: 5	R: 0 E: 1 K: 0 S: 4	H: 0 LOB: 3 BB: 2 P: 12	1B: 8 2B: 1 3B: 0 HR: 0	SF: 1 SAC: 0 DP: 1 HBP: 0	WP: 0 PB: 0 SB: 1 CS: 0	PA: 35
PITCHER Ken Brett, L (1, 1) ERA: 3.12	IP 8.0	WLS L	BF 35	H 9	R 2	ER 2	SO 3	BB 2	IBB 1	HBP 0	BLK 0	WP 0	HR 0	S 38	P 50	ERA 2.25	WHIP 1.375			
PITCHER	IP	WLS	BF	H	R	ER	SO	BB	IBB	HBP	BLK	WP	HR	S	P	ERA	WHIP			

livebaseballscorecards.com

AB 31
R 2
H 9
RBI 2
BB 3
SO 3
LOB 15



Batter	1	2	3	4	5	6	7	8	9	AB R H RBI BB SO LOB	TOP		
Garry Maddox, R OBP: 0.348, SLG: 0.441 (1, 8) X	0-0 5-3 ①		0-0 1B 1-2 1B		0-0 F8 ①		0-0 F4 ①		0-0 FC6-4 PB 1B	5 0 2 0 0 0 0	San Francisco Giants @ Pittsburgh Pirates Three Rivers Stadium, Pittsburgh, PA Fri Aug 17 1973, 7:05 PM EDT Att: 15,789 - Unknown livebaseballscorecards.com		
Tito Fuentes, S OBP: 0.314, SLG: 0.364 (1, 4) X	0-0 6-3 ②		0-0 1B 1-2 2-H 1B		0-0 1-3 ②		0-0 HR 1B	0-0 L6 ①	5 1 2 1 0 0 1				
Bobby Bonds, R OBP: 0.395, SLG: 0.580 (1, 9) X	0-0 F8 ③		0-0 F3 ③		0-3 K ③		0-0 P5 ②	4-0 FC6-4 IBB	4 0 0 0 1 1 3				
Willie McCovey, L OBP: 0.434, SLG: 0.558 (1, 3)		4-0 BB BB BB BB		0-0 HR		0-0 HR	0-0 HR 1-H	0-0 FC6-4 ②	2 2 2 2 1 0 0				
Gary Thomasson, L OBP: 0.342, SLG: 0.419 (6, 3)								1-2f 2-3	2 1 1 2 0 0 2				
Ed Goodson, L OBP: 0.331, SLG: 0.453 (1, 5) X	0-0 F7 ①		0-0 2B 6-3		0-0 1B 1-3		0-0 G3 ③	0-0 F6 ③	5 0 2 0 0 0 3				
Gary Matthews, R OBP: 0.380, SLG: 0.463 (1, 7) X	0-0 G6-3 ② ③ 1-2f		0-0 5-3 ①		0-3 K ①		0-0 F7 ①		4 0 0 0 0 1 3				
Chris Speier, R OBP: 0.342, SLG: 0.366 (1, 6) X			0-0 1B CS S 1B		0-0 6-3 ②		0-0 1-3 ②	0-3 K2-3 ②	4 0 1 0 0 1 2				
Dave Rader, L OBP: 0.323, SLG: 0.334 (1, 2) X			0-0 1B 1B 1-3 1B		4-0 IBB		4-0 IBB	4-0 FC6-4 BB	1 1 1 0 3 0 0				
Ron Bryant, S OBP: 0.213, SLG: 0.162 (1, 1)			0-3 K ②		0-0 3-1 ③		0-0 3-1 ③	0-0 FC6-4 ③	3 0 0 0 0 1 5				
Elias Sosa, R OBP: 0.200, SLG: 0.111 (7, 1) X								1-2f	1 0 0 0 0 0 1				
Inning Stats	R: 0 E: 0 K: 0 S: 3 H: 0 LOB: 0 BB: 0 P: 3	R: 0 E: 0 K: 0 S: 2 H: 0 LOB: 0 BB: 1 P: 6	R: 1 E: 0 K: 1 S: 8 H: 4 LOB: 2 BB: 0 P: 8	R: 1 E: 0 K: 0 S: 5 H: 2 LOB: 2 BB: 1 P: 9	R: 0 E: 0 K: 1 S: 5 H: 0 LOB: 0 BB: 0 P: 5	R: 1 E: 0 K: 1 S: 7 H: 2 LOB: 2 BB: 1 P: 11	R: 2 E: 0 K: 0 S: 5 H: 2 LOB: 0 BB: 0 P: 5	R: 0 E: 0 K: 1 S: 5 H: 0 LOB: 1 BB: 1 P: 9	R: 0 E: 0 K: 0 S: 4 H: 1 LOB: 2 BB: 1 P: 8	1B: 7 2B: 1 3B: 0 HR: 3 SF: 0 SAC: 0 DP: 1 HBP: 0	WP: 0 PB: 1 SB: 1 CS: 1 PA: 41		
PITCHER	IP WLS BF H R ER SO BB IBB HBP BLK WP HR S P ERA WHIP											PITCHER	IP WLS BF H R ER SO BB IBB HBP BLK WP HR S P ERA WHIP
Bob Moose, R ERA: 3.95 (1, 1)	6.0 L 27 8 3 3 3 1 2 0 0 0 0 2 30 42 4.50 1.500												
Bob Johnson, R ERA: 4.07 (7, 1)	1.0 5 2 2 2 0 0 0 0 0 0 0 1 5 5 18.00 2.000												
Dave Giusti, R ERA: 1.68 (8, 1)	2.0 9 1 0 0 1 1 1 0 0 0 0 0 9 17 0.00 1.000												



Batter	1	2	3	4	5	6	7	8	9	AB	R	H	RBI	BB	SO	LOB
Dave Cash, R OBP: 0.322, SLG: 0.333 (1, 5)	0-0 5-3			0-0 6-3			4-0 1B 1B BB	4-0 1B BB		2	1	0	0	2	0	0
Rennie Stennett, R OBP: 0.266, SLG: 0.362 (1, 4)	0-3 K			0-0 6-3			0-3 K	0-3 K		4	0	0	0	0	3	2
Al Oliver, L OBP: 0.294, SLG: 0.438 (1, 8)	0-0 4-3			0-0 F6			0-0 1B 1-3 1B	0-0 F7		4	1	1	0	0	0	1
Willie Stargell, L OBP: 0.383, SLG: 0.662 (1, 7)		0-0 4-3			0-3 K		0-0 1B BB 1B	0-0 1B		4	1	2	1	0	1	0
Richie Zisk, R OBP: 0.401, SLG: 0.579 (1, 9)		0-0 L6			0-0 4-3		0-0 1B BB 1B	0-0 F9		4	0	1	1	0	0	2
Manny Sanguillen, R OBP: 0.296, SLG: 0.425 (1, 2)		0-0 4-3			0-0 F7		0-0 F6		0-0 F4	4	0	0	0	0	0	2
Bob Robertson, R OBP: 0.330, SLG: 0.399 (1, 3)			0-0 F9			0-0 F9	4-0 1B BB		4-0 BB	2	0	0	0	2	0	0
Dal Maxvill, R OBP: 0.292, SLG: 0.282 (1, 6) Dave Parker, L OBP: 0.246, SLG: 0.379 (9, PH)			0-0 F9			0-0 F4	0-0 1B		0-0 F9	3	0	1	1	0	0	0
Bob Moose, R OBP: 0.180, SLG: 0.149 (1, 1) Gene Alley, R OBP: 0.501, SLG: 0.294 (6, PH) Bob Johnson, L OBP: 0.352, SLG: 0.456 (7, 1) Gene Clines, R OBP: 0.319, SLG: 0.345 (7, PH) Richie Hebner, L OBP: 0.600, SLG: 0.429 (7, PH) Dave Giusti, R OBP: 0.358, SLG: 0.384 (8, 1) Milt May, L OBP: 0.358, SLG: 0.384 (9, PH)			0-0 G3			0-0 6-3	0-0 4-3		0-0 F2	1	0	0	0	0	0	0

Inning Stats	R: 0	H: 0	E: 0	K: 1	S: 5	LOB: 0	BB: 0	P: 5	R: 0	H: 0	E: 0	K: 0	S: 3	LOB: 0	BB: 0	P: 3	R: 0	H: 0	E: 0	K: 0	S: 3	LOB: 0	BB: 0	P: 3	R: 0	H: 0	E: 0	K: 1	S: 5	LOB: 0	BB: 0	P: 5	R: 3	H: 4	E: 0	K: 1	S: 9	LOB: 3	BB: 2	P: 17	R: 0	H: 1	E: 0	K: 1	S: 6	LOB: 2	BB: 1	P: 10	R: 0	H: 0	E: 0	K: 0	S: 3	LOB: 1	BB: 1	P: 7	1B: 5	SF: 0	2B: 0	SAC: 0	3B: 0	DP: 0	HR: 0	HBP: 0	WP: 0	PA: 36
--------------	------	------	------	------	------	--------	-------	------	------	------	------	------	------	--------	-------	------	------	------	------	------	------	--------	-------	------	------	------	------	------	------	--------	-------	------	------	------	------	------	------	--------	-------	-------	------	------	------	------	------	--------	-------	-------	------	------	------	------	------	--------	-------	------	-------	-------	-------	--------	-------	-------	-------	--------	-------	--------

PITCHER	IP	WLS	BF	H	R	ER	SO	BB	IBB	HBP	BLK	WP	HR	S	P	ERA	WHIP
Ron Bryant, L ERA: 2.88 (1, 1)	6.2	W	26	4	3	3	3	2	0	0	0	0	0	30	38	4.05	0.900
Elias Sosa, R ERA: 3.15 (7, 1)	2.1	S	10	1	0	0	1	2	0	0	0	0	0	10	18	0.00	1.286

BOTTOM

San Francisco Giants @ Pittsburgh Pirates

Three Rivers Stadium, Pittsburgh, PA

Fri Aug 17 1973, 7:05 PM EDT

Att. 15,789 - Unknown

AB	32
R	3
H	5
RBI	3
BB	4
SO	4
LOB	12



WP: 0	PA: 36
PB: 0	
SB: 0	
CS: 0	

PITCHER	IP	WLS	BF	H	R	ER	SO	BB	IBB	HBP	BLK	WP	HR	S	P	ERA	WHIP
---------	----	-----	----	---	---	----	----	----	-----	-----	-----	----	----	---	---	-----	------

Batter	1	2	3	4	5	6	7	8	9	AB R H RBI BB SO LOB	TOP												
Garry Maddox, R OBP: 0.346, SLG: 0.438 (1, 8) X	0-0 L6		0-0 1-6-3		0-3 K		0-0 1B 1-3 2-H 1B	0-3 K		5 0 1 1 0 2 1	San Francisco Giants @ Pittsburgh Pirates Three Rivers Stadium, Pittsburgh, PA Sat Aug 18 1973, 7:05 PM EDT Att: 19,569 - Unknown livebaseballscorecards.com												
Tito Fuentes, S OBP: 0.315, SLG: 0.364 (1, 4) X	0-0 5-3		0-0 1B			0-0 F7	0-0 1-3 3-H 1B	0-0 L3		5 0 2 1 0 0 0													
Bobby Bonds, R OBP: 0.397, SLG: 0.585 (1, 9) X	0-0 1B 1B		0-3 K			4-0 E S E BB	0-3 K 1-2	0-0 HR		4 2 2 1 1 2 3													
Willie McCovey, L OBP: 0.434, SLG: 0.554 (1, 3) X	0-0 1-H 1B			0-0 4-1		0-3 K 1-3	4-0 BB	0-0 4-3		4 0 1 0 1 1 1													
Gary Matthews, R OBP: 0.378, SLG: 0.460 (1, 7) X		0-3 K		0-0 5-3		0-0 E5 3-H	0-0 F9	0-0 1B		5 0 1 0 0 1 3													
Chris Speier, R OBP: 0.344, SLG: 0.370 Don McMahon, R (6, 1) Chris Arnold, R OBP: 0.342, SLG: 0.344 (8, PH) (8, 5)		0-0 1-3 1B		0-0 2B		0-0 1-3		4-0 F9 BB FC4-6 BB	0-0 P4	3 0 2 0 0 0 1 0 0 0 0 0 0 0 1 1 0 0 1 0 1													
Mike Phillips, L OBP: 0.246, SLG: 0.258 Jim Willoughby, R OBP: 0.240, SLG: 0.348 Bruce Miller, R OBP: 0.273, SLG: 0.111 (1, 5) (4, 1) (6, 6)		0-0 1-3		0-0 F5			0-0 E5 BB 1B	4-0 FC4-6 BB		2 0 0 0 0 0 2 0 0 0 0 0 0 0 1 1 0 0 1 0 0													
Dave Rader, L OBP: 0.322, SLG: 0.332 (1, 2) X		0-3 K			0-0 L8		4-0 1B 1-2 BB	0-0 F9		3 1 0 0 1 1 3													
Jim Barr, R OBP: 0.185, SLG: 0.176 Dave Kingman, R OBP: 0.239, SLG: 0.404 Gary Thomasson, L OBP: 0.340, SLG: 0.416 Randy Moffitt, R OBP: 0.077, SLG: 0.077 (1, 1) (4, 5) (8, PH) (8, 1)			0-0 5-3		0-3 K		0-3 K 1-2 3-H	0-0 FC4-6		1 0 0 0 0 0 0 2 0 0 0 0 2 2 1 0 0 1 0 0 1 0 0 0 0 0 0 0													
Inning Stats	R: 0 E: 0 K: 0 S: 4	H: 2 LOB: 2 BB: 0 P: 4	R: 0 E: 0 K: 2 S: 8	H: 1 LOB: 1 BB: 0 P: 8	R: 0 E: 0 K: 1 S: 6	H: 1 LOB: 1 BB: 0 P: 6	R: 0 E: 0 K: 0 S: 4	H: 1 LOB: 1 BB: 0 P: 4	R: 0 E: 0 K: 2 S: 7	H: 0 LOB: 0 BB: 0 P: 7		R: 1 E: 1 K: 1 S: 6	H: 0 LOB: 1 BB: 1 P: 10	R: 2 E: 1 K: 2 S: 10	H: 2 LOB: 3 BB: 2 P: 18	R: 1 E: 0 K: 1 S: 5	H: 0 LOB: 1 BB: 2 P: 13	R: 1 E: 0 K: 0 S: 5	H: 2 LOB: 1 BB: 0 P: 5	1B: 7 2B: 1 3B: 0 HR: 1	SF: 0 SAC: 0 DP: 0 HBP: 0	WP: 0 PB: 0 SB: 2 CS: 0	PA: 42
PITCHER	IP WLS BF H R ER SO BB IBB HBP BLK WP HR S P ERA WHIP																				PITCHER	IP WLS BF H R ER SO BB IBB HBP BLK WP HR S P ERA WHIP	
Nelson Briles, R ERA: 2.76 (1, 1)	6.1 W 28 6 3 1 7 2 0 0 0 0 0 40 48 1.42 1.263																						
Luke Walker, L ERA: 4.37 (7, 1)	0.2 S 6 1 1 1 1 3 0 0 0 0 0 5 17 13.50 6.000																						
Dave Giusti, R ERA: 1.76 (8, 1)	2.0 S 8 2 1 1 1 0 0 0 0 0 1 10 10 4.50 1.000																						



Batter	1	2	3	4	5	6	7	8	9
Rennie Stennett, R OBP: 0.271, SLG: 0.365 (1, 4)	0-0 1B 1B	0-0 F8		0-0 P4		0-0 WP 1B		0-0 1-3 1B	
Richie Hebner, L OBP: 0.350, SLG: 0.453 (1, 5)	0-0 1-2 HR 1B	0-0 1-3		0-3 K		0-0 F9 1-2 2-3		0-0 F9	
Al Oliver, L OBP: 0.296, SLG: 0.441 (1, 8) (8, 3)	0-0 1-2 2-H HR 1B		0-0 1-3		0-0 3B 2B	0-0 F6			
Willie Stargell, L OBP: 0.384, SLG: 0.668 (1, 7)	0-0 1-H 2-H HR		4-0 FC6-4 BB		0-0 5-3		0-0 4-3		
Richie Zisk, R OBP: 0.403, SLG: 0.589 (1, 9)	0-0 FC6-4 1B		0-0 FC6-4 1-2f		0-0 3B 2-H	0-0 F9		0-0 F9	
Bob Robertson, R OBP: 0.326, SLG: 0.395 (1, 3)	0-0 F7		0-0 6-3		0-0 6-3	0-3 K		0-3 K	
Milt May, L OBP: 0.357, SLG: 0.386 (1, 2)	0-3 K			0-0 1B 2B	0-0 F9		0-0 3-1		
Dal Maxvill, R OBP: 0.284, SLG: 0.274 (1, 6)	0-0 FC6-4 1-2f			0-3 K		0-3 K		0-0 L6	
Nelson Briles, R OBP: 0.274, SLG: 0.328 (1, 1)		0-0 4-3		0-0 WP 1B		0-0 WP 1B		4-0 1B BB	
Luke Walker, L OBP: 0.069, SLG: 0.069 (7, 1)									
Dave Giusti, R OBP: 0.500, SLG: 0.429 (8, 1)									
Gene Clines, R OBP: 0.323, SLG: 0.345 (8, 8)									

Inning Stats	R: 4	H: 5	E: 0	LOB: 1	K: 1	S: 10	P: 10	R: 0	H: 0	E: 0	LOB: 0	K: 0	S: 3	R: 0	H: 0	E: 0	LOB: 1	K: 0	S: 3	R: 1	H: 2	E: 0	LOB: 1	K: 2	S: 9	R: 1	H: 2	E: 0	LOB: 1	K: 0	S: 5	R: 0	H: 2	E: 0	LOB: 2	K: 1	S: 7	R: 0	H: 0	E: 0	LOB: 0	K: 1	S: 5	R: 0	H: 1	E: 0	LOB: 2	K: 0	S: 4

PITCHER	IP	WLS	BF	H	R	ER	SO	BB	IBB	HBP	BLK	WP	HR	S	P	ERA	WHIP
Jim Barr, R ERA: 3.53 (1, 1)	3.1	L	18	7	5	5	2	1	0	0	0	0	1	21	25	13.50	2.400
Jim Willoughby, R ERA: 4.66 (4, 1)	2.0		10	4	1	1	2	0	0	0	0	1	0	14	14	4.50	2.000
Don McMahon, R ERA: 3.0 (6, 1)	1.2		5	0	0	0	1	0	0	0	0	1	0	7	7	0.00	0.000
Randy Moffitt, R ERA: 2.54 (8, 1)	1.0		5	1	0	0	0	1	0	0	0	0	0	4	8	0.00	2.000

AB R H RBI BB SO LOB

5	1	3	0	0	0	1
5	1	1	0	0	1	5
4	2	2	1	0	0	2
3	1	1	3	1	0	1
4	0	2	1	0	0	1
4	0	0	0	0	1	3
4	1	1	0	0	1	2
4	0	0	0	0	2	2
3	0	2	1	0	0	0
0	0	0	0	0	0	0
0	0	0	0	0	0	0
0	0	0	0	1	0	0

AB	36
R	6
H	12
RBI	6
BB	2
SO	5
LOB	17



WP: 2	PA: 38
PB: 0	
SB: 0	
CS: 0	

San Francisco Giants @ Pittsburgh Pirates
 Three Rivers Stadium, Pittsburgh, PA
 Sat Aug 18 1973, 7:05 PM EDT
 Att. 19,569 - Unknown

livebaseballscores.com

Batter	1	2	3	4	5	6	7	8	9	AB R H RBI BB SO LOB	TOP
Gary Matthews, R (1, 7) OBP: 0.379, SLG: 0.460	0-0 E7 4-3 1B		0-0 1-3		0-0 1B			0-0 F4		4 0 2 0 0 0 0	San Francisco Giants @ Pittsburgh Pirates Three Rivers Stadium, Pittsburgh, PA Sun Aug 19 1973, 3:33 AM EDT Att: 23,640 - Unknown livebaseballscorecards.com
Tito Fuentes, S (1, 4) OBP: 0.313, SLG: 0.361	0-0 4-3 2-3		0-0 1-3		0-0 L8			0-0 L8		4 0 0 0 0 0 2	
Garry Maddox, R (1, 8) OBP: 0.345, SLG: 0.437	0-0 L3		0-0 1B				0-0 5-3		0-0 6-3	4 0 1 0 0 0 1	
Bobby Bonds, R (1, 9) OBP: 0.396, SLG: 0.582	0-0 F4		0-3 K 1-2			4-0 BB G6-4-3			0-0 L8	3 0 0 0 1 1 2	
Chris Speier, R (1, 6) OBP: 0.341, SLG: 0.367		0-3 K		0-0 4-3		0-0 G6-4-3 1-2f			0-0 L8	4 0 0 0 0 1 1	
Gary Thomasson, L (1, 3) OBP: 0.340, SLG: 0.415		0-0 1B		0-0 4-3			0-0 4-3			3 0 1 0 0 0 0	
Bruce Miller, R (1, 5) OBP: 0.286, SLG: 0.167		0-0 1B		0-3 K			0-0 6-3			3 0 1 0 0 1 0	
Dave Rader, L (1, 2) OBP: 0.320, SLG: 0.329		0-0 F6			0-0 4-3		0-0 3-1			3 0 0 0 0 0 2	
Juan Marichal, R (1, 1) OBP: 0.267, SLG: 0.241		0-3 K			0-0 1-3			0-3 K		2 0 0 0 0 1 2	
Jim Willoughby, R (6, 1) OBP: 0.240, SLG: 0.348										0 0 0 0 0 0 0	
Steve Ontiveros, S (8, PH)										1 0 0 0 0 1 0	
Don McMahon, R (8, 1)										0 0 0 0 0 0 0	
Inning Stats	R: 0 E: 1 K: 0 S: 4 H: 1 LOB: 1 BB: 0 P: 4	R: 0 E: 0 K: 2 S: 9 H: 2 LOB: 2 BB: 0 P: 9	R: 0 E: 0 K: 1 S: 6 H: 1 LOB: 1 BB: 0 P: 6	R: 0 E: 0 K: 1 S: 5 H: 0 LOB: 0 BB: 0 P: 5	R: 0 E: 0 K: 1 S: 4 H: 1 LOB: 1 BB: 0 P: 4	R: 0 E: 0 K: 0 S: 2 H: 0 LOB: 0 BB: 1 P: 6	R: 0 E: 0 K: 0 S: 3 H: 0 LOB: 0 BB: 0 P: 3	R: 0 E: 0 K: 1 S: 5 H: 0 LOB: 0 BB: 0 P: 5	R: 0 E: 0 K: 0 S: 3 H: 0 LOB: 0 BB: 0 P: 3	1B: 5 2B: 0 3B: 0 HR: 0 SF: 0 SAC: 0 DP: 1 HBP: 0	WP: 0 PB: 0 SB: 1 CS: 0 PA: 32
PITCHER Jim Rooker, L (1, 1) ERA: 3.05	IP: 9.0 WLS: W BF: 32 H: 5 R: 0 ER: 0 SO: 5 BB: 1 IBB: 0 HBP: 0 BLK: 0 WP: 0 HR: 0 S: 41 P: 45 ERA: 0.00 WHIP: 0.667										

AB	31
R	0
H	5
RBI	0
BB	1
SO	5
LOB	10



Batter	1	2	3	4	5	6	7	8	9	AB	R	H	RBI	BB	SO	LOB
Gene Clines, R (1, 8) OBP: 0.317, SLG: 0.338	0-0 L1-3		0-0 L7		0-0 L8		0-0 L6-4-3			4	0	0	0	0	0	4
Richie Hebner, L (1, 5) OBP: 0.354, SLG: 0.464	0-0 HR		0-0 9-3		0-0 1B		0-0 1B			4	1	3	2	0	0	1
Al Oliver, L (1, 3) OBP: 0.297, SLG: 0.447	0-0 HR			0-0 5-3 S 1B	0-0 4-3		0-0 4-3			4	1	2	1	0	0	3
Willie Stargell, L (1, 7) OBP: 0.383, SLG: 0.663	0-0 1-3			0-3 K		0-0 1B 2B 1B		0-3 K		4	1	1	0	0	2	1
Richie Zisk, R (1, 9) OBP: 0.405, SLG: 0.587	0-0 F9			0-0 5-3		0-0 1B 2B 1B		0-0 1B		4	1	2	0	0	0	1
Manny Sanguillen, R (1, 2) OBP: 0.296, SLG: 0.426		0-0 6-3		0-0 6-3		0-0 1B 2B		0-0 F4		4	0	1	2	0	0	2
Rennie Stennett, R (1, 4) OBP: 0.268, SLG: 0.361		0-0 F4			0-3 K	0-0 4-3		0-0 F9		4	0	0	0	0	1	2
Dal Maxvill, R (1, 6) OBP: 0.285, SLG: 0.275		0-0 5-3			0-0 1B 1B	0-0 5-3				3	1	1	0	0	0	1
Jim Rooker, R (1, 1) OBP: 0.250, SLG: 0.250			0-0 9-3 1B		0-0 1B		0-0 1B 1B			3	0	3	0	0	0	0

Inning Stats	R: 2	H: 2	E: 0	K: 0	S: 5	H: 2	LOB: 0	BB: 0	P: 5	R: 0	H: 0	E: 0	K: 0	S: 3	R: 0	H: 1	E: 0	K: 1	S: 6	R: 1	H: 3	E: 0	K: 1	S: 8	R: 2	H: 3	E: 0	K: 0	S: 5	R: 0	H: 2	E: 0	K: 0	S: 4	R: 0	H: 1	E: 0	K: 1	S: 6
--------------	------	------	------	------	------	------	--------	-------	------	------	------	------	------	------	------	------	------	------	------	------	------	------	------	------	------	------	------	------	------	------	------	------	------	------	------	------	------	------	------

PITCHER	IP	WLS	BF	H	R	ER	SO	BB	IBB	HBP	BLK	WP	HR	S	P	ERA	WHIP
Juan Marichal, R (1, 1) ERA: 3.8	5.0	L	23	9	5	5	2	0	0	0	0	0	2	27	27	9.00	1.800
Jim Willoughby, R (6, 1) ERA: 4.56	2.0		7	3	0	0	0	0	0	0	0	0	0	7	7	0.00	1.500
Don McMahon, R (8, 1) ERA: 2.77	1.0		4	1	0	0	1	0	0	0	0	0	0	6	6	0.00	1.000

BOTTOM

San Francisco Giants @ Pittsburgh Pirates
 Three Rivers Stadium, Pittsburgh, PA
 Sun Aug 19 1973, 3:33 AM EDT
 Att. 23,640 - Unknown

livebaseballscorecards.com

AB	34
R	5
H	13
RBI	5
BB	0
SO	3
LOB	15



WP	HR	S	P	ERA	WHIP
WP: 0	HR: 2	S: 6	P: 6	ERA: 3.8	WHIP: 1.800
PB: 0	SAC: 0	DP: 2	CS: 1		
SB: 1					
CS: 1					

Batter	1	2	3	4	5	6	7	8	9	10	11	AB R H RBI BB SO LOB	TOP					
Gary Matthews, R (1, 7) OBP: 0.381, SLG: 0.473	0-0 F6	0-0 1-2 1B			0-3 K		0-0 HR		0-3 K		0-0 E4 3B	6 2 3 1 0 2 0	San Francisco Giants @ Montreal Expos Jarry Park, Montreal, QB Mon Aug 20 1973, 7:05 PM EDT Att. 17,439 - Unknown					
Tito Fuentes, S (1, 4) OBP: 0.315, SLG: 0.365	0-0 1B SF9 2B	0-0 4-3			0-0 F7		0-3 K		0-0 K2 1B		0-0 1B FC6-4 1B	6 2 3 0 0 1 2						
Bobby Bonds, R (1, 9) OBP: 0.395, SLG: 0.579	0-0 1B 2B				0-0 6-3		0-0 6-3		0-3 K2 1B		0-0 F8	6 0 2 0 0 1 2						
Willie McCovey, L (1, 3) OBP: 0.430, SLG: 0.548 Gary Thomasson, L (11, 3) OBP: 0.340, SLG: 0.415	0-0 SF9				0-0 F7				0-0 F8		0-0 FC6-4 1B 1B	5 0 1 1 0 1 1 0 0 0 0 0 0 0						
Garry Maddox, R (1, 8) OBP: 0.347, SLG: 0.438	0-0 1-2 1B				0-0 F7				0-0 5-3		0-0 PB 1B 1B FC6-4 1B	6 1 3 0 0 0 0						
Dave Kingman, R (1, 5) OBP: 0.236, SLG: 0.394	0-3 K				0-3 K				4-0 F4 3B BB		0-0 F8 1-3 1-2 2-3 3-H CS	5 1 0 1 1 2 5						
Mike Phillips, L (1, 6) OBP: 0.271, SLG: 0.343					0-0 1-3				0-0 3B		0-0 1B FC1-2 1B CS	5 0 3 2 0 0 0						
Dave Rader, L (1, 2) OBP: 0.323, SLG: 0.329					4-0 3-1				4-0 3B IBB		0-0 FC1-2 1B	3 0 1 0 2 0 1						
Tom Bradley, R (1, 1) OBP: 0.230, SLG: 0.224 Jim Howarth, L (7, PH) OBP: 0.241, SLG: 0.219 Randy Moffitt, R (7, 1) OBP: 0.071, SLG: 0.071 Elias Sosa, R (8, 1) OBP: 0.182, SLG: 0.100 Don McMahon, R (10, 1)					0-0 F8				0-0 4-3		0-0 FC1-2 1B	1 0 0 0 1 0 1 1 0 0 0 0 0 0 1 0 0 0 0 1 2 1 0 0 0 0 0 2 0 0 0 0 0 0 0						
Inning Stats	R: 1 H: 3 E: 0 LOB: 2 K: 1 BB: 0 S: 8 P: 8	R: 0 H: 1 E: 0 LOB: 2 K: 0 BB: 1 S: 4 P: 8	R: 0 H: 0 E: 0 LOB: 0 K: 0 BB: 0 S: 3 P: 3	R: 0 H: 0 E: 0 LOB: 1 K: 1 BB: 1 S: 5 P: 9	R: 0 H: 1 E: 0 LOB: 1 K: 1 BB: 0 S: 6 P: 6	R: 0 H: 1 E: 0 LOB: 1 K: 0 BB: 0 S: 4 P: 4	R: 1 H: 1 E: 0 LOB: 0 K: 1 BB: 0 S: 6 P: 6	R: 1 H: 1 E: 0 LOB: 2 K: 1 BB: 2 S: 6 P: 14	R: 0 H: 1 E: 0 LOB: 2 K: 2 BB: 0 S: 7 P: 7	R: 1 H: 3 E: 1 LOB: 2 K: 1 BB: 0 S: 8 P: 8	R: 2 H: 4 E: 1 LOB: 1 K: 0 BB: 0 S: 6 P: 6	1B: 11 SF: 1 2B: 2 SAC: 0 3B: 3 DP: 1 HR: 1 HBP: 0		WP: 0 PA: 52 PB: 2 SB: 1 CS: 1				
PITCHER	IP WLS BF H R ER SO BB IBB HBP BLK WP HR S P ERA WHIP																	
Mike Torrez, R (1, 1) ERA: 4.57	7.2	35	8	3	3	4	3	1	0	0	0	0	0	1	39	55	3.52	1.435
Mike Marshall, R (8, 1) ERA: 2.66	1.1	4	1	0	0	3	0	0	0	0	0	0	0	0	10	10	0.00	0.750
Tom Walker, R (10, 1) ERA: 3.68	1.1	L	9	5	3	3	1	0	0	0	0	0	0	0	11	11	20.25	3.750
Mickey Scott, L (11, 1) ERA: 5.4	0.0	1	1	0	0	0	0	0	0	0	0	0	0	1	1	∞	∞	
Pat Jarvis, R (11, 1) ERA: 2.86	0.2	2	1	0	0	0	0	0	0	0	0	0	0	2	2	0.00	1.500	

AB	46
R	6
H	16
RBI	5
BB	4
SO	8
LOB	16



BOTTOM

San Francisco Giants @ Montreal Expos
Jarry Park, Montreal, QB
Mon Aug 20 1973, 7:05 PM EDT
Att. 17,439 - Unknown

livebaseballscores.com

AB 38
R 4
H 7
RBI 3
BB 6
SO 10
LOB 18



WP: 0 PA: 48
PB: 0
SB: 0
CS: 1

AB R H RBI BB SO LOB

6	0	1	0	0	1	0
6	2	2	2	0	0	1
3	1	2	0	2	0	0
3	1	0	0	0	2	2
0	0	0	0	0	0	0
3	0	1	0	1	2	0
4	0	1	1	1	1	5
4	0	0	0	1	0	4
4	0	0	0	1	1	4
3	0	0	0	0	2	2
0	0	0	0	0	0	0
1	0	0	0	0	1	0
0	0	0	0	0	0	0
0	0	0	0	0	0	0
0	0	0	0	0	0	0
1	0	0	0	0	0	0

Batter	1	2	3	4	5	6	7	8	9	10	11
Boots Day, L OBP: 0.362, SLG: 0.398 (1, 8)	F7		CS 1B		K		4-3		6-3		5-3
Ron Fairly, L OBP: 0.426, SLG: 0.454 (1, 7)	F7		F7		G3			HR		HR	F3
Ken Singleton, S OBP: 0.403, SLG: 0.485 (1, 9)	BB		CS	SH1-4 4-3 BB	4-3			1B 1B		BB SH1-3 1B	
Bob Bailey, R OBP: 0.375, SLG: 0.503 Larry Lintz, S OBP: 0.424, SLG: 0.321 (1, 5) (10, 4)	K			4-3 1-2 E HBP		6-3		K		SH1-3 1-2	
Hal Breeden, R OBP: 0.375, SLG: 0.527 (1, 3)		K		SH1-4 1-2 2-3		K		1-2 1B		BB IBB	
Bernie Allen, L OBP: 0.272, SLG: 0.253 (1, 4) (10, 5)		1B		4-3 2-3 3-H		BB		F8		K	
Bob Stinson, S OBP: 0.281, SLG: 0.320 (1, 2)		F8		E6 3-H		G3		F8		1-2 2-3 BB	
Tim Foli, R OBP: 0.289, SLG: 0.297 (1, 6)		F7		IBB			G3		K	F6	
Mike Torrez, R OBP: 0.231, SLG: 0.235 Mike Marshall, R OBP: 0.292, SLG: 0.227 Jim Lytle, L OBP: 0.281, SLG: 0.441 Tom Walker, R Mickey Scott, L Pat Jarvis, R Pepe Mangual, R OBP: 0.265, SLG: 0.447 (1, 1) (8, 1) (9, PH) (10, 1) (11, 1) (11, 1) (11, PH)			2-3	K			K		K		6-3

Inning Stats	R: 0	H: 0	R: 0	H: 1	R: 0	H: 1	R: 2	H: 0	R: 0	H: 0	R: 0	H: 0	R: 1	H: 3	R: 0	H: 0	R: 1	H: 2	R: 0	H: 0	R: 0	H: 0	
E: 0	LOB: 1	E: 0	LOB: 1	E: 0	LOB: 0	E: 1	LOB: 2	E: 0	LOB: 0	E: 0	LOB: 1	E: 0	LOB: 2	E: 0	LOB: 0	E: 0	LOB: 3	E: 0	LOB: 0	E: 0	LOB: 0	E: 0	LOB: 0
K: 1	BB: 1	K: 1	BB: 0	K: 0	BB: 0	K: 1	BB: 2	K: 1	BB: 0	K: 1	BB: 1	K: 1	BB: 0	K: 1	BB: 0	K: 2	BB: 2	K: 1	BB: 2	K: 0	BB: 0	K: 0	BB: 0
S: 5	P: 9	S: 6	P: 6	S: 3	P: 3	S: 6	P: 15	S: 5	P: 5	S: 5	P: 9	S: 5	P: 5	S: 8	P: 8	S: 7	P: 7	S: 7	P: 15	S: 3	P: 3	S: 0	P: 0

PITCHER	IP	WLS	BF	H	R	ER	SO	BB	IBB	HBP	BLK	WP	HR	S	P	ERA	WHIP
Tom Bradley, R ERA: 3.68 (1, 1)	6.0		25	2	2	1	5	3	1	1	0	0	0	30	47	1.50	0.833
Randy Moffitt, R ERA: 2.62 (7, 1)	1.1		7	3	1	1	2	0	0	0	0	0	1	11	11	6.75	2.250
Elias Sosa, R ERA: 3.17 (8, 1)	2.1		11	2	1	1	3	1	1	0	0	0	1	15	23	3.86	1.286
Don McMahon, R ERA: 2.51 (10, 1)	1.1	W	4	0	0	0	0	0	0	0	0	0	0	4	4	0.00	0.000

Batter	1	2	3	4	5	6	7	8	9	AB R H RBI BB SO LOB	TOP	
Gary Matthews, R (1, 7) OBP: 0.383, SLG: 0.474	0-0 F8		0-0 1B FC6-2 1B		0-0 1-3 FC4-2 1B		0-0 1-2f G6-4-3		4-0 SH1-3 1B BB	4 0 2 0 1 0 1		
Tito Fuentes, S (1, 4) OBP: 0.318, SLG: 0.368	0-0 1B		0-0 1-3 FC6-2 1B		0-0 1-2 3-H FC4-2		0-0 1-2 E 1B 1B		0-0 1-2 SH1-3	4 1 3 0 0 0 2		
Bobby Bonds, R (1, 9) OBP: 0.395, SLG: 0.577	0-3 K		0-0 1-2 3-H FC6-2		0-0 2-3f 4-6		0-0 1-H E6 1B		0-0 2-H 1B	5 0 2 0 0 1 5		
Willie McCovey, L (1, 3) OBP: 0.429, SLG: 0.544 Gary Thomasson, L (6, 3) OBP: 0.342, SLG: 0.412	0-3 K		0-0 F6			4-0 BB BB	0-0 4-3		4-0 BB BB	2 0 0 0 1 1 3 1 0 0 0 1 0 1		
Gary Maddox, R (1, 8) OBP: 0.346, SLG: 0.435		0-0 F3	0-0 F8			0-0 F7		0-0 1B SF8 1B	0-0 F8	5 1 1 0 0 0 5		
Dave Kingman, R (1, 5) OBP: 0.237, SLG: 0.387		4-0 WP S SF7 BB		0-3 K		0-3 K		0-0 F2		3 1 0 0 1 2 2		
Mike Phillips, L (1, 6) OBP: 0.287, SLG: 0.348		4-0 1-3 BB		0-0 G3		4-0 1-2 BB		0-0 1-3 1B		2 0 1 0 2 0 0		
Dave Rader, L (1, 2) OBP: 0.320, SLG: 0.327		0-0 SF7		0-0 F4		0-0 1-3		0-0 SF8		2 0 0 2 0 0 2		
Ron Bryant, S (1, 1) OBP: 0.226, SLG: 0.158		0-3 K			4-0 1B FC4-2 BB		4-0 G6-4-3 BB		0-0 1-3	2 0 0 0 2 1 2		
Inning Stats	R: 0 E: 0 K: 2 S: 8 H: 1 LOB: 1 BB: 0 P: 8	R: 1 E: 0 K: 1 S: 5 H: 0 LOB: 1 BB: 2 P: 13	R: 0 E: 0 K: 0 S: 5 H: 2 LOB: 2 BB: 0 P: 5	R: 0 E: 0 K: 1 S: 5 H: 0 LOB: 0 BB: 0 P: 5	R: 0 E: 0 K: 0 S: 3 H: 1 LOB: 1 BB: 1 P: 7	R: 0 E: 0 K: 1 S: 5 H: 0 LOB: 2 BB: 2 P: 13	R: 1 E: 1 K: 0 S: 4 H: 2 LOB: 1 BB: 1 P: 8	R: 1 E: 0 K: 0 S: 5 H: 2 LOB: 1 BB: 0 P: 5	R: 0 E: 0 K: 0 S: 3 H: 1 LOB: 2 BB: 2 P: 11	1B: 9 2B: 1 3B: 0 HR: 0 SF: 2 SAC: 1 DP: 2 HBP: 0	WP: 1 PB: 0 SB: 1 CS: 0 PA: 41	
PITCHER	IP WLS BF H R ER SO BB IBB HBP BLK WP HR S P ERA WHIP											
Steve Renko, R (1, 1) ERA: 2.73	7.1 L 34 8 3 2 5 6 0 0 0 1 0 38 62 2.46 1.909											
Mike Marshall, R (8, 1) ERA: 2.65	0.2 2 0 0 0 0 0 0 0 0 0 0 2 2 0.00 0.000											
Ernie McAnally, R (9, 1) ERA: 4.03	1.0 5 1 0 0 0 2 0 0 0 0 0 3 11 0.00 3.000											

San Francisco Giants @ Montreal Expos
 Jarry Park, Montreal, QB
 Tue Aug 21 1973, 7:05 PM EDT
 Att: 16,137 - Unknown

AB	30
R	3
H	9
RBI	2
BB	8
SO	5
LOB	23



BOTTOM

San Francisco Giants @ Montreal Expos

Jarry Park, Montreal, QB

Tue Aug 21 1973, 7:05 PM EDT
Att. 16,137 - Unknown

livebaseballscorecards.com

AB	32
R	1
H	5
RBI	1
BB	1
SO	6
LOB	11



WP: 0	PA: 34
PB: 0	
SB: 1	
CS: 0	

AB R H RBI BB SO LOB

4	0	0	0	0	0	1
4	0	1	0	0	0	1
3	1	1	0	1	2	1
4	0	0	0	0	1	3
4	0	1	1	0	2	1
3	0	1	0	0	0	1
0	0	0	0	0	0	0
4	0	0	0	0	0	3
3	0	0	0	0	0	0
2	0	0	0	0	1	0
0	0	0	0	0	0	0
1	0	1	0	0	0	0
0	0	0	0	0	0	0

Batter	1	2	3	4	5	6	7	8	9
Ron Woods, R (1, 8) OBP: 0.348, SLG: 0.318	0-0 F9		0-0 F7			0-0 F8		0-0 F9	
Pepe Manguai, R (1, 7) OBP: 0.209, SLG: 0.429	0-0 E7 S 1B			0-0 F9		0-0 F9		0-0 1-3	
Ken Singleton, S (1, 9) OBP: 0.404, SLG: 0.484	0-3 K 2-3			0-0 5-3 1B		0-3 K		4-0 1B BB	
Hal Breeden, R (1, 3) OBP: 0.388, SLG: 0.516	0-0 F9			0-0 5-3 1-2		0-0 F8		0-3 K	
Bob Bailey, R (1, 5) OBP: 0.374, SLG: 0.500		0-3 K		0-0 FC4 1B		0-0 5-3		0-3 K	
John Boccabella, R (1, 2) OBP: 0.282, SLG: 0.321		0-0 F8		0-0 FC4 1-2f		1-0 HBP		0-0 1B	
Mike Jorgensen, L (9, PR) OBP: 0.343, SLG: 0.337									
Tim Foli, R (1, 6) OBP: 0.285, SLG: 0.293		0-0 4-3				0-0 5-3		0-0 F8	
Pepe Frias, R (1, 4) OBP: 0.254, SLG: 0.262			0-0 F9			0-0 F6		0-0 6-3	
Steve Renko, R (1, 1) OBP: 0.347, SLG: 0.338			0-0 5-3			0-3 K		0-0 1B	
Mike Marshall, R (8, 1) OBP: 0.292, SLG: 0.227									
Larry Lintz, S (8, PH) OBP: 0.441, SLG: 0.345									
Ernie McAnally, R (9, 1) OBP: 0.196, SLG: 0.196									

Inning Stats	R: 0	H: 1	E: 1	LOB: 1	K: 1	BB: 0	S: 6	P: 6	R: 0	H: 0	E: 0	LOB: 0	K: 1	BB: 0	S: 5	R: 1	H: 2	E: 0	LOB: 1	K: 0	BB: 0	S: 5	R: 0	H: 0	E: 0	LOB: 0	K: 1	BB: 0	S: 5	R: 0	H: 0	E: 0	LOB: 0	K: 1	BB: 0	S: 5	R: 0	H: 0	E: 0	LOB: 1	K: 0	BB: 0	S: 3	R: 0	H: 1	E: 0	LOB: 1	K: 0	BB: 0	S: 4	R: 0	H: 1	E: 0	LOB: 2	K: 2	BB: 1	S: 8	P: 12
--------------	------	------	------	--------	------	-------	------	------	------	------	------	--------	------	-------	------	------	------	------	--------	------	-------	------	------	------	------	--------	------	-------	------	------	------	------	--------	------	-------	------	------	------	------	--------	------	-------	------	------	------	------	--------	------	-------	------	------	------	------	--------	------	-------	------	-------

PITCHER	IP	WLS	BF	H	R	ER	SO	BB	IBB	HBP	BLK	WP	HR	S	P	ERA	WHIP
Ron Bryant, L (1, 1) ERA: 2.81	9.0	W	34	5	1	1	6	1	0	1	0	0	0	44	49	1.00	0.667

PITCHER	IP	WLS	BF	H	R	ER	SO	BB	IBB	HBP	BLK	WP	HR	S	P	ERA	WHIP
---------	----	-----	----	---	---	----	----	----	-----	-----	-----	----	----	---	---	-----	------

Batter	1	2	3	4	5	6	7	8	9	AB R H RBI BB SO LOB	TOP											
Gary Matthews, R (1, 7) OBP: 0.383, SLG: 0.473	0-0 E 1B		0-0 F9		0-0 F7		0-0 SH3-4 1B		0-0 3-1	5 1 2 1 0 0 2												
Tito Fuentes, S (1, 4) OBP: 0.317, SLG: 0.366	0-0 F7		0-0 G1			0-0 6-3	0-0 SH3-4		0-0 2-3 BB	3 0 0 0 1 0 1												
Bobby Bonds, R (1, 9) OBP: 0.395, SLG: 0.574	0-0 4-3 1B		0-0 4-3			0-3 K	4-0 BB		0-0 5-3	4 0 1 1 1 1 2												
Willie McCovey, L (1, 3) OBP: 0.427, SLG: 0.540	0-0 4-3 1-2			0-0 F9		0-0 1B 1B	0-3 K			4 1 1 0 0 1 3												
Garry Maddox, R (1, 8) OBP: 0.345, SLG: 0.433	0-3 K			0-0 5-3		0-0 1B 1-2 1B		0-0 6-3		4 0 1 0 0 1 1												
Chris Speier, R (1, 6) OBP: 0.340, SLG: 0.366		0-3 K		0-0 F9		0-0 1-3 2-H 1B		0-3 K		4 0 1 1 0 2 0												
Mike Phillips, L (1, 5) OBP: 0.285, SLG: 0.370			0-0 3-1		0-0 FC4-2 3B	0-0 3-1		0-3 K		4 0 1 0 0 1 2												
Dave Rader, L (1, 2) OBP: 0.324, SLG: 0.330		4-0 BB			0-0 FC4-2 SH1-4		0-0 SH1 1B		0-0 3-1 SH1-4 1B	3 1 2 0 1 0 1												
Jim Barr, R (1, 1) OBP: 0.182, SLG: 0.173			0-3 K		0-0 SH1-4		0-0 SH1		0-0 SH1-4	1 0 0 0 0 1 1												
Elias Sosa, R (9, 1) OBP: 0.182, SLG: 0.100					1-2		1-2		1-2	0 0 0 0 0 0 0												
Inning Stats	R: 1 E: 1 K: 1 S: 7	H: 2 LOB: 1 BB: 0 P: 7	R: 0 E: 0 K: 2 S: 7	H: 0 LOB: 1 BB: 1 P: 11	R: 0 E: 0 K: 0 S: 3	H: 0 LOB: 0 BB: 0 P: 3	R: 0 E: 0 K: 0 S: 3	H: 0 LOB: 0 BB: 0 P: 3	R: 0 E: 0 K: 0 S: 4	H: 1 LOB: 1 BB: 0 P: 4	R: 1 E: 0 K: 1 S: 8	H: 3 LOB: 2 BB: 0 P: 8	R: 1 E: 0 K: 1 S: 7	H: 2 LOB: 2 BB: 1 P: 11	R: 0 E: 0 K: 2 S: 7	H: 0 LOB: 0 BB: 0 P: 7	R: 0 E: 0 K: 0 S: 4	H: 1 LOB: 2 BB: 1 P: 8	1B: 8 2B: 0 3B: 1 HR: 0	SF: 0 SAC: 4 DP: 0 HBP: 0	WP: 0 PB: 0 SB: 0 CS: 0	PA: 39
PITCHER	IP WLS BF H R ER SO BB IBB HBP BLK WP HR S P ERA WHIP																					
Steve Rogers, R (1, 1) ERA: 1.36	6.1 L 28 8 3 2 4 1 0 0 0 0 0 0 35 39 2.84 1.421																					
Mike Marshall, R (7, 1) ERA: 2.6	2.2 11 1 0 0 3 2 0 0 0 0 0 0 15 23 0.00 1.125																					

San Francisco Giants @ Montreal Expos
 Jarry Park, Montreal, QB
 Wed Aug 22 1973, 7:05 PM EDT
 Att: 19,176 - Unknown

AB	32
R	3
H	9
RBI	3
BB	3
SO	7
LOB	13



Batter	1	2	3	4	5	6	7	8	9	AB R H RBI BB SO LOB
Larry Lintz, S OBP: 0.421, SLG: 0.333 (1, 4) (8, 6)	0-0 1-3	0-0 E6		0-0 F5			0-0 4-3 1B			4 0 1 0 0 0 2
Mike Jorgensen, L OBP: 0.340, SLG: 0.333 (1, 3)	0-0 F8	0-0 F8		0-0 F8			0-0 4-3 1-2			4 0 0 0 0 0 4
Ron Fairly, L OBP: 0.429, SLG: 0.455 (1, 7)	0-0 1B 1B		0-0 1B FC3-6 1B		0-0 G3		0-0 F5			4 2 2 0 0 0 1
Ken Singleton, S OBP: 0.407, SLG: 0.486 (1, 9)	0-0 1B 1B		0-0 FC3-6 1B		0-0 6-3		0-0 L3 1B			4 0 3 0 0 0 0
Boots Day, L OBP: 0.360, SLG: 0.394 (1, 8)	0-0 1B 1B		0-0 FC3-6		0-0 F7		0-0 F7			4 0 1 2 0 0 2
Bernie Allen, L OBP: 0.271, SLG: 0.253 (1, 5) (8, 4)	0-0 1B		0-0 F6		0-0 F5		0-0 L3			4 0 1 0 0 0 2
Bob Stinson, S OBP: 0.262, SLG: 0.296 (1, 2)		0-0 3-1	0-0 F8		0-0 G3		0-0 1-3			4 0 0 0 0 0 1
Tim Foli, R OBP: 0.286, SLG: 0.294 Mike Marshall, R OBP: 0.292, SLG: 0.227 Jim Lyttle, L OBP: 0.292, SLG: 0.441 Pepe Mangual, R OBP: 0.209, SLG: 0.429 (1, 6) (7, 1) (9, PH) (9, PR)		0-0 E SH3 1B		0-0 F9		0-0 F8	4-0 G6-4-3 BB			3 0 1 0 0 0 0 0 0 0 0 0 0 0 0 0 0 0 1 0 0 0 0 0 0 0 0 0
Steve Rogers, R OBP: 0.318, SLG: 0.222 Pepe Frias, R OBP: 0.254, SLG: 0.262 Bob Bailey, R OBP: 0.372, SLG: 0.497 (1, 1) (7, 6) (7, PH) (8, 5)		0-0 SH3		0-0 1B		0-3 K	0-0 G6-4-3			1 0 1 0 0 0 0 0 0 0 0 0 0 0 2 0 0 0 0 1 1


Inning Stats	R: 1 E: 0 K: 0 S: 6	H: 4 LOB: 2 BB: 0 P: 6	R: 0 E: 1 K: 0 S: 5	H: 1 LOB: 2 BB: 0 P: 5	R: 0 E: 0 K: 0 S: 5	H: 2 LOB: 1 BB: 0 P: 5	R: 0 E: 0 K: 0 S: 4	H: 1 LOB: 1 BB: 0 P: 4	R: 0 E: 0 K: 0 S: 3	H: 0 LOB: 0 BB: 0 P: 3	R: 0 E: 0 K: 0 S: 3	H: 0 LOB: 0 BB: 0 P: 3	R: 0 E: 0 K: 1 S: 6	H: 1 LOB: 1 BB: 0 P: 6	R: 0 E: 0 K: 0 S: 3	H: 1 LOB: 0 BB: 0 P: 3	R: 0 E: 0 K: 0 S: 2	H: 0 LOB: 1 BB: 1 P: 6	1B: 10 2B: 1 3B: 0 HR: 0	SF: 0 SAC: 1 DP: 2 HBP: 0	WP: 0 PB: 0 SB: 0 CS: 0	PA: 36
PITCHER	IP WLS BF H R ER SO BB IBB HBP BLK WP HR S P ERA WHIP	IP WLS BF H R ER SO BB IBB HBP BLK WP HR S P ERA WHIP	IP WLS BF H R ER SO BB IBB HBP BLK WP HR S P ERA WHIP	IP WLS BF H R ER SO BB IBB HBP BLK WP HR S P ERA WHIP	IP WLS BF H R ER SO BB IBB HBP BLK WP HR S P ERA WHIP	IP WLS BF H R ER SO BB IBB HBP BLK WP HR S P ERA WHIP	IP WLS BF H R ER SO BB IBB HBP BLK WP HR S P ERA WHIP	IP WLS BF H R ER SO BB IBB HBP BLK WP HR S P ERA WHIP	IP WLS BF H R ER SO BB IBB HBP BLK WP HR S P ERA WHIP	IP WLS BF H R ER SO BB IBB HBP BLK WP HR S P ERA WHIP	IP WLS BF H R ER SO BB IBB HBP BLK WP HR S P ERA WHIP	IP WLS BF H R ER SO BB IBB HBP BLK WP HR S P ERA WHIP	IP WLS BF H R ER SO BB IBB HBP BLK WP HR S P ERA WHIP	IP WLS BF H R ER SO BB IBB HBP BLK WP HR S P ERA WHIP	IP WLS BF H R ER SO BB IBB HBP BLK WP HR S P ERA WHIP	IP WLS BF H R ER SO BB IBB HBP BLK WP HR S P ERA WHIP	IP WLS BF H R ER SO BB IBB HBP BLK WP HR S P ERA WHIP	IP WLS BF H R ER SO BB IBB HBP BLK WP HR S P ERA WHIP	IP WLS BF H R ER SO BB IBB HBP BLK WP HR S P ERA WHIP	IP WLS BF H R ER SO BB IBB HBP BLK WP HR S P ERA WHIP	IP WLS BF H R ER SO BB IBB HBP BLK WP HR S P ERA WHIP	IP WLS BF H R ER SO BB IBB HBP BLK WP HR S P ERA WHIP

BOTTOM

San Francisco Giants @ Montreal Expos
Jarry Park, Montreal, QB
 Wed Aug 22 1973, 7:05 PM EDT
 Att. 19,176 - Unknown

livebaseballscorecards.com

AB	34
R	2
H	10
RBI	2
BB	1
SO	1
LOB	13



Batter	1	2	3	4	5	6	7	8	9	10	AB R H RBI BB SO LOB	TOP												
Gary Matthews, R (1, 7) OBP: 0.379, SLG: 0.467	0-0 P4		0-0 P4		0-0 F9			0-0 F8		0-0 F3	5 0 0 0 0 0 3	San Francisco Giants @ New York Mets Shea Stadium, Flushing, NY Fri Aug 24 1973, 7:05 PM EDT Att. 35,361 - Unknown												
Tito Fuentes, S (1, 4) OBP: 0.315, SLG: 0.363	0-3 K		0-0 4-3		0-0 SH1-4			0-0 F7		0-0 F8	4 0 0 0 0 1 2													
Bobby Bonds, R (1, 9) OBP: 0.394, SLG: 0.571	0-0 P3			0-0 BB 1B	0-0 L7			0-0 F8			4 0 1 0 0 0 1													
Willie McCovey, L (1, 3) OBP: 0.430, SLG: 0.541 Gary Thomasson, L (9, PR) OBP: 0.342, SLG: 0.412		0-0 1B		4-0 BB 2B		0-3 K			0-0 FC6-4 1B		3 0 2 0 1 1 0 0 0 0 0 0 0 0													
Garry Maddox, R (1, 8) OBP: 0.346, SLG: 0.436		0-0 1B		0-0 2B		0-3 K			0-0 FC6-4 CS		4 0 2 0 0 1 1													
Chris Speier, R (1, 6) OBP: 0.342, SLG: 0.364		0-3 K		4-0 IBB		0-0 4-3			4-0 BB		2 0 0 0 2 1 1													
Mike Phillips, L (1, 5) OBP: 0.293, SLG: 0.364		0-0 4-3		0-0 P6			0-0 CS 1B		0-3 K		4 0 1 0 0 1 5													
Dave Rader, L (1, 2) OBP: 0.326, SLG: 0.328			4-0 SH1-4 BB	0-0 L7			0-0 F8			4-0 SH2-4 BB	2 0 0 0 2 0 4													
Juan Marichal, R (1, 1) OBP: 0.274, SLG: 0.250			0-0 SH1-4		0-0 SH1-4 1B		0-0 4-3			0-0 SH2-4	2 0 1 0 0 0 0													
Inning Stats	R: 0 E: 0 K: 1 S: 5	H: 0 LOB: 0 BB: 0 P: 5	R: 0 E: 0 K: 1 S: 6	H: 2 LOB: 1 BB: 0 P: 6	R: 0 E: 0 K: 0 S: 3	H: 0 LOB: 1 BB: 1 P: 7	R: 0 E: 0 K: 0 S: 4	H: 2 LOB: 3 BB: 2 P: 12	R: 0 E: 0 K: 0 S: 4	H: 1 LOB: 1 BB: 0 P: 4	R: 0 E: 0 K: 2 S: 7		H: 0 LOB: 0 BB: 0 P: 7	R: 0 E: 0 K: 0 S: 3	H: 1 LOB: 0 BB: 0 P: 3	R: 0 E: 0 K: 0 S: 3	H: 0 LOB: 0 BB: 0 P: 3	R: 0 E: 0 K: 1 S: 5	H: 1 LOB: 1 BB: 1 P: 9	R: 0 E: 0 K: 0 S: 3	H: 0 LOB: 1 BB: 1 P: 7	1B: 6 2B: 1 3B: 0 HR: 0	SF: 0 SAC: 3 DP: 0 HBP: 0	WP: 0 PB: 0 SB: 0 CS: 2
PITCHER Jerry Koosman, L (1, 1) ERA: 3.15	IP 10.0 WLS W BF 38 H 7 R 0 ER 0 SO 5 BB 4 IBB 1 HBP 0 BLK 0 WP 0 HR 0 S 43 P 63 ERA 0.00 WHIP 1.100											PITCHER IP 10.0 WLS W BF 38 H 7 R 0 ER 0 SO 5 BB 4 IBB 1 HBP 0 BLK 0 WP 0 HR 0 S 43 P 63 ERA 0.00 WHIP 1.100												

livebaseballscorecards.com

AB 30
R 0
H 7
RBI 0
BB 5
SO 5
LOB 17



BOTTOM

San Francisco Giants @ New York Mets
Shea Stadium, Flushing, NY
Fri Aug 24 1973, 7:05 PM EDT
Att: 35,361 - Unknown

livebaseballscorecards.com

AB 33
R 1
H 9
RBI 1
BB 2
SO 1
LOB 15



WP: 0 PA: 38
PB: 0
SB: 0
CS: 0

AB R H RBI BB SO LOB

4 0 1 0 0 1 3

5 0 3 1 0 0 2

3 0 0 0 0 0 2

3 0 0 0 1 0 0

4 0 1 0 0 0 2

3 0 0 0 1 0 0

4 0 3 0 0 0 2

0 0 0 0 0 0 0

0 0 0 0 0 0 0

4 0 0 0 0 0 3

1 2

2-H

1-2

1-2

4-0

2-3

0-0

1-2f

1-2f

1B

1B

1B: 9 SF: 0
2B: 1 SAC: 3
3B: 0 DP: 2
HR: 0 HBP: 0

Batter	1	2	3	4	5	6	7	8	9	10
Willie Mays, R OBP: 0.303, SLG: 0.366 (1, 8)	L6		K		1B		F2			SH1-4
Felix Millan, R OBP: 0.323, SLG: 0.348 (1, 4)	F8		F3		1B			L4-6 SH1-4		1B
Rusty Staub, L OBP: 0.350, SLG: 0.408 (1, 9)	F9			6-3	F7			SH1-4		
John Milner, L OBP: 0.333, SLG: 0.473 (1, 3)		5-3		F9		3-1		IBB		
Cleon Jones, R OBP: 0.312, SLG: 0.369 (1, 7)	P4			BB	1B	5-3		L4-6		
Wayne Garrett, L OBP: 0.331, SLG: 0.346 (1, 5)	F8			BB	BB	F8			P4	
Jerry Grote, R OBP: 0.275, SLG: 0.310 (1, 2)										
Bud Harrelson, S OBP: 0.346, SLG: 0.309 (9, PR)										
Duffy Dyer, R OBP: 0.247, SLG: 0.240 (10, 2)										
Ted Martinez, R OBP: 0.285, SLG: 0.279 (1, 6)										
Jerry Koosman, R OBP: 0.131, SLG: 0.133 (1, 1)										
Ken Boswell, L OBP: 0.262, SLG: 0.300 (10, PH)										

Inning Stats	R: 0	H: 0	E: 0	K: 0	S: 3	R: 0	H: 0	E: 0	K: 0	S: 3	R: 0	H: 1	E: 1	K: 1	S: 7	R: 0	H: 1	E: 0	K: 0	S: 4	R: 0	H: 2	E: 0	K: 0	S: 5	R: 0	H: 0	E: 0	K: 0	S: 3	R: 0	H: 1	E: 0	K: 0	S: 4	R: 0	H: 1	E: 0	K: 0	S: 3	R: 0	H: 1	E: 0	K: 0	S: 3	R: 0	H: 1	E: 0	K: 0	S: 3	R: 0	H: 2	E: 1	K: 0	S: 3
	0	0	0	0	3	0	0	0	0	3	0	1	1	0	7	0	1	0	0	4	0	2	0	0	5	0	0	0	3	0	0	0	0	3	0	1	0	4	0	1	0	3	0	1	0	3	0	1	0	3	0	2	0	3	

PITCHER	IP	WLS	BF	H	R	ER	SO	BB	IBB	HBP	BLK	WP	HR	S	P	ERA	WHIP
Juan Marichal, R ERA: 3.64 (1, 1)	9.1	L	38	9	1	1	1	1	1	0	0	0	0	38	46	0.96	1.071

Batter	1	2	3	4	5	6	7	8	9	AB R H RBI BB SO LOB	TOP		
Gary Matthews, R (1, 7) OBP: 0.381, SLG: 0.467	0-0 SH1-3 1B	0-0 4-3			0-0 1B		0-3 K		4-0 BB	4 1 2 0 1 1 1			
Tito Fuentes, S (1, 4) OBP: 0.316, SLG: 0.363	0-0 SH1-3 1-2		0-0 1-3		0-0 1B		1-0 FC5-4 HBP		0-0 F2	3 0 1 0 0 0 1			
Bobby Bonds, R (1, 9) OBP: 0.391, SLG: 0.567	0-0 P6		0-0 6-3		0-0 F8		0-0 FC5-4 1-2f			4 0 0 0 0 0 4			
Willie McCovey, L (1, 3) OBP: 0.431, SLG: 0.539 Gary Thomasson, L (8, PR) OBP: 0.342, SLG: 0.412	4-0 1B IBB		0-0 F8			0-0 FC1-5 1B		0-0 E5 FC6-4		3 0 1 0 1 0 0 0 0 0 0 0 0 0			
Garry Maddox, R (1, 8) OBP: 0.347, SLG: 0.437	0-0 FC4-6 1-2 2-H 1B			0-0 P3		0-0 FC1-5 1B		0-0 F9		4 0 2 1 0 0 1			
Chris Speier, R (1, 6) OBP: 0.339, SLG: 0.360	0-0 FC4-6 1-2f		0-0 F9		0-0 F9		0-0 FC1-5 1-2 2-3f		0-0 FC6-4 1-2f	4 0 0 0 0 0 5			
Mike Phillips, L (1, 5) OBP: 0.279, SLG: 0.346		0-0 P5		0-0 F9		0-3 K		0-0 F7		4 0 0 0 0 1 3			
Dave Rader, L (1, 2) OBP: 0.323, SLG: 0.325		0-0 G3			0-0 G3		0-0 F8		0-0 F7	4 0 0 0 0 0 2			
Tom Bradley, R (1, 1) OBP: 0.231, SLG: 0.226		0-0 E1 1B			0-0 P3		0-0 P3		0-3 K	4 0 1 0 0 1 0			
Inning Stats	R: 1 E: 0 K: 0 S: 5 H: 2 LOB: 2 BB: 1 P: 9	R: 0 E: 1 K: 0 S: 4 H: 1 LOB: 1 BB: 0 P: 4	R: 0 E: 0 K: 0 S: 3 H: 0 LOB: 0 BB: 0 P: 3	R: 0 E: 0 K: 0 S: 3 H: 0 LOB: 0 BB: 0 P: 3	R: 0 E: 0 K: 0 S: 5 H: 2 LOB: 2 BB: 0 P: 5	R: 0 E: 0 K: 1 S: 7 H: 2 LOB: 2 BB: 0 P: 7	R: 0 E: 0 K: 1 S: 5 H: 0 LOB: 1 BB: 0 P: 6	R: 0 E: 1 K: 0 S: 4 H: 0 LOB: 1 BB: 0 P: 4	R: 0 E: 0 K: 1 S: 5 H: 0 LOB: 1 BB: 1 P: 9	1B: 7 2B: 0 3B: 0 HR: 0 SF: 0 SAC: 1 DP: 0 HBP: 1	WP: 0 PB: 0 SB: 0 CS: 0 PA: 38		
PITCHER	IP WLS BF H R ER SO BB IBB HBP BLK WP HR S P ERA WHIP											PITCHER	IP WLS BF H R ER SO BB IBB HBP BLK WP HR S P ERA WHIP
Tom Seaver, R (1, 1) ERA: 1.74	8.0 L 34 7 1 1 2 0 1 1 0 0 0 0 36 41 1.12 0.875												
Tug McGraw, L (9, 1) ERA: 5.24	1.0 4 0 0 0 1 1 0 0 0 0 0 0 5 9 0.00 1.000												

San Francisco Giants @ New York Mets
 Shea Stadium, Flushing, NY
 Sat Aug 25 1973, 3:33 AM EDT
 Att: 38,221 - Unknown

AB	34
R	1
H	7
RBI	1
BB	2
SO	3
LOB	17



BOTTOM

San Francisco Giants @ New York Mets
Shea Stadium, Flushing, NY
Sat Aug 25 1973, 3:33 AM EDT
Att. 38,221 - Unknown

livebaseballscorecards.com

AB	32
R	0
H	4
RBI	0
BB	1
SO	5
LOB	10



WP:	0	PA:	33
PB:	0	SB:	0
CS:	1		

AB R H RBI BB SO LOB

4	0	0	0	0	1	1
4	0	2	0	0	0	0
4	0	1	0	0	0	2
4	0	0	0	0	1	3
4	0	1	0	0	0	1
3	0	0	0	1	1	1
2	0	0	0	0	0	0
1	0	0	0	0	0	1
2	0	0	0	0	1	0
1	0	0	0	0	1	1
0	0	0	0	0	0	0
2	0	0	0	0	0	0
1	0	0	0	0	0	0
0	0	0	0	0	0	0

Batter	1	2	3	4	5	6	7	8	9
Wayne Garrett, L (1, 5) OBP: 0.328, SLG: 0.343	0-3 K (1)		0-0 F7 (3)			0-0 P5 (2)		0-0 F9 (2)	
Felix Millan, R (1, 4) OBP: 0.324, SLG: 0.351	0-0 5-3 (2)			0-0 F9 FC1-2 2B (1)		0-0 1B 1B		0-0 E5	
Rusty Staub, L (1, 9) OBP: 0.349, SLG: 0.407	0-0 P6 (3)			0-0 F9 2-3 (1)		0-0 FC4-6 1B 1-2		0-0 5-3 (3)	
John Milner, L (1, 3) OBP: 0.330, SLG: 0.468		0-3 K (1)		0-0 FC1-2 (2)		0-0 FC4-6 (3)		0-0 F9 (1)	
Cleon Jones, R (1, 7) OBP: 0.311, SLG: 0.367		0-0 1-3 (2)		0-0 1-3 (3)			0-0 5-3 (1)		0-0 CS 1B
Jerry Grote, R (1, 2) OBP: 0.275, SLG: 0.305		0-0 F7 (3)			0-0 F9 (1)		4-0 BB BB BB		0-3 K (2) (3)
Don Hahn, R (1, 8) OBP: 0.281, SLG: 0.318			0-0 5-3 (1)		0-0 F7 (2)		0-0 P4 (2)		
Willie Mays, R (7, PH) OBP: 0.301, SLG: 0.364									
Ted Martinez, R (1, 6) OBP: 0.282, SLG: 0.276			0-0 F8 (2)		0-3 K (3)		0-3 K (3)		
Ed Kranepool, L (7, PH) OBP: 0.305, SLG: 0.323									
Bud Harrelson, S (8, 6) OBP: 0.346, SLG: 0.309									
Tom Seaver, R (1, 1) OBP: 0.225, SLG: 0.267			0-0 E5			0-0 4-3 (1)		0-0 4-3 (1)	
Ken Boswell, L (8, PH) OBP: 0.259, SLG: 0.297									
Tug McGraw, R (9, 1) OBP: 0.071, SLG: 0.071									

Inning Stats	R: 0	H: 0	R: 0	H: 0	R: 0	H: 0	R: 0	H: 0	R: 0	H: 0	R: 0	H: 0	R: 0	H: 0	R: 0	H: 0	R: 0	H: 0	R: 0	H: 1	R: 0	H: 1	R: 0	H: 0	R: 0	H: 1	R: 0	H: 0	R: 0	H: 0	R: 0	H: 0
	E: 0	LOB: 0	E: 0	LOB: 0	E: 1	LOB: 1	E: 0	LOB: 2	E: 0	LOB: 0	E: 0	LOB: 0	E: 1	LOB: 1	E: 0	LOB: 1	E: 0	LOB: 1	E: 0	LOB: 1	E: 0	LOB: 1	E: 0	LOB: 1	E: 0	LOB: 1	E: 0	LOB: 0	E: 0	LOB: 0	E: 0	LOB: 0
	K: 1	BB: 0	K: 1	BB: 0	K: 0	BB: 0	K: 1	BB: 0	K: 1	BB: 0	K: 1	BB: 0	K: 0	BB: 0	K: 1	BB: 1	K: 0	BB: 0	K: 0	BB: 0	K: 1	BB: 0	K: 0	BB: 0	K: 1	BB: 0	K: 1	BB: 0	K: 0	BB: 0	K: 0	BB: 0
	S: 5	P: 5	S: 5	P: 5	S: 4	P: 4	S: 5	P: 5	S: 5	P: 5	S: 5	P: 5	S: 5	P: 5	S: 5	P: 9	S: 4	P: 4	S: 4	P: 5	S: 5	P: 5	S: 4	P: 4	S: 5	P: 5	S: 5	P: 5	S: 4	P: 4	S: 4	P: 5

PITCHER	IP	WLS	BF	H	R	ER	SO	BB	IBB	HBP	BLK	WP	HR	S	P	ERA	WHIP
Tom Bradley, R (1, 1) ERA: 3.5	9.0	W	33	4	0	0	5	1	0	0	0	0	0	42	46	0.00	0.556

PITCHER	IP	WLS	BF	H	R	ER	SO	BB	IBB	HBP	BLK	WP	HR	S	P	ERA	WHIP
---------	----	-----	----	---	---	----	----	----	-----	-----	-----	----	----	---	---	-----	------

Batter	1	2	3	4	5	6	7	8	9	AB R H RBI BB SO LOB	TOP		
Gary Matthews, R (1, 7) OBP: 0.380, SLG: 0.464	0-0 6-3		0-0 FC5-4 1B		0-0 P3		0-0 1-3		0-0 G3	5 0 1 0 0 0 3			
Tito Fuentes, S (1, 4) OBP: 0.314, SLG: 0.360	0-0 6-3		0-0 FC5-4		0-0 F8		0-3 K			4 0 0 0 0 1 2			
Garry Maddox, R (1, 8) OBP: 0.347, SLG: 0.435	0-0 5-3			0-0 F8 BB E 1B	0-0 FC5-4			0-0 6-3		4 1 1 0 0 0 1			
Bobby Bonds, R (1, 9) OBP: 0.390, SLG: 0.563		0-3 K		4-0 F8 1-2 E BB		0-0 F8		0-0 P6		3 1 0 0 1 1 0			
Chris Speier, R (1, 6) OBP: 0.336, SLG: 0.357		0-0 5-3		0-0 F8		0-0 F8		0-0 6-3		4 0 0 0 0 0 2			
Gary Thomasson, L (1, 3) OBP: 0.345, SLG: 0.414		0-0 5-3		0-0 4-3		0-0 HR 1B			0-0 2B 1B	4 1 2 0 0 0 2			
Dave Kingman, R (1, 5) OBP: 0.242, SLG: 0.405			0-3 K	0-0 E7 1B		0-0 HR		0-3 K		4 1 2 4 0 2 1			
Dave Rader, L (1, 2) OBP: 0.324, SLG: 0.337			0-0 HR	0-3 K		0-0 F8		0-0 2B		4 1 2 1 0 1 1			
Ron Bryant, S (1, 1) OBP: 0.227, SLG: 0.163			0-3 K		0-0 FC5-4 1B			0-3 K		4 0 1 0 0 2 2			
Elias Sosa, R (9, 1) OBP: 0.182, SLG: 0.100									0-0 5-3	0 0 0 0 0 0 0			
Inning Stats	R: 0 E: 0 K: 0 S: 3 H: 0 LOB: 0 BB: 0 P: 3	R: 0 E: 0 K: 1 S: 5 H: 0 LOB: 0 BB: 0 P: 5	R: 1 E: 0 K: 2 S: 9 H: 2 LOB: 1 BB: 0 P: 9	R: 2 E: 1 K: 1 S: 7 H: 2 LOB: 1 BB: 1 P: 11	R: 0 E: 0 K: 0 S: 4 H: 1 LOB: 1 BB: 0 P: 4	R: 2 E: 0 K: 0 S: 5 H: 2 LOB: 0 BB: 0 P: 5	R: 0 E: 0 K: 2 S: 7 H: 0 LOB: 0 BB: 0 P: 7	R: 0 E: 0 K: 0 S: 3 H: 0 LOB: 0 BB: 0 P: 3	R: 0 E: 0 K: 1 S: 7 H: 2 LOB: 2 BB: 0 P: 7	1B: 6 2B: 1 3B: 0 HR: 2 SF: 0 SAC: 0 DP: 0 HBP: 0	WP: 0 PB: 0 SB: 0 CS: 0 PA: 37		
PITCHER	IP WLS BF H R ER SO BB IBB HBP BLK WP HR S P ERA WHIP											PITCHER	IP WLS BF H R ER SO BB IBB HBP BLK WP HR S P ERA WHIP
Ray Sadecki, L (1, 1) ERA: 3.57	6.0 L 26 7 5 5 4 1 0 0 0 0 0 2 33 37 7.50 1.333												
Buzz Capra, R (7, 1) ERA: 3.78	1.0 3 0 0 0 2 0 0 0 0 0 0 0 7 7 0.00 0.000												
Jim McAndrew, R (8, 1) ERA: 5.54	2.0 8 2 0 0 1 0 0 0 0 0 0 0 10 10 0.00 1.000												

San Francisco Giants @ New York Mets
 Shea Stadium, Flushing, NY
 Sun Aug 26 1973, 3:33 AM EDT
 Att: 35,210 - Unknown

AB	36
R	5
H	9
RBI	5
BB	1
SO	7
LOB	14



BOTTOM

San Francisco Giants @ New York Mets
 Shea Stadium, Flushing, NY
 Sun Aug 26 1973, 3:33 AM EDT
 Att. 35,210 - Unknown

livebaseballscorecards.com

AB	36
R	4
H	9
RBI	4
BB	3
SO	4
LOB	16



WP: 0	PA: 39
PB: 0	
SB: 0	
CS: 0	

AB	R	H	RBI	BB	SO	LOB
4	0	0	0	0	0	0
1	0	0	0	0	0	1

4	1	2	0	1	0	0
---	---	---	---	---	---	---

3	0	0	0	2	2	4
---	---	---	---	---	---	---

4	1	2	0	0	0	2
---	---	---	---	---	---	---

4	0	0	0	0	1	6
---	---	---	---	---	---	---

4	0	2	2	0	1	0
---	---	---	---	---	---	---

4	1	1	0	0	0	3
---	---	---	---	---	---	---

4	1	1	0	0	0	0
---	---	---	---	---	---	---

2	0	0	0	0	0	0
0	0	0	0	0	0	0
1	0	0	0	0	0	0
0	0	0	0	0	0	0
0	0	0	0	0	0	0
1	0	1	2	0	0	0

1B: 8	SF: 0
2B: 1	SAC: 0
3B: 0	DP: 0
HR: 0	HBP: 0

Batter	1	2	3	4	5	6	7	8	9
Bud Harrelson, S (1, 6) OBP: 0.341, SLG: 0.304 John Milner, L (9, PH) OBP: 0.329, SLG: 0.466	0-0 F7		0-0 F8		0-0 F8		0-0 F7		0-0 F9
Felix Millan, R (1, 4) OBP: 0.327, SLG: 0.352	0-0 FC6-4 1B		0-0 F8			0-0 4-3 1B 1B		0-0 F8	4-0 BB
Willie Mays, R (1, 3) OBP: 0.304, SLG: 0.359	0-0 FC6-4 1B 1-2f			4-0 FC5-4 BB		0-3 K		4-0 FC6-4 BB	0-3 K
Cleon Jones, R (1, 7) OBP: 0.313, SLG: 0.369	0-0 1B			0-0 FC5-4 1B 1-2f		0-0 4-3 1B 1B		0-0 FC6-4 1-2f	
Rusty Staub, L (1, 9) OBP: 0.346, SLG: 0.403	0-3 K			0-0 F8		0-0 4-3		0-0 F7	
Jerry Grote, R (1, 2) OBP: 0.280, SLG: 0.309		0-3 K		0-0 1B		0-0 1B			0-0 F8
Don Hahn, R (1, 8) OBP: 0.280, SLG: 0.316		0-0 F9		0-0 F9		0-0 F8			0-0 2B E 1B
Ted Martinez, R (1, 5) OBP: 0.282, SLG: 0.280					0-0 6-3		0-0 6-3		0-0 E 2B
Ray Sadecki, L (1, 1) OBP: 0.290, SLG: 0.280 Buzz Capra, R (7, 1) OBP: 0.338, SLG: 0.321 Jim Beauchamp, R (8, 1) OBP: 0.381, SLG: 0.200 Duffy Dyer, R (9, PH) OBP: 0.247, SLG: 0.240 Ken Boswell, L (9, PH) OBP: 0.266, SLG: 0.304			0-0 4-3			0-0 P3		0-0 5-3	0-0 E5 1B

Inning Stats	R: 0	H: 2	E: 0	LOB: 2	K: 1	S: 7	R: 0	H: 0	E: 0	LOB: 0	K: 1	S: 5	R: 0	H: 0	E: 0	LOB: 0	K: 0	S: 3	R: 0	H: 1	E: 0	LOB: 2	K: 0	S: 4	R: 0	H: 0	E: 0	LOB: 0	K: 0	S: 3	R: 2	H: 3	E: 0	LOB: 1	K: 1	S: 8	R: 0	H: 0	E: 0	LOB: 0	K: 0	S: 3	R: 0	H: 0	E: 0	LOB: 1	K: 0	S: 3	R: 2	H: 3	E: 1	LOB: 2	K: 1	S: 8	1B: 8	SF: 0	2B: 1	SAC: 0	3B: 0	DP: 0	HR: 0	HBP: 0	WP: 0	PA: 39
--------------	------	------	------	--------	------	------	------	------	------	--------	------	------	------	------	------	--------	------	------	------	------	------	--------	------	------	------	------	------	--------	------	------	------	------	------	--------	------	------	------	------	------	--------	------	------	------	------	------	--------	------	------	------	------	------	--------	------	------	-------	-------	-------	--------	-------	-------	-------	--------	-------	--------

PITCHER	IP	WLS	BF	H	R	ER	SO	BB	IBB	HBP	BLK	WP	HR	S	P	ERA	WHIP
Ron Bryant, L (1, 1) ERA: 2.86	8.1	W	35	8	4	4	3	2	0	0	0	0	0	39	47	4.32	1.200
Elias Sosa, R (9, 1) ERA: 3.12	0.2	S	4	1	0	0	1	1	0	0	0	0	0	5	9	0.00	3.000

Batter	1	2	3	4	5	6	7	8	9	AB R H RBI BB SO LOB	TOP											
Gary Matthews, R (1, 7) OBP: 0.380, SLG: 0.470	0-3 K		0-0 5-3			0-0 1B		0-0 HR	0-0 5-3	5 1 2 3 0 1 2	San Francisco Giants @ Philadelphia Phillies Veterans Stadium, Philadelphia, PA Mon Aug 27 1973, 7:05 PM EDT Att: 17,027 - Unknown											
Tito Fuentes, S (1, 4) OBP: 0.317, SLG: 0.364	0-0 1B		0-0 2B			0-0 1B		0-0 G3	0-0 F8	5 0 3 0 0 0 2												
Bobby Bonds, R (1, 9) OBP: 0.389, SLG: 0.561	0-0 L6		0-3 K			0-3 K		0-0 1B		4 0 1 0 0 2 4												
Willie McCovey, L (1, 3) OBP: 0.427, SLG: 0.532	0-3 K			0-0 4-3		0-0 F9		0-0 1-4-3		4 0 0 0 0 1 4												
Garry Maddox, R (1, 8) OBP: 0.344, SLG: 0.431		0-0 F9		0-0 G3		0-0 FC5-4		0-3 K		4 0 0 0 0 1 3												
Chris Speier, R (1, 6) OBP: 0.335, SLG: 0.356		0-0 F8		0-3 K			0-3 K		0-0 BB	4 1 1 0 0 2 0												
Dave Kingman, R (1, 5) OBP: 0.247, SLG: 0.419		0-0 HR			0-0 5-3		0-0 5-3		4-0 5-3	3 1 1 1 1 0 0												
Dave Rader, L (1, 2) OBP: 0.322, SLG: 0.334		0-0 F9			0-0 F9		0-0 4-3		0-0 F7	3 0 0 0 0 0 0												
Don McMahon, R (7, 1)										0 0 0 0 0 0 0												
Gary Thomasson, L (9, PH) OBP: 0.343, SLG: 0.412										1 0 0 0 0 0 2												
Jim Barr, R (1, 1) OBP: 0.182, SLG: 0.173			0-0 3-1			0-0 L4		0-0 E5	4-0 5-3	0 0 0 0 0 0 0												
Steve Ontiveros, S (3, PH)										1 0 0 0 0 0 0												
Jim Willoughby, R (3, 1) OBP: 0.231, SLG: 0.333										1 0 0 0 0 0 0												
Chris Arnold, R (7, 2) OBP: 0.375, SLG: 0.364										1 1 1 0 1 0 0												
Inning Stats	R: 0 E: 0 K: 2 S: 8	H: 1 LOB: 1 BB: 0 P: 8	R: 1 E: 0 K: 0 S: 4	H: 1 LOB: 0 BB: 0 P: 4	R: 0 E: 0 K: 1 S: 6	H: 1 LOB: 1 BB: 0 P: 6	R: 0 E: 0 K: 1 S: 5	H: 0 LOB: 0 BB: 0 P: 5	R: 0 E: 0 K: 1 S: 3	H: 0 LOB: 0 BB: 0 P: 3	R: 0 E: 0 K: 1 S: 7	H: 2 LOB: 2 BB: 0 P: 7	R: 0 E: 0 K: 1 S: 5	H: 0 LOB: 0 BB: 0 P: 5	R: 2 E: 1 K: 1 S: 8	H: 3 LOB: 1 BB: 0 P: 8	R: 1 E: 0 K: 0 S: 4	H: 1 LOB: 2 BB: 2 P: 12	1B: 6 2B: 1 3B: 0 HR: 2	SF: 0 SAC: 0 DP: 0 HBP: 0	WP: 0 PB: 0 SB: 0 CS: 0	PA: 38
PITCHER	IP WLS BF H R ER SO BB IBB HBP BLK WP HR S P ERA WHIP																					
Jim Lonborg, R (1, 1) ERA: 4.95	8.0 W 32 8 3 3 7 0 0 0 0 0 0 2 46 46 3.38 1.000																					
George Culver, R (9, 1) ERA: 3.22	0.0 2 1 1 1 0 1 0 0 0 0 0 0 1 5 ∞ ∞																					
Mac Scarce, L (9, 1) ERA: 2.23	1.0 S 4 0 0 0 0 1 0 0 0 0 0 0 3 7 0.00 1.000																					

livebaseballscorecards.com

AB	36
R	4
H	9
RBI	4
BB	2
SO	7
LOB	17



Batter	1	2	3	4	5	6	7	8	9	AB	R	H	RBI	BB	SO	LOB
Del Unser, L OBP: 0.363, SLG: 0.454 (1, 8)	0-0 F8	0-0 F8			0-0 F7	0-0 4-3				4	0	0	0	0	0	1
Denny Doyle, L OBP: 0.301, SLG: 0.298 (1, 4)	0-0 2B SF8 1B	0-0 6-3			0-0 FC6-4 1B		0-0 2B			4	1	3	0	0	0	0
Willie Montanez, L OBP: 0.333, SLG: 0.381 (1, 3)	0-0 SF8 1B 2B		0-0 4-3		0-0 F8		0-0 G3			4	1	1	0	0	0	1
Greg Luzinski, R OBP: 0.347, SLG: 0.484 (1, 7)	4-0 1B HR IBB		0-0 F7		0-0 FC6-4 1-2f		0-0 2B 1B			3	1	1	0	1	0	1
Bill Robinson, R OBP: 0.332, SLG: 0.559 (1, 9)	0-0 SF8		0-3 K			0-0 HR	0-0 2B			3	1	2	2	0	1	0
Bob Boone, R OBP: 0.313, SLG: 0.361 (1, 2)	0-0 1-2 3-H HR 1B			0-0 1B		0-0 P6	0-0 F9			4	1	2	1	0	0	2
Mike Schmidt, R OBP: 0.333, SLG: 0.404 (1, 5)	0-0 1-H 2-H HR			0-0 F2		0-0 1B 2B		0-3 K		4	2	2	3	0	1	1
Craig Robinson, R OBP: 0.248, SLG: 0.312 (1, 6)	0-3 K			0-0 F9		0-0 1B		0-0 L1		4	0	1	1	0	1	1
Jim Lonborg, R OBP: 0.178, SLG: 0.167 (1, 1)		0-0 F7		0-3 K		0-0 F8		0-0 P5		3	0	0	0	0	1	2
Mike Rogodzinski, L OBP: 0.333, SLG: 0.344 (8, PH)										1	0	0	0	0	0	0
George Culver, R (9, 1)										0	0	0	0	0	0	0
Mac Scarce, L (9, 1)										0	0	0	0	0	0	0


Inning Stats	R: 5	H: 4	E: 0	LOB: 0	K: 1	BB: 1	S: 9	P: 13	R: 0	H: 0	E: 0	LOB: 0	K: 0	BB: 0	S: 3	P: 3	R: 0	H: 0	E: 0	LOB: 0	K: 1	BB: 0	S: 5	P: 5	R: 0	H: 1	E: 0	LOB: 1	K: 0	BB: 0	S: 4	P: 4	R: 2	H: 3	E: 0	LOB: 1	K: 0	BB: 0	S: 6	P: 6	R: 0	H: 3	E: 0	LOB: 2	K: 0	BB: 0	S: 5	P: 5	R: 0	H: 0	E: 0	LOB: 0	K: 1	BB: 0	S: 5	P: 5
--------------	------	------	------	--------	------	-------	------	-------	------	------	------	--------	------	-------	------	------	------	------	------	--------	------	-------	------	------	------	------	------	--------	------	-------	------	------	------	------	------	--------	------	-------	------	------	------	------	------	--------	------	-------	------	------	------	------	------	--------	------	-------	------	------

PITCHER	IP	WLS	BF	H	R	ER	SO	BB	IBB	HBP	BLK	WP	HR	S	P	ERA	WHIP
Jim Barr, R ERA: 3.67 (1, 1)	2.0	L	11	4	5	5	1	0	0	0	0	0	1	12	16	22.50	2.000
Jim Willoughby, R ERA: 4.53 (3, 1)	4.2		21	8	2	2	2	0	0	0	0	0	1	25	25	3.86	1.714
Don McMahon, R ERA: 2.3 (7, 1)	1.1		4	0	0	0	1	0	0	0	0	0	0	6	6	0.00	0.000

BOTTOM

San Francisco Giants @ Philadelphia Phillies
Veterans Stadium, Philadelphia, PA
Mon Aug 27 1973, 7:05 PM EDT
Att. 17,027 - Unknown

AB	34
R	7
H	12
RBI	7
BB	1
SO	4
LOB	9



WP	HR	S	P	ERA	WHIP
0	0	0	0	0	0

Batter	1	2	3	4	5	6	7	8	9	AB R H RBI BB SO LOB	TOP											
Bobby Bonds, R (1, 9) OBP: 0.387, SLG: 0.556	0-3 K		0-3 K		0-0 4-3			0-3 K		4 0 0 0 0 3 1												
Tito Fuentes, S (1, 4) OBP: 0.318, SLG: 0.365	0-0 BB 1B		0-0 4-3			0-0 1-3		0-0 FC3-6 1B		4 0 2 0 0 0 0												
Garry Maddox, R (1, 8) OBP: 0.341, SLG: 0.427	0-0 F8		0-0 P6			0-0 F7		0-0 FC3-6 1B 1-2f		4 0 0 0 0 0 2												
Willie McCovey, L (1, 3) OBP: 0.428, SLG: 0.530 Mike Phillips, L (9, PR) OBP: 0.279, SLG: 0.346	4-0 1-2 BB			0-0 F9		0-0 6-3		0-0 1-3 1B		3 0 1 0 1 0 0 0 0 0 0 0 0 0												
Gary Matthews, R (1, 7) OBP: 0.377, SLG: 0.466	0-0 F2			0-3 K		0-0 F9		0-3 K		4 0 0 0 0 2 3												
Chris Speier, R (1, 6) OBP: 0.333, SLG: 0.354		0-0 F9		0-0 5-6-3		0-0 P3				3 0 0 0 0 0 0												
Dave Kingman, R (1, 5) OBP: 0.248, SLG: 0.418					0-3 K		0-3 K			3 0 1 0 0 2 0												
Dave Rader, L (1, 2) OBP: 0.322, SLG: 0.332					4-0 SH1-4 BB			0-0 4-3		2 0 0 0 1 0 1												
Juan Marichal, R (1, 1) OBP: 0.270, SLG: 0.246 Gary Thomasson, L (8, PH) OBP: 0.342, SLG: 0.410 Randy Moffitt, R (8, 1) OBP: 0.071, SLG: 0.071					0-0 SH1-4			0-3 K		1 0 0 0 0 0 1 1 0 0 0 0 1 0 0 0 0 0 0 0 0												
Inning Stats	R: 0 E: 0 K: 1 S: 6	H: 1 LOB: 2 BB: 1 P: 10	R: 0 E: 0 K: 0 S: 4	H: 1 LOB: 1 BB: 0 P: 4	R: 0 E: 0 K: 1 S: 5	H: 0 LOB: 0 BB: 0 P: 5	R: 0 E: 0 K: 1 S: 5	H: 0 LOB: 0 BB: 0 P: 5	R: 0 E: 0 K: 1 S: 5	H: 0 LOB: 1 BB: 1 P: 9	R: 0 E: 0 K: 0 S: 3	H: 0 LOB: 0 BB: 0 P: 3	R: 0 E: 0 K: 1 S: 5	H: 0 LOB: 0 BB: 0 P: 5	R: 0 E: 0 K: 2 S: 7	H: 0 LOB: 0 BB: 0 P: 7	R: 0 E: 0 K: 1 S: 6	H: 2 LOB: 1 BB: 0 P: 6	1B: 4 2B: 0 3B: 0 HR: 0	SF: 0 SAC: 1 DP: 0 HBP: 0	WP: 0 PB: 0 SB: 0 CS: 0	PA: 32
PITCHER Wayne Twitchell, R (1, 1) ERA: 2.23	IP: 9.0 WLS: W BF: 32 H: 4 R: 0 ER: 0 SO: 8 BB: 2 IBB: 0 HBP: 0 BLK: 0 WP: 0 HR: 0 S: 46 P: 54 ERA: 0.00 WHIP: 0.667																				PITCHER IP: WLS: BF: H: R: ER: SO: BB: IBB: HBP: BLK: WP: HR: S: P: ERA: WHIP:	

San Francisco Giants @ Philadelphia Phillies
Veterans Stadium, Philadelphia, PA
Tue Aug 28 1973, 7:05 PM EDT
Att: 20,363 - Unknown

livebaseballscorecards.com

AB	29
R	0
H	4
RBI	0
BB	2
SO	8
LOB	8



Batter	1	2	3	4	5	6	7	8	9	AB	R	H	RBI	BB	SO	LOB
Del Unser, L (1, 8) OBP: 0.360, SLG: 0.449	0-0 F5		0-0 F7			0-0 F7		0-0 G3		4	0	0	0	0	0	0
Denny Doyle, L (1, 4) OBP: 0.298, SLG: 0.295	0-0 F7		0-0 4-3			0-0 P6				3	0	0	0	0	0	0
Willie Montanez, L (1, 3) OBP: 0.331, SLG: 0.378	0-0 6-3					0-0 F9				3	0	0	0	0	0	0
Greg Luzinski, R (1, 7) OBP: 0.349, SLG: 0.487		0-0 F9			0-0 1B			0-0 2B		3	0	2	0	0	0	0
Bill Robinson, R (1, 9) OBP: 0.332, SLG: 0.566		0-0 HR			0-0 F6			0-3 K		3	1	1	1	0	1	2
Bob Boone, R (1, 2) OBP: 0.313, SLG: 0.361		0-0 FC6-4 1B			0-0 F7			0-3 K		3	0	1	0	0	1	2
Mike Schmidt, R (1, 5) OBP: 0.330, SLG: 0.400		0-3 K				0-0 5-3		0-3 K		3	0	0	0	0	2	2
Craig Robinson, R (1, 6) OBP: 0.250, SLG: 0.313		0-0 FC6-4 1-2f				0-0 G1-6-3 1B		0-0 6-3		3	0	1	0	0	0	1
Wayne Twitchell, R (1, 1) OBP: 0.106, SLG: 0.136			0-0 F3			0-0 G1-6-3 1-2f		0-3 K		3	0	0	0	0	1	1

Inning Stats	R: 0	H: 0	E: 0	K: 0	S: 3	R: 1	H: 2	E: 0	K: 1	S: 7	R: 0	H: 0	E: 0	K: 0	S: 3	R: 0	H: 1	E: 0	K: 0	S: 4	R: 0	H: 1	E: 0	K: 0	S: 3	R: 0	H: 0	E: 0	K: 3	S: 10	R: 0	H: 0	E: 0	K: 1	S: 5	1B: 3	2B: 1	3B: 0	HR: 1	SF: 0	SAC: 0	DP: 1	HBP: 0	WP: 0	PA: 28										
PITCHER	IP	WLS	BF	H	R	ER	SO	BB	IBB	HBP	BLK	WP	HR	S	P	ERA	WHIP													PITCHER	IP	WLS	BF	H	R	ER	SO	BB	IBB	HBP	BLK	WP	HR	S	P	ERA	WHIP								
Juan Marichal, R (1, 1) ERA: 3.54	7.0	L	25	5	1	1	4	0	0	0	0	0	0	1	33	1.29	0.714																																						
Randy Moffitt, R (8, 1) ERA: 2.58	1.0		3	0	0	0	1	0	0	0	0	0	0	0	5	0.00	0.000																																						

BOTTOM

San Francisco Giants @ Philadelphia Phillies
Veterans Stadium, Philadelphia, PA
Tue Aug 28 1973, 7:05 PM EDT
Att. 20,363 - Unknown

livebaseballscorecards.com

AB	28
R	1
H	5
RBI	1
BB	0
SO	5
LOB	8



Batter	1	2	3	4	5	6	7	8	9	AB R H RBI BB SO LOB	TOP		
Bobby Bonds, R (1, 9) OBP: 0.387, SLG: 0.561	0-3 K	0-3 K2-3			X 0-0 HR	X 0-0 P4			X 0-0 E S 1B	5 1 2 1 0 2 4			
Tito Fuentes, S (1, 4) OBP: 0.318, SLG: 0.364	4-0 IBB 1B BB		0-3 K		X 0-0 1B		X 0-0 6-3	X 0-0 5-3 1-2	4 0 1 0 1 1 1				
Garry Maddox, R (1, 8) OBP: 0.341, SLG: 0.427	0-0 IBB 1-2 1B		X 0-0 F9		X 0-0 1-3 1B		X 0-0 F8	X 0-0 E5 FC5-4 2-3	5 0 2 0 0 0 1				
Gary Matthews, R (1, 7) OBP: 0.375, SLG: 0.462	4-0 G6-4-3 1-2 2-3 IBB		0-3 K		X 0-0 4-3		X 0-0 G3	X 0-0 FC5-4 1-2f	4 0 0 0 1 1 4				
Chris Speier, R (1, 6) OBP: 0.333, SLG: 0.353	0-0 G6-4-3 1-2f			X 0-0 CS 1B		X 0-0 F8		X 0-0 5-3	4 0 1 0 0 0 3				
Dave Kingman, R (1, 5) OBP: 0.252, SLG: 0.449		0-3 K		0-3 K		X 0-0 HR		X 0-0 HR	4 2 2 2 0 2 1				
Gary Thomasson, L (1, 3) OBP: 0.335, SLG: 0.401			0-0 4-3		0-3 K 1-2		X 0-0 K	X 0-0 6-3	4 0 0 0 0 2 1				
Mike Sadek, R (1, 2) OBP: 0.313, SLG: 0.154		4-0 1B BB			0-3 K		4-0 1B BB	0-3 K	2 0 0 0 2 2 0				
Tom Bradley, R (1, 1) OBP: 0.246, SLG: 0.242			0-0 1-3 1B		X 0-0 F3		X 0-0 1-2 1B	X 0-0 6-3	4 0 2 0 0 0 0				
Inning Stats	R: 0 E: 0 K: 1 S: 5 H: 1 LOB: 2 BB: 2 P: 13	R: 0 E: 0 K: 2 S: 8 H: 1 LOB: 2 BB: 1 P: 12	R: 0 E: 0 K: 2 S: 7 H: 0 LOB: 0 BB: 0 P: 7	R: 0 E: 0 K: 2 S: 7 H: 1 LOB: 1 BB: 0 P: 7	R: 1 E: 0 K: 1 S: 8 H: 3 LOB: 2 BB: 0 P: 8	R: 1 E: 0 K: 1 S: 7 H: 2 LOB: 2 BB: 1 P: 11	R: 0 E: 0 K: 0 S: 3 H: 0 LOB: 0 BB: 0 P: 3	R: 1 E: 0 K: 1 S: 6 H: 1 LOB: 0 BB: 0 P: 6	R: 0 E: 1 K: 0 S: 5 H: 1 LOB: 2 BB: 0 P: 5	1B: 7 2B: 1 3B: 0 HR: 3 SF: 0 SAC: 0 DP: 2 HBP: 0	WP: 0 PB: 0 SB: 1 CS: 1 PA: 40		
PITCHER	IP WLS BF H R ER SO BB IBB HBP BLK WP HR S P ERA WHIP											PITCHER	IP WLS BF H R ER SO BB IBB HBP BLK WP HR S P ERA WHIP
Ken Brett, L (1, 1) ERA: 3.27	8.0 L 35 9 3 3 10 3 1 0 0 0 3 51 67 3.38 1.500												
Ron Diorio, R (9, 1) ERA: 1.13	1.0 5 1 0 0 0 0 0 0 0 0 0 5 5 0.00 1.000												

San Francisco Giants @ Philadelphia Phillies
Veterans Stadium, Philadelphia, PA
Wed Aug 29 1973, 7:05 PM EDT
Att: 25,146 - Unknown

livebaseballscorecards.com

AB	36
R	3
H	10
RBI	3
BB	4
SO	10
LOB	15



Batter	1	2	3	4	5	6	7	8	9	AB R H RBI BB SO LOB	TOP											
Ralph Garr, L (1, 9) OBP: 0.334, SLG: 0.431	4-0 WP 1B SF7 BB	0-0 1-3 2-H 1B	0-0 3B 1B		0-0 FC6 1B		0-0 F6		0-0 F8	5 3 3 1 1 0 0												
Marty Perez, R (1, 6) OBP: 0.310, SLG: 0.325	0-0 WP 1B	0-0 2-H 1B	0-0 1-H 2B 3B		0-0 FC6 1-2f 1B		0-0 5-3		0-0 F4	6 1 3 2 0 0 1												
Darrell Evans, L (1, 5) OBP: 0.409, SLG: 0.566	0-3 K 1-2 2-3	0-3 K	0-0 3-H 2B		0-3 K		0-0 3-1		0-3 K	6 0 1 1 0 4 4												
Hank Aaron, R (1, 7) OBP: 0.383, SLG: 0.608 Sonny Jackson, L (8, PR) OBP: 0.294, SLG: 0.265	4-0 IBB		2B BB F6		0-0 CS 1B		0-0 BB 4-3 1B			3 1 2 0 2 0 1 0 0 0 0 0 0 0												
Dusty Baker Jr., R (1, 8) OBP: 0.363, SLG: 0.443	0-0 SF7 3-H		BB 2B SF7 2B F9		0-0 2B 1-2 1B		0-0 4-3 1-2			4 1 2 1 0 0 2												
Davey Johnson, R (1, 4) OBP: 0.365, SLG: 0.545	0-0 F9		BB BB SF7 HR BB		0-0 F8		0-0 1-3 2B		0-0 F3	4 1 1 0 1 0 4												
Dick Dietz, R (1, 2) OBP: 0.461, SLG: 0.405		4-0 HBP 1B BB	4-0 1-2 2-3 3-H HR BB		0-0 F4		0-3 K		4-0 BB BB	2 2 0 1 3 1 2												
Mike Lum, L (1, 3) OBP: 0.359, SLG: 0.473		1-0 1B HBP	0-0 SF7 1-2 2-3 3-H		0-0 F6		4-0 IBB		4-0 1-2 2-3 BB	1 0 0 1 2 0 0												
Roric Harrison, R (1, 1) OBP: 0.071, SLG: 0.238		0-3 K	0-0 2-H 3-H HR		0-0 6-3		0-0 F3		0-3 K	5 1 1 3 0 2 8												
Inning Stats	R: 1 E: 0 K: 1 S: 6	H: 1 LOB: 2 BB: 2 P: 14	R: 2 E: 0 K: 2 S: 8	H: 2 LOB: 1 BB: 1 P: 13	R: 7 E: 0 K: 0 S: 8	H: 5 LOB: 1 BB: 3 P: 20	R: 0 E: 0 K: 0 S: 3	H: 0 LOB: 0 BB: 0 P: 3	R: 0 E: 0 K: 1 S: 6	H: 1 LOB: 1 BB: 0 P: 6	R: 0 E: 0 K: 1 S: 7	H: 3 LOB: 3 BB: 1 P: 11	R: 0 E: 0 K: 0 S: 3	H: 0 LOB: 0 BB: 0 P: 3	R: 0 E: 0 K: 1 S: 6	H: 1 LOB: 3 BB: 2 P: 14	R: 0 E: 0 K: 1 S: 5	H: 0 LOB: 0 BB: 0 P: 5	1B: 8 2B: 3 3B: 1 HR: 1	SF: 2 SAC: 0 DP: 0 HBP: 1	WP: 1 PB: 0 SB: 0 CS: 1	PA: 48
PITCHER	IP WLS BF H R ER SO BB IBB HBP BLK WP HR S P ERA WHIP																					
Ron Bryant, L (1, 1) ERA: 3.03	2.0 L 15 4 6 5 3 4 1 1 0 1 0 15 36 22.50 4.000																					
Jim Willoughby, R (3, 1) ERA: 4.87	0.1 6 4 4 4 0 1 0 0 0 0 1 5 9 108.00 15.000																					
Randy Moffitt, R (3, 1) ERA: 2.53	1.2 5 0 0 0 0 0 0 0 0 0 0 5 5 0.00 0.000																					
Don McMahon, R (5, 1) ERA: 2.04	2.0 10 4 0 0 2 0 1 0 0 0 0 13 17 0.00 2.000																					
Don Carrithers, R (7, 1) ERA: 4.11	1.2 8 1 0 0 0 2 0 0 0 0 0 6 14 0.00 1.800																					
PITCHER	IP WLS BF H R ER SO BB IBB HBP BLK WP HR S P ERA WHIP																					
Elias Sosa, R (8, 1) ERA: 3.07	1.1 4 0 0 0 2 0 0 0 0 0 0 8 8 0.00 0.000																					

Atlanta Braves @ San Francisco Giants
Candlestick Park, San Francisco, CA

AB	36
R	10
H	13
RBI	10
BB	9
SO	7
LOB	22



WP: 1 PA: 48
PB: 0
SB: 0
CS: 1

Fri Aug 31 1973, 10:05 PM EDT
Att. 7,750 - Unknown

livebaseballscorecards.com

Batter	1	2	3	4	5	6	7	8	9	AB	R	H	RBI	BB	SO	LOB
Bobby Bonds, R OBP: 0.389, SLG: 0.560 (1, 9) BBB	4-0 F9 S 1B BB		X 0-0 E S WP 1B	X 0-0 1B		X 0-0 F9		S S S 0-3 K		4	2	2	0	1	1	2
Tito Fuentes, S OBP: 0.319, SLG: 0.364 (1, 4) X	0-0 F9 1-3		B B B B 4-0 S 1-H BB	X 0-0 5-3		X 0-0 1-2 1B		X 0-0 G3		4	0	1	0	1	0	2
Garry Maddox, R OBP: 0.340, SLG: 0.425 (1, 8) X	0-0 WP S 1B		X 0-0 F6		X 0-0 F6	X 0-0 F9		X 0-0 5-3		5	1	1	1	0	0	3
Gary Matthews, R OBP: 0.373, SLG: 0.457 (1, 7) S S S	0-3 K 1-3		B B B B 4-0 1-2 BB		X 0-0 6-3		X 0-0 F9	X 0-0 6-3		4	0	0	0	1	1	1
Gary Thomasson, L OBP: 0.343, SLG: 0.405 (1, 3) X	0-0 1B		S S S S 0-3 K		X 0-0 BB 1B		B B B B 4-0 G4-6-3 BB		3	0	2	1	1	1	2	
Chris Speier, R OBP: 0.332, SLG: 0.350 (1, 6) Elias Sosa, R OBP: 0.182, SLG: 0.100 (8, 1) X	0-0 F9		X 0-0 F9		B B B B 4-0 1-2 BB		X 0-0 G4-6-3		3	0	0	0	1	0	4	
Dave Kingman, R OBP: 0.252, SLG: 0.459 (1, 5) S S S		0-3 K		X 0-0 HR		X 0-0 4-3		S S S S 0-3 K		4	1	1	1	0	2	2
Dave Rader, L OBP: 0.322, SLG: 0.330 (1, 2) X		0-0 4-3		X 0-0 F6		X 0-0 F4		B B B B 4-0 BB		3	0	0	0	1	0	0
Ron Bryant, S OBP: 0.229, SLG: 0.180 (1, 1) Jim Willoughby, R OBP: 0.281, SLG: 0.333 (3, 1) Randy Moffitt, R OBP: 0.071, SLG: 0.071 (3, 1) Steve Ontiveros, S (4, PH) Don McMahon, R (5, 1) Jim Howarth, L OBP: 0.250, SLG: 0.230 (6, PH) Don Carrithers, R OBP: 0.308, SLG: 0.308 (7, 1) Mike Phillips, L OBP: 0.276, SLG: 0.341 (8, 8) S S S		0-3 K		S S S S 0-3 K		X 0-0 1B 1B		S S S S 0-3 K		1	0	0	0	0	1	0

Inning Stats	R: 2	H: 2	E: 0	K: 1	S: 7	H: 2	LOB: 1	BB: 1	P: 11	R: 0	H: 0	E: 0	K: 2	S: 7	H: 0	LOB: 0	BB: 0	P: 7	R: 1	H: 1	E: 0	K: 1	S: 6	H: 2	LOB: 2	BB: 2	P: 14	R: 0	H: 1	E: 0	K: 0	S: 4	H: 1	LOB: 2	BB: 1	P: 8	R: 0	H: 2	E: 0	K: 0	S: 5	H: 2	LOB: 2	BB: 0	P: 5	R: 0	H: 0	E: 0	K: 0	S: 2	H: 0	LOB: 0	BB: 1	P: 6	R: 0	H: 0	E: 0	K: 3	S: 9	H: 0	LOB: 1	BB: 1	P: 13	R: 0	H: 0	E: 0	K: 0	S: 3	H: 0	LOB: 0	BB: 0	P: 3	1B: 7	SF: 0	2B: 0	SAC: 0	3B: 0	DP: 1	HR: 1	HBP: 0	WP: 2	PA: 40
PITCHER Roric Harrison, R ERA: 3.7 (1, 1)	IP	WLS	BF	H	R	ER	SO	BB	IBB	HBP	BLK	WP	HR	S	P	ERA	WHIP																																																																	
	9.0	W	40	8	4	3	8	6	0	0	0	2	1	50	74	3.00	1.556																																																																	
											PITCHER	IP	WLS	BF	H	R	ER	SO	BB	IBB	HBP	BLK	WP	HR	S	P	ERA	WHIP																																																						

BOTTOM

Atlanta Braves @ San Francisco Giants
Candlestick Park, San Francisco, CA

Fri Aug 31 1973, 10:05 PM EDT
Att. 7,750 - Unknown

livebaseballscorecards.com

AB	34
R	4
H	8
RBI	3
BB	6
SO	8
LOB	17



Batter	1	2	3	4	5	6	7	8	9	AB R H RBI BB SO LOB	TOP						
Ralph Garr, L (1, 9) OBP: 0.333, SLG: 0.429	2-2 G1-6-3 1B		0-0 5-3		0-1 6-3		0-2 F8		0-3 K	5 0 1 0 0 1 1							
Mike Lum, L (1, 7) OBP: 0.355, SLG: 0.467	1-3 K		2-2 F7		1-3 K		0-0 4-3		1-3 K	5 0 0 0 0 3 2							
Darrell Evans, L (1, 5) OBP: 0.408, SLG: 0.562	1-1 G1-6-3 1-2f			1-0 L4		1-2 F5		4-2 2B FC3-2 BB		3 0 0 0 1 0 1							
Dusty Baker Jr., R (1, 8) OBP: 0.364, SLG: 0.444		1-1 S HBP		0-1 6-3		0-0 F8		0-0 FC3-2 1-3 2B		3 0 1 0 0 0 0							
Davey Johnson, R (1, 4) OBP: 0.366, SLG: 0.547		2-1 F9 1-2		3-2 2B 2B		0-0 2B 1B		1-1 5-3		4 2 2 0 0 0 3							
Frank Tepedino, L (1, 3) OBP: 0.360, SLG: 0.434		1-1 L6		0-1 2B 2-H		2-2 E 2B		4-0 FC3-2 IBB		3 1 2 2 1 0 1							
Sonny Jackson, L (1, 6) OBP: 0.288, SLG: 0.259		1-1 F2		1-2 4-3		0-0 E3 2-H		0-1 FC3-2 FC4		4 0 0 0 0 0 5							
Paul Casanova, R (1, 2) OBP: 0.263, SLG: 0.366			1-2 2B		2-2 6-3		0-0 F8 1-2		1-1 FC4 1-2f	4 0 1 0 0 0 4							
Phil Niekro, R (1, 1) OBP: 0.135, SLG: 0.205			1-3 K		0-0 HR		0-0 F7		1-3 K	3 1 1 1 0 1 1							
Chuck Goggin, S (9, PH) OBP: 0.333, SLG: 0.368										1 0 0 0 0 1 0							
Inning Stats	R: 0 H: 1 E: 0 LOB: 0 K: 1 BB: 0 S: 8 P: 12	R: 0 H: 0 E: 0 LOB: 1 K: 0 BB: 0 S: 7 P: 12	R: 0 H: 1 E: 0 LOB: 1 K: 1 BB: 0 S: 10 P: 14	R: 1 H: 2 E: 0 LOB: 1 K: 0 BB: 0 S: 13 P: 18	R: 1 H: 1 E: 0 LOB: 0 K: 1 BB: 0 S: 9 P: 12	R: 2 H: 2 E: 1 LOB: 1 K: 0 BB: 0 S: 10 P: 13	R: 0 H: 0 E: 0 LOB: 0 K: 0 BB: 0 S: 5 P: 5	R: 0 H: 1 E: 0 LOB: 3 K: 0 BB: 2 S: 9 P: 19	R: 0 H: 0 E: 0 LOB: 0 K: 3 BB: 0 S: 9 P: 11	1B: 2 SF: 0 2B: 5 SAC: 0 3B: 0 DP: 1 HR: 1 HBP: 1	WP: 0 PA: 38 PB: 0 SB: 2 CS: 0						
PITCHER	IP WLS BF H R ER SO BB IBB HBP BLK WP HR S P ERA WHIP																
Jim Barr, R (1, 1) ERA: 3.68	7.0	29	7	4	3	3	0	0	1	0	0	0	1	62	86	3.86	1.000
Randy Moffitt, R (8, 1) ERA: 2.52	0.1	3	1	0	0	0	1	0	0	0	0	0	0	5	10	0.00	6.000
Elias Sosa, R (8, 1) ERA: 3.01	1.2	W 6	0	0	0	3	0	1	0	0	0	0	0	13	20	0.00	0.000

Atlanta Braves @ San Francisco Giants
Candlestick Park, San Francisco, CA

livebaseballscorecards.com

AB	35
R	4
H	8
RBI	3
BB	2
SO	6
LOB	18



Sat Sep 01 1973, 6:33 AM EDT
Att: 44,256 - Unknown

Batter	1	2	3	4	5	6	7	8	9	AB	R	H	RBI	BB	SO	LOB
Bobby Bonds, R <small>OBP: 0.388, SLG: 0.558</small> (1, 9)	2-2 		1-0 F2 		0-0 F2 			2-3 K 		4	0	1	0	0	1	0
Tito Fuentes, S <small>OBP: 0.320, SLG: 0.365</small> (1, 4)	1-3 K 		1-1 WP 1B 		0-0 			1-2 1-3 		4	1	2	0	0	1	1
Garry Maddox, R <small>OBP: 0.341, SLG: 0.427</small> (1, 8)	2-3 K 		3-2 BB 1B 		2-0 F6 			0-0 S BB 2B 		4	1	2	1	0	1	2
Willie McCovey, L <small>OBP: 0.431, SLG: 0.529</small> Gary Thomasson, L <small>OBP: 0.343, SLG: 0.405</small> (1, 3) (8, PR) (9, 3)	1-1 CS 1-2 	0-2 G3 	4-1 FC6-4 BB 		4-2 G5-4-3 BB 			4-0 BB S 1B BB 		1	0	0	0	3	0	0
Gary Matthews, R <small>OBP: 0.374, SLG: 0.457</small> (1, 7)		1-2 S 2B 1B 	0-0 FC6-4 1-2f 		0-0 G5-4-3 1-2f 			4-2 BB BB 1B BB 		3	2	1	0	1	0	3
Dave Kingman, R <small>OBP: 0.257, SLG: 0.462</small> (1, 5)		0-1 4-3 1-H 2B 		1-1 6-3 		2-2 4-3 		4-2 1B BB 		3	0	1	2	1	0	0
Mike Phillips, L <small>OBP: 0.267, SLG: 0.329</small> Chris Arnold, R <small>OBP: 0.390, SLG: 0.382</small> Chris Speier, R <small>OBP: 0.332, SLG: 0.350</small> (1, 6) (8, PH) (9, 6)		0-0 4-3 2-3 2B 		1-2 F5 		0-3 K 		0-2 1B 		3	0	0	0	0	1	1
Dave Rader, L <small>OBP: 0.321, SLG: 0.328</small> (1, 2)		1-0 4-3 		0-1 F8 		1-0 G3 		4-0 IBB 		3	0	0	0	1	0	1
Jim Barr, R <small>OBP: 0.175, SLG: 0.167</small> Jim Howarth, L <small>OBP: 0.247, SLG: 0.227</small> Randy Moffitt, R <small>OBP: 0.071, SLG: 0.071</small> Elias Sosa, R <small>OBP: 0.167, SLG: 0.091</small> (1, 1) (7, PH) (8, 1) (8, 1)			0-1 6-3 		1-1 5-3 		0-0 F3 	2-2 F8 		2	0	0	0	0	0	0

Atlanta Braves @ San Francisco Giants
Candlestick Park, San Francisco, CA

Sat Sep 01 1973, 6:33 AM EDT
Att. 44,256 - Unknown

AB	30
R	5
H	8
RBI	5
BB	6
SO	4
LOB	11



1B:	6	SF:	0	WP:	1	PA:	37
2B:	2	SAC:	0	PB:	0		
3B:	0	DP:	1	SB:	3		
HR:	0	HBP:	0	CS:	1		

Inning Stats	R: 0 E: 0 K: 2 S: 11	H: 1 LOB: 0 BB: 0 P: 17	R: 1 E: 0 K: 0 S: 10	H: 2 LOB: 1 BB: 0 P: 12	R: 1 E: 0 K: 0 S: 10	H: 2 LOB: 2 BB: 1 P: 19	R: 0 E: 0 K: 0 S: 7	H: 0 LOB: 0 BB: 0 P: 9	R: 0 E: 0 K: 0 S: 5	H: 1 LOB: 1 BB: 0 P: 8	R: 0 E: 0 K: 0 S: 6	H: 0 LOB: 0 BB: 1 P: 12	R: 0 E: 0 K: 1 S: 5	H: 0 LOB: 0 BB: 0 P: 6	R: 3 E: 0 K: 1 S: 20	H: 2 LOB: 3 BB: 4 P: 41	
PITCHER Phil Niekro, R <small>ERA: 3.4</small> (1, 1)	IP	WLS	BF	H	R	ER	SO	BB	IBB	HBP	BLK	WP	HR	S	P	ERA	WHIP
	8.0	L	36	8	5	5	4	5	1	0	0	1	0	74	124	5.62	1.625

Batter 1 2 3 4 5 6 7 8 9 10 AB R H RBI BB SO LOB TOP

Ralph Garr, L (1, 9) OBP: 0.334, SLG: 0.430	0-0 3-1 S 1B		0-0 F7		0-0 F7		0-0 F7		0-0 1B 2B	0-0 G3	5 2 2 0 0 0 0
Mike Lum, L (1, 3) OBP: 0.356, SLG: 0.466	0-0 F5 1-2		0-3 K		0-0 6-3		0-0 6-3		0-0 1B 1B	0-0 FC3-6 1B	5 0 2 1 0 1 1
Darrell Evans, L (1, 5) OBP: 0.406, SLG: 0.565	0-0 3-1 2-3		0-0 G3		0-0 HR		0-3 K		0-3 K	0-0 FC3-6 1-2f	5 1 1 1 0 1 3
Hank Aaron, R (1, 7) OBP: 0.384, SLG: 0.605	0-0 1B		0-0 F7		0-0 F8		0-0 F8		1-2 1B	0-0 F6	5 0 2 1 0 0 1
Dusty Baker Jr., R (1, 8) OBP: 0.361, SLG: 0.441	0-0 F8		0-3 K		0-0 6-3		0-0 F8		0-0 F8		4 0 0 0 0 1 3
Davey Johnson, R (1, 4) OBP: 0.365, SLG: 0.551		0-0 6-3		0-0 F7		0-0 HR		0-0 F9			4 1 1 1 0 0 0
Marty Perez, R (1, 6) OBP: 0.308, SLG: 0.322		0-0 F7		0-0 4-3		0-0 F9		0-3 K			4 0 0 0 0 1 0
Paul Casanova, R (1, 2) OBP: 0.263, SLG: 0.363		0-0 5-3		0-0 1B		0-0 5-3		0-0 E9 WP			4 0 1 0 0 0 0
Max Leon, R (9, PR) OBP: 0.250, SLG: 0.250											0 0 0 0 0 0 0
Dick Dietz, R (9, 2) OBP: 0.461, SLG: 0.405											0 0 0 0 0 0 0
Ron Schueler, R (1, 1) OBP: 0.180, SLG: 0.163		0-0 5-3		0-3 K		0-0 F9		0-0 4-1			2 0 0 0 0 1 1
Sonny Jackson, L (8, PH) OBP: 0.287, SLG: 0.258											1 0 0 0 0 0 0
Gary Neibauer, R (8, 1) OBP: 0.333, SLG: 1.333											0 0 0 0 0 0 0
Frank Tepedino, L (9, PH) OBP: 0.357, SLG: 0.430											1 0 0 0 0 0 1
Tom House, L (9, 1) OBP: 0.222, SLG: 0.333											0 0 0 0 0 0 0

Inning Stats	R: 1 E: 0 K: 0 S: 5	H: 2 LOB: 1 BB: 0 P: 5	R: 0 E: 0 K: 0 S: 3	H: 0 LOB: 0 BB: 0 P: 3	R: 0 E: 0 K: 1 S: 5	H: 0 LOB: 0 BB: 0 P: 5	R: 0 E: 0 K: 1 S: 5	H: 0 LOB: 0 BB: 0 P: 5	R: 0 E: 0 K: 1 S: 6	H: 1 LOB: 1 BB: 0 P: 6	R: 1 E: 0 K: 0 S: 4	H: 1 LOB: 0 BB: 0 P: 4	R: 1 E: 0 K: 0 S: 4	H: 1 LOB: 0 BB: 0 P: 4	R: 1 E: 0 K: 1 S: 8	H: 3 LOB: 2 BB: 0 P: 8	R: 0 E: 1 K: 1 S: 6	H: 0 LOB: 2 BB: 0 P: 6	R: 0 E: 0 K: 0 S: 4	H: 1 LOB: 1 BB: 0 P: 4	1B: 6 2B: 1 3B: 0 HR: 2	SF: 0 SAC: 0 DP: 0 HBP: 0	WP: 1 PB: 0 SB: 1 CS: 0	PA: 40
--------------	------------------------------	---------------------------------	------------------------------	---------------------------------	------------------------------	---------------------------------	------------------------------	---------------------------------	------------------------------	---------------------------------	------------------------------	---------------------------------	------------------------------	---------------------------------	------------------------------	---------------------------------	------------------------------	---------------------------------	------------------------------	---------------------------------	----------------------------------	------------------------------------	----------------------------------	--------

PITCHER	IP	WLS	BF	H	R	ER	SO	BB	IBB	HBP	BLK	WP	HR	S	P	ERA	WHIP
Juan Marichal, R (1, 1) ERA: 3.59	7.2		31	8	4	4	4	0	0	0	0	0	2	39	39	4.70	1.043
Elias Sosa, R (8, 1) ERA: 2.93	2.1	W	9	1	0	0	1	0	0	0	0	1	0	11	11	0.00	0.429

Atlanta Braves @ San Francisco Giants
Candlestick Park, San Francisco, CA
Sun Sep 02 1973, 6:33 AM EDT
Unknown

livebaseballscorecards.com

AB	40
R	4
H	9
RBI	4
BB	0
SO	5
LOB	10



Batter	1	2	3	4	5	6	7	8	9	10	AB	R	H	RBI	BB	SO	LOB
Bobby Bonds, R OBP: 0.389, SLG: 0.569 (1, 9)	4-0 WP BB		0-3 K		0-0 HR		0-0 HR		0-0 G3		4	2	2	2	1	1	0
Tito Fuentes, S OBP: 0.324, SLG: 0.368 (1, 4)	0-0 4-3			0-0 CS 1B 1B	4-0 S BB		4-0 FC5-4 BB			0-0 SH2-4 1B 2B	3	2	2	0	2	0	1
Garry Maddox, R OBP: 0.343, SLG: 0.427 (1, 8)	0-0 F3			0-0 1-2 1B CS 1B	4-0 1-2 BB		0-0 FC5-4 1-2f			0-0 SH2-4 2-3	3	1	1	0	1	0	2
Willie McCovey, L OBP: 0.429, SLG: 0.525 (1, 3)	0-0 F8			0-3 K	0-0 F8				0-0 BB 1B	4-0 1B IBB IBB	4	0	1	0	0	1	5
Gary Thomasson, L OBP: 0.343, SLG: 0.405 (9, 3)											0	0	0	0	0	0	0
Chris Arnold, R OBP: 0.405, SLG: 0.382 (10, PH)											0	0	0	0	1	0	0
Gary Matthews, R OBP: 0.374, SLG: 0.455 (1, 7)		0-0 6-3		0-3 K		0-0 G1-4-3 1B			0-0 B3	4-0 1B IBB	4	0	1	0	1	1	3
Chris Speier, R OBP: 0.335, SLG: 0.352 (1, 6)		0-0 6-3		0-0 FC6-4 1B		0-0 F8			4-0 G6-4-3 BB	0-0 1-2 1B	4	0	2	3	1	0	1
Dave Kingman, R OBP: 0.252, SLG: 0.454 (1, 5)		0-3 K		0-0 FC6-4 1-2f		0-0 G1-4-3 1-2f			0-0 G6-4-3 1-2f		4	0	0	0	0	1	4
Dave Rader, L OBP: 0.318, SLG: 0.324 (1, 2)			0-0 F7		0-0 F8		0-0 F5		0-0 G3		4	0	0	0	0	0	0
Juan Marichal, R OBP: 0.258, SLG: 0.233 (1, 1)			0-0 F7		0-0 4-3		0-0 F7		0-0 6-3		3	0	0	0	0	0	0
Elias Sosa, R OBP: 0.154, SLG: 0.083 (8, 1)											1	0	0	0	0	0	0

Inning Stats	R: 0	H: 0	E: 0	K: 0	S: 3	P: 7	R: 0	H: 0	E: 0	K: 1	S: 5	P: 5	R: 0	H: 0	E: 0	K: 1	S: 5	P: 5	R: 2	H: 3	E: 0	K: 2	S: 10	P: 10	R: 1	H: 1	E: 0	K: 0	S: 4	P: 12	R: 0	H: 1	E: 0	K: 0	S: 3	P: 3	R: 1	H: 1	E: 0	K: 0	S: 4	P: 8	R: 0	H: 1	E: 0	K: 0	S: 3	P: 7	R: 0	H: 0	E: 0	K: 0	S: 3	P: 3	R: 1	H: 2	E: 0	K: 0	S: 3	P: 11	1B: 6	SF: 0	2B: 1	SAC: 1	3B: 0	DP: 2	HR: 2	HBP: 0	WP: 1	PA: 42
--------------	------	------	------	------	------	------	------	------	------	------	------	------	------	------	------	------	------	------	------	------	------	------	-------	-------	------	------	------	------	------	-------	------	------	------	------	------	------	------	------	------	------	------	------	------	------	------	------	------	------	------	------	------	------	------	------	------	------	------	------	------	-------	-------	-------	-------	--------	-------	-------	-------	--------	-------	--------

PITCHER	IP	WLS	BF	H	R	ER	SO	BB	IBB	HBP	BLK	WP	HR	S	P	ERA	WHIP
Ron Schueler, R ERA: 4.01 (1, 1)	7.0		30	6	4	2	4	4	0	0	0	1	2	34	50	2.57	1.429
Gary Neibauer, R ERA: 4.32 (8, 1)	1.0		4	1	0	0	0	1	0	0	0	0	0	3	7	0.00	2.000
Tom House, L ERA: 4.48 (9, 1)	1.1	L	8	2	1	1	0	0	2	0	0	0	0	6	14	6.75	1.500

BOTTOM

Atlanta Braves @ San Francisco Giants
Candlestick Park, San Francisco, CA

Sun Sep 02 1973, 6:33 AM EDT
Unknown

AB	34
R	5
H	9
RBI	5
BB	7
SO	4
LOB	16



Batter	1	2	3	4	5	6	7	8	9	AB	R	H	RBI	BB	SO	LOB	TOP					
Ralph Garr, L (1, 9) OBP: 0.333, SLG: 0.430	0-3 K	0-0 F8			0-0 SF7	0-0 SH1-3		0-0 SF9		3	1	1	1	0	1	3						
Mike Lum, L (1, 7) OBP: 0.359, SLG: 0.466	4-0 BB		0-0 6-3		0-0 BB	0-0 F8		0-0 WP		4	1	2	0	1	0	2						
Darrell Evans, L (1, 5) OBP: 0.406, SLG: 0.563	0-0 F8		0-0 CS		0-0 BB	0-0 F5		0-0 F5		5	0	2	0	0	0	5						
Dusty Baker Jr., R (1, 8) OBP: 0.361, SLG: 0.439	0-3 K		4-0 S		0-0 SF7		4-0 BB	0-0 F7		2	0	0	1	2	1	4						
Davey Johnson, R (1, 4) OBP: 0.363, SLG: 0.546		0-3 K	0-3 K		4-0 BB		0-3 K		0-0 5-3	4	0	0	0	1	3	2						
Frank Tepedino, L (1, 3) OBP: 0.359, SLG: 0.424		0-0 BB		0-0 F7		4-0 BB		0-0 5-3		4	0	1	1	1	1	1						
Dick Dietz, R (1, 2) OBP: 0.462, SLG: 0.398		4-0 BB		4-0 BB		0-0 5-3		0-3 K		2	0	0	0	2	1	4						
Paul Casanova, R (8, 2) OBP: 0.261, SLG: 0.361		1-2 BB		G6-4-3 BB		5-3		0-3 K		1	0	0	0	0	0	0						
Marty Perez, R (1, 6) OBP: 0.312, SLG: 0.326		0-0 BB		0-0 G6-4-3		0-0 SH1-3		0-0 BB		4	1	3	0	0	0	1						
Carl Morton, R (1, 1) OBP: 0.220, SLG: 0.325		0-3 K			0-0 F4		4-0 SH1-3		0-0 WP	2	0	0	0	0	1	3						
Chuck Goggin, S (8, PH) OBP: 0.347, SLG: 0.368										0	0	0	0	1	0	0						
Gary Neibauer, R (6, 1) OBP: 0.333, SLG: 1.333										0	0	0	0	0	0	0						
Joe Niekro, R (7, 1) OBP: 0.590, SLG: 0.590										0	0	0	0	0	0	0						
Johnny Oates, L (8, PH) OBP: 0.300, SLG: 0.306										1	0	1	0	0	0	0						
Max Leoni, R (8, PR) OBP: 0.250, SLG: 0.250										0	0	0	0	0	0	0						
Tom House, L (8, 1) OBP: 0.222, SLG: 0.333										0	0	0	0	0	0	0						
Inning Stats	R: 0 E: 0 K: 2 S: 7	H: 0 LOB: 1 BB: 1 P: 11	R: 0 E: 0 K: 2 S: 9	H: 2 LOB: 3 BB: 1 P: 13	R: 0 E: 0 K: 1 S: 5	H: 1 LOB: 1 BB: 1 P: 9	R: 0 E: 0 K: 0 S: 2	H: 0 LOB: 0 BB: 1 P: 6	R: 2 E: 0 K: 0 S: 6	H: 3 LOB: 3 BB: 2 P: 14	R: 0 E: 0 K: 0 S: 4	H: 1 LOB: 2 BB: 1 P: 8	R: 0 E: 0 K: 3 S: 9	H: 0 LOB: 1 BB: 1 P: 13	R: 1 E: 0 K: 0 S: 6	H: 3 LOB: 3 BB: 0 P: 6	R: 0 E: 0 K: 0 S: 3	H: 0 LOB: 0 BB: 0 P: 3	1B: 10 2B: 0 3B: 0 HR: 0	SF: 2 SAC: 1 DP: 1 HBP: 0	WP: 1 PB: 0 SB: 1 CS: 1	PA: 43
PITCHER	IP	WLS	BF	H	R	ER	SO	BB	IBB	HBP	BLK	WP	HR	S	P	ERA	WHIP					
John D'Acquisto, R (1, 1) ERA: 3.86	4.2		24	6	2	2	5	6	0	0	0	0	0	28	52	3.86	2.571					
Randy Moffitt, R (5, 1) ERA: 2.52	3.1	W	16	4	1	1	3	2	0	0	0	1	0	20	28	2.70	1.800					
Don McMahon, R (9, 1) ERA: 1.93	1.0	S	3	0	0	0	0	0	0	0	0	0	0	3	3	0.00	0.000					

Atlanta Braves @ San Francisco Giants
Candlestick Park, San Francisco, CA

livebaseballscorecards.com

AB	32
R	3
H	10
RBI	3
BB	8
SO	8
LOB	25



Sun Sep 02 1973, 6:38 AM EDT
Att: 22,125 - Unknown

Batter	1	2	3	4	5	6	7	8	9
Bobby Bonds, R (1, 9) OBP: 0.391, SLG: 0.570 Jim Howarth, L (9, 9) OBP: 0.247, SLG: 0.227	4-0 SH1-3 S BB		0-0 F8		0-3 K		0-0 FC5-4 S E 1B	0-0 IHR 1-2 2B	
Tito Fuentes, S (1, 4) OBP: 0.326, SLG: 0.369 Mike Phillips, L (8, 4) OBP: 0.264, SLG: 0.326	0-0 SH1-3 1-3		0-3 K		0-0 WP S 2B 1B		4-0 FC5-4 1-2 BB	0-0 F6	
Garry Maddox, R (1, 8) OBP: 0.345, SLG: 0.437	0-0 1-3			0-0 E 1B 2B 1B	0-0 S 1-H 2B		0-0 FC5-4 E 1-2f 2-3 1B	0-0 IHR 2-H	
Gary Matthews, R (1, 7) OBP: 0.373, SLG: 0.452	0-3 K			0-0 1-2 E 2B 1B	0-3 K 2-3		0-0 FC5 1B 1-3 1B	0-3 K 3-H	
Chris Speier, R (1, 6) OBP: 0.336, SLG: 0.355		0-0 F3		0-0 1-H 2-H HR 2B	0-0 5-3		0-0 2-3 3-H 1B 1B		
Dave Kingman, R (1, 5) OBP: 0.261, SLG: 0.470		0-3 K		0-0 2-H HR		4-0 G3 S WP BB	0-0 FC5-4 1-2 3-H 1B		
Gary Thomasson, L (1, 3) OBP: 0.346, SLG: 0.404		0-0 1B		4-0 L4-3 BB		0-0 G3 1-3	0-0 F8		
Mike Sadek, R (1, 2) OBP: 0.288, SLG: 0.140		0-0 F9		0-0 1-2 L4-3		0-0 F4 3-H	0-0 FC5-4 1-2f		
John D'Acquisto, R (1, 1) Randy Moffitt, R (5, 1) Steve Ontiveros, S (8, PH) Don McMahon, R (9, 1)			0-0 F9	0-3 K		0-0 4-3		0-0 2B 1B	

Inning Stats	R: 0 E: 0 K: 1 S: 5	H: 0 LOB: 1 BB: 1 P: 9	R: 0 E: 0 K: 1 S: 6	H: 1 LOB: 1 BB: 0 P: 6	R: 0 E: 0 K: 1 S: 5	H: 0 LOB: 0 BB: 0 P: 5	R: 4 E: 1 K: 1 S: 8	H: 4 LOB: 0 BB: 1 P: 12	R: 1 E: 0 K: 2 S: 9	H: 2 LOB: 1 BB: 0 P: 9	R: 1 E: 0 K: 0 S: 3	H: 0 LOB: 0 BB: 1 P: 7	R: 3 E: 1 K: 0 S: 7	H: 3 LOB: 2 BB: 1 P: 11	R: 2 E: 0 K: 1 S: 7	H: 3 LOB: 0 BB: 0 P: 7
	1B: 8 2B: 4 3B: 0 HR: 2	SF: 0 SAC: 1 DP: 1 HBP: 0	WP: 2 PB: 0 SB: 5 CS: 0	PA: 40												

PITCHER	IP	WLS	BF	H	R	ER	SO	BB	IBB	HBP	BLK	WP	HR	S	P	ERA	WHIP
Carl Morton, R (1, 1) ERA: 3.77	5.0	L	23	7	5	5	6	2	0	0	0	1	1	33	41	9.00	1.800
Gary Neibauer, R (6, 1) ERA: 5.5	1.1		9	2	4	3	0	2	0	0	0	1	0	7	15	20.25	3.000
Joe Niekro, R (7, 1) ERA: 5.54	0.2		3	1	0	0	0	0	0	0	0	0	0	3	3	0.00	1.500
Tom House, L (8, 1) ERA: 4.7	1.0		5	3	2	2	1	0	0	0	0	0	0	7	7	18.00	3.000

BOTTOM

Atlanta Braves @ San Francisco Giants
Candlestick Park, San Francisco, CA

livebaseballscores.com

AB 35
R 11
H 13
RBI 9
BB 4
SO 7
LOB 15



Sun Sep 02 1973, 6:38 AM EDT
Att. 22,125 - Unknown

Batter	1	2	3	4	5	6	7	8	9	AB	R	H	RBI	BB	SO	LOB	TOP										
Davey Lopes, R OBP: 0.341, SLG: 0.335 (1, 4)	0-0 5-3		0-0 L5		E6 1B		0-0 F9			5	1	0	0	0	0	5											
Bill Buckner, L OBP: 0.303, SLG: 0.354 (1, 7)	0-0 F3		0-0 HR		2-H 3B	1B	0-0 FC4-6 1B		0-0 F9	5	2	3	3	0	0	0											
Willie Davis, L OBP: 0.321, SLG: 0.454 Von Joshua, L OBP: 0.285, SLG: 0.302 (1, 8) (5, PH) (5, 8)	0-0 1B		0-0 F8		1-2 3B	1B	0-0 FC4-6 S		0-0 4-3	2	0	1	0	0	0	0											
Joe Ferguson, R OBP: 0.374, SLG: 0.484 (1, 2)	0-0 F5		0-0 F8		1-2 2-3 3B	1B	0-0 6-3		0-0 P5	3	1	1	0	0	0	1											
Willie Crawford, L OBP: 0.391, SLG: 0.448 (1, 9)		0-0 G3		0-0 HR	1-H 2-H 3-H FC5-2 3B		0-0 5-3		0-3 K	5	1	2	4	0	1	1											
Steve Garvey, R OBP: 0.327, SLG: 0.419 (1, 3)		0-0 FC6-4 1B		0-0 FC6-4 1B	1-0 1B	FC5-2 FC6-4 HBP		0-0 FC5-4 1B		0-0 F8	4	1	3	0	0	0											
Ken McMullen, R OBP: 0.286, SLG: 0.443 (1, 5)		0-0 F9		0-0 FC6-4 4-3	1-2 3-H FC5-2 1B		0-0 F9		0-0 6-3	5	0	0	0	0	0	5											
Bill Russell, R OBP: 0.300, SLG: 0.335 (1, 6)		0-0 FC6-4		0-0 4-3	1-2 2-3 FC6-4 1B		0-0 FC5-4 BB		0-0 FC5-4	4	0	1	0	0	0	3											
Tommy John, R OBP: 0.227, SLG: 0.219 Pete Richert, L OBP: 0.200, SLG: 0.200 Jim Brewer, L OBP: 0.400, SLG: 0.400 (1, 1) (7, 1) (9, 1)			0-0 HR		1-2 2-3 3-H FC6-4 FC5-4		0-0 FC6-4 BB		4-0 BB	3	1	1	1	1	0	3											
Inning Stats	R: 0 E: 0 K: 0 S: 4	H: 1 LOB: 1 BB: 0 P: 4	R: 0 E: 0 K: 0 S: 4	H: 1 LOB: 1 BB: 0 P: 4	R: 2 E: 1 K: 0 S: 5	H: 2 LOB: 0 BB: 0 P: 5	R: 1 E: 0 K: 0 S: 5	H: 2 LOB: 1 BB: 0 P: 5	R: 5 E: 1 K: 0 S: 9	H: 5 LOB: 2 BB: 0 P: 10	R: 0 E: 0 K: 0 S: 4	H: 1 LOB: 1 BB: 0 P: 4	R: 0 E: 0 K: 0 S: 4	H: 1 LOB: 2 BB: 1 P: 8	R: 0 E: 0 K: 0 S: 3	H: 0 LOB: 0 BB: 0 P: 3	R: 0 E: 0 K: 1 S: 5	H: 0 LOB: 0 BB: 0 P: 5	1B: 10 2B: 0 3B: 1 HR: 2	SF: 0 SAC: 0 DP: 0 HBP: 1	WP: 0 PB: 0 SB: 1 CS: 0	PA: 43					
PITCHER	IP	WLS	BF	H	R	ER	SO	BB	IBB	HBP	BLK	WP	HR	S	P	ERA	WHIP										
Tom Bradley, R ERA: 3.54 (1, 1)	4.0		21	8	6	5	0	0	0	0	0	0	2	21	21	11.25	2.000										
Don Carrithers, R ERA: 4.5 (5, 1)	0.0		3	2	1	1	0	0	0	1	0	0	0	2	3	∞	∞										
Jim Willoughby, R ERA: 4.77 (5, 1)	2.0		8	2	1	1	0	0	0	0	0	0	0	8	8	4.50	1.000										
Randy Moffitt, R ERA: 2.49 (7, 1)	1.0		5	1	0	0	0	1	0	0	0	0	0	4	8	0.00	2.000										
Don McMahon, R ERA: 1.74 (8, 1)	2.0	W	6	0	0	0	1	0	0	0	0	0	0	8	8	0.00	0.000										

Los Angeles Dodgers @ San Francisco Giants
Candlestick Park, San Francisco, CA
Mon Sep 03 1973, 6:33 AM EDT
Att: 15,279 - Unknown

livebaseballscorecards.com

AB	41
R	8
H	13
RBI	8
BB	1
SO	1
LOB	20



Batter	1	2	3	4	5	6	7	8	9	AB	R	H	RBI	BB	SO	LOB
Bobby Bonds, R OBP: 0.391, SLG: 0.576 (1, 9) (8, 8)	0-0 5-3		0-0 5-3			0-3 K	0-0 1B 2B		0-0 HR	5	2	2	5	0	1	1
Tito Fuentes, S OBP: 0.327, SLG: 0.369 (1, 4)	0-0 FC5-4 1B			0-0 6-3		0-0 F7	0-0 1B			4	0	2	2	0	0	0
Gary Matthews, R OBP: 0.372, SLG: 0.450 (1, 7)	0-0 FC5-4 CS			0-0 F7			1B 2B 1B		5-3	4	1	1	0	0	0	2
Willie McCovey, L OBP: 0.430, SLG: 0.534 (1, 3)	0-0 CS	0-0 F8		0-0 HR		0-0 2B 1B 1B	0-3 K			4	2	2	1	0	1	0
Chris Speier, R OBP: 0.335, SLG: 0.357 (1, 6)		0-0 5-3		0-3 K		0-0 1B 2B	0-3 K			4	1	1	1	0	2	0
Dave Kingman, R OBP: 0.256, SLG: 0.462 (1, 5)		0-0 6-3			0-0 F7	0-3 K	0-3 K			4	0	0	0	0	2	2
Jim Howarth, L OBP: 0.241, SLG: 0.221 (1, 8)			0-3 K		0-0 F9				4-0 SH HR BB	2	0	0	0	0	1	0
Chris Arnold, R OBP: 0.395, SLG: 0.371 (7, PH)										1	0	0	0	0	1	2
Gary Thomasson, L OBP: 0.349, SLG: 0.404 (8, 9)										0	1	0	0	1	0	0
Dave Rader, L OBP: 0.321, SLG: 0.327 (1, 2)			0-0 SH5-3 1B		0-0 4-3		0-0 1B 2B 1B		0-0 SH HR	3	2	2	2	0	0	0
Tom Bradley, R OBP: 0.246, SLG: 0.242 (5, 1)			0-0 SH5-3			0-3 K	0-0 2B 1B		0-0 SH HR	0	0	0	0	0	0	0
Don Carrithers, R OBP: 0.308, SLG: 0.308 (5, 1)										0	0	0	0	0	0	0
Jim Willoughby, R OBP: 0.251, SLG: 0.333 (6, PH)										0	0	0	0	0	0	0
Bruce Miller, R OBP: 0.267, SLG: 0.154 (7, 1)										1	0	0	0	0	1	0
Randy Moffitt, R OBP: 0.067, SLG: 0.067 (7, PH)										0	0	0	0	0	0	0
Steve Ontiveros, S OBP: 0.200, SLG: 0.200 (8, 1)										1	1	1	0	0	0	0
Don McMahon, R OBP: 0.288, SLG: 0.140 (9, PH)										0	0	0	0	0	0	0

Inning Stats	R: 0	H: 1	E: 0	LOB: 0	K: 0	BB: 0	S: 3	P: 3	R: 0	H: 0	E: 0	LOB: 0	K: 0	BB: 0	S: 3	P: 3	R: 0	H: 0	E: 0	LOB: 0	K: 0	BB: 0	S: 3	P: 3	R: 1	H: 1	E: 0	LOB: 0	K: 1	BB: 0	S: 6	P: 6	R: 0	H: 0	E: 0	LOB: 0	K: 0	BB: 0	S: 3	P: 3	R: 0	H: 0	E: 0	LOB: 0	K: 2	BB: 0	S: 7	P: 7	R: 6	H: 7	E: 0	LOB: 1	K: 2	BB: 0	S: 14	P: 14	R: 0	H: 0	E: 0	LOB: 0	K: 3	BB: 0	S: 9	P: 9	R: 4	H: 1	E: 0	LOB: 0	K: 0	BB: 1	S: 3	P: 7	1B: 7	SF: 0	2B: 2	SAC: 3	3B: 0	DP: 0	HR: 2	HBP: 0	WP: 0	PA: 38
--------------	------	------	------	--------	------	-------	------	------	------	------	------	--------	------	-------	------	------	------	------	------	--------	------	-------	------	------	------	------	------	--------	------	-------	------	------	------	------	------	--------	------	-------	------	------	------	------	------	--------	------	-------	------	------	------	------	------	--------	------	-------	-------	-------	------	------	------	--------	------	-------	------	------	------	------	------	--------	------	-------	------	------	-------	-------	-------	--------	-------	-------	-------	--------	-------	--------

PITCHER	IP	WLS	BF	H	R	ER	SO	BB	IBB	HBP	BLK	WP	HR	S	P	ERA	WHIP
Tommy John, L ERA: 2.96 (1, 1)	6.2		27	8	6	6	6	0	0	0	0	0	1	39	39	8.10	1.200
Pete Richert, L ERA: 2.59 (7, 1)	1.1	L	9	2	4	4	3	1	0	0	0	0	0	14	18	27.00	2.250
Jim Brewer, L ERA: 2.85 (9, 1)	0.0		1	1	1	1	0	0	0	0	0	0	1	1	1	∞	∞

Los Angeles Dodgers @ San Francisco Giants
Candlestick Park, San Francisco, CA
 Mon Sep 03 1973, 6:33 AM EDT
 Att. 15,279 - Unknown

AB	33
R	11
H	11
RBI	11
BB	1
SO	9
LOB	7



Batter	1	2	3	4	5	6	7	8	9	AB R H RBI BB SO LOB	TOP	
Lee Lacy, R (1, 4) OBP: 0.289, SLG: 0.204	0-0 F8			x 0-0 F7		x 0-0 E5		4-0 BB		3 0 0 0 1 0 0	<p>Los Angeles Dodgers @ San Francisco Giants</p> <p>Candlestick Park, San Francisco, CA</p> <p>Tue Sep 04 1973, 10:05 PM EDT</p> <p>Att. 15,470 - Unknown</p>	
Bill Buckner, L (1, 7) OBP: 0.301, SLG: 0.351	0-3 K		x 0-0 P5		x 0-0 F9		0-0 G3		4 0 0 0 0 1 3			
Tom Paciorek, R (1, 8) OBP: 0.271, SLG: 0.287	0-0 1-3		x 0-0 F9			x 0-0 6-3		H 1-0 FC5 BB HBP	3 0 0 0 0 0 0			
Joe Ferguson, R (1, 2) OBP: 0.378, SLG: 0.484		0-3 K		B B B B 4-0 S BB		x 0-0 WP 1B		B B B B 4-0 BB FC5 WP BB	2 1 1 0 2 1 0			
Steve Garvey, R (1, 3) OBP: 0.323, SLG: 0.413		x 0-0 F8		x 0-0 F8		x 0-0 P4		x 0-0 F9	4 0 0 0 0 0 4			
Ron Cey, R (1, 5) OBP: 0.344, SLG: 0.381		x 0-0 F8		x 0-0 L9		x 0-0 6-3		x 0-0 FC5 WP BB	4 0 0 0 0 0 4			
Willie Crawford, L (1, 9) OBP: 0.392, SLG: 0.446			S S S 0-3 K		x 0-0 4-3		H 1-0 5-3 HBP	B B B B 4-0 1-2 2-3 WP BB	2 0 0 0 1 1 1			
Bill Russell, R (1, 6) OBP: 0.299, SLG: 0.333			x 0-0 F9		x 0-0 F7		x 0-0 5-3	x 0-0 4-3	3 0 0 0 0 0 1			
Willie Davis, L (9, PH) OBP: 0.320, SLG: 0.453								1-2 2-3 3-H	1 0 0 0 0 0 2			
Al Downing, R (1, 1) OBP: 0.179, SLG: 0.137			x 0-0 F9		x 0-0 5-3		x 0-0 5-3		2 0 0 0 0 0 0			
Geoff Zahn, L (6, 1)									0 0 0 0 0 0 0			
Ken McMullen, R (8, PH) OBP: 0.282, SLG: 0.438									1 0 0 0 0 0 1			
Greg Shanahan, R (8, 1)									0 0 0 0 0 0 0			
Inning Stats	R: 0 H: 0 E: 0 LOB: 0 K: 1 BB: 0 S: 5 P: 5	R: 0 H: 0 E: 0 LOB: 0 K: 1 BB: 0 S: 5 P: 5	R: 0 H: 0 E: 0 LOB: 0 K: 1 BB: 0 S: 5 P: 5	R: 0 H: 0 E: 0 LOB: 0 K: 0 BB: 0 S: 3 P: 3	R: 0 H: 0 E: 0 LOB: 1 K: 0 BB: 1 S: 3 P: 7	R: 0 H: 0 E: 1 LOB: 1 K: 0 BB: 0 S: 4 P: 4	R: 0 H: 1 E: 0 LOB: 1 K: 0 BB: 0 S: 4 P: 4	R: 0 H: 0 E: 0 LOB: 2 K: 0 BB: 1 S: 3 P: 8	R: 1 H: 0 E: 0 LOB: 2 K: 0 BB: 2 S: 3 P: 12	1B: 1 SF: 0 2B: 0 SAC: 0 3B: 0 DP: 0 HR: 0 HBP: 2	WP: 2 PA: 35 PB: 0 SB: 1 CS: 0	
PITCHER	IP WLS BF H R ER SO BB IBB HBP BLK WP HR S P ERA WHIP											
Ron Bryant, L (1, 1) ERA: 2.96	8.2 W 34 1 1 1 3 4 0 2 0 1 0 34 52 1.04 0.577											
Elias Sosa, R (9, 1) ERA: 2.92	0.1 S 1 0 0 0 0 0 0 0 0 0 1 0 1 1 0.00 0.000											

AB	29
R	1
H	1
RBI	0
BB	4
SO	3
LOB	16



Batter	1	2	3	4	5	6	7	8	9	AB	R	H	RBI	BB	SO	LOB
Bobby Bonds, R OBP: 0.390, SLG: 0.573 (1, 9) BBB	4-0 S 4-3 BB		0-3 K		0-3 K		0-0 5-3			3	0	0	0	1	2	0
Tito Fuentes, S OBP: 0.327, SLG: 0.369 (1, 4) X	0-0 4-3 1-2		0-0 4-3			0-0 SH3 HR 1B	0-0 2-3			4	1	1	0	0	0	1
Gary Matthews, R OBP: 0.371, SLG: 0.449 (1, 7) SS	0-3 K 2-3		0-0 1B			0-0 SH3 1-2		0-0 4-3		3	0	1	0	0	1	1
Willie McCovey, L OBP: 0.428, SLG: 0.540 (1, 3) X	0-0 G3		0-3 K			0-0 2-H HR		0-3 K		4	1	1	2	0	2	2
Chris Speier, R OBP: 0.335, SLG: 0.356 (1, 6)		0-0 FC6-4 1B		0-0 F9		0-0 1-3		0-0 6-3		4	0	1	0	0	0	0
Dave Kingman, R OBP: 0.257, SLG: 0.473 (1, 5)		0-0 F9		0-3 K		0-0 HR				3	1	1	1	0	1	1
Jim Howarth, L OBP: 0.244, SLG: 0.225 (1, 8)		0-0 FC6-4 1B 1-2f		0-0 F7		0-0 1B				3	0	1	0	0	0	1
Dave Rader, L OBP: 0.321, SLG: 0.327 (1, 2)		0-0 1-2 1B		0-0 6-3		0-0 1-3				3	0	1	0	0	0	1
Ron Bryant, S OBP: 0.217, SLG: 0.155 Elias Sosa, R OBP: 0.154, SLG: 0.083 (9, 1)		0-3 K		0-3 K		0-0 6-3				3	0	0	0	0	2	2
										0	0	0	0	0	0	0

Inning Stats	R: 0	H: 0	E: 0	K: 1	S: 5	LOB: 1	BB: 1	P: 9	R: 0	H: 2	E: 0	K: 1	S: 7	LOB: 2	BB: 0	P: 7	R: 0	H: 1	E: 0	K: 2	S: 8	LOB: 1	BB: 0	P: 8	R: 0	H: 0	E: 0	K: 1	S: 5	LOB: 0	BB: 0	P: 5	R: 3	H: 4	E: 0	K: 0	S: 7	LOB: 1	BB: 0	P: 7	R: 0	H: 0	E: 0	K: 0	S: 3	LOB: 0	BB: 0	P: 3	R: 0	H: 0	E: 0	K: 1	S: 5	LOB: 0	BB: 0	P: 5
--------------	------	------	------	------	------	--------	-------	------	------	------	------	------	------	--------	-------	------	------	------	------	------	------	--------	-------	------	------	------	------	------	------	--------	-------	------	------	------	------	------	------	--------	-------	------	------	------	------	------	------	--------	-------	------	------	------	------	------	------	--------	-------	------

PITCHER	IP	WLS	BF	H	R	ER	SO	BB	IBB	HBP	BLK	WP	HR	S	P	ERA	WHIP
Al Downing, L ERA: 3.22 (1, 1)	5.2	L	25	7	3	3	7	1	0	0	0	0	2	38	42	4.76	1.412
Geoff Zahn, L ERA: 2.7 (6, 1)	1.1		4	0	0	0	0	0	0	0	0	0	0	4	4	0.00	0.000
Greg Shanahan, R ERA: (8, 1)	1.0		3	0	0	0	1	0	0	0	0	0	0	5	5	0.00	0.000

BOTTOM

Los Angeles Dodgers @ San Francisco Giants
Candlestick Park, San Francisco, CA

Tue Sep 04 1973, 10:05 PM EDT
Att. 15,470 - Unknown

livebaseballscorecards.com

AB	30
R	3
H	7
RBI	3
BB	1
SO	8
LOB	9

GIANTS

WP: 0	PA: 32
PB: 0	
SB: 1	
CS: 0	

Batter	1	2	3	4	5	6	7	8	9	AB R H RBI BB SO LOB	TOP											
Lee Lacy, R (1, 4) OBP: 0.280, SLG: 0.197	0-3 K		0-3 K		0-0 F9		0-0 F9			4 0 0 0 0 2 2	Los Angeles Dodgers @ San Francisco Giants Candlestick Park, San Francisco, CA Wed Sep 05 1973, 10:05 PM EDT Att: 16,341 - Unknown livebaseballscorecards.com											
Bill Buckner, L (1, 7) OBP: 0.300, SLG: 0.350	0-0 S 1B		0-0 F7		0-0 4-3			0-0 6-3		4 0 1 0 0 0 2												
Willie Davis, L (1, 8) OBP: 0.319, SLG: 0.452 Steve Yeager, R (4, 2) OBP: 0.344, SLG: 0.333	0-0 F7 1-2		0-0 F7			0-3 K		0-0 2B		2 0 0 0 0 0 1 2 0 1 0 0 1 0												
Joe Ferguson, R (1, 2) OBP: 0.375, SLG: 0.480	0-3 K			0-0 L5		0-0 L9		0-0 F7		4 0 0 0 0 1 2												
Willie Crawford, L (1, 9) OBP: 0.391, SLG: 0.442		0-0 B2		0-0 4-3		4-0 1B BB		0-0 F9		3 0 0 0 1 0 1												
Steve Garvey, R (1, 3) OBP: 0.322, SLG: 0.411		0-0 F9		0-0 4-3		0-0 FC6 1B		0-0 5-3		4 0 1 0 0 0 0												
Ron Cey, R (1, 5) OBP: 0.345, SLG: 0.382		0-0 E 1B			0-0 1B 1B	0-0 FC6 1-2		0-0 F9		4 0 2 0 0 0 2												
Bill Russell, R (1, 6) OBP: 0.298, SLG: 0.333		0-0 E4 1-2			0-0 1B 1B		0-0 6-3		0-0 F8	4 0 1 0 0 0 1												
Doug Rau, L (1, 1) OBP: 0.100, SLG: 0.100 Eddie Solomon, R (3, 1) Charlie Hough, R (4, 1) OBP: 0.167, SLG: 0.167		0-0 4-3			0-0 F9		0-0 F2			1 0 0 0 0 0 2 0 0 0 0 0 0 0 2 0 0 0 0 0 2												
Inning Stats	R: 0 E: 0 K: 2 S: 8	H: 1 LOB: 1 BB: 0 P: 8	R: 0 E: 1 K: 0 S: 5	H: 1 LOB: 2 BB: 0 P: 5	R: 0 E: 0 K: 1 S: 5	H: 0 LOB: 0 BB: 0 P: 5	R: 0 E: 0 K: 0 S: 3	H: 0 LOB: 0 BB: 0 P: 3	R: 0 E: 0 K: 0 S: 5	H: 2 LOB: 2 BB: 0 P: 5	R: 0 E: 0 K: 1 S: 6	H: 1 LOB: 2 BB: 1 P: 10	R: 0 E: 0 K: 0 S: 3	H: 0 LOB: 0 BB: 0 P: 3	R: 0 E: 0 K: 0 S: 4	H: 1 LOB: 1 BB: 0 P: 4	R: 0 E: 0 K: 0 S: 3	H: 0 LOB: 0 BB: 0 P: 3	1B: 5 2B: 1 3B: 0 HR: 0	SF: 0 SAC: 0 DP: 0 HBP: 0	WP: 0 PB: 0 SB: 1 CS: 0	PA: 35
PITCHER Jim Barr, R (1, 1) ERA: 3.52	IP: 9.0 WLS: W BF: 35 H: 6 R: 0 ER: 0 SO: 4 BB: 1 IBB: 0 HBP: 0 BLK: 0 WP: 0 HR: 0 S: 42 P: 46 ERA: 0.00 WHIP: 0.778											PITCHER	IP: WLS: BF: H: R: ER: SO: BB: IBB: HBP: BLK: WP: HR: S: P: ERA: WHIP:									



Batter	1	2	3	4	5	6	7	8	9	AB	R	H	RBI	BB	SO	LOB
Bobby Bonds, R OBP: 0.390, SLG: 0.572 (1, 9)	0-0 1B 2B	0-0 F7	0-0 F3			0-3 K2-3		1-0 HBP		4	1	1	0	0	1	2
Tito Fuentes, S OBP: 0.327, SLG: 0.368 (1, 4)	0-0 2B 6-3 1B	0-0 FC6-4			4-0 F9 1B BB	0-0 F7		0-3 K		4	1	1	0	1	1	2
Gary Matthews, R OBP: 0.374, SLG: 0.453 (1, 7)	0-0 F3		0-0 1B 2B		0-0 1-2 1B	0-0 1B		0-0 F4		5	1	3	0	0	0	3
Willie McCovey, L OBP: 0.425, SLG: 0.538 (1, 3)	0-0 1B 2B		0-0 L9		0-0 F9	0-3 K2-3		0-0 F9		5	1	1	1	0	1	5
Chris Speier, R OBP: 0.334, SLG: 0.355 (1, 6)	0-0 6-3		0-0 1B WP 1B		0-0 F5			0-0 6-3		4	1	1	2	0	0	3
Dave Kingman, R OBP: 0.261, SLG: 0.483 (1, 5)	0-0 S 1B		0-3 K		0-3 K			0-0 3B		4	0	2	1	0	2	3
Jim Howarth, L OBP: 0.244, SLG: 0.226 (1, 8)	0-0 F7 1-2		0-0 3B 1B		0-0 4-3			0-0 F7		4	1	1	1	0	0	2
Dave Rader, L OBP: 0.322, SLG: 0.332 (1, 2)			0-0 F7		0-0 5-3			4-0 IBB		3	1	1	1	1	0	0
Jim Barr, R OBP: 0.197, SLG: 0.190 (1, 1)			0-0 FC6-4 1B		0-0 K			0-0 1-3		4	0	2	1	0	1	2

Inning Stats	R: 3	H: 4	E: 0	LOB: 1	K: 0	BB: 0	S: 7	R: 0	H: 1	E: 0	LOB: 1	K: 0	BB: 0	S: 4	R: 4	H: 5	E: 0	LOB: 1	K: 1	BB: 0	S: 10	R: 0	H: 1	E: 0	LOB: 2	K: 1	BB: 1	S: 6	R: 0	H: 0	E: 0	LOB: 0	K: 1	BB: 0	S: 5	R: 0	H: 1	E: 0	LOB: 1	K: 2	BB: 0	S: 8	R: 0	H: 1	E: 0	LOB: 2	K: 0	BB: 1	S: 4	R: 0	H: 0	E: 0	LOB: 1	K: 1	BB: 0	S: 5
--------------	------	------	------	--------	------	-------	------	------	------	------	--------	------	-------	------	------	------	------	--------	------	-------	-------	------	------	------	--------	------	-------	------	------	------	------	--------	------	-------	------	------	------	------	--------	------	-------	------	------	------	------	--------	------	-------	------	------	------	------	--------	------	-------	------

PITCHER	IP	WLS	BF	H	R	ER	SO	BB	IBB	HBP	BLK	WP	HR	S	P	ERA	WHIP
Doug Rau, L ERA: 4.29 (1, 1)	2.1	L	14	7	5	5	0	0	0	0	0	0	0	14	14	19.29	3.000
Eddie Solomon, R ERA: 10.13 (3, 1)	0.2		7	4	2	2	1	1	0	0	0	1	0	8	12	27.00	7.500
Charlie Hough, R ERA: 2.79 (4, 1)	5.0		19	2	0	0	5	0	1	1	0	0	0	27	32	0.00	0.400

BOTTOM

Los Angeles Dodgers @ San Francisco Giants
Candlestick Park, San Francisco, CA

Wed Sep 05 1973, 10:05 PM EDT
Att. 16,341 - Unknown

AB	37
R	7
H	13
RBI	7
BB	2
SO	6
LOB	22

GIANTS

1B: 8	SF: 0	WP: 1	PA: 40
2B: 3	SAC: 0	PB: 0	
3B: 2	DP: 0	SB: 1	
HR: 0	HBP: 1	CS: 0	

Batter	1	2	3	4	5	6	7	8	9	AB R H RBI BB SO LOB	TOP																
Bob Gallagher, L (1, 9) OBP: 0.276, SLG: 0.333	0-0 1-3	0-0 F8			0-0 SH3-4 HR 1B		0-0 F9		0-3 K	5 1 1 0 0 1 1																	
Hector Torres, R (1, 6) OBP: 0.183, SLG: 0.111 Jimmy Stewart, S (9, PH) OBP: 0.288, SLG: 0.188	0-0 F3	0-0 6-3			0-0 SH3-4 1-2		0-0 5-3		0-0 F7	3 0 0 0 0 0 1 1 0 0 0 0 0 0																	
Cesar Cedeno, R (1, 8) OBP: 0.372, SLG: 0.515	0-0 F8			0-0 5-3	0-0 2-H HR		4-0 E S BB		0-0 F4	4 1 1 2 1 0 0																	
Bob Watson, R (1, 7) OBP: 0.405, SLG: 0.452		0-0 6-3		4-0 BB	0-0 F9		4-0 1-3 BB			2 0 0 0 2 0 0																	
Doug Rader, R (1, 5) OBP: 0.312, SLG: 0.419		0-0 HR 1B		0-0 F8	0-3 K		0-0 F3			4 1 1 0 0 1 3																	
Lee May, R (1, 3) OBP: 0.306, SLG: 0.478		0-0 1-H HR		0-0 F4	0-3 K		0-0 F1			4 1 1 2 0 1 1																	
Johnny Edwards, L (1, 2) OBP: 0.303, SLG: 0.364		0-0 1B 2B 1B		0-0 G4-6-3 1B	0-0 F9		0-0 F8			4 1 2 0 0 0 0																	
Tommy Helms, R (1, 4) OBP: 0.326, SLG: 0.370 Gary Sutherland, R (8, 4) OBP: 0.500, SLG: 1.000		0-0 1-2 2B 1B		0-0 F9	0-0 1B		0-3 K			4 1 2 0 0 1 1 0 0 0 0 0 0 0																	
Dave Roberts, L (1, 1) OBP: 0.133, SLG: 0.160 Ken Forsch, R (7, 1) OBP: 0.094, SLG: 0.081 Jim Ray, R (8, 1) OBP: 0.231, SLG: 0.231		0-0 1-H 2-H 2B		0-0 G4-6-3	0-0 1-2f		0-0 F5		0-0 1-3	3 0 1 2 0 0 2 1 0 0 0 0 0 1 0 0 0 0 0 0 0																	
Inning Stats	R: 0 E: 0 K: 0 S: 3	H: 0 LOB: 0 BB: 0 P: 3	R: 4 E: 0 K: 0 S: 8	H: 5 LOB: 1 BB: 0 P: 8	R: 0 E: 0 K: 0 S: 3	H: 0 LOB: 1 BB: 1 P: 7	R: 0 E: 0 K: 0 S: 3	H: 1 LOB: 0 BB: 0 P: 3	R: 2 E: 0 K: 1 S: 7	H: 2 LOB: 0 BB: 0 P: 7	R: 0 E: 0 K: 1 S: 6	H: 1 LOB: 1 BB: 0 P: 6	R: 0 E: 0 K: 0 S: 3	H: 0 LOB: 2 BB: 2 P: 11	R: 0 E: 0 K: 1 S: 6	H: 0 LOB: 1 BB: 0 P: 6	R: 0 E: 0 K: 1 S: 5	H: 0 LOB: 0 BB: 0 P: 5	1B: 6 2B: 1 3B: 0 HR: 2	SF: 0 SAC: 1 DP: 1 HBP: 0	WP: 1 PB: 0 SB: 1 CS: 0	PA: 39					
PITCHER	IP WLS BF H R ER SO BB IBB HBP BLK WP HR S P ERA WHIP																										
Tom Bradley, R (1, 1) ERA: 3.7	1.1		9	5	4	4	0	0	0	0	0	1	9	9	27.00	3.750											
Jim Willoughby, R (2, 1) ERA: 4.81	3.0		12	3	2	2	0	1	0	0	0	1	11	15	6.00	1.333											
Randy Moffitt, R (5, 1) ERA: 2.44	1.2		6	1	0	0	2	0	0	0	0	0	10	10	0.00	0.600											
Don McMahon, R (7, 1) ERA: 1.59	2.0	W	9	0	0	0	1	2	0	0	0	1	0	9	17	0.00	1.000										
Elias Sosa, R (9, 1) ERA: 2.89	1.0	S	3	0	0	0	1	0	0	0	0	0	5	5	0.00	0.000											

Houston Astros @ San Francisco Giants
Candlestick Park, San Francisco, CA

Fri Sep 07 1973, 10:05 PM EDT
Att. 4,925 - Unknown

livebaseballscorecards.com

AB	35
R	6
H	9
RBI	6
BB	3
SO	4
LOB	10



Batter	1	2	3	4	5	6	7	8	9
Bobby Bonds, R OBP: 0.390, SLG: 0.572 (1, 9)	0-3 K	4-0 BB		0-0 F9			0-0 2B	0-0 F7	
Tito Fuentes, S OBP: 0.326, SLG: 0.366 (1, 4)	0-0 4-3	0-0 F7			0-0 F9		0-0 F7	0-0 E 1B	
Garry Maddox, R OBP: 0.348, SLG: 0.441 (1, 8)	0-0 1B 1B		0-0 4-3		0-0 6-3		0-0 2B 2B	0-0 E7 1B	
Willie McCovey, L OBP: 0.427, SLG: 0.545 (1, 3)	0-0 1B 1B		0-0 4-3		0-0 2B		0-0 2B	0-0 F6	
Gary Matthews, R OBP: 0.374, SLG: 0.453 (1, 7)	0-0 1B		0-0 1B		0-0 F2		0-3 K	0-0 F5	
Chris Speier, R OBP: 0.331, SLG: 0.352 (1, 6)	0-0 F4		0-3 K			0-0 F7	0-0 F9		
Dave Kingman, R OBP: 0.265, SLG: 0.494 (1, 5)		0-3 K		0-0 HR		0-0 F7		4-0 BB 1B BB	
Dave Rader, L OBP: 0.324, SLG: 0.332 (1, 2)		0-0 E6		0-0 4-3		0-0 1B		4-0 1B BB BB	
Mike Sadek, R OBP: 0.288, SLG: 0.140 (8, PR) (9, 2)		SH3-4						1-2 E BB	
Tom Bradley, R OBP: 0.248, SLG: 0.242 (1, 1)		0-0 SH3-4		0-3 K		0-0 5-3		4-0 1B BB	
Jim Willoughby, R OBP: 0.222, SLG: 0.320 (5, 1)								1-2 E BB	
Randy Moffitt, R OBP: 0.067, SLG: 0.067 (6, PH)									
Steve Ontiveros, S OBP: 0.152, SLG: 0.182 (7, 1)									
Don McMahon, R OBP: 0.253, SLG: 0.226 (8, PH)									
Jim Howarth, L OBP: 0.154, SLG: 0.083 (9, 1)		1-2							

AB	R	H	RBI	BB	SO	LOB
4	1	1	0	1	1	3
5	1	1	1	0	0	3
5	3	3	3	0	0	0
5	0	3	1	0	0	1
5	0	2	1	0	1	3
4	0	0	0	0	1	4
3	2	1	1	1	1	0
3	0	1	0	1	0	0
0	1	0	0	0	0	0
1	0	0	0	0	1	0
0	0	0	0	0	0	0
1	0	0	0	0	0	1
0	0	0	0	0	0	0
0	1	0	0	1	0	0
0	0	0	0	0	0	0

AB	R	H	RBI	BB	SO	LOB
36	9	12	7	4	5	15

Inning	R	H	E	K	S	P	BB	IBB	HBP	BLK	WP	HR	S	P	ERA	WHIP
1	1	3	0	1	8	6	0	0	0	0	0	1	38	42	5.68	1.737
2	0	0	1	1	6	6	0	0	0	0	0	0	4	16	40.50	4.500
3	0	1	0	0	6	6	0	0	0	0	0	0	5	5	0.00	2.000

WP	PA	ERA	WHIP
0	41		

Houston Astros @ San Francisco Giants
 Candlestick Park, San Francisco, CA
 Fri Sep 07 1973, 10:05 PM EDT
 Att. 4,925 - Unknown



Batter	1	2	3	4	5	6	7	8	9	AB R H RBI BB SO LOB	TOP											
Jimmy Wynn, R (1, 9) OBP: 0.346, SLG: 0.389	4-2 SH2-3 1B BB	4-1 FC5-4 BB			0-0 1-H HR		0-0 F5		1-1 2B 1B	3 3 2 2 2 0 0												
Gary Sutherland, R (1, 4) OBP: 0.333, SLG: 0.667	0-0 SH2-3 1-2	0-1 FC5-4 1-2			1-0 L5		1-0 F7		0-0 2B 1-H 2-H	4 0 1 2 0 0 1												
Cesar Cedeno, R (1, 8) OBP: 0.370, SLG: 0.518	0-1 F9				2-0 HR			1-3 K	3-0 L4	5 1 1 1 0 1 2												
Bob Watson, R (1, 7) OBP: 0.406, SLG: 0.451 Roger Metzger, S (8, PR) OBP: 0.308, SLG: 0.329 Bob Gallagher, L (8, 7) OBP: 0.276, SLG: 0.333	2-2 BB 2B 1B 2-H				1-3 K			4-0 2B BB		3 1 1 1 1 1 0 0 1 0 0 0 0 0 0 0 0 0 0 0 0												
Doug Rader, R (1, 5) OBP: 0.311, SLG: 0.417	4-2 2B BB 1-2				0-0 6-3			0-1 L5		3 1 0 0 1 0 1												
Lee May, R (1, 3) OBP: 0.307, SLG: 0.482	2-1 2B 1-H 2-H				2-3 K			2-1 2B 1-H		4 0 2 3 0 1 0												
Skip Jutze, R (1, 2) OBP: 0.267, SLG: 0.240	1-3 K				0-1 F8			0-0 L5		4 0 0 0 0 1 3												
Hector Torres, R (1, 6) OBP: 0.172, SLG: 0.103		0-1 1-3			0-1 5-3			0-0 6-3		4 0 0 0 0 0 0												
J.R. Richard, R (1, 1) OBP: 0.179, SLG: 0.179 Don Wilson, R (8, 1) OBP: 0.203, SLG: 0.247 Mike Easler, L (9, PR) Juan Pizarro, L (9, 1) Cecil Upshaw, R (9, 1)		1-1 6-3			1-2 HR 1B			1-3 K	0-1 1B 2B 1B	3 1 1 0 0 1 0 1 0 1 0 0 0 0 0 1 0 0 0 0 0 0 0 0 0 0 0 0 0 0 0 0 0 0 0												
Inning Stats	R: 3 E: 0 K: 1 S: 17	H: 2 LOB: 1 BB: 2 P: 30	R: 0 E: 0 K: 0 S: 7	H: 0 LOB: 1 BB: 1 P: 12	R: 0 E: 0 K: 0 S: 4	H: 0 LOB: 0 BB: 0 P: 8	R: 0 E: 0 K: 0 S: 6	H: 0 LOB: 0 BB: 0 P: 8	R: 3 E: 0 K: 1 S: 10	H: 3 LOB: 0 BB: 0 P: 15	R: 0 E: 0 K: 1 S: 6	H: 0 LOB: 0 BB: 0 P: 8	R: 0 E: 0 K: 1 S: 7	H: 0 LOB: 0 BB: 0 P: 9	R: 1 E: 0 K: 1 S: 8	H: 1 LOB: 2 BB: 1 P: 15	R: 2 E: 0 K: 0 S: 7	H: 3 LOB: 1 BB: 0 P: 11	1B: 4 2B: 3 3B: 0 HR: 2	SF: 0 SAC: 1 DP: 0 HBP: 0	WP: 0 PB: 0 SB: 0 CS: 0	PA: 39
PITCHER	IP WLS BF H R ER SO BB IBB HBP BLK WP HR S P ERA WHIP																					
Ron Bryant, L (1, 1) ERA: 3.13	4.1 L 21 5 6 6 1 3 0 0 0 0 0 2 40 68 12.46 1.846																					
Don Carrithers, R (5, 1) ERA: 4.44	0.2 2 0 0 0 1 0 0 0 0 0 0 0 4 5 0.00 0.000																					
Randy Moffitt, R (6, 1) ERA: 2.39	2.0 6 0 0 0 2 0 0 0 0 0 0 0 13 17 0.00 0.000																					
Tom Bradley, R (8, 1) ERA: 3.73	1.0 5 1 1 1 1 1 0 0 0 0 0 0 8 15 9.00 2.000																					
Elias Sosa, R (9, 1) ERA: 3.05	1.0 5 3 2 2 0 0 0 0 0 0 0 0 7 11 18.00 3.000																					

Houston Astros @ San Francisco Giants
Candlestick Park, San Francisco, CA

livebaseballscorecards.com

AB	34
R	9
H	9
RBI	9
BB	4
SO	5
LOB	7



Sat Sep 08 1973, 6:33 AM EDT
Att. 7,308 - Unknown

Batter	1	2	3	4	5	6	7	8	9	AB	R	H	RBI	BB	SO	LOB
Bobby Bonds, R OBP: 0.387, SLG: 0.567 (1, 9)	3-3 K		2-1 F9		1-0 FC6-4 1B WP		0-1 6-3		1-1 6-3	5	1	0	1	0	1	3
Tito Fuentes, S OBP: 0.327, SLG: 0.366 (1, 4)	1-0 6-3		2-2 6-3		0-1 WP 1B			2-2 5-3	4-0 FC4-6 BB	4	0	1	0	1	0	0
Garry Maddox, R OBP: 0.348, SLG: 0.438 (1, 8)	4-2 BB			0-0 G3	2-2 6-3			4-1 2B BB	0-0 FC4-6	3	1	0	0	2	0	3
Willie McCovey, L OBP: 0.426, SLG: 0.544 (1, 3)	1-3 K			2-0 F9		0-1 6-3		0-1 2B 2B	0-0 F9	4	0	1	1	0	1	1
Jim Willoughby, R OBP: 0.222, SLG: 0.320 (8, PR)										0	1	0	0	0	0	0
Jim Howarth, L OBP: 0.253, SLG: 0.226 (9, 3)										0	0	0	0	0	0	0
Mike Phillips, L OBP: 0.261, SLG: 0.322 (9, PH)										1	0	0	0	0	0	2
Gary Matthews, R OBP: 0.373, SLG: 0.453 (1, 7)		1-2 6-3		0-1 6-3		0-3 K		1-2 2B 1B		4	1	1	1	0	1	0
Chris Speier, R OBP: 0.335, SLG: 0.352 (1, 6)		1-2 F8			4-2 1B BB	4-1 FC6-4 BB		0-0 L1-3 1B		2	1	1	1	2	0	0
Dave Kingman, R OBP: 0.265, SLG: 0.487 (1, 5)		4-2 BB			0-3 K	0-2 FC6-4		0-2 L1-3		3	0	0	0	1	1	4
Dave Rader, L OBP: 0.325, SLG: 0.332 (1, 2)		0-1 6-3			0-1 1B FC6-4 1B		0-0 F8		4-2 2B BB	3	1	1	0	1	0	1
Mike Sadek, R OBP: 0.288, SLG: 0.140 (9, PR)										0	1	0	0	0	0	0
Ron Bryant, S OBP: 0.215, SLG: 0.153 (1, 1)			1-3 K						2-2 FC4-6 2B	1	0	0	0	0	1	0
Don Carrithers, R OBP: 0.308, SLG: 0.308 (5, 1)										0	0	0	0	0	0	0
Steve Ontiveros, S OBP: 0.250, SLG: 0.250 (5, PH)										1	0	1	1	0	0	0
Randy Moffitt, R OBP: 0.067, SLG: 0.067 (8, 1)										0	0	0	0	0	0	0
Gary Thomasson, L OBP: 0.246, SLG: 0.452 (7, PH)										1	0	0	0	0	1	0
Tom Bradley, R OBP: 0.194, SLG: 0.242 (8, 1)										0	0	0	0	0	0	0
Elias Sosa, R OBP: 0.194, SLG: 0.083 (9, 1)										0	0	0	0	0	0	0
Chris Arnold, R OBP: 0.409, SLG: 0.417 (9, PH)										1	0	1	1	0	0	0

Inning Stats	R: 0	H: 0	E: 0	K: 2	S: 11	LOB: 1	BB: 1	P: 20	R: 0	H: 0	E: 0	K: 0	S: 10	LOB: 1	BB: 1	P: 16	R: 0	H: 0	E: 0	K: 1	S: 8	LOB: 0	BB: 0	P: 13	R: 0	H: 0	E: 0	K: 0	S: 4	LOB: 0	BB: 0	P: 6	R: 3	H: 3	E: 0	K: 1	S: 14	LOB: 1	BB: 1	P: 22	R: 0	H: 0	E: 0	K: 1	S: 9	LOB: 1	BB: 1	P: 13	R: 0	H: 0	E: 0	K: 1	S: 6	LOB: 0	BB: 0	P: 9	R: 3	H: 3	E: 0	K: 0	S: 13	LOB: 1	BB: 1	P: 20	R: 1	H: 1	E: 0	K: 0	S: 10	LOB: 2	BB: 2	P: 21	1B: 4	SF: 0	3B: 0	HR: 0	WP: 1	PA: 40
--------------	------	------	------	------	-------	--------	-------	-------	------	------	------	------	-------	--------	-------	-------	------	------	------	------	------	--------	-------	-------	------	------	------	------	------	--------	-------	------	------	------	------	------	-------	--------	-------	-------	------	------	------	------	------	--------	-------	-------	------	------	------	------	------	--------	-------	------	------	------	------	------	-------	--------	-------	-------	------	------	------	------	-------	--------	-------	-------	-------	-------	-------	-------	-------	--------

PITCHER	IP	WLS	BF	H	R	ER	SO	BB	IBB	HBP	BLK	WP	HR	S	P	ERA	WHIP
J.R. Richard, R ERA: 4.02 (1, 1)	7.1		33	6	6	6	6	5	0	0	0	1	0	72	116	7.36	1.500
Don Wilson, R ERA: 3.21 (8, 1)	0.2		1	0	0	0	0	0	0	0	0	0	0	3	3	0.00	0.000
Juan Pizarro, L ERA: 5.96 (9, 1)	0.1		4	1	1	1	0	2	0	0	0	0	0	8	19	27.00	9.000
Cecil Upshaw, R ERA: 5.66 (9, 1)	0.2	S	2	0	0	0	0	0	0	0	0	0	0	2	2	0.00	0.000

BOTTOM

Houston Astros @ San Francisco Giants
 Candlestick Park, San Francisco, CA

Sat Sep 08 1973, 6:33 AM EDT
 Att. 7,308 - Unknown

AB	33
R	7
H	7
RBI	6
BB	7
SO	6
LOB	14



Batter	1	2	3	4	5	6	7	8	9	AB R H RBI BB SO LOB	
Jimmy Wynn, R (1, 9) OBP: 0.348, SLG: 0.394	0-0 FC5 1B		0-0 F7		0-0 1-H 3B		0-0 F4		4-0 G6-4-3 BB	4 0 2 1 1 0 0	
Gary Sutherland, R (1, 4) OBP: 0.273, SLG: 0.455	0-0 F3		0-0 6-3		0-0 5-3			0-0 1B 1B	0-0 G6-4-3	5 1 1 0 0 0 3	
Cesar Cedeno, R (1, 8) OBP: 0.371, SLG: 0.520	0-0 F3			0-0 2B		0-0 4-3		0-0 1B HR 1B		4 1 2 0 0 0 1	
Bob Watson, R (1, 7) OBP: 0.406, SLG: 0.450 Bob Gallagher, L (8, 7) OBP: 0.276, SLG: 0.333	0-0 1-2 1B			4-0 G6-4-3 BB		0-0 1-3		0-0 F8		3 0 1 0 1 0 2 0 0 0 0 0 0 0	
Doug Rader, R (1, 5) OBP: 0.313, SLG: 0.420	0-0 FC5 2-3f			0-0 F3		0-0 2B		0-0 1-3 2-H HR 1B		4 1 2 1 0 0 4	
Lee May, R (1, 3) OBP: 0.309, SLG: 0.487		0-0 5-3		0-0 G6-4-3 1-2f		4-0 IBB		0-0 1-H 3-H HR		3 1 1 3 1 0 2	
Skip Jutze, R (1, 2) OBP: 0.263, SLG: 0.236		0-0 4-3			0-0 6-3	0-0 G3		0-0 4-3		4 0 0 0 0 0 2	
Hector Torres, R (1, 6) OBP: 0.182, SLG: 0.117 Roger Metzger, S (6, 6) OBP: 0.307, SLG: 0.328		0-3 K			0-0 E6 BB 1B		0-0 3-1	0-0 1-3		2 0 1 0 0 1 0 2 0 0 0 0 0 0	
Jerry Reuss, L (1, 1) OBP: 0.156, SLG: 0.151 Greg Gross, L (7, PH) Cecil Upshaw, R (7, 1)			0-3 K		4-0 2-3 3B BB		0-3 K		0-3 K	1 1 0 0 1 1 0 1 0 0 0 0 1 0 1 0 0 0 0 1 0	
Inning Stats	R: 0 H: 2 E: 0 LOB: 2 K: 0 BB: 0 S: 5 P: 5	R: 0 H: 0 E: 0 LOB: 0 K: 1 BB: 0 S: 5 P: 5	R: 0 H: 0 E: 0 LOB: 0 K: 1 BB: 0 S: 5 P: 5	R: 0 H: 1 E: 0 LOB: 1 K: 0 BB: 1 S: 3 P: 7	R: 1 H: 2 E: 1 LOB: 1 K: 0 BB: 1 S: 4 P: 8	R: 0 H: 1 E: 0 LOB: 2 K: 0 BB: 1 S: 4 P: 8	R: 0 H: 0 E: 0 LOB: 0 K: 1 BB: 0 S: 5 P: 5	R: 4 H: 4 E: 0 LOB: 0 K: 0 BB: 0 S: 7 P: 7	R: 0 H: 0 E: 0 LOB: 0 K: 1 BB: 1 S: 4 P: 8	1B: 6 SF: 0 2B: 2 SAC: 0 3B: 1 DP: 2 HR: 1 HBP: 0	
PITCHER	PITCHER IP WLS BF H R ER SO BB IBB HBP BLK WP HR S P ERA WHIP Jim Barr, R (1, 1) 7.0 30 8 3 3 3 2 1 0 0 0 0 0 33 45 3.86 1.429 Randy Moffitt, R (8, 1) 1.1 L 7 2 2 2 1 1 0 0 0 0 0 1 8 12 13.50 2.250 Elias Sosa, R (9, 1) 0.2 1 0 0 0 0 0 0 0 0 0 0 0 1 1 0.00 0.000										WP: 0 PA: 38 PB: 0 SB: 0 CS: 0

TOP

Houston Astros @ San Francisco Giants
Candlestick Park, San Francisco, CA

Sun Sep 09 1973, 6:33 AM EDT
Att: 11,088 - Unknown

livebaseballscorecards.com

AB	34
R	5
H	10
RBI	5
BB	4
SO	4
LOB	14



Batter	1	2	3	4	5	6	7	8	9	AB	R	H	RBI	BB	SO	LOB
Bobby Bonds, R OBP: 0.386, SLG: 0.569 (1, 9)	0-0 HR	0-0 FC5-4			0-0 F8	0-0 F4			0-0 F7	5	1	1	1	0	0	5
Tito Fuentes, S OBP: 0.326, SLG: 0.364 (1, 4)	0-0 5-3		0-0 6-3		0-0 1B		0-0 G3		0-0 F8	5	0	1	0	0	0	1
Garry Maddox, R OBP: 0.345, SLG: 0.433 (1, 8)	0-3 K		0-0 F8		0-0 F9		0-0 6-3		0-0 FC6-4	5	0	0	0	0	1	2
Gary Matthews, R OBP: 0.374, SLG: 0.453 (1, 7)	0-0 1B		0-0 F9		0-0 E 1B		0-0 5-3			4	1	2	0	0	0	0
Chris Speier, R OBP: 0.334, SLG: 0.351 (1, 6)	0-0 F7		0-0 F9		0-0 E4 BB 1B		0-0 F5			4	1	1	0	0	0	1
Dave Kingman, R OBP: 0.272, SLG: 0.502 (1, 5)		0-0 CS 1B	0-3 K		4-0 1B BB		0-0 HR			3	1	2	1	1	1	0
Gary Thomasson, L OBP: 0.350, SLG: 0.406 (1, 3)		4-0 1B BB	0-0 2B		0-3 K		0-0 F3			3	0	1	0	1	1	2
Dave Rader, L OBP: 0.327, SLG: 0.333 (1, 2)		0-0 FC5-4 1B	0-0 G3		0-0 1B		0-0 F2			4	0	2	1	0	0	1
Jim Barr, R OBP: 0.188, SLG: 0.180 (1, 1)		0-0 B3			0-0 F2		0-3 K		4-0 FC6-4 BB	3	0	0	0	0	1	4
Randy Moffitt, R OBP: 0.067, SLG: 0.067 (8, 1)										0	0	0	0	0	0	0
Elias Sosa, R OBP: 0.154, SLG: 0.083 (9, 1)										0	0	0	0	0	0	0
Willie McCovey, L OBP: 0.427, SLG: 0.544 (9, PH)										0	0	0	0	1	0	0
Mike Phillips, L OBP: 0.261, SLG: 0.322 (9, PR)										0	0	0	0	0	0	0

Inning Stats	R: 1	H: 2	E: 0	K: 1	S: 7	H: 2	LOB: 1	BB: 0	P: 7	R: 0	H: 2	E: 0	K: 0	S: 4	H: 0	LOB: 2	BB: 1	P: 8	R: 0	H: 0	E: 0	K: 0	S: 3	H: 1	LOB: 1	BB: 0	P: 3	R: 0	H: 1	E: 0	K: 1	S: 6	H: 3	LOB: 2	BB: 1	P: 14	R: 0	H: 0	E: 0	K: 0	S: 3	H: 1	LOB: 0	BB: 0	P: 4	R: 1	H: 1	E: 0	K: 0	S: 4	H: 0	LOB: 1	BB: 1	P: 7	1B: 7	SF: 0	2B: 1	SAC: 0	3B: 0	DP: 0	HR: 2	HBP: 0	WP: 0	PA: 39
--------------	------	------	------	------	------	------	--------	-------	------	------	------	------	------	------	------	--------	-------	------	------	------	------	------	------	------	--------	-------	------	------	------	------	------	------	------	--------	-------	-------	------	------	------	------	------	------	--------	-------	------	------	------	------	------	------	------	--------	-------	------	-------	-------	-------	--------	-------	-------	-------	--------	-------	--------


PITCHER	IP	WLS	BF	H	R	ER	SO	BB	IBB	HBP	BLK	WP	HR	S	P	ERA	WHIP
Jerry Reuss, L ERA: 3.42 (1, 1)	6.0		28	9	3	3	4	2	0	0	0	0	1	34	42	4.50	1.833
Cecil Upshaw, R ERA: 5.45 (7, 1)	3.0	W	11	1	1	1	0	1	0	0	0	0	1	10	14	3.00	0.667

BOTTOM

Houston Astros @ San Francisco Giants
Candlestick Park, San Francisco, CA

Sun Sep 09 1973, 6:33 AM EDT
Att. 11,088 - Unknown

AB	36
R	4
H	10
RBI	3
BB	3
SO	4
LOB	16



Batter	1	2	3	4	5	6	7	8	9	AB R H RBI BB SO LOB	TOP	
Bobby Bonds, R (1, 9) OBP: 0.385, SLG: 0.566 Steve Ontiveros, S (8, 9) OBP: 0.250, SLG: 0.250	0-2 F8		2-1 6-3		0-1 G5-4-3			4-2 3B BB		3 1 0 0 1 0 1 0 0 0 0 0 0 0	San Francisco Giants @ Atlanta Braves Atlanta Stadium, Atlanta, GA Mon Sep 10 1973, 7:05 PM EDT Att. 2,872 - Unknown	
Tito Fuentes, S (1, 4) OBP: 0.326, SLG: 0.363 Mike Phillips, L (6, 4) OBP: 0.269, SLG: 0.330	4-1 BB		0-0 1-3			1-1 F7		0-0 3B 1B		2 0 0 0 1 0 0 1 1 1 0 0 0 0		
Garry Maddox, R (1, 8) OBP: 0.346, SLG: 0.442	1-1 F3			2-1 4-3		1-0 SF8 3B		0-0 1B BLK 3B		4 2 2 2 0 0 1		
Willie McCovey, L (1, 3) OBP: 0.426, SLG: 0.543 Gary Thomasson, L (6, 3) OBP: 0.348, SLG: 0.404	3-3 K			4-1 1B BB		0-0 SF8		1-3 K		1 0 0 1 1 1 1 1 0 0 0 0 1 1		
Gary Matthews, R (1, 7) OBP: 0.371, SLG: 0.450		1-1 1-3		2-2 F8		0-0 F4		2-0 5-3		4 0 0 0 0 0 1		
Chris Speier, R (1, 6) OBP: 0.335, SLG: 0.351		4-1 BB		0-0 FC5-4 1B		3-1 L6		1-0 6-3		3 0 1 0 1 0 0		
Dave Kingman, R (1, 5) OBP: 0.272, SLG: 0.496		2-3 K		0-0 FC5-4		0-0 F7		4-1 BB G4-6-3		3 0 0 0 1 1 3		
Dave Rader, L (1, 2) OBP: 0.328, SLG: 0.333		1-2 F7		4-2 G5-4-3 BB		1-1 FC5-4 1B		3-2 G4-6-3		3 0 1 0 1 0 2		
Juan Marichal, R (1, 1) OBP: 0.298, SLG: 0.233 Don Carithers, R (1, 1) OBP: 0.286, SLG: 0.286 John D'Acquisto, R (3, 1) Jim Howarth, L (5, PH) Jim Willoughby, R (5, 1) Bruce Miller, R (9, PH) OBP: 0.214, SLG: 0.308 OBP: 0.250, SLG: 0.143			1-1 F6		0-1 F9		0-1 FC5-4		1-1 1-3	0 0 0 0 0 0 0 1 0 0 0 0 0 0 0 0 0 0 0 0 0 1 0 0 0 0 0 1 1 0 0 0 0 0 1 1 0 0 0 0 0 0		GIANTS
Inning Stats	R: 0 H: 0 E: 0 LOB: 1 K: 1 BB: 1 S: 9 P: 17	R: 0 H: 0 E: 0 LOB: 1 K: 1 BB: 1 S: 9 P: 17	R: 0 H: 0 E: 0 LOB: 0 K: 0 BB: 0 S: 5 P: 8	R: 0 H: 1 E: 0 LOB: 2 K: 0 BB: 1 S: 8 P: 16	R: 0 H: 0 E: 0 LOB: 0 K: 0 BB: 1 S: 6 P: 10	R: 1 H: 1 E: 0 LOB: 0 K: 0 BB: 0 S: 5 P: 7	R: 0 H: 1 E: 0 LOB: 1 K: 0 BB: 0 S: 7 P: 11	R: 3 H: 2 E: 0 LOB: 0 K: 1 BB: 1 S: 9 P: 17	R: 0 H: 0 E: 0 LOB: 0 K: 0 BB: 1 S: 6 P: 14	1B: 3 SF: 1 2B: 0 SAC: 0 3B: 2 DP: 2 HR: 0 HBP: 0	WP: 0 PA: 36 PB: 0 SB: 0 CS: 0	
PITCHER Wenty Ford, R (1, 1) ERA: 4.0	IP WLS BF H R ER SO BB IBB HBP BLK WP HR S P ERA WHIP	9.0 W 36 5 4 4 3 6 0 0 1 0 0 64 117 4.00 1.222										

livebaseballscorecards.com

AB	29
R	4
H	5
RBI	3
BB	6
SO	3
LOB	12

Batter	1	2	3	4	5	6	7	8	9	AB	R	H	RBI	BB	SO	LOB
Sonny Jackson, L (1, 6) OBP: 0.283, SLG: 0.254 (5, 7)	0-1 G3	2-2 6-3	2-1 F7			0-0 FC6-4 2B		0-0 6-3		5	1	0	0	0	0	3
Mike Lum, L (1, 9) OBP: 0.349, SLG: 0.463	0-1 1B	2-1 F8	0-3 K			1-2 2B		0-3 K		5	2	2	1	0	2	2
Darrell Evans, L (1, 5) OBP: 0.409, SLG: 0.560	1-2 1B		4-2 HR		3-3 K	3-2 F6		1-2 F9		4	2	1	1	1	1	1
Hank Aaron, R (1, 7) OBP: 0.395, SLG: 0.640 Marty Perez, R (4, PH) OBP: 0.309, SLG: 0.337 (5, 6)	1-1 1B		2-1 HR		1-1 5-3	0-2 2B				2	2	2	2	0	0	0
Dusty Baker Jr., R (1, 8) OBP: 0.363, SLG: 0.454	2-0 1B		2-1 FC6		1-0 F7	1-0 5-3				4	1	2	1	0	0	1
Davey Johnson, R (1, 4) OBP: 0.371, SLG: 0.560	1-0 1B		2-2 FC6		1-2 G6-4-3 HBP		1-0 HR			3	2	3	2	0	0	0
Frank Tepedino, L (1, 3) OBP: 0.355, SLG: 0.414	0-0 F7		1-3 K		3-0 G6-4-3		2-2 G3			4	0	0	0	0	1	5
Paul Casanova, R (1, 2) OBP: 0.266, SLG: 0.361 Johnny Oates, L (8, 2) OBP: 0.299, SLG: 0.305	0-1 3-1		3-2 FC6		1-3 K		2-3 K			4	0	0	1	0	2	3
Wenty Ford, R (1, 1) OBP: 0.500, SLG: 0.500		1-1 F9	1-2 1B			0-1 FC6-4		1-2 5-3		0	0	0	0	0	0	0

Inning Stats	R: 3	H: 5	E: 0	K: 0	S: 14	LOB: 2	BB: 0	P: 19	R: 0	H: 0	E: 0	K: 0	S: 8	LOB: 0	BB: 0	P: 13	R: 4	H: 4	E: 0	K: 2	S: 23	LOB: 2	BB: 1	P: 40	R: 0	H: 0	E: 0	K: 1	S: 6	LOB: 0	BB: 0	P: 11	R: 0	H: 0	E: 0	K: 1	S: 7	LOB: 0	BB: 0	P: 12	R: 2	H: 3	E: 0	K: 0	S: 15	LOB: 1	BB: 0	P: 20	R: 1	H: 1	E: 0	K: 1	S: 10	LOB: 0	BB: 0	P: 16	R: 0	H: 0	E: 0	K: 1	S: 7	LOB: 0	BB: 0	P: 8
--------------	------	------	------	------	-------	--------	-------	-------	------	------	------	------	------	--------	-------	-------	------	------	------	------	-------	--------	-------	-------	------	------	------	------	------	--------	-------	-------	------	------	------	------	------	--------	-------	-------	------	------	------	------	-------	--------	-------	-------	------	------	------	------	-------	--------	-------	-------	------	------	------	------	------	--------	-------	------

PITCHER	IP	WLS	BF	H	R	ER	SO	BB	IBB	HBP	BLK	WP	HR	S	P	ERA	WHIP
Juan Marichal, R ERA: 3.74	(1, 1)	0.1	L	6	5	3	3	0	0	0	0	0	0	11	16	81.00	15.000
Don Carrithers, R ERA: 5.03	(1, 1)	1.2		9	3	4	4	0	1	0	0	0	1	20	35	21.60	2.400
John D'Acquisto, R ERA: 2.7	(3, 1)	2.0		8	1	0	0	3	0	0	0	0	0	20	32	0.00	0.500
Jim Willoughby, R ERA: 4.88	(5, 1)	4.0		16	4	3	3	3	0	0	1	0	0	39	56	6.75	1.000

BOTTOM

San Francisco Giants @ Atlanta Braves
Atlanta Stadium, Atlanta, GA

Mon Sep 10 1973, 7:05 PM EDT
Att. 2,872 - Unknown

AB	37
R	10
H	13
RBI	10
BB	1
SO	6
LOB	15

livebaseballscorecards.com

WP: 0	PA: 39
PB: 0	
SB: 1	
CS: 0	


Braves

Batter	1	2	3	4	5	6	7	8	9	10	11	AB R H RBI BB SO LOB	TOP																			
Bobby Bonds, R OBP: 0.385, SLG: 0.564 (1, 9)	3-1 F9		2-0 6-3 2B		4-2 FC5 1B BB		0-0 F4	1-3 K		1-1 1-3		5 0 1 0 1 1 3																				
Tito Fuentes, S OBP: 0.328, SLG: 0.363 (1, 4)	3-2 1B		1-0 2-3		2-1 1-2 1B		1-3 K		4-2 G5-4-3 BB		2-2 F7	5 0 2 0 1 1 2																				
Garry Maddox, R OBP: 0.344, SLG: 0.445 (1, 8)	0-0 F8		0-0 6-3		0-0 FC5		0-0 HR		0-1 G5-4-3		2-3 K	6 1 1 2 0 1 5																				
Willie McCovey, L OBP: 0.427, SLG: 0.558 Don McMahon, R (11, 1)	0-0 4-3		0-1 4-3				1-1 HR		2-1 HR		2-3 K	5 2 2 2 1 1 2 0 0 0 0 0 0 0																				
Gary Matthews, R OBP: 0.374, SLG: 0.451 Elias Sosa, R OBP: 0.214, SLG: 0.083 Gary Thomasson, L OBP: 0.348, SLG: 0.404 (1, 7) (7, 1) (11, 3)			4-1 S BB		2-2 G3-6-3 1B		1-0 CS 1B		4-0 BB			3 0 2 0 1 0 1 0 0 0 0 1 0 0 0 0 0 0 0 0 0																				
Chris Speier, R OBP: 0.334, SLG: 0.350 (1, 6)			0-1 L6		0-1 G3-6-3 1B		2-0 E6 2B 1B		1-0 F8		2-3 K	5 1 1 0 0 1 3																				
Dave Kingman, R OBP: 0.274, SLG: 0.496 (1, 5)			2-3 K		1-3 K		2-2 6-3 2B		1-2 1B HBP		1-3 K	4 0 1 1 0 3 1	AB 43 R 5 H 13 RBI 5 BB 5 SO 10 LOB 21																			
Dave Rader, L OBP: 0.325, SLG: 0.329 (1, 2)			2-2 1-3				0-0 4-3		0-3 K		3-1 F8	5 0 0 0 0 1 3																				
Tom Bradley, R OBP: 0.250, SLG: 0.246 Jim Howarth, L OBP: 0.266, SLG: 0.241 (1, 1) (7, 7)			2-2 2B 6-3 1B		1-0 F6		2-3 K		0-0 1B		1-1 1B	3 1 1 0 0 1 1 2 0 2 0 0 0 0																				
Inning Stats	R: 0 E: 0 K: 0 S: 7	H: 1 LOB: 1 BB: 0 P: 13	R: 0 E: 0 K: 1 S: 11	H: 0 LOB: 1 BB: 1 P: 19	R: 1 E: 0 K: 0 S: 10	H: 2 LOB: 1 BB: 0 P: 15	R: 0 E: 0 K: 1 S: 8	H: 1 LOB: 0 BB: 0 P: 11	R: 0 E: 0 K: 0 S: 7	H: 1 LOB: 2 BB: 1 P: 14	R: 2 E: 1 K: 1 S: 11	H: 4 LOB: 1 BB: 0 P: 21	R: 1 E: 0 K: 1 S: 8	H: 1 LOB: 1 BB: 1 P: 15	R: 0 E: 0 K: 2 S: 10	H: 1 LOB: 2 BB: 0 P: 13	R: 1 E: 0 K: 1 S: 9	H: 1 LOB: 1 BB: 2 P: 21	R: 0 E: 0 K: 1 S: 9	H: 1 LOB: 1 BB: 0 P: 15	R: 0 E: 0 K: 2 S: 9	H: 0 LOB: 0 BB: 0 P: 15	1B: 8 2B: 2 3B: 0 HR: 3	SF: 0 SAC: 0 DP: 2 HBP: 1	WP: 0 PB: 0 SB: 1 CS: 1	PA: 49						
PITCHER	IP WLS BF H R ER SO BB IBB HBP BLK WP HR S P ERA WHIP																															
Ron Schueler, R ERA: 3.83 (1, 1)	7.0	32	10	4	4	4	4	3	0	0	0	0	0	2	62	108	5.14	1.857														
Gary Neibauer, R ERA: 6.2 (8, 1)	1.2	9	2	1	1	2	2	0	1	0	0	0	1	16	29	5.40	2.400															
Joe Niekro, R ERA: 4.82 (9, 1)	1.1	5	1	0	0	2	0	0	0	0	0	0	0	12	20	0.00	0.750															
Tom House, L ERA: 4.57 (11, 1)	1.0	W 3	0	0	0	2	0	0	0	0	0	0	0	9	15	0.00	0.000															

San Francisco Giants @ Atlanta Braves
 Atlanta Stadium, Atlanta, GA
 Tue Sep 11 1973, 7:05 PM EDT
 Att: 4,743 - Unknown

livebaseballscorecards.com



Batter	1	2	3	4	5	6	7	8	9	10	11	AB R H RBI BB SO LOB	BOTTOM																	
Ralph Garr, L (1, 9) OBP: 0.328, SLG: 0.423	0-2 4-3		0-0 E 1B		0-0 G3		2-0 E SF8 1B		0-0 F7		2-1 SH5-4 1B	6 3 3 2 0 0 1	San Francisco Giants @ Atlanta Braves Atlanta Stadium, Atlanta, GA Tue Sep 11 1973, 7:05 PM EDT Att: 4,743 - Unknown																	
Mike Lum, L (1, 7) OBP: 0.348, SLG: 0.461	1-1 F7		1-1 FC4-6 1B		0-2 3-1		2-1 E3		0-3 K		1-0 SH5-4 1B	5 0 1 1 0 1 2																		
Darrell Evans, L (1, 5) OBP: 0.409, SLG: 0.558	2-2 F9		3-2 FC4-6 1B		0-1 4-3		0-0 SF8		3-1 1B		4-0 1B IBB	4 0 1 1 1 0 1																		
Dusty Baker Jr., R (1, 8) OBP: 0.362, SLG: 0.452		2-3 K	1-0 5-3		0-0 S 1B		2-1 F9		1-3 K		0-1 1B	6 0 2 1 0 2 3																		
Davey Johnson, R (1, 4) OBP: 0.373, SLG: 0.558		2-2 E5 G3 1B		4-2 G4-6-3 BB		3-1 F7		4-1 S BB		2-0 F8		3 0 1 0 2 0 1																		
Frank Tepedino, L (1, 3) OBP: 0.342, SLG: 0.398		0-0 G3		1-2 G4-6-3 1-2f		2-0 4-3		2-3 K		1-0 4-3		5 0 0 0 0 1 4																		
Marty Perez, R (1, 6) OBP: 0.312, SLG: 0.337		2-1 F8		1-1 F7		1-2 1B		2-0 HBP		4-2 BB		3 1 1 0 1 0 1																		
Paul Casanova, R (1, 2) OBP: 0.266, SLG: 0.359			1-0 SH5-3 1B		1-3 K		3-3 K		0-1 F8		4-2 FC6-4 BB	4 1 1 0 0 2 3																		
Hank Aaron, R (10, PH) OBP: 0.396, SLG: 0.640												0 0 0 0 1 0 0																		
Tom House, L (11, 1) OBP: 0.200, SLG: 0.300												0 0 0 0 0 0 0																		
Ron Schueler, R (1, 1) OBP: 0.182, SLG: 0.151			0-1 SH5-3		4-1 G3 BB		1-2 1B E 1B		1-3 K		0-0 FC6-4	0 0 0 0 1 0 0																		
Sonny Jackson, L (7, PH) OBP: 0.286, SLG: 0.258												1 1 1 0 0 0 0																		
Gary Naultner, R (8, 1) OBP: 0.250, SLG: 1.000												1 0 0 0 0 1 2																		
Joe Niekro, R (9, 1) OBP: 0.333, SLG: 0.333												0 0 0 0 0 0 0																		
Johnny Oates, L (10, PH) OBP: 0.286, SLG: 0.304												1 0 0 0 0 0 2																		
Dick Dietz, R (11, 2) OBP: 0.467, SLG: 0.387			1-2									0 0 0 0 0 0 0																		
Inning Stats	R: 0 E: 0 K: 0 S: 9	H: 0 LOB: 0 BB: 0 P: 12	R: 0 E: 1 K: 1 S: 11	H: 1 LOB: 1 BB: 0 P: 17	R: 2 E: 0 K: 0 S: 10	H: 3 LOB: 1 BB: 0 P: 16	R: 0 E: 0 K: 0 S: 10	H: 0 LOB: 0 BB: 1 P: 16	R: 0 E: 0 K: 1 S: 8	H: 0 LOB: 1 BB: 1 P: 13	R: 0 E: 0 K: 0 S: 6	H: 1 LOB: 1 BB: 0 P: 11	R: 3 E: 1 K: 1 S: 14	H: 3 LOB: 1 BB: 0 P: 25	R: 0 E: 0 K: 2 S: 9	H: 0 LOB: 2 BB: 1 P: 18	R: 0 E: 0 K: 2 S: 9	H: 1 LOB: 1 BB: 0 P: 13	R: 0 E: 0 K: 0 S: 7	H: 0 LOB: 2 BB: 2 P: 18	R: 1 E: 0 K: 0 S: 5	H: 2 LOB: 2 BB: 1 P: 12	1B: 11 2B: 0 3B: 0 HR: 0	SF: 1 SAC: 2 DP: 1 HBP: 1	WP: 0 PB: 0 SB: 3 CS: 0	PA: 49				
PITCHER	IP WLS BF H R ER SO BB IBB HBP BLK WP HR S P ERA WHIP	IP WLS BF H R ER SO BB IBB HBP BLK WP HR S P ERA WHIP														IP WLS BF H R ER SO BB IBB HBP BLK WP HR S P ERA WHIP														
Tom Bradley, R (1, 1) ERA: 3.79	6.1	28	8	5	4	3	2	0	0	0	0	0	0	63	101	5.68	1.579													
Elias Sosa, R (7, 1) ERA: 3.0	4.0	L 19	2	1	1	4	3	0	1	0	0	0	0	33	64	2.25	1.250													
Don McMahon, R (11, 1) ERA: 1.59	0.0	2	1	0	0	0	0	1	0	0	0	0	0	2	6	∞	∞													

livebaseballscores.com

AB	39
R	6
H	11
RBI	5
BB	6
SO	7
LOB	20

Batter	1	2	3	4	5	6	7	8	9	AB R H RBI BB SO LOB	TOP	
Bobby Bonds, R OBP: 0.384, SLG: 0.564 (1, 9) B X	1-0 1B 2B		2-2 E6 CS		1-2 F8		2-3 K			4 1 1 0 0 1 1		
Tito Fuentes, S OBP: 0.326, SLG: 0.361 (1, 4) X	0-0 B1		1-3 K			1-0 6-3		0-2 1-3		4 0 0 0 0 1 2		
Garry Maddox, R OBP: 0.349, SLG: 0.453 (1, 8) X	0-0 CS 2-H 1B		1-1 3B			0-1 1B		1-0 G5-4-3 1B		4 0 4 1 0 0 0		
Gary Matthews, R OBP: 0.371, SLG: 0.447 (1, 7) F B B B X	3-1 F3 2-3		0-0 5-3			1-1 F9		2-0 G5-4-3 1-2f		4 0 0 0 0 0 4		
Gary Thomasson, L OBP: 0.347, SLG: 0.416 (1, 3) X		0-0 HR		1-1 6-3		0-1 F8		1-2 F7		4 1 1 1 0 0 1		
Chris Speier, R OBP: 0.333, SLG: 0.355 (1, 6) B X		1-0 6-3		1-1 6-3			0-0 HR	2-2 F7		4 1 1 1 0 0 0		
Dave Kingman, R OBP: 0.274, SLG: 0.504 (1, 5) B B B B X		3-1 HR		2-3 K			0-0 1-3	0-0 F7		4 1 1 1 0 1 0		
Mike Sadek, R OBP: 0.273, SLG: 0.130 (1, 2) X		0-0 4-3			0-0 B1		1-0 G3			3 0 0 0 0 0 0		
Ron Bryant, S OBP: 0.211, SLG: 0.149 (1, 1) Randy Moffitt, R OBP: 0.067, SLG: 0.067 (5, 1) Steve Ontiveros, S OBP: 0.308, SLG: 0.308 (7, PH) John D'Acquisto, R (7, 1) X F B C F		1-2 5-3			0-0 F7		0-1 1B			2 0 0 0 0 0 0 0 0 0 0 0 0 0 1 0 1 0 0 0 0 0 0 0 0 0 0 0		
Inning Stats	R: 1 H: 2 E: 0 LOB: 0 K: 0 BB: 0 S: 5 P: 9	R: 2 H: 2 E: 0 LOB: 0 K: 0 BB: 0 S: 9 P: 14	R: 0 H: 1 E: 1 LOB: 1 K: 1 BB: 0 S: 10 P: 14	R: 0 H: 0 E: 0 LOB: 0 K: 1 BB: 0 S: 7 P: 11	R: 0 H: 0 E: 0 LOB: 0 K: 0 BB: 0 S: 5 P: 6	R: 0 H: 1 E: 0 LOB: 1 K: 0 BB: 0 S: 7 P: 9	R: 1 H: 2 E: 0 LOB: 1 K: 1 BB: 0 S: 8 P: 11	R: 0 H: 1 E: 0 LOB: 0 K: 0 BB: 0 S: 5 P: 8	R: 0 H: 0 E: 0 LOB: 0 K: 0 BB: 0 S: 7 P: 10	1B: 4 SF: 0 2B: 1 SAC: 0 3B: 1 DP: 1 HR: 3 HBP: 0	WP: 0 PA: 34 PB: 0 SB: 0 CS: 2	
PITCHER Carl Morton, R ERA: 3.73 (1, 1)	IP WLS BF H R ER SO BB IBB HBP BLK WP HR S P ERA WHIP	9.0 W 34 9 4 4 3 0 0 0 0 0 3 63 92 4.00 1.000										

San Francisco Giants @ Atlanta Braves
Atlanta Stadium, Atlanta, GA
Wed Sep 12 1973, 7:05 PM EDT
Att. 5,037 - Unknown

livebaseballscorecards.com

AB 34
R 4
H 9
RBI 4
BB 0
SO 3
LOB 8



Batter	1	2	3	4	5	6	7	8	9	AB	R	H	RBI	BB	SO	LOB
Ralph Garr, L (1, 9) OBP: 0.328, SLG: 0.423	0-0 G5-4-3 1B		0-0 1-3 1-2f	0-0 2B 1-2 2-3	1-3 K			0-2 F5		5	0	2	0	0	1	3
Marty Perez, R (1, 6) OBP: 0.317, SLG: 0.348	2-1 G5-4-3 1-2f		0-1 HR	0-1 2B 1-H 2-H 3-H			4-1 BB	4-1 HR BB		3	2	2	3	2	0	1
Darrell Evans, L (1, 5) OBP: 0.410, SLG: 0.570	3-1 HR		0-0 FC5-4 1B		1-0 G3		2-2 F6	3-2 HR		5	2	3	3	0	0	1
Hank Aaron, R (1, 7) OBP: 0.397, SLG: 0.638 Frank Tepedino, L (7, 3) OBP: 0.347, SLG: 0.398	2-2 FC6-4 1B		1-2 FC5-4 1-2f		1-0 HBP 1B		0-2 F2	4-2 FC6-4 BB		4	1	2	0	0	0	2
Dusty Baker Jr., R (1, 8) OBP: 0.359, SLG: 0.448	1-2 FC6-4 1-2f				1-1 5-3		1-3 K	2-3 K		5	0	0	0	0	3	4
Davey Johnson, R (1, 4) OBP: 0.374, SLG: 0.556 Chuck Goggin, S (8, 4) OBP: 0.333, SLG: 0.349		3-1 F9		4-0 1B BB	2-0 1B HBP		0-1 F3	0-0 FC6-4 1-2f		2	2	0	0	1	0	0
Mike Lum, L (1, 3) OBP: 0.349, SLG: 0.461		1-3 K		2-2 1B 1B 1-2	0-2 E 1B 1-3 2-H		2-3 K			4	2	2	1	0	2	0
Paul Casanova, R (1, 2) OBP: 0.270, SLG: 0.358		0-3 K		0-0 F9	4-0 E IBB		0-1 1B			3	0	1	0	1	1	2
Carl Morton, R (1, 1) OBP: 0.227, SLG: 0.325			2-2 1-3 1B	1-1 2B 1B 1-2 2-H	2-3 K 1-3 2-H 3-H		2-3 K			4	1	2	1	0	2	2

Inning Stats	R: 1	H: 3	E: 0	K: 0	S: 12	LOB: 1	BB: 0	P: 20	R: 0	H: 0	E: 0	K: 2	S: 9	LOB: 0	BB: 0	P: 13	R: 1	H: 3	E: 0	K: 0	S: 12	LOB: 1	BB: 0	P: 15	R: 3	H: 4	E: 0	K: 0	S: 11	LOB: 2	BB: 1	P: 19	R: 3	H: 2	E: 1	K: 3	S: 14	LOB: 2	BB: 1	P: 26	R: 0	H: 0	E: 0	K: 1	S: 10	LOB: 1	BB: 1	P: 18	R: 0	H: 1	E: 0	K: 2	S: 11	LOB: 1	BB: 0	P: 15	R: 2	H: 1	E: 0	K: 1	S: 16	LOB: 1	BB: 2	P: 28
PITCHER	IP	WLS	BF	H	R	ER	SO	BB	IBB	HBP	BLK	WP	HR	S	P	ERA	WHIP																																															
Ron Bryant, L (1, 1) ERA: 3.28	4.2	L	25	12	8	6	3	1	0	1	0	0	0	52	80	11.57	2.786																																															
Randy Moffitt, R (5, 1) ERA: 2.52	1.1		7	0	0	0	3	1	1	0	0	0	0	16	31	0.00	0.750																																															
John D'Acquisto, R (7, 1) ERA: 4.15	2.0		10	2	2	2	3	2	0	0	0	0	1	27	43	9.00	2.000																																															

BOTTOM

San Francisco Giants @ Atlanta Braves
 Atlanta Stadium, Atlanta, GA
 Wed Sep 12 1973, 7:05 PM EDT
 Att. 5,037 - Unknown

livebaseballscorecards.com

AB	36
R	10
H	14
RBI	8
BB	5
SO	9
LOB	16



1B: 10	SF: 0	WP: 0	PA: 42
2B: 2	SAC: 0	PB: 1	
3B: 0	DP: 2	SB: 0	
HR: 3	HBP: 1	CS: 0	

PITCHER	IP	WLS	BF	H	R	ER	SO	BB	IBB	HBP	BLK	WP	HR	S	P	ERA	WHIP
Ron Bryant, L (1, 1) ERA: 3.28	4.2	L	25	12	8	6	3	1	0	1	0	0	0	52	80	11.57	2.786
Randy Moffitt, R (5, 1) ERA: 2.52	1.1		7	0	0	0	3	1	1	0	0	0	0	16	31	0.00	0.750
John D'Acquisto, R (7, 1) ERA: 4.15	2.0		10	2	2	2	3	2	0	0	0	0	1	27	43	9.00	2.000

San Francisco Giants @ San Diego Padres
 San Diego Stadium, San Diego, CA
 Thu Sep 13 1973, 10:05 PM EDT
 Att. 2,586 - Unknown

AB	36
R	8
H	9
RBI	7
BB	6
SO	6
LOB	25

WP	0	PA	46
PB	0		
SB	1		
CS	1		

ERA	27.00	WHIP	7.500
ERA	1.29	WHIP	0.857
ERA	0.00	WHIP	0.000
ERA	54.00	WHIP	6.000
ERA	13.50	WHIP	1.500

AB	R	H	RBI	BB	SO	LOB
6	1	2	0	0	1	3
1	2	0	0	1	1	1
5	1	1	1	0	0	6
0	0	0	0	0	0	0
3	0	0	0	1	1	2
1	0	0	0	0	0	2
4	0	0	1	0	2	2
4	1	3	2	1	0	0
2	2	0	1	3	0	3
4	0	1	0	0	1	5
0	0	0	0	0	0	0
1	1	1	2	0	0	0
0	0	0	0	0	0	0
3	0	0	0	0	0	1
2	0	1	0	0	0	0

Batter	1	2	3	4	5	6	7	8	9
Bobby Bonds, R OBP: 0.383, SLG: 0.561 (1, 9)	3-1 S 1B	1-2 CS 1B		1-1 F2		2-0 4-3		1-3 K	0-0 F7
Tito Fuentes, S OBP: 0.329, SLG: 0.360 (1, 4)	4-2 1B BB	3-3 K		2-2 HBP			2-2 SF8 HBP	1-0 HBP	
Garry Maddox, R OBP: 0.347, SLG: 0.450 Jim Howarth, L OBP: 0.266, SLG: 0.241 (1, 8) (9, 8)	0-0 BB 1B			0-1 F7			1-1 E7 1B	0-0 F8	
Willie McCovey, L OBP: 0.426, SLG: 0.553 Gary Thomasson, L OBP: 0.345, SLG: 0.414 (1, 3) (7, PR) (7, 3)	3-3 K			1-0 2-3		2-2 4-3	4-0 1B IBB	2-1 4-3	
Gary Matthews, R OBP: 0.368, SLG: 0.444 (1, 7)	2-3 K			1-3 K		1-0 F4	1-2 SF8		2-0 F3
Chris Speier, R OBP: 0.338, SLG: 0.364 (1, 6)	1-2 BB 1B			1-1 F8		4-1 FC5-4 BB	3-H 3-2 1-2 2-H 1B		0-0 HR
Dave Kingman, R OBP: 0.280, SLG: 0.500 (1, 5)	4-1 BB			4-2 1B E BB		0-2 FC5-4	0-0 F4		4-0 HR BB
Chris Arnold, R OBP: 0.396, SLG: 0.400 Elias Sosa, R OBP: 0.214, SLG: 0.083 Steve Ontiveros, S OBP: 0.357, SLG: 0.571 Don McMahon, R (1, 2) (7, 1) (9, PH) (9, 1)	0-3 K			1-0 E 1B		3-2 4-3	1-0 F8	0-2 HR	
Jim Barr, R OBP: 0.179, SLG: 0.172 Dave Rader, L OBP: 0.325, SLG: 0.330 (1, 1) (7, 2)		0-0 F2		0-0 FC HBP		0-2 G3		0-1 F8 HBP 1B	0-0 3-1

Batter	1	2	3	4	5	6	7	8	9
Bobby Bonds, R OBP: 0.383, SLG: 0.561 (1, 9)	3-1 S 1B	1-2 CS 1B		1-1 F2		2-0 4-3		1-3 K	0-0 F7
Tito Fuentes, S OBP: 0.329, SLG: 0.360 (1, 4)	4-2 1B BB	3-3 K		2-2 HBP			2-2 SF8 HBP	1-0 HBP	
Garry Maddox, R OBP: 0.347, SLG: 0.450 Jim Howarth, L OBP: 0.266, SLG: 0.241 (1, 8) (9, 8)	0-0 BB 1B			0-1 F7			1-1 E7 1B	0-0 F8	
Willie McCovey, L OBP: 0.426, SLG: 0.553 Gary Thomasson, L OBP: 0.345, SLG: 0.414 (1, 3) (7, PR) (7, 3)	3-3 K			1-0 2-3		2-2 4-3	4-0 1B IBB	2-1 4-3	
Gary Matthews, R OBP: 0.368, SLG: 0.444 (1, 7)	2-3 K			1-3 K		1-0 F4	1-2 SF8		2-0 F3
Chris Speier, R OBP: 0.338, SLG: 0.364 (1, 6)	1-2 BB 1B			1-1 F8		4-1 FC5-4 BB	3-H 3-2 1-2 2-H 1B		0-0 HR
Dave Kingman, R OBP: 0.280, SLG: 0.500 (1, 5)	4-1 BB			4-2 1B E BB		0-2 FC5-4	0-0 F4		4-0 HR BB
Chris Arnold, R OBP: 0.396, SLG: 0.400 Elias Sosa, R OBP: 0.214, SLG: 0.083 Steve Ontiveros, S OBP: 0.357, SLG: 0.571 Don McMahon, R (1, 2) (7, 1) (9, PH) (9, 1)	0-3 K			1-0 E 1B		3-2 4-3	1-0 F8	0-2 HR	
Jim Barr, R OBP: 0.179, SLG: 0.172 Dave Rader, L OBP: 0.325, SLG: 0.330 (1, 1) (7, 2)		0-0 F2		0-0 FC HBP		0-2 G3		0-1 F8 HBP 1B	0-0 3-1

Inning	1	2	3	4	5	6	7	8	9
R	2	0	0	1	0	0	2	0	3
H	3	1	0	1	0	0	1	1	2
E	0	0	0	0	0	0	1	0	0
K	3	1	1	0	0	0	0	1	0
S	18	7	6	12	8	7	12	12	7
LOB	3	0	0	3	1	0	2	2	0
BB	2	0	0	1	0	0	1	0	0
IBB	0	0	0	0	0	0	0	0	0
HBP	0	0	0	0	0	0	0	0	0
BLK	0	0	0	0	0	0	0	0	0
WP	0	0	0	0	0	0	0	0	0
HR	0	0	0	0	0	0	0	0	0
S	15	2	15	21	15	12	24	12	13
P	32	2	6	21	15	12	24	12	13
ERA	27.00								
WHIP	7.500								

PITCHER	IP	WLS	BF	H	R	ER	SO	BB	IBB	HBP	BLK	WP	HR	S	P	ERA	WHIP
Steve Arlin, R ERA: 5.13 (1, 1)	0.2		7	3	2	2	2	2	0	0	0	0	0	15	32	27.00	7.500
Mike Corkins, R ERA: 4.46 (1, 1)	7.0		32	4	3	1	4	2	1	3	0	0	0	61	103	1.29	0.857
Mike Caldwell, L ERA: 3.74 (8, 1)	0.1		1	0	0	0	0	0	0	0	0	0	0	2	4	0.00	0.000
Frank Snook, R ERA: 3.52 (9, 1)	0.1	L	3	1	2	2	0	1	0	0	0	0	1	2	8	54.00	6.000
Gary Ross, R ERA: 5.22 (9, 1)	0.2		3	1	1	1	0	0	0	0	0	0	1	5	5	13.50	1.500



Batter	1	2	3	4	5	6	7	8	9	AB	R	H	RBI	BB	SO	LOB
Derrel Thomas, S OBP: 0.305, SLG: 0.263 (1, 6)	1-2 F8 1B	1-0 L6			0-1 S 1B		1-0 6-3	3-2 6-3		5	0	1	0	0	0	1
Johnny Grubb, L OBP: 0.368, SLG: 0.438 (1, 8)	1-0 2B HR 1B		1-1 F7		1-3 K 1-2		1-1 4-3		0-0 L4	5	1	1	0	0	1	1
Dave Roberts, R OBP: 0.317, SLG: 0.475 (1, 5)	0-2 HR 2B		0-0 6-3		0-1 5-3		0-0 1B		1-3 K	5	1	2	0	0	1	1
Cito Gaston, R OBP: 0.290, SLG: 0.414 (1, 9)	1-1 HR		3-1 5-3		1-0 4-3		0-0 1-3		0-3 K	5	1	1	3	0	1	1
Leron Lee, L OBP: 0.304, SLG: 0.298 (1, 7)	3-3 K			0-1 F8		0-0 E8 1B FC6-4 1B		1-0 F4		4	1	1	0	0	1	0
Fred Kendall, R OBP: 0.314, SLG: 0.391 (1, 2)	0-2 FC6-4 1B			0-0 1B		0-0 FC6-4 1B		0-0 2B 1B		4	1	4	0	0	0	0
Ivan Murrell, R OBP: 0.199, SLG: 0.356 (1, 3)	0-0 FC6-4 1-2f			0-1 1B		0-1 FC6-4 1-2f 3-H		1-2 1B 2B		4	1	2	1	0	0	2
Dave Hilton, R OBP: 0.253, SLG: 0.259 (1, 4)		1-1 F8		0-0 G6-4-3 1-2f		4-1 IBB		0-1 5-3		2	0	0	0	1	0	2
Dave Winfield, R OBP: 0.320, SLG: 0.385 (8, PH)										1	0	0	0	0	0	2
Rich Morales, R OBP: 0.245, SLG: 0.194 (9, 4)										0	0	0	0	0	0	0
Steve Arlin, R OBP: 0.241, SLG: 0.204 (1, 1)		1-0 F8								0	0	0	0	0	0	0
Mike Coffins, R OBP: 0.250, SLG: 0.533 (8, 1)										3	0	0	0	0	1	2
Mike Caldwell, R OBP: 0.187, SLG: 0.143 (8, PH)										0	0	0	0	0	0	0
Gene Locklear, L OBP: 0.289, SLG: 0.270 (9, 1)										1	0	1	2	0	0	0
Frank Snook, R (9, 1)										0	0	0	0	0	0	0
Gary Ross, R (9, 1)										0	0	0	0	0	0	0

Inning Stats	R: 3	H: 4	E: 0	LOB: 1	K: 1	S: 16	P: 22	R: 0	H: 0	E: 0	LOB: 0	K: 0	S: 4	P: 7	R: 0	H: 2	E: 0	LOB: 1	K: 0	S: 6	P: 6	R: 0	H: 1	E: 0	LOB: 1	K: 2	S: 10	P: 12	R: 1	H: 2	E: 1	LOB: 2	K: 0	S: 9	P: 14	R: 0	H: 1	E: 0	LOB: 1	K: 0	S: 5	P: 7	R: 2	H: 3	E: 0	LOB: 1	K: 0	S: 13	P: 19	R: 0	H: 0	E: 0	LOB: 0	K: 2	S: 7	P: 8	1B: 10	SF: 0	2B: 2	SAC: 0	3B: 0	DP: 1	HR: 1	HBP: 0	WP: 0	PA: 40
--------------	------	------	------	--------	------	-------	-------	------	------	------	--------	------	------	------	------	------	------	--------	------	------	------	------	------	------	--------	------	-------	-------	------	------	------	--------	------	------	-------	------	------	------	--------	------	------	------	------	------	------	--------	------	-------	-------	------	------	------	--------	------	------	------	--------	-------	-------	--------	-------	-------	-------	--------	-------	--------


PITCHER	IP	WLS	BF	H	R	ER	SO	BB	IBB	HBP	BLK	WP	HR	S	P	ERA	WHIP
Jim Barr, R ERA: 3.55 (1, 1)	6.2		30	10	4	3	3	0	0	0	0	0	1	54	76	4.05	1.500
Elias Sosa, R ERA: 3.14 (7, 1)	1.1	W	7	3	2	2	0	0	0	0	0	0	0	14	20	13.50	2.250
Don McMahon, R ERA: 1.52 (9, 1)	1.0	S	3	0	0	0	2	0	0	0	0	0	0	7	8	0.00	0.000

BOTTOM

San Francisco Giants @ San Diego Padres
San Diego Stadium, San Diego, CA

Thu Sep 13 1973, 10:05 PM EDT
Att. 2,586 - Unknown

AB	39
R	6
H	13
RBI	6
BB	1
SO	5
LOB	12



PITCHER	IP	WLS	BF	H	R	ER	SO	BB	IBB	HBP	BLK	WP	HR	S	P	ERA	WHIP
---------	----	-----	----	---	---	----	----	----	-----	-----	-----	----	----	---	---	-----	------

Batter	1	2	3	4	5	6	7	8	9	AB R H RBI BB SO LOB	TOP											
Bobby Bonds, R (1, 9) OBP: 0.381, SLG: 0.557	1-0 F7		0-1 F8			0-0 F9		1-2 F4		4 0 0 0 0 0 1	San Francisco Giants @ San Diego Padres San Diego Stadium, San Diego, CA Fri Sep 14 1973, 10:05 PM EDT Att. 5,341 - Unknown livebaseballscorecards.com											
Tito Fuentes, S (1, 4) OBP: 0.327, SLG: 0.358	0-0 4-3			1-0 L9		0-1 5-3		0-0 6-3		4 0 0 0 0 0 0												
Garry Maddox, R (1, 8) OBP: 0.345, SLG: 0.447	1-3 K			2-3 K		2-2 F9		0-0 E6 HR		4 1 0 0 0 2 0												
Gary Matthews, R (1, 7) OBP: 0.369, SLG: 0.450		2-3 K		0-1 WP 1B			0-1 E6 1B SF9	0-0 HR		4 2 2 2 0 1 0												
Gary Thomasson, L (1, 3) OBP: 0.343, SLG: 0.411		3-2 G3		2-3 K 1-2			0-0 2B 1B	0-1 4-3		4 0 1 0 0 1 1												
Chris Speier, R (1, 6) OBP: 0.337, SLG: 0.364		2-1 5-3			0-1 E6		0-0 SF9		2-1 3-1 WP 1B	3 0 1 1 0 0 0												
Dave Kingman, R (1, 5) OBP: 0.283, SLG: 0.504			2-0 2B 1B		2-3 K		1-1 2B		0-3 K	4 0 2 0 0 2 2												
Chris Arnold, R (1, 2) OBP: 0.385, SLG: 0.409			1-1 WP 1-H 2B		2-0 F9		1-0 F6		1-1 3-1	4 0 1 0 0 0 4												
Juan Marichal, R (1, 1) OBP: 0.250, SLG: 0.226 Steve Ontiveros, S (7, PH) OBP: 0.333, SLG: 0.533 Randy Moffitt, R (7, 1) OBP: 0.067, SLG: 0.067 Bruce Miller, R (9, PH) OBP: 0.235, SLG: 0.133			0-3 K		0-0 F2		1-2 6-3		0-1 6-3	2 0 0 0 0 1 2 1 0 0 0 0 0 2 0 0 0 0 0 0 0 1 0 0 0 0 0 1												
Inning Stats	R: 0 E: 0 K: 1 S: 5	H: 0 LOB: 0 BB: 0 P: 7	R: 0 E: 0 K: 1 S: 9	H: 0 LOB: 0 BB: 0 P: 16	R: 0 E: 0 K: 1 S: 8	H: 2 LOB: 1 BB: 0 P: 11	R: 0 E: 0 K: 2 S: 10	H: 1 LOB: 1 BB: 0 P: 15	R: 0 E: 1 K: 1 S: 7	H: 0 LOB: 1 BB: 0 P: 11	R: 0 E: 0 K: 0 S: 6	H: 0 LOB: 0 BB: 0 P: 8	R: 1 E: 1 K: 0 S: 10	H: 2 LOB: 2 BB: 0 P: 13	R: 2 E: 1 K: 0 S: 8	H: 1 LOB: 0 BB: 0 P: 9	R: 0 E: 0 K: 1 S: 9	H: 1 LOB: 1 BB: 0 P: 12	1B: 4 2B: 2 3B: 0 HR: 1	SF: 1 SAC: 0 DP: 0 HBP: 0	WP: 3 PB: 0 SB: 0 CS: 0	PA: 36
PITCHER	IP WLS BF H R ER SO BB IBB HBP BLK WP HR S P ERA WHIP																					
Clay Kirby, R (1, 1) ERA: 4.64 Mike Caldwell, L (9, 1) ERA: 3.72	8.0 W 33 7 3 0 6 0 0 0 0 2 1 65 94 0.00 0.875																					



Batter	1	2	3	4	5	6	7	8	9
Derrel Thomas, S OBP: 0.304, SLG: 0.263 (1, 6)	2-2 F8	1-1 FC2		1-0 PB 2B 1B		1-0 SF9		0-0 4-3	
Johnny Grubb, L OBP: 0.372, SLG: 0.444 (1, 8)	0-1 5-3 1B		1-0 2B 1B	2-1 1-H 2B		2-0 4-3			
Dave Roberts, R OBP: 0.317, SLG: 0.475 (1, 5)	0-0 5-3		1-2 FC6 PB 2B	0-2 F4			0-3 K		
Cito Gaston, R OBP: 0.288, SLG: 0.410 (1, 9)	1-2 F9		2-1 FC6 PB		1-2 F3		3-3 K		
Leron Lee, L OBP: 0.301, SLG: 0.294 Jerry Morales, R OBP: 0.324, SLG: 0.424 (1, 7) (8, 7)		2-0 4-3	1-3 K		0-1 5-3		2-1 G3		
Fred Kendall, R OBP: 0.315, SLG: 0.394 (1, 2)		1-2 3-1	0-0 6-3		2-2 2B			1-1 SH2-4 1B 1B	
Ivan Murrell, R OBP: 0.206, SLG: 0.366 (1, 3)		3-2 BB FC2 2B	1-0 F8		0-0 F6			1-2 SH2-4 1B 1B	
Dave Hilton, R OBP: 0.258, SLG: 0.266 (1, 4)		4-0 BB IBB		0-1 F8		2-2 SH1-4 SF9 2B		1-2 F5	
Clay Kirby, R OBP: 0.122, SLG: 0.125 Mike Caldwell, R OBP: 0.167, SLG: 0.143 (1, 1) (9, 1)		4-2 BB		0-1 6-3		0-0 SH1-4		0-1 SH2-4	

AB	R	H	RBI	BB	SO	LOB
4	1	1	1	0	0	5
4	1	3	1	0	0	0
4	1	1	1	0	1	2
4	0	0	0	0	1	2
4	0	0	0	0	1	1
0	0	0	0	0	0	0
4	0	2	0	0	0	1
4	0	2	0	0	0	2
3	1	1	0	1	0	2
1	0	0	0	1	0	0
0	0	0	0	0	0	0

WP	PA
0	37

Inning Stats	R	H	E	K	S	IP	WLS	BF	H	R	ER	SO	BB	IBB	HBP	BLK	WP	HR	S	P	ERA	WHIP
	0	1	0	0	9	6.0	L	29	8	4	3	1	1	1	0	0	0	0	59	94	4.50	1.500
	0	1	0	0	12	2.0		8	2	0	0	2	0	0	0	0	0	0	20	28	0.00	1.000

San Francisco Giants @ San Diego Padres
San Diego Stadium, San Diego, CA
Fri Sep 14 1973, 10:05 PM EDT
Att. 5,341 - Unknown

livebaseballscorecards.com

AB	32
R	4
H	10
RBI	3
BB	2
SO	3
LOB	15



Batter	1	2	3	4	5	6	7	8	9	AB R H RBI BB SO LOB	TOP											
Bobby Bonds, R (1, 9) OBP: 0.381, SLG: 0.555	1-3 K		2-2 S 1B	0-0 F7		4-1 FC6-4 BB		0-1 F7		4 1 1 0 1 1 2												
Tito Fuentes, S (1, 4) OBP: 0.328, SLG: 0.357	1-0 5-3		4-2 1B SF8 BB		2-1 6-3	1-0 FC6-4		0-2 L3 1B		4 1 1 0 1 0 1												
Garry Maddox, R (1, 8) OBP: 0.344, SLG: 0.445	2-3 K		1-0 S 1B		0-0 F8		1-0 6-3		3-2 L3	5 0 1 1 0 1 1												
Willie McCovey, L (1, 3) OBP: 0.428, SLG: 0.551		4-2 E BB	0-2 SF8		4-0 BB		4-2 1B BB		1-3 K	1 0 0 1 3 1 0												
Gary Matthews, R (1, 7) OBP: 0.368, SLG: 0.448		1-1 F8	2-3 K		0-3 K		1-0 G6-4-3 1B			4 0 1 0 0 2 3												
Chris Speier, R (1, 6) OBP: 0.338, SLG: 0.363		1-0 E5		4-2 1B BB		4-2 HR BB		2-0 G6-4-3		2 1 0 0 2 0 3												
Dave Kingman, R (1, 5) OBP: 0.289, SLG: 0.516		4-0 G6-3 IBB		2-3 K		0-0 HR		4-2 E S SF8 BB		2 2 1 2 2 1 1												
Mike Phillips, L (8, 5) OBP: 0.289, SLG: 0.330										0 0 0 0 0 0 0	AB 29											
Dave Rader, L (1, 2) OBP: 0.325, SLG: 0.330		1-1 G6-3		0-0 FC1-6 1B		1-2 F1		0-2 SF8		3 0 1 1 0 0 3	R 5											
Tom Bradley, R (1, 1) OBP: 0.240, SLG: 0.236			1-3 K		1-0 FC1-6		2-3 K		1-0 F9	3 0 0 0 0 2 2	H 6											
Elias Sosa, R (7, 1) OBP: 0.200, SLG: 0.077										1 0 0 0 0 0 0	RBI 5											
Don McMahon, R (9, 1) OBP: 0.343, SLG: 0.411										0 0 0 0 0 0 0	BB 9											
Gary Thomasson, L (9, 3) OBP: 0.343, SLG: 0.411										0 0 0 0 0 0 0	SO 8											
Inning Stats	R: 0 E: 0 K: 2 S: 7	H: 0 LOB: 0 BB: 0 P: 11	R: 0 E: 1 K: 0 S: 7	H: 0 LOB: 2 BB: 2 P: 18	R: 2 E: 0 K: 2 S: 16	H: 2 LOB: 1 BB: 1 P: 26	R: 0 E: 0 K: 1 S: 8	H: 1 LOB: 2 BB: 1 P: 15	R: 0 E: 0 K: 1 S: 7	H: 0 LOB: 1 BB: 1 P: 13	R: 2 E: 0 K: 1 S: 12	H: 1 LOB: 1 BB: 2 P: 24	R: 0 E: 0 K: 0 S: 5	H: 1 LOB: 1 BB: 1 P: 13	R: 1 E: 0 K: 0 S: 10	H: 0 LOB: 0 BB: 1 P: 15	R: 0 E: 0 K: 1 S: 9	H: 1 LOB: 0 BB: 0 P: 13	1B: 5 2B: 1 3B: 0 HR: 1	SF: 2 SAC: 0 DP: 3 HBP: 0	WP: 0 PB: 0 SB: 4 CS: 0	PA: 40
PITCHER	IP WLS BF H R ER SO BB IBB HBP BLK WP HR S P ERA WHIP																					
Rich Troedson, L (1, 1) ERA: 4.48	6.0 L 29 4 4 4 7 6 1 0 0 0 0 1 57 107 6.00 1.667																					
Frank Snook, R (7, 1) ERA: 3.24	2.0 8 1 1 0 0 2 0 0 0 0 0 0 15 28 0.00 1.500																					
Gary Ross, R (9, 1) ERA: 5.15	1.0 3 1 0 0 0 1 0 0 0 0 0 0 9 13 0.00 1.000																					

San Francisco Giants @ San Diego Padres
San Diego Stadium, San Diego, CA
Sat Sep 15 1973, 10:05 PM EDT
Att. 5,376 - Unknown

livebaseballscorecards.com

AB 29
R 5
H 6
RBI 5
BB 9
SO 8
LOB 16



Batter	1	2	3	4	5	6	7	8	9	AB	R	H	RBI	BB	SO	LOB
Jerry Morales, R OBP: 0.325, SLG: 0.422 (1, 7) (9, 8)	1-1 1B		4-2 FC5-4 BB	1-1 F6		3-2 F3		2-2 G6-4-3 1-2f 2-3		4	0	1	0	1	0	4
Johnny Grubb, L OBP: 0.370, SLG: 0.443 Rich Morales, R OBP: 0.245, SLG: 0.194 (8, PR) (9, 4)	1-2 F7		1-2 F8		1-0 L4	2-1 3-1		0-1 2B		5	0	1	1	0	0	3
Dave Roberts, R OBP: 0.315, SLG: 0.472 (1, 5)	0-3 K		2-2 FC5-4 FC5 BB 1-2f 2-3		0-1 F7		0-2 F7 1B 1B	0-3 K		5	0	1	0	0	2	4
Nate Colbert, R OBP: 0.342, SLG: 0.434 (1, 3)	3-3 K		4-1 BB 1-2 BB		1-0 BB 1B 1B		2-0 1-2 1B		1-2 2B	4	1	3	0	1	1	1
Cito Gaston, R OBP: 0.287, SLG: 0.408 (1, 9)		1-3 K	1-2 FC5		1-1 1B BB 1B		1-3 K		0-3 K	5	0	1	0	0	3	6
Fred Kendall, R OBP: 0.316, SLG: 0.393 (1, 2)		2-2 E5		0-0 1B	4-2 FC5 1B BB		0-0 F7 2-3		3-3 K	4	0	1	0	1	1	3
Derrel Thomas, S OBP: 0.303, SLG: 0.262 (1, 6)		1-0 F9		0-2 F9	0-1 1B		0-1 4-3		0-0 F8	5	0	1	1	0	0	5
Dave Hilton, R OBP: 0.254, SLG: 0.261 Leron Lee, L OBP: 0.303, SLG: 0.294 (8, PH) (9, 7)		0-2 F8		1-0 E5	0-1 FC5			4-2 G6-4-3 1B 2B BB		3	0	0	0	0	0	5
Rich Troedson, L OBP: 0.194, SLG: 0.171 Dave Winfield, R OBP: 0.318, SLG: 0.381 Frank Snook, R (7, 1) Gene Locklear, L OBP: 0.292, SLG: 0.275 Gary Ross, R (9, 1)			1-1 FC5-4 BB 1B	1-3 K		1-1 F3		1-1 G6-4-3 1B		2	0	1	0	0	1	2

Inning Stats	R: 0	H: 1	E: 0	K: 2	S: 13	R: 0	H: 0	E: 1	K: 1	S: 12	R: 0	H: 1	E: 0	K: 0	S: 16	R: 0	H: 1	E: 1	K: 1	S: 10	R: 1	H: 3	E: 0	K: 0	S: 12	R: 0	H: 0	E: 0	K: 1	S: 8	R: 0	H: 2	E: 0	K: 1	S: 10	R: 1	H: 2	E: 0	K: 1	S: 14	R: 0	H: 1	E: 0	K: 2	S: 11	1B: 9	2B: 2	3B: 0	HR: 0	SF: 0	SAC: 0	DP: 1	HBP: 0	WP: 0	PA: 43
PITCHER	IP	WLS	BF	H	R	ER	SO	BB	IBB	HBP	BLK	WP	HR	S	P	ERA	WHIP																																						
Tom Bradley, R ERA: 3.73 (1, 1)	6.0		31	8	1	1	4	3	0	0	0	0	0	75	115	1.50	1.833																																						
Elias Sosa, R ERA: 3.17 (7, 1)	2.0		9	3	1	1	2	1	0	0	0	0	0	23	32	4.50	2.000																																						
Don McMahon, R ERA: 1.46 (9, 1)	1.0	S	3	0	0	0	2	0	0	0	0	0	0	8	11	0.00	0.000																																						

BOTTOM

San Francisco Giants @ San Diego Padres
San Diego Stadium, San Diego, CA
Sat Sep 15 1973, 10:05 PM EDT
Att. 5,376 - Unknown

livebaseballscorecards.com

AB	39
R	2
H	11
RBI	2
BB	4
SO	8
LOB	33



Batter	1	2	3	4	5	6	7	8	9	AB R H RBI BB SO LOB	TOP	
Bobby Bonds, R OBP: 0.380, SLG: 0.552 (1, 9)	3-1 6-3		2-3 K	0-0 2-H 1B		3-2 F9		0-1 L6		5 0 1 0 0 1 3		
Tito Fuentes, S OBP: 0.325, SLG: 0.354 (1, 4)	1-0 6-3		0-0 FC4-6 FC6-4		0-1 5-3		0-1 L6		0-0 5-3	5 0 0 0 0 0 1		
Garry Maddox, R OBP: 0.341, SLG: 0.440 (1, 8)	1-0 5-3		1-2 FC6-4		1-2 F9		2-1 1-3		2-3 K	5 0 0 0 0 1 1		
Gary Matthews, R OBP: 0.366, SLG: 0.446 (1, 7)		1-0 3-1		0-1 6-3		0-3 K		3-2 F3	2-2 1B 1B	5 0 1 0 0 1 0		
Gary Thomasson, L OBP: 0.353, SLG: 0.420 (1, 3)		1-0 HR 1B		1-1 G3		1-0 HR 1B		0-2 G3 BB 1B	2-1 FC5-4 1B	5 3 4 0 0 0 0		
Dave Kingman, R OBP: 0.298, SLG: 0.540 (1, 5)		0-0 1-H HR		4-0 E 2B BB		3-2 1-H HR		4-2 G3 BB 1B	0-0 FC5-4	3 4 2 4 2 0 2		
Mike Phillips, L OBP: 0.268, SLG: 0.326 (1, 6)		0-0 4-3		0-0 E3 2B E		0-2 SH1-4 1B		1-1 G3		4 1 1 0 0 0 3		
Dave Rader, L OBP: 0.326, SLG: 0.339 (1, 2)		1-0 4-3		3-2 E 2B		2-2 F8		0-0 3B		4 1 2 3 0 0 1		
Ron Bryant, S OBP: 0.227, SLG: 0.159 (1, 1)			4-2 FC4-6 BB		0-0 E9 1B 1B		0-1 SH1-4		0-0 G3	1 0 1 2 1 0 0		
Randy Moffitt, R OBP: 0.063, SLG: 0.063 (6, 1)				2-H 3-H						1 0 0 0 0 0 1		
Inning Stats	R: 0 E: 0 K: 0 S: 4 H: 0 LOB: 0 BB: 0 P: 9	R: 2 E: 0 K: 0 S: 5 H: 2 LOB: 0 BB: 0 P: 8	R: 0 E: 0 K: 1 S: 10 H: 0 LOB: 1 BB: 1 P: 17	R: 3 E: 2 K: 0 S: 10 H: 3 LOB: 2 BB: 1 P: 18	R: 0 E: 0 K: 1 S: 8 H: 0 LOB: 0 BB: 0 P: 9	R: 2 E: 0 K: 0 S: 15 H: 3 LOB: 1 BB: 0 P: 24	R: 0 E: 0 K: 0 S: 7 H: 0 LOB: 0 BB: 0 P: 12	R: 2 E: 0 K: 0 S: 11 H: 2 LOB: 1 BB: 1 P: 16	R: 0 E: 0 K: 1 S: 10 H: 2 LOB: 2 BB: 0 P: 16	1B: 8 2B: 1 3B: 1 HR: 2 SF: 0 SAC: 1 DP: 0 HBP: 0	WP: 0 PB: 0 SB: 0 CS: 0 PA: 42	
PITCHER	IP WLS BF H R ER SO BB IBB HBP BLK WP HR S P ERA WHIP											
Bill Greif, R ERA: 3.3 (1, 1)	5.0 L 25 8 7 4 2 2 0 0 0 0 0 2 44 72 7.20 2.000											
Gary Ross, R ERA: 5.08 (6, 1)	1.0 3 0 0 0 0 0 0 0 0 0 0 0 8 13 0.00 0.000											
Frank Snook, R ERA: 3.76 (7, 1)	1.1 6 1 2 2 0 1 0 0 0 0 0 0 14 24 13.50 1.500											
Mike Caldwell, L ERA: 3.67 (8, 1)	1.2 8 3 0 0 0 1 0 0 0 0 0 0 14 20 0.00 1.800											

San Francisco Giants @ San Diego Padres
San Diego Stadium, San Diego, CA
Sun Sep 16 1973, 6:33 AM EDT
Att. 7,815 - Unknown

AB	38
R	9
H	12
RBI	9
BB	3
SO	3
LOB	12



Batter	1	2	3	4	5	6	7	8	9	AB R H RBI BB SO LOB
Jerry Morales, R OBP: 0.325, SLG: 0.420 Ivan Murrell, R OBP: 0.212, SLG: 0.390	2-0 2B 1B	0-3 K			2-3 K		1-1 F8		1-2 HR	4 1 1 0 0 2 1 1 1 1 1 0 0 0
Rich Morales, R OBP: 0.256, SLG: 0.204	2-1 1B 2B	2-2 1B			4-1 BB		4-1 FC5-4 BB		0-0 5-3	3 1 2 1 2 0 0
Dave Roberts, R OBP: 0.313, SLG: 0.468	1-2 F6	0-3 K			2-0 F8		2-2 F3			4 0 0 0 0 1 5
Nate Colbert, R OBP: 0.341, SLG: 0.432	2-2 1B 1B		2-2 6-3		1-1 F3		2-1 FC5-4			4 0 1 0 0 0 2
Cito Gaston, R OBP: 0.286, SLG: 0.413	0-3 K		0-1 F9			3-2 HR		1-0 1-4-3		4 1 1 1 0 1 2
Fred Kendall, R OBP: 0.316, SLG: 0.392	2-0 S 1B		0-0 6-3			0-0 5-3		0-1 F6		4 0 1 1 0 0 0
Dave Winfield, R OBP: 0.308, SLG: 0.369	3-3 K			1-3 K		1-2 4-3		2-3 K		4 0 0 0 0 3 2
Dave Hilton, R OBP: 0.254, SLG: 0.266		1-3 K		2-2 6-3		1-2 2B		1-0 6-3		4 0 1 0 0 1 0
Bill Greif, R OBP: 0.184, SLG: 0.089 Gary Ross, R OBP: 0.273, SLG: 0.239 Enzo Hernandez, R OBP: 0.273, SLG: 0.239 Frank Snook, R OBP: 0.197, SLG: 0.143 Mike Caldwell, R OBP: 0.197, SLG: 0.143 Gene Locklear, L OBP: 0.290, SLG: 0.273		4-2 1B BB		1-0 L9		2-3 K		0-1 G3		1 0 0 0 0 1 0 0 0 0 0 0 0 0 0 0 1 0 0 0 0 0 1 1 0 0 0 0 0 0 0 0 0 0 0 0 0 0 0 0 1 0 0 0 0 0 0 0

Inning Stats	R: 2	H: 4	E: 0	LOB: 2	K: 2	P: 18	R: 0	H: 1	E: 0	LOB: 2	K: 3	P: 16	R: 0	H: 0	E: 0	LOB: 0	K: 0	P: 8	R: 0	H: 0	E: 0	LOB: 1	K: 1	P: 16	R: 1	H: 2	E: 0	LOB: 1	K: 1	P: 21	R: 0	H: 0	E: 0	LOB: 1	K: 0	P: 18	R: 0	H: 0	E: 0	LOB: 0	K: 1	P: 11	R: 1	H: 1	E: 0	LOB: 0	K: 0	P: 9	1B: 4	SF: 0	2B: 2	SAC: 0	3B: 0	DP: 0	HR: 2	HBP: 0	WP: 0	PA: 38
--------------	------	------	------	--------	------	-------	------	------	------	--------	------	-------	------	------	------	--------	------	------	------	------	------	--------	------	-------	------	------	------	--------	------	-------	------	------	------	--------	------	-------	------	------	------	--------	------	-------	------	------	------	--------	------	------	-------	-------	-------	--------	-------	-------	-------	--------	-------	--------

PITCHER	IP	WLS	BF	H	R	ER	SO	BB	IBB	HBP	BLK	WP	HR	S	P	ERA	WHIP
Ron Bryant, L ERA: 3.32	(1, 1)	5.2	W	26	7	3	3	7	2	0	0	0	1	67	106	4.76	1.588
Randy Moffitt, R ERA: 2.47	(6, 1)	3.1	S	12	1	1	1	2	1	0	0	0	1	27	43	2.70	0.600

BOTTOM

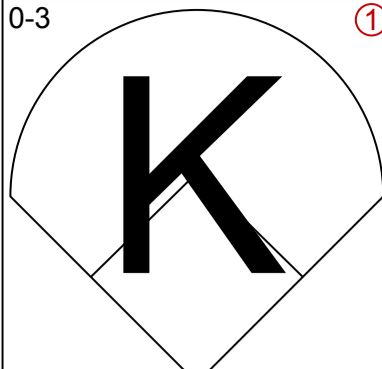
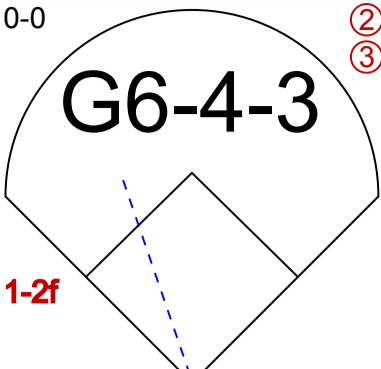
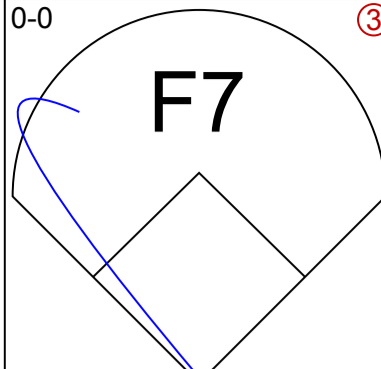
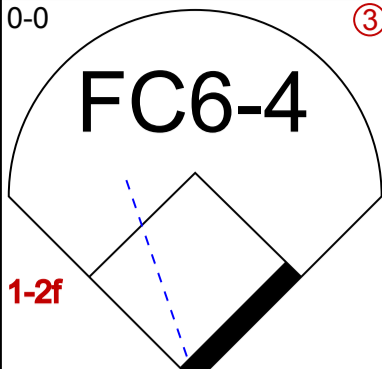
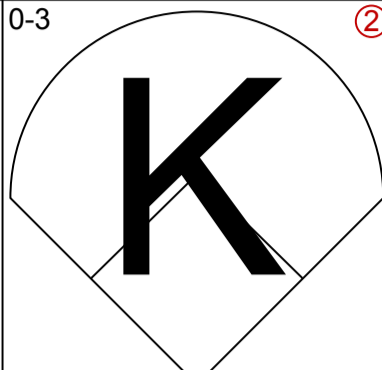
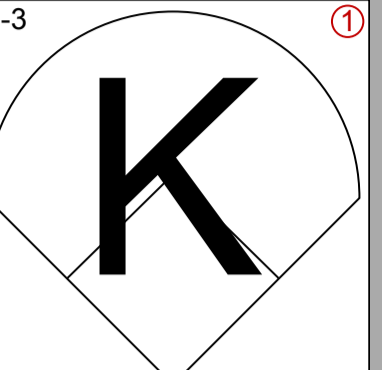
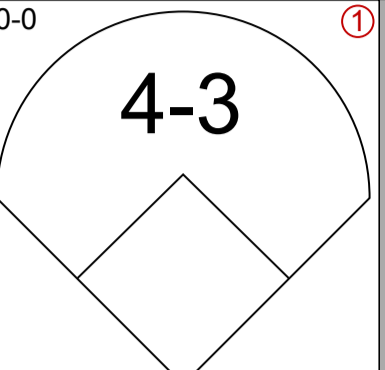
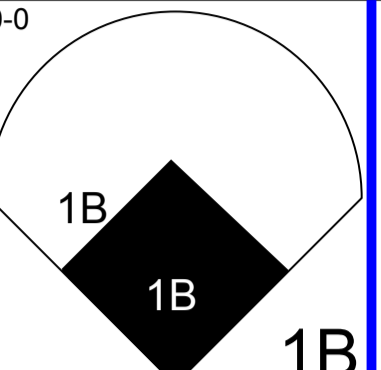
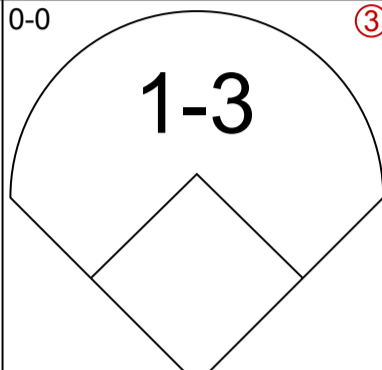
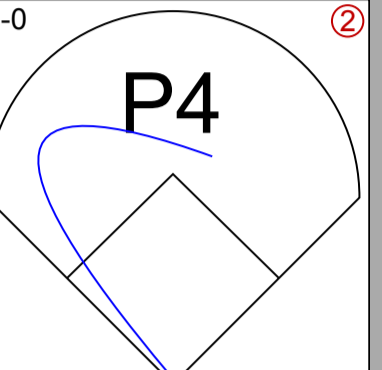
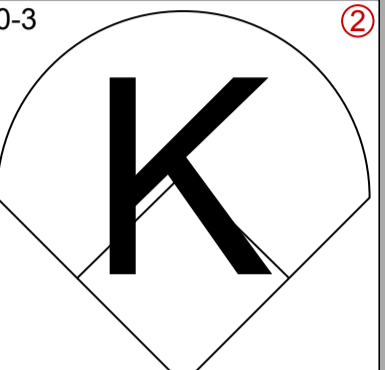
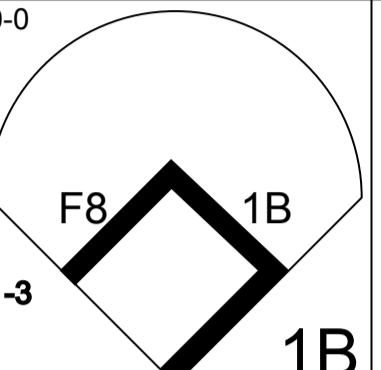
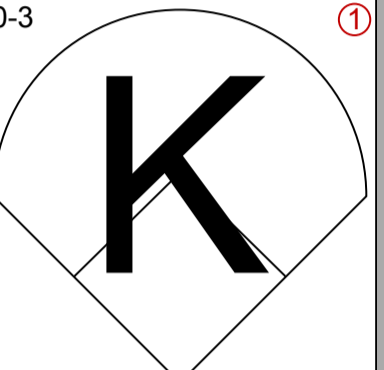
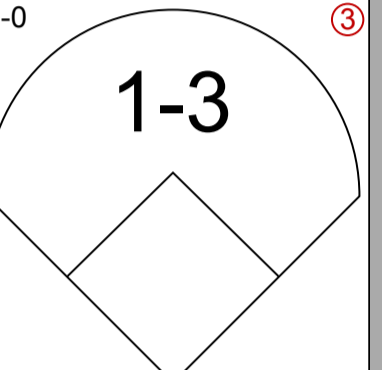
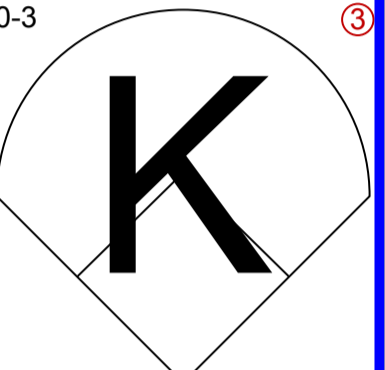
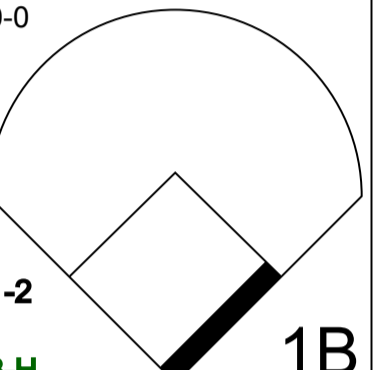
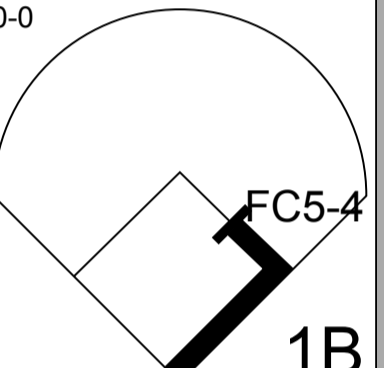
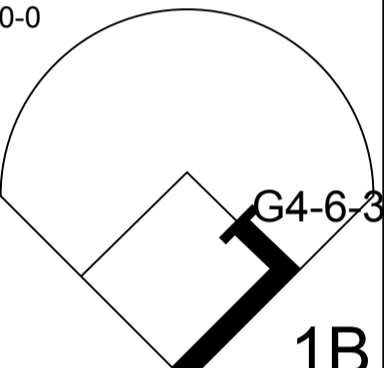
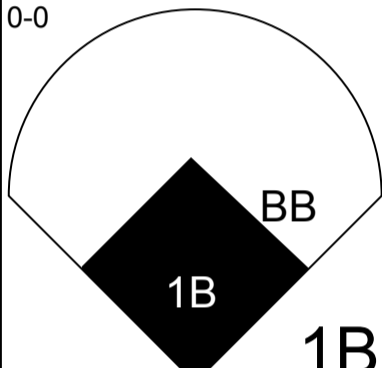
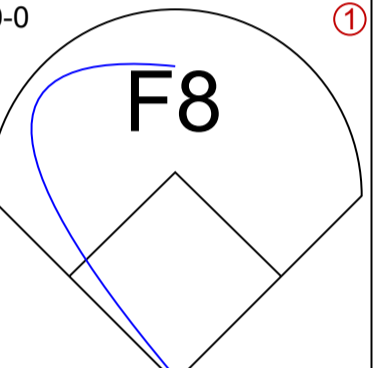
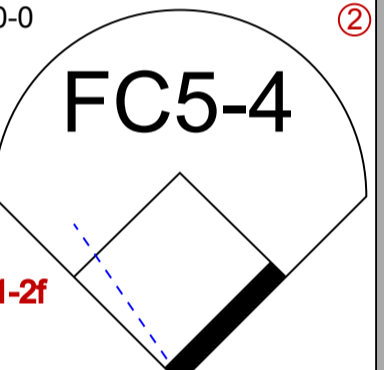
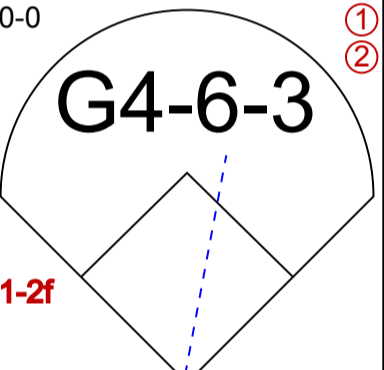
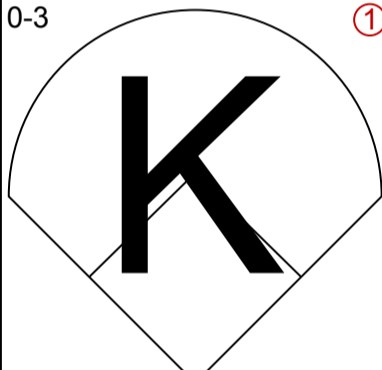
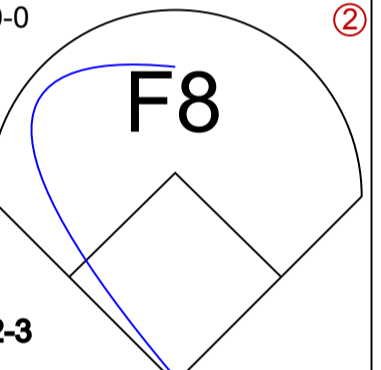
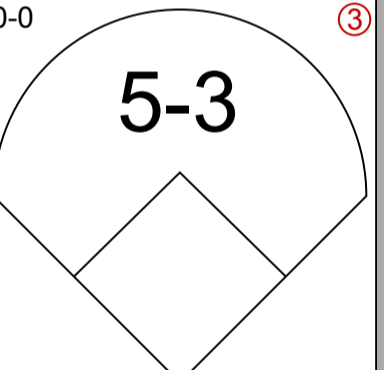
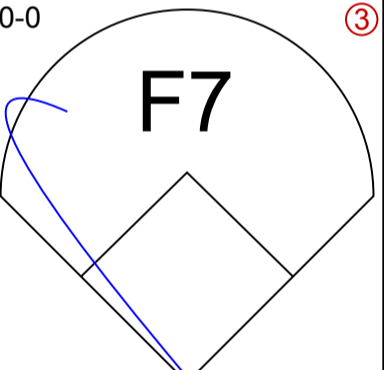
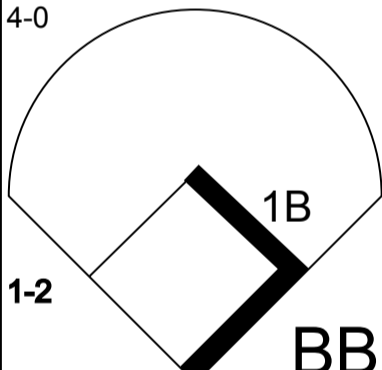
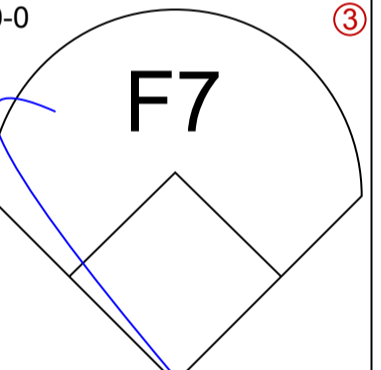
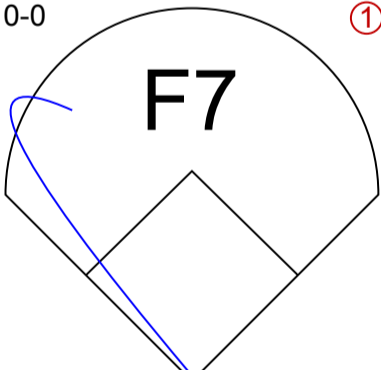
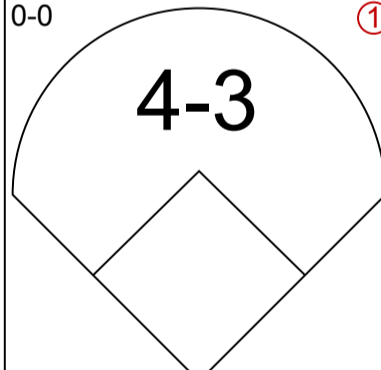
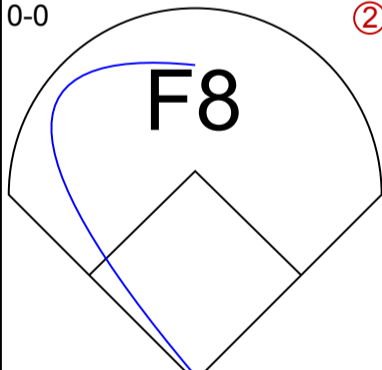
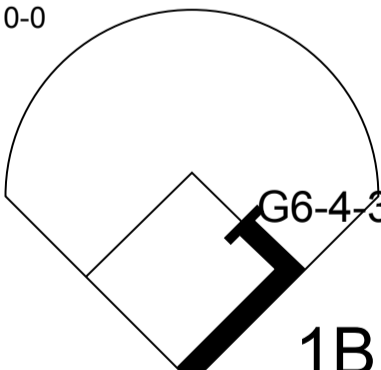
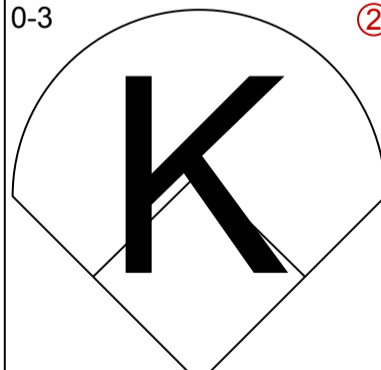
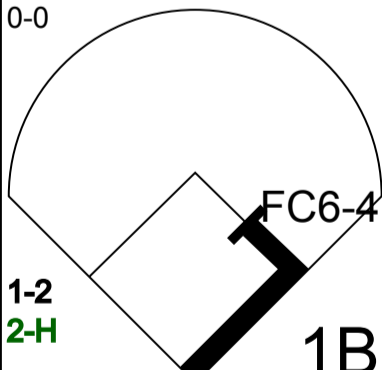
San Francisco Giants @ San Diego Padres
San Diego Stadium, San Diego, CA

Sun Sep 16 1973, 6:33 AM EDT
Att. 7,815 - Unknown

livebaseballscorecards.com

AB	35
R	4
H	8
RBI	4
BB	3
SO	9
LOB	13



Batter	1	2	3	4	5	6	7	8	9	AB R H RBI BB SO LOB	TOP												
Bobby Bonds, R (1, 9) OBP: 0.378, SLG: 0.549	0-3 		0-0 G6-4-3 			0-0 F7 		0-0 FC6-4 		4 0 0 0 0 1 3	San Francisco Giants @ Los Angeles Dodgers Dodger Stadium, Los Angeles, CA Mon Sep 17 1973, 7:05 PM PDT Att: 23,614 - Unknown												
Tito Fuentes, S (1, 4) OBP: 0.325, SLG: 0.353 Mike Phillips, L (9, PR) OBP: 0.268, SLG: 0.326	0-3 			0-3 			0-0 4-3 		0-0 	4 0 1 0 0 2 0 0 1 0 0 0 0 0													
Garry Maddox, R (1, 8) OBP: 0.340, SLG: 0.439	0-0 1-3 			0-0 P4 			0-3 		0-0 	4 0 1 0 0 1 0													
Willie McCovey, L (1, 3) OBP: 0.425, SLG: 0.547 Steve Ontiveros, S (7, 3) OBP: 0.375, SLG: 0.563		0-3 		0-0 1-3 			0-3 		0-0 	3 0 0 0 0 2 0 1 0 1 1 0 0 0													
Gary Matthews, R (1, 7) OBP: 0.369, SLG: 0.448		0-0 			0-0 			0-0 	0-0 	4 1 3 0 0 0 2													
Chris Speier, R (1, 6) OBP: 0.336, SLG: 0.360		0-0 FC5-4 		0-0 G4-6-3 			0-3 		0-0 	4 0 0 0 0 1 5													
Dave Kingman, R (1, 5) OBP: 0.297, SLG: 0.534		0-0 5-3 		0-0 F7 			4-0 		0-0 	3 0 0 0 1 0 3													
Dave Rader, L (1, 2) OBP: 0.324, SLG: 0.336			0-0 F7 			0-0 4-3 		0-0 F8 		3 0 0 0 0 0 2													
Jim Barr, R (1, 1) OBP: 0.191, SLG: 0.185 Jim Willoughby, R (4, 1) OBP: 0.214, SLG: 0.308 Don Carithers, R (5, 1) OBP: 0.296, SLG: 0.296 Jim Howarth, L (6, PH) OBP: 0.263, SLG: 0.239 John D'Acquisto, R (6, 1) Gary Thomasson, L (8, PH) OBP: 0.356, SLG: 0.423 Don McMahon, R (8, 1)			0-0 			0-3 		0-0 		1 0 1 0 0 0 0 0 0 0 0 0 0 0 0 0 0 0 0 0 0 1 0 0 0 0 0 1 0 0 0 0 0 0 0 0 0 1 0 1 1 0 0 0 0 0 0 0 0 0 0 0 0													
Inning Stats	R: 0 E: 0 K: 2 S: 7	H: 0 LOB: 0 BB: 0 P: 7	R: 0 E: 0 K: 1 S: 6	H: 1 LOB: 1 BB: 0 P: 6	R: 0 E: 0 K: 0 S: 3	H: 1 LOB: 0 BB: 0 P: 3	R: 0 E: 0 K: 1 S: 5	H: 0 LOB: 0 BB: 0 P: 5	R: 0 E: 0 K: 0 S: 3	H: 1 LOB: 0 BB: 0 P: 3		R: 0 E: 0 K: 1 S: 5	H: 0 LOB: 0 BB: 0 P: 5	R: 0 E: 0 K: 2 S: 7	H: 0 LOB: 0 BB: 0 P: 7	R: 1 E: 0 K: 1 S: 7	H: 2 LOB: 2 BB: 1 P: 11	R: 1 E: 0 K: 0 S: 6	H: 3 LOB: 2 BB: 0 P: 6	1B: 8 2B: 0 3B: 0 HR: 0	SF: 0 SAC: 0 DP: 2 HBP: 0	WP: 0 PB: 0 SB: 0 CS: 0	PA: 34
PITCHER Don Sutton, R (1, 1) ERA: 2.3	IP: 9.0 WLS: W BF: 34 H: 8 R: 2 ER: 2 SO: 8 BB: 1 IBB: 0 HBP: 0 BLK: 0 WP: 0 HR: 0 S: 49 P: 53 ERA: 2.00 WHIP: 1.000																						

livebaseballscorecards.com

AB	33
R	2
H	8
RBI	2
BB	1
SO	8
LOB	15



Batter	1	2	3	4	5	6	7	8	9	AB	R	H	RBI	BB	SO	LOB
Davey Lopes, R OBP: 0.350, SLG: 0.347 (1, 4)	4-0 S 4-3 BB		0-0 F9	0-0 F2	4-0 BB			0-0 E6 3-1 1-3		3	1	0	0	2	0	4
Bill Buckner, L OBP: 0.296, SLG: 0.350 (1, 3)	0-0 4-3 1-3		0-0 1-2 1B	0-0 FC4-6 1-2f	0-0 F9			0-0 1-3 1-2		5	0	1	0	0	0	7
Willie Davis, L OBP: 0.321, SLG: 0.452 (1, 8)	0-0 4-3 3-H		0-0 P5		0-0 HR		0-0 WP 1B	0-0 3-1 2-3		5	1	2	2	0	0	3
Joe Ferguson, R OBP: 0.371, SLG: 0.464 (1, 2)	0-0 F9			0-0 1B 1B	0-0 P4		0-0 F3 1-2	0-0 F3		5	1	1	0	0	0	2
Willie Crawford, L OBP: 0.396, SLG: 0.447 (1, 7)		4-0 G6-3 BB		0-0 SH1-4 1-3 1B 1B	0-0 1B 1B		0-3 K			3	2	2	0	1	1	1
Ron Cey, R OBP: 0.339, SLG: 0.383 (1, 5)		0-3 K		0-0 1B SH1-4 1-2 3-H 1B	0-0 1B 1B		0-0 5-3			4	1	2	1	0	1	2
Tom Paciorek, R OBP: 0.298, SLG: 0.354 (1, 9)		0-0 G6-3 1-2f		0-0 SH1-4 1-2 2-3	0-0 S E 1B 1B		0-0 G3			3	1	1	1	0	0	1
Bill Russell, R OBP: 0.299, SLG: 0.339 (1, 6)			0-0 5-3	4-0 1B IBB	0-0 S 1B		0-0 F5			3	0	1	1	1	0	0
Don Sutton, R OBP: 0.174, SLG: 0.138 (1, 1)			0-0 1B	0-0 FC4-6 1-2 2-3 3-H 1B	0-0 P6 1-2 2-H		0-3 K			4	0	2	1	0	1	1

Inning Stats	R: 1	H: 0	E: 0	K: 0	S: 3	L: 0	LOB: 0	BB: 1	P: 7	R: 0	H: 0	E: 0	K: 1	S: 4	R: 0	H: 2	E: 0	K: 0	S: 5	R: 2	H: 4	E: 0	K: 0	S: 7	R: 4	H: 5	E: 0	K: 0	S: 8	R: 0	H: 1	E: 0	K: 1	S: 6	R: 0	H: 0	E: 0	K: 1	S: 5	R: 0	H: 0	E: 1	K: 0	S: 4
--------------	------	------	------	------	------	------	--------	-------	------	------	------	------	------	------	------	------	------	------	------	------	------	------	------	------	------	------	------	------	------	------	------	------	------	------	------	------	------	------	------	------	------	------	------	------

PITCHER	IP	WLS	BF	H	R	ER	SO	BB	IBB	HBP	BLK	WP	HR	S	P	ERA	WHIP
Jim Barr, R ERA: 3.61 (1, 1)	3.1	L	18	6	3	3	1	2	1	0	0	0	0	17	29	8.10	2.400
Jim Willoughby, R ERA: 5.08 (4, 1)	1.0		7	4	4	3	0	0	0	0	0	0	1	7	7	27.00	4.000
Don Carrithers, R ERA: 4.96 (5, 1)	0.2		4	1	0	0	0	1	0	0	0	0	0	3	7	0.00	3.000
John D'Acquisto, R ERA: 3.38 (6, 1)	2.0		7	1	0	0	2	0	0	0	0	1	0	11	11	0.00	0.500
Don McMahon, R ERA: 1.4 (8, 1)	1.0		4	0	0	0	0	0	0	0	0	0	0	4	4	0.00	0.000

BOTTOM

San Francisco Giants @ Los Angeles Dodgers
Dodger Stadium, Los Angeles, CA
 Mon Sep 17 1973, 7:05 PM PDT
 Att. 23,614 - Unknown

livebaseballscorecards.com

AB	35
R	7
H	12
RBI	6
BB	4
SO	3
LOB	21



1B: 11	SF: 0	WP: 1	PA: 40
2B: 0	SAC: 1	PB: 0	
3B: 0	DP: 1	SB: 3	
HR: 1	HBP: 0	CS: 0	

Batter	1	2	3	4	5	6	7	8	9	AB R H RBI BB SO LOB	TOP
Bobby Bonds, R (1, 9) OBP: 0.377, SLG: 0.547	0-0 6-3		0-0 6-3			0-0 F7		0-0 1B		4 0 1 0 0 0 0	San Francisco Giants @ Los Angeles Dodgers Dodger Stadium, Los Angeles, CA Tue Sep 18 1973, 7:05 PM PDT Att: 25,491 - Unknown
Tito Fuentes, S (1, 4) OBP: 0.324, SLG: 0.355	0-0 1-3		0-0 5-3			0-0 2B		0-0 SF8		3 0 1 1 0 0 0	
Garry Maddox, R (1, 8) OBP: 0.339, SLG: 0.438	0-0 2B 1B		0-0 5-3			0-0 5-3		0-0 F7		4 0 1 0 0 0 2	
Willie McCovey, L (1, 3) OBP: 0.423, SLG: 0.546	0-0 1-3 2B			0-0 P5		0-3 K		0-0 4-3		4 0 1 0 0 1 2	
Gary Matthews, R (1, 7) OBP: 0.370, SLG: 0.447	4-0 BB			0-0 4-3			0-0 L4		4-0 BB	2 0 0 0 2 0 0	
Chris Speier, R (1, 6) OBP: 0.335, SLG: 0.358	0-0 1-3			0-3 K			4-0 FC6 BB		0-3 K	3 0 0 0 1 2 4	
Dave Kingman, R (1, 5) OBP: 0.297, SLG: 0.528		4-0 CS BB			0-3 K		0-0 FC6		0-3 K	3 0 0 0 1 2 2	
Dave Rader, L (1, 2) OBP: 0.322, SLG: 0.333		0-3 K			0-0 6-3		0-0 F8		0-0 3-1	4 0 0 0 0 1 3	
Juan Marichal, R (1, 1) OBP: 0.243, SLG: 0.219 Chris Arnold, R (8, PH) OBP: 0.396, SLG: 0.422 Elias Sosa, R (8, 1) OBP: 0.200, SLG: 0.077		0-3 K			0-0 5-3			0-0 1B SF8 1B		2 0 0 0 0 1 0 1 1 1 0 0 0 0 0 0 0 0 0 0 0	
Inning Stats	R: 0 H: 2 E: 0 LOB: 3 K: 0 BB: 1 S: 5 P: 9	R: 0 H: 0 E: 0 LOB: 0 K: 2 BB: 1 S: 6 P: 10	R: 0 H: 0 E: 0 LOB: 0 K: 0 BB: 0 S: 3 P: 3	R: 0 H: 0 E: 0 LOB: 0 K: 1 BB: 0 S: 5 P: 5	R: 0 H: 0 E: 0 LOB: 0 K: 1 BB: 0 S: 5 P: 5	R: 0 H: 1 E: 0 LOB: 1 K: 1 BB: 0 S: 6 P: 6	R: 0 H: 0 E: 0 LOB: 1 K: 0 BB: 1 S: 3 P: 7	R: 1 H: 2 E: 0 LOB: 1 K: 0 BB: 0 S: 5 P: 5	R: 0 H: 0 E: 0 LOB: 1 K: 2 BB: 1 S: 7 P: 11	1B: 3 SF: 1 2B: 3 SAC: 0 3B: 0 DP: 1 HR: 0 HBP: 0	WP: 0 PA: 35 PB: 0 SB: 1 CS: 1
PITCHER	IP WLS BF H R ER SO BB IBB HBP BLK WP HR S P ERA WHIP										
Tommy John, L (1, 1) ERA: 3.08	7.0 W 28 5 1 1 5 3 0 0 0 0 0 0 35 47 1.29 1.143										
Charlie Hough, R (8, 1) ERA: 2.7	2.0 S 7 0 0 0 2 1 0 0 0 0 0 0 10 14 0.00 0.500										

livebaseballscores.com

AB	30
R	1
H	5
RBI	1
BB	4
SO	7
LOB	13



Batter	1	2	3	4	5	6	7	8	9	AB	R	H	RBI	BB	SO	LOB
--------	---	---	---	---	---	---	---	---	---	----	---	---	-----	----	----	-----

Davey Lopes, R <small>OBP: 0.348, SLG: 0.344</small> <small>(1, 4)</small>										4	0	0	0	0	0	6
Bill Buckner, L <small>OBP: 0.296, SLG: 0.350</small> <small>(1, 3)</small>										4	0	1	1	0	0	2
Willie Davis, L <small>OBP: 0.321, SLG: 0.451</small> <small>(1, 8)</small>										4	0	1	0	0	1	5
Joe Ferguson, R <small>OBP: 0.370, SLG: 0.461</small> <small>(1, 2)</small>										3	1	0	0	1	0	1
Willie Crawford, L <small>OBP: 0.396, SLG: 0.446</small> <small>(1, 7)</small>										3	1	1	0	1	0	0
Ron Cey, R <small>OBP: 0.337, SLG: 0.380</small> <small>(1, 5)</small>										4	1	0	1	0	0	2
Tom Paciorek, R <small>OBP: 0.292, SLG: 0.348</small> <small>(1, 9)</small>										3	0	0	0	0	0	2
Bill Russell, R <small>OBP: 0.300, SLG: 0.339</small> <small>(1, 6)</small>										2	0	1	0	1	0	0
Tommy John, R <small>OBP: 0.233, SLG: 0.214</small> <small>(1, 1)</small>										2	0	1	1	0	0	0
Charlie Hough, R <small>OBP: 0.154, SLG: 0.154</small> <small>(8, 1)</small>										0	0	0	0	0	0	0

Inning Stats	R: 0	H: 1	E: 0	LOB: 1	K: 0	BB: 0	S: 4	P: 4	R: 0	H: 0	E: 0	LOB: 0	K: 0	BB: 0	S: 3	P: 3	R: 0	H: 0	E: 1	LOB: 0	K: 0	BB: 0	S: 3	P: 3	R: 0	H: 0	E: 0	LOB: 0	K: 1	BB: 0	S: 5	P: 5	R: 0	H: 0	E: 0	LOB: 0	K: 0	BB: 0	S: 3	P: 3	R: 0	H: 1	E: 1	LOB: 2	K: 0	BB: 0	S: 5	P: 5	R: 3	H: 3	E: 0	LOB: 3	K: 0	BB: 2	S: 7	P: 15	R: 0	H: 0	E: 0	LOB: 0	K: 0	BB: 1	S: 2	P: 6
--------------	------	------	------	--------	------	-------	------	------	------	------	------	--------	------	-------	------	------	------	------	------	--------	------	-------	------	------	------	------	------	--------	------	-------	------	------	------	------	------	--------	------	-------	------	------	------	------	------	--------	------	-------	------	------	------	------	------	--------	------	-------	------	-------	------	------	------	--------	------	-------	------	------

1B	2B	3B	HR	SF	SAC	DP	HBP	WP	HR	S	P	ERA	WHIP
5	1	0	0	0	2	0	0	0	0	30	38	3.86	0.857
1	0	0	0	0	0	0	0	0	0	2	6	0.00	1.000

BOTTOM

San Francisco Giants @ Los Angeles Dodgers
 Dodger Stadium, Los Angeles, CA
 Tue Sep 18 1973, 7:05 PM PDT
 Att. 25,491 - Unknown

AB	29
R	3
H	5
RBI	3
BB	3
SO	1
LOB	18



1B	5	SF	0	WP	0	PA	33
2B	1	SAC	1	PB	0		
3B	0	DP	2	SB	1		
HR	0	HBP	0	CS	0		

PITCHER	IP	WLS	BF	H	R	ER	SO	BB	IBB	HBP	BLK	WP	HR	S	P	ERA	WHIP
Juan Marichal, R	7.0	L	30	5	3	3	1	1	1	0	0	0	0	30	38	3.86	0.857
Elias Sosa, R	1.0		3	0	0	0	0	1	0	0	0	0	0	2	6	0.00	1.000

Batter	1	2	3	4	5	6	7	8	9	AB R H RBI BB SO LOB	TOP		
Pete Rose, S (1, 7) OBP: 0.411, SLG: 0.439	0-0 1B		0-0 4-3	0-0 6-3		0-0 4-3			0-0 3-1	5 0 1 0 0 0 3	Cincinnati Reds @ San Francisco Giants Candlestick Park, San Francisco, CA Wed Sep 19 1973, 10:05 PM EDT Att. 6,556 - Unknown livebaseballscorecards.com		
Joe Morgan, L (1, 4) OBP: 0.402, SLG: 0.480	0-0 F8			0-0 HR	0-0 4-3		0-0 4-3	0-0 F7	5 1 1 1 0 0 1				
Dan Driessen, L (1, 5) (7, 3) OBP: 0.353, SLG: 0.392	0-0 F7			0-0 FC4-6 1B 2B	0-0 1-3		0-3 K	0-0 1-3	5 1 1 0 0 1 1				
Tony Perez, R (1, 3) Denis Menke, R (7, 5) OBP: 0.383, SLG: 0.508 OBP: 0.374, SLG: 0.265	0-3 K			0-0 FC4-6 1B 1-2	4-0 BB		0-0 F6		3 0 1 0 1 1 1 0 0 0 0 0 0 0				
Johnny Bench, R (1, 2) Hal King, L (4, PH) (4, 2) OBP: 0.348, SLG: 0.436 OBP: 0.310, SLG: 0.528		0-0 6-3		0-3 K	0-0 3-1			4-0 BB BB	1 0 0 0 0 0 0 2 0 0 0 1 1 3				
Ken Griffey, L (1, 9) OBP: 0.435, SLG: 0.619		0-0 4-3		0-0 FC4-6 2B 1-2f 2-3		0-0 F7		0-3 K	4 1 0 0 0 1 3				
Cesar Geronimo, L (1, 8) OBP: 0.268, SLG: 0.298		0-3 K		0-0 1B 2B 1-H 3-H		0-0 1B E 1B		0-0 F7	4 2 2 2 0 1 1				
Darrel Chaney, S (1, 6) OBP: 0.272, SLG: 0.222			0-3 K	4-0 1B IBB		0-0 E9 1B 1-H		4-0 1-2 BB	2 0 1 0 2 1 0				
Fred Norman, S (1, 1) OBP: 0.100, SLG: 0.077			0-0 F8	0-0 1B 1-2 2-H		0-0 F8		0-0 F5	4 0 1 1 0 0 3				
Inning Stats	R: 0 E: 0 K: 1 S: 6 H: 1 LOB: 1 BB: 0 P: 6	R: 0 E: 0 K: 1 S: 5 H: 0 LOB: 0 BB: 0 P: 5	R: 0 E: 0 K: 1 S: 5 H: 0 LOB: 0 BB: 0 P: 5	R: 4 E: 0 K: 1 S: 10 H: 5 LOB: 2 BB: 1 P: 14	R: 0 E: 0 K: 0 S: 3 H: 0 LOB: 1 BB: 1 P: 7	R: 1 E: 1 K: 0 S: 5 H: 2 LOB: 1 BB: 0 P: 5	R: 0 E: 0 K: 1 S: 5 H: 0 LOB: 0 BB: 0 P: 5	R: 0 E: 0 K: 1 S: 5 H: 0 LOB: 2 BB: 2 P: 13	R: 0 E: 0 K: 0 S: 3 H: 0 LOB: 0 BB: 0 P: 3	1B: 6 2B: 1 3B: 0 HR: 1 SF: 0 SAC: 0 DP: 0 HBP: 0		WP: 0 PB: 0 SB: 1 CS: 0 PA: 39	
PITCHER	IP WLS BF H R ER SO BB IBB HBP BLK WP HR S P ERA WHIP											PITCHER	IP WLS BF H R ER SO BB IBB HBP BLK WP HR S P ERA WHIP
Tom Bradley, R (1, 1) ERA: 3.83	3.2 L 18 6 4 4 4 0 1 0 0 0 1 25 29 9.82 1.636												
Don Carrithers, R (4, 1) ERA: 4.56	4.1 18 2 1 0 2 3 0 0 0 0 0 0 19 31 0.00 1.154												
Jim Willoughby, R (9, 1) ERA: 5.03	1.0 3 0 0 0 0 0 0 0 0 0 0 0 3 3 0.00 0.000												



Batter	1	2	3	4	5	6	7	8	9	AB	R	H	RBI	BB	SO	LOB
Bobby Bonds, R OBP: 0.376, SLG: 0.544 (1, 9)	0-3 K		4-0 FC4-6 BB		0-0 F8			0-0 5-3		3	0	0	0	1	1	0
Tito Fuentes, S OBP: 0.325, SLG: 0.355 (1, 4)	4-0 BB		0-0 FC4-6 1-2f			0-0 6-3		0-0 1B		3	0	1	0	1	0	1
Garry Maddox, R OBP: 0.337, SLG: 0.434 (1, 8)	0-0 F8		0-3 K			0-0 6-3		0-3 K		4	0	0	0	0	2	3
Willie McCovey, L OBP: 0.422, SLG: 0.542 (1, 3)	0-3 K		0-0 F7			4-0 FC1-6-4 BB		0-0 4-3		3	0	0	0	1	1	2
Gary Matthews, R OBP: 0.369, SLG: 0.445 (1, 7)		0-0 F9 WP SF9 1B		0-3 K		0-0 FC1-6-4 1-2f		0-0 F3		4	1	1	0	0	1	1
Chris Speier, R OBP: 0.333, SLG: 0.355 (1, 6)		0-0 F9 1-3		0-3 K			0-0 F5	0-3 K		4	0	0	0	0	2	1
Dave Kingman, R OBP: 0.300, SLG: 0.526 (1, 5)		4-0 BB		0-0 F4			4-0 3-3 BB			1	0	0	0	2	0	0
Mike Sadek, R OBP: 0.259, SLG: 0.125 (1, 2)		0-0 SF9 3-H			0-0 F4		0-0 8-3 1-2f			2	0	0	1	0	0	1
Tom Bradley, R OBP: 0.237, SLG: 0.233 (1, 1)		0-0 F8						0-0 F7		1	0	0	0	0	0	1
Don Carrithers, R OBP: 0.267, SLG: 0.267 (4, 1)										1	0	0	0	0	0	0
Chris Arnold, R OBP: 0.389, SLG: 0.413 (8, PH)										1	0	0	0	0	0	0
Jim Willoughby, R OBP: 0.214, SLG: 0.308 (9, 1)										0	0	0	0	0	0	0

Inning Stats	R: 0 E: 0 K: 2 S: 7	H: 0 LOB: 1 BB: 1 P: 11	R: 1 E: 0 K: 0 S: 4	H: 1 LOB: 1 BB: 1 P: 8	R: 0 E: 1 K: 1 S: 5	H: 0 LOB: 1 BB: 1 P: 9	R: 0 E: 0 K: 2 S: 7	H: 0 LOB: 0 BB: 0 P: 7	R: 0 E: 0 K: 0 S: 3	H: 0 LOB: 0 BB: 0 P: 3	R: 0 E: 0 K: 0 S: 3	H: 0 LOB: 1 BB: 1 P: 7	R: 0 E: 0 K: 0 S: 2	H: 0 LOB: 0 BB: 1 P: 6	R: 0 E: 0 K: 1 S: 6	H: 1 LOB: 1 BB: 0 P: 6	R: 0 E: 0 K: 1 S: 5	H: 0 LOB: 0 BB: 0 P: 5	1B: 2 2B: 1 3B: 0 HR: 0	SF: 1 SAC: 0 DP: 1 HBP: 0
PITCHER Fred Norman, L ERA: 3.35 (1, 1)	IP: 9.0 WLS: W BF: 33 H: 2 R: 1 ER: 1 SO: 7	BB: 5 IBB: 0 HBP: 0 BLK: 0	WP: 1 HR: 0 S: 42 P: 62	ERA: 1.00 WHIP: 0.778	PITCHER	IP: 9.0 WLS: W BF: 33 H: 2 R: 1 ER: 1 SO: 7	BB: 5 IBB: 0 HBP: 0 BLK: 0	WP: 1 HR: 0 S: 42 P: 62	ERA: 1.00 WHIP: 0.778											


BOTTOM

Cincinnati Reds @ San Francisco Giants
Candlestick Park, San Francisco, CA

Wed Sep 19 1973, 10:05 PM EDT
Att. 6,556 - Unknown

AB	27
R	1
H	2
RBI	1
BB	5
SO	7
LOB	10

WP: 1 PA: 33
PB: 0
SB: 0
CS: 0



livebaseballscorecards.com

Batter	1	2	3	4	5	6	7	8	9	AB R H RBI BB SO LOB
Pete Rose, S (1, 7) OBP: 0.410, SLG: 0.440	0-0 E 3B	0-0 6-3			0-0 F8		0-0 5-3		0-0 6-3	5 1 1 0 0 0 0
Joe Morgan, L (1, 4) OBP: 0.405, SLG: 0.481	1-0 E 6-3 HBP		0-0 E S SF8 1B		0-0 G3		0-0 1B	4-0 1B BB	3 2 2 0 1 0 0	
Tony Perez, R (1, 3) OBP: 0.383, SLG: 0.506 Ed Ambrister, R (9, PR) OBP: 0.333, SLG: 0.640	0-0 6-3 1-H 3-H		0-0 F9		0-0 4-3		4-0 1-2 BB	0-0 1-3 1B	4 0 1 1 1 0 1 0 0 0 0 0 0 0	
Andy Kosco, R (1, 9) OBP: 0.342, SLG: 0.515 Ken Griffey, L (7, PH) OBP: 0.423, SLG: 0.600 (7, 9)	0-0 6-3		0-0 SF8		0-0 F8		0-0 F8	0-0 F9	2 0 0 1 0 0 0 2 0 0 0 0 0 4	
George Foster, R (1, 8) OBP: 0.360, SLG: 0.727	4-0 1B BB		0-0 HR		0-0 HR		4-0 BB		2 2 2 2 2 0 0	
Denis Menke, R (1, 5) OBP: 0.373, SLG: 0.266 Dan Driessen, L (8, PH) OBP: 0.352, SLG: 0.391 (8, 5)	0-0 1-2 1B		0-0 F4		0-0 F7		0-3 K		3 0 1 0 0 0 0 1 0 0 0 0 1 1	
Bill Plummer, R (1, 2) OBP: 0.272, SLG: 0.248 Bobby Toljan, L (8, PH) OBP: 0.252, SLG: 0.305 Clay Carroll, R (8, 1) OBP: 0.214, SLG: 0.214	0-0 F4		0-0 F8		4-0 BB		0-3 K		2 0 0 0 1 0 2 1 0 0 0 0 1 1 0 0 0 0 0 0 0	
Darrel Chaney, S (1, 9) OBP: 0.270, SLG: 0.220 Phil Gagliano, R (8, PH) OBP: 0.405, SLG: 0.318 Roger Nelson, R (8, 1) OBP: 0.119, SLG: 0.118 Pedro Borbon, R (7, 1) OBP: 0.308, SLG: 0.308 Hal King, L (8, PH) OBP: 0.302, SLG: 0.514 (8, 2)		0-0 F4		0-0 4-3		0-0 6-3		0-0 F5	2 0 0 0 0 0 0 1 0 0 0 0 0 1 0 0 0 0 0 0 0 0 0 0 0 0 0 0 1 0 0 0 0 0 1	
Ross Grimsley, L (1, 1) OBP: 0.063, SLG: 0.063 Dick Baney, R (3, 1) OBP: 0.167, SLG: 0.167 Ed Crosby, L (6, 6) OBP: 0.287, SLG: 0.259 Larry Stahl, L (9, PH) OBP: 0.331, SLG: 0.352		0-3 K		0-0 1-3		0-0 1-3		0-0 4-3	1 0 0 0 0 1 0 1 0 0 0 0 0 0 1 0 0 0 0 0 0 1 0 0 0 0 0 0	

Inning Stats	R: 2	H: 2	R: 0	H: 0	R: 2	H: 2	R: 0	H: 0	R: 1	H: 1	R: 0	H: 1	R: 0	H: 0	R: 0	H: 1	R: 0	H: 1	1B: 4	SF: 1	WP: 0	PA: 40	
E: 1	LOB: 2	E: 0	LOB: 0	E: 0	LOB: 0	E: 0	LOB: 0	E: 0	LOB: 1	E: 0	LOB: 2	E: 0	LOB: 1	E: 0	LOB: 1	E: 0	LOB: 2	E: 0	LOB: 1	2B: 0 <td>SAC: 0 <td>PB: 0 <td></td> </td></td>	SAC: 0 <td>PB: 0 <td></td> </td>	PB: 0 <td></td>	
K: 0	BB: 1	K: 1	BB: 0	K: 0	BB: 0	K: 0	BB: 0	K: 0	BB: 1	K: 2	BB: 1	K: 0	BB: 1	K: 0	BB: 1	K: 0	BB: 1	K: 0	BB: 1	3B: 1 <td>DP: 0 <td>SB: 2 <td></td> </td></td>	DP: 0 <td>SB: 2 <td></td> </td>	SB: 2 <td></td>	
S: 5	P: 10	S: 5	P: 5	S: 5	P: 5	S: 3	P: 3	S: 4	P: 8	S: 4	P: 8	S: 7	P: 11	S: 4	P: 8	S: 4	P: 8	S: 4	P: 8	HR: 2 <td>HBP: 1 <td>CS: 0 <td></td> </td></td>	HBP: 1 <td>CS: 0 <td></td> </td>	CS: 0 <td></td>	

PITCHER	IP	WLS	BF	H	R	ER	SO	BB	IBB	HBP	BLK	WP	HR	S	P	ERA	WHIP
Ron Bryant, L (1, 1) ERA: 3.41	6.2	W	30	6	5	5	1	3	0	1	0	0	2	28	41	6.75	1.350
Randy Moffitt, R (7, 1) ERA: 2.46	0.1		1	0	0	0	0	0	0	0	0	0	0	1	1	0.00	0.000
Elias Sosa, R (8, 1) ERA: 3.08	2.0	S	9	1	0	0	2	2	0	0	0	0	0	11	19	0.00	1.500

PITCHER	IP	WLS	BF	H	R	ER	SO	BB	IBB	HBP	BLK	WP	HR	S	P	ERA	WHIP


TOP

Cincinnati Reds @ San Francisco Giants
Candlestick Park, San Francisco, CA

Thu Sep 20 1973, 6:33 AM EDT
Att. 4,076 - Unknown

livebaseballscorecards.com

AB	33
R	5
H	7
RBI	4
BB	5
SO	3
LOB	11



Batter	1	2	3	4	5	6	7	8	9
Bobby Bonds, R OBP: 0.376, SLG: 0.543 (1, 9)	0-0 BLK 1B		0-0 1B 1B K		0-0 F4		0-0 F8		
Tito Fuentes, S OBP: 0.326, SLG: 0.354 (1, 4)	4-0 SH5-3 1B 1-2 8-2 BB		0-0 1B 1B 3B 1B	0-3 K		0-3 K		0-0 6-3	
Garry Maddox, R OBP: 0.339, SLG: 0.438 (1, 8)	0-0 SH5-3 1B 1-2 2-H		0-0 1B 3B 1B 3-H	0-0 2B		0-0 F7		0-0 F9	
Gary Matthews, R OBP: 0.370, SLG: 0.444 (1, 7)	0-0 SH5-3 1-2 2-3		0-0 3B 1B 1-2 2-3	4-0 G5-4-3 BB		0-0 1-3		0-3 K	
Chris Speier, R OBP: 0.332, SLG: 0.358 (1, 6)	0-0 8-2 3-H		0-0 1B 3B 1-H 2-H 3-H	0-0 G5-4-3		0-3 K			
Dave Kingman, R OBP: 0.303, SLG: 0.524 (1, 5)		0-3 K	0-0 6-3 4-3 1B 3-H 1B		0-3 K		4-0 BB BB BB		
Steve Ontiveros, S OBP: 0.400, SLG: 0.500 (1, 3)		4-0 BB	0-0 4-3 1-2		0-0 F4		4-0 BB BB		
Gary Thomasson, L OBP: 0.356, SLG: 0.423 (9, 3)							1-2 BB BB		
Mike Sadek, R OBP: 0.262, SLG: 0.137 (1, 2)		0-0 F8	0-0 6-3		0-0 1B 1B		4-0 1B BB		
Dave Rader, L OBP: 0.323, SLG: 0.333 (7, PH) (8, 2)							1-2 2-3 BB		
Ron Bryant, S OBP: 0.240, SLG: 0.176 (1, 1)		0-3 K	0-0 1B		0-0 1B		0-0 F4		
Randy Moffitt, R OBP: 0.063, SLG: 0.063 (7, 1)									
Willie McCovey, L OBP: 0.421, SLG: 0.540 (7, PH)									
Elias Sosa, R OBP: 0.200, SLG: 0.077 (8, 1)									

Inning Stats	R: 1	H: 2	E: 0	LOB: 1	K: 0	BB: 1	S: 4	P: 8
	R: 0	H: 0	E: 0	LOB: 1	K: 2	BB: 1	S: 7	P: 11
	R: 6	H: 7	E: 0	LOB: 1	K: 1	BB: 0	S: 12	P: 12
	R: 0	H: 1	E: 0	LOB: 1	K: 1	BB: 1	S: 5	P: 9
	R: 0	H: 2	E: 0	LOB: 2	K: 1	BB: 0	S: 7	P: 7
	R: 0	H: 0	E: 0	LOB: 0	K: 1	BB: 0	S: 5	P: 5
	R: 0	H: 0	E: 0	LOB: 3	K: 1	BB: 3	S: 5	P: 17
	R: 0	H: 0	E: 0	LOB: 0	K: 1	BB: 0	S: 5	P: 5

PITCHER	IP	WLS	BF	H	R	ER	SO	BB	IBB	HBP	BLK	WP	HR	S	P	ERA	WHIP
Ross Grimsley, L ERA: 3.2 (1, 1)	2.0		12	5	4	4	2	2	0	0	1	0	0	14	22	18.00	3.500
Dick Baney, R ERA: 4.12 (3, 1)	3.0	L	16	7	3	3	3	1	0	0	0	0	0	21	25	9.00	2.667
Roger Nelson, R ERA: 3.71 (6, 1)	1.1		6	0	0	0	2	2	0	0	0	0	0	8	16	0.00	1.500
Pedro Borbon, R ERA: 2.07 (7, 1)	0.2		3	0	0	0	0	1	0	0	0	0	0	2	6	0.00	1.500
Clay Carroll, R ERA: 3.87 (8, 1)	1.0		3	0	0	0	1	0	0	0	0	0	0	5	5	0.00	0.000

AB	R	H	RBI	BB	SO	LOB
5	2	2	0	0	1	6
4	1	1	0	1	2	0
5	1	3	2	0	0	0
3	1	1	0	1	1	0
4	1	1	3	0	1	4
3	1	1	1	1	2	0
2	0	0	0	2	0	1
0	0	0	0	0	0	0
3	0	1	0	0	0	2
0	0	0	0	1	0	0
3	0	2	1	0	1	1
0	0	0	0	0	0	0
1	0	0	0	0	0	3
0	0	0	0	0	0	0

WP	HR	S	P	ERA	WHIP
0	0	0	40		
0	0	0	0		
0	0	0	0		
0	0	0	0		
0	0	0	0		
0	0	0	0		

Cincinnati Reds @ San Francisco Giants
 Candlestick Park, San Francisco, CA
 Thu Sep 20 1973, 6:33 AM EDT
 Att. 4,076 - Unknown

livebaseballscorecards.com

AB	33
R	7
H	12
RBI	7
BB	6
SO	8
LOB	17



Batter	1	2	3	4	5	6	7	8	9	AB R H RBI BB SO LOB	TOP											
Derrel Thomas, S OBP: 0.304, SLG: 0.267 (1, 6)	0-0 6-3		0-3 K			0-0 F7	0-0 F5			4 0 0 0 0 1 2	San Diego Padres @ San Francisco Giants Candlestick Park, San Francisco, CA Fri Sep 21 1973, 10:05 PM EDT Unknown livebaseballscorecards.com											
Gene Locklear, L OBP: 0.320, SLG: 0.325 (1, 7)	0-0 S 1B			4-0 CS BB		0-0 F7		0-0 5-3		3 0 1 0 1 0 1												
Cito Gaston, R OBP: 0.289, SLG: 0.420 (1, 9)	0-3 K 1-2			4-0 BB 1-2		0-0 1-H HR		0-0 F8		3 1 1 2 1 1 1												
Nate Colbert, R OBP: 0.340, SLG: 0.426 (1, 3)	0-3 K			0-0 F9		4-0 2B BB		0-0 6-3		3 1 0 0 1 1 2												
Fred Kendall, R OBP: 0.323, SLG: 0.400 (1, 2)		0-0 L6-3 1B		0-0 F7		0-0 1-H 2B		0-0 F8		4 0 2 1 0 0 1												
Ivan Murrell, R OBP: 0.220, SLG: 0.394 (1, 8)		0-0 L6-3 1-2			0-0 F9	0-0 F6		0-3 K		4 0 0 0 0 1 2												
Dave Hilton, R OBP: 0.257, SLG: 0.271 (1, 5)		0-0 F4			0-0 6-3		0-0 F8		0-0 6-3	4 0 0 0 0 0 0												
Rich Morales, R OBP: 0.257, SLG: 0.206 (1, 4)			0-3 K		0-0 5-3		0-0 1B			3 0 1 0 0 1 0												
Bill Greif, R OBP: 0.172, SLG: 0.102 (1, 1)			0-3 K			0-0 HR 1B				3 1 1 0 0 2 1												
Mike Caldwell, R OBP: 0.167, SLG: 0.143 (8, 1)										0 0 0 0 0 0 0												
Inning Stats	R: 0 E: 0 K: 2 S: 8	H: 1 LOB: 1 BB: 0 P: 8	R: 0 E: 0 K: 0 S: 3	H: 1 LOB: 0 BB: 0 P: 3	R: 0 E: 0 K: 3 S: 9	H: 0 LOB: 0 BB: 0 P: 9	R: 0 E: 0 K: 0 S: 2	H: 0 LOB: 1 BB: 2 P: 10	R: 0 E: 0 K: 0 S: 3	H: 0 LOB: 0 BB: 0 P: 3	R: 3 E: 0 K: 0 S: 6	H: 3 LOB: 1 BB: 1 P: 10	R: 0 E: 0 K: 1 S: 6	H: 1 LOB: 1 BB: 0 P: 6	R: 0 E: 0 K: 0 S: 3	H: 0 LOB: 0 BB: 0 P: 3	R: 0 E: 0 K: 1 S: 5	H: 0 LOB: 0 BB: 0 P: 5	1B: 4 2B: 2 3B: 0 HR: 1	SF: 0 SAC: 0 DP: 1 HBP: 0	WP: 0 PB: 0 SB: 1 CS: 1	PA: 34
PITCHER	IP WLS BF H R ER SO BB IBB HBP BLK WP HR S P ERA WHIP																					
Jim Barr, R ERA: 3.63 (1, 1)	6.2 L 27 6 3 3 6 3 0 0 0 0 0 1 36 48 4.05 1.350																					
Don McMahon, R ERA: 1.33 (7, 1)	1.1 4 0 0 0 0 0 0 0 0 0 0 0 4 4 0.00 0.000																					
Randy Moffitt, R ERA: 2.44 (9, 1)	1.0 3 0 0 0 0 1 0 0 0 0 0 0 5 5 0.00 0.000																					

AB	31
R	3
H	6
RBI	3
BB	3
SO	7
LOB	10



Batter	1	2	3	4	5	6	7	8	9	AB	R	H	RBI	BB	SO	LOB
Bobby Bonds, R (1, 9) OBP: 0.374, SLG: 0.539	0-3 K		0-3 K			0-0 6-3		0-3 K		4	0	0	0	0	3	2
Tito Fuentes, S (1, 4) OBP: 0.326, SLG: 0.354	0-0 G3			0-0 G6-3 1B		0-0 G3		0-0 G6-4-3		4	0	1	0	0	0	1
Garry Maddox, R (1, 8) OBP: 0.340, SLG: 0.437	0-0 F8			0-0 G6-3 1-2f		4-0 1B BB			0-0 WP SF8 1B	3	1	1	0	1	0	1
Willie McCovey, L (1, 3) OBP: 0.422, SLG: 0.538 Gary Thomasson, L (9, PR) OBP: 0.356, SLG: 0.423		0-3 K		0-0 G3		0-0 1-3 1B			4-0 BB BB 1-3 BB BB	3	0	1	0	1	1	0
Gary Matthews, R (1, 7) OBP: 0.369, SLG: 0.446		0-3 K			0-0 2B	0-3 K			0-0 SF8	3	0	1	1	0	2	2
Chris Speier, R (1, 6) OBP: 0.332, SLG: 0.356		0-0 F8			0-0 F8		0-0 F8		4-0 3-H 1-2 BB	3	0	0	0	1	0	1
Dave Kingman, R (1, 5) OBP: 0.302, SLG: 0.520			0-0 SH1-4 1B		0-3 K		0-0 F8		0-3 K	4	0	1	0	0	2	3
Dave Rader, L (1, 2) OBP: 0.323, SLG: 0.332 Chris Arnold, R (9, PH) OBP: 0.382, SLG: 0.404			0-0 F9		4-0 IBB		0-0 F8		0-0 3-1	2	0	0	0	1	0	1
Jim Barr, R (1, 1) OBP: 0.188, SLG: 0.182 Don McMahon, R (7, 1)			0-0 SH1-4		0-0 F2			4-0 BB BB BB G6-4-3 BB		1	0	0	0	0	0	2
Steve Ontiveros, S (8, PH) OBP: 0.429, SLG: 0.500 Randy Moffitt, R (9, 1) OBP: 0.063, SLG: 0.063			1-2							0	0	0	0	0	0	0

Inning Stats	R: 0	H: 0	E: 0	K: 1	S: 5	LOB: 0	BB: 0	P: 5	R: 0	H: 0	E: 0	K: 2	S: 7	LOB: 0	BB: 0	P: 7	R: 0	H: 1	E: 0	K: 1	S: 6	LOB: 1	BB: 0	P: 6	R: 0	H: 1	E: 0	K: 0	S: 3	LOB: 0	BB: 0	P: 3	R: 0	H: 1	E: 0	K: 1	S: 6	LOB: 2	BB: 1	P: 10	R: 0	H: 1	E: 0	K: 1	S: 6	LOB: 2	BB: 1	P: 10	R: 0	H: 0	E: 0	K: 0	S: 3	LOB: 0	BB: 0	P: 3	R: 0	H: 0	E: 0	K: 1	S: 4	LOB: 0	BB: 1	P: 8	R: 1	H: 1	E: 0	K: 1	S: 6	LOB: 2	BB: 2	P: 14	1B: 4	SF: 1	2B: 1	3B: 0	HR: 0	SAC: 1	DP: 2	HBP: 0	WP: 2	PA: 35
--------------	------	------	------	------	------	--------	-------	------	------	------	------	------	------	--------	-------	------	------	------	------	------	------	--------	-------	------	------	------	------	------	------	--------	-------	------	------	------	------	------	------	--------	-------	-------	------	------	------	------	------	--------	-------	-------	------	------	------	------	------	--------	-------	------	------	------	------	------	------	--------	-------	------	------	------	------	------	------	--------	-------	-------	-------	-------	-------	-------	-------	--------	-------	--------	-------	--------


PITCHER	IP	WLS	BF	H	R	ER	SO	BB	IBB	HBP	BLK	WP	HR	S	P	ERA	WHIP
Bill Greif, R (1, 1) ERA: 3.18	7.0	W	27	4	0	0	6	2	1	0	0	0	0	36	48	0.00	0.857
Mike Caldwell, L (8, 1) ERA: 3.63	2.0	S	8	1	1	1	2	2	0	0	0	1	0	10	18	4.50	1.500

BOTTOM

San Diego Padres @ San Francisco Giants
Candlestick Park, San Francisco, CA

Fri Sep 21 1973, 10:05 PM EDT
Unknown

AB	28
R	1
H	5
RBI	1
BB	5
SO	8
LOB	15



PITCHER	IP	WLS	BF	H	R	ER	SO	BB	IBB	HBP	BLK	WP	HR	S	P	ERA	WHIP
---------	----	-----	----	---	---	----	----	----	-----	-----	-----	----	----	---	---	-----	------

Batter	1	2	3	4	5	6	7	8	9	AB R H RBI BB SO LOB	TOP	
Derrel Thomas, S (1, 6) OBP: 0.303, SLG: 0.264	0-0 6-3		0-3 K			4-0 WP BB	0-0 F8		0-0 F2	4 0 0 0 1 1 5	San Diego Padres @ San Francisco Giants Candlestick Park, San Francisco, CA Fri Sep 21 1973, 10:05 PM EDT Att. 2,992 - Unknown	
Gene Locklear, L (1, 7) OBP: 0.324, SLG: 0.344	0-3 K		0-3 K			4-0 WP BB		0-0 HR		3 1 1 1 1 2 1		
Cito Gaston, R (1, 9) OBP: 0.286, SLG: 0.417	0-3 K			0-0 5-3		0-0 F9		0-0 F4		4 0 0 0 0 1 2		
Nate Colbert, R (1, 3) OBP: 0.341, SLG: 0.432		0-0 HR		4-0 BB		0-3 K		0-0 F8		3 1 1 1 1 1 2		
Ivan Murrell, R (1, 8) OBP: 0.215, SLG: 0.385		0-3 K		0-3 K		0-3 K		0-0 5-3		4 0 0 0 0 3 3		
Dave Hilton, R (1, 5) OBP: 0.252, SLG: 0.266		0-3 K		0-0 F4			0-0 F9		0-0 F2	4 0 0 0 0 1 1		
Rich Morales, R (1, 4) OBP: 0.258, SLG: 0.204 Dave Winfield, R (9, PH) OBP: 0.331, SLG: 0.386		0-3 K			0-0 F3		4-0 E BB		0-0 5-3 1B	2 0 0 0 1 1 0 1 0 1 0 0 0 0		
Pat Corrales, R (1, 2) OBP: 0.275, SLG: 0.264			0-0 1-3		0-0 F4		0-0 E5		0-0 5-3	4 0 0 0 0 0 2		
Randy Jones, R (1, 1) OBP: 0.190, SLG: 0.171 Leron Lee, L (7, PH) OBP: 0.303, SLG: 0.293 Vicente Romo, R (7, 1) OBP: 0.176, SLG: 0.125 Fred Kendall, R (9, PH) OBP: 0.324, SLG: 0.400			0-0 1B		0-0 F9		0-3 K		4-0 BB	2 0 1 0 0 0 0 1 0 0 0 0 1 2 0 0 0 0 0 0 0 0 0 0 0 1 0 0		
Inning Stats	R: 0 H: 0 E: 0 LOB: 0 K: 2 BB: 0 S: 7 P: 7	R: 1 H: 1 E: 0 LOB: 0 K: 3 BB: 0 S: 10 P: 10	R: 0 H: 1 E: 0 LOB: 1 K: 2 BB: 0 S: 8 P: 8	R: 0 H: 0 E: 0 LOB: 1 K: 1 BB: 1 S: 5 P: 9	R: 0 H: 0 E: 0 LOB: 0 K: 0 BB: 0 S: 3 P: 3	R: 0 H: 0 E: 0 LOB: 2 K: 2 BB: 2 S: 7 P: 15	R: 0 H: 0 E: 1 LOB: 2 K: 1 BB: 1 S: 6 P: 10	R: 1 H: 1 E: 0 LOB: 0 K: 0 BB: 0 S: 4 P: 4	R: 0 H: 1 E: 0 LOB: 2 K: 0 BB: 1 S: 4 P: 8	1B: 2 SF: 0 2B: 0 SAC: 0 3B: 0 DP: 0 HR: 2 HBP: 0		WP: 1 PA: 37 PB: 0 SB: 0 CS: 0
PITCHER John D'Acquisto, R (1, 1) ERA: 2.75	IP WLS BF H R ER SO BB IBB HBP BLK WP HR S P ERA WHIP	9.0 W 37 4 2 2 11 5 0 0 0 1 2 54 74 2.00 1.000										

livebaseballscorecards.com

AB	32
R	2
H	4
RBI	2
BB	5
SO	11
LOB	18



Batter	1	2	3	4	5	6	7	8	9	AB R H RBI BB SO LOB
Bobby Bonds, R OBP: 0.373, SLG: 0.539 (1, 9)	0-3 K	0-0 1-4-3			0-0 F8		0-0 G3 SF4 2B			4 1 1 0 0 1 1
Tito Fuentes, S OBP: 0.325, SLG: 0.352 (1, 4)	4-0 2B BB	0-0 F9			0-0 F9		0-0 G3			3 1 0 0 1 0 2
Garry Maddox, R OBP: 0.340, SLG: 0.438 (1, 8)	0-0 1B 2B		0-0 F9		0-0 F4		0-0 SF4			3 1 1 2 0 0 0
Gary Matthews, R OBP: 0.370, SLG: 0.452 (1, 7)	0-0 G3 1B		0-0 F8		0-0 HR		0-0 F4			4 2 2 2 0 0 0
Gary Thomasson, L OBP: 0.350, SLG: 0.415 (1, 3)	0-0 G3		0-0 4-3		0-0 4-3		0-0 F8			4 0 0 0 0 0 1
Chris Speier, R OBP: 0.334, SLG: 0.360 Mike Phillips, L OBP: 0.273, SLG: 0.323 (1, 6) (4, PR) (5, 6)	0-0 1B		0-0 2B		0-3 K		4-0 K	4-0 3B BB		2 0 2 1 0 0 0 1 1 0 0 1 1 0
Dave Kingman, R OBP: 0.302, SLG: 0.514 (1, 5)	0-0 F7		0-3 K		0-0 F7		0-0 2B BB	0-0 F7		3 1 0 0 1 1 3
Mike Sadek, R OBP: 0.292, SLG: 0.222 (1, 2)		4-0 1-4-3 S BB		0-0 F7		0-0 2B		0-0 3B		3 0 2 2 1 0 1
John D'Acquisto, R (1, 1)		0-3 K		0-3 K		0-0 1-3		0-3 K		4 0 0 0 0 3 4

Inning Stats	R: 3	H: 3	E: 0	K: 1	S: 8	LOB: 1	BB: 1	P: 12	R: 0	H: 0	E: 0	K: 1	S: 5	LOB: 1	BB: 1	P: 9	R: 0	H: 0	E: 0	K: 0	S: 3	LOB: 0	BB: 0	P: 3	R: 0	H: 1	E: 0	K: 2	S: 8	LOB: 1	BB: 0	P: 8	R: 0	H: 0	E: 0	K: 0	S: 3	LOB: 0	BB: 0	P: 3	R: 2	H: 2	E: 0	K: 1	S: 7	LOB: 1	BB: 1	P: 11	R: 1	H: 1	E: 0	K: 0	S: 4	LOB: 0	BB: 0	P: 4	R: 1	H: 1	E: 0	K: 1	S: 6	LOB: 1	BB: 1	P: 10
1B: 2	2B: 4	3B: 1	HR: 1	SF: 1	SAC: 0	DP: 0	HBP: 0	WP: 0	PA: 36																																																							

PITCHER	IP	WLS	BF	H	R	ER	SO	BB	IBB	HBP	BLK	WP	HR	S	P	ERA	WHIP
Randy Jones, L ERA: 3.31 (1, 1)	6.0	L	27	6	5	5	5	3	0	0	0	0	1	34	46	7.50	1.500
Vicente Romo, R ERA: 3.7 (7, 1)	2.0		9	2	2	2	1	1	0	0	0	0	0	10	14	9.00	1.500


BOTTOM

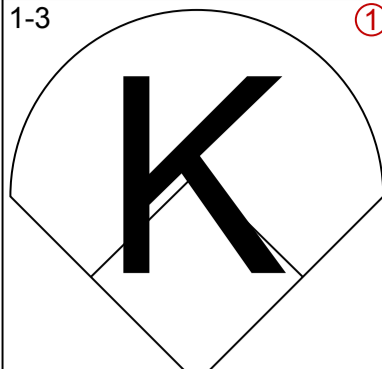
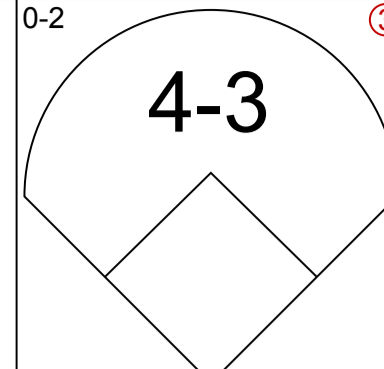
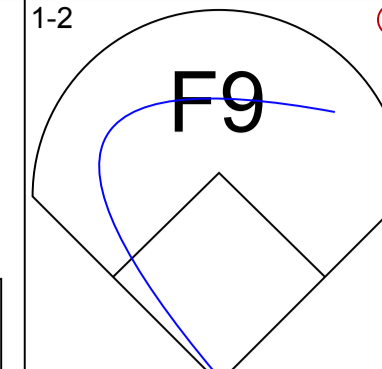
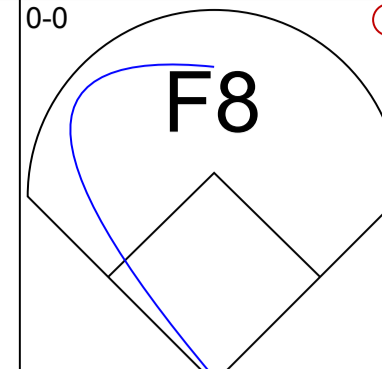
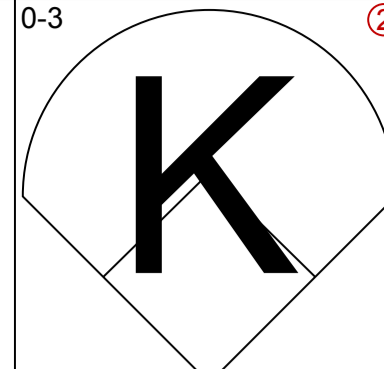
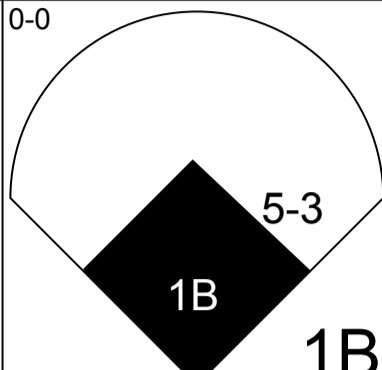
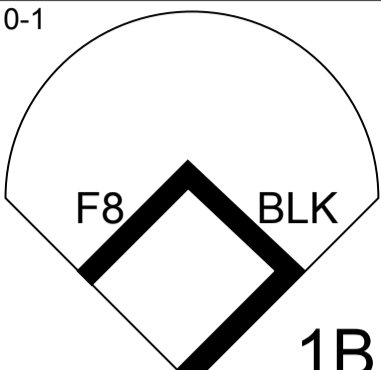
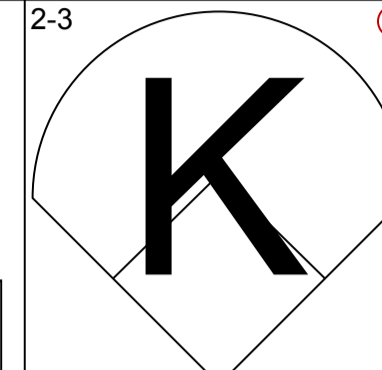
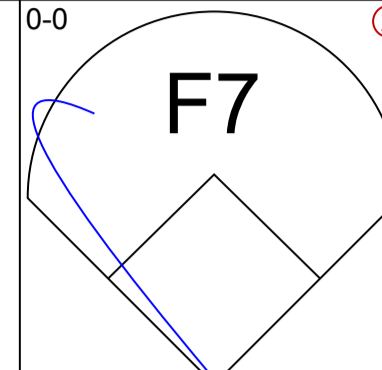
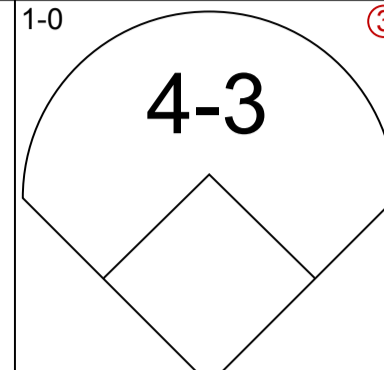
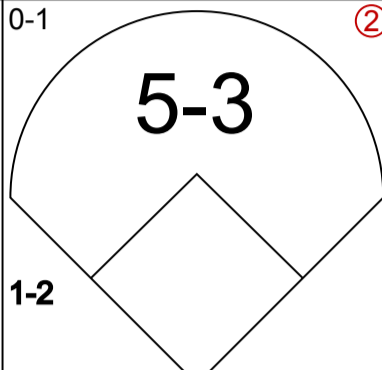
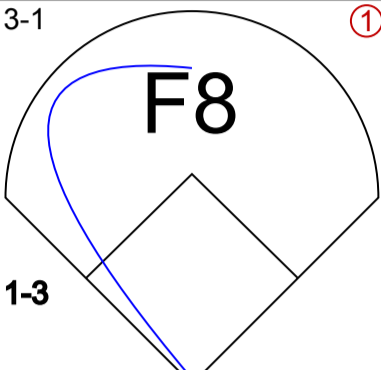
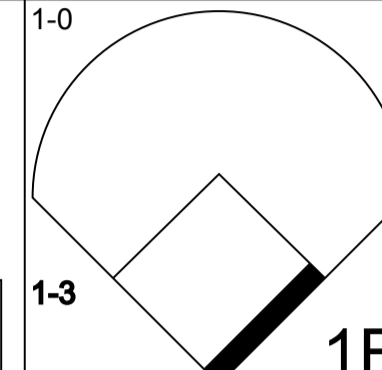
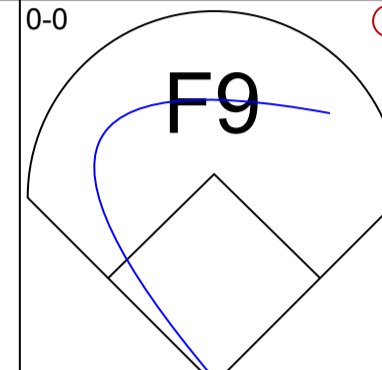
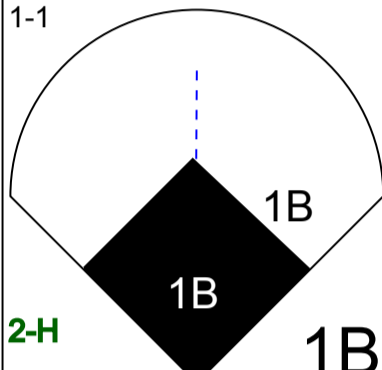
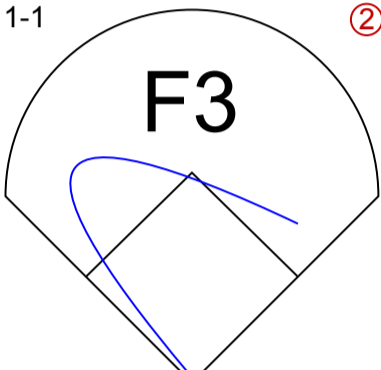
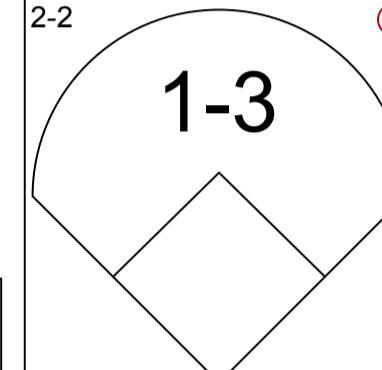

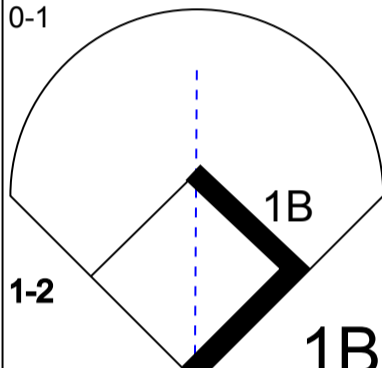
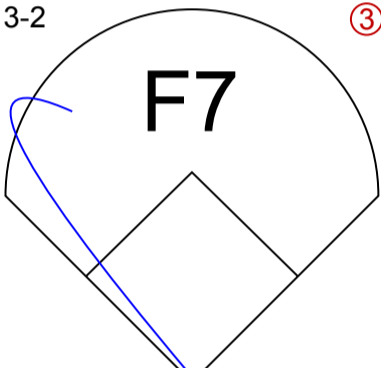


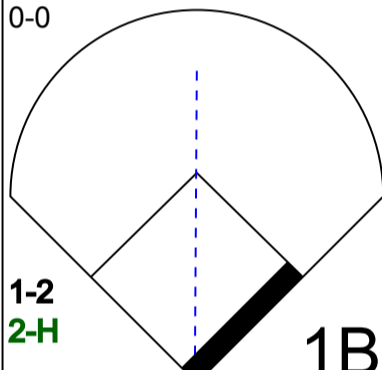
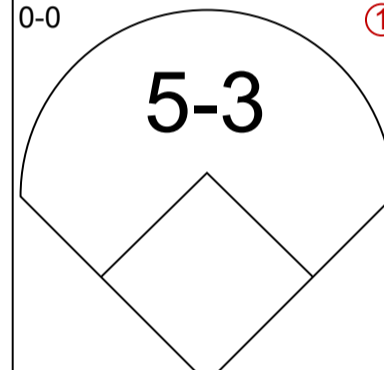
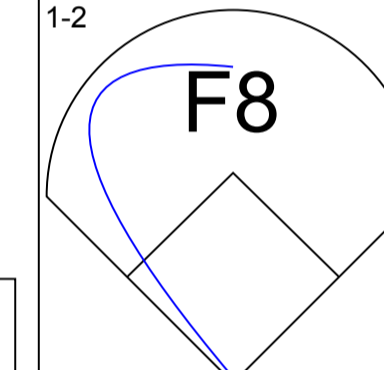
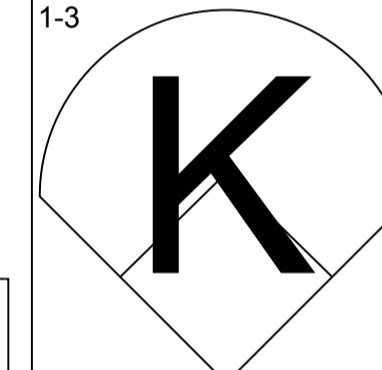
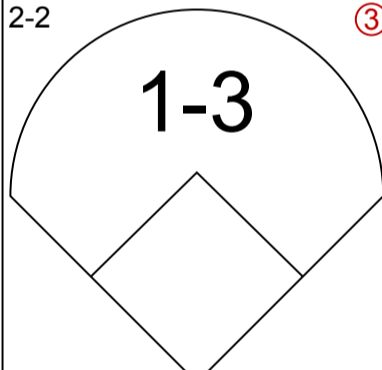
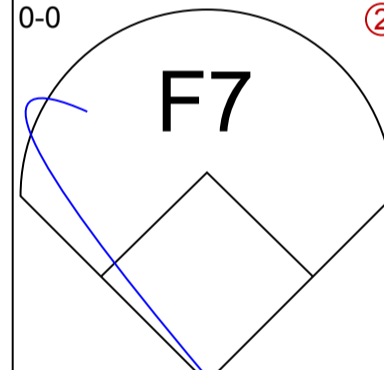
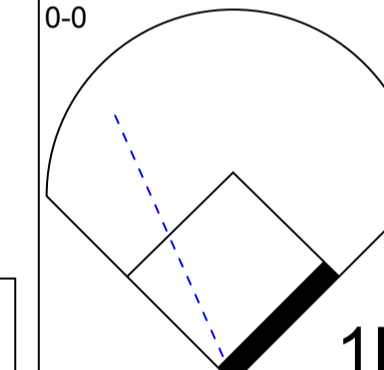
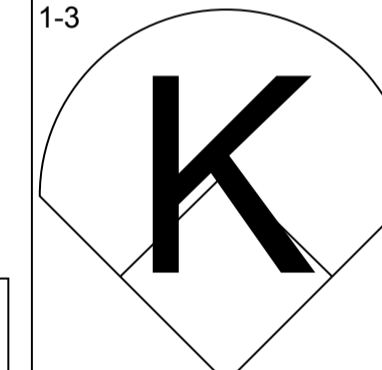
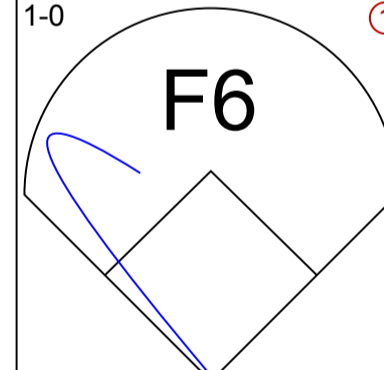
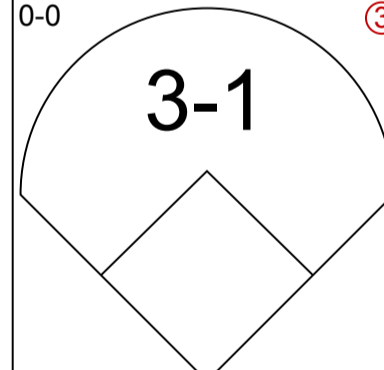
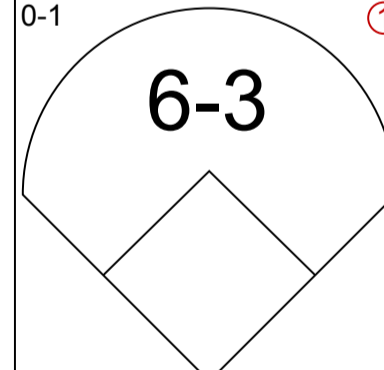
San Diego Padres @ San Francisco Giants
Candlestick Park, San Francisco, CA

Fri Sep 21 1973, 10:05 PM EDT
Att. 2,992 - Unknown

livebaseballscorecards.com

AB	31
R	7
H	8
RBI	7
BB	4
SO	6
LOB	12



Batter	1	2	3	4	5	6	7	8	9	AB R H RBI BB SO LOB	TOP													
Derrel Thomas, S (1, 6) OBP: 0.300, SLG: 0.261	1-3 	0-2 4-3 			1-2 F9 		0-0 F8 		0-3 	5 0 0 0 0 2 3	San Diego Padres @ San Francisco Giants Candlestick Park, San Francisco, CA Sat Sep 22 1973, 6:33 AM EDT Att. 3,148 - Unknown livebaseballscorecards.com													
Gene Locklear, L (1, 7) OBP: 0.326, SLG: 0.345	0-0 5-3 1B 		0-1 F8 BLK 1B 		2-3 		0-0 F7 		1-0 4-3 	5 1 2 0 0 1 3														
Cito Gaston, R (1, 9) OBP: 0.286, SLG: 0.415	0-1 5-3 1-2 		3-1 F8 1-3 		1-0 		0-0 F9 			4 0 1 0 0 0 3														
Nate Colbert, R (1, 3) OBP: 0.342, SLG: 0.432	1-1 1B 1B 2-H 		1-1 F3 		2-2 1-3 		3-1 			4 1 2 1 0 0 3														
Fred Kendall, R (1, 2) OBP: 0.324, SLG: 0.399	0-1 1B 1-2 1B 		3-2 F7 		1-2 F4 		0-0 1-3 			4 0 1 0 0 0 2														
Ivan Murrell, R (1, 8) OBP: 0.216, SLG: 0.383	0-0 1-2 2-H 1B 			0-0 5-3 		1-2 F8 		1-3 		4 0 1 1 0 1 1														
Dave Hilton, R (1, 5) OBP: 0.253, SLG: 0.267	2-2 1-3 			0-0 F7 		0-0 		1-3 		3 0 1 0 0 0 2														
Leron Lee, L (8, PH) OBP: 0.302, SLG: 0.292										1 0 0 0 0 1 1														
Dwain Anderson, R (8, 5) OBP: 0.227, SLG: 0.128										0 0 0 0 0 0 0														
Rich Morales, R (1, 4) OBP: 0.254, SLG: 0.201					0-0 F6 		1-0 3-1 		0-1 6-3 	4 0 0 0 0 0 1														
Steve Arlin, R (1, 1) OBP: 0.231, SLG: 0.183										2 0 0 0 0 0 0														
Dave Winfield, R (7, PH) OBP: 0.336, SLG: 0.391										1 0 1 0 0 0 0														
Mike Caldwell, R (7, 1) OBP: 0.167, SLG: 0.143										0 0 0 0 0 0 0														
Johnny Grubb, L (9, PH) OBP: 0.371, SLG: 0.443										0 0 0 0 1 0 0														
Clay Kirby, R (9, PR) OBP: 0.118, SLG: 0.120										0 0 0 0 0 0 0														
Inning Stats	R: 2 E: 0 K: 1 S: 14	H: 4 LOB: 2 BB: 0 P: 18	R: 0 E: 0 K: 0 S: 5	H: 0 LOB: 0 BB: 0 P: 6	R: 0 E: 0 K: 0 S: 9	H: 1 LOB: 1 BB: 0 P: 16	R: 0 E: 0 K: 0 S: 3	H: 0 LOB: 0 BB: 0 P: 3	R: 0 E: 1 K: 1 S: 15	H: 1 LOB: 2 BB: 0 P: 21	R: 0 E: 0 K: 0 S: 8	H: 1 LOB: 1 BB: 0 P: 11	R: 0 E: 0 K: 0 S: 6	H: 1 LOB: 1 BB: 0 P: 6	R: 0 E: 0 K: 2 S: 9	H: 1 LOB: 1 BB: 0 P: 14	R: 0 E: 0 K: 1 S: 8	H: 0 LOB: 1 BB: 1 P: 13	1B: 9 2B: 0 3B: 0 HR: 0	SF: 0 SAC: 0 DP: 0 HBP: 0	WP: 0 PB: 0 SB: 0 CS: 0	PA: 38		
PITCHER Juan Marichal, R (1, 1) ERA: 3.69	IP: 9.0 WLS: W BF: 38 H: 9 R: 2 ER: 2 SO: 5 BB: 1 IBB: 0 HBP: 0 BLK: 1 WP: 0 HR: 0 S: 77 P: 108 ERA: 2.00 WHIP: 1.111																							

AB	37
R	2
H	9
RBI	2
BB	1
SO	5
LOB	19



Batter	1	2	3	4	5	6	7	8	9
Bobby Bonds, R OBP: 0.374, SLG: 0.540 (1, 9)	0-0 F5		0-1 5-3			2-2 HR 2B		2-2 FC6-4 1B 1B	
Tito Fuentes, S OBP: 0.326, SLG: 0.352 (1, 4)	1-0 4-3			4-1 L5-3 BB		1-0 F7		0-0 FC6-4 1B	
Garry Maddox, R OBP: 0.341, SLG: 0.444 (1, 8)	1-2 1B			1-0 L5-3 1-2		1-2 HR 2-H		1-2 FC6-4 1B 1-2f 2-3	
Willie McCovey, L OBP: 0.422, SLG: 0.546 (1, 3) Gary Thomasson, L OBP: 0.350, SLG: 0.415 (8, PR) (9, 3)	2-0 F5			1-1 HR		1-0 G3		2-0 FC5-4 1B 1-3 3-H	
Gary Matthews, R OBP: 0.368, SLG: 0.448 (1, 7)		0-0 F8		2-0 6-3		0-0 F4		0-0 FC5-4 S 1-2f	
Dave Kingman, R OBP: 0.301, SLG: 0.509 (1, 5)		1-0 F7			1-2 G3		4-2 FC6-4 BB	2-3 K	
Mike Phillips, L OBP: 0.275, SLG: 0.354 (1, 6)		3-2 G3			1-1 HR		0-0 FC6-4 1-3 1-2f		
Mike Sadek, R OBP: 0.279, SLG: 0.211 (1, 2)			1-2 5-3		1-3 K		0-1 1-3		
Juan Marichal, R OBP: 0.233, SLG: 0.209 (1, 1)			0-0 4-3		0-0 4-3		2-1 6-3		

Inning Stats	R: 0	H: 1	E: 0	LOB: 1	K: 0	BB: 0	S: 6	P: 10
	R: 0	H: 0	E: 0	LOB: 0	K: 0	BB: 0	S: 5	P: 9
	R: 0	H: 0	E: 0	LOB: 0	K: 0	BB: 0	S: 6	P: 7
	R: 1	H: 1	E: 0	LOB: 0	K: 0	BB: 1	S: 5	P: 13
	R: 1	H: 1	E: 0	LOB: 0	K: 1	BB: 0	S: 9	P: 12
	R: 2	H: 2	E: 0	LOB: 0	K: 0	BB: 0	S: 9	P: 14
	R: 0	H: 0	E: 0	LOB: 1	K: 0	BB: 1	S: 7	P: 13
	R: 1	H: 3	E: 0	LOB: 3	K: 1	BB: 0	S: 12	P: 19

PITCHER	IP	WLS	BF	H	R	ER	SO	BB	IBB	HBP	BLK	WP	HR	S	P	ERA	WHIP
Steve Arlin, R ERA: 5.1 (1, 1)	6.0	L	23	5	4	4	1	1	0	0	0	0	3	40	65	6.00	1.000
Mike Caldwell, L ERA: 3.65 (7, 1)	2.0		10	3	1	1	1	1	0	0	0	0	0	19	32	4.50	2.000

BOTTOM

AB R H RBI BB SO LOB

4	2	2	0	0	0	0
3	0	1	0	1	0	1
4	1	2	2	0	0	3
4	1	2	2	0	0	1
0	0	0	0	0	0	0
4	0	0	0	0	0	2
3	0	0	0	1	1	2
3	1	1	1	0	0	1
3	0	0	0	0	1	1
3	0	0	0	0	0	1

San Diego Padres @ San Francisco Giants
Candlestick Park, San Francisco, CA

Sat Sep 22 1973, 6:33 AM EDT
Att. 3,148 - Unknown

livebaseballscorecards.com

AB	31
R	5
H	8
RBI	5
BB	2
SO	2
LOB	12



WP: 0	PA: 33
PB: 0	
SB: 1	
CS: 0	

Batter	1	2	3	4	5	6	7	8	9	AB R H RBI BB SO LOB	TOP																											
Derrel Thomas, S OBP: 0.299, SLG: 0.260 (1, 6) (9, 4)	0-0 HR 1B		0-0 F2		0-0 FC6-4 1-2f		0-0 4-3		0-0 F9	5 1 1 0 0 0 3	San Diego Padres @ San Francisco Giants Candlestick Park, San Francisco, CA Sun Sep 23 1973, 6:33 AM EDT Att: 18,930 - Unknown																											
Gene Locklear, L OBP: 0.328, SLG: 0.343 (1, 7)	0-0 F7		0-0 5-3			0-0 FC4-5 1B	0-0 6-3	4-0 BB 1B BB	4 1 1 0 1 0 1																													
Dave Roberts, R OBP: 0.307, SLG: 0.465 (1, 5)	0-0 F9			0-0 F9		0-0 FC4-5 HR 1-3	0-0 HR	0-0 SF9	4 2 1 2 0 0 2																													
Nate Colbert, R OBP: 0.344, SLG: 0.445 (1, 3)	0-0 HR 1-H			0-0 4-3		0-0 HR 1-H	0-3 K	2-3 3-H 4-0 BB 1B IBB	4 3 2 4 1 1 0																													
Cito Gaston, R OBP: 0.285, SLG: 0.412 (1, 9)	0-3 K			0-3 K		0-3 K		0-0 5-3 BB 1B BB	4 0 0 0 1 3 0																													
Fred Kendall, R OBP: 0.324, SLG: 0.405 (1, 2)		0-3 K			0-0 6-3	0-0 HR		0-0 6-3	5 1 2 3 0 1 0																													
Ivan Murrell, R OBP: 0.221, SLG: 0.388 (1, 8)		0-0 4-3			0-0 WP E 2B	0-0 WP 1B 1B	0-0 F3	0-0 5-3 1-2 2-H 3-H BB 1B	5 1 2 0 0 0 2																													
Dave Hilton, R OBP: 0.254, SLG: 0.268 Johnny Grubb, L OBP: 0.373, SLG: 0.445 Dwain Anderson, R OBP: 0.227, SLG: 0.128 (1, 4) (9, PH) (9, PR) (9, 6)		0-3 K			0-0 F9	0-0 WP 1B		0-0 1B SF9 1B	3 0 1 0 0 1 1 1 0 1 0 0 0 0 0 1 0 0 0 0 0																													
Clay Kirby, R OBP: 0.111, SLG: 0.113 Mike Caldwell, R OBP: 0.167, SLG: 0.143 Mike Corkins, R OBP: 0.250, SLG: 0.533 Leron Lee, L OBP: 0.304, SLG: 0.294 Gary Ross, R (1, 1) (8, 1) (8, 1) (9, PH) (9, 1)		0-3 K	0-3 K		0-0 E1 FC6-4 2-H	0-3 K 1-2 2-3		0-0 SF9 BB 1B WP	3 0 0 0 0 2 2 0 0 0 0 0 0 0 0 0 0 0 0 0 0 1 1 1 0 0 0 0 0 0 0 0 0 0 0																													
Inning Stats	R: 2 E: 0 K: 1 S: 7	H: 2 LOB: 0 BB: 0 P: 7	R: 0 E: 0 K: 2 S: 7	H: 0 LOB: 0 BB: 0 P: 7	R: 0 E: 0 K: 1 S: 5	H: 0 LOB: 0 BB: 0 P: 5	R: 1 E: 1 K: 0 S: 5	H: 1 LOB: 1 BB: 0 P: 5	R: 3 E: 0 K: 2 S: 12	H: 5 LOB: 2 BB: 0 P: 12		R: 1 E: 0 K: 1 S: 6	H: 1 LOB: 0 BB: 0 P: 6	R: 0 E: 0 K: 0 S: 3	H: 0 LOB: 0 BB: 0 P: 3	R: 4 E: 0 K: 0 S: 6	H: 3 LOB: 2 BB: 3 P: 18	1B: 7 2B: 1 3B: 0 HR: 4	SF: 1 SAC: 0 DP: 0 HBP: 0	WP: 3 PB: 0 SB: 3 CS: 0	PA: 43																	
PITCHER	IP WLS BF H R ER SO BB IBB HBP BLK WP HR S P ERA WHIP	IP WLS BF H R ER SO BB IBB HBP BLK WP HR S P ERA WHIP	IP WLS BF H R ER SO BB IBB HBP BLK WP HR S P ERA WHIP	IP WLS BF H R ER SO BB IBB HBP BLK WP HR S P ERA WHIP	IP WLS BF H R ER SO BB IBB HBP BLK WP HR S P ERA WHIP	IP WLS BF H R ER SO BB IBB HBP BLK WP HR S P ERA WHIP	IP WLS BF H R ER SO BB IBB HBP BLK WP HR S P ERA WHIP	IP WLS BF H R ER SO BB IBB HBP BLK WP HR S P ERA WHIP	IP WLS BF H R ER SO BB IBB HBP BLK WP HR S P ERA WHIP	IP WLS BF H R ER SO BB IBB HBP BLK WP HR S P ERA WHIP	IP WLS BF H R ER SO BB IBB HBP BLK WP HR S P ERA WHIP	IP WLS BF H R ER SO BB IBB HBP BLK WP HR S P ERA WHIP	IP WLS BF H R ER SO BB IBB HBP BLK WP HR S P ERA WHIP	IP WLS BF H R ER SO BB IBB HBP BLK WP HR S P ERA WHIP	IP WLS BF H R ER SO BB IBB HBP BLK WP HR S P ERA WHIP	IP WLS BF H R ER SO BB IBB HBP BLK WP HR S P ERA WHIP	IP WLS BF H R ER SO BB IBB HBP BLK WP HR S P ERA WHIP	IP WLS BF H R ER SO BB IBB HBP BLK WP HR S P ERA WHIP	IP WLS BF H R ER SO BB IBB HBP BLK WP HR S P ERA WHIP	IP WLS BF H R ER SO BB IBB HBP BLK WP HR S P ERA WHIP																		
Tom Bradley, R ERA: 3.94 Randy Moffitt, R ERA: 2.43 Don McMahon, R ERA: 1.55 Elias Sosa, R ERA: 3.33 Don Carrithers, R ERA: 4.7	(1, 1) (6, 1) (7, 1) (9, 1) (9, 1)	5.2 0.1 2.0 0.1 0.1	25 2 7 4 4	7 1 1 2 1	6 0 1 3 1	5 0 1 3 1	6 1 1 7 0	6 1 1 7 0	0 0 0 0 0	0 0 0 0 0	0 0 0 0 0	0 0 0 0 0	0 0 0 0 0	0 0 0 0 0	0 0 0 0 0	0 0 0 0 0	0 0 0 0 0	0 0 0 0 0	0 0 0 0 0	0 0 0 0 0	0 0 0 0 0	0.00 0.00 4.50 81.00 27.00	1.235 3.000 0.500 9.000 6.000	Jim Willoughby, R ERA: 5.02 (9, 1)	0.1 1 1 0 0	0.1 1 1 0 0	1 0 1 2 1	0 0 0 3 1	0 0 0 7 0	0 0 0 7 0	0 0 0 7 0	0 0 0 7 0	0 0 0 7 0	0 0 0 7 0	0 0 0 7 0	0 0 0 7 0	0.00 0.00 4.50 81.00 27.00	1.235 3.000 0.500 9.000 6.000

livebaseballscorecards.com

AB	39
R	11
H	12
RBI	9
BB	3
SO	8
LOB	11



BOTTOM

San Diego Padres @ San Francisco Giants
Candlestick Park, San Francisco, CA

livebaseballscorecards.com

AB 39
R 9
H 13
RBI 8
BB 6
SO 4
LOB 17



WP: 2 PA: 45
PB: 0
SB: 4
CS: 1

Sun Sep 23 1973, 6:33 AM EDT
Att. 18,930 - Unknown

AB R H RBI BB SO LOB

5 1 2 1 0 0 0

4 2 3 2 1 0 0

4 0 2 0 1 0 1

4 1 1 1 1 1 2

5 2 2 0 0 1 5

2 0 0 0 1 0 3

1 1 0 0 1 0 0

5 1 1 1 0 1 2

3 0 1 1 0 0 0

1 1 1 1 0 0 0

0 0 0 0 1 0 0

2 0 0 0 0 0 0 2
0 0 0 0 0 0 0 0
0 0 0 0 0 0 0 0
0 0 0 0 0 0 0 0
1 0 0 1 0 0 0 1
0 0 0 0 0 0 0 0
0 0 0 0 0 0 0 0
0 0 0 0 0 0 0 0
0 0 0 0 0 0 0 0
1 0 0 0 0 0 1 1

1B: 10 SF: 0
2B: 1 SAC: 0
3B: 0 DP: 0
HR: 2 HBP: 0

Table with 10 columns (Batter 1-9) and 10 rows of player statistics. Each cell contains a batting order diagram and player name. Batter 1: Bobby Bonds, Tito Fuentes, Garry Maddox, Willie McCovey, Gary Matthews, Mike Phillips, Chris Speier, Dave Kingman, Dave Rader, Chris Arnold, Mike Sadek. Batter 2: Empty. Batter 3: Willie McCovey, Gary Matthews, Mike Phillips, Chris Speier, Dave Kingman, Dave Rader, Chris Arnold, Mike Sadek, Tom Bradley, Randy Moffitt, Steve Ontiveros, Don McMahon, Bruce Miller, Elias Sosa, Don Carrithers, Jim Willoughby, Gary Thompson. Batter 4: Willie McCovey, Gary Matthews, Mike Phillips, Chris Speier, Dave Kingman, Dave Rader, Chris Arnold, Mike Sadek, Tom Bradley, Randy Moffitt, Steve Ontiveros, Don McMahon, Bruce Miller, Elias Sosa, Don Carrithers, Jim Willoughby, Gary Thompson. Batter 5: Willie McCovey, Gary Matthews, Mike Phillips, Chris Speier, Dave Kingman, Dave Rader, Chris Arnold, Mike Sadek, Tom Bradley, Randy Moffitt, Steve Ontiveros, Don McMahon, Bruce Miller, Elias Sosa, Don Carrithers, Jim Willoughby, Gary Thompson. Batter 6: Empty. Batter 7: Willie McCovey, Gary Matthews, Mike Phillips, Chris Speier, Dave Kingman, Dave Rader, Chris Arnold, Mike Sadek, Tom Bradley, Randy Moffitt, Steve Ontiveros, Don McMahon, Bruce Miller, Elias Sosa, Don Carrithers, Jim Willoughby, Gary Thompson. Batter 8: Willie McCovey, Gary Matthews, Mike Phillips, Chris Speier, Dave Kingman, Dave Rader, Chris Arnold, Mike Sadek, Tom Bradley, Randy Moffitt, Steve Ontiveros, Don McMahon, Bruce Miller, Elias Sosa, Don Carrithers, Jim Willoughby, Gary Thompson. Batter 9: Empty.

Inning Stats table with columns for R, H, E, K, S, LOB, BB, P, and rows for Inning 1 through Inning 9.

Pitcher stats table with columns for IP, WLS, BF, H, R, ER, SO, BB, IBB, HBP, BLK, WP, HR, S, P, ERA, WHIP, and rows for Clay Kirby, Mike Caldwell, Mike Corkins, Gary Ross.

Batter	1	2	3	4	5	6	7	8	9	AB R H RBI BB SO LOB
--------	---	---	---	---	---	---	---	---	---	----------------------

Bobby Bonds, R (1, 9) OBP: 0.376, SLG: 0.540	0-0 1B 2B	4-0 FC5-4 BB		0-3 K		4-0 FC5-4 1B BB		0-0 F7		3 1 1 0 2 1 0
--	-----------------	--------------------	--	----------	--	--------------------------	--	-----------	--	---------------

Tito Fuentes, S (1, 4) OBP: 0.330, SLG: 0.359	0-0 F9	0-0 FC5-4 1-2f 2-H 3-H			0-0 1B 2B 1B	0-0 1B		0-0 F7		5 1 2 1 0 0 2
---	-----------	------------------------------------	--	--	-----------------------	-----------	--	-----------	--	---------------

Garry Maddox, R (1, 8) OBP: 0.345, SLG: 0.446	0-0 S 2-H 1B	0-3 K			0-0 1B 2B 1B	0-0 FC5-4 2-3f			0-0 1B WP 1B	5 2 3 1 0 1 3
---	-----------------------	----------	--	--	-----------------------	----------------------	--	--	-----------------------	---------------

Willie McCovey, L (1, 3) OBP: 0.424, SLG: 0.553 Jim Howarth, L (9, PR) OBP: 0.263, SLG: 0.239	4-0 1-2 BB		0-3 K		0-0 1-H 2-H 2B		0-0 4-3		0-0 BB WP 1B	4 0 2 2 1 1 0 0 0 0 0 0 0 0
--	------------------	--	----------	--	-------------------------	--	------------	--	-----------------------	--------------------------------

Gary Matthews, R (1, 7) OBP: 0.368, SLG: 0.447	0-0 F9		0-0 F9		0-0 F7		0-0 WP 1B 1B		4-0 BB BB	4 0 1 0 1 0 3
--	-----------	--	-----------	--	-----------	--	-----------------------	--	-----------------	---------------

Chris Speier, R (1, 6) OBP: 0.333, SLG: 0.358	0-0 5-3		0-0 1B		0-0 6-3		0-0 F7		0-0 F4	5 0 1 0 0 0 6
---	------------	--	-----------	--	------------	--	-----------	--	-----------	---------------

Dave Kingman, R (1, 5) OBP: 0.304, SLG: 0.505		4-0 BB FC5-4 BB		0-3 K		0-3 K		0-0 1-2 WP 1B	4-0 1-2 2-3 BB	3 1 1 0 2 2 2
---	--	--------------------------	--	----------	--	----------	--	------------------------	-------------------------	---------------

Mike Sadek, R (1, 2) OBP: 0.292, SLG: 0.217 Chris Arnold, R (7, PH) OBP: 0.379, SLG: 0.400		0-0 BB E 1B		0-0 4-3		0-3 K		0-0 6-3 1-2 2-3	0-3 K	3 1 1 0 0 1 0 2 0 0 0 0 1 5
---	--	----------------------	--	------------	--	----------	--	--------------------------	----------	--------------------------------

Ron Bryant, S (1, 1) OBP: 0.238, SLG: 0.174 Jim Willoughby, R (2, 1) OBP: 0.200, SLG: 0.286 Steve Ontiveros, S (8, PH) OBP: 0.391, SLG: 0.450 Don Carrithers, R (8, 1) OBP: 0.267, SLG: 0.267 Gary Thomasson, L (9, PH) OBP: 0.347, SLG: 0.411		0-3 K		0-0 4-3		0-0 F9		0-0 1-3	0-0 F8	1 0 0 0 0 1 2 2 0 0 0 0 0 0 1 0 0 0 0 0 0 0 0 0 0 0 0 0 1 0 0 0 0 0 3
--	--	----------	--	------------	--	-----------	--	------------	-----------	---

Inning Stats	R: 1 H: 2 E: 0 LOB: 2 K: 0 BB: 1 S: 5 P: 9	R: 2 H: 1 E: 1 LOB: 1 K: 2 BB: 2 S: 8 P: 16	R: 0 H: 1 E: 0 LOB: 1 K: 2 BB: 0 S: 8 P: 8	R: 0 H: 0 E: 0 LOB: 0 K: 1 BB: 0 S: 5 P: 5	R: 2 H: 3 E: 0 LOB: 1 K: 1 BB: 0 S: 8 P: 8	R: 0 H: 1 E: 0 LOB: 2 K: 1 BB: 1 S: 6 P: 10	R: 0 H: 2 E: 0 LOB: 2 K: 0 BB: 0 S: 5 P: 5	R: 0 H: 0 E: 0 LOB: 0 K: 0 BB: 0 S: 3 P: 3	R: 1 H: 2 E: 0 LOB: 3 K: 1 BB: 2 S: 7 P: 15	1B: 10 SF: 0 2B: 2 SAC: 0 3B: 0 DP: 0 HR: 0 HBP: 0	WP: 2 PA: 45 PB: 0 SB: 1 CS: 0
---------------------	---	--	---	---	---	--	---	---	--	---	---

PITCHER	IP WLS BF H R ER SO BB IBB HBP BLK WP HR S P ERA WHIP	PITCHER	IP WLS BF H R ER SO BB IBB HBP BLK WP HR S P ERA WHIP
----------------	---	----------------	---

Jerry Reuss, L (1, 1) ERA: 3.58	8.1 W 43 12 6 5 7 6 0 0 0 2 0 51 75 5.40 2.160	Ken Forsch, R (9, 1) ERA: 4.21	0.2 S 2 0 0 0 1 0 0 0 0 0 0 4 4 0.00 0.000
---	--	--	--

San Francisco Giants @ Houston Astros
Astrodome, Houston, TX
Mon Sep 24 1973, 8:05 PM EDT
Att. 4,268 - Dome

livebaseballscorecards.com

AB	39
R	6
H	12
RBI	4
BB	6
SO	8
LOB	26



Batter	1	2	3	4	5	6	7	8	9
Jimmy Wynn, R (1, 9) <small>OBP: 0.347, SLG: 0.395</small>	0-3 K	0-0 FC 1-3 1B		0-3 K		4-0 HR 1-2 BB		4-0 G4-6-3 2-3 BB	
Roger Metzger, S (1, 6) <small>OBP: 0.304, SLG: 0.327</small>	4-0 2B 1B BB	0-0 1-3		0-3 K		0-3 K		0-0 G4-6-3 1-2f	
Cesar Cedeno, R (1, 8) <small>OBP: 0.373, SLG: 0.532</small>	0-0 1B 1-3 2B	4-0 1B BB		0-0 F7		0-0 HR 1-H 2-H			
Bob Watson, R (1, 7) <small>OBP: 0.404, SLG: 0.448</small>	4-0 1B PB IBB	0-0 1-3 2-H 3-H 1B		0-0 F7		0-0 F8			
Doug Rader, R (1, 5) <small>OBP: 0.305, SLG: 0.403</small>	0-0 PB SF7 1B	0-0 2-3		0-0 F8		0-0 F2			
Lee May, R (1, 3) <small>OBP: 0.309, SLG: 0.479</small>	0-0 SF7 2-H 3-H		0-0 5-3		0-0 HR		0-3 K		
Tommy Helms, R (1, 4) <small>OBP: 0.326, SLG: 0.369</small>	0-0 6-3		0-0 6-3		0-0 F9		0-0 4-6-3		
Skip Jutze, R (1, 2) <small>OBP: 0.275, SLG: 0.248</small>		0-0 L6	0-0			0-0 1-3		4-0 WP SH5-3 BB	
Jerry Reuss, L (1, 1) <small>OBP: 0.163, SLG: 0.161</small> Ken Forsch, R (9, 1) <small>OBP: 0.094, SLG: 0.081</small>		0-0 FC 1B 2B	0-3 K			0-0 E6 BB HR		0-0 SH5-3 1-2	

Inning Stats	R: 4 E: 0 K: 1 S: 7	H: 2 LOB: 0 BB: 2 P: 15	R: 2 E: 0 K: 0 S: 6	H: 2 LOB: 2 BB: 1 P: 10	R: 0 E: 0 K: 1 S: 6	H: 1 LOB: 1 BB: 0 P: 6	R: 0 E: 0 K: 2 S: 7	H: 0 LOB: 0 BB: 0 P: 7	R: 1 E: 0 K: 0 S: 4	H: 1 LOB: 0 BB: 0 P: 4	R: 3 E: 1 K: 1 S: 7	H: 1 LOB: 0 BB: 1 P: 11	R: 0 E: 0 K: 1 S: 5	H: 0 LOB: 0 BB: 0 P: 5	R: 0 E: 0 K: 0 S: 2	H: 0 LOB: 1 BB: 2 P: 10
--------------	------------------------------	----------------------------------	------------------------------	----------------------------------	------------------------------	---------------------------------	------------------------------	---------------------------------	------------------------------	---------------------------------	------------------------------	----------------------------------	------------------------------	---------------------------------	------------------------------	----------------------------------

PITCHER	IP	WLS	BF	H	R	ER	SO	BB	IBB	HBP	BLK	WP	HR	S	P	ERA	WHIP
Ron Bryant, L (1, 1) <small>ERA: 3.55</small>	1.2	L	13	4	6	5	1	2	1	0	0	0	0	12	24	27.00	3.600
Jim Willoughby, R (2, 1) <small>ERA: 4.87</small>	5.1		21	3	4	1	5	1	0	0	0	0	2	30	34	1.69	0.750
Don Carrithers, R (8, 1) <small>ERA: 4.61</small>	1.0		4	0	0	0	0	2	0	0	0	1	0	2	10	0.00	2.000


BOTTOM

San Francisco Giants @ Houston Astros
Astrodome, Houston, TX

Mon Sep 24 1973, 8:05 PM EDT
Att: 4,268 - Dome

AB	R	H	RBI	BB	SO	LOB
3	2	0	0	2	2	1
4	1	0	0	1	2	6
3	2	2	3	1	0	0
3	1	1	2	1	0	0
4	1	1	2	0	0	2
3	1	1	2	0	1	0
4	0	0	0	0	0	0
3	0	1	0	1	0	0
3	2	1	0	0	1	1
0	0	0	0	0	0	0

AB	30
R	10
H	7
RBI	9
BB	6
SO	6
LOB	10



1B	3	SF	1	WP	1	PA	38
2B	2	SAC	1	PB	1	SB	0
3B	0	DP	1	CS	0		
HR	2	HBP	0				

livebaseballscorecards.com

Batter	1	2	3	4	5	6	7	8	9	AB R H RBI BB SO LOB	TOP																						
Bobby Bonds, R OBP: 0.375, SLG: 0.538 (1, 9) X	0-0 6-3 ①		0-0 F9 ②			0-0 F8 ①		0-0 1B ①		4 0 1 0 0 0 0	San Francisco Giants @ Houston Astros Astrodome, Houston, TX Tue Sep 25 1973, 8:05 PM EDT Att. 4,969 - Dome																						
Tito Fuentes, S OBP: 0.330, SLG: 0.360 (1, 4) X	0-0 F8 WP 2B		0-3 K ③			0-0 4-3 ②		0-0 4-3 ③		4 1 1 0 0 1 1																							
Garry Maddox, R OBP: 0.344, SLG: 0.445 (1, 8) X	0-0 F8 2-3			0-0 F2 ①		0-0 1B ①		0-0 F8 ①		4 0 1 0 0 0 1																							
Willie McCovey, L OBP: 0.422, SLG: 0.549 (1, 3) B B B	4-0 3-H BB			0-0 G3 ②		0-0 F9 ③		0-0 F3 ②		3 0 0 0 1 0 1																							
Gary Matthews, R OBP: 0.366, SLG: 0.443 (1, 7) S S S	0-3 K ③			0-0 F7 ③		0-3 K ①		0-0 F4 ③		4 0 0 0 0 2 1																							
Chris Speier, R OBP: 0.333, SLG: 0.358 (1, 6) X		0-0 6-3 ①			0-0 1B ①		0-0 F5 ②			3 0 1 0 0 0 0																							
Dave Kingman, R OBP: 0.301, SLG: 0.500 (1, 5) S S S		0-3 K ②			0-3 K ①		0-0 F7 ③			3 0 0 0 0 2 1																							
Dave Rader, L OBP: 0.321, SLG: 0.330 (1, 2) X		0-0 F9 ③			0-0 F8 ②			0-0 F8 ①		3 0 0 0 0 0 1																							
John D'Acquisto, R (1, 1) X			0-0 1-3 ①			0-0 5-3 ③		0-0 F8 ②		2 0 0 0 0 0 1																							
Jim Barr, R OBP: 0.188, SLG: 0.182 (6, 1)										0 0 0 0 0 0 0																							
Gary Thomasson, L OBP: 0.346, SLG: 0.409 (8, PH)										1 0 0 0 0 0 0																							
Randy Moffitt, R OBP: 0.063, SLG: 0.063 (8, 1)										0 0 0 0 0 0 0																							
Inning Stats	R: 1 E: 0 K: 1 S: 6	H: 1 LOB: 1 BB: 1 P: 10	R: 0 E: 0 K: 1 S: 5	H: 0 LOB: 0 BB: 0 P: 5	R: 0 E: 0 K: 1 S: 5	H: 0 LOB: 0 BB: 0 P: 5	R: 0 E: 0 K: 0 S: 3	H: 0 LOB: 0 BB: 0 P: 3	R: 0 E: 0 K: 1 S: 6	H: 1 LOB: 1 BB: 0 P: 6	R: 0 E: 0 K: 0 S: 4	H: 1 LOB: 1 BB: 0 P: 4	R: 0 E: 0 K: 1 S: 5	H: 0 LOB: 0 BB: 0 P: 5	R: 0 E: 0 K: 0 S: 4	H: 1 LOB: 1 BB: 0 P: 4	R: 0 E: 0 K: 0 S: 3	H: 0 LOB: 0 BB: 0 P: 3	1B: 3 2B: 1 3B: 0 HR: 0	SF: 0 SAC: 0 DP: 0 HBP: 0	WP: 1 PB: 0 SB: 0 CS: 0	PA: 32											
PITCHER Tom Griffin, R ERA: 4.14 (1, 1)	IP 9.0	WLS W	BF 32	H 4	R 1	ER 1	SO 5	BB 1	IBB 0	HBP 0	BLK 0	WP 1	HR 0	S 41	P 45	ERA 1.00	WHIP 0.556																
											PITCHER	IP	WLS	BF	H	R	ER	SO	BB	IBB	HBP	BLK	WP	HR	S	P	ERA	WHIP					

livebaseballscorecards.com

AB	31
R	1
H	4
RBI	0
BB	1
SO	5
LOB	7



Batter	1	2	3	4	5	6	7	8	9
Greg Cross, L OBP: 0.300, SLG: 0.333 (1, 9) X	0-0 4-3 S E 1B		4-0 2B 4-3 1B BB		4-0 G4-6-3 BB	0-3 K		0-0 G3	
Roger Metzger, S OBP: 0.304, SLG: 0.326 (1, 6) X	0-0 4-3 1-3		0-0 4-3 1-2		0-0 G4-6-3 1-2f		0-0 4-3 1B 1B		
Cesar Cedeno, R OBP: 0.372, SLG: 0.532 (1, 8) S S	0-3 K		0-0 1B FC1-2 2-3 2B		0-0 5-3		0-0 F9		
Bob Watson, R OBP: 0.405, SLG: 0.453 (1, 7) X	0-0 E5 1B		0-0 FC1-2 1B		0-0 HR		0-0 4-3 1-2		
Doug Rader, R OBP: 0.308, SLG: 0.407 (1, 5) X	0-0 3-H 1-2 1B		0-0 FC1-2 FC6-4 1-2		0-0 2B		0-0 2-H 1B		
Lee May, R OBP: 0.309, SLG: 0.480 (1, 3) S S	0-3 K		0-0 FC6-4 1-2f		0-0 1B 2B		0-0 5-3		
Johnny Edwards, L OBP: 0.300, SLG: 0.359 (1, 2) X		0-0 4-3		0-0 4-3		0-0 SH1 1B 2-H 1B		0-0 F6	
Gary Sutherland, R OBP: 0.260, SLG: 0.313 (1, 4) S S		0-3 K		0-0 F8		0-0 SH1 1B		0-0 2B	
Tom Griffin, R OBP: 0.138, SLG: 0.286 (1, 1) X		0-0 1-3		0-0 F7		0-0 SH1 1-2 2-3		0-3 K	

Inning Stats	R: 1	H: 2	E: 1	K: 2	S: 10	LOB: 2	BB: 0	P: 10
	R: 0	H: 0	E: 0	K: 1	S: 5 <td>LOB: 0</td> <td>BB: 0</td> <td>P: 5 </td>	LOB: 0	BB: 0	P: 5
	R: 1	H: 2	E: 0	K: 0	S: 5 <td>LOB: 2</td> <td>BB: 1</td> <td>P: 9 </td>	LOB: 2	BB: 1	P: 9
	R: 0	H: 0	E: 0	K: 0	S: 3 <td>LOB: 0</td> <td>BB: 0</td> <td>P: 3 </td>	LOB: 0	BB: 0	P: 3
	R: 0	H: 0	E: 0	K: 0	S: 2 <td>LOB: 0</td> <td>BB: 1</td> <td>P: 6 </td>	LOB: 0	BB: 1	P: 6
	R: 2	H: 5	E: 0	K: 1	S: 9 <td>LOB: 2</td> <td>BB: 0</td> <td>P: 9 </td>	LOB: 2	BB: 0	P: 9
	R: 1	H: 2	E: 0	K: 0	S: 5 <td>LOB: 1</td> <td>BB: 0</td> <td>P: 5 </td>	LOB: 1	BB: 0	P: 5
	R: 0	H: 1	E: 0	K: 1	S: 6 <td>LOB: 1</td> <td>BB: 0</td> <td>P: 6 </td>	LOB: 1	BB: 0	P: 6

PITCHER	IP	WLS	BF	H	R	ER	SO	BB	IBB	HBP	BLK	WP	HR	S	P	ERA	WHIP
John D'Acquisto, R ERA: 3.24 (1, 1)	5.1	L	24	7	4	3	3	2	0	0	0	0	1	28	36	5.06	1.688
Jim Barr, R ERA: 3.64 (6, 1)	1.2		9	4	1	1	1	0	0	0	0	0	0	11	11	5.40	2.400
Randy Moffitt, R ERA: 2.4 (8, 1)	1.0		4	1	0	0	1	0	0	0	0	0	0	6	6	0.00	1.000

AB R H RBI BB SO LOB

3	2	1	0	2	1	3
4	1	1	0	0	0	3
4	0	1	0	0	1	2
4	1	2	2	0	0	1
4	0	3	1	0	0	2
4	1	1	0	0	1	5
4	0	1	1	0	0	0
4	0	2	0	0	1	0
3	0	0	0	0	1	1

AB	34
R	5
H	12
RBI	4
BB	2
SO	5
LOB	17



WP	HR	S	P	ERA	WHIP
0	0	0	0	0	0

San Francisco Giants @ Houston Astros
Astrodome, Houston, TX
Tue Sep 25 1973, 8:05 PM EDT
Att: 4,969 - Dome

livebaseballscorecards.com

Batter	1	2	3	4	5	6	7	8	9	AB R H RBI BB SO LOB	TOP
Bobby Bonds, R (1, 9) OBP: 0.373, SLG: 0.534	0-0 1-3		0-3 K		0-0 F3		0-0 5-3			4 0 0 0 0 1 1	San Francisco Giants @ Houston Astros Astrodome, Houston, TX Wed Sep 26 1973, 8:05 PM EDT Att. 7,952 - Dome
Tito Fuentes, S (1, 4) OBP: 0.328, SLG: 0.358 Bruce Miller, R (8, 4) OBP: 0.222, SLG: 0.125	0-0 F3		0-0 5-3		0-0 F8		0-0 F7			4 0 0 0 0 0 1 0 0 0 0 0 0 0	
Garry Maddox, R (1, 8) OBP: 0.345, SLG: 0.445	0-0 6-3		0-0 1B 1B		0-0 F4		0-0 FC4-8 1B			4 0 2 0 0 0 1	
Gary Matthews, R (1, 7) OBP: 0.367, SLG: 0.444 Gary Thomasson, L (6, 7) OBP: 0.344, SLG: 0.407		0-0 F9	0-0 1-2 1B		0-0 5-3 1B		0-0 FC4-6			3 0 2 0 0 0 0 1 0 0 0 0 0 1	
Chris Speier, R (1, 6) OBP: 0.333, SLG: 0.357		0-0 1B BB 1B	0-0 F9		0-0 F2		0-0 L5			4 0 1 0 0 0 4	
Steve Ontiveros, S (1, 3) OBP: 0.333, SLG: 0.375		0-0 F9		0-0 4-3		0-0 5-3		0-0 4-3		4 0 0 0 0 0 2	
Dave Kingman, R (1, 5) OBP: 0.301, SLG: 0.495		4-0 BB BB BB 1B 1-2 BB	0-3 K		0-0 L5		0-3 K			3 0 0 0 1 2 1	
Mike Sadek, R (1, 2) OBP: 0.289, SLG: 0.219		0-0 1-2 2-3 1B	0-3 K		0-0 6-3		0-0 6-3			4 0 1 0 0 1 0	
Juan Marichal, R (1, 1) OBP: 0.240, SLG: 0.217 Jim Willoughby, R (5, 1) OBP: 0.200, SLG: 0.286 Jim Howarth, L (7, PH) OBP: 0.260, SLG: 0.236 Don Carrithers, R (7, 1) OBP: 0.267, SLG: 0.267		0-0 5-3		0-0 1B		0-3 K				2 0 1 0 0 0 3 0 0 0 0 0 0 0 1 0 0 0 0 1 0 0 0 0 0 0 0 0	
Inning Stats	R: 0 E: 0 K: 0 S: 3 H: 0 LOB: 0 BB: 0 P: 3	R: 0 E: 0 K: 0 S: 5 H: 2 LOB: 3 BB: 1 P: 9	R: 0 E: 0 K: 1 S: 7 H: 2 LOB: 2 BB: 0 P: 7	R: 0 E: 0 K: 2 S: 7 H: 0 LOB: 0 BB: 0 P: 7	R: 0 E: 0 K: 0 S: 4 H: 1 LOB: 1 BB: 0 P: 4	R: 0 E: 0 K: 0 S: 4 H: 1 LOB: 1 BB: 0 P: 4	R: 0 E: 0 K: 1 S: 5 H: 0 LOB: 0 BB: 0 P: 5	R: 0 E: 0 K: 0 S: 4 H: 1 LOB: 1 BB: 0 P: 4	R: 0 E: 0 K: 1 S: 5 H: 0 LOB: 0 BB: 0 P: 5	1B: 7 2B: 0 3B: 0 HR: 0 SF: 0 SAC: 0 DP: 0 HBP: 0	WP: 0 PB: 0 SB: 0 CS: 0 PA: 35
PITCHER Dave Roberts, L (1, 1) ERA: 2.85	IP 9.0 WLS W BF 35 H 7 R 0 ER 0 SO 5 BB 1 IBB 0 HBP 0 BLK 0 WP 0 HR 0 S 44 P 48 ERA 0.00 WHIP 0.889										

livebaseballscorecards.com

AB	34
R	0
H	7
RBI	0
BB	1
SO	5
LOB	14



Batter	1	2	3	4	5	6	7	8	9
Greg Cross, L (1, 7) OBP: 0.353, SLG: 0.367	0-0 FC5-4 1B		0-0 FC3-6 1B	0-0 3-1		4-0 BB BB BB CS BB			
Roger Metzger, S (1, 6) OBP: 0.304, SLG: 0.327	0-0 F7		0-0 FC3-6 1B		0-0 E E 2B	0-0 CS 1-2	0-3 K		
Cesar Cedeno, R (1, 8) OBP: 0.373, SLG: 0.532	0-0 F2		0-0 BB 1B		0-0 F7 2-H		0-0 S 5-3-2 1B		
Doug Rader, R (1, 5) OBP: 0.309, SLG: 0.408	0-0 FC5-4 1-2f		0-0 BB 1B		0-0 4-3 HR 1B		0-0 5-3-2 1-H		
Bob Gallagher, L (1, 9) OBP: 0.272, SLG: 0.336		0-0 4-1	4-0 1-2 2-3 BB		0-0 4-3		0-0 F7		
Cliff Johnson, R (1, 3) OBP: 0.364, SLG: 0.700		0-0 F8	0-3 K		0-0 2-H HR		0-3 K		
Johnny Edwards, L (1, 2) Skip Jutze, R (5, 2) OBP: 0.301, SLG: 0.360 OBP: 0.276, SLG: 0.247		0-0 6-3		0-0 SH1 1B		0-3 K	4-0 BB BB BB 1B BB		
Gary Sutherland, R (1, 4) OBP: 0.278, SLG: 0.327			0-0 FC3-6 1B	0-0 F8		0-0 6-3	0-0 1-2 1B		
Dave Roberts, L (1, 1) OBP: 0.122, SLG: 0.146			0-3 K	0-0 SH1		0-3 K	0-0 4-3		

AB	R	H	RBI	BB	SO	LOB
3	0	2	0	1	0	1
4	2	1	0	0	1	3
4	0	2	1	0	0	1
4	1	2	1	0	0	2
3	0	0	0	1	0	1
4	1	1	2	0	2	3
2	0	1	0	0	0	0
1	0	0	0	1	1	0
4	1	2	0	0	0	1
3	0	0	0	0	2	3

BOTTOM

San Francisco Giants @ Houston Astros
Astrodome, Houston, TX

Wed Sep 26 1973, 8:05 PM EDT
Att: 7,952 - Dome

livebaseballscorecards.com

AB	32
R	5
H	11
RBI	4
BB	3
SO	6
LOB	15



Inning Stats	R	H	E	K	S	IP	WLS	BF	H	R	ER	SO	BB	IBB	HBP	BLK	WP	HR	S	P	ERA	WHIP
	0	1	0	0	4	4.2	L	24	9	5	5	2	1	0	0	0	0	1	27	31	9.64	2.143
	0	0	0	0	0	1.1		4	0	0	0	2	1	0	0	0	0	0	7	11	0.00	0.750
	0	0	0	0	0	2.0		8	2	0	0	2	1	0	0	0	0	0	11	15	0.00	1.500

PITCHER	IP	WLS	BF	H	R	ER	SO	BB	IBB	HBP	BLK	WP	HR	S	P	ERA	WHIP
Juan Marichal, R (1, 1) ERA: 3.82	4.2	L	24	9	5	5	2	1	0	0	0	0	1	27	31	9.64	2.143
Jim Willoughby, R (5, 1) ERA: 4.81	1.1		4	0	0	0	2	1	0	0	0	0	0	7	11	0.00	0.750
Don Carrithers, R (7, 1) ERA: 4.45	2.0		8	2	0	0	2	1	0	0	0	0	0	11	15	0.00	1.500

Batter	1	2	3	4	5	6	7	8	9	10	11	12	13	14	AB R H RBI BB SO LOB	TOP												
Bobby Bonds, R OBP: 0.371, SLG: 0.529 (1, 9)	1-1 F7		1-3 K		0-1 F4			1-0 F7		4-2 G6-4-3 BB		2-2 6-3		2-2 FC5-2 1B	6 0 0 0 1 1 5													
Tito Fuentes, S OBP: 0.327, SLG: 0.357 (1, 4) Bruce Miller, R OBP: 0.256, SLG: 0.167 (8, PH) Willie McCovey, L OBP: 0.422, SLG: 0.549 (8, 11) Elias Sosa, R OBP: 0.216, SLG: 0.077 (10, PH) Jim Howarth, L OBP: 0.258, SLG: 0.233 (10, 11) Randy Moffitt, R OBP: 0.099, SLG: 0.059 (13, 11) Don Mickelson, R OBP: 1.000, SLG: 1.000 (14, 11) Jim Willoughby, R OBP: 0.000, SLG: 0.286	0-0 F6			2-1 BB 2-3 1B		0-1 F5		2-2 SF7		2 SAFE 1-1 G6-4-3		2-3 K		1-0 1B	1 0 0 0 0 0 0 2 0 0 1 0 0 0 0 0 0 0 1 0 0 1 0 0 0 0 0 0 1 0 0 0 0 0 0 1 0 0 0 0 0 0 0 0 0 1 1 0 0 0 0 0 0 0 0 0													
Garry Maddox, R OBP: 0.347, SLG: 0.446 (1, 8)	2-2 L7			1-2 F7		0-1 CS 1B		3-1 E6					0-0 FC5-4 1B		1-2 L5	6 0 3 0 0 0 1												
Dave Kingman, R OBP: 0.295, SLG: 0.485 (1, 5)		0-0 F7		0-2 2-3		3-3 K		3-3 K					1-2 F7		1-2 F7	6 0 0 0 0 2 4												
Chris Speier, R OBP: 0.333, SLG: 0.356 (1, 6)		1-2 5-3		4-1 BB BB				0-0 F8		3-1 4-3 SH1-4 1B			1-1 FC5-4 1B		1-2 F8	5 0 1 0 1 0 1												
Chris Arnold, R OBP: 0.377, SLG: 0.385 (1, 2) Mike Phillips, L OBP: 0.290, SLG: 0.380 (8, 4)		2-3 K		4-1 BB BB		1-2 2-3 BB		3-3 K		1-0 SH1-4			0-0 1B		1-2 1B	2 0 0 0 1 2 0 2 1 2 0 0 0 0												
Steve Ontiveros, S OBP: 0.333, SLG: 0.345 (1, 3)			1-3 K		1-1 F9		1-2 4-3		1-1 4-3				1-1 1B		1-2 2-H 1B	5 0 1 0 1 1 4												
Gary Thomasson, L OBP: 0.344, SLG: 0.410 (1, 7)			0-0 K		1-2 F9		0-0 F7 1B		0-1 F7				1-0 F8		0-3 K	6 1 2 0 0 1 3												
Tom Bradley, R OBP: 0.225, SLG: 0.221 (1, 1) Dave Rader, L OBP: 0.326, SLG: 0.341 (8, PH) (8, 2)		0-2 F8		1-3 K		1-0 F7 1B		1-0 F7 1B		4-1 G6-4-3 BB			3-2 HR		0-0 1B FC5-2	2 0 0 0 0 1 1 3 3 3 2 1 0 0												
Inning Stats	R: 0 E: 0 K: 0 S: 6	H: 0 LOB: 0 BB: 0 P: 9	R: 0 E: 0 K: 1 S: 7	H: 0 LOB: 0 BB: 0 P: 10	R: 0 E: 0 K: 2 S: 10	H: 1 LOB: 1 BB: 0 P: 12	R: 0 E: 0 K: 1 S: 17	H: 0 LOB: 0 BB: 0 P: 10	R: 0 E: 0 K: 1 S: 8	H: 0 LOB: 0 BB: 0 P: 12	R: 0 E: 0 K: 1 S: 9	H: 1 LOB: 1 BB: 0 P: 12	R: 0 E: 0 K: 0 S: 5	H: 0 LOB: 0 BB: 2 P: 14	R: 0 E: 0 K: 0 S: 9	H: 3 LOB: 2 BB: 0 P: 12	R: 1 E: 0 K: 1 S: 11	H: 1 LOB: 0 BB: 0 P: 19	R: 0 E: 0 K: 0 S: 9	H: 0 LOB: 0 BB: 0 P: 12	R: 0 E: 0 K: 1 S: 11	H: 0 LOB: 0 BB: 0 P: 19	R: 2 E: 0 K: 1 S: 11	H: 3 LOB: 2 BB: 1 P: 19	1B: 11 2B: 2 3B: 1 HR: 1	SF: 1 SAC: 1 DP: 2 HBP: 0	WP: 0 PB: 0 SB: 0 CS: 1	PA: 56
PITCHER	IP	WLS	BF	H	R	ER	SO	BB	IBB	HBP	BLK	WP	HR	S	P	ERA	WHIP											
Don Gullett, L ERA: 3.51 (1, 1)	7.2		29	5	2	1	6	2	0	0	0	0	0	71	104	1.17	0.913											
Pedro Borbon, R ERA: 2.19 (8, 1)	0.1		2	1	0	0	1	0	0	0	0	0	0	5	11	0.00	3.000											
Clay Carroll, R ERA: 3.69 (9, 1)	3.0		12	4	0	0	0	2	0	0	0	0	0	21	38	0.00	2.000											
Tom Hall, L ERA: 3.47 (12, 1)	1.0		4	1	1	1	1	0	0	0	0	0	1	11	19	9.00	1.000											
Dick Baney, R ERA: 2.93 (13, 1)	1.0		3	0	0	0	0	0	0	0	0	0	0	9	12	0.00	0.000											
PITCHER	IP	WLS	BF	H	R	ER	SO	BB	IBB	HBP	BLK	WP	HR	S	P	ERA	WHIP											
Dave Tomlin, L ERA: 4.88 (14, 1)	1.0	L	6	3	2	2	1	1	0	0	0	0	0	11	19	18.00	4.000											

San Francisco Giants @ Cincinnati Reds
Riverfront Stadium, Cincinnati, OH
Fri Sep 28 1973, 7:05 PM EDT
Att: 28,112 - Unknown

AB	49
R	5
H	14
RBI	4
BB	5
SO	9
LOB	21



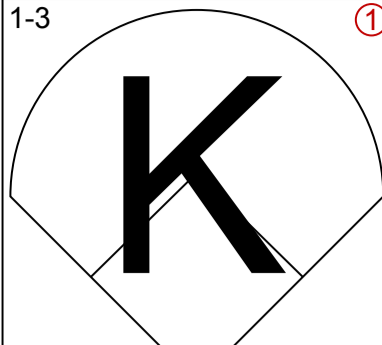
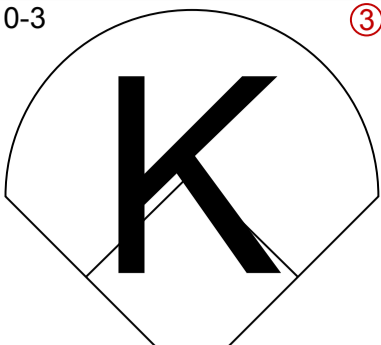
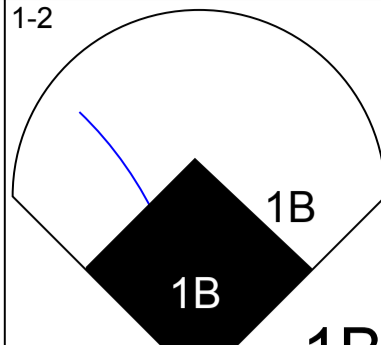
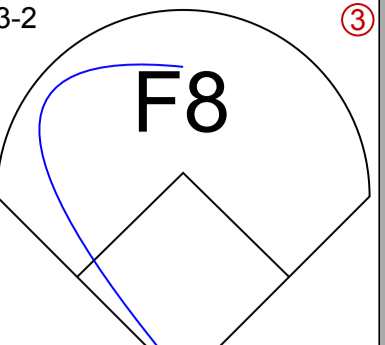
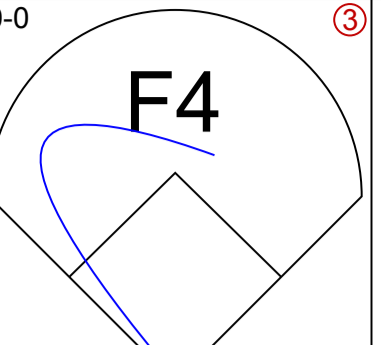
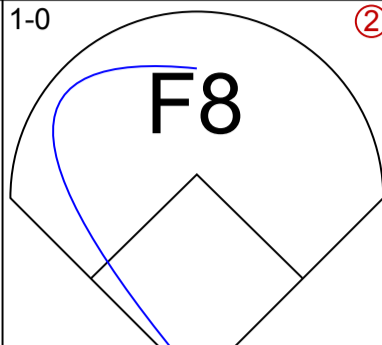
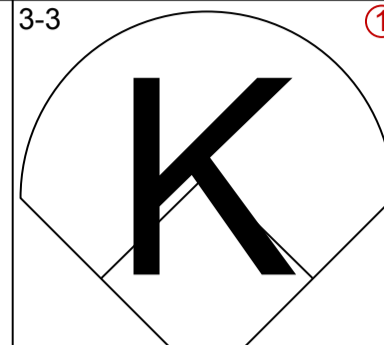
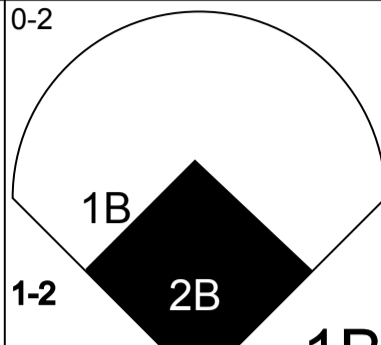
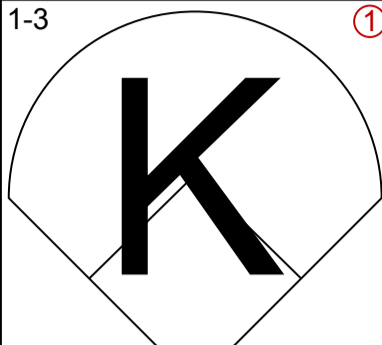
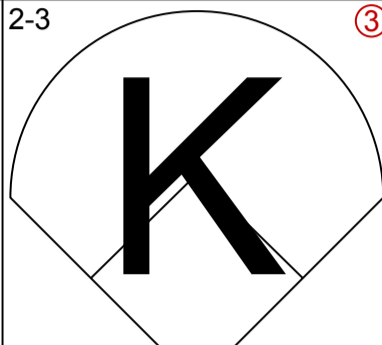
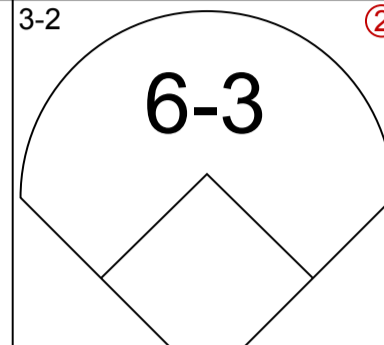
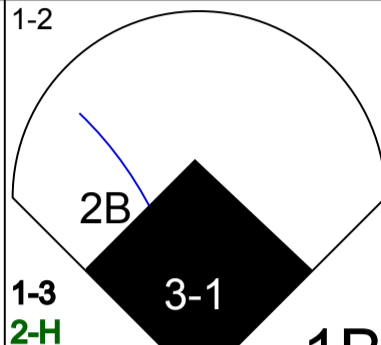
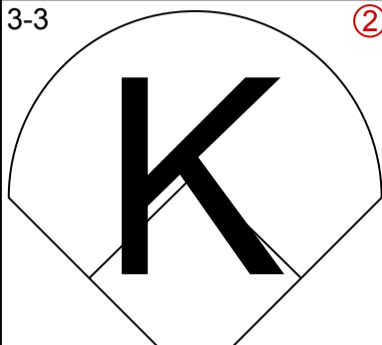
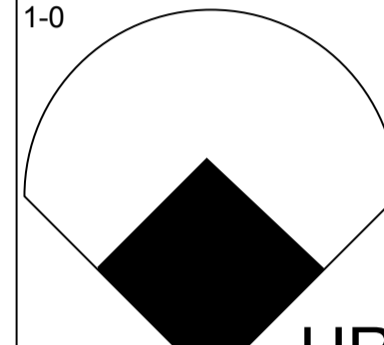
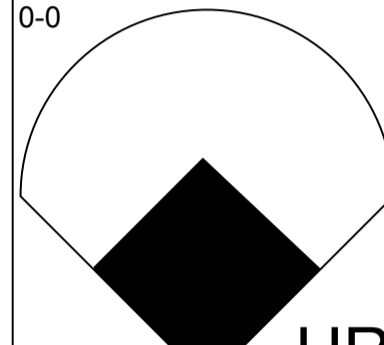
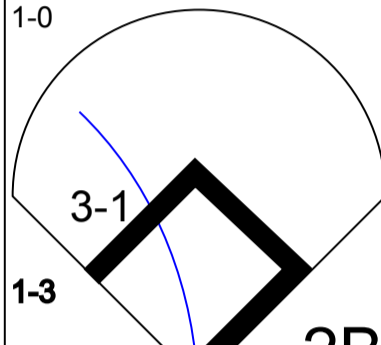
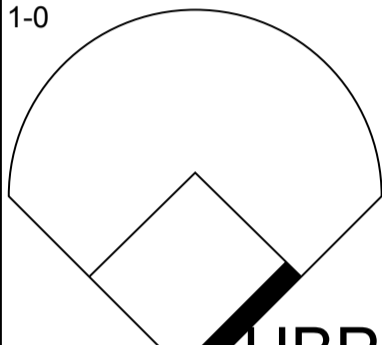
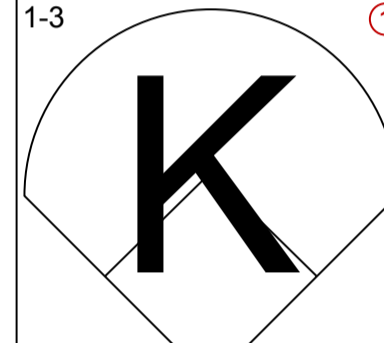
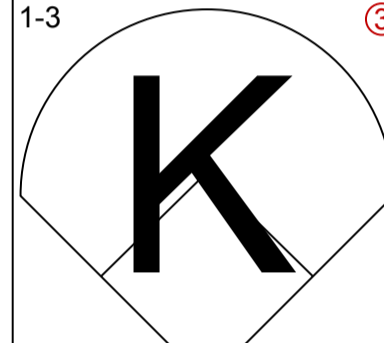
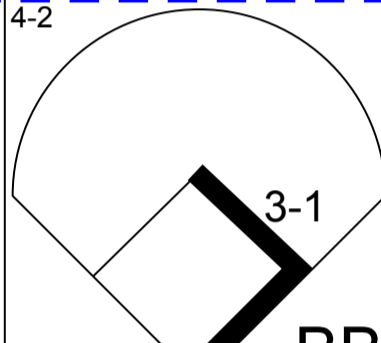
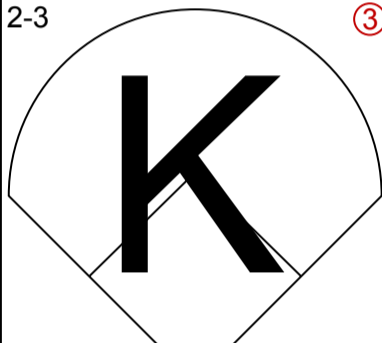
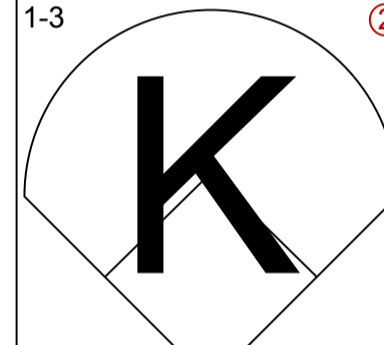
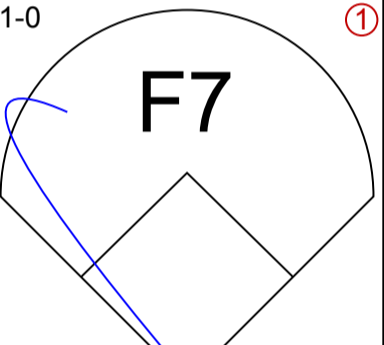
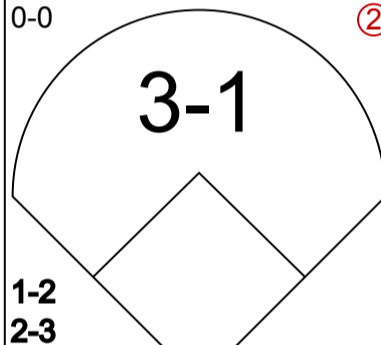
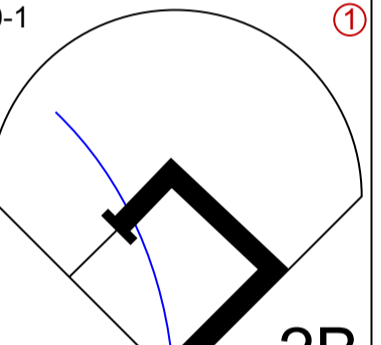
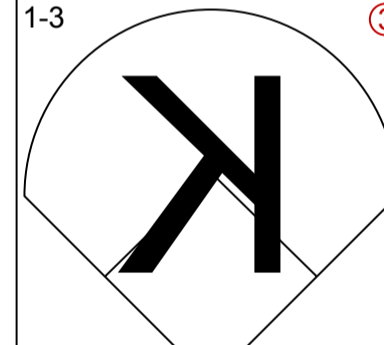
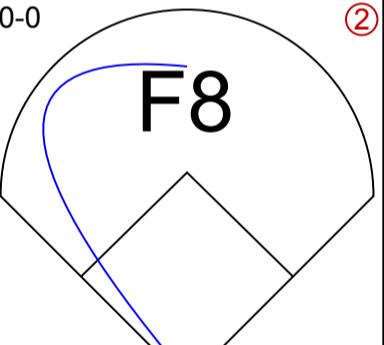
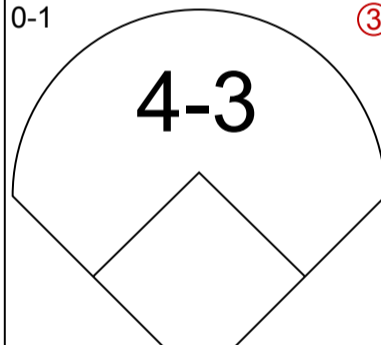
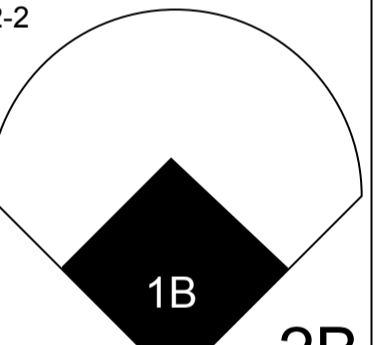
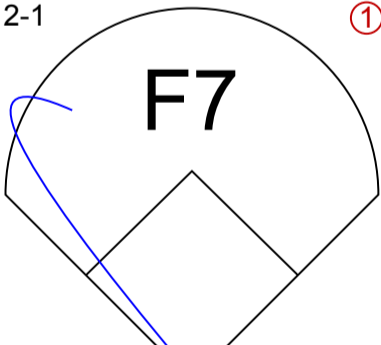
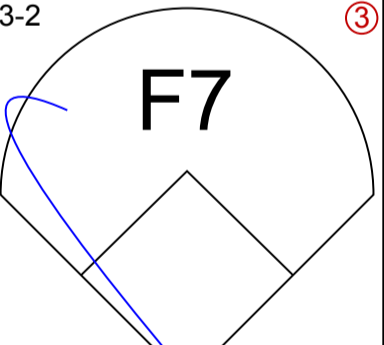
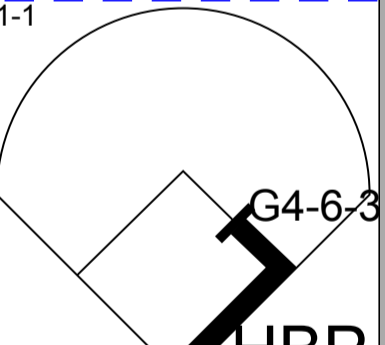
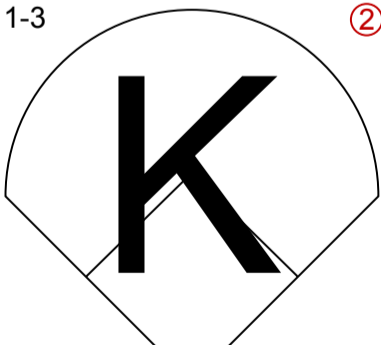
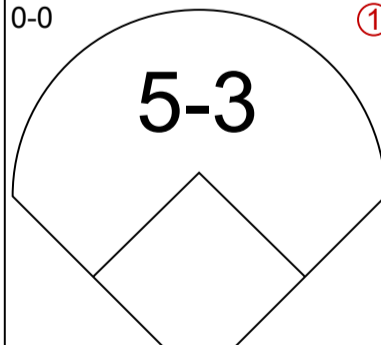
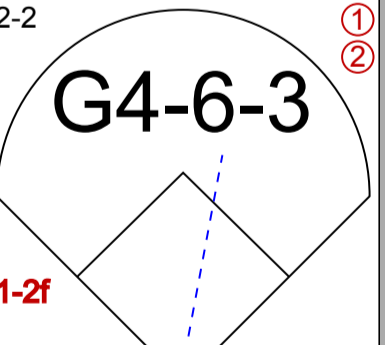
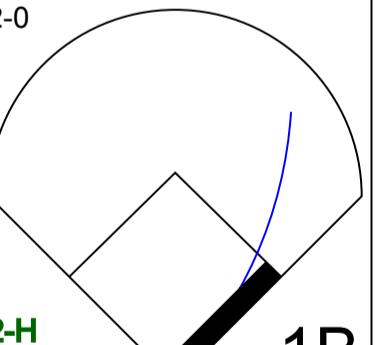
Batter	1	2	3	4	5	6	7	8	9	10	11	12	13	14	AB	R	H	RBI	BB	SO	LOB
Pete Rose, S OBP: 0.403, SLG: 0.439 (1, 7)	2-1 F8		2-1 4-3		1-0 F9			1-1 F7			0-0 E1 2B		1-1 1-3		6	0	0	0	0	0	1
Joe Morgan, L OBP: 0.407, SLG: 0.494 (1, 4)	2-1 3-1		3-2 F7			1-0 HR		3-2 F3			1-1 2B		2-1 CS 1B		6	1	3	1	0	0	1
Dan Driessen, L OBP: 0.347, SLG: 0.384 (1, 5)	2-0 L4			0-0 4-3		2-0 G3		0-0 G3		0-0 G3	4-0 IBB		3-1 1B S 1B		5	0	1	0	1	0	0
Tony Perez, R OBP: 0.390, SLG: 0.521 (1, 3)		4-2 FC6-4 BB		1-3 K		1-0 F8		2-3 K		2-2 F6	2-2 FC6-4 1B		3-2 FC6-4 1B		5	0	1	0	1	2	3
Johnny Bench, R OBP: 0.343, SLG: 0.428 (1, 2)		1-3 K		4-2 S 1B BB		3-0 F6		1-0 5-3		0-0 1-3			0-0 FC6-4 1-2f		5	1	0	0	1	1	6
Ken Griffey, L OBP: 0.419, SLG: 0.575 (1, 9)		1-1 FC6-4 E S 1-2f		2-2 PB 1H 1B		1-0 F9		2-3 K				0-1 F8		3-2 4-3	6	0	1	1	0	1	1
Cesar Geronimo, L OBP: 0.268, SLG: 0.311 (1, 8)		1-3 K		0-3 K		0-0 F9		0-3 K		3-2 F7		0-1 HR		1-1 G6-4-3 1B	6	1	2	1	0	3	2
Darrel Chaney, S OBP: 0.262, SLG: 0.208 George Foster, R OBP: 0.349, SLG: 0.667 (14, PH)			0-0 F4		1-0 F4		0-0 G3		0-0 G3		3-2 F7		1-0 F8		0-0 G6-4-3 1-2f	5	0	0	0	0	0
Don Gullett, R Pedro Martinez, R Hal Kwock, L Clayton Kershaw, R Larry Green, L Tom Hall, L Andy Koenig, R Don Nelson, R Dave Tomlin, L		4-2 4-3 BB		1-2 4-3		1-1 F7		1-3 K		1-3 K		1-3 K			1	0	0	0	0	0	0

Inning Stats	R: 0	H: 0	E: 0	K: 0	S: 5	LOB: 0	BB: 0	P: 11	R: 0	H: 0	E: 0	K: 0	S: 13	LOB: 1	BB: 1	P: 20	R: 0	H: 0	E: 0	K: 0	S: 9	LOB: 1	BB: 1	P: 18	R: 1	H: 1	E: 0	K: 0	S: 13	LOB: 1	BB: 1	P: 20	R: 0	H: 0	E: 0	K: 0	S: 7	LOB: 0	BB: 0	P: 10	R: 1	H: 1	E: 0	K: 0	S: 4	LOB: 0	BB: 0	P: 11	R: 0	H: 0	E: 0	K: 0	S: 3	LOB: 0	BB: 0	P: 4	R: 0	H: 0	E: 0	K: 0	S: 7	LOB: 0	BB: 0	P: 12	R: 0	H: 0	E: 0	K: 1	S: 5	LOB: 0	BB: 0	P: 8	R: 0	H: 0	E: 0	K: 2	S: 10	LOB: 0	BB: 0	P: 15	R: 0	H: 1	E: 1	K: 1	S: 11	LOB: 3	BB: 1	P: 19	R: 1	H: 1	E: 0	K: 1	S: 8	LOB: 0	BB: 0	P: 10	R: 0	H: 3	E: 0	K: 0	S: 11	LOB: 2	BB: 0	P: 20	R: 0	H: 1	E: 0	K: 0	S: 6	LOB: 0	BB: 0	P: 10	1B: 5	SF: 0	2B: 1	SAC: 0	3B: 0	DP: 1	HR: 2	HBP: 0	WP: 0	PA: 53
PITCHER	IP	WLS	BF	H	R	ER	SO	BB	IBB	HBP	BLK	WP	HR	S	P	ERA	WHIP																																																																																																									
Tom Bradley, R ERA: 3.9	(1, 1)	7.0	26	2	2	2	4	3	0	0	0	0	0	12	20	0.00	0.714																																																																																																									
Elias Sosa, R ERA: 3.27	(8, 1)	2.0	6	0	0	0	1	0	0	0	0	0	0	0	0	0.00	0.000																																																																																																									
Randy Moffitt, R ERA: 2.42	(10, 1)	3.0	13	2	1	1	4	0	1	0	0	0	1	29	44	3.00	0.667																																																																																																									
Don McMahon, R ERA: 1.48	(13, 1)	1.1	7	4	0	0	0	0	0	0	0	0	0	16	29	0.00	3.000																																																																																																									
Jim Willoughby, R ERA: 4.79	(14, 1)	0.2	1	0	0	0	0	0	0	0	0	0	0	1	1	0.00	0.000																																																																																																									

San Francisco Giants @ Cincinnati Reds
Riverfront Stadium, Cincinnati, OH
Fri Sep 28 1973, 7:05 PM EDT
Att. 28,112 - Unknown

AB	49
R	3
H	8
RBI	3
BB	4
SO	9
LOB	15



Batter	1	2	3	4	5	6	7	8	9	AB R H RBI BB SO LOB	TOP		
Bobby Bonds, R OBP: 0.370, SLG: 0.527 (1, 9)	1-3 		0-3 			1-2 	3-2 		0-0 	5 1 1 0 0 2 1			
Mike Phillips, L OBP: 0.288, SLG: 0.375 (1, 6)	1-0 			3-3 		0-2 		1-3 		4 1 1 0 0 2 0			
Steve Ontiveros, S OBP: 0.324, SLG: 0.333 (1, 3)	2-3 			3-2 		1-2 		3-3 		4 1 1 1 0 2 0			
Garry Maddox, R OBP: 0.351, SLG: 0.460 Jim Howarth, L OBP: 0.258, SLG: 0.233 (8, PR) (8, 8)		1-0 		0-0 		1-0 		1-0 		3 2 3 3 0 0 0 0 0 0 0 0 0 0			
Dave Kingman, R OBP: 0.295, SLG: 0.480 (1, 5)		1-3 		1-3 		4-2 		2-3 		3 0 0 0 1 3 1			
Gary Thomasson, L OBP: 0.343, SLG: 0.411 (1, 7)		1-3 			1-0 	3-1 			0-1 	4 0 1 1 0 1 2			
Bruce Miller, R OBP: 0.217, SLG: 0.143 Jim Willoughby, R OBP: 0.200, SLG: 0.286 Chris Speier, R OBP: 0.334, SLG: 0.359 (9, PH)		1-3 			0-0 	4-3 			2-2 	3 0 0 0 0 1 2 0 0 0 0 0 0 0 1 1 1 0 0 0 0			
Mike Sadek, R OBP: 0.282, SLG: 0.212 Dave Rader, L OBP: 0.327, SLG: 0.340 (7, 2) (7, 2)			2-1 			3-2 			1-1 	2 0 0 0 0 0 0 1 0 0 0 0 0 1			
Jim Barr, R OBP: 0.188, SLG: 0.182 John D'Acquisto, R Don Carrithers, R OBP: 0.250, SLG: 0.250 Chris Arnold, R OBP: 0.381, SLG: 0.389 (6, 4)			1-3 			0-0 	2-2 		2-0 	0 0 0 0 0 0 0 1 0 0 0 0 1 0 1 0 0 0 0 0 0 2 0 1 1 0 0 1			
Inning Stats	R: 0 E: 0 K: 2 S: 9 H: 0 LOB: 0 BB: 0 P: 13	R: 1 E: 0 K: 3 S: 10 H: 1 LOB: 0 BB: 0 P: 14	R: 0 E: 0 K: 2 S: 8 H: 0 LOB: 0 BB: 0 P: 11	R: 1 E: 0 K: 2 S: 11 H: 1 LOB: 0 BB: 0 P: 18	R: 0 E: 0 K: 0 S: 5 H: 0 LOB: 0 BB: 0 P: 9	R: 3 E: 0 K: 0 S: 16 H: 4 LOB: 2 BB: 1 P: 23	R: 0 E: 0 K: 3 S: 7 H: 0 LOB: 0 BB: 0 P: 13	R: 0 E: 0 K: 3 S: 9 H: 0 LOB: 1 BB: 0 P: 16	R: 1 E: 0 K: 0 S: 9 H: 3 LOB: 1 BB: 0 P: 14	1B: 4 2B: 3 3B: 0 HR: 2 SF: 0 SAC: 0 DP: 1 HBP: 2	WP: 0 PB: 0 SB: 0 CS: 0 PA: 37		
PITCHER	IP WLS BF H R ER SO BB IBB HBP BLK WP HR S P ERA WHIP											PITCHER	IP WLS BF H R ER SO BB IBB HBP BLK WP HR S P ERA WHIP
Fred Norman, L ERA: 3.6 (1, 1)	5.1 W 22 6 5 5 9 0 0 0 0 0 2 54 79 8.44 1.125												
Roger Nelson, R ERA: 3.46 (6, 1)	0.2 3 0 0 0 0 1 0 0 0 0 0 5 9 0.00 1.500												
Dick Baney, R ERA: 2.93 (7, 1)	3.0 S 12 3 1 1 3 0 0 2 0 0 0 25 43 3.00 1.000												

San Francisco Giants @ Cincinnati Reds
Riverfront Stadium, Cincinnati, OH
Sat Sep 29 1973, 3:33 AM EDT
Att: 31,107 - Unknown

AB	34
R	6
H	9
RBI	6
BB	1
SO	12
LOB	8



Batter	1	2	3	4	5	6	7	8	9
Pete Rose, S OBP: 0.402, SLG: 0.436 (1, 7)	4-0 1B BB	2-0 F7	2-3 K		1-1 F8	3-2 3-1		1-1 F5	
Bill Plummer, R OBP: 0.266, SLG: 0.227 (7, 2)									
Joe Morgan, L OBP: 0.408, SLG: 0.497 (1, 4)	1-2 1B 1B	0-0 2B 2B	2-2 F9		2-3 K		1-2 4-3		
Ed Crosby, L OBP: 0.282, SLG: 0.256 (4, 4)									
Dan Driessen, L OBP: 0.348, SLG: 0.387 (1, 3)	0-1 1B 1B SF9	0-1 PB FC4-6	0-1 4-3			2-2 E4 1B	2-3 K		
Johnny Bench, R OBP: 0.345, SLG: 0.429 (1, 2)	3-2 1B 1B	4-1 FC4-6 BB		4-2 E PB BB		2-3 K	3-2 F9		
Ed Ambrister, R OBP: 0.237, SLG: 0.444 (7, 7)									
Ken Griffey, L OBP: 0.418, SLG: 0.565 (1, 9)	0-1 1B	2-2 FC4-6		0-0 E9 PB		2-1 WP 1B 2B		2-0 G3	
Cesar Geronimo, L OBP: 0.267, SLG: 0.311 (1, 8)	3-2 SF9	2-3 K		0-1 F5		0-1 WP 2B 1B		3-3 K	
Denis Menke, R OBP: 0.370, SLG: 0.272 (1, 5)	1-0 F2		4-2 2B WP BB		3-2 F6	3-1 2B 2B		4-1 WP BB BB	
Darrel Chaney, S OBP: 0.269, SLG: 0.222 (1, 6)	1-1 5-3		2-2 WP 2B		2-2 F9	0-0 2B		4-1 WP BB	
Fred Norman, S OBP: 0.119, SLG: 0.075 (1, 1)		4-2 2B 2B BB		4-2 WP BB		0-0 6-3		4-1 HBP	
Roger Nelson, R OBP: 0.111, SLG: 0.111 (6, 1)					1-2 F4				
Dick Baney, R OBP: 0.300, SLG: 0.222 (7, 1)									

AB	R	H	RBI	BB	SO	LOB
4	1	0	0	1	1	5
1	0	0	0	0	0	3
3	2	2	0	0	0	1
2	0	0	0	0	1	0
5	3	2	3	0	1	1
2	1	1	1	2	1	1
1	0	0	0	0	0	0
5	1	2	1	0	0	2
4	1	1	2	0	2	3
3	2	1	2	2	0	3
4	1	2	1	1	0	3
1	1	0	0	2	0	0
1	0	0	0	0	0	1
0	0	0	0	0	0	0

AB	R	H	RBI	BB	SO	LOB
36	13	11	10	8	6	23


Inning Stats	R: 3	H: 4	E: 0	K: 0	S: 16	LOB: 2	BB: 1	P: 29									
IPITCHER	IP	WLS	BF	H	R	ER	SO	BB	IBB	HBP	BLK	WP	HR	S	P	ERA	WHIP
Jim Barr, R ERA: 3.81 (1, 1)	1.1	L	11	5	5	5	0	2	0	0	0	0	0	20	39	33.75	5.250
John D'Acquisto, R ERA: 3.58 (2, 1)	2.2		15	2	4	2	2	4	0	0	0	1	0	39	70	6.75	2.250
Don Carrithers, R ERA: 4.81 (5, 1)	1.1		8	3	4	3	2	0	0	0	0	1	0	21	34	20.25	2.250
Jim Willoughby, R ERA: 4.66 (6, 1)	2.2		12	1	0	0	2	2	0	1	0	1	0	24	51	0.00	1.125

San Francisco Giants @ Cincinnati Reds
Riverfront Stadium, Cincinnati, OH
Sat Sep 29 1973, 3:33 AM EDT
Att. 31,107 - Unknown

livebaseballscorecards.com

WP: 4 PA: 46
PB: 2
SB: 0
CS: 0



Batter	1	2	3	4	5	6	7	8	9	AB R H RBI BB SO LOB	TOP
Bobby Bonds, R OBP: 0.370, SLG: 0.530 (1, 9) C F B B S	2-3 K		3-1 HR	0-1 FC5 BB 1B		1-3 K			0-0 F8	5 1 2 3 0 2 0	
Tito Fuentes, S OBP: 0.328, SLG: 0.358 (1, 4) B F X	1-1 1B 2B		2-2 E6 FC6-4	4-1 1-2 2-3 BB		0-1 3-1			0-3 K	4 1 1 0 1 1 0	
Garry Maddox, R OBP: 0.350, SLG: 0.460 Jim Howarth, L OBP: 0.258, SLG: 0.233 (9, 8) B X	1-0 F9		2-2 FC6-4 1-2f	1-2 FC5 2-3f			0-1 4-3 2B		0-1 4-3	5 0 1 0 0 0 5 0 0 0 0 0 0 0	
Willie McCovey, L OBP: 0.420, SLG: 0.546 (1, 3) S C B X	1-2 1B		0-1 F9		3-2 6-3		3-1 4-3			4 0 1 1 0 0 2	
Gary Thomasson, L OBP: 0.345, SLG: 0.413 (1, 7) X	0-0 F7			2-2 G6-3 1B	3-2 FC5-4 1B		0-3 K			4 0 2 0 0 1 2	
Chris Speier, R OBP: 0.332, SLG: 0.356 (1, 6) B X		1-0 5-3		1-0 G6-3 1-2f	2-0 FC5-4 BB		1-0 6-3			4 0 0 0 0 0 3	
Dave Kingman, R OBP: 0.300, SLG: 0.479 (1, 5) C B B S		2-3 K		4-1 1B S BB	4-2 1-2 BB			4-2 G4-6-3 BB		1 1 0 0 3 1 0	AB 34 R 4 H 8 RBI 4 BB 5 SO 6 LOB 15
Dave Rader, L OBP: 0.326, SLG: 0.338 (1, 2) C X		0-1 4-3		4-1 1B BB	0-0 F5			1-2 G4-6-3 1-2f		3 1 0 0 1 0 3	
Ron Bryant, S OBP: 0.240, SLG: 0.179 Elias Sosa, R OBP: 0.188, SLG: 0.071 (7, 1) B C F C			1-3 K	0-0 BB 1B 1B		0-0 4-3		1-0 G3		3 0 1 0 0 1 0 1 0 0 0 0 0 0	
Inning Stats	R: 1 E: 0 K: 1 S: 10 H: 2 LOB: 1 BB: 0 P: 15	R: 0 E: 0 K: 1 S: 6 H: 0 LOB: 0 BB: 0 P: 9	R: 1 E: 1 K: 1 S: 16 H: 1 LOB: 1 BB: 0 P: 24	R: 2 E: 0 K: 0 S: 18 H: 3 LOB: 3 BB: 3 P: 34	R: 0 E: 1 K: 0 S: 11 H: 1 LOB: 2 BB: 1 P: 23	R: 0 E: 0 K: 1 S: 7 H: 0 LOB: 0 BB: 0 P: 8	R: 0 E: 0 K: 1 S: 8 H: 1 LOB: 1 BB: 0 P: 12	R: 0 E: 0 K: 0 S: 6 H: 0 LOB: 0 BB: 1 P: 12	R: 0 E: 0 K: 1 S: 6 H: 0 LOB: 0 BB: 0 P: 6	1B: 5 2B: 2 3B: 0 HR: 1 SF: 0 SAC: 0 DP: 2 HBP: 0	WP: 0 PB: 0 SB: 1 CS: 0 PA: 39
PITCHER Jack Billingham, R ERA: 3.04 Pedro Borbon, R ERA: 2.16	IP WLS BF H R ER SO BB IBB HBP BLK WP HR S P ERA WHIP	IP WLS BF H R ER SO BB IBB HBP BLK WP HR S P ERA WHIP	IP WLS BF H R ER SO BB IBB HBP BLK WP HR S P ERA WHIP	IP WLS BF H R ER SO BB IBB HBP BLK WP HR S P ERA WHIP	IP WLS BF H R ER SO BB IBB HBP BLK WP HR S P ERA WHIP	IP WLS BF H R ER SO BB IBB HBP BLK WP HR S P ERA WHIP	IP WLS BF H R ER SO BB IBB HBP BLK WP HR S P ERA WHIP	IP WLS BF H R ER SO BB IBB HBP BLK WP HR S P ERA WHIP	IP WLS BF H R ER SO BB IBB HBP BLK WP HR S P ERA WHIP	IP WLS BF H R ER SO BB IBB HBP BLK WP HR S P ERA WHIP	IP WLS BF H R ER SO BB IBB HBP BLK WP HR S P ERA WHIP

San Francisco Giants @ Cincinnati Reds
Riverfront Stadium, Cincinnati, OH
Sun Sep 30 1973, 3:33 AM EDT
Att: 50,776 - Unknown

livebaseballscorecards.com



Batter	1	2	3	4	5	6	7	8	9	AB	R	H	RBI	BB	SO	LOB
Pete Rose, S (1, 7) OBP: 0.401, SLG: 0.437	0-0 4-3			2-1 5-3		2-0 6-3		1-0 1-3 6-3 2B		4	1	1	0	0	0	0
Joe Morgan, L (1, 4) OBP: 0.406, SLG: 0.493	0-3 K			0-2 4-3			1-1 F8	1-1 1-3		4	0	0	0	0	1	1
Dan Driessen, L (1, 5) OBP: 0.346, SLG: 0.385 Denis Menke, R (7, PH) OBP: 0.368, SLG: 0.270	1-2 6-3			2-3 K			1-0 5-3	1-1 6-3		2	0	0	0	0	1	0
Tony Perez, R (1, 3) OBP: 0.393, SLG: 0.527		0-3 K		4-2 BB			0-0 HR	4-1 BB		2	1	1	1	2	1	0
Johnny Bench, R (1, 2) OBP: 0.345, SLG: 0.429		2-0 F8		3-3 K			3-1 2B	0-0 F3		4	1	1	0	0	1	2
Andy Kosco, R (1, 9) OBP: 0.346, SLG: 0.568		2-3 K		2-2 F7			1-1 1B 2B			4	0	1	1	0	1	1
Cesar Geronimo, L (1, 8) OBP: 0.266, SLG: 0.309 Ed Armbrister, R (7, PH) OBP: 0.250, SLG: 0.432			3-1 F9		0-0 F8		4-1 1B BB			2	0	0	0	0	0	1
Darrel Chaney, S (1, 6) OBP: 0.267, SLG: 0.220 George Foster, R (7, PH) OBP: 0.349, SLG: 0.667 Ken Griffey, L (7, PH) OBP: 0.424, SLG: 0.570 Ed Crosby, L (8, 6) OBP: 0.282, SLG: 0.256 Larry Stahl, L (9, PH) OBP: 0.315, SLG: 0.333			0-3 K		1-1 F7		0-2 1B			2	0	0	0	0	1	0
Jack Billingham, R (1, 1) OBP: 0.094, SLG: 0.097 Hal King, L (7, PH) OBP: 0.286, SLG: 0.465 Pedro Borbon, R (8, 1) OBP: 0.333, SLG: 0.333			2-3 K		0-1 5-3		1-3 K			2	0	0	0	0	1	0

Inning Stats	R: 0	H: 0	E: 0	K: 1	S: 9	R: 0	H: 0	E: 0	K: 2	S: 8	R: 0	H: 0	E: 0	K: 1	S: 8	R: 0	H: 0	E: 0	K: 1	S: 8	R: 0	H: 0	E: 0	K: 1	S: 10	R: 2	H: 4	E: 0	K: 1	S: 15	R: 1	H: 1	E: 0	K: 0	S: 7	R: 0	H: 0	E: 0	K: 0	S: 5	1B: 1	2B: 3	3B: 0	HR: 1	SF: 0	SAC: 0	DP: 0	HBP: 0	WP: 0	PA: 35
--------------	------	------	------	------	------	------	------	------	------	------	------	------	------	------	------	------	------	------	------	------	------	------	------	------	-------	------	------	------	------	-------	------	------	------	------	------	------	------	------	------	------	-------	-------	-------	-------	-------	--------	-------	--------	-------	--------

PITCHER	IP	WLS	BF	H	R	ER	SO	BB	IBB	HBP	BLK	WP	HR	S	P	ERA	WHIP
Ron Bryant, L (1, 1) ERA: 3.53	6.2	W	25	3	2	2	7	2	0	0	0	0	1	57	93	2.70	0.750
Elias Sosa, R (7, 1) ERA: 3.28	2.1	S	10	2	1	1	1	1	0	0	0	0	0	18	29	3.86	1.286

BOTTOM

San Francisco Giants @ Cincinnati Reds
Riverfront Stadium, Cincinnati, OH
Sun Sep 30 1973, 3:33 AM EDT
Att. 50,776 - Unknown

livebaseballscorecards.com

AB	32
R	3
H	5
RBI	3
BB	3
SO	8
LOB	8

