

San Francisco Giants - 1973

Batter	1	2	3	4	5	6	7	8	9	AB	R	H	RBI	BB	SO	LOB	TOP					
Bobby Bonds, R OBP: 0.200, SLG: 0.400 (1, 9)										5	1	1	1	0	0	2	San Francisco Giants @ Cincinnati Reds Riverfront Stadium, Cincinnati, OH Thu Apr 05 1973, 3:33 AM EST Att: 51,579 - Unknown livebaseballscorecards.com					
Tito Fuentes, S OBP: 0.400, SLG: 0.400 (1, 4)										5	0	2	1	0	0	3						
Chris Speier, R OBP: 0.250, SLG: 0.250 (1, 6)										4	0	1	2	0	0	2						
Willie McCovey, L OBP: 0.500, SLG: 0.333 (1, 3)										3	0	1	0	1	0	1						
Garry Maddox, R OBP: 0.250, SLG: 0.250 (1, 8)										4	0	1	0	0	2	2						
Al Gallacher, R OBP: 0.250, SLG: 0.250 (1, 5)										4	0	1	0	0	0	0						
Gary Matthews, R (1, 7)										4	0	0	0	0	1	2						
Dave Rader, L OBP: 0.500, SLG: 0.667 (1, 2)										3	2	1	0	1	0	0						
Juan Marichal, R OBP: 0.667, SLG: 0.500 (1, 1)										2	1	1	0	1	1	0						
Inning Stats	R: 0 E: 0 K: 1 S: 6	H: 1 LOB: 2 BB: 1 P: 10	R: 0 E: 0 K: 1 S: 5	H: 0 LOB: 0 BB: 0 P: 5	R: 0 E: 0 K: 1 S: 5	H: 0 LOB: 0 BB: 0 P: 5	R: 0 E: 0 K: 0 S: 5	H: 2 LOB: 2 BB: 0 P: 5	R: 1 E: 0 K: 0 S: 5	H: 2 LOB: 1 BB: 0 P: 5	R: 0 E: 0 K: 0 S: 3	H: 1 LOB: 0 BB: 0 P: 3	R: 3 E: 0 K: 0 S: 5	H: 2 LOB: 1 BB: 2 P: 13	R: 0 E: 0 K: 1 S: 5	H: 0 LOB: 0 BB: 0 P: 5	R: 0 E: 0 K: 0 S: 4	H: 1 LOB: 1 BB: 0 P: 4	1B: 7 2B: 2 3B: 0 HR: 0	SF: 0 SAC: 1 DP: 0 HBP: 0	WP: 0 PB: 1 SB: 0 CS: 0	PA: 38
PITCHER	IP	WLS	BF	H	R	ER	SO	BB	IBB	HBP	BLK	WP	HR	S	P	ERA	WHIP					
Don Gullett, L ERA: 5.14 (1, 1)	7.0	L	31	8	4	4	3	2	1	0	0	0	0	34	46	5.14	1.429					
Pedro Borbon, R ERA: (8, 1)	2.0		7	1	0	0	1	0	0	0	0	0	0	9	9	0.00	0.500					

Batter	1	2	3	4	5	6	7	8	9	AB	R	H	RBI	BB	SO	LOB	BOTTOM							
Pete Rose, S OBP: 0.500, SLG: 0.500 (1, 7)										4	0	2	0	0	0	1	San Francisco Giants @ Cincinnati Reds Riverfront Stadium, Cincinnati, OH Thu Apr 05 1973, 3:33 AM EST Att: 51,579 - Unknown livebaseballscorecards.com							
Joe Morgan, L OBP: 0.250, SLG: 0.250 (1, 4)										4	0	1	0	0	0	1								
Bobby Tolan, L OBP: 0.250, SLG: 0.250 (1, 9)										4	0	1	0	0	0	2								
Johnny Bench, R (1, 2)										3	0	0	0	1	0	2								
Tony Perez, R OBP: 0.250, SLG: 0.500 (1, 3)										4	0	1	0	0	0	2								
Cesar Geronimo, L OBP: 0.250, SLG: 0.500 (1, 8)										4	1	1	0	0	1	1								
Darrel Chaney, S Gene Locklear, L (9, PH)										3	0	0	0	0	0	2								
Denis Menke, R OBP: 0.667, SLG: 0.500 (1, 5)										2	0	1	0	1	0	0								
Don Gullett, R Larry Stahl, L (7, PH) Pedro Borbon, R (8, 1)										1	0	0	1	0	0	2								
Inning Stats	R: 0 E: 0 K: 0 S: 4	H: 2 LOB: 1 BB: 0 P: 8	R: 1 E: 0 K: 0 S: 5	H: 2 LOB: 1 BB: 0 P: 5	R: 0 E: 0 K: 0 S: 3	H: 0 LOB: 0 BB: 0 P: 3	R: 0 E: 0 K: 0 S: 4	H: 1 LOB: 2 BB: 1 P: 8	R: 0 E: 0 K: 0 S: 4	H: 2 LOB: 1 BB: 0 P: 4	R: 0 E: 0 K: 1 S: 5	H: 0 LOB: 0 BB: 0 P: 5	R: 0 E: 0 K: 0 S: 3	H: 0 LOB: 0 BB: 0 P: 3	R: 0 E: 0 K: 1 S: 5	H: 0 LOB: 0 BB: 0 P: 5	R: 0 E: 0 K: 0 S: 3	H: 0 LOB: 0 BB: 0 P: 3	R: 0 E: 0 K: 1 S: 5	H: 0 LOB: 0 BB: 0 P: 5	1B: 5 2B: 2 3B: 0 HR: 0	SF: 1 SAC: 0 DP: 1 HBP: 0	WP: 0 PB: 0 SB: 1 CS: 0	PA: 34
PITCHER	IP	WLS	BF	H	R	ER	SO	BB	IBB	HBP	BLK	WP	HR	S	P	ERA	WHIP							
Juan Marichal, R ERA: 1.0 (1, 1)	9.0	W	34	7	1	1	2	1	1	0	0	0	0	36	44	1.00	0.889							

Batter	1	2	3	4	5	6	7	8	9	AB	R	H	RBI	BB	SO	LOB	TOP		
Bobby Bonds, R OBP: 0.267, SLG: 0.600 (1, 9)										4	0	0	0	0	1	1	San Francisco Giants @ Cincinnati Reds Riverfront Stadium, Cincinnati, OH Sun Apr 08 1973, 3:33 AM EST Att: 20,026 - Unknown		
Tito Fuentes, S OBP: 0.400, SLG: 0.467 (1, 4)										4	0	3	0	0	0	1			
Chris Speier, R OBP: 0.214, SLG: 0.231 (1, 6)										4	0	1	0	0	0	3			
Willie McCovey, L OBP: 0.385, SLG: 0.500 (1, 3)										4	0	0	0	0	1	3			
Garry Maddox, R OBP: 0.385, SLG: 0.385 (1, 8)										4	1	2	0	0	0	2			
Al Gallacher, R OBP: 0.333, SLG: 0.250 Gary Thomasson, L (9, PR)										4	0	1	1	0	0	1			
Gary Matthews, R OBP: 0.125, SLG: 0.375 (1, 7)										4	0	1	0	0	0	1			
Dave Rader, L OBP: 0.333, SLG: 0.300 Dave Kingman, R (9, PH)										3	0	0	0	0	0	1			
Tom Bradley, R Randy Moffitt, R Jim Ray Hart, R Jim Barr, R										2	0	0	0	0	0	0			
Inning Stats	R: 0 E: 0 K: 1 S: 6	H: 1 LOB: 1 BB: 0 P: 6	R: 0 E: 0 K: 0 S: 4	H: 1 LOB: 1 BB: 0 P: 4	R: 0 E: 0 K: 0 S: 4	H: 1 LOB: 1 BB: 0 P: 4	R: 0 E: 0 K: 0 S: 3	H: 0 LOB: 0 BB: 0 P: 3	R: 0 E: 0 K: 0 S: 7	H: 2 LOB: 2 BB: 0 P: 7	R: 0 E: 0 K: 0 S: 3	H: 0 LOB: 0 BB: 0 P: 3	R: 0 E: 0 K: 0 S: 3	H: 0 LOB: 1 BB: 1 P: 7	R: 1 E: 1 K: 0 S: 5	H: 3 LOB: 2 BB: 0 P: 5		1B: 6 2B: 2 3B: 1 HR: 0	SF: 0 SAC: 0 DP: 1 HBP: 0
PITCHER	IP WLS BF H R ER SO BB IBB HBP BLK WP HR S P ERA WHIP																		
Ross Grimsley, L ERA: 1.04	(1, 1)	8.2 W 34 8 1 1 2 1 0 0 0 0 0 0 37 41 1.04 1.038																	
Pedro Borbon, R ERA:	(9, 1)	0.1 S 1 1 0 0 0 0 0 0 0 0 0 0 1 1 0.00 3.000																	

Batter	1	2	3	4	5	6	7	8	9	AB	R	H	RBI	BB	SO	LOB	BOTTOM		
Pete Rose, S OBP: 0.385, SLG: 0.385 (1, 7)										4	0	1	0	0	0	0	San Francisco Giants @ Cincinnati Reds Riverfront Stadium, Cincinnati, OH Sun Apr 08 1973, 3:33 AM EST Att: 20,026 - Unknown		
Joe Morgan, L OBP: 0.385, SLG: 0.455 (1, 4)										3	1	0	1	0	0	0			
Bobby Tolan, L OBP: 0.385, SLG: 0.583 (1, 9)										3	1	2	0	1	0	1			
Johnny Bench, R OBP: 0.462, SLG: 0.222 (1, 2)										2	0	1	0	2	1	0			
Tony Perez, R OBP: 0.250, SLG: 0.300 (1, 3)										2	0	1	1	1	0	0			
Cesar Geronimo, L OBP: 0.231, SLG: 0.308 (1, 8)										4	0	2	1	0	0	4			
Darrel Chaney, S OBP: 0.100, SLG: 0.100 (1, 6)										4	0	1	0	0	0	2			
Denis Menke, R OBP: 0.333, SLG: 0.250 (1, 5)										4	0	1	0	0	1	1			
Ross Grimsley, L Pedro Borbon, R										4	1	0	0	0	1	2			
Inning Stats	R: 2 E: 1 K: 0 S: 5	H: 1 LOB: 2 BB: 2 P: 13	R: 1 E: 0 K: 0 S: 5	H: 2 LOB: 1 BB: 0 P: 5	R: 0 E: 0 K: 1 S: 5	H: 0 LOB: 0 BB: 0 P: 5	R: 0 E: 0 K: 1 S: 5	H: 0 LOB: 0 BB: 0 P: 5	R: 0 E: 0 K: 0 S: 3	H: 2 LOB: 3 BB: 1 P: 9	R: 0 E: 0 K: 0 S: 4	H: 2 LOB: 2 BB: 1 P: 8	R: 0 E: 0 K: 1 S: 6	H: 2 LOB: 1 BB: 0 P: 6	R: 0 E: 0 K: 1 S: 5	H: 2 LOB: 1 BB: 0 P: 6		1B: 9 2B: 0 3B: 0 HR: 0	SF: 2 SAC: 0 DP: 1 HBP: 0
PITCHER	IP WLS BF H R ER SO BB IBB HBP BLK WP HR S P ERA WHIP																		
Tom Bradley, R ERA: 1.35	(1, 1)	6.2 L 31 6 3 1 2 4 0 0 0 0 0 0 31 47 1.35 1.500																	
Randy Moffitt, R ERA:	(7, 1)	0.1 1 1 0 0 0 0 0 0 0 0 0 1 1 0.00 3.000																	
Jim Barr, R ERA:	(8, 1)	1.0 4 2 0 0 1 0 0 0 0 0 0 6 6 0.00 2.000																	

Batter	1	2	3	4	5	6	7	8	9	AB	R	H	RBI	BB	SO	LOB	TOP			
Enzo Hernandez, R OBP: 0.176, SLG: 0.125	E5 1B	FC6-4		4-3			F8			4	1	0	0	0	0	2				
Jerry Morales, R OBP: 0.200, SLG: 0.444	F8		E5		5-3		5-3			4	0	0	0	0	0	1				
Leron Lee, L OBP: 0.333, SLG: 0.333	1B		K		K			4-3		4	0	1	0	0	2	1				
Nate Colbert, R OBP: 0.533, SLG: 0.500	1B		F9		FC5-4 BB			1-3		3	0	1	1	1	0	1				
Cito Gaston, R OBP: 0.357, SLG: 0.538	K				FC5-4 1-2			K		3	0	0	0	1	2	3				
Dave Hilton, R OBP: 0.143, SLG: 0.143	FC6-4 1-2		F8			K			1-3	4	0	0	0	0	1	4				
Dave Roberts, R OBP: 0.214, SLG: 0.083		5-3		SH1-3 1B		6-3		F8		4	0	1	0	0	0	0				
Bob Davis, R Fred Kendall, R Derrel Thomas, S	4-3		SH1-3		1-2	K		BB		2	0	0	0	0	1	0				
Mike Caldwell, R Ivan Murrell, R Rich Troedson, L Dave Campbell, R	FC6-4 1B		6-3			F9		F8		2	0	1	0	0	0	1				
Inning Stats	R: 1 E: 1 K: 1 S: 8	H: 2 LOB: 2 BB: 0 P: 8	R: 0 E: 0 K: 0 S: 4	H: 1 LOB: 1 BB: 0 P: 4	R: 0 E: 1 K: 1 S: 6	H: 0 LOB: 2 BB: 1 P: 10	R: 0 E: 0 K: 0 S: 4	H: 1 LOB: 1 BB: 0 P: 4	R: 0 E: 0 K: 2 S: 5	H: 0 LOB: 0 BB: 0 P: 7	R: 0 E: 0 K: 0 S: 3	H: 0 LOB: 0 BB: 0 P: 3	R: 0 E: 0 K: 1 S: 5	H: 0 LOB: 0 BB: 0 P: 5	R: 0 E: 0 K: 0 S: 3	H: 0 LOB: 1 BB: 1 P: 7	1B: 4 2B: 0 3B: 0 HR: 0	SF: 0 SAC: 1 DP: 0 HBP: 0	WP: 0 PB: 0 SB: 0 CS: 0	PA: 36
PITCHER Ron Bryant, L ERA:	IP: 9.0 WLS: W BF: 36 H: 4 R: 1 ER: 0 SO: 6 BB: 2 IBB: 1 HBP: 0 BLK: 0 WP: 0 HR: 0 S: 45 P: 57 ERA: 0.00 WHIP: 0.667																			

San Diego Padres @ San Francisco Giants
Candlestick Park, San Francisco, CA
Mon Apr 09 1973, 6:33 AM EST
Att: 18,560 - Unknown

AB	32
R	1
H	4
RBI	1
BB	3
SO	6
LOB	14






Batter	1	2	3	4	5	6	7	8	9	AB	R	H	RBI	BB	SO	LOB	BOTTOM			
Bobby Bonds, R OBP: 0.316, SLG: 0.611	K		2B	F8			L6-3 BB			3	1	1	0	1	1	2				
Tito Fuentes, S	5-3		WP 2H 2B		L6		L6-3			4	0	1	1	0	0	2				
Chris Speier, R	6-3		F7		HR		BB			3	1	1	1	1	0	2				
Willie McCovey, L	FC6-4 BB				F9		K			2	0	0	0	2	1	1				
Jim Ray Hart, R Al Gallagher, R	FC6-4 1-2		K			BB		4-3		2	0	0	0	1	1	4				
Gary Maddox, R		K		1B	1-3		E6 1B			4	0	2	0	0	1	1				
Gary Matthews, R	F8			1-3 1B		5-3		IBB		3	0	1	0	1	0	0				
Dave Rader, L	F7			4-3		F8		F2		4	0	0	0	0	4					
Ron Bryant, S			1-3	G3		K		K		4	0	0	0	0	2	4				
Inning Stats	R: 0 E: 0 K: 1 S: 6	H: 0 LOB: 2 BB: 1 P: 10	R: 0 E: 0 K: 1 S: 5	H: 0 LOB: 0 BB: 0 P: 5	R: 1 E: 0 K: 1 S: 7	H: 2 LOB: 2 BB: 1 P: 11	R: 0 E: 0 K: 0 S: 5	H: 2 LOB: 2 BB: 0 P: 5	R: 1 E: 0 K: 0 S: 4	H: 1 LOB: 1 BB: 1 P: 8	R: 0 E: 0 K: 1 S: 5	H: 0 LOB: 0 BB: 0 P: 5	R: 0 E: 0 K: 1 S: 4	H: 0 LOB: 2 BB: 2 P: 12	R: 0 E: 1 K: 1 S: 6	H: 1 LOB: 2 BB: 1 P: 10	1B: 3 2B: 3 3B: 0 HR: 1	SF: 0 SAC: 0 DP: 1 HBP: 0	WP: 1 PB: 1 SB: 0 CS: 0	PA: 36
PITCHER Mike Caldwell, L ERA: 3.0 Rich Troedson, L ERA:	IP: 6.0 WLS: L BF: 27 H: 5 R: 2 ER: 2 SO: 4 BB: 3 IBB: 0 HBP: 0 BLK: 0 WP: 1 HR: 1 S: 32 P: 44 ERA: 3.00 WHIP: 1.333																			

San Diego Padres @ San Francisco Giants
Candlestick Park, San Francisco, CA
Mon Apr 09 1973, 6:33 AM EST
Att: 18,560 - Unknown

AB	30
R	2
H	6
RBI	2
BB	6
SO	6
LOB	20



Batter	1	2	3	4	5	6	7	8	9	AB	R	H	RBI	BB	SO	LOB	TOP		
Jimmy Wynn, R OBP: 0.310, SLG: 0.741	0-0 HR		0-0 5-3		0-0 HR		0-3 K		0-3 K	5	2	2	2	0	2	0	Houston Astros @ San Francisco Giants Candlestick Park, San Francisco, CA Wed Apr 11 1973, 9:05 PM EST Att. 4,133 - Unknown		
Tommy Helms, R OBP: 0.333, SLG: 0.368	0-0 F6		0-0 6-3		4-0 G6-4-3 BB		0-0 4-3		0-3 K	4	0	0	0	1	1	0			
Cesar Cedeno, R OBP: 0.444, SLG: 0.800	0-0 2B		4-0 BB		0-0 G6-4-3 1-2			0-3 K		3	0	1	0	1	1	1			
Bob Watson, R OBP: 0.360, SLG: 0.200	4-0 BB		0-3 K		0-0 5-3			0-0 1B 1B		3	1	1	0	1	1	1			
Lee May, R OBP: 0.231, SLG: 0.360	0-0 F8			0-0 F7		0-0 F5		0-0 1B 1B		4	0	1	0	0	0	2			
Doug Rader, R OBP: 0.192, SLG: 0.160	0-3 K			0-0 4-3 1B		0-0 6-3		0-0 F8		4	0	1	0	0	1	4			
Johnny Edwards, L OBP: 0.333, SLG: 0.471		0-0 F3		0-0 4-3		0-0 HR		0-0 1B		4	1	2	2	0	0	1			
Larry Howard, R OBP: 0.286, SLG: 0.286		0-0 4-3		1-2				1-2 2-H 1B		0	0	0	0	0	0	0			
Roger Metzger, S OBP: 0.154, SLG: 0.167		0-0 4-3		4-0 BB		0-0 F8		0-0 4-3		3	0	0	0	1	0	2			
Tom Griffin, R Mike Cosgrove, L	(1, 1) (9, 1)	0-0 F9		0-0 F9			0-3 K		0-0 4-3	4	0	0	0	0	1	2	 WP: 0 PA: 38 RB: 0 SB: 1 CS: 0		
Inning Stats	R: 1 E: 0 K: 1 S: 7	H: 2 LOB: 2 BB: 1 P: 11	R: 0 E: 0 K: 0 S: 3	H: 0 LOB: 0 BB: 0 P: 3	R: 0 E: 0 K: 1 S: 5	H: 0 LOB: 1 BB: 1 P: 9	R: 0 E: 0 K: 0 S: 4	H: 1 LOB: 2 BB: 1 P: 8	R: 1 E: 0 K: 0 S: 3	H: 1 LOB: 0 BB: 0 P: 7	R: 0 E: 0 K: 0 S: 7	H: 0 LOB: 0 BB: 0 P: 7	R: 0 E: 0 K: 1 S: 8	H: 3 LOB: 2 BB: 0 P: 8	R: 0 E: 0 K: 2 S: 7	H: 0 LOB: 0 BB: 0 P: 7		1B: 4 2B: 1 3B: 0 HR: 3	SF: 0 SAC: 0 DP: 1 HBP: 0
PITCHER	IP WLS BF H R ER SO BB IBB HBP BLK WP HR S P ERA WHIP																		
Jim Willoughby, R ERA: 5.52	(1, 1)	7.1	32	7	4	4	5	4	0	0	0	0	0	0	3	38	54	4.91	1.500
Randy Moffitt, R ERA:	(8, 1)	1.2	W	6	1	0	0	2	0	0	0	0	0	0	0	10	10	0.00	0.600

Batter	1	2	3	4	5	6	7	8	9	AB	R	H	RBI	BB	SO	LOB	BOTTOM		
Bobby Bonds, R OBP: 0.357, SLG: 0.593	0-0 WP 2B		0-0 5-3		0-0 CS 1B			0-0 6-3		4	1	2	0	0	0	0	Houston Astros @ San Francisco Giants Candlestick Park, San Francisco, CA Wed Apr 11 1973, 9:05 PM EST Att. 4,133 - Unknown		
Tito Fuentes, S OBP: 0.321, SLG: 0.393	0-0 1-3 2-H		0-0 6-3		0-0 CS 1-2		0-0 4-3		0-0 F3	4	0	0	0	0	0	0			
Chris Speier, R OBP: 0.333, SLG: 0.364	4-0 BB		0-0 5-3		0-0 F7			4-0 HR BB		2	1	0	0	2	0	0			
Willie McCovey, L OBP: 0.440, SLG: 0.556	0-0 L9			0-0 F5		0-0 G3		0-0 HR		4	1	1	2	0	0	1			
Ed Goodson, L OBP: 0.308, SLG: 0.769	0-0 1-3 1-2		0-0 F8		0-0 HR					3	1	1	1	0	0	1			
Gary Maddox, R OBP: 0.440, SLG: 0.440		0-0 G3 SF9 1B		0-0 E7 1B		0-0 F6				3	1	2	0	0	0	0			
Gary Thomasson, L Randy Moffitt, R	(1, 7) (8, 1)	0-0 G3		0-0 F7		0-0 4-3				3	0	0	0	0	0	2		 AB: 28 R: 5 H: 6 RBI: 4 BB: 2 SO: 0 LOB: 4	
Dave Rader, L OBP: 0.261, SLG: 0.211	(1, 2)	0-0 SF9		0-0 F2		0-0 F9				2	0	0	1	0	0	0			
Jim Willoughby, R OBP: 0.200, SLG: 0.800	(1, 1)	0-0 3-H F5		0-0 5-3				0-0 F9		2	0	0	0	0	0	0	 WP: 2 PA: 32 RB: 0 SB: 0 CS: 1		
Gary Matthews, R OBP: 0.231, SLG: 0.333	(8, 7)									1	0	0	0	0	0	0			
Inning Stats	R: 1 E: 0 K: 0 S: 4	H: 1 LOB: 1 BB: 1 P: 8	R: 1 E: 0 K: 0 S: 4	H: 1 LOB: 0 BB: 0 P: 4	R: 0 E: 0 K: 0 S: 3	H: 0 LOB: 0 BB: 0 P: 3	R: 0 E: 0 K: 0 S: 3	H: 0 LOB: 0 BB: 0 P: 3	R: 1 E: 0 K: 0 S: 4	H: 1 LOB: 0 BB: 0 P: 4	R: 0 E: 0 K: 0 S: 3	H: 0 LOB: 0 BB: 0 P: 3	R: 0 E: 0 K: 0 S: 3	H: 0 LOB: 0 BB: 0 P: 3	R: 2 E: 0 K: 0 S: 1	H: 1 LOB: 0 BB: 1 P: 5	1B: 3 2B: 1 3B: 0 HR: 2	SF: 1 SAC: 0 DP: 0 HBP: 0	
PITCHER	IP WLS BF H R ER SO BB IBB HBP BLK WP HR S P ERA WHIP																		
Tom Griffin, R ERA: 4.5	(1, 1)	8.0	30	5	4	4	0	2	0	0	0	0	0	1	1	28	36	4.50	0.875
Mike Cosgrove, L ERA: 27.0	(9, 1)	0.0	L	1	1	1	0	0	0	0	0	0	0	0	1	1	1	∞	∞

Batter	1	2	3	4	5	6	7	8	9	AB	R	H	RBI	BB	SO	LOB	TOP									
Pete Rose, S OBP: 0.459, SLG: 0.486 (1, 7)										5	0	2	1	0	1	1	Cincinnati Reds @ San Francisco Giants Candlestick Park, San Francisco, CA Sat Apr 14 1973, 6:33 AM EST Att: 21,247 - Unknown									
Joe Morgan, L OBP: 0.324, SLG: 0.394 (1, 4)										4	0	0	0	1	0	4										
Bobby Tolan, L OBP: 0.361, SLG: 0.455 (1, 9)										4	0	1	0	0	0	2										
Johnny Bench, R OBP: 0.457, SLG: 0.458 (1, 2)										3	2	1	1	1	0	4										
Tony Perez, R OBP: 0.382, SLG: 0.581 (1, 3)										4	0	1	0	0	1	3										
Cesar Geronimo, L OBP: 0.152, SLG: 0.281 (1, 8)										4	0	0	0	0	0	5										
Darrel Chaney, S OBP: 0.087, SLG: 0.045 (1, 6)										4	0	0	1	0	0	1										
Denis Menke, R OBP: 0.360, SLG: 0.250 (1, 5)										2	1	1	0	2	0	0										
Roger Nelson, R OBP: 0.167, SLG: 0.167 Clay Carroll, R (9, 1)										4	0	0	0	0	0	4										
Inning Stats	R: 0 E: 0 K: 1 S: 6	H: 1 LOB: 1 BB: 0 P: 6	R: 0 E: 0 K: 0 S: 3	H: 0 LOB: 1 BB: 0 P: 3	R: 0 E: 0 K: 0 S: 3	H: 0 LOB: 1 BB: 1 P: 7	R: 1 E: 0 K: 0 S: 4	H: 1 LOB: 0 BB: 0 P: 4	R: 1 E: 1 K: 0 S: 6	H: 2 LOB: 2 BB: 0 P: 6	R: 1 E: 0 K: 0 S: 4	H: 1 LOB: 2 BB: 2 P: 12	R: 0 E: 1 K: 1 S: 6	H: 0 LOB: 3 BB: 1 P: 11	R: 0 E: 0 K: 0 S: 3	H: 0 LOB: 0 BB: 0 P: 3	R: 0 E: 0 K: 0 S: 3	H: 1 LOB: 0 BB: 0 P: 3	1B: 4 2B: 1 3B: 0 HR: 1	SF: 0 SAC: 0 DP: 1 HBP: 1	WP: 0 PB: 0 SB: 1 CS: 0	PA: 39				
PITCHER	IP	WLS	BF	H	R	ER	SO	BB	IBB	HBP	BLK	WP	HR	S	P	ERA	WHIP									
Jim Barr, R ERA: 2.45 Randy Moffitt, R ERA:	(1, 1)	6.0	L	27	5	3	3	1	2	1	0	0	0	1	26	38	4.50	1.167								
	(7, 1)	3.0		12	1	0	0	1	1	0	1	0	0	0	12	17	0.00	0.667								

Batter	1	2	3	4	5	6	7	8	9	AB	R	H	RBI	BB	SO	LOB	BOTTOM									
Bobby Bonds, R OBP: 0.325, SLG: 0.513 (1, 9)										4	0	0	0	0	1	0	Cincinnati Reds @ San Francisco Giants Candlestick Park, San Francisco, CA Sat Apr 14 1973, 6:33 AM EST Att: 21,247 - Unknown									
Tito Fuentes, S OBP: 0.317, SLG: 0.366 (1, 4)										4	0	2	0	0	0	0										
Chris Speier, R OBP: 0.375, SLG: 0.455 (1, 6)										4	0	1	0	0	1	1										
Willie McCovey, L OBP: 0.485, SLG: 0.792 Gary Matthews, R OBP: 0.333, SLG: 0.471 (9, PR)										2	0	0	0	2	1	0										
Ed Goodson, L OBP: 0.333, SLG: 0.625 (1, 5)										0	0	0	0	0	0	0										
Gary Maddox, R OBP: 0.486, SLG: 0.529 (1, 8)										3	0	1	0	0	0	1										
Gary Thomasson, L OBP: 0.235, SLG: 0.375 (1, 7)										3	0	2	0	0	0	1										
Dave Rader, L OBP: 0.219, SLG: 0.214 (1, 2)										3	0	0	0	0	0	2										
Jim Barr, R Jim Howarth, L Randy Moffitt, R Dave Kingman, R OBP: 0.200, SLG: 0.200 (9, PH)	(1, 1)	(6, PH)	(7, 1)	(9, PH)						1	0	0	0	0	0	0										
Inning Stats	R: 0 E: 0 K: 2 S: 7	H: 0 LOB: 0 BB: 0 P: 7	R: 0 E: 0 K: 1 S: 6	H: 1 LOB: 1 BB: 0 P: 6	R: 0 E: 0 K: 0 S: 3	H: 0 LOB: 0 BB: 0 P: 3	R: 0 E: 0 K: 0 S: 3	H: 1 LOB: 1 BB: 1 P: 7	R: 0 E: 0 K: 0 S: 3	H: 2 LOB: 0 BB: 0 P: 3	R: 0 E: 0 K: 0 S: 3	H: 0 LOB: 0 BB: 0 P: 3	R: 0 E: 0 K: 0 S: 3	H: 1 LOB: 0 BB: 0 P: 3	R: 0 E: 0 K: 0 S: 5	H: 2 LOB: 3 BB: 1 P: 9	1B: 7 2B: 0 3B: 0 HR: 0	SF: 0 SAC: 0 DP: 3 HBP: 0	WP: 1 PB: 0 SB: 0 CS: 0	PA: 32						
PITCHER	IP	WLS	BF	H	R	ER	SO	BB	IBB	HBP	BLK	WP	HR	S	P	ERA	WHIP									
Roger Nelson, R ERA: 2.3 Clay Carroll, R ERA: 16.2	(1, 1)	8.2	W	30	7	0	0	3	0	0	0	0	0	1	35	39	0.00	0.808								
	(9, 1)	0.1	S	2	0	0	0	0	1	0	0	0	0	1	5	0.00	3.000									

AB	34
R	3
H	6
RBI	3
BB	4
SO	2
LOB	24



AB	30
R	0
H	7
RBI	0
BB	2
SO	3
LOB	10



Batter	1	2	3	4	5	6	7	8	9	AB	R	H	RBI	BB	SO	LOB	TOP					
Pete Rose, S OBP: 0.429, SLG: 0.436 Bob Barton, R (7, 2)	0-0 3-1	0-3 K		0-0 4-3	0-0 1-3				4-0 BB	4	0	0	0	1	1	5	Cincinnati Reds @ San Francisco Giants Candlestick Park, San Francisco, CA Sun Apr 15 1973, 6:33 AM EST Unknown livebaseballscorecards.com					
Joe Morgan, L OBP: 0.333, SLG: 0.432 Phil Gagliano, R OBP: 0.286, SLG: 0.286 (8, 5)	0-0 S S 1B		0-0 4-3	0-0 S 2B		0-0 G3	0-0 SF9	0-0 F8	4	0	2	2	0	0	0	0						
Bobby Tolan, L OBP: 0.390, SLG: 0.432 Richie Scheinblum, S OBP: 0.667, SLG: 2.000 (9, PH) (9, 9)	0-3 K 1-2		0-0 G4-3 1B	4-0 S BB		0-0 4-3	0-0 F9	4-0 FC5-4 BB	4	0	1	0	1	1	4	0						
Johnny Bench, R OBP: 0.410, SLG: 0.393 Gene Locklear, L (7, 7)	0-0 F9 2-3		0-0 G4-3 1-2	0-3 K 1-2 2-3		0-0 F9		4-0 BB 2B	4	0	0	0	0	1	4	1						
Tony Perez, R OBP: 0.395, SLG: 0.559 Joe Hague, L OBP: 0.667, SLG: 0.500 (7, 3)		0-0 F3		0-0 1B 2B	0-3 K		1-0 1B HBP	4-0 2B 6-3	3	2	1	0	0	1	0	1						
Cesar Geronimo, L OBP: 0.263, SLG: 0.405 (1, 8)		0-0 S E E 1B		0-0 1-2 2B	0-0 1B WP E 1B		0-0 1-2 2B	0-0 1-3 2-H 2B	5	4	5	1	0	0	0	0						
Dave Concepcion, R OBP: 0.438, SLG: 0.571 (1, 6)		0-0 E3 SH1-4 1-2		0-0 1-1H 2-H 2B	0-3 K		0-0 2B SF9 1B	0-0 6-3	5	2	2	4	0	1	3							
Denis Menke, R OBP: 0.414, SLG: 0.348 Darrel Chaney, S OBP: 0.063, SLG: 0.043 (7, PR) (7, 5) (8, 4)		0-0 E6 SH1-4 1-2 2-H		0-0 2B SH1-4 1B	4-0 E BB		0-0 SF9 1-3 2-H 2B	0-3 K	3	1	2	2	1	0	1	1						
Don Gullett, R OBP: 0.222, SLG: 0.143 (1, 1)		0-0 SH1-4 1-2 2-3		0-0 SH1-4 1-2	0-0 E4 1B		0-3 K	0-0 L3	3	0	1	0	0	1	3							
Inning Stats	R: 0 E: 0 K: 1 S: 6	H: 1 LOB: 1 BB: 0 P: 6	R: 1 E: 2 K: 1 S: 8	H: 1 LOB: 2 BB: 0 P: 8	R: 0 E: 0 K: 0 S: 3	H: 1 LOB: 0 BB: 0 P: 3	R: 4 E: 0 K: 1 S: 10	H: 5 LOB: 2 BB: 1 P: 14	R: 1 E: 1 K: 2 S: 9	H: 2 LOB: 2 BB: 1 P: 13	R: 0 E: 0 K: 0 S: 3	H: 0 LOB: 0 BB: 0 P: 3	R: 3 E: 0 K: 1 S: 8	H: 3 LOB: 3 BB: 1 P: 13	R: 2 E: 0 K: 1 S: 6	H: 1 LOB: 1 BB: 2 P: 14		R: 0 E: 0 K: 0 S: 3	H: 0 LOB: 2 BB: 2 P: 11	1B: 10 2B: 4 3B: 0 HR: 0	SF: 1 SAC: 2 DP: 1 HBP: 1	WP: 1 PB: 0 SB: 5 CS: 0
PITCHER	IP WLS BF	H R ER SO	BB IBB HBP BLK	WP HR S P	ERA WHIP	PITCHER	IP WLS BF	H R ER SO	BB IBB HBP BLK	WP HR S P	ERA WHIP											
Juan Marichal, R ERA: 3.57 Sam McDowell, L ERA: Don Carrithers, R ERA: 27.0 Elias Sosa, R ERA: Dave Kingman, R ERA: 9.0	(1, 1) (4, 1) (6, 1) (7, 1) (8, 1)	3.2 1.1 1.0 1.0 2.0	20 8 2 4 11	8 5 3 0 2	5 1 3 0 2	4 3 0 1 1	24 2 0 0 9	24 0 6 5 25	0 0 0 0 0	0 0 0 0 9	24 0 7 9 25	9.82 0.00 27.00 0.00 9.00	2.182 3.000 3.000 1.000 2.500									

Batter	1	2	3	4	5	6	7	8	9	AB	R	H	RBI	BB	SO	LOB	BOTTOM					
Bobby Bonds, R OBP: 0.295, SLG: 0.465 Jim Howarth, L (9, 9)	0-0 5-3	0-0 F6			0-0 5-3			0-0 P4		4	0	0	0	0	0	2	Cincinnati Reds @ San Francisco Giants Candlestick Park, San Francisco, CA Sun Apr 15 1973, 6:33 AM EST Unknown livebaseballscorecards.com					
Tito Fuentes, S OBP: 0.333, SLG: 0.378 (1, 4)	0-0 BB 1B		0-0 6-3		0-0 1B		0-0 5-3		4	0	2	0	0	0	0	0						
Chris Speier, R OBP: 0.341, SLG: 0.405 Mike Phillips, L (9, 6)	0-0 F9		0-0 F8		0-0 F7		0-0 F8		4	0	0	0	0	0	2	0						
Willie McCovey, L OBP: 0.459, SLG: 0.704 (1, 3)	4-0 1-2 BB		0-0 F7		0-3 K		0-0 P5		3	0	0	0	1	1	0							
Ed Goodson, L OBP: 0.286, SLG: 0.536 (1, 5)	0-0 F8		0-3 K		0-0 F7		0-0 6-3		4	0	0	0	0	1	2							
Gary Maddox, R OBP: 0.462, SLG: 0.553 (1, 8)		0-0 1-3		0-3 K		0-0 F4		0-0 3B	4	0	1	0	0	1	0							
Gary Matthews, R OBP: 0.364, SLG: 0.450 (1, 7)		0-0 BB 1B		4-0 BB		0-0 F8		0-3 K	3	0	1	0	1	1	1							
Dave Rader, L OBP: 0.200, SLG: 0.194 (1, 2)		0-3 K		0-0 F3		0-3 K			3	0	0	0	0	2	2							
Juan Marichal, R OBP: 0.633, SLG: 1.000 Sam McDowell, L (5, PH) Jim Ray Hart, R (8, 1) Don Carrithers, R (7, 1) Elias Sosa, R (7, PH) Dave Kingman, R OBP: 0.142, SLG: 0.142 (8, 1)		4-0 1-2 BB		0-0 4-3		0-0 5-3			0	0	0	0	0	0	0	0						
Inning Stats	R: 0 E: 0 K: 0 S: 4	H: 1 LOB: 2 BB: 1 P: 8	R: 0 E: 0 K: 1 S: 6	H: 1 LOB: 2 BB: 1 P: 10	R: 0 E: 0 K: 0 S: 3	H: 0 LOB: 0 BB: 0 P: 3	R: 0 E: 0 K: 2 S: 7	H: 0 LOB: 1 BB: 1 P: 11	R: 0 E: 0 K: 0 S: 4	H: 1 LOB: 1 BB: 0 P: 4	R: 0 E: 0 K: 1 S: 5	H: 0 LOB: 0 BB: 0 P: 5	R: 0 E: 0 K: 1 S: 5	H: 0 LOB: 0 BB: 0 P: 5	R: 0 E: 0 K: 0 S: 3	H: 0 LOB: 1 BB: 0 P: 3		R: 0 E: 0 K: 1 S: 6	H: 1 LOB: 1 BB: 0 P: 6	1B: 3 2B: 0 3B: 1 HR: 0	SF: 0 SAC: 0 DP: 0 HBP: 0	WP: 0 PB: 0 SB: 0 CS: 0
PITCHER	IP WLS BF	H R ER SO	BB IBB HBP BLK	WP HR S P	ERA WHIP	PITCHER	IP WLS BF	H R ER SO	BB IBB HBP BLK	WP HR S P	ERA WHIP											
Don Gullett, L ERA: 1.85	(1, 1)	9.0 W	34 4	4 0	0 0	6 6	3 0	0 0	0 0	43 55	0.00 0.778											



Batter	1	2	3	4	5	6	7	8	9	AB	R	H	RBI	BB	SO	LOB	TOP	
Pete Rose, S OBP: 0.383, SLG: 0.386 (1, 7)	0-0 6-3			0-0 6-3	0-0 6-3	0-0 G3		0-0 4-6-3		5	0	0	0	0	0	3		
Joe Morgan, L OBP: 0.383, SLG: 0.610 (1, 4)	0-0 6-3			0-0 HR	4-0 BB			0-0 1B	0-0 HR	4	3	3	2	1	0	0		
Bobby Tolan, L OBP: 0.348, SLG: 0.390 (1, 9)	0-0 1-3			4-0 1B	0-0 BB	0-0 F9		0-0 F9	0-0 F8	4	1	0	0	1	0	2		
Johnny Bench, R OBP: 0.432, SLG: 0.406 (8, 2)		0-0 G4-6-3 1B		0-0 1B	0-3 K			4-0 1B	0-0 4-3	4	1	2	1	1	1	1		
Tony Perez, R OBP: 0.419, SLG: 0.590 (1, 3)	0-0 L6			0-0 1B	0-0 1B			0-0 F9	0-0 BB	5	1	3	1	0	0	1		
Cesar Geronimo, L OBP: 0.256, SLG: 0.405 (1, 8)	0-0 G4-6-3			0-3 K	0-0 2B			0-0 G6-4-3	0-0 4-3	5	0	1	0	0	1	6		
Dave Concepcion, R OBP: 0.500, SLG: 0.611 (1, 6)			0-0 1-3	0-0 1B	0-0 1B			0-0 PB	0-0 5-3	4	1	3	1	0	0	0		
Bill Plummer, R OBP: 0.333, SLG: 0.200 Darrel Chaney, S OBP: 0.083, SLG: 0.043 (8, 5)			0-0 F3	0-0 1B	4-0 1B			0-0 5-3		3	0	1	1	1	0	1		
Jim McGlothlin, R Larry Stahl, L Pedro Borbon, R Clay Carroll, R (6, PH) (6, 1) (9, 1)			0-0 F8	0-0 P6	0-0 1B			0-0 P4		2	0	0	0	0	0	2		
Inning Stats	R: 0 E: 0 K: 0 S: 3	H: 0 LOB: 0 BB: 0 P: 3	R: 0 E: 0 K: 0 S: 3	H: 1 LOB: 0 BB: 0 P: 3	R: 0 E: 0 K: 1 S: 10	H: 0 LOB: 0 BB: 0 P: 14	R: 0 E: 0 K: 1 S: 5	H: 0 LOB: 1 BB: 1 P: 9	R: 1 E: 0 K: 0 S: 4	H: 3 LOB: 2 BB: 1 P: 8	R: 0 E: 0 K: 0 S: 4	H: 1 LOB: 1 BB: 0 P: 4	R: 1 E: 0 K: 0 S: 5	H: 2 LOB: 1 BB: 0 P: 5	1B: 10 2B: 2 3B: 0 HR: 2	SF: 0 SAC: 0 DP: 2 HBP: 0	WP: 0 PA: 42 PB: 1 CS: 3	
PITCHER	IP	WLS	BF	H	R	ER	SO	BB	IBB	HBP	BLK	WP	HR	S	P	ERA	WHIP	
Jim Willoughby, R ERA: 6.27	4.0	L	18	6	4	4	1	1	0	0	0	0	1	19	23	9.00	1.750	
Randy Moffitt, R ERA: 2.0	2.1		14	5	2	2	1	2	1	0	0	0	0	13	25	7.71	3.000	
Elias Sosa, R ERA: 1.5	2.2		10	3	1	1	0	0	0	0	0	0	1	10	10	3.38	1.125	

Cincinnati Reds @ San Francisco Giants
Candlestick Park, San Francisco, CA
Sun Apr 15 1973, 6:38 AM EST
Att: 27,651 - Unknown

AB	38
R	7
H	14
RBI	7
BB	4
SO	2
LOB	17



Batter	1	2	3	4	5	6	7	8	9	AB	R	H	RBI	BB	SO	LOB	BOTTOM		
Bobby Bonds, R OBP: 0.327, SLG: 0.500 (1, 9)	0-0 3B	4-0 G4-6-3 BB			4-0 SH5-3 1B			0-3 K	0-0 E6	3	2	1	0	2	1	1			
Tito Fuentes, S OBP: 0.347, SLG: 0.429 (1, 4)	0-0 1B	0-0 G4-6-3			0-0 SH5-3			0-0 F2	0-0 FC6-4 1B	4	1	2	1	0	0	3			
Chris Speier, R OBP: 0.327, SLG: 0.381 (1, 6)	0-3 K		0-0 F7		0-0 E			0-0 1-3	0-0 FC6-4	5	0	1	1	0	1	4			
Ed Goodson, L OBP: 0.281, SLG: 0.500 Damaso Blanco, R (8, PR) (9, 5)	0-0 FC5-4 1B		0-3 K		0-0 F9			0-0 E3		4	0	1	1	0	1	1			
Dave Kingman, R OBP: 0.133, SLG: 0.133 (1, 3)	0-0 FC5-4		0-0 F6		0-3 K			0-0 F7		4	0	0	0	0	1	3			
Gary Maddox, R OBP: 0.419, SLG: 0.500 (1, 8)	0-0 F8			0-0 F2				0-0 F9	0-0 F4	4	0	0	0	0	0	2			
Gary Thomasson, L OBP: 0.286, SLG: 0.500 (1, 7)		0-0 BB		0-0 F7				0-0 F7		4	0	2	0	0	0	0			
Dave Rader, L OBP: 0.211, SLG: 0.206 Elias Sosa, R Jim Ray Hart, R Mike Phillips, L (7, 1) (9, PH) (9, PR)		0-0 6-3		0-0 6-3				0-0 F8	4-0 1B	3	0	1	0	0	0	1			
Jim Willoughby, R OBP: 0.333, SLG: 0.800 Jim Howarth, L Randy Moffitt, R Mike Sadek, R Willie McCovey, L (4, PH) (5, 1) (7, 2) (9, PH)			4-0 BB	0-0 F7	0-0 F7			0-0 4-3	0-0 F8	0	0	0	0	1	0	0			
Inning Stats	R: 2 E: 0 K: 1 S: 8	H: 3 LOB: 1 BB: 0 P: 8	R: 0 E: 0 K: 0 S: 3	H: 1 LOB: 2 BB: 2 P: 11	R: 0 E: 0 K: 1 S: 5	H: 0 LOB: 0 BB: 0 P: 5	R: 0 E: 0 K: 0 S: 4	H: 1 LOB: 1 BB: 0 P: 4	R: 1 E: 1 K: 1 S: 6	H: 1 LOB: 1 BB: 1 P: 10	R: 0 E: 0 K: 0 S: 3	H: 0 LOB: 0 BB: 0 P: 3	R: 0 E: 1 K: 0 S: 4	H: 0 LOB: 1 BB: 0 P: 4	R: 0 E: 1 K: 0 S: 5	H: 1 LOB: 3 BB: 1 P: 9	1B: 5 2B: 0 3B: 3 HR: 0	SF: 0 SAC: 1 DP: 1 HBP: 0	WP: 0 PA: 39 PB: 0 SB: 2 CS: 0
PITCHER	IP	WLS	BF	H	R	ER	SO	BB	IBB	HBP	BLK	WP	HR	S	P	ERA	WHIP		
Jim McGlothlin, R ERA: 4.76	5.0	W	23	6	3	3	3	3	0	0	0	0	0	26	38	5.40	1.800		
Pedro Borbon, R ERA	3.2		15	2	0	0	1	1	0	0	0	0	0	16	20	0.00	0.818		
Clay Carroll, R ERA: 13.5	0.1	S	1	0	0	0	0	0	0	0	0	0	0	1	1	0.00	0.000		

Cincinnati Reds @ San Francisco Giants
Candlestick Park, San Francisco, CA
Sun Apr 15 1973, 6:38 AM EST
Att: 27,651 - Unknown

AB	34
R	3
H	8
RBI	3
BB	4
SO	4
LOB	17



Batter	1	2	3	4	5	6	7	8	9	AB	R	H	RBI	BB	SO	LOB	TOP			
Ralph Garr, L OBP: 0.184, SLG: 0.224	F8		BB WP SF9 1B		E4 1B 5-3		F5		4-3	5	1	1	0	0	0	0	Atlanta Braves @ San Francisco Giants Candlestick Park, San Francisco, CA Tue Apr 17 1973, 9:05 PM EST Unknown			
Rod Gillbreath, R OBP: 0.328, SLG: 0.310 Larvell Blanks, R OBP: 0.333, SLG: 0.333	6-3		BB 1-2 BB		5-3		HBP		6-3	2	0	0	0	1	0	1				
Dusty Baker Jr., R OBP: 0.326, SLG: 0.357	F6		FC6-4 BB		1B		F8		1-3	4	0	1	0	1	0	1				
Darrell Evans, L OBP: 0.267, SLG: 0.425		5-3	SF9		K				F7	3	0	0	1	0	1	2				
Mike Lum, L OBP: 0.250, SLG: 0.438		1B 1B	FC6-4						G3	4	0	1	0	0	0	2				
Davey Johnson, R OBP: 0.409, SLG: 0.447		1B 1-2 1B			G6-4-3 1B		F6		HR	4	1	3	1	0	0	0				
Johnny Oates, L OBP: 0.333, SLG: 0.342		1-3 2-H 1B			G6-4-3 1-2				1B 1B	4	0	3	0	0	0	1				
Marty Perez, R Tom House, L Dick Dietz, R Tom Kelley, R Oscar Brown, R Joe Hoerner, R Cecil Upshaw, R		K			6-3				4-3	2	0	0	0	0	0	1				
Pat Dobson, R Ron Schueler, R Sonny Jackson, L			K						4-3	0	0	0	0	0	0	0				
					F4				F8	1	0	0	0	0	1	0				
										3	0	0	0	0	0	2				
Inning Stats	R: 0 E: 0 K: 0 S: 3	H: 0 LOB: 0 BB: 0 P: 3	R: 0 E: 0 K: 1 S: 7	H: 3 LOB: 3 BB: 0 P: 7	R: 1 E: 0 K: 1 S: 6	H: 1 LOB: 2 BB: 2 P: 14	R: 0 E: 0 K: 0 S: 3	H: 1 LOB: 2 BB: 0 P: 3	R: 0 E: 0 K: 0 S: 4	H: 1 LOB: 1 BB: 0 P: 4	R: 0 E: 0 K: 0 S: 3	H: 0 LOB: 1 BB: 0 P: 4	R: 1 E: 0 K: 0 S: 6	H: 3 LOB: 2 BB: 0 P: 6	R: 0 E: 0 K: 0 S: 3	H: 0 LOB: 0 BB: 0 P: 3	1B: 9 2B: 0 3B: 0 HR: 1	SF: 1 SAC: 0 DP: 1 HBP: 1	WP: 1 PB: 0 SB: 0 CS: 0	PA: 39
PITCHER	IP WLS BF H R ER SO BB IBB HBP BLK WP HR S P ERA WHIP	IP WLS BF H R ER SO BB IBB HBP BLK WP HR S P ERA WHIP																		
Tom Bradley, R ERA: 1.74	(1, 1)	5.0	W	22	6	1	1	3	2	0	0	0	0	1	0	26	34	1.80	1.600	
Jim Barr, R ERA: 2.4	(6, 1)	4.0	S	17	4	1	1	0	0	0	1	0	0	0	1	16	17	2.25	1.000	

AB	35
R	2
H	10
RBI	2
BB	2
SO	3
LOB	12



Batter	1	2	3	4	5	6	7	8	9	AB	R	H	RBI	BB	SO	LOB	BOTTOM			
Bobby Bonds, R OBP: 0.333, SLG: 0.510 Jim Howarth, L OBP: 0.200, SLG: 0.200	F8	1B 2B	K		F9		G6-4-3 BB 1B	1-2 2-H 1B		5	2	2	0	0	1	1	Atlanta Braves @ San Francisco Giants Candlestick Park, San Francisco, CA Tue Apr 17 1973, 9:05 PM EST Unknown			
Tito Fuentes, S OBP: 0.389, SLG: 0.519 Mike Phillips, L OBP: 1.000, SLG: 1.000	1B 2B	1B 2B BB			F8		G6-4-3 BB	1-2 2-H 1B		3	3	2	1	2	0	0				
Chris Speier, R OBP: 0.364, SLG: 0.458	1B 2-H 1B	2B 1-2 2-H 1B			1B 1B 2B		K	1-H 2-H 2B		6	2	4	4	0	1	2				
Willie McCovey, L OBP: 0.488, SLG: 0.733 Dave Kingman, R OBP: 0.167, SLG: 0.118	1B 1-2 E 1B	FC6-5 1-3 2-H 2B			1B FC4-6 IBB		K	K		2	1	2	1	1	0	0				
Ed Goodson, L OBP: 0.368, SLG: 0.541	1-2 2-H 1B	FC5-4 1B			FC4-6 2B 1B		1B 1B	1-2 2-H 1B		5	1	4	2	1	0	1				
Gary Maddox, R OBP: 0.396, SLG: 0.468	FC5-4 1-2 2-H 1B	FC6-5 2-3			FC4-6 1-2 2-3 1B		K	F8		5	0	1	1	0	1	7				
Gary Thomasson, L OBP: 0.231, SLG: 0.490	F9				3-1 FC4-6 2B		F8		G3	5	1	0	1	0	0	4				
Dave Rader, L OBP: 0.262, SLG: 0.270 Mike Sadek, R OBP: 0.333, SLG: 0.333		F8			1-2 2-3 3-H 2B		FC6 1-2 1B		1B 1B	3	0	2	2	1	0	0				
Tom Bradley, R OBP: 0.111, SLG: 0.111 Jim Barr, R OBP: 0.250, SLG: 0.250		F3			5-3		FC6 1-2		1B 1B	3	0	0	0	0	1	3				
										2	1	1	0	0	0	2				
Inning Stats	R: 3 E: 1 K: 0 S: 7	H: 4 LOB: 1 BB: 0 P: 7	R: 2 E: 0 K: 0 S: 6	H: 3 LOB: 2 BB: 2 P: 14	R: 0 E: 0 K: 2 S: 7	H: 0 LOB: 1 BB: 1 P: 11	R: 4 E: 0 K: 0 S: 7	H: 4 LOB: 2 BB: 1 P: 11	R: 1 E: 0 K: 2 S: 8	H: 1 LOB: 0 BB: 0 P: 8	R: 0 E: 0 K: 1 S: 7	H: 2 LOB: 2 BB: 0 P: 7	R: 1 E: 0 K: 0 S: 4	H: 2 LOB: 2 BB: 2 P: 12	R: 4 E: 0 K: 1 S: 10	H: 5 LOB: 1 BB: 0 P: 10	1B: 14 2B: 6 3B: 0 HR: 1	SF: 0 SAC: 0 DP: 1 HBP: 0	WP: 0 PB: 0 SB: 0 CS: 0	PA: 50
PITCHER	IP WLS BF H R ER SO BB IBB HBP BLK WP HR S P ERA WHIP	IP WLS BF H R ER SO BB IBB HBP BLK WP HR S P ERA WHIP																		
Pat Dobson, R ERA: 8.31	(1, 1)	1.2	L	14	7	5	4	0	1	1	0	0	0	0	0	12	20	21.60	4.800	
Ron Schueler, R ERA: 14.54	(2, 1)	1.2		10	3	4	4	2	1	1	0	0	0	0	0	12	20	21.60	2.400	
Tom House, L ERA: 1.93	(4, 1)	1.2		7	2	1	1	2	0	0	0	0	0	0	1	11	11	5.40	1.200	
Tom Kelley, R ERA: 3.0	(6, 1)	2.0		11	4	1	1	1	2	0	0	0	0	0	0	11	19	4.50	3.000	
Joe Hoerner, L ERA: 15.0	(8, 1)	0.1		3	2	2	2	0	0	0	0	0	0	0	0	3	3	54.00	6.000	



Batter	1	2	3	4	5	6	7	8	9	AB	R	H	RBI	BB	SO	LOB	TOP					
Oscar Brown, R OBP: 0.429, SLG: 0.333										3	0	1	0	1	1	1	Atlanta Braves @ San Francisco Giants Candlestick Park, San Francisco, CA Tue Apr 17 1973, 9:05 PM EST Att: 10,829 - Unknown					
Larvell Blanks, R OBP: 0.143, SLG: 0.143										4	0	0	0	0	0	3						
Hank Aaron, R OBP: 0.342, SLG: 0.483										3	0	1	0	1	0	1						
Dusty Baker Jr., R OBP: 0.340, SLG: 0.356										3	0	1	0	1	0	2						
Davey Johnson, R OBP: 0.375, SLG: 0.405										4	0	0	0	0	0	4						
Dick Dietz, R OBP: 0.333, SLG: 0.200 Sonny Jackson, L (9, PH)										3	0	1	0	0	1	0						
Paul Casanova, R Johnny Oates, L (9, PH)										3	0	0	0	0	0	2						
Marty Perez, R OBP: 0.350, SLG: 0.412 Darrell Evans, L (9, PH)										1	0	0	0	2	0	0						
Ron Reed, R OBP: 0.167, SLG: 0.167 Rod Gilbreath, R (7, PH) Roric Harrison, R (7, 1) Mike Lum, L (9, PH)										2	0	1	0	0	1	0						
Inning Stats	R: 0 E: 0 K: 0 S: 4	H: 1 LOB: 1 BB: 0 P: 4	R: 0 E: 0 K: 1 S: 5	H: 0 LOB: 0 BB: 0 P: 5	R: 0 E: 0 K: 0 S: 3	H: 1 LOB: 1 BB: 1 P: 7	R: 0 E: 0 K: 0 S: 5	H: 2 LOB: 2 BB: 0 P: 5	R: 0 E: 0 K: 2 S: 7	H: 0 LOB: 0 BB: 0 P: 7	R: 0 E: 0 K: 0 S: 4	H: 1 LOB: 1 BB: 0 P: 4	R: 0 E: 0 K: 0 S: 3	H: 0 LOB: 1 BB: 1 P: 7	R: 0 E: 0 K: 0 S: 2	H: 0 LOB: 2 BB: 3 P: 14		R: 0 E: 0 K: 0 S: 3	H: 0 LOB: 1 BB: 1 P: 7	1B: 4 2B: 1 3B: 0 HR: 0	SF: 0 SAC: 0 DP: 1 HBP: 0	WP: 0 PB: 0 SB: 0 CS: 1
PITCHER	IP WLS BF H R ER SO BB IBB HBP BLK WP HR S P ERA WHIP																					
Ron Bryant, L ERA: 1.5	(1, 1) 7.2 W 31 5 0 0 3 5 0 0 0 0 0 0 0 0 0.00 1.304																					
Randy Moffitt, R ERA: 1.74	(8, 1) 1.1 S 5 0 0 0 0 1 0 0 0 0 0 0 4 8 0.00 0.750																					

Batter	1	2	3	4	5	6	7	8	9	AB	R	H	RBI	BB	SO	LOB	BOTTOM			
Bobby Bonds, R OBP: 0.328, SLG: 0.545										4	1	1	1	0	1	0	Atlanta Braves @ San Francisco Giants Candlestick Park, San Francisco, CA Tue Apr 17 1973, 9:05 PM EST Att: 10,829 - Unknown			
Tito Fuentes, S OBP: 0.379, SLG: 0.500										4	0	1	0	0	0	0				
Chris Speier, R OBP: 0.339, SLG: 0.423										4	0	0	0	0	1	1				
Ed Goodson, L OBP: 0.405, SLG: 0.550 Damaso Blanco, R (8, PR) (9, 5)										3	1	2	0	1	1	1				
Dave Kingman, R OBP: 0.227, SLG: 0.200										3	0	1	0	1	0	1				
Gary Maddox, R OBP: 0.385, SLG: 0.451										4	0	1	1	0	0	3				
Gary Matthews, R OBP: 0.320, SLG: 0.391										3	0	0	0	0	1	2				
Dave Rader, L OBP: 0.289, SLG: 0.263										1	0	0	0	2	0	0				
Ron Bryant, S Randy Moffitt, R										3	0	0	0	0	0	4				
Inning Stats	R: 0 E: 0 K: 0 S: 3	H: 0 LOB: 0 BB: 0 P: 3	R: 1 E: 0 K: 1 S: 7	H: 3 LOB: 2 BB: 1 P: 11	R: 1 E: 1 K: 1 S: 6	H: 1 LOB: 0 BB: 0 P: 6	R: 0 E: 0 K: 0 S: 3	H: 0 LOB: 0 BB: 0 P: 3	R: 0 E: 0 K: 0 S: 4	H: 1 LOB: 1 BB: 0 P: 4	R: 0 E: 0 K: 0 S: 3	H: 0 LOB: 1 BB: 1 P: 7	R: 0 E: 0 K: 2 S: 8	H: 1 LOB: 3 BB: 2 P: 16	R: 0 E: 0 K: 2 S: 8	H: 1 LOB: 3 BB: 2 P: 16		1B: 4 2B: 1 3B: 0 HR: 1	SF: 0 SAC: 0 DP: 1 HBP: 0	WP: 0 PB: 0 SB: 2 CS: 1
PITCHER	IP WLS BF H R ER SO BB IBB HBP BLK WP HR S P ERA WHIP																			
Ron Reed, R ERA: 4.76	(1, 1) 6.0 L 23 5 2 2 2 2 0 1 0 0 0 0 1 26 3.00 0.833																			
Roric Harrison, R ERA: 0.9	(7, 1) 2.0 10 1 0 0 2 2 1 0 0 0 0 0 11 23 0.00 1.500																			

Batter	1	2	3	4	5	6	7	8	9	10	11	AB	R	H	RBI	BB	SO	LOB	TOP						
Rod Gilbreath, R OBP: 0.321, SLG: 0.292	(1, 5) 0-3 K		(1, 5) 0-0 F9	(1, 5) 0-0 5-3			(1, 5) 4-0 1B BB		(1, 5) 0-0 G1-6-3 1B		(1, 5) 0-3 K	5	0	1	0	1	2	3							
Ralph Garr, L OBP: 0.185, SLG: 0.222	(1, 7) 0-3 K		(1, 7) 0-0 F7		(1, 7) 0-0 1-3		(1, 7) 0-0 1B		(1, 7) 0-0 G1-6-3 1-2			5	0	1	0	0	1	1							
Hank Aaron, R OBP: 0.326, SLG: 0.424	(1, 9) 0-0 F7			(1, 9) 4-0 FC4-6 1B PB BB	(1, 9) 0-0 5-3		(1, 9) 0-0 F7				(1, 9) 0-0 F7	4	1	0	0	1	0	2							
Davey Johnson, R OBP: 0.415, SLG: 0.422		(1, 4) 0-0 BB 1B		(1, 4) 0-0 FC4-6 1B	(1, 4) 0-0 F8			(1, 4) 4-0 BB 1B			(1, 4) 4-0 BB	3	0	2	0	2	0	0							
Dusty Baker Jr., R OBP: 0.327, SLG: 0.340	(1, 8) 0-3 K		(1, 8) 0-0 FC4-6 BB PB 1B 1-2 2-3		(1, 8) 0-0 F7		(1, 8) 0-0 BB 1B		(1, 8) 0-0 BB 1B		(1, 8) 0-0 F9	5	1	1	0	0	1	4							
Darrell Evans, L OBP: 0.294, SLG: 0.395	(1, 3) 4-0 BB 1-2		(1, 3) 4-0 BB 1-2 3-H		(1, 3) 0-0 F5		(1, 3) 4-0 BB		(1, 3) 4-0 BB		(1, 3) 0-0 F7	2	1	0	0	3	0	1							
Marty Perez, R OBP: 0.326, SLG: 0.378	(1, 6) 0-0 F8		(1, 6) 0-0 F8		(1, 6) 0-0 F9		(1, 6) 0-3 K				(1, 6) 0-0 B2 E 1B	3	0	0	0	0	0	4	AB 38						
Mike Lum, L OBP: 0.222, SLG: 0.389	(8, PH) 0-0 F8											1	0	0	0	0	1	2	R 3						
Sonny Jackson, L OBP: 0.167, SLG: 0.167	(8, 6) 0-0 F8											1	0	1	0	0	0	0	H 7						
Johnny Oates, L OBP: 0.333, SLG: 0.310	(1, 2) 0-3 K		(1, 2) 4-0 1B BB 1-2 2-3		(1, 2) 0-0 F9		(1, 2) 0-0 4-3				(1, 2) 0-0 E4	4	0	0	0	1	1	5	RBI 2						
Carl Morton, R OBP: 0.125, SLG: 0.125	(1, 1) 0-0 K		(1, 1) 0-0 K		(1, 1) 0-0 L5		(1, 1) 0-0 F9				(1, 1) 0-0 B2	4	0	1	2	0	1	0	BB 8						
Tom House, L ERA: 1.86	(10, 1) 0-0 K		(10, 1) 0-0 K		(10, 1) 0-0 K		(10, 1) 0-0 K		(10, 1) 0-0 K		(10, 1) 0-0 K	1	0	0	0	0	0	2	SO 7						
Inning Stats	R: 0 E: 0 K: 2 S: 7	H: 0 LOB: 0 BB: 0 P: 7	R: 0 E: 0 K: 2 S: 8	H: 1 LOB: 2 BB: 1 P: 12	R: 0 E: 0 K: 1 S: 5	H: 0 LOB: 0 BB: 0 P: 5	R: 3 E: 0 K: 0 S: 5	H: 2 LOB: 3 BB: 3 P: 17	R: 0 E: 0 K: 0 S: 3	H: 0 LOB: 0 BB: 0 P: 3	R: 0 E: 0 K: 0 S: 3	H: 1 LOB: 2 BB: 1 P: 8	R: 0 E: 0 K: 1 S: 5	H: 1 LOB: 2 BB: 2 P: 13	R: 0 E: 0 K: 0 S: 3	H: 1 LOB: 0 BB: 0 P: 3	R: 0 E: 0 K: 0 S: 3	H: 0 LOB: 1 BB: 1 P: 7	R: 0 E: 1 K: 1 S: 6	H: 1 LOB: 1 BB: 0 P: 6	1B: 7 2B: 1 3B: 0 HR: 0	SF: 0 SAC: 0 DP: 2 HBP: 0	WP: 0 PB: 1 SB: 0 CS: 0	PA: 46	
PITCHER	IP ERA WLS BF H R ER SO BB IBB HBP BLK WP HR S P ERA WHIP	IP ERA WLS BF H R ER SO BB IBB HBP BLK WP HR S P ERA WHIP	IP ERA WLS BF H R ER SO BB IBB HBP BLK WP HR S P ERA WHIP	IP ERA WLS BF H R ER SO BB IBB HBP BLK WP HR S P ERA WHIP	IP ERA WLS BF H R ER SO BB IBB HBP BLK WP HR S P ERA WHIP	IP ERA WLS BF H R ER SO BB IBB HBP BLK WP HR S P ERA WHIP	IP ERA WLS BF H R ER SO BB IBB HBP BLK WP HR S P ERA WHIP	IP ERA WLS BF H R ER SO BB IBB HBP BLK WP HR S P ERA WHIP	IP ERA WLS BF H R ER SO BB IBB HBP BLK WP HR S P ERA WHIP	IP ERA WLS BF H R ER SO BB IBB HBP BLK WP HR S P ERA WHIP	IP ERA WLS BF H R ER SO BB IBB HBP BLK WP HR S P ERA WHIP	IP ERA WLS BF H R ER SO BB IBB HBP BLK WP HR S P ERA WHIP	IP ERA WLS BF H R ER SO BB IBB HBP BLK WP HR S P ERA WHIP	IP ERA WLS BF H R ER SO BB IBB HBP BLK WP HR S P ERA WHIP	IP ERA WLS BF H R ER SO BB IBB HBP BLK WP HR S P ERA WHIP	IP ERA WLS BF H R ER SO BB IBB HBP BLK WP HR S P ERA WHIP	IP ERA WLS BF H R ER SO BB IBB HBP BLK WP HR S P ERA WHIP	IP ERA WLS BF H R ER SO BB IBB HBP BLK WP HR S P ERA WHIP	IP ERA WLS BF H R ER SO BB IBB HBP BLK WP HR S P ERA WHIP	IP ERA WLS BF H R ER SO BB IBB HBP BLK WP HR S P ERA WHIP	IP ERA WLS BF H R ER SO BB IBB HBP BLK WP HR S P ERA WHIP	IP ERA WLS BF H R ER SO BB IBB HBP BLK WP HR S P ERA WHIP	IP ERA WLS BF H R ER SO BB IBB HBP BLK WP HR S P ERA WHIP	IP ERA WLS BF H R ER SO BB IBB HBP BLK WP HR S P ERA WHIP	IP ERA WLS BF H R ER SO BB IBB HBP BLK WP HR S P ERA WHIP

Atlanta Braves @ San Francisco Giants
Candlestick Park, San Francisco, CA
Wed Apr 18 1973, 6:33 AM EST
Att: 6,964 - Unknown

AB 38
R 3
H 7
RBI 2
BB 8
SO 7
LOB 24



Batter	1	2	3	4	5	6	7	8	9	10	11	AB	R	H	RBI	BB	SO	LOB	BOTTOM							
Bobby Bonds, R OBP: 0.344, SLG: 0.607	(1, 9) 0-0 1B 6-3 2B	(1, 9) 0-0 PB 1B 2-3		(1, 9) 0-0 6-3		(1, 9) 0-3 K			(1, 9) 0-3 K		(1, 9) 0-0 HR	6	2	3	1	0	2	0								
Tito Fuentes, S OBP: 0.365, SLG: 0.475	(1, 4) 0-0 1B 6-3 2-3	(1, 4) 0-0 F3		(1, 4) 0-3 K		(1, 4) 0-0 6-3			(1, 4) 0-0 4-3			5	1	1	0	0	1	2								
Chris Speier, R OBP: 0.344, SLG: 0.421	(1, 6) 0-0 6-3	(1, 6) 0-0 PB 1B 1-2 3-H		(1, 6) 0-0 1B		(1, 6) 0-0 6-3			(1, 6) 0-3 K			5	0	2	1	0	1	1								
Willie McCovey, L OBP: 0.500, SLG: 0.688	(1, 3) 4-0 1B 1B 1-2 2-3 3-H	(1, 3) 4-0 1B 1-2 2-3 3-H		(1, 3) 0-3 K			(1, 3) 0-0 G3				(1, 3) 4-0 FC1-6 BB	2	0	0	0	3	1	1								
Damaso Blanco, R OBP: 0.200, SLG: 0.345	(10, PR) 11, 5) 1B 1B IBB 1-2 2-3 3-H	(10, PR) 11, 5) 1B 1-2 2-3 3-H IBB		(10, PR) 11, 5) K			(10, PR) 11, 5) 0-0 G3				(10, PR) 11, 5) FC1-6 FC6-4 1-2	5	0	2	0	0	0	4								
Ed Goodson, L OBP: 0.320, SLG: 0.391	(1, 5) 0-0 1B 1-2 2-3	(1, 5) 0-0 3-1		(1, 5) 0-0 1B		(1, 5) 0-0 1B		(1, 5) 0-0 G3			(1, 5) 0-0 FC1-6 FC6-4 1-2	0	0	0	0	0	0	0								
Gary Maddox, R OBP: 0.386, SLG: 0.446	(1, 8) 0-0 1B 1-2 2-3 3-H		(1, 8) 0-0 S 1B		(1, 8) 0-0 F6		(1, 8) 0-0 6-3		(1, 8) 0-0 6-3		(1, 8) 0-0 FC6-4 BB 1-2	5	0	2	1	0	0	2								
Gary Thomasson, L OBP: 0.200, SLG: 0.345	(1, 7) 0-0 F7		(1, 7) 0-0 1B		(1, 7) 0-0 F9		(1, 7) 0-3 K		(1, 7) 0-0 F5		(1, 7) 0-0 BB 1-2	4	0	0	0	0	1	4	AB 40							
Dave Kingman, R OBP: 0.261, SLG: 0.200	(11, PH) 11, 3) 0-0 F7		(11, PH) 11, 3) 0-0 F9		(11, PH) 11, 3) 0-0 K		(11, PH) 11, 3) 0-0 G3		(11, PH) 11, 3) 0-0 F5		(11, PH) 11, 3) 0-0 BB 1-2	0	0	0	0	1	0	0	R 4							
Dave Rader, L OBP: 0.300, SLG: 0.262	(1, 2) 4-0 1B SH1-4 PB BB	(1, 2) 4-0 1B SH1-4 PB BB		(1, 2) 0-0 F4		(1, 2) 0-0 1B		(1, 2) 0-0 G3		(1, 2) 0-0 4-3		4	1	1	0	1	0	3	H 11							
Sam McDowell, L ERA: 3.66	(1, 1) 0-0 SH1-4		(1, 1) 0-0 1-3		(1, 1) 0-0 F8		(1, 1) 0-0 1-3		(1, 1) 0-0 1-3		(1, 1) 0-0 5-3	1	0	0	0	0	0	1	RBI 3							
Randy Moffitt, R ERA: 3.0	(4, 1) 0-0 SH1-4		(4, 1) 0-0 1-3		(4, 1) 0-0 F8		(4, 1) 0-0 1-3		(4, 1) 0-0 1-3		(4, 1) 0-0 5-3	1	0	0	0	0	0	2	BB 5							
Jim Barr, R OBP: 0.200, SLG: 0.200	(7, 1) 0-0 SH1-4		(7, 1) 0-0 1-3		(7, 1) 0-0 F8		(7, 1) 0-0 1-3		(7, 1) 0-0 1-3		(7, 1) 0-0 5-3	1	0	0	0	0	0	0	SO 6							
Chris Arnold, R ERA: 3.0	(11, PH) 11, 3) 0-0 SH1-4		(11, PH) 11, 3) 0-0 1-3		(11, PH) 11, 3) 0-0 F8		(11, PH) 11, 3) 0-0 1-3		(11, PH) 11, 3) 0-0 1-3		(11, PH) 11, 3) 0-0 5-3	1	0	0	0	0	0	0	LOB 20							
Inning Stats	R: 2 E: 0 K: 0 S: 6	H: 4 LOB: 2 BB: 1 P: 10	R: 1 E: 0 K: 0 S: 5	H: 2 LOB: 3 BB: 2 P: 13	R: 0 E: 0 K: 0 S: 4	H: 1 LOB: 1 BB: 0 P: 4	R: 0 E: 0 K: 2 S: 8	H: 1 LOB: 1 BB: 0 P: 8	R: 0 E: 0 K: 1 S: 7	H: 2 LOB: 2 BB: 0 P: 7	R: 0 E: 0 K: 0 S: 5	H: 0 LOB: 0 BB: 0 P: 5	R: 0 E: 0 K: 1 S: 3	H: 0 LOB: 0 BB: 0 P: 3	R: 0 E: 0 K: 0 S: 3	H: 0 LOB: 0 BB: 0 P: 7	R: 0 E: 0 K: 0 S: 3	H: 0 LOB: 2 BB: 2 P: 11	R: 1 E: 0 K: 0 S: 2	H: 1 LOB: 0 BB: 0 P: 2	1B: 9 2B: 1 3B: 0 HR: 1	SF: 0 SAC: 1 DP: 0 HBP: 0	WP: 0 PB: 1 SB: 1 CS: 0	PA: 46		
PITCHER	IP ERA WLS BF H R ER SO BB IBB HBP BLK WP HR S P ERA WHIP	IP ERA WLS BF H R ER SO BB IBB HBP BLK WP HR S P ERA WHIP	IP ERA WLS BF H R ER SO BB IBB HBP BLK WP HR S P ERA WHIP	IP ERA WLS BF H R ER SO BB IBB HBP BLK WP HR S P ERA WHIP	IP ERA WLS BF H R ER SO BB IBB HBP BLK WP HR S P ERA WHIP	IP ERA WLS BF H R ER SO BB IBB HBP BLK WP HR S P ERA WHIP	IP ERA WLS BF H R ER SO BB IBB HBP BLK WP HR S P ERA WHIP	IP ERA WLS BF H R ER SO BB IBB HBP BLK WP HR S P ERA WHIP	IP ERA WLS BF H R ER SO BB IBB HBP BLK WP HR S P ERA WHIP	IP ERA WLS BF H R ER SO BB IBB HBP BLK WP HR S P ERA WHIP	IP ERA WLS BF H R ER SO BB IBB HBP BLK WP HR S P ERA WHIP	IP ERA WLS BF H R ER SO BB IBB HBP BLK WP HR S P ERA WHIP	IP ERA WLS BF H R ER SO BB IBB HBP BLK WP HR S P ERA WHIP	IP ERA WLS BF H R ER SO BB IBB HBP BLK WP HR S P ERA WHIP	IP ERA WLS BF H R ER SO BB IBB HBP BLK WP HR S P ERA WHIP	IP ERA WLS BF H R ER SO BB IBB HBP BLK WP HR S P ERA WHIP	IP ERA WLS BF H R ER SO BB IBB HBP BLK WP HR S P ERA WHIP	IP ERA WLS BF H R ER SO BB IBB HBP BLK WP HR S P ERA WHIP	IP ERA WLS BF H R ER SO BB IBB HBP BLK WP HR S P ERA WHIP	IP ERA WLS BF H R ER SO BB IBB HBP BLK WP HR S P ERA WHIP	IP ERA WLS BF H R ER SO BB IBB HBP BLK WP HR S P ERA WHIP	IP ERA WLS BF H R ER SO BB IBB HBP BLK WP HR S P ERA WHIP	IP ERA WLS BF H R ER SO BB IBB HBP BLK WP HR S P ERA WHIP	IP ERA WLS BF H R ER SO BB IBB HBP BLK WP HR S P ERA WHIP	IP ERA WLS BF H R ER SO BB IBB HBP BLK WP HR S P ERA WHIP	IP ERA WLS BF H R ER SO BB IBB HBP BLK WP HR S P ERA WHIP

Atlanta Braves @ San Francisco Giants
Candlestick Park, San Francisco, CA
Wed Apr 18 1973, 6:33 AM EST
Att: 6,964 - Unknown

AB 40
R 4
H 11
RBI 3
BB 5
SO 6
LOB 20

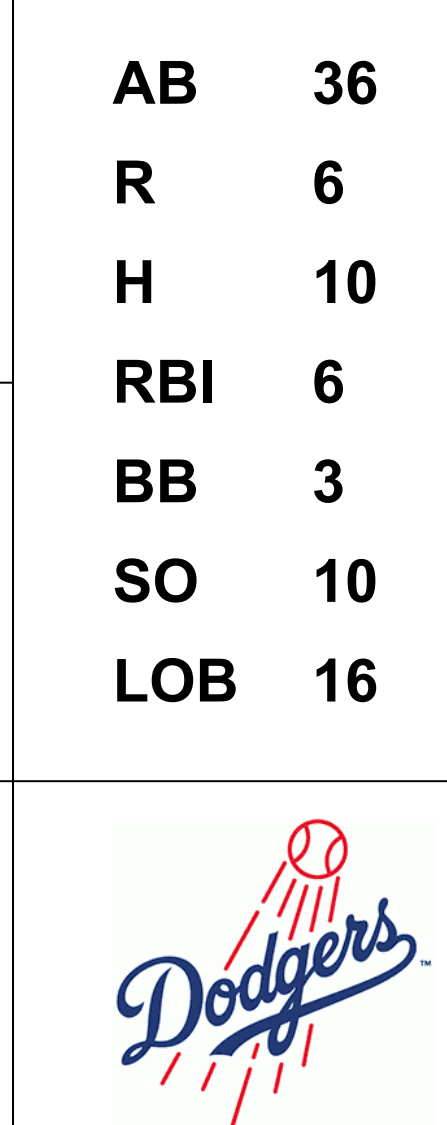



Batter	1	2	3	4	5	6	7	8	9	AB	R	H	RBI	BB	SO	LOB	TOP										
Bobby Bonds, R OBP: 0.362, SLG: 0.646 (1, 9)										4	2	3	1	1	1		San Francisco Giants @ Los Angeles Dodgers Dodger Stadium, Los Angeles, CA Thu Apr 19 1973, 6:05 PM PST Att: 25,868 - Unknown										
Tito Fuentes, S OBP: 0.368, SLG: 0.470 (1, 4)										5	0	2	1	0	1	1											
Chris Speier, R OBP: 0.324, SLG: 0.393 (1, 6)										4	0	0	0	0	0	2											
Willie McCovey, L OBP: 0.460, SLG: 0.611 Dave Kingman, R OBP: 0.261, SLG: 0.200 (8, 3)										4	0	0	0	0	0	1											
Ed Goodson, L OBP: 0.412, SLG: 0.531 (1, 5)										4	1	2	0	0	1	0											
Gary Maddox, R OBP: 0.393, SLG: 0.483 (1, 8)										4	2	2	1	0	1	1											
Gary Matthews, R OBP: 0.345, SLG: 0.385 Gary Thomasson, L OBP: 0.200, SLG: 0.345 (9, PR) (9, 7)										3	1	1	0	1	0	1											
Dave Rader, L OBP: 0.321, SLG: 0.289 (1, 2)										3	1	2	0	0	1	0											
Jim Willoughby, R OBP: 0.222, SLG: 0.500 Elias Sosa, R (8, 1) Randy Moffitt, R (8, 1)										3	0	0	1	0	1	2											
Inning Stats	R: 0 E: 0 K: 1 S: 5	H: 0 LOB: 0 BB: 0 P: 5	R: 2 E: 1 K: 1 S: 7	H: 2 LOB: 0 BB: 0 P: 7	R: 1 E: 0 K: 0 S: 4	H: 1 LOB: 1 BB: 1 P: 8	R: 2 E: 1 K: 0 S: 6	H: 3 LOB: 1 BB: 0 P: 6	R: 0 E: 0 K: 0 S: 3	H: 1 LOB: 0 BB: 0 P: 3	R: 0 E: 0 K: 0 S: 3	H: 1 LOB: 0 BB: 0 P: 3	R: 2 E: 0 K: 2 S: 9	H: 2 LOB: 0 BB: 0 P: 9	R: 0 E: 0 K: 2 S: 7	H: 0 LOB: 0 BB: 0 P: 7		R: 1 E: 0 K: 0 S: 4	H: 1 LOB: 1 BB: 1 P: 8	1B: 9 2B: 1 3B: 1 HR: 1	SF: 0 SAC: 1 DP: 2 HBP: 0	WP: 1 PB: 2 SB: 3 CS: 0	PA: 38				
PITCHER	IP	WLS	BF	H	R	ER	SO	BB	IBB	HBP	BLK	WP	HR	S	P	ERA	WHIP										
Claude Osteen, L ERA: 3.38 George Culver, R ERA: 1.5 Charlie Hough, R ERA: 4.26 Jim Brewer, L ERA: 3.86	6.1	L	28	10	7	7	3	1	0	0	0	1	1	33	37	9.95	1.737										

AB	35
R	8
H	11
RBI	6
BB	2
SO	6
LOB	11



Batter	1	2	3	4	5	6	7	8	9	AB	R	H	RBI	BB	SO	LOB	BOTTOM										
Bill Russell, R OBP: 0.327, SLG: 0.370 (1, 6)										5	1	2	0	0	1	1	San Francisco Giants @ Los Angeles Dodgers Dodger Stadium, Los Angeles, CA Thu Apr 19 1973, 6:05 PM PST Att: 25,868 - Unknown										
Bill Buckner, L OBP: 0.302, SLG: 0.393 (1, 3)										5	2	2	1	0	0	2											
Willie Davis, L OBP: 0.323, SLG: 0.500 (1, 8)										5	2	2	5	0	1	2											
Willie Crawford, L OBP: 0.327, SLG: 0.262 (1, 9)										3	0	1	0	1	2	1											
Joe Ferguson, R OBP: 0.383, SLG: 0.480 (1, 2)										3	0	2	0	1	0	0											
Steve Garvey, R OBP: 0.241, SLG: 0.310 (1, 7)										4	0	0	0	0	2	4											
Ron Cey, R OBP: 0.216, SLG: 0.257 (1, 5)										4	0	0	0	0	2	3											
Lee Lacy, R OBP: 0.313, SLG: 0.228 Manny Mota, R OBP: 0.308, SLG: 0.308 Jim Brewer, L ERA: 1.5 (9, PH) (9, 1)										3	1	1	0	0	0	0											
Claude Osteen, L (1, 1) George Culver, R (7, 1) Paul Powell, R (7, PH) Charlie Hough, R (8, 1) Davey Lopes, R (9, 4)										0	0	0	0	0	0	0											
Inning Stats	R: 0 E: 0 K: 2 S: 7	H: 0 LOB: 0 BB: 0 P: 7	R: 0 E: 0 K: 2 S: 8	H: 1 LOB: 1 BB: 0 P: 8	R: 4 E: 0 K: 2 S: 12	H: 6 LOB: 1 BB: 0 P: 12	R: 0 E: 0 K: 0 S: 3	H: 0 LOB: 0 BB: 0 P: 3	R: 0 E: 0 K: 0 S: 3	H: 0 LOB: 0 BB: 0 P: 3	R: 0 E: 0 K: 1 S: 5	H: 0 LOB: 0 BB: 0 P: 5	R: 0 E: 0 K: 2 S: 9	H: 2 LOB: 2 BB: 2 P: 17	R: 0 E: 0 K: 0 S: 3	H: 0 LOB: 1 BB: 1 P: 7		1B: 6 2B: 2 3B: 0 HR: 2	SF: 0 SAC: 0 DP: 0 HBP: 0	WP: 0 PB: 0 SB: 0 CS: 1	PA: 39						
PITCHER	IP	WLS	BF	H	R	ER	SO	BB	IBB	HBP	BLK	WP	HR	S	P	ERA	WHIP										
Jim Willoughby, R ERA: 6.66 Elias Sosa, R ERA: 1.5 Randy Moffitt, R ERA: 1.17	7.0	W	30	10	6	6	8	2	0	0	0	0	0	46	46	7.71	1.429										



Batter	1	2	3	4	5	6	7	8	9	AB	R	H	RBI	BB	SO	LOB	TOP								
Bobby Bonds, R OBP: 0.360, SLG: 0.614 (1, 9)	F9	K		1B 2B BB		K		P3	FC6-4 1B	5	1	1	0	1	2	2	San Francisco Giants @ Los Angeles Dodgers Dodger Stadium, Los Angeles, CA Fri Apr 20 1973, 6:05 PM PST Att: 27,437 - Unknown livebaseballscorecards.com								
Tito Fuentes, S OBP: 0.351, SLG: 0.444 (1, 4)	4-3		CS 1B	F7		6-3		K	FC6-4 1-2	6	0	1	0	0	1	3									
Chris Speier, R OBP: 0.356, SLG: 0.424 (1, 6)			K	2B 1-3 1B					HR 1B	5	1	4	0	0	1	1									
Willie McCovey, L OBP: 0.491, SLG: 0.725 (1, 3)	4-3		2B E BB						HR 1-1-H	4	2	3	3	1	0	1									
Ed Goodson, L OBP: 0.429, SLG: 0.538 (1, 5)		F7	E 1-3 3B 2B			G3			BB	3	1	1	0	2	0	2									
Gary Maddox, R OBP: 0.379, SLG: 0.462 (1, 8)	L3		E6 3B					G3	BB	5	1	1	0	0	1	5									
Gary Matthews, R OBP: 0.353, SLG: 0.433 (1, 7)		2B BB	1-H 3-H 3B		5-3			G6-3 1B		4	1	1	2	1	0	1									
Dave Rader, L OBP: 0.328, SLG: 0.320 (1, 2)		1B 1-H 2B	1-3		P6				F7	5	0	2	1	0	0	1									
Juan Marichal, R OBP: 0.636, SLG: 0.571 (1, 1)				K		K		F9	1B BB	4	0	1	0	1	2	1									
Inning Stats	R: 0 E: 0 K: 0 S: 4	H: 1 LOB: 1 BB: 0 P: 4	R: 1 E: 0 K: 1 S: 7	H: 2 LOB: 2 BB: 1 P: 11	R: 3 E: 1 K: 1 S: 8	H: 3 LOB: 1 BB: 1 P: 12	R: 1 E: 0 K: 2 S: 9	H: 2 LOB: 3 BB: 2 P: 17	R: 0 E: 0 K: 1 S: 5	H: 0 LOB: 0 BB: 0 P: 5	R: 0 E: 0 K: 1 S: 7	H: 2 LOB: 2 BB: 0 P: 7	R: 0 E: 0 K: 0 S: 4	H: 2 LOB: 1 BB: 0 P: 4	R: 2 E: 0 K: 1 S: 7	H: 2 LOB: 1 BB: 1 P: 11		R: 0 E: 0 K: 0 S: 4	H: 1 LOB: 2 BB: 1 P: 8	1B: 10 2B: 3 3B: 1 HR: 1	SF: 0 SAC: 0 DP: 1 HBP: 0	WP: 0 PB: 0 SB: 0 CS: 1	PA: 47		
PITCHER	IP	WLS	BF	H	R	ER	SO	BB	IBB	HBP	BLK	WP	HR	S	P	ERA	WHIP								
Al Downing, L ERA: 2.41 (1, 1)	3.2	L	23	8	5	2	3	4	0	0	0	0	0	25	41	4.91	3.273								
Doug Rau, L ERA: 4.32 (4, 1)	3.1		13	4	0	0	3	0	0	0	0	0	0	19	19	0.00	1.200								
George Culver, R ERA: 3.38 (8, 1)	2.0		11	3	2	2	1	2	0	0	0	0	1	11	19	9.00	2.500								

Batter	1	2	3	4	5	6	7	8	9	AB	R	H	RBI	BB	SO	LOB	BOTTOM								
Bill Russell, R OBP: 0.305, SLG: 0.345 (1, 6)	L5		P4		6-3			1-3		4	0	0	0	0	0	1	San Francisco Giants @ Los Angeles Dodgers Dodger Stadium, Los Angeles, CA Fri Apr 20 1973, 6:05 PM PST Att: 27,437 - Unknown livebaseballscorecards.com								
Bill Buckner, L OBP: 0.284, SLG: 0.369 (1, 3)	3-1		P6		F7			F8		4	0	0	0	0	0	1									
Willie Davis, L OBP: 0.318, SLG: 0.532 (1, 8)	4-3			F8		HR		G3		4	1	1	1	0	0	0									
Willie Crawford, L OBP: 0.302, SLG: 0.239 (1, 9)		F8		E1 1B 1B		F7		F8		4	1	0	0	0	0	0									
Joe Ferguson, R OBP: 0.391, SLG: 0.537 (1, 2)		HR		1B 1-3 1B		K		F7		4	1	2	1	0	1	0									
Steve Garvey, R OBP: 0.212, SLG: 0.273 (1, 7)				K		5-3		F2		4	0	0	0	0	1	2									
Ron Cey, R OBP: 0.225, SLG: 0.263 (1, 5)			P4							3	0	1	1	0	0	0									
Lee Lacy, R OBP: 0.313, SLG: 0.250 (1, 4)					K					3	0	1	0	0	1	2									
Al Downing, R OBP: 0.187, SLG: 0.167 (1, 1)										1	0	0	0	0	1	1									
Doug Rau, L (4, 1)										1	0	0	0	0	0	0									
Tom Paciorek, R OBP: 0.250, SLG: 0.100 (7, PH)										1	0	0	0	0	1	0									
George Culver, R (8, 1)										0	0	0	0	0	0	0									
Inning Stats	R: 0 E: 0 K: 0 S: 3	H: 0 LOB: 0 BB: 0 P: 3	R: 1 E: 0 K: 0 S: 4	H: 1 LOB: 0 BB: 0 P: 4	R: 0 E: 0 K: 1 S: 6	H: 1 LOB: 1 BB: 0 P: 6	R: 1 E: 1 K: 2 S: 10	H: 2 LOB: 2 BB: 0 P: 10	R: 0 E: 0 K: 0 S: 3	H: 0 LOB: 0 BB: 0 P: 3	R: 1 E: 0 K: 1 S: 6	H: 1 LOB: 0 BB: 0 P: 6	R: 0 E: 0 K: 1 S: 5	H: 0 LOB: 0 BB: 0 P: 5	R: 0 E: 0 K: 0 S: 3	H: 0 LOB: 0 BB: 0 P: 3	R: 0 E: 0 K: 0 S: 3	H: 0 LOB: 0 BB: 0 P: 3	1B: 2 2B: 1 3B: 0 HR: 2	SF: 0 SAC: 0 DP: 0 HBP: 0	WP: 0 PB: 0 SB: 0 CS: 0	PA: 33			
PITCHER	IP	WLS	BF	H	R	ER	SO	BB	IBB	HBP	BLK	WP	HR	S	P	ERA	WHIP								
Juan Marichal, R ERA: 3.04 (1, 1)	9.0	W	33	5	3	2	5	0	0	0	0	0	0	2	43	2.00	0.556								



Batter	1	2	3	4	5	6	7	8	9	AB	R	H	RBI	BB	SO	LOB	TOP
Bobby Bonds, R OBP: 0.354, SLG: 0.595 (1, 9)										4	0	1	0	0	2	0	San Francisco Giants @ Los Angeles Dodgers Dodger Stadium, Los Angeles, CA Sat Apr 21 1973, 6:05 PM PST Att: 24,540 - Unknown livebaseballscores.com
Tito Fuentes, S OBP: 0.346, SLG: 0.434 (1, 4)										4	0	1	0	0	1	2	
Chris Speier, R OBP: 0.351, SLG: 0.414 (1, 6)										4	0	1	0	0	0	3	
Willie McCovey, L OBP: 0.475, SLG: 0.682 (1, 3)										4	0	1	0	0	1	0	
Ed Goodson, L OBP: 0.433, SLG: 0.536 Damaso Blanco, R (9, PR)										4	0	2	0	0	1	2	
Gary Maddox, R OBP: 0.371, SLG: 0.449 (1, 8)										4	0	1	0	0	0	2	
Gary Thomasson, L OBP: 0.212, SLG: 0.344 (1, 7)										3	0	1	0	0	1	1	
Dave Rader, L OBP: 0.326, SLG: 0.321 (1, 2)										3	0	1	0	0	0	2	
Ron Bryant, S (1, 1)										3	0	0	0	0	1	1	
Inning Stats	R: 0 E: 0 K: 3 S: 11	H: 2 LOB: 2 BB: 0 P: 11	R: 0 E: 0 K: 1 S: 5	H: 0 LOB: 0 BB: 0 P: 5	R: 0 E: 0 K: 1 S: 5	H: 0 LOB: 0 BB: 0 P: 5	R: 0 E: 0 K: 1 S: 3	H: 2 LOB: 1 BB: 0 P: 3	R: 0 E: 0 K: 0 S: 4	H: 1 LOB: 1 BB: 0 P: 4	R: 0 E: 0 K: 0 S: 5	H: 2 LOB: 2 BB: 0 P: 5	R: 0 E: 0 K: 0 S: 3	H: 1 LOB: 1 BB: 0 P: 3	1B: 9 2B: 0 3B: 0 HR: 0	SF: 0 SAC: 0 DP: 2 HBP: 0	WP: 0 PA: 33 PB: 0 SB: 0 CS: 0
PITCHER Don Sutton, R ERA: 2.18 (1, 1)	IP: 9.0 WLS: W BF: 33 H: 9 R: 0 ER: 0 SO: 7 BB: 0 IBB: 0 HBP: 0 BLK: 0 WP: 0 HR: 0 S: 47 P: 47 ERA: 0.00 WHIP: 1.000															PITCHER Don Sutton, R ERA: 2.18 (1, 1)	IP: 9.0 WLS: W BF: 33 H: 9 R: 0 ER: 0 SO: 7 BB: 0 IBB: 0 HBP: 0 BLK: 0 WP: 0 HR: 0 S: 47 P: 47 ERA: 0.00 WHIP: 1.000

Batter	1	2	3	4	5	6	7	8	9	AB	R	H	RBI	BB	SO	LOB	BOTTOM
Bill Russell, R OBP: 0.286, SLG: 0.323 (1, 6)										4	0	0	0	0	0	3	San Francisco Giants @ Los Angeles Dodgers Dodger Stadium, Los Angeles, CA Sat Apr 21 1973, 6:05 PM PST Att: 24,540 - Unknown livebaseballscores.com
Bill Buckner, L OBP: 0.296, SLG: 0.377 (1, 3)										4	0	2	0	0	0	0	
Willie Davis, L OBP: 0.300, SLG: 0.500 (1, 8)										4	1	0	0	0	0	2	
Joe Ferguson, R OBP: 0.382, SLG: 0.534 (1, 2)										4	0	1	0	0	0	1	
Manny Mota, R OBP: 0.294, SLG: 0.294 Davey Lopes, R (9, 9)										4	0	1	0	0	0	1	
Tom Paciorek, R OBP: 0.333, SLG: 0.231 (1, 9) (9, 7)										3	0	2	0	0	0	0	
Ron Cey, R OBP: 0.233, SLG: 0.268 (1, 5)										3	0	1	0	0	0	2	
Lee Lacy, R OBP: 0.314, SLG: 0.242 (1, 4)										2	0	0	0	1	0	2	
Don Sutton, R OBP: 0.182, SLG: 0.182 (1, 1)										3	0	0	0	0	1	5	
Inning Stats	R: 0 E: 0 K: 0 S: 4	H: 1 LOB: 1 BB: 0 P: 4	R: 0 E: 0 K: 0 S: 5	H: 2 LOB: 3 BB: 1 P: 9	R: 0 E: 0 K: 0 S: 3	H: 2 LOB: 2 BB: 0 P: 3	R: 1 E: 1 K: 0 S: 5	H: 2 LOB: 1 BB: 0 P: 5	R: 0 E: 0 K: 0 S: 3	H: 0 LOB: 0 BB: 0 P: 3	R: 0 E: 0 K: 0 S: 3	H: 0 LOB: 0 BB: 0 P: 3	R: 0 E: 0 K: 0 S: 3	H: 0 LOB: 0 BB: 0 P: 3	1B: 6 2B: 1 3B: 0 HR: 0	SF: 0 SAC: 0 DP: 0 HBP: 0	WP: 1 PA: 32 PB: 0 SB: 0 CS: 0
PITCHER Ron Bryant, L ERA: 1.13 (1, 1)	IP: 8.0 WLS: L BF: 32 H: 7 R: 1 ER: 0 SO: 1 BB: 1 IBB: 0 HBP: 0 BLK: 0 WP: 1 HR: 0 S: 33 P: 37 ERA: 0.00 WHIP: 1.000															PITCHER Ron Bryant, L ERA: 1.13 (1, 1)	IP: 8.0 WLS: L BF: 32 H: 7 R: 1 ER: 0 SO: 1 BB: 1 IBB: 0 HBP: 0 BLK: 0 WP: 1 HR: 0 S: 33 P: 37 ERA: 0.00 WHIP: 1.000

Batter	1	2	3	4	5	6	7	8	9	AB	R	H	RBI	BB	SO	LOB	TOP								
Bobby Bonds, R OBP: 0.333, SLG: 0.557 (1, 9)	F8		P4		F7		K		F9	5	0	0	0	0	1	1									
Tito Fuentes, S OBP: 0.354, SLG: 0.438 (1, 4)	K			FC6-4 1B		BB WP BB 1B	5-3			4	1	2	0	0	1	0									
Chris Speier, R OBP: 0.346, SLG: 0.405 (1, 6)	6-3			FC6-4 BB HR		K		FC4-6 1B		4	1	1	0	0	1	2									
Willie McCovey, L OBP: 0.460, SLG: 0.638 (1, 3)		F9		F7		BB BB IBB		FC4-6 2B 1-2		3	0	0	0	1	0	2									
Dave Kingman, R OBP: 0.259, SLG: 0.174 (1, 5)	F2			HR BB		K		K		3	1	0	0	1	2	3									
Gary Maddox, R OBP: 0.392, SLG: 0.514 (1, 8)	5-3			HR		BB BB		BB 1-3 2B		3	1	2	3	1	0	0									
Gary Thomasson, L OBP: 0.243, SLG: 0.343 (1, 7)			SH1-4 1B	K		BB 1-2 2-3 BB		1-3		3	0	1	1	1	1	2									
Dave Rader, L OBP: 0.306, SLG: 0.298 (1, 2)			F8		1-3		4-3		K	4	0	0	0	0	1	4									
Jim Barr, R OBP: 0.143, SLG: 0.143 (1, 1)			SH1-4		6-3				4-3	2	0	0	0	0	0	0									
Randy Moffitt, R (8, 1)										1	0	0	0	0	0	0									
Inning Stats	R: 0 E: 0 K: 1 S: 5	H: 0 LOB: 0 BB: 0 P: 5	R: 0 E: 0 K: 0 S: 3	H: 0 LOB: 0 BB: 0 P: 3	R: 0 E: 0 K: 0 S: 4	H: 1 LOB: 1 BB: 0 P: 4	R: 3 E: 0 K: 1 S: 7	H: 2 LOB: 0 BB: 1 P: 11	R: 0 E: 0 K: 0 S: 3	H: 0 LOB: 0 BB: 0 P: 3	R: 1 E: 0 K: 2 S: 8	H: 1 LOB: 3 BB: 3 P: 20	R: 0 E: 0 K: 1 S: 5	H: 0 LOB: 0 BB: 0 P: 5	R: 0 E: 0 K: 1 S: 7	H: 2 LOB: 2 BB: 0 P: 7	R: 0 E: 0 K: 1 S: 5	H: 0 LOB: 0 BB: 0 P: 5	1B: 4 2B: 1 3B: 0 HR: 1	SF: 0 SAC: 1 DP: 0 HBP: 0	WP: 1 PB: 0 SB: 0 CS: 0	PA: 37			
PITCHER	IP	WLS	BF	H	R	ER	SO	BB	IBB	HBP	BLK	WP	HR	S	P	ERA	WHIP								
Andy Messersmith, R ERA: 2.67 (1, 1)	5.2	L	25	4	4	4	4	3	1	0	0	1	1	29	45	6.35	1.235								
Tommy John, L ERA: 2.7 (6, 1)	2.1		9	2	0	0	2	0	0	0	0	0	0	13	13	0.00	0.857								
Pete Richert, L ERA: (9, 1)	1.0		3	0	0	0	1	0	0	0	0	0	0	5	5	0.00	0.000								

San Francisco Giants @ Los Angeles Dodgers
 Dodger Stadium, Los Angeles, CA
 Sun Apr 22 1973, 3:33 AM PST
 Att: 20,317 - Unknown

AB	32
R	4
H	6
RBI	4
BB	4
SO	7
LOB	14



Batter	1	2	3	4	5	6	7	8	9	AB	R	H	RBI	BB	SO	LOB	BOTTOM								
Bill Russell, R OBP: 0.269, SLG: 0.303 (1, 6)	5-3		F8			5-3		FC4-6 4-3		4	0	0	0	0	2										
Bill Buckner, L OBP: 0.280, SLG: 0.356 (1, 3)	K		F7			F8		4-3		4	0	0	1	0	1	1									
Willie Davis, L OBP: 0.297, SLG: 0.486 (1, 8)	F9			4-3		E3 1B		P4		4	0	1	0	0	0	1									
Joe Ferguson, R OBP: 0.389, SLG: 0.581 (1, 2)		HR		1B		F7		F8		4	1	2	1	0	0	1									
Willie Crawford, L OBP: 0.298, SLG: 0.260 (1, 9)		G3		F9			4-3	F9 2B		4	0	1	0	0	0	1									
Tom Paciorek, R OBP: 0.263, SLG: 0.176 (1, 7)		6-3		P6			P4	F9		4	0	0	0	0	0	2									
Ron Cey, R OBP: 0.234, SLG: 0.267 (1, 5)		1B			6-3		5-3	K		4	0	1	0	0	1	1									
Davey Lopes, R OBP: 0.429, SLG: 0.200 (1, 4)		K			F8			FC4-6 1B 4-3 1B		3	1	1	0	0	1	1									
Andy Messersmith, R OBP: 0.182, SLG: 0.182 (1, 1)					F9			FC4-6 1B		2	0	0	0	0	0	0									
Tommy John, R (6, 1)										0	0	0	0	0	0	0									
Steve Garvey, R OBP: 0.235, SLG: 0.294 (8, PH)										1	0	1	0	0	0	0									
Pete Richert, L ERA: (9, 1)										0	0	0	0	0	0	0									
Inning Stats	R: 0 E: 0 K: 1 S: 5	H: 0 LOB: 0 BB: 0 P: 5	R: 1 E: 0 K: 1 S: 7	H: 2 LOB: 1 BB: 0 P: 7	R: 0 E: 0 K: 0 S: 3	H: 0 LOB: 0 BB: 0 P: 3	R: 0 E: 0 K: 0 S: 4	H: 1 LOB: 1 BB: 0 P: 4	R: 0 E: 0 K: 0 S: 5	H: 2 LOB: 1 BB: 0 P: 5	R: 0 E: 0 K: 1 S: 6	H: 1 LOB: 1 BB: 0 P: 6	1B: 5 2B: 1 3B: 0 HR: 1	SF: 0 SAC: 0 DP: 0 HBP: 0	WP: 0 PB: 0 SB: 0 CS: 0	PA: 34									
PITCHER	IP	WLS	BF	H	R	ER	SO	BB	IBB	HBP	BLK	WP	HR	S	P	ERA	WHIP								
Jim Barr, R ERA: 2.05 (1, 1)	7.0	W	27	6	2	2	2	0	0	0	0	0	0	31	31	2.57	0.857								
Randy Moffitt, R ERA: 1.04 (8, 1)	2.0	S	7	1	0	0	1	0	0	0	0	0	0	9	9	0.00	0.500								

San Francisco Giants @ Los Angeles Dodgers
 Dodger Stadium, Los Angeles, CA
 Sun Apr 22 1973, 3:33 AM PST
 Att: 20,317 - Unknown

AB	34
R	2
H	7
RBI	2
BB	0
SO	3
LOB	10



Batter	1	2	3	4	5	6	7	8	9	10	AB	R	H	RBI	BB	SO	LOB	TOP		
Bobby Bonds, R OBP: 0.326, SLG: 0.536 (1.9)	K	K			E		L8		K		5	1	1	0	0	3	1	San Francisco Giants @ Chicago Cubs Wrigley Field, Chicago, IL Tue Apr 24 1973, 3:33 AM CST Att: 14,832 - Unknown - 49 F		
Tito Fuentes, S OBP: 0.360, SLG: 0.440 (1.4)	FC4-6 1B		F7		SH5-3 1-H		BB WP 1B		P5		4	0	2	0	0	0	0			
Chris Speier, R OBP: 0.337, SLG: 0.392 (1.6)	FC4-6 1B		K				K BB		4-3		5	0	1	0	0	2	2			
Willie McCovey, L OBP: 0.471, SLG: 0.627 (10, PR)											4	0	2	0	1	2	1			
Mike Phillips, L OBP: 1.000, SLG: 1.000 (10, S)											0	1	0	0	0	0	0			
Dave Kingman, R OBP: 0.219, SLG: 0.143 (10, S)	K										5	0	0	0	0	2	7			
Garry Maddox, R OBP: 0.405, SLG: 0.532 (1.8)											5	2	3	0	0	1	0			
Gary Thomasson, L OBP: 0.286, SLG: 0.359 (1.7)											4	0	2	2	1	2	1			
Dave Rader, L OBP: 0.300, SLG: 0.290 (1.2)											5	0	1	0	0	0	4			
Jim Willoughby, R OBP: 0.167, SLG: 0.384 (8, PH)											3	0	0	0	0	3	3			
Ed Goodson, L OBP: 0.426, SLG: 0.526 (8, S)											1	0	0	0	0	1	1			
Randy Moffitt, R (8, S)											1	0	0	0	0	0	2			
Inning Stats	R: 0 E: 0 K: 2 S: 9	H: 2 LOB: 2 BB: 0 P: 9	R: 1 E: 0 K: 2 S: 9	H: 2 LOB: 1 BB: 0 P: 9	R: 0 E: 0 K: 2 S: 7	H: 0 LOB: 0 BB: 0 P: 7	R: 0 E: 0 K: 1 S: 5	H: 0 LOB: 0 BB: 0 P: 5	R: 0 E: 0 K: 2 S: 9	H: 1 LOB: 3 BB: 1 P: 13	R: 0 E: 0 K: 2 S: 8	H: 1 LOB: 1 BB: 0 P: 8	R: 0 E: 0 K: 1 S: 5	H: 0 LOB: 0 BB: 0 P: 5	R: 2 E: 1 K: 1 S: 8	H: 3 LOB: 2 BB: 0 P: 8	1B: 11 2B: 1 3B: 0 HR: 0	SF: 0 SAC: 1 DP: 0 HBP: 0	WP: 1 PB: 0 SB: 1 CS: 0	PA: 45
PITCHER	IP	WLS	BF	H	R	ER	SO	BB	IBB	HBP	BLK	WP	HR	S	P	ERA	WHIP			
Rick Reuschel, R ERA: 2.05	(1.1)	7.0	32	8	2	2	12	2	0	0	0	1	0	54	62	2.57	1.429			
Bob Locker, R ERA: 1.8	(8.1)	3.0	L	13	4	2	1	4	0	0	0	0	0	21	21	3.00	1.333			

Batter	1	2	3	4	5	6	7	8	9	10	AB	R	H	RBI	BB	SO	LOB	BOTTOM				
Rick Monday, L OBP: 0.417, SLG: 0.468 (1.8)	FC6-4 1B										4	0	2	0	1	2	0	San Francisco Giants @ Chicago Cubs Wrigley Field, Chicago, IL Tue Apr 24 1973, 3:33 AM CST Att: 14,832 - Unknown - 49 F				
Glenn Beckert, R OBP: 0.321, SLG: 0.314 (1.4)	FC6-4 1B		5-3		CS						5	0	2	0	0	0	2					
Billy Williams, L OBP: 0.379, SLG: 0.339 (1.7)	F5										4	0	0	0	0	1	4					
Joe Pepitone, L OBP: 0.302, SLG: 0.333 (1.3)											4	0	1	0	0	1	2					
Ron Santo, R OBP: 0.443, SLG: 0.569 (1.5)	5-3										4	2	2	2	0	0	3					
Jose Cardenal, R OBP: 0.439, SLG: 0.491 (1.9)											1	0	0	0	3	1	0					
Randy Hundley, R OBP: 0.213, SLG: 0.182 (1.2)											3	0	0	0	0	0	2					
Don Kessinger, S OBP: 0.310, SLG: 0.216 (1.6)											4	0	0	0	0	0	3					
Rick Reuschel, R OBP: 0.125, SLG: 0.125 (7, PH)											2	0	0	0	0	1	0					
Gene Hiser, L OBP: 0.286, SLG: 0.286 (8, S)											1	0	0	0	0	0	0					
Bob Locker, S (8, S)											1	0	0	0	0	0	0					
Jim Hickman, R OBP: 0.211, SLG: 0.063 (10, PH)											1	0	0	0	0	0	0					
Inning Stats	R: 0 E: 0 K: 0 S: 5	H: 2 LOB: 2 BB: 5 P: 5	R: 0 E: 0 K: 0 S: 2	H: 0 LOB: 0 BB: 1 P: 6	R: 0 E: 0 K: 0 S: 4	H: 1 LOB: 1 BB: 4 P: 4	R: 1 E: 0 K: 1 S: 6	H: 1 LOB: 0 BB: 0 P: 6	R: 0 E: 0 K: 1 S: 4	H: 0 LOB: 0 BB: 1 P: 8	R: 0 E: 0 K: 1 S: 6	H: 1 LOB: 1 BB: 0 P: 6	R: 0 E: 0 K: 2 S: 3	H: 0 LOB: 0 BB: 1 P: 7	R: 0 E: 0 K: 0 S: 3	H: 1 LOB: 0 BB: 1 P: 7	R: 0 E: 0 K: 1 S: 5	H: 0 LOB: 0 BB: 0 P: 5	1B: 3 2B: 2 3B: 0 HR: 2	SF: 0 SAC: 1 DP: 2 HBP: 0	WP: 0 PB: 0 SB: 0 CS: 1	PA: 39
PITCHER	IP	WLS	BF	H	R	ER	SO	BB	IBB	HBP	BLK	WP	HR	S	P	ERA	WHIP					
Jim Willoughby, R ERA: 5.51	(1.1)	7.0	27	5	1	1	3	3	0	0	0	0	1	30	42	1.29	1.143					
Randy Moffitt, R ERA: 1.33	(8.1)	3.0	W	11	2	1	3	1	0	0	0	0	1	16	20	3.00	1.000					



Batter	1	2	3	4	5	6	7	8	9	AB	R	H	RBI	BB	SO	LOB	TOP								
Bobby Bonds, R OBP: 0.312, SLG: 0.511 (1, 9)										4	0	0	0	0	1	2	San Francisco Giants @ Chicago Cubs Wrigley Field, Chicago, IL Wed Apr 25 1973, 3:33 AM CST Att. 13,299 - Sunny - 58 F								
Tito Fuentes, S OBP: 0.356, SLG: 0.432 (1, 4)										4	2	1	0	0	2	0									
Chris Speier, R OBP: 0.344, SLG: 0.434 (1, 6)										4	2	2	1	0	1	1									
Willie McCovey, L OBP: 0.472, SLG: 0.611 (1, 3)										3	0	1	1	1	0	0									
Dave Kingman, R OBP: 0.222, SLG: 0.250 (1, 5)										4	1	1	1	0	2	3									
Gary Thomasson, L OBP: 0.283, SLG: 0.349 (1, 8)										4	0	1	1	0	0	1									
Gary Matthews, R OBP: 0.368, SLG: 0.441 (1, 7)										4	0	2	0	0	1	2									
Dave Rader, L OBP: 0.297, SLG: 0.288 (1, 2)										4	0	1	0	0	0	1									
Juan Marichal, R OBP: 0.500, SLG: 0.400 (1, 1)										3	0	0	0	0	1	1									
Inning Stats	R: 1 E: 0 K: 2 S: 8	H: 1 LOB: 0 BB: 0 P: 8	R: 1 E: 0 K: 1 S: 6	H: 1 LOB: 0 BB: 0 P: 6	R: 0 E: 0 K: 2 S: 7	H: 0 LOB: 0 BB: 0 P: 7	R: 0 E: 0 K: 1 S: 5	H: 0 LOB: 0 BB: 0 P: 5	R: 0 E: 0 K: 0 S: 5	H: 2 LOB: 2 BB: 0 P: 5	R: 1 E: 1 K: 0 S: 9	H: 1 LOB: 2 BB: 1 P: 13	R: 0 E: 0 K: 0 S: 3	H: 0 LOB: 0 BB: 0 P: 3	R: 2 E: 1 K: 0 S: 5	H: 3 LOB: 0 BB: 0 P: 5		R: 0 E: 0 K: 0 S: 3	H: 1 LOB: 0 BB: 0 P: 3	1B: 7 2B: 1 3B: 0 HR: 2	SF: 0 SAC: 1 DP: 2 HBP: 0	WP: 0 PB: 0 SB: 1 CS: 0	PA: 36		
PITCHER	IP	WLS	BF	H	R	ER	SO	BB	IBB	HBP	BLK	WP	HR	S	P	ERA	WHIP								
Fergie Jenkins, R ERA: 4.08 (1, 1)	7.0	L	28	5	3	2	8	0	0	0	0	0	2	43	47	2.57	0.714								
Dave LaRoche, L ERA: 15.0 (8, 1)	1.0		5	3	2	1	0	0	0	0	0	0	0	5	5	9.00	3.000								
Ray Burris, R ERA: (9, 1)	1.0		3	1	0	0	0	0	0	0	0	0	0	3	3	0.00	1.000								

AB	34
R	5
H	9
RBI	4
BB	1
SO	8
LOB	11



Batter	1	2	3	4	5	6	7	8	9	AB	R	H	RBI	BB	SO	LOB	BOTTOM								
Rick Monday, L OBP: 0.406, SLG: 0.451 (1, 8)										4	0	1	0	0	0	1	San Francisco Giants @ Chicago Cubs Wrigley Field, Chicago, IL Wed Apr 25 1973, 3:33 AM CST Att. 13,299 - Sunny - 58 F								
Glenn Beckert, R OBP: 0.317, SLG: 0.309 (1, 4)										4	0	1	0	0	0	2									
Billy Williams, L OBP: 0.371, SLG: 0.333 (1, 7)										4	0	1	0	0	0	3									
Joe Pepitone, L OBP: 0.316, SLG: 0.365 (1, 3)										4	0	2	0	0	0	1									
Ron Santo, R OBP: 0.431, SLG: 0.545 (1, 5)										4	0	1	0	0	0	1									
Adrian Garrett, L (1, 9)										4	0	0	0	0	2	4									
Randy Hundley, R OBP: 0.196, SLG: 0.167 (1, 2)										4	0	0	0	0	0	4									
Don Kessinger, S OBP: 0.328, SLG: 0.241 (1, 6)										3	0	2	0	0	0	0									
Fergie Jenkins, R (1, 1)										2	0	0	0	0	1	1									
Jim Hickman, R OBP: 0.200, SLG: 0.059 (7, PH)										1	0	0	0	0	1	1									
Dave LaRoche, L (8, 1)										0	0	0	0	0	0	0									
Ray Burris, R (9, 1)										0	0	0	0	0	0	0									
Inning Stats	R: 0 E: 0 K: 0 S: 3	H: 0 LOB: 0 BB: 0 P: 3	R: 0 E: 0 K: 1 S: 6	H: 1 LOB: 1 BB: 0 P: 6	R: 0 E: 0 K: 0 S: 3	H: 0 LOB: 0 BB: 0 P: 3	R: 0 E: 0 K: 1 S: 8	H: 3 LOB: 3 BB: 0 P: 8	R: 0 E: 0 K: 1 S: 7	H: 2 LOB: 2 BB: 0 P: 7	R: 0 E: 0 K: 0 S: 3	H: 0 LOB: 0 BB: 0 P: 3	R: 0 E: 0 K: 1 S: 6	H: 1 LOB: 1 BB: 0 P: 6	R: 0 E: 0 K: 0 S: 3	H: 1 LOB: 0 BB: 0 P: 3	R: 0 E: 0 K: 0 S: 3	H: 0 LOB: 0 BB: 0 P: 3	1B: 7 2B: 1 3B: 0 HR: 0	SF: 0 SAC: 0 DP: 1 HBP: 0	WP: 0 PB: 0 SB: 0 CS: 0	PA: 34			
PITCHER	IP	WLS	BF	H	R	ER	SO	BB	IBB	HBP	BLK	WP	HR	S	P	ERA	WHIP								
Juan Marichal, R ERA: 2.27 (1, 1)	9.0	W	34	8	0	0	4	0	0	0	0	0	0	42	42	0.00	0.889								



Batter	1	2	3	4	5	6	7	8	9	AB	R	H	RBI	BB	SO	LOB	TOP					
Bobby Bonds, R OBP: 0.316, SLG: 0.500 (1, 9)										4	1	1	0	1	2	1	San Francisco Giants @ Chicago Cubs Wrigley Field, Chicago, IL Thu Apr 26 1973, 3:33 AM CST Att: 7,482 - Cloudy					
Tito Fuentes, S OBP: 0.358, SLG: 0.424 (1, 4)										4	2	1	0	1	0	0						
Chris Speier, R OBP: 0.358, SLG: 0.448 (1, 6)										4	2	2	2	1	1	0						
Willie McCovey, L OBP: 0.455, SLG: 0.579 (1, 3)										3	0	0	1	1	1	2						
Dave Kingman, R OBP: 0.244, SLG: 0.250 (1, 5)										4	0	1	1	0	1	3						
Gary Thomasson, L OBP: 0.314, SLG: 0.375 (1, 8)										5	1	3	2	0	1	1						
Gary Matthews, R OBP: 0.357, SLG: 0.405 (1, 7)										3	0	0	0	0	0	4						
Dave Rader, L OBP: 0.291, SLG: 0.271 (1, 2)										4	0	0	0	1	0	3						
Ron Bryant, S OBP: 0.118, SLG: 0.118 (1, 1)										4	1	2	1	0	0	3						
Inning Stats	R: 0 E: 0 K: 2 S: 7	H: 0 LOB: 0 BB: 0 P: 7	R: 0 E: 1 K: 1 S: 6	H: 0 LOB: 2 BB: 0 P: 7	R: 4 E: 0 K: 0 S: 9	H: 6 LOB: 3 BB: 1 P: 13	R: 2 E: 0 K: 1 S: 6	H: 2 LOB: 2 BB: 2 P: 15	R: 0 E: 0 K: 1 S: 5	H: 0 LOB: 0 BB: 0 P: 5	R: 0 E: 0 K: 0 S: 3	H: 0 LOB: 1 BB: 1 P: 7	R: 1 E: 0 K: 0 S: 5	H: 2 LOB: 1 BB: 0 P: 5	R: 0 E: 0 K: 1 S: 5	H: 0 LOB: 1 BB: 1 P: 9	R: 0 E: 0 K: 0 S: 3	H: 0 LOB: 0 BB: 0 P: 3	1B: 9 2B: 1 3B: 0 HR: 0	SF: 1 SAC: 1 DP: 0 HBP: 2	WP: 0 PB: 0 SB: 0 CS: 1	PA: 44
PITCHER	IP WLS BF H R ER SO BB IBB HBP BLK WP HR S P ERA WHIP																					
Burt Hooton, R ERA: 5.82 (1, 1)	2.1 L 15 6 4 4 3 0 0 1 0 0 0 20 21 15.43 2.571																					
Bill Bonham, R ERA: 4.5 (3, 1)	2.2 2 13 2 2 2 2 2 1 1 0 0 0 13 26 6.75 1.500																					
Ray Burris, R ERA: (6, 1)	1.0 4 0 0 0 0 1 0 0 0 0 0 0 3 7 0.00 1.000																					
Jack Aker, R ERA: 1.54 (7, 1)	3.0 12 2 1 1 1 1 0 0 0 0 0 0 13 17 3.00 1.000																					

Batter	1	2	3	4	5	6	7	8	9	AB	R	H	RBI	BB	SO	LOB	BOTTOM					
Cleo James, R OBP: 0.286, SLG: 0.231 (1, 8)										4	0	1	0	1	1	1	San Francisco Giants @ Chicago Cubs Wrigley Field, Chicago, IL Thu Apr 26 1973, 3:33 AM CST Att: 7,482 - Cloudy					
Glenn Beckert, R OBP: 0.338, SLG: 0.328 (1, 4)										3	0	1	1	2	0	3						
Billy Williams, L OBP: 0.365, SLG: 0.328 (1, 7)										4	0	1	0	0	0	3						
Ron Santo, R OBP: 0.420, SLG: 0.525 (1, 5)										4	1	1	0	0	0	4						
Jose Cardenal, R OBP: 0.414, SLG: 0.459 (1, 9)										4	0	0	0	0	0	1						
Jim Hickman, R OBP: 0.250, SLG: 0.143 (1, 3)										4	1	2	0	0	0	0						
Ken Rudolph, R OBP: 0.188, SLG: 0.357 (1, 2)										4	0	1	0	0	0	1						
Paul Popovich, S OBP: 0.412, SLG: 0.286 (1, 6)										4	0	1	0	0	0	1						
Burt Hooton, R OBP: 0.460, SLG: 0.250 (3, 1)										0	0	0	0	0	0	0						
Bill Bonham, R OBP: 0.338, SLG: 0.328 (3, 1)										1	0	0	0	0	0	0						
Carmen Fanzone, R OBP: 0.192, SLG: 1.000 (5, PH)										1	1	1	0	0	0	0						
Ray Burris, R ERA: (6, 1)										0	0	0	0	0	0	0						
Randy Hundley, R OBP: 0.192, SLG: 0.143 (6, PH)										1	0	0	0	0	0	2						
Jack Aker, R ERA: 1.54 (7, 1)										0	0	0	0	0	0	0						
Don Kessinger, S OBP: 0.327, SLG: 0.226 (9, PH)										1	0	0	0	0	0	0						
Inning Stats	R: 0 E: 0 K: 0 S: 2	H: 0 LOB: 1 BB: 2 P: 10	R: 0 E: 0 K: 0 S: 4	H: 1 LOB: 1 BB: 0 P: 4	R: 0 E: 0 K: 0 S: 4	H: 1 LOB: 2 BB: 1 P: 8	R: 0 E: 0 K: 0 S: 3	H: 0 LOB: 0 BB: 0 P: 3	R: 1 E: 0 K: 1 S: 7	H: 2 LOB: 1 BB: 0 P: 7	R: 2 E: 1 K: 0 S: 8	H: 5 LOB: 3 BB: 0 P: 8	R: 0 E: 0 K: 0 S: 3	H: 0 LOB: 0 BB: 0 P: 3	R: 0 E: 0 K: 0 S: 3	H: 0 LOB: 0 BB: 0 P: 3	R: 0 E: 0 K: 0 S: 3	H: 0 LOB: 0 BB: 0 P: 3	1B: 7 2B: 2 3B: 0 HR: 0	SF: 0 SAC: 0 DP: 1 HBP: 0	WP: 1 PB: 0 SB: 0 CS: 0	PA: 38
PITCHER	IP WLS BF H R ER SO BB IBB HBP BLK WP HR S P ERA WHIP																					
Ron Bryant, L ERA: 1.54 (1, 1)	9.0 W 38 9 3 3 3 3 0 0 0 1 0 0 37 49 3.00 1.333																					

Batter	1	2	3	4	5	6	7	8	9	AB	R	H	RBI	BB	SO	LOB	TOP					
Bobby Bonds, R OBP: 0.340, SLG: 0.531 (1, 9)										4	2	3	1	1	1	0	San Francisco Giants @ St. Louis Cardinals Busch Stadium, St. Louis, MO Fri Apr 27 1973, 6:05 PM CST Att: 14,370 - Unknown					
Tito Fuentes, S OBP: 0.360, SLG: 0.448 (1, 4)										4	1	2	3	0	1	3						
Chris Speier, R OBP: 0.343, SLG: 0.429 (1, 6)										4	0	0	0	0	1	2						
Willie McCovey, L OBP: 0.457, SLG: 0.559 (1, 3)										2	0	0	0	2	1	0						
Ed Goodson, L OBP: 0.415, SLG: 0.525 (1, 5)										4	0	1	1	0	0	2						
Gary Thomasson, L OBP: 0.291, SLG: 0.346 (1, 8)										4	0	0	0	0	0	2						
Gary Matthews, R OBP: 0.348, SLG: 0.415 (1, 7)										4	0	1	0	0	2	0						
Dave Rader, L OBP: 0.289, SLG: 0.270 (1, 2)										4	1	1	0	0	0	1						
Jim Barr, R OBP: 0.182, SLG: 0.182 (1, 1)										4	1	1	0	0	3	2						
Inning Stats	R: 1 E: 0 K: 1 S: 7	H: 2 LOB: 1 BB: 1 P: 11	R: 1 E: 0 K: 0 S: 9	H: 2 LOB: 1 BB: 0 P: 9	R: 0 E: 0 K: 0 S: 3	H: 0 LOB: 0 BB: 0 P: 3	R: 0 E: 0 K: 1 S: 5	H: 0 LOB: 0 BB: 0 P: 5	R: 2 E: 0 K: 0 S: 5	H: 3 LOB: 1 BB: 1 P: 9	R: 0 E: 0 K: 1 S: 5	H: 0 LOB: 0 BB: 0 P: 5	R: 1 E: 0 K: 2 S: 8	H: 1 LOB: 0 BB: 0 P: 8	R: 0 E: 0 K: 1 S: 5	H: 0 LOB: 0 BB: 0 P: 5		R: 0 E: 1 K: 1 S: 6	H: 1 LOB: 2 BB: 1 P: 10	1B: 5 2B: 2 3B: 2 HR: 0	SF: 1 SAC: 0 DP: 1 HBP: 0	WP: 0 PB: 0 SB: 1 CS: 0
PITCHER	IP	WLS	BF	H	R	ER	SO	BB	IBB	HBP	BLK	WP	HR	S	P	ERA	WHIP					
Bob Gibson, R ERA: 2.57 (1, 1)	8.0	L	33	8	5	4	8	1	1	0	0	0	0	47	55	4.50	1.125					
Rich Folkers, L ERA: (9, 1)	1.0		5	1	0	0	1	0	1	0	0	0	0	6	10	0.00	1.000					

Batter	1	2	3	4	5	6	7	8	9	AB	R	H	RBI	BB	SO	LOB	BOTTOM				
Lou Brock, L OBP: 0.261, SLG: 0.313 (1, 7)										4	0	2	0	0	0	0	San Francisco Giants @ St. Louis Cardinals Busch Stadium, St. Louis, MO Fri Apr 27 1973, 6:05 PM CST Att: 14,370 - Unknown				
Ed Crosby, L OBP: 0.118, SLG: 0.294 (1, 4)										4	0	0	0	0	1	3					
Jose Cruz, L OBP: 0.318, SLG: 0.459 (1, 8)										4	0	0	0	0	0	2					
Joe Torre, R OBP: 0.348, SLG: 0.356 (1, 3)										3	0	0	0	0	0	1					
Ted Simmons, S OBP: 0.288, SLG: 0.283 (1, 2)										3	0	0	0	0	0	0					
Bernie Carbo, L OBP: 0.263, SLG: 0.182 (1, 9)										3	0	0	0	0	1	0					
Ken Reitz, R OBP: 0.220, SLG: 0.182 (1, 5)										3	0	0	0	0	0	0					
Mick Kelleher, R (1, 6)										1	0	0	0	1	0	0					
Dwain Anderson, R OBP: 0.200, SLG: 0.200 (8, PH) (9, 6)										1	0	0	0	0	0	0					
Bob Gibson, R (1, 1)										2	0	0	0	0	0	1					
Tim McCarver, L OBP: 0.316, SLG: 0.250 (8, PH) (9, 1)										1	0	0	0	0	0	0					
Rich Folkers, L (9, 1)										0	0	0	0	0	0	0					
Inning Stats	R: 0 E: 1 K: 0 S: 4	H: 0 LOB: 1 BB: 0 P: 4	R: 0 E: 0 K: 1 S: 5	H: 0 LOB: 0 BB: 0 P: 5	R: 0 E: 0 K: 0 S: 3	H: 1 LOB: 1 BB: 1 P: 7	R: 0 E: 0 K: 0 S: 3	H: 0 LOB: 0 BB: 0 P: 3	R: 0 E: 0 K: 0 S: 3	H: 0 LOB: 0 BB: 0 P: 3	R: 0 E: 0 K: 0 S: 3	H: 1 LOB: 1 BB: 0 P: 4	R: 0 E: 0 K: 0 S: 3	H: 0 LOB: 0 BB: 0 P: 3	R: 0 E: 0 K: 1 S: 5	H: 0 LOB: 0 BB: 0 P: 5	1B: 1 2B: 1 3B: 1 HR: 0	SF: 0 SAC: 0 DP: 1 HBP: 0	WP: 0 PB: 0 SB: 0 CS: 0	PA: 30	
PITCHER	IP	WLS	BF	H	R	ER	SO	BB	IBB	HBP	BLK	WP	HR	S	P	ERA	WHIP				
Jim Barr, R ERA: 1.53 (1, 1)	9.0	W	30	2	0	0	2	1	0	0	0	0	0	33	37	0.00	0.333				

Batter	1	2	3	4	5	6	7	8	9	AB R H RBI BB SO LOB	TOP																
Bobby Bonds, R OBP: 0.352, SLG: 0.570 (1, 9)	0-0 HR		0-0 5-3		0-0 F7		0-0 1-3 2B		4-0 BB	4 1 2 1 1 0 0	San Francisco Giants @ St. Louis Cardinals Busch Stadium, St. Louis, MO Sat Apr 28 1973, 6:05 PM CST Att: 11,896 - Unknown																
Tito Fuentes, S OBP: 0.343, SLG: 0.426 (1, 4)	0-0 4-3		0-0 1-3		0-3 K		0-3 K		0-0 FC5 2-3f	5 0 0 0 0 2 4																	
Chris Speier, R OBP: 0.340, SLG: 0.415 (1, 6)	0-3 K		4-0 BB		0-0 6-3		0-0 5-3			3 0 0 0 1 1 2																	
Willie McCovey, L OBP: 0.447, SLG: 0.532 (1, 3)	4-0 BB		0-0 G3			0-3 K		0-0 4-3		3 0 0 0 1 1 1																	
Ed Goodson, L OBP: 0.391, SLG: 0.492 (1, 5)	0-0 4-3			0-0 L5		0-0 F8		0-0 4-3		4 0 0 0 0 0 1																	
Gary Maddox, R OBP: 0.407, SLG: 0.532 Jim Howarth, L OBP: 0.286, SLG: 0.286 (5, 8)		0-3 K		0-0 E7 1B		0-0 1B		0-0 F9		2 0 1 0 0 1 0 2 0 1 0 0 0 0																	
Gary Thomasson, L OBP: 0.305, SLG: 0.333 (1, 7)		4-0 FC6-4 BB		0-0 P6		0-0 4-3			4-0 FC5 SH3 BB	2 0 0 0 2 0 2																	
Dave Rader, L OBP: 0.302, SLG: 0.276 (1, 2)		0-0 F2		4-0 IBB			0-0 2B 1B		0-0 SH3 1-2	2 0 1 0 1 0 1																	
Jim Willoughby, R OBP: 0.125, SLG: 0.267 (1, 1)		0-0 FC6-4 1-2f		0-3 K			0-3 K		0-3 K	4 0 0 0 0 3 5																	
Inning Stats	R: 1 E: 0 K: 1 S: 6	H: 1 LOB: 1 BB: 1 P: 10	R: 0 E: 0 K: 1 S: 5	H: 0 LOB: 1 BB: 1 P: 9	R: 0 E: 0 K: 1 S: 3	H: 1 LOB: 2 BB: 1 P: 10	R: 0 E: 0 K: 1 S: 5	H: 0 LOB: 0 BB: 0 P: 5	R: 0 E: 0 K: 1 S: 6	H: 1 LOB: 1 BB: 0 P: 6		R: 0 E: 0 K: 2 S: 9	H: 2 LOB: 2 BB: 0 P: 9	R: 0 E: 0 K: 0 S: 3	H: 0 LOB: 0 BB: 0 P: 3	R: 0 E: 0 K: 1 S: 5	H: 0 LOB: 2 BB: 2 P: 13	1B: 3 2B: 1 3B: 0 HR: 1	SF: 0 SAC: 1 DP: 0 HBP: 0	WP: 0 PB: 0 SB: 0 CS: 0	PA: 38						
PITCHER	IP WLS BF H R ER SO BB IBB HBP BLK WP HR S P ERA WHIP											PITCHER	IP WLS BF H R ER SO BB IBB HBP BLK WP HR S P ERA WHIP														
Reggie Cleveland, R ERA: 4.01 Diego Segui, R ERA: 1.08	(1, 1) (9, 1)	8.0 L	33 5	5 1	1 1	7 7	3 3	1 1	0 0	0 0	0 0	0 0	0 0	1 5	43 59	1.12 0.00	1.000 2.000										

AB	31
R	1
H	5
RBI	1
BB	6
SO	8
LOB	16



Batter	1	2	3	4	5	6	7	8	9	AB R H RBI BB SO LOB	BOTTOM													
Lou Brock, L OBP: 0.247, SLG: 0.296 (1, 7)	0-3 K			0-0 4-3		0-0 4-3			0-0 1-3	4 0 0 0 0 1 1	San Francisco Giants @ St. Louis Cardinals Busch Stadium, St. Louis, MO Sat Apr 28 1973, 6:05 PM CST Att: 11,896 - Unknown													
Luis Melendez, R OBP: 0.380, SLG: 0.318 (1, 9)	4-0 G4-6-3 BB			0-0 5-3		0-0 5-3			0-0 5-3	3 0 0 0 1 0 1														
Jose Cruz, L OBP: 0.300, SLG: 0.431 (1, 8)	0-0 G4-6-3 1-2f			0-3 K			0-0 F9		0-0 4-1	4 0 0 0 0 1 1														
Joe Torre, R OBP: 0.333, SLG: 0.339 (1, 3)		0-3 K			0-0 F8		0-3 K			3 0 0 0 0 2 0														
Ted Simmons, S OBP: 0.275, SLG: 0.270 (1, 2)		0-0 L4			0-0 1-3		0-3 K			3 0 0 0 0 1 0														
Ken Reitz, R OBP: 0.226, SLG: 0.190 (1, 5)		0-0 6-3			0-0 1B			0-0 F7		3 0 1 0 0 0 0														
Ed Crosby, L OBP: 0.500, SLG: 0.350 Ray Busse, R OBP: 0.152, SLG: 0.273 Diego Segui, R (9, 1)				0-0 P6		0-0 4-3			0-0 4-3 2B	3 0 1 0 0 0 1 0 0 0 0 0 0 0 0 0 0 0 0 0 0														
Mick Kelleher, R OBP: 0.500, SLG: 0.333 Tim McCarver, L OBP: 0.304, SLG: 0.238 Bobby Fenwick, R OBP: 0.200, SLG: 0.200 (9, 4)				0-0 G4-6-3 1B		0-0 6-3			0-0 4-3 2-3	2 0 1 0 0 0 0 1 0 0 0 0 0 1 0 0 0 0 0 0 0														
Reggie Cleveland, R OBP: 0.429, SLG: 0.500 Dwain Anderson, R OBP: 0.167, SLG: 0.167 (9, 6)				0-0 G4-6-3 1-2f		0-0 4-3 2B			0-3 K	2 0 1 0 0 0 1 1 0 0 0 0 1 2														
Inning Stats	R: 0 E: 0 K: 1 S: 4	H: 0 LOB: 0 BB: 1 P: 8	R: 0 E: 0 K: 1 S: 5	H: 0 LOB: 0 BB: 0 P: 5	R: 0 E: 0 K: 1 S: 3	H: 1 LOB: 0 BB: 0 P: 3	R: 0 E: 0 K: 1 S: 5	H: 0 LOB: 0 BB: 0 P: 5	R: 0 E: 0 K: 1 S: 4	H: 1 LOB: 1 BB: 0 P: 4		R: 0 E: 0 K: 2 S: 7	H: 0 LOB: 0 BB: 0 P: 7	R: 0 E: 0 K: 1 S: 6	H: 1 LOB: 2 BB: 0 P: 6	R: 0 E: 0 K: 0 S: 3	H: 0 LOB: 0 BB: 0 P: 3	1B: 2 2B: 2 3B: 0 HR: 0	SF: 0 SAC: 0 DP: 2 HBP: 0	WP: 0 PB: 0 SB: 0 CS: 0	PA: 30			
PITCHER	IP WLS BF H R ER SO BB IBB HBP BLK WP HR S P ERA WHIP											PITCHER	IP WLS BF H R ER SO BB IBB HBP BLK WP HR S P ERA WHIP											
Jim Willoughby, R ERA: 4.32	(1, 1)	9.0 W	30 4	4 0	0 0	6 6	1 1	0 0	0 0	0 0	0 0	0 0	41 45	0.00 0.556										



Batter	1	2	3	4	5	6	7	8	9	AB	R	H	RBI	BB	SO	LOB	TOP			
Bobby Bonds, R OBP: 0.354, SLG: 0.571 (1, 9)										5	0	2	0	0	0	2	San Francisco Giants @ St. Louis Cardinals Busch Stadium, St. Louis, MO Sun Apr 29 1973, 3:33 AM CDT Att: 9,415 - Unknown livebaseballscorecards.com			
Tito Fuentes, S OBP: 0.339, SLG: 0.419 (1, 4)										4	0	1	0	0	0	2				
Chris Speier, R OBP: 0.336, SLG: 0.408 (1, 6)										4	0	1	0	0	1	2				
Ed Goodson, L OBP: 0.384, SLG: 0.471 Mike Phillips, L OBP: 1.000, SLG: 1.000 (8, 5)										3	0	0	0	0	0	2				
Dave Kingman, R OBP: 0.267, SLG: 0.300 (1, 3)										4	1	2	0	0	0	1				
Gary Thomasson, L OBP: 0.290, SLG: 0.316 Randy Moffitt, R (6, 1)										3	0	0	0	0	0	0				
Willie McCovey, L OBP: 0.442, SLG: 0.524 Elias Sosa, R (8, 1)										1	0	0	0	0	0	2				
Jim Howarth, L OBP: 0.182, SLG: 0.182 (1, 8)										4	0	0	0	0	0	1				
Dave Rader, L OBP: 0.300, SLG: 0.266 (1, 2)										3	1	0	0	1	0	0				
Juan Marichal, R OBP: 0.500, SLG: 0.500 Gary Matthews, R OBP: 0.375, SLG: 0.442 (6, 7)										2	0	2	0	0	0	0				
Inning Stats	R: 0 E: 0 K: 0 S: 4	H: 2 LOB: 1 BB: 0 P: 4	R: 3 E: 1 K: 1 S: 8	H: 2 LOB: 1 BB: 1 P: 12	R: 0 E: 0 K: 1 S: 5	H: 0 LOB: 0 BB: 0 P: 6	R: 0 E: 0 K: 0 S: 3	H: 0 LOB: 0 BB: 0 P: 3	R: 0 E: 0 K: 0 S: 3	H: 1 LOB: 1 BB: 0 P: 3	R: 0 E: 0 K: 0 S: 4	H: 1 LOB: 1 BB: 0 P: 4	R: 0 E: 0 K: 0 S: 5	H: 2 LOB: 2 BB: 0 P: 5	R: 0 E: 0 K: 0 S: 4	H: 1 LOB: 1 BB: 0 P: 4	1B: 6 2B: 3 3B: 0 HR: 0	SF: 0 SAC: 0 DP: 0 HBP: 1	WP: 0 PB: 0 SB: 0 CS: 2	PA: 38
PITCHER Rick Wise, R ERA: 2.59 (1, 1)	IP: 9.0 WLS: W BF: 37 H: 9 R: 3 ER: 2 SO: 2 BB: 0 IBB: 1 HBP: 1 BLK: 0 WP: 0 HR: 0 S: 39 P: 44 ERA: 2.00 WHIP: 1.000															PITCHER				

Batter	1	2	3	4	5	6	7	8	9	AB	R	H	RBI	BB	SO	LOB	BOTTOM			
Lou Brock, L OBP: 0.282, SLG: 0.347 (1, 7)										4	2	3	3	1	0	0	San Francisco Giants @ St. Louis Cardinals Busch Stadium, St. Louis, MO Sun Apr 29 1973, 3:33 AM CDT Att: 9,415 - Unknown livebaseballscorecards.com			
Luis Melendez, R OBP: 0.397, SLG: 0.333 (1, 9)										5	0	2	2	0	0	3				
Joe Torre, R OBP: 0.342, SLG: 0.338 (1, 3)										3	1	1	0	1	0	1				
Ted Simmons, S OBP: 0.288, SLG: 0.273 (1, 2)										3	1	1	1	1	0	0				
Jose Cruz, L OBP: 0.284, SLG: 0.406 (1, 8)										4	0	0	0	0	1	5				
Ken Reitz, R OBP: 0.227, SLG: 0.194 (1, 5)										4	1	1	1	0	0	0				
Ed Crosby, L OBP: 0.208, SLG: 0.318 (1, 4)										2	1	0	0	2	0	0				
Mick Kelleher, R OBP: 0.333, SLG: 0.200 Tim McCarver, L OBP: 0.392, SLG: 0.238 Dwain Anderson, R OBP: 0.143, SLG: 0.143 (7, 6)										2	0	0	0	0	0	0				
Rick Wise, R (1, 1)										2	2	0	0	0	1	2				
Inning Stats	R: 0 E: 0 K: 0 S: 3	H: 0 LOB: 0 BB: 0 P: 3	R: 0 E: 0 K: 0 S: 3	H: 0 LOB: 0 BB: 0 P: 3	R: 2 E: 0 K: 0 S: 5	H: 2 LOB: 3 BB: 2 P: 14	R: 0 E: 0 K: 0 S: 3	H: 0 LOB: 0 BB: 0 P: 3	R: 0 E: 0 K: 1 S: 5	H: 1 LOB: 0 BB: 0 P: 5	R: 6 E: 1 K: 1 S: 11	H: 5 LOB: 1 BB: 1 P: 15	R: 0 E: 0 K: 0 S: 3	H: 0 LOB: 2 BB: 2 P: 11	R: 0 E: 0 K: 0 S: 3	H: 0 LOB: 2 BB: 2 P: 11		1B: 7 2B: 0 3B: 1 HR: 0	SF: 1 SAC: 1 DP: 0 HBP: 1	WP: 0 PB: 0 SB: 0 CS: 1
PITCHER Juan Marichal, R ERA: 2.85 Randy Moffitt, R ERA: 1.23 Elias Sosa, R ERA: 1.29 (8, 1)	IP: 5.1 WLS: L BF: 25 H: 6 R: 6 ER: 4 SO: 2 BB: 3 IBB: 0 HBP: 1 BLK: 0 WP: 0 HR: 0 S: 25 P: 38 ERA: 6.75 WHIP: 1.688															PITCHER				

Batter	1	2	3	4	5	6	7	8	9	AB	R	H	RBI	BB	SO	LOB	TOP		
Dave Cash, R OBP: 0.340, SLG: 0.318 Gene Alley, R OBP: 0.333, SLG: 0.400	5-3	L5		F3			F8	FC4-6 1B		5	0	1	1	0	0	1			
Al Oliver, L OBP: 0.338, SLG: 0.530	4-3		E8 F3 1B	K			6-3	K		5	1	0	0	0	2	4			
Manny Sanguillen, R OBP: 0.364, SLG: 0.493	2B BB		F3		F7		2B 1B	FC4-6		4	2	1	0	1	0	4			
Willie Stargell, L OBP: 0.476, SLG: 0.833	E 2B		BB 1B		K		1B 2B		F3	5	1	3	3	0	1	0			
Bob Robertson, R OBP: 0.370, SLG: 0.476	E6 1B		FC4-6 BB		F8		K		1B BB	3	2	1	0	2	1	1			
Richie Hebner, L OBP: 0.375, SLG: 0.460	FC6-4 1B		F5		F7		BB 1B BB	F8 1B		4	1	2	1	1	0	2			
Rennie Stennett, R OBP: 0.208, SLG: 0.378	FC6-4		FC4-6		6-3		K		1B	5	0	1	1	0	1	4			
Mitt May, L OBP: 0.317, SLG: 0.373		K		4-3			1B		F8	5	0	2	0	0	1	2			
Bob Moose, R OBP: 0.200, SLG: 0.143 Ramon Hernandez, S (9, 1)		K					F8		4-3	4	0	1	0	1	1	3			
Dave Giusti, R OBP: 1.000, SLG: 1.000										0	0	0	0	0	0	0			
Dave Giusti, R OBP: 1.000, SLG: 1.000										0	0	0	0	0	0	0			
Inning Stats	R: 3 E: 1 K: 0 S: 6	H: 3 LOB: 1 BB: 1 P: 10	R: 0 E: 0 K: 2 S: 7	H: 0 LOB: 0 BB: 0 P: 7	R: 1 E: 1 K: 0 S: 5	H: 1 LOB: 2 BB: 1 P: 9	R: 0 E: 0 K: 1 S: 6	H: 1 LOB: 0 BB: 0 P: 6	R: 0 E: 0 K: 0 S: 4	H: 1 LOB: 1 BB: 0 P: 4	R: 1 E: 0 K: 1 S: 7	H: 2 LOB: 1 BB: 0 P: 7	R: 1 E: 0 K: 2 S: 9	H: 2 LOB: 3 BB: 2 P: 17	R: 1 E: 0 K: 0 S: 5	H: 2 LOB: 2 BB: 1 P: 9	1B: 10 2B: 2 3B: 0 HR: 0	SF: 0 SAC: 0 DP: 0 HBP: 0	WP: 0 PA: 45 PB: 0 CS: 0
PITCHER	IP	WLS	BF	H	R	ER	SO	BB	IBB	HBP	BLK	WP	HR	S	P	ERA	WHIP		
Ron Bryant, L ERA: 1.72	6.0		27	6	4	2	4	2	0	0	0	0	0	33	41	3.00	1.333		
Sam McDowell, L ERA: 5.87	2.0	W	12	4	2	2	3	2	0	0	0	0	0	16	24	9.00	3.000		
Elias Sosa, R ERA: 2.25	1.0		6	2	1	1	0	1	0	0	0	0	0	5	9	9.00	3.000		

Pittsburgh Pirates @ San Francisco Giants
Candlestick Park, San Francisco, CA
Tue May 01 1973, 10:05 PM EDT
Att: 7,972 - Unknown

AB 40
R 7
H 12
RBI 6
BB 5
SO 7
LOB 21

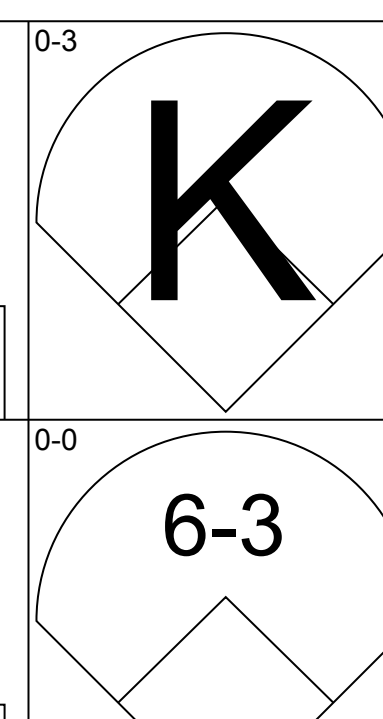
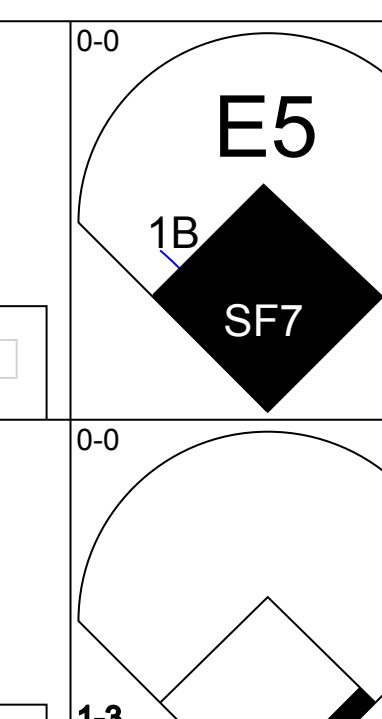
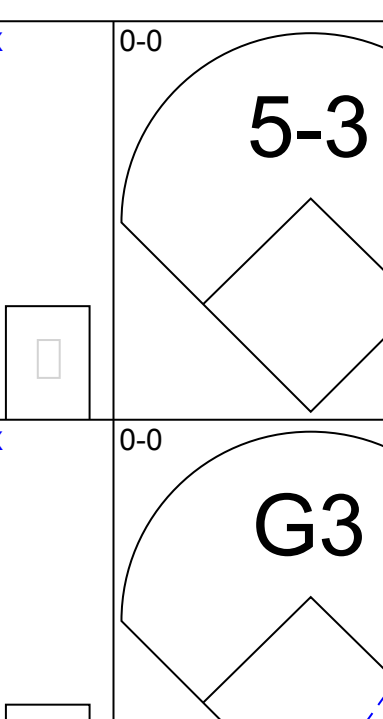
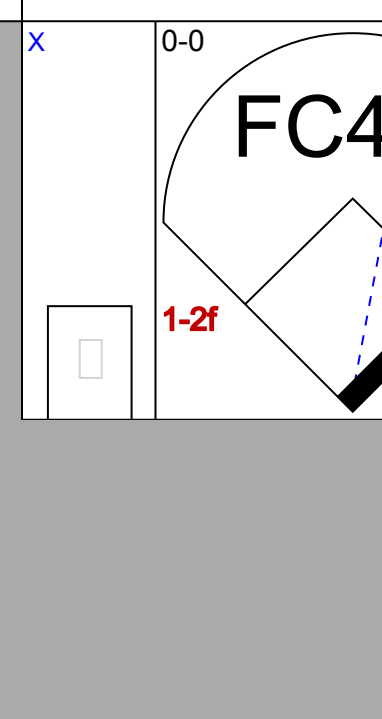
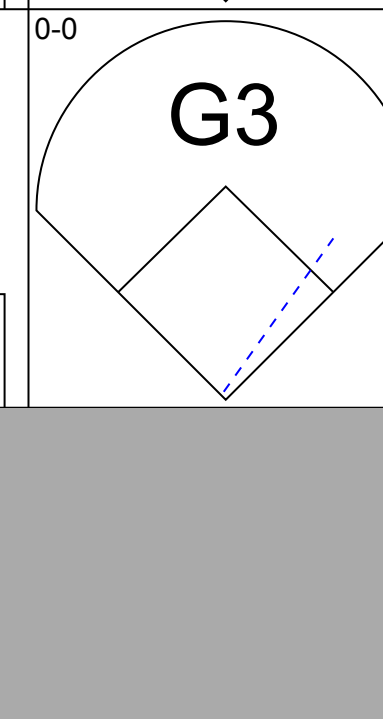
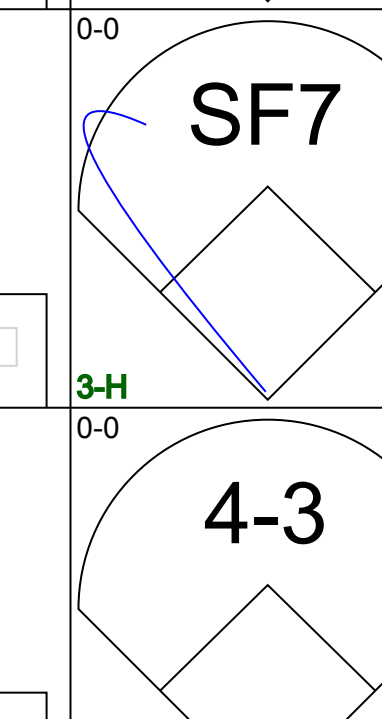
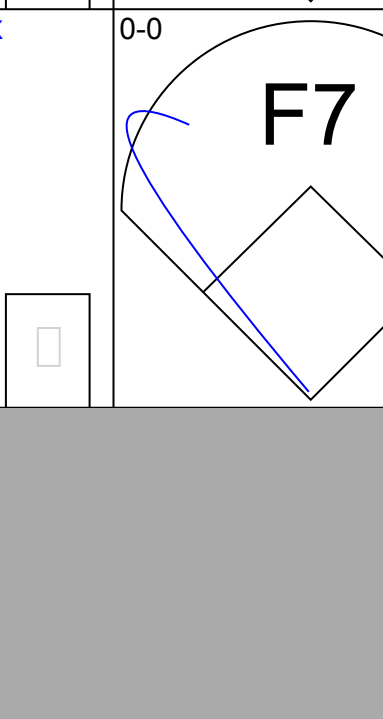
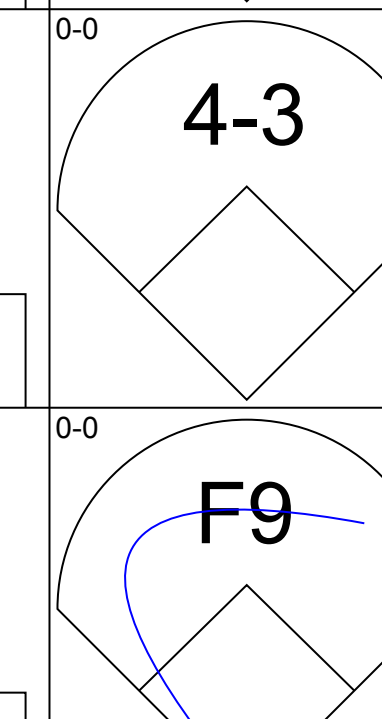




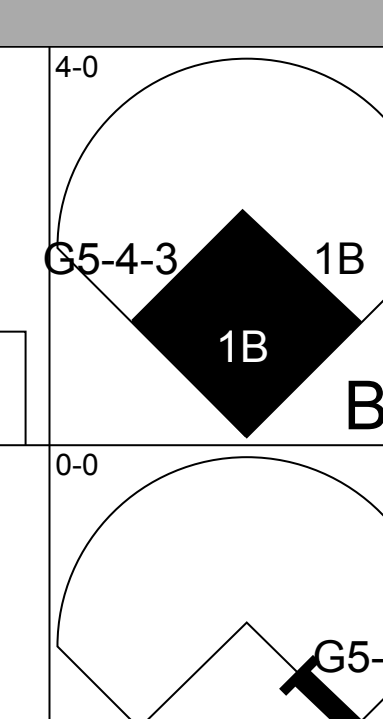
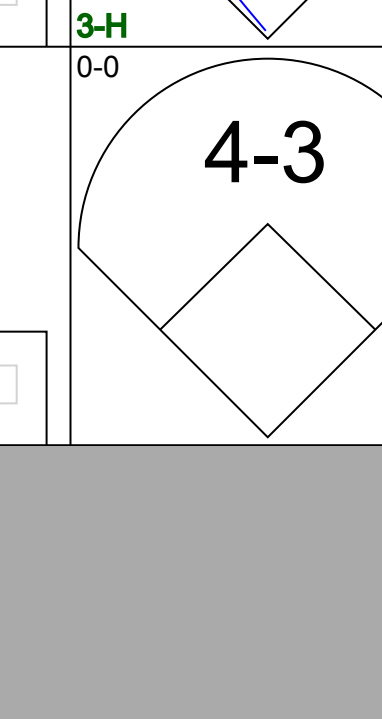
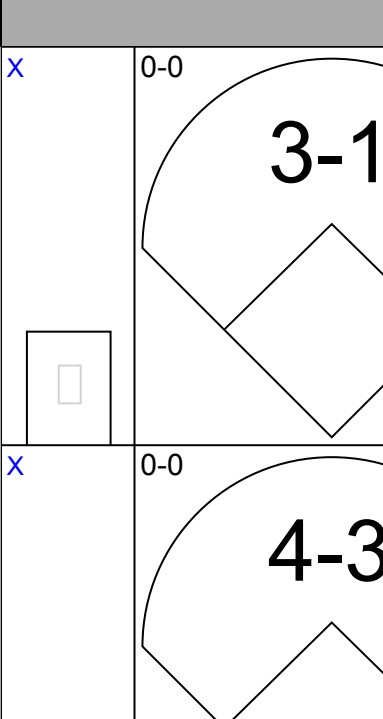
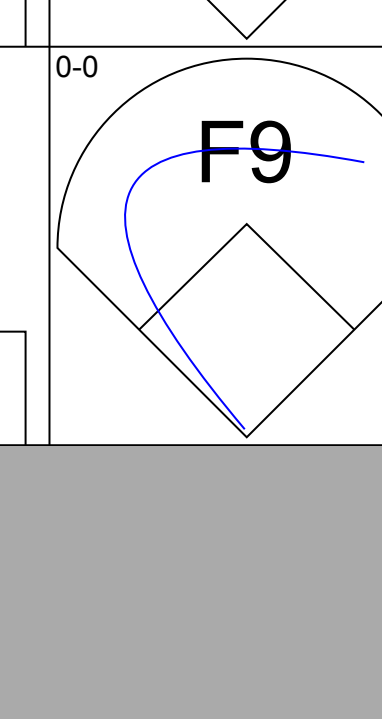
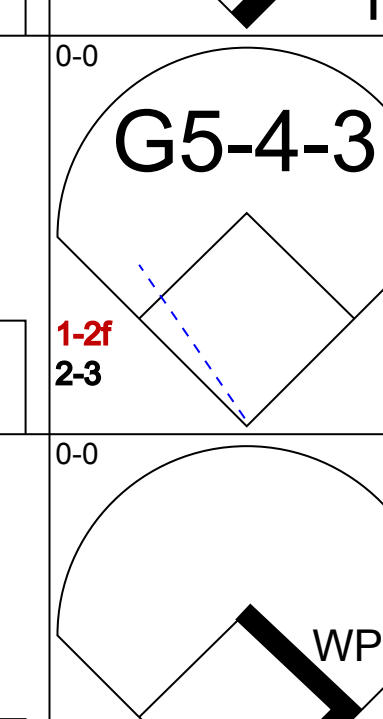
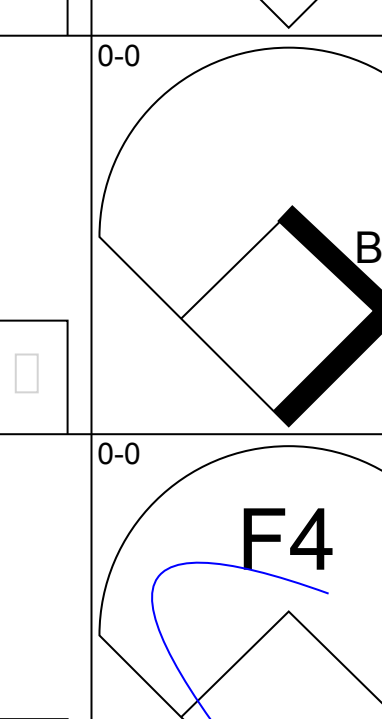
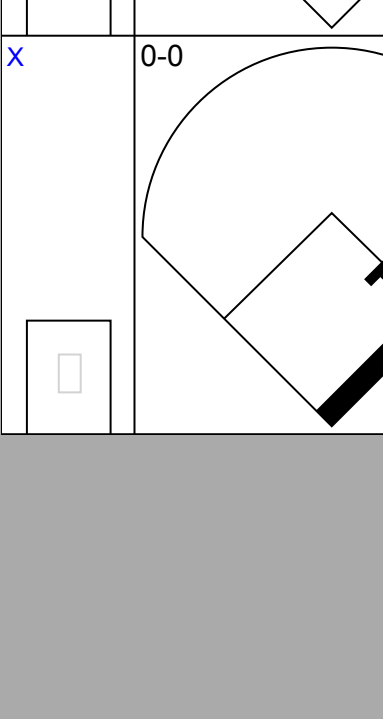
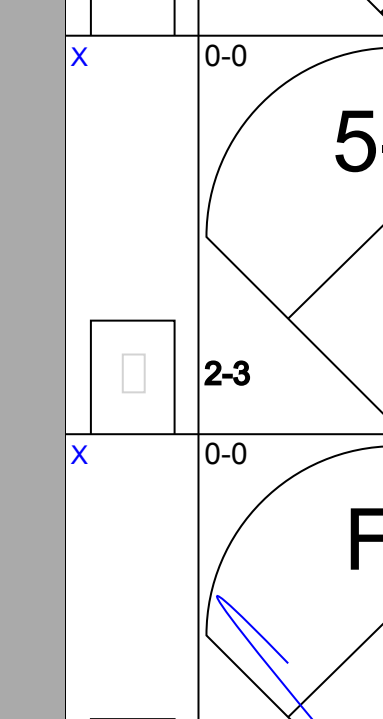
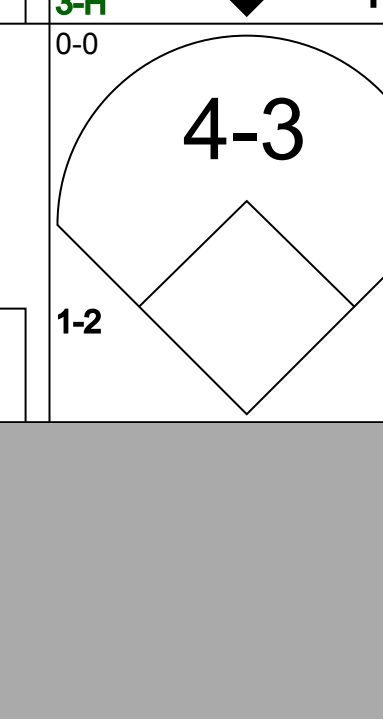
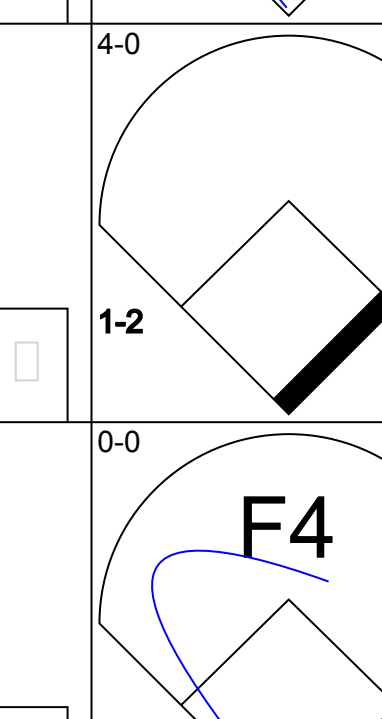

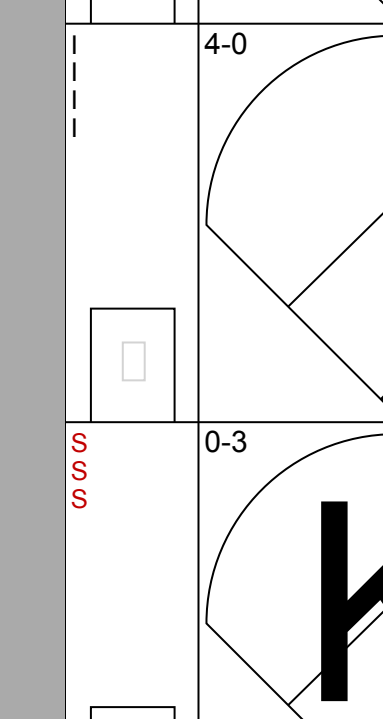
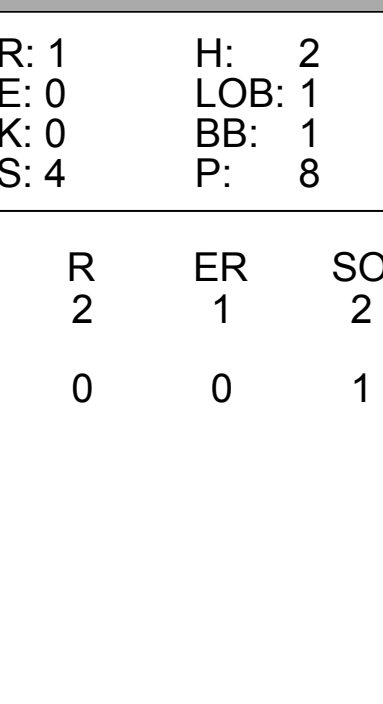
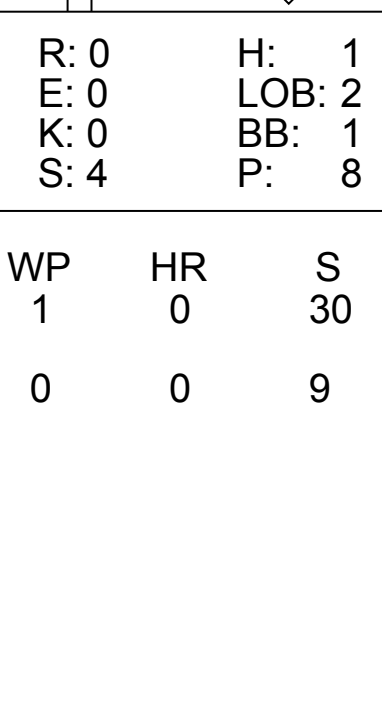
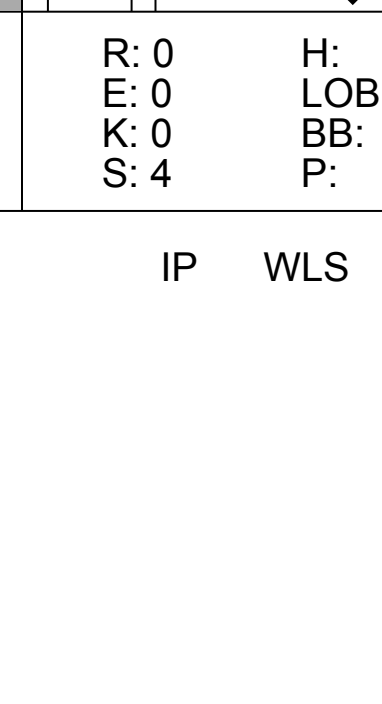
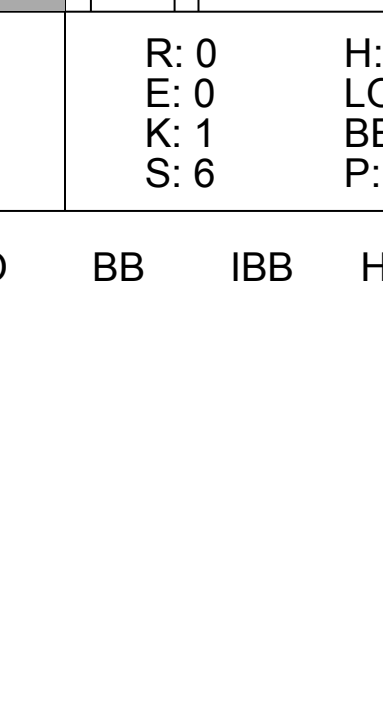


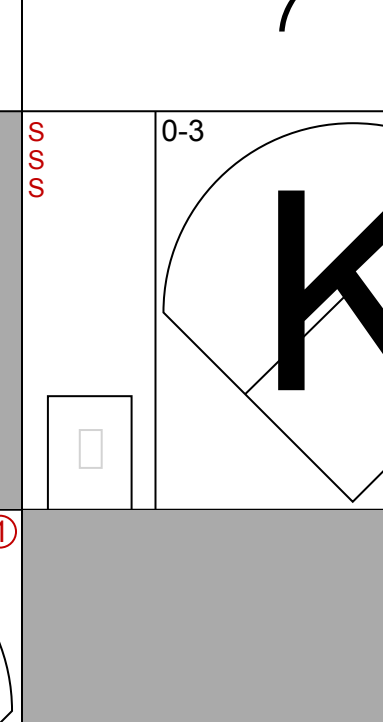
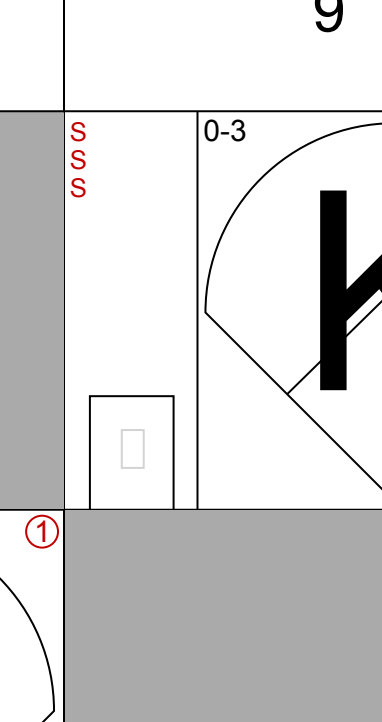

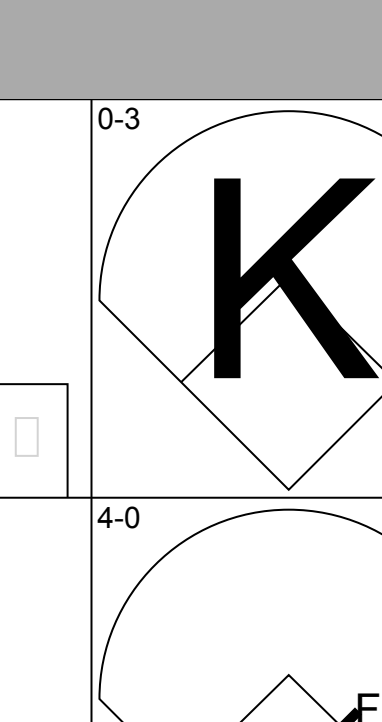
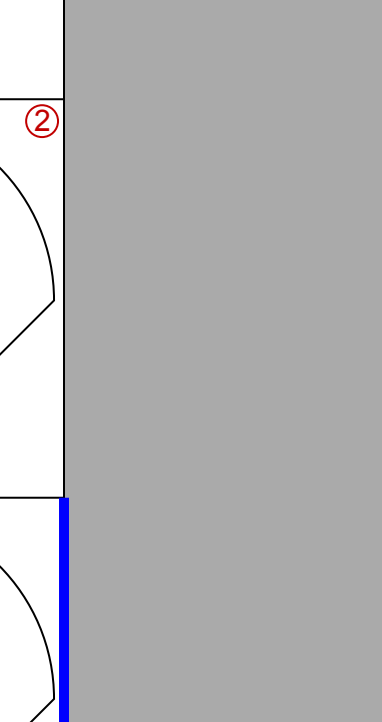
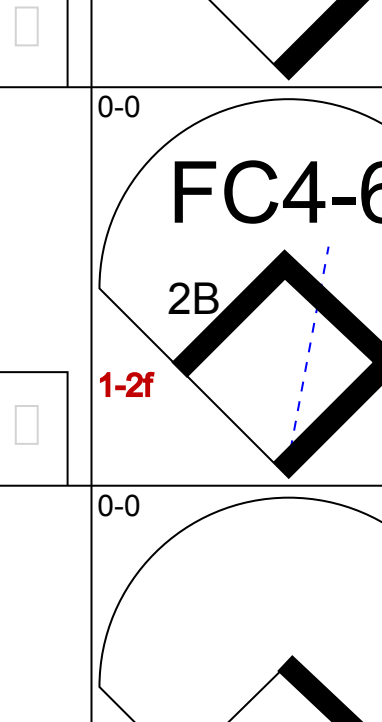
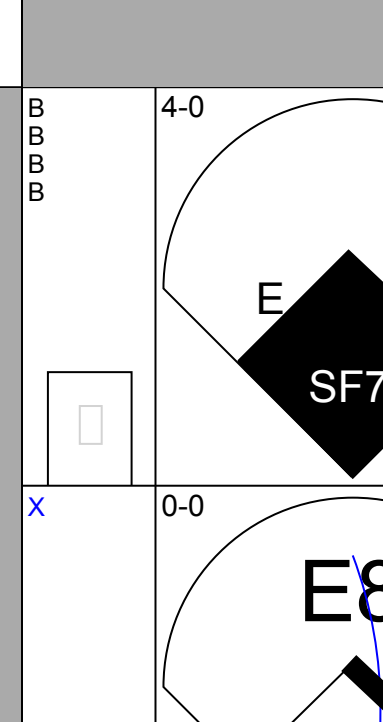
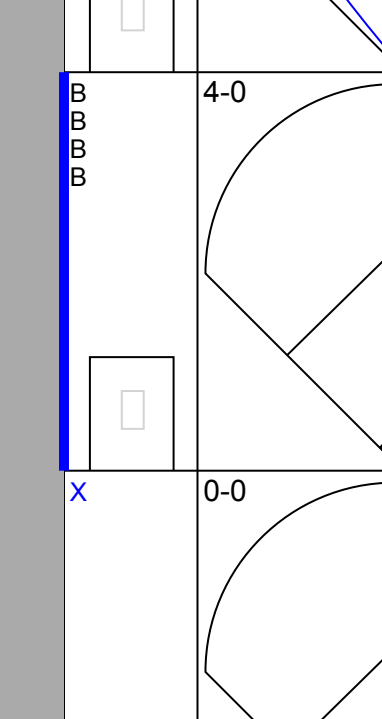


Batter	1	2	3	4	5	6	7	8	9	AB	R	H	RBI	BB	SO	LOB	BOTTOM		
Bobby Bonds, R OBP: 0.356, SLG: 0.569	F9			F9		F8			FC4-6 BB	4	0	1	3	1	0	0			
Tito Fuentes, S OBP: 0.327, SLG: 0.404	F7			L5					FC4-6 FC6-4	4	0	0	0	0	0	1			
Chris Speier, R OBP: 0.333, SLG: 0.402	F9			F9					FC6-4 BB HR	4	1	1	0	0	0	1			
Willie McCovey, L OBP: 0.456, SLG: 0.530 Damaso Blanco, R (9, PR)						F8			HR BB	3	0	2	0	1	0	1			
Ed Goodson, L OBP: 0.377, SLG: 0.451	F6			G3-6-1					HR BB	3	1	0	0	1	0	3			
Gary Thomasson, L OBP: 0.292, SLG: 0.367 Chris Arnold, R (9, PH) OBP: 0.500, SLG: 2.000	K								HR	3	1	1	1	0	1	1			
Gary Matthews, R OBP: 0.385, SLG: 0.468				4-3					HR	1	1	1	4	0	0	0			
Dave Rader, L OBP: 0.298, SLG: 0.256				F3					BB 2B	3	1	0	0	1	0	1			
Ron Bryant, S OBP: 0.115, SLG: 0.111 Mike Phillips (6, PH) Sam McDowell, L (7, 1) Dave Kingman, R (8, PH) Elias Sosa, R (9, 1) Jim Howarth, L (9, PH) OBP: 0.250, SLG: 0.182				K					2B BB	1	0	0	0	0	1	0			
Inning Stats	R: 0 E: 0 K: 0 S: 3	H: 0 LOB: 0 BB: 0 P: 3	R: 0 E: 0 K: 1 S: 5	H: 1 LOB: 0 BB: 0 P: 5	R: 0 E: 0 K: 1 S: 5	H: 0 LOB: 0 BB: 0 P: 5	R: 0 E: 0 K: 0 S: 3	H: 0 LOB: 0 BB: 0 P: 3	R: 1 E: 0 K: 0 S: 4	H: 2 LOB: 0 BB: 0 P: 4	R: 0 E: 0 K: 1 S: 5	H: 0 LOB: 0 BB: 0 P: 5	R: 0 E: 0 K: 0 S: 6	H: 1 LOB: 1 BB: 0 P: 6	R: 7 E: 0 K: 0 S: 5	H: 3 LOB: 5 BB: 25 P: 25	1B: 4 2B: 2 3B: 0 HR: 2	SF: 0 SAC: 0 DP: 1 HBP: 0	WP: 0 PA: 37 PB: 0 CS: 0
PITCHER	IP	WLS	BF	H	R	ER	SO	BB	IBB	HBP	BLK	WP	HR	S	P	ERA	WHIP		
Bob Moose, R ERA: 3.06	8.2		32	5	4	4	4	3	0	0	0	0	1	37	49	4.15	0.923		
Ramon Hernandez, L ERA: 10.13	0.0	L	4	2	1	1	0	2	0	0	0	0	1	2	10	∞	∞		
Dave Giusti, R ERA: 0.71	0.0		1	1	3	3	0	0	0	0	0	0	0	1	1	∞	∞		

Pittsburgh Pirates @ San Francisco Giants
Candlestick Park, San Francisco, CA
Tue May 01 1973, 10:05 PM EDT
Att: 7,972 - Unknown

AB 32
R 8
H 8
RBI 8
BB 5
SO 4
LOB 9

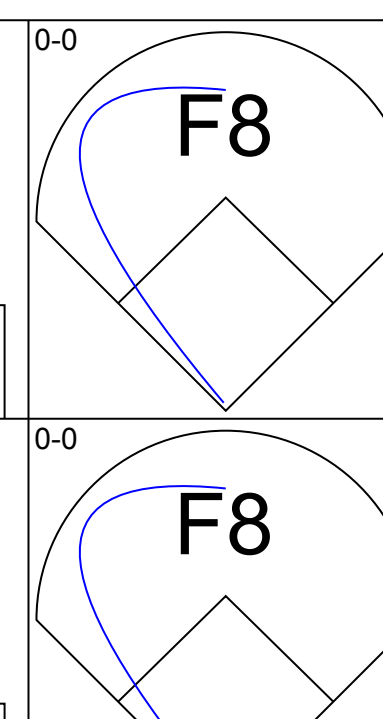
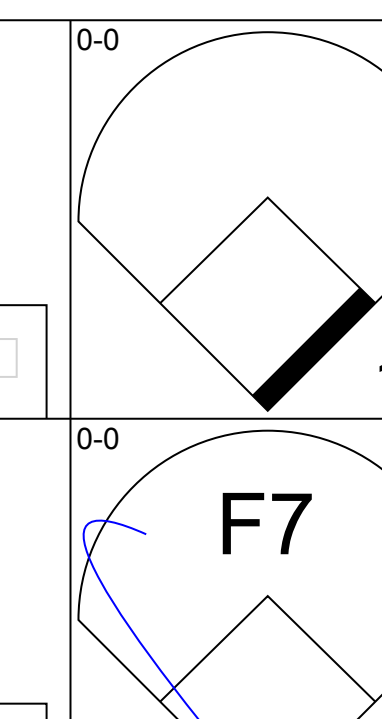
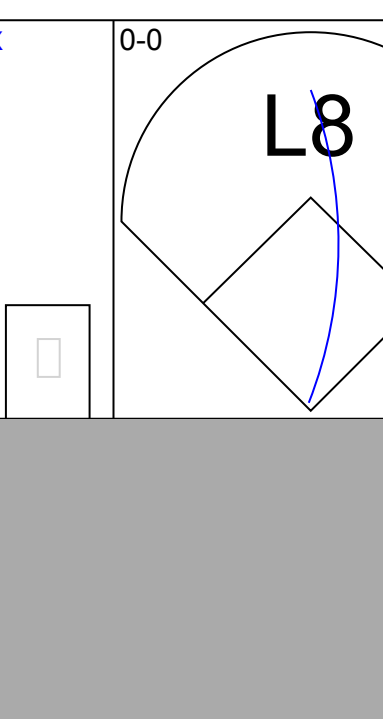
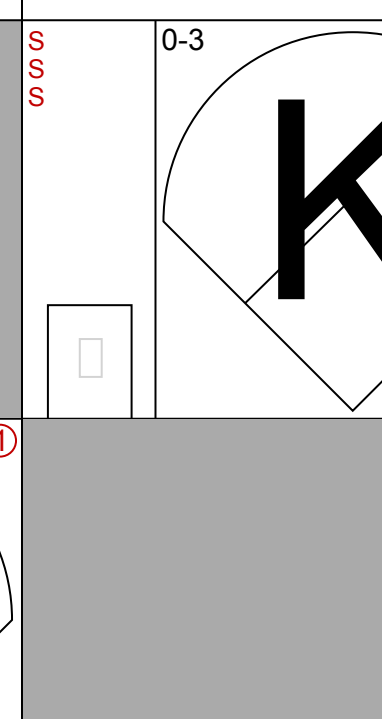
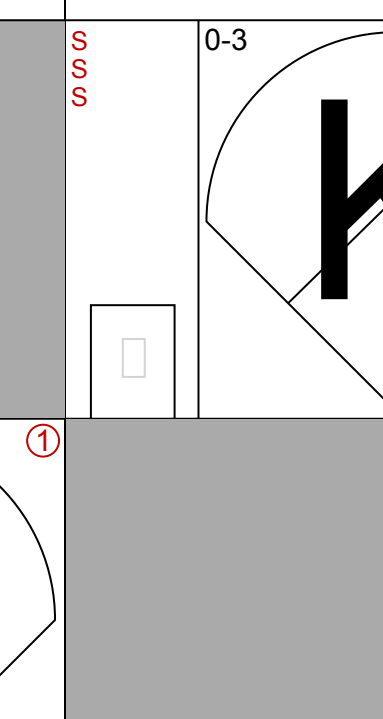
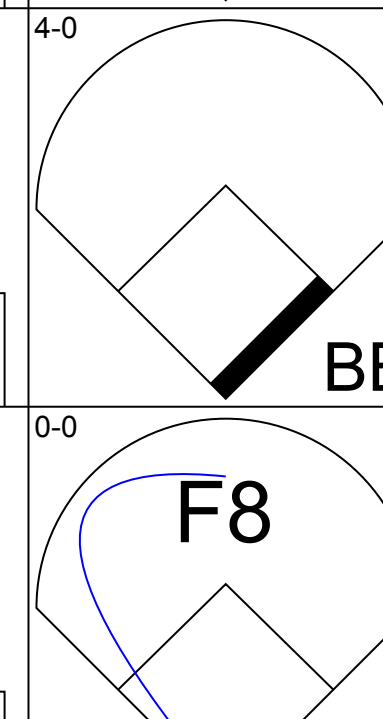

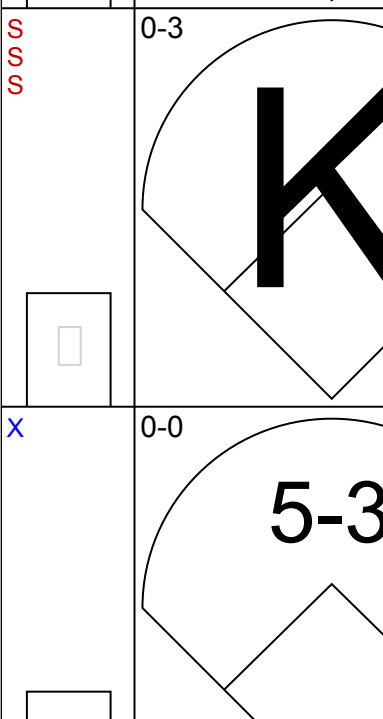
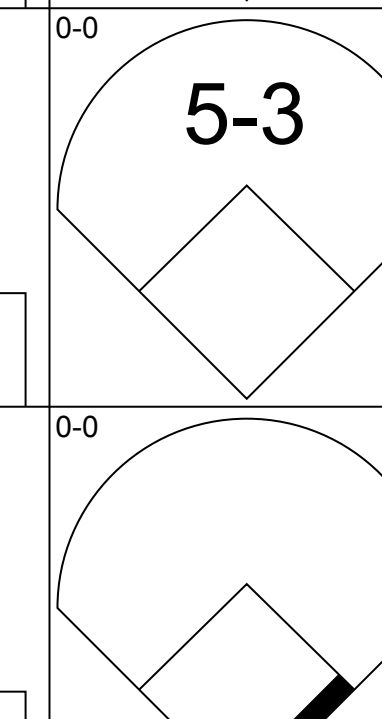
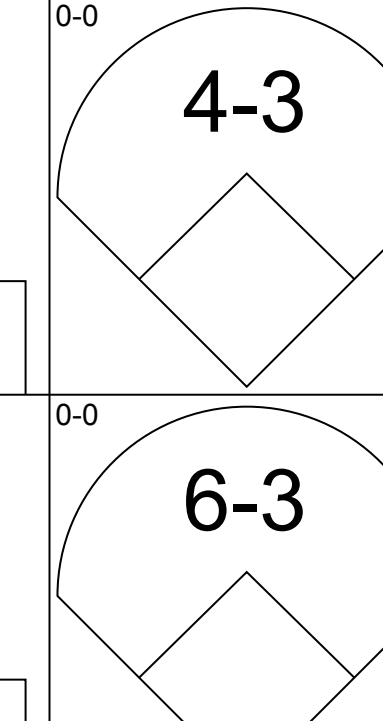
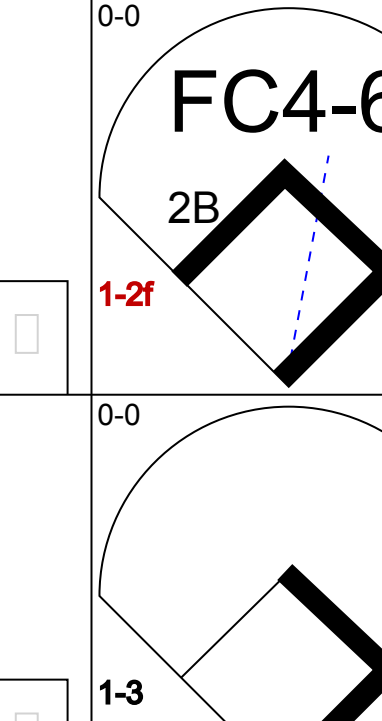



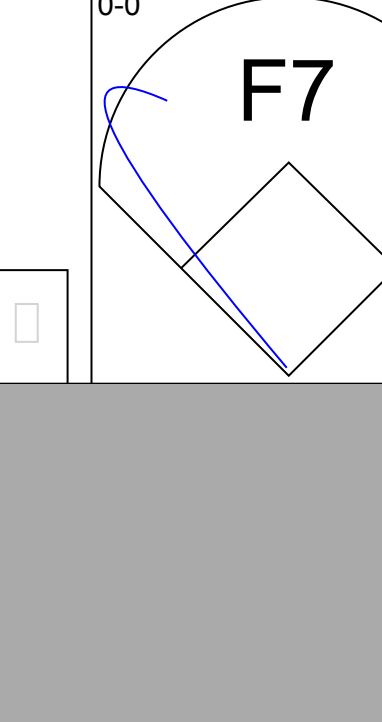


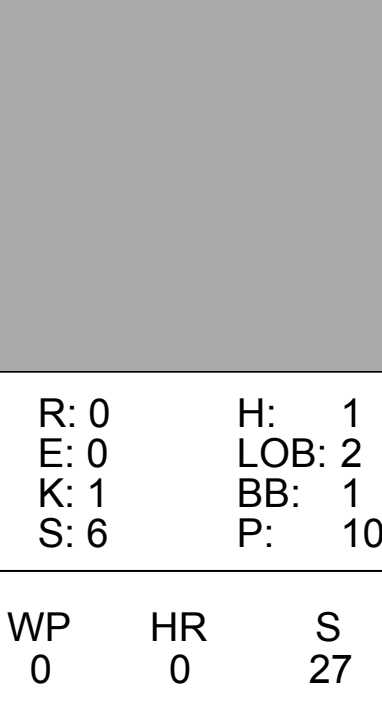
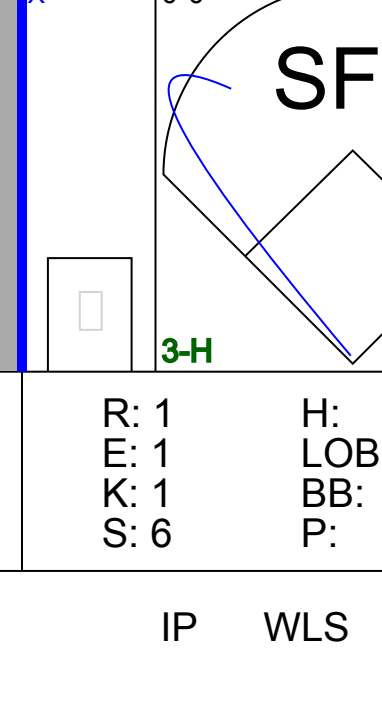
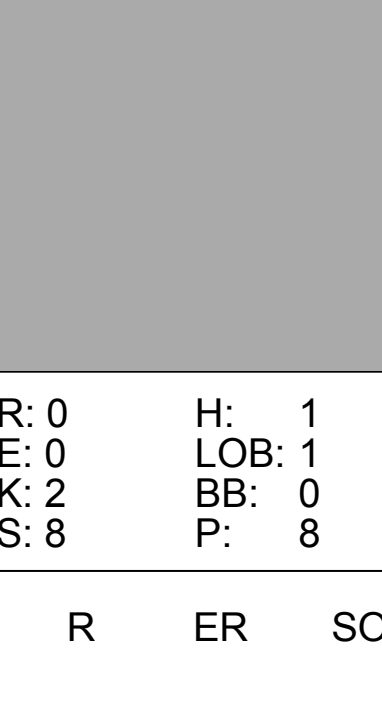

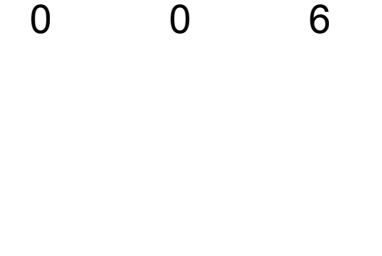




Batter	1	2	3	4	5	6	7	8	9	AB	R	H	RBI	BB	SO	LOB	TOP			
Dave Cash, R OBP: 0.314, SLG: 0.292										4	1	0	0	0	1	1				
Manny Sanguillen, R OBP: 0.356, SLG: 0.481										4	0	1	0	0	0	0				
Al Oliver, L OBP: 0.320, SLG: 0.507										3	0	0	1	0	0	0				
Willie Stargell, L OBP: 0.463, SLG: 0.789										3	1	0	0	1	0	1				
Richie Hebner, L OBP: 0.382, SLG: 0.478										4	0	2	0	0	0	0				
Bob Robertson, R OBP: 0.377, SLG: 0.478										4	0	2	0	0	0	3				
Milt May, L OBP: 0.328, SLG: 0.381										4	0	2	1	0	0	2				
Rennie Stennett, R OBP: 0.231, SLG: 0.362										2	0	0	0	2	0	2				
Luke Walker, L OBP: 0.333, SLG: 0.333										3	0	1	0	0	1	2				
Jim Rooker, R OBP: 0.377, SLG: 0.478										1	0	0	0	0	1	2				
Dave Giusti, R OBP: 1.000, SLG: 1.000										0	0	0	0	0	0	0				
Inning Stats	R: 0 E: 0 K: 1 S: 5	H: 0 LOB: 0 BB: 0 P: 5	R: 1 E: 0 K: 0 S: 4	H: 2 LOB: 1 BB: 1 P: 8	R: 1 E: 1 K: 1 S: 7	H: 1 LOB: 1 BB: 0 P: 7	R: 0 E: 0 K: 0 S: 4	H: 1 LOB: 2 BB: 1 P: 8	R: 0 E: 0 K: 0 S: 3	H: 1 LOB: 0 BB: 0 P: 3	R: 0 E: 0 K: 0 S: 3	H: 2 LOB: 1 BB: 0 P: 4	R: 0 E: 0 K: 0 S: 3	H: 0 LOB: 0 BB: 0 P: 3	R: 0 E: 0 K: 1 S: 6	H: 1 LOB: 2 BB: 1 P: 10	1B: 7 2B: 1 3B: 0 HR: 0	SF: 1 SAC: 0 DP: 1 HBP: 0	WP: 1 PB: 0 CS: 0 SB: 0	PA: 36
PITCHER	IP	WLS	BF	H	R	ER	SO	BB	IBB	HBP	BLK	WP	HR	S	P	ERA	WHIP			
Jim Barr, R ERA: 1.49	(1, 1)	7.0	L	28	7	2	1	2	2	0	0	0	0	30	38	1.29	1.286			
Randy Moffitt, R ERA: 1.13	(8, 1)	2.0		8	1	0	0	1	0	1	0	0	0	9	13	0.00	0.500			

Pittsburgh Pirates @ San Francisco Giants
Candlestick Park, San Francisco, CA
Wed May 02 1973, 6:33 AM EDT
Att: 4,818 - Unknown

AB 32
R 2
H 8
RBI 2
BB 3
SO 3
LOB 13



Batter	1	2	3	4	5	6	7	8	9	AB	R	H	RBI	BB	SO	LOB	BOTTOM					
Bobby Bonds, R OBP: 0.350, SLG: 0.553										5	0	1	0	0	2	4						
Tito Fuentes, S OBP: 0.316, SLG: 0.389										4	0	0	0	0	1	1						
Chris Speier, R OBP: 0.330, SLG: 0.390										3	0	0	0	1	2	0						
Willie McCovey, L OBP: 0.457, SLG: 0.522										3	0	1	0	1	0	1						
Damaso Blanco, R OBP: 0.284, SLG: 0.355										2	0	0	0	1	0	1						
Mike Phillips, L OBP: 0.500, SLG: 0.500										0	1	0	0	0	0	0						
Jim Howarth, L OBP: 0.231, SLG: 0.167										1	0	0	0	0	1	1						
Gary Matthews, R OBP: 0.375, SLG: 0.471										4	0	1	0	0	0	1						
Gary Thomasson, L OBP: 0.284, SLG: 0.355										2	0	0	0	0	1	2						
Chris Arnold, R OBP: 0.667, SLG: 2.000										0	0	0	0	1	0	0						
Randy Moffitt, R OBP: 0.500, SLG: 0.333										0	0	0	0	0	0	0						
Mike Sadek, R OBP: 0.500, SLG: 0.333										0	0	0	0	1	0	0						
Dave Rader, L OBP: 0.296, SLG: 0.256										4	0	1	0	0	0	3						
Jim Barr, R OBP: 0.154, SLG: 0.154										2	0	0	0	0	0	0						
Dave Kingman, R OBP: 0.250, SLG: 0.286										1	0	0	1	0	1	2						
Inning Stats	R: 0 E: 0 K: 0 S: 3	H: 0 LOB: 1 BB: 1 P: 7	R: 0 E: 0 K: 1 S: 5	H: 0 LOB: 0 BB: 0 P: 5	R: 0 E: 0 K: 0 S: 4	H: 1 LOB: 1 BB: 0 P: 4	R: 0 E: 0 K: 1 S: 6	H: 1 LOB: 2 BB: 1 P: 10	R: 0 E: 0 K: 0 S: 3	H: 0 LOB: 0 BB: 0 P: 3	R: 0 E: 0 K: 1 S: 5	H: 0 LOB: 0 BB: 0 P: 5	R: 1 E: 1 K: 1 S: 6	H: 0 LOB: 2 BB: 2 P: 14	R: 0 E: 0 K: 2 S: 8	H: 1 LOB: 1 BB: 0 P: 8	R: 0 E: 0 K: 2 S: 8	H: 1 LOB: 2 BB: 1 P: 12	1B: 3 2B: 1 3B: 0 HR: 0	SF: 1 SAC: 0 DP: 0 HBP: 0	WP: 0 PB: 0 CS: 0 SB: 0	PA: 37
PITCHER	IP	WLS	BF	H	R	ER	SO	BB	IBB	HBP	BLK	WP	HR	S	P	ERA	WHIP					
Luke Walker, L ERA: 1.49	(1, 1)	6.0	W	25	2	1	0	3	4	0	0	0	0	27	43	0.00	1.000					
Jim Rooker, L ERA: 1.49	(7, 1)	2.1		10	2	0	0	3	1	0	0	0	0	15	19	0.00	1.286					
Dave Giusti, R ERA: 0.68	(9, 1)	0.2	S	2	0	0	0	2	0	0	0	0	0	6	6	0.00	0.000					

Pittsburgh Pirates @ San Francisco Giants
Candlestick Park, San Francisco, CA
Wed May 02 1973, 6:33 AM EDT
Att: 4,818 - Unknown

AB 31
R 1
H 4
RBI 1
BB 5
SO 8
LOB 16



Batter	1	2	3	4	5	6	7	8	9	AB	R	H	RBI	BB	SO	LOB	TOP					
Dave Cash, R OBP: 0.321, SLG: 0.302 (1,4)	5-3	1B HR	6-3		1B WP		F9			5	2	1	0	0	1		Pittsburgh Pirates @ San Francisco Giants Candlestick Park, San Francisco, CA Thu May 03 1973, 6:33 AM EDT Att: 4,198 - Unknown livebaseballscorecards.com					
Manny Sanguillen, R OBP: 0.372, SLG: 0.488 (1,9)	HR	1B HR			1B		F9			5	2	3	1	0	0	0						
Al Oliver, L OBP: 0.350, SLG: 0.608 (1,8)	HR	HR		1B 2B	1B		G3			5	3	4	6	0	0	0						
Willie Stargell, L OBP: 0.444, SLG: 0.742 (1,7)	F7	F7		1B HR	1B			F5		5	1	1	0	0	0	2						
Richie Hebner, L OBP: 0.370, SLG: 0.451 (1,5)	G3		1B BB	L9	F2			4-3		4	1	0	0	1	0	4						
Bob Robertson, R OBP: 0.390, SLG: 0.493 (1,3)		E7 1B	E BB	HR 2B		G4-6-3 1B		F7		4	3	2	1	1	0	0						
Milt May, L OBP: 0.347, SLG: 0.441 (1,2)		1B HR	E9	HR		G4-6-3 1B		4-3		5	2	3	3	0	0	1						
Rennie Stennett, R OBP: 0.228, SLG: 0.346 (1,6)	K	6-3	F7					F9		5	0	1	0	0	1	3						
Nelson Briles, R OBP: 0.250, SLG: 0.333 (1,1)	K	1-3					F3	F8		5	0	1	0	0	1	4						
Inning Stats	R: 2 E: 0 K: 0 S: 5	H: 2 LOB: 0 BB: 0 P: 5	R: 5 E: 1 K: 2 S: 12	H: 4 LOB: 0 BB: 0 P: 12	R: 2 E: 1 K: 0 S: 4	H: 1 LOB: 1 BB: 2 P: 12	R: 4 E: 0 K: 0 S: 7	H: 4 LOB: 0 BB: 0 P: 7	R: 1 E: 0 K: 0 S: 6	H: 4 LOB: 2 BB: 0 P: 6	R: 0 E: 0 K: 0 S: 4	H: 2 LOB: 1 BB: 0 P: 4	R: 0 E: 0 K: 0 S: 3	H: 0 LOB: 0 BB: 0 P: 3	R: 0 E: 0 K: 0 S: 3	H: 0 LOB: 0 BB: 0 P: 3	R: 0 E: 0 K: 0 S: 3	H: 0 LOB: 0 BB: 0 P: 3	1B: 13 2B: 1 3B: 0 HR: 3	SF: 0 SAC: 0 DP: 1 HBP: 0	WP: 1 PB: 0 CS: 0	PA: 45
PITCHER	IP	WLS	BF	H	R	ER	SO	BB	IBB	HBP	BLK	WP	HR	S	P	ERA	WHIP					
Jim Willoughby, R ERA: 4.57 (1,1)	1.2	L	12	6	7	2	2	0	0	0	0	0	2	16	16	10.80	3.600					
Sam McDowell, L ERA: 9.0 (2,1)	3.1		20	9	7	6	0	2	0	0	0	1	1	18	26	16.20	3.300					
Don Carrithers, R ERA: 6.75 (6,1)	3.0		10	2	0	0	0	0	0	0	0	0	0	10	10	0.00	0.667					
Elias Sosa, R ERA: 2.0 (9,1)	1.0		3	0	0	0	0	0	0	0	0	0	0	3	3	0.00	0.000					

Batter	1	2	3	4	5	6	7	8	9	AB	R	H	RBI	BB	SO	LOB	BOTTOM					
Bobby Bonds, R OBP: 0.344, SLG: 0.538 (1,9)	1B E		K		F7		FC4-6 1B E		F8	5	2	1	1	0	1	2	Pittsburgh Pirates @ San Francisco Giants Candlestick Park, San Francisco, CA Thu May 03 1973, 6:33 AM EDT Att: 4,198 - Unknown livebaseballscorecards.com					
Tito Fuentes, S OBP: 0.328, SLG: 0.393 (1,4)	E		6-3		F7		FC4-6 1B E		BB	4	1	2	0	1	0	1						
Chris Speier, R OBP: 0.325, SLG: 0.382 (1,6)	E4		6-3				E4 FC4-6		F9	5	0	1	0	0	0	3						
Willie McCovey, L OBP: 0.454, SLG: 0.556 (1,3)	K				K		FC4-6		F9	3	1	1	1	0	2	4						
Jim Howarth, L OBP: 0.200, SLG: 0.143 (6,8)	K			HR	K		FC4-6		F9	2	0	0	1	0	0	2						
Dave Kingman, R OBP: 0.245, SLG: 0.279 (1,5)							L3			1	0	0	0	0	0	2						
Mike Phillips, L OBP: 0.400, SLG: 0.600 (4,5)	G5-4-3			4-3 7-2 2B						3	0	1	0	0	0	1						
Gary Thomasson, L OBP: 0.296, SLG: 0.354 (1,8)		FC6-4 BB		4-3				L6-4 1B		3	0	1	0	1	0	1						
Gary Matthews, R OBP: 0.383, SLG: 0.463 (1,7)		FC6-4					K			3	0	1	0	1	1	1						
Dave Rader, L OBP: 0.294, SLG: 0.267 (1,2)		FC6-4		7-2 BB				F8		4	1	1	0	0	0	5						
Jim Willoughby, R ERA: 2.05, SLG: 0.287 (1,1)										0	0	0	0	0	0	0						
Sam McDowell, L ERA: 9.0 (2,1)										1	0	0	0	0	1	1						
Chris Arnold, R ERA: 9.0 (5,PH)										1	0	1	0	0	0	0						
Don Carrithers, R ERA: 6.75 (6,1)										1	0	0	0	0	0	0						
Damasso Blanco, R ERA: 2.0 (8,PH)										1	0	0	0	0	0	2						
Elias Sosa, R ERA: 2.0 (9,1)										0	0	0	0	0	0	0						
Inning Stats	R: 1 E: 1 K: 1 S: 7	H: 2 LOB: 1 BB: 0 P: 7	R: 0 E: 1 K: 1 S: 5	H: 0 LOB: 1 BB: 1 P: 9	R: 0 E: 0 K: 1 S: 5	H: 0 LOB: 0 BB: 0 P: 5	R: 1 E: 0 K: 0 S: 4	H: 2 LOB: 1 BB: 1 P: 8	R: 0 E: 0 K: 1 S: 7	H: 2 LOB: 2 BB: 0 P: 7	R: 0 E: 0 K: 1 S: 5	H: 0 LOB: 0 BB: 0 P: 5	R: 3 E: 1 K: 0 S: 7	H: 3 LOB: 1 BB: 0 P: 7	R: 0 E: 0 K: 0 S: 4	H: 2 LOB: 1 BB: 0 P: 4	R: 0 E: 0 K: 0 S: 3	H: 0 LOB: 1 BB: 1 P: 7	1B: 8 2B: 4 3B: 0 HR: 1	SF: 0 SAC: 0 DP: 3 HBP: 0	WP: 0 PB: 0 CS: 0	PA: 40
PITCHER	IP	WLS	BF	H	R	ER	SO	BB	IBB	HBP	BLK	WP	HR	S	P	ERA	WHIP					
Nelson Briles, R ERA: 4.05 (1,1)	9.0	W	40	11	5	2	5	3	0	0	0	0	1	47	59	2.00	1.556					



Batter	1	2	3	4	5	6	7	8	9	AB	R	H	RBI	BB	SO	LOB	TOP										
Rick Monday, L OBP: 0.436, SLG: 0.579 (1, 8)										5	1	1	1	0	1	3	Chicago Cubs @ San Francisco Giants Candlestick Park, San Francisco, CA Fri May 04 1973, 10:05 PM EDT Att: 7,181 - Unknown										
Glenn Beckert, R OBP: 0.341, SLG: 0.354 (1, 4)										4	1	1	0	0	0	1											
Billy Williams, L OBP: 0.321, SLG: 0.319 (1, 7)										4	0	0	0	0	0	2											
Joe Pepitone, L OBP: 0.304, SLG: 0.378 (1, 3)										4	2	2	1	0	0	1											
Ron Santo, R OBP: 0.450, SLG: 0.558 (1, 5)										4	0	0	0	0	0	3											
Jose Cardenal, R OBP: 0.341, SLG: 0.523 (1, 9)										2	0	0	0	2	1	1											
Ken Rudolph, R OBP: 0.320, SLG: 0.478 (1, 2)										4	0	2	2	0	0	1											
Don Kessinger, S OBP: 0.375, SLG: 0.289 (1, 6)										2	0	1	0	2	1	0											
Fergie Jenkins, R (1, 1)										2	0	0	0	0	0	4											
Gene Hiser, L OBP: 0.412, SLG: 0.375 (7, PH)										1	0	1	0	0	0	0											
Bill Bonham, R (7, 1)										0	0	0	0	0	0	0											
Adrian Garrett, L (9, PH)										1	0	0	0	0	1	1											
Inning Stats	R: 3 E: 1 K: 0 S: 7	H: 3 LOB: 3 BB: 2 P: 15	R: 0 E: 0 K: 1 S: 5	H: 0 LOB: 0 BB: 0 P: 5	R: 0 E: 0 K: 0 S: 3	H: 1 LOB: 0 BB: 0 P: 3	R: 0 E: 0 K: 0 S: 3	H: 1 LOB: 1 BB: 1 P: 7	R: 1 E: 0 K: 0 S: 4	H: 1 LOB: 0 BB: 0 P: 4	R: 0 E: 0 K: 1 S: 4	H: 0 LOB: 0 BB: 1 P: 8	R: 0 E: 0 K: 0 S: 4	H: 1 LOB: 1 BB: 0 P: 4	R: 0 E: 0 K: 1 S: 5	H: 0 LOB: 0 BB: 0 P: 5	R: 0 E: 0 K: 1 S: 6	H: 1 LOB: 1 BB: 0 P: 6	1B: 6 2B: 0 3B: 0 HR: 2	SF: 0 SAC: 0 DP: 2 HBP: 0	WP: 0 PB: 0 SB: 0 CS: 1	PA: 37					
PITCHER	IP	WLS	BF	H	R	ER	SO	BB	IBB	HBP	BLK	WP	HR	S	P	ERA	WHIP										
Juan Marichal, R ERA: 2.93 (1, 1)	5.0		24	6	4	2	1	3	1	0	0	0	2	22	38	3.60	1.800										
Elias Sosa, R ERA: 1.5 (6, 1)	1.0	W	2	0	0	0	1	0	0	0	0	0	0	4	4	0.00	0.000										
Randy Moffitt, R ERA: 1.0 (7, 1)	3.0	S	11	2	0	0	2	0	0	0	0	0	0	15	15	0.00	0.667										

AB	33
R	4
H	8
RBI	4
BB	4
SO	4
LOB	17




Batter	1	2	3	4	5	6	7	8	9	AB	R	H	RBI	BB	SO	LOB	BOTTOM										
Bobby Bonds, R OBP: 0.341, SLG: 0.528 (1, 9)										4	1	1	0	0	0	2	Chicago Cubs @ San Francisco Giants Candlestick Park, San Francisco, CA Fri May 04 1973, 10:05 PM EDT Att: 7,181 - Unknown										
Tito Fuentes, S OBP: 0.333, SLG: 0.392 (1, 4)										3	0	1	0	1	0	1											
Chris Speier, R OBP: 0.331, SLG: 0.407 (1, 6)										3	1	1	2	0	1	1											
Willie McCovey, L OBP: 0.446, SLG: 0.533 (1, 3)										3	0	0	0	1	1	1											
Dave Kingman, R OBP: 0.245, SLG: 0.340 (1, 5)										4	1	1	1	0	2	2											
Gary Thomasson, L OBP: 0.320, SLG: 0.358 (1, 7)										2	1	1	0	2	1	0											
Jim Howarth, L OBP: 0.222, SLG: 0.125 (1, 8)										2	1	0	0	1	0	1											
Dave Rader, L OBP: 0.292, SLG: 0.258 (1, 2)										3	0	0	0	1	0	4											
Juan Marichal, R OBP: 0.444, SLG: 0.429 (1, 1)										2	0	0	0	0	0	0											
Elias Sosa, R (6, 1)										0	0	0	0	0	0	0											
Ed Goodson, L OBP: 0.383, SLG: 0.446 (6, PH)										1	0	1	2	0	0	0											
Jim Willoughby, R OBP: 0.125, SLG: 0.267 (6, PR)										0	0	0	0	0	0	0											
Randy Moffitt, R (7, 1)										1	0	0	0	0	0	1											
Inning Stats	R: 2 E: 0 K: 1 S: 7	H: 2 LOB: 0 BB: 0 P: 7	R: 0 E: 0 K: 1 S: 5	H: 0 LOB: 0 BB: 0 P: 5	R: 0 E: 0 K: 0 S: 3	H: 1 LOB: 1 BB: 0 P: 3	R: 0 E: 0 K: 0 S: 3	H: 0 LOB: 3 BB: 2 P: 12	R: 0 E: 0 K: 0 S: 3	H: 0 LOB: 0 BB: 0 P: 3	R: 3 E: 1 K: 1 S: 9	H: 3 LOB: 2 BB: 1 P: 13	R: 0 E: 0 K: 2 S: 6	H: 0 LOB: 1 BB: 2 P: 14	R: 0 E: 0 K: 0 S: 3	H: 0 LOB: 1 BB: 1 P: 7	1B: 4 2B: 0 3B: 0 HR: 2	SF: 0 SAC: 1 DP: 0 HBP: 1	WP: 0 PB: 0 SB: 0 CS: 1	PA: 36							
PITCHER	IP	WLS	BF	H	R	ER	SO	BB	IBB	HBP	BLK	WP	HR	S	P	ERA	WHIP										
Fergie Jenkins, R ERA: 4.18 (1, 1)	6.0	L	28	6	5	3	3	3	0	1	0	0	2	30	43	4.50	1.500										
Bill Bonham, R ERA: 3.95 (7, 1)	2.0		8	0	0	0	2	3	0	0	0	0	0	9	21	0.00	1.500										

AB	28
R	5
H	6
RBI	5
BB	6
SO	5
LOB	13



Batter	1	2	3	4	5	6	7	8	9	AB	R	H	RBI	BB	SO	LOB	TOP			
Cleo James, R OBP: 0.211, SLG: 0.167 (1, 8)										5	0	0	0	0	0	4	Chicago Cubs @ San Francisco Giants Candlestick Park, San Francisco, CA Sat May 05 1973, 6:33 AM EDT Att: 9,725 - Sunny - 70 F			
Glenn Beckert, R OBP: 0.344, SLG: 0.357 Paul Popovich, S OBP: 0.357, SLG: 0.273 (1, 4)										5	1	2	0	0	1	1				
Jose Cardenal, R OBP: 0.417, SLG: 0.511 (1, 9)										4	1	1	0	0	0	1				
Jim Hickman, R OBP: 0.282, SLG: 0.206 Gene Hiser, L OBP: 0.444, SLG: 0.412 (8, PR)										4	1	2	1	0	0	1				
Ron Santo, R OBP: 0.448, SLG: 0.584 (1, 5)										3	1	1	3	1	0	1				
Joe Pepitone, L OBP: 0.321, SLG: 0.385 (1, 3)										4	1	2	0	1	0	0				
Randy Hundley, R OBP: 0.216, SLG: 0.164 (1, 2)										3	0	0	1	0	0	4				
Don Kessinger, S OBP: 0.380, SLG: 0.282 (1, 6)										2	0	0	0	2	0	1				
Burt Hooton, R OBP: 0.385, SLG: 0.333 Bob Locker, S (8, 1)										4	0	2	1	0	1	3				
Dave LaRoche, L OBP: 1.000, SLG: 1.000 Jack Aker, R (9, 1)										0	0	0	0	0	0	0				
Inning Stats	R: 0 E: 0 K: 0 S: 3	H: 0 LOB: 0 BB: 0 P: 3	R: 1 E: 0 K: 0 S: 5	H: 2 LOB: 1 BB: 0 P: 5	R: 0 E: 0 K: 0 S: 4	H: 1 LOB: 1 BB: 0 P: 4	R: 0 E: 0 K: 0 S: 4	H: 1 LOB: 3 BB: 2 P: 12	R: 0 E: 0 K: 0 S: 3	H: 0 LOB: 0 BB: 0 P: 3	R: 0 E: 0 K: 1 S: 5	H: 0 LOB: 0 BB: 0 P: 5	R: 4 E: 0 K: 0 S: 7	H: 4 LOB: 2 BB: 2 P: 15	R: 2 E: 0 K: 1 S: 7	H: 2 LOB: 0 BB: 0 P: 7	1B: 9 2B: 1 3B: 0 HR: 1	SF: 2 SAC: 1 DP: 0 HBP: 0	WP: 1 PB: 0 SB: 1 CS: 0	PA: 42
PITCHER	IP WLS BF H R ER SO BB IBB HBP BLK WP HR S P ERA WHIP																			
Ron Bryant, L ERA: 1.82	7.1 L 33 8 5 2 1 3 0 0 0 0 0 0 32 44 2.46 1.500																			
Elias Sosa, R ERA: 1.69	0.2 4 1 0 0 0 0 1 0 0 0 1 0 3 7 0.00 1.500																			
Randy Moffitt, R ERA: 1.61	1.0 5 2 2 2 1 0 0 0 0 0 0 1 7 7 18.00 2.000																			

AB	35
R	7
H	11
RBI	6
BB	4
SO	2
LOB	16



Batter	1	2	3	4	5	6	7	8	9	AB	R	H	RBI	BB	SO	LOB	BOTTOM			
Bobby Bonds, R OBP: 0.336, SLG: 0.516 (1, 9)										5	1	1	0	0	2	2	Chicago Cubs @ San Francisco Giants Candlestick Park, San Francisco, CA Sat May 05 1973, 6:33 AM EDT Att: 9,725 - Sunny - 70 F			
Tito Fuentes, S OBP: 0.346, SLG: 0.398 (1, 4)										3	1	2	2	1	0	0				
Chris Speier, R OBP: 0.328, SLG: 0.410 (1, 6)										4	0	1	2	0	0	2				
Willie McCovey, L OBP: 0.429, SLG: 0.506 (1, 3)										4	0	0	0	0	1	2				
Dave Kingman, R OBP: 0.246, SLG: 0.320 (1, 5)										3	0	0	0	1	3	0				
Gary Thomasson, L OBP: 0.308, SLG: 0.343 Elias Sosa, R (8, 1)										3	0	0	0	0	2	0				
Ed Goodson, L OBP: 0.393, SLG: 0.446 Chris Arnold, R OBP: 0.600, SLG: 1.250 Randy Moffitt, R (9, 1)										0	0	0	0	0	0	0				
Jim Howarth, L OBP: 0.273, SLG: 0.111 (1, 8)										2	0	0	0	2	0	0				
Dave Rader, L OBP: 0.300, SLG: 0.260 (1, 2)										3	1	1	0	1	0	1				
Ron Bryant, S OBP: 0.100, SLG: 0.100 Gary Matthews, R OBP: 0.387, SLG: 0.464 (8, 7)										2	1	1	0	0	0	2				
Inning Stats	R: 0 E: 0 K: 1 S: 5	H: 0 LOB: 0 BB: 0 P: 5	R: 0 E: 0 K: 1 S: 5	H: 0 LOB: 0 BB: 0 P: 5	R: 0 E: 0 K: 1 S: 5	H: 0 LOB: 1 BB: 1 P: 9	R: 0 E: 0 K: 2 S: 7	H: 1 LOB: 1 BB: 0 P: 11	R: 0 E: 0 K: 1 S: 6	H: 1 LOB: 0 BB: 0 P: 6	R: 0 E: 0 K: 2 S: 7	H: 0 LOB: 0 BB: 0 P: 7	R: 4 E: 0 K: 0 S: 8	H: 5 LOB: 2 BB: 1 P: 12	R: 0 E: 0 K: 0 S: 2	H: 0 LOB: 1 BB: 2 P: 10	1B: 5 2B: 1 3B: 0 HR: 0	SF: 0 SAC: 0 DP: 1 HBP: 0	WP: 0 PB: 0 SB: 0 CS: 0	PA: 37
PITCHER	IP WLS BF H R ER SO BB IBB HBP BLK WP HR S P ERA WHIP																			
Burt Hooton, R ERA: 5.51	7.1 W 29 5 4 4 9 2 0 0 0 0 0 0 45 53 4.91 0.955																			
Bob Locker, R ERA: 2.2	0.1 3 1 0 0 0 1 0 0 0 0 0 0 2 6 0.00 6.000																			
Dave LaRoche, L ERA: 9.0	0.1 3 0 0 0 0 2 0 0 0 0 0 0 1 9 0.00 6.000																			
Jack Aker, R ERA: 2.04	1.0 S 2 0 0 0 0 0 0 0 0 0 0 0 2 2 0.00 0.000																			

AB	32
R	4
H	6
RBI	4
BB	5
SO	9
LOB	11



Batter	1	2	3	4	5	6	7	8	9	10	11	12	AB	R	H	RBI	BB	SO	LOB	TOP		
Rick Monday, L OBP: 0.444, SLG: 0.588 (9, 1)	K				K					P6			4	2	2	0	1	2	0			
Dave LaRoche, L OBP: 1.000, SLG: 1.000 (10, PH)			2B										0	0	0	0	0	0	0			
Paul Popovich, S OBP: 0.345, SLG: 0.261 (10, 1)													1	0	0	0	0	0	1			
Jack Aker, R (10, 1)													0	0	0	0	0	0	0			
Glenn Beckert, R OBP: 0.333, SLG: 0.356 (1, 4)	F8		2B		5-3				FC4-6 BB				6	2	1	1	1	0	0	2		
Billy Williams, L OBP: 0.339, SLG: 0.370 (1, 7)			2B										6	2	4	3	0	1	0			
Joe Pepitone, L OBP: 0.344, SLG: 0.440 (1, 3)	HR		1B										6	2	4	3	0	0	1			
Ron Santo, R OBP: 0.454, SLG: 0.582 (6, 5)													2	0	1	0	0	1	1			
Carmen Fanzone, R OBP: 0.260, SLG: 0.300 (1, 9)													2	0	0	0	1	1	3			
Jose Cardenal, R OBP: 0.460, SLG: 0.490 (1, 9)													6	0	1	1	0	1	5			
Randy Hundley, R OBP: 0.250, SLG: 0.250 (1, 2)													5	1	3	1	1	1	3			
Don Kessinger, S OBP: 0.357, SLG: 0.262 (1, 6)													6	0	0	0	0	2	5			
Mit Pappas, R (1, 1)													2	0	0	0	0	0	1			
Ray Burris, R (7, 9)													1	0	0	0	0	0	0			
Clay James, R (7, 1)													0	0	0	0	0	0	0			
Bill Bonham, R (7, 1)													0	0	0	0	0	0	0			
Gene Hiser, L OBP: 0.381, SLG: 0.330 (9, 9)													3	0	0	0	0	0	2			
Inning Stats	R: 1 E: 0 K: 1 S: 6	H: 1 LOB: 0 BB: 0 P: 6	R: 1 E: 0 K: 0 S: 4	H: 2 LOB: 0 BB: 0 P: 4	R: 4 E: 0 K: 0 S: 6	H: 4 LOB: 0 BB: 0 P: 7	R: 0 E: 0 K: 0 S: 3	H: 1 LOB: 0 BB: 0 P: 3	R: 0 E: 0 K: 1 S: 7	H: 1 LOB: 1 BB: 0 P: 6	R: 0 E: 0 K: 1 S: 5	H: 2 LOB: 2 BB: 0 P: 11	R: 2 E: 1 K: 2 S: 11	H: 3 LOB: 2 BB: 0 P: 11	R: 0 E: 0 K: 1 S: 6	H: 1 LOB: 1 BB: 0 P: 4	R: 0 E: 0 K: 1 S: 5	H: 0 LOB: 1 BB: 1 P: 9	1B: 10 2B: 3 3B: 0 HR: 3	SF: 0 SAC: 0 DP: 3 HBP: 1	WP: 0 PB: 0 SB: 0 CS: 0	PA: 54
PITCHER	IP	WLS	BF	H	R	ER	SO	BB	IBB	HBP	BLK	WP	HR	S	P	ERA	WHIP					
Jim Barr, R ERA: 2.53	(1, 1)	4.0	18	8	6	6	1	0	0	0	0	0	0	21	29	2.70	1.500					
Sam McDowell, L ERA: 7.53	(5, 1)	3.1	15	3	1	1	4	2	0	0	0	0	0	8	8	9.00	2.000					
Elias Sosa, R ERA: 2.31	(8, 1)	1.0	6	2	2	1	1	0	0	0	0	0	0	0	0	0.00	1.200					
Randy Moffitt, R ERA: 1.52	(9, 1)	1.2	7	2	0	0	3	0	0	0	0	0	0	13	13	0.00	1.000					
Don Carnithers, R ERA: 4.5	(11, 1)	2.0	W	8	1	0	0	1	1	0	0	0	0	9	13	0.00	1.000					

Chicago Cubs @ San Francisco Giants
Candlestick Park, San Francisco, CA
Sun May 06 1973, 6:33 AM EDT
Sunny - 60 F


AB 50
R 9
H 16
RBI 9
BB 3
SO 10
LOB 24



Batter	1	2	3	4	5	6	7	8	9	10	11	12	AB	R	H	RBI	BB	SO	LOB	BOTTOM				
Bobby Bonds, R OBP: 0.347, SLG: 0.537 (1, 9)	1B	5-3		2B		K		K		FC5-2			6	3	3	2	1	2	0					
Tito Fuentes, S OBP: 0.346, SLG: 0.403 (1, 4)	HR		2-3			K		6-3		FC5-2			6	2	2	2	0	1	3					
Chris Speier, R OBP: 0.328, SLG: 0.402 (1, 6)	F8			2B									5	0	1	0	1	2	7					
Willie McCovey, L OBP: 0.423, SLG: 0.482 (1, 3)	HR		K			K				P6			4	1	0	0	2	2	2					
Dave Kingman, R OBP: 0.254, SLG: 0.375 (1, 5)	HR		F7					F7		F3			6	1	2	5	0	1	1					
Jim Howarth, L OBP: 0.214, SLG: 0.083 (1, 8)	K							4-3		P6			6	0	0	0	0	1	2					
Gary Matthews, R OBP: 0.412, SLG: 0.525 (1, 7)	6-3			HR									5	1	3	1	1	0	0					
Dave Rader, L OBP: 0.304, SLG: 0.260 (1, 2)		L8								FC1-6			4	1	1	0	1	0	2					
Gary Maddox, R OBP: 0.407, SLG: 0.532 (10, PR)					G1-6-3					FC1-6			0	0	0	0	0	0	0					
Mike Sadek, R OBP: 0.400, SLG: 0.250 (11, 2)				WP						1B			1	0	0	0	0	0	0					
Jim Barr, R ERA: 2.53 (1, 1)													1	0	0	0	0	1	0					
Ray Burris, R ERA: 1.29 (7, 1)													2	0	0	0	0	2	2					
Bill Bonham, R ERA: 3.38 (8, 1)													0	0	0	0	0	0	0					
Elias Sosa, R (9, 1)													0	0	0	0	0	0	0					
Randy Moffitt, R (10, PH)													0	0	0	0	0	0	0					
Ed Goodson, L OBP: 0.380, SLG: 0.543 (10, PH)													1	0	1	0	0	0	0					
Quinto Blanco, R (10, PH)													0	0	0	0	0	0	0					
Don Carnithers, R OBP: 1.000, SLG: 1.000 (11, 1)													1	1	1	0	0	0	0					
Inning Stats	R: 4 E: 0 K: 1 S: 8	H: 3 LOB: 0 BB: 1 P: 12	R: 0 E: 0 K: 1 S: 5	H: 0 LOB: 0 BB: 0 P: 5	R: 0 E: 0 K: 1 S: 9	H: 0 LOB: 1 BB: 1 P: 9	R: 5 E: 0 K: 0 S: 8	H: 5 LOB: 2 BB: 1 P: 13	R: 0 E: 0 K: 3 S: 10	H: 1 LOB: 1 BB: 0 P: 10	R: 0 E: 0 K: 1 S: 5	H: 0 LOB: 2 BB: 2 P: 13	R: 0 E: 0 K: 2 S: 7	H: 0 LOB: 0 BB: 0 P: 3	R: 0 E: 0 K: 0 S: 3	H: 2 LOB: 3 BB: 1 P: 11	R: 0 E: 0 K: 1 S: 5	H: 0 LOB: 0 BB: 0 P: 5	R: 2 E: 0 K: 0 S: 4	H: 2 LOB: 0 BB: 0 P: 4	1B: 10 2B: 1 3B: 0 HR: 3	SF: 0 SAC: 0 DP: 1 HBP: 1	WP: 1 PB: 0 SB: 2 CS: 0	PA: 55
PITCHER	IP	WLS	BF	H	R	ER	SO	BB	IBB	HBP	BLK	WP	HR	S	P	ERA	WHIP							
Mit Pappas, R ERA: 18.90	(1, 1)	3.1	18	5	7	7	3	1	1	1	0	1	2	21	30	18.90	1.800							
Ray Burris, R ERA: 1.29	(7, 1)	2.2	13	5	2	2	4	0	1	0	0	0	0	20	24	6.75	1.875							
Bill Bonham, R ERA: 3.38	(8, 1)	2.0	8	0	0	0	3	2	0	0	0	0	0	12	20	0.00	1.000							
Dave LaRoche, L ERA: 7.5	(9, 1)	1.0	3	0	0	0	0	0	0	0	0	0	0	3	3	0.00	0.000							
Jack Aker, R ERA: 2.66	(10, 1)	2.2	L	13	4	2	2	0	1	0	0	0	1	16	20	6.75	1.500							

Chicago Cubs @ San Francisco Giants
Candlestick Park, San Francisco, CA
Sun May 06 1973, 6:33 AM EDT
Sunny - 60 F

AB 48
R 11
H 14
RBI 10
BB 6
SO 12
LOB 19



Batter	1	2	3	4	5	6	7	8	9	AB	R	H	RBI	BB	SO	LOB	TOP			
Gene Hiser, L OBP: 0.440, SLG: 0.417 (1, 8)										4	0	3	0	0	0	0	Chicago Cubs @ San Francisco Giants Candlestick Park, San Francisco, CA Sun May 06 1973, 6:38 AM EDT Att: 19,499 - Sunny - 60 F			
Paul Popovich, S OBP: 0.333, SLG: 0.259 (1, 4)										4	0	1	0	0	0	2				
Billy Williams, L OBP: 0.328, SLG: 0.356 Bill Bonham, R (7, 1)										4	0	0	0	0	1	3				
Joe Peppone, L OBP: 0.340, SLG: 0.425 (1, 3)										3	0	0	0	1	0	1				
Jose Cardenal, R OBP: 0.407, SLG: 0.490 (1, 9)										4	1	2	0	0	0	1				
Carmen Fanzone, R OBP: 0.300, SLG: 0.250 (1, 5)										4	0	0	0	0	0	3				
Ken Rudolph, R OBP: 0.345, SLG: 0.519 (1, 2)										4	0	2	1	0	0	1				
Don Kessinger, S OBP: 0.363, SLG: 0.264 (1, 6)										3	1	1	0	1	0	0				
Larry Gura, S OBP: 0.400, SLG: 0.250 Adrian Garrett, L OBP: 0.111, SLG: 0.444 (7, PH) Jim Hickman, R OBP: 0.275, SLG: 0.200 (9, PH)										2	0	0	0	0	1	2				
Inning Stats	R: 0 E: 0 K: 0 S: 3	H: 1 LOB: 0 BB: 0 P: 3	R: 1 E: 0 K: 0 S: 5	H: 2 LOB: 2 BB: 1 P: 9	R: 0 E: 0 K: 0 S: 4	H: 1 LOB: 0 BB: 0 P: 4	R: 0 E: 0 K: 0 S: 3	H: 1 LOB: 0 BB: 0 P: 3	R: 0 E: 0 K: 1 S: 7	H: 2 LOB: 2 BB: 0 P: 7	R: 2 E: 0 K: 1 S: 7	H: 2 LOB: 0 BB: 0 P: 7	R: 0 E: 0 K: 0 S: 2	H: 0 LOB: 0 BB: 1 P: 6	R: 0 E: 0 K: 1 S: 5	H: 0 LOB: 0 BB: 0 P: 5	1B: 8 2B: 2 3B: 0 HR: 1	SF: 0 SAC: 0 DP: 2 HBP: 0	WP: 0 PB: 0 SB: 2 CS: 1	PA: 37
PITCHER	IP	WLS	BF	H	R	ER	SO	BB	IBB	HBP	BLK	WP	HR	S	P	ERA	WHIP			
Jim Willoughby, R ERA: 4.38 (1, 1)	8.0	W	33	10	3	3	2	1	1	0	0	0	1	35	43	3.38	1.375			
Elias Sosa, R ERA: 2.19 (9, 1)	0.2		2	0	0	0	0	0	0	0	0	0	0	2	2	0.00	0.000			
Sam McDowell, L ERA: 7.36 (9, 1)	0.1	S	1	0	0	0	1	0	0	0	0	0	0	3	3	0.00	0.000			



Batter	1	2	3	4	5	6	7	8	9	AB	R	H	RBI	BB	SO	LOB	BOTTOM			
Bobby Bonds, R OBP: 0.345, SLG: 0.529 (1, 9)										4	1	1	0	0	3	1	Chicago Cubs @ San Francisco Giants Candlestick Park, San Francisco, CA Sun May 06 1973, 6:38 AM EDT Att: 19,499 - Sunny - 60 F			
Tito Fuentes, S OBP: 0.343, SLG: 0.406 (1, 4)										4	1	1	0	0	0	1				
Chris Speier, R OBP: 0.333, SLG: 0.421 (1, 6)										4	1	2	2	0	0	0				
Dave Kingman, R OBP: 0.254, SLG: 0.367 (1, 3)										4	0	1	1	0	1	1				
Gary Matthews, R OBP: 0.417, SLG: 0.516 (1, 7)										3	1	1	0	1	1	1				
Jim Howarth, L OBP: 0.188, SLG: 0.071 (1, 8)										4	0	0	0	0	0	3				
Mike Phillips, L OBP: 0.375, SLG: 0.500 (1, 5)										3	0	1	1	0	0	1				
Dave Rader, L OBP: 0.297, SLG: 0.252 (1, 2)										3	0	0	0	0	0	3				
Jim Willoughby, R OBP: 0.158, SLG: 0.278 Elias Sosa, R Sam McDowell, L										3	0	1	0	0	2	1				
Inning Stats	R: 0 E: 0 K: 1 S: 5	H: 0 LOB: 0 BB: 0 P: 5	R: 0 E: 0 K: 0 S: 4	H: 0 LOB: 2 BB: 1 P: 8	R: 1 E: 0 K: 1 S: 7	H: 3 LOB: 1 BB: 0 P: 7	R: 1 E: 0 K: 1 S: 7	H: 2 LOB: 1 BB: 0 P: 7	R: 2 E: 0 K: 1 S: 8	H: 3 LOB: 1 BB: 0 P: 8	R: 0 E: 0 K: 1 S: 5	H: 0 LOB: 0 BB: 0 P: 5	R: 0 E: 0 K: 1 S: 5	H: 0 LOB: 0 BB: 0 P: 5	R: 0 E: 0 K: 1 S: 5	H: 0 LOB: 0 BB: 0 P: 5	1B: 6 2B: 1 3B: 1 HR: 0	SF: 0 SAC: 0 DP: 0 HBP: 0	WP: 0 PB: 0 SB: 1 CS: 0	PA: 33
PITCHER	IP	WLS	BF	H	R	ER	SO	BB	IBB	HBP	BLK	WP	HR	S	P	ERA	WHIP			
Larry Gura, L ERA: 3.86 (7, 1)	6.0	L	27	8	4	4	5	1	0	0	0	0	0	36	40	6.00	1.500			
Bill Bonham, R ERA: 3.0 (7, 1)	2.0		6	0	0	0	2	0	0	0	0	0	0	10	10	0.00	0.000			



Batter	1	2	3	4	5	6	7	8	9	AB	R	H	RBI	BB	SO	LOB	TOP					
Lou Brock, L OBP: 0.279, SLG: 0.361 (1, 7)	G3		F8				6-3		HR	5	1	2	1	0	0	2						
Jose Cruz, L OBP: 0.287, SLG: 0.448 (1, 8)	6-3			F9 BB 1B		SF8	4-3		HR	4	2	2	3	0	0	1						
Joe Torre, R OBP: 0.394, SLG: 0.422 (1, 3)	5-3			1B BB	P6				6-3	4	0	1	0	1	0	1						
Ted Simmons, S OBP: 0.272, SLG: 0.239 (1, 2)		F8		F9		4-3		G1-4-6-3	4-6-3	5	0	0	0	0	0	3						
Bernie Carbo, L OBP: 0.298, SLG: 0.286 (1, 9)	P4			G6-3 1B				WP 1B	K	5	1	3	1	0	1	0						
Ken Reitz, R OBP: 0.214, SLG: 0.203 (1, 5)	5-3			G6-3 1B		5-3				4	1	1	1	0	0	3						
Ray Busse, R OBP: 0.175, SLG: 0.345 (1, 6)				E5 2B		1-3				4	0	2	1	0	0	1						
Mike Tyson, R OBP: 0.321, SLG: 0.308 (8, PH)			E5							3	1	2	0	0	0	1						
Tim McCarver, L OBP: 0.293, SLG: 0.212 (8, PH)			FC5-4		E		6-3			0	0	0	0	1	0	0						
Wayne Granger, R (8, 1)			2-H		1B					0	0	0	0	0	0	0						
Rich Folkers, L (8, 1)										0	0	0	0	0	0	0						
Diego Segui, R (8, 1)										0	0	0	0	0	0	0						
Bob Gibson, R OBP: 0.150, SLG: 0.111 (8, PH)			FC5-4		E5					3	1	0	0	0	0	3						
Luis Melendez, R OBP: 0.360, SLG: 0.356 (8, 4)					1B SF8					1	0	0	0	0	0	2						
Bobby Fenwick, R OBP: 0.167, SLG: 0.167 (8, 4)										0	0	0	0	0	0	0						
Inning Stats	R: 0 E: 0 K: 0 S: 3	H: 0 LOB: 0 BB: 0 P: 3	R: 0 E: 0 K: 0 S: 3	H: 0 LOB: 0 BB: 0 P: 3	R: 0 E: 1 K: 0 S: 4	H: 1 LOB: 1 BB: 0 P: 4	R: 1 E: 0 K: 0 S: 4	H: 2 LOB: 1 BB: 1 P: 8	R: 2 E: 0 K: 0 S: 6	H: 2 LOB: 1 BB: 0 P: 6	R: 0 E: 0 K: 0 S: 4	H: 1 LOB: 1 BB: 0 P: 4	R: 0 E: 0 K: 0 S: 4	H: 1 LOB: 1 BB: 0 P: 4	R: 2 E: 0 K: 0 S: 6	H: 4 LOB: 2 BB: 1 P: 10	R: 2 E: 0 K: 1 S: 7	H: 2 LOB: 0 BB: 0 P: 7	1B: 7 2B: 4 3B: 1 HR: 1	SF: 1 SAC: 0 DP: 2 HBP: 0	WP: 1 PB: 0 SB: 0 CS: 0	PA: 41
PITCHER	IP WLS BF H R ER SO BB IBB HBP BLK WP HR S P ERA WHIP																					
Jim Barr, R ERA: 2.83 (8, 1)	7.2 W 34 11 5 4 0 1 1 0 0 0 1 0 33 37 4.70 1.565																					
Randy Moffitt, R ERA: 2.03 (8, 1)	1.1 S 7 2 2 2 1 1 0 0 0 0 0 1 8 12 13.50 2.250																					

St. Louis Cardinals @ San Francisco Giants
Candlestick Park, San Francisco, CA
Tue May 08 1973, 10:05 PM EDT
Att: 4,777 - Unknown

AB 38
R 7
H 13
RBI 7
BB 2
SO 1
LOB 17



Batter	1	2	3	4	5	6	7	8	9	AB	R	H	RBI	BB	SO	LOB	BOTTOM					
Bobby Bonds, R OBP: 0.366, SLG: 0.582 (1, 9)	HR		1B BB		HR		4-3 1B	2B 1B		3	3	5	2	0	0							
Tito Fuentes, S OBP: 0.345, SLG: 0.413 (1, 4)	F7		1-2 1B		K		4-3	1-3 2B		5	0	2	1	0	1	1						
Chris Speier, R OBP: 0.336, SLG: 0.415 (1, 6)	5-3		5-3		6-3			1B BB		4	0	1	1	1	0	2						
Willie McCovey, L OBP: 0.422, SLG: 0.534 (1, 3)	K			HR	3B		F8	G3		5	1	2	1	0	1	4						
Dave Kingman, R OBP: 0.254, SLG: 0.406 (1, 5)		K		HR	5-3			5-3		4	1	1	1	0	1	1						
Jim Howarth, L OBP: 0.222, SLG: 0.125 (1, 8)		P4		L7		G5-4-3 1B		BB FC5-2 1B		4	0	2	0	0	0	0						
Gary Matthews, R OBP: 0.408, SLG: 0.493 (1, 7)		K		K		G5-4-3		FC5-2 1B BB		3	1	0	0	1	2	1						
Dave Rader, L OBP: 0.289, SLG: 0.245 (8, PH)			4-3		G3		4-3	FC5-2 1B BB		3	0	0	0	0	0	0						
Chris Arnold, R OBP: 0.687, SLG: 1.250 (9, 2)								1-2 2-3 3-H		0	1	0	0	1	0	0						
Mike Sadek, R OBP: 0.400, SLG: 0.250 (9, 2)										0	0	0	0	0	0	0						
Jim Barr, R OBP: 0.222, SLG: 0.125 (8, 1)			K		HR		1-3	FC5-2 1B		2	1	0	0	1	1	0						
Randy Moffitt, R ERA: 2.13 (8, 1)								1-2 2-3 3-H		1	1	0	0	0	0	3						
Inning Stats	R: 1 E: 0 K: 1 S: 6	H: 1 LOB: 0 BB: 0 P: 6	R: 0 E: 0 K: 2 S: 7	H: 0 LOB: 0 BB: 0 P: 7	R: 0 E: 0 K: 1 S: 6	H: 1 LOB: 2 BB: 1 P: 10	R: 2 E: 0 K: 1 S: 7	H: 2 LOB: 0 BB: 0 P: 7	R: 2 E: 0 K: 1 S: 7	H: 2 LOB: 1 BB: 1 P: 11	R: 0 E: 0 K: 0 S: 3	H: 1 LOB: 0 BB: 0 P: 3	R: 1 E: 0 K: 0 S: 4	H: 1 LOB: 1 BB: 1 P: 8	R: 3 E: 1 K: 0 S: 6	H: 3 LOB: 3 BB: 3 P: 18	R: 3 E: 1 K: 0 S: 6	H: 3 LOB: 3 BB: 3 P: 18	1B: 5 2B: 1 3B: 1 HR: 4	SF: 0 SAC: 0 DP: 1 HBP: 0	WP: 0 PB: 0 SB: 1 CS: 0	PA: 40
PITCHER	IP WLS BF H R ER SO BB IBB HBP BLK WP HR S P ERA WHIP																					
Bob Gibson, R ERA: 3.27 (8, 1)	0.1 L 3 1 2 2 0 1 0 0 0 0 0 0 2 6 54.00 6.000																					
Wayne Granger, R ERA: 5.09 (8, 1)	0.1 2 0 0 0 0 1 0 0 0 0 0 0 1 5 0.00 3.000																					
Rich Folkers, L ERA: 2.7 (8, 1)	0.1 4 2 1 1 0 1 0 0 0 0 0 0 3 7 27.00 9.000																					

St. Louis Cardinals @ San Francisco Giants
Candlestick Park, San Francisco, CA
Tue May 08 1973, 10:05 PM EDT
Att: 4,777 - Unknown

AB 34
R 9
H 11
RBI 9
BB 6
SO 6
LOB 12



Batter	1	2	3	4	5	6	7	8	9	AB	R	H	RBI	BB	SO	LOB	TOP										
Lou Brock, L OBP: 0.308, SLG: 0.374 (1, 7)										5	0	3	0	0	0	1	St. Louis Cardinals @ San Francisco Giants Candlestick Park, San Francisco, CA Thu May 10 1973, 6:33 AM EDT Att: 3,236 - Unknown										
Luis Melendez, R OBP: 0.316, SLG: 0.308 Rich Folkers, L (7, 1)										4	0	0	0	0	1	2											
Tim McCarver, L OBP: 0.282, SLG: 0.212 (9, PH)										4	0	1	0	1	0	3											
Joe Torre, R OBP: 0.361, SLG: 0.398 (1, 3)										3	0	0	0	1	0	1											
Ted Simmons, S OBP: 0.270, SLG: 0.232 (1, 2)										4	0	1	0	0	0	2											
Jose Cruz, L OBP: 0.304, SLG: 0.446 (1, 8)										3	0	1	0	1	0	1											
Ray Busse, R OBP: 0.172, SLG: 0.371 (1, 6)										4	1	1	1	0	1	3											
Mike Tyson, R OBP: 0.278, SLG: 0.242 (1, 4)										3	1	0	0	1	1	1											
Rick Wise, R OBP: 0.238, SLG: 0.222 Wayne Granger, R (6, 1)										1	1	1	1	1	0	0											
Bernie Carbo, L OBP: 0.286, SLG: 0.273 (7, PH)										2	0	0	0	0	1	0											
Inning Stats	R: 0 E: 0 K: 0 S: 3	H: 0 LOB: 2 BB: 2 P: 11	R: 1 E: 0 K: 0 S: 4	H: 2 LOB: 1 BB: 1 P: 8	R: 0 E: 0 K: 0 S: 3	H: 0 LOB: 0 BB: 0 P: 3	R: 1 E: 0 K: 0 S: 4	H: 1 LOB: 0 BB: 0 P: 4	R: 1 E: 1 K: 1 S: 6	H: 2 LOB: 1 BB: 1 P: 10	R: 0 E: 0 K: 0 S: 4	H: 1 LOB: 1 BB: 0 P: 4	R: 0 E: 0 K: 1 S: 5	H: 1 LOB: 1 BB: 1 P: 9	R: 0 E: 0 K: 1 S: 6	H: 0 LOB: 1 BB: 1 P: 10	1B: 5 2B: 2 3B: 1 HR: 1	SF: 0 SAC: 0 DP: 1 HBP: 0	WP: 2 PB: 0 SB: 0 CS: 2	PA: 39							
PITCHER	IP	WLS	BF	H	R	ER	SO	BB	IBB	HBP	BLK	WP	HR	S	P	ERA	WHIP										
Sam McDowell, L ERA: 6.53	6.0	W	26	6	3	3	1	4	0	0	0	2	1	24	40	4.50	1.667										
Randy Moffitt, R ERA: 1.85	3.0	S	13	2	0	0	3	2	0	0	0	0	0	17	25	0.00	1.333										

Batter	1	2	3	4	5	6	7	8	9	AB	R	H	RBI	BB	SO	LOB	BOTTOM										
Bobby Bonds, R OBP: 0.354, SLG: 0.557 (1, 9)										4	1	1	0	0	0	0	St. Louis Cardinals @ San Francisco Giants Candlestick Park, San Francisco, CA Thu May 10 1973, 6:33 AM EDT Att: 3,236 - Unknown										
Tito Fuentes, S OBP: 0.340, SLG: 0.400 (1, 4)										3	0	0	0	1	0	0											
Chris Speier, R OBP: 0.344, SLG: 0.416 (1, 6)										3	0	1	2	1	0	0											
Willie McCovey, L OBP: 0.426, SLG: 0.559 Gary Thomasson, L OBP: 0.313, SLG: 0.347 (6, 3)										3	2	2	1	0	1	2											
Gary Matthews, R OBP: 0.405, SLG: 0.473 (1, 7)										4	1	1	0	0	0	4											
Jim Howarth, L OBP: 0.227, SLG: 0.200 (1, 8)										4	0	1	2	0	0	1											
Dave Kingman, R OBP: 0.244, SLG: 0.423 (1, 5)										3	1	1	1	0	1	1											
Dave Rader, L OBP: 0.281, SLG: 0.239 (1, 2)										3	0	0	0	0	0	0											
Sam McDowell, L OBP: 0.167, SLG: 0.167 Mike Phillips, L OBP: 0.400, SLG: 0.500 Randy Moffitt, R (7, 1)										2	1	1	0	0	1	0											
Inning Stats	R: 0 E: 0 K: 0 S: 3	H: 0 LOB: 0 BB: 0 P: 3	R: 1 E: 0 K: 1 S: 6	H: 2 LOB: 0 BB: 0 P: 6	R: 0 E: 0 K: 1 S: 5	H: 0 LOB: 0 BB: 0 P: 5	R: 2 E: 0 K: 0 S: 5	H: 2 LOB: 1 BB: 1 P: 9	R: 2 E: 0 K: 1 S: 8	H: 3 LOB: 2 BB: 1 P: 12	R: 1 E: 0 K: 0 S: 4	H: 2 LOB: 0 BB: 0 P: 4	R: 0 E: 0 K: 0 S: 3	H: 0 LOB: 0 BB: 0 P: 3	R: 0 E: 0 K: 0 S: 3	H: 0 LOB: 0 BB: 0 P: 3		1B: 6 2B: 1 3B: 1 HR: 2	SF: 0 SAC: 0 DP: 1 HBP: 0	WP: 0 PB: 0 SB: 1 CS: 1	PA: 34						
PITCHER	IP	WLS	BF	H	R	ER	SO	BB	IBB	HBP	BLK	WP	HR	S	P	ERA	WHIP										
Rick Wise, R ERA: 3.56	0.1	L	0	0	0	0	0	0	0	0	0	0	0	0	0	0.00	0.000										
Wayne Granger, R ERA: 4.91	0.1		0	0	0	0	0	0	0	0	0	0	0	0	0	0.00	0.000										
Rich Folkers, L ERA: 1.69	2.0		6	0	0	0	0	0	0	0	0	0	0	6	6	0.00	0.000										

AB 33
R 3
H 8
RBI 2
BB 6
SO 4
LOB 14



AB 31
R 6
H 9
RBI 6
BB 2
SO 3
LOB 8



Batter	1	2	3	4	5	6	7	8	9	AB	R	H	RBI	BB	SO	LOB	TOP								
Davey Lopes, R OBP: 0.446, SLG: 0.347	E6 L4-3		SF9			SF8 1B				2	1	1	1	2	0	0	Los Angeles Dodgers @ San Francisco Giants Candlestick Park, San Francisco, CA Sat May 12 1973, 6:33 AM EDT Att: 14,758 - Unknown								
Bill Buckner, L OBP: 0.268, SLG: 0.314	L4-3					SF8 1B	F9		F9	5	1	2	1	0	0	3									
Manny Mota, R OBP: 0.416, SLG: 0.441	K		L9						4-3	4	0	1	0	0	1	1									
Willie Davis, L OBP: 0.319, SLG: 0.489		4-3		6-3		SF8			1B WP	3	0	1	1	0	0	0									
Joe Ferguson, R OBP: 0.394, SLG: 0.549		5-3		5-3						4	0	2	1	0	0	0									
Willie Crawford, L OBP: 0.382, SLG: 0.347				5-3						3	0	0	0	0	0	2									
Steve Garvey, R OBP: 0.227, SLG: 0.318									F4	1	0	0	0	0	0	2									
Tom Paciorek, R OBP: 0.231, SLG: 0.278										0	0	0	0	0	0	0									
Ron Cey, R OBP: 0.316, SLG: 0.320			2B SF9		4-3				F9	3	1	0	0	1	0	4									
Bill Russell, R OBP: 0.270, SLG: 0.326			SF9 1B						5-3	4	1	2	0	0	1	0									
Don Sutton, R OBP: 0.174, SLG: 0.136										3	0	0	0	0	0	3									
Pete Richert, L										0	0	0	0	0	0	0									
George Culver, R										1	0	0	0	0	1	0									
Doug Rau, L										0	0	0	0	0	0	0									
Inning Stats	R: 0 E: 1 K: 1 S: 5	H: 0 LOB: 0 BB: 5	R: 0 E: 0 K: 0 S: 3	H: 0 LOB: 0 BB: 3	R: 2 E: 0 K: 0 S: 5	H: 2 LOB: 1 BB: 1 P: 9	R: 0 E: 0 K: 0 S: 3	H: 0 LOB: 0 BB: 0 P: 3	R: 0 E: 0 K: 0 S: 3	H: 1 LOB: 0 BB: 0 P: 3	R: 2 E: 0 K: 0 S: 6	H: 3 LOB: 2 BB: 1 P: 10	R: 0 E: 0 K: 1 S: 6	H: 1 LOB: 1 BB: 0 P: 6	R: 0 E: 0 K: 0 S: 5	H: 2 LOB: 2 BB: 0 P: 5	R: 0 E: 0 K: 1 S: 5	H: 0 LOB: 1 BB: 1 P: 9	1B: 8 2B: 2 3B: 0 HR: 0	SF: 2 SAC: 0 DP: 2 HBP: 0	WP: 1 PB: 0 SB: 1 CS: 0	PA: 38			
PITCHER	IP	WLS	BF	H	R	ER	SO	BB	IBB	HBP	BLK	WP	HR	S	P	ERA	WHIP	PITCHER							
Jim Willoughby, R ERA: 4.55	(1, 1)	6.0	25	6	4	4	1	2	0	0	0	0	0	25	33	6.00	1.333								
Elias Sosa, R ERA: 1.52	(7, 1)	1.1	7	3	0	0	1	0	0	0	0	1	0	9	9	0.00	2.250								
Sam McDowell, L ERA: 6.43	(8, 1)	0.1	1	0	0	0	0	0	0	0	0	0	0	1	1	0.00	0.000								
Randy Moffitt, R ERA: 1.8	(8, 1)	1.0	4	0	0	0	1	1	0	0	0	0	0	5	9	0.00	1.000								
Ron Bryant, L ERA: 1.9	(9, 1)	0.1	W	1	0	0	0	0	0	0	0	0	0	1	1	0.00	0.000								
Batter	1	2	3	4	5	6	7	8	9	AB	R	H	RBI	BB	SO	LOB	BOTTOM								
Bobby Bonds, R OBP: 0.359, SLG: 0.561	K		E S 2B						SH5-4 E	4	3	2	0	1	1	0	Los Angeles Dodgers @ San Francisco Giants Candlestick Park, San Francisco, CA Sat May 12 1973, 6:33 AM EDT Att: 14,758 - Unknown								
Tito Fuentes, S OBP: 0.348, SLG: 0.408	6-3								SH5-4	4	0	2	1	0	0	0									
Chris Speier, R OBP: 0.344, SLG: 0.414	5-3		6-3						E IBB	4	0	0	0	1	1	3									
Willie McCovey, L OBP: 0.435, SLG: 0.600			F4						E IBB	3	1	1	1	2	0	1									
Ed Goodson, L OBP: 0.386, SLG: 0.443			HR						E IBB	3	1	1	2	1	1	3									
Gary Maddox, R OBP: 0.382, SLG: 0.494									E4	3	1	1	2	1	1	3									
Randy Moffitt, R										4	0	1	0	0	0	3									
Ron Bryant, S OBP: 0.091, SLG: 0.091										0	0	0	0	0	0	0									
Gary Matthews, R OBP: 0.391, SLG: 0.438										0	0	0	0	0	0	0									
Dave Rader, L OBP: 0.287, SLG: 0.242										3	0	2	1	1	0	0									
Jim Willoughby, R OBP: 0.143, SLG: 0.250										2	0	0	0	0	0	3									
Gary Thomasson, L OBP: 0.309, SLG: 0.342										1	0	0	0	0	1	3									
Elias Sosa, R										0	0	0	0	0	0	0									
Sam McDowell, L										0	0	0	0	0	0	0									
Jim Howarth, L OBP: 0.222, SLG: 0.195										1	0	0	0	0	0	0									
Inning Stats	R: 0 E: 0 K: 1 S: 5	H: 0 LOB: 0 BB: 5	R: 2 E: 0 K: 0 S: 4	H: 2 LOB: 1 BB: 2 P: 12	R: 1 E: 0 K: 1 S: 6	H: 1 LOB: 1 BB: 1 P: 10	R: 0 E: 0 K: 0 S: 4	H: 1 LOB: 1 BB: 0 P: 4	R: 0 E: 0 K: 1 S: 5	H: 0 LOB: 0 BB: 0 P: 5	R: 0 E: 0 K: 1 S: 7	H: 2 LOB: 3 BB: 1 P: 11	R: 1 E: 0 K: 0 S: 5	H: 2 LOB: 2 BB: 1 P: 9	R: 0 E: 0 K: 0 S: 3	H: 0 LOB: 0 BB: 0 P: 3	R: 1 E: 1 K: 0 S: 3	H: 1 LOB: 3 BB: 2 P: 11	1B: 6 2B: 2 3B: 0 HR: 1	SF: 1 SAC: 1 DP: 1 HBP: 0	WP: 0 PB: 0 SB: 3 CS: 0	PA: 41			
PITCHER	IP	WLS	BF	H	R	ER	SO	BB	IBB	HBP	BLK	WP	HR	S	P	ERA	WHIP	PITCHER							
Don Sutton, R ERA: 2.53	(1, 1)	6.1	30	8	4	4	0	3	1	0	0	0	0	1	34	5.00	1.737								
Pete Richert, L ERA: 1.5	(7, 1)	0.1	2	0	0	0	0	0	1	0	0	0	0	1	5	0.00	0.000								
George Culver, R ERA: 2.35	(7, 1)	1.2	L	7	1	1	1	0	1	0	0	0	0	6	10	5.40	0.600								
Doug Rau, L ERA: 5.93	(9, 1)	0.0	2	0	0	0	0	0	1	0	0	0	0	1	5	∞	∞								

Batter	1	2	3	4	5	6	7	8	9	AB	R	H	RBI	BB	SO	LOB	TOP					
Davey Lopes, R OBP: 0.465, SLG: 0.415	(1,4) X F7	(1) X 4-3		HR		4-0 BB		4-0 BB		4	1	2	3	2	0	0	Los Angeles Dodgers @ San Francisco Giants Candlestick Park, San Francisco, CA Sun May 13 1973, 6:33 AM EDT Att: 31,626 - Unknown					
Bill Buckner, L OBP: 0.264, SLG: 0.308	(1,3) X L9	(2) X F6		HR		0-0 F8		0-0 F2		6	1	1	0	0	0	3						
Willie Davis, L OBP: 0.340, SLG: 0.514	(1,8) X 2B			HR	BB					5	4	4	0	1	0	0						
Joe Ferguson, R OBP: 0.406, SLG: 0.573	(1,7) X 2B			HR	BB					4	2	2	4	2	1	2						
Willie Crawford, L OBP: 0.377, SLG: 0.377	(1,9) X 1B			HR	BB					5	3	3	1	1	1	2						
Ron Cey, R OBP: 0.342, SLG: 0.343	(1,5) X 1B			HR	BB					5	1	4	5	1	0	1						
Bill Russell, R OBP: 0.266, SLG: 0.314	(1,6) X 1B			HR	BB					5	0	0	0	1	1	6						
Steve Yeager, R OBP: 0.450, SLG: 0.375	(1,2) X 1B			HR	BB					6	2	3	0	0	1	1						
Andy Messersmith, R OBP: 0.167, SLG: 0.167	(1,1) X 3-1			SH1-4						4	1	1	1	0	0	3	Dodgers					
Inning Stats	R: 3 E: 0 K: 0 S: 7	H: 4 LOB: 3 BB: 2 P: 15	R: 0 E: 0 K: 0 S: 4	H: 1 LOB: 1 BB: 0 P: 4	R: 0 E: 0 K: 0 S: 3	H: 1 LOB: 0 BB: 0 P: 3	R: 9 E: 1 K: 0 S: 12	H: 9 LOB: 1 BB: 1 P: 16	R: 0 E: 0 K: 0 S: 4	H: 1 LOB: 2 BB: 1 P: 8	R: 0 E: 0 K: 1 S: 6	H: 0 LOB: 1 BB: 1 P: 7	R: 1 E: 0 K: 1 S: 6	H: 2 LOB: 1 BB: 1 P: 10	R: 0 E: 0 K: 1 S: 5	H: 0 LOB: 1 BB: 1 P: 9		R: 2 E: 0 K: 2 S: 9	H: 2 LOB: 1 BB: 1 P: 13	1B: 13 2B: 5 3B: 0 HR: 2	SF: 0 SAC: 1 DP: 2 HBP: 0	WP: 2 PB: 0 SB: 0 CS: 0
PITCHER	IP WLS BF H R ER SO BB IBB HBP BLK WP HR S P ERA WHIP	IP WLS BF H R ER SO BB IBB HBP BLK WP HR S P ERA WHIP																	IP WLS BF H R ER SO BB IBB HBP BLK WP HR S P ERA WHIP			
Jim Barr, R ERA: 3.77	(1,1)	3.1 L	21 9	7 7	7 7	0 0	3 3	0 0	0 0	0 0	0 0	0 0	0 0	0 0	0 0	0 0	18.90 3.600					
Don Carrithers, R ERA: 9.95	(4,1)	0.1	6 5	3 3	3 3	0 0	0 0	0 0	0 0	0 0	0 0	0 0	0 0	0 0	0 0	0 0	81.00 15.000					
Sam McDowell, L ERA: 5.92	(4,1)	3.1	16 4	3 2	2 2	1 1	3 2	0 0	0 0	0 0	0 0	0 0	0 0	0 0	0 0	0 0	5.40 2.100					
Dave Kingman, R ERA: 9.0	(8,1)	2.0	10 2	2 2	2 2	3 3	2 2	0 0	0 0	0 0	0 0	0 0	0 0	0 0	0 0	0 0	9.00 2.000					

Batter	1	2	3	4	5	6	7	8	9	AB	R	H	RBI	BB	SO	LOB	BOTTOM			
Bobby Bonds, R OBP: 0.362, SLG: 0.556	(1,9) X F8									3	1	1	0	1	0	0	Los Angeles Dodgers @ San Francisco Giants Candlestick Park, San Francisco, CA Sun May 13 1973, 6:33 AM EDT Att: 31,626 - Unknown			
Jim Howarth, L OBP: 0.217, SLG: 0.190	(8,9) X BB									1	0	0	0	0	0	0				
Mike Phillips, L OBP: 0.333, SLG: 0.357	(1,4) X F8									4	1	0	0	1	1	1				
Chris Speier, R OBP: 0.345, SLG: 0.416	(1,6) X HBP									4	1	1	0	0	0	2				
Willie McCovey, L OBP: 0.430, SLG: 0.587	(1,3) X K									4	0	1	1	0	1	2				
Gary Thomasson, L OBP: 0.309, SLG: 0.342	(9,3) X K									0	0	0	0	0	0	0				
Ed Goodson, L OBP: 0.391, SLG: 0.446	(1,5) X 1-3									4	0	2	1	0	1	1				
Gary Maddox, R OBP: 0.376, SLG: 0.478	(1,8) X F3									3	0	0	0	1	0	3				
Gary Matthews, R OBP: 0.396, SLG: 0.427	(1,7) X 6-3									2	0	0	0	2	0	0				
Dave Rader, L OBP: 0.288, SLG: 0.244	(1,2) X 1B									3	0	1	0	0	0	2				
Mike Sadek, R OBP: 0.125, SLG: 0.250	(8,2) X 1B									0	0	0	0	1	0	0				
Jim Barr, R OBP: 0.211, SLG: 0.118	(1,1) X 5-3									1	0	0	0	0	0	1				
Don Carrithers, R OBP: 1.000, SLG: 1.000	(4,1) X 5-3									0	0	0	0	0	0	0				
Sam McDowell, L OBP: 0.125, SLG: 0.125	(4,1) X 5-3									2	0	0	0	0	1	2				
Dave Kingman, R OBP: 0.229, SLG: 0.395	(8,1) X 1-2									1	0	0	0	0	0	3				
Inning Stats	R: 1 E: 0 K: 1 S: 5	H: 0 LOB: 1 BB: 1 P: 10	R: 0 E: 0 K: 0 S: 4	H: 1 LOB: 1 BB: 0 P: 4	R: 2 E: 0 K: 0 S: 5	H: 3 LOB: 1 BB: 1 P: 9	R: 0 E: 0 K: 0 S: 3	H: 0 LOB: 0 BB: 0 P: 3	R: 0 E: 0 K: 1 S: 6	H: 1 LOB: 2 BB: 1 P: 10	R: 0 E: 0 K: 1 S: 5	H: 0 LOB: 0 BB: 0 P: 5	R: 0 E: 0 K: 1 S: 5	H: 0 LOB: 3 BB: 3 P: 17	R: 0 E: 0 K: 0 S: 3	H: 0 LOB: 0 BB: 0 P: 3	1B: 5 2B: 2 3B: 0 HR: 0	SF: 0 SAC: 0 DP: 1 HBP: 1	WP: 0 PB: 1 SB: 2 CS: 0	PA: 39
PITCHER	IP WLS BF H R ER SO BB IBB HBP BLK WP HR S P ERA WHIP	IP WLS BF H R ER SO BB IBB HBP BLK WP HR S P ERA WHIP																	IP WLS BF H R ER SO BB IBB HBP BLK WP HR S P ERA WHIP	
Andy Messersmith, R ERA: 3.43	(1,1)	9.0 W	39 3	3 2	2 2	4 4	6 6	0 0	1 1	0 0	0 0	0 0	0 0	0 0	0 0	0 0	2.00 1.333			



Batter	1	2	3	4	5	6	7	8	9	AB	R	H	RBI	BB	SO	LOB	TOP						
Bobby Bonds, R OBP: 0.371, SLG: 0.579 (1,9)										4	1	3	1	0	0	1	San Francisco Giants @ San Diego Padres San Diego Stadium, San Diego, CA Mon May 14 1973, 10:05 PM EDT Att: 4,008 - Unknown livebaseballscorecards.com						
Tito Fuentes, S OBP: 0.339, SLG: 0.397 (1,4)										4	0	0	0	0	0	3							
Chris Speier, R OBP: 0.343, SLG: 0.408 (1,6)										3	0	0	0	1	0	2							
Willie McCovey, L OBP: 0.417, SLG: 0.565 (1,3)										4	0	0	0	0	0	1							
Ed Goodson, L OBP: 0.385, SLG: 0.437 (1,5)										4	0	1	0	0	0	0							
Gary Maddox, R OBP: 0.371, SLG: 0.468 (1,8)										4	0	1	0	0	0	2							
Gary Matthews, R OBP: 0.394, SLG: 0.424 (7,1)										3	0	1	0	0	0	0							
Elias Sosa, R OBP: 0.305, SLG: 0.338 (9, PH)										0	0	0	0	0	0	0							
Dave Rader, L OBP: 0.282, SLG: 0.238 (1,2)										3	0	0	0	0	0	1							
Tom Bradley, R OBP: 0.100, SLG: 0.100 (1,1)										1	0	0	0	0	1	0							
Jim Howarth, L OBP: 0.234, SLG: 0.190 (7,7)										0	0	0	0	1	0	0							
Inning Stats	R: 1 E: 0 K: 0 S: 5	H: 2 LOB: 2 BB: 1 P: 9	R: 0 E: 0 K: 1 S: 5	H: 0 LOB: 0 BB: 0 P: 5	R: 0 E: 0 K: 0 S: 3	H: 1 LOB: 0 BB: 0 P: 3	R: 0 E: 0 K: 0 S: 3	H: 0 LOB: 0 BB: 0 P: 3	R: 0 E: 0 K: 0 S: 3	H: 0 LOB: 0 BB: 0 P: 3	R: 0 E: 0 K: 0 S: 4	H: 1 LOB: 1 BB: 0 P: 4	R: 0 E: 0 K: 0 S: 3	R: 0 E: 0 K: 0 S: 3	H: 0 LOB: 0 BB: 0 P: 3	R: 0 E: 0 K: 0 S: 4	H: 1 LOB: 2 BB: 1 P: 8	R: 0 E: 0 K: 1 S: 6	H: 1 LOB: 1 BB: 0 P: 6	1B: 5 2B: 1 3B: 0 HR: 1	SF: 0 SAC: 1 DP: 1 HBP: 0	WP: 1 PB: 0 SB: 1 CS: 0	PA: 34
PITCHER Mike Corkins, R ERA: 5.8 (1,1)	IP: 9.0 WLS: W BF: 34 H: 6 R: 1 ER: 1 SO: 2 BB: 2 IBB: 0 HBP: 0 BLK: 0 WP: 1 HR: 1 S: 36 P: 44 ERA: 1.00 WHIP: 0.889															PITCHER							

Batter	1	2	3	4	5	6	7	8	9	AB	R	H	RBI	BB	SO	LOB	BOTTOM			
Enzo Hernandez, R OBP: 0.346, SLG: 0.269 (1,6)										3	1	2	1	2	1	0	San Francisco Giants @ San Diego Padres San Diego Stadium, San Diego, CA Mon May 14 1973, 10:05 PM EDT Att: 4,008 - Unknown livebaseballscorecards.com			
Johnny Grubb, L OBP: 0.398, SLG: 0.434 (1,8)										4	1	2	1	1	2	3				
Jerry Morales, R OBP: 0.279, SLG: 0.377 (1,7)										4	1	2	2	0	0	3				
Cito Gaston, R OBP: 0.358, SLG: 0.504 (1,9)										4	1	1	2	0	1	4				
Fred Kendall, R OBP: 0.353, SLG: 0.411 (1,2)										4	0	1	1	0	0	0				
Dave Campbell, R OBP: 0.313, SLG: 0.307 (1,3)										4	0	0	0	0	1	2				
Derrel Thomas, S OBP: 0.286, SLG: 0.241 (1,4)										4	0	0	0	0	2	1				
Dave Hilton, R OBP: 0.278, SLG: 0.320 (1,5)										4	2	1	0	0	1	1				
Mike Corkins, R OBP: 0.231, SLG: 0.091 (1,1)										2	1	0	0	1	0	1				
Inning Stats	R: 0 E: 0 K: 0 S: 2	H: 0 LOB: 1 BB: 2 P: 10	R: 0 E: 0 K: 0 S: 3	H: 0 LOB: 0 BB: 0 P: 3	R: 1 E: 0 K: 2 S: 9	H: 2 LOB: 2 BB: 1 P: 13	R: 0 E: 1 K: 2 S: 8	H: 0 LOB: 1 BB: 0 P: 8	R: 0 E: 0 K: 1 S: 6	H: 1 LOB: 1 BB: 0 P: 6	R: 0 E: 0 K: 1 S: 5	H: 0 LOB: 0 BB: 0 P: 5	R: 5 E: 0 K: 0 S: 8	H: 5 LOB: 1 BB: 1 P: 12	R: 1 E: 1 K: 2 S: 9	H: 1 LOB: 1 BB: 0 P: 9		1B: 7 2B: 1 3B: 1 HR: 0	SF: 0 SAC: 1 DP: 1 HBP: 0	WP: 0 PB: 0 SB: 2 CS: 0
PITCHER Tom Bradley, R ERA: 2.63 (7,1)	IP: 6.2 WLS: L BF: 29 H: 5 R: 4 ER: 4 SO: 6 BB: 4 IBB: 0 HBP: 0 BLK: 0 WP: 0 HR: 0 S: 37 P: 53 ERA: 5.40 WHIP: 1.350															PITCHER				

Batter	1	2	3	4	5	6	7	8	9	AB	R	H	RBI	BB	SO	LOB	TOP																					
Bobby Bonds, R OBP: 0.366, SLG: 0.568 (1, 9)	F4		F8			CS 1B	K		F9	5	0	1	0	0	1	1	San Francisco Giants @ San Diego Padres San Diego Stadium, San Diego, CA Tue May 15 1973, 10:05 PM EDT Att: 7,322 - Unknown livebaseballscorecards.com																					
Tito Fuentes, S OBP: 0.341, SLG: 0.404 (1, 4)	2B		F6			K	FC5-4		1B	5	0	2	0	0	1	2																						
Chris Speier, R OBP: 0.351, SLG: 0.429 (1, 6)	BB		1B			HR	L8		4-3	4	1	2	1	1	0	2																						
Willie McCovey, L OBP: 0.413, SLG: 0.550 (1, 3)	L8		1B			K			F8	3	0	0	0	1	1	2																						
Ed Goodson, L OBP: 0.390, SLG: 0.440 (1, 5)	K		5-3			E 1B	1B		1B 1B	4	2	2	0	0	1	4																						
Gary Maddox, R OBP: 0.376, SLG: 0.469 (1, 8)					6-3		1B		1B	4	1	2	1	0	0	0																						
Gary Matthews, R OBP: 0.408, SLG: 0.449 (1, 7)					6-3		1B		1B	4	0	3	2	0	0	0																						
Dave Rader, L OBP: 0.274, SLG: 0.231 (1, 2)	F5				K		FC5-4		G6-3	4	0	0	0	0	1	4																						
Ron Bryant, S OBP: 0.120, SLG: 0.120 (8, 1)	4-3				K				6-3	3	0	1	0	0	1	1																						
Randy Moffitt, R (8, 1)							FC5-4 1B			1	0	0	0	0	0	0																						
Inning Stats	R: 0 E: 0 K: 1 S: 6	H: 1 LOB: 2 BB: 1 P: 10	R: 0 E: 0 K: 0 S: 4	H: 1 LOB: 1 BB: 0 P: 4	R: 0 E: 0 K: 0 S: 4	H: 1 LOB: 2 BB: 1 P: 8	R: 0 E: 0 K: 1 S: 5	H: 0 LOB: 0 BB: 0 P: 5	R: 0 E: 0 K: 2 S: 7	H: 1 LOB: 0 BB: 0 P: 7	R: 3 E: 1 K: 1 S: 8	H: 4 LOB: 0 BB: 0 P: 8	R: 0 E: 0 K: 1 S: 6	H: 1 LOB: 1 BB: 0 P: 6	R: 1 E: 0 K: 0 S: 5	H: 3 LOB: 1 BB: 0 P: 5	R: 0 E: 0 K: 0 S: 4	H: 1 LOB: 1 BB: 0 P: 4	1B: 10 2B: 3 3B: 0 HR: 1	SF: 0 SAC: 0 DP: 2 HBP: 0	WP: 0 PB: 0 SB: 0 CS: 1	PA: 39																
PITCHER	IP	WLS	BF	H	R	ER	SO	BB	IBB	HBP	BLK	WP	HR	S	P	ERA	WHIP	PITCHER				IP	WLS	BF	H	R	ER	SO	BB	IBB	HBP	BLK	WP	HR	S	P	ERA	WHIP
Vicente Romo, R ERA: 3.29 (1, 1)	5.1	L	25	8	3	2	5	2	0	0	0	0	1	33	41	3.38	1.875																					
Rich Troedson, L ERA: 5.09 (6, 1)	1.2		5	1	0	0	1	0	0	0	0	0	0	7	7	0.00	0.600																					
Gary Ross, R ERA: 3.67 (8, 1)	2.0		9	4	1	1	0	0	0	0	0	0	0	9	9	4.50	2.000																					

AB 37
R 4
H 13
RBI 4
BB 2
SO 6
LOB 16




Batter	1	2	3	4	5	6	7	8	9	AB	R	H	RBI	BB	SO	LOB	BOTTOM																					
Enzo Hernandez, R OBP: 0.339, SLG: 0.276 (1, 6)	5-3		F8						F9	5	1	1	0	0	0	4	San Francisco Giants @ San Diego Padres San Diego Stadium, San Diego, CA Tue May 15 1973, 10:05 PM EDT Att: 7,322 - Unknown livebaseballscorecards.com																					
Johnny Grubb, L OBP: 0.402, SLG: 0.431 (1, 8)	2B		FC1-6						E8	3	1	1	0	1	0	3																						
Jerry Morales, R OBP: 0.278, SLG: 0.385 (1, 7)	2B		1-3						1B	4	0	1	0	0	0	2																						
Nate Colbert, R OBP: 0.347, SLG: 0.403 (1, 3)	FC5-2-5-1								F8	4	0	1	0	0	0	2																						
Cito Gaston, R OBP: 0.355, SLG: 0.496 (1, 9)	6-3								1B	4	0	1	1	0	1	2																						
Fred Kendall, R OBP: 0.350, SLG: 0.405 (1, 2)	6-3								G1-4-3	4	0	1	0	0	0	2																						
Dave Campbell, R OBP: 0.310, SLG: 0.304 (1, 4)	F3								1B	4	0	1	0	0	1	1																						
Dave Hilton, R OBP: 0.279, SLG: 0.315 (9, PH)	4-3								L7	2	0	0	0	1	1	1																						
Vicente Romo, R ERA: 3.29 (8, 1)									G3	1	0	0	0	0	0	0																						
Rich Troedson, L ERA: 5.09 (7, PH)										1	0	0	0	0	0	0																						
Ivan Murrell, R OBP: 0.125, SLG: 0.125 (8, 1)										0	0	0	0	0	0	0																						
Gary Ross, R ERA: 3.67 (8, 1)										0	0	0	0	0	0	0																						
Leron Lee, L OBP: 0.207, SLG: 0.359 (9, PH)										0	0	0	0	0	0	0																						
Don Mason, L (9, PH)										0	0	0	0	0	0	0																						
Inning Stats	R: 0 E: 0 K: 0 S: 4	H: 1 LOB: 2 BB: 1 P: 8	R: 0 E: 0 K: 0 S: 3	H: 0 LOB: 0 BB: 0 P: 3	R: 0 E: 0 K: 0 S: 3	H: 0 LOB: 0 BB: 0 P: 3	R: 0 E: 0 K: 1 S: 5	H: 1 LOB: 1 BB: 0 P: 5	R: 0 E: 0 K: 2 S: 8	H: 1 LOB: 1 BB: 0 P: 8	R: 2 E: 1 K: 0 S: 6	H: 4 LOB: 1 BB: 0 P: 6	R: 0 E: 0 K: 0 S: 4	H: 1 LOB: 1 BB: 0 P: 4	1B: 6 2B: 2 3B: 0 HR: 0	SF: 0 SAC: 0 DP: 1 HBP: 0	WP: 0 PB: 0 SB: 0 CS: 0	PA: 37																				
PITCHER	IP	WLS	BF	H	R	ER	SO	BB	IBB	HBP	BLK	WP	HR	S	P	ERA	WHIP	PITCHER				IP	WLS	BF	H	R	ER	SO	BB	IBB	HBP	BLK	WP	HR	S	P	ERA	WHIP
Ron Bryant, L ERA: 1.97 (1, 1)	7.0		29	5	2	2	3	3	0	0	0	0	0	32	44	2.57	1.143																					
Randy Moffitt, R ERA: 1.7 (8, 1)	2.0	S	8	3	0	0	0	0	0	0	0	0	0	8	8	0.00	1.500																					


AB 34
R 2
H 8
RBI 1
BB 3
SO 3
LOB 20



Batter	1	2	3	4	5	6	7	8	9	AB	R	H	RBI	BB	SO	LOB	TOP									
Bobby Bonds, R OBP: 0.364, SLG: 0.558 (1, 9)										3	0	0	0	1	2	1	San Francisco Giants @ San Diego Padres San Diego Stadium, San Diego, CA Wed May 16 1973, 10:05 PM EDT Att: 7,989 - Unknown livebaseballscorecards.com									
Tito Fuentes, S OBP: 0.335, SLG: 0.400 (1, 4)										4	0	1	0	0	0	1										
Chris Speier, R OBP: 0.354, SLG: 0.431 (1, 6)										4	0	2	0	0	0	2										
Willie McCovey, L OBP: 0.401, SLG: 0.530 (1, 3)										4	0	0	0	0	0	3										
Ed Goodson, L OBP: 0.375, SLG: 0.421 (1, 5)											4	0	0	0	0	1										
Gary Maddox, R OBP: 0.385, SLG: 0.455 (1, 8)											3	0	0	0	0	1										
Gary Matthews, R OBP: 0.406, SLG: 0.467 (1, 7)										3	1	1	0	0	0	1										
Mike Sadek, R OBP: 0.375, SLG: 0.167 (8, PH)										2	0	0	0	0	0	0										
Chris Arnold, R OBP: 0.625, SLG: 1.000 (8, 2)										1	0	1	0	0	0	0										
Juan Marichal, R OBP: 0.364, SLG: 0.333 (8, PH)										2	0	0	0	0	0	0										
Dave Kingman, R OBP: 0.226, SLG: 0.390 (8, 1)										1	0	0	0	0	1	1										
Elias Sosa, R (8, 1)										0	0	0	0	0	0	0										
Inning Stats	R: 0 E: 0 K: 1 S: 6	H: 1 LOB: 1 BB: 0 P: 6	R: 1 E: 1 K: 0 S: 4	H: 1 LOB: 0 BB: 0 P: 4	R: 0 E: 0 K: 0 S: 3	H: 0 LOB: 0 BB: 0 P: 3	R: 0 E: 0 K: 0 S: 3	H: 0 LOB: 0 BB: 0 P: 3	R: 0 E: 0 K: 0 S: 3	H: 0 LOB: 1 BB: 1 P: 7	R: 0 E: 0 K: 1 S: 5	H: 0 LOB: 0 BB: 0 P: 5	R: 0 E: 0 K: 2 S: 8	H: 1 LOB: 1 BB: 0 P: 8	R: 0 E: 0 K: 0 S: 4	H: 1 LOB: 1 BB: 0 P: 4	1B: 4 2B: 0 3B: 1 HR: 0	SF: 0 SAC: 0 DP: 1 HBP: 0	WP: 0 PB: 0 SB: 0 CS: 1	PA: 32						
PITCHER Mike Caldwell, L ERA: 4.06 (1, 1)	IP: 9.0 WLS: W BF: 32	H: 5 R: 1 ER: 0 SO: 4	BB: 1 IBB: 0 HBP: 0 BLK: 0	WP: 0 HR: 0 S: 39 P: 43	ERA: 0.00 WHIP: 0.667											ERA: 0.00 WHIP: 0.667										

Batter	1	2	3	4	5	6	7	8	9	AB	R	H	RBI	BB	SO	LOB	BOTTOM									
Enzo Hernandez, R OBP: 0.336, SLG: 0.275 (1, 6)										4	0	1	0	0	0	1	San Francisco Giants @ San Diego Padres San Diego Stadium, San Diego, CA Wed May 16 1973, 10:05 PM EDT Att: 7,989 - Unknown livebaseballscorecards.com									
Johnny Grubb, L OBP: 0.405, SLG: 0.472 (1, 8)										4	2	2	1	0	0	1										
Jerry Morales, R OBP: 0.289, SLG: 0.391 (1, 7)										4	2	2	1	0	0	1										
Nate Colbert, R OBP: 0.344, SLG: 0.399 (1, 3)										4	0	1	0	0	2	1										
Cito Gaston, R OBP: 0.352, SLG: 0.488 (1, 9)										4	0	1	1	0	1	1										
Fred Kendall, R OBP: 0.355, SLG: 0.417 (1, 2)										4	0	2	0	0	0	1										
Dave Campbell, R OBP: 0.306, SLG: 0.301 (1, 5)										4	0	1	0	0	0	2										
Derrel Thomas, S OBP: 0.284, SLG: 0.242 (1, 4)										4	0	1	0	0	1	4										
Mike Caldwell, R OBP: 0.273, SLG: 0.273 (1, 1)										2	0	0	0	0	1	5										
Inning Stats	R: 0 E: 0 K: 0 S: 4	H: 1 LOB: 1 BB: 0 P: 4	R: 0 E: 1 K: 0 S: 5	H: 2 LOB: 2 BB: 0 P: 5	R: 1 E: 0 K: 1 S: 6	H: 1 LOB: 0 BB: 0 P: 6	R: 0 E: 0 K: 3 S: 11	H: 2 LOB: 2 BB: 0 P: 11	R: 2 E: 0 K: 0 S: 6	H: 3 LOB: 1 BB: 0 P: 6	R: 0 E: 0 K: 0 S: 4	H: 1 LOB: 1 BB: 0 P: 4	R: 1 E: 0 K: 1 S: 6	H: 1 LOB: 0 BB: 0 P: 6	R: 0 E: 0 K: 0 S: 3	H: 0 LOB: 0 BB: 0 P: 3		1B: 8 2B: 2 3B: 0 HR: 1	SF: 0 SAC: 1 DP: 1 HBP: 0	WP: 0 PB: 0 SB: 2 CS: 0	PA: 35					
PITCHER Juan Marichal, R ERA: 2.8 Elias Sosa, R ERA: 2.37 (8, 1)	IP: 7.0 WLS: L BF: 32	H: 11 R: 4 ER: 3 SO: 5	BB: 0 IBB: 0 HBP: 0 BLK: 0	WP: 0 HR: 1 S: 42 P: 42	ERA: 3.86 WHIP: 1.571											ERA: 0.00 WHIP: 0.000										

Batter	1	2	3	4	5	6	7	8	9	AB	R	H	RBI	BB	SO	LOB	TOP					
Bobby Bonds, R OBP: 0.364, SLG: 0.556	0-0 S HBP 1B		0-0 F8 2B		0-0 5-3		0-0 6-3			4	0	2	0	0	0	1	San Francisco Giants @ Houston Astros Astrodome, Houston, TX Sat May 19 1973, 8:05 PM EDT Att: 32,928 - Dome					
Tito Fuentes, S OBP: 0.330, SLG: 0.387	0-0 F7		0-0 F8 2-3		0-3 K		0-0 6-3			4	0	0	0	0	1	2						
Ed Goodson, L OBP: 0.366, SLG: 0.402	1-0 1-2 HBP		0-0 F2		0-0 1-3		0-0 F3			3	0	0	0	0	0	1						
Willie McCovey, L OBP: 0.387, SLG: 0.504	0-3 K		0-0 6-3		0-0 4-3		0-0 F9			4	0	0	0	0	1	3						
Garry Maddox, R OBP: 0.357, SLG: 0.444	0-0 F9			0-3 K		0-0 2B		4-0 L1-3 BB		3	0	1	0	1	1	2						
Chris Speier, R OBP: 0.339, SLG: 0.411		0-0 F7		0-3 K		0-3 K		0-0 L1-3 1-2		4	0	0	0	0	2	2						
Gary Matthews, R OBP: 0.404, SLG: 0.495		0-0 F3		0-0 HR		0-0 5-3		4-0 BB		3	1	1	1	1	0	0						
Dave Rader, L OBP: 0.281, SLG: 0.241		0-0 1B		0-0 F5		0-0 G1 1B		0-0 L8		4	0	2	0	0	0	1						
Jim Barr, R OBP: 0.182, SLG: 0.100		0-0 F8			0-0 1-3		0-0 G1 1-2			3	0	0	0	0	0	2						
Inning Stats	R: 0 E: 0 K: 1 S: 6	H: 1 LOB: 2 BB: 0 P: 7	R: 0 E: 0 K: 0 S: 4	H: 1 LOB: 1 BB: 0 P: 4	R: 0 E: 0 K: 0 S: 4	H: 1 LOB: 0 BB: 0 P: 4	R: 1 E: 0 K: 2 S: 8	H: 1 LOB: 0 BB: 0 P: 8	R: 0 E: 0 K: 1 S: 5	H: 0 LOB: 0 BB: 0 P: 5	R: 0 E: 0 K: 1 S: 6	H: 1 LOB: 1 BB: 0 P: 6	R: 0 E: 0 K: 0 S: 4	H: 1 LOB: 1 BB: 0 P: 4	R: 0 E: 0 K: 0 S: 3	H: 0 LOB: 0 BB: 0 P: 3	R: 0 E: 0 K: 0 S: 2	H: 0 LOB: 1 BB: 2 P: 10	1B: 3 2B: 3 3B: 0 HR: 1	SF: 0 SAC: 0 DP: 1 HBP: 1	WP: 0 PB: 0 SB: 1 CS: 0	PA: 35
PITCHER Don Wilson, R ERA: 3.07	IP: 9.0 WLS: W BF: 35 H: 6 R: 1 ER: 1 SO: 5 BB: 2 IBB: 0 HBP: 1 BLK: 0 WP: 0 HR: 1 S: 42 P: 51 ERA: 1.00 WHIP: 0.889															PITCHER						

Batter	1	2	3	4	5	6	7	8	9	AB	R	H	RBI	BB	SO	LOB	BOTTOM					
Jimmy Wynn, R OBP: 0.318, SLG: 0.463	0-0 3B	0-0 FC6-4 1-2			0-3 K			0-0 F4		4	1	1	0	0	1	2	San Francisco Giants @ Houston Astros Astrodome, Houston, TX Sat May 19 1973, 8:05 PM EDT Att: 32,928 - Dome					
Roger Metzger, S OBP: 0.248, SLG: 0.320	0-0 SF9 3B		0-0 L1-5 3B		0-0 6-3		0-0 1B			4	1	3	1	0	0	0						
Cesar Cedeno, R OBP: 0.377, SLG: 0.559	0-3 K		0-0 L1-5		0-0 4-3		0-0 L7			4	0	0	0	0	1	3						
Bob Watson, R OBP: 0.456, SLG: 0.532	0-0 SF9		0-0 K		0-0 FC6-4 1B		0-0 F9			3	0	1	1	0	1	1						
Lee May, R OBP: 0.229, SLG: 0.309	0-3 K			0-0 5-3		0-0 FC6-4 1-2				3	0	0	0	0	1	1						
Doug Rader, R OBP: 0.331, SLG: 0.382		0-0 F7		0-3 K		0-0 6-3				3	0	0	0	0	1	0						
Johnny Edwards, L OBP: 0.270, SLG: 0.333		0-0 4-3		0-0 F8		0-0 4-3				3	0	0	0	0	0	0						
Tommy Helms, R OBP: 0.307, SLG: 0.320		0-0 1B 1B			0-0 F9		0-0 1B			3	0	2	0	0	0	0						
Don Wilson, R OBP: 0.179, SLG: 0.222		0-0 FC6-4 1-2 1B		0-3 K		0-3 K				3	0	1	0	0	2	1						
Inning Stats	R: 2 E: 0 K: 2 S: 9	H: 2 LOB: 0 BB: 0 P: 9	R: 0 E: 0 K: 0 S: 5	H: 2 LOB: 0 BB: 0 P: 5	R: 0 E: 0 K: 1 S: 5	H: 0 LOB: 0 BB: 0 P: 5	R: 0 E: 0 K: 1 S: 5	H: 0 LOB: 0 BB: 0 P: 5	R: 0 E: 0 K: 2 S: 7	H: 0 LOB: 0 BB: 0 P: 7	R: 0 E: 0 K: 0 S: 4	H: 1 LOB: 1 BB: 0 P: 4	R: 0 E: 0 K: 1 S: 6	H: 1 LOB: 1 BB: 0 P: 6	R: 0 E: 0 K: 0 S: 4	H: 1 LOB: 1 BB: 0 P: 4	R: 0 E: 0 K: 0 S: 9	H: 1 LOB: 1 BB: 0 P: 4	1B: 5 2B: 1 3B: 3 HR: 0	SF: 1 SAC: 0 DP: 1 HBP: 0	WP: 0 PB: 0 SB: 0 CS: 0	PA: 31
PITCHER Jim Barr, R ERA: 3.58	IP: 8.0 WLS: L BF: 31 H: 8 R: 2 ER: 2 SO: 7 BB: 0 IBB: 0 HBP: 0 BLK: 0 WP: 0 HR: 0 S: 45 P: 45 ERA: 2.25 WHIP: 1.000															PITCHER						

Batter	1	2	3	4	5	6	7	8	9	AB	R	H	RBI	BB	SO	LOB	TOP											
Bobby Bonds, R OBP: 0.360, SLG: 0.543 (1, 9)										4	1	0	1	1	2	1	San Francisco Giants @ Houston Astros Astrodome, Houston, TX Sun May 20 1973, 4:33 AM EDT Att: 29,231 - Dome											
Tito Fuentes, S OBP: 0.326, SLG: 0.393 (1, 4)										5	1	1	3	0	0	0												
Ed Goodson, L OBP: 0.359, SLG: 0.393 (1, 5)										5	0	1	0	0	1	0												
Chris Speier, R OBP: 0.340, SLG: 0.407 (1, 6)										4	0	1	0	1	0	1												
Garry Maddox, R OBP: 0.368, SLG: 0.473 (1, 8)										4	0	2	0	0	0	2												
Gary Matthews, R OBP: 0.415, SLG: 0.510 (1, 7)										3	1	2	0	1	0	1												
Dave Kingman, R OBP: 0.236, SLG: 0.402 (1, 3)										4	1	2	1	0	2	4												
Dave Rader, L OBP: 0.286, SLG: 0.252 (1, 2)										2	2	1	1	1	0	2												
Tom Bradley, R Charlie Williams, R Damiano Blanco, R Don Carrithers, R Gary Thompson, L Elias Sosa, R Chris Amos, S Randy McRiff, R Garry Maddox, R (1, 1)										1	0	0	0	0	0	0												
Inning Stats	R: 0 E: 0 K: 1 S: 6	H: 1 LOB: 1 BB: 0 P: 6	R: 0 E: 0 K: 1 S: 6	H: 2 LOB: 1 BB: 0 P: 6	R: 0 E: 0 K: 0 S: 3	H: 0 LOB: 0 BB: 0 P: 3	R: 0 E: 0 K: 1 S: 4	H: 0 LOB: 0 BB: 1 P: 8	R: 3 E: 0 K: 0 S: 6	H: 3 LOB: 0 BB: 0 P: 6	R: 0 E: 0 K: 1 S: 6	H: 1 LOB: 2 BB: 1 P: 10	R: 4 E: 0 K: 0 S: 4	H: 1 LOB: 1 BB: 3 P: 17	R: 0 E: 0 K: 2 S: 8	H: 1 LOB: 1 BB: 0 P: 8		R: 0 E: 0 K: 0 S: 4	H: 1 LOB: 1 BB: 0 P: 4	1B: 4 2B: 5 3B: 2 HR: 0	SF: 0 SAC: 1 DP: 2 HBP: 1	WP: 2 PB: 0 SB: 0 CS: 0	PA: 41					
PITCHER	IP	WLS	BF	H	R	ER	SO	BB	IBB	HBP	BLK	WP	HR	S	P	ERA	WHIP											
Jerry Reuss, L ERA: 2.49 (1, 1)	6.0		27	7	5	5	4	4	0	0	0	1	0	31	47	7.50	1.833											
Cecil Upshaw, R ERA: 5.14 (7, 1)	0.0		2	1	1	1	0	1	0	0	0	0	0	1	5	∞	∞											
Jim Crawford, L ERA: 4.5 (7, 1)	1.2		7	1	1	1	0	1	0	0	0	1	1	0	8	9	5.40	0.600										
Jim York, R ERA: 1.82 (8, 1)	1.1	W	5	1	0	0	1	0	0	0	0	0	0	7	7	0.00	0.750											

Batter	1	2	3	4	5	6	7	8	9	AB	R	H	RBI	BB	SO	LOB	BOTTOM										
Jimmy Wynn, R OBP: 0.314, SLG: 0.474 (1, 9)										5	1	1	1	0	0	1	San Francisco Giants @ Houston Astros Astrodome, Houston, TX Sun May 20 1973, 4:33 AM EDT Att: 29,231 - Dome										
Roger Metzger, S OBP: 0.246, SLG: 0.318 (1, 6)										4	0	1	0	0	0	1											
Cesar Cedeno, R OBP: 0.369, SLG: 0.545 (1, 8)										4	0	0	0	0	1	1											
Bob Watson, R OBP: 0.463, SLG: 0.535 (1, 7)										3	2	2	0	1	0	0											
Lee May, R OBP: 0.230, SLG: 0.302 (1, 3)										3	1	0	0	1	2	2											
Doug Rader, R OBP: 0.335, SLG: 0.385 (1, 5)										4	1	2	0	0	1	2											
Johnny Edwards, L OBP: 0.281, SLG: 0.365 (1, 2)										2	2	1	3	1	0	0											
Tommye Agee, R OBP: 0.344, SLG: 0.373 (6, PH)										1	0	0	0	0	1	2											
Larry Howard, R OBP: 0.220, SLG: 0.178 (9, 2)										0	0	0	0	0	0	0											
Tommy Helms, R OBP: 0.311, SLG: 0.325 (1, 4)										4	1	2	1	0	1	2											
Jerry Reuss, L OBP: 0.192, SLG: 0.192 (1, 1)										2	0	0	1	0	1	1											
Cecil Upshaw, R (7, 1)										0	0	0	0	0	0	0											
Jim Crawford, L OBP: 0.250, SLG: 0.500 (7, 1)										0	0	0	0	0	0	0											
Jim York, R (8, PH)										0	0	0	0	0	0	0											
Jesus Alou, R OBP: 0.250, SLG: 0.375 (9, PH)										1	0	0	0	0	1	0											
Inning Stats	R: 0 E: 0 K: 0 S: 3	H: 0 LOB: 0 BB: 0 P: 3	R: 3 E: 0 K: 0 S: 6	H: 3 LOB: 0 BB: 0 P: 6	R: 0 E: 0 K: 0 S: 3	H: 0 LOB: 0 BB: 0 P: 3	R: 4 E: 2 K: 0 S: 6	H: 2 LOB: 1 BB: 2 P: 14	R: 0 E: 0 K: 1 S: 5	H: 0 LOB: 0 BB: 0 P: 5	R: 0 E: 0 K: 2 S: 8	H: 1 LOB: 1 BB: 0 P: 8	R: 0 E: 0 K: 1 S: 5	H: 1 LOB: 0 BB: 0 P: 5	R: 0 E: 0 K: 3 S: 10	H: 1 LOB: 2 BB: 1 P: 14	R: 1 E: 0 K: 1 S: 4	H: 1 LOB: 0 BB: 0 P: 4	1B: 7 2B: 0 3B: 0 HR: 2	SF: 0 SAC: 1 DP: 0 HBP: 0	WP: 0 PB: 0 SB: 0 CS: 1	PA: 37					
PITCHER	IP	WLS	BF	H	R	ER	SO	BB	IBB	HBP	BLK	WP	HR	S	P	ERA	WHIP										
Tom Bradley, R ERA: 3.82 (1, 1)	3.1		17	5	7	5	0	1	1	0	0	0	0	15	23	13.50	1.800										
Charlie Williams, R ERA: (4, 1)	0.2		3	0	0	0	0	0	0	0	0	0	0	3	3	0.00	0.000										
Don Carrithers, R ERA: 7.50 (5, 1)	2.0		7	1	0	0	3	0	0	0	0	0	0	13	13	0.00	0.500										
Elias Sosa, R ERA: 2.25 (7, 1)	1.0		3	1	0	0	1	0	0	0	0	0	0	5	5	0.00	1.000										
Randy McRiff, R ERA: 1.89 (8, 1)	0.1		3	1	0	0	1	1	0	0	0	0	0	4	8	0.00	6.000										
PITCHER	IP	WLS	BF	H	R	ER	SO	BB	IBB	HBP	BLK	WP	HR	S	P	ERA	WHIP										
Sam McDowell, L ERA: 5.6 (8, 1)	1.0	L	4	1	1	1	3	0	0	0	0	0	0	1	10	9.00	1.000										

AB	34
R	7
H	10
RBI	6
BB	5
SO	6
LOB	13



AB	33
R	8
H	9
RBI	6
BB	3
SO	8
LOB	12



livebaseballscores.com

livebaseballscores.com

Batter	1	2	3	4	5	6	7	8	9	AB	R	H	RBI	BB	SO	LOB	TOP										
Bobby Bonds, R OBP: 0.368, SLG: 0.543 Jim Howarth, L OBP: 0.229, SLG: 0.186	0-0 4-3 E 1B	4-0 8-6-3 BB	0-0 K	0-3 K	0-0 HBP	1-0 S 1B HBP	0-0 E1 F8 WP	0-0 E1 F8 WP		2	2	1	0	1	1	0											
Tito Fuentes, S OBP: 0.323, SLG: 0.388	0-0 4-3	0-0 8-6-3	0-0 F7	0-0 F7	0-0 1B	0-0 1B	0-0 F8	0-0 F8		5	0	1	1	0	0	3											
Garry Maddox, R OBP: 0.369, SLG: 0.496	0-0 E5 1B 1B	0-0 F4	0-0 5-3	0-0 5-3	0-0 HR	0-0 K	0-3 K			5	2	2	1	0	1	1											
Willie McCovey, L OBP: 0.381, SLG: 0.488	0-0 F7		4-0 1B 1B BB		0-0 F8		0-0 4-3	0-0 4-3		4	0	0	0	1	0	2											
Ed Goodson, L OBP: 0.369, SLG: 0.429	0-0 1B 3B 1B		0-0 1B 1-2 1B		0-0 4-1		0-0 4-3		0-0 HR	5	2	3	1	0	0	0											
Gary Matthews, R OBP: 0.423, SLG: 0.523	0-0 1-2 3B 1B		0-3 K		0-0 2B		0-0 E S HR 1B		0-0 F8	5	2	3	1	0	1	2											
Chris Speier, R OBP: 0.347, SLG: 0.441	0-0 1-2 3H 2H 3B		0-0 1-3 2H 1B		0-0 F2		0-0 HR		0-0 F8	5	1	3	4	0	0	1											
Dave Rader, L OBP: 0.296, SLG: 0.254	4-0 IBB		4-0 FC4-6 IBB		0-0 F7		0-0 1B		0-0 G3	3	0	1	0	2	0	0											
Ron Bryant, S OBP: 0.107, SLG: 0.107 Randy Moffitt, R (6, 1)	0-3 K		0-0 FC4-6		0-3 K		0-0 5-3			3	0	0	0	0	2	5											
Inning Stats	R: 4 E: 1 K: 1 S: 10	H: 5 LOB: 2 BB: 1 P: 14	R: 0 E: 0 K: 0 S: 2	H: 0 LOB: 0 BB: 1 P: 6	R: 0 E: 0 K: 1 S: 6	H: 2 LOB: 3 BB: 2 P: 14	R: 0 E: 0 K: 1 S: 5	H: 0 LOB: 0 BB: 0 P: 5	R: 0 E: 0 K: 0 S: 4	H: 1 LOB: 1 BB: 0 P: 4	R: 1 E: 0 K: 1 S: 5	H: 1 LOB: 1 BB: 0 P: 6	R: 3 E: 0 K: 0 S: 7	H: 4 LOB: 1 BB: 0 P: 7	R: 0 E: 1 K: 1 S: 6	H: 0 LOB: 1 BB: 0 P: 6	R: 1 E: 0 K: 0 S: 4	H: 1 LOB: 0 BB: 0 P: 4	1B: 9 2B: 2 3B: 1 HR: 3	SF: 0 SAC: 0 DP: 1 HBP: 1	WP: 1 PA: 44 PB: 0 SB: 3 CS: 0						
PITCHER	IP	WLS	BF	H	R	ER	SO	BB	IBB	HBP	BLK	WP	HR	S	P	ERA	WHIP	PITCHER									
Ken Forsch, R ERA: 3.69	(1, 1)	0.2	L	7	5	4	4	0	0	0	0	0	0	7	13	54.00	7.500										
Tom Griffin, R ERA: 3.77	(1, 1)	1.1		5	0	0	0	1	1	0	0	0	0	5	13	0.00	0.750										
Jim Ray, R ERA: 1.84	(3, 1)	4.0		17	4	1	1	3	1	1	0	0	0	20	29	2.25	1.250										
Jim York, R ERA: 2.81	(7, 1)	1.0		7	4	3	3	0	0	0	0	0	2	7	7	27.00	4.000										
Jim Crawford, L ERA: 4.5	(8, 1)	2.0		8	1	1	1	1	0	0	0	1	1	10	10	4.50	0.500										

San Francisco Giants @ Houston Astros
Astrodome, Houston, TX
Mon May 21 1973, 8:05 PM EDT
Att. 24,186 - Dome

AB 39
R 9
H 14
RBI 8
BB 4
SO 5
LOB 15

Batter	1	2	3	4	5	6	7	8	9	AB	R	H	RBI	BB	SO	LOB	BOTTOM											
Jimmy Wynn, R OBP: 0.322, SLG: 0.494	4-0 FC5-4 BB	0-0 5-3			0-0 HR		0-0 6-3		0-0 BB 1B	4	1	2	1	1	0	1												
Roger Metzger, S OBP: 0.261, SLG: 0.323	0-3 K		0-0 G6-4-3 1B		0-0 1B		0-3 K		4-0 1-2 BB	4	0	2	0	1	2	1												
Cesar Cedeno, R OBP: 0.318, SLG: 0.545 Tommie Agee, R OBP: 0.333, SLG: 0.359	0-0 F7		0-0 F4		0-0 F8		0-0 1B		0-0 1-3	0	0	0	0	0	0	0												
Bob Watson, R OBP: 0.458, SLG: 0.524	0-0 FC5-4		0-0 G6-4-3		1-0 1B HBP		0-0 5-3			3	1	0	0	0	0	3												
Lee May, R OBP: 0.223, SLG: 0.292		0-0 F4		0-0 F9		0-0 F8		0-0 5-3		4	0	0	0	0	0	1												
Doug Rader, R OBP: 0.328, SLG: 0.375		0-0 F8		0-0 F3		0-0 F8		0-3 K		4	0	0	0	0	1	1												
Tommy Helms, R OBP: 0.331 Bob Gallagher, L OBP: 0.188, SLG: 0.200 Hector Torres, R OBP: 0.154, SLG: 0.083		0-0 F9		0-0 F9		0-0 1B 1-2 1B		0-0 4-3		3	1	2	0	0	0	0												
Larry Howard, R OBP: 0.245, SLG: 0.229 Jerry Reuss, L OBP: 0.192, SLG: 0.192 Jim York, R		0-0 1B		0-0 F8		0-0 F8		0-0 F8		3	1	2	1	0	0	0												
Jim Crawford, L OBP: 0.500 Jimmy Stewart, S OBP: 0.250, SLG: 0.182		1-3 1B 2B		0-0 K		1-2 2H 1B		0-0 F8		0	0	0	0	0	0	0												
Ken Forsch, R OBP: 0.077, SLG: 0.040 Tom Griffin, R Jesus Alou, R OBP: 0.250, SLG: 0.444 Jim Ray, R OBP: 0.250, SLG: 0.290 Skip Jutz, R OBP: 0.276, SLG: 0.326		0-0 2H 3H 1B		0-3 K		0-0 F5		0-0 4-3		0	0	0	0	0	0	0												
Inning Stats	R: 0 E: 0 K: 1 S: 5	H: 0 LOB: 1 BB: 1 P: 9	R: 2 E: 0 K: 0 S: 6	H: 3 LOB: 1 BB: 0 P: 6	R: 0 E: 0 K: 0 S: 3	H: 1 LOB: 0 BB: 0 P: 3	R: 0 E: 0 K: 0 S: 3	H: 0 LOB: 0 BB: 0 P: 3	R: 1 E: 0 K: 1 S: 7	H: 2 LOB: 1 BB: 0 P: 7	R: 1 E: 0 K: 0 S: 5	H: 2 LOB: 2 BB: 0 P: 6	R: 0 E: 0 K: 1 S: 6	H: 1 LOB: 1 BB: 0 P: 6	R: 0 E: 0 K: 1 S: 5	H: 0 LOB: 0 BB: 0 P: 5	R: 0 E: 0 K: 0 S: 4	H: 1 LOB: 2 BB: 1 P: 8	1B: 8 2B: 1 3B: 0 HR: 1	SF: 0 SAC: 0 DP: 1 HBP: 1	WP: 0 PA: 39 PB: 0 SB: 0 CS: 0							
PITCHER	IP	WLS	BF	H	R	ER	SO	BB	IBB	HBP	BLK	WP	HR	S	P	ERA	WHIP	PITCHER										
Ron Bryant, L ERA: 2.3	(1, 1)	5.2	W	26	8	4	4	2	1	0	0	0	0	1	28	33	6.35	1.588										
Randy Moffitt, R ERA: 1.55	(6, 1)	3.1	S	13	2	0	0	2	1	0	0	0	0	16	20	0.00	0.900											

San Francisco Giants @ Houston Astros
Astrodome, Houston, TX
Mon May 21 1973, 8:05 PM EDT
Att. 24,186 - Dome

AB 36
R 4
H 10
RBI 4
BB 2
SO 4
LOB 14

Batter	1	2	3	4	5	6	7	8	9	AB	R	H	RBI	BB	SO	LOB	TOP											
Bobby Bonds, R OBP: 0.378, SLG: 0.568 (1, 9)	4-0 SH1-3 1B BB		0-0 1B 2B	0-0 FC6-4 S 1B		0-0 F9			0-0 HR	4	4	3	1	1	0	0	San Francisco Giants @ Atlanta Braves Atlanta Stadium, Atlanta, GA Tue May 22 1973, 7:05 PM EDT Att: 8,846 - Unknown											
Tito Fuentes, S OBP: 0.327, SLG: 0.387 (1, 4)	0-0 SH1-3		0-0 2B 1B	4-0 FC6-4 BB		0-0 5-3			0-3 K	3	1	1	1	1	1	0												
Garry Maddox, R OBP: 0.378, SLG: 0.508 (1, 8)	0-0 CS 1B		0-0 F8	0-0 FC6-4 S					0-0 2B	5	0	3	1	0	0	3												
Willie McCovey, L OBP: 0.383, SLG: 0.484 Dave Kingman, R OBP: 0.226, SLG: 0.388 (3, 3)	0-3 K		4-0 2B 1B IBB	0-3 K					0-3 K	1	1	0	0	1	1	1												
Ed Goodson, L OBP: 0.373, SLG: 0.431 (1, 5)	0-0 CS		0-0 F8						0-0 6-3	4	0	2	0	0	0	2												
Gary Matthews, R OBP: 0.425, SLG: 0.532 (1, 7)			0-0 1B 2B						0-0 6-3	4	1	2	1	0	0	1												
Chris Speier, R OBP: 0.355, SLG: 0.448 (1, 6)			0-3 K						0-0 1B	4	0	3	2	0	1	2												
Dave Rader, L OBP: 0.297, SLG: 0.248 (1, 2)			4-0 IBB						0-0 6-3	3	0	0	0	1	0	4												
Juan Marichal, R OBP: 0.308, SLG: 0.273 (1, 1)			0-0 G6-4-3						0-0 4-3	4	0	0	0	0	0	3												
Inning Stats	R: 1 E: 0 K: 1 S: 5	H: 1 LOB: 0 BB: 1 P: 9	R: 0 E: 1 K: 1 S: 6	H: 2 LOB: 2 BB: 1 P: 10	R: 4 E: 0 K: 0 S: 7	H: 4 LOB: 1 BB: 1 P: 11	R: 1 E: 0 K: 1 S: 6	H: 1 LOB: 1 BB: 1 P: 10	R: 0 E: 0 K: 0 S: 4	H: 2 LOB: 1 BB: 0 P: 4	R: 0 E: 0 K: 0 S: 3	H: 0 LOB: 0 BB: 0 P: 3	R: 0 E: 0 K: 0 S: 3	H: 1 LOB: 0 BB: 0 P: 3	R: 0 E: 0 K: 0 S: 3	H: 1 LOB: 1 BB: 0 P: 3	R: 1 E: 0 K: 2 S: 9	H: 2 LOB: 1 BB: 0 P: 9	1B: 10 2B: 3 3B: 0 HR: 1	SF: 0 SAC: 1 DP: 4 HBP: 0	WP: 0 PB: 0 SB: 4 CS: 1	PA: 41						
PITCHER	IP	WLS	BF	H	R	ER	SO	BB	IBB	HBP	BLK	WP	HR	S	P	ERA	WHIP											
Pat Dobson, R ERA: 5.17 (1, 1)	2.2	L	16	7	5	5	2	1	2	0	0	0	0	0	17	29	16.88	3.000										
Ron Schueler, R ERA: 4.5 (3, 1)	2.1		10	3	1	1	1	1	0	0	0	0	0	11	15	3.86	1.714											
Jim Panther, R ERA: (6, 1)	2.0		6	1	0	0	0	0	0	0	0	0	0	6	6	0.00	0.500											
Danny Frisella, R ERA: 3.97 (8, 1)	2.0		8	3	1	1	2	0	0	0	0	0	1	12	12	4.50	1.500											
Batter	1	2	3	4	5	6	7	8	9	AB	R	H	RBI	BB	SO	LOB	BOTTOM											
Ralph Garr, L OBP: 0.262, SLG: 0.281 (1, 9)	0-0 6-3			0-0 1B 1B					0-0 G3-6-3	4	1	2	1	0	0	1	San Francisco Giants @ Atlanta Braves Atlanta Stadium, Atlanta, GA Tue May 22 1973, 7:05 PM EDT Att: 8,846 - Unknown											
Johnny Oates, L OBP: 0.283, SLG: 0.304 (1, 2)	0-0 F8			0-0 1B 1B					0-0 BB	3	0	1	0	1	0	1												
Darrell Evans, L OBP: 0.359, SLG: 0.574 (1, 5)	0-0 F8			0-0 F7					0-3 K	4	0	0	0	0	1	3												
Hank Aaron, R OBP: 0.384, SLG: 0.568 (1, 7)				0-0 F6					0-0 HR	4	1	1	1	0	0	3												
Joe Pepitone, L OBP: 0.325, SLG: 0.379 (1, 3)				0-0 F8					0-0 F4	4	0	2	1	0	0	1												
Dusty Baker Jr., R OBP: 0.315, SLG: 0.417 (1, 8)				0-0 F9					0-0 6-3	4	0	0	0	0	0	3												
Davey Johnson, R OBP: 0.370, SLG: 0.429 (1, 4)				0-3 K					0-0 6-3	4	0	0	0	0	1	1												
Marty Perez, R OBP: 0.360, SLG: 0.353 (1, 6)				0-0 F9					0-0 1B	4	1	3	0	0	0	0												
Pat Dobson, R OBP: 0.067, SLG: 0.067 (3, 1) Ron Schueler, R OBP: 0.286, SLG: 0.286 (5, PH) Sonny Jeter, R OBP: 0.222, SLG: 0.171 (8, 1) Jim Panther, R (8, 1) Rod Gilbreath, R OBP: 0.341, SLG: 0.338 Danny Frisella, L (8, 1) Dick Dietz, R OBP: 0.036, SLG: 0.320 (9, PH)	1-3			0-0 3-1					0-0 FC1-4	0	0	0	0	0	0	0												
Inning Stats	R: 0 E: 0 K: 0 S: 3	H: 0 LOB: 0 BB: 0 P: 3	R: 0 E: 0 K: 0 S: 3	H: 0 LOB: 0 BB: 0 P: 3	R: 0 E: 0 K: 1 S: 5	H: 0 LOB: 0 BB: 0 P: 5	R: 1 E: 0 K: 0 S: 6	H: 3 LOB: 2 BB: 0 P: 6	R: 1 E: 0 K: 0 S: 5	H: 2 LOB: 1 BB: 0 P: 5	R: 1 E: 0 K: 1 S: 7	H: 2 LOB: 1 BB: 0 P: 7	R: 0 E: 0 K: 0 S: 3	H: 1 LOB: 0 BB: 0 P: 3	R: 0 E: 0 K: 0 S: 3	H: 0 LOB: 1 BB: 1 P: 7	R: 0 E: 0 K: 0 S: 4	H: 1 LOB: 1 BB: 0 P: 4	1B: 8 2B: 0 3B: 0 HR: 1	SF: 0 SAC: 0 DP: 1 HBP: 0	WP: 0 PB: 0 SB: 0 CS: 0	PA: 36						
PITCHER	IP	WLS	BF	H	R	ER	SO	BB	IBB	HBP	BLK	WP	HR	S	P	ERA	WHIP											
Juan Marichal, R ERA: 2.83 (1, 1)	9.0	W	36	9	3	3	2	1	0	0	0	0	1	39	43	3.00	1.111											

AB 35
R 7
H 14
RBI 6
BB 4
SO 5
LOB 19



AB 35
R 3
H 9
RBI 3
BB 1
SO 2
LOB 16



Batter	1	2	3	4	5	6	7	8	9	AB	R	H	RBI	BB	SO	LOB	TOP	
Bobby Bonds, R OBP: 0.380, SLG: 0.565 (1, 9)	6-3		F9					FC4 1B		3	0	1	0	1	0	0	San Francisco Giants @ Atlanta Braves Atlanta Stadium, Atlanta, GA Thu May 24 1973, 7:05 PM EDT Att: 4,520 - Unknown livebaseballscorecards.com	
Tito Fuentes, S OBP: 0.320, SLG: 0.379 (1, 4)	6-3		4-3					FC4 PO		4	0	0	0	0	0	3		
Garry Maddox, R OBP: 0.382, SLG: 0.504 (1, 8)			F6					PO 1B		3	0	1	0	1	0	0		
Ed Goodson, L OBP: 0.369, SLG: 0.425 (1, 5)	4-3									4	0	1	0	0	0	2		
Gary Matthews, R OBP: 0.420, SLG: 0.518 (1, 7)										3	0	0	0	1	0	2		
Chris Speier, R OBP: 0.353, SLG: 0.443 (1, 6)										4	0	1	0	0	0	2		
Dave Kingman, R OBP: 0.221, SLG: 0.375 (1, 3)										3	1	0	0	0	1	2		
Mike Sadek, R OBP: 0.300, SLG: 0.125 (1, 2)										2	0	0	0	0	1	1		
Gary Thomasson, L OBP: 0.310, SLG: 0.333 (7, PH)										1	0	0	0	0	0	0		
Elias Sosa, R (7, 1)										0	0	0	0	0	0	0		
Sam McDowell, L OBP: 0.200, SLG: 0.200 (1, 1)										2	0	1	0	0	1	1		
Dave Rader, L OBP: 0.295, SLG: 0.247 (7, 2)										1	0	0	0	0	0	0		
Inning Stats	R: 0 E: 0 K: 0 S: 4	H: 1 LOB: 1 BB: 0 P: 4	R: 1 E: 1 K: 1 S: 6	H: 1 LOB: 1 BB: 1 P: 10	R: 0 E: 0 K: 0 S: 3	H: 0 LOB: 0 BB: 0 P: 3	R: 0 E: 0 K: 2 S: 3	H: 1 LOB: 2 BB: 1 P: 12	R: 0 E: 0 K: 0 S: 3	H: 0 LOB: 0 BB: 0 P: 3	R: 0 E: 0 K: 0 S: 3	H: 1 LOB: 1 BB: 1 P: 7	R: 0 E: 0 K: 0 S: 3	H: 0 LOB: 1 BB: 1 P: 7	1B: 5 2B: 0 3B: 0 HR: 0	SF: 0 SAC: 0 DP: 1 HBP: 0	WP: 0 PB: 0 SB: 1 CS: 0	PA: 34
PITCHER Carl Morton, R ERA: 2.52 (1, 1)	IP: 9.0 WLS: W BF: 33 H: 5 R: 1 ER: 0 SO: 3 BB: 3 IBB: 0 HBP: 0 BLK: 0 WP: 0 HR: 0 S: 36 P: 48 ERA: 0.00 WHIP: 0.889											PITCHER	IP: 9.0 WLS: W BF: 33 H: 5 R: 1 ER: 0 SO: 3 BB: 3 IBB: 0 HBP: 0 BLK: 0 WP: 0 HR: 0 S: 36 P: 48 ERA: 0.00 WHIP: 0.889					

Batter	1	2	3	4	5	6	7	8	9	AB	R	H	RBI	BB	SO	LOB	BOTTOM			
Ralph Garr, L OBP: 0.262, SLG: 0.280 (1, 9)		4-3		G3						4	0	1	0	0	0	5	San Francisco Giants @ Atlanta Braves Atlanta Stadium, Atlanta, GA Thu May 24 1973, 7:05 PM EDT Att: 4,520 - Unknown livebaseballscorecards.com			
Marty Perez, R OBP: 0.364, SLG: 0.358 (1, 6)										4	0	2	0	0	0	1				
Darrell Evans, L OBP: 0.351, SLG: 0.559 (1, 5)										4	0	0	0	0	1	3				
Hank Aaron, R OBP: 0.373, SLG: 0.549 (1, 7)										4	0	0	0	0	2	3				
Dusty Baker Jr., R OBP: 0.314, SLG: 0.413 (1, 8)										4	0	1	0	0	0	2				
Davey Johnson, R OBP: 0.373, SLG: 0.447 (1, 4)										3	1	1	1	1	0	1				
Joe Pepitone, L OBP: 0.331, SLG: 0.383 (1, 3)										4	0	2	0	0	1	1				
Johnny Oates, L OBP: 0.286, SLG: 0.307 (1, 2)										2	1	1	0	0	0	1				
Carl Morton, R OBP: 0.259, SLG: 0.280 (1, 1)										3	0	2	1	0	1	2				
Inning Stats	R: 0 E: 0 K: 1 S: 6	H: 1 LOB: 1 BB: 0 P: 6	R: 2 E: 0 K: 0 S: 6	H: 3 LOB: 1 BB: 0 P: 6	R: 0 E: 0 K: 2 S: 8	H: 1 LOB: 1 BB: 0 P: 8	R: 0 E: 0 K: 1 S: 6	H: 1 LOB: 2 BB: 1 P: 10	R: 0 E: 0 K: 0 S: 4	H: 1 LOB: 1 BB: 0 P: 4	R: 0 E: 0 K: 1 S: 7	H: 2 LOB: 2 BB: 0 P: 7	R: 0 E: 0 K: 0 S: 3	H: 0 LOB: 0 BB: 0 P: 3	R: 0 E: 0 K: 0 S: 3	H: 1 LOB: 0 BB: 0 P: 3		1B: 8 2B: 1 3B: 0 HR: 1	SF: 0 SAC: 1 DP: 1 HBP: 0	WP: 0 PB: 0 SB: 0 CS: 0
PITCHER Sam McDowell, L ERA: 5.13 (7, 1)	IP: 6.0 WLS: L BF: 28 H: 9 R: 2 ER: 2 SO: 2 BB: 1 IBB: 0 HBP: 0 BLK: 0 WP: 0 HR: 1 S: 37 P: 41 ERA: 3.00 WHIP: 1.667											PITCHER	IP: 6.0 WLS: L BF: 28 H: 9 R: 2 ER: 2 SO: 2 BB: 1 IBB: 0 HBP: 0 BLK: 0 WP: 0 HR: 1 S: 37 P: 41 ERA: 3.00 WHIP: 1.667							
Elias Sosa, R ERA: 2.05 (7, 1)	IP: 2.0 WLS: 0 BF: 6 H: 1 R: 0 ER: 0 SO: 0 BB: 0 IBB: 0 HBP: 0 BLK: 0 WP: 0 HR: 0 S: 6 P: 6 ERA: 0.00 WHIP: 0.500											PITCHER	IP: 2.0 WLS: 0 BF: 6 H: 1 R: 0 ER: 0 SO: 0 BB: 0 IBB: 0 HBP: 0 BLK: 0 WP: 0 HR: 0 S: 6 P: 6 ERA: 0.00 WHIP: 0.500							


Batter	1	2	3	4	5	6	7	8	9	AB	R	H	RBI	BB	SO	LOB	TOP										
Ron Hunt, R OBP: 0.407, SLG: 0.322 (1, 4)	5-3		E5		G3-6-3		1B		2B	5	1	2	1	0	0	1	Montreal Expos @ San Francisco Giants Candlestick Park, San Francisco, CA Fri May 25 1973, 10:05 PM EDT Att: 4,177 - Unknown										
Ron Woods, R OBP: 0.392, SLG: 0.386 (1, 8)	F9		K			F7	F4		WP	5	1	1	1	0	1	4											
Ron Fairly, L OBP: 0.496, SLG: 0.546 Pepe Frias, R OBP: 0.230, SLG: 0.254 (9, PR)	6-3		L3			F5	F7		BB	4	0	0	0	1	0	4											
Ken Singleton, S OBP: 0.403, SLG: 0.408 (1, 9)		1B	1-3					FC2-6	F7	3	1	1	0	2	0	2											
Mike Jorgensen, L OBP: 0.315, SLG: 0.294 (1, 3)		S			F6			FC2-6		4	0	1	0	1	0	2											
John Boccabella, R OBP: 0.304, SLG: 0.339 (1, 2)		S			F6			6-3	FC6-4	5	1	2	1	0	0	3											
Bob Bailey, R Clyde Mashore, R (9, 7)		1B			F6		BB	6-3	FC6-4	3	0	0	0	1	1	3											
Tim Foli, R OBP: 0.242, SLG: 0.262 (1, 6)					F7		1B		SH3-4	4	1	2	1	0	0	2											
Mike Torrez, R OBP: 0.278, SLG: 0.333 Boots Day, L OBP: 0.391, SLG: 0.429 Mike Marshall, R OBP: 0.429, SLG: 0.333 (7, 1)	6-3						F3		SH3-4	2	0	1	0	0	0	2											
										1	0	0	0	0	0	2											
										0	0	0	0	0	0	0											
Inning Stats	R: 0 E: 0 K: 0 S: 3	H: 0 LOB: 0 BB: 0 P: 3	R: 1 E: 0 K: 0 S: 5	H: 2 LOB: 2 BB: 1 P: 9	R: 0 E: 1 K: 1 S: 6	H: 0 LOB: 1 BB: 0 P: 6	R: 0 E: 0 K: 0 S: 3	H: 0 LOB: 0 BB: 0 P: 3	R: 0 E: 0 K: 0 S: 3	H: 1 LOB: 0 BB: 0 P: 3	R: 0 E: 0 K: 0 S: 3	H: 0 LOB: 1 BB: 1 P: 7	R: 1 E: 0 K: 0 S: 6	H: 3 LOB: 3 BB: 1 P: 10	R: 0 E: 0 K: 1 S: 6	H: 1 LOB: 1 BB: 0 P: 6	R: 3 E: 0 K: 0 S: 6	H: 3 LOB: 2 BB: 2 P: 14	1B: 9 2B: 1 3B: 0 HR: 0	SF: 0 SAC: 1 DP: 1 HBP: 0	WP: 2 PB: 0 SB: 3 CS: 0	PA: 42					
PITCHER	IP	WLS	BF	H	R	ER	SO	BB	IBB	HBP	BLK	WP	HR	S	P	ERA	WHIP										
Jim Barr, R ERA: 3.67 Randy Moffitt, R ERA: 1.74	(1, 1)	8.1	L	37	9	4	4	2	3	0	0	0	0	38	50	4.32	1.440										
(9, 1)	0.2	5	1	1	1	0	0	2	0	0	0	1	0	3	11	13.50	4.500										


AB	36
R	5
H	10
RBI	4
BB	5
SO	2
LOB	25



Batter	1	2	3	4	5	6	7	8	9	AB	R	H	RBI	BB	SO	LOB	BOTTOM										
Bobby Bonds, R OBP: 0.376, SLG: 0.556 (1, 9)	CS	6-3		5-3			6-3		K	5	0	1	0	0	1	4	Montreal Expos @ San Francisco Giants Candlestick Park, San Francisco, CA Fri May 25 1973, 10:05 PM EDT Att: 4,177 - Unknown										
Tito Fuentes, S OBP: 0.314, SLG: 0.371 (1, 4)	6-3		F5		6-3		F4			4	0	0	0	0	0	1											
Chris Speier, R OBP: 0.346, SLG: 0.434 (1, 6)	E5		G3		F8		K			4	0	0	0	0	1	0											
Ed Goodson, L OBP: 0.381, SLG: 0.455 (1, 5)				HR	1B			F7		3	1	2	1	1	0	0											
Gary Matthews, R OBP: 0.422, SLG: 0.517 (1, 7)	F8							F8		4	0	2	0	0	0	2											
Jim Howarth, L OBP: 0.212, SLG: 0.170 Randy Moffitt, R ERA: 1.74 (9, 1)		E3	G3				F7		G3	4	0	0	0	0	0	1											
Dave Kingman, R OBP: 0.242, SLG: 0.435 (1, 3)		FC4-6							K	4	1	3	1	0	1	0											
Dave Rader, L OBP: 0.288, SLG: 0.240 (1, 2)		FC4-6			F6		F6		5-3	4	0	0	0	0	0	3											
Jim Barr, R OBP: 0.167, SLG: 0.091 Gary Thomasson, L OBP: 0.318, SLG: 0.342 (9, 8)		SH1-3			4-3		4-3			2	0	0	0	0	0	1											
										1	0	1	0	0	0	0											
										0	0	0	0	0	0	0											
Inning Stats	R: 0 E: 1 K: 0 S: 5	H: 2 LOB: 2 BB: 0 P: 5	R: 0 E: 1 K: 0 S: 5	H: 1 LOB: 2 BB: 0 P: 5	R: 1 E: 0 K: 0 S: 5	H: 2 LOB: 1 BB: 0 P: 5	R: 0 E: 0 K: 0 S: 4	H: 1 LOB: 1 BB: 0 P: 4	R: 0 E: 0 K: 0 S: 3	H: 0 LOB: 0 BB: 0 P: 3	R: 0 E: 0 K: 2 S: 8	H: 1 LOB: 1 BB: 0 P: 8	R: 0 E: 0 K: 0 S: 3	H: 0 LOB: 0 BB: 0 P: 3	R: 0 E: 0 K: 0 S: 8	H: 1 LOB: 1 BB: 0 P: 8	1B: 6 2B: 1 3B: 0 HR: 2	SF: 0 SAC: 1 DP: 0 HBP: 0	WP: 0 PB: 0 SB: 0 CS: 1	PA: 37							
PITCHER	IP	WLS	BF	H	R	ER	SO	BB	IBB	HBP	BLK	WP	HR	S	P	ERA	WHIP										
Mike Torrez, R ERA: 4.29 Mike Marshall, R ERA: 4.5	(1, 1)	6.0	W	27	8	2	2	0	1	0	0	0	0	26	30	3.00	1.500										
(7, 1)	3.0	W	10	1	0	0	3	0	0	0	0	0	0	16	16	0.00	0.333										



Batter	1	2	3	4	5	6	7	8	9	AB	R	H	RBI	BB	SO	LOB	TOP			
Ron Hunt, R OBP: 0.409, SLG: 0.336 (1, 4)	L5		F6		FC5-4 1B		S 2B			4	0	2	1	0	0	0	Montreal Expos @ San Francisco Giants Candlestick Park, San Francisco, CA Sat May 26 1973, 6:33 AM EDT Att: 5,038 - Unknown AB 34 R 3 H 9 RBI 3 BB 2 SO 5 LOB 12 			
Ron Woods, R OBP: 0.396, SLG: 0.384 John Boccabella, R OBP: 0.304, SLG: 0.339 (1, 8)	4-0 1B BB		G3-6-3 1B		FC5-4 1-2		2H 2B			3	0	1	0	1	1	2				
Ron Fairly, L OBP: 0.489, SLG: 0.535 John Strohmayer, R (7, 1) Tom Walker, R (8, 1) Mickey Scott, L (8, 1)	0-0 1B		G3-6-3 1-2				K	6-3		4	0	1	0	0	1	2				
Ken Singleton, S OBP: 0.392, SLG: 0.395 (1, 9)	G4-6-3 1-2			F6		4-3		6-3		4	0	0	0	0	2					
Mike Jorgensen, L OBP: 0.305, SLG: 0.283 (1, 3) (7, 7)		F7		G3		F8		L9		4	0	0	0	0	0	0				
Bob Bailey, R OBP: 0.366, SLG: 0.436 (1, 5)				FC6-4 1B			1B 2B	K		4	1	3	0	0	1	0				
Tim Foli, R OBP: 0.242, SLG: 0.262 (1, 6)		1-3		FC6-4 1-2			1B 2B	F6		4	1	1	0	0	0	2				
Terry Humphrey, R OBP: 0.172, SLG: 0.148 Boots Day, L OBP: 0.360, SLG: 0.391 (1, 2) (7, PH) (7, 8)					F9		K	6-3		1	0	0	0	1	0	0				
Balor Moore, L OBP: 0.174, SLG: 0.143 Bill Stoneman, R (5, 1) Hal Breeden, R OBP: 0.378, SLG: 0.714 (7, PH) (7, 3)		G3			F8		WP 1H 2H 2B	K		2	0	0	0	0	0	2				
Inning Stats	R: 0 E: 0 K: 0 S: 3	H: 1 LOB: 1 BB: 1 P: 7	R: 0 E: 0 K: 0 S: 4	H: 1 LOB: 2 BB: 1 P: 8	R: 0 E: 0 K: 0 S: 3	H: 1 LOB: 0 BB: 0 P: 3	R: 0 E: 0 K: 0 S: 4	H: 1 LOB: 1 BB: 0 P: 4	R: 0 E: 0 K: 1 S: 5	H: 0 LOB: 0 BB: 0 P: 5	R: 3 E: 0 K: 2 S: 11	H: 4 LOB: 1 BB: 0 P: 11	R: 0 E: 0 K: 1 S: 5	H: 0 LOB: 0 BB: 0 P: 5	R: 0 E: 0 K: 1 S: 5	H: 0 LOB: 0 BB: 0 P: 5		1B: 6 2B: 3 3B: 0 HR: 0	SF: 0 SAC: 0 DP: 2 HBP: 0	WP: 1 PB: 0 SB: 1 CS: 0
PITCHER	IP WLS BF H R ER SO BB IBB HBP BLK WP HR S P ERA WHIP	IP WLS BF H R ER SO BB IBB HBP BLK WP HR S P ERA WHIP																		
Tom Bradley, R ERA: 3.89 Elias Sosa, R ERA: 1.82 (1, 1) (7, 1)	6.1 W 27 8 3 3 2 2 0 0 0 0 0 0 29 37 4.26 1.579	2.2 S 9 1 0 0 3 0 0 0 0 1 0 15 15 0.00 0.375																		

Batter	1	2	3	4	5	6	7	8	9	AB	R	H	RBI	BB	SO	LOB	BOTTOM			
Bobby Bonds, R OBP: 0.381, SLG: 0.559 (1, 9)	F7				1B 1B 2B	G6-4-3 1-2		1B 2B		4	2	2	1	1	0	1	Montreal Expos @ San Francisco Giants Candlestick Park, San Francisco, CA Sat May 26 1973, 6:33 AM EDT Att: 5,038 - Unknown AB 34 R 10 H 15 RBI 10 BB 5 SO 5 LOB 18 			
Tito Fuentes, S OBP: 0.316, SLG: 0.369 (1, 4)	E 1B BB	CS	6-3		1B 1B FC6-4 1B		4-3	F8		4	2	1	0	1	0	3				
Garry Maddox, R OBP: 0.404, SLG: 0.531 (1, 8)	E7 1B SF9				FC6-4 1B 1-2 3H		CS	1B 2B		5	1	5	4	0	0	0				
Ed Goodson, L OBP: 0.381, SLG: 0.453 (1, 5)	SF9 1B				FC6-4 1B 1-2 2-3		K	F6		5	0	2	1	0	2	3				
Gary Matthews, R OBP: 0.424, SLG: 0.537 (1, 7)	SF9				G3 3B	FC6-4 1-2 2-3 3H		1B S 1B 1B		3	2	2	2	0	0	2				
Chris Speier, R OBP: 0.348, SLG: 0.432 (1, 6)				G3	F5			1B 6-3 1B 1B		3	1	1	1	1	0	2				
Dave Kingman, R OBP: 0.233, SLG: 0.417 (1, 3)	K				K	K		6-3		4	0	0	0	0	3	6				
Mike Sadek, R OBP: 0.308, SLG: 0.100 Dave Rader, L OBP: 0.232, SLG: 0.240 (1, 2) (8, PH) (9, 2)		F9			FC4-6 BB			1B 1B 2B IBB		2	0	0	0	1	0	0				
Tom Bradley, R OBP: 0.143, SLG: 0.143 Elias Sosa, R OBP: 1.000, SLG: 1.000 (1, 1) (7, 1)		4-3			FC4-6 1-2			1B 2B 1B		3	0	1	0	0	0	1				
Inning Stats	R: 2 E: 1 K: 1 S: 7	H: 2 LOB: 2 BB: 2 P: 15	R: 0 E: 0 K: 0 S: 2	H: 0 LOB: 0 BB: 1 P: 6	R: 0 E: 0 K: 1 S: 5	H: 1 LOB: 0 BB: 0 P: 5	R: 1 E: 0 K: 1 S: 6	H: 1 LOB: 1 BB: 1 P: 10	R: 2 E: 0 K: 1 S: 9	H: 4 LOB: 2 BB: 0 P: 9	R: 0 E: 0 K: 0 S: 3	H: 1 LOB: 0 BB: 0 P: 3	R: 0 E: 0 K: 1 S: 5	H: 1 LOB: 1 BB: 0 P: 5	R: 5 E: 0 K: 0 S: 8	H: 5 LOB: 1 BB: 1 P: 12		1B: 12 2B: 3 3B: 1 HR: 0	SF: 1 SAC: 0 DP: 2 HBP: 0	WP: 0 PB: 0 SB: 1 CS: 3
PITCHER	IP WLS BF H R ER SO BB IBB HBP BLK WP HR S P ERA WHIP	IP WLS BF H R ER SO BB IBB HBP BLK WP HR S P ERA WHIP																		
Balor Moore, L ERA: 4.15 Bill Stoneman, R ERA: 5.29 John Strohmayer, R ERA: 6.27 Tom Walker, R ERA: 3.0 Mickey Scott, L ERA: 4.5 (1, 1) (5, 1) (7, 1) (8, 1) (8, 1)	4.0 L 20 8 3 0 0 1 0 0 0 0 0 0 10 10 0.00 1.500	1.1 8 4 4 4 1 0 0 0 0 0 0 0 9 13 27.00 3.000																		

Batter	1	2	3	4	5	6	7	8	9	AB	R	H	RBI	BB	SO	LOB	TOP					
Ron Hunt, R OBP: 0.409, SLG: 0.338 (1, 4)	5-3		6-3		FC5-4		FC6-4 1B		1B	5	0	2	0	0	0	1						
Ron Woods, R OBP: 0.397, SLG: 0.367 (1, 8)	K			6-3 1B BB	F7		FC6-4 1-2		F8	4	0	0	0	1	1	3						
Bob Bailey, R OBP: 0.364, SLG: 0.444 (1, 5)	FC6-4 BB			6-3 1-2 1B		3-1 6-3 1B			K	3	1	2	0	1	1	0						
Hal Breeden, R OBP: 0.366, SLG: 0.667 (1, 3)	FC6-4 1-2			F9		3-1 1-2 1B		5-3		4	0	1	0	0	0	3						
John Boccabella, R OBP: 0.294, SLG: 0.327 (1, 2)		5-3		6-3		3-1 1-2 2-3		6-3		4	0	0	0	0	0	4						
Ken Singleton, S OBP: 0.395, SLG: 0.394 (1, 9)	5-3			4-0 BB		6-3			HR 1B	3	1	1	1	1	0	1						
Curtis Brown, R (1, 7)	5-3			0-0 BB	F4	3-H 0-0	F3		F9	4	0	0	0	0	0	5						
Tim Foli, R OBP: 0.235, SLG: 0.254 (1, 6)			F7		6-3		F9		F6	4	0	0	0	0	0	1						
Steve Renko, R OBP: 0.389, SLG: 0.471 (1, 1)			F9				F7			3	0	1	0	0	0	0						
Mickey Scott, L (7, 1)										0	0	0	0	0	0	0						
Clyde Mashore, R OBP: 0.286, SLG: 0.667 (9, PH)					FC5-4 1B				1-H HR	1	1	1	2	0	0	0						
Inning Stats	R: 0 E: 0 K: 1 S: 5	H: 0 LOB: 1 BB: 1 P: 9	R: 0 E: 0 K: 0 S: 3	H: 0 LOB: 0 BB: 0 P: 3	R: 0 E: 0 K: 0 S: 3	H: 0 LOB: 0 BB: 0 P: 3	R: 0 E: 0 K: 0 S: 4	H: 1 LOB: 3 BB: 2 P: 12	R: 0 E: 0 K: 0 S: 4	H: 1 LOB: 1 BB: 0 P: 4	R: 1 E: 0 K: 0 S: 5	H: 2 LOB: 1 BB: 0 P: 5	R: 0 E: 0 K: 0 S: 4	H: 1 LOB: 1 BB: 0 P: 4	R: 0 E: 0 K: 1 S: 5	H: 0 LOB: 0 BB: 0 P: 5	R: 2 E: 0 K: 0 S: 6	H: 3 LOB: 1 BB: 0 P: 6	1B: 7 2B: 0 3B: 0 HR: 1	SF: 0 SAC: 0 DP: 0 HBP: 0	WP: 0 PB: 0 CS: 0	PA: 38
PITCHER Ron Bryant, L ERA: 2.38 (1, 1)	IP: 9.0 WLS: W BF: 38 H: 8 R: 3 ER: 3 SO: 2 BB: 3 IBB: 0 HBP: 0 BLK: 0 WP: 0 HR: 1 S: 39 P: 51 ERA: 3.00 WHIP: 1.222																					

Montreal Expos @ San Francisco Giants
Candlestick Park, San Francisco, CA
Sun May 27 1973, 6:33 AM EDT
Att: 9,613 - Unknown

AB 35
R 3
H 8
RBI 3
BB 3
SO 2
LOB 18



Batter	1	2	3	4	5	6	7	8	9	AB	R	H	RBI	BB	SO	LOB	BOTTOM	
Bobby Bonds, R OBP: 0.379, SLG: 0.563 (1, 9)	F5	K			SF8 3B		5-3			4	1	1	0	0	1	2		
Tito Fuentes, S OBP: 0.319, SLG: 0.378 (1, 4)	4-3			1B	SF8		1B			3	1	2	1	0	0	0		
Garry Maddox, R OBP: 0.390, SLG: 0.515 (1, 8)	F7		F8		K		F3			4	0	0	0	0	1	2		
Willie McCovey, L OBP: 0.380, SLG: 0.477 (1, 3)		F8	K		G3		1B			4	0	1	1	0	1	1		
Ed Goodson, L OBP: 0.385, SLG: 0.450 (1, 5)		PB 1B BB		1-2 1B		F8	F8			3	1	1	0	1	0	1		
Mike Phillips, L OBP: 0.333, SLG: 0.357 (8, 5)										0	0	0	0	0	0	0		
Gary Matthews, R OBP: 0.420, SLG: 0.528 (1, 7)		PB 1B 1B		F3		F9		K		4	1	1	0	0	1	2		
Chris Speier, R OBP: 0.347, SLG: 0.426 (1, 6)		K			F7		2B BB		6-3	3	1	0	0	1	1	2		
Dave Rader, L OBP: 0.303, SLG: 0.275 (1, 2)		1B BB		4-3		1-H 2B		HR		3	1	2	2	1	0	0		
Ron Bryant, S OBP: 0.125, SLG: 0.125 (1, 1)		1-2 2-H 3-H 1B		K		K		1-3		4	0	1	2	0	2	1		
Inning Stats	R: 0 E: 0 K: 0 S: 3	H: 2 LOB: 2 BB: 2 P: 17	R: 0 E: 0 K: 1 S: 7	H: 2 LOB: 0 BB: 0 P: 7	R: 0 E: 0 K: 1 S: 5	H: 0 LOB: 0 BB: 0 P: 5	R: 1 E: 0 K: 1 S: 6	H: 1 LOB: 1 BB: 1 P: 10	R: 1 E: 0 K: 0 S: 5	H: 2 LOB: 1 BB: 0 P: 5	R: 1 E: 0 K: 1 S: 6	H: 1 LOB: 0 BB: 0 P: 6	R: 1 E: 0 K: 1 S: 6	H: 1 LOB: 0 BB: 0 P: 6	1B: 5 2B: 2 3B: 1 HR: 1	SF: 1 SAC: 0 DP: 0 HBP: 0	WP: 0 PB: 1 CS: 0	PA: 36
PITCHER Steve Renko, R ERA: 3.33 (1, 1)	IP: 6.2 WLS: L BF: 31 H: 8 R: 5 ER: 5 SO: 6 BB: 3 IBB: 0 HBP: 0 BLK: 0 WP: 0 HR: 0 S: 40 P: 52 ERA: 6.75 WHIP: 1.650																	
PITCHER Mickey Scott, L ERA: 5.4 (7, 1)	IP: 1.1 WLS: 5 BF: 1 H: 1 R: 1 ER: 1 SO: 1 BB: 0 IBB: 0 HBP: 0 BLK: 0 WP: 0 HR: 1 S: 7 P: 7 ERA: 6.75 WHIP: 0.750																	

Montreal Expos @ San Francisco Giants
Candlestick Park, San Francisco, CA
Sun May 27 1973, 6:33 AM EDT
Att: 9,613 - Unknown

AB 32
R 6
H 9
RBI 6
BB 3
SO 7
LOB 11



Batter	1	2	3	4	5	6	7	8	9	AB	R	H	RBI	BB	SO	LOB	TOP																						
Wayne Garrett, L (1, 5) OBP: 0.359, SLG: 0.375	4-3		G4-6-3			HR	G3		F7	5	1	1	0	0	0	2																							
Felix Milan, R (1, 4) OBP: 0.297, SLG: 0.318	FC3-6 1B		4-3			F9		E5 BB 1B SF7	P6	5	1	1	0	0	0	1																							
John Milner, L (1, 3) OBP: 0.442, SLG: 0.619	FC3-6 1B			G3		HR		FC5 BB 1B		4	1	3	2	0	0	0																							
Rusty Staub, L (1, 9) OBP: 0.350, SLG: 0.394	FC3-6			4-3		4-3		1-2 2-3 BB		3	0	0	0	1	0	2																							
Ed Kranepool, L (1, 7) OBP: 0.337, SLG: 0.400 Cleon Jones, R (8, PH) OBP: 0.329, SLG: 0.418	3-1			FC4-6 1B		G3		K		3	0	1	0	0	0	2																							
1 0 0 0 0 1 3																																							
Jim Gosger, L (1, 8) OBP: 0.311, SLG: 0.273 Jim Beauchamp, R (8, PH) OBP: 0.370, SLG: 0.273 Ted Martinez, R (8, 8) OBP: 0.256, SLG: 0.211	6-3			FC4-6				SF7		3	1	1	0	0	0	1																							
0 0 0 1 0 0 0																																							
0 0 0 0 0 0 0																																							
Duffy Dyer, R (1, 2) OBP: 0.218, SLG: 0.161	4-3				F8			FC5		4	0	1	1	0	0	2																							
Bud Harrelson, S (1, 6) OBP: 0.354, SLG: 0.292	K				5-3			L3		4	1	1	0	0	1	1																							
Tommy Moore, R (1, 1)																																							
Ray Sadecki, L (2, 1) OBP: 0.250, SLG: 0.250 Ken Boswell, L (7, PH) OBP: 0.280, SLG: 0.417 George Stone, L (7, 1) OBP: 0.333, SLG: 0.333 Jim Fregosi, R (9, PH) OBP: 0.314, SLG: 0.233				G4-6-3 1B				F5		0	0	0	0	0	0	0																							
2 0 1 0 0 1 0																																							
1 0 0 0 0 0 1																																							
1 0 0 1 0 0 0																																							
Inning Stats	R: 0 E: 0 K: 0 S: 5	H: 2 LOB: 2 BB: 0 P: 5	R: 0 E: 0 K: 1 S: 5	H: 0 LOB: 0 BB: 0 P: 5	R: 0 E: 0 K: 0 S: 3	H: 1 LOB: 0 BB: 0 P: 3	R: 0 E: 0 K: 0 S: 4	H: 1 LOB: 1 BB: 0 P: 4	R: 0 E: 0 K: 1 S: 5	H: 0 LOB: 0 BB: 0 P: 5	R: 2 E: 0 K: 0 S: 5	H: 2 LOB: 0 BB: 0 P: 5	R: 1 E: 0 K: 0 S: 5	H: 2 LOB: 1 BB: 0 P: 5	R: 1 E: 1 K: 1 S: 7	H: 1 LOB: 2 BB: 1 P: 11	R: 1 E: 0 K: 0 S: 4	H: 1 LOB: 0 BB: 0 P: 4	1B: 7 2B: 1 3B: 1 HR: 1	SF: 1 SAC: 0 DP: 1 HBP: 0	WP: 0 PB: 0 SB: 0 CS: 0	PA: 38																	
PITCHER	IP	WLS	BF	H	R	ER	SO	BB	IBB	HBP	BLK	WP	HR	S	P	ERA	WHIP	PITCHER					IP	WLS	BF	H	R	ER	SO	BB	IBB	HBP	BLK	WP	HR	S	P	ERA	WHIP
Juan Marichal, R (1, 1) ERA: 2.92	7.0	W	28	8	3	3	2	0	0	0	0	0	1	32	32	3.86	1.143																						
Sam McDowell, L (8, 1) ERA: 5.24	1.0		7	2	2	1	1	1	0	0	0	0	0	8	12	9.00	3.000																						
Elias Sosa, R (9, 1) ERA: 1.75	1.0	S	3	0	0	0	0	0	0	0	0	0	0	3	3	0.00	0.000																						

New York Mets @ San Francisco Giants
Candlestick Park, San Francisco, CA
Mon May 28 1973, 6:33 AM EDT
Att: 18,101 - Unknown

AB 36
R 5
H 10
RBI 5
BB 1
SO 3
LOB 15



Batter	1	2	3	4	5	6	7	8	9	AB	R	H	RBI	BB	SO	LOB	BOTTOM																							
Bobby Bonds, R (1, 9) OBP: 0.379, SLG: 0.573	HR	E 1B 1B		5-3		K		K		5	2	2	2	0	2	0																								
Tito Fuentes, S (1, 4) OBP: 0.318, SLG: 0.376	6-3	1-3 3H 1B		K		F9				4	0	1	1	0	1	0																								
Garry Maddox, R (1, 8) OBP: 0.389, SLG: 0.507	6-3	F9		K		1B 6-3 1B				4	0	1	0	0	1	1																								
Willie McCovey, L (1, 3) OBP: 0.382, SLG: 0.470	1B BB	K			2B BB	F6				2	0	0	0	2	1	2																								
Ed Goodson, L (1, 5) OBP: 0.381, SLG: 0.444	1-3 1B		K		F8	6-3				4	0	1	0	0	1	2																								
Gary Matthews, R (1, 7) OBP: 0.426, SLG: 0.528		S 1B BB	3B BB		K	1-2 1B				2	2	1	0	2	1	1																								
Chris Speier, R (1, 6) OBP: 0.350, SLG: 0.442		F9		1-3 2B		4-3				4	0	2	1	0	0	3																								
Dave Rader, L (1, 2) OBP: 0.302, SLG: 0.274		1B 1-3 1B 1B		G3		F2		F9		4	1	1	1	0	0	3																								
Juan Marichal, R (1, 1) OBP: 0.310, SLG: 0.280 Sam McDowell, L (8, 1) OBP: 0.182, SLG: 0.182 Elias Sosa, R (9, 1) OBP: 1.000, SLG: 1.000		1B 1-3 E 1B		5-3		G3		K		3	1	1	0	0	0	1																								
1 0 0 0 0 0 0																																								
Inning Stats	R: 1 E: 0 K: 0 S: 4	H: 2 LOB: 2 BB: 1 P: 8	R: 4 E: 1 K: 1 S: 9	H: 4 LOB: 1 BB: 1 P: 13	R: 1 E: 0 K: 1 S: 6	H: 1 LOB: 1 BB: 1 P: 10	R: 0 E: 0 K: 2 S: 7	H: 0 LOB: 0 BB: 0 P: 7	R: 0 E: 0 K: 1 S: 6	H: 1 LOB: 2 BB: 1 P: 10	R: 0 E: 0 K: 1 S: 5	H: 0 LOB: 0 BB: 0 P: 5	R: 0 E: 0 K: 0 S: 5	H: 2 LOB: 2 BB: 0 P: 5	R: 0 E: 0 K: 2 S: 7	H: 0 LOB: 0 BB: 0 P: 7	1B: 7 2B: 1 3B: 1 HR: 1	SF: 0 SAC: 0 DP: 0 HBP: 0	WP: 0 PB: 0 SB: 1 CS: 0	PA: 37																				
PITCHER	IP	WLS	BF	H	R	ER	SO	BB	IBB	HBP	BLK	WP	HR	S	P	ERA	WHIP	PITCHER					IP	WLS	BF	H	R	ER	SO	BB	IBB	HBP	BLK	WP	HR	S	P	ERA	WHIP	
Tommy Moore, R (1, 1) ERA: 10.8	1.1	L	11	6	5	4	0	2	0	0	0	0	0	9	17	27.00	6.000																							
Ray Sadecki, L (2, 1) ERA: 4.15	4.2		18	2	1	1	6	2	0	0	0	0	0	28	36	1.93	0.857																							
George Stone, L (7, 1) ERA: 0.6	2.0		8	2	0	0	2	0	0	0	0	0	0	12	12	0.00	1.000																							

New York Mets @ San Francisco Giants
Candlestick Park, San Francisco, CA
Mon May 28 1973, 6:33 AM EDT
Att: 18,101 - Unknown

AB 33
R 6
H 10
RBI 5
BB 4
SO 8
LOB 13



Batter	1	2	3	4	5	6	7	8	9	AB	R	H	RBI	BB	SO	LOB	TOP					
Wayne Garrett, L (1.5) OBP: 0.360, SLG: 0.371										4	0	1	1	1	0	1	New York Mets @ San Francisco Giants Candlestick Park, San Francisco, CA Tue May 29 1973, 10:05 PM EDT Att: 7,289 - Unknown					
Felix Milan, R (1.4) OBP: 0.301, SLG: 0.321										5	1	2	2	0	0	1						
John Milner, L (1.3) OBP: 0.427, SLG: 0.582										4	0	0	0	1	1	2						
Rusty Staub, L (1.9) OBP: 0.357, SLG: 0.396										4	0	2	0	1	0	4						
Ed Kranepool, L (1.7) OBP: 0.333, SLG: 0.394 George Theodore, R (9, PH) OBP: 0.333, SLG: 0.344 Jerry May, R (9, 2) OBP: 0.270, SLG: 0.273										4	0	1	0	0	0	2						
Jim Gosger, L (1.8) OBP: 0.318, SLG: 0.271										4	0	1	0	1	0	4						
Duffy Dyer, R (1.2) Ken Boswell, L (9, PH) OBP: 0.296, SLG: 0.400 Ted Martinez, R (9, 8) OBP: 0.258, SLG: 0.211										3	0	0	0	0	1	2						
Bud Harrelson, S (1.6) OBP: 0.364, SLG: 0.300										3	1	2	0	1	0	0						
Tom Seaver, R (1.1) OBP: 0.241, SLG: 0.296										3	2	2	1	0	0	2						
Inning Stats	R: 0 E: 0 K: 0 S: 4	H: 1 LOB: 1 BB: 0 P: 4	R: 0 E: 0 K: 0 S: 4	H: 1 LOB: 2 BB: 1 P: 8	R: 0 E: 0 K: 0 S: 3	H: 0 LOB: 0 BB: 0 P: 3	R: 0 E: 0 K: 0 S: 4	H: 1 LOB: 1 BB: 0 P: 4	R: 1 E: 0 K: 1 S: 5	H: 1 LOB: 0 BB: 0 P: 4	R: 0 E: 0 K: 1 S: 6	H: 1 LOB: 1 BB: 0 P: 6	R: 0 E: 0 K: 0 S: 5	H: 3 LOB: 2 BB: 0 P: 5	R: 4 E: 0 K: 0 S: 6	H: 3 LOB: 3 BB: 4 P: 22		1B: 10 2B: 0 3B: 0 HR: 1	SF: 1 SAC: 1 DP: 1 HBP: 0	WP: 0 PB: 0 SB: 0 CS: 0	PA: 43	
PITCHER	IP WLS BF H R ER SO BB IBB HBP BLK WP HR S P ERA WHIP	IP WLS BF H R ER SO BB IBB HBP BLK WP HR S P ERA WHIP	IP WLS BF H R ER SO BB IBB HBP BLK WP HR S P ERA WHIP	IP WLS BF H R ER SO BB IBB HBP BLK WP HR S P ERA WHIP	IP WLS BF H R ER SO BB IBB HBP BLK WP HR S P ERA WHIP	IP WLS BF H R ER SO BB IBB HBP BLK WP HR S P ERA WHIP	IP WLS BF H R ER SO BB IBB HBP BLK WP HR S P ERA WHIP	IP WLS BF H R ER SO BB IBB HBP BLK WP HR S P ERA WHIP	IP WLS BF H R ER SO BB IBB HBP BLK WP HR S P ERA WHIP	IP WLS BF H R ER SO BB IBB HBP BLK WP HR S P ERA WHIP	IP WLS BF H R ER SO BB IBB HBP BLK WP HR S P ERA WHIP	IP WLS BF H R ER SO BB IBB HBP BLK WP HR S P ERA WHIP	IP WLS BF H R ER SO BB IBB HBP BLK WP HR S P ERA WHIP	IP WLS BF H R ER SO BB IBB HBP BLK WP HR S P ERA WHIP	IP WLS BF H R ER SO BB IBB HBP BLK WP HR S P ERA WHIP	IP WLS BF H R ER SO BB IBB HBP BLK WP HR S P ERA WHIP	IP WLS BF H R ER SO BB IBB HBP BLK WP HR S P ERA WHIP	IP WLS BF H R ER SO BB IBB HBP BLK WP HR S P ERA WHIP	IP WLS BF H R ER SO BB IBB HBP BLK WP HR S P ERA WHIP	IP WLS BF H R ER SO BB IBB HBP BLK WP HR S P ERA WHIP	IP WLS BF H R ER SO BB IBB HBP BLK WP HR S P ERA WHIP	IP WLS BF H R ER SO BB IBB HBP BLK WP HR S P ERA WHIP

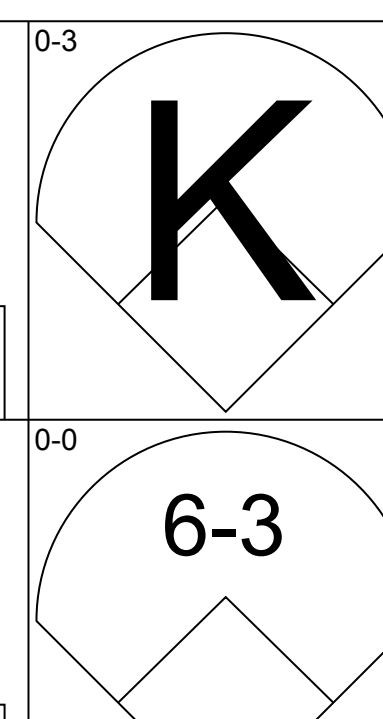
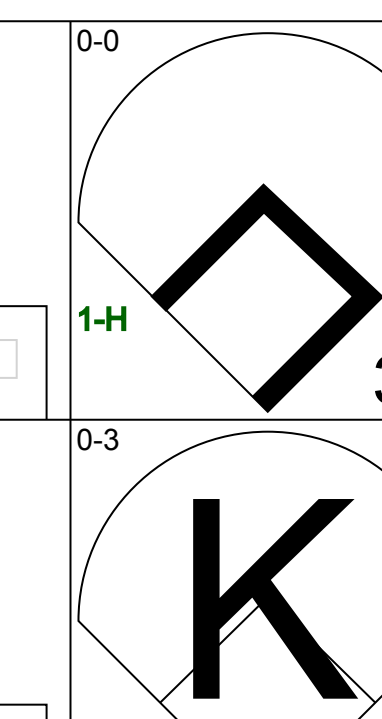
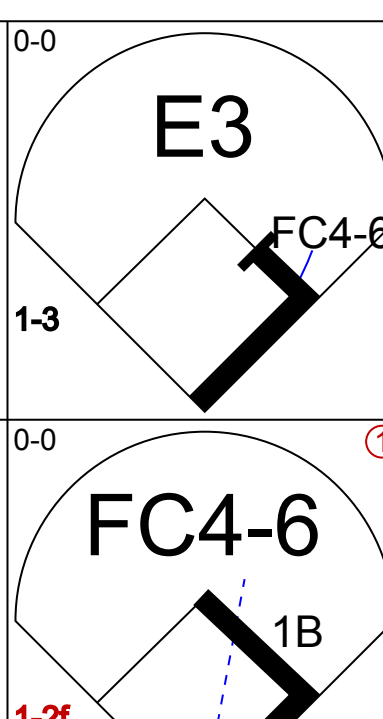
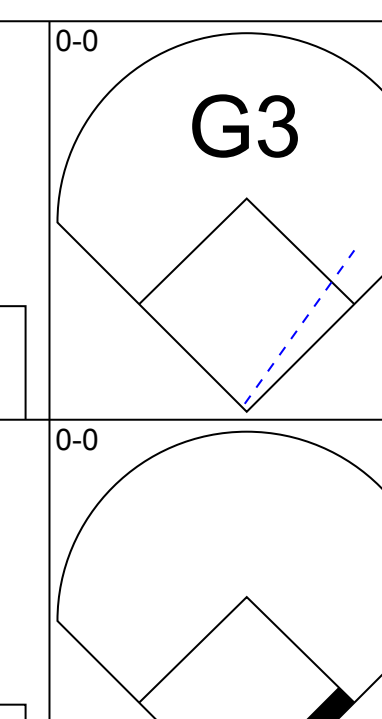
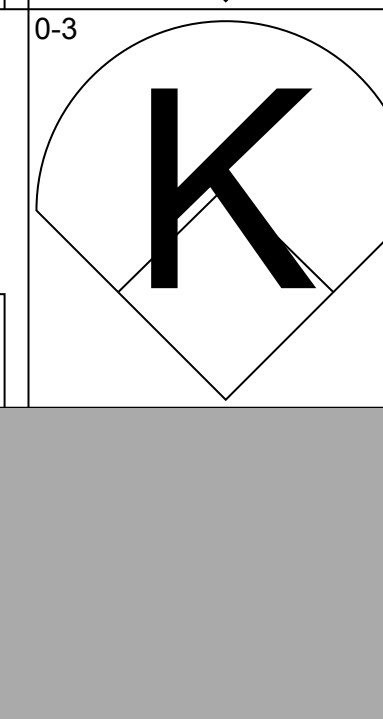

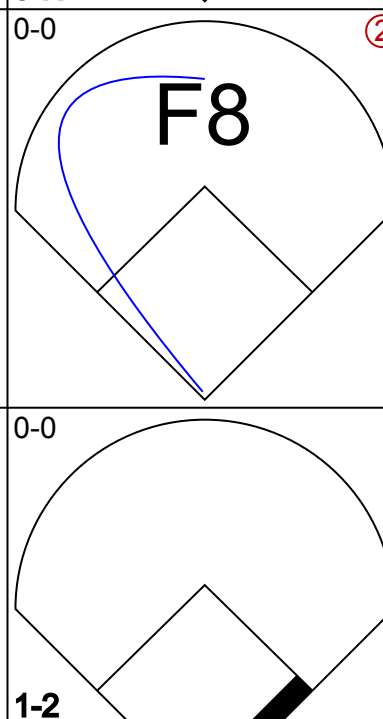
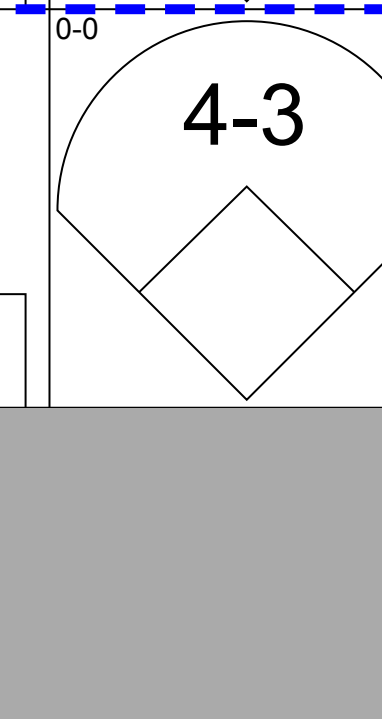

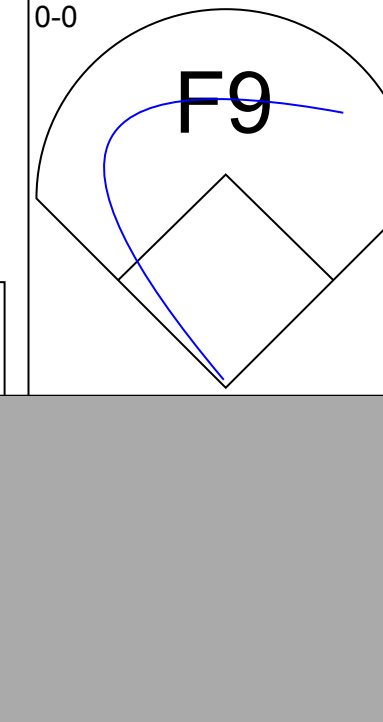
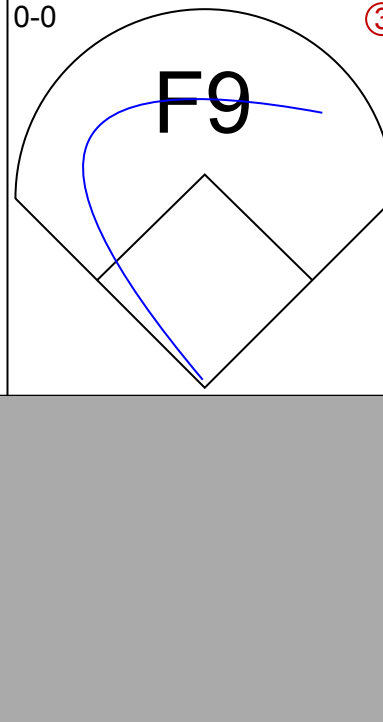

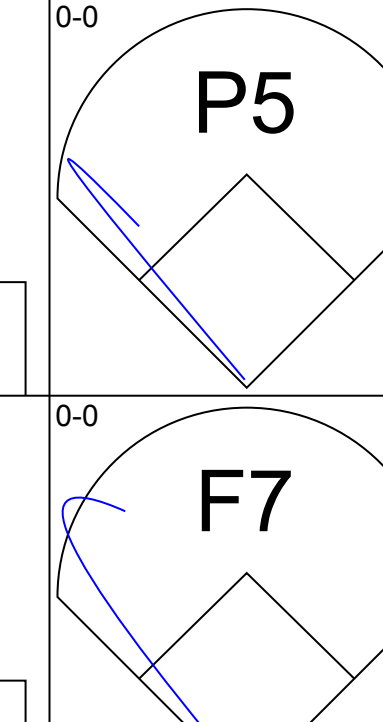
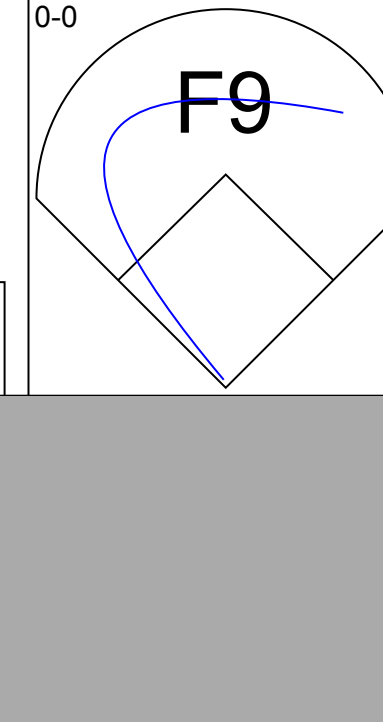
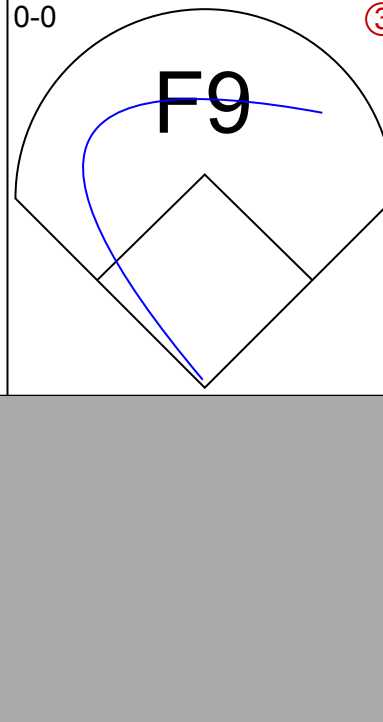
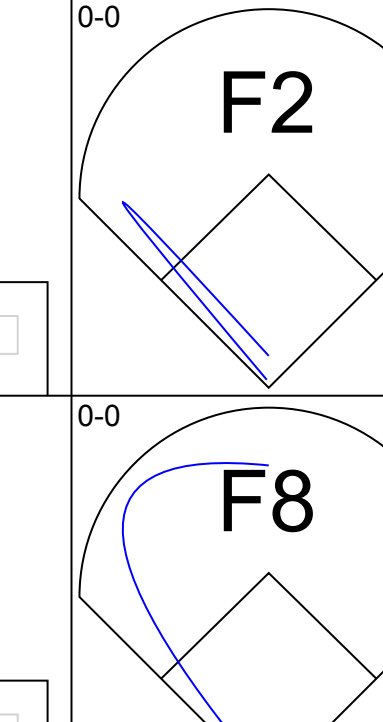





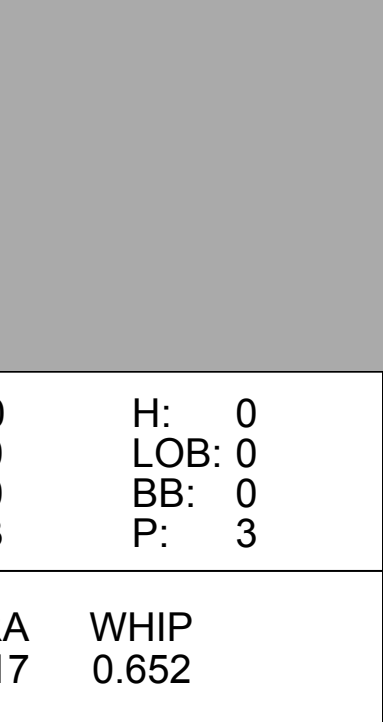
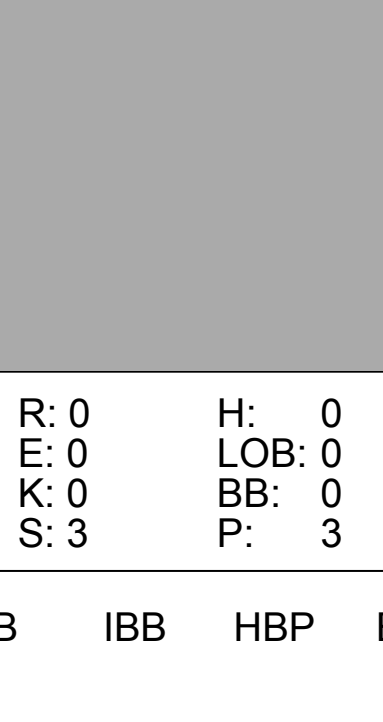

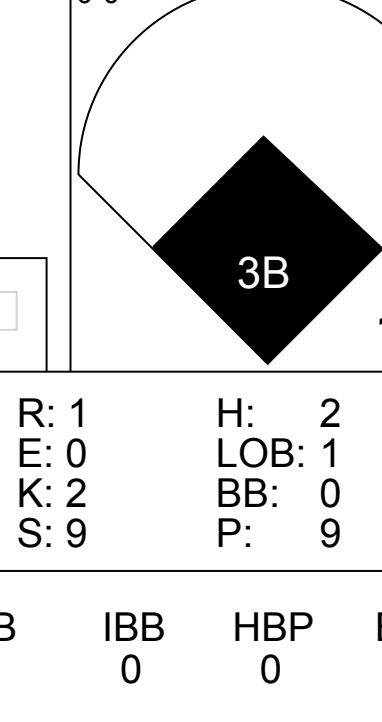
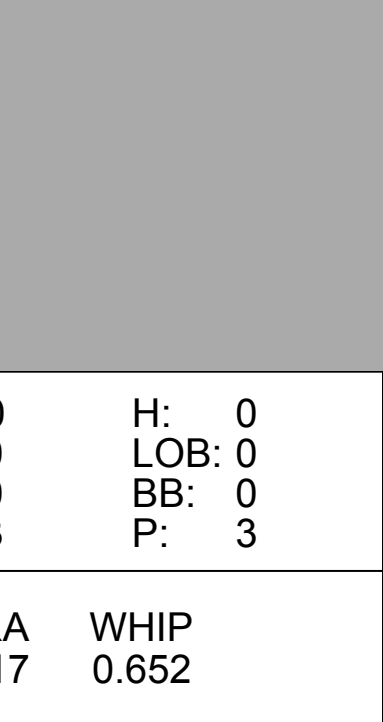

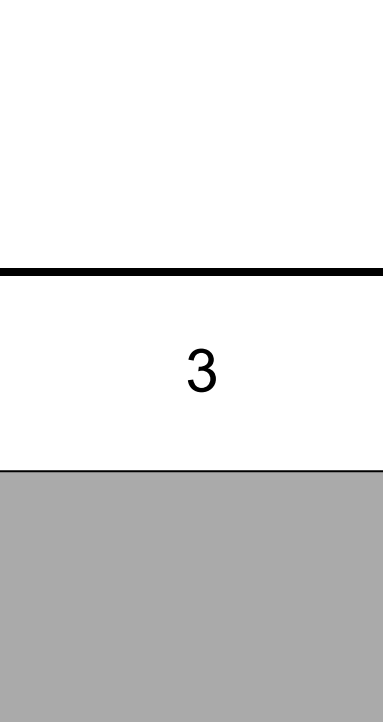
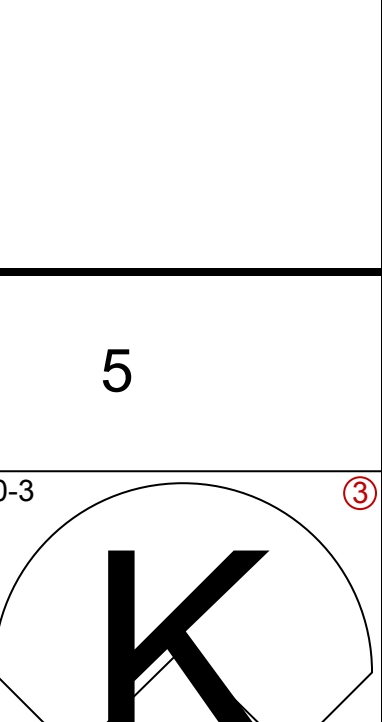
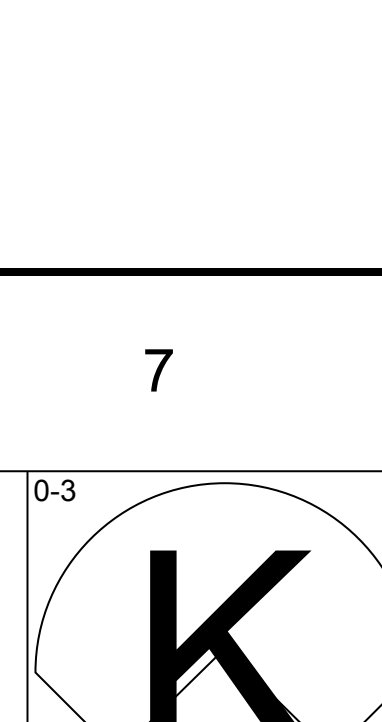
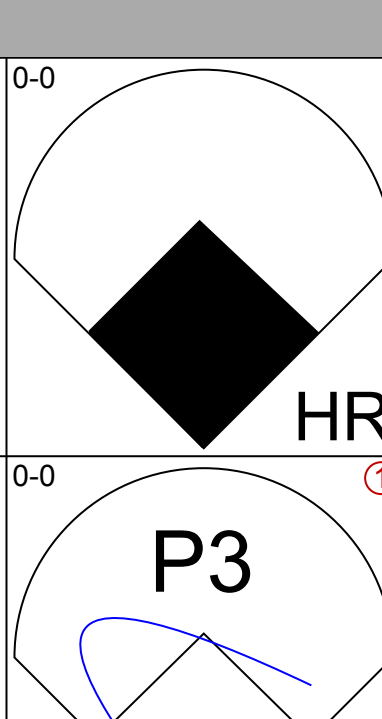
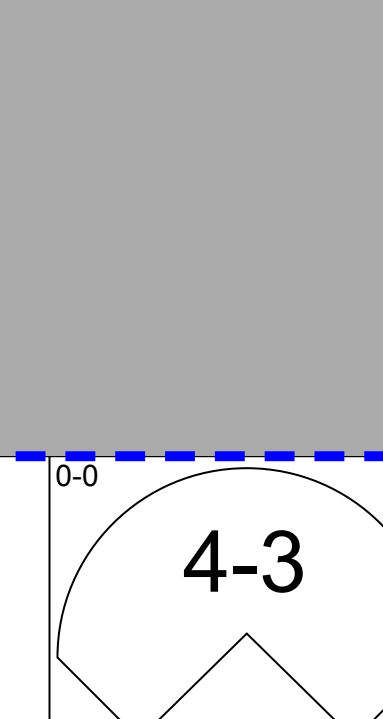
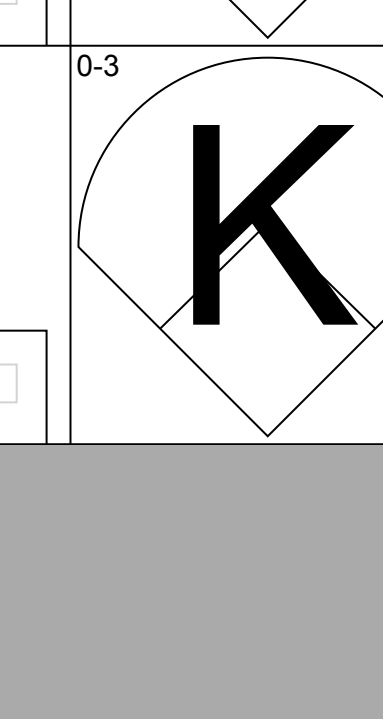
AB 35
R 5
H 11
RBI 5
BB 6
SO 2
LOB 21

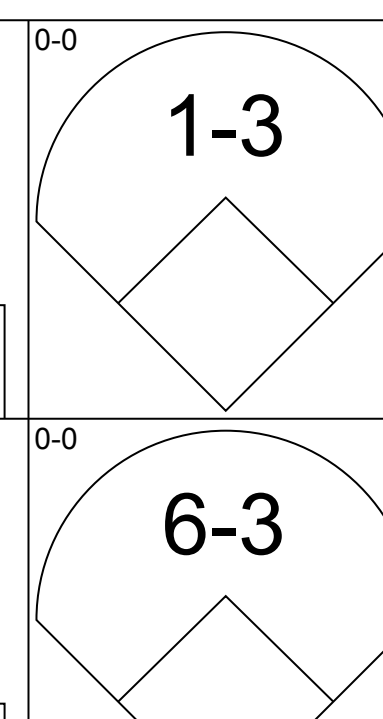
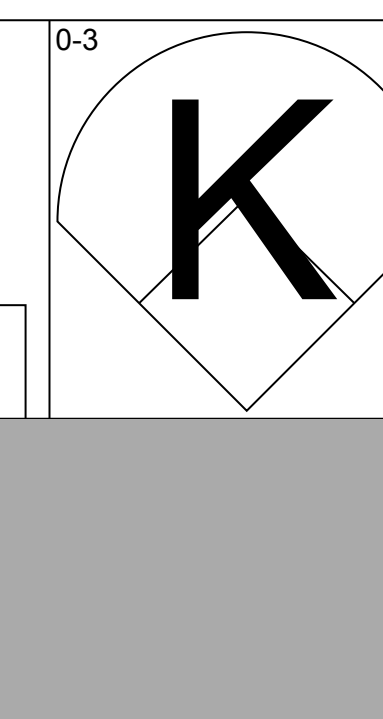
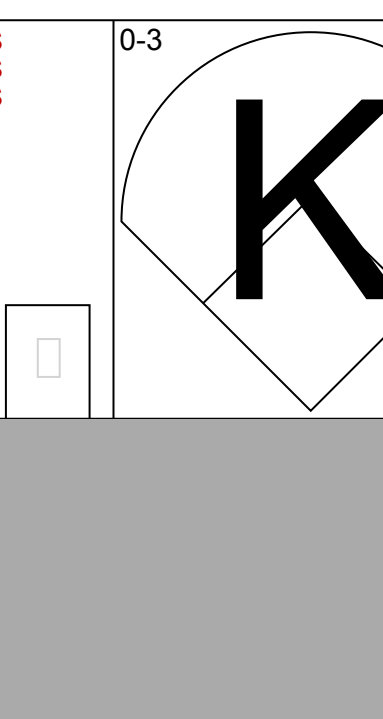
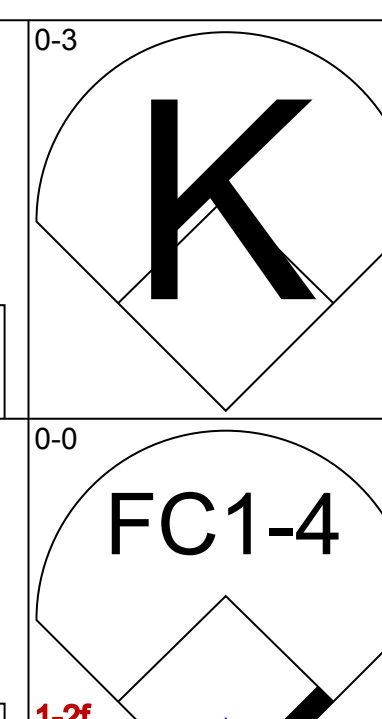
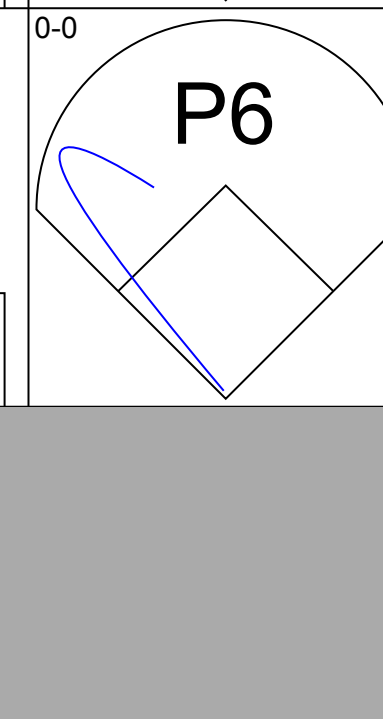
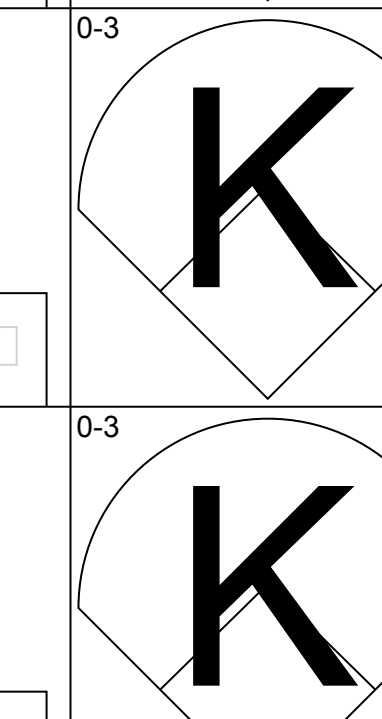
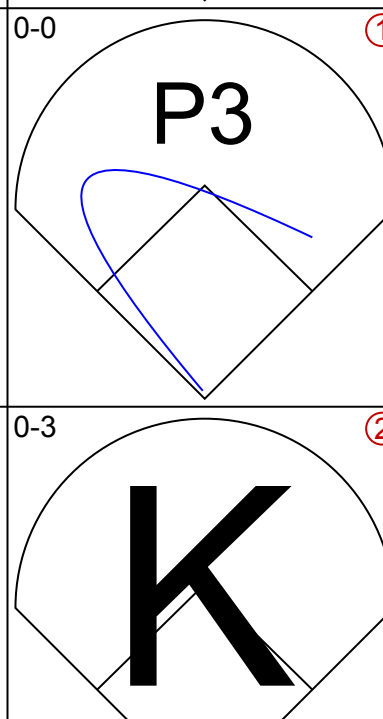



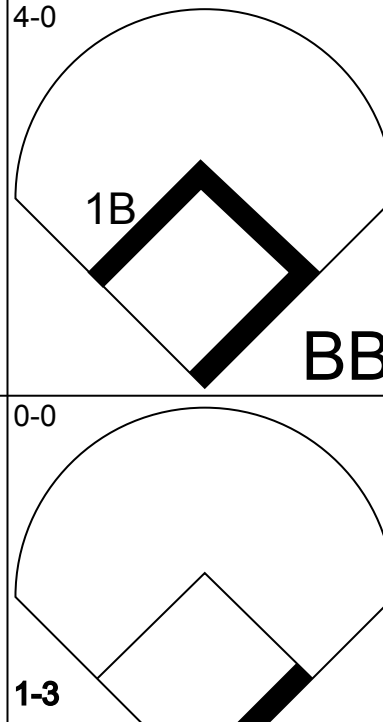
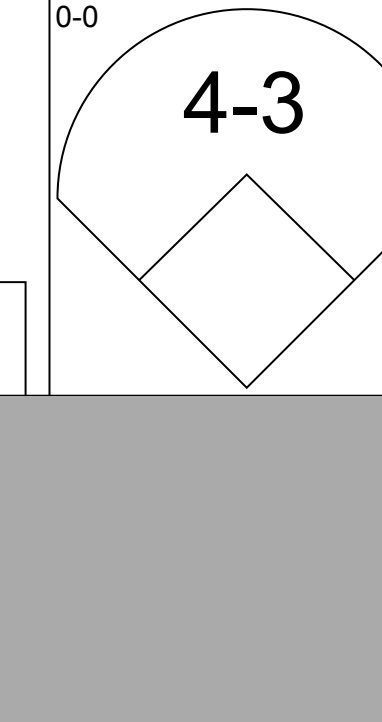
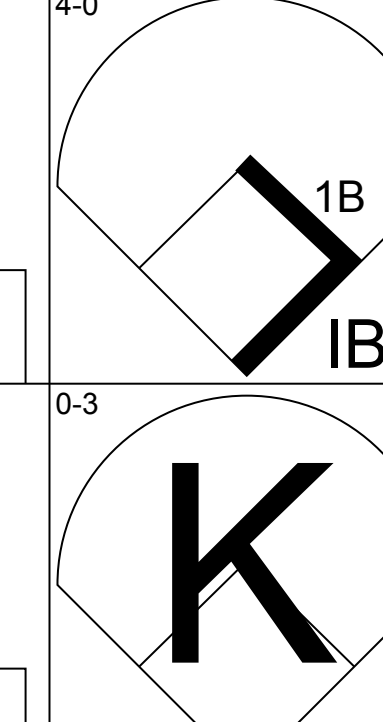

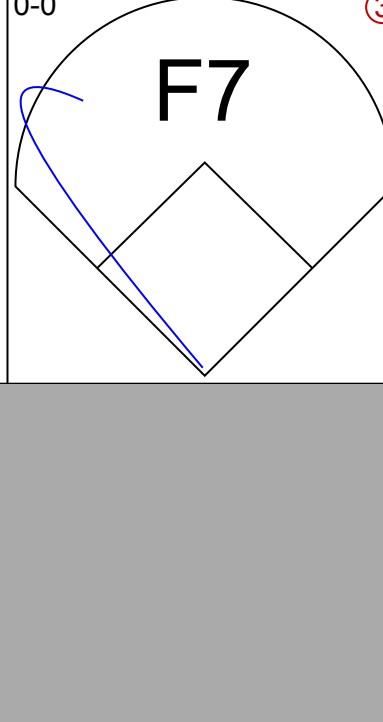

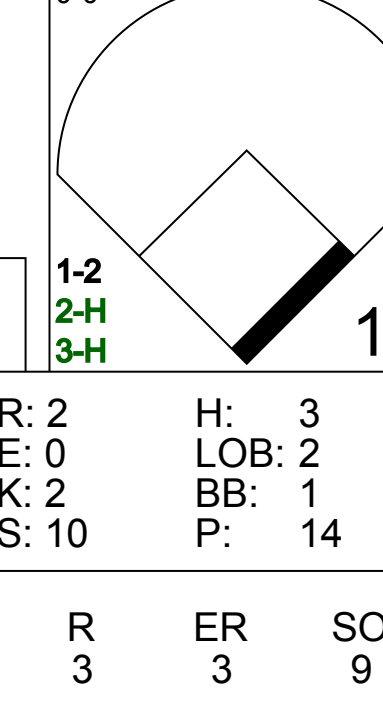
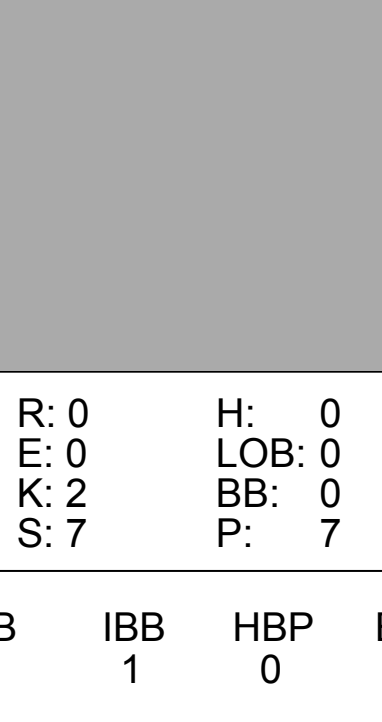
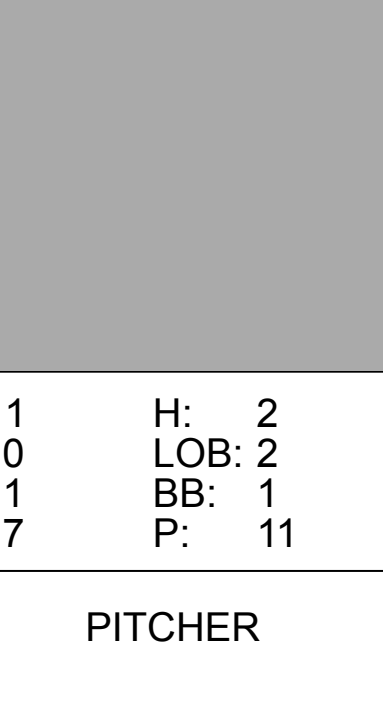







Batter	1	2	3	4	5	6	7	8	9	AB	R	H	RBI	BB	SO	LOB	BOTTOM					
Bobby Bonds, R (1.9) OBP: 0.373, SLG: 0.563										4	0	0	0	0	4	0	New York Mets @ San Francisco Giants Candlestick Park, San Francisco, CA Tue May 29 1973, 10:05 PM EDT Att: 7,289 - Unknown					
Tito Fuentes, S (1.4) OBP: 0.317, SLG: 0.378										4	1	1	0	0	1	0						
Garry Maddox, R (1.8) OBP: 0.385, SLG: 0.507										4	0	1	0	0	2	1						
Willie McCovey, L (1.3) OBP: 0.379, SLG: 0.486										4	1	1	2	0	3	1						
Ed Goodson, L (1.5) OBP: 0.371, SLG: 0.432										4	0	0	0	0	1	0						
Gary Matthews, R (1.7) OBP: 0.427, SLG: 0.519										2	0	0	0	1	2	0						
Chris Speier, R (1.6) OBP: 0.350, SLG: 0.438										2	0	0	0	1	1	1						
Dave Rader, L (1.2) OBP: 0.297, SLG: 0.269										3	0	0	0	0	1	2						
Jim Barr, R (1.1) OBP: 0.148, SLG: 0.080 Randy Moffitt, R (9, 1) OBP: 0.182, SLG: 0.182										3	0	0	0	0	1	1						
Inning Stats	R: 0 E: 0 K: 2 S: 8	H: 1 LOB: 1 BB: 0 P: 8	R: 0 E: 0 K: 3 S: 9	H: 0 LOB: 1 BB: 1 P: 13	R: 0 E: 0 K: 1 S: 5	H: 0 LOB: 0 BB: 0 P: 5	R: 0 E: 0 K: 2 S: 7	H: 0 LOB: 0 BB: 0 P: 7	R: 0 E: 0 K: 2 S: 7	H: 0 LOB: 0 BB: 1 P: 11	R: 2 E: 0 K: 1 S: 7	H: 2 LOB: 0 BB: 0 P: 7	R: 0 E: 0 K: 1 S: 5	H: 0 LOB: 0 BB: 0 P: 5	R: 0 E: 0 K: 2 S: 7	H: 0 LOB: 0 BB: 0 P: 7		R: 0 E: 0 K: 2 S: 7	H: 0 LOB: 0 BB: 0 P: 7	1B: 0 2B: 2 3B: 0 HR: 1	SF: 0 SAC: 0 DP: 0 HBP: 0	WP: 0 PB: 0 SB: 0 CS: 0
PITCHER	IP WLS BF H R ER SO BB IBB HBP BLK WP HR S P ERA WHIP	IP WLS BF H R ER SO BB IBB HBP BLK WP HR S P ERA WHIP	IP WLS BF H R ER SO BB IBB HBP BLK WP HR S P ERA WHIP	IP WLS BF H R ER SO BB IBB HBP BLK WP HR S P ERA WHIP	IP WLS BF H R ER SO BB IBB HBP BLK WP HR S P ERA WHIP	IP WLS BF H R ER SO BB IBB HBP BLK WP HR S P ERA WHIP	IP WLS BF H R ER SO BB IBB HBP BLK WP HR S P ERA WHIP	IP WLS BF H R ER SO BB IBB HBP BLK WP HR S P ERA WHIP	IP WLS BF H R ER SO BB IBB HBP BLK WP HR S P ERA WHIP	IP WLS BF H R ER SO BB IBB HBP BLK WP HR S P ERA WHIP	IP WLS BF H R ER SO BB IBB HBP BLK WP HR S P ERA WHIP	IP WLS BF H R ER SO BB IBB HBP BLK WP HR S P ERA WHIP	IP WLS BF H R ER SO BB IBB HBP BLK WP HR S P ERA WHIP	IP WLS BF H R ER SO BB IBB HBP BLK WP HR S P ERA WHIP	IP WLS BF H R ER SO BB IBB HBP BLK WP HR S P ERA WHIP	IP WLS BF H R ER SO BB IBB HBP BLK WP HR S P ERA WHIP	IP WLS BF H R ER SO BB IBB HBP BLK WP HR S P ERA WHIP	IP WLS BF H R ER SO BB IBB HBP BLK WP HR S P ERA WHIP	IP WLS BF H R ER SO BB IBB HBP BLK WP HR S P ERA WHIP	IP WLS BF H R ER SO BB IBB HBP BLK WP HR S P ERA WHIP	IP WLS BF H R ER SO BB IBB HBP BLK WP HR S P ERA WHIP	IP WLS BF H R ER SO BB IBB HBP BLK WP HR S P ERA WHIP

AB 30
R 2
H 3
RBI 2
BB 2
SO 16
LOB 6



Batter	1	2	3	4	5	6	7	8	9	AB	R	H	RBI	BB	SO	LOB	TOP
Wayne Garrett, L (1,4) OBP: 0.357, SLG: 0.383										4	0	1	1	0	1	1	New York Mets @ San Francisco Giants Candlestick Park, San Francisco, CA Wed May 30 1973, 6:33 AM EDT Att: 5,296 - Unknown
Ken Boswell, L (1,5) OBP: 0.290, SLG: 0.379										4	0	1	1	0	1	2	
John Milner, L (1,3) OBP: 0.407, SLG: 0.549										4	0	0	0	0	1	2	
Rusty Staub, L (1,9) OBP: 0.354, SLG: 0.393										4	0	1	0	0	0	0	
Ed Kranepool, L (1,7) OBP: 0.324, SLG: 0.381										3	0	0	0	0	0	2	
Jim Fregosi, R (9, PH) OBP: 0.310, SLG: 0.230										1	0	0	0	0	0	0	
Jim Gosper, L (1,8) OBP: 0.304, SLG: 0.258										3	0	0	0	0	1	0	
George Theodore, R (9, PH) OBP: 0.328, SLG: 0.339										1	0	0	0	0	0	0	
Duffy Dyer, R (1,2) OBP: 0.206, SLG: 0.152										3	0	0	0	0	0	0	
Bud Harrelson, S (1,6) OBP: 0.356, SLG: 0.294										3	0	0	0	0	1	0	
Jon Matlack, L (1,1) OBP: 0.412, SLG: 0.231										1	2	1	0	1	0	0	
Jim Beauchamp, R (8, PH) OBP: 0.357, SLG: 0.261										1	0	0	0	0	0	0	
Phil Hennigan, R (8,1) OBP: 0.333, SLG: 0.333										0	0	0	0	0	0	0	
Inning Stats	R: 0 E: 0 K: 2 S: 7	H: 0 LOB: 0 BB: 0 P: 7	R: 0 E: 0 K: 0 S: 3	H: 0 LOB: 0 BB: 0 P: 3	R: 1 E: 0 K: 2 S: 9	H: 2 LOB: 1 BB: 0 P: 9	R: 0 E: 0 K: 0 S: 3	H: 0 LOB: 0 BB: 0 P: 3	R: 0 E: 0 K: 1 S: 5	H: 0 LOB: 0 BB: 0 P: 5	R: 0 E: 0 K: 0 S: 4	H: 1 LOB: 1 BB: 0 P: 4	R: 0 E: 0 K: 0 S: 3	H: 0 LOB: 0 BB: 0 P: 3	1B: 3 2B: 0 3B: 1 HR: 0	SF: 0 SAC: 0 DP: 0 HBP: 0	WP: 0 PA: 33 PB: 0 SB: 0 CS: 0
PITCHER	IP WLS BF H R ER SO BB IBB HBP BLK WP HR S P ERA WHIP																
Tom Bradley, R (1,1) ERA: 3.43	7.2 W 29 4 2 1 5 1 0 0 0 0 0 0 38 42 1.17 0.652																
Sam McDowell, L (8,1) ERA: 4.91	1.1 S 4 0 0 0 0 0 0 0 0 0 0 0 4 4 0.00 0.000																

Batter	1	2	3	4	5	6	7	8	9	AB	R	H	RBI	BB	SO	LOB	BOTTOM
Bobby Bonds, R (1,9) OBP: 0.368, SLG: 0.555										3	0	0	0	0	2	2	New York Mets @ San Francisco Giants Candlestick Park, San Francisco, CA Wed May 30 1973, 6:33 AM EDT Att: 5,296 - Unknown
Gary Thomasson, L (7, PH) OBP: 0.314, SLG: 0.338										1	0	0	0	0	1	1	
Tito Fuentes, S (1,4) OBP: 0.316, SLG: 0.390										4	1	1	1	0	0	1	
Garry Maddox, R (1,8) OBP: 0.375, SLG: 0.493										4	0	0	0	0	1	0	
Ed Goodson, L (1,5) OBP: 0.368, SLG: 0.427										4	1	1	0	0	2	0	
Mike Phillips, L (9,5) OBP: 0.333, SLG: 0.357										0	0	0	0	0	0	0	
Gary Matthews, R (1,7) OBP: 0.429, SLG: 0.515										3	1	1	0	1	0	0	
Chris Speier, R (1,6) OBP: 0.350, SLG: 0.436										3	0	1	0	0	0	2	
Dave Kingman, R (1,3) OBP: 0.236, SLG: 0.408										2	0	0	0	1	0	2	
Dave Rader, L (1,2) OBP: 0.297, SLG: 0.270										3	0	1	0	0	1	3	
Tom Bradley, R (1,1) OBP: 0.176, SLG: 0.176										3	0	1	2	0	2	1	
Sam McDowell, L (8,1) OBP: 0.182, SLG: 0.182										0	0	0	0	0	0	0	
Inning Stats	R: 0 E: 0 K: 0 S: 3	H: 0 LOB: 0 BB: 0 P: 3	R: 2 E: 0 K: 2 S: 10	H: 3 LOB: 2 BB: 1 P: 14	R: 0 E: 0 K: 2 S: 7	H: 0 LOB: 0 BB: 0 P: 7	R: 0 E: 0 K: 0 S: 3	H: 0 LOB: 0 BB: 0 P: 3	R: 0 E: 0 K: 1 S: 7	H: 2 LOB: 2 BB: 1 P: 11	R: 0 E: 0 K: 2 S: 8	H: 1 LOB: 1 BB: 0 P: 8	R: 0 E: 0 K: 0 S: 3	H: 0 LOB: 0 BB: 0 P: 3	1B: 5 2B: 0 3B: 0 HR: 1	SF: 0 SAC: 0 DP: 0 HBP: 0	WP: 0 PA: 32 PB: 0 SB: 0 CS: 0
PITCHER	IP WLS BF H R ER SO BB IBB HBP BLK WP HR S P ERA WHIP																
Jon Matlack, L (1,1) ERA: 4.48	7.0 L 29 6 3 3 3 1 0 0 0 0 0 1 45 53 3.86 1.000																
Phil Hennigan, R (8,1) ERA: 3.63	1.0 3 0 0 0 0 0 0 0 0 0 0 0 3 3 0.00 0.000																

Batter	1	2	3	4	5	6	7	8	9	AB	R	H	RBI	BB	SO	LOB	TOP			
Cesar Tovar, R OBP: 0.348, SLG: 0.376 (1, 5)										3	1	1	0	0	0	1	Philadelphia Phillies @ San Francisco Giants Candlestick Park, San Francisco, CA Fri Jun 01 1973, 10:05 PM EDT Att: 5,359 - Unknown			
Terry Harmon, R OBP: 0.275, SLG: 0.275 (1, 4)										4	0	1	1	0	0	1				
Willie Montanez, L OBP: 0.313, SLG: 0.322 (1, 3)										4	0	0	0	0	1	1				
Bill Robinson, R OBP: 0.341, SLG: 0.558 (1, 8)										4	0	0	0	0	1	1				
Greg Luzinski, R OBP: 0.257, SLG: 0.320 (1, 7)										3	0	1	0	1	0	0				
Mike Anderson, R OBP: 0.302, SLG: 0.364 (1, 9)										3	0	0	0	1	0	3				
Bob Boone, R OBP: 0.280, SLG: 0.295 (1, 2)										3	0	1	0	0	0	1				
Larry Bowa, S OBP: 0.245, SLG: 0.226 (1, 6)										3	0	0	0	0	1	1				
Wayne Twitchell, R Mac Scarce, L (8, 1)										3	0	0	0	0	2	1				
										0	0	0	0	0	0	0				
Inning Stats	R: 1 E: 0 K: 1 S: 7	H: 2 LOB: 2 BB: 1 P: 11	R: 0 E: 0 K: 0 S: 4	H: 1 LOB: 1 BB: 0 P: 4	R: 0 E: 0 K: 0 S: 3	H: 0 LOB: 0 BB: 1 P: 3	R: 0 E: 0 K: 0 S: 2	H: 0 LOB: 0 BB: 1 P: 6	R: 0 E: 0 K: 1 S: 7	H: 1 LOB: 1 BB: 0 P: 8	R: 0 E: 0 K: 1 S: 5	H: 0 LOB: 0 BB: 0 P: 5	R: 0 E: 0 K: 0 S: 3	H: 0 LOB: 0 BB: 0 P: 3	R: 0 E: 0 K: 0 S: 3	H: 0 LOB: 0 BB: 0 P: 3	1B: 3 2B: 1 3B: 0 HR: 0	SF: 0 SAC: 0 DP: 0 HBP: 1	WP: 1 PB: 0 SB: 0 CS: 1	PA: 33
PITCHER Ron Bryant, L ERA: 2.24 (1, 1)	IP: 9.0 WLS: W BF: 33 H: 4 R: 1 ER: 1 SO: 5 BB: 2 IBB: 0 HBP: 1 BLK: 0 WP: 1 HR: 0 S: 40 P: 49 ERA: 1.00 WHIP: 0.667															PITCHER				

Batter	1	2	3	4	5	6	7	8	9	AB	R	H	RBI	BB	SO	LOB	BOTTOM			
Bobby Bonds, R OBP: 0.370, SLG: 0.552 (1, 9)										3	0	1	0	1	1	1	Philadelphia Phillies @ San Francisco Giants Candlestick Park, San Francisco, CA Fri Jun 01 1973, 10:05 PM EDT Att: 5,359 - Unknown			
Tito Fuentes, S OBP: 0.316, SLG: 0.389 (1, 4)										3	0	1	0	0	1	0				
Garry Maddox, R OBP: 0.372, SLG: 0.483 (1, 8)										3	0	0	0	0	1	0				
Willie McCovey, L OBP: 0.388, SLG: 0.507 (8, PR)										2	1	1	1	2	1	0				
Dave Kingman, R OBP: 0.236, SLG: 0.408 (9, 3)										0	0	0	0	0	0	0				
Ed Goodson, L OBP: 0.365, SLG: 0.422 (1, 5)										4	0	1	0	0	0	4				
Gary Matthews, R OBP: 0.420, SLG: 0.504 (1, 7)										3	0	0	0	0	1	2				
Chris Speier, R OBP: 0.349, SLG: 0.432 (1, 6)										2	0	0	0	1	0	0				
Dave Rader, L OBP: 0.293, SLG: 0.265 (1, 2)										3	0	0	0	0	0	2				
Ron Bryant, S OBP: 0.171, SLG: 0.176 (1, 1)										2	1	1	0	1	1	0				
Inning Stats	R: 0 E: 0 K: 1 S: 5	H: 0 LOB: 0 BB: 0 P: 5	R: 0 E: 0 K: 1 S: 5	H: 0 LOB: 0 BB: 0 P: 5	R: 0 E: 0 K: 1 S: 5	H: 0 LOB: 1 BB: 1 P: 9	R: 1 E: 0 K: 1 S: 7	H: 2 LOB: 1 BB: 0 P: 7	R: 0 E: 0 K: 1 S: 5	H: 0 LOB: 0 BB: 0 P: 5	R: 0 E: 0 K: 0 S: 3	H: 2 LOB: 0 BB: 0 P: 3	R: 0 E: 0 K: 1 S: 5	H: 0 LOB: 2 BB: 2 P: 13	R: 1 E: 0 K: 0 S: 3	H: 1 LOB: 3 BB: 2 P: 12	1B: 3 2B: 1 3B: 0 HR: 1	SF: 0 SAC: 1 DP: 1 HBP: 1	WP: 1 PB: 0 SB: 0 CS: 1	PA: 32
PITCHER Wayne Twitchell, R ERA: 2.5 Mac Scarce, L ERA: 2.16 (8, 1)	IP: 0.2 WLS: L BF: 2 H: 0 R: 0 ER: 0 SO: 0 BB: 0 IBB: 1 HBP: 0 BLK: 0 WP: 1 HR: 0 S: 1 P: 5 ERA: 0.00 WHIP: 0.000															PITCHER				

Batter	1	2	3	4	5	6	7	8	9	AB	R	H	RBI	BB	SO	LOB	TOP	
Cesar Tovar, R OBP: 0.349, SLG: 0.383 (1, 5)										5	1	2	1	0	0	2	Philadelphia Phillies @ San Francisco Giants Candlestick Park, San Francisco, CA Sat Jun 02 1973, 6:33 AM EDT Att: 5,949 - Unknown	
Denny Doyle, L OBP: 0.385, SLG: 0.346 (1, 4)										4	1	3	2	1	1	0		
Willie Montanez, L OBP: 0.316, SLG: 0.321 (1, 3)										4	1	1	0	1	0	5		
Greg Luzinski, R OBP: 0.261, SLG: 0.339 (1, 7)										5	1	2	4	0	1	1		
Mike Rogodzinski, L OBP: 0.323, SLG: 0.308 (1, 9)										4	0	0	0	0	1	2		
Del Unser, L OBP: 0.327, SLG: 0.442 (1, 8)										4	0	0	0	0	0	2		
Bob Boone, R Ken Brett, L Mac Scarce, L (8, PR) (8, 1)										4	1	2	0	0	0	0		AB 38 R 7 H 11 RBI 7 BB 2 SO 4 LOB 18
Larry Bowa, S OBP: 0.245, SLG: 0.231 (1, 6)										4	2	1	0	0	0	2		
Dick Ruthven, R Barry Lersch, S Tom Hutton, S Jim Lonborg, R Bill Wilson, R Jose Pagan, R Mike Ryan, R (1, 1) (4, 1) (6, PH) (6, 1) (6, 1) (6, PH) (8, 2)										2	0	0	0	0	1	1		WP: 0 PA: 40 FB: 0 SB: 0 CS: 0
Inning Stats	R: 1 E: 0 K: 0 S: 6	H: 3 LOB: 2 BB: 0 P: 6	R: 1 E: 0 K: 1 S: 7	H: 2 LOB: 2 BB: 1 P: 11	R: 0 E: 0 K: 0 S: 3	H: 0 LOB: 0 BB: 0 P: 3	R: 0 E: 0 K: 0 S: 3	H: 0 LOB: 0 BB: 0 P: 3	R: 3 E: 1 K: 0 S: 6	H: 3 LOB: 1 BB: 0 P: 6	R: 0 E: 0 K: 2 S: 7	H: 0 LOB: 0 BB: 0 P: 7	R: 0 E: 0 K: 0 S: 3	H: 1 LOB: 1 BB: 0 P: 3	R: 0 E: 0 K: 1 S: 5	H: 0 LOB: 1 BB: 1 P: 9		1B: 8 2B: 2 3B: 0 HR: 1
PITCHER	IP WLS BF H R ER SO BB IBB HBP BLK WP HR S P ERA WHIP																	
Juan Marichal, R ERA: 3.29 Charlie Williams, R ERA: Elias Sosa, R ERA: 1.57	(1, 1) (6, 1) (7, 1)	5.0 1.0 3.0	25 5 10	9 1 1	6 1 0	5 0 0	1 0 3	1 0 1	0 0 0	0 0 0	0 0 0	0 0 0	0 0 0	0 5 15	26 5 19	30 5 19	9.00 0.00 0.00	2.000 1.000 0.667
Batter	1	2	3	4	5	6	7	8	9	AB	R	H	RBI	BB	SO	LOB	BOTTOM	
Bobby Bonds, R OBP: 0.375, SLG: 0.566 (1, 9)										5	2	3	2	0	0	2	Philadelphia Phillies @ San Francisco Giants Candlestick Park, San Francisco, CA Sat Jun 02 1973, 6:33 AM EDT Att: 5,949 - Unknown	
Tito Fuentes, S OBP: 0.322, SLG: 0.394 (1, 4)										5	2	3	2	0	0	3		
Garry Maddox, R OBP: 0.379, SLG: 0.490 (1, 8)										4	3	2	0	1	0	1		
Ed Goodson, L OBP: 0.366, SLG: 0.428 (1, 5)										5	0	2	1	0	0	1		
Gary Matthews, R OBP: 0.414, SLG: 0.493 (1, 7)									5	1	1	2	0	0	3			
Chris Speier, R OBP: 0.348, SLG: 0.426 (1, 6)									3	1	0	0	1	0	1			
Dave Kingman, R OBP: 0.236, SLG: 0.412 (1, 3)									4	0	1	1	0	2	1			
Dave Rader, L OBP: 0.302, SLG: 0.272 (1, 2)										3	1	2	0	1	0	0		
Juan Marichal, R Charlie Williams, R Jim Howarth, L Elias Sosa, R (1, 1) (6, 1) (6, PH) (7, 1)										1	0	1	1	0	0	0		AB 37 R 11 H 16 RBI 9 BB 3 SO 2 LOB 12
Inning Stats	R: 0 E: 0 K: 0 S: 3	H: 0 LOB: 0 BB: 0 P: 3	R: 0 E: 0 K: 0 S: 3	H: 1 LOB: 0 BB: 0 P: 3	R: 0 E: 0 K: 0 S: 5	H: 3 LOB: 2 BB: 0 P: 5	R: 3 E: 0 K: 0 S: 6	H: 3 LOB: 1 BB: 0 P: 8	R: 3 E: 0 K: 0 S: 6	H: 4 LOB: 0 BB: 0 P: 6	R: 0 E: 0 K: 1 S: 5	H: 0 LOB: 0 BB: 0 P: 5	R: 3 E: 1 K: 0 S: 6	H: 2 LOB: 1 BB: 1 P: 10	R: 0 E: 0 K: 0 S: 3	1B: 12 2B: 4 3B: 0 HR: 1		SF: 1 SAC: 0 DP: 3 HBP: 0
PITCHER	IP WLS BF H R ER SO BB IBB HBP BLK WP HR S P ERA WHIP																	
Dick Ruthven, R ERA: 3.83 Barry Lersch, R ERA: 4.18 Jim Lonborg, R ERA: 6.94 Bill Wilson, R ERA: 3.86 Mac Scarce, L ERA: 2.42	(1, 1) (4, 1) (6, 1) (6, 1) (8, 1)	3.1 1.2 0.0 2.0 1.0	16 9 4 5 7	7 3 4 0 2	3 2 3 0 3	3 2 3 0 1	0 1 0 0 0	0 0 0 0 0	0 0 0 0 0	0 0 0 0 0	0 0 0 0 0	0 0 0 0 0	0 0 0 0 0	0 4 7 7 6	10 14 4 7 10	14 10.80 ∞ 0.00 9.00	2.400 1.800 ∞ 0.000 3.000	

Batter	1	2	3	4	5	6	7	8	9	AB	R	H	RBI	BB	SO	LOB	TOP							
Cesar Tovar, R OBP: 0.345, SLG: 0.377 Mike Schmidt, R OBP: 0.356, SLG: 0.326	5-3		K			F7		F9		5	1	1	0	0	1	1								
Denny Doyle, L OBP: 0.370, SLG: 0.325	5-3		3-1			F2		G1		5	0	0	0	0	0	2								
Willie Montanez, L OBP: 0.318, SLG: 0.323 Mike Anderson, R OBP: 0.302, SLG: 0.364	FC6-4 1B		G3			1B 1-2 1B		F7		5	1	2	0	0	1	0								
Greg Luzinski, R OBP: 0.275, SLG: 0.365	FC6-4 1-2					1B 1-2 2H 1B		HR		4	1	3	2	1	0	1								
Tom Hutton, L OBP: 0.348, SLG: 0.339		E6 2B FC3				1-2 1B		1-3		4	0	2	1	1	0	0								
Del Unser, L OBP: 0.339, SLG: 0.454		FC3 1-3 2B				F3		F9		4	0	2	0	1	0	4								
Bob Boone, R OBP: 0.289, SLG: 0.299 Mike Rogodzinski, L OBP: 0.313, SLG: 0.296 Mike Ryan, R OBP: 0.325, SLG: 0.400		P3				F7		SH2-3 2B 1B		4	1	1	0	0	0	5								
Larry Bowa, S OBP: 0.242, SLG: 0.228		FC3 2-3 3-H				F9		SH2-3 1-2		3	0	0	0	0	0	4								
Ken Brett, L OBP: 0.316, SLG: 0.421 Mac Scarce, L Bill Wilson, R		F7						B2		4	0	1	1	0	0	2								
								2H 2B		0	0	0	0	0	0	0								
										6-3														
Inning Stats	R: 0 E: 0 K: 0 S: 4	H: 1 LOB: 1 BB: 0 P: 4	R: 0 E: 1 K: 0 S: 5	H: 1 LOB: 2 BB: 0 P: 5	R: 0 E: 0 K: 1 S: 5	H: 0 LOB: 0 BB: 0 P: 5	R: 0 E: 0 K: 0 S: 5	H: 2 LOB: 2 BB: 0 P: 5	R: 2 E: 0 K: 0 S: 7	H: 4 LOB: 2 BB: 0 P: 7	R: 1 E: 0 K: 0 S: 5	H: 2 LOB: 1 BB: 0 P: 5	R: 1 E: 0 K: 0 S: 5	H: 2 LOB: 1 BB: 0 P: 5	R: 0 E: 0 K: 0 S: 3	H: 0 LOB: 0 BB: 0 P: 3	R: 0 E: 0 K: 1 S: 5	H: 0 LOB: 3 BB: 3 P: 17	1B: 9 2B: 2 3B: 0 HR: 1	SF: 0 SAC: 1 DP: 0 HBP: 0	WP: 1 PB: 0 SB: 0 CS: 0	PA: 43		
PITCHER	IP WLS BF H R ER SO BB IBB HBP BLK WP HR S P ERA WHIP	IP WLS BF H R ER SO BB IBB HBP BLK WP HR S P ERA WHIP	IP WLS BF H R ER SO BB IBB HBP BLK WP HR S P ERA WHIP	IP WLS BF H R ER SO BB IBB HBP BLK WP HR S P ERA WHIP	IP WLS BF H R ER SO BB IBB HBP BLK WP HR S P ERA WHIP	IP WLS BF H R ER SO BB IBB HBP BLK WP HR S P ERA WHIP	IP WLS BF H R ER SO BB IBB HBP BLK WP HR S P ERA WHIP	IP WLS BF H R ER SO BB IBB HBP BLK WP HR S P ERA WHIP	IP WLS BF H R ER SO BB IBB HBP BLK WP HR S P ERA WHIP	IP WLS BF H R ER SO BB IBB HBP BLK WP HR S P ERA WHIP	IP WLS BF H R ER SO BB IBB HBP BLK WP HR S P ERA WHIP	IP WLS BF H R ER SO BB IBB HBP BLK WP HR S P ERA WHIP	IP WLS BF H R ER SO BB IBB HBP BLK WP HR S P ERA WHIP	IP WLS BF H R ER SO BB IBB HBP BLK WP HR S P ERA WHIP	IP WLS BF H R ER SO BB IBB HBP BLK WP HR S P ERA WHIP	IP WLS BF H R ER SO BB IBB HBP BLK WP HR S P ERA WHIP	IP WLS BF H R ER SO BB IBB HBP BLK WP HR S P ERA WHIP	IP WLS BF H R ER SO BB IBB HBP BLK WP HR S P ERA WHIP	IP WLS BF H R ER SO BB IBB HBP BLK WP HR S P ERA WHIP	IP WLS BF H R ER SO BB IBB HBP BLK WP HR S P ERA WHIP	IP WLS BF H R ER SO BB IBB HBP BLK WP HR S P ERA WHIP	IP WLS BF H R ER SO BB IBB HBP BLK WP HR S P ERA WHIP	IP WLS BF H R ER SO BB IBB HBP BLK WP HR S P ERA WHIP	IP WLS BF H R ER SO BB IBB HBP BLK WP HR S P ERA WHIP

Philadelphia Phillies @ San Francisco Giants
Candlestick Park, San Francisco, CA
Sun Jun 03 1973, 6:33 AM EDT
Att: 15,483 - Unknown

AB	39
R	4
H	12
RBI	4
BB	3
SO	2
LOB	22



Batter	1	2	3	4	5	6	7	8	9	AB	R	H	RBI	BB	SO	LOB	BOTTOM							
Bobby Bonds, R OBP: 0.379, SLG: 0.565	E5 1B 1B					K			G6-4-3	4	1	2	0	1	1	2								
Tito Fuentes, S OBP: 0.324, SLG: 0.394	F8		K			L6 1B		K	HR 1B	5	1	2	0	0	2	3								
Garry Maddox, R OBP: 0.386, SLG: 0.519	F7					6-3		1B 1-2 1B	WP HR 1B	5	1	3	2	0	0	1								
Ed Goodson, L OBP: 0.363, SLG: 0.423		2H 1B				K		L6 2-3	4-3 2B	4	0	1	1	0	1	3								
Gary Matthews, R OBP: 0.416, SLG: 0.490	5-3							1B 1-2 BB	5-3	3	0	1	0	1	0	2								
Chris Speier, R OBP: 0.346, SLG: 0.423			F7			1-3		1-2 2-3 1B	FC6-4 1B	4	0	1	0	0	0	2								
Dave Kingman, R OBP: 0.237, SLG: 0.406			F8			K		FC6-4 1-2 2-3	HR 1B	4	1	1	0	0	1	3								
Mike Sadek, R OBP: 0.333, SLG: 0.091 Chris Arnold, R OBP: 0.455, SLG: 0.667 Dave Rader, L OBP: 0.306, SLG: 0.294			F3			SH1-4 BB		K	HR 1B	1	0	0	0	0	1	0								
Jim Barr, R ERA: 3.62 Jim Willoughby, R ERA: 4.57 Sam McDowell, L ERA: 4.7 Charlie Williams, R ERA:			4-3			SH1-4 2B		F9	G6-4-3 BB	1	0	0	0	0	0	0								
Inning Stats	R: 1 E: 1 K: 0 S: 5	H: 2 LOB: 1 BB: 0 P: 5	R: 0 E: 0 K: 0 S: 3	H: 0 LOB: 0 BB: 0 P: 3	R: 0 E: 0 K: 1 S: 5	H: 1 LOB: 0 BB: 0 P: 5	R: 0 E: 0 K: 1 S: 6	H: 1 LOB: 1 BB: 0 P: 6	R: 0 E: 0 K: 2 S: 7	H: 0 LOB: 1 BB: 1 P: 11	R: 0 E: 0 K: 0 S: 5	H: 3 LOB: 3 BB: 1 P: 9	R: 0 E: 0 K: 2 S: 7	H: 0 LOB: 1 BB: 1 P: 11	R: 0 E: 0 K: 0 S: 4	H: 1 LOB: 1 BB: 0 P: 4	R: 4 E: 0 K: 0 S: 5	H: 4 LOB: 1 BB: 1 P: 9	1B: 9 2B: 2 3B: 0 HR: 2	SF: 0 SAC: 1 DP: 2 HBP: 0	WP: 1 PB: 0 SB: 0 CS: 0	PA: 39		
PITCHER	IP WLS BF H R ER SO BB IBB HBP BLK WP HR S P ERA WHIP	IP WLS BF H R ER SO BB IBB HBP BLK WP HR S P ERA WHIP	IP WLS BF H R ER SO BB IBB HBP BLK WP HR S P ERA WHIP	IP WLS BF H R ER SO BB IBB HBP BLK WP HR S P ERA WHIP	IP WLS BF H R ER SO BB IBB HBP BLK WP HR S P ERA WHIP	IP WLS BF H R ER SO BB IBB HBP BLK WP HR S P ERA WHIP	IP WLS BF H R ER SO BB IBB HBP BLK WP HR S P ERA WHIP	IP WLS BF H R ER SO BB IBB HBP BLK WP HR S P ERA WHIP	IP WLS BF H R ER SO BB IBB HBP BLK WP HR S P ERA WHIP	IP WLS BF H R ER SO BB IBB HBP BLK WP HR S P ERA WHIP	IP WLS BF H R ER SO BB IBB HBP BLK WP HR S P ERA WHIP	IP WLS BF H R ER SO BB IBB HBP BLK WP HR S P ERA WHIP	IP WLS BF H R ER SO BB IBB HBP BLK WP HR S P ERA WHIP	IP WLS BF H R ER SO BB IBB HBP BLK WP HR S P ERA WHIP	IP WLS BF H R ER SO BB IBB HBP BLK WP HR S P ERA WHIP	IP WLS BF H R ER SO BB IBB HBP BLK WP HR S P ERA WHIP	IP WLS BF H R ER SO BB IBB HBP BLK WP HR S P ERA WHIP	IP WLS BF H R ER SO BB IBB HBP BLK WP HR S P ERA WHIP	IP WLS BF H R ER SO BB IBB HBP BLK WP HR S P ERA WHIP	IP WLS BF H R ER SO BB IBB HBP BLK WP HR S P ERA WHIP	IP WLS BF H R ER SO BB IBB HBP BLK WP HR S P ERA WHIP	IP WLS BF H R ER SO BB IBB HBP BLK WP HR S P ERA WHIP	IP WLS BF H R ER SO BB IBB HBP BLK WP HR S P ERA WHIP	IP WLS BF H R ER SO BB IBB HBP BLK WP HR S P ERA WHIP

Philadelphia Phillies @ San Francisco Giants
Candlestick Park, San Francisco, CA
Sun Jun 03 1973, 6:33 AM EDT
Att: 15,483 - Unknown

AB	34
R	5
H	12
RBI	5
BB	4
SO	6
LOB	16



Batter	1	2	3	4	5	6	7	8	9	AB	R	H	RBI	BB	SO	LOB	TOP								
Bobby Bonds, R OBP: 0.380, SLG: 0.560 (1, 9)										4	2	1	0	1	0	0	San Francisco Giants @ Pittsburgh Pirates Three Rivers Stadium, Pittsburgh, PA Mon Jun 04 1973, 7:05 PM EDT Att: 12,570 - Unknown livebaseballscorecards.com								
Tito Fuentes, S OBP: 0.333, SLG: 0.416 (1, 4)										5	2	4	3	0	0	0									
Garry Maddox, R OBP: 0.386, SLG: 0.531 (1, 8)										4	0	2	3	0	0	1									
Willie McCovey, L OBP: 0.391, SLG: 0.497 (1, 3)										3	0	0	0	2	1	1									
Ed Goodson, L OBP: 0.358, SLG: 0.416 (1, 5)										5	1	1	0	0	0	5									
Gary Matthews, R OBP: 0.412, SLG: 0.483 (1, 7)										4	0	1	0	0	1	1									
Chris Speier, R OBP: 0.357, SLG: 0.431 (1, 6)										3	1	3	1	1	0	0									
Dave Rader, L OBP: 0.305, SLG: 0.293 (1, 2)										4	1	1	0	0	0	4									
Tom Bradley, R OBP: 0.150, SLG: 0.150 (1, 1)										3	0	0	0	0	1	0									
Inning Stats	R: 0 E: 0 K: 0 S: 4	H: 2 LOB: 2 BB: 1 P: 8	R: 0 E: 0 K: 0 S: 3	H: 1 LOB: 0 BB: 0 P: 3	R: 0 E: 0 K: 0 S: 4	H: 1 LOB: 1 BB: 0 P: 4	R: 1 E: 0 K: 0 S: 4	H: 2 LOB: 1 BB: 1 P: 8	R: 2 E: 0 K: 1 S: 5	H: 2 LOB: 0 BB: 0 P: 5	R: 0 E: 0 K: 1 S: 6	H: 1 LOB: 1 BB: 0 P: 6	R: 0 E: 0 K: 1 S: 5	H: 0 LOB: 0 BB: 0 P: 5	R: 0 E: 0 K: 0 S: 4	H: 1 LOB: 1 BB: 0 P: 4	R: 4 E: 0 K: 1 S: 8	H: 3 LOB: 1 BB: 2 P: 16	1B: 10 2B: 1 3B: 2 HR: 0	SF: 1 SAC: 1 DP: 2 HBP: 0	WP: 0 PB: 0 CS: 1	PA: 41			
PITCHER	IP	WLS	BF	H	R	ER	SO	BB	IBB	HBP	BLK	WP	HR	S	P	ERA	WHIP								
Bob Moose, R ERA: 3.64 (1, 1)	8.0	L	33	10	3	3	2	2	0	0	0	0	0	35	43	3.38	1.500								
Bob Johnson, R ERA: 4.7 (9, 1)	0.1		6	3	4	4	0	1	1	0	0	0	0	4	12	108.00	12.000								
Ramon Hernandez, L ERA: 3.5 (9, 1)	0.2		2	0	0	0	1	0	0	0	0	0	0	4	4	0.00	0.000								

Batter	1	2	3	4	5	6	7	8	9	AB	R	H	RBI	BB	SO	LOB	BOTTOM								
Gene Clines, R OBP: 0.292, SLG: 0.326 (1, 8)										4	0	1	0	0	2	0	San Francisco Giants @ Pittsburgh Pirates Three Rivers Stadium, Pittsburgh, PA Mon Jun 04 1973, 7:05 PM EDT Att: 12,570 - Unknown livebaseballscorecards.com								
Dave Cash, R OBP: 0.383, SLG: 0.445 (1, 4)										4	1	1	0	0	0	1									
Richie Hebner, L OBP: 0.376, SLG: 0.422 (1, 5)										4	0	1	1	0	0	0									
Willie Stargell, L OBP: 0.383, SLG: 0.656 (1, 7)										4	1	2	1	0	0	2									
Al Oliver, L OBP: 0.301, SLG: 0.472 (1, 3)										4	0	1	0	0	0	3									
Manny Sanguillen, R OBP: 0.317, SLG: 0.482 (1, 9)										4	0	1	0	0	0	2									
Milt May, L OBP: 0.347, SLG: 0.407 (1, 2)										3	0	1	0	0	0	1									
Jackie Hernandez, R OBP: 0.250, SLG: 0.226 (1, 6)										2	0	0	0	0	1	2									
Vic Davalillo, L OBP: 0.175, SLG: 0.231 (8, PH)										1	0	0	0	0	1	0									
Bob Johnson, L (9, 1)										0	0	0	0	0	0	0									
Ramon Hernandez, S (9, 1)										0	0	0	0	0	0	0									
Bob Moose, R OBP: 0.192, SLG: 0.125 (1, 1)										2	0	0	0	0	1	1									
Rennie Stennett, R OBP: 0.243, SLG: 0.372 (8, PH)										1	0	0	0	0	0	0									
Inning Stats	R: 0 E: 0 K: 0 S: 5	H: 2 LOB: 2 BB: 0 P: 5	R: 0 E: 0 K: 0 S: 3	H: 1 LOB: 0 BB: 0 P: 3	R: 0 E: 0 K: 2 S: 7	H: 0 LOB: 0 BB: 0 P: 7	R: 0 E: 0 K: 0 S: 3	H: 0 LOB: 0 BB: 0 P: 3	R: 0 E: 0 K: 1 S: 6	H: 1 LOB: 1 BB: 0 P: 6	R: 0 E: 0 K: 0 S: 3	H: 0 LOB: 0 BB: 0 P: 3	R: 0 E: 0 K: 1 S: 5	H: 0 LOB: 0 BB: 0 P: 5	R: 2 E: 0 K: 1 S: 8	H: 3 LOB: 1 BB: 0 P: 8	1B: 6 2B: 0 3B: 1 HR: 1	SF: 0 SAC: 0 DP: 2 HBP: 0	WP: 1 PB: 0 SB: 0 CS: 0	PA: 33					
PITCHER	IP	WLS	BF	H	R	ER	SO	BB	IBB	HBP	BLK	WP	HR	S	P	ERA	WHIP								
Tom Bradley, R ERA: 3.19 (1, 1)	9.0	W	33	8	2	2	5	0	0	0	0	1	1	43	43	2.00	0.889								

Batter	1	2	3	4	5	6	7	8	9	AB	R	H	RBI	BB	SO	LOB	TOP										
Bobby Bonds, R OBP: 0.388, SLG: 0.572 (1, 9)										2	1	1	1	3	0	0	San Francisco Giants @ Pittsburgh Pirates Three Rivers Stadium, Pittsburgh, PA Tue Jun 05 1973, 7:05 PM EDT Att: 14,975 - Unknown livebaseballscorecards.com										
Tito Fuentes, S OBP: 0.335, SLG: 0.419 (1, 4)										5	1	2	0	0	0	3											
Gary Maddox, R OBP: 0.386, SLG: 0.524 (1, 8)										4	1	1	0	0	1	3											
Willie McCovey, L OBP: 0.397, SLG: 0.490 (1, 3)										2	0	0	0	3	1	3											
Ed Goodson, L OBP: 0.362, SLG: 0.430 (1, 5)										4	0	2	2	0	1	3											
Gary Matthews, R OBP: 0.402, SLG: 0.470 (1, 7)										4	0	0	0	0	0	4											
Chris Speier, R OBP: 0.351, SLG: 0.423 (1, 6)										4	0	0	0	0	1	2											
Dave Rader, L OBP: 0.303, SLG: 0.288 (1, 2)										3	0	0	0	1	0	0											
Ron Bryant, S OBP: 0.162, SLG: 0.167 (8, 1)										2	0	0	0	0	0	0											
Randy Moffitt, R (8, 1)										1	0	0	0	0	1	0											
Inning Stats	R: 2 E: 0 K: 0 S: 6	H: 3 LOB: 1 BB: 0 P: 6	R: 0 E: 0 K: 0 S: 3	H: 0 LOB: 2 BB: 2 P: 11	R: 0 E: 0 K: 0 S: 4	H: 1 LOB: 2 BB: 1 P: 8	R: 0 E: 0 K: 0 S: 3	H: 0 LOB: 1 BB: 1 P: 7	R: 0 E: 0 K: 0 S: 7	H: 0 LOB: 1 BB: 1 P: 11	R: 1 E: 0 K: 0 S: 3	H: 1 LOB: 2 BB: 1 P: 8	R: 0 E: 0 K: 1 S: 5	H: 0 LOB: 0 BB: 0 P: 5	R: 0 E: 0 K: 2 S: 8	H: 1 LOB: 2 BB: 1 P: 12	1B: 2 2B: 3 3B: 0 HR: 1	SF: 0 SAC: 1 DP: 0 HBP: 1	WP: 1 PB: 0 SB: 0 CS: 0	PA: 40							
PITCHER	IP	WLS	BF	H	R	ER	SO	BB	IBB	HBP	BLK	WP	HR	S	P	ERA	WHIP										
Nelson Briles, R ERA: 3.26 (1, 1)	7.0	L	32	5	3	3	2	6	0	1	0	1	1	29	54	3.86	1.571										
Dave Giusti, R ERA: 1.23 (8, 1)	2.0	S	8	1	0	0	3	1	0	0	0	0	0	13	17	0.00	1.000										

Batter	1	2	3	4	5	6	7	8	9	AB	R	H	RBI	BB	SO	LOB	BOTTOM										
Dave Cash, R OBP: 0.380, SLG: 0.440 (1, 4)										4	1	1	0	0	0	0	San Francisco Giants @ Pittsburgh Pirates Three Rivers Stadium, Pittsburgh, PA Tue Jun 05 1973, 7:05 PM EDT Att: 14,975 - Unknown livebaseballscorecards.com										
Al Oliver, L OBP: 0.305, SLG: 0.478 (1, 8)										4	1	2	0	0	0	0											
Manny Sanguillen, R OBP: 0.316, SLG: 0.483 (1, 9)										4	0	1	2	0	1	1											
Willie Stargell, L OBP: 0.375, SLG: 0.640 (1, 7)										4	0	0	0	0	3	2											
Bob Robertson, R OBP: 0.407, SLG: 0.503 (1, 3)										4	0	1	0	0	2	1											
Richie Hebner, L OBP: 0.398, SLG: 0.412 (1, 5)										4	0	0	0	0	1	2											
Vic Davallillo, L OBP: 0.175, SLG: 0.231 (8, FR)										0	0	0	0	0	0	0											
Gene Alley, R OBP: 0.253, SLG: 0.347 (1, 6)										3	0	0	0	0	1	1											
Fernando Gonzalez, R OBP: 0.211, SLG: 0.368 (9, PH)										1	0	0	0	0	0	1											
Jerry McNertney, R OBP: 0.250, SLG: 0.250 (1, 2)										2	0	0	0	0	0	1											
Gene Clines, R OBP: 0.233, SLG: 0.319 (7, PH)										1	0	0	0	0	1	0											
Milt May, L OBP: 0.347, SLG: 0.407 (8, 2)										0	0	0	0	0	0	0											
Nelson Briles, R OBP: 0.231, SLG: 0.423 (1, 1)										2	0	0	0	0	0	0											
Richie Zisk, R OBP: 0.286, SLG: 0.286 (7, PH)										1	0	0	0	0	1	0											
Dave Giusti, R OBP: 0.667, SLG: 0.500 (8, 1)										0	0	0	0	0	0	0											
Inning Stats	R: 0 E: 1 K: 0 S: 4	H: 0 LOB: 1 BB: 0 P: 4	R: 0 E: 0 K: 2 S: 8	H: 1 LOB: 1 BB: 0 P: 8	R: 0 E: 1 K: 0 S: 4	H: 1 LOB: 1 BB: 0 P: 4	R: 0 E: 0 K: 2 S: 7	H: 0 LOB: 0 BB: 0 P: 7	R: 0 E: 0 K: 2 S: 10	H: 3 LOB: 1 BB: 0 P: 10	R: 0 E: 0 K: 2 S: 7	H: 0 LOB: 0 BB: 0 P: 7	R: 0 E: 0 K: 1 S: 5	H: 0 LOB: 0 BB: 0 P: 5	R: 0 E: 1 K: 1 S: 6	H: 0 LOB: 1 BB: 0 P: 6	1B: 3 2B: 2 3B: 0 HR: 0	SF: 0 SAC: 0 DP: 0 HBP: 0	WP: 0 PB: 0 SB: 0 CS: 0	PA: 34							
PITCHER	IP	WLS	BF	H	R	ER	SO	BB	IBB	HBP	BLK	WP	HR	S	P	ERA	WHIP										
Ron Bryant, L ERA: 2.27 (1, 1)	7.0	W	27	5	2	2	8	0	0	0	0	0	0	43	43	2.57	0.714										
Randy Moffitt, R ERA: 2.28 (8, 1)	2.0	S	7	0	0	0	2	0	0	0	0	0	0	11	11	0.00	0.000										

AB 31
R 3
H 6
RBI 3
BB 7
SO 5
LOB 18



AB 34
R 2
H 5
RBI 2
BB 0
SO 10
LOB 9



Batter	1	2	3	4	5	6	7	8	9	AB	R	H	RBI	BB	SO	LOB	TOP				
Bobby Bonds, R OBP: 0.399, SLG: 0.592 (1, 9)										4	4	4	2	1	0	0	San Francisco Giants @ Pittsburgh Pirates Three Rivers Stadium, Pittsburgh, PA Wed Jun 06 1973, 7:05 PM EDT Att: 13,884 - Unknown				
Tito Fuentes, S OBP: 0.340, SLG: 0.423 (1, 4)										3	2	1	1	2	0	2					
Garry Maddox, R OBP: 0.387, SLG: 0.524 (1, 8)										4	1	1	1	1	1	1					
Willie McCovey, L OBP: 0.397, SLG: 0.483 (1, 3)										4	1	1	2	1	0	2					
Ed Goodson, L OBP: 0.374, SLG: 0.447 (8, PR)										5	0	4	1	0	1	0					
Mike Phillips, L OBP: 0.333, SLG: 0.357 (8, PR)										0	0	0	0	0	0	0					
Gary Matthews, R OBP: 0.402, SLG: 0.465 (1, 7)										4	0	1	0	1	0	4					
Chris Speier, R OBP: 0.348, SLG: 0.415 (1, 6)										4	1	0	0	1	0	4					
Dave Rader, L OBP: 0.305, SLG: 0.287 (3, PR)										1	0	0	0	0	0	0					
Mike Sadek, R OBP: 0.333, SLG: 0.143 (3, PR)										3	0	1	0	0	0	1					
Juan Marichal, R OBP: 0.313, SLG: 0.326 (2, 1)										1	0	0	0	0	0	0					
Charlie Williams, R OBP: 0.295, SLG: 0.157 (8, PR)										0	0	0	0	0	0	0					
Damaso Blanco, R OBP: 0.295, SLG: 0.157 (8, PR)										1	0	0	0	0	0	0					
Sam McDowell, L OBP: 0.295, SLG: 0.157 (8, PR)										0	0	0	0	0	0	0					
Elias Sosa, R OBP: 0.295, SLG: 0.157 (8, PR)										0	0	0	0	0	0	0					
Randy Moffitt, R OBP: 0.295, SLG: 0.157 (8, PR)										0	0	0	0	0	0	0					
Inning Stats	R: 1 E: 0 K: 0 S: 5	H: 2 LOB: 3 BB: 2 P: 13	R: 3 E: 0 K: 0 S: 7	H: 4 LOB: 2 BB: 1 P: 11	R: 0 E: 0 K: 0 S: 3	H: 0 LOB: 2 BB: 1 P: 8	R: 0 E: 0 K: 1 S: 5	H: 0 LOB: 0 BB: 0 P: 5	R: 0 E: 0 K: 0 S: 3	H: 1 LOB: 0 BB: 0 P: 3	R: 3 E: 0 K: 0 S: 6	H: 3 LOB: 1 BB: 1 P: 10	R: 2 E: 1 K: 1 S: 6	H: 2 LOB: 1 BB: 2 P: 14	R: 0 E: 0 K: 0 S: 3	H: 1 LOB: 1 BB: 0 P: 3	R: 0 E: 0 K: 0 S: 3	H: 0 LOB: 0 BB: 0 P: 3	1B: 9 2B: 4 3B: 0 HR: 1	SF: 0 SAC: 1 DP: 3 HBP: 1	WP: 2 PA: 45 PB: 0 SB: 1 CS: 0
PITCHER	IP	WLS	BF	H	R	ER	SO	BB	IBB	HBP	BLK	WP	HR	S	P	ERA	WHIP			ERA	WHIP
Steve Blass, R ERA: 8.21	1.2		13	5	4	4	0	3	0	0	0	0	1	10	22	21.60	4.800			0.00	3.000
Luke Walker, L ERA: 4.34	0.1	L	2	1	0	0	0	0	0	0	0	0	0	2	2	0.00	3.000				
Jim Rooker, L ERA: 2.25	3.2	L	17	4	3	3	1	1	1	1	0	0	0	16	25	7.36	1.364				
Bob Johnson, R ERA: 4.63	0.1		1	0	0	0	0	0	0	0	0	1	0	1	1	0.00	0.000				
Jim McKee, R ERA: 7.0	1.0		6	2	2	1	1	2	0	0	0	1	0	6	14	9.00	4.000				

San Francisco Giants @ Pittsburgh Pirates
 Three Rivers Stadium, Pittsburgh, PA
 Wed Jun 06 1973, 7:05 PM EDT
 Att: 13,884 - Unknown

AB 36
 R 9
 H 13
 RBI 7
 BB 7
 SO 2
 LOB 16

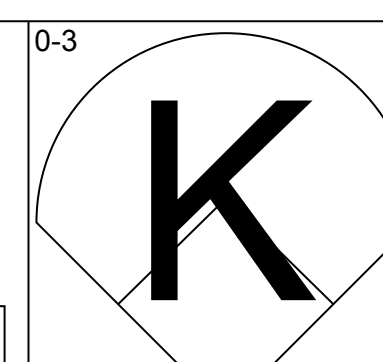
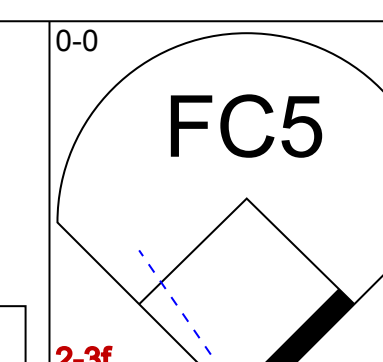
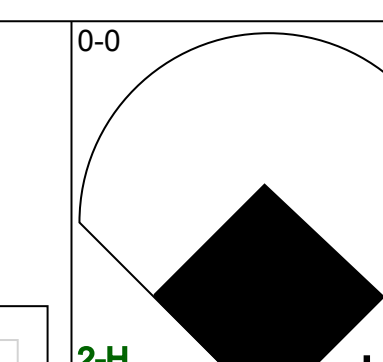
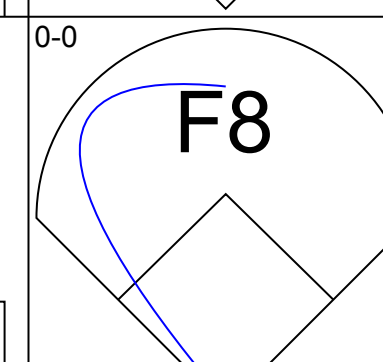
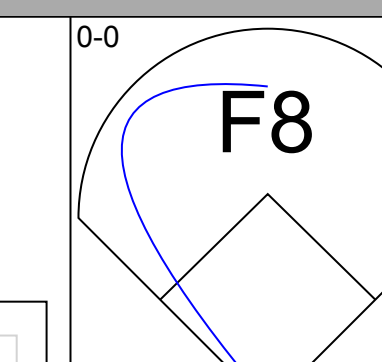
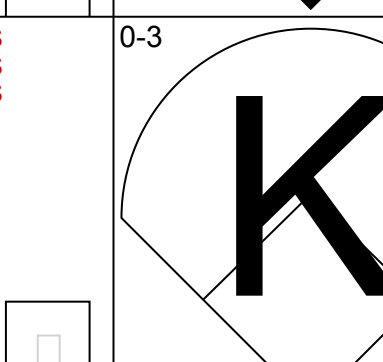
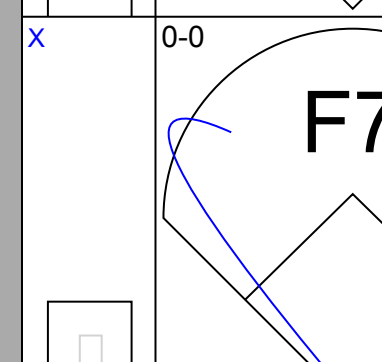
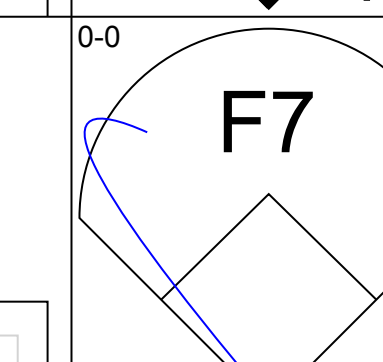
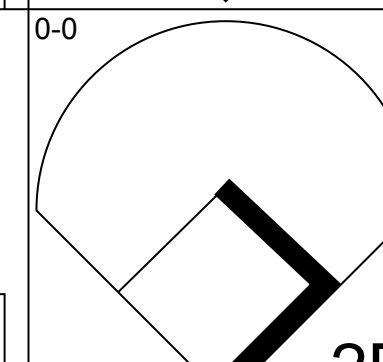
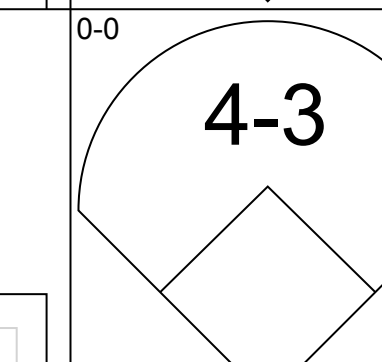
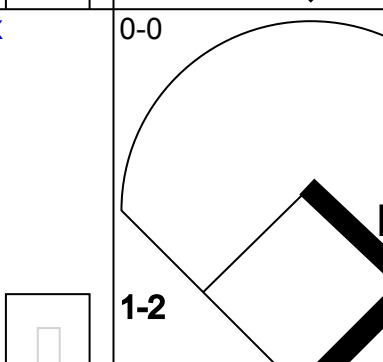
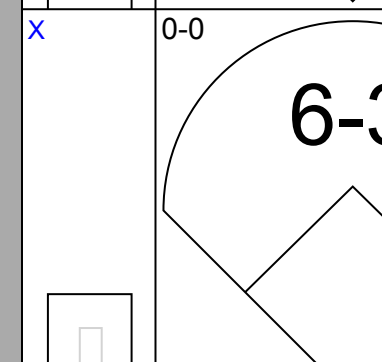
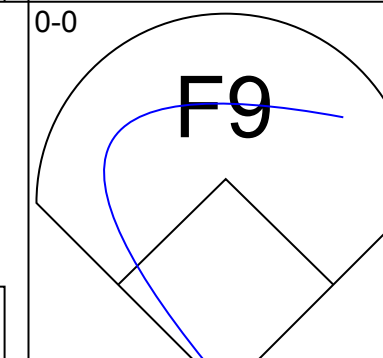
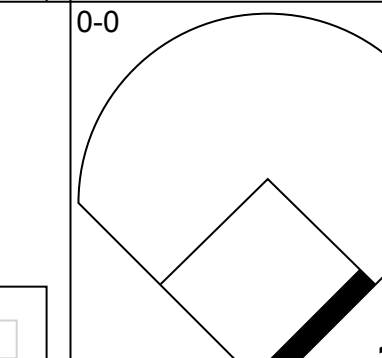
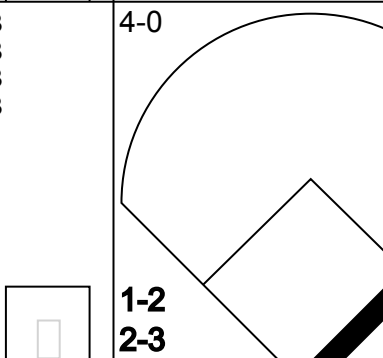
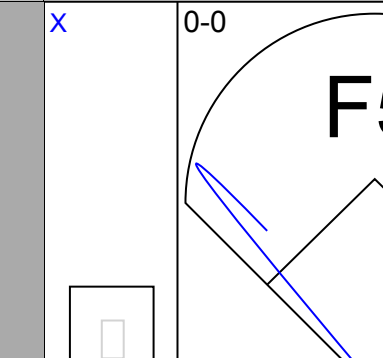
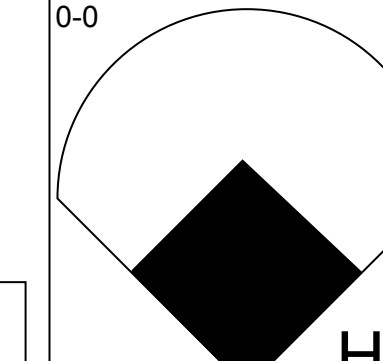
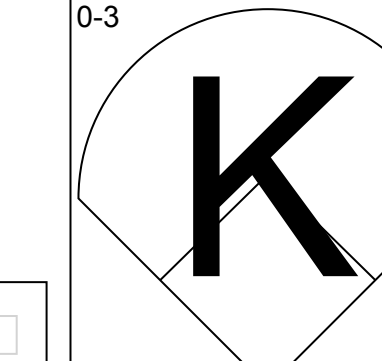
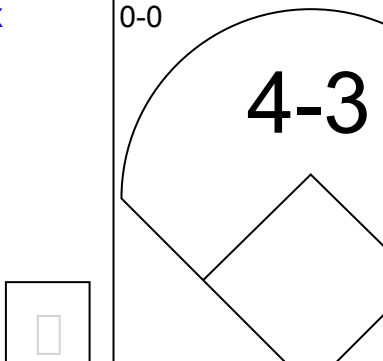
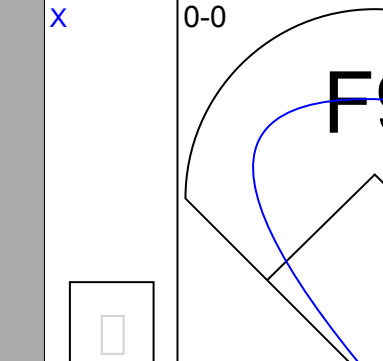
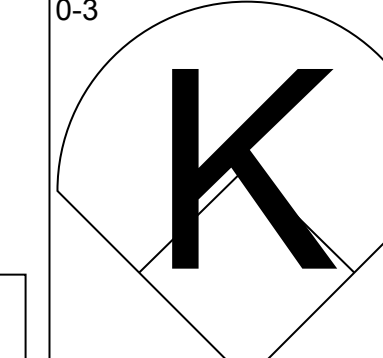
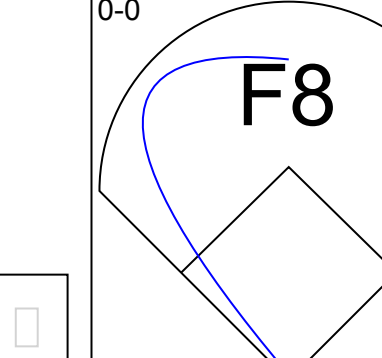
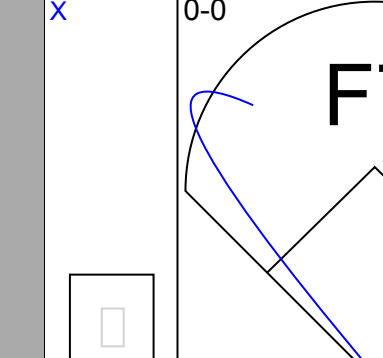
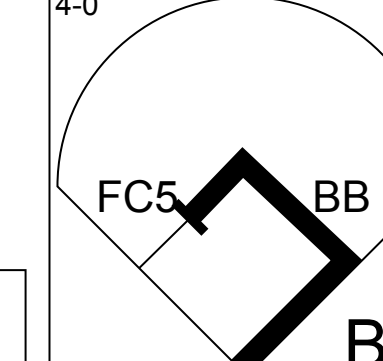
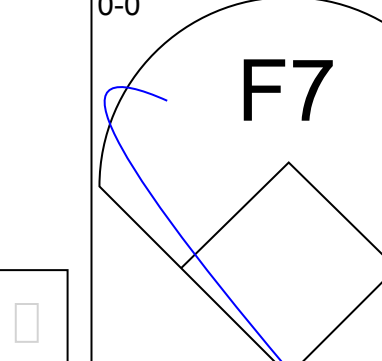
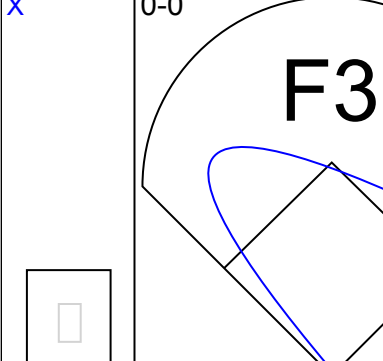
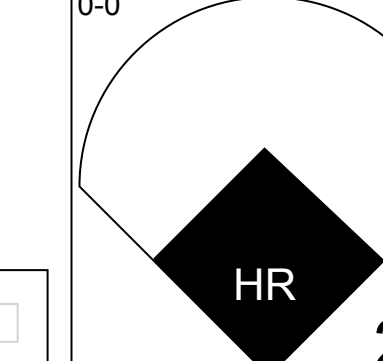
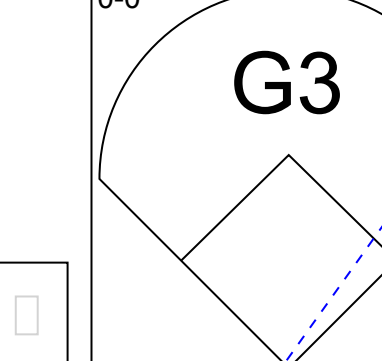
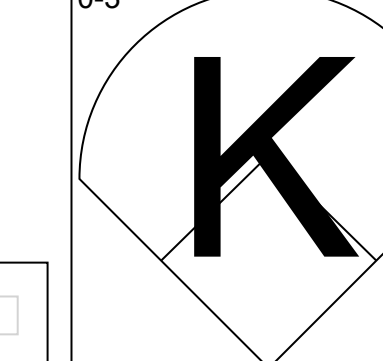
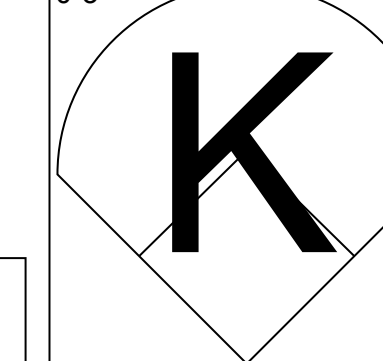
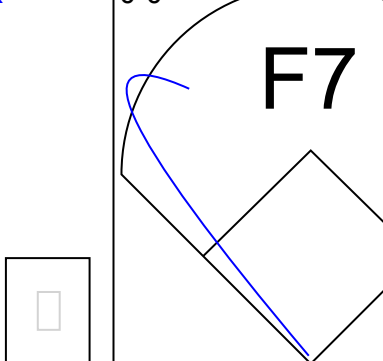
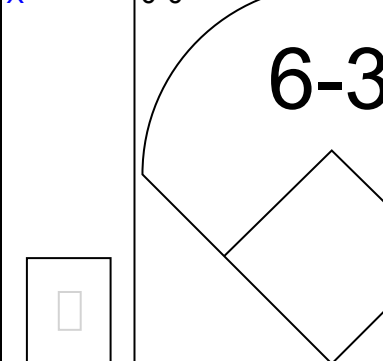
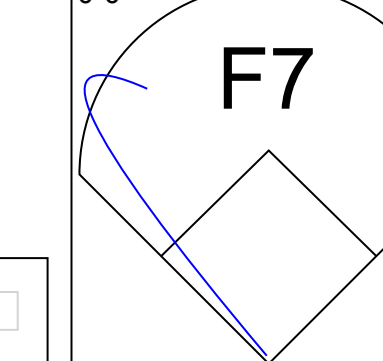


Batter	1	2	3	4	5	6	7	8	9	AB	R	H	RBI	BB	SO	LOB	BOTTOM				
Dave Cash, R OBP: 0.386, SLG: 0.451 (1, 4)										5	2	3	0	0	0	1	San Francisco Giants @ Pittsburgh Pirates Three Rivers Stadium, Pittsburgh, PA Wed Jun 06 1973, 7:05 PM EDT Att: 13,884 - Unknown				
Manny Sanguillen, R OBP: 0.313, SLG: 0.478 (1, 9)										4	0	1	2	0	1	2					
Al Oliver, L OBP: 0.303, SLG: 0.470 (1, 8)										3	0	0	2	1	0	3					
Willie Stargell, L OBP: 0.376, SLG: 0.630 (1, 7)										4	0	1	0	1	1	1					
Richie Hebner, L OBP: 0.369, SLG: 0.414 (1, 5)										4	2	1	0	1	1	4					
Bob Robertson, R OBP: 0.406, SLG: 0.497 (1, 3)										4	0	1	0	1	1	4					
Milt May, L OBP: 0.348, SLG: 0.419 (1, 2)										5	1	2	2	0	1	4					
Gene Alley, R OBP: 0.294, SLG: 0.356 (7, PH)										3	1	2	0	0	0	1					
Richie Zisk, R OBP: 0.228, SLG: 0.276 (8, 1)										1	0	0	0	0	0	3					
Ramon Hernandez, S OBP: 0.200, SLG: 0.350 (9, PH)										0	0	0	0	0	0	0					
Steve Blass, R OBP: 0.444, SLG: 0.500 (2, 1)										0	0	0	0	0	0	0					
Luke Walker, L ERA: 3.67 (2, 1)										0	0	0	0	0	0	0					
Vic Davalillo, L OBP: 0.300, SLG: 0.200 (2, PH)										1	0	1	0	0	0	0					
Jim Rooker, R ERA: 2.25 (3, 1)										0	0	0	0	0	0	0					
Bob Johnson, L ERA: 4.5 (8, 1)										1	0	0	0	0	0	0					
Gene Clines, R OBP: 0.265, SLG: 0.313 (6, PH)										0	0	0	0	0	0	0					
Jim McKee, R ERA: 7.0 (7, 1)										0	0	0	0	0	0	0					
Rennie Stennett, R OBP: 0.248, SLG: 0.235 (8, 6)										2	1	0	0	0	0	0					
Inning Stats	R: 1 E: 0 K: 0 S: 4	H: 2 LOB: 0 BB: 0 P: 4	R: 3 E: 0 K: 0 S: 8	H: 5 LOB: 2 BB: 0 P: 8	R: 1 E: 0 K: 2 S: 8	H: 1 LOB: 1 BB: 1 P: 12	R: 0 E: 0 K: 1 S: 6	H: 0 LOB: 1 BB: 0 P: 6	R: 0 E: 0 K: 0 S: 4	H: 1 LOB: 1 BB: 0 P: 4	R: 0 E: 0 K: 1 S: 6	H: 1 LOB: 1 BB: 0 P: 6	R: 0 E: 0 K: 2 S: 7	H: 0 LOB: 3 BB: 3 P: 19	R: 2 E: 1 K: 0 S: 7	H: 3 LOB: 2 BB: 0 P: 7	R: 0 E: 0 K: 0 S: 3	H: 0 LOB: 0 BB: 0 P: 3	1B: 10 2B: 3 3B: 1 HR: 0	SF: 2 SAC: 0 DP: 1 HBP: 0	WP: 1 PA: 45 PB: 0 SB: 0 CS: 0
PITCHER	IP	WLS	BF	H	R	ER	SO	BB	IBB	HBP	BLK	WP	HR	S	P	ERA	WHIP			ERA	WHIP
Juan Marichal, R ERA: 3.67	1.1		8	5	4	4	0	0	0	0	0	0	0	8	8	27.00	3.750				
Charlie Williams, R ERA: 1.59	3.2	W	17	4	1	1	3	1	0	0	0	1	0	22	26	2.46	1.364				
Sam McDowell, L ERA: 4.5	1.2		9	1	0	0	3	3	0	0	0	0	0	12	24	0.00	2.400				
Elias Sosa, R ERA: 2.15	0.2		5	2	2	2	0	0	0	0	0	0	0	5	5	27.00	3.000				
Randy Moffitt, R ERA: 2.2	1.2	S	6	1	0	0	0	0	0	0	0	0	0	6	6	0.00	0.600				

San Francisco Giants @ Pittsburgh Pirates
 Three Rivers Stadium, Pittsburgh, PA
 Wed Jun 06 1973, 7:05 PM EDT
 Att: 13,884 - Unknown

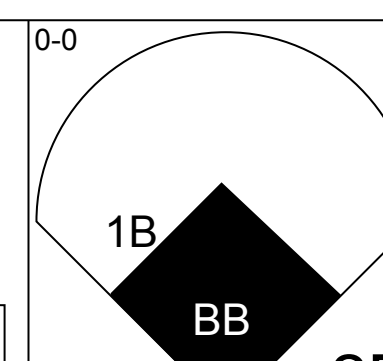
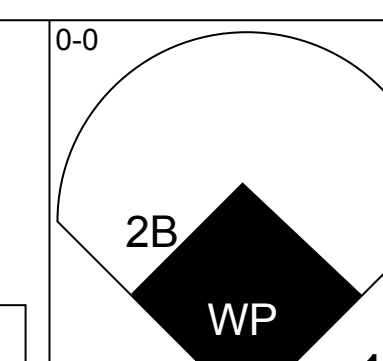
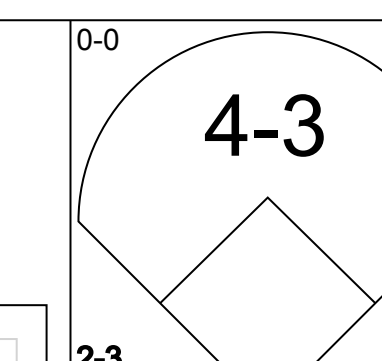
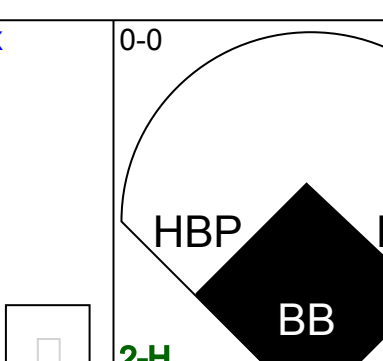
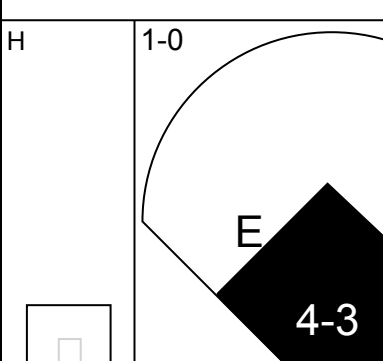
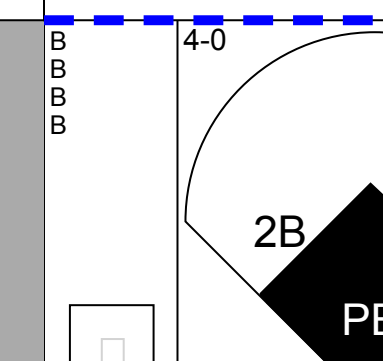
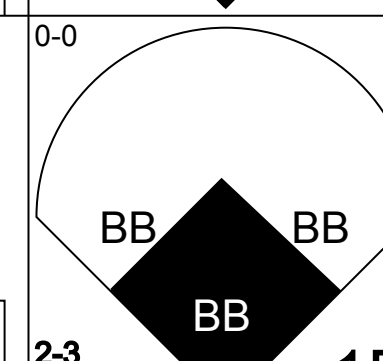
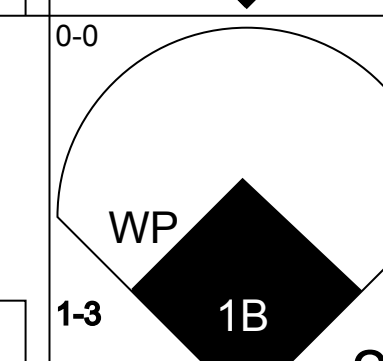
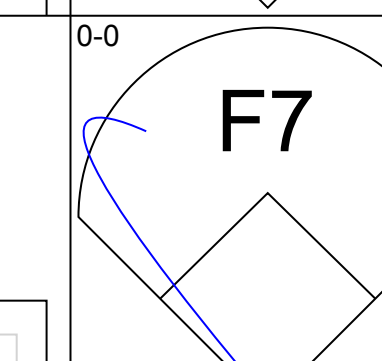
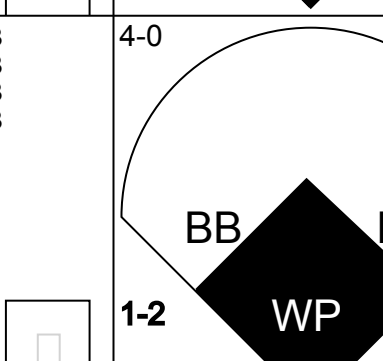
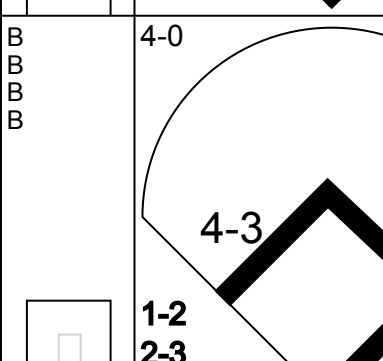
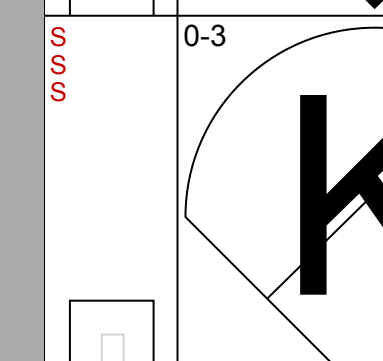
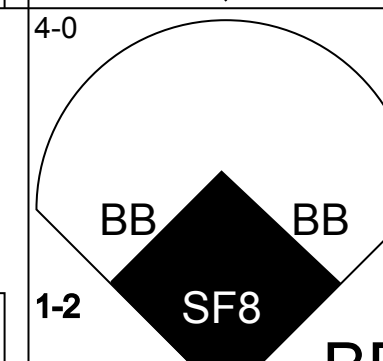
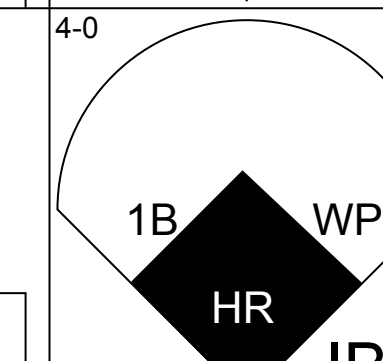
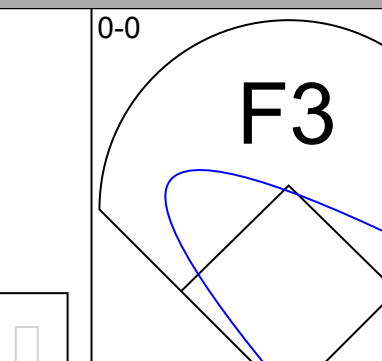
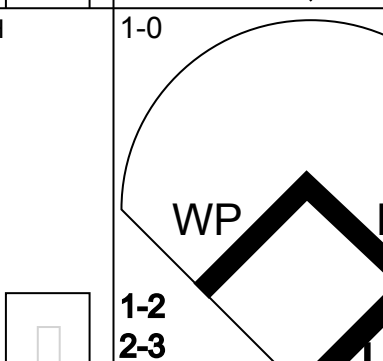
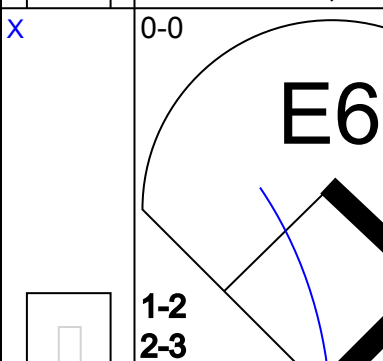

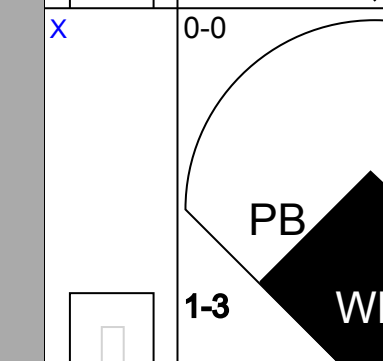
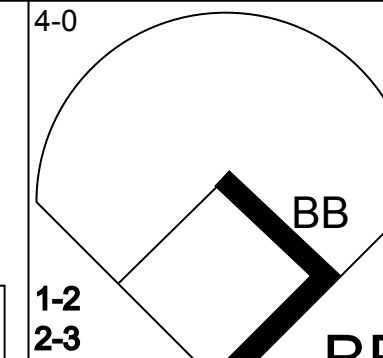
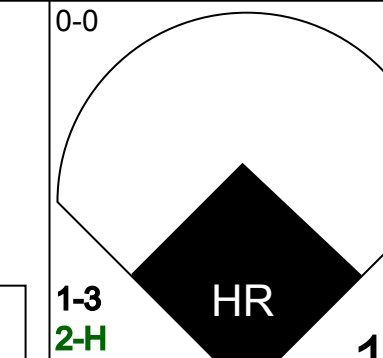
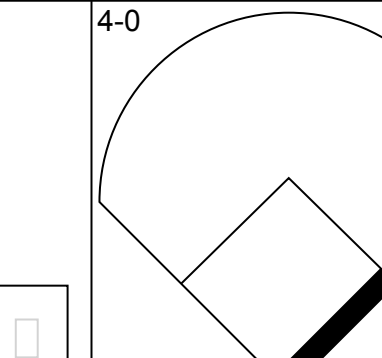
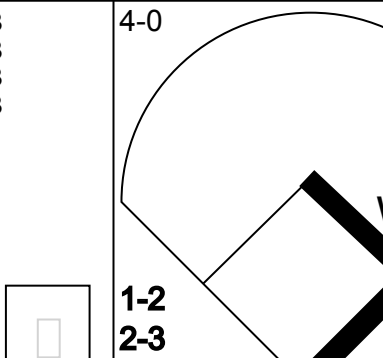
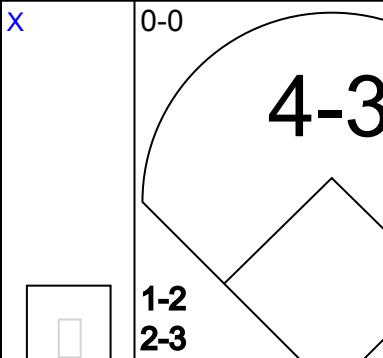
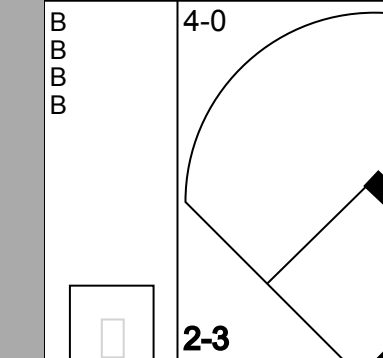
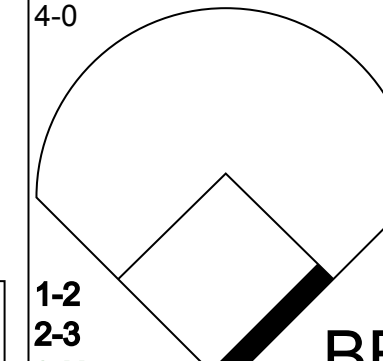
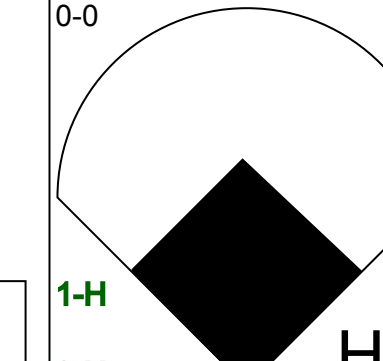
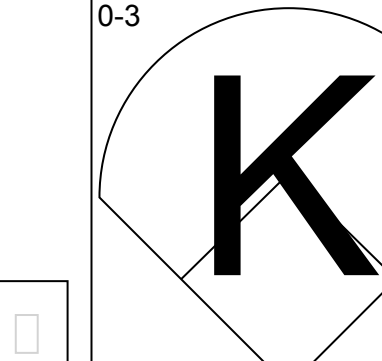
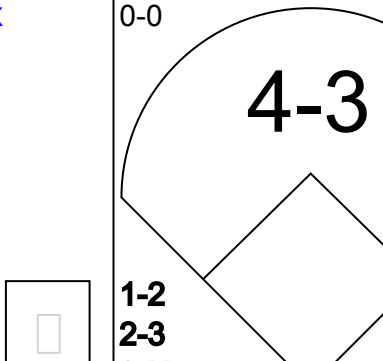
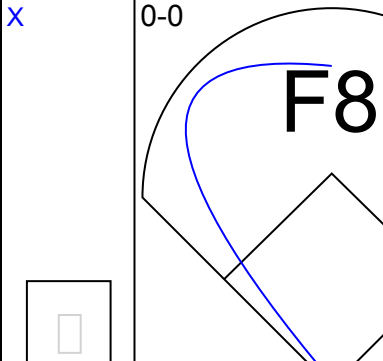
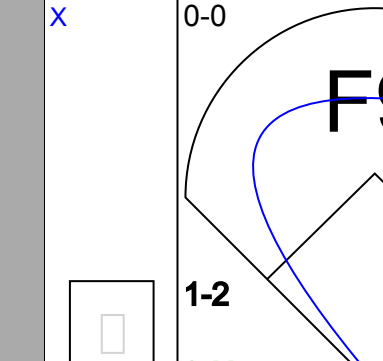
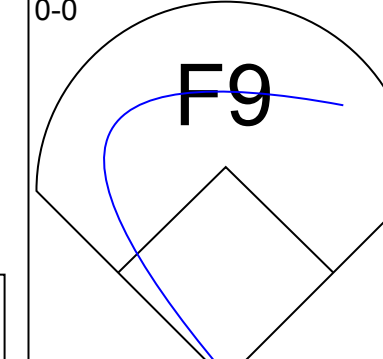
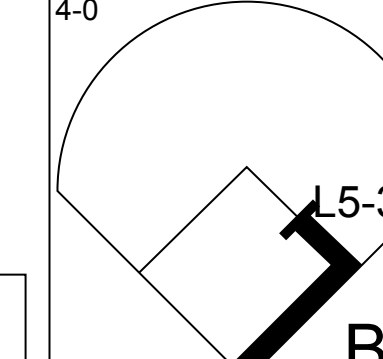
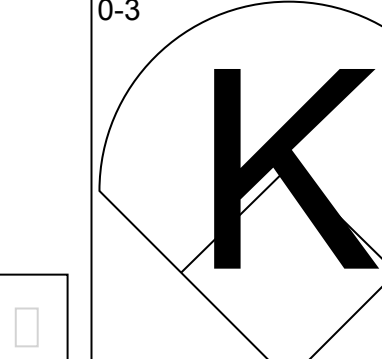
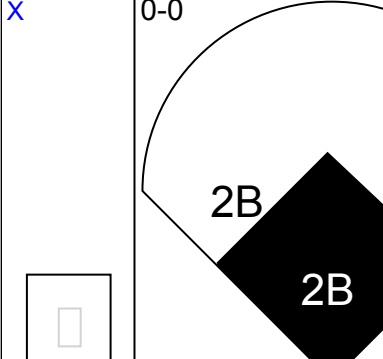
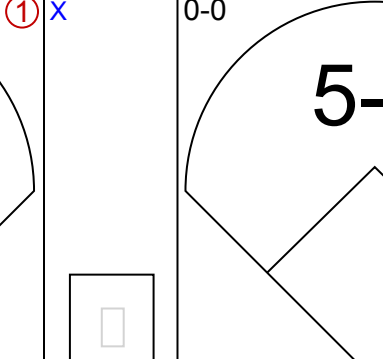
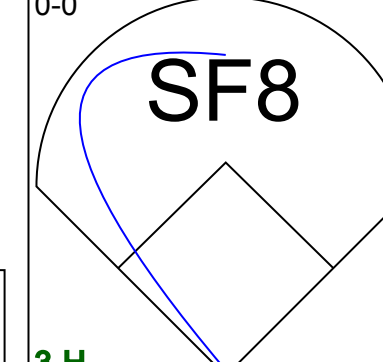
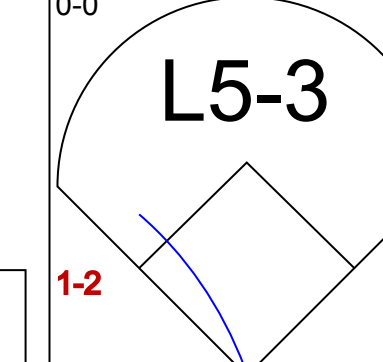
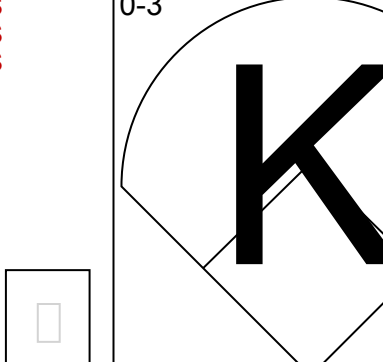
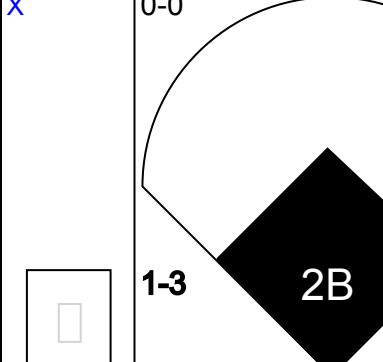
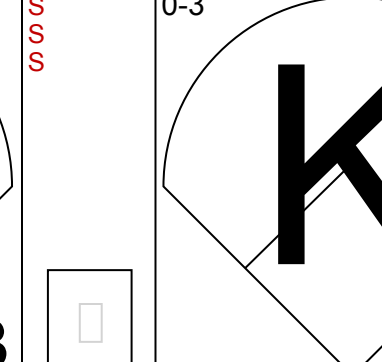
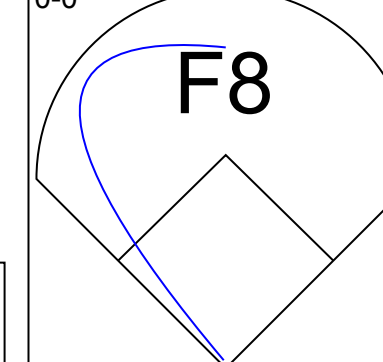
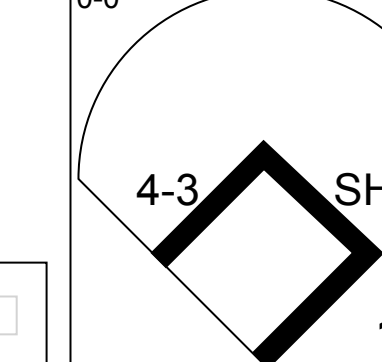
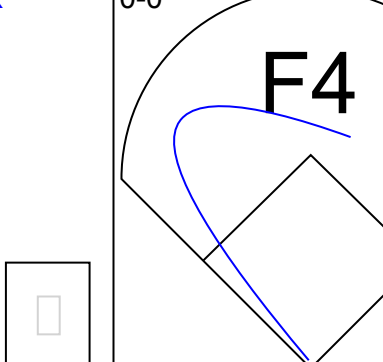
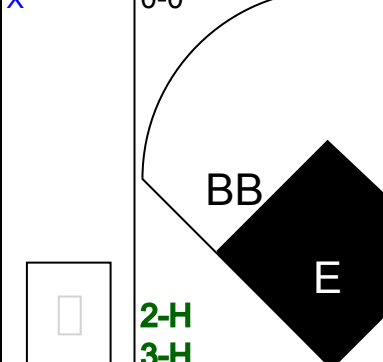
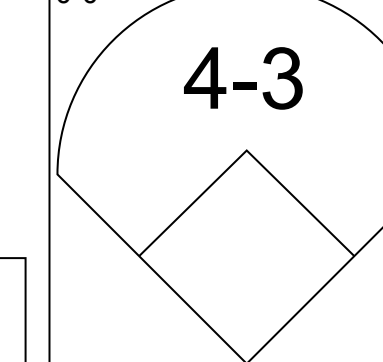
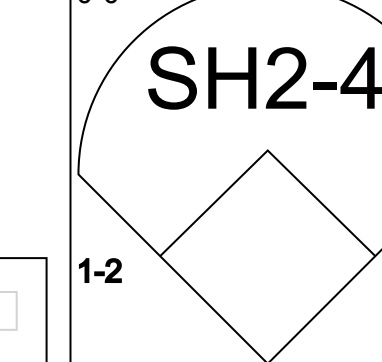
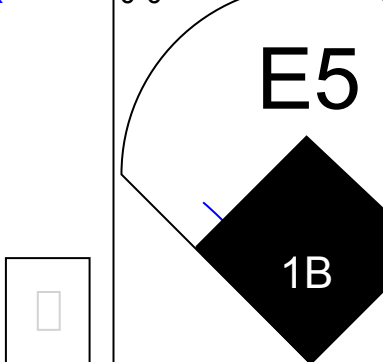
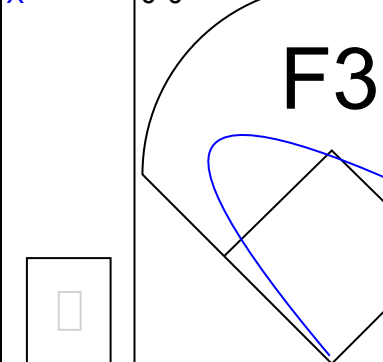
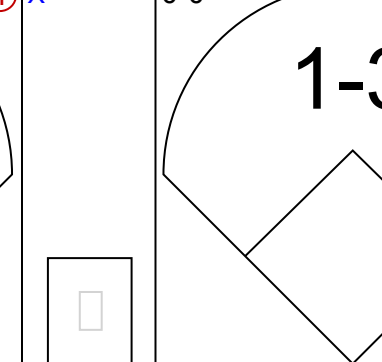
AB 39
 R 7
 H 13
 RBI 7
 BB 4
 SO 6
 LOB 24



Batter	1	2	3	4	5	6	7	8	9	AB	R	H	RBI	BB	SO	LOB	TOP			
Bobby Bonds, R OBP: 0.399, SLG: 0.600 (1, 9)										5	1	2	2	0	1	2	San Francisco Giants @ Montreal Expos Jarry Park, Montreal, QB Fri Jun 08 1973, 7:05 PM EDT Att: 15,137 - Unknown			
Tito Fuentes, S OBP: 0.335, SLG: 0.416 Damaso Blanco, R (7, 4)										4	0	0	0	0	1	1				
Garry Maddox, R OBP: 0.389, SLG: 0.529 (1, 8)										4	0	2	0	0	0	0				
Willie McCovey, L OBP: 0.401, SLG: 0.483 Dave Kingman, R OBP: 0.235, SLG: 0.402 (5, 3)										2	0	1	0	1	0	1				
Ed Goodson, L OBP: 0.371, SLG: 0.460 (1, 5)										4	1	1	1	0	1	4				
Gary Matthews, R OBP: 0.393, SLG: 0.453 (1, 7)										4	0	0	0	0	2	0				
Chris Speier, R OBP: 0.348, SLG: 0.412 Mike Phillips, L OBP: 0.375, SLG: 0.467 (6, 6)										2	0	0	0	1	0	0				
Dave Rader, L OBP: 0.307, SLG: 0.285 Chris Arnold, R OBP: 0.462, SLG: 0.650 (4, 2)										1	0	0	0	1	0	0				
Jim Barr, R OBP: 0.143, SLG: 0.077 Gary Thompson, L OBP: 0.170, SLG: 0.330 Charlie Williams, R OBP: 0.350 Don Carrithers, R OBP: 0.350 John Morris, R OBP: 0.194 Jim Howarth, L OBP: 0.222, SLG: 0.194 (8, 1)										0	0	0	0	0	0	0				
Inning Stats	R: 0 E: 0 K: 1 S: 6	H: 1 LOB: 1 BB: 0 P: 6	R: 1 E: 0 K: 2 S: 8	H: 1 LOB: 2 BB: 2 P: 16	R: 0 E: 0 K: 1 S: 6	H: 1 LOB: 1 BB: 0 P: 6	R: 0 E: 0 K: 0 S: 3	H: 0 LOB: 0 BB: 0 P: 3	R: 0 E: 0 K: 1 S: 7	H: 2 LOB: 3 BB: 1 P: 11	R: 0 E: 0 K: 0 S: 3	H: 0 LOB: 0 BB: 0 P: 3	R: 0 E: 0 K: 0 S: 3	H: 0 LOB: 0 BB: 0 P: 3	R: 2 E: 0 K: 1 S: 7	H: 2 LOB: 0 BB: 0 P: 7		1B: 3 2B: 2 3B: 0 HR: 2	SF: 0 SAC: 0 DP: 0 HBP: 0	WP: 0 PB: 0 SB: 0 CS: 0
PITCHER Steve Renko, R ERA: 3.16 (1, 1)	IP: 9.0 WLS: W BF: 38 H: 7 R: 3 ER: 3 SO: 7 BB: 4 IBB: 0 HBP: 0 BLK: 0 WP: 0 HR: 2 S: 48 P: 64 ERA: 3.00 WHIP: 1.222															PITCHER Steve Renko, R ERA: 3.16 (1, 1)	IP: 9.0 WLS: W BF: 38 H: 7 R: 3 ER: 3 SO: 7 BB: 4 IBB: 0 HBP: 0 BLK: 0 WP: 0 HR: 2 S: 48 P: 64 ERA: 3.00 WHIP: 1.222			

AB	34
R	3
H	7
RBI	3
BB	4
SO	7
LOB	13



Batter	1	2	3	4	5	6	7	8	9	AB	R	H	RBI	BB	SO	LOB	BOTTOM			
Ron Hunt, R OBP: 0.405, SLG: 0.331 (1, 4)										4	5	3	1	1	0	1	San Francisco Giants @ Montreal Expos Jarry Park, Montreal, QB Fri Jun 08 1973, 7:05 PM EDT Att: 15,137 - Unknown			
Boots Day, L OBP: 0.425, SLG: 0.412 (1, 8)										4	3	2	0	2	1	2				
Ron Fairly, L OBP: 0.485, SLG: 0.540 Clyde Mashore, R OBP: 0.333, SLG: 0.789 (6, 7)										2	2	0	1	2	0	2				
Ken Singleton, S OBP: 0.423, SLG: 0.440 (1, 9)										2	1	1	4	4	0	2				
Mike Jorgensen, L OBP: 0.306, SLG: 0.290 (1, 3)										5	1	1	4	1	1	7				
John Boccabella, R OBP: 0.295, SLG: 0.301 (1, 2)										5	1	1	0	1	1	5				
Bob Bailey, R OBP: 0.366, SLG: 0.544 (1, 5)										4	1	1	1	0	2	1				
Tim Foli, R OBP: 0.266, SLG: 0.278 (1, 6)										4	1	2	2	1	0	2				
Steve Renko, R OBP: 0.333, SLG: 0.360 (1, 1)										4	1	0	0	0	0	2				
Inning Stats	R: 3 E: 0 K: 0 S: 5	H: 2 LOB: 3 BB: 3 P: 17	R: 5 E: 0 K: 0 S: 6	H: 4 LOB: 0 BB: 2 P: 14	R: 0 E: 0 K: 0 S: 4	H: 1 LOB: 1 BB: 0 P: 4	R: 0 E: 0 K: 2 S: 7	H: 0 LOB: 1 BB: 1 P: 11	R: 3 E: 1 K: 1 S: 7	H: 1 LOB: 2 BB: 2 P: 16	R: 4 E: 1 K: 0 S: 7	H: 3 LOB: 3 BB: 1 P: 12	R: 0 E: 0 K: 1 S: 5	H: 0 LOB: 1 BB: 1 P: 9	R: 2 E: 0 K: 1 S: 6	H: 1 LOB: 1 BB: 2 P: 14		1B: 6 2B: 6 3B: 0 HR: 1	SF: 1 SAC: 1 DP: 1 HBP: 2	WP: 3 PB: 1 SB: 0 CS: 0
PITCHER Jim Barr, R ERA: 3.88 Charlie Williams, R ERA: 9.0 Don Carrithers, R ERA: 6.43 John Morris, L ERA: 5.4 (8, 1)	IP: 1.0 WLS: L BF: 8 H: 2 R: 3 ER: 3 SO: 0 BB: 3 IBB: 0 HBP: 0 BLK: 0 WP: 1 HR: 1 S: 17 P: 17 ERA: 135.00 WHIP: 12.000															PITCHER Steve Renko, R ERA: 3.16 (1, 1)	IP: 9.0 WLS: W BF: 38 H: 7 R: 3 ER: 3 SO: 7 BB: 4 IBB: 0 HBP: 0 BLK: 0 WP: 0 HR: 2 S: 48 P: 64 ERA: 3.00 WHIP: 1.222			



Batter	1	2	3	4	5	6	7	8	9	AB	R	H	RBI	BB	SO	LOB	TOP				
Bobby Bonds, R OBP: 0.396, SLG: 0.592 (1, 8)	5-3		G6-4-3 1B	5-3			5-3	K		5	0	1	0	0	1	3	San Francisco Giants @ Montreal Expos Jarry Park, Montreal, QB Sat Jun 09 1973, 7:05 PM EDT Att: 21,334 - Unknown livebaseballscores.com				
Tito Fuentes, S OBP: 0.336, SLG: 0.415 (1, 4)	5-3		G6-4-3 1-2f	6-3			E 1B	1B		5	1	2	0	0	0	3					
Ed Goodson, L OBP: 0.366, SLG: 0.458 (1, 5)			6-3		K		F8	1-3		5	0	1	0	0	1	3					
Willie McCovey, L OBP: 0.406, SLG: 0.490 (1, 3)	FC5-4 BB			1B 2B	G3		E6 3B	1B	K	4	2	2	0	1	1	0					
Gary Matthews, R OBP: 0.394, SLG: 0.463 (1, 7)	FC5-4 1-2f			2B 1B	6-3		1B		K	5	2	2	1	0	1	2					
Chris Speier, R OBP: 0.353, SLG: 0.420 (1, 6)		F7		1-H 2B					K	5	1	3	3	0	1	0					
Gary Thomasson, L OBP: 0.297, SLG: 0.317 (1, 9)		F7		3-H 2B	F7	G3	1B	3-H 1B		4	0	0	0	0	0	3					
Dave Rader, L OBP: 0.311, SLG: 0.286 (1, 2)				2B BB			K	4-3		3	0	1	0	1	1						
Tom Bradley, R OBP: 0.142, SLG: 0.143 (4, PH)										1	0	0	0	0	0	1					
Jim Howarth, L OBP: 0.226, SLG: 0.226 (4, PH)										1	0	1	1	0	0	0					
Jim Barr, R OBP: 0.143, SLG: 0.077 (4, PH)										0	0	0	0	0	0	0					
Mike Phillips, L OBP: 0.352, SLG: 0.438 (6, PH)										1	0	0	0	0	0	1					
Elias Sosa, R OBP: 0.352, SLG: 0.500 (6, PH)										0	0	0	0	0	0	0					
Chris Arnold, R OBP: 0.190, SLG: 0.038 (6, PH)										1	0	1	0	0	0	0					
Randy Moffitt, R (8, PH)				1-3 2-H	2B					0	0	0	0	0	0	0					
Inning Stats	R: 0 E: 0 K: 0 S: 4	H: 1 LOB: 2 BB: 1 P: 8	R: 0 E: 0 K: 0 S: 4	H: 1 LOB: 1 BB: 0 P: 4	R: 0 E: 0 K: 0 S: 3	H: 1 LOB: 0 BB: 0 P: 3	R: 3 E: 0 K: 0 S: 7	H: 4 LOB: 2 BB: 1 P: 11	R: 0 E: 0 K: 1 S: 5	H: 1 LOB: 0 BB: 0 P: 6	R: 3 E: 1 K: 0 S: 7	H: 4 LOB: 1 BB: 0 P: 7	R: 0 E: 0 K: 1 S: 7	H: 2 LOB: 2 BB: 0 P: 7	R: 0 E: 0 K: 3 S: 9	H: 0 LOB: 0 BB: 0 P: 9	1B: 9 2B: 4 3B: 1 HR: 0	SF: 0 SAC: 0 DP: 1 HBP: 0	WP: 0 PB: 0 SB: 0 CS: 0	PA: 42	
PITCHER	IP	WLS	BF	H	R	ER	SO	BB	IBB	HBP	BLK	WP	HR	S	P	ERA	WHIP				
Ernie McAnally, R ERA: 3.2 (1, 1)	3.1		18	7	3	3	0	2	0	0	0	0	0	16	24	8.10	2.700				
Tom Walker, R ERA: 2.95 (4, 1)	3.1	W	15	5	3	3	2	0	0	0	0	0	0	19	19	8.10	1.500				
Mike Marshall, R ERA: 3.38 (7, 1)	2.1	S	9	2	0	0	4	0	0	0	0	0	0	17	17	0.00	0.857				

Batter	1	2	3	4	5	6	7	8	9	AB	R	H	RBI	BB	SO	LOB	BOTTOM					
Ron Hunt, R OBP: 0.410, SLG: 0.339 (1, 4)	HR 1B	FC4-6 1B		F8		2B 1B		F7		5	2	3	0	0	0	0	San Francisco Giants @ Montreal Expos Jarry Park, Montreal, QB Sat Jun 09 1973, 7:05 PM EDT Att: 21,334 - Unknown livebaseballscores.com					
Boots Day, L OBP: 0.444, SLG: 0.538 (1, 8)	1-H HR	FC4-6 9-4-6 1-2f		6-3		1-H 2B		1B 1B		5	2	3	3	0	0	1						
Ron Fairly, L OBP: 0.483, SLG: 0.534 (1, 7)		9-4-6								5	1	2	0	0	1	2						
Clyde Mashore, R OBP: 0.333, SLG: 0.789 (9, 7)	1B BB FC4-6				K	6-3		1B 1B		0	0	0	0	0	0	0						
Ken Singleton, S OBP: 0.427, SLG: 0.454 (1, 9)	FC4-6 1B FC6-4 BB			4-3 E 2B		1B 2B		K		4	3	2	0	1	1	3						
Mike Jorgensen, L OBP: 0.321, SLG: 0.308 (1, 3)	FC4-6 1B			4-3		1B 1B		S 1B	FC6-4 1B	5	1	4	2	0	0	1						
John Boccabella, R OBP: 0.292, SLG: 0.298 (1, 2)	FC4-6 FC6-4			E6		1B 1B		K	FC6-4	5	0	1	1	0	1	5						
Bob Bailey, R OBP: 0.365, SLG: 0.534 (1, 5)	FC6-4 1B			K		1-3 2-H 1B		K		4	0	1	2	0	2	3						
Tim Foli, R OBP: 0.271, SLG: 0.279 (1, 6)				6-3		F8		1-2 IBB		3	0	1	0	1	0	2						
Ernie McAnally, R OBP: 0.148, SLG: 0.148 (1, 1)										1	0	0	0	0	0	2						
Tom Walker, R (4, 1)	F7									2	0	0	0	0	0	0						
Mike Marshall, R OBP: 0.273, SLG: 0.200 (7, 1)				F9		5-3		6-3		1	0	0	0	0	0	2						
Inning Stats	R: 4 E: 0 K: 0 S: 8	H: 5 LOB: 2 BB: 1 P: 12	R: 0 E: 1 K: 0 S: 3	H: 1 LOB: 0 BB: 0 P: 3	R: 1 E: 1 K: 1 S: 7	H: 1 LOB: 1 BB: 0 P: 7	R: 0 E: 0 K: 0 S: 3	H: 0 LOB: 0 BB: 0 P: 3	R: 2 E: 0 K: 1 S: 8	H: 4 LOB: 1 BB: 0 P: 8	R: 1 E: 0 K: 0 S: 5	H: 2 LOB: 1 BB: 0 P: 5	R: 0 E: 0 K: 2 S: 8	H: 1 LOB: 2 BB: 1 P: 12	R: 1 E: 0 K: 1 S: 8	H: 3 LOB: 2 BB: 0 P: 8	1B: 13 2B: 4 3B: 0 HR: 1	SF: 0 SAC: 0 DP: 1 HBP: 0	WP: 0 PB: 0 SB: 1 CS: 0	PA: 42		
PITCHER	IP	WLS	BF	H	R	ER	SO	BB	IBB	HBP	BLK	WP	HR	S	P	ERA	WHIP					
Tom Bradley, R ERA: 3.65 (1, 1)	3.0	L	17	7	5	4	1	0	0	0	0	0	0	11	18	22	12.00	2.667				
Jim Barr, R ERA: 4.0 (4, 1)	2.0		9	4	2	2	1	0	0	0	0	0	0	11	11	9.00	2.000					
Elias Sosa, R ERA: 2.3 (6, 1)	2.0		10	3	1	1	2	0	1	0	0	0	0	13	17	4.50	1.500					
Randy Moffitt, R ERA: 2.35 (8, 1)	1.0		6	3	1	1	1	0	0	0	0	0	0	8	8	9.00	3.000					



Batter	1	2	3	4	5	6	7	8	9	AB	R	H	RBI	BB	SO	LOB	TOP											
Bobby Bonds, R OBP: 0.401, SLG: 0.597 (1, 9)	0-0 CS 2B	0-0 2H 3H FC6-4 1B		1-0 1B HBP		4-0 FC5-4 BB	0-0 SF9		0-0 F2	3	0	2	3	1	0	1	San Francisco Giants @ Montreal Expos Jarry Park, Montreal, QB Sun Jun 10 1973, 3:33 AM EDT Att: 21,738 - Unknown											
Tito Fuentes, S OBP: 0.332, SLG: 0.407 (1, 4)	4-0 FC6-4 BB	0-0 FC6-4		0-0 F7		0-0 FC5-4 FC6-4	0-0 F8		0-0 F9	5	0	0	0	1	0	6												
Garry Maddox, R OBP: 0.394, SLG: 0.520 (1, 8)	0-0 FC6-4 1B		0-0 1-3	0-0 1B		0-0 FC6-4 BB		0-3 K		5	0	1	0	0	1	2												
Willie McCovey, L OBP: 0.415, SLG: 0.516 Dave Kingman, R OBP: 0.235, SLG: 0.402 (8, PR) (8, 3)	0-0 FC6 1B		0-0 HR	0-0 F8		4-0 FC4-6 BB		0-0 1B		4	1	3	1	1	0	3												
Ed Goodson, L OBP: 0.367, SLG: 0.462 (1, 5)	0-0 FC6		0-0 2B		0-0 G3	0-0 FC4-6		0-0 1B		5	0	2	0	0	0	4												
Gary Matthews, R OBP: 0.394, SLG: 0.458 (1, 7)		0-0 5-3	0-3 K		4-0 G1 BB		0-0 1B BB	0-6 G4-6-3		4	1	1	0	1	1	3												
Chris Speier, R OBP: 0.357, SLG: 0.416 (1, 6)		4-0 SH1-4 BB	0-0 F8		4-0 G1 BB		4-0 4-3 1B BB		0-0 F7	2	2	0	0	3	0	1												
Mike Sadek, R OBP: 0.333, SLG: 0.125 Dave Rader, L OBP: 0.316, SLG: 0.310 (7, PH) (7, 2)		4-0 SH1-4 BB		0-0 2-3	0-0 G1		0-0 SF9 4-3		0-0 HR	2	1	0	0	1	0	2												
Jim Willoughby, R OBP: 0.174, SLG: 0.273 Elias Sosa, R OBP: 0.500, SLG: 0.333 Jim Howarth, L OBP: 0.232, SLG: 0.216 Randy Moffitt, R (7, 1) Chris Arnold, R OBP: 0.533, SLG: 0.667 (9, PH)		0-0 SH1-4		4-0 1B HBP BB	0-0 6-3		0-0 4-3		0-0 1B	0	0	0	0	0	0	0												
Inning Stats	R: 0 E: 0 K: 0 S: 4	H: 2 LOB: 2 BB: 1 P: 8	R: 2 E: 0 K: 0 S: 4	H: 1 LOB: 1 BB: 2 P: 12	R: 1 E: 0 K: 1 S: 7	H: 2 LOB: 1 BB: 0 P: 7	R: 0 E: 0 K: 0 S: 4	H: 1 LOB: 3 BB: 1 P: 9	R: 0 E: 0 K: 0 S: 3	H: 0 LOB: 2 BB: 2 P: 11	R: 0 E: 0 K: 0 S: 5	H: 2 LOB: 1 BB: 1 P: 9	R: 0 E: 0 K: 1 S: 6	H: 2 LOB: 2 BB: 0 P: 6	R: 1 E: 0 K: 0 S: 5	H: 2 LOB: 1 BB: 0 P: 5		1B: 8 2B: 2 3B: 0 HR: 2	SF: 1 SAC: 1 DP: 1 HBP: 1	WP: 0 PB: 0 SB: 0 CS: 1	PA: 47							
PITCHER	IP	WLS	BF	H	R	ER	SO	BB	IBB	HBP	BLK	WP	HR	S	P	ERA		WHIP										
Bill Stoneman, R ERA: 5.88 Mickey Scott, L ERA: 7.71 Pat Jarvis, R ERA: 20.25 Tom Walker, R ERA: 2.84 Mike Marshall, R ERA: 3.44	(1, 1)	3.2	21	6	3	3	1	4	0	1	0	0	1	18	35	7.36		2.727										
PITCHER	IP	WLS	BF	H	R	ER	SO	BB	IBB	HBP	BLK	WP	HR	S	P	ERA		WHIP										
Bill Stoneman, R ERA: 4.95 Elias Sosa, R ERA: 2.63 Randy Moffitt, R ERA: 2.63	(1, 1)	2.1	14	7	5	4	0	2	0	0	0	0	0	18	26	0.00		0.818										
Pat Jarvis, R ERA: 20.25 Tom Walker, R ERA: 2.84 Ron Woods, R OBP: 0.343, SLG: 0.344 (8, 7)	(5, 1)	1.2	10	2	2	2	0	3	0	0	0	0	0	7	19	10.80	3.000											
Inning Stats	R: 0 E: 0 K: 0 S: 4	H: 2 LOB: 1 BB: 0 P: 4	R: 2 E: 1 K: 0 S: 5	H: 3 LOB: 1 BB: 0 P: 5	R: 3 E: 0 K: 1 S: 7	H: 2 LOB: 1 BB: 2 P: 15	R: 0 E: 0 K: 0 S: 3	H: 0 LOB: 0 BB: 0 P: 3	R: 0 E: 0 K: 1 S: 5	H: 0 LOB: 1 BB: 1 P: 9	R: 0 E: 0 K: 1 S: 6	H: 1 LOB: 2 BB: 1 P: 10	R: 0 E: 0 K: 0 S: 4	H: 1 LOB: 1 BB: 0 P: 4	R: 2 E: 0 K: 1 S: 8	H: 3 LOB: 2 BB: 1 P: 12	1B: 10 2B: 1 3B: 0 HR: 1	SF: 0 SAC: 0 DP: 1 HBP: 0	WP: 1 PB: 0 SB: 0 CS: 0	PA: 39								
PITCHER	IP	WLS	BF	H	R	ER	SO	BB	IBB	HBP	BLK	WP	HR	S	P	ERA	WHIP											
Bill Stoneman, R ERA: 2.00, SLG: 0.125 Mickey Scott, L ERA: 7.71 Pat Jarvis, R ERA: 20.25 Tom Walker, R ERA: 2.84 Ron Woods, R OBP: 0.343, SLG: 0.344 (8, 7)	(1, 1)	2.0	11	4	2	2	1	1	0	0	0	1	0	12	16	9.00	2.500											
Batter	1	2	3	4	5	6	7	8	9	AB	R	H	RBI	BB	SO	LOB	BOTTOM											
Ron Hunt, R OBP: 0.400, SLG: 0.330 (1, 4)	0-0 5-3		0-0 F6	0-0 6-3		0-0 6-3		0-0 F7		5	0	0	0	0	0	5	San Francisco Giants @ Montreal Expos Jarry Park, Montreal, QB Sun Jun 10 1973, 3:33 AM EDT Att: 21,738 - Unknown											
Boots Day, L OBP: 0.460, SLG: 0.535 (1, 8)	0-0 1B		4-0 BB 1B BB		0-0 4-3		0-0 F7	0-0 1B		4	1	2	2	1	0	0												
Ron Fairly, L OBP: 0.480, SLG: 0.529 (8, 3)	0-0 G4-6-3 1B		0-0 BB 1B		0-0 G3		0-0 G3	0-3 K		5	1	2	0	0	1	2												
Ken Singleton, S OBP: 0.433, SLG: 0.455 (1, 9)	0-0 G4-6-3		4-0 1B 1-3 BB		4-0 BB		0-0 1B			2	1	1	0	2	0	2												
Mike Jorgensen, L OBP: 0.325, SLG: 0.333 Mike Marshall, R OBP: 0.273, SLG: 0.200 (8, 1)		0-0 HR	0-0 1-3 1B		0-3 K		0-0 F6			4	1	2	3	0	1	2												
John Boccabella, R OBP: 0.297, SLG: 0.299 (1, 2)		0-0 E9 1B	0-0 1-3 1B		4-0 2B BB		0-0 F8			3	1	1	1	1	0	1												
Bob Bailey, R OBP: 0.366, SLG: 0.541 (1, 5)		0-0 6-3		0-0 K		0-0 2B		0-0 WP 1B 1B		4	1	2	0	0	1	2												
Tim Foli, R OBP: 0.270, SLG: 0.278 (1, 6)		0-0 F4		0-0 F4		0-0 5-3		0-0 WP 1B 1B		4	1	1	0	0	0	3												
Bill Stoneman, R OBP: 0.200, SLG: 0.125 Mickey Scott, L ERA: 7.71 Pat Jarvis, R ERA: 20.25 Tom Walker, R ERA: 2.84 Ron Woods, R OBP: 0.343, SLG: 0.344 (8, 7)	(1, 1)	0-0 3-1		0-0 3-1		0-3 K		4-0 1B		1	0	1	1	0	0	0												
Inning Stats	R: 0 E: 0 K: 0 S: 4	H: 2 LOB: 1 BB: 0 P: 4	R: 2 E: 1 K: 0 S: 5	H: 3 LOB: 1 BB: 0 P: 5	R: 3 E: 0 K: 1 S: 7	H: 2 LOB: 1 BB: 2 P: 15	R: 0 E: 0 K: 0 S: 3	H: 0 LOB: 0 BB: 0 P: 3	R: 0 E: 0 K: 1 S: 5	H: 0 LOB: 1 BB: 1 P: 9	R: 0 E: 0 K: 1 S: 6	H: 1 LOB: 2 BB: 1 P: 10	R: 0 E: 0 K: 0 S: 4	H: 1 LOB: 1 BB: 0 P: 4	R: 2 E: 0 K: 1 S: 8	H: 3 LOB: 2 BB: 1 P: 12		1B: 10 2B: 1 3B: 0 HR: 1	SF: 0 SAC: 0 DP: 1 HBP: 0	WP: 1 PB: 0 SB: 0 CS: 0	PA: 39							
PITCHER	IP	WLS	BF	H	R	ER	SO	BB	IBB	HBP	BLK	WP	HR	S	P	ERA		WHIP										
Jim Willoughby, R ERA: 4.95 Elias Sosa, R ERA: 2.63 Randy Moffitt, R ERA: 2.63	(1, 1)	3.2	14	7	5	4	0	2	0	0	0	0	0	18	26	0.00		0.818										

Batter	1	2	3	4	5	6	7	8	9	AB	R	H	RBI	BB	SO	LOB	TOP								
Bobby Bonds, R OBP: 0.405, SLG: 0.594 (1, 9)	4-0 BLK BB		0-0 F8		0-0 5-3			0-0 SH1-3 1B	4-0 FC6-4 BB	3	0	1	0	2	0	0	San Francisco Giants @ New York Mets Shea Stadium, Flushing, NY Mon Jun 11 1973, 7:05 PM EDT Att: 29,160 - Unknown livebaseballscores.com								
Tito Fuentes, S OBP: 0.331, SLG: 0.405 (1, 4)	0-0 P5			0-0 1B E 1B		0-0 F7		0-0 SH1-3 1-2	0-0 FC6-4 1-2	4	1	1	0	0	0	4									
Garry Maddox, R OBP: 0.361, SLG: 0.514 (1, 8)	0-3 K			0-0 1B		0-0 6-3		0-3 K		4	0	1	0	0	2	2									
Ed Goodson, L OBP: 0.375, SLG: 0.471 (1, 5)	0-0 4-3 1-2			0-0 E8 2B		0-0 1B		4-0 1B		3	0	2	1	1	0	1									
Gary Matthews, R OBP: 0.391, SLG: 0.453 (1, 7)		0-0 P4		0-0 G3		0-0 1B		0-3 K		4	0	1	0	0	1	3									
Chris Speier, R OBP: 0.356, SLG: 0.414 (1, 6)		0-0 F7		0-0 F5		0-3 K			0-0 G5-4-3 1B	4	0	1	0	0	1	3									
Dave Kingman, R OBP: 0.235, SLG: 0.423 (1, 3)		0-3 K			0-0 HR		0-3 K		0-0 G5-4-3 1B	4	1	1	1	0	2	1									
Dave Rader, L OBP: 0.321, SLG: 0.314 (9, PR)					0-0 F8		0-0 F9		0-0 BB 1B	4	0	2	0	0	0	0									
Mike Sadek, R OBP: 0.353, SLG: 0.125 (9, 2)				B1-6-4 1B					0-0 BB 1B	0	0	0	0	0	0	0									
Ron Bryant, S OBP: 0.171, SLG: 0.175 (9, 1)				B1-6-4 1-2		0-0 L8		0-0 6-3	0-0 BB 1B	4	0	1	0	0	0	1									
Randy Moffitt, R (9, 1)										0	0	0	0	0	0	0									
Inning Stats	R: 0 E: 0 K: 1 S: 5	H: 0 LOB: 1 P: 9	R: 0 E: 0 K: 1 S: 5	H: 0 LOB: 0 P: 5	R: 0 E: 0 K: 0 S: 3	H: 1 LOB: 0 BB: 0 P: 3	R: 1 E: 1 K: 0 S: 5	H: 3 LOB: 1 BB: 0 P: 5	R: 1 E: 0 K: 0 S: 4	H: 1 LOB: 0 BB: 0 P: 4	R: 0 E: 0 K: 1 S: 7	H: 2 LOB: 2 BB: 0 P: 7	R: 0 E: 0 K: 1 S: 5	H: 0 LOB: 0 BB: 0 P: 5	R: 0 E: 0 K: 2 S: 8	H: 1 LOB: 2 BB: 1 P: 12	R: 0 E: 0 K: 0 S: 5	H: 3 LOB: 3 BB: 1 P: 9	1B: 9 2B: 1 3B: 0 HR: 1	SF: 0 SAC: 1 DP: 2 HBP: 0	WP: 0 PB: 0 SB: 0 CS: 0	PA: 38			
PITCHER	IP	WLS	BF	H	R	ER	SO	BB	IBB	HBP	BLK	WP	HR	S	P	ERA	WHIP								
George Stone, L ERA: 2.0	(1, 1)	6.0	L	24	7	2	2	3	1	0	0	1	0	29	33	3.00	1.333								
Buzz Capra, R ERA:	(7, 1)	2.2		13	4	0	0	3	1	1	0	0	0	17	25	0.00	1.875								
Phil Hennigan, R ERA: 3.33	(9, 1)	0.1		1	0	0	0	0	0	0	0	0	0	1	1	0.00	0.000								

Batter	1	2	3	4	5	6	7	8	9	AB	R	H	RBI	BB	SO	LOB	BOTTOM								
Ted Martinez, R OBP: 0.279, SLG: 0.250 (1, 5)	0-0 6-3		0-0 FC6-4 1-2		0-0 1B 2H 1B		0-0 5-3		0-0 F8	5	0	1	1	0	0	4	San Francisco Giants @ New York Mets Shea Stadium, Flushing, NY Mon Jun 11 1973, 7:05 PM EDT Att: 29,160 - Unknown livebaseballscores.com								
Felix Milten, R OBP: 0.294, SLG: 0.325 (1, 4)	0-0 4-3		0-0 F7		0-0 BB 1B		0-0 4-3		0-0 FC4-6 1B	5	0	2	0	0	0	1									
Willie Mays, R OBP: 0.213, SLG: 0.170 (1, 8)	0-0 6-3			0-0 P6		4-0 1-2 BB		0-0 F8	0-0 FC4-6 1-2	4	0	0	0	1	0	1									
Rusty Staub, L OBP: 0.361, SLG: 0.406 (1, 9)		0-0 G3		0-0 4-3		0-0 6-3		0-0 4-3		4	0	0	0	0	0	3									
Jim Fregosi, R OBP: 0.304, SLG: 0.228 (1, 6)		0-0 F8		0-0 E5		0-0 SH5-4 2B		0-0 6-3		4	0	1	0	0	0	0									
John Milner, L OBP: 0.396, SLG: 0.446 (1, 3)		4-0 BB		0-0 F9		4-0 SH5-4 BB		4-0 BB		1	0	0	0	3	0	1									
George Theodore, R OBP: 0.322, SLG: 0.313 (1, 7)		0-0 P4			0-0 1B 1-3		0-0 SH5-4 1-2 2-3		0-0 F8	3	1	1	0	0	0	2									
Duffy Dyer, R OBP: 0.197, SLG: 0.164 (1, 2)			0-0 G3		0-3 K		4-0 BB		0-0 F8	3	0	0	0	1	1	2									
George Stone, L OBP: 0.429, SLG: 0.429 (6, PH)					0-0 1-3		0-3 K		0-3 K	2	0	1	0	0	0	1									
Jim Beauchamp, R OBP: 0.355, SLG: 0.269 (7, 1)										1	0	0	0	0	1	3									
Buzz Capra, R (9, 1)										0	0	0	0	0	0	0									
Phil Hennigan, R OBP: 0.333, SLG: 0.333 (9, PH)										0	0	0	0	0	0	0									
Don Hahn, R (9, PH)										1	0	0	0	0	1	0									
Inning Stats	R: 0 E: 0 K: 0 S: 3	H: 0 LOB: 0 P: 3	R: 0 E: 0 K: 0 S: 3	H: 0 LOB: 1 BB: 1 P: 7	R: 0 E: 0 K: 0 S: 4	H: 1 LOB: 1 BB: 0 P: 4	R: 0 E: 1 K: 0 S: 4	H: 0 LOB: 1 BB: 0 P: 4	R: 1 E: 0 K: 1 S: 8	H: 3 LOB: 3 BB: 1 P: 12	R: 0 E: 0 K: 1 S: 6	H: 1 LOB: 3 BB: 2 P: 14	R: 0 E: 0 K: 0 S: 3	H: 0 LOB: 0 BB: 0 P: 3	R: 0 E: 0 K: 0 S: 3	H: 0 LOB: 1 BB: 1 P: 7	R: 0 E: 0 K: 1 S: 6	H: 1 LOB: 1 BB: 0 P: 6	1B: 5 2B: 1 3B: 0 HR: 0	SF: 0 SAC: 1 DP: 0 HBP: 0	WP: 0 PB: 0 SB: 0 CS: 0	PA: 39			
PITCHER	IP	WLS	BF	H	R	ER	SO	BB	IBB	HBP	BLK	WP	HR	S	P	ERA	WHIP								
Ron Bryant, L ERA: 2.17	(1, 1)	8.2	W	38	6	1	1	3	5	0	0	0	0	39	59	1.04	1.269								
Randy Moffitt, R ERA: 2.61	(9, 1)	0.1	S	1	0	0	0	0	0	0	0	0	0	1	1	0.00	0.000								

Batter	1	2	3	4	5	6	7	8	9	AB	R	H	RBI	BB	SO	LOB	TOP					
Bobby Bonds, R OBP: 0.412, SLG: 0.593 (1, 9)										2	2	1	0	3	0	0	San Francisco Giants @ New York Mets Shea Stadium, Flushing, NY Tue Jun 12 1973, 7:05 PM EDT Att: 24,135 - Unknown livebaseballscorecards.com					
Tito Fuentes, S OBP: 0.333, SLG: 0.404 (1, 4)										3	1	1	1	1	1	1						
Garry Maddox, R OBP: 0.377, SLG: 0.505 (1, 8)										5	0	1	2	0	0	3						
Ed Goodson, L OBP: 0.371, SLG: 0.464 (1, 5)										5	0	1	1	0	0	2						
Gary Matthews, R OBP: 0.393, SLG: 0.451 (1, 7)										3	0	1	0	1	1	3						
Chris Speier, R OBP: 0.358, SLG: 0.415 (1, 6)										4	0	2	0	0	0	1						
Dave Kingman, R OBP: 0.228, SLG: 0.409 (1, 3)										4	0	0	0	0	1	4						
Mike Sadek, R OBP: 0.333, SLG: 0.158 (8, PH)										3	0	1	0	0	0	0						
Dave Rader, L OBP: 0.319, SLG: 0.312 (8, 2)										1	0	0	0	0	0	2						
Juan Marichal, R OBP: 0.286, SLG: 0.267 (1, 1)										3	0	0	0	0	0	1						
Elias Sosa, R OBP: 0.500, SLG: 0.333 (8, 1)										0	0	0	0	0	0	0						
Jim Howarth, L OBP: 0.246, SLG: 0.231 (9, PH)										1	1	1	0	0	0	0						
Inning Stats	R: 1 E: 0 K: 0 S: 4	H: 1 LOB: 1 BB: 1 P: 8	R: 0 E: 0 K: 0 S: 3	H: 1 LOB: 0 BB: 0 P: 3	R: 0 E: 0 K: 0 S: 3	H: 1 LOB: 1 BB: 1 P: 7	R: 0 E: 1 K: 1 S: 6	H: 1 LOB: 1 BB: 0 P: 6	R: 2 E: 1 K: 1 S: 8	H: 2 LOB: 2 BB: 1 P: 12	R: 0 E: 0 K: 0 S: 4	H: 1 LOB: 1 BB: 0 P: 4	R: 0 E: 0 K: 1 S: 5	H: 0 LOB: 0 BB: 0 P: 5	R: 0 E: 1 K: 0 S: 4	H: 1 LOB: 2 BB: 1 P: 8	R: 1 E: 0 K: 0 S: 4	H: 1 LOB: 1 BB: 1 P: 8	1B: 9 2B: 0 3B: 0 HR: 0	SF: 0 SAC: 1 DP: 1 HBP: 0	WP: 1 PB: 0 SB: 1 CS: 1	PA: 40
PITCHER	IP	WLS	BF	H	R	ER	SO	BB	IBB	HBP	BLK	WP	HR	S	P	ERA	WHIP					
Jim McAndrew, R ERA: 4.89 (1, 1)	5.0		23	6	3	1	2	3	0	0	0	1	0	24	36	1.80	1.800					
Harry Parker, R ERA: 2.99 (6, 1)	3.0	W	14	3	1	1	1	2	0	0	0	0	0	14	22	3.00	1.667					
Phil Hennigan, R ERA: 3.21 (9, 1)	1.0	S	3	0	0	0	0	0	0	0	0	0	0	3	3	0.00	0.000					

Batter	1	2	3	4	5	6	7	8	9	AB	R	H	RBI	BB	SO	LOB	BOTTOM					
Willie Mays, R OBP: 0.231, SLG: 0.193 (7, PR)										4	1	2	1	0	0	0	San Francisco Giants @ New York Mets Shea Stadium, Flushing, NY Tue Jun 12 1973, 7:05 PM EDT Att: 24,135 - Unknown livebaseballscorecards.com					
Don Hahn, R (8, 8)										0	1	0	0	0	0	0						
Felix Milten, R OBP: 0.302, SLG: 0.338 (1, 4)										4	0	3	1	0	0	1						
Rusty Staub, L OBP: 0.359, SLG: 0.408 (1, 9)										4	0	1	1	0	0	4						
John Milner, L OBP: 0.370, SLG: 0.442 (1, 3)										3	1	1	0	1	1	3						
Ed Kranepool, L OBP: 0.322, SLG: 0.387 (8, PR)										4	1	1	2	0	0	2						
Ted Martinez, R OBP: 0.279, SLG: 0.250 (9, 7)										0	0	0	0	0	0	0						
Jim Gosger, L OBP: 0.301, SLG: 0.267 (1, 6)										4	0	0	0	0	3	1						
Wayne Garrett, L OBP: 0.329, SLG: 0.331 (1, 5)										4	0	1	0	0	0	0						
Duffy Dyer, R OBP: 0.199, SLG: 0.174 (1, 2)										4	1	1	0	0	1	1						
Jim McAndrew, R OBP: 0.385, SLG: 0.222 (5, PH)										1	0	0	0	0	0	1						
Ken Boswell, L OBP: 0.278, SLG: 0.353 (6, 1)										1	0	0	0	0	0	0						
Harry Parker, R OBP: 0.143, SLG: 0.143 (9, 1)										1	0	0	0	0	0	0						
Phil Hennigan, R OBP: 0.333, SLG: 0.333 (8, 1)										0	0	0	0	0	0	0						
Inning Stats	R: 0 E: 0 K: 0 S: 4	H: 1 LOB: 0 BB: 0 P: 4	R: 0 E: 0 K: 1 S: 5	H: 0 LOB: 0 BB: 0 P: 5	R: 2 E: 0 K: 0 S: 6	H: 3 LOB: 2 BB: 1 P: 10	R: 0 E: 0 K: 1 S: 5	H: 0 LOB: 0 BB: 0 P: 5	R: 0 E: 0 K: 0 S: 4	H: 1 LOB: 1 BB: 0 P: 4	R: 2 E: 0 K: 0 S: 5	H: 2 LOB: 0 BB: 0 P: 5	R: 1 E: 1 K: 1 S: 7	H: 2 LOB: 2 BB: 0 P: 7	R: 0 E: 1 K: 2 S: 8	H: 1 LOB: 1 BB: 0 P: 8	R: 0 E: 1 K: 2 S: 8	H: 1 LOB: 1 BB: 0 P: 8	1B: 6 2B: 3 3B: 0 HR: 1	SF: 0 SAC: 0 DP: 0 HBP: 0	WP: 1 PB: 0 SB: 0 CS: 1	PA: 35
PITCHER	IP	WLS	BF	H	R	ER	SO	BB	IBB	HBP	BLK	WP	HR	S	P	ERA	WHIP					
Juan Marichal, R ERA: 3.79 (1, 1)	7.0	L	32	9	5	4	3	1	0	0	0	1	1	37	41	5.14	1.429					
Elias Sosa, R ERA: 2.0 (8, 1)	1.0		3	1	0	0	2	0	0	0	0	0	0	7	7	0.00	1.000					

Batter	1	2	3	4	5	6	7	8	9	AB	R	H	RBI	BB	SO	LOB	TOP						
Bobby Bonds, R OBP: 0.411, SLG: 0.588 (1, 9)	F3		BB					K									4 0 1 1 1 1 2 2						
Tito Fuentes, S OBP: 0.331, SLG: 0.398 (1, 4)	P4		L7					1B	HBP								4 0 0 0 0 0 0 7						
Garry Maddox, R OBP: 0.374, SLG: 0.500 (1, 8)	5-3							K									4 0 1 0 0 0 1 1						
Ed Goodson, L OBP: 0.368, SLG: 0.459 (1, 5)		3-1															4 0 1 0 0 0 0 1						
Gary Matthews, R OBP: 0.400, SLG: 0.458 (1, 7)																	4 0 3 0 0 0 0 2						
Chris Speier, R OBP: 0.353, SLG: 0.408 (1, 6)																	4 0 0 0 0 0 0 4						
Dave Kingman, R OBP: 0.296, SLG: 0.412 (1, 3)																	4 0 2 0 0 0 1 0						
Dave Rader, L OBP: 0.316, SLG: 0.316 (1, 2)																	4 0 1 0 0 0 0 2						
Damaso Blanco, R (9, PR)																	0 1 0 0 0 0 0 0						
Tom Bradley, R OBP: 0.174, SLG: 0.136 (1, 1)																	1 0 0 0 0 1 0 0						
John Morris, R (8, 1)																	0 0 0 0 0 0 0 0						
Willie McCovey, L OBP: 0.418, SLG: 0.516 (9, PH)																	0 0 0 0 0 1 0 0						
Gary Thomasson, L OBP: 0.297, SLG: 0.317 (9, PR)																	0 0 0 0 0 0 0 0						
Inning Stats	R: 0 E: 0 K: 0 S: 3	H: 0 LOB: 0 BB: 0 P: 3	R: 0 E: 0 K: 0 S: 3	H: 1 LOB: 0 BB: 0 P: 3	R: 0 E: 0 K: 0 S: 4	H: 1 LOB: 2 BB: 1 P: 8	R: 0 E: 0 K: 0 S: 4	H: 2 LOB: 1 BB: 0 P: 4	R: 0 E: 0 K: 1 S: 6	H: 1 LOB: 2 BB: 1 P: 10	R: 0 E: 0 K: 0 S: 4	H: 0 LOB: 0 BB: 0 P: 3	R: 0 E: 0 K: 2 S: 8	H: 1 LOB: 2 BB: 1 P: 9	R: 1 E: 0 K: 1 S: 7	H: 2 LOB: 3 BB: 1 P: 11	1B: 8 2B: 1 3B: 0 HR: 0	SF: 0 SAC: 1 DP: 2 HBP: 1	WP: 0 PB: 0 SB: 1 CS: 0	PA: 38			
PITCHER Tom Seaver, R ERA: 1.97 (1, 1)	IP: 9.0 WLS: W BF: 38 H: 9 R: 1 ER: 1 SO: 4 BB: 3 IBB: 0 HBP: 1 BLK: 0 WP: 0 HR: 0 S: 42 P: 55 ERA: 1.00 WHIP: 1.333											PITCHER	IP: 9.0 WLS: W BF: 38 H: 9 R: 1 ER: 1 SO: 4 BB: 3 IBB: 0 HBP: 1 BLK: 0 WP: 0 HR: 0 S: 42 P: 55 ERA: 1.00 WHIP: 1.333										

San Francisco Giants @ New York Mets
Shea Stadium, Flushing, NY
Wed Jun 13 1973, 7:05 PM EDT
Att: 25,776 - Unknown

AB 33
R 1
H 9
RBI 1
BB 3
SO 4
LOB 19



Batter	1	2	3	4	5	6	7	8	9	AB	R	H	RBI	BB	SO	LOB	BOTTOM						
Willie Mays, R OBP: 0.217, SLG: 0.180 (1, 8)	F3	P4															4 0 0 0 0 0 0 2						
Don Hahn, R (9, 8)																	0 0 0 0 0 0 0 0						
Felix Milan, R OBP: 0.311, SLG: 0.366 (1, 4)																	4 2 3 1 0 0 0 0						
Rusty Staub, L OBP: 0.362, SLG: 0.410 (1, 9)																	4 1 2 0 0 0 0 2						
John Milner, L OBP: 0.366, SLG: 0.449 (1, 3)																	3 0 1 2 0 1 1 1						
Ed Kranepool, L OBP: 0.320, SLG: 0.383 (1, 7)																	4 0 1 0 0 1 2						
Wayne Garrett, L OBP: 0.322, SLG: 0.322 (1, 5)																	4 0 0 0 0 1 2						
Jim Fregosi, R OBP: 0.303, SLG: 0.244 (1, 6)																	3 0 2 0 0 0 0 0						
Ron Hodges, L OBP: 0.333, SLG: 0.333 (1, 2)																	3 0 1 0 0 1 2						
Tom Seaver, R OBP: 0.243, SLG: 0.265 (1, 1)																	3 0 0 0 0 1 3						
Inning Stats	R: 2 E: 0 K: 0 S: 6	H: 3 LOB: 1 BB: 0 P: 6	R: 0 E: 0 K: 1 S: 6	H: 1 LOB: 0 BB: 0 P: 6	R: 0 E: 0 K: 1 S: 6	H: 1 LOB: 1 BB: 0 P: 6	R: 0 E: 0 K: 2 S: 8	H: 1 LOB: 0 BB: 0 P: 8	R: 0 E: 0 K: 1 S: 5	H: 0 LOB: 0 BB: 0 P: 5	R: 0 E: 0 K: 0 S: 4	H: 1 LOB: 1 BB: 0 P: 4	R: 1 E: 0 K: 0 S: 5	H: 2 LOB: 1 BB: 0 P: 5	R: 1 E: 0 K: 0 S: 5	H: 2 LOB: 1 BB: 0 P: 5	1B: 6 2B: 3 3B: 0 HR: 1	SF: 1 SAC: 0 DP: 1 HBP: 0	WP: 0 PB: 0 SB: 0 CS: 0	PA: 33			
PITCHER Tom Bradley, R ERA: 3.68 (1, 1)	IP: 7.0 WLS: L BF: 29 H: 9 R: 3 ER: 3 SO: 5 BB: 0 IBB: 0 HBP: 0 BLK: 0 WP: 0 HR: 1 S: 39 P: 39 ERA: 3.86 WHIP: 1.286											PITCHER	IP: 7.0 WLS: L BF: 29 H: 9 R: 3 ER: 3 SO: 5 BB: 0 IBB: 0 HBP: 0 BLK: 0 WP: 0 HR: 1 S: 39 P: 39 ERA: 3.86 WHIP: 1.286										
John Morris, L ERA: 3.35 (8, 1)	IP: 1.0 WLS: L BF: 4 H: 1 R: 0 ER: 0 SO: 0 BB: 0 IBB: 0 HBP: 0 BLK: 0 WP: 0 HR: 0 S: 4 P: 4 ERA: 0.00 WHIP: 1.000											PITCHER	IP: 1.0 WLS: L BF: 4 H: 1 R: 0 ER: 0 SO: 0 BB: 0 IBB: 0 HBP: 0 BLK: 0 WP: 0 HR: 0 S: 4 P: 4 ERA: 0.00 WHIP: 1.000										

San Francisco Giants @ New York Mets
Shea Stadium, Flushing, NY
Wed Jun 13 1973, 7:05 PM EDT
Att: 25,776 - Unknown

AB 32
R 3
H 10
RBI 3
BB 0
SO 5
LOB 14



Batter	1	2	3	4	5	6	7	8	9	AB	R	H	RBI	BB	SO	LOB	TOP										
Bobby Bonds, R OBP: 0.414, SLG: 0.602 (1, 9)										3	1	1	1	2	1	2	San Francisco Giants @ Philadelphia Phillies Veterans Stadium, Philadelphia, PA Sat Jun 16 1973, 7:05 PM EDT Att: 25,615 - Unknown										
Tito Fuentes, S OBP: 0.340, SLG: 0.401 (1, 4)										5	1	3	1	0	1	0											
Gary Maddox, R OBP: 0.376, SLG: 0.498 (1, 8)										5	0	2	2	0	0	4											
Willie McCovey, L OBP: 0.417, SLG: 0.524 (1, 3)										5	0	0	0	0	0	4											
Ed Goodson, L OBP: 0.369, SLG: 0.456 Mike Phillips, L OBP: 0.333, SLG: 0.412 (7, PR) (7, 5)										4	0	1	0	0	2	2											
Gary Matthews, R OBP: 0.395, SLG: 0.447 (1, 7)										4	0	2	0	1	0	1											
Chris Speier, R OBP: 0.353, SLG: 0.405 (1, 6)										4	0	1	0	0	1	3											
Dave Rader, L OBP: 0.316, SLG: 0.320 (1, 2)										3	1	1	0	1	1	1											
Juan Marichal, R OBP: 0.297, SLG: 0.258 Jim Barr, R OBP: 0.138, SLG: 0.074 Jim Howarth, L OBP: 0.241, SLG: 0.226 Randy Moffitt, R (8, 1)										1	1	0	0	0	1	2											
Inning Stats	R: 1 E: 0 K: 1 S: 7	H: 2 LOB: 1 BB: 0 P: 7	R: 0 E: 0 K: 1 S: 6	H: 2 LOB: 2 BB: 1 P: 10	R: 1 E: 0 K: 1 S: 7	H: 2 LOB: 1 BB: 0 P: 7	R: 2 E: 0 K: 0 S: 5	H: 2 LOB: 2 BB: 2 P: 13	R: 0 E: 0 K: 3 S: 10	H: 1 LOB: 1 BB: 0 P: 10	R: 0 E: 0 K: 1 S: 5	H: 0 LOB: 0 BB: 0 P: 5	R: 0 E: 0 K: 0 S: 4	H: 1 LOB: 2 BB: 1 P: 8	R: 0 E: 0 K: 0 S: 4	H: 1 LOB: 2 BB: 1 P: 8		R: 0 E: 0 K: 0 S: 3	H: 0 LOB: 0 BB: 0 P: 3	1B: 8 2B: 1 3B: 1 HR: 1	SF: 0 SAC: 0 DP: 0 HBP: 0	WP: 0 PB: 0 SB: 1 CS: 1	PA: 42				
PITCHER	IP	WLS	BF	H	R	ER	SO	BB	IBB	HBP	BLK	WP	HR	S	P	ERA	WHIP										
Dick Ruthven, R ERA: 4.42 Barry Lersch, R ERA: 3.3	(1, 1) 3.1		19	7	4	4	3	3	0	0	0	0	1	22	34	10.80	3.000										

Batter	1	2	3	4	5	6	7	8	9	AB	R	H	RBI	BB	SO	LOB	BOTTOM										
Denny Doyle, L OBP: 0.349, SLG: 0.312 (1, 4)										4	0	0	0	0	1	0	San Francisco Giants @ Philadelphia Phillies Veterans Stadium, Philadelphia, PA Sat Jun 16 1973, 7:05 PM EDT Att: 25,615 - Unknown										
Del Unser, L OBP: 0.379, SLG: 0.489 (1, 8)										2	2	0	0	1	0	0											
Willie Montanez, L OBP: 0.328, SLG: 0.351 (1, 9)										4	2	2	0	0	0	1											
Greg Luzinski, R OBP: 0.304, SLG: 0.438 (1, 7)										4	0	3	3	0	0	0											
Tom Hutton, L OBP: 0.351, SLG: 0.359 (1, 3)										4	0	2	1	0	0	2											
Mike Schmidt, R OBP: 0.355, SLG: 0.339 (1, 5)										4	1	2	1	0	0	1											
Bob Boone, R OBP: 0.273, SLG: 0.300 (1, 2)										4	0	0	0	0	2	2											
Larry Bowa, S OBP: 0.252, SLG: 0.253 (1, 6)										4	0	2	0	0	0	0											
Dick Ruthven, R OBP: 0.118, SLG: 0.063 Barry Lersch, S OBP: 0.111, SLG: 0.111 (4, 1)										1	0	0	0	0	1	3											
Inning Stats	R: 0 E: 0 K: 0 S: 3	H: 0 LOB: 0 BB: 0 P: 3	R: 0 E: 0 K: 1 S: 8	H: 3 LOB: 3 BB: 0 P: 8	R: 1 E: 0 K: 0 S: 5	H: 2 LOB: 1 BB: 0 P: 5	R: 1 E: 0 K: 2 S: 8	H: 1 LOB: 0 BB: 0 P: 8	R: 2 E: 1 K: 1 S: 7	H: 3 LOB: 1 BB: 1 P: 11	R: 0 E: 0 K: 1 S: 5	H: 0 LOB: 0 BB: 0 P: 5	R: 1 E: 0 K: 0 S: 4	H: 1 LOB: 1 BB: 0 P: 5	R: 0 E: 0 K: 1 S: 6	H: 1 LOB: 1 BB: 0 P: 6		R: 0 E: 0 K: 1 S: 6	H: 1 LOB: 1 BB: 0 P: 6	1B: 8 2B: 2 3B: 0 HR: 1	SF: 0 SAC: 0 DP: 0 HBP: 1	WP: 1 PB: 0 SB: 0 CS: 0	PA: 36				
PITCHER	IP	WLS	BF	H	R	ER	SO	BB	IBB	HBP	BLK	WP	HR	S	P	ERA	WHIP										
Juan Marichal, R ERA: 3.99 Jim Barr, R ERA: 3.98 Randy Moffitt, R ERA: 2.55	(1, 1) 4.1	L	10	2	1	1	1	0	0	1	0	1	0	11	12	3.38	0.750										

Batter	1	2	3	4	5	6	7	8	9	AB	R	H	RBI	BB	SO	LOB	TOP																			
Pete Rose, S OBP: 0.377, SLG: 0.398 (1, 7)	L9		1B BB 1B		1B G6-4-3	BB BB 1B		2B		5	1	4	1	0	0	0	Cincinnati Reds @ San Francisco Giants Candlestick Park, San Francisco, CA Tue Jun 19 1973, 10:05 PM EDT Att: 13,937 - Unknown																			
Joe Morgan, L OBP: 0.423, SLG: 0.505 (1, 4)	CS BB		F8		G6-4-3 1B	BB BB		F4		3	0	1	0	2	0	2																				
Johnny Bench, R OBP: 0.350, SLG: 0.455 (1, 9)	F8		L5-4 1B BB		G6-4-3 1-2 BB	BB BB		F5		3	0	0	0	2	0	2																				
Tony Perez, R OBP: 0.379, SLG: 0.498 (1, 3)		F8	1-2 2-3 1B		BB BB	K		1B 1B		4	1	2	0	1	1	3																				
Dave Concepcion, R OBP: 0.320, SLG: 0.424 (1, 6)		HR	L5-4 2-3		BB BB		F9	1B 1B		4	1	2	1	1	0	3																				
Bobby Tolan, L OBP: 0.242, SLG: 0.300 (1, 8)	L4			G3	F2			CS 1B		5	0	1	1	0	0	2																				
Dan Driessen, L OBP: 0.474, SLG: 0.515 Denis Menke, R OBP: 0.394, SLG: 0.258 (7, 5)						SH2-3 1B		1-2 BB		4	1	3	0	0	0	0																				
Bill Plummer, R OBP: 0.273, SLG: 0.184 (1, 2)				L6		K		6-3	F8	4	0	0	0	1	1	4																				
Fred Norman, S OBP: 0.143, SLG: 0.111 (1, 1)					K	SH2-3		K		3	0	0	0	0	2	3																				
Inning Stats	R: 0 E: 0 K: 0 S: 2	H: 0 LOB: 0 BB: 1 P: 6	R: 1 E: 0 K: 0 S: 5	H: 2 LOB: 2 BB: 1 P: 9	R: 0 E: 0 K: 1 S: 4	H: 2 LOB: 2 BB: 1 P: 8	R: 0 E: 0 K: 1 S: 6	H: 1 LOB: 1 BB: 0 P: 6	R: 1 E: 0 K: 2 S: 4	H: 2 LOB: 2 BB: 2 P: 12	R: 0 E: 0 K: 0 S: 3	H: 0 LOB: 0 BB: 0 P: 3	R: 0 E: 0 K: 1 S: 6	H: 1 LOB: 1 BB: 0 P: 6	R: 1 E: 0 K: 0 S: 5	H: 3 LOB: 2 BB: 1 P: 9		1B: 9 2B: 4 3B: 0 HR: 1	SF: 0 SAC: 1 DP: 2 HBP: 0	WP: 0 PB: 0 SB: 0 CS: 2	PA: 44															
PITCHER	IP	WLS	BF	H	R	ER	SO	BB	IBB	HBP	BLK	WP	HR	S	P	ERA	WHIP	PITCHER		IP	WLS	BF	H	R	ER	SO	BB	IBB	HBP	BLK	WP	HR	S	P	ERA	WHIP
Ron Bryant, L ERA: 2.34 (1, 1)	5.2	L	29	9	3	3	2	5	1	0	0	0	1	27	51	4.76	2.471																			
Charlie Williams, R ERA: 6.48 (6, 1)	2.1		9	1	0	0	2	1	0	0	0	0	0	12	16	0.00	0.857																			
Jim Willoughby, R ERA: 5.17 (9, 1)	1.0		6	3	1	1	0	1	0	0	0	0	0	5	9	9.00	4.000																			

AB	35
R	4
H	13
RBI	3
BB	8
SO	4
LOB	19



Batter	1	2	3	4	5	6	7	8	9	AB	R	H	RBI	BB	SO	LOB	BOTTOM																			
Bobby Bonds, R OBP: 0.414, SLG: 0.591 (1, 9)	F8		F3			F7			4-3	4	0	0	0	0	0	0	Cincinnati Reds @ San Francisco Giants Candlestick Park, San Francisco, CA Tue Jun 19 1973, 10:05 PM EDT Att: 13,937 - Unknown																			
Tito Fuentes, S OBP: 0.342, SLG: 0.399 (1, 4)	F7			F7			BB			3	0	1	0	1	0	0																				
Garry Maddox, R OBP: 0.365, SLG: 0.478 (1, 8)	F6			F7		L6			1B	4	0	0	0	0	1	2																				
Gary Matthews, R OBP: 0.390, SLG: 0.436 (1, 7)		F4		F4		F8				3	0	0	0	0	0	1																				
Chris Speier, R OBP: 0.351, SLG: 0.395 (1, 6)		F6			F4		F8			3	0	0	0	0	0	1																				
Dave Kingman, R OBP: 0.259, SLG: 0.444 (1, 3)					G6-4-3 1B			F6		3	0	2	0	0	0	0																				
Mike Phillips, L OBP: 0.300, SLG: 0.368 Charlie Williams, R OBP: 0.471, SLG: 0.571 Jim Willoughby, R OBP: 0.174, SLG: 0.273 (6, 1)					G6-4-3 1-2			F8		2	0	0	0	0	0	0																				
Mike Sadek, R OBP: 0.313, SLG: 0.185 (1, 2)						F7		6-3		3	0	0	0	0	0	0																				
Ron Bryant, S OBP: 0.152, SLG: 0.156 Damaso Blanco, R (6, 5)						F3		6-3		1	0	0	0	0	0	0																				
Inning Stats	R: 0 E: 0 K: 0 S: 3	H: 0 LOB: 0 BB: 0 P: 3	R: 0 E: 0 K: 0 S: 4	H: 1 LOB: 1 BB: 0 P: 4	R: 0 E: 0 K: 0 S: 3	H: 0 LOB: 0 BB: 0 P: 3	R: 0 E: 0 K: 0 S: 3	H: 0 LOB: 0 BB: 0 P: 3	R: 0 E: 0 K: 0 S: 3	H: 0 LOB: 1 BB: 1 P: 7	R: 0 E: 0 K: 0 S: 3	H: 0 LOB: 0 BB: 0 P: 3	R: 0 E: 0 K: 1 S: 6	H: 1 LOB: 1 BB: 0 P: 6	R: 0 E: 0 K: 0 S: 3	H: 1 LOB: 0 BB: 0 P: 6		1B: 3 2B: 0 3B: 0 HR: 0	SF: 0 SAC: 0 DP: 1 HBP: 0	WP: 0 PB: 0 SB: 0 CS: 0	PA: 30															
PITCHER	IP	WLS	BF	H	R	ER	SO	BB	IBB	HBP	BLK	WP	HR	S	P	ERA	WHIP	PITCHER		IP	WLS	BF	H	R	ER	SO	BB	IBB	HBP	BLK	WP	HR	S	P	ERA	WHIP
Fred Norman, L ERA: 3.42 (1, 1)	9.0	W	30	3	0	0	1	1	0	0	0	0	0	31	35	0.00	0.444																			

AB	29
R	0
H	3
RBI	0
BB	1
SO	1
LOB	6



Batter	1	2	3	4	5	6	7	8	9	AB	R	H	RBI	BB	SO	LOB	TOP										
Pete Rose, S OBP: 0.377, SLG: 0.398 (1, 7)	3-1		G6-4-3	1B		G6-4-3			FC2-5	5	1	2	0	0	0	2	Cincinnati Reds @ San Francisco Giants Candlestick Park, San Francisco, CA Wed Jun 20 1973, 6:33 AM EDT Att: 8,255 - Unknown										
Joe Morgan, L OBP: 0.426, SLG: 0.507 (1, 4)	P4		3-1	1B			S		1B	5	1	3	1	0	0	0											
Dan Driessen, L OBP: 0.408, SLG: 0.526 Denis Menke, R OBP: 0.394, SLG: 0.258 (1, 5) (9, 5)				1B			F7		FC2-5	5	1	3	1	0	0	2											
Johnny Bench, R OBP: 0.348, SLG: 0.447 (1, 9) (9, 2)	F8						FC6-4		G3	4	0	0	0	1	0	4											
Tony Perez, R OBP: 0.377, SLG: 0.507 (1, 3)		L3				5-3			K	4	1	1	2	0	1	2											
Bobby Tolan, L OBP: 0.238, SLG: 0.295 (1, 8) (9, 9)		K							FC6-4	4	0	0	0	0	2	2											
Hal King, L OBP: 1.333, SLG: 1.333 Cesar Geronimo, L OBP: 0.220, SLG: 0.237 (1, 2) (9, 8)									F7	3	1	1	1	1	0	0											
Dave Concepcion, R OBP: 0.319, SLG: 0.430 (1, 6)										4	1	1	0	0	0	1											
Don Gullett, R OBP: 0.323, SLG: 0.167 Phil Gagliano, R OBP: 0.341, SLG: 0.216 Pedro Borbon, R OBP: 0.167, SLG: 0.167 Dave Tomlin, L (6, 1) (6, 1) (6, 1)										1	1	1	1	1	0	0											
Inning Stats	R: 0 E: 0 K: 0 S: 4	H: 1 LOB: 1 BB: 0 P: 4	R: 0 E: 0 K: 1 S: 5	H: 0 LOB: 1 BB: 1 P: 9	R: 0 E: 0 K: 0 S: 2	H: 0 LOB: 0 BB: 1 P: 6	R: 6 E: 0 K: 1 S: 13	H: 8 LOB: 2 BB: 0 P: 13	R: 0 E: 0 K: 0 S: 3	H: 0 LOB: 0 BB: 0 P: 3	R: 0 E: 0 K: 1 S: 6	H: 1 LOB: 0 BB: 1 P: 10	R: 0 E: 0 K: 0 S: 3	H: 0 LOB: 0 BB: 0 P: 3	R: 1 E: 1 K: 0 S: 4	H: 2 LOB: 0 BB: 0 P: 4		1B: 10 2B: 0 3B: 1 HR: 2	SF: 0 SAC: 0 DP: 2 HBP: 0	WP: 0 PB: 0 SB: 2 CS: 0	PA: 40						
PITCHER	IP	WLS	BF	H	R	ER	SO	BB	IBB	HBP	BLK	WP	HR	S	P	ERA	WHIP										
Elias Sosa, R ERA: 3.21 (1, 1)	3.2	L	20	8	6	6	2	2	0	0	0	0	2	22	30	14.73	2.727										
Don Carrithers, R ERA: 6.0 (4, 1)	0.1		2	1	0	0	0	0	0	0	0	0	0	2	2	0.00	3.000										
Charlie Williams, R ERA: 5.23 (5, 1)	2.0		6	1	0	0	0	0	0	0	0	0	0	6	6	0.00	0.500										
Randy Moffitt, R ERA: 2.41 (7, 1)	3.0		12	3	1	0	1	1	0	0	0	0	0	13	17	0.00	1.333										

AB	37
R	7
H	13
RBI	6
BB	3
SO	3
LOB	13



Batter	1	2	3	4	5	6	7	8	9	AB	R	H	RBI	BB	SO	LOB	BOTTOM										
Bobby Bonds, R OBP: 0.415, SLG: 0.600 (1, 9)				F9					F8	4	1	2	1	0	0	0	Cincinnati Reds @ San Francisco Giants Candlestick Park, San Francisco, CA Wed Jun 20 1973, 6:33 AM EDT Att: 8,255 - Unknown										
Tito Fuentes, S OBP: 0.344, SLG: 0.411 (1, 4)	6-3			1B					F7	4	1	2	1	0	0	0											
Garry Maddox, R OBP: 0.358, SLG: 0.469 (1, 8)									F7	4	0	0	0	0	1	2											
Willie McCovey, L OBP: 0.419, SLG: 0.523 (1, 3)									K	4	0	1	0	0	0	2											
Gary Matthews, R OBP: 0.388, SLG: 0.432 (1, 7)									F8	4	1	1	0	0	0	1											
Chris Speier, R OBP: 0.353, SLG: 0.398 (1, 6)									F3	3	1	1	0	1	0	0											
Dave Kingman, R OBP: 0.259, SLG: 0.446 (1, 5) (7, 1)									F8	4	1	1	1	0	1	1											
Dave Rader, L OBP: 0.310, SLG: 0.314 (1, 2)									F3	4	0	0	1	0	0	2											
Elias Sosa, R OBP: 0.406, SLG: 0.250 Don Carrithers, R OBP: 0.309, SLG: 0.350 Chris Amodeo, R OBP: 0.444, SLG: 0.000 Charlie Williams, R (5, 1) Ed Goodson, L OBP: 0.307, SLG: 0.454 Randy Moffitt, R (7, 1) Damaso Blanco, R (9, 9)										1	0	0	0	0	0	0											
Inning Stats	R: 1 E: 0 K: 0 S: 5	H: 2 LOB: 1 BB: 0 P: 5	R: 0 E: 0 K: 0 S: 3	H: 0 LOB: 0 BB: 0 P: 3	R: 0 E: 0 K: 0 S: 5	H: 2 LOB: 0 BB: 0 P: 5	R: 3 E: 0 K: 0 S: 5	H: 2 LOB: 0 BB: 1 P: 9	R: 1 E: 0 K: 0 S: 4	H: 1 LOB: 0 BB: 0 P: 4	R: 0 E: 0 K: 2 S: 8	H: 1 LOB: 1 BB: 0 P: 8	R: 0 E: 0 K: 1 S: 5	H: 0 LOB: 0 BB: 0 P: 5	R: 0 E: 0 K: 1 S: 3	H: 0 LOB: 0 BB: 0 P: 3		R: 0 E: 0 K: 1 S: 5	H: 0 LOB: 0 BB: 0 P: 5	1B: 4 2B: 2 3B: 0 HR: 2	SF: 0 SAC: 0 DP: 0 HBP: 0	WP: 0 PB: 0 SB: 0 CS: 0	PA: 36				
PITCHER	IP	WLS	BF	H	R	ER	SO	BB	IBB	HBP	BLK	WP	HR	S	P	ERA	WHIP										
Don Gullett, L ERA: 4.06 (1, 1)	5.0	W	23	7	5	5	0	1	0	0	0	0	2	22	26	9.00	1.600										
Pedro Borbon, R ERA: 2.92 (6, 1)	0.2		3	1	0	0	1	0	0	0	0	0	0	5	5	0.00	1.500										
Dave Tomlin, L ERA: 1.59 (6, 1)	3.1	S	10	0	0	0	3	0	0	0	0	0	0	16	16	0.00	0.000										



Batter	1	2	3	4	5	6	7	8	9	AB	R	H	RBI	BB	SO	LOB	TOP					
Pete Rose, S OBP: 0.375, SLG: 0.394 (1, 7)										3	0	0	0	1	0	0	Cincinnati Reds @ San Francisco Giants Candlestick Park, San Francisco, CA Thu Jun 21 1973, 6:33 AM EDT Att: 7,904 - Unknown					
Joe Morgan, L OBP: 0.420, SLG: 0.498 (1, 4)										4	0	0	0	0	1	1						
Dan Driessen, L OBP: 0.468, SLG: 0.500 (1, 5)										4	0	1	0	0	0	0						
Johnny Bench, R OBP: 0.346, SLG: 0.441 (1, 9)									3	0	0	0	1	2	1							
Tony Perez, R OBP: 0.383, SLG: 0.513 (1, 3)									3	0	2	0	1	1	0							
Bobby Tolan, L OBP: 0.235, SLG: 0.290 (1, 8)									4	0	0	0	0	1	4							
Hal King, L OBP: 0.429, SLG: 0.800 (1, 2)									2	0	0	0	1	1	3							
Dave Concepcion, R OBP: 0.319, SLG: 0.442 (1, 6)									3	1	1	1	0	1	1							
Jack Billingham, R OBP: 0.050, SLG: 0.026 (1, 1)									1	0	0	0	0	0	0							
Jim McGlothlin, R OBP: 0.167, SLG: 0.091 (6, PH)									1	0	0	0	0	1	0							
Larry Stahl, L OBP: 0.400, SLG: 0.368 (8, 1)									0	0	0	0	0	0	0							
Ed Sprague, R (8, 1)									0	0	0	0	0	0	0							
Inning Stats	R: 0 E: 0 K: 0 S: 3	H: 0 LOB: 0 BB: 0 P: 3	R: 0 E: 0 K: 2 S: 7	H: 0 LOB: 1 BB: 1 P: 11	R: 1 E: 0 K: 1 S: 6	H: 1 LOB: 0 BB: 0 P: 6	R: 0 E: 0 K: 2 S: 7	H: 0 LOB: 0 BB: 0 P: 7	R: 0 E: 0 K: 1 S: 4	H: 0 LOB: 0 BB: 1 P: 8	R: 0 E: 0 K: 1 S: 5	H: 0 LOB: 0 BB: 0 P: 5	R: 0 E: 0 K: 0 S: 4	H: 1 LOB: 2 BB: 1 P: 8	R: 0 E: 0 K: 1 S: 5	H: 0 LOB: 1 BB: 1 P: 9	R: 0 E: 0 K: 0 S: 4	H: 2 LOB: 1 BB: 0 P: 4	1B: 2 2B: 1 3B: 0 HR: 1	SF: 0 SAC: 0 DP: 2 HBP: 0	WP: 0 PB: 0 SB: 0 CS: 0	PA: 33
PITCHER Tom Bradley, R ERA: 3.77 (1, 1)	IP: 9.0 WLS: W BF: 33 H: 4 R: 1 ER: 1 SO: 8 BB: 4 IBB: 0 HBP: 0 BLK: 0 WP: 0 HR: 1 S: 45 P: 61 ERA: 1.00 WHIP: 0.889															PITCHER Tom Bradley, R ERA: 3.77 (1, 1)	IP: 9.0 WLS: W BF: 33 H: 4 R: 1 ER: 1 SO: 8 BB: 4 IBB: 0 HBP: 0 BLK: 0 WP: 0 HR: 1 S: 45 P: 61 ERA: 1.00 WHIP: 0.889					



Batter	1	2	3	4	5	6	7	8	9	AB	R	H	RBI	BB	SO	LOB	BOTTOM			
Bobby Bonds, R OBP: 0.412, SLG: 0.592 (1, 9)										4	1	0	0	1	2	4	Cincinnati Reds @ San Francisco Giants Candlestick Park, San Francisco, CA Thu Jun 21 1973, 6:33 AM EDT Att: 7,904 - Unknown			
Tito Fuentes, S OBP: 0.339, SLG: 0.403 (1, 4)										5	0	0	0	0	2					
Garry Maddox, R OBP: 0.364, SLG: 0.477 (1, 8)										5	2	3	2	0	0	0				
Willie McCovey, L OBP: 0.424, SLG: 0.520 (1, 3)									1	1	0	0	3	0	1					
Dave Kingman, R OBP: 0.259, SLG: 0.446 (7, 3)									0	0	0	0	0	0	0					
Ed Goodson, L OBP: 0.374, SLG: 0.469 (1, 5)									4	1	3	2	0	0	1					
Gary Matthews, R OBP: 0.385, SLG: 0.429 (1, 7)									4	1	1	2	0	1	4					
Chris Speier, R OBP: 0.351, SLG: 0.490 (1, 6)									4	0	1	1	0	0	2					
Dave Rader, L OBP: 0.314, SLG: 0.311 (1, 2)									2	0	0	0	2	0	0					
Tom Bradley, R OBP: 0.207, SLG: 0.185 (1, 1)									3	1	1	0	1	0	1					
Inning Stats	R: 0 E: 0 K: 1 S: 5	H: 0 LOB: 0 BB: 0 P: 5	R: 0 E: 0 K: 0 S: 2	H: 0 LOB: 0 BB: 1 P: 6	R: 0 E: 0 K: 0 S: 3	H: 0 LOB: 1 BB: 1 P: 7	R: 1 E: 0 K: 1 S: 7	H: 2 LOB: 2 BB: 1 P: 11	R: 6 E: 0 K: 0 S: 8	H: 5 LOB: 3 BB: 4 P: 24	R: 0 E: 0 K: 0 S: 5	H: 2 LOB: 0 BB: 0 P: 5	R: 0 E: 0 K: 0 S: 3	H: 0 LOB: 0 BB: 0 P: 3	R: 0 E: 0 K: 1 S: 5	H: 0 LOB: 0 BB: 0 P: 5	1B: 4 2B: 5 3B: 0 HR: 0	SF: 0 SAC: 0 DP: 1 HBP: 0	WP: 1 PB: 0 SB: 2 CS: 0	PA: 39
PITCHER Jack Billingham, R ERA: 3.6 (1, 1)	IP: 4.2 WLS: L BF: 25 H: 7 R: 7 ER: 7 SO: 7 BB: 3 IBB: 2 HBP: 0 BLK: 0 WP: 1 HR: 0 S: 24 P: 44 ERA: 13.50 WHIP: 2.143															PITCHER Jim McGlothlin, R ERA: 6.02 (5, 1)	IP: 2.1 WLS: L BF: 11 H: 2 R: 0 ER: 0 SO: 0 BB: 1 IBB: 1 HBP: 0 BLK: 0 WP: 0 HR: 0 S: 9 P: 17 ERA: 0.00 WHIP: 1.286			
Ed Sprague, R ERA: 5.34 (8, 1)	IP: 1.0 WLS: L BF: 3 H: 0 R: 0 ER: 0 SO: 1 BB: 0 IBB: 0 HBP: 0 BLK: 0 WP: 0 HR: 0 S: 5 P: 5 ERA: 0.00 WHIP: 0.000															PITCHER Ed Sprague, R ERA: 5.34 (8, 1)	IP: 1.0 WLS: L BF: 3 H: 0 R: 0 ER: 0 SO: 1 BB: 0 IBB: 0 HBP: 0 BLK: 0 WP: 0 HR: 0 S: 5 P: 5 ERA: 0.00 WHIP: 0.000			



Batter	1	2	3	4	5	6	7	8	9	AB	R	H	RBI	BB	SO	LOB	TOP			
Jimmy Wynn, R OBP: 0.341, SLG: 0.450 (1, 9)										4	0	0	0	0	1	1	Houston Astros @ San Francisco Giants Candlestick Park, San Francisco, CA Fri Jun 22 1973, 10:05 PM EDT Att: 9,310 - Unknown livebaseballscorecards.com			
Roger Metzger, S OBP: 0.297, SLG: 0.354 (1, 6)										4	0	1	0	0	0	1				
Cesar Cedeno, R OBP: 0.349, SLG: 0.545 (1, 8)										4	0	0	0	0	1	2				
Bob Watson, R OBP: 0.414, SLG: 0.455 (1, 7)										4	1	1	0	0	0	0				
Lee May, R OBP: 0.294, SLG: 0.434 (1, 3)										3	0	1	0	0	1	2				
Jim Crawford, L OBP: 0.250, SLG: 0.375 (7, 1)										0	0	0	0	0	0	0				
Jimmy Stewart, S OBP: 0.378, SLG: 0.233 (9, PH)										1	0	0	0	0	0	0				
Doug Rader, R OBP: 0.320, SLG: 0.378 (1, 5)										4	0	1	1	0	1	0				
Tommy Helms, R OBP: 0.308, SLG: 0.353 (1, 4)										3	0	1	0	0	0	2				
Skip Jutze, R OBP: 0.237, SLG: 0.200 (1, 2)										3	0	0	0	0	0	3				
Don Wilson, R OBP: 0.229, SLG: 0.265 (7, PH)										2	0	1	0	0	1	2				
Rafael Batista, L (7, 3)										1	0	0	0	0	1	0				
Inning Stats	R: 0 E: 0 K: 1 S: 5	H: 0 LOB: 0 BB: 0 P: 5	R: 1 E: 1 K: 1 S: 8	H: 2 LOB: 2 BB: 0 P: 8	R: 0 E: 0 K: 1 S: 7	H: 2 LOB: 2 BB: 0 P: 7	R: 0 E: 0 K: 0 S: 3	H: 1 LOB: 0 BB: 0 P: 3	R: 0 E: 0 K: 0 S: 4	H: 0 LOB: 0 BB: 0 P: 4	R: 0 E: 0 K: 1 S: 5	H: 0 LOB: 0 BB: 0 P: 5	R: 0 E: 0 K: 1 S: 5	H: 0 LOB: 0 BB: 0 P: 5	R: 0 E: 0 K: 1 S: 5	H: 0 LOB: 0 BB: 0 P: 5	1B: 6 2B: 0 3B: 0 HR: 0	SF: 0 SAC: 0 DP: 1 HBP: 0	WP: 0 PB: 0 SB: 0 CS: 0	PA: 33
PITCHER Jim Barr, R ERA: 3.63 (1, 1)	IP: 9.0 WLS: W BF: 33 H: 6 R: 1 ER: 0 SO: 6 BB: 0 IBB: 0 HBP: 0 BLK: 0 WP: 0 HR: 0 S: 45 P: 45 ERA: 0.00 WHIP: 0.667																			

Batter	1	2	3	4	5	6	7	8	9	AB	R	H	RBI	BB	SO	LOB	BOTTOM			
Bobby Bonds, R OBP: 0.408, SLG: 0.583 (1, 9)										4	1	0	0	1	0	1	Houston Astros @ San Francisco Giants Candlestick Park, San Francisco, CA Fri Jun 22 1973, 10:05 PM EDT Att: 9,310 - Unknown livebaseballscorecards.com			
Tito Fuentes, S OBP: 0.337, SLG: 0.400 (1, 4)										5	1	1	0	0	2	3				
Garry Maddox, R OBP: 0.360, SLG: 0.471 (1, 8)										5	0	1	0	0	1	2				
Willie McCovey, L OBP: 0.430, SLG: 0.517 (7, PR)									1	0	0	0	3	0	2					
Dave Kingman, R OBP: 0.259, SLG: 0.446 (8, 3)									0	1	0	0	0	0	0					
Ed Goodson, L OBP: 0.381, SLG: 0.502 (1, 5)									4	2	3	5	0	0	2					
Chris Speier, R OBP: 0.353, SLG: 0.399 (1, 6)									3	0	1	0	1	0	2					
Jim Howarth, L OBP: 0.238, SLG: 0.211 (1, 7)									4	0	0	0	0	1	6					
Dave Rader, L OBP: 0.313, SLG: 0.310 (1, 2)										4	0	1	0	0	0	0				
Jim Barr, R OBP: 0.182, SLG: 0.100 (1, 1)										3	0	1	0	0	1	2				
Inning Stats	R: 3 E: 1 K: 0 S: 6	H: 2 LOB: 0 BB: 0 P: 6	R: 0 E: 0 K: 0 S: 3	H: 0 LOB: 2 BB: 1 P: 8	R: 0 E: 0 K: 0 S: 4	H: 1 LOB: 2 BB: 1 P: 8	R: 0 E: 0 K: 0 S: 3	H: 0 LOB: 0 BB: 0 P: 3	R: 0 E: 0 K: 2 S: 8	H: 1 LOB: 3 BB: 2 P: 16	R: 0 E: 0 K: 1 S: 6	H: 1 LOB: 1 BB: 0 P: 6	R: 2 E: 0 K: 1 S: 8	H: 3 LOB: 3 BB: 1 P: 12	R: 0 E: 0 K: 1 S: 5	H: 0 LOB: 0 BB: 0 P: 5	1B: 6 2B: 0 3B: 0 HR: 2	SF: 0 SAC: 0 DP: 0 HBP: 1	WP: 0 PB: 1 SB: 1 CS: 0	PA: 39
PITCHER Don Wilson, R ERA: 2.88 Jim Crawford, L ERA: 3.03 (7, 1)	IP: 6.0 WLS: L BF: 29 H: 4 R: 3 ER: 2 SO: 3 BB: 1 IBB: 0 HBP: 0 BLK: 0 WP: 0 HR: 1 S: 30 P: 47 ERA: 0.00 WHIP: 1.500																			

Batter	1	2	3	4	5	6	7	8	9	AB	R	H	RBI	BB	SO	LOB	TOP			
Jimmy Wynn, R OBP: 0.342, SLG: 0.447	0-0 6-3		2-0 FC2-5 1B	3-2 F8		4-1 G6-4-3 BB		2-0 F8		4	1	1	0	1	0	1				
Roger Metzger, S OBP: 0.291, SLG: 0.347	1-0 5-3		0-0 FC2-5 1B	0-0 4-3		2-1 G6-4-3			0-1 G3	5	1	0	0	0	0	5				
Cesar Cedeno, R OBP: 0.355, SLG: 0.544	0-0 F3		0-0 1B		2-3 K		3-2 HBP		1-0 1B	4	2	2	1	0	1	0				
Bob Watson, R OBP: 0.417, SLG: 0.458		3-3 K	1-1 1B	0-1 G6-4-3 1B		1-3 K		0-0 1B	5	1	3	1	0	2	2	1				
Lee May, R OBP: 0.297, SLG: 0.430		4-2 E	4-0 1B	3-1 G6-4-3		1-3 K		0-2 1B	2	0	0	0	2	1	2					
Rafael Batista, L OBP: 0.333, SLG: 0.333		2-3 BB	2-3 IBB	3-1 G6-4-3		1-3 K		1-2 1B	1	0	1	0	0	0	0					
Doug Rader, R OBP: 0.318, SLG: 0.374		2-3 K	2-3 K	2-0 5-3		3-3 K		0-0 1B	5	0	1	1	0	3	5					
Tommy Helms, R OBP: 0.317, SLG: 0.362	1-2 E6		0-2 1B	1-0 2B		2-0 1B		1-2 G6-4-3 1B	5	1	4	2	0	0	1					
Skip Jutze, R OBP: 0.234, SLG: 0.217	0-0 F9		0-0 5-3	0-1 1B		1-3 2B		1-2 G6-4-3 1B	5	0	1	0	0	0	9					
Jerry Reuss, L OBP: 0.217, SLG: 0.205			4-2 FC2-5 1B	1-3 K		1-0 BB		2-1 1B	2	0	1	1	1	1	0					
Jim Ray, R OBP: 0.250, SLG: 0.250						2-3 3H 1B			1	0	1	0	0	0	0					
Inning Stats	R: 0 E: 0 K: 0 S: 3	H: 0 LOB: 0 BB: 4 P: 4	R: 0 E: 1 K: 2 S: 16	H: 0 LOB: 2 BB: 1 P: 26	R: 3 E: 0 K: 1 S: 15	H: 4 LOB: 3 BB: 2 P: 28	R: 0 E: 0 K: 1 S: 7	H: 0 LOB: 0 BB: 0 P: 11	R: 0 E: 0 K: 1 S: 8	H: 1 LOB: 1 BB: 0 P: 13	R: 0 E: 0 K: 3 S: 14	H: 0 LOB: 1 BB: 0 P: 22	R: 0 E: 0 K: 0 S: 7	H: 2 LOB: 1 BB: 0 P: 14	R: 2 E: 0 K: 0 S: 14	H: 5 LOB: 2 BB: 0 P: 16	1B: 14 2B: 1 3B: 0 HR: 0	SF: 0 SAC: 0 DP: 4 HBP: 1	WP: 0 PB: 0 SB: 1 CS: 0	PA: 44
PITCHER	IP WLS BF H R ER SO BB IBB HBP BLK WP HR S P ERA WHIP	5.1 L 28 8 4 4 5 3 1 0 0 0 0 55 96 6.75 2.062	1.2 5 0 0 0 3 0 0 1 0 0 0 16 26 0.00 0.000	1.1 9 6 2 2 0 0 0 0 0 0 0 15 23 13.50 4.500	0.2 2 1 0 0 0 0 0 0 0 0 6 7 0.00 1.500	PITCHER	IP WLS BF H R ER SO BB IBB HBP BLK WP HR S P ERA WHIP	5.1 L 28 8 4 4 5 3 1 0 0 0 0 0 55 96 6.75 2.062	1.2 5 0 0 0 3 0 0 1 0 0 0 16 26 0.00 0.000	1.1 9 6 2 2 0 0 0 0 0 0 15 23 13.50 4.500	0.2 2 1 0 0 0 0 0 0 0 0 6 7 0.00 1.500									

Houston Astros @ San Francisco Giants
Candlestick Park, San Francisco, CA
Sat Jun 23 1973, 6:33 AM EDT
Att: 13,451 - Unknown

AB	39
R	6
H	15
RBI	6
BB	4
SO	8
LOB	24



Batter	1	2	3	4	5	6	7	8	9	AB	R	H	RBI	BB	SO	LOB	BOTTOM			
Bobby Bonds, R OBP: 0.405, SLG: 0.575	3-2 F8		4-2 1B		0-2 F9		3-2 F9		3-3 K	4	1	0	0	1	1	2				
Tito Fuentes, S OBP: 0.338, SLG: 0.403	0-1 F9		1-0 WP		2-0 F8		1-1 2B		0-0 F9	5	0	2	2	0	0	1				
Garry Maddox, R OBP: 0.363, SLG: 0.469	0-1 F6		0-0 WP		1-0 F8		1-0 BB			3	0	1	1	1	0	1				
Ed Goodson, L OBP: 0.374, SLG: 0.493		3-2 4-3	1-0 F8		1-3 K		0-2 F7			4	0	0	0	0	1	4				
Chris Speier, R OBP: 0.355, SLG: 0.401	0-0 5-3			1-0 F4		1-1 1B		1-0 1B	4	0	2	0	0	0	0					
Dave Kingman, R OBP: 0.252, SLG: 0.433		3-3 K		1-3 K		2-3 K		0-2 F7	4	0	0	0	0	3	2					
Jim Howarth, L OBP: 0.239, SLG: 0.213			3-2 4-3		0-3 K		2-0 F4		4	0	1	0	0	1	2					
Elias Sosa, R OBP: 0.400, SLG: 0.250									0	0	0	0	0	0	0					
Dave Rader, L OBP: 0.313, SLG: 0.310			2-2 FC4-6 1B		1-1 4-3		0-0 F3		0-1 F7	3	0	1	0	0	0	1				
Willie McCovey, L OBP: 0.428, SLG: 0.514										1	0	0	0	0	0	1				
Mike Sadek, R OBP: 0.313, SLG: 0.185										0	0	0	0	0	0	0				
Ron Bryant, S OBP: 0.167, SLG: 0.170			0-0 FC4-6 1B		1-1 1B		2-2 F9		1-2 F8	2	1	1	0	0	0	1				
Jim Willoughby, R OBP: 0.174, SLG: 0.273										0	0	0	0	0	0	0				
Chris Arnold, R OBP: 0.474, SLG: 0.563										1	1	1	0	0	0	0				
Randy Moffitt, R OBP: 0.474, SLG: 0.563										0	0	0	0	0	0	0				
Gary Thomasson, L OBP: 0.301, SLG: 0.321										1	0	0	0	0	0	0				
Inning Stats	R: 0 E: 0 K: 0 S: 7	H: 0 LOB: 0 BB: 0 P: 10	R: 0 E: 0 K: 1 S: 9	H: 0 LOB: 0 BB: 0 P: 15	R: 2 E: 0 K: 0 S: 15	H: 3 LOB: 2 BB: 1 P: 26	R: 0 E: 0 K: 1 S: 7	H: 1 LOB: 1 BB: 0 P: 12	R: 0 E: 0 K: 3 S: 13	H: 1 LOB: 1 BB: 0 P: 17	R: 1 E: 0 K: 0 S: 15	H: 2 LOB: 2 BB: 1 P: 25	R: 0 E: 0 K: 0 S: 7	H: 1 LOB: 1 BB: 0 P: 10	R: 0 E: 0 K: 1 S: 7	H: 0 LOB: 0 BB: 0 P: 11	1B: 8 2B: 1 3B: 0 HR: 0	SF: 0 SAC: 0 DP: 0 HBP: 0	WP: 2 PB: 0 SB: 0 CS: 0	PA: 38
PITCHER	IP WLS BF H R ER SO BB IBB HBP BLK WP HR S P ERA WHIP	6.2 W 29 8 3 3 3 1 0 0 0 0 0 19 30 0.00 0.857	2.1 S 9 1 0 0 1 1 0 0 0 0 0 19 30 0.00 0.857		PITCHER	IP WLS BF H R ER SO BB IBB HBP BLK WP HR S P ERA WHIP	6.2 W 29 8 3 3 3 1 0 0 0 0 0 19 30 0.00 0.857	2.1 S 9 1 0 0 1 1 0 0 0 0 0 19 30 0.00 0.857												

Houston Astros @ San Francisco Giants
Candlestick Park, San Francisco, CA
Sat Jun 23 1973, 6:33 AM EDT
Att: 13,451 - Unknown

AB	36
R	3
H	9
RBI	3
BB	2
SO	6
LOB	15



Batter	1	2	3	4	5	6	7	8	9	AB	R	H	RBI	BB	SO	LOB	TOP								
Jimmy Wynn, R OBP: 0.343, SLG: 0.441 (1, 9)	F8		F1			F8	1B HR IBB		1B SH1-4 BB	3	2	0	0	2	0	0									
Roger Metzger, S OBP: 0.290, SLG: 0.345 (1, 6)	K		F9			1-4-3	HR 1B		SH1-4	4	1	1	0	0	1	0									
Cesar Cedeno, R OBP: 0.360, SLG: 0.559 (1, 8)	5-3			F9			S 2B 1B	HR	1B 3-1 1B	5	2	3	4	0	0	0									
Bob Watson, R OBP: 0.414, SLG: 0.451 (1, 7)		F9		5-3			2B BB	F8	3-1	4	1	0	0	1	0	2									
Lee May, R OBP: 0.297, SLG: 0.431 (1, 3)		E5 2B								4	0	1	2	0	1	0									
Rafael Batista, L OBP: 0.500, SLG: 0.333 (8, 3)				K						0	0	0	0	1	0	0									
Doug Rader, R OBP: 0.316, SLG: 0.371 (1, 5)		F8			F9		6-3		K	5	0	1	1	0	1	2									
Tommy Helms, R OBP: 0.319, SLG: 0.367 (1, 4)					6-3			F7	1B 1B	5	0	2	0	0	0	3									
Skip Jutze, R OBP: 0.265, SLG: 0.238 (1, 2)									1B HR 1B	3	1	2	0	1	0	2									
Dave Roberts, L OBP: 0.152, SLG: 0.152 (1, 1)					4-3					2	0	0	0	0	1	1									
Jimmy Stewart, S OBP: 0.368, SLG: 0.226 (8, PH)										1	0	0	0	0	0	2									
Jim Ray, R OBP: 0.250, SLG: 0.250 (8, 1)										0	0	0	0	0	0	0									
Inning Stats	R: 0 E: 0 K: 1 S: 8	H: 0 LOB: 0 BB: 0 P: 10	R: 0 E: 1 K: 0 S: 6	H: 1 LOB: 2 BB: 0 P: 8	R: 0 E: 0 K: 0 S: 7	H: 0 LOB: 0 BB: 0 P: 9	R: 0 E: 0 K: 1 S: 8	H: 0 LOB: 0 BB: 0 P: 11	R: 0 E: 0 K: 1 S: 10	H: 0 LOB: 1 BB: 1 P: 17	R: 2 E: 0 K: 0 S: 9	H: 2 LOB: 1 BB: 1 P: 16	R: 4 E: 0 K: 0 S: 10	H: 3 LOB: 0 BB: 1 P: 16	R: 0 E: 0 K: 1 S: 9	H: 2 LOB: 2 BB: 0 P: 14	R: 1 E: 0 K: 0 S: 8	H: 2 LOB: 3 BB: 2 P: 19	1B: 7 2B: 2 3B: 0 HR: 1	SF: 0 SAC: 2 DP: 0 HBP: 0	WP: 0 PB: 0 SB: 1 CS: 0	PA: 43			
PITCHER	IP	WLS	BF	H	R	ER	SO	BB	IBB	HBP	BLK	WP	HR	S	P	ERA	WHIP								
Charlie Williams, R ERA: 5.82 (1, 1)	6.2	29	5	5	5	3	2	1	0	0	0	0	0	53	81	6.75	1.050								
Randy Moffitt, R ERA: 2.83 (7, 1)	0.1	2	1	1	1	0	0	0	0	0	0	0	1	5	6	27.00	3.000								
Elias Sosa, R ERA: 3.09 (8, 1)	1.0	5	2	0	0	1	0	0	0	0	0	0	0	9	14	0.00	2.000								
Jim Willoughby, R ERA: 5.1 (9, 1)	1.0	L	7	2	1	1	0	1	1	0	0	0	0	8	19	9.00	3.000								

Houston Astros @ San Francisco Giants
Candlestick Park, San Francisco, CA
Sun Jun 24 1973, 6:33 AM EDT
Unknown

AB	36
R	7
H	10
RBI	7
BB	5
SO	4
LOB	12



Batter	1	2	3	4	5	6	7	8	9	AB	R	H	RBI	BB	SO	LOB	BOTTOM								
Bobby Bonds, R OBP: 0.405, SLG: 0.581 (1, 9)	1-3		2-3		F7		HR			4	1	1	3	1	0	1									
Tito Fuentes, S OBP: 0.338, SLG: 0.403 (1, 4)	L5		1-3				HR		3-1	5	1	2	0	0	0	3									
Garry Maddox, R OBP: 0.355, SLG: 0.459 (1, 8)	1-3					FC6-4 1B	E5 HR		F4	5	1	0	0	0	1	2									
Willie McCovey, L OBP: 0.432, SLG: 0.527 (1, 3)						FC5-4 BB	FC1-6 BB		6-3	3	1	1	3	2	0	1									
Ed Goodson, L OBP: 0.366, SLG: 0.482 (1, 5)		FC5-4 1B			FC1-6 FC5-4		HR		4-3	5	0	0	0	0	0	3									
Gary Matthews, R OBP: 0.387, SLG: 0.427 (1, 7)					FC5-4				F3 SH1-4 BB	3	0	1	0	1	0	1									
Chris Speier, R OBP: 0.355, SLG: 0.398 (1, 6)									SH1-4	2	1	0	0	1	0	2									
Mike Sadek, R OBP: 0.294, SLG: 0.172 (1, 2)										2	0	0	0	0	1	2									
Dave Rader, L OBP: 0.318, SLG: 0.313 (7, 2)										1	1	1	0	1	0	0									
Charlie Williams, R ERA: 5.82 (1, 1)										2	0	1	0	0	1	0									
Randy Moffitt, R ERA: 2.83 (7, 1)										0	0	0	0	0	0	0									
Chris Arnold, R ERA: 4.40, SLG: 0.299 (8, PH)										1	0	0	0	0	1	2									
Elias Sosa, R ERA: 3.09 (8, 1)										0	0	0	0	0	0	0									
Gary Thomasson, L ERA: 3.28, SLG: 0.376 (8, PH)										1	0	0	0	0	0	2									
Jim Willoughby, R ERA: 5.1 (9, 1)										0	0	0	0	0	0	0									
Inning Stats	R: 0 E: 0 K: 0 S: 5	H: 0 LOB: 0 BB: 0 P: 7	R: 0 E: 0 K: 1 S: 11	H: 1 LOB: 1 BB: 1 P: 19	R: 0 E: 0 K: 1 S: 7	H: 0 LOB: 0 BB: 0 P: 10	R: 0 E: 0 K: 1 S: 10	H: 0 LOB: 1 BB: 1 P: 15	R: 0 E: 0 K: 0 S: 8	H: 1 LOB: 1 BB: 0 P: 9	R: 6 E: 1 K: 1 S: 20	H: 4 LOB: 0 BB: 1 P: 33	R: 0 E: 0 K: 0 S: 6	H: 0 LOB: 3 BB: 3 P: 19	R: 0 E: 0 K: 0 S: 7	H: 0 LOB: 0 BB: 0 P: 11	1B: 5 2B: 0 3B: 0 HR: 2	SF: 0 SAC: 1 DP: 0 HBP: 0	WP: 0 PB: 0 SB: 0 CS: 0	PA: 41					
PITCHER	IP	WLS	BF	H	R	ER	SO	BB	IBB	HBP	BLK	WP	HR	S	P	ERA	WHIP								
Dave Roberts, L ERA: 2.97 (1, 1)	7.0	32	7	6	3	4	3	0	0	0	0	0	0	67	103	3.86	1.429								
Jim Ray, R ERA: 2.65 (8, 1)	2.0	W	9	0	0	0	0	1	2	0	0	0	0	13	30	0.00	0.500								

Houston Astros @ San Francisco Giants
Candlestick Park, San Francisco, CA
Sun Jun 24 1973, 6:33 AM EDT
Unknown

AB	34
R	6
H	7
RBI	6
BB	6
SO	4
LOB	19



Batter	1	2	3	4	5	6	7	8	9	AB	R	H	RBI	BB	SO	LOB	TOP									
Jimmy Wynn, R OBP: 0.341, SLG: 0.437 (1, 9)	F5		FC5-2 1B BB		K		F4	K		5	1	1	0	0	2	2	Houston Astros @ San Francisco Giants Candlestick Park, San Francisco, CA Sun Jun 24 1973, 6:38 AM EDT Att: 26,905 - Unknown livebaseballscorecards.com									
Roger Metzger, S OBP: 0.296, SLG: 0.354 (1, 6)	4-1		BB FC5-2 1B				1B 1B		G3	5	1	3	1	0	0	0										
Cesar Cedeno, R OBP: 0.361, SLG: 0.555 (1, 8)	4-3		FC5-2 BB		F9		1B S 1B		WP S 1B	5	1	2	0	0	0	4										
Bob Watson, R OBP: 0.420, SLG: 0.453 Tommie Agee, R OBP: 0.314, SLG: 0.404 (9, PR) (9, 7)		E BB			F9					3	0	2	3	2	0	0										
Lee May, R OBP: 0.292, SLG: 0.425 Rafael Batista, L OBP: 0.600, SLG: 0.500 (1, 3) (7, 3)	L5		1-2 2-3 3-H		K		K			0	1	0	0	0	0	0										
Doug Rader, R OBP: 0.324, SLG: 0.392 (1, 5)										4	0	0	0	0	3	6										
Tommy Helms, R OBP: 0.324, SLG: 0.373 (1, 4)	G1-4-3 BB									4	2	3	3	1	0	0										
Skip Jutze, R OBP: 0.276, SLG: 0.284 (1, 2)										4	0	2	1	1	0	3										
J.R. Richard, R OBP: 0.200, SLG: 0.200 Jim York, R (7, 1) Cecil Upshaw, R (8, 1) Jim Crawford, L OBP: 0.222, SLG: 0.333 (8, 1)	G1-4-3 1-2									4	1	2	0	0	0	3										
			1B FC5-2 2B							4	1	2	0	0	0	3										
										3	0	0	0	0	3	2										
										1	0	0	0	0	1	1										
										1	0	0	0	0	1	2										
Inning Stats	R: 0 E: 0 K: 0 S: 3	H: 0 LOB: 0 BB: 0 P: 3	R: 0 E: 1 K: 0 S: 2	H: 0 LOB: 1 BB: 2 P: 10	R: 1 E: 0 K: 2 S: 10	H: 3 LOB: 3 BB: 1 P: 14	R: 0 E: 0 K: 0 S: 2	H: 0 LOB: 0 BB: 1 P: 6	R: 0 E: 0 K: 1 S: 6	H: 1 LOB: 1 BB: 0 P: 8	R: 0 E: 0 K: 2 S: 6	H: 1 LOB: 1 BB: 0 P: 6	R: 2 E: 0 K: 2 S: 11	H: 4 LOB: 2 BB: 0 P: 11	R: 1 E: 0 K: 1 S: 7	H: 2 LOB: 1 BB: 0 P: 7	R: 4 E: 0 K: 1 S: 10	H: 5 LOB: 2 BB: 0 P: 10	1B: 10 2B: 5 3B: 0 HR: 1	SF: 0 SAC: 1 DP: 2 HBP: 0	WP: 3 PB: 0 SB: 2 CS: 0	PA: 45				
PITCHER	IP	WLS	BF	H	R	ER	SO	BB	IBB	HBP	BLK	WP	HR	S	P	ERA	WHIP									
Don Carrithers, R ERA: 5.32 Elias Sosa, R ERA: 4.0 Juan Marichal, R ERA: 3.97	(1, 1)	7.0	L	32	9	3	3	7	4	0	0	0	1	0	42	58	3.86	1.857								
	(8, 1)	1.1		10	6	5	5	1	0	0	0	0	2	1	12	12	33.75	4.500								
	(9, 1)	0.2		3	1	0	0	1	0	0	0	0	0	0	5	5	0.00	1.500								

Batter	1	2	3	4	5	6	7	8	9	AB	R	H	RBI	BB	SO	LOB	BOTTOM									
Bobby Bonds, R OBP: 0.405, SLG: 0.577 (1, 9)	WP S SF7 1B				F8		F8		K	4	1	1	0	1	1	2	Houston Astros @ San Francisco Giants Candlestick Park, San Francisco, CA Sun Jun 24 1973, 6:38 AM EDT Att: 26,905 - Unknown livebaseballscorecards.com									
Tito Fuentes, S OBP: 0.333, SLG: 0.398 (1, 4)	SF7 1-H								6-3	4	0	0	1	0	2	2										
Garry Maddox, R OBP: 0.361, SLG: 0.462 (1, 8)										3	1	2	0	1	0	1										
Ed Goodson, L OBP: 0.360, SLG: 0.473 (1, 5)	4-3									4	0	0	0	0	1	3										
Gary Matthews, R OBP: 0.389, SLG: 0.433 (1, 7)										4	1	2	1	0	1	1										
Chris Speier, R OBP: 0.357, SLG: 0.397 (1, 6)										3	0	1	1	1	1	2										
Dave Kingman, R OBP: 0.252, SLG: 0.423 (1, 3)										3	0	0	0	1	0	2										
Dave Rader, L OBP: 0.319, SLG: 0.310 Chris Arnold, R OBP: 0.429, SLG: 0.500 Mike Sadek, R OBP: 0.294, SLG: 0.172 (1, 2) (8, PH) (9, 2)										2	0	0	0	1	0	1										
										1	0	0	0	0	0	2										
										0	0	0	0	0	0	0										
Don Carrithers, R OBP: 0.500, SLG: 0.500 Willie McCovey, L OBP: 0.430, SLG: 0.525 Elias Sosa, R OBP: 0.400, SLG: 0.250 Juan Marichal, R OBP: 0.297, SLG: 0.258 Damaso Blanco, R (9, PH)										2	0	1	0	0	1	0										
										1	0	0	0	0	1	1										
										0	0	0	0	0	0	0										
										1	0	0	0	0	0	0										
Inning Stats	R: 1 E: 0 K: 0 S: 4	H: 2 LOB: 0 BB: 0 P: 4	R: 0 E: 0 K: 1 S: 5	H: 0 LOB: 1 BB: 1 P: 9	R: 0 E: 0 K: 2 S: 7	H: 0 LOB: 1 BB: 1 P: 11	R: 0 E: 0 K: 1 S: 6	H: 1 LOB: 1 BB: 0 P: 6	R: 0 E: 0 K: 1 S: 6	H: 1 LOB: 1 BB: 0 P: 6	R: 0 E: 0 K: 1 S: 5	H: 0 LOB: 1 BB: 1 P: 9	R: 0 E: 0 K: 1 S: 5	H: 0 LOB: 2 BB: 1 P: 10	R: 0 E: 0 K: 1 S: 5	H: 0 LOB: 0 BB: 0 P: 5	1B: 6 2B: 1 3B: 0 HR: 0	SF: 1 SAC: 0 DP: 0 HBP: 0	WP: 2 PB: 0 SB: 1 CS: 1	PA: 38						
PITCHER	IP	WLS	BF	H	R	ER	SO	BB	IBB	HBP	BLK	WP	HR	S	P	ERA	WHIP									
J.R. Richard, R ERA: 1.29 Jim York, R ERA: 3.99 Cecil Upshaw, R ERA: 5.4 Jim Crawford, L ERA: 2.93	(1, 1)	6.0	W	24	4	1	1	6	3	0	0	0	1	0	33	45	1.50	1.167								
	(7, 1)	1.2		9	3	2	2	1	1	0	0	0	1	0	10	14	10.80	2.400								
	(8, 1)	0.0		1	0	0	0	0	1	0	0	0	0	0	4	∞	∞									
	(8, 1)	1.1	S	4	0	0	0	1	0	0	0	0	0	6	6	0.00	0.000									

Batter	1	2	3	4	5	6	7	8	9	AB	R	H	RBI	BB	SO	LOB	TOP									
Johnny Oates, L OBP: 0.294, SLG: 0.316	6-3		4-3		F2		HR	1-2		5	1	1	1	0	0	1	<p>Atlanta Braves @ San Francisco Giants</p> <p>Candlestick Park, San Francisco, CA</p> <p>Tue Jun 26 1973, 10:05 PM EDT</p> <p>Att: 7,668 - Unknown</p>									
Mike Lum, L OBP: 0.342, SLG: 0.405	E8				K		F5	1B	2B	5	2	3	1	0	1	0										
Darrell Evans, L OBP: 0.396, SLG: 0.555	K				FC5-4		HR	1B	2B	3	2	2	2	2	1	1										
Hank Aaron, R OBP: 0.350, SLG: 0.545	F7				FC5-4		K	1B	G3	4	1	1	0	0	1	2										
Sonny Jackson, L OBP: 0.302, SLG: 0.255					1B		K	1B		1	0	0	0	0	0	1										
Dusty Baker Jr., R OBP: 0.352, SLG: 0.410	6-3				1B		1B	E9		4	0	2	2	1	1	0										
Ralph Garr, L OBP: 0.280, SLG: 0.339	F6				BB		1B	F2		5	0	3	1	0	0	1										
Davey Johnson, R OBP: 0.360, SLG: 0.492	F7				F5		F9	6-3	9-3	5	0	0	0	0	0	5										
Marty Perez, R OBP: 0.307, SLG: 0.306			5-3		6-3		F8			4	1	1	0	0	0	0										
Ron Schueler, R OBP: 0.267, SLG: 0.214					6-3		4-3			4	1	1	1	0	1	0										
Danny Frisella, L			K					1-3		0	0	0	0	0	0	0										
Inning Stats	R: 0 E: 1 K: 1 S: 6	H: 1 LOB: 1 BB: 0 P: 6	R: 0 E: 0 K: 0 S: 3	H: 0 LOB: 0 BB: 0 P: 3	R: 0 E: 0 K: 1 S: 5	H: 0 LOB: 0 BB: 0 P: 5	R: 1 E: 0 K: 1 S: 6	H: 1 LOB: 2 BB: 2 P: 14	R: 0 E: 0 K: 0 S: 3	H: 0 LOB: 0 BB: 0 P: 3	R: 1 E: 0 K: 0 S: 8	H: 3 LOB: 2 BB: 0 P: 8	R: 4 E: 1 K: 0 S: 7	H: 4 LOB: 1 BB: 1 P: 11	R: 3 E: 0 K: 0 S: 7	H: 4 LOB: 1 BB: 0 P: 7	R: 0 E: 0 K: 1 S: 5	H: 1 LOB: 0 BB: 0 P: 5	1B: 10 2B: 3 3B: 0 HR: 2	SF: 0 SAC: 0 DP: 1 HBP: 0	WP: 0 PB: 0 CS: 2	PA: 43				
PITCHER	IP	WLS	BF	H	R	ER	SO	BB	IBB	HBP	BLK	WP	HR	S	P	ERA	WHIP									
Tom Bradley, R ERA: 4.01	(1, 1)	6.2	L	32	9	6	5	4	3	0	0	0	0	2	37	49	6.75	1.800								
John Morris, L ERA: 12.46	(7, 1)	1.1		8	4	3	3	0	0	0	0	0	0	0	8	8	20.25	3.000								
Jim Willoughby, R ERA: 5.03	(9, 1)	1.0		3	1	0	0	1	0	0	0	0	0	0	5	5	0.00	1.000								



Batter	1	2	3	4	5	6	7	8	9	AB	R	H	RBI	BB	SO	LOB	BOTTOM									
Bobby Bonds, R OBP: 0.401, SLG: 0.569	K		K			5-3		F7		4	0	0	0	0	2	1	<p>Atlanta Braves @ San Francisco Giants</p> <p>Candlestick Park, San Francisco, CA</p> <p>Tue Jun 26 1973, 10:05 PM EDT</p> <p>Att: 7,668 - Unknown</p>									
Tito Fuentes, S OBP: 0.332, SLG: 0.394	6-3		1-3			G5-4-3		4-3		3	0	0	0	1	0	0										
Garry Maddox, R OBP: 0.364, SLG: 0.462			K			G5-4-3		1B	1B	4	1	2	0	0	1	1										
Willie McCovey, L OBP: 0.423, SLG: 0.513	6-3				K		K	F7		4	0	0	0	0	2	2										
Ed Goodson, L OBP: 0.362, SLG: 0.472			G5-4-3		G3		4-3	WP	2B	3	0	1	0	1	0	0										
Damaso Blanco, R			BB					1B	1B	0	1	0	0	0	0	0										
Gary Matthews, R OBP: 0.391, SLG: 0.439			G5-4-3		5-3		K	1B	2B	4	0	2	1	0	1	0										
Chris Speier, R OBP: 0.355, SLG: 0.395			G5-4-3		1-3			5-3	1B	4	0	1	0	0	0	2										
Dave Rader, L OBP: 0.317, SLG: 0.306			1-2		5-3			4-3	K	3	0	0	0	1	1	2										
Tom Bradley, R OBP: 0.194, SLG: 0.172			IBB							2	0	0	0	0	1	2										
John Morris, R			K		F7					0	0	0	0	0	0	0										
Gary Thomasson, L OBP: 0.305, SLG: 0.318										0	0	0	0	1	0	0										
Jim Willoughby, R OBP: 0.174, SLG: 0.273										0	0	0	0	0	0	0										
Inning Stats	R: 0 E: 0 K: 1 S: 6	H: 1 LOB: 1 BB: 0 P: 6	R: 0 E: 0 K: 1 S: 5	H: 1 LOB: 2 BB: 2 P: 13	R: 0 E: 0 K: 2 S: 7	H: 0 LOB: 0 BB: 0 P: 7	R: 0 E: 0 K: 1 S: 5	H: 0 LOB: 0 BB: 0 P: 5	R: 0 E: 0 K: 0 S: 3	H: 0 LOB: 0 BB: 0 P: 3	R: 0 E: 0 K: 0 S: 2	H: 0 LOB: 0 BB: 1 P: 6	R: 0 E: 0 K: 2 S: 7	H: 0 LOB: 0 BB: 0 P: 7	R: 0 E: 0 K: 0 S: 3	H: 0 LOB: 1 BB: 1 P: 7	R: 2 E: 0 K: 1 S: 9	H: 4 LOB: 2 BB: 0 P: 9	1B: 5 2B: 1 3B: 0 HR: 0	SF: 0 SAC: 0 DP: 2 HBP: 0	WP: 1 PB: 0 CS: 0	PA: 35				
PITCHER	IP	WLS	BF	H	R	ER	SO	BB	IBB	HBP	BLK	WP	HR	S	P	ERA	WHIP									
Ron Schueler, R ERA: 4.5	(1, 1)	8.2	W	34	6	2	2	7	3	1	0	0	0	0	44	60	2.08	1.038								
Danny Frisella, R ERA: 3.04	(9, 1)	0.1	S	1	0	0	0	1	0	0	0	0	0	3	3	0.00	0.000									



Batter	1	2	3	4	5	6	7	8	9	AB	R	H	RBI	BB	SO	LOB	TOP										
Johnny Oates, L (1, 2) OBP: 0.293, SLG: 0.313	F5		K				4-3		4-3	5	0	1	2	0	1	1	Atlanta Braves @ San Francisco Giants Candlestick Park, San Francisco, CA Wed Jun 27 1973, 6:33 AM EDT Att: 4,744 - Unknown AB 36 R 5 H 8 RBI 4 BB 2 SO 6 LOB 12										
Marty Perez, R (1, 6) OBP: 0.307, SLG: 0.305 Frank Tepedino, L (9, PH) OBP: 0.286, SLG: 0.300	F8								4-3	4	0	1	0	0	1	1											
Darrell Evans, L (1, 5) OBP: 0.397, SLG: 0.552	K									3	1	1	0	1	1	0											
Dusty Baker Jr., R (1, 8) OBP: 0.348, SLG: 0.404		5-3								4	0	0	0	0	3												
Davey Johnson, R (1, 4) OBP: 0.358, SLG: 0.486	F3									3	0	0	0	1	0	0											
Ralph Garr, L (1, 9) OBP: 0.279, SLG: 0.348	4-3									4	1	1	1	0	0	2											
Dick Dietz, R (1, 3) OBP: 0.464, SLG: 0.326										4	1	1	0	0	0	1											
Mike Lum, L (1, 7) OBP: 0.345, SLG: 0.426										4	2	2	1	0	1	2											
Adrian Devine, R (1, 1) OBP: 0.500, SLG: 0.500 Danny Frisella, L (6, 1) Chuck Goggin, S (7, PH) OBP: 0.283, SLG: 0.297 Tom House, L (7, 1) OBP: 0.200, SLG: 0.400 Hank Aaron, R (9, PH) OBP: 0.346, SLG: 0.543										2	0	1	0	0	1	2											
Inning Stats	R: 0 E: 0 K: 1 S: 5	H: 0 LOB: 0 BB: 0 P: 5	R: 0 E: 0 K: 0 S: 3	H: 0 LOB: 0 BB: 0 P: 3	R: 0 E: 0 K: 1 S: 6	H: 1 LOB: 1 BB: 0 P: 6	R: 0 E: 0 K: 0 S: 3	H: 0 LOB: 0 BB: 0 P: 3	R: 3 E: 0 K: 2 S: 11	H: 4 LOB: 1 BB: 0 P: 11	R: 1 E: 0 K: 1 S: 7	H: 1 LOB: 2 BB: 1 P: 11	R: 0 E: 0 K: 0 S: 4	H: 1 LOB: 2 BB: 1 P: 8	R: 0 E: 0 K: 0 S: 3	H: 0 LOB: 0 BB: 0 P: 3		R: 1 E: 0 K: 1 S: 6	H: 1 LOB: 0 BB: 0 P: 6	1B: 5 2B: 1 3B: 0 HR: 2	SF: 0 SAC: 0 DP: 0 HBP: 0	WP: 0 PB: 0 SB: 1 CS: 0	PA: 38				
PITCHER	IP	WLS	BF	H	R	ER	SO	BB	IBB	HBP	BLK	WP	HR	S	P	ERA	WHIP										
Ron Bryant, L (1, 1) ERA: 2.63 Elias Sosa, R (9, 1) ERA: 3.91	8.0	W	35	8	5	4	5	2	0	0	0	0	2	43	51	4.50	1.250										
	1.0	S	3	0	0	0	1	0	0	0	0	0	0	5	5	0.00	0.000										

Batter	1	2	3	4	5	6	7	8	9	AB	R	H	RBI	BB	SO	LOB	BOTTOM										
Gary Thomasson, L (1, 9) OBP: 0.303, SLG: 0.307	F8		SH3-4							3	0	0	0	1	0	0	Atlanta Braves @ San Francisco Giants Candlestick Park, San Francisco, CA Wed Jun 27 1973, 6:33 AM EDT Att: 4,744 - Unknown AB 33 R 6 H 11 RBI 6 BB 3 SO 4 LOB 14										
Tito Fuentes, S (1, 4) OBP: 0.331, SLG: 0.390			F8							3	0	0	0	1	0	4											
Garry Maddox, R (1, 8) OBP: 0.366, SLG: 0.471										4	1	2	1	0	0	1											
Ed Goodson, L (1, 5) OBP: 0.364, SLG: 0.472										4	1	2	1	0	0	2											
Gary Matthews, R (1, 7) OBP: 0.389, SLG: 0.436										4	1	1	0	0	1	1											
Dave Kingman, R (1, 3) OBP: 0.245, SLG: 0.411										4	0	0	0	0	3	3											
Chris Speier, R (1, 6) OBP: 0.360, SLG: 0.490										4	0	3	1	0	0	0											
Dave Rader, L (1, 2) OBP: 0.324, SLG: 0.345										4	2	3	3	0	0	1											
Ron Bryant, S (1, 1) OBP: 0.173, SLG: 0.160 Elias Sosa, R (9, 1) OBP: 0.400, SLG: 0.250										3	1	0	0	1	0	2											
Inning Stats	R: 0 E: 0 K: 0 S: 3	H: 0 LOB: 1 BB: 1 P: 7	R: 0 E: 0 K: 2 S: 7	H: 1 LOB: 0 BB: 0 P: 7	R: 2 E: 0 K: 0 S: 5	H: 2 LOB: 1 BB: 1 P: 9	R: 0 E: 0 K: 0 S: 4	H: 1 LOB: 1 BB: 0 P: 4	R: 0 E: 0 K: 0 S: 3	H: 0 LOB: 0 BB: 0 P: 3	R: 3 E: 0 K: 1 S: 10	H: 5 LOB: 3 BB: 1 P: 14	R: 0 E: 0 K: 1 S: 6	H: 1 LOB: 1 BB: 0 P: 6	R: 1 E: 0 K: 0 S: 4	H: 1 LOB: 0 BB: 0 P: 4		1B: 7 2B: 1 3B: 1 HR: 2	SF: 0 SAC: 1 DP: 0 HBP: 0	WP: 0 PB: 1 SB: 0 CS: 1	PA: 38						
PITCHER	IP	WLS	BF	H	R	ER	SO	BB	IBB	HBP	BLK	WP	HR	S	P	ERA	WHIP										
Adrian Devine, R (1, 1) ERA: 9.0 Danny Frisella, R (6, 1) ERA: 2.92 Tom House, L (7, 1) ERA: 4.56	5.0	L	23	7	5	5	2	2	0	0	0	0	1	25	33	9.00	1.800										
	1.0		6	2	0	0	1	1	0	0	0	0	0	7	11	0.00	3.000										
	2.0		8	2	1	1	1	0	0	0	0	0	1	10	10	4.50	1.000										

Batter	1	2	3	4	5	6	7	8	9	10	AB	R	H	RBI	BB	SO	LOB	TOP				
Tito Fuentes, S OBP: 0.329, SLG: 0.388 (1.4)	F7		F7		5-3		1B		5-3		5	0	1	0	0	0	0					
Gary Thomasson, L OBP: 0.317, SLG: 0.344 (1.9)	FC6-4 1B				4-3					F4	5	0	3	1	0	0	0					
Gary Maddox, R OBP: 0.366, SLG: 0.470 (1.8)	FC6-4 1B		F8								5	1	2	0	0	1	4					
Ed Goodson, L OBP: 0.351, SLG: 0.466 (1.5)					F9						5	0	1	0	0	1	2					
Gary Matthews, R OBP: 0.393, SLG: 0.448 (1.7)	1-3				WP 1B						5	0	3	1	0	0	3					
Chris Speler, R OBP: 0.358, SLG: 0.394 (1.6)		5-3									4	0	0	0	1	1	3					
Dave Kingman, R OBP: 0.245, SLG: 0.407 (1.3)											4	0	1	0	0	3	3					
Dave Rader, L OBP: 0.319, SLG: 0.339 (1.2)											4	0	0	0	0	1	3					
Jim Barr, R OBP: 0.189, SLG: 0.118 (1.1)											4	1	1	0	0	2	0					
Inning Stats	R: 0 E: 0 K: 0 S: 5	H: 2 LOB: 2 BB: 0 P: 5	R: 0 E: 0 K: 1 S: 5	H: 0 LOB: 0 BB: 0 P: 5	R: 0 E: 0 K: 1 S: 6	H: 1 LOB: 1 BB: 1 P: 6	R: 0 E: 0 K: 1 S: 5	H: 0 LOB: 0 BB: 0 P: 5	R: 0 E: 0 K: 1 S: 4	H: 1 LOB: 1 BB: 0 P: 4	R: 1 E: 0 K: 2 S: 10	H: 4 LOB: 2 BB: 0 P: 10	R: 0 E: 0 K: 2 S: 8	H: 1 LOB: 1 BB: 0 P: 8	R: 0 E: 0 K: 0 S: 3	H: 0 LOB: 0 BB: 0 P: 3	R: 1 E: 0 K: 1 S: 7	H: 2 LOB: 1 BB: 0 P: 7	1B: 10 2B: 0 3B: 2 HR: 0	SF: 0 SAC: 0 DP: 0 HBP: 0	WP: 1 PB: 0 SB: 0 CS: 1	PA: 42
PITCHER	IP 9.2	WLS L	BF 41	H 12	R 2	ER 2	SO 9	BB 1	IBB 0	HBP 0	BLK 0	WP 1	HR 0	S 58	P 62	ERA 1.86	WHIP 1.345					
Dave Roberts, L ERA: 2.87 (1.1)																						
Jim Ray, R ERA: 2.6 (10.1)	0.1	1	0	0	0	0	0	0	0	0	0	0	0	1	1	0.00	0.000					

San Francisco Giants @ Houston Astros
Astrodome, Houston, TX
Thu Jun 28 1973, 8:05 PM EDT
Att: 20,046 - Unknown

AB	41
R	2
H	12
RBI	2
BB	1
SO	9
LOB	18



Batter	1	2	3	4	5	6	7	8	9	10	AB	R	H	RBI	BB	SO	LOB	BOTTOM				
Tommie Agee, R OBP: 0.295, SLG: 0.383 (1.9)	6-3		FC5-4		FC6-4					FC6-4	5	0	0	0	0	0	4					
Roger Metzger, S OBP: 0.301, SLG: 0.393 (1.6)	L8				4-3						4	0	1	0	0	0	0					
Cesar Cedeño, R OBP: 0.365, SLG: 0.551 (1.8)	K				5-3						4	0	0	0	0	1	1					
Bob Watson, R OBP: 0.418, SLG: 0.450 (1.7)			F8								4	0	1	0	0	1	0					
Lee May, R OBP: 0.301, SLG: 0.435 (1.3)			1-3		F7						4	1	1	1	0	0	1					
Doug Rader, R OBP: 0.316, SLG: 0.384 (1.5)			3-1								4	0	0	0	0	0	0					
Tommy Helms, R OBP: 0.325, SLG: 0.378 (1.4)					F8						4	0	1	0	0	0	0					
Skip Jutze, R OBP: 0.330, SLG: 0.325 (1.2)											3	0	2	0	1	0	0					
Dave Roberts, L OBP: 0.139, SLG: 0.139 (1.1)											3	0	0	0	0	0	3					
Jim Ray, R OBP: 0.250, SLG: 0.250 (10.1)											0	0	0	0	0	0	0					
Jimmy Wynn, R OBP: 0.345, SLG: 0.429 (10. PH)											1	0	0	0	0	0	1					
Inning Stats	R: 0 E: 0 K: 1 S: 5	H: 0 LOB: 0 BB: 0 P: 5	R: 0 E: 0 K: 0 S: 3	H: 0 LOB: 0 BB: 0 P: 3	R: 0 E: 0 K: 0 S: 4	H: 1 LOB: 1 BB: 0 P: 4	R: 0 E: 0 K: 0 S: 4	H: 1 LOB: 1 BB: 0 P: 4	R: 0 E: 0 K: 0 S: 4	H: 1 LOB: 1 BB: 0 P: 4	R: 1 E: 0 K: 0 S: 4	H: 1 LOB: 0 BB: 0 P: 4	R: 0 E: 0 K: 0 S: 4	H: 1 LOB: 1 BB: 0 P: 4	R: 0 E: 0 K: 1 S: 5	H: 0 LOB: 0 BB: 0 P: 5	R: 0 E: 0 K: 0 S: 4	H: 1 LOB: 1 BB: 0 P: 4	1B: 5 2B: 0 3B: 0 HR: 1	SF: 0 SAC: 0 DP: 0 HBP: 0	WP: 0 PB: 0 SB: 0 CS: 0	PA: 37
PITCHER	IP 10.0	WLS W	BF 37	H 6	R 1	ER 1	SO 2	BB 1	IBB 0	HBP 0	BLK 0	WP 0	HR 1	S 40	P 44	ERA 0.90	WHIP 0.700					
Jim Barr, R ERA: 3.39 (1.1)																						

San Francisco Giants @ Houston Astros
Astrodome, Houston, TX
Thu Jun 28 1973, 8:05 PM EDT
Att: 20,046 - Unknown

AB	36
R	1
H	6
RBI	1
BB	1
SO	2
LOB	10



Batter	1	2	3	4	5	6	7	8	9	AB	R	H	RBI	BB	SO	LOB	TOP							
Gary Thomasson, L (1, 9) OBP: 0.339, SLG: 0.361										4	1	3	3	1	1	0	San Francisco Giants @ Houston Astros Astrodome, Houston, TX Fri Jun 29 1973, 8:05 PM EDT Att: 26,395 - Dome							
Tito Fuentes, S (1, 4) OBP: 0.328, SLG: 0.383										4	0	0	0	1	1	3								
Gary Maddox, R (1, 8) OBP: 0.367, SLG: 0.470										4	1	1	2	1	0	2								
Willie McCovey, L (1, 3) OBP: 0.414, SLG: 0.500 Dave Kingman, R (9, PR) OBP: 0.245, SLG: 0.407										5	0	0	0	0	2	4								
Ed Goodson, L (1, 5) OBP: 0.358, SLG: 0.461										5	1	1	1	0	1	0								
Gary Matthews, R (1, 7) OBP: 0.397, SLG: 0.454										4	2	2	2	1	0	0								
Chris Speier, R (1, 6) OBP: 0.361, SLG: 0.408										5	3	3	2	0	0	1								
Dave Rader, L (1, 2) OBP: 0.321, SLG: 0.338										4	2	1	0	0	0	2								
Charlie Williams, R (1, 1) OBP: 0.333, SLG: 0.333 Jim Willoughby, R (4, 1) OBP: 0.256, SLG: 0.348 Bobby Bonds, R (7, PH) OBP: 0.462, SLG: 0.580 Randy Moffitt, R (7, 1) OBP: 0.083, SLG: 0.083										1	0	0	0	0	1	0								
Inning Stats	R: 0 E: 0 K: 2 S: 7	H: 0 LOB: 0 BB: 0 P: 7	R: 0 E: 0 K: 2 S: 7	H: 0 LOB: 0 BB: 0 P: 7	R: 0 E: 0 K: 1 S: 5	H: 0 LOB: 1 BB: 2 P: 5	R: 0 E: 0 K: 0 S: 2	H: 0 LOB: 1 BB: 2 P: 10	R: 0 E: 0 K: 0 S: 3	H: 0 LOB: 1 BB: 1 P: 7	R: 1 E: 0 K: 1 S: 7	H: 2 LOB: 1 BB: 0 P: 7	R: 4 E: 0 K: 0 S: 7	H: 4 LOB: 1 BB: 0 P: 8	R: 0 E: 0 K: 0 S: 3	H: 0 LOB: 0 BB: 3 P: 3	R: 9 E: 0 K: 0 S: 11	H: 8 LOB: 1 BB: 1 P: 15	1B: 9 2B: 3 3B: 0 HR: 2	SF: 0 SAC: 0 DP: 1 HBP: 1	WP: 0 PB: 0 SB: 0 CS: 0	PA: 45		
PITCHER	IP WLS BF H R ER SO BB IBB HBP BLK WP HR S P ERA WHIP																							
J.R. Richard, R (1, 1) ERA: 2.21	6.1		25	4	3	3	6	3	0	0	0	0	0	0	0	0	4.26	1.105						
Jim Crawford, L (7, 1) ERA: 3.15	0.0	L	1	0	0	0	0	0	0	1	0	0	0	0	0	1	∞	∞						
Jim Ray, R (7, 1) ERA: 2.8	0.2		4	2	2	2	0	0	0	0	0	0	0	1	4	4	27.00	3.000						
Jim York, R (8, 1) ERA: 4.54	1.0		7	4	4	4	0	0	0	0	0	0	0	0	7	7	36.00	4.000						
Tom Griffin, R (9, 1) ERA: 5.16	1.0		8	4	5	5	0	1	0	0	0	0	0	1	7	11	45.00	5.000						

Batter	1	2	3	4	5	6	7	8	9	AB	R	H	RBI	BB	SO	LOB	BOTTOM							
Jimmy Wynn, R (1, 9) OBP: 0.344, SLG: 0.430										4	1	1	0	0	0	0	San Francisco Giants @ Houston Astros Astrodome, Houston, TX Fri Jun 29 1973, 8:05 PM EDT Att: 26,395 - Dome							
Roger Metzger, S (1, 6) OBP: 0.308, SLG: 0.363										3	1	3	0	0	0	0								
Cesar Cedeno, R (1, 8) OBP: 0.367, SLG: 0.551										4	1	2	1	0	0	2								
Bob Watson, R (1, 7) OBP: 0.416, SLG: 0.448										4	0	1	2	0	0	1								
Lee May, R (1, 3) OBP: 0.297, SLG: 0.429										4	0	0	0	0	1	1								
Doug Rader, R (1, 5) OBP: 0.315, SLG: 0.382										4	0	1	0	0	1	0								
Tommy Helms, R (1, 4) OBP: 0.331, SLG: 0.383										4	0	3	0	0	0	0								
Skip Jutze, R (1, 2) OBP: 0.315, SLG: 0.310										4	0	0	0	0	0	4								
J.R. Richard, R (1, 1) OBP: 0.143, SLG: 0.143 Jim Crawford, L (7, 1) ERA: 5.85 Jim Ray, R (7, 1) ERA: 4.83 Jimmy Stewart, R (7, PH) OBP: 0.206, SLG: 0.250 Jim York, R (8, 1) ERA: 4.83 Tom Griffin, R (9, 1) ERA: 5.16 Rafael Balista, L (9, PH) OBP: 0.050, SLG: 0.429										2	0	0	0	0	1	2								
Inning Stats	R: 2 E: 0 K: 0 S: 5	H: 2 LOB: 0 BB: 0 P: 5	R: 0 E: 1 K: 1 S: 6	H: 1 LOB: 0 BB: 0 P: 6	R: 1 E: 0 K: 1 S: 7	H: 3 LOB: 1 BB: 0 P: 7	R: 0 E: 0 K: 0 S: 4	H: 2 LOB: 1 BB: 0 P: 4	R: 0 E: 0 K: 0 S: 4	H: 1 LOB: 1 BB: 0 P: 4	R: 0 E: 0 K: 1 S: 6	H: 1 LOB: 1 BB: 0 P: 6	R: 0 E: 0 K: 0 S: 4	H: 1 LOB: 1 BB: 0 P: 4	R: 0 E: 0 K: 0 S: 3	H: 0 LOB: 0 BB: 0 P: 3	R: 0 E: 0 K: 1 S: 5	H: 0 LOB: 0 BB: 0 P: 5	1B: 9 2B: 2 3B: 0 HR: 0	SF: 0 SAC: 1 DP: 1 HBP: 0	WP: 0 PB: 0 SB: 2 CS: 1	PA: 36		
PITCHER	IP WLS BF H R ER SO BB IBB HBP BLK WP HR S P ERA WHIP																							
Charlie Williams, R (1, 1) ERA: 5.85	3.0		16	8	3	2	2	0	0	0	0	0	0	0	0	0	6.00	2.667						
Jim Willoughby, R (4, 1) ERA: 4.83	3.0	W	10	2	0	0	1	0	0	0	0	0	0	0	12	12	0.00	0.667						
Randy Moffitt, R (7, 1) ERA: 2.68	3.0	S	10	1	0	0	1	0	0	0	0	0	0	0	12	12	0.00	0.333						



Batter	1	2	3	4	5	6	7	8	9	AB	R	H	RBI	BB	SO	LOB	TOP										
Gary Thomasson, L (1.9) OBP: 0.336, SLG: 0.356	6-3			K		E6 WP 1B SF8	E			4	1	1	1	0	1	0	San Francisco Giants @ Atlanta Braves Atlanta Stadium, Atlanta, GA Sat Jun 30 1973, 7:05 PM EDT Att: 17,333 - Unknown										
Tito Fuentes, S (1.4) OBP: 0.330, SLG: 0.384	4-3			BB 1B		1B	E4			4	0	2	0	0	0	1											
Garry Maddox, R (1.8) OBP: 0.362, SLG: 0.463	K			K		F2	F9			4	0	0	0	0	2	5											
Willie McCovey, L (1.3) OBP: 0.412, SLG: 0.495		3-1		BB 1-2		SF8		5-3		2	0	0	1	1	0	0											
Ed Goodson, L (1.5) OBP: 0.356, SLG: 0.457	6-3			F9		BB 1-2	F8			4	0	1	0	0	0	2											
Gary Matthews, R (1.7) OBP: 0.391, SLG: 0.446	K				6-3	F9	6-3			4	0	0	0	0	1	2											
Chris Speier, R (1.6) OBP: 0.360, SLG: 0.406			6-3		F9		F7		G4-6-3 1B	4	0	1	0	0	0	0											
Dave Rader, L (1.2) OBP: 0.323, SLG: 0.342			F8			BB 4-0	BB 1B 2B		G4-6-3 1-2	3	1	1	0	1	0	1											
Tom Bradley, R (1.1) OBP: 0.188, SLG: 0.167			F2		F6		F9		F3	1	0	0	0	0	0	0											
Juan Marichal, R (4.1) OBP: 0.269, SLG: 0.250 Jim Howarth, L (7, PH) OBP: 0.235, SLG: 0.210 Elias Sosa, R (7.1) OBP: 0.400, SLG: 0.250 Bobby Bonds, R (9, PH) OBP: 0.401, SLG: 0.578										1	0	0	0	0	0	0		GIANTS									
Inning Stats	R: 0 E: 0 K: 1 S: 5	H: 0 LOB: 0 BB: 0 P: 5	R: 0 E: 0 K: 1 S: 5	H: 0 LOB: 0 BB: 0 P: 5	R: 0 E: 0 K: 0 S: 3	H: 0 LOB: 0 BB: 0 P: 3	R: 0 E: 0 K: 2 S: 8	H: 1 LOB: 2 BB: 1 P: 12	R: 0 E: 0 K: 0 S: 3	H: 0 LOB: 1 BB: 1 P: 7	R: 1 E: 1 K: 0 S: 6	H: 2 LOB: 2 BB: 0 P: 6	R: 1 E: 1 K: 0 S: 6	H: 2 LOB: 2 BB: 0 P: 6	R: 0 E: 0 K: 0 S: 3	H: 0 LOB: 0 BB: 0 P: 3	R: 0 E: 0 K: 0 S: 3		H: 1 LOB: 0 BB: 0 P: 3	1B: 5 2B: 1 3B: 0 HR: 0	SF: 1 SAC: 0 DP: 1 HBP: 0	WP: 1 PB: 0 SB: 0 CS: 0	PA: 36				
PITCHER	IP	WLS	BF	H	R	ER	SO	BB	IBB	HBP	BLK	WP	HR	S	P	ERA	WHIP										
Roric Harrison, R (1.1) ERA: 2.83	5.2	W	23	3	1	0	4	2	0	0	0	1	0	29	37	0.00	0.882										
Ron Reed, R (6.1) ERA: 4.21	3.1	S	13	3	1	1	0	0	0	0	0	0	0	13	13	2.70	0.900										

Batter	1	2	3	4	5	6	7	8	9	AB	R	H	RBI	BB	SO	LOB	BOTTOM										
Sonny Jackson, L (1.6) OBP: 0.284, SLG: 0.240	F7		1-3	F6			1-3	F7		5	0	0	0	0	0	3	San Francisco Giants @ Atlanta Braves Atlanta Stadium, Atlanta, GA Sat Jun 30 1973, 7:05 PM EDT Att: 17,333 - Unknown										
Ralph Garr, L (1.9) OBP: 0.291, SLG: 0.355	HR 2B		E SF8 1B	S 1B			G3 1B	4-3		5	2	4	0	0	0	3											
Darrell Evans, L (1.5) OBP: 0.399, SLG: 0.574	HR		SF8 1-H	K 1-2			G3 1-2			3	1	1	3	0	1	2											
Hank Aaron, R (1.7) OBP: 0.349, SLG: 0.542					6-3		L5			4	1	2	0	0	0	1											
Marty Perez, R (8.6) OBP: 0.291, SLG: 0.295	G6-4-3 1B		BB 1B 1B							0	0	0	0	0	0	0											
Dusty Baker Jr., R (1.8) OBP: 0.350, SLG: 0.402	G6-4-3 1-2		BB 1B BB		F9			BB 1B 1B		3	1	1	0	1	0	1											
Mike Lum, L (1.3) OBP: 0.348, SLG: 0.456				BB 1-3 2-H 1B		F9		F8		4	0	2	1	0	0	1											
Davey Johnson, R (1.4) OBP: 0.355, SLG: 0.478		K			6-3			BB 1B BB		2	0	0	0	2	1	1											
Johnny Oates, L (1.2) OBP: 0.291, SLG: 0.311		F8		F7		4-3		BB 1B 1B		4	0	1	1	0	0	4											
Roric Harrison, R (1.1) OBP: 0.095, SLG: 0.286						6-3				2	0	0	0	0	2	1											
Ron Reed, R (6.1) OBP: 0.209, SLG: 0.233		K			K		6-3		1-2 2-3 1B	2	0	1	0	0	0	0	Braves										
Inning Stats	R: 2 E: 0 K: 0 S: 5	H: 3 LOB: 0 BB: 0 P: 5	R: 0 E: 0 K: 2 S: 8	H: 1 LOB: 1 BB: 0 P: 8	R: 2 E: 1 K: 0 S: 6	H: 3 LOB: 3 BB: 2 P: 14	R: 0 E: 0 K: 2 S: 8	H: 1 LOB: 1 BB: 0 P: 8	R: 0 E: 0 K: 0 S: 3	H: 0 LOB: 0 BB: 0 P: 3	R: 0 E: 0 K: 0 S: 4	H: 1 LOB: 1 BB: 0 P: 4	R: 1 E: 0 K: 0 S: 6	H: 3 LOB: 3 BB: 1 P: 10	1B: 10 2B: 1 3B: 0 HR: 1	SF: 1 SAC: 0 DP: 1 HBP: 0		WP: 0 PB: 0 SB: 1 CS: 0	PA: 38								
PITCHER	IP	WLS	BF	H	R	ER	SO	BB	IBB	HBP	BLK	WP	HR	S	P	ERA	WHIP										
Tom Bradley, R (1.1) ERA: 4.29	3.0	L	17	7	4	4	2	2	0	0	0	0	0	19	27	12.00	3.000										
Juan Marichal, R (4.1) ERA: 3.94	3.0		10	1	0	0	2	0	0	0	0	0	0	14	14	0.00	0.333										
Elias Sosa, R (7.1) ERA: 3.94	2.0		11	4	1	1	0	1	0	0	0	0	0	10	14	4.50	2.500										

Batter	1	2	3	4	5	6	7	8	9	AB	R	H	RBI	BB	SO	LOB	TOP									
Bobby Bonds, R OBP: 0.407, SLG: 0.590 Randy Moffitt, R OBP: 0.077, SLG: 0.077	(1,9) X 0-0 CS 1B		X 0-0 1B		X 0-0 HR		X 0-0 5-3	X 4-0 HR IBB	X 0-0 FC6-4	4	2	3	1	1	0	0	San Francisco Giants @ Atlanta Braves Atlanta Stadium, Atlanta, GA Sun Jul 01 1973, 3:33 AM EDT Unknown									
Tito Fuentes, S OBP: 0.328, SLG: 0.383	(1,4) X 0-0 F8 1-2		X 0-0 2B 1B		X 0-0 F3		X 0-0 F7	X 0-0 SF9		4	1	1	1	0	0	1										
Gary Maddox, R OBP: 0.370, SLG: 0.481	(1,8) X 0-0 F3		X 0-0 2B		X 4-0 E S BB			X 1B BB HR		3	2	2	4	2	0	0										
Willie McCovey, L OBP: 0.413, SLG: 0.492 Dave Kingman, R OBP: 0.250, SLG: 0.432	(1,3) (8, PR) (8, 3)	X 4-0 1B E BB	X 0-3 K		X 0-0 F7 1-3			X 1B 1B HR		3	1	1	0	1	1	2										
Ed Goodson, L OBP: 0.358, SLG: 0.458 Mike Phillips, L OBP: 0.286, SLG: 0.350	(1,5) (8, PR) (8, 5)	X 0-0 SH1-3 E 4-3 1B	X 0-0 F5		X 0-0 1-3			X 1B 1B G3		4	1	2	1	0	0	1										
Gary Matthews, R OBP: 0.391, SLG: 0.449	(1,7)	X 0-0 E5 4-3 SH1-3 1-2		X 0-0 5-3		X 0-3 K		X 0-0 2B 1B G5-4-3		5	1	2	2	0	1	1										
Chris Speier, R OBP: 0.359, SLG: 0.402	(1,6)	X 0-0 SH1-3 1-2 2-3		X 0-0 5-3		X 0-0 F3		X 0-0 2B SF9 IBB 1-2		3	1	0	0	1	0	1										
Chris Arnold, R OBP: 0.391, SLG: 0.450 Dave Rader, L OBP: 0.327, SLG: 0.356	(1,2) (4, 2)	X 0-0 4-3 2-3 3-H		X 0-0 F8			X 0-0 HR	X 0-0 F5 1B HBP		2	0	0	1	0	0	1										
Ron Bryant, S OBP: 0.164, SLG: 0.151 Gary Thomasson, L OBP: 0.348, SLG: 0.379	(1,1) (8, PH) (8, 9)	X 0-0 1-3		X 0-0 6-3			X 0-3 K	X 0-0 HR 2B FC6-4		3	0	0	0	0	1	1										
Inning Stats	R: 0 E: 0 K: 0 S: 3	H: 1 LOB: 0 BB: 0 P: 3	R: 2 E: 1 K: 0 S: 5	H: 1 LOB: 1 BB: 1 P: 9	R: 1 E: 0 K: 1 S: 7	H: 3 LOB: 1 BB: 0 P: 7	R: 0 E: 0 K: 0 S: 3	H: 0 LOB: 0 BB: 0 P: 3	R: 1 E: 0 K: 1 S: 4	H: 1 LOB: 1 BB: 1 P: 8	R: 0 E: 0 K: 1 S: 5	H: 0 LOB: 0 BB: 0 P: 5	R: 1 E: 0 K: 1 S: 6	H: 1 LOB: 0 BB: 0 P: 6	R: 9 E: 0 K: 0 S: 9	H: 6 LOB: 1 BB: 3 P: 21		R: 0 E: 0 K: 0 S: 4	H: 2 LOB: 2 BB: 0 P: 5	1B: 8 2B: 3 3B: 0 HR: 4	SF: 1 SAC: 1 DP: 1 HBP: 1	WP: 0 PB: 0 SB: 1 CS: 1	PA: 46			
PITCHER	IP	WLS	BF	H	R	ER	SO	BB	IBB	HBP	BLK	WP	HR	S	P	ERA	WHIP									
Ron Schueler, R ERA: 4.89	(1,1)	7.0	L	31	8	7	6	3	3	0	0	0	0	2	34	46	7.71	1.571								
Joe Hoerner, L ERA: 5.59	(8,1)	0.0		1	1	0	0	0	0	0	0	0	0	0	1	1	∞	∞								
Danny Frisella, R ERA: 3.6	(8,1)	0.0		2	1	0	0	0	0	1	0	0	0	0	1	5	∞	∞								
Tom House, L ERA: 5.16	(8,1)	2.0		12	5	7	7	0	0	1	1	0	0	2	10	15	31.50	2.500								

AB	38
R	14
H	15
RBI	14
BB	5
SO	3
LOB	14



Batter	1	2	3	4	5	6	7	8	9	AB	R	H	RBI	BB	SO	LOB	BOTTOM									
Ralph Garr, L OBP: 0.290, SLG: 0.351	(1,9) B 4-0 BB E 1B BB		X 0-0 6-3		X 0-0 F4		X 0-0 6-3		X 0-0 4-3	4	1	0	0	1	0	1	San Francisco Giants @ Atlanta Braves Atlanta Stadium, Atlanta, GA Sun Jul 01 1973, 3:33 AM EDT Unknown									
Marty Perez, R OBP: 0.303, SLG: 0.298	(1,6) X 0-0 E BB 1B 1-2		X 0-0 F4		X 0-0 F8		X 4-0 HR BB	X 0-0 FC4 1B		4	2	2	0	1	0	0										
Darrell Evans, L OBP: 0.402, SLG: 0.582	(1,5) B 4-0 E BB 1-2 2-3		X 0-0 F4		X 1-0 1B HBP		X 0-0 1H HR	X 0-0 F7		3	2	1	2	1	0	1										
Hank Aaron, R OBP: 0.351, SLG: 0.541 Sonny Jackson, L OBP: 0.292, SLG: 0.238	(1,7) (8, 7)	X 0-3 K	X 0-0 BB 1B		X 0-0 G5-4-3 1B		X 0-3 K	X 0-0 FC4 1-2		4	0	2	0	0	2	3										
Dusty Baker Jr., R OBP: 0.349, SLG: 0.398	(1,8) X 0-0 F9 1-2 2-3 3-H		X 4-0 G5-4-3 BB		X 0-0 G5-4-3 1-2		X 0-0 1-3			3	0	0	0	1	0	4										
Davey Johnson, R OBP: 0.353, SLG: 0.478	(1,4) X 0-0 E5 1B 2H 3H		X 0-0 G5-4-3 1-2		X 0-3 K		X 0-0 2B			4	1	1	0	0	1	2										
Mike Lum, L OBP: 0.350, SLG: 0.454	(1,3) X 0-0 1B 2H		X 4-0 BB		X 0-3 K		X 0-0 F4			3	0	1	1	1	1	1										
Paul Casanova, R OBP: 0.227, SLG: 0.279	(1,2) X 0-0 1-3		X 0-0 F7		X 0-0 FC5-4 1B		X 0-0 F9			4	0	1	0	0	0	3										
Ron Schueler, R OBP: 0.222, SLG: 0.176 Joe Hoerner, R OBP: 0.283 Danny Frisella, L OBP: 0.167, SLG: 0.333	(1,1) (8,1) (8,1) (8,1)	X 0-0 1-3	X 0-0 1-3		X 0-0 F4		X 0-0 FC5-4 1B 1-2	X 0-0 6-3		3	0	0	0	0	0	2										
Inning Stats	R: 4 E: 2 K: 1 S: 8	H: 2 LOB: 1 BB: 2 P: 16	R: 0 E: 0 K: 0 S: 3	H: 0 LOB: 0 BB: 0 P: 3	R: 0 E: 0 K: 0 S: 3	H: 1 LOB: 1 BB: 1 P: 7	R: 0 E: 0 K: 0 S: 3	H: 0 LOB: 1 BB: 1 P: 7	R: 0 E: 0 K: 2 S: 8	H: 1 LOB: 1 BB: 0 P: 8	R: 2 E: 0 K: 1 S: 6	H: 1 LOB: 0 BB: 1 P: 10	R: 0 E: 0 K: 0 S: 4	H: 1 LOB: 1 BB: 0 P: 4	R: 0 E: 0 K: 0 S: 4	H: 1 LOB: 1 BB: 0 P: 4		1B: 6 2B: 1 3B: 0 HR: 1	SF: 0 SAC: 0 DP: 2 HBP: 1	WP: 0 PB: 0 SB: 0 CS: 0	PA: 40					
PITCHER	IP	WLS	BF	H	R	ER	SO	BB	IBB	HBP	BLK	WP	HR	S	P	ERA	WHIP									
Ron Bryant, L ERA: 2.83	(1,1)	7.0	W	32	6	6	2	4	5	0	1	0	0	1	34	55	2.57	1.571								
Randy Moffitt, R ERA: 2.59	(8,1)	2.0	S	8	2	0	0	0	0	0	0	0	0	8	8	0.00	1.000									

AB	34
R	6
H	8
RBI	3
BB	5
SO	4
LOB	19





Batter	1	2	3	4	5	6	7	8	9	AB	R	H	RBI	BB	SO	LOB	TOP								
Bobby Bonds, R OBP: 0.407, SLG: 0.585 (1, 9)	0-0 5-3		0-0 F7		0-3 K	4-0 S BB			4-0 5-3 3B BB	3	1	0	0	2	1	1	San Francisco Giants @ Atlanta Braves Atlanta Stadium, Atlanta, GA Sun Jul 01 1973, 3:38 AM EDT Att: 18,748 - Unknown								
Tito Fuentes, S OBP: 0.327, SLG: 0.381 (1, 4)	0-0 F7		0-0		0-3 K	0-0 6-3			0-0 F9	4	0	1	0	0	1	2									
Elias Sosa, R OBP: 0.400, SLG: 0.250 (6, 1)			0-0 CS 1B							0	0	0	0	0	0	0									
Chris Speier, R OBP: 0.359, SLG: 0.401 (8, 6)										1	0	0	0	0	0	1									
Garry Maddox, R OBP: 0.370, SLG: 0.479 (1, 8)	0-0 S HR 1B		0-0 WP 1B		0-3 K E BB 1B		0-0 6-3		0-0 5-3	5	3	2	0	0	1	1									
Ed Goodson, L OBP: 0.367, SLG: 0.472 Dave Kingman, R OBP: 0.328, SLG: 0.432 (9, PR) (9, 5)	0-0 1B HR		0-0 1B		4-0 3H E BB 1B		0-0 6-3		4-0 3B BB	3	1	2	3	2	0	0									
Gary Matthews, R OBP: 0.399, SLG: 0.460 (1, 7)	4-0 BB		0-0 F8		4-0 1B BB		0-0		0-0	3	0	2	2	2	0	1									
Gary Thomasson, L OBP: 0.342, SLG: 0.370 (1, 3)	0-3 K2-3				0-0 1-3		0-0 F8		0-0 1-3	5	0	1	1	0	1	4									
Mike Phillips, L OBP: 0.240, SLG: 0.292 (8, 4)		0-0 4-3		0-0 G3		0-0 F9		0-3 K		4	0	0	0	0	1	3									
Dave Rader, L OBP: 0.326, SLG: 0.354 (1, 2)		0-0 6-3		0-0 F4			0-0 K 1B		0-0 F7	4	0	1	0	0	0	0									
Don Carrithers, R OBP: 0.444, SLG: 0.444 Damaso Blanco, R (6, 4)		0-0 F5			0-0 E PB 1B		0-3 K		0-3 K	3	1	1	0	0	1	1									
Randy Moffitt, R OBP: 0.077, SLG: 0.077 Jim Willoughby, R OBP: 0.208, SLG: 0.348 (9, 1)										1	0	0	0	0	1	0									
Inning Stats	R: 2 E: 0 K: 1 S: 7	H: 2 LOB: 1 BB: 1 P: 11	R: 0 E: 0 K: 0 S: 3	H: 0 LOB: 0 BB: 0 P: 3	R: 1 E: 0 K: 0 S: 5	H: 3 LOB: 1 BB: 0 P: 5	R: 0 E: 0 K: 0 S: 3	H: 0 LOB: 0 BB: 0 P: 3	R: 2 E: 2 K: 3 S: 12	H: 2 LOB: 3 BB: 2 P: 20	R: 0 E: 0 K: 1 S: 5	H: 1 LOB: 1 BB: 1 P: 9	R: 0 E: 0 K: 0 S: 4	H: 1 LOB: 1 BB: 0 P: 4	R: 0 E: 0 K: 2 S: 7	H: 0 LOB: 0 BB: 0 P: 7	R: 2 E: 0 K: 0 S: 4	H: 1 LOB: 2 BB: 2 P: 12	1B: 8 2B: 0 3B: 1 HR: 1	SF: 0 SAC: 0 DP: 0 HBP: 0	WP: 1 PB: 1 SB: 2 CS: 1	PA: 42			
PITCHER	IP	WLS	BF	H	R	ER	SO	BB	IBB	HBP	BLK	WP	HR	S	P	ERA	WHIP								
Phil Niekro, R ERA: 2.54 (1, 1)	8.0		36	9	5	3	7	4	0	0	0	1	1	46	62	3.38	1.625								
Jim Panther, R ERA: 3.05 (9, 1)	0.2		3	0	1	1	0	1	0	0	0	0	0	2	6	13.50	1.500								
Joe Hoerner, L ERA: 6.52 (9, 1)	0.0		1	0	0	0	0	1	0	0	0	0	0	4		∞	∞								
Danny Frisella, R ERA: 3.55 (9, 1)	0.1	W	2	1	1	1	0	0	0	0	0	0	0	2	2	27.00	3.000								

Batter	1	2	3	4	5	6	7	8	9	AB	R	H	RBI	BB	SO	LOB	BOTTOM								
Sonny Jackson, L OBP: 0.301, SLG: 0.266 (1, 6)	0-0 1-3	0-0 1B 1B		4-0 CS BB		0-0 2H 1B		0-0 1B 2B	0-0 SF7	4	1	3	4	1	0	0	San Francisco Giants @ Atlanta Braves Atlanta Stadium, Atlanta, GA Sun Jul 01 1973, 3:38 AM EDT Att: 18,748 - Unknown								
Mike Lum, L OBP: 0.359, SLG: 0.462 (1, 7)	0-0 BB 1B	0-0 1B 1B		0-0 CS	0-0 WP BB 1B	0-0 4-3		0-0 BB 1B		5	0	4	3	0	0	1									
Darrell Evans, L OBP: 0.402, SLG: 0.576 (1, 5)	4-0 FC4 BB	0-0 4-3			0-3 K		0-0 F2	4-0 BB		3	0	0	0	2	1	3									
Dusty Baker Jr., R OBP: 0.347, SLG: 0.392 (1, 8)	0-0 FC4		0-0 4-3		4-0 WP BB		0-0 5-3	0-0 F8		4	0	0	0	1	0	4									
Ralph Garr, L OBP: 0.294, SLG: 0.359 (1, 9)	0-0 5-3		0-0 2B		4-0 G6-4-3 BB		0-0 4-3		0-0 F8 1B 2B	4	1	2	0	1	0	2									
Davey Johnson, R OBP: 0.354, SLG: 0.475 (1, 4)		0-0 FC1-5 1B	0-0 5-3		0-0 G6-4-3		1-0 FC6-4 BB HBP	0-0 F8		4	1	1	0	0	0	5									
Frank Tepedino, L OBP: 0.290, SLG: 0.300 (1, 3)		0-0 1B 1B	0-0 1-3			0-0 SH3-4 1B		0-0 L5	0-0 BB 1B SF7	5	3	3	1	0	0	2									
Johnny Oates, L OBP: 0.293, SLG: 0.310 (1, 2)		0-0 F8		0-0 3-1		0-0 F8		4-0 FC6-4 BB	0-0 BB 1B	4	0	1	0	1	0	3									
Phil Niekro, R OBP: 0.162, SLG: 0.216 Hank Aaron, R OBP: 0.395, SLG: 0.539 Chuck Gentry, R OBP: 0.297, SLG: 0.289 Jim Panther, R Joe Hoerner, R Danny Frisella, L Dick Dietz, R (9, PR) (9, PR) (9, PR) (9, PR) (9, PR)		0-0 FC1-5 1B		0-0 F9		0-0 SH3-4		0-0 FC6-4 2B	4-0 BB	2	1	0	0	0	0	2									
Inning Stats	R: 0 E: 0 K: 0 S: 4	H: 1 LOB: 2 BB: 1 P: 8	R: 2 E: 0 K: 0 S: 7	H: 4 LOB: 2 BB: 0 P: 7	R: 0 E: 0 K: 0 S: 4	H: 1 LOB: 1 BB: 0 P: 4	R: 0 E: 0 K: 0 S: 2	H: 0 LOB: 0 BB: 1 P: 6	R: 1 E: 0 K: 0 S: 5	H: 2 LOB: 1 BB: 0 P: 5	R: 0 E: 0 K: 0 S: 3	H: 0 LOB: 0 BB: 0 P: 3	R: 3 E: 0 K: 0 S: 5	H: 2 LOB: 2 BB: 2 P: 14	R: 0 E: 0 K: 0 S: 5	H: 3 LOB: 2 BB: 1 P: 9		1B: 11 2B: 3 3B: 0 HR: 0	SF: 1 SAC: 1 DP: 1 HBP: 1	WP: 1 PB: 0 SB: 0 CS: 1	PA: 47				
PITCHER	IP	WLS	BF	H	R	ER	SO	BB	IBB	HBP	BLK	WP	HR	S	P	ERA	WHIP								
Don Carrithers, R ERA: 5.2 (1, 1)	5.2		28	9	3	3	1	4	0	0	0	0	0	8	42	4.76	2.294								
Elias Sosa, R ERA: 4.32 (6, 1)	2.0	L	10	2	3	3	0	1	0	1	0	0	0	8	13	13.50	1.500								
Randy Moffitt, R ERA: 2.87 (8, 1)	0.2	L	6	3	2	2	0	1	0	0	0	0	0	5	9	27.00	6.000								
Jim Willoughby, R ERA: 4.81 (9, 1)	0.1		2	0	0	0	0	1	0	0	0	0	0	1	5	0.00	3.000								

Batter	1	2	3	4	5	6	7	8	9	AB	R	H	RBI	BB	SO	LOB	TOP					
Bobby Bonds, R OBP: 0.407, SLG: 0.591 (1, 9)										5	1	2	2	0	2	0	San Francisco Giants @ Atlanta Braves Atlanta Stadium, Atlanta, GA Mon Jul 02 1973, 7:05 PM EDT Att: 6,933 - Unknown					
Tito Fuentes, S OBP: 0.331, SLG: 0.387 (1, 4)										5	1	3	1	0	0	0						
Garry Maddox, R OBP: 0.364, SLG: 0.470 (1, 8)										5	0	0	0	0	1	4						
Willie McCovey, L OBP: 0.417, SLG: 0.487 (9, PR) Dave Kingman, R OBP: 0.331, SLG: 0.432 (9, 3)										2	0	0	0	3	2	1						
Ed Goodson, L OBP: 0.369, SLG: 0.473 Mike Phillips, L OBP: 0.269, SLG: 0.320 (8, 5)										4	0	2	0	0	0	4						
Gary Matthews, R OBP: 0.402, SLG: 0.481 (1, 7)										4	1	2	3	1	1	2						
Chris Speier, R OBP: 0.356, SLG: 0.410 (1, 6)										5	2	2	2	0	0	4						
Dave Rader, L OBP: 0.325, SLG: 0.352 (1, 2)										4	0	1	0	0	0	2						
Jim Barr, R OBP: 0.205, SLG: 0.167 Gary Thomasson, L OBP: 0.339, SLG: 0.367 (7, PH) Charlie Williams, R OBP: 0.333, SLG: 0.333 John Morris, R Don McMahon, R (8, 1)										2	1	1	0	0	0	0						
Inning Stats	R: 0 E: 0 K: 0 S: 3	H: 0 LOB: 0 BB: 0 P: 3	R: 0 E: 0 K: 0 S: 2	H: 0 LOB: 1 BB: 2 P: 10	R: 0 E: 0 K: 1 S: 5	H: 0 LOB: 0 BB: 0 P: 5	R: 0 E: 1 K: 1 S: 5	H: 0 LOB: 1 BB: 0 P: 5	R: 0 E: 0 K: 0 S: 4	H: 1 LOB: 1 BB: 0 P: 4	R: 1 E: 0 K: 0 S: 5	H: 3 LOB: 2 BB: 1 P: 9	R: 3 E: 0 K: 0 S: 7	H: 4 LOB: 1 BB: 0 P: 7	R: 2 E: 0 K: 3 S: 12	H: 3 LOB: 1 BB: 0 P: 12		R: 3 E: 0 K: 2 S: 10	H: 3 LOB: 2 BB: 1 P: 14	1B: 8 2B: 3 3B: 1 HR: 3	SF: 0 SAC: 0 DP: 3 HBP: 0	WP: 0 PB: 0 SB: 0 CS: 0
PITCHER	IP	WLS	BF	H	R	ER	SO	BB	IBB	HBP	BLK	WP	HR	S	P	ERA	WHIP					
Jimmy Freeman, L ERA: 6.38	6.0		24	5	2	2	2	2	1	0	0	0	1	25	37	3.00	1.167					
Adrian Devine, R ERA: 7.59	1.0		6	3	2	2	0	0	0	0	0	0	1	6	6	18.00	3.000					
Joe Hoerner, L ERA: 7.59	1.0	L	6	3	2	2	3	0	0	0	0	0	1	12	12	18.00	3.000					
Danny Frisella, R ERA: 4.44	1.0		7	3	3	3	2	1	0	0	0	0	0	10	14	27.00	4.000					

Batter	1	2	3	4	5	6	7	8	9	AB	R	H	RBI	BB	SO	LOB	BOTTOM					
Sonny Jackson, L OBP: 0.294, SLG: 0.259 Dusty Baker Jr., R OBP: 0.348, SLG: 0.395 Joe Hoerner, R Danny Frisella, L (9, 1)										3	0	0	0	0	0	2	San Francisco Giants @ Atlanta Braves Atlanta Stadium, Atlanta, GA Mon Jul 02 1973, 7:05 PM EDT Att: 6,933 - Unknown					
Ralph Garr, L OBP: 0.294, SLG: 0.357 (1, 9)										4	0	1	0	0	1	2						
Darrell Evans, L OBP: 0.403, SLG: 0.572 (1, 5)										2	1	0	0	2	0	1						
Hank Aaron, R OBP: 0.348, SLG: 0.548 (1, 7)										4	1	1	2	0	0	2						
Mike Lum, L OBP: 0.357, SLG: 0.458 (1, 8)										4	0	1	0	0	1	1						
Frank Tepedino, L OBP: 0.257, SLG: 0.265 (1, 3)										4	0	0	0	0	1	2						
Davey Johnson, R ERA: 3.44 Chuck Goggin, S OBP: 0.256, SLG: 0.289 (7, PR) Larry Howard, R OBP: 0.254, SLG: 0.214 (9, PH)										3	1	2	1	0	0	0						
Johnny Oates, L OBP: 0.296, SLG: 0.313 (1, 2)										4	1	2	0	0	1	0						
Jimmy Freeman, L OBP: 0.333, SLG: 0.333 Adrian Devine, R OBP: 0.300, SLG: 0.500 Marty Perez, R OBP: 0.304, SLG: 0.300 (8, 6)										2	0	1	0	0	0	1						
Inning Stats	R: 0 E: 1 K: 0 S: 4	H: 1 LOB: 1 BB: 0 P: 4	R: 0 E: 0 K: 0 S: 3	H: 0 LOB: 0 BB: 0 P: 3	R: 0 E: 0 K: 2 S: 8	H: 1 LOB: 0 BB: 0 P: 8	R: 0 E: 0 K: 1 S: 6	H: 1 LOB: 1 BB: 0 P: 6	R: 1 E: 0 K: 0 S: 4	H: 2 LOB: 0 BB: 0 P: 4	R: 2 E: 0 K: 0 S: 4	H: 1 LOB: 0 BB: 1 P: 8	R: 2 E: 0 K: 0 S: 5	H: 4 LOB: 1 BB: 0 P: 5	R: 0 E: 0 K: 1 S: 5	H: 0 LOB: 1 BB: 1 P: 9		R: 0 E: 0 K: 0 S: 3	H: 0 LOB: 0 BB: 0 P: 3	1B: 8 2B: 1 3B: 0 HR: 2	SF: 0 SAC: 0 DP: 2 HBP: 0	WP: 0 PB: 0 SB: 0 CS: 0
PITCHER	IP	WLS	BF	H	R	ER	SO	BB	IBB	HBP	BLK	WP	HR	S	P	ERA	WHIP					
Jim Barr, R ERA: 3.44	6.0		24	6	3	3	3	1	0	0	0	0	0	29	33	4.50	1.167					
Charlie Williams, R ERA: 6.75	0.0		3	3	2	2	0	0	0	0	0	0	0	3	3	-	-					
John Morris, L ERA: 10.13	1.0	W	3	1	0	0	0	1	0	0	0	0	0	2	6	0.00	2.000					
Don McMahon, R ERA:	2.0	S	6	0	0	0	1	0	0	0	0	0	0	8	8	0.00	0.000					

Batter	1	2	3	4	5	6	7	8	9	AB	R	H	RBI	BB	SO	LOB	TOP			
Bobby Bonds, R OBP: 0.406, SLG: 0.596 (1, 9)	0-0 HR		4-0 FC5 HBP BB	0-0 P4		0-3 K		0-3 K		4	1	1	1	1	2	4	San Francisco Giants @ Cincinnati Reds Riverfront Stadium, Cincinnati, OH Tue Jul 03 1973, 7:05 PM EDT Att: 26,269 - Unknown AB 35 R 3 H 9 RBI 3 BB 5 SO 5 LOB 26 			
Tito Fuentes, S OBP: 0.332, SLG: 0.385 (1, 4)	4-0		1-0	0-0 E5		0-0 F7		0-0 5-3	2	0	0	0	1	0	3	2 0 0 0 1 0 3 1 0 0 0 0 0 0				
Dave Kingman, R OBP: 0.248, SLG: 0.429 (9, PH)	G4-6-3 BB		1-2 FC5 HBP	1-2 FC6-4					1	0	0	0	0	0	0					
Garry Maddox, R OBP: 0.361, SLG: 0.469 (1, 8)	0-0 F8		0-0 FC5	0-0 FC6-4			0-0 5-3 2B		2	5	0	1	0	0	1	6				
Willie McCovey, L OBP: 0.413, SLG: 0.478 (1, 3)	G4-6-3		0-0 F7		0-0 6-3		0-0 P4		4	0	0	0	1	0	4	4 0 0 0 1 0 4 0 0 0 0 0 0 0				
Damaso Blanco, R OBP: 0.248, SLG: 0.429 (9, PR)	1-2						2-3	1B BB	5	1	2	0	0	0	1					
Ed Goodson, L OBP: 0.369, SLG: 0.471 (1, 5)		0-0 L9		0-0 2B 1B	0-0 6-3		0-0 5-3		5	1	2	0	0	0	1	5 1 2 0 0 0 1 5 1 2 0 0 1 3				
Gary Matthews, R OBP: 0.402, SLG: 0.488 (1, 7)	0-3 K		0-0 1B 2B	0-0 2B		0-0 L3		1-3 FC6-4 1B												
Chris Speier, R OBP: 0.359, SLG: 0.409 (1, 6)	4-0		0-0 P1	0-0 3-1			0-3 K		1	0	0	0	1	0	2	1 0 0 0 1 0 2 2 0 0 0 0 1 1				
Mike Phillips, L OBP: 0.250, SLG: 0.296 (4, 6)	BB																			
Dave Rader, L OBP: 0.331, SLG: 0.356 (1, 2)	0-0 F9		0-0 E 1B	0-0 WP SH2-4 1B			4-0 BB		3	0	2	1	1	0	1					
Juan Marichal, R OBP: 0.300, SLG: 0.265 (1, 1)			0-0 L4	0-0 SH2-4			0-0 F2		2	0	1	1	0	0	0	2 0 1 1 0 0 0 0 0 0 0 0 0 0 0 0 0 0 0 0 0 1 0 0 0 0 0 1 0 0 0 0 0 0 0				
Don Carrithers, R OBP: 0.444, SLG: 0.444 (4, PR)																				
Jim Willoughby, R OBP: 0.298, SLG: 0.348 (4, 1)									0	0	0	0	0	0	0					
Chris Arnold, R OBP: 0.375, SLG: 0.429 (8, PH)									1	0	0	0	0	0	1					
Charlie Williams, R OBP: 0.333, SLG: 0.333 (8, 1)									0	0	0	0	0	0	0					
Inning Stats	R: 1 E: 0 K: 0 S: 3	H: 1 LOB: 0 BB: 1 P: 7	R: 0 E: 0 K: 1 S: 5	H: 0 LOB: 1 BB: 1 P: 9	R: 0 E: 0 K: 0 S: 3	H: 0 LOB: 2 BB: 1 P: 8	R: 2 E: 1 K: 0 S: 8	H: 4 LOB: 3 BB: 0 P: 8	R: 0 E: 0 K: 1 S: 4	H: 1 LOB: 1 BB: 0 P: 4	R: 0 E: 0 K: 0 S: 4	H: 1 LOB: 1 BB: 0 P: 4	R: 0 E: 0 K: 2 S: 7	H: 0 LOB: 1 BB: 1 P: 11	R: 0 E: 0 K: 1 S: 6	H: 1 LOB: 2 BB: 1 P: 10	1B: 5 2B: 3 3B: 0 HR: 1	SF: 0 SAC: 1 DP: 1 HBP: 1	WP: 1 PB: 0 SB: 0 CS: 0	PA: 42
PITCHER	IP	WLS	BF	H	R	ER	SO	BB	IBB	HBP	BLK	WP	HR	S	P	ERA	WHIP			
Jack Billingham, R ERA: 3.54 (1, 1)	6.0	W	30	8	3	3	2	3	0	1	0	1	1	30	43	4.50	1.833			
Dave Tomlin, L ERA: 3.0 (7, 1)	2.2		11	1	0	0	3	2	0	0	0	0	0	15	23	0.00	1.125			
Clay Carroll, R ERA: 4.35 (9, 1)	0.1	S	1	0	0	0	0	0	0	0	0	0	0	1	1	0.00	0.000			

Batter	1	2	3	4	5	6	7	8	9	AB	R	H	RBI	BB	SO	LOB	BOTTOM			
Pete Rose, S OBP: 0.376, SLG: 0.396 (1, 7)	0-0 1B 2B 1B		4-0 2B BB	0-0 S 1B			0-0 F7		3	2	2	1	1	0	0	San Francisco Giants @ Cincinnati Reds Riverfront Stadium, Cincinnati, OH Tue Jul 03 1973, 7:05 PM EDT Att: 26,269 - Unknown AB 33 R 6 H 11 RBI 6 BB 2 SO 4 LOB 15 				
Joe Morgan, L OBP: 0.499, SLG: 0.491 (1, 4)	0-0 2B 1B		0-0 BB	3-H P4 1B			0-0 CS 1B		4	1	3	1	0	0	1					
Dan Driessen, L OBP: 0.362, SLG: 0.353 (1, 5)	0-0 P4		0-3 K		0-0 1-3		4-0 BB		3	0	0	0	1	1	3					
Denis Menke, R OBP: 0.387, SLG: 0.248 (8, 5)							1-2		0	0	0	0	0	0	0					
Johnny Bench, R OBP: 0.341, SLG: 0.438 (1, 2)	0-0 2B		0-0 L7	0-0 F8			0-0 5-3		4	0	1	2	0	0	2					
Tony Perez, R OBP: 0.380, SLG: 0.518 (1, 3)	0-0 F8		0-3 K		0-3 K			0-0 HR	4	1	1	1	0	2	2					
Bobby Tolan, L OBP: 0.238, SLG: 0.300 (1, 9)	0-0 F9			0-0 HR		0-0 L3		0-0 FC6-4 1B	4	1	2	1	0	0	1					
Dave Concepcion, R OBP: 0.308, SLG: 0.416 (1, 6)		0-0 F7 2B		0-0 HR 4-3 S 1B		0-0 6-3		0-0 FC6-4 CS	4	1	2	0	0	0	1					
Cesar Geronimo, L OBP: 0.209, SLG: 0.219 (1, 8)		0-0 F7		0-0 4-3 1B		0-0 E3		0-0 F7	4	0	0	0	0	0	3					
Jack Billingham, R OBP: 0.042, SLG: 0.021 (1, 1)		0-0 1-3		0-0 1-3		0-3 K			3	0	0	0	0	1	2					
Dave Tomlin, L ERA: 4.0 (7, 1)									0	0	0	0	0	0	0					
Clay Carroll, R OBP: 0.200, SLG: 0.200 (9, 1)									0	0	0	0	0	0	0					
Inning Stats	R: 2 E: 0 K: 0 S: 6	H: 3 LOB: 1 BB: 0 P: 6	R: 0 E: 0 K: 0 S: 3	H: 1 LOB: 0 BB: 0 P: 3	R: 1 E: 0 K: 2 S: 8	H: 1 LOB: 1 BB: 1 P: 12	R: 2 E: 0 K: 0 S: 6	H: 3 LOB: 1 BB: 0 P: 6	R: 0 E: 0 K: 1 S: 5	H: 0 LOB: 0 BB: 0 P: 5	R: 0 E: 0 K: 1 S: 6	H: 0 LOB: 1 BB: 0 P: 6	R: 0 E: 0 K: 0 S: 3	H: 1 LOB: 1 BB: 1 P: 7	R: 1 E: 0 K: 0 S: 4	H: 2 LOB: 0 BB: 0 P: 4	1B: 6 2B: 3 3B: 0 HR: 2	SF: 0 SAC: 0 DP: 0 HBP: 0	WP: 0 PB: 0 SB: 2 CS: 2	PA: 35
PITCHER	IP	WLS	BF	H	R	ER	SO	BB	IBB	HBP	BLK	WP	HR	S	P	ERA	WHIP			
Juan Marichal, R ERA: 4.0 (1, 1)	3.0		14	5	3	3	2	1	0	0	0	0	1	21	21	9.00	2.000			
Jim Willoughby, R ERA: 4.8 (4, 1)	4.0	L	17	4	2	2	2	1	0	0	0	0	1	20	24	4.50	1.250			
Charlie Williams, R ERA: 6.86 (8, 1)	1.0		4	2	1	1	0	0	0	0	0	0	1	4	4	9.00	2.000			

Batter	1	2	3	4	5	6	7	8	9	AB	R	H	RBI	BB	SO	LOB	TOP								
Gary Matthews, R (1, 7) OBP: 0.399, SLG: 0.480	0-3 K		0-0 F7		0-3 K		4-0 E 1B IBB	0-0 P4		4	1	0	0	1	2	3									
Mike Phillips, L (1, 4) OBP: 0.226, SLG: 0.267	0-3 K			0-3 K		0-0 P5	0-0 E8 1B WP		0-0 P5	3	0	0	0	0	2	0									
Chris Arnold, R (7, PH) OBP: 0.400, SLG: 0.455							1-2 WP 1B			1	0	1	1	0	0	0									
Tito Fuentes, S (7, 4) OBP: 0.332, SLG: 0.384							1-2 WP 1B			1	0	0	0	0	0	0									
Garry Maddox, R (1, 8) OBP: 0.361, SLG: 0.468	0-0 F7					0-0 F7			0-3 K	5	0	2	0	0	1	0									
Bobby Bonds, R (1, 9) OBP: 0.404, SLG: 0.593		0-0 3-1 K2-5-2 2B				0-0 L5	0-0 P3		0-0 F7	5	0	1	0	0	1	3									
Ed Goodson, L (1, 5) OBP: 0.371, SLG: 0.476		0-0 3-1				0-0 L5	0-0 P3			4	2	2	0	0	0	2									
Chris Speier, R (1, 6) OBP: 0.362, SLG: 0.408		4-0 2-3				0-0 G3																			
Gary Thomasson, L (1, 3) OBP: 0.344, SLG: 0.384		0-3 K2-5-2				4-0 E BB				1	1	0	0	2	0	1									
Dave Rader, L (1, 2) OBP: 0.333, SLG: 0.359						0-0 F4				3	1	1	1	1	1	3									
Tom Bradley, R (1, 1) OBP: 0.200, SLG: 0.212						0-0 F8				4	1	2	2	0	0	1									
Elias Sosa, R (9, 1) OBP: 0.400, SLG: 0.250						0-0 L4																			
Inning Stats	R: 0 E: 0 K: 2 S: 7	H: 0 LOB: 0 BB: 0 P: 7	R: 0 E: 0 K: 1 S: 5	H: 1 LOB: 2 BB: 1 P: 9	R: 0 E: 0 K: 0 S: 3	H: 0 LOB: 0 BB: 0 P: 3	R: 0 E: 0 K: 2 S: 8	H: 1 LOB: 1 BB: 0 P: 8	R: 1 E: 1 K: 1 S: 6	H: 1 LOB: 1 BB: 1 P: 10	R: 0 E: 0 K: 0 S: 3	H: 0 LOB: 0 BB: 0 P: 3	R: 4 E: 1 K: 0 S: 8	H: 5 LOB: 2 BB: 1 P: 12	R: 1 E: 0 K: 1 S: 7	H: 2 LOB: 2 BB: 1 P: 11	R: 0 E: 0 K: 1 S: 5	H: 0 LOB: 0 BB: 0 P: 5	1B: 6 2B: 4 3B: 1 HR: 0	SF: 0 SAC: 2 DP: 1 HBP: 0	WP: 1 PB: 0 SB: 0 CS: 0	PA: 40			
PITCHER	IP	WLS	BF	H	R	ER	SO	BB	IBB	HBP	BLK	WP	HR	S	P	ERA	WHIP								
Tom Hall, L (1, 1) ERA: 3.75	6.0		23	4	2	2	6	1	1	0	0	0	0	33	41	3.00	0.833								
Pedro Borbon, R (7, 1) ERA: 3.14	0.1	L	2	1	0	0	0	0	0	0	0	0	0	2	2	0.00	3.000								
Dave Tomlin, L (7, 1) ERA: 4.38	0.1		3	1	1	1	0	0	1	0	0	0	0	2	6	27.00	3.000								
Clay Carroll, R (7, 1) ERA: 4.42	1.1		9	4	3	3	1	0	1	0	0	1	0	10	14	20.25	3.000								
Ed Sprague, R (9, 1) ERA: 5.89	1.0		3	0	0	0	1	0	0	0	0	0	0	5	5	0.00	0.000								

San Francisco Giants @ Cincinnati Reds
Riverfront Stadium, Cincinnati, OH
Wed Jul 04 1973, 3:33 AM EDT
Att: 21,249 - Unknown

AB	34
R	6
H	10
RBI	5
BB	4
SO	8
LOB	15



Batter	1	2	3	4	5	6	7	8	9	AB	R	H	RBI	BB	SO	LOB	BOTTOM								
Pete Rose, S (1, 7) OBP: 0.380, SLG: 0.396	0-0 4-3		4-0 FC4-6 BB		0-0 2B 1B		0-0 6-3		4-0 1-2 BB	3	1	1	0	2	0	0									
Joe Morgan, L (1, 4) OBP: 0.405, SLG: 0.484	0-3 K		4-0 FC4-6 BB		0-0 P6		0-0 4-3		0-0 G3	4	0	0	0	1	1	3									
Dan Driessen, L (1, 5) OBP: 0.347, SLG: 0.337	0-0 6-3		0-0 FC4-6		0-3 K		0-0 4-3			4	0	0	0	0	1	3									
Johnny Bench, R (1, 2) OBP: 0.339, SLG: 0.439		0-3 K	0-0 2-3		0-0 1-2 2B		0-0 6-3			4	0	1	1	0	1	2									
Tony Perez, R (1, 3) OBP: 0.381, SLG: 0.516		0-0 1B 6-3 1B		0-0 5-3	4-0 FC6 BB		0-3 K			3	1	1	0	1	1	0									
Bobby Tolan, L (1, 9) OBP: 0.241, SLG: 0.303		0-0 6-3 1B		0-0 S 1B	0-0 FC6		0-0 F8			4	0	2	0	0	0	2									
Dave Concepcion, R (1, 6) OBP: 0.303, SLG: 0.410		0-0 6-3		0-3 K		0-0 P4			0-3 K	4	0	0	1	0	2	2									
Cesar Geronimo, L (1, 8) OBP: 0.212, SLG: 0.217		1-2 3-H		4-0 F7		0-3 K			0-0 5-3	1	0	0	0	1	0	1									
Larry Stahl, L (5, 9) OBP: 0.357, SLG: 0.339		0-0 F7			0-0 IBB		0-0 K			2	0	0	0	0	1	0									
Tom Hall, L (1, 1) OBP: 0.277, SLG: 0.077										3	0	0	0	0	0	2									
Pedro Borbon, R (7, 1) OBP: 0.167, SLG: 0.167										0	0	0	0	0	0	0									
Dave Tomlin, L (7, 1) OBP: 0.266, SLG: 0.266										0	0	0	0	0	0	0									
Clay Carroll, R (7, 1) OBP: 0.266, SLG: 0.266										0	0	0	0	0	0	0									
Ed Sprague, R (9, 1) OBP: 0.333, SLG: 0.967										0	0	0	0	0	0	0									
Hal King, L (9, PH) OBP: 0.333, SLG: 0.967										0	0	0	0	1	0	0									
Inning Stats	R: 0 E: 0 K: 1 S: 5	H: 0 LOB: 0 BB: 0 P: 5	R: 1 E: 0 K: 1 S: 7	H: 2 LOB: 1 BB: 0 P: 7	R: 0 E: 0 K: 0 S: 3	H: 0 LOB: 2 BB: 2 P: 11	R: 0 E: 0 K: 1 S: 6	H: 1 LOB: 2 BB: 1 P: 10	R: 1 E: 0 K: 1 S: 7	H: 2 LOB: 2 BB: 1 P: 11	R: 0 E: 0 K: 1 S: 5	H: 0 LOB: 0 BB: 0 P: 5	R: 0 E: 0 K: 1 S: 3	H: 0 LOB: 0 BB: 0 P: 3	R: 0 E: 0 K: 1 S: 5	H: 0 LOB: 0 BB: 0 P: 5	R: 0 E: 0 K: 1 S: 5	H: 0 LOB: 2 BB: 2 P: 13	1B: 4 2B: 1 3B: 0 HR: 0	SF: 0 SAC: 0 DP: 0 HBP: 0	WP: 0 PB: 0 SB: 1 CS: 0	PA: 38			
PITCHER	IP	WLS	BF	H	R	ER	SO	BB	IBB	HBP	BLK	WP	HR	S	P	ERA	WHIP								
Tom Bradley, R (1, 1) ERA: 4.09	8.2	W	37	5	2	2	7	5	1	0	0	0	0	45	69	2.08	1.154								
Elias Sosa, R (9, 1) ERA: 4.29	0.1	S	1	0	0	0	0	0	0	0	0	0	0	1	1	0.00	0.000								

San Francisco Giants @ Cincinnati Reds
Riverfront Stadium, Cincinnati, OH
Wed Jul 04 1973, 3:33 AM EDT
Att: 21,249 - Unknown

AB	32
R	2
H	5
RBI	2
BB	6
SO	7
LOB	15



Batter	1	2	3	4	5	6	7	8	9	AB	R	H	RBI	BB	SO	LOB	TOP								
Bobby Bonds, R OBP: 0.401, SLG: 0.596 (1, 9)	0-3 K		0-0 6-3		0-0 HR	0-0 L7		0-3 K	5	1	2	0	2	0	3										
Tito Fuentes, S OBP: 0.330, SLG: 0.381 (1, 4)	0-0 6-3		0-0 1B		0-0 F9		0-0 F7		0-0 5-3	5	0	1	0	0	0	1									
Garry Maddox, R OBP: 0.360, SLG: 0.465 (1, 8)	0-0 F9		0-0 1B		0-0 F4		0-0 F9			4	0	1	0	0	0	0									
Ed Goodson, L OBP: 0.366, SLG: 0.469 (7, 1)		0-0 4-3	0-0 F8		0-0 F4		0-0 F7			4	0	0	0	0	0	2									
Elias Sosa, R OBP: 0.400, SLG: 0.250 (9, 1)										0	0	0	0	0	0	0									
Don McMahon, R (9, 1)										0	0	0	0	0	0	0									
Gary Matthews, R OBP: 0.400, SLG: 0.480 (1, 7)		0-0 BB 1B		0-0 CS 1B		0-0 P4		0-0 F9		4	0	2	0	0	0	0									
Chris Speier, R OBP: 0.363, SLG: 0.417 (1, 6)		4-0 BB 1B		0-0 F9		0-0 HR		0-0 F8		3	1	1	1	1	0	1									
Gary Thomasson, L OBP: 0.349, SLG: 0.388 (1, 3)		0-0 F8		0-0 1B		0-0 BB 1B		0-0 F8		4	0	2	0	0	0	2									
Dave Rader, L OBP: 0.336, SLG: 0.356 (1, 2)		0-0 3-1		0-0 F8		4-0 BB		4-0 BB		2	0	0	0	2	0	3									
Ron Bryant, S OBP: 0.172, SLG: 0.145 (7, 5)			0-0 6-3		4-0 HR BB	0-3 K		0-0 B1		2	1	0	0	1	1	2									
Mike Phillips, L OBP: 0.219, SLG: 0.258 (7, 5)										1	0	0	0	0	0	1									
Inning Stats	R: 0 E: 0 K: 1 S: 5	H: 0 LOB: 0 BB: 0 P: 5	R: 0 E: 0 K: 0 S: 4	H: 1 LOB: 2 BB: 1 P: 8	R: 0 E: 0 K: 0 S: 5	H: 2 LOB: 2 BB: 0 P: 5	R: 0 E: 0 K: 0 S: 4	H: 2 LOB: 1 BB: 0 P: 4	R: 2 E: 0 K: 0 S: 4	H: 1 LOB: 0 BB: 1 P: 8	R: 1 E: 0 K: 1 S: 7	H: 2 LOB: 2 BB: 1 P: 11	R: 0 E: 0 K: 0 S: 3	H: 0 LOB: 0 BB: 0 P: 3	R: 0 E: 0 K: 0 S: 3	H: 0 LOB: 0 BB: 0 P: 3	R: 0 E: 0 K: 1 S: 5	H: 0 LOB: 1 BB: 1 P: 9	1B: 6 2B: 0 3B: 0 HR: 2	SF: 0 SAC: 0 DP: 0 HBP: 0	WP: 0 PB: 0 SB: 0 CS: 1	PA: 38			
PITCHER	IP	WLS	BF	H	R	ER	SO	BB	IBB	HBP	BLK	WP	HR	S	P	ERA	WHIP								
Ross Grimsley, L ERA: 2.73 (1, 1)	7.0		31	8	3	3	2	3	0	0	0	0	2	32	44	3.86	1.571								
Don Gullett, L ERA: 4.02 (8, 1)	2.0	W	7	0	0	0	1	1	0	0	0	0	0	8	12	0.00	0.500								

San Francisco Giants @ Cincinnati Reds
Riverfront Stadium, Cincinnati, OH
Thu Jul 05 1973, 7:05 PM EDT
Att: 23,024 - Unknown

AB 34
R 3
H 8
RBI 3
BB 4
SO 3
LOB 15

GIANTS

Batter	1	2	3	4	5	6	7	8	9	AB	R	H	RBI	BB	SO	LOB	BOTTOM								
Pete Rose, S OBP: 0.380, SLG: 0.394 (1, 7)	0-0 6-3		0-0 1-6-3			4-0 1B BB	0-0 4-3		0-0 1B	4	1	1	0	1	0	1									
Joe Morgan, L OBP: 0.405, SLG: 0.482 (1, 4)	0-3 K			0-0 L4		0-0 BB 1B	0-0 1B		0-3 K	5	1	2	0	0	2	2									
Dave Concepcion, R OBP: 0.315, SLG: 0.431 (1, 6)	0-0 3B			0-0 2B		0-0 BB 1B	0-0 1B		0-0 1B	5	1	5	2	0	0	0									
Johnny Bench, R OBP: 0.338, SLG: 0.434 (1, 2)	0-0 F9			0-0 5-3		4-0 2B BB	0-0 F6			3	0	0	0	1	0	4									
Tony Perez, R OBP: 0.383, SLG: 0.518 (1, 3)		0-3 K		4-0 IBB		0-0 1-3 2-H 2-H		0-0 F9		3	0	1	2	1	1	0									
Bobby Tolan, L OBP: 0.238, SLG: 0.299 (9, 9)		0-0 1-3		0-3 K		0-0 4-3		0-0 G3		4	0	0	0	0	1	4									
Andy Kosco, R OBP: 0.217, SLG: 0.150 (6, PH)										2	0	0	0	1	2	0									
Hal King, L OBP: 0.313, SLG: 0.615 (9, 8)										1	0	0	0	0	1	0									
Cesar Geronimo, L OBP: 0.212, SLG: 0.217 (9, 8)										0	0	0	0	0	0	0									
Denis Menke, R OBP: 0.380, SLG: 0.243 (9, PH)										3	0	0	0	0	0	3									
Dan Driessen, L OBP: 0.343, SLG: 0.333 (9, PH)										1	0	0	0	0	0	0									
Ross Grimsley, L OBP: 0.025, SLG: 0.025 (7, PH)										2	0	0	0	0	1	0									
Phil Gagliano, R OBP: 0.340, SLG: 0.222 (7, PR)										1	0	1	0	0	0	0									
Darrel Chaney, S OBP: 0.284, SLG: 0.193 (8, 1)										0	0	0	0	0	0	0									
Don Gullett, R OBP: 0.324, SLG: 0.200 (8, 1)										1	1	1	0	0	0	0									
Inning Stats	R: 0 E: 0 K: 1 S: 6	H: 1 LOB: 1 BB: 0 P: 6	R: 0 E: 0 K: 2 S: 7	H: 0 LOB: 0 BB: 0 P: 7	R: 0 E: 0 K: 1 S: 5	H: 0 LOB: 0 BB: 0 P: 5	R: 0 E: 0 K: 1 S: 6	H: 1 LOB: 2 BB: 1 P: 10	R: 0 E: 0 K: 1 S: 5	H: 0 LOB: 0 BB: 0 P: 5	R: 3 E: 0 K: 0 S: 5	H: 3 LOB: 2 BB: 3 P: 17	R: 0 E: 0 K: 0 S: 5	H: 3 LOB: 3 BB: 0 P: 5	R: 0 E: 0 K: 1 S: 5	H: 0 LOB: 0 BB: 0 P: 5	R: 1 E: 0 K: 1 S: 7	H: 3 LOB: 2 BB: 0 P: 7	1B: 8 2B: 2 3B: 1 HR: 0	SF: 0 SAC: 0 DP: 1 HBP: 0	WP: 0 PB: 0 SB: 0 CS: 1	PA: 39			
PITCHER	IP	WLS	BF	H	R	ER	SO	BB	IBB	HBP	BLK	WP	HR	S	P	ERA	WHIP								
Ron Bryant, L ERA: 2.69 (1, 1)	6.2		30	8	3	3	6	2	0	0	0	0	0	9	9	4.05	1.500								
Elias Sosa, R ERA: 4.33 (7, 1)	1.2	L	7	2	1	1	1	0	0	0	0	0	0	9	9	5.40	1.200								
Don McMahon, R ERA: (9, 1)	0.1		2	1	0	0	1	0	0	0	0	0	0	4	4	0.00	3.000								

San Francisco Giants @ Cincinnati Reds
Riverfront Stadium, Cincinnati, OH
Thu Jul 05 1973, 7:05 PM EDT
Att: 23,024 - Unknown

AB 35
R 4
H 11
RBI 4
BB 4
SO 8
LOB 14

REDS

Batter	1	2	3	4	5	6	7	8	9	AB	R	H	RBI	BB	SO	LOB	TOP		
Lou Brock, L OBP: 0.365, SLG: 0.393 (1, 7)	0-0 4-3			0-3 K		0-0 F7		0-3 K		4	0	0	0	0	2	0			
Ted Sizemore, R OBP: 0.386, SLG: 0.332 (1, 4)	0-0 P4			0-0 P4				0-0 F7		4	0	1	0	0	0	0			
Tim McCarver, L OBP: 0.316, SLG: 0.351 Ken Reitz, R OBP: 0.262, SLG: 0.359 (1, 3) (9, 5)	0-0 F5			0-0 F8				0-0 P6		4	0	1	0	0	0	1			
Joe Torre, R OBP: 0.406, SLG: 0.431 (9, 3)		0-3 K			0-0 6-3			0-0 FC6-4 1B 2B		4	1	0	0	0	2	2			
Ted Simmons, S OBP: 0.360, SLG: 0.429 (1, 2)		0-0 F8			0-0 F7			0-0 2B 1B		4	1	1	0	0	0	1			
Jose Cruz, L OBP: 0.329, SLG: 0.409 (1, 8)		0-0 1-3			0-3 K			0-0 2B		4	0	1	2	0	1	1			
Bernie Carbo, L OBP: 0.336, SLG: 0.283 (1, 9)			0-0 5-3					0-0 HR IBB		2	1	1	1	1	0	0			
Mike Tyson, R OBP: 0.275, SLG: 0.300 (1, 6)			0-0 4-3					0-0 P6 F8		3	0	0	0	0	0	2			
Bob Gibson, R OBP: 0.245, SLG: 0.267 (1, 1)			0-3 K					0-3 K P4		3	0	0	0	0	2	0			
Inning Stats	R: 0 E: 0 K: 0 S: 3	H: 0 LOB: 0 BB: 0 P: 3	R: 0 E: 0 K: 1 S: 5	H: 0 LOB: 0 BB: 0 P: 5	R: 0 E: 0 K: 1 S: 5	H: 0 LOB: 0 BB: 0 P: 5	R: 0 E: 0 K: 1 S: 5	H: 0 LOB: 0 BB: 0 P: 5	R: 1 E: 0 K: 1 S: 6	H: 1 LOB: 0 BB: 0 P: 6	R: 2 E: 0 K: 0 S: 6	H: 3 LOB: 2 BB: 1 P: 10	R: 0 E: 0 K: 1 S: 5	H: 0 LOB: 0 BB: 0 P: 5	R: 0 E: 0 K: 1 S: 6	H: 1 LOB: 1 BB: 0 P: 6	1B: 3 2B: 1 3B: 0 HR: 1	SF: 0 SAC: 0 DP: 0 HBP: 0	WP: 0 PA: 33 PB: 0 SB: 0 CS: 0
PITCHER	IP WLS BF H R ER SO BB IBB HBP BLK WP HR S P ERA WHIP	IP WLS BF H R ER SO BB IBB HBP BLK WP HR S P ERA WHIP	IP WLS BF H R ER SO BB IBB HBP BLK WP HR S P ERA WHIP	IP WLS BF H R ER SO BB IBB HBP BLK WP HR S P ERA WHIP	IP WLS BF H R ER SO BB IBB HBP BLK WP HR S P ERA WHIP	IP WLS BF H R ER SO BB IBB HBP BLK WP HR S P ERA WHIP	IP WLS BF H R ER SO BB IBB HBP BLK WP HR S P ERA WHIP	IP WLS BF H R ER SO BB IBB HBP BLK WP HR S P ERA WHIP	IP WLS BF H R ER SO BB IBB HBP BLK WP HR S P ERA WHIP	IP WLS BF H R ER SO BB IBB HBP BLK WP HR S P ERA WHIP	IP WLS BF H R ER SO BB IBB HBP BLK WP HR S P ERA WHIP	IP WLS BF H R ER SO BB IBB HBP BLK WP HR S P ERA WHIP	IP WLS BF H R ER SO BB IBB HBP BLK WP HR S P ERA WHIP	IP WLS BF H R ER SO BB IBB HBP BLK WP HR S P ERA WHIP	IP WLS BF H R ER SO BB IBB HBP BLK WP HR S P ERA WHIP	IP WLS BF H R ER SO BB IBB HBP BLK WP HR S P ERA WHIP	IP WLS BF H R ER SO BB IBB HBP BLK WP HR S P ERA WHIP	IP WLS BF H R ER SO BB IBB HBP BLK WP HR S P ERA WHIP	IP WLS BF H R ER SO BB IBB HBP BLK WP HR S P ERA WHIP
Jim Barr, R ERA: 3.44 Don McMahon, R ERA:	8.0 L	29 4	3 3	3 3	6 6	0 0	1 0	0 0	0 0	0 0	0 0	0 0	0 0	0 0	0 0	0 0	0.00 1.00		

St. Louis Cardinals @ San Francisco Giants
Candlestick Park, San Francisco, CA
Fri Jul 06 1973, 10:05 PM EDT
Att: 7,232 - Unknown

AB	32
R	3
H	5
RBI	3
BB	1
SO	7
LOB	7



Batter	1	2	3	4	5	6	7	8	9	AB	R	H	RBI	BB	SO	LOB	BOTTOM				
Bobby Bonds, R OBP: 0.399, SLG: 0.592 (1, 9)	0-3 K		0-0 L4			0-0 1B		0-0 1-3		4	0	1	1	0	1	3					
Tito Fuentes, S OBP: 0.332, SLG: 0.381 (1, 4)	4-0 CS BB			0-0 4-1 WP 2-1 1B		0-0 F8		0-0 4-3		3	0	1	1	1	0	2					
Garry Maddox, R OBP: 0.355, SLG: 0.458 (1, 8)	0-3 K			0-0 6-3		0-3 K		0-0 F2		4	0	0	0	0	2	4					
Ed Goodson, L OBP: 0.361, SLG: 0.462 (1, 5)		0-3 K		0-0 4-1				0-0 F8		4	0	0	0	0	1	1					
Gary Matthews, R OBP: 0.398, SLG: 0.477 (1, 7)		0-0 6-3		0-0 2-1		0-3 K		0-0 K		4	0	1	0	0	2	0					
Gary Thomasson, L OBP: 0.346, SLG: 0.383 (1, 3)		0-0 5-3			0-0 4-3			0-0 F8		4	0	1	0	0	0	1					
Chris Speier, R OBP: 0.362, SLG: 0.413 (1, 6)			0-0 P6		0-3 K			0-0 FC6-4		3	0	0	0	1	1	1					
Dave Rader, L OBP: 0.341, SLG: 0.363 (1, 2)				0-0 2B		0-0 SH 1B 1B		1-0 1-3 1B 4-3 HBP		3	2	2	0	0	0	2					
Jim Barr, R OBP: 0.200, SLG: 0.162 Jim Howarth, L OBP: 0.249, SLG: 0.222 Don McMahon, R (8, PH) (9, 1)			0-0 K		0-3 K			0-0 SH 1B 1B		1	0	0	0	0	1	1					
Inning Stats	R: 0 E: 0 K: 2 S: 6	H: 0 LOB: 1 BB: 1 P: 10	R: 0 E: 0 K: 1 S: 5	H: 0 LOB: 0 BB: 0 P: 5	R: 0 E: 0 K: 1 S: 6	H: 1 LOB: 1 BB: 0 P: 6	R: 0 E: 0 K: 0 S: 3	H: 1 LOB: 1 BB: 0 P: 3	R: 0 E: 0 K: 2 S: 7	H: 0 LOB: 0 BB: 0 P: 7	R: 1 E: 0 K: 1 S: 7	H: 2 LOB: 1 BB: 0 P: 7	R: 0 E: 0 K: 0 S: 4	H: 1 LOB: 1 BB: 0 P: 4	R: 1 E: 0 K: 0 S: 4	H: 1 LOB: 1 BB: 0 P: 5	R: 0 E: 0 K: 1 S: 6	H: 1 LOB: 2 BB: 1 P: 10	1B: 6 2B: 1 3B: 0 HR: 0	SF: 0 SAC: 1 DP: 0 HBP: 1	WP: 1 PA: 35 PB: 0 SB: 0 CS: 1
PITCHER	IP WLS BF H R ER SO BB IBB HBP BLK WP HR S P ERA WHIP	IP WLS BF H R ER SO BB IBB HBP BLK WP HR S P ERA WHIP	IP WLS BF H R ER SO BB IBB HBP BLK WP HR S P ERA WHIP	IP WLS BF H R ER SO BB IBB HBP BLK WP HR S P ERA WHIP	IP WLS BF H R ER SO BB IBB HBP BLK WP HR S P ERA WHIP	IP WLS BF H R ER SO BB IBB HBP BLK WP HR S P ERA WHIP	IP WLS BF H R ER SO BB IBB HBP BLK WP HR S P ERA WHIP	IP WLS BF H R ER SO BB IBB HBP BLK WP HR S P ERA WHIP	IP WLS BF H R ER SO BB IBB HBP BLK WP HR S P ERA WHIP	IP WLS BF H R ER SO BB IBB HBP BLK WP HR S P ERA WHIP	IP WLS BF H R ER SO BB IBB HBP BLK WP HR S P ERA WHIP	IP WLS BF H R ER SO BB IBB HBP BLK WP HR S P ERA WHIP	IP WLS BF H R ER SO BB IBB HBP BLK WP HR S P ERA WHIP	IP WLS BF H R ER SO BB IBB HBP BLK WP HR S P ERA WHIP	IP WLS BF H R ER SO BB IBB HBP BLK WP HR S P ERA WHIP	IP WLS BF H R ER SO BB IBB HBP BLK WP HR S P ERA WHIP	IP WLS BF H R ER SO BB IBB HBP BLK WP HR S P ERA WHIP	IP WLS BF H R ER SO BB IBB HBP BLK WP HR S P ERA WHIP	IP WLS BF H R ER SO BB IBB HBP BLK WP HR S P ERA WHIP		
Bob Gibson, R ERA: 3.08	9.0 W	36 7	2 2	2 2	8 8	2 2	0 0	1 1	0 0	1 1	0 0	48 48	57 57	2.00 2.00	1.000 1.000						

St. Louis Cardinals @ San Francisco Giants
Candlestick Park, San Francisco, CA
Fri Jul 06 1973, 10:05 PM EDT
Att: 7,232 - Unknown


AB	31
R	2
H	7
RBI	2
BB	2
SO	8
LOB	15



Batter	1	2	3	4	5	6	7	8	9	AB	R	H	RBI	BB	SO	LOB	TOP				
Lou Brock, L OBP: 0.366, SLG: 0.389 (1, 7)	4-0 E S 1B BB	0-0 1-3				4-0 1B S BB	0-0 6-3		0-3 K		3	2	0	0	2	1	3				
Ted Sizemore, R OBP: 0.391, SLG: 0.335 (1, 4)	0-3 K		0-0 5-3			0-0 1B BB	0-0 1B	4-0 1B BB		4	1	2	1	1	1	1					
Joe Torre, R OBP: 0.409, SLG: 0.435 (1, 3)	0-0 1B 4-3 1B		0-0 P4			0-0 FC3-6 1B	0-0 4-3		0-0 1B	5	1	3	2	0	0	1					
Ted Simmons, S OBP: 0.361, SLG: 0.429 (1, 2)	0-0 4-3 1B		0-0 5-3			0-0 FC3-6 1B	0-0 4-3	0-0 4-3		5	0	2	2	0	0	2					
Jose Cruz, L OBP: 0.324, SLG: 0.401 (1, 8)	0-0 4-3			0-0 F7		0-0 FC3-6 FC6-4	0-0 F2		0-0 4-3	5	0	0	1	0	0	3					
Bernie Carbo, L OBP: 0.347, SLG: 0.284 (1, 9)	4-0 1-2 3-H BB			4-0 S BB		0-3 K	0-0 FC6 1B		0-0 G3	3	0	1	0	2	1	2					
Ken Reitz, R OBP: 0.257, SLG: 0.351 (1, 5)	0-3 K			0-0 F9		0-0 FC6-4	0-0 FC6		0-0 F3	5	0	0	0	0	1	6					
Mike Tyson, R OBP: 0.281, SLG: 0.305 (1, 6)		0-0 1-3		4-0 IBB		0-0 SH3-4 1B		0-0 BB SH 1B		3	2	2	0	1	0	0					
Reggie Cleveland, R OBP: 0.357, SLG: 0.385 Orlando Pena, R (8, 1)		0-0 G3		0-0 4-3		0-0 SH3-4		0-0 SH BB 1B		2	0	0	0	0	0	2					
Inning Stats	R: 2 E: 0 K: 2 S: 9	H: 2 LOB: 2 BB: 2 P: 17	R: 0 E: 0 K: 0 S: 3	H: 0 LOB: 0 BB: 0 P: 3	R: 0 E: 0 K: 0 S: 3	H: 0 LOB: 0 BB: 2 P: 11	R: 2 E: 0 K: 1 S: 8	H: 3 LOB: 2 BB: 1 P: 12	R: 1 E: 0 K: 0 S: 5	H: 2 LOB: 1 BB: 0 P: 5	R: 0 E: 0 K: 0 S: 4	H: 1 LOB: 1 BB: 0 P: 4	R: 1 E: 0 K: 1 S: 7	H: 2 LOB: 2 BB: 1 P: 11	R: 0 E: 0 K: 0 S: 3	H: 0 LOB: 0 BB: 0 P: 3	1B: 10 2B: 0 3B: 0 HR: 0	SF: 0 SAC: 2 DP: 0 HBP: 0	WP: 0 PB: 0 SB: 3 CS: 0	PA: 43	
PITCHER	IP	WLS	BF	H	R	ER	SO	BB	IBB	HBP	BLK	WP	HR	S	P	ERA	WHIP				
Don Carrithers, R ERA: 5.68 Jim Willoughby, R ERA: 4.79 Charlie Williams, R ERA: 6.65 John Morris, L ERA: 8.53	4.0	L	22	5	4	4	2	4	1	0	0	0	0	21	41	9.00	2.250				

St. Louis Cardinals @ San Francisco Giants
Candlestick Park, San Francisco, CA
Sat Jul 07 1973, 6:33 AM EDT
Att: 10,284 - Unknown


AB 35
R 6
H 10
RBI 6
BB 6
SO 4
LOB 20



Batter	1	2	3	4	5	6	7	8	9	AB	R	H	RBI	BB	SO	LOB	BOTTOM				
Bobby Bonds, R OBP: 0.395, SLG: 0.585 (1, 9)	0-0 5-3		0-0 FC6-4			0-0 F8		0-0 6-3		4	0	0	0	0	0	2					
Tito Fuentes, S OBP: 0.328, SLG: 0.376 (1, 4)	0-0 4-3			0-0 6-3		0-0 P6			0-0 G3	4	0	0	0	0	0	0					
Garry Maddox, R OBP: 0.357, SLG: 0.469 (1, 8)	0-0 P5			0-0 P4		0-0 G5-4-3 1B			0-0 HR	4	1	2	1	0	0	0					
Ed Goodson, L OBP: 0.356, SLG: 0.455 (1, 5)		0-0 F8		0-0 6-3		0-0 G5-4-3			0-0 G3	4	0	0	0	0	0	1					
Gary Matthews, R OBP: 0.403, SLG: 0.477 (1, 7)		0-0 F5		4-0 FC6-4 BB		0-0 1B			4-0 BB	2	0	1	0	2	0	0					
Gary Thomasson, L OBP: 0.336, SLG: 0.371 (1, 3)		0-0 F7		0-3 K		0-0 4-3			0-0 F8	4	0	0	0	0	1	3					
Chris Speier, R OBP: 0.362, SLG: 0.410 (1, 6)			4-0 FC6-4 BB		0-0 F7			0-0 P4		2	0	0	0	1	0	1					
Dave Rader, L OBP: 0.338, SLG: 0.359 (1, 2)			0-0 F9		0-0 FC6-4			0-0 G1		3	0	0	0	0	0	2					
Don Carrithers, R OBP: 0.402, SLG: 0.400 Jim Willoughby, R OBP: 0.296, SLG: 0.348 Jim Howarth, R OBP: 0.243, SLG: 0.279 Charlie Williams, R OBP: 0.412, SLG: 0.532 Willie McCovey, R OBP: 0.412, SLG: 0.532 Damaso Blanco, R John Morris, R (9, 1)			0-3 K		0-0 F7			0-0 1B		1	0	0	0	0	0	1					
Inning Stats	R: 0 E: 0 K: 0 S: 3	H: 0 LOB: 0 BB: 0 P: 3	R: 0 E: 0 K: 0 S: 3	H: 0 LOB: 1 BB: 1 P: 9	R: 0 E: 0 K: 0 S: 3	H: 0 LOB: 0 BB: 0 P: 3	R: 0 E: 0 K: 1 S: 5	H: 0 LOB: 0 BB: 1 P: 9	R: 0 E: 0 K: 0 S: 3	H: 2 LOB: 1 BB: 0 P: 4	R: 0 E: 0 K: 0 S: 4	H: 1 LOB: 1 BB: 0 P: 4	R: 1 E: 0 K: 0 S: 4	H: 1 LOB: 1 BB: 1 P: 8	1B: 3 2B: 0 3B: 0 HR: 1	SF: 0 SAC: 0 DP: 1 HBP: 0	WP: 0 PB: 0 SB: 0 CS: 0	PA: 33			
PITCHER	IP	WLS	BF	H	R	ER	SO	BB	IBB	HBP	BLK	WP	HR	S	P	ERA	WHIP				
Reggie Cleveland, R ERA: 3.24 Orlando Pena, R ERA: 3.51	7.2	W	26	2	0	0	2	2	0	0	0	0	0	28	36	0.00	0.522				

St. Louis Cardinals @ San Francisco Giants
Candlestick Park, San Francisco, CA
Sat Jul 07 1973, 6:33 AM EDT
Att: 10,284 - Unknown

AB 30
R 1
H 4
RBI 1
BB 3
SO 2
LOB 10



Batter	1	2	3	4	5	6	7	8	9	AB	R	H	RBI	BB	SO	LOB	TOP			
Lou Brock, L OBP: 0.366, SLG: 0.387 (1, 7)	F7	IBB			K		SH1-3 1B	P5		4	1	1	1	1	1	2				
Ted Sizemore, R OBP: 0.392, SLG: 0.338 (1, 4)	1B 2B	P6			P6		SH1-3			4	1	2	0	0	0	2				
Tim McCarver, L OBP: 0.318, SLG: 0.353 (1, 3)	2B SF8		6-3		4-3					5	1	2	1	0	0	1				
Joe Torre, R OBP: 0.406, SLG: 0.434 (1, 5)			F9		E5		K			5	0	1	1	0	1	2				
Ted Simmons, S OBP: 0.361, SLG: 0.433 (1, 2)	SF8						F7			4	0	2	1	0	1	3				
Jose Cruz, L OBP: 0.318, SLG: 0.393 (1, 8)	F2				K		G4-6-3			5	0	0	0	0	1	6				
Bernie Carbo, L OBP: 0.352, SLG: 0.286 (1, 9)		E1			F7					3	0	1	0	1	0	0				
Mike Tyson, R OBP: 0.279, SLG: 0.300 (1, 6)		P4			F8		FC5-4			4	0	0	0	0	1	4				
Rick Wise, R OBP: 0.340, SLG: 0.287 (5, 1)										1	0	0	0	0	1	0				
Al Hrabosky, R OBP: 0.222, SLG: 0.204 (7, PH)										0	0	0	0	0	0	0				
Wayne Granger, R OBP: 0.222, SLG: 0.204 (7, 1)										0	0	0	0	0	0	0				
Rich Folkers, L OBP: 0.222, SLG: 0.204 (7, 1)										0	0	0	0	0	0	0				
Luis Melendez, R OBP: 0.222, SLG: 0.204 (8, PH)										0	0	0	0	1	0	0				
Diego Segui, R OBP: 0.222, SLG: 0.204 (8, 1)										0	0	0	0	0	0	0				
Inning Stats	R: 2 E: 0 K: 0 S: 6	H: 3 LOB: 1 BB: 0 P: 6	R: 0 E: 1 K: 0 S: 4	H: 0 LOB: 2 BB: 1 P: 8	R: 0 E: 0 K: 1 S: 6	H: 1 LOB: 0 BB: 0 P: 6	R: 0 E: 0 K: 1 S: 5	H: 0 LOB: 0 BB: 0 P: 5	R: 0 E: 0 K: 1 S: 5	H: 1 LOB: 1 BB: 0 P: 8	R: 2 E: 0 K: 1 S: 8	H: 3 LOB: 1 BB: 0 P: 8	R: 0 E: 0 K: 1 S: 6	H: 1 LOB: 2 BB: 0 P: 10	R: 0 E: 1 K: 1 S: 7	H: 1 LOB: 2 BB: 0 P: 7	1B: 7 2B: 2 3B: 1 HR: 0	SF: 1 SAC: 2 DP: 1 HBP: 0	WP: 1 PB: 0 SB: 0 CS: 0	PA: 42
PITCHER	IP WLS BF H R ER SO BB IBB HBP BLK WP HR S P ERA WHIP	IP WLS BF H R ER SO BB IBB HBP BLK WP HR S P ERA WHIP																		
Tom Bradley, R ERA: 4.16 (1, 1)	7.0 W 32 8 4 4 4 0 2 0 0 0 0 0 38 46 5.14 1.143	2.0 S 10 2 0 0 2 1 0 0 0 1 0 13 17 0.00 1.500																		
Elias Sosa, R ERA: 4.17 (8, 1)																				

St. Louis Cardinals @ San Francisco Giants
Candlestick Park, San Francisco, CA
Sun Jul 08 1973, 6:33 AM EDT
Att: 19,212 - Unknown

AB 36
R 4
H 10
RBI 4
BB 3
SO 6
LOB 20



Batter	1	2	3	4	5	6	7	8	9	AB	R	H	RBI	BB	SO	LOB	BOTTOM			
Bobby Bonds, R OBP: 0.398, SLG: 0.584 (1, 9)	6-3		HBP 1B		K	1B BB				4	1	2	0	1	1	0				
Tito Fuentes, S OBP: 0.329, SLG: 0.377 (1, 4)	K		HBP 1B		5-3	1B FC4-6		P5		5	1	2	0	0	1	2				
Gary Maddox, R OBP: 0.361, SLG: 0.471 (3, PR)										1	0	1	0	0	0	0				
Don Carrithers, R OBP: 0.400, SLG: 0.400 (4, 3)										0	0	0	0	0	0	0				
Willie McCovey, L OBP: 0.421, SLG: 0.488 (6, PR)										3	1	3	2	0	0	0				
Mike Phillips, L OBP: 0.219, SLG: 0.258 (9, 5)	1B		HBP		1B BB	1B FC4-6		F9 1B		0	0	0	0	0	0	0				
Ed Goodson, L OBP: 0.357, SLG: 0.454 (9, PR)	F8					FC4-6				5	0	2	1	0	1	5				
Jim Howarth, L OBP: 0.243, SLG: 0.219 (9, 8)										0	0	0	0	0	0	0				
Gary Matthews, R OBP: 0.399, SLG: 0.472 (1, 7)		K			P4	1-3		F9		5	0	1	1	0	1	3				
Gary Thomasson, L OBP: 0.345, SLG: 0.383 (4, 8)		5-3			1B			F5		4	1	2	0	1	0	2				
Chris Speier, R OBP: 0.362, SLG: 0.410 (1, 6)					1B					5	0	2	0	0	1	5				
Dave Rader, L OBP: 0.337, SLG: 0.355 (1, 2)					K					3	1	0	0	1	1	4				
Tom Bradley, R OBP: 0.189, SLG: 0.200 (7, PH)										2	0	0	0	0	1	2				
Chris Arnold, R OBP: 0.385, SLG: 0.455 (8, 1)					1-3					0	0	0	1	0	0	0				
Elias Sosa, R OBP: 0.400, SLG: 0.250 (8, 1)					K					0	0	0	0	0	0	0				
Inning Stats	R: 0 E: 0 K: 1 S: 6	H: 1 LOB: 1 BB: 0 P: 6	R: 0 E: 0 K: 1 S: 5	H: 0 LOB: 0 BB: 0 P: 5	R: 0 E: 0 K: 2 S: 9	H: 2 LOB: 3 BB: 0 P: 10	R: 0 E: 0 K: 1 S: 7	H: 2 LOB: 2 BB: 0 P: 7	R: 1 E: 0 K: 2 S: 10	H: 3 LOB: 3 BB: 1 P: 14	R: 3 E: 0 K: 0 S: 5	H: 2 LOB: 1 BB: 2 P: 13	R: 1 E: 0 K: 0 S: 6	H: 3 LOB: 2 BB: 0 P: 6	R: 0 E: 0 K: 0 S: 5	H: 2 LOB: 2 BB: 0 P: 5	1B: 14 2B: 1 3B: 0 HR: 0	SF: 1 SAC: 1 DP: 0 HBP: 1	WP: 0 PB: 0 SB: 0 CS: 0	PA: 43
PITCHER	IP WLS BF H R ER SO BB IBB HBP BLK WP HR S P ERA WHIP	IP WLS BF H R ER SO BB IBB HBP BLK WP HR S P ERA WHIP																		
Rick Wise, R ERA: 3.02 (6, 1)	0.2 L 2 0 0 0 0 0 0 0 0 0 0 2 2 0.00 0.000	0.0 L 2 2 1 1 0 0 0 0 0 0 0 2 2 ∞ ∞	1.0 4 1 0 0 0 0 0 0 0 0 0 0 4 4 0.00 1.000	1.0 5 2 0 0 0 0 0 0 0 0 0 0 5 5 0.00 2.000																
Al Hrabosky, L ERA: 3.99 (7, 1)																				
Wayne Granger, R ERA: 3.99 (7, 1)																				
Rich Folkers, L ERA: 1.99 (8, 1)																				
Diego Segui, R ERA: 2.69 (8, 1)																				

St. Louis Cardinals @ San Francisco Giants
Candlestick Park, San Francisco, CA
Sun Jul 08 1973, 6:33 AM EDT
Att: 19,212 - Unknown

AB 37
R 5
H 15
RBI 5
BB 3
SO 7
LOB 23



Batter	1	2	3	4	5	6	7	8	9	AB	R	H	RBI	BB	SO	LOB	TOP														
Rick Monday, L OBP: 0.394, SLG: 0.549 (1, 8)	E3 BB		6-3			3-1			1B	5	0	1	0	0	0	3	Chicago Cubs @ San Francisco Giants Candlestick Park, San Francisco, CA Tue Jul 10 1973, 10:05 PM EDT Att: 8,814 - Unknown - 50 F														
Glenn Beckert, R OBP: 0.325, SLG: 0.304 Paul Popovich, S OBP: 0.282, SLG: 0.255 (1, 4) (7, 4)	F7		F7			4-0 WP 1B BB	P6		P9	3	1	0	0	1	0	1															
Billy Williams, L OBP: 0.375, SLG: 0.430 (1, 7)	1-2 BB		K			0-0 BB 1B WP			5-3	4	1	2	0	1	1	1															
Ron Santo, R OBP: 0.392, SLG: 0.480 (1, 5)	F7					4-0 BB 1B			G6-4-3	2	1	0	0	2	0	3															
Jose Cardenal, R OBP: 0.387, SLG: 0.479 Gene Hiser, L OBP: 0.318, SLG: 0.299 (1, 9) (8, 9)	F9		G6-4-3			4-0 1B 6-3 BB			4-3	3	1	0	1	1	0	3															
Carmen Fanzone, R OBP: 0.237, SLG: 0.487 (1, 3)			F8			0-0 E 6-3 1B			K	4	0	1	2	0	2	0															
Don Kessinger, S OBP: 0.365, SLG: 0.333 (1, 6)	1-3					0-0 L3			6-3	4	0	1	1	0	0	1															
Randy Hundley, R OBP: 0.270, SLG: 0.360 (1, 2)	1B					0-0 3-1			6-3	3	0	1	0	1	0	1															
Rick Reuschel, R OBP: 0.133, SLG: 0.114 (1, 1)	K					0-0 F8			E6	4	0	0	0	0	2	3															
Inning Stats	R: 0 E: 1 K: 0 S: 4	H: 0 LOB: 2 BB: 1 P: 8	R: 0 E: 0 K: 2 S: 8	H: 1 LOB: 1 BB: 0 P: 8	R: 0 E: 0 K: 1 S: 5	H: 0 LOB: 0 BB: 1 P: 5	R: 0 E: 0 K: 0 S: 2	H: 0 LOB: 0 BB: 1 P: 6	R: 0 E: 0 K: 0 S: 3	H: 0 LOB: 0 BB: 0 P: 3	R: 4 E: 1 K: 0 S: 6	H: 2 LOB: 3 BB: 4 P: 22	R: 0 E: 0 K: 0 S: 3	H: 1 LOB: 1 BB: 0 P: 3	R: 0 E: 0 K: 1 S: 6	H: 1 LOB: 1 BB: 0 P: 6	R: 0 E: 0 K: 1 S: 6	H: 1 LOB: 1 BB: 0 P: 6	1B: 6 2B: 0 3B: 0 HR: 0	SF: 0 SAC: 0 DP: 2 HBP: 0	WP: 1 PB: 0 SB: 0 CS: 0	PA: 39									
PITCHER	IP	WLS	BF	H	R	ER	SO	BB	IBB	HBP	BLK	WP	HR	S	P	ERA	WHIP														
Ron Bryant, L ERA: 2.8 Elias Sosa, R ERA: 4.02	(1, 1)	7.0	L	31	4	4	4	3	5	1	0	0	0	0	0	1	0	31	55	5.14	1.286										
PITCHER	IP	WLS	BF	H	R	ER	SO	BB	IBB	HBP	BLK	WP	HR	S	P	ERA	WHIP														

AB	33
R	4
H	6
RBI	4
BB	6
SO	5
LOB	17



Batter	1	2	3	4	5	6	7	8	9	AB	R	H	RBI	BB	SO	LOB	BOTTOM											
Bobby Bonds, R OBP: 0.400, SLG: 0.593 (1, 9)	HR	6-3							1B	5	1	3	2	0	0	2	Chicago Cubs @ San Francisco Giants Candlestick Park, San Francisco, CA Tue Jul 10 1973, 10:05 PM EDT Att: 8,814 - Unknown - 50 F											
Tito Fuentes, S OBP: 0.327, SLG: 0.374 (1, 4)	6-3		G1						P4-3	5	0	1	0	0	0	1												
Garry Maddox, R OBP: 0.360, SLG: 0.468 (1, 8)	1B		F7						F9	4	0	1	0	0	0	2												
Willie McCovey, L OBP: 0.420, SLG: 0.483 Gary Thomasson, L OBP: 0.343, SLG: 0.380 (1, 3) (7, 3)	P5		BB						4-1	2	0	0	0	1	0	1												
Ed Goodson, L OBP: 0.355, SLG: 0.455 Mike Phillips, L OBP: 0.219, SLG: 0.258 (1, 5) (8, PR) (9, 5)	F8		F2						F7	4	0	1	0	0	0	2												
Gary Matthews, R OBP: 0.394, SLG: 0.465 (1, 7)			1-3						6-3	4	0	0	0	0	2	1												
Chris Speier, R OBP: 0.361, SLG: 0.498 (1, 6)			4-3						K	4	0	1	0	0	2	1												
Dave Rader, L OBP: 0.336, SLG: 0.353 (1, 2)			1B						K	4	0	1	0	0	0	1												
Ron Bryant, S OBP: 0.183, SLG: 0.143 Jim Howarth, L OBP: 0.239, SLG: 0.215 Elias Sosa, R OBP: 0.400, SLG: 0.250 Chris Arnold, R OBP: 0.370, SLG: 0.435 (1, 1) (7, PH) (8, 1) (9, PH)	1B		1-3						E3	1	0	0	0	1	0	1												
Inning Stats	R: 1 E: 0 K: 0 S: 5	H: 2 LOB: 1 BB: 0 P: 5	R: 0 E: 0 K: 1 S: 6	H: 1 LOB: 2 BB: 1 P: 10	R: 0 E: 0 K: 0 S: 3	H: 1 LOB: 1 BB: 1 P: 7	R: 0 E: 0 K: 0 S: 4	H: 1 LOB: 1 BB: 0 P: 4	R: 0 E: 0 K: 0 S: 3	H: 0 LOB: 0 BB: 0 P: 3	R: 1 E: 1 K: 1 S: 8	H: 2 LOB: 2 BB: 0 P: 8	R: 0 E: 0 K: 3 S: 10	H: 1 LOB: 1 BB: 0 P: 10	R: 0 E: 0 K: 0 S: 4	H: 1 LOB: 1 BB: 0 P: 4	1B: 6 2B: 1 3B: 0 HR: 1	SF: 0 SAC: 0 DP: 0 HBP: 0	WP: 2 PB: 0 SB: 0 CS: 0	PA: 38								
PITCHER	IP	WLS	BF	H	R	ER	SO	BB	IBB	HBP	BLK	WP	HR	S	P	ERA	WHIP											
Rick Reuschel, R ERA: 2.17	(1, 1)	9.0	W	38	8	2	1	5	2	0	0	0	0	1	46	54	1.00	1.111										
PITCHER	IP	WLS	BF	H	R	ER	SO	BB	IBB	HBP	BLK	WP	HR	S	P	ERA	WHIP											

AB	36
R	2
H	8
RBI	2
BB	2
SO	5
LOB	13



Batter	1	2	3	4	5	6	7	8	9	AB	R	H	RBI	BB	SO	LOB	TOP					
Rick Monday, L OBP: 0.398, SLG: 0.553 (1, 8)	0-0 1-6-3 S 1B		4-0 BB			0-0 F8		0-0 4-3 1B 2B		3	1	2	0	1	0	0						
Don Kessinger, S OBP: 0.361, SLG: 0.329 (1, 6)	0-0 1-6-3		0-0 F7			0-0 P6		0-0 F8		4	0	0	0	0	0	3						
Billy Williams, L OBP: 0.376, SLG: 0.438 (1, 7)	4-0 BB		0-0 4-3			0-0 HR		0-0 4-3		3	1	1	1	1	0	2						
Ron Santo, R OBP: 0.390, SLG: 0.475 (1, 5)	0-3 K			0-0 F9		0-0 F2		4-0 1B BB		3	0	0	0	1	1	2						
Jose Cardenal, R OBP: 0.388, SLG: 0.479 (1, 9)	0-3 K			0-0 5-3			0-0 1B SF7	0-0 1-2 1B		4	1	2	1	0	1	2						
Pat Bourque, L OBP: 0.304, SLG: 0.431 (1, 3)		0-0 6-3		0-0 F9			0-0 1-3 1B	0-0 F9		4	0	1	0	0	0	2						
Paul Popovich, S OBP: 0.273, SLG: 0.248 (1, 4)		0-0 L8			0-0 P4-3		0-0 SF7		0-0 P7	3	0	0	1	0	0	0						
Ken Rudolph, R OBP: 0.219, SLG: 0.324 (7, PH)		0-0 6-3			0-0 6-3		0-0 F7		0-0 F7	2	0	0	0	0	0	0						
Gene Hiser, L OBP: 0.315, SLG: 0.295 (7, 2)										1	0	0	0	0	0	1						
Randy Hundley, R OBP: 0.269, SLG: 0.358 (7, 2)										1	0	0	0	0	0	0						
Mitt Pappas, R OBP: 0.083, SLG: 0.143 (1, 1)				0-0 F8						2	0	0	0	0	1	0						
Adrian Garrett, L OBP: 0.169, SLG: 0.343 (7, PH)										1	0	0	0	0	0	1						
Dave LaRoche, L OBP: 0.667, SLG: 0.500 (7, 1)										0	0	0	0	0	0	0						
Glenn Beckert, R OBP: 0.324, SLG: 0.303 (8, PH)										1	0	0	0	0	0	0						
Inning Stats	R: 0 E: 0 K: 2 S: 8	H: 1 LOB: 2 BB: 1 P: 12	R: 0 E: 0 K: 0 S: 3	H: 0 LOB: 0 BB: 0 P: 3	R: 0 E: 0 K: 0 S: 3	H: 0 LOB: 1 BB: 1 P: 7	R: 0 E: 0 K: 0 S: 3	H: 0 LOB: 0 BB: 0 P: 3	R: 0 E: 0 K: 1 S: 5	H: 0 LOB: 0 BB: 0 P: 5	R: 1 E: 0 K: 0 S: 4	H: 1 LOB: 1 BB: 0 P: 4	R: 1 E: 0 K: 0 S: 5	H: 2 LOB: 1 BB: 0 P: 5	R: 1 E: 0 K: 0 S: 5	H: 2 LOB: 2 BB: 1 P: 9	R: 0 E: 0 K: 0 S: 3	H: 0 LOB: 0 BB: 0 P: 3	1B: 4 2B: 1 3B: 0 HR: 1	SF: 1 SAC: 0 DP: 0 HBP: 0	WP: 0 PB: 0 SB: 1 CS: 0	PA: 36
PITCHER	IP	WLS	BF	H	R	ER	SO	BB	IBB	HBP	BLK	WP	HR	S	P	ERA	WHIP					
Jim Barr, R ERA: 3.39 (1, 1)	7.0	W	27	4	2	2	3	2	0	0	0	0	1	31	39	2.57	0.857					
Don McMahon, R ERA: 1.69 (8, 1)	2.0	S	9	2	1	1	0	1	0	0	0	0	0	8	12	4.50	1.500					

Chicago Cubs @ San Francisco Giants
Candlestick Park, San Francisco, CA
Wed Jul 11 1973, 6:33 AM EDT
Att: 7,729 - Sunny - 70 F

AB 32
R 3
H 6
RBI 3
BB 3
SO 3
LOB 13



Batter	1	2	3	4	5	6	7	8	9	AB	R	H	RBI	BB	SO	LOB	BOTTOM				
Bobby Bonds, R OBP: 0.396, SLG: 0.585 (1, 9)	0-0 6-3		0-0 FC4 1-2F		0-3 K		0-3 K	0-0 F8		5	0	0	0	0	2	4					
Tito Fuentes, S OBP: 0.324, SLG: 0.371 (1, 4)	0-0 P4-3		0-0 6-3			0-0 F7	0-0 SF9			3	0	0	1	0	0	1					
Gary Maddox, R OBP: 0.365, SLG: 0.475 (1, 8)				0-0 P4-3 1B 2B		0-3 K	0-0 E7 HR 1B			4	2	3	1	0	1	0					
Jim Howarth, L OBP: 0.239, SLG: 0.215 (8, 8)										0	0	0	0	0	0	0					
Ed Goodson, L OBP: 0.357, SLG: 0.476 (1, 5)				0-0 P4-3		0-0 HR	0-0 HR			4	2	2	3	0	0	2					
Don McMahon, R (8, 1)										0	0	0	0	0	0	0					
Gary Matthews, R OBP: 0.399, SLG: 0.480 (1, 7)		0-0 6-3		0-0 S 1B		0-0 1B	0-0 HR			4	1	3	2	0	0	0					
Gary Thomasson, L OBP: 0.340, SLG: 0.376 (1, 3)		0-0 P4-3		0-0 F8		0-0 1B	0-3 K			4	0	1	0	0	1	1					
Mike Phillips, L OBP: 0.194, SLG: 0.229 (1, 6) (8, 5)		0-0 P4-3		0-0 F8		0-0 F9		0-3 K		4	0	0	0	0	1	3					
Dave Rader, L OBP: 0.334, SLG: 0.352 (1, 2)			0-0 F7		0-0 G3		0-0 WP BB SF9 1B	0-0 P4-3		4	1	1	0	0	0	0					
Jim Barr, R OBP: 0.214, SLG: 0.179 (1, 1)			0-0 F7		0-0 G3		4-0 WP BB	4-0 P4-3		2	0	1	0	0	0	0					
Dave Kingman, R OBP: 0.253, SLG: 0.429 (7, PH)										0	1	0	0	1	0	0					
Damaso Blanco, R (8, 6)				0-0 FC4 1B			1-2 E BB			0	0	0	0	1	0	0					
Inning Stats	R: 0 E: 0 K: 0 S: 4	H: 1 LOB: 1 BB: 0 P: 4	R: 0 E: 0 K: 0 S: 3	H: 0 LOB: 0 BB: 0 P: 3	R: 0 E: 0 K: 0 S: 4	H: 1 LOB: 1 BB: 0 P: 4	R: 1 E: 0 K: 0 S: 5	H: 2 LOB: 1 BB: 0 P: 5	R: 0 E: 0 K: 1 S: 5	H: 0 LOB: 0 BB: 0 P: 5	R: 1 E: 0 K: 1 S: 8	H: 3 LOB: 2 BB: 0 P: 8	R: 5 E: 1 K: 2 S: 11	H: 4 LOB: 0 BB: 1 P: 15	R: 0 E: 0 K: 1 S: 5	H: 0 LOB: 1 BB: 1 P: 9	1B: 7 2B: 1 3B: 0 HR: 3	SF: 1 SAC: 0 DP: 0 HBP: 0	WP: 1 PB: 0 SB: 2 CS: 0	PA: 37	
PITCHER	IP	WLS	BF	H	R	ER	SO	BB	IBB	HBP	BLK	WP	HR	S	P	ERA	WHIP				
Mitt Pappas, R ERA: 4.58 (1, 1)	6.0	L	25	7	2	2	2	0	0	0	0	1	2	16	24	3.00	1.167				
Dave LaRoche, L ERA: 6.43 (7, 1)	2.0	L	12	4	5	5	3	2	0	0	0	1	2	16	24	22.50	3.000				

Chicago Cubs @ San Francisco Giants
Candlestick Park, San Francisco, CA
Wed Jul 11 1973, 6:33 AM EDT
Att: 7,729 - Sunny - 70 F

AB 34
R 7
H 11
RBI 7
BB 2
SO 5
LOB 11



Batter	1	2	3	4	5	6	7	8	9	AB	R	H	RBI	BB	SO	LOB	TOP					
Dave Parker, L (1,9) OBP: 0.111, SLG: 0.111	0-0 4-3		0-0 L7			0-0 3-1		0-0 L8		4	0	0	0	0	0	0						
Manny Sanguillen, R (1,2) OBP: 0.254, SLG: 0.432	0-0 2-3			0-0 E6 1B		0-0 4-3		0-0 1B		4	0	1	0	0	0	0						
Al Oliver, L (1,8) OBP: 0.318, SLG: 0.476	0-0 3-1			0-3 K		0-0 HR		0-0 F5		4	1	1	1	0	1	2						
Willie Stargell, L (1,7) OBP: 0.387, SLG: 0.659		0-0 F7		0-3 K		0-0 F8			0-0 G3	4	0	0	0	0	1	1						
Richie Hebner, L (1,5) OBP: 0.373, SLG: 0.502		0-0 HR		0-0 FC6-4 1B		0-0 F8			0-3 K	4	1	2	1	0	1	0						
Bob Robertson, R (1,3) OBP: 0.330, SLG: 0.398		0-0 F9		0-0 FC6-4 1-2		0-0 L6			0-3 K	4	0	0	0	0	1	2						
Rennie Stennett, R (1,4) OBP: 0.259, SLG: 0.357		0-0 5-3			0-0 F9		4-0 BB			2	0	0	0	1	0	0						
Dal Maxvill, R (1,6) OBP: 0.270, SLG: 0.278			0-0 4-3		0-3 K		0-0 6-3			3	0	0	0	0	1	1						
Dock Ellis, S (1,1) John Lamb, R (6,1) Ramon Hernandez, S (7,1) Jackie Hernandez, R (7,6) Vic Davallo, L (8,PH) Gene Alley, R (8,6)			0-0 1-3		0-0 6-3			0-3 K		2	0	0	0	0	0	0						
Inning Stats	R: 0 E: 0 K: 0 S: 3	H: 0 LOB: 0 BB: 0 P: 3	R: 1 E: 0 K: 0 S: 4	H: 1 LOB: 0 BB: 0 P: 4	R: 0 E: 0 K: 0 S: 3	H: 0 LOB: 0 BB: 0 P: 3	R: 0 E: 1 K: 2 S: 9	H: 1 LOB: 2 BB: 0 P: 9	R: 0 E: 0 K: 1 S: 5	H: 0 LOB: 0 BB: 0 P: 5	R: 1 E: 0 K: 0 S: 4	H: 1 LOB: 0 BB: 0 P: 4	R: 0 E: 0 K: 0 S: 3	H: 0 LOB: 1 BB: 1 P: 7	R: 0 E: 0 K: 1 S: 6	H: 1 LOB: 1 BB: 0 P: 6	R: 0 E: 0 K: 2 S: 7	H: 0 LOB: 0 BB: 0 P: 7	1B: 2 2B: 0 3B: 0 HR: 2	SF: 0 SAC: 0 DP: 0 HBP: 0	WP: 0 PB: 0 SB: 0 CS: 0	PA: 33
PITCHER Tom Bradley, R (1,1) ERA: 3.98	IP: 9.0 WLS: W BF: 33 H: 4 R: 2 ER: 2 SO: 6 BB: 1 IBB: 0 HBP: 0 BLK: 0 WP: 0 HR: 2 S: 44 P: 48 ERA: 2.00 WHIP: 0.556											PITCHER	IP: 9.0 WLS: W BF: 33 H: 4 R: 2 ER: 2 SO: 6 BB: 1 IBB: 0 HBP: 0 BLK: 0 WP: 0 HR: 2 S: 44 P: 48 ERA: 2.00 WHIP: 0.556									

Pittsburgh Pirates @ San Francisco Giants
Candlestick Park, San Francisco, CA
Fri Jul 13 1973, 10:05 PM EDT
Att: 10,842 - Unknown

AB	32
R	2
H	4
RBI	2
BB	1
SO	6
LOB	6

WP: 0	PA: 33
PB: 0	
SB: 0	
CS: 0	



Batter	1	2	3	4	5	6	7	8	9	AB	R	H	RBI	BB	SO	LOB	BOTTOM	
Bobby Bonds, R (1,9) OBP: 0.391, SLG: 0.577	0-0 F8		0-0 F9		0-0 FC1-6 1-2	0-0 F3		0-3 K		5	0	0	0	0	1	4		
Tito Fuentes, S (1,4) OBP: 0.325, SLG: 0.372	0-3 K		0-0 1B		0-0 L7		0-0 E 3B 1B	0-0 F9		5	1	2	0	0	1	2		
Gary Matthews, R (1,7) OBP: 0.399, SLG: 0.477	0-0 1B		0-0 F9			4-0 HR BB	0-0 E5 1-3 3B	0-0 FC6-4 1-2		4	2	1	0	1	0	3		
Willie McCovey, L (1,3) Dave Kingman, R (7,PR) OBP: 0.421, SLG: 0.507 OBP: 0.253, SLG: 0.429	0-0 P5			0-0 L9		0-0 HR 1-H	0-0 3B 2-H 3-H			4	1	2	4	0	0	1		
Ed Goodson, L (1,5) OBP: 0.356, SLG: 0.473		0-0 4-3		0-0 1-4-3 1B		0-0 4-1	0-3 K			4	0	1	0	0	1	1		
Gary Thomasson, L (1,8) OBP: 0.344, SLG: 0.394		0-0 5-3 1B		0-0 1-4-3 1-2		0-0 1B 3B	0-3 K			4	1	2	0	0	1	2		
Mike Phillips, L (1,6) Chris Arnold, R (7,PH) Damaso Blanco, R (8,6)		0-0 5-3		0-0 1-4-3		0-0 1B 3B	4-0 IBB			3	0	1	1	0	0	2		
Dave Rader, L (1,2) OBP: 0.333, SLG: 0.350		0-0 4-3			0-0 FC3-6 1B	0-0 F4	0-3 K			4	0	1	0	0	1	4		
Tom Bradley, R (1,1) OBP: 0.220, SLG: 0.231			0-0 F6		0-0 FC3-6 FC1-6 1-2	0-0 1B		0-0 FC6-4 1B		4	0	2	0	0	0	1		
Inning Stats	R: 0 E: 0 K: 1 S: 6	H: 1 LOB: 1 BB: 0 P: 6	R: 0 E: 0 K: 0 S: 4	H: 1 LOB: 0 BB: 0 P: 4	R: 0 E: 0 K: 0 S: 4	H: 1 LOB: 1 BB: 0 P: 4	R: 0 E: 0 K: 0 S: 4	H: 1 LOB: 1 BB: 0 P: 4	R: 3 E: 0 K: 0 S: 7	H: 4 LOB: 2 BB: 1 P: 11	R: 2 E: 1 K: 3 S: 12	H: 2 LOB: 2 BB: 1 P: 16	R: 0 E: 0 K: 1 S: 6	H: 1 LOB: 1 BB: 0 P: 6	1B: 9 2B: 0 3B: 2 HR: 1	SF: 0 SAC: 0 DP: 0 HBP: 0	WP: 0 PB: 0 SB: 0 CS: 0	PA: 39
PITCHER Dock Ellis, R (1,1) ERA: 3.14 John Lamb, R (6,1) Ramon Hernandez, L (7,1) ERA: 2.27	IP: 5.1 WLS: L BF: 25 H: 8 R: 3 ER: 3 SO: 3 BB: 1 IBB: 0 HBP: 0 BLK: 0 WP: 0 HR: 1 S: 26 P: 30 ERA: 5.06 WHIP: 1.688											PITCHER	IP: 5.1 WLS: L BF: 25 H: 8 R: 3 ER: 3 SO: 3 BB: 1 IBB: 0 HBP: 0 BLK: 0 WP: 0 HR: 1 S: 26 P: 30 ERA: 5.06 WHIP: 1.688					

Pittsburgh Pirates @ San Francisco Giants
Candlestick Park, San Francisco, CA
Fri Jul 13 1973, 10:05 PM EDT
Att: 10,842 - Unknown

AB	37
R	5
H	12
RBI	5
BB	2
SO	5
LOB	20

WP: 0	PA: 39
PB: 0	
SB: 0	
CS: 0	



Batter	1	2	3	4	5	6	7	8	9	AB	R	H	RBI	BB	SO	LOB	TOP				
Rennie Stennett, R OBP: 0.258, SLG: 0.353 (1, 4)	K	E7 1B	K			G1-6-3		5-3		5	1	1	2	0	2	2	Pittsburgh Pirates @ San Francisco Giants Candlestick Park, San Francisco, CA Sat Jul 14 1973, 6:33 AM EDT Att: 9,458 - Unknown livebaseballscorecards.com				
Manny Sanguillen, R OBP: 0.298, SLG: 0.438 (1, 2)	E6	HR		1-3		F8		2B		5	2	3	2	0	0	0					
Al Oliver, L OBP: 0.320, SLG: 0.487 (1, 8)	F8	HR		F3			3-1			5	1	2	3	0	0	1					
Willie Stargell, L OBP: 0.382, SLG: 0.650 Dave Parker, L OBP: 0.100, SLG: 0.100 (7, 9)	4-3	E3 1B		K			5-3			4	0	0	0	0	1	1					
Richie Zisk, R OBP: 0.356, SLG: 0.481 (7, 7)				P3			FC5-4 BB			4	0	2	0	1	0	2					
Bob Robertson, R OBP: 0.328, SLG: 0.395 (1, 3)		K			L9		FC5-4			5	0	1	0	0	1	3					
Richie Hebner, L OBP: 0.371, SLG: 0.502 (1, 5)		FC3-6			F7					4	1	1	0	0	0	4					
Dal Maxvill, R OBP: 0.268, SLG: 0.275 (1, 6)		1B		F9		K		L8		4	1	1	0	0	1	1					
Jim Rooker, R OBP: 0.133, SLG: 0.133 (1, 1)		E		K			G1-6-3			4	1	2	0	0	2	1					
Inning Stats	R: 0 E: 1 K: 1 S: 6	H: 1 LOB: 1 BB: 0 P: 6	R: 6 E: 2 K: 1 S: 14	H: 8 LOB: 3 BB: 0 P: 14	R: 0 E: 0 K: 2 S: 7	H: 0 LOB: 0 BB: 0 P: 7	R: 0 E: 0 K: 1 S: 5	H: 0 LOB: 1 BB: 0 P: 5	R: 0 E: 0 K: 0 S: 3	H: 1 LOB: 0 BB: 0 P: 3	R: 0 E: 0 K: 0 S: 3	H: 0 LOB: 1 BB: 1 P: 7	R: 0 E: 0 K: 1 S: 6	H: 1 LOB: 1 BB: 0 P: 6	R: 1 E: 0 K: 0 S: 5	H: 2 LOB: 1 BB: 0 P: 5		1B: 9 2B: 3 3B: 0 HR: 1	SF: 0 SAC: 0 DP: 1 HBP: 0	WP: 0 PB: 1 SB: 0 CS: 0	PA: 42
PITCHER	IP	WLS	BF	H	R	ER	SO	BB	IBB	HBP	BLK	WP	HR	S	P	ERA	WHIP				
Ron Bryant, L ERA: 3.11 (1, 1)	1.2	L	13	7	6	6	2	0	0	0	0	0	1	17	17	32.40	4.200				
Don Carrithers, R ERA: 5.14 (2, 1)	3.1		13	2	0	0	4	0	0	0	0	0	0	21	21	0.00	0.600				
Jim Willoughby, R ERA: 4.68 (6, 1)	2.0		7	1	0	0	0	1	0	0	0	0	0	6	10	0.00	1.000				
Randy Moffitt, R ERA: 2.92 (8, 1)	2.0		9	3	1	1	1	0	0	0	0	0	0	11	11	4.50	1.500				

Batter	1	2	3	4	5	6	7	8	9	AB	R	H	RBI	BB	SO	LOB	BOTTOM				
Bobby Bonds, R OBP: 0.389, SLG: 0.572 (1, 9)	L9		FC6-4					F7		3	0	0	0	1	0	1	Pittsburgh Pirates @ San Francisco Giants Candlestick Park, San Francisco, CA Sat Jul 14 1973, 6:33 AM EDT Att: 9,458 - Unknown livebaseballscorecards.com				
Tito Fuentes, S OBP: 0.322, SLG: 0.368 (1, 4)	K			F4	4-3			F8		4	0	0	0	0	1	2					
Gary Matthews, R OBP: 0.397, SLG: 0.484 (1, 7)	4-3			E7 1-3			HR	5-3		4	1	1	1	0	0	0					
Ed Goodson, L OBP: 0.354, SLG: 0.473 Damaso Blanco, R (9, PR)		5-3		1-3		G1				4	0	1	0	0	0	1					
Dave Kingman, R OBP: 0.247, SLG: 0.417 (1, 3)		5-3		K						0	0	0	0	0	0	0					
Gary Thomasson, L OBP: 0.342, SLG: 0.397 (1, 8)		1-3						6-3		4	1	1	0	0	0	1					
Mike Phillips, L OBP: 0.183, SLG: 0.220 Willie McCovey, L OBP: 0.420, SLG: 0.505 (9, PH)				4-3						3	0	0	0	0	0	1					
Mike Sadek, R OBP: 0.306, SLG: 0.167 Chris Arnold, R OBP: 0.414, SLG: 0.458 (7, PH)				FC6-4 BB	4-3					1	0	0	0	0	1	1					
Ron Bryant, S OBP: 0.183, SLG: 0.143 Don Carrithers, R OBP: 0.364, SLG: 0.394 Chris Spenser, R OBP: 0.265, SLG: 0.348 Jim Willoughby, R OBP: 0.340, SLG: 0.423 Gary Maddox, R OBP: 0.360, SLG: 0.423 Randy Moffitt, R OBP: 0.077, SLG: 0.077 (1, 1)				F8						0	0	0	0	0	0	0					
Inning Stats	R: 0 E: 0 K: 1 S: 5	H: 0 LOB: 0 BB: 0 P: 5	R: 0 E: 0 K: 0 S: 3	H: 0 LOB: 0 BB: 0 P: 3	R: 0 E: 0 K: 0 S: 3	H: 0 LOB: 1 BB: 1 P: 7	R: 0 E: 1 K: 1 S: 6	H: 0 LOB: 1 BB: 0 P: 6	R: 1 E: 0 K: 1 S: 6	H: 1 LOB: 0 BB: 0 P: 6	R: 0 E: 0 K: 0 S: 3	H: 1 LOB: 0 BB: 0 P: 3	R: 0 E: 0 K: 0 S: 3	H: 0 LOB: 0 BB: 0 P: 3	R: 0 E: 0 K: 1 S: 6	H: 1 LOB: 1 BB: 0 P: 6		1B: 2 2B: 2 3B: 0 HR: 1	SF: 0 SAC: 0 DP: 1 HBP: 0	WP: 0 PB: 0 SB: 0 CS: 0	PA: 34
PITCHER	IP	WLS	BF	H	R	ER	SO	BB	IBB	HBP	BLK	WP	HR	S	P	ERA	WHIP				
Jim Rooker, L ERA: 4.06 (1, 1)	9.0	W	34	5	2	2	4	2	0	0	0	0	1	40	48	2.00	0.778				



Batter	1	2	3	4	5	6	7	8	9	AB	R	H	RBI	BB	SO	LOB	TOP										
Rennie Stennett, R OBP: 0.254, SLG: 0.347	0-0 6-3		0-0 P5			0-0 4-3		0-3 K		4	0	0	0	0	1	0											
Manny Sanguillen, R OBP: 0.294, SLG: 0.433	0-0 F3			0-0 5-3		0-0 L4		0-0 F9		4	0	0	0	0	0	0											
Al Oliver, L OBP: 0.316, SLG: 0.481	0-3 K			0-0 F4		0-0 F9			0-0 6-3	4	0	0	0	0	1	0											
Willie Stargell, L OBP: 0.380, SLG: 0.644		0-0 F9		0-0 4-3			0-0 1B		0-0 4-3	4	0	1	0	0	0	0											
Richie Hebner, L OBP: 0.370, SLG: 0.502		0-0 F4			0-0 FC6-5	0-0 F3			0-0 F7	4	0	1	0	0	0	1											
Richie Zisk, R OBP: 0.356, SLG: 0.475					0-3 K	0-3 K				3	0	1	0	0	2	2											
Bob Robertson, R OBP: 0.328, SLG: 0.394					0-0 FC6-5	0-0 1B				3	0	1	0	0	1	2											
Dal Maxvill, R OBP: 0.279, SLG: 0.268			0-0 4-3		4-0 2-3		0-0 3-1			1	0	0	0	1	0	0											
Dave Parker, L OBP: 0.091, SLG: 0.091										1	0	0	0	0	0	2											
Steve Blass, R OBP: 0.455, SLG: 0.545										0	0	0	0	0	0	0											
Tom Dettore, L OBP: 0.455, SLG: 0.545										0	0	0	0	0	0	0											
John Lamb, R OBP: 0.455, SLG: 0.545										0	0	0	0	0	0	0											
Bob Moose, R OBP: 0.171, SLG: 0.105										1	0	0	0	0	1	0											
Vic Davalillo, L OBP: 0.200, SLG: 0.231										1	0	0	0	0	0	2											
Bob Johnson, L OBP: 0.312, SLG: 0.321										0	0	0	0	0	0	0											
Gene Alley, R OBP: 0.312, SLG: 0.321										1	0	0	0	0	0	0											
Inning Stats	R: 0 E: 0 K: 1 S: 5	H: 0 LOB: 0 BB: 0 P: 5	R: 0 E: 0 K: 1 S: 6	H: 1 LOB: 1 BB: 0 P: 6	R: 0 E: 0 K: 1 S: 5	H: 0 LOB: 0 BB: 0 P: 5	R: 0 E: 0 K: 0 S: 3	H: 0 LOB: 0 BB: 0 P: 3	R: 0 E: 0 K: 1 S: 6	H: 1 LOB: 2 BB: 1 P: 10	R: 0 E: 0 K: 0 S: 3	H: 0 LOB: 0 BB: 0 P: 3	R: 0 E: 0 K: 1 S: 7	H: 2 LOB: 2 BB: 0 P: 7	R: 0 E: 0 K: 1 S: 5	H: 0 LOB: 0 BB: 0 P: 5	R: 0 E: 0 K: 0 S: 3	H: 0 LOB: 0 BB: 0 P: 3	1B: 3 2B: 1 3B: 0 HR: 0	SF: 0 SAC: 0 DP: 0 HBP: 0	WP: 0 PB: 0 SB: 0 CS: 0	PA: 32					
PITCHER	IP	WLS	BF	H	R	ER	SO	BB	IBB	HBP	BLK	WP	HR	S	P	ERA	WHIP										
Juan Marichal, R ERA: 3.67	9.0	W	32	4	0	0	6	1	0	0	0	0	0	43	47	0.00	0.556										

Pittsburgh Pirates @ San Francisco Giants
Candlestick Park, San Francisco, CA
Sun Jul 15 1973, 6:33 AM EDT
Att: 12,851 - Unknown

AB	31
R	0
H	4
RBI	0
BB	1
SO	6
LOB	9



Batter	1	2	3	4	5	6	7	8	9	AB	R	H	RBI	BB	SO	LOB	BOTTOM											
Bobby Bonds, R OBP: 0.391, SLG: 0.575	0-0 F8			0-0 E5		4-0 E	0-3 K	0-0 2B		5	0	2	1	1	1	1												
Tito Fuentes, S OBP: 0.322, SLG: 0.366	1-0 HR	0-3 K		0-3 K		0-0 L4		0-0 1B		5	2	1	0	0	2	5												
Garry Maddox, R OBP: 0.364, SLG: 0.482	0-0 1-H		0-0 L4	0-0 6-3		0-0 F7		0-0 1B		5	2	2	2	0	0	2												
Willie McCovey, L OBP: 0.428, SLG: 0.537	4-0 2B		0-0 HR		0-0 HR		4-0 HR	0-0 F9		2	3	2	2	2	0	0												
Gary Thomasson, L OBP: 0.340, SLG: 0.394	2B		HR		HR		HR	F9		1	0	0	0	0	0	2												
Ed Goodson, L OBP: 0.361, SLG: 0.488	0-0 1-3		0-0 F7		4-0 BB		0-0 HR	4-0 1B		3	2	2	2	2	0	0												
Gary Matthews, R OBP: 0.403, SLG: 0.486	4-0 G3-6-1		0-0 1B		0-3 K		4-0 HR	0-0 1B		3	2	2	2	2	1	1												
Mike Phillips, L OBP: 0.234, SLG: 0.267	0-0 G3-6-1		0-0 1B		0-3 K		1-0 G4-6-3	0-0 1B		4	1	2	2	0	1	4												
Dave Rader, L OBP: 0.331, SLG: 0.348		0-0 4-3	0-0 G3		0-0 G3		0-0 G4-6-3	0-0 2B		5	0	1	0	0	0	5												
Juan Marichal, R OBP: 0.289, SLG: 0.256		0-0 5-3		0-0 4-3		0-3 K		0-0 F7		5	0	1	1	0	1	2												
Inning Stats	R: 2 E: 0 K: 0 S: 4	H: 2 LOB: 2 BB: 2 P: 13	R: 0 E: 0 K: 1 S: 6	H: 1 LOB: 1 BB: 0 P: 6	R: 1 E: 0 K: 0 S: 6	H: 3 LOB: 2 BB: 0 P: 6	R: 0 E: 1 K: 1 S: 6	H: 0 LOB: 1 BB: 0 P: 6	R: 1 E: 0 K: 2 S: 8	H: 1 LOB: 1 BB: 1 P: 12	R: 0 E: 1 K: 1 S: 5	H: 0 LOB: 1 BB: 1 P: 9	R: 3 E: 0 K: 1 S: 6	H: 2 LOB: 1 BB: 2 P: 15	R: 5 E: 0 K: 0 S: 9	H: 6 LOB: 2 BB: 1 P: 13	R: 0 E: 0 K: 0 S: 3	H: 0 LOB: 0 BB: 0 P: 3	1B: 7 2B: 4 3B: 0 HR: 4	SF: 0 SAC: 0 DP: 2 HBP: 2	WP: 0 PB: 0 SB: 1 CS: 0	PA: 47						
PITCHER	IP	WLS	BF	H	R	ER	SO	BB	IBB	HBP	BLK	WP	HR	S	P	ERA	WHIP											
Bob Moose, R ERA: 4.02	1.1							1	0	0	0	0	0	1	13	21	6.75	1.750										
Bob Johnson, R ERA: 4.39	5.1	2.0	9	1	1	1	3	2	0	0	0	0	1	13	21	4.50	1.500											
Steve Blass, R ERA: 10.27	7.1	0.0	4	1	3	3	0	2	0	1	0	0	1	1	10	∞	∞											
Tom Dettore, R ERA: 5.96	7.1	1.2	12	7	5	5	1	0	1	0	0	0	0	13	17	27.00	4.200											
John Lamb, R ERA: 3.6	8.1	0.1	1	0	0	0	0	0	0	0	0	0	0	1	1	0.00	0.000											

Pittsburgh Pirates @ San Francisco Giants
Candlestick Park, San Francisco, CA
Sun Jul 15 1973, 6:33 AM EDT
Att: 12,851 - Unknown

AB	38
R	12
H	15
RBI	12
BB	7
SO	6
LOB	22



Batter	1	2	3	4	5	6	7	8	9	AB	R	H	RBI	BB	SO	LOB	TOP			
Bobby Bonds, R OBP: 0.397, SLG: 0.576 (1, 9)										1	2	1	0	3	0	0	San Francisco Giants @ St. Louis Cardinals Busch Stadium, St. Louis, MO Mon Jul 16 1973, 7:05 PM CDT Att: 26,413 - Unknown			
Tito Fuentes, S OBP: 0.322, SLG: 0.365 (1, 4)										3	0	1	0	0	4					
Garry Maddox, R OBP: 0.363, SLG: 0.479 (1, 8)										4	0	1	2	0	3					
Willie McCovey, L OBP: 0.422, SLG: 0.527 (1, 3)										4	0	0	0	1	2					
Ed Goodson, L OBP: 0.357, SLG: 0.482 (1, 5)										4	0	0	0	0	0					
Gary Matthews, R OBP: 0.401, SLG: 0.481 (1, 7)										3	0	0	0	1	0					
Mike Phillips, L OBP: 0.220, SLG: 0.250 (1, 6)										3	0	0	0	0	1					
Dave Rader, L OBP: 0.334, SLG: 0.351 (1, 2)										3	0	2	0	0	0					
Jim Barr, R OBP: 0.209, SLG: 0.175 (1, 1)										1	0	0	0	0	0					
Inning Stats	R: 1 E: 0 K: 0 S: 4	H: 2 LOB: 0 BB: 0 P: 4	R: 0 E: 0 K: 0 S: 3	H: 0 LOB: 0 BB: 0 P: 3	R: 0 E: 0 K: 0 S: 3	H: 1 LOB: 1 BB: 1 P: 7	R: 0 E: 0 K: 0 S: 3	H: 0 LOB: 0 BB: 0 P: 3	R: 0 E: 0 K: 1 S: 6	H: 1 LOB: 1 BB: 1 P: 10	R: 0 E: 0 K: 0 S: 3	H: 0 LOB: 0 BB: 0 P: 3	R: 0 E: 0 K: 0 S: 4	H: 1 LOB: 2 BB: 1 P: 8	R: 0 E: 0 K: 0 S: 3	H: 0 LOB: 0 BB: 0 P: 3		1B: 5 2B: 0 3B: 0 HR: 0	SF: 0 SAC: 3 DP: 3 HBP: 0	WP: 0 PB: 1 SB: 1 CS: 0
PITCHER Bob Gibson, R ERA: 3.07 (1, 1)	IP: 9.0 WLS: W BF: 33	H: 5 R: 2 ER: 2 SO: 1	BB: 4 IBB: 0 HBP: 0 BLK: 0	WP: 0 HR: 0 S: 31 P: 47	ERA: 2.00 WHIP: 1.000											ERA: 2.00 WHIP: 1.000				

Batter	1	2	3	4	5	6	7	8	9	AB	R	H	RBI	BB	SO	LOB	BOTTOM			
Lou Brock, L OBP: 0.359, SLG: 0.379 (1, 7)										4	1	1	0	0	1	San Francisco Giants @ St. Louis Cardinals Busch Stadium, St. Louis, MO Mon Jul 16 1973, 7:05 PM CDT Att: 26,413 - Unknown				
Ted Sizemore, R OBP: 0.386, SLG: 0.332 (1, 4)										3	0	0	0	0						
Joe Torre, R OBP: 0.397, SLG: 0.431 (1, 3)										4	1	2	2	0						
Ted Simmons, S OBP: 0.355, SLG: 0.425 (1, 2)										4	0	0	0	1						
Luis Melendez, R OBP: 0.319, SLG: 0.321 (1, 8)										3	0	2	0	0						
Ken Reitz, R OBP: 0.258, SLG: 0.358 (1, 5)										3	0	0	0	2						
Bernie Carbo, L OBP: 0.364, SLG: 0.336 (1, 9)										3	1	2	1	0						
Mike Tyson, R OBP: 0.278, SLG: 0.299 (1, 6)										3	0	1	0	1						
Bob Gibson, R OBP: 0.222, SLG: 0.240 (1, 1)										3	0	0	0	1						
Inning Stats	R: 0 E: 0 K: 0 S: 3	H: 0 LOB: 0 BB: 0 P: 3	R: 0 E: 0 K: 1 S: 5	H: 0 LOB: 0 BB: 0 P: 5	R: 0 E: 0 K: 0 S: 6	H: 1 LOB: 1 BB: 0 P: 6	R: 1 E: 0 K: 0 S: 5	H: 2 LOB: 1 BB: 0 P: 5	R: 1 E: 0 K: 0 S: 4	H: 1 LOB: 0 BB: 0 P: 4	R: 0 E: 0 K: 0 S: 3	H: 0 LOB: 0 BB: 0 P: 3	R: 0 E: 1 K: 0 S: 5	H: 2 LOB: 2 BB: 0 P: 5	R: 1 E: 0 K: 0 S: 4		H: 2 LOB: 0 BB: 0 P: 4	1B: 6 2B: 0 3B: 0 HR: 2	SF: 0 SAC: 1 DP: 1 HBP: 0	WP: 0 PB: 0 SB: 1 CS: 0
PITCHER Jim Barr, R ERA: 3.39 (1, 1)	IP: 8.0 WLS: L BF: 31	H: 8 R: 3 ER: 3 SO: 2	BB: 0 IBB: 0 HBP: 0 BLK: 0	WP: 0 HR: 2 S: 35 P: 35	ERA: 3.38 WHIP: 1.000											ERA: 3.38 WHIP: 1.000				

Batter	1	2	3	4	5	6	7	8	9	AB	R	H	RBI	BB	SO	LOB	TOP					
Bobby Bonds, R OBP: 0.398, SLG: 0.573 (1, 9)	F3	E6		G6-3		6-3		G4-6-3		3	0	0	0	2	0	2	San Francisco Giants @ St. Louis Cardinals Busch Stadium, St. Louis, MO Wed Jul 18 1973, 7:05 PM CDT Att: 25,605 - Unknown					
Tito Fuentes, S OBP: 0.322, SLG: 0.365 (1, 4)	E	E4		G6-3		1B		G4-6-3		5	0	3	2	0	0	3						
Garry Maddox, R OBP: 0.359, SLG: 0.472 (1, 8)	E6	L6		4-3		1B				5	1	2	0	0	0	3						
Willie McCovey, L OBP: 0.418, SLG: 0.515 Gary Thomasson, L OBP: 0.344, SLG: 0.406 (1, 3) (6, 3)	K			4-3		F8		F5		4	0	0	0	0	1	4						
Ed Goodson, L OBP: 0.350, SLG: 0.475 (1, 5)	F8			HR		3-1		K		5	1	1	0	0	1	3						
Gary Matthews, R OBP: 0.401, SLG: 0.492 (1, 7)		F9		HR		F8		F9		5	1	2	3	0	0	0						
Mike Phillips, L OBP: 0.283, SLG: 0.291 Damaso Blanco, R (7, 6)		E		1B		G3		3-1		4	2	3	0	0	0	0						
Dave Rader, L OBP: 0.335, SLG: 0.347 (1, 2)		E		1B		G3		SH1-4		3	1	1	0	2	0	2						
Ron Bryant, S OBP: 0.190, SLG: 0.153 Elias Sosa, R OBP: 0.333, SLG: 0.200 (1, 1) (8, 1)	K			K		6-3		SH1-4		3	1	1	1	0	2	3						
Inning Stats	R: 0 E: 1 K: 1 S: 7	H: 1 LOB: 2 P: 7	R: 2 E: 2 K: 1 S: 9	H: 3 LOB: 2 BB: 0 P: 9	R: 2 E: 0 K: 1 S: 8	H: 3 LOB: 1 BB: 0 P: 8	R: 0 E: 0 K: 0 S: 2	H: 0 LOB: 0 BB: 1 P: 6	R: 0 E: 0 K: 0 S: 3	H: 0 LOB: 0 BB: 0 P: 3	R: 2 E: 0 K: 0 S: 7	H: 4 LOB: 2 BB: 0 P: 7	R: 0 E: 0 K: 1 S: 5	H: 0 LOB: 0 BB: 0 P: 5	R: 0 E: 0 K: 0 S: 2	H: 0 LOB: 1 BB: 1 P: 10		R: 2 E: 0 K: 1 S: 8	H: 3 LOB: 2 BB: 1 P: 12	1B: 10 2B: 3 HR: 1	SF: 0 SAC: 1 DP: 2 HBP: 0	WP: 0 PB: 1 CS: 1
PITCHER	IP	WLS	BF	H	R	ER	SO	BB	IBB	HBP	BLK	WP	HR	S	P	ERA	WHIP					
Rick Wise, R ERA: 3.1 (1, 1)	5.2	L	30	11	6	4	3	1	0	0	0	0	1	35	39	6.35	2.118					
Al Hrabosky, L ERA: 2.51 (6, 1)	1.1		4	0	0	0	1	0	0	0	0	0	0	6	6	0.00	0.000					
Orlando Pena, R ERA: 3.73 (8, 1)	2.0		11	3	2	2	1	2	1	0	0	0	0	10	22	9.00	2.500					

Batter	1	2	3	4	5	6	7	8	9	AB	R	H	RBI	BB	SO	LOB	BOTTOM					
Lou Brock, L OBP: 0.359, SLG: 0.376 (1, 7)	4-3			BB		F7			1-3	4	0	1	2	1	0	0	San Francisco Giants @ St. Louis Cardinals Busch Stadium, St. Louis, MO Wed Jul 18 1973, 7:05 PM CDT Att: 25,605 - Unknown					
Ted Sizemore, R OBP: 0.383, SLG: 0.327 (1, 4)	K			5-3		K		FC4-6		4	0	1	0	0	2	2						
Tim McCarver, L OBP: 0.316, SLG: 0.349 (1, 2)	4-3			5-3		1B		FC4-6		4	0	1	0	0	0	1						
Joe Torre, R OBP: 0.397, SLG: 0.426 (1, 3)		P4		BB		1B		F9		3	0	1	0	1	0	1						
Luis Melendez, R OBP: 0.322, SLG: 0.326 (1, 8)	K			F8		4-3		BB		3	0	0	0	1	1	3						
Ken Reitz, R OBP: 0.259, SLG: 0.356 (1, 5)	F8			F2		WP		F5		4	1	1	0	0	0	3						
Bill Stein, R OBP: 0.305, SLG: 0.264 Jose Cruz, L OBP: 0.319, SLG: 0.391 (1, 9) (9, PH)				K		WP		F9		2	1	0	0	1	2	0						
Mike Tyson, R OBP: 0.282, SLG: 0.308 (1, 6)				S		F9		SF8		4	1	2	0	0	0	2						
Rick Wise, R OBP: 0.232, SLG: 0.235 Al Hrabosky, R (6, 1)				K		5-3		SF8		2	0	0	0	0	2	1						
Dave Campbell, R OBP: 0.242, SLG: 0.221 Orlando Pena, R (8, 1)				K						1	0	0	0	0	0	2						
Bernie Carbo, L OBP: 0.368, SLG: 0.339 (9, PH)				1-2						0	0	0	1	0	0	0						
Inning Stats	R: 0 E: 0 K: 1 S: 5	H: 0 LOB: 0 P: 5	R: 0 E: 0 K: 1 S: 5	H: 0 LOB: 0 BB: 0 P: 5	R: 0 E: 0 K: 2 S: 8	H: 1 LOB: 1 BB: 1 P: 12	R: 0 E: 0 K: 0 S: 3	H: 0 LOB: 0 BB: 1 P: 7	R: 0 E: 0 K: 2 S: 7	H: 0 LOB: 0 BB: 0 P: 7	R: 0 E: 0 K: 1 S: 7	H: 2 LOB: 2 BB: 0 P: 7	R: 2 E: 0 K: 0 S: 4	H: 2 LOB: 0 BB: 1 P: 8	R: 0 E: 0 K: 0 S: 4	H: 1 LOB: 2 BB: 1 P: 8	R: 1 E: 0 K: 0 S: 4	H: 1 LOB: 0 BB: 0 P: 4	1B: 6 2B: 0 HR: 0	SF: 1 SAC: 0 DP: 0 HBP: 0	WP: 1 PB: 0 SB: 1 CS: 1	PA: 38
PITCHER	IP	WLS	BF	H	R	ER	SO	BB	IBB	HBP	BLK	WP	HR	S	P	ERA	WHIP					
Ron Bryant, L ERA: 3.08 (1, 1)	7.2	W	32	6	2	2	7	4	0	0	0	0	0	42	58	2.35	1.304					
Elias Sosa, R ERA: 4.01 (8, 1)	1.1	S	5	1	1	1	0	0	0	0	0	0	0	5	5	6.75	0.750					

Batter	1	2	3	4	5	6	7	8	9	AB	R	H	RBI	BB	SO	LOB	TOP										
Bobby Bonds, R OBP: 0.400, SLG: 0.578 (1, 9)										4	2	2	0	1	0	1	San Francisco Giants @ Chicago Cubs Wrigley Field, Chicago, IL Fri Jul 20 1973, 3:33 AM CDT Att: 21,946 - Overcast - 72 F										
Tito Fuentes, S OBP: 0.321, SLG: 0.365 (1, 4)										5	1	1	0	0	1	4											
Garry Maddox, R OBP: 0.360, SLG: 0.471 (1, 8)										5	1	2	2	0	2	3											
Willie McCovey, L OBP: 0.417, SLG: 0.509 (1, 3)										3	0	0	0	2	0	2											
Ed Goodson, L OBP: 0.351, SLG: 0.474 (1, 5)										5	0	2	0	0	0	6											
Gary Matthews, R OBP: 0.396, SLG: 0.485 (1, 7)										4	0	0	1	0	1	4											
Chris Speier, R OBP: 0.358, SLG: 0.494 Damaso Blanco, R (8, 6)										4	0	0	0	0	1	4											
Dave Rader, L OBP: 0.334, SLG: 0.356 (1, 2)										4	1	1	1	0	0	2											
Juan Marichal, R OBP: 0.306, SLG: 0.279 Elias Sosa, R OBP: 0.333, SLG: 0.200 (9, 1)										4	0	2	0	0	0	0											
Inning Stats	R: 3 E: 1 K: 0 S: 6	H: 2 LOB: 1 BB: 1 P: 10	R: 0 E: 0 K: 0 S: 3	H: 0 LOB: 0 BB: 0 P: 3	R: 0 E: 0 K: 0 S: 3	H: 0 LOB: 0 BB: 0 P: 3	R: 0 E: 0 K: 0 S: 4	H: 1 LOB: 1 BB: 0 P: 4	R: 1 E: 0 K: 0 S: 5	H: 2 LOB: 1 BB: 0 P: 5	R: 0 E: 0 K: 2 S: 8	H: 1 LOB: 1 BB: 2 P: 8	R: 0 E: 0 K: 2 S: 8	H: 1 LOB: 3 BB: 2 P: 16	R: 1 E: 0 K: 0 S: 5	H: 2 LOB: 1 BB: 0 P: 5	R: 0 E: 0 K: 1 S: 6	H: 1 LOB: 1 BB: 0 P: 6	1B: 6 2B: 3 3B: 0 HR: 1	SF: 0 SAC: 0 DP: 1 HBP: 0	WP: 1 PB: 0 SB: 1 CS: 0	PA: 41					
PITCHER	IP	WLS	BF	H	R	ER	SO	BB	IBB	HBP	BLK	WP	HR	S	P	ERA	WHIP										
Rick Reuschel, R ERA: 2.55 (1, 1)	5.0	L	22	5	4	3	0	1	0	0	0	0	0	21	25	5.40	1.200										
Ray Burns, R ERA: 1.37 (6, 1)	2.0		10	2	0	0	4	1	1	0	0	1	0	16	24	0.00	1.500										
Jack Aker, R ERA: 3.96 (8, 1)	1.1		7	3	1	1	1	0	0	0	0	0	1	9	9	6.75	2.250										
Dave LaRoche, L ERA: 6.28 (9, 1)	0.2		2	0	0	0	0	0	0	0	0	0	0	2	2	0.00	0.000										

AB 38
R 5
H 10
RBI 4
BB 3
SO 5
LOB 26




Batter	1	2	3	4	5	6	7	8	9	AB	R	H	RBI	BB	SO	LOB	BOTTOM										
Rick Monday, L OBP: 0.403, SLG: 0.548 (1, 8)										5	1	2	0	0	0	1	San Francisco Giants @ Chicago Cubs Wrigley Field, Chicago, IL Fri Jul 20 1973, 3:33 AM CDT Att: 21,946 - Overcast - 72 F										
Don Kessinger, S OBP: 0.355, SLG: 0.321 (1, 6)										5	1	2	0	0	0	1											
Billy Williams, L OBP: 0.368, SLG: 0.436 (1, 7)										5	1	1	2	0	1	3											
Jim Hickman, R OBP: 0.376, SLG: 0.289 (1, 3)										2	0	1	0	3	0	0											
Jose Cardenal, R OBP: 0.390, SLG: 0.486 (1, 9)										5	0	1	1	0	1	5											
Carmen Fanzone, R OBP: 0.306, SLG: 0.418 (1, 5)										4	0	0	0	0	1	4											
Paul Popovich, S OBP: 0.260, SLG: 0.235 (1, 4)										4	0	1	0	0	0	3											
Randy Hundley, R OBP: 0.262, SLG: 0.344 (1, 2)										4	0	0	0	0	2	2											
Rick Reuschel, R ERA: 2.55 (1, 1)										1	0	0	0	0	1	0											
Gene Hargis, R OBP: 0.291, SLG: 0.280 (5, PH)										1	0	0	0	0	0	1											
Ray Burns, R ERA: 1.37 (6, 1)										0	0	0	0	0	0	0											
Glenn Beckert, R OBP: 0.245, SLG: 0.302 (7, PH)										1	0	0	0	0	0	1											
Jack Aker, R ERA: 3.96 (8, 1)										0	0	0	0	0	0	0											
Dave LaRoche, L ERA: 6.28 (9, 1)										0	0	0	0	0	0	0											
Pat Bourque, L OBP: 0.207, SLG: 0.459 (9, PH)										1	1	1	1	0	0	0											
Inning Stats	R: 1 E: 0 K: 0 S: 5	H: 2 LOB: 2 BB: 1 P: 9	R: 0 E: 0 K: 1 S: 5	H: 0 LOB: 0 BB: 0 P: 5	R: 0 E: 0 K: 0 S: 3	H: 0 LOB: 0 BB: 0 P: 3	R: 0 E: 0 K: 0 S: 3	H: 0 LOB: 0 BB: 0 P: 3	R: 0 E: 0 K: 1 S: 6	H: 1 LOB: 1 BB: 0 P: 6	R: 0 E: 0 K: 0 S: 4	H: 1 LOB: 1 BB: 0 P: 4	R: 0 E: 1 K: 0 S: 4	H: 0 LOB: 1 BB: 0 P: 4	R: 2 E: 1 K: 1 S: 8	H: 2 LOB: 2 BB: 1 P: 12	R: 1 E: 0 K: 3 S: 12	H: 3 LOB: 3 BB: 1 P: 16	1B: 7 2B: 0 3B: 0 HR: 2	SF: 0 SAC: 0 DP: 0 HBP: 0	WP: 0 PB: 0 SB: 1 CS: 0	PA: 41					
PITCHER	IP	WLS	BF	H	R	ER	SO	BB	IBB	HBP	BLK	WP	HR	S	P	ERA	WHIP										
Juan Marichal, R ERA: 3.72 (1, 1)	8.1		36	7	4	4	4	2	0	0	0	0	2	42	50	4.32	1.080										
Elias Sosa, R ERA: 3.97 (9, 1)	0.2	S	5	2	0	0	2	1	0	0	0	0	0	8	12	0.00	4.500										




Batter	1	2	3	4	5	6	7	8	9	AB	R	H	RBI	BB	SO	LOB	TOP																			
Bobby Bonds, R OBP: 0.400, SLG: 0.576 (1, 9)	L5		E S 1B		1B CS 1B		K		5-3	5	0	2	0	0	1	0	San Francisco Giants @ Chicago Cubs Wrigley Field, Chicago, IL Sat Jul 21 1973, 3:33 AM CDT Att: 22,553 - Cloudy - 72 F																			
Tito Fuentes, S OBP: 0.320, SLG: 0.363 (1, 4)	P5		F7		1B		E1 FC6-4		K	5	0	1	0	0	1	1																				
Garry Maddox, R OBP: 0.358, SLG: 0.468 (1, 8)	2B 1B		F7		P3		FC6-4			4	1	1	0	0	0	4																				
Willie McCovey, L OBP: 0.418, SLG: 0.513 Gary Thomsson, L OBP: 0.344, SLG: 0.406 (7, 3)	1-H 2B		K		CS		2B FC5-2 1B		2-3	4	0	2	1	0	1	2																				
Gary Matthews, R OBP: 0.394, SLG: 0.485 (1, 7)	F7				5-3		FC5-2 1-3 SF8 2B		4-3	4	1	1	0	0	0	1																				
Chris Speier, R OBP: 0.360, SLG: 0.403 (1, 6)		F2			B5		FC5-2 BB		1B 1B	3	0	1	0	1	0	0																				
Dave Kingman, R OBP: 0.253, SLG: 0.439 (1, 5)		1-3			HR		FC5-2		G6-4-3 1B	4	1	2	1	0	0	3																				
Dave Rader, L OBP: 0.333, SLG: 0.359 (1, 2)					F7		1-2 2-3 3-H SF8		G6-4-3 1B	3	0	1	1	0	0	2																				
Jim Barr, R OBP: 0.191, SLG: 0.159 (1, 1)					6-3		3-H F8		K	4	0	0	0	0	2	3																				
Inning Stats	R: 1 E: 0 K: 0 S: 5	H: 2 LOB: 1 BB: 0 P: 5	R: 0 E: 0 K: 0 S: 4	H: 1 LOB: 1 BB: 0 P: 4	R: 0 E: 0 K: 1 S: 6	H: 1 LOB: 1 BB: 0 P: 6	R: 1 E: 0 K: 0 S: 4	H: 1 LOB: 1 BB: 0 P: 4	R: 0 E: 0 K: 1 S: 6	H: 2 LOB: 1 BB: 0 P: 6	R: 1 E: 1 K: 1 S: 6	H: 0 LOB: 1 BB: 0 P: 6	R: 0 E: 0 K: 0 S: 4	H: 2 LOB: 1 BB: 0 P: 4	R: 0 E: 0 K: 2 S: 7	H: 0 LOB: 0 BB: 0 P: 7		1B: 7 2B: 3 3B: 0 HR: 1	SF: 1 SAC: 0 DP: 1 HBP: 0	WP: 0 PA: 39 PB: 0 SB: 1 CS: 1																
PITCHER	IP	WLS	BF	H	R	ER	SO	BB	IBB	HBP	BLK	WP	HR	S	P	ERA	WHIP	PITCHER		IP	WLS	BF	H	R	ER	SO	BB	IBB	HBP	BLK	WP	HR	S	P	ERA	WHIP
Larry Gura, L ERA: 3.51 (1, 1)	5.0	L	24	9	3	3	2	1	0	0	0	0	1	27	31	5.40	2.000																			
Jack Aker, R ERA: 3.93 (6, 1)	0.1		1	0	0	0	0	0	0	0	0	0	0	1	1	0.00	0.000																			
Dave LaRoche, L ERA: 6.14 (6, 1)	0.2		2	0	0	0	0	0	0	0	0	0	0	2	2	0.00	0.000																			
Bob Locker, R ERA: 1.8 (7, 1)	2.0		8	2	0	0	1	0	0	0	0	0	0	10	10	0.00	1.000																			
Bill Bonham, R ERA: 3.31 (9, 1)	1.0		3	0	0	0	2	0	0	0	0	0	0	7	7	0.00	0.000																			

Batter	1	2	3	4	5	6	7	8	9	AB	R	H	RBI	BB	SO	LOB	BOTTOM																				
Rick Monday, L OBP: 0.401, SLG: 0.545 (1, 8)	4-3		4-3						4-3	4	0	1	0	0	0	1	San Francisco Giants @ Chicago Cubs Wrigley Field, Chicago, IL Sat Jul 21 1973, 3:33 AM CDT Att: 22,553 - Cloudy - 72 F																				
Billy Williams, L OBP: 0.394, SLG: 0.431 (1, 7)	K				6-3				4-3	4	0	0	0	0	1	1																					
Jose Cardenal, R OBP: 0.388, SLG: 0.483 (1, 9)	5-3				6-3				K	4	1	1	0	0	1	0																					
Jim Hickman, R OBP: 0.385, SLG: 0.293 (1, 3)					6-3				1B 1B	2	0	1	0	2	0	0																					
Adrian Garrett, L OBP: 0.214, SLG: 0.333 Cleo James, R OBP: 0.133, SLG: 0.114 (9, PR)	G4-6-3 1-2				L4-6 BB				F9	3	0	1	1	1	0	2																					
Carmen Fanzone, R OBP: 0.394, SLG: 0.412 (1, 5)	L5				K				1B	4	0	1	0	0	1	3																					
Glenn Beckert, R OBP: 0.324, SLG: 0.301 (1, 4)					L4-6				F9	4	0	1	0	0	1	5																					
Don Kessinger, S OBP: 0.356, SLG: 0.318 (1, 6)					F7				F7	3	0	0	0	0	0	1																					
Larry Gura, S OBP: 0.299, SLG: 0.200 Jack Aker, R OBP: 0.263, SLG: 0.260 Dave LaRoche, L OBP: 0.263, SLG: 0.260 Pat Bourque, L OBP: 0.263, SLG: 0.260 Bob Locker, R OBP: 0.120, SLG: 0.100 Gene Hiser, R OBP: 0.228, SLG: 0.277 Bill Bonham, R OBP: 0.256, SLG: 0.295 (1, 1)	FC1-6 1B				FC1-6 1B				F8	1	0	0	0	0	0	1																					
Inning Stats	R: 0 E: 0 K: 1 S: 5	H: 0 LOB: 0 BB: 0 P: 5	R: 0 E: 0 K: 0 S: 2	H: 0 LOB: 0 BB: 1 P: 6	R: 0 E: 0 K: 0 S: 4	H: 1 LOB: 1 BB: 0 P: 4	R: 0 E: 0 K: 0 S: 3	H: 0 LOB: 0 BB: 0 P: 3	R: 0 E: 0 K: 1 S: 4	H: 0 LOB: 0 BB: 0 P: 8	R: 0 E: 0 K: 0 S: 4	H: 1 LOB: 1 BB: 0 P: 4	R: 0 E: 0 K: 1 S: 7	H: 2 LOB: 2 BB: 0 P: 7	R: 0 E: 0 K: 1 S: 5	H: 0 LOB: 0 BB: 0 P: 5		R: 1 E: 0 K: 1 S: 7	H: 2 LOB: 2 BB: 1 P: 11	1B: 6 2B: 1 3B: 0 HR: 0	SF: 0 SAC: 0 DP: 2 HBP: 0	WP: 0 PA: 34 PB: 0 SB: 1 CS: 0															
PITCHER	IP	WLS	BF	H	R	ER	SO	BB	IBB	HBP	BLK	WP	HR	S	P	ERA	WHIP	PITCHER		IP	WLS	BF	H	R	ER	SO	BB	IBB	HBP	BLK	WP	HR	S	P	ERA	WHIP	
Jim Barr, R ERA: 3.25 (1, 1)	9.0	W	34	6	1	1	5	3	0	0	0	0	0	41	53	1.00	1.000																				



Batter	1	2	3	4	5	6	7	8	9	10	11	12	13	AB R H RBI BB SO LOB	TOP														
Bobby Bonds, R OBP: 0.397, SLG: 0.571 (1, 9)	SH5-3 1B		5-3			K			F8		F9		SF7	5 0 1 1 0 1 1	San Francisco Giants @ Chicago Cubs Wrigley Field, Chicago, IL Sun Jul 22 1973, 3:33 AM CDT Att. 29,278 - Overcast - 76 F livebaseballscorecards.com AB 40 R 4 H 6 RBI 4 BB 3 SO 6 LOB 6 														
Tito Fuentes, S OBP: 0.316, SLG: 0.359 (1, 4)	SH5-3			L6					F8			6-3	F8	5 0 0 0 0 0 1															
Gary Maddox, R OBP: 0.356, SLG: 0.464 (1, 8)	K			G3-6-1 1B					6-3			F9		5 0 1 0 0 2 1															
Willie McCovey, L OBP: 0.415, SLG: 0.504 (1, 3)	K			G3-6-1 1-2					FC6-4 BB			F7		4 0 0 0 1 2 2															
Gary Matthews, R OBP: 0.391, SLG: 0.481 (1, 7)									FC6-4 1-2				SH1-4 1B	5 1 1 0 0 1 1															
Chris Speier, R OBP: 0.356, SLG: 0.398 (1, 6)									F9				SH 1B	4 1 0 0 0 0 0															
Dave Kingman, R OBP: 0.259, SLG: 0.456 (1, 5)													SH1-4 1-2	3 1 1 1 1 0 0															
Dave Rader, L OBP: 0.331, SLG: 0.355 (1, 2)	CS BB								HR				1B SF7 IBB	4 1 0 0 1 0 0															
Tom Bradley, R OBP: 0.234, SLG: 0.244 (1, 1)									F8				1B	4 0 1 0 0 0 0															
Ron Bryant, S OBP: 0.190, SLG: 0.153 (11, 1)														0 0 0 0 0 0 0															
Elias Sosa, R OBP: 0.333, SLG: 0.200 (11, 1)														0 0 0 0 0 0 0															
Gary Thomsason, L (13, PH) OBP: 0.348, SLG: 0.410 (13, PH)														1 0 1 2 0 0 0															
Don McMahon, R (13, 1)														0 0 0 0 0 0 0															
Inning Stats	R: 0 E: 0 K: 2 S: 8	H: 1 LOB: 1 BB: 0 P: 8	R: 0 E: 0 K: 0 S: 2	H: 0 LOB: 0 BB: 1 P: 6	R: 0 E: 0 K: 0 S: 3	H: 0 LOB: 0 BB: 0 P: 3	R: 0 E: 0 K: 1 S: 5	H: 1 LOB: 0 BB: 0 P: 3	R: 0 E: 0 K: 0 S: 3	H: 0 LOB: 1 BB: 1 P: 7	R: 1 E: 0 K: 0 S: 4	H: 1 LOB: 0 BB: 0 P: 4	R: 0 E: 0 K: 1 S: 5	H: 0 LOB: 0 BB: 0 P: 5	R: 0 E: 0 K: 2 S: 7	H: 1 LOB: 1 BB: 0 P: 4	R: 0 E: 0 K: 0 S: 3	H: 0 LOB: 0 BB: 0 P: 3	R: 3 E: 0 K: 0 S: 6	H: 2 LOB: 1 BB: 1 P: 10	1B: 5 2B: 0 3B: 0 HR: 1	SF: 1 SAC: 3 DP: 1 HBP: 0	WP: 0 PB: 0 SB: 1 CS: 1	PA: 48					
PITCHER	IP WLS BF H R ER SO BB IBB HBP BLK WP HR S P ERA WHIP																												
Fergie Jenkins, R (1, 1) ERA: 3.63	12.0	40	4	1	1	6	2	0	0	0	0	1	50	58	0.75	0.500													
Bob Locker, R (13, 1) ERA: 2.21	1.0	L 7	2	3	3	0	0	1	0	0	0	0	6	10	27.00	2.000													

Batter	1	2	3	4	5	6	7	8	9	10	11	12	13	AB R H RBI BB SO LOB	BOTTOM													
Glenn Beckert, R OBP: 0.316, SLG: 0.296 (1, 4)	G3		F2			5-3							P6	6 0 0 0 0 0 2	San Francisco Giants @ Chicago Cubs Wrigley Field, Chicago, IL Sun Jul 22 1973, 3:33 AM CDT Att. 29,278 - Overcast - 76 F livebaseballscorecards.com AB 48 R 1 H 10 RBI 1 BB 4 SO 7 LOB 21 													
Rick Monday, L OBP: 0.397, SLG: 0.538 (1, 8)	F7		P6			B2							1-3 1B	6 0 1 0 0 0 0														
Billy Williams, L OBP: 0.361, SLG: 0.426 (1, 7)	G3		F2			4-3							K	6 0 1 0 0 1 1														
Jim Hickman, R OBP: 0.395, SLG: 0.310 (1, 3)													1-3 1B	6 1 4 0 0 1 1														
Jose Cardenal, R OBP: 0.390, SLG: 0.480 (1, 9)													BB 1B	4 0 1 0 2 0 2														
Ron Santo, R OBP: 0.363, SLG: 0.460 (1, 5)													1-2 3H 1B	5 0 1 1 1 1 4														
Adrian Garrett, L OBP: 0.217, SLG: 0.326 (1, 2)													1-2 1B	4 0 1 0 0 1 2														
Paul Popovich, S (11, PH) OBP: 0.269, SLG: 0.235 (11, PH)														0 0 0 0 0 0 0														
Pat Bourque, L (11, PH) OBP: 0.302, SLG: 0.451 (11, PH)														1 0 0 0 0 0 3														
Ken Rudolph, R (12, 2) OBP: 0.209, SLG: 0.308 (12, 2)														1 0 0 0 0 0 3														
Don Kessinger, S OBP: 0.354, SLG: 0.314 (1, 6)														4 0 0 0 1 2 1														
Fergie Jenkins, R (1, 1) OBP: 0.153, SLG: 0.111														4 0 1 0 0 1 2														
Gene Hiser, L (12, PH) OBP: 0.202, SLG: 0.274 (12, PH)														1 0 0 0 0 0 0														
Bob Locker, S (13, 1) OBP: 0.100, SLG: 0.100 (13, 1)														0 0 0 0 0 0 0														
Inning Stats	R: 0 E: 0 K: 0 S: 3	H: 0 LOB: 0 BB: 0 P: 3	R: 1 E: 0 K: 1 S: 7	H: 2 LOB: 2 BB: 1 P: 11	R: 0 E: 0 K: 0 S: 3	H: 0 LOB: 0 BB: 0 P: 3	R: 0 E: 0 K: 0 S: 4	H: 2 LOB: 1 BB: 0 P: 4	R: 0 E: 0 K: 1 S: 5	H: 0 LOB: 0 BB: 0 P: 5	R: 0 E: 0 K: 1 S: 4	H: 1 LOB: 3 BB: 2 P: 12	R: 0 E: 0 K: 1 S: 5	H: 0 LOB: 0 BB: 0 P: 5	R: 0 E: 0 K: 2 S: 9	H: 2 LOB: 3 BB: 1 P: 13	1B: 9 2B: 1 3B: 0 HR: 0	SF: 0 SAC: 0 DP: 1 HBP: 0	WP: 1 PB: 1 SB: 1 CS: 0	PA: 52								
PITCHER	IP WLS BF H R ER SO BB IBB HBP BLK WP HR S P ERA WHIP																											
Tom Bradley, R (1, 1) ERA: 3.65	10.2	40	8	1	1	4	0	1	0	0	0	47	51	0.84	0.750													
Ron Bryant, L (11, 1) ERA: 3.08	0.0	2	0	0	0	0	2	0	0	1	0	0	8	=	=													
Elias Sosa, R (11, 1) ERA: 3.88	1.1	W 4	0	0	0	1	0	0	0	0	0	6	6	0.00	0.000													
Don McMahon, R (13, 1) ERA: 1.42	1.0	S 6	2	0	0	2	1	0	0	0	0	9	13	0.00	3.000													

Batter	1	2	3	4	5	6	7	8	9	AB	R	H	RBI	BB	SO	LOB	TOP					
Rich Morales, R OBP: 0.247, SLG: 0.197 (1, 4)										4	0	0	0	1	0	3	San Diego Padres @ San Francisco Giants Candlestick Park, San Francisco, CA Thu Jul 26 1973, 6:33 AM EDT Unknown livebaseballscores.com					
Jerry Morales, R OBP: 0.313, SLG: 0.396 (1, 8)										4	0	1	0	0	1	2						
Dave Roberts, R OBP: 0.298, SLG: 0.432 (1, 5)										4	0	1	0	0	2	4						
Nate Colbert, R OBP: 0.332, SLG: 0.414 (1, 3)										4	1	1	1	0	2	1						
Cito Gaston, R OBP: 0.291, SLG: 0.402 (1, 9)										4	0	0	0	0	1	1						
Dave Winfield, R OBP: 0.375, SLG: 0.408 (1, 7)										3	0	0	0	1	2	2						
Fred Kendall, R OBP: 0.297, SLG: 0.343 (1, 2)										4	0	0	0	0	0	3						
Enzo Hernandez, R OBP: 0.295, SLG: 0.260 (1, 6)										4	1	1	0	0	0	0						
Steve Arlin, R OBP: 0.244, SLG: 0.302 (7, PH)										1	0	0	0	1	0	0						
Dwain Anderson, R OBP: 0.226, SLG: 0.136 (7, PH)										1	0	0	0	0	0	0						
Mike Corbins, R OBP: 0.228, SLG: 0.474 (7, 1)										0	0	0	0	0	0	0						
Gary Ross, R OBP: 0.228, SLG: 0.474 (7, 1)										0	0	0	0	0	0	0						
Frank Snook, R OBP: 0.198, SLG: 0.294 (8, PH)										0	0	0	0	0	0	0						
Ivan Murrell, R OBP: 0.198, SLG: 0.294 (8, PH)										1	0	0	0	0	0	0						
Inning Stats	R: 0 E: 0 K: 0 S: 3	H: 0 LOB: 0 BB: 0 P: 3	R: 0 E: 1 K: 1 S: 6	H: 0 LOB: 1 BB: 0 P: 6	R: 0 E: 0 K: 1 S: 5	H: 0 LOB: 1 BB: 1 P: 9	R: 0 E: 0 K: 2 S: 8	H: 1 LOB: 1 BB: 0 P: 8	R: 1 E: 1 K: 1 S: 7	H: 1 LOB: 2 BB: 1 P: 11	R: 1 E: 0 K: 1 S: 6	H: 1 LOB: 0 BB: 0 P: 6	R: 0 E: 1 K: 1 S: 7	H: 1 LOB: 2 BB: 0 P: 7	R: 0 E: 0 K: 1 S: 5	H: 0 LOB: 1 BB: 1 P: 9	R: 0 E: 0 K: 0 S: 3	H: 0 LOB: 0 BB: 0 P: 3	1B: 3 2B: 0 3B: 0 HR: 1	SF: 0 SAC: 0 DP: 1 HBP: 0	WP: 0 PB: 0 SB: 0 CS: 0	PA: 37
PITCHER Ron Bryant, L ERA: 2.97 (1, 1)	IP: 9.0 WLS: W BF: 37 H: 4 R: 2 ER: 1 SO: 8 BB: 3 IBB: 0 HBP: 0 BLK: 0 WP: 0 HR: 1 S: 50 P: 62 ERA: 1.00 WHIP: 0.778																					

Batter	1	2	3	4	5	6	7	8	9	AB	R	H	RBI	BB	SO	LOB	BOTTOM			
Bobby Bonds, R OBP: 0.397, SLG: 0.579 (1, 9)										5	2	2	3	0	0	1	San Diego Padres @ San Francisco Giants Candlestick Park, San Francisco, CA Thu Jul 26 1973, 6:33 AM EDT Unknown livebaseballscores.com			
Jim Howarth, L OBP: 0.239, SLG: 0.215 (9, 9)										0	0	0	0	0	0	0				
Tito Fuentes, S OBP: 0.319, SLG: 0.361 (1, 4)										5	1	3	1	0	0	0				
Garry Maddox, R OBP: 0.360, SLG: 0.472 (1, 8)										5	1	3	1	0	0	1				
Willie McCovey, L OBP: 0.419, SLG: 0.508 (7, PR)										4	0	3	1	0	0	0				
Gary Thomasson, L OBP: 0.352, SLG: 0.414 (8, 3)										1	2	1	0	0	0	0				
Ed Goodson, L OBP: 0.354, SLG: 0.485 (1, 5)										3	1	2	1	0	1	3				
Dave Kingman, R OBP: 0.262, SLG: 0.456 (7, 5)										2	1	1	0	0	0	1				
Gary Matthews, R OBP: 0.392, SLG: 0.484 (1, 7)										4	0	1	2	1	1	5				
Chris Speier, R OBP: 0.356, SLG: 0.398 (1, 6)										5	0	2	1	0	0	1				
Dave Rader, L OBP: 0.332, SLG: 0.351 (1, 2)										3	1	0	0	1	0	2				
Ron Bryant, S OBP: 0.209, SLG: 0.175 (1, 1)										4	1	2	0	0	1	3				
Inning Stats	R: 1 E: 0 K: 0 S: 6	H: 3 LOB: 2 BB: 0 P: 6	R: 0 E: 0 K: 1 S: 5	H: 0 LOB: 0 BB: 0 P: 5	R: 0 E: 0 K: 2 S: 10	H: 3 LOB: 3 BB: 0 P: 10	R: 0 E: 0 K: 0 S: 4	H: 2 LOB: 1 BB: 0 P: 4	R: 0 E: 0 K: 0 S: 3	H: 0 LOB: 0 BB: 0 P: 3	R: 4 E: 0 K: 0 S: 7	H: 4 LOB: 1 BB: 1 P: 11	R: 1 E: 0 K: 0 S: 4	H: 2 LOB: 3 BB: 1 P: 9	R: 4 E: 0 K: 0 S: 8	H: 6 LOB: 1 BB: 0 P: 8	1B: 15 2B: 2 3B: 2 HR: 2	SF: 0 SAC: 0 DP: 2 HBP: 1	WP: 0 PB: 0 SB: 0 CS: 0	PA: 44
PITCHER Steve Arlin, R ERA: 4.5 (1, 1)	IP: 6.0 WLS: L BF: 30 H: 12 R: 5 ER: 5 SO: 3 BB: 1 IBB: 0 HBP: 0 BLK: 0 WP: 0 HR: 2 S: 35 P: 39 ERA: 7.50 WHIP: 2.167																			
Mike Corbins, R ERA: 5.68 (7, 1)	0.1	4	2	1	1	0	1	0	0	0	0	3	7	27.00	9.000					
Gary Ross, R ERA: 6.32 (7, 1)	1.0	7	5	4	4	0	0	0	1	0	0	6	7	36.00	5.000					
Frank Snook, R ERA: 2.08 (8, 1)	0.2	3	1	0	0	0	0	0	0	0	0	3	3	0.00	1.500					

Batter	1	2	3	4	5	6	7	8	9	AB	R	H	RBI	BB	SO	LOB	TOP								
Derrel Thomas, S OBP: 0.302, SLG: 0.254 (1, 6)										5	1	3	3	0	0	0									
Johnny Grubb, L OBP: 0.376, SLG: 0.434 (1, 8)										5	0	1	1	0	1	2									
Leron Lee, L OBP: 0.319, SLG: 0.329 Jerry Morales, R OBP: 0.312, SLG: 0.394 (1, 9) (8, 9)										4	0	0	0	0	0	1									
Nate Colbert, R OBP: 0.332, SLG: 0.415 (1, 3)										4	1	1	0	0	1	1									
Gene Locklear, L OBP: 0.298, SLG: 0.269 Ivan Murrell, R OBP: 0.198, SLG: 0.294 (1, 7) (8, 7)										3	1	0	0	1	1	0									
Dave Roberts, R OBP: 0.300, SLG: 0.430 (1, 5)										4	1	2	1	0	2	0									
Fred Kendall, R OBP: 0.299, SLG: 0.346 (1, 2)										4	1	2	0	0	1	2									
Rich Morales, R OBP: 0.260, SLG: 0.203 (1, 4)										2	1	0	0	2	0	2									
Bill Greif, R OBP: 0.149, SLG: 0.070 (1, 1)										2	0	0	0	0	0	2									
Inning Stats	R: 0 E: 0 K: 0 S: 4	H: 1 LOB: 1 BB: 0 P: 4	R: 0 E: 0 K: 1 S: 6	H: 1 LOB: 2 BB: 1 P: 10	R: 0 E: 0 K: 0 S: 3	H: 0 LOB: 0 BB: 0 P: 3	R: 0 E: 0 K: 2 S: 7	H: 0 LOB: 0 BB: 0 P: 7	R: 1 E: 0 K: 0 S: 5	H: 2 LOB: 1 BB: 0 P: 5	R: 2 E: 1 K: 1 S: 7	H: 2 LOB: 1 BB: 1 P: 11	R: 0 E: 0 K: 1 S: 5	H: 0 LOB: 0 BB: 0 P: 5	R: 0 E: 0 K: 1 S: 5	H: 0 LOB: 0 BB: 0 P: 5	R: 3 E: 0 K: 0 S: 6	H: 3 LOB: 1 BB: 1 P: 10	1B: 7 2B: 2 3B: 0 HR: 0	SF: 0 SAC: 2 DP: 0 HBP: 0	WP: 1 PB: 0 SB: 1 CS: 0	PA: 39			
PITCHER	IP	WLS	BF	H	R	ER	SO	BB	IBB	HBP	BLK	WP	HR	S	P	ERA	WHIP								
Juan Marichal, R ERA: 3.65 (1, 1)	7.0	L	29	6	3	2	5	1	1	0	1	0	0	37	45	2.57	1.000								
Don McMahon, R ERA: 4.32 (8, 1)	2.0		10	3	3	3	1	0	1	0	0	1	0	11	15	13.50	1.500								

San Diego Padres @ San Francisco Giants
Candlestick Park, San Francisco, CA
Fri Jul 27 1973, 10:05 PM EDT
Att: 5,470 - Unknown

livebaseballscorecards.com

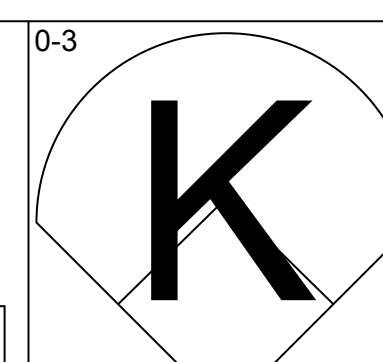
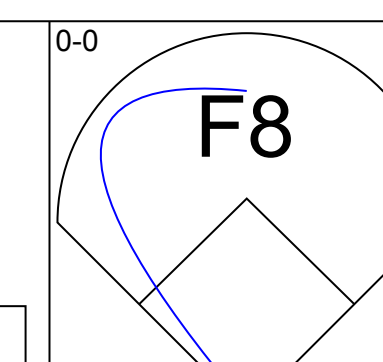
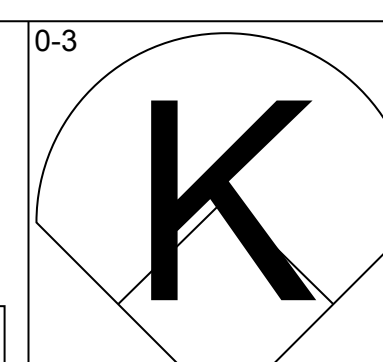
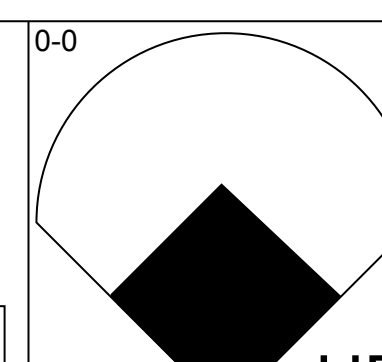
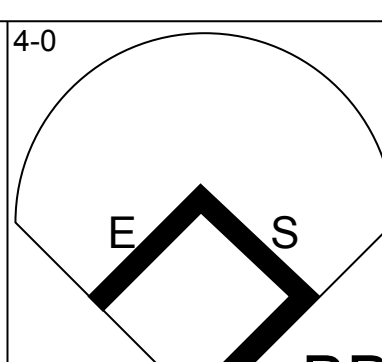
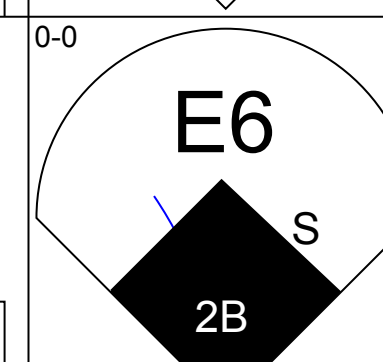
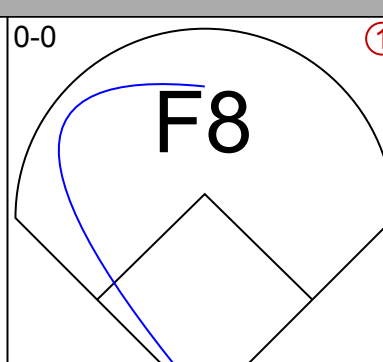
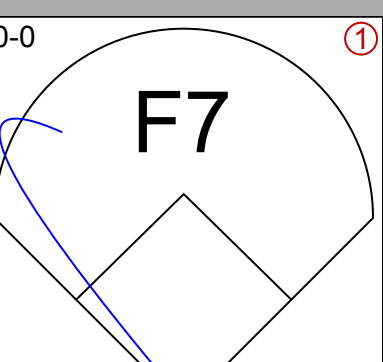
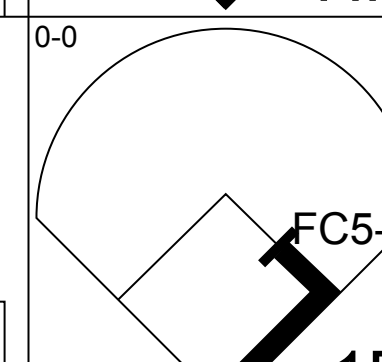
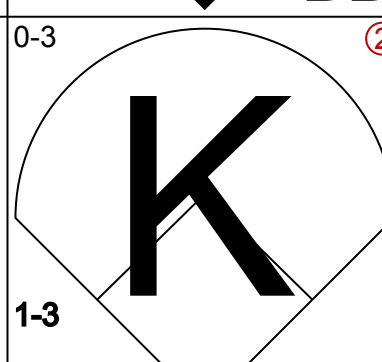
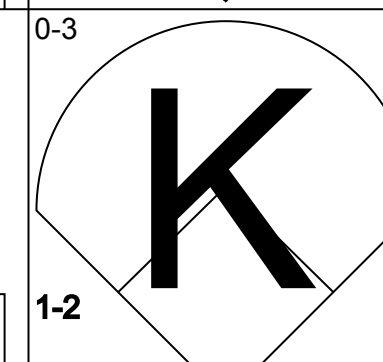
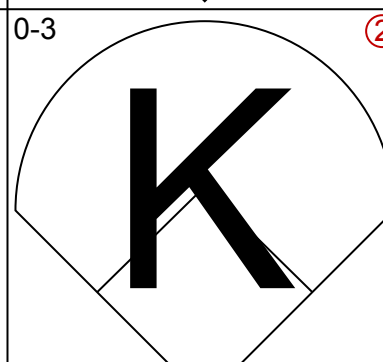
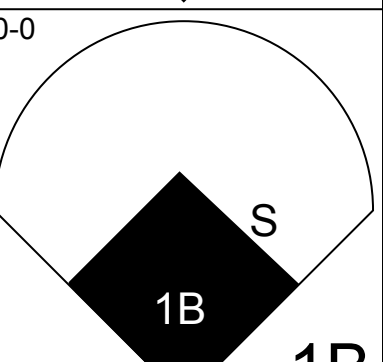
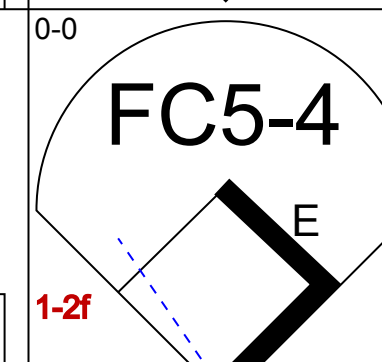
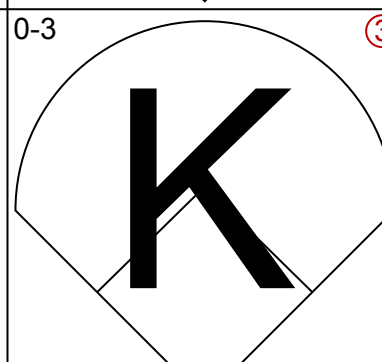
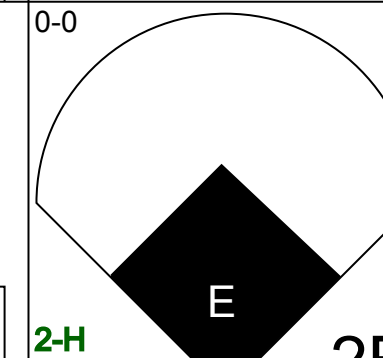
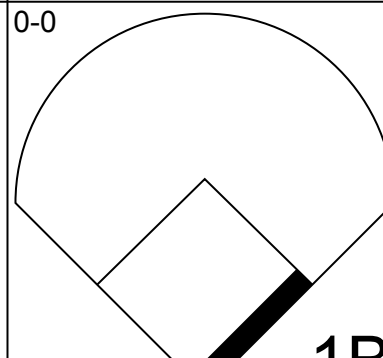
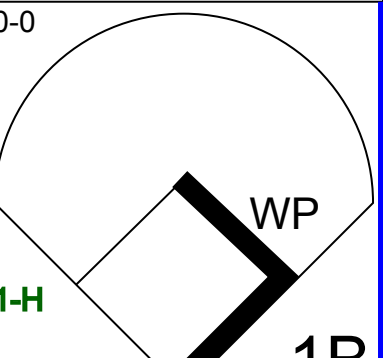
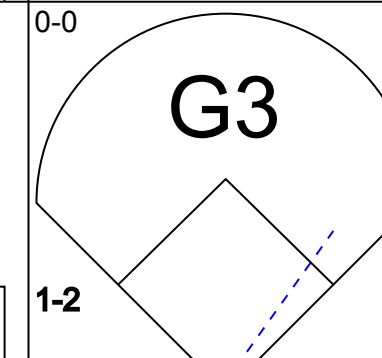
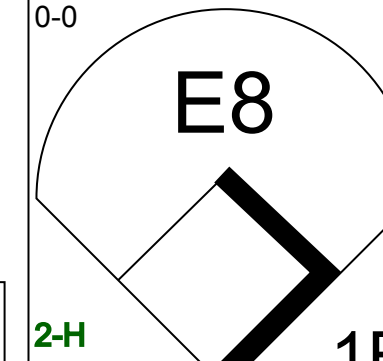
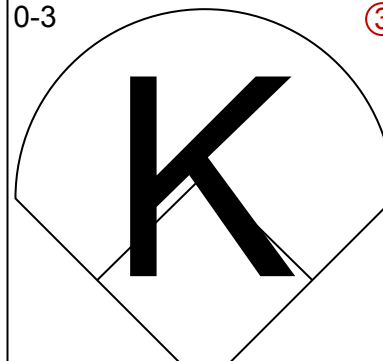
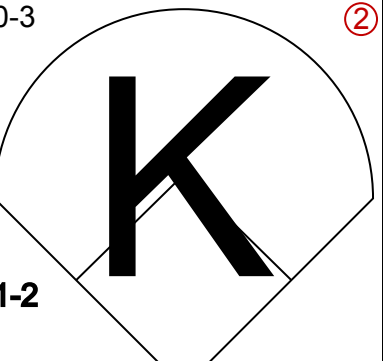
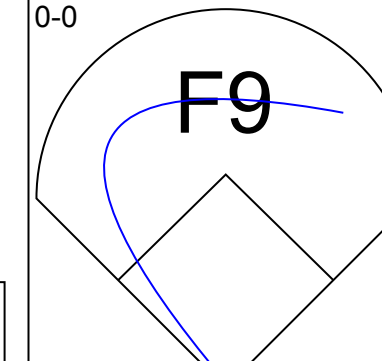
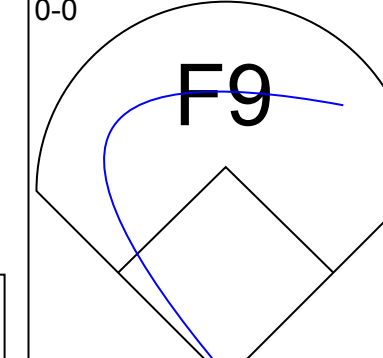
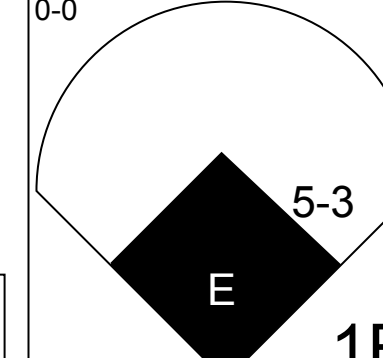
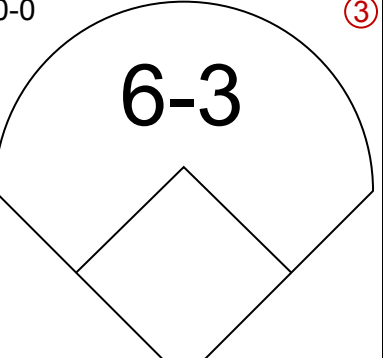
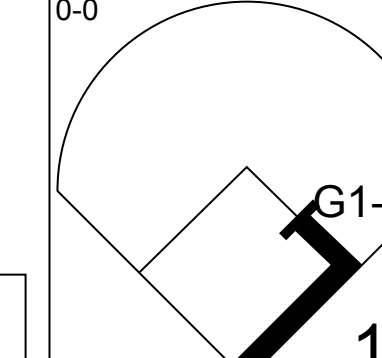
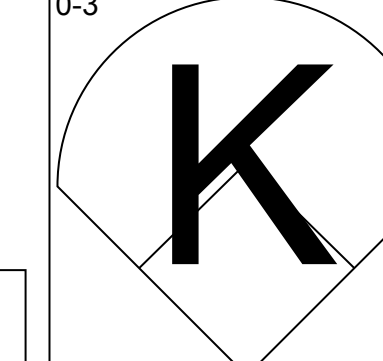
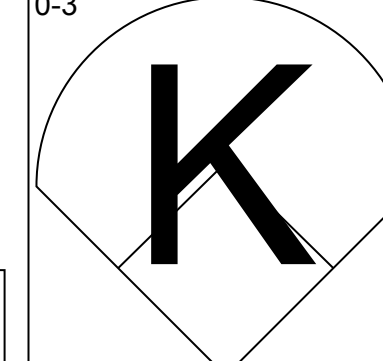
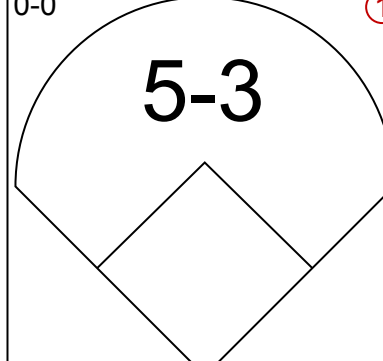
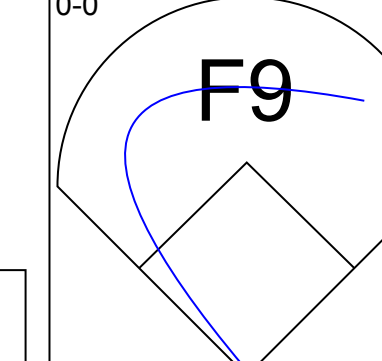
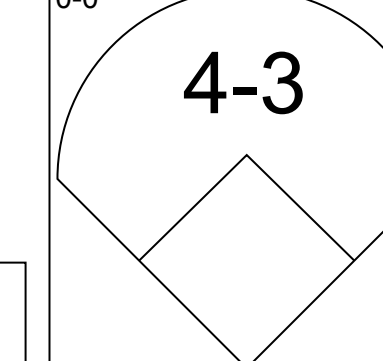
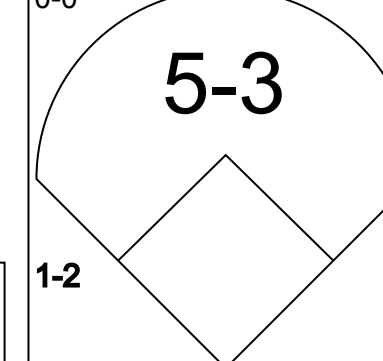
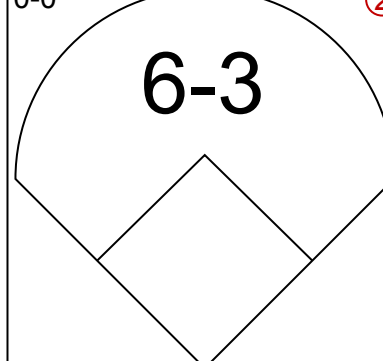
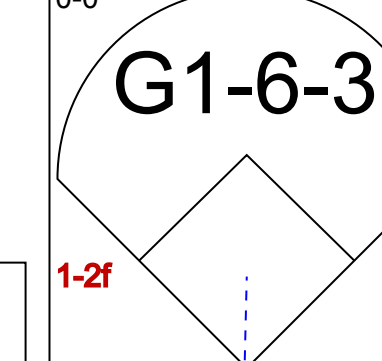
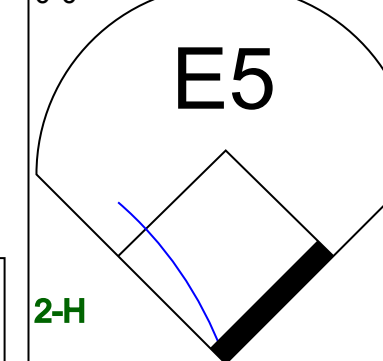
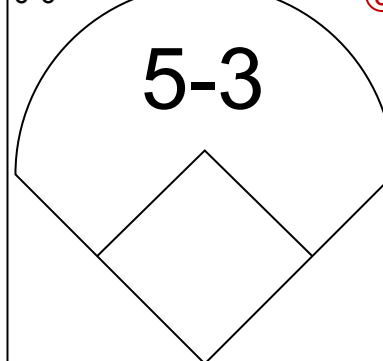
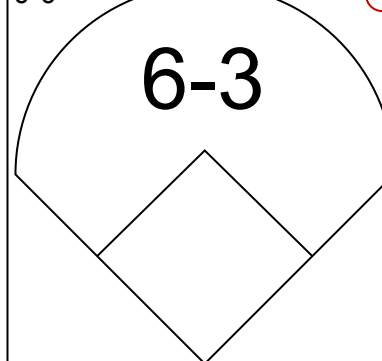
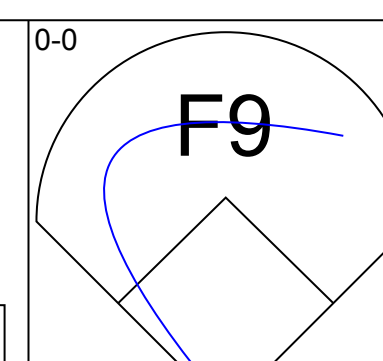
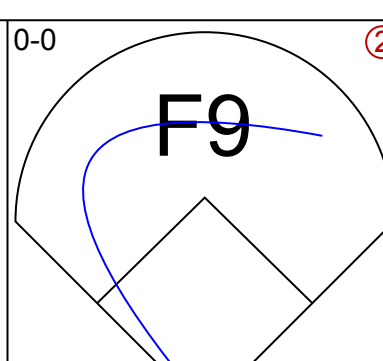
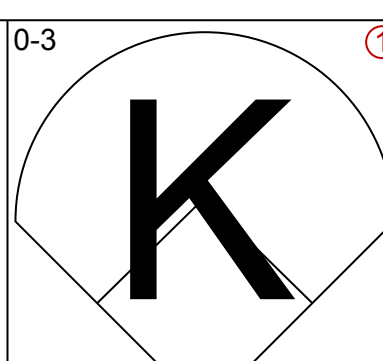
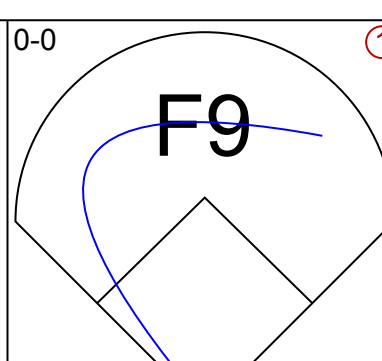
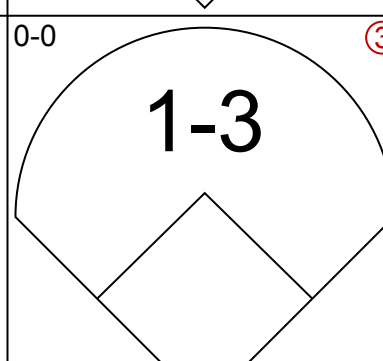
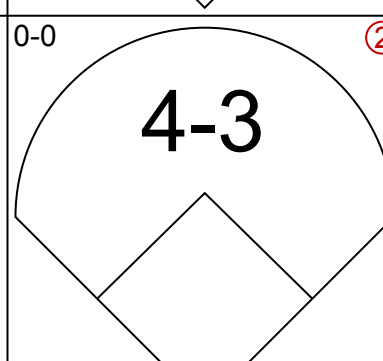
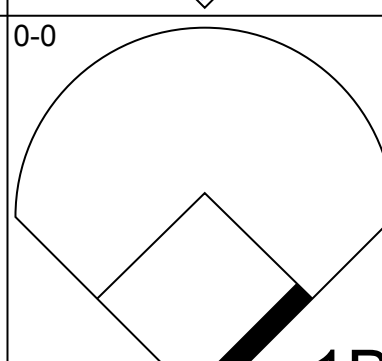
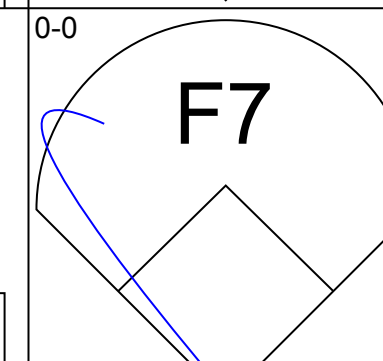
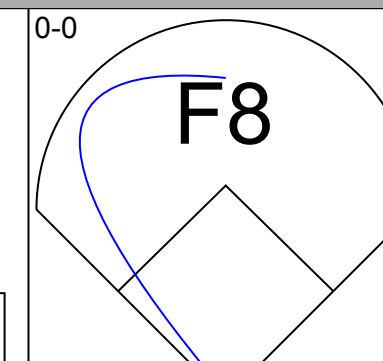
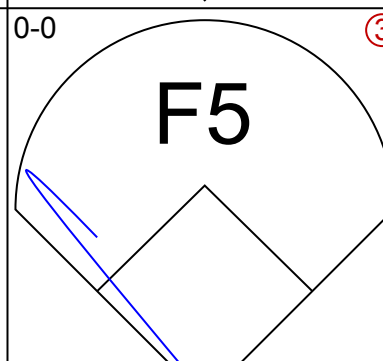
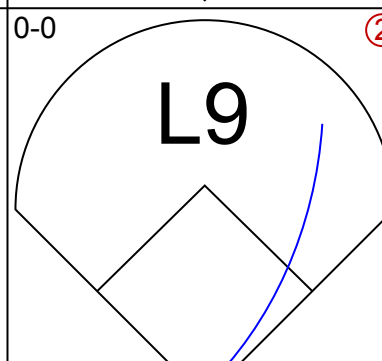
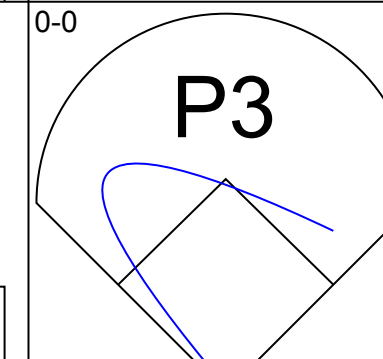
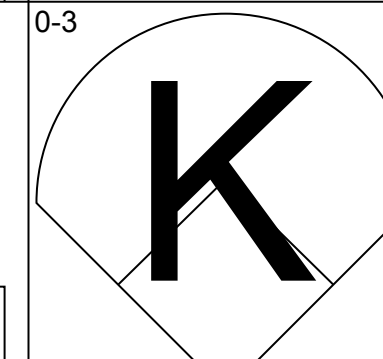
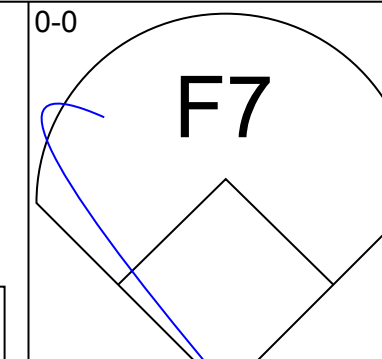
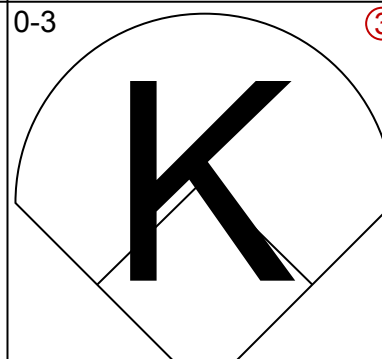
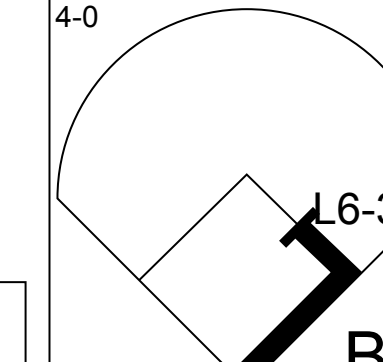
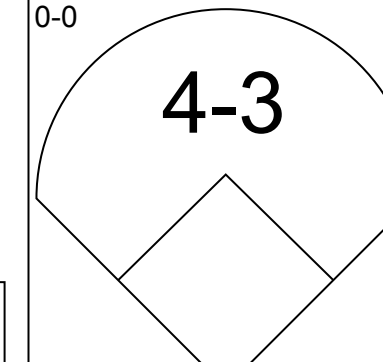
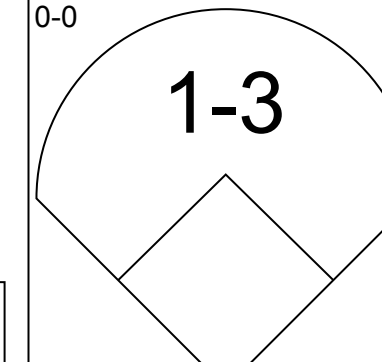
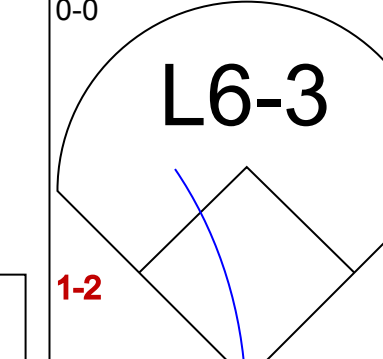
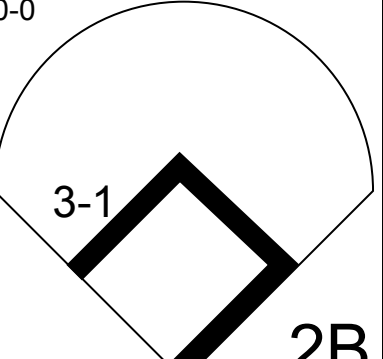
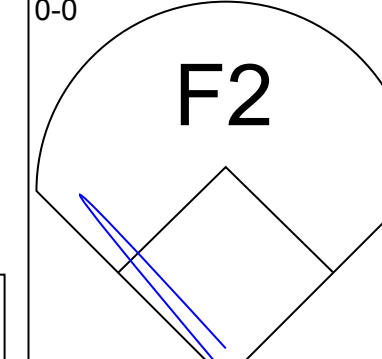
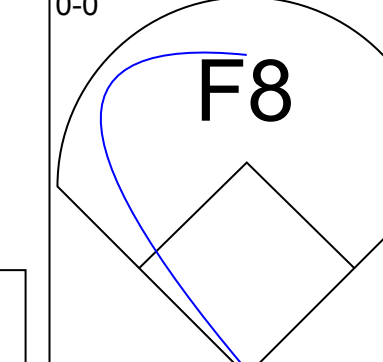
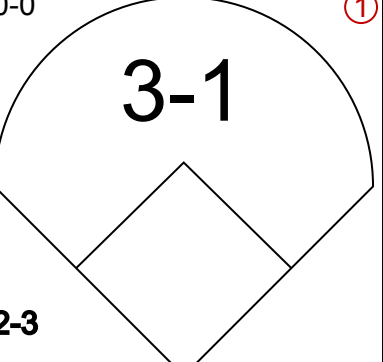
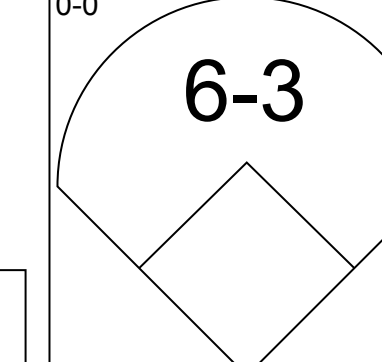
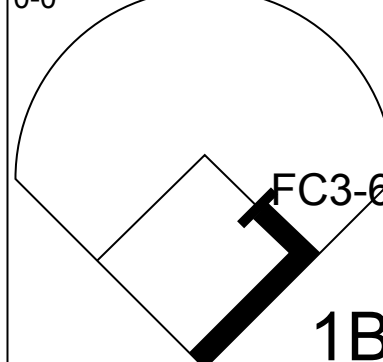
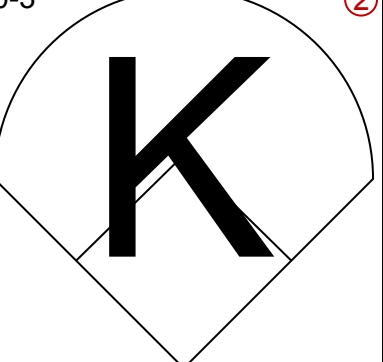
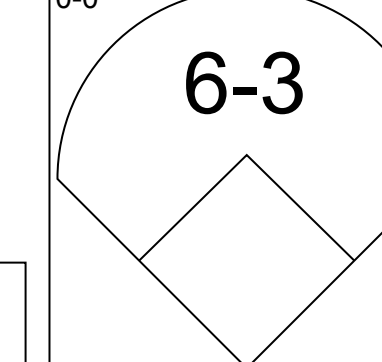
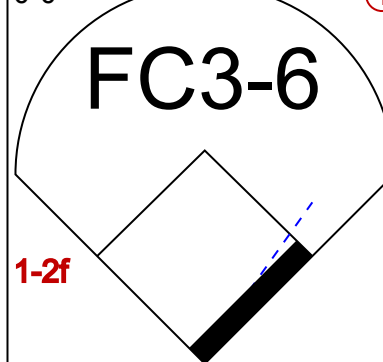
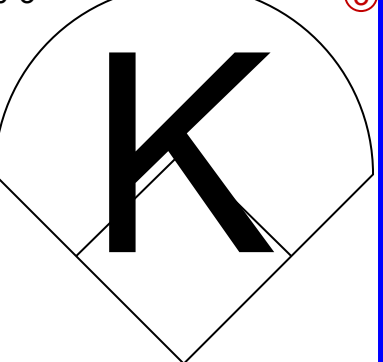
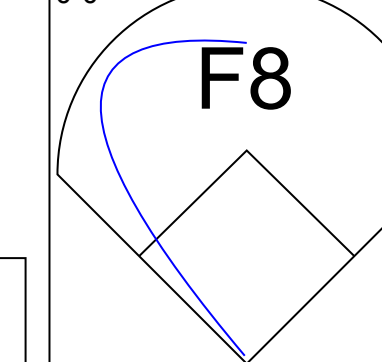
AB 34
R 6
H 9
RBI 5
BB 3
SO 6
LOB 11

Batter	1	2	3	4	5	6	7	8	9	AB	R	H	RBI	BB	SO	LOB	BOTTOM								
Bobby Bonds, R OBP: 0.401, SLG: 0.585 (1, 9)										3	1	1	0	1	0	0									
Tito Fuentes, S OBP: 0.325, SLG: 0.368 (1, 4)										4	0	2	1	0	0	1									
Garry Maddox, R OBP: 0.351, SLG: 0.460 (1, 8)										4	0	0	0	0	0	3									
Willie McCovey, L OBP: 0.422, SLG: 0.516 (1, 3)										3	1	1	1	1	0	2									
Ed Goodson, L OBP: 0.354, SLG: 0.483 (1, 5)										4	0	1	0	0	1	2									
Gary Matthews, R OBP: 0.390, SLG: 0.477 (1, 7)										3	0	0	0	1	0	2									
Chris Speier, R OBP: 0.349, SLG: 0.389 (1, 6)										4	0	0	0	0	1	3									
Dave Rader, L OBP: 0.332, SLG: 0.352 (1, 2)										4	0	0	0	0	0	3									
Juan Marichal, R OBP: 0.294, SLG: 0.267 Jim Howarth, L OBP: 0.236, SLG: 0.212 (7, PH) Don McMahon, R OBP: 0.312, SLG: 0.394 (8, 1)										2	0	0	0	0	0	0									
Inning Stats	R: 0 E: 1 K: 0 S: 5	H: 1 LOB: 2 BB: 0 P: 5	R: 0 E: 0 K: 0 S: 3	H: 0 LOB: 0 BB: 0 P: 3	R: 1 E: 0 K: 0 S: 4	H: 2 LOB: 0 BB: 0 P: 4	R: 0 E: 0 K: 1 S: 6	H: 1 LOB: 2 BB: 1 P: 10	R: 0 E: 0 K: 0 S: 3	H: 0 LOB: 0 BB: 0 P: 3	R: 0 E: 0 K: 0 S: 3	H: 0 LOB: 0 BB: 0 P: 3	R: 0 E: 0 K: 1 S: 6	H: 1 LOB: 1 BB: 1 P: 10	1B: 2 2B: 3 3B: 0 HR: 1	SF: 0 SAC: 0 DP: 1 HBP: 0	WP: 0 PB: 1 SB: 0 CS: 0	PA: 35							
PITCHER	IP	WLS	BF	H	R	ER	SO	BB	IBB	HBP	BLK	WP	HR	S	P	ERA	WHIP								
Bill Greif, R ERA: 3.34 (1, 1)	9.0	W	35	5	2	2	2	3	3	0	0	0	1	36	48	2.00	0.889								

San Diego Padres @ San Francisco Giants
Candlestick Park, San Francisco, CA
Fri Jul 27 1973, 10:05 PM EDT
Att: 5,470 - Unknown

livebaseballscorecards.com

AB 32
R 2
H 5
RBI 2
BB 3
SO 2
LOB 16

Batter	1	2	3	4	5	6	7	8	9	AB	R	H	RBI	BB	SO	LOB	TOP					
Bobby Bonds, R OBP: 0.401, SLG: 0.589 (1, 9)										4	1	1	1	1	2	2	San Francisco Giants @ Los Angeles Dodgers Dodger Stadium, Los Angeles, CA Sat Jul 28 1973, 7:05 PM PDT Att: 55,185 - Unknown					
Tito Fuentes, S OBP: 0.349, SLG: 0.366 (1, 4)										5	1	1	0	0	1	1						
Garry Maddox, R OBP: 0.349, SLG: 0.456 (1, 8)										5	1	1	0	0	3	3						
Willie McCovey, L OBP: 0.428, SLG: 0.526 (5, PR) Gary Thomasson, L OBP: 0.324, SLG: 0.495 (5, 3)										3	1	3	2	0	0	0						
Ed Goodson, L OBP: 0.353, SLG: 0.480 (1, 5)										4	0	1	1	0	2	3						
Gary Matthews, R OBP: 0.391, SLG: 0.477 (1, 7)										4	1	2	0	0	0	3						
Chris Speier, R OBP: 0.346, SLG: 0.385 (1, 6)										4	0	0	0	0	2	2						
Dave Rader, L OBP: 0.329, SLG: 0.347 (1, 2)										4	0	0	0	0	0	2						
Jim Barr, R OBP: 0.196, SLG: 0.188 (1, 1)										4	0	1	0	0	0	0						
Inning Stats	R: 2 E: 2 K: 2 S: 10	H: 2 LOB: 1 BB: 0 P: 10	R: 0 E: 0 K: 1 S: 6	H: 1 LOB: 1 BB: 0 P: 6	R: 0 E: 0 K: 2 S: 8	H: 1 LOB: 1 BB: 0 P: 8	R: 1 E: 1 K: 2 S: 9	H: 1 LOB: 1 BB: 0 P: 9	R: 1 E: 0 K: 0 S: 7	H: 2 LOB: 2 BB: 0 P: 7	R: 0 E: 0 K: 0 S: 3	H: 0 LOB: 0 BB: 0 P: 3	R: 1 E: 1 K: 0 S: 5	H: 2 LOB: 1 BB: 0 P: 5	R: 0 E: 0 K: 0 S: 3	H: 1 LOB: 0 BB: 0 P: 3		R: 0 E: 0 K: 2 S: 7	H: 0 LOB: 1 BB: 1 P: 11	1B: 7 2B: 2 3B: 0 HR: 1	SF: 0 SAC: 0 DP: 1 HBP: 0	WP: 1 PB: 0 SB: 3 CS: 0
PITCHER	IP	WLS	BF	H	R	ER	SO	BB	IBB	HBP	BLK	WP	HR	S	P	ERA	WHIP					
Don Sutton, R ERA: 2.37 (1, 1)	5.0	L	24	7	4	1	8	0	0	0	0	1	0	40	40	1.80	1.400					
Pete Richert, L ERA: 2.09 (6, 1)	3.0		11	3	1	1	0	0	0	0	0	0	1	11	11	3.00	1.000					
Charlie Hough, R ERA: 3.19 (9, 1)	1.0		4	0	0	0	2	1	0	0	0	0	0	7	11	0.00	1.000					
Batter	1	2	3	4	5	6	7	8	9	AB	R	H	RBI	BB	SO	LOB	BOTTOM					
Davey Lopes, R OBP: 0.365, SLG: 0.350 (1, 4)										4	0	0	0	0	1	1	San Francisco Giants @ Los Angeles Dodgers Dodger Stadium, Los Angeles, CA Sat Jul 28 1973, 7:05 PM PDT Att: 55,185 - Unknown					
Bill Buckner, L OBP: 0.296, SLG: 0.336 (1, 7)										4	0	2	0	0	0	1						
Willie Davis, L OBP: 0.337, SLG: 0.478 (1, 8)										4	0	0	0	0	0	2						
Joe Ferguson, R OBP: 0.391, SLG: 0.476 (1, 2)										4	0	0	0	0	2	2						
Willie Crawford, L OBP: 0.404, SLG: 0.446 (1, 9)										2	0	0	0	1	0	0						
Steve Garvey, R OBP: 0.322, SLG: 0.427 (1, 3)										3	0	1	0	0	0	1						
Ken McMullen, R OBP: 0.286, SLG: 0.481 (1, 5)										3	0	0	0	0	0	1						
Bill Russell, R OBP: 0.316, SLG: 0.364 (1, 6)										3	0	1	0	0	1	1						
Don Sutton, R OBP: 0.143, SLG: 0.086 (5, PH) Von Joshua, L OBP: 0.294, SLG: 0.283 (5, PH) Pete Richert, L OBP: 0.200, SLG: 0.200 (8, PH) Tom Paciorek, R OBP: 0.264, SLG: 0.293 (8, PH) Charlie Hough, R OBP: 0.322, SLG: 0.222 (9, 1)										1	0	0	0	0	0	1						
Inning Stats	R: 0 E: 0 K: 0 S: 4	H: 1 LOB: 0 BB: 1 P: 4	R: 0 E: 0 K: 0 S: 2	H: 0 LOB: 0 BB: 1 P: 6	R: 0 E: 0 K: 1 S: 4	H: 1 LOB: 1 BB: 0 P: 4	R: 0 E: 0 K: 2 S: 8	H: 1 LOB: 1 BB: 0 P: 8	R: 0 E: 0 K: 1 S: 5	H: 0 LOB: 0 BB: 0 P: 5	R: 0 E: 0 K: 0 S: 3	H: 0 LOB: 0 BB: 0 P: 3	R: 0 E: 0 K: 0 S: 3	H: 0 LOB: 0 BB: 0 P: 3	R: 0 E: 0 K: 1 S: 6	H: 1 LOB: 1 BB: 0 P: 6		1B: 3 2B: 2 3B: 0 HR: 0	SF: 0 SAC: 0 DP: 1 HBP: 0	WP: 0 PB: 0 SB: 0 CS: 0	PA: 31	
PITCHER	IP	WLS	BF	H	R	ER	SO	BB	IBB	HBP	BLK	WP	HR	S	P	ERA	WHIP					
Jim Barr, R ERA: 3.06 (1, 1)	9.0	W	31	4	0	0	5	1	0	0	0	0	0	40	44	0.00	0.556					

Batter	1	2	3	4	5	6	7	8	9	AB	R	H	RBI	BB	SO	LOB	TOP			
Bobby Bonds, R OBP: 0.398, SLG: 0.583 (1, 9)	0-0 6-3		0-0 1-3		0-0 F7		0-3 K			4	0	0	0	0	1	0	San Francisco Giants @ Los Angeles Dodgers Dodger Stadium, Los Angeles, CA Sun Jul 29 1973, 3:33 AM PDT Att: 41,109 - Unknown			
Tito Fuentes, S OBP: 0.323, SLG: 0.363 (1, 4)	0-0 F8		0-0 4-3		4-0 BB			0-0 F8		3	0	0	0	1	0	0				
Garry Maddox, R OBP: 0.350, SLG: 0.458 (1, 8)	4-0 BB			0-0 E5 1B 2B	0-0 F7			0-0 3-1 2B		3	1	1	0	1	0	1				
Willie McCovey, L OBP: 0.435, SLG: 0.528 Gary Thomasson, L OBP: 0.323, SLG: 0.405 (8, PR) (8, 3)	4-0 FC4-6 BB			0-0 2B 1B		4-0 G3 BB		4-0 3-1 IBB		1	1	1	0	3	0	0				
Ed Goodson, L OBP: 0.349, SLG: 0.475 Elias Sosa, R OBP: 0.333, SLG: 0.200 (1, 5) (8, 1)	0-0 FC4-6			0-3 K		0-0 P5		0-0 3-1		4	0	0	0	0	1	7				
Gary Matthews, R OBP: 0.387, SLG: 0.471 (1, 7)		0-0 1-3		0-0 P4		0-0 G3		0-3 K		4	0	0	0	0	1	6				
Chris Speier, R OBP: 0.345, SLG: 0.386 (1, 6)		0-0 F7		0-0 2B		0-0 F8			0-0 5-3	4	0	1	2	0	0	1				
Dave Rader, L OBP: 0.325, SLG: 0.343 (1, 2)		0-0 3-1		0-0 F5			0-0 F8		0-0 6-3	4	0	0	0	0	0	1				
Tom Bradley, R OBP: 0.220, SLG: 0.229 Mike Phillips, L OBP: 0.259, SLG: 0.286 (1, 1) (8, 5)			0-0 6-3		0-0 1-3			0-0 4-3		3	0	0	0	0	0	0				
Inning Stats	R: 0 E: 0 K: 0 S: 3	H: 0 LOB: 2 BB: 2 P: 11	R: 0 E: 0 K: 0 S: 3	H: 0 LOB: 0 BB: 0 P: 3	R: 0 E: 0 K: 0 S: 3	H: 0 LOB: 0 BB: 0 P: 3	R: 2 E: 1 K: 1 S: 8	H: 2 LOB: 1 BB: 0 P: 8	R: 0 E: 0 K: 0 S: 3	H: 0 LOB: 1 BB: 1 P: 7	R: 0 E: 0 K: 1 S: 5	H: 0 LOB: 0 BB: 0 P: 5	R: 0 E: 0 K: 1 S: 6	H: 1 LOB: 3 BB: 1 P: 10	R: 0 E: 0 K: 0 S: 3	H: 0 LOB: 0 BB: 0 P: 3		1B: 1 2B: 2 3B: 0 HR: 0	SF: 0 SAC: 0 DP: 0 HBP: 0	WP: 0 PB: 0 SB: 0 CS: 0
PITCHER Andy Messersmith, R ERA: 3.06 (1, 1)	IP: 9.0 WLS: W BF: 36 H: 3 R: 2 ER: 0 SO: 3 BB: 4 IBB: 1 HBP: 0 BLK: 0 WP: 0 HR: 0 S: 37 P: 57 ERA: 0.00 WHIP: 0.778																			

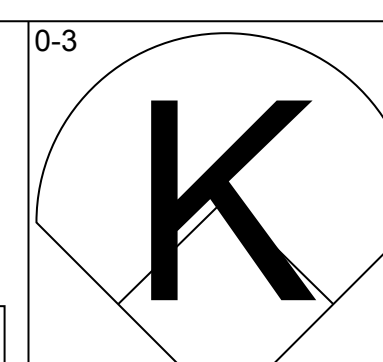
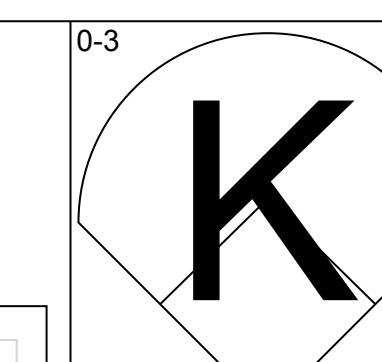
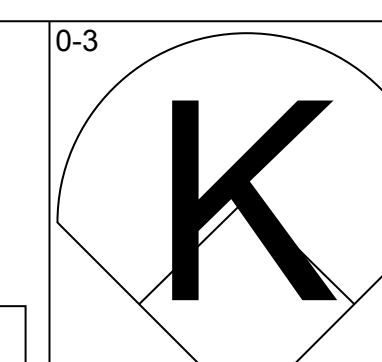
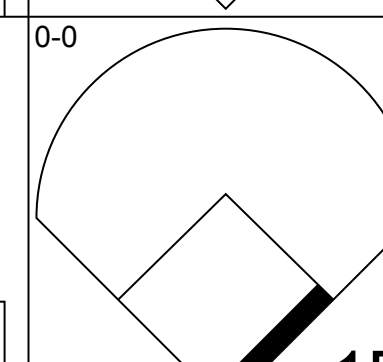
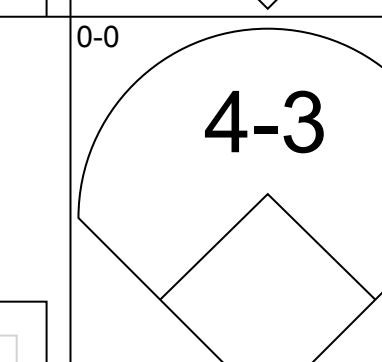
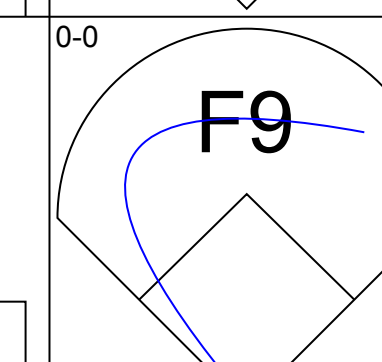
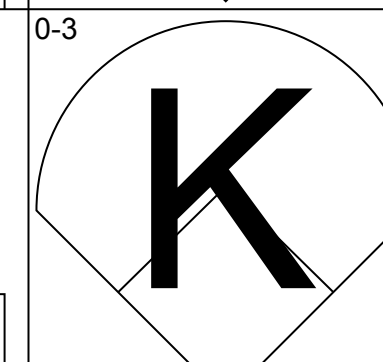
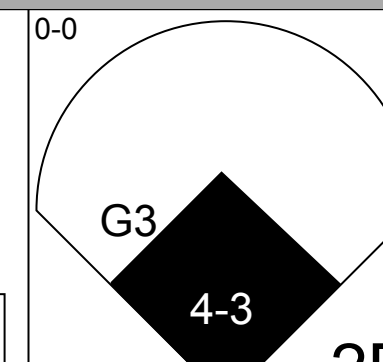
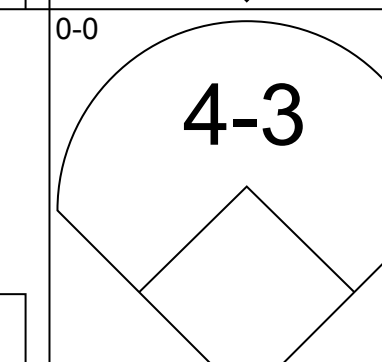
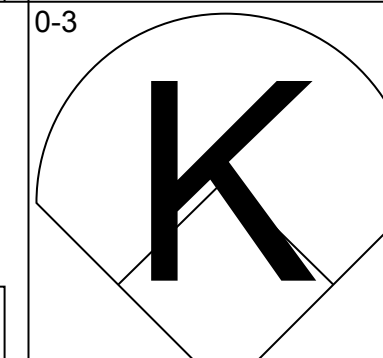
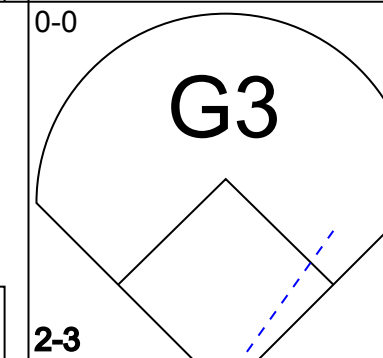

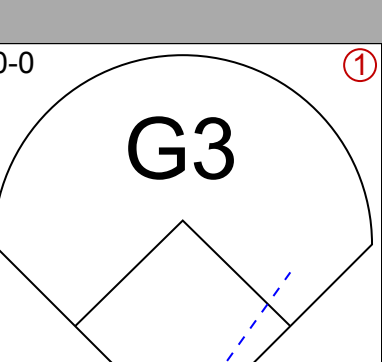
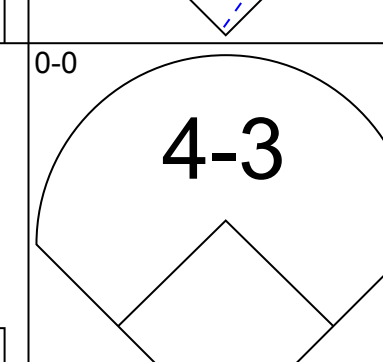

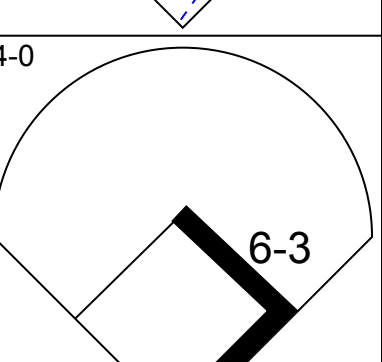
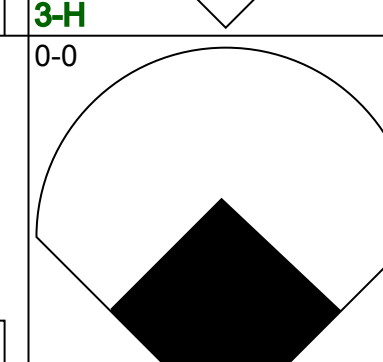

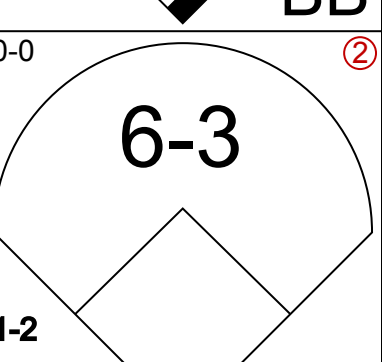
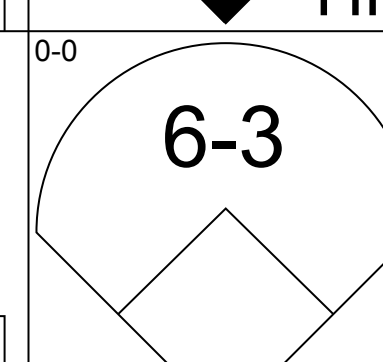

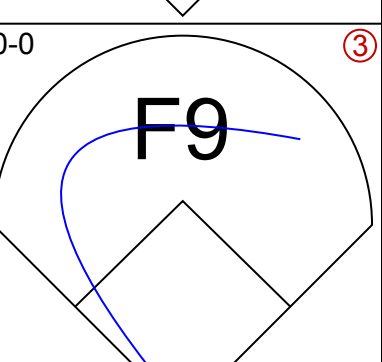

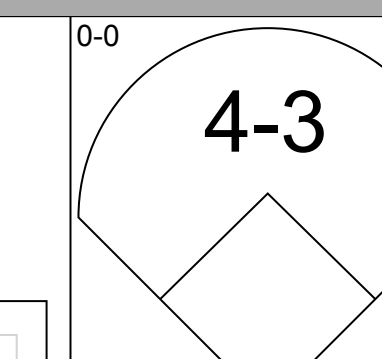

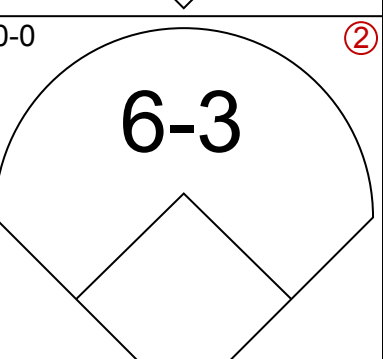
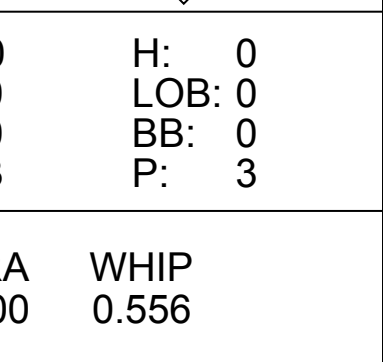
AB	31
R	2
H	3
RBI	2
BB	5
SO	3
LOB	16

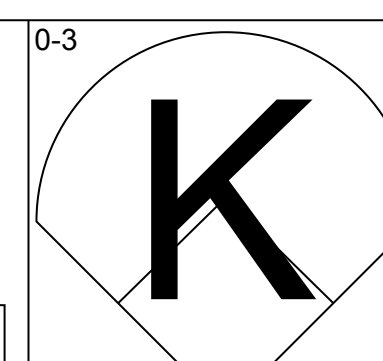
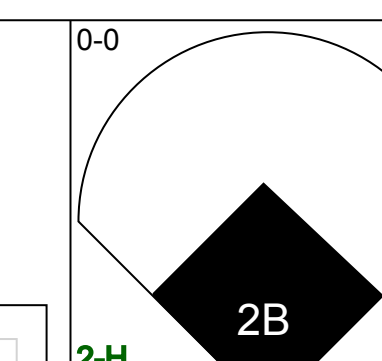

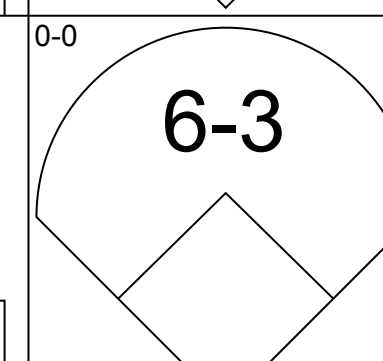
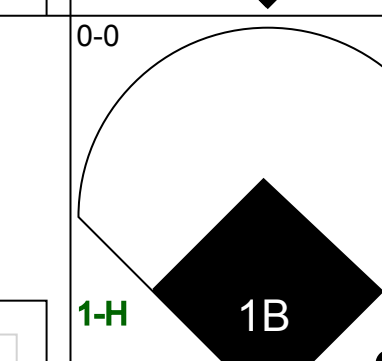

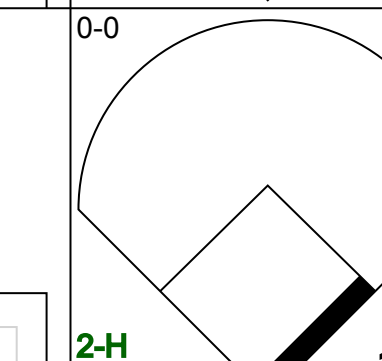

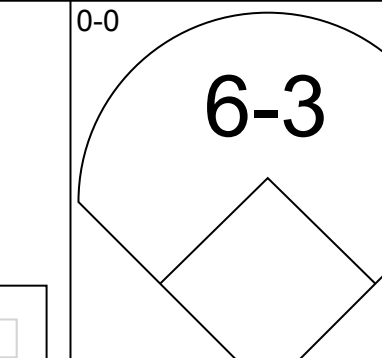
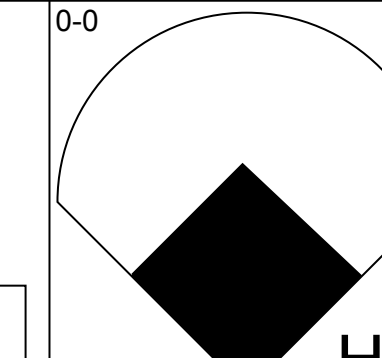
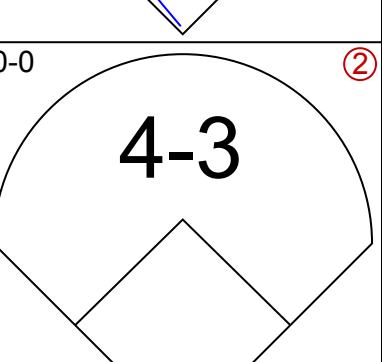
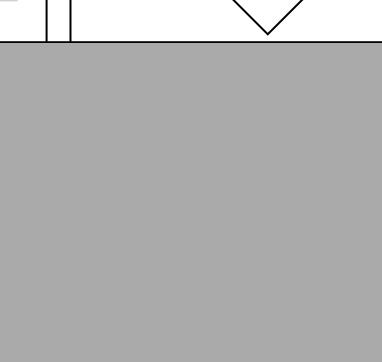
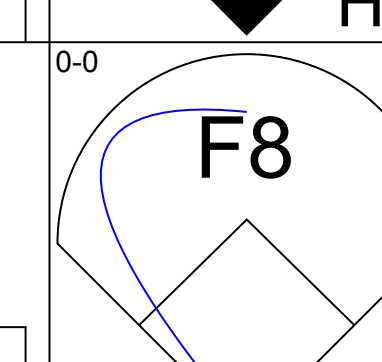
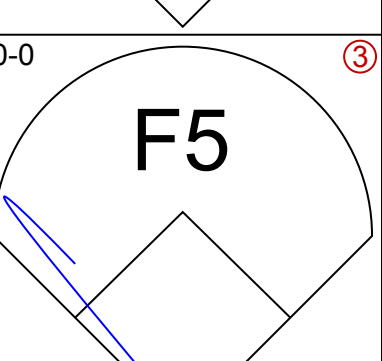
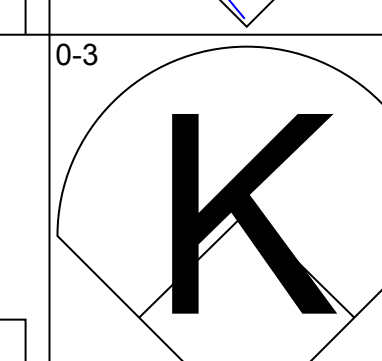


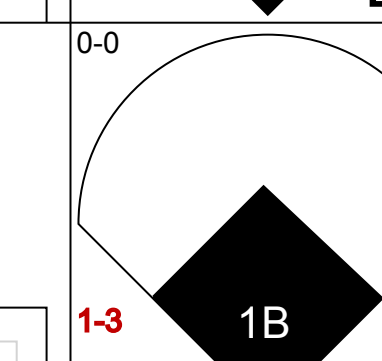

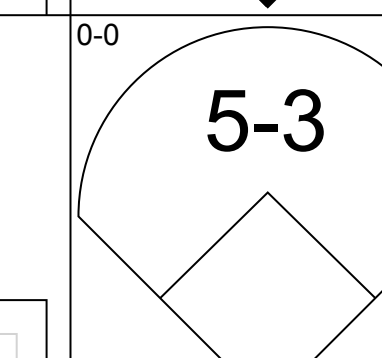

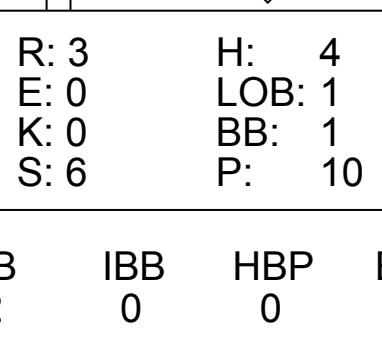
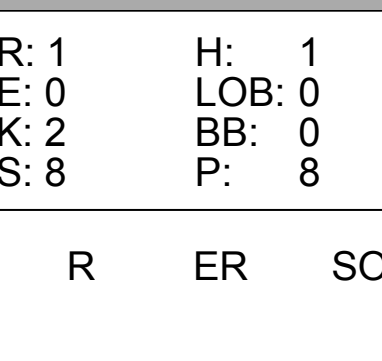


Batter	1	2	3	4	5	6	7	8	9	AB	R	H	RBI	BB	SO	LOB	BOTTOM			
Davey Lopes, R OBP: 0.362, SLG: 0.346 (1, 4)	0-0 P6		0-0 1-3		0-0 6-3			0-0 6-3		4	0	0	0	0	0	0	San Francisco Giants @ Los Angeles Dodgers Dodger Stadium, Los Angeles, CA Sun Jul 29 1973, 3:33 AM PDT Att: 41,109 - Unknown			
Bill Buckner, L OBP: 0.296, SLG: 0.336 (1, 7)	0-0 L7		0-0 6-3		0-0 G1			0-0 BB 2B 1B		4	1	1	0	0	0	0				
Willie Davis, L OBP: 0.334, SLG: 0.473 (1, 8)	0-3 K		0-0 F8		0-0 L9			0-0 F8		4	0	0	0	0	1	1				
Joe Ferguson, R OBP: 0.392, SLG: 0.473 (1, 2)		0-0 1-3		4-0 HR BB		0-0 6-3		4-0 2B HR BB		2	2	0	0	2	0	0				
Willie Crawford, L OBP: 0.405, SLG: 0.460 (1, 9)		0-0 F9		0-0 HR		0-0 6-3		0-0 HR 2B		4	2	2	3	0	0	0				
Steve Garvey, R OBP: 0.331, SLG: 0.445 (1, 3)		4-0 1B BB		0-0 4-3			4-0 1B BB	0-0 HR		2	1	1	3	2	0	0				
Ron Cey, R OBP: 0.364, SLG: 0.402 (1, 5)		0-0 IBB 1B		0-0 5-3			0-3 K	0-0 BB		3	0	1	0	1	1	1				
Bill Russell, R OBP: 0.317, SLG: 0.364 (1, 6)		4-0 IBB		0-3 K			0-0 G6-4-3 1B	0-3 K		3	0	1	0	1	2	1				
Andy Messersmith, R OBP: 0.246, SLG: 0.242 (1, 1)		0-0 F3			0-0 6-3			0-0 G6-4-3		3	0	0	0	0	0	5				
Inning Stats	R: 0 E: 0 K: 1 S: 5	H: 0 LOB: 0 BB: 0 P: 5	R: 0 E: 0 K: 0 S: 4	H: 1 LOB: 3 BB: 2 P: 12	R: 0 E: 0 K: 0 S: 3	H: 0 LOB: 0 BB: 0 P: 3	R: 2 E: 0 K: 1 S: 6	H: 1 LOB: 0 BB: 1 P: 10	R: 0 E: 0 K: 0 S: 3	H: 0 LOB: 0 BB: 0 P: 3	R: 0 E: 0 K: 1 S: 5	H: 1 LOB: 1 BB: 1 P: 9	R: 4 E: 0 K: 1 S: 8	H: 3 LOB: 1 BB: 2 P: 16	R: 0 E: 0 K: 0 S: 3	H: 0 LOB: 0 BB: 0 P: 3		1B: 3 2B: 1 3B: 0 HR: 2	SF: 0 SAC: 0 DP: 1 HBP: 0	WP: 0 PB: 0 SB: 0 CS: 0
PITCHER Tom Bradley, R ERA: 3.77 Elias Sosa, R ERA: 3.69 (1, 1) (8, 1)	IP: 7.2 WLS: L BF: 32 H: 5 R: 5 ER: 5 SO: 3 BB: 4 IBB: 1 HBP: 0 BLK: 0 WP: 0 HR: 1 S: 33 P: 53 ERA: 5.87 WHIP: 1.174																			

AB	29
R	6
H	6
RBI	6
BB	6
SO	4
LOB	8



Batter	1	2	3	4	5	6	7	8	9	AB	R	H	RBI	BB	SO	LOB	TOP					
Bobby Bonds, R OBP: 0.395, SLG: 0.578 (1, 9)										4	0	0	0	0	3	0	San Francisco Giants @ Los Angeles Dodgers Dodger Stadium, Los Angeles, CA Mon Jul 30 1973, 7:05 PM PDT Att: 49,945 - Unknown					
Tito Fuentes, S OBP: 0.323, SLG: 0.362 (1, 4)										4	0	1	0	0	0	0						
Garry Maddox, R OBP: 0.349, SLG: 0.458 (1, 8)										4	1	1	0	0	1	2						
Willie McCovey, L OBP: 0.429, SLG: 0.520 (1, 3)										4	0	0	0	0	1	3						
Ed Goodson, L OBP: 0.345, SLG: 0.469 (1, 5)										4	0	0	1	0	0	1						
Gary Matthews, R OBP: 0.386, SLG: 0.479 (1, 7)										3	1	1	1	1	0	0						
Chris Speier, R OBP: 0.342, SLG: 0.383 (1, 6)										3	0	0	0	0	0	1						
Dave Rader, L OBP: 0.325, SLG: 0.343 (1, 2)										3	0	1	0	0	0	1						
Ron Bryant, S OBP: 0.203, SLG: 0.169 (7, PH)										2	0	0	0	0	0	0						
Chris Arnold, R OBP: 0.387, SLG: 0.423 (7, 1)										1	0	0	0	0	0	1						
Randy Moffitt, R OBP: 0.077, SLG: 0.077 (7, 1)										0	0	0	0	0	0	0						
Inning Stats	R: 0 E: 0 K: 3 S: 10	H: 1 LOB: 1 BB: 0 P: 10	R: 0 E: 0 K: 0 S: 3	H: 0 LOB: 1 BB: 1 P: 7	R: 0 E: 0 K: 1 S: 5	H: 0 LOB: 0 BB: 0 P: 5	R: 2 E: 0 K: 0 S: 5	H: 2 LOB: 0 BB: 0 P: 5	R: 0 E: 0 K: 0 S: 3	H: 0 LOB: 0 BB: 0 P: 3	R: 0 E: 1 K: 0 S: 4	H: 0 LOB: 1 BB: 0 P: 4	R: 0 E: 0 K: 0 S: 4	H: 1 LOB: 1 BB: 0 P: 4	R: 0 E: 0 K: 1 S: 5	H: 0 LOB: 0 BB: 0 P: 5	R: 0 E: 0 K: 0 S: 3	H: 0 LOB: 0 BB: 0 P: 3	1B: 2 2B: 1 3B: 0 HR: 1	SF: 0 SAC: 0 DP: 0 HBP: 0	WP: 0 PB: 0 SB: 0 CS: 0	PA: 33
PITCHER Claude Osteen, L ERA: 2.97 (1, 1)	IP: 9.0 WLS: W BF: 33 H: 4 R: 2 ER: 2 SO: 5 BB: 1 IBB: 0 HBP: 0 BLK: 0 WP: 0 HR: 1 S: 42 P: 46 ERA: 2.00 WHIP: 0.556															PITCHER						

Batter	1	2	3	4	5	6	7	8	9	AB	R	H	RBI	BB	SO	LOB	BOTTOM			
Davey Lopes, R OBP: 0.363, SLG: 0.356 (1, 4)										4	2	2	2	0	1	1	San Francisco Giants @ Los Angeles Dodgers Dodger Stadium, Los Angeles, CA Mon Jul 30 1973, 7:05 PM PDT Att: 49,945 - Unknown			
Manny Mota, R OBP: 0.401, SLG: 0.402 (1, 7)										3	1	1	1	1	0	1				
Tom Paciorek, R OBP: 0.264, SLG: 0.293 (8, 7)										0	0	0	0	0	0	0				
Willie Davis, L OBP: 0.333, SLG: 0.471 (1, 8)										4	0	1	1	0	1	1				
Joe Ferguson, R OBP: 0.391, SLG: 0.480 (1, 2)										4	1	1	1	0	0	2				
Steve Garvey, R OBP: 0.324, SLG: 0.435 (1, 3)										4	0	0	0	0	0	0				
Ron Cey, R OBP: 0.360, SLG: 0.398 (1, 5)										4	0	0	0	0	1	0				
Willie Crawford, L OBP: 0.408, SLG: 0.460 (1, 9)										2	0	1	0	1	0	0				
Bill Russell, R OBP: 0.317, SLG: 0.364 (1, 6)										3	1	1	0	0	1	1				
Claude Osteen, L OBP: 0.175, SLG: 0.164 (1, 1)										2	0	0	0	0	0	1				
Inning Stats	R: 0 E: 0 K: 1 S: 5	H: 0 LOB: 0 BB: 0 P: 5	R: 0 E: 0 K: 0 S: 3	H: 0 LOB: 0 BB: 0 P: 3	R: 3 E: 0 K: 0 S: 6	H: 4 LOB: 1 BB: 1 P: 10	R: 0 E: 0 K: 1 S: 6	H: 1 LOB: 1 BB: 0 P: 6	R: 1 E: 0 K: 0 S: 4	H: 1 LOB: 1 BB: 1 P: 8	R: 0 E: 0 K: 0 S: 3	H: 0 LOB: 0 BB: 0 P: 3	R: 0 E: 1 K: 0 S: 4	H: 0 LOB: 1 BB: 0 P: 4	R: 1 E: 0 K: 2 S: 8	H: 1 LOB: 0 BB: 0 P: 8	1B: 4 2B: 1 3B: 0 HR: 2	SF: 0 SAC: 1 DP: 0 HBP: 0	WP: 1 PB: 0 SB: 0 CS: 0	PA: 33
PITCHER Ron Bryant, L ERA: 3.07 (7, 1)	IP: 6.0 WLS: L BF: 25 H: 6 R: 4 ER: 4 SO: 2 BB: 2 IBB: 0 HBP: 0 BLK: 0 WP: 1 HR: 1 S: 27 P: 35 ERA: 6.00 WHIP: 1.333															PITCHER				
Randy Moffitt, R ERA: 2.97 (7, 1)	IP: 2.0 WLS: 8 BF: 1 H: 1 R: 1 ER: 1 SO: 2 BB: 0 IBB: 0 HBP: 0 BLK: 0 WP: 0 HR: 1 S: 12 P: 12 ERA: 4.50 WHIP: 0.500															PITCHER				

AB	32
R	2
H	4
RBI	2
BB	1
SO	5
LOB	9



AB	30
R	5
H	7
RBI	5
BB	2
SO	4
LOB	7



Batter	1	2	3	4	5	6	7	8	9	AB	R	H	RBI	BB	SO	LOB	TOP										
Bobby Bonds, R OBP: 0.401, SLG: 0.588 (1, 9)	4-2 1B BB	0-0 SH1-4 1B		4-2 S BB		3-1 HR			0-1 WP 6-3 1B	3	2	3	1	2	0	0	San Francisco Giants @ San Diego Padres San Diego Stadium, San Diego, CA Tue Jul 31 1973, 10:05 PM EDT Att: 8,538 - Unknown livebaseballscorecards.com										
Tito Fuentes, S OBP: 0.322, SLG: 0.361 (1, 4)	1-0 1B SF9	2-0 SH1-4		2-2 5-3		2-1 4-3			1-1 6-3	4	1	1	0	0	0	2											
Garry Maddox, R OBP: 0.350, SLG: 0.456 (1, 8)	0-0 SF9 S 1B	1-2 5-3		4-1 G3-6-1 BB				2-0 4-3	3-2 4-3	4	1	1	1	1	0	3											
Willie McCovey, L OBP: 0.429, SLG: 0.516 Gary Thomsson, L OBP: 0.344, SLG: 0.403 (6, 3)	2-3 K	4-0 FC6-4 IBB		0-1 G3-6-1				2-2 1-3		2	0	0	0	1	1	4											
Gary Matthews, R OBP: 0.389, SLG: 0.478 (1, 7)	4-0 1B IBB	2-1 FC6-4		2-0 4-3				0-0 1B		3	0	1	0	1	0	3											
Chris Speier, R OBP: 0.341, SLG: 0.381 (1, 6)	2-1 SF9		4-1 S 1B BB		1-2 6-3			2-2 5-3		1	2	1	1	1	0	0											
Dave Kingman, R OBP: 0.254, SLG: 0.440 (1, 5)	0-1 1B		0-3 K		3-2 F4			0-1 6-3		2	4	0	1	1	0	1											
Dave Rader, L OBP: 0.324, SLG: 0.342 (1, 2)	2-0 4-3		0-0 G4-6-3 1B		1-0 F5			1-1 F9		3	4	0	1	1	0	2											
Juan Marichal, R OBP: 0.291, SLG: 0.265 (1, 1)			0-0 SH1-4 1B		2-2 G4-6-3			0-0 F2		2	4	0	1	0	0	1											
Inning Stats	R: 3 E: 0 K: 1 S: 13	H: 3 LOB: 2 BB: 2 P: 28	R: 0 E: 0 K: 0 S: 9	H: 2 LOB: 3 BB: 1 P: 18	R: 1 E: 0 K: 1 S: 8	H: 1 LOB: 1 BB: 1 P: 14	R: 0 E: 0 K: 0 S: 9	H: 0 LOB: 1 BB: 2 P: 19	R: 0 E: 0 K: 0 S: 7	H: 0 LOB: 0 BB: 0 P: 13	R: 1 E: 0 K: 0 S: 6	H: 1 LOB: 0 BB: 0 P: 12	R: 0 E: 0 K: 0 S: 5	H: 1 LOB: 1 BB: 0 P: 9	R: 0 E: 0 K: 0 S: 7	H: 0 LOB: 0 BB: 0 P: 10	R: 0 E: 0 K: 0 S: 8	H: 1 LOB: 1 BB: 0 P: 13	1B: 8 2B: 0 3B: 0 HR: 1	SF: 1 SAC: 1 DP: 2 HBP: 0	WP: 1 PB: 0 SB: 3 CS: 0	PA: 39					
PITCHER	IP	WLS	BF	H	R	ER	SO	BB	IBB	HBP	BLK	WP	HR	S	P	ERA	WHIP										
Steve Arlin, R ERA: 4.67 (1, 1)	3.1	L	21	6	4	4	2	4	2	0	0	0	0	37	77	10.80	3.000										
Vicente Romo, R ERA: 3.95 (4, 1)	1.2		4	0	0	0	0	0	0	0	0	0	0	9	15	0.00	0.000										
Frank Snook, R ERA: 2.45 (6, 1)	3.0		10	2	1	1	0	0	0	0	0	0	1	18	31	3.00	0.667										
Gary Ross, R ERA: 6.19 (9, 1)	1.0		4	1	0	0	0	0	0	0	0	1	0	8	13	0.00	1.000										

Batter	1	2	3	4	5	6	7	8	9	AB	R	H	RBI	BB	SO	LOB	BOTTOM										
Enzo Hernandez, R OBP: 0.283, SLG: 0.249 (1, 6)	4-3		0-1 F9		0-0 9-2			2-2 5-3		2	4	0	0	0	0	2	San Francisco Giants @ San Diego Padres San Diego Stadium, San Diego, CA Tue Jul 31 1973, 10:05 PM EDT Att: 8,538 - Unknown livebaseballscorecards.com										
Johnny Grubb, L OBP: 0.384, SLG: 0.448 (1, 8)	1-0 1B		3-1 FC5 2B		3-1 3-1			2-1 HR		1	4	1	3	1	0	1											
Dave Roberts, R OBP: 0.300, SLG: 0.432 (1, 5)	0-3 K		0-0 FC5		0-0 4-3			1-1 F3		3	4	0	0	0	0	2											
Nate Colbert, R OBP: 0.341, SLG: 0.422 (1, 3)	2-2 F8		1-1 F9		0-2 F3			1-1 FC5-4 1B		1	4	0	1	0	0	1											
Cito Gaston, R OBP: 0.288, SLG: 0.396 (1, 9)		0-0 6-3		1-0 6-3		1-2 1-3		2-3 K		1	4	0	0	0	0	1											
Gene Locklear, L OBP: 0.306, SLG: 0.276 (1, 7)		2-1 F7		0-0 FC4 1B		1-2 G3		1-1 F8		2	4	0	1	0	0	1											
Fred Kendall, R OBP: 0.301, SLG: 0.350 (1, 2)		0-0 1B		0-0 FC4		0-0 5-3		0-1 FC5-4		3	4	0	1	0	0	2											
Rich Morales, R OBP: 0.257, SLG: 0.212 (1, 4)		3-3 K		1-0 1B 9-2 2B		1-1 F8		0-1 F9		1	3	0	1	0	0	1											
Inning Stats	R: 0 E: 0 K: 1 S: 9	H: 1 LOB: 1 BB: 0 P: 13	R: 0 E: 0 K: 1 S: 7	H: 1 LOB: 1 BB: 0 P: 12	R: 0 E: 0 K: 0 S: 7	H: 1 LOB: 1 BB: 0 P: 11	R: 0 E: 0 K: 0 S: 5	H: 0 LOB: 0 BB: 0 P: 7	R: 0 E: 0 K: 0 S: 6	H: 2 LOB: 1 BB: 0 P: 10	R: 0 E: 0 K: 0 S: 8	H: 0 LOB: 0 BB: 0 P: 9	R: 0 E: 0 K: 0 S: 7	H: 0 LOB: 0 BB: 0 P: 9	R: 1 E: 0 K: 0 S: 9	H: 1 LOB: 0 BB: 0 P: 14	R: 0 E: 0 K: 1 S: 9	H: 1 LOB: 1 BB: 0 P: 13	1B: 5 2B: 3 3B: 0 HR: 1	SF: 0 SAC: 0 DP: 1 HBP: 0	WP: 0 PB: 0 SB: 0 CS: 0	PA: 34					
PITCHER	IP	WLS	BF	H	R	ER	SO	BB	IBB	HBP	BLK	WP	HR	S	P	ERA	WHIP										
Juan Marichal, R ERA: 3.48 (1, 1)	9.0	W	34	8	1	1	3	0	0	0	0	0	1	67	98	1.00	0.889										

Batter	1	2	3	4	5	6	7	8	9	AB	R	H	RBI	BB	SO	LOB	TOP					
Bobby Bonds, R OBP: 0.398, SLG: 0.582 (1, 9)	0-0 4-3		0-3 K			1-2 F8	1-3 K			4	0	0	0	0	2	1						
Tito Fuentes, S OBP: 0.321, SLG: 0.359 (1, 4)	1-1 F7		1-1 5-3			4-2 BB		0-0 F6		3	0	0	0	1	0	1						
Garry Maddox, R OBP: 0.346, SLG: 0.451 (1, 8)	0-0 4-3			1-0 4-3		0-0 F7		0-0 6-3		4	0	0	0	0	0	1						
Willie McCovey, L OBP: 0.424, SLG: 0.508 (1, 3)		0-0 G3		2-3 K			2-0 E1 1B HR	2-1 6-3		4	1	0	0	0	1	0						
Gary Matthews, R OBP: 0.390, SLG: 0.476 Gary Thomasson, L OBP: 0.352, SLG: 0.417 (1, 7)		4-1 CS BB		3-3 K			1-1 1B HR 1B	0-0 1B 2B		1	0	0	0	1	1	0						
Chris Speier, R OBP: 0.343, SLG: 0.382 (1, 6)		2-1 1B			3-2 4-3		1-0 F7	1-2 FC1-6 1B		4	0	2	1	0	0	2						
Dave Kingman, R OBP: 0.251, SLG: 0.435 Randy Moffitt, R OBP: 0.077, SLG: 0.077 Jim Howarth, L OBP: 0.247, SLG: 0.224 Damaso Blanco, R (7, 6)		1-3 K			1-3 K		1-2 HR 1B	0-0 FC1-6 1B		2	0	0	0	0	2	1						
Dave Rader, L OBP: 0.324, SLG: 0.338 (1, 2)			4-2 SH1-4 BB		1-1 3-1		0-3 K	0-1 F8		3	0	0	0	1	1	4						
Jim Barr, R OBP: 0.196, SLG: 0.188 Mike Phillips, L OBP: 0.254, SLG: 0.281 Ed Goodson, L OBP: 0.347, SLG: 0.480 Elias Sosa, R OBP: 0.333, SLG: 0.200 Chris Arnold, R OBP: 0.375, SLG: 0.407 (1, 1)			0-2 SH1-4			0-2 G3	1-1 HR	1-2 5-3		0	0	0	0	0	0	0						
Inning Stats	R: 0 E: 0 K: 0 S: 4	H: 0 LOB: 0 BB: 0 P: 5	R: 0 E: 0 K: 1 S: 7	H: 1 LOB: 1 BB: 1 P: 14	R: 0 E: 0 K: 1 S: 11	H: 0 LOB: 0 BB: 1 P: 16	R: 0 E: 0 K: 2 S: 7	H: 0 LOB: 0 BB: 0 P: 13	R: 0 E: 0 K: 1 S: 8	H: 0 LOB: 1 BB: 0 P: 13	R: 0 E: 0 K: 0 S: 9	H: 0 LOB: 1 BB: 1 P: 14	R: 4 E: 1 K: 2 S: 15	H: 3 LOB: 0 BB: 0 P: 22	R: 0 E: 0 K: 0 S: 4	H: 0 LOB: 0 BB: 0 P: 6	R: 1 E: 0 K: 0 S: 10	H: 2 LOB: 1 BB: 0 P: 12	1B: 4 2B: 1 3B: 0 HR: 1	SF: 0 SAC: 1 DP: 0 HBP: 0	WP: 0 PB: 0 SB: 0 CS: 1	PA: 36
PITCHER Clay Kirby, R ERA: 4.81 (1, 1)	IP: 9.0 WLS: W BF: 36 H: 6 R: 5 ER: 1 SO: 7 BB: 3 IBB: 0 HBP: 0 BLK: 0 WP: 0 HR: 1 S: 75 P: 115 ERA: 1.00 WHIP: 1.000															PITCHER						

San Francisco Giants @ San Diego Padres
San Diego Stadium, San Diego, CA
Wed Aug 01 1973, 10:05 PM EDT
Att: 5,380 - Unknown

AB	32
R	5
H	6
RBI	5
BB	3
SO	7
LOB	12



Batter	1	2	3	4	5	6	7	8	9	AB	R	H	RBI	BB	SO	LOB	BOTTOM			
Enzo Hernandez, R OBP: 0.286, SLG: 0.253 (1, 6)	1-1 F3		2-0 E6 1B 1B		0-0 1B FC1-5 1B	1-1 6-3				4	1	2	0	0	0	0				
Johnny Grubb, L OBP: 0.385, SLG: 0.448 (1, 8)	0-0 G6-4-3 1B		1-0 1-3		0-0 S FC1-5 1B		1-0 4-3			4	1	2	0	0	0	1				
Dave Roberts, R OBP: 0.303, SLG: 0.445 (1, 5)	1-0 G6-4-3 1-2		0-2 FC6-4 1B		1-0 FC1-5 E 1B		0-0 HR			4	2	2	2	0	0	3				
Nate Colbert, R OBP: 0.340, SLG: 0.423 (1, 3)		2-1 4-3 SF8 2B	2-2 FC6-4 S 1B		1-0 E6 1B		1-3 K			4	2	1	1	0	1	1				
Cito Gaston, R OBP: 0.291, SLG: 0.396 (1, 9)		3-2 4-3	4-2 1-2 BB		0-1 3-1 PB 1B		2-2 5-3			3	0	1	1	1	0	1				
Gene Locklear, L OBP: 0.306, SLG: 0.278 Ivan Murrell, R OBP: 0.187, SLG: 0.278 (1, 7)		3-2 SF8	0-2 4-3		1-1 3-1			0-0 L6-3 1B		3	0	1	1	0	0	3				
Fred Kendall, R OBP: 0.301, SLG: 0.352 (1, 2)		3-H 0-0		2-0 F4		0-1 6-3		0-2 L6-3		4	0	1	0	0	0	2				
Rich Morales, R OBP: 0.257, SLG: 0.208 (1, 4)		4-0 IBB		2-1 1-3		0-0 6-3		0-2 6-3		3	0	0	0	1	0	0				
Clay Kirby, R OBP: 0.311, SLG: 0.139 (1, 1)		0-0 F8		1-0 F6		0-3 K				3	0	0	0	0	1	2				
Inning Stats	R: 0 E: 0 K: 0 S: 4	H: 1 LOB: 0 BB: 0 P: 6	R: 1 E: 0 K: 0 S: 11	H: 2 LOB: 2 BB: 1 P: 23	R: 1 E: 1 K: 0 S: 14	H: 2 LOB: 2 BB: 1 P: 23	R: 0 E: 0 K: 0 S: 4	H: 0 LOB: 0 BB: 0 P: 9	R: 3 E: 1 K: 0 S: 12	H: 3 LOB: 1 BB: 0 P: 17	R: 0 E: 0 K: 1 S: 6	H: 0 LOB: 0 BB: 0 P: 7	R: 1 E: 0 K: 1 S: 8	H: 1 LOB: 0 BB: 0 P: 12	R: 0 E: 0 K: 0 S: 7	H: 1 LOB: 0 BB: 0 P: 7	1B: 7 2B: 3 3B: 0 HR: 1	SF: 1 SAC: 0 DP: 2 HBP: 0	WP: 0 PB: 1 SB: 3 CS: 0	PA: 35
PITCHER Jim Barr, R ERA: 3.2 Randy Moffitt, R ERA: 2.89 Elias Sosa, R ERA: 3.9 (1, 1)	IP: 1.2 WLS: L BF: 5 H: 0 R: 0 ER: 0 SO: 1 BB: 0 IBB: 0 HBP: 0 BLK: 0 WP: 0 HR: 0 S: 10 P: 12 ERA: 0.00 WHIP: 0.000															PITCHER				

San Francisco Giants @ San Diego Padres
San Diego Stadium, San Diego, CA
Wed Aug 01 1973, 10:05 PM EDT
Att: 5,380 - Unknown

AB	32
R	6
H	10
RBI	5
BB	2
SO	2
LOB	13



Batter	1	2	3	4	5	6	7	8	9	AB	R	H	RBI	BB	SO	LOB	TOP										
Davey Lopes, R OBP: 0.365, SLG: 0.361 (1, 4)										4	1	1	0	1	2	0	Los Angeles Dodgers @ San Francisco Giants Candlestick Park, San Francisco, CA Fri Aug 03, 1973, 10:05 PM EDT Att: 25,680 - Unknown										
Bill Buckner, L OBP: 0.296, SLG: 0.337 (1, 7)										5	0	2	0	0	1	1											
Willie Davis, L OBP: 0.334, SLG: 0.472 (1, 8)										3	0	1	1	0	1	1											
Joe Ferguson, R OBP: 0.378, SLG: 0.459 (1, 2)										4	0	0	0	0	2	2											
Willie Crawford, L OBP: 0.403, SLG: 0.453 (1, 9)										3	2	1	0	1	0	1											
Steve Garvey, R OBP: 0.337, SLG: 0.448 (1, 3)										4	0	3	1	0	0	0											
Ron Cey, R OBP: 0.363, SLG: 0.399 (1, 5)										4	0	1	1	0	1	2											
Bill Russell, R OBP: 0.317, SLG: 0.359 (1, 6)										3	0	0	0	1	0	3											
Andy Messersmith, R OBP: 0.233, SLG: 0.229 (1, 1)										4	0	0	0	0	1	4											
Inning Stats	R: 1 E: 0 K: 0 S: 4	H: 2 LOB: 1 BB: 1 P: 8	R: 0 E: 0 K: 0 S: 3	H: 0 LOB: 0 BB: 0 P: 3	R: 0 E: 0 K: 2 S: 8	H: 1 LOB: 1 BB: 0 P: 8	R: 1 E: 0 K: 0 S: 5	H: 2 LOB: 2 BB: 1 P: 9	R: 0 E: 0 K: 1 S: 5	H: 0 LOB: 0 BB: 0 P: 5	R: 1 E: 0 K: 3 S: 11	H: 2 LOB: 1 BB: 1 P: 15	R: 0 E: 0 K: 1 S: 5	H: 0 LOB: 1 BB: 0 P: 6	R: 0 E: 0 K: 0 S: 4	H: 1 LOB: 1 BB: 0 P: 4	R: 0 E: 0 K: 1 S: 5	H: 1 LOB: 1 BB: 0 P: 5	1B: 7 2B: 1 3B: 1 HR: 0	SF: 0 SAC: 0 DP: 0 HBP: 1	WP: 0 PB: 0 SB: 0 CS: 1	PA: 38					
PITCHER	IP	WLS	BF	H	R	ER	SO	BB	IBB	HBP	BLK	WP	HR	S	P	ERA	WHIP										
Tom Bradley, R ERA: 3.75 Elias Sosa, R ERA: 3.64	(1, 1) (9, 1)	8.0 1.0	L 3	35 1	8 0	3 0	3 0	7 1	2 0	1 0	1 0	0 0	0 0	45 5	58 5	3.38 0.00	1.250 1.000										

AB 34
R 3
H 9
RBI 3
BB 3
SO 8
LOB 14

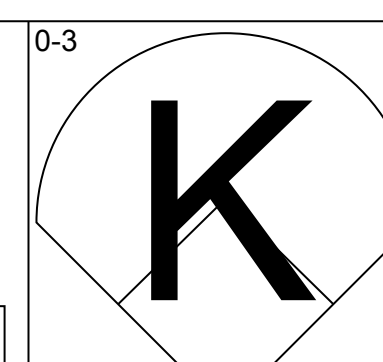
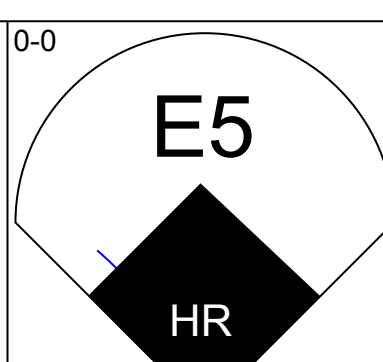
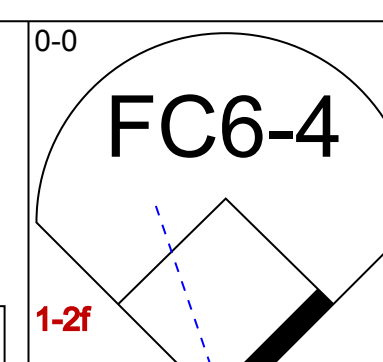
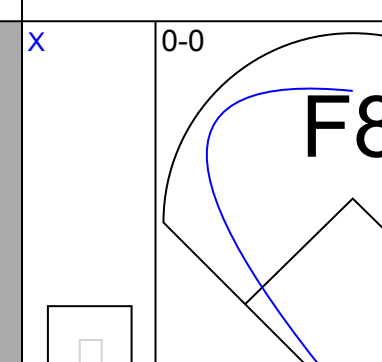
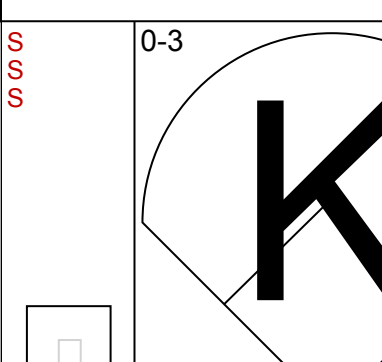
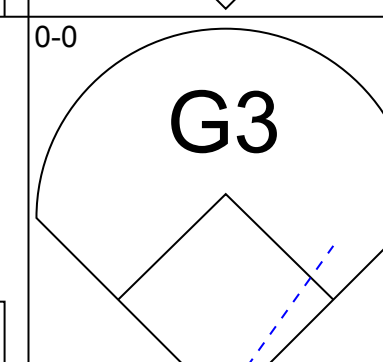
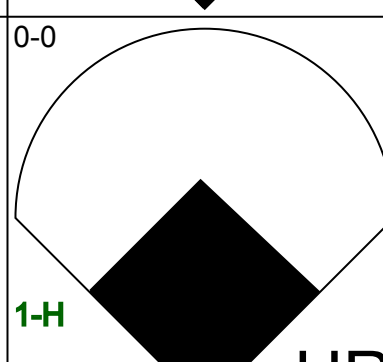
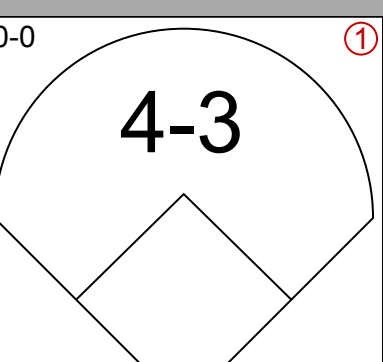
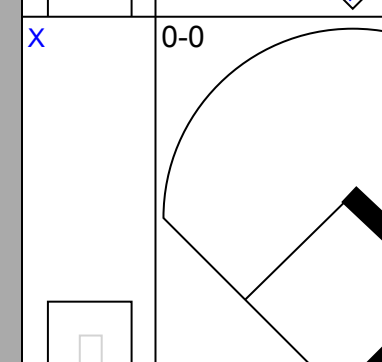
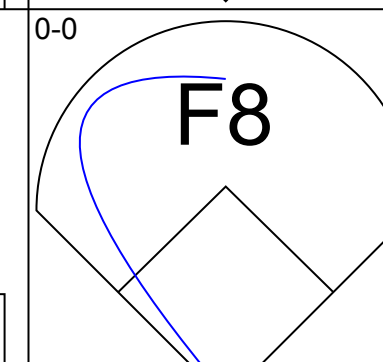
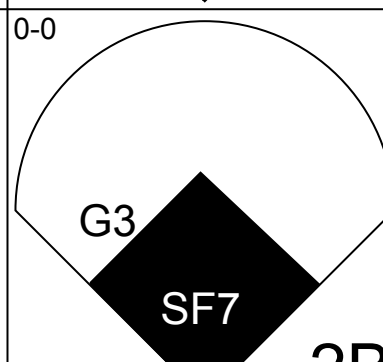
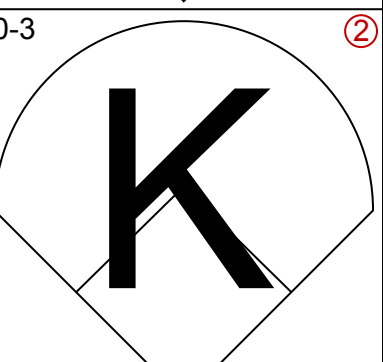
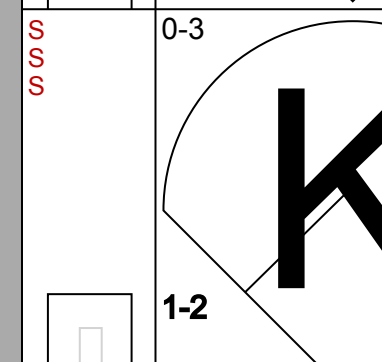
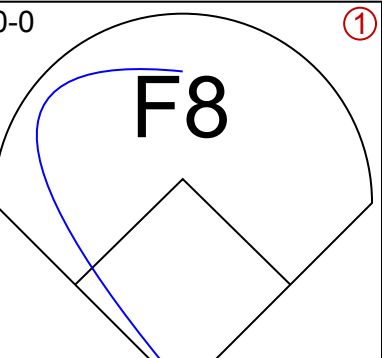
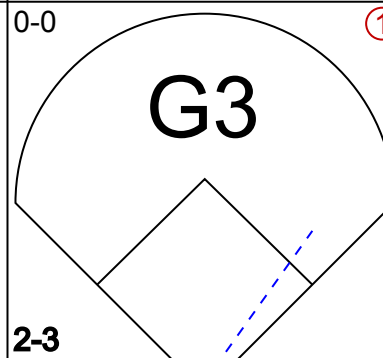
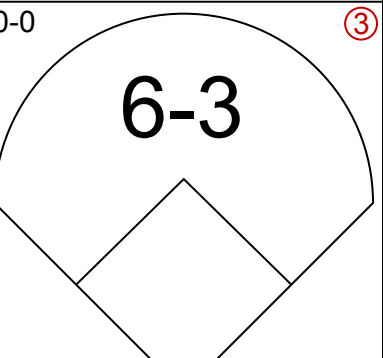
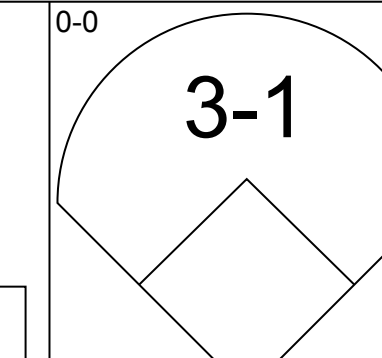
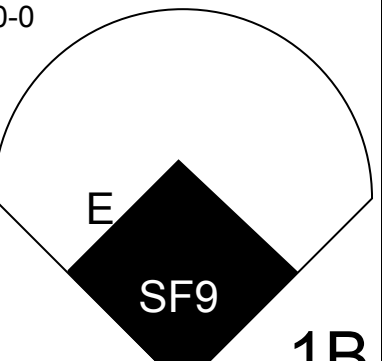
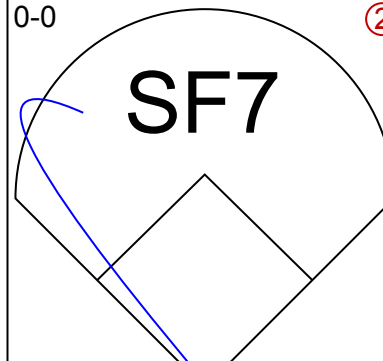
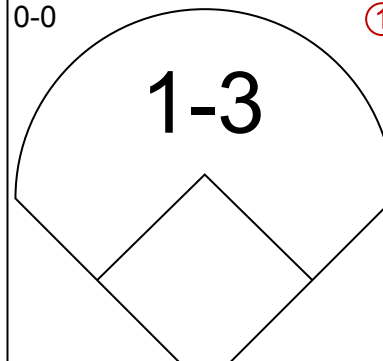
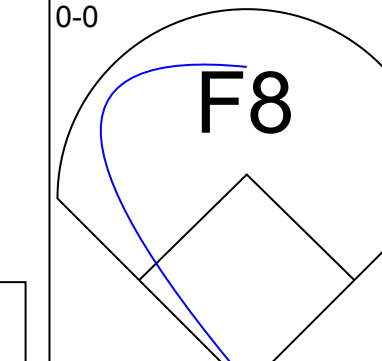
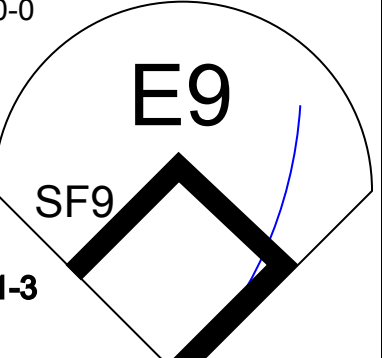
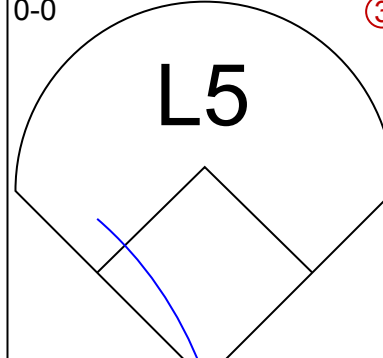
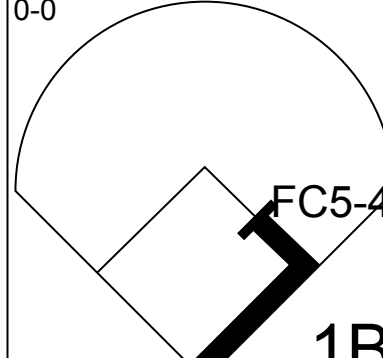
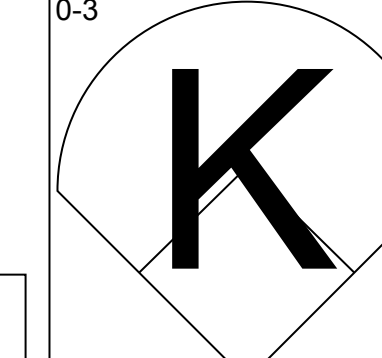
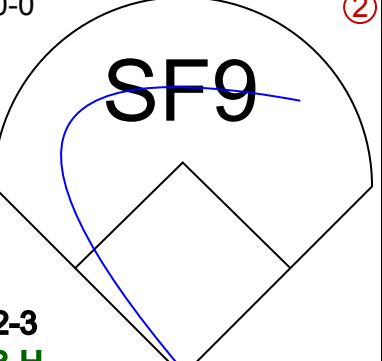
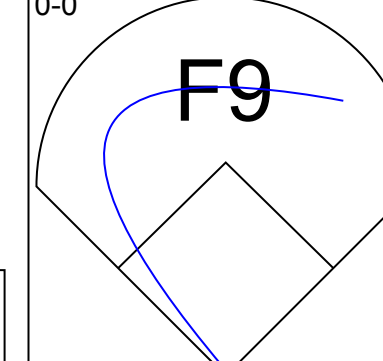
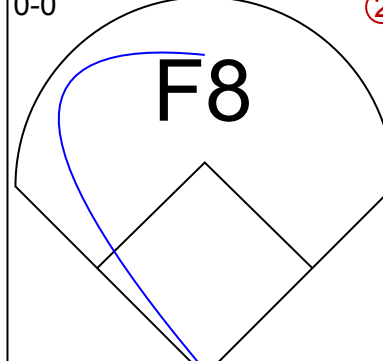
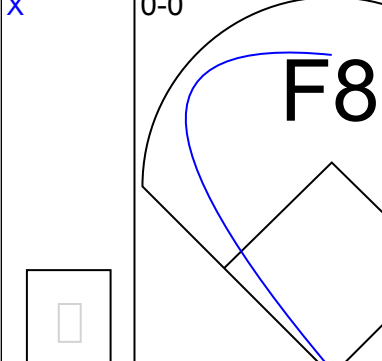
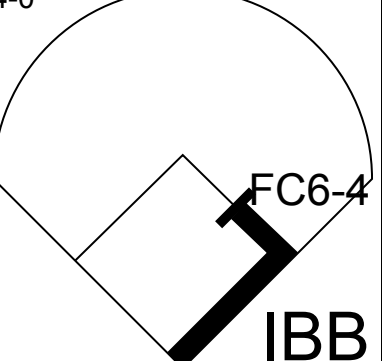
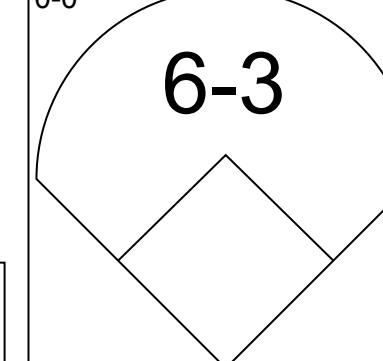
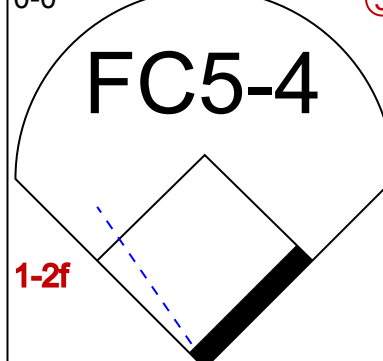
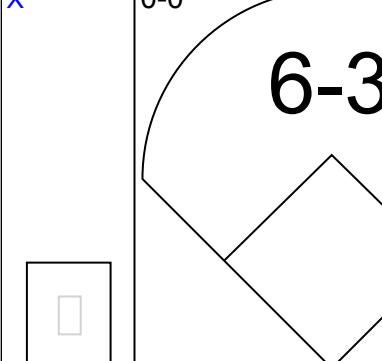
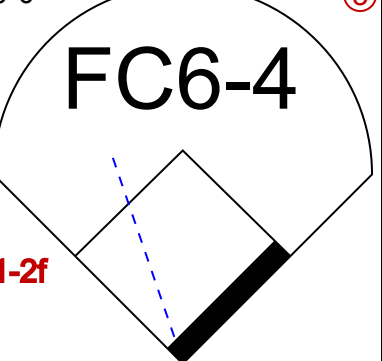
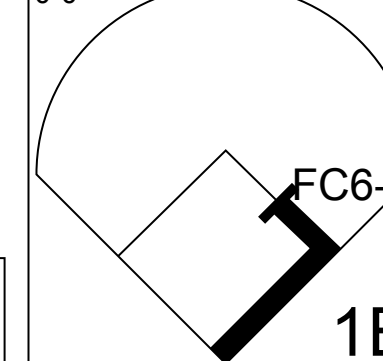
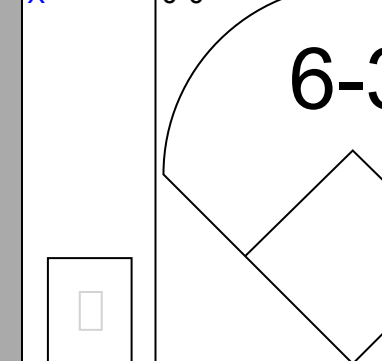
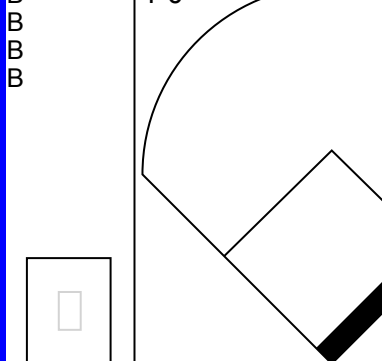


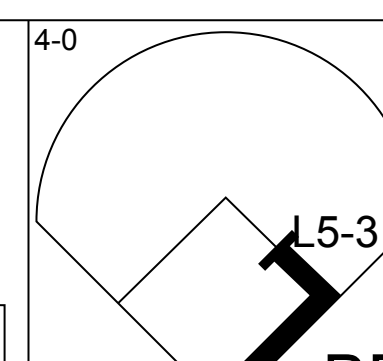
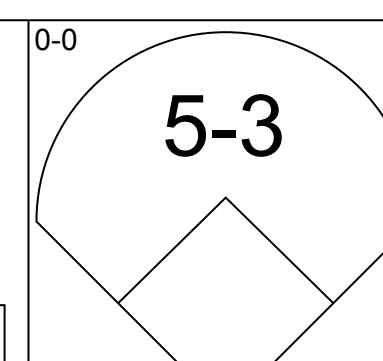
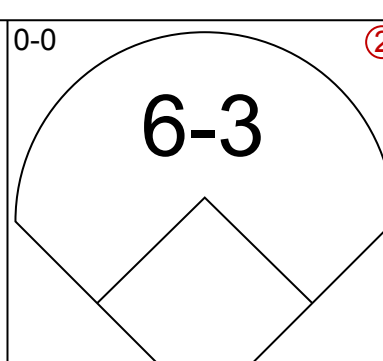
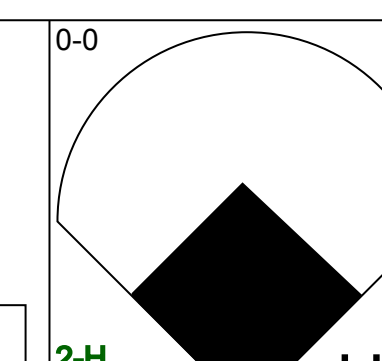
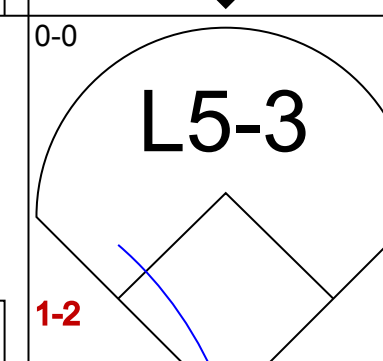
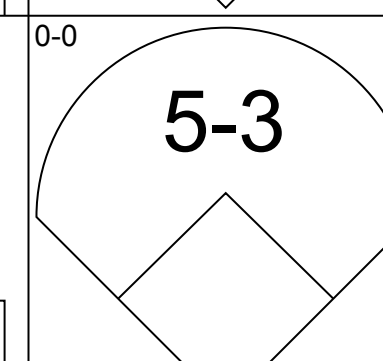
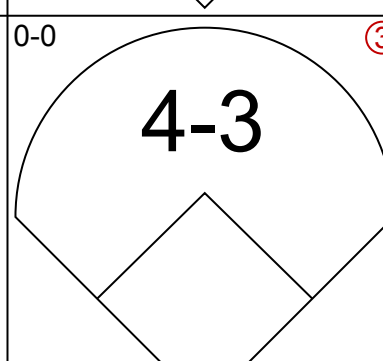
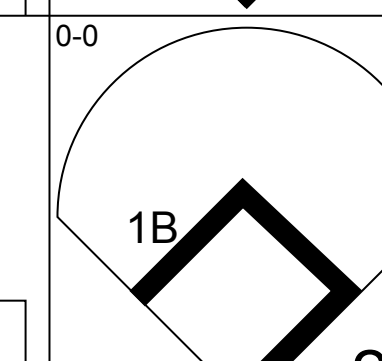
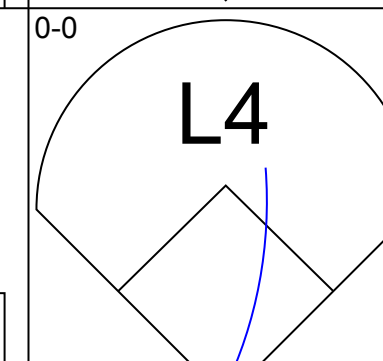
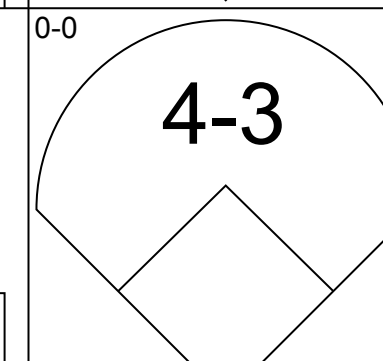
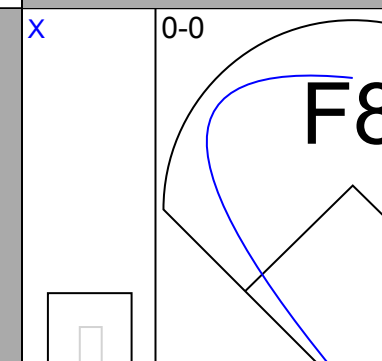
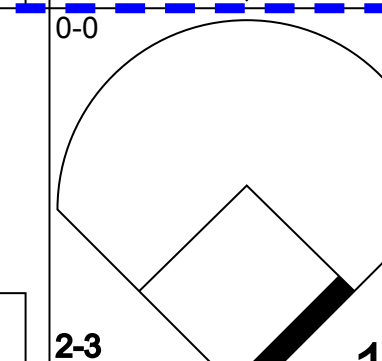
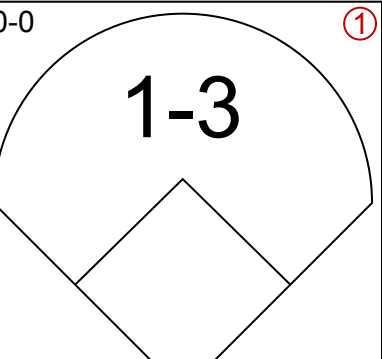
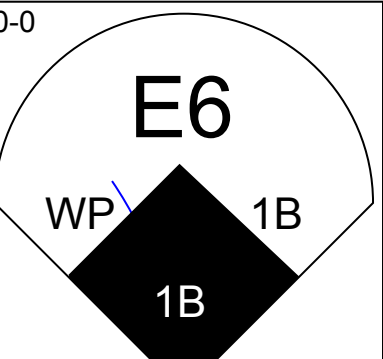
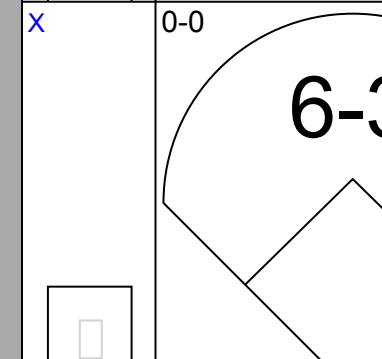
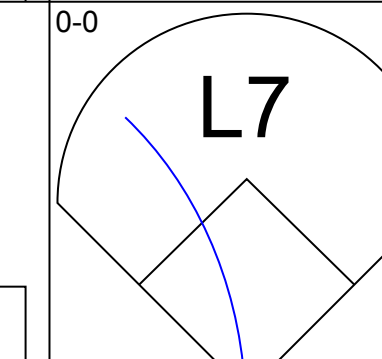
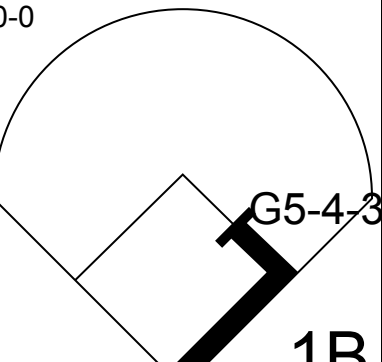
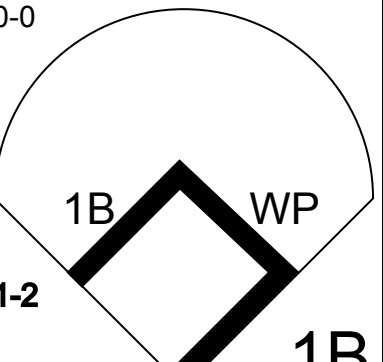
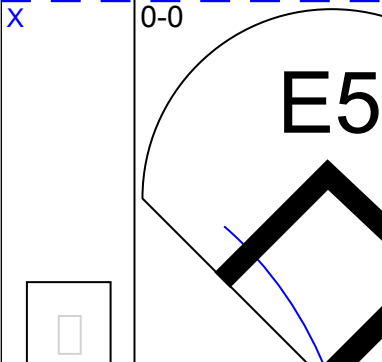
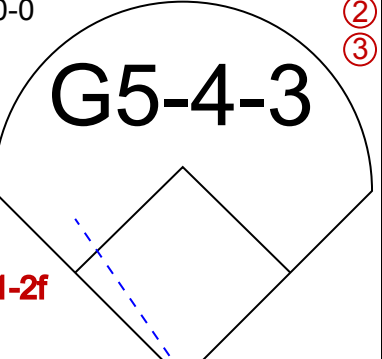
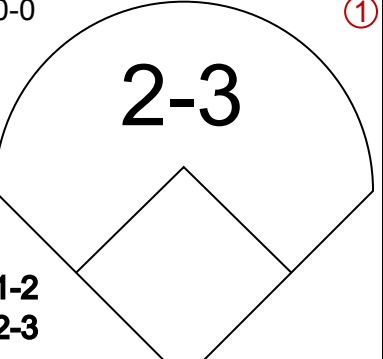
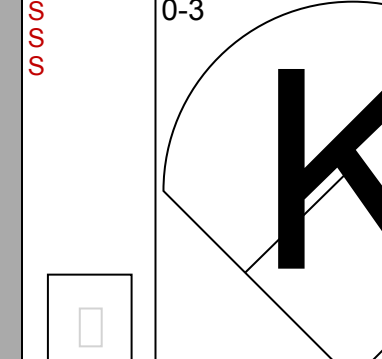
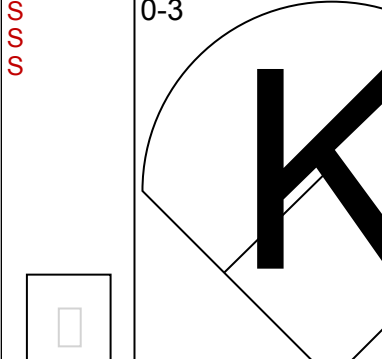
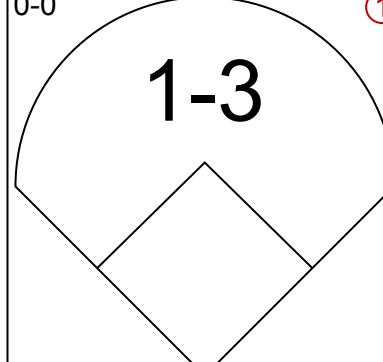
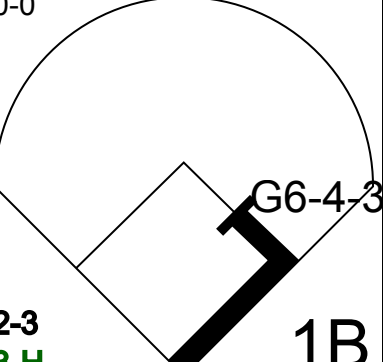
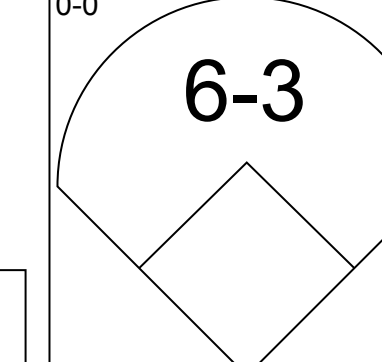
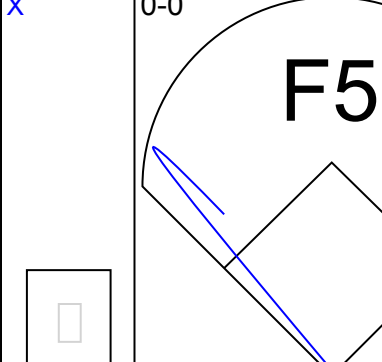
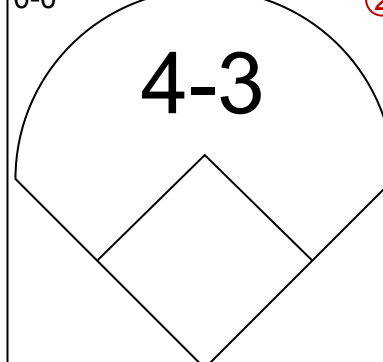
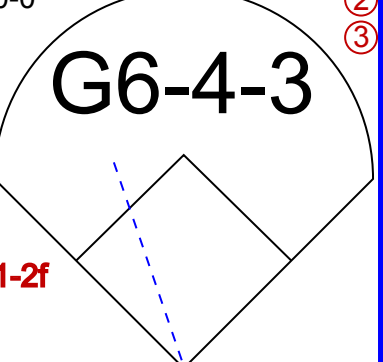
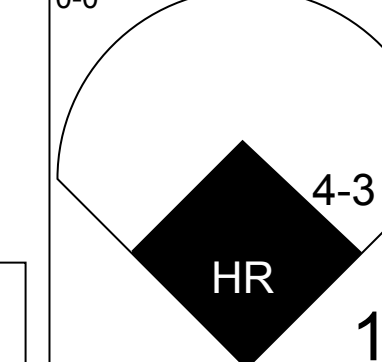
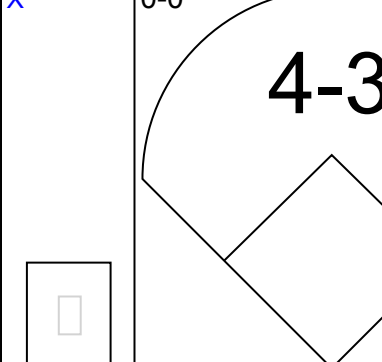
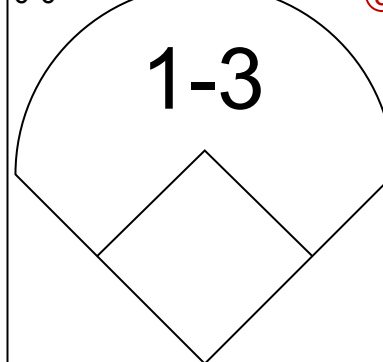
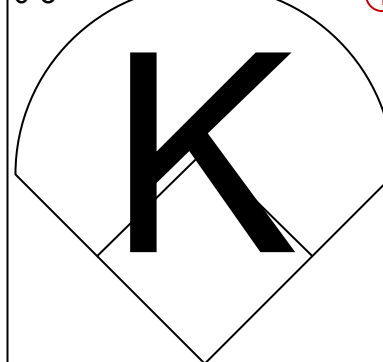
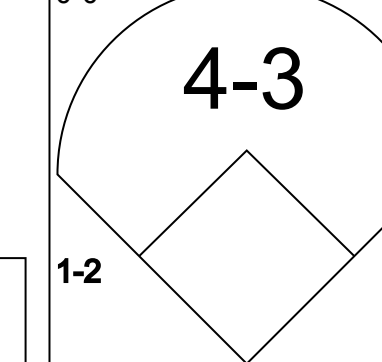
Batter	1	2	3	4	5	6	7	8	9	AB	R	H	RBI	BB	SO	LOB	BOTTOM											
Bobby Bonds, R OBP: 0.396, SLG: 0.578 (1, 9)										3	0	0	0	1	0	1	Los Angeles Dodgers @ San Francisco Giants Candlestick Park, San Francisco, CA Fri Aug 03, 1973, 10:05 PM EDT Att: 25,680 - Unknown											
Tito Fuentes, S OBP: 0.321, SLG: 0.358 (1, 4)										4	0	1	0	0	1	1												
Garry Maddox, R OBP: 0.345, SLG: 0.447 (1, 8)										3	0	0	0	1	0	2												
Willie McCovey, L OBP: 0.422, SLG: 0.502 (1, 3)										3	0	0	0	1	0	2												
Ed Goodson, L OBP: 0.343, SLG: 0.474 (1, 5)										4	0	0	0	0	0	3												
Chris Speier, R OBP: 0.340, SLG: 0.379 (1, 6)										3	0	0	0	0	1	0												
Gary Thomasson, L OBP: 0.345, SLG: 0.409 (1, 7)										3	0	0	0	0	2	0												
Dave Rader, L OBP: 0.324, SLG: 0.338 (1, 2)										3	0	1	0	0	0	0												
Tom Bradley, R OBP: 0.212, SLG: 0.220 Gary Matthews, R OBP: 0.392, SLG: 0.478 Don Carrithers, R OBP: 0.333, SLG: 0.333 Elias Sosa, R OBP: 0.333, SLG: 0.200 (1, 1) (8, PH) (6, PR) (9, 1)										2 1 0 0 0 0	0 1 0 0 0 0	0 1 0 0 0 0	0 0 0 0 0 0	0 0 0 0 0 0	0 0 0 0 0 0	0 0 0 0 0 0												
Inning Stats	R: 0 E: 0 K: 0 S: 3	H: 0 LOB: 2 BB: 2 P: 11	R: 0 E: 1 K: 2 S: 8	H: 1 LOB: 1 BB: 0 P: 8	R: 0 E: 0 K: 0 S: 3	H: 0 LOB: 0 BB: 0 P: 3	R: 0 E: 0 K: 0 S: 3	H: 0 LOB: 0 BB: 0 P: 3	R: 0 E: 0 K: 2 S: 7	H: 0 LOB: 0 BB: 0 P: 7	R: 0 E: 0 K: 0 S: 4	H: 1 LOB: 1 BB: 0 P: 4	R: 0 E: 0 K: 0 S: 3	H: 0 LOB: 0 BB: 0 P: 3	R: 0 E: 0 K: 0 S: 3	H: 1 LOB: 1 BB: 0 P: 3	R: 0 E: 0 K: 1 S: 5	H: 0 LOB: 1 BB: 1 P: 9	1B: 3 2B: 0 3B: 0 HR: 0	SF: 0 SAC: 0 DP: 1 HBP: 0	WP: 1 PB: 0 SB: 1 CS: 0	PA: 32						
PITCHER	IP	WLS	BF	H	R	ER	SO	BB	IBB	HBP	BLK	WP	HR	S	P	ERA	WHIP											
Andy Messersmith, R ERA: 2.91	(1, 1)	9.0	W	32	3	0	0	5	3	0	0	0	1	0	39	51	0.00	0.667										

AB 29
R 0
H 3
RBI 0
BB 3
SO 5
LOB 10



Batter	1	2	3	4	5	6	7	8	9	10	11	AB	R	H	RBI	BB	SO	LOB	TOP
Davey Lopes, R OBP: 0.361, SLG: 0.357 Willie Crawford, L OBP: 0.402, SLG: 0.452 Jim Brewer, L OBP: 0.400, SLG: 0.400	G3		FC3-6 1B		5-3		5-3		G3			4	0	0	0	0	0	2	
Manny Mota, R OBP: 0.365, SLG: 0.384	4-3				G3			F2		6-3		5	0	1	0	0	0	0	
Willie Davis, L OBP: 0.331, SLG: 0.467	K							F9		G3		5	0	0	0	0	2	2	
Joe Ferguson, R OBP: 0.373, SLG: 0.451		K	K					F3		6-3		5	0	0	0	0	2	2	
Steve Garvey, R OBP: 0.348, SLG: 0.457		1B			HR			L4			SH1-4 1B	5	1	4	0	0	0	0	
Ron Cey, R OBP: 0.362, SLG: 0.406		F7			HR			5-3		F9		4	1	1	2	0	0	2	
Tom Paciorek, R OBP: 0.289, SLG: 0.319												4	0	3	0	1	0	0	
Bill Russell, R OBP: 0.316, SLG: 0.356												4	0	0	0	1	0	5	
Claude Osteen, L OBP: 0.196, SLG: 0.175 Bill Buckner, L OBP: 0.298, SLG: 0.336 Lee Lacy, R OBP: 0.300, SLG: 0.208												2	0	1	0	0	0	0	
												1	0	0	0	0	0	3	
												1	0	0	0	0	1	2	
												2	0	1	0	0	0	0	
												1	0	0	0	0	0	3	
												1	0	0	0	0	1	2	
												1	0	0	0	0	1	2	
												2	0	1	0	0	0	0	
												1	0	0	0	0	0	3	
												1	0	0	0	0	1	2	
												2	0	1	0	0	0	0	
												1	0	0	0	0	0	3	
												1	0	0	0	0	1	2	
												2	0	1	0	0	0	0	
												1	0	0	0	0	0	3	
												1	0	0	0	0	1	2	
												2	0	1	0	0	0	0	
												1	0	0	0	0	0	3	
												1	0	0	0	0	1	2	
												2	0	1	0	0	0	0	
												1	0	0	0	0	0	3	
												1	0	0	0	0	1	2	
												2	0	1	0	0	0	0	
												1	0	0	0	0	0	3	
												1	0	0	0	0	1	2	
												2	0	1	0	0	0	0	
												1	0	0	0	0	0	3	
												1	0	0	0	0	1	2	
												2	0	1	0	0	0	0	
												1	0	0	0	0	0	3	
												1	0	0	0	0	1	2	
												2	0	1	0	0	0	0	
												1	0	0	0	0	0	3	
												1	0	0	0	0	1	2	
												2	0	1	0	0	0	0	
												1	0	0	0	0	0	3	
												1	0	0	0	0	1	2	
												2	0	1	0	0	0	0	
												1	0	0	0	0	0	3	
												1	0	0	0	0	1	2	
												2	0	1	0	0	0	0	
												1	0	0	0	0	0	3	
												1	0	0	0	0	1	2	
												2	0	1	0	0	0	0	
												1	0	0	0	0	0	3	
												1	0	0	0	0	1	2	
												2	0	1	0	0	0	0	
												1	0	0	0	0	0	3	
												1	0	0	0	0	1	2	
												2	0	1	0	0	0	0	
												1	0	0	0	0	0	3	
												1	0	0	0	0	1	2	
												2	0	1	0	0	0	0	
												1	0	0	0	0	0	3	
												1	0	0	0	0	1	2	
												2	0	1	0	0	0	0	
												1	0	0	0	0	0	3	
												1	0	0	0	0	1	2	
												2	0	1	0	0	0	0	
												1	0	0	0	0	0	3	
												1	0	0	0	0	1	2	
												2	0	1	0	0	0	0	
												1	0	0	0	0	0	3	
												1	0	0	0	0	1	2	
												2	0	1	0	0	0	0	
												1	0	0	0	0	0	3	
												1	0	0	0	0	1	2	
												2	0	1	0	0	0	0	
												1	0	0	0	0	0	3	
												1	0	0	0	0	1	2	
												2	0	1	0	0	0	0	
												1	0	0	0	0	0	3	
												1	0	0	0	0	1	2	
												2	0	1	0	0	0	0	
												1	0	0	0	0	0	3	
												1	0	0	0	0	1	2	
												2	0	1	0	0	0	0	
												1	0	0	0	0	0	3	
												1	0	0	0	0	1	2	
												2	0	1	0	0	0	0	
												1	0	0	0	0	0	3	
												1	0	0	0	0	1	2	
												2	0	1	0	0	0	0	
												1	0	0	0	0	0	3	
												1	0	0	0	0	1	2	
												2	0	1	0	0	0	0	
												1	0	0	0	0	0	3	
												1	0	0	0	0	1	2	
												2	0	1	0	0	0	0	
					</														

Batter	1	2	3	4	5	6	7	8	9	AB	R	H	RBI	BB	SO	LOB	TOP																			
Davey Lopes, R OBP: 0.357, SLG: 0.352 (1, 4)										5	1	0	0	0	2	2	Los Angeles Dodgers @ San Francisco Giants Candlestick Park, San Francisco, CA Sun Aug 05 1973, 6:33 AM EDT Att: 33,122 - Unknown																			
Bill Buckner, L OBP: 0.299, SLG: 0.345 (1, 7)										4	1	2	2	0	0	0																				
Willie Davis, L OBP: 0.331, SLG: 0.469 Tom Paciorek, R OBP: 0.283, SLG: 0.312 (1, 8) (3, 8)										2	1	1	0	0	0	0																				
Steve Garvey, R OBP: 0.341, SLG: 0.448 (1, 3)										4	0	0	0	0	0	1																				
Willie Crawford, L OBP: 0.400, SLG: 0.451 (1, 9)										3	1	1	1	0	0	0																				
Joe Ferguson, R OBP: 0.372, SLG: 0.449 (1, 2)										4	0	1	0	0	1	1																				
Ron Cey, R OBP: 0.358, SLG: 0.402 (1, 5)										3	0	0	1	0	0	1																				
Bill Russell, R OBP: 0.315, SLG: 0.353 (1, 6)										3	0	0	0	1	0	1																				
Tommy John, R OBP: 0.176, SLG: 0.180 Pete Richert, L OBP: 0.200, SLG: 0.200 Von Joshua, L OBP: 0.288, SLG: 0.280 Jim Brewer, L OBP: 0.400, SLG: 0.400 (1, 1) (8, 1) (9, PH) (9, 1)										3	0	1	0	0	0	2																				
Inning Stats	R: 0 E: 0 K: 1 S: 5	H: 0 LOB: 0 BB: 0 P: 5	R: 1 E: 1 K: 0 S: 5	H: 1 LOB: 2 BB: 1 P: 9	R: 3 E: 1 K: 0 S: 6	H: 2 LOB: 0 BB: 0 P: 6	R: 0 E: 0 K: 0 S: 4	H: 1 LOB: 1 BB: 0 P: 4	R: 0 E: 0 K: 1 S: 5	H: 0 LOB: 0 BB: 0 P: 5	R: 0 E: 0 K: 0 S: 4	H: 1 LOB: 1 BB: 0 P: 4	R: 0 E: 0 K: 1 S: 6	H: 1 LOB: 1 BB: 0 P: 6	R: 0 E: 0 K: 1 S: 5	H: 0 LOB: 1 BB: 1 P: 9		1B: 4 2B: 1 3B: 0 HR: 1	SF: 2 SAC: 0 DP: 0 HBP: 0	WP: 0 PA: 37 PB: 0 SB: 1 CS: 0																
PITCHER	IP	WLS	BF	H	R	ER	SO	BB	IBB	HBP	BLK	WP	HR	S	P	ERA	WHIP	PITCHER		IP	WLS	BF	H	R	ER	SO	BB	IBB	HBP	BLK	WP	HR	S	P	ERA	WHIP
Juan Marichal, R ERA: 3.46 Jim Barr, R ERA: 3.14 Randy Moffitt, R ERA: 2.81 Elias Sosa, R ERA: 3.63 (1, 1) (4, 1) (7, 1) (9, 1)	3.0	L	15	3	4	1	1	0	1	0	0	0	1	16	20	3.00	1.000			3.0	L	11	2	0	0	1	0	0	0	0	0	13	13	0.00	0.667	

Batter	1	2	3	4	5	6	7	8	9	AB	R	H	RBI	BB	SO	LOB	BOTTOM																			
Bobby Bonds, R OBP: 0.395, SLG: 0.579 (1, 9)										3	1	1	2	1	0	0	Los Angeles Dodgers @ San Francisco Giants Candlestick Park, San Francisco, CA Sun Aug 05 1973, 6:33 AM EDT Att: 33,122 - Unknown																			
Tito Fuentes, S OBP: 0.319, SLG: 0.364 (1, 4)										4	0	1	0	0	0	1																				
Garry Maddox, R OBP: 0.343, SLG: 0.443 (1, 8)										4	0	1	0	0	0	0																				
Gary Matthews, R OBP: 0.386, SLG: 0.478 (1, 7)										4	1	0	0	0	0	2																				
Chris Speier, R OBP: 0.343, SLG: 0.382 (1, 6)										4	0	3	0	0	0	0																				
Dave Kingman, R OBP: 0.241, SLG: 0.416 (1, 3)										4	0	0	0	0	2	5																				
Bruce Miller, R OBP: 0.125, SLG: 0.125 (1, 5)										4	0	1	1	0	0	1																				
Mike Sadek, R OBP: 0.268, SLG: 0.143 Chris Arnold, R OBP: 0.394, SLG: 0.393 Dave Rader, L OBP: 0.325, SLG: 0.339 (1, 2) (5, PH) (6, 2)										1	0	0	0	0	0	0																				
Juan Marichal, R OBP: 0.291, SLG: 0.355 Steve Ontiveros, S OBP: 0.196, SLG: 0.199 Jim Barr, R OBP: 0.271, SLG: 0.271 Jim Howarth, L OBP: 0.162, SLG: 0.162 Randy Moffitt, R OBP: 0.271, SLG: 0.271 Ed Goodson, L OBP: 0.342, SLG: 0.473 Elias Sosa, R OBP: 0.268, SLG: 0.167 (1, 1) (3, PH) (4, 1) (6, PH) (7, 1) (8, PH) (9, 1)										0	0	0	0	0	0	0																				
Inning Stats	R: 0 E: 0 K: 0 S: 2	H: 0 LOB: 0 BB: 1 P: 6	R: 0 E: 0 K: 0 S: 3	H: 1 LOB: 0 BB: 0 P: 3	R: 0 E: 0 K: 0 S: 3	H: 0 LOB: 0 BB: 0 P: 3	R: 1 E: 1 K: 0 S: 5	H: 2 LOB: 1 BB: 0 P: 5	R: 0 E: 0 K: 1 S: 5	H: 0 LOB: 0 BB: 0 P: 5	R: 0 E: 0 K: 1 S: 6	H: 1 LOB: 1 BB: 0 P: 6	R: 2 E: 0 K: 0 S: 7	H: 4 LOB: 2 BB: 0 P: 7	R: 0 E: 1 K: 1 S: 6	H: 0 LOB: 1 BB: 0 P: 6		1B: 6 2B: 2 3B: 0 HR: 1	SF: 0 SAC: 0 DP: 3 HBP: 0	WP: 1 PA: 35 PB: 0 SB: 0 CS: 0																
PITCHER	IP	WLS	BF	H	R	ER	SO	BB	IBB	HBP	BLK	WP	HR	S	P	ERA	WHIP	PITCHER		IP	WLS	BF	H	R	ER	SO	BB	IBB	HBP	BLK	WP	HR	S	P	ERA	WHIP
Tommy John, L ERA: 2.74 Pete Richert, L ERA: 2.09 Jim Brewer, L ERA: 1.96 (1, 1) (8, 1) (9, 1)	7.2	W	29	7	3	2	2	1	0	0	0	0	1	32	36	2.35	1.043			1.0	S	4	0	0	0	1	0	0	0	0	6	6	0.00	0.000		



Batter	1	2	3	4	5	6	7	8	9	AB	R	H	RBI	BB	SO	LOB	TOP								
Ron Hunt, R OBP: 0.416, SLG: 0.336 (1, 4)	F3		G4-6-3		F6			1-3		4	0	0	0	0	0	2									
Mike Jorgensen, L OBP: 0.347, SLG: 0.354 (1, 3)	1B			1B		K		F8		4	1	2	0	0	1	0									
Ron Fairly, L OBP: 0.436, SLG: 0.441 Ron Woods, R OBP: 0.342, SLG: 0.313 (1, 7) (9, 7)	K			K		3-1		4-3		4	0	0	0	0	2	2									
Ken Singleton, S OBP: 0.397, SLG: 0.470 (1, 9)	F4			1B		F4		P7		4	0	1	0	0	0	1									
Jim Lyttle, L OBP: 0.327, SLG: 0.489 (1, 8)		K				4-3		E1		4	0	1	1	0	1	0									
Bob Bailey, R OBP: 0.376, SLG: 0.529 (1, 5)	5-3			G6-4-3						4	1	2	1	0	0	2									
John Boccabella, R OBP: 0.276, SLG: 0.306 (1, 2)	6-3					K		4-3		4	0	0	0	0	1	2									
Pepe Frias, R OBP: 0.257, SLG: 0.265 (1, 6)			F6		3-1			F7		3	0	0	0	0	0	0									
Steve Renko, R OBP: 0.358, SLG: 0.361 (1, 1)								4-3		3	0	2	0	0	0	0									
Inning Stats	R: 0 E: 0 K: 1 S: 6	H: 1 LOB: 1 BB: 0 P: 6	R: 0 E: 0 K: 1 S: 5	H: 0 LOB: 0 BB: 0 P: 5	R: 0 E: 0 K: 0 S: 3	H: 1 LOB: 0 BB: 0 P: 3	R: 1 E: 0 K: 1 S: 7	H: 3 LOB: 1 BB: 0 P: 7	R: 0 E: 0 K: 1 S: 6	H: 1 LOB: 1 BB: 0 P: 6	R: 0 E: 0 K: 1 S: 5	H: 0 LOB: 0 BB: 0 P: 5	R: 1 E: 0 K: 0 S: 4	H: 1 LOB: 0 BB: 0 P: 4	R: 0 E: 0 K: 0 S: 3	H: 0 LOB: 0 BB: 0 P: 3	R: 0 E: 1 K: 0 S: 5	H: 1 LOB: 2 BB: 0 P: 5	1B: 6 2B: 1 3B: 0 HR: 1	SF: 0 SAC: 0 DP: 2 HBP: 0	WP: 0 PB: 1 SB: 2 CS: 2	PA: 34			
PITCHER	IP	WLS	BF	H	R	ER	SO	BB	IBB	HBP	BLK	WP	HR	S	P	ERA	WHIP								
Tom Bradley, R ERA: 3.67 (1, 1)	8.0	L	29	7	2	2	5	0	0	0	0	0	1	39	39	2.25	0.875								
Randy Moffitt, R ERA: 2.77 (9, 1)	1.0		5	1	0	0	0	0	0	0	0	0	0	5	5	0.00	1.000								

Montreal Expos @ San Francisco Giants
Candlestick Park, San Francisco, CA
Tue Aug 07 1973, 10:05 PM EDT
Att: 3,668 - Unknown

AB	34
R	2
H	8
RBI	2
BB	0
SO	5
LOB	9



Batter	1	2	3	4	5	6	7	8	9	AB	R	H	RBI	BB	SO	LOB	BOTTOM								
Bobby Bonds, R OBP: 0.396, SLG: 0.577 (1, 9)	CS		K			6-3		4-3		3	0	1	0	1	1	0									
Tito Fuentes, S OBP: 0.317, SLG: 0.362 (1, 4)	G3		K			SH3		4-3		3	0	0	0	0	1	1									
Gary Maddox, R OBP: 0.340, SLG: 0.438 (1, 8)	5-3			F3		6-3		F8		4	0	0	0	0	0	1									
Willie McCovey, L OBP: 0.422, SLG: 0.511 (1, 3)		HR		F9		SH3		F8		3	1	1	1	1	0	0									
Gary Matthews, R OBP: 0.382, SLG: 0.473 (1, 7)		F3		K		F6		F9		4	0	0	0	0	1	2									
Chris Speier, R OBP: 0.343, SLG: 0.380 (1, 6)					F9		K			2	0	0	0	1	1	0									
Mike Phillips, L OBP: 0.242, SLG: 0.267 (1, 5)			K			4-3		F5		3	0	0	0	0	1	1									
Dave Rader, L OBP: 0.325, SLG: 0.345 (1, 2)		4-3						F9		3	0	1	0	0	0	1									
Tom Bradley, R OBP: 0.204, SLG: 0.212 Steve Ontiveros, S (8, PH) Randy Moffitt, R OBP: 0.077, SLG: 0.077 (9, 1)			F4					K		2	0	0	0	0	1	1									
Inning Stats	R: 0 E: 0 K: 0 S: 3	H: 1 LOB: 0 BB: 0 P: 3	R: 1 E: 0 K: 1 S: 6	H: 1 LOB: 1 BB: 1 P: 10	R: 0 E: 0 K: 2 S: 7	H: 0 LOB: 0 BB: 0 P: 7	R: 0 E: 0 K: 1 S: 5	H: 0 LOB: 0 BB: 0 P: 5	R: 0 E: 0 K: 1 S: 6	H: 1 LOB: 1 BB: 0 P: 6	R: 0 E: 0 K: 0 S: 3	H: 0 LOB: 2 BB: 2 P: 11	R: 0 E: 0 K: 1 S: 5	H: 0 LOB: 0 BB: 0 P: 5	R: 0 E: 0 K: 1 S: 5	H: 0 LOB: 0 BB: 0 P: 5	R: 0 E: 0 K: 0 S: 3	H: 0 LOB: 0 BB: 0 P: 3	1B: 1 2B: 0 3B: 1 HR: 1	SF: 0 SAC: 1 DP: 0 HBP: 0	WP: 0 PB: 0 SB: 1 CS: 1	PA: 32			
PITCHER	IP	WLS	BF	H	R	ER	SO	BB	IBB	HBP	BLK	WP	HR	S	P	ERA	WHIP								
Steve Renko, R ERA: 2.81 (1, 1)	9.0	W	32	3	1	1	7	2	1	0	0	0	1	43	55	1.00	0.556								

Montreal Expos @ San Francisco Giants
Candlestick Park, San Francisco, CA
Tue Aug 07 1973, 10:05 PM EDT
Att: 3,668 - Unknown

AB	28
R	1
H	3
RBI	1
BB	3
SO	7
LOB	7



Batter	1	2	3	4	5	6	7	8	9	AB	R	H	RBI	BB	SO	LOB	TOP										
Don Hahn, R OBP: 0.293, SLG: 0.298 (1, 8)										5	0	1	0	0	2	1	New York Mets @ San Francisco Giants Candlestick Park, San Francisco, CA Fri Aug 10, 1973, 10:05 PM EDT Att: 8,692 - Unknown										
Felix Milan, R OBP: 0.322, SLG: 0.352 (1, 4)										5	0	0	1	0	0	1											
Rusty Staub, L OBP: 0.355, SLG: 0.418 (1, 9)										4	1	1	0	1	1	2											
John Milner, L OBP: 0.334, SLG: 0.487 (1, 3)										5	1	2	0	0	0	2											
Cleon Jones, R OBP: 0.324, SLG: 0.382 (1, 7)										4	2	2	1	0	0	1											
Wayne Garrett, L OBP: 0.343, SLG: 0.361 (1, 5)										4	1	2	3	0	0	1											
Jerry Grote, R OBP: 0.254, SLG: 0.281 (1, 2)										4	0	1	0	0	0	2											
Ted Martinez, R OBP: 0.278, SLG: 0.268 (1, 6)										4	2	3	0	0	0	1											
Tom Seaver, R OBP: 0.229, SLG: 0.231 (1, 1)										4	0	1	2	0	2	3											
Inning Stats	R: 0 E: 1 K: 0 S: 4	H: 0 LOB: 1 BB: 0 P: 4	R: 2 E: 0 K: 1 S: 8	H: 3 LOB: 1 BB: 0 P: 8	R: 0 E: 0 K: 0 S: 4	H: 1 LOB: 1 BB: 0 P: 4	R: 0 E: 0 K: 0 S: 4	H: 2 LOB: 1 BB: 0 P: 4	R: 4 E: 0 K: 2 S: 9	H: 4 LOB: 0 BB: 0 P: 7	R: 1 E: 0 K: 2 S: 9	H: 2 LOB: 1 BB: 0 P: 9	R: 0 E: 0 K: 0 S: 3	H: 0 LOB: 0 BB: 0 P: 3	R: 0 E: 0 K: 1 S: 5	H: 1 LOB: 0 BB: 0 P: 5	R: 0 E: 0 K: 1 S: 5	H: 0 LOB: 1 BB: 1 P: 9	1B: 9 2B: 2 3B: 1 HR: 1	SF: 0 SAC: 0 DP: 2 HBP: 0	WP: 0 PB: 0 SB: 0 CS: 0	PA: 40					
PITCHER	IP	WLS	BF	H	R	ER	SO	BB	IBB	HBP	BLK	WP	HR	S	P	ERA	WHIP										
Juan Marichal, R ERA: 3.73 (1, 1)	4.2	L	24	10	6	6	1	0	0	0	0	0	1	26	26	11.57	2.143										
Don Carrithers, R ERA: 4.29 (5, 1)	1.1		6	2	1	1	2	0	0	0	0	0	0	10	10	6.75	1.500										
Jim Willoughby, R ERA: 4.66 (7, 1)	3.0		10	1	0	0	2	1	0	0	0	0	0	13	17	0.00	0.667										
Batter	1	2	3	4	5	6	7	8	9	AB	R	H	RBI	BB	SO	LOB	BOTTOM										
Gary Thomasson, L OBP: 0.345, SLG: 0.409 (1, 8)										4	1	1	0	1	0	4	New York Mets @ San Francisco Giants Candlestick Park, San Francisco, CA Fri Aug 10, 1973, 10:05 PM EDT Att: 8,692 - Unknown										
Tito Fuentes, S OBP: 0.316, SLG: 0.357 (1, 4)										5	0	2	0	0	2	2											
Bobby Bonds, R OBP: 0.393, SLG: 0.579 (1, 9)										3	0	0	1	0	1	1											
Willie McCovey, L OBP: 0.429, SLG: 0.522 (1, 3)										3	0	1	0	1	1	0											
Ed Goodson, L OBP: 0.335, SLG: 0.461 (1, 5)										4	0	1	0	0	0	3											
Gary Matthews, R OBP: 0.384, SLG: 0.471 (1, 7)										4	0	2	0	0	1	2											
Chris Speier, R OBP: 0.339, SLG: 0.372 (1, 6)										4	0	0	0	0	0	5											
Dave Rader, L OBP: 0.318, SLG: 0.337 (1, 2)										4	0	0	0	0	1	6											
Juan Marichal, R OBP: 0.286, SLG: 0.260 (1, 1)										1	0	0	0	0	0	0											
Don Carrithers, R OBP: 0.308, SLG: 0.308 (5, 1)										1	0	0	0	0	1	0											
Steve Ontiveros, S (6, PH)										1	0	0	0	0	0	2											
Jim Willoughby, R OBP: 0.240, SLG: 0.348 (7, 1)										1	0	0	0	0	0	0											
Garry Maddox, R OBP: 0.337, SLG: 0.432 (9, PH)										1	0	1	0	0	0	0											
Inning Stats	R: 0 E: 0 K: 0 S: 3	H: 1 LOB: 0 BB: 0 P: 3	R: 0 E: 0 K: 1 S: 7	H: 2 LOB: 2 BB: 0 P: 7	R: 0 E: 0 K: 1 S: 7	H: 1 LOB: 1 BB: 0 P: 6	R: 0 E: 1 K: 1 S: 7	H: 1 LOB: 2 BB: 0 P: 7	R: 1 E: 0 K: 0 S: 6	H: 1 LOB: 2 BB: 2 P: 14	R: 0 E: 2 K: 0 S: 5	H: 1 LOB: 2 BB: 0 P: 5	R: 0 E: 0 K: 2 S: 7	H: 0 LOB: 0 BB: 0 P: 7	R: 0 E: 0 K: 0 S: 3	H: 0 LOB: 0 BB: 0 P: 3	R: 0 E: 0 K: 1 S: 6	H: 1 LOB: 1 BB: 0 P: 6	1B: 7 2B: 1 3B: 0 HR: 0	SF: 1 SAC: 0 DP: 1 HBP: 0	WP: 1 PB: 0 SB: 0 CS: 0	PA: 38					
PITCHER	IP	WLS	BF	H	R	ER	SO	BB	IBB	HBP	BLK	WP	HR	S	P	ERA	WHIP										
Tom Seaver, R ERA: 1.86 (1, 1)	9.0	W	38	8	1	1	7	2	0	0	0	1	0	50	58	1.00	1.111										


Batter	1	2	3	4	5	6	7	8	9	10	11	12	13	AB R H RBI BB SO LOB	TOP											
Don Hahn, R OBP: 0.265, SLG: 0.331 (1, 8)														6 2 2 1 0 1 3	New York Mets @ San Francisco Giants Candlestick Park, San Francisco, CA Sat Aug 11 1973, 6:33 AM EDT Att: 15,762 - Unknown											
Felix Millan, R OBP: 0.322, SLG: 0.354 (1, 4)														6 1 2 0 0 0 3												
Rusty Staub, L OBP: 0.355, SLG: 0.416 (1, 9)														5 1 1 2 1 0 4												
John Milner, L OBP: 0.331, SLG: 0.490 (1, 3)														6 1 1 3 0 1 4												
Cleon Jones, R OBP: 0.315, SLG: 0.371 (1, 7)														6 0 0 0 0 1 1												
Wayne Garrett, L OBP: 0.338, SLG: 0.354 (1, 5)														6 0 0 0 0 2 0												
Ron Hodges, L OBP: 0.267, SLG: 0.264 (1, 2)														1 0 0 0 0 0 0												
Duffy Dyer, R OBP: 0.247, SLG: 0.240 (2, 2)														4 0 0 0 0 1 0												
Ted Martinez, R OBP: 0.280, SLG: 0.267 (1, 6)														1 0 0 0 0 0 0												
Brian Ostrasser, L (5, 6)														1 0 0 0 0 0 0												
Willie Mays, R OBP: 0.293, SLG: 0.360 (9, PH)														1 0 1 0 0 0 0												
Jerry Grote, R OBP: 0.252, SLG: 0.279 (9, 5)														1 0 0 0 0 0 0												
George Stone, L OBP: 0.265, SLG: 0.264 (1, 1)														0 0 0 0 0 0 0												
Ed Goodson, L OBP: 0.265, SLG: 0.264 (1, 1)														0 0 0 0 0 0 0												
Mike Phillips, L OBP: 0.265, SLG: 0.264 (1, 1)														0 0 0 0 0 0 0												
Willie McCovey, L OBP: 0.265, SLG: 0.264 (1, 1)														0 0 0 0 0 1 0												
Bruce Millar, R OBP: 0.265, SLG: 0.264 (1, 1)														0 0 0 0 0 1 0												
Inning Stats	R: 1 E: 0 K: 2 S: 9	H: 2 LOB: 1 BB: 0 P: 9	R: 0 E: 0 K: 1 S: 5	H: 0 LOB: 0 BB: 0 P: 5	R: 1 E: 0 K: 0 S: 4	H: 1 LOB: 1 BB: 1 P: 8	R: 0 E: 0 K: 0 S: 5	H: 0 LOB: 0 BB: 0 P: 5	R: 0 E: 1 K: 1 S: 6	H: 1 LOB: 2 BB: 1 P: 10	R: 0 E: 0 K: 1 S: 5	H: 0 LOB: 0 BB: 0 P: 5	R: 0 E: 0 K: 0 S: 3	H: 0 LOB: 0 BB: 0 P: 3	R: 0 E: 0 K: 0 S: 3	H: 0 LOB: 0 BB: 0 P: 3	R: 0 E: 0 K: 0 S: 3	H: 0 LOB: 0 BB: 0 P: 3	R: 0 E: 0 K: 0 S: 3	H: 0 LOB: 0 BB: 0 P: 3	R: 0 E: 0 K: 0 S: 3	H: 0 LOB: 0 BB: 0 P: 3	1B: 3 2B: 3 3B: 0 HR: 2	SF: 0 SAC: 0 DP: 0 HBP: 1	W/P: 0 PB: 0 SB: 0 CS: 0	PA: 51
PITCHER	IP WLS BF H R ER SO BB IBB HBP BLK WP HR S P ERA WHIP																									
Tom Bradley, R ERA: 3.9 (1, 1)	5.0	23	6	6	6	4	1	0	1	0	0	0	0	0	0	22	26	0.00	0.600							
Elias Sosa, R ERA: 3.29 (6, 1)	5.0	19	2	1	0	2	1	0	0	1	0	0	0	0	0	22	26	0.00	0.600							
Randy Moffitt, R ERA: 2.65 (11, 1)	3.0	9	0	0	0	0	0	0	0	0	0	0	0	0	9	9	0.00	0.000								

Batter	1	2	3	4	5	6	7	8	9	10	11	12	13	AB R H RBI BB SO LOB	BOTTOM											
Gary Maddox, R OBP: 0.340, SLG: 0.434 (1, 8)															5 1 2 0 1 0 4	New York Mets @ San Francisco Giants Candlestick Park, San Francisco, CA Sat Aug 11 1973, 6:33 AM EDT Att: 15,762 - Unknown										
Tito Fuentes, S OBP: 0.312, SLG: 0.351 (1, 4)														7 1 0 0 0 1 7												
Ed Goodson, L OBP: 0.265, SLG: 0.264 (1, 5)														5 1 2 0 0 0 0												
Mike Phillips, L OBP: 0.265, SLG: 0.264 (1, 5)														0 0 0 0 0 0 0												
Willie McCovey, L OBP: 0.265, SLG: 0.264 (1, 5)														0 0 0 0 0 1 0												
Bobby Bonds, R OBP: 0.394, SLG: 0.588 (1, 9)														7 2 3 4 0 2 2												
Gary Matthews, R OBP: 0.383, SLG: 0.470 (1, 7)														5 1 1 1 1 1 0												
Chris Speier, R OBP: 0.339, SLG: 0.369 (1, 6)														4 1 0 0 2 2 3												
Gary Thomasson, L OBP: 0.341, SLG: 0.399 (1, 3)														4 1 0 0 1 0 1												
Chris Arnold, R OBP: 0.353, SLG: 0.379 (12, PH)														1 0 0 0 0 0 3												
Dave Kingman, R OBP: 0.241, SLG: 0.416 (13, 3)														0 0 0 0 0 0 0												
Mike Sadek, R OBP: 0.295, SLG: 0.162 (1, 2)														2 0 1 0 1 0 3												
Dave Rader, L OBP: 0.321, SLG: 0.340 (8, PH)														3 0 2 0 0 0 3												
Tom Bradley, R OBP: 0.214, SLG: 0.222 (1, 1)														2 0 1 1 0 1 2												
Elias Sosa, R OBP: 0.222, SLG: 0.125 (6, 1)														1 0 0 0 0 1 1												
Randy Moffitt, R OBP: 0.077, SLG: 0.077 (11, 1)														0 0 0 0 0 0 0												
Steve Ontiveros, S (13, PH)														1 0 0 0 0 1 0												
Inning Stats	R: 5 E: 1 K: 1 S: 11	H: 5 LOB: 2 BB: 2 P: 19	R: 0 E: 0 K: 2 S: 7	H: 0 LOB: 0 BB: 0 P: 7	R: 0 E: 0 K: 1 S: 5	H: 0 LOB: 2 BB: 2 P: 13	R: 0 E: 0 K: 1 S: 5	H: 0 LOB: 0 BB: 0 P: 5	R: 0 E: 0 K: 1 S: 6	H: 1 LOB: 0 BB: 0 P: 4	R: 0 E: 0 K: 0 S: 4	H: 1 LOB: 1 BB: 1 P: 4	R: 0 E: 0 K: 0 S: 3	H: 1 LOB: 1 BB: 1 P: 3	R: 0 E: 0 K: 0 S: 3	R: 0 E: 1 K: 0 S: 6	H: 0 LOB: 3 BB: 2 P: 14	R: 1 E: 1 K: 1 S: 5	H: 1 LOB: 3 BB: 1 P: 10	1B: 8 2B: 2 3B: 1 HR: 1	SF: 0 SAC: 2 DP: 2 HBP: 1	W/P: 1 PB: 0 SB: 0 CS: 0	PA: 58			
PITCHER	IP WLS BF H R ER SO BB IBB HBP BLK WP HR S P ERA WHIP																									
George Stone, L ERA: 2.99 (1, 1)	0.1	7	4	6	4	0	2	0	0	0	0	0	0	1	0	23	31	0.00	0.818							
Buzz Capra, R ERA: 4.03 (5, 1)	3.2	15	1	0	0	5	2	0	0	0	0	0	0	1	0	23	31	0.00	0.818							
John Strohmayr, R ERA: 5.48 (5, 1)	2.0	7	2	0	0	2	0	0	0	0	0	0	0	0	11	11	0.00	1.000								
Harry Parker, R ERA: 3.53 (7, 1)	2.0	8	2	1	1	0	0	0	0	0	0	0	0	0	8	8	4.50	1.000								
Tug McGraw, L ERA: 5.09 (9, 1)	4.1	L 21	3	1	1	2	1	3	1	0	0	0	0	0	20	37	2.08	0.923								

AB	48
R	7
H	8
RBI	6
BB	2
SO	6
LOB	17



AB	47
R	8
H	12
RBI	6
BB	8
SO	9
LOB	29



Batter	1	2	3	4	5	6	7	8	9	AB	R	H	RBI	BB	SO	LOB	TOP					
Wayne Garrett, L (1.5) OBP: 0.337, SLG: 0.353 (7.6)										4	0	1	0	0	1	1	New York Mets @ San Francisco Giants Candlestick Park, San Francisco, CA Sun Aug 12 1973, 6:33 AM EDT Att: 13,490 - Unknown					
Felix Milten, R (1.4) OBP: 0.319, SLG: 0.351										4	0	0	0	0	1	2						
Willie Mays, R (1.3) OBP: 0.287, SLG: 0.352										4	0	0	0	0	0	1						
Cleon Jones, R (1.9) OBP: 0.318, SLG: 0.370										3	0	1	0	1	0	0						
John Milner, L (1.7) OBP: 0.328, SLG: 0.484										4	0	0	0	0	0	2						
Don Hahn, R (1.8) OBP: 0.301, SLG: 0.336										4	0	2	0	0	0	2						
Jerry Grote, R (1.2) OBP: 0.299, SLG: 0.280										3	1	1	0	1	2	1						
Brian Ostrosser, L (1.6) Duffy Dyer, R (7. PH) OBP: 0.246, SLG: 0.239 Jim McAndrew, R (7.1) OBP: 0.381, SLG: 0.200 Jim Beauchamp, R (9. PH) OBP: 0.367, SLG: 0.353										2	0	0	0	0	0	3						
Ray Sadecki, L (1.1) OBP: 0.238, SLG: 0.333 Ken Boswell, L (7. PH) OBP: 0.266, SLG: 0.318 (7.5)										1	0	0	0	0	0	0						
										1	0	1	0	0	0	0						
Inning Stats	R: 0 E: 0 K: 0 S: 3	H: 1 LOB: 0 BB: 0 P: 3	R: 0 E: 0 K: 0 S: 4	H: 1 LOB: 2 BB: 1 P: 8	R: 0 E: 0 K: 1 S: 5	H: 0 LOB: 0 BB: 0 P: 5	R: 0 E: 0 K: 0 S: 3	H: 0 LOB: 1 BB: 1 P: 7	R: 1 E: 1 K: 0 S: 5	H: 1 LOB: 0 BB: 0 P: 5	R: 0 E: 0 K: 0 S: 4	H: 1 LOB: 1 BB: 0 P: 4	R: 0 E: 0 K: 2 S: 8	H: 1 LOB: 0 BB: 0 P: 8	R: 0 E: 0 K: 1 S: 6	H: 0 LOB: 0 BB: 0 P: 3	R: 0 E: 0 K: 1 S: 6	H: 1 LOB: 1 BB: 0 P: 6	1B: 6 2B: 1 3B: 0 HR: 0	SF: 0 SAC: 1 DP: 1 HBP: 0	WP: 0 PB: 0 SB: 0 CS: 0	PA: 35
PITCHER Ron Bryant, L (1.1) ERA: 2.84	IP: 9.0 WLS: W BF: 35 H: 6 R: 1 ER: 0 SO: 4 BB: 1 IBB: 1 HBP: 0 BLK: 1 WP: 0 HR: 0 S: 41 P: 49 ERA: 0.00 WHIP: 0.778															PITCHER	IP: 9.0 WLS: W BF: 35 H: 6 R: 1 ER: 0 SO: 4 BB: 1 IBB: 1 HBP: 0 BLK: 1 WP: 0 HR: 0 S: 41 P: 49 ERA: 0.00 WHIP: 0.778					

Batter	1	2	3	4	5	6	7	8	9	AB	R	H	RBI	BB	SO	LOB	BOTTOM			
Garry Maddox, R (1.8) OBP: 0.340, SLG: 0.435										4	1	1	0	0	0	1	New York Mets @ San Francisco Giants Candlestick Park, San Francisco, CA Sun Aug 12 1973, 6:33 AM EDT Att: 13,490 - Unknown			
Tito Fuentes, S (1.4) OBP: 0.313, SLG: 0.361										4	1	2	4	0	1	0				
Ed Goodson, L (1.5) OBP: 0.332, SLG: 0.455										4	0	0	0	0	0	1				
Bobby Bonds, R (1.9) OBP: 0.395, SLG: 0.589										4	0	2	0	0	0	1				
Chris Speier, R (1.6) OBP: 0.341, SLG: 0.368										3	0	1	0	1	0	1				
Gary Thomasson, L (1.7) OBP: 0.335, SLG: 0.392 Jim Howarth, L (8.7) OBP: 0.250, SLG: 0.229										3	0	0	0	0	3	4				
Dave Kingman, R (1.3) OBP: 0.241, SLG: 0.409										3	0	0	0	1	2	3				
Dave Rader, L (1.2) OBP: 0.318, SLG: 0.336										4	0	0	0	0	2	5				
Ron Bryant, S (1.1) OBP: 0.221, SLG: 0.169										1	2	0	0	2	0	0				
										1	2	0	0	2	0	0				
Inning Stats	R: 0 E: 0 K: 0 S: 3	H: 0 LOB: 0 BB: 0 P: 3	R: 0 E: 0 K: 2 S: 9	H: 2 LOB: 2 BB: 0 P: 9	R: 0 E: 0 K: 1 S: 5	H: 0 LOB: 0 BB: 0 P: 5	R: 0 E: 1 K: 1 S: 5	H: 0 LOB: 1 BB: 1 P: 9	R: 3 E: 0 K: 2 S: 9	H: 2 LOB: 0 BB: 1 P: 13	R: 0 E: 0 K: 1 S: 6	H: 1 LOB: 2 BB: 1 P: 10	R: 1 E: 0 K: 0 S: 4	H: 1 LOB: 1 BB: 1 P: 8	R: 0 E: 0 K: 1 S: 6	H: 1 LOB: 1 BB: 0 P: 6	1B: 3 2B: 3 3B: 0 HR: 1	SF: 0 SAC: 0 DP: 0 HBP: 0	WP: 0 PB: 1 SB: 0 CS: 0	PA: 35
PITCHER Ray Sadecki, L (1.1) ERA: 3.57 Jim McAndrew, R (7.1) ERA: 5.7	IP: 6.0 WLS: L BF: 26 H: 5 R: 3 ER: 3 SO: 7 BB: 2 IBB: 1 HBP: 0 BLK: 0 WP: 0 HR: 1 S: 37 P: 49 ERA: 4.50 WHIP: 1.167															PITCHER	IP: 6.0 WLS: L BF: 26 H: 5 R: 3 ER: 3 SO: 7 BB: 2 IBB: 1 HBP: 0 BLK: 0 WP: 0 HR: 1 S: 37 P: 49 ERA: 4.50 WHIP: 1.167			

Batter	1	2	3	4	5	6	7	8	9	AB	R	H	RBI	BB	SO	LOB	TOP			
Cesar Tovar, R (1,4) OBP: 0.346, SLG: 0.381 Denny Doyle, L (7,4) OBP: 0.308, SLG: 0.301	F3		5-3				F8			4	0	1	1	0	0	0	Philadelphia Phillies @ San Francisco Giants Candlestick Park, San Francisco, CA Tue Aug 14 1973, 10:05 PM EDT Att: 4,128 - Unknown			
Tom Hutton, L (1,3) OBP: 0.363, SLG: 0.406	4-3		F9				F8			4	0	0	0	0	0	1				
Willie Montanez, L (1,9) OBP: 0.334, SLG: 0.377 Mike Schmidt, R (8,5) OBP: 0.330, SLG: 0.412	L8			6-3				K		4	1	1	0	0	1	0				
Greg Luzinski, R (1,7) OBP: 0.345, SLG: 0.480										4	2	2	2	0	0	1				
Del Unser, L (1,8) OBP: 0.373, SLG: 0.473										4	0	2	0	0	0	0				
Bill Robinson, R (1,5) OBP: 0.332, SLG: 0.528										4	0	1	1	0	0	1				
Bob Boone, R (1,2) OBP: 0.306, SLG: 0.341										4	0	0	0	0	0	3				
Craig Robinson, R (1,6) OBP: 0.242, SLG: 0.318										4	1	0	0	0	0	3				
Jim Lonborg, R (1,1) OBP: 0.205, SLG: 0.195										3	0	0	0	0	2	1				
Inning Stats	R: 0 E: 0 K: 0 S: 3	H: 0 LOB: 0 BB: 0 P: 3	R: 1 E: 0 K: 0 S: 5	H: 2 LOB: 1 BB: 0 P: 5	R: 0 E: 0 K: 0 S: 3	H: 0 LOB: 0 BB: 0 P: 3	R: 1 E: 0 K: 0 S: 4	H: 1 LOB: 0 BB: 0 P: 4	R: 1 E: 1 K: 1 S: 7	H: 1 LOB: 1 BB: 0 P: 7	R: 1 E: 0 K: 0 S: 6	H: 3 LOB: 2 BB: 0 P: 6	R: 0 E: 0 K: 1 S: 5	H: 0 LOB: 0 BB: 0 P: 5	R: 0 E: 0 K: 0 S: 3	H: 0 LOB: 0 BB: 0 P: 3		1B: 5 2B: 0 3B: 0 HR: 2	SF: 0 SAC: 0 DP: 0 HBP: 0	WP: 0 PB: 0 SB: 1 CS: 0
PITCHER	IP WLS BF H R ER SO BB IBB HBP BLK WP HR S P ERA WHIP																			
Jim Barr, R (1,1) ERA: 3.34	7.0 L 29 7 4 3 2 0 0 0 0 0 2 33 33 3.86 1.000																			
Randy Moffitt, R (8,1) ERA: 2.98	2.0 6 0 0 0 1 0 0 0 0 0 0 0 8 8 0.00 0.000																			

Batter	1	2	3	4	5	6	7	8	9	AB	R	H	RBI	BB	SO	LOB	BOTTOM			
Garry Maddox, R (1,8) OBP: 0.343, SLG: 0.436	FC6-4 BB		6-3							4	0	2	0	1	0	1	Philadelphia Phillies @ San Francisco Giants Candlestick Park, San Francisco, CA Tue Aug 14 1973, 10:05 PM EDT Att: 4,128 - Unknown			
Tito Fuentes, S (1,4) OBP: 0.312, SLG: 0.359	FC6-4 1-2		E6 FC5-4				F8			5	0	1	0	0	0	4				
Bobby Bonds, R (1,9) OBP: 0.395, SLG: 0.586	G4-6-3 BB		FC5-4 1-2							4	1	1	0	1	1	4				
Willie McCovey, L (1,3) OBP: 0.430, SLG: 0.523 Gary Thomasson, L (7,3) OBP: 0.339, SLG: 0.401	G4-6-3 1-2		F9							3	0	1	1	0	0	3				
Ed Goodson, L (1,5) OBP: 0.334, SLG: 0.458 Mike Phillips, L (8, PR) OBP: 0.247, SLG: 0.267				6-3						4	1	2	1	0	0	1				
Gary Matthews, R (1,7) OBP: 0.382, SLG: 0.470										4	0	0	0	0	0	0				
Chris Speier, R (1,6) OBP: 0.342, SLG: 0.368										4	0	1	0	0	1	2				
Chris Speier, R (1,6) OBP: 0.342, SLG: 0.368										3	0	1	0	1	0	1				
Dave Rader, L (1,2) OBP: 0.317, SLG: 0.335										4	0	1	1	0	0	3				
Jim Barr, R (1,1) OBP: 0.189, SLG: 0.180 Jim Howarth, L (7, PH) OBP: 0.247, SLG: 0.225 Randy Moffitt, R (8,1) OBP: 0.077, SLG: 0.077 Chris Arnold, R (8, PH) OBP: 0.343, SLG: 0.367										1	0	0	0	0	0	2				
Inning Stats	R: 0 E: 1 K: 0 S: 2	H: 0 LOB: 1 BB: 2 P: 10	R: 1 E: 0 K: 0 S: 4	H: 2 LOB: 1 BB: 1 P: 8	R: 0 E: 1 K: 0 S: 4	H: 0 LOB: 1 BB: 0 P: 4	R: 0 E: 0 K: 0 S: 3	H: 0 LOB: 0 BB: 0 P: 3	R: 0 E: 0 K: 0 S: 4	H: 2 LOB: 2 BB: 0 P: 4	R: 1 E: 1 K: 0 S: 5	H: 2 LOB: 1 BB: 0 P: 5	R: 0 E: 0 K: 2 S: 8	H: 1 LOB: 1 BB: 0 P: 4	R: 1 E: 0 K: 1 S: 8	H: 2 LOB: 3 BB: 0 P: 8	1B: 7 2B: 4 3B: 0 HR: 0	SF: 0 SAC: 1 DP: 2 HBP: 0	WP: 0 PB: 0 SB: 0 CS: 1	PA: 39
PITCHER	IP WLS BF H R ER SO BB IBB HBP BLK WP HR S P ERA WHIP																			
Jim Lonborg, R (1,1) ERA: 5.19	9.0 W 39 11 3 3 3 3 3 0 0 0 0 0 42 54 3.00 1.556																			

Batter	1	2	3	4	5	6	7	8	9	AB	R	H	RBI	BB	SO	LOB	TOP		
Cesar Tovar, R OBP: 0.344, SLG: 0.378 (1, 4)	L5		F8				F3		P6	5	0	1	1	0	0	3	Philadelphia Phillies @ San Francisco Giants Candlestick Park, San Francisco, CA Wed Aug 15 1973, 6:33 AM EDT Att: 4,089 - Unknown		
Tom Hutton, L OBP: 0.361, SLG: 0.400 Barry Lersch, S OBP: 0.214, SLG: 0.154 (1, 3) (7, 1)	K		F8				F7			3	0	0	0	1	1	2			
Willie Montanez, L OBP: 0.333, SLG: 0.374 (1, 9) (7, 3)				K					F8	3	0	0	0	1	1	2			
Greg Luzinski, R OBP: 0.342, SLG: 0.476 (1, 7)	F7			F9			K		6-3	4	0	0	0	0	1	1			
Del Unser, L OBP: 0.374, SLG: 0.473 (1, 8)									1-3	4	0	2	0	0	0	0			
Bill Robinson, R OBP: 0.328, SLG: 0.521 (1, 5) (7, 9)	6-3			P6			K		F7	4	0	0	0	0	1	2			
Bob Boone, R OBP: 0.308, SLG: 0.353 (1, 2)										4	2	2	1	0	0	1			
Craig Robinson, R OBP: 0.243, SLG: 0.314 (1, 6)									F9	4	0	1	0	0	0	1			
Wayne Twitchell, R OBP: 0.105, SLG: 0.140 (1, 1) Ron Dionio, R (4, 1) Jose Pagan, R OBP: 0.213, SLG: 0.289 (5, PH) Mike Wallace, L (5, 1) Bill Wilson, R (6, 1) Mike Schmidt, R OBP: 0.204, SLG: 0.414 (7, PH) (7, 5)				SH1-4 1B			F8		6-3	0	0	0	0	0	0	0		Phillies	
				SH1-4 1B			K			0	0	0	0	0	0	0			
Inning Stats	R: 0 E: 0 K: 1 S: 5	H: 0 LOB: 1 BB: 1 P: 9	R: 0 E: 0 K: 0 S: 3	H: 0 LOB: 0 BB: 0 P: 3	R: 0 E: 0 K: 0 S: 4	H: 1 LOB: 1 BB: 0 P: 4	R: 0 E: 0 K: 1 S: 6	H: 1 LOB: 1 BB: 0 P: 6	R: 1 E: 0 K: 2 S: 7	H: 2 LOB: 2 BB: 1 P: 11	R: 0 E: 0 K: 2 S: 8	H: 1 LOB: 1 BB: 0 P: 8	R: 0 E: 0 K: 0 S: 4	H: 0 LOB: 0 BB: 0 P: 3	R: 1 E: 0 K: 0 S: 4	H: 1 LOB: 1 BB: 1 P: 8	1B: 5 2B: 1 3B: 0 HR: 1	SF: 0 SAC: 1 DP: 0 HBP: 0	WP: 1 PA: 37 PB: 0 SB: 0 CS: 0
PITCHER Juan Marichal, R ERA: 3.63 (1, 1)	IP: 9.0 WLS: W BF: 37 H: 7 R: 2 ER: 2 SO: 5 BB: 3 IBB: 0 HBP: 0 BLK: 0 WP: 1 HR: 1 S: 44 P: 56 ERA: 2.00 WHIP: 1.111															PITCHER			

Batter	1	2	3	4	5	6	7	8	9	AB	R	H	RBI	BB	SO	LOB	BOTTOM		
Garry Maddox, R OBP: 0.346, SLG: 0.441 (1, 8)	HR SH5-3 1B			K						4	2	3	2	0	1	1	Philadelphia Phillies @ San Francisco Giants Candlestick Park, San Francisco, CA Wed Aug 15 1973, 6:33 AM EDT Att: 4,089 - Unknown		
Tito Fuentes, S OBP: 0.312, SLG: 0.363 (1, 4)	SH5-3 1-2			L9						4	1	1	2	0	0	3			
Bobby Bonds, R OBP: 0.396, SLG: 0.585 Jim Howarth, L OBP: 0.244, SLG: 0.222 (1, 9) (7, 9)	HR HBP 2-3			4-3 1B						3	3	1	0	0	1	0			
Willie McCovey, L OBP: 0.429, SLG: 0.532 Garry Thomasson, L OBP: 0.341, SLG: 0.399 (1, 3) (6, PH) (7, 3)	HR 1-4 3-H			4-3						3	1	1	3	0	0	1			
Ed Goodson, L OBP: 0.331, SLG: 0.453 Mike Phillips, L OBP: 0.254, SLG: 0.267 (1, 5) (7, 5)	K			P6						4	0	0	0	0	2	3			
Gary Matthews, R OBP: 0.385, SLG: 0.470 (1, 7)	K									4	1	2	2	1	1	1			
Chris Speier, R OBP: 0.343, SLG: 0.369 (1, 6)										4	2	2	1	0	0	3			
Dave Rader, L OBP: 0.319, SLG: 0.335 (1, 2)										3	1	1	0	1	0	1			
Juan Marichal, R OBP: 0.276, SLG: 0.250 (1, 1)										2	0	0	0	0	1	2			
Inning Stats	R: 3 E: 0 K: 2 S: 9	H: 2 LOB: 0 BB: 0 P: 10	R: 1 E: 1 K: 0 S: 5	H: 1 LOB: 1 BB: 0 P: 5	R: 1 E: 0 K: 0 S: 5	H: 2 LOB: 1 BB: 0 P: 5	R: 0 E: 0 K: 1 S: 5	H: 0 LOB: 1 BB: 1 P: 9	R: 0 E: 0 K: 2 S: 7	H: 0 LOB: 0 BB: 0 P: 7	R: 6 E: 1 K: 1 S: 11	H: 5 LOB: 2 BB: 2 P: 19	R: 0 E: 0 K: 0 S: 4	H: 1 LOB: 1 BB: 0 P: 4	R: 0 E: 0 K: 0 S: 3	H: 0 LOB: 1 BB: 1 P: 7		1B: 8 2B: 1 3B: 1 HR: 1	SF: 1 SAC: 3 DP: 0 HBP: 1
PITCHER Wayne Twitchell, R ERA: 2.31 Ron Dionio, R ERA Mike Wallace, L ERA: 4.03 Bill Wilson, R ERA: 4.78 Barry Lersch, R ERA: 4.92 (1, 1) (4, 1) (5, 1) (6, 1) (7, 1)	IP: 3.0 WLS: L BF: 17 H: 5 R: 5 ER: 4 SO: 2 BB: 1 IBB: 0 HBP: 0 BLK: 0 WP: 0 HR: 1 S: 19 P: 24 ERA: 12.00 WHIP: 2.000															PITCHER			

Batter	1	2	3	4	5	6	7	8	9	AB	R	H	RBI	BB	SO	LOB	TOP									
Garry Maddox, R OBP: 0.346, SLG: 0.438 (1, 8)	L6		1-6-3		K		1B	K		5	0	1	1	0	2	1	San Francisco Giants @ Pittsburgh Pirates Three Rivers Stadium, Pittsburgh, PA Sat Aug 18 1973, 7:05 PM EDT Att: 19,569 - Unknown livebaseballscorecards.com									
Tito Fuentes, S OBP: 0.315, SLG: 0.364 (1, 4)	5-3		1B			F7	1B	L3		5	0	2	1	0	0	0										
Bobby Bonds, R OBP: 0.397, SLG: 0.585 (1, 9)	1B		K			E	K	HR		4	2	2	1	1	2	3										
Willie McCovey, L OBP: 0.434, SLG: 0.554 (1, 3)	1B					K		4-3		4	0	1	0	1	1	1										
Gary Matthews, R OBP: 0.378, SLG: 0.460 (1, 7)		K				5-3				5	0	1	0	0	1	3										
Chris Speier, R OBP: 0.344, SLG: 0.370 Don McMahon, R (6, 1)										3	0	2	0	0	0	1										
Chris Arnold, R OBP: 0.342, SLG: 0.344 (6, PH)	1-3							P4		0	0	0	0	0	0	0										
Mike Phillips, L OBP: 0.246, SLG: 0.258 Jim Willoughby, R OBP: 0.240, SLG: 0.348 Bruce Miller, R OBP: 0.273, SLG: 0.111 (6, 6)	1-3									1	1	0	0	1	0	1										
Dave Rader, L OBP: 0.322, SLG: 0.332 (1, 2)										3	1	0	0	1	1	3										
Jim Barr, R OBP: 0.185, SLG: 0.176 Dave Kingman, R OBP: 0.239, SLG: 0.404 Gary Thomasson, L OBP: 0.340, SLG: 0.416 Randy Moffitt, R OBP: 0.077, SLG: 0.077 (8, 1)	5-3									1	0	0	0	0	0	0										
Inning Stats	R: 0 E: 0 K: 0 S: 4	H: 2 LOB: 2 BB: 0 P: 4	R: 0 E: 0 K: 2 S: 8	H: 1 LOB: 1 BB: 0 P: 8	R: 0 E: 0 K: 1 S: 6	H: 1 LOB: 1 BB: 0 P: 6	R: 0 E: 0 K: 0 S: 4	H: 1 LOB: 0 BB: 0 P: 4	R: 0 E: 0 K: 2 S: 7	H: 0 LOB: 0 BB: 0 P: 7	R: 1 E: 1 K: 1 S: 6	H: 0 LOB: 1 BB: 1 P: 10	R: 2 E: 1 K: 2 S: 10	H: 2 LOB: 3 BB: 2 P: 18	R: 1 E: 0 K: 1 S: 5	H: 0 LOB: 1 BB: 2 P: 13		R: 1 E: 0 K: 0 S: 5	H: 2 LOB: 1 BB: 0 P: 5	1B: 7 2B: 1 3B: 0 HR: 1	SF: 0 SAC: 0 DP: 0 HBP: 0	WP: 0 PB: 0 SB: 2 CS: 0	PA: 42			
PITCHER	IP	WLS	BF	H	R	ER	SO	BB	IBB	HBP	BLK	WP	HR	S	P	ERA		WHIP								
Nelson Briles, R ERA: 2.76 (1, 1)	6.1	W	28	6	3	1	7	2	0	0	0	0	0	40	48	1.42		1.263								
Luke Walker, L ERA: 4.37 (7, 1)	0.2		6	1	1	1	1	3	0	0	0	0	0	5	17	13.50		6.000								
Dave Giusti, R ERA: 1.76 (8, 1)	2.0	S	8	2	1	1	1	0	0	0	0	0	1	10	10	4.50		1.000								

Batter	1	2	3	4	5	6	7	8	9	AB	R	H	RBI	BB	SO	LOB	BOTTOM									
Rennie Stennett, R OBP: 0.271, SLG: 0.365 (1, 4)	1B	F8		P4						5	1	3	0	0	0	1	San Francisco Giants @ Pittsburgh Pirates Three Rivers Stadium, Pittsburgh, PA Sat Aug 18 1973, 7:05 PM EDT Att: 19,569 - Unknown livebaseballscorecards.com									
Richie Hebner, L OBP: 0.350, SLG: 0.453 (1, 5)	1B	1-3		K		F9	F9			5	1	1	0	0	1	5										
Al Oliver, L OBP: 0.296, SLG: 0.441 (8, 3)	1B			1-3						4	2	2	1	0	0	2										
Willie Stargell, L OBP: 0.384, SLG: 0.668 (1, 7)	HR			5-3						3	1	1	3	1	0	1										
Richie Zisk, R OBP: 0.403, SLG: 0.589 (1, 9)	1B			FC6-4						4	0	2	1	0	0	1										
Bob Robertson, R OBP: 0.326, SLG: 0.395 (1, 3)	F7			6-3						4	0	0	0	0	1	3										
Milt May, L OBP: 0.357, SLG: 0.386 (1, 2)	K									4	1	1	0	0	1	2										
Daf Maxwell, R OBP: 0.284, SLG: 0.274 (1, 6)	FC6-4			K						4	0	0	0	0	2	2										
Nelson Briles, R OBP: 0.274, SLG: 0.328 Luke Walker, L OBP: 0.069, SLG: 0.069 Dave Giusti, R OBP: 0.500, SLG: 0.429 Gene Clines, R OBP: 0.323, SLG: 0.345 (8, 8)		4-3								3	0	2	1	0	0	0										
Inning Stats	R: 4 E: 0 K: 1 S: 10	H: 5 LOB: 1 BB: 0 P: 10	R: 0 E: 0 K: 0 S: 3	H: 0 LOB: 0 BB: 0 P: 3	R: 0 E: 0 K: 0 S: 3	H: 0 LOB: 1 BB: 1 P: 7	R: 1 E: 0 K: 2 S: 9	H: 2 LOB: 1 BB: 0 P: 9	R: 1 E: 0 K: 0 S: 5	H: 2 LOB: 1 BB: 0 P: 5	R: 0 E: 0 K: 1 S: 7	H: 0 LOB: 2 BB: 0 P: 7	R: 0 E: 0 K: 1 S: 5	H: 0 LOB: 0 BB: 0 P: 5	R: 0 E: 0 K: 0 S: 4	H: 1 LOB: 2 BB: 1 P: 8		R: 0 E: 0 K: 0 S: 4	H: 1 LOB: 0 BB: 1 P: 8	1B: 8 2B: 2 3B: 1 HR: 1	SF: 0 SAC: 0 DP: 0 HBP: 0	WP: 2 PB: 0 SB: 0 CS: 0	PA: 38			
PITCHER	IP	WLS	BF	H	R	ER	SO	BB	IBB	HBP	BLK	WP	HR	S	P	ERA		WHIP								
Jim Barr, R ERA: 3.53 (1, 1)	3.1	L	18	7	5	5	2	1	0	0	0	0	1	21	25	13.50		2.400								
Jim Willoughby, R ERA: 4.66 (4, 1)	2.0		10	4	1	1	2	0	0	0	0	1	0	14	14	4.50		2.000								
Don McMahon, R ERA: 3.0 (6, 1)	1.2		5	0	0	0	1	0	0	0	0	1	0	7	7	0.00		0.000								
Randy Moffitt, R ERA: 2.54 (8, 1)	1.0		5	1	0	0	0	1	0	0	0	0	0	4	8	0.00		2.000								

Batter	1	2	3	4	5	6	7	8	9	AB	R	H	RBI	BB	SO	LOB	TOP					
Gary Matthews, R (1, 7) OBP: 0.379, SLG: 0.460	E7 4-3 1B		1-3					F4		4	0	2	0	0	0	0	San Francisco Giants @ Pittsburgh Pirates Three Rivers Stadium, Pittsburgh, PA Sun Aug 19 1973, 3:33 AM EDT Att: 23,640 - Unknown livebaseballscorecards.com					
Tito Fuentes, S (1, 4) OBP: 0.313, SLG: 0.361	4-3		1-3					L8		4	0	0	0	0	0	2						
Garry Maddox, R (1, 8) OBP: 0.345, SLG: 0.437	L3								6-3	4	0	1	0	0	0	1						
Bobby Bonds, R (1, 9) OBP: 0.396, SLG: 0.582	F4		K						L8	3	0	0	0	1	1	2						
Chris Speier, R (1, 6) OBP: 0.341, SLG: 0.367		K							L8	4	0	0	0	0	1	1						
Gary Thomasson, L (1, 3) OBP: 0.340, SLG: 0.415										3	0	1	0	0	0	0						
Bruce Miller, R (1, 5) OBP: 0.286, SLG: 0.167										3	0	1	0	0	1	0						
Dave Rader, L (1, 2) OBP: 0.320, SLG: 0.329										3	0	0	0	0	0	2						
Juan Marichal, R (1, 1) OBP: 0.267, SLG: 0.241										2	0	0	0	0	1	2						
Jim Willoughby, R (6, 1) OBP: 0.240, SLG: 0.348										0	0	0	0	0	0	0						
Steve Ontiveros, S (8, PH)										1	0	0	0	0	1	0						
Don McMahon, R (8, 1)										0	0	0	0	0	0	0						
Inning Stats	R: 0 E: 1 K: 0 S: 4	H: 1 LOB: 1 BB: 0 P: 4	R: 0 E: 0 K: 2 S: 9	H: 2 LOB: 2 BB: 0 P: 9	R: 0 E: 0 K: 1 S: 6	H: 1 LOB: 1 BB: 0 P: 6	R: 0 E: 0 K: 1 S: 5	H: 0 LOB: 0 BB: 0 P: 5	R: 0 E: 0 K: 0 S: 4	H: 1 LOB: 1 BB: 0 P: 4	R: 0 E: 0 K: 0 S: 2	H: 0 LOB: 0 BB: 1 P: 6	R: 0 E: 0 K: 0 S: 3	H: 0 LOB: 0 BB: 0 P: 3	R: 0 E: 0 K: 1 S: 5	H: 0 LOB: 0 BB: 0 P: 5	R: 0 E: 0 K: 0 S: 3	H: 0 LOB: 0 BB: 0 P: 3	1B: 5 2B: 0 3B: 0 HR: 0	SF: 0 SAC: 0 DP: 1 HBP: 0	WP: 0 PB: 0 SB: 1 CS: 0	PA: 32
PITCHER Jim Rooker, L (1, 1) ERA: 3.05	IP: 9.0 WLS: W BF: 32 H: 5 R: 0 ER: 0 SO: 5 BB: 1 IBB: 0 HBP: 0 BLK: 0 WP: 0 HR: 0 S: 41 P: 45 ERA: 0.00 WHIP: 0.667															PITCHER						

Batter	1	2	3	4	5	6	7	8	9	AB	R	H	RBI	BB	SO	LOB	BOTTOM			
Gene Clines, R (1, 8) OBP: 0.317, SLG: 0.338	L1-3		L7					L6-4-3		4	0	0	0	0	0	4	San Francisco Giants @ Pittsburgh Pirates Three Rivers Stadium, Pittsburgh, PA Sun Aug 19 1973, 3:33 AM EDT Att: 23,640 - Unknown livebaseballscorecards.com			
Richie Hebner, L (1, 5) OBP: 0.354, SLG: 0.464			9-3							4	1	3	2	0	0	1				
Al Oliver, L (1, 3) OBP: 0.297, SLG: 0.447										4	1	2	1	0	0	3				
Willie Stargell, L (1, 7) OBP: 0.383, SLG: 0.663										4	1	1	0	0	2	1				
Richie Zisk, R (1, 9) OBP: 0.405, SLG: 0.587										4	1	2	0	0	0	1				
Manny Sanguillen, R (1, 2) OBP: 0.296, SLG: 0.426										4	0	1	2	0	0	2				
Rennie Stennett, R (1, 4) OBP: 0.268, SLG: 0.361										4	0	0	0	0	1	2				
Dal Maxvill, R (1, 6) OBP: 0.285, SLG: 0.275										3	1	1	0	0	0	1				
Jim Rooker, R (1, 1) OBP: 0.250, SLG: 0.250										3	0	3	0	0	0	0				
Inning Stats	R: 2 E: 0 K: 0 S: 5	H: 2 LOB: 0 BB: 0 P: 5	R: 0 E: 0 K: 0 S: 3	H: 0 LOB: 0 BB: 0 P: 3	R: 0 E: 0 K: 1 S: 6	H: 1 LOB: 1 BB: 0 P: 6	R: 1 E: 0 K: 1 S: 8	H: 3 LOB: 2 BB: 0 P: 8	R: 2 E: 0 K: 0 S: 5	H: 3 LOB: 0 BB: 0 P: 5	R: 0 E: 0 K: 0 S: 4	H: 2 LOB: 1 BB: 0 P: 4	R: 0 E: 0 K: 1 S: 6	H: 1 LOB: 1 BB: 0 P: 6	R: 0 E: 0 K: 0 S: 6	H: 1 LOB: 1 BB: 0 P: 6		1B: 10 2B: 2 3B: 0 HR: 2	SF: 0 SAC: 0 DP: 2 HBP: 0	WP: 0 PB: 0 SB: 1 CS: 1
PITCHER Juan Marichal, R (1, 1) ERA: 3.8	IP: 5.0 WLS: L BF: 23 H: 9 R: 5 ER: 5 SO: 2 BB: 0 IBB: 0 HBP: 0 BLK: 0 WP: 0 HR: 2 S: 27 P: 27 ERA: 9.00 WHIP: 1.800															PITCHER				
Jim Willoughby, R (6, 1) ERA: 4.56	IP: 2.0 WLS: 7 BF: 3 H: 3 R: 0 ER: 0 SO: 0 BB: 0 IBB: 0 HBP: 0 BLK: 0 WP: 0 HR: 7 S: 7 P: 7 ERA: 0.00 WHIP: 1.500															PITCHER				
Don McMahon, R (8, 1) ERA: 2.77	IP: 1.0 WLS: 4 BF: 1 H: 1 R: 0 ER: 0 SO: 1 BB: 0 IBB: 0 HBP: 0 BLK: 0 WP: 0 HR: 6 S: 6 P: 6 ERA: 0.00 WHIP: 1.000															PITCHER				

Batter	1	2	3	4	5	6	7	8	9	10	11	AB	R	H	RBI	BB	SO	LOB	TOP						
Gary Matthews, R OBP: 0.381, SLG: 0.473	F6	1B			K		HR		K		E4	6	2	3	1	0	2	0							
Tilo Fuentes, S OBP: 0.315, SLG: 0.365	1B	4-3			F7		K		K		1B	6	2	3	0	0	1	2							
Bobby Bonds, R OBP: 0.395, SLG: 0.579	1B		6-3			6-3			K2		F8	6	0	2	0	0	1	2							
Willie McCovey, L OBP: 0.430, SLG: 0.548	SF9				F7				F8		K	5	0	1	1	0	1	1							
Gary Thomsson, L OBP: 0.340, SLG: 0.415					F4						FC6-4	0	0	0	0	0	0	0							
Gary Maddox, R OBP: 0.347, SLG: 0.438	1B				F7				5-3		PB	6	1	3	0	0	0	0							
Dave Kingman, R OBP: 0.236, SLG: 0.394	K					5-3					1B	5	1	0	1	1	2	5							
Mike Phillips, L OBP: 0.271, SLG: 0.343					1-3						F8	5	0	3	2	0	0	0							
Dave Rader, L OBP: 0.323, SLG: 0.329		4-3				3-1					1B	3	0	1	0	2	0	1							
Tom Bradley, R OBP: 0.230, SLG: 0.224											FC1-2	1	0	0	0	1	0	1							
Jim Howarth, L OBP: 0.241, SLG: 0.219					F8				4-3			1	0	0	0	0	0	0							
Randy Moffitt, R OBP: 0.071, SLG: 0.071											1B	1	0	0	0	0	1	2							
Elias Sosa, R OBP: 0.182, SLG: 0.100												1	0	0	0	0	0	2							
Don McMahon, R ERA: 2.86												0	0	0	0	0	0	0							
Inning Stats	R: 1 E: 0 K: 1 S: 8	H: 3 LOB: 2 BB: 0 P: 8	R: 0 E: 0 K: 0 S: 4	H: 1 LOB: 1 BB: 1 P: 8	R: 0 E: 0 K: 0 S: 3	H: 0 LOB: 0 BB: 0 P: 3	R: 0 E: 0 K: 1 S: 5	H: 0 LOB: 1 BB: 1 P: 9	R: 0 E: 0 K: 1 S: 6	H: 1 LOB: 1 BB: 0 P: 6	R: 0 E: 0 K: 1 S: 6	H: 1 LOB: 2 BB: 2 P: 14	R: 0 E: 0 K: 2 S: 7	H: 1 LOB: 1 BB: 0 P: 7	R: 1 E: 0 K: 1 S: 8	H: 3 LOB: 2 BB: 0 P: 8	R: 2 E: 0 K: 0 S: 6	H: 4 LOB: 1 BB: 0 P: 6	1B: 11 2B: 2 3B: 3 HR: 1	SF: 1 SAC: 0 DP: 1 HBP: 0	WP: 0 PB: 0 SB: 1 CS: 1	PA: 52			
PITCHER	IP 7.2	WLS 1.1	BF 35	H 8	R 3	ER 3	SO 4	BB 3	IBB 1	HBP 0	BLK 0	WP 0	HR 1	S 39	P 55	ERA 3.52	WHIP 1.435								
Mike Marshall, R ERA: 2.66	(8, 1)	1.1	4	1	0	0	3	0	0	0	0	0	0	10	10	0.00	0.750								
Tom Walker, R ERA: 3.68	(10, 1)	1.1	L 9	5	3	3	1	0	0	0	0	0	0	11	11	20.25	3.750								
Mickey Scott, L ERA: 5.4	(11, 1)	0.0	1	1	0	0	0	0	0	0	0	0	0	1	1	∞	∞								
Pat Jarvis, R ERA: 2.86	(11, 1)	0.2	2	1	0	0	0	0	0	0	0	0	0	2	2	0.00	1.500								

San Francisco Giants @ Montreal Expos
Jarry Park, Montreal, QB
Mon Aug 20 1973, 7:05 PM EDT
Att: 17,439 - Unknown

AB 46
R 6
H 16
RBI 5
BB 4
SO 8
LOB 16



Batter	1	2	3	4	5	6	7	8	9	10	11	AB	R	H	RBI	BB	SO	LOB	BOTTOM					
Boots Day, L OBP: 0.362, SLG: 0.398	F7				K		4-3		6-3		5-3	6	0	1	0	0	1	0						
Ron Fairly, L OBP: 0.428, SLG: 0.454	F7				G3			HR			F3	6	2	2	2	0	0	1						
Ken Singleton, S OBP: 0.403, SLG: 0.485					CS		4-3					3	1	2	0	2	0	0						
Bob Bailey, R OBP: 0.375, SLG: 0.503					SH1-4						BB	3	1	0	0	0	2	2						
Larry Lintz, S OBP: 0.424, SLG: 0.321	K				4-3						SH1-3	0	0	0	0	0	0	0						
Hal Breeden, R OBP: 0.375, SLG: 0.527					SH1-4							3	0	1	0	1	2	0						
Bernie Allen, L OBP: 0.272, SLG: 0.253					4-3							4	0	1	1	1	1	5						
Bob Stinson, S OBP: 0.281, SLG: 0.320					4-3							4	0	0	0	1	0	4						
Tim Foli, R OBP: 0.289, SLG: 0.297					E6							4	0	0	0	1	1	4						
Mike Torrez, R ERA: 3.68	(1, 1)	6.0	7	2	1	2	0	3	1	11	11	1.50	0.833											
Randy Moffitt, R ERA: 2.62	(7, 1)	1.1	7	3	1	1	2	0	0	0	0	6.75	2.250											
Elias Sosa, R ERA: 3.17	(8, 1)	2.1	11	2	1	1	3	1	1	15	23	3.86	1.286											
Don McMahon, R ERA: 2.51	(10, 1)	1.1	W 4	0	0	0	0	0	0	0	4	0.00	0.000											
Inning Stats	R: 0 E: 0 K: 1 S: 5	H: 0 LOB: 1 BB: 1 P: 9	R: 0 E: 0 K: 1 S: 6	H: 1 LOB: 1 BB: 0 P: 6	R: 0 E: 0 K: 0 S: 3	H: 1 LOB: 0 BB: 0 P: 3	R: 2 E: 1 K: 1 S: 6	H: 0 LOB: 2 BB: 2 P: 15	R: 0 E: 0 K: 1 S: 5	H: 0 LOB: 0 BB: 0 P: 5	R: 1 E: 0 K: 1 S: 8	H: 3 LOB: 2 BB: 0 P: 8	R: 0 E: 0 K: 2 S: 7	H: 0 LOB: 0 BB: 0 P: 7	R: 1 E: 0 K: 1 S: 7	H: 2 LOB: 3 BB: 2 P: 15	R: 0 E: 0 K: 0 S: 3	H: 0 LOB: 0 BB: 0 P: 3	1B: 5 2B: 0 3B: 0 HR: 2	SF: 0 SAC: 2 DP: 0 HBP: 1	WP: 0 PB: 0 SB: 0 CS: 1	PA: 48		
PITCHER	IP 6.0	WLS 1.1	BF 25	H 7	R 2	ER 1	SO 2	BB 3	IBB 1	HBP 0	BLK 0	WP 0	HR 0	S 30	P 47	ERA 1.50	WHIP 0.833							
Tom Bradley, R ERA: 3.68	(1, 1)	6.0	7	2	1	2	0	3	1	11	11	1.50	0.833											
Randy Moffitt, R ERA: 2.62	(7, 1)	1.1	7	3	1	1	2	0	0	0	0	6.75	2.250											
Elias Sosa, R ERA: 3.17	(8, 1)	2.1	11	2	1	1	3	1	1	15	23	3.86	1.286											
Don McMahon, R ERA: 2.51	(10, 1)	1.1	W 4	0	0	0	0	0	0	0	4	0.00	0.000											

San Francisco Giants @ Montreal Expos
Jarry Park, Montreal, QB
Mon Aug 20 1973, 7:05 PM EDT
Att: 17,439 - Unknown

AB 38
R 4
H 7
RBI 3
BB 6
SO 10
LOB 18



Batter	1	2	3	4	5	6	7	8	9	AB	R	H	RBI	BB	SO	LOB	TOP				
Gary Matthews, R (1, 7) OBP: 0.383, SLG: 0.474	F8		1B FC6-2		4-6 FC4-2		G6-4-3		SH1-3 1B BB	4	0	2	0	1	0	1	San Francisco Giants @ Montreal Expos Jarry Park, Montreal, QB Tue Aug 21 1973, 7:05 PM EDT Att: 16,137 - Unknown				
Tito Fuentes, S (1, 4) OBP: 0.318, SLG: 0.368	1B		FC6-2 1B		FC4-2		1B E 1B		SH1-3	4	1	3	0	0	0	2					
Bobby Bonds, R (1, 9) OBP: 0.395, SLG: 0.577	K		FC6-2		4-6		E6 1B		1B	5	0	2	0	0	1	5					
Willie McCovey, L (1, 3) OBP: 0.429, SLG: 0.544 Gary Thomasson, L (6, 3) OBP: 0.342, SLG: 0.412	K		F6				4-3		BB BB	2	0	0	0	1	1	3					
Garry Maddox, R (1, 8) OBP: 0.346, SLG: 0.435		F3	F8				F7		1B SF8 1B	5	1	1	0	0	0	5					
Dave Kingman, R (1, 5) OBP: 0.237, SLG: 0.387		WP SF7 BB		K			K		F2	3	1	0	0	1	2	2					
Mike Phillips, L (1, 6) OBP: 0.297, SLG: 0.348		BB BB BB	G3				BB BB		BB BB	2	0	1	0	2	0	0					
Dave Rader, L (1, 2) OBP: 0.320, SLG: 0.327		SF7	F4				1-3		SF8	2	0	0	2	0	0	2					
Ron Bryant, S (1, 1) OBP: 0.226, SLG: 0.158		K					1B FC4-2 BB		G6-4-3 BB	2	0	0	0	2	1	2					
Inning Stats	R: 0 E: 0 K: 2 S: 8	H: 1 LOB: 1 BB: 0 P: 8	R: 1 E: 0 K: 1 S: 5	H: 0 LOB: 1 BB: 2 P: 13	R: 0 E: 0 K: 0 S: 5	H: 2 LOB: 2 BB: 0 P: 5	R: 0 E: 0 K: 1 S: 5	H: 0 LOB: 0 BB: 0 P: 5	R: 0 E: 0 K: 1 S: 5	H: 0 LOB: 1 BB: 2 P: 13	R: 1 E: 1 K: 0 S: 4	H: 2 LOB: 1 BB: 1 P: 8	R: 1 E: 0 K: 0 S: 5	H: 2 LOB: 2 BB: 2 P: 5	R: 0 E: 0 K: 0 S: 3	H: 1 LOB: 2 BB: 2 P: 11		1B: 9 2B: 1 3B: 0 HR: 0	SF: 2 SAC: 1 DP: 2 HBP: 0	WP: 1 PB: 0 SB: 1 CS: 0	PA: 41
PITCHER	IP	WLS	BF	H	R	ER	SO	BB	IBB	HBP	BLK	WP	HR	S	P	ERA	WHIP				
Steve Renko, R (1, 1) ERA: 2.73	7.1	L	34	8	3	2	5	6	0	0	0	1	0	38	62	2.46	1.909				
Mike Marshall, R (8, 1) ERA: 2.95	0.2		2	0	0	0	0	0	0	0	0	0	0	2	2	0.00	0.000				
Ernie McAnally, R (9, 1) ERA: 4.03	1.0		5	1	0	0	0	2	0	0	0	0	0	3	11	0.00	3.000				

Batter	1	2	3	4	5	6	7	8	9	AB	R	H	RBI	BB	SO	LOB	BOTTOM				
Ron Woods, R (1, 8) OBP: 0.348, SLG: 0.318	F9		F7				F8		F9	4	0	0	0	0	0	1	San Francisco Giants @ Montreal Expos Jarry Park, Montreal, QB Tue Aug 21 1973, 7:05 PM EDT Att: 16,137 - Unknown				
Pepe Mangual, R (1, 7) OBP: 0.295, SLG: 0.429	E7 S 1B						F9		1-3	4	0	1	0	0	0	1					
Ken Singleton, S (1, 9) OBP: 0.404, SLG: 0.484	K						K		1B BB	3	1	1	0	1	2	1					
Hal Breeden, R (1, 3) OBP: 0.368, SLG: 0.516	F9						F8		K	4	0	0	0	0	1	3					
Bob Bailey, R (1, 5) OBP: 0.374, SLG: 0.500		K					5-3		K	4	0	1	1	0	2	1					
John Boccabella, R (1, 2) OBP: 0.282, SLG: 0.321 Mike Jorgensen, L (9, FR) OBP: 0.343, SLG: 0.337		F8					FC4 1B		K	3	0	1	0	0	0	1					
Tim Foli, R (1, 6) OBP: 0.285, SLG: 0.293		F8					HBP		1B	0	0	0	0	0	0	0					
Tim Foli, R (1, 6) OBP: 0.285, SLG: 0.293		4-3					5-3		F8	4	0	0	0	0	0	3					
Pepe Frias, R (1, 4) OBP: 0.254, SLG: 0.262							F9		6-3	3	0	0	0	0	0	0					
Steve Renko, R (1, 1) OBP: 0.347, SLG: 0.338 Mike Marshall, R (8, 1) OBP: 0.292, SLG: 0.227 Larry Lintz, S (6, PH) OBP: 0.441, SLG: 0.345 Ernie McAnally, R (9, 1) OBP: 0.196, SLG: 0.196							F9		5-3	2	0	0	0	0	0	0					
Inning Stats	R: 0 E: 1 K: 1 S: 6	H: 1 LOB: 1 BB: 0 P: 6	R: 0 E: 0 K: 1 S: 5	H: 0 LOB: 0 BB: 0 P: 5	R: 0 E: 0 K: 0 S: 3	H: 0 LOB: 0 BB: 0 P: 3	R: 1 E: 0 K: 0 S: 5	H: 2 LOB: 1 BB: 0 P: 5	R: 0 E: 0 K: 1 S: 5	H: 0 LOB: 0 BB: 0 P: 5	R: 0 E: 0 K: 0 S: 3	H: 0 LOB: 0 BB: 0 P: 4	R: 0 E: 0 K: 0 S: 4	H: 1 LOB: 1 BB: 0 P: 4	R: 0 E: 0 K: 2 S: 8	H: 1 LOB: 2 BB: 1 P: 12	1B: 5 2B: 0 3B: 0 HR: 0	SF: 0 SAC: 0 DP: 0 HBP: 1	WP: 0 PB: 0 SB: 1 CS: 0	PA: 34	
PITCHER	IP	WLS	BF	H	R	ER	SO	BB	IBB	HBP	BLK	WP	HR	S	P	ERA	WHIP				
Ron Bryant, L (1, 1) ERA: 2.81	9.0	W	34	5	1	1	6	1	0	1	0	0	0	44	49	1.00	0.667				

AB 30
R 3
H 9
RBI 2
BB 8
SO 5
LOB 23



AB 32
R 1
H 5
RBI 1
BB 1
SO 6
LOB 11



Batter	1	2	3	4	5	6	7	8	9	10	AB	R	H	RBI	BB	SO	LOB	TOP
Gary Matthews, R OBP: 0.379, SLG: 0.467 (1, 7)	P4		P4		F9			F8		F3	5	0	0	0	0	0	3	San Francisco Giants @ New York Mets Shea Stadium, Flushing, NY Fri Aug 24 1973, 7:05 PM EDT Att: 35,361 - Unknown
Tito Fuentes, S OBP: 0.315, SLG: 0.363 (1, 4)	K		4-3		SH1-4			F7		F8	4	0	0	0	0	1	2	
Bobby Bonds, R OBP: 0.394, SLG: 0.571 (1, 9)	P3				L7			F8			4	0	1	0	0	0	1	
Willie McCovey, L OBP: 0.430, SLG: 0.541 Gary Thomasson, L OBP: 0.342, SLG: 0.412 (9, PR) (9, 3)					1B			FC6-4 1B			3	0	2	0	1	1	0	
Gary Maddox, R OBP: 0.345, SLG: 0.436 (1, 8)					2B			K		FC6-4 CS	4	0	2	0	0	1	1	
Chris Spier, R OBP: 0.342, SLG: 0.364 (1, 6)					2B			4-3			2	0	0	0	2	1	1	
Mike Phillips, L OBP: 0.293, SLG: 0.364 (1, 5)					IBB			4-3			4	0	1	0	0	1	5	
Dave Rader, L OBP: 0.326, SLG: 0.328 (1, 2)					L7			F8		SH2-4 BB	2	0	0	0	2	0	4	
Juan Marichal, R OBP: 0.274, SLG: 0.250 (1, 1)					SH1-4 1B			4-3		SH2-4	2	0	1	0	0	0	0	
Inning Stats	R: 0 E: 0 K: 1 S: 5	H: 0 LOB: 0 BB: 0 P: 5	R: 0 E: 0 K: 1 S: 6	H: 2 LOB: 1 BB: 0 P: 6	R: 0 E: 0 K: 0 S: 4	H: 0 LOB: 3 BB: 2 P: 12	R: 0 E: 0 K: 2 S: 7	H: 1 LOB: 0 BB: 0 P: 7	R: 0 E: 0 K: 0 S: 3	H: 0 LOB: 0 BB: 0 P: 3	R: 0 E: 0 K: 1 S: 5	H: 1 LOB: 1 BB: 1 P: 9	R: 0 E: 0 K: 0 S: 3	H: 0 LOB: 1 BB: 1 P: 7	1B: 6 2B: 1 3B: 0 HR: 0	SF: 0 SAC: 3 DP: 0 HBP: 0	WP: 0 PA: 38 PB: 0 SB: 0 CS: 2	
PITCHER Jerry Kosman, L ERA: 3.15 (1, 1)	IP 10.0	WLS W 38	BF H 7	R ER SO 5	BB 4	IBB 1	HBP 0	BLK 0	WP 0	HR 0	S 43	P 63	ERA 0.00	WHIP 1.100	PITCHER IP WLS BF H R ER SO BB IBB HBP BLK WP HR S P ERA WHIP			
Batter	1	2	3	4	5	6	7	8	9	10	AB	R	H	RBI	BB	SO	LOB	BOTTOM
Willie Mays, R OBP: 0.303, SLG: 0.366 (1, 8)	L6		K		1B			F2		SH1-4	4	0	1	0	0	1	3	San Francisco Giants @ New York Mets Shea Stadium, Flushing, NY Fri Aug 24 1973, 7:05 PM EDT Att: 35,361 - Unknown
Felix Millan, R OBP: 0.323, SLG: 0.348 (1, 4)	F8		F3		1B			L4-6 SH1-4 1B		1B	5	0	3	1	0	0	2	
Rusty Staub, L OBP: 0.350, SLG: 0.408 (1, 9)	F9				6-3			F7		SH1-4	3	0	0	0	0	0	2	
John Milner, L OBP: 0.333, SLG: 0.473 (1, 3)					F9			3-1		IBB	3	0	0	0	1	0	0	
Cleon Jones, R OBP: 0.312, SLG: 0.369 (1, 7)	P4				BB			5-3		L4-6	4	0	1	0	0	0	2	
Wayne Garrett, L OBP: 0.331, SLG: 0.346 (1, 5)	F8				1B			F8			3	0	0	0	1	0	0	
Jerry Grote, R OBP: 0.275, SLG: 0.310 Bud Harrelson, S OBP: 0.348, SLG: 0.309 Duffy Dyer, R OBP: 0.247, SLG: 0.240 (1, 2) (9, PR) (10, 2)					G3					SH1-3 1B	4	0	3	0	0	0	2	
Ted Martinez, R OBP: 0.285, SLG: 0.279 (1, 6)					1B					G1-4-3 1B	0	0	0	0	0	0	0	
Jerry Kosman, R OBP: 0.131, SLG: 0.133 Ken Boswell, L OBP: 0.262, SLG: 0.300 (1, 1) (10, PH)					L5			1-3		F2	4	0	0	0	0	0	3	
					FC			6-3		SH1-3 1B	2	0	0	0	0	0	1	
Inning Stats	R: 0 E: 0 K: 0 S: 3	H: 0 LOB: 0 BB: 0 P: 3	R: 0 E: 0 K: 0 S: 3	H: 0 LOB: 0 BB: 0 P: 3	R: 0 E: 1 K: 1 S: 7	H: 1 LOB: 2 BB: 0 P: 7	R: 0 E: 0 K: 0 S: 5	H: 2 LOB: 2 BB: 0 P: 5	R: 0 E: 0 K: 0 S: 3	H: 1 LOB: 1 BB: 0 P: 4	R: 0 E: 0 K: 0 S: 3	H: 1 LOB: 1 BB: 1 P: 7	R: 0 E: 0 K: 0 S: 3	H: 1 LOB: 1 BB: 0 P: 3	1B: 9 2B: 1 3B: 0 HR: 0	SF: 0 SAC: 3 DP: 2 HBP: 0	WP: 0 PA: 38 PB: 0 SB: 0 CS: 0	
PITCHER Juan Marichal, R ERA: 3.64 (1, 1)	IP 9.1	WLS L 38	BF H 9	R ER SO 1	BB 1	IBB 1	HBP 0	BLK 0	WP 0	HR 0	S 38	P 46	ERA 0.96	WHIP 1.071	PITCHER IP WLS BF H R ER SO BB IBB HBP BLK WP HR S P ERA WHIP			

AB 30
R 0
H 7
RBI 0
BB 5
SO 5
LOB 17

AB 33
R 1
H 9
RBI 1
BB 2
SO 1
LOB 15



Batter	1	2	3	4	5	6	7	8	9	AB	R	H	RBI	BB	SO	LOB	TOP			
Gary Matthews, R OBP: 0.381, SLG: 0.467 (1, 7)										4	1	2	0	1	1	1	San Francisco Giants @ New York Mets Shea Stadium, Flushing, NY Sat Aug 25 1973, 3:33 AM EDT Att: 38,221 - Unknown AB 34 R 1 H 7 RBI 1 BB 2 SO 3 LOB 17			
Tito Fuentes, S OBP: 0.316, SLG: 0.363 (1, 4)										3	0	1	0	0	0	1				
Bobby Bonds, R OBP: 0.391, SLG: 0.567 (1, 9)										4	0	0	0	0	0	4				
Willie McCovey, L OBP: 0.431, SLG: 0.539 (8, PR)										3	0	1	0	1	0	0				
Gary Thomasson, L OBP: 0.342, SLG: 0.412 (8, 3)										0	0	0	0	0	0	0				
Garry Maddox, R OBP: 0.347, SLG: 0.437 (1, 8)										4	0	2	1	0	0	1				
Chris Speier, R OBP: 0.339, SLG: 0.360 (1, 6)										4	0	0	0	0	0	5				
Mike Phillips, L OBP: 0.279, SLG: 0.346 (1, 5)										4	0	0	0	0	1	3				
Dave Rader, L OBP: 0.323, SLG: 0.325 (1, 2)										4	0	0	0	0	0	2				
Tom Bradley, R OBP: 0.231, SLG: 0.226 (1, 1)										4	0	1	0	0	1	0				
Inning Stats	R: 1 E: 0 K: 0 S: 5	H: 2 LOB: 2 BB: 1 P: 9	R: 0 E: 1 K: 0 S: 4	H: 1 LOB: 1 BB: 0 P: 4	R: 0 E: 0 K: 0 S: 3	H: 0 LOB: 0 BB: 0 P: 3	R: 0 E: 0 K: 0 S: 3	H: 2 LOB: 2 BB: 0 P: 3	R: 0 E: 0 K: 1 S: 7	H: 2 LOB: 1 BB: 0 P: 7	R: 0 E: 0 K: 0 S: 5	H: 0 LOB: 1 BB: 0 P: 6	R: 0 E: 1 K: 0 S: 4	H: 0 LOB: 1 BB: 0 P: 4	R: 0 E: 0 K: 1 S: 5	H: 0 LOB: 1 BB: 1 P: 9	1B: 7 2B: 0 3B: 0 HR: 0	SF: 0 SAC: 1 DP: 0 HBP: 1	WP: 0 PB: 0 SB: 0 CS: 0	PA: 38
PITCHER	IP WLS BF H R ER SO BB IBB HBP BLK WP HR S P ERA WHIP	8.0 L 34 7 1 1 2 0 1 1 0 0 0 0 5 41 1.12 0.875	1.0 4 0 0 0 1 1 0 0 0 0 0 0 5 9 0.00 1.000																	

Batter	1	2	3	4	5	6	7	8	9	AB	R	H	RBI	BB	SO	LOB	BOTTOM			
Wayne Garrett, L OBP: 0.328, SLG: 0.343 (1, 5)										4	0	0	0	0	1	1	San Francisco Giants @ New York Mets Shea Stadium, Flushing, NY Sat Aug 25 1973, 3:33 AM EDT Att: 38,221 - Unknown AB 32 R 0 H 4 RBI 0 BB 1 SO 5 LOB 10			
Felix Milan, R OBP: 0.324, SLG: 0.351 (1, 4)										4	0	2	0	0	0	0				
Rusty Staub, L OBP: 0.349, SLG: 0.407 (1, 9)										4	0	1	0	0	0	2				
John Milner, L OBP: 0.330, SLG: 0.468 (1, 3)										4	0	0	0	0	1	3				
Cleon Jones, R OBP: 0.311, SLG: 0.367 (1, 7)										4	0	1	0	0	0	1				
Jerry Grote, R OBP: 0.275, SLG: 0.305 (1, 2)										3	0	0	0	1	1	1				
Don Hahn, R OBP: 0.281, SLG: 0.318 (1, 8)										2	0	0	0	0	0	0				
Willie Mays, R OBP: 0.301, SLG: 0.364 (7, PH)										1	0	0	0	0	0	1				
Ted Martinez, R OBP: 0.282, SLG: 0.276 (7, PH)										2	0	0	0	0	1	0				
Ed Kravetz, L OBP: 0.305, SLG: 0.323 (8, PH)										1	0	0	0	0	1	1				
Bud Harrelson, S OBP: 0.346, SLG: 0.309 (8, 6)										0	0	0	0	0	0	0				
Tom Seaver, R OBP: 0.225, SLG: 0.267 (8, PH)										2	0	0	0	0	0	0				
Ken Boswell, L OBP: 0.259, SLG: 0.297 (8, PH)										1	0	0	0	0	0	0				
Tug McGraw, R OBP: 0.071, SLG: 0.071 (9, 1)										0	0	0	0	0	0	0				
Inning Stats	R: 0 E: 0 K: 1 S: 5	H: 0 LOB: 0 BB: 0 P: 5	R: 0 E: 0 K: 1 S: 5	H: 0 LOB: 0 BB: 0 P: 5	R: 0 E: 1 K: 0 S: 4	H: 0 LOB: 1 BB: 0 P: 4	R: 0 E: 0 K: 0 S: 4	H: 1 LOB: 1 BB: 0 P: 4	R: 0 E: 0 K: 1 S: 5	H: 2 LOB: 2 BB: 0 P: 5	R: 0 E: 0 K: 0 S: 5	H: 0 LOB: 1 BB: 1 P: 9	R: 0 E: 1 K: 0 S: 4	H: 0 LOB: 1 BB: 0 P: 4	R: 0 E: 0 K: 1 S: 5	H: 1 LOB: 1 BB: 0 P: 5	1B: 3 2B: 2 3B: 0 HR: 0	SF: 0 SAC: 0 DP: 1 HBP: 0	WP: 0 PB: 0 SB: 0 CS: 1	PA: 33
PITCHER	IP WLS BF H R ER SO BB IBB HBP BLK WP HR S P ERA WHIP	9.0 W 33 4 0 0 5 1 0 0 0 0 0 42 46 0.00 0.556																		

Batter	1	2	3	4	5	6	7	8	9	AB	R	H	RBI	BB	SO	LOB	TOP					
Gary Matthews, R (1, 7) OBP: 0.380, SLG: 0.464	0-0 6-3		0-0 FC5-4 1B		0-0 P3		0-0 1-3		0-0 G3	5	0	1	0	0	0	3						
Tito Fuentes, S (1, 4) OBP: 0.314, SLG: 0.360	0-0 6-3		0-0 FC5-4 1-2		0-0 F8		0-3 K			4	0	0	0	0	1	2						
Garry Maddox, R (1, 8) OBP: 0.347, SLG: 0.435	0-0 5-3			0-0 F8 BB E 1B	0-0 FC5-4			0-0 6-3		4	1	1	0	0	0	1						
Bobby Bonds, R (1, 9) OBP: 0.390, SLG: 0.563		0-3 K		4-0 F8 E BB 1-2		0-0 F8		0-0 P6		3	1	0	0	1	1	0						
Chris Speier, R (1, 6) OBP: 0.336, SLG: 0.357	0-0 5-3			0-0 F8		0-0 F8		0-0 6-3		4	0	0	0	0	0	2						
Gary Thomasson, L (1, 3) OBP: 0.345, SLG: 0.414	0-0 5-3			0-0 4-3		0-0 HR 1B			0-0 2B 1B	4	1	2	0	0	0	2						
Dave Kingman, R (1, 5) OBP: 0.242, SLG: 0.405			0-3 K	0-0 E7 1B		0-0 HR		0-3 K		4	1	2	4	0	2	1	AB 36					
Dave Rader, L (1, 2) OBP: 0.324, SLG: 0.337			0-0 HR	0-3 K		0-0 F8		0-0 2B		4	1	2	1	0	1	1	R 5					
Ron Bryant, S (1, 1) OBP: 0.227, SLG: 0.163			0-3 K						0-0 5-3	4	0	1	0	0	2	2	H 9					
Elias Sosa, R (9, 1) OBP: 0.182, SLG: 0.100							0-3 K			0	0	0	0	0	0	0	RBI 5					
Inning Stats	R: 0 E: 0 K: 0 S: 3	H: 0 LOB: 0 BB: 0 P: 3	R: 0 E: 0 K: 1 S: 5	H: 0 LOB: 0 BB: 0 P: 5	R: 1 E: 0 K: 2 S: 9	H: 2 LOB: 1 BB: 0 P: 9	R: 2 E: 1 K: 1 S: 7	H: 2 LOB: 1 BB: 1 P: 11	R: 0 E: 0 K: 0 S: 4	H: 1 LOB: 1 BB: 0 P: 4	R: 2 E: 0 K: 0 S: 5	H: 2 LOB: 0 BB: 0 P: 5	R: 0 E: 0 K: 0 S: 7	H: 0 LOB: 0 BB: 0 P: 7	R: 0 E: 0 K: 0 S: 3	H: 0 LOB: 0 BB: 0 P: 3	R: 0 E: 0 K: 1 S: 7	H: 2 LOB: 2 BB: 0 P: 7	1B: 6 2B: 1 3B: 0 HR: 2	SF: 0 SAC: 0 DP: 0 HBP: 0	WP: 0 PB: 0 SB: 0 CS: 0	PA: 37
PITCHER	IP WLS BF H R ER SO BB IBB HBP BLK WP HR S P ERA WHIP																					
Ray Sadecki, L (1, 1) ERA: 3.57	6.0 L 26 7 5 5 4 1 0 0 0 0 0 2 33 37 7.50 1.333																					
Buzz Capra, R (7, 1) ERA: 3.79	1.0 3 0 0 0 2 0 0 0 0 0 0 0 7 7 0.00 0.000																					
Jim McAndrew, R (8, 1) ERA: 5.54	2.0 8 2 0 0 1 0 0 0 0 0 0 0 10 10 0.00 1.000																					

San Francisco Giants @ New York Mets
Shea Stadium, Flushing, NY
Sun Aug 26 1973, 3:33 AM EDT
Att: 35,210 - Unknown

AB 36
R 5
H 9
RBI 5
BB 1
SO 7
LOB 14



Batter	1	2	3	4	5	6	7	8	9	AB	R	H	RBI	BB	SO	LOB	BOTTOM			
Bud Harrelson, S (1, 6) OBP: 0.341, SLG: 0.304	0-0 F7		0-0 F8		0-0 F8		0-0 F7		0-0 F9	4	0	0	0	0	0	0				
John Milner, L (9, FH) OBP: 0.329, SLG: 0.466										1	0	0	0	0	0	1				
Felix Milten, R (1, 4) OBP: 0.327, SLG: 0.352	0-0 FC6-4 1B		0-0 F8			0-0 4-3 1B		0-0 F8	4-0 BB	4	1	2	0	1	0	0				
Willie Mays, R (1, 3) OBP: 0.304, SLG: 0.359	0-0 FC6-4 1B			4-0 FC5-4 BB		0-3 K		4-0 FC6-4 BB	0-3 K	3	0	0	0	2	2	4				
Cleon Jones, R (1, 7) OBP: 0.313, SLG: 0.369	0-0 1-3 1B			0-0 FC5-4 1B		0-0 4-3 1B		0-0 FC6-4		4	1	2	0	0	0	2				
Rusty Staub, L (1, 9) OBP: 0.346, SLG: 0.403	0-3 K			0-0 F8		0-0 4-3		0-0 F7		4	0	0	0	0	1	6				
Jerry Grote, R (1, 2) OBP: 0.280, SLG: 0.309		0-3 K		0-0 1-2 1B		0-0 2-H 3-H 1B		0-0 F8		4	0	2	2	0	1	0				
Don Hahn, R (1, 8) OBP: 0.280, SLG: 0.316		0-0 F9		0-0 F9		0-0 F8		0-0 2B E 1B		4	1	1	0	0	0	3	AB 36			
Ted Martinez, R (1, 5) OBP: 0.282, SLG: 0.280		0-0 F7			0-0 6-3		0-0 6-3		0-0 E 2B	4	1	1	0	0	0	0	R 4			
Ray Sadecki, L (1, 1) ERA: 2.86									0-0 E5 1B	2	0	0	0	0	0	0	H 9			
Buzz Capra, R (7, 1) ERA: 3.79										0	0	0	0	0	0	0	RBI 4			
Jim Beauchamp, R (7, PH) ERA: 3.79										0	0	0	0	0	0	0	BB 3			
Jim McAndrew, R (8, 1) ERA: 5.54										0	0	0	0	0	0	0	SO 4			
Duffy Dyer, R (9, PH) ERA: 5.54										0	0	0	0	0	0	0	LOB 16			
Ken Boswell, L (9, PH) ERA: 5.54										1	0	1	2	0	0	0				
Inning Stats	R: 0 E: 0 K: 1 S: 7	H: 2 LOB: 2 BB: 0 P: 7	R: 0 E: 0 K: 1 S: 5	H: 0 LOB: 0 BB: 0 P: 5	R: 0 E: 0 K: 0 S: 3	H: 0 LOB: 0 BB: 0 P: 3	R: 0 E: 0 K: 0 S: 4	H: 1 LOB: 2 BB: 1 P: 8	R: 0 E: 0 K: 0 S: 3	H: 0 LOB: 0 BB: 0 P: 3	R: 2 E: 0 K: 1 S: 8	H: 3 LOB: 1 BB: 0 P: 8	R: 0 E: 0 K: 0 S: 3	H: 0 LOB: 1 BB: 1 P: 7	R: 0 E: 1 K: 1 S: 8	H: 3 LOB: 2 BB: 1 P: 12	1B: 8 2B: 1 3B: 0 HR: 0	SF: 0 SAC: 0 DP: 0 HBP: 0	WP: 0 PB: 0 SB: 0 CS: 0	PA: 39
PITCHER	IP WLS BF H R ER SO BB IBB HBP BLK WP HR S P ERA WHIP																			
Ron Bryant, L (1, 1) ERA: 2.86	8.1 W 35 8 4 4 3 2 0 0 0 0 0 0 39 47 4.32 1.200																			
Elias Sosa, R (9, 1) ERA: 3.12	0.2 S 4 1 0 0 1 1 0 0 0 0 0 0 5 9 0.00 3.000																			

San Francisco Giants @ New York Mets
Shea Stadium, Flushing, NY
Sun Aug 26 1973, 3:33 AM EDT
Att: 35,210 - Unknown

AB 36
R 4
H 9
RBI 4
BB 3
SO 4
LOB 16



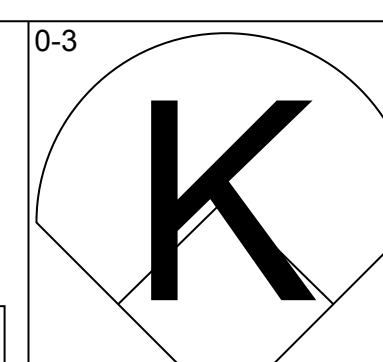
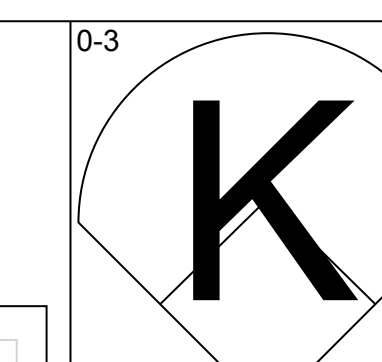
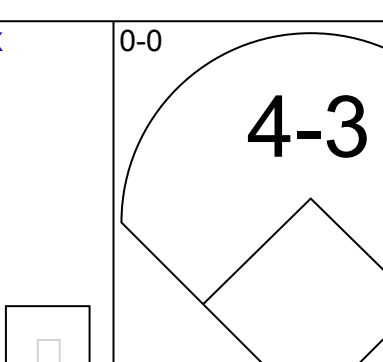
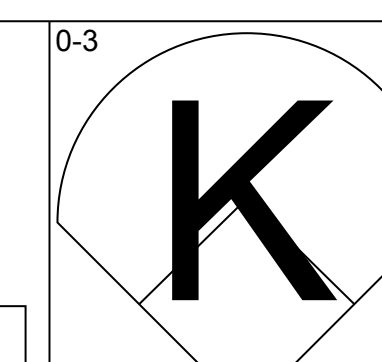
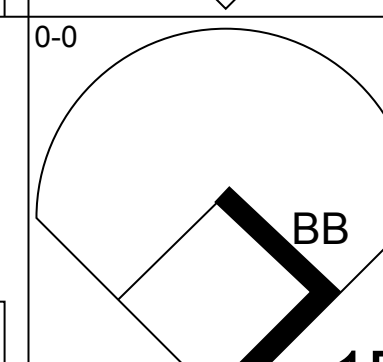
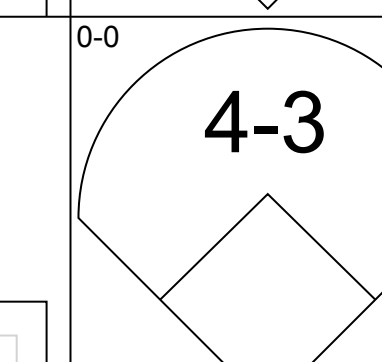
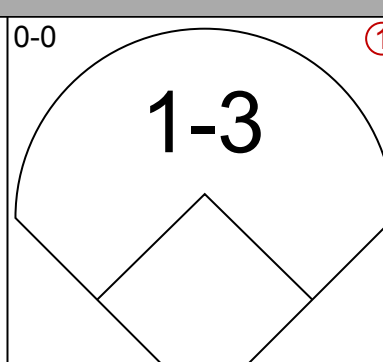
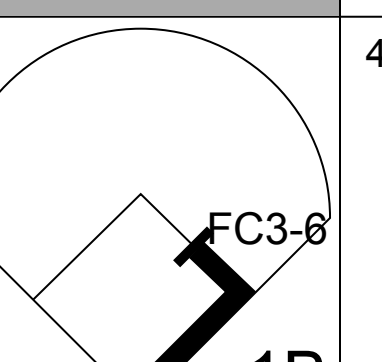
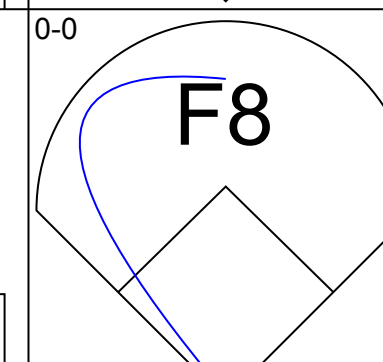
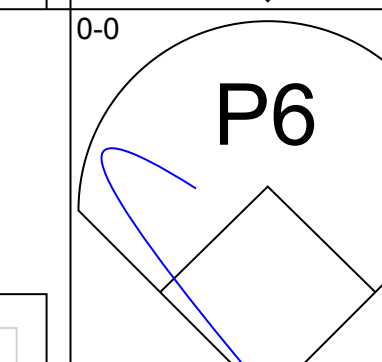
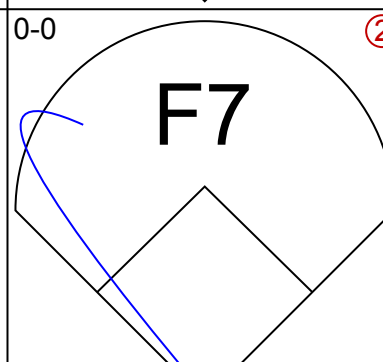
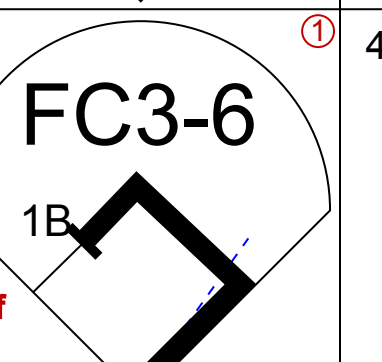
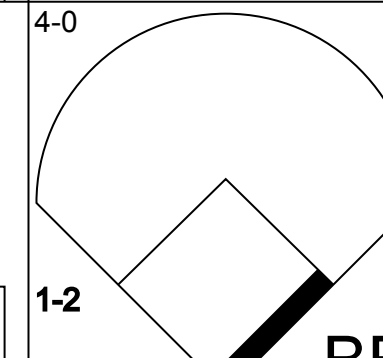
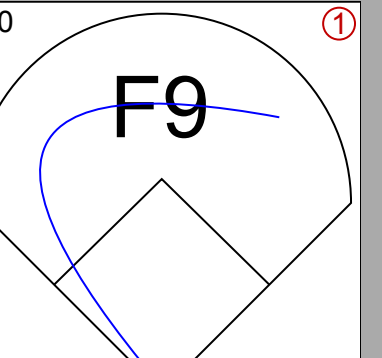
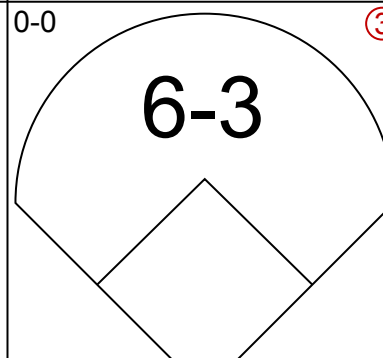
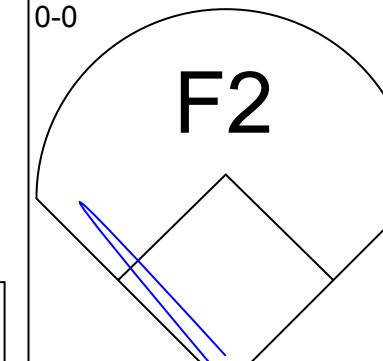
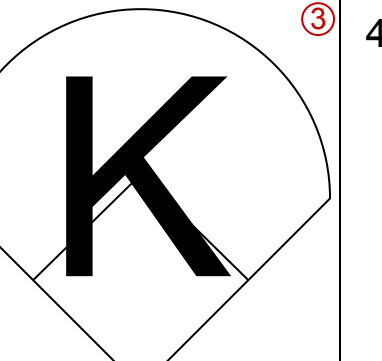

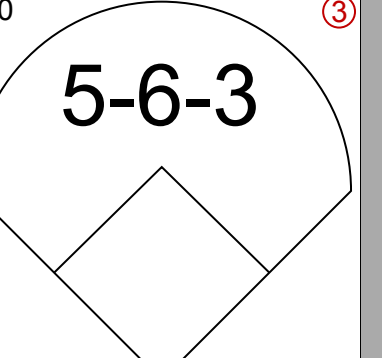
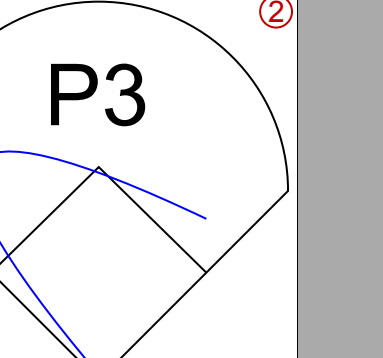
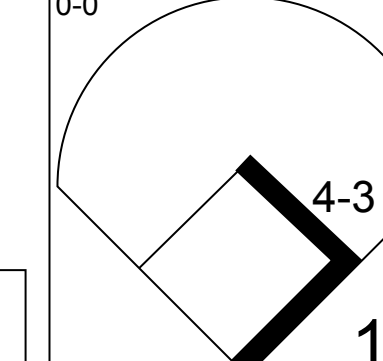

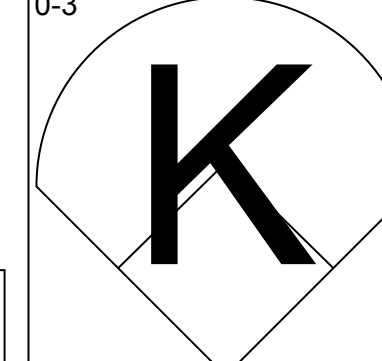
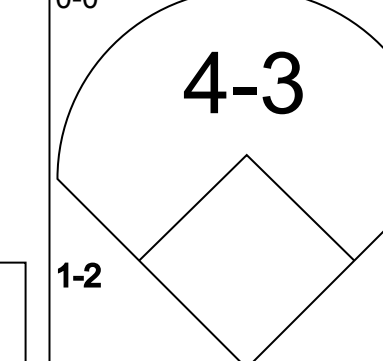
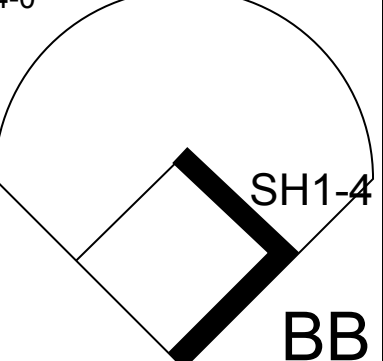

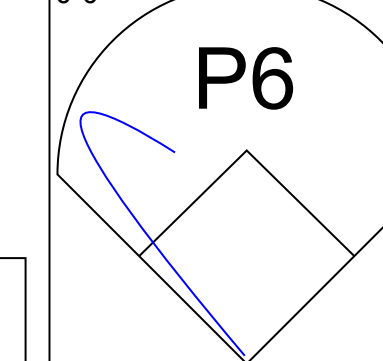
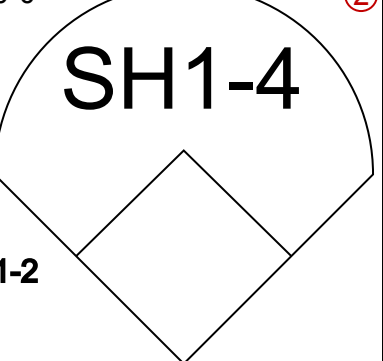
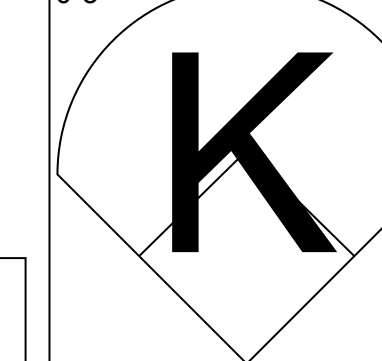
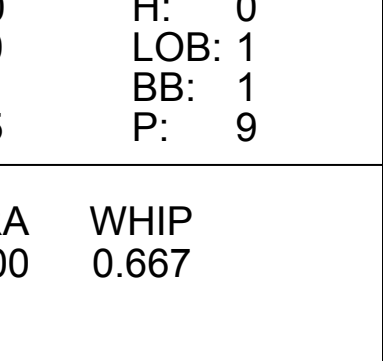
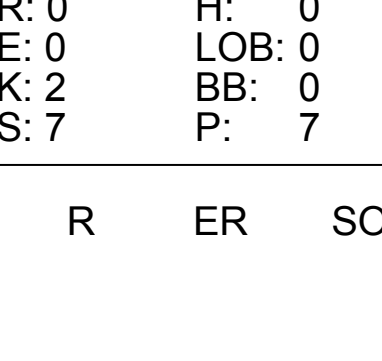



Batter	1	2	3	4	5	6	7	8	9	AB	R	H	RBI	BB	SO	LOB	TOP								
Gary Matthews, R OBP: 0.380, SLG: 0.470 (1, 7)	0-3 K		0-0 5-3			0-0 1B		0-0 HR	0-0 5-3	5	1	2	3	0	1	2	San Francisco Giants @ Philadelphia Phillies Veterans Stadium, Philadelphia, PA Mon Aug 27 1973, 7:05 PM EDT Att: 17,027 - Unknown								
Tito Fuentes, S OBP: 0.317, SLG: 0.364 (1, 4)	0-0 1B		0-0 2B			0-0 1B		0-0 G3	0-0 F8	5	0	3	0	0	0	2									
Bobby Bonds, R OBP: 0.389, SLG: 0.561 (1, 9)	0-0 L6		0-3 K			0-3 K		0-0 1B		4	0	1	0	0	2	4									
Willie McCovey, L OBP: 0.427, SLG: 0.532 (1, 3)	0-3 K			0-0 4-3		0-0 F9		0-0 1-4-3		4	0	0	0	0	1	4									
Garry Maddox, R OBP: 0.344, SLG: 0.431 (1, 8)		0-0 F9		0-0 G3		0-0 FC5-4		0-3 K		4	0	0	0	0	1	3									
Chris Speier, R OBP: 0.335, SLG: 0.356 (1, 6)		0-0 F8		0-3 K			0-3 K		0-0 BB	4	1	1	0	0	2	0									
Dave Kingman, R OBP: 0.247, SLG: 0.419 (1, 5)		0-0 HR			0-0 5-3		0-0 5-3		4-0 5-3	3	1	1	1	1	0	0									
Dave Rader, L OBP: 0.322, SLG: 0.334 Don McMahon, R OBP: 0.335, SLG: 0.356 (7, 1)		0-0 F9			0-0 F9		0-0 4-3		0-0 F7	3	0	0	0	0	0	0									
Gary Thomasson, L OBP: 0.343, SLG: 0.412 (9, PH)										1	0	0	0	0	2	0									
Jim Barr, R OBP: 0.182, SLG: 0.173 Steve Ontiveros, S (3, PH)			0-0 3-1					0-0 E5	4-0 5-3	0	0	0	0	0	0	0									
Jim Willoughby, R OBP: 0.231, SLG: 0.333 Chris Arnold, R OBP: 0.375, SLG: 0.364 (7, 2)					0-0 L4			1-2 2-3		1	0	0	0	0	0	0									
Inning Stats	R: 0 E: 0 K: 2 S: 8	H: 1 LOB: 1 BB: 0 P: 8	R: 1 E: 0 K: 0 S: 4	H: 1 LOB: 0 BB: 0 P: 4	R: 0 E: 0 K: 1 S: 6	H: 1 LOB: 1 BB: 0 P: 6	R: 0 E: 0 K: 1 S: 5	H: 0 LOB: 0 BB: 0 P: 5	R: 0 E: 0 K: 0 S: 3	H: 0 LOB: 0 BB: 0 P: 3	R: 0 E: 0 K: 1 S: 7	H: 2 LOB: 2 BB: 0 P: 7	R: 0 E: 0 K: 1 S: 5	H: 0 LOB: 0 BB: 0 P: 5	R: 2 E: 1 K: 1 S: 8	H: 3 LOB: 1 BB: 0 P: 8	R: 1 E: 0 K: 0 S: 4	H: 1 LOB: 2 BB: 2 P: 12	1B: 6 2B: 1 3B: 0 HR: 2	SF: 0 SAC: 0 DP: 0 HBP: 0	WP: 0 PB: 0 SB: 0 CS: 0	PA: 38			
PITCHER	IP	WLS	BF	H	R	ER	SO	BB	IBB	HBP	BLK	WP	HR	S	P	ERA	WHIP								
Jim Lonborg, R ERA: 4.95 George Culver, R ERA: 3.22 Mac Scarce, L ERA: 2.23	(1, 1)	8.0	W	32	8	3	3	7	0	0	0	0	2	46	46	3.38	1.000								
	(9, 1)	0.0		2	1	1	1	0	1	0	0	0	0	1	5	∞	∞								
	(9, 1)	1.0	S	4	0	0	0	0	1	0	0	0	0	3	7	0.00	1.000								

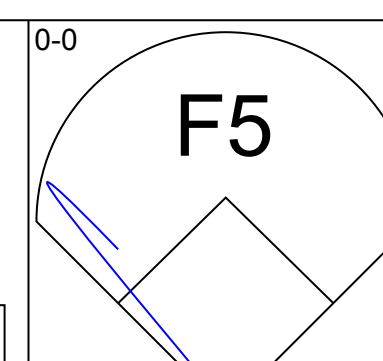
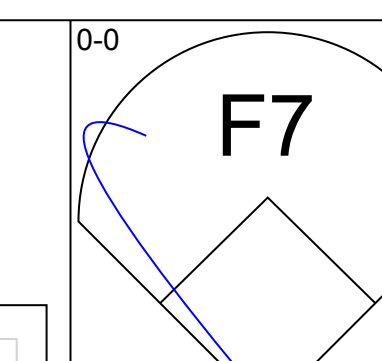
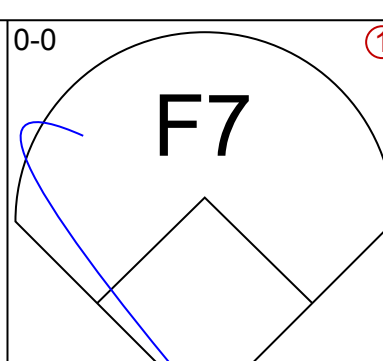
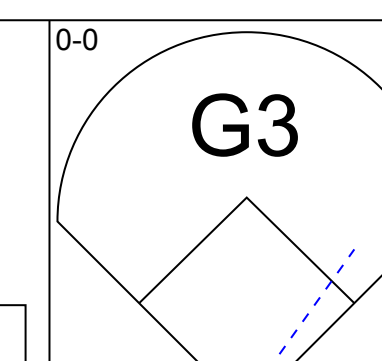
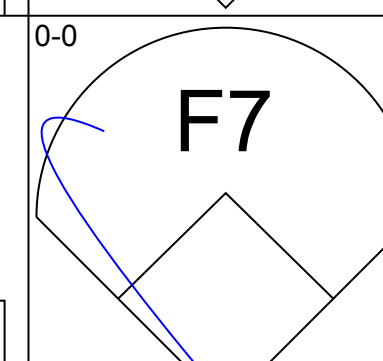
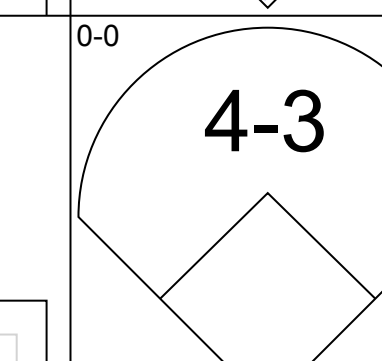
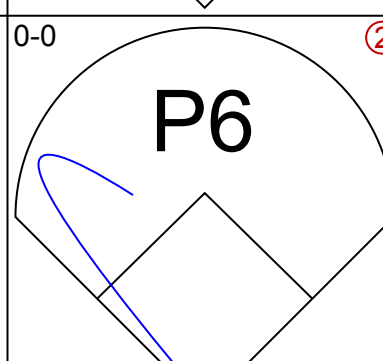
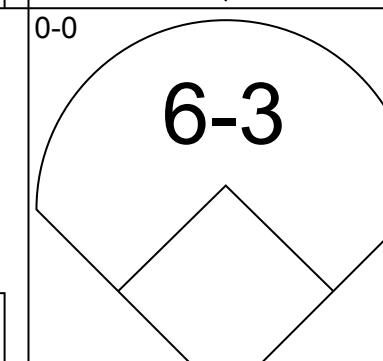
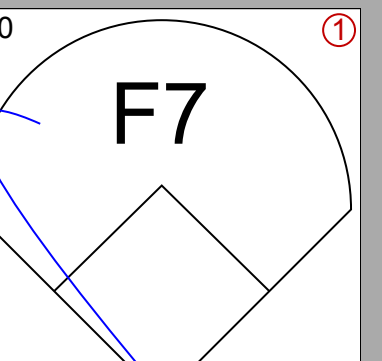
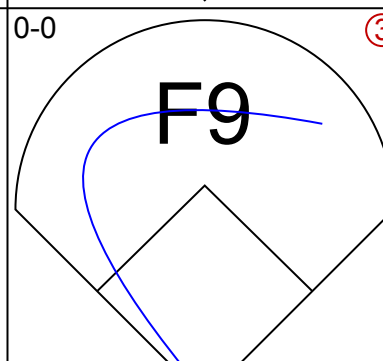
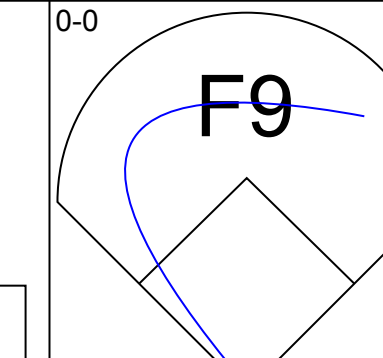
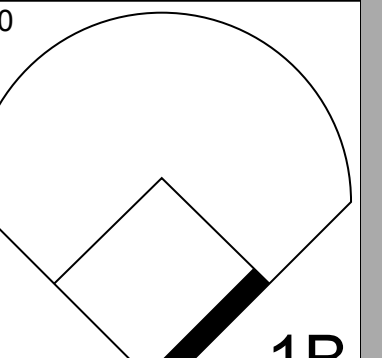
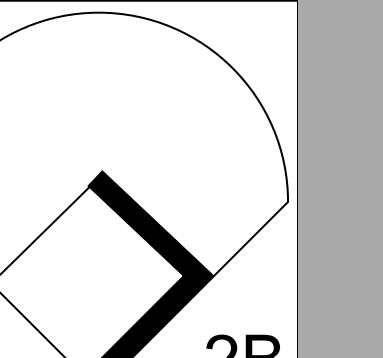
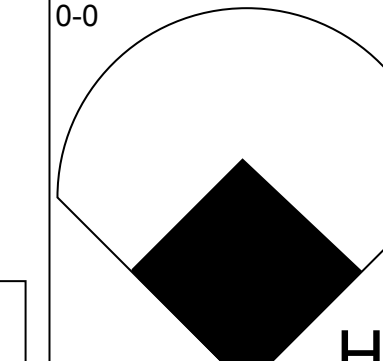
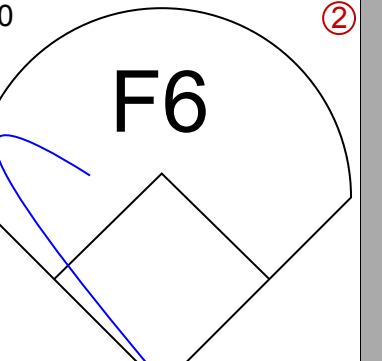
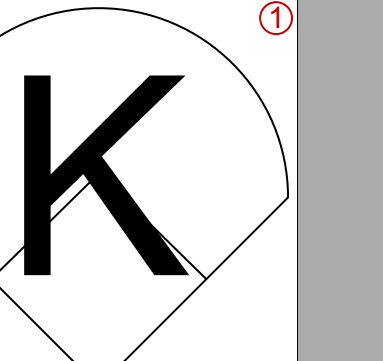
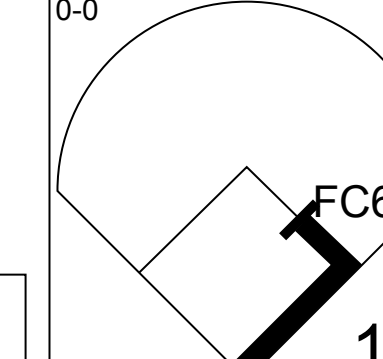
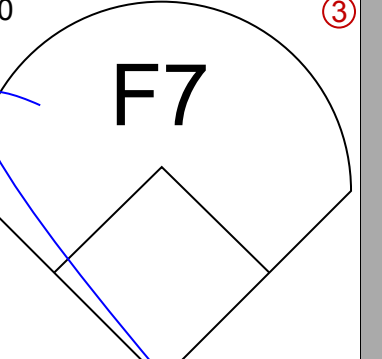
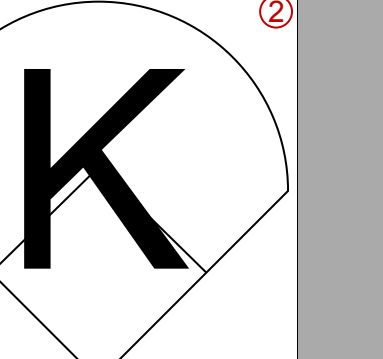
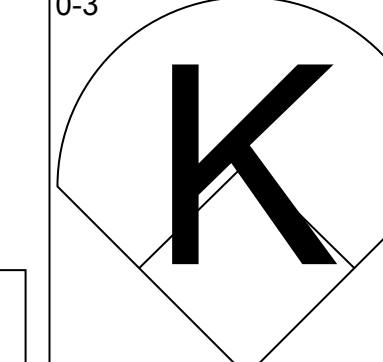
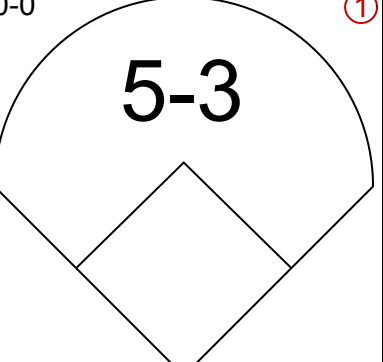

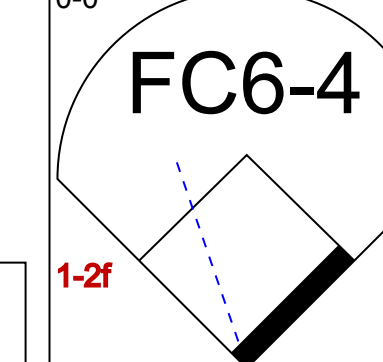
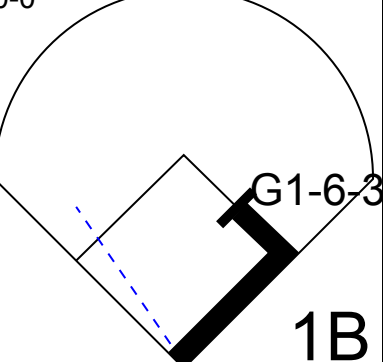
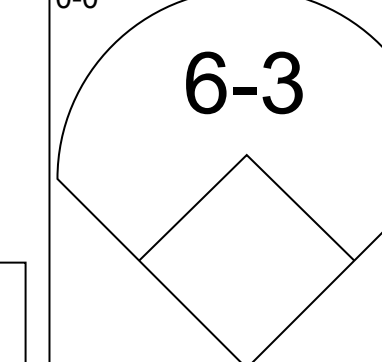
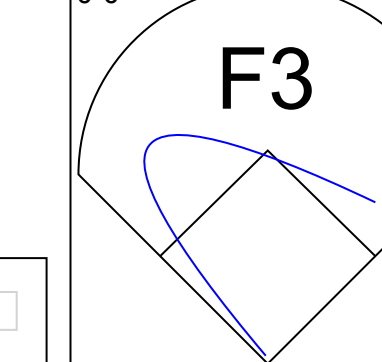
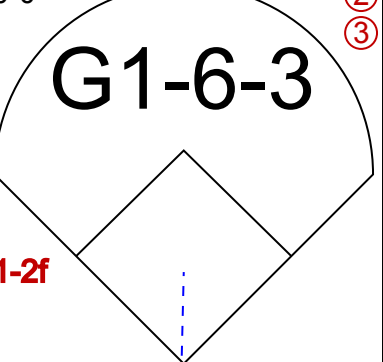
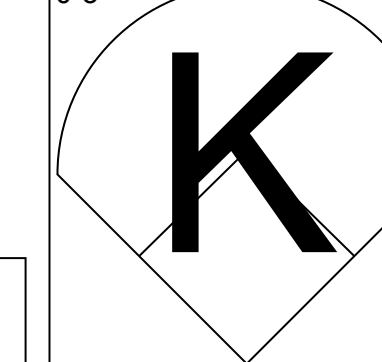
AB	36
R	4
H	9
RBI	4
BB	2
SO	7
LOB	17

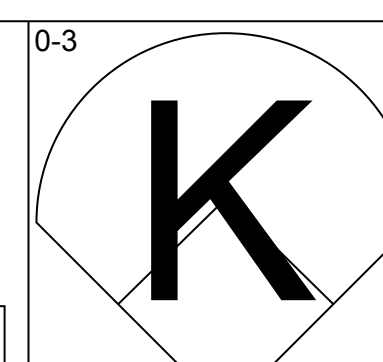
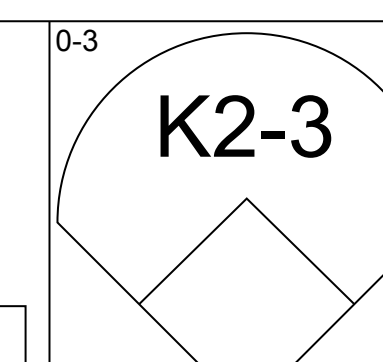
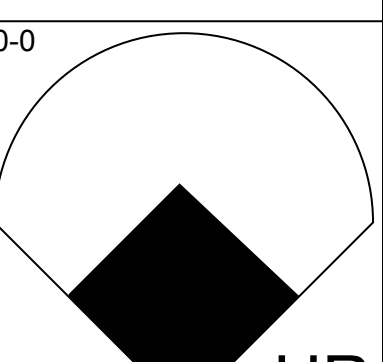
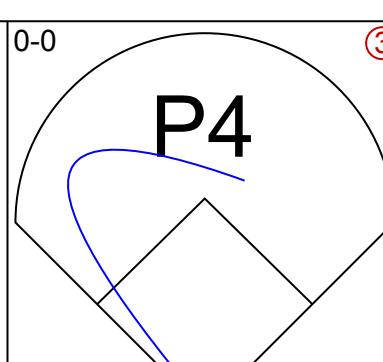
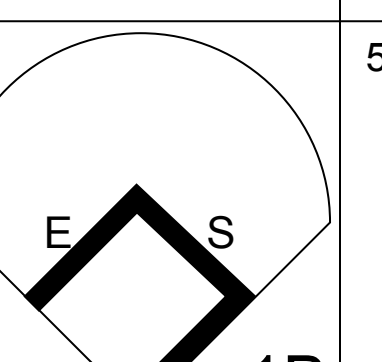
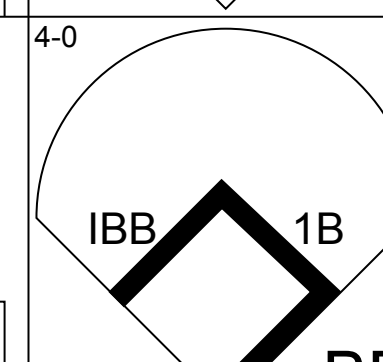
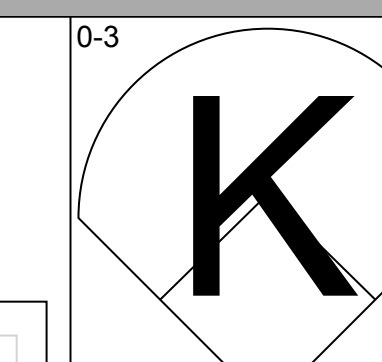
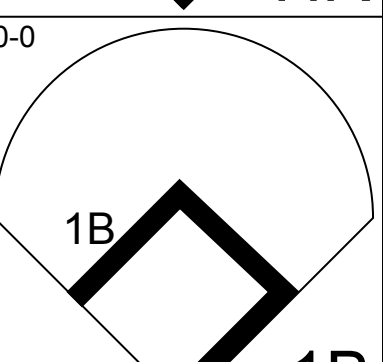
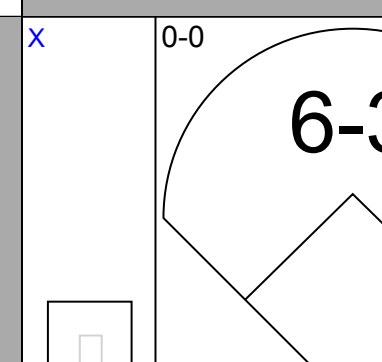
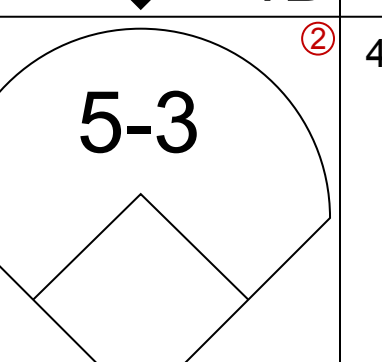
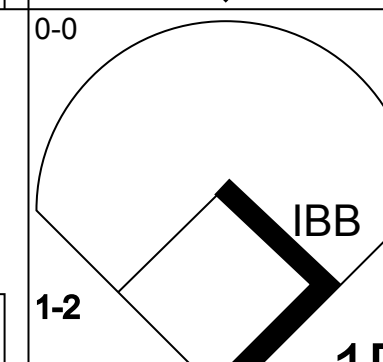
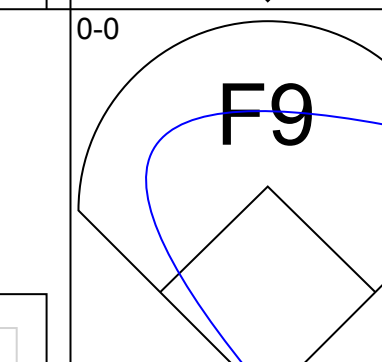
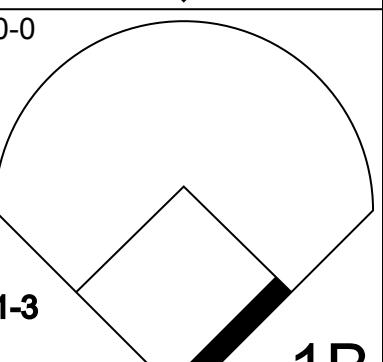
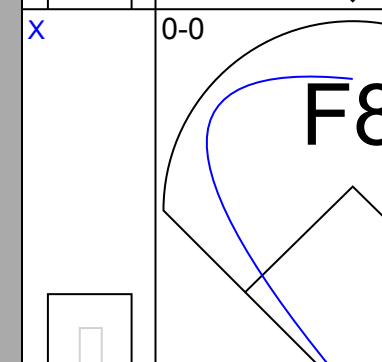
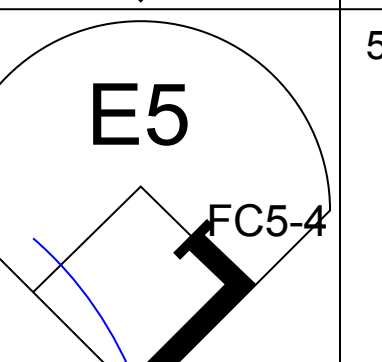
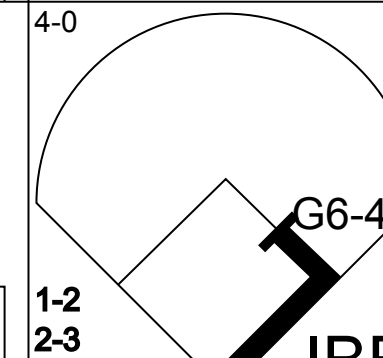
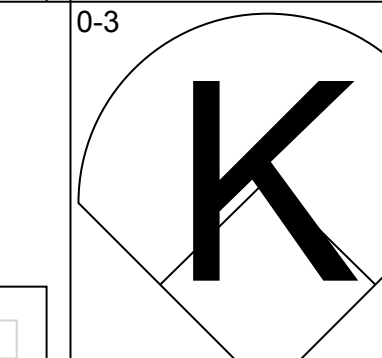
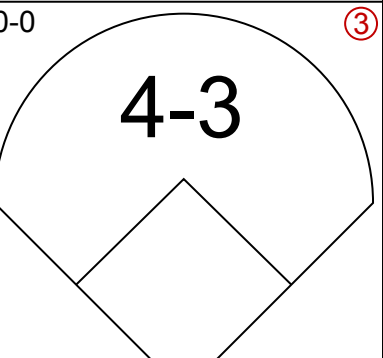
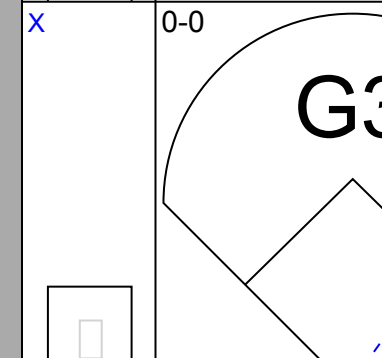
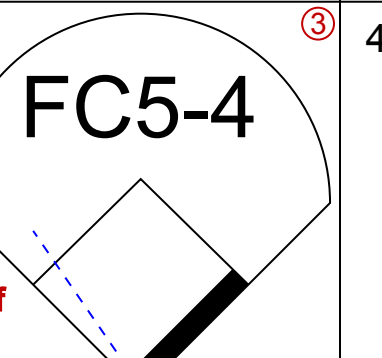
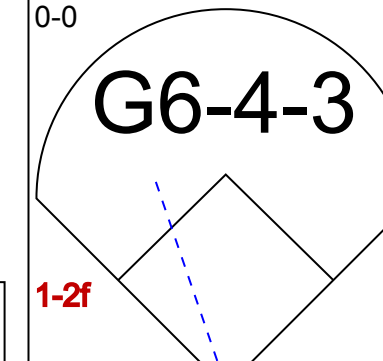
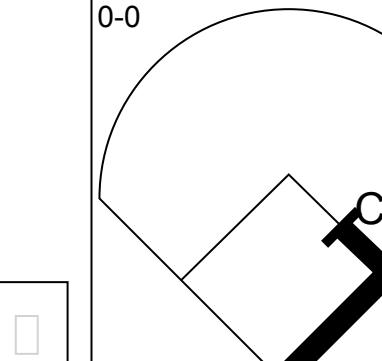
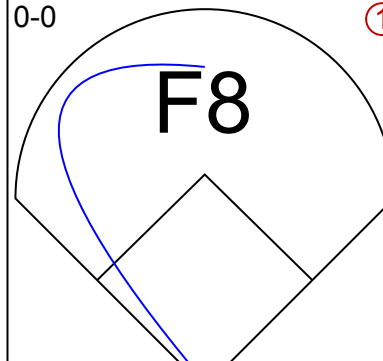
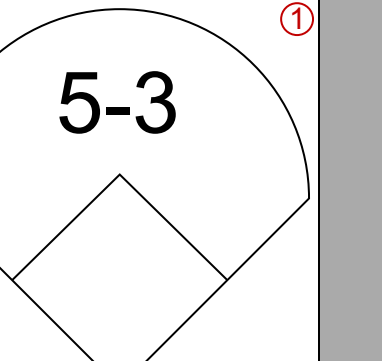
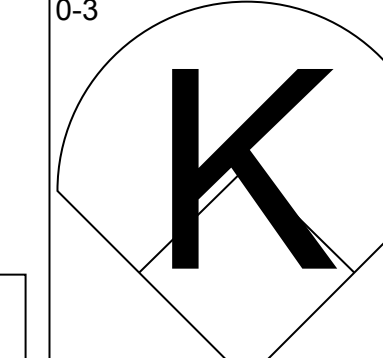
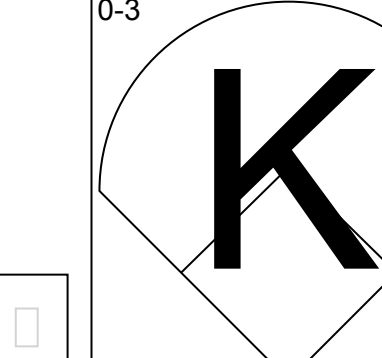
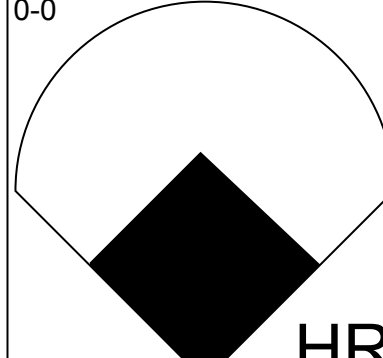
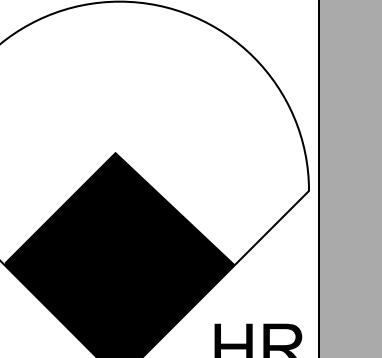
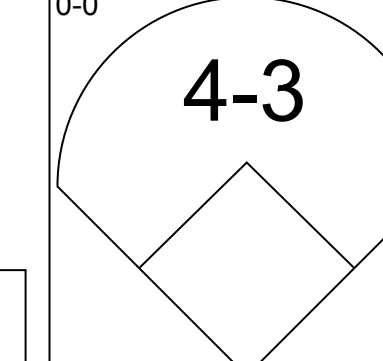
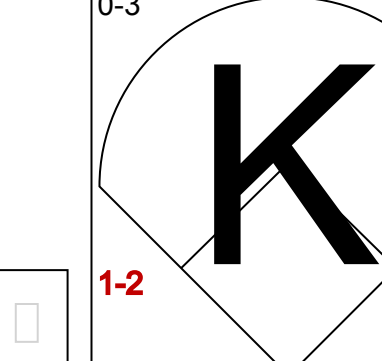
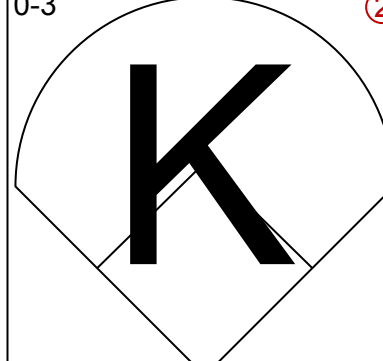
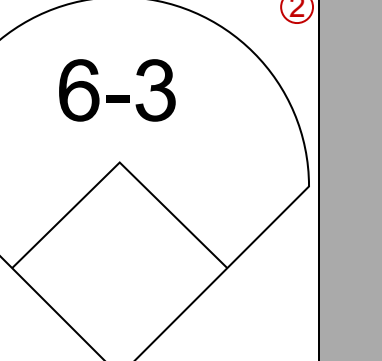
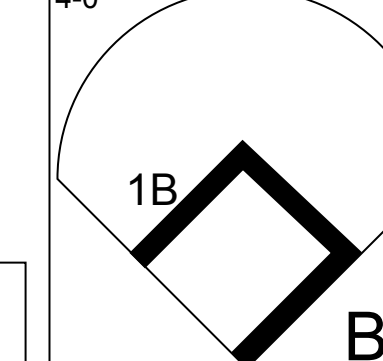
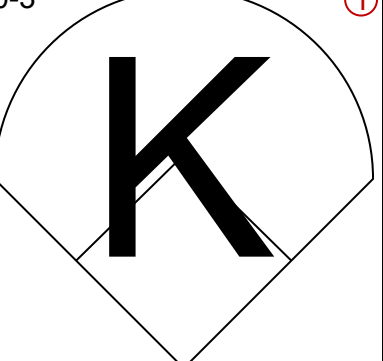
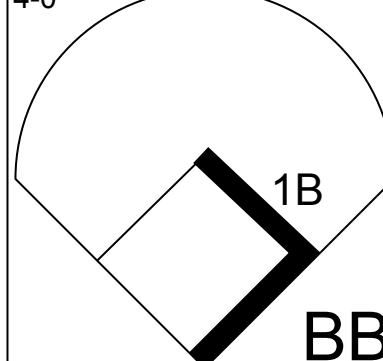

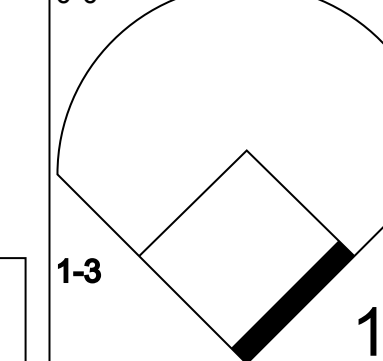
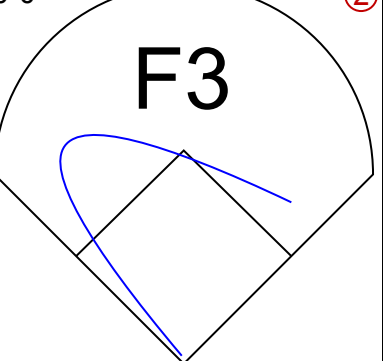
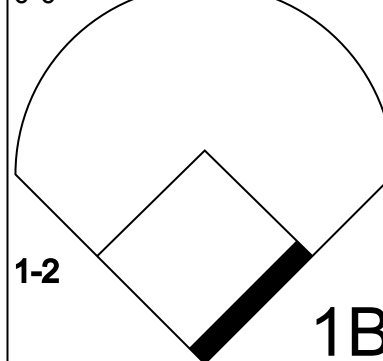



Batter	1	2	3	4	5	6	7	8	9	AB	R	H	RBI	BB	SO	LOB	BOTTOM								
Del Unser, L OBP: 0.363, SLG: 0.454 (1, 8)	0-0 F8	0-0 F8			0-0 F7	0-0 4-3				4	0	0	0	0	0	1	San Francisco Giants @ Philadelphia Phillies Veterans Stadium, Philadelphia, PA Mon Aug 27 1973, 7:05 PM EDT Att: 17,027 - Unknown								
Denny Doyle, L OBP: 0.301, SLG: 0.298 (1, 4)	0-0 2B	0-0 6-3			0-0 1B		0-0 2B			4	1	3	0	0	0	0									
Willie Montanez, L OBP: 0.333, SLG: 0.381 (1, 3)	0-0 SF8		0-0 4-3		0-0 F8		0-0 G3			4	1	1	0	0	0	1									
Greg Luzinski, R OBP: 0.347, SLG: 0.484 (1, 7)	4-0 HR		0-0 F7		0-0 FC6-4		0-0 2B			3	1	1	0	1	0	1									
Bill Robinson, R OBP: 0.332, SLG: 0.559 (1, 9)	0-0 SF8		0-3 K			0-0 HR	0-0 2B			3	1	2	2	0	1	0									
Bob Boone, R OBP: 0.313, SLG: 0.361 (1, 2)	2-3 HR			0-0 1B		0-0 P6	0-0 F9			4	1	2	1	0	0	2									
Mike Schmidt, R OBP: 0.333, SLG: 0.404 (1, 5)	0-0 HR			0-0 F2		0-0 1B		0-3 K		4	2	2	3	0	1	1									
Craig Robinson, R OBP: 0.248, SLG: 0.312 (1, 6)	0-3 K			0-0 F9		0-0 1B		0-0 L1		4	0	1	1	0	1	1									
Jim Lonborg, R OBP: 0.176, SLG: 0.167 Mike Rogodzinski, L OBP: 0.233, SLG: 0.344 George Culver, R OBP: 0.333, SLG: 0.404 Mac Scarce, L OBP: 0.375, SLG: 0.364 (8, PH)		0-0 F7		0-3 K		0-0 F8		0-0 P5		3	0	0	0	0	1	2									
	(9, 1)	0.0		0	0	0	0	0	0	0	0	0	0	0	0	0									
Inning Stats	R: 5 E: 0 K: 1 S: 9	H: 4 LOB: 0 BB: 1 P: 13	R: 0 E: 0 K: 0 S: 3	H: 0 LOB: 0 BB: 0 P: 3	R: 0 E: 0 K: 1 S: 5	H: 0 LOB: 0 BB: 0 P: 5	R: 0 E: 0 K: 1 S: 6	H: 1 LOB: 1 BB: 0 P: 6	R: 0 E: 0 K: 0 S: 4	H: 1 LOB: 1 BB: 0 P: 4	R: 2 E: 0 K: 0 S: 6	H: 3 LOB: 1 BB: 0 P: 6	R: 0 E: 0 K: 0 S: 5	H: 3 LOB: 2 BB: 0 P: 5	R: 0 E: 0 K: 1 S: 5	H: 0 LOB: 0 BB: 0 P: 5	1B: 6 2B: 4 3B: 0 HR: 2	SF: 1 SAC: 0 DP: 0 HBP: 0	WP: 0 PB: 0 SB: 0 CS: 0	PA: 36					
PITCHER	IP	WLS	BF	H	R	ER	SO	BB	IBB	HBP	BLK	WP	HR	S	P	ERA	WHIP								
Jim Barr, R ERA: 3.67 Jim Willoughby, R ERA: 4.53 Don McMahon, R ERA: 2.3	(1, 1)	2.0	L	11	4	5	5	1	0	1	0	0	0	12	16	22.50	2.000								
	(3, 1)	4.2		21	8	2	2	2	0	0	0	0	1	25	25	3.86	1.714								
	(7, 1)	1.1		4	0	0	0	1	0	0	0	0	0	6	6	0.00	0.000								



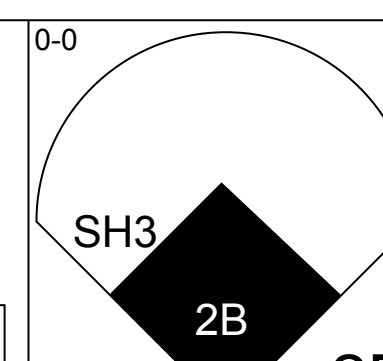
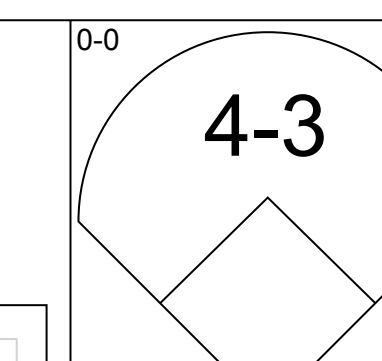
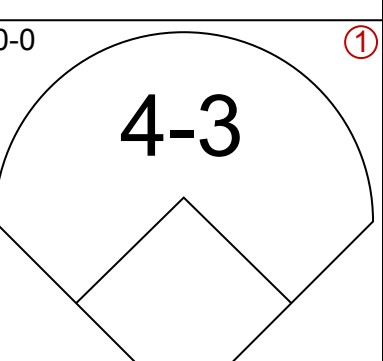
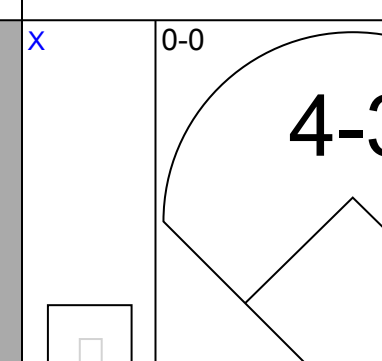
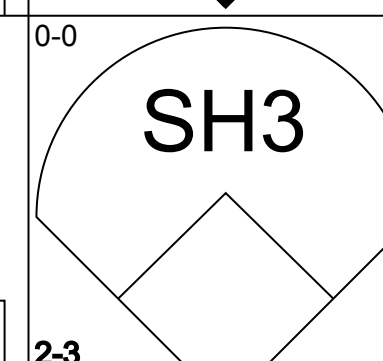
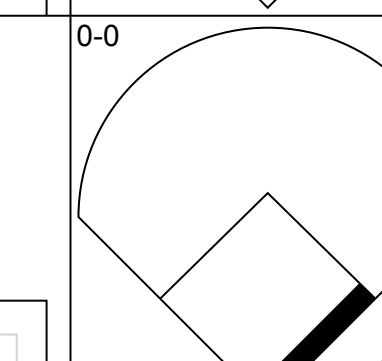
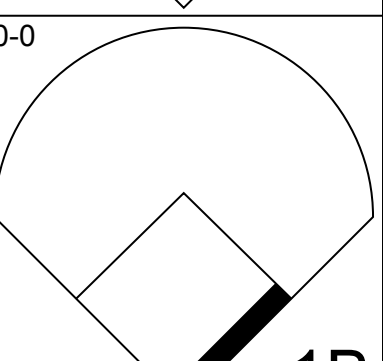
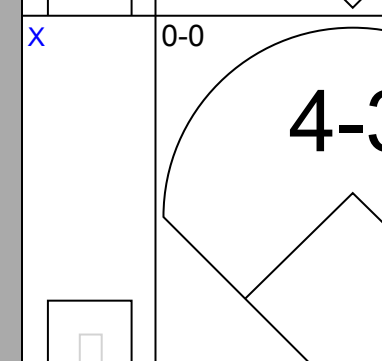
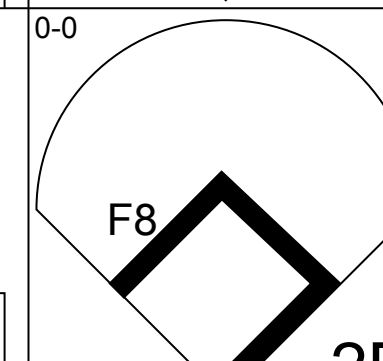
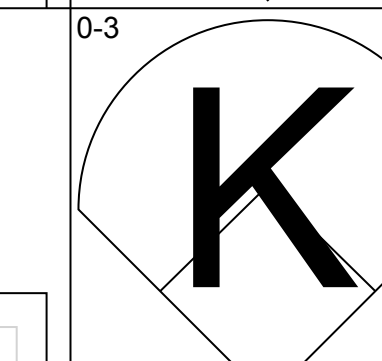
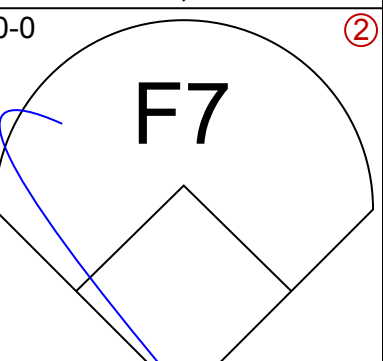
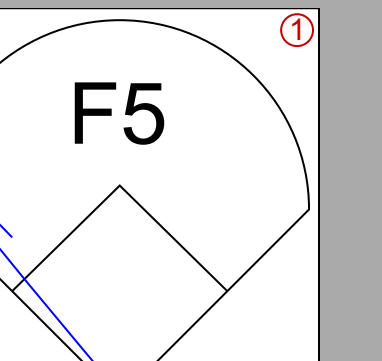
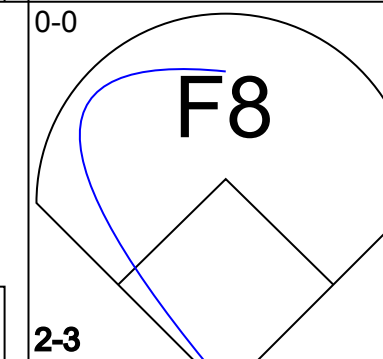
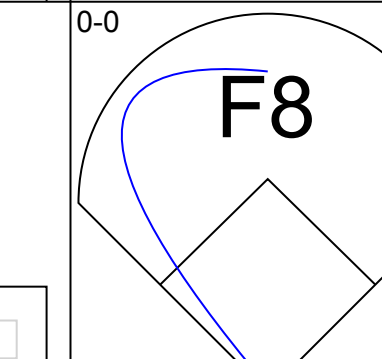
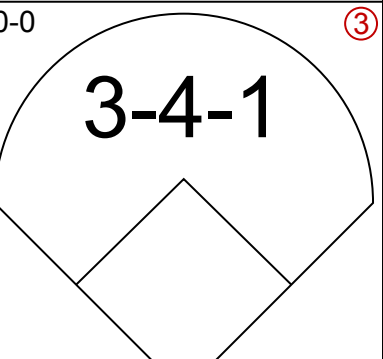
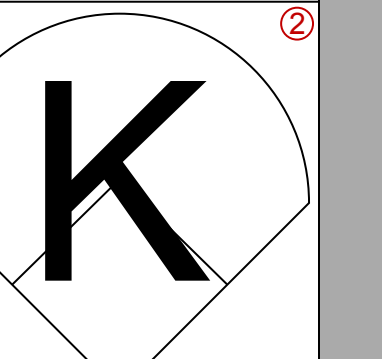
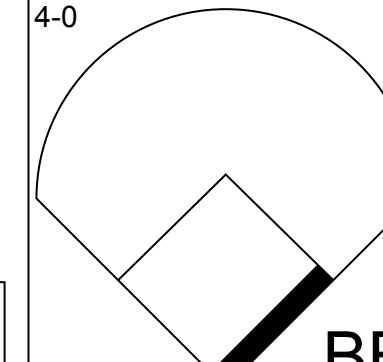
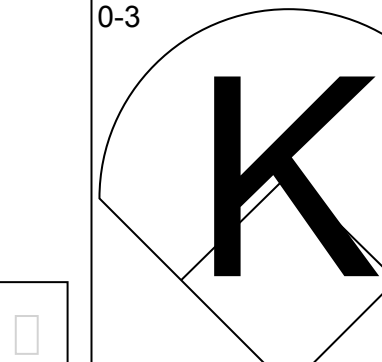
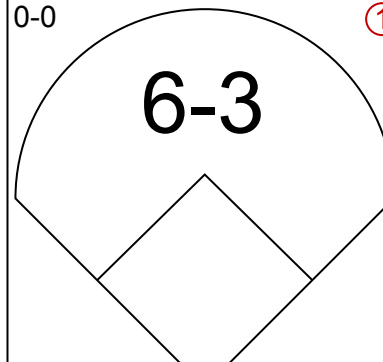
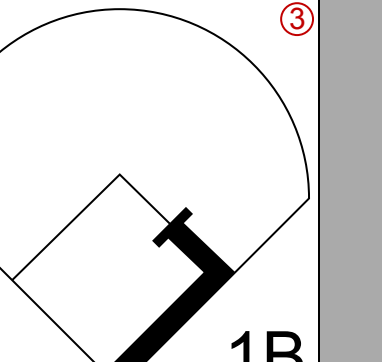
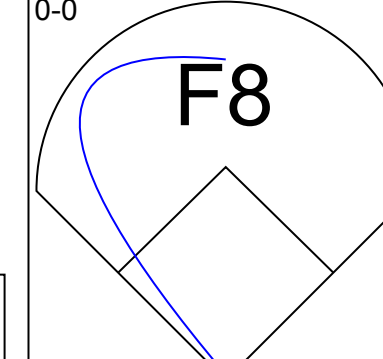
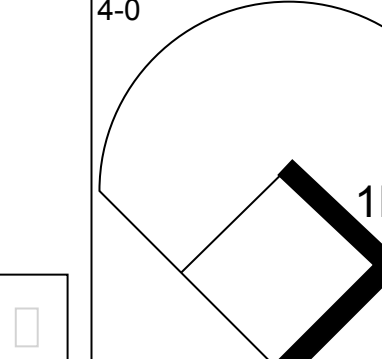
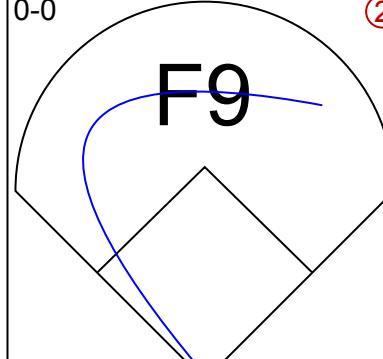

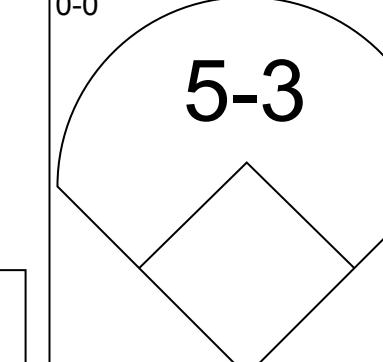
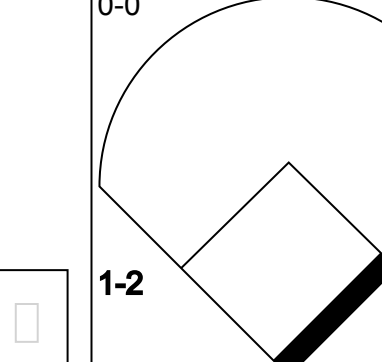
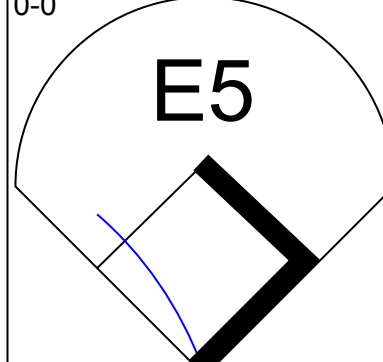

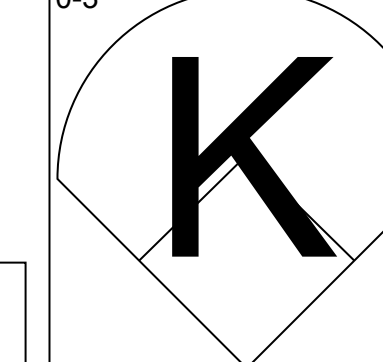
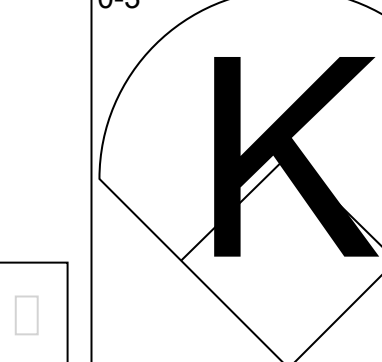
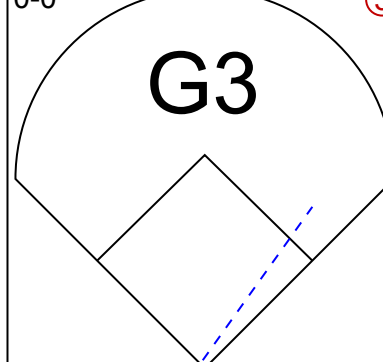
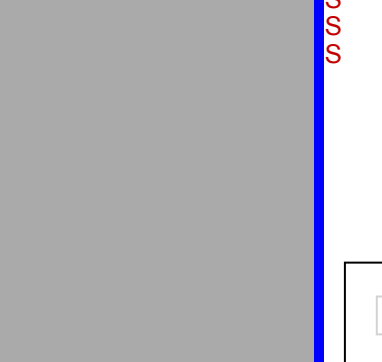

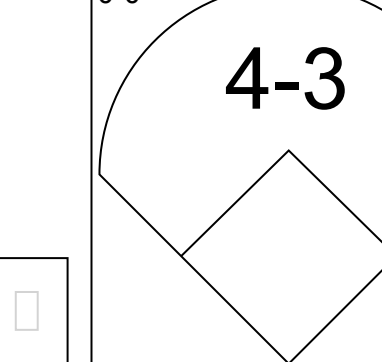
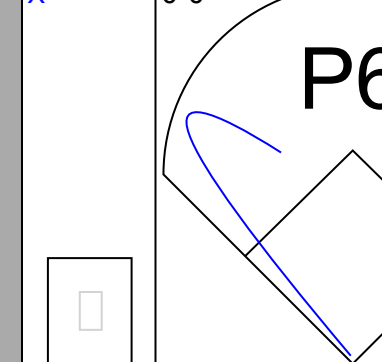
Batter	1	2	3	4	5	6	7	8	9	AB	R	H	RBI	BB	SO	LOB	TOP			
Bobby Bonds, R OBP: 0.387, SLG: 0.556 (1, 9)										4	0	0	0	0	3	1	San Francisco Giants @ Philadelphia Phillies Veterans Stadium, Philadelphia, PA Tue Aug 28 1973, 7:05 PM EDT Att: 20,363 - Unknown livebaseballscorecards.com			
Tito Fuentes, S OBP: 0.318, SLG: 0.365 (1, 4)										4	0	2	0	0	0	0				
Garry Maddox, R OBP: 0.341, SLG: 0.427 (1, 8)										4	0	0	0	0	0	2				
Willie McCovey, L OBP: 0.428, SLG: 0.530 (1, 3)										3	0	1	0	1	0	0				
Mike Phillips, L OBP: 0.279, SLG: 0.346 (9, PR)										0	0	0	0	0	0	0				
Gary Matthews, R OBP: 0.377, SLG: 0.466 (1, 7)										4	0	0	0	0	2	3				
Chris Speier, R OBP: 0.333, SLG: 0.354 (1, 6)										3	0	0	0	0	0	0				
Dave Kingman, R OBP: 0.248, SLG: 0.418 (1, 5)										3	0	1	0	0	2	0				
Dave Rader, L OBP: 0.322, SLG: 0.332 (1, 2)										2	0	0	0	1	0	1				
Juan Marichal, R OBP: 0.270, SLG: 0.246 (1, 1)										1	0	0	0	0	0	1				
Gary Thomasson, L OBP: 0.342, SLG: 0.410 (8, PH)										1	0	0	0	0	1	0				
Randy Moffitt, R OBP: 0.071, SLG: 0.071 (8, 1)										0	0	0	0	0	0	0				
Inning Stats	R: 0 E: 0 K: 1 S: 6	H: 1 LOB: 2 BB: 1 P: 10	R: 0 E: 0 K: 0 S: 4	H: 1 LOB: 1 BB: 0 P: 4	R: 0 E: 0 K: 1 S: 5	H: 0 LOB: 0 BB: 0 P: 5	R: 0 E: 0 K: 1 S: 5	H: 0 LOB: 1 BB: 1 P: 5	R: 0 E: 0 K: 0 S: 3	H: 0 LOB: 0 BB: 0 P: 3	R: 0 E: 0 K: 1 S: 5	H: 0 LOB: 0 BB: 0 P: 5	R: 0 E: 0 K: 2 S: 7	H: 0 LOB: 0 BB: 0 P: 7	R: 0 E: 0 K: 1 S: 6	H: 2 LOB: 1 BB: 0 P: 6	1B: 4 2B: 0 3B: 0 HR: 0	SF: 0 SAC: 1 DP: 0 HBP: 0	WP: 0 PB: 0 SB: 0 CS: 0	PA: 32
PITCHER Wayne Twitchell, R ERA: 2.23 (1, 1)	IP: 9.0 WLS: W BF: 32 H: 4 R: 0 ER: 0 SO: 8 BB: 2 IBB: 0 HBP: 0 BLK: 0 WP: 0 HR: 0 S: 46 P: 54 ERA: 0.00 WHIP: 0.667															PITCHER				

Batter	1	2	3	4	5	6	7	8	9	AB	R	H	RBI	BB	SO	LOB	BOTTOM	
Del Unser, L OBP: 0.360, SLG: 0.449 (1, 8)										4	0	0	0	0	0	0	San Francisco Giants @ Philadelphia Phillies Veterans Stadium, Philadelphia, PA Tue Aug 28 1973, 7:05 PM EDT Att: 20,363 - Unknown livebaseballscorecards.com	
Denny Doyle, L OBP: 0.286, SLG: 0.295 (1, 4)										3	0	0	0	0	0	0		
Willie Montanez, L OBP: 0.331, SLG: 0.378 (1, 3)										3	0	0	0	0	0	0		
Greg Luzinski, R OBP: 0.349, SLG: 0.487 (1, 7)										3	0	2	0	0	0	0		
Bill Robinson, R OBP: 0.332, SLG: 0.566 (1, 9)										3	1	1	1	0	1	2		
Bob Boone, R OBP: 0.313, SLG: 0.361 (1, 2)										3	0	1	0	0	1	2		
Mike Schmidt, R OBP: 0.330, SLG: 0.490 (1, 5)										3	0	0	0	0	2	2		
Craig Robinson, R OBP: 0.250, SLG: 0.313 (1, 6)										3	0	1	0	0	0	1		
Wayne Twitchell, R OBP: 0.106, SLG: 0.136 (1, 1)										3	0	0	0	0	1	1		
Inning Stats	R: 0 E: 0 K: 0 S: 3	H: 0 LOB: 0 BB: 0 P: 3	R: 1 E: 0 K: 1 S: 7	H: 2 LOB: 1 BB: 0 P: 7	R: 0 E: 0 K: 0 S: 3	H: 0 LOB: 0 BB: 0 P: 3	R: 0 E: 0 K: 0 S: 4	H: 1 LOB: 1 BB: 0 P: 4	R: 0 E: 0 K: 0 S: 3	H: 1 LOB: 0 BB: 0 P: 3	R: 0 E: 0 K: 3 S: 10	H: 1 LOB: 1 BB: 0 P: 10	R: 0 E: 0 K: 1 S: 5	H: 0 LOB: 0 BB: 0 P: 5	1B: 3 2B: 1 3B: 0 HR: 1	SF: 0 SAC: 0 DP: 1 HBP: 0		WP: 0 PB: 0 SB: 0 CS: 0
PITCHER Juan Marichal, R ERA: 3.54 (1, 1)	IP: 7.0 WLS: L BF: 25 H: 5 R: 1 ER: 1 SO: 4 BB: 0 IBB: 0 HBP: 0 BLK: 0 WP: 0 HR: 1 S: 33 P: 33 ERA: 1.29 WHIP: 0.714															PITCHER		
Randy Moffitt, R ERA: 2.99 (8, 1)	IP: 1.0 WLS: 3 BF: 0 H: 0 R: 0 ER: 0 SO: 1 BB: 0 IBB: 0 HBP: 0 BLK: 0 WP: 0 HR: 0 S: 5 P: 5 ERA: 0.00 WHIP: 0.000															PITCHER		

Batter	1	2	3	4	5	6	7	8	9	AB	R	H	RBI	BB	SO	LOB	TOP																					
Bobby Bonds, R OBP: 0.387, SLG: 0.561 (1, 9)										5	1	2	1	0	2	4	San Francisco Giants @ Philadelphia Phillies Veterans Stadium, Philadelphia, PA Wed Aug 29 1973, 7:05 PM EDT Att: 25,146 - Unknown																					
Tito Fuentes, S OBP: 0.318, SLG: 0.364 (1, 4)										4	0	1	0	1	1	1																						
Garry Maddox, R OBP: 0.341, SLG: 0.427 (1, 8)										5	0	2	0	0	0	1																						
Gary Matthews, R OBP: 0.375, SLG: 0.462 (1, 7)										4	0	0	0	1	1	4																						
Chris Speier, R OBP: 0.333, SLG: 0.353 (1, 6)										4	0	1	0	0	0	3																						
Dave Kingman, R OBP: 0.252, SLG: 0.449 (1, 5)										4	2	2	2	0	2	1																						
Gary Thomasson, L OBP: 0.335, SLG: 0.401 (1, 3)										4	0	0	0	0	2	1																						
Mike Sadek, R OBP: 0.313, SLG: 0.154 (1, 2)										2	0	0	0	2	2	0																						
Tom Bradley, R OBP: 0.246, SLG: 0.242 (1, 1)										4	0	2	0	0	0	0																						
Inning Stats	R: 0 E: 0 K: 1 S: 5	H: 1 LOB: 2 BB: 2 P: 13	R: 0 E: 0 K: 2 S: 8	H: 1 LOB: 2 BB: 1 P: 12	R: 0 E: 0 K: 2 S: 7	H: 0 LOB: 0 BB: 0 P: 7	R: 0 E: 0 K: 2 S: 7	H: 1 LOB: 1 BB: 0 P: 7	R: 1 E: 0 K: 1 S: 8	H: 3 LOB: 2 BB: 1 P: 8	R: 1 E: 0 K: 1 S: 7	H: 2 LOB: 2 BB: 1 P: 11	R: 0 E: 0 K: 0 S: 3	H: 0 LOB: 0 BB: 0 P: 3	R: 1 E: 0 K: 1 S: 6	H: 1 LOB: 0 BB: 0 P: 6	R: 0 E: 1 K: 0 S: 5	H: 1 LOB: 2 BB: 0 P: 5	1B: 7 2B: 1 3B: 0 HR: 3	SF: 0 SAC: 0 DP: 2 HBP: 0	WP: 0 PB: 0 SB: 1 CS: 1	PA: 40																
PITCHER	IP	WLS	BF	H	R	ER	SO	BB	IBB	HBP	BLK	WP	HR	S	P	ERA	WHIP	PITCHER				IP	WLS	BF	H	R	ER	SO	BB	IBB	HBP	BLK	WP	HR	S	P	ERA	WHIP
Ken Brett, L ERA: 3.27 Ron Diorio, R ERA: 1.13	(1, 1)	8.0	L	35	9	3	3	10	3	1	0	0	0	0	0	3.38	1.500					(9, 1)	1.0	5	1	0	0	0	0	0	0	0	0	0	0	0	0.00	1.000

AB 36
R 3
H 10
RBI 3
BB 4
SO 10
LOB 15



Batter	1	2	3	4	5	6	7	8	9	AB	R	H	RBI	BB	SO	LOB	BOTTOM																						
Del Unser, L OBP: 0.359, SLG: 0.449 (1, 8)										4	1	1	0	0	0	0	San Francisco Giants @ Philadelphia Phillies Veterans Stadium, Philadelphia, PA Wed Aug 29 1973, 7:05 PM EDT Att: 25,146 - Unknown																						
Denny Doyle, L OBP: 0.301, SLG: 0.299 (1, 4)										3	0	2	0	0	0	0																							
Willie Montanez, L OBP: 0.330, SLG: 0.379 (1, 3)										4	0	1	1	0	1	2																							
Greg Luzinski, R OBP: 0.346, SLG: 0.483 (1, 7)										4	0	0	0	0	1	3																							
Bill Robinson, R OBP: 0.334, SLG: 0.564 (1, 9)										3	0	1	0	1	1	0																							
Bob Boone, R OBP: 0.313, SLG: 0.358 (1, 2)										3	0	0	0	1	1	2																							
Mike Schmidt, R OBP: 0.329, SLG: 0.398 (1, 5)										4	0	1	0	0	0	0																							
Craig Robinson, R OBP: 0.246, SLG: 0.307 Mike Rogozdzinski, L OBP: 0.229, SLG: 0.339 Terry Harmon, R OBP: 0.252, SLG: 0.252 Tom Hutton, L OBP: 0.357, SLG: 0.392 (1, 6) (6, PH) (7, 6) (9, PH)										2	0	0	0	0	2	2																							
Ken Brett, L OBP: 0.290, SLG: 0.492 Ron Diorio, R (9, 1)										3	0	0	0	0	0	2																							
Inning Stats	R: 1 E: 0 K: 0 S: 5	H: 2 LOB: 2 BB: 1 P: 9	R: 0 E: 0 K: 1 S: 5	H: 0 LOB: 0 BB: 0 P: 5	R: 0 E: 0 K: 1 S: 6	H: 1 LOB: 1 BB: 0 P: 6	R: 0 E: 0 K: 2 S: 8	H: 1 LOB: 2 BB: 1 P: 12	R: 0 E: 0 K: 0 S: 4	H: 1 LOB: 1 BB: 0 P: 4	R: 0 E: 1 K: 0 S: 4	H: 0 LOB: 1 BB: 0 P: 4	R: 0 E: 0 K: 0 S: 3	H: 0 LOB: 0 BB: 0 P: 3	R: 1 E: 0 K: 1 S: 5	H: 1 LOB: 1 BB: 0 P: 5	R: 0 E: 0 K: 2 S: 7	H: 0 LOB: 0 BB: 0 P: 7	1B: 4 2B: 2 3B: 0 HR: 0	SF: 0 SAC: 1 DP: 0 HBP: 0	WP: 0 PB: 0 SB: 0 CS: 0	PA: 35																	
PITCHER	IP	WLS	BF	H	R	ER	SO	BB	IBB	HBP	BLK	WP	HR	S	P	ERA	WHIP	PITCHER				IP	WLS	BF	H	R	ER	SO	BB	IBB	HBP	BLK	WP	HR	S	P	ERA	WHIP	
Tom Bradley, R ERA: 3.38	(1, 1)	9.0	W	35	6	1	1	7	2	0	0	0	0	0	0	1.00	0.889					(9, 1)	1.0	5	1	0	0	0	0	0	0	0	0	0	0	0	0	0.00	1.000



Batter	1	2	3	4	5	6	7	8	9	AB	R	H	RBI	BB	SO	LOB	TOP		
Ralph Garr, L (1.9) OBP: 0.334, SLG: 0.431	4-0 WP SF7 1B BB	0-0 1-3 2-H 1B 1B	0-0 3B 1B		0-0 FC6 1B		0-0 F6		0-0 F8	5	3	3	1	1	0	0			
Marty Perez, R (1.6) OBP: 0.310, SLG: 0.325	0-0 WP 1-2 1B	0-0 2-H 1B	0-0 1-H 2B 3B		0-0 FC6 1-2 1B		0-0 5-3		0-0 F4	6	1	3	2	0	0	1			
Darrell Evans, L (1.5) OBP: 0.409, SLG: 0.566	0-3 K	0-3 K	0-0 3-H 2B		0-3 K		0-0 3-1		0-3 K	6	0	1	1	0	4	4			
Hank Aaron, R (1.7) OBP: 0.383, SLG: 0.608										3	1	2	0	2	0	1			
Sonny Jackson, L (8, PR) OBP: 0.294, SLG: 0.265										0	0	0	0	0	0	0			
Dusty Baker Jr., R (1.8) OBP: 0.363, SLG: 0.443	0-0 SF7									4	1	2	1	0	0	2			
Davey Johnson, R (1.4) OBP: 0.365, SLG: 0.545	0-0 F9									4	1	1	0	1	0	4			
Dick Dietz, R (1.2) OBP: 0.461, SLG: 0.405										2	2	0	1	3	1	2			
Mike Lum, L (1.3) OBP: 0.359, SLG: 0.473										1	0	0	1	2	0	0			
Roric Harrison, R (1.1) OBP: 0.071, SLG: 0.238										5	1	1	3	0	2	8			
Inning Stats	R: 1 E: 0 K: 1 S: 6	H: 1 LOB: 2 BB: 2 P: 14	R: 2 E: 0 K: 2 S: 8	H: 2 LOB: 1 BB: 1 P: 13	R: 7 E: 0 K: 0 S: 8	H: 5 LOB: 1 BB: 3 P: 20	R: 0 E: 0 K: 0 S: 3	H: 0 LOB: 0 BB: 0 P: 3	R: 0 E: 0 K: 1 S: 6	H: 1 LOB: 1 BB: 0 P: 6	R: 0 E: 0 K: 0 S: 3	H: 0 LOB: 0 BB: 0 P: 3	R: 0 E: 0 K: 1 S: 6	H: 1 LOB: 3 BB: 2 P: 14	R: 0 E: 0 K: 1 S: 5	H: 0 LOB: 0 BB: 0 P: 5	1B: 8 2B: 3 3B: 1 HR: 1	SF: 2 SAC: 0 DP: 0 HBP: 1	WP: 1 PA: 48 PB: 0 SB: 0 CS: 0
PITCHER	IP WLS BF H R ER SO BB IBB HBP BLK WP HR S P ERA WHIP	2.0 L 15 4 6 5 3 4 1 1 0 1 0 15 36 22.50 4.000	3.0 L 6 4 4 4 0 1 0 0 0 0 1 5 9 108.00 15.000	4.5 L 5 0 0 0 0 0 0 0 0 0 0 5 5 0.00 0.000	2.5 L 10 4 0 0 2 0 1 0 0 0 0 13 17 0.00 2.000	1.2 L 8 1 0 0 0 2 0 0 0 0 0 6 14 0.00 1.800	PITCHER	IP WLS BF H R ER SO BB IBB HBP BLK WP HR S P ERA WHIP	1.1 L 4 0 0 0 2 0 0 0 0 0 0 8 8 0.00 0.000	3.0 L 6 4 4 4 0 1 0 0 0 0 5 9 108.00 15.000	3.0 L 5 0 0 0 0 0 0 0 0 0 5 5 0.00 0.000	13.0 L 17 4 0 0 2 0 1 0 0 0 13 17 0.00 2.000	1.8 L 14 0 0 0 0 0 0 0 0 0 6 14 0.00 1.800	3.0 L 6 0 0 0 2 0 0 0 0 0 11 11 3.07 3.07	8.0 L 2 0 0 0 2 0 0 0 0 0 8 8 0.00 0.000	8.0 L 8 0 0 0 8 8 0.00 0.000	1B: 8 2B: 3 3B: 1 HR: 1	SF: 2 SAC: 0 DP: 0 HBP: 1	WP: 1 PA: 48 PB: 0 SB: 0 CS: 0

Atlanta Braves @ San Francisco Giants
Candlestick Park, San Francisco, CA
Fri Aug 31 1973, 10:05 PM EDT
Att: 7,750 - Unknown

AB 36
R 10
H 13
RBI 10
BB 9
SO 7
LOB 22



Batter	1	2	3	4	5	6	7	8	9	AB	R	H	RBI	BB	SO	LOB	BOTTOM				
Bobby Bonds, R (1.9) OBP: 0.389, SLG: 0.560	4-0 F9 S 1B BB		0-0 E S WP 1B		0-0 1B		0-0 F9		0-3 K	4	2	2	0	1	1	2					
Tito Fuentes, S (1.4) OBP: 0.319, SLG: 0.364	0-0 F9 1-3 1B		4-0 S BB		0-0 5-3		0-0 1B		0-0 G3	4	0	1	0	1	0	2					
Garry Maddox, R (1.8) OBP: 0.340, SLG: 0.425	0-0 WP S 1B		0-0 F6		0-0 F6		0-0 F9		0-0 5-3	5	1	1	1	0	0	3					
Gary Matthews, R (1.7) OBP: 0.373, SLG: 0.457	0-3 K		4-0 1-2 BB		0-0 6-3		0-0 F9		0-0 6-3	4	0	0	0	1	1	1					
Gary Thomasson, L (1.3) OBP: 0.343, SLG: 0.405	0-0 1B		0-3 K		0-0 BB 1B		4-0 G4-6-3 BB			3	0	2	1	1	1	2					
Chris Speier, R (1.6) OBP: 0.332, SLG: 0.350	0-0 F9		0-0 F9		4-0 1-2 BB		0-0 G4-6-3			3	0	0	0	1	0	4					
Elias Sosa, R (8.1) OBP: 0.182, SLG: 0.100										0	0	0	0	0	0	0					
Dave Kingman, R (1.5) OBP: 0.252, SLG: 0.459										4	1	1	1	0	2	2					
Dave Rader, L (1.2) OBP: 0.322, SLG: 0.330										3	0	0	0	1	0	0					
Ron Bryant, S (1.1) OBP: 0.228, SLG: 0.160										1	0	0	0	0	1	0					
Jim Willoughby, R (3.1) OBP: 0.281, SLG: 0.333										0	0	0	0	0	0	0					
Randy Moffitt, R (3.1) OBP: 0.271, SLG: 0.321										0	0	0	0	0	0	0					
Steve Ontiveros, S (4, PR) OBP: 0.265, SLG: 0.321										1	0	0	0	0	1	0					
Don McMahon, R (5.1) OBP: 0.250, SLG: 0.230										0	0	0	0	0	0	0					
Jim Howarth, L (6, PR) OBP: 0.260, SLG: 0.309										1	0	1	0	0	0	0					
Don Carrithers, R (7.1) OBP: 0.268, SLG: 0.308										0	0	0	0	0	0	0					
Mike Phillips, L (8.6) OBP: 0.276, SLG: 0.341										1	0	0	0	0	1	1					
Inning Stats	R: 2 E: 0 K: 1 S: 7	H: 2 LOB: 1 BB: 1 P: 11	R: 0 E: 0 K: 2 S: 7	H: 0 LOB: 0 BB: 0 P: 7	R: 1 E: 0 K: 1 S: 6	H: 1 LOB: 2 BB: 2 P: 14	R: 1 E: 0 K: 1 S: 7	H: 2 LOB: 1 BB: 0 P: 7	R: 0 E: 0 K: 0 S: 4	H: 1 LOB: 2 BB: 1 P: 8	R: 0 E: 0 K: 0 S: 5	H: 2 LOB: 2 BB: 0 P: 5	R: 0 E: 0 K: 0 S: 2	H: 0 LOB: 0 BB: 1 P: 6	R: 0 E: 0 K: 3 S: 9	H: 0 LOB: 1 BB: 1 P: 13	R: 0 E: 0 K: 0 S: 3	H: 0 LOB: 0 BB: 0 P: 3	1B: 7 2B: 0 3B: 0 HR: 1	SF: 0 SAC: 0 DP: 1 HBP: 0	WP: 2 PA: 40 PB: 0 SB: 4 CS: 0
PITCHER	IP WLS BF H R ER SO BB IBB HBP BLK WP HR S P ERA WHIP	9.0 W 40 8 4 3 8 6 0 0 0 2 1 50 74 3.00 1.556	9.0 W 40 8 4 3 8 6 0 0 0 2 1 50 74 3.00 1.556	3.0 L 6 4 4 4 0 1 0 0 0 0 5 9 108.00 15.000	3.0 L 5 0 0 0 0 0 0 0 0 0 5 5 0.00 0.000	13.0 L 17 4 0 0 2 0 1 0 0 0 13 17 0.00 2.000	1.8 L 14 0 0 0 0 0 0 0 0 0 6 14 0.00 1.800	3.0 L 6 0 0 0 2 0 0 0 0 0 11 11 3.07 3.07	8.0 L 8 0 0 0 8 8 0.00 0.000	8.0 L 8 0 0 0 8 8 0.00 0.000	8.0 L 8 0 0 0 8 8 0.00 0.000	8.0 L 8 0 0 0 8 8 0.00 0.000	8.0 L 8 0 0 0 8 8 0.00 0.000	8.0 L 8 0 0 0 8 8 0.00 0.000	8.0 L 8 0 0 0 8 8 0.00 0.000	8.0 L 8 0 0 0 8 8 0.00 0.000	1B: 7 2B: 0 3B: 0 HR: 1	SF: 0 SAC: 0 DP: 1 HBP: 0	WP: 2 PA: 40 PB: 0 SB: 4 CS: 0		

Atlanta Braves @ San Francisco Giants
Candlestick Park, San Francisco, CA
Fri Aug 31 1973, 10:05 PM EDT
Att: 7,750 - Unknown

AB 34
R 4
H 8
RBI 3
BB 6
SO 8
LOB 17



Batter	1	2	3	4	5	6	7	8	9	AB	R	H	RBI	BB	SO	LOB	TOP								
Ralph Garr, L (1.9) OBP: 0.333, SLG: 0.429	2-2 G1-6-3 1B		0-0 5-3		0-1 6-3		0-2 F8		0-3 K	5	0	1	0	0	1	1									
Mike Lum, L (1.7) OBP: 0.355, SLG: 0.467	1-3 K		2-2 F7		1-3 K		0-0 4-3		1-3 K	5	0	0	0	0	3	2									
Darrell Evans, L (1.5) OBP: 0.408, SLG: 0.562	1-1 G1-6-3 1-2			1-0 L4		1-2 F5		4-2 2B FC3-2 BB		3	0	0	0	1	0	1									
Dusty Baker Jr., R (1.8) OBP: 0.364, SLG: 0.444		1-1 S HBP		0-1 6-3		0-0 F8		0-0 FC3-2 1-3 2B		3	0	1	0	0	0	0									
Davey Johnson, R (1.4) OBP: 0.366, SLG: 0.547		2-1 F9 1-2		3-2 2B 2B		0-0 2B 1B		1-1 5-3		4	2	2	0	0	0	3									
Frank Tepedino, L (1.3) OBP: 0.380, SLG: 0.434		1-1 L6		0-1 2B		2-2 1-H E 2B		4-0 FC3-2 IBB		3	1	2	2	1	0	1									
Sonny Jackson, L (1.6) OBP: 0.288, SLG: 0.259		1-1 F2		1-2 4-3		0-0 E3 S		0-1 FC3-2 FC4		4	0	0	0	0	0	5									
Paul Casanova, R (1.2) OBP: 0.263, SLG: 0.366			1-2 2B		2-2 6-3		0-0 F8		1-1 FC4	4	0	1	0	0	0	4									
Phil Niekro, R (1.1) OBP: 0.135, SLG: 0.205			1-3 K		0-0 HR		0-0 F7		1-3 K	3	1	1	1	0	1	1									
Chuck Goggin, S (9, PH) OBP: 0.333, SLG: 0.368										1	0	0	0	0	1	0									
Inning Stats	R: 0 E: 0 K: 1 S: 8	H: 1 LOB: 0 BB: 0 P: 12	R: 0 E: 0 K: 0 S: 7	H: 0 LOB: 1 BB: 0 P: 12	R: 0 E: 0 K: 1 S: 10	H: 1 LOB: 1 BB: 0 P: 14	R: 1 E: 0 K: 0 S: 13	H: 2 LOB: 1 BB: 0 P: 18	R: 1 E: 0 K: 1 S: 9	H: 1 LOB: 0 BB: 0 P: 12	R: 2 E: 1 K: 0 S: 10	H: 2 LOB: 1 BB: 0 P: 13	R: 0 E: 0 K: 0 S: 5	H: 0 LOB: 0 BB: 0 P: 5	R: 0 E: 0 K: 0 S: 9	H: 1 LOB: 3 BB: 0 P: 19	R: 0 E: 0 K: 3 S: 9	H: 0 LOB: 0 BB: 0 P: 11	1B: 2 2B: 5 3B: 0 HR: 1	SF: 0 SAC: 0 DP: 1 HBP: 1	WP: 0 PB: 0 SB: 2 CS: 0	PA: 38			
PITCHER	IP	WLS	BF	H	R	ER	SO	BB	IBB	HBP	BLK	WP	HR	S	P	ERA	WHIP								
Jim Barr, R (1.1) ERA: 3.68	7.0		29	7	4	3	3	0	0	1	0	0	1	62	86	3.86	1.000								
Randy Moffitt, R (8.1) ERA: 2.52	0.1		3	1	0	0	0	1	0	0	0	0	0	5	10	0.00	6.000								
Elias Sosa, R (8.1) ERA: 3.01	1.2	W	6	0	0	0	3	0	1	0	0	0	0	13	20	0.00	0.000								

Atlanta Braves @ San Francisco Giants
Candlestick Park, San Francisco, CA
Sat Sep 01 1973, 6:33 AM EDT
Att: 44,256 - Unknown

AB 35
R 4
H 8
RBI 3
BB 2
SO 6
LOB 18





Batter	1	2	3	4	5	6	7	8	9	AB	R	H	RBI	BB	SO	LOB	BOTTOM								
Bobby Bonds, R (1.9) OBP: 0.388, SLG: 0.558	2-2 CS 1B		1-0 F2		0-0 F2			2-3 K		4	0	1	0	0	1	0									
Tito Fuentes, S (1.4) OBP: 0.320, SLG: 0.365	1-3 K		1-1 WP 1B		0-0 1B			1-2 1-3		4	1	2	0	0	1	1									
Garry Maddox, R (1.8) OBP: 0.341, SLG: 0.427	2-3 K		3-2 1-H 1B		2-0 F6			0-0 S BB 2B		4	1	2	1	0	1	2									
Willie McCovey, L (1.3) OBP: 0.431, SLG: 0.529	1-1 CS	0-2 G3	4-1 FC6-4 BB		4-2 G5-4-3 BB			4-0 BB S 1B BB		1	0	0	0	3	0	0									
Gary Thomasson, L (9, PR) OBP: 0.343, SLG: 0.405	1-2		1-2		0-0 FC6-4			4-2 BB S 1B BB		0	1	0	0	0	0	0									
Gary Matthews, R (1.7) OBP: 0.374, SLG: 0.457		1-2 S 2B 1B	0-0 FC6-4		0-0 G5-4-3			4-2 BB S 1B BB		3	2	1	0	1	0	3									
Dave Kingman, R (1.5) OBP: 0.257, SLG: 0.462		0-1 4-3 1-H 2B		1-1 6-3		2-2 4-3		4-2 1B BB		3	0	1	2	1	0	0									
Mike Phillips, L (1.6) OBP: 0.247, SLG: 0.329		0-0 4-3		1-2 F5				0-2 1-3 2-H 3-H 1B		3	0	0	0	0	1	1									
Chris Arnold, R (9, PH) OBP: 0.390, SLG: 0.382		2-3						1-3 2-H 3-H 1B		1	0	1	2	0	0	0									
Chris Speier, R (9, 6) OBP: 0.332, SLG: 0.350										0	0	0	0	0	0	0									
Dave Rader, L (1.2) OBP: 0.321, SLG: 0.328		1-0 4-3		0-1 F8				4-0 IBB		3	0	0	0	1	0	1									
Jim Barr, R (1.1) OBP: 0.175, SLG: 0.167			0-1 6-3		1-1 5-3			2-2 F8		2	0	0	0	0	0	0									
Jim Howarth, L (7, PH) OBP: 0.247, SLG: 0.227										1	0	0	0	0	0	0									
Randy Moffitt, R (8.1) OBP: 0.071, SLG: 0.071										0	0	0	0	0	0	0									
Elias Sosa, R (8.1) OBP: 0.167, SLG: 0.091										1	0	0	0	0	0	3									
Inning Stats	R: 0 E: 0 K: 2 S: 11	H: 1 LOB: 0 BB: 0 P: 17	R: 1 E: 0 K: 0 S: 10	H: 2 LOB: 1 BB: 0 P: 12	R: 1 E: 0 K: 0 S: 10	H: 2 LOB: 2 BB: 1 P: 19	R: 0 E: 0 K: 0 S: 7	H: 0 LOB: 0 BB: 0 P: 9	R: 0 E: 0 K: 0 S: 5	H: 1 LOB: 1 BB: 0 P: 8	R: 0 E: 0 K: 0 S: 6	H: 0 LOB: 0 BB: 1 P: 12	R: 0 E: 0 K: 1 S: 5	H: 0 LOB: 0 BB: 0 P: 6	R: 3 E: 0 K: 1 S: 20	H: 2 LOB: 3 BB: 4 P: 41	1B: 6 2B: 2 3B: 0 HR: 0	SF: 0 SAC: 0 DP: 1 HBP: 0	WP: 1 PB: 0 SB: 3 CS: 1	PA: 37					
PITCHER	IP	WLS	BF	H	R	ER	SO	BB	IBB	HBP	BLK	WP	HR	S	P	ERA	WHIP								
Phil Niekro, R (1.1) ERA: 3.4	8.0	L	36	8	5	5	4	5	1	0	0	1	0	74	124	5.62	1.625								

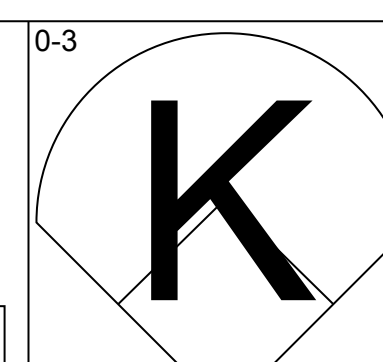
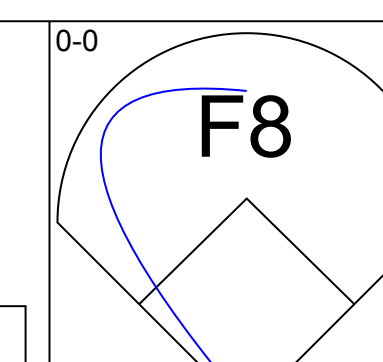
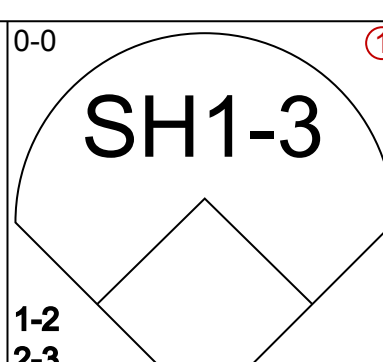
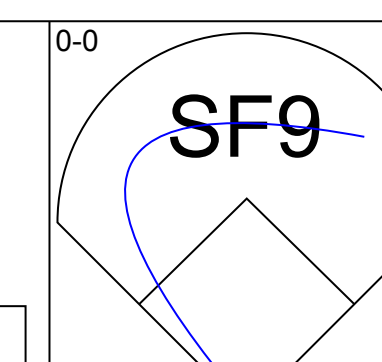
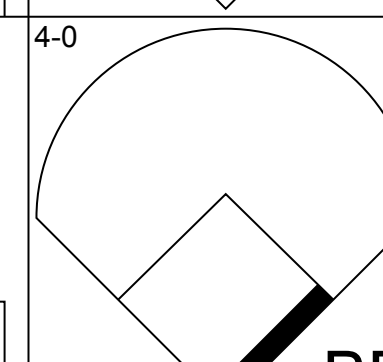
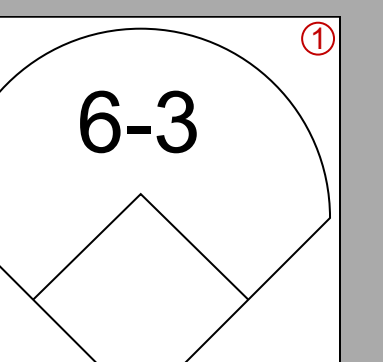
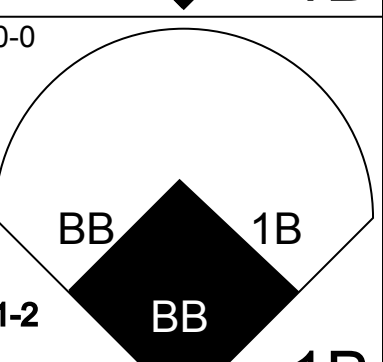
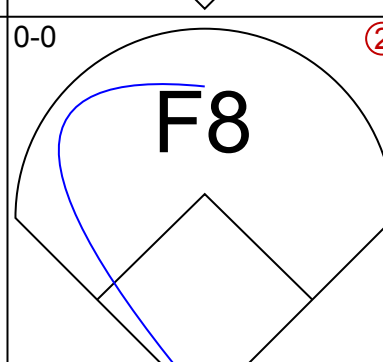
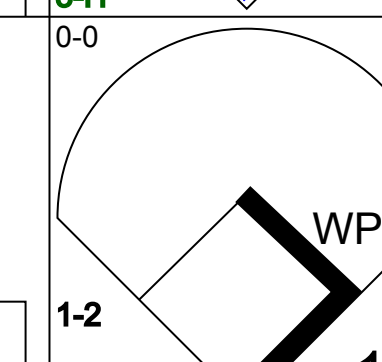
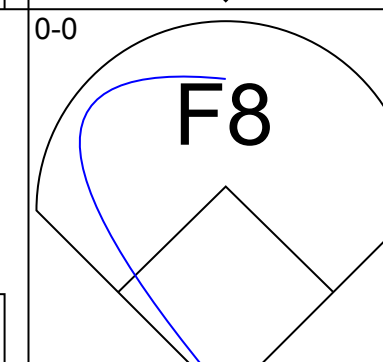
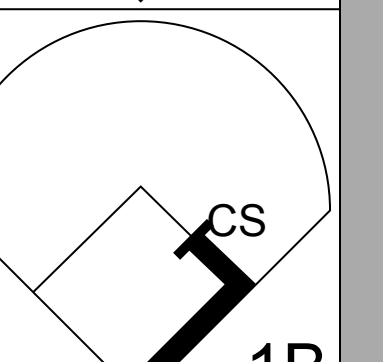
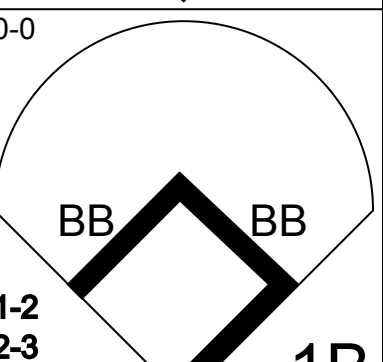
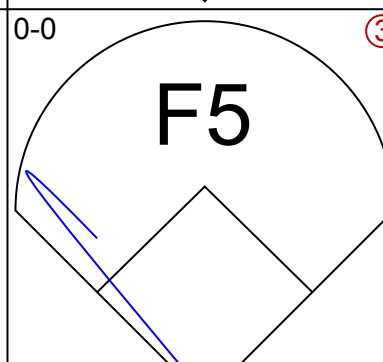
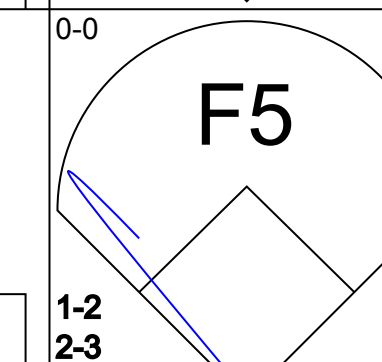
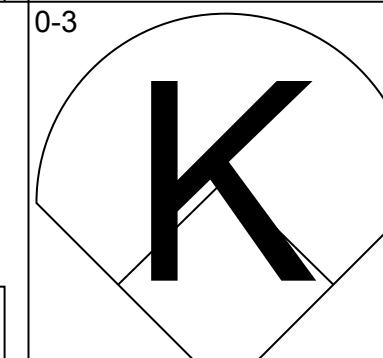
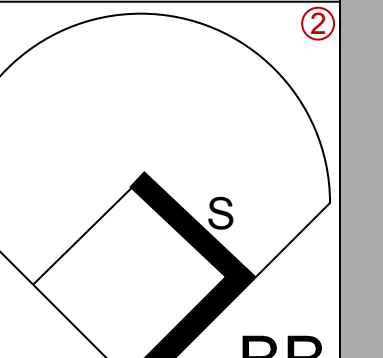
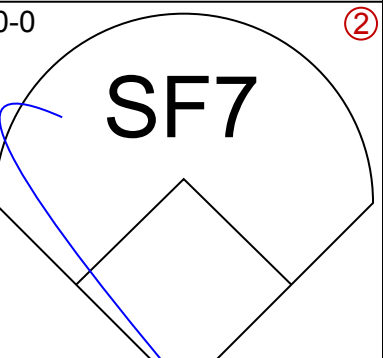
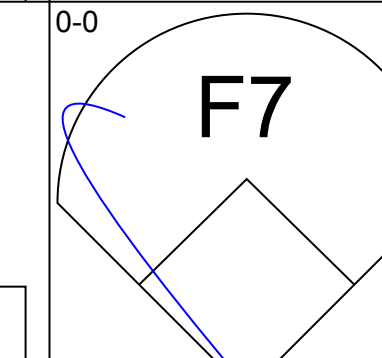
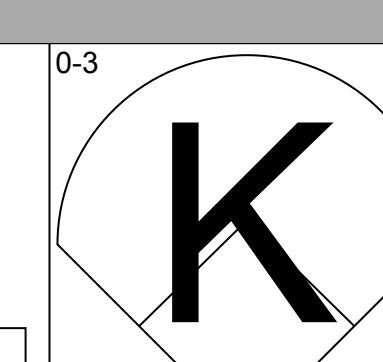
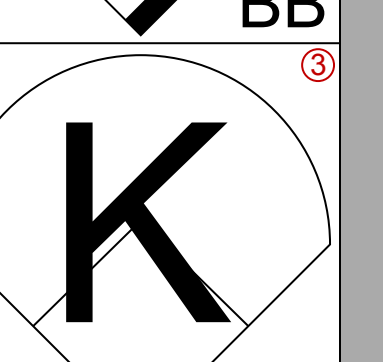
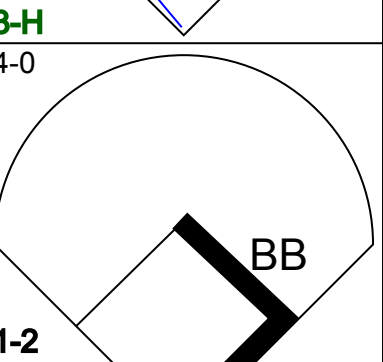
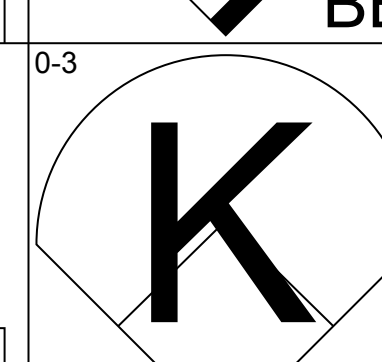
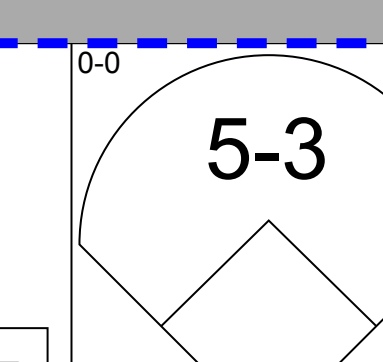
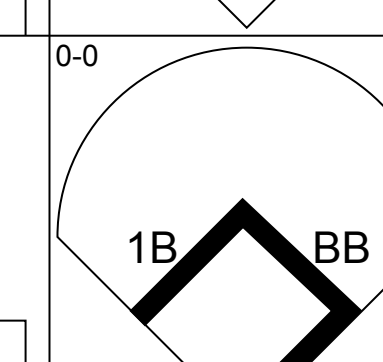
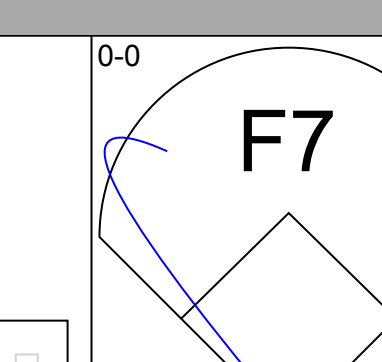
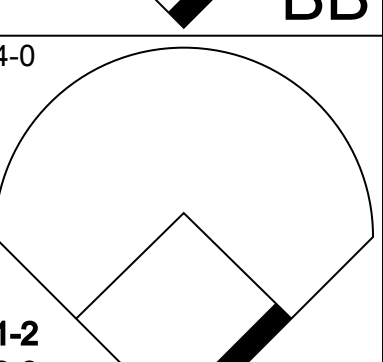
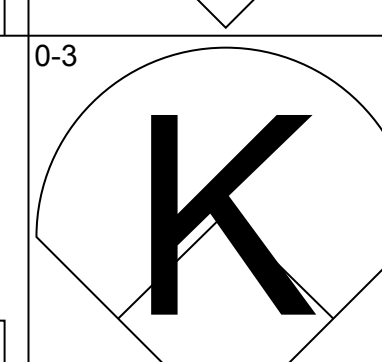
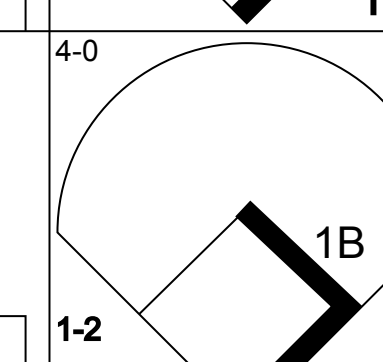
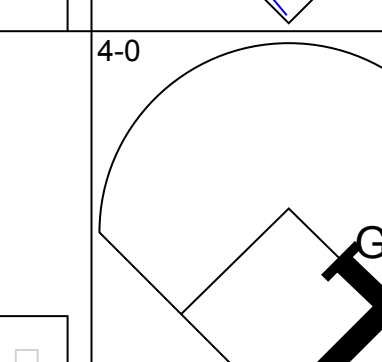
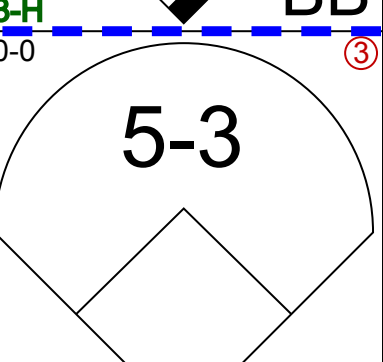
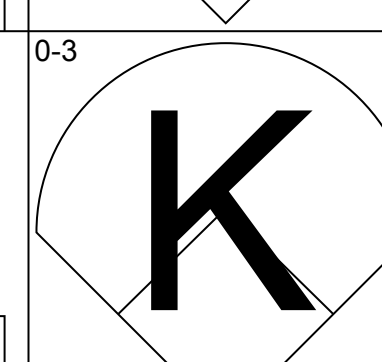
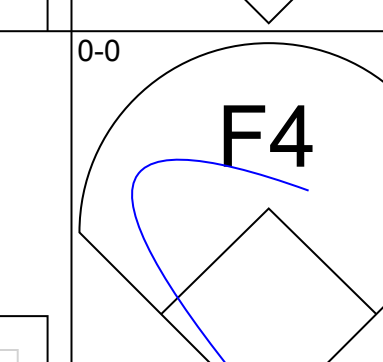
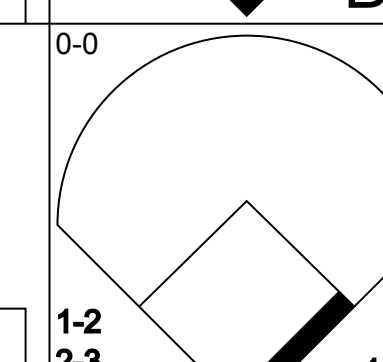
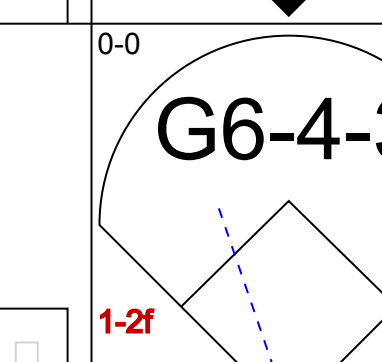
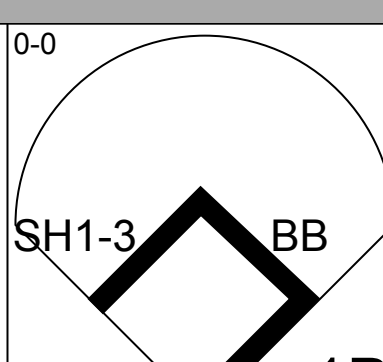
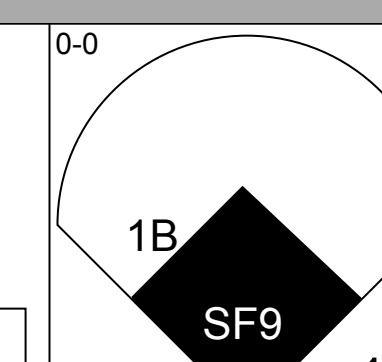
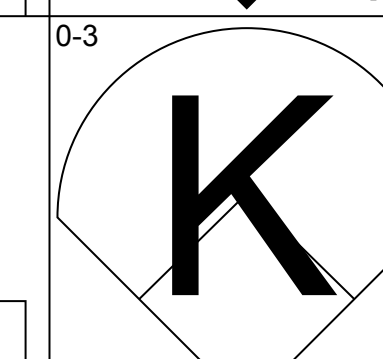
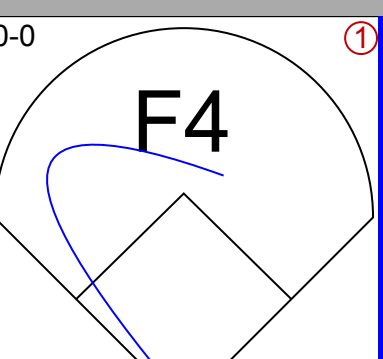
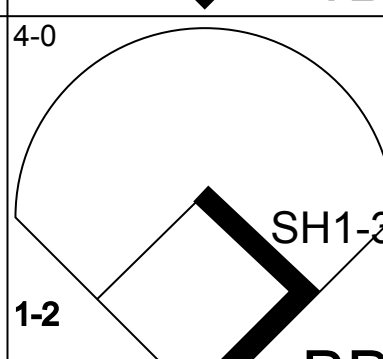
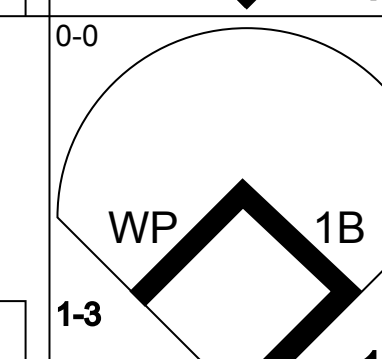
Atlanta Braves @ San Francisco Giants
Candlestick Park, San Francisco, CA
Sat Sep 01 1973, 6:33 AM EDT
Att: 44,256 - Unknown

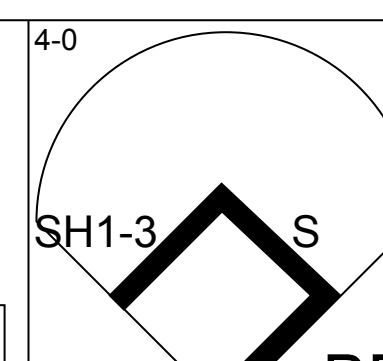
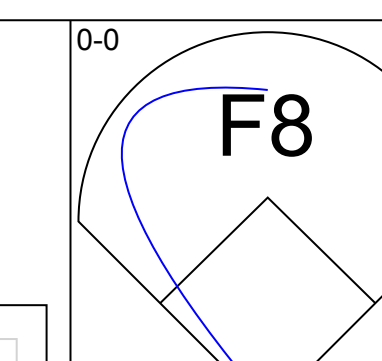
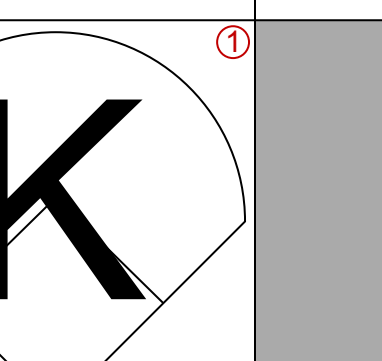
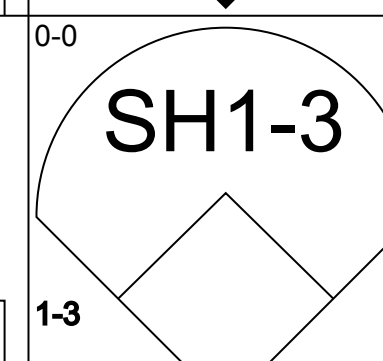
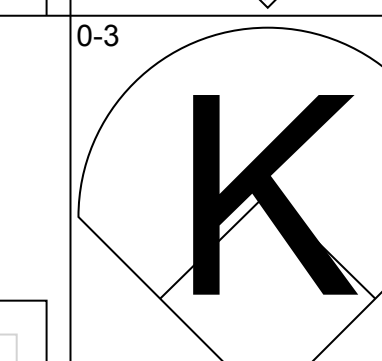
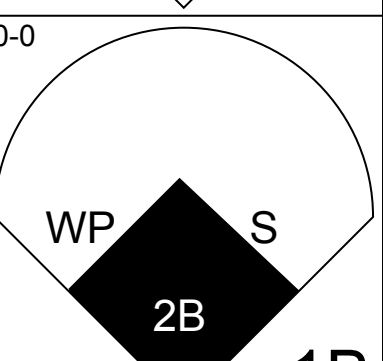
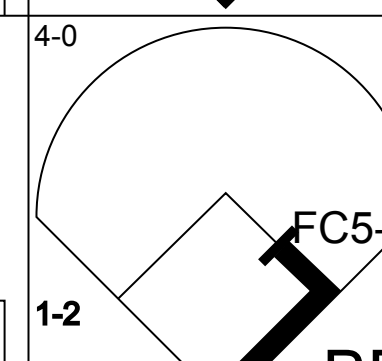
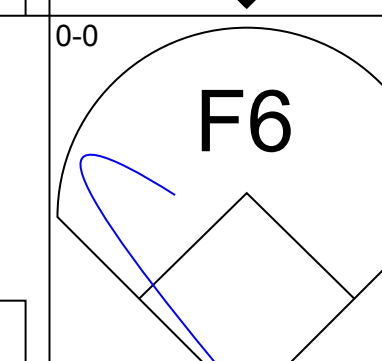
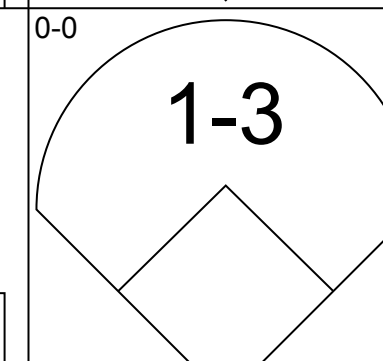
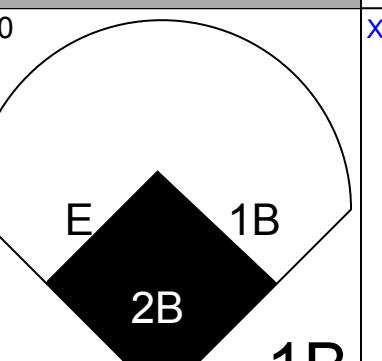
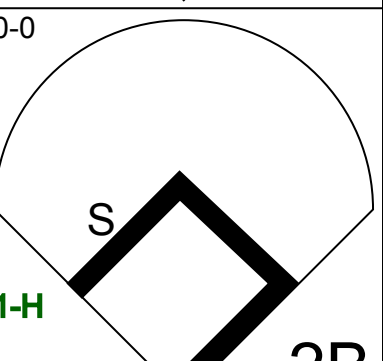
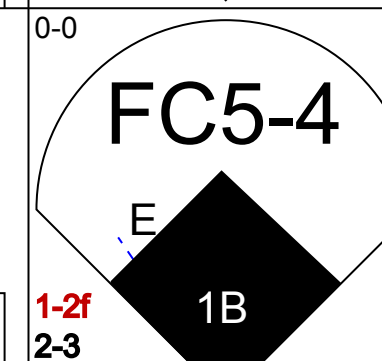
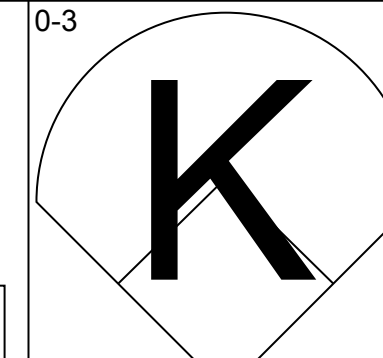
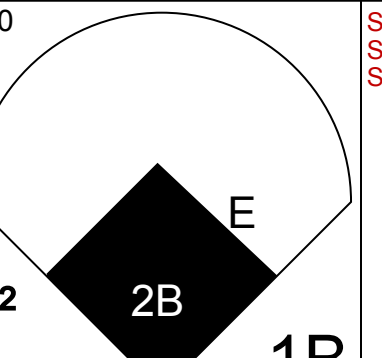
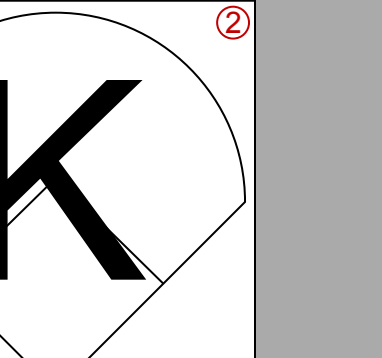
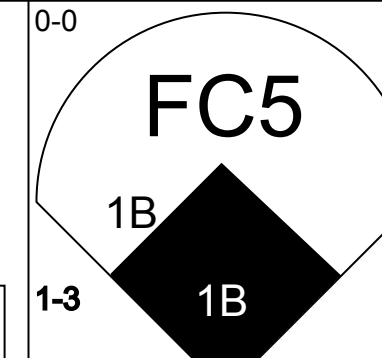
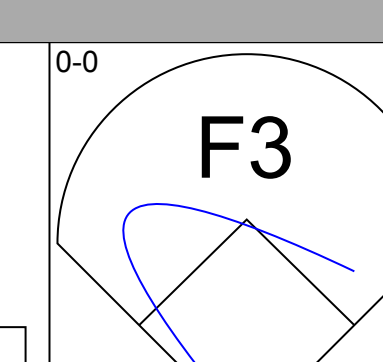
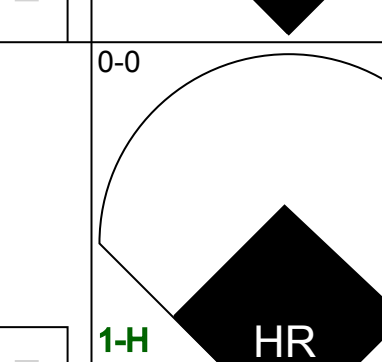
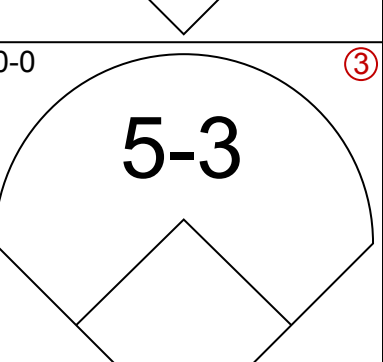
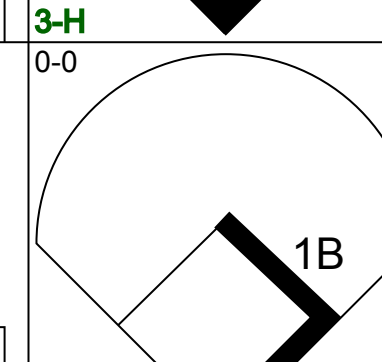
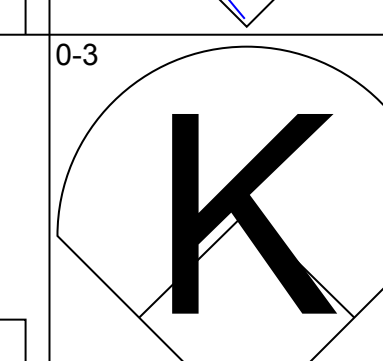
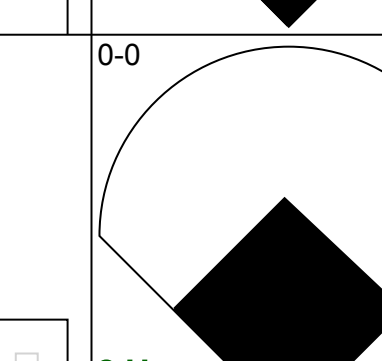
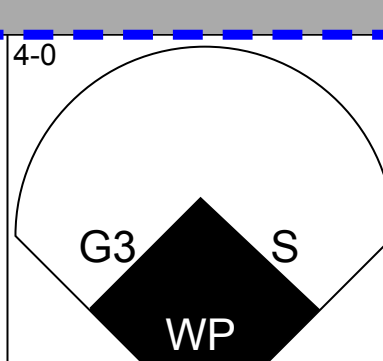
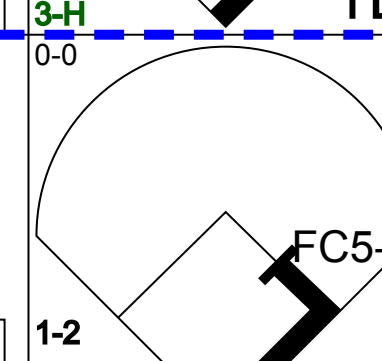
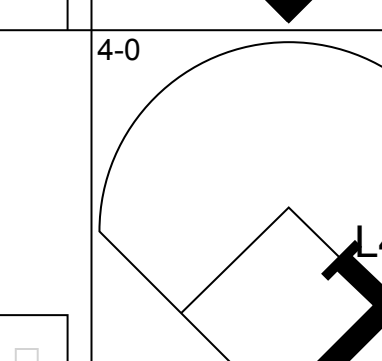
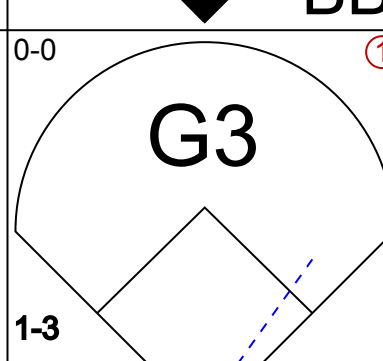
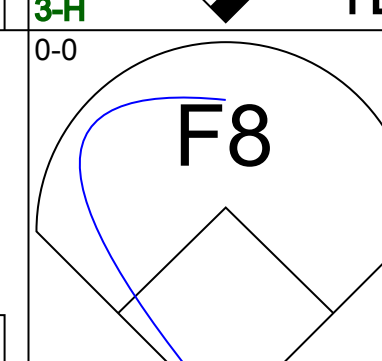
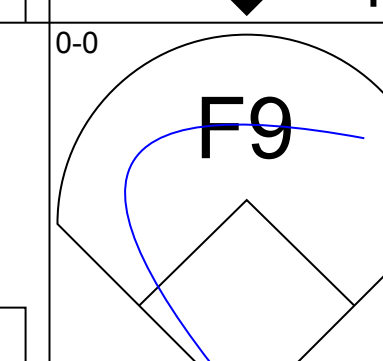
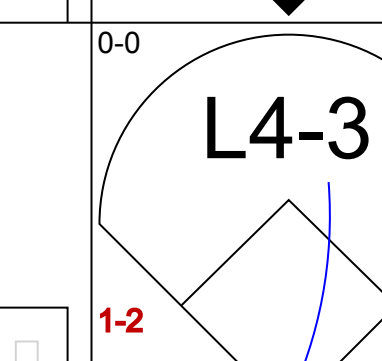
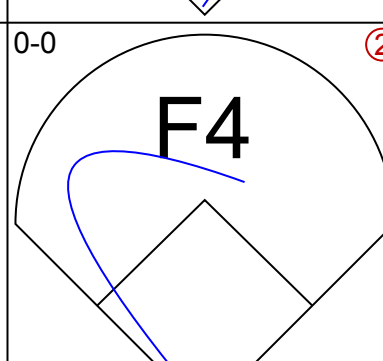
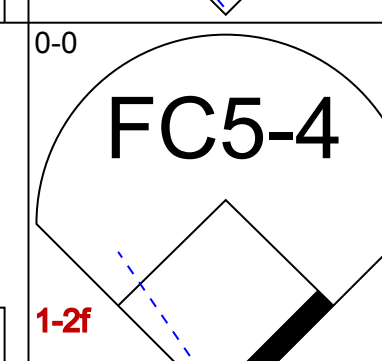
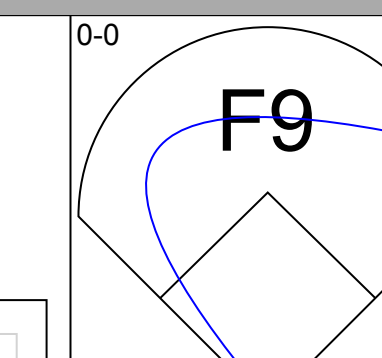
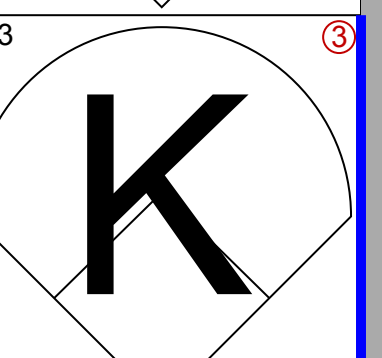
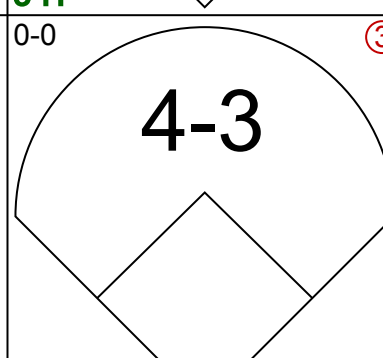
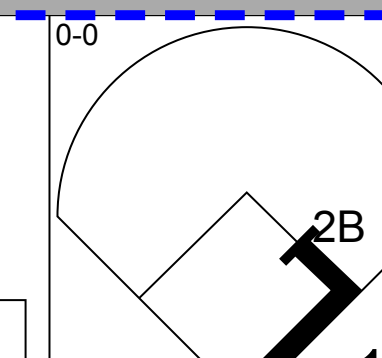
AB 30
R 5
H 8
RBI 5
BB 6
SO 4
LOB 11



Batter	1	2	3	4	5	6	7	8	9	10	AB	R	H	RBI	BB	SO	LOB	TOP		
Ralph Garr, L OBP: 0.334, SLG: 0.430 (1, 8)	0-0 3-1 S 1B		0-0 F7			0-0 F7		0-0 1B 2B		0-0 G3	5	2	2	0	0	0	0	<p>Atlanta Braves @ San Francisco Giants Candlestick Park, San Francisco, CA Sun Sep 02 1973, 6:33 AM EDT Unknown</p> <p>livebaseballscorecards.com</p> <p>AB 40 R 4 H 9 RBI 4 BB 0 SO 5 LOB 10</p> 		
Mike Lum, L OBP: 0.356, SLG: 0.466 (1, 3)	0-0 F5 1-2		0-3 K			0-0 6-3		0-0 1B 1B		0-0 FC3-6 1B	5	0	2	1	0	1	1			
Darrell Evans, L OBP: 0.406, SLG: 0.565 (1, 5)	0-0 3-1 2-3					0-0 G3		0-3 K		0-0 FC3-6 1-2r	5	1	1	1	0	1	3			
Hank Aaron, R OBP: 0.394, SLG: 0.605 (1, 7)	0-0 1B					0-0 F7		0-0 HR F8		0-0 1B	5	0	2	1	0	0	1			
Dusty Baker Jr., R OBP: 0.351, SLG: 0.441 (1, 8)	0-0 F8					0-3 K		0-0 6-3		0-0 F8	4	0	0	0	0	1	3			
Davey Johnson, R OBP: 0.365, SLG: 0.551 (1, 4)		0-0 6-3				0-0 F7		0-0 HR		0-0 F9	4	1	1	1	0	0	0			
Marty Perez, R OBP: 0.308, SLG: 0.322 (1, 6)		0-0 F7				0-0 4-3		0-0 F9		0-3 K	4	0	0	0	0	1	0			
Paul Casanova, R OBP: 0.263, SLG: 0.363 Max Leon, R OBP: 0.259, SLG: 0.259 Dick Dietz, R OBP: 0.461, SLG: 0.405 (1, 2)		0-0 5-3				0-0 1B		0-0 5-3		0-0 E9 WP	4	0	1	0	0	0	0			
Ron Schueler, R OBP: 0.180, SLG: 0.163 Sonny Jackson, L OBP: 0.257, SLG: 0.258 Gary Neibauer, R OBP: 0.333, SLG: 1.333 Frank Tepedino, L OBP: 0.357, SLG: 0.430 Tom House, L OBP: 0.222, SLG: 0.333 (1, 1)			0-0 5-3			0-3 K		0-0 F9		0-0 4-1 2-3	2	0	0	0	0	1	1			
Inning Stats	R: 1 E: 0 K: 0 S: 5	H: 2 LOB: 1 BB: 0 P: 5	R: 0 E: 0 K: 0 S: 3	H: 0 LOB: 0 BB: 0 P: 3	R: 0 E: 0 K: 1 S: 5	H: 0 LOB: 0 BB: 0 P: 5	R: 0 E: 0 K: 1 S: 5	H: 1 LOB: 1 BB: 0 P: 6	R: 1 E: 0 K: 0 S: 4	H: 1 LOB: 0 BB: 0 P: 4	R: 1 E: 0 K: 1 S: 8	H: 3 LOB: 2 BB: 0 P: 8	R: 0 E: 1 K: 0 S: 6	H: 0 LOB: 2 BB: 0 P: 6	R: 0 E: 0 K: 0 S: 4	H: 1 LOB: 1 BB: 0 P: 4	1B: 6 2B: 1 3B: 0 HR: 2		SF: 0 SAC: 0 DP: 0 HBP: 0	WP: 1 PB: 0 SB: 1 CS: 0
PITCHER	IP 7.2	WLS 2	BF 31	H 8	R 4	ER 4	SO 4	BB 0	IBB 0	HBP 0	BLK 0	WP 0	HR 2	S 39	P 39	ERA 4.70	WHIP 1.043			
Juan Marichal, R ERA: 3.59 Elias Sosa, R ERA: 2.93 (1, 1)	2.1	W	9	1	0	0	1	0	0	0	0	1	0	11	11	0.00	0.429			

Batter	1	2	3	4	5	6	7	8	9	10	AB	R	H	RBI	BB	SO	LOB	BOTTOM		
Bobby Bonds, R OBP: 0.389, SLG: 0.569 (1, 9)	4-0 4-3 WP BB		0-3 K			0-0 HR		0-0 HR		0-0 G3	4	2	2	2	1	1	0	<p>Atlanta Braves @ San Francisco Giants Candlestick Park, San Francisco, CA Sun Sep 02 1973, 6:33 AM EDT Unknown</p> <p>livebaseballscorecards.com</p> <p>AB 34 R 5 H 9 RBI 5 BB 7 SO 4 LOB 16</p> 		
Tito Fuentes, S OBP: 0.324, SLG: 0.368 (1, 4)	0-0 4-3 1-3			0-0 CS 1B 1B	4-0 S BB	4-0 HR	4-0 FC5-4 BB			0-0 SH2-4 1B 2B	3	2	2	0	2	0	1			
Garry Maddox, R OBP: 0.343, SLG: 0.427 (1, 8)	0-0 F3			0-0 CS 1B 1B	4-0 1-2 BB		0-0 FC5-4 1-2r			0-0 SH2-4 2-3	3	1	1	0	1	0	2			
Wille McCovey, L OBP: 0.429, SLG: 0.525 Gary Thomasson, L OBP: 0.343, SLG: 0.405 Chris Arnold, R OBP: 0.405, SLG: 0.382 (1, 3)	0-0 F8			0-3 K	0-0 F8			0-0 BB 1B		4-0 1B IBB IBB	4	0	1	0	0	1	5			
Gary Matthews, R OBP: 0.374, SLG: 0.455 (1, 7)		0-0 6-3		0-3 K		0-0 G1-4-3 1B		0-0 B3		4-0 1B IBB	4	0	1	0	1	1	3			
Chris Speier, R OBP: 0.335, SLG: 0.352 (1, 6)		0-0 6-3		0-0 FC6-4 1B		0-0 F8		4-0 G6-4-3 BB		0-0 1B	4	0	2	3	1	0	1			
Dave Kingman, R OBP: 0.252, SLG: 0.454 (1, 5)				0-0 FC6-4 1-2r		0-0 G1-4-3 1-2r		0-0 G6-4-3 1-2r			4	0	0	0	0	1	4			
Dave Rader, L OBP: 0.318, SLG: 0.324 (1, 2)			0-0 F7			0-0 F8		0-0 F5		0-0 G3	4	0	0	0	0	0	0			
Juan Marichal, R OBP: 0.258, SLG: 0.233 Elias Sosa, R OBP: 0.154, SLG: 0.083 (1, 1)			0-0 F7			0-0 4-3		0-0 F7		0-0 6-3	3	0	0	0	0	0	0			
Inning Stats	R: 0 E: 0 K: 0 S: 3	H: 0 LOB: 1 BB: 1 P: 7	R: 0 E: 0 K: 1 S: 5	H: 0 LOB: 0 BB: 0 P: 5	R: 0 E: 0 K: 1 S: 5	H: 0 LOB: 0 BB: 0 P: 5	R: 2 E: 0 K: 2 S: 10	H: 3 LOB: 1 BB: 0 P: 10	R: 1 E: 0 K: 0 S: 4	H: 1 LOB: 1 BB: 1 P: 8	R: 0 E: 0 K: 0 S: 3	H: 1 LOB: 1 BB: 1 P: 7	R: 0 E: 0 K: 0 S: 3	H: 0 LOB: 0 BB: 0 P: 3	R: 1 E: 0 K: 0 S: 3	H: 2 LOB: 3 BB: 2 P: 11	1B: 6 2B: 1 3B: 0 HR: 2		SF: 0 SAC: 1 DP: 2 HBP: 0	WP: 1 PB: 0 SB: 1 CS: 2
PITCHER	IP 7.0	WLS 4	BF 30	H 6	R 4	ER 2	SO 4	BB 4	IBB 0	HBP 0	BLK 0	WP 1	HR 2	S 34	P 50	ERA 2.57	WHIP 1.429			
Ron Schueler, R ERA: 4.01 Gary Neibauer, R ERA: 4.32 Tom House, L ERA: 4.48 (8, 1)	1.0	L	4	1	0	0	0	1	0	0	0	0	0	3	7	0.00	2.000			
(9, 1)	1.1	L	8	2	1	1	0	0	2	0	0	0	0	6	14	6.75	1.500			

Batter	1	2	3	4	5	6	7	8	9	AB	R	H	RBI	BB	SO	LOB	TOP					
Ralph Garr, L OBP: 0.333, SLG: 0.430 (1, 9)										3	1	1	1	0	1	3	Atlanta Braves @ San Francisco Giants Candlestick Park, San Francisco, CA Sun Sep 02 1973, 6:38 AM EDT Att: 22,125 - Unknown					
Mike Lum, L OBP: 0.359, SLG: 0.466 (1, 7)										4	1	2	0	1	0	2						
Darrell Evans, L OBP: 0.406, SLG: 0.563 (1, 5)										5	0	2	0	0	0	5						
Dusty Baker Jr., R OBP: 0.361, SLG: 0.439 (1, 8)										2	0	0	1	2	1	4						
Davey Johnson, R OBP: 0.363, SLG: 0.546 (1, 4)										4	0	0	0	1	3	2						
Frank Tenedino, L OBP: 0.359, SLG: 0.424 (1, 3)										4	0	1	1	1	1	1						
Dick Dietz, R OBP: 0.462, SLG: 0.398 Paul Casanova, R OBP: 0.261, SLG: 0.361 (8, 2)										2	0	0	0	2	1	4						
Marty Perez, R OBP: 0.312, SLG: 0.326 (1, 6)										4	1	3	0	0	0	1						
Carl Morton, R OBP: 0.226, SLG: 0.325 Chuck Cooper, S OBP: 0.347, SLG: 0.366 Gary Neibauer, R OBP: 0.333, SLG: 1.333 Joe Niekro, S OBP: 0.500, SLG: 0.500 Johnny Oates, L OBP: 0.309, SLG: 0.306 Max Leoni, R OBP: 0.220, SLG: 0.290 Tom House, L OBP: 0.222, SLG: 0.333 (11, 1)										2	0	0	0	0	1	3						
Inning Stats	R: 0 E: 0 K: 2 S: 7	H: 0 LOB: 1 P: 11	R: 0 E: 0 K: 2 S: 9	H: 2 LOB: 3 BB: 1 P: 13	R: 0 E: 0 K: 1 S: 5	H: 1 LOB: 1 BB: 1 P: 9	R: 0 E: 0 K: 0 S: 2	H: 0 LOB: 0 BB: 1 P: 6	R: 2 E: 0 K: 0 S: 6	H: 3 LOB: 3 BB: 2 P: 14	R: 0 E: 0 K: 3 S: 4	H: 1 LOB: 2 BB: 1 P: 8	R: 0 E: 0 K: 3 S: 9	H: 0 LOB: 1 BB: 1 P: 13	R: 1 E: 0 K: 0 S: 6	H: 3 LOB: 0 BB: 0 P: 6		R: 0 E: 0 K: 0 S: 3	H: 0 LOB: 0 BB: 0 P: 3	1B: 10 2B: 0 3B: 0 HR: 0	SF: 2 SAC: 1 DP: 1 HBP: 0	WP: 1 PB: 0 SB: 1 CS: 1
PITCHER	IP	WLS	BF	H	R	ER	SO	BB	IBB	HBP	BLK	WP	HR	S	P	ERA	WHIP					
John D'Acquisto, R ERA: 3.86 (1, 1)	4.2		24	6	2	2	5	6	0	0	0	0	0	28	52	3.86	2.571					
Randy Moffitt, R ERA: 2.52 (5, 1)	3.1	W	16	4	1	1	3	2	0	0	0	1	0	20	28	2.70	1.800					
Don McMahon, R ERA: 1.93 (9, 1)	1.0	S	3	0	0	0	0	0	0	0	0	0	0	3	3	0.00	0.000					

Batter	1	2	3	4	5	6	7	8	9	AB	R	H	RBI	BB	SO	LOB	BOTTOM				
Bobby Bonds, R OBP: 0.391, SLG: 0.570 Jim Howarth, L OBP: 0.247, SLG: 0.227 (1, 9)										4	2	2	0	1	1	0	Atlanta Braves @ San Francisco Giants Candlestick Park, San Francisco, CA Sun Sep 02 1973, 6:38 AM EDT Att: 22,125 - Unknown				
Tito Fuentes, S OBP: 0.326, SLG: 0.369 Mike Phillips, L OBP: 0.264, SLG: 0.326 (1, 4)										2	1	1	0	1	1	0					
Garry Maddox, R OBP: 0.345, SLG: 0.437 (1, 8)										5	3	3	3	0	0	3					
Gary Matthews, R OBP: 0.373, SLG: 0.452 (1, 7)										5	2	1	0	0	3	3					
Chris Speier, R OBP: 0.336, SLG: 0.355 (1, 6)										4	1	2	3	0	0	1					
Dave Kingman, R OBP: 0.261, SLG: 0.470 (1, 5)										3	2	2	3	1	1	0					
Gary Thomasson, L OBP: 0.346, SLG: 0.404 (1, 3)										3	0	1	0	1	0	3					
Mike Sadek, R OBP: 0.288, SLG: 0.140 (1, 2)										4	0	0	0	0	0	4					
John D'Acquisto, R OBP: 0.067, SLG: 0.067 Steve Ontiveros, S OBP: 0.111, SLG: 0.111 Don McMahon, R ERA: 4.7 (1, 1)										2	0	0	0	0	1	0					
Inning Stats	R: 0 E: 0 K: 1 S: 5	H: 0 LOB: 1 P: 9	R: 0 E: 0 K: 1 S: 6	H: 1 LOB: 0 BB: 0 P: 6	R: 0 E: 0 K: 1 S: 5	H: 0 LOB: 0 BB: 0 P: 5	R: 4 E: 1 K: 1 S: 8	H: 4 LOB: 0 BB: 1 P: 12	R: 1 E: 0 K: 2 S: 9	H: 2 LOB: 1 BB: 0 P: 9	R: 1 E: 0 K: 0 S: 3	H: 0 LOB: 0 BB: 1 P: 7	R: 3 E: 1 K: 0 S: 7	H: 3 LOB: 2 BB: 1 P: 11	R: 2 E: 0 K: 1 S: 7	H: 3 LOB: 0 BB: 0 P: 7		1B: 8 2B: 4 3B: 0 HR: 2	SF: 0 SAC: 1 DP: 1 HBP: 0	WP: 2 PB: 0 SB: 5 CS: 0	PA: 40
PITCHER	IP	WLS	BF	H	R	ER	SO	BB	IBB	HBP	BLK	WP	HR	S	P	ERA	WHIP				
Carl Morton, R ERA: 3.77 (6, 1)	5.0	L	23	7	5	5	6	2	0	0	0	1	0	7	15	20.25	3.000				
Gary Neibauer, R ERA: 5.5 (7, 1)	0.2		3	1	0	0	0	0	0	0	0	0	0	3	3	0.00	1.500				
Tom House, L ERA: 4.7 (8, 1)	1.0		5	3	2	2	1	0	0	0	0	0	0	7	7	18.00	3.000				

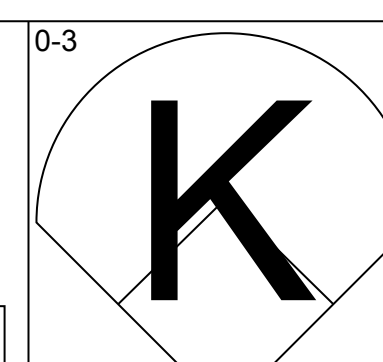
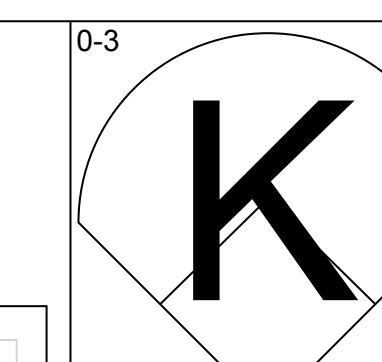
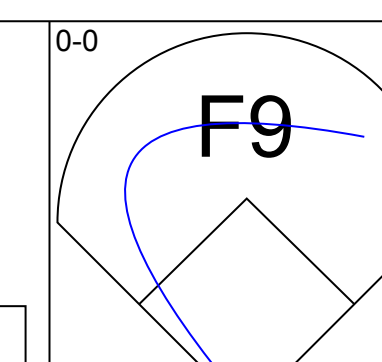
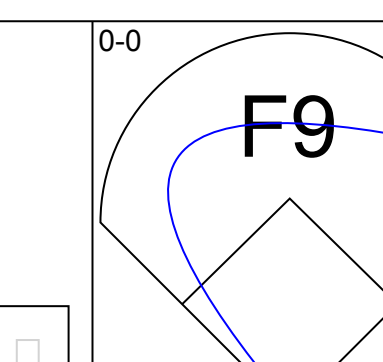
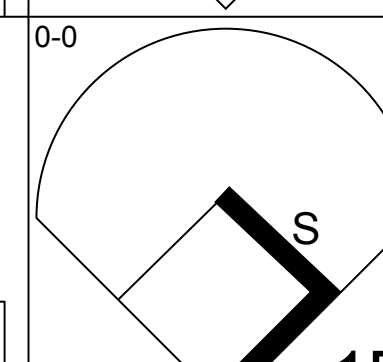
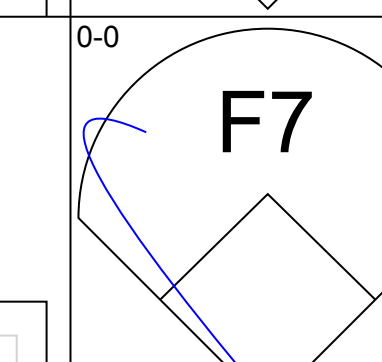
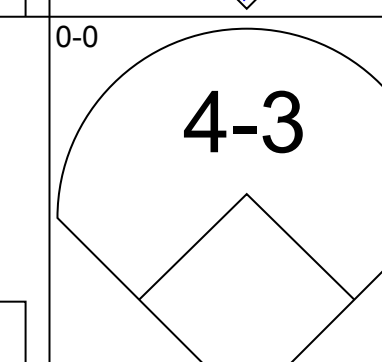

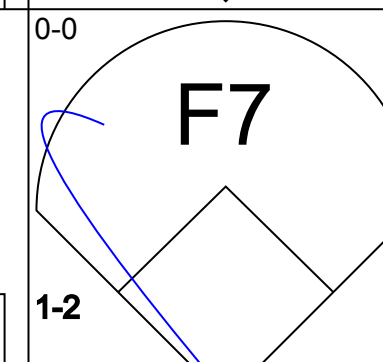
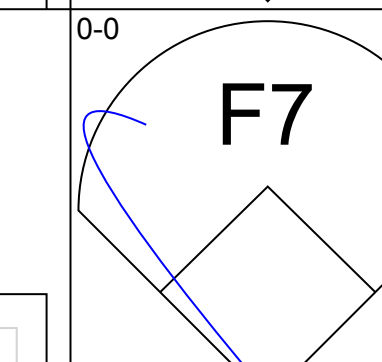
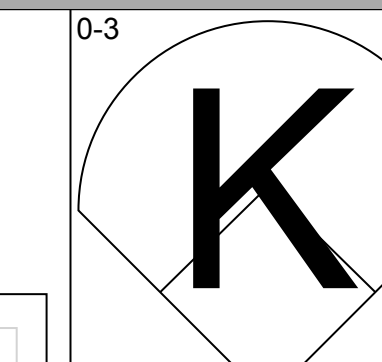
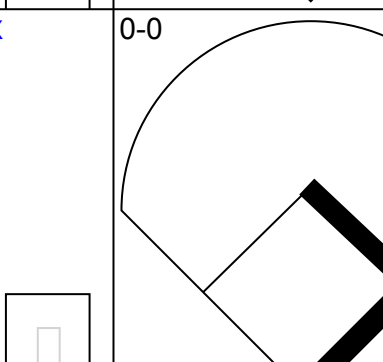
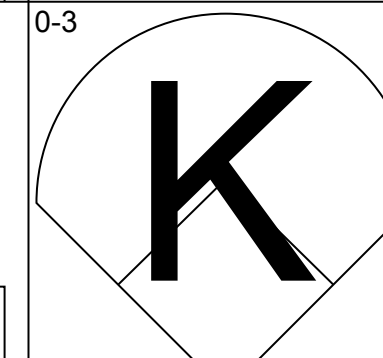
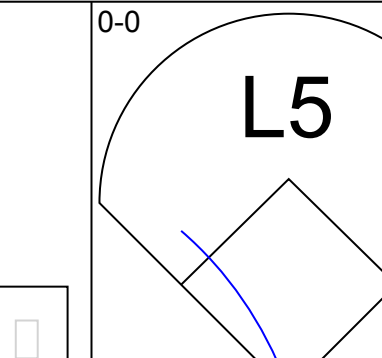
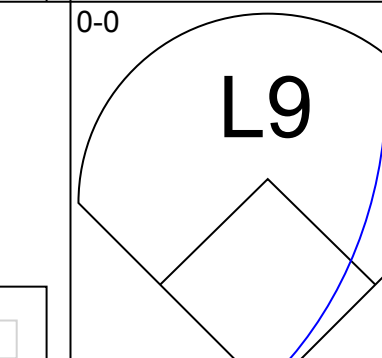
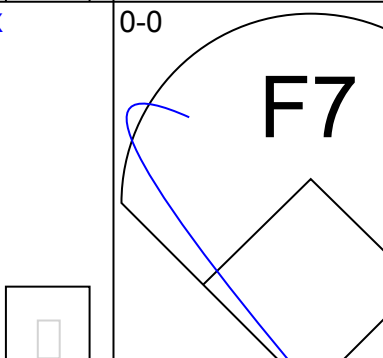
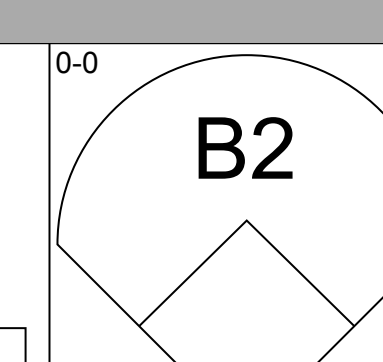
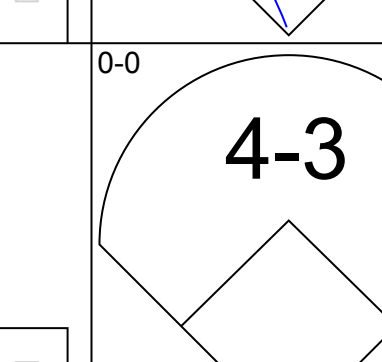
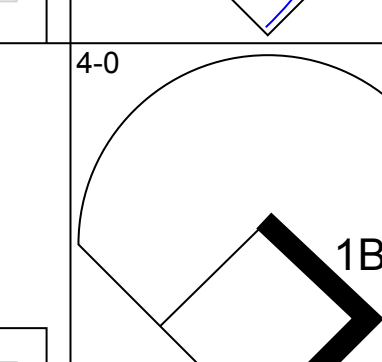
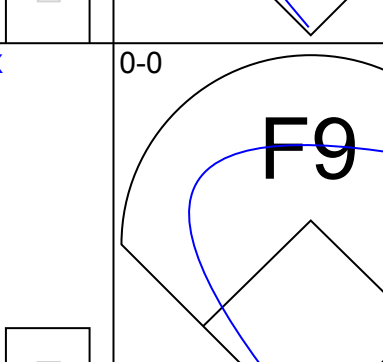
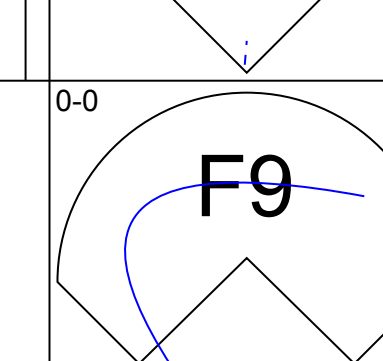
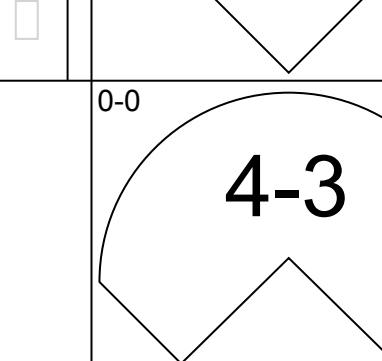
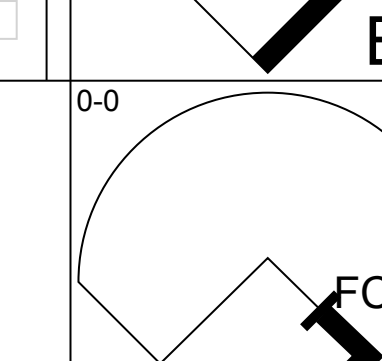
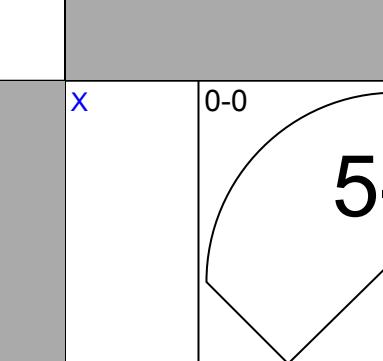
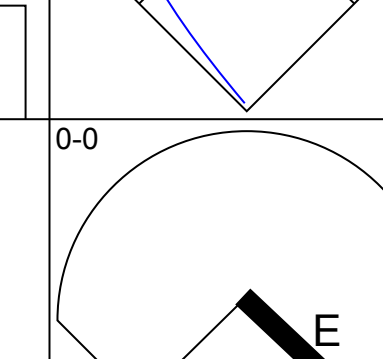
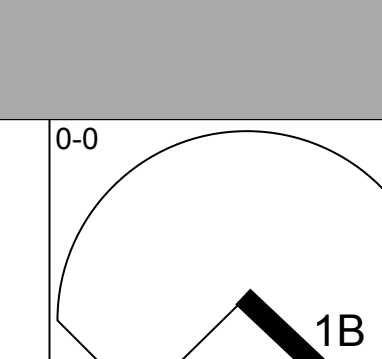
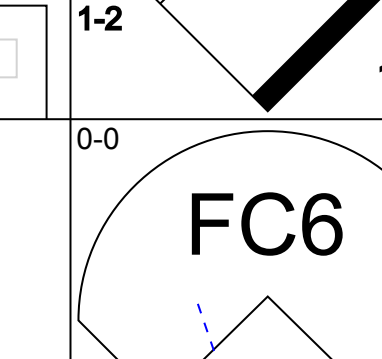
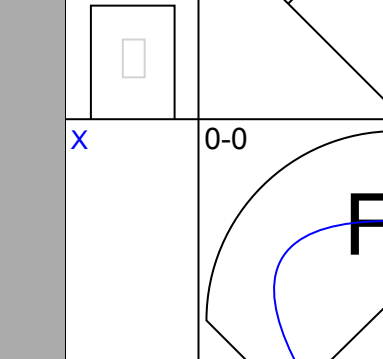
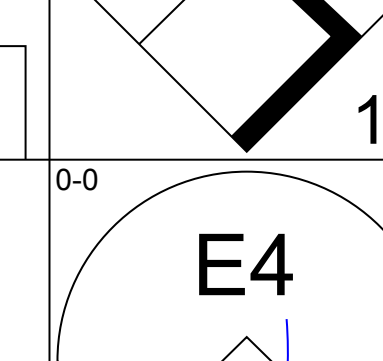
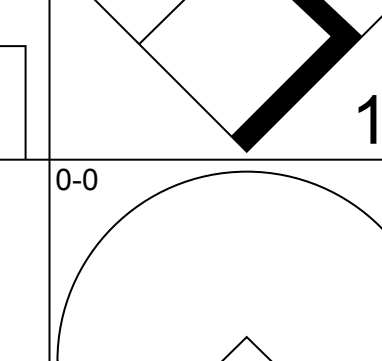
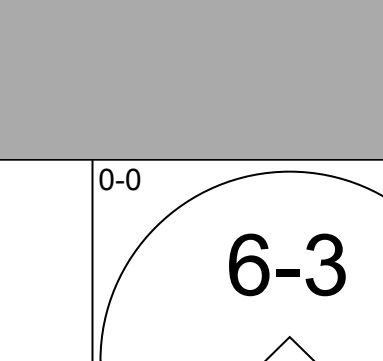
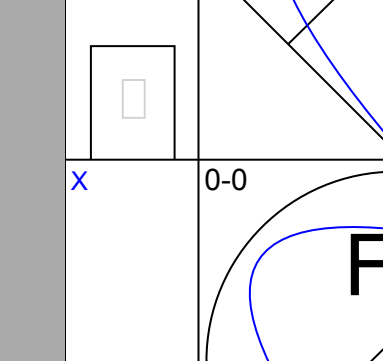
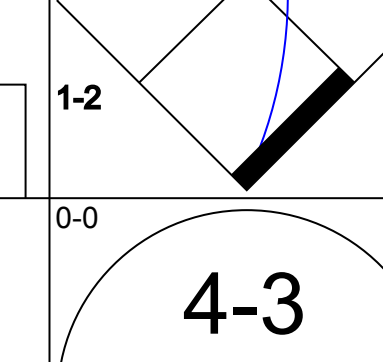
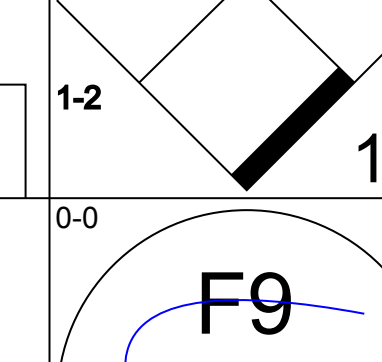
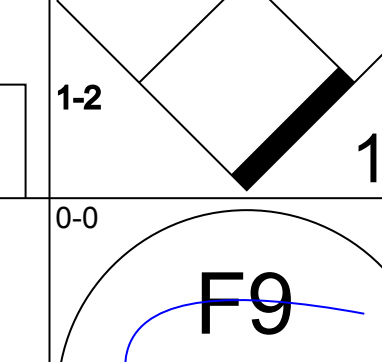
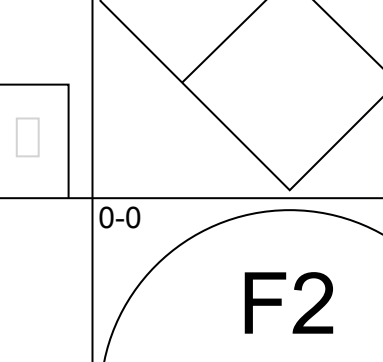
Batter	1	2	3	4	5	6	7	8	9	AB	R	H	RBI	BB	SO	LOB	TOP										
Davey Lopes, R OBP: 0.341, SLG: 0.335 (1, 4)	5-3		L5		E6		F9			5	1	0	0	0	0	5	Los Angeles Dodgers @ San Francisco Giants Candlestick Park, San Francisco, CA Mon Sep 03 1973, 6:33 AM EDT Att: 15,279 - Unknown										
Bill Buckner, L OBP: 0.303, SLG: 0.354 (1, 7)	F3		HR		1B	1B	FC4-6	F9		5	2	3	3	0	0	0											
Willie Davis, L OBP: 0.321, SLG: 0.454 Von Joshua, L OBP: 0.285, SLG: 0.302 (5, PH) (5, 8)	1B		F8		1B	1B	FC4-6	4-3		2	0	1	0	0	0	0											
Joe Ferguson, R OBP: 0.374, SLG: 0.484 (1, 2)	F5		F8		1B	1B	6-3	P5		5	1	1	0	0	0	2											
Willie Crawford, L OBP: 0.391, SLG: 0.448 (1, 9)		G3		HR	1B	3B	5-3		K	5	1	2	4	0	1	1											
Steve Garvey, R OBP: 0.327, SLG: 0.419 (1, 3)		FC6-4		FC6-4	1B	FC5-2		F8		4	1	3	0	0	0	0											
Ken McMullen, R OBP: 0.286, SLG: 0.443 (1, 5)		F9		FC6-4	1B	FC5-2	F9	6-3		5	0	0	0	0	0	5											
Bill Russell, R OBP: 0.300, SLG: 0.335 (1, 6)	FC6-4		4-3		1B	FC6-4	FC5-4			4	0	1	0	0	0	3											
Tommy John, R OBP: 0.227, SLG: 0.219 Pete Richert, L OBP: 0.200, SLG: 0.200 Jim Brewer, L OBP: 0.400, SLG: 0.400 (1, 1) (7, 1) (9, 1)			HR		F8	FC6-4				3	1	1	1	1	0	3											
Inning Stats	R: 0 E: 0 K: 0 S: 4	H: 1 LOB: 1 BB: 0 P: 4	R: 0 E: 0 K: 0 S: 4	H: 1 LOB: 1 BB: 0 P: 4	R: 2 E: 1 K: 0 S: 5	H: 2 LOB: 0 BB: 0 P: 5	R: 1 E: 0 K: 0 S: 5	H: 2 LOB: 1 BB: 0 P: 5	R: 5 E: 1 K: 0 S: 9	H: 5 LOB: 2 BB: 0 P: 10	R: 0 E: 0 K: 0 S: 4	H: 1 LOB: 2 BB: 1 P: 8	R: 0 E: 0 K: 1 S: 3	H: 0 LOB: 0 BB: 0 P: 3	R: 0 E: 0 K: 1 S: 5	H: 0 LOB: 0 BB: 0 P: 5		1B: 10 2B: 0 3B: 1 HR: 2	SF: 0 SAC: 0 DP: 0 HBP: 1	WP: 0 PB: 0 SB: 1 CS: 0	PA: 43						
PITCHER	IP	WLS	BF	H	R	ER	SO	BB	IBB	HBP	BLK	WP	HR	S	P	ERA	WHIP										
Tom Bradley, R ERA: 3.54 (1, 1)	4.0		21	8	6	5	0	0	0	0	0	0	2	21	21	11.25	2.000										
Don Carrithers, R ERA: 4.5 (5, 1)	0.0		3	2	1	1	0	0	0	1	0	0	0	2	3	∞	∞										
Jim Willoughby, R ERA: 4.77 (5, 1)	2.0		8	2	1	1	0	0	0	0	0	0	0	8	8	4.50	1.000										
Randy Moffitt, R ERA: 2.49 (7, 1)	1.0		5	1	0	0	0	1	0	0	0	0	0	4	8	0.00	2.000										
Don McMahon, R ERA: 1.74 (8, 1)	2.0	W	6	0	0	0	1	0	0	0	0	0	0	8	8	0.00	0.000										

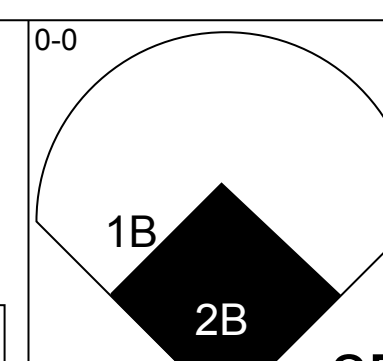
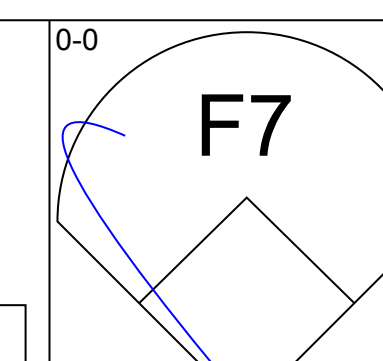
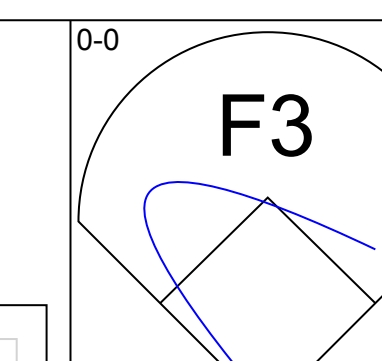
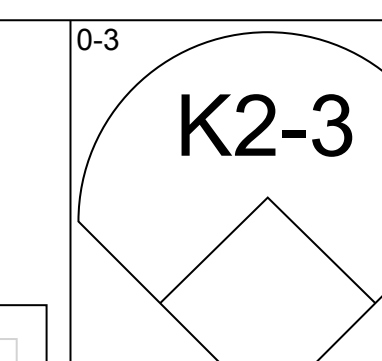
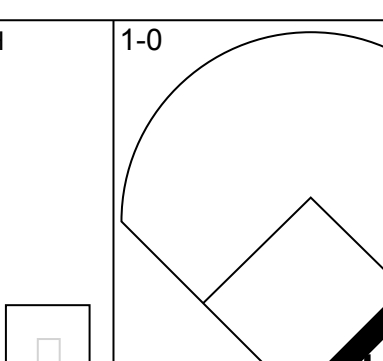
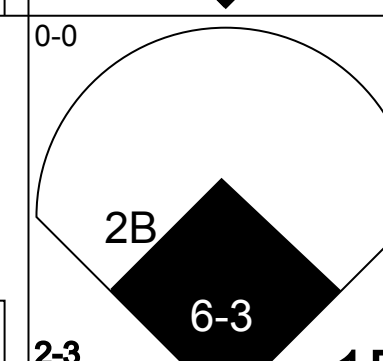
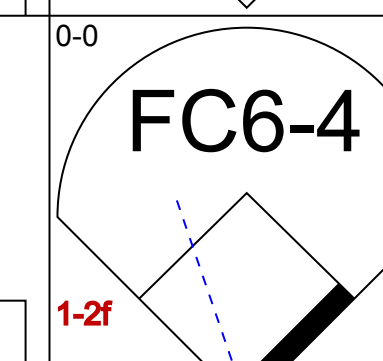
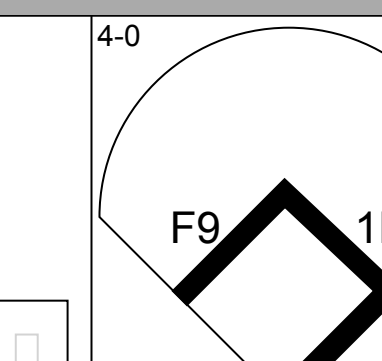

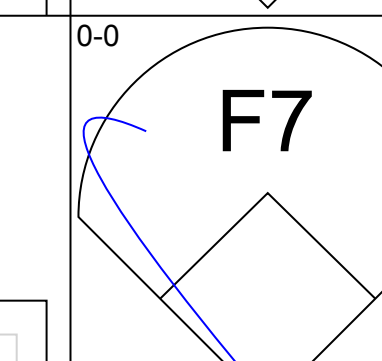
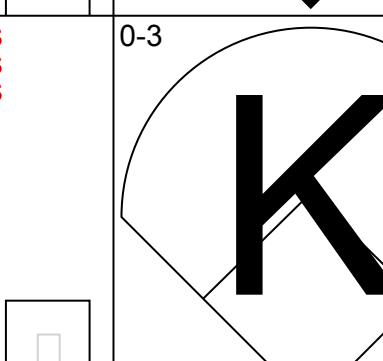
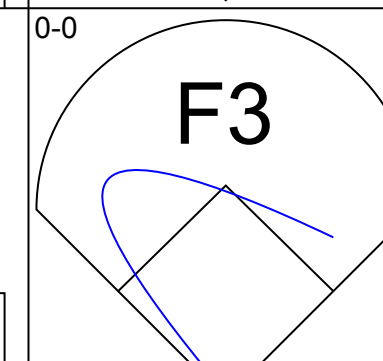
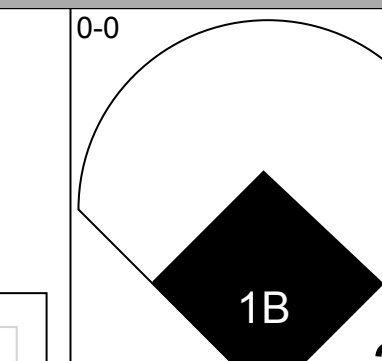
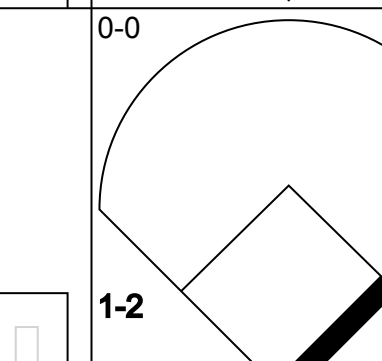

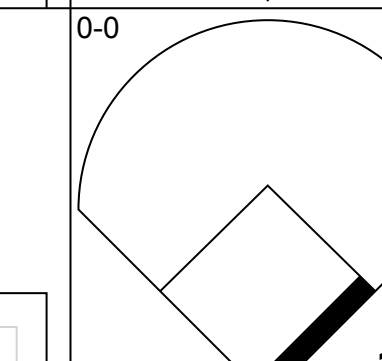
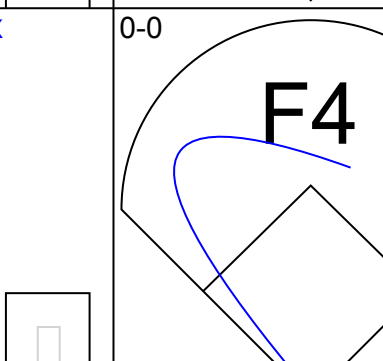
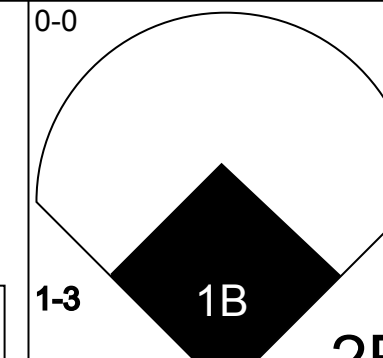
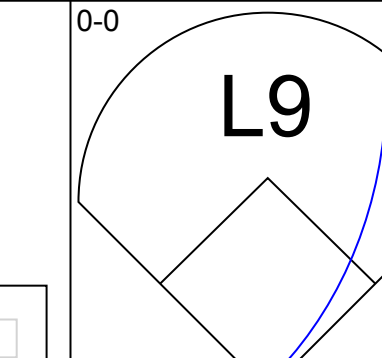
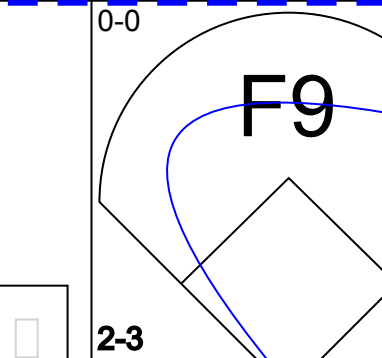

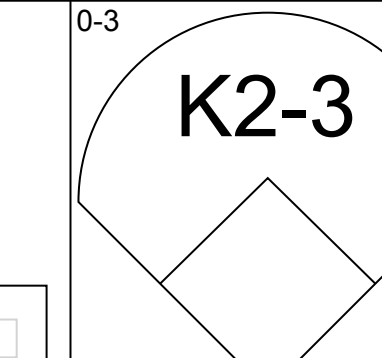
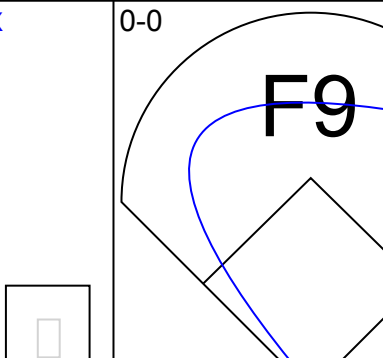
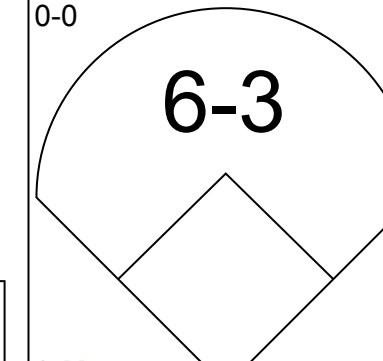
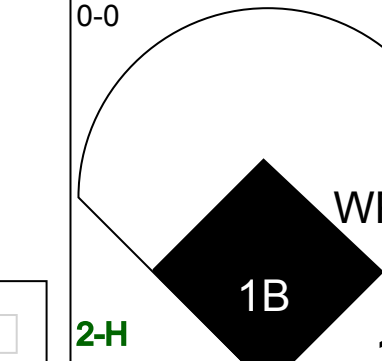
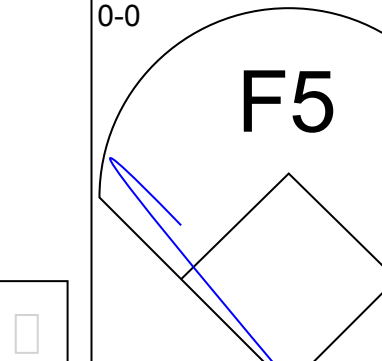

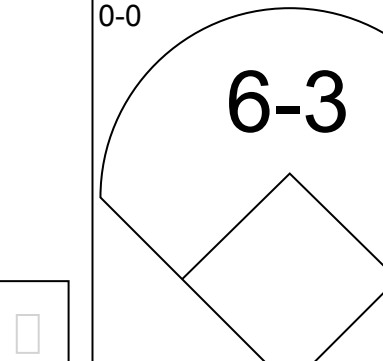
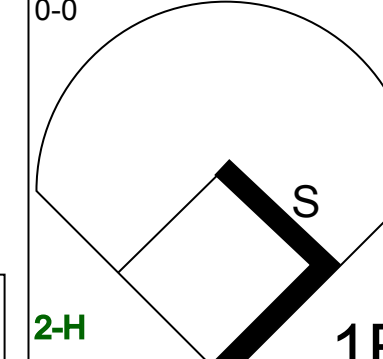
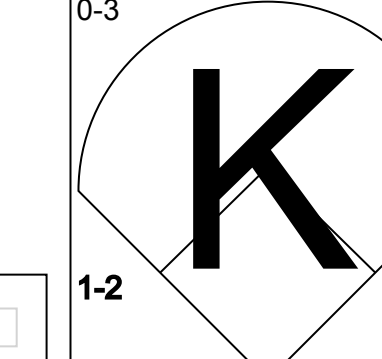
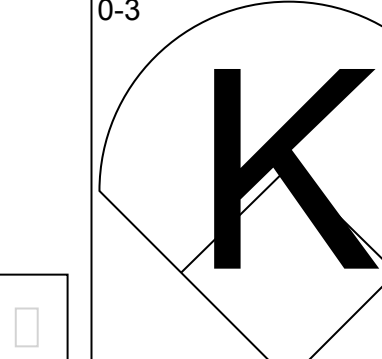
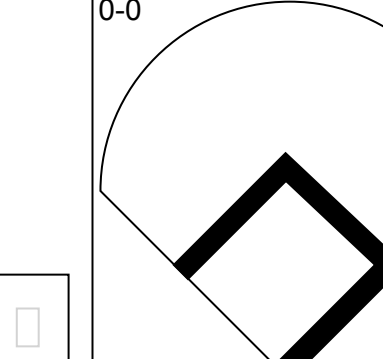
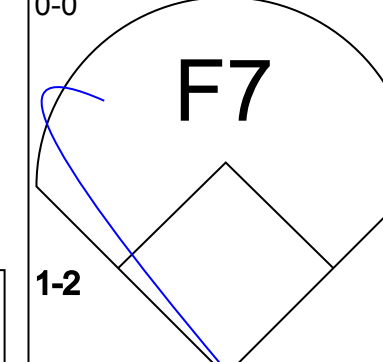
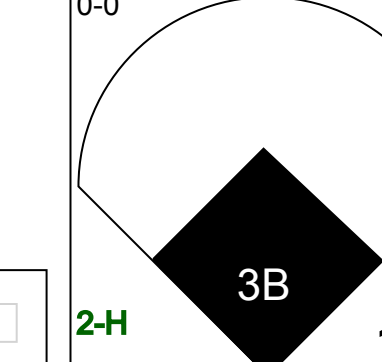

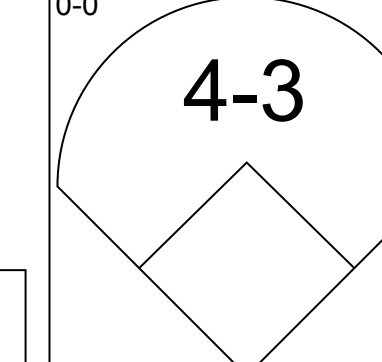
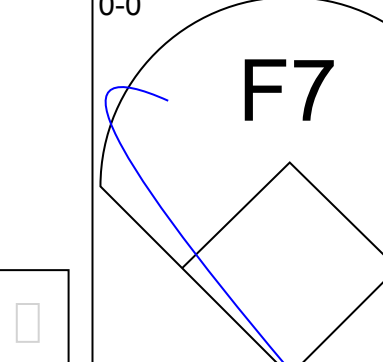
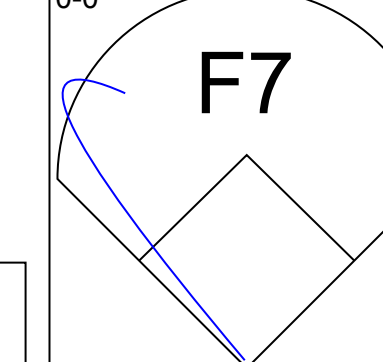
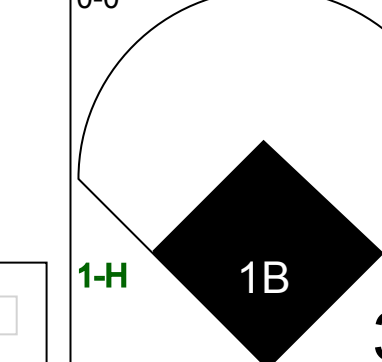

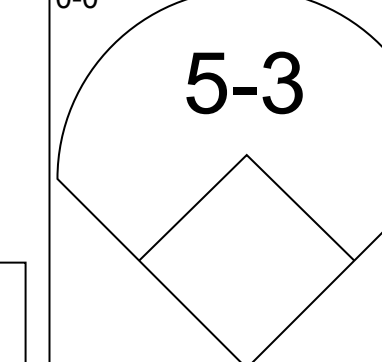
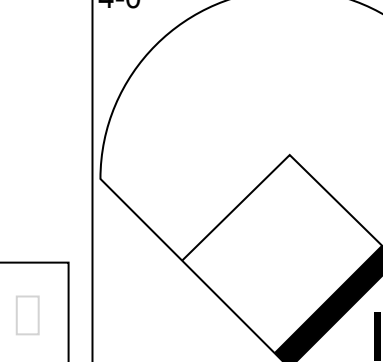
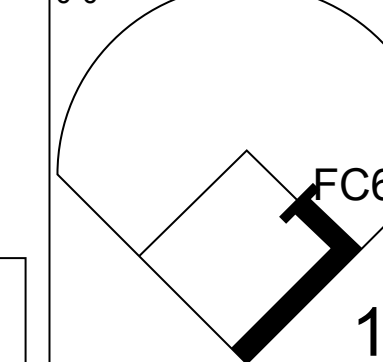
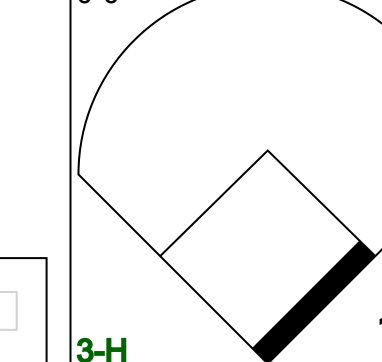

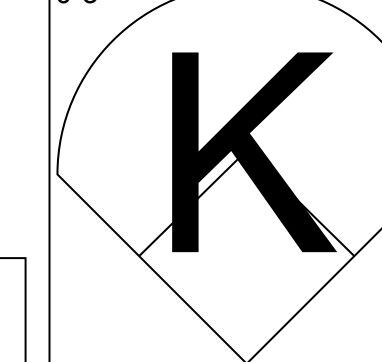
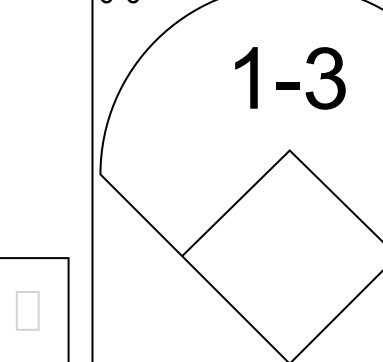
Batter	1	2	3	4	5	6	7	8	9	AB	R	H	RBI	BB	SO	LOB	BOTTOM										
Bobby Bonds, R OBP: 0.391, SLG: 0.576 (1, 9) (8, 8)	5-3		5-3							5	2	2	5	0	1	1	Los Angeles Dodgers @ San Francisco Giants Candlestick Park, San Francisco, CA Mon Sep 03 1973, 6:33 AM EDT Att: 15,279 - Unknown										
Tito Fuentes, S OBP: 0.327, SLG: 0.369 (1, 4)	FC5-4			6-3			F7			4	0	2	2	0	0	0											
Gary Matthews, R OBP: 0.372, SLG: 0.450 (1, 7)	FC5-4			F7						4	1	1	0	0	0	2											
Willie McCovey, L OBP: 0.430, SLG: 0.534 (1, 3)	CS			HR						4	2	2	1	0	1	0											
Chris Speier, R OBP: 0.335, SLG: 0.357 (1, 6)		5-3		K						4	1	1	1	0	2	0											
Dave Kingman, R OBP: 0.256, SLG: 0.462 (1, 5)		6-3								4	0	0	0	0	2	2											
Jim Howarth, L OBP: 0.241, SLG: 0.221 Chris Arnold, R OBP: 0.395, SLG: 0.371 Gary Thomasson, L OBP: 0.349, SLG: 0.404 (1, 8) (7, PH) (8, 9)			K							2	0	0	0	0	1	0											
Dave Rader, L OBP: 0.321, SLG: 0.327 (1, 2)				SH5-3						3	2	2	2	0	0	0											
Tom Bradley, R OBP: 0.246, SLG: 0.242 Don Carrithers, R OBP: 0.308, SLG: 0.306 Jim Willoughby, R OBP: 0.271, SLG: 0.333 Bruce Miller, R OBP: 0.154, SLG: 0.154 Randy Moffitt, R OBP: 0.200, SLG: 0.200 Steve Ontiveros, S OBP: 0.200, SLG: 0.200 Don McMahon, R OBP: 0.388, SLG: 0.140 (1, 1) (5, 1) (5, 1) (6, PH) (7, 1) (7, PH) (8, 1) (9, PH)			SH5-3							0	0	0	0	0	0	0											
Inning Stats	R: 0 E: 0 K: 0 S: 3	H: 1 LOB: 0 BB: 0 P: 3	R: 0 E: 0 K: 0 S: 3	H: 0 LOB: 0 BB: 0 P: 3	R: 0 E: 0 K: 1 S: 6	H: 1 LOB: 1 BB: 0 P: 6	R: 1 E: 0 K: 1 S: 6	H: 1 LOB: 0 BB: 0 P: 6	R: 0 E: 0 K: 0 S: 3	H: 0 LOB: 0 BB: 0 P: 3	R: 0 E: 0 K: 2 S: 7	H: 0 LOB: 0 BB: 0 P: 7	R: 6 E: 0 K: 2 S: 14	H: 7 LOB: 1 BB: 0 P: 14	R: 0 E: 0 K: 3 S: 9	H: 0 LOB: 0 BB: 0 P: 9		R: 4 E: 0 K: 0 S: 3	H: 1 LOB: 0 BB: 1 P: 7	1B: 7 2B: 2 3B: 0 HR: 2	SF: 0 SAC: 3 DP: 0 HBP: 0	WP: 0 PB: 0 SB: 0 CS: 1	PA: 38				
PITCHER	IP	WLS	BF	H	R	ER	SO	BB	IBB	HBP	BLK	WP	HR	S	P	ERA	WHIP										
Tommy John, L ERA: 2.96 (1, 1)	6.2		27	8	6	6	6	0	0	0	0	0	1	39	39	8.10	1.200										
Pete Richert, L ERA: 2.59 (7, 1)	1.1	L	9	2	4	4	3	1	0	0	0	0	0	14	18	27.00	2.250										
Jim Brewer, L ERA: 2.85 (9, 1)	0.0		1	1	1	1	0	0	0	0	0	0	1	1	1	∞	∞										



Batter	1	2	3	4	5	6	7	8	9	AB	R	H	RBI	BB	SO	LOB	TOP			
Lee Lacy, R OBP: 0.289, SLG: 0.204 (1, 4)	F8			F7		E5				3	0	0	0	1	0	0	Los Angeles Dodgers @ San Francisco Giants Candlestick Park, San Francisco, CA Tue Sep 04 1973, 10:05 PM EDT Att: 15,470 - Unknown			
Bill Buckner, L OBP: 0.301, SLG: 0.351 (1, 7)	K			P5		F9				4	0	0	0	0	1	3				
Tom Paciorek, R OBP: 0.271, SLG: 0.287 (1, 8)	1-3			F9						3	0	0	0	0	0	0				
Joe Ferguson, R OBP: 0.378, SLG: 0.484 (1, 2)		K			S				FC5	2	1	1	0	2	1	0				
Steve Garvey, R OBP: 0.323, SLG: 0.413 (1, 3)	F8			F8		P4			BB	4	0	0	0	0	0	4				
Ron Cey, R OBP: 0.344, SLG: 0.381 (1, 5)	F8			L9		6-3			FC5	4	0	0	0	0	0	4				
Willie Crawford, L OBP: 0.392, SLG: 0.446 (1, 9)			K		4-3					2	0	0	0	1	1	1				
Bill Russell, R OBP: 0.299, SLG: 0.333 (1, 6)			F9			F7			5-3	3	0	0	0	0	0	1				
Willie Davis, L OBP: 0.320, SLG: 0.453 (9, PH)									4-3	1	0	0	0	0	0	2				
Al Downing, R OBP: 0.179, SLG: 0.137 Geoff Zahn, L (6, 1)			F9			5-3				2	0	0	0	0	0	0				
Ken McMullen, R OBP: 0.282, SLG: 0.438 Greg Shanahan, R (8, 1)										1	0	0	0	0	0	1				
										0	0	0	0	0	0	0				
Inning Stats	R: 0 E: 0 K: 1 S: 5	H: 0 LOB: 0 BB: 0 P: 5	R: 0 E: 0 K: 1 S: 5	H: 0 LOB: 0 BB: 0 P: 5	R: 0 E: 0 K: 1 S: 5	H: 0 LOB: 0 BB: 0 P: 5	R: 0 E: 0 K: 0 S: 3	H: 0 LOB: 1 BB: 0 P: 3	R: 0 E: 0 K: 0 S: 3	H: 0 LOB: 1 BB: 0 P: 4	R: 0 E: 0 K: 0 S: 4	H: 1 LOB: 1 BB: 0 P: 4	R: 0 E: 0 K: 0 S: 3	H: 0 LOB: 2 BB: 1 P: 8	R: 1 E: 0 K: 0 S: 3	H: 0 LOB: 2 BB: 2 P: 12	1B: 1 2B: 0 3B: 0 HR: 0	SF: 0 SAC: 0 DP: 0 HBP: 2	WP: 2 PB: 2 SB: 1 CS: 0	PA: 35
PITCHER	IP WLS BF H R ER SO BB IBB HBP BLK WP HR S P ERA WHIP																			
Ron Bryant, L ERA: 2.96 Elias Sosa, R ERA: 2.92	(1, 1) 8.2 W 34 1 1 1 3 4 0 0 2 0 1 0 34 52 1.04 0.577																			
(9, 1) 0.1 S 1 0 0 0 0 0 0 0 0 0 1 0 1 1 0.00 0.000																				

Batter	1	2	3	4	5	6	7	8	9	AB	R	H	RBI	BB	SO	LOB	BOTTOM			
Bobby Bonds, R OBP: 0.390, SLG: 0.573 (1, 9)	S		K		K					3	0	0	0	1	2	0	Los Angeles Dodgers @ San Francisco Giants Candlestick Park, San Francisco, CA Tue Sep 04 1973, 10:05 PM EDT Att: 15,470 - Unknown			
Tito Fuentes, S OBP: 0.327, SLG: 0.369 (1, 4)	4-3		4-3			SH3				4	1	1	0	0	0	1				
Gary Matthews, R OBP: 0.371, SLG: 0.449 (1, 7)	K					SH3				3	0	1	0	0	1	1				
Willie McCovey, L OBP: 0.428, SLG: 0.540 (1, 3)	G3		K			HR				4	1	1	2	0	2	2				
Chris Speier, R OBP: 0.335, SLG: 0.356 (1, 6)					F9					4	0	1	0	0	0	0				
Dave Kingman, R OBP: 0.257, SLG: 0.473 (1, 5)			F9		K					3	1	1	1	0	1	1				
Jim Howarth, L OBP: 0.244, SLG: 0.225 (1, 8)			FC6-4		F7					3	0	1	0	0	0	1				
Dave Rader, L OBP: 0.321, SLG: 0.327 (1, 2)										3	0	1	0	0	0	1				
Ron Bryant, S OBP: 0.217, SLG: 0.155 Elias Sosa, R OBP: 0.154, SLG: 0.083 (9, 1)			K		K					3	0	0	0	0	2	2				
										0	0	0	0	0	0	0				
Inning Stats	R: 0 E: 0 K: 1 S: 5	H: 2 LOB: 2 BB: 0 P: 7	R: 0 E: 0 K: 2 S: 8	H: 1 LOB: 0 BB: 0 P: 8	R: 0 E: 0 K: 1 S: 5	H: 0 LOB: 0 BB: 0 P: 5	R: 0 E: 0 K: 0 S: 7	H: 0 LOB: 0 BB: 0 P: 7	R: 3 E: 0 K: 0 S: 7	H: 4 LOB: 1 BB: 0 P: 7	R: 0 E: 0 K: 0 S: 3	H: 0 LOB: 0 BB: 0 P: 3	R: 0 E: 0 K: 1 S: 5	H: 0 LOB: 0 BB: 0 P: 5	R: 0 E: 0 K: 1 S: 5	H: 0 LOB: 0 BB: 0 P: 5	1B: 5 2B: 0 3B: 0 HR: 2	SF: 0 SAC: 1 DP: 0 HBP: 0	WP: 0 PB: 0 SB: 1 CS: 0	PA: 32
PITCHER	IP WLS BF H R ER SO BB IBB HBP BLK WP HR S P ERA WHIP																			
Al Downing, L ERA: 3.22 Geoff Zahn, L ERA: 2.7 Greg Shanahan, R ERA:	(1, 1) 5.2 L 25 7 3 3 7 1 0 0 0 0 0 0 4 4 0.00 0.000																			
(6, 1) 1.1 4 0 0 0 0 0 0 0 0 0 0 4 4 0.00 0.000																				
(8, 1) 1.0 3 0 0 0 0 1 0 0 0 0 0 0 5 5 0.00 0.000																				

Batter	1	2	3	4	5	6	7	8	9	AB	R	H	RBI	BB	SO	LOB	TOP					
Lee Lacy, R OBP: 0.280, SLG: 0.197 (1, 4)										4	0	0	0	0	2	2	Los Angeles Dodgers @ San Francisco Giants Candlestick Park, San Francisco, CA Wed Sep 05 1973, 10:05 PM EDT Att: 16,341 - Unknown					
Bill Buckner, L OBP: 0.300, SLG: 0.350 (1, 7)										4	0	1	0	0	0	2						
Willie Davis, L OBP: 0.319, SLG: 0.452 Steve Yeager, R OBP: 0.344, SLG: 0.333 (1, 8) (4, 2)										2	0	0	0	0	0	1						
Joe Ferguson, R OBP: 0.375, SLG: 0.480 (1, 2) (4, 9)										4	0	0	0	0	1	2						
Willie Crawford, L OBP: 0.391, SLG: 0.442 (1, 9) (4, 8)										3	0	0	0	1	0	1						
Steve Garvey, R OBP: 0.322, SLG: 0.411 (1, 3)										4	0	1	0	0	0	0						
Ron Cey, R OBP: 0.345, SLG: 0.382 (1, 5)										4	0	2	0	0	0	2						
Bill Russell, R OBP: 0.298, SLG: 0.333 (1, 6)										4	0	1	0	0	0	1						
Doug Rau, L OBP: 0.100, SLG: 0.100 Eddie Solomon, R (3, 1) Charlie Hough, R OBP: 0.167, SLG: 0.167 (4, 1)										1	0	0	0	0	0	2						
										0	0	0	0	0	0	0						
										2	0	0	0	0	0	2						
Inning Stats	R: 0 E: 0 K: 2 S: 8	H: 1 LOB: 1 BB: 0 P: 8	R: 0 E: 1 K: 0 S: 5	H: 1 LOB: 2 BB: 0 P: 5	R: 0 E: 0 K: 1 S: 5	H: 0 LOB: 0 BB: 0 P: 5	R: 0 E: 0 K: 0 S: 3	H: 0 LOB: 0 BB: 0 P: 3	R: 0 E: 0 K: 1 S: 5	H: 2 LOB: 2 BB: 0 P: 5	R: 0 E: 0 K: 0 S: 6	H: 1 LOB: 0 BB: 1 P: 10	R: 0 E: 0 K: 0 S: 3	H: 0 LOB: 0 BB: 0 P: 3	R: 0 E: 0 K: 0 S: 4	H: 1 LOB: 1 BB: 0 P: 4	R: 0 E: 0 K: 0 S: 3	H: 0 LOB: 0 BB: 0 P: 3	1B: 5 2B: 1 3B: 0 HR: 0	SF: 0 SAC: 0 DP: 0 HBP: 0	WP: 0 PB: 0 SB: 1 CS: 0	PA: 35
PITCHER Jim Barr, R ERA: 3.52 (1, 1)	IP: 9.0 WLS: W BF: 35 H: 6 R: 0 ER: 0 SO: 4 BB: 1 IBB: 0 HBP: 0 BLK: 0 WP: 0 HR: 0 S: 42 P: 46 ERA: 0.00 WHIP: 0.778																					

Batter	1	2	3	4	5	6	7	8	9	AB	R	H	RBI	BB	SO	LOB	BOTTOM			
Bobby Bonds, R OBP: 0.390, SLG: 0.572 (1, 9)										4	1	1	0	0	1	2	Los Angeles Dodgers @ San Francisco Giants Candlestick Park, San Francisco, CA Wed Sep 05 1973, 10:05 PM EDT Att: 16,341 - Unknown			
Tito Fuentes, S OBP: 0.327, SLG: 0.368 (1, 4)										4	1	1	0	1	1	2				
Gary Matthews, R OBP: 0.374, SLG: 0.453 (1, 7)										5	1	3	0	0	0	3				
Willie McCovey, L OBP: 0.425, SLG: 0.538 (1, 3)										5	1	1	1	0	1	5				
Chris Speier, R OBP: 0.334, SLG: 0.355 (1, 6)										4	1	1	2	0	0	3				
Dave Kingman, R OBP: 0.261, SLG: 0.483 (1, 5)										4	0	2	1	0	2	3				
Jim Howarth, L OBP: 0.244, SLG: 0.226 (1, 8)										4	1	1	1	0	0	2				
Dave Rader, L OBP: 0.322, SLG: 0.332 (1, 2)										3	1	1	1	1	0	0				
Jim Barr, R OBP: 0.197, SLG: 0.190 (1, 1)										4	0	2	1	0	1	2				
										4	0	2	1	0	1	2				
Inning Stats	R: 3 E: 0 K: 0 S: 7	H: 4 LOB: 1 BB: 0 P: 7	R: 0 E: 0 K: 0 S: 4	H: 1 LOB: 1 BB: 0 P: 4	R: 4 E: 0 K: 1 S: 10	H: 5 LOB: 1 BB: 0 P: 10	R: 0 E: 0 K: 1 S: 6	H: 1 LOB: 2 BB: 1 P: 10	R: 0 E: 0 K: 2 S: 8	H: 1 LOB: 1 BB: 0 P: 8	R: 0 E: 0 K: 0 S: 4	H: 1 LOB: 2 BB: 1 P: 8	R: 0 E: 0 K: 1 S: 5	H: 0 LOB: 1 BB: 0 P: 6	R: 0 E: 0 K: 0 S: 5	H: 0 LOB: 1 BB: 0 P: 6	1B: 8 2B: 3 3B: 2 HR: 0	SF: 0 SAC: 0 DP: 0 HBP: 1	WP: 1 PB: 0 SB: 1 CS: 0	PA: 40
PITCHER Doug Rau, L ERA: 4.29 Eddie Solomon, R ERA: 10.13 Charlie Hough, R ERA: 2.79 (1, 1) (3, 1) (4, 1)	IP: 2.1 WLS: L BF: 14 H: 7 R: 5 ER: 5 SO: 1 BB: 1 IBB: 0 HBP: 0 BLK: 0 WP: 1 HR: 0 S: 8 P: 12 ERA: 27.00 WHIP: 7.500																			
	IP: 5.0 WLS: L BF: 19 H: 2 R: 0 ER: 0 SO: 5 BB: 0 IBB: 1 HBP: 1 BLK: 0 WP: 0 HR: 0 S: 27 P: 32 ERA: 0.00 WHIP: 0.400																			

AB	34
R	0
H	6
RBI	0
BB	1
SO	4
LOB	15



WP	0	PA	35
PB	0		
SB	1		
CS	0		

BOTTOM

AB	37
R	7
H	13
RBI	7
BB	2
SO	6
LOB	22



WP	1	PA	40
PB	0		
SB	1		
CS	0		

Batter	1	2	3	4	5	6	7	8	9	AB	R	H	RBI	BB	SO	LOB	TOP										
Bob Gallagher, L (1, 9) OBP: 0.276, SLG: 0.333	1-3	F8			SH3-4 HR 1B		F9		K	5	1	1	0	0	1	1	Houston Astros @ San Francisco Giants Candlestick Park, San Francisco, CA Fri Sep 07 1973, 10:05 PM EDT Att: 4,925 - Unknown livebaseballscorecards.com										
Hector Torres, R (1, 6) OBP: 0.183, SLG: 0.111	F3	6-3			SH3-4 1-2		5-3		F7	3	0	0	0	0	0	1											
Jimmy Stewart, S (9, PH) OBP: 0.288, SLG: 0.188										1	0	0	0	0	0	0											
Cesar Cedeno, R (1, 8) OBP: 0.372, SLG: 0.515	F8		5-3					E S BB	F4	4	1	1	2	1	0	0											
Bob Watson, R (1, 7) OBP: 0.405, SLG: 0.452		6-3			F9					2	0	0	0	2	0	0											
Doug Rader, R (1, 5) OBP: 0.312, SLG: 0.419										4	1	1	0	0	1	3											
Lee May, R (1, 3) OBP: 0.306, SLG: 0.478							K		F1	4	1	1	2	0	1	1											
Johnny Edwards, L (1, 2) OBP: 0.303, SLG: 0.364							F9		F8	4	1	2	0	0	0	0											
Tommy Helms, R (1, 4) OBP: 0.326, SLG: 0.370										4	1	2	0	0	1	1											
Gary Sutherland, R (8, 4) OBP: 0.500, SLG: 1.000									K	0	0	0	0	0	0	0											
Dave Roberts, L (1, 1) OBP: 0.133, SLG: 0.160										3	0	1	2	0	0	2											
Ken Forsch, R (7, 1) OBP: 0.094, SLG: 0.081										1	0	0	0	0	0	1											
Jim Ray, R (8, 1) OBP: 0.231, SLG: 0.231										0	0	0	0	0	0	0											
Inning Stats	R: 0 E: 0 K: 0 S: 3	H: 0 LOB: 0 BB: 0 P: 3	R: 4 E: 0 K: 0 S: 8	H: 5 LOB: 1 BB: 0 P: 8	R: 0 E: 0 K: 0 S: 3	H: 0 LOB: 1 BB: 1 P: 7	R: 0 E: 0 K: 0 S: 3	H: 1 LOB: 0 BB: 0 P: 3	R: 2 E: 0 K: 1 S: 7	H: 2 LOB: 0 BB: 0 P: 7	R: 0 E: 0 K: 1 S: 6	H: 1 LOB: 1 BB: 0 P: 6	R: 0 E: 0 K: 0 S: 3	H: 0 LOB: 2 BB: 2 P: 11	R: 0 E: 0 K: 1 S: 6	H: 0 LOB: 1 BB: 0 P: 6	R: 0 E: 0 K: 1 S: 5	H: 0 LOB: 0 BB: 0 P: 5	1B: 6 2B: 1 3B: 0 HR: 2	SF: 0 SAC: 1 DP: 1 HBP: 0	WP: 1 PB: 0 SB: 1 CS: 0	PA: 39					
PITCHER	IP	WLS	BF	H	R	ER	SO	BB	IBB	HBP	BLK	WP	HR	S	P	ERA	WHIP										
Tom Bradley, R (1, 1) ERA: 3.7	1.1		9	5	4	4	0	0	0	0	0	0	1	9	9	27.00	3.750										
Jim Willoughby, R (2, 1) ERA: 4.81	3.0		12	3	2	2	0	1	0	0	0	0	1	11	15	6.00	1.333										
Randy Moffitt, R (5, 1) ERA: 2.44	1.2		6	1	0	0	2	0	0	0	0	0	0	10	10	0.00	0.600										
Don McMahon, R (7, 1) ERA: 1.59	2.0	W	9	0	0	0	1	2	0	0	0	1	0	9	17	0.00	1.000										
Elias Sosa, R (9, 1) ERA: 2.89	1.0	S	3	0	0	0	1	0	0	0	0	0	0	5	5	0.00	0.000										
Batter	1	2	3	4	5	6	7	8	9	AB	R	H	RBI	BB	SO	LOB	BOTTOM										
Bobby Bonds, R (1, 9) OBP: 0.390, SLG: 0.572	K				F9					4	1	1	0	1	1	3	Houston Astros @ San Francisco Giants Candlestick Park, San Francisco, CA Fri Sep 07 1973, 10:05 PM EDT Att: 4,925 - Unknown livebaseballscorecards.com										
Tito Fuentes, S (1, 4) OBP: 0.326, SLG: 0.366	4-3	F7								5	1	1	1	0	0	3											
Garry Maddox, R (1, 8) OBP: 0.348, SLG: 0.441										5	3	3	3	0	0	0											
Willie McCovey, L (1, 3) OBP: 0.427, SLG: 0.545										5	0	3	1	0	0	1											
Gary Matthews, R (1, 7) OBP: 0.374, SLG: 0.453										5	0	2	1	0	1	3											
Chris Speier, R (1, 6) OBP: 0.331, SLG: 0.352	F4									4	0	0	0	0	1	4											
Dave Kingman, R (1, 5) OBP: 0.265, SLG: 0.494										3	2	1	1	1	1	0											
Dave Rader, L (1, 2) OBP: 0.324, SLG: 0.332										3	0	1	0	1	0	0											
Mike Sadek, R (8, PR) OBP: 0.288, SLG: 0.140										0	1	0	0	0	0	0											
Tom Bradley, R (1, 1) OBP: 0.248, SLG: 0.342										0	0	0	0	0	0	0											
Jim Willoughby, R (2, 1) OBP: 0.326, SLG: 0.330										1	0	0	0	0	1	0											
Randy Moffitt, R (5, 1) OBP: 0.297, SLG: 0.497										0	0	0	0	0	0	0											
Steve Ontiveros, S (8, PH) OBP: 0.142, SLG: 0.212										1	0	0	0	0	0	1											
Don McMahon, R (7, 1) OBP: 0.230, SLG: 0.226										0	0	0	0	0	0	0											
Jim Howarth, L (8, PH) OBP: 0.203, SLG: 0.283										0	1	0	0	1	0	0											
Elias Sosa, R (9, 1) OBP: 0.154, SLG: 0.083										0	0	0	0	0	0	0											
Inning Stats	R: 1 E: 0 K: 1 S: 8	H: 3 LOB: 2 BB: 0 P: 8	R: 0 E: 1 K: 1 S: 6	H: 0 LOB: 2 BB: 1 P: 10	R: 0 E: 0 K: 1 S: 6	H: 1 LOB: 1 BB: 0 P: 6	R: 1 E: 0 K: 1 S: 6	H: 1 LOB: 0 BB: 0 P: 6	R: 0 E: 0 K: 0 S: 4	H: 1 LOB: 1 BB: 0 P: 4	R: 0 E: 0 K: 0 S: 4	H: 1 LOB: 1 BB: 0 P: 4	R: 2 E: 0 K: 1 S: 8	H: 3 LOB: 1 BB: 0 P: 8	R: 5 E: 1 K: 0 S: 5	H: 2 LOB: 1 BB: 3 P: 17	1B: 7 2B: 4 3B: 0 HR: 1	SF: 0 SAC: 1 DP: 0 HBP: 0	WP: 0 PB: 0 SB: 0 CS: 0	PA: 41							
PITCHER	IP	WLS	BF	H	R	ER	SO	BB	IBB	HBP	BLK	WP	HR	S	P	ERA	WHIP										
Dave Roberts, L (1, 1) ERA: 2.8	6.1		31	10	4	4	4	1	0	0	0	0	0	4	16	40.50	4.500										
Ken Forsch, R (7, 1) ERA: 4.29	0.2	L	5	0	3	3	1	3	0	0	0	0	0	4	16	40.50	4.500										
Jim Ray, R (8, 1) ERA: 4.46	1.0		5	2	2	0	0	0	0	0	0	0	0	5	5	0.00	2.000										

Batter	1	2	3	4	5	6	7	8	9	AB	R	H	RBI	BB	SO	LOB	TOP	
Jimmy Wynn, R OBP: 0.348, SLG: 0.394										4	0	2	1	1	0	0		
Gary Sutherland, R OBP: 0.273, SLG: 0.455										5	1	1	0	0	0	3		
Cesar Cedeno, R OBP: 0.371, SLG: 0.520										4	1	2	0	0	0	1		
Bob Watson, R OBP: 0.406, SLG: 0.450										3	0	1	0	1	0	2		
Bob Gallagher, L OBP: 0.276, SLG: 0.333										0	0	0	0	0	0	0		
Doug Rader, R OBP: 0.313, SLG: 0.420										4	1	2	1	0	0	4		
Lee May, R OBP: 0.309, SLG: 0.487										3	1	1	3	1	0	2		
Skip Jutze, R OBP: 0.283, SLG: 0.236										4	0	0	0	0	0	2		
Hector Torres, R OBP: 0.182, SLG: 0.117										2	0	1	0	0	1	0		
Roger Metzger, S OBP: 0.207, SLG: 0.328										2	0	0	0	0	0	0		
Jerry Reuss, L OBP: 0.156, SLG: 0.151										1	1	0	0	1	1	0		
Greg Gross, L (7, PH)										1	0	0	0	0	1	0		
Cecil Upshaw, R (7, 1)										1	0	0	0	0	1	0		
Inning Stats	R: 0 E: 0 K: 0 S: 5	H: 2 LOB: 2 BB: 0 P: 5	R: 0 E: 0 K: 1 S: 5	H: 0 LOB: 0 BB: 0 P: 5	R: 0 E: 0 K: 1 S: 5	H: 1 LOB: 1 BB: 1 P: 7	R: 1 E: 1 K: 0 S: 4	H: 2 LOB: 1 BB: 1 P: 8	R: 0 E: 0 K: 1 S: 5	H: 0 LOB: 0 BB: 0 P: 5	R: 4 E: 0 K: 0 S: 7	H: 4 LOB: 0 BB: 0 P: 7	R: 0 E: 0 K: 1 S: 4	H: 0 LOB: 0 BB: 1 P: 8	1B: 6 2B: 2 3B: 1 HR: 1	SF: 0 SAC: 0 DP: 2 HBP: 0	WP: 0 PB: 0 SB: 0 CS: 0	PA: 38
PITCHER	IP WLS BF H R ER SO BB IBB HBP BLK WP HR S P ERA WHIP																	
Jim Barr, R ERA: 3.53	(1, 1) 7.0 30 8 3 3 3 2 1 0 0 0 0 0 33 45 3.86 1.429																	
Randy Moffitt, R ERA: 2.56	(8, 1) 1.1 L 7 2 2 2 1 1 0 0 0 0 0 1 8 12 13.50 2.250																	
Elias Sosa, R ERA: 3.03	(9, 1) 0.2 1 0 0 0 0 0 0 0 0 0 0 0 1 1 0.00 0.000																	

Houston Astros @ San Francisco Giants
Candlestick Park, San Francisco, CA
Sun Sep 09 1973, 6:33 AM EDT
Att: 11,088 - Unknown

AB	34
R	5
H	10
RBI	5
BB	4
SO	4
LOB	14



Batter	1	2	3	4	5	6	7	8	9	AB	R	H	RBI	BB	SO	LOB	BOTTOM					
Bobby Bonds, R OBP: 0.386, SLG: 0.569										5	1	1	1	0	0	5						
Tito Fuentes, S OBP: 0.326, SLG: 0.364										5	0	1	0	0	0	1						
Gary Maddox, R OBP: 0.345, SLG: 0.433										5	0	0	0	0	1	2						
Gary Matthews, R OBP: 0.374, SLG: 0.453										4	1	2	0	0	0	0						
Chris Speier, R OBP: 0.334, SLG: 0.351										4	1	1	0	0	0	1						
Dave Kingman, R OBP: 0.272, SLG: 0.502										3	1	2	1	1	1	0						
Gary Thomasson, L OBP: 0.350, SLG: 0.496										3	0	1	0	1	1	2						
Dave Rader, L OBP: 0.327, SLG: 0.333										4	0	2	1	0	0	1						
Jim Barr, R OBP: 0.188, SLG: 0.180	(1, 1)									3	0	0	0	0	1	4						
Randy Moffitt, R OBP: 0.067, SLG: 0.067	(8, 1)									0	0	0	0	0	0	0						
Elias Sosa, R OBP: 0.154, SLG: 0.083	(9, 1)									0	0	0	0	0	0	0						
Willie McCovey, L OBP: 0.427, SLG: 0.544	(9, PH)									0	0	0	0	1	0	0						
Mike Phillips, L OBP: 0.291, SLG: 0.322	(9, FR)									0	0	0	0	0	0	0						
Inning Stats	R: 1 E: 0 K: 1 S: 7	H: 2 LOB: 1 BB: 0 P: 7	R: 0 E: 0 K: 0 S: 4	H: 2 LOB: 2 BB: 1 P: 8	R: 0 E: 0 K: 0 S: 3	H: 0 LOB: 0 BB: 0 P: 3	R: 0 E: 0 K: 1 S: 6	H: 1 LOB: 1 BB: 0 P: 6	R: 0 E: 0 K: 0 S: 4	H: 1 LOB: 1 BB: 0 P: 4	R: 2 E: 1 K: 2 S: 10	H: 3 LOB: 2 BB: 1 P: 14	R: 0 E: 0 K: 0 S: 3	H: 0 LOB: 0 BB: 0 P: 3	R: 1 E: 0 K: 0 S: 4	H: 1 LOB: 0 BB: 0 P: 4	R: 0 E: 0 K: 0 S: 3	H: 0 LOB: 1 BB: 1 P: 7	1B: 7 2B: 1 3B: 0 HR: 2	SF: 0 SAC: 0 DP: 0 HBP: 0	WP: 0 PB: 0 SB: 1 CS: 1	PA: 39
PITCHER	IP WLS BF H R ER SO BB IBB HBP BLK WP HR S P ERA WHIP																					
Jerry Reuss, L ERA: 3.42	(1, 1) 6.0 28 9 3 3 4 2 0 0 0 0 0 1 34 42 4.50 1.833																					
Cecil Upshaw, R ERA: 5.45	(7, 1) 3.0 W 11 1 1 1 0 1 0 0 0 0 0 1 10 14 3.00 0.667																					

Houston Astros @ San Francisco Giants
Candlestick Park, San Francisco, CA
Sun Sep 09 1973, 6:33 AM EDT
Att: 11,088 - Unknown

AB	36
R	4
H	10
RBI	3
BB	3
SO	4
LOB	16



Batter	1	2	3	4	5	6	7	8	9	10	11	AB	R	H	RBI	BB	SO	LOB	TOP	
Bobby Bonds, R OBP: 0.385, SLG: 0.564 (1, 9)	F9		6-3 2B		FC5 1B BB		F4	K		1-3		5	0	1	0	1	1	3		
Tito Fuentes, S OBP: 0.328, SLG: 0.363 (1, 4)			2-3		1-2 1B						F7	5	0	2	0	1	1	2		
Garry Maddox, R OBP: 0.344, SLG: 0.445 (1, 8)	F8		6-3		FC5					G5-4-3 BB		6	1	1	2	0	1	5		
Willie McCovey, L OBP: 0.427, SLG: 0.558 Don McMahon, R (11, 1)	4-3		4-3								K	5	2	2	2	1	1	2		
Gary Matthews, R OBP: 0.374, SLG: 0.451 Elias Sosa, R OBP: 0.214, SLG: 0.083 Gary Thomasson, L OBP: 0.348, SLG: 0.404 (1, 7)					G3-6-3 1B		4-3				BB	3	0	2	0	1	0	1		
Chris Speier, R OBP: 0.334, SLG: 0.350 (1, 6)	L6				G3-6-3		E6			F8		5	1	1	0	0	1	3		
Dave Kingman, R OBP: 0.274, SLG: 0.496 (1, 5)	K				K		6-3 2B			1B HBP		4	0	1	1	0	3	1		
Dave Rader, L OBP: 0.325, SLG: 0.329 (1, 2)	1-3				4-3		6-3			K		5	0	0	0	0	1	3		
Tom Bradley, R OBP: 0.240, SLG: 0.246 Jim Howarth, L OBP: 0.266, SLG: 0.241 (1, 1)					F6		K			1B		3	1	1	0	0	1	1		
Inning Stats	R: 0 E: 0 K: 0 S: 7	H: 1 LOB: 1 BB: 0 P: 13	R: 0 E: 0 K: 1 S: 11	H: 0 LOB: 1 BB: 1 P: 19	R: 1 E: 0 K: 0 S: 10	H: 2 LOB: 1 BB: 0 P: 15	R: 0 E: 0 K: 1 S: 8	H: 1 LOB: 0 BB: 0 P: 11	R: 2 E: 1 K: 1 S: 11	H: 4 LOB: 1 BB: 0 P: 21	R: 1 E: 0 K: 2 S: 10	H: 1 LOB: 2 BB: 0 P: 13	R: 0 E: 0 K: 1 S: 9	H: 1 LOB: 1 BB: 0 P: 15	R: 0 E: 0 K: 2 S: 9	H: 0 LOB: 0 BB: 0 P: 15	1B: 8 2B: 2 3B: 0 HR: 3	SF: 0 SAC: 0 DP: 2 HBP: 1	WP: 0 PB: 0 SB: 1 CS: 1	PA: 49
PITCHER	IP 7.0	WLS 3.83	BF 32	H 10	R 4	ER 4	SO 4	BB 3	IBB 0	HBP 1	BLK 0	WP 0	HR 1	S 16	P 29	ERA 5.40	WHIP 2.400			
Ron Schueler, R ERA: 3.83 (1, 1)																				
Gary Neibauer, R ERA: 6.2 (8, 1)	1.2	9	2	1	1	2	2	0	1	0	0	0	1	16	29	5.40	2.400			
Joe Niekro, R ERA: 4.82 (9, 1)	1.1	5	1	0	0	2	0	0	0	0	0	0	0	12	20	0.00	0.750			
Tom House, L ERA: 4.57 (11, 1)	1.0	W	3	0	0	0	2	0	0	0	0	0	0	9	15	0.00	0.000			

San Francisco Giants @ Atlanta Braves
Atlanta Stadium, Atlanta, GA
Tue Sep 11 1973, 7:05 PM EDT
Att: 4,743 - Unknown

livebaseballscores.com

AB 43
R 5
H 13
RBI 5
BB 5
SO 10
LOB 21



Batter	1	2	3	4	5	6	7	8	9	10	11	AB	R	H	RBI	BB	SO	LOB	BOTTOM			
Ralph Garr, L OBP: 0.328, SLG: 0.423 (1, 9)	4-3				G3					F7		6	3	3	2	0	0	1				
Mike Lum, L OBP: 0.348, SLG: 0.461 (1, 7)	F7				3-1		E3			K		5	0	1	1	0	1	2				
Darrell Evans, L OBP: 0.409, SLG: 0.558 (1, 5)	F9				FC4-6 1B		4-3			SF8		4	0	1	1	1	0	1				
Dusty Baker Jr., R OBP: 0.362, SLG: 0.452 (1, 8)					5-3					1B		6	0	2	1	0	2	3				
Davey Johnson, R OBP: 0.373, SLG: 0.558 (1, 4)							F7			F8		3	0	1	0	2	0	1				
Frank Tepedino, L OBP: 0.342, SLG: 0.398 (1, 3)					G3		4-3			K		5	0	0	0	0	1	4				
Marty Perez, R OBP: 0.312, SLG: 0.337 (1, 6)					F8		F7			4-3		3	1	1	0	1	0	1				
Paul Casanova, R OBP: 0.266, SLG: 0.359 Hank Aaron, R OBP: 0.396, SLG: 0.640 Tom House, L OBP: 0.200, SLG: 0.300 (1, 2)										F8		4	1	1	0	0	2	3				
Ron Schueler, R OBP: 0.328, SLG: 0.451 Cammy Anderson, R OBP: 0.258, SLG: 0.258 Conny Wright, R OBP: 0.259, SLG: 1.000 Joe Niekro, R OBP: 0.318, SLG: 0.333 Johnny Callahan, L OBP: 0.257, SLG: 0.304 Dick Dietz, R OBP: 0.457, SLG: 0.387 (1, 1)					SH5-3 1B					FC6-4 BB		0	0	0	0	1	0	0				
Inning Stats	R: 0 E: 0 K: 0 S: 9	H: 0 LOB: 0 BB: 0 P: 12	R: 0 E: 1 K: 1 S: 11	H: 1 LOB: 1 BB: 0 P: 17	R: 2 E: 0 K: 0 S: 10	H: 3 LOB: 1 BB: 0 P: 16	R: 0 E: 0 K: 0 S: 10	H: 1 LOB: 0 BB: 1 P: 16	R: 0 E: 0 K: 2 S: 6	H: 1 LOB: 1 BB: 0 P: 11	R: 3 E: 1 K: 1 S: 14	H: 3 LOB: 1 BB: 0 P: 25	R: 0 E: 0 K: 2 S: 9	H: 0 LOB: 2 BB: 0 P: 18	R: 0 E: 0 K: 0 S: 7	H: 0 LOB: 2 BB: 2 P: 18	R: 1 E: 0 K: 0 S: 5	H: 2 LOB: 2 BB: 1 P: 12	1B: 11 2B: 0 3B: 0 HR: 0	SF: 1 SAC: 2 DP: 1 HBP: 1	WP: 0 PB: 0 SB: 3 CS: 0	PA: 49
PITCHER	IP 6.1	WLS 4.0	BF 28	H 8	R 5	ER 4	SO 3	BB 2	IBB 0	HBP 1	BLK 0	WP 0	HR 0	S 33	P 64	ERA 2.25	WHIP 1.250					
Tom Bradley, R ERA: 3.79 (1, 1)																						
Elias Sosa, R ERA: 3.0 (7, 1)	4.0	L	19	2	1	1	4	3	0	1	0	0	0	33	64	2.25	1.250					
Don McMahon, R ERA: 1.59 (11, 1)	0.0	2	1	0	0	0	0	0	1	0	0	0	0	2	6	∞	∞					

San Francisco Giants @ Atlanta Braves
Atlanta Stadium, Atlanta, GA
Tue Sep 11 1973, 7:05 PM EDT
Att: 4,743 - Unknown

livebaseballscores.com

AB 39
R 6
H 11
RBI 5
BB 6
SO 7
LOB 20



Batter	1	2	3	4	5	6	7	8	9	AB	R	H	RBI	BB	SO	LOB	TOP			
Bobby Bonds, R OBP: 0.384, SLG: 0.564 (1, 9)										4	1	1	0	0	1	1	San Francisco Giants @ Atlanta Braves Atlanta Stadium, Atlanta, GA Wed Sep 12 1973, 7:05 PM EDT Att: 5,037 - Unknown			
Tito Fuentes, S OBP: 0.326, SLG: 0.361 (1, 4)										4	0	0	0	0	1	2				
Garry Maddox, R OBP: 0.349, SLG: 0.453 (1, 8)										4	0	4	1	0	0	0				
Gary Matthews, R OBP: 0.371, SLG: 0.447 (1, 7)										4	0	0	0	0	0	4				
Gary Thomasson, L OBP: 0.347, SLG: 0.416 (1, 3)										4	1	1	1	0	0	1				
Chris Speier, R OBP: 0.333, SLG: 0.355 (1, 6)										4	1	1	1	0	0	0				
Dave Kingman, R OBP: 0.274, SLG: 0.504 (1, 5)										4	1	1	1	0	1	0				
Mike Sadek, R OBP: 0.273, SLG: 0.130 (1, 2)										3	0	0	0	0	0	0				
Ron Bryant, S OBP: 0.211, SLG: 0.149 (1, 1)										2	0	0	0	0	0	0				
Randy Moffitt, R OBP: 0.097, SLG: 0.067 (5, 1)										0	0	0	0	0	0	0				
Steve Ontiveros, S OBP: 0.308, SLG: 0.308 (7, PH)										1	0	1	0	0	0	0				
John D'Acquisto, R (7, 1)										0	0	0	0	0	0	0				
Inning Stats	R: 1 E: 0 K: 0 S: 5	H: 2 LOB: 0 BB: 0 P: 9	R: 2 E: 0 K: 0 S: 9	H: 2 LOB: 0 BB: 0 P: 14	R: 0 E: 1 K: 1 S: 10	H: 1 LOB: 1 BB: 0 P: 14	R: 0 E: 0 K: 1 S: 7	H: 0 LOB: 0 BB: 0 P: 11	R: 0 E: 0 K: 0 S: 5	H: 1 LOB: 1 BB: 0 P: 9	R: 1 E: 0 K: 1 S: 8	H: 2 LOB: 1 BB: 0 P: 11	R: 0 E: 0 K: 0 S: 5	H: 1 LOB: 0 BB: 0 P: 8	R: 0 E: 0 K: 0 S: 7	H: 0 LOB: 0 BB: 0 P: 10	1B: 4 2B: 1 3B: 1 HR: 3	SF: 0 SAC: 0 DP: 1 HBP: 0	WP: 0 PB: 0 SB: 0 CS: 2	PA: 34
PITCHER Carl Morton, R ERA: 3.73 (1, 1)	IP: 9.0 WLS: W BF: 34 H: 9 R: 4 ER: 4 SO: 3 BB: 0 IBB: 0 HBP: 0 BLK: 0 WP: 0 HR: 3 S: 63 P: 92 ERA: 4.00 WHIP: 1.000															PITCHER				

Batter	1	2	3	4	5	6	7	8	9	AB	R	H	RBI	BB	SO	LOB	BOTTOM			
Ralph Garr, L OBP: 0.328, SLG: 0.423 (1, 9)										5	0	2	0	0	1	3	San Francisco Giants @ Atlanta Braves Atlanta Stadium, Atlanta, GA Wed Sep 12 1973, 7:05 PM EDT Att: 5,037 - Unknown			
Marty Perez, R OBP: 0.317, SLG: 0.348 (1, 6)										3	2	2	3	2	0	1				
Darrell Evans, L OBP: 0.410, SLG: 0.570 (1, 5)										5	2	3	3	0	0	1				
Hank Aaron, R OBP: 0.397, SLG: 0.638 (1, 7)										4	1	2	0	0	0	2				
Frank Tepedino, L OBP: 0.347, SLG: 0.398 (7, 3)										0	0	0	0	1	0	0				
Dusty Baker Jr., R OBP: 0.359, SLG: 0.448 (1, 8)										5	0	0	0	0	3	4				
Davey Johnson, R OBP: 0.374, SLG: 0.556 (1, 4)										2	2	0	0	1	0	0				
Chuck Goggin, S OBP: 0.333, SLG: 0.349 (8, 4)										1	0	0	0	0	0	1				
Mike Lum, L OBP: 0.349, SLG: 0.461 (1, 3) (7, 7)										4	2	2	1	0	2	0				
Paul Casanova, R OBP: 0.270, SLG: 0.358 (1, 2)										3	0	1	0	1	1	2				
Carl Morton, R OBP: 0.227, SLG: 0.325 (1, 1)										4	1	2	1	0	2	2				
Inning Stats	R: 1 E: 0 K: 0 S: 12	H: 3 LOB: 1 BB: 0 P: 20	R: 0 E: 0 K: 2 S: 9	H: 0 LOB: 0 BB: 0 P: 13	R: 1 E: 0 K: 0 S: 12	H: 3 LOB: 1 BB: 0 P: 15	R: 3 E: 0 K: 0 S: 11	H: 4 LOB: 2 BB: 1 P: 19	R: 3 E: 1 K: 3 S: 14	H: 2 LOB: 2 BB: 1 P: 26	R: 0 E: 0 K: 1 S: 10	H: 1 LOB: 1 BB: 0 P: 18	R: 0 E: 0 K: 2 S: 11	H: 1 LOB: 1 BB: 2 P: 15	R: 2 E: 0 K: 1 S: 16	H: 1 LOB: 1 BB: 2 P: 28	1B: 10 2B: 2 3B: 0 HR: 3	SF: 0 SAC: 0 DP: 2 HBP: 1	WP: 0 PB: 1 SB: 0 CS: 0	PA: 42
PITCHER Ron Bryant, L ERA: 3.28 (1, 1)	IP: 4.2 WLS: L BF: 25 H: 12 R: 8 ER: 6 SO: 3 BB: 1 IBB: 0 HBP: 1 BLK: 0 WP: 0 HR: 2 S: 52 P: 80 ERA: 11.57 WHIP: 2.786															PITCHER				
Randy Moffitt, R ERA: 2.52 (5, 1)	IP: 1.1 WLS: 7 BF: 0 H: 0 R: 0 ER: 0 SO: 3 BB: 1 IBB: 0 HBP: 0 BLK: 0 WP: 0 HR: 16 S: 31 P: 0.00 WHIP: 0.750																			
John D'Acquisto, R ERA: 4.15 (7, 1)	IP: 2.0 WLS: 10 BF: 2 H: 2 R: 2 ER: 2 SO: 3 BB: 2 IBB: 0 HBP: 0 BLK: 0 WP: 0 HR: 27 S: 43 P: 9.00 WHIP: 2.000																			



Batter	1	2	3	4	5	6	7	8	9	AB	R	H	RBI	BB	SO	LOB	TOP					
Bobby Bonds, R OBP: 0.383, SLG: 0.561 (1, 9)	3-1 S 1B	1-2 CS 1B		1-1 F2		2-0 4-3		1-3 K	0-0 F7	6	1	2	0	0	1	3						
Tito Fuentes, S OBP: 0.329, SLG: 0.360 (1, 4)	4-2 1B 1B BB	3-3 K		2-2 1-2 HBP			2-2 SF8 HBP	1-0 HBP		1	2	0	0	1	1	1						
Garry Maddox, R OBP: 0.347, SLG: 0.450 Jim Howarth, L OBP: 0.286, SLG: 0.241 (1, 8) (9, 8)	0-0 BB 1B		1-1 F3	0-1 F7			1-1 E7 1B	0-0 F8		5	1	1	1	0	0	6						
Willie McCovey, L OBP: 0.426, SLG: 0.553 Gary Thomsom, L OBP: 0.345, SLG: 0.414 (7, PR) (7, 3)	3-3 K		1-0 2-3		2-2 4-3		4-0 1B IBB	2-1 4-3		3	0	0	0	1	1	2						
Gary Matthews, R OBP: 0.368, SLG: 0.444 (1, 7)	2-3 K		1-3 K		1-0 F4		1-2 SF8	2-0 F3		4	0	0	1	0	2	2						
Chris Speier, R OBP: 0.338, SLG: 0.364 (1, 6)	1-2 BB 1B			1-1 F8	4-1 FC5-4 BB		3-H 3-2 1-2 2-H 1B	0-0 HR		4	1	3	2	1	0	0						
Dave Kingman, R OBP: 0.280, SLG: 0.500 (1, 5)	4-1 1-2 2-3 3-H BB			4-2 1B E BB	0-2 FC5-4		0-0 F4	4-0 HR BB		2	2	0	1	3	0	3						
Chris Arnold, R OBP: 0.396, SLG: 0.400 Elias Sosa, R OBP: 0.214, SLG: 0.083 Steve Ontiveros, S OBP: 0.357, SLG: 0.571 Don McMahon, R (9, 1)	0-3 K			1-0 E 1B		3-2 4-3	1-0 F8	0-2 1-H HR		4	0	1	0	0	1	5						
Jim Barr, R OBP: 0.179, SLG: 0.172 Dave Rader, L OBP: 0.325, SLG: 0.330 (1, 1) (7, 2)			0-0 F2	1-3 FC HBP		0-2 G3	0-1 F8 HBP 1B	0-0 3-1		3	0	0	0	0	0	1						
Inning Stats	R: 2 E: 0 K: 3 S: 18	H: 3 LOB: 3 BB: 2 P: 35	R: 0 E: 0 K: 1 S: 7	H: 1 LOB: 0 BB: 0 P: 11	R: 0 E: 0 K: 1 S: 6	H: 0 LOB: 0 BB: 0 P: 9	R: 1 E: 1 K: 0 S: 12	H: 1 LOB: 3 BB: 1 P: 21	R: 0 E: 0 K: 0 S: 8	H: 0 LOB: 1 BB: 0 P: 15	R: 0 E: 0 K: 0 S: 7	H: 0 LOB: 0 BB: 0 P: 12	R: 2 E: 1 K: 0 S: 12	H: 1 LOB: 2 BB: 1 P: 24	R: 0 E: 0 K: 1 S: 8	H: 1 LOB: 0 BB: 0 P: 12	R: 3 E: 0 K: 0 S: 7	H: 2 LOB: 0 BB: 1 P: 13	1B: 7 2B: 0 3B: 0 HR: 2	SF: 1 SAC: 0 DP: 0 HBP: 3	WP: 0 PB: 0 CS: 1	PA: 46
PITCHER	IP WLS BF H R ER SO BB IBB HBP BLK WP HR S P ERA WHIP	IP WLS BF H R ER SO BB IBB HBP BLK WP HR S P ERA WHIP																				
Steve Arlin, R ERA: 5.13 (1, 1)	0.2 7 3 2 2 2 2 0 0 0 0 0 0 15 32 27.00 7.500																					
Mike Corkins, R ERA: 4.45 (8, 1)	7.0 32 4 3 1 4 2 1 3 0 0 0 0 61 103 1.29 0.857																					
Mike Caldwell, L ERA: 3.74 (9, 1)	0.1 L 3 1 2 2 0 1 0 0 0 0 1 2 8 54.00 6.000																					
Frank Snook, R ERA: 3.52 Gary Ross, R ERA: 5.22 (9, 1)	0.2 3 1 1 1 0 0 0 0 0 0 0 1 5 5 13.50 1.500																					

San Francisco Giants @ San Diego Padres
San Diego Stadium, San Diego, CA
Thu Sep 13 1973, 10:05 PM EDT
Att: 2,586 - Unknown

AB	36
R	8
H	9
RBI	7
BB	6
SO	6
LOB	25



Batter	1	2	3	4	5	6	7	8	9	AB	R	H	RBI	BB	SO	LOB	BOTTOM					
Derrel Thomas, S OBP: 0.305, SLG: 0.263 (1, 6)	1-2 F8	1-0 L6			0-1 S 1B		1-0 6-3	3-2 6-3		5	0	1	0	0	0	1						
Johnny Grubb, L OBP: 0.368, SLG: 0.438 (1, 8)	1-0 2B HR 1B		1-1 F7		1-3 K		1-1 4-3	0-0 L4		5	1	1	0	0	1	1						
Dave Roberts, R OBP: 0.317, SLG: 0.475 (1, 5)	0-2 HR 2B		0-0 6-3		0-1 5-3		0-0 1B	1-3 K		5	1	2	0	0	1	1						
Cito Gaston, R OBP: 0.290, SLG: 0.414 (1, 9)	1-1 HR		3-1 5-3		1-0 4-3		0-0 1-3	0-3 K		5	1	1	3	0	1	1						
Leron Lee, L OBP: 0.304, SLG: 0.298 (1, 7)	3-3 K			0-1 F8		0-0 E8 1B FC6-4 1B		1-0 F4		4	1	1	0	0	1	0						
Fred Kendall, R OBP: 0.314, SLG: 0.391 (1, 2)	0-2 FC6-4 1B			0-0 1B		0-0 FC6-4 1B		0-0 2B 1B		4	1	4	0	0	0	0						
Ivan Murrell, R OBP: 0.199, SLG: 0.356 (1, 3)	0-0 FC6-4			0-1 G6-4-3 1B		0-1 FC6-4 1B		1-2 1B 2B		4	1	2	1	0	0	2						
Dave Hilton, R OBP: 0.253, SLG: 0.259 Dave Winfield, R OBP: 0.320, SLG: 0.385 Rich Morales, R OBP: 0.245, SLG: 0.194 (1, 4) (8, PH) (9, 4)			1-1 F8		0-0 G6-4-3		4-1 1-2 IBB	0-1 5-3		2	0	0	0	1	0	2						
Steve Arlin, R OBP: 0.241, SLG: 0.204 Mike Corkins, R OBP: 0.206, SLG: 0.533 Mike Caldwell, L OBP: 0.197, SLG: 0.143 Gene Lockery, S OBP: 0.286, SLG: 0.270 Frank Snook, R Gary Ross, R (1, 1) (1, 1) (8, 1) (8, PH) (9, 1) (9, 1)			1-0 F8		1-3 K		0-2 1-3	1-2 1B		0	0	0	0	0	0	0						
Inning Stats	R: 3 E: 0 K: 1 S: 16	H: 4 LOB: 1 BB: 0 P: 22	R: 0 E: 0 K: 0 S: 4	H: 0 LOB: 0 BB: 0 P: 7	R: 0 E: 0 K: 0 S: 5	H: 0 LOB: 0 BB: 0 P: 9	R: 0 E: 0 K: 0 S: 6	H: 2 LOB: 1 BB: 0 P: 6	R: 0 E: 0 K: 2 S: 10	H: 1 LOB: 1 BB: 0 P: 12	R: 1 E: 1 K: 0 S: 9	H: 2 LOB: 2 BB: 1 P: 14	R: 0 E: 0 K: 0 S: 5	H: 1 LOB: 1 BB: 0 P: 7	R: 2 E: 0 K: 0 S: 13	H: 3 LOB: 1 BB: 0 P: 19	R: 0 E: 0 K: 2 S: 7	H: 0 LOB: 0 BB: 0 P: 8	1B: 10 2B: 2 3B: 0 HR: 1	SF: 0 SAC: 0 DP: 1 HBP: 0	WP: 0 PB: 0 SB: 2 CS: 0	PA: 40
PITCHER	IP WLS BF H R ER SO BB IBB HBP BLK WP HR S P ERA WHIP	IP WLS BF H R ER SO BB IBB HBP BLK WP HR S P ERA WHIP																				
Jim Barr, R ERA: 3.55 (7, 1)	6.2 W 7 3 2 2 0 0 0 0 0 0 0 14 20 13.50 2.250																					
Elias Sosa, R ERA: 3.14 Don McMahon, R ERA: 1.52 (9, 1)	1.1 S 3 0 0 0 2 0 0 0 0 0 0 7 8 0.00 0.000																					

San Francisco Giants @ San Diego Padres
San Diego Stadium, San Diego, CA
Thu Sep 13 1973, 10:05 PM EDT
Att: 2,586 - Unknown

AB	39
R	6
H	13
RBI	6
BB	1
SO	5
LOB	12



Batter	1	2	3	4	5	6	7	8	9	AB	R	H	RBI	BB	SO	LOB	TOP					
Bobby Bonds, R OBP: 0.381, SLG: 0.555 (1, 9)										4	1	1	0	1	1	2	San Francisco Giants @ San Diego Padres San Diego Stadium, San Diego, CA Sat Sep 15 1973, 10:05 PM EDT Att: 5,376 - Unknown livebaseballscorecards.com					
Tito Fuentes, S OBP: 0.328, SLG: 0.357 (1, 4)										4	1	1	0	1	0	1						
Garry Maddox, R OBP: 0.344, SLG: 0.445 (1, 8)										5	0	1	1	0	1	1						
Willie McCovey, L OBP: 0.428, SLG: 0.551 (1, 3)										1	0	0	1	3	1	0						
Gary Matthews, R OBP: 0.368, SLG: 0.448 (1, 7)										4	0	1	0	0	2	3						
Chris Speier, R OBP: 0.338, SLG: 0.363 (1, 6)										2	1	0	0	2	0	3						
Dave Kingman, R OBP: 0.289, SLG: 0.516 Mike Phillips, L OBP: 0.269, SLG: 0.330 (8, 5)										2	2	1	2	2	1	1						
Dave Rader, L OBP: 0.325, SLG: 0.330 (1, 2)										3	0	1	1	0	0	3						
Tom Bradley, R OBP: 0.240, SLG: 0.236 Elias Sosa, R OBP: 0.200, SLG: 0.077 Don McMahon, R OBP: 0.343, SLG: 0.411 (9, 3)										3	0	0	0	0	2	2						
Inning Stats	R: 0 E: 0 K: 2 S: 7	H: 0 LOB: 0 BB: 0 P: 11	R: 0 E: 1 K: 0 S: 7	H: 0 LOB: 2 BB: 2 P: 18	R: 2 E: 0 K: 2 S: 16	H: 2 LOB: 1 BB: 1 P: 26	R: 0 E: 0 K: 1 S: 8	H: 1 LOB: 2 BB: 1 P: 15	R: 0 E: 0 K: 1 S: 7	H: 0 LOB: 1 BB: 1 P: 13	R: 2 E: 0 K: 1 S: 12	H: 1 LOB: 1 BB: 2 P: 24	R: 0 E: 0 K: 0 S: 5	H: 1 LOB: 1 BB: 1 P: 13	R: 1 E: 0 K: 0 S: 10	H: 0 LOB: 0 BB: 1 P: 15		R: 0 E: 0 K: 1 S: 9	H: 1 LOB: 0 BB: 0 P: 13	1B: 5 2B: 1 3B: 0 HR: 1	SF: 2 SAC: 0 DP: 3 HBP: 0	WP: 0 PB: 0 SB: 4 CS: 0
PITCHER	IP	WLS	BF	H	R	ER	SO	BB	IBB	HBP	BLK	WP	HR	S	P	ERA	WHIP					
Rich Troedson, L ERA: 4.48 (1, 1)	6.0	L	29	4	4	4	7	6	1	0	0	0	1	57	107	6.00	1.667					
Frank Snook, R ERA: 3.24 (7, 1)	2.0		8	1	1	0	0	2	0	0	0	0	0	15	28	0.00	1.500					
Gary Ross, R ERA: 5.15 (9, 1)	1.0	S	3	1	0	0	1	0	0	0	0	0	0	9	13	0.00	1.000					

Batter	1	2	3	4	5	6	7	8	9	AB	R	H	RBI	BB	SO	LOB	BOTTOM					
Jerry Morales, R OBP: 0.325, SLG: 0.422 (1, 7) (9, 8)										4	0	1	0	1	0	4	San Francisco Giants @ San Diego Padres San Diego Stadium, San Diego, CA Sat Sep 15 1973, 10:05 PM EDT Att: 5,376 - Unknown livebaseballscorecards.com					
Johnny Grubb, L OBP: 0.370, SLG: 0.443 Rich Morales, R OBP: 0.245, SLG: 0.194 (8, FR) (9, 4)										5	0	1	1	0	0	3						
Dave Roberts, R OBP: 0.315, SLG: 0.472 (1, 5)										5	0	1	0	0	2	4						
Nate Colbert, R OBP: 0.342, SLG: 0.434 (1, 3)										4	1	3	0	1	1	1						
Cito Gaston, R OBP: 0.287, SLG: 0.408 (1, 9)										5	0	1	0	0	3	6						
Fred Kendall, R OBP: 0.316, SLG: 0.393 (1, 2)										4	0	1	0	1	1	3						
Derrel Thomas, S OBP: 0.303, SLG: 0.262 (1, 6)										5	0	1	1	0	0	5						
Dave Hilton, R OBP: 0.254, SLG: 0.261 Leron Lee, L OBP: 0.303, SLG: 0.294 (8, PH) (9, 7)										3	0	0	0	0	0	5						
Rich Troedson, L OBP: 0.194, SLG: 0.171 Dave Winfield, R OBP: 0.316, SLG: 0.381 Frank Snook, R OBP: 0.292, SLG: 0.275 Gary Ross, R ERA: 1.46 (9, 1)										2	0	1	0	0	1	2						
Inning Stats	R: 0 E: 0 K: 2 S: 13	H: 1 LOB: 1 BB: 0 P: 18	R: 0 E: 1 K: 1 S: 12	H: 0 LOB: 1 BB: 0 P: 16	R: 0 E: 0 K: 0 S: 16	H: 1 LOB: 3 BB: 2 P: 29	R: 0 E: 1 K: 1 S: 10	H: 1 LOB: 2 BB: 0 P: 13	R: 1 E: 0 K: 0 S: 12	H: 3 LOB: 3 BB: 1 P: 19	R: 0 E: 0 K: 0 S: 8	H: 0 LOB: 0 BB: 0 P: 14	R: 0 E: 0 K: 1 S: 10	H: 2 LOB: 2 BB: 0 P: 13	R: 1 E: 0 K: 1 S: 14	H: 2 LOB: 1 BB: 1 P: 21		R: 0 E: 0 K: 2 S: 11	H: 1 LOB: 1 BB: 0 P: 15	1B: 9 2B: 2 3B: 0 HR: 0	SF: 0 SAC: 0 DP: 1 HBP: 0	WP: 0 PB: 0 SB: 0 CS: 0
PITCHER	IP	WLS	BF	H	R	ER	SO	BB	IBB	HBP	BLK	WP	HR	S	P	ERA	WHIP					
Tom Bradley, R ERA: 3.73 (1, 1)	6.0	W	31	8	1	1	4	3	0	0	0	0	0	75	115	1.50	1.833					
Elias Sosa, R ERA: 3.17 (7, 1)	2.0		9	3	1	1	2	1	0	0	0	0	0	23	32	4.50	2.000					
Don McMahon, R ERA: 1.46 (9, 1)	1.0	S	3	0	0	0	2	0	0	0	0	0	0	8	11	0.00	0.000					

Batter	1	2	3	4	5	6	7	8	9	AB	R	H	RBI	BB	SO	LOB	TOP					
Bobby Bonds, R OBP: 0.380, SLG: 0.552 (1, 9)	3-1 6-3		2-3 K	0-0 2H 1B		3-2 F9		0-1 L6		5	0	1	0	0	1	3						
Tito Fuentes, S OBP: 0.325, SLG: 0.354 (1, 4)	1-0 6-3		0-0 FC4-6 FC6-4		0-1 5-3		0-1 L6		0-0 5-3	5	0	0	0	0	0	1						
Gary Maddox, R OBP: 0.341, SLG: 0.440 (1, 8)	1-0 5-3		1-2 FC6-4		1-2 F9		2-1 1-3		2-3 K	5	0	0	0	0	1	1						
Gary Matthews, R OBP: 0.366, SLG: 0.446 (1, 7)		1-0 3-1		0-1 6-3		0-3 K		3-2 F3		2-2 1B 1B	5	0	1	0	0	1	0					
Gary Thomasson, L OBP: 0.353, SLG: 0.420 (1, 3)	1-0 HR 1B		1-1 G3		1-0 HR 1B		0-2 G3 3B 1B		2-1 FC5-4 1B	5	3	4	0	0	0	0						
Dave Kingman, R OBP: 0.298, SLG: 0.540 (1, 5)	0-0 1-H HR		4-0 E 2B BB		3-2 HR		4-2 G3 3B BB		0-0 FC5-4 1B	3	4	2	4	2	0	2						
Mike Phillips, L OBP: 0.266, SLG: 0.326 (1, 6)	0-0 4-3		0-0 E3 2B E		0-2 SH1-4 1B		1-1 G3			4	1	1	0	0	0	3						
Dave Rader, L OBP: 0.326, SLG: 0.339 (1, 2)	1-0 4-3		3-2 E 2B		2-2 F8		0-0 3B			4	1	2	3	0	0	1						
Ron Bryant, S OBP: 0.227, SLG: 0.159 Randy Moffitt, R OBP: 0.063, SLG: 0.063 (6, 1)			4-2 FC4-6 BB		0-0 E9 1B 1B		0-1 SH1-4		0-0 G3	1	0	1	2	1	0	0						
Inning Stats	R: 0 E: 0 K: 0 S: 4	H: 0 LOB: 0 BB: 0 P: 9	R: 2 E: 0 K: 0 S: 5	H: 2 LOB: 0 BB: 0 P: 8	R: 0 E: 0 K: 1 S: 10	H: 0 LOB: 1 BB: 1 P: 17	R: 3 E: 2 K: 0 S: 10	H: 3 LOB: 2 BB: 1 P: 18	R: 0 E: 0 K: 1 S: 8	H: 0 LOB: 0 BB: 0 P: 9	R: 2 E: 0 K: 0 S: 15	H: 3 LOB: 1 BB: 0 P: 24	R: 0 E: 0 K: 0 S: 7	H: 0 LOB: 0 BB: 0 P: 12	R: 2 E: 0 K: 0 S: 11	H: 2 LOB: 1 BB: 0 P: 16	R: 0 E: 0 K: 1 S: 10	H: 2 LOB: 2 BB: 0 P: 16	1B: 8 2B: 1 3B: 1 HR: 2	SF: 0 SAC: 1 DP: 0 HBP: 0	WP: 0 PB: 0 SB: 0 CS: 0	PA: 42
PITCHER	IP	WLS	BF	H	R	ER	SO	BB	IBB	HBP	BLK	WP	HR	S	P	ERA	WHIP					
Bill Greif, R ERA: 3.3 Gary Ross, R ERA: 5.09 Frank Snook, R ERA: 3.76 Mike Caldwell, L ERA: 3.67	(1, 1)	5.0	L	25	8	7	4	2	2	0	0	0	0	2	44	72	7.20	2.000				

San Francisco Giants @ San Diego Padres
San Diego Stadium, San Diego, CA
Sun Sep 16 1973, 6:33 AM EDT
Att: 7,815 - Unknown

livebaseballscores.com

GIANTS

AB	38
R	9
H	12
RBI	9
BB	3
SO	3
LOB	12

Batter	1	2	3	4	5	6	7	8	9	AB	R	H	RBI	BB	SO	LOB	BOTTOM					
Jerry Morales, R OBP: 0.325, SLG: 0.420 Ivan Murrell, R OBP: 0.212, SLG: 0.390 (8, 8)	2-0 2B 1B		0-3 K		2-3 K		1-1 F8		1-2 HR	4	1	1	0	0	2	1						
Rich Morales, R OBP: 0.256, SLG: 0.204 (1, 6)	2-1 1B 1B		2-2 1B		4-1 BB		4-1 FC5-4 BB		0-0 5-3	3	1	2	1	2	0	0						
Dave Roberts, R OBP: 0.313, SLG: 0.468 (1, 5)	1-2 F6		0-3 K		2-0 F8		2-2 F3		2-1 FC5-4	4	0	0	0	0	1	5						
Nate Colbert, R OBP: 0.341, SLG: 0.432 (1, 3)	2-2 1B 2-3 1B		2-2 6-3		1-1 F3		2-1 FC5-4			4	0	1	0	0	0	2						
Cito Gaston, R OBP: 0.286, SLG: 0.413 (1, 9)	0-3 K		0-1 F9		3-2 HR		1-0 1-4-3			4	1	1	1	0	1	2						
Fred Kendall, R OBP: 0.316, SLG: 0.392 (1, 2)	2-0 S 1B		0-0 6-3		0-0 5-3		0-1 F6			4	0	1	1	0	0	0						
Dave Winfield, R OBP: 0.308, SLG: 0.369 (1, 7)	1-3 3-H K		1-3 K		1-2 4-3		2-3 K			4	0	0	0	0	3	2						
Dave Hilton, R OBP: 0.254, SLG: 0.266 (1, 4)		1-3 K		2-2 6-3		1-2 2B		1-0 6-3		4	0	1	0	0	1	0						
Bill Greif, R OBP: 0.164, SLG: 0.089 Gary Ross, R OBP: 0.275, SLG: 0.239 Enzo Hernandez, R OBP: 0.143 Frank Snook, R OBP: 0.206, SLG: 0.273 (6, PH)		4-2 1B BB		1-0 L9		2-3 K		0-1 G3		1	0	0	0	1	0	0						
Inning Stats	R: 2 E: 0 K: 2 S: 18	H: 4 LOB: 2 BB: 0 P: 30	R: 0 E: 0 K: 3 S: 16	H: 1 LOB: 2 BB: 1 P: 23	R: 0 E: 0 K: 1 S: 9	H: 0 LOB: 0 BB: 0 P: 13	R: 0 E: 0 K: 1 S: 7	H: 0 LOB: 1 BB: 1 P: 16	R: 1 E: 0 K: 1 S: 14	H: 2 LOB: 1 BB: 0 P: 21	R: 0 E: 0 K: 0 S: 9	H: 0 LOB: 1 BB: 1 P: 18	R: 0 E: 0 K: 1 S: 8	H: 0 LOB: 0 BB: 0 P: 11	R: 1 E: 0 K: 0 S: 7	H: 1 LOB: 0 BB: 0 P: 9	1B: 4 2B: 2 3B: 0 HR: 2	SF: 0 SAC: 0 DP: 0 HBP: 0	WP: 0 PB: 0 SB: 1 CS: 0	PA: 38		
PITCHER	IP	WLS	BF	H	R	ER	SO	BB	IBB	HBP	BLK	WP	HR	S	P	ERA	WHIP					
Ron Bryant, L ERA: 3.32 Randy Moffitt, R ERA: 2.47	(1, 1)	5.2	W	26	7	3	3	7	2	0	0	0	0	1	67	106	4.76	1.588				

San Francisco Giants @ San Diego Padres
San Diego Stadium, San Diego, CA
Sun Sep 16 1973, 6:33 AM EDT
Att: 7,815 - Unknown

livebaseballscores.com

SD

AB	35
R	4
H	8
RBI	4
BB	3
SO	9
LOB	13

Batter	1	2	3	4	5	6	7	8	9	AB	R	H	RBI	BB	SO	LOB	TOP				
Bobby Bonds, R OBP: 0.377, SLG: 0.547 (1,9)	0-0 6-3		0-0 6-3			0-0 F7		0-0 1B		4	0	1	0	0	0	0	San Francisco Giants @ Los Angeles Dodgers Dodger Stadium, Los Angeles, CA Tue Sep 18 1973, 7:05 PM PDT Att: 25,491 - Unknown livebaseballscores.com				
Tito Fuentes, S OBP: 0.324, SLG: 0.355 (1,4)	0-0 1-3		0-0 5-3			0-0 2B		0-0 SF8		3	0	1	1	0	0	0					
Garry Maddox, R OBP: 0.339, SLG: 0.438 (1,8)	0-0 2B		0-0 5-3			0-0 5-3		0-0 F7		4	0	1	0	0	0	2					
Willie McCovey, L OBP: 0.423, SLG: 0.546 (1,3)	0-0 2B			0-0 P5		0-3 K		0-0 4-3		4	0	1	0	0	1	2					
Gary Matthews, R OBP: 0.370, SLG: 0.447 (1,7)	4-0 BB			0-0 4-3				0-0 L4		2	0	0	0	2	0	0					
Chris Speier, R OBP: 0.335, SLG: 0.358 (1,6)	0-0 1-3			0-3 K				4-0 FC6		3	0	0	0	1	2	4					
Dave Kingman, R OBP: 0.297, SLG: 0.528 (1,5)		4-0 CS			0-3 K			0-0 FC6		3	0	0	0	1	2	2					
Dave Rader, L OBP: 0.322, SLG: 0.333 (1,2)		0-3 K			0-0 6-3			0-0 F8		4	0	0	0	0	1	3					
Juan Marichal, R OBP: 0.243, SLG: 0.219 (8, PH)		0-3 K			0-0 5-3					2	0	0	0	0	1	0					
Chris Arnold, R OBP: 0.396, SLG: 0.422 (8, PH)										1	1	1	0	0	0	0					
Elias Sosa, R OBP: 0.200, SLG: 0.077 (8, 1)										0	0	0	0	0	0	0					
Inning Stats	R: 0 E: 0 K: 0 S: 5	H: 2 LOB: 3 BB: 1 P: 9	R: 0 E: 0 K: 2 S: 6	H: 0 LOB: 0 BB: 1 P: 10	R: 0 E: 0 K: 0 S: 3	H: 0 LOB: 0 BB: 0 P: 3	R: 0 E: 0 K: 1 S: 5	H: 0 LOB: 0 BB: 0 P: 5	R: 0 E: 0 K: 1 S: 6	H: 1 LOB: 1 BB: 0 P: 6	R: 0 E: 0 K: 0 S: 3	H: 0 LOB: 1 BB: 1 P: 7	R: 1 E: 0 K: 0 S: 5	H: 2 LOB: 1 BB: 0 P: 5	R: 0 E: 0 K: 2 S: 7	H: 0 LOB: 1 BB: 1 P: 11	1B: 3 2B: 3 3B: 0 HR: 0	SF: 1 SAC: 0 DP: 1 HBP: 0	WP: 0 PB: 0 SB: 1 CS: 1	PA: 35	
PITCHER	IP	WLS	BF	H	R	ER	SO	BB	IBB	HBP	BLK	WP	HR	S	P	ERA	WHIP				
Tommy John, L ERA: 3.08 (1, 1)	7.0	W	28	5	1	1	5	3	0	0	0	0	0	35	47	1.29	1.143				
Charlie Hough, R ERA: 2.7 (8, 1)	2.0	S	7	0	0	0	2	1	0	0	0	0	0	10	14	0.00	0.500				

Batter	1	2	3	4	5	6	7	8	9	AB	R	H	RBI	BB	SO	LOB	BOTTOM				
Davey Lopes, R OBP: 0.348, SLG: 0.344 (1,4)	0-0 F7		0-0 G5-4-3			0-0 P6		0-0 F8		4	0	0	0	0	0	6	San Francisco Giants @ Los Angeles Dodgers Dodger Stadium, Los Angeles, CA Tue Sep 18 1973, 7:05 PM PDT Att: 25,491 - Unknown livebaseballscores.com				
Bill Buckner, L OBP: 0.296, SLG: 0.350 (1,3)	0-0 F5			0-0 4-3		0-0 P6		0-0 1B		4	0	1	1	0	0	2					
Willie Davis, L OBP: 0.321, SLG: 0.451 (1,8)	0-0 1B			0-3 K		0-0 P3		0-0 4-3		4	0	1	0	0	1	5					
Joe Ferguson, R OBP: 0.370, SLG: 0.461 (1,2)	0-0 F8			0-0 1-3				4-0 1B		3	1	0	0	1	0	1					
Willie Crawford, L OBP: 0.396, SLG: 0.446 (1,7)		0-0 L5			0-0 F9			0-0 1B		3	1	1	0	1	0	0					
Ron Cey, R OBP: 0.337, SLG: 0.380 (1,5)		0-0 F9			0-0 5-3			0-0 FC		4	1	0	1	0	0	2					
Tom Paciorek, R OBP: 0.292, SLG: 0.348 (1,9)		0-0 5-3			0-0 F9			0-0 1B		3	0	0	0	0	0	2					
Bill Russell, R OBP: 0.300, SLG: 0.339 (1,6)			0-0 F7			0-0 SH		4-0 1B		2	0	1	0	1	0	0					
Tommy John, R OBP: 0.233, SLG: 0.214 (1, 1)			0-0 E6			0-0 SH		0-0 1B		2	0	1	1	0	0	0					
Charlie Hough, R OBP: 0.154, SLG: 0.154 (8, 1)								1-2 2-3 3-H		0	0	0	0	0	0	0					
Inning Stats	R: 0 E: 0 K: 0 S: 4	H: 1 LOB: 1 BB: 0 P: 4	R: 0 E: 0 K: 0 S: 3	H: 0 LOB: 0 BB: 0 P: 3	R: 0 E: 1 K: 0 S: 3	H: 0 LOB: 0 BB: 0 P: 3	R: 0 E: 0 K: 1 S: 5	H: 0 LOB: 0 BB: 0 P: 5	R: 0 E: 1 K: 0 S: 5	H: 1 LOB: 2 BB: 0 P: 5	R: 3 E: 0 K: 0 S: 7	H: 3 LOB: 3 BB: 2 P: 15	R: 0 E: 0 K: 0 S: 2	H: 0 LOB: 0 BB: 1 P: 6	1B: 5 2B: 1 3B: 0 HR: 0	SF: 0 SAC: 1 DP: 2 HBP: 0	WP: 0 PB: 0 SB: 1 CS: 0	PA: 33			
PITCHER	IP	WLS	BF	H	R	ER	SO	BB	IBB	HBP	BLK	WP	HR	S	P	ERA	WHIP				
Juan Marichal, R ERA: 3.76 (1, 1)	7.0	L	30	5	3	3	1	1	0	0	0	0	0	30	38	3.86	0.857				
Elias Sosa, R ERA: 3.14 (8, 1)	1.0		3	0	0	0	0	1	0	0	0	0	0	2	6	0.00	1.000				

Batter	1	2	3	4	5	6	7	8	9	AB	R	H	RBI	BB	SO	LOB	TOP								
Pete Rose, S OBP: 0.411, SLG: 0.439 (1, 7)	0-0 1B		0-0 4-3	0-0 6-3		0-0 4-3			0-0 3-1	5	0	1	0	0	0	3									
Joe Morgan, L OBP: 0.402, SLG: 0.480 (1, 4)	0-0 F8			0-0 HR	0-0 4-3		0-0 4-3		0-0 F7	5	1	1	1	0	0	1									
Dan Driessen, L OBP: 0.353, SLG: 0.392 (1, 5) (7, 3)	0-0 F7			0-0 FC4-6 1B 2B	0-0 1-3		0-3 K		0-0 1-3	5	1	1	0	0	1	1									
Tony Perez, R OBP: 0.383, SLG: 0.508 (1, 3) Denis Menke, R OBP: 0.374, SLG: 0.265 (7, 5)	0-3 K			0-0 FC4-6 1B	4-0 BB		0-0 F6			3	0	1	0	1	1	1									
Johnny Bench, R OBP: 0.348, SLG: 0.436 (1, 2) Hal King, L OBP: 0.310, SLG: 0.528 (4, PH) (4, 2)		0-0 6-3		0-3 K	0-0 3-1			4-0 BB BB		1	0	0	0	0	0	0									
Ken Griffey, L OBP: 0.435, SLG: 0.619 (1, 9)	0-0 4-3			0-0 FC4-6 2B		0-0 F7		0-3 K		4	1	0	0	0	1	3									
Cesar Geronimo, L OBP: 0.268, SLG: 0.298 (1, 8)	0-3 K			0-0 1B 2B		0-0 1B		0-0 F7		4	2	2	2	0	1	1									
Darrel Chaney, S OBP: 0.272, SLG: 0.222 (1, 6)			0-3 K	4-0 1B IBB		0-0 E9 1B		4-0 BB		2	0	1	0	2	1	0									
Fred Norman, S OBP: 0.100, SLG: 0.077 (1, 1)	0-0 F8		0-0 1B		0-0 F8		0-0 F5			4	0	1	1	0	0	3									
Inning Stats	R: 0 E: 0 K: 1 S: 6	H: 1 LOB: 1 BB: 0 P: 6	R: 0 E: 0 K: 1 S: 5	H: 0 LOB: 0 BB: 0 P: 5	R: 0 E: 0 K: 1 S: 5	H: 0 LOB: 0 BB: 0 P: 5	R: 4 E: 0 K: 1 S: 10	H: 5 LOB: 2 BB: 1 P: 14	R: 0 E: 0 K: 0 S: 3	H: 0 LOB: 1 BB: 1 P: 7	R: 1 E: 1 K: 0 S: 5	H: 2 LOB: 1 BB: 0 P: 5	R: 0 E: 0 K: 1 S: 5	H: 0 LOB: 0 BB: 0 P: 5	R: 0 E: 0 K: 1 S: 5	H: 0 LOB: 2 BB: 2 P: 13	R: 0 E: 0 K: 0 S: 3	H: 0 LOB: 0 BB: 0 P: 3	1B: 6 2B: 1 3B: 0 HR: 1	SF: 0 SAC: 0 DP: 0 HBP: 0	WP: 0 PB: 0 SB: 1 CS: 0	PA: 39			
PITCHER	IP	WLS	BF	H	R	ER	SO	BB	IBB	HBP	BLK	WP	HR	S	P	ERA	WHIP								
Tom Bradley, R ERA: 3.83 (1, 1)	3.2	L	18	6	4	4	4	0	0	0	0	0	1	25	29	9.82	1.636								
Don Carrithers, R ERA: 4.56 (4, 1)	4.1		18	2	1	0	2	3	0	0	0	0	0	19	31	0.00	1.154								
Jim Willoughby, R ERA: 5.03 (9, 1)	1.0		3	0	0	0	0	0	0	0	0	0	0	3	3	0.00	0.000								

Cincinnati Reds @ San Francisco Giants
Candlestick Park, San Francisco, CA
Wed Sep 19 1973, 10:05 PM EDT
Att: 6,556 - Unknown

AB	35
R	5
H	8
RBI	4
BB	4
SO	6
LOB	16



Batter	1	2	3	4	5	6	7	8	9	AB	R	H	RBI	BB	SO	LOB	BOTTOM								
Bobby Bonds, R OBP: 0.376, SLG: 0.544 (1, 9)	0-3 K		4-0 FC4-6 BB		0-0 F8			0-0 5-3		3	0	0	0	1	1	0									
Tito Fuentes, S OBP: 0.325, SLG: 0.355 (1, 4)	4-0 BB		0-0 FC4-6 1-2			0-0 6-3		0-0 BB		3	0	1	0	1	0	1									
Garry Maddox, R OBP: 0.337, SLG: 0.434 (1, 8)	0-0 F8		0-3 K			0-0 6-3		0-3 K		4	0	0	0	0	2	3									
Willie McCovey, L OBP: 0.422, SLG: 0.542 (1, 3)	0-3 K		0-0 F7			4-0 FC1-6-4 BB		0-0 4-3		3	0	0	0	1	1	2									
Gary Matthews, R OBP: 0.369, SLG: 0.445 (1, 7)		0-0 F9 WP SF9 1B		0-3 K		0-0 FC1-6-4 1-2		0-0 F3		4	1	1	0	0	1	1									
Chris Speier, R OBP: 0.333, SLG: 0.355 (1, 6)		0-0 F9		0-3 K		0-0 F5		0-3 K		4	0	0	0	0	2	1									
Dave Kingman, R OBP: 0.300, SLG: 0.526 (1, 5)		4-0 BB		0-0 F4		4-0 BB 8-3 BB				1	0	0	0	2	0	0									
Mike Sadek, R OBP: 0.259, SLG: 0.125 (1, 2)		0-0 SF9			0-0 F4		0-0 8-3			2	0	0	1	0	0	1									
Tom Bradley, R OBP: 0.237, SLG: 0.233 (1, 1) Don Carrithers, R OBP: 0.297, SLG: 0.267 (4, 1) Chris Arnold, R OBP: 0.389, SLG: 0.413 (6, PH) Jim Willoughby, R OBP: 0.214, SLG: 0.308 (9, 1)		0-0 F8			0-0 F8		0-0 F7			1	0	0	0	0	0	1									
Inning Stats	R: 0 E: 0 K: 2 S: 7	H: 0 LOB: 1 BB: 1 P: 11	R: 1 E: 0 K: 0 S: 4	H: 1 LOB: 1 BB: 1 P: 8	R: 0 E: 1 K: 1 S: 5	H: 0 LOB: 1 BB: 1 P: 9	R: 0 E: 0 K: 2 S: 7	H: 0 LOB: 0 BB: 0 P: 7	R: 0 E: 0 K: 0 S: 3	H: 0 LOB: 0 BB: 0 P: 3	R: 0 E: 0 K: 0 S: 3	H: 0 LOB: 1 BB: 1 P: 7	R: 0 E: 0 K: 0 S: 2	H: 0 LOB: 0 BB: 1 P: 6	R: 0 E: 0 K: 1 S: 6	H: 1 LOB: 1 BB: 0 P: 6	R: 0 E: 0 K: 1 S: 5	H: 0 LOB: 0 BB: 0 P: 5	1B: 2 2B: 1 3B: 0 HR: 0	SF: 1 SAC: 0 DP: 1 HBP: 0	WP: 1 PB: 0 SB: 0 CS: 0	PA: 33			
PITCHER	IP	WLS	BF	H	R	ER	SO	BB	IBB	HBP	BLK	WP	HR	S	P	ERA	WHIP								
Fred Norman, L ERA: 3.35 (1, 1)	9.0	W	33	2	1	1	7	5	0	0	0	1	0	42	62	1.00	0.778								

Cincinnati Reds @ San Francisco Giants
Candlestick Park, San Francisco, CA
Wed Sep 19 1973, 10:05 PM EDT
Att: 6,556 - Unknown

AB	27
R	1
H	2
RBI	1
BB	5
SO	7
LOB	10



Batter	1	2	3	4	5	6	7	8	9	AB	R	H	RBI	BB	SO	LOB	TOP										
Pete Rose, S OBP: 0.410, SLG: 0.440 (1, 7)	0-0 E 3B	0-0 6-3			0-0 F8		0-0 5-3		0-0 6-3	5	1	1	0	0	0	0	Cincinnati Reds @ San Francisco Giants Candlestick Park, San Francisco, CA Thu Sep 20 1973, 6:33 AM EDT Att: 4,076 - Unknown livebaseballscorecards.com										
Joe Morgan, L OBP: 0.405, SLG: 0.481 (1, 4)	1-0 F 6-3 HBP		0-0 F S SF8 1B		0-0 G3		0-0 S 1B		4-0 1B BB	3	2	2	0	1	0	0											
Tony Perez, R OBP: 0.393, SLG: 0.506 Ed Ambrister, R OBP: 0.333, SLG: 0.640 (9, PR)	0-0 6-3		0-0 F9		0-0 4-3		4-0 BB		0-0 1-3 1B	4	0	1	1	1	0	1											
Andy Kosco, R OBP: 0.342, SLG: 0.515 Ken Griffey, L OBP: 0.423, SLG: 0.600 (7, PH) (7, 9)	0-0 6-3		0-0 SF8		0-0 F8		0-0 F8		0-0 F9	2	0	0	1	0	0	0											
George Foster, R OBP: 0.360, SLG: 0.727 (1, 8)	4-0 1B BB		0-0 HR		0-0 F8		4-0 BB		4-0 BB	2	2	2	2	2	0	0											
Denis Menke, R OBP: 0.373, SLG: 0.266 Dan Driessen, L OBP: 0.352, SLG: 0.391 (8, PH) (8, 5)	0-0 1-2 1B		0-0 F4		0-0 F7		0-3 K		0-0 K	3	0	1	0	0	0	0											
Bill Plummer, R OBP: 0.272, SLG: 0.248 Bobby Tolan, L OBP: 0.252, SLG: 0.305 Clay Carroll, R OBP: 0.214, SLG: 0.214 (8, PH) (8, 1)	0-0 F4		0-0 F8		4-0 BB		0-0 K		0-0 K	2	0	0	0	1	0	2											
Darrel Chaney, S OBP: 0.376, SLG: 0.320 Phil Gasiano, R OBP: 0.218, SLG: 0.218 Roger Nelson, R OBP: 0.118, SLG: 0.118 Pedro Borbon, R OBP: 0.208, SLG: 0.308 Hal King, S OBP: 0.302, SLG: 0.514 (8, PH) (8, 2)		0-0 F4		0-0 4-3		0-0 6-3		0-0 F5		2	0	0	0	0	0	0											
Ross Grimsley, L OBP: 0.063, SLG: 0.063 Dick Baney, R OBP: 0.167, SLG: 0.167 Ed Crosby, L OBP: 0.287, SLG: 0.259 Larry Stahl, L OBP: 0.331, SLG: 0.352 (1, 1) (3, 1) (6, 6)		0-3 K		0-0 1-3		0-0 1-3		0-0 4-3		1	0	0	0	0	1	0											
Inning Stats	R: 2 E: 1 K: 0 S: 5	H: 2 LOB: 2 BB: 1 P: 10	R: 0 E: 0 K: 1 S: 5	H: 0 LOB: 0 BB: 0 P: 5	R: 2 E: 0 K: 0 S: 5	H: 2 LOB: 0 BB: 0 P: 5	R: 0 E: 0 K: 0 S: 3	H: 0 LOB: 0 BB: 0 P: 3	R: 0 E: 0 K: 0 S: 4	H: 1 LOB: 2 BB: 1 P: 8	R: 0 E: 0 K: 2 S: 7	H: 0 LOB: 1 BB: 1 P: 11	R: 0 E: 0 K: 0 S: 4	H: 1 LOB: 2 BB: 1 P: 8	R: 0 E: 0 K: 0 S: 4	H: 1 LOB: 2 BB: 1 P: 8		1B: 4 2B: 0 3B: 1 HR: 2	SF: 1 SAC: 0 DP: 0 HBP: 1	WP: 0 PB: 0 SB: 2 CS: 0	PA: 40						
PITCHER	IP	WLS	BF	H	R	ER	SO	BB	IBB	HBP	BLK	WP	HR	S	P	ERA	WHIP										
Ron Bryant, L ERA: 3.41 (1, 1)	6.2	W	30	6	5	5	1	3	0	1	0	0	2	28	41	6.75	1.350										
Randy Moffitt, R ERA: 2.46 (7, 1)	0.1		1	0	0	0	0	0	0	0	0	0	0	1	1	0.00	0.000										
Elias Sosa, R ERA: 3.08 (8, 1)	2.0	S	9	1	0	0	2	2	0	0	0	0	0	11	19	0.00	1.500										


Batter	1	2	3	4	5	6	7	8	9	AB	R	H	RBI	BB	SO	LOB	BOTTOM										
Bobby Bonds, R OBP: 0.376, SLG: 0.543 (1, 9)	0-0 BLK 1B		0-0 K		0-0 F4		0-0 F8			5	2	2	0	0	1	6	Cincinnati Reds @ San Francisco Giants Candlestick Park, San Francisco, CA Thu Sep 20 1973, 6:33 AM EDT Att: 4,076 - Unknown livebaseballscorecards.com										
Tito Fuentes, S OBP: 0.326, SLG: 0.354 (1, 4)	4-0 SH5-3 1B 8-2 BB		0-0 1B 1B 3B 1B	0-3 K		0-3 K		0-0 6-3		4	1	1	0	1	2	0											
Garry Maddox, R OBP: 0.339, SLG: 0.438 (1, 8)	0-0 SH5-3 1B		0-0 1B 3B 1B	0-0 2B		0-0 F7		0-0 F9		5	1	3	2	0	0	0											
Gary Matthews, R OBP: 0.370, SLG: 0.444 (1, 7)	0-0 SH5-3		0-0 3B 1B	4-0 BB		0-0 1-3		0-3 K		3	1	1	0	1	1	0											
Chris Speier, R OBP: 0.332, SLG: 0.358 (1, 6)	0-0 8-2		0-0 1B 3B	0-0 G5-4-3 BB				0-3 K		4	1	1	3	0	1	4											
Dave Kingman, R OBP: 0.303, SLG: 0.524 (1, 5)		0-3 K	0-0 6-3 4-3 1B		0-3 K		4-0 BB BB			3	1	1	1	1	2	0											
Steve Ontiveros, S OBP: 0.060, SLG: 0.500 Gary Thomasson, L OBP: 0.356, SLG: 0.423 (1, 3) (9, 3)		4-0 BB	0-0 4-3		0-0 F4		4-0 BB BB			2	0	0	0	2	0	1											
Mike Sadek, R OBP: 0.262, SLG: 0.137 Dave Rader, L OBP: 0.323, SLG: 0.333 (7, PH) (8, 2)		0-0 F8	0-0 6-3		0-0 1B		4-0 BB BB		0-0 1-2 BB	3	0	1	0	0	0	2											
Ron Bryant, S OBP: 0.240, SLG: 0.176 Randy Moffitt, R OBP: 0.093, SLG: 0.063 Willie McCovey, L OBP: 0.421, SLG: 0.540 Elias Sosa, R OBP: 0.200, SLG: 0.077 (1, 1) (7, 1) (7, PH) (8, 1)		0-3 K	0-0 3B		0-0 1B		0-0 F4			3	0	2	1	0	1	1											
Inning Stats	R: 1 E: 0 K: 0 S: 4	H: 2 LOB: 1 BB: 1 P: 8	R: 0 E: 0 K: 2 S: 7	H: 0 LOB: 1 BB: 1 P: 11	R: 6 E: 0 K: 1 S: 12	H: 7 LOB: 1 BB: 0 P: 12	R: 0 E: 0 K: 1 S: 5	H: 1 LOB: 1 BB: 1 P: 9	R: 0 E: 0 K: 1 S: 7	H: 2 LOB: 2 BB: 0 P: 7	R: 0 E: 0 K: 1 S: 5	H: 0 LOB: 0 BB: 3 P: 17	R: 0 E: 0 K: 1 S: 5	H: 0 LOB: 0 BB: 0 P: 5	R: 0 E: 0 K: 1 S: 5	H: 0 LOB: 0 BB: 0 P: 5		1B: 10 2B: 2 3B: 1 HR: 0	SF: 0 SAC: 1 DP: 2 HBP: 0	WP: 0 PB: 0 SB: 0 CS: 0	PA: 40						
PITCHER	IP	WLS	BF	H	R	ER	SO	BB	IBB	HBP	BLK	WP	HR	S	P	ERA	WHIP										
Ross Grimsley, L ERA: 3.2 (1, 1)	2.0		12	5	4	4	2	2	0	0	1	0	0	14	22	18.00	3.500										
Dick Baney, R ERA: 4.12 (3, 1)	3.0	L	16	7	3	3	3	1	0	0	0	0	0	21	25	9.00	2.667										
Roger Nelson, R ERA: 3.71 (6, 1)	1.1		6	0	0	0	2	2	0	0	0	0	0	8	16	0.00	1.500										
Pedro Borbon, R ERA: 2.07 (7, 1)	0.2		3	0	0	0	0	1	0	0	0	0	0	2	6	0.00	1.500										
Clay Carroll, R ERA: 3.87 (8, 1)	1.0		3	0	0	0	1	0	0	0	0	0	0	5	5	0.00	0.000										

Batter	1	2	3	4	5	6	7	8	9	AB	R	H	RBI	BB	SO	LOB	TOP										
Derrel Thomas, S (1, 6) OBP: 0.304, SLG: 0.267	0-0 6-3		0-3 K			0-0 F7	0-0 F5			4	0	0	0	0	1	2											
Gene Locklear, L (1, 7) OBP: 0.320, SLG: 0.325	0-0 S 1B			4-0 CS BB		0-0 F7		0-0 5-3		3	0	1	0	1	0	1											
Cito Gaston, R (1, 9) OBP: 0.289, SLG: 0.420	0-3 K			4-0 1-2 BB		0-0 1-H HR		0-0 F8		3	1	1	2	1	1	1											
Nate Colbert, R (1, 3) OBP: 0.340, SLG: 0.426	0-3 K			0-0 F9		4-0 2B BB		0-0 6-3		3	1	0	0	1	1	2											
Fred Kendall, R (1, 2) OBP: 0.323, SLG: 0.400		0-0 L6-3 1B		0-0 F7		0-0 1-H 2B		0-0 F8		4	0	2	1	0	0	1											
Ivan Murrell, R (1, 8) OBP: 0.220, SLG: 0.394	0-0 L6-3				0-0 F9	0-0 F6		0-3 K		4	0	0	0	0	1	2											
Dave Hilton, R (1, 5) OBP: 0.257, SLG: 0.271	0-0 F4				0-0 6-3		0-0 F8		0-0 6-3	4	0	0	0	0	0	0											
Rich Morales, R (1, 4) OBP: 0.257, SLG: 0.206			0-3 K		0-0 5-3					3	0	1	0	0	1	0											
Bill Greif, R (1, 1) OBP: 0.172, SLG: 0.102			0-3 K			0-0 HR 1B				3	1	1	0	0	2	1											
Mike Caldwell, R (8, 1) OBP: 0.167, SLG: 0.143										0	0	0	0	0	0	0											
Inning Stats	R: 0 E: 0 K: 2 S: 8	H: 1 LOB: 1 BB: 0 P: 8	R: 0 E: 0 K: 0 S: 3	H: 1 LOB: 0 BB: 3 P: 3	R: 0 E: 0 K: 3 S: 9	H: 0 LOB: 0 BB: 2 P: 9	R: 0 E: 0 K: 0 S: 2	H: 0 LOB: 1 BB: 2 P: 10	R: 0 E: 0 K: 0 S: 3	H: 0 LOB: 0 BB: 0 P: 3	R: 3 E: 0 K: 0 S: 6	H: 3 LOB: 1 BB: 1 P: 10	R: 0 E: 0 K: 1 S: 6	H: 1 LOB: 1 BB: 0 P: 6	R: 0 E: 0 K: 0 S: 3	H: 0 LOB: 0 BB: 0 P: 5	R: 0 E: 0 K: 1 S: 5	H: 0 LOB: 0 BB: 0 P: 5	1B: 4 2B: 2 3B: 0 HR: 1	SF: 0 SAC: 0 DP: 1 HBP: 0	WP: 0 PB: 0 CS: 1	PA: 34					
PITCHER	IP	WLS	BF	H	R	ER	SO	BB	IBB	HBP	BLK	WP	HR	S	P	ERA	WHIP										
Jim Barr, R (1, 1) ERA: 3.63	6.2	L	27	6	3	3	6	3	0	0	0	0	1	36	48	4.05	1.350										
Don McMahon, R (7, 1) ERA: 1.33	1.1		4	0	0	0	0	0	0	0	0	0	0	4	4	0.00	0.000										
Randy Moffitt, R (9, 1) ERA: 2.44	1.0		3	0	0	0	1	0	0	0	0	0	0	5	5	0.00	0.000										

San Diego Padres @ San Francisco Giants
Candlestick Park, San Francisco, CA
Fri Sep 21 1973, 10:05 PM EDT
Unknown

livebaseballscores.com

AB 31
R 3
H 6
RBI 3
BB 3
SO 7
LOB 10




Batter	1	2	3	4	5	6	7	8	9	AB	R	H	RBI	BB	SO	LOB	BOTTOM										
Bobby Bonds, R (1, 9) OBP: 0.374, SLG: 0.539	0-3 K		0-3 K			0-0 6-3		0-3 K		4	0	0	0	0	3	2											
Tito Fuentes, S (1, 4) OBP: 0.326, SLG: 0.354	0-0 G3			0-0 G6-3 1B		0-0 G3		0-0 G6-4-3		4	0	1	0	0	0	1											
Garry Maddox, R (1, 8) OBP: 0.340, SLG: 0.437	0-0 F8			0-0 G6-3 1-2		4-0 1B BB		0-0 WP SF8 1B		3	1	1	0	1	0	1											
Willie McCovey, L (1, 3) OBP: 0.422, SLG: 0.538		0-3 K		0-0 G3		0-0 1B		4-0 BB BB		3	0	1	0	1	1	0											
Gary Thomasson, L (9, PR) OBP: 0.356, SLG: 0.423						1-3 1B		1-3 BB BB		0	0	0	0	0	0	0											
Gary Matthews, R (1, 7) OBP: 0.369, SLG: 0.446		0-3 K			0-0 2B		0-3 K		0-0 SF8	3	0	1	1	0	2	2											
Chris Speier, R (1, 6) OBP: 0.332, SLG: 0.356		0-0 F8			0-0 F8		0-0 F8		4-0 3-H BB	3	0	0	0	1	0	1											
Dave Kingman, R (1, 5) OBP: 0.302, SLG: 0.520			0-0 SH1-4 1B		0-3 K		0-0 F8		0-3 K	4	0	1	0	0	2	3											
Dave Rader, L (1, 2) OBP: 0.323, SLG: 0.332				0-0 F9		4-0 IBB		0-0 F8		2	0	0	0	1	0	1											
Chris Arnold, R (9, PH) OBP: 0.382, SLG: 0.404								0-0 3-1		1	0	0	0	0	0	2											
Jim Barr, R (1, 1) OBP: 0.188, SLG: 0.182				0-0 SH1-4		0-0 F2				1	0	0	0	0	0	2											
Don McMahon, R (7, 1)										0	0	0	0	0	0	0											
Steve Ontiveros, S (8, PH) OBP: 0.428, SLG: 0.500								4-0 G6-4-3 BB		0	0	0	0	1	0	0											
Randy Moffitt, R (9, 1) OBP: 0.063, SLG: 0.063				1-2						0	0	0	0	0	0	0											
Inning Stats	R: 0 E: 0 K: 1 S: 5	H: 0 LOB: 0 BB: 0 P: 5	R: 0 E: 0 K: 2 S: 7	H: 0 LOB: 0 BB: 0 P: 7	R: 0 E: 0 K: 1 S: 6	H: 1 LOB: 1 BB: 0 P: 6	R: 0 E: 0 K: 0 S: 3	H: 1 LOB: 0 BB: 0 P: 3	R: 0 E: 0 K: 1 S: 6	H: 1 LOB: 2 BB: 1 P: 10	R: 0 E: 0 K: 1 S: 3	H: 0 LOB: 0 BB: 0 P: 3	R: 0 E: 0 K: 1 S: 4	H: 0 LOB: 1 BB: 1 P: 8	R: 1 E: 0 K: 1 S: 6	H: 1 LOB: 2 BB: 2 P: 14	1B: 4 2B: 1 3B: 0 HR: 0	SF: 1 SAC: 1 DP: 2 HBP: 0	WP: 2 PB: 0 CS: 0	PA: 35							
PITCHER	IP	WLS	BF	H	R	ER	SO	BB	IBB	HBP	BLK	WP	HR	S	P	ERA	WHIP										
Bill Greif, R (1, 1) ERA: 3.18	7.0	W	27	4	0	0	6	2	1	0	0	0	0	36	48	0.00	0.857										
Mike Caldwell, L (8, 1) ERA: 3.63	2.0	S	8	1	1	1	2	2	0	0	0	1	0	10	18	4.50	1.500										

San Diego Padres @ San Francisco Giants
Candlestick Park, San Francisco, CA
Fri Sep 21 1973, 10:05 PM EDT
Unknown

livebaseballscores.com

AB 28
R 1
H 5
RBI 1
BB 5
SO 8
LOB 15



Batter	1	2	3	4	5	6	7	8	9	AB	R	H	RBI	BB	SO	LOB	TOP					
Derrel Thomas, S OBP: 0.303, SLG: 0.264 (1, 6)	0-0 6-3		0-3 K			4-0 WP BB BB	0-0 F8		0-0 F2	4	0	0	0	1	1	5						
Gene Locklear, L OBP: 0.324, SLG: 0.344 (1, 7)	0-3 K		0-3 K			4-0 WP BB				3	1	1	1	1	2	1						
Cito Gaston, R OBP: 0.286, SLG: 0.417 (1, 9)	0-3 K			0-0 5-3		0-0 F9			0-0 F4	4	0	0	0	0	1	2						
Nate Colbert, R OBP: 0.341, SLG: 0.432 (1, 3)		0-0 HR		4-0 BB		0-3 K			0-0 F8	3	1	1	1	1	1	2						
Ivan Murrell, R OBP: 0.215, SLG: 0.385 (1, 8)		0-3 K		0-3 K		0-3 K			0-0 5-3	4	0	0	0	0	3	3						
Dave Hilton, R OBP: 0.252, SLG: 0.266 (1, 5)		0-3 K		0-0 F4					0-0 F2	4	0	0	0	0	1	1						
Rich Morales, R OBP: 0.258, SLG: 0.204 (1, 4)		0-3 K		0-0 F3					0-0 5-3	2	0	0	0	1	1	0						
Dave Winfield, R OBP: 0.303, SLG: 0.293 (9, PH)										1	0	1	0	0	0	0						
Pat Corrales, R OBP: 0.275, SLG: 0.264 (1, 2)			0-0 1-3			0-0 F4			0-0 5-3	4	0	0	0	0	0	2						
Randy Jones, R OBP: 0.190, SLG: 0.171 (1, 1)			0-0 1B			0-0 F9			4-0 BB	2	0	1	0	0	0	0						
Leron Lee, L OBP: 0.303, SLG: 0.293 (7, PH)										1	0	0	0	0	1	2						
Vicente Romo, R OBP: 0.176, SLG: 0.125 (7, 1)										0	0	0	0	0	0	0						
Fred Kendall, R OBP: 0.324, SLG: 0.400 (9, PH)										0	0	0	0	1	0	0						
Inning Stats	R: 0 E: 0 K: 2 S: 7	H: 0 LOB: 0 BB: 0 P: 7	R: 1 E: 0 K: 3 S: 10	H: 1 LOB: 0 BB: 0 P: 10	R: 0 E: 0 K: 2 S: 8	H: 1 LOB: 1 BB: 0 P: 8	R: 0 E: 0 K: 1 S: 5	H: 0 LOB: 1 BB: 1 P: 9	R: 0 E: 0 K: 0 S: 3	H: 0 LOB: 0 BB: 0 P: 3	R: 0 E: 0 K: 2 S: 7	H: 0 LOB: 2 BB: 2 P: 15	R: 0 E: 1 K: 1 S: 6	H: 0 LOB: 2 BB: 1 P: 10	R: 1 E: 0 K: 0 S: 4	H: 1 LOB: 0 BB: 0 P: 4	R: 0 E: 0 K: 0 S: 4	H: 1 LOB: 2 BB: 1 P: 8	1B: 2 2B: 0 3B: 0 HR: 2	SF: 0 SAC: 0 DP: 0 HBP: 0	WP: 1 PB: 0 SB: 0 CS: 0	PA: 37
PITCHER John D'Acquisto, R ERA: 2.75 (1, 1)	IP: 9.0 WLS: W BF: 37 H: 4 R: 2 ER: 2 SO: 11 BB: 5 IBB: 0 HBP: 0 BLK: 0 WP: 1 HR: 2 S: 54 P: 74 ERA: 2.00 WHIP: 1.000															PITCHER	IP: 9.0 WLS: W BF: 37 H: 4 R: 2 ER: 2 SO: 11 BB: 5 IBB: 0 HBP: 0 BLK: 0 WP: 1 HR: 2 S: 54 P: 74 ERA: 2.00 WHIP: 1.000					

San Diego Padres @ San Francisco Giants
Candlestick Park, San Francisco, CA
Fri Sep 21 1973, 10:05 PM EDT
Att: 2,992 - Unknown

livebaseballscorecards.com

AB	32
R	2
H	4
RBI	2
BB	5
SO	11
LOB	18




Batter	1	2	3	4	5	6	7	8	9	AB	R	H	RBI	BB	SO	LOB	BOTTOM			
Bobby Bonds, R OBP: 0.373, SLG: 0.539 (1, 9)	0-3 K	0-0 1-4-3			0-0 F8		0-0 G3 SF4			4	1	1	0	0	1	1				
Tito Fuentes, S OBP: 0.325, SLG: 0.352 (1, 4)	4-0 2B BB	0-0 F9			0-0 F9		0-0 G3			3	1	0	0	1	0	2				
Garry Maddox, R OBP: 0.340, SLG: 0.438 (1, 8)	0-0 1B 2B		0-0 F9		0-0 F4		0-0 SF4			3	1	1	2	0	0	0				
Gary Matthews, R OBP: 0.370, SLG: 0.452 (1, 7)	0-0 G3 1B		0-0 F8		0-0 F4		0-0 F4			4	2	2	2	0	0	0				
Gary Thomasson, L OBP: 0.350, SLG: 0.415 (1, 3)	0-0 G3		0-0 4-3		0-0 4-3				0-0 F8	4	0	0	0	0	0	1				
Chris Speier, R OBP: 0.334, SLG: 0.360 (1, 6)	0-0 1B			0-0 2B		0-3 K		4-0 3B BB		2	0	2	1	0	0	0				
Mike Phillips, L OBP: 0.273, SLG: 0.323 (4, FR) (5, 6)	2H 1B									1	1	0	0	1	1	0				
Dave Kingman, R OBP: 0.302, SLG: 0.514 (1, 5)	0-0 F7			0-3 K		4-0 2B BB			0-0 F7	3	1	0	0	1	1	3				
Mike Sadek, R OBP: 0.292, SLG: 0.222 (1, 2)		4-0 1-4-3		0-0 F7		0-0 1H 2B			0-0 1H 3B	3	0	2	2	1	0	1				
John D'Acquisto, R OBP: 0.302, SLG: 0.514 (1, 1)		0-3 K		0-3 K		0-0 1-3			0-3 K	4	0	0	0	0	3	4				
Inning Stats	R: 3 E: 0 K: 1 S: 8	H: 3 LOB: 1 BB: 1 P: 12	R: 0 E: 0 K: 1 S: 5	H: 0 LOB: 1 BB: 1 P: 9	R: 0 E: 0 K: 0 S: 3	H: 0 LOB: 0 BB: 0 P: 3	R: 0 E: 0 K: 2 S: 8	H: 1 LOB: 1 BB: 0 P: 8	R: 0 E: 0 K: 0 S: 3	H: 0 LOB: 0 BB: 0 P: 3	R: 2 E: 0 K: 1 S: 7	H: 2 LOB: 1 BB: 1 P: 11	R: 1 E: 0 K: 0 S: 4	H: 1 LOB: 0 BB: 0 P: 4	R: 1 E: 0 K: 1 S: 6	H: 1 LOB: 1 BB: 1 P: 10	1B: 2 2B: 4 3B: 1 HR: 1	SF: 1 SAC: 0 DP: 0 HBP: 0	WP: 0 PB: 0 SB: 1 CS: 0	PA: 36
PITCHER Randy Jones, L ERA: 3.31 (1, 1)	IP: 6.0 WLS: L BF: 27 H: 6 R: 5 ER: 5 SO: 5 BB: 3 IBB: 0 HBP: 0 BLK: 0 WP: 0 HR: 1 S: 34 P: 46 ERA: 7.50 WHIP: 1.500															PITCHER	IP: 6.0 WLS: L BF: 27 H: 6 R: 5 ER: 5 SO: 5 BB: 3 IBB: 0 HBP: 0 BLK: 0 WP: 0 HR: 1 S: 34 P: 46 ERA: 7.50 WHIP: 1.500			
Vicente Romo, R ERA: 3.7 (7, 1)	IP: 2.0 WLS: 9 BF: 2 H: 2 R: 2 ER: 2 SO: 1 BB: 1 IBB: 0 HBP: 0 BLK: 0 WP: 0 HR: 0 S: 10 P: 14 ERA: 9.00 WHIP: 1.500															PITCHER	IP: 2.0 WLS: 9 BF: 2 H: 2 R: 2 ER: 2 SO: 1 BB: 1 IBB: 0 HBP: 0 BLK: 0 WP: 0 HR: 0 S: 10 P: 14 ERA: 9.00 WHIP: 1.500			

San Diego Padres @ San Francisco Giants
Candlestick Park, San Francisco, CA
Fri Sep 21 1973, 10:05 PM EDT
Att: 2,992 - Unknown

livebaseballscorecards.com

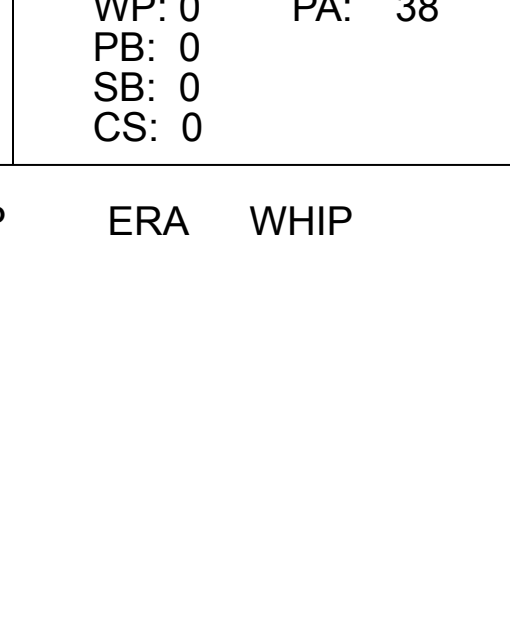
AB	31
R	7
H	8
RBI	7
BB	4
SO	6
LOB	12



Batter	1	2	3	4	5	6	7	8	9	AB	R	H	RBI	BB	SO	LOB	TOP			
Derrel Thomas, S (1, 6) OBP: 0.300, SLG: 0.261										5	0	0	0	0	2	3				
Gene Locklear, L (1, 7) OBP: 0.326, SLG: 0.345										5	1	2	0	0	1	3				
Cito Gaston, R (1, 9) OBP: 0.286, SLG: 0.415										4	0	1	0	0	0	3				
Nate Colbert, R (1, 3) OBP: 0.342, SLG: 0.432										4	1	2	1	0	0	3				
Fred Kendall, R (1, 2) OBP: 0.324, SLG: 0.399										4	0	1	0	0	0	2				
Ivan Murrell, R (1, 8) OBP: 0.216, SLG: 0.383										4	0	1	1	0	1	1				
Dave Hilton, R (1, 5) OBP: 0.253, SLG: 0.267										3	0	1	0	0	0	2	AB 37			
Leron Lee, L (8, PH) OBP: 0.302, SLG: 0.292										1	0	0	0	0	1	1	R 2			
Dwain Anderson, R (8, 5) OBP: 0.227, SLG: 0.128										0	0	0	0	0	0	0	H 9			
Rich Morales, R (1, 4) OBP: 0.254, SLG: 0.201										4	0	0	0	0	0	1	RBI 2			
Steve Arlin, R (1, 1) OBP: 0.231, SLG: 0.183										2	0	0	0	0	0	0	BB 1			
Dave Winfield, R (7, PH) OBP: 0.336, SLG: 0.391										1	0	1	0	0	0	0	SO 5			
Mike Caldwell, R (7, 1) OBP: 0.167, SLG: 0.143										0	0	0	0	0	0	0	LOB 19			
Johnny Grubb, L (8, PH) OBP: 0.371, SLG: 0.443										0	0	0	0	1	0	0				
Clay Kirby, R (8, PR) OBP: 0.118, SLG: 0.120										0	0	0	0	0	0	0				
Inning Stats	R: 2 E: 0 K: 1 S: 14	H: 4 LOB: 2 BB: 0 P: 18	R: 0 E: 0 K: 0 S: 5	H: 0 LOB: 0 BB: 0 P: 6	R: 0 E: 0 K: 0 S: 9	H: 1 LOB: 1 BB: 0 P: 16	R: 0 E: 0 K: 0 S: 3	H: 0 LOB: 0 BB: 0 P: 3	R: 0 E: 1 K: 1 S: 15	H: 1 LOB: 2 BB: 0 P: 21	R: 0 E: 0 K: 0 S: 8	H: 1 LOB: 1 BB: 0 P: 11	R: 0 E: 0 K: 2 S: 9	H: 1 LOB: 1 BB: 0 P: 14	R: 0 E: 0 K: 1 S: 8	H: 0 LOB: 1 BB: 1 P: 13	1B: 9 2B: 0 3B: 0 HR: 0	SF: 0 SAC: 0 DP: 0 HBP: 0	WP: 0 PB: 0 SB: 0 CS: 0	PA: 38
PITCHER	IP WLS BF H R ER SO BB IBB HBP BLK WP HR S P ERA WHIP																			
Juan Marichal, R (1, 1) ERA: 3.69	9.0 W 38 9 2 2 5 1 0 0 1 0 0 77 108 2.00 1.111																			

San Diego Padres @ San Francisco Giants
Candlestick Park, San Francisco, CA
Sat Sep 22 1973, 6:33 AM EDT
Att: 3,148 - Unknown

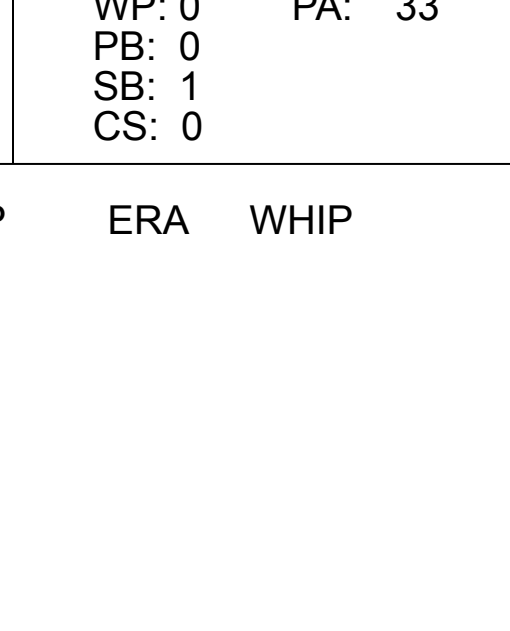
livebaseballscorecards.com



Batter	1	2	3	4	5	6	7	8	9	AB	R	H	RBI	BB	SO	LOB	BOTTOM			
Bobby Bonds, R (1, 9) OBP: 0.374, SLG: 0.540										4	2	2	0	0	0	0				
Tito Fuentes, S (1, 4) OBP: 0.326, SLG: 0.352										3	0	1	0	1	0	1				
Garry Maddox, R (1, 8) OBP: 0.341, SLG: 0.444										4	1	2	2	0	0	3				
Willie McCovey, L (1, 3) OBP: 0.422, SLG: 0.546										4	1	2	2	0	0	1				
Gary Thomasson, L (8, PR) OBP: 0.350, SLG: 0.415										0	0	0	0	0	0	0				
Gary Matthews, R (1, 7) OBP: 0.368, SLG: 0.448										4	0	0	0	0	0	2				
Dave Kingman, R (1, 5) OBP: 0.301, SLG: 0.509										3	0	0	0	1	1	2				
Mike Phillips, L (1, 6) OBP: 0.275, SLG: 0.354										3	1	1	1	0	0	1				
Mike Sadek, R (1, 2) OBP: 0.279, SLG: 0.211										3	0	0	0	0	1	1				
Juan Marichal, R (1, 1) OBP: 0.233, SLG: 0.209										3	0	0	0	0	0	1				
Inning Stats	R: 0 E: 0 K: 0 S: 6	H: 1 LOB: 1 BB: 0 P: 10	R: 0 E: 0 K: 0 S: 5	H: 0 LOB: 0 BB: 0 P: 9	R: 0 E: 0 K: 0 S: 6	H: 0 LOB: 0 BB: 0 P: 7	R: 1 E: 0 K: 0 S: 5	H: 1 LOB: 0 BB: 1 P: 13	R: 1 E: 0 K: 1 S: 9	H: 1 LOB: 0 BB: 0 P: 12	R: 2 E: 0 K: 0 S: 9	H: 2 LOB: 0 BB: 0 P: 14	R: 0 E: 0 K: 0 S: 7	H: 0 LOB: 1 BB: 1 P: 13	R: 1 E: 0 K: 1 S: 12	H: 3 LOB: 3 BB: 0 P: 19	1B: 4 2B: 2 3B: 0 HR: 3	SF: 0 SAC: 0 DP: 1 HBP: 0	WP: 0 PB: 0 SB: 1 CS: 0	PA: 33
PITCHER	IP WLS BF H R ER SO BB IBB HBP BLK WP HR S P ERA WHIP																			
Steve Arlin, R (1, 1) ERA: 5.1	6.0 L 23 5 4 4 1 1 0 0 0 0 0 3 40 6.00 1.000																			
Mike Caldwell, L (7, 1) ERA: 3.65	2.0 10 3 1 1 1 1 0 0 0 0 0 0 19 32 4.50 2.000																			

San Diego Padres @ San Francisco Giants
Candlestick Park, San Francisco, CA
Sat Sep 22 1973, 6:33 AM EDT
Att: 3,148 - Unknown

livebaseballscorecards.com



Batter	1	2	3	4	5	6	7	8	9	AB	R	H	RBI	BB	SO	LOB	TOP										
Derrel Thomas, S OBP: 0.299, SLG: 0.260 (1, 6)										5	1	1	0	0	0	3	San Diego Padres @ San Francisco Giants Candlestick Park, San Francisco, CA Sun Sep 23 1973, 6:33 AM EDT Att: 18,930 - Unknown										
Gene Locklear, L OBP: 0.326, SLG: 0.343 (1, 7)										4	1	1	0	1	0	1											
Dave Roberts, R OBP: 0.307, SLG: 0.465 (1, 5)										4	2	1	2	0	0	2											
Nate Colbert, R OBP: 0.344, SLG: 0.445 (1, 3)										4	3	2	4	1	1	0											
Cito Gaston, R OBP: 0.285, SLG: 0.412 (1, 9)										4	0	0	0	1	3	0											
Fred Kendall, R OBP: 0.324, SLG: 0.405 (1, 2)										5	1	2	3	0	1	0											
Ivan Murrell, R OBP: 0.221, SLG: 0.388 (1, 8)										5	1	2	0	0	0	2											
Dave Hilton, R OBP: 0.254, SLG: 0.268 (9, PH)										3	0	1	0	0	1	1											
Johnny Grubb, L OBP: 0.373, SLG: 0.445 (9, FR)										1	0	1	0	0	0	0											
Dwain Anderson, R OBP: 0.227, SLG: 0.128 (9, 6)										0	1	0	0	0	0	0											
Clay Kirby, R OBP: 0.311, SLG: 0.113 (8, 1)										3	0	0	0	0	2	2											
Mike Caldwell, R OBP: 0.167, SLG: 0.143 (8, 1)										0	0	0	0	0	0	0											
Mike Corkins, R OBP: 0.250, SLG: 0.533 (9, PH)										0	0	0	0	0	0	0											
Leron Lee, L OBP: 0.304, SLG: 0.294 (9, PH)										1	1	1	0	0	0	0											
Gary Ross, R OBP: 0.304, SLG: 0.294 (9, 1)										0	0	0	0	0	0	0											
Inning Stats	R: 2 E: 0 K: 1 S: 7	H: 2 LOB: 0 BB: 0 P: 7	R: 0 E: 0 K: 2 S: 7	H: 0 LOB: 0 BB: 0 P: 7	R: 0 E: 0 K: 1 S: 5	H: 0 LOB: 0 BB: 0 P: 5	R: 0 E: 0 K: 1 S: 5	H: 0 LOB: 0 BB: 0 P: 5	R: 1 E: 1 K: 0 S: 5	H: 1 LOB: 1 BB: 0 P: 5	R: 3 E: 0 K: 2 S: 12	H: 5 LOB: 2 BB: 0 P: 12	R: 1 E: 0 K: 1 S: 6	H: 1 LOB: 0 BB: 0 P: 6	R: 0 E: 0 K: 0 S: 3	H: 0 LOB: 0 BB: 0 P: 3	R: 4 E: 0 K: 0 S: 6	H: 3 LOB: 2 BB: 3 P: 18	1B: 7 2B: 1 3B: 0 HR: 4	SF: 1 SAC: 0 DP: 0 HBP: 0	WP: 3 PA: 43 PB: 0 SB: 3 CS: 0						
PITCHER	IP	WLS	BF	H	R	ER	SO	BB	IBB	HBP	BLK	WP	HR	S	P	ERA	WHIP										
Tom Bradley, R ERA: 3.94	(1, 1)	5.2	25	7	6	5	6	0	0	0	0	1	3	37	37	7.94	1.235										
Randy Moffitt, R ERA: 2.43	(6, 1)	0.1	2	1	0	0	1	0	0	0	0	1	0	4	4	0.00	3.000										
Don McMahon, R ERA: 1.55	(7, 1)	2.0	7	1	1	1	1	0	0	0	0	0	1	9	9	4.50	0.500										
Elias Sosa, R ERA: 3.33	(9, 1)	0.1	L	4	2	3	3	1	0	0	0	0	0	3	7	81.00	9.000										
Don Carrithers, R ERA: 4.7	(9, 1)	0.1	4	1	1	1	0	1	1	0	0	1	0	2	10	27.00	6.000										
Bobby Bonds, R OBP: 0.374, SLG: 0.539 (1, 9)																				5	1	2	1	0	0	0	
Tito Fuentes, S OBP: 0.329, SLG: 0.359 (1, 4)																					4	2	3	2	1	0	0
Garry Maddox, R OBP: 0.343, SLG: 0.445 (1, 8)																					4	0	2	0	1	0	1
Willie McCovey, L OBP: 0.422, SLG: 0.551 (1, 3)																					4	1	1	1	1	1	2
Gary Matthews, R OBP: 0.368, SLG: 0.448 (1, 7)																					5	2	2	0	0	1	5
Mike Phillips, L OBP: 0.276, SLG: 0.347 (8, PH)																					2	0	0	0	1	0	3
Chris Speier, R OBP: 0.334, SLG: 0.360 (9, 6)																					1	1	0	0	1	0	0
Dave Kingman, R OBP: 0.299, SLG: 0.507 (1, 5)																					5	1	1	1	0	1	2
Dave Rader, L OBP: 0.323, SLG: 0.332 (8, PH)																					3	0	1	1	0	0	0
Chris Arnold, R OBP: 0.393, SLG: 0.417 (9, 2)																					1	1	1	1	0	0	0
Mike Sadek, R OBP: 0.290, SLG: 0.211 (9, 2)																					0	0	0	0	1	0	0
Inning Stats	R: 1 E: 0 K: 0 S: 5	H: 2 LOB: 1 BB: 0 P: 5	R: 0 E: 0 K: 1 S: 5	H: 0 LOB: 0 BB: 0 P: 5	R: 0 E: 0 K: 0 S: 4	H: 1 LOB: 1 BB: 0 P: 4	R: 1 E: 0 K: 0 S: 5	H: 2 LOB: 2 BB: 1 P: 9	R: 0 E: 0 K: 0 S: 3	H: 1 LOB: 3 BB: 3 P: 15	R: 0 E: 0 K: 0 S: 3	H: 0 LOB: 0 BB: 0 P: 3	R: 0 E: 0 K: 2 S: 14	H: 0 LOB: 1 BB: 1 P: 18	R: 0 E: 0 K: 1 S: 5	H: 0 LOB: 1 BB: 1 P: 9	1B: 10 2B: 1 3B: 0 HR: 2	SF: 0 SAC: 0 DP: 0 HBP: 0	WP: 2 PA: 45 PB: 0 SB: 4 CS: 1								
PITCHER	IP	WLS	BF	H	R	ER	SO	BB	IBB	HBP	BLK	WP	HR	S	P	ERA	WHIP										
Clay Kirby, R ERA: 4.85	(1, 1)	7.0	32	8	4	4	1	4	0	0	0	0	0	3	7	54.00	9.000										
Mike Caldwell, L ERA: 3.52	(8, 1)	0.1	4	2	2	2	0	1	0	0	0	0	0	3	7	54.00	9.000										
Mike Corkins, R ERA: 4.57	(8, 1)	0.2	5	3	3	3	2	0	0	0	0	1	0	9	9	40.50	4.500										
Gary Ross, R ERA: 5.28	(9, 1)	1.0	W	4	0	0	0	1	0	0	0	0	0	5	9	0.00	1.000										



Batter	1	2	3	4	5	6	7	8	9	AB	R	H	RBI	BB	SO	LOB	TOP			
Bobby Bonds, R OBP: 0.375, SLG: 0.538 (1, 9)	0-0 6-3		0-0 F9			0-0 F8		0-0 1B		4	0	1	0	0	0	0	San Francisco Giants @ Houston Astros Astrodome, Houston, TX Tue Sep 25 1973, 8:05 PM EDT Att: 4,969 - Dome			
Tito Fuentes, S OBP: 0.330, SLG: 0.360 (1, 4)	0-0 F8 WP 2B		0-3 K			0-0 4-3		0-0 4-3		4	1	1	0	0	1	1				
Garry Maddox, R OBP: 0.344, SLG: 0.445 (1, 8)	0-0 F8 2-3			0-0 F2		0-0 1B		0-0 F8		4	0	1	0	0	0	1				
Willie McCovey, L OBP: 0.422, SLG: 0.549 (1, 3)	4-0 BB			0-0 G3		0-0 F9		0-0 F3		3	0	0	0	1	0	1				
Gary Matthews, R OBP: 0.366, SLG: 0.443 (1, 7)	0-3 K			0-0 F7			0-3 K		0-0 F4		4	0	0	0	0	2		1		
Chris Speier, R OBP: 0.333, SLG: 0.358 (1, 6)		0-0 6-3			0-0 1B		0-0 F5			3	0	1	0	0	0	0				
Dave Kingman, R OBP: 0.301, SLG: 0.500 (1, 5)		0-3 K		0-3 K		0-0 F7				3	0	0	0	0	2	1				
Dave Rader, L OBP: 0.321, SLG: 0.330 (1, 2)		0-0 F9			0-0 F8			0-0 F8		3	0	0	0	0	0	1				
John D'Acquisto, R (1, 1)			0-0 1-3					0-0 F8		2	0	0	0	0	0	1				
Jim Barr, R OBP: 0.188, SLG: 0.182 (6, PH)					0-0 5-3					0	0	0	0	0	0	0				
Gary Thomasson, L OBP: 0.346, SLG: 0.409 (8, PH)										1	0	0	0	0	0	0				
Randy Moffitt, R OBP: 0.063, SLG: 0.063 (8, 1)										0	0	0	0	0	0	0				
Inning Stats	R: 1 E: 0 K: 1 S: 6	H: 1 LOB: 1 BB: 1 P: 10	R: 0 E: 0 K: 1 S: 5	H: 0 LOB: 0 BB: 0 P: 5	R: 0 E: 0 K: 1 S: 5	H: 0 LOB: 0 BB: 0 P: 5	R: 0 E: 0 K: 0 S: 3	H: 0 LOB: 0 BB: 0 P: 3	R: 0 E: 0 K: 1 S: 4	H: 1 LOB: 1 BB: 0 P: 4	R: 0 E: 0 K: 1 S: 5	H: 0 LOB: 0 BB: 0 P: 5	R: 0 E: 0 K: 0 S: 4	H: 1 LOB: 1 BB: 0 P: 4	R: 0 E: 0 K: 0 S: 3	H: 0 LOB: 0 BB: 0 P: 3	1B: 3 2B: 1 3B: 0 HR: 0	SF: 0 SAC: 0 DP: 0 HBP: 0	WP: 1 PB: 0 SB: 0 CS: 0	PA: 32
PITCHER Tom Griffin, R ERA: 4.14 (1, 1)	IP: 9.0 WLS: W BF: 32 H: 4 R: 1 ER: 1 SO: 5 BB: 1 IBB: 0 HBP: 0 BLK: 0 WP: 1 HR: 0 S: 41 P: 45 ERA: 1.00 WHIP: 0.556															PITCHER				

Batter	1	2	3	4	5	6	7	8	9	AB	R	H	RBI	BB	SO	LOB	BOTTOM			
Greg Gross, L OBP: 0.300, SLG: 0.333 (1, 9)	0-0 4-3 E 1B		4-0 2B 4-3 1B BB		4-0 G4-6-3 BB	0-3 K		0-0 G3		3	2	1	0	2	1	3	San Francisco Giants @ Houston Astros Astrodome, Houston, TX Tue Sep 25 1973, 8:05 PM EDT Att: 4,969 - Dome			
Roger Metzger, S OBP: 0.304, SLG: 0.326 (1, 6)	0-0 4-3 1-3		0-0 4-3 1-2		0-0 G4-6-3 1-2		0-0 4-3 1B			4	1	1	0	0	0	3				
Cesar Cedeno, R OBP: 0.372, SLG: 0.532 (1, 8)	0-3 K		0-0 1B FC1-2 2B		0-0 5-3		0-0 F9			4	0	1	0	0	1	2				
Bob Watson, R OBP: 0.405, SLG: 0.453 (1, 7)	0-0 E5 1B		0-0 FC1-2 1B		0-0 FC1-2 1B	0-0 HR	0-0 4-3			4	1	2	2	0	0	1				
Doug Rader, R OBP: 0.308, SLG: 0.407 (1, 5)	0-0 1-2 1B		0-0 FC1-2 FC6-4		0-0 FC1-2 FC6-4	0-0 2B	0-0 1B			4	0	3	1	0	0	2				
Lee May, R OBP: 0.309, SLG: 0.480 (1, 3)	0-3 K		0-0 FC6-4		0-0 FC6-4	0-0 1B 2B	0-0 5-3			4	1	1	0	0	1	5				
Johnny Edwards, L OBP: 0.300, SLG: 0.359 (1, 2)		0-0 4-3		0-0 4-3		0-0 SH1 1B 1B		0-0 F6		4	0	1	1	0	0	0				
Gary Sutherland, R OBP: 0.260, SLG: 0.313 (1, 4)		0-3 K		0-0 F8		0-0 SH1 1B		0-0 K		4	0	2	0	0	1	0				
Tom Griffin, R OBP: 0.138, SLG: 0.286 (1, 1)		0-0 1-3		0-0 F7		0-0 SH1		0-3 K		3	0	0	0	0	1	1				
Inning Stats	R: 1 E: 1 K: 2 S: 10	H: 2 LOB: 2 BB: 0 P: 10	R: 0 E: 0 K: 1 S: 5	H: 0 LOB: 0 BB: 0 P: 5	R: 1 E: 0 K: 0 S: 5	H: 2 LOB: 2 BB: 1 P: 9	R: 0 E: 0 K: 0 S: 3	H: 0 LOB: 0 BB: 0 P: 3	R: 0 E: 0 K: 0 S: 2	H: 0 LOB: 0 BB: 1 P: 6	R: 2 E: 0 K: 1 S: 9	H: 5 LOB: 2 BB: 0 P: 9	R: 1 E: 0 K: 0 S: 5	H: 2 LOB: 1 BB: 0 P: 5	R: 0 E: 0 K: 1 S: 6	H: 1 LOB: 1 BB: 0 P: 6		1B: 7 2B: 4 3B: 0 HR: 1	SF: 0 SAC: 1 DP: 1 HBP: 0	WP: 0 PB: 0 SB: 1 CS: 0
PITCHER John D'Acquisto, R ERA: 3.24 (1, 1)	IP: 5.1 WLS: L BF: 24 H: 7 R: 4 ER: 3 SO: 3 BB: 2 IBB: 0 HBP: 0 BLK: 0 WP: 0 HR: 1 S: 28 P: 36 ERA: 5.06 WHIP: 1.688															PITCHER				
Jim Barr, R ERA: 3.64 (6, 1)	1.2 9 4 1 1 1 0 0 0 0 0 0 11 11 5.40 2.400																			
Randy Moffitt, R ERA: 2.4 (8, 1)	1.0 4 1 0 0 1 0 0 0 0 0 0 6 6 0.00 1.000																			



Batter	1	2	3	4	5	6	7	8	9	AB	R	H	RBI	BB	SO	LOB	TOP					
Bobby Bonds, R OBP: 0.373, SLG: 0.534 (1, 9)	1-3		K		F3		5-3			4	0	0	0	0	1	1	San Francisco Giants @ Houston Astros Astrodome, Houston, TX Wed Sep 26 1973, 8:05 PM EDT Att: 7,952 - Dome					
Tito Fuentes, S OBP: 0.328, SLG: 0.358 Bruce Miller, R OBP: 0.222, SLG: 0.125 (1, 4) (8, 4)	F3		5-3		F8			F7		4	0	0	0	0	0	1						
Garry Maddox, R OBP: 0.345, SLG: 0.445 (1, 8)	6-3		1B		F4			FC4-6 1B		4	0	2	0	0	0	1						
Gary Matthews, R OBP: 0.367, SLG: 0.444 Gary Thomsom, L OBP: 0.344, SLG: 0.407 (1, 7) (6, 7)		F9	1B		5-3 1B			FC4-6 1-2 1B		3	0	2	0	0	0	0						
Chris Speier, R OBP: 0.333, SLG: 0.357 (1, 6)	1B BB 1B		F9		F2			L5		4	0	1	0	0	0	4						
Steve Ontiveros, S OBP: 0.333, SLG: 0.375 (1, 3)		F9			5-3				4-3	4	0	0	0	0	0	2						
Dave Kingman, R OBP: 0.301, SLG: 0.495 (1, 5)		1B BB		K		L5			K	3	0	0	0	1	2	1						
Mike Sadek, R OBP: 0.289, SLG: 0.219 (1, 2)		1-2 2-3 1B		K					6-3	4	0	1	0	0	1	0						
Juan Marichal, R OBP: 0.240, SLG: 0.217 Jim Willoughby, R OBP: 0.260, SLG: 0.286 Jim Howarth, L OBP: 0.260, SLG: 0.236 Don Carrithers, R OBP: 0.267, SLG: 0.267 (1, 1) (5, 1) (7, PH) (7, 1)	5-3								K	2	0	1	0	0	0	3						
Inning Stats	R: 0 E: 0 K: 0 S: 3	H: 0 LOB: 0 BB: 0 P: 3	R: 0 E: 0 K: 0 S: 5	H: 2 LOB: 3 BB: 1 P: 9	R: 0 E: 0 K: 1 S: 7	H: 2 LOB: 2 BB: 0 P: 7	R: 0 E: 0 K: 2 S: 7	H: 0 LOB: 0 BB: 0 P: 7	R: 0 E: 0 K: 0 S: 4	H: 1 LOB: 1 BB: 0 P: 4	R: 0 E: 0 K: 0 S: 4	H: 1 LOB: 0 BB: 0 P: 4	R: 0 E: 0 K: 1 S: 5	H: 0 LOB: 0 BB: 0 P: 5	R: 0 E: 0 K: 0 S: 4	H: 1 LOB: 1 BB: 0 P: 4		R: 0 E: 0 K: 1 S: 5	H: 0 LOB: 0 BB: 0 P: 5	1B: 7 2B: 0 3B: 0 HR: 0	SF: 0 SAC: 0 DP: 0 HBP: 0	WP: 0 PB: 0 SB: 0 CS: 0
PITCHER Dave Roberts, L ERA: 2.85 (1, 1)	IP: 9.0 WLS: W BF: 35 H: 7 R: 0 ER: 0 SO: 5 BB: 1 IBB: 0 HBP: 0 BLK: 0 WP: 0 HR: 0 S: 44 P: 48 ERA: 0.00 WHIP: 0.889																					

Batter	1	2	3	4	5	6	7	8	9	AB	R	H	RBI	BB	SO	LOB	BOTTOM			
Greg Gross, L OBP: 0.353, SLG: 0.367 (1, 7)	FC5-4 1B		FC3-6 1B		3-1			CS BB		3	0	2	0	1	0	1	San Francisco Giants @ Houston Astros Astrodome, Houston, TX Wed Sep 26 1973, 8:05 PM EDT Att: 7,952 - Dome			
Roger Metzger, S OBP: 0.304, SLG: 0.327 (1, 6)	F7		FC3-6 1B		E 2B		CS		K	4	2	1	0	0	1	3				
Cesar Cedeno, R OBP: 0.373, SLG: 0.532 (1, 8)	F2		BB 1B		F7			S 5-3-2 1B		4	0	2	1	0	0	1				
Doug Rader, R OBP: 0.309, SLG: 0.408 (1, 5)	FC5-4		BB 1B		4-3 HR 1B			5-3-2 1-H		4	1	2	1	0	0	2				
Bob Gallagher, L OBP: 0.272, SLG: 0.336 (1, 9)		4-1	4-0 1B		4-3			F7		3	0	0	0	1	0	1				
Cliff Johnson, R OBP: 0.364, SLG: 0.700 (1, 3)		F8	K		HR			K		4	1	1	2	0	2	3				
Johnny Edwards, L OBP: 0.301, SLG: 0.360 Skip Jutze, R OBP: 0.276, SLG: 0.247 (1, 2) (5, 2)	6-3				SH1 1B			1B BB		2	0	1	0	0	0	0				
Gary Sutherland, R OBP: 0.278, SLG: 0.327 (1, 4)			FC3-6 1B		F8			6-3		4	1	2	0	0	0	1				
Dave Roberts, L OBP: 0.122, SLG: 0.146 (1, 1)			K		SH1			K		3	0	0	0	0	2	3				
Inning Stats	R: 0 E: 0 K: 0 S: 4	H: 1 LOB: 1 BB: 0 P: 4	R: 0 E: 0 K: 0 S: 3	H: 0 LOB: 0 BB: 0 P: 3	R: 2 E: 0 K: 2 S: 11	H: 4 LOB: 3 BB: 1 P: 15	R: 0 E: 0 K: 0 S: 4	H: 1 LOB: 1 BB: 0 P: 4	R: 3 E: 1 K: 1 S: 8	H: 3 LOB: 0 BB: 0 P: 8	R: 0 E: 0 K: 1 S: 4	H: 0 LOB: 0 BB: 1 P: 8	R: 0 E: 0 K: 1 S: 5	H: 1 LOB: 0 BB: 0 P: 5	R: 0 E: 0 K: 1 S: 6	H: 1 LOB: 2 BB: 1 P: 10		1B: 9 2B: 2 3B: 0 HR: 1	SF: 0 SAC: 1 DP: 1 HBP: 0	WP: 0 PB: 0 SB: 2 CS: 1
PITCHER Juan Marichal, R ERA: 3.82 Jim Willoughby, R ERA: 4.81 Don Carrithers, R ERA: 4.45 (1, 1) (5, 1) (7, 1)	IP: 4.2 WLS: L BF: 24 H: 9 R: 5 ER: 5 SO: 2 BB: 1 IBB: 0 HBP: 0 BLK: 0 WP: 0 HR: 1 S: 27 P: 31 ERA: 9.64 WHIP: 2.143																			

Batter	1	2	3	4	5	6	7	8	9	AB	R	H	RBI	BB	SO	LOB	TOP								
Bobby Bonds, R OBP: 0.370, SLG: 0.527 (1, 9)	1-3 K		0-3 K			1-2 1B 1B	3-2 F8		0-0 F4	5	1	1	0	0	2	1									
Mike Phillips, L OBP: 0.286, SLG: 0.375 (1, 6)	1-0 F8			3-3 K		0-2 1B 2B 1B		1-3 K		4	1	1	0	0	2	0									
Steve Ontiveros, S OBP: 0.324, SLG: 0.333 (1, 3)	2-3 K			3-2 6-3		1-2 2B 3-1 1B		3-3 K		4	1	1	1	0	2	0									
Garry Maddox, R OBP: 0.351, SLG: 0.460 Jim Howarth, L OBP: 0.296, SLG: 0.233 (8, PR) (8, 8)		1-0 HR		0-0 HR		1-0 3-1 2B		1-0 HBP		3	2	3	3	0	0	0									
Dave Kingman, R OBP: 0.295, SLG: 0.480 (1, 5)	1-3 K		1-3 K			1-3 3-1 BB		2-3 K		3	0	0	0	1	3	1									
Gary Thomasson, L OBP: 0.343, SLG: 0.411 (1, 7)	1-3 K			1-0 F7		0-0 3-1			0-1 2B	4	0	1	1	0	1	2									
Bruce Miller, R OBP: 0.217, SLG: 0.143 Jim Willoughby, R OBP: 0.200, SLG: 0.286 Chris Speier, R OBP: 0.334, SLG: 0.359 (1, 4) (6, 1) (9, PH)	1-3 K			0-0 F8		1-2 2-3 3-H 0-1		2-2 2B		3	0	0	0	0	1	2									
Mike Sadek, R OBP: 0.282, SLG: 0.212 Dave Rader, L OBP: 0.327, SLG: 0.340 (1, 2) (7, PH) (7, 2)			2-1 F7		3-2 F7		1-1 G4-6-3 HBP		1-1 F9	2	0	0	0	0	0	0									
Jim Barr, R OBP: 0.188, SLG: 0.182 John D'Acquisto, R (2, 1) Don Carrithers, R OBP: 0.250, SLG: 0.250 Chris Arnold, R OBP: 0.381, SLG: 0.389 (1, 1) (5, 1) (6, 4)			1-3 K		0-0 5-3		2-2 G4-6-3		2-0 1B	0	0	0	0	0	0	0									
Inning Stats	R: 0 E: 0 K: 2 S: 9	H: 0 LOB: 0 BB: 0 P: 13	R: 1 E: 0 K: 3 S: 10	H: 1 LOB: 0 BB: 0 P: 14	R: 0 E: 0 K: 2 S: 8	H: 0 LOB: 0 BB: 0 P: 11	R: 1 E: 0 K: 2 S: 11	H: 1 LOB: 0 BB: 0 P: 18	R: 0 E: 0 K: 0 S: 5	H: 0 LOB: 0 BB: 0 P: 9	R: 3 E: 0 K: 0 S: 16	H: 4 LOB: 2 BB: 1 P: 23	R: 0 E: 0 K: 0 S: 7	H: 0 LOB: 0 BB: 0 P: 13	R: 0 E: 0 K: 3 S: 9	H: 0 LOB: 1 BB: 0 P: 16	R: 1 E: 0 K: 0 S: 9	H: 3 LOB: 1 BB: 0 P: 14	1B: 4 2B: 3 3B: 0 HR: 2	SF: 0 SAC: 0 DP: 1 HBP: 2	WP: 0 PB: 0 SB: 0 CS: 0	PA: 37			
PITCHER	IP	WLS	BF	H	R	ER	SO	BB	IBB	HBP	BLK	WP	HR	S	P	ERA	WHIP								
Fred Norman, L ERA: 3.6 (1, 1)	5.1	W	22	6	5	5	9	0	0	0	0	0	2	54	79	8.44	1.125								
Roger Nelson, R ERA: 3.46 (6, 1)	0.2		3	0	0	0	0	1	0	0	0	0	0	5	9	0.00	1.500								
Dick Baney, R ERA: 2.93 (7, 1)	3.0	S	12	3	1	1	3	0	0	2	0	0	0	25	43	3.00	1.000								

San Francisco Giants @ Cincinnati Reds
Riverfront Stadium, Cincinnati, OH
Sat Sep 29 1973, 3:33 AM EDT
Att: 31,107 - Unknown

AB 34
R 6
H 9
RBI 6
BB 1
SO 12
LOB 8



Batter	1	2	3	4	5	6	7	8	9	AB	R	H	RBI	BB	SO	LOB	BOTTOM								
Pete Rose, S OBP: 0.402, SLG: 0.436 Bill Plummer, R OBP: 0.268, SLG: 0.227 (1, 7) (7, 2)	4-0 1B 1B BB	2-0 F7	2-3 K		1-1 F8	3-2 3-1		1-1 F5		4	1	0	0	1	1	5									
Joe Morgan, L OBP: 0.408, SLG: 0.497 Ed Crosby, L OBP: 0.282, SLG: 0.256 (1, 4) (4, 4)	1-2 1B 1B	0-0 2B	2-2 F9		2-3 K		1-2 4-3			3	2	2	0	0	0	1									
Dan Driessen, L OBP: 0.348, SLG: 0.387 (1, 3)	0-1 1B SF9	0-1 PB FC4-6	4-3		2-2 E4 1B	2-3 K				5	3	2	3	0	1	1									
Johnny Bench, R OBP: 0.345, SLG: 0.429 Ed Ambrister, R OBP: 0.237, SLG: 0.444 (1, 2) (7, 7)	3-2 1B	4-1 FC4-6		4-2 E PB BB		2-3 K	3-2 F9			2	1	1	1	2	1	1									
Ken Griffey, L OBP: 0.418, SLG: 0.565 (1, 9)	0-1 1B	2-2 FC4-6		0-0 E9 PB BB		2-1 WP 1B		2-0 G3		5	1	2	1	0	0	2									
Cesar Ceronimo, L OBP: 0.267, SLG: 0.311 (1, 8)	3-2 SF9	2-3 K		0-1 F5		0-1 WP 2B 1B		3-3 K		4	1	1	2	0	2	3									
Denis Menke, R OBP: 0.370, SLG: 0.272 (1, 5)	1-0 F2		4-2 2B WP BB		3-2 F6		3-1 1B 2B 2B		4-1 WP BB BB	3	2	1	2	2	0	3									
Darrel Chaney, S OBP: 0.269, SLG: 0.222 (1, 6)	1-1 5-3		2-2 WP 2B		2-3 F9		0-0 2B 2B		4-1 WP BB	4	1	2	1	1	0	3									
Fred Norman, S OBP: 0.119, SLG: 0.075 Roger Nelson, R OBP: 0.111, SLG: 0.111 Dick Baney, R OBP: 0.300, SLG: 0.222 (1, 1) (6, 1) (7, 1)		4-2 2B 2B BB		4-2 WP BB		1-2 F4		4-1 HBP		1	1	0	0	2	0	0									
Inning Stats	R: 3 E: 0 K: 0 S: 16	H: 4 LOB: 2 BB: 1 P: 29	R: 3 E: 0 K: 1 S: 13	H: 2 LOB: 1 BB: 2 P: 27	R: 2 E: 0 K: 1 S: 17	H: 1 LOB: 1 BB: 2 P: 31	R: 1 E: 1 K: 0 S: 13	H: 0 LOB: 1 BB: 1 P: 22	R: 0 E: 0 K: 1 S: 8	H: 0 LOB: 0 BB: 0 P: 12	R: 4 E: 1 K: 1 S: 18	H: 4 LOB: 1 BB: 0 P: 30	R: 0 E: 0 K: 1 S: 10	H: 0 LOB: 0 BB: 0 P: 16	R: 0 E: 0 K: 1 S: 9	H: 0 LOB: 3 BB: 2 P: 27	1B: 6 2B: 5 3B: 0 HR: 0	SF: 1 SAC: 0 DP: 0 HBP: 1	WP: 4 PB: 2 SB: 0 CS: 0	PA: 46					
PITCHER	IP	WLS	BF	H	R	ER	SO	BB	IBB	HBP	BLK	WP	HR	S	P	ERA	WHIP								
Jim Barr, R ERA: 3.81 (1, 1)	1.1	L	11	5	5	5	0	2	0	0	0	1	0	20	39	6.75	2.250								
John D'Acquisto, R ERA: 3.59 (2, 1)	2.2		15	2	4	2	2	4	0	0	0	1	0	39	70	6.75	2.250								
Don Carrithers, R ERA: 4.81 (5, 1)	1.1		8	3	4	3	2	0	0	0	0	1	0	21	34	20.25	2.250								
Jim Willoughby, R ERA: 4.68 (6, 1)	2.2		12	1	0	0	2	2	0	1	0	1	0	24	51	0.00	1.125								

San Francisco Giants @ Cincinnati Reds
Riverfront Stadium, Cincinnati, OH
Sat Sep 29 1973, 3:33 AM EDT
Att: 31,107 - Unknown

AB 36
R 13
H 11
RBI 10
BB 8
SO 6
LOB 23



Batter	1	2	3	4	5	6	7	8	9	AB	R	H	RBI	BB	SO	LOB	TOP										
Bobby Bonds, R OBP: 0.370, SLG: 0.530 (1, 9)										5	1	2	3	0	2	0	San Francisco Giants @ Cincinnati Reds Riverfront Stadium, Cincinnati, OH Sun Sep 30 1973, 3:33 AM EDT Att: 50,776 - Unknown livebaseballscorecards.com										
Tito Fuentes, S OBP: 0.328, SLG: 0.358 (1, 4)										4	1	1	0	1	1	0											
Gary Maddox, R OBP: 0.350, SLG: 0.460 Jim Howarth, L OBP: 0.258, SLG: 0.233 (1, 8) (9, 8)										5	0	1	0	0	0	5											
Willie McCovey, L OBP: 0.420, SLG: 0.546 (1, 3)										4	0	1	1	0	0	2											
Gary Thomasson, L OBP: 0.345, SLG: 0.413 (1, 7)										4	0	2	0	0	1	2											
Chris Speier, R OBP: 0.332, SLG: 0.356 (1, 6)										4	0	0	0	0	0	3											
Dave Kingman, R OBP: 0.300, SLG: 0.479 (1, 5)										1	1	0	0	3	1	0											
Dave Rader, L OBP: 0.326, SLG: 0.338 (1, 2)										3	1	0	0	1	0	3											
Ron Bryant, S OBP: 0.240, SLG: 0.179 Elias Sosa, R OBP: 0.188, SLG: 0.071 (1, 1) (7, 1)										3	0	1	0	0	1	0											
Inning Stats	R: 1 E: 0 K: 1 S: 10	H: 2 LOB: 1 BB: 0 P: 15	R: 0 E: 0 K: 1 S: 6	H: 0 LOB: 0 BB: 0 P: 9	R: 1 E: 1 K: 1 S: 16	H: 1 LOB: 1 BB: 0 P: 24	R: 2 E: 0 K: 0 S: 18	H: 3 LOB: 3 BB: 3 P: 34	R: 0 E: 0 K: 1 S: 11	H: 1 LOB: 2 BB: 1 P: 23	R: 0 E: 0 K: 1 S: 7	H: 0 LOB: 0 BB: 0 P: 8	R: 0 E: 0 K: 1 S: 8	H: 1 LOB: 1 BB: 0 P: 12	R: 0 E: 0 K: 0 S: 6	H: 0 LOB: 0 BB: 1 P: 12		R: 0 E: 0 K: 1 S: 6	H: 0 LOB: 0 BB: 0 P: 6	1B: 5 2B: 2 3B: 0 HR: 1	SF: 0 SAC: 0 DP: 2 HBP: 0	WP: 0 PB: 0 SB: 1 CS: 1	PA: 39				
PITCHER	IP	WLS	BF	H	R	ER	SO	BB	IBB	HBP	BLK	WP	HR	S	P	ERA	WHIP										
Jack Billingham, R ERA: 3.04 Pedro Borbon, R ERA: 2.16 (1, 1) (8, 1)	7.0	L	33	8	4	4	5	4	0	0	0	0	1	76	125	5.14	1.714										

Batter	1	2	3	4	5	6	7	8	9	AB	R	H	RBI	BB	SO	LOB	BOTTOM										
Pete Rose, S OBP: 0.401, SLG: 0.437 (1, 7)										4	1	1	0	0	0	0	San Francisco Giants @ Cincinnati Reds Riverfront Stadium, Cincinnati, OH Sun Sep 30 1973, 3:33 AM EDT Att: 50,776 - Unknown livebaseballscorecards.com										
Joe Morgan, L OBP: 0.406, SLG: 0.493 (1, 4)										4	0	0	0	0	1	1											
Dan Driessen, L OBP: 0.348, SLG: 0.385 Denis Menke, R OBP: 0.368, SLG: 0.270 (1, 5) (7, PH) (8, 5)										2	0	0	0	0	1	0											
Tony Perez, R OBP: 0.393, SLG: 0.527 (1, 3)										2	1	1	1	2	1	0											
Johnny Bench, R OBP: 0.345, SLG: 0.429 (1, 2)										4	1	1	0	0	1	2											
Andy Kosco, R OBP: 0.346, SLG: 0.568 (1, 9)										4	0	1	1	0	1	1											
Cesar Geronimo, L OBP: 0.267, SLG: 0.220 George Foster, R OBP: 0.349, SLG: 0.667 Ken Griffey, L OBP: 0.424, SLG: 0.570 Ed Crosby, L OBP: 0.282, SLG: 0.256 Larry Stahl, L OBP: 0.315, SLG: 0.333 (1, 8) (7, PH) (8, 8)										2	0	0	0	0	0	1											
Darrel Chaney, S OBP: 0.267, SLG: 0.220 George Foster, R OBP: 0.349, SLG: 0.667 Ken Griffey, L OBP: 0.424, SLG: 0.570 Ed Crosby, L OBP: 0.282, SLG: 0.256 Larry Stahl, L OBP: 0.315, SLG: 0.333 (1, 6) (7, PH) (7, PH) (8, 6) (9, PH)										0	0	0	0	0	0	0											
Jack Billingham, R OBP: 0.094, SLG: 0.097 Hal King, L OBP: 0.286, SLG: 0.465 Pedro Borbon, R OBP: 0.333, SLG: 0.333 (1, 1) (7, PH) (8, 1)										1	0	0	0	0	1	3											
Inning Stats	R: 0 E: 0 K: 1 S: 9	H: 0 LOB: 0 BB: 0 P: 10	R: 0 E: 0 K: 2 S: 8	H: 0 LOB: 0 BB: 0 P: 12	R: 0 E: 0 K: 2 S: 8	H: 0 LOB: 0 BB: 0 P: 13	R: 0 E: 0 K: 1 S: 8	H: 0 LOB: 0 BB: 0 P: 12	R: 0 E: 0 K: 0 S: 5	H: 0 LOB: 0 BB: 0 P: 8	R: 2 E: 0 K: 1 S: 15	H: 4 LOB: 3 BB: 1 P: 26	R: 1 E: 0 K: 0 S: 7	H: 1 LOB: 1 BB: 1 P: 14	R: 0 E: 0 K: 0 S: 5	H: 0 LOB: 0 BB: 0 P: 8		1B: 1 2B: 3 3B: 0 HR: 1	SF: 0 SAC: 0 DP: 0 HBP: 0	WP: 0 PB: 0 SB: 0 CS: 0	PA: 35						
PITCHER	IP	WLS	BF	H	R	ER	SO	BB	IBB	HBP	BLK	WP	HR	S	P	ERA	WHIP										
Ron Bryant, L ERA: 3.53 Elias Sosa, R ERA: 3.29 (1, 1) (7, 1)	6.2	W	25	3	2	2	7	2	0	0	0	0	0	18	93	2.70	0.750										