

San Francisco Giants - 1974

Batter	1	2	3	4	5	6	7	8	9	AB R H RBI BB SO LOB	TOP										
Greg Gross, L (1, 9) OBP: 0.750, SLG: 0.750	0-0 6-3 1B		0-0 6-3			0-0 1B			0-0 1B 1B	4 1 3 0 0 0 0											
Roger Metzger, S (1, 6) OBP: 0.250, SLG: 0.250	0-0 6-3 1-2			0-0 E5		0-0 F8			0-0 3-1 1B 1B	4 0 1 0 0 0 2											
Cesar Cedeno, R (1, 8)	0-0 6-3			0-0 F9		0-0 F9			0-0 F8	4 0 0 0 0 0 5											
Bob Watson, R (1, 7) OBP: 0.250, SLG: 0.250	0-0 F7			0-0 F9			0-3 K		0-0 3-1 1B	4 0 1 1 0 1 2											
Milt May, L (1, 2)		0-0 G3		0-0 4-3			0-0 E4		0-0 3-1	4 0 0 0 0 0 3											
Lee May, R (1, 3)		0-3 K			0-0 F9		0-0 G5-4-3		0-0 L7	4 0 0 0 0 1 3											
Doug Rader, R (1, 5) OBP: 0.333, SLG: 0.333		0-0 5-3			0-3 K			0-0 G6-4-3 1B		3 0 1 0 0 1 0											
Tommy Helms, R (1, 4) OBP: 0.333, SLG: 0.333			0-0 G1-6-3 1B		0-0 5-3			0-3 K		3 0 1 0 0 1 1											
Dave Roberts, L (1, 1)			0-0 G1-6-3			0-0 L9		0-0 G6-4-3		1 0 0 0 0 0 1											
Bob Gallagher, L (6, PH)										1 0 0 0 0 0 0											
Ken Forsch, R (6, 1)										0 0 0 0 0 0 0											
Cliff Johnson, R (8, PH)										1 0 0 0 0 0 1											
Jerry Johnson, R (8, 1)										0 0 0 0 0 0 0											
Inning Stats	R: 0 E: 0 K: 0 S: 4	H: 1 LOB: 1 BB: 0 P: 4	R: 0 E: 0 K: 1 S: 5	H: 0 LOB: 0 BB: 0 P: 5	R: 0 E: 0 K: 0 S: 3	H: 1 LOB: 0 BB: 0 P: 3	R: 0 E: 1 K: 0 S: 4	H: 0 LOB: 1 BB: 0 P: 4	R: 0 E: 0 K: 1 S: 5	H: 0 LOB: 0 BB: 0 P: 5	R: 0 E: 1 K: 1 S: 5	H: 0 LOB: 0 BB: 0 P: 5	R: 0 E: 0 K: 1 S: 5	H: 1 LOB: 0 BB: 0 P: 5	R: 1 E: 0 K: 0 S: 6	H: 3 LOB: 2 BB: 0 P: 6	1B: 7 2B: 0 3B: 0 HR: 0	SF: 0 SAC: 0 DP: 3 HBP: 0	WP: 0 PB: 0 SB: 0 CS: 0	PA: 33	
PITCHER	IP WLS BF H R ER SO BB IBB HBP BLK WP HR S P ERA WHIP																			PITCHER	IP WLS BF H R ER SO BB IBB HBP BLK WP HR S P ERA WHIP
Tom Bradley, R (1, 1) ERA: 1.08	8.1 W 31 7 1 1 4 0 0 0 0 0 0 39 39 1.08 0.840																				
Randy Moffitt, R (9, 1) ERA:	0.2 2 0 0 0 0 0 0 0 0 0 0 0 2 2 0.00 0.000																				

Houston Astros @ San Francisco Giants
Candlestick Park, San Francisco, CA

Fri Apr 05 1974, 6:33 AM EDT
Att. 17,527 - Unknown

livebaseballscorecards.com

AB	33
R	1
H	7
RBI	1
BB	0
SO	4
LOB	18



Batter	1	2	3	4	5	6	7	8	9	AB	R	H	RBI	BB	SO	LOB
Bobby Bonds, R OBP: 0.250, SLG: 0.250 (1, 9)	0-0 F8			0-0 5-3	0-0 HR 1B	0-0 4-3				4	1	1	0	0	0	3
Tito Fuentes, S OBP: 0.500, SLG: 0.500 Mike Phillips, L (8, 4)	0-0 F8			0-0 FC4-6 1B	0-0 HR 1B		0-0 4-3			4	1	2	0	0	0	0
Garry Maddox, R OBP: 0.250, SLG: 1.000 (1, 8)	0-0 L5			0-0 FC4-6 1B	0-0 HR 1B		0-0 F9			4	2	1	3	0	0	1
Gary Matthews, R OBP: 0.250, SLG: 0.250 (1, 7)		0-0 F9		0-0 1B 1B	0-0 L5-6		0-0 P3			4	1	1	0	0	0	0
Steve Ontiveros, S OBP: 0.500, SLG: 0.333 (1, 3)		0-0 F9		0-0 1B 1B		1-0 2B HBP		0-0 4-3		3	0	1	1	0	0	0
Dave Kingman, R OBP: 0.750, SLG: 1.000 (1, 5)		0-0 CS 1B		0-0 1B 1B		0-0 2B		0-3 K		4	0	3	1	0	1	0
Chris Speier, R OBP: 0.500, SLG: 0.667 (1, 6)		0-0 CS	4-0 BB	0-3 K		0-0 P3		0-0 2B		3	0	1	0	1	1	4
Ken Rudolph, R (1, 2)			0-0 G6-3		0-0 6-3	4-0 IBB		4-0 IBB		2	0	0	0	2	0	1
Tom Bradley, R Randy Moffitt, R (9, 1)			0-3 K		0-3 K	0-3 K		0-3 K		4	0	0	0	0	4	5

Inning Stats	R: 0	H: 0	E: 0	K: 0	S: 3	R: 0	H: 1	E: 0	K: 0	S: 3	R: 0	H: 0	E: 0	K: 1	S: 4	R: 2	H: 4	E: 0	K: 1	S: 9	R: 3	H: 3	E: 0	K: 1	S: 8	R: 0	H: 1	E: 0	K: 1	S: 6	R: 0	H: 0	E: 0	K: 0	S: 3	R: 0	H: 1	E: 0	K: 2	S: 8
	LOB: 0	BB: 0	P: 3	LOB: 0	BB: 0	P: 3	LOB: 0	BB: 1	P: 8	LOB: 2	BB: 0	P: 9	LOB: 0	BB: 0	P: 8	LOB: 3	BB: 1	P: 11	LOB: 0	BB: 0	P: 3	LOB: 2	BB: 1	P: 12	LOB: 0	BB: 0	P: 3	LOB: 2	BB: 1	P: 12	LOB: 0	BB: 0	P: 3	LOB: 2	BB: 1	P: 12	LOB: 0	BB: 0	P: 3	

PITCHER	IP	WLS	BF	H	R	ER	SO	BB	IBB	HBP	BLK	WP	HR	S	P	ERA	WHIP
Dave Roberts, L ERA: 9.0 (1, 1)	5.0	L	22	8	5	5	3	1	0	0	0	0	1	27	31	9.00	1.800
Ken Forsch, R ERA: (6, 1)	2.0		9	1	0	0	1	0	1	1	0	0	0	9	14	0.00	0.500
Jerry Johnson, R ERA: (8, 1)	1.0		5	1	0	0	2	0	1	0	0	0	0	8	12	0.00	1.000

BOTTOM

Houston Astros @ San Francisco Giants
Candlestick Park, San Francisco, CA

Fri Apr 05 1974, 6:33 AM EDT
Att. 17,527 - Unknown

AB	32
R	5
H	10
RBI	5
BB	3
SO	6
LOB	14

1B: 7	SF: 0	WP: 0	PA: 37
2B: 2	SAC: 0	PB: 0	
3B: 0	DP: 1	SB: 0	
HR: 1	HBP: 1	CS: 1	

PITCHER	IP	WLS	BF	H	R	ER	SO	BB	IBB	HBP	BLK	WP	HR	S	P	ERA	WHIP
Dave Roberts, L ERA: 9.0 (1, 1)	5.0	L	22	8	5	5	3	1	0	0	0	0	1	27	31	9.00	1.800
Ken Forsch, R ERA: (6, 1)	2.0		9	1	0	0	1	0	1	1	0	0	0	9	14	0.00	0.500
Jerry Johnson, R ERA: (8, 1)	1.0		5	1	0	0	2	0	1	0	0	0	0	8	12	0.00	1.000

Batter	1	2	3	4	5	6	7	8	9	AB R H RBI BB SO LOB	TOP		
Roger Metzger, S (1, 6) OBP: 0.500, SLG: 0.571	0-0 1B 2B 2B		4-0 BB		0-0 L4-6 1B		0-0 4-3			3 1 2 0 1 0 1			
Milt May, L (1, 2) OBP: 0.125, SLG: 0.125	0-0 2B 1B		0-0 F9		0-0 L4-6		0-0 F9			4 1 1 0 0 0 3			
Cesar Cedeno, R (1, 8) OBP: 0.125, SLG: 0.250	0-0 FC5-6 1-H 3-H 2B		0-0 B1		0-0 F7		0-0 F8			4 0 1 2 0 0 1			
Bob Watson, R (1, 7) OBP: 0.375, SLG: 0.286 Dave Campbell, R (8, 7)	0-0 FC5-6 CS 2-3		0-0 6-3		4-0 BB		0-0 1B			3 0 1 0 1 0 1 0 0 0 0 0 0 0			
Lee May, R (1, 3) OBP: 0.125, SLG: 0.125	0-3 K		0-0 FC6-4 1B		0-0 F8		0-0 5-3			4 0 1 0 0 1 3			
Doug Rader, R (1, 5) OBP: 0.143, SLG: 0.143	0-0 CS 1-2	0-3 K	0-3 K		0-0 F2		0-0 F5			4 0 0 0 0 2 2			
Ollie Brown, R (1, 9)		0-0 5-3	0-0 FC6-4 1-2f		0-0 4-3		0-0 6-3			4 0 0 0 0 0 1			
Tommy Helms, R (1, 4) OBP: 0.500, SLG: 0.667 Larry Milbourne, S (7, PR) (7, 4) Bob Gallagher, L (9, PH)		0-0 F5	0-0 1B SH2-4 1B		0-0 2B		0-0 F8			3 0 2 0 0 0 0 0 0 0 0 0 0 0 1 0 0 0 0 0 0			
Tom Griffin, R (1, 1) Cliff Johnson, R (7, PH) Don Wilson, R (7, 1) Fred Scherman, L (8, 1)		0-3 K	0-0 SH2-4		0-0 P5					1 0 0 0 0 1 0 1 0 0 0 0 0 1 0 0 0 0 0 0 0 0 0 0 0 0 0 0			
Inning Stats	R: 2 H: 3 E: 0 LOB: 0 K: 1 BB: 0 S: 7 P: 7	R: 0 H: 0 E: 0 LOB: 0 K: 1 BB: 0 S: 5 P: 5	R: 0 H: 0 E: 0 LOB: 1 K: 1 BB: 1 S: 5 P: 9	R: 0 H: 1 E: 0 LOB: 1 K: 1 BB: 0 S: 6 P: 6	R: 0 H: 2 E: 0 LOB: 1 K: 0 BB: 0 S: 4 P: 4	R: 0 H: 0 E: 0 LOB: 1 K: 0 BB: 1 S: 3 P: 7	R: 0 H: 1 E: 0 LOB: 1 K: 0 BB: 0 S: 4 P: 4	R: 0 H: 1 E: 0 LOB: 1 K: 0 BB: 0 S: 4 P: 4	R: 0 H: 0 E: 0 LOB: 0 K: 0 BB: 0 S: 3 P: 3	1B: 5 SF: 0 2B: 4 SAC: 1 3B: 0 DP: 1 HR: 0 HBP: 0	WP: 0 PA: 36 PB: 0 SB: 0 CS: 1		
PITCHER	IP WLS BF H R ER SO BB IBB HBP BLK WP HR S P ERA WHIP											PITCHER	IP WLS BF H R ER SO BB IBB HBP BLK WP HR S P ERA WHIP
Mike Caldwell, L (1, 1) ERA: 2.84	6.1 W 26 7 2 2 4 2 0 0 0 0 0 0 32 40 2.84 1.421												
Randy Moffitt, R (7, 1) ERA:	2.2 S 9 1 0 0 0 0 0 0 0 0 0 0 9 9 0.00 0.375												

Houston Astros @ San Francisco Giants
Candlestick Park, San Francisco, CA
Sat Apr 06 1974, 6:33 AM EDT
Att. 16,727 - Unknown

livebaseballscorecards.com

AB 32
R 2
H 8
RBI 2
BB 2
SO 4
LOB 13



Batter	1	2	3	4	5	6	7	8	9	AB	R	H	RBI	BB	SO	LOB
Bobby Bonds, R OBP: 0.125, SLG: 0.125 (1, 9)	0-3 K		0-0 6-3	0-3 K			0-0 F3			4	0	0	0	0	2	2
Chris Speier, R OBP: 0.625, SLG: 0.800 (1, 6)	1-0 1B 4-3 HBP		0-0 2B		4-0 BB		0-0 F8			2	1	1	0	1	0	0
Garry Maddox, R OBP: 0.250, SLG: 0.625 (1, 8)	0-0 4-3 1-3 WP 1B		0-3 K		0-0 P3		0-0 F9			4	1	1	0	0	1	2
Gary Matthews, R OBP: 0.250, SLG: 0.250 (1, 7)	0-0 4-3 1-3		0-0 1-3		0-0 F9			0-0 1B		4	0	1	1	0	0	3
Steve Ontiveros, S OBP: 0.500, SLG: 0.833 (1, 3)	4-0 BB			0-0 HR	0-3 K			0-0 B1		3	1	1	1	1	1	2
Dave Kingman, R OBP: 0.500, SLG: 0.571 (1, 5)	0-0 6-3			0-0 F6		4-0 FC5-4 BB		0-3 K		3	0	0	0	1	1	2
Mike Phillips, L OBP: 0.667, SLG: 1.000 (1, 4)		0-0 CS 1B		0-0 FC1-6 2B		0-0 F8		0-3 K		3	0	2	0	0	0	1
Chris Arnold, R (8, PH)										1	0	0	0	0	1	1
Bruce Miller, R (9, 4)										0	0	0	0	0	0	0
Ken Rudolph, R (1, 2)		0-0 1-3		4-0 FC1-6 BB		0-0 FC5-4		1-2 K		2	0	0	0	1	0	2
Mike Caldwell, R (1, 1)		0-0 F4		0-0 FC1-6		0-3 K				3	0	0	0	0	1	3
Randy Moffitt, R (7, 1)				1-2 2-3f						0	0	0	0	0	0	0

Inning Stats	R: 2	H: 1	E: 0	LOB: 1	K: 1	P: 11	R: 0	H: 1	E: 0	LOB: 0	K: 0	P: 3	R: 0	H: 1	E: 0	LOB: 1	K: 1	P: 9	R: 0	H: 0	E: 0	LOB: 0	K: 0	P: 3	R: 0	H: 1	E: 0	LOB: 1	K: 2	P: 8	
	S: 6	BB: 1	S: 3	BB: 0	S: 3	BB: 0	S: 7	BB: 1	S: 5	BB: 1	S: 5	BB: 1	S: 3	BB: 0	S: 8	BB: 0	S: 8	BB: 0	S: 3	BB: 0	S: 3	BB: 0	S: 8	BB: 0	S: 8	BB: 0	S: 8	BB: 0	S: 8	BB: 0	S: 8

PITCHER	IP	WLS	BF	H	R	ER	SO	BB	IBB	HBP	BLK	WP	HR	S	P	ERA	WHIP
Tom Griffin, R ERA: 4.5 (1, 1)	6.0	L	27	5	3	3	5	4	0	1	0	1	1	32	49	4.50	1.500
Don Wilson, R ERA: (7, 1)	1.2		6	1	0	0	1	0	0	0	0	0	0	8	8	0.00	0.600
Fred Scherman, L ERA: (8, 1)	0.1		1	0	0	0	1	0	0	0	0	0	0	3	3	0.00	0.000

BOTTOM

Houston Astros @ San Francisco Giants
Candlestick Park, San Francisco, CA


Sat Apr 06 1974, 6:33 AM EDT
Att. 16,727 - Unknown

AB	29
R	3
H	6
RBI	2
BB	4
SO	7
LOB	18

livebaseballscores.com

GIANTS

1B: 3	SF: 0	WP: 1	PA: 34
2B: 2	SAC: 0	PB: 0	
3B: 0	DP: 0	SB: 2	
HR: 1	HBP: 1	CS: 1	

Batter	1	2	3	4	5	6	7	8	9	AB R H RBI BB SO LOB	TOP												
Greg Gross, L OBP: 0.778, SLG: 0.778 (1, 9) (7, 7)	0-0 1-3 1B		0-0 3-1 1B		0-0 FC6 1B		0-0 1B		0-0 F7	5 0 4 1 0 0 0	Houston Astros @ San Francisco Giants Candlestick Park, San Francisco, CA Sun Apr 07 1974, 6:33 AM EDT Att: 10,341 - Unknown livebaseballscorecards.com												
Roger Metzger, S OBP: 0.385, SLG: 0.417 (1, 6)	0-0 1-3 1-2		0-0 3-1 1-2 2-3		0-0 FC6 2B 4-3		0-0 FC6-4 1B	0-0 1-3	5 1 1 0 0 0 4														
Cesar Cedeno, R OBP: 0.167, SLG: 0.333 (1, 8)	0-0 6-3		0-0 5-3		0-0 4-3 2B		0-3 K		4 0 1 0 0 1 5														
Bob Watson, R OBP: 0.250, SLG: 0.182 Ken Forsch, R (1, 7) (7, 1)	0-0 6-3		0-0 F2		0-0 4-3		0-0 FC6-4		4 0 0 1 0 0 6 0 0 0 0 0 0 0														
Milt May, L OBP: 0.083, SLG: 0.083 (1, 2)		0-0 2-3		0-0 G3		0-0 4-3		0-0 6-3	4 0 0 0 0 0 1														
Lee May, R OBP: 0.333, SLG: 0.273 Dave Campbell, R (1, 3) (8, PR) (8, 3)		0-0 F5		0-0 HR 1B		0-0 G6-4-3 1B		1-0 HBP	3 1 2 0 0 0 0 0 0 0 0 0 0 0														
Doug Rader, R OBP: 0.182, SLG: 0.455 (1, 5)		0-0 6-3		0-0 1-H HR		0-3 K		0-3 K	4 1 1 2 0 2 2														
Tommy Helms, R OBP: 0.400, SLG: 0.600 (1, 4)			0-0 1B 2B		0-0 5-3		0-0 G6-4-3	0-0 F9	4 1 1 0 0 0 2														
Claude Osteen, L OBP: 1.000, SLG: 1.000 Mike Nagy, R Bob Gallagher, L (1, 1) (3, 1) (7, PH) (7, 9)			0-0 3-1 1B		0-0 F6		0-0 F4	0-0 F7	1 0 1 0 0 0 0 1 0 0 0 0 0 0 2 0 0 0 0 0 0														
Inning Stats	R: 0 E: 0 K: 0 S: 4	H: 1 LOB: 1 BB: 0 P: 4	R: 0 E: 0 K: 0 S: 3	H: 0 LOB: 0 BB: 0 P: 3	R: 1 E: 0 K: 0 S: 6	H: 3 LOB: 2 BB: 0 P: 6	R: 2 E: 0 K: 0 S: 5	H: 2 LOB: 0 BB: 0 P: 5	R: 1 E: 0 K: 0 S: 5	H: 2 LOB: 1 BB: 0 P: 5		R: 0 E: 0 K: 1 S: 5	H: 1 LOB: 0 BB: 0 P: 5	R: 0 E: 0 K: 1 S: 7	H: 2 LOB: 2 BB: 0 P: 7	R: 0 E: 0 K: 1 S: 5	H: 0 LOB: 1 BB: 0 P: 6	R: 0 E: 0 K: 0 S: 3	H: 0 LOB: 0 BB: 0 P: 3	1B: 8 2B: 2 3B: 0 HR: 1	SF: 0 SAC: 0 DP: 1 HBP: 1	WP: 0 PB: 0 SB: 0 CS: 0	PA: 38
PITCHER Jim Willoughby, R ERA: 7.2 Jim Barr, R ERA:	IP 5.0 4.0	WLS W S	BF 23 15	H 8 3	R 4 0	ER 4 0	SO 0 3	BB 0 0	IBB 0 0	HBP 0 1	BLK 0 0	WP 0 0	HR 1 0	S 23 20	P 23 21	ERA 7.20 0.00	WHIP 1.600 0.750						

Batter	1	2	3	4	5	6	7	8	9
Bobby Bonds, R OBP: 0.154, SLG: 0.231 (1, 9)	0-0 6-3	0-0 E6 BLK	0-0 1B 2B		0-0 F8			0-0 5-3	
Chris Speier, R OBP: 0.462, SLG: 0.500 (1, 6)	0-0 F8	0-3 K	0-0 1B			0-3 K		0-0 F8	
Garry Maddox, R OBP: 0.308, SLG: 0.538 (1, 8)	0-0 3B 1B	0-0 3-1	0-0 F8			0-0 WP 1B		0-0 F7	
Gary Matthews, R OBP: 0.333, SLG: 0.455 (1, 7)	0-0 1-H HR 3B	4-0 FC6-4 BB		0-0 6-3		0-0 5-3			
Steve Ontiveros, S OBP: 0.417, SLG: 0.556 (1, 3)	4-0 HR BB	0-0 FC6-4		0-0 4-3		0-0 5-3			
Dave Kingman, R OBP: 0.500, SLG: 0.818 (1, 5)	0-0 1-H 3-H HR		0-3 K	0-0 F9			0-0 1B		
Mike Phillips, L OBP: 0.429, SLG: 0.500 (1, 4)	4-0 1B BB		0-0 G3		0-0 F8		0-0 F7		
Ken Rudolph, R OBP: 0.364, SLG: 0.125 (1, 2)	0-0 1-3 1B		0-0 E5 2B 2B		0-0 6-3		0-0 F8		
Jim Willoughby, R OBP: 0.500, SLG: 1.000 (1, 1) Gary Thomasson, L (5, PH) Jim Barr, R (6, 1)	0-0 F9		0-0 2B 2B		4-0 BB		0-0 F7		

Inning Stats	R: 4 E: 0 K: 0 S: 7	H: 4 LOB: 2 BB: 2 P: 15	R: 1 E: 1 K: 1 S: 6	H: 0 LOB: 1 BB: 1 P: 10	R: 3 E: 1 K: 1 S: 9	H: 3 LOB: 1 BB: 0 P: 9	R: 0 E: 0 K: 0 S: 3	H: 0 LOB: 0 BB: 0 P: 3	R: 0 E: 0 K: 0 S: 3	H: 0 LOB: 1 BB: 1 P: 7	R: 0 E: 0 K: 1 S: 6	H: 1 LOB: 1 BB: 0 P: 6	R: 0 E: 0 K: 0 S: 4	H: 1 LOB: 1 BB: 0 P: 4	R: 0 E: 0 K: 0 S: 3	H: 0 LOB: 0 BB: 0 P: 3
--------------	------------------------------	----------------------------------	------------------------------	----------------------------------	------------------------------	---------------------------------	------------------------------	---------------------------------	------------------------------	---------------------------------	------------------------------	---------------------------------	------------------------------	---------------------------------	------------------------------	---------------------------------

PITCHER	IP	WLS	BF	H	R	ER	SO	BB	IBB	HBP	BLK	WP	HR	S	P	ERA	WHIP
Claude Osteen, L ERA: 13.5 (1, 1)	2.2	L	20	7	8	4	2	3	0	0	1	0	1	21	33	13.50	3.750
Mike Nagy, R ERA: (3, 1)	3.1		12	1	0	0	1	1	0	0	0	1	0	13	17	0.00	0.600
Ken Forsch, R ERA: (7, 1)	2.0		7	1	0	0	0	0	0	0	0	0	0	7	7	0.00	0.500

BOTTOM

Houston Astros @ San Francisco Giants
Candlestick Park, San Francisco, CA

Sun Apr 07 1974, 6:33 AM EDT
Att. 10,341 - Unknown

AB	R	H	RBI	BB	SO	LOB
5	2	1	2	0	0	1
5	0	1	1	0	2	0
5	1	2	0	0	0	1
3	1	1	1	1	0	1
3	1	0	0	1	0	2
4	1	2	3	0	1	0
3	0	0	0	1	0	1
4	1	1	0	0	0	1
2	1	1	0	0	0	2
0	0	0	0	1	0	0
1	0	0	0	0	0	1

AB	35
R	8
H	9
RBI	7
BB	4
SO	3
LOB	10

GIANTS

1B	5	SF	0	WP	2	PA	39
2B	2	SAC	0	PB	0		
3B	1	DP	0	SB	0		
HR	1	HBP	0	CS	0		

Batter	1	2	3	4	5	6	7	8	9	AB R H RBI BB SO LOB	TOP											
Pete Rose, S (1, 7) OBP: 0.429, SLG: 0.600	0-0 BB 1B		0-0 5-3 1-2		0-0 4-3		0-0 1B 2B		0-0 FC6-4 BB 1-2f	5 1 2 0 0 0 4	Cincinnati Reds @ San Francisco Giants Candlestick Park, San Francisco, CA Mon Apr 08 1974, 6:33 AM EDT Att. 4,729 - Unknown											
Joe Morgan, L (1, 4) OBP: 0.500, SLG: 0.357	0-0 F4		0-0 CS 1B		0-0 F9	BB BB	4-0 1B BB	0-0 SF9	3 0 1 1 1 0 1													
Dan Driessen, L (1, 5) OBP: 0.389, SLG: 0.333	4-0 1-2 BB		0-3 K 1-2		0-0 F8	BB BB	0-0 1-2 2-H 1B	4-0 BB 1-2 BB	3 0 1 1 2 1 2													
Tony Perez, R (1, 3) OBP: 0.444, SLG: 0.769	0-3 K			0-0 6-3	4-0 E BB	0-3 K	4-0 BB 1-2 2-3 BB	3 0 0 0 2 2 4														
Johnny Bench, R (1, 2) OBP: 0.333, SLG: 0.400	0-0 F7			0-0 6-3	0-0 E1		4-0 BB G3-6-1	0-0 F9	4 0 0 0 1 0 6													
Ken Griffey, L (1, 9) OBP: 0.231, SLG: 0.273		0-0 F8		0-0 F7	0-3 K		0-0 BB G3-6-1		3 0 0 0 0 1 2													
Clay Carroll, R (6, 1)									0 0 0 0 0 0 0													
Terry Crowley, L (8, PH)									1 0 0 0 0 0 1													
Pedro Borbon, R (8, 1)									0 0 0 0 0 0 0													
Merv Rettenmund, R (1, 8) OBP: 0.385, SLG: 0.692		0-3 K			0-0 SH3-4 1B		0-0 HR	0-0 6-3	4 1 2 1 0 1 0													
Dave Concepcion, R (1, 6) OBP: 0.353, SLG: 0.688		0-0 5-3			0-0 F8		0-0 6-3	0-0 E SF9 2B	4 1 1 0 0 0 1													
Roger Nelson, R (1, 1)			4-0 BB 1B 5-3 BB		0-0 SH3-4		0-0 F9	0-0 E5 FC6-4	0 0 0 0 1 0 0													
George Foster, R (6, 9) OBP: 0.286, SLG: 0.429					1-2			2-3	2 0 0 0 0 0 1													
Inning Stats	R: 0 E: 0 K: 1 S: 6	H: 1 LOB: 2 BB: 1 P: 10	R: 0 E: 0 K: 1 S: 5	H: 0 LOB: 0 BB: 0 P: 5	R: 0 E: 0 K: 1 S: 5	H: 1 LOB: 1 BB: 1 P: 9	R: 0 E: 0 K: 0 S: 3	H: 0 LOB: 0 BB: 0 P: 3	R: 0 E: 0 K: 0 S: 4	H: 1 LOB: 1 BB: 0 P: 4	R: 0 E: 1 K: 1 S: 6	H: 0 LOB: 2 BB: 1 P: 10	R: 2 E: 0 K: 1 S: 8	H: 3 LOB: 2 BB: 1 P: 12	R: 0 E: 0 K: 0 S: 2	H: 0 LOB: 0 BB: 1 P: 6	R: 1 E: 1 K: 0 S: 5	H: 1 LOB: 3 BB: 2 P: 13	1B: 4 2B: 2 3B: 0 HR: 1	SF: 1 SAC: 1 DP: 1 HBP: 0	WP: 0 PB: 0 SB: 0 CS: 1	PA: 41
PITCHER	IP WLS BF H R ER SO BB IBB HBP BLK WP HR S P ERA WHIP																					
John D'Acquisto, R (1, 1) ERA: 2.7	6.2 W 30 6 2 2 4 4 0 0 0 0 0 1 34 50 2.70 1.500																					
Elias Sosa, R (7, 1) ERA:	2.0 9 1 1 0 1 2 0 0 0 0 0 0 9 17 0.00 1.500																					
Randy Moffitt, R (9, 1) ERA:	0.1 S 2 0 0 0 0 1 0 0 0 0 0 0 1 5 0.00 3.000																					

livebaseballscorecards.com

AB	32
R	3
H	7
RBI	3
BB	7
SO	5
LOB	22



Batter	1	2	3	4	5	6	7	8	9	AB R H RBI BB SO LOB	TOP		
Pete Rose, S OBP: 0.444, SLG: 0.577 (1, 7) X	0-0 P6		0-0 FC4-6 1B	0-0 1-2 1B		0-3 K		0-0 1B 1B	0-0 F8	6 0 3 0 0 1 2	Cincinnati Reds @ San Francisco Giants Candlestick Park, San Francisco, CA Tue Apr 09 1974, 10:05 PM EDT Att. 8,426 - Unknown livebaseballscorecards.com		
Joe Morgan, L OBP: 0.480, SLG: 0.333 (1, 4) B B B	4-0 4-3 HR BB		0-0 FC4-6 2B	0-3 K		0-0 1B 1B		0-0 F9		4 2 1 1 1 1 4			
Dan Driessen, L OBP: 0.435, SLG: 0.450 (1, 5) (8, 3) X	0-0 4-3 1-2		0-0 BB 1-H 2B		0-3 K			0-0 1-3 1B		5 0 3 1 0 1 1			
Tony Perez, R OBP: 0.435, SLG: 0.824 Darrel Chaney, S (1, 3) (8, 5) X	0-0 2-H HR		4-0 BB BB		0-0 F8		0-0 P6	0-0 G5-4-3 1-2		4 1 1 2 1 0 4 0 0 0 0 0 0 0			
Johnny Bench, R OBP: 0.391, SLG: 0.389 (1, 2) X	0-0 P6		4-0 1-2 2-3 BB		4-0 1B BB		0-3 K		0-0 SH1-4 SF8 1B	3 1 1 0 2 1 0			
Merv Rettenmund, R OBP: 0.444, SLG: 0.667 (1, 9) S S S		0-3 K	0-0 6-3		0-0 1-2 1B		0-0 1-3 1B	0-0 SF8 SH1-4 1-2 1B		5 1 3 0 0 1 3			
Dave Concepcion, R OBP: 0.333, SLG: 0.600 (1, 6) S S S		0-3 K		0-3 K		0-0 F8		0-0 SH1-4 1-2 2-3		4 0 1 0 0 2 2			
Cesar Geronimo, L OBP: 0.111, SLG: 0.375 (1, 8) X		0-0 F9		0-0 P4		0-0 1B 3B		0-0 SF8 2-3 3-H		4 1 1 1 0 0 2			
Jack Billingham, R (1, 1) Terry Crowley, L (7, PH) Pedro Borbon, R (7, 1) OBP: 0.500, SLG: 0.500 S S S			0-0 6-3	0-0 E5 1B		0-3 K		0-0 3-H 1B		3 0 0 0 0 1 1 1 0 0 0 0 0 2 1 0 1 1 0 0 0			
Inning Stats	R: 2 H: 1 E: 0 LOB: 0 K: 0 BB: 1 S: 4 P: 8	R: 0 H: 0 E: 0 LOB: 0 K: 2 BB: 0 S: 7 P: 7	R: 1 H: 2 E: 0 LOB: 3 K: 2 BB: 2 S: 5 P: 13	R: 0 H: 1 E: 1 LOB: 2 K: 2 BB: 0 S: 9 P: 9	R: 0 H: 1 E: 0 LOB: 2 K: 1 BB: 1 S: 6 P: 10	R: 1 H: 3 E: 0 LOB: 2 K: 2 BB: 0 S: 10 P: 10	R: 0 H: 2 E: 0 LOB: 2 K: 1 BB: 0 S: 7 P: 7	R: 0 H: 2 E: 0 LOB: 1 K: 0 BB: 0 S: 4 P: 4	R: 2 H: 3 E: 0 LOB: 1 K: 0 BB: 0 S: 6 P: 6	1B: 12 SF: 1 2B: 1 SAC: 1 3B: 1 DP: 1 HR: 1 HBP: 0	WP: 0 PA: 46 PB: 0 SB: 0 CS: 0		
PITCHER	IP WLS BF H R ER SO BB IBB HBP BLK WP HR S P ERA WHIP											PITCHER	IP WLS BF H R ER SO BB IBB HBP BLK WP HR S P ERA WHIP
Tom Bradley, R (1, 1) ERA: 3.07	6.1 L 33 9 4 4 8 4 0 0 0 0 0 1 45 61 5.68 2.053												
Charlie Williams, R (7, 1) ERA:	0.2 3 1 0 0 0 0 0 0 0 0 0 0 3 3 0.00 1.500												
Elias Sosa, R (8, 1) ERA: 4.5	2.0 10 5 2 2 0 0 0 0 0 0 0 0 10 10 9.00 2.500												



Batter	1	2	3	4	5	6	7	8	9	AB	R	H	RBI	BB	SO	LOB
Bobby Bonds, R OBP: 0.286, SLG: 0.300 (1, 9)	0-0 S 2B 1B	0-0 2-3			0-0 CS 1B			0-0 SH3-4 1B		4	1	3	0	0	0	1
Chris Speier, R OBP: 0.400, SLG: 0.375 (1, 6)	0-0 F9		0-0 4-3		0-0 5-3 1-2			0-0 SH3-4 1-2		3	0	0	0	0	0	2
Garry Maddox, R OBP: 0.381, SLG: 0.714 (1, 8)	0-0 1-H 1B 2B		0-3 K			0-0 CS 1B		0-0 L4		4	1	2	1	0	1	1
Gary Matthews, R OBP: 0.350, SLG: 0.389 (1, 7)	0-0 G4-6-3 2-H 1B		0-0 1B			0-0 F9 1-2		0-0 F9		4	0	2	1	0	0	2
Steve Ontiveros, S OBP: 0.300, SLG: 0.353 (1, 3)	0-0 G4-6-3 1-2f		0-0 F8			0-0 F7			0-0 4-3	4	0	0	0	0	0	2
Dave Kingman, R OBP: 0.400, SLG: 0.556 (1, 5)		4-0 BB BB 1B FC6-4 BB		0-3 K		0-0 F8		0-0 F8	0-0 4-3	3	1	0	0	1	1	0
Mike Phillips, L OBP: 0.357, SLG: 0.385 (1, 4)		0-0 FC6-4 1-3 1B		0-0 G6-4-3 1B		0-0 F7		0-0 F8		4	0	2	0	0	0	0
Ken Rudolph, R OBP: 0.294, SLG: 0.143 Jim Willoughby, R OBP: 0.500, SLG: 1.000 (7, PR) Dave Rader, L (8, 2)		0-0 FC6-4 BLK 1-2f 3-H		0-0 G6-4-3 1-2f		0-0 1B		0-0 1B		3	0	1	1	0	0	2
Tom Bradley, R (1, 1) Charlie Williams, R (7, 1) Ed Goodson, L (7, PH) Elias Sosa, R (8, 1)		0-3 K 1-2		0-3 K		0-0 P5				0	0	0	0	0	0	0

Inning Stats	R: 2	H: 3	E: 0	K: 0	S: 5	LOB: 0	BB: 0	P: 5	R: 1	H: 1	E: 0	K: 1	S: 6	LOB: 1	BB: 1	P: 10	R: 0	H: 1	E: 0	K: 1	S: 6	LOB: 0	BB: 0	P: 6	R: 0	H: 1	E: 0	K: 1	S: 5	LOB: 0	BB: 0	P: 5	R: 0	H: 1	E: 0	K: 0	S: 3	LOB: 0	BB: 0	P: 3	R: 0	H: 1	E: 0	K: 0	S: 4	LOB: 1	BB: 0	P: 4	R: 0	H: 1	E: 0	K: 0	S: 4	LOB: 1	BB: 0	P: 4	R: 0	H: 0	E: 0	K: 0	S: 3	LOB: 0	BB: 0	P: 3	1B: 9	2B: 1	3B: 0	HR: 0	SF: 0	SAC: 1	DP: 2	HBP: 0	WP: 0	PB: 0	SB: 1	CS: 2	PA: 34
PITCHER	IP	WLS	BF	H	R	ER	SO	BB	IBB	HBP	BLK	WP	HR	S	P	ERA	WHIP																			IP	WLS	BF	H	R	ER	SO	BB	IBB	HBP	BLK	WP	HR	S	P	ERA	WHIP																									
Jack Billingham, R ERA: 5.73 Pedro Borbon, R ERA:	(1, 1)	6.0	W	23	8	3	3	4	1	0	0	1	0	0	0	4.50	1.500																			(7, 1)	3.0	S	11	2	0	0	0	0	0	0	0	0	0	0	0	0.00	0.667																								

BOTTOM

Cincinnati Reds @ San Francisco Giants
Candlestick Park, San Francisco, CA
Tue Apr 09 1974, 10:05 PM EDT
Att. 8,426 - Unknown

livebaseballscores.com

AB	32
R	3
H	10
RBI	3
BB	1
SO	4
LOB	12



Batter	1	2	3	4	5	6	7	8	9	AB R H RBI BB SO LOB	TOP											
Pete Rose, S (1, 7) OBP: 0.452, SLG: 0.536	4-0 E G6-4-3 BB	0-3 K			4-0 BB 1-2 BB		0-0 FC6-4 1-2f			2 1 0 0 2 1 3	Cincinnati Reds @ San Francisco Giants Candlestick Park, San Francisco, CA Wed Apr 10 1974, 6:33 AM EDT Att. 8,456 - Unknown											
Joe Morgan, L (1, 4) OBP: 0.414, SLG: 0.273	0-0 E3 G6-4-3 1-2		0-0 B1-3		0-0 L4 2-3		0-0 G3			4 0 0 0 0 0 3												
Johnny Bench, R (1, 2) OBP: 0.370, SLG: 0.333	0-0 E5 G6-4-3 1-2 2-3		0-0 6-3		0-0 5-3		4-0 1B SF7 BB			3 1 0 0 1 0 2												
Tony Perez, R (1, 3) OBP: 0.407, SLG: 0.714	0-0 G6-4-3 1-2f 2-3 3-H		0-0 F8		0-0 F9		0-0 WP 1B			4 0 1 0 0 0 2												
Merv Rettenmund, R (1, 9) OBP: 0.364, SLG: 0.571	0-3 K			0-0 F7		0-3 K		0-0 SF7 3-H		3 0 0 1 0 2 1												
Dave Concepcion, R (1, 6) OBP: 0.280, SLG: 0.500		0-0 E5 1B FC4-6		0-0 F8		0-0 1-6-3		0-3 K 1-2		4 1 0 0 0 1 1												
George Foster, R (1, 8) OBP: 0.300, SLG: 0.400				0-3 K		0-0 6-3		0-3 K		3 0 1 0 0 1 0												
Ken Griffey, L (9, PH) OBP: 0.214, SLG: 0.250										1 0 0 0 0 1 0												
Dan Driessen, L (1, 5) OBP: 0.444, SLG: 0.458		0-0 FC4-6 FC1-6 1-2f 3-H			0-0 L4 BB 1B		0-0 1B 1B		0-0 4-3	4 0 2 1 0 0 1												
Don Gullett, R (1, 1) OBP: 0.250, SLG: 0.250		0-0 FC1-6			0-0 P5		0-0 FC6-4 1B		0-0 6-3	2 0 0 0 0 0 2												
Phil Gagliano, R (7, PH) OBP: 1.000, SLG: 1.000										1 0 1 0 0 0 0												
Clay Carroll, R (7, 1)										0 0 0 0 0 0 0												
Terry Crowley, L (9, PH)										1 0 0 0 0 0 0												
Inning Stats	R: 1 E: 2 K: 1 S: 6	H: 0 LOB: 1 BB: 1 P: 10	R: 1 E: 1 K: 1 S: 7	H: 1 LOB: 1 BB: 0 P: 7	R: 0 E: 0 K: 0 S: 3	H: 0 LOB: 0 BB: 0 P: 3	R: 0 E: 0 K: 1 S: 5	H: 0 LOB: 0 BB: 0 P: 5	R: 0 E: 0 K: 0 S: 3	H: 1 LOB: 1 BB: 1 P: 7	R: 0 E: 0 K: 1 S: 5	H: 0 LOB: 0 BB: 0 P: 5	R: 0 E: 0 K: 0 S: 5	H: 2 LOB: 2 BB: 0 P: 5	R: 1 E: 0 K: 1 S: 6	H: 1 LOB: 1 BB: 1 P: 10	R: 0 E: 0 K: 1 S: 5	H: 0 LOB: 0 BB: 0 P: 5	1B: 5 2B: 1 3B: 0 HR: 0	SF: 1 SAC: 0 DP: 2 HBP: 0	WP: 1 PB: 0 SB: 0 CS: 0	PA: 36
PITCHER	IP WLS BF H R ER SO BB IBB HBP BLK WP HR S P ERA WHIP																					
Mike Caldwell, L (1, 1) ERA: 1.35	7.0 W 28 4 2 0 4 2 0 0 0 0 0 0 34 42 0.00 0.857																					
Randy Moffitt, R (8, 1) ERA: 1.59	2.0 8 1 1 1 2 1 0 0 0 1 0 11 15 4.50 1.000																					

livebaseballscorecards.com

AB	32
R	3
H	5
RBI	2
BB	3
SO	6
LOB	15



Batter	1	2	3	4	5	6	7	8	9
Bobby Bonds, R OBP: 0.360, SLG: 0.478 (1, 9)	4-0 BB BB		0-0 SH1-4 1B	0-0 F8			0-0 HR		
Chris Speier, R OBP: 0.391, SLG: 0.333 (1, 6)	0-0 F9		0-0 SH1-4 1-2		4-0 G6-4-3 BB		0-0 1-3		
Garry Maddox, R OBP: 0.360, SLG: 0.640 (1, 8)	0-0 F9		0-0 1B 2B 1B		0-0 G6-4-3 1-2f		0-0 F2		
Gary Matthews, R OBP: 0.375, SLG: 0.381 (1, 7)	4-0 1-2 BB		0-0 2B 1-3 2-H 1B		0-0 4-3		0-0 F8		
Steve Ontiveros, S OBP: 0.292, SLG: 0.381 (1, 3)	0-0 1-3		0-0 1-3 3-H 2B		0-0 L5		0-0 4-3		
Dave Kingman, R OBP: 0.458, SLG: 0.700 (1, 5)		4-0 BB BB	0-0 1-3		0-0 HR		4-0 1B BB		
Mike Phillips, L OBP: 0.333, SLG: 0.353 (1, 4)		0-0 F9	0-0 F8		0-3 K		0-0 1-2 FC5-4 1B		
Ken Rudolph, R OBP: 0.238, SLG: 0.111 (1, 2)		0-0 F4		0-0 F7		0-0 F9	0-0 1-2f FC5-4		
Mike Caldwell, R (1, 1)		0-0 4-3		0-0 F5			0-0 6-3		
Gary Thomasson, L (7, PH)									
Randy Moffitt, R (8, 1)									

AB	R	H	RBI	BB	SO	LOB
3	2	2	1	1	0	0
2	0	0	0	1	0	1
4	1	1	0	0	0	2
3	0	1	1	1	0	0
4	0	1	1	0	0	2
2	1	1	1	2	0	2
4	0	1	0	0	1	3
4	0	0	0	0	0	3
2	0	0	0	0	0	1
1	0	0	0	0	0	0
0	0	0	0	0	0	0

BOTTOM	
AB	29
R	4
H	7
RBI	4
BB	5
SO	1
LOB	14
WP: 0	PA: 35
PB: 0	
SB: 0	
CS: 0	

Cincinnati Reds @ San Francisco Giants
Candlestick Park, San Francisco, CA
 Wed Apr 10 1974, 6:33 AM EDT
 Att. 8,456 - Unknown

livebaseballscorecards.com



Inning Stats		PITCHER																			
R	H	E	K	S	IP	WLS	BF	H	R	ER	SO	BB	IBB	HBP	BLK	WP	HR	S	P	ERA	WHIP
0	0	0	0	3	6.0	L	26	5	3	3	1	4	0	0	0	0	1	24	40	4.50	1.500
0	0	0	0	3	2.0		9	2	1	1	0	1	0	0	0	0	1	8	12	4.50	1.500

Batter	1	2	3	4	5	6	7	8	9	AB R H RBI BB SO LOB	TOP									
Bobby Bonds, R (1, 9) OBP: 0.367, SLG: 0.444	0-0 F5		4-0 BB		0-0 SH2-3 1B		0-3 K		0-0 4-3	4 0 1 0 1 1 0	San Francisco Giants @ San Diego Padres San Diego Stadium, San Diego, CA Fri Apr 12 1974, 10:05 PM EDT Att: 11,870 - Unknown livebaseballscorecards.com									
Chris Speier, R (1, 6) OBP: 0.333, SLG: 0.273	0-0 L9		0-0 F4		0-0 SH2-3		0-0 L9		0-0 F9	4 0 0 0 0 0 1										
Garry Maddox, R (1, 8) OBP: 0.333, SLG: 0.567	0-0 F9		0-0 1-3		0-0 F8		0-0 1B		0-0 F9	5 0 1 0 0 0 2										
Gary Matthews, R (1, 7) OBP: 0.321, SLG: 0.320		0-0 6-3		0-0 5-3		0-0 F3		0-0 F8		4 0 0 0 0 0 2										
Steve Ontiveros, S (1, 3) OBP: 0.357, SLG: 0.391		0-0 2B 3-1 1B		4-0 1B E BB		0-0 F6		4-0 BB BB		2 2 1 0 2 0 0										
Dave Kingman, R (1, 5) OBP: 0.429, SLG: 0.667		0-0 3-1 1-3 2B		0-3 K		0-0 F8		0-3 K		4 0 1 0 0 2 2										
Mike Phillips, L (1, 4) OBP: 0.364, SLG: 0.381		0-0 3-1 2-3 3-H		0-0 E 1-3 1B		0-0 BB 1B		0-0 F2		4 0 2 1 0 0 2										
Ken Rudolph, R (1, 2) OBP: 0.250, SLG: 0.100		0-0 L6		0-0 E5 FC6-4		4-0 BB 1B		4-0 BB BB		2 0 0 0 1 0 2										
Ed Goodson, L (8, PH)										0 0 0 0 1 0 0										
Jim Howarth, L (8, PR)										0 0 0 0 0 0 0										
John Boccabella, R (8, 2)										0 0 0 0 0 0 0										
Jim Willoughby, R (1, 1) OBP: 0.200, SLG: 0.400			0-0 5-3		0-0 FC6-4		0-3 K		0-0 L7	3 0 0 0 0 1 4										
Jim Barr, R (7, 1)										0 0 0 0 0 0 0										
Gary Thomasson, L (8, PH)										1 0 0 0 0 0 2										
Charlie Williams, R (8, 1)										0 0 0 0 0 0 0										
Inning Stats	R: 0 E: 0 K: 0 S: 3	H: 0 LOB: 0 BB: 0 P: 3	R: 1 E: 0 K: 0 S: 5	H: 2 LOB: 1 BB: 0 P: 5	R: 0 E: 0 K: 0 S: 3	H: 0 LOB: 1 BB: 1 P: 7	R: 1 E: 1 K: 1 S: 7	H: 1 LOB: 2 BB: 1 P: 11	R: 0 E: 0 K: 1 S: 6	H: 1 LOB: 2 BB: 1 P: 10	R: 0 E: 0 K: 1 S: 6	H: 1 LOB: 1 BB: 0 P: 6	R: 0 E: 0 K: 1 S: 5	H: 0 LOB: 2 BB: 2 P: 13	R: 0 E: 0 K: 0 S: 3	H: 0 LOB: 0 BB: 0 P: 3	1B: 5 2B: 1 3B: 0 HR: 0	SF: 0 SAC: 1 DP: 0 HBP: 0	WP: 0 PB: 0 SB: 0 CS: 0	PA: 39
PITCHER	IP WLS BF H R ER SO BB IBB HBP BLK WP HR S P ERA WHIP																			
Steve Arlin, R (1, 1) ERA: 6.75	7.0 W 32 6 2 1 3 4 0 0 0 0 0 0 34 50 1.29 1.429																			
Vicente Romo, R (8, 1) ERA:	2.0 S 7 0 0 0 1 1 0 0 0 0 0 0 8 12 0.00 0.500																			



Batter	1	2	3	4	5	6	7	8	9	AB R H RBI BB SO LOB	TOP											
Bobby Bonds, R (1, 9) OBP: 0.400, SLG: 0.548	0-0 4-3 3B	0-0 F8		4-0 G4-6-3 BB		0-0 F3			0-0 SH5-4 2B	4 1 2 0 1 0 2												
Chris Speier, R (1, 6) OBP: 0.290, SLG: 0.231	0-0 4-3		0-0 F3	0-0 G4-6-3			0-0 5-3		0-0 SH5-4	4 0 0 1 0 0 3												
Garry Maddox, R (1, 8) OBP: 0.314, SLG: 0.514	0-0 F3		0-0 BLK 1B		0-0 F5		0-0 6-3		0-3 K	5 0 1 0 0 1 1												
Gary Matthews, R (1, 7) OBP: 0.273, SLG: 0.267	0-0 4-3		0-0 F8		0-0 F8		0-0 F8		0-3 K	5 0 0 0 0 1 2												
Steve Ontiveros, S (1, 3) OBP: 0.406, SLG: 0.400		0-0 1B E 1B	4-0 BB		4-0 BB			0-0 3-1		2 1 1 0 2 0 0												
Dave Kingman, R (1, 5) OBP: 0.406, SLG: 0.607		0-0 E SF8 1B	0-3 K		0-3 K			0-0 F5		4 1 1 0 0 2 3												
Mike Phillips, L (1, 4) OBP: 0.462, SLG: 0.458		0-0 E2 1B		4-0 BB FC BB		0-0 4-3 SH1-4 1B		0-0 1B		3 0 3 0 1 0 0												
Ken Rudolph, R (1, 2) OBP: 0.259, SLG: 0.130		0-0 F3		0-0 FC BB		0-0 SH1-4		0-0 1B		3 0 1 0 0 0 3												
John D'Acquisto, R (1, 1) OBP: 0.250, SLG: 0.333 Gary Thomasson, L (6, PH) Jim Barr, R (6, 1) Ed Goodson, L (8, PH) Randy Moffitt, R (8, 1)		0-0 SF8		0-0 F2		0-0 4-3		0-0 G3		1 0 0 1 0 0 2 1 0 0 0 0 0 1 0 0 0 0 0 0 0 1 0 0 0 0 0 2 0 0 0 0 0 0 0												
Inning Stats	R: 1 E: 0 K: 0 S: 4	H: 1 LOB: 0 BB: 0 P: 4	R: 2 E: 1 K: 0 S: 6	H: 3 LOB: 1 BB: 0 P: 6	R: 0 E: 0 K: 1 S: 6	H: 1 LOB: 2 BB: 1 P: 10	R: 0 E: 0 K: 0 S: 3	H: 0 LOB: 2 BB: 2 P: 11	R: 0 E: 0 K: 1 S: 5	H: 0 LOB: 1 BB: 1 P: 9	R: 0 E: 0 K: 0 S: 4	H: 1 LOB: 1 BB: 0 P: 4	R: 0 E: 0 K: 0 S: 3	H: 0 LOB: 0 BB: 0 P: 3	R: 0 E: 0 K: 0 S: 5	H: 2 LOB: 2 BB: 0 P: 5	R: 0 E: 0 K: 2 S: 8	H: 1 LOB: 1 BB: 0 P: 8	1B: 7 2B: 1 3B: 1 HR: 0	SF: 1 SAC: 2 DP: 1 HBP: 0	WP: 0 PB: 0 SB: 0 CS: 0	PA: 40
PITCHER	IP WLS BF H R ER SO BB IBB HBP BLK WP HR S P ERA WHIP																					
Jim McAndrew, R (1, 1) ERA: 7.04	2.0 L 10 4 3 2 0 0 0 0 0 0 0 0 10 10 9.00 2.000																					
Mike Corkins, R (3, 1) ERA: 4.22	5.0 21 2 0 0 2 4 0 0 1 0 0 0 21 37 0.00 1.200																					
Ralph Garcia, R (8, 1) ERA: 3.52	2.0 9 3 0 0 2 0 0 0 0 0 0 0 13 13 0.00 1.500																					

San Francisco Giants @ San Diego Padres
 San Diego Stadium, San Diego, CA
 Sat Apr 13 1974, 10:05 PM EDT
 Att: 15,479 - Unknown

AB	33
R	3
H	9
RBI	2
BB	4
SO	4
LOB	19



Batter	1	2	3	4	5	6	7	8	9	AB R H RBI BB SO LOB
Bobby Tolan, L (1, 9) OBP: 0.226, SLG: 0.241	0-0 6-3		0-0 1B 1B 2B	0-0 F6			0-0 4-3		0-0 3-1	5 1 1 0 0 0 1
Derrel Thomas, S (1, 4) OBP: 0.400, SLG: 0.435	0-3 K		0-0 BB 1B G4-6-3 1B		0-0 SH1-4 1B		0-0 BLK 1B			4 1 3 0 0 1 0
Matty Alou, L (1, 7) OBP: 0.278, SLG: 0.294	0-0 F6		0-0 G4-6-3 BB 1-2 3-H 1B		0-0 SH1-4		0-0 4-3			3 0 1 1 0 0 1
Willie McCovey, L (1, 3) OBP: 0.333, SLG: 0.304		0-3 K	4-0 1-2 2-3 BB G4-6-3		0-0 F6		0-0 4-3			3 0 0 0 1 1 1
Johnny Grubb, L (1, 8) OBP: 0.345, SLG: 0.269		4-0 1B BB BB BB	0-0 G4-6-3 BB		0-0 6-3		0-0 E5			3 0 0 0 1 0 3
Fred Kendall, R (1, 2) OBP: 0.379, SLG: 0.464		0-3 K	0-0 F8		0-0 6-3		0-0 F9			4 0 0 0 0 1 3
Dave Roberts, R (1, 5) OBP: 0.308, SLG: 0.250		4-0 1B 1-2 BB BB BB		0-3 K		0-3 K		0-3 K		3 0 0 0 1 3 1
Enzo Hernandez, R (1, 6) OBP: 0.208, SLG: 0.304		0-0 1-2 2-3 1B		0-0 F9		0-0 4-3		0-0 6-3		3 0 1 0 0 0 0
Cito Gaston, R (9, PH) OBP: 0.222, SLG: 0.250										1 0 0 0 0 0 0
Jim McAndrew, R (1, 1) Glenn Beckert, R (2, PH) Mike CorKins, R (3, 1) Nate Colbert, R (7, PH) Ralph Garcia, R (8, 1) Dave Winfield, R (9, PH)		0-0 1-3		0-0 E6		0-3 K		0-0 5-3		0 0 0 0 0 0 0

Inning Stats	R: 0 E: 0 K: 1 S: 5	H: 0 LOB: 0 BB: 0 P: 5	R: 0 E: 0 K: 2 S: 8	H: 1 LOB: 3 BB: 2 P: 16	R: 2 E: 0 K: 0 S: 5	H: 3 LOB: 1 BB: 1 P: 9	R: 0 E: 1 K: 1 S: 6	H: 0 LOB: 1 BB: 0 P: 6	R: 0 E: 0 K: 0 S: 4	H: 1 LOB: 1 BB: 0 P: 4	R: 0 E: 0 K: 1 S: 5	H: 0 LOB: 0 BB: 0 P: 5	R: 0 E: 0 K: 1 S: 6	H: 1 LOB: 1 BB: 0 P: 6	R: 0 E: 1 K: 1 S: 6	H: 0 LOB: 1 BB: 0 P: 6	R: 0 E: 0 K: 0 S: 3	H: 0 LOB: 0 BB: 0 P: 3	1B: 5 2B: 1 3B: 0 HR: 0	SF: 0 SAC: 1 DP: 1 HBP: 0	WP: 0 PB: 0 SB: 0 CS: 0	PA: 37
--------------	------------------------------	---------------------------------	------------------------------	----------------------------------	------------------------------	---------------------------------	------------------------------	---------------------------------	------------------------------	---------------------------------	------------------------------	---------------------------------	------------------------------	---------------------------------	------------------------------	---------------------------------	------------------------------	---------------------------------	----------------------------------	------------------------------------	----------------------------------	--------

PITCHER	IP	WLS	BF	H	R	ER	SO	BB	IBB	HBP	BLK	WP	HR	S	P	ERA	WHIP
John D'Acquisto, R (1, 1) ERA: 3.09	5.0	W	23	5	2	2	4	3	0	0	0	0	0	28	40	3.60	1.600
Jim Barr, R (6, 1) ERA:	2.0		7	1	0	0	2	0	0	0	1	0	0	11	11	0.00	0.500
Randy Moffitt, R (8, 1) ERA: 1.17	2.0	S	7	0	0	0	1	0	0	0	0	0	0	9	9	0.00	0.000

BOTTOM

San Francisco Giants @ San Diego Padres
San Diego Stadium, San Diego, CA

Sat Apr 13 1974, 10:05 PM EDT
Att. 15,479 - Unknown

livebaseballscorecards.com

AB	33
R	2
H	6
RBI	1
BB	3
SO	7
LOB	13



Batter	1	2	3	4	5	6	7	8	9	AB R H RBI BB SO LOB	TOP																									
Bobby Bonds, R (1, 9) OBP: 0.375, SLG: 0.486	0-3 K	4-0 BB			0-0 E6 F9		0-3 K	0-0 4-3		4 0 0 0 1 2 0	San Francisco Giants @ San Diego Padres San Diego Stadium, San Diego, CA Sun Apr 14 1974, 6:33 AM EDT Att. 9,562 - Unknown livebaseballscorecards.com																									
Chris Speier, R (1, 6) OBP: 0.306, SLG: 0.258	0-0 1B 1B	0-3 K			0-0 F9		0-0 1B HR 1B	0-0 F8	5 2 2 0 0 1 3																											
Garry Maddox, R (1, 8) OBP: 0.325, SLG: 0.500	0-0 1B 1-2 1B			0-0 F7	0-3 K		0-0 1B HR 1B	0-0 5-3	5 2 2 0 0 1 1																											
Gary Matthews, R (1, 7) OBP: 0.289, SLG: 0.371	0-0 1B 1-3 2-H 1B			0-0 4-3	0-0 F8		0-0 HR	0-0 6-3	5 1 2 4 0 0 1																											
Steve Ontiveros, S (1, 3) OBP: 0.472, SLG: 0.519	0-0 1-3 3-H 1B			4-0 BB		1-0 HBP HBP	0-0 3B		2 0 2 1 1 0 0																											
Dave Kingman, R (1, 5) OBP: 0.417, SLG: 0.567	0-0 L5-3-2			0-0 F8		1-0 HBP G1-6-3 HBP	4-0 BB		2 0 0 0 1 0 3																											
Mike Phillips, L (1, 4) OBP: 0.400, SLG: 0.393		0-0 F8		0-0 F7		0-0 F8	0-0 F9		4 0 0 0 0 0 4																											
Ken Rudolph, R (1, 2) OBP: 0.226, SLG: 0.111		0-0 F2		0-0 6-3		0-0 G1-6-3	0-3 K		4 0 0 0 0 1 2																											
Tom Bradley, R (1, 1) OBP: 0.100, SLG: 0.200		0-0 2B		0-0 6-3		0-3 K	0-0 F3		4 0 1 0 0 1 0																											
Elias Sosa, R (8, 1)									0 0 0 0 0 0 0																											
Jim Barr, R (8, 1)									0 0 0 0 0 0 0																											
Inning Stats	R: 2 E: 0 K: 1 S: 8	H: 4 LOB: 1 BB: 0 P: 8	R: 0 E: 0 K: 1 S: 6	H: 1 LOB: 2 BB: 1 P: 10	R: 0 E: 0 K: 0 S: 3	H: 0 LOB: 1 BB: 1 P: 7	R: 0 E: 0 K: 0 S: 3	H: 0 LOB: 0 BB: 0 P: 3	R: 0 E: 1 K: 1 S: 6	H: 0 LOB: 1 BB: 0 P: 6	R: 0 E: 0 K: 2 S: 11	H: 4 LOB: 2 BB: 1 P: 15	R: 0 E: 0 K: 1 S: 5	H: 0 LOB: 0 BB: 0 P: 5	R: 0 E: 0 K: 0 S: 3	H: 0 LOB: 0 BB: 0 P: 3	1B: 6 2B: 2 3B: 1 HR: 1	SF: 0 SAC: 0 DP: 2 HBP: 2	WP: 0 PB: 0 SB: 0 CS: 0	PA: 40																
PITCHER	IP WLS BF H R ER SO BB IBB HBP BLK WP HR S P ERA WHIP																																			
Bill Greif, R (1, 1) ERA: 7.53	6.2		31	8	5	5	5	2	0	2	0	0	1	37	47	6.75	1.500																			
Joe McIntosh, R (7, 1) ERA: 3.6	0.1		3	1	0	0	0	1	0	0	0	0	0	2	6	0.00	6.000																			
Rich Troedson, L (8, 1) ERA: 6.43	1.0	W	3	0	0	0	1	0	0	0	0	0	0	5	5	0.00	0.000																			
Vicente Romo, R (9, 1) ERA:	1.0	S	3	0	0	0	0	0	0	0	0	0	0	3	3	0.00	0.000																			



Batter	1	2	3	4	5	6	7	8	9
Bobby Tolan, L OBP: 0.250, SLG: 0.273 (1, 9)	0-0 B1		0-0 1-3		1-0 E HBP		0-0 F8	0-0 1B 2B	
Derrel Thomas, S OBP: 0.367, SLG: 0.393 (1, 4) (9, 6)	0-0 L8		0-0 F8		0-0 F9		0-0 F9	0-0 1B	
Matty Alou, L OBP: 0.348, SLG: 0.381 (1, 7)	0-0 1B 2B		4-0 BB		0-0 F9			BB 1B	
Nate Colbert, R OBP: 0.154, SLG: 0.087 (1, 3)	0-0 1B		0-3 K		0-0 6-3 1B			4-0 BB 1B BB	
Johnny Grubb, L OBP: 0.364, SLG: 0.250 (1, 8)	4-0 BB			0-0 G3		0-0 F2		4-0 SH5-3 1B BB	
Fred Kendall, R OBP: 0.364, SLG: 0.438 (1, 2)	0-0 F7			0-0 5-3		0-0 6-3		0-0 1B SH5-3 FC5-4 1B	
Dave Roberts, R OBP: 0.250, SLG: 0.200 (1, 5)		0-3 K		0-0 F4		0-0 F8		0-0 SH5-3	
Enzo Hernandez, R OBP: 0.192, SLG: 0.280 (1, 6) Glenn Beckert, R OBP: 0.450, SLG: 0.421 (7, PH) Rich Troedson, L (8, 1) Dave Winfield, R OBP: 0.250, SLG: 0.250 (8, PH) Vicente Romo, R (9, 1)		0-0 F9			0-0 L4		0-0 F3	0-0 FC5-4 1B	
Bill Greif, R OBP: 0.200, SLG: 0.200 (1, 1) Joe McInosh, S (7, 1) Willie McCovey, L OBP: 0.357, SLG: 0.333 (7, PH) Rich Morales, R (7, PH) Cito Gaston, R OBP: 0.200, SLG: 0.222 (8, PH) Dave Hilton, R (9, 4)		0-0 4-3			0-0 E HBP 1B		0-0 1B	0-0 FC5-4 2B	

Inning Stats	R: 1 E: 0 K: 0 S: 5	H: 2 LOB: 2 BB: 1 P: 9	R: 0 E: 0 K: 1 S: 5	H: 0 LOB: 0 BB: 0 P: 5	R: 0 E: 0 K: 1 S: 5	H: 0 LOB: 1 BB: 1 P: 9	R: 0 E: 0 K: 0 S: 3	H: 0 LOB: 0 BB: 0 P: 3	R: 0 E: 1 K: 0 S: 4	H: 1 LOB: 2 BB: 0 P: 5	R: 0 E: 0 K: 0 S: 4	H: 1 LOB: 1 BB: 0 P: 4	R: 0 E: 0 K: 0 S: 4	H: 1 LOB: 1 BB: 0 P: 4	R: 5 E: 0 K: 0 S: 8	H: 5 LOB: 2 BB: 2 P: 16
--------------	------------------------------	---------------------------------	------------------------------	---------------------------------	------------------------------	---------------------------------	------------------------------	---------------------------------	------------------------------	---------------------------------	------------------------------	---------------------------------	------------------------------	---------------------------------	------------------------------	----------------------------------

PITCHER	IP	WLS	BF	H	R	ER	SO	BB	IBB	HBP	BLK	WP	HR	S	P	ERA	WHIP
Tom Bradley, R ERA: 2.91 (1, 1)	7.0		30	6	2	2	2	2	2	0	0	0	0	31	40	2.57	1.143
Elias Sosa, R ERA: 9.0 (8, 1)	0.0	L	2	0	0	0	0	2	0	0	0	0	0	8	8	∞	∞
Jim Barr, R ERA: 2.35 (8, 1)	1.0		7	4	4	4	0	0	0	0	0	0	0	7	7	36.00	4.000

BOTTOM

San Francisco Giants @ San Diego Padres
San Diego Stadium, San Diego, CA

Sun Apr 14 1974, 6:33 AM EDT
Att. 9,562 - Unknown

AB	R	H	RBI	BB	SO	LOB
4	0	1	1	0	0	1
5	0	1	0	0	0	3
4	2	2	0	1	0	4
3	1	2	1	1	1	1
2	1	0	0	2	0	1
4	1	1	2	0	0	3
3	0	0	0	0	1	1
2	0	0	0	0	0	0
1	0	0	0	0	0	0
0	0	0	0	0	0	0
0	0	0	0	0	0	0
1	1	0	1	0	0	1
0	0	0	0	0	0	0

AB	33
R	6
H	10
RBI	6
BB	4
SO	2
LOB	15

WP: 0 PA: 39
PB: 0
SB: 0
CS: 0



PITCHER	IP	WLS	BF	H	R	ER	SO	BB	IBB	HBP	BLK	WP	HR	S	P	ERA	WHIP
---------	----	-----	----	---	---	----	----	----	-----	-----	-----	----	----	---	---	-----	------

Batter	1	2	3	4	5	6	7	8	9	AB R H RBI BB SO LOB	TOP
Bobby Bonds, R (1, 9) OBP: 0.386, SLG: 0.474	0-0 G6-4-3 HBP 1B		0-3 K		0-0 F4			4-0 BB		3 1 1 0 1 1 1	
Chris Speier, R (1, 6) OBP: 0.325, SLG: 0.242	1-0 G6-4-3 HBP		0-0 3-1			4-0 BLK BB		0-0 F8		2 0 0 0 1 0 1	
Garry Maddox, R (1, 8) OBP: 0.295, SLG: 0.455	0-0 G6-4-3 1-2f 2-3		0-0 5-3			0-3 K		0-0 1-3		4 0 0 0 0 1 4	
Gary Matthews, R (1, 7) OBP: 0.286, SLG: 0.359	0-0 BB 3-H 1B			0-0 F9		0-0 F4		0-0 6-3		4 0 1 1 0 0 1	
Steve Ontiveros, S (1, 3) OBP: 0.450, SLG: 0.467	4-0 1-2 BB			0-3 K		0-0 F2		0-0 4-3		3 0 0 0 1 1 1	
Dave Kingman, R (1, 5) OBP: 0.375, SLG: 0.500	0-0 F7			0-3 K			0-3 K		0-3 K	4 0 0 0 0 3 2	
Mike Phillips, L (1, 4) OBP: 0.394, SLG: 0.387			0-3 K		0-0 2-3 2-3 1B		0-0 F8			3 0 1 0 0 1 0	
John Boccabella, R (1, 2) Charlie Williams, R (7, 1)			0-0 5-3		0-0 2-3		0-0 5-3			3 0 0 0 0 0 1 0 0 0 0 0 0 0	
Mike Caldwell, R (1, 1) Dave Rader, L (7, 2)			0-3 K		0-0 2-3			0-0 6-3		2 0 0 0 0 1 1 1 0 0 0 0 0 0	
Inning Stats	R: 1 H: 2 E: 0 LOB: 2 K: 0 BB: 1 S: 4 P: 9	R: 0 H: 0 E: 0 LOB: 0 K: 2 BB: 0 S: 7 P: 7	R: 0 H: 0 E: 0 LOB: 0 K: 1 BB: 0 S: 5 P: 5	R: 0 H: 0 E: 0 LOB: 0 K: 2 BB: 0 S: 7 P: 7	R: 0 H: 1 E: 0 LOB: 1 K: 0 BB: 0 S: 4 P: 4	R: 0 H: 0 E: 0 LOB: 1 K: 1 BB: 1 S: 5 P: 9	R: 0 H: 0 E: 0 LOB: 0 K: 1 BB: 0 S: 5 P: 5	R: 0 H: 0 E: 0 LOB: 1 K: 0 BB: 1 S: 3 P: 7	R: 0 H: 0 E: 0 LOB: 0 K: 1 BB: 0 S: 5 P: 5	1B: 3 SF: 0 2B: 0 SAC: 0 3B: 0 DP: 1 HR: 0 HBP: 1	WP: 0 PA: 33 PB: 0 SB: 0 CS: 0
PITCHER Larry Dierker, R (1, 1) ERA: 1.13	IP WLS BF H R ER SO BB IBB HBP BLK WP HR S P ERA WHIP										

San Francisco Giants @ Houston Astros
 Astrodome, Houston, TX
 Mon Apr 15 1974, 8:05 PM EDT
 Att. 8,713 - Dome

AB	29
R	1
H	3
RBI	1
BB	3
SO	8
LOB	12



Batter	1	2	3	4	5	6	7	8	9
Roger Metzger, S OBP: 0.372, SLG: 0.436 (1, 6)	0-0 6-3		0-0 2B 6-3 1B		0-0 2B		0-0 F7		
Ollie Brown, R OBP: 0.300, SLG: 0.500 Greg Gross, L OBP: 0.500, SLG: 0.478 (1, 9) (8, 7)	0-0 L7		0-0 1B 1-3 2B		0-0 F8		0-0 HR		
Cesar Cedeno, R OBP: 0.372, SLG: 0.571 (1, 8)	0-0 1-3		0-0 6-3		0-0 F7		0-0 2B		
Bob Watson, R OBP: 0.349, SLG: 0.462 Bob Gallagher, L OBP: 0.100, SLG: 0.100 (1, 7) (7, PR) (8, 9)		0-0 4-3	0-0 2-3 1B		0-0 5-3		4-0 BB		
Lee May, R OBP: 0.359, SLG: 0.455 (1, 3)		0-0 L9	0-3 K		0-0 HR		0-0 F7		
Doug Rader, R OBP: 0.366, SLG: 0.417 (1, 5)		0-0 FC5 2B		0-0 5-3		0-3 K		0-0 1-3	
Johnny Edwards, L OBP: 0.364, SLG: 0.333 (1, 2)		4-0 BB		0-0 3-1		0-0 1B		0-0 4-3	
Tommy Helms, R OBP: 0.333, SLG: 0.406 Larry Milbourne, S OBP: 0.125, SLG: 0.125 (1, 4) (8, PR) (9, 4)		0-0 FC5 2-3f		0-0 F7		0-0 F7		0-0 1B	
Larry Dierker, R OBP: 0.286, SLG: 0.286 (1, 1)			0-0 6-3		0-0 1-3		0-3 K	0-3 K	

AB	R	H	RBI	BB	SO	LOB
4	1	2	0	0	0	0
4	1	2	1	0	0	1
0	0	0	0	0	0	0
4	0	1	1	0	0	2
3	0	1	0	1	0	0
0	0	0	0	0	0	0
4	1	1	1	0	1	4
4	0	1	0	0	1	0
3	0	1	0	1	0	0
4	0	1	0	0	0	3
0	0	0	0	0	0	0
4	0	0	0	0	2	1


AB	R	H	RBI	BB	SO	LOB
34	3	10	3	2	4	11

Inning	1	2	3	4	5	6	7	8	9
R: 0	R: 0	R: 1	R: 0	R: 0	R: 0	R: 1	R: 1	R: 0	R: 0
H: 0	H: 1	H: 3	H: 0	H: 1	H: 2	H: 2	H: 2	H: 1	H: 1
E: 0	E: 0	E: 0	E: 0	E: 0	E: 0	E: 0	E: 0	E: 0	E: 0
K: 0	K: 0	K: 1	K: 0	K: 0	K: 1	K: 1	K: 1	K: 1	K: 1
S: 3	S: 4	S: 8	S: 3	S: 4	S: 7	S: 7	S: 7	S: 6	S: 6
LOB: 0	LOB: 2	LOB: 2	LOB: 0	LOB: 1	LOB: 1	LOB: 2	LOB: 2	LOB: 1	LOB: 1
BB: 0	BB: 1	BB: 0	BB: 0	BB: 0	BB: 0	BB: 1	BB: 1	BB: 0	BB: 0
P: 3	P: 8	P: 8	P: 3	P: 4	P: 7	P: 11	P: 6	P: 6	P: 6

WP	HR	S	P	ERA	WHIP
0	2	35	39	4.05	1.500
0	0	7	11	0.00	1.500

San Francisco Giants @ Houston Astros
Astrodome, Houston, TX
Mon Apr 15 1974, 8:05 PM EDT
Att: 8,713 - Dome

livebaseballscorecards.com



Batter	1	2	3	4	5	6	7	8	9	AB R H RBI BB SO LOB	TOP											
Bobby Bonds, R (1, 9) OBP: 0.354, SLG: 0.429	0-3 K		0-0 F4		0-0 6-3			0-0 6-3		4 0 0 0 0 1 0	San Francisco Giants @ Houston Astros Astrodome, Houston, TX Tue Apr 16 1974, 8:05 PM EDT Att. 8,191 - Dome											
Chris Speier, R (1, 6) OBP: 0.318, SLG: 0.270	0-0 F9		0-0 2B		0-0 6-3			0-0 6-3		4 0 1 0 0 0 0												
Garry Maddox, R (1, 8) OBP: 0.292, SLG: 0.438	0-0 1B		0-0 6-3			0-0 F7			0-0 F5	4 0 1 0 0 0 1												
Gary Matthews, R (1, 7) OBP: 0.304, SLG: 0.357	0-0 1B			4-0 FC6		0-0 F6			0-0 6-3	3 0 1 0 1 0 0												
Steve Ontiveros, S (1, 3) OBP: 0.442, SLG: 0.438 Jim Barr, R (6, 1) Gary Thomasson, L (9, PH)	0-0 FC6			4-0 FC6		0-0 6-3			0-3 K	2 0 0 0 1 0 2 0 0 0 0 0 0 0 1 0 0 0 0 0 1 0												
Dave Kingman, R (1, 5) OBP: 0.349, SLG: 0.459		0-0 F3		0-3 K			0-3 K			3 0 0 0 0 2 2												
Mike Phillips, L (1, 4) OBP: 0.361, SLG: 0.353		0-0 5-3		0-0 FC6		0-0 3-1				3 0 0 0 0 0 2												
Ken Rudolph, R (1, 2) OBP: 0.212, SLG: 0.103 Chris Arnold, R (7, PH) Dave Rader, L (7, 2)		0-0 1-3		0-0 F8		0-0 3-1				2 0 0 0 0 0 2 1 0 0 0 0 0 0 0 0 0 0 0 0 0												
Jim Willoughby, R (1, 1) OBP: 0.143, SLG: 0.286 Ed Goodson, L (6, 3)			0-0 6-3		0-0 5-3			0-0 F9		2 0 0 0 0 0 0 1 0 0 0 0 0 0												
Inning Stats	R: 0 E: 0 K: 1 S: 7	H: 2 LOB: 2 BB: 0 P: 7	R: 0 E: 0 K: 0 S: 3	H: 0 LOB: 0 BB: 0 P: 3	R: 0 E: 0 K: 0 S: 4	H: 1 LOB: 1 BB: 0 P: 4	R: 0 E: 0 K: 1 S: 5	H: 0 LOB: 2 BB: 2 P: 13	R: 0 E: 0 K: 0 S: 3	H: 0 LOB: 0 BB: 0 P: 3	R: 0 E: 0 K: 1 S: 5	H: 0 LOB: 0 BB: 0 P: 5	R: 0 E: 0 K: 0 S: 3	H: 0 LOB: 0 BB: 0 P: 3	R: 0 E: 0 K: 1 S: 5	H: 0 LOB: 0 BB: 0 P: 5	R: 0 E: 0 K: 1 S: 5	H: 0 LOB: 0 BB: 0 P: 5	1B: 2 2B: 1 3B: 0 HR: 0	SF: 0 SAC: 0 DP: 0 HBP: 0	WP: 0 PB: 0 SB: 1 CS: 0	PA: 32
PITCHER Tom Griffin, R (1, 1) ERA: 1.23	IP: 9.0 WLS: W BF: 32 H: 3 R: 0 ER: 0 SO: 4 BB: 2 IBB: 0 HBP: 0 BLK: 0 WP: 0 HR: 0 S: 38 P: 46 ERA: 0.00 WHIP: 0.556											PITCHER IP: WLS: BF: H: R: ER: SO: BB: IBB: HBP: BLK: WP: HR: S: P: ERA: WHIP										

livebaseballscorecards.com

AB	30
R	0
H	3
RBI	0
BB	2
SO	4
LOB	9



Batter	1	2	3	4	5	6	7	8	9	AB R H RBI BB SO LOB	TOP											
Bobby Bonds, R (1, 9) OBP: 0.333, SLG: 0.380	0-3 K		0-0 6-3		0-3 K		0-0 F7		0-3 K	5 0 0 0 0 3 2												
Mike Phillips, L (1, 4) OBP: 0.311, SLG: 0.302	0-0 FC6 1B			0-0 3-1		0-0 F8	0-0 5-3		0-0 F9	5 0 1 0 0 0 1												
Garry Maddox, R (1, 8) OBP: 0.333, SLG: 0.482	0-0 FC6 PO 1-2f			0-0 F7		4-3 BB 1B		0-0 SH5-4 WP 2B	0-0 BB 1B	5 2 3 0 0 0 1												
Ed Goodson, L (1, 3) OBP: 0.286, SLG: 0.333	0-0 PO	0-0 4-3		0-0 E 2B		4-0 1B		4-0 WP SH5-4 BB 1B	4-0 BB 1B	2 0 1 0 0 0 0 0 3 0 0 3 0 0												
Gary Matthews, R (4, PR) OBP: 0.340, SLG: 0.333	1-2					1-2 BB			1-2 BB													
Gary Thomasson, L (1, 7) (4, 3)			0-0 4-3		0-0 E7 2-H		0-0 4-3		0-0 SH5-4	0-3 K	4 0 0 0 0 1 5											
Dave Kingman, R (1, 5) OBP: 0.375, SLG: 0.488					0-0 F7		4-0 1B		4-0 1B WP IBB	1 0 1 0 0 0 0 1 0 0 0 2 0 2												
Steve Ontiveros, S (4, PH) OBP: 0.420, SLG: 0.378																						
Chris Speier, R (1, 6) OBP: 0.333, SLG: 0.295			0-3 K			0-0 6-3	0-0 1B		0-0 G4-3 1B	4 0 2 3 0 1 1												
Dave Rader, L (1, 2)					0-0 F8	4-0 WP SH1-4 BB	0-0 4-3		0-0 G4-3	3 0 0 0 1 0 4												
Tom Bradley, R (1, 1) OBP: 0.083, SLG: 0.167					0-0 5-3		0-0 SH1-4		0-0 1B	2 0 0 0 0 1 0 1 0 1 0 0 0 0												
Randy Moffitt, R (8, 1) OBP: 1.000, SLG: 1.000																						
Inning Stats	R: 0 E: 0 K: 1 S: 5	H: 1 LOB: 0 BB: 0 P: 5	R: 0 E: 0 K: 1 S: 6	H: 1 LOB: 1 BB: 0 P: 6	R: 0 E: 0 K: 0 S: 3	H: 0 LOB: 0 BB: 0 P: 3	R: 1 E: 1 K: 0 S: 5	H: 1 LOB: 2 BB: 0 P: 5	R: 0 E: 0 K: 1 S: 5	H: 0 LOB: 1 BB: 1 P: 9	R: 2 E: 0 K: 0 S: 5	H: 2 LOB: 2 BB: 2 P: 13	R: 0 E: 0 K: 1 S: 5	H: 0 LOB: 0 BB: 0 P: 5	R: 2 E: 0 K: 0 S: 4	H: 2 LOB: 1 BB: 2 P: 12	R: 0 E: 0 K: 2 S: 9	H: 2 LOB: 3 BB: 1 P: 13	1B: 7 2B: 2 3B: 0 HR: 0	SF: 0 SAC: 2 DP: 1 HBP: 0	WP: 2 PB: 0 SB: 0 CS: 0	PA: 42
PITCHER	IP WLS BF H R ER SO BB IBB HBP BLK WP HR S P ERA WHIP																					
Doug Koniczny, R (1, 1) ERA: 2.35	5.2 L 25 5 3 2 3 2 1 0 0 1 0 28 40 3.18 1.235																					
Fred Scherman, L (6, 1) ERA: 1.35	0.1 1 0 0 0 0 0 0 0 0 0 0 1 1 0.00 0.000																					
Jerry Johnson, R (7, 1) ERA: 3.38	3.0 15 4 2 2 3 2 1 0 0 1 0 18 30 6.00 2.000																					

San Francisco Giants @ Houston Astros
 Astrodome, Houston, TX
 Thu Apr 18 1974, 8:05 PM EDT
 Att. 8,074 - Dome

AB	33
R	5
H	9
RBI	3
BB	6
SO	6
LOB	16



BOTTOM

San Francisco Giants @ Houston Astros
Astrodome, Houston, TX
Thu Apr 18 1974, 8:05 PM EDT
Att. 8,074 - Dome

livebaseballscorecards.com

AB 32
R 2
H 6
RBI 2
BB 2
SO 7
LOB 9



WP: 0 PA: 34
PB: 0
SB: 2
CS: 0

AB R H RBI BB SO LOB

3 1 1 0 1 0 0

4 0 1 0 0 1 3

4 0 2 2 0 1 1

3 0 1 0 1 0 2

3 0 0 0 0 1 3

0 0 0 0 0 0 0

1 0 0 0 0 0 0

3 0 0 0 0 0 0

1 0 0 0 0 0 0

0 0 0 0 0 0 0

2 1 1 0 0 0 0

3

4

4

3

3

3

4

3

1

0

0

2

1

0

2

0

0

0

0

0

0

0

0

1

1

0

2

1

0

0

0

0

0

0

0

0

0

0

0

1

0

2

0

0

0

0

0

0

0

0

0

0

0

0

0

0

0

0

0

0

0

0

0

0

0

0

0

0

0

0

0

0

0

0

0

0

0

0

0

0

0

0

0

0

0

0

0

0

0

0

0

0

0

0

0

0

0

0

0

0

0

0

0

0

0

0

0

0

0

0

0

0

0

0

0

0

0

0

0

0

0

0

0

0

0

0

0

0

0

0

0

0

0

0

0

0

0

0

0

0

0

0

0

0

0

0

0

0

0

0

0

0

0

0

0

0

0

0

0

0

0

0

0

0

0

0

0

0

0

0

0

0

0

0

0

0

0

0

0

0

0

0

0

0

0

0

0

0

0

0

0

0

0

0

0

0

0

0

0

0

0

0

0

0

0

0

0

0

0

0

0

0

0

0

0

0

0

0

0

0

0

0

0

0

0

0

0

0

0

0

0

0

0

0

0

0

0

0

0

0

0

0

0

0

0

0

0

0

0

0

0

0

0

0

0

0

0

0

0

0

0

0

0

0

0

0

0

0

0

0

0

0

0

0

0

0

0

0

0

0

0

0

0

0

0

0

0

0

0

0

0

0

0

0

0

0

0

0

0

0

0

0

0

0

0

0

0

0

0

0

0

0

0

0

0

0

0

0

0

0

0

0

0

0

0

0

0

0

Batter	1	2	3	4	5	6	7	8	9	AB R H RBI BB SO LOB	TOP											
Bobby Bonds, R (1, 9) OBP: 0.328, SLG: 0.426	0-3 K			0-0 6-3		0-0 HR	0-0 L5			4 1 1 1 0 1 1	San Francisco Giants @ Los Angeles Dodgers Dodger Stadium, Los Angeles, CA Fri Apr 19 1974, 7:05 PM PDT Att. 45,516 - Unknown											
Mike Phillips, L (1, 4) OBP: 0.286, SLG: 0.277	0-3 K			0-0 F7		0-0 G3		0-3 K		4 0 0 0 0 2 0												
Garry Maddox, R (1, 8) OBP: 0.328, SLG: 0.458	0-0 5-3			1-0 HBP			0-0 E5 BB BB BB	0-3 K		3 1 0 0 0 1 0												
Steve Ontiveros, S (1, 5) OBP: 0.407, SLG: 0.350		0-3 K		0-0 4-3			4-0 BB BB BB 1-2 1B BB	0-0 4-3		3 1 0 0 1 1 1												
Gary Matthews, R (1, 7) OBP: 0.333, SLG: 0.313		0-3 K			0-0 6-3		4-0 BB BB BB 1-2 2-3 1B BB	0-0 P6		3 1 0 0 1 1 0												
Gary Thomasson, L (1, 3)		0-0 4-3			0-0 F8		4-0 BB BB BB SH1-4 1-2 2-3 3-H 6-3 BB	0-3 K		3 1 0 1 1 1 0												
Chris Speier, R (1, 6) OBP: 0.327, SLG: 0.292			0-0 F8		0-0 6-3		0-0 SH1-4 1-2 2-H 3-H 1B	0-3 K		4 0 1 2 0 1 0												
Dave Rader, L (1, 2)			0-0 F8			0-0 F8	0-0 SH1-4 1-2 2-3			2 0 0 0 0 0 0												
Mike Caldwell, R (1, 1) Chris Arnold, R (7, PH) Jim Barr, R (7, 1) Randy Moffitt, R (9, 1) OBP: 1.000, SLG: 1.000			0-0 6-3		0-0 6-3	0-0 6-3	0-0 6-3 3-H			2 0 0 0 0 0 0 1 0 0 1 0 0 1 0 0 0 0 0 0 0 0 0 0 0 0 0 0												
Inning Stats	R: 0 E: 0 K: 2 S: 7	H: 0 LOB: 0 BB: 0 P: 7	R: 0 E: 0 K: 2 S: 7	H: 0 LOB: 0 BB: 0 P: 7	R: 0 E: 0 K: 0 S: 3	H: 0 LOB: 0 BB: 0 P: 3	R: 0 E: 0 K: 0 S: 3	H: 0 LOB: 1 BB: 0 P: 4	R: 0 E: 0 K: 0 S: 3	H: 0 LOB: 0 BB: 0 P: 3	R: 1 E: 0 K: 0 S: 4	H: 1 LOB: 0 BB: 0 P: 4	R: 4 E: 1 K: 0 S: 5	H: 1 LOB: 1 BB: 3 P: 17	R: 0 E: 0 K: 2 S: 7	H: 0 LOB: 0 BB: 0 P: 7	R: 0 E: 0 K: 2 S: 7	H: 0 LOB: 0 BB: 0 P: 7	1B: 1 2B: 0 3B: 0 HR: 1	SF: 0 SAC: 1 DP: 0 HBP: 1	WP: 0 PB: 0 SB: 0 CS: 0	PA: 34
PITCHER	IP WLS BF H R ER SO BB IBB HBP BLK WP HR S P ERA WHIP																					
Don Sutton, R (1, 1) ERA: 2.03	6.0 L 24 1 5 3 4 3 0 1 0 0 1 28 41 4.50 0.667																					
Mike Marshall, R (7, 1) ERA: 1.98	2.0 7 1 0 0 2 0 0 0 0 0 0 11 11 0.00 0.500																					
Jim Brewer, L (9, 1) ERA:	1.0 3 0 0 0 2 0 0 0 0 0 0 7 7 0.00 0.000																					

AB	29
R	5
H	2
RBI	5
BB	3
SO	8
LOB	3



Batter	1	2	3	4	5	6	7	8	9	AB	R	H	RBI	BB	SO	LOB
Davey Lopes, R OBP: 0.409, SLG: 0.389 (1, 4)	0-0 F9		0-0 F9			0-0 SF9 3B		0-0 F6		4	1	1	0	0	0	1
Tom Paciorek, R OBP: 0.278, SLG: 0.412 (1, 7) Jim Brewer, L (9, 1)	0-0 6-3			0-3 K		0-0 SF9		0-0 F9		3	0	0	1	0	1	0
Jimmy Wynn, R OBP: 0.350, SLG: 0.735 (1, 8)	0-3 K			0-0 F3		0-0 F6			0-3 K	4	0	0	0	0	2	0
Ron Cey, R OBP: 0.429, SLG: 0.417 (1, 5)		0-0 F4		0-3 K		0-3 K			0-0 F4	4	0	0	0	0	2	0
Steve Garvey, R OBP: 0.385, SLG: 0.776 (1, 3)		0-0 F9			0-0	3B 2B			0-0 F4	4	2	2	1	0	0	0
Willie Crawford, L OBP: 0.417, SLG: 0.390 (1, 9)		0-0 3-1			0-0	SF8 3B				3	1	1	1	0	1	0
Joe Ferguson, R OBP: 0.352, SLG: 0.167 (1, 2)			0-0 F3		0-0	6-3			0-0	3	0	0	0	0	0	1
Bill Russell, R OBP: 0.389, SLG: 0.370 (1, 6)			0-0		0-0	SF8			0-0	2	0	2	1	0	0	0
Don Sutton, R OBP: 0.167, SLG: 0.167 (1, 1) Mike Marshall, R (7, 1) Bill Buckner, L OBP: 0.362, SLG: 0.357 (8, PH) (9, 7)			0-0 F9		0-0	5-3		0-0 CS	0-0 F8	2	0	0	0	0	0	1

Inning Stats	R: 0	H: 0	E: 0	K: 1	S: 5	R: 0	H: 0	E: 0	K: 0	S: 3	R: 0	H: 1	E: 0	K: 0	S: 4	R: 0	H: 0	E: 0	K: 2	S: 7	R: 2	H: 2	E: 0	K: 0	S: 5	R: 1	H: 1	E: 0	K: 1	S: 6	R: 1	H: 2	E: 0	K: 1	S: 6	R: 0	H: 0	E: 0	K: 0	S: 3	R: 0	H: 0	E: 0	K: 1	S: 5	1B: 2	2B: 1	3B: 2	SF: 2	SAC: 0	DP: 0	HBP: 0	WP: 0	PA: 33
PITCHER	IP	WLS	BF	H	R	ER	SO	BB	IBB	HBP	BLK	WP	HR	S	P	ERA	WHIP																																					
Mike Caldwell, L (1, 1) ERA: 2.77	6.0	W	22	4	3	3	4	0	0	0	0	0	0	30	30	4.50	0.667																																					
Jim Barr, R (7, 1) ERA: 2.92	2.0		7	2	1	1	1	0	0	0	0	0	1	9	9	4.50	1.000																																					
Randy Moffitt, R (9, 1) ERA: 0.82	1.0	S	3	0	0	0	1	0	0	0	0	0	0	5	5	0.00	0.000																																					

BOTTOM

San Francisco Giants @ Los Angeles Dodgers
Dodger Stadium, Los Angeles, CA

Fri Apr 19 1974, 7:05 PM PDT
Att. 45,516 - Unknown

AB	30
R	4
H	6
RBI	4
BB	0
SO	6
LOB	3

livebaseballscorecards.com

Batter	1	2	3	4	5	6	7	8	9	AB R H RBI BB SO LOB	TOP											
Bobby Bonds, R (1, 9) OBP: 0.318, SLG: 0.407	0-0 1B 1B		0-3 K		0-3 K		0-0 FC6-4 1-2f		0-3 K	5 1 1 0 0 3 3	San Francisco Giants @ Los Angeles Dodgers Dodger Stadium, Los Angeles, CA Sat Apr 20 1974, 7:05 PM PDT Att. 33,707 - Unknown											
Mike Phillips, L (1, 4) OBP: 0.302, SLG: 0.294	0-0 G4-3 1-2 1B		0-0 L1			0-0 FC6-4 1B		0-3 K		4 0 2 0 0 1 0												
Garry Maddox, R (1, 8) OBP: 0.354, SLG: 0.492	0-0 G4-3 1-2 2-H 1B		0-0 1B 2B			0-0 L9		0-0 1B		4 0 3 1 0 0 1												
Steve Ontiveros, S (1, 5) OBP: 0.397, SLG: 0.341	0-0 G4-3 1-2f 2-3		0-0 1B			0-0 F9		0-0 F8		4 0 1 0 0 0 4												
Gary Matthews, R (1, 7) OBP: 0.328, SLG: 0.308	0-3 K				0-0 CS 1B		0-0 FC6-4 1-2f		0-0 L5	4 0 1 0 0 1 3												
Dave Kingman, R (1, 3) OBP: 0.365, SLG: 0.455		0-0 F8			0-0 F7 1-2		0-3 K		4-0 FC1-6 1B BB	3 0 0 0 1 1 1												
Chris Speier, R (1, 6) OBP: 0.322, SLG: 0.288		0-3 K			0-0 4-3		0-3 K		0-0 FC1-6 1-2 1B	4 0 1 0 0 2 0												
Dave Rader, L (1, 2) Gary Thomasson, L (9, PR)		0-0 1B				0-0 F8		0-0 1B 2B	0-0 FC1-6 1-2f 2-3	4 1 2 0 0 0 2 0 0 0 0 0 0 0												
Jim Willoughby, R (1, 1) OBP: 0.111, SLG: 0.222 Charlie Williams, R (5, 1) Chris Arnold, R (7, PH) OBP: 0.200, SLG: 0.200 Elias Sosa, R (7, 1) Don Rose, R (8, 1) Bruce Miller, R (9, PH) OBP: 0.500, SLG: 0.500		0-3 K				0-3 K		0-0 FC6-4 2-H 1B	0-0 F8	2 0 0 0 0 0 2 1 0 0 0 0 0 0 0 0 1 0 1 1 0 1 0 0 0 0 0 0 2												
Inning Stats	R: 1 E: 0 K: 1 S: 7	H: 3 LOB: 1 BB: 0 P: 7	R: 0 E: 0 K: 2 S: 8	H: 1 LOB: 1 BB: 0 P: 8	R: 0 E: 0 K: 1 S: 6	H: 2 LOB: 2 BB: 0 P: 6	R: 0 E: 0 K: 0 S: 3	H: 1 LOB: 0 BB: 0 P: 3	R: 0 E: 0 K: 0 S: 7	H: 0 LOB: 0 BB: 0 P: 7		R: 0 E: 0 K: 0 S: 4	H: 1 LOB: 1 BB: 0 P: 4	R: 1 E: 0 K: 2 S: 9	H: 2 LOB: 1 BB: 0 P: 9	R: 0 E: 0 K: 1 S: 6	H: 1 LOB: 1 BB: 0 P: 6	R: 0 E: 0 K: 1 S: 6	H: 1 LOB: 2 BB: 1 P: 10	1B: 10 2B: 2 3B: 0 HR: 0	SF: 0 SAC: 0 DP: 1 HBP: 0	WP: 0 PB: 0 SB: 0 CS: 1
PITCHER	IP WLS BF H R ER SO BB IBB HBP BLK WP HR S P ERA WHIP																					
Tommy John, L (1, 1) ERA: 1.09	7.0 W 28 10 2 2 8 0 0 0 0 0 0 0 44 44 2.57 1.429																					
Mike Marshall, R (8, 1) ERA: 1.72	2.0 9 2 0 0 2 1 0 0 0 0 0 0 12 16 0.00 1.500																					

livebaseballscorecards.com

AB	36
R	2
H	12
RBI	2
BB	1
SO	10
LOB	17



Batter	1	2	3	4	5	6	7	8	9	AB R H RBI BB SO LOB	TOP																
Bobby Bonds, R OBP: 0.338, SLG: 0.419 (1, 9) X	0-0 S 1B 2B		4-0 BB BB BB 6-3 BB			0-3 K		4-0 2B BB 1-2 2-3	0-0 F7	3 2 1 0 2 1 0																	
Mike Phillips, L OBP: 0.298, SLG: 0.309 (1, 4) S S S	0-3 K		0-0 6-3			0-0 G3		0-0 1B 2B 1-H 2-H 3-H	0-0 5-3	4 0 1 3 0 1 2 1 1 0 0 0 0 0																	
Garry Maddox, R OBP: 0.362, SLG: 0.493 (1, 8) X	0-0 G3 E 1B 3-H					0-0 F8		0-0 5-3		4 0 2 1 0 0 1																	
Steve Ontiveros, S OBP: 0.387, SLG: 0.333 (1, 5) X	0-0 G3 1-3					0-0 4-3		0-0 1B 1B 2-H		4 1 1 1 0 1 2																	
Gary Thomasson, L OBP: 0.176, SLG: 0.067 (1, 7) S S S (7, 3)	0-3 K					0-0 F8		0-0 F7 SH5-4 1B 2-3		4 0 1 0 0 1 1																	
Chris Speier, R OBP: 0.317, SLG: 0.286 (1, 6)						0-0 5-3		0-0 K 1-2 3-H SH5-4 1B		4 0 1 1 0 2 0																	
Dave Kingman, R OBP: 0.345, SLG: 0.426 (1, 3)						0-0 1-3		0-0 K 1-2 2-3 SH5-4		3 0 0 0 0 2 0 0 0 0 0 0 0 0																	
Randy Moffitt, R OBP: 1.000, SLG: 1.000 (7, 1)																											
Dave Rader, L OBP: 0.357, SLG: 0.462 (1, 2)																											
Jim Willoughby, R OBP: 0.111, SLG: 0.222 (8, PR)																											
Chris Arnold, R OBP: 0.167, SLG: 0.167 (8, PH)																											
Ken Rudolph, R OBP: 0.200, SLG: 0.097 (8, 2)																											
John D'Acquisto, R OBP: 0.286, SLG: 0.333 (1, 1)																											
Charlie Williams, R (4, 1)																											
Jim Barr, R (6, 1)																											
Gary Matthews, R OBP: 0.333, SLG: 0.302 (7, 7)																											
Inning Stats	R: 1 E: 1 K: 2 S: 9	H: 2 LOB: 1 BB: 0 P: 9	R: 0 E: 0 K: 3 S: 9	H: 0 LOB: 0 BB: 0 P: 9	R: 0 E: 0 K: 0 S: 2	H: 0 LOB: 0 BB: 1 P: 6	R: 0 E: 0 K: 0 S: 3	H: 0 LOB: 0 BB: 0 P: 3	R: 0 E: 0 K: 0 S: 4	H: 1 LOB: 1 BB: 0 P: 4	R: 0 E: 0 K: 2 S: 8	H: 1 LOB: 1 BB: 0 P: 8	R: 0 E: 0 K: 2 S: 7	H: 0 LOB: 0 BB: 0 P: 7	R: 5 E: 0 K: 0 S: 8	H: 5 LOB: 2 BB: 2 P: 16	R: 0 E: 0 K: 0 S: 3	H: 0 LOB: 0 BB: 0 P: 3	1B: 6 2B: 3 3B: 0 HR: 0	SF: 0 SAC: 1 DP: 0 HBP: 0	WP: 0 PB: 0 SB: 1 CS: 0	PA: 38					
PITCHER	IP	WLS	BF	H	R	ER	SO	BB	IBB	HBP	BLK	WP	HR	S	P	ERA	WHIP										
Andy Messersmith, R ERA: 3.14 (1, 1)	7.0		28	5	4	4	9	3	0	0	0	0	0	43	55	5.14	1.143										
Mike Marshall, R ERA: 2.7 (8, 1)	1.0	L	7	4	2	2	0	0	0	0	0	0	0	7	7	18.00	4.000										
Jim Brewer, L ERA: (9, 1)	1.0		3	0	0	0	0	0	0	0	0	0	0	3	3	0.00	0.000										

San Francisco Giants @ Los Angeles Dodgers
 Dodger Stadium, Los Angeles, CA
 Sun Apr 21 1974, 7:05 PM PDT
 Att: 41,399 - Unknown

livebaseballscorecards.com

AB	34
R	6
H	9
RBI	6
BB	3
SO	9
LOB	9



Batter	1	2	3	4	5	6	7	8	9	AB	R	H	RBI	BB	SO	LOB
Davey Lopes, R OBP: 0.365, SLG: 0.326 (1, 4)	4-0 S 1B BB	0-0 G6-4-3 1-2f			0-0 5-3	0-3 K		0-0 B1-3		4	1	0	0	1	1	4
Bill Buckner, L OBP: 0.357, SLG: 0.373 (1, 7)	0-0 F9 1-3		0-0 F8		0-0 CS 1B		0-0 1B E 2B	0-0 F9		5	1	2	0	0	0	1
Jimmy Wynn, R OBP: 0.391, SLG: 0.698 (1, 8)	0-3 K		4-0 S BB		4-0 S BB 1-2		0-0 F9 E 1B 2-3		0-0 F7	3	1	1	0	2	1	1
Ron Cey, R OBP: 0.400, SLG: 0.404 (1, 5)	0-0 BB 1B 3-H		0-0 F3 1-2		0-3 K 1-2		0-0 F9 1-2		0-0 F9	5	0	1	1	0	1	4
Willie Crawford, L OBP: 0.439, SLG: 0.383 (1, 9)	4-0 1-2 BB		0-0 F7		0-0 BB 2B 1B		4-0 E CS IBB		0-0 3-1	3	1	1	0	2	0	1
Steve Garvey, R OBP: 0.367, SLG: 0.702 (1, 3)	0-0 F4			0-0 G5-3 BB 1B		0-0 F6		0-0 E7 1B 1-3 2-H 3-H		4	0	2	2	0	0	3
Joe Ferguson, R OBP: 0.393, SLG: 0.244 (1, 2)		4-0 BB BB		4-0 G5-3 BB 1-2		4-0 2B BB 1-2		0-3 K		1	0	0	0	3	1	2
Bill Russell, R OBP: 0.383, SLG: 0.412 (1, 6)		0-0 L7		0-0 G5-3 1-2 2-3f		0-0 F2		4-0 IBB		3	0	0	0	1	0	5
Andy Messersmith, R OBP: 0.500, SLG: 0.889 Mike Marshall, R (8, 1) Lee Lacy, R OBP: 0.368, SLG: 0.421 Jim Brewer, L (9, 1)		4-0 BB BB		0-3 K		0-0 2B 1-3 2-H		0-0 CS 3-H	0-0 F8	2	0	1	1	1	1	1

Inning Stats	R: 1	H: 1	E: 0	K: 1	S: 6	H: 1	LOB: 2	BB: 2	P: 14	R: 0	H: 0	E: 0	K: 0	S: 2	R: 0	H: 0	E: 0	K: 0	S: 3	R: 0	H: 1	E: 0	K: 1	S: 5	R: 0	H: 1	E: 0	K: 1	S: 5	R: 1	H: 2	E: 0	K: 1	S: 7	R: 2	H: 3	E: 1	K: 1	S: 7	R: 0	H: 0	E: 0	K: 0	S: 3	R: 0	H: 0	E: 0	K: 0	S: 3
	1	1	0	1	6	0	2	2	14	0	0	0	0	2	0	1	0	0	3	0	0	0	1	5	0	2	0	1	0	0	2	7	0	2	1	7	0	3	0	1	7	0	0	0	3	0	0	0	3

PITCHER	IP	WLS	BF	H	R	ER	SO	BB	IBB	HBP	BLK	WP	HR	S	P	ERA	WHIP
John D'Acquisto, R ERA: 3.2 (1, 1)	3.0		16	2	1	1	1	6	0	0	0	0	0	12	36	3.00	2.667
Charlie Williams, R ERA: 1.04 (4, 1)	2.2		11	3	1	1	2	2	0	0	0	0	0	13	21	3.38	1.875
Jim Barr, R ERA: 4.15 (6, 1)	0.2		5	2	2	2	1	0	1	0	0	0	0	6	10	27.00	3.000
Randy Moffitt, R ERA: 0.66 (7, 1)	2.2	W	9	1	0	0	1	0	1	0	0	0	0	10	14	0.00	0.375

BOTTOM

San Francisco Giants @ Los Angeles Dodgers
Dodger Stadium, Los Angeles, CA

Sun Apr 21 1974, 7:05 PM PDT
Att. 41,399 - Unknown

AB	31
R	4
H	8
RBI	4
BB	10
SO	5
LOB	22

livebaseballscorecards.com




WP	HR	S	P	ERA	WHIP
0	0	2	4	0.00	0.375

Batter	1	2	3	4	5	6	7	8	9	AB R H RBI BB SO LOB	TOP											
Ron Hunt, R OBP: 0.448, SLG: 0.304 (1, 5)	0-0 4-3	0-0 F8			4-0 CS SH3-4 BB	4-0 1B 1B BB		0-0 F3		3 1 0 1 2 0 1												
Tim Foli, R OBP: 0.362, SLG: 0.317 (1, 6)	0-0 5-3		0-3 K		0-0 SH3-4	0-0 1B 1B BB		0-0 F8		4 0 1 2 0 1 0												
Willie Davis, L OBP: 0.345, SLG: 0.431 (1, 8)	0-0 BB 1B		0-0 F7		0-0 L9	0-0 1B 1B		0-0 1B 2B		5 1 3 0 0 0 1												
Ken Singleton, S OBP: 0.585, SLG: 0.583 (1, 9)	4-0 1-2 BB		0-0 F9		0-0 CS	0-0 E5 FC3-6 BB		0-0 1B		4 0 2 2 1 0 0												
Ron Fairly, L OBP: 0.400, SLG: 0.550 Tom Walker, R (6, 1)	0-0 F6			4-0 1B SF9 BB		FC3-6 FC6 BB BB		0-0 5-3		3 2 0 0 1 0 6 1 0 0 0 0 0 1												
Bob Bailey, R OBP: 0.500, SLG: 0.595 Jim Lyttle, L (7, 7)		0-0 HR		0-0 1-3 1B		4-0 FC6 BB BB	0-0 5-3		0-0 F5	3 1 2 1 1 0 0 1 0 0 0 0 0 0												
Jim Cox, R OBP: 0.306, SLG: 0.386 (1, 4)				0-0 F5		0-0 FC6 BB BB	0-0 2B		0-0 F3	5 1 2 0 0 0 4												
Barry Foote, R OBP: 0.283, SLG: 0.361 (1, 2)		0-3 K		0-0 SF9		4-0 BB BB BB	0-0 5-3		0-0 F9	3 1 0 1 1 1 2												
Mike Torrez, R Mike Jorgensen, L OBP: 0.400, SLG: 0.250 (6, PH) (6, 3)		0-3 K		0-0 F8		4-0 1B BB BB	0-0 4-3			2 0 0 0 0 1 2 1 1 0 1 1 0 1												
Inning Stats	R: 0 E: 0 K: 0 S: 4	H: 1 LOB: 2 BB: 1 P: 8	R: 1 E: 0 K: 2 S: 9	H: 2 LOB: 1 BB: 0 P: 9	R: 0 E: 0 K: 1 S: 5	H: 0 LOB: 0 BB: 0 P: 5	R: 1 E: 0 K: 0 S: 4	H: 1 LOB: 1 BB: 1 P: 8	R: 0 E: 0 K: 0 S: 2	H: 0 LOB: 0 BB: 1 P: 6	R: 5 E: 1 K: 0 S: 7	H: 3 LOB: 3 BB: 4 P: 23	R: 0 E: 0 K: 0 S: 4	H: 1 LOB: 1 BB: 0 P: 4	R: 1 E: 0 K: 0 S: 5	H: 2 LOB: 1 BB: 0 P: 5	R: 0 E: 0 K: 0 S: 3	H: 0 LOB: 0 BB: 0 P: 3	1B: 7 2B: 2 3B: 0 HR: 1	SF: 1 SAC: 1 DP: 0 HBP: 0	WP: 0 PB: 0 SB: 1 CS: 1	PA: 45
PITCHER	IP WLS BF H R ER SO BB IBB HBP BLK WP HR S P ERA WHIP																					
Tom Bradley, R ERA: 2.83 (1, 1)	5.2 L 27 4 6 3 3 6 0 0 0 0 0 1 27 51 4.76 1.765																					
Don Rose, R ERA: 9.0 (6, 1)	0.0 4 3 1 0 0 1 0 0 0 0 0 0 3 7 ∞ ∞																					
Jim Barr, R ERA: 3.77 (6, 1)	1.1 5 1 0 0 0 0 0 0 0 0 0 0 5 5 0.00 0.750																					
Elias Sosa, R ERA: 5.63 (8, 1)	2.0 8 2 1 1 0 0 0 0 0 0 0 0 8 8 4.50 1.000																					

Montreal Expos @ San Francisco Giants
 Candlestick Park, San Francisco, CA
 Tue Apr 23 1974, 10:05 PM EDT
 Att. 2,627 - Unknown

AB	35
R	8
H	10
RBI	8
BB	7
SO	3
LOB	18



Batter	1	2	3	4	5	6	7	8	9	AB R H RBI BB SO LOB	TOP														
Ron Hunt, R (1, 5) OBP: 0.419, SLG: 0.280	0-0 5-3		0-0 FC6-4 SF9 1-2f 2-3 3-H			0-0 6-3	0-0 L5 3-H			4 0 0 1 0 0 5	<p>Montreal Expos @ San Francisco Giants Candlestick Park, San Francisco, CA</p> <p>Thu Apr 25 1974, 6:33 AM EDT Att. 1,789 - Unknown</p> <p>livebaseballscorecards.com</p> <table border="1"> <tr><td>AB</td><td>30</td></tr> <tr><td>R</td><td>2</td></tr> <tr><td>H</td><td>5</td></tr> <tr><td>RBI</td><td>2</td></tr> <tr><td>BB</td><td>2</td></tr> <tr><td>SO</td><td>8</td></tr> <tr><td>LOB</td><td>8</td></tr> </table> 	AB	30	R	2	H	5	RBI	2	BB	2	SO	8	LOB	8
AB	30																								
R	2																								
H	5																								
RBI	2																								
BB	2																								
SO	8																								
LOB	8																								
Willie Davis, L (1, 8) OBP: 0.322, SLG: 0.407	0-0 G3		0-0 SF9			0-3 K		0-0 G3		3 0 0 1 0 1 0															
Bob Bailey, R (1, 7) OBP: 0.481, SLG: 0.561	0-3 K		0-0 5-3			0-0 2B 1B		0-0 6-3		4 0 1 0 0 1 1															
Hal Breeden, R (1, 3) OBP: 0.407, SLG: 0.520		0-0 F7		0-3 K		0-0 1-3 2B		0-0 5-3		4 0 1 0 0 1 0															
Ken Singleton, S (1, 9) OBP: 0.544, SLG: 0.525		0-3 K		0-3 K		0-3 K		0-0 F8		4 0 0 0 0 3 2															
Jim Cox, R (1, 4) OBP: 0.283, SLG: 0.354		0-0 6-3		0-3 K		0-3 K		0-0 1-3		4 0 0 0 0 2 0															
Barry Foote, R (1, 2) OBP: 0.300, SLG: 0.359			4-0 1B FC6-4 BB		0-0 5-3		0-0 BB 1B L5 1B		0-0 F6	3 1 1 0 1 0 0															
Tim Foli, R (1, 6) OBP: 0.380, SLG: 0.341			0-0 FC6-4 SH SF9 1B 1-3		0-0 F9		0-0 BB 1B 1-2			3 1 2 0 0 0 0															
Ernie McAnally, R (1, 1) Chuck Taylor, R (5, 1) Ron Woods, R (7, PH) Donald DeMola, R (7, 1)			0-0 SH FC6-4 1-2		0-0 6-3		4-0 BB BB 1-2 2-3 BB			1 0 0 0 0 0 0 0 0 0 0 0 0 0 0 0 0 0 1 0 0 0 0 0 0 0 0 0															
Inning Stats	R: 0 E: 0 K: 1 S: 5	H: 0 LOB: 0 BB: 0 P: 5	R: 0 E: 0 K: 1 S: 5	H: 0 LOB: 0 BB: 0 P: 5	R: 2 E: 1 K: 0 S: 5	H: 1 LOB: 1 BB: 1 P: 9	R: 0 E: 0 K: 3 S: 9	H: 0 LOB: 0 BB: 0 P: 9	R: 0 E: 0 K: 2 S: 9	H: 2 LOB: 2 BB: 0 P: 9	R: 0 E: 0 K: 1 S: 6	H: 2 LOB: 2 BB: 1 P: 10	R: 0 E: 0 K: 0 S: 3	H: 0 LOB: 0 BB: 0 P: 3	R: 0 E: 0 K: 0 S: 3	H: 0 LOB: 0 BB: 0 P: 3	R: 0 E: 0 K: 0 S: 3	H: 0 LOB: 0 BB: 0 P: 3	1B: 4 2B: 2 3B: 0 HR: 0	SF: 1 SAC: 1 DP: 1 HBP: 0	WP: 0 PB: 0 SB: 0 CS: 0	PA: 34			
PITCHER Mike Caldwell, L (1, 1) ERA: 2.31	IP: 9.0 WLS: W BF: 34 H: 5 R: 2 ER: 1 SO: 8 BB: 2 IBB: 0 HBP: 0 BLK: 0 WP: 0 HR: 0 S: 48 P: 56 ERA: 1.00 WHIP: 0.778											PITCHER	IP: 0 WLS: 0 BF: 0 H: 0 R: 0 ER: 0 SO: 0 BB: 0 IBB: 0 HBP: 0 BLK: 0 WP: 0 HR: 0 S: 0 P: 0 ERA: 0.00 WHIP: 0.00												

Batter	1	2	3	4	5	6	7	8	9	AB	R	H	RBI	BB	SO	LOB
Gary Matthews, R (1, 7) OBP: 0.333, SLG: 0.283	0-0 6-3		0-0 F4		0-0 BB FC1-5 PB 1B	4-0 1B IBB		0-3 K		4	1	1	0	1	1	1
Bruce Miller, R (1, 4) OBP: 0.500, SLG: 0.333	4-0 WP F8 BB		4-0 PO BB		0-0 FC1-5 PB BB WP	0-0 1B 1-2 2-H 3-H		0-0 F6		3	1	1	1	2	0	2
Garry Maddox, R (1, 8) OBP: 0.364, SLG: 0.514	0-0 F8		0-0 PO		0-0 3B	4-0 WP PB BB		0-0 F4		3	1	1	0	1	0	3
Bobby Bonds, R (1, 9) OBP: 0.342, SLG: 0.486	0-0 F8				0-0 HR 3B	0-3 K		0-0 CS 1B		4	1	2	1	0	1	4
Steve Ontiveros, S (1, 5) OBP: 0.357, SLG: 0.291		0-3 K			0-0 G3	4-0 BB 1-3 2-H 3-H		0-0 4-3		3	0	0	0	1	1	2
Chris Speier, R (1, 6) OBP: 0.310, SLG: 0.270		0-3 K			0-3 K	0-3 K		4-0 HR BB		3	1	0	0	1	3	3
Dave Kingman, R (1, 3) OBP: 0.373, SLG: 0.588		0-3 K			0-0 HR			0-0 1B 2B 1-H		4	3	3	4	0	1	0
Gary Thomasson, L (8, 3) OBP: 0.238, SLG: 0.111										0	0	0	0	0	0	0
Dave Rader, L (1, 2) OBP: 0.368, SLG: 0.500					0-0 2B	0-0 5-3		0-0 SH1-4 1B		4	0	2	0	0	0	0
Mike Caldwell, R (1, 1) OBP: 0.368, SLG: 0.500					0-0 B2			0-0 SH1-4		2	0	0	0	1	0	1

Inning Stats	R: 0	H: 0	E: 0	K: 0	S: 3	LOB: 1	BB: 1	P: 7	R: 0	H: 0	E: 0	K: 3	S: 9	LOB: 0	BB: 0	P: 9	R: 0	H: 1	E: 0	K: 0	S: 3	LOB: 1	BB: 1	P: 7	R: 3	H: 3	E: 0	K: 1	S: 8	LOB: 0	BB: 0	P: 8	R: 2	H: 1	E: 0	K: 2	S: 8	LOB: 2	BB: 3	P: 20	R: 1	H: 3	E: 0	K: 0	S: 5	LOB: 2	BB: 1	P: 9	R: 2	H: 2	E: 0	K: 0	S: 4	LOB: 0	BB: 1	P: 8	R: 0	H: 0	E: 0	K: 1	S: 5	LOB: 0	BB: 0	P: 5
	1B: 4	SF: 0	2B: 2	SAC: 1	3B: 2	DP: 0	HR: 2	HBP: 0	WP: 2	PA: 39	1B: 4	SF: 0	2B: 2	SAC: 1	3B: 2	DP: 0	HR: 2	HBP: 0	WP: 2	PA: 39	1B: 4	SF: 0	2B: 2	SAC: 1	3B: 2	DP: 0	HR: 2	HBP: 0	WP: 2	PA: 39																																		

PITCHER	IP	WLS	BF	H	R	ER	SO	BB	IBB	HBP	BLK	WP	HR	S	P	ERA	WHIP
Ernie McAnally, R (1, 1) ERA: 6.06	4.2	L	23	5	5	4	5	5	0	0	0	2	1	28	48	7.71	2.143
Chuck Taylor, R (5, 1) ERA: 2.45	1.1		7	3	1	1	1	0	1	0	0	0	0	8	12	6.75	2.250
Donald DeMola, R (7, 1) ERA: 6.14	2.0		8	2	2	2	1	1	0	0	0	0	1	9	13	9.00	1.500

BOTTOM

Montreal Expos @ San Francisco Giants
Candlestick Park, San Francisco, CA

Thu Apr 25 1974, 6:33 AM EDT
Att. 1,789 - Unknown

livebaseballscorecards.com

AB 30
R 8
H 10
RBI 6
BB 7
SO 7
LOB 16



Batter	1	2	3	4	5	6	7	8	9	AB R H RBI BB SO LOB	TOP											
Bud Harrelson, S (1, 6) OBP: 0.463, SLG: 0.341	0-0 F9	0-3 K	0-0 5-3			4-0 BB		0-0 4-3		4 0 0 0 1 1 4												
Felix Millan, R (1, 4) OBP: 0.362, SLG: 0.306	0-0 E5	0-0 F9		0-0 6-3		0-0 4-3		0-0 F7		5 1 0 0 0 0 3												
Rusty Staub, L (1, 9) OBP: 0.403, SLG: 0.452	0-3 K		0-0 1B BB	0-0 P6			0-0 G4-6-3 1B		0-0 P6	5 1 2 0 0 1 1												
Cleon Jones, R (1, 7) OBP: 0.329, SLG: 0.297	4-0 E BB		1-0 BB 1B SF8 HBP	0-0 F8			0-0 G4-6-3 1B		0-0 6-3	3 2 1 0 1 0 0												
John Milner, L (1, 3) OBP: 0.333, SLG: 0.283	0-0 E4 BB		0-0 1B BB	0-0 4-3			0-0 G4-6-3		0-0 E9	5 1 1 0 0 0 2												
Jerry Grote, R (1, 2) OBP: 0.256, SLG: 0.375	4-0 1-2 BB		4-0 1B BB	0-0 F8			0-0 6-3		0-0 4-3	3 0 0 1 2 0 2												
Wayne Garrett, L (1, 5) OBP: 0.250, SLG: 0.381	0-0 F7		0-3 K	0-0 4-3				4-0 1B BB		3 1 0 0 1 1 5												
Don Hahn, R (1, 8) OBP: 0.261, SLG: 0.286		4-0 SH1-4 BB	0-0 SF8	0-0 4-3		0-3 K		0-0 4-3		2 0 0 1 1 1 1												
Tom Seaver, R (1, 1) OBP: 0.222, SLG: 0.222		0-0 SH1-4	0-0 1B	0-0 5-3				0-0 4-3 E		3 0 2 2 0 0 0												
Inning Stats	R: 2 E: 2 K: 1 S: 7	H: 0 LOB: 2 BB: 2 P: 15	R: 0 E: 0 K: 1 S: 5	H: 0 LOB: 1 BB: 1 P: 9	R: 3 E: 0 K: 1 S: 8	H: 3 LOB: 2 BB: 1 P: 13	R: 0 E: 0 K: 0 S: 3	H: 0 LOB: 0 BB: 0 P: 3	R: 0 E: 0 K: 0 S: 3	H: 0 LOB: 0 BB: 0 P: 3	R: 0 E: 0 K: 1 S: 5	H: 0 LOB: 1 BB: 1 P: 9	R: 0 E: 0 K: 0 S: 4	H: 2 LOB: 1 BB: 0 P: 4	R: 1 E: 1 K: 0 S: 4	H: 1 LOB: 1 BB: 1 P: 8	R: 0 E: 1 K: 0 S: 4	H: 0 LOB: 1 BB: 0 P: 4	1B: 5 2B: 1 3B: 0 HR: 0	SF: 1 SAC: 1 DP: 1 HBP: 1	WP: 0 PB: 0 SB: 1 CS: 0	PA: 42
PITCHER	IP WLS BF H R ER SO BB IBB HBP BLK WP HR S P ERA WHIP																					
Ron Bryant, L (1, 1) ERA: 11.57	2.1 L 16 2 5 3 3 4 0 1 0 0 0 0 17 34 11.57 2.571																					
Jim Barr, R (3, 1) ERA: 3.0	3.2 13 1 0 0 1 1 0 0 0 0 0 0 14 18 0.00 0.545																					
Jim Willoughby, R (7, 1) ERA: 5.32	3.0 13 3 1 1 0 1 0 0 0 0 0 0 12 16 3.00 1.333																					

New York Mets @ San Francisco Giants
 Candlestick Park, San Francisco, CA

Fri Apr 26 1974, 10:05 PM EDT
 Att. 8,210 - Unknown

AB	33
R	6
H	6
RBI	4
BB	6
SO	4
LOB	18



WP: 0	PA: 42
-------	--------

ERA	WHIP
-----	------

1B: 5	SF: 1
2B: 1	SAC: 1
3B: 0	DP: 1
HR: 0	HBP: 1

WP: 0	PA: 42
-------	--------

Batter	1	2	3	4	5	6	7	8	9	AB	R	H	RBI	BB	SO	LOB
Gary Matthews, R (1, 7) OBP: 0.333, SLG: 0.294	0-3 K		0-0 P3		4-0 FC6-4 BB	0-3 K		0-0 F7		4	0	0	0	1	2	3
Bruce Miller, R (1, 4) OBP: 0.412, SLG: 0.467	0-3 K		0-0 1B 3B		0-0 FC6-4 BB 2B		0-3 K	0-0 BB 1B 1B		5	3	2	1	0	2	1
Garry Maddox, R (1, 8) OBP: 0.360, SLG: 0.488	0-0 F9		0-0 E 1B		4-0 2B 1B BB		0-0 F9	0-0 BB 1B 1B		4	3	2	1	1	0	0
Bobby Bonds, R (1, 9) OBP: 0.333, SLG: 0.468		0-0 F9	0-0 E8 1B		0-0 1B 2B		4-0 BLK 2B BB	0-3 K		4	2	1	1	1	1	1
Steve Ontiveros, S (1, 5) OBP: 0.385, SLG: 0.300		4-0 BB	0-0 F7		0-0 1B		4-0 2B BB	4-0 1B BB		2	1	1	1	3	0	0
Chris Speier, R (1, 6) OBP: 0.304, SLG: 0.282	0-3 K		0-0 P4		0-0 5-3		0-0 2B 2B	0-0 1B		5	1	2	4	0	1	1
Dave Kingman, R (1, 3) OBP: 0.358, SLG: 0.552	0-0 P4		0-0 F9		4-0 SH3-4 1B BB		0-0 2B 2B	0-0 F3		4	0	1	1	1	0	3
Ken Rudolph, R (1, 2) OBP: 0.279, SLG: 0.162			0-0 SH2-4 3B 1B		0-3 K		0-0 SH3-4 1B	4-0 FC6 IBB		3	1	2	0	1	1	0
John D'Acquisto, R (1, 1) OBP: 0.286, SLG: 0.333			0-0 SH2-4		0-0 4-3		0-0 SH3-4	0-0 FC6		0	0	0	0	0	0	0
Elias Sosa, R (5, 1)										2	0	0	0	0	0	2

Inning Stats	R: 0	H: 0	E: 0	K: 2	S: 7	R: 0	H: 0	E: 0	K: 1	S: 5	R: 4	H: 3	E: 1	K: 0	S: 7	R: 0	H: 0	E: 0	K: 1	S: 5	R: 2	H: 2	E: 0	K: 0	S: 4	R: 0	H: 1	E: 0	K: 1	S: 6	R: 3	H: 2	E: 0	K: 1	S: 7	R: 2	H: 3	E: 0	K: 1	S: 8
	LOB: 0	BB: 0	P: 7	LOB: 1	BB: 1	P: 9	LOB: 0	BB: 0	P: 7	LOB: 0	BB: 0	P: 7	LOB: 0	BB: 0	P: 7	LOB: 0	BB: 0	P: 5	LOB: 2	BB: 1	P: 10	LOB: 2	BB: 3	P: 19	LOB: 2	BB: 1	P: 12	LOB: 2	BB: 1	P: 12	SF: 0	SAC: 2	DP: 0	HBP: 0	1B: 7	2B: 3	3B: 1	HR: 0		

PITCHER	IP	WLS	BF	H	R	ER	SO	BB	IBB	HBP	BLK	WP	HR	S	P	ERA	WHIP
Craig Swan, R (1, 1) ERA: 6.35	4.2	L	22	4	6	4	4	3	0	0	0	0	0	27	39	7.71	1.500
Ray Sadecki, L (5, 1) ERA: 9.72	0.1		1	1	0	0	0	0	0	0	0	0	0	1	1	0.00	3.000
Bob Apodaca, R (6, 1) ERA: 10.8	2.0		13	3	3	3	2	3	1	0	1	0	0	13	29	13.50	3.000
Bob Miller, R (8, 1) ERA: 5.87	1.0		7	3	2	2	1	1	0	0	0	0	0	8	12	18.00	4.000


BOTTOM

New York Mets @ San Francisco Giants
Candlestick Park, San Francisco, CA

Sat Apr 27 1974, 6:33 AM EDT
Att. 9,727 - Unknown

AB	33
R	11
H	11
RBI	9
BB	8
SO	7
LOB	11

livebaseballscores.com



WP	PA	ERA	WHIP
0	43		

Batter	1	2	3	4	5	6	7	8	9	AB R H RBI BB SO LOB	TOP											
Bud Harrelson, S (1, 6) OBP: 0.469, SLG: 0.354	0-0 4-3		4-0 3-1 S BB		0-0 F7		0-0 4-3		0-0 2-H 2B	4 0 1 1 1 0 0	New York Mets @ San Francisco Giants Candlestick Park, San Francisco, CA Sun Apr 28 1974, 6:33 AM EDT Unknown											
Felix Millan, R (1, 4) OBP: 0.354, SLG: 0.306	0-0 F9		0-0 3-1 1-3		0-0 1B		0-0 F9		0-0 6-3	5 0 1 0 0 0 2												
Cleon Jones, R (1, 7) OBP: 0.316, SLG: 0.288	0-3 K		0-0 5-3		0-3 K		0-0 F9			4 0 0 0 0 2 2												
Rusty Staub, L (1, 9) OBP: 0.383, SLG: 0.429		0-0 G3		0-0 HR 2B	0-0 4-3		0-0 4-3			4 1 1 0 0 0 1												
John Milner, L (1, 3) OBP: 0.338, SLG: 0.318		4-0 HR BB		0-0 F8		4-0 FC3-6 BB		0-0 F8		2 1 0 0 2 0 1												
Dave Schneck, L (1, 8) OBP: 0.365, SLG: 0.583		0-0 1-H HR		0-0 2-H HR		0-0 P6		0-0 F8		4 2 2 4 0 0 1												
Wayne Garrett, L (1, 5) OBP: 0.250, SLG: 0.388		0-0 F2		0-3 K		0-0 FC3-6 1-2f		0-0 1B SH1-3 2B		4 1 1 0 0 1 1												
Jerry Grote, R (1, 2) OBP: 0.275, SLG: 0.348		0-0 P3		4-0 BB		0-0 5-3		0-0 2B SH1-3 1B		3 1 1 0 1 0 1												
Jon Matlack, L (1, 1) OBP: 0.125, SLG: 0.125			0-3 K		0-3 K		0-0 F5		0-0 SH1-3	3 0 0 1 0 2 1												
Inning Stats	R: 0 E: 0 K: 1 S: 5	H: 0 LOB: 0 BB: 0 P: 5	R: 2 E: 0 K: 0 S: 4	H: 1 LOB: 0 BB: 1 P: 8	R: 0 E: 0 K: 1 S: 5	H: 0 LOB: 1 BB: 1 P: 9	R: 2 E: 0 K: 2 S: 9	H: 2 LOB: 1 BB: 1 P: 13	R: 0 E: 0 K: 1 S: 6	H: 1 LOB: 1 BB: 0 P: 6	R: 0 E: 0 K: 0 S: 3	H: 0 LOB: 1 BB: 1 P: 7	R: 0 E: 0 K: 0 S: 3	H: 0 LOB: 0 BB: 0 P: 3	R: 0 E: 0 K: 0 S: 3	H: 0 LOB: 0 BB: 0 P: 3	R: 2 E: 0 K: 0 S: 6	H: 3 LOB: 1 BB: 0 P: 6	1B: 2 2B: 3 3B: 0 HR: 2	SF: 0 SAC: 1 DP: 0 HBP: 0	WP: 0 PB: 0 SB: 1 CS: 0	PA: 38
PITCHER	IP WLS BF H R ER SO BB IBB HBP BLK WP HR S P ERA WHIP																					
Tom Bradley, R (1, 1) ERA: 3.29	6.0 L 26 4 4 4 5 4 0 0 0 0 0 2 32 48 6.00 1.333																					
Jim Barr, R (7, 1) ERA: 3.43	3.0 12 3 2 2 0 0 0 0 0 0 0 0 12 12 6.00 1.000																					

livebaseballscorecards.com



Batter	1	2	3	4	5	6	7	8	9	AB	R	H	RBI	BB	SO	LOB
Gary Matthews, R (1, 7) OBP: 0.318, SLG: 0.278	0-0 P6		0-0 G5-4-3			0-0 L4-3			0-0 FC3-6	4	0	0	0	0	0	3
Bruce Miller, R (1, 4) OBP: 0.381, SLG: 0.421	0-0 P4			0-0 6-3			0-0 1-3		0-0	4	0	1	0	0	0	0
Garry Maddox, R (1, 8) OBP: 0.344, SLG: 0.465	0-0 F8			0-0 6-3			0-0 4-3		0-0 1-3	4	0	0	0	0	0	2
Bobby Bonds, R (1, 9) OBP: 0.322, SLG: 0.450		0-3 K		0-0 1-3			0-0 F8			3	0	0	0	0	1	0
Steve Ontiveros, S (1, 5) OBP: 0.383, SLG: 0.290		1-0 HBP			0-0 L4			0-0 F3		2	0	0	0	0	0	0
Chris Speier, R (1, 6) OBP: 0.293, SLG: 0.270		0-0 P4			0-0 L7			0-0 5-3		3	0	0	0	0	0	1
Dave Kingman, R (1, 3) OBP: 0.343, SLG: 0.525		0-0 P6			0-0 F7			0-3 K		3	0	0	0	0	1	1
Ken Rudolph, R (1, 2) OBP: 0.326, SLG: 0.225			0-0 FC3-6			0-0 L4-3			0-0 FC3-6	3	0	3	0	0	0	0
Tom Bradley, R (1, 1) OBP: 0.067, SLG: 0.133			0-0 FC3-6			0-0 F8			0-3 K	1	0	0	0	0	0	1
John Boccabella, R (6, PH)										1	0	0	0	0	0	1
Jim Barr, R (7, 1)										0	0	0	0	0	0	0
Chris Arnold, R (9, PH)										1	0	0	0	0	1	1

Inning Stats	R: 0	H: 0	R: 0	H: 0	R: 0	H: 0	R: 0	H: 0	R: 0	H: 1	R: 0	H: 0	R: 0	H: 0	R: 0	H: 2	1B: 4	SF: 0	WP: 0	PA: 30
E: 0	LOB: 0	E: 0	LOB: 1	E: 0	LOB: 0	E: 0	LOB: 0	E: 0	LOB: 0	E: 0	LOB: 0	E: 0	LOB: 0	E: 0	LOB: 2	E: 0	LOB: 2	2B: 1	SAC: 0	PB: 0
K: 0	BB: 0	K: 1	BB: 0	K: 0	BB: 0	K: 0	BB: 0	K: 0	BB: 0	K: 1	BB: 0	K: 0	BB: 0	K: 1	BB: 0	K: 1	BB: 0	3B: 0	DP: 2	SB: 0
S: 3	P: 3	S: 5	P: 6	S: 3	P: 3	S: 3	P: 3	S: 3	P: 3	S: 3	P: 3	S: 3	P: 3	S: 5	P: 5	S: 7	P: 7	HR: 0	HBP: 1	CS: 0

PITCHER	IP	WLS	BF	H	R	ER	SO	BB	IBB	HBP	BLK	WP	HR	S	P	ERA	WHIP	IP	WLS	BF	H	R	ER	SO	BB	IBB	HBP	BLK	WP	HR	S	P	ERA	WHIP	
Jon Matlack, L (1, 1) ERA: 1.98	9.0	W	30	4	0	0	3	0	0	1	0	0	0	35	36	0.00	0.444																		

BOTTOM

New York Mets @ San Francisco Giants
 Candlestick Park, San Francisco, CA

Sun Apr 28 1974, 6:33 AM EDT
 Unknown

livebaseballscorecards.com

AB	29
R	0
H	4
RBI	0
BB	0
SO	3
LOB	10



Batter	1	2	3	4	5	6	7	8	9	AB R H RBI BB SO LOB	TOP																
Bud Harrelson, S (1, 6) OBP: 0.471, SLG: 0.385	0-0 4-3		0-0 2-H 2B			0-0 2B 1B	0-0 4-3			4 0 2 1 0 0 0																	
Felix Millan, R (1, 4) OBP: 0.361, SLG: 0.320	0-0 6-3		0-0 5-3			0-0 1B 2B		4-0 SH3 1B SF9 BB		3 2 1 0 1 0 1																	
Cleon Jones, R (1, 7) OBP: 0.325, SLG: 0.289	0-3 K			4-0 BB BB BB		0-0 P6		0-0 SF9 SH3 1B		3 0 1 0 1 1 1																	
Rusty Staub, L (1, 9) OBP: 0.393, SLG: 0.452		0-0 2B		0-0 G4-6-3 BB 1-2f		0-0 2-H 1B		0-0 SH3		3 0 2 1 0 0 1																	
John Milner, L (1, 3) OBP: 0.333, SLG: 0.362		0-3 K		0-0 HR		0-3 K		0-0 SF9		3 1 1 2 0 2 1																	
Dave Schneck, L (1, 8) OBP: 0.339, SLG: 0.538		0-0 F3		0-0 4-3			0-3 K	0-0 F8		4 0 0 0 0 1 1																	
Wayne Garrett, L (1, 5) OBP: 0.250, SLG: 0.380			0-3 K		0-0 F7		0-0 HR 1B		0-0 4-3	4 1 1 0 0 1 0																	
Ron Hodges, L (1, 2) OBP: 0.150, SLG: 0.300			0-0 SH1-4 2B 1B		0-0 G3		0-0 1-H HR		0-0 4-3	4 2 2 2 0 0 0																	
Harry Parker, R (1, 1)			0-0 SH1-4		0-3 K		0-3 K		0-3 K	1 0 0 0 0 1 0																	
Ken Boswell, L (7, PH) OBP: 0.400, SLG: 0.333										1 0 0 0 0 1 0																	
Tug McGraw, R (7, 1)										0 0 0 0 0 0 0																	
Bob Miller, R (8, 1) OBP: 0.333, SLG: 0.667			1-2 K							1 0 0 0 0 1 0																	
Inning Stats	R: 0 E: 0 K: 1 S: 5	H: 0 LOB: 0 BB: 0 P: 5	R: 0 E: 0 K: 1 S: 5	H: 1 LOB: 0 BB: 0 P: 5	R: 1 E: 0 K: 1 S: 7	H: 2 LOB: 1 BB: 0 P: 7	R: 1 E: 0 K: 0 S: 3	H: 1 LOB: 0 BB: 1 P: 7	R: 0 E: 0 K: 1 S: 5	H: 0 LOB: 0 BB: 0 P: 5	R: 1 E: 0 K: 1 S: 7	H: 3 LOB: 1 BB: 0 P: 7	R: 2 E: 0 K: 2 S: 9	H: 2 LOB: 0 BB: 0 P: 9	R: 1 E: 0 K: 0 S: 4	H: 1 LOB: 1 BB: 1 P: 8	R: 0 E: 0 K: 1 S: 5	H: 0 LOB: 0 BB: 0 P: 5	1B: 5 2B: 3 3B: 0 HR: 2	SF: 1 SAC: 2 DP: 1 HBP: 0	WP: 0 PB: 0 SB: 0 CS: 0	PA: 36					
PITCHER	IP	WLS	BF	H	R	ER	SO	BB	IBB	HBP	BLK	WP	HR	S	P	ERA	WHIP										
Charlie Williams, R (1, 1) ERA: 2.57	5.1		20	6	3	3	4	1	0	0	0	0	1	27	31	5.06	1.312										
Randy Moffitt, R (6, 1) ERA: 2.3	2.0	L	11	4	3	3	3	1	0	0	0	0	1	16	20	13.50	2.500										
Ron Bryant, L (8, 1) ERA: 9.0	0.2		2	0	0	0	0	0	0	0	0	0	0	2	2	0.00	0.000										
Jim Willoughby, R (9, 1) ERA: 5.11	1.0		3	0	0	0	1	0	0	0	0	0	0	5	5	0.00	0.000										

New York Mets @ San Francisco Giants
 Candlestick Park, San Francisco, CA
 Sun Apr 28 1974, 6:38 AM EDT
 Att. 18,970 - Unknown

livebaseballscorecards.com

AB 31
R 6
H 10
RBI 6
BB 2
SO 8
LOB 5



Batter	1	2	3	4	5	6	7	8	9	AB	R	H	RBI	BB	SO	LOB
Gary Thomasson, L (1, 7) OBP: 0.200, SLG: 0.091 Gary Matthews, R (7, PH) OBP: 0.310, SLG: 0.270 (8, 7)	0-0 F8	0-0 P6		0-0 4-3			0-0 F8	0-0 F8		3	0	0	0	0	0	3
Bruce Miller, R (1, 4) OBP: 0.346, SLG: 0.375	0-0 4-3	0-0 FC4-6			0-0 6-3		0-0 1B	0-0 P4		5	1	1	0	0	0	5
Garry Maddox, R (1, 8) OBP: 0.347, SLG: 0.462	0-3 K		0-0 F3		0-0 F8		0-0 1B		0-0 FC2-5	5	0	2	0	0	1	0
Bobby Bonds, R (1, 9) OBP: 0.337, SLG: 0.476		0-0 1B	0-0 F8		4-0 FC6		0-0 L7		0-0 FC2-5	4	1	2	0	1	0	2
Steve Ontiveros, S (1, 5) OBP: 0.395, SLG: 0.358		0-0 1B	0-0		0-0 FC6		0-0		0-0 FC2-5	5	2	3	3	0	0	3
Chris Speier, R (1, 6) OBP: 0.310, SLG: 0.282		0-0 1B	0-0		0-0		0-0 L7		0-0 F7	4	0	2	0	1	0	4
Dave Kingman, R (1, 3) OBP: 0.347, SLG: 0.508		0-0 1B	0-0 F8				0-0 L6		0-0 F2	4	0	1	1	1	0	4
John Boccabella, R (1, 2) OBP: 0.125, SLG: 0.125		0-0 FC4-6		0-0 6-3			0-0 P4		0-0 F8	4	0	1	0	0	0	2
Charlie Williams, R (1, 1) Randy Moffitt, R (6, 1) Ron Bryant, S (8, 1) Chris Arnold, R (8, PH) Jim Willoughby, R (9, 1) OBP: 0.250, SLG: 0.250		0-0 F4		0-0 F7			0-3 K		0-0 1B	2	0	0	0	0	0	3

Inning Stats	R: 0	H: 0	E: 0	K: 1	S: 5	LOB: 0	BB: 0	P: 5	R: 2	H: 5	E: 0	K: 0	S: 8	LOB: 3	BB: 0	P: 8	R: 1	H: 1	E: 0	K: 0	S: 4	LOB: 1	BB: 1	P: 8	R: 0	H: 0	E: 0	K: 0	S: 3	LOB: 0	BB: 0	P: 3	R: 0	H: 1	E: 0	K: 1	S: 6	LOB: 1	BB: 0	P: 6	R: 1	H: 3	E: 0	K: 0	S: 6	LOB: 2	BB: 0	P: 6	R: 0	H: 1	E: 0	K: 0	S: 4	LOB: 2	BB: 1	P: 8	R: 0	H: 2	E: 0	K: 0	S: 5	LOB: 2	BB: 0	P: 5	1B: 11	SF: 0	2B: 0	SAC: 0	3B: 1	DP: 0	HR: 1	HBP: 0	WP: 0	PA: 43
--------------	------	------	------	------	------	--------	-------	------	------	------	------	------	------	--------	-------	------	------	------	------	------	------	--------	-------	------	------	------	------	------	------	--------	-------	------	------	------	------	------	------	--------	-------	------	------	------	------	------	------	--------	-------	------	------	------	------	------	------	--------	-------	------	------	------	------	------	------	--------	-------	------	--------	-------	-------	--------	-------	-------	-------	--------	-------	--------

PITCHER	IP	WLS	BF	H	R	ER	SO	BB	IBB	HBP	BLK	WP	HR	S	P	ERA	WHIP
Harry Parker, R (1, 1) ERA: 4.26	6.0		27	7	3	3	2	2	0	0	0	0	1	29	37	4.50	1.500
Tug McGraw, L (7, 1) ERA: 9.45	1.0		7	3	1	1	0	1	0	0	0	0	0	6	10	9.00	4.000
Bob Miller, R (8, 1) ERA: 4.66	2.0	S	9	3	0	0	0	0	0	0	0	0	0	9	9	0.00	1.500


BOTTOM

New York Mets @ San Francisco Giants
Candlestick Park, San Francisco, CA

Sun Apr 28 1974, 6:38 AM EDT
Att. 18,970 - Unknown

AB	40
R	4
H	13
RBI	4
BB	3
SO	2
LOB	29

livebaseballscorecards.com



Batter	1	2	3	4	5	6	7	8	9	AB R H RBI BB SO LOB	TOP																
Dave Cash, R (1, 4) OBP: 0.354, SLG: 0.416	0-0 HR 1B	0-0 G1-6-3 1-2f		0-0 1B			0-0 SH 1B		0-0 SH2-3 2B 1B	5 3 4 0 0 0 1	Philadelphia Phillies @ San Francisco Giants Candlestick Park, San Francisco, CA Tue Apr 30 1974, 10:05 PM EDT Att. 2,188 - Unknown																
Larry Bowa, S (1, 6) OBP: 0.280, SLG: 0.299	0-0 HR 1-H	0-0 6-3		0-0 F7			0-0 SH 1B		0-0 SH2-3 1-2	3 1 1 2 0 0 1																	
Mike Schmidt, R (1, 5) OBP: 0.458, SLG: 0.515	0-0 E8 SF7		0-0 1B		0-0 E 1B		0-0 F9		0-0 1B 2B 2-H	5 2 3 1 0 0 2																	
Greg Luzinski, R (1, 7) OBP: 0.262, SLG: 0.329	0-0 SF7 3-H		0-0 F3		0-0 F8		0-0 1B 2-H 3-H		0-3 K S S S	4 0 1 2 0 1 3																	
Bill Robinson, R (1, 8) OBP: 0.362, SLG: 0.400 (8, 9)	0-0 FC5 WP 1B		0-0 1B		0-0 E5 L6-3 1-2		0-3 K S S S		0-0 CS 2-H 1B	5 0 3 1 0 1 2																	
Mike Anderson, R (1, 9) OBP: 0.358, SLG: 0.450 Del Unser, L (8, PH) OBP: 0.433, SLG: 0.466 (8, 8)	0-0 F8 1-2		0-0 P6		0-0 L6-3 1-2		0-0 BB G4-6-3		0-0 CS 1-2	3 0 0 0 0 0 5 0 0 0 0 1 0 0																	
Willie Montanez, L (1, 3) OBP: 0.200, SLG: 0.244	4-0 BB		0-0 F5		0-0 4-3		0-0 G4-6-3 1-2f			3 0 0 0 1 0 3																	
Bob Boone, R (1, 2) OBP: 0.250, SLG: 0.279 Billy Grabarkewitz, R (8, PR) OBP: 0.500, SLG: 1.333 Jim Essian, R (8, 2)	0-0 FC5 2-3f		0-0 5-3		4-0 BB		0-0 2B			3 0 1 0 1 0 2 0 0 0 0 0 0 0 0 0 0 0 0 0 0																	
Dick Ruthven, R (1, 1) OBP: 0.125, SLG: 0.125 George Culver, R (7, 1) Mike Rogodzinski, L (8, PH) Frank Linzy, R (8, 1) Eddie Watt, R (9, 1)		0-0 G1-6-3 1B		0-3 K		0-3 K 1-2		0-0 4-3		3 0 1 0 0 2 1 0 0 0 0 0 0 0 1 0 0 0 0 0 1 0 0 0 0 0 0 0 0 0 0 0 0 0 0																	
Inning Stats	R: 3 E: 1 K: 0 S: 7	H: 3 LOB: 2 BB: 1 P: 11	R: 0 E: 0 K: 0 S: 3	H: 1 LOB: 0 BB: 0 P: 3	R: 0 E: 0 K: 0 S: 5	H: 2 LOB: 2 BB: 0 P: 5	R: 0 E: 0 K: 1 S: 6	H: 1 LOB: 1 BB: 0 P: 6	R: 0 E: 1 K: 0 S: 4	H: 1 LOB: 1 BB: 0 P: 4		R: 0 E: 0 K: 1 S: 4	H: 0 LOB: 0 BB: 1 P: 8	R: 1 E: 1 K: 1 S: 7	H: 2 LOB: 1 BB: 0 P: 7	R: 0 E: 0 K: 0 S: 3	H: 1 LOB: 1 BB: 1 P: 7	R: 2 E: 0 K: 1 S: 7	H: 3 LOB: 0 BB: 0 P: 7	1B: 11 2B: 3 3B: 0 HR: 1	SF: 1 SAC: 2 DP: 3 HBP: 0	WP: 1 PB: 0 SB: 0 CS: 1	PA: 42				
PITCHER	IP WLS BF H R ER SO BB IBB HBP BLK WP HR S P ERA WHIP																										
Mike Caldwell, L (1, 1) ERA: 2.52	4.1		23	8	3	2	1	1	0	0	0	1	1	24	28	4.15	2.077										
Jim Barr, R (5, 1) ERA: 3.42	2.2		9	2	1	1	2	1	0	0	0	0	0	12	16	3.38	1.125										
Elias Sosa, R (8, 1) ERA: 3.95	1.0		4	1	0	0	0	1	0	0	0	0	0	3	7	0.00	2.000										
Randy Moffitt, R (9, 1) ERA: 3.24	1.0	L	5	3	2	2	1	0	0	0	0	0	0	7	7	18.00	3.000										

livebaseballscorecards.com

AB	35
R	6
H	14
RBI	6
BB	3
SO	4
LOB	21



Batter	1	2	3	4	5	6	7	8	9	AB R H RBI BB SO LOB
Gary Matthews, R OBP: 0.315, SLG: 0.291 (1, 7)	0-0 BB 1B		0-0 F9		0-3 K		0-0 1B 2B		0-0 1B 4-3 SF8	5 3 2 0 0 1 0
Chris Arnold, R OBP: 0.231, SLG: 0.231 (1, 4)	0-3 K		0-3 K		0-3 K		0-0 2B 1B		0-0 4-3	5 1 1 2 0 3 2
Garry Maddox, R OBP: 0.380, SLG: 0.495 (1, 8)	4-0 1B 1-2 BB		0-0 1B			0-0 FC4-6 1B	0-0 1-H 2B		0-0 2-3 1B	4 0 4 1 1 0 0
Bobby Bonds, R OBP: 0.330, SLG: 0.460 (1, 9)	0-3 K		0-0 F7			0-0 F8	4-0 IBB		0-0 SF8	3 0 0 1 1 1 4
Steve Ontiveros, S OBP: 0.385, SLG: 0.347 (1, 5)	0-0 FC6-4 1-2 2-H 1B			0-0 L4		0-0 FC4-6 E 1-2f	0-3 K		0-0 3-H F7	5 0 1 1 0 1 4
Chris Speier, R OBP: 0.319, SLG: 0.284 (1, 6)	0-0 FC6-4 1-2f			4-0 1B BB		0-0 6-3		0-0 SH1-4 1B		3 0 1 0 1 0 3
Dave Kingman, R OBP: 0.346, SLG: 0.500 (1, 3)		0-3 K		0-0 1B G6-4-3			0-3 K	0-0 SH1-4		3 0 1 0 0 2 0
Dave Rader, L OBP: 0.308, SLG: 0.375 (1, 2)		0-3 K		0-0 1B G6-4-3			0-0 6-3	4-0 G6-4-3 IBB		3 0 0 0 1 1 2
Mike Caldwell, R Jim Barr, R Gary Thomasson, L Elias Sosa, R Mike Phillips, L Randy Moffitt, R		0-0 F2			0-0 P4		4-0 2B 1B BB	0-0 G6-4-3 1-2f		1 0 0 0 0 0 0 1 0 0 0 0 0 0 0 1 0 0 1 0 0 0 0 0 0 0 0 0 1 0 0 0 0 0 2 0 0 0 0 0 0 0

Inning Stats	R: 1	H: 2	E: 0	K: 2	S: 9	P: 13	R: 0	H: 0	E: 0	K: 2	S: 7	R: 0	H: 1	E: 0	K: 1	S: 6	R: 0	H: 1	E: 0	K: 0	S: 3	R: 0	H: 0	E: 0	K: 2	S: 7	R: 0	H: 1	E: 1	K: 0	S: 4	R: 3	H: 3	E: 0	K: 2	S: 10	R: 0	H: 1	E: 0	K: 0	S: 3	R: 1	H: 1	E: 1	K: 0	S: 5	1B: 8	2B: 2	3B: 0	HR: 0	SF: 1	SAC: 1	DP: 2	HBP: 0	WP: 0	PB: 0	SB: 0	CS: 0	PA: 41
PITCHER	IP	WLS	BF	H	R	ER	SO	BB	IBB	HBP	BLK	WP	HR	S	P	ERA	WHIP																																										
Dick Ruthven, R ERA: 3.95	(1, 1)		6.2	8	4	4	8	3	0	0	0	0	0	43	55	5.40	1.650																																										
George Culver, R ERA: 0.96	(7, 1)		0.1	2	0	0	1	0	1	0	0	0	0	3	7	0.00	0.000																																										
Frank Linzy, R ERA: 3.12	(8, 1)	W	1.1	7	2	1	0	0	1	0	0	0	0	6	10	0.00	1.500																																										
Eddie Watt, R ERA: 8.22	(9, 1)	S	0.2	2	0	0	0	0	0	0	0	0	0	2	2	0.00	0.000																																										

BOTTOM

Philadelphia Phillies @ San Francisco Giants
Candlestick Park, San Francisco, CA
Tue Apr 30 1974, 10:05 PM EDT
Att. 2,188 - Unknown

livebaseballscorecards.com

AB	34
R	5
H	10
RBI	5
BB	5
SO	9
LOB	17



Batter	1	2	3	4	5	6	7	8	9	AB	R	H	RBI	BB	SO	LOB	TOP
Dave Cash, R OBP: 0.347, SLG: 0.426 (1, 4) X	0-0 SF8 3B		0-0 5-3	0-0 FC5 1B		0-0 6-3		0-0 5-3		5	2	1	0	0	0	2	
Larry Bowa, S OBP: 0.296, SLG: 0.319 (1, 6) X	0-0 SF8		0-0 2-3 2B	0-0 1-3 1B		0-0 HR 1B		0-0 E3 FC6-4		4	3	3	1	0	0	0	
Mike Schmidt, R OBP: 0.466, SLG: 0.562 (1, 5) X	0-0 S 1B		0-0 2-3	0-0 1-H 1B		0-0 1-H HR		0-0 L6		5	1	3	4	0	0	3	
Greg Luzinski, R OBP: 0.270, SLG: 0.346 (1, 7) S S S	0-3 1-2 K		0-0 2-H 3-H 1B	0-0 4-3		0-0 FC5-4 1B		0-0 FC6-4 1-2f		5	1	2	2	0	1	3	
Bill Robinson, R OBP: 0.365, SLG: 0.400 (1, 8) S S S	0-3 K2-3		0-0 2-H 1B		0-0 BB 1B		0-3 K		0-0 F8	5	0	2	1	0	2	2	
Mike Anderson, R OBP: 0.361, SLG: 0.438 (1, 9) B B B B		4-0 BB G4-6-3 BB	0-0 2-3 1B		0-0 F9		0-0 FC5-4 1-2f		0-3 K	4	0	1	0	1	1	2	
Willie Montanez, L OBP: 0.220, SLG: 0.244 (1, 3) S S S		0-3 K	0-0 G3		4-0 1-2 BB		0-0 G5-4-3 1B		0-0 4-3	4	0	1	0	1	1	3	
Bob Boone, R OBP: 0.250, SLG: 0.278 (1, 2) X	0-0 1-2f G4-6-3			0-0 FC5 SH1-4 1B		0-0 F8		0-0 G5-4-3		4	0	1	0	0	0	4	
Steve Carlton, L OBP: 0.200, SLG: 0.286 George Culver, R Ed Farmer, R Eddie Watt, R	(1, 1) (5, 1) (5, 1) (8, 1)		0-0 2-3 2B	0-0 1-2 SH1-4		0-0 1-3		0-0 6-3		2	1	1	0	0	0	2	
Inning Stats	R: 1 E: 0 K: 2 S: 9 H: 2 LOB: 1 BB: 0 P: 9	R: 0 E: 0 K: 1 S: 4 H: 0 LOB: 0 BB: 1 P: 8	R: 3 E: 0 K: 0 S: 8 H: 5 LOB: 2 BB: 0 P: 8	R: 2 E: 0 K: 0 S: 6 H: 3 LOB: 1 BB: 0 P: 6	R: 0 E: 0 K: 0 S: 4 H: 1 LOB: 2 BB: 1 P: 8	R: 2 E: 0 K: 1 S: 8 H: 3 LOB: 1 BB: 0 P: 8	R: 0 E: 0 K: 0 S: 3 H: 1 LOB: 0 BB: 0 P: 3	R: 0 E: 1 K: 0 S: 4 H: 0 LOB: 1 BB: 0 P: 4	R: 0 E: 0 K: 1 S: 5 H: 0 LOB: 0 BB: 0 P: 5	1B: 11 2B: 2 3B: 1 HR: 1 SF: 1 SAC: 1 DP: 2 HBP: 0	WP: 0 PB: 0 SB: 2 CS: 0	PA: 43					
PITCHER	IP WLS BF H R ER SO BB IBB HBP BLK WP HR S P ERA WHIP	IP WLS BF H R ER SO BB IBB HBP BLK WP HR S P ERA WHIP	IP WLS BF H R ER SO BB IBB HBP BLK WP HR S P ERA WHIP	IP WLS BF H R ER SO BB IBB HBP BLK WP HR S P ERA WHIP	IP WLS BF H R ER SO BB IBB HBP BLK WP HR S P ERA WHIP	IP WLS BF H R ER SO BB IBB HBP BLK WP HR S P ERA WHIP	IP WLS BF H R ER SO BB IBB HBP BLK WP HR S P ERA WHIP	IP WLS BF H R ER SO BB IBB HBP BLK WP HR S P ERA WHIP	IP WLS BF H R ER SO BB IBB HBP BLK WP HR S P ERA WHIP	IP WLS BF H R ER SO BB IBB HBP BLK WP HR S P ERA WHIP	IP WLS BF H R ER SO BB IBB HBP BLK WP HR S P ERA WHIP	IP WLS BF H R ER SO BB IBB HBP BLK WP HR S P ERA WHIP					
Ron Bryant, L ERA: 11.37 Charlie Williams, R ERA: 2.87 Jim Willoughby, R ERA: 5.2 Randy Moffitt, R ERA: 3.06	(1, 1) (4, 1) (6, 1) (9, 1)	3.1 W 9 3 1 1 0 1 0 0 0 0 0 8 12 5.40 2.400	3.1 W 18 8 5 5 3 1 0 0 0 0 0 23 27 13.50 2.700	3.0 W 13 4 2 2 1 0 0 0 0 0 1 15 15 6.00 1.333	1.0 W 3 0 0 0 1 0 0 0 0 0 0 5 5 0.00 0.000												

Philadelphia Phillies @ San Francisco Giants
Candlestick Park, San Francisco, CA
Wed May 01 1974, 10:05 PM EDT
Att. 2,179 - Unknown

livebaseballscorecards.com

AB	39
R	8
H	15
RBI	8
BB	2
SO	5
LOB	21



Batter	1	2	3	4	5	6	7	8	9	AB	R	H	RBI	BB	SO	LOB
Gary Matthews, R (1, 7) OBP: 0.340, SLG: 0.357	0-0 F8		0-0 HR 1B				0-0 HR			5	4	4	3	0	0	0
Chris Arnold, R (1, 4) OBP: 0.333, SLG: 0.438	0-3 K		0-0 HR				0-0 F9			3	2	1	2	2	1	0
Garry Maddox, R (1, 8) OBP: 0.390, SLG: 0.510	0-0 P4		0-0 CS 1B				0-0 6-3			5	1	3	3	0	0	0
Bobby Bonds, R (1, 9) OBP: 0.343, SLG: 0.467		0-3 K	0-0 F7					4-0 1B BB		3	1	1	2	2	1	1
Steve Ontiveros, S (1, 5) OBP: 0.396, SLG: 0.377		0-3 K		0-0 FC6-4 1B				0-0 1B BB		5	1	3	1	0	2	3
Chris Speier, R (1, 6) OBP: 0.323, SLG: 0.294		0-0 1B 2B		0-0 FC6-4 1-2f		0-0 BB 1B BB	0-0 F9	0-0 F7		4	2	1	0	1	0	3
Dave Kingman, R (1, 3) OBP: 0.346, SLG: 0.493		0-0 S 1B		0-3 K		0-0 P4	0-3 K	0-0 G6-4-3 1-2f		3	0	1	1	0	1	3
Jim Willoughby, R (6, 1) OBP: 0.100, SLG: 0.200										1	0	0	0	0	1	0
Mike Phillips, L (8, PH) OBP: 0.286, SLG: 0.295										1	0	0	0	0	0	2
Randy Moffitt, R (9, 1) OBP: 0.500, SLG: 0.500										0	0	0	0	0	0	0
Ken Rudolph, R (1, 2) OBP: 0.320, SLG: 0.209		0-3 K 1-2		0-0 F8		0-0 BB 1B BB	0-0 6-3			3	1	0	0	1	1	2
Ron Bryant, S (1, 1) Charlie Williams, R (4, 1) Damaso Blanco, R (5, PH) Gary Thomasson, L (5, PH) (6, 3)			0-3 K					0-3 K		1	0	0	0	0	1	0

Inning Stats	R: 0	H: 0	E: 0	K: 1	S: 5	LOB: 0	BB: 0	P: 5	R: 1	H: 2	E: 0	K: 3	S: 11	LOB: 1	BB: 0	P: 11	R: 2	H: 3	E: 0	K: 1	S: 7	LOB: 0	BB: 0	P: 7	R: 0	H: 1	E: 0	K: 1	S: 6	LOB: 1	BB: 0	P: 6	R: 9	H: 6	E: 0	K: 2	S: 13	LOB: 3	BB: 6	P: 37	R: 0	H: 0	E: 0	K: 1	S: 5	LOB: 0	BB: 0	P: 5	R: 1	H: 1	E: 0	K: 1	S: 6	LOB: 0	BB: 0	P: 6	R: 0	H: 1	E: 0	K: 0	S: 3	LOB: 1	BB: 1	P: 7
--------------	------	------	------	------	------	--------	-------	------	------	------	------	------	-------	--------	-------	-------	------	------	------	------	------	--------	-------	------	------	------	------	------	------	--------	-------	------	------	------	------	------	-------	--------	-------	-------	------	------	------	------	------	--------	-------	------	------	------	------	------	------	--------	-------	------	------	------	------	------	------	--------	-------	------

PITCHER	IP	WLS	BF	H	R	ER	SO	BB	IBB	HBP	BLK	WP	HR	S	P	ERA	WHIP
Steve Carlton, L (1, 1) ERA: 4.73	4.1	L	22	9	7	7	7	1	0	0	1	0	1	35	39	14.54	2.308
George Culver, R (5, 1) ERA: 5.59	0.1		6	2	3	3	0	3	0	0	0	0	0	3	15	81.00	15.000
Ed Farmer, R (5, 1) ERA: 6.75	2.1		13	3	3	3	3	3	0	0	0	0	1	16	28	11.57	2.571
Eddie Watt, R (8, 1) ERA: 7.27	1.0		2	0	0	0	0	0	0	0	0	0	0	2	2	0.00	0.000

BOTTOM

Philadelphia Phillies @ San Francisco Giants
Candlestick Park, San Francisco, CA

Wed May 01 1974, 10:05 PM EDT
Att. 2,179 - Unknown

AB	36
R	13
H	14
RBI	13
BB	7
SO	10
LOB	14



WP	HR	S	P	ERA	WHIP
0	0	1	43		

Batter	1	2	3	4	5	6	7	8	9	AB R H RBI BB SO LOB	TOP											
Gary Matthews, R (1, 7) OBP: 0.324, SLG: 0.337	0-0 6-3		0-0 6-3	0-0 G6-4-3			0-0 F8		0-0 F6	5 0 0 0 0 0 5	<p>San Francisco Giants @ Montreal Expos</p> <p>Jarry Park, Montreal, QB</p> <p>Sat May 04 1974, 3:33 AM EDT</p> <p>Att: 12,116 - Unknown</p> <p>livebaseballscorecards.com</p>											
Chris Arnold, R (1, 4) OBP: 0.364, SLG: 0.421	0-0 1B		4-0 BB		0-0 6-3	0-3 K				3 0 1 0 1 1 0												
Garry Maddox, R (1, 8) OBP: 0.376, SLG: 0.490	0-0 F9		0-3 K		0-0 6-3	0-0 F8				4 0 0 0 0 1 2												
Bobby Bonds, R (1, 9) OBP: 0.339, SLG: 0.452	0-0 F8			4-0 1B BB	0-3 K		0-0 F9			3 1 0 0 1 1 1												
Steve Ontiveros, S (1, 5) OBP: 0.400, SLG: 0.383		0-0 1-3		0-0 1B BB 1B		0-0 1B		0-0 4-3		4 1 2 0 0 0 0												
Chris Speier, R (1, 6) OBP: 0.310, SLG: 0.281		0-0 1-3		0-3 K		0-0 F8		0-0 1-3		4 0 0 0 0 1 3												
Dave Kingman, R (1, 3) OBP: 0.353, SLG: 0.493		0-0 S 1B		0-0 BB 1B		0-3 K			0-0 6-3	4 0 2 1 0 1 1												
Ken Rudolph, R (1, 2) OBP: 0.352, SLG: 0.239		0-0 F7		0-0 BB		0-0 1B			4-0 FC4-6 BB	3 0 2 0 1 0 1												
Damaso Blanco, R (9, PR)		1-2		1-2 2-3 BB 1B		1-2 1B			0-0 BB	0 0 0 0 0 0 0												
John D'Acquisto, R (1, 1) OBP: 0.250, SLG: 0.286			0-3 K	4-0 BB BB		0-0 F9			0-0 FC4-6	1 0 0 0 0 0 1 0												
Jim Barr, R (3, 1) OBP: 0.270, SLG: 0.057										0 0 0 0 0 0 0 0												
Gary Thomasson, L (4, PH) OBP: 0.160, SLG: 0.200										0 0 0 0 1 1 0 0												
Jim Willoughby, R (4, 1) OBP: 0.281, SLG: 0.290										0 0 0 0 0 0 0 0												
Mike Phillips, L (6, PH) OBP: 0.281, SLG: 0.290										1 0 0 0 0 0 0 2												
Charlie Williams, R (6, 1) OBP: 0.281, SLG: 0.290										0 0 0 0 0 0 0 0												
Jim Howarth, L (9, PH)										1 0 0 0 0 0 0 1												
Inning Stats	R: 0 E: 0 K: 0 S: 4	H: 1 LOB: 1 BB: 0 P: 4	R: 0 E: 0 K: 0 S: 4	H: 1 LOB: 1 BB: 0 P: 4	R: 0 E: 0 K: 2 S: 7	H: 0 LOB: 1 BB: 1 P: 11	R: 2 E: 0 K: 1 S: 7	H: 3 LOB: 2 BB: 2 P: 15	R: 0 E: 0 K: 1 S: 5	H: 0 LOB: 0 BB: 0 P: 5	R: 0 E: 0 K: 1 S: 7	H: 2 LOB: 2 BB: 0 P: 7	R: 0 E: 0 K: 1 S: 5	H: 0 LOB: 0 BB: 0 P: 5	R: 0 E: 0 K: 0 S: 3	H: 0 LOB: 0 BB: 0 P: 3	R: 0 E: 1 K: 0 S: 3	H: 0 LOB: 2 BB: 1 P: 7	1B: 7 2B: 0 3B: 0 HR: 0	SF: 0 SAC: 0 DP: 1 HBP: 0	WP: 0 PB: 0 SB: 1 CS: 0	PA: 37
PITCHER Steve Rogers, R (1, 1) ERA: 3.29	IP: 9.0 WLS: W BF: 37 H: 7 R: 2 ER: 2 SO: 6 BB: 4 IBB: 0 HBP: 0 BLK: 0 WP: 0 HR: 0 S: 45 P: 61 ERA: 2.00 WHIP: 1.222																					



Batter	1	2	3	4	5	6	7	8	9	AB R H RBI BB SO LOB	TOP											
Bobby Bonds, R OBP: 0.325, SLG: 0.429 (1, 9) X	0-0 F6		0-3 K		0-0 FC3-2 1B WP		0-3 K		0-0 6-3	5 0 0 0 0 2 4												
Mike Phillips, L OBP: 0.309, SLG: 0.308 (1, 4) X	0-0 3-1		4-0 BB		0-0 5-3 1B			0-0 CS 1B		3 0 2 0 1 0 0												
Garry Maddox, R OBP: 0.372, SLG: 0.491 (1, 8) X	0-0 2B		0-0 F5		0-0 5-3			0-0 F7		4 1 1 0 0 0 4												
Steve Ontiveros, S OBP: 0.394, SLG: 0.388 (1, 5) X	0-0 WP 2B			0-0 4-3	0-0 1-3			0-3 K		4 0 1 1 0 1 3												
Gary Matthews, R OBP: 0.321, SLG: 0.333 (1, 7) X	0-0 6-3			0-0 5-3		0-0 1-3			0-0 1B	4 1 1 0 0 0 1												
Chris Speier, R OBP: 0.308, SLG: 0.280 (1, 6) X		0-0 5-3		0-0 F9		0-0 F9			0-0 SH1-3 1B	4 0 1 0 0 0 0												
Gary Thomasson, L OBP: 0.303, SLG: 0.185 (1, 3) X		0-3 K			0-0 2B	0-3 K			0-0 SH1-3 1B	4 1 2 1 0 2 0												
Dave Rader, L OBP: 0.310, SLG: 0.407 (1, 2) X		0-3 K			0-0 1B FC3-2 2B		0-0 F5		0-0 SH1-3	3 0 1 1 0 1 0												
Mike Caldwell, R OBP: 0.118, SLG: 0.063 (1, 1) X			0-0 5-3		0-0 WP FC3-2 1B		0-0 6-3		0-3 K	4 1 1 0 0 1 2												
Inning Stats	R: 1 E: 0 K: 0 S: 5	H: 2 LOB: 1 BB: 0 P: 5	R: 0 E: 0 K: 2 S: 7	H: 0 LOB: 0 BB: 0 P: 7	R: 0 E: 0 K: 1 S: 5	H: 0 LOB: 1 BB: 1 P: 9	R: 0 E: 0 K: 0 S: 3	H: 0 LOB: 0 BB: 0 P: 3	R: 2 E: 0 K: 0 S: 7	H: 4 LOB: 2 BB: 0 P: 7	R: 0 E: 0 K: 1 S: 5	H: 0 LOB: 0 BB: 0 P: 5	R: 0 E: 0 K: 1 S: 5	H: 0 LOB: 0 BB: 0 P: 5	R: 0 E: 0 K: 1 S: 5	H: 1 LOB: 1 BB: 0 P: 5	R: 1 E: 0 K: 1 S: 8	H: 3 LOB: 2 BB: 0 P: 8	1B: 6 2B: 5 3B: 0 HR: 0	SF: 0 SAC: 1 DP: 1 HBP: 0	WP: 3 PB: 0 SB: 0 CS: 1	PA: 37
PITCHER	IP WLS BF H R ER SO BB IBB HBP BLK WP HR S P ERA WHIP																					
Steve Renko, R ERA: 6.07 (1, 1)	7.0 L 28 6 3 3 5 1 0 0 0 2 0 37 41 3.86 1.000																					
Donald DeMola, R ERA: 4.4 (8, 1)	2.0 9 4 1 1 2 0 0 0 0 0 0 13 13 4.50 2.000																					

San Francisco Giants @ Montreal Expos
Jarry Park, Montreal, QB
 Sun May 05 1974, 3:33 AM EDT
 Unknown

AB	35
R	4
H	10
RBI	3
BB	1
SO	7
LOB	14



livebaseballscorecards.com

Batter	1	2	3	4	5	6	7	8	9	AB	R	H	RBI	BB	SO	LOB	
Ron Hunt, R OBP: 0.368, SLG: 0.214 (1, 5)	0-0 F9		4-0 1B BB		0-0 1B		0-0 FC5-4			3	0	1	0	1	0	1	
Tim Foli, R OBP: 0.333, SLG: 0.294 (1, 6)	0-0 S 1B		0-0 1-3 1B BB		0-0 F7			0-0 6-3		4	0	2	0	0	0	1	
Bob Bailey, R OBP: 0.444, SLG: 0.435 (1, 7)	4-0 1-2 G1-4-3 BB		4-0 1-2 BB		0-0 F9			0-0 5-3		2	0	0	0	2	0	0	
Hal Breeden, R OBP: 0.359, SLG: 0.444 (1, 3)	0-0 G1-4-3		0-0 5-3		0-0 2B			0-0 6-3		4	0	1	0	0	0	5	
Ken Singleton, S OBP: 0.459, SLG: 0.406 (1, 9)		0-0 F5		0-0 FC1-6 1B		0-0 5-3		0-0 F3		4	0	1	0	0	0	1	
Ron Woods, R OBP: 0.300, SLG: 0.125 (1, 8)		0-0 F8		0-0 FC1-6 G6-4-3		0-3 K		0-0 5-3		4	0	0	0	0	1	2	
Jim Cox, R OBP: 0.270, SLG: 0.288 (1, 4)		0-0 5-3		0-0 G6-4-3		0-0 G5-4-3 1B		4-0 BB		3	0	1	0	1	0	1	
Barry Foote, R OBP: 0.302, SLG: 0.392 (1, 2)			0-3 K		0-0 F7		0-0 G5-4-3		0-0 F8		4	0	0	0	0	1	2
Steve Renko, R OBP: 0.083, SLG: 0.083 (1, 1)			0-3 K		0-0 1-3		0-0 E6 FC5-4			2	0	0	0	0	0	1	0
Pepe Frias, R (7, PH)										1	0	0	0	0	0	0	
Donald DeMola, R (8, 1)										0	0	0	0	0	0	0	

BOTTOM

San Francisco Giants @ Montreal Expos
Jarry Park, Montreal, QB
 Sun May 05 1974, 3:33 AM EDT
 Unknown

livebaseballscorecards.com

AB	31
R	0
H	6
RBI	0
BB	4
SO	3
LOB	13



Inning Stats	R: 0	H: 1	E: 0	K: 0	S: 3	R: 0	H: 0	E: 0	K: 0	S: 3	R: 0	H: 1	E: 0	K: 2	S: 8	R: 0	H: 1	E: 0	K: 0	S: 3	R: 0	H: 1	E: 0	K: 1	S: 6	R: 0	H: 1	E: 1	K: 0	S: 4	R: 0	H: 0	E: 0	K: 0	S: 3	R: 0	H: 0	E: 0	K: 0	S: 3	R: 0	H: 0	E: 0	K: 0	S: 3	1B: 5	SF: 0	2B: 1	SAC: 0	3B: 0	DP: 3	HR: 0	HBP: 0	WP: 0	PA: 35
--------------	------	------	------	------	------	------	------	------	------	------	------	------	------	------	------	------	------	------	------	------	------	------	------	------	------	------	------	------	------	------	------	------	------	------	------	------	------	------	------	------	------	------	------	------	------	-------	-------	-------	--------	-------	-------	-------	--------	-------	--------

PITCHER	IP	WLS	BF	H	R	ER	SO	BB	IBB	HBP	BLK	WP	HR	S	P	ERA	WHIP
Mike Caldwell, L ERA: 2.05 (1, 1)	9.0	W	35	6	0	0	3	4	0	0	0	0	0	37	53	0.00	1.111

Batter	1	2	3	4	5	6	7	8	9	AB R H RBI BB SO LOB	TOP	
Bobby Bonds, R OBP: 0.319, SLG: 0.412 (1, 9) X	0-0 F4		0-0 6-3		4-0 BB		0-3 K	0-0 FC4-6 1B		4 1 0 0 1 1 1		
Mike Phillips, L OBP: 0.315, SLG: 0.329 (1, 4) X	0-0 F7		0-3 K		0-0 G1		0-0 1B 2B	0-0 1B		5 0 2 1 0 1 3		
Garry Maddox, R OBP: 0.373, SLG: 0.482 (1, 8) H	1-0 CS HBP			0-0 F3		0-0 1-3	0-0 BB E 1B	0-0 F9		4 1 1 0 0 0 1		
Steve Ontiveros, S OBP: 0.404, SLG: 0.393 (1, 5) X	0-0 CS 1-2	0-0 SH3 1B		0-0 F5		0-0 E8 E HR	4-0 BB E BB		0-0 G5-4-3 1B	4 3 2 0 1 0 0		
Gary Matthews, R OBP: 0.318, SLG: 0.323 (1, 7) X		0-0 SH3 1-2		0-3 K		0-0 F9	4-0 BB E BB		0-0 G5-4-3 1-2f	3 1 0 0 1 1 2		
Chris Speier, R OBP: 0.303, SLG: 0.276 (1, 6) X		0-0 2-H 1B			0-0 F8	0-0 E6 1-2 HR	0-0 E6 1-H 2-H 3-H		0-0 F8	5 1 1 1 0 0 1		
Dave Kingman, R OBP: 0.360, SLG: 0.526 (1, 3) S		0-3 K			4-0 1B BB	0-0 HR	0-0 F6			3 1 1 3 1 1 2		
Ken Rudolph, R OBP: 0.362, SLG: 0.245 (1, 2) X		0-0 4-3			0-0 SH1-4 1-3 1B	4-0 BB		0-0 4-3		3 0 1 0 1 0 1		
Tom Bradley, R OBP: 0.111, SLG: 0.118 (1, 1) X			0-0 1-3		0-0 SH1-4 1-2	0-3 K		4-0 FC4-6 BB		2 0 0 0 1 1 1		
Inning Stats	R: 0 E: 0 K: 0 S: 2 H: 0 LOB: 0 P: 3	R: 1 E: 0 K: 1 S: 7 H: 2 LOB: 1 P: 7	R: 0 E: 0 K: 1 S: 5 H: 0 LOB: 0 P: 5	R: 0 E: 0 K: 1 S: 5 H: 0 LOB: 0 P: 5	R: 0 E: 0 K: 1 S: 4 H: 1 LOB: 3 P: 12	R: 3 E: 2 K: 1 S: 8 H: 1 LOB: 1 P: 12	R: 3 E: 1 K: 1 S: 7 H: 2 LOB: 1 P: 15	R: 1 E: 1 K: 0 S: 4 H: 1 LOB: 1 P: 8	R: 0 E: 0 K: 0 S: 3 H: 1 LOB: 0 P: 3	1B: 6 2B: 1 3B: 0 HR: 1 SF: 0 SAC: 2 DP: 1 HBP: 1	WP: 0 PB: 0 SB: 0 CS: 1 PA: 43	
PITCHER	IP WLS BF H R ER SO BB IBB HBP BLK WP HR S P ERA WHIP											
Mike Torrez, R ERA: 3.34 (1, 1)	6.2 L 32 6 7 1 5 5 0 1 0 0 0 1 36 57 1.35 1.650											
John Montague, R ERA: 1.69 (7, 1)	1.1 7 1 1 0 0 1 0 0 0 0 0 0 6 10 0.00 1.500											
Balor Moore, L ERA: 2.45 (9, 1)	1.0 3 1 0 0 0 0 0 0 0 0 0 0 3 3 0.00 1.000											

San Francisco Giants @ Montreal Expos
Jarry Park, Montreal, QB
 Sun May 05 1974, 3:38 AM EDT
 Att. 16,101 - Unknown

AB	33
R	8
H	8
RBI	5
BB	6
SO	5
LOB	12



livebaseballscorecards.com

Batter	1	2	3	4	5	6	7	8	9	AB R H RBI BB SO LOB	TOP																				
Bobby Bonds, R (1, 9) OBP: 0.306, SLG: 0.393	0-3 K		0-0 F7		0-3 K			0-0 F9	0-3 K	5 0 0 0 0 3 1																					
Mike Phillips, L (1, 4) OBP: 0.325, SLG: 0.338	0-0 P6		0-0 1B			0-0 G3		0-0 HR 1-3 1B		4 1 2 0 0 0 0																					
Garry Maddox, R (1, 8) OBP: 0.361, SLG: 0.466	0-0 F7		0-0 F8			0-0 F8		0-0 1-3 1-2		4 0 0 0 0 0 3																					
Steve Ontiveros, S (1, 5) OBP: 0.425, SLG: 0.433		4-0 FC1-5 1B BB		0-0 HR		4-0 BB		4-0 HR BB		1 2 1 1 3 0 0																					
Gary Matthews, R (1, 7) OBP: 0.325, SLG: 0.360		0-0 FC1-5 1B		0-3 K		0-3 K		0-0 HR 1-H 2-H		4 1 2 3 0 2 1																					
Chris Speier, R (1, 6) OBP: 0.310, SLG: 0.284		0-0 FC1-5 G5-4-3 1-2 2-3f		0-0 F3			0-0 G1-5-3 1B			4 0 2 0 0 0 2																					
Dave Kingman, R (1, 3) OBP: 0.366, SLG: 0.524		0-0 G5-4-3 1-2f		0-0 CS 1B			0-0 G1-5-3 1B			4 0 2 0 0 1 3																					
Ken Rudolph, R (1, 2) OBP: 0.355, SLG: 0.245			0-0 1B 1B		0-0 CS 1-2	0-0 5-3			0-0 F7	4 0 1 0 0 0 2																					
Ron Bryant, S (1, 1) Charlie Williams, R (6, 1) Gary Thomasson, L (7, PH) Elias Sosa, R (7, 1)			0-3 K			0-0 1-3			0-3 K	2 0 0 0 0 1 1 0 0 0 0 0 0 0 1 0 0 0 0 1 1 1 0 0 0 0 1 0																					
Inning Stats	R: 0 E: 0 K: 1 S: 5	H: 0 LOB: 0 BB: 0 P: 5	R: 0 E: 0 K: 0 S: 3	H: 1 LOB: 1 BB: 1 P: 7	R: 0 E: 0 K: 1 S: 7	H: 2 LOB: 2 BB: 0 P: 7	R: 1 E: 0 K: 1 S: 6	H: 2 LOB: 0 BB: 0 P: 6	R: 0 E: 0 K: 1 S: 5	H: 0 LOB: 0 BB: 0 P: 5	R: 0 E: 0 K: 1 S: 5	H: 0 LOB: 1 BB: 1 P: 9	R: 0 E: 0 K: 1 S: 6	H: 2 LOB: 1 BB: 0 P: 6	R: 3 E: 0 K: 1 S: 8	H: 3 LOB: 1 BB: 1 P: 12	R: 0 E: 0 K: 2 S: 7	H: 0 LOB: 0 BB: 0 P: 7	1B: 8 2B: 0 3B: 0 HR: 2	SF: 0 SAC: 0 DP: 2 HBP: 0	WP: 0 PB: 0 SB: 0 CS: 1	PA: 38									
PITCHER Tom Seaver, R (1, 1) ERA: 3.6	IP 9.0	WLS L	BF 37	H 10	R 4	ER 4	SO 9	BB 3	IBB 0	HBP 0	BLK 0	WP 0	HR 2	S 52	P 64	ERA 4.00	WHIP 1.444														
											PITCHER	IP	WLS	BF	H	R	ER	SO	BB	IBB	HBP	BLK	WP	HR	S	P	ERA	WHIP			

San Francisco Giants @ New York Mets
Shea Stadium, Flushing, NY
Tue May 07 1974, 7:05 PM EDT
Unknown

livebaseballscorecards.com

AB	34
R	4
H	10
RBI	4
BB	3
SO	9
LOB	14



Batter	1	2	3	4	5	6	7	8	9	AB R H RBI BB SO LOB	TOP														
Bobby Bonds, R (1, 9) OBP: 0.310, SLG: 0.411	0-0 6-3		0-0 F5		0-0 F8			0-0 2B	0-0 2B	5 0 2 2 0 0 1	<p>San Francisco Giants @ New York Mets Shea Stadium, Flushing, NY Tue May 07 1974, 7:05 PM EDT Att. 15,352 - Unknown</p> <p>livebaseballscorecards.com</p> <table border="1"> <tr><td>AB</td><td>36</td></tr> <tr><td>R</td><td>3</td></tr> <tr><td>H</td><td>10</td></tr> <tr><td>RBI</td><td>3</td></tr> <tr><td>BB</td><td>1</td></tr> <tr><td>SO</td><td>1</td></tr> <tr><td>LOB</td><td>15</td></tr> </table> <p></p>	AB	36	R	3	H	10	RBI	3	BB	1	SO	1	LOB	15
AB	36																								
R	3																								
H	10																								
RBI	3																								
BB	1																								
SO	1																								
LOB	15																								
Tito Fuentes, S (1, 4) OBP: 0.333, SLG: 0.333	0-0 F9		0-0 1B			0-0 6-3		0-0 5-3	0-0 1-3	5 0 1 0 0 0 3															
Garry Maddox, R (1, 8) OBP: 0.349, SLG: 0.450	0-0 F8		0-0 P4			0-0 6-3		0-0 6-3		4 0 0 0 0 0 2															
Steve Ontiveros, S (1, 5) OBP: 0.436, SLG: 0.447		0-0 1B		0-0 6-3		0-0 FC5-4		0-0 BLK	0-0 2B	4 1 3 0 0 0 0															
Gary Matthews, R (1, 7) OBP: 0.331, SLG: 0.375		0-0 1B		0-0 F8		0-0 FC5-4		0-0 L9	0-0 2B	4 1 2 1 0 0 1															
Chris Speier, R (1, 6) OBP: 0.299, SLG: 0.274		0-0 P6		0-0 5-3			0-0 P4	0-0 L9	0-0 2-3	4 0 0 0 0 0 3															
Dave Kingman, R (1, 3) OBP: 0.351, SLG: 0.500		0-0 F7			0-0 P1		0-0 F7	0-0 P1		4 0 0 0 0 0 3															
John Boccabella, R (1, 2) OBP: 0.250, SLG: 0.182		0-0 F5			0-0 SH2-4		0-0 P4	4-0 1B	2B	3 1 1 0 1 0 2															
Jim Barr, R (1, 1) OBP: 0.167, SLG: 0.167			0-3 K		0-0 SH2-4			0-0 3-1	0-0 2B	3 0 1 0 0 1 0															
Randy Moffitt, R (9, 1) OBP: 0.500, SLG: 0.500					1-2			1-2 1B		0 0 0 0 0 0 0															
Inning Stats	R: 0 E: 0 K: 0 S: 3	H: 0 LOB: 0 BB: 0 P: 3	R: 0 E: 0 K: 0 S: 5	H: 2 LOB: 2 BB: 0 P: 5	R: 0 E: 0 K: 1 S: 6	H: 1 LOB: 1 BB: 0 P: 6	R: 0 E: 0 K: 0 S: 3	H: 0 LOB: 0 BB: 0 P: 3	R: 0 E: 0 K: 0 S: 4	H: 1 LOB: 1 BB: 0 P: 4	R: 0 E: 0 K: 0 S: 4	H: 0 LOB: 0 BB: 0 P: 3	R: 0 E: 0 K: 0 S: 4	H: 1 LOB: 1 BB: 0 P: 4	R: 0 E: 0 K: 0 S: 4	H: 1 LOB: 1 BB: 0 P: 4	R: 3 E: 0 K: 0 S: 7	H: 4 LOB: 2 BB: 1 P: 11	1B: 7 2B: 3 3B: 0 HR: 0	SF: 0 SAC: 1 DP: 0 HBP: 0	WP: 0 PB: 0 SB: 0 CS: 0	PA: 38			
PITCHER	IP WLS BF H R ER SO BB IBB HBP BLK WP HR S P ERA WHIP																								
George Stone, L (1, 1) ERA: 3.9	8.2 L 37 10 3 3 1 0 0 0 0 0 0 0 0 38 42 3.12 1.154																								
Bob Miller, R (9, 1) ERA: 4.3	0.1 1 0 0 0 0 0 0 0 0 0 0 0 0 1 1 0.00 0.000																								

BOTTOM

San Francisco Giants @ New York Mets
Shea Stadium, Flushing, NY
Tue May 07 1974, 7:05 PM EDT
Att. 15,352 - Unknown

livebaseballscorecards.com

AB 31
R 0
H 7
RBI 0
BB 0
SO 1
LOB 13



WP: 0 PA: 32
PB: 0
SB: 0
CS: 0

AB R H RBI BB SO LOB

3	0	2	0	0	0	0
4	0	2	0	0	0	2
4	0	1	0	0	0	4
4	0	0	0	0	0	4
4	0	0	0	0	0	2
3	0	0	0	0	1	0
3	0	1	0	0	0	0
3	0	0	0	0	0	1
3	0	1	0	0	0	0
0	0	0	0	0	0	0

Batter	1	2	3	4	5	6	7	8	9
Bud Harrelson, S OBP: 0.417, SLG: 0.300 (1, 6) X	0-0 1B 1B		0-0 4-3			0-0 SH1-4 1-2			0-0 FC6-4 1B
Felix Millan, R OBP: 0.408, SLG: 0.389 (1, 4) X	0-0 G4-6-3 1-2 1B			0-0 G1-4-3 1B		0-0 FC6-5 FC6-4 2-3			0-0 FC6-4 1-2f 1B
Ken Boswell, L OBP: 0.368, SLG: 0.333 (1, 5) X	0-0 L7			0-0 G1-4-3 1-2f		0-0 FC6-4 1-2f			0-0 1-2 1B
Rusty Staub, L OBP: 0.339, SLG: 0.463 (1, 9) X	0-0 G4-6-3 1-2f			0-0 F7			0-0 6-3		0-0 F9
John Milner, L OBP: 0.339, SLG: 0.446 (1, 3) X		0-0 4-3			0-0 P6		0-0 4-3		0-0 F8
Dave Schneck, L OBP: 0.304, SLG: 0.432 (1, 8) X		0-3 K			0-0 1-3		0-0 4-3		
Ed Kranepool, L OBP: 0.231, SLG: 0.231 (1, 7) X		0-0 1-3			0-0 1B			0-0 F7	
Ron Hodges, L OBP: 0.258, SLG: 0.400 (1, 2) X			0-0 6-3		0-0 5-3			0-0 6-3	
George Stone, L OBP: 0.083, SLG: 0.083 Bob Miller, R OBP: 0.333, SLG: 0.667 (1, 1) (9, 1) X			0-0 6-3			0-0 FC6-5 SH1-4 1B		0-0 1-3	

Inning Stats	R: 0	H: 2	E: 0	LOB: 1	K: 0	S: 4	R: 0	H: 0	E: 0	LOB: 0	K: 1	S: 5	R: 0	H: 0	E: 0	LOB: 0	K: 0	S: 3	R: 0	H: 1	E: 0	LOB: 0	K: 0	S: 3	R: 0	H: 1	E: 0	LOB: 1	K: 0	S: 4	R: 0	H: 1	E: 0	LOB: 1	K: 0	S: 4	R: 0	H: 0	E: 0	LOB: 0	K: 0	S: 3	R: 0	H: 0	E: 0	LOB: 0	K: 0	S: 3	R: 0	H: 2	E: 0	LOB: 2	K: 0	S: 5	1B: 7	SF: 0	2B: 0	SAC: 1	3B: 0	DP: 2	HR: 0	HBP: 0
--------------	------	------	------	--------	------	------	------	------	------	--------	------	------	------	------	------	--------	------	------	------	------	------	--------	------	------	------	------	------	--------	------	------	------	------	------	--------	------	------	------	------	------	--------	------	------	------	------	------	--------	------	------	------	------	------	--------	------	------	-------	-------	-------	--------	-------	-------	-------	--------

PITCHER	IP	WLS	BF	H	R	ER	SO	BB	IBB	HBP	BLK	WP	HR	S	P	ERA	WHIP
Jim Barr, R ERA: 2.51 (1, 1)	8.1	W	30	7	0	0	1	0	0	0	0	0	0	32	32	0.00	0.840
Randy Moffitt, R ERA: 2.95 (9, 1)	0.2	S	2	0	0	0	0	0	0	0	0	0	0	2	2	0.00	0.000

Batter	1	2	3	4	5	6	7	8	9	AB R H RBI BB SO LOB	TOP																													
Bobby Bonds, R (1, 9) OBP: 0.308, SLG: 0.431	0-3 K		0-0 P4		0-0 5-3			0-0 HR		4 1 1 1 0 1 0																														
Tito Fuentes, S (1, 4) OBP: 0.231, SLG: 0.231 Elias Sosa, R (8, 1)	0-3 K		0-0 F5			0-0 P6		0-0 5-3		4 0 0 0 0 1 0 0 0 0 0 0 0 0																														
Garry Maddox, R (1, 8) OBP: 0.338, SLG: 0.435	0-3 K		0-0 F8			0-3 K			0-0 P4	4 0 0 0 0 2 0																														
Steve Ontiveros, S (1, 5) OBP: 0.421, SLG: 0.429		0-0 F7		0-0 G3		0-0 4-3			0-3 K	4 0 0 0 0 1 0																														
Gary Matthews, R (1, 7) OBP: 0.336, SLG: 0.380				0-0 WP 1B		0-0 4-3			0-0 6-3	4 1 2 0 0 0 0																														
Chris Speier, R (1, 6) OBP: 0.300, SLG: 0.275				0-0 E 1B		0-3 K			0-0 6-3	3 0 1 0 0 1 1																														
Dave Kingman, R (1, 3) OBP: 0.340, SLG: 0.483				0-0 E5 1-2 3-H		0-3 K			0-3 K	3 0 0 1 0 2 2																														
Ken Rudolph, R (1, 2) OBP: 0.338, SLG: 0.232				0-3 K		0-3 K			0-0 5-3	3 0 0 0 0 2 2																														
John D'Acquisto, R (1, 1) OBP: 0.222, SLG: 0.250 Jim Willoughby, R (2, 1) OBP: 0.100, SLG: 0.200 Chris Arnold, R (5, PH) OBP: 0.358, SLG: 0.400 Charlie Williams, R (5, 1) John Boccabella, R (8, PH) OBP: 0.231, SLG: 0.167 Mike Phillips, L (8, 4) OBP: 0.325, SLG: 0.338				0-3 K		0-3 K			0-0 F5	1 0 0 0 0 1 2 0 0 0 0 0 0 0 1 0 0 0 0 1 0 0 0 0 0 0 0 0 1 0 0 0 0 0 0 0 0 0 0 0 0 0																														
Inning Stats	R: 0 E: 0 K: 3 S: 9	H: 0 LOB: 0 BB: 0 P: 9	R: 1 E: 1 K: 2 S: 10	H: 2 LOB: 2 BB: 0 P: 10	R: 0 E: 0 K: 0 S: 3	H: 0 LOB: 0 BB: 0 P: 3	R: 0 E: 0 K: 2 S: 8	H: 1 LOB: 1 BB: 0 P: 8	R: 0 E: 0 K: 1 S: 5	H: 0 LOB: 0 BB: 0 P: 5	R: 0 E: 0 K: 1 S: 5	H: 0 LOB: 0 BB: 0 P: 5	R: 1 E: 0 K: 0 S: 4	H: 1 LOB: 0 BB: 0 P: 4	R: 0 E: 0 K: 1 S: 5	H: 0 LOB: 0 BB: 0 P: 5	1B: 3 2B: 0 3B: 0 HR: 1	SF: 0 SAC: 0 DP: 0 HBP: 0	WP: 1 PB: 0 SB: 0 CS: 0	PA: 32																				
PITCHER Jon Matlack, L (1, 1) ERA: 2.28	IP 9.0	WLS W	BF 32	H 4	R 2	ER 2	SO 12	BB 0	IBB 0	HBP 0	BLK 0	WP 1	HR 1	S 56	P 56	ERA 2.00	WHIP 0.444																							
PITCHER																					IP	WLS	BF	H	R	ER	SO	BB	IBB	HBP	BLK	WP	HR	S	P	ERA	WHIP			

San Francisco Giants @ New York Mets
Shea Stadium, Flushing, NY
Wed May 08 1974, 7:05 PM EDT
Att. 13,421 - Unknown

livebaseballscorecards.com

AB 32
R 2
H 4
RBI 2
BB 0
SO 12
LOB 7



BOTTOM

San Francisco Giants @ New York Mets
Shea Stadium, Flushing, NY
Wed May 08 1974, 7:05 PM EDT
Att. 13,421 - Unknown

livebaseballscorecards.com

AB 29
R 4
H 8
RBI 4
BB 4
SO 3
LOB 11



WP: 0 PA: 33
PB: 0
SB: 0
CS: 0

AB R H RBI BB SO LOB

2 0 1 0 2 0 0

4 0 3 2 0 0 1

4 0 0 0 0 1 6

4 1 1 0 0 0 2

4 0 0 0 0 1 1

4 0 0 0 0 0 1

2 1 1 0 1 0 0

0 0 0 0 0 0 0

3 1 2 2 0 0 0

2 1 0 0 1 1 0

1B: 7 SF: 0
2B: 0 SAC: 0
3B: 1 DP: 2
HR: 0 HBP: 0

WP: 0 PA: 33
PB: 0
SB: 0
CS: 0

Batter	1	2	3	4	5	6	7	8	9
Bud Harrelson, S (1, 6) OBP: 0.430, SLG: 0.305	4-0 1B BB	4-0 1B 1-2 BB			0-0 FC6-4 1B		0-0 P6		
Felix Millan, R (1, 4) OBP: 0.419, SLG: 0.402	0-0 G4-6-3 1B	0-0 1-3 2-H 3-H 1B			0-0 FC6-4 1-2f G4-6-3		0-0 1B		
Cleon Jones, R (1, 7) OBP: 0.325, SLG: 0.321 Don Hahn, R (9, 8) OBP: 0.314, SLG: 0.323	0-3 K	0-0 1-3			0-0 G4-6-3 1-2f		0-0 F8		
Rusty Staub, L (1, 9) OBP: 0.336, SLG: 0.455	0-0 G4-6-3 1-2f		0-0 F8			0-0 1B 1B		0-0 3-4-1	
John Milner, L (1, 3) OBP: 0.326, SLG: 0.429		0-3 K	0-0 3-1			0-0 F8		0-0 4-3	
Dave Schneck, L (1, 8) OBP: 0.289, SLG: 0.410 (9, 7)		0-0 4-3	0-0 F7			0-0 F9		0-0 1-3	
Ken Boswell, L (1, 5) OBP: 0.409, SLG: 0.350 Wayne Garrett, L (7, 5) OBP: 0.262, SLG: 0.394		4-0 3B BB		0-0 4-3		0-0 1B 1-2 1B			
Jerry Grote, R (1, 2) OBP: 0.307, SLG: 0.418		0-0 1B 3B		0-0 6-3		0-0 1B 1-3 2-H			
Jon Mattack, L (1, 1) OBP: 0.154, SLG: 0.083		4-0 1B BB		0-0 P6			0-3 K		

Inning Stats	R: 0	H: 1	E: 0	LOB: 1	K: 1	BB: 1	S: 5	P: 9
	R: 3	H: 2	E: 0	LOB: 2	K: 1	BB: 3	S: 7	P: 19
	R: 0	H: 0	E: 0	LOB: 0	K: 0	BB: 0	S: 3	P: 3
	R: 0	H: 0	E: 0	LOB: 0	K: 0	BB: 0	S: 3	P: 3
	R: 0	H: 1	E: 0	LOB: 0	K: 0	BB: 0	S: 3	P: 3
	R: 1	H: 3	E: 0	LOB: 2	K: 0	BB: 0	S: 5	P: 5
	R: 0	H: 1	E: 0	LOB: 1	K: 1	BB: 0	S: 6	P: 6
	R: 0	H: 0	E: 0	LOB: 0	K: 0	BB: 0	S: 3	P: 3

PITCHER	IP	WLS	BF	H	R	ER	SO	BB	IBB	HBP	BLK	WP	HR	S	P	ERA	WHIP
John D'Acquisto, R (1, 1) ERA: 5.08	1.2	L	11	3	3	3	2	4	0	0	0	0	0	11	27	16.20	4.200
Jim Willoughby, R (2, 1) ERA: 4.5	2.1		7	0	0	0	0	0	0	0	0	0	0	7	7	0.00	0.000
Charlie Williams, R (5, 1) ERA: 2.42	3.0		12	5	1	1	1	0	0	0	0	0	0	14	14	3.00	1.667
Elias Sosa, R (8, 1) ERA: 3.06	1.0		3	0	0	0	0	0	0	0	0	0	0	3	3	0.00	0.000

Batter	1	2	3	4	5	6	7	8	9	10	11	12	13	AB R H RBI BB SO LOB	TOP																
Bobby Bonds, R OBP: 0.309, SLG: 0.425 (1, 9)	0-3 K		0-3 K		0-0 SF7			4-0 SH1-3 BB		0-3 K			0-0 6-3 1B	4 1 1 1 1 3 1	San Francisco Giants @ Atlanta Braves Atlanta Stadium, Atlanta, GA Fri May 10 1974, 7:05 PM EDT Att: 5,879 - Unknown																
Tito Fuentes, S OBP: 0.222, SLG: 0.222 (1, 4)	0-0 6-3		0-3 K		0-0 4-3			0-0 SH1-3				0-0 G4-6-3 1B	0-0 6-3 1B	5 0 1 0 0 1 3																	
Garry Maddox, R OBP: 0.346, SLG: 0.438 (1, 8)	0-3 K		0-3 K					0-0 G4-6-3 1B				0-0 G4-6-3 1B	0-0 FC6-4 1B	6 0 3 1 0 2 1																	
Steve Ontiveros, S OBP: 0.409, SLG: 0.408 (1, 5)		0-0 G3		4-0 G6-4-3 BB				0-0 G4-6-3				0-0 G4-6-3	0-0 FC6-4 1B	5 0 0 0 1 0 5																	
Gary Matthews, R OBP: 0.328, SLG: 0.368 (1, 7)		0-0 5-3		0-3 K				0-0 F9				0-0 P3	0-0 1B	6 0 1 0 0 1 2																	
Chris Speier, R OBP: 0.298, SLG: 0.301 Elias Sosa, R (12, 1)		0-0 F9		0-0 G6-4-3				0-0 HR				0-0 1B	0-3 K	4 1 1 1 1 0 0 1 1 0 0 0 0 1 2																	
Dave Kingman, R OBP: 0.343, SLG: 0.500 (1, 3)			0-0 2B		0-0 6-3 SF7			0-3 K				0-3 K		5 2 2 0 0 3 1																	
Ken Rudolph, R OBP: 0.333, SLG: 0.250 Dave Rader, L OBP: 0.300, SLG: 0.393 (12, PH)			0-0 1B		0-0 6-3			0-0 F7				0-0 F6		4 1 1 1 1 0 0 1 1 0 0 0 0 0 1																	
Mike Caldwell, R OBP: 0.200, SLG: 0.111 Randy Moffitt, R OBP: 0.500, SLG: 0.500 Mike Phillips, L OBP: 0.316, SLG: 0.329 Gary Thomasson, L OBP: 0.314, SLG: 0.207 (12, PH)			0-0 1B		4-0 BB			0-0 5-3				0-3 K	0-3 K	2 0 1 1 1 0 0 0 0 0 0 0 0 0 0 0 2 0 0 0 0 2 1 1 0 1 0 0 0 0																	
Inning Stats	R: 0 E: 0 K: 2 S: 7	H: 0 LOB: 0 BB: 0 P: 7	R: 0 E: 0 K: 0 S: 3	H: 0 LOB: 0 BB: 0 P: 3	R: 2 E: 1 K: 3 S: 12	H: 3 LOB: 1 BB: 0 P: 12	R: 0 E: 0 K: 1 S: 4	H: 0 LOB: 0 BB: 1 P: 8	R: 1 E: 0 K: 0 S: 4	H: 1 LOB: 0 BB: 1 P: 8	R: 0 E: 0 K: 0 S: 3	H: 0 LOB: 0 BB: 0 P: 3	R: 1 E: 0 K: 1 S: 6	H: 1 LOB: 0 BB: 0 P: 6		R: 0 E: 0 K: 0 S: 3	H: 1 LOB: 1 BB: 1 P: 7	R: 0 E: 0 K: 1 S: 5	H: 0 LOB: 0 BB: 0 P: 5	R: 0 E: 0 K: 2 S: 7	H: 0 LOB: 0 BB: 0 P: 7	R: 0 E: 0 K: 0 S: 4	H: 2 LOB: 1 BB: 0 P: 4	R: 0 E: 0 K: 2 S: 8	H: 1 LOB: 1 BB: 0 P: 8	R: 1 E: 0 K: 1 S: 8	H: 3 LOB: 2 BB: 0 P: 8	1B: 8 2B: 3 3B: 0 HR: 1	SF: 1 SAC: 1 DP: 3 HBP: 0	WP: 0 PB: 0 SB: 0 CS: 0	PA: 51
Phil Niekro, R ERA: 3.71 (1, 1)	IP 9.0	WLS 34	BF 34	H 6	R 4	ER 4	SO 8	BB 3	IBB 0	HBP 0	BLK 0	WP 0	HR 1	S 47		P 59	ERA 4.00	WHIP 1.000													
Jack Aker, R ERA: 3.86 (10, 1)	2.0		7	2	0	0	2	0	0	0	0	0	0	11		11	0.00	1.000													
Buzz Capra, R ERA: 3.77 (12, 1)	2.0	L	10	4	1	1	3	0	0	0	0	0	0	16		16	4.50	2.000													

livebaseballscorecards.com

AB	46
R	5
H	12
RBI	5
BB	3
SO	13
LOB	19



Batter	1	2	3	4	5	6	7	8	9	10	11	12	13	AB R H RBI BB SO LOB
Ralph Garr, L (1, 9) OBP: 0.377, SLG: 0.462 (11, 7)	0-3 K		0-0 HR 2-3 1B		0-0 5-3		0-0 1-3		0-0 4-3			0-0 G3		6 1 1 0 0 1 1
Darrell Evans, L (1, 5) OBP: 0.380, SLG: 0.376	0-0 4-3		0-0 HR 1-H 3-H		0-0 1-3		0-0 4-3			0-3 K		0-0 F7		6 1 1 3 0 1 0
Dusty Baker Jr., R (1, 8) OBP: 0.377, SLG: 0.453 (11, 9)	0-3 K		0-0 1B		4-0 2B BB		0-0 F7			0-0 6-3			0-0 G3	5 1 1 0 1 1 0
Hank Aaron, R (1, 7) OBP: 0.307, SLG: 0.574 Rowland Office, L (10, PR) OBP: 0.188, SLG: 0.227 (11, 8)		0-0 5-3	0-0 F5		0-0 2B 1-H		0-0 F3			0-0 1B			0-0 F7	5 0 2 1 0 0 1 1 0 0 0 0 0 0
Davey Johnson, R (1, 4) OBP: 0.336, SLG: 0.364		0-3 K		0-0 2B	0-0 5-3		4-0 BB			0-0 F8			0-0 F9	5 0 1 0 1 1 2
Ivan Murrell, R (1, 3) OBP: 0.261, SLG: 0.256 Jack Aker, R (10, 1) Norm Miller, L (11, PH) OBP: 0.222, SLG: 0.250 Buzz Capra, R (12, 1)		0-0 F8		0-0 F9		0-0 F9		0-0 F6					0-0 F8	4 0 0 0 0 0 2 0 0 0 0 0 0 0 1 0 0 0 0 0 0 0 0 0 0 0 0 0
Vic Correll, R (1, 2) OBP: 0.095, SLG: 0.143 Leo Foster, R (10, 6) OBP: 0.250, SLG: 0.455			0-3 K	0-0 5-3		0-0 F4			0-0 1B				0-0 F7	4 0 1 0 0 1 1 1 0 0 0 0 0 0
Craig Robinson, R (1, 6) OBP: 0.295, SLG: 0.245 Johnny Oates, L (9, PH) OBP: 0.308, SLG: 0.288 (10, 2)			0-0 HR 1B SH1-4	4-0 BB	0-0 FC6-4 BB		0-0 F8		0-0 B2				0-0 F8	2 1 0 0 1 0 0 2 0 0 0 0 0 1
Phil Niekro, R (1, 1) OBP: 0.300, SLG: 0.350 Frank Tepedino, L (9, PH) OBP: 0.225, SLG: 0.216 (10, 3)			0-0 SH1-4 1-2	0-0 FC6-4 1-2			0-0 F8		0-0 F9				0-0 F8	2 0 0 0 0 0 2 2 0 0 0 0 0 1

Inning Stats	R: 0	H: 0	R: 0	H: 0	R: 3	H: 3	R: 0	H: 1	R: 1	H: 1	R: 0	H: 0	R: 0	H: 0	R: 0	H: 1	R: 0	H: 0	R: 0	H: 0	R: 0	H: 0	R: 0	H: 0	R: 0	H: 0	1B: 4	SF: 0	WP: 0	PA: 50
E: 0	LOB: 0	E: 0	LOB: 0	E: 1	LOB: 1	E: 0	LOB: 2	E: 0	LOB: 0	E: 0	LOB: 1	E: 0	LOB: 1	E: 0	LOB: 1	E: 0	LOB: 0	E: 0	LOB: 0	E: 0	LOB: 0	E: 0	LOB: 0	E: 0	LOB: 0	E: 0	LOB: 0	2B: 2 <td>SAC: 1 <td>PB: 0 </td></td>	SAC: 1 <td>PB: 0 </td>	PB: 0
K: 2	BB: 0	K: 1	BB: 0	K: 1	BB: 1	K: 0	BB: 1	K: 0	BB: 0	K: 0	BB: 1	K: 0	BB: 1	K: 1	BB: 0	K: 0	BB: 0	K: 0	BB: 0	K: 0	BB: 0	K: 0	BB: 0	K: 0	BB: 0	K: 0	BB: 0	3B: 0 <td>DP: 0 <td>SB: 0</td> </td>	DP: 0 <td>SB: 0</td>	SB: 0
S: 7	P: 7	S: 5	P: 5	S: 9	P: 9	S: 4	P: 8	S: 4	P: 3	S: 3	P: 3	S: 3	P: 3	S: 6	P: 6	S: 3	P: 3	S: 3	P: 3	S: 3	P: 3	S: 3	P: 3	S: 3	P: 3	S: 3	P: 3	HR: 1 <td>HBP: 0 <td>CS: 0</td> </td>	HBP: 0 <td>CS: 0</td>	CS: 0

PITCHER	IP	WLS	BF	H	R	ER	SO	BB	IBB	HBP	BLK	WP	HR	S	P	ERA	WHIP
Mike Caldwell, L (1, 1) ERA: 1.92	8.0		34	6	4	1	4	3	0	0	0	0	1	39	51	1.12	1.125
Randy Moffitt, R (9, 1) ERA: 2.53	3.0		10	1	0	0	1	0	0	0	0	0	0	12	12	0.00	0.333
Elias Sosa, R (12, 1) ERA: 2.75	2.0	W	6	0	0	0	0	0	0	0	0	0	0	6	6	0.00	0.000


BOTTOM

San Francisco Giants @ Atlanta Braves
Atlanta Stadium, Atlanta, GA

Fri May 10 1974, 7:05 PM EDT
Att. 5,879 - Unknown

AB	46
R	4
H	7
RBI	4
BB	3
SO	5
LOB	11

livebaseballscorecards.com



Batter	1	2	3	4	5	6	7	8	9	AB R H RBI BB SO LOB	TOP		
Bobby Bonds, R (1, 9) OBP: 0.319, SLG: 0.423	0-3 K		0-3 K		4-0 BB	0-0 E 1B		4-0 E 1B IBB		3 2 1 1 2 2 0			
Mike Phillips, L (1, 4) OBP: 0.317, SLG: 0.329 Tito Fuentes, S (6, PH) OBP: 0.300, SLG: 0.350 (6, 4)	0-0 4-3			0-0 G5-4-3 1B	0-0 F8	0-0 E7 CS 2B		0-0 E7 1B		3 0 1 0 0 0 3 2 0 2 3 0 0 0			
Garry Maddox, R (1, 8) OBP: 0.348, SLG: 0.440	0-3 K			0-0 G5-4-3 1-2f		0-0 1B 2B BB		0-3 K		4 1 1 0 1 2 2			
Steve Ontiveros, S (1, 5) OBP: 0.417, SLG: 0.411		0-0 FC6-4 1B		0-0 1B		0-0 F7 CS	0-0 5-3		4-0 FC1-5-6 SH BB	4 0 2 0 1 0 1			
Gary Matthews, R (1, 7) OBP: 0.326, SLG: 0.364		0-0 FC6-4 1-2f		0-0 F9		0-0 1B E 1B	0-0 5-3		0-0 SH FC1-5-6 1-2	4 1 1 1 0 0 2			
Gary Thomasson, L (1, 3) OBP: 0.342, SLG: 0.226 Dave Kingman, R (6, 3) OBP: 0.336, SLG: 0.490		0-0 F7 1-2			4-0 1B S BB	0-0 E 1B 1B	0-3 K		0-0 FC1-5-6 CS 1-2 2-3	2 1 1 0 1 0 1 2 0 0 0 0 1 2			
Chris Speier, R (1, 6) OBP: 0.289, SLG: 0.291		0-0 6-3			0-3 K	0-0 E4 FC1-5 1B		0-0 6-3	0-0 CS 1-2	4 0 0 0 0 1 3			
Dave Rader, L (1, 2) OBP: 0.353, SLG: 0.419			0-0 F8		0-0 BB 1B	0-0 FC1-5 1B 1B		4-0 SH3 1B BB		3 2 2 1 1 0 0			
Tom Bradley, R (1, 1) OBP: 0.095, SLG: 0.100 Elias Sosa, R (7, 1) Randy Moffitt, R (9, 1) OBP: 0.500, SLG: 0.500			0-0 F2		0-3 K	0-0 FC1-5 1B E		0-0 SH3		3 1 0 0 0 1 4 0 0 0 0 0 0 0 0 0 0 0 0 0 0			
Inning Stats	R: 0 E: 0 K: 2 S: 7 H: 0 LOB: 0 BB: 0 P: 7	R: 0 E: 0 K: 0 S: 4 H: 1 LOB: 1 BB: 0 P: 4	R: 0 E: 0 K: 1 S: 5 H: 0 LOB: 0 BB: 0 P: 5	R: 0 E: 0 K: 0 S: 4 H: 2 LOB: 1 BB: 0 P: 4	R: 0 E: 0 K: 2 S: 8 H: 1 LOB: 3 BB: 2 P: 16	R: 6 E: 2 K: 0 S: 9 H: 6 LOB: 1 BB: 1 P: 13	R: 0 E: 0 K: 1 S: 5 H: 0 LOB: 0 BB: 0 P: 5	R: 2 E: 1 K: 1 S: 6 H: 1 LOB: 1 BB: 2 P: 14	R: 0 E: 1 K: 0 S: 2 H: 0 LOB: 0 BB: 1 P: 6	1B: 9 2B: 2 3B: 0 HR: 0 SF: 0 SAC: 2 DP: 2 HBP: 0	WP: 0 PB: 0 SB: 2 CS: 2 PA: 44		
PITCHER	IP WLS BF H R ER SO BB IBB HBP BLK WP HR S P ERA WHIP											PITCHER	IP WLS BF H R ER SO BB IBB HBP BLK WP HR S P ERA WHIP
Ron Reed, R (1, 1) ERA: 3.67	5.1 L 26 8 5 3 5 2 0 0 0 0 0 0 34 42 5.06 1.875												
Tom House, L (6, 1) ERA: 2.77	1.2 7 2 1 0 1 1 0 0 0 0 0 0 8 12 0.00 1.800												
Danny Frisella, R (8, 1) ERA: 2.63	1.0 6 1 2 1 1 1 1 1 0 0 0 0 6 14 9.00 2.000												
Jack Aker, R (9, 1) ERA: 3.55	1.0 3 0 0 0 0 0 1 0 0 0 0 0 0 2 6 0.00 1.000												

San Francisco Giants @ Atlanta Braves
Atlanta Stadium, Atlanta, GA
Sat May 11 1974, 3:33 AM EDT
Att. 7,271 - Unknown

livebaseballscorecards.com

AB	34
R	8
H	11
RBI	6
BB	6
SO	7
LOB	18



Batter	1	2	3	4	5	6	7	8	9	AB	R	H	RBI	BB	SO	LOB
Ralph Garr, L (1, 7) OBP: 0.378, SLG: 0.467	0-3 K		0-0 G3			0-0 FC3-6 1B	0-0 G3 1-3 2B		0-0 F6	5	0	2	0	0	1	0
Johnny Oates, L (1, 2) OBP: 0.313, SLG: 0.286	0-0 E 1B			0-0 F9		0-0 FC3-6 1B	0-0 G3		4-0 1B BB	4	2	1	1	1	0	2
Darrell Evans, L (1, 5) OBP: 0.389, SLG: 0.411	0-0 F8 1-H			0-0 E 3B		0-0 1B 1B	0-0 F8		0-0 G6-4-3 1B	5	2	3	0	0	0	1
Frank Tepedino, L (1, 3) OBP: 0.222, SLG: 0.214	0-3 K			0-0 E3		0-0 F7		0-0 FC6 E 1B	0-0 G6-4-3	5	1	1	1	0	1	4
Davey Johnson, R (1, 4) OBP: 0.342, SLG: 0.363		0-0 5-3		0-0 1-3		0-0 1B 1-2 3-H 1B		4-0 E BB		3	1	1	1	1	0	1
Norm Miller, L (1, 9) OBP: 0.231, SLG: 0.250		0-0 G3		0-0 F7		0-0 1B 1-3 2-H 1B		0-3 K		4	0	1	1	0	1	3
Rowland Office, L (1, 8) OBP: 0.173, SLG: 0.208		0-0 F7			0-0 G3	0-0 F4		0-0 FC6 1-H 2-H		4	0	0	0	0	0	2
Craig Robinson, R (1, 6) OBP: 0.290, SLG: 0.240			0-0 6-3		0-0 F9		0-0 FC4-6 1B	0-3 K		2	0	0	0	0	0	0
Marty Perez, R (6, 6) OBP: 0.488, SLG: 0.583										2	0	1	0	0	1	1
Ron Reed, R (1, 1) OBP: 0.190, SLG: 0.150			0-3 K		0-0 F7		0-0 FC4-6 2B G3	0-0 F7		2	0	0	0	0	1	0
Tom House, L (6, 1)										0	0	0	0	0	0	0
John Fuller, L (7, PH)										0	1	1	0	0	0	1
Danny Frisella, L (8, 1)										0	0	0	0	0	0	0
Hank Aaron, R (8, PH)										1	0	0	0	0	0	1
Jack Aker, R (9, 1)										0	0	0	0	0	0	0

Inning Stats	R: 1	H: 1	E: 1	K: 2	S: 8	LOB: 0	BB: 0	P: 8	R: 0	H: 0	E: 0	K: 0	S: 3	LOB: 0	BB: 0	P: 3	R: 0	H: 0	E: 0	K: 1	S: 5	LOB: 0	BB: 0	P: 5	R: 1	H: 1	E: 1	K: 0	S: 5	LOB: 1	BB: 0	P: 5	R: 0	H: 0	E: 0	K: 0	S: 3	LOB: 0	BB: 0	P: 3	R: 2	H: 4	E: 0	K: 0	S: 7	LOB: 2	BB: 0	P: 7	R: 1	H: 2	E: 0	K: 0	S: 5	LOB: 1	BB: 0	P: 5	R: 2	H: 1	E: 1	K: 2	S: 9	LOB: 1	BB: 1	P: 13	R: 0	H: 1	E: 0	K: 0	S: 3	LOB: 1	BB: 1	P: 7	1B: 8	SF: 0	2B: 1	SAC: 0	3B: 1	DP: 1	HR: 0	HBP: 0	WP: 0	PA: 40
--------------	------	------	------	------	------	--------	-------	------	------	------	------	------	------	--------	-------	------	------	------	------	------	------	--------	-------	------	------	------	------	------	------	--------	-------	------	------	------	------	------	------	--------	-------	------	------	------	------	------	------	--------	-------	------	------	------	------	------	------	--------	-------	------	------	------	------	------	------	--------	-------	-------	------	------	------	------	------	--------	-------	------	-------	-------	-------	--------	-------	-------	-------	--------	-------	--------

PITCHER	IP	WLS	BF	H	R	ER	SO	BB	IBB	HBP	BLK	WP	HR	S	P	ERA	WHIP
Tom Bradley, R (1, 1) ERA: 3.04	6.1	W	28	8	5	4	3	0	0	0	0	0	0	34	34	5.68	1.263
Elias Sosa, R (7, 1) ERA: 2.49	2.0		11	2	2	0	2	2	0	0	0	0	0	13	21	0.00	2.000
Randy Moffitt, R (9, 1) ERA: 2.45	0.2	S	1	0	0	0	0	0	0	0	0	0	0	1	1	0.00	0.000

BOTTOM

San Francisco Giants @ Atlanta Braves
Atlanta Stadium, Atlanta, GA

Sat May 11 1974, 3:33 AM EDT
Att. 7,271 - Unknown

livebaseballscorecards.com

AB	38
R	7
H	10
RBI	4
BB	2
SO	5
LOB	16



Batter	1	2	3	4	5	6	7	8	9	AB R H RBI BB SO LOB	TOP																									
Bobby Bonds, R (1, 9) OBP: 0.318, SLG: 0.441	0-0 F9		0-0 F8			0-3 K			0-0 HR	4 1 1 1 0 1 2	San Francisco Giants @ Atlanta Braves Atlanta Stadium, Atlanta, GA Sun May 12 1974, 3:33 AM EDT Unknown livebaseballscorecards.com																									
Tito Fuentes, S (1, 4) OBP: 0.250, SLG: 0.292	0-3 K			0-0 F7		0-0 4-3			0-0 F7	4 0 0 0 0 1 1																										
Garry Maddox, R (1, 8) OBP: 0.345, SLG: 0.435	0-0 F3			0-0 F8			0-0 G4-6-3 1B		0-0 F9	4 0 1 0 0 0 0																										
Steve Ontiveros, S (1, 5) OBP: 0.407, SLG: 0.400		0-0 F4		0-0 F8			0-0 G4-6-3 1-2f			3 0 0 0 0 0 1																										
Gary Matthews, R (1, 7) OBP: 0.319, SLG: 0.355		0-0 F8			0-0 5-3		0-0 F6			3 0 0 0 0 0 0																										
Ed Goodson, L (1, 3) OBP: 0.222, SLG: 0.250		0-0 1-3			0-0 4-3			0-3 K		2 0 0 0 0 0 0																										
Charlie Williams, R (5, 1)										0 0 0 0 0 0 0																										
Gary Thomasson, L (8, PH) OBP: 0.333, SLG: 0.219										1 0 0 0 0 1 0																										
Jim Willoughby, R (8, 1) OBP: 0.100, SLG: 0.200										0 0 0 0 0 0 0																										
Chris Speier, R (1, 6) OBP: 0.282, SLG: 0.283			0-0 6-3		0-0 6-3			0-0 5-3		3 0 0 0 0 0 0																										
John Boccabella, R (1, 2) OBP: 0.188, SLG: 0.133			0-0 E6 SH2-3			0-0 F2		0-0 F7		3 0 0 0 0 0 0																										
Ron Bryant, S (1, 1)			0-0 SH2-3			0-0 1B			0-0 6-3	0 0 0 0 0 0 0																										
Dave Kingman, R (5, 3) OBP: 0.339, SLG: 0.490										2 0 1 0 0 0 0																										
Inning Stats	R: 0 E: 0 K: 1 S: 5	H: 0 LOB: 0 BB: 0 P: 5	R: 0 E: 0 K: 0 S: 3	H: 0 LOB: 0 BB: 0 P: 3	R: 0 E: 1 K: 0 S: 4	H: 0 LOB: 1 BB: 0 P: 4	R: 0 E: 0 K: 0 S: 3	H: 0 LOB: 0 BB: 0 P: 3	R: 0 E: 0 K: 1 S: 6	H: 1 LOB: 1 BB: 0 P: 6	R: 0 E: 0 K: 0 S: 3	H: 1 LOB: 0 BB: 0 P: 3	R: 0 E: 0 K: 1 S: 5	H: 0 LOB: 0 BB: 0 P: 5	R: 1 E: 0 K: 0 S: 4	H: 1 LOB: 0 BB: 0 P: 4	1B: 2 2B: 0 3B: 0 HR: 1	SF: 0 SAC: 1 DP: 1 HBP: 0	WP: 0 PB: 0 SB: 0 CS: 0	PA: 30																
PITCHER Carl Morton, R (1, 1) ERA: 4.08	IP: 9.0 WLS: W BF: 30 H: 3 R: 1 ER: 1 SO: 3 BB: 0 IBB: 0 HBP: 0 BLK: 0 WP: 0 HR: 1 S: 36 P: 36 ERA: 1.00 WHIP: 0.333																																			
PITCHER	IP	WLS	BF	H	R	ER	SO	BB	IBB	HBP	BLK	WP	HR	S	P	ERA	WHIP																			



Batter	1	2	3	4	5	6	7	8	9	AB	R	H	RBI	BB	SO	LOB
Ralph Garr, L OBP: 0.365, SLG: 0.450 (1, 9) (8, 7)	0-0 F8	0-0 F9		0-3 K		0-0 6-3		0-0 FC4-6 1-3		5	0	0	0	0	1	3
Marty Perez, R OBP: 0.435, SLG: 0.512 (1, 6)	0-0 E6 BB 1B		0-0 5-3		0-0 F7	0-0 5-3		0-0 1-3		5	1	0	0	0	0	1
Dusty Baker Jr., R OBP: 0.378, SLG: 0.445 (1, 8) (8, 9)	0-0 F3		0-0 FC6-4 1B		4-0 1B BB	0-0 F7		0-0 6-3		4	1	1	0	1	0	2
Hank Aaron, R OBP: 0.325, SLG: 0.611 Rowland Office, L OBP: 0.173, SLG: 0.208 (1, 7) (8, 8)	4-0 1B BB		0-0 F8		0-0 1B 2B 1B		0-0 HR			3	2	2	1	1	0	1
Davey Johnson, R OBP: 0.348, SLG: 0.368 (1, 4)	0-0 1B		0-0 FC6-4		0-0 2B 1B		0-3 K			4	0	2	2	0	1	1
Darrell Evans, L OBP: 0.402, SLG: 0.436 (1, 5)	0-0 1B			0-0 1B 1B G6-4-3	0-0 2B		0-0 E3			4	1	3	1	0	0	0
Ivan Murrell, R OBP: 0.260, SLG: 0.255 (1, 3)		0-0 F7		0-0 1B 1B G6-4-3	0-0 G3		0-3 K			4	0	1	0	0	1	3
Paul Casanova, R OBP: 0.200, SLG: 0.077 Johnny Oates, L OBP: 0.313, SLG: 0.286 (1, 2) (8, 2)		4-0 SH1-4 BB		0-0 1B 1B G6-4-3	4-0 FC6-4 IBB		0-0 6-3			2	0	1	0	2	0	1
Carl Morton, R OBP: 0.083, SLG: 0.083 (1, 1)		0-0 SH1-4		0-0 G6-4-3	0-0 FC6-4			0-0 FC4-6 1B		3	0	1	0	0	0	5

Inning Stats	R: 1	H: 2	E: 1	K: 0	S: 5	LOB: 2	BB: 1	P: 9	R: 0	H: 0	E: 0	K: 0	S: 3	LOB: 1	BB: 1	P: 7	R: 0	H: 1	E: 0	K: 0	S: 4	LOB: 1	BB: 0	P: 4	R: 1	H: 3	E: 0	K: 1	S: 7	LOB: 1	BB: 0	P: 7	R: 2	H: 3	E: 0	K: 0	S: 6	LOB: 3	BB: 2	P: 14	R: 0	H: 0	E: 0	K: 0	S: 3	LOB: 0	BB: 0	P: 3	R: 1	H: 1	E: 1	K: 2	S: 9	LOB: 1	BB: 0	P: 9	R: 0	H: 1	E: 0	K: 0	S: 4	LOB: 1	BB: 0	P: 4
--------------	------	------	------	------	------	--------	-------	------	------	------	------	------	------	--------	-------	------	------	------	------	------	------	--------	-------	------	------	------	------	------	------	--------	-------	------	------	------	------	------	------	--------	-------	-------	------	------	------	------	------	--------	-------	------	------	------	------	------	------	--------	-------	------	------	------	------	------	------	--------	-------	------

PITCHER	IP	WLS	BF	H	R	ER	SO	BB	IBB	HBP	BLK	WP	HR	S	P	ERA	WHIP
Ron Bryant, L ERA: 7.88 (1, 1)	4.1	L	24	9	4	3	1	3	0	0	0	0	0	23	35	6.23	2.769
Charlie Williams, R ERA: 2.52 (5, 1)	2.2		11	1	1	1	2	0	1	0	0	0	1	14	18	3.38	0.375
Jim Willoughby, R ERA: 4.36 (8, 1)	1.0		4	1	0	0	0	0	0	0	0	0	0	4	4	0.00	1.000

BOTTOM

San Francisco Giants @ Atlanta Braves
Atlanta Stadium, Atlanta, GA

Sun May 12 1974, 3:33 AM EDT
Unknown

AB	34
R	5
H	11
RBI	4
BB	4
SO	3
LOB	17

WP: 0 PA: 39
PB: 0
SB: 1
CS: 0



PITCHER	IP	WLS	BF	H	R	ER	SO	BB	IBB	HBP	BLK	WP	HR	S	P	ERA	WHIP
---------	----	-----	----	---	---	----	----	----	-----	-----	-----	----	----	---	---	-----	------

Batter	1	2	3	4	5	6	7	8	9	AB R H RBI BB SO LOB	TOP																									
Bobby Bonds, R OBP: 0.320, SLG: 0.435 (1, 9) X	0-0 F4 ①		0-0 5-3 ③			4-0 SH1-3 E BB		0-0 E 2B 1B	0-0 5-3 ①	4 2 1 0 1 0 0																										
Tito Fuentes, S OBP: 0.286, SLG: 0.269 (1, 4) X	0-0 F9 ②			1-0 4-3 4-3 HBP		0-0 SH1-3 ①		0-0 E6 2B 1B	1-0 HBP	2 1 0 0 0 0 1																										
Garry Maddox, R OBP: 0.340, SLG: 0.434 (1, 8) X	0-0 6-3 ③			0-0 4-3 ①		0-0 FC6 CS 2-H		0-0 1B SF7 2B	0-0 F8 ②	5 1 1 2 0 0 2																										
Steve Ontiveros, S OBP: 0.400, SLG: 0.391 (1, 5) X		0-0 4-3 ①		0-0 4-3 ②		0-0 F4 ②		0-0 SH1-4 1B 2B	0-0 F9 ③	5 0 1 0 0 0 3																										
Gary Matthews, R OBP: 0.324, SLG: 0.352 (1, 7) X		0-0 6-3 ②		4-0 BB		4-0 BB 2-3		0-0 SF7 ①		1 0 0 1 2 0 0																										
Dave Kingman, R OBP: 0.345, SLG: 0.520 (1, 3) X		0-0 HR		0-3 K			0-0 F7 ①	0-0 SH1-4 1B		4 1 2 1 0 1 2																										
Mike Phillips, L OBP: 0.306, SLG: 0.317 (1, 6) X		0-0 F7 ③			0-0 F9 ①		0-0 4-3 ②	0-0 SH1-4 ②		3 0 0 0 0 0 0																										
Randy Moffitt, R OBP: 0.500, SLG: 0.500 (7, 1) X								1-2 2-3		0 0 0 0 0 0 0																										
Ken Rudolph, R OBP: 0.329, SLG: 0.238 (1, 2) X			0-0 F9 ①		0-0 F8 ②		0-0 4-3 ③	4-0 BB		3 0 0 0 1 0 0																										
Jim Barr, R OBP: 0.125, SLG: 0.125 (1, 1) X			0-0 5-3 ②		0-3 K ③					2 0 0 0 0 1 0																										
Chris Speier, R OBP: 0.286, SLG: 0.281 (7, 6) X								1B E BB	P1	1 1 0 0 1 0 3																										
Inning Stats	R: 0 H: 0 E: 0 K: 0 S: 3	H: 0 LOB: 0 BB: 0 P: 3	R: 1 H: 1 E: 0 K: 0 S: 4	H: 1 LOB: 0 BB: 0 P: 4	R: 0 H: 0 E: 0 K: 0 S: 3	H: 0 LOB: 0 BB: 0 P: 3	R: 0 H: 0 E: 0 K: 1 S: 5	H: 0 LOB: 2 BB: 1 P: 10	R: 0 H: 0 E: 0 K: 1 S: 5	H: 0 LOB: 0 BB: 0 P: 5	R: 1 H: 0 E: 1 K: 0 S: 3	H: 0 LOB: 1 BB: 2 P: 11	R: 0 H: 0 E: 0 K: 0 S: 3	H: 0 LOB: 0 BB: 0 P: 3	R: 4 H: 4 E: 1 K: 0 S: 8	H: 4 LOB: 3 BB: 2 P: 16	R: 0 H: 0 E: 0 K: 0 S: 3	H: 0 LOB: 1 BB: 0 P: 4	1B: 3 SF: 1 2B: 1 SAC: 2 3B: 0 DP: 0 HR: 1 HBP: 2	WP: 0 PA: 40 PB: 1 SB: 0 CS: 1																
PITCHER	IP WLS BF H R ER SO BB IBB HBP BLK WP HR S P ERA WHIP																																			
Gary Gentry, R ERA: 1.93 (1, 1)	3.2		14	1	1	1	0	1	0	1	0	0	1	12	17	2.46	0.545																			
Buzz Capra, R ERA: 3.06 (4, 1)	3.1		12	0	1	0	2	2	0	0	0	0	0	14	22	0.00	0.600																			
Danny Frisella, R ERA: 4.61 (8, 1)	0.0	L	4	2	4	3	0	1	0	0	0	0	0	3	7	∞	∞																			
Jack Aker, R ERA: 3.29 (8, 1)	1.0		6	2	0	0	0	1	0	0	0	0	0	5	9	0.00	3.000																			
Tom House, L ERA: 2.57 (9, 1)	1.0		4	0	0	0	0	0	0	1	0	0	0	3	4	0.00	0.000																			

San Francisco Giants @ Atlanta Braves
Atlanta Stadium, Atlanta, GA
Sun May 12 1974, 3:38 AM EDT
Att. 11,076 - Unknown

AB	30
R	6
H	5
RBI	4
BB	5
SO	2
LOB	11



BOTTOM

San Francisco Giants @ Atlanta Braves
Atlanta Stadium, Atlanta, GA
Sun May 12 1974, 3:38 AM EDT
Att. 11,076 - Unknown

livebaseballscorecards.com

AB 37
R 2
H 12
RBI 2
BB 2
SO 6
LOB 19



WP: 0 PA: 40
PB: 0
SB: 1
CS: 0

AB R H RBI BB SO LOB

5 0 2 1 0 0 2

5 0 2 0 0 2 1

4 0 2 0 1 1 2

5 0 1 0 0 0 4

3 0 0 0 1 0 2

4 1 1 1 0 0 4

0 0 0 0 0 0 0

4 1 2 0 0 1 1

3 0 1 0 0 1 1

1B: 10 SF: 0
2B: 1 SAC: 1
3B: 0 DP: 0
HR: 1 HBP: 0

Batter	1	2	3	4	5	6	7	8	9
Ralph Garr, L (1, 7) OBP: 0.366, SLG: 0.448	0-0 F8		0-0 K 1B		0-0 F7		0-0 1B 2-H 1B		0-0 F9
Marty Perez, R (1, 4) OBP: 0.431, SLG: 0.500	0-3 K		0-3 K 1-2			0-0 F8	0-0 FC5-4 1B		0-0 BB 1B
Dusty Baker Jr., R (1, 9) OBP: 0.386, SLG: 0.456	0-3 K			0-0 2B		0-0 1B	0-0 FC5-4 1-2f		4-0 FC4-6 BB
Darrell Evans, L (1, 5) OBP: 0.393, SLG: 0.424		0-0 4-3		0-0 6-3		0-0 E3 BB		0-0 1B	0-0 FC4-6 1-2f
Frank Tepedino, L (1, 3) OBP: 0.224, SLG: 0.200		0-0 F5		0-0 F7		4-0 FC6-4 BB		0-0 F4	
Rowland Office, L (1, 8) OBP: 0.179, SLG: 0.269 Tom House, L (9, 1)		0-0 HR		0-0 6-3		0-0 FC6-4 1-2f		0-0 F6	
Johnny Oates, L (1, 2) OBP: 0.320, SLG: 0.295		0-0 1B			0-3 K		0-0 SH3-4 1B	0-0 4-3	
Craig Robinson, R (1, 6) OBP: 0.291, SLG: 0.242		0-0 5-3			0-0 S 1B		0-0 SH3-4 1-2		0-3 K
Gary Gentry, R (1, 1) Buzz Capra, R (4, 1) Davey Johnson, R (7, PH) Danny Frisella, L (8, 1) Jack Aker, R (8, 1) John Fuller, L (9, 8)			0-0 F9		0-3 K 1-2		0-0 F7		0-0 1B

Inning Stats	R: 0	H: 0	E: 0	K: 2	S: 7	H: 0	LOB: 0	BB: 0	P: 7	R: 1	H: 2	E: 0	K: 0	S: 5	H: 1	LOB: 1	BB: 0	P: 5	R: 0	H: 1	E: 0	K: 1	S: 5	H: 1	LOB: 0	BB: 0	P: 5	R: 0	H: 1	E: 0	K: 0	S: 4	H: 1	LOB: 1	BB: 0	P: 4	R: 0	H: 1	E: 1	K: 0	S: 4	H: 1	LOB: 2	BB: 1	P: 8	R: 1	H: 3	E: 0	K: 0	S: 6	H: 0	LOB: 2	BB: 0	P: 6	R: 0	H: 1	E: 0	K: 0	S: 4	H: 1	LOB: 1	BB: 0	P: 4	R: 0	H: 2	E: 0	K: 1	S: 7	H: 2	LOB: 3	BB: 1	P: 11	1B: 10	SF: 0	2B: 1	SAC: 1	3B: 0	DP: 0	HR: 1	HBP: 0	WP: 0	PA: 40
--------------	------	------	------	------	------	------	--------	-------	------	------	------	------	------	------	------	--------	-------	------	------	------	------	------	------	------	--------	-------	------	------	------	------	------	------	------	--------	-------	------	------	------	------	------	------	------	--------	-------	------	------	------	------	------	------	------	--------	-------	------	------	------	------	------	------	------	--------	-------	------	------	------	------	------	------	------	--------	-------	-------	--------	-------	-------	--------	-------	-------	-------	--------	-------	--------

PITCHER	IP	WLS	BF	H	R	ER	SO	BB	IBB	HBP	BLK	WP	HR	S	P	ERA	WHIP
Jim Barr, R (1, 1) ERA: 2.54	6.2		29	9	2	2	5	1	0	0	0	0	1	38	42	2.70	1.500
Randy Moffitt, R (7, 1) ERA: 2.22	2.1	W	11	3	0	0	1	1	0	0	0	0	0	12	16	0.00	1.714

San Francisco Giants @ Cincinnati Reds
 Riverfront Stadium, Cincinnati, OH
 Mon May 13 1974, 7:05 PM EDT
 Att. 12,586 - Unknown

livebaseballscorecards.com

AB	30
R	1
H	6
RBI	1
BB	3
SO	6
LOB	13



WP	1	PA	33
PB	0		
SB	0		
CS	1		

Batter	1	2	3	4	5	6	7	8	9	AB	R	H	RBI	BB	SO	LOB
Bobby Bonds, R (1, 9) OBP: 0.318, SLG: 0.425	0-3 K		0-3 K			0-0 5-3		4-0 BB		3	0	0	0	1	2	1
Tito Fuentes, S (1, 4) OBP: 0.281, SLG: 0.267	0-0 6-3			0-0 P2		0-0 1B		0-0 G6-4-3		4	0	1	0	0	0	2
Garry Maddox, R (1, 8) OBP: 0.351, SLG: 0.438	4-0 FC5-4 BB			0-0 1B		0-0 1-3			0-0 1B	3	0	2	0	1	0	1
Steve Ontiveros, S (1, 5) OBP: 0.396, SLG: 0.387	0-0 FC5-4			0-0 G5-6-3			0-0 FC6-4 1B		0-0 F7	4	0	1	0	0	0	3
Gary Matthews, R (1, 7) OBP: 0.322, SLG: 0.373		0-3 K			0-0 HR		0-0 F9		0-0 F2	4	1	1	1	0	1	2
Dave Kingman, R (1, 3) OBP: 0.333, SLG: 0.500		0-3 K			0-0 5-3		0-3 K		0-0 F8	4	0	0	0	0	2	2
Chris Speier, R (1, 6) OBP: 0.279, SLG: 0.274			0-0 F9			0-0 F7		0-0 FC6-4		3	0	0	0	0	0	1
Ken Rudolph, R (1, 2) OBP: 0.329, SLG: 0.242				0-0 5-3		0-0 F7			0-0 WP 1B	3	0	1	0	0	0	0
John D'Acquisto, R (1, 1) OBP: 0.273, SLG: 0.222							0-3 K		0-0 F7	1	0	0	0	1	1	0
Jim Willoughby, R (6, 1) OBP: 0.100, SLG: 0.200										0	0	0	0	0	0	0
Chris Arnold, R (8, PH) OBP: 0.333, SLG: 0.381										1	0	0	0	0	0	1
Elias Sosa, R (8, 1)										0	0	0	0	0	0	0
Randy Moffitt, R (8, 1) OBP: 0.500, SLG: 0.500										0	0	0	0	0	0	0

Inning Stats	R: 0 E: 0 K: 1 S: 5	H: 0 LOB: 1 BB: 1 P: 9	R: 0 E: 0 K: 2 S: 7	H: 0 LOB: 0 BB: 0 P: 7	R: 0 E: 0 K: 1 S: 4	H: 0 LOB: 1 BB: 1 P: 8	R: 0 E: 0 K: 0 S: 3	H: 1 LOB: 0 BB: 0 P: 3	R: 1 E: 0 K: 0 S: 4	H: 1 LOB: 0 BB: 0 P: 4	R: 0 E: 0 K: 1 S: 6	H: 1 LOB: 1 BB: 0 P: 6	R: 0 E: 0 K: 1 S: 6	H: 1 LOB: 1 BB: 0 P: 6	R: 0 E: 0 K: 0 S: 3	H: 1 LOB: 1 BB: 1 P: 7	R: 0 E: 0 K: 0 S: 4	H: 1 LOB: 1 BB: 0 P: 4	1B: 5 2B: 1 3B: 0 HR: 1	SF: 0 SAC: 0 DP: 3 HBP: 0	WP: 1 PB: 0 SB: 0 CS: 1	PA: 33
--------------	------------------------------	---------------------------------	------------------------------	---------------------------------	------------------------------	---------------------------------	------------------------------	---------------------------------	------------------------------	---------------------------------	------------------------------	---------------------------------	------------------------------	---------------------------------	------------------------------	---------------------------------	------------------------------	---------------------------------	----------------------------------	------------------------------------	----------------------------------	--------

PITCHER	IP	WLS	BF	H	R	ER	SO	BB	IBB	HBP	BLK	WP	HR	S	P	ERA	WHIP
Don Gullett, L (1, 1) ERA: 2.98	7.1	W	28	5	1	1	6	3	0	0	0	1	1	37	49	1.23	1.091
Pedro Borbon, R (8, 1) ERA: 1.84	1.2	S	5	1	0	0	0	0	0	0	0	0	0	5	5	0.00	0.600

Batter	1	2	3	4	5	6	7	8	9	AB	R	H	RBI	BB	SO	LOB
Pete Rose, S (1, 7) OBP: 0.407, SLG: 0.418	4-0 E BB		0-0 F8		0-0 F7		0-0 1B 2B	0-0 FC4-6		4	1	1	1	1	0	4
Joe Morgan, L (1, 4) OBP: 0.429, SLG: 0.432	0-0 F8		0-0 PO 1B		0-0 F2		0-0 S 1B			4	0	2	1	0	0	2
Johnny Bench, R (1, 2) OBP: 0.397, SLG: 0.471	0-0 L5		0-0 PO 1-2	0-0 HR		0-0 1B 1B	4-0 S IBB			3	1	2	1	1	0	1
Tony Perez, R (1, 3) OBP: 0.377, SLG: 0.544	0-0 E7			0-0 4-3 3B		0-0 L9-2-3 1B	0-0 5-3			4	1	2	0	0	0	3
Darrel Chaney, S (9, 5)	1-3					1-3	1-2 2-3			0	0	0	0	0	0	0
Dan Driessen, L (1, 5) OBP: 0.336, SLG: 0.347	0-3 K			0-0 6-3		0-0 L9-2-3		0-0 BB FC4-2 1B		4	0	1	0	0	1	5
Merv Rettenmund, R (1, 9) OBP: 0.363, SLG: 0.448		0-0 F8		0-0 4-3		0-0 1-6-3		4-0 FC4-2 BB		3	0	0	1	1	0	1
Dave Concepcion, R (1, 6) OBP: 0.302, SLG: 0.471		0-0 6-3		0-0 F9				4-0 BB FC4-2 BB		3	0	0	0	1	0	0
Cesar Geronimo, L (1, 8) OBP: 0.365, SLG: 0.489		0-0 F7			0-0 F8		0-0 SH1-4 2B 1B	0-0 FC4-2		4	1	1	0	0	0	3
Don Gullett, R (1, 1) OBP: 0.429, SLG: 0.364			0-3 K		4-0 BB		0-0 SH1-4	0-3 FC4-6		1	0	0	0	1	1	0
Pedro Borbon, R (8, 1) OBP: 0.286, SLG: 0.286							1-2	0-3 K		1	0	0	0	0	1	3

Inning Stats	R: 0	H: 0	R: 0	H: 0	R: 0	H: 1	R: 2	H: 2	R: 0	H: 0	R: 0	H: 2	R: 2	H: 3	R: 0	H: 1
	E: 1	LOB: 2	E: 0	LOB: 0	E: 0	LOB: 0	E: 0	LOB: 0	E: 0	LOB: 1	E: 0	LOB: 1	E: 0	LOB: 2	E: 0	LOB: 3
	K: 1	BB: 1	K: 0	BB: 0	K: 0	BB: 0	K: 0	BB: 0	K: 0	BB: 1	K: 0	BB: 0	K: 0	BB: 1	K: 1	BB: 2
	S: 6	P: 10	S: 3	P: 3	S: 5	P: 5	S: 5	P: 5	S: 3	P: 7	S: 4	P: 4	S: 6	P: 10	S: 6	P: 14


PITCHER	IP	WLS	BF	H	R	ER	SO	BB	IBB	HBP	BLK	WP	HR	S	P	ERA	WHIP
John D'Acquisto, R (1, 1) ERA: 4.86	5.0	L	22	5	2	2	2	2	2	0	0	0	1	24	32	3.60	1.400
Jim Willoughby, R (6, 1) ERA: 4.63	2.0		9	3	2	2	0	0	1	0	0	0	0	8	12	9.00	1.500
Elias Sosa, R (8, 1) ERA: 2.49	0.0		3	1	0	0	0	2	0	0	0	0	0	1	9	∞	∞
Randy Moffitt, R (8, 1) ERA: 2.13	1.0		3	0	0	0	1	0	0	0	0	0	0	5	5	0.00	0.000

BOTTOM

San Francisco Giants @ Cincinnati Reds
Riverfront Stadium, Cincinnati, OH

Mon May 13 1974, 7:05 PM EDT
Att. 12,586 - Unknown

AB	31
R	4
H	9
RBI	4
BB	5
SO	3
LOB	22



WP	PA	ERA	WHIP
0	38	0	0

Batter	1	2	3	4	5	6	7	8	9	AB	R	H	RBI	BB	SO	LOB
Pete Rose, S OBP: 0.399, SLG: 0.426 (1, 7)	0-0 E4 HR		0-0 1B SF9 2B		0-0 F8		0-0 SF7			3	2	1	1	0	0	0
Joe Morgan, L OBP: 0.419, SLG: 0.420 (1, 4)	0-0 P3		0-0 2-3 1B		0-0 F9		0-0 F9			4	0	1	0	0	0	2
Johnny Bench, R OBP: 0.396, SLG: 0.500 (1, 2)	0-0 1-H HR		0-0 SF9		0-0 2B		0-0 F8			3	1	2	3	0	0	1
Terry Crowley, L OBP: 0.158, SLG: 0.235 Darrel Chaney, S (9, 5)	0-0 6-3		0-0 F4		0-0 F9			0-0 F9		4	0	0	0	0	0	2
Dan Driessen, L OBP: 0.333, SLG: 0.343 (9, 3)	0-0 F8			0-0 L3		0-0 F7			0-0 1B	4	0	1	0	0	0	0
Merv Rettenmund, R OBP: 0.345, SLG: 0.419 (1, 9)		0-0 F7		0-0 6-3		0-0 G6-4-3 1B		0-0 F3		4	0	1	0	0	0	1
Dave Concepcion, R OBP: 0.293, SLG: 0.452 (1, 6)		0-0 F6		0-0 E5		0-0 G6-4-3 1-2f		0-3 K		4	0	0	0	0	1	2
Cesar Geronimo, L OBP: 0.382, SLG: 0.511 (1, 8)		0-0 F8		4-0 IBB			0-0 SH SF7 2B			2	1	1	0	1	0	0
Roger Nelson, R OBP: 0.267, SLG: 0.214 Pedro Borbon, R OBP: 0.286, SLG: 0.286 (9, 1)			0-0 6-3	0-0 F7			0-0 SH 2-3			2	0	0	0	0	0	2

Inning Stats	R: 2	H: 1	E: 1	LOB: 0	K: 0	BB: 0	S: 5	R: 0	H: 0	E: 0	LOB: 0	K: 0	BB: 0	S: 3	R: 1	H: 2	E: 0	LOB: 1	K: 0	BB: 0	S: 5	R: 0	H: 0	E: 1	LOB: 2	K: 0	BB: 1	S: 4	R: 0	H: 1	E: 0	LOB: 0	K: 0	BB: 0	S: 3	R: 1	H: 1	E: 0	LOB: 1	K: 0	BB: 0	S: 5	R: 0	H: 1	E: 0	LOB: 0	K: 1	BB: 0	S: 6	R: 0	H: 1	E: 0	LOB: 1	K: 1	BB: 0	S: 6
--------------	------	------	------	--------	------	-------	------	------	------	------	--------	------	-------	------	------	------	------	--------	------	-------	------	------	------	------	--------	------	-------	------	------	------	------	--------	------	-------	------	------	------	------	--------	------	-------	------	------	------	------	--------	------	-------	------	------	------	------	--------	------	-------	------

PITCHER	IP	WLS	BF	H	R	ER	SO	BB	IBB	HBP	BLK	WP	HR	S	P	ERA	WHIP
Tom Bradley, R ERA: 3.08 (1, 1)	5.0	L	22	4	3	2	0	0	0	0	0	0	1	21	25	3.60	0.800
Charlie Williams, R ERA: 2.67 (6, 1)	2.0		8	2	1	1	0	0	0	0	0	0	0	8	8	4.50	1.000
Jim Willoughby, R ERA: 4.5 (8, 1)	1.0		4	1	0	0	1	0	0	0	0	0	0	6	6	0.00	1.000


BOTTOM

San Francisco Giants @ Cincinnati Reds
Riverfront Stadium, Cincinnati, OH

Wed May 15 1974, 3:33 AM EDT
Att. 14,227 - Unknown

livebaseballscorecards.com

AB	30
R	4
H	7
RBI	4
BB	1
SO	1
LOB	10



WP: 0	PA: 34
PB: 0	SB: 0
CS: 0	

Batter	1	2	3	4	5	6	7	8	9	AB R H RBI BB SO LOB	TOP											
Derrel Thomas, S OBP: 0.341, SLG: 0.400 (1, 4) X	0-0 E5 BB 1B HR	0-0 4-3		0-0 G4-6-3 1-2f		0-0 4-3			0-0 1B 1-2 SF8 1B	5 2 1 0 0 0 1												
Enzo Hernandez, R OBP: 0.277, SLG: 0.300 (1, 6) X	0-0 BB 1-2 HR 1B	0-0 5-3			0-0 FC5-4 S 1B		0-0 F9		0-0 BB 1-3 2-H 1B	5 1 3 1 0 0 0												
Dave Winfield, R OBP: 0.311, SLG: 0.455 (1, 7) B B B	4-0 1-2 2-3 HR BB	0-3 K			0-0 L8		0-3 K		0-0 SF8	3 1 0 1 1 2 1												
Nate Colbert, R OBP: 0.294, SLG: 0.367 (1, 3) X	0-0 1-H 2-H 3-H HR		0-3 K		0-0 E5 FC5-4		0-0 F8		4-0 1-2 BB	4 1 1 4 1 1 1												
Cito Gaston, R OBP: 0.271, SLG: 0.318 (1, 9) B B B	4-0 1B SF9 BB		0-0 4-3		0-0 FC5-4 BB 1-2f 2-3			0-0 6-3	0-0 L9	4 1 0 0 1 0 4												
Johnny Grubb, L OBP: 0.392, SLG: 0.400 (1, 8) X	0-0 FC4-6 1-3 1B		0-0 FC6-4 1B		4-0 1-2 BB		0-0 L7			3 0 2 0 1 0 0												
Dave Roberts, R OBP: 0.280, SLG: 0.260 (1, 5) S S S	0-3 K		0-0 FC6-4 1-2f		0-0 F5		0-3 K			4 0 0 0 0 2 6												
Bob Barton, R OBP: 0.385, SLG: 0.364 (1, 2) X	0-0 SF9 3-H			0-0 6-3		0-0 F8			0-0 1B 1B 1B	3 1 1 1 0 0 0												
Randy Jones, R OBP: 0.278, SLG: 0.294 Vicente Romo, R (6, 1)	0-0 FC4-6 1-2f			0-0 G4-6-3 1B		0-3 K			0-3 K	3 0 1 0 0 1 1 1 0 0 0 0 1 1												
Inning Stats	R: 5 E: 1 K: 1 S: 9	H: 3 LOB: 1 BB: 2 P: 17	R: 0 E: 0 K: 1 S: 5	H: 0 LOB: 0 BB: 0 P: 5	R: 0 E: 0 K: 1 S: 6	H: 1 LOB: 1 BB: 0 P: 6	R: 0 E: 0 K: 0 S: 3	H: 1 LOB: 0 BB: 0 P: 3	R: 0 E: 1 K: 0 S: 5	H: 1 LOB: 3 BB: 1 P: 9	R: 0 E: 0 K: 1 S: 5	H: 0 LOB: 0 BB: 0 P: 5	R: 0 E: 0 K: 1 S: 5	H: 0 LOB: 0 BB: 0 P: 5	R: 0 E: 0 K: 1 S: 5	H: 0 LOB: 0 BB: 0 P: 5	R: 2 E: 0 K: 1 S: 8	H: 3 LOB: 2 BB: 1 P: 12	1B: 8 2B: 0 3B: 0 HR: 1	SF: 2 SAC: 0 DP: 1 HBP: 0	WP: 0 PB: 0 SB: 1 CS: 0	PA: 41
PITCHER	IP WLS BF H R ER SO BB IBB HBP BLK WP HR S P ERA WHIP																				IP WLS BF H R ER SO BB IBB HBP BLK WP HR S P ERA WHIP	
Ron Bryant, L ERA: 9.56 Charlie Williams, R ERA: 2.32 Jim Willoughby, R ERA: 4.42 Elias Sosa, R ERA: 2.35 Randy Moffitt, R ERA: 1.98	(1, 1) 0.0 L 6 3 5 3 0 2 0 0 0 0 1 4 12 ∞ ∞																				(9, 1) 1.0 7 3 2 2 1 1 0 0 0 0 0 10 10 3.32 4.000	

San Diego Padres @ San Francisco Giants
Candlestick Park, San Francisco, CA
Fri May 17 1974, 10:05 PM EDT
Att. 3,099 - Unknown

livebaseballscorecards.com

AB	35
R	7
H	9
RBI	7
BB	4
SO	7
LOB	15



Batter	1	2	3	4	5	6	7	8	9	AB	R	H	RBI	BB	SO	LOB
Bobby Bonds, R OBP: 0.333, SLG: 0.465 (1, 9)	0-0 1B	0-0 2B			0-0 6-3	0-0 1B			0-0 1B	5	0	4	2	0	0	0
Tito Fuentes, S OBP: 0.209, SLG: 0.195 (1, 4)	0-3 1-2 K	0-0 6-3			0-0 E6 1B	0-3 K			0-0 4-3	5	0	0	0	0	2	6
Garry Maddox, R OBP: 0.341, SLG: 0.447 (1, 8)	0-0 L5				0-0 F9				0-0 F7	5	0	1	0	0	0	3
Gary Matthews, R OBP: 0.314, SLG: 0.374 (1, 7)	0-0 L7				0-0 6-3	0-0 1B			0-0 L7	5	0	2	0	0	0	2
Steve Ontiveros, S OBP: 0.363, SLG: 0.348 (1, 5)		0-0 6-3			0-3 K	0-3 K			0-0 F5	5	0	0	0	0	2	5
Ed Goodson, L OBP: 0.333, SLG: 0.267 (1, 3)		4-0 1B BB 2B BB			0-0 1-6-3	0-0 BB 1B			0-0 1-3	3	2	1	0	1	0	1
Chris Speier, R OBP: 0.292, SLG: 0.308 (1, 6)		4-0 1B BB 2B BB			0-0 2B	4-0 CS 1B BB			0-0 F8	2	1	1	0	2	0	0
Ken Rudolph, R OBP: 0.317, SLG: 0.236 (1, 2)		0-3 K			0-0 6-3	0-0 1B CS 1B			0-0 F8	4	0	1	1	0	1	3
Ron Bryant, S OBP: 0.000, SLG: 0.000 (0, 0)		0-0 2B 1B			0-0 4-3	0-0 1-3			0-0 4-3	0	0	0	0	0	0	0

Inning Stats	R: 0	H: 1	E: 0	LOB: 1	K: 1	S: 6	P: 6	R: 2	H: 2	E: 0	LOB: 2	K: 1	S: 7	P: 15	R: 0	H: 0	E: 0	LOB: 0	K: 1	S: 5	R: 0	H: 1	E: 1	LOB: 2	K: 1	S: 7	P: 7	R: 1	H: 3	E: 0	LOB: 2	K: 1	S: 7	P: 11	R: 0	H: 1	E: 0	LOB: 1	K: 0	S: 4	R: 0	H: 0	E: 0	LOB: 0	K: 0	S: 3	R: 0	H: 2	E: 0	LOB: 2	K: 0	S: 5	P: 5	1B: 9	SF: 0	2B: 2	SAC: 0	3B: 0	DP: 0	HR: 0	HBP: 0	WP: 0	PA: 41
PITCHER	IP	WLS	BF	H	R	ER	SO	BB	IBB	HBP	BLK	WP	HR	S	P	ERA	WHIP																																														
Randy Jones, L ERA: 6.44 (1, 1)	5.0	W	26	7	3	3	4	3	0	0	0	0	0	31	43	5.40	2.000																																														
Vicente Romo, R ERA: 2.77 (6, 1)	4.0	S	15	4	0	0	1	0	0	0	0	0	0	17	17	0.00	1.000																																														

BOTTOM

San Diego Padres @ San Francisco Giants
Candlestick Park, San Francisco, CA

livebaseballscores.com

AB	38
R	3
H	11
RBI	3
BB	3
SO	5
LOB	23



WP: 0	PA: 41
PB: 0	ERA
SB: 1	WHIP
CS: 2	

Fri May 17 1974, 10:05 PM EDT
Att. 3,099 - Unknown

Batter	1	2	3	4	5	6	7	8	9	AB R H RBI BB SO LOB	TOP																
Bobby Tolan, L (1, 9) OBP: 0.310, SLG: 0.262	0-3 K		0-0 1B		0-0 L8		0-0 6-3		0-0 F4	5 0 1 0 0 1 3	San Diego Padres @ San Francisco Giants Candlestick Park, San Francisco, CA Sat May 18 1974, 6:33 AM EDT Att: 15,517 - Unknown livebaseballscorecards.com																
Enzo Hernandez, R (1, 6) OBP: 0.277, SLG: 0.299	0-0 1B		0-0 5-3		0-0 6-3			0-0 F8	4 0 1 0 0 0 1																		
Nate Colbert, R (1, 7) OBP: 0.292, SLG: 0.389	0-3 K			0-0 HR	0-0 6-3			0-0 4-3	4 1 1 1 0 1 1																		
Willie McCovey, L (1, 3) Rod Gaspar, S (8, 8)	0-0 F9			0-0 HR		0-0 1-3		0-0 L7	4 1 1 1 0 0 1 0 0 0 0 0 0 0																		
Dave Winfield, R (1, 8) OBP: 0.309, SLG: 0.456		0-3 K		0-0 L9		0-0 4-3 2B		0-3 K	4 0 1 0 0 2 0																		
Derrel Thomas, S (1, 4) OBP: 0.345, SLG: 0.395		0-0 F4		4-0 CS BB		0-0 4-3 2-3		4-0 BB 1B BB	2 0 0 0 2 0 1																		
Dave Roberts, R (1, 5) OBP: 0.281, SLG: 0.271 Glenn Beckert, R (9, PH) OBP: 0.484, SLG: 0.448		0-0 F8		0-0 2B		0-0 4-3		0-0 L6	3 0 1 0 0 0 1 1 0 0 0 0 0 1																		
Bob Barton, R (1, 2) OBP: 0.375, SLG: 0.308 Matty Alou, L (9, PH) OBP: 0.258, SLG: 0.254			0-3 K	4-0 IBB		0-0 L1		0-0 BB 1B	2 0 0 0 1 1 0 1 0 1 0 0 0 0																		
Steve Arlin, R (1, 1) OBP: 0.133, SLG: 0.200 Cito Gaston, R (9, PH) OBP: 0.282, SLG: 0.318			0-0 F9	0-0 F7		0-3 K		4-0 BB	3 0 0 0 0 1 2 0 0 0 0 1 0 0																		
Inning Stats	R: 0 E: 0 K: 2 S: 8	H: 1 LOB: 1 BB: 0 P: 8	R: 0 E: 0 K: 1 S: 5	H: 0 LOB: 0 BB: 0 P: 5	R: 0 E: 0 K: 1 S: 6	H: 1 LOB: 1 BB: 0 P: 6	R: 2 E: 0 K: 0 S: 5	H: 3 LOB: 2 BB: 2 P: 13	R: 0 E: 0 K: 0 S: 3	H: 0 LOB: 0 BB: 0 P: 3		R: 0 E: 0 K: 0 S: 4	H: 1 LOB: 1 BB: 0 P: 4	R: 0 E: 0 K: 1 S: 5	H: 0 LOB: 0 BB: 0 P: 5	R: 0 E: 0 K: 0 S: 3	H: 0 LOB: 0 BB: 0 P: 3	R: 0 E: 0 K: 1 S: 6	H: 1 LOB: 3 BB: 2 P: 14	1B: 3 2B: 2 3B: 0 HR: 2	SF: 0 SAC: 0 DP: 0 HBP: 0	WP: 0 PB: 0 SB: 1 CS: 1	PA: 37				
PITCHER	IP WLS BF H R ER SO BB IBB HBP BLK WP HR S P ERA WHIP																										
Jim Barr, R (1, 1) ERA: 2.54	7.0		28	6	2	2	5	1	1	0	0	0	2	36	44	2.57	1.000										
Elias Sosa, R (8, 1) ERA: 2.19	1.2	W	7	1	0	0	1	1	0	0	0	0	0	8	12	0.00	1.200										
Randy Moffitt, R (9, 1) ERA: 1.95	0.1	S	2	0	0	0	0	1	0	0	0	0	0	1	5	0.00	3.000										



Batter	1	2	3	4	5	6	7	8	9	AB R H RBI BB SO LOB	TOP	
Derrel Thomas, S (1, 4) OBP: 0.337, SLG: 0.385	0-0 5-3		0-0 FC1-4 G5-4-3 1-2f		0-3 K		0-0 F4			4 0 0 0 0 1 3	San Diego Padres @ San Francisco Giants Candlestick Park, San Francisco, CA Sun May 19 1974, 6:33 AM EDT Unknown livebaseballscorecards.com	
Enzo Hernandez, R (1, 6) OBP: 0.269, SLG: 0.290	0-0 1-3		0-0 G5-4-3 1-2f		0-0 FC6-4		0-0 FC4-6 1-2f			4 0 0 0 0 0 3		
Dave Winfield, R (1, 7) OBP: 0.314, SLG: 0.457	0-0 1B			0-0 6-3		0-0 4-3		0-0 FC6-4 1B		4 0 2 0 0 0 0		
Nate Colbert, R (1, 3) OBP: 0.299, SLG: 0.388	0-0 FC5-4 1-3 1B			4-0 1B BB		0-0 E8 HR		0-0 F8		3 1 1 0 1 0 1		
Cito Gaston, R (1, 9) OBP: 0.280, SLG: 0.314	0-0 FC5-4 1-2f			0-0 1-2 1B		0-0 5-3		0-0 FC6-4 1-2f		4 0 1 0 0 0 4		
Johnny Grubb, L (1, 8) OBP: 0.388, SLG: 0.420		0-0 B1-3		0-3 K		0-0 HR		0-0 F8		4 1 1 2 0 1 3		
Dave Roberts, R (1, 5) OBP: 0.288, SLG: 0.266		4-0 G4-6-3 BB		0-0 F7		0-0 6-3		4-0 FC6-4 BB		2 0 0 0 2 0 2		
Bob Barton, R (1, 2) OBP: 0.350, SLG: 0.294		0-0 G4-6-3 1-2f		0-0 5-3		0-0 FC6-4 1B		0-0 FC6-4 G6-4-3 1-2f		4 0 1 0 0 0 2		
Bill Greif, R (1, 1) OBP: 0.250, SLG: 0.063 Mike Corkins, R (2, 1) Rod Gaspar, S (5, PH) Larry Hardy, R (5, 1) Glenn Beckert, R (7, PH) Randy Jones, R (7, PR) Dave Tomlin, L (7, 1) Fred Kendall, R (9, PH) OBP: 0.302, SLG: 0.346		4-0 FC1-4 BB		4-0 FC6-4 BB		0-0 FC6-4 FC4-6 1-2f		0-0 G6-4-3 1-2f		0 0 0 0 0 0 0 0 0 0 0 1 0 0 0 0 0 0 1 0 0 0 0 0 0 0 0 0 1 0 0 0 0 0 1 0 0 0 0 0 0 0 0 0 0 0 0 0 0 1 0 0 0 0 0 1		
Inning Stats	R: 0 H: 2 E: 0 LOB: 2 K: 0 BB: 0 S: 5 P: 5	R: 0 H: 0 E: 0 LOB: 0 K: 0 BB: 1 S: 2 P: 6	R: 0 H: 0 E: 0 LOB: 0 K: 0 BB: 1 S: 2 P: 6	R: 0 H: 1 E: 0 LOB: 2 K: 1 BB: 1 S: 6 P: 10	R: 0 H: 0 E: 0 LOB: 1 K: 1 BB: 1 S: 5 P: 9	R: 2 H: 1 E: 1 LOB: 0 K: 0 BB: 0 S: 5 P: 5	R: 0 H: 1 E: 0 LOB: 1 K: 0 BB: 0 S: 4 P: 4	R: 0 H: 1 E: 0 LOB: 1 K: 0 BB: 0 S: 4 P: 4	R: 0 H: 0 E: 0 LOB: 0 K: 0 BB: 1 S: 2 P: 6	1B: 5 SF: 0 2B: 0 SAC: 0 3B: 0 DP: 3 HR: 1 HBP: 0	WP: 0 PA: 36 PB: 0 SB: 0 CS: 0	
PITCHER Mike Caldwell, L (1, 1) ERA: 1.45	IP WLS BF H R ER SO BB IBB HBP BLK WP HR S P ERA WHIP	9.0 W 36 6 2 0 2 5 0 0 0 0 0 1 35 55 0.00 1.222										

Batter	1	2	3	4	5	6	7	8	9
Bobby Bonds, R OBP: 0.356, SLG: 0.517 (1, 9) X	0-0 1B 2B 1B	4-0 S 2B BB	0-0 1-H 3B		0-0 F7			0-0 1-H HR	
Tito Fuentes, S OBP: 0.235, SLG: 0.229 (1, 4) X	0-0 2B 1B 1B	1-0 2B HBP	0-0 G3			0-0 6-3		0-0 2B	
Garry Maddox, R OBP: 0.341, SLG: 0.446 (1, 8) X	0-0 1B 2B E	0-0 F6		0-0 F8		0-0 L5		0-3 K	
Ed Coodson, L OBP: 0.370, SLG: 0.417 (1, 3) X	0-0 E 1B 2B	0-0 1-H 2-H 2B		0-0 2B		0-0 1B		0-0 F9	
Gary Matthews, R OBP: 0.309, SLG: 0.356 (1, 7) X	0-0 FC7-6 1B 1-3 3-H	0-3 K		0-3 K		0-3 K		4-0 BB	
Steve Ontiveros, S OBP: 0.367, SLG: 0.362 (1, 5) S	0-3 K	0-0 5-3		0-0 F8		0-0 1B 3-3		0-3 K	
Mike Phillips, L OBP: 0.299, SLG: 0.340 Chris Speier, R OBP: 0.286, SLG: 0.301 (1, 6) X (3, 6)	0-0 S 2B 1B		0-0 6-3		0-3 K		0-0 8-3 1-2f		
Dave Rader, L OBP: 0.375, SLG: 0.415 (1, 2) S	4-0 1-2 IBB		0-0 3B 1B		4-0 SH3-4 BB		0-0 3-1		
Mike Caldwell, R OBP: 0.222, SLG: 0.160 (1, 1) S	0-3 K		0-3 K		0-0 SH3-4 1-2		0-0 HR 1B		

Inning Stats	R: 3 E: 1 K: 2 S: 12	H: 5 LOB: 3 BB: 1 P: 16	R: 2 E: 0 K: 1 S: 6	H: 1 LOB: 1 BB: 1 P: 11	R: 1 E: 0 K: 1 S: 7	H: 2 LOB: 1 BB: 0 P: 7	R: 0 E: 0 K: 1 S: 6	H: 1 LOB: 1 BB: 0 P: 6	R: 0 E: 0 K: 1 S: 5	H: 0 LOB: 1 BB: 1 P: 9	R: 0 E: 0 K: 1 S: 6	H: 1 LOB: 1 BB: 0 P: 6	R: 0 E: 0 K: 0 S: 3	H: 1 LOB: 0 BB: 0 P: 3	R: 2 E: 0 K: 2 S: 10	H: 3 LOB: 2 BB: 1 P: 14
--------------	-------------------------------	----------------------------------	------------------------------	----------------------------------	------------------------------	---------------------------------	------------------------------	---------------------------------	------------------------------	---------------------------------	------------------------------	---------------------------------	------------------------------	---------------------------------	-------------------------------	----------------------------------

PITCHER	IP	WLS	BF	H	R	ER	SO	BB	IBB	HBP	BLK	WP	HR	S	P	ERA	WHIP
Bill Greif, R ERA: 5.55 (1, 1)	1.1	L	13	6	5	4	2	1	1	1	0	0	0	14	23	27.00	5.250
Mike Corkins, R ERA: 5.24 (2, 1)	2.2		11	3	1	1	3	0	0	0	0	0	0	17	17	3.38	1.125
Larry Hardy, R ERA: 3.68 (5, 1)	2.0		8	1	0	0	2	1	0	0	0	0	0	11	15	0.00	1.000
Dave Tomlin, L ERA: 4.05 (7, 1)	2.0		10	4	2	2	2	1	0	0	0	0	1	13	17	9.00	2.500

AB	R	H	RBI	BB	SO	LOB
4	3	3	3	1	0	1
4	2	2	0	0	0	1
5	1	1	1	0	1	3
5	0	4	3	0	0	1
4	0	0	0	1	3	4
5	0	1	0	0	2	5
1	0	1	0	0	0	0
3	0	0	0	0	1	1
2	1	1	0	2	0	0
3	1	1	0	0	2	4

WP	PA
0	42

AB	36
R	8
H	14
RBI	7
BB	4
SO	9
LOB	20



San Diego Padres @ San Francisco Giants
 Candlestick Park, San Francisco, CA
 Sun May 19 1974, 6:33 AM EDT
 Unknown

livebaseballscorecards.com

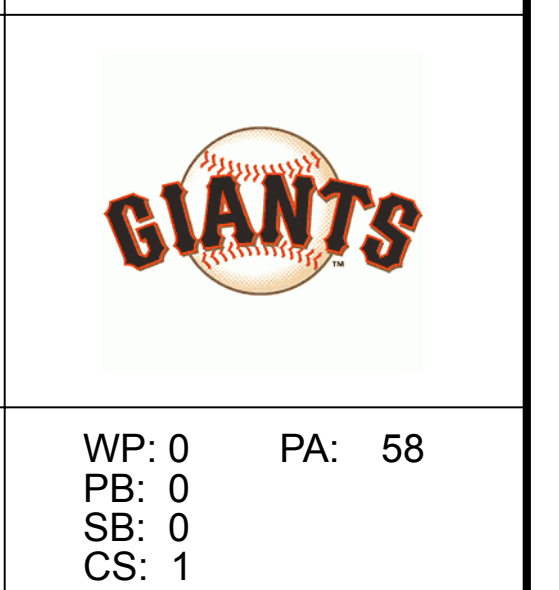
Batter	1	2	3	4	5	6	7	8	9	10	11	12	AB R H RBI BB SO LOB
Bobby Bonds, R OBP: 0.359, SLG: 0.506 (1, 9) X	0-0 5-3			0-0 E 1B		0-3 K	4-0 1B E BB		0-0 F9	4-0 IBB		0-0 F4	5 2 1 0 2 1 2
Chris Speier, R OBP: 0.299, SLG: 0.317 (1, 6) X	0-0 5-3			0-0 5-3 1-H		0-0 1B 1B	0-0 E 1B		0-0 BB 2B	0-0 F7		4-0 1-2 BB	6 0 3 1 1 0 2
Gary Maddox, R OBP: 0.333, SLG: 0.434 (1, 8) X	0-0 6-3			0-0 F8		0-0 1-2 1B	0-0 E5		0-3 K			0-3 K	7 0 1 0 0 3 6
Steve Ontiveros, S OBP: 0.372, SLG: 0.359 (1, 5) X		0-0 F5		4-0 HR BB		0-3 K	0-0 4-3		4-0 BB IBB		0-0 1B 1B		4 1 1 0 2 1 4
Gary Matthews, R OBP: 0.316, SLG: 0.384 (1, 7) X		0-0 5-3		0-0 1-H HR		0-0 F8		0-0 SH1-3 2B	4-0 1-2 2-3 3-H BB		0-0 F8		5 1 2 3 1 0 3
Dave Kingman, R OBP: 0.328, SLG: 0.478 (1, 3) X		0-0 F6		4-0 CS BB			0-3 K	0-0 SH1-3 2-3	0-3 K		0-0 1-2 1B		4 0 1 0 1 2 3
Chris Arnold, R OBP: 0.310, SLG: 0.348 (1, 4)			0-0 L8	0-0 CS	0-0 4-3		0-0 BB 1B	0-0 4-3		0-0 SH1-4 1B	0-0 F7		4 1 1 0 0 0 0 1
Randy Moffitt, R OBP: 0.300, SLG: 0.500 (9, 1)													0 0 0 0 0 0 0 0
Elias Sosa, R OBP: 0.167, SLG: 0.167 (9, 1)													1 0 1 0 0 0 0 0
Jim Howarth, L OBP: 0.167, SLG: 0.167 (11, PH)													1 0 0 0 0 0 0 2
Jim Willoughby, R OBP: 0.166, SLG: 0.200 (12, 1)													0 0 0 0 0 0 0 0
Ron Bryant, S OBP: 0.200, SLG: 0.200 (12, 1)													0 0 0 0 0 0 0 0
Ken Rudolph, R OBP: 0.310, SLG: 0.230 (1, 2)			0-0 G3		0-0 6-3		4-0 1B 1B BB	0-0 5-3		0-0 SH1-4		0-0 6-3	2 0 0 0 0 0 0 0
Gary Thomasson, L OBP: 0.360, SLG: 0.293 (7, PH)										0-0 1-2			0 1 0 0 0 1 0 0
Dave Rader, L OBP: 0.360, SLG: 0.395 (8, 2)													2 0 0 0 0 0 0 1
Tom Bradley, R OBP: 0.125, SLG: 0.091 (1, 1)			0-0 F6		0-0 6-3		0-0 1-3 2-H 1B		0-0 2B BB 1B	0-0 F7		4-0 BB BB	2 0 0 0 0 0 0 0
Ed Goodson, L OBP: 0.393, SLG: 0.440 (7, PH)													1 0 1 1 0 0 0 0
Damaso Bianco, R OBP: 0.250, SLG: 0.250 (8, 1)													0 0 0 0 0 0 0 0
Charlie Williams, R OBP: 0.259, SLG: 0.240 (9, 4)													0 0 0 0 0 0 0 0
Tito Fuentes, S OBP: 0.259, SLG: 0.240 (9, 4)													2 1 1 0 1 0 1 1

Inning Stats	R: 0	H: 0	E: 0	LOB: 0	K: 0	S: 3	R: 0	H: 0	E: 0	LOB: 0	K: 0	S: 3	R: 0	H: 0	E: 0	LOB: 0	K: 0	S: 3	R: 3	H: 2	E: 1	LOB: 0	K: 0	S: 4	R: 0	H: 0	E: 0	LOB: 0	K: 0	S: 3	R: 0	H: 2	E: 0	LOB: 2	K: 2	S: 9	R: 3	H: 3	E: 1	LOB: 2	K: 1	S: 8	R: 0	H: 1	E: 0	LOB: 1	K: 0	S: 4	R: 1	H: 2	E: 0	LOB: 3	K: 2	S: 9	R: 0	H: 1	E: 0	LOB: 2	K: 1	S: 7	R: 0	H: 2	E: 0	LOB: 2	K: 1	S: 5	R: 0	H: 0	E: 0	LOB: 0	K: 1	S: 5	1B: 10	2B: 2	3B: 0	HR: 1	SF: 0	SAC: 2	DP: 0	HBP: 0	WP: 0	PA: 58
--------------	------	------	------	--------	------	------	------	------	------	--------	------	------	------	------	------	--------	------	------	------	------	------	--------	------	------	------	------	------	--------	------	------	------	------	------	--------	------	------	------	------	------	--------	------	------	------	------	------	--------	------	------	------	------	------	--------	------	------	------	------	------	--------	------	------	------	------	------	--------	------	------	------	------	------	--------	------	------	--------	-------	-------	-------	-------	--------	-------	--------	-------	--------

PITCHER	IP	WLS	BF	H	R	ER	SO	BB	IBB	HBP	BLK	WP	HR	S	P	ERA	WHIP
Jim McAndrew, R ERA: 5.12 (1, 1)	6.1		26	5	5	5	3	3	0	0	0	0	1	29	41	7.11	1.263
Vicente Romo, R ERA: 2.63 (7, 1)	1.1		8	3	1	0	0	1	0	0	0	0	0	7	11	0.00	3.000
Dave Tomlin, L ERA: 3.86 (8, 1)	0.1		1	0	0	0	0	0	0	0	0	0	0	1	1	0.00	0.000
Bill Greif, R ERA: 5.61 (9, 1)	1.0		7	2	1	1	2	1	1	0	0	0	0	9	17	9.00	3.000
Larry Hardy, R ERA: 3.38 (10, 1)	2.0	W	10	3	0	0	1	0	1	0	0	0	0	11	15	0.00	1.500
PITCHER	IP	WLS	BF	H	R	ER	SO	BB	IBB	HBP	BLK	WP	HR	S	P	ERA	WHIP
Mike Corkins, R ERA: 5.12 (12, 1)	1.0		5	0	0	0	1	2	0	0	0	0	0	5	13	0.00	2.000

San Diego Padres @ San Francisco Giants
Candlestick Park, San Francisco, CA
 Sun May 19 1974, 6:38 AM EDT
 Att: 10,876 - Unknown

AB	46
R	7
H	13
RBI	5
BB	9
SO	7
LOB	25



WP	0
PB	0
SB	0
CS	1

Batter	1	2	3	4	5	6	7	8	9	AB R H RBI BB SO LOB	TOP											
Ralph Garr, L (1, 7) OBP: 0.399, SLG: 0.525	0-0 4-3		0-0 1B		0-0 F8			0-0 E 3B	0-0 1B	5 1 3 0 0 0 0												
Marty Perez, R (1, 4) OBP: 0.419, SLG: 0.500	0-3 K		0-0 F8			0-0 1B		0-0 P3	0-0 L3	5 0 1 0 0 1 3												
Dusty Baker Jr., R (1, 9) OBP: 0.374, SLG: 0.440	0-0 F3		0-0 F8			0-0 F4		0-0 FC5 E		4 1 0 0 0 0 2												
Darrell Evans, L (1, 5) OBP: 0.369, SLG: 0.383		0-0 F8		0-0 F6		0-0 F9		0-0 F7		4 0 0 0 0 0 2												
Mike Lum, L (1, 8) OBP: 0.260, SLG: 0.386		0-0 E 1B		0-0 1B		0-0 F7		0-0 E9 1B		4 1 2 0 0 0 1												
Frank Tepedino, L (1, 3) OBP: 0.260, SLG: 0.250		0-0 E4 1-2		0-0 F5			0-0 G3	0-0 1B		4 0 1 1 0 0 2												
Paul Casanova, R (1, 2) OBP: 0.148, SLG: 0.080		0-0 F7		0-0 F9			0-3 K	0-0 1-3		4 0 0 0 0 1 4												
Craig Robinson, R (1, 6) OBP: 0.278, SLG: 0.237		0-3 K			0-0 G3		0-3 K		0-0 F6	4 0 0 0 0 2 2												
Carl Morton, R (1, 1) OBP: 0.107, SLG: 0.074			0-3 K		0-3 K			0-0 HR	0-0 F9	2 0 0 0 0 2 0												
Norm Miller, L (8, PH) OBP: 0.267, SLG: 0.500										1 1 1 1 0 0 0												
Max Leon, R (8, 1)										1 0 0 0 0 0 0												
Inning Stats	R: 0 E: 0 K: 1 S: 5	H: 0 LOB: 0 BB: 0 P: 5	R: 0 E: 1 K: 1 S: 7	H: 1 LOB: 2 BB: 0 P: 7	R: 0 E: 0 K: 1 S: 6	H: 1 LOB: 1 BB: 0 P: 6	R: 0 E: 0 K: 0 S: 4	H: 1 LOB: 1 BB: 0 P: 4	R: 0 E: 0 K: 1 S: 5	H: 0 LOB: 0 BB: 0 P: 5	R: 0 E: 0 K: 0 S: 4	H: 1 LOB: 1 BB: 0 P: 4	R: 0 E: 0 K: 2 S: 7	H: 0 LOB: 0 BB: 0 P: 7	R: 4 E: 2 K: 0 S: 8	H: 3 LOB: 1 BB: 0 P: 8	R: 0 E: 0 K: 0 S: 4	H: 1 LOB: 1 BB: 0 P: 4	1B: 6 2B: 0 3B: 1 HR: 1	SF: 0 SAC: 0 DP: 0 HBP: 0	WP: 0 PB: 0 SB: 0 CS: 0	PA: 38
PITCHER	IP WLS BF H R ER SO BB IBB HBP BLK WP HR S P ERA WHIP																					
John D'Acquisto, R (1, 1) ERA: 4.24	7.0 L 28 6 2 1 6 0 0 0 0 0 0 1 40 40 1.29 0.857																					
Elias Sosa, R (8, 1) ERA: 1.82	2.0 10 2 2 0 0 0 0 0 0 0 0 0 10 10 0.00 1.000																					

Atlanta Braves @ San Francisco Giants
Candlestick Park, San Francisco, CA
Tue May 21 1974, 10:05 PM EDT
Unknown

livebaseballscores.com

AB	38
R	4
H	8
RBI	2
BB	0
SO	6
LOB	16



Batter	1	2	3	4	5	6	7	8	9	AB	R	H	RBI	BB	SO	LOB
Bobby Bonds, R OBP: 0.368, SLG: 0.506 (1, 9)	4-0 G3 SH6-3 1B BB		0-0 6-3		0-0 S 1B		4-0 BB BB BB			2	1	1	0	2	0	0
Tito Fuentes, S OBP: 0.246, SLG: 0.226 (1, 4)	0-0 SH6-3 1-2		0-0 F5		0-0 F9		0-0 F7			3	0	0	0	0	0	3
Garry Maddox, R OBP: 0.332, SLG: 0.429 (1, 8)	0-0 G3 2-3		0-0 1B		0-0 5-3		0-0 F8			4	0	1	0	0	0	2
Ed Coodson, L OBP: 0.375, SLG: 0.414 (1, 3)	0-0 1B		0-0 F8		0-0 G3		0-0 5-3			4	0	1	1	0	0	1
Gary Matthews, R OBP: 0.314, SLG: 0.381 (1, 7)	0-0 1-3		0-0 F8		0-0 G4-3 1B		0-0 G3			4	0	1	0	0	0	1
Steve Ontiveros, S OBP: 0.369, SLG: 0.356 (1, 5)		0-0 4-3		0-0 FC6 1B		0-0 G4-3		0-0 F4		4	0	1	0	0	0	1
Chris Speier, R OBP: 0.304, SLG: 0.336 (1, 6)		0-0 F9		0-0 FC6 FC5-4 1-2f		0-0 3B		0-0 1B		4	0	2	0	0	0	1
Dave Rader, L OBP: 0.352, SLG: 0.383 (1, 2)		0-0 1B		0-0 FC5-4 1-2f		0-0 P4		0-0 F7		4	0	1	0	0	0	3
John D'Acquisto, R OBP: 0.214, SLG: 0.167 (1, 1)		0-0 F9		0-0 K		0-3 K		0-0 F8		3	0	0	0	0	2	2
Elias Sosa, R OBP: 0.167, SLG: 0.167 (8, 1)										0	0	0	0	0	0	0
Gary Thomasson, L OBP: 0.353, SLG: 0.286 (9, PH)										1	0	0	0	0	0	1

Inning Stats	R: 1	H: 1	E: 0	LOB: 1	K: 0	P: 8	R: 0	H: 1	E: 0	LOB: 1	K: 0	P: 4	R: 0	H: 1	E: 0	LOB: 1	K: 0	P: 4	R: 0	H: 1	E: 0	LOB: 0	K: 0	P: 3	R: 0	H: 0	E: 0	LOB: 0	K: 0	P: 3	R: 0	H: 1	E: 0	LOB: 1	K: 0	P: 4	
Carl Morton, R ERA: 3.49 (1, 1)	7.0	WLS: 1	BF: 29	H: 7	R: 1	ER: 1	SO: 2	BB: 2	IBB: 0	HBP: 0	BLK: 0	WP: 0	HR: 0	S: 31	P: 39	ERA: 1.29	WHIP: 1.286																				
Max Leon, R ERA: (8, 1)	2.0	WLS: 0	BF: 7	H: 1	R: 0	ER: 0	SO: 0	BB: 0	IBB: 0	HBP: 0	BLK: 0	WP: 0	HR: 0	S: 7	P: 7	ERA: 0.00	WHIP: 0.500																				

BOTTOM

Atlanta Braves @ San Francisco Giants
Candlestick Park, San Francisco, CA

Tue May 21 1974, 10:05 PM EDT
Unknown

livebaseballscorecards.com

AB	33
R	1
H	8
RBI	1
BB	2
SO	2
LOB	15



WP	PA	ERA	WHIP
0	36		

Atlanta Braves @ San Francisco Giants
 Candlestick Park, San Francisco, CA
 Tue May 21 1974, 10:05 PM EDT
 Att. 8,809 - Unknown

AB	32
R	4
H	6
RBI	3
BB	2
SO	4
LOB	13



WP	1	PA	37
PB	0		
SB	0		
CS	0		

Batter	1	2	3	4	5	6	7	8	9	AB	R	H	RBI	BB	SO	LOB
Ralph Garr, L (1, 7) OBP: 0.391, SLG: 0.513	0-0 F7		0-0 SH 1B		0-0 E6 SH1-3		0-0 1-3		0-0 F5	4	1	0	0	0	0	1
Marty Perez, R (1, 4) OBP: 0.429, SLG: 0.500	0-0 5-3		4-0 1B 2B BB		0-0 SH1-3			0-0 WP 1B		2	1	1	0	1	0	0
Dusty Baker Jr., R (1, 9) OBP: 0.371, SLG: 0.435	0-0 1B		0-0 F7		0-0 F7			0-3 K2-3 1-2		4	0	1	0	0	1	4
Davey Johnson, R (1, 3) OBP: 0.370, SLG: 0.413	0-0 F9		0-0 1-2 2-H 2B 1B		0-0 F7			0-0 5-3		4	1	1	1	0	0	3
Darrell Evans, L (1, 5) OBP: 0.372, SLG: 0.390		0-0 F6	0-0 1-H 2-H 2B		0-0 4-3			4-0 BB		3	0	1	2	1	0	0
Mike Lum, L (1, 8) OBP: 0.247, SLG: 0.365		0-3 K	0-0 F9		0-0 F3			0-0 F5		4	0	0	0	0	1	3
Johnny Oates, L (1, 2) OBP: 0.294, SLG: 0.272		0-3 K		0-0 G3		0-0 F4			0-0 FC5-4 1B	4	0	1	0	0	1	0
Craig Robinson, R (1, 6) OBP: 0.279, SLG: 0.239			0-0 SH3 E 1B		0-0 6-3		0-0 4-3		0-0 FC5-4 1-2f	3	1	1	0	0	0	0
Hank Aaron, R (9, PH) OBP: 0.340, SLG: 0.570				0-0 SH3		0-0 F8		0-3 K		1	0	0	0	0	0	1
Leo Foster, R (9, PR) OBP: 0.250, SLG: 0.455				0-0 1-2					0-0 F9	0	0	0	0	0	0	0
Roric Harrison, R (1, 1) OBP: 0.208, SLG: 0.273										1	0	0	0	0	0	0
Ivan Murrell, R (7, PH) OBP: 0.250, SLG: 0.245										1	0	0	0	0	1	0
Lew Krausse, R (7, 1)										0	0	0	0	0	0	0
Norm Miller, L (9, PH) OBP: 0.250, SLG: 0.467										1	0	0	0	0	0	1

Inning	1	2	3	4	5	6	7	8	9
R	0	0	4	0	0	0	0	0	0
H	1	0	3	0	0	0	0	1	1
E	0	0	1	0	1	0	0	0	0
K	0	2	0	0	0	1	1	0	0
S	4	7	7	3	4	3	5	6	4
P	4	7	11	3	4	3	5	10	4

Batter	1	2	3	4	5	6	7	8	9
Ron Bryant, L (1, 1) ERA: 7.77	8.0	W	34	6	4	4	4	2	0
Randy Moffitt, R (9, 1) ERA: 2.51	1.0	S	3	0	0	0	0	0	0

PITCHER	IP	WLS	BF	H	R	ER	SO	BB	IBB	HBP	BLK	WP	HR	S	P	ERA	WHIP
Ron Bryant, L (1, 1)	8.0	W	34	6	4	4	4	2	0	0	0	1	0	40	48	4.50	1.000
Randy Moffitt, R (9, 1)	1.0	S	3	0	0	0	0	0	0	0	0	0	0	3	3	0.00	0.000

PITCHER	IP	WLS	BF	H	R	ER	SO	BB	IBB	HBP	BLK	WP	HR	S	P	ERA	WHIP
Ron Bryant, L (1, 1)	8.0	W	34	6	4	4	4	2	0	0	0	1	0	40	48	4.50	1.000
Randy Moffitt, R (9, 1)	1.0	S	3	0	0	0	0	0	0	0	0	0	0	3	3	0.00	0.000

Batter	1	2	3	4	5	6	7	8	9	AB	R	H	RBI	BB	SO	LOB											
Bobby Bonds, R OBP: 0.360, SLG: 0.494 (1, 9) X	0-0 F4	0-0 F5		0-3 K		0-0 6-3				4	0	0	0	0	1	1											
Steve Ontiveros, S OBP: 0.372, SLG: 0.355 (1, 5) X	0-0 FC4-6 1B		4-0 HR BB		0-0 F9		0-0 F7			3	1	1	0	1	0	0											
Garry Maddox, R OBP: 0.335, SLG: 0.453 (1, 8) X	0-0 FC4-6 E 1-2f 1B		0-0 HR 1-H		0-0 2B		0-0 F2			4	3	2	2	0	0	1											
Ed Coodson, L OBP: 0.389, SLG: 0.455 (1, 3) X	0-0 1B 1-H 1B		0-0 6-3		0-0 1B SF7 2B		0-0 4-3			4	1	2	2	0	0	0											
Gary Matthews, R OBP: 0.318, SLG: 0.384 (1, 7) X	0-0 FC5-4 1-2 1B		0-0 F7		0-0 1B 2-3		0-0 6-3			4	0	2	0	0	0	0											
Chris Speier, R OBP: 0.302, SLG: 0.331 (1, 6) X	0-0 FC5-4 1-2f		4-0 BB		0-0 SF7 3-H		0-3 K			2	0	0	1	1	1	2											
Chris Arnold, R OBP: 0.273, SLG: 0.300 (1, 4) X		0-0 F5	0-0 F8		0-0 F8		0-0 5-3			4	0	0	0	0	0	2											
John Boccabella, R OBP: 0.150, SLG: 0.105 (1, 2) X		0-0 F9		0-0 L5		0-0 F8				3	0	0	0	0	0	0											
Ron Bryant, S OBP: 0.167, SLG: 0.167 (1, 1) X		0-0		0-0 F8		0-0 F7				3	0	1	0	0	0	0											
Randy Moffitt, R OBP: 0.500, SLG: 0.500 (9, 1) X										0	0	0	0	0	0	0											
Tito Fuentes, S OBP: 0.246, SLG: 0.226 (9, 4) X										0	0	0	0	0	0	0											
Inning Stats	R: 1 E: 1 K: 0 S: 6	H: 3 LOB: 2 BB: 0 P: 6	R: 0 E: 0 K: 0 S: 4	H: 1 LOB: 1 BB: 0 P: 4	R: 2 E: 0 K: 0 S: 4	H: 1 LOB: 1 BB: 2 P: 12	R: 0 E: 0 K: 1 S: 5	H: 0 LOB: 0 BB: 0 P: 5	R: 2 E: 0 K: 0 S: 6	H: 3 LOB: 1 BB: 0 P: 6	R: 0 E: 0 K: 0 S: 3	H: 0 LOB: 0 BB: 0 P: 3	R: 0 E: 0 K: 0 S: 3	H: 0 LOB: 0 BB: 0 P: 5	R: 0 E: 0 K: 1 S: 5	H: 0 LOB: 0 BB: 0 P: 5	1B: 5 2B: 2 3B: 0 HR: 1	SF: 1 SAC: 0 DP: 0 HBP: 0	WP: 0 PB: 0 SB: 0 CS: 0	PA: 34							
PITCHER	IP	WLS	BF	H	R	ER	SO	BB	IBB	HBP	BLK	WP	HR	S	P	ERA	WHIP										
Roric Harrison, R ERA: 4.82 (1, 1)	6.0	L	28	8	5	5	1	2	0	0	0	0	1	28	36	7.50	1.667										
Lew Krausse, R ERA: 1.93 (7, 1)	2.0		6	0	0	0	1	0	0	0	0	0	0	8	8	0.00	0.000										

BOTTOM

Atlanta Braves @ San Francisco Giants
Candlestick Park, San Francisco, CA
Tue May 21 1974, 10:05 PM EDT
Att. 8,809 - Unknown

AB	31
R	5
H	8
RBI	5
BB	2
SO	2
LOB	6



WP: 0	PA: 34
PB: 0	
SB: 0	
CS: 0	

WP: 0	PA: 34
PB: 0	
SB: 0	
CS: 0	

Batter	1	2	3	4	5	6	7	8	9	AB R H RBI BB SO LOB	TOP											
Ralph Garr, L (1, 9) OBP: 0.395, SLG: 0.526 Frank Tepedino, L (6, 3) OBP: 0.257, SLG: 0.246	0-0 1B 3B		0-0 G4-6-3 1-2f			0-0 FC5-2 1B	0-0 5-3			3 1 2 0 0 0 1 1 0 0 0 0 0 0	<p>Atlanta Braves @ San Francisco Giants Candlestick Park, San Francisco, CA</p> <p>Wed May 22 1974, 6:33 AM EDT Att. 5,019 - Unknown</p> <p>livebaseballscorecards.com</p>											
Darrell Evans, L (1, 5) OBP: 0.375, SLG: 0.393	0-0 1B		0-0 F7			0-0 FC5-2 2B 1B	0-0 G3			4 1 2 1 0 0 0												
Dusty Baker Jr., R (1, 8) OBP: 0.363, SLG: 0.424 (6, 9)	0-0 L5			0-0 6-3		0-0 FC5-2 2B 1B		0-0 F7		4 1 0 0 0 0 3												
Hank Aaron, R (1, 7) OBP: 0.340, SLG: 0.573 Rowland Office, L (6, 8) OBP: 0.206, SLG: 0.313	0-0 F8			0-0 F7		0-0 1B 1B 2B		0-0 WP 1B		3 1 1 1 0 0 1 1 0 1 0 0 0 0												
Mike Lum, L (1, 3) OBP: 0.247, SLG: 0.351 (6, 7)	0-0 F7			0-0 3-1		0-0 1B 1B IBB		0-0 F4 1-2		3 1 0 0 1 0 2												
Davey Johnson, R (1, 4) OBP: 0.373, SLG: 0.440		0-0 F8			0-0 HR	0-0 1B 1B		0-0 F7		4 1 2 2 0 0 1												
Johnny Oates, L (1, 2) OBP: 0.300, SLG: 0.280		0-0 F5			0-0 6-3	0-0 1B 1B		0-0 SH1-3 S F7 1B		4 0 2 2 0 0 0												
Craig Robinson, R (1, 6) OBP: 0.273, SLG: 0.234		0-0 4-3			0-0 F9	0-0 6-3		0-0 SH1-3		3 0 0 0 0 0 1												
Phil Niekro, R (1, 1) OBP: 0.276, SLG: 0.310			0-0 G4-6-3 1B		0-0 5-3		0-0 6-3	0-0 F7 3-H		4 0 1 0 0 0 1												
Inning Stats	R: 1 E: 0 K: 0 S: 5	H: 2 LOB: 1 BB: 0 P: 5	R: 0 E: 0 K: 0 S: 3	H: 0 LOB: 0 BB: 0 P: 3	R: 0 E: 0 K: 0 S: 3	H: 1 LOB: 0 BB: 0 P: 3	R: 0 E: 0 K: 0 S: 3	H: 0 LOB: 0 BB: 0 P: 3	R: 1 E: 0 K: 0 S: 4	H: 1 LOB: 0 BB: 0 P: 4		R: 4 E: 0 K: 0 S: 7	H: 5 LOB: 1 BB: 1 P: 11	R: 0 E: 0 K: 0 S: 3	H: 0 LOB: 0 BB: 0 P: 3	R: 0 E: 0 K: 0 S: 4	H: 1 LOB: 1 BB: 0 P: 4	R: 0 E: 0 K: 0 S: 3	H: 1 LOB: 1 BB: 0 P: 3	1B: 8 2B: 1 3B: 1 HR: 1	SF: 0 SAC: 1 DP: 1 HBP: 0	WP: 1 PB: 0 SB: 1 CS: 0
PITCHER	IP WLS BF H R ER SO BB IBB HBP BLK WP HR S P ERA WHIP																					
Jim Barr, R (1, 1) ERA: 3.29	6.0 L 26 9 6 6 0 0 0 1 0 0 0 1 25 29 9.00 1.500																					
Charlie Williams, R (7, 1) ERA: 2.18	1.0 3 0 0 0 0 0 0 0 0 0 0 3 3 0.00 0.000																					
Don McMahon, R (8, 1) ERA:	2.0 7 2 0 0 0 0 0 0 0 0 1 0 7 7 0.00 1.000																					



Batter	1	2	3	4	5	6	7	8	9	AB	R	H	RBI	BB	SO	LOB
Bobby Bonds, R OBP: 0.352, SLG: 0.482 (1, 9)	0-0 5-3		0-3 K		0-0 F7		0-0 F5			4	0	0	0	0	1	2
Tito Fuentes, S OBP: 0.262, SLG: 0.246 (1, 4)	0-3 K2-3		0-0 F7		0-0 1B			0-0 1B		4	0	2	0	0	1	1
Garry Maddox, R OBP: 0.333, SLG: 0.449 (1, 8)	0-0 F2		0-0 F6		0-0 1B			0-3 K		4	0	1	1	0	1	2
Ed Coodson, L OBP: 0.378, SLG: 0.441 (1, 3)		0-0 F7		0-3 K		0-0 F8		0-3 K		1	0	0	0	0	0	0
Dave Kingman, R OBP: 0.320, SLG: 0.466 (4, 3)										3	0	0	0	0	2	3
Gary Matthews, R OBP: 0.322, SLG: 0.389 (1, 7)		0-0 6-3 1B		4-0 1-3 BB		0-0 F9		0-0 4-3		3	1	1	0	1	0	1
Steve Ontiveros, S OBP: 0.370, SLG: 0.353 (1, 5)		0-0 6-3		0-0 1-3		0-0 G5-4-3 1B			0-0 F7	4	0	1	0	0	0	2
Chris Speier, R OBP: 0.301, SLG: 0.329 (1, 6)		0-0 2-3		0-0 1-2		0-0 G5-4-3 1B			0-0 F7	4	0	1	1	0	0	2
Chris Speier, R OBP: 0.301, SLG: 0.329 (1, 6)		0-0 FC4-6 1B		0-0 F7		0-0 G5-4-3			0-0 F9	4	0	1	1	0	0	2
John Boccabella, R OBP: 0.130, SLG: 0.091 (1, 2)		0-0 FC4-6		0-0 F7		0-0 F8		0-0 5-3		3	0	0	0	0	0	1
Dave Rader, L OBP: 0.345, SLG: 0.375 (9, PH)		0-0 1-2f		0-0 F7		0-0 F8		0-0 5-3		1	0	0	0	0	0	0
Jim Barr, R OBP: 0.333, SLG: 0.455 (1, 1)			0-0		4-0					1	1	1	0	1	0	0
Charlie Williams, R OBP: 0.250, SLG: 0.250 (7, 1)										0	0	0	0	0	0	0
Chris Arnold, R OBP: 0.265, SLG: 0.290 (7, PH)										1	0	0	0	0	0	0
Don McMahon, R (8, 1)										0	0	0	0	0	0	0

Inning Stats	R: 0	H: 0	E: 0	K: 1	S: 5	R: 1	H: 2	E: 0	K: 0	S: 5	R: 0	H: 0	E: 0	K: 1	S: 6	R: 0	H: 0	E: 0	K: 1	S: 5	R: 1	H: 2	E: 0	K: 0	S: 5	R: 0	H: 1	E: 0	K: 0	S: 3	R: 0	H: 0	E: 0	K: 2	S: 8	R: 0	H: 1	E: 0	K: 0	S: 3	R: 0	H: 0	E: 0	K: 0	S: 3	R: 0	H: 0	E: 0	K: 0	S: 3	1B: 5	SF: 0	2B: 2	SAC: 0	3B: 0	DP: 1	HR: 0	HBP: 0	WP: 0	PA: 35
--------------	------	------	------	------	------	------	------	------	------	------	------	------	------	------	------	------	------	------	------	------	------	------	------	------	------	------	------	------	------	------	------	------	------	------	------	------	------	------	------	------	------	------	------	------	------	------	------	------	------	------	-------	-------	-------	--------	-------	-------	-------	--------	-------	--------

PITCHER	IP	WLS	BF	H	R	ER	SO	BB	IBB	HBP	BLK	WP	HR	S	P	ERA	WHIP
Phil Niekro, R ERA: 2.98 (1, 1)	9.0	W	35	7	2	2	5	2	0	0	0	0	0	43	51	2.00	1.000

BOTTOM

Atlanta Braves @ San Francisco Giants
Candlestick Park, San Francisco, CA
Wed May 22 1974, 6:33 AM EDT
Att. 5,019 - Unknown

livebaseballscorecards.com

AB	33
R	2
H	7
RBI	2
BB	2
SO	5
LOB	14



Batter	1	2	3	4	5	6	7	8	9
Bobby Bonds, R OBP: 0.369, SLG: 0.488 (1, 9)	4-0 S 1B BB		4-0 S E6 BB		0-0 1B		4-0 1B BB	0-0 FC1-8 1B	
Tito Fuentes, S OBP: 0.246, SLG: 0.230 (1, 4)	0-0 F5		0-3 K		0-0 L9		0-0 P5	0-0 FC1-6 1B	
Mike Phillips, L OBP: 0.296, SLG: 0.337 (8, 4)	1-2		1-2					1-2f	
Garry Maddox, R OBP: 0.340, SLG: 0.453 (1, 8)	0-0 2-H 1B		0-0 P6		0-0 6-3		0-0 1B 1B 1B	0-0 1B	
Steve Ontiveros, S OBP: 0.370, SLG: 0.350 (1, 5)	0-3 K		0-0 E6			4-0 1B BB	0-0 1B 1B FC6-4 1B	0-3 K	
Gary Matthews, R OBP: 0.319, SLG: 0.383 (1, 7)	0-3 K			0-0 5-3		0-0 4-3	0-0 FC6-4 1B 1B	0-0 P3	
Dave Kingman, R OBP: 0.326, SLG: 0.492 (1, 3)		0-0 HR		0-3 K		0-3 K	0-0 FC6-4 1B		
Chris Speier, R OBP: 0.306, SLG: 0.333 (1, 6)		0-0 5-3		0-0 1B		0-0 1B 1B	0-0 FC6-4 1B		
Dave Rader, L OBP: 0.356, SLG: 0.385 (1, 2)		0-3 K		0-3 K		0-0 1B	0-0 1B 1B		
Mike Caldwell, R OBP: 0.214, SLG: 0.154 (1, 1)		0-0 6-3			0-3 K	0-0 F3	0-0 4-3		
Chris Arnold, S OBP: 0.257, SLG: 0.281 (5, PH)									
Charlie Williams, R OBP: 0.250, SLG: 0.250 (6, 1)									
Gary Thomasson, L OBP: 0.349, SLG: 0.279 (6, PH)									
Elias Sosa, R OBP: 0.167, SLG: 0.167 (7, 1)									
Ed Goodson, L OBP: 0.358, SLG: 0.429 (7, PH)									
Randy Moffitt, R OBP: 0.500, SLG: 0.500 (8, 1)									

AB	R	H	RBI	BB	SO	LOB
2	2	2	0	3	0	0
4	0	0	0	0	1	4
1	0	0	0	0	0	1
5	1	3	1	0	0	2
4	2	1	1	1	2	4
5	1	1	0	0	1	4
4	1	2	2	0	2	1
4	0	2	2	0	0	2
4	0	2	1	0	2	1
1	0	0	0	0	0	0
1	0	0	0	0	1	0
0	0	0	0	0	0	0
1	0	0	0	0	0	2
0	0	0	0	0	0	0
1	0	0	0	0	0	2
0	0	0	0	0	0	0

Inning Stats	R: 1	H: 1	E: 0	LOB: 1	K: 2	BB: 1	S: 8	P: 12
Inning Stats	R: 1	H: 1	E: 0	LOB: 1	K: 2	BB: 1	S: 8	P: 12
Inning Stats	R: 1	H: 1	E: 0	LOB: 0	K: 1	BB: 0	S: 6	P: 6
Inning Stats	R: 0	H: 0	E: 1	LOB: 2	K: 1	BB: 1	S: 5	P: 9
Inning Stats	R: 0	H: 1	E: 0	LOB: 1	K: 2	BB: 0	S: 8	P: 8
Inning Stats	R: 0	H: 1	E: 0	LOB: 1	K: 1	BB: 0	S: 6	P: 6
Inning Stats	R: 1	H: 2	E: 0	LOB: 2	K: 1	BB: 1	S: 7	P: 11
Inning Stats	R: 4	H: 5	E: 0	LOB: 2	K: 0	BB: 1	S: 8	P: 12
Inning Stats	R: 0	H: 2	E: 0	LOB: 2	K: 1	BB: 0	S: 7	P: 7

PITCHER	IP	WLS	BF	H	R	ER	SO	BB	IBB	HBP	BLK	WP	HR	S	P	ERA	WHIP
Andy Messersmith, R ERA: 2.6 (1, 1)	6.1		31	8	6	6	8	4	0	0	0	0	1	43	59	8.53	1.895
Mike Marshall, R ERA: 1.95 (7, 1)	1.2	L	10	5	1	1	1	0	0	0	0	0	0	12	12	5.40	3.000

PITCHER	IP	WLS	BF	H	R	ER	SO	BB	IBB	HBP	BLK	WP	HR	S	P	ERA	WHIP
PITCHER	IP	WLS	BF	H	R	ER	SO	BB	IBB	HBP	BLK	WP	HR	S	P	ERA	WHIP

Los Angeles Dodgers @ San Francisco Giants
Candlestick Park, San Francisco, CA

Thu May 23 1974, 10:05 PM EDT
Att. 8,338 - Unknown

AB	37
R	7
H	13
RBI	7
BB	4
SO	9
LOB	23



WP: 0	PA: 41
PB: 0	
SB: 2	
CS: 0	

livebaseballscorecards.com

Batter	1	2	3	4	5	6	7	8	9	AB R H RBI BB SO LOB
Bobby Bonds, R OBP: 0.371, SLG: 0.494 (1, 9) X	0-0 F9 ①		0-0 1B 2B			0-3 K ②				4 1 2 2 0 1 0
Mike Phillips, L OBP: 0.294, SLG: 0.333 (1, 4) X	0-0 G3 ②		0-0 1B 1B			0-3 K ③				4 1 1 0 0 1 1
Garry Maddox, R OBP: 0.343, SLG: 0.459 (1, 8) X	0-0 HR 1B		0-0 1B 2B	0-0 F8 ①			0-0 6-3 ①			4 1 2 1 0 0 0
Steve Ontiveros, S OBP: 0.373, SLG: 0.372 (1, 5) X	0-0 HR		0-0 1B 1B	0-0 P4 ②			0-0 4-3 ②			4 2 2 3 0 0 0
Gary Matthews, R OBP: 0.313, SLG: 0.374 (1, 7) X	0-0 6-3 ③		0-0 FC5-2-5-1 1B	0-0 F8 ③			0-0 1-3 ③			4 1 0 0 0 0 2
Dave Kingman, R OBP: 0.331, SLG: 0.484 (1, 3) X		0-0 F7 ①	4-0 WP 1B BB		0-3 K ①		4-0 CS BB			2 1 0 0 2 1 0
Chris Speier, R OBP: 0.310, SLG: 0.333 (1, 6) X		4-0 BB	0-0 E6 WP 1B		0-0 6-3 ②		0-0 F9 ① ②			3 0 1 2 1 0 1
Dave Rader, L OBP: 0.349, SLG: 0.364 (1, 2) X		0-0 F8 ②	0-0 E6 WP 1B		0-0 F8 ③		4-0 FC6-4 BB			3 1 0 1 1 0 2
Tom Bradley, R OBP: 0.154, SLG: 0.125 (1, 1) X		0-3 K ③	0-0 WP 1B		0-0 F8 ①		0-0 FC6-4 ③			2 1 1 0 0 1 1
Charlie Williams, R OBP: 0.200, SLG: 0.200 (6, 1) X			1-2 E							1 0 0 0 0 0 0
Randy Moffitt, R OBP: 0.333, SLG: 0.333 (8, 1) X			1-2 E 1B							1 0 0 0 0 0 1

Inning Stats	R: 2	H: 2	E: 0	LOB: 0	K: 0	BB: 0	S: 5	R: 0	H: 0	E: 0	LOB: 1	K: 1	BB: 1	S: 5	R: 7	H: 7	E: 2	LOB: 1	K: 0	BB: 1	S: 10	R: 0	H: 0	E: 0	LOB: 0	K: 0	BB: 0	S: 3	R: 0	H: 0	E: 0	LOB: 0	K: 1	BB: 0	S: 5	R: 0	H: 0	E: 0	LOB: 0	K: 2	BB: 0	S: 7	R: 0	H: 0	E: 0	LOB: 1	K: 0	BB: 2	S: 2	R: 0	H: 0	E: 0	LOB: 0	K: 0	BB: 0	S: 3	R: 0	H: 0	E: 0	LOB: 0	K: 0	BB: 0	S: 3	R: 0	H: 0	E: 0	LOB: 1	K: 0	BB: 2	S: 10	1B: 6	SF: 0	3B: 0	DP: 0	HR: 1	HBP: 0
--------------	------	------	------	--------	------	-------	------	------	------	------	--------	------	-------	------	------	------	------	--------	------	-------	-------	------	------	------	--------	------	-------	------	------	------	------	--------	------	-------	------	------	------	------	--------	------	-------	------	------	------	------	--------	------	-------	------	------	------	------	--------	------	-------	------	------	------	------	--------	------	-------	------	------	------	------	--------	------	-------	-------	-------	-------	-------	-------	-------	--------

PITCHER	IP	WLS	BF	H	R	ER	SO	BB	IBB	HBP	BLK	WP	HR	S	P	ERA	WHIP
Don Sutton, R ERA: 3.43 (1, 1)	2.1	L	16	7	8	8	1	2	0	0	0	0	1	16	24	30.86	3.857
Geoff Zahn, L ERA: 2.25 (3, 1)	2.2		10	2	1	0	1	0	0	0	0	2	0	12	12	0.00	0.750
Charlie Hough, R ERA: 1.71 (6, 1)	2.0		6	0	0	0	2	0	0	0	0	0	0	10	10	0.00	0.000
Mike Marshall, R ERA: 1.92 (8, 1)	1.0		4	0	0	0	0	2	0	0	0	0	0	2	10	0.00	2.000

BOTTOM

Los Angeles Dodgers @ San Francisco Giants
Candlestick Park, San Francisco, CA

Fri May 24 1974, 10:05 PM EDT
Att. 16,860 - Unknown

livebaseballscorecards.com

AB	32
R	9
H	9
RBI	9
BB	4
SO	4
LOB	8

GIANTS

WP: 2	PA: 36
PB: 0	
SB: 0	
CS: 1	


Batter	1	2	3	4	5	6	7	8	9	AB R H RBI BB SO LOB	TOP											
Rick Auerbach, R (1, 4) OBP: 0.300, SLG: 0.600	0-0 E5 1B 1B	0-0 HR	0-0 G3			0-0 P4		0-3 K		5 1 1 1 0 1 0												
Tom Paciorek, R (1, 7) OBP: 0.282, SLG: 0.369	0-0 1B 1-2 2B 1B	0-0 5-3			0-3 K	4-0 CS BB		0-0 F8	0-0 F8	4 1 1 0 1 1 0												
Jimmy Wynn, R (1, 8) OBP: 0.448, SLG: 0.682	0-0 2B 1-3 2-H 2B 1B	0-0 1B 1B			0-0 F8	0-0 CS 1-2	0-0 F2	0-0 1B 1B	0-0 1B 1B	5 2 3 0 0 0 0												
Steve Garvey, R (1, 3) OBP: 0.359, SLG: 0.592	0-0 2B 1-3 3-H 2B	0-0 1B 1B			0-3 K		0-0 HR	0-0 1B	0-0 1B	5 2 4 2 0 1 0												
Joe Ferguson, R (1, 2) OBP: 0.380, SLG: 0.381	4-0 2B FC3-2 BB	0-0 1B 1-2 2-H 1B			0-3 K		0-0 6-3	0-0 F7	0-0 F7	4 0 1 1 1 1 2												
Ron Cey, R (1, 5) OBP: 0.372, SLG: 0.376	0-0 FC3-2 1-3 2-H 3-H HR 2B	0-0 F3			0-3 K		4-0 BB	0-0 F8	0-0 F8	4 1 1 2 1 1 4												
Willie Crawford, L (1, 9) OBP: 0.388, SLG: 0.414	0-0 FC3-2 HR	0-3 K			0-0 1B		0-0 F9			4 1 1 0 0 1 5												
Bill Russell, R (1, 6) OBP: 0.341, SLG: 0.436	0-0 1-H 3-H HR		0-3 K		0-3 K			0-0 P6		4 1 1 3 0 2 1												
Tommy John, R (1, 1) OBP: 0.148, SLG: 0.222	0-0 F3		0-3 K			0-0 6-3		0-0 6-3		4 0 0 0 0 1 0												
Inning Stats	R: 6 E: 1 K: 0 S: 8	H: 5 LOB: 0 BB: 1 P: 12	R: 2 E: 0 K: 1 S: 9	H: 4 LOB: 2 BB: 0 P: 9	R: 0 E: 0 K: 2 S: 7	H: 0 LOB: 0 BB: 0 P: 7	R: 0 E: 0 K: 2 S: 7	H: 0 LOB: 0 BB: 0 P: 7	R: 0 E: 0 K: 3 S: 10	H: 1 LOB: 1 BB: 0 P: 10	R: 0 E: 0 K: 0 S: 2	H: 0 LOB: 0 BB: 1 P: 6	R: 1 E: 0 K: 0 S: 4	H: 1 LOB: 1 BB: 1 P: 8	R: 0 E: 0 K: 1 S: 5	H: 0 LOB: 0 BB: 0 P: 5	R: 0 E: 0 K: 0 S: 5	H: 2 LOB: 2 BB: 0 P: 5	1B: 8 2B: 2 3B: 0 HR: 3	SF: 0 SAC: 0 DP: 0 HBP: 0	WP: 0 PB: 0 SB: 0 CS: 1	PA: 43
PITCHER	IP WLS BF H R ER SO BB IBB HBP BLK WP HR S P ERA WHIP																					
Ron Bryant, L (1, 1) ERA: 9.72	0.2 L 8 5 6 6 0 1 0 0 0 0 0 1 7 11 81.00 9.000																					
Jim Willoughby, R (1, 1) ERA: 4.97	0.2 6 4 2 2 0 0 0 0 0 0 0 1 6 6 27.00 6.000																					
John D'Acquisto, R (2, 1) ERA: 3.89	3.2 12 1 0 0 8 0 0 0 0 0 0 0 28 28 0.00 0.273																					
Elias Sosa, R (6, 1) ERA: 1.93	2.0 8 1 1 1 0 2 0 0 0 0 0 1 6 14 4.50 1.500																					
Don McMahon, R (8, 1) ERA:	2.0 8 2 0 0 1 0 0 0 0 0 0 0 10 10 0.00 1.000																					


Los Angeles Dodgers @ San Francisco Giants
 Candlestick Park, San Francisco, CA
 Sat May 25 1974, 6:33 AM EDT
 Att: 16,392 - Unknown

livebaseballscorecards.com

AB	39
R	9
H	13
RBI	9
BB	3
SO	9
LOB	12



Batter	1	2	3	4	5	6	7	8	9	AB R H RBI BB SO LOB	TOP														
Bill Russell, R (1, 6) OBP: 0.346, SLG: 0.440	0-0 6-3	0-0 1-2 1B	0-0 1-3			4-0 BB		0-0 K2-3 2B 2B	0-0 5-3	5 1 2 0 1 0 2	<p>Los Angeles Dodgers @ San Francisco Giants Candlestick Park, San Francisco, CA</p> <p>Sun May 26 1974, 6:33 AM EDT Att. 22,526 - Unknown</p> <p>livebaseballscorecards.com</p> <table border="1"> <tr><td>AB</td><td>39</td></tr> <tr><td>R</td><td>9</td></tr> <tr><td>H</td><td>12</td></tr> <tr><td>RBI</td><td>8</td></tr> <tr><td>BB</td><td>5</td></tr> <tr><td>SO</td><td>4</td></tr> <tr><td>LOB</td><td>18</td></tr> </table> 	AB	39	R	9	H	12	RBI	8	BB	5	SO	4	LOB	18
AB	39																								
R	9																								
H	12																								
RBI	8																								
BB	5																								
SO	4																								
LOB	18																								
Bill Buckner, L (1, 7) OBP: 0.361, SLG: 0.404	0-0 1B E 1B	0-0 4-3		0-0 G3		0-0 F8		0-3 K2-3 2-3	0-0 F8	6 1 1 0 0 1 4															
Jimmy Wynn, R (1, 8) OBP: 0.442, SLG: 0.667	0-0 E 1-2 SF7 1B		0-0 F7	0-3 K		0-0 F8		0-0 6-3		5 1 1 0 0 1 2															
Steve Garvey, R (1, 3) OBP: 0.355, SLG: 0.580	0-0 E4 1-3 2-H		0-0 5-3	0-3 K			0-0 F8	1-0 2B 1B HBP		4 1 0 0 0 1 1															
Willie Crawford, L (1, 9) OBP: 0.393, SLG: 0.422	0-0 SF7 3-H		4-0 2B 1B BB		0-0 F9		4-0 1B SF8 BB	0-0 1-3 1B 2B		2 3 1 2 2 0 0															
Joe Ferguson, R (1, 2) OBP: 0.397, SLG: 0.412	0-0 4-3		0-0 1B 2B		0-0		0-0 BB 1B	0-0 1B 1B		5 1 4 2 0 0 1															
Ron Cey, R (1, 5) OBP: 0.373, SLG: 0.375		0-0 E6 FC6-4	4-0 1B 1B IBB		0-0 F8		0-0 SF8	0-0 1-2 1B		3 1 1 1 1 0 1															
Ken McMullen, R (1, 4) OBP: 0.333, SLG: 0.500		0-0 F2	0-0 E 1B 1B		0-0 G3		4-0 3-H BB	0-0 P4		3 0 1 2 1 0 2															
Manny Mota, R (8, PH) OBP: 0.448, SLG: 0.476			1-3 2-H 3-H							1 0 0 0 0 0 2															
Davey Lopes, R (8, 4) OBP: 0.316, SLG: 0.237										0 0 0 0 0 0 0															
Doug Rau, L (1, 1) OBP: 0.200, SLG: 0.111		0-0 FC6-4 1-2f	0-0 E4 1B			0-3 K			0-0 P4	3 0 1 1 0 1 1															
Mike Marshall, R (6, 1)			1-3 3-H				0-0 4-3			2 0 0 0 0 0 2															
Inning Stats	R: 2 E: 1 K: 0 S: 6	H: 2 LOB: 1 BB: 0 P: 6	R: 0 E: 1 K: 0 S: 5	H: 1 LOB: 2 BB: 0 P: 5	R: 3 E: 1 K: 0 S: 6	H: 3 LOB: 2 BB: 2 P: 14	R: 0 E: 0 K: 2 S: 7	H: 0 LOB: 0 BB: 0 P: 7	R: 0 E: 0 K: 0 S: 4	H: 1 LOB: 1 BB: 0 P: 4	R: 0 E: 0 K: 1 S: 5	H: 0 LOB: 1 BB: 1 P: 9	R: 1 E: 0 K: 0 S: 4	H: 1 LOB: 2 BB: 2 P: 12	R: 3 E: 0 K: 1 S: 9	H: 4 LOB: 2 BB: 0 P: 10	R: 0 E: 0 K: 0 S: 3	H: 0 LOB: 0 BB: 0 P: 3	1B: 9 2B: 3 3B: 0 HR: 0	SF: 2 SAC: 0 DP: 0 HBP: 1	WP: 0 PB: 0 SB: 0 CS: 0	PA: 47			
PITCHER	IP WLS BF H R ER SO BB IBB HBP BLK WP HR S P ERA WHIP	IP WLS BF H R ER SO BB IBB HBP BLK WP HR S P ERA WHIP											IP WLS BF H R ER SO BB IBB HBP BLK WP HR S P ERA WHIP												
Jim Barr, R (1, 1) ERA: 3.62	2.2 L 18 6 5 3 0 1 1 0 0 0 0 0 16 24 10.12 2.625	3.1 1 8 1 0 0 2 0 0 0 0 0 0 12 12 0.00 0.429	6.1 0 4 0 0 0 1 1 0 0 0 0 0 5 9 0.00 1.000	7.1 1 3 1 1 1 0 1 0 0 0 0 0 2 6 27.00 6.000	7.1 0 3 0 0 0 0 1 0 0 0 0 0 2 6 0.00 1.500											8.1 0 2.0 11 4 3 3 1 0 0 1 0 0 0 12 13 13.50 2.000									
Charlie Williams, R (3, 1) ERA: 1.86																									
Elias Sosa, R (6, 1) ERA: 1.87																									
Ron Bryant, L (7, 1) ERA: 9.95																									
Don McMahon, R (7, 1) ERA:																									

Batter	1	2	3	4	5	6	7	8	9	AB R H RBI BB SO LOB	TOP									
Bobby Bonds, R (1, 9) OBP: 0.380, SLG: 0.492	0-0 WP S FC3-2 1B		0-0 FC6-4 1B		0-3 K		0-0 1B		0-0 1B	5 0 4 0 0 1 0										
Tito Fuentes, S (1, 4) OBP: 0.257, SLG: 0.232	0-0 F7		0-0 FC6-4 2B 1-2f		0-0 5-3		0-0 1B		0-3 K	5 0 1 0 0 1 4										
Garry Maddox, R (1, 8) OBP: 0.339, SLG: 0.466	0-0 FC3-2 1B 1-H		0-0 2B		0-0 1-3		0-0 F9		0-0 1B 1-3 2-H	5 1 2 1 0 0 3										
Steve Ontiveros, S (1, 5) OBP: 0.377, SLG: 0.373	0-0 1B		0-3 K		0-0 G5-4-3 1B		0-0 1-3		0-0 F8	5 1 2 0 0 1 4										
Gary Matthews, R (1, 7) OBP: 0.332, SLG: 0.380	0-0 CS 1B 2-H 3-H		4-0 1B BB		0-0 G5-4-3 1-2f		0-0 G6-4-3 BB			2 0 1 2 2 0 1										
Chris Speier, R (1, 6) OBP: 0.316, SLG: 0.351	0-0 CS 1-2	0-0 F7	0-0 1B		0-0 1B		0-0 G6-4-3 1-2f			4 0 2 0 0 0 1										
Dave Kingman, R (1, 3) OBP: 0.329, SLG: 0.466		0-0 P3		0-3 K		0-0 5-3			0-0 1B 3B	3 0 0 0 0 1 1	AB 38									
Charlie Williams, R (6, 1) OBP: 0.167, SLG: 0.167										0 0 0 0 0 0 0	R 4									
Jim Willoughby, R (6, 1) OBP: 0.100, SLG: 0.200										0 0 0 0 0 0 0	H 15									
Don McMahon, R (7, 1) OBP: 0.100, SLG: 0.200										0 0 0 0 0 0 0	RBI 4									
Chris Arnold, R (9, PH) OBP: 0.289, SLG: 0.353										1 1 1 0 0 0 0	BB 2									
John Boccabella, R (1, 2) OBP: 0.172, SLG: 0.143		0-0 1B		0-0 L7		0-0 5-3		0-0 5-3	0-0 1B 1B	4 1 2 1 0 0 0	SO 5									
Mike Caldwell, R (1, 1) OBP: 0.200, SLG: 0.143			0-3 K		0-0 F3		0-0 6-3		0-0 F8	2 0 0 0 0 1 1	LOB 16									
Ed Goodson, L (6, 3) OBP: 0.349, SLG: 0.400										2 0 0 0 0 0 1										
Inning Stats	R: 2 E: 0 K: 0 S: 5	H: 3 LOB: 0 BB: 0 P: 5	R: 0 E: 0 K: 1 S: 6	H: 1 LOB: 1 BB: 0 P: 6	R: 0 E: 0 K: 1 S: 7	H: 3 LOB: 3 BB: 1 P: 11	R: 0 E: 0 K: 1 S: 5	H: 0 LOB: 0 BB: 0 P: 5	R: 0 E: 0 K: 1 S: 5	H: 2 LOB: 1 BB: 0 P: 4	R: 0 E: 0 K: 0 S: 5	H: 2 LOB: 2 BB: 0 P: 5	R: 0 E: 0 K: 0 S: 2	H: 0 LOB: 0 BB: 1 P: 6	R: 2 E: 0 K: 1 S: 9	H: 4 LOB: 2 BB: 0 P: 9	1B: 13 2B: 1 3B: 1 HR: 0	SF: 0 SAC: 0 DP: 2 HBP: 0	WP: 1 PB: 0 SB: 1 CS: 1	PA: 41
PITCHER Ken Frailing, L (1, 1) ERA: 4.19	IP 9.0 WLS W BF 40 H 15 R 4 ER 4 SO 5 BB 2 IBB 0 HBP 0 BLK 0 WP 1 HR 0 S 48 P 56 ERA 4.00 WHIP 1.889																			PITCHER IP WLS BF H R ER SO BB IBB HBP BLK WP HR S P ERA WHIP

San Francisco Giants @ Chicago Cubs
Wrigley Field, Chicago, IL
 Mon May 27 1974, 3:33 AM CDT
 Att. 18,161 - Sunny

livebaseballscorecards.com

Batter	1	2	3	4	5	6	7	8	9	AB R H RBI BB SO LOB	TOP											
Bobby Bonds, R (1, 9) OBP: 0.385, SLG: 0.508	0-3 K	0-0 G1 S 1B		4-0 PO BB			0-0 HR		0-0 F7	4 1 2 1 1 1 1												
Tito Fuentes, S (1, 4) OBP: 0.256, SLG: 0.233	0-0 G3 1B 2B 1B	0-0 G1		0-0 PO	0-0 P6		0-3 K			4 1 1 0 0 1 1												
Garry Maddox, R (1, 8) OBP: 0.338, SLG: 0.462	0-0 G3 1B 2B 1B	0-0 P6			0-3 K		0-0 F7			4 1 1 0 0 1 1												
Ed Goodson, L (1, 3) OBP: 0.340, SLG: 0.386 Dave Kingman, R (8, 3) OBP: 0.329, SLG: 0.466	0-0 G3	0-0 G3			0-0 F7			0-0 G5-4-3 1B		4 0 1 0 0 0 3 0 0 0 0 0 0 0												
Steve Ontiveros, S (1, 5) OBP: 0.374, SLG: 0.367	4-0 2B 1B BB		0-0 3-1			0-0 F9		0-0 G5-4-3		3 1 0 0 1 0 1												
Gary Thomasson, L (1, 7) OBP: 0.362, SLG: 0.347	0-0 1B 2B		0-0 G3-6 1B			0-0 F9		0-0 4-3		4 1 2 2 0 0 0												
Mike Phillips, L (1, 6) OBP: 0.286, SLG: 0.315	4-0 1B BB		0-0 G3-6			0-0 1B			0-0 F5	3 0 1 0 1 0 1												
Dave Rader, L (1, 2) OBP: 0.338, SLG: 0.350	0-0 1B		0-0 G3			0-0 3-1			0-0 P5	4 0 1 2 0 0 1												
John D'Acquisto, R (1, 1) OBP: 0.167, SLG: 0.125 Randy Moffitt, R (8, 1) OBP: 0.333, SLG: 0.333 Gary Matthews, R (8, 7) OBP: 0.335, SLG: 0.383	0-0 4-3		0-0 5-3			0-3 K			0-0 1B	3 0 0 0 0 1 2 0 0 0 0 0 0 0 1 0 1 0 0 0 0												
Inning Stats	R: 4 E: 0 K: 1 S: 9	H: 4 LOB: 2 BB: 2 P: 17	R: 0 E: 0 K: 0 S: 4	H: 1 LOB: 1 BB: 0 P: 4	R: 0 E: 0 K: 0 S: 3	H: 1 LOB: 0 BB: 0 P: 3	R: 0 E: 0 K: 0 S: 2	H: 0 LOB: 0 BB: 1 P: 6	R: 0 E: 0 K: 1 S: 5	H: 0 LOB: 0 BB: 0 P: 5	R: 0 E: 0 K: 0 S: 4	H: 1 LOB: 1 BB: 0 P: 4	R: 1 E: 0 K: 2 S: 8	H: 1 LOB: 0 BB: 0 P: 8	R: 0 E: 0 K: 0 S: 3	H: 1 LOB: 0 BB: 0 P: 3	R: 0 E: 0 K: 0 S: 4	H: 1 LOB: 1 BB: 0 P: 4	1B: 8 2B: 1 3B: 0 HR: 1	SF: 0 SAC: 0 DP: 2 HBP: 0	WP: 0 PB: 0 SB: 1 CS: 0	PA: 38
PITCHER	IP WLS BF H R ER SO BB IBB HBP BLK WP HR S P ERA WHIP																					
Rick Reuschel, R (1, 1) ERA: 4.65	8.0 L 33 9 5 5 4 3 0 0 0 0 0 1 38 50 5.62 1.500																					
Horacio Pina, R (9, 1) ERA: 2.28	1.0 4 1 0 0 0 0 0 0 0 0 0 0 4 4 0.00 1.000																					

San Francisco Giants @ Chicago Cubs
 Wrigley Field, Chicago, IL
 Wed May 29 1974, 3:33 AM CDT
 Att. 8,632 - Unknown

livebaseballscorecards.com

AB 34
R 5
H 10
RBI 5
BB 3
SO 4
LOB 11



Batter	1	2	3	4	5	6	7	8	9	AB	R	H	RBI	BB	SO	LOB
Matt Alexander, S OBP: 0.375, SLG: 0.313 (1, 5)	0-3 K	4-0 1-2 BB		4-0 S BB		0-0 F8		0-0 FC3-2		3	0	0	0	2	1	2
Don Kessinger, S OBP: 0.369, SLG: 0.359 (1, 6)	0-3 K	0-0 F8		0-0 F7			0-0 G6-4-3 1B	0-0 F8		5	0	1	0	0	1	5
Billy Williams, L OBP: 0.400, SLG: 0.483 (1, 3)	0-0 WP 1B		0-0 1B	0-0 L8			0-0 P4		0-0 FC6-2 1B	5	1	3	0	0	0	2
Jose Cardenal, R OBP: 0.348, SLG: 0.419 (1, 9)	0-0 1-2 WP 1B		0-0 1B		0-0 L6		0-0 G6-4-3		0-0 FC6-2 1B	5	1	3	0	0	0	1
Rick Monday, L OBP: 0.419, SLG: 0.462 (1, 8)	4-0 1-2 2-3 BB		0-0 FC6-4 1B		0-0 P6			0-0 FC5-2 1B	0-0 FC4-2 FC6-2 1B	4	0	3	1	1	0	0
Jerry Morales, R OBP: 0.318, SLG: 0.399 (1, 7)	0-0 F2		0-0 FC6-4		0-0 1B			0-0 BB FC5-2 1B	0-0 FC6-2 FC4-2	5	1	2	1	0	0	7
George Mitterwald, R OBP: 0.261, SLG: 0.285 Gonzalo Marquez, L (8, PH) Horacio Pina, R (9, 1) Carmen Fanzone, R OBP: 0.351, SLG: 0.367 (9, PH)		0-0 F8	0-0 FC6-4		0-0 4-3			0-0 FC5-2 BB 1B	0-0 FC4-2	3	0	0	0	0	0	2
Dave Rosello, R OBP: 0.230, SLG: 0.246 Vic Harris, S OBP: 0.288, SLG: 0.230 (8, PH) (9, 4)		4-0 BB BB	0-0 P4		0-0 F8			4-0 1B FC3-2 BB	0-0 F7	2	0	0	0	1	0	1
Rick Reuschel, R OBP: 0.167, SLG: 0.250 Chris Ward, L OBP: 0.361, SLG: 0.313 Tom Lundstedt, S OBP: 0.217, SLG: 0.053 (8, PH) (9, 2)		0-3 K		0-0 5-3		0-3 K		0-0 FC3-2 1B		3	0	0	0	0	2	1


Inning Stats	R: 0	H: 2	E: 0	K: 2	S: 9	LOB: 3	BB: 1	P: 13									
John D'Acquisto, R ERA: 4.06 (1, 1)	IP: 7.0	WLS: W	BF: 33	H: 9	R: 4	ER: 4	SO: 4	BB: 4	IBB: 0	HBP: 0	BLK: 0	WP: 1	HR: 0	S: 37	P: 53	ERA: 5.14	WHIP: 1.857
Randy Moffitt, R ERA: 2.72 (8, 1)	IP: 2.0	WLS: S	BF: 11	H: 4	R: 0	ER: 0	SO: 0	BB: 1	IBB: 0	HBP: 0	BLK: 0	WP: 0	HR: 0	S: 10	P: 14	ERA: 0.00	WHIP: 2.500

BOTTOM

San Francisco Giants @ Chicago Cubs
Wrigley Field, Chicago, IL
Wed May 29 1974, 3:33 AM CDT
Att. 8,632 - Unknown

AB	39
R	4
H	13
RBI	4
BB	5
SO	4
LOB	29

WP: 1 PA: 44
PB: 0
SB: 1
CS: 0



livebaseballscorecards.com

Batter	1	2	3	4	5	6	7	8	9	AB R H RBI BB SO LOB	TOP													
Bobby Bonds, R OBP: 0.381, SLG: 0.500 (1, 9) X	0-0 4-3 BLK 1B	0-0 FC6-5 E S 2-H 1B		X 0-0 F9		X 0-0 5-3		0-0 K		5 1 1 0 0 1 4														
Tito Fuentes, S OBP: 0.265, SLG: 0.244 (1, 4) X	0-0 4-3 1-3	0-0 E4 1-3		0-3 K		X 0-0 1B		X 0-0 G1-6-3 1B		5 0 2 1 0 1 3														
Garry Maddox, R OBP: 0.339, SLG: 0.461 (1, 8) X	0-0 WP 2B 1B	0-0 F8		X 0-0 FC5-4 1B		X 0-0 6-3		X 0-0 F9		5 1 2 1 0 0 4														
Ed Goodson, L OBP: 0.346, SLG: 0.388 (1, 3) X	0-0 2B 1-2 1B		X 0-0 FC1-6 BB 1B		X 0-0 FC5-4 1B		X 0-0 F7		X 0-0 G1-6-3		5 0 2 0 0 0 2													
Steve Ontiveros, S OBP: 0.381, SLG: 0.368 (1, 5) S S S	0-3 K		B B B B 4-0 FC1-6 1-2 BB 1B		X 0-0 1-2 1B		B B B B 4-0 G4-3-6 BB			2 0 1 0 2 1 2														
Gary Thomasson, L OBP: 0.355, SLG: 0.358 (1, 7) X	0-0 1-3 2-H 2B		X 0-0 FC1-6 1-2f 2-3		S S S S 0-3 K		X 0-0 G4-3-6			4 0 1 1 0 1 5														
Mike Phillips, L OBP: 0.284, SLG: 0.306 (1, 6) X	0-0 1-3		S S S S 0-3 K		S S S S 0-3 K		B B B B 4-0 FC1-6 BB			3 0 0 0 1 2 5														
Dave Rader, L OBP: 0.361, SLG: 0.365 (1, 2) B B B B		4-0 SH5-4 FC6-5 BB		X 0-0 FC1-6 1B		X 0-0 SH1-4 1B		X 0-0 FC1-6		3 1 2 0 1 0 1														
Tom Bradley, R OBP: 0.148, SLG: 0.120 (1, 1)		0-0 SH5-4		X 0-0 FC1-6		X 0-0 SH1-4		0-3 K		1 0 0 0 0 0 1														
Gary Matthews, R OBP: 0.333, SLG: 0.381 (8, PH)				1-2f						1 0 0 0 0 1 1														
Elias Sosa, R OBP: 0.167, SLG: 0.167 (8, 1)										0 0 0 0 0 0 0														
Inning Stats	R: 2 E: 0 K: 1 S: 9	H: 4 LOB: 2 BB: 0 P: 9	R: 0 E: 1 K: 0 S: 4	H: 0 LOB: 2 BB: 1 P: 8	R: 0 E: 0 K: 1 S: 5	H: 1 LOB: 1 BB: 1 P: 9	R: 0 E: 0 K: 1 S: 6	H: 1 LOB: 1 BB: 0 P: 6	R: 0 E: 0 K: 2 S: 9	H: 2 LOB: 2 BB: 0 P: 9	R: 1 E: 0 K: 0 S: 5	H: 2 LOB: 1 BB: 0 P: 5	R: 0 E: 0 K: 0 S: 2	H: 0 LOB: 0 BB: 1 P: 6	R: 0 E: 0 K: 2 S: 7	H: 0 LOB: 1 BB: 1 P: 11	R: 0 E: 0 K: 0 S: 3	H: 1 LOB: 0 BB: 0 P: 3	1B: 10 2B: 1 3B: 0 HR: 0	SF: 0 SAC: 2 DP: 2 HBP: 0	WP: 1 PB: 0 SB: 1 CS: 0	PA: 40		
PITCHER Bill Bonham, R ERA: 4.4 (1, 1)	IP 9.0	WLS W	BF 40	H 11	R 3	ER 3	SO 7	BB 4	IBB 0	HBP 0	BLK 1	WP 1	HR 0	S 50	P 66	ERA 3.00	WHIP 1.667							

San Francisco Giants @ Chicago Cubs
Wrigley Field, Chicago, IL
Thu May 30 1974, 3:33 AM CDT
Att. 12,630 - Unknown - 58 F

AB	34
R	3
H	11
RBI	3
BB	4
SO	7
LOB	28



WP	1	PA	40
PB	0		
SB	1		
CS	0		

livebaseballscorecards.com

Batter	1	2	3	4	5	6	7	8	9
Matt Alexander, S OBP: 0.341, SLG: 0.278 (1, 5) X	0-0 4-3		0-0 G3		0-3 K		0-3 K		
Don Kessinger, S OBP: 0.366, SLG: 0.352 (1, 6) X	0-0 P7		0-0 6-3			4-0 1B SF7 BB		0-0 F7	
Billy Williams, L OBP: 0.402, SLG: 0.497 (1, 3) X	0-0 PB S 2B			0-0 SH1 6-3 2B		0-0 F7		0-3 K	
Jose Cardenal, R OBP: 0.360, SLG: 0.427 (1, 9) B B B B	4-0 S BB			0-0 SH1 2-3 BB		0-0 1B S 1B		0-0 BB 2B 1B	
Rick Monday, L OBP: 0.415, SLG: 0.455 (1, 8) X	0-0 P5 1-2 3-H			0-0 6-3 3-H		0-0 SF7 3-H		4-0 BB 2B BB	
Jerry Morales, R OBP: 0.322, SLG: 0.408 (1, 7) X		0-0 P5		0-0 F3		0-0 1B 1-3		0-0 2B 1-H 2-H	
Dave Rosello, R OBP: 0.231, SLG: 0.262 (1, 4) S S S S		0-3 K			0-0 E4 2B	0-0 4-3		0-0 F8	
Tom Lundstedt, S OBP: 0.200, SLG: 0.048 (1, 2) X		0-0 F7			0-0 F7		0-0 F9		
Vic Harris, S OBP: 0.296, SLG: 0.228 (7, PH)									
George Mittenwald, R OBP: 0.261, SLG: 0.285 (8, 2)									
Bill Bonham, R OBP: 0.188, SLG: 0.188 (1, 1) S S S S			0-3 K		0-3 K		0-3 K		


AB	R	H	RBI	BB	SO	LOB
4	0	0	0	0	2	1
3	1	0	0	1	0	0
4	2	2	0	0	1	1
2	1	2	0	1	0	0
2	1	0	2	1	0	1
4	0	2	2	0	0	0
4	0	1	0	0	1	3
2	0	0	0	0	0	1
1	0	0	0	0	0	0
0	0	0	0	0	0	0
3	0	0	0	0	3	1

BOTTOM

San Francisco Giants @ Chicago Cubs
Wrigley Field, Chicago, IL
Thu May 30 1974, 3:33 AM CDT
Att: 12,630 - Unknown - 58 F

livebaseballscorecards.com

AB	29
R	5
H	7
RBI	4
BB	3
SO	7
LOB	8



WP: 0	PA: 34
PB: 1	
SB: 3	
CS: 0	

Inning Stats	R: 1	H: 1	E: 0	LOB: 1	K: 0	BB: 1	S: 4	P: 8
	R: 0	H: 0	E: 0	LOB: 0	K: 1	BB: 0	S: 5	P: 5
	R: 0	H: 0	E: 0	LOB: 0	K: 1	BB: 0	S: 5	P: 5
	R: 1	H: 1	E: 0	LOB: 0	K: 0	BB: 0	S: 4	P: 4
	R: 0	H: 1	E: 1	LOB: 1	K: 2	BB: 0	S: 8	P: 8
	R: 1	H: 2	E: 0	LOB: 2	K: 0	BB: 1	S: 5	P: 9
	R: 0	H: 0	E: 0	LOB: 0	K: 2	BB: 0	S: 7	P: 7
	R: 2	H: 2	E: 0	LOB: 1	K: 1	BB: 1	S: 7	P: 11

1B:	2B:	3B:	HR:	SF:	SAC:	DP:	HBP:
3	4	0	0	1	0	0	0

PITCHER	IP	WLS	BF	H	R	ER	SO	BB	IBB	HBP	BLK	WP	HR	S	P	ERA	WHIP
Tom Bradley, R ERA: 3.98 (1, 1)	7.0		28	5	3	2	6	2	0	0	0	0	0	38	46	2.57	1.000
Elias Sosa, R ERA: 2.34 (8, 1)	1.0	L	6	2	2	2	1	1	0	0	0	0	0	7	11	18.00	3.000

Batter	1	2	3	4	5	6	7	8	9	AB	R	H	RBI	BB	SO	LOB	TOP										
Bobby Bonds, R (1, 9) OBP: 0.381, SLG: 0.503	0-3 K		0-0 5-3			0-0 F8 2B		0-0 B5-3	0-0 1B	5	1	2	1	0	1	0											
Tito Fuentes, S (1, 4) OBP: 0.250, SLG: 0.229	0-0 1-3			0-0 4-3		0-0 F8 2-3		0-0 4-3	0-0 F9	5	0	0	0	0	0	3											
Garry Maddox, R (1, 8) OBP: 0.346, SLG: 0.473	4-0 CS BB			0-0 2-3 1B 2B		0-0 2B		0-0 F8		3	1	2	1	1	0	0											
Ed Goodson, L (1, 3) Dave Kingman, R (9, 3) OBP: 0.329, SLG: 0.466	0-0 CS 1-2	0-0 HR		0-0 2-3 2-3		0-0 IBB G4-6-3		0-0 F8	0-0 F8	3	1	1	1	1	0	1											
Steve Ontiveros, S (1, 5) OBP: 0.384, SLG: 0.368			0-0 F8		0-0 1B 3-H	0-0 G4-6-3 1-2f			4-0 1B BB	3	1	1	1	1	0	2											
Chris Speier, R (1, 6) OBP: 0.314, SLG: 0.349			0-0 F9		0-0 4-3		0-0 F7		0-0 1B 1-2 1B	4	1	1	0	0	0	1											
Gary Thomasson, L (1, 7) OBP: 0.379, SLG: 0.375					0-0 F8		0-0 1B 1B		0-0 1B 1-2 2-H 1B	3	1	2	1	1	0	0											
John Boccabella, R (1, 2) Dave Rader, L (9, PH) OBP: 0.370, SLG: 0.375			0-0 CS 1-2	0-3 K		0-0 P5		0-0 1B 1-3 1B	0-0 1B 1-2 2-H 1B	3	0	1	0	0	1	0											
Ron Bryant, S (1, 1) Mike Phillips, L (7, PH) Randy Moffitt, R (7, 1) OBP: 0.250, SLG: 0.250			0-0 3-1		0-0 F8		0-0 P5		0-3 K	2	0	0	0	0	0	0											
Inning Stats	R: 0 E: 0 K: 1 S: 4	H: 0 LOB: 0 BB: 1 P: 8	R: 1 E: 0 K: 0 S: 3	H: 1 LOB: 0 BB: 1 P: 7	R: 0 E: 0 K: 1 S: 5	H: 0 LOB: 0 BB: 0 P: 5	R: 1 E: 0 K: 0 S: 5	H: 2 LOB: 1 BB: 0 P: 5	R: 0 E: 0 K: 0 S: 3	H: 0 LOB: 0 BB: 0 P: 3	R: 1 E: 0 K: 0 S: 4	H: 2 LOB: 1 BB: 1 P: 8	R: 0 E: 0 K: 0 S: 4	H: 2 LOB: 1 BB: 0 P: 4	R: 0 E: 0 K: 0 S: 3	H: 0 LOB: 0 BB: 0 P: 3	R: 3 E: 0 K: 1 S: 9	H: 4 LOB: 2 BB: 1 P: 13	1B: 7 2B: 3 3B: 0 HR: 1	SF: 0 SAC: 0 DP: 1 HBP: 0	WP: 0 PB: 0 SB: 0 CS: 2	PA: 40					
PITCHER	IP	WLS	BF	H	R	ER	SO	BB	IBB	HBP	BLK	WP	HR	S	P	ERA	WHIP										
Ron Schueler, R (1, 1) ERA: 3.22	7.0	L	27	7	3	3	2	2	1	0	0	0	1	28	40	3.86	1.286										
Wayne Twitchell, R (8, 1) ERA: 8.1	1.1		7	2	3	3	0	1	0	0	0	0	0	6	10	20.25	2.250										
Mac Scarce, L (9, 1) ERA: 4.33	0.1		2	1	0	0	1	0	0	0	0	0	0	4	4	0.00	3.000										
Eddie Watt, R (9, 1) ERA: 3.5	0.1		2	1	0	0	0	0	0	0	0	0	0	2	2	0.00	3.000										

San Francisco Giants @ Philadelphia Phillies
Veterans Stadium, Philadelphia, PA
Fri May 31 1974, 7:05 PM EDT
Att. 23,513 - Unknown

livebaseballscorecards.com

AB	34
R	6
H	11
RBI	6
BB	4
SO	3
LOB	10



Batter	1	2	3	4	5	6	7	8	9	AB	R	H	RBI	BB	SO	LOB
Dave Cash, R OBP: 0.356, SLG: 0.386 (1, 4)	0-0 F8		0-0 SH1-3 SF8 2B		0-3 K		0-0 P4			4	1	1	0	0	1	3
Larry Bowa, S OBP: 0.295, SLG: 0.357 (1, 6)	0-0 3B 1B		0-0 SH1-3		0-0 FC6-4			0-0 F5		3	1	1	0	0	0	2
Mike Schmidt, R OBP: 0.387, SLG: 0.471 (1, 5)	0-0 F8		0-0 SF8		0-3 K			0-0 E6 WP 1B		3	0	0	1	0	1	3
Greg Luzinski, R OBP: 0.325, SLG: 0.404 (1, 7)	0-0 1-H 3B		0-3 K		0-0 F3			0-0 WP 1B		4	0	2	1	0	1	0
Bill Robinson, R OBP: 0.300, SLG: 0.365 (1, 8) (9, 9)	0-3 K			0-0 5-3		0-3 K		0-0 F7 1-2 2-3		4	0	0	0	0	2	3
Mike Anderson, R OBP: 0.314, SLG: 0.379 Del Unser, L OBP: 0.386, SLG: 0.429 (1, 9) (8, PH) (9, 8)		0-3 K		0-0 L1		0-0 5-3		0-0 4-3		3	0	0	0	0	1	0
Willie Montanez, L OBP: 0.261, SLG: 0.311 (1, 3)		4-0 BB		0-0 4-3			0-0 4-3 SH3 1B		0-3 K	3	0	1	0	1	1	0
Bob Boone, R OBP: 0.308, SLG: 0.318 (1, 2)		0-0 F9			0-0 FC6-4 1B 1B		0-0 SH3		0-0 F8	3	0	1	0	0	0	1
Ron Schueler, R OBP: 0.125, SLG: 0.125 Tom Hutton, L OBP: 0.283, SLG: 0.368 Wayne Twitchell, R Mac Scarce, L Eddie Watt, R Billy Grabarkewitz, R OBP: 0.300, SLG: 0.500 (1, 1) (7, PH) (8, 1) (9, 1) (9, 1) (9, PH)		0-0 4-3			0-0 FC6-4 1B		0-0 4-3		0-0 F7	2	0	1	0	0	0	1

Inning Stats	R: 1	H: 2	E: 0	K: 1	S: 7	H: 2	LOB: 1	BB: 0	P: 7	R: 0	H: 0	E: 0	K: 1	S: 5	R: 1	H: 1	E: 0	K: 1	S: 6	R: 0	H: 0	E: 0	K: 0	S: 3	R: 0	H: 2	E: 0	K: 2	S: 9	R: 0	H: 0	E: 0	K: 1	S: 5	R: 0	H: 1	E: 1	K: 0	S: 5	R: 0	H: 0	E: 0	K: 1	S: 5	R: 0	H: 1	E: 1	K: 0	S: 5	R: 0	H: 0	E: 0	K: 1	S: 5	1B: 5	SF: 1	2B: 1	SAC: 2	3B: 1	DP: 0	HR: 0	HBP: 0	WP: 1	PA: 36
--------------	------	------	------	------	------	------	--------	-------	------	------	------	------	------	------	------	------	------	------	------	------	------	------	------	------	------	------	------	------	------	------	------	------	------	------	------	------	------	------	------	------	------	------	------	------	------	------	------	------	------	------	------	------	------	------	-------	-------	-------	--------	-------	-------	-------	--------	-------	--------

PITCHER	IP	WLS	BF	H	R	ER	SO	BB	IBB	HBP	BLK	WP	HR	S	P	ERA	WHIP
Ron Bryant, L ERA: 8.62 (1, 1)	6.0	W	24	5	2	2	6	1	0	0	0	0	0	35	39	3.00	1.000
Randy Moffitt, R ERA: 2.52 (7, 1)	3.0	S	12	2	0	0	1	0	0	0	0	1	0	14	14	0.00	0.667


BOTTOM

San Francisco Giants @ Philadelphia Phillies
Veterans Stadium, Philadelphia, PA

Fri May 31 1974, 7:05 PM EDT
Att. 23,513 - Unknown

livebaseballscorecards.com

AB	32
R	2
H	7
RBI	2
BB	1
SO	7
LOB	16



Batter	1	2	3	4	5	6	7	8	9	AB R H RBI BB SO LOB	TOP																								
Bobby Bonds, R (1, 9) OBP: 0.383, SLG: 0.517	0-0 CS 1B		0-0 5-3		0-0 F9			0-0 HR		4 1 2 1 0 0 0	San Francisco Giants @ Philadelphia Phillies Veterans Stadium, Philadelphia, PA Sat Jun 01 1974, 7:05 PM EDT Att. 20,167 - Unknown livebaseballscorecards.com																								
Tito Fuentes, S (1, 4) OBP: 0.239, SLG: 0.218	0-3 K 1-2		0-0 4-3			0-0 F8		0-0 6-3		4 0 0 0 0 1 1																									
Garry Maddox, R (1, 8) OBP: 0.349, SLG: 0.473 Jim Willoughby, R (8, 1) OBP: 0.100, SLG: 0.200	0-0 1B		0-3 K			0-0 2B 1B		0-0 F8		4 0 2 0 0 1 0 0 0 0 0 0 0 0																									
Ed Goodson, L (1, 3) OBP: 0.367, SLG: 0.464	0-0 P5			0-0 FC3-6 1B		0-0 1-H 2B		0-0 6-3		4 0 2 0 0 0 1																									
Steve Ontiveros, S (1, 5) OBP: 0.377, SLG: 0.360		0-3 K		0-0 FC3-6 FC6-4 1-2f		0-3 K		0-0 4-3		4 0 0 0 0 2 2																									
Chris Speier, R (1, 6) OBP: 0.313, SLG: 0.347		0-0 FC4-6 1B		0-0 FC6-4 PB 1-2f		0-0 F9		0-0 P4		4 0 1 0 0 0 1																									
Gary Thomasson, L (1, 7) OBP: 0.362, SLG: 0.356		0-0 FC4-6 2B 1-2f		0-0 G3 1-2		0-0 4-3				3 1 0 0 0 0 2																									
Dave Rader, L (1, 2) OBP: 0.368, SLG: 0.388		0-0 1-H 2B			0-0 F8		0-0 F8			3 0 1 1 0 0 0																									
Mike Caldwell, R (1, 1) OBP: 0.194, SLG: 0.138 Jim Barr, R (4, 1) OBP: 0.333, SLG: 0.455 Dave Kingman, R (5, PH) OBP: 0.257, SLG: 0.462 Charlie Williams, R (5, 1) OBP: 0.167, SLG: 0.167 Gary Matthews, R (8, PH) OBP: 0.332, SLG: 0.379		0-3 K			0-0 F7			0-0 5-3		1 0 0 0 0 1 1 0 0 0 0 0 0 0 1 0 0 0 0 0 0 0 0 0 0 0 0 0 1 0 0 0 0 0 0																									
Inning Stats	R: 0 E: 0 K: 1 S: 6	H: 2 LOB: 1 BB: 0 P: 6	R: 1 E: 0 K: 2 S: 9	H: 2 LOB: 1 BB: 0 P: 9	R: 0 E: 0 K: 1 S: 5	H: 0 LOB: 0 BB: 0 P: 5	R: 0 E: 0 K: 0 S: 4	H: 1 LOB: 1 BB: 0 P: 4	R: 0 E: 0 K: 0 S: 3	H: 0 LOB: 0 BB: 0 P: 3	R: 0 E: 0 K: 1 S: 6	H: 2 LOB: 1 BB: 0 P: 6	R: 0 E: 0 K: 0 S: 3	H: 0 LOB: 0 BB: 0 P: 3	R: 1 E: 0 K: 0 S: 4	H: 1 LOB: 0 BB: 0 P: 4	R: 0 E: 0 K: 0 S: 3	H: 0 LOB: 0 BB: 0 P: 3	1B: 5 2B: 3 3B: 0 HR: 1	SF: 0 SAC: 0 DP: 1 HBP: 0	WP: 0 PB: 1 SB: 0 CS: 1	PA: 33													
PITCHER Jim Lonborg, R (1, 1) ERA: 2.62	IP 9.0	WLS W	BF 33	H 8	R 2	ER 2	SO 5	BB 0	IBB 0	HBP 0	BLK 0	WP 0	HR 1	S 43	P 43	ERA 2.00	WHIP 0.889	PITCHER	IP	WLS	BF	H	R	ER	SO	BB	IBB	HBP	BLK	WP	HR	S	P	ERA	WHIP



Batter	1	2	3	4	5	6	7	8	9	AB R H RBI BB SO LOB	TOP														
Bobby Bonds, R (1, 9) OBP: 0.383, SLG: 0.512	0-0 E5 F9 6-3 1B		4-0 WP SF8 S BB		0-0 WP 1-2 1B		0-0 P4 2		0-3 K 2	4 2 1 0 1 1 3															
Mike Phillips, L (1, 4) OBP: 0.279, SLG: 0.302	0-0 6-3 1-2		0-0 SF8 1-H		0-0 F8 1-2 2-3		0-0 2-H 1B		0-0 G3 3	4 0 1 1 0 0 5															
Gary Matthews, R (1, 7) OBP: 0.330, SLG: 0.376	0-0 F9 2-3		0-3 K 2		0-0 5-3 3			0-0 1B E 1B		4 1 1 0 0 1 3															
Ed Goodson, L (1, 3) OBP: 0.375, SLG: 0.467 Tito Fuentes, S (8, PR) OBP: 0.239, SLG: 0.218	0-0 1B 3-H		0-0 4-3 3		0-0 G3 1			0-0 E8 1-H 1B		4 0 2 1 0 0 0 0 0 0 0 0 0 0															
Dave Kingman, R (1, 5) OBP: 0.318, SLG: 0.449	0-0 F3 3			0-0 F7 1		0-3 K 2		0-0 5-3 1		4 0 0 0 0 1 2															
Chris Speier, R (1, 6) OBP: 0.317, SLG: 0.346		4-0 G3-6 BB		0-0 4-3 2		0-0 1B		0-0 5-3 2		3 0 1 0 1 0 1															
Gary Thomasson, L (1, 8) OBP: 0.342, SLG: 0.333		0-0 G3-6 1-2		0-0 F7 3		0-0 F7 3		0-0 6-3 3		4 0 0 0 0 0 3															
Dave Rader, L (1, 2) OBP: 0.400, SLG: 0.420 Damaso Blanco, R (9, PR)		4-0 BB			4-0 WP 1B BB		0-0 1B 2B		0-0 S 1B	2 0 2 0 2 0 0 0 0 0 0 0 0 0															
John D'Acquisto, R (1, 1) OBP: 0.143, SLG: 0.105 Randy Moffitt, R (8, 1) OBP: 0.250, SLG: 0.250 Steve Ontiveros, S (9, PH) OBP: 0.375, SLG: 0.358		0-3 K 3			0-3 K 1		0-0 B1-4 1		0-3 K 1-2 1	3 0 0 0 0 2 3 0 0 0 0 0 0 0 1 0 0 0 0 1 1															
Inning Stats	R: 1 E: 1 K: 0 S: 5	H: 1 LOB: 1 BB: 0 P: 5	R: 0 E: 0 K: 1 S: 4	H: 0 LOB: 1 BB: 2 P: 12	R: 1 E: 0 K: 1 S: 5	H: 0 LOB: 0 BB: 1 P: 9	R: 0 E: 0 K: 0 S: 3	H: 0 LOB: 0 BB: 0 P: 3	R: 0 E: 0 K: 1 S: 6	H: 1 LOB: 2 BB: 1 P: 10	R: 0 E: 0 K: 1 S: 6	H: 1 LOB: 1 BB: 0 P: 6	R: 0 E: 0 K: 0 S: 4	H: 2 LOB: 2 BB: 0 P: 4	R: 1 E: 1 K: 0 S: 5	H: 2 LOB: 1 BB: 0 P: 5	R: 0 E: 0 K: 2 S: 8	H: 1 LOB: 2 BB: 0 P: 8	1B: 7 2B: 1 3B: 0 HR: 0	SF: 1 SAC: 0 DP: 1 HBP: 0	WP: 2 PB: 0 SB: 2 CS: 0	PA: 38			
PITCHER	IP WLS BF H R ER SO BB IBB HBP BLK WP HR S P ERA WHIP																								
Dick Ruthven, R (1, 1) ERA: 2.97	6.0		25	3	2	1	4	4	0	0	0	2	0	29	45	1.50	1.167								
Eddie Watt, R (7, 1) ERA: 3.32	1.0		5	3	1	0	0	0	0	0	0	0	0	5	5	0.00	3.000								
Mac Scarce, L (8, 1) ERA: 4.33	0.0		1	1	0	0	0	0	0	0	0	0	0	1	1	∞	∞								
Frank Linzy, R (8, 1) ERA: 1.96	2.0	W	7	1	0	0	2	0	0	0	0	0	0	11	11	0.00	0.500								

San Francisco Giants @ Philadelphia Phillies
Veterans Stadium, Philadelphia, PA
Sun Jun 02 1974, 3:33 AM EDT
Att. 12,280 - Unknown

livebaseballscorecards.com

AB	33
R	3
H	8
RBI	2
BB	4
SO	6
LOB	21



Batter	1	2	3	4	5	6	7	8	9
Bobby Bonds, R OBP: 0.385, SLG: 0.510 (1, 9)	0-3 K		0-0 1B		4-0 FC5-6 BB		0-3 K		
Tito Fuentes, S OBP: 0.229, SLG: 0.209 (1, 4)	0-0 3-1		0-0 P4		0-0 FC5-6 HR		0-0 2-3		
Gary Matthews, R OBP: 0.329, SLG: 0.389 (1, 7)	0-3 K		0-3 K		0-0 HR		0-0 F3		
Ed Coodson, L OBP: 0.368, SLG: 0.500 (1, 3)		0-0 P4	0-0 F8		0-3 K			0-0 HR	
Steve Ontiveros, S OBP: 0.377, SLG: 0.366 (1, 5)		0-0 SH3-4 2B		0-0 1-3	0-0 F7			0-0 5-3 4-6-3 1B	
Gary Thomasson, L OBP: 0.342, SLG: 0.323 (1, 8)		0-0 SH3-4 2-3		4-0 E BB		0-0 F8		0-0 4-6-3 1-2	
Bruce Miller, R OBP: 0.333, SLG: 0.357 (1, 6)		0-3 K		0-0 F9		0-0 1B		0-0 5-3 2-3	
Dave Rader, L OBP: 0.405, SLG: 0.417 (1, 2)			0-0 BB 1B	0-0 E7 1-H		0-0 F8		4-0 PB IBB	
Tom Bradley, R OBP: 0.167, SLG: 0.111 (1, 1)			4-0 1B	0-0 F8		0-3 K		0-3 K	
Elias Sosa, R OBP: 0.143, SLG: 0.143 (7, 1)			1-2 BB					1-2	

Inning Stats	R: 0	H: 0	E: 0	K: 2	S: 7	LOB: 0	BB: 0	P: 7
	R: 0	H: 1	E: 0	K: 1	S: 6	LOB: 1	BB: 0	P: 6
	R: 1	H: 2	E: 0	K: 1	S: 7	LOB: 2	BB: 1	P: 11
	R: 1	H: 0	E: 1	K: 0	S: 4	LOB: 1	BB: 1	P: 8
	R: 2	H: 1	E: 0	K: 1	S: 6	LOB: 0	BB: 1	P: 10
	R: 0	H: 1	E: 0	K: 1	S: 6	LOB: 1	BB: 0	P: 6
	R: 0	H: 0	E: 0	K: 1	S: 5	LOB: 0	BB: 0	P: 5
	R: 1	H: 2	E: 0	K: 1	S: 7	LOB: 2	BB: 1	P: 11

PITCHER	IP	WLS	BF	H	R	ER	SO	BB	IBB	HBP	BLK	WP	HR	S	P	ERA	WHIP
Bob Gibson, R ERA: 5.21 (1, 1)	6.0	L	27	5	4	3	6	3	0	0	0	0	1	36	48	4.50	1.333
Mike Garman, R ERA: 2.28 (7, 1)	2.0		9	2	1	1	2	0	1	0	0	0	1	12	16	4.50	1.000

PITCHER	IP	WLS	BF	H	R	ER	SO	BB	IBB	HBP	BLK	WP	HR	S	P	ERA	WHIP

BOTTOM

AB	R	H	RBI	BB	SO	LOB
3	0	1	1	1	2	0
4	1	0	0	0	0	3
4	1	1	2	0	2	2
4	1	1	1	0	1	2
4	0	2	0	0	0	0
2	1	0	0	1	0	1
4	0	1	0	0	1	3
3	1	1	0	1	0	1
2	0	0	0	1	1	2
1	0	0	0	0	1	2

AB	31
R	5
H	7
RBI	4
BB	4
SO	8
LOB	16



WP	PA
0	36

St. Louis Cardinals @ San Francisco Giants
Candlestick Park, San Francisco, CA
 Tue Jun 04 1974, 10:05 PM EDT
 Att. 3,884 - Unknown

livebaseballscorecards.com

Batter	1	2	3	4	5	6	7	8	9	AB R H RBI BB SO LOB	TOP		
Lou Brock, L (1, 7) X OBP: 0.383, SLG: 0.432	0-0 G3 2B		0-0 1B S SF7 1B		0-0 1B S 2B 1B		0-0 5-3		4-0 F7 1B 1-2 IBB	4 2 3 0 1 0 0			
Tom Heintzelman, R (1, 4) X OBP: 0.450, SLG: 0.611	0-0 G3 2-3		0-0 SF7 1-3 1B		0-0 2B 1-3 5-3 1B		0-0 F8		0-0 1-2 2-H 1B	5 1 3 1 0 0 1			
Reggie Smith, S (1, 9) B B B B OBP: 0.435, SLG: 0.658	4-0 4-3 BB		0-0 SF7 1-2 3-H		0-0 2B 1-3 3-H		4-0 FC6-4 BB		0-0 F7 2-3	2 0 1 2 2 0 2			
Ted Simmons, S (1, 2) X OBP: 0.322, SLG: 0.439	0-0 4-3 1-2		0-0 5-3		0-0 F7		0-0 FC6-4 1-2f		0-0 4-3	5 0 0 0 0 0 8			
Joe Torre, R (1, 3) B B B B OBP: 0.364, SLG: 0.400	4-0 BB		0-3 K		0-0 5-3		0-0 F8			3 0 0 1 1 1 2			
Luis Melendez, R (1, 8) X OBP: 0.351, SLG: 0.434	0-0 F9				0-0 G3		0-0 P4		0-0 6-3	4 0 0 0 0 0 4			
Ken Reitz, R (1, 5) S S S S OBP: 0.349, SLG: 0.422		0-3 K			0-0 1B		0-0 G3		0-0 6-3	4 0 1 0 0 1 0			
Mike Tyson, R (1, 6) X OBP: 0.254, SLG: 0.256		0-0 F7			0-0 P5		0-0 F9		0-0 FC1-6 1B	4 0 1 0 0 0 1			
Sonny Siebert, R (1, 1) OBP: 0.143, SLG: 0.040 Orlando Pena, R (9, 1) OBP: 0.500, SLG: 0.500		0-0 F9			0-0 L1		0-3 K		0-0 FC1-6 1B WP	4 1 0 0 0 1 2 0 0 0 0 0 0 0			
Inning Stats	R: 0 H: 1 E: 0 LOB: 3 K: 0 BB: 2 S: 4 P: 12	R: 0 H: 0 E: 0 LOB: 0 K: 1 BB: 0 S: 5 P: 5	R: 1 H: 2 E: 0 LOB: 1 K: 1 BB: 0 S: 7 P: 7	R: 0 H: 1 E: 0 LOB: 1 K: 0 BB: 0 S: 4 P: 4	R: 2 H: 3 E: 0 LOB: 1 K: 0 BB: 0 S: 6 P: 6	R: 0 H: 0 E: 0 LOB: 0 K: 1 BB: 0 S: 5 P: 5	R: 0 H: 0 E: 0 LOB: 1 K: 0 BB: 1 S: 3 P: 7	R: 0 H: 0 E: 0 LOB: 0 K: 0 BB: 0 S: 3 P: 3	R: 1 H: 2 E: 0 LOB: 2 K: 0 BB: 1 S: 5 P: 9	1B: 7 SF: 1 2B: 2 SAC: 0 3B: 0 DP: 0 HR: 0 HBP: 0	WP: 1 PA: 40 PB: 0 SB: 2 CS: 0		
PITCHER	IP WLS BF H R ER SO BB IBB HBP BLK WP HR S P ERA WHIP											PITCHER	IP WLS BF H R ER SO BB IBB HBP BLK WP HR S P ERA WHIP
Ron Bryant, L (1, 1) ERA: 8.17	5.0 L 24 7 3 3 2 2 0 0 0 0 0 0 26 34 5.40 1.800												
Jim Barr, R (6, 1) ERA: 3.43	2.0 7 0 0 0 1 1 0 0 0 0 0 0 8 12 0.00 0.500												
Charlie Williams, R (8, 1) ERA: 2.45	2.0 9 2 1 1 0 0 0 1 0 0 1 0 8 12 4.50 1.000												

St. Louis Cardinals @ San Francisco Giants
Candlestick Park, San Francisco, CA

Wed Jun 05 1974, 6:33 AM EDT
Att. 3,165 - Unknown

livebaseballscorecards.com

AB 35
R 4
H 9
RBI 4
BB 4
SO 3
LOB 20



Batter	1	2	3	4	5	6	7	8	9	AB	R	H	RBI	BB	SO	LOB						
Bobby Bonds, R OBP: 0.386, SLG: 0.509 (1, 9) X	0-0 F7 ①		0-3 K ②		4-0 S BB		0-3 K ①		0-0 1-3 2B	4	0	1	0	1	2	3						
Tito Fuentes, S OBP: 0.222, SLG: 0.202 (1, 4) X Gary Maddox, R OBP: 0.347, SLG: 0.471 (7, PH) Charlie Williams, R OBP: 0.167, SLG: 0.167 (8, 1) Dave Kingman, R OBP: 0.322, SLG: 0.449 (9, PH)	0-0 F8 ②		0-0 F8 ③		0-0 1-2 F8 ③		0-0 F8 ②		4-0 BB	3	0	0	0	0	0	2						
Gary Matthews, R OBP: 0.321, SLG: 0.379 (1, 7) X	0-0 F9 ③			0-0 F9 ①		0-0 F3 ①	0-0 F8 ③		0-0 P4 ③	5	0	0	0	0	0	5						
Ed Coodson, L OBP: 0.375, SLG: 0.500 (1, 3) X		0-0 4-3 ①		0-0 1B 1B		0-0 E 1B 1B		0-0 F7 ①		4	1	2	0	0	0	0						
Steve Ontiveros, S OBP: 0.379, SLG: 0.365 (1, 5) X		4-0 BB 1B		0-0 F7 ②		0-0 E 1B 1B 1-H		0-0 F7 ②		3	0	1	0	1	0	1						
Gary Thomasson, L OBP: 0.350, SLG: 0.333 (1, 8) X		0-0 G6-3 1B		0-0 1-2 1B		0-3 K ②		0-0 F9 ③		4	0	2	0	0	1	1						
Bruce Miller, R OBP: 0.324, SLG: 0.344 (1, 6) X		0-0 G6-3 1-2 ② ③		0-0 L6 ③		0-0 F9 ③			0-0 2B 1B	4	0	1	0	0	0	5						
Dave Rader, L OBP: 0.409, SLG: 0.421 (1, 2) X			0-0 S 1B		0-0 F7 ①		0-0 1B 1B		0-0 F8 ①	4	0	2	0	0	0	1						
Ron Bryant, S OBP: 0.111, SLG: 0.111 (1, 1) X Mike Phillips, L OBP: 0.276, SLG: 0.299 (5, PH) Jim Barr, R OBP: 0.333, SLG: 0.455 (6, 1) Chris Speier, R OBP: 0.318, SLG: 0.348 (7, PH) (8, 4)			0-3 K ①		0-0 P6 ②		0-0 1-2 1B		0-0 P4 ②	1	0	0	0	0	1	1						
Inning Stats	R: 0 E: 0 K: 0 S: 3	H: 0 LOB: 0 BB: 0 P: 3	R: 0 E: 0 K: 0 S: 3	H: 1 LOB: 1 BB: 1 P: 7	R: 0 E: 0 K: 2 S: 8	H: 1 LOB: 1 BB: 0 P: 8	R: 0 E: 0 K: 0 S: 5	H: 2 LOB: 2 BB: 0 P: 5	R: 0 E: 0 K: 0 S: 3	H: 0 LOB: 1 BB: 1 P: 7	R: 1 E: 1 K: 1 S: 7	H: 2 LOB: 1 BB: 0 P: 7	R: 0 E: 0 K: 1 S: 7	H: 2 LOB: 2 BB: 0 P: 7	R: 0 E: 0 K: 0 S: 3	H: 0 LOB: 0 BB: 0 P: 3	R: 0 E: 0 K: 0 S: 5	H: 2 LOB: 3 BB: 1 P: 9	1B: 9 2B: 1 3B: 0 HR: 0	SF: 0 SAC: 0 DP: 1 HBP: 0	WP: 0 PB: 0 SB: 2 CS: 0	PA: 39

BOTTOM

St. Louis Cardinals @ San Francisco Giants
Candlestick Park, San Francisco, CA

Wed Jun 05 1974, 6:33 AM EDT
Att. 3,165 - Unknown

livebaseballscorecards.com

AB	36
R	1
H	10
RBI	0
BB	3
SO	4
LOB	22



PITCHER															IP	WLS	BF	H	R	ER	SO	BB	IBB	HBP	BLK	WP	HR	S	P	ERA	WHIP
Sonny Siebert, R ERA: 1.95 (1, 1)															8.2	W	38	10	1	0	4	3	0	0	0	0	0	43	55	0.00	1.500
Orlando Pena, R ERA: 1.0 (9, 1)															0.1	S	1	0	0	0	0	0	0	0	0	0	0	1	1	0.00	0.000

Batter	1	2	3	4	5	6	7	8	9	AB R H RBI BB SO LOB	TOP																
Lou Brock, L (1, 7) OBP: 0.379, SLG: 0.423	4-0 E S 2B BB	0-0 F7		0-0 5-3		0-0 L6 1-2			0-0 4-3	4 1 0 0 1 0 3	St. Louis Cardinals @ San Francisco Giants Candlestick Park, San Francisco, CA Thu Jun 06 1974, 6:33 AM EDT Att. 2,866 - Unknown																
Tom Heintzelman, R (1, 4) OBP: 0.520, SLG: 0.727	0-0 1-H 2B	0-0 2B			0-0 G4-6-3 1B		0-0 5-3	4-0 G4-6-3 BB	4 1 3 1 1 0 0																		
Reggie Smith, S (1, 9) OBP: 0.429, SLG: 0.651	0-0 G3 2-H 1B 2B	0-0 L9			0-0 F7		0-3 K	0-0 G4-6-3 1-2f	5 1 1 1 0 1 3																		
Ted Simmons, S (1, 2) OBP: 0.317, SLG: 0.430	0-0 G3 2-3		0-0 5-3		0-0 G4-6-3 1-2f		0-0 F5		4 0 0 0 0 0 2																		
Joe Torre, R (1, 3) OBP: 0.366, SLG: 0.402	0-0 BB 3-H 1B		0-0 5-3			0-0 FC3-6 1B		0-0 F7	4 0 2 1 0 0 0																		
Luis Melendez, R (1, 8) OBP: 0.356, SLG: 0.426	4-0 BB BB		0-0 5-3			0-0 FC3-6 1B		4-0 2B BB	1 0 0 0 1 0 0																		
Jose Cruz, L (6, PH) OBP: 0.369, SLG: 0.509	1-2 BB					1-2f 1B			1 2 0 0 1 0 1																		
Ken Reitz, R (1, 5) OBP: 0.352, SLG: 0.429	0-3 K			0-0 6-3		0-0 FC6-3 1B 1-2		0-0 1-H 2B	4 0 2 1 0 1 2																		
Mike Tyson, R (1, 6) OBP: 0.257, SLG: 0.268	0-0 F9			0-0 2B		0-0 FC6-3 1B 1-2 2-H		0-0 P6	2 0 1 0 0 0 2																		
Tim McCarver, L (6, PH) OBP: 0.359, SLG: 0.310						1-2f 2-3 FC6-3			2 0 1 1 0 0 1																		
Lynn McGlothen, L (1, 1) OBP: 0.259, SLG: 0.296		0-0 G3			0-3 K		0-0 F8		2 0 0 0 0 0 1 1																		
Rich Folkers, L (4, 1) OBP: 0.343, SLG: 0.406									0 0 0 0 0 0 0 0																		
Bake McBride, L (6, PH) OBP: 0.211, SLG: 0.167									1 0 0 0 0 0 0 2																		
Alan Foster, R (6, 1) OBP: 0.211, SLG: 0.167									0 0 0 0 0 0 0 0																		
Jim Hickman, R (8, PH) OBP: 0.381, SLG: 0.429									1 0 0 0 0 0 0 1																		
Mike Garman, R (8, 1) OBP: 0.381, SLG: 0.429									0 0 0 0 0 0 0 0																		
Inning Stats	R: 3 E: 0 K: 1 S: 8	H: 3 LOB: 2 BB: 2 P: 16	R: 0 E: 0 K: 0 S: 4	H: 1 LOB: 1 BB: 0 P: 4	R: 0 E: 0 K: 0 S: 3	H: 0 LOB: 0 BB: 0 P: 3	R: 0 E: 0 K: 1 S: 6	H: 1 LOB: 1 BB: 0 P: 6	R: 0 E: 0 K: 0 S: 3	H: 1 LOB: 0 BB: 0 P: 3	R: 1 E: 0 K: 0 S: 6	H: 3 LOB: 2 BB: 0 P: 6	R: 0 E: 0 K: 1 S: 5	H: 0 LOB: 0 BB: 0 P: 5	R: 1 E: 0 K: 0 S: 4	H: 1 LOB: 1 BB: 1 P: 8	R: 0 E: 0 K: 0 S: 2	H: 0 LOB: 0 BB: 1 P: 6	1B: 5 2B: 5 3B: 0 HR: 0	SF: 0 SAC: 0 DP: 2 HBP: 0	WP: 0 PB: 0 SB: 2 CS: 0	PA: 39					
PITCHER	IP WLS BF H R ER SO BB IBB HBP BLK WP HR S P ERA WHIP																										
Mike Caldwell, L (1, 1) ERA: 3.17	0.1		6	3	3	3	0	2	0	0	0	0	0	4	12	81.00	15.000										
Jim Barr, R (1, 1) ERA: 3.23	3.2	W	13	2	0	0	2	0	0	0	0	0	0	17	17	0.00	0.545										
Charlie Williams, R (5, 1) ERA: 2.58	1.1		7	4	1	1	0	0	0	0	0	0	0	7	7	6.75	3.000										
Elias Sosa, R (6, 1) ERA: 2.21	3.2	S	13	1	1	1	1	2	0	0	0	0	0	13	21	2.46	0.818										

livebaseballscorecards.com

AB	35
R	5
H	10
RBI	5
BB	4
SO	3
LOB	18



Batter	1	2	3	4	5	6	7	8	9	AB R H RBI BB SO LOB	TOP	
Gene Clines, R OBP: 0.296, SLG: 0.278 (1, 8) X	0-0 L4-3		0-0 L6-3		0-0 1B 1-2 2-3		0-0 1B		0-0 1B	5 0 3 0 0 0 0	Pittsburgh Pirates @ San Francisco Giants Candlestick Park, San Francisco, CA Fri Jun 07 1974, 10:05 PM EDT Att. 3,845 - Unknown	
Ed Kirkpatrick, L OBP: 0.410, SLG: 0.320 (1, 3) X	0-0 F9		0-3 K		0-0 1B 1-3 2-H 3-H		0-0 1B		0-0 G3	5 0 2 2 0 1 1		
Richie Hebner, L OBP: 0.350, SLG: 0.505 (1, 5) X	0-0 3B			0-0 F9	0-0 F6		0-0 F6			4 0 1 0 0 0 4		
Willie Stargell, L OBP: 0.354, SLG: 0.456 (1, 7) S S S	0-3 K			0-0 F8		0-3 K	0-0 F4			4 0 0 0 0 2 3		
Richie Zisk, R OBP: 0.396, SLG: 0.473 (1, 9) X		0-0 F8 2B		0-0 F9		4-0 1B BB		0-0 F4		3 0 1 0 1 0 0		
Rennie Stennett, R OBP: 0.324, SLG: 0.383 (1, 4) X		0-0 F8 2-3			0-0 F9	0-0 1B		0-0 6-3		4 0 1 0 0 0 1		
Frank Taveras, R OBP: 0.304, SLG: 0.304 Al Oliver, L OBP: 0.294, SLG: 0.449 Mario Mendoza, R OBP: 0.304, SLG: 0.286 (6, PH) (6, 6)		0-3 K		0-3 K	0-3 K	0-3 K	0-0 6-3			2 0 0 0 0 2 1 1 0 0 0 0 1 2 1 0 0 0 0 0 0		
Mike Ryan, R OBP: 0.250, SLG: 0.100 Manny Sanguillen, R OBP: 0.285, SLG: 0.356 (6, PH) (6, 2)		0-3 K		4-0 1B 1B BB	0-0 4-3			0-0 F7		1 1 0 0 1 1 1 2 0 0 0 0 0 2		
Larry Demery, R Paul Popovich, S John Morlan, R Kent Tekulve, R Ramon Hernandez, S Ken Brett, L Bruce Kison, R Bob Robertson, R OBP: 0.274, SLG: 0.500 (5, PH) (5, 1) (5, 1) (6, 1) (7, PH) (7, 1) (9, PH)			0-3 K		0-0 1B 1-2 1B		0-0 G3		0-0 F8	1 0 0 0 0 1 0 1 1 1 0 1 0 0 0 0 0 0 0 0 0 0 0 0 0 1 0 0 0 0 0 0		
Inning Stats	R: 0 H: 1 E: 0 LOB: 1 K: 1 BB: 0 S: 6 P: 6	R: 0 H: 1 E: 0 LOB: 1 K: 2 BB: 0 S: 8 P: 8	R: 0 H: 0 E: 0 LOB: 0 K: 2 BB: 0 S: 7 P: 7	R: 0 H: 0 E: 0 LOB: 0 K: 0 BB: 0 S: 3 P: 3	R: 2 H: 3 E: 0 LOB: 2 K: 1 BB: 1 S: 8 P: 12	R: 0 H: 1 E: 0 LOB: 2 K: 2 BB: 1 S: 8 P: 12	R: 0 H: 2 E: 0 LOB: 2 K: 0 BB: 0 S: 5 P: 5	R: 0 H: 0 E: 0 LOB: 0 K: 0 BB: 0 S: 3 P: 3	R: 0 H: 1 E: 0 LOB: 1 K: 0 BB: 0 S: 4 P: 4	1B: 7 SF: 0 2B: 1 SAC: 0 3B: 1 DP: 0 HR: 0 HBP: 0		WP: 0 PA: 38 PB: 0 SB: 0 CS: 0
PITCHER John D'Acquisto, R ERA: 3.33 (1, 1)	IP WLS BF H R ER SO BB IBB HBP BLK WP HR S P ERA WHIP	9.0 W 38 9 2 2 8 2 0 0 0 0 0 0 52 60 2.00 1.222										

livebaseballscorecards.com

AB	36
R	2
H	9
RBI	2
BB	2
SO	8
LOB	15



Batter	1	2	3	4	5	6	7	8	9	AB	R	H	RBI	BB	SO	LOB
Gary Thomasson, L OBP: 0.348, SLG: 0.359 (1, 8) (8, 9)	0-3 K		0-0 F9	0-0 G3		0-0 FC4-6 1B		0-0 L8		5	1	0	0	0	1	1
Chris Speier, R OBP: 0.317, SLG: 0.346 (1, 4)	0-0 1B 2B 1B		0-3 K		0-0 1-3	0-0 1B 1B		0-3 K		5	1	2	0	0	2	0
Steve Ontiveros, S OBP: 0.388, SLG: 0.373 (1, 5)	0-0 1B 2B 1B		4-0 1B BB		4-0 E WP BB	0-0 1B		0-0 5-3		3	2	2	1	2	0	0
Ed Goodson, L OBP: 0.383, SLG: 0.513 (1, 3)	0-0 1H 2H 2B		0-0 1B FC6-4		0-0 E4 WP	0-3 K				4	0	2	2	0	1	3
Gary Matthews, R OBP: 0.317, SLG: 0.374 (1, 7)	0-0 F9		0-0 FC6-4		4-0 2-3 3-H BB		0-0 F9			3	0	0	0	1	0	3
Dave Kingman, R OBP: 0.321, SLG: 0.450 Garry Maddox, R OBP: 0.347, SLG: 0.471 (1, 9) (8, 8)	0-0 F4			0-0 L8	0-0 L8		0-0 6-3 2B			4	0	1	0	0	0	3
Bruce Miller, R OBP: 0.381, SLG: 0.410 (1, 6)		0-0 6-3		4-0 HR BB	0-0 FC6-4		0-0 6-3			3	1	0	0	1	0	3
Dave Rader, L OBP: 0.406, SLG: 0.395 (1, 2)		0-0 F7		0-0 F2		4-0 FC4-6 BB	4-0 IBB			2	0	0	0	2	0	1
John D'Acquisto, R OBP: 0.160, SLG: 0.261 (1, 1)		0-3 K		0-0 HR		0-3 K	0-0 6-3			4	1	1	2	0	2	3

Inning Stats	R: 2	H: 3	E: 0	K: 1	S: 8	LOB: 1	BB: 0	P: 8	R: 0	H: 0	E: 0	K: 1	S: 5	LOB: 0	BB: 0	P: 5	R: 0	H: 1	E: 0	K: 0	S: 6	LOB: 2	BB: 1	P: 10	R: 2	H: 1	E: 0	K: 0	S: 4	LOB: 0	BB: 1	P: 8	R: 1	H: 0	E: 1	K: 0	S: 4	LOB: 2	BB: 2	P: 12	R: 1	H: 2	E: 0	K: 2	S: 9	LOB: 2	BB: 1	P: 13	R: 0	H: 1	E: 0	K: 0	S: 4	LOB: 2	BB: 1	P: 8	R: 0	H: 0	E: 0	K: 1	S: 5	LOB: 0	BB: 0	P: 5
PITCHER	IP	WLS	BF	H	R	ER	SO	BB	IBB	HBP	BLK	WP	HR	S	P	ERA	WHIP																																															
Larry Demery, R ERA: 6.35 (1, 1)	4.0	L	19	5	4	4	3	2	0	0	0	0	1	23	31	9.00	1.750																																															
John Morlan, R ERA: 2.74 (5, 1)	0.1		4	0	1	0	0	2	0	0	0	1	0	2	10	0.00	6.000																																															
Kent Tekulve, R ERA: 4.15 (5, 1)	1.1		6	1	1	1	1	1	0	0	0	0	0	7	11	6.75	1.500																																															
Ramon Hernandez, L ERA: 2.66 (6, 1)	0.1		2	1	0	0	1	0	0	0	0	0	0	4	4	0.00	3.000																																															
Bruce Kison, R ERA: 3.76 (7, 1)	2.0		8	1	0	0	1	0	1	0	0	0	0	9	13	0.00	0.500																																															


BOTTOM

Pittsburgh Pirates @ San Francisco Giants
Candlestick Park, San Francisco, CA

Fri Jun 07 1974, 10:05 PM EDT
Att. 3,845 - Unknown

AB	33
R	6
H	8
RBI	5
BB	6
SO	6
LOB	17

WP: 1 PA: 39
PB: 0
SB: 0
CS: 0



Batter	1	2	3	4	5	6	7	8	9	AB R H RBI BB SO LOB	TOP
Gene Clines, R (1, 8) OBP: 0.291, SLG: 0.274	0-0 L6-3	0-0 FC6			0-0 L3	0-0 L6			0-0 L6-3	5 0 1 1 0 0 4	Pittsburgh Pirates @ San Francisco Giants Candlestick Park, San Francisco, CA Sat Jun 08 1974, 6:33 AM EDT Att. 9,138 - Unknown livebaseballscorecards.com
Ed Kirkpatrick, L (1, 3) OBP: 0.394, SLG: 0.364	0-0 4-1		0-0 4-1		0-0 L3	0-0 4-3			0-0 HR	5 1 1 1 0 0 4	
Richie Hebner, L (1, 5) OBP: 0.355, SLG: 0.508	0-0 1B		0-0 F8		0-0 1B				0-0 F9	5 0 3 0 0 0 0	
Willie Stargell, L (1, 7) OBP: 0.345, SLG: 0.443	0-0 6-3		0-0 F3		0-0 6-3				0-3 K	5 0 0 0 0 1 3	
Richie Zisk, R (1, 9) OBP: 0.399, SLG: 0.480		0-0 E8		0-3 K		0-0 1B			0-3 K	4 2 2 0 0 2 1	
Rennie Stennett, R (1, 4) OBP: 0.323, SLG: 0.381		0-3 K		0-0 F9		0-0 SH5-3			0-0 F6	4 0 1 0 0 1 2	
Manny Sanguillen, R (1, 2) OBP: 0.290, SLG: 0.362		0-0 E7		4-0 FC6-4		0-0 E3			0-0 4-3	3 1 1 2 1 0 1	
Mario Mendoza, R (1, 6) OBP: 0.346, SLG: 0.333		0-0 FC6		0-0 FC6-4		0-0 SH5-3			0-0 CS	3 0 2 1 0 0 1	
Dock Ellis, S (1, 1) OBP: 0.300, SLG: 0.176 Bruce Kison, R (9, 1)		0-0 B1		0-0 E1		0-0 1B			0-3 K	4 1 1 0 0 1 2 0 0 0 0 0 0 0	
Inning Stats	R: 0 H: 1 E: 0 LOB: 1 K: 0 BB: 0 S: 4 P: 4	R: 2 H: 3 E: 2 LOB: 1 K: 1 BB: 0 S: 8 P: 8	R: 0 H: 0 E: 0 LOB: 0 K: 0 BB: 0 S: 3 P: 3	R: 0 H: 0 E: 0 LOB: 1 K: 1 BB: 1 S: 5 P: 9	R: 1 H: 2 E: 1 LOB: 1 K: 0 BB: 0 S: 5 P: 5	R: 1 H: 3 E: 1 LOB: 3 K: 0 BB: 0 S: 7 P: 7	R: 0 H: 1 E: 0 LOB: 1 K: 1 BB: 0 S: 6 P: 6	R: 0 H: 1 E: 0 LOB: 0 K: 1 BB: 0 S: 5 P: 5	R: 1 H: 1 E: 0 LOB: 0 K: 1 BB: 0 S: 6 P: 6	1B: 9 SF: 0 2B: 3 SAC: 1 3B: 0 DP: 1 HR: 1 HBP: 0	WP: 0 PA: 40 PB: 0 SB: 0 CS: 1
PITCHER	IP WLS BF H R ER SO BB IBB HBP BLK WP HR S P ERA WHIP										
Tom Bradley, R (1, 1) ERA: 3.88	7.0 L 33 10 4 2 3 1 0 0 0 0 0 0 38 42 2.57 1.571										
Charlie Williams, R (8, 1) ERA: 2.66	2.0 7 2 1 1 2 0 0 0 0 0 0 1 11 11 4.50 1.000										

Batter	1	2	3	4	5	6	7	8	9	AB R H RBI BB SO LOB
Bobby Bonds, R OBP: 0.382, SLG: 0.498 (1, 9) S	0-3 K ①		0-0 L8 ②		0-0 L8 ②		0-0 L8 ③		0-0 6-3 ③	5 0 0 0 0 1 5
Chris Speier, R OBP: 0.313, SLG: 0.340 Tito Fuentes, S OBP: 0.220, SLG: 0.200 (1, 4) X (6, 4)	0-0 L8 ②		0-0 6-3 ③		0-3 K ③			0-0 6-3 ①		3 0 0 0 0 1 1 1 0 0 0 0 0 0
Garry Maddox, R OBP: 0.350, SLG: 0.474 (1, 8) X	0-0 2B			4-0 2B BB		0-0 F3 ①		0-0 F9 ②		3 1 1 0 1 0 0
Ed Coodson, L OBP: 0.365, SLG: 0.488 (1, 3) X	0-0 6-3 ③			0-0 F9 ①		0-0 6-3 ②		0-0 5-3 ③		4 0 0 0 0 0 2
Steve Ontiveros, S OBP: 0.386, SLG: 0.367 Mike Phillips, L OBP: 0.286, SLG: 0.303 (1, 5) (9, PR)		0-0 6-3 ①		0-0 4-3 ②		0-0 4-3 ③			4-0 1B WP BB	3 0 0 0 1 0 1 0 1 0 0 0 0 0
Gary Thomasson, L OBP: 0.355, SLG: 0.378 (1, 7) X		0-0 L8 1B		0-0 2B		0-0 1B 1B			0-3 K ①	4 0 2 1 0 1 1
Bruce Miller, R OBP: 0.370, SLG: 0.395 (1, 6) X		0-0 1B		0-0 6-3 ③		0-0 L8 ①			0-3 K ②	4 0 1 0 0 1 3
Ken Rudolph, R OBP: 0.308, SLG: 0.225 Dave Kingman, R OBP: 0.325, SLG: 0.454 (1, 2) (9, PH)		0-0 F1 ③				0-0 L8 SH3-4 1B		0-3 K ②	0-0 WP BB 1B	3 0 1 0 0 1 2 1 0 1 0 0 0 0
Tom Bradley, R OBP: 0.161, SLG: 0.107 Chris Arnold, R OBP: 0.325, SLG: 0.444 Charlie Williams, R OBP: 0.143, SLG: 0.143 Gary Matthews, R OBP: 0.320, SLG: 0.374 (1, 1) (7, PH) (8, 1) (9, PH)			0-0 F3 ①		0-0 SH3-4 ①		0-0 1B		4-0 WP BB	1 0 0 0 0 0 0 1 0 1 0 0 0 0 0 0 0 0 0 0 0 0 0 0 0 1 0 0


Inning Stats	R: 0	H: 1	E: 0	K: 1	S: 6	LOB: 1	BB: 0	P: 6	R: 0	H: 1	E: 1	K: 0	S: 4	LOB: 1	BB: 0	P: 4	R: 0	H: 0	E: 0	K: 0	S: 3	LOB: 0	BB: 0	P: 3	R: 1	H: 1	E: 1	K: 0	S: 4	LOB: 1	BB: 1	P: 8	R: 0	H: 1	E: 0	K: 1	S: 6	LOB: 1	BB: 0	P: 6	R: 0	H: 0	E: 0	K: 0	S: 3	LOB: 0	BB: 0	P: 3	R: 0	H: 2	E: 0	K: 1	S: 7	LOB: 2	BB: 0	P: 7	R: 0	H: 0	E: 0	K: 0	S: 3	LOB: 0	BB: 0	P: 3	R: 1	H: 1	E: 0	K: 2	S: 8	LOB: 3	BB: 2	P: 16	1B: 5	2B: 2	3B: 0	HR: 0	SF: 0	SAC: 1	DP: 0	HBP: 0	WP: 1	PB: 0	SB: 0	CS: 0	PA: 37
PITCHER Dock Ellis, R ERA: 4.47 Bruce Kison, R ERA: 3.72	IP	WLS	BF	H	R	ER	SO	BB	IBB	HBP	BLK	WP	HR	S	P	ERA	WHIP																																																																				
	8.2	W	36	7	2	2	5	3	0	0	0	0	0	43	55	2.08	1.154																																																																				
	0.1	S	1	0	0	0	0	0	0	0	0	1	0	1	1	0.00	0.000																																																																				

San Francisco Giants

Pittsburgh Pirates @ San Francisco Giants
Candlestick Park, San Francisco, CA

Sat Jun 08 1974, 6:33 AM EDT
Att. 9,138 - Unknown

AB	33
R	2
H	7
RBI	1
BB	3
SO	5
LOB	15



Batter	1	2	3	4	5	6	7	8	9	AB R H RBI BB SO LOB	TOP											
Rennie Stennett, R (1, 4) OBP: 0.323, SLG: 0.381	4-0 BB HR BB	0-0 FC1-5 HBP		0-0 F8		0-0 F8	0-0 6-3		0-0 3B 2B	5 2 1 0 1 0 4												
Gene Clines, R (1, 8) OBP: 0.312, SLG: 0.276	4-0 HR BB	1-0 HBP			0-0 L9	0-0 1B HR 1B		0-0 L6-3	4-0 3B BB	3 3 1 0 2 0 0												
Richie Zisk, R (1, 9) OBP: 0.408, SLG: 0.526	0-0 HR 1-H 2-H	0-3 K			0-0 1B 2B	0-0 HR 1B		0-0 F6	0-0 HR 3B 1-H 2-H	6 4 4 5 0 1 3												
Willie Stargell, L (1, 7) OBP: 0.354, SLG: 0.486	0-0 4-1	0-0 4-3			4-0 1B 2B IBB	0-0 HR 1-H 2-H 3-H		0-0 1B 2B	0-0 HR 3-H	5 3 3 6 1 0 3												
Bob Robertson, R (1, 3) OBP: 0.289, SLG: 0.544	0-0 F9		0-0 1-3 7-2 2B		0-0 F8	0-0 HR		4-0 1B BB	0-3 K	5 1 2 1 1 1 2												
Manny Sanguillen, R (1, 2) OBP: 0.299, SLG: 0.369	0-0 1B		0-0 1-3 2-3		0-0 2B 1B 1-H 2-H	4-3		0-0 1B 2-3		5 0 3 1 0 0 1												
Richie Hebner, L (1, 5) OBP: 0.352, SLG: 0.505	0-3 K		0-0 7-2 3-H		0-0 2B 1-H 2-H		0-0 F5	0-0 F9		5 0 1 1 0 1 5												
Mario Mendoza, R (1, 6) OBP: 0.323, SLG: 0.310		0-0 FC1-5 1B 1B		0-3 K		0-0 E6 FC3-6	0-0 E7 3-1		0-0 4-3	5 0 1 0 0 1 0												
Jerry Reuss, L (1, 1) OBP: 0.258, SLG: 0.148		0-0 HBP FC1-5 1B		0-0 F7		0-0 FC3-6 1B HR 1-2f	0-0 3-1		0-0 4-3	5 1 1 0 0 0 2												
Inning Stats	R: 3 E: 0 K: 1 S: 7	H: 2 LOB: 1 BB: 2 P: 15	R: 0 E: 0 K: 1 S: 7	H: 2 LOB: 3 BB: 0 P: 8	R: 0 E: 0 K: 0 S: 3	H: 1 LOB: 0 BB: 0 P: 3	R: 0 E: 0 K: 1 S: 5	H: 0 LOB: 0 BB: 0 P: 5	R: 2 E: 0 K: 0 S: 5	H: 3 LOB: 2 BB: 1 P: 9	R: 5 E: 1 K: 0 S: 8	H: 4 LOB: 0 BB: 0 P: 8	R: 0 E: 1 K: 0 S: 4	H: 0 LOB: 1 BB: 0 P: 4	R: 0 E: 0 K: 0 S: 5	H: 2 LOB: 3 BB: 1 P: 9	R: 4 E: 0 K: 1 S: 8	H: 3 LOB: 0 BB: 1 P: 12	1B: 7 2B: 6 3B: 1 HR: 4	SF: 0 SAC: 0 DP: 1 HBP: 1	WP: 0 PB: 0 SB: 0 CS: 0	PA: 50
PITCHER	IP WLS BF H R ER SO BB IBB HBP BLK WP HR S P ERA WHIP																					
Ron Bryant, L (1, 1) ERA: 8.6	1.1 L 11 4 3 3 1 2 0 1 0 0 0 1 10 19 20.25 4.500																					
Jim Barr, R (2, 1) ERA: 3.32	3.2 14 4 2 2 2 0 1 0 0 0 0 0 17 21 4.91 1.091																					
Jim Willoughby, R (6, 1) ERA: 4.65	0.2 6 3 4 0 0 0 0 0 0 0 0 1 6 6 0.00 4.500																					
Don McMahon, R (6, 1) ERA: 4.91	1.1 6 1 1 1 0 0 0 0 0 0 0 1 6 6 6.75 0.750																					
Charlie Williams, R (8, 1) ERA: 3.28	2.0 13 5 4 4 1 2 0 0 0 0 0 1 13 21 18.00 3.500																					

Pittsburgh Pirates @ San Francisco Giants
 Candlestick Park, San Francisco, CA
 Sun Jun 09 1974, 6:33 AM EDT
 Att. 8,786 - Unknown

AB	44
R	14
H	17
RBI	14
BB	5
SO	4
LOB	20



WP	0	PA	50
PB	0		
SB	0		
CS	0		

PITCHER	IP	WLS	BF	H	R	ER	SO	BB	IBB	HBP	BLK	WP	HR	S	P	ERA	WHIP
Ron Bryant, L (1, 1) ERA: 8.6	1.1	L	11	4	3	3	1	2	0	1	0	0	1	10	19	20.25	4.500
Jim Barr, R (2, 1) ERA: 3.32	3.2		14	4	2	2	2	0	1	0	0	0	0	17	21	4.91	1.091
Jim Willoughby, R (6, 1) ERA: 4.65	0.2		6	3	4	0	0	0	0	0	0	0	1	6	6	0.00	4.500
Don McMahon, R (6, 1) ERA: 4.91	1.1		6	1	1	1	0	0	0	0	0	0	1	6	6	6.75	0.750
Charlie Williams, R (8, 1) ERA: 3.28	2.0		13	5	4	4	1	2	0	0	0	0	1	13	21	18.00	3.500

BOTTOM

Chicago Cubs @ San Francisco Giants
Candlestick Park, San Francisco, CA

Tue Jun 11 1974, 10:05 PM EDT
Att. 3,331 - Unknown

livebaseballscorecards.com

AB	35
R	4
H	9
RBI	3
BB	4
SO	3
LOB	20



WP:	2	PA:	39
PB:	0		
SB:	0		
CS:	1		

AB R H RBI BB SO LOB

5 0 0 0 0 1 2

5 0 1 0 0 0 2

4 2 2 0 1 0 0

4 1 2 1 0 0 2

3 1 0 0 1 0 1

3 0 0 0 1 0 4

4 0 2 2 0 0 2

3 0 2 0 1 0 1

1B:	7	SF:	0
2B:	1	SAC:	0
3B:	1	DP:	1
HR:	0	HBP:	0

Batter	1	2	3	4	5	6	7	8	9
Bobby Bonds, R OBP: 0.377, SLG: 0.487 (1, 9) X	0-0 1-3 ①		0-3 K ①		0-0 P6 ②		0-0 P6 ②		0-0 6-3 ①
Tito Fuentes, S OBP: 0.211, SLG: 0.192 (1, 4) X	0-0 6-3 ②		0-0 CS 1B		0-0 P3 ③		0-0 F2 ③		0-0 6-3 ②
Garry Maddox, R OBP: 0.357, SLG: 0.487 (1, 8) X	0-0 F7 ③		0-0 1B ②			0-0 1B 3B		4-0 1B BB	0-0 F9 ③
Ed Coodson, L OBP: 0.371, SLG: 0.500 (1, 3) X		0-0 E 2B	0-0 G3 ③		0-0 FC6-4 1B		0-0 F8 ①		
Steve Ontiveros, S OBP: 0.382, SLG: 0.360 (1, 5) X		0-0 E5 1B 2-H		0-0 P4 ①		0-0 FC6-4 FC5-4 1-2f		4-0 1B BB 1-2	
Gary Matthews, R OBP: 0.322, SLG: 0.371 (1, 7) X		0-0 5-3 ①		4-0 G6-4-3 BB		0-0 FC5-4 WP 1-2f		0-0 P3 ②	
Chris Speier, R OBP: 0.318, SLG: 0.345 (1, 6) X		0-0 WP 1B 2-H		0-0 G6-4-3 1-2f		0-0 6-3 ③		0-0 BB 1B 1-3 2-H	
Dave Rader, L OBP: 0.420, SLG: 0.405 (1, 2) X		0-0 F9 ②			0-0 1B		0-0 1B	4-0 1-2 BB	
John D'Acquisto, R OBP: 0.184, SLG: 0.250 (5, PH)		0-3 K ③			0-0 F8 ①		0-3 K ①	0-0 P6 ③	
Chris Arnold, S OBP: 0.310, SLG: 0.421 (6, 1)									
Charlie Williams, R OBP: 0.143, SLG: 0.143 (7, PH)									
Bruce Miller, R OBP: 0.360, SLG: 0.370 (7, PH)									
Gary Thomasson, L OBP: 0.250, SLG: 0.250 (8, 1)									
Randy Moffitt, R OBP: 0.315, SLG: 0.438 (8, PH)									
Elias Sosa, R OBP: 0.125, SLG: 0.125 (9, 1)									

Inning Stats	R: 0	H: 0	E: 0	LOB: 0	K: 0	S: 3	P: 3	R: 2	H: 2	E: 1	LOB: 1	K: 1	BB: 0	S: 8	R: 0	H: 2	E: 0	LOB: 1	K: 1	BB: 0	S: 6	R: 0	H: 0	E: 0	LOB: 0	K: 0	BB: 1	S: 2	R: 0	H: 1	E: 0	LOB: 1	K: 0	BB: 0	S: 4	R: 1	H: 2	E: 0	LOB: 1	K: 0	BB: 0	S: 5	R: 0	H: 1	E: 0	LOB: 1	K: 1	BB: 0	S: 6	R: 1	H: 1	E: 0	LOB: 3	K: 0	BB: 3	S: 4	R: 0	H: 0	E: 0	LOB: 0	K: 0	BB: 0	S: 3	R: 0	H: 0	E: 0	LOB: 0	K: 0	BB: 0	S: 3	1B: 7	SF: 0	2B: 1	SAC: 0	3B: 1	DP: 1	HR: 0	HBP: 0	WP: 2	PA: 39
--------------	------	------	------	--------	------	------	------	------	------	------	--------	------	-------	------	------	------	------	--------	------	-------	------	------	------	------	--------	------	-------	------	------	------	------	--------	------	-------	------	------	------	------	--------	------	-------	------	------	------	------	--------	------	-------	------	------	------	------	--------	------	-------	------	------	------	------	--------	------	-------	------	------	------	------	--------	------	-------	------	-------	-------	-------	--------	-------	-------	-------	--------	-------	--------

PITCHER	IP	WLS	BF	H	R	ER	SO	BB	IBB	HBP	BLK	WP	HR	S	P	ERA	WHIP
Ken Frailing, L ERA: 4.24 (1, 1)	6.0	W	26	8	3	2	2	1	0	0	0	2	0	29	33	3.00	1.500
Steve Stone, R ERA: 4.98 (7, 1)	1.2		9	1	1	1	1	3	0	0	0	0	0	8	20	5.40	2.400
Horacio Pina, R ERA: 2.23 (8, 1)	1.1	S	4	0	0	0	0	0	0	0	0	0	0	4	4	0.00	0.000

Batter	1	2	3	4	5	6	7	8	9	AB R H RBI BB SO LOB	TOP											
Don Kessinger, S (1, 6) <small>OBP: 0.366, SLG: 0.342</small> Vic Harris, S (7, 4) <small>OBP: 0.292, SLG: 0.229</small>	0-0 S 1B	0-0 L8		0-0 E5 1B	0-0 FC6-4 1-2f		0-0 F8	0-0 FC6-4 1-2f		5 2 2 0 0 0 2 1 0 0 0 0 0 2												
Jerry Morales, R (1, 7) <small>OBP: 0.336, SLG: 0.440</small>	0-0 F8		4-0 1B SH3 BB	0-0 FC5 BB 1B		0-3 K	0-0 2B PB 1B		4-0 G5-4-3 BB	4 2 2 1 2 1 1												
Billy Williams, L (1, 3) <small>OBP: 0.409, SLG: 0.489</small> Andre Thornton, R (6, 3) <small>OBP: 0.366, SLG: 0.595</small>	4-0 6-3 1B 1-2 BB		0-0 SH3 1B 1B	0-0 F5		4-0 1B 1-3 BB	0-0 PB 1-3 2B		0-3 K	2 2 1 0 2 0 1 2 0 1 0 0 1 1												
Jose Cardenal, R (1, 9) <small>OBP: 0.353, SLG: 0.436</small>	0-0 6-3 1-2 2-H 1B		0-0 SH3 1-2 3-H	4-0 FC6-4 1-2 FC5 BB		0-0 1-3 1B 1B	0-0 6-3 2-3 3-H		0-0 G5-4-3 1-2f	4 1 2 2 1 0 2												
Rick Monday, L (1, 8) <small>OBP: 0.384, SLG: 0.437</small> Jim Tyrone, R (8, PH) <small>OBP: 0.250, SLG: 0.200</small>	0-0 6-3 1-2 2-3		0-0 F7	0-0 FC5 FC6-4		4-0 1-3 1B BB		0-0 BB SF8 1B 1B		3 1 0 0 1 0 5 1 1 1 0 0 0 0												
Bill Madlock, R (1, 5) <small>OBP: 0.381, SLG: 0.467</small> Matt Alexander, S (6, 5) <small>OBP: 0.364, SLG: 0.273</small>	0-0 6-3		0-0 1B 2-H 1B	0-0 FC6-4 1-2f 2-3		0-0 1-3		0-0 F9		4 0 1 2 0 0 6 1 0 0 0 0 0 1												
Dave Rosello, R (1, 4) <small>OBP: 0.244, SLG: 0.280</small>		0-0 L5	0-0 1-2 1B		0-3 K	0-0 2-H 3-H 1B		0-0 BB 1-2 1B		5 0 3 2 0 1 0												
Tom Lundstedt, S (1, 2) <small>OBP: 0.212, SLG: 0.071</small>		0-0 6-3	0-0 1-3		0-0 4-3	0-0 2-H 3-H F7		4-0 FC6-4 1-2 2-3 BB		4 0 0 0 1 0 3												
Rick Reuschel, R (1, 1) <small>OBP: 0.226, SLG: 0.300</small>		0-0 1B		0-0 E 1B	0-0 FC6-4 1B		0-3 K	0-0 SF8		4 1 3 1 0 1 0												
Inning Stats	R: 1 E: 0 K: 0 S: 5	H: 2 LOB: 2 BB: 1 P: 9	R: 0 E: 0 K: 0 S: 4	H: 1 LOB: 1 BB: 0 P: 4	R: 2 E: 0 K: 0 S: 6	H: 3 LOB: 2 BB: 1 P: 10	R: 2 E: 1 K: 0 S: 6	H: 3 LOB: 2 BB: 1 P: 10	R: 0 E: 0 K: 1 S: 6	H: 1 LOB: 1 BB: 0 P: 6	R: 3 E: 0 K: 1 S: 7	H: 2 LOB: 1 BB: 2 P: 15	R: 1 E: 0 K: 1 S: 7	H: 2 LOB: 1 BB: 0 P: 7	R: 1 E: 0 K: 0 S: 5	H: 2 LOB: 2 BB: 1 P: 9	R: 0 E: 0 K: 1 S: 4	H: 0 LOB: 0 BB: 1 P: 8	1B: 15 2B: 1 3B: 0 HR: 0	SF: 1 SAC: 1 DP: 1 HBP: 0	WP: 0 PB: 1 SB: 1 CS: 0	PA: 49
PITCHER	IP WLS BF H R ER SO BB IBB HBP BLK WP HR S P ERA WHIP																					
Tom Bradley, R (1, 1) <small>ERA: 4.13</small> Charlie Williams, R (4, 1) <small>ERA: 3.5</small> Don McMahon, R (6, 1) <small>ERA: 4.15</small> Steve Barber, L (8, 1) <small>ERA: 4.5</small>	3.0 L 19 8 5 4 0 2 0 0 0 0 0 0 17 25 12.00 3.333																					
	2.2 15 4 3 3 2 3 0 0 0 0 0 0 16 28 10.12 2.625																					
	1.1 6 2 1 0 1 0 0 0 0 0 0 0 8 8 0.00 1.500																					
	2.0 9 2 1 1 1 2 0 0 0 0 0 0 9 17 4.50 2.000																					

Chicago Cubs @ San Francisco Giants
Candlestick Park, San Francisco, CA
Wed Jun 12 1974, 6:33 AM EDT
Att. 2,541 - Cloudy

livebaseballscorecards.com

AB	40
R	10
H	16
RBI	8
BB	7
SO	4
LOB	24



Batter	1	2	3	4	5	6	7	8	9	AB R H RBI BB SO LOB	TOP									
Don Kessinger, S (1, 6) OBP: 0.368, SLG: 0.342	0-0 1B		0-0 6-3		0-0 4-3			4-0 BB		3 0 1 0 1 0 0	Chicago Cubs @ San Francisco Giants Candlestick Park, San Francisco, CA Thu Jun 13 1974, 6:33 AM EDT Att. 2,342 - Cloudy									
Jerry Morales, R (1, 7) OBP: 0.330, SLG: 0.431	0-0 F8		0-0 P4		0-0 6-3			0-3 K		4 0 0 0 0 1 2										
Billy Williams, L (1, 3) OBP: 0.406, SLG: 0.489	0-0 F7		0-0 G3		0-0 2B			0-0 F9		4 0 1 0 0 0 2										
Jose Cardenal, R (1, 9) OBP: 0.346, SLG: 0.427	0-3 K		0-0 P4		0-0 6-3			0-3 K		4 0 0 0 0 2 3										
Rick Monday, L (1, 8) OBP: 0.382, SLG: 0.430		4-0 BB	L4-3 BB		0-0 L6			0-3 K		3 0 0 0 1 1 1										
Bill Madlock, R (1, 5) OBP: 0.390, SLG: 0.484		0-0 L4-3		0-0				0-0 F5		3 0 2 0 0 0 1										
Matt Alexander, S (7, PR) OBP: 0.364, SLG: 0.273							SH3 2B			0 0 0 0 0 0 0										
Chris Ward, L (9, PH) OBP: 0.370, SLG: 0.317		1-2								1 0 0 0 0 0 0										
Dave Rosello, R (1, 4) OBP: 0.250, SLG: 0.286		0-0 1B		0-3 K			SH3 2-3			2 0 1 0 0 1 1										
Andre Thornton, R (9, PH) OBP: 0.357, SLG: 0.579								0-0 6-3		1 0 0 0 0 0 0										
Tom Lundstedt, S (1, 2) OBP: 0.222, SLG: 0.097		0-0 1B			0-0 6-3			0-3 K		3 0 1 0 0 1 2										
Bill Bonham, R (1, 1) OBP: 0.200, SLG: 0.200		0-0 F9			0-0 5-3			0-3 K		3 0 0 0 0 1 4										
Inning Stats	R: 0 E: 0 K: 1 S: 6	H: 1 LOB: 1 BB: 0 P: 6	R: 0 E: 0 K: 0 S: 4	H: 2 LOB: 2 BB: 1 P: 8	R: 0 E: 0 K: 0 S: 3	H: 0 LOB: 0 BB: 0 P: 3	R: 0 E: 0 K: 1 S: 6	H: 1 LOB: 1 BB: 0 P: 6	R: 0 E: 0 K: 0 S: 3	H: 0 LOB: 0 BB: 0 P: 3	R: 0 E: 0 K: 2 S: 8	H: 1 LOB: 2 BB: 0 P: 8	R: 0 E: 0 K: 2 S: 7	H: 0 LOB: 1 BB: 1 P: 11	R: 0 E: 0 K: 1 S: 5	H: 0 LOB: 0 BB: 0 P: 5	1B: 4 2B: 3 3B: 0 HR: 0	SF: 0 SAC: 1 DP: 1 HBP: 0	WP: 0 PB: 0 SB: 0 CS: 0	PA: 34
PITCHER Jim Barr, R (1, 1) ERA: 2.92	IP: 9.0 WLS: W BF: 34 H: 6 R: 0 ER: 0 SO: 7 BB: 2 IBB: 0 HBP: 0 BLK: 0 WP: 0 HR: 0 S: 46 P: 54 ERA: 0.00 WHIP: 0.889																			

livebaseballscores.com

AB	31
R	0
H	6
RBI	0
BB	2
SO	7
LOB	16



Batter	1	2	3	4	5	6	7	8	9	AB R H RBI BB SO LOB	TOP																				
Bobby Bonds, R OBP: 0.368, SLG: 0.471 (1, 9) X	0-0 5-3		0-0 1-3 3-H 1B		0-3 K			0-0 L8		4 0 1 1 0 1 0	San Francisco Giants @ Pittsburgh Pirates Three Rivers Stadium, Pittsburgh, PA Fri Jun 14 1974, 7:05 PM EDT Att. 18,588 - Unknown livebaseballscorecards.com																				
Chris Speier, R OBP: 0.319, SLG: 0.361 (1, 6) X	0-0 F9		0-3 K			0-0 HR		0-0 6-3		4 1 1 1 0 1 2																					
Garry Maddox, R OBP: 0.349, SLG: 0.476 (1, 8) X	0-0 F4		0-0 4-3			0-0 4-3 2B		0-0 E6		4 0 1 0 0 0 2																					
Ed Goodson, L OBP: 0.370, SLG: 0.484 (1, 3)		0-0 4-3		0-0 F7		0-0 L8		0-0 L8		4 0 0 0 0 0 2																					
Steve Ontiveros, S OBP: 0.377, SLG: 0.350 (1, 5)		0-0 F7		0-0 4-3		0-0 4-3		0-3 K		4 0 0 0 0 1 1																					
Gary Thomasson, L OBP: 0.346, SLG: 0.359 (1, 7)		0-0 1-3		4-0 BB		0-0 L8		0-0 4-3		2 0 0 0 1 0 1																					
Gary Matthews, R OBP: 0.321, SLG: 0.370 (6, 7)										1 0 0 0 0 0 0																					
Dave Rader, L OBP: 0.405, SLG: 0.400 (1, 2)			0-0 6-3	0-0 L8			0-0 4-3		0-0 F7	4 0 0 0 0 0 1																					
Tito Fuentes, S OBP: 0.218, SLG: 0.202 (1, 4)			0-0 E FC3 1B 1B		0-0 L8		0-0 1-3			3 1 1 0 0 0 0																					
Ron Bryant, S OBP: 0.091, SLG: 0.091 (1, 1)			0-0 FC3 1B		0-0 F4		0-3 K			2 0 0 0 0 0 1																					
Elias Sosa, R OBP: 0.111, SLG: 0.111 (6, 1)			1-3 1B							1 0 0 0 0 1 0																					
Inning Stats	R: 0 E: 0 K: 0 S: 3	H: 0 LOB: 0 BB: 0 P: 3	R: 0 E: 0 K: 0 S: 3	H: 0 LOB: 0 BB: 0 P: 3	R: 1 E: 1 K: 1 S: 8	H: 2 LOB: 2 BB: 0 P: 8	R: 0 E: 0 K: 0 S: 3	H: 0 LOB: 1 BB: 1 P: 7	R: 0 E: 0 K: 1 S: 5	H: 0 LOB: 0 BB: 0 P: 5	R: 1 E: 0 K: 0 S: 5	H: 2 LOB: 1 BB: 0 P: 5	R: 0 E: 0 K: 1 S: 5	H: 0 LOB: 0 BB: 0 P: 5	R: 0 E: 1 K: 0 S: 4	H: 0 LOB: 1 BB: 0 P: 4	R: 0 E: 0 K: 1 S: 5	H: 0 LOB: 0 BB: 0 P: 5	R: 0 E: 0 K: 1 S: 5	H: 0 LOB: 0 BB: 0 P: 5	1B: 2 2B: 1 3B: 0 HR: 1	SF: 0 SAC: 0 DP: 0 HBP: 0	WP: 0 PB: 0 SB: 0 CS: 0	PA: 34							
PITCHER Dock Ellis, R ERA: 3.98 (1, 1)	IP 9.0	WLS W	BF 34	H 4	R 2	ER 1	SO 4	BB 1	IBB 0	HBP 0	BLK 0	WP 0	HR 1	S 41	P 45	ERA 1.00	WHIP 0.556														
											PITCHER	IP	WLS	BF	H	R	ER	SO	BB	IBB	HBP	BLK	WP	HR	S	P	ERA	WHIP			




Batter	1	2	3	4	5	6	7	8	9	AB R H RBI BB SO LOB	TOP														
Bobby Bonds, R (1, 9) OBP: 0.368, SLG: 0.467	0-3 K		4-0 FC5-4 BB		0-0 E5 FC6-4		0-0 1B	0-0 6-3		4 0 1 0 1 1 3															
Chris Speier, R (1, 6) OBP: 0.316, SLG: 0.354	4-0 FC4-6 1B 2B BB		0-0 F9		0-0 FC6-4 1-2f		0-0 5-3		0-3 K	4 1 0 0 1 1 3															
Garry Maddox, R (1, 8) OBP: 0.353, SLG: 0.476	0-0 FC4-6 1B		0-0 FC5-4 1-2f			0-0 E9 1B	4-0 1B 1B IBB		0-0 4-3	4 1 2 0 1 0 1															
Ed Goodson, L (1, 3) OBP: 0.362, SLG: 0.469	0-0 FC4-6 2B			0-0 F7		0-0 F7	0-0 6-3		0-0 1B	5 0 1 0 0 0 5 0 0 0 0 0 0 0															
Jim Barr, R (9, PR) OBP: 0.353, SLG: 0.500	1-2f 2B																								
Gary Matthews, R (1, 7) OBP: 0.328, SLG: 0.379	0-0 2B			0-0 5-3		0-0 1B		1-0 BB HBP FC3-2 HBP		3 0 2 2 0 0 0 0 0 0 0 0 0 0 0 0 0 0 0 0 0 1 0 0 0 0 0 1															
Mike Phillips, L (8, PR) OBP: 0.283, SLG: 0.300	1-H 2B			0-0 E5		0-0 L7		1-0 FC3-2 BB HBP		3 0 0 0 0 0 1															
Elias Sosa, R (8, 1) OBP: 0.111, SLG: 0.111	3-H 2B			0-0 L8		0-0 L8		0-3 K		4 0 1 0 0 1 3															
Steve Ontiveros, S (9, PH) OBP: 0.377, SLG: 0.350																									
Dave Kingman, R (1, 5) OBP: 0.311, SLG: 0.427		0-0 L5		0-0 E5		0-0 L7		1-2 FC3-2 BB HBP																	
Tito Fuentes, S (1, 4) OBP: 0.220, SLG: 0.203		0-0 6-3		0-0 L8		0-0 L8		0-3 K		3 0 0 0 1 0 2															
Dave Rader, L (1, 2) OBP: 0.400, SLG: 0.388		0-0 6-3			0-0 4-3	0-0 1-3		4-0 FC3-2 BB																	
John D'Acquisto, R (1, 1) OBP: 0.138, SLG: 0.222			0-0 4-3		0-3 K		0-3 K	0-0 FC3-2		3 0 0 0 0 2 0 1 0 0 0 0 0 3															
Gary Thomasson, L (8, PH) OBP: 0.343, SLG: 0.355								1-2 2-3 3-Hf																	
Inning Stats	R: 1 E: 0 K: 1 S: 6	H: 2 LOB: 2 BB: 1 P: 10	R: 0 E: 0 K: 0 S: 3	H: 0 LOB: 0 BB: 0 P: 3	R: 0 E: 0 K: 0 S: 3	H: 0 LOB: 1 BB: 1 P: 7	R: 0 E: 1 K: 0 S: 4	H: 0 LOB: 1 BB: 0 P: 4	R: 0 E: 1 K: 1 S: 6	H: 0 LOB: 1 BB: 0 P: 6	R: 1 E: 1 K: 0 S: 6	H: 3 LOB: 2 BB: 0 P: 6	R: 0 E: 0 K: 1 S: 6	H: 1 LOB: 2 BB: 1 P: 10	R: 0 E: 0 K: 1 S: 5	H: 0 LOB: 3 BB: 1 P: 11	R: 0 E: 0 K: 1 S: 5	H: 1 LOB: 1 BB: 0 P: 5	1B: 6 2B: 1 3B: 0 HR: 0	SF: 0 SAC: 0 DP: 0 HBP: 2	WP: 0 PB: 0 SB: 0 CS: 0	PA: 41			
PITCHER	IP WLS BF H R ER SO BB IBB HBP BLK WP HR S P ERA WHIP																								
Jerry Reuss, L (1, 1) ERA: 4.17	7.0		31	6	2	2	3	2	1	0	0	0	0	34	46	2.57	1.143								
Bruce Kison, R (8, 1) ERA: 3.92	0.1		4	0	0	0	1	1	0	2	0	0	0	3	9	0.00	3.000								
Ramon Hernandez, L (8, 1) ERA: 2.86	0.1		1	0	0	0	0	0	0	0	0	0	0	1	1	0.00	0.000								
Daryl Patterson, R (8, 1) ERA:	1.0	W	5	1	0	0	1	0	0	0	0	0	0	6	6	0.00	1.000								

San Francisco Giants @ Pittsburgh Pirates
 Three Rivers Stadium, Pittsburgh, PA
 Sat Jun 15 1974, 7:05 PM EDT
 Att: 13,571 - Unknown

AB	35
R	2
H	7
RBI	2
BB	4
SO	5
LOB	22



Batter	1	2	3	4	5	6	7	8	9	AB R H RBI BB SO LOB	TOP											
Bobby Bonds, R (1, 9) OBP: 0.370, SLG: 0.464	4-0 S 1B BB	4-0 E S BB		0-0 F8			0-3 K			2 1 0 0 2 1 0	San Francisco Giants @ Pittsburgh Pirates Three Rivers Stadium, Pittsburgh, PA Sun Jun 16 1974, 3:33 AM EDT Att. 12,606 - Unknown livebaseballscorecards.com											
Chris Speier, R (1, 6) OBP: 0.319, SLG: 0.350	4-0 1B BB	4-0 BB		0-0 F8			0-0 L9			2 1 0 0 2 0 0												
Garry Maddox, R (1, 8) OBP: 0.356, SLG: 0.477	0-0 1B SF8 1B	0-0 L4		0-0 F8			0-0 6-3 1B			4 1 2 1 0 0 2												
Ed Goodson, L (1, 3) OBP: 0.358, SLG: 0.461	0-0 FC6-4 1B		0-0 1-3			0-3 K	0-3 K			4 0 1 1 0 2 1												
Chris Arnold, R (1, 4) OBP: 0.304, SLG: 0.415	0-0 SF8		0-0 1B			0-0 5-3	0-0 6-3			3 0 1 1 0 0 1												
Dave Kingman, R (1, 5) OBP: 0.304, SLG: 0.416	0-0 FC6-4 S		0-3 K			0-0 5-3	0-0 F8			4 0 0 0 0 1 3												
Gary Thomasson, L (1, 7) OBP: 0.339, SLG: 0.351	0-0 F7		0-0 1-3			0-0 1B				4 0 1 0 0 0 2												
Ken Rudolph, R (1, 2) OBP: 0.298, SLG: 0.217		0-0 4-3		0-0 L9		0-0 1-3				3 0 0 0 0 0 1												
Randy Moffitt, R (6, 1) OBP: 0.250, SLG: 0.250										0 0 0 0 0 0 0												
Steve Ontiveros, S (9, PH) OBP: 0.376, SLG: 0.348										1 0 0 0 0 0 0												
Tom Bradley, R (1, 1) OBP: 0.152, SLG: 0.100		0-3 K		0-0 6-3			0-0 6-3			1 0 0 0 0 1 0												
Charlie Williams, R (2, 1) OBP: 0.111, SLG: 0.111										1 0 0 0 0 0 0												
John Boccabella, R (6, 2) OBP: 0.184, SLG: 0.162										2 0 0 0 0 0 0												
Inning Stats	R: 3 E: 0 K: 0 S: 5	H: 2 LOB: 1 BB: 2 P: 13	R: 0 E: 0 K: 1 S: 5	H: 0 LOB: 2 BB: 2 P: 13	R: 0 E: 0 K: 1 S: 6	H: 1 LOB: 1 BB: 0 P: 6	R: 0 E: 0 K: 0 S: 3	H: 0 LOB: 0 BB: 0 P: 3	R: 0 E: 0 K: 0 S: 5	H: 0 LOB: 0 BB: 0 P: 5	R: 0 E: 0 K: 1 S: 4	H: 1 LOB: 1 BB: 0 P: 4	R: 0 E: 0 K: 1 S: 5	H: 0 LOB: 0 BB: 0 P: 5	R: 0 E: 0 K: 1 S: 6	H: 1 LOB: 1 BB: 0 P: 6	R: 0 E: 0 K: 0 S: 3	H: 0 LOB: 0 BB: 0 P: 3	1B: 5 2B: 0 3B: 0 HR: 0	SF: 1 SAC: 0 DP: 0 HBP: 0	WP: 0 PB: 0 SB: 3 CS: 0	PA: 36
PITCHER Jim Rooker, L (1, 1) ERA: 3.04	IP: 9.0 WLS: W BF: 36 H: 5 R: 3 ER: 3 SO: 5 BB: 4 IBB: 0 HBP: 0 BLK: 0 WP: 0 HR: 0 S: 42 P: 58 ERA: 3.00 WHIP: 1.000											PITCHER	IP: WLS: BF: H: R: ER: SO: BB: IBB: HBP: BLK: WP: HR: S: P: ERA: WHIP:									

Batter	1	2	3	4	5	6	7	8	9	AB	R	H	RBI	BB	SO	LOB
Gene Clines, R OBP: 0.296, SLG: 0.262 (1, 9)	0-0 L9	0-0 L6-3		0-0 L1-3		0-0 L6-3				4	0	0	1	0	0	6
Richie Hebner, L OBP: 0.349, SLG: 0.491 (1, 5)	0-0 HR 3B	0-0 3-1			0-0 4-3		0-0 3-1			4	1	1	0	0	0	1
Al Oliver, L OBP: 0.300, SLG: 0.454 (1, 8)	0-0 HR		0-0 4-3		0-0 G4-6-3 1B		0-0 PB S 1B			4	1	3	2	0	0	0
Richie Zisk, R OBP: 0.415, SLG: 0.511 (1, 7)	0-0 F7		0-3 K		0-0 G4-6-3 1-2f		0-0 F9			4	0	0	0	0	1	2
Bob Robertson, R OBP: 0.302, SLG: 0.530 (1, 3)	0-0 5-3		0-0 F9			4-0 1B 1B BB		4-0 PB BB		2	0	0	0	2	0	0
Manny Sanguillen, R OBP: 0.302, SLG: 0.400 (1, 2)		0-0 2B 2B		0-0 F9		0-0 L8		0-0 L8 1-2 2-3		4	1	1	0	0	0	3
Rennie Stennett, R OBP: 0.330, SLG: 0.393 (1, 4)		0-0 6-3 L6-3 2B		0-0 SH1-4 BB 1B		0-0 1B 1B		0-0 F7		4	1	3	1	0	0	0
Mario Mendoza, R OBP: 0.308, SLG: 0.286 (1, 6)		0-0 6-3		4-0 SH1-4 BB		0-0 1B		0-0 4-3		3	0	1	0	1	0	1
Jim Rooker, R OBP: 0.371, SLG: 0.424 (1, 1)		4-0 L6-3 BB		0-0 SH1-4		0-3 K		0-3 K		2	0	0	0	1	2	3


Inning Stats	R: 2	H: 2	E: 0	LOB: 0	K: 0	BB: 0	S: 5	R: 2	H: 2	E: 0	LOB: 1	K: 0	BB: 1	S: 5	R: 0	H: 0	E: 0	LOB: 0	K: 1	BB: 0	S: 5	R: 0	H: 1	E: 0	LOB: 2	K: 0	BB: 1	S: 4	R: 0	H: 1	E: 0	LOB: 0	K: 0	BB: 0	S: 3	R: 0	H: 2	E: 0	LOB: 3	K: 1	BB: 1	S: 7	R: 0	H: 1	E: 0	LOB: 2	K: 0	BB: 1	S: 4	R: 0	H: 0	E: 0	LOB: 0	K: 1	BB: 0	S: 5
--------------	------	------	------	--------	------	-------	------	------	------	------	--------	------	-------	------	------	------	------	--------	------	-------	------	------	------	------	--------	------	-------	------	------	------	------	--------	------	-------	------	------	------	------	--------	------	-------	------	------	------	------	--------	------	-------	------	------	------	------	--------	------	-------	------

PITCHER	IP	WLS	BF	H	R	ER	SO	BB	IBB	HBP	BLK	WP	HR	S	P	ERA	WHIP
Tom Bradley, R ERA: 4.44 (1, 1)	1.1	L	9	4	4	4	0	1	0	0	0	0	1	8	12	27.00	3.750
Charlie Williams, R ERA: 3.26 (2, 1)	4.0		16	3	0	0	1	2	0	0	0	0	0	16	24	0.00	1.250
Randy Moffitt, R ERA: 2.7 (6, 1)	2.2		11	2	0	0	2	1	0	0	0	0	0	14	18	0.00	1.125

BOTTOM

San Francisco Giants @ Pittsburgh Pirates
 Three Rivers Stadium, Pittsburgh, PA
 Sun Jun 16 1974, 3:33 AM EDT
 Att. 12,606 - Unknown

AB	31
R	4
H	9
RBI	4
BB	4
SO	3
LOB	16



1B: 5	SF: 0	WP: 0	PA: 36
2B: 2	SAC: 1	PB: 1	
3B: 1	DP: 1	SB: 1	
HR: 1	HBP: 0	CS: 0	

PITCHER	IP	WLS	BF	H	R	ER	SO	BB	IBB	HBP	BLK	WP	HR	S	P	ERA	WHIP
---------	----	-----	----	---	---	----	----	----	-----	-----	-----	----	----	---	---	-----	------

Batter	1	2	3	4	5	6	7	8	9	AB R H RBI BB SO LOB	TOP												
Bobby Bonds, R (1, 9) OBP: 0.371, SLG: 0.464	0-3 K		4-0 1B IBB		0-0 F9		0-0 WP 1-3 1B 2B		0-0 5-3	4 1 1 0 1 1 1	San Francisco Giants @ St. Louis Cardinals Busch Stadium, St. Louis, MO Mon Jun 17 1974, 7:05 PM CDT Att. 17,525 - Unknown												
Gary Thomasson, L (1, 7) OBP: 0.351, SLG: 0.356	0-3 K		0-0 1B		0-0 F9		0-0 1B	4-0 IBB	4 0 2 2 1 1 0														
Garry Maddox, R (1, 8) OBP: 0.353, SLG: 0.475	0-3 K		0-0 G1-2-3		0-0 2B		0-0 F9	0-0 6-3	5 0 1 0 0 1 6														
Steve Ontiveros, S (1, 5) OBP: 0.370, SLG: 0.342		0-0 F9		0-3 K		0-0 1-3		0-3 K	4 0 0 0 0 2 2														
Dave Kingman, R (1, 3) OBP: 0.303, SLG: 0.408	0-3 K			4-0 1B S BB		0-0 F9		0-0 5-3	3 0 0 0 1 1 0														
Chris Speier, R (1, 6) OBP: 0.318, SLG: 0.346	0-0 6-3			4-0 1B BB		0-0 1-3		0-0 G3	3 0 0 0 1 0 0														
Chris Arnold, R (1, 4) OBP: 0.300, SLG: 0.386			4-0 SH1-4 1B BB		0-0 F9		0-0 G3	0-3 K	3 1 0 0 1 1 2														
Dave Rader, L (1, 2) OBP: 0.412, SLG: 0.402			0-0 1B SH1-4 G1-2-3 1B		0-0 1B		0-0 4-3	0-0 SH3 1B	4 0 3 0 0 0 0														
Jim Barr, R (1, 1) OBP: 0.368, SLG: 0.471			0-0 SH1-4		0-0 F9		4-0 2B WP BB	0-0 SH3	1 1 0 0 1 0 3														
Inning Stats	R: 0 E: 0 K: 3 S: 9	H: 0 LOB: 0 BB: 0 P: 9	R: 0 E: 0 K: 1 S: 5	H: 0 LOB: 0 BB: 0 P: 5	R: 1 E: 0 K: 0 S: 4	H: 2 LOB: 2 BB: 2 P: 12	R: 0 E: 0 K: 1 S: 6	H: 1 LOB: 3 BB: 2 P: 14	R: 0 E: 0 K: 0 S: 4	H: 1 LOB: 1 BB: 0 P: 4	R: 0 E: 0 K: 0 S: 3	H: 0 LOB: 0 BB: 0 P: 3	R: 2 E: 0 K: 1 S: 7	H: 2 LOB: 1 BB: 1 P: 11	R: 0 E: 0 K: 1 S: 5	H: 0 LOB: 0 BB: 0 P: 5	R: 0 E: 0 K: 0 S: 4	H: 1 LOB: 2 BB: 1 P: 8	1B: 5 2B: 2 3B: 0 HR: 0	SF: 0 SAC: 2 DP: 1 HBP: 0	WP: 1 PB: 0 SB: 1 CS: 0	PA: 39	
PITCHER	IP WLS BF H R ER SO BB IBB HBP BLK WP HR S P ERA WHIP												IP WLS BF H R ER SO BB IBB HBP BLK WP HR S P ERA WHIP										
John Curtis, L (1, 1) ERA: 4.74	6.1 L 29 6 3 3 5 4 1 0 0 1 0 34 54 4.26 1.579																						
Mike Garman, R (7, 1) ERA: 2.97	2.2 10 1 0 0 2 0 1 0 0 0 0 13 17 0.00 0.375																						

livebaseballscorecards.com

AB	31
R	3
H	7
RBI	2
BB	6
SO	7
LOB	14



Batter	1	2	3	4	5	6	7	8	9	AB	R	H	RBI	BB	SO	LOB
Lou Brock, L OBP: 0.369, SLG: 0.431 (1, 7)	0-0 5-3	0-0 4-3		4-0 BB			0-0 1-3 1B		0-0 F7	4	0	1	0	1	0	4
Ted Sizemore, R OBP: 0.356, SLG: 0.350 (1, 4)	0-0 1-3 1B		0-0 F7	0-0 F7			0-0 1-3 1-2		0-0 F3	5	0	1	0	0	0	4
Bake McBride, L OBP: 0.343, SLG: 0.391 (1, 8)	0-0 1-3 1-2		0-0 1-3		0-0 4-3		0-0 F7			4	0	0	0	0	0	2
Ted Simmons, S OBP: 0.330, SLG: 0.454 (1, 2)	0-0 L5		0-0 3B		0-0 3-4-1		0-0 F7			4	0	1	0	0	0	2
Joe Torre, R OBP: 0.375, SLG: 0.417 (1, 3)		0-0 FC4-6 1B	4-0 BB		0-0 1-3			0-0 F5		3	0	1	0	1	0	0
Jose Cruz, L OBP: 0.330, SLG: 0.393 (1, 9)		0-0 FC4-6 1B	0-0 F8			0-0 S 1B		0-0 F7		4	0	1	0	0	0	3
Ken Reitz, R OBP: 0.326, SLG: 0.386 (1, 5)		0-0 1B		0-0 P5		0-0 F8 1-2		0-3 K		4	0	1	0	0	1	1
Mike Tyson, R OBP: 0.251, SLG: 0.255 (1, 6)		0-0 1B		0-0 SH2-4 1B		0-0 F8			0-0 4-3	3	0	2	0	0	0	1
Reggie Smith, S OBP: 0.427, SLG: 0.641 (9, PH)		1-2 2-3 1B		0-0 SH2-4 1B		0-0 3-1				1	0	0	0	0	0	0
John Curtis, L OBP: 0.103, SLG: 0.071 (1, 1)		0-3 K		0-0 SH2-4					4-0 BB	2	0	0	0	0	1	4
Mike Garman, R (7, 1)										0	0	0	0	0	0	0
Tim McCarver, L OBP: 0.348, SLG: 0.286 (9, PH)				1-2						0	0	0	0	1	0	0

Inning Stats	R: 0	H: 1	E: 0	K: 0	S: 4	R: 0	H: 3	E: 0	K: 1	S: 8	R: 0	H: 1	E: 0	K: 0	S: 4	R: 0	H: 0	E: 0	K: 0	S: 3	R: 0	H: 1	E: 0	K: 0	S: 4	R: 0	H: 0	E: 0	K: 1	S: 5	R: 0	H: 0	E: 0	K: 0	S: 3	R: 0	H: 0	E: 0	K: 0	S: 7	1B: 7	2B: 0	3B: 1	HR: 0	SF: 0	SAC: 1	DP: 0	HBP: 0	WP: 0	PA: 38
	0	1	0	0	4	0	3	0	1	8	0	1	0	0	4	0	0	0	0	3	0	1	0	0	0	4	0	0	0	1	5	0	0	0	0	7	0	1	0	0	0	0	0	0	0	0	0	38		

PITCHER	IP	WLS	BF	H	R	ER	SO	BB	IBB	HBP	BLK	WP	HR	S	P	ERA	WHIP
Jim Barr, R ERA: 2.6 (1, 1)	9.0	W	38	8	0	0	2	3	0	0	0	0	0	39	51	0.00	1.222

BOTTOM

San Francisco Giants @ St. Louis Cardinals
Busch Stadium, St. Louis, MO
 Mon Jun 17 1974, 7:05 PM CDT
 Att. 17,525 - Unknown

livebaseballscorecards.com

AB	34
R	0
H	8
RBI	0
BB	3
SO	2
LOB	21



Batter	1	2	3	4	5	6	7	8	9	AB R H RBI BB SO LOB	TOP																					
Bobby Bonds, R (1, 9) OBP: 0.366, SLG: 0.457	0-3 K		0-0 F4		0-0 5-3			0-0 F7		4 0 0 0 0 1 1	San Francisco Giants @ St. Louis Cardinals Busch Stadium, St. Louis, MO Tue Jun 18 1974, 7:05 PM CDT Att. 17,709 - Unknown																					
Gary Thomasson, L (1, 7) OBP: 0.347, SLG: 0.346	0-3 K		0-0 F5			4-0 5-3 BB		0-0 G4-6-3	3 0 0 0 1 1 1																							
Garry Maddox, R (1, 8) OBP: 0.351, SLG: 0.472	0-0 E 1B		0-0 F8			0-0 5-3 1-2		0-0 F8	4 0 1 0 0 0 1																							
Steve Ontiveros, S (1, 5) OBP: 0.365, SLG: 0.336	0-3 K 1-3			0-0 F8		0-0 F8		0-0 1-3	4 0 0 0 0 1 2																							
Dave Kingman, R (1, 3) OBP: 0.296, SLG: 0.398		0-0 F9		0-0 F2		0-3 K		0-3 K	4 0 0 0 0 2 1																							
Chris Speier, R (1, 6) OBP: 0.322, SLG: 0.350		0-0 FC4-6 1B		0-0 FC6-4 1B			0-0 6-3		3 0 2 0 0 0 0																							
Chris Arnold, R (1, 4) OBP: 0.283, SLG: 0.362		0-0 FC4-6 1B 1-2f		0-0 FC6-4 1-2f			0-0 F8		3 0 0 0 0 0 2																							
Dave Rader, L (1, 2) OBP: 0.410, SLG: 0.400		0-0 1-2 1B			0-0 4-3		0-0 4-3		3 0 1 0 0 0 0																							
Ron Bryant, S (1, 1) OBP: 0.077, SLG: 0.077	0-3 K				0-3 K			0-0 G4-6-3 1B	2 0 0 0 0 2 2																							
Elias Sosa, R (7, 1) OBP: 0.111, SLG: 0.111									0 0 0 0 0 0 0																							
Tito Fuentes, S (7, 4) OBP: 0.226, SLG: 0.210									1 0 1 0 0 0 0																							
Inning Stats	R: 0 E: 1 K: 3 S: 10	H: 1 LOB: 1 BB: 0 P: 10	R: 0 E: 0 K: 1 S: 7	H: 2 LOB: 2 BB: 0 P: 7	R: 0 E: 0 K: 0 S: 3	H: 0 LOB: 0 BB: 0 P: 3	R: 0 E: 0 K: 0 S: 4	H: 1 LOB: 1 BB: 0 P: 4	R: 0 E: 0 K: 1 S: 5	H: 0 LOB: 0 BB: 0 P: 5	R: 0 E: 0 K: 1 S: 5	H: 0 LOB: 1 BB: 1 P: 9	R: 0 E: 0 K: 0 S: 3	H: 0 LOB: 0 BB: 0 P: 3	R: 0 E: 0 K: 1 S: 5	H: 0 LOB: 0 BB: 0 P: 5	1B: 5 2B: 0 3B: 0 HR: 0	SF: 0 SAC: 0 DP: 1 HBP: 0	WP: 0 PB: 0 SB: 0 CS: 0	PA: 32												
PITCHER Alan Foster, R (1, 1) ERA: 4.28	IP 9.0	WLS W	BF 32	H 5	R 0	ER 0	SO 7	BB 1	IBB 0	HBP 0	BLK 0	WP 0	HR 0	S 45	P 49	ERA 0.00	WHIP 0.667															
											PITCHER	IP	WLS	BF	H	R	ER	SO	BB	IBB	HBP	BLK	WP	HR	S	P	ERA	WHIP				

livebaseballscorecards.com

AB	31
R	0
H	5
RBI	0
BB	1
SO	7
LOB	10



Batter	1	2	3	4	5	6	7	8	9	AB	R	H	RBI	BB	SO	LOB
--------	---	---	---	---	---	---	---	---	---	----	---	---	-----	----	----	-----

Lou Brock, L OBP: 0.375, SLG: 0.434 (1, 7)	0-0 S 1B	0-0 4-3		4-0 IBB			0-0 FC S E 1B			3	2	2	0	1	0	2
Ted Sizemore, R OBP: 0.350, SLG: 0.343 (1, 4)	0-3 K 1-2		0-0 L6	0-0 F2			0-0 FC FC3-6 1-3			4	0	0	0	0	1	5
Ted Simmons, S OBP: 0.325, SLG: 0.446 (1, 2)	0-0 F8		0-0 F8	0-0 F7			0-0 FC3-6 E 1-2f			4	0	0	0	0	0	6
Joe Torre, R OBP: 0.377, SLG: 0.424 (1, 3)	0-0 2-H 1B		0-0 2B		0-0 F8		0-3 K			4	0	2	1	0	1	2
Luis Melendez, R OBP: 0.338, SLG: 0.383 (1, 9)	0-0 6-3		0-0 P4		0-0 6-3		0-0 E1 1-2 3-H			3	0	0	0	0	0	2
Jose Cruz, L OBP: 0.327, SLG: 0.388 (7, PH) (8, 9)										1	0	0	0	0	0	1
Bake McBride, L OBP: 0.346, SLG: 0.390 (1, 8)		0-0 FC6-5 5-3 1B		4-0 1B BB		0-0 F7		0-0 F8		3	1	1	0	1	0	2
Tom Heintzelman, R OBP: 0.444, SLG: 0.563 (1, 5)		0-0 5-3		0-0 SH5-4 1B		0-0 G5-4-3 1B		0-0 6-3		3	0	2	0	0	0	1
Ken Reitz, R OBP: 0.325, SLG: 0.384 (8, 5)		1-2		1-3 1B						1	0	0	0	0	0	0
Mike Tyson, R OBP: 0.251, SLG: 0.255 (1, 6)		0-0 FC6-5 1B		0-0 SH5-4 1B		0-0 G5-4-3		0-0 F8		4	0	1	1	0	0	2
Alan Foster, R OBP: 0.227, SLG: 0.190 (1, 1)		0-0 1B		0-0 SH5-4		0-0 F3		0-0 1-3		3	0	1	0	0	0	0

Inning Stats	R: 1	H: 2	R: 0	H: 2	R: 0	H: 1	R: 1	H: 2	R: 0	H: 0	R: 0	H: 1	R: 1	H: 1	R: 0	H: 0
	E: 0	LOB: 1	E: 0	LOB: 2	E: 0	LOB: 1	E: 0	LOB: 3	E: 0	LOB: 0	E: 0	LOB: 0	E: 1	LOB: 2	E: 0	LOB: 0
	K: 1	BB: 0	K: 0	BB: 0	K: 0	BB: 0	K: 0	BB: 2	K: 0	BB: 0	K: 0	BB: 0	K: 1	BB: 0	K: 0	BB: 0
	S: 7	P: 7	S: 5	P: 5	S: 4	P: 4	S: 5	P: 13	S: 3	P: 3	S: 3	P: 3	S: 8	P: 8	S: 3	P: 3

PITCHER	IP	WLS	BF	H	R	ER	SO	BB	IBB	HBP	BLK	WP	HR	S	P	ERA	WHIP
Ron Bryant, L ERA: 7.71 (1, 1)	6.0	L	28	9	3	2	1	1	1	0	0	0	0	28	36	3.00	1.667
Elias Sosa, R ERA: 2.28 (7, 1)	2.0		8	0	0	0	1	0	0	0	0	0	0	10	10	0.00	0.000

BOTTOM

San Francisco Giants @ St. Louis Cardinals
Busch Stadium, St. Louis, MO
 Tue Jun 18 1974, 7:05 PM CDT
 Att. 17,709 - Unknown

AB	33
R	3
H	9
RBI	2
BB	2
SO	2
LOB	23



WP	PA	1B	SF	2B	SAC	3B	DP	HR	HBP
0	36	8	0	1	1	0	1	0	0

WP	HR	S	P	ERA	WHIP
0	0	0	0	0.00	0.000

livebaseballscorecards.com

Batter	1	2	3	4	5	6	7	8	9	AB R H RBI BB SO LOB	TOP																					
Bobby Bonds, R (1, 9) OBP: 0.363, SLG: 0.464	0-0 6-3	0-0 HR		0-0 P4		0-0 F2		0-0 FC5-2-5 1B		5 1 1 3 0 0 4	San Francisco Giants @ St. Louis Cardinals Busch Stadium, St. Louis, MO Wed Jun 19 1974, 7:05 PM CDT Att. 17,188 - Unknown																					
Tito Fuentes, S (1, 4) OBP: 0.233, SLG: 0.218	0-0 5-3	0-0 4-3		0-0 F7			0-0 1B	0-0 1B		5 0 2 1 0 0 1																						
Garry Maddox, R (1, 8) OBP: 0.352, SLG: 0.468	4-0 1B BB		0-0 1B 1B		0-0 5-3		0-3 K 1-2	0-3 K		4 1 1 0 1 2 3																						
Ed Goodson, L (1, 3) OBP: 0.377, SLG: 0.472	0-0 1-3 1B		0-0 1-1 1B		0-0 1B		4-0 1B		0-0 F7	4 0 3 1 1 0 0																						
Gary Thomasson, L (1, 7) OBP: 0.341, SLG: 0.339	0-0 G3		0-0 1B 1B		0-3 K		0-0 F7		0-0 F8	5 0 1 0 0 1 5																						
Chris Speier, R (1, 6) OBP: 0.324, SLG: 0.351		0-0 1B HR	0-0 1-2 1B		0-3 K		0-0 1-3		0-0 F9	5 1 2 0 0 1 3																						
Chris Arnold, R (1, 5) OBP: 0.281, SLG: 0.353		0-0 F9	0-0 G6-4-3		0-0 K		0-0 F9		0-0 1B FC5-2-5 1B	4 0 1 0 0 0 3																						
Dave Rader, L (1, 2) OBP: 0.413, SLG: 0.404		0-0 1-2 HR 1B		0-0 G3		0-0 6-3		0-0 1-3 1B FC5-2-5 1B		4 2 2 0 0 0 0																						
John D'Acquisto, R (1, 1) OBP: 0.182, SLG: 0.233 Steve Barber, L (9, 1)		0-3 K		0-0 1B		4-0 BLK BB		0-3 K		3 0 1 0 1 2 4 0 0 0 0 0 0 0																						
Inning Stats	R: 0 E: 0 K: 0 S: 4	H: 1 LOB: 2 BB: 1 P: 8	R: 3 E: 0 K: 1 S: 8	H: 3 LOB: 0 BB: 0 P: 8	R: 1 E: 0 K: 0 S: 5	H: 4 LOB: 1 BB: 0 P: 5	R: 0 E: 0 K: 0 S: 4	H: 1 LOB: 1 BB: 0 P: 4	R: 0 E: 0 K: 2 S: 8	H: 1 LOB: 1 BB: 0 P: 8	R: 0 E: 0 K: 1 S: 6	H: 1 LOB: 2 BB: 1 P: 10	R: 1 E: 0 K: 2 S: 10	H: 3 LOB: 2 BB: 0 P: 10	R: 0 E: 0 K: 0 S: 3	H: 0 LOB: 0 BB: 0 P: 3	1B: 13 2B: 0 3B: 0 HR: 1	SF: 0 SAC: 0 DP: 1 HBP: 0	WP: 0 PB: 0 SB: 1 CS: 0	PA: 42												
PITCHER Bob Gibson, R (1, 1) ERA: 5.17	IP 9.0	WLS L	BF 42	H 14	R 5	ER 5	SO 6	BB 2	IBB 1	HBP 0	BLK 1	WP 0	HR 1	S 51	P 63	ERA 5.00	WHIP 1.778															
											PITCHER	IP	WLS	BF	H	R	ER	SO	BB	IBB	HBP	BLK	WP	HR	S	P	ERA	WHIP				

livebaseballscorecards.com

AB	39
R	5
H	14
RBI	5
BB	3
SO	6
LOB	23



Batter	1	2	3	4	5	6	7	8	9	AB	R	H	RBI	BB	SO	LOB
Lou Brock, L OBP: 0.377, SLG: 0.444 (1, 7)	0-0 FC6-5 2B	0-0 9-5 2B			0-0 G3			0-0 G3		4	0	2	0	0	0	0
Ted Sizemore, R OBP: 0.348, SLG: 0.338 (1, 4)	4-0 FC6-4 FC6-5 1B BB	0-0 9-5			0-0 4-3			0-0 6-3		3	1	0	0	1	0	1
Bake McBride, L OBP: 0.344, SLG: 0.384 (1, 8)	0-0 FC6-5 FC6-4 1-2 2-3f			4-0 S BB	0-0 1-3			0-0 F8		3	0	0	0	1	0	2
Ted Simmons, S OBP: 0.320, SLG: 0.439 (1, 2)	0-0 FC6-4 1B HR 1-2f 2-3			0-3 K	0-0 F7			0-0 F8		4	1	0	0	0	1	3
Joe Torre, R OBP: 0.379, SLG: 0.425 (1, 3)	0-0 HR			0-3 K	0-0 5-3			0-0 1B		4	1	2	1	0	1	1
Luis Melendez, R OBP: 0.338, SLG: 0.383 (9, PR)	1-2 3-H 1B			0-3 K	0-0 L6			0-0 P3		0	0	0	0	0	0	0
Jose Cruz, L OBP: 0.327, SLG: 0.420 (1, 9)	0-0 HR			0-0 3-4-1	0-0 F8			0-0 F9		3	1	1	3	0	0	1
Jim Hickman, R OBP: 0.396, SLG: 0.439 (9, PH)	1-H 2-H HR			0-0 3-4-1	0-0 F9			0-0 F8		1	0	0	0	0	0	1
Tom Heintzelman, R OBP: 0.436, SLG: 0.529 (1, 5)	4-0 BB			0-0 6-3	0-0 F8			0-0 F9		2	0	0	0	1	0	0
Reggie Smith, S OBP: 0.426, SLG: 0.638 (9, PH)	0-0 F8			0-0 F9	0-0 6-3			0-0 F8		1	0	0	0	0	0	1
Mike Tyson, R OBP: 0.247, SLG: 0.250 (1, 6)	0-0 F8			0-0 F9	0-0 6-3			0-0 F8		3	0	0	0	0	0	1
Bob Gibson, R OBP: 0.194, SLG: 0.222 (1, 1)			0-3 K	0-3 K	0-0 F8					3	0	0	0	0	2	0

BOTTOM

San Francisco Giants @ St. Louis Cardinals
 Busch Stadium, St. Louis, MO
 Wed Jun 19 1974, 7:05 PM CDT
 Att. 17,188 - Unknown

livebaseballscorecards.com

AB	31
R	4
H	5
RBI	4
BB	3
SO	4
LOB	11



Inning Stats																	1B	2B	3B	HR	SF	SAC	DP	HBP	WP	HR	S	P	ERA	WHIP																																																		
R: 4	H: 3	E: 0	K: 0	S: 6	LOB: 1	BB: 2	P: 14	R: 0	H: 1	E: 0	K: 1	S: 5	LOB: 0	BB: 0	P: 5	R: 0	H: 0	E: 0	K: 2	S: 7	LOB: 1	BB: 1	P: 11	R: 0	H: 0	E: 0	K: 1	S: 5	LOB: 0	BB: 0	P: 5	R: 0	H: 0	E: 0	K: 0	S: 3	LOB: 0	BB: 0	P: 3	R: 0	H: 0	E: 0	K: 0	S: 3	LOB: 0	BB: 0	P: 3	R: 0	H: 0	E: 0	K: 0	S: 3	LOB: 0	BB: 0	P: 3	R: 0	H: 1	E: 0	K: 0	S: 4	LOB: 1	BB: 0	P: 4	1B: 2	SF: 0	2B: 3	SAC: 0	3B: 0	DP: 1	HR: 1	HBP: 0	WP: 0	PA: 34	PB: 0	SB: 1	CS: 0	ERA: 4.32	WHIP: 0.960	ERA: 0.00	WHIP: 0.000

PITCHER																		
John D'Acquisto, R ERA: 3.48 (1, 1)	Steve Barber, L ERA: 3.38 (9, 1)	IP	WLS	BF	H	R	ER	SO	BB	IBB	HBP	BLK	WP	HR	S	P	ERA	WHIP
8.1	0.2	W	S	32	5	0	4	4	4	3	0	0	0	1	37	49	4.32	0.960
0.2	0.2	S	S	2	0	0	0	0	0	0	0	0	0	2	2	0.00	0.000	

PITCHER																
IP	WLS	BF	H	R	ER	SO	BB	IBB	HBP	BLK	WP	HR	S	P	ERA	WHIP

Batter	1	2	3	4	5	6	7	8	9	10	AB R H RBI BB SO LOB	TOP											
Bobby Bonds, R OBP: 0.360, SLG: 0.457 (1, 9)	0-3 K		4-0 FC4-6 BB	0-0 P4			0-0 F9		0-0 F9		4 0 0 0 1 1 3	San Francisco Giants @ Los Angeles Dodgers Dodger Stadium, Los Angeles, CA Fri Jun 21 1974, 7:05 PM PDT Att. 43,765 - Unknown											
Tito Fuentes, S OBP: 0.231, SLG: 0.211 (1, 4)	4-0 PB BB BB		0-0 P2	0-3 K			0-0 E4 E BB 1B		0-0 6-3		4 1 0 0 1 1 5												
Garry Maddox, R OBP: 0.353, SLG: 0.463 (1, 8)	4-0 PB BB		0-0 FC4-6 2B				4-0 1B 1-2 BB		0-0 F8		3 1 0 0 2 0 2												
Ed Goodson, L OBP: 0.378, SLG: 0.477 (1, 3)	0-0 F8		0-0 2B				0-0 1B		0-0 4-3		5 0 2 3 0 0 2												
Gary Thomasson, L OBP: 0.336, SLG: 0.327 (1, 7)	0-0 G3		0-0 P4				0-3 K		0-0 4-3		4 0 0 0 1 1 4												
Chris Speier, R OBP: 0.319, SLG: 0.345 (1, 6)			0-3 K				0-0 P6		0-0 6-3		4 0 0 0 0 1 1												
Chris Arnold, R OBP: 0.279, SLG: 0.345 (1, 5)			0-0 P4				0-0 F9		0-0 4-3		4 0 1 0 0 0 0												
Dave Rader, L OBP: 0.408, SLG: 0.398 (1, 2)			0-0 P5				0-0 F6		0-0 F9		4 0 1 0 0 0 0												
Randy Moffitt, R OBP: 0.286, SLG: 0.167 (1, 1)			0-0 E5				0-3 K		0-0 4-3		2 1 0 0 1 1 0												
Elias Sosa, R OBP: 0.111, SLG: 0.111 (8, 1)			FC4-6 PB 2B								0 0 0 0 0 0 0												
Mike Phillips, L OBP: 0.281, SLG: 0.298 (8, 5)			1-2 2-3 BB								1 0 0 0 0 0 0												
Inning Stats	R: 0 E: 0 K: 1 S: 5	H: 0 LOB: 2 BB: 2 P: 13	R: 0 E: 0 K: 1 S: 5	H: 0 LOB: 0 BB: 0 P: 5	R: 2 E: 1 K: 0 S: 5	H: 1 LOB: 1 BB: 1 P: 9	R: 0 E: 0 K: 1 S: 7	H: 2 LOB: 3 BB: 1 P: 11	R: 0 E: 0 K: 0 S: 3	H: 0 LOB: 1 BB: 1 P: 7	R: 1 E: 2 K: 1 S: 6	H: 1 LOB: 1 BB: 1 P: 10	R: 0 E: 0 K: 0 S: 3	H: 0 LOB: 0 BB: 0 P: 3	R: 0 E: 0 K: 0 S: 3	H: 0 LOB: 0 BB: 0 P: 3	R: 0 E: 0 K: 0 S: 3	H: 0 LOB: 0 BB: 0 P: 3	1B: 3 2B: 1 3B: 0 HR: 0	SF: 0 SAC: 0 DP: 0 HBP: 0	WP: 0 PB: 2 SB: 0 CS: 0	PA: 41	
PITCHER	IP WLS BF H R ER SO BB IBB HBP BLK WP HR S P ERA WHIP	IP WLS BF H R ER SO BB IBB HBP BLK WP HR S P ERA WHIP	IP WLS BF H R ER SO BB IBB HBP BLK WP HR S P ERA WHIP	IP WLS BF H R ER SO BB IBB HBP BLK WP HR S P ERA WHIP	IP WLS BF H R ER SO BB IBB HBP BLK WP HR S P ERA WHIP	IP WLS BF H R ER SO BB IBB HBP BLK WP HR S P ERA WHIP	IP WLS BF H R ER SO BB IBB HBP BLK WP HR S P ERA WHIP	IP WLS BF H R ER SO BB IBB HBP BLK WP HR S P ERA WHIP	IP WLS BF H R ER SO BB IBB HBP BLK WP HR S P ERA WHIP	IP WLS BF H R ER SO BB IBB HBP BLK WP HR S P ERA WHIP	IP WLS BF H R ER SO BB IBB HBP BLK WP HR S P ERA WHIP	IP WLS BF H R ER SO BB IBB HBP BLK WP HR S P ERA WHIP	IP WLS BF H R ER SO BB IBB HBP BLK WP HR S P ERA WHIP	IP WLS BF H R ER SO BB IBB HBP BLK WP HR S P ERA WHIP	IP WLS BF H R ER SO BB IBB HBP BLK WP HR S P ERA WHIP	IP WLS BF H R ER SO BB IBB HBP BLK WP HR S P ERA WHIP	IP WLS BF H R ER SO BB IBB HBP BLK WP HR S P ERA WHIP	IP WLS BF H R ER SO BB IBB HBP BLK WP HR S P ERA WHIP	IP WLS BF H R ER SO BB IBB HBP BLK WP HR S P ERA WHIP	IP WLS BF H R ER SO BB IBB HBP BLK WP HR S P ERA WHIP	IP WLS BF H R ER SO BB IBB HBP BLK WP HR S P ERA WHIP	IP WLS BF H R ER SO BB IBB HBP BLK WP HR S P ERA WHIP	IP WLS BF H R ER SO BB IBB HBP BLK WP HR S P ERA WHIP
Andy Messersmith, R ERA: 2.15 (1, 1)	7.0	32	4	3	0	5	6	0	0	0	0	0.00	1.429										
Mike Marshall, R ERA: 2.37 (8, 1)	3.0	9	0	0	0	0	0	0	0	0	0	0.00	0.000										

livebaseballscorecards.com

AB 35
R 3
H 4
RBI 3
BB 6
SO 5
LOB 17



Batter	1	2	3	4	5	6	7	8	9	10	AB	R	H	RBI	BB	SO	LOB
Rick Auerbach, R OBP: 0.419, SLG: 0.450 (1, 4)	0-0 1B 1B		0-0 1B 1B		0-0 G6-4-3 1-2f		0-0 6-3		0-3 K2-3		5	0	2	0	0	1	1
Bill Buckner, L OBP: 0.382, SLG: 0.416 (1, 7)	0-0 F7		0-0 1-2 1B		0-0 FC5-4 1B			0-0 1B 1B		0-0 HR	5	2	4	1	0	0	1
Jimmy Wynn, R OBP: 0.420, SLG: 0.595 (1, 8)	0-3 K		0-3 K		0-0 FC5-4 1-2f			0-0 1-2 1B 1B			4	1	1	0	0	2	4
Steve Garvey, R OBP: 0.354, SLG: 0.531 (1, 3)	0-0 1-2 1B		0-0 P5			0-0 FC6-4 1B		0-0 1B SF8 1B			4	1	3	1	0	0	2
Willie Crawford, L OBP: 0.373, SLG: 0.398 (1, 9)	0-0 L9		0-3 K			0-3 K		0-0 1-2 2-H 1B	0-0 G1-6-3 1B		4	0	1	1	0	2	5
Ron Cey, R OBP: 0.378, SLG: 0.426 (1, 5)		4-0 5 1B BB		0-0 L5		0-0 FC6-4 1-2f FC6-4		0-0 SF8			2	0	0	1	1	0	1
Bill Russell, R OBP: 0.326, SLG: 0.402 (1, 6)		0-0 1-2 1B		0-3 K		0-0 FC6-4 1-2f		0-0 G1-6-3			4	0	1	0	0	1	2
Steve Yeager, R OBP: 0.399, SLG: 0.437 (1, 2)		0-0 5 2-3f		0-0 F2			0-3 K		0-0 F7		4	0	0	0	0	1	2
Andy Messersmith, R OBP: 0.327, SLG: 0.349 (1, 1)		0-3 K			0-0 G6-4-3 1B		0-0 F8		0-0 6-3		2	0	1	0	0	1	1
Von Joshua, L OBP: 0.290, SLG: 0.345 (7, PH)											1	0	0	0	0	0	0
Mike Marshall, R (8, 1)											1	0	0	0	0	0	0

Inning Stats	R: 0	H: 2	E: 0	LOB: 2	K: 1	S: 7	R: 0	H: 1	E: 0	LOB: 1	K: 1	S: 5	R: 0	H: 2	E: 0	LOB: 2	K: 2	S: 9	R: 0	H: 0	E: 0	LOB: 0	K: 1	S: 5	R: 0	H: 2	E: 0	LOB: 1	K: 0	S: 4	R: 0	H: 1	E: 0	LOB: 1	K: 1	S: 6	R: 0	H: 0	E: 0	LOB: 0	K: 1	S: 5	R: 3	H: 4	E: 0	LOB: 0	K: 0	S: 6	R: 0	H: 0	E: 0	LOB: 0	K: 1	S: 5	R: 1	H: 1	E: 0	LOB: 0	K: 0	S: 1	1B: 12	SF: 1	2B: 1	SAC: 0	3B: 0	DP: 3	HR: 1	HBP: 0	WP: 0	PA: 38
--------------	------	------	------	--------	------	------	------	------	------	--------	------	------	------	------	------	--------	------	------	------	------	------	--------	------	------	------	------	------	--------	------	------	------	------	------	--------	------	------	------	------	------	--------	------	------	------	------	------	--------	------	------	------	------	------	--------	------	------	------	------	------	--------	------	------	--------	-------	-------	--------	-------	-------	-------	--------	-------	--------

PITCHER	IP	WLS	BF	H	R	ER	SO	BB	IBB	HBP	BLK	WP	HR	S	P	ERA	WHIP
Randy Moffitt, R ERA: 2.86 (1, 1)	7.0		31	11	3	3	7	1	0	0	0	0	0	44	48	3.86	1.714
Elias Sosa, R ERA: 2.37 (8, 1)	2.0	L	7	2	1	1	1	0	0	0	0	0	1	9	9	4.50	1.000

BOTTOM

San Francisco Giants @ Los Angeles Dodgers
 Dodger Stadium, Los Angeles, CA

Fri Jun 21 1974, 7:05 PM PDT
 Att: 43,765 - Unknown

livebaseballscorecards.com

AB	36
R	4
H	13
RBI	4
BB	1
SO	8
LOB	19



Batter	1	2	3	4	5	6	7	8	9	10	AB R H RBI BB SO LOB	TOP														
Bobby Bonds, R (1, 9) OBP: 0.359, SLG: 0.454	0-0 P3		0-3 K			0-0 P5		0-0 CS 1B			4 0 1 0 0 1 0	San Francisco Giants @ Los Angeles Dodgers Dodger Stadium, Los Angeles, CA Sat Jun 22 1974, 7:05 PM PDT Att. 45,538 - Unknown														
Chris Speier, R (1, 6) OBP: 0.318, SLG: 0.343	0-3 K		0-0 G6-3 1B			0-0 1-3		0-3 K 1-2			4 0 1 0 0 2 1															
Garry Maddox, R (1, 8) OBP: 0.355, SLG: 0.462	0-0 6-3		0-0 G6-3 1-2f			4-0 2B BB		0-0 6-3 SH5-3 1B			3 1 1 0 1 0 1															
Ed Goodson, L (1, 3) OBP: 0.385, SLG: 0.491		0-0 4-3 1B 1B		0-0 F7		0-0 1-H 2B		0-0 SH5-3 1-2			3 1 2 1 0 0 0															
Steve Ontiveros, S (1, 5) OBP: 0.360, SLG: 0.331		0-0 4-3 1-2		0-0 G3		0-3 K		0-0 6-3 2-3			4 0 0 0 0 1 3															
Gary Thomasson, L (1, 7) OBP: 0.333, SLG: 0.325		0-0 1B 2-H 1B		0-3 K		0-0 P4		0-3 K			4 0 1 1 0 2 0															
Chris Arnold, R (1, 4) OBP: 0.266, SLG: 0.328		0-0 F3		0-0 P4		0-0 F8		0-0 4-3			3 0 0 0 0 0 1															
Tito Fuentes, S (8, 4) OBP: 0.230, SLG: 0.209		0-0 1B		0-0 K		0-0 L5		0-0 1B			1 0 0 0 0 0 0															
Dave Rader, L (1, 2) OBP: 0.410, SLG: 0.402		0-0 1-3 1B		0-3 K		0-0 6-3		0-0 6-3			4 0 2 0 0 1 0															
Jim Barr, R (1, 1) OBP: 0.318, SLG: 0.400		0-3 K		0-0 6-3				0-0 6-3			3 0 0 0 0 1 2															
Steve Barber, L (9, 1)											0 0 0 0 0 0 0															
Gary Matthews, R (10, PH) OBP: 0.327, SLG: 0.377											1 0 0 0 0 1 1															
Elias Sosa, R (10, 1) OBP: 0.111, SLG: 0.111											0 0 0 0 0 0 0															
Inning Stats	R: 0 E: 0 K: 1 S: 5	H: 0 LOB: 0 BB: 0 P: 5	R: 1 E: 0 K: 1 S: 8	H: 3 LOB: 2 BB: 0 P: 8	R: 0 E: 0 K: 1 S: 5	H: 1 LOB: 0 BB: 0 P: 5	R: 0 E: 0 K: 1 S: 5	H: 0 LOB: 0 BB: 0 P: 5	R: 1 E: 0 K: 1 S: 6	H: 1 LOB: 1 BB: 1 P: 10	R: 0 E: 0 K: 0 S: 3	H: 0 LOB: 0 BB: 0 P: 3	R: 0 E: 0 K: 1 S: 5	H: 1 LOB: 0 BB: 0 P: 5	R: 0 E: 0 K: 0 S: 3	H: 1 LOB: 0 BB: 0 P: 3	R: 0 E: 0 K: 2 S: 8	H: 1 LOB: 1 BB: 0 P: 8	1B: 7 2B: 1 3B: 0 HR: 0	SF: 0 SAC: 1 DP: 1 HBP: 0	WP: 0 PB: 0 SB: 0 CS: 1	PA: 36				
PITCHER	IP WLS BF H R ER SO BB IBB HBP BLK WP HR S P ERA WHIP																									
Don Sutton, R (1, 1) ERA: 3.93	8.0		29	6	2	2	7	1	0	0	0	0	0	0	0	0	0	0	0	0	0	0	0	0	2.25	0.875
Mike Marshall, R (9, 1) ERA: 2.31	2.0	W	7	2	0	0	2	0	0	0	0	0	0	0	0	0	0	0	0	0	0	0	0	0.00	1.000	

livebaseballscores.com

AB	34
R	2
H	8
RBI	2
BB	1
SO	9
LOB	9



Batter	1	2	3	4	5	6	7	8	9	10	AB	R	H	RBI	BB	SO	LOB
Rick Auerbach, R (1, 4) OBP: 0.391, SLG: 0.419 Ken McMullen, R (8, PH) OBP: 0.346, SLG: 0.560 Mike Marshall, R (9, 1)	0-0 4-3		0-0 F7			0-0 3-1		0-0 6-3			3	0	0	0	0	0	1
Bill Buckner, L (1, 7) OBP: 0.376, SLG: 0.408	0-0 F8		0-0 F8			0-0 1-3			0-0 F8		4	0	0	0	0	0	1
Jimmy Wynn, R (1, 8) OBP: 0.428, SLG: 0.628	0-0 HR					0-0 1B			0-0 HR		4	2	4	2	0	0	0
Steve Garvey, R (1, 3) OBP: 0.352, SLG: 0.527	0-0 1-5-3					0-0 FC5-4 1B			0-0 FC6-4 1B		4	0	1	0	0	0	2
Willie Crawford, L (1, 9) OBP: 0.373, SLG: 0.397 Tom Paciorek, R (9, PH) OBP: 0.304, SLG: 0.406 (10, 9)						0-0 G4-6-3			0-3 K		3	0	1	0	0	0	1
Ron Cey, R (1, 5) OBP: 0.373, SLG: 0.419						0-0 F9			0-0 FC6-4		4	0	0	0	0	0	2
Joe Ferguson, R (1, 2) OBP: 0.379, SLG: 0.409						0-0 FC6-4 1B			0-0 HR		4	1	2	1	0	0	0
Bill Russell, R (1, 6) OBP: 0.326, SLG: 0.399						0-0 F4					2	0	0	0	0	0	1
Don Sutton, R (1, 1) OBP: 0.205, SLG: 0.231 Von Joshua, L (8, PH) OBP: 0.281, SLG: 0.333 Lee Lacy, R (9, 4) OBP: 0.286, SLG: 0.304						0-0 FC6-4					1	0	0	0	0	0	1

Inning Stats	R: 1	H: 1	E: 0	K: 0	S: 4	H: 0	LOB: 0	BB: 0	P: 4	R: 0	H: 1	E: 0	K: 0	S: 3	H: 0	LOB: 1	BB: 0	P: 4	R: 0	H: 1	E: 0	K: 0	S: 4	H: 0	LOB: 0	BB: 0	P: 4	R: 0	H: 0	E: 0	K: 0	S: 3	H: 0	LOB: 0	BB: 0	P: 3	R: 0	H: 0	E: 0	K: 0	S: 3	R: 1	H: 2	E: 0	K: 1	S: 7	H: 1	LOB: 1	BB: 0	P: 7	R: 0	H: 1	E: 0	K: 0	S: 1	H: 0	LOB: 0	BB: 0	P: 1	1B: 5	SF: 0	2B: 0	3B: 0	HR: 3	SAC: 1	DP: 2	HBP: 1	WP: 0	PA: 34
--------------	------	------	------	------	------	------	--------	-------	------	------	------	------	------	------	------	--------	-------	------	------	------	------	------	------	------	--------	-------	------	------	------	------	------	------	------	--------	-------	------	------	------	------	------	------	------	------	------	------	------	------	--------	-------	------	------	------	------	------	------	------	--------	-------	------	-------	-------	-------	-------	-------	--------	-------	--------	-------	--------

PITCHER	IP	WLS	BF	H	R	ER	SO	BB	IBB	HBP	BLK	WP	HR	S	P	ERA	WHIP
Jim Barr, R (1, 1) ERA: 2.56	8.1		31	7	2	2	0	0	0	1	0	0	2	30	31	2.16	0.840
Steve Barber, L (9, 1) ERA: 2.7	0.2		2	0	0	0	1	0	0	0	0	0	0	4	4	0.00	0.000
Elias Sosa, R (10, 1) ERA: 2.55	0.0	L	1	1	1	1	0	0	0	0	0	0	1	1	1	∞	∞

BOTTOM

San Francisco Giants @ Los Angeles Dodgers
 Dodger Stadium, Los Angeles, CA
 Sat Jun 22 1974, 7:05 PM PDT
 Att: 45,538 - Unknown

livebaseballscorecards.com

AB	32
R	3
H	8
RBI	3
BB	0
SO	1
LOB	10



Batter	1	2	3	4	5	6	7	8	9	AB R H RBI BB SO LOB	TOP														
Bobby Bonds, R (1, 9) OBP: 0.363, SLG: 0.454	4-0 FC5-4 BB		x 0-0 1-2 1B		x 0-0 FC6-4 1B		x 0-0 FC5-4 1B S 1-2f 1B		0-3 K	4 1 2 0 1 1 2	<p>San Francisco Giants @ Los Angeles Dodgers Dodger Stadium, Los Angeles, CA</p> <p>Sun Jun 23 1974, 3:33 AM PDT Att: 52,563 - Unknown</p> <p>livebaseballscorecards.com</p> <table border="1"> <tr><td>AB</td><td>35</td></tr> <tr><td>R</td><td>3</td></tr> <tr><td>H</td><td>10</td></tr> <tr><td>RBI</td><td>3</td></tr> <tr><td>BB</td><td>5</td></tr> <tr><td>SO</td><td>3</td></tr> <tr><td>LOB</td><td>20</td></tr> </table> <p>GIANTS</p>	AB	35	R	3	H	10	RBI	3	BB	5	SO	3	LOB	20
AB	35																								
R	3																								
H	10																								
RBI	3																								
BB	5																								
SO	3																								
LOB	20																								
Chris Speier, R (1, 6) OBP: 0.319, SLG: 0.342	x 0-0 FC5-4 1-2f		x 0-0 P5-6 2-3f		x 0-0 FC6-4 1-2f		x 4-0 1B 1B 1-2 1B BB	x 0-0 1-3 1B	4 1 1 0 1 0 4																
Garry Maddox, R (1, 8) OBP: 0.352, SLG: 0.457	x 0-0 F8		x 0-0 2-3		x 0-0 F9		x 0-0 1B 1B 1-2 2-3	x 0-0 P4	5 1 1 0 0 0 5																
Ed Goodson, L (1, 3) OBP: 0.378, SLG: 0.479	x 0-0 5-3			x 0-0 F7	x 0-0 F8		x 0-0 1B 1B 1-2 2-3 3-H	x 0-0 L9	5 0 1 1 0 0 4																
Gary Matthews, R (1, 7) OBP: 0.329, SLG: 0.379		x 0-0 6-3		x 0-0 BB BB 1B		x 0-0 L4	x 0-0 1B 1-3 2-H 3-H		4 0 2 2 0 0 0																
Steve Ontiveros, S (1, 5) OBP: 0.355, SLG: 0.325		x 0-0 4-3		x 0-0 F9		x 0-0 F9		x 0-0 L9	4 0 0 0 0 0 1																
Tito Fuentes, S (1, 4) OBP: 0.237, SLG: 0.227		x 0-0 3B		BB BB x 4-0 1-2 BB BB		x 0-3 K		x 0-0 F2	3 0 1 0 1 1 0																
Dave Rader, L (1, 2) OBP: 0.406, SLG: 0.392		x 0-0 F7		BB BB x 4-0 1-2 2-3 BB			x 0-0 4-3	x 0-0 F8	3 0 0 0 1 0 1																
John D'Acquisto, R (1, 1) OBP: 0.222, SLG: 0.250 Charlie Williams, R (7, 1) OBP: 0.111, SLG: 0.111 Chris Arnold, R (9, PH) OBP: 0.277, SLG: 0.339 Dave Kingman, R (9, PR) OBP: 0.296, SLG: 0.398 Steve Barber, L (9, 1) Don McMahon, R (9, 1)			BB BB x 4-0 P5-6 1B BB	BB BB x 0-3 K			x 0-0 FC5-4 1B	x 0-0 1B	2 0 1 0 1 1 3 0 0 0 0 0 0 0 1 0 1 0																
Inning Stats	R: 0 H: 0 E: 1 LOB: 1 K: 0 BB: 1 S: 3 P: 7	R: 0 H: 1 E: 0 LOB: 1 K: 0 BB: 0 S: 4 P: 4	R: 0 H: 1 E: 0 LOB: 1 K: 0 BB: 1 S: 3 P: 7	R: 0 H: 1 E: 0 LOB: 3 K: 1 BB: 2 S: 6 P: 14	R: 0 H: 1 E: 0 LOB: 1 K: 0 BB: 0 S: 4 P: 4	R: 0 H: 0 E: 0 LOB: 0 K: 1 BB: 0 S: 5 P: 5	R: 3 H: 4 E: 0 LOB: 2 K: 0 BB: 1 S: 6 P: 10	R: 0 H: 0 E: 0 LOB: 0 K: 0 BB: 0 S: 3 P: 3	R: 0 H: 2 E: 0 LOB: 2 K: 1 BB: 0 S: 7 P: 7	1B: 9 SF: 0 2B: 1 SAC: 0 3B: 1 DP: 1 HR: 0 HBP: 0	WP: 0 PA: 40 PB: 0 SB: 1 CS: 0														
PITCHER	IP WLS BF H R ER SO BB IBB HBP BLK WP HR S P ERA WHIP											PITCHER	IP WLS BF H R ER SO BB IBB HBP BLK WP HR S P ERA WHIP												
Tommy John, L (1, 1) ERA: 2.63	7.0 32 8 3 3 2 5 0 0 0 0 0 0 31 51 3.86 1.857																								
Mike Marshall, R (8, 1) ERA: 2.25	2.0 W 8 2 0 0 1 0 0 0 0 0 0 0 10 10 0.00 1.000																								

Batter	1	2	3	4	5	6	7	8	9	AB	R	H	RBI	BB	SO	LOB
Rick Auerbach, R (1, 4) OBP: 0.408, SLG: 0.422 Von Joshua, L (7, PH) OBP: 0.273, SLG: 0.323 Mike Marshall, R (8, 1) Ken McMullen, R (9, PH) OBP: 0.370, SLG: 0.577	0-0 P6 1B		0-0 F9			4-0 L6-3 BB	0-0 F8		0-0 1B 1-2 2-3 3-H	2	0	1	0	1	0	0
Bill Buckner, L (1, 7) OBP: 0.370, SLG: 0.401	0-0 P6 1-2		0-0 4-3			0-0 L6-3 1-2		0-0 4-3		4	0	0	0	0	0	2
Jimmy Wynn, R (1, 8) OBP: 0.426, SLG: 0.620	4-0 BB				0-0 P6	0-3 K		0-0 6-3		3	0	0	0	1	1	0
Steve Garvey, R (1, 3) OBP: 0.357, SLG: 0.539	0-0 G3				0-0 HR		4-0 1B BB	0-0 1B		3	2	2	1	1	0	1
Willie Crawford, L (1, 9) OBP: 0.371, SLG: 0.394		0-3 K			0-3 K		0-0 FC1-5 1B 1-2	0-0 F7		4	0	1	0	0	2	1
Ron Cey, R (1, 5) OBP: 0.371, SLG: 0.416		0-0 F8			0-0 6-3		0-0 FC1-4 FC1-5 1B 1-2 2-H		0-3 K	4	1	1	1	0	1	0
Joe Ferguson, R (1, 2) OBP: 0.381, SLG: 0.408 Davey Lopes, R (9, PR) OBP: 0.336, SLG: 0.280		0-0 FC6-4 1B				0-0 F7	0-0 FC1-5 FC1-4 1-2 2-3f		4-0 1B BB 1B	3	0	1	0	1	0	2
Bill Russell, R (1, 6) OBP: 0.325, SLG: 0.395		0-0 FC6-4 1-2f				0-3 K	0-0 FC1-4 1B 1-2f 2-3		4-0 1B 1B BB	3	0	0	0	1	1	3
Tommy John, R (1, 1) OBP: 0.095, SLG: 0.143 Manny Mota, R (7, PH) OBP: 0.425, SLG: 0.419 Lee Lacy, R (8, 4) OBP: 0.300, SLG: 0.319			0-0 6-3			0-0 F9	0-0 1B 1-2 3-H		0-0 1B 1-2 2-3	2	0	0	0	0	0	0

Inning Stats	R: 0	H: 1	E: 0	K: 0	S: 3	H: 1	LOB: 1	BB: 1	P: 7	R: 0	H: 1	E: 0	K: 1	S: 6	R: 0	H: 0	E: 0	K: 0	S: 3	R: 1	H: 1	E: 0	K: 1	S: 6	R: 0	H: 0	E: 0	K: 1	S: 5	R: 0	H: 0	E: 0	K: 1	S: 4	R: 2	H: 3	E: 0	K: 0	S: 6	R: 0	H: 1	E: 0	K: 0	S: 4	R: 1	H: 2	E: 0	K: 1	S: 5	H: 2	LOB: 3	BB: 2	P: 13	1B: 8	SF: 0	2B: 1	SAC: 0	3B: 0	DP: 1	HR: 1	HBP: 0	WP: 0	PA: 37
--------------	------	------	------	------	------	------	--------	-------	------	------	------	------	------	------	------	------	------	------	------	------	------	------	------	------	------	------	------	------	------	------	------	------	------	------	------	------	------	------	------	------	------	------	------	------	------	------	------	------	------	------	--------	-------	-------	-------	-------	-------	--------	-------	-------	-------	--------	-------	--------

PITCHER	IP	WLS	BF	H	R	ER	SO	BB	IBB	HBP	BLK	WP	HR	S	P	ERA	WHIP
John D'Acquisto, R (1, 1) ERA: 3.54	6.0		24	5	3	3	4	3	0	0	0	0	1	29	41	4.50	1.333
Charlie Williams, R (7, 1) ERA: 3.15	2.0		8	2	0	0	0	0	0	0	0	0	0	8	8	0.00	1.000
Steve Barber, L (9, 1) ERA: 4.91	0.1	L	4	1	1	1	1	2	0	0	0	0	0	4	12	27.00	9.000
Don McMahon, R (9, 1) ERA: 4.15	0.0		1	1	0	0	0	0	0	0	0	0	0	1	1	∞	∞

BOTTOM

San Francisco Giants @ Los Angeles Dodgers
Dodger Stadium, Los Angeles, CA
 Sun Jun 23 1974, 3:33 AM PDT
 Att. 52,563 - Unknown

livebaseballscorecards.com

AB	32
R	4
H	9
RBI	4
BB	5
SO	5
LOB	11



Batter	1	2	3	4	5	6	7	8	9	AB R H RBI BB SO LOB	TOP									
Bobby Bonds, R (1, 9) OBP: 0.360, SLG: 0.448	0-0 L7		0-3 K		0-3 K			0-0 F8	4-0 IBB	4 0 0 0 1 2 0	San Francisco Giants @ San Diego Padres San Diego Stadium, San Diego, CA Mon Jun 24 1974, 10:05 PM EDT Att. 27,125 - Unknown									
Chris Speier, R (1, 6) OBP: 0.321, SLG: 0.340	0-0 4-3		0-0 1B			4-0 BB		0-3 K	0-0 L4	4 0 1 0 1 1 3										
Steve Ontiveros, S (1, 5) OBP: 0.360, SLG: 0.326	4-0 1B		0-0 1B			0-0 L7		4-0 BB		2 0 1 0 2 0 1										
Ed Goodson, L (1, 3) OBP: 0.374, SLG: 0.472	0-0 1B		0-0 1B			0-0 F8		0-0 BB		4 0 1 0 0 0 4										
Gary Matthews, R (1, 7) OBP: 0.328, SLG: 0.374	0-0 F4			0-0 L8		0-0 F2			4-0 1B	3 1 0 0 1 0 3										
Gary Thomasson, L (1, 8) OBP: 0.338, SLG: 0.325		4-0 1B		0-0 F9		0-3 K			0-0 1B	3 0 1 0 1 1 0										
Chris Arnold, R (1, 4) OBP: 0.275, SLG: 0.333		0-3 K		0-0 5-3		0-0 F7			0-0 1B	4 0 1 1 0 1 1										
Dave Rader, L (1, 2) OBP: 0.411, SLG: 0.398		0-0 1B			0-0 L4		0-0 1B		0-0 SH5-4	3 0 2 0 0 0 0										
Ron Bryant, S (1, 1) OBP: 0.067, SLG: 0.067		0-0 FC6-4			0-0 6-3		0-3 K		0-0 F6	2 0 0 0 0 0 2										
Dave Kingman, R (7, PH) OBP: 0.294, SLG: 0.395										1 0 0 0 0 1 1										
Elias Sosa, R (7, 1) OBP: 0.111, SLG: 0.111										0 0 0 0 0 0 0										
Bruce Miller, R (9, PH) OBP: 0.360, SLG: 0.370										0 0 0 0 0 0 0										
Mike Phillips, L (9, PH) OBP: 0.279, SLG: 0.295										1 0 0 0 0 0 2										
Inning Stats	R: 0 E: 0 K: 0 S: 4	H: 1 LOB: 2 BB: 1 P: 8	R: 0 E: 0 K: 1 S: 5	H: 1 LOB: 1 BB: 1 P: 9	R: 0 E: 0 K: 1 S: 6	H: 2 LOB: 1 BB: 0 P: 6	R: 0 E: 0 K: 0 S: 3	H: 0 LOB: 0 BB: 0 P: 3	R: 0 E: 0 K: 1 S: 5	H: 0 LOB: 0 BB: 0 P: 5	R: 0 E: 0 K: 2 S: 8	H: 1 LOB: 1 BB: 0 P: 8	R: 0 E: 0 K: 1 S: 5	H: 0 LOB: 1 BB: 1 P: 9	R: 1 E: 0 K: 0 S: 5	H: 2 LOB: 3 BB: 2 P: 13	1B: 7 2B: 0 3B: 0 HR: 0	SF: 0 SAC: 1 DP: 1 HBP: 0	WP: 0 PB: 0 SB: 0 CS: 0	PA: 38
PITCHER	IP WLS BF H R ER SO BB IBB HBP BLK WP HR S P ERA WHIP																			
Dan Spillner, R (1, 1) ERA: 2.97	8.0 W 32 5 1 1 6 5 0 0 0 0 0 0 39 59 1.12 1.250																			
Dave Tomlin, L (9, 1) ERA: 4.83	0.1 3 2 0 0 0 0 0 0 0 0 0 0 3 3 0.00 6.000																			
Vicente Romo, R (9, 1) ERA: 3.7	0.2 S 3 0 0 0 0 0 0 1 0 0 0 0 2 6 0.00 0.000																			

livebaseballscores.com

AB	31
R	1
H	7
RBI	1
BB	6
SO	6
LOB	17



Batter	1	2	3	4	5	6	7	8	9	AB R H RBI BB SO LOB	TOP
--------	---	---	---	---	---	---	---	---	---	----------------------	-----

Bobby Bonds, R OBP: 0.355, SLG: 0.440 (1, 9) X	0-0 F4		0-3 K		0-0 F8		0-0 F4		0-0 F9	5 0 0 0 0 1 1	
Gary Thomasson, L OBP: 0.340, SLG: 0.323 (1, 8) X	0-0 4-3		0-3 K		4-0 4-3 BB		0-0 1B		0-3 K	4 0 1 0 1 2 0	
Chris Speier, R OBP: 0.322, SLG: 0.339 (1, 6) X	0-0 BB 1B		0-0 F7		0-0 4-3		0-3 K		4-0 WP 1B BB	4 1 1 0 1 1 3	
Ed Goodson, L OBP: 0.390, SLG: 0.472 Jim Barr, R OBP: 0.318, SLG: 0.400 (1, 3) B B B (9, PR) B	4-0 1-2 BB			1-0 G6-3 HBP	4-0 IBB		0-0 F7		0-0 1B	2 0 1 1 2 0 1 0 0 0 0 0 0 0	
Gary Matthews, R OBP: 0.326, SLG: 0.370 (1, 7) X	0-0 4-3			0-0 G6-3 1-2f	0-0 P3				0-0 FC6 1B 1B	5 0 1 0 0 1 7	
Dave Rader, L OBP: 0.407, SLG: 0.394 (1, 2)		0-3 K		0-0 WP 1B		0-3 K		0-0 L7		4 0 1 0 0 2 1	
Mike Phillips, L OBP: 0.283, SLG: 0.304 (1, 5)				4-0 FC6-4 1-2 BB		0-0 FC4-6 1B		0-0 F8		3 0 2 0 1 0 1	
Tito Fuentes, S OBP: 0.238, SLG: 0.228 (1, 4)				0-0 FC6-4 1-2f		0-0 FC4-6 FC5-4		0-0 1B		4 0 1 0 0 0 4	
Charlie Williams, R OBP: 0.167, SLG: 0.167 Steve Barber, L (7, 1) Elias Sosa, R OBP: 0.111, SLG: 0.111 Steve Ontiveros, S OBP: 0.359, SLG: 0.325 Don McMahon, R (8, 1)					0-0 4-3 BB 1B		0-0 FC5-4 1-2f		0-0 FC6 2-3f	3 0 1 0 0 0 2 0 0 0 0 0 0 0 0 0 0 0 0 0 0 1 0 0 0 0 0 2 0 0 0 0 0 0 0	

Inning Stats	R: 0 E: 0 K: 0 S: 4	H: 1 LOB: 2 BB: 1 P: 8	R: 0 E: 0 K: 1 S: 6	H: 1 LOB: 1 BB: 0 P: 6	R: 0 E: 0 K: 2 S: 7	H: 0 LOB: 0 BB: 0 P: 7	R: 0 E: 0 K: 0 S: 3	H: 1 LOB: 2 BB: 1 P: 8	R: 0 E: 0 K: 0 S: 4	H: 1 LOB: 3 BB: 2 P: 12	R: 0 E: 0 K: 1 S: 6	H: 1 LOB: 1 BB: 0 P: 6	R: 0 E: 0 K: 1 S: 6	H: 1 LOB: 1 BB: 0 P: 6	R: 0 E: 0 K: 0 S: 5	H: 2 LOB: 2 BB: 0 P: 5	R: 1 E: 0 K: 2 S: 8	H: 1 LOB: 1 BB: 1 P: 12	1B: 9 2B: 0 3B: 0 HR: 0	SF: 0 SAC: 0 DP: 1 HBP: 1	WP: 2 PB: 0 SB: 0 CS: 0	PA: 41
--------------	------------------------------	---------------------------------	------------------------------	---------------------------------	------------------------------	---------------------------------	------------------------------	---------------------------------	------------------------------	----------------------------------	------------------------------	---------------------------------	------------------------------	---------------------------------	------------------------------	---------------------------------	------------------------------	----------------------------------	----------------------------------	------------------------------------	----------------------------------	--------

PITCHER	IP	WLS	BF	H	R	ER	SO	BB	IBB	HBP	BLK	WP	HR	S	P	ERA	WHIP	PITCHER	IP	WLS	BF	H	R	ER	SO	BB	IBB	HBP	BLK	WP	HR	S	P	ERA	WHIP		
Lowell Palmer, R ERA: 5.25 (1, 1)	9.0	W	41	9	1	1	7	4	1	1	0	2	0	49	70	1.00	1.444																				

San Francisco Giants @ San Diego Padres
San Diego Stadium, San Diego, CA
Tue Jun 25 1974, 10:05 PM EDT
Att. 10,860 - Unknown

AB	35
R	1
H	9
RBI	1
BB	5
SO	7
LOB	22



Batter	1	2	3	4	5	6	7	8	9	AB	R	H	RBI	BB	SO	LOB
Bobby Tolan, L (1, 9) OBP: 0.341, SLG: 0.385	1-0 CS HBP			0-0 6-3		0-0 F6	0-0 1B			3	0	1	2	0	0	0
Enzo Hernandez, R (1, 6) OBP: 0.262, SLG: 0.263	0-0 F8 1-2			0-0 WP S 1B		0-0 5-3	0-0 F2			4	0	1	0	0	0	3
Dave Winfield, R (1, 7) OBP: 0.315, SLG: 0.459	0-0 F7			0-3 K 1-2		0-0 6-3			0-3 K	4	0	0	0	0	2	1
Willie McCovey, L (1, 3) OBP: 0.430, SLG: 0.417		0-3 K		4-0 WP BB			0-0 SH5-3 E 1B		0-0 6-3	2	0	1	0	1	1	0
Rod Gaspar, S (7, PR) OBP: 0.400, SLG: 0.143										0	1	0	0	0	0	0
Nate Colbert, R (8, 3) OBP: 0.319, SLG: 0.351										1	0	0	0	0	0	0
Johnny Grubb, L (1, 8) OBP: 0.403, SLG: 0.439		0-0 F8		4-0 1-2 2-3 IBB			0-0 E SH5-3 FC6-2 1B		0-0 6-3	3	0	1	0	1	0	0
Derrel Thomas, S (1, 4) OBP: 0.344, SLG: 0.393		0-0 5-3		0-0 4-3			0-0 SH5-3			2	0	0	0	0	0	3
Fred Kendall, R (1, 2) OBP: 0.326, SLG: 0.352			0-0 4-3		0-0 F9		4-0 FC6-2 E 1B IBB			2	1	0	0	1	0	0
Dave Roberts, R (1, 5) OBP: 0.258, SLG: 0.232			0-0 F9		0-3 K		0-0 FC4 FC6-2 1B			2	0	0	0	0	1	0
Horace Clarke, S (7, PH) OBP: 0.276, SLG: 0.235										1	0	0	0	0	0	2
Rich Morales, R (7, PR) OBP: 0.317, SLG: 0.297			0-3 K		0-0 F9		0-0 FC6-2 1B			0	1	0	0	0	0	0
Lowell Palmer, R (1, 1) OBP: 0.222, SLG: 0.444										3	0	0	0	0	1	3

Inning Stats	R: 0	H: 0	E: 0	LOB: 0	K: 0	BB: 0	S: 2	P: 3	R: 0	H: 0	E: 0	LOB: 0	K: 1	BB: 0	S: 5	R: 0	H: 1	E: 0	LOB: 3	K: 1	BB: 2	S: 6	R: 0	H: 0	E: 0	LOB: 0	K: 1	BB: 0	S: 5	R: 0	H: 0	E: 1	LOB: 2	K: 0	BB: 1	S: 7	R: 0	H: 0	E: 0	LOB: 0	K: 1	BB: 0	S: 5	R: 3	H: 3	E: 1	LOB: 2	K: 0	BB: 1	S: 7	R: 0	H: 0	E: 0	LOB: 0	K: 1	BB: 0	S: 5
--------------	------	------	------	--------	------	-------	------	------	------	------	------	--------	------	-------	------	------	------	------	--------	------	-------	------	------	------	------	--------	------	-------	------	------	------	------	--------	------	-------	------	------	------	------	--------	------	-------	------	------	------	------	--------	------	-------	------	------	------	------	--------	------	-------	------


PITCHER	IP	WLS	BF	H	R	ER	SO	BB	IBB	HBP	BLK	WP	HR	S	P	ERA	WHIP
Charlie Williams, R (1, 1) ERA: 2.86	6.0	L	22	2	1	0	4	1	1	1	0	1	0	27	36	0.00	0.500
Steve Barber, L (7, 1) ERA: 4.5	0.1		2	1	0	0	0	0	0	0	0	0	0	2	2	0.00	3.000
Elias Sosa, R (7, 1) ERA: 2.42	0.2		5	1	2	0	0	0	1	0	0	0	0	4	8	0.00	1.500
Don McMahon, R (8, 1) ERA: 3.72	1.0		3	0	0	0	1	0	0	0	0	0	0	5	5	0.00	0.000

BOTTOM

San Francisco Giants @ San Diego Padres
San Diego Stadium, San Diego, CA

Tue Jun 25 1974, 10:05 PM EDT
Att. 10,860 - Unknown

AB	27
R	3
H	4
RBI	2
BB	3
SO	5
LOB	12



WP	PA	ERA	WHIP
1	32		
0			
1			
1			

Batter	1	2	3	4	5	6	7	8	9	AB R H RBI BB SO LOB	TOP							
Bobby Bonds, R (1, 9) OBP: 0.350, SLG: 0.434	0-3 K		0-0 F4		0-3 K			0-0 4-3		4 0 0 0 0 2 1	San Francisco Giants @ San Diego Padres San Diego Stadium, San Diego, CA Wed Jun 26 1974, 10:05 PM EDT Att. 13,092 - Unknown livebaseballscorecards.com							
Gary Thomasson, L (1, 8) OBP: 0.331, SLG: 0.313	0-0 6-3		0-0 F7			0-3 K		0-0 E4 FC4-6		4 0 0 0 0 1 1								
Chris Speier, R (1, 6) OBP: 0.321, SLG: 0.337	0-0 1B		0-3 K			0-0 6-3		0-0 FC4-6 1-2f		4 0 1 0 0 1 2								
Ed Goodson, L (1, 3) OBP: 0.386, SLG: 0.465	0-0 6-3			0-0 F7		0-0 6-3		0-0 1B		4 0 1 0 0 0 1								
Gary Matthews, R (1, 7) OBP: 0.321, SLG: 0.364		0-0 4-3		0-0 F8			0-0 F8	0-3 K		4 0 0 0 0 1 1								
Dave Rader, L (1, 2) OBP: 0.409, SLG: 0.397		0-0 FC4-6 1B		0-0 1B		0-0 6-3		0-0 F7		4 0 2 0 0 0 1								
Mike Phillips, L (1, 5) OBP: 0.282, SLG: 0.302		0-3 K		0-3 K		0-0 1B		0-0 4-3		4 0 1 0 0 2 3								
Tito Fuentes, S (1, 4) OBP: 0.233, SLG: 0.223		0-0 FC4-6 1-2f			0-0 G3		0-0 1-3			3 0 0 0 0 0 2								
Jim Barr, R (1, 1) OBP: 0.333, SLG: 0.409			0-0 1B		0-0 4-3			0-0 F4		2 0 1 0 0 0 0								
Chris Arnold, R (8, PH) OBP: 0.271, SLG: 0.328										1 0 0 0 0 0 0								
Mike Caldwell, R (8, 1) OBP: 0.194, SLG: 0.138										0 0 0 0 0 0 0								
Inning Stats	R: 0 E: 0 K: 1 S: 6	H: 1 LOB: 1 BB: 0 P: 6	R: 0 E: 0 K: 1 S: 6	H: 1 LOB: 1 BB: 0 P: 6	R: 0 E: 0 K: 1 S: 6	H: 1 LOB: 1 BB: 0 P: 6	R: 0 E: 0 K: 1 S: 5	H: 0 LOB: 0 BB: 0 P: 5	R: 0 E: 0 K: 0 S: 4	H: 1 LOB: 1 BB: 0 P: 4	R: 0 E: 1 K: 0 S: 4	H: 0 LOB: 1 BB: 0 P: 4	R: 0 E: 0 K: 1 S: 6	H: 1 LOB: 1 BB: 0 P: 6	1B: 6 2B: 0 3B: 0 HR: 0	SF: 0 SAC: 0 DP: 0 HBP: 0	WP: 0 PB: 0 SB: 0 CS: 0	PA: 34
PITCHER Bill Greif, R (1, 1) ERA: 5.16	IP: 9.0 WLS: W BF: 34 H: 6 R: 0 ER: 0 SO: 7 BB: 0 IBB: 0 HBP: 0 BLK: 0 WP: 0 HR: 0 S: 48 P: 48 ERA: 0.00 WHIP: 0.667																	



Batter	1	2	3	4	5	6	7	8	9	AB	R	H	RBI	BB	SO	LOB
Bobby Tolan, L OBP: 0.340, SLG: 0.382 (1, 9) X	0-0 G3		0-0 1B 2-H		0-0 F8		0-0 F9			4	0	1	1	0	0	0
Enzo Hernandez, R OBP: 0.269, SLG: 0.271 (1, 6) X	0-0 CS 1B		0-0 G6-4-3 1-2 1B			0-0 1B FC3-2 1B	0-0 F4			4	0	3	0	0	0	0
Dave Winfield, R OBP: 0.310, SLG: 0.451 (1, 7) X	0-0 F3 1-2		0-0 G6-4-3 1-2f			0-0 FC6 FC3-2 1B 1-2 3B	0-0 4-3			4	1	0	0	0	0	4
Willie McCovey, L OBP: 0.422, SLG: 0.407 (1, 3) X		0-0 L7		0-0 E6 FC4-6		0-0 P6		0-0 F8		4	0	0	0	0	0	2
Johnny Grubb, L OBP: 0.405, SLG: 0.444 (1, 8) X		0-0 4-3 2B		0-0 FC4-6 1-2f		0-0 3B 1-2 2-3 1B		0-0 4-3		4	1	2	0	0	0	1
Derrel Thomas, S OBP: 0.340, SLG: 0.388 (1, 4) X		0-0 4-3 2-3		0-0 F5		0-0 FC3-2 3B		0-0 L9		4	1	0	0	0	0	5
Fred Kendall, R OBP: 0.326, SLG: 0.361 (1, 2) X		0-0 5-3		0-0 5-3		0-0 3B 1-H 2-H 3-H				3	0	1	3	0	0	2
Dave Roberts, R OBP: 0.263, SLG: 0.235 (1, 5) X			0-0 SH3 1B		0-0 6-3	4-0 FC5-4 IBB				2	1	1	0	1	0	0
Bill Greif, R OBP: 0.233, SLG: 0.042 (1, 1) X			0-0 SH3 1-2		0-0 G1	0-0 FC5-4 1-2f				2	0	0	0	0	0	2

Inning Stats	R: 0	H: 1	E: 0	LOB: 0	K: 0	BB: 0	S: 3	P: 3	R: 0	H: 1	E: 0	LOB: 1	K: 0	BB: 0	S: 4	P: 4	R: 1	H: 3	E: 0	LOB: 1	K: 0	BB: 0	S: 5	P: 5	R: 0	H: 0	E: 1	LOB: 1	K: 0	BB: 0	S: 4	P: 4	R: 0	H: 0	E: 0	LOB: 0	K: 0	BB: 0	S: 3	P: 3	R: 3	H: 3	E: 1	LOB: 2	K: 0	BB: 1	S: 7	P: 11	R: 0	H: 0	E: 0	LOB: 0	K: 0	BB: 0	S: 3	P: 3	R: 0	H: 0	E: 0	LOB: 0	K: 0	BB: 0	S: 3	P: 3
--------------	------	------	------	--------	------	-------	------	------	------	------	------	--------	------	-------	------	------	------	------	------	--------	------	-------	------	------	------	------	------	--------	------	-------	------	------	------	------	------	--------	------	-------	------	------	------	------	------	--------	------	-------	------	-------	------	------	------	--------	------	-------	------	------	------	------	------	--------	------	-------	------	------


PITCHER	IP	WLS	BF	H	R	ER	SO	BB	IBB	HBP	BLK	WP	HR	S	P	ERA	WHIP
Jim Barr, R ERA: 2.47 (1, 1)	7.0	L	30	8	4	1	0	0	1	0	0	0	0	29	33	1.29	1.143
Mike Caldwell, L ERA: 3.13 (8, 1)	1.0		3	0	0	0	0	0	0	0	0	0	0	3	3	0.00	0.000

BOTTOM

San Francisco Giants @ San Diego Padres
San Diego Stadium, San Diego, CA

Wed Jun 26 1974, 10:05 PM EDT
Att. 13,092 - Unknown

AB	31
R	4
H	8
RBI	4
BB	1
SO	0
LOB	16



Inning Stats	1B: 6	SF: 0	2B: 1	SAC: 1	3B: 1	DP: 1	HR: 0	HBP: 0	WP: 0	PA: 33
--------------	-------	-------	-------	--------	-------	-------	-------	--------	-------	--------

Batter	1	2	3	4	5	6	7	8	9	AB R H RBI BB SO LOB	TOP		
Bobby Bonds, R OBP: 0.354, SLG: 0.454 (1, 8) (7, 9)	0-0 1B	0-0 1-H 2-H HR		0-0 L7		0-0 3B			0-0 L7	5 1 3 3 0 0 1	San Francisco Giants @ San Diego Padres San Diego Stadium, San Diego, CA Thu Jun 27 1974, 10:05 PM EDT Att. 11,295 - Unknown livebaseballscorecards.com		
Chris Speier, R OBP: 0.326, SLG: 0.340 (1, 6)	0-0 E6	0-0 1B		0-0 2-H 1B		4-0 BB		0-0 5-3	4 0 2 1 1 0 0				
Gary Matthews, R OBP: 0.322, SLG: 0.362 (1, 7)	4-0 FC6-4 BB	0-0 1-2 1B		0-0 F6		0-0 F9		0-0 F3	4 0 1 0 1 0 3				
Ed Goodson, L OBP: 0.375, SLG: 0.451 (1, 3)	0-3 K	0-3 K		0-0 4-3			0-0 G3		4 0 0 0 0 2 5				
Dave Kingman, R OBP: 0.293, SLG: 0.398 Gary Thomasson, L OBP: 0.331, SLG: 0.313 (1, 9) (7, 8)	0-0 FC6-4 1-2f		0-0 1-3 2B		0-3 K		0-0 6-3		4 0 1 0 0 1 2 0 0 0 0 0 0 0				
Chris Arnold, R OBP: 0.257, SLG: 0.309 Tito Fuentes, S OBP: 0.233, SLG: 0.223 (1, 4) (8, 4)		0-0 5-3	0-0 1-3		0-0 6-3		0-0 F4		4 0 0 0 0 0 1 0 0 0 0 0 0 0				
Steve Ontiveros, S OBP: 0.354, SLG: 0.320 (1, 5)		0-0 4-3	0-3 K		0-0 4-3			0-0 F9	4 0 0 0 0 1 1				
Dave Rader, L OBP: 0.405, SLG: 0.400 (1, 2)		0-0 HR 2B	0-0 6-3			0-0 F8		0-0 2-3	4 1 1 0 0 0 1				
John D'Acquisto, R OBP: 0.250, SLG: 0.286 (1, 1)		4-0 HR BB		0-0 1B 2B		0-0 L8		0-3 K	3 2 1 0 1 1 0				
Inning Stats	R: 0 E: 1 K: 1 S: 6 H: 1 LOB: 2 BB: 1 P: 10	R: 3 E: 0 K: 1 S: 9 H: 4 LOB: 2 BB: 1 P: 13	R: 0 E: 0 K: 1 S: 6 H: 1 LOB: 1 BB: 0 P: 6	R: 1 E: 0 K: 0 S: 5 H: 2 LOB: 1 BB: 0 P: 5	R: 0 E: 0 K: 1 S: 5 H: 0 LOB: 0 BB: 0 P: 5	R: 0 E: 0 K: 0 S: 4 H: 1 LOB: 2 BB: 1 P: 8	R: 0 E: 0 K: 0 S: 3 H: 0 LOB: 0 BB: 0 P: 3	R: 0 E: 0 K: 1 S: 5 H: 0 LOB: 0 BB: 0 P: 5	R: 0 E: 0 K: 0 S: 3 H: 0 LOB: 0 BB: 0 P: 3	1B: 4 2B: 3 3B: 1 HR: 1 SF: 0 SAC: 0 DP: 0 HBP: 0		WP: 0 PB: 0 SB: 0 CS: 0 PA: 39	
PITCHER	IP WLS BF H R ER SO BB IBB HBP BLK WP HR S P ERA WHIP	PITCHER IP WLS BF H R ER SO BB IBB HBP BLK WP HR S P ERA WHIP											
Randy Jones, L ERA: 4.6 (1, 1)	2.1 L	15 6 3 3 2 2 0 0 0 0 0 0 1 17 25 11.57 3.429											
Bill Laxton, L ERA: 4.5 (3, 1)	0.2	2 0 0 0 1 0 0 0 4 4 0.00 0.000											
Larry Hardy, R ERA: 4.37 (4, 1)	4.0	16 3 1 1 1 1 0 0 17 21 2.25 1.000											
Vicente Romo, R ERA: 3.55 (8, 1)	2.0	6 0 0 0 1 0 0 0 8 8 0.00 0.000											



Batter	1	2	3	4	5	6	7	8	9	AB	R	H	RBI	BB	SO	LOB
--------	---	---	---	---	---	---	---	---	---	----	---	---	-----	----	----	-----

Bobby Tolan, L OBP: 0.338, SLG: 0.384 (1, 9) X	0-0 F2 ①		0-0 F9 ③			0-0 1B 2B		0-0 3-1 ①		4	1	1	0	0	0	0
Enzo Hernandez, R OBP: 0.269, SLG: 0.271 (1, 6) X	0-0 F4 ②			0-0 F8 ①		0-0 G3 1B 2B 1B		0-0 4-3 ②		4	1	1	1	0	0	0
Nate Colbert, R OBP: 0.321, SLG: 0.351 (1, 7) X	0-0 L8 ③			4-0 1B BB		0-0 1-2 G3 1B		0-0 6-3 ③		3	0	1	0	1	0	0
Willie McCovey, L OBP: 0.419, SLG: 0.404 (1, 3)		0-0 1B		0-0 F9 ②		0-0 G3 1-2 2-3		0-3 K ①		4	0	1	0	0	1	3
Johnny Grubb, L OBP: 0.406, SLG: 0.450 (1, 8)		0-0 L7 ①		0-0 1-3 1B		0-0 3-H 2B		0-0 4-3 ②		4	0	2	1	0	0	1
Derrel Thomas, S OBP: 0.335, SLG: 0.382 (1, 4)		0-0 F9 ②		0-0 F5 ③		0-0 F5 ③		0-0 G3 ③		4	0	0	0	0	0	4
Fred Kendall, R OBP: 0.322, SLG: 0.356 (1, 2)		0-3 K ③			0-0 6-3 ①		0-3 K ①			3	0	0	0	0	2	1
Dave Roberts, R OBP: 0.260, SLG: 0.232 (1, 5)			0-0 F7 ①		0-0 F3 ②		0-3 K ②			3	0	0	0	0	1	0
Randy Jones, R OBP: 0.143, SLG: 0.147 (3, 1) Bill Laxton, L (3, PH) Rod Gaspar, S OBP: 0.364, SLG: 0.125 (4, 1) Larry Hardy, R (7, PH) Horace Clarke, S OBP: 0.273, SLG: 0.232 (8, 1) Vicente Romo, R			0-0 F6 ②		0-3 K ③		0-0 6-3 ③			0	0	0	0	0	0	0

Inning Stats	R: 0	H: 0	E: 0	K: 0	S: 3	R: 0	H: 1	E: 0	K: 1	S: 6	R: 0	H: 0	E: 0	K: 0	S: 3	R: 0	H: 1	E: 0	K: 0	S: 4	R: 0	H: 0	E: 0	K: 1	S: 5	R: 2	H: 4	E: 0	K: 0	S: 6	R: 0	H: 0	E: 0	K: 2	S: 7	R: 0	H: 0	E: 0	K: 0	S: 3	R: 0	H: 0	E: 0	K: 1	S: 5	1B: 4	SF: 0	2B: 2	SAC: 0	3B: 0	DP: 1	HR: 0	HBP: 0	WP: 0	PA: 33
--------------	------	------	------	------	------	------	------	------	------	------	------	------	------	------	------	------	------	------	------	------	------	------	------	------	------	------	------	------	------	------	------	------	------	------	------	------	------	------	------	------	------	------	------	------	------	-------	-------	-------	--------	-------	-------	-------	--------	-------	--------

PITCHER	IP	WLS	BF	H	R	ER	SO	BB	IBB	HBP	BLK	WP	HR	S	P	ERA	WHIP
John D'Acquisto, R ERA: 3.41 (1, 1)	9.0	W	33	6	2	2	5	1	0	0	0	0	0	42	46	2.00	0.778


BOTTOM

San Francisco Giants @ San Diego Padres
San Diego Stadium, San Diego, CA
Thu Jun 27 1974, 10:05 PM EDT
Att. 11,295 - Unknown

AB	32
R	2
H	6
RBI	2
BB	1
SO	5
LOB	9



WP	PA
0	33

Batter	1	2	3	4	5	6	7	8	9	AB R H RBI BB SO LOB	TOP														
Davey Lopes, R (1, 4) OBP: 0.338, SLG: 0.281	0-0 P4		0-0 SF9	0-0 F9			0-0 L8		0-0 F2	4 0 0 1 0 0 2	<p>Los Angeles Dodgers @ San Francisco Giants Candlestick Park, San Francisco, CA</p> <p>Sat Jun 29 1974, 6:33 AM EDT Att. 20,737 - Unknown</p> <p>livebaseballscorecards.com</p> <table border="1"> <tr><td>AB</td><td>35</td></tr> <tr><td>R</td><td>6</td></tr> <tr><td>H</td><td>9</td></tr> <tr><td>RBI</td><td>5</td></tr> <tr><td>BB</td><td>2</td></tr> <tr><td>SO</td><td>6</td></tr> <tr><td>LOB</td><td>14</td></tr> </table> 	AB	35	R	6	H	9	RBI	5	BB	2	SO	6	LOB	14
AB	35																								
R	6																								
H	9																								
RBI	5																								
BB	2																								
SO	6																								
LOB	14																								
Bill Buckner, L (1, 7) OBP: 0.377, SLG: 0.426	0-0 F8		0-0 G3		0-0 SF8 3B		0-0 WP 2B		0-0 1B	5 2 3 0 0 0 1															
Jimmy Wynn, R (1, 8) OBP: 0.413, SLG: 0.593	0-0 6-3			0-0 1B	0-0 SF8		0-0 L5		0-0 F9	3 0 1 1 0 0 1															
Tom Paciorek, R (8, 8) OBP: 0.292, SLG: 0.387										1 0 0 0 0 0 1															
Steve Garvey, R (1, 3) OBP: 0.356, SLG: 0.528		0-0 1-3		0-0 E5 1B	0-3 K		0-3 K			4 1 0 0 0 2 1															
Willie Crawford, L (1, 9) OBP: 0.370, SLG: 0.383		0-0 4-3		0-3 K	0-0 F7			0-3 K		4 0 0 0 0 2 2															
Ron Cey, R (1, 5) OBP: 0.363, SLG: 0.411		0-0 5-3		0-0 FC1-5-2 1B		0-0 F9		0-0 F8		4 1 0 0 0 0 2															
Joe Ferguson, R (1, 2) OBP: 0.398, SLG: 0.463			0-0 1B SF9 2B	4-0 1B IBB		4-0 BB		0-0 1B		2 2 2 0 2 0 0															
Bill Russell, R (1, 6) OBP: 0.326, SLG: 0.395			0-0 F9	0-0 1B		0-3 K		0-0 4-3		4 0 1 2 0 1 3															
Doug Rau, L (1, 1) OBP: 0.243, SLG: 0.200			0-0	0-0 1B		0-3 K			0-0 1-3	3 0 2 1 0 1 1															
Mike Marshall, R (6, 1)										1 0 0 0 0 0 0															
Jim Brewer, L (9, 1)										0 0 0 0 0 0 0															
Geoff Zahn, L (9, 1)										0 0 0 0 0 0 0															
Charlie Hough, R (9, 1)			2-3 1B	1-3 2-H 3-H 1B						0 0 0 0 0 0 0															
Inning Stats	R: 0 H: 0 E: 0 LOB: 0 K: 0 BB: 0 S: 3 P: 3	R: 0 H: 0 E: 0 LOB: 0 K: 0 BB: 0 S: 3 P: 3	R: 1 H: 2 E: 0 LOB: 1 K: 0 BB: 0 S: 5 P: 5	R: 3 H: 3 E: 1 LOB: 2 K: 1 BB: 1 S: 9 P: 13	R: 1 H: 1 E: 0 LOB: 0 K: 1 BB: 0 S: 6 P: 6	R: 0 H: 0 E: 0 LOB: 1 K: 2 BB: 1 S: 7 P: 11	R: 1 H: 1 E: 0 LOB: 0 K: 1 BB: 0 S: 6 P: 6	R: 0 H: 1 E: 0 LOB: 1 K: 1 BB: 0 S: 6 P: 6	R: 0 H: 1 E: 0 LOB: 1 K: 0 BB: 0 S: 4 P: 4	1B: 6 SF: 2 2B: 2 SAC: 0 3B: 1 DP: 0 HR: 0 HBP: 0	WP: 1 PA: 39 PB: 0 SB: 2 CS: 0														
PITCHER	IP WLS BF H R ER SO BB IBB HBP BLK WP HR S P ERA WHIP												PITCHER	IP WLS BF H R ER SO BB IBB HBP BLK WP HR S P ERA WHIP											
Charlie Williams, R (1, 1) ERA: 2.84	3.2 L 18 5 4 1 1 0 1 0 0 0 0 0 19 23 2.46 1.364																								
Tom Bradley, R (4, 1) ERA: 4.47	1.1 5 1 1 1 1 0 0 0 0 0 0 0 7 7 6.75 0.750																								
Steve Barber, L (6, 1) ERA: 4.5	2.0 8 1 1 1 3 1 0 0 0 1 0 13 17 4.50 1.000																								
Don McMahon, R (8, 1) ERA: 3.09	2.0 8 2 0 0 1 0 0 0 0 0 0 10 10 0.00 1.000																								

Batter	1	2	3	4	5	6	7	8	9	AB R H RBI BB SO LOB	TOP									
Bobby Tolan, L (1, 9) OBP: 0.334, SLG: 0.385	0-0 L9		0-0 F9	0-0 G3			0-0 F4		0-0 SH5-3	4 0 0 0 0 0 2										
Enzo Hernandez, R (1, 6) OBP: 0.272, SLG: 0.269	0-0 6-3		0-0 6-3			0-0 F3	0-0 F2		0-0 1-3	5 0 0 0 0 0 1										
Cito Gaston, R (1, 7) OBP: 0.314, SLG: 0.414	0-0 HR		0-0 HR			0-3 K		4-0 FC3-6 WP PB	0-0 1B	4 3 3 2 1 1 0										
Willie McCovey, L (1, 3) OBP: 0.414, SLG: 0.411	4-0 BB		0-0 HR			0-0 F5		0-0 L9	0-0 F9	4 1 1 2 1 0 2										
Johnny Grubb, L (1, 8) OBP: 0.398, SLG: 0.431	0-0 F5		0-0 3-1			0-0 F6		4-0 FC3-6 BB		3 0 0 0 1 0 1										
Derrel Thomas, S (1, 4) OBP: 0.340, SLG: 0.383		0-0 F6		4-0 CS BB		0-0 L9		0-0 FC3-6 PB		3 0 0 0 1 0 2										
Fred Kendall, R (1, 2) OBP: 0.325, SLG: 0.348		0-0 F8		0-0 1B 1B		4-0 BB		4-0 1-2 2-3 BB		2 0 1 0 2 0 0										
Dave Roberts, R (1, 5) OBP: 0.264, SLG: 0.235		0-0 1B		0-3 K		0-3 K		0-3 K		4 0 1 0 0 3 4										
Randy Jones, R (1, 1) OBP: 0.158, SLG: 0.162		0-3 K		0-0 1B		0-0 F8			4-0 1-3 SH5-3 1B BB	3 0 1 0 0 1 1 0 1 0 0 1 0 0										
Larry Hardy, R (8, 1)																				
Inning Stats	R: 1 E: 0 K: 0 S: 4	H: 1 LOB: 1 BB: 1 P: 8	R: 0 E: 0 K: 1 S: 6	H: 1 LOB: 1 BB: 0 P: 6	R: 2 E: 0 K: 1 S: 5	H: 2 LOB: 2 BB: 1 P: 10	R: 0 E: 0 K: 1 S: 5	H: 0 LOB: 0 BB: 0 P: 5	R: 0 E: 0 K: 1 S: 5	H: 0 LOB: 1 BB: 1 P: 9	R: 0 E: 0 K: 0 S: 3	H: 0 LOB: 0 BB: 0 P: 3	R: 1 E: 0 K: 1 S: 5	H: 0 LOB: 2 BB: 3 P: 17	R: 1 E: 0 K: 0 S: 4	H: 1 LOB: 1 BB: 1 P: 8	1B: 5 2B: 0 3B: 0 HR: 2	SF: 0 SAC: 1 DP: 0 HBP: 0	WP: 1 PB: 1 SB: 0 CS: 1	PA: 40
PITCHER	IP WLS BF H R ER SO BB IBB HBP BLK WP HR S P ERA WHIP																			
John D'Acquisto, R (1, 1) ERA: 3.44	7.0 L 29 6 3 3 4 3 0 0 0 0 2 34 46 3.86 1.286																			
Randy Moffitt, R (8, 1) ERA: 2.94	1.2 10 1 2 1 1 4 0 0 0 1 0 8 24 5.40 3.000																			
Steve Barber, L (9, 1) ERA: 4.26	0.1 1 0 0 0 0 0 0 0 0 0 0 0 1 1 0.00 0.000																			

San Diego Padres @ San Francisco Giants
Candlestick Park, San Francisco, CA

AB	32
R	5
H	7
RBI	4
BB	7
SO	5
LOB	13



Tue Jul 02 1974, 10:05 PM EDT
Att. 2,297 - Unknown

livebaseballscorecards.com

Batter	1	2	3	4	5	6	7	8	9	AB	R	H	RBI	BB	SO	LOB
Bobby Bonds, R OBP: 0.352, SLG: 0.446 (1, 9) X	0-0 5-3 ①		0-0 L8 ③			0-0 S 1B		4-0 FC6 E 1B BB	0-3 K ③	4	1	1	0	1	1	1
Chris Speier, R OBP: 0.323, SLG: 0.339 (1, 6) X	0-0 1B			0-0 5-3 ①		0-3 K ①		0-0 FC6 1B		4	0	2	0	0	1	1
Garry Maddox, R OBP: 0.341, SLG: 0.441 (1, 8) S S	0-3 K ②			0-0 3-1 ②		0-0 F6 1-3		0-0 FC6 G3 E 1-2f 2-3		4	0	0	0	0	1	4
Gary Matthews, R OBP: 0.324, SLG: 0.354 (1, 7) X	0-0 F9 ③			0-0 1B		4-0 BB		0-0 FC6 G3		3	0	1	0	1	0	2
Dave Kingman, R OBP: 0.300, SLG: 0.406 (1, 3) (9, 5) X		0-0 5-3 ①		0-3 K ③		0-0 F5 ③		0-0 G3		4	0	0	0	0	1	5
Chris Arnold, R OBP: 0.256, SLG: 0.306 (1, 5) X		0-0 4-3 ②			0-0 F9 ①		0-0 F8 ①		0-0 F8 ③	3	0	0	0	0	0	0
Ed Goodson, L OBP: 0.361, SLG: 0.432 (8, PH) (9, 3) X		0-0 F8 ③			0-0 1B					1	0	0	0	0	0	2
Tito Fuentes, S OBP: 0.224, SLG: 0.221 (1, 4) X		0-0 F8 ③			0-0 L7 ①		0-0 L8 ②		0-0 E3 FC4	4	0	1	0	0	0	1
Dave Rader, L OBP: 0.391, SLG: 0.385 (1, 2) X			0-0 L7 ①		0-0 L8 ②		0-0 1B			0	0	0	0	0	0	0
Jim Barr, R OBP: 0.308, SLG: 0.375 (9, PR) X			0-0 L7 ①		0-0 L8 ②		0-0 1B			0	0	0	0	0	0	0
John D'Acquisto, R OBP: 0.238, SLG: 0.270 (1, 1) X			0-0 1-3 ②		0-3 K ③		0-0 5-3 ③		0-0 FC4 1-2f	2	0	0	0	0	1	1
Bruce Miller, R OBP: 0.365, SLG: 0.375 (7, PH) X										1	0	0	0	0	0	1
Randy Moffitt, R OBP: 0.286, SLG: 0.167 (8, 1) X										0	0	0	0	0	0	0
Steve Barber, L (9, 1) X										0	0	0	0	0	0	0
Gary Thomasson, L OBP: 0.335, SLG: 0.316 (9, PH) X										1	0	0	0	0	0	1

Inning Stats	R: 0	H: 1	E: 0	K: 1	S: 6	H: 1	LOB: 1	BB: 0	P: 6	R: 0	H: 0	E: 0	K: 0	S: 3	H: 0	LOB: 0	BB: 0	P: 3	R: 0	H: 0	E: 0	K: 0	S: 3	H: 0	LOB: 0	BB: 0	P: 3	R: 0	H: 1	E: 0	K: 1	S: 6	H: 1	LOB: 1	BB: 0	P: 6	R: 0	H: 1	E: 0	K: 1	S: 6	H: 1	LOB: 2	BB: 1	P: 10	R: 0	H: 1	E: 0	K: 0	S: 4	H: 1	LOB: 1	BB: 0	P: 4	R: 1	H: 1	E: 1	K: 0	S: 5	H: 1	LOB: 2	BB: 1	P: 9	R: 0	H: 0	E: 1	K: 1	S: 6	H: 0	LOB: 1	BB: 0	P: 6	1B: 6	SF: 0	2B: 0	3B: 0	HR: 0	SAC: 0	DP: 0	HBP: 0	WP: 0	PA: 37
--------------	------	------	------	------	------	------	--------	-------	------	------	------	------	------	------	------	--------	-------	------	------	------	------	------	------	------	--------	-------	------	------	------	------	------	------	------	--------	-------	------	------	------	------	------	------	------	--------	-------	-------	------	------	------	------	------	------	--------	-------	------	------	------	------	------	------	------	--------	-------	------	------	------	------	------	------	------	--------	-------	------	-------	-------	-------	-------	-------	--------	-------	--------	-------	--------

PITCHER	IP	WLS	BF	H	R	ER	SO	BB	IBB	HBP	BLK	WP	HR	S	P	ERA	WHIP
Randy Jones, L ERA: 4.39 (1, 1)	7.0	W	29	6	1	1	4	2	0	0	0	0	0	35	43	1.29	1.143
Larry Hardy, R ERA: 4.3 (8, 1)	2.0		8	0	0	0	1	0	0	0	0	0	0	10	10	0.00	0.000

BOTTOM

San Diego Padres @ San Francisco Giants
Candlestick Park, San Francisco, CA
Tue Jul 02 1974, 10:05 PM EDT
Att. 2,297 - Unknown

livebaseballscores.com

AB	35
R	1
H	6
RBI	0
BB	2
SO	5
LOB	19



BOTTOM

San Diego Padres @ San Francisco Giants
Candlestick Park, San Francisco, CA
Wed Jul 03 1974, 6:33 AM EDT
Att. 3,489 - Unknown

livebaseballscores.com

AB 38
R 3
H 12
RBI 3
BB 3
SO 4
LOB 22

WP: 0 PA: 42
PB: 0
SB: 0
CS: 0



AB R H RBI BB SO LOB

4 0 0 0 1 1 0

4 0 0 0 1 1 1

5 1 2 0 0 0 2

3 0 2 0 1 0 1

4 0 2 1 0 0 1

1 1 0 0 0 0 2

5 1 4 1 0 0 2

4 0 1 0 0 0 5

3 0 0 0 0 0 4

0 0 0 0 0 0 0

1 0 1 1 0 0 0

0 0 0 0 0 0 0

2 0 0 0 0 2 2

2 0 0 0 0 0 2

1B: 8 SF: 0

2B: 3 SAC: 0

3B: 1 DP: 1

HR: 1 HBP: 1

1B: 8 SF: 0

2B: 3 SAC: 0

3B: 1 DP: 1

HR: 1 HBP: 1

1B: 8 SF: 0

2B: 3 SAC: 0

3B: 1 DP: 1

HR: 1 HBP: 1

1B: 8 SF: 0

2B: 3 SAC: 0

3B: 1 DP: 1

HR: 1 HBP: 1

1B: 8 SF: 0

2B: 3 SAC: 0

3B: 1 DP: 1

HR: 1 HBP: 1

1B: 8 SF: 0

2B: 3 SAC: 0

3B: 1 DP: 1

HR: 1 HBP: 1

1B: 8 SF: 0

2B: 3 SAC: 0

3B: 1 DP: 1

HR: 1 HBP: 1

1B: 8 SF: 0

2B: 3 SAC: 0

3B: 1 DP: 1

HR: 1 HBP: 1

1B: 8 SF: 0

2B: 3 SAC: 0

3B: 1 DP: 1

HR: 1 HBP: 1

1B: 8 SF: 0

2B: 3 SAC: 0

3B: 1 DP: 1

HR: 1 HBP: 1

1B: 8 SF: 0

2B: 3 SAC: 0

3B: 1 DP: 1

HR: 1 HBP: 1

1B: 8 SF: 0

2B: 3 SAC: 0

3B: 1 DP: 1

HR: 1 HBP: 1

1B: 8 SF: 0

2B: 3 SAC: 0

3B: 1 DP: 1

HR: 1 HBP: 1

1B: 8 SF: 0

2B: 3 SAC: 0

3B: 1 DP: 1

HR: 1 HBP: 1

1B: 8 SF: 0

2B: 3 SAC: 0

3B: 1 DP: 1

HR: 1 HBP: 1

1B: 8 SF: 0

2B: 3 SAC: 0

3B: 1 DP: 1

HR: 1 HBP: 1

1B: 8 SF: 0

2B: 3 SAC: 0

3B: 1 DP: 1

HR: 1 HBP: 1

1B: 8 SF: 0

2B: 3 SAC: 0

3B: 1 DP: 1

HR: 1 HBP: 1

1B: 8 SF: 0

2B: 3 SAC: 0

3B: 1 DP: 1

HR: 1 HBP: 1

1B: 8 SF: 0

2B: 3 SAC: 0

3B: 1 DP: 1

HR: 1 HBP: 1

1B: 8 SF: 0

2B: 3 SAC: 0

3B: 1 DP: 1

HR: 1 HBP: 1

1B: 8 SF: 0

2B: 3 SAC: 0

3B: 1 DP: 1

HR: 1 HBP: 1

1B: 8 SF: 0

2B: 3 SAC: 0

3B: 1 DP: 1

HR: 1 HBP: 1

1B: 8 SF: 0

2B: 3 SAC: 0

3B: 1 DP: 1

HR: 1 HBP: 1

1B: 8 SF: 0

2B: 3 SAC: 0

3B: 1 DP: 1

HR: 1 HBP: 1

1B: 8 SF: 0

2B: 3 SAC: 0

3B: 1 DP: 1

HR: 1 HBP: 1

1B: 8 SF: 0

2B: 3 SAC: 0

3B: 1 DP: 1

HR: 1 HBP: 1

1B: 8 SF: 0

2B: 3 SAC: 0

3B: 1 DP: 1

HR: 1 HBP: 1

1B: 8 SF: 0

2B: 3 SAC: 0

3B: 1 DP: 1

HR: 1 HBP: 1

1B: 8 SF: 0

2B: 3 SAC: 0

3B: 1 DP: 1

HR: 1 HBP: 1

1B: 8 SF: 0

2B: 3 SAC: 0

3B: 1 DP: 1

HR: 1 HBP: 1

1B: 8 SF: 0

2B: 3 SAC: 0

3B: 1 DP: 1

HR: 1 HBP: 1

1B: 8 SF: 0

2B: 3 SAC: 0

3B: 1 DP: 1

HR: 1 HBP: 1

1B: 8 SF: 0

2B: 3 SAC: 0

3B: 1 DP: 1

HR: 1 HBP: 1

1B: 8 SF: 0

2B: 3 SAC: 0

3B: 1 DP: 1

HR: 1 HBP: 1

1B: 8 SF: 0

2B: 3 SAC: 0

3B: 1 DP: 1

HR: 1 HBP: 1

1B: 8 SF: 0

2B: 3 SAC: 0

3B: 1 DP: 1

HR: 1 HBP: 1

1B: 8 SF: 0

2B: 3 SAC: 0

3B: 1 DP: 1

HR: 1 HBP: 1

1B: 8 SF: 0

2B: 3 SAC: 0

3B: 1 DP: 1

HR: 1 HBP: 1

1B: 8 SF: 0

2B: 3 SAC: 0

3B: 1 DP: 1

HR: 1 HBP: 1

1B: 8 SF: 0

2B: 3 SAC: 0

3B: 1 DP: 1

HR: 1 HBP: 1

1B: 8 SF: 0

2B: 3 SAC: 0

3B: 1 DP: 1

HR: 1 HBP: 1

1B: 8 SF: 0

2B: 3 SAC: 0

3B: 1 DP: 1

HR: 1 HBP: 1

1B: 8 SF: 0

2B: 3 SAC: 0

3B: 1 DP: 1

HR: 1 HBP: 1

1B: 8 SF: 0

2B: 3 SAC: 0

3B: 1 DP: 1

HR: 1 HBP: 1

1B: 8 SF: 0

2B: 3 SAC: 0

3B: 1 DP: 1

HR: 1 HBP: 1

1B: 8 SF: 0

2B: 3 SAC: 0

3B: 1 DP: 1

HR: 1 HBP: 1

1B: 8 SF: 0

2B: 3 SAC: 0

3B: 1 DP: 1

HR: 1 HBP: 1

1B: 8 SF: 0

2B: 3 SAC: 0

3B: 1 DP: 1

HR: 1 HBP: 1

1B: 8 SF: 0

2B: 3 SAC: 0

3B: 1 DP: 1

HR: 1 HBP: 1

1B: 8 SF: 0

2B: 3 SAC: 0

3B: 1 DP: 1

HR: 1 HBP: 1

1B: 8 SF: 0

2B: 3 SAC: 0

3B: 1 DP: 1

HR: 1 HBP: 1

1B: 8 SF: 0

2B: 3 SAC: 0

3B: 1 DP: 1

HR: 1 HBP: 1

1B: 8 SF: 0

2B: 3 SAC: 0

3B: 1 DP: 1

HR: 1 HBP: 1

1B: 8 SF: 0

2B: 3 SAC: 0

3B: 1 DP: 1

HR: 1 HBP: 1

1B: 8 SF: 0

2B: 3 SAC: 0

3B: 1 DP: 1

HR: 1 HBP: 1

1B: 8 SF: 0

2B: 3 SAC: 0

3B: 1 DP: 1

HR: 1 HBP: 1

4 0 0 0 1 1 0

4 0 0 0 1 1 1

5 1 2 0 0 0 2

3 0 2 0 1 0 1

4 0 2 1 0 0 1

1 1 0 0 0 0 2

5 1 4 1 0 0 2

4 0 1 0 0 0 5

3 0 0 0 0 0 4

0 0 0 0 0 0 0

1 0 1 1 0 0 0

0 0 0 0 0 0 0

2 0 0 0 0 2 2

2 0 0 0 0 0 2

1B: 8 SF: 0

2B: 3 SAC: 0

3B: 1 DP: 1

HR: 1 HBP: 1

1B: 8 SF: 0

2B: 3 SAC: 0

3B: 1 DP: 1

HR: 1 HBP: 1

1B: 8 SF: 0

Batter	1	2	3	4	5	6	7	8	9	AB R H RBI BB SO LOB	TOP											
Bobby Tolan, L (1, 9) OBP: 0.338, SLG: 0.385	0-0 SH5-3 1B		0-0 F8		0-0 FC5-4 1B			0-0 G3		4 0 2 0 0 0 0	San Diego Padres @ San Francisco Giants Candlestick Park, San Francisco, CA Thu Jul 04 1974, 6:33 AM EDT Att. 5,718 - Unknown livebaseballscorecards.com											
Enzo Hernandez, R (1, 6) OBP: 0.268, SLG: 0.269	0-0 SH5-3 1-2		0-0 F9		0-0 FC5-4 1-2f			0-0 6-3		3 0 0 0 0 0 1												
Cito Gaston, R (1, 7) OBP: 0.303, SLG: 0.396	0-3 K 2-3			0-3 K				0-0 1-3		4 0 0 0 0 3 1												
Willie McCovey, L (1, 3) OBP: 0.418, SLG: 0.426	4-0 BB BB			0-0 F4		0-0 HR		0-0 4-3		3 1 1 1 1 0 0												
Johnny Grubb, L (1, 8) OBP: 0.398, SLG: 0.443	0-0 F8			0-0 HR		0-0 4-3		0-0 FC5-4 1B		4 1 2 1 0 0 2												
Derrel Thomas, S (1, 4) OBP: 0.335, SLG: 0.383		0-0 F9		0-0 3B		0-0 F8		0-0 F8		4 0 1 0 0 0 1												
Fred Kendall, R (1, 2) OBP: 0.323, SLG: 0.355		0-0 F7		0-0 F8		0-0 5-3		0-0 FC5-4 1-2f		4 0 0 0 0 0 2												
Dave Roberts, R (1, 5) OBP: 0.265, SLG: 0.250		0-0 1-3			0-0 F3		0-0 L7			3 0 0 0 0 0 0												
Dan Spillner, R (1, 1) Dave Winfield, R (7, PH) Larry Hardy, R (7, 1) Bill Laxton, L (7, 1)			0-0 F4		0-0 F9		0-3 K			2 0 0 0 0 0 0 1 0 0 0 0 1 0 0 0 0 0 0 0 0 0 0 0 0 0 0 0												
Inning Stats	R: 0 E: 1 K: 1 S: 6	H: 1 LOB: 2 BB: 1 P: 10	R: 0 E: 0 K: 0 S: 3	H: 0 LOB: 0 BB: 0 P: 3	R: 0 E: 0 K: 0 S: 3	H: 0 LOB: 0 BB: 0 P: 3	R: 1 E: 0 K: 1 S: 7	H: 2 LOB: 1 BB: 0 P: 7	R: 0 E: 0 K: 1 S: 4	H: 1 LOB: 1 BB: 0 P: 4	R: 1 E: 0 K: 1 S: 6	H: 1 LOB: 0 BB: 0 P: 6	R: 0 E: 0 K: 1 S: 5	H: 0 LOB: 0 BB: 0 P: 5	R: 0 E: 0 K: 0 S: 3	H: 0 LOB: 0 BB: 0 P: 3	R: 0 E: 0 K: 0 S: 4	H: 1 LOB: 1 BB: 0 P: 4	1B: 3 2B: 0 3B: 1 HR: 2	SF: 0 SAC: 1 DP: 0 HBP: 0	WP: 0 PB: 0 SB: 0 CS: 0	PA: 34
PITCHER Tom Bradley, R (1, 1) ERA: 4.4	IP: 9.0 WLS: W BF: 34 H: 6 R: 2 ER: 2 SO: 4 BB: 1 IBB: 0 HBP: 0 BLK: 0 WP: 0 HR: 2 S: 41 P: 45 ERA: 2.00 WHIP: 0.778											PITCHER IP: WLS: BF: H: R: ER: SO: BB: IBB: HBP: BLK: WP: HR: S: P: ERA: WHIP										



Batter	1	2	3	4	5	6	7	8	9	AB R H RBI BB SO LOB	TOP																						
Tito Fuentes, S (1, 4) OBP: 0.231, SLG: 0.235	0-0 F8		0-0 F8			0-0 3B 2B		0-0 FC5 1B 1B		4 1 2 0 0 0 0																							
Chris Speier, R (1, 6) OBP: 0.328, SLG: 0.353	0-3 K			0-0 FC5-4 1B		0-0 WP 3B		0-0 P6		4 1 2 1 0 1 1																							
Garry Maddox, R (1, 8) OBP: 0.340, SLG: 0.439	0-0 P6			0-0 FC5-4 FC4-6 BB 1-2f		0-0 5-3		0-0 1-2 1B		4 0 1 0 0 0 2																							
Bobby Bonds, R (1, 9) OBP: 0.356, SLG: 0.440		0-0 1-3		4-0 FC4-6 BB 1-2		0-0 5-3		0-3 K		3 0 0 0 1 1 2																							
Gary Matthews, R (1, 7) OBP: 0.337, SLG: 0.383		4-0 BB		0-0 FC4-6 1-2f 2-3		0-0 P3		0-0 FC5 2-3f		3 0 0 0 1 0 4																							
Dave Kingman, R (1, 3) OBP: 0.293, SLG: 0.395		0-3 K		0-0 F7			0-3 K		0-0 P6	4 0 0 0 0 2 3																							
John Boccabella, R (1, 2) OBP: 0.184, SLG: 0.188		0-0 F7			0-0 F8		0-3 K		0-0 F3	4 0 0 0 0 1 1																							
Mike Phillips, L (1, 5) OBP: 0.283, SLG: 0.287			0-3 K		0-0 P6		4-0 BB		0-0 1B	2 0 0 0 0 1 0																							
Bruce Miller, R (7, PH) OBP: 0.389, SLG: 0.388										1 0 1 0 1 0 0																							
Gary Thomasson, L (9, PR) OBP: 0.339, SLG: 0.338										0 0 0 0 0 0 0																							
Jim Barr, R (1, 1) OBP: 0.286, SLG: 0.346			0-0 6-3		0-3 K		0-0 P6		0-0 5-3	2 0 0 0 0 1 0																							
Chris Arnold, R (7, PH) OBP: 0.253, SLG: 0.301										1 0 0 0 0 0 1																							
Elias Sosa, R (7, 1) OBP: 0.111, SLG: 0.111										0 0 0 0 0 0 0																							
Steve Barber, L (8, 1) OBP: 0.286, SLG: 0.167										0 0 0 0 0 0 0																							
Randy Moffitt, R (8, 1) OBP: 0.286, SLG: 0.167										0 0 0 0 0 0 0																							
Steve Ontiveros, S (9, PH) OBP: 0.366, SLG: 0.333										1 0 0 0 0 0 1																							
Inning Stats	R: 0 E: 0 K: 1 S: 5	H: 0 LOB: 0 BB: 0 P: 5	R: 0 E: 0 K: 1 S: 5	H: 0 LOB: 1 BB: 1 P: 9	R: 0 E: 0 K: 1 S: 5	H: 0 LOB: 0 BB: 0 P: 5	R: 0 E: 0 K: 0 S: 4	H: 1 LOB: 2 BB: 1 P: 8	R: 0 E: 0 K: 1 S: 5	H: 0 LOB: 0 BB: 0 P: 5	R: 2 E: 0 K: 0 S: 5	H: 2 LOB: 0 BB: 0 P: 5	R: 0 E: 0 K: 2 S: 7	H: 0 LOB: 1 BB: 1 P: 11	R: 0 E: 0 K: 1 S: 7	H: 2 LOB: 2 BB: 0 P: 7	R: 0 E: 0 K: 0 S: 4	H: 1 LOB: 1 BB: 0 P: 4	1B: 4 2B: 1 3B: 1 HR: 0	SF: 0 SAC: 0 DP: 0 HBP: 0	WP: 1 PB: 0 SB: 0 CS: 0	PA: 36											
PITCHER Jerry Kosman, L (1, 1) ERA: 3.04	IP 9.0	WLS W	BF 36	H 6	R 2	ER 2	SO 7	BB 3	IBB 0	HBP 0	BLK 0	WP 1	HR 0	S 47	P 59	ERA 2.00	WHIP 1.000																
											PITCHER	IP	WLS	BF	H	R	ER	SO	BB	IBB	HBP	BLK	WP	HR	S	P	ERA	WHIP					

San Francisco Giants @ New York Mets
 Shea Stadium, Flushing, NY
 Fri Jul 05 1974, 7:05 PM EDT
 Att. 19,343 - Unknown

livebaseballscorecards.com

AB	33
R	2
H	6
RBI	1
BB	3
SO	7
LOB	15



Batter	1	2	3	4	5	6	7	8	9	AB R H RBI BB SO LOB
Wayne Garrett, L (1, 5) OBP: 0.292, SLG: 0.339	0-0 F8		0-0 G3	4-0 G6-4-3 IBB			0-0 4-3			3 0 0 0 1 0 0
Felix Millan, R (1, 4) OBP: 0.301, SLG: 0.285	0-3 K		0-0 E6 1B	0-0 G6-4-3 1-2f			0-0 P6			4 0 0 0 0 1 3
Rusty Staub, L (1, 9) OBP: 0.351, SLG: 0.431	0-0 F7		0-0 1B				0-0 3-1			4 0 1 0 0 0 0
Cleon Jones, R (1, 7) OBP: 0.341, SLG: 0.426		0-0 E4 1B 5-3	0-0 G3			0-0 1B 3-6-3		0-0 1B		4 1 2 0 0 0 2
John Milner, L (1, 3) OBP: 0.321, SLG: 0.415		0-3 K		4-0 1B BB		0-0 3-6-3 1-2		0-3 K		3 1 0 0 1 2 3
Jerry Grote, R (1, 2) OBP: 0.311, SLG: 0.348		0-0 5-3 1-2		0-0 1B 2B 1B		0-0 6-3		0-0 F9		4 1 1 0 0 0 3
Dave Schneck, L (1, 8) OBP: 0.274, SLG: 0.348		0-0 1B 2-H		0-0 2B 1B 3-H		0-0 F2		0-0 P5 1-2		3 0 2 2 0 0 0
Don Hahn, R (8, PH) OBP: 0.354, SLG: 0.424										1 0 0 0 0 0 1
Ted Martinez, R (1, 6) OBP: 0.242, SLG: 0.291		0-0 F8		0-0 2B 1-3 2-H		0-0 F8				3 0 1 1 0 0 1
Jerry Koosman, R (1, 1) OBP: 0.149, SLG: 0.152			0-0 P6	0-0 6-3		0-0 F8				3 0 0 0 0 0 2

BOTTOM

San Francisco Giants @ New York Mets
 Shea Stadium, Flushing, NY
 Fri Jul 05 1974, 7:05 PM EDT
 Att. 19,343 - Unknown

livebaseballscorecards.com

AB	32
R	3
H	7
RBI	3
BB	2
SO	3
LOB	15



Inning Stats	R: 0	H: 0	E: 0	K: 1	S: 5	R: 1	H: 1	E: 1	K: 1	S: 7	R: 0	H: 1	E: 1	K: 0	S: 5	R: 2	H: 3	E: 0	K: 0	S: 5	R: 0	H: 1	E: 0	K: 0	S: 4	R: 0	H: 0	E: 0	K: 0	S: 3	R: 0	H: 0	E: 0	K: 1	S: 6	R: 0	H: 1	E: 0	K: 1	S: 6	1B: 6	SF: 0	2B: 1	SAC: 0	3B: 0	DP: 1	HR: 0	HBP: 0	WP: 0	PA: 34
--------------	------	------	------	------	------	------	------	------	------	------	------	------	------	------	------	------	------	------	------	------	------	------	------	------	------	------	------	------	------	------	------	------	------	------	------	------	------	------	------	------	-------	-------	-------	--------	-------	-------	-------	--------	-------	--------

PITCHER	IP	WLS	BF	H	R	ER	SO	BB	IBB	HBP	BLK	WP	HR	S	P	ERA	WHIP
Jim Barr, R (1, 1) ERA: 2.59	6.0	L	27	6	3	2	2	1	1	0	0	0	0	29	37	3.00	1.167
Elias Sosa, R (7, 1) ERA: 2.34	1.0		4	1	0	0	0	0	0	0	0	0	0	4	4	0.00	1.000
Steve Barber, L (8, 1) ERA: 3.86	0.2		2	0	0	0	1	0	0	0	0	0	0	4	4	0.00	0.000
Randy Moffitt, R (8, 1) ERA: 2.82	0.1		1	0	0	0	0	0	0	0	0	0	0	1	1	0.00	0.000

Batter	1	2	3	4	5	6	7	8	9	AB R H RBI BB SO LOB	TOP											
Tito Fuentes, S (1, 4) OBP: 0.236, SLG: 0.240	0-3 K			0-0 SH1-3 1B	0-0 2-H 1B		0-0 6-3		0-0 4-3	5 0 2 1 0 1 0												
Chris Speier, R (1, 6) OBP: 0.326, SLG: 0.351 Mike Phillips, L (6, 6) OBP: 0.286, SLG: 0.290	0-0 6-3			0-0 SH1-3 1-2	0-0 P3			0-0 3-1	0-0 1B 1B	2 0 0 0 0 0 1 2 0 1 0 0 0 0												
Garry Maddox, R (1, 8) OBP: 0.341, SLG: 0.438	0-0 F9			0-0 5-3		0-0 WP HR 1B		0-0 F7	0-0 1-3 1B	5 1 2 0 0 0 1												
Bobby Bonds, R (1, 9) OBP: 0.356, SLG: 0.437 Gary Thomasson, L (6, 9) OBP: 0.341, SLG: 0.336		0-0 5-3		4-0 BB		0-0 5-3 1-2		4-0 1B BB BB	0-0 F8	2 0 0 0 1 0 1 1 1 0 0 1 0 2												
Gary Matthews, R (1, 7) OBP: 0.342, SLG: 0.400		0-0 CS 1B		0-0 L6		0-0 2-H HR		0-0 BB 1-3 1B		4 1 3 2 0 0 2												
Steve Ontiveros, S (1, 3) OBP: 0.368, SLG: 0.337		0-3 K			0-0 F9 2B 2B	0-3 K		4-0 BB IBB		3 1 1 0 1 2 1												
Bruce Miller, R (1, 5) OBP: 0.379, SLG: 0.365		0-0 CS 1-2	0-0 5-3		0-0 F9 2-3	0-3 K		4-0 1-2 2-3 3-H BB FC6-4		3 0 0 1 1 1 1	AB 35 R 5 H 10 RBI 5 BB 4 SO 8 LOB 13											
John Boccabella, R (1, 2) OBP: 0.189, SLG: 0.212			0-0 F9		0-0 1B 2B		0-3 K	0-0 FC6-4 1-2f		4 1 1 1 0 1 3												
John D'Acquisto, R (1, 1) OBP: 0.222, SLG: 0.250 Randy Moffitt, R (7, 1) OBP: 0.250, SLG: 0.143			0-3 K		0-3 K		0-3 K		0-0 1-3	3 0 0 0 0 3 1 1 0 0 0 0 0 0												
Inning Stats	R: 0 E: 0 K: 1 S: 5	H: 0 LOB: 0 BB: 0 P: 5	R: 0 E: 0 K: 1 S: 5	H: 1 LOB: 0 BB: 0 P: 5	R: 0 E: 0 K: 1 S: 5	H: 0 LOB: 0 BB: 0 P: 5	R: 0 E: 0 K: 0 S: 4	H: 1 LOB: 2 BB: 1 P: 8	R: 2 E: 0 K: 1 S: 8	H: 3 LOB: 1 BB: 0 P: 8	R: 2 E: 0 K: 2 S: 9	H: 2 LOB: 0 BB: 0 P: 9	R: 0 E: 0 K: 2 S: 7	H: 0 LOB: 0 BB: 0 P: 7	R: 1 E: 0 K: 0 S: 4	H: 1 LOB: 3 BB: 3 P: 16	R: 0 E: 0 K: 0 S: 5	H: 2 LOB: 2 BB: 0 P: 5	1B: 7 2B: 2 3B: 0 HR: 1	SF: 0 SAC: 1 DP: 0 HBP: 0	WP: 1 PB: 0 SB: 0 CS: 1	PA: 41
PITCHER	IP WLS BF H R ER SO BB IBB HBP BLK WP HR S P ERA WHIP																					
George Stone, L (1, 1) ERA: 4.91	5.0 L 21 6 3 3 4 1 0 0 0 0 0 0 28 32 5.40 1.400																					
Tug McGraw, L (6, 1) ERA: 6.35	2.0 7 1 1 1 4 0 0 0 0 1 1 15 15 4.50 0.500																					
Bob Miller, R (8, 1) ERA: 3.92	0.2 6 1 1 1 0 2 1 0 0 0 0 3 15 13.50 4.500																					
Jack Aker, R (8, 1) ERA: 2.73	1.1 6 2 0 0 0 0 0 0 0 0 0 6 6 0.00 1.500																					

San Francisco Giants @ New York Mets
Shea Stadium, Flushing, NY
Sat Jul 06 1974, 3:33 AM EDT
Att. 23,763 - Unknown

livebaseballscorecards.com

BOTTOM

San Francisco Giants @ New York Mets
Shea Stadium, Flushing, NY
Sat Jul 06 1974, 3:33 AM EDT
Att. 23,763 - Unknown

livebaseballscorecards.com

AB	30
R	2
H	6
RBI	2
BB	8
SO	3
LOB	20



WP:	0	PA:	38
PB:	0	SB:	0
CS:	0		

AB R H RBI BB SO LOB

2	0	0	0	3	0	1
3	0	1	0	2	0	2
4	0	0	0	0	1	4
3	1	0	0	1	0	2
3	0	1	0	1	0	0
2	0	1	1	0	0	3
1	1	1	0	1	0	0
4	0	1	1	0	1	3
4	0	0	0	0	1	3
2	0	0	0	0	0	2
0	0	0	0	0	0	0
1	0	1	0	0	0	0
0	0	0	0	0	0	0
0	0	0	0	0	0	0
0	0	0	0	0	0	0
0	0	0	0	0	0	0
1	0	0	0	0	0	0

Batter	1	2	3	4	5	6	7	8	9
Wayne Garrett, L (1, 5) OBP: 0.297, SLG: 0.336	4-0 G5-4-3 BB		4-0 FC6-4 BB		0-0 3-1		0-0 G3-6-3 1-2f		4-0 FC4 BB
Felix Millan, R (1, 4) OBP: 0.306, SLG: 0.285	0-0 G5-4-3 1-2f		4-0 FC6-4 BB		4-0 BB		0-0 1B		0-0 FC4 1-2f
Rusty Staub, L (1, 9) OBP: 0.347, SLG: 0.425	0-3 K		0-0 L9		0-0 G1-4-6-3 1-2f		0-0 4-3		
Cleon Jones, R (1, 7) OBP: 0.340, SLG: 0.421		4-0 2B 1B BB	0-0 FC6-4 BB 1-2f 2-3		0-0 6-3		0-0 1-3		0-0 1-3
John Milner, L (1, 3) OBP: 0.324, SLG: 0.418		0-0 1B 2B	4-0 BB		0-0 1-3		0-0 F8		0-0 F8
Jerry Grote, R (1, 2) OBP: 0.313, SLG: 0.350		0-0 1B	0-0 F8		0-0 2B 1B		4-0 BB		4-0 BB
Ron Hodges, L (6, 2) OBP: 0.356, SLG: 0.438		2-3 3-H 1B			0-0 2B		0-0 F9		0-0 F9
Dave Schneck, L (1, 8) OBP: 0.273, SLG: 0.352		0-3 K		0-0 F8		0-0 2B		0-0 F2	
Ted Martinez, R (1, 6) OBP: 0.234, SLG: 0.281		0-3 K		0-0 F7		0-0 6-3		0-0 F2	
George Stone, L (1, 1) OBP: 0.148, SLG: 0.115		0-0 F8		0-0 F8			0-0 G3-6-3 1B		0-0 P5
Tug McGraw, R (6, 1)									
Ed Kranepool, L (7, PH) OBP: 0.426, SLG: 0.459									
Bud Harrelson, S (7, PR) OBP: 0.449, SLG: 0.319									
Bob Miller, R (8, 1) OBP: 0.142, SLG: 0.333									
Jack Aker, R (8, 1)									
Ken Boswell, L (9, PH) OBP: 0.280, SLG: 0.307									

Inning Stats	R: 0 E: 0 K: 1 S: 4	H: 0 LOB: 0 BB: 1 P: 8	R: 1 E: 0 K: 2 S: 9	H: 2 LOB: 2 BB: 1 P: 13	R: 0 E: 0 K: 0 S: 3	H: 0 LOB: 3 BB: 3 P: 15	R: 0 E: 0 K: 0 S: 3	H: 0 LOB: 0 BB: 1 P: 3	R: 0 E: 0 K: 0 S: 2	H: 0 LOB: 0 BB: 1 P: 6	R: 1 E: 0 K: 0 S: 5	H: 2 LOB: 1 BB: 0 P: 5	R: 0 E: 0 K: 0 S: 4	H: 2 LOB: 1 BB: 0 P: 4	R: 0 E: 0 K: 0 S: 3	H: 0 LOB: 1 BB: 1 P: 7	R: 0 E: 0 K: 0 S: 3	H: 0 LOB: 1 BB: 1 P: 7	1B: 4 2B: 2 3B: 0 HR: 0	SF: 0 SAC: 0 DP: 3 HBP: 0	WP: 0 PB: 0 SB: 0 CS: 0	PA: 38
--------------	------------------------------	---------------------------------	------------------------------	----------------------------------	------------------------------	----------------------------------	------------------------------	---------------------------------	------------------------------	---------------------------------	------------------------------	---------------------------------	------------------------------	---------------------------------	------------------------------	---------------------------------	------------------------------	---------------------------------	----------------------------------	------------------------------------	----------------------------------	--------

PITCHER	IP	WLS	BF	H	R	ER	SO	BB	IBB	HBP	BLK	WP	HR	S	P	ERA	WHIP
John D'Acquisto, R (1, 1) ERA: 3.41	6.0	W	27	5	2	2	3	6	0	0	0	0	0	27	51	3.00	1.833
Randy Moffitt, R (7, 1) ERA: 2.67	3.0	S	11	1	0	0	0	2	0	0	0	0	0	9	17	0.00	1.000

PITCHER	IP	WLS	BF	H	R	ER	SO	BB	IBB	HBP	BLK	WP	HR	S	P	ERA	WHIP
---------	----	-----	----	---	---	----	----	----	-----	-----	-----	----	----	---	---	-----	------

Batter	1	2	3	4	5	6	7	8	9	10	AB R H RBI BB SO LOB	TOP										
Tito Fuentes, S OBP: 0.241, SLG: 0.240 (1, 4) X	0-0 1-3		X 0-0 HBP 1B 1B		X 0-0 F8			X 0-0 E4 CS		X 0-0 G3	5 1 1 0 0 0 1	San Francisco Giants @ Montreal Expos Jarry Park, Montreal, QB Mon Jul 08 1974, 7:05 PM EDT Att. 13,523 - Unknown										
Chris Speier, R OBP: 0.332, SLG: 0.355 Bruce Miller, R OBP: 0.355, SLG: 0.339 (1, 6) X (4, 5)	0-0 G4-6-3 1B		H 1-0 F7 1B 1-2 2-3 HBP		S 0-3 K			X 0-0 6-3 1-2		X 0-0 6-3	1 1 1 0 0 0 0 3 0 0 0 0 1 2											
Gary Thomasson, L OBP: 0.337, SLG: 0.327 (1, 9) X	0-0 G4-6-3 1-2f		X 0-0 2B 1B 1-2 2-H 3-H		S 0-3 K			S 0-3 K			4 1 1 2 0 2 1											
Ed Goodson, L OBP: 0.356, SLG: 0.441 (1, 3)		X 0-0 4-3	X 0-0 F7 2-3		X 0-0 4-3			B 4-0 BB BB BB		4-3 BB	3 0 0 0 1 0 2											
Gary Matthews, R OBP: 0.340, SLG: 0.397 (1, 7)		B 4-0 BB BB BB	X 0-0 1-H 3-H 2B		X 0-0 6-3			X 0-0 4-3 1-2			3 0 1 2 1 0 1											
Garry Maddox, R OBP: 0.335, SLG: 0.428 (1, 8)		S 0-3 K		X 0-0 G3			X 0-0 F7		X 0-0 F8		4 0 0 0 0 1 2											
Mike Phillips, L OBP: 0.280, SLG: 0.278 (1, 5) (4, 6)		X 0-0 4-3		X 0-0 F9			X 0-0 F8			X 0-0 E4 3B	4 1 0 0 0 0 1											
John Boccabella, R OBP: 0.196, SLG: 0.204 Randy Moffitt, R OBP: 0.333, SLG: 0.500 (1, 2) (7, 1)			B 4-0 BB BB BB	X 0-0 HBP 1B 1B BB			X 0-0 5-3			X 0-0 1-H 3B	2 1 0 0 1 0 0 1 0 1 1 0 0 0											
Ed Halicki, R Ron Bryant, S OBP: 0.050, SLG: 0.050 Elias Sosa, R OBP: 0.111, SLG: 0.111 Dave Rader, L OBP: 0.375, SLG: 0.367 (1, 1) (4, 1) (6, 1) (7, 2)			S 0-3 K		X 0-0 6-3			X 0-0 F5		X 0-0 G3	1 0 0 0 0 1 1 1 0 0 0 0 0 0 0 0 0 0 0 0 0 2 0 0 0 0 0 1											
Inning Stats	R: 0 E: 0 K: 0 S: 3	H: 1 LOB: 0 BB: 0 P: 3	R: 0 E: 0 K: 1 S: 5	H: 0 LOB: 1 BB: 1 P: 9	R: 4 E: 0 K: 1 S: 7	H: 3 LOB: 1 BB: 1 P: 12	R: 0 E: 0 K: 0 S: 3	H: 0 LOB: 0 BB: 0 P: 3	R: 0 E: 0 K: 1 S: 5	H: 0 LOB: 0 BB: 0 P: 5	R: 0 E: 0 K: 1 S: 5		H: 0 LOB: 0 BB: 0 P: 3	R: 0 E: 1 K: 0 S: 5	H: 0 LOB: 0 BB: 0 P: 3	R: 0 E: 0 K: 1 S: 5	H: 0 LOB: 1 BB: 1 P: 9	R: 1 E: 1 K: 0 S: 5	H: 1 LOB: 1 BB: 0 P: 5	1B: 3 2B: 1 3B: 1 HR: 0	SF: 0 SAC: 0 DP: 1 HBP: 1	WP: 0 PB: 0 SB: 0 CS: 1
PITCHER Steve Rogers, R ERA: 4.27 (1, 1)	IP 10.0	WLS L	BF 38	H 5	R 5	ER 4	SO 5	BB 3	IBB 0	HBP 1	BLK 0	WP 0	HR 0	S 44	P 57	ERA 3.60	WHIP 0.800					

AB	34
R	5
H	5
RBI	5
BB	3
SO	5
LOB	12



BOTTOM

San Francisco Giants @ Montreal Expos
Jarry Park, Montreal, QB
Mon Jul 08 1974, 7:05 PM EDT
Att: 13,523 - Unknown

livebaseballscorecards.com

AB 40
R 4
H 13
RBI 4
BB 3
SO 6
LOB 23



WP: 0 PA: 45
PB: 0
SB: 3
CS: 0

AB R H RBI BB SO LOB

4 0 0 0 1 0 5

5 2 1 0 0 0 3

5 0 3 1 0 0 1

4 0 1 1 0 1 2

5 0 2 0 0 0 3

4 1 1 0 0 1 4

1 0 1 0 0 0 0

5 0 2 1 0 0 1

2 0 1 0 1 1 1

1 0 0 0 0 1 0

1B: 10 SF: 0
2B: 2 SAC: 2
3B: 0 DP: 2
HR: 1 HBP: 0

Batter	1	2	3	4	5	6	7	8	9	10
Ron Hunt, R OBP: 0.388, SLG: 0.313 (1, 5)	FC1-6 BB	F3		G6-4-3		6-3		F9		
Larry Lintz, S OBP: 0.347, SLG: 0.313 (1, 4)	FC1-6 1B		G3 BLK 1B		F8	F9		1-3		
Willie Davis, L OBP: 0.340, SLG: 0.424 (1, 8)	4-3 1B		G3		S S 1B		G3 SH1-3 1B		G3	
Ken Singleton, S OBP: 0.409, SLG: 0.398 (1, 9)	4-3		1B		K		SH1-3		1-3	
Mike Jorgensen, L OBP: 0.430, SLG: 0.506 (1, 3)	F4		1B		6-3		G3			
Bob Bailey, R OBP: 0.405, SLG: 0.452 (1, 7)			K			HR		BB		F8
Tim Foli, R OBP: 0.285, SLG: 0.286 (1, 6)			6-3		F5					
Boots Day, L OBP: 0.263, SLG: 0.229 (10, PH)						2B		K		B1-6-4 1B
Barry Foote, R OBP: 0.308, SLG: 0.391 (1, 2)			E6 1B		F7					B1-6-4
Steve Rogers, R OBP: 0.259, SLG: 0.200 (1, 1)						SH3 2B				
Ron Fairly, L OBP: 0.389, SLG: 0.472 (10, PH)						SH3		K		K

Inning Stats	R: 1	H: 1	R: 0	H: 1	R: 1	H: 3	R: 0	H: 0	R: 0	H: 1	R: 2	H: 3	R: 0	H: 1	R: 0	H: 1	R: 0	H: 1	R: 0	H: 1	R: 0	H: 1	R: 0	H: 1	R: 0	H: 1	R: 0	H: 1	R: 0	H: 1	R: 0	H: 1	
E: 0	LOB: 1	E: 1	LOB: 2	E: 0	LOB: 2	E: 0	LOB: 1	E: 0	LOB: 1	E: 0	LOB: 2	E: 0	LOB: 1	E: 0	LOB: 1	E: 0	LOB: 1	E: 0	LOB: 1	E: 0	LOB: 1	E: 0	LOB: 1	E: 0	LOB: 1	E: 0	LOB: 1	E: 0	LOB: 1	E: 0	LOB: 1	E: 0	LOB: 1
K: 0	BB: 1	K: 1	BB: 0	K: 1	BB: 0	K: 0	BB: 1	K: 0	BB: 0	K: 1	BB: 1	K: 0	BB: 0	K: 1	BB: 0	K: 1	BB: 0	K: 0	BB: 0	K: 1	BB: 0	K: 1	BB: 0	K: 1	BB: 0	K: 1	BB: 0	K: 1	BB: 0	K: 1	BB: 0	K: 1	BB: 0
S: 4	P: 8	S: 7	P: 7	S: 8	P: 8	S: 2	P: 6	S: 6	P: 6	S: 6	P: 6	S: 6	P: 6	S: 6	P: 10	S: 6	P: 6	S: 4	P: 4	S: 5	P: 5	S: 5	P: 5	S: 5	P: 5	S: 5	P: 5	S: 5	P: 5	S: 5	P: 5		

PITCHER	IP	WLS	BF	H	R	ER	SO	BB	IBB	HBP	BLK	WP	HR	S	P	ERA	WHIP
Ed Halicki, R ERA: 5.4 (1, 1)	3.1		18	5	2	2	2	2	0	0	1	0	0	20	28	5.40	2.100
Ron Bryant, L ERA: 7.2 (4, 1)	1.2		6	2	1	1	1	0	0	0	0	0	1	8	8	5.40	1.200
Elias Sosa, R ERA: 2.43 (6, 1)	1.2		9	3	1	1	0	1	0	0	0	0	0	8	12	5.40	2.400
Randy Moffitt, R ERA: 2.52 (7, 1)	3.1	W	12	3	0	0	3	0	0	0	0	0	0	18	18	0.00	0.900

Batter	1	2	3	4	5	6	7	8	9
Boots Day, L OBP: 0.286, SLG: 0.235 (1, 7)	0-0 F9		0-0 SH5-4	0-0 F8		0-0 G1-6-3 1-2 1B			
Larry Lintz, S OBP: 0.344, SLG: 0.306 (1, 4)	0-0 6-3		4-0 BB BB BB G3 BB	0-0 1-3		0-0 G1-6-3 1-2f			
Willie Davis, L OBP: 0.336, SLG: 0.419 (1, 8)	0-0 F6		0-0 G3	0-0 F8			0-0 F9		
Ken Singleton, S OBP: 0.410, SLG: 0.397 (1, 9)		0-0 BB 1B	4-0 BB BB 1B IBB		0-0 6-3		0-3 K		
Bob Bailey, R OBP: 0.406, SLG: 0.449 (1, 5)		4-0 BB 1-2 BB	4-0 BB BB 1B BB		0-0 F3		0-0 5-3		
Mike Jorgensen, L OBP: 0.433, SLG: 0.535 (1, 3)		0-0 F8	4-0 1B BB 1-2 2-3 3-H		0-0 HR		0-0 F8		
Tim Foli, R OBP: 0.288, SLG: 0.289 (1, 6)		0-0 F9	0-0 1-3 2-H 3-H 1B		0-0 5-3		0-0 G6-4-3 1B		
Barry Foote, R OBP: 0.307, SLG: 0.385 (1, 2)		0-0 F4	4-0 IBB			0-0 4-3		0-0 G6-4-3 1-2f	
Dennis Blair, R OBP: 0.222, SLG: 0.125 (1, 1)						0-0 1B 1B			
Jose Morales, R OBP: 0.500, SLG: 0.833 (6, PH)									
Chuck Taylor, R OBP: 0.333, SLG: 0.500 (7, 1)									
John Montague, R OBP: 0.273, SLG: 0.111 (9, 1)									


AB	R	H	RBI	BB	SO	LOB
3	0	1	0	0	0	0
3	1	0	0	1	0	2
4	0	0	0	0	0	2
3	1	1	0	1	1	0
2	1	0	1	2	0	0
3	1	1	2	1	0	2
4	0	2	2	0	0	2
3	0	0	0	1	0	3
2	1	1	0	0	0	3
1	0	1	0	0	0	0
0	0	0	0	0	0	0
0	0	0	0	0	0	0

BOTTOM

San Francisco Giants @ Montreal Expos
Jarry Park, Montreal, QB
 Tue Jul 09 1974, 7:05 PM EDT
 Att. 10,037 - Unknown

AB	28
R	5
H	7
RBI	5
BB	6
SO	1
LOB	14

WP: 0 PA: 35
 PB: 0
 SB: 0
 CS: 0



Inning Stats	R	H	E	K	S	H	LOB	BB	P	R	H	E	K	S	ERA	WHIP
	0	0	0	3	3	1	2	1	8	0	0	0	0	3	13.50	2.250
	0	0	0	4	4	2	3	5	25	0	0	0	0	10	3.86	0.857
	0	0	0	0	0	0	0	0	0	0	0	0	0	9	0.00	1.000
	0	0	0	0	0	0	0	0	0	0	0	0	0	3	0.00	1.000

PITCHER	IP	WLS	BF	H	R	ER	SO	BB	IBB	HBP	BLK	WP	HR	S	P	ERA	WHIP
Tom Bradley, R ERA: 4.62 (1, 1)	2.2	L	15	2	4	4	0	4	1	0	0	0	0	10	30	13.50	2.250
Charlie Williams, R ERA: 2.75 (3, 1)	2.1		10	2	1	1	0	0	1	0	0	0	1	9	13	3.86	0.857
Ron Bryant, L ERA: 7.0 (6, 1)	2.0		7	2	0	0	1	0	0	0	0	0	0	9	9	0.00	1.000
Elias Sosa, R ERA: 2.39 (8, 1)	1.0		3	1	0	0	0	0	0	0	0	0	0	3	3	0.00	1.000

Batter	1	2	3	4	5	6	7	8	9	AB R H RBI BB SO LOB	TOP																						
Mike Phillips, L (1, 5) OBP: 0.282, SLG: 0.277	0-3 K		0-0 E 1-2 3-1 1B		0-0 F9		0-0 G3-6 1-2f			4 1 1 0 0 1 1	<p>San Francisco Giants @ Montreal Expos</p> <p>Jarry Park, Montreal, QB</p> <p>Wed Jul 10 1974, 7:05 PM EDT</p> <p>Att: 15,112 - Unknown</p>																						
Chris Speier, R (1, 6) OBP: 0.331, SLG: 0.352	4-0 1B BB		0-0 FC1 3-1 1B 1-3 2-H		0-3 K		0-3 K		3 1 0 0 1 2 1																								
Gary Thomasson, L (1, 9) OBP: 0.337, SLG: 0.329	0-0 G5-4-3 1B		0-0 3-1		0-0 F5		0-0 F8		4 0 1 1 0 0 1																								
Dave Kingman, R (1, 3) OBP: 0.289, SLG: 0.387	0-0 G5-4-3 1-2f		0-0 CS 1B 2-3 3-H		0-3 K		0-3 K		4 0 1 1 0 2 2																								
Gary Matthews, R (1, 7) OBP: 0.340, SLG: 0.394		0-0 5-3	0-3 K 1-2		4-0 1B E BB		0-0 F7		3 1 0 0 1 1 1																								
Garry Maddox, R (1, 8) OBP: 0.336, SLG: 0.425		4-0 BB		0-0 F8		0-0 E2 1B 1-H		0-0 F7	3 0 1 0 1 0 0																								
Chris Arnold, R (1, 4) OBP: 0.264, SLG: 0.321		0-3 K		0-0 6-3		0-0 F9		0-0 1B	4 0 1 0 0 1 2																								
Dave Rader, L (1, 2) OBP: 0.368, SLG: 0.359		0-0 F4		0-0 6-3		0-0 G3-6 1B		0-0 G3	4 0 1 0 0 0 2																								
Jim Barr, R (1, 1) OBP: 0.290, SLG: 0.321			4-0 FC1 E 1B BB		0-0 F3		0-3 K		2 1 0 0 1 1 1																								
Inning Stats	R: 0 E: 0 K: 1 S: 5	H: 1 LOB: 1 BB: 1 P: 9	R: 0 E: 0 K: 1 S: 5	H: 0 LOB: 1 BB: 1 P: 9	R: 3 E: 1 K: 1 S: 7	H: 2 LOB: 1 BB: 1 P: 11	R: 0 E: 0 K: 0 S: 3	H: 0 LOB: 0 BB: 0 P: 3	R: 0 E: 0 K: 1 S: 5	H: 0 LOB: 0 BB: 0 P: 5	R: 1 E: 1 K: 1 S: 6	H: 1 LOB: 1 BB: 1 P: 10	R: 0 E: 0 K: 1 S: 5	H: 1 LOB: 0 BB: 0 P: 5	R: 0 E: 0 K: 2 S: 7	H: 0 LOB: 0 BB: 0 P: 7	R: 0 E: 0 K: 0 S: 4	H: 1 LOB: 1 BB: 0 P: 4	1B: 6 2B: 1 3B: 0 HR: 0	SF: 0 SAC: 0 DP: 3 HBP: 0	WP: 0 PB: 0 SB: 0 CS: 1	PA: 35											
PITCHER Steve Renko, R (1, 1) ERA: 4.08	IP 9.0	WLS L	BF 35	H 6	R 4	ER 2	SO 8	BB 4	IBB 0	HBP 0	BLK 0	WP 0	HR 0	S 47	P 63	ERA 2.00	WHIP 1.111																
											PITCHER	IP	WLS	BF	H	R	ER	SO	BB	IBB	HBP	BLK	WP	HR	S	P	ERA	WHIP					

livebaseballscorecards.com

AB	31
R	4
H	6
RBI	2
BB	4
SO	8
LOB	11



Batter	1	2	3	4	5	6	7	8	9	AB	R	H	RBI	BB	SO	LOB
Ron Hunt, R OBP: 0.383, SLG: 0.308 (1, 5)	0-0 F8		0-0 5-3		0-0 G6-4-3		0-0 F8			4	0	0	0	0	0	3
Larry Lintz, S OBP: 0.348, SLG: 0.312 (1, 4)	0-0 6-3		0-3 K		0-0 1B			0-0 FC4-6 1B		4	0	2	1	0	1	0
Willie Davis, L OBP: 0.338, SLG: 0.418 (1, 8)	4-0 BB			0-0 FC4-6 1B	0-0 1-3			0-0 FC4-6 1B		3	1	1	0	1	0	2
Ken Singleton, S OBP: 0.411, SLG: 0.399 (1, 9)	0-3 K			0-0 FC4-6 1B		0-0 G6-4-3 1B		0-0 4-3		4	0	2	0	0	1	2
Mike Jorgensen, L OBP: 0.435, SLG: 0.544 (1, 3)		0-0 FC4-6 2B		0-0 F8		0-3 K		0-0 1B		4	0	2	1	0	1	3
Boots Day, L OBP: 0.267, SLG: 0.218 (1, 7)	0-0 F8		0-0 FC4-6		0-0 G6-4-3		0-0 G3			4	0	0	0	0	0	5
Barry Foote, R OBP: 0.306, SLG: 0.379 (1, 2)		4-0 FC4-6 BB		0-0 F6			0-0 F4		0-0 6-3	3	0	0	0	1	0	2
Pepe Frias, R OBP: 0.250, SLG: 0.333 (1, 6)		0-0 FC4-6			0-0 G6-4-3 1B		0-0 F8		0-0 F9	4	1	1	0	0	0	2
Steve Renko, R OBP: 0.271, SLG: 0.283 (1, 1)			0-3 K		0-0 G6-4-3 1B		0-0 1B		0-0 F9	4	0	2	0	0	1	0

Inning Stats	R: 0 E: 0 K: 1 S: 5	H: 0 LOB: 1 BB: 1 P: 9	R: 0 E: 0 K: 0 S: 3	H: 1 LOB: 1 BB: 1 P: 7	R: 0 E: 0 K: 2 S: 7	H: 0 LOB: 0 BB: 0 P: 7	R: 0 E: 0 K: 0 S: 5	H: 2 LOB: 2 BB: 0 P: 5	R: 1 E: 0 K: 0 S: 5	H: 3 LOB: 1 BB: 0 P: 5	R: 0 E: 0 K: 1 S: 5	H: 1 LOB: 0 BB: 0 P: 5	R: 0 E: 0 K: 0 S: 4	H: 1 LOB: 1 BB: 0 P: 4	R: 1 E: 0 K: 0 S: 5	H: 2 LOB: 1 BB: 0 P: 5	R: 0 E: 0 K: 0 S: 3	H: 0 LOB: 0 BB: 0 P: 3	1B: 9 2B: 1 3B: 0 HR: 0	SF: 0 SAC: 0 DP: 2 HBP: 0	WP: 1 PB: 0 SB: 1 CS: 0	PA: 36
PITCHER Jim Barr, R ERA: 2.54 (1, 1)	IP 9.0	WLS W	BF 36	H 10	R 2	ER 2	SO 4	BB 2	IBB 0	HBP 0	BLK 0	WP 1	HR 0	S 42	P 50	ERA 2.00	WHIP 1.333					

BOTTOM

San Francisco Giants @ Montreal Expos
Jarry Park, Montreal, QB
 Wed Jul 10 1974, 7:05 PM EDT
 Att. 15,112 - Unknown

AB	34
R	2
H	10
RBI	2
BB	2
SO	4
LOB	19



PITCHER	IP	WLS	BF	H	R	ER	SO	BB	IBB	HBP	BLK	WP	HR	S	P	ERA	WHIP
----------------	----	-----	----	---	---	----	----	----	-----	-----	-----	----	----	---	---	-----	------

Batter	1	2	3	4	5	6	7	8	9	AB R H RBI BB SO LOB	TOP																
Dave Cash, R (1, 4) OBP: 0.374, SLG: 0.423	0-0 F8		0-0 FC4-6 1B		0-0 1B		0-3 K	0-0 5-3		5 0 2 0 0 1 0																	
Larry Bowa, S (1, 6) OBP: 0.302, SLG: 0.349	0-3 K		0-0 FC4-6 CS 1-2f		0-0 F9		0-0 P6		0-0 6-3	5 0 0 0 0 1 2																	
Mike Schmidt, R (1, 5) OBP: 0.432, SLG: 0.564	0-3 K		0-3 K 1-2			0-0 P3	0-0 1B 1B		0-3 K	5 1 1 0 0 3 1																	
Willie Montanez, L (1, 3) OBP: 0.316, SLG: 0.378		0-0 4-3		4-0 BLK BB		4-0 1B BB 1B	0-0 1B		0-0 3B 1B	3 2 2 0 2 0 0																	
Del Unser, L (1, 8) OBP: 0.375, SLG: 0.427		0-0 1B 2B		0-0 F7		0-0 BB 1B	0-0 1B		0-0 1B 3B	5 2 4 2 0 0 1																	
Jay Johnstone, L (1, 7) OBP: 0.500, SLG: 0.444		0-0 P3		0-0 L9		0-0 BB 1B	0-3 K		0-0 FC6-4 1B	3 0 1 0 0 0 2 2 0 1 1 0 1 2																	
Ollie Brown, R (7, PH) OBP: 0.250, SLG: 0.380																											
Bob Boone, R (1, 2) OBP: 0.289, SLG: 0.306		0-0 2B 1B 2-H		0-0 F8 1-2		0-0 P3		0-0 4-3	0-0 FC6-4 1-2f	5 0 1 1 0 0 5																	
Mike Anderson, R (1, 9) OBP: 0.327, SLG: 0.388		0-0 1B 2B 1-3			0-0 P2	4-0 BB BB		0-0 HR		3 1 2 2 1 0 0																	
Dick Ruthven, R (1, 1) OBP: 0.105, SLG: 0.105		0-0 5-3			0-0 4-3	0-0 6-3		0-3 K		4 0 0 0 0 1 5																	
Inning Stats	R: 0 E: 0 K: 2 S: 7	H: 0 LOB: 0 BB: 0 P: 7	R: 1 E: 0 K: 0 S: 6	H: 3 LOB: 2 BB: 0 P: 6	R: 0 E: 0 K: 1 S: 5	H: 1 LOB: 0 BB: 0 P: 5	R: 0 E: 0 K: 0 S: 3	H: 0 LOB: 1 BB: 1 P: 7	R: 0 E: 0 K: 0 S: 4	H: 1 LOB: 1 BB: 0 P: 4	R: 1 E: 0 K: 0 S: 5	H: 2 LOB: 3 BB: 2 P: 13	R: 1 E: 0 K: 2 S: 10	H: 3 LOB: 2 BB: 0 P: 10	R: 1 E: 0 K: 1 S: 6	H: 1 LOB: 0 BB: 0 P: 6	R: 2 E: 0 K: 1 S: 8	H: 3 LOB: 1 BB: 0 P: 8	1B: 10 2B: 2 3B: 1 HR: 1	SF: 0 SAC: 0 DP: 0 HBP: 0	WP: 0 PB: 0 SB: 0 CS: 1	PA: 43					
PITCHER	IP WLS BF H R ER SO BB IBB HBP BLK WP HR S P ERA WHIP																										
John D'Acquisto, R (1, 1) ERA: 3.4	5.2		26	7	2	2	3	3	0	0	1	0	0	29	41	3.18	1.765										
Elias Sosa, R (6, 1) ERA: 2.49	1.0	L	6	3	1	1	1	0	0	0	0	0	0	8	8	9.00	3.000										
Ron Bryant, L (7, 1) ERA: 7.0	1.1		5	1	1	1	2	0	0	0	0	0	1	9	9	6.75	0.750										
Randy Moffitt, R (9, 1) ERA: 2.77	1.0		6	3	2	2	1	0	0	0	0	0	0	8	8	18.00	3.000										

Philadelphia Phillies @ San Francisco Giants
Candlestick Park, San Francisco, CA
Fri Jul 12 1974, 10:05 PM EDT
Att. 3,329 - Unknown

AB	40
R	6
H	14
RBI	6
BB	3
SO	7
LOB	18



WP: 0	PA: 43
PB: 0	
SB: 0	
CS: 1	

ERA	WHIP

livebaseballscorecards.com

Batter	1	2	3	4	5	6	7	8	9	AB R H RBI BB SO LOB	TOP									
Dave Cash, R (1, 4) OBP: 0.370, SLG: 0.418	0-0 4-3			0-0 5-3			0-3 K	0-0 5-3		4 0 0 0 0 1 0	Philadelphia Phillies @ San Francisco Giants Candlestick Park, San Francisco, CA Sat Jul 13 1974, 6:33 AM EDT Att. 4,720 - Unknown livebaseballscorecards.com									
Larry Bowa, S (1, 6) OBP: 0.299, SLG: 0.345	0-0 6-3			0-0 F8			0-3 K		0-0 4-3	4 0 0 0 0 1 0										
Mike Schmidt, R (1, 5) OBP: 0.433, SLG: 0.577	0-0 3-1			0-0 6-3			0-0 1B		0-0 1B	4 2 2 0 0 0 0										
Willie Montanez, L (1, 3) OBP: 0.327, SLG: 0.388		0-0 CS			0-0 1B		0-0 2B		0-0 PB	4 1 4 2 0 0 0										
Ollie Brown, R (1, 7) OBP: 0.250, SLG: 0.385		0-3 K			0-0 G6-4-3		0-0 1B		0-0 F7	4 0 1 0 0 1 3										
Alan Bannister, R (1, 8) OBP: 0.333, SLG: 0.333		0-3 K			0-0 F7		0-0 1B		0-0 P2	3 0 1 1 0 1 0										
Larry Cox, R (7, 2) OBP: 0.130, SLG: 0.136							0-0 1B			1 0 0 0 0 0 1										
Bob Boone, R (1, 2) OBP: 0.287, SLG: 0.303			0-0 5-3		0-0 5-3		0-0 F7			2 0 0 0 0 0 0										
Del Unser, L (7, PH) OBP: 0.374, SLG: 0.425										1 0 0 0 0 0 2										
Mike Anderson, R (1, 9) OBP: 0.323, SLG: 0.384			0-0 6-3			0-3 K			0-0 P3	3 0 0 0 0 1 0										
Jim Lonborg, R (1, 1) OBP: 0.125, SLG: 0.204			0-3 K			0-0 5-3			0-0 4-3	1 0 0 0 0 1 0										
Eddie Watt, R (5, 1) OBP: 0.270, SLG: 0.319										0 0 0 0 0 0 0										
Bill Robinson, R (6, PH) OBP: 0.270, SLG: 0.319										1 0 0 0 0 0 0										
Mac Scarce, L (6, 1)										0 0 0 0 0 0 0										
Tom Hutton, L (8, PH) OBP: 0.289, SLG: 0.339										1 0 0 0 0 0 0										
Ed Farmer, R (8, 1) OBP: 0.111, SLG: 0.111										0 0 0 0 0 0 0										
Inning Stats	R: 0 E: 0 K: 0 S: 3	H: 0 LOB: 0 BB: 0 P: 3	R: 0 E: 0 K: 2 S: 7	H: 1 LOB: 0 BB: 0 P: 7	R: 0 E: 0 K: 1 S: 5	H: 0 LOB: 0 BB: 0 P: 5	R: 0 E: 0 K: 0 S: 3	H: 0 LOB: 0 BB: 0 P: 3	R: 0 E: 0 K: 1 S: 5	H: 0 LOB: 0 BB: 0 P: 5	R: 2 E: 0 K: 2 S: 11	H: 4 LOB: 2 BB: 0 P: 11	R: 0 E: 0 K: 0 S: 3	H: 0 LOB: 0 BB: 0 P: 3	R: 1 E: 0 K: 0 S: 5	H: 2 LOB: 1 BB: 0 P: 5	1B: 5 2B: 1 3B: 2 HR: 0	SF: 0 SAC: 0 DP: 1 HBP: 0	WP: 0 PB: 1 SB: 1 CS: 1	PA: 33
PITCHER	IP WLS BF H R ER SO BB IBB HBP BLK WP HR S P ERA WHIP																			
Mike Caldwell, L (1, 1) ERA: 3.16	6.2 W 24 6 2 2 6 0 0 0 0 0 0 0 36 36 2.70 0.900																			
Randy Moffitt, R (7, 1) ERA: 2.81	2.1 9 2 1 1 0 0 0 0 0 0 0 0 9 9 3.86 0.857																			



Batter	1	2	3	4	5	6	7	8	9	AB	R	H	RBI	BB	SO	LOB
Mike Phillips, L (1, 5) OBP: 0.278, SLG: 0.263	0-0 F8		0-0 L4	0-0 4-3		0-0 3-1	0-0 G3			5	0	0	0	0	0	4
Chris Speier, R (1, 6) OBP: 0.331, SLG: 0.352	0-0 L8		0-0 2B		0-0 5-3	0-0 F9		4-0 FC4-6 BB		4	1	1	0	1	0	0
Gary Thomasson, L (1, 9) OBP: 0.337, SLG: 0.317	0-0 F7		4-0 2B		4-0 1B	0-0 F8		0-0 FC4-6 HR		3	3	0	0	2	0	1
Steve Ontiveros, S (1, 3) OBP: 0.372, SLG: 0.345 Dave Kingman, R (5, PR) OBP: 0.288, SLG: 0.400 (6, 3)		0-0 P6	0-0 2B		0-0 FC4-6 1B		0-0 L7	0-0 HR		3	0	2	4	0	0	0
Gary Matthews, R (1, 7) OBP: 0.343, SLG: 0.399		0-0 5-3	0-0 L8		0-0 FC4-6 1B		0-0 1B	0-0 1B		5	2	3	0	0	0	1
Garry Maddox, R (1, 8) OBP: 0.333, SLG: 0.422		0-0 2B	0-0 F9		0-0 FC4-6 2B		0-0 1B	0-3 K		5	2	2	0	0	1	4
Chris Arnold, R (1, 4) OBP: 0.302, SLG: 0.382		0-0 2B		0-0 F8		0-0 1B	0-0 1B	0-0 E5		4	2	3	3	1	0	0
Dave Rader, L (1, 2) OBP: 0.377, SLG: 0.372		0-0 6-3		0-0 2B		0-0 1B	0-0 1B	0-0 1B		5	0	4	2	0	0	1
Mike Caldwell, R (1, 1) OBP: 0.206, SLG: 0.156 Randy Moffitt, R (7, 1) OBP: 0.364, SLG: 0.500			0-0 2B	0-3 K	0-3 K		0-0 1B	0-0 F8		3	1	1	0	0	2	2
			0-0 2B	0-3 K	0-3 K		0-0 1B	0-0 F8		2	0	1	1	0	0	2

Inning Stats	R: 0	H: 0	E: 0	K: 0	S: 3	R: 1	H: 2	E: 0	K: 0	S: 5	R: 3	H: 3	E: 0	K: 0	S: 6	R: 0	H: 1	E: 0	K: 1	S: 6	R: 4	H: 4	E: 0	K: 1	S: 9	R: 0	H: 0	E: 0	K: 0	S: 3	R: 2	H: 4	E: 0	K: 0	S: 6	R: 3	H: 4	E: 1	K: 1	S: 9		
	LOB: 0	BB: 0	P: 3	LOB: 1	BB: 0	P: 5	LOB: 1	BB: 1	P: 10	LOB: 1	BB: 0	P: 6	LOB: 1	BB: 1	P: 13	LOB: 0	BB: 0	P: 3	LOB: 2	BB: 1	P: 10	LOB: 2	BB: 1	P: 13	LOB: 0	BB: 0	P: 3	LOB: 2	BB: 1	P: 13	SF: 0	SAC: 0	DP: 0	HBP: 0	1B: 11	2B: 6	3B: 0	HR: 1	WP: 0	PB: 0	SB: 1	CS: 0

PITCHER	IP	WLS	BF	H	R	ER	SO	BB	IBB	HBP	BLK	WP	HR	S	P	ERA	WHIP
Jim Lonborg, R (1, 1) ERA: 3.14	4.1	L	23	8	7	7	1	1	1	0	0	0	0	23	31	14.54	2.077
Eddie Watt, R (5, 1) ERA: 4.44	0.2		4	2	1	1	1	0	0	0	0	0	0	6	6	13.50	3.000
Mac Scarce, L (6, 1) ERA: 4.14	2.0		10	4	2	2	0	1	0	0	1	0	0	9	13	9.00	2.500
Ed Farmer, R (8, 1) ERA: 7.45	1.0		8	4	3	3	1	1	0	0	0	0	1	9	13	27.00	5.000


BOTTOM

Philadelphia Phillies @ San Francisco Giants
 Candlestick Park, San Francisco, CA

Sat Jul 13 1974, 6:33 AM EDT
 Att. 4,720 - Unknown

AB	41
R	13
H	18
RBI	12
BB	4
SO	3
LOB	15

WP: 0 PA: 45
 PB: 0
 SB: 1
 CS: 0



livebaseballscorecards.com

Batter	1	2	3	4	5	6	7	8	9	AB R H RBI BB SO LOB	TOP		
Dave Cash, R (1, 4) OBP: 0.370, SLG: 0.418	0-0 FC1-5 S 1B		0-3 K			0-0 E5 1-2		0-0 1B BLK 1B	0-0 4-3	5 1 2 0 0 1 2	Philadelphia Phillies @ San Francisco Giants Candlestick Park, San Francisco, CA Sun Jul 14 1974, 6:33 AM EDT Unknown livebaseballscorecards.com		
Larry Bowa, S (1, 6) OBP: 0.298, SLG: 0.343	0-0 FC1-5 S 1-3		0-3 K		0-0 F8		0-0 1-3 1B	0-0 5-3	5 1 1 0 0 1 4				
Mike Schmidt, R (1, 5) OBP: 0.431, SLG: 0.571	0-3 K		0-0 F8		0-0 F8		4-0 1B 1-2 SH3 BB		3 1 0 0 1 1 3				
Willie Montanez, L (1, 3) OBP: 0.330, SLG: 0.390 Jesus Hernaiz, R (8, 1)	0-0 F9 1-2		0-0 G3		0-0 WP 1B SF7 1B		0-0 1-3 2-H 3-H 1B		4 1 2 2 0 0 1 0 0 0 0 0 0 0				
Del Unser, L (1, 8) OBP: 0.370, SLG: 0.420		0-0 G3		0-0 F8		0-3 K	0-0 SH3		3 0 0 1 0 1 1				
Jay Johnstone, L (1, 7) OBP: 0.429, SLG: 0.385		0-3 K		0-0 F7		0-0 WP 1B	0-0 P6		4 0 1 0 0 1 1				
Bob Boone, R (1, 2) OBP: 0.286, SLG: 0.311		0-0 6-3		0-0 6-3		0-0 SF7 1-2 2-H		0-0 1B 3B	3 1 1 1 0 0 0				
Mike Anderson, R (1, 9) OBP: 0.319, SLG: 0.378			0-0 6-3		0-0 F7		0-0 F8		4 0 0 0 0 0 2				
Steve Carlton, L (1, 1) OBP: 0.169, SLG: 0.228 Tom Hutton, L (8, PH) OBP: 0.289, SLG: 0.341			0-0 3-1		0-0 E 1B		0-0 F9 3-H	0-0 4-3 1B	2 0 1 0 0 0 0 2 0 1 1 0 0 0				
Inning Stats	R: 0 E: 0 K: 1 S: 6 H: 1 LOB: 1 BB: 0 P: 6	R: 0 E: 0 K: 1 S: 5 H: 0 LOB: 0 BB: 0 P: 5	R: 0 E: 0 K: 1 S: 5 H: 0 LOB: 0 BB: 0 P: 5	R: 0 E: 0 K: 1 S: 5 H: 0 LOB: 0 BB: 0 P: 5	R: 0 E: 0 K: 1 S: 3 H: 0 LOB: 0 BB: 0 P: 3	R: 0 E: 1 K: 0 S: 5 H: 1 LOB: 2 BB: 0 P: 5	R: 1 E: 0 K: 1 S: 7 H: 2 LOB: 1 BB: 0 P: 7	R: 3 E: 0 K: 0 S: 6 H: 3 LOB: 1 BB: 1 P: 10	R: 1 E: 0 K: 0 S: 5 H: 2 LOB: 1 BB: 0 P: 5	1B: 8 2B: 0 3B: 1 HR: 0 SF: 1 SAC: 1 DP: 0 HBP: 0		WP: 1 PB: 0 SB: 3 CS: 0 PA: 38	
PITCHER	IP WLS BF H R ER SO BB IBB HBP BLK WP HR S P ERA WHIP											PITCHER	IP WLS BF H R ER SO BB IBB HBP BLK WP HR S P ERA WHIP
Ed Halicki, R (1, 1) ERA: 4.22	7.1 L 29 6 3 3 5 0 0 0 1 1 0 39 39 3.68 0.818												
Randy Moffitt, R (8, 1) ERA: 2.95	0.0 1 0 0 0 0 1 0 0 0 0 0 0 4 ∞ ∞												
Ron Bryant, L (8, 1) ERA: 6.96	1.2 8 3 2 2 0 0 0 0 0 0 0 0 8 8 10.80 1.800												

Batter	1	2	3	4	5	6	7	8	9	AB	R	H	RBI	BB	SO	LOB
Mike Phillips, L (1, 5) OBP: 0.277, SLG: 0.263	0-0 5-3 1-2 2-H 1B	0-0			0-3 K		0-0 G3			4	0	1	1	0	1	0
Chris Speier, R (1, 6) OBP: 0.330, SLG: 0.351	0-3 K	0-0 F9			0-0 1B 1B		0-3 K			4	0	1	0	0	2	2
Bobby Bonds, R (1, 9) OBP: 0.362, SLG: 0.444	0-0 2B		4-0 G5-4-3 BB		0-0 1B 1-2		0-0 6-3			3	1	2	0	1	0	0
Dave Kingman, R (1, 3) OBP: 0.288, SLG: 0.402	0-0 2B 2-H		0-0 F8		0-3 K		0-3 K			4	0	1	1	0	2	3
Gary Matthews, R (1, 7) OBP: 0.338, SLG: 0.394	0-0 L7		0-0 G5-4-3 1-2f		0-3 K		0-3 K			4	0	0	0	0	2	2
Garry Maddox, R (1, 8) OBP: 0.332, SLG: 0.423		0-0 5-3		0-3 K		0-0 2B S		0-0 P3		4	0	1	0	0	1	0
Chris Arnold, R (1, 4) OBP: 0.310, SLG: 0.374		4-0 BB 1B BB		0-0 6-3		4-0 BB S BB		0-3 K		2	1	0	0	2	1	0
Ken Rudolph, R (1, 2) OBP: 0.301, SLG: 0.220		4-0 1B 1-2 BB		0-0 4-3		0-3 K 1-2 2-3		0-0 5-3		2	0	0	0	1	1	2
Dave Rader, L (9, PH) OBP: 0.375, SLG: 0.370										1	0	0	0	0	0	0
Ed Halicki, R (1, 1) Randy Moffitt, R (8, 1) Ron Bryant, S (8, 1) Gary Thomasson, L (9, PH) OBP: 0.335, SLG: 0.315		0-3 K		0-3 K		0-0 L7		0-0 F9		3	0	0	0	0	2	4
										0	0	0	0	0	0	0
										0	0	0	0	0	0	0
										1	0	0	0	0	0	0

Inning Stats	R: 1	H: 2	E: 0	K: 1	S: 7	H: 2	LOB: 1	BB: 0	P: 7	R: 1	H: 1	E: 0	K: 1	S: 6	H: 0	LOB: 2	BB: 2	P: 14	R: 0	H: 0	E: 0	K: 0	S: 2	H: 0	LOB: 0	BB: 1	P: 6	R: 0	H: 0	E: 0	K: 1	S: 5	H: 0	LOB: 0	BB: 0	P: 5	R: 0	H: 2	E: 0	K: 3	S: 11	H: 2	LOB: 2	BB: 0	P: 11	R: 0	H: 1	E: 0	K: 2	S: 8	H: 1	LOB: 2	BB: 1	P: 12	R: 0	H: 0	E: 0	K: 1	S: 5	H: 0	LOB: 0	BB: 0	P: 5	R: 0	H: 0	E: 0	K: 2	S: 7	H: 0	LOB: 0	BB: 0	P: 7	R: 0	H: 0	E: 0	K: 1	S: 5	H: 0	LOB: 0	BB: 0	P: 5	R: 0	H: 0	E: 0	K: 1	S: 5	H: 0	LOB: 0	BB: 0	P: 5	1B: 3	2B: 3	3B: 0	HR: 0	SF: 0	SAC: 0	DP: 1	HBP: 0	WP: 0	PB: 0	SB: 2	CS: 0	PA: 36
PITCHER	IP	WLS	BF	H	R	ER	SO	BB	IBB	HBP	BLK	WP	HR	S	P	ERA	WHIP																																																																																						
Steve Carlton, L (1, 1) ERA: 3.11	7.0	W	30	6	2	2	9	4	0	0	0	0	0	44	60	2.57	1.429																																																																																						
Jesus Hernaiz, R (8, 1) ERA: 1.56	2.0		6	0	0	0	3	0	0	0	0	0	0	12	12	0.00	0.000																																																																																						


BOTTOM

Philadelphia Phillies @ San Francisco Giants
Candlestick Park, San Francisco, CA

Sun Jul 14 1974, 6:33 AM EDT
Unknown

livebaseballscorecards.com

AB	32
R	2
H	6
RBI	2
BB	4
SO	12
LOB	13



Batter	1	2	3	4	5	6	7	8	9	AB R H RBI BB SO LOB	TOP											
Dave Cash, R OBP: 0.368, SLG: 0.420 (1, 4) X	0-0 HR 3B		0-0 F9	0-0 L1			0-0 F7		0-0 6-3	5 1 1 0 0 0 1												
Larry Bowa, S OBP: 0.297, SLG: 0.341 (1, 6) X	0-0 P5		0-0 F7			0-0 SF8 1B	0-0 5-3		0-0 5-3	5 1 1 0 0 0 1												
Mike Schmidt, R OBP: 0.434, SLG: 0.569 (1, 5) B B B	4-0 HR BB		4-0 BB			0-3 K 1-3		4-0 2B BB		1 2 0 0 3 1 1												
Willie Montanez, L OBP: 0.328, SLG: 0.394 Jesus Hernaiz, R (8, 1) S S	0-3 K 1-2		0-0 F7			0-0 SF8 3-H		0-0 BB FC6-2 2B		3 0 1 1 0 1 3 0 0 0 0 0 0 0												
Del Unser, L OBP: 0.375, SLG: 0.436 (1, 8) X	0-0 HR 2-H 3-H			0-0 3B 1B		0-0 4-3		4-0 FC6-2 BB		3 2 2 3 1 0 0												
Jay Johnstone, L OBP: 0.444, SLG: 0.500 (1, 7) X	0-0 L4			0-0 1B 3B		0-0 G3		4-0 FC6-2 BB		3 1 1 2 1 0 0												
Bob Boone, R OBP: 0.293, SLG: 0.318 (1, 2) X		0-0 G3-6-3 1B		0-0 FC5-4 1B		0-0 G6-4-3 1B		0-0 FC6-2 BB		4 0 3 1 0 0 3												
Mike Anderson, R OBP: 0.315, SLG: 0.373 (1, 9) X		0-0 G3-6-3 1-2f		0-0 FC5-4 1-2f		0-0 G6-4-3 1-2f		0-0 G6-4-3 1-2f		4 0 0 0 0 0 6												
Wayne Twitchell, R OBP: 0.333, SLG: 0.333 Tom Hutton, L OBP: 0.287, SLG: 0.338 (8, 3) S S		0-3 K		0-3 K			0-3 K		0-0 L9	3 0 0 0 0 3 1 1 0 0 0 0 0 0												
Inning Stats	R: 3 E: 0 K: 1 S: 7	H: 2 LOB: 0 BB: 1 P: 11	R: 0 E: 0 K: 1 S: 5	H: 1 LOB: 0 BB: 0 P: 5	R: 0 E: 0 K: 0 S: 3	H: 0 LOB: 1 BB: 1 P: 7	R: 2 E: 0 K: 1 S: 8	H: 3 LOB: 1 BB: 0 P: 8	R: 1 E: 1 K: 1 S: 6	H: 1 LOB: 0 BB: 0 P: 6	R: 0 E: 0 K: 0 S: 3	H: 1 LOB: 0 BB: 0 P: 3	R: 0 E: 0 K: 1 S: 5	H: 0 LOB: 0 BB: 0 P: 5	R: 1 E: 0 K: 0 S: 3	H: 1 LOB: 2 BB: 3 P: 15	R: 0 E: 0 K: 0 S: 3	H: 0 LOB: 0 BB: 0 P: 3	1B: 5 2B: 1 3B: 2 HR: 1	SF: 1 SAC: 0 DP: 3 HBP: 0	WP: 0 PB: 0 SB: 1 CS: 0	PA: 38
PITCHER	IP WLS BF H R ER SO BB IBB HBP BLK WP HR S P ERA WHIP																					
Tom Bradley, R ERA: 4.89 (1, 1)	3.0 L 16 6 5 5 2 2 0 0 0 0 0 1 18 26 15.00 2.667																					
Charlie Williams, R ERA: 2.71 (4, 1)	1.0 3 0 0 0 1 0 0 0 0 0 0 0 5 5 0.00 0.000																					
Elias Sosa, R ERA: 2.42 (5, 1)	2.0 7 2 1 0 1 0 0 0 0 0 0 0 9 9 0.00 1.000																					
Steve Barber, L ERA: 4.0 (7, 1)	1.0 6 1 1 1 1 2 0 0 0 0 0 0 6 14 9.00 3.000																					
Randy Moffitt, R ERA: 2.86 (8, 1)	2.0 6 0 0 0 0 1 0 0 0 0 0 0 5 9 0.00 0.500																					

Philadelphia Phillies @ San Francisco Giants
Candlestick Park, San Francisco, CA

Sun Jul 14 1974, 6:38 AM EDT
Att. 9,239 - Unknown

livebaseballscorecards.com

AB	32
R	7
H	9
RBI	7
BB	5
SO	5
LOB	16



BOTTOM

Philadelphia Phillies @ San Francisco Giants
Candlestick Park, San Francisco, CA
Sun Jul 14 1974, 6:38 AM EDT
Att. 9,239 - Unknown

AB	39
R	4
H	12
RBI	4
BB	6
SO	4
LOB	24



WP:	0	PA:	45
PB:	0	SB:	0
CS:	0		

AB R H RBI BB SO LOB

5 0 2 1 0 0 1

5 0 1 0 0 1 4

4 1 0 0 1 0 2

4 0 1 0 1 2 2

3 2 2 0 2 0 0

4 0 1 0 0 0 5

3 0 1 1 2 0 3

5 1 1 1 0 0 4

1B:	11	SF:	0
2B:	0	SAC:	0
3B:	1	DP:	0
HR:	0	HBP:	0

Batter	1	2	3	4	5	6	7	8	9
Mike Phillips, L (1, 5) OBP: 0.280, SLG: 0.267	0-0 F8	0-0 1B		0-0 L9		0-0 1B		0-0 F8	
Chris Speier, R (1, 6) OBP: 0.328, SLG: 0.348	0-3 K	0-0 4-3		0-0 F9		0-0 F9		0-0 FC6-4 1B	
Gary Thomasson, L (1, 9) OBP: 0.332, SLG: 0.308 (8, 8)	4-0 BB		0-0 G3		0-0 3-1	0-0 P5		0-0 FC6-4 1B	
Dave Kingman, R (1, 3) OBP: 0.290, SLG: 0.399	0-3 K		0-0 FC5-4 BB 1B		4-0 BB BB BB		0-3 K	0-0 F8	
Gary Matthews, R (1, 7) OBP: 0.345, SLG: 0.403		0-0 1B 3B	4-0 FC5-4 BB		4-0 BB BB		0-0 4-3	0-0 BB 1B 1B	
Garry Maddox, R (1, 8) OBP: 0.331, SLG: 0.421		0-0 1-3	0-0 FC5-4		0-0 P3		0-0 1B	0-0 1B BB 1B	
Chris Arnold, R (1, 4) OBP: 0.324, SLG: 0.372		0-0 FC4 1B	0-0 P4		4-0 BB BB BB		0-0 F9	4-0 1B BB	
Dave Rader, L (1, 2) OBP: 0.370, SLG: 0.365		0-0 FC4 1B		0-0 F8		0-0 4-3		0-0 4-3	0-0 1B
Tom Bradley, R Charlie Williams, R Steve Ostrows, S Jim Bates, R Eliase Spivey, R Bruce Miller, R Steve Barber, L Bobby Bonds, R Randy Wofford, R Earl Gooden, L John D'Acquisto, R		0-0 1B		0-0 1B		0-0 6-3		0-0 F9	0-3 K

Inning Stats	R: 0	H: 0	E: 0	K: 2	S: 7	LOB: 1	BB: 1	P: 11
Inning Stats	R: 2	H: 4	E: 0	K: 0	S: 7	LOB: 2	BB: 0	P: 7
Inning Stats	R: 0	H: 1	E: 0	K: 0	S: 4	LOB: 2	BB: 1	P: 8
Inning Stats	R: 0	H: 1	E: 0	K: 0	S: 4	LOB: 1	BB: 0	P: 4
Inning Stats	R: 0	H: 0	E: 0	K: 0	S: 3	LOB: 3	BB: 3	P: 15
Inning Stats	R: 0	H: 1	E: 0	K: 1	S: 4	LOB: 1	BB: 0	P: 4
Inning Stats	R: 0	H: 1	E: 0	K: 1	S: 6	LOB: 1	BB: 0	P: 6
Inning Stats	R: 0	H: 0	E: 0	K: 0	S: 3	LOB: 0	BB: 0	P: 3
Inning Stats	R: 2	H: 4	E: 0	K: 1	S: 9	LOB: 3	BB: 1	P: 13

PITCHER	IP	WLS	BF	H	R	ER	SO	BB	IBB	HBP	BLK	WP	HR	S	P	ERA	WHIP
Wayne Twitchell, R (1, 1) ERA: 4.94	7.0	W	34	8	2	2	3	5	0	0	0	0	0	35	55	2.57	1.857
Jesus Hernaiz, R (8, 1) ERA: 2.33	2.0		11	4	2	2	1	1	0	0	0	0	0	12	16	9.00	2.500

WP: 0 PA: 45

PITCHER	IP	WLS	BF	H	R	ER	SO	BB	IBB	HBP	BLK	WP	HR	S	P	ERA	WHIP
---------	----	-----	----	---	---	----	----	----	-----	-----	-----	----	----	---	---	-----	------

Batter	1	2	3	4	5	6	7	8	9	AB R H RBI BB SO LOB	TOP													
Bud Harrelson, S (1, 6) OBP: 0.406, SLG: 0.318	0-0 4-3		0-0 G4-6-3		4-0 FC6-4 BB		0-0 3-1		0-0 1B	4 0 1 0 1 0 2														
Ted Martinez, R (1, 4) OBP: 0.255, SLG: 0.314	0-0 6-3 1B			0-0 6-3	0-0 FC6-4			0-0 6-3	0-0 4-3	5 0 1 0 0 0 4														
Cleon Jones, R (1, 7) OBP: 0.339, SLG: 0.415	0-0 6-3			0-0 6-3		0-0 5-3		0-3 K		4 0 0 0 0 1 1														
George Theodore, R (8, 7) OBP: 0.256, SLG: 0.179	1-2									0 0 0 0 0 0 0														
John Milner, L (1, 3) OBP: 0.322, SLG: 0.407		0-0 G3		0-3 K		0-0 6-3		0-0 1B		4 0 1 0 0 1 0														
Rusty Staub, L (1, 9) OBP: 0.353, SLG: 0.429		0-0 FC3-6 1B			0-0 4-3 G3 1B	0-0 F3		0-0 F8		4 1 2 0 0 0 1														
Wayne Garrett, L (1, 5) OBP: 0.294, SLG: 0.328		0-0 FC3-6 1-2f			0-0 G3 1-2		0-0 F3		0-0 2B 1B	4 1 1 0 0 0 2														
Dave Schneck, L (1, 8) OBP: 0.269, SLG: 0.343		0-0 4-3			0-0 4-3 2-3		0-0 2B 1B		0-0 4-3 1-H 2B	4 2 2 1 0 0 2														
Jerry Grote, R (1, 2) OBP: 0.332, SLG: 0.357			0-0 F8		4-0 BB 1B IBB		0-0 F8		0-0 4-3 2-3	3 0 0 0 1 0 2														
Jerry Koosman, R (1, 1) OBP: 0.184, SLG: 0.188			0-0		0-0		0-0		0-0	2 0 2 1 0 0 0														
Bob Miller, R (5, 1) OBP: 0.167, SLG: 0.333					0-0		0-0		0-0	0 0 0 0 0 0 0														
Ed Kranepool, L (7, PH) OBP: 0.466, SLG: 0.508					G4-6-3 1B					1 0 1 1 0 0 0														
Ray Sadecki, L (7, 1) OBP: 0.125, SLG: 0.125					1-2 3-H 1B		1-H 2B		3-H	0 0 0 0 0 0 0														
Ron Hodges, L (9, PH) OBP: 0.346, SLG: 0.464										1 0 0 1 0 0 0														
Inning Stats	R: 0 E: 0 K: 0 S: 3	H: 1 LOB: 0 BB: 0 P: 3	R: 0 E: 0 K: 0 S: 4	H: 1 LOB: 1 BB: 0 P: 4	R: 0 E: 0 K: 0 S: 3	H: 1 LOB: 0 BB: 0 P: 3	R: 0 E: 0 K: 1 S: 5	H: 0 LOB: 0 BB: 0 P: 5	R: 1 E: 0 K: 0 S: 5	H: 2 LOB: 3 BB: 2 P: 13	R: 0 E: 0 K: 0 S: 3	H: 0 LOB: 0 BB: 0 P: 3	R: 1 E: 0 K: 0 S: 5	H: 2 LOB: 1 BB: 0 P: 5	R: 0 E: 0 K: 1 S: 6	H: 1 LOB: 1 BB: 0 P: 6	R: 2 E: 0 K: 0 S: 6	H: 3 LOB: 1 BB: 0 P: 6	1B: 9 2B: 2 3B: 0 HR: 0	SF: 0 SAC: 0 DP: 1 HBP: 0	WP: 0 PB: 0 SB: 0 CS: 0	PA: 38		
PITCHER Jim Barr, R (1, 1) ERA: 2.64	IP 9.0	WLS W	BF 38	H 11	R 4	ER 4	SO 2	BB 1	IBB 1	HBP 0	BLK 0	WP 0	HR 0	S 40	P 48	ERA 4.00	WHIP 1.333						ERA 4.00	WHIP 1.333

New York Mets @ San Francisco Giants
Candlestick Park, San Francisco, CA
Tue Jul 16 1974, 10:05 PM EDT
Att. 3,976 - Unknown

livebaseballscorecards.com

AB	36
R	4
H	11
RBI	4
BB	2
SO	2
LOB	14



Batter	1	2	3	4	5	6	7	8	9
Mike Phillips, L (1, 5) OBP: 0.284, SLG: 0.276	0-0 F8		0-0 3-1		0-0 3B 2B	0-0 6-3		0-0 1B	
Chris Speier, R (1, 6) OBP: 0.332, SLG: 0.348	0-0 L6			0-0 G6-4-3 1B	4-0 3B BB		4-0 FC1-5 1B BB	0-0 P6	
Garry Maddox, R (1, 8) OBP: 0.332, SLG: 0.427	0-3 K			0-0 G6-4-3 1-2f	0-0 1B 3B		0-0 FC1-5 2B 1B	0-0 1-3	
Bobby Bonds, R (1, 9) OBP: 0.361, SLG: 0.440		0-0 L8-6 1B 1B		0-0 6-3	4-0 1B BB		0-0 FC1-5 2B BB		
Gary Matthews, R (1, 7) OBP: 0.353, SLG: 0.415		0-0 1-2 1B			BB BB 1B		0-0 BB 2B		
Dave Kingman, R (1, 3) OBP: 0.294, SLG: 0.395		0-3 K			4-0 3B BB	0-0 F8	4-0 BB IBB		
Chris Arnold, R (1, 4) OBP: 0.339, SLG: 0.402		0-0 L8-6 2-3			0-0 SF7 3B	0-0 5-3 E 1B	4-0 G6-3 BB		
John Boccabella, R (1, 2) OBP: 0.175, SLG: 0.183			0-0 6-3		0-0 SF7	0-0 5-3	0-0 G6-3		
Jim Barr, R (1, 1) OBP: 0.286, SLG: 0.313			0-0 1-3		0-0 P4	0-0 E9 2-H 1B		0-0 F2	

Inning Stats	R: 0	H: 0	E: 0	K: 1	S: 5	R: 0	H: 2	E: 0	K: 1	S: 6	R: 0	H: 0	E: 0	K: 0	S: 3	R: 0	H: 1	E: 0	K: 0	S: 3	R: 6	H: 5	E: 0	K: 0	S: 7	R: 1	H: 2	E: 1	K: 0	S: 5	R: 2	H: 2	E: 0	K: 0	S: 4	R: 0	H: 1	E: 0	K: 0	S: 4
	LOB: 0	BB: 0	P: 5	LOB: 1	BB: 0	P: 6	LOB: 0	BB: 0	P: 3	LOB: 2	LOB: 2	BB: 3	P: 19	LOB: 1	BB: 0	P: 4	LOB: 2	LOB: 2	BB: 3	P: 16	LOB: 1	LOB: 1	BB: 0	P: 4	1B: 9	SF: 1	2B: 3	SAC: 0	3B: 2	DP: 3	HR: 0	HBP: 0	WP: 0	PB: 0	SB: 1	CS: 0				


PITCHER	IP	WLS	BF	H	R	ER	SO	BB	IBB	HBP	BLK	WP	HR	S	P	ERA	WHIP
Jerry Koosman, L (1, 1) ERA: 3.44	4.2	L	22	7	6	6	2	3	0	0	0	0	0	23	35	11.57	2.143
Bob Miller, R (5, 1) ERA: 3.63	1.1		6	3	1	0	0	0	0	0	0	0	0	6	6	0.00	2.250
Ray Sadecki, L (7, 1) ERA: 4.98	2.0		11	3	2	2	0	2	1	0	0	0	0	8	20	9.00	2.500

BOTTOM

New York Mets @ San Francisco Giants
Candlestick Park, San Francisco, CA

Tue Jul 16 1974, 10:05 PM EDT
Att. 3,976 - Unknown

AB	32
R	9
H	13
RBI	8
BB	6
SO	2
LOB	14



WP	HR	S	P	ERA	WHIP
0	0	0	0	0	0

Batter	1	2	3	4	5	6	7	8	9	AB R H RBI BB SO LOB	TOP																							
Bud Harrelson, S (1, 6) OBP: 0.410, SLG: 0.314	4-0 WP BB		4-0 FC4 BB		4-0 BB 1B BB	0-0 F7 2-3			0-3 K	2 1 0 0 3 1 1																								
Ted Martinez, R (1, 4) OBP: 0.253, SLG: 0.306	0-0 F8		0-0 FC4 1-2f		4-0 1B 1B BB		0-0 F2		0-0 G3	4 1 0 0 1 0 2																								
Cleon Jones, R (1, 7) OBP: 0.340, SLG: 0.413	0-0 L5 1-2			0-0 F9	0-0 HBP 1B 1-2 2-H		4-0 FC3-6 BB		0-0 F9	4 0 1 1 1 0 1																								
John Milner, L (1, 3) OBP: 0.321, SLG: 0.405	0-0 F5			0-0 L3	0-0 HBP 1B 1-2 2-H		0-0 FC3-6 1-2f		0-0 F9	4 0 1 1 0 0 2																								
Rusty Staub, L (1, 9) OBP: 0.354, SLG: 0.426		0-0 P3		4-0 BB BB	1-0 HBP 1B 1-2 2-3		0-0 3-1			2 0 0 0 1 0 1																								
Wayne Garrett, L (1, 5) OBP: 0.294, SLG: 0.324		0-0 4-3		4-0 BB 1-2	0-3 K			0-0 3-1		3 0 0 0 1 1 3																								
Dave Schneck, L (1, 8) OBP: 0.264, SLG: 0.337		0-0 G3		0-0 P5		0-0 F9		0-0 4-3		4 0 0 0 0 0 2																								
Ron Hodges, L (1, 2) OBP: 0.354, SLG: 0.458			0-0 F9		0-3 K	4-0 WP E BB		0-0 1B		3 0 1 0 1 1 0																								
Bob Apodaca, R (1, 1) Ray Sadecki, L (4, 1) George Theodore, R (5, PH) Bob Miller, R (5, 1) Ed Kranepool, L (6, PH) Jack Aker, R (6, 1) Ken Boswell, L (8, PH) Harry Parker, R (8, 1)			0-0 F7		0-0 6-3	0-0 L4 1-2		0-3 K		1 0 0 0 0 0 0 0 0 0 0 0 0 0 1 0 0 0 0 0 0 0 0 0 0 0 0 0 1 0 0 0 0 0 1 0 0 0 0 0 0 0 1 0 0 0 0 0 1 0 0 0 0 0 0 0																								
Inning Stats	R: 0 E: 0 K: 0 S: 3	H: 0 LOB: 1 BB: 1 P: 7	R: 0 E: 0 K: 0 S: 3	H: 0 LOB: 0 BB: 0 P: 3	R: 0 E: 0 K: 0 S: 3	H: 0 LOB: 1 BB: 1 P: 7	R: 0 E: 0 K: 0 S: 3	H: 0 LOB: 2 BB: 2 P: 11	R: 2 E: 0 K: 2 S: 9	H: 2 LOB: 3 BB: 2 P: 18	R: 0 E: 1 K: 0 S: 3	H: 0 LOB: 1 BB: 1 P: 7	R: 0 E: 0 K: 0 S: 3	H: 0 LOB: 1 BB: 1 P: 7	R: 0 E: 0 K: 1 S: 6	H: 1 LOB: 1 BB: 0 P: 6	R: 0 E: 0 K: 1 S: 5	H: 0 LOB: 0 BB: 0 P: 5	1B: 3 2B: 0 3B: 0 HR: 0	SF: 0 SAC: 0 DP: 0 HBP: 1	WP: 2 PB: 0 SB: 0 CS: 0	PA: 39												
PITCHER John D'Acquisto, R (1, 1) ERA: 3.38 Randy Moffitt, R (7, 1) ERA: 2.75	IP 6.1	WLS W	BF 30	H 2	R 2	ER 2	SO 2	BB 8	IBB 0	HBP 1	BLK 0	WP 2	HR 0	S 25	P 58	ERA 2.84	WHIP 1.579	PITCHER IP 2.2	WLS 9	BF 1	H 0	R 0	ER 0	SO 2	BB 0	IBB 0	HBP 0	BLK 0	WP 0	HR 0	S 13	P 13	ERA 0.00	WHIP 0.375

New York Mets @ San Francisco Giants
Candlestick Park, San Francisco, CA

Wed Jul 17 1974, 6:33 AM EDT
Att: 10,016 - Unknown

livebaseballscorecards.com

AB	30
R	2
H	3
RBI	2
BB	8
SO	4
LOB	14



Batter	1	2	3	4	5	6	7	8	9
Mike Phillips, L (1, 5) OBP: 0.283, SLG: 0.281	0-0 F8		0-0 SH3-4	0-0 SF9-5 2B			0-0 G3	0-0 F8	
Chris Speier, R (1, 6) OBP: 0.329, SLG: 0.345	0-0 1-3		0-0 5-3	0-0 SF9-5			0-0 6-3		
Garry Maddox, R (1, 8) OBP: 0.337, SLG: 0.434	0-0 HR 2B		0-0 E6 1B		0-0 SF7 1B		0-0 E5		
Bobby Bonds, R (1, 9) OBP: 0.365, SLG: 0.451	0-0 HR		4-0 1B BB		0-0 SF7		4-0 BB		
Gary Matthews, R (1, 7) OBP: 0.352, SLG: 0.413	0-3 K		0-0 1B		0-0 4-3		0-0 P6		
Gary Thomasson, L (1, 3)		0-0 4-1	0-0 4-3		0-3 K		0-0 F7		
Chris Arnold, R (1, 4) OBP: 0.336, SLG: 0.406		0-0 1-4-3		0-0 2B		0-0 4-3	0-3 K		
Dave Rader, L (1, 2) OBP: 0.368, SLG: 0.362		0-0 4-3		0-0 P6		0-0 L6	0-0 1B		
John D'Acquisto, R (1, 1) OBP: 0.260, SLG: 0.256			4-0 SH3-4 E BB		4-0 2B SF9-5 BB		0-3 K	0-0 1B	
Randy Moffitt, R (7, 1) OBP: 0.417, SLG: 0.545								1-2 1B	

Inning Stats	R: 2	H: 2	E: 0	K: 1	S: 7	LOB: 0	BB: 0	P: 7
	R: 0	H: 0	E: 0	K: 0	S: 3	LOB: 0	BB: 0	P: 3
	R: 1	H: 2	E: 1	K: 0	S: 5	LOB: 3	BB: 2	P: 13
	R: 2	H: 2	E: 0	K: 0	S: 4	LOB: 0	BB: 1	P: 8
	R: 1	H: 1	E: 0	K: 1	S: 6	LOB: 0	BB: 0	P: 6
	R: 0	H: 0	E: 0	K: 1	S: 5	LOB: 0	BB: 0	P: 5
	R: 0	H: 0	E: 1	K: 0	S: 4	LOB: 2	BB: 1	P: 8
	R: 0	H: 2	E: 0	K: 1	S: 7	LOB: 2	BB: 0	P: 7

PITCHER	IP	WLS	BF	H	R	ER	SO	BB	IBB	HBP	BLK	WP	HR	S	P	ERA	WHIP
Bob Apodaca, R (1, 1) ERA: 5.16	3.1	L	18	5	5	5	1	3	0	0	0	0	1	17	29	13.50	2.400
Ray Sadecki, L (4, 1) ERA: 4.91	0.2		2	1	0	0	0	0	0	0	0	0	0	2	2	0.00	1.500
Bob Miller, R (5, 1) ERA: 3.74	1.0		4	1	1	1	1	0	0	0	0	0	0	6	6	9.00	1.000
Jack Aker, R (6, 1) ERA: 2.86	2.0		8	0	0	0	1	1	0	0	0	0	0	9	13	0.00	0.500
Harry Parker, R (8, 1) ERA: 2.81	1.0		5	2	0	0	1	0	0	0	0	0	0	7	7	0.00	2.000

BOTTOM


New York Mets @ San Francisco Giants
Candlestick Park, San Francisco, CA

Wed Jul 17 1974, 6:33 AM EDT
Att. 10,016 - Unknown

AB	R	H	RBI	BB	SO	LOB
4	0	1	1	0	0	2
3	0	0	1	0	0	1
4	2	3	0	0	0	0
1	1	1	3	2	0	0
4	0	1	0	0	1	2
4	0	0	0	0	1	3
4	1	1	0	0	1	0
4	0	1	0	0	0	1
1	2	0	0	2	1	0
1	0	1	0	0	0	0

AB	30
R	6
H	9
RBI	5
BB	4
SO	4
LOB	9

WP: 0 PA: 37
PB: 0
SB: 3
CS: 0



PITCHER	IP	WLS	BF	H	R	ER	SO	BB	IBB	HBP	BLK	WP	HR	S	P	ERA	WHIP
Bob Apodaca, R (1, 1) ERA: 5.16	3.1	L	18	5	5	5	1	3	0	0	0	0	1	17	29	13.50	2.400
Ray Sadecki, L (4, 1) ERA: 4.91	0.2		2	1	0	0	0	0	0	0	0	0	0	2	2	0.00	1.500
Bob Miller, R (5, 1) ERA: 3.74	1.0		4	1	1	1	1	0	0	0	0	0	0	6	6	9.00	1.000
Jack Aker, R (6, 1) ERA: 2.86	2.0		8	0	0	0	1	1	0	0	0	0	0	9	13	0.00	0.500
Harry Parker, R (8, 1) ERA: 2.81	1.0		5	2	0	0	1	0	0	0	0	0	0	7	7	0.00	2.000

Batter	1	2	3	4	5	6	7	8	9	AB R H RBI BB SO LOB	TOP											
Larry Lintz, S (1, 4) OBP: 0.349, SLG: 0.299	0-0 F8		0-0 5-3			0-0 1-3		0-0 E3		4 0 0 1 0 0 2												
Willie Davis, L (1, 8) OBP: 0.350, SLG: 0.443	0-0 4-3			0-0 4-3			4-0 FC5 1B BB	0-0 S 1B		3 0 1 1 1 0 0												
Bob Bailey, R (1, 5) OBP: 0.407, SLG: 0.440	0-0 5-3			0-0 G6-3 1B			0-0 F3	0-3 K		4 0 1 0 0 1 3												
Hal Breeden, R (1, 3) OBP: 0.319, SLG: 0.347		4-0 G1-6-3 BB		0-0 G6-3			0-0 FC5 1B	0-0 F8		2 0 1 0 1 0 1												
Ron Fairly, L (8, PH) OBP: 0.393, SLG: 0.466				1-2f						1 0 0 0 0 0 2												
Ron Woods, R (1, 7) OBP: 0.312, SLG: 0.212		0-0 G1-6-3			0-0 F9		0-0 FC5		0-0 F7	3 0 0 0 0 0 3												
Boots Day, L (9, PH) OBP: 0.254, SLG: 0.207							1-2 2-3f			1 0 0 0 0 0 0												
Ken Singleton, S (1, 9) OBP: 0.399, SLG: 0.391		0-3 K			0-3 K		0-0 L4		0-0 3-1	4 0 0 0 0 2 2												
Barry Foote, R (1, 2) OBP: 0.310, SLG: 0.374				4-0 1-3 BB		0-0 1-3		0-0 2B E 1B	0-0 1B	3 1 2 0 1 0 0												
Pepe Frias, R (1, 6) OBP: 0.247, SLG: 0.290			0-0 1-3			0-0 F8		0-0 F8	0-0 G3	3 0 0 0 0 0 2												
Mike Jorgensen, L (9, PH) OBP: 0.414, SLG: 0.477				1-2						1 0 0 0 0 0 1												
Mike Torrez, R (1, 1) OBP: 0.103, SLG: 0.079			0-3 K			0-0 6-3		0-0 E 1B 2B		1 0 0 0 0 1 1												
Ron Hunt, R (6, PH) OBP: 0.375, SLG: 0.301										1 0 0 0 0 0 0												
Donald DeMola, R (6, 1)										0 0 0 0 0 0 0												
Jose Morales, R (8, PH) OBP: 0.444, SLG: 0.778										1 1 1 0 0 0 0												
Dale Murray, R (8, 1)										0 0 0 0 0 0 0												
Inning Stats	R: 0 E: 0 K: 0 S: 3	H: 0 LOB: 0 BB: 0 P: 3	R: 0 E: 0 K: 1 S: 4	H: 0 LOB: 0 BB: 1 P: 8	R: 0 E: 0 K: 1 S: 5	H: 0 LOB: 1 BB: 1 P: 9	R: 0 E: 0 K: 0 S: 3	H: 1 LOB: 0 BB: 0 P: 3	R: 0 E: 0 K: 1 S: 5	H: 0 LOB: 0 BB: 0 P: 5	R: 0 E: 0 K: 0 S: 3	H: 0 LOB: 0 BB: 0 P: 3	R: 0 E: 0 K: 0 S: 4	H: 1 LOB: 2 BB: 1 P: 8	R: 2 E: 1 K: 1 S: 9	H: 3 LOB: 2 BB: 0 P: 9	R: 0 E: 0 K: 0 S: 4	H: 1 LOB: 1 BB: 0 P: 4	1B: 5 2B: 1 3B: 0 HR: 0	SF: 0 SAC: 0 DP: 2 HBP: 0	WP: 0 PB: 0 SB: 2 CS: 0	PA: 35
PITCHER	IP WLS BF H R ER SO BB IBB HBP BLK WP HR S P ERA WHIP																					
Mike Caldwell, L (1, 1) ERA: 3.11	7.1 W 29 5 2 2 3 3 0 0 0 0 0 0 32 44 2.46 1.091																					
Randy Moffitt, R (8, 1) ERA: 2.69	1.2 S 6 1 0 0 1 0 0 0 0 0 0 0 8 8 0.00 0.600																					

Montreal Expos @ San Francisco Giants
 Candlestick Park, San Francisco, CA
 Fri Jul 19 1974, 10:05 PM EDT
 Att. 3,121 - Unknown

AB	32
R	2
H	6
RBI	2
BB	3
SO	4
LOB	17



Batter	1	2	3	4	5	6	7	8	9	AB R H RBI BB SO LOB	TOP											
Larry Lintz, S (1, 4) OBP: 0.342, SLG: 0.292	2-2 G3		1-1 E5 FC3-6		0-0 SH1-4		2-2 F4		1-0 1-3	4 0 0 0 0 0 2												
Willie Davis, L (1, 8) OBP: 0.347, SLG: 0.438	1-2 F6		3-2 FC3-6 1-2f 2-3		0-0 F2			2-2 L4		4 0 0 0 0 0 3												
Ken Singleton, S (1, 9) OBP: 0.401, SLG: 0.393	0-1 E9 1B		0-3 K		3-1 1B 2-H			0-2 6-3		4 0 2 1 0 1 2												
Ron Fairly, L (1, 3) OBP: 0.391, SLG: 0.458	2-2 1-3			4-0 E BB	0-0 G3			0-1 F9		3 0 0 0 1 0 2												
Bob Bailey, R (1, 5) OBP: 0.405, SLG: 0.447		3-2 5-3		0-0 FC6 1-2		2-0 L7		2-0 HR		4 1 1 1 0 0 1												
Mike Jorgensen, L (1, 7) OBP: 0.409, SLG: 0.468		2-2 F9		2-2 F8		0-2 3-1		0-0 1B SH1-4 SF9 1B		4 1 1 0 0 0 2												
Barry Foote, R (1, 2) OBP: 0.306, SLG: 0.369		2-2 5-3		0-0 F5		0-0 5-3		0-1 SH1-4 1-2		3 0 0 0 0 0 2												
Pepe Frias, R (1, 6) OBP: 0.260, SLG: 0.301			0-1 FC3-6 SH3 1B	1-0 F5		0-1 F8		0-1 SF9 1B 2-3		4 0 2 0 0 0 2												
Dennis Blair, R (1, 1) OBP: 0.200, SLG: 0.136			0-1 SH3		1-1 SH1-4 1B		1-0 6-3	2-1 SF9 1-2 3-H		2 1 1 1 0 0 0												
Inning Stats	R: 0 E: 1 K: 0 S: 11	H: 1 LOB: 1 BB: 0 P: 16	R: 0 E: 0 K: 0 S: 10	H: 0 LOB: 0 BB: 0 P: 17	R: 0 E: 1 K: 1 S: 13	H: 1 LOB: 2 BB: 0 P: 17	R: 0 E: 1 K: 0 S: 6	H: 0 LOB: 2 BB: 1 P: 13	R: 1 E: 0 K: 0 S: 7	H: 2 LOB: 1 BB: 0 P: 11	R: 0 E: 0 K: 0 S: 5	H: 0 LOB: 0 BB: 0 P: 7	R: 0 E: 0 K: 0 S: 9	H: 0 LOB: 0 BB: 0 P: 12	R: 0 E: 0 K: 0 S: 8	H: 0 LOB: 0 BB: 0 P: 10	R: 2 E: 0 K: 0 S: 9	H: 3 LOB: 1 BB: 0 P: 14	1B: 6 2B: 0 3B: 0 HR: 1	SF: 1 SAC: 3 DP: 0 HBP: 0	WP: 0 PB: 0 SB: 0 CS: 0	PA: 37
PITCHER	IP WLS BF H R ER SO BB IBB HBP BLK WP HR S P ERA WHIP																					
Ed Halicki, R (1, 1) ERA: 3.86	8.0 L 33 6 3 3 1 1 0 0 0 0 0 1 71 107 3.38 0.875																					
Randy Moffitt, R (9, 1) ERA: 2.65	1.0 4 1 0 0 0 0 0 0 0 0 0 0 7 10 0.00 1.000																					


Montreal Expos @ San Francisco Giants
Candlestick Park, San Francisco, CA


Sat Jul 20 1974, 6:33 AM EDT
Att. 5,141 - Unknown

livebaseballscorecards.com

AB	32
R	3
H	7
RBI	3
BB	1
SO	1
LOB	16



Batter	1	2	3	4	5	6	7	8	9	AB R H RBI BB SO LOB	TOP																									
Larry Lintz, S (1, 4) OBP: 0.335, SLG: 0.286	0-0 F5		0-0 L1-3			0-0 4-3			0-3 K	4 0 0 0 0 1 1	<p>Montreal Expos @ San Francisco Giants Candlestick Park, San Francisco, CA</p> <p>Sun Jul 21 1974, 6:33 AM EDT Unknown</p> <p>livebaseballscorecards.com</p> <table border="1"> <tr><td>AB</td><td>29</td></tr> <tr><td>R</td><td>0</td></tr> <tr><td>H</td><td>6</td></tr> <tr><td>RBI</td><td>0</td></tr> <tr><td>BB</td><td>2</td></tr> <tr><td>SO</td><td>4</td></tr> <tr><td>LOB</td><td>10</td></tr> </table> 	AB	29	R	0	H	6	RBI	0	BB	2	SO	4	LOB	10											
AB	29																																			
R	0																																			
H	6																																			
RBI	0																																			
BB	2																																			
SO	4																																			
LOB	10																																			
Willie Davis, L (1, 8) OBP: 0.348, SLG: 0.439	0-0 F5			0-0 F8		0-0 G1-6-3 1B		0-0 1B	4 0 2 0 0 0 0																											
Ken Singleton, S (1, 9) OBP: 0.399, SLG: 0.391	0-0 3-1			0-0 G5-4-3 1B		0-0 G1-6-3 1-2f		0-0 F9	4 0 1 0 0 0 2																											
Ron Fairly, L (1, 3) OBP: 0.384, SLG: 0.448		0-0 F8		0-0 G5-4-3 1-2f		0-0 4-3		0-0 F8	4 0 0 0 0 0 2																											
Bob Bailey, R (1, 5) OBP: 0.404, SLG: 0.444		4-0 PO 1B BB			0-0 F8		0-3 K		2 0 0 0 1 1 0																											
Mike Jorgensen, L (1, 7) OBP: 0.407, SLG: 0.465		0-0 1-2 1B			0-0 4-3		0-0 4-3		3 0 1 0 0 0 0																											
Bob Stinson, S (1, 2) OBP: 0.353, SLG: 0.316		0-0 F7			0-0 BB 1B			0-0 1-3	3 0 1 0 0 0 2																											
Pepe Frias, R (1, 6) OBP: 0.275, SLG: 0.307		0-0 PO 2-3	0-0 FC1-6 1B		4-0 1-2 BB			0-0 4-3	2 0 1 0 1 0 0																											
Steve Renko, R (1, 1) OBP: 0.259, SLG: 0.269			0-0 FC1-6 1-2f		0-3 K			0-3 K	2 0 0 0 0 1 3																											
Jose Morales, R (8, PH) OBP: 0.400, SLG: 0.700									1 0 0 0 0 1 0																											
Don Carrithers, R (8, 1)									0 0 0 0 0 0 0																											
Inning Stats	R: 0 E: 0 K: 0 S: 3	H: 0 LOB: 0 BB: 0 P: 3	R: 0 E: 0 K: 0 S: 3	H: 1 LOB: 1 BB: 1 P: 7	R: 0 E: 0 K: 0 S: 3	H: 1 LOB: 0 BB: 0 P: 3	R: 0 E: 0 K: 0 S: 3	H: 1 LOB: 0 BB: 0 P: 3	R: 0 E: 0 K: 1 S: 5	H: 0 LOB: 0 BB: 0 P: 5	R: 0 E: 0 K: 1 S: 5	H: 0 LOB: 0 BB: 0 P: 5	R: 0 E: 0 K: 1 S: 6	H: 1 LOB: 1 BB: 0 P: 6	1B: 6 2B: 1 3B: 0 HR: 0	SF: 0 SAC: 0 DP: 3 HBP: 0	WP: 0 PB: 0 SB: 0 CS: 0	PA: 32																		
PITCHER Jim Barr, R (1, 1) ERA: 2.47	IP 9.0	WLS W	BF 31	H 6	R 0	ER 0	SO 4	BB 2	IBB 0	HBP 0	BLK 0	WP 0	HR 0	S 37	P 45	ERA 0.00	WHIP 0.889																			
PITCHER										IP	WLS	BF	H	R	ER	SO	BB	IBB	HBP	BLK	WP	HR	S	P	ERA	WHIP										

Batter	1	2	3	4	5	6	7	8	9	AB R H RBI BB SO LOB	TOP														
Larry Lintz, S (1, 4) OBP: 0.333, SLG: 0.281	0-3 K			0-0 F7		4-0 BB		0-0 F9		3 0 0 0 1 1 1	<p>Montreal Expos @ San Francisco Giants Candlestick Park, San Francisco, CA</p> <p>Sun Jul 21 1974, 6:38 AM EDT Att. 8,007 - Unknown</p> <p>livebaseballscorecards.com</p> <table border="1"> <tr><td>AB</td><td>29</td></tr> <tr><td>R</td><td>0</td></tr> <tr><td>H</td><td>2</td></tr> <tr><td>RBI</td><td>0</td></tr> <tr><td>BB</td><td>6</td></tr> <tr><td>SO</td><td>8</td></tr> <tr><td>LOB</td><td>17</td></tr> </table> 	AB	29	R	0	H	2	RBI	0	BB	6	SO	8	LOB	17
AB	29																								
R	0																								
H	2																								
RBI	0																								
BB	6																								
SO	8																								
LOB	17																								
Willie Davis, L (1, 8) OBP: 0.345, SLG: 0.434	0-0 F2			0-3 K		0-0 F9		0-0 F9		4 0 0 0 0 1 2															
Ken Singleton, S (1, 9) OBP: 0.397, SLG: 0.387	0-3 K			4-0 BB BB		0-3 K		0-0 F8		3 0 0 0 1 2 2															
Ron Fairly, L (1, 3) OBP: 0.390, SLG: 0.449		0-0 4-3		4-0 FC4-6 BB		0-0 F9 BB 1B		4-0 FC6-4 BB		2 0 1 0 2 0 0															
Bob Bailey, R (1, 5) OBP: 0.400, SLG: 0.438		0-0 G3		0-0 FC4-6 1-2f		0-0 F8		0-0 FC6-4 2B 1-2f		4 0 0 0 0 0 4															
Mike Jorgensen, L (1, 7) OBP: 0.410, SLG: 0.470		0-3 K			0-0 F9		4-0 BB 1-2		0-0 BB 1-3 2B	3 0 1 0 1 1 0															
Barry Foote, R (1, 2) OBP: 0.302, SLG: 0.362			0-0 6-3		0-0 F8		0-0 F9 2-3		0-0 F3	4 0 0 0 0 0 4															
Tim Foli, R (1, 6) OBP: 0.284, SLG: 0.282			0-0 F7		0-0 F5		0-3 K		0-0 F6	3 0 0 0 0 1 2															
Boots Day, L (9, PH) OBP: 0.250, SLG: 0.203										1 0 0 0 0 0 2															
Steve Rogers, R (1, 1) OBP: 0.246, SLG: 0.189			0-3 K			0-3 K		4-0 BB		2 0 0 0 0 2 0															
Ron Hunt, R (8, PH) OBP: 0.377, SLG: 0.301										0 0 0 0 1 0 0															
John Montague, R (8, 1) OBP: 0.273, SLG: 0.111										0 0 0 0 0 0 0															
Inning Stats	R: 0 E: 0 K: 2 S: 7	H: 0 LOB: 0 BB: 0 P: 7	R: 0 E: 0 K: 1 S: 5	H: 0 LOB: 0 BB: 0 P: 5	R: 0 E: 0 K: 1 S: 5	H: 0 LOB: 2 BB: 2 P: 13	R: 0 E: 0 K: 0 S: 3	H: 0 LOB: 0 BB: 0 P: 3	R: 0 E: 0 K: 2 S: 7	H: 0 LOB: 1 BB: 1 P: 11	R: 0 E: 0 K: 1 S: 6	H: 1 LOB: 2 BB: 1 P: 10	R: 0 E: 0 K: 0 S: 3	H: 0 LOB: 1 BB: 1 P: 7	R: 0 E: 0 K: 0 S: 4	H: 1 LOB: 2 BB: 1 P: 8	1B: 1 2B: 1 3B: 0 HR: 0	SF: 0 SAC: 0 DP: 0 HBP: 0	WP: 0 PB: 0 SB: 0 CS: 0	PA: 35					
PITCHER	IP WLS BF H R ER SO BB IBB HBP BLK WP HR S P ERA WHIP																								
John D'Acquisto, R (1, 1) ERA: 3.18	8.0 W 30 1 0 0 8 5 0 0 0 0 0 0 0 41 61 0.00 0.750																								
Elias Sosa, R (9, 1) ERA: 2.38	1.0 S 5 1 0 0 0 1 0 0 0 0 0 0 0 4 8 0.00 2.000																								

San Francisco Giants @ Cincinnati Reds
 Riverfront Stadium, Cincinnati, OH

Thu Jul 25 1974, 7:05 PM EDT
 Att: 40,025 - Unknown

AB	31
R	0
H	5
RBI	0
BB	5
SO	6
LOB	22



WP:	0	PA:	36
PB:	0		
SB:	0		
CS:	0		

AB R H RBI BB SO LOB

4	0	0	0	0	1	2
2	0	0	0	2	0	0
3	0	0	0	1	1	4
2	0	0	0	1	1	1
1	0	0	0	0	0	1
4	0	2	0	0	0	1
3	0	0	0	1	1	2
4	0	2	0	0	0	2
4	0	1	0	0	0	3
2	0	0	0	0	2	2
0	0	0	0	0	0	0
1	0	0	0	0	0	2
0	0	0	0	0	0	0
1	0	0	0	0	0	2

Batter	1	2	3	4	5	6	7	8	9												
Mike Phillips, L (1, 5) OBP: 0.268, SLG: 0.262	0-0 P6		0-0 G3		0-3 K			0-0 F9													
Chris Speier, R (1, 6) OBP: 0.327, SLG: 0.337	0-0 6-3		4-0 IBB			4-0 BB		0-0 4-3													
Gary Thomasson, L (1, 8) OBP: 0.324, SLG: 0.294	0-3 K		0-0 L8			0-0 F8		4-0 BB													
Bobby Bonds, R (1, 9) OBP: 0.370, SLG: 0.457		4-0 BB		0-3 K		0-0 G6-4-3		0-0 F9													
Steve Ontiveros, S (8, PH) OBP: 0.373, SLG: 0.346																					
Gary Matthews, R (1, 7) OBP: 0.363, SLG: 0.444		0-0 G6-4-3		0-0 2B			0-0 E	0-0 F8													
Dave Kingman, R (1, 3) OBP: 0.293, SLG: 0.389		0-0 F8		0-0 F2			0-3 K	4-0 F9													
Chris Arnold, R (1, 4) OBP: 0.339, SLG: 0.400			0-0 G3	0-0 1-3			0-0 F7	0-0 1B													
John Boccabella, R (1, 2) OBP: 0.179, SLG: 0.188			0-0 G3		0-0 6-3		0-0 E5	0-0 F9													
Ed Halicki, R (1, 1) OBP: 0.222, SLG: 0.222			0-3 K		0-3 K		0-0 4-3	0-0 5-3													
Ron Bryant, S (6, 1) OBP: 0.050, SLG: 0.050																					
Garry Maddox, R (7, PH) OBP: 0.340, SLG: 0.439																					
Steve Barber, L (7, 1)																					
Tito Fuentes, S (9, PH) OBP: 0.250, SLG: 0.250																					
Inning Stats	R: 0 E: 0 K: 1 S: 5	H: 0 LOB: 0 BB: 0 P: 5	R: 0 E: 0 K: 0 S: 2	H: 0 LOB: 0 BB: 1 P: 6	R: 0 E: 0 K: 1 S: 7	H: 2 LOB: 3 BB: 1 P: 11	R: 0 E: 0 K: 1 S: 6	H: 1 LOB: 1 BB: 0 P: 6	R: 0 E: 0 K: 2 S: 7	H: 0 LOB: 0 BB: 0 P: 7	R: 0 E: 0 K: 0 S: 2	H: 0 LOB: 0 BB: 1 P: 6	R: 0 E: 1 K: 1 S: 7	H: 1 LOB: 2 BB: 0 P: 7	R: 0 E: 0 K: 0 S: 3	H: 0 LOB: 1 BB: 1 P: 7	R: 0 E: 0 K: 0 S: 4	H: 1 LOB: 2 BB: 1 P: 8	1B: 4 2B: 1 3B: 0 HR: 0	SF: 0 SAC: 0 DP: 2 HBP: 0	WP: 0 PB: 0 SB: 0 CS: 0
PITCHER Fred Norman, L (1, 1) ERA: 2.58	IP: 9.0 WLS: W BF: 36 H: 5 R: 0 ER: 0 SO: 6 BB: 4 IBB: 1 HBP: 0 BLK: 0 WP: 0 HR: 0 S: 43 P: 63 ERA: 0.00 WHIP: 1.000																				

Batter	1	2	3	4	5	6	7	8	9	AB	R	H	RBI	BB	SO	LOB
Cesar Geronimo, L OBP: 0.369, SLG: 0.462 (1, 8)	0-0 G3 S 2B 1B	0-3 K			0-0 E6 1B	0-0 2-H 3B				4	2	3	1	0	1	0
Pete Rose, S OBP: 0.388, SLG: 0.365 (1, 7)	0-0 G3 1-3		0-0 F7		0-0 E 2-H 1B	0-3 K				4	0	1	1	0	1	2
Joe Morgan, L OBP: 0.437, SLG: 0.490 (1, 4)	0-0 3-H 2B		0-0 P3		4-0 E IBB		0-0 4-3			3	0	1	1	1	0	0
Johnny Bench, R OBP: 0.359, SLG: 0.474 (1, 2)	0-3 K		0-0 F7		0-0 E5 1-2 2-3		0-3 K			4	0	0	0	0	2	3
Tony Perez, R OBP: 0.331, SLG: 0.462 Darrel Chaney, S OBP: 0.365, SLG: 0.298 (1, 3) (8, 5)	4-0 BB				0-3 K	0-0 F9			0-0 6-3	3	0	0	0	1	1	3
Dan Driessen, L OBP: 0.335, SLG: 0.374 (1, 5) (8, 3)	0-0 G3		0-3 K		0-3 K		0-0 2B 1B		0-3 K	4	1	1	0	0	2	2
Dave Concepcion, R OBP: 0.338, SLG: 0.390 (1, 6)		0-0 5-3			0-3 K		0-0 1-H 3B 2B		0-0 5-3	4	1	1	1	0	1	0
Ken Griffey, L OBP: 0.227, SLG: 0.270 Merv Rettenmund, R OBP: 0.327, SLG: 0.342 (1, 9) (6, PH) (7, 9)		0-0 HR			0-0 F8	0-0 F7		0-0 F9		2	1	1	1	0	0	0
Fred Norman, S OBP: 0.133, SLG: 0.093 (1, 1)	0-0 G3				0-0 4-3	0-0 5-3				2	0	0	0	0	0	1

Inning Stats	R: 1	H: 2	E: 0	K: 1	S: 7	H: 2	LOB: 2	BB: 1	P: 11	R: 1	H: 1	E: 0	K: 1	S: 6	H: 0	LOB: 0	BB: 0	P: 6	R: 0	H: 0	E: 0	K: 0	S: 3	R: 0	H: 0	E: 0	K: 3	S: 9	H: 0	LOB: 0	BB: 0	P: 9	R: 1	H: 2	E: 2	K: 0	S: 6	H: 3	LOB: 1	BB: 0	P: 8	R: 0	H: 0	E: 0	K: 1	S: 5	H: 0	LOB: 0	BB: 0	P: 5	R: 0	H: 0	E: 0	K: 1	S: 5	H: 0	LOB: 0	BB: 0	P: 5
PITCHER	IP	WLS	BF	H	R	ER	SO	BB	IBB	HBP	BLK	WP	HR	S	P	ERA	WHIP																																										
Ed Halicki, R ERA: 4.56 (1, 1)	5.0	L	25	7	5	4	5	1	1	0	0	0	1	33	41	7.20	1.600																																										
Ron Bryant, L ERA: 6.69 (6, 1)	1.0		4	1	0	0	1	0	0	0	0	0	0	6	6	0.00	1.000																																										
Steve Barber, L ERA: 3.27 (7, 1)	2.0		6	0	0	0	2	0	0	0	0	0	0	10	10	0.00	0.000																																										


BOTTOM

San Francisco Giants @ Cincinnati Reds
Riverfront Stadium, Cincinnati, OH

Thu Jul 25 1974, 7:05 PM EDT
Att. 40,025 - Unknown

livebaseballscorecards.com

AB	33
R	5
H	8
RBI	5
BB	2
SO	8
LOB	12



WP: 0	PA: 35
PB: 0	
SB: 1	
CS: 0	

San Francisco Giants @ Cincinnati Reds
 Riverfront Stadium, Cincinnati, OH

Fri Jul 26 1974, 7:05 PM EDT
 Att: 30,094 - Unknown

AB	31
R	5
H	5
RBI	5
BB	7
SO	4
LOB	16



AB R H RBI BB SO LOB

3	1	0	0	2	1	1
4	0	0	0	0	0	2
4	1	1	0	1	0	1
3	0	1	2	1	0	2
3	1	0	0	1	0	1
3	1	1	1	1	0	1
4	0	0	0	0	1	4
3	0	1	2	1	0	1
3	1	1	0	0	1	3
1	0	0	0	0	1	0

Batter	1	2	3	4	5	6	7	8	9
Bobby Bonds, R (1, 9) OBP: 0.370, SLG: 0.453	4-0 BB S		4-0 SH5-4 1B BB	0-0 F2		0-3 K			0-0 F8
Chris Speier, R (1, 6) OBP: 0.324, SLG: 0.333	0-0 F9		0-0 SH5-4	0-0 6-3		0-0 5-3			0-0 6-3
Garry Maddox, R (1, 8) OBP: 0.341, SLG: 0.436	0-0 P4		4-0 BB 1B IBB	0-0 1B					0-0 5-3
Steve Ontiveros, S (1, 3) OBP: 0.374, SLG: 0.346	0-0 F4		0-0 1B BB FC6-2 1B	0-0 5-3					4-0 6-3 BB
Gary Matthews, R (1, 7) OBP: 0.362, SLG: 0.440		0-0 6-3	4-0 FC6-2 1B BB		0-0 6-3				0-0 6-3
Chris Arnold, R (1, 4) OBP: 0.344, SLG: 0.398		4-0 BB	0-0 1B BB FC6-2 1B		0-0 L4				0-0 F9
Bruce Miller, R (1, 5) OBP: 0.324, SLG: 0.306		0-0 F9	0-0 FC6-2 1B BB		0-0 P4				0-3 K
Ken Rudolph, R (1, 2) OBP: 0.308, SLG: 0.223		0-0 P4	0-0 FC6-4 1B			4-0 BB			0-0 4-3
Jim Barr, R (1, 1) OBP: 0.293, SLG: 0.316			0-0 SH5-4 1B			0-3 K			0-3 K
Elias Sosa, R (6, 1) OBP: 0.083, SLG: 0.083			0-0 FC6-4						

Inning Stats	R: 0	H: 0	E: 0	K: 0	S: 3	P: 7	R: 0	H: 0	E: 0	K: 0	S: 3	P: 7	R: 5	H: 4	E: 0	K: 0	S: 7	R: 0	H: 1	E: 0	K: 0	S: 4	P: 4	R: 0	H: 0	E: 0	K: 2	S: 7	P: 11	R: 0	H: 0	E: 0	K: 0	S: 3	P: 7	R: 0	H: 0	E: 0	K: 0	S: 7	P: 7	R: 0	H: 0	E: 0	K: 0	S: 3	P: 3	1B: 5	2B: 0	3B: 0	HR: 0	SF: 0	SAC: 1	DP: 0	HBP: 0	WP: 0	PB: 0	SB: 1	CS: 0	PA: 39
--------------	------	------	------	------	------	------	------	------	------	------	------	------	------	------	------	------	------	------	------	------	------	------	------	------	------	------	------	------	-------	------	------	------	------	------	------	------	------	------	------	------	------	------	------	------	------	------	------	-------	-------	-------	-------	-------	--------	-------	--------	-------	-------	-------	-------	--------

PITCHER	IP	WLS	BF	H	R	ER	SO	BB	IBB	HBP	BLK	WP	HR	S	P	ERA	WHIP
Don Gullett, L (1, 1) ERA: 2.94	2.2	L	17	4	5	5	0	4	1	0	0	0	0	12	32	16.88	3.000
Dick Baney, R (3, 1) ERA: 4.58	3.1		12	1	0	0	2	1	0	0	0	0	0	15	19	0.00	0.600
Clay Carroll, R (7, 1) ERA: 2.86	2.0		7	0	0	0	2	1	0	0	0	0	0	10	14	0.00	0.500
Pedro Borbon, R (9, 1) ERA: 3.03	1.0		3	0	0	0	0	0	0	0	0	0	0	3	3	0.00	0.000

Batter	1	2	3	4	5	6	7	8	9	AB	R	H	RBI	BB	SO	LOB
Cesar Geronimo, L (1, 8) OBP: 0.362, SLG: 0.453	0-0 6-3	0-0 6-3		0-0 5-3		0-3 K			0-0 F5	5	0	0	0	0	1	4
Pete Rose, S (1, 7) OBP: 0.386, SLG: 0.365	0-0 4-3		0-0 SF8	0-0 4-3				0-0 4-3	0-0 5-3	5	1	1	0	0	0	1
Joe Morgan, L (1, 4) OBP: 0.434, SLG: 0.484	0-0 5-3		0-0 E6					4-0 BB	0-0 P6	4	0	0	0	1	0	1
Johnny Bench, R (1, 2) OBP: 0.358, SLG: 0.475		0-0 6-3	0-0 SF8			0-0 HR		0-0 F4		3	1	1	1	0	0	1
Tony Perez, R (1, 3) OBP: 0.333, SLG: 0.470		0-0 2B	0-0 F9			0-0 HR		0-0 1-3		4	2	2	2	0	0	2
Dan Driessen, L (1, 5) OBP: 0.337, SLG: 0.377		0-0 1B	4-0 BB			0-0 6-3			0-0 G3	3	0	1	0	1	0	0
Dave Concepcion, R (1, 6) OBP: 0.337, SLG: 0.389		0-0 BB	0-0 L7			0-0 L8			0-0 5-3	4	0	1	1	0	0	2
Ken Griffey, L (1, 9) OBP: 0.244, SLG: 0.281		4-0 BB				0-0 SH1-4			0-0 K	3	0	2	0	1	1	0
Don Gullett, R (1, 1) Dick Barney, R (3, 1) Andy Kosco, R (6, PH) Clay Carroll, R (7, 1) Terry Crowley, L (8, PH) Pedro Borbon, R (9, 1)		0-0 F9				0-0 SH1-4			0-0 5-3	1	0	0	0	0	0	3

Inning Stats	R: 0	H: 0	E: 0	K: 0	S: 3	LOB: 0	BB: 0	P: 3	R: 1	H: 3	E: 0	K: 0	S: 6	LOB: 3	BB: 1	P: 10	R: 1	H: 1	E: 1	K: 0	S: 5	LOB: 2	BB: 1	P: 9	R: 0	H: 1	E: 0	K: 0	S: 4	LOB: 1	BB: 0	P: 4	R: 2	H: 2	E: 0	K: 0	S: 5	LOB: 0	BB: 0	P: 5	R: 0	H: 0	E: 0	K: 2	S: 7	LOB: 0	BB: 0	P: 7	R: 0	H: 0	E: 0	K: 0	S: 3	LOB: 1	BB: 1	P: 7	R: 0	H: 1	E: 0	K: 0	S: 4	LOB: 1	BB: 0	P: 4	R: 0	H: 0	E: 0	K: 0	S: 3	LOB: 0	BB: 0	P: 3
1B: 4	SF: 1	2B: 3	SAC: 1	3B: 0	DP: 0	HR: 1	HBP: 0	WP: 0	PA: 39	1B: 4	SF: 1	2B: 3	SAC: 1	3B: 0	DP: 0	HR: 1	HBP: 0	WP: 0	PA: 39	1B: 4	SF: 1	2B: 3	SAC: 1	3B: 0	DP: 0	HR: 1	HBP: 0	WP: 0	PA: 39	1B: 4	SF: 1	2B: 3	SAC: 1	3B: 0	DP: 0	HR: 1	HBP: 0	WP: 0	PA: 39	1B: 4	SF: 1	2B: 3	SAC: 1	3B: 0	DP: 0	HR: 1	HBP: 0	WP: 0	PA: 39																							


BOTTOM

San Francisco Giants @ Cincinnati Reds
Riverfront Stadium, Cincinnati, OH

Fri Jul 26 1974, 7:05 PM EDT
Att. 30,094 - Unknown

livebaseballscorecards.com

AB 34
R 4
H 8
RBI 4
BB 3
SO 2
LOB 15



Batter	1	2	3	4	5	6	7	8	9	AB R H RBI BB SO LOB	TOP																													
Bobby Bonds, R OBP: 0.371, SLG: 0.452 (1, 9) X	0-0 S S 1B	0-0 FC4-6 1-2f		0-0 E5 1-H 1B		0-0 F3			0-3 K	5 1 2 0 0 1 1																														
Chris Speier, R OBP: 0.320, SLG: 0.329 (1, 6) X	0-0 1-3 1-2	0-0 F9		0-3 K			0-0 F7		0-0 4-3	5 0 0 0 0 1 3																														
Garry Maddox, R OBP: 0.342, SLG: 0.433 (1, 8) B B B	4-0 S 1B BB			4-0 FC5-4 BB		0-0 4-3		0-3 K	0-0 F9	3 1 0 0 2 1 0																														
Ed Goodson, L OBP: 0.366, SLG: 0.439 (1, 3) X	0-0 1B 1B 1-H 2-H		0-0 F8		0-0 F8		0-0 F8	0-0 FC6-4 1B		4 0 2 2 0 0 1																														
Gary Matthews, R OBP: 0.361, SLG: 0.436 (1, 7) X	0-0 F8		0-0 FC5-4 1-2f		4-0 BB BB		0-0 FC6-4 1-2f			3 0 0 0 1 0 3																														
Randy Moffitt, R OBP: 0.429, SLG: 0.538 (7, 1)										0 0 0 0 0 0 0																														
Mike Phillips, L OBP: 0.272, SLG: 0.263 (1, 5) X	0-0 1-2 1B		0-3 K		4-0 BB BB		0-0 G3			3 0 1 0 1 1 1																														
Chris Arnold, R OBP: 0.333, SLG: 0.385 (1, 4) S S S	0-3 K			0-0 6-3		0-3 K		0-0 F8		4 0 0 0 0 2 4																														
Dave Rader, L OBP: 0.363, SLG: 0.347 (1, 2) X		0-0 FC4-6 1B		0-0 E 1B 1B		0-0 F5		4-0 BB BB		3 1 2 0 1 0 0																														
John D'Acquisto, R OBP: 0.259, SLG: 0.239 (1, 1)									0-3 K	1 0 0 0 0 1 1																														
Gary Thomsson, L OBP: 0.323, SLG: 0.293 (4, PH)										1 0 0 0 0 0 1																														
Ron Bryant, S OBP: 0.050, SLG: 0.050 (4, 1)										0 0 0 0 0 0 0																														
Steve Ontiveros, S OBP: 0.373, SLG: 0.344 (6, PH)										1 0 0 0 0 0 0																														
Steve Barber, L OBP: 0.292, SLG: 0.388 (6, 1)										0 0 0 0 0 0 0																														
Dave Kingman, R OBP: 0.292, SLG: 0.388 (7, 7)										1 0 0 0 0 1 1																														
Inning Stats	R: 2 E: 0 K: 1 S: 8	H: 3 LOB: 2 BB: 1 P: 12	R: 0 E: 0 K: 1 S: 6	H: 1 LOB: 1 BB: 0 P: 6	R: 0 E: 0 K: 1 S: 5	H: 0 LOB: 1 BB: 1 P: 9	R: 1 E: 1 K: 1 S: 7	H: 2 LOB: 1 BB: 0 P: 7	R: 0 E: 0 K: 1 S: 5	H: 0 LOB: 2 BB: 2 P: 13	R: 0 E: 0 K: 0 S: 3	H: 0 LOB: 0 BB: 0 P: 3	R: 0 E: 0 K: 1 S: 6	H: 1 LOB: 1 BB: 0 P: 6	R: 0 E: 0 K: 1 S: 5	H: 0 LOB: 1 BB: 1 P: 9	R: 0 E: 0 K: 1 S: 5	H: 0 LOB: 0 BB: 0 P: 5	1B: 7 2B: 0 3B: 0 HR: 0	SF: 0 SAC: 0 DP: 0 HBP: 0	WP: 0 PB: 0 SB: 4 CS: 0	PA: 39																		
PITCHER Larry Dierker, R ERA: 2.57 (1, 1)	IP 9.0	WLS W	BF 39	H 7	R 3	ER 2	SO 8	BB 5	IBB 0	HBP 0	BLK 0	WP 0	HR 0	S 50	P 70	ERA 2.00	WHIP 1.333						PITCHER	IP 9.0	WLS W	BF 39	H 7	R 3	ER 2	SO 8	BB 5	IBB 0	HBP 0	BLK 0	WP 0	HR 0	S 50	P 70	ERA 2.00	WHIP 1.333

San Francisco Giants @ Houston Astros
Astrodome, Houston, TX

Sat Jul 27 1974, 8:05 PM EDT
Att. 21,563 - Dome

livebaseballscorecards.com

AB 34
R 3
H 7
RBI 2
BB 5
SO 8
LOB 16



Batter	1	2	3	4	5	6	7	8	9
Greg Cross, L (1, 9) OBP: 0.406, SLG: 0.368	0-0 CS 1B	0-0 FC6-4 1-2f		0-3 K		0-0 2-H 3-H 1B		4-0 1B BB	
Roger Metzger, S (1, 6) OBP: 0.309, SLG: 0.314	0-3 K		0-0 S E 1B		0-0 L6	0-0 5-3		0-0 1B SF8 1B	
Cesar Cedeno, R (1, 8) OBP: 0.359, SLG: 0.532	0-3 K 1-2		0-3 K 1-2		0-0 6-3		4-0 S 1B BB	0-0 1-3 3-H 1B	
Lee May, R (1, 3) OBP: 0.297, SLG: 0.455		0-0 5-3	0-0 E5 1B FC6-4 2-H		0-0 F7		0-3 K 1-2	0-0 SF8 3-H	
Milt May, L (1, 2) OBP: 0.355, SLG: 0.374		4-0 BB 2B BB	0-0 FC6-4 1-3 1B			0-0 BB SH2-3 1B	0-0 F3	0-0 4-3	
Bob Watson, R (1, 7) OBP: 0.375, SLG: 0.410		0-0 F9	0-0 FC6-4 1-2f 3-H			0-0 SH2-3 1-2 1B 1B	4-0 1B IBB		
Doug Rader, R (1, 5) OBP: 0.339, SLG: 0.439		4-0 1-2 2B BB	0-0 F7			4-0 1-2 2-3 1B BB	0-0 1-3 2-H 1B		
Tommy Helms, R (1, 4) OBP: 0.329, SLG: 0.383		0-0 WP 1B 1-H 2-H 2B		0-0 G3		0-0 F8	0-0 1-3		
Larry Milbourne, S (7, 4) OBP: 0.354, SLG: 0.341				0-0 K					
Larry Dierker, R (1, 1) OBP: 0.224, SLG: 0.271		0-0 FC6-4 2-H 1B		0-3 K		0-0 SH2-3 1-2 2-3 3-H		0-0 5-3	

Inning Stats	R: 0	H: 1	E: 0	K: 2	S: 7	L: 1	LOB: 1	BB: 0	P: 7	R: 3	H: 2	E: 0	K: 0	S: 5	L: 2	LOB: 1	BB: 2	P: 13	R: 2	H: 2	E: 1	K: 1	S: 8	L: 0	LOB: 0	BB: 0	P: 8	R: 0	H: 0	E: 0	K: 2	S: 7	L: 0	LOB: 0	BB: 0	P: 7	R: 0	H: 0	E: 0	K: 0	S: 3	L: 3	LOB: 1	BB: 1	P: 10	R: 1	H: 1	E: 0	K: 1	S: 6	L: 1	LOB: 2	BB: 2	P: 14	R: 2	H: 2	E: 0	K: 0	S: 5	L: 2	LOB: 1	BB: 1	P: 9
--------------	------	------	------	------	------	------	--------	-------	------	------	------	------	------	------	------	--------	-------	-------	------	------	------	------	------	------	--------	-------	------	------	------	------	------	------	------	--------	-------	------	------	------	------	------	------	------	--------	-------	-------	------	------	------	------	------	------	--------	-------	-------	------	------	------	------	------	------	--------	-------	------

PITCHER	IP	WLS	BF	H	R	ER	SO	BB	IBB	HBP	BLK	WP	HR	S	P	ERA	WHIP
John D'Acquisto, R (1, 1) ERA: 3.37	3.0	L	16	5	5	4	3	2	0	0	0	1	0	20	28	12.00	2.333
Ron Bryant, L (4, 1) ERA: 6.53	2.0		6	0	0	0	2	0	0	0	0	0	0	10	10	0.00	0.000
Steve Barber, L (6, 1) ERA: 5.68	1.2		12	4	4	4	1	2	1	0	0	0	0	11	23	21.60	3.600
Randy Moffitt, R (7, 1) ERA: 3.41	1.1		7	2	2	2	0	1	0	0	0	0	0	6	10	13.50	2.250


BOTTOM

San Francisco Giants @ Houston Astros
Astrodome, Houston, TX

Sat Jul 27 1974, 8:05 PM EDT
Att. 21,563 - Dome

AB	R	H	RBI	BB	SO	LOB
4	1	2	2	1	1	1
5	2	2	0	0	1	2
4	1	1	1	1	2	2
4	1	0	1	0	1	1
4	2	2	0	1	0	2
3	1	1	1	1	0	2
2	2	1	1	2	0	1
3	1	1	2	0	0	3
1	0	0	0	0	0	2
3	0	1	2	0	1	0

AB	33
R	11
H	11
RBI	10
BB	6
SO	6
LOB	16



1B: 10	SF: 1	WP: 1	PA: 41
2B: 2	SAC: 1	PB: 0	
3B: 0	DP: 1	SB: 2	
HR: 0	HBP: 0	CS: 1	

PITCHER	IP	WLS	BF	H	R	ER	SO	BB	IBB	HBP	BLK	WP	HR	S	P	ERA	WHIP
---------	----	-----	----	---	---	----	----	----	-----	-----	-----	----	----	---	---	-----	------

Batter	1	2	3	4	5	6	7	8	9	10	AB R H RBI BB SO LOB	TOP													
Bobby Bonds, R (1, 9) OBP: 0.371, SLG: 0.452	0-0 SH3 1B	0-0 FC6-4 1-2f			0-0 1B			0-0 6-3	0-3 K		5 0 2 0 0 1 3	San Francisco Giants @ Houston Astros Astrodome, Houston, TX Sun Jul 28 1974, 4:33 AM EDT Att. 17,958 - Dome													
Tito Fuentes, S (1, 4) OBP: 0.250, SLG: 0.250	0-0 SH3 1-2		0-0 F7		0-0 F8			0-0 6-3		0-0 1B 1B 1B	4 0 1 0 0 0 1														
Garry Maddox, R (1, 8) OBP: 0.340, SLG: 0.430	0-3 K 2-3		0-0 4-3		0-0 F7			0-0 1B 1B		0-3 K 1-2	5 0 1 0 0 2 3														
Steve Ontiveros, S (1, 3) OBP: 0.372, SLG: 0.343 Dave Rader, L (9, 2) OBP: 0.366, SLG: 0.351	0-3 K2-3		0-0 5-3			0-0 F3		0-0 1-3 1B		0-0 1B 1B	4 0 1 0 0 1 1 1 0 1 0 0 0 0														
Gary Matthews, R (1, 7) OBP: 0.361, SLG: 0.433		4-0 FC6 BB		0-3 K		0-0 5-3		0-0 F9		0-0 1-2 1B	4 0 1 0 1 1 2														
Chris Speier, R (1, 6) OBP: 0.321, SLG: 0.330		0-0 FC6 1-2f 1B		4-0 6-3 BB		0-0 5-3			0-0 1B 2B	0-0 6-3	4 2 1 0 1 0 3														
Bruce Miller, R (1, 5) OBP: 0.324, SLG: 0.308 Chris Arnold, R (9, PH) OBP: 0.331, SLG: 0.382 (9, 5)		0-0 6-3 1-2		0-0 6-3 1-2			0-0 CS 1B		0-0 6-3		3 0 1 0 0 0 2 1 0 0 0 0 0 1														
Ken Rudolph, R (1, 2) OBP: 0.309, SLG: 0.227 Ed Goodson, L (9, PH) OBP: 0.369, SLG: 0.442 Randy Moffitt, R (9, 1) OBP: 0.429, SLG: 0.538		0-0 1B 2-H 1B		0-0 F3			0-3 K 1-2		0-0 1B		3 0 1 1 0 1 2 1 0 1 1 0 0 0 0 0 0 0 0 0 0														
Charlie Williams, R (1, 1) OBP: 0.222, SLG: 0.176 Ron Bryant, S (7, 1) OBP: 0.050, SLG: 0.050 Elias Sosa, R (8, 1) OBP: 0.083, SLG: 0.083 Gary Thomasson, L (9, PH) OBP: 0.321, SLG: 0.291 (9, 3)		0-0 FC6-4 1-2 1B		0-0 6-3			0-0 5-3		0-3 K		3 0 1 0 0 0 0 0 0 0 0 0 0 0 0 0 0 0 0 0 0 1 0 0 0 0 1 1														
Inning Stats	R: 0 E: 0 K: 2 S: 8	H: 1 LOB: 1 BB: 0 P: 8	R: 1 E: 0 K: 0 S: 5	H: 2 LOB: 2 BB: 1 P: 9	R: 0 E: 0 K: 0 S: 3	H: 0 LOB: 0 BB: 0 P: 3	R: 0 E: 0 K: 1 S: 5	H: 0 LOB: 1 BB: 1 P: 9	R: 0 E: 0 K: 0 S: 4	H: 1 LOB: 1 BB: 0 P: 4	R: 0 E: 0 K: 0 S: 3		H: 0 LOB: 0 BB: 0 P: 3	R: 0 E: 0 K: 1 S: 5	H: 1 LOB: 0 BB: 0 P: 5	R: 0 E: 0 K: 0 S: 5	H: 2 LOB: 2 BB: 0 P: 5	R: 1 E: 0 K: 2 S: 9	H: 2 LOB: 1 BB: 0 P: 9	R: 0 E: 0 K: 1 S: 7	H: 3 LOB: 2 BB: 0 P: 7	1B: 11 2B: 1 3B: 0 HR: 0	SF: 0 SAC: 1 DP: 0 HBP: 0	WP: 0 PB: 0 SB: 3 CS: 1	PA: 42
PITCHER	IP WLS BF H R ER SO BB IBB HBP BLK WP HR S P ERA WHIP																								
Dave Roberts, L (1, 1) ERA: 3.64	8.0																								
Ken Forsch, R (9, 1) ERA: 3.24	1.0																								
Jim York, R (10, 1) ERA: 2.57	1.0	W	5	3	0	0	1	0	0	0	0	0	0	0	0	0	0	0	0	0	0	0	0	0	0

livebaseballscorecards.com

AB	39
R	2
H	12
RBI	2
BB	2
SO	7
LOB	19



San Francisco Giants @ Houston Astros
 Astrodome, Houston, TX

Mon Jul 29 1974, 8:05 PM EDT
 Att. 15,491 - Dome - 72 F

AB	37
R	7
H	14
RBI	6
BB	4
SO	4
LOB	14



Batter	1	2	3	4	5	6	7	8	9	AB R H RBI BB SO LOB
Bobby Bonds, R (1, 9) OBP: 0.374, SLG: 0.458	0-0 F8	0-0 CS 2-H 1B			0-0 E4 1-H 3B	4-0 CS BB		0-0 FC5-4 1-2f		4 1 2 2 1 0 2
Chris Arnold, R (1, 4) OBP: 0.326, SLG: 0.375	0-0 6-3	0-0 CS 1-2	0-3 K		0-0 G6-3 1B 1B	0-0 CS 1-2	0-0 F8		0-0 5-3	5 1 1 0 0 1 0
Garry Maddox, R (1, 8) OBP: 0.343, SLG: 0.432	0-0 S 1B		0-0 5-3		0-0 G6-3 1B 1-2		0-0 F8		0-0 S 3-1 1B	5 0 3 0 0 0 0
Dave Kingman, R (1, 3) OBP: 0.289, SLG: 0.384 Ed Goodson, L (5, PH) OBP: 0.364, SLG: 0.435	0-3 K 1-2		0-0 F6		0-0 G6-3 1-2f 2-3		0-0 5-3		0-0 3-1 1-2	2 0 0 0 0 1 1 3 0 0 0 0 0 3
Gary Matthews, R (1, 7) OBP: 0.365, SLG: 0.434		0-0 1B 1B 1B		0-0 4-3	0-0 1B 1B 3-H		0-0 F9		4-0 2-3 BB	4 1 2 1 1 0 0
Chris Speier, R (1, 6) OBP: 0.324, SLG: 0.332		0-0 1B 1-3 FC6-4 1B		0-0 5-3	0-0 1-2 1B		4-0 BB 1B BB		0-0 F8	4 2 2 0 1 0 2
Bruce Miller, R (1, 5) OBP: 0.347, SLG: 0.324		0-0 FC6-4 1-3 3-H 1B		0-0 1B	0-0 F8		4-0 1B 1-2 BB			3 0 2 1 1 0 2
Ken Rudolph, R (1, 2) OBP: 0.298, SLG: 0.218		0-0 FC6-4 SH1-4 1-2f 1B		0-0 F8		0-0 F9		0-3 K		4 1 0 1 0 1 4
Ed Halicki, R (1, 1) OBP: 0.333, SLG: 0.333		0-0 SH1-4 1-2		0-0 E 1B	0-3 K		0-0 FC5-4 1-3 2-H 1B			3 1 2 1 0 1 0

Inning Stats	R: 0	H: 1	E: 0	LOB: 1	K: 1	BB: 0	S: 6	P: 6	R: 3	H: 4	E: 0	LOB: 0	K: 0	BB: 0	S: 6	P: 6	R: 0	H: 0	E: 0	LOB: 0	K: 1	BB: 0	S: 5	P: 5	R: 0	H: 1	E: 0	LOB: 1	K: 0	BB: 0	S: 4	P: 4	R: 3	H: 6	E: 1	LOB: 2	K: 0	BB: 0	S: 8	P: 8	R: 0	H: 0	E: 0	LOB: 0	K: 1	BB: 1	S: 4	P: 8	R: 0	H: 0	E: 0	LOB: 0	K: 0	BB: 0	S: 3	P: 3	R: 1	H: 1	E: 0	LOB: 2	K: 1	BB: 2	S: 6	P: 14	R: 0	H: 1	E: 0	LOB: 2	K: 0	BB: 1	S: 4	P: 8	1B: 13	SF: 0	2B: 0	SAC: 1	3B: 1	DP: 1	HR: 0	HBP: 0	WP: 0	PA: 44
--------------	------	------	------	--------	------	-------	------	------	------	------	------	--------	------	-------	------	------	------	------	------	--------	------	-------	------	------	------	------	------	--------	------	-------	------	------	------	------	------	--------	------	-------	------	------	------	------	------	--------	------	-------	------	------	------	------	------	--------	------	-------	------	------	------	------	------	--------	------	-------	------	-------	------	------	------	--------	------	-------	------	------	--------	-------	-------	--------	-------	-------	-------	--------	-------	--------

PITCHER	IP	WLS	BF	H	R	ER	SO	BB	IBB	HBP	BLK	WP	HR	S	P	ERA	WHIP
Claude Osteen, L (1, 1) ERA: 3.71	4.0	L	20	9	6	6	2	0	0	0	0	0	0	24	24	13.50	2.250
Jim York, R (5, 1) ERA: 2.45	1.0		5	3	0	0	0	0	0	0	0	0	0	5	5	0.00	3.000
J.R. Richard, R (6, 1) ERA: 4.82	2.0		6	0	0	0	1	1	0	0	0	0	0	7	11	0.00	0.500
Fred Scherman, L (8, 1) ERA: 4.47	2.0		11	2	1	1	1	3	0	0	0	0	0	10	22	4.50	2.500

WP: 0	PA: 44
PB: 0	
SB: 2	
CS: 2	

Batter	1	2	3	4	5	6	7	8	9	AB	R	H	RBI	BB	SO	LOB
Greg Cross, L OBP: 0.405, SLG: 0.372 (1, 9)	0-0 SH5-3 1B 2B		0-0 4-3		0-0 1B 1B		0-0 F8		0-0 G3	5	1	2	0	0	0	1
Roger Metzger, S OBP: 0.308, SLG: 0.313 (1, 6)	0-0 SH5-3 2-3		0-0 G3		0-0 1B		0-0 3-1			3	0	1	1	0	0	1
Cesar Cedeno, R OBP: 0.366, SLG: 0.536 (1, 8)	0-0 BLK 1B			0-0 E5 1B	0-0 F6			0-0 FC6-4 1B		4	0	3	1	0	0	3
Lee May, R OBP: 0.296, SLG: 0.452 (1, 3)	0-3 K 1-2			0-0 E5 FC4	0-0 6-3			0-0 FC6-4 4-3 1B		4	0	0	0	0	1	6
Milt May, L OBP: 0.353, SLG: 0.372 (1, 2)	0-0 G3			0-0 FC4 FC5-4		0-0 4-3		0-0 4-3 1B		4	0	1	0	0	0	2
Bob Watson, R OBP: 0.373, SLG: 0.405 (1, 7)		0-3 K		0-0 FC5-4		0-0 6-3		0-0 4-3		4	0	0	0	0	1	3
Doug Rader, R OBP: 0.335, SLG: 0.432 (1, 5)		0-3 K			0-0 6-3	0-3 K		0-0 5-3		4	0	0	0	0	2	2
Tommy Helms, R OBP: 0.331, SLG: 0.387 (1, 4)		0-0 5-3			0-0 1B 1B 1B		0-0 F8		0-3 K	4	1	1	0	0	1	0
Claude Osteen, L OBP: 0.283, SLG: 0.370 (1, 1)			0-3 K		0-0 1B 1B 1B		0-0 1B		0-3 K	1	0	0	0	0	1	0
Jim York, R OBP: 0.288, SLG: 0.200 (5, 1)										0	0	0	0	0	0	0
Bob Gallagher, L OBP: 0.288, SLG: 0.200 (5, PH)										0	0	0	0	0	0	0
J.R. Richard, R OBP: 0.288, SLG: 0.200 (6, 1)										0	0	0	0	0	0	0
Wilbur Howard, S OBP: 0.288, SLG: 0.200 (7, PH)										0	0	0	0	0	0	0
Fred Scherman, L OBP: 0.288, SLG: 0.200 (8, 1)										0	0	0	0	0	0	0
Johnny Edwards, L OBP: 0.291, SLG: 0.337 (9, PH)										1	0	0	0	0	1	0

Inning Stats	R: 1	H: 2	E: 0	K: 1	S: 7	R: 0	H: 0	E: 0	K: 2	S: 7	R: 0	H: 0	E: 0	K: 1	S: 5	R: 0	H: 1	E: 1	K: 0	S: 4	R: 1	H: 4	E: 0	K: 0	S: 7	R: 0	H: 0	E: 0	K: 1	S: 5	R: 0	H: 1	E: 0	K: 0	S: 4	R: 0	H: 2	E: 0	K: 0	S: 5	R: 0	H: 0	E: 0	K: 2	S: 7	R: 0	H: 0	E: 0	K: 2	S: 7	1B: 9	2B: 1	3B: 0	HR: 0	SF: 0	SAC: 1	DP: 0	HBP: 0	WP: 0	PA: 37
PITCHER Ed Halicki, R ERA: 3.86 (1, 1)	IP	WLS	BF	H	R	ER	SO	BB	IBB	HBP	BLK	WP	HR	S	P	ERA	WHIP																																											
	9.0	W	37	10	2	2	7	0	0	0	1	0	0	51	51	2.00	1.111																																											


BOTTOM

San Francisco Giants @ Houston Astros
Astrodome, Houston, TX

Mon Jul 29 1974, 8:05 PM EDT
Att. 15,491 - Dome - 72 F

livebaseballscorecards.com

AB	36
R	2
H	10
RBI	2
BB	0
SO	7
LOB	18



Batter	1	2	3	4	5	6	7	8	9	10	11	12	AB R H RBI BB SO LOB	TOP											
Bobby Bonds, R OBP: 0.368, SLG: 0.450 (1, 9)	0-0 6-3		0-0 F8	0-0 F4			0-0 F8		0-3 K			0-0 F8	6 0 0 0 0 1 3	San Francisco Giants @ Atlanta Braves Atlanta Stadium, Atlanta, GA Tue Jul 30 1974, 7:05 PM EDT Att: 6,378 - Unknown											
Mike Phillips, L OBP: 0.272, SLG: 0.263 Steve Ontiveros, S OBP: 0.372, SLG: 0.342 (1, 5) (9, PH) (9, 5)	0-0 3-1		0-0 6-3 1B	0-0 F7			0-0 F8		0-0 5-3			4-0 1B FC5-2 BB	4 1 1 0 0 0 3 1 0 0 0 1 0 0												
Garry Maddox, R OBP: 0.340, SLG: 0.427 Gary Thomasson, L OBP: 0.323, SLG: 0.293 (1, 8) (7, 8)	0-0 F9		0-0 6-3				0-0 5-3			0-3 K		0-0 FC5-2 S 2B 1B	4 0 0 0 0 1 1 2 1 1 0 0 1 0												
Ed Goodson, L OBP: 0.368, SLG: 0.434 (1, 3)		0-0 4-3	0-0 WP 1B				0-0 6-3		0-0 FC1-5 1B			0-0 F8	5 1 2 1 1 0 0												
Gary Matthews, R OBP: 0.364, SLG: 0.432 (1, 7)		0-0 2B 1B	0-0 F8				0-0 F7		0-0 G5-3 FC1-5 1B			0-0 F8	6 2 2 0 0 0 4												
Chris Speier, R OBP: 0.329, SLG: 0.341 (1, 6)		0-0 2B 1B		0-0 F4			0-0 FC1-5 1B		0-0 1-2 2-3f			0-0 SH1-4 1B	6 0 4 3 0 0 2												
Tito Fuentes, S OBP: 0.245, SLG: 0.245 Ron Bryant, S OBP: 0.050, SLG: 0.050 Elias Sosa, R OBP: 0.077, SLG: 0.077 (1, 4) (8, 1) (11, 1)		0-0 L5		0-0 E6 BB 1B			0-0 F7		0-0 G5-3			0-0 SH1-4 1-2	4 0 0 0 0 0 5 0 0 0 0 0 0 0 1 0 0 0 0 1 1												
Dave Rader, L OBP: 0.374, SLG: 0.365 Dave Kingman, R OBP: 0.292, SLG: 0.401 Ken Rudolph, R OBP: 0.296, SLG: 0.216 (1, 2) (9, PH) (9, 2)		0-0 1-3 2-H 2B		0-0 1-2 BB 1B			0-0 1-2 1B		0-0 HR			0-3 K	3 0 3 1 0 0 0 1 1 1 1 0 0 0 1 0 0 0 0 1 1												
Jim Barr, R OBP: 0.295, SLG: 0.300 Chris Arnold, R OBP: 0.322, SLG: 0.369 (1, 1) (8, 4)		0-0 6-3		4-0 1-2 2-3 BB			0-0 5-3		0-3 K			0-0 6-3	2 0 0 0 1 0 4 2 0 0 0 0 1 1												
Inning Stats	R: 0 E: 0 K: 0 S: 3	H: 0 LOB: 0 BB: 0 P: 3	R: 1 E: 0 K: 0 S: 6	H: 3 LOB: 2 BB: 0 P: 6	R: 1 E: 0 K: 0 S: 5	H: 2 LOB: 1 BB: 0 P: 5	R: 0 E: 1 K: 0 S: 5	H: 1 LOB: 3 BB: 1 P: 9	R: 0 E: 0 K: 1 S: 5	H: 2 LOB: 1 BB: 0 P: 4	R: 0 E: 0 K: 0 S: 4	H: 0 LOB: 0 BB: 0 P: 3	R: 0 E: 0 K: 1 S: 5		H: 0 LOB: 0 BB: 0 P: 5	R: 0 E: 0 K: 1 S: 5	H: 0 LOB: 0 BB: 0 P: 5	R: 0 E: 0 K: 1 S: 6	H: 1 LOB: 1 BB: 0 P: 6	R: 3 E: 0 K: 1 S: 7	H: 2 LOB: 1 BB: 2 P: 15	1B: 11 2B: 2 3B: 0 HR: 1	SF: 0 SAC: 1 DP: 1 HBP: 0	WP: 1 PB: 0 SB: 1 CS: 0	PA: 52
PITCHER	IP WLS BF H R ER SO BB IBB HBP BLK WP HR S P ERA WHIP																								
Carl Morton, R ERA: 3.04 (1, 1)	7.0		32	10	2	2	1	1	0	0	0	0	0		0	0	2.57	1.571							
Max Leon, R ERA: 1.59 (8, 1)	1.0		2	0	0	0	0	0	0	0	0	0	0	0	0	0.00	0.000								
Tom House, L ERA: 2.08 (9, 1)	2.0		7	1	1	1	3	0	0	0	0	0	0	1	13	4.50	0.500								
Danny Frisella, R ERA: 5.09 (11, 1)	2.0	L	11	3	3	3	2	2	0	0	0	0	0	0	13	13.50	2.500								

AB	48
R	6
H	14
RBI	6
BB	3
SO	6
LOB	25



livebaseballscorecards.com

Batter	1	2	3	4	5	6	7	8	9	AB R H RBI BB SO LOB	TOP
Bobby Bonds, R (1, 9) OBP: 0.370, SLG: 0.453 Steve Barber, L (8, 1)	0-0 SH5-3-1 1B		0-0 F8			0-0 6-3 2B		0-0 5-3		4 0 2 0 0 0 1 0 0 0 0 0 0 0	
Mike Phillips, L (1, 5) OBP: 0.272, SLG: 0.264	0-0 SH5-3-1 1-3f			0-0 1B		0-0 6-3 2-3		0-3 K2-3		3 0 1 0 0 1 1	
Gary Thomasson, L (1, 8) OBP: 0.326, SLG: 0.294	0-0 4-3			0-0 1-3 1B		4-0 BB		0-0 F8		3 0 1 0 1 0 0	
Ed Goodson, L (1, 3) OBP: 0.361, SLG: 0.425		0-0 F8		0-0 F6		0-0 F7		0-0 F4		4 0 0 0 0 0 4	
Gary Matthews, R (1, 7) OBP: 0.361, SLG: 0.429		0-0 F9		0-0 5-3 1-2f			0-0 F3			3 0 0 0 0 0 2	
Chris Speier, R (1, 6) OBP: 0.327, SLG: 0.338		0-0 6-3			0-0 F8		0-0 F7			3 0 0 0 0 0 0	
Chris Arnold, R (1, 4) OBP: 0.315, SLG: 0.361			0-0 F8		0-0 F4		0-3 K			3 0 0 0 0 1 0	
Dave Rader, L (1, 2) OBP: 0.369, SLG: 0.360			0-0 F5		0-3 K		0-3 K			3 0 0 0 0 2 0	
John D'Acquisto, R (1, 1) OBP: 0.273, SLG: 0.239 Bruce Miller, R (6, PH) OBP: 0.342, SLG: 0.319 Randy Moffitt, R (6, 1) OBP: 0.429, SLG: 0.538 Steve Ontiveros, S (8, PH) OBP: 0.371, SLG: 0.341			4-0 BB			0-0 6-3		0-3 K		0 0 0 0 1 0 0 1 0 0 0 0 0 0 0 0 0 0 0 0 0 1 0 0 0 0 1 0	
Inning Stats	R: 0 H: 1 E: 0 LOB: 0 K: 0 BB: 0 S: 3 P: 3	R: 0 H: 0 E: 0 LOB: 0 K: 0 BB: 0 S: 3 P: 3	R: 0 H: 0 E: 0 LOB: 1 K: 0 BB: 1 S: 3 P: 7	R: 0 H: 2 E: 0 LOB: 1 K: 0 BB: 0 S: 4 P: 4	R: 0 H: 0 E: 0 LOB: 0 K: 1 BB: 0 S: 5 P: 5	R: 0 H: 1 E: 0 LOB: 2 K: 0 BB: 1 S: 4 P: 8	R: 0 H: 0 E: 0 LOB: 0 K: 1 BB: 0 S: 5 P: 5	R: 0 H: 0 E: 0 LOB: 0 K: 2 BB: 0 S: 7 P: 7	R: 0 H: 0 E: 0 LOB: 0 K: 1 BB: 0 S: 5 P: 5	1B: 3 SF: 0 2B: 3 SAC: 1 3B: 0 DP: 2 HR: 0 HBP: 0	WP: 0 PA: 31 PB: 0 SB: 0 CS: 0
PITCHER Phil Niekro, R (1, 1) ERA: 2.6	IP WLS BF H R ER SO BB IBB HBP BLK WP HR S P ERA WHIP										
	9.0 W 31 4 0 0 5 2 0 0 0 0 0 0 0 39 47 0.00 0.667										

San Francisco Giants @ Atlanta Braves
Atlanta Stadium, Atlanta, GA
Wed Jul 31 1974, 7:05 PM EDT
Att. 5,631 - Unknown

livebaseballscorecards.com

AB 28
R 0
H 4
RBI 0
BB 2
SO 5
LOB 8



Batter	1	2	3	4	5	6	7	8	9	AB R H RBI BB SO LOB
Ralph Garr, L (1, 7) OBP: 0.400, SLG: 0.508	0-0 6-3	4-0 IBB			0-0 F9	0-3 K		0-0 E S 1B 1B		4 1 1 0 1 1 1
Marty Perez, R (1, 4) OBP: 0.341, SLG: 0.377	0-0 F4	0-0 F9			0-0 1B E 1B	0-0 F7		0-3 K		5 1 1 0 0 1 5
Darrell Evans, L (1, 5) OBP: 0.385, SLG: 0.397	4-0 FC6-4 BB		0-3 K		0-0 E WP 1B		0-0 F8	0-3 K		4 1 1 0 1 2 1
Dusty Baker Jr., R (1, 8) OBP: 0.319, SLG: 0.378	0-0 FC6-4		0-0 S 1B		0-0 E5		0-0 E5 FC6-2 1B	4-0 E 1B BB		4 1 2 0 1 0 2
Mike Lum, L (1, 9) OBP: 0.300, SLG: 0.362		0-0 BB 2B 1B		0-0 F5		4-0 3-H IBB	4-0 FC6-2 BB HR IBB	0-0 E1 1B		3 2 1 0 2 0 3
Davey Johnson, R (1, 3) OBP: 0.353, SLG: 0.384		4-0 BB 2B BB	0-3 K		4-0 BB		4-0 BB FC6-2 HR BB	0-0 FC6-4 1B		2 1 1 2 3 1 1
Leo Foster, R (1, 6) OBP: 0.220, SLG: 0.282		0-0 1-3 2-H 2B		0-0 F4	0-3 K		0-0 FC6-2 HR	0-0 FC6-4		5 1 1 1 0 1 7
Vic Correll, R (1, 2) OBP: 0.250, SLG: 0.326		0-3 K		0-0 6-3		0-0 SH5-3 2B	0-0 HR			4 1 2 4 0 1 2
Phil Niekro, R (1, 1) OBP: 0.224, SLG: 0.239		0-3 K		0-0 6-3		0-0 SH5-3	0-0 F8			3 0 0 0 0 1 2

Inning Stats	R: 0 E: 0 K: 0 S: 3	H: 0 LOB: 1 BB: 1 P: 7	R: 1 E: 0 K: 2 S: 9	H: 2 LOB: 3 BB: 2 P: 17	R: 0 E: 0 K: 2 S: 8	H: 1 LOB: 1 BB: 0 P: 8	R: 0 E: 0 K: 0 S: 3	H: 0 LOB: 0 BB: 0 P: 3	R: 2 E: 1 K: 1 S: 7	H: 2 LOB: 2 BB: 2 P: 15	R: 0 E: 0 K: 1 S: 6	H: 1 LOB: 1 BB: 0 P: 6	R: 4 E: 1 K: 0 S: 5	H: 2 LOB: 0 BB: 2 P: 13	R: 2 E: 1 K: 2 S: 10	H: 2 LOB: 2 BB: 1 P: 14
--------------	------------------------------	---------------------------------	------------------------------	----------------------------------	------------------------------	---------------------------------	------------------------------	---------------------------------	------------------------------	----------------------------------	------------------------------	---------------------------------	------------------------------	----------------------------------	-------------------------------	----------------------------------

PITCHER	IP	WLS	BF	H	R	ER	SO	BB	IBB	HBP	BLK	WP	HR	S	P	ERA	WHIP
John D'Acquisto, R (1, 1) ERA: 3.44	5.0	L	25	5	3	3	5	3	2	0	0	1	0	30	50	5.40	1.600
Randy Moffitt, R (6, 1) ERA: 3.86	2.0		11	3	4	4	1	1	1	0	0	0	1	11	19	18.00	2.000
Steve Barber, L (8, 1) ERA: 5.27	1.0		7	2	2	0	2	1	0	0	0	0	0	10	14	0.00	3.000

BOTTOM

San Francisco Giants @ Atlanta Braves
Atlanta Stadium, Atlanta, GA


Wed Jul 31 1974, 7:05 PM EDT
Att. 5,631 - Unknown

AB	34
R	9
H	10
RBI	7
BB	8
SO	8
LOB	24

livebaseballscorecards.com

Braves

1B: 7	SF: 0	WP: 1	PA: 43
2B: 2	SAC: 1	PB: 0	
3B: 0	DP: 0	SB: 2	
HR: 1	HBP: 0	CS: 0	

Batter	1	2	3	4	5	6	7	8	9	AB R H RBI BB SO LOB	TOP																									
Cesar Geronimo, L (1, 8) OBP: 0.377, SLG: 0.459	0-0 E4 1-3 S 1B	0-0 4-3			0-0 FC4-6 FC 2B 1B		0-3 K		4-0 4-3 SH2-3 HR BB	4 3 1 0 1 1 0	Cincinnati Reds @ San Francisco Giants Candlestick Park, San Francisco, CA Thu Aug 01 1974, 10:05 PM EDT Att. 3,818 - Unknown livebaseballscorecards.com AB 36 R 9 H 9 RBI 9 BB 4 SO 5 LOB 14 																									
Pete Rose, S (1, 7) OBP: 0.384, SLG: 0.354	0-0 F7 1-2		0-0 4-3		0-0 FC FC4-6 1-2		4-0 HR BB	0-0 SH2-3 1-2	3 1 0 0 1 0 2																											
Joe Morgan, L (1, 4) OBP: 0.426, SLG: 0.487	4-0 1-3 1B BB		0-0 1B		0-0 FC4-6 S 2B 1-2f 2-3		0-0 HR 1-H	0-0 4-3 2-3	4 3 2 2 1 0 3																											
Johnny Bench, R (1, 2) OBP: 0.363, SLG: 0.488	0-0 1-3 1-2 2-3		0-0 F9		0-0 2B 1-H 3-H		0-0 5-3	0-0 HR 3-H	5 1 2 4 0 0 3																											
Tony Perez, R (1, 3) OBP: 0.336, SLG: 0.482 Darrel Chaney, S (9, 5) OBP: 0.382, SLG: 0.328	4-0 1B BB		0-0 6-3		0-0 F8		0-0 HR	0-0 6-3	4 1 1 1 1 0 2 0 0 0 0 0 0 0																											
Dan Driessen, L (1, 5) OBP: 0.345, SLG: 0.385	0-0 1-2 2-H 3-H 1B		0-0 G3		0-3 K		0-0 L5		4 0 1 2 0 1 0																											
Dave Concepcion, R (1, 6) OBP: 0.329, SLG: 0.380	0-0 L7		0-3 K		0-0 1B		0-0 S 1B		4 0 2 0 0 1 2																											
Ken Griffey, L (1, 9) OBP: 0.264, SLG: 0.284		0-0 F7		0-0 F9		0-0 1-3		0-0 F7	4 0 0 0 0 0 1																											
Tom Carroll, L (1, 1) OBP: 0.154, SLG: 0.154 Pedro Borbon, R (6, 1) OBP: 0.235, SLG: 0.235 Phil Gagliano, R (7, PH) OBP: 0.450, SLG: 0.105 Tom Hall, L (7, 1) Terry Crowley, L (8, PH) OBP: 0.293, SLG: 0.365 Clay Carroll, R (8, 1) OBP: 0.182, SLG: 0.182		0-0 1-3		0-3 K		0-0 F7		0-3 K 1-2	2 0 0 0 0 0 1 0 0 0 0 0 0 0 0 0 1 0 0 0 0 0 0 0 0 0 0 0 0 0 0 0 1 0 0 0 0 0 1 1 0 0 0 0 0 0 0 0																											
Inning Stats	R: 2 E: 1 K: 0 S: 5	H: 1 LOB: 2 BB: 2 P: 13	R: 0 E: 0 K: 0 S: 3	H: 0 LOB: 0 BB: 0 P: 3	R: 0 E: 0 K: 1 S: 4	H: 1 LOB: 1 BB: 0 P: 4	R: 0 E: 0 K: 1 S: 5	H: 0 LOB: 0 BB: 0 P: 5	R: 2 E: 0 K: 1 S: 8	H: 2 LOB: 1 BB: 0 P: 8	R: 0 E: 0 K: 1 S: 5	H: 1 LOB: 0 BB: 0 P: 5	R: 2 E: 0 K: 1 S: 6	H: 1 LOB: 0 BB: 1 P: 10	R: 1 E: 0 K: 1 S: 7	H: 2 LOB: 1 BB: 0 P: 7	R: 2 E: 0 K: 0 S: 4	H: 1 LOB: 0 BB: 1 P: 8	1B: 5 2B: 1 3B: 0 HR: 3	SF: 0 SAC: 1 DP: 0 HBP: 0	WP: 0 PB: 0 SB: 3 CS: 0	PA: 41														
PITCHER	IP WLS BF H R ER SO BB IBB HBP BLK WP HR S P ERA WHIP																																			
Charlie Williams, R (1, 1) ERA: 2.75	6.0		26	5	4	2	3	2	0	0	0	0	0	30	38	3.00	1.167																			
Elias Sosa, R (7, 1) ERA: 2.59	2.0		10	3	3	3	2	1	0	0	0	0	2	13	17	13.50	2.000																			
Ron Bryant, L (9, 1) ERA: 6.38	1.0	L	5	1	2	2	0	1	0	0	0	0	1	4	8	18.00	2.000																			

BOTTOM

Cincinnati Reds @ San Francisco Giants
Candlestick Park, San Francisco, CA
Thu Aug 01 1974, 10:05 PM EDT
Att. 3,818 - Unknown

livebaseballscorecards.com

AB 39
R 7
H 11
RBI 7
BB 0
SO 6
LOB 13



WP: 1 PA: 40
PB: 0
SB: 0
CS: 0

AB R H RBI BB SO LOB

5 1 2 4 0 1 0

5 0 0 0 0 2 1

5 1 2 0 0 0 0

5 1 1 2 0 2 2

4 0 1 0 0 0 0

4 1 3 0 0 0 1

3 2 1 0 0 0 2

2 0 1 1 0 0 0

2 0 0 0 0 0 3

2 0 0 0 0 1 1

1 1 0 0 0 0 2

0 0 0 0 0 0 0

1 0 0 0 0 0 1

0 0 0 0 0 0 0

1B: 9 SF: 0

2B: 0 SAC: 1

3B: 0 DP: 0

HR: 2 HBP: 0

Batter	1	2	3	4	5	6	7	8	9
Bobby Bonds, R OBP: 0.370, SLG: 0.461 (1, 9)	0-0 L4		0-0 WP 1B		0-3 K	0-0 HR			0-0 P6
Chris Arnold, R OBP: 0.305, SLG: 0.348 (1, 4)	0-0 3-1		0-3 K		0-0 F7	0-3 K			0-0 F8
Gary Thomasson, L OBP: 0.328, SLG: 0.296 (1, 8)	0-0 G3			0-0 HR 1B	0-0 1B				0-0 E6
Ed Coodson, L OBP: 0.357, SLG: 0.434 (1, 3)		0-3 K		0-0 HR	0-0 L8				0-0 L7
Gary Matthews, R OBP: 0.360, SLG: 0.427 (1, 7)		0-0 6-3		0-0 FC4-6 1B		0-0 6-3			0-0 5-3
Chris Speier, R OBP: 0.331, SLG: 0.342 (1, 6)			0-0 1B		0-0 P6	0-0 HR 1B			0-0 SH1-4 1B
Bruce Miller, R OBP: 0.342, SLG: 0.319 (1, 5)		0-0 6-3		0-0 FC4-6 1B		0-0 HR 1B			0-0 SH1-4
Ken Rudolph, R OBP: 0.299, SLG: 0.221 Dave Rader, L OBP: 0.366, SLG: 0.356 (6, PH) (7, 2)			0-0 F2		0-0 1B	0-0 P4			0-0 6-3
Charlie Williams, R OBP: 0.200, SLG: 0.158 Steve Ontiveros, S OBP: 0.370, SLG: 0.339 Elias Sosa, R OBP: 0.077, SLG: 0.077 Garry Maddox, R OBP: 0.339, SLG: 0.426 Ron Bryant, S OBP: 0.050, SLG: 0.050 (1, 1) (6, PH) (7, 1) (8, PH) (9, 1)			0-0 F9		0-3 K	0-0 E4 HR			0-0 F8

Inning Stats	R: 0	H: 0	E: 0	K: 0	S: 3	H: 0	LOB: 0	BB: 0	P: 3	R: 0	H: 1	E: 0	K: 1	S: 6	H: 1	LOB: 1	BB: 0	P: 6	R: 3	H: 4	E: 1	K: 1	S: 9	R: 0	H: 1	E: 0	K: 1	S: 6	R: 4	H: 3	E: 1	K: 1	S: 9	R: 0	H: 0	E: 0	K: 1	S: 5	R: 0	H: 1	E: 0	K: 0	S: 4	R: 0	H: 0	E: 1	K: 0	S: 4	R: 0	H: 0	E: 0	K: 0	S: 4
--------------	------	------	------	------	------	------	--------	-------	------	------	------	------	------	------	------	--------	-------	------	------	------	------	------	------	------	------	------	------	------	------	------	------	------	------	------	------	------	------	------	------	------	------	------	------	------	------	------	------	------	------	------	------	------	------

PITCHER	IP	WLS	BF	H	R	ER	SO	BB	IBB	HBP	BLK	WP	HR	S	P	ERA	WHIP
Tom Carroll, R ERA: 2.14 (1, 1)	5.2		27	9	6	3	4	0	0	0	0	1	1	35	35	4.76	1.588
Pedro Borbon, R ERA: 2.99 (6, 1)	0.1		2	1	1	0	1	0	0	0	0	0	1	4	4	0.00	3.000
Tom Hall, L ERA: 3.92 (7, 1)	1.0		3	0	0	0	1	0	0	0	0	0	0	5	5	0.00	0.000
Clay Carroll, R ERA: 2.77 (8, 1)	2.0	W	8	1	0	0	0	0	0	0	0	0	0	8	8	0.00	0.500

Batter	1	2	3	4	5	6	7	8	9	AB R H RBI BB SO LOB	TOP											
Cesar Geronimo, L (1, 8) OBP: 0.376, SLG: 0.474	0-0 P6		0-0 E 3B	0-0 HR	0-3 K		0-0 P4		0-0 F7	6 2 2 1 0 1 1	Cincinnati Reds @ San Francisco Giants Candlestick Park, San Francisco, CA Fri Aug 02 1974, 10:05 PM EDT Att. 6,737 - Unknown											
Pete Rose, S (1, 7) OBP: 0.386, SLG: 0.358	0-0 5-3		0-0 E1 WP FC4 1B	4-0 FC3-6 BB	0-0 1-3		0-0 2B		4 1 2 2 1 0 0													
Joe Morgan, L (1, 4) OBP: 0.424, SLG: 0.481	0-3 K		0-0 FC4 WP 2-H	0-0 FC3-6 E 1B 1-2f	4-0 FC6-4 BB		0-0 F9		4 2 0 1 1 1 2													
Johnny Bench, R (1, 2) OBP: 0.360, SLG: 0.482 (8, 5)		0-0 F9	0-0 F7	0-0 E4 BB 1B 1-2	0-0 FC6-4 1-2f		0-0 6-3		5 1 0 0 0 0 2													
Tony Perez, R (1, 3) OBP: 0.337, SLG: 0.481		0-0 BB 1B 1B	0-0 F7	0-0 BB 2B 1B 1-2 2-H		0-0 F8	0-0 4-3		5 1 2 1 0 0 0													
Dan Driessen, L (1, 5) OBP: 0.348, SLG: 0.387		0-0 BB 1B	4-0 E 1B BB	0-0 F8		0-0 F7		1 1 1 0 1 0 0														
Dave Concepcion, R (4, PH) OBP: 0.329, SLG: 0.379 (4, 6)		1-2 BB 1B		0-0 F8			0-0 1B	3 0 1 0 0 0 2														
Bill Plummer, R (8, 2) OBP: 0.265, SLG: 0.366		1-2 BB 1B		0-0 F8			0-0 1B	0 0 0 0 0 0 0														
Ken Griffey, L (1, 9) OBP: 0.275, SLG: 0.285		4-0 1-2 2-3 BB	0-0 S 1B	4-0 2B BB 1-2 2-3		0-3 K	0-0 5-3	3 0 1 1 2 1 1														
Darrel Chaney, S (1, 6) OBP: 0.383, SLG: 0.339 (4, 5) (8, 6)	0-3 K		4-0 IBB	0-0 2B		0-0 E3 SH1-4 2B		0-0 1-3	4 1 1 2 1 1 3													
Jack Billingham, R (1, 1) OBP: 0.063, SLG: 0.043	0-0 L3		0-0 F7	0-0 6-3		0-0 SH1-4		0-0 4-3	3 0 0 0 0 0 7													
Clay Carroll, R (8, 1) OBP: 0.167, SLG: 0.167									1 0 0 0 0 0 0													
Inning Stats	R: 0 E: 0 K: 1 S: 5	H: 0 LOB: 0 BB: 0 P: 5	R: 0 E: 0 K: 1 S: 7	H: 2 LOB: 3 BB: 1 P: 11	R: 4 E: 2 K: 0 S: 7	H: 3 LOB: 2 BB: 2 P: 15	R: 4 E: 1 K: 0 S: 7	H: 3 LOB: 2 BB: 2 P: 15	R: 0 E: 0 K: 1 S: 5	H: 0 LOB: 1 BB: 1 P: 9	R: 0 E: 0 K: 1 S: 5	H: 0 LOB: 0 BB: 0 P: 5	R: 1 E: 1 K: 0 S: 5	H: 1 LOB: 1 BB: 0 P: 5	R: 0 E: 0 K: 0 S: 4	H: 1 LOB: 1 BB: 0 P: 4	R: 0 E: 0 K: 0 S: 3	H: 0 LOB: 0 BB: 0 P: 3	1B: 6 2B: 2 3B: 1 HR: 1	SF: 0 SAC: 1 DP: 0 HBP: 0	WP: 2 PB: 0 SB: 1 CS: 0	PA: 46
PITCHER	IP WLS BF H R ER SO BB IBB HBP BLK WP HR S P ERA WHIP																					
Ed Halicki, R (1, 1) ERA: 4.54	3.0 L 20 6 6 4 2 3 1 0 0 2 1 20 36 12.00 3.000																					
Ron Bryant, L (4, 1) ERA: 6.3	1.0 7 2 2 0 0 1 0 0 0 0 0 6 10 0.00 3.000																					
Randy Moffitt, R (5, 1) ERA: 3.76	2.0 7 0 0 0 2 1 0 0 0 0 0 10 14 0.00 0.500																					
Tom Bradley, R (7, 1) ERA: 5.01	2.0 9 2 1 0 0 0 0 0 0 0 0 9 9 0.00 1.000																					
John Morris, L (9, 1) ERA:	1.0 3 0 0 0 0 0 0 0 0 0 0 3 3 0.00 0.000																					

livebaseballscorecards.com

AB	39
R	9
H	10
RBI	8
BB	6
SO	4
LOB	18



Batter	1	2	3	4	5	6	7	8	9	AB R H RBI BB SO LOB
Bobby Bonds, R OBP: 0.368, SLG: 0.456 (1, 9)	4-0 BB 4-3		0-0 6-3		0-0 6-3		0-0 G6-4-3 1-2f		0-0 6-3	4 0 0 0 1 0 2
Mike Phillips, L OBP: 0.271, SLG: 0.262 (1, 4)	0-0 F7		0-0 4-3		0-0 4-3		0-0 4-3		0-0 G1-6-3 1B	5 0 1 0 0 0 2
Gary Thomasson, L OBP: 0.329, SLG: 0.296 (1, 8)	0-0 4-3 1-2		0-0 1B		0-0 F7		0-0 4-3	4-0 1B 2B BB	0-0 G1-6-3 1-2f	4 1 1 0 1 0 2
Ed Coodson, L OBP: 0.356, SLG: 0.433 (1, 3)	0-0 G3		0-0 L7		0-0 BB 1B 4-3 1B		0-0 2B 1B 1-2			3 1 1 0 0 0 2
Tom Bradley, R OBP: 0.154, SLG: 0.111 (7, 1)										0 0 0 0 0 0 0
Chris Arnold, R OBP: 0.309, SLG: 0.353 (8, PH) (9, 5)										1 1 1 0 0 0 0
Gary Matthews, R OBP: 0.364, SLG: 0.436 (1, 7)		0-0 1B SF7 2B		0-0 5-3		0-0 4-3 1-2 1B		0-0 1B 1-3 2-H 2B		4 1 3 1 0 0 0
Chris Speier, R OBP: 0.333, SLG: 0.342 (1, 6)		0-0 F5		0-0 6-3		4-0 BB 1-2 2-3 BB		0-0 2-3 3-H 1B		3 0 1 1 1 0 1
Bruce Miller, R OBP: 0.346, SLG: 0.324 (1, 5)		0-0 2-3 1B		0-0 5-3		0-0 1-2 2-3 3-H BB		0-3 K		2 0 1 0 0 0 0
Randy Moffitt, R OBP: 0.429, SLG: 0.538 (5, 1)										0 0 0 0 0 0 0
Dave Kingman, R OBP: 0.290, SLG: 0.397 (6, PH) (7, 3)										2 0 0 1 0 1 4
Dave Rader, L OBP: 0.364, SLG: 0.353 (1, 2)		0-0 SF7 3-H		4-0 BB G3		0-0 F8		0-0 F8		2 0 0 1 1 0 4
Ed Halicki, R OBP: 0.308, SLG: 0.308 (1, 1)		0-0 1-3		0-0 G3		0-0 1-2		4-0 BB G6-4-3	0-0 F8	1 0 0 0 0 0 1
Ron Bryant, S OBP: 0.050, SLG: 0.050 (4, 1)										0 0 0 0 0 0 0
Steve Ontiveros, S OBP: 0.370, SLG: 0.337 (5, 5)										2 0 0 0 1 0 3
John Morris, R (9, 1)										0 0 0 0 0 0 0

Inning Stats	R: 0	H: 0	E: 0	K: 0	S: 3	R: 1	H: 2	E: 0	K: 0	S: 5	R: 0	H: 1	E: 0	K: 0	S: 4	R: 0	H: 0	E: 0	K: 0	S: 3	R: 0	H: 0	E: 0	K: 0	S: 3	R: 1	H: 2	E: 0	K: 0	S: 5	R: 0	H: 0	E: 0	K: 0	S: 2	R: 2	H: 3	E: 0	K: 1	S: 8	R: 0	H: 1	E: 0	K: 0	S: 3	1B: 7	2B: 2	3B: 0	HR: 0	SF: 1	SAC: 0	DP: 2	HBP: 0	WP: 0	PB: 0	SB: 0	CS: 0	PA: 39
--------------	------	------	------	------	------	------	------	------	------	------	------	------	------	------	------	------	------	------	------	------	------	------	------	------	------	------	------	------	------	------	------	------	------	------	------	------	------	------	------	------	------	------	------	------	------	-------	-------	-------	-------	-------	--------	-------	--------	-------	-------	-------	-------	--------


PITCHER	IP	WLS	BF	H	R	ER	SO	BB	IBB	HBP	BLK	WP	HR	S	P	ERA	WHIP
Jack Billingham, R ERA: 3.47 (1, 1)	7.0	W	32	7	4	4	0	5	0	0	0	0	0	27	47	5.14	1.714
Clay Carroll, R ERA: 2.69 (8, 1)	2.0		7	2	0	0	1	0	0	0	0	0	0	9	9	0.00	1.000


BOTTOM

Cincinnati Reds @ San Francisco Giants
Candlestick Park, San Francisco, CA

Fri Aug 02 1974, 10:05 PM EDT
Att. 6,737 - Unknown

AB	33
R	4
H	9
RBI	4
BB	5
SO	1
LOB	21



Batter	1	2	3	4	5	6	7	8	9	AB R H RBI BB SO LOB	TOP														
Ralph Garr, L (1, 7) OBP: 0.398, SLG: 0.506	1-1 1-3			2-2 4-3		1-0 4-3			0-1 G6-3 1B	4 0 1 0 0 0 0	<p>Atlanta Braves @ San Francisco Giants Candlestick Park, San Francisco, CA</p> <p>Sat Aug 03 1974, 6:33 AM EDT Att: 13,061 - Unknown</p> <p>livebaseballscorecards.com</p> <table border="1"> <tr><td>AB</td><td>29</td></tr> <tr><td>R</td><td>1</td></tr> <tr><td>H</td><td>4</td></tr> <tr><td>RBI</td><td>1</td></tr> <tr><td>BB</td><td>0</td></tr> <tr><td>SO</td><td>4</td></tr> <tr><td>LOB</td><td>4</td></tr> </table> 	AB	29	R	1	H	4	RBI	1	BB	0	SO	4	LOB	4
AB	29																								
R	1																								
H	4																								
RBI	1																								
BB	0																								
SO	4																								
LOB	4																								
Marty Perez, R (1, 4) OBP: 0.335, SLG: 0.370	1-0 F8			2-1 F3		1-2 F9			1-2 G6-3 1-2f	4 0 0 0 0 0 1															
Darrell Evans, L (1, 5) OBP: 0.387, SLG: 0.402	0-0 1-3			2-0 1B 2B					G6-4-3 1B	3 1 2 0 0 0 0															
Dusty Baker Jr., R (1, 8) OBP: 0.319, SLG: 0.378			3-2 4-3	1-2 1B					F9	3 0 1 1 0 0 1															
Mike Lum, L (1, 9) OBP: 0.296, SLG: 0.356			3-2 F9	0-1 F9					G6-4-3 1-2f	3 0 0 0 0 0 2															
Davey Johnson, R (1, 3) OBP: 0.350, SLG: 0.380			1-1 5-3		3-3 K				0-0 6-3	3 0 0 0 0 1 0															
Leo Foster, R (1, 6) OBP: 0.205, SLG: 0.262			1-1 F8		1-0 6-3				0-0 6-3	3 0 0 0 0 0 0															
Vic Correll, R (1, 2) OBP: 0.235, SLG: 0.306			2-3 K		2-3 K				0-1 5-3	3 0 0 0 0 2 0															
Buzz Capra, R (1, 1) OBP: 0.250, SLG: 0.175			1-3 K						3-2 F7	1 0 0 0 0 1 0															
Norm Miller, L (6, PH) OBP: 0.256, SLG: 0.286										1 0 0 0 0 0 0															
Lew Krausse, R (6, 1) OBP: 0.667, SLG: 0.500										0 0 0 0 0 0 0															
Frank Tepedino, L (9, PH) OBP: 0.276, SLG: 0.290										1 0 0 0 0 0 0															
Inning Stats	R: 0 E: 0 K: 0 S: 4	H: 0 LOB: 0 BB: 0 P: 6	R: 0 E: 0 K: 0 S: 10	H: 0 LOB: 0 BB: 0 P: 17	R: 0 E: 0 K: 2 S: 8	H: 0 LOB: 0 BB: 0 P: 12	R: 1 E: 0 K: 0 S: 11	H: 2 LOB: 1 BB: 0 P: 18	R: 0 E: 0 K: 2 S: 7	H: 0 LOB: 0 BB: 0 P: 13	R: 0 E: 0 K: 0 S: 7	H: 0 LOB: 0 BB: 0 P: 12	R: 0 E: 0 K: 0 S: 6	H: 1 LOB: 0 BB: 0 P: 11	R: 0 E: 0 K: 0 S: 4	H: 0 LOB: 0 BB: 0 P: 4	R: 0 E: 0 K: 0 S: 10	H: 1 LOB: 0 BB: 0 P: 14	1B: 3 2B: 1 3B: 0 HR: 0	SF: 0 SAC: 0 DP: 2 HBP: 0	WP: 0 PB: 0 SB: 0 CS: 0	PA: 29			
PITCHER Jim Barr, R (1, 1) ERA: 2.53	IP: 9.0 WLS: W BF: 29 H: 4 R: 1 ER: 1 SO: 4 BB: 0 IBB: 0 HBP: 0 BLK: 0 WP: 0 HR: 0 S: 67 P: 107 ERA: 1.00 WHIP: 0.444											PITCHER	IP: 0.0 WLS: 0 BF: 0 H: 0 R: 0 ER: 0 SO: 0 BB: 0 IBB: 0 HBP: 0 BLK: 0 WP: 0 HR: 0 S: 0 P: 0 ERA: 0.00 WHIP: 0.000												

Batter	1	2	3	4	5	6	7	8	9	AB	R	H	RBI	BB	SO	LOB
Bobby Bonds, R OBP: 0.365, SLG: 0.451 (1, 9)	1-0 F3		1-1 5-3		2-2 5-3		0-1 F5			4	0	0	0	0	0	3
Tito Fuentes, S OBP: 0.245, SLG: 0.245 (1, 4)	2-2 2B 3-1 1B		1-2 6-3		1-0 4-3		0-1 F7			4	1	1	0	0	0	3
Gary Thomasson, L OBP: 0.332, SLG: 0.304 (1, 8)	2-1 3-1 1-3 2B		0-1 F8		3-3 K			0-1 1B 1B		4	0	2	0	0	1	1
Ed Goodson, L OBP: 0.350, SLG: 0.424 (1, 3)	0-0 3-1			0-0 6-3		2-0 G3		0-0 F8		4	0	0	1	0	0	2
Gary Matthews, R OBP: 0.363, SLG: 0.434 (1, 7)	0-1 F7			1-3 K		0-1 6-3		0-0 1-2 1B		4	0	1	0	0	1	1
Chris Speier, R OBP: 0.334, SLG: 0.352 (1, 6)		0-2 CS 1B		1-2 HR		0-2 6-3		2-2 F8		4	1	2	1	0	0	2
Bruce Miller, R OBP: 0.341, SLG: 0.321 (1, 5)		0-0 F3		1-0 1-3			1-1 E 1B	1-2 6-3		4	0	1	0	0	0	3
Dave Rader, L OBP: 0.368, SLG: 0.372 (1, 2)		2-1 FC5-4 1-2 1B			3-2 HR		1-2 E6			3	1	2	1	0	0	1
Jim Barr, R OBP: 0.298, SLG: 0.286 (1, 1)		1-1 FC5-4 1-2f			4-2 4-3 5-3 BB		1-3 K			2	0	0	0	1	1	3

Inning Stats	R: 1	H: 2	E: 0	K: 0	S: 9	R: 0	H: 2	E: 0	K: 0	S: 8	R: 0	H: 0	E: 0	K: 0	S: 7	R: 1	H: 1	E: 0	K: 1	S: 9	R: 1	H: 1	E: 0	K: 1	S: 16	R: 0	H: 0	E: 0	K: 0	S: 6	R: 0	H: 1	E: 1	K: 1	S: 13	R: 0	H: 2	E: 0	K: 0	S: 12
	LOB: 1	BB: 0	P: 14	LOB: 1	BB: 0	P: 11	LOB: 0	BB: 0	P: 9	LOB: 0	BB: 0	P: 12	LOB: 1	BB: 1	P: 29	LOB: 0	BB: 0	P: 8	LOB: 2	BB: 0	P: 16	LOB: 2	BB: 0	P: 15	LOB: 0	BB: 0	P: 15	LOB: 0	BB: 0	P: 15	LOB: 0	BB: 0	P: 15	LOB: 0	BB: 0	P: 15	LOB: 0	BB: 0	P: 15	

PITCHER	IP	WLS	BF	H	R	ER	SO	BB	IBB	HBP	BLK	WP	HR	S	P	ERA	WHIP
Buzz Capra, R ERA: 2.29 (1, 1)	5.0	L	21	6	3	3	2	1	0	0	0	0	2	49	75	5.40	1.400
Lew Krausse, R ERA: 2.97 (6, 1)	3.0		13	3	0	0	1	0	0	0	0	0	0	31	39	0.00	1.000

BOTTOM

Atlanta Braves @ San Francisco Giants
Candlestick Park, San Francisco, CA


Sat Aug 03 1974, 6:33 AM EDT
Att. 13,061 - Unknown

AB	33
R	3
H	9
RBI	3
BB	1
SO	3
LOB	19

livebaseballscorecards.com



WP : 0	PA : 34
PB : 0	
SB : 0	
CS : 1	

Batter	1	2	3	4	5	6	7	8	9	AB R H RBI BB SO LOB	TOP																													
Ralph Garr, L (1, 7) OBP: 0.399, SLG: 0.506	0-0 6-3		0-3 K			0-0 FC6-4 1B		0-0 1B		4 0 2 0 0 1 0	<p>Atlanta Braves @ San Francisco Giants Candlestick Park, San Francisco, CA</p> <p>Sun Aug 04 1974, 6:33 AM EDT Unknown</p> <p>livebaseballscorecards.com</p> <table border="1"> <tr><td>AB</td><td>33</td></tr> <tr><td>R</td><td>4</td></tr> <tr><td>H</td><td>7</td></tr> <tr><td>RBI</td><td>4</td></tr> <tr><td>BB</td><td>1</td></tr> <tr><td>SO</td><td>3</td></tr> <tr><td>LOB</td><td>5</td></tr> </table> 	AB	33	R	4	H	7	RBI	4	BB	1	SO	3	LOB	5															
AB	33																																							
R	4																																							
H	7																																							
RBI	4																																							
BB	1																																							
SO	3																																							
LOB	5																																							
Marty Perez, R (1, 4) OBP: 0.329, SLG: 0.364	0-0 F3			0-0 6-3		0-0 FC6-4 1-2f		0-0 F7		4 0 0 0 0 0 2																														
Darrell Evans, L (1, 5) OBP: 0.386, SLG: 0.399	0-0 4-3			0-0 F6		0-0 4-3		4-0 HR BB	3 1 0 0 1 0 1																															
Dusty Baker Jr., R (1, 8) OBP: 0.321, SLG: 0.387		0-0 F7		0-0 1B		0-0 F2		0-0 HR 1-H	4 1 2 2 0 0 0																															
Mike Lum, L (1, 9) OBP: 0.295, SLG: 0.369		0-0 F4		0-0 F7		0-0 HR		0-0 F3	4 1 1 1 0 0 1																															
Davey Johnson, R (1, 3) OBP: 0.346, SLG: 0.375		0-0 G3		0-0 F8		0-3 K		0-0 F5	4 0 0 0 0 1 0																															
Craig Robinson, R (1, 6) OBP: 0.263, SLG: 0.243			0-0 6-3 S 1B		0-0 6-3	0-0 CS 1B		0-0 F8	4 1 2 0 0 0 0																															
Johnny Oates, L (1, 2) OBP: 0.283, SLG: 0.280			0-0 6-3 1-3		0-0 F5	0-0 CS 1-2		0-0 F7	3 0 0 0 0 0 1																															
Ron Reed, R (1, 1) OBP: 0.139, SLG: 0.114			0-0 6-3 3-H		0-0 5-3			0-3 K	2 0 0 1 0 0 0																															
Hank Aaron, R (8, PH) OBP: 0.313, SLG: 0.458									1 0 0 0 0 1 0																															
Tom House, L (8, 1) OBP: 0.400, SLG: 0.400									0 0 0 0 0 0 0																															
Inning Stats	R: 0 E: 0 K: 0 S: 3	H: 0 LOB: 0 BB: 0 P: 3	R: 0 E: 0 K: 0 S: 3	H: 0 LOB: 0 BB: 0 P: 3	R: 1 E: 0 K: 1 S: 6	H: 1 LOB: 0 BB: 0 P: 6	R: 0 E: 0 K: 0 S: 4	H: 1 LOB: 1 BB: 0 P: 4	R: 0 E: 0 K: 0 S: 3	H: 0 LOB: 0 BB: 0 P: 3	R: 0 E: 0 K: 0 S: 4	H: 1 LOB: 1 BB: 0 P: 4	R: 1 E: 0 K: 1 S: 6	H: 2 LOB: 0 BB: 0 P: 6	R: 0 E: 0 K: 1 S: 6	H: 1 LOB: 1 BB: 0 P: 6	R: 2 E: 0 K: 0 S: 4	H: 1 LOB: 0 BB: 1 P: 8	1B: 5 2B: 0 3B: 0 HR: 2	SF: 0 SAC: 0 DP: 0 HBP: 0	WP: 0 PB: 0 SB: 1 CS: 1	PA: 35																		
PITCHER John D'Acquisto, R (1, 1) ERA: 3.47	IP 9.0	WLS L	BF 34	H 7	R 4	ER 4	SO 3	BB 1	IBB 0	HBP 0	BLK 0	WP 0	HR 2	S 39	P 43	ERA 4.00	WHIP 0.889						PITCHER	IP	WLS	BF	H	R	ER	SO	BB	IBB	HBP	BLK	WP	HR	S	P	ERA	WHIP

Batter	1	2	3	4	5	6	7	8	9	AB	R	H	RBI	BB	SO	LOB
Bobby Bonds, R (1, 9) OBP: 0.366, SLG: 0.452	0-0 F9		0-0 1B		0-0 1B		0-0 5-3			4	0	2	0	0	0	0
Tito Fuentes, S (1, 4) OBP: 0.245, SLG: 0.241	0-0 5-3		0-0 F7		4-0 BB		0-0 F5			3	0	0	0	1	0	2
Gary Thomasson, L (1, 8) OBP: 0.328, SLG: 0.300 Garry Maddox, R (8, PH) OBP: 0.338, SLG: 0.425 (9, 8)	0-0 1-3		0-0 F7		0-0 G6-3		0-0 F4			3	0	0	0	0	0	4
Ed Coodson, L (1, 3) OBP: 0.348, SLG: 0.421		0-0 5-3		0-0 F6		0-0 5-3 1B		0-3 K		4	0	1	0	0	1	0
Gary Matthews, R (1, 7) OBP: 0.364, SLG: 0.443		0-0 5-3 1B		0-0 HR		0-0 5-3		0-0 F9		4	1	2	1	0	0	1
Chris Speier, R (1, 6) OBP: 0.336, SLG: 0.360		0-0 5-3		0-0 HR		4-0 IBB			0-0 6-3	3	1	1	1	1	0	1
Bruce Miller, R (1, 5) OBP: 0.326, SLG: 0.305		0-3 K		0-0 4-3		0-0 F3			0-0 6-3	4	0	0	0	0	1	3
Dave Rader, L (1, 2) OBP: 0.368, SLG: 0.371 Chris Arnold, R (9, PH) OBP: 0.307, SLG: 0.350			0-0 1B	0-0 F6		0-0 F2			0-0 1-3	3	0	1	0	0	0	2
John D'Acquisto, R (1, 1) OBP: 0.259, SLG: 0.224			0-3 K		0-0 6-3		0-3 K2-3			1	0	0	0	0	2	1

Inning Stats	R: 0	H: 0	E: 0	K: 0	S: 3	R: 0	H: 1	E: 0	K: 1	S: 6	R: 0	H: 2	E: 0	K: 1	S: 7	R: 2	H: 2	E: 0	K: 0	S: 5	R: 0	H: 1	E: 0	K: 0	S: 3	R: 0	H: 1	E: 0	K: 1	S: 5	R: 0	H: 0	E: 0	K: 1	S: 5	R: 0	H: 0	E: 0	K: 1	S: 5	R: 0	H: 0	E: 0	K: 0	S: 3	1B: 5	2B: 0	3B: 0	HR: 2	SF: 0	SAC: 0	DP: 1	HBP: 0	WP: 0	PB: 0	SB: 1	CS: 0	PA: 35
--------------	------	------	------	------	------	------	------	------	------	------	------	------	------	------	------	------	------	------	------	------	------	------	------	------	------	------	------	------	------	------	------	------	------	------	------	------	------	------	------	------	------	------	------	------	------	-------	-------	-------	-------	-------	--------	-------	--------	-------	-------	-------	-------	--------

PITCHER	IP	WLS	BF	H	R	ER	SO	BB	IBB	HBP	BLK	WP	HR	S	P	ERA	WHIP
Ron Reed, R (1, 1) ERA: 2.8	7.0		29	7	2	2	3	1	1	0	0	0	0	33	41	2.57	1.143
Tom House, L (8, 1) ERA: 2.01	2.0	W	6	0	0	0	1	0	0	0	0	0	0	8	8	0.00	0.000

BOTTOM

Atlanta Braves @ San Francisco Giants
Candlestick Park, San Francisco, CA

Sun Aug 04 1974, 6:33 AM EDT
Unknown

livebaseballscorecards.com

AB	33
R	2
H	7
RBI	2
BB	2
SO	4
LOB	14



Batter	1	2	3	4	5	6	7	8	9	AB R H RBI BB SO LOB	TOP														
Darrell Evans, L (1, 5) OBP: 0.382, SLG: 0.395	0-0 6-3			0-0 G3		0-0 F8		0-0 3-1		4 0 0 0 0 0 1	<p>Atlanta Braves @ San Francisco Giants Candlestick Park, San Francisco, CA</p> <p>Sun Aug 04 1974, 6:38 AM EDT Att: 11,003 - Unknown</p> <p>livebaseballscorecards.com</p> <table border="1"> <tr><td>AB</td><td>31</td></tr> <tr><td>R</td><td>2</td></tr> <tr><td>H</td><td>4</td></tr> <tr><td>RBI</td><td>2</td></tr> <tr><td>BB</td><td>2</td></tr> <tr><td>SO</td><td>3</td></tr> <tr><td>LOB</td><td>7</td></tr> </table> <p>Braves</p>	AB	31	R	2	H	4	RBI	2	BB	2	SO	3	LOB	7
AB	31																								
R	2																								
H	4																								
RBI	2																								
BB	2																								
SO	3																								
LOB	7																								
Marty Perez, R (1, 4) OBP: 0.324, SLG: 0.357	0-0 5-3			0-0 5-3		0-0 FC6-4		0-0 F8		4 0 0 0 0 0 1															
Dusty Baker Jr., R (1, 9) OBP: 0.322, SLG: 0.389	0-0 F8			4-0 BB			0-0 F9		0-0 2B	3 1 1 0 1 0 0															
Hank Aaron, R (1, 7) Rowland Office, L (9, PR) OBP: 0.316, SLG: 0.468 OBP: 0.281, SLG: 0.356		0-0 F7		0-0 F6			0-0 1B 2B		0-0 2B	4 1 2 1 0 0 1 0 0 0 0 0 0 0															
Ivan Murrell, R (1, 8) Ralph Garr, L (9, PH) OBP: 0.263, SLG: 0.337 OBP: 0.398, SLG: 0.504		0-0 F7			0-0 F7		0-0 1B		0-0 F8	3 0 1 1 0 0 0 1 0 0 0 0 0 1															
Davey Johnson, R (1, 3) Mike Lum, L (9, PH) OBP: 0.344, SLG: 0.372 OBP: 0.294, SLG: 0.367		0-0 F8			0-0 5-3		0-3 K		0-3 K	3 0 0 0 0 1 1 1 0 0 0 0 1 1															
Craig Robinson, R (1, 6) OBP: 0.260, SLG: 0.241			0-0 1-3		0-0 B5-3		0-0 F4			3 0 0 0 0 0 1															
Vic Correll, R (1, 2) Lew Krausse, R (8, 1) OBP: 0.222, SLG: 0.288 OBP: 0.667, SLG: 0.500			0-0 F6			0-3 K		0-0 5-3		3 0 0 0 0 1 0 0 0 0 0 0 0 0															
Max Leon, R (1, 1) Joe Niekro, R (1, 1) Leo Foster, R (6, PH) Danny Frisella, L (6, 1) Paul Casanova, R (8, PH) OBP: 0.216, SLG: 0.187			0-0 6-3			4-0 FC6-4 BB		0-0 F4		0 0 0 0 0 0 0 1 0 0 0 0 0 0 0 0 0 0 1 0 0 0 0 0 0 0 0 0 1 0 0 0 0 0 0															
Inning Stats	R: 0 E: 0 K: 0 S: 3	H: 0 LOB: 0 BB: 0 P: 3	R: 0 E: 0 K: 0 S: 3	H: 0 LOB: 0 BB: 0 P: 3	R: 0 E: 0 K: 0 S: 3	H: 0 LOB: 1 BB: 1 P: 7	R: 0 E: 0 K: 0 S: 3	H: 0 LOB: 0 BB: 0 P: 3	R: 1 E: 0 K: 1 S: 7	H: 2 LOB: 1 BB: 0 P: 7	R: 0 E: 0 K: 0 S: 3	H: 0 LOB: 0 BB: 0 P: 3	R: 1 E: 0 K: 1 S: 7	H: 2 LOB: 1 BB: 0 P: 7	1B: 1 2B: 3 3B: 0 HR: 0	SF: 0 SAC: 0 DP: 0 HBP: 0	WP: 0 PB: 0 SB: 0 CS: 0	PA: 33							
PITCHER	IP WLS BF H R ER SO BB IBB HBP BLK WP HR S P ERA WHIP																								
Mike Caldwell, L (1, 1) ERA: 3.16	8.1 W 31 4 2 2 2 2 2 0 0 0 0 0 0 33 41 2.16 0.720																								
Elias Sosa, R (9, 1) ERA: 2.57	0.2 2 0 0 0 1 0 0 0 0 0 0 0 0 4 4 0.00 0.000																								

Batter	1	2	3	4	5	6	7	8	9
Bruce Miller, R OBP: 0.330, SLG: 0.322 (1, 5)	0-0 4-3 2B	0-0 1-2 1B		0-0 FC3-6 BB BB 1-2f		0-0 6-3		0-0 G6-4-3 1-2f	
Chris Arnold, R OBP: 0.312, SLG: 0.350 (1, 4)	0-0 4-3	0-0 G6-4-3 1B		4-0 BB BB 1-2		0-0 6-3			
Garry Maddox, R OBP: 0.340, SLG: 0.427 (1, 8)	0-0 2B	0-0 F8		4-0 BB 1-2 2-3		0-0 F6			
Bobby Bonds, R OBP: 0.365, SLG: 0.452 (1, 9)	0-0 2B	0-0 G6-4-3		0-0 F7		0-3 K			
Gary Matthews, R OBP: 0.363, SLG: 0.444 (1, 7)	0-0 2B		0-3 K		0-0 1-3		0-0 6-3		
Chris Speier, R OBP: 0.335, SLG: 0.357 (1, 6)	1-0 FC6-4 HBP		0-3 K		0-0 F8		0-0 F8		
Dave Kingman, R OBP: 0.293, SLG: 0.410 (1, 3)	0-0 F7		0-3 K		0-0 HR		4-0 2B 1B BB		
Ken Rudolph, R OBP: 0.306, SLG: 0.241 (1, 2)	0-0 FC6-4 1-2f			0-0 FC3-6 1B		0-0 F7		0-0 1B 2B	
Mike Caldwell, R OBP: 0.214, SLG: 0.175 (1, 1)		0-0		0-0 FC3-6		0-0 6-3		0-0 G6-4-3	
Elias Sosa, R OBP: 0.077, SLG: 0.077 (9, 1)		1B 1B 1B		0-0 FC3-6 1-2f				2-3 3-H	

Inning Stats	R: 3	H: 4	E: 0	LOB: 2	K: 0	BB: 0	S: 7	P: 8	R: 0	H: 3	E: 0	LOB: 2	K: 0	BB: 0	S: 5	P: 5	R: 0	H: 0	E: 0	LOB: 0	K: 3	BB: 0	S: 9	P: 9	R: 0	H: 1	E: 0	LOB: 3	K: 0	BB: 2	S: 4	P: 12	R: 1	H: 1	E: 0	LOB: 0	K: 0	BB: 0	S: 4	P: 4	R: 0	H: 0	E: 0	LOB: 0	K: 1	BB: 0	S: 3	P: 3	R: 0	H: 0	E: 0	LOB: 0	K: 1	BB: 0	S: 5	P: 5	R: 1	H: 2	E: 0	LOB: 1	K: 0	BB: 1	S: 4	P: 8
--------------	------	------	------	--------	------	-------	------	------	------	------	------	--------	------	-------	------	------	------	------	------	--------	------	-------	------	------	------	------	------	--------	------	-------	------	-------	------	------	------	--------	------	-------	------	------	------	------	------	--------	------	-------	------	------	------	------	------	--------	------	-------	------	------	------	------	------	--------	------	-------	------	------

PITCHER	IP	WLS	BF	H	R	ER	SO	BB	IBB	HBP	BLK	WP	HR	S	P	ERA	WHIP
Max Leon, R ERA: 2.25 (1, 1)	0.1	L	5	4	3	3	0	0	0	0	0	0	0	5	5	81.00	12.000
Joe Niekro, R ERA: 3.04 (1, 1)	4.2		21	5	1	1	3	2	0	1	0	0	1	24	33	1.93	1.500
Danny Frisella, R ERA: 4.82 (6, 1)	2.0		6	0	0	0	1	0	0	0	0	0	0	8	8	0.00	0.000
Lew Krausse, R ERA: 3.12 (8, 1)	1.0		5	2	1	1	0	1	0	0	0	0	0	4	8	9.00	3.000

AB R H RBI BB SO LOB

5	1	2	0	0	0	3
3	0	1	0	1	0	1
3	1	1	1	1	0	3
4	1	1	1	0	1	6
4	0	1	1	0	1	0
3	0	0	0	0	1	0
3	2	1	1	1	1	2
4	0	2	0	0	0	2
4	0	2	1	0	0	1
0	0	0	0	0	0	0

1B: 5	SF: 0	WP: 0	PA: 37
2B: 5	SAC: 0	PB: 0	
3B: 0	DP: 2	SB: 0	
HR: 1	HBP: 1	CS: 0	
AB	33		
R	5		
H	11		
RBI	5		
BB	3		
SO	4		
LOB	18		



Atlanta Braves @ San Francisco Giants
Candlestick Park, San Francisco, CA
Sun Aug 04 1974, 6:38 AM EDT
Att. 11,003 - Unknown

livebaseballscores.com

Batter	1	2	3	4	5	6	7	8	9	AB R H RBI BB SO LOB	TOP	
Greg Gross, L (1, 9) OBP: 0.408, SLG: 0.374	0-0 S 1B		0-0 1B 1B		0-0 1B 1B		0-0 1B 1B	0-0 1B		5 1 5 1 0 0 0		
Roger Metzger, S (1, 6) OBP: 0.308, SLG: 0.316	0-3 K		0-0 1B		0-0 1B		0-0 1B 1B	0-0 4-3		5 1 3 1 0 1 3		
Cesar Cedeno, R (1, 8) OBP: 0.366, SLG: 0.535	0-3 K		0-0 F7		0-3 K		0-0 F2		0-0 F9	5 0 0 0 0 2 8		
Lee May, R (1, 3) OBP: 0.295, SLG: 0.446	0-0 F8		0-0 F6		0-0 G5-4-3		0-0 1B		0-0 PB WP 1B	5 2 2 1 0 0 6		
Milt May, L (1, 2) OBP: 0.354, SLG: 0.370		0-0 G3	0-0 F9			0-0 4-3	0-0 1B		0-0 F8 1B 1B	5 1 2 3 0 0 2		
Bob Watson, R (1, 7) Wilbur Howard, S (7, 7) OBP: 0.371, SLG: 0.402 OBP: 0.333, SLG: 0.357		0-0 FC5-4 1B		0-0 G4-6-3 1B		0-0 F7	0-0 FC5-4		0-0 1B 1B	4 0 2 0 0 0 1 1 0 1 0 0 0 0		
Doug Rader, R (1, 5) OBP: 0.326, SLG: 0.419		0-0 FC5-4	0-0 F9		0-0 F8			0-0 L7	0-0 F8	5 0 0 0 0 0 4		
Tommy Helms, R (1, 4) Larry Milbourne, S (8, 4) OBP: 0.320, SLG: 0.370 OBP: 0.365, SLG: 0.354		0-0 F8		0-0 G4-6-3			4-0 SH2-4 1B BB	0-0 F9	0-0 1B	3 1 0 0 1 0 2 1 0 1 1 0 0 0		
Don Wilson, R (1, 1) Ken Forsch, R (8, 1) OBP: 0.275, SLG: 0.342			0-0 1B 1B 2B		0-0 1B 1B		0-0 SH2-4	0-0 1B	0-3 K	3 1 3 0 0 0 0 1 0 0 0 0 1 2		
Inning Stats	R: 0 H: 1 E: 0 LOB: 1 K: 2 BB: 0 S: 8 P: 8	R: 0 H: 1 E: 0 LOB: 1 K: 0 BB: 0 S: 4 P: 4	R: 1 H: 3 E: 0 LOB: 2 K: 0 BB: 0 S: 6 P: 6	R: 0 H: 1 E: 0 LOB: 0 K: 0 BB: 0 S: 3 P: 3	R: 0 H: 3 E: 0 LOB: 2 K: 1 BB: 0 S: 7 P: 7	R: 0 H: 0 E: 0 LOB: 0 K: 0 BB: 0 S: 3 P: 3	R: 4 H: 4 E: 0 LOB: 1 K: 0 BB: 1 S: 7 P: 11	R: 0 H: 2 E: 0 LOB: 2 K: 0 BB: 0 S: 5 P: 5	R: 2 H: 4 E: 0 LOB: 2 K: 1 BB: 0 S: 9 P: 9	1B: 18 SF: 0 2B: 1 SAC: 1 3B: 0 DP: 2 HR: 0 HBP: 0	WP: 1 PA: 45 PB: 1 SB: 3 CS: 0	
PITCHER	IP WLS BF H R ER SO BB IBB HBP BLK WP HR S P ERA WHIP											
Charlie Williams, R (1, 1) ERA: 2.7	5.0 L 22 9 1 1 3 0 0 0 0 0 0 0 28 28 1.80 1.800											
Randy Moffitt, R (6, 1) ERA: 4.13	1.2 10 4 4 4 0 1 0 0 0 0 0 0 9 13 21.60 3.000											
Elias Sosa, R (7, 1) ERA: 2.53	1.1 6 2 0 0 0 0 0 0 0 0 0 0 6 6 0.00 1.500											
John Morris, L (9, 1) ERA: 9.0	1.0 7 4 2 2 1 0 0 0 0 0 1 0 9 9 18.00 4.000											

Houston Astros @ San Francisco Giants
Candlestick Park, San Francisco, CA
Mon Aug 05 1974, 6:33 AM EDT
Att. 4,896 - Unknown

livebaseballscorecards.com

AB	43
R	7
H	19
RBI	7
BB	1
SO	4
LOB	28



Batter	1	2	3	4	5	6	7	8	9	AB	R	H	RBI	BB	SO	LOB
Bruce Miller, R (1, 5) OBP: 0.330, SLG: 0.333 Elias Sosa, R (7, 1) OBP: 0.077, SLG: 0.077 Gary Thomasson, L (8, PH) OBP: 0.331, SLG: 0.303 John Morris, R (9, 1)	0-0 SH3-4 2B		0-0 F3			0-0 4-3		0-0 2-H 1B		3	0	1	0	0	0	0
Tito Fuentes, S (1, 4) OBP: 0.247, SLG: 0.239	0-0 SH3-4 2-3			0-0 F6		0-3 K		4-0 1-2 BB G6-4-3		2	0	0	0	1	1	0
Garry Maddox, R (1, 8) OBP: 0.337, SLG: 0.423	0-0 F4			0-0 6-3		0-0 6-3		0-0 1-2f BB G6-4-3		4	0	0	0	0	0	3
Bobby Bonds, R (1, 9) OBP: 0.364, SLG: 0.458	0-3 K			0-0 F7			0-3 K		0-0 HR	4	1	1	1	0	2	1
Gary Matthews, R (1, 7) OBP: 0.360, SLG: 0.439		0-0 1-3			0-0 F2		0-0 F9		0-3 K	4	0	0	0	0	1	0
Chris Speier, R (1, 6) OBP: 0.336, SLG: 0.357		0-0 5-3			4-0 1B BB		0-0 1B		0-0 L6	3	0	1	0	1	0	0
Dave Kingman, R (1, 3) OBP: 0.295, SLG: 0.408 Randy Moffitt, R (6, 1) OBP: 0.429, SLG: 0.538 Mike Phillips, L (7, 5) OBP: 0.269, SLG: 0.260		4-0 CS BB			0-3 K		0-3 K		0-0 F6	1	0	0	0	1	1	1
Ken Rudolph, R (1, 2) OBP: 0.309, SLG: 0.245 Dave Rader, L (8, PH) OBP: 0.370, SLG: 0.374		0-0 CS 1-2	0-0 6-3		0-0 1B		0-0 1B		0-0 BLK 1B	2	0	1	0	0	0	0
Charlie Williams, R (1, 1) OBP: 0.190, SLG: 0.150 Ed Goodson, L (5, PH) OBP: 0.345, SLG: 0.417			0-3 K			0-0 4-3		0-0 1-2 6-3		1	0	0	0	0	1	0

Inning Stats	R: 0	H: 1	E: 0	LOB: 1	K: 1	P: 6	R: 0	H: 0	E: 0	LOB: 0	K: 0	P: 6	R: 0	H: 0	E: 0	LOB: 0	K: 1	P: 5	R: 0	H: 0	E: 0	LOB: 0	K: 1	P: 3	R: 0	H: 1	E: 0	LOB: 2	K: 1	P: 10	R: 0	H: 0	E: 0	LOB: 0	K: 1	P: 5	R: 0	H: 1	E: 0	LOB: 1	K: 2	P: 8	R: 1	H: 2	E: 0	LOB: 1	K: 0	P: 8	R: 1	H: 1	E: 0	LOB: 0	K: 1	P: 6
	0	1	0	1	1	6	0	0	0	0	0	6	0	0	0	0	1	3	0	0	0	0	0	3	0	0	0	1	2	10	0	0	0	0	1	5	0	0	0	0	0	8	1	2	0	1	2	8	1	1	0	0	6	
	0	0	0	0	0	6	0	0	0	0	0	6	0	0	0	0	1	3	0	0	0	0	0	3	0	0	0	0	1	10	0	0	0	0	1	5	0	0	0	0	0	8	1	2	0	1	2	8	1	1	0	0	6	

BOTTOM

Houston Astros @ San Francisco Giants
Candlestick Park, San Francisco, CA

Mon Aug 05 1974, 6:33 AM EDT
Att. 4,896 - Unknown

AB	30
R	2
H	6
RBI	2
BB	3
SO	7
LOB	9

livebaseballscorecards.com



PITCHER	IP	WLS	BF	H	R	ER	SO	BB	IBB	HBP	BLK	WP	HR	S	P	ERA	WHIP
Don Wilson, R (1, 1) ERA: 3.8	7.1	W	29	5	1	1	6	3	0	0	1	0	0	38	50	1.23	1.091
Ken Forsch, R (8, 1) ERA: 3.14	1.2		5	1	1	1	0	0	0	0	0	0	1	7	7	5.40	0.600

WP	PA	ERA	WHIP
0	35		

Houston Astros @ San Francisco Giants
 Candlestick Park, San Francisco, CA
 Tue Aug 06 1974, 6:33 AM EDT
 Att. 2,746 - Unknown

Batter	1	2	3	4	5	6	7	8	9	AB R H RBI BB SO LOB
Greg Gross, L (1, 9) OBP: 0.409, SLG: 0.381	0-3 K		0-0 1-3		0-0 FC5-6	0-0 1B		0-0 WP 3B	0-0 G5-4-3 1B	6 1 3 1 0 1 1
Roger Metzger, S (1, 6) OBP: 0.304, SLG: 0.311	0-0 F9			0-0 F6	0-0 F4	0-0 3-1		0-0 4-3	0-0 G5-4-3 1B	6 0 0 0 0 0 5
Cesar Cedeno, R (1, 8) OBP: 0.365, SLG: 0.533	0-0 6-3			0-0 HR 2B	0-0 F7		0-0 1-3	4-0 2B 1B BB	0-0 F3	5 2 1 0 1 0 1
Lee May, R (1, 3) OBP: 0.296, SLG: 0.455		0-0 F9		0-0 HR		0-0 4-3	0-0 5-3	0-0 1B 2B		5 2 2 2 0 0 0
Milt May, L (1, 2) OBP: 0.362, SLG: 0.376		0-0 4-3		0-0 1B 1B		0-0 1B 1B	0-0 3B 1B	4-0 1B 1B IBB		4 3 3 0 1 0 0
Bob Watson, R (1, 7) Wilbur Howard, S (8, PR) OBP: 0.333, SLG: 0.357		0-0 HR		0-0 F9		0-0 F9	0-0 1B 3B	0-0 1B 1B		5 2 3 4 0 0 2 0 1 0 0 0 0 0
Doug Rader, R (1, 5) OBP: 0.332, SLG: 0.423	0-3 K			0-0 FC6-4 1B		0-0 E 1B	0-0 1B	4-0 1B BB		4 1 3 1 1 1 0
Tommy Helms, R (1, 4) Larry Milbourne, S (7, 4) OBP: 0.377, SLG: 0.367			0-0 L3	0-0 FC6-4 1B		0-0 E7 1B	0-0 F9	0-0 1B		4 1 0 0 0 0 3 1 0 1 2 0 0 0
Tom Griffin, R (1, 1) Mike Cosgrove, L (5, 1) OBP: 0.176, SLG: 0.067			0-0 F8		0-0 FC5-6 1B	0-0 1B		0-0 5-3	0-0 K	2 0 1 0 0 0 0 3 0 1 0 0 1 2

AB	45
R	13
H	18
RBI	10
BB	3
SO	3
LOB	14



Inning Stats	R: 0	H: 0	E: 0	K: 1	S: 5	P: 5	R: 1	H: 1	E: 0	K: 1	S: 6	P: 6	R: 0	H: 0	E: 0	K: 0	S: 3	P: 3	R: 2	H: 4	E: 0	K: 0	S: 7	P: 7	R: 0	H: 1	E: 0	K: 0	S: 4	P: 4	R: 3	H: 4	E: 1	K: 0	S: 8	P: 8	R: 2	H: 3	E: 0	K: 0	S: 6	P: 6	R: 5	H: 4	E: 0	K: 1	S: 9	P: 21	R: 0	H: 1	E: 0	K: 0	S: 3	P: 3	1B: 12	SF: 0	2B: 2	SAC: 0	3B: 2	DP: 1	HR: 2	HBP: 0	WP: 1	PA: 48
--------------	------	------	------	------	------	------	------	------	------	------	------	------	------	------	------	------	------	------	------	------	------	------	------	------	------	------	------	------	------	------	------	------	------	------	------	------	------	------	------	------	------	------	------	------	------	------	------	-------	------	------	------	------	------	------	--------	-------	-------	--------	-------	-------	-------	--------	-------	--------

PITCHER	IP	WLS	BF	H	R	ER	SO	BB	IBB	HBP	BLK	WP	HR	S	P	ERA	WHIP
Ed Halicki, R (1, 1) ERA: 4.57	5.2	L	27	9	6	3	2	0	0	0	0	0	2	31	31	4.76	1.588
Elias Sosa, R (6, 1) ERA: 3.25	2.0		15	7	7	7	0	1	1	0	0	1	0	13	21	31.50	4.000
Tom Bradley, R (8, 1) ERA: 4.99	0.1		3	1	0	0	1	1	0	0	0	0	0	4	8	0.00	6.000
John Morris, L (9, 1) ERA: 6.0	1.0		3	1	0	0	0	0	0	0	0	0	0	3	3	0.00	1.000

Batter	1	2	3	4	5	6	7	8	9	AB	R	H	RBI	BB	SO	LOB
Bobby Bonds, R (1, 9) OBP: 0.364, SLG: 0.457	0-0 F4		0-0 FC6-4 1B		0-0 6-3 1B		0-3 K	0-0 F5		5	1	2	1	0	1	1
Tito Fuentes, S (1, 4) OBP: 0.250, SLG: 0.239	0-0 F9 1B		0-0 FC6-4		0-0 6-3		4-0 1B 2B BB		0-0 6-3	4	1	1	1	1	0	3
Gary Thomasson, L (1, 8) OBP: 0.331, SLG: 0.304 Garry Maddox, R (7, PH) OBP: 0.337, SLG: 0.423 (8, 8)	0-0 F9			0-0 F5	HBP S 1B		0-0 2B 1B		0-0 F3	3	0	1	1	0	0	1
Ed Coodson, L (1, 3) OBP: 0.349, SLG: 0.418 Dave Kingman, R (7, PH) OBP: 0.297, SLG: 0.414 (8, 3)		0-0 G3		0-0 1B	4-0 HBP IBB		0-0 1B 2B		0-3 K	2	0	1	0	1	0	0
Gary Matthews, R (1, 7) OBP: 0.359, SLG: 0.435		0-0 F5		0-3 K	1-0 HBP		0-0 FC1-5-2			3	0	0	0	0	1	3
Chris Speier, R (1, 6) OBP: 0.333, SLG: 0.353		0-0 L4		0-0 2-3	0-0 L9		0-0 F3			4	0	0	0	0	0	6
Dave Rader, L (1, 2) OBP: 0.370, SLG: 0.374 John Boccabella, R (8, PH) OBP: 0.176, SLG: 0.185 (9, 2)			0-0 3-1		0-0 2B 1B 1B	0-3 K		0-0 5-3		3	1	1	0	0	1	0
Bruce Miller, R (1, 5) OBP: 0.337, SLG: 0.340			0-0 1B SH2-4 1B		0-0 F2	0-0 L5		0-0 1B		4	0	2	0	0	0	1
Ed Halicki, R (1, 1) OBP: 0.357, SLG: 0.429 Elias Sosa, R (6, 1) OBP: 0.071, SLG: 0.071 Tom Bradley, R (8, 1) OBP: 0.154, SLG: 0.111 Chris Arnold, R (8, PH) OBP: 0.310, SLG: 0.347 John Morris, R (9, 1)			0-0 SH2-4		0-0 1B 6-3 2B	0-3 K		0-0 F9		1	1	1	0	0	0	0

Inning Stats	R: 0	H: 1	E: 0	K: 0	S: 3	R: 0	H: 0	E: 0	K: 0	S: 3	R: 0	H: 2	E: 0	K: 0	S: 5	R: 0	H: 1	E: 0	K: 1	S: 6	R: 3	H: 4	E: 0	K: 0	S: 7	R: 0	H: 0	E: 0	K: 2	S: 7	R: 1	H: 2	E: 0	K: 1	S: 7	R: 0	H: 1	E: 0	K: 0	S: 4	R: 0	H: 0	E: 0	K: 1	S: 5	1B: 9	SF: 0	2B: 2	SAC: 1	3B: 0	DP: 0	HR: 0	HBP: 1	WP: 0	PA: 40
--------------	------	------	------	------	------	------	------	------	------	------	------	------	------	------	------	------	------	------	------	------	------	------	------	------	------	------	------	------	------	------	------	------	------	------	------	------	------	------	------	------	------	------	------	------	------	-------	-------	-------	--------	-------	-------	-------	--------	-------	--------

PITCHER	IP	WLS	BF	H	R	ER	SO	BB	IBB	HBP	BLK	WP	HR	S	P	ERA	WHIP
Tom Griffin, R (1, 1) ERA: 3.31	4.2		23	8	3	3	1	0	1	1	0	0	0	23	28	5.79	1.714
Mike Cosgrove, L (5, 1) ERA: 2.43	4.1	W	17	3	1	1	4	1	0	0	0	0	0	24	28	2.08	0.923

BOTTOM

Houston Astros @ San Francisco Giants
Candlestick Park, San Francisco, CA

Tue Aug 06 1974, 6:33 AM EDT
Att. 2,746 - Unknown

livebaseballscores.com

AB	36
R	4
H	11
RBI	4
BB	2
SO	5
LOB	16



Batter	1	2	3	4	5	6	7	8	9	AB R H RBI BB SO LOB	TOP											
Bobby Bonds, R (1, 9) OBP: 0.365, SLG: 0.453	0-3 K		4-0 BB		0-3 K		4-0 1-3 BB		0-0 FC6-5	3 0 0 0 2 2 3												
Tito Fuentes, S (1, 4) OBP: 0.250, SLG: 0.239	0-0 4-3		0-3 K		0-0 1-2 3-H BB 1B		0-0 1-3			4 0 1 1 0 1 3												
Garry Maddox, R (1, 8) OBP: 0.336, SLG: 0.420	0-0 F7			0-0 6-3	4-0 1-2 2-3 BB		0-0 6-3			3 0 0 0 1 0 1												
Gary Matthews, R (1, 7) OBP: 0.358, SLG: 0.441		0-3 K		0-0 HR	0-0 F9			0-3 K		4 1 1 1 0 2 3												
Chris Speier, R (1, 6) OBP: 0.330, SLG: 0.349		0-0 F3		0-0 4-3		0-3 K		0-0 L1		4 0 0 0 0 1 0												
Dave Kingman, R (1, 3) OBP: 0.296, SLG: 0.424		0-0 F7		0-3 K		0-0 HR		0-3 K		4 1 1 1 0 2 0												
Dave Rader, L (1, 2) OBP: 0.368, SLG: 0.376			0-0 F2		0-0 F6	0-0 4-3			0-0 FC6-5 2B	4 0 1 0 0 0 0												
Bruce Miller, R (1, 5) OBP: 0.343, SLG: 0.357			0-0 SH1-4 1B		0-0 1B 1B 2B	0-0 F9			0-0 1-3	4 1 2 0 0 0 1												
Jim Barr, R (1, 1) OBP: 0.300, SLG: 0.289			0-0 SH1-4		0-0 BB 1B 1B		0-0 6-3		0-0 6-3	3 0 1 0 0 0 1												
Inning Stats	R: 0 E: 0 K: 1 S: 5	H: 0 LOB: 0 BB: 0 P: 5	R: 0 E: 0 K: 1 S: 5	H: 0 LOB: 0 BB: 0 P: 5	R: 0 E: 0 K: 1 S: 6	H: 1 LOB: 2 BB: 1 P: 10	R: 1 E: 0 K: 1 S: 6	H: 1 LOB: 0 BB: 0 P: 6	R: 1 E: 0 K: 1 S: 8	H: 3 LOB: 3 BB: 1 P: 12	R: 1 E: 0 K: 1 S: 6	H: 1 LOB: 0 BB: 0 P: 6	R: 0 E: 0 K: 0 S: 3	H: 0 LOB: 1 BB: 1 P: 7	R: 0 E: 0 K: 2 S: 7	H: 0 LOB: 0 BB: 0 P: 7	R: 0 E: 0 K: 0 S: 4	H: 1 LOB: 1 BB: 0 P: 4	1B: 3 2B: 2 3B: 0 HR: 2	SF: 0 SAC: 1 DP: 0 HBP: 0	WP: 0 PB: 0 SB: 0 CS: 0	PA: 37
PITCHER	IP WLS BF H R ER SO BB IBB HBP BLK WP HR S P ERA WHIP																					
Steve Stone, R (1, 1) ERA: 4.68	4.2 L 21 5 2 2 5 2 0 0 0 0 0 1 29 37 3.86 1.500																					
Burt Hooton, R (5, 1) ERA: 4.92	0.1 1 0 0 0 0 0 0 0 0 0 0 0 1 1 0.00 0.000																					
Jim Todd, R (6, 1) ERA: 4.5	3.0 11 1 1 1 3 1 0 0 0 0 1 16 20 3.00 0.667																					
Dave LaRoche, L (9, 1) ERA: 3.49	1.0 4 1 0 0 0 0 0 0 0 0 0 0 4 4 0.00 1.000																					

San Francisco Giants @ Chicago Cubs
Wrigley Field, Chicago, IL
Fri Aug 09 1974, 3:33 AM CDT
Att: 10,777 - Unknown

AB	33
R	3
H	7
RBI	3
BB	3
SO	8
LOB	12



BOTTOM

San Francisco Giants @ Chicago Cubs
Wrigley Field, Chicago, IL
Fri Aug 09 1974, 3:33 AM CDT
Att. 10,777 - Unknown

livebaseballscorecards.com

AB	31
R	0
H	6
RBI	0
BB	2
SO	4
LOB	13



WP:	0	PA:	33
PB:	0		
SB:	0		
CS:	1		

AB	R	H	RBI	BB	SO	LOB
4	0	2	0	0	0	1
4	0	2	0	0	0	2
3	0	0	0	1	0	3
0	0	0	0	0	0	0
4	0	0	0	0	1	2
4	0	1	0	0	0	2
4	0	0	0	0	1	1
3	0	0	0	0	0	1
1	0	0	0	1	0	0
1	0	0	0	0	1	0
1	0	0	0	0	0	0
0	0	0	0	0	0	0
1	0	1	0	0	0	0

Batter	1	2	3	4	5	6	7	8	9
Rick Monday, L OBP: 0.378, SLG: 0.455 (1, 8)	0-0 5-3 1B		0-0 CS 1B			0-0 G1-6-3 1B		0-0 FC4 1B	
Jose Cardenal, R OBP: 0.360, SLG: 0.443 (1, 9)	0-0 BB 1B		0-0 1-2 6-3			0-0 F8		0-0 1-2 1B	
Billy Williams, L OBP: 0.387, SLG: 0.448 Dave LaRoche, L OBP: 0.278, SLG: 0.389 (1, 7) (9, 1)	4-0 1-2 BB			0-0 F7		0-0 G1-6-3		0-0 6-3	
Andre Thornton, R OBP: 0.391, SLG: 0.497 (1, 3)	0-3 K			0-0 F4			0-0 4-3		0-0 5-3
Bill Madlock, R OBP: 0.345, SLG: 0.407 (1, 5)	0-0 6-3			0-0 6-3			0-0 1-3 1B		0-0 4-3
Don Kessinger, S OBP: 0.328, SLG: 0.311 (1, 6)		0-3 K			0-0 F8		0-0 1-3		0-0 6-3
Billy Grabarkewitz, R OBP: 0.319, SLG: 0.280 (1, 4)		0-0 F9			0-0 F4		0-0 6-3		
Steve Swisher, R OBP: 0.307, SLG: 0.292 Rick Stelmazek, L OBP: 0.438, SLG: 0.385 (1, 2) (8, PH) (9, 2)		0-0 6-3			4-0 FC4-6 BB			0-3 K	
Steve Stone, R OBP: 0.125, SLG: 0.125 Burt Hooton, K OBP: 0.079, SLG: 0.081 Jim Tyrolie, R OBP: 0.265, SLG: 0.219 Jim Todd, L OBP: 0.077, SLG: 0.077 Jerry Morales, R OBP: 0.305, SLG: 0.391 (1, 1) (5, 1) (5, PH) (6, 1) (8, PH) (9, 7)			0-3 K		0-0 FC4-6			0-0 FC4 1B	

Inning Stats	R: 0	H: 1	R: 0	H: 0	R: 0	H: 1	R: 0	H: 1	R: 0	H: 2	R: 0	H: 0
	E: 0	LOB: 2	E: 0	LOB: 0	E: 0	LOB: 0	E: 0	LOB: 0	E: 0	LOB: 1	E: 0	LOB: 2
	K: 1	BB: 1	K: 1	BB: 0	K: 0	BB: 0	K: 0	BB: 0	K: 0	BB: 0	K: 1	BB: 0
	S: 6	P: 10	S: 5	P: 5	S: 3	P: 3	S: 3	P: 7	S: 4	P: 4	S: 7	P: 7

PITCHER	IP	WLS	BF	H	R	ER	SO	BB	IBB	HBP	BLK	WP	HR	S	P	ERA	WHIP
Jim Barr, R ERA: 2.4 (1, 1)	9.0	W	33	6	0	0	4	2	0	0	0	0	0	39	47	0.00	0.889

Batter	1	2	3	4	5	6	7	8	9	AB R H RBI BB SO LOB	TOP										
Bobby Bonds, R (1, 9) OBP: 0.364, SLG: 0.459	0-0 5-3		0-0 HR		0-0 G6-4-3			0-0 FC6-4		4 1 1 1 0 0 2											
Tito Fuentes, S (1, 4) OBP: 0.250, SLG: 0.240	0-0 F7		0-3 K			0-0 G1-6-3 1B		0-0 4-3		4 0 1 0 0 1 1											
Garry Maddox, R (1, 8) OBP: 0.338, SLG: 0.421	0-0 5-3		0-0 PO 1B			0-0 F7		0-0 FC4-6 1B		4 0 2 0 0 0 1											
Ed Goodson, L (1, 3) OBP: 0.348, SLG: 0.412 Dave Kingman, R (9, PR) OBP: 0.296, SLG: 0.424		4-0 5-3 1B BB	0-0 PO	0-0 F9	0-0 G1-6-3			0-0 FC4-6 1B S		3 1 0 0 1 0 2 0 1 0 0 0 0 0											
Gary Matthews, R (1, 7) OBP: 0.357, SLG: 0.447		0-0 F6		0-0 F8			0-0 HR	0-3 K		4 1 1 1 0 1 2											
Chris Speier, R (1, 6) OBP: 0.330, SLG: 0.348		0-0 5-3		0-0 5-3			0-3 K	0-0 E 1B		4 0 1 0 0 1 1											
Dave Rader, L (1, 2) OBP: 0.370, SLG: 0.383		0-0 FC5-4 1B			0-0 1B 2B		0-0 5-3	0-0 4-3		4 1 2 1 0 0 1											
Bruce Miller, R (1, 5) OBP: 0.343, SLG: 0.356		0-0 FC5-4			0-0 G6-4-3 1B		0-0 5-3	1-3 3-H		3 0 1 1 0 0 1											
Mike Caldwell, R (1, 1) OBP: 0.200, SLG: 0.163			0-0 4-3		0-3 K			0-0 E4 FC6-4		3 0 0 0 0 1 1											
Inning Stats	R: 0 E: 0 K: 0 S: 3	H: 0 LOB: 0 BB: 0 P: 3	R: 1 E: 0 K: 0 S: 4	H: 1 LOB: 1 BB: 1 P: 8	R: 1 E: 0 K: 1 S: 6	H: 2 LOB: 0 BB: 0 P: 6	R: 0 E: 0 K: 0 S: 3	H: 0 LOB: 0 BB: 0 P: 3	R: 1 E: 0 K: 1 S: 6	H: 1 LOB: 0 BB: 0 P: 3	R: 1 E: 0 K: 1 S: 6	H: 1 LOB: 0 BB: 0 P: 6	R: 0 E: 1 K: 0 S: 3	H: 0 LOB: 0 BB: 0 P: 3	R: 1 E: 0 K: 1 S: 7	H: 2 LOB: 2 BB: 0 P: 7	1B: 6 2B: 1 3B: 0 HR: 2	SF: 0 SAC: 0 DP: 2 HBP: 0	WP: 0 PB: 0 SB: 1 CS: 1	PA: 35	
PITCHER	IP	WLS	BF	H	R	ER	SO	BB	IBB	HBP	BLK	WP	HR	S	P	ERA	WHIP				
Rick Reuschel, R (1, 1) ERA: 4.29	7.0	L	27	7	4	4	3	1	0	0	0	0	2	32	36	5.14	1.143				
Oscar Zamora, R (8, 1) ERA: 2.45	2.0		7	2	1	1	1	0	0	0	0	0	0	9	9	4.50	1.000				

San Francisco Giants @ Chicago Cubs
 Wrigley Field, Chicago, IL
 Sun Aug 11 1974, 3:33 AM CDT
 Sunny - 80 F

AB	33
R	5
H	9
RBI	4
BB	1
SO	4
LOB	12



Batter	1	2	3	4	5	6	7	8	9	AB R H RBI BB SO LOB	TOP														
Bobby Bonds, R OBP: 0.362, SLG: 0.454 (1, 9) X	0-0 1-3		0-3 K		0-0 FC5-4			0-0 5-3	4-0 HBP BB	4 0 0 0 1 1 1															
Chris Arnold, R OBP: 0.307, SLG: 0.338 (1, 4) S S S	0-3 K		0-0 F9			0-0 F9		0-0 1-3	1-0 HBP	4 0 0 1 0 1 0															
Garry Maddox, R OBP: 0.341, SLG: 0.438 (1, 8) X	0-0 1B			0-0 5-3		0-0 HR			HR F5	5 2 3 2 0 0 3															
Gary Matthews, R OBP: 0.356, SLG: 0.445 (1, 7) X	0-0 1-2 1B			0-0 4-3		0-0 F9			0-0 F2	4 0 1 0 0 0 0															
Chris Speier, R OBP: 0.329, SLG: 0.348 (1, 6) S S S	0-3 K			0-0 5-3		0-0 F8			0-0 2B 1B 1B	4 1 1 0 0 1 2															
Dave Kingman, R OBP: 0.295, SLG: 0.434 (1, 3) S S S		0-3 K			0-0 HR		0-0 5-3		0-0 F5	4 1 1 1 0 1 1															
Bruce Miller, R OBP: 0.351, SLG: 0.365 (1, 5) X		0-0			0-0		0-3 K		0-0	3 0 2 0 0 1 0															
Ed Goodson, L OBP: 0.350, SLG: 0.419 (9, PH)					FC1-6 1B				1-3 1B 2B	1 0 1 0 0 0 0															
Mike Phillips, L OBP: 0.269, SLG: 0.260 (9, 5)										0 1 0 0 0 0 0															
John Boccabella, R OBP: 0.169, SLG: 0.176 (1, 2) X		0-0 G6-3			0-0 F8		0-0 F6		4-0 BB 1B HBP BB	3 0 0 0 0 0 2															
Elias Sosa, R OBP: 0.071, SLG: 0.071 (7, 1)										0 0 0 0 0 0 0															
Gary Thomasson, L OBP: 0.331, SLG: 0.304 (9, PH)										0 0 0 0 0 0 0															
Steve Oniveros, S OBP: 0.372, SLG: 0.337 (9, PH)										0 1 0 0 1 0 0															
Charlie Williams, R OBP: 0.190, SLG: 0.150 (9, 1)										0 0 0 0 0 0 0															
John D'Acquisto, R OBP: 0.250, SLG: 0.216 (1, 1) X			0-0 4-1		0-0 FC1-6			0-0 4-3	0-0 HBP BB 1B	2 0 0 0 0 0 1															
Dave Rader, L OBP: 0.368, SLG: 0.381 (7, 2)										1 0 0 0 0 0 0															
Tito Fuentes, S OBP: 0.253, SLG: 0.243 (9, PH)										1 0 1 2 0 0 0															
Ken Rudolph, R OBP: 0.309, SLG: 0.245 (9, 2)										0 0 0 0 0 0 0															
Inning Stats	R: 0 E: 0 K: 2 S: 9	H: 2 LOB: 2 BB: 0 P: 9	R: 0 E: 0 K: 1 S: 5	H: 1 LOB: 0 BB: 0 P: 5	R: 0 E: 0 K: 1 S: 5	H: 0 LOB: 0 BB: 0 P: 5	R: 0 E: 0 K: 0 S: 3	H: 0 LOB: 0 BB: 0 P: 3	R: 1 E: 0 K: 0 S: 5	H: 2 LOB: 1 BB: 0 P: 5	R: 1 E: 0 K: 0 S: 4	H: 1 LOB: 0 BB: 0 P: 4	R: 0 E: 0 K: 1 S: 5	H: 0 LOB: 0 BB: 0 P: 5	R: 0 E: 0 K: 0 S: 3	H: 0 LOB: 0 BB: 0 P: 3	R: 4 E: 0 K: 0 S: 7	H: 4 LOB: 3 BB: 2 P: 16	1B: 6 2B: 1 3B: 0 HR: 3	SF: 0 SAC: 0 DP: 1 HBP: 1	WP: 0 PB: 0 SB: 0 CS: 0	PA: 39			
PITCHER	IP	WLS	BF	H	R	ER	SO	BB	IBB	HBP	BLK	WP	HR	S	P	ERA	WHIP								
Ken Frailing, L ERA: 3.98 (1, 1)	5.1		21	6	2	2	4	0	0	0	0	0	2	29	29	3.38	1.125								
Burt Hooton, R ERA: 4.82 (6, 1)	2.2		8	0	0	0	1	0	0	0	0	0	0	10	10	0.00	0.000								
Oscar Zamora, R ERA: 2.94 (9, 1)	0.2	L	5	3	3	3	0	0	0	0	0	0	1	5	5	40.50	4.500								
Dave LaRoche, L ERA: 3.64 (9, 1)	0.0		2	1	0	0	0	1	0	0	0	0	0	1	5	∞	∞								
Tom Dettore, R ERA: 1.59 (9, 1)	0.1		3	0	1	1	0	1	0	1	0	0	0	1	6	27.00	3.000								

San Francisco Giants @ Chicago Cubs
 Wrigley Field, Chicago, IL
 Sun Aug 11 1974, 3:38 AM CDT
 Att. 18,554 - Cloudy

livebaseballscorecards.com

AB	36
R	6
H	10
RBI	6
BB	2
SO	5
LOB	10



BOTTOM

San Francisco Giants @ Chicago Cubs
Wrigley Field, Chicago, IL
Sun Aug 11 1974, 3:38 AM CDT
Att. 18,554 - Cloudy

livebaseballscorecards.com

AB	32
R	4
H	6
RBI	3
BB	8
SO	8
LOB	21



WP	0	PA	42
PB	0		
SB	1		
CS	0		

AB R H RBI BB SO LOB

4 1 1 0 1 1 2

3	2	3	2	1	0	0
0	0	0	0	0	0	0
1	0	0	0	0	0	2
0	0	0	0	0	0	0
0	0	0	0	0	0	0
0	0	0	0	0	0	0
0	0	0	0	0	0	0

4 0 0 0 1 0 2

3 0 0 0 2 0 2

3 0 0 0 1 1 3

3 1 0 0 1 1 4

3 0 0 0 1 2 2

2 0 0 0 0 1 1

1 0 0 0 0 0 1

0 0 0 0 0 0 0

0 0 0 0 0 0 0

1B	5	SF	0
2B	0	SAC	0
3B	0	DP	1
HR	1	HBP	2

Batter	1	2	3	4	5	6	7	8	9
Rick Monday, L OBP: 0.374, SLG: 0.448 (1, 8)	0-0 1B 1B	0-0 G3			0-3 K	4-0 BB		0-0 F6	
Jose Cardenal, R OBP: 0.366, SLG: 0.443 (1, 9)	0-0 1B 1-2 1B		0-3 K		0-0 5-3	0-3 K		0-0 1-2 2-H 1B	
Billy Williams, L OBP: 0.392, SLG: 0.460 (1, 7)	0-0 1B		4-0 BB		0-0 BB E 1B		0-0 HR	0-0 1-3	
Jim Tyrone, R OBP: 0.296, SLG: 0.219 (8, 7)									
Chris Ward, L OBP: 0.343, SLG: 0.349 (8, PH)	HBP 1-3 2-H 1B								
Oscar Zamora, R OBP: 0.125, SLG: 0.125 (9, 1)									
Dave LaRoche, L OBP: 0.278, SLG: 0.389 (9, 1)									
Tom Detmore, L (9, 1)									
Andre Thornton, R OBP: 0.393, SLG: 0.494 (1, 3)	0-0 F4		0-0 F9		4-0 E 1-2 BB		0-0 F6		0-0 3-1
Rick Stelmazek, L OBP: 0.429, SLG: 0.313 (1, 2)	4-0 HBP BB		0-0 F6		0-0 E9 1-3 2-H BB		4-0 G4-6-3 BB		0-0 F6
Don Kessinger, S OBP: 0.330, SLG: 0.311 (1, 6)	1-0 1-2 2-3 HBP			4-0 BB	0-3 K		0-0 G4-6-3 1-2f		0-0 6-3
Bill Madlock, R OBP: 0.340, SLG: 0.398 (1, 5)	0-3 K			0-0 F3		0-0 F6		4-0 HBP 1B BB	
Rob Sperring, R OBP: 0.429, SLG: 1.000 (1, 4)			0-3 K		0-3 K	4-0 S BB		0-0 F9	
Ken Frailing, L OBP: 0.290, SLG: 0.267 (1, 1)									
Burt Hooton, R OBP: 0.100, SLG: 0.079 (6, 1)			0-0 G3		0-3 K		0-0 B3 1-2	1-0 1B HBP	
Steve Stone, R OBP: 0.125, SLG: 0.125 (8, PR)									
Jerry Morales, R OBP: 0.304, SLG: 0.388 (9, 7)									

Inning Stats	R	H	E	K	S	R	H	E	K	S	R	H	E	K	S	R	H	E	K	S	R	H	E	K	S	R	H	E	K	S	R	H	E	K	S	R	H	E	K	S	R	H	E	K	S	1B	2B	3B	HR	SF	SAC	DP	HBP	WP	PA															
	1	3	0	7	5	0	0	0	1	5	0	0	0	2	7	1	1	0	2	9	0	0	0	1	13	0	0	0	1	13	1	1	0	0	7	0	0	0	0	3	0	0	0	0	3	0	0	0	0	9	0	0	0	0	3	0	0	0	0	3	5	0	0	1	0	0	1	2	0	42

PITCHER	IP	WLS	BF	H	R	ER	SO	BB	IBB	HBP	BLK	WP	HR	S	P	ERA	WHIP
John D'Acquisto, R ERA: 3.45 (1, 1)	6.1		32	5	3	2	8	7	0	1	0	0	1	40	69	2.84	1.895
Elias Sosa, R ERA: 3.29 (7, 1)	1.2	W	7	1	1	1	0	1	0	1	0	0	0	5	10	5.40	1.200
Charlie Williams, R ERA: 2.67 (9, 1)	1.0		3	0	0	0	0	0	0	0	0	0	0	3	3	0.00	0.000

Batter	1	2	3	4	5	6	7	8	9	AB R H RBI BB SO LOB	TOP											
Bobby Bonds, R (1, 9) OBP: 0.365, SLG: 0.453	0-3 K		0-0 S 1B		4-0 BB 1B BB		1-0 H 1-2 HBP		0-0 P4	3 0 1 0 1 1 0	San Francisco Giants @ Philadelphia Phillies Veterans Stadium, Philadelphia, PA Mon Aug 12 1974, 7:05 PM EDT Att: 16,271 - Unknown											
Tito Fuentes, S (1, 4) OBP: 0.256, SLG: 0.251	0-0 2B		0-0 1-3		0-0 1-2 2-3 3-H 1B		0-0 F8		0-0 1-3	5 0 2 1 0 0 3												
Garry Maddox, R (1, 8) OBP: 0.338, SLG: 0.433	0-0 F9		0-0 4-3		0-0 G4-6-3 1-2f		0-0 F8			4 0 0 0 0 0 7												
Gary Matthews, R (1, 7) OBP: 0.355, SLG: 0.443	0-0 F9			0-0 4-3		0-0 F8		0-0 S 1B		4 0 1 0 0 0 1												
Chris Speier, R (1, 6) OBP: 0.328, SLG: 0.347		0-0 FC5-4 1B		0-0 5-3		0-0 F8		0-0 F8		4 0 1 0 0 0 1												
Dave Kingman, R (1, 3) OBP: 0.295, SLG: 0.429		0-0 F6		0-3 K		4-0 FC4-6 BB		0-3 K		3 0 0 0 1 2 2												
Dave Rader, L (1, 2) OBP: 0.371, SLG: 0.378		0-0 F8			4-0 5-3 1B BB	0-0 FC4-6 1-2f		4-0 1-2 BB		2 1 0 0 2 0 2												
Bruce Miller, R (1, 5) OBP: 0.351, SLG: 0.364		0-0 FC5-4			0-0 1B 5-3 1B		0-0 5-3	0-0 F7		3 0 1 0 0 0 1												
Ed Goodson, L (8, PH) OBP: 0.349, SLG: 0.417										1 0 0 0 0 0 2												
Mike Phillips, L (8, 5) OBP: 0.289, SLG: 0.260										0 0 0 0 0 0 0												
Ed Halicki, R (1, 1) OBP: 0.313, SLG: 0.375			0-3 K		0-0 5-3		0-0 HBP 1B		0-0 5-3	2 0 0 0 0 1 2												
Ron Bryant, S (5, 1) OBP: 0.050, SLG: 0.050										0 0 0 0 0 0 0												
Gary Thomasson, L (7, PH) OBP: 0.333, SLG: 0.307										1 0 1 0 0 0 0												
Tom Bradley, R (7, 1) OBP: 0.154, SLG: 0.111										0 0 0 0 0 0 0												
Steve Ontiveros, S (9, PH) OBP: 0.370, SLG: 0.336										1 0 0 0 0 0 0												
Inning Stats	R: 0 E: 0 K: 1 S: 6	H: 1 LOB: 1 BB: 0 P: 6	R: 0 E: 0 K: 0 S: 4	H: 1 LOB: 1 BB: 0 P: 4	R: 0 E: 0 K: 1 S: 6	H: 1 LOB: 1 BB: 0 P: 6	R: 0 E: 0 K: 1 S: 5	H: 0 LOB: 0 BB: 0 P: 5	R: 1 E: 0 K: 0 S: 4	H: 2 LOB: 2 BB: 2 P: 12	R: 0 E: 0 K: 0 S: 3	H: 0 LOB: 1 BB: 1 P: 7	R: 0 E: 0 K: 0 S: 4	H: 1 LOB: 2 BB: 0 P: 5	R: 0 E: 0 K: 1 S: 6	H: 1 LOB: 2 BB: 1 P: 10	R: 0 E: 0 K: 0 S: 3	H: 0 LOB: 0 BB: 0 P: 3	1B: 6 2B: 1 3B: 0 HR: 0	SF: 0 SAC: 0 DP: 1 HBP: 1	WP: 0 PB: 0 SB: 2 CS: 0	PA: 38
PITCHER Jim Lonborg, R (1, 1) ERA: 3.09	IP: 9.0 WLS: W BF: 38 H: 7 R: 1 ER: 1 SO: 4 BB: 4 IBB: 0 HBP: 1 BLK: 0 WP: 0 HR: 0 S: 41 P: 58 ERA: 1.00 WHIP: 1.222											PITCHER	IP: 9.0 WLS: W BF: 38 H: 7 R: 1 ER: 1 SO: 4 BB: 4 IBB: 0 HBP: 1 BLK: 0 WP: 0 HR: 0 S: 41 P: 58 ERA: 1.00 WHIP: 1.222									

livebaseballscorecards.com

AB	33
R	1
H	7
RBI	1
BB	4
SO	4
LOB	21



Batter	1	2	3	4	5	6	7	8	9	AB	R	H	RBI	BB	SO	LOB
Dave Cash, R OBP: 0.350, SLG: 0.393 (1, 4)	0-0 4-3	0-0 F7					0-0 L5			4	0	1	0	0	0	0
Larry Bowa, S OBP: 0.303, SLG: 0.343 (1, 6)	0-0 2B 2B 1B		0-0 4-3				0-0 F8			4	1	1	0	0	0	1
Mike Schmidt, R OBP: 0.416, SLG: 0.566 (1, 5)	0-0 1-3 2B 2B		0-0 S 1B				4-0 BB BB			3	1	2	0	1	0	0
Willie Montanez, L OBP: 0.365, SLG: 0.434 (1, 3)	0-0 WP 2B		0-0 P5				0-0 F8			4	1	2	2	0	0	3
Del Unser, L OBP: 0.348, SLG: 0.417 (1, 8)	0-0 F9		0-0 P5				4-0 1-2 BB			2	0	0	0	1	0	2
Jay Johnstone, L OBP: 0.440, SLG: 0.653 (1, 7)	4-0 WP IBB			0-0 F8 2B			0-3 K			1	0	1	0	1	0	0
Mike Anderson, R OBP: 0.316, SLG: 0.379 (5, PH) (6, 9)										2	1	1	1	0	1	3
Ollie Brown, R OBP: 0.268, SLG: 0.415 (1, 9) (6, 7)	0-3 K						0-0 F8			4	0	1	1	0	1	3
Larry Cox, R OBP: 0.121, SLG: 0.125 (1, 2)			0-0 5-3				0-0 F7			4	0	0	0	0	1	2
Jim Lonborg, R OBP: 0.122, SLG: 0.181 (1, 1)			0-3 K				0-0 F8			3	0	0	0	0	2	1

Inning Stats	R: 2	H: 3	E: 0	K: 1	S: 8	LOB: 2	BB: 1	P: 12	R: 0	H: 0	E: 0	K: 1	S: 5	LOB: 0	BB: 0	P: 5	R: 0	H: 1	E: 0	K: 0	S: 4	LOB: 1	BB: 0	P: 4	R: 0	H: 1	E: 0	K: 2	S: 8	LOB: 3	BB: 2	P: 14	R: 0	H: 0	E: 0	K: 0	S: 3	LOB: 0	BB: 0	P: 3	R: 0	H: 0	E: 0	K: 0	S: 3	LOB: 0	BB: 0	P: 3	R: 2	H: 3	E: 0	K: 0	S: 5	LOB: 0	BB: 0	P: 5
PITCHER	IP	WLS	BF	H	R	ER	SO	BB	IBB	HBP	BLK	WP	HR	S	P	ERA	WHIP																																							
Ed Halicki, R ERA: 4.5 (1, 1)	4.2	L	23	6	2	2	4	2	1	0	0	1	0	28	40	3.86	1.714																																							
Ron Bryant, L ERA: 6.21 (5, 1)	1.1		4	0	0	0	1	0	0	0	0	0	0	6	6	0.00	0.000																																							
Tom Bradley, R ERA: 5.06 (7, 1)	2.0		8	3	2	2	0	0	0	0	0	0	0	8	8	9.00	1.500																																							


BOTTOM

San Francisco Giants @ Philadelphia Phillies
Veterans Stadium, Philadelphia, PA

Mon Aug 12 1974, 7:05 PM EDT
Att. 16,271 - Unknown

AB	31
R	4
H	9
RBI	4
BB	3
SO	5
LOB	15

WP: 1 PA: 35
PB: 0
SB: 2
CS: 0



1B	2B	3B	HR	SF	SAC	DP	HBP	WP	HR	S	P	ERA	WHIP
4	6	0	0	0	1	1	0	1	0	0	0	3.86	1.714

Batter	1	2	3	4	5	6	7	8	9	AB R H RBI BB SO LOB	TOP										
Bobby Bonds, R (1, 9) OBP: 0.365, SLG: 0.452	4-0 BLK SH3 BB		0-0 P4	0-3 K		0-0 4-3		0-0 G4-3 1B		4 1 1 0 1 1 2											
Tito Fuentes, S (1, 4) OBP: 0.265, SLG: 0.264	0-0 SH3 1-H		0-0 F8 2B		0-0 FC6-4 1B	0-0 BB 1B		0-0 G4-3 1-2f		4 0 3 1 0 0 1											
Garry Maddox, R (1, 8) OBP: 0.339, SLG: 0.431	0-0 5-3		4-0 F8 BB		0-0 FC6-4 1B 1B 3B 1-2f	4-0 BB 1B			0-0 F9	2 1 0 0 2 0 1 0 0 0 0 0 0 0 1 0 0 0 0 0 0											
Ron Bryant, S (6, 1) OBP: 0.050, SLG: 0.050																					
Ed Goodson, L (9, PH) OBP: 0.347, SLG: 0.416																					
Gary Matthews, R (1, 7) OBP: 0.355, SLG: 0.442	0-0 S 1B		0-0 F8 1-2 2-3		0-0 1B 3B 1B	0-0 BB 1-2		0-0 P6	0-0 L6	5 1 2 0 0 0 4											
Chris Speier, R (1, 6) OBP: 0.331, SLG: 0.355	4-0 1-2 BB		0-0 4-3		0-0 3B 1B		0-0 HR	0-3 K		4 2 2 1 1 1 2											
Dave Kingman, R (1, 3) OBP: 0.294, SLG: 0.434	0-3 K			0-3 K		0-0 FC5-2 3B 1-H 2-H 3-H		0-0 F8		4 0 1 3 0 2 2											
Dave Rader, L (1, 2) OBP: 0.369, SLG: 0.373		0-0 E6 G4-6-3		4-0 1B 5-3 BB		0-0 FC5-2		0-0 F6		3 0 0 0 1 0 1											
Bruce Miller, R (1, 5) OBP: 0.339, SLG: 0.351		0-0 G4-6-3 1-2f		0-0 5-3 1-2		0-0 4-3		0-0 3-1		4 0 0 0 0 0 3											
Jim Barr, R (1, 1) OBP: 0.308, SLG: 0.298			0-0 F8		0-0 1B		0-0 F8		0-3 K	2 0 1 0 0 0 0 2 0 0 0 0 1 0											
Gary Thomasson, L (6, PH) OBP: 0.331, SLG: 0.304																					
Inning Stats	R: 1 E: 0 K: 1 S: 6	H: 1 LOB: 2 BB: 2 P: 14	R: 0 E: 1 K: 0 S: 3	H: 0 LOB: 0 BB: 0 P: 3	R: 0 E: 0 K: 0 S: 4	H: 1 LOB: 2 BB: 1 P: 8	R: 0 E: 0 K: 2 S: 8	H: 1 LOB: 2 BB: 1 P: 12	R: 3 E: 0 K: 0 S: 7	H: 4 LOB: 1 BB: 0 P: 7	R: 0 E: 0 K: 0 S: 4	H: 1 LOB: 2 BB: 1 P: 8	R: 1 E: 0 K: 0 S: 4	H: 1 LOB: 0 BB: 0 P: 4	R: 0 E: 0 K: 1 S: 5	H: 1 LOB: 0 BB: 0 P: 5	R: 0 E: 0 K: 1 S: 5	H: 0 LOB: 0 BB: 0 P: 5	1B: 7 2B: 1 3B: 1 HR: 1	SF: 0 SAC: 1 DP: 2 HBP: 0	WP: 0 PA: 41 PB: 0 SB: 1 CS: 0
PITCHER	IP WLS BF H R ER SO BB IBB HBP BLK WP HR S P ERA WHIP																				
Dick Ruthven, R (1, 1) ERA: 4.04	5.2 W 30 8 4 4 3 5 0 0 0 1 0 0 31 51 6.35 2.294																				
Gene Garber, R (6, 1) ERA: 4.54	1.1 5 1 1 1 0 0 0 0 0 0 0 1 5 5 6.75 0.750																				
Ron Schueler, R (8, 1) ERA: 3.33	2.0 S 6 1 0 0 2 0 0 0 0 0 0 0 0 10 10 0.00 0.500																				

San Francisco Giants @ Philadelphia Phillies
Veterans Stadium, Philadelphia, PA
Tue Aug 13 1974, 7:05 PM EDT
Att: 27,618 - Unknown

livebaseballscorecards.com

AB	35
R	5
H	10
RBI	5
BB	5
SO	5
LOB	16



Batter	1	2	3	4	5	6	7	8	9	AB	R	H	RBI	BB	SO	LOB
Dave Cash, R OBP: 0.350, SLG: 0.391 (1, 4)	0-0 1B S		0-0 4-3	0-0 5-3			0-0 5-3			4	1	1	0	0	0	1
Larry Bowa, S OBP: 0.302, SLG: 0.342 (1, 6)	0-0 1B HR		0-0 F7		0-0 4-3			0-0 B5-3		4	1	1	1	0	0	0
Mike Schmidt, R OBP: 0.419, SLG: 0.588 (1, 5)	0-0 HR		0-0 HR		0-0 F3			0-0 CS		4	2	3	3	0	0	0
Willie Montanez, L OBP: 0.364, SLG: 0.430 (1, 3)	0-0 6-3		0-0 6-3		0-0 6-3			4-0 BB		3	0	0	0	1	0	0
Del Unser, L OBP: 0.347, SLG: 0.415 (1, 8)	0-0 6-3			0-0 2B			0-0 F7	0-3 K		4	1	1	0	0	1	2
Jay Johnstone, L OBP: 0.442, SLG: 0.662 (1, 7)	0-3 K			0-0 1B			4-0 BB			2	1	1	1	0	1	0
Bill Robinson, R OBP: 0.274, SLG: 0.325 (6, PH) (7, 7)				4-3 1B			G4-6-3 BB			0	0	0	0	1	0	0
Ollie Brown, R OBP: 0.263, SLG: 0.407 (1, 9)		0-0 F3		0-0 4-3			0-0 G4-6-3			3	0	0	0	0	0	2
Larry Cox, R OBP: 0.139, SLG: 0.143 (1, 2)		0-0 6-3		0-0 SH3			0-3 K			3	0	1	1	0	1	0
Dick Ruthven, R OBP: 0.146, SLG: 0.146 (1, 1)		0-0 5-3		0-0 SH3			0-0 P3			1	0	0	0	0	0	0
Gene Garber, R (6, 1)										0	0	0	0	0	0	0
Mike Anderson, R OBP: 0.315, SLG: 0.378 (7, PH)										1	0	0	0	0	0	0
Ron Schueler, R OBP: 0.159, SLG: 0.119 (8, 1)										0	0	0	0	0	0	0


Inning Stats	R: 3	H: 3	LOB: 0	K: 1	P: 8	R: 0	H: 0	LOB: 0	K: 0	P: 3	R: 0	H: 0	LOB: 0	K: 0	P: 3	R: 0	H: 0	LOB: 0	K: 0	P: 3	R: 0	H: 1	LOB: 1	K: 1	P: 9	R: 0	H: 1	LOB: 1	K: 1	P: 5
	S: 8	BB: 0	BB: 0	BB: 0	BB: 0	S: 3	BB: 0	BB: 0	S: 4	BB: 0	S: 6	BB: 0	BB: 0	S: 3	BB: 0	S: 5	BB: 0	BB: 0	S: 2	BB: 1	S: 5	BB: 1	BB: 1	BB: 1	S: 5	BB: 1	BB: 1	BB: 1	BB: 1	BB: 1

PITCHER	IP	WLS	BF	H	R	ER	SO	BB	IBB	HBP	BLK	WP	HR	S	P	ERA	WHIP
Jim Barr, R ERA: 2.64 (1, 1)	5.0	L	22	7	6	6	1	0	0	0	0	0	2	24	24	10.80	1.400
Ron Bryant, L ERA: 6.0 (6, 1)	3.0		10	1	0	0	2	2	0	0	0	0	0	12	20	0.00	1.000

BOTTOM

San Francisco Giants @ Philadelphia Phillies
Veterans Stadium, Philadelphia, PA
Tue Aug 13 1974, 7:05 PM EDT
Att. 27,618 - Unknown

AB	29
R	6
H	8
RBI	6
BB	2
SO	3
LOB	5



WP	HR	S	P	ERA	WHIP
0	0	0	32	0	0

Batter	1	2	3	4	5	6	7	8	9	AB	R	H	RBI	BB	SO	LOB	TOP										
Bobby Bonds, R OBP: 0.367, SLG: 0.460 (1, 9) X	0-0 F3	0-0 6-3		0-0 P4		H 1-0 FC6-2 WP BB HBP		0-0 5-3 HR 2B	0-0 1-H HR	5	3	2	2	0	0	3											
Tito Fuentes, S OBP: 0.266, SLG: 0.263 (1, 4) X	0-0 BB 1B BB 1B		0-0 G3	0-0 FC5-4 1-2f		B B B B 4-0 FC6-2 BB 1-2 2-3		0-0 P5	0-3 K	5	1	1	0	1	1	4											
Garry Maddox, R OBP: 0.336, SLG: 0.426 (1, 8) X	0-0 F8		0-0 P6		0-0 1-3	0-0 FC6-2 1-2 2-3 3-Hf		0-0 5-3		5	0	0	0	0	0	5											
Gary Matthews, R OBP: 0.360, SLG: 0.453 (1, 7) X	0-0 BB 1B 1-2 BB 1B		0-0		B B B B 4-0 G3 FC BB	0-0 F9 3-H		0-0 HR		4	1	3	2	1	0	2											
Ed Goodson, L OBP: 0.353, SLG: 0.417 (1, 3) B B B B	4-0 BB 1-2 2-3 BB		0-0 F7		0-0 FC G3 1-2		0-0 G6-3 1B 1B	0-0 FC5-4 1B		4	0	2	0	1	0	2											
Chris Speier, R OBP: 0.332, SLG: 0.354 (1, 6) B B B B	4-0 1-2 2-3 3-H BB			0-0 5-3	0-0 G3 1-2 2-3		0-0 G6-3 1B 1-2	0-0 FC5-4 1-2f		4	0	1	1	1	0	3											
Bruce Miller, R OBP: 0.333, SLG: 0.345 (1, 5) X	0-0 5-3		0-0	0-0 SH 1B 1B	0-0 P6		0-0 G6-3 1-2f 2-3		0-0 6-3	5	0	1	0	0	0	7											
Ken Rudolph, R OBP: 0.328, SLG: 0.257 (1, 2) X		0-0 F8		0-0 SH 1B 1-2		0-0 BB SH5-4 FC6-2 1B	4-0 IBB		4-0 HR BB	3	1	2	0	2	0	0											
Charlie Williams, R OBP: 0.174, SLG: 0.136 (1, 1)										2	0	0	0	0	0	2											
Elias Sosa, R OBP: 0.071, SLG: 0.071 (7, 1)		0-0 F8								0	0	0	0	0	0	0											
Chris Arnold, R OBP: 0.305, SLG: 0.336 (9, PH)				0-0 SH FC5-4 1-2 2-3						1	0	0	0	0	0	1											
Tom Bradley, R OBP: 0.154, SLG: 0.111 (9, 1)										0	0	0	0	0	0	0											
Inning Stats	R: 1 E: 0 K: 0 S: 5	H: 2 LOB: 3 BB: 2 P: 13	R: 0 E: 0 K: 0 S: 3	H: 0 LOB: 0 BB: 0 P: 3	R: 0 E: 0 K: 0 S: 4	H: 1 LOB: 1 BB: 0 P: 4	R: 0 E: 0 K: 0 S: 6	H: 2 LOB: 3 BB: 0 P: 6	R: 0 E: 0 K: 0 S: 4	H: 0 LOB: 2 BB: 1 P: 8	R: 1 E: 0 K: 0 S: 4	H: 1 LOB: 2 BB: 1 P: 9	R: 0 E: 0 K: 0 S: 4	H: 2 LOB: 2 BB: 1 P: 8	R: 2 E: 0 K: 0 S: 6	H: 3 LOB: 1 BB: 0 P: 6	R: 2 E: 0 K: 1 S: 6	H: 1 LOB: 0 BB: 1 P: 10	1B: 9 2B: 1 3B: 0 HR: 2	SF: 0 SAC: 2 DP: 1 HBP: 1	WP: 1 PB: 0 SB: 0 CS: 0	PA: 47					
PITCHER	IP	WLS	BF	H	R	ER	SO	BB	IBB	HBP	BLK	WP	HR	S	P	ERA	WHIP										
Wayne Twitchell, R ERA: 4.08 (1, 1)	5.1		29	6	2	2	0	4	0	1	0	0	0	24	41	3.38	1.875										
Gene Garber, R ERA: 4.46 (6, 1)	0.2		2	0	0	0	0	0	0	0	0	1	0	2	2	0.00	0.000										
Ron Schueler, R ERA: 3.41 (7, 1)	1.2		10	5	2	2	0	0	1	0	0	0	1	9	13	10.80	3.000										
Eddie Watt, R ERA: 4.31 (8, 1)	0.1		1	0	0	0	0	0	0	0	0	0	0	1	1	0.00	0.000										
Mac Scarce, L ERA: 5.3 (9, 1)	0.2	L	3	0	1	1	0	1	0	0	0	0	0	2	6	13.50	1.500										
PITCHER	IP	WLS	BF	H	R	ER	SO	BB	IBB	HBP	BLK	WP	HR	S	P	ERA	WHIP										
Jesus Hernaiz, R ERA: 4.15 (9, 1)	0.1		2	1	1	1	1	0	0	0	0	0	0	1	4	27.00	3.000										

San Francisco Giants @ Philadelphia Phillies
Veterans Stadium, Philadelphia, PA
Wed Aug 14 1974, 7:05 PM EDT
Att: 24,061 - Unknown

AB	38
R	6
H	12
RBI	5
BB	6
SO	1
LOB	29



WP	1	PA	47
PB	0		
SB	0		
CS	0		

BOTTOM

San Francisco Giants @ Philadelphia Phillies
 Veterans Stadium, Philadelphia, PA
 Wed Aug 14 1974, 7:05 PM EDT
 Att. 24,061 - Unknown

livebaseballscorecards.com

AB	33
R	4
H	8
RBI	3
BB	4
SO	3
LOB	16



WP:	1	PA:	38
PB:	1	SB:	0
CS:	0		

AB	R	H	RBI	BB	SO	LOB
4	0	1	0	0	0	2
5	0	2	0	0	0	2
4	0	0	0	0	1	3
3	0	0	0	1	2	0
3	0	0	0	0	0	3
0	0	0	0	0	0	0
0	0	0	0	0	0	0
1	0	1	0	0	0	0
0	0	0	0	0	0	0
0	0	0	0	0	0	0
0	0	0	0	0	0	0
2	1	1	0	2	0	0
3	1	1	1	1	0	3
4	1	1	0	0	0	2
1	0	0	0	0	0	0
0	0	0	0	0	0	0
3	1	1	2	0	0	1

Batter	1	2	3	4	5	6	7	8	9
Dave Cash, R OBP: 0.350, SLG: 0.390 (1, 4)	1-0 G1-4-3 HBP		0-0 6-3			0-0 WP 1B	0-0 F9		0-0 F7
Larry Bowa, S OBP: 0.303, SLG: 0.343 (1, 6)	0-0 G1-4-3 1-2f			0-0 F9		0-0 WP 1B	0-0 E4 2-H 1B		0-0 1-3
Mike Schmidt, R OBP: 0.416, SLG: 0.582 (1, 5)	0-0 P4			0-0 1-3		0-3 K 1-2 2-3	0-0 P4		
Willie Montanez, L OBP: 0.363, SLG: 0.427 (1, 3)		0-0 3-1		0-3 K		4-0 IBB		0-3 K	
Del Unser, L OBP: 0.344, SLG: 0.411 (1, 8)		0-0 F8			0-0 G3	0-0 4-3		0-0 1B 1B	
Ron Schueler, R OBP: 0.159, SLG: 0.119 (7, 1)									
Eddie Watt, R (8, 1)									
Tony Taylor, R OBP: 0.426, SLG: 0.524 (8, PH)									
Alan Barnister, R OBP: 0.304, SLG: 0.158 (8, PR)									
Mac Scarce, L (9, 1)									
Jesus Hernalz, R (9, 1)									
Jay Johnstone, L OBP: 0.456, SLG: 0.658 (1, 7)		4-0 BB			0-0 F8		4-0 FC5-6 PB 2B BB	0-0 G6-4-3 1B	
Ollie Brown, R OBP: 0.269, SLG: 0.426 (1, 9)		0-0 P4			0-0 HR		4-0 FC5-6 BB	0-0 G6-4-3 1-2f	
Bob Boone, R OBP: 0.301, SLG: 0.331 (1, 2)			0-0 F8		0-0 5-3		0-0 FC5-6 2B 1-2f 2-3		0-0 2B
Wayne Twitchell, R OBP: 0.208, SLG: 0.208 (1, 1)			0-0 4-3			0-0 4-3	0-0 E 2B 1-H 3-H		0-0 5-3
Gene Garber, R (6, 1)									
Bill Robinson, R OBP: 0.275, SLG: 0.329 (6, PH)									
Tom Bradley, R ERA: 5.02 (7, 8)									

Inning Stats	R: 0	H: 0	E: 0	LOB: 0	K: 0	S: 2	P: 3	R: 0	H: 0	E: 0	LOB: 1	K: 0	S: 3	P: 7	R: 0	H: 0	E: 0	LOB: 0	K: 0	S: 3	R: 0	H: 0	E: 0	LOB: 0	K: 1	S: 5	R: 1	H: 1	E: 0	LOB: 0	K: 0	S: 4	R: 0	H: 2	E: 1	LOB: 3	K: 1	S: 7	R: 3	H: 2	E: 1	LOB: 1	K: 0	S: 5	R: 0	H: 2	E: 0	LOB: 2	K: 1	S: 6	R: 0	H: 1	E: 0	LOB: 1	K: 0	S: 4	R: 0	H: 1	E: 0	LOB: 1	K: 0	S: 4	1B: 5	SF: 0	2B: 2	SAC: 0	3B: 0	DP: 2	HR: 1	HBP: 1	WP: 1	PA: 38
--------------	------	------	------	--------	------	------	------	------	------	------	--------	------	------	------	------	------	------	--------	------	------	------	------	------	--------	------	------	------	------	------	--------	------	------	------	------	------	--------	------	------	------	------	------	--------	------	------	------	------	------	--------	------	------	------	------	------	--------	------	------	------	------	------	--------	------	------	-------	-------	-------	--------	-------	-------	-------	--------	-------	--------

PITCHER	IP	WLS	BF	H	R	ER	SO	BB	IBB	HBP	BLK	WP	HR	S	P	ERA	WHIP
Charlie Williams, R ERA: 2.78 (1, 1)	6.0		24	3	2	2	2	2	1	1	0	1	1	24	37	3.00	0.833
Elias Sosa, R ERA: 3.21 (7, 1)	2.0	W	10	4	2	1	1	1	0	0	0	0	0	11	15	4.50	2.500
Tom Bradley, R ERA: 5.02 (9, 1)	1.0		4	1	0	0	0	0	0	0	0	0	0	4	4	0.00	1.000

PITCHER	IP	WLS	BF	H	R	ER	SO	BB	IBB	HBP	BLK	WP	HR	S	P	ERA	WHIP
---------	----	-----	----	---	---	----	----	----	-----	-----	-----	----	----	---	---	-----	------

Batter	1	2	3	4	5	6	7	8	9	AB R H RBI BB SO LOB	TOP
Bobby Bonds, R OBP: 0.365, SLG: 0.457 (1, 9) X	0-0 F9		0-0 1B		0-0 5-3		0-0 F8		0-0 8-4-3	5 0 1 0 0 0 1	San Francisco Giants @ St. Louis Cardinals Busch Stadium, St. Louis, MO Fri Aug 16 1974, 7:05 PM CDT Att: 28,723 - Unknown livebaseballscorecards.com
Tito Fuentes, S OBP: 0.270, SLG: 0.280 (1, 4) X	0-0 3B		0-0 F7		0-0 2B		0-0 6-3			4 0 2 0 0 0 2	
Garry Maddox, R OBP: 0.335, SLG: 0.423 (1, 8) X	0-0 5-3		0-3 K		4-0 BB		0-0 5-3			3 0 0 0 1 1 3	
Gary Matthews, R OBP: 0.357, SLG: 0.449 (1, 7) X	0-0 5-3			0-0 F7	0-0 F9		0-0 E6 CS			4 0 0 0 0 0 3	
Ed Goodson, L OBP: 0.355, SLG: 0.419 (1, 3) X		0-0 F8		0-0 BB 1B		0-0 SH5-4 1B	0-0 F8			4 0 2 0 0 0 1	
Chris Speier, R OBP: 0.335, SLG: 0.364 (1, 6) X		0-0 F9		4-0 BB		0-0 SH5-4 1B	0-0 HR			3 1 2 1 1 0 0	
Bruce Miller, R OBP: 0.325, SLG: 0.336 (1, 5) X		0-0 F2		0-0 F7		0-0 SH5-4	0-0 F9			3 0 0 0 0 0 2	
Ken Rudolph, R OBP: 0.333, SLG: 0.265 (1, 2) X			0-0 1B	0-0 P6		0-0 L8		0-0 FC5-6 1B		4 0 2 0 0 0 4	
John D'Acquisto, R OBP: 0.234, SLG: 0.200 (1, 1) X Elias Sosa, R OBP: 0.071, SLG: 0.071 (9, 1) X			0-3 K		0-0 6-3	0-3 K		0-0 FC5-6 8-4-3		4 0 0 0 0 2 4 0 0 0 0 0 0 0	
Inning Stats	R: 0 H: 1 E: 0 LOB: 1 K: 0 BB: 0 S: 4 P: 4	R: 0 H: 0 E: 0 LOB: 0 K: 0 BB: 0 S: 3 P: 3	R: 0 H: 2 E: 0 LOB: 2 K: 2 BB: 0 S: 9 P: 9	R: 0 H: 1 E: 0 LOB: 2 K: 0 BB: 1 S: 4 P: 8	R: 0 H: 1 E: 0 LOB: 2 K: 0 BB: 1 S: 4 P: 8	R: 0 H: 2 E: 0 LOB: 2 K: 1 BB: 0 S: 7 P: 7	R: 0 H: 0 E: 0 LOB: 0 K: 0 BB: 0 S: 3 P: 3	R: 1 H: 1 E: 1 LOB: 0 K: 0 BB: 0 S: 4 P: 4	R: 0 H: 1 E: 0 LOB: 0 K: 0 BB: 0 S: 3 P: 3	1B: 6 SF: 0 2B: 2 SAC: 1 3B: 1 DP: 1 HR: 1 HBP: 0	WP: 0 PA: 37 PB: 0 SB: 0 CS: 1
PITCHER Bob Gibson, R ERA: 4.21 (1, 1)	IP WLS BF H R ER SO BB IBB HBP BLK WP HR S P ERA WHIP										
	9.0 W 37 9 1 1 3 2 0 0 0 0 1 41 49 1.00 1.222										



Batter	1	2	3	4	5	6	7	8	9	AB R H RBI BB SO LOB
Lou Brock, L (1, 7) OBP: 0.374, SLG: 0.395	0-3 K			0-3 K		0-0 FC4-6			0-0 1B	4 1 1 0 0 2 1
Ted Sizemore, R (1, 4) OBP: 0.357, SLG: 0.326	0-3 K			4-0 BB		0-0 CS	0-0 F3		0-0 F8	3 0 0 0 1 1 2
Reggie Smith, S (1, 9) OBP: 0.377, SLG: 0.552	0-0 4-3			0-0 G4-6-3			0-0 F8		4-0 1B	3 0 0 0 1 0 1
Joe Torre, R (1, 3) OBP: 0.378, SLG: 0.413		0-3 K			0-3 K		0-3 K		0-0 1B	4 0 1 2 0 3 0
Jose Cruz, L (1, 8) OBP: 0.319, SLG: 0.403		0-0 F8			0-3 K			0-3 K	1-2 2-H 3-H 1B	3 0 0 0 0 2 0
Ted Simmons, S (1, 2) OBP: 0.310, SLG: 0.422		0-0 4-3			0-0 FC6-4			4-0 FC4-6		2 0 1 0 1 0 0
Ken Reitz, R (1, 5) OBP: 0.306, SLG: 0.373			0-3 K		0-0 FC6-4			0-0 FC4-6		2 0 0 0 0 1 1
Tim McCarver, L (8, PH) OBP: 0.358, SLG: 0.247					1-2			1-2		1 0 0 0 0 0 1
Jack Heidemann, R (9, 6) OBP: 0.295, SLG: 0.250										0 0 0 0 0 0 0
Mike Tyson, R (1, 6) OBP: 0.245, SLG: 0.265			0-0 F8			0-0 F3				2 0 0 0 0 0 0
Bake McBride, L (8, PH) OBP: 0.355, SLG: 0.371										1 0 0 0 0 0 1
Jerry Davanon, R (9, 5) OBP: 0.286, SLG: 0.194										0 0 0 0 0 0 0
Bob Gibson, R (1, 1) OBP: 0.197, SLG: 0.233			0-0 F8			0-0 FC4-6				2 0 1 0 0 0 0
Jim Dwyer, L (9, PH) OBP: 0.364, SLG: 0.388						1B			4-0 1B	0 1 0 0 1 0 0

Inning Stats	R: 0	H: 0	E: 0	K: 2	S: 7	R: 0	H: 0	E: 0	K: 1	S: 5	R: 0	H: 0	E: 0	K: 1	S: 5	R: 0	H: 1	E: 0	K: 2	S: 8	R: 0	H: 1	E: 0	K: 0	S: 3	R: 0	H: 0	E: 0	K: 1	S: 5	R: 0	H: 2	E: 0	K: 0	S: 3	1B: 4	2B: 0	3B: 0	HR: 0	SF: 0	SAC: 0	DP: 1	HBP: 0	WP: 0	PB: 0	SB: 1	CS: 1	PA: 32
--------------	------	------	------	------	------	------	------	------	------	------	------	------	------	------	------	------	------	------	------	------	------	------	------	------	------	------	------	------	------	------	------	------	------	------	------	-------	-------	-------	-------	-------	--------	-------	--------	-------	-------	-------	-------	--------

PITCHER	IP	WLS	BF	H	R	ER	SO	BB	IBB	HBP	BLK	WP	HR	S	P	ERA	WHIP
John D'Acquisto, R (1, 1) ERA: 3.39	8.0	L	28	3	2	2	9	3	0	0	0	0	0	43	55	2.25	0.750
Elias Sosa, R (9, 1) ERA: 3.2	0.1		3	1	0	0	0	0	1	0	0	0	0	2	6	0.00	3.000

BOTTOM

San Francisco Giants @ St. Louis Cardinals
Busch Stadium, St. Louis, MO
 Fri Aug 16 1974, 7:05 PM CDT
 Att. 28,723 - Unknown

livebaseballscorecards.com

AB	27
R	2
H	4
RBI	2
BB	4
SO	9
LOB	7



Batter	1	2	3	4	5	6	7	8	9	AB R H RBI BB SO LOB	TOP		
Bobby Bonds, R (1, 9) OBP: 0.365, SLG: 0.455	0-0 SH5-3 E8 1B		0-3 K		0-0 5-3		4-0 E1 BB		0-3 K	4 1 1 0 1 2 0			
Tito Fuentes, S (1, 4) OBP: 0.271, SLG: 0.280	0-0 SH5-3 2-3		0-0 FC6-4 1B		0-0 G3		0-0 E1 1-H 2-H 3-H			3 0 1 0 0 0 1			
Gary Thomasson, L (1, 8) OBP: 0.337, SLG: 0.317	0-0 6-3 3-H 1B		0-3 K		0-0 G6-4-3 1B		0-0 FC4-6 2B			4 0 3 1 0 1 1			
Gary Matthews, R (1, 7) OBP: 0.354, SLG: 0.444	0-0 6-3 1-3		0-0 FC6-4 1-2f		0-0 F2		0-0 F8			4 0 0 0 0 0 4			
Ed Goodson, L (1, 3) OBP: 0.357, SLG: 0.415 Dave Kingman, R (9, 3) OBP: 0.294, SLG: 0.434	4-0 IBB			0-0 4-3		0-0 G6-4-3 1-2f		4-0 FC4-6 IBB		2 0 0 0 2 0 1 0 0 0 0 0 0 0			
Chris Speier, R (1, 6) OBP: 0.335, SLG: 0.363	0-0 F8			0-0 4-3 1B			0-0 4-3 FC4-6 1-2f 2-3			4 0 1 0 0 0 4			
Mike Phillips, L (1, 5) OBP: 0.264, SLG: 0.255		0-0 6-3		0-0 4-3 1-2			0-0 F7		0-0 4-3	4 0 0 0 0 0 3			
Ken Rudolph, R (1, 2) OBP: 0.333, SLG: 0.267 Dave Rader, L (9, PH) OBP: 0.367, SLG: 0.371 (9, 2)		0-0 5-3		0-0 P4			0-0 E 1B E 1B		0-3 K	3 1 1 0 0 0 1 1 0 0 0 0 1 0			
Mike Caldwell, R (1, 1) OBP: 0.208, SLG: 0.174 Steve Ontiveros, S (9, PH) OBP: 0.369, SLG: 0.335 Randy Moffitt, R (9, 1) OBP: 0.429, SLG: 0.538		0-0 3-1		0-3 K			0-0 E6 1-3 E 1B		0-3 K	3 1 1 0 0 1 0 1 0 0 0 0 1 0 0 0 0 0 0 0 0			
Inning Stats	R: 1 E: 1 K: 0 S: 5 H: 2 LOB: 2 BB: 1 P: 9	R: 0 E: 0 K: 0 S: 3 H: 0 LOB: 0 BB: 0 P: 3	R: 0 E: 0 K: 2 S: 8 H: 1 LOB: 1 BB: 0 P: 8	R: 0 E: 0 K: 0 S: 4 H: 1 LOB: 1 BB: 0 P: 4	R: 0 E: 0 K: 1 S: 5 H: 0 LOB: 0 BB: 0 P: 5	R: 0 E: 0 K: 0 S: 3 H: 1 LOB: 0 BB: 0 P: 3	R: 2 E: 2 K: 0 S: 5 H: 2 LOB: 1 BB: 1 P: 9	R: 0 E: 0 K: 0 S: 4 H: 1 LOB: 2 BB: 1 P: 8	R: 0 E: 0 K: 3 S: 9 H: 0 LOB: 0 BB: 0 P: 9	1B: 7 2B: 1 3B: 0 HR: 0 SF: 0 SAC: 1 DP: 1 HBP: 0	WP: 0 PB: 0 SB: 0 CS: 0 PA: 37		
PITCHER Lynn McGlothen, R (1, 1) ERA: 2.8 Mike Garman, R (9, 1) ERA: 2.9	IP WLS BF H R ER SO BB IBB HBP BLK WP HR S P ERA WHIP	8.0 34 8 3 1 3 1 2 0 0 0 0 37 49 1.12 1.125	1.0 3 0 0 0 3 0 0 0 0 0 0 9 9 0.00 0.000									PITCHER IP WLS BF H R ER SO BB IBB HBP BLK WP HR S P ERA WHIP	

San Francisco Giants @ St. Louis Cardinals
 Busch Stadium, St. Louis, MO
 Sat Aug 17 1974, 7:05 PM CDT
 Att: 32,128 - Unknown

livebaseballscorecards.com

AB	33
R	3
H	8
RBI	1
BB	3
SO	6
LOB	15



Batter	1	2	3	4	5	6	7	8	9	AB R H RBI BB SO LOB	TOP											
Garry Maddox, R (1, 8) OBP: 0.334, SLG: 0.421	0-0 F9		0-0 4-3			0-0 S 1B		0-0 E3		4 0 1 0 0 0 1	San Francisco Giants @ St. Louis Cardinals Busch Stadium, St. Louis, MO Sun Aug 18 1974, 3:33 AM CDT Att: 30,208 - Unknown											
Tito Fuentes, S (1, 4) Randy Moffitt, R (8, 1) OBP: 0.267, SLG: 0.277 OBP: 0.429, SLG: 0.538	0-0 4-3			0-0 6-3		0-0 F9		0-0 SF7		3 0 0 1 0 0 1 0 0 0 0 0 0 0												
Bobby Bonds, R (1, 9) OBP: 0.364, SLG: 0.456	0-3 K			0-0 4-3 2B		0-0 P4		0-0 F9		4 0 1 0 0 1 2												
Gary Matthews, R (1, 7) OBP: 0.355, SLG: 0.443		4-0 BB BB BB		0-0 4-3		0-0 G6-4-3 1B		0-0 F4		3 0 1 0 1 0 1												
Chris Speier, R (1, 6) OBP: 0.332, SLG: 0.359		0-0 FC4-6		0-0 1-3		0-0 G6-4-3		0-0 6-3		4 0 0 0 0 0 3												
Dave Kingman, R (1, 3) OBP: 0.293, SLG: 0.431		0-0 P4		0-3 K		0-0 1B		0-3 K		4 0 1 0 0 2 1												
Bruce Miller, R (1, 5) OBP: 0.318, SLG: 0.328		0-0 F9		0-0 6-3		0-0 F9				3 0 0 0 0 0 2												
Ken Rudolph, R (1, 2) OBP: 0.326, SLG: 0.260			0-0 F8		0-0 F3		0-0 6-3			3 0 0 0 0 0 0												
Tom Bradley, R (1, 1) John Morris, R (6, 1) Chris Arnold, R (8, PH) OBP: 0.146, SLG: 0.105 OBP: 0.309, SLG: 0.340		0-3 K		0-0 5-3		0-0 E SF7 1B				2 0 0 0 0 1 0 0 0 0 0 0 0 0 1 1 1 0 0 0 0												
Inning Stats	R: 0 E: 0 K: 1 S: 5	H: 0 LOB: 0 BB: 0 P: 5	R: 0 E: 0 K: 0 S: 3	H: 0 LOB: 1 BB: 1 P: 7	R: 0 E: 0 K: 1 S: 5	H: 0 LOB: 0 BB: 0 P: 5	R: 0 E: 0 K: 1 S: 4	H: 1 LOB: 1 BB: 0 P: 4	R: 0 E: 0 K: 0 S: 5	H: 0 LOB: 0 BB: 0 P: 5	R: 0 E: 0 K: 1 S: 4	H: 1 LOB: 1 BB: 0 P: 4	R: 0 E: 0 K: 0 S: 4	H: 2 LOB: 1 BB: 0 P: 4	R: 1 E: 1 K: 0 S: 5	H: 1 LOB: 1 BB: 0 P: 5	R: 0 E: 0 K: 1 S: 5	H: 0 LOB: 0 BB: 0 P: 5	1B: 4 2B: 1 3B: 0 HR: 0	SF: 1 SAC: 0 DP: 1 HBP: 0	WP: 0 PB: 0 SB: 1 CS: 0	PA: 33
PITCHER John Curtis, L (1, 1) ERA: 4.17	IP 9.0	WLS W	BF 33	H 5	R 1	ER 0	SO 4	BB 1	IBB 0	HBP 0	BLK 0	WP 0	HR 0	S 40	P 44	ERA 0.00	WHIP 0.667					

livebaseballscorecards.com

AB	31
R	1
H	5
RBI	1
BB	1
SO	4
LOB	11



Batter	1	2	3	4	5	6	7	8	9	AB	R	H	RBI	BB	SO	LOB
Lou Brock, L (1, 7) OBP: 0.372, SLG: 0.397 Jose Cruz, L (8, PH) OBP: 0.323, SLG: 0.403 (9, 7)	0-0 F7		0-0 3B		0-0 F8	0-3 K		4-0 BB		4	0	1	0	0	1	2
Ted Sizemore, R (1, 4) OBP: 0.352, SLG: 0.320	0-0 F2		0-0 F2		0-0 5-3		0-0 F8	0-0 F2		5	0	0	0	0	0	4
Reggie Smith, S (1, 9) OBP: 0.380, SLG: 0.559	0-0 3B 1B		0-0 6-3		0-0 4-3		0-0 BLK 1B			4	1	2	0	0	0	1
Bake McBride, L (1, 8) OBP: 0.357, SLG: 0.377	0-0 3B			0-0 F5		0-0 F8 1B 1B	0-3 K			4	1	2	1	0	1	1
Tim McCarver, L (1, 2) OBP: 0.363, SLG: 0.258	0-3 K			0-0 2B SF7 1B		0-0 1B BB 1B	0-0 G3			4	2	2	0	0	1	2
Ted Simmons, S (1, 3) OBP: 0.310, SLG: 0.422 Joe Torre, R (9, 3) OBP: 0.376, SLG: 0.410		0-0 F3		0-0 SF7 2B		0-0 F8		0-0 F9		4	0	1	0	0	0	2
Ken Reitz, R (1, 5) OBP: 0.308, SLG: 0.371		0-0 5-3		4-0 SF7 IBB		0-0 F3		0-0 F8		3	0	0	0	1	0	2
Mike Tyson, R (1, 6) OBP: 0.250, SLG: 0.271		0-3 K		0-0 SF7		4-0 1B BB		0-0 1B 1B		2	0	1	1	1	1	0
John Curtis, L (1, 1) OBP: 0.224, SLG: 0.196			0-3 K	0-3 K		0-0 1B		0-0 BB		4	0	2	2	0	2	2

Inning Stats	R: 1	H: 2	E: 0	K: 1	S: 7	R: 0	H: 0	E: 0	K: 1	S: 5	R: 0	H: 1	E: 0	K: 1	S: 6	R: 1	H: 2	E: 0	K: 1	S: 7	R: 0	H: 0	E: 0	K: 0	S: 3	R: 2	H: 3	E: 0	K: 1	S: 8	R: 0	H: 1	E: 0	K: 1	S: 6	R: 0	H: 2	E: 0	K: 0	S: 5
	LOB: 1	BB: 0	P: 7	LOB: 0	BB: 0	P: 5	LOB: 1	BB: 0	P: 6	LOB: 2	BB: 1	P: 11	LOB: 0	BB: 0	P: 3	LOB: 2	BB: 1	P: 12	LOB: 1	BB: 0	P: 6	LOB: 3	BB: 1	P: 9	LOB: 0	BB: 0	P: 3	LOB: 0	BB: 0	P: 3	LOB: 1	BB: 0	P: 6	LOB: 1	BB: 0	P: 6	LOB: 3	BB: 1	P: 9	
PITCHER	IP	WLS	BF	H	R	ER	SO	BB	IBB	HBP	BLK	WP	HR	S	P	ERA	WHIP																							
Tom Bradley, R (1, 1) ERA: 5.08	5.2	L	27	8	4	4	4	1	1	0	0	0	0	33	41	6.35	1.588																							
John Morris, L (6, 1) ERA: 4.15	1.1		5	1	0	0	2	0	0	0	1	0	0	9	9	0.00	0.750																							
Randy Moffitt, R (8, 1) ERA: 4.3	1.0		6	2	0	0	0	1	0	0	0	0	0	5	9	0.00	3.000																							

BOTTOM

San Francisco Giants @ St. Louis Cardinals
 Busch Stadium, St. Louis, MO
 Sun Aug 18 1974, 3:33 AM CDT
 Att. 30,208 - Unknown

AB	34
R	4
H	11
RBI	4
BB	3
SO	6
LOB	16

WP: 0 PA: 38
 PB: 0
 SB: 0
 CS: 0



livebaseballscorecards.com

Batter	1	2	3	4	5	6	7	8	9	AB R H RBI BB SO LOB	TOP											
Garry Maddox, R OBP: 0.333, SLG: 0.419 (1, 8)	0-3 K		0-3 K		0-0 1B			0-0 5-3	0-3 K	5 0 1 2 0 3 2												
Tito Fuentes, S OBP: 0.266, SLG: 0.280 (1, 4)	0-0 2B			0-0 F7	0-0 F8			0-0 F7		4 0 1 0 0 0 1												
Bobby Bonds, R OBP: 0.362, SLG: 0.452 (1, 9)	0-3 K			0-0 F8		0-0 L7		0-3 K		4 0 0 0 0 2 1												
Gary Matthews, R OBP: 0.354, SLG: 0.440 (1, 7)	0-0 4-3			0-0 F9		0-0 F3			4-0 SH3-4 2B BB	3 1 0 0 1 0 1												
Chris Speier, R OBP: 0.330, SLG: 0.357 (1, 6)		0-0 F2			0-0 F8	0-0 F5			0-0 SH3-4	3 0 0 0 0 0 0												
Dave Kingman, R OBP: 0.296, SLG: 0.434 (1, 3)		0-0 6-3			4-0 1B WP BB		0-3 K		0-0 F9 1B 2B	3 2 1 1 1 1 0												
Bruce Miller, R OBP: 0.323, SLG: 0.328 (1, 5)		0-0 F9			0-0 1B WP 1B		0-0 1-3		4-0 1B IBB	3 1 1 0 1 0 0												
Ken Rudolph, R OBP: 0.331, SLG: 0.276 (1, 2)			0-0 6-3		0-0 1B SH1-4 1B		0-0 2B		0-0 F9	4 1 2 0 0 0 2												
Ron Bryant, S OBP: 0.087, SLG: 0.087 (1, 1)			0-3 K		0-0 SH1-4		0-0 F9		0-0 1B	3 0 1 1 0 1 1												
Elias Sosa, R OBP: 0.071, SLG: 0.071 (9, 1)					1-2				1-2 3-H	0 0 0 0 0 0 0												
Inning Stats	R: 0 E: 0 K: 2 S: 8	H: 1 LOB: 1 BB: 0 P: 8	R: 0 E: 0 K: 0 S: 3	H: 0 LOB: 0 BB: 0 P: 3	R: 0 E: 0 K: 2 S: 7	H: 0 LOB: 0 BB: 0 P: 7	R: 0 E: 0 K: 0 S: 3	H: 0 LOB: 0 BB: 0 P: 3	R: 3 E: 0 K: 1 S: 6	H: 3 LOB: 1 BB: 1 P: 10	R: 0 E: 0 K: 0 S: 3	H: 0 LOB: 0 BB: 0 P: 3	R: 0 E: 0 K: 1 S: 6	H: 1 LOB: 1 BB: 0 P: 6	R: 0 E: 0 K: 1 S: 5	H: 0 LOB: 0 BB: 0 P: 5	R: 2 E: 0 K: 1 S: 7	H: 2 LOB: 2 BB: 2 P: 15	1B: 4 2B: 3 3B: 0 HR: 0	SF: 0 SAC: 2 DP: 0 HBP: 0	WP: 1 PB: 0 SB: 0 CS: 0	PA: 37
PITCHER	IP WLS BF H R ER SO BB IBB HBP BLK WP HR S P ERA WHIP																					
Jim Rooker, L ERA: 3.24 (1, 1)	8.2 L 36 7 5 5 6 2 1 0 0 1 0 45 57 5.19 1.038																					
Dave Giusti, R ERA: 3.36 (9, 1)	0.1 1 0 0 0 1 0 0 0 0 0 0 3 3 0.00 0.000																					

San Francisco Giants @ Pittsburgh Pirates
 Three Rivers Stadium, Pittsburgh, PA
 Mon Aug 19 1974, 7:05 PM EDT
 Att: 14,077 - Unknown

AB	32
R	5
H	7
RBI	4
BB	3
SO	7
LOB	8



Batter	1	2	3	4	5	6	7	8	9	AB	R	H	RBI	BB	SO	LOB
Rennie Stennett, R (1, 4) OBP: 0.307, SLG: 0.362	0-0 5-3	0-0 L9			0-0 E S 1B			0-0 S SH3-4 1B		4	0	2	0	0	0	1
Manny Sanguillen, R (1, 2) OBP: 0.314, SLG: 0.384	0-0 1B		0-0 5-3		0-0 SF7			0-0 SH3-4 1B		2	0	1	1	0	0	0
Al Oliver, L (1, 8) OBP: 0.342, SLG: 0.474	0-0 F4		0-0 G6-3 1B		0-3 K			0-0 F9		4	0	1	0	0	1	3
Willie Stargell, L (1, 7) OBP: 0.402, SLG: 0.562	0-0 F7		0-0 G6-3 1-2f		0-0 F6			0-0 4-3 2-3		4	0	0	0	0	0	3
Richie Zisk, R (1, 9) OBP: 0.390, SLG: 0.496		0-0 1B 5-3 3B 1B		0-0 6-3		4-0 G6-4-3 BB		4-0 FC5-4 BB		2	1	1	0	2	0	0
Bob Robertson, R (1, 3) OBP: 0.320, SLG: 0.480		0-0 5-3		0-3 K		0-0 G6-4-3 1-2f		0-0 FC5-4 1B 1-2f		4	0	0	0	0	1	3
Mario Mendoza, R (9, PR) OBP: 0.270, SLG: 0.263		1-2								0	0	0	0	0	0	0
Richie Hebner, L (1, 5) OBP: 0.364, SLG: 0.465		0-3 K		0-0 F8				0-0 4-3		4	0	1	0	0	1	1
Frank Taveras, R (1, 6) OBP: 0.320, SLG: 0.293		0-0 3B 1B			0-3 K			0-0 1-3		3	1	1	0	0	1	0
Dave Parker, L (9, PH) OBP: 0.337, SLG: 0.430		2-3						0-0 G4-6-3 1-2f		1	0	0	0	0	0	2
Jim Rooker, R (1, 1) OBP: 0.333, SLG: 0.391		0-0 3B			4-0 1B SF7 BB			0-3 K		2	1	1	2	1	1	0
Dave Giusti, R (9, 1) OBP: 0.125, SLG: 0.125		1-H 3-H								0	0	0	0	0	0	0

Inning Stats	R: 0	H: 1	E: 0	K: 0	S: 4	R: 2	H: 3	E: 0	K: 1	S: 8	R: 0	H: 1	E: 0	K: 0	S: 3	R: 0	H: 0	E: 0	K: 1	S: 5	R: 1	H: 1	E: 0	K: 2	S: 8	R: 0	H: 0	E: 0	K: 0	S: 2	R: 0	H: 0	E: 0	K: 1	S: 5	R: 0	H: 1	E: 0	K: 0	S: 4	R: 0	H: 1	E: 0	K: 0	S: 3	1B: 7	2B: 0	3B: 1	HR: 0	SF: 1	SAC: 1	DP: 3	HBP: 0	WP: 0	PB: 0	SB: 2	CS: 0	PA: 35
--------------	------	------	------	------	------	------	------	------	------	------	------	------	------	------	------	------	------	------	------	------	------	------	------	------	------	------	------	------	------	------	------	------	------	------	------	------	------	------	------	------	------	------	------	------	------	-------	-------	-------	-------	-------	--------	-------	--------	-------	-------	-------	-------	--------

PITCHER	IP	WLS	BF	H	R	ER	SO	BB	IBB	HBP	BLK	WP	HR	S	P	ERA	WHIP
Ron Bryant, L (1, 1) ERA: 5.79	8.0	W	32	7	3	3	5	3	0	0	0	0	0	39	51	3.38	1.250
Elias Sosa, R (9, 1) ERA: 3.16	1.0	S	3	1	0	0	0	0	0	0	0	0	0	3	3	0.00	1.000

BOTTOM

San Francisco Giants @ Pittsburgh Pirates
Three Rivers Stadium, Pittsburgh, PA

Mon Aug 19 1974, 7:05 PM EDT
Att. 14,077 - Unknown

livebaseballscorecards.com

AB	30
R	3
H	8
RBI	3
BB	3
SO	5
LOB	13



Batter	1	2	3	4	5	6	7	8	9	10	AB	R	H	RBI	BB	SO	LOB	TOP					
Garry Maddox, R OBP: 0.333, SLG: 0.418 (1, 8)	0-0 1-3		0-0 L6-4 1B		0-0 F9		0-0 5-3		0-0 1B 1B G3		6	1	2	0	0	0	2						
Tito Fuentes, S OBP: 0.283, SLG: 0.299 (1, 4)	0-0 1B		0-0 1-2 1B		0-0 2B 1B		0-0 2B		0-0 1B 1B	4-0 SH1-4 BB BB	5	3	5	0	1	0	0						
Bobby Bonds, R OBP: 0.365, SLG: 0.454 (1, 9)	0-0 F8		0-0 L6-4		0-0 1-H 2B		4-0 BB		0-0 1-2 3-H 2B 1B	4-0 BB SH1-4 BB	4	1	2	2	2	0	4						
Gary Matthews, R OBP: 0.354, SLG: 0.443 (1, 7)	0-3 K			0-0 FC5-4 2B	0-0 F8		0-3 K		0-0 1-H 2-H 3B 2B	0-0 F8	6	1	2	2	0	2	6						
Ed Goodson, L OBP: 0.352, SLG: 0.408 Chris Arnold, R OBP: 0.307, SLG: 0.338 Elias Sosa, R OBP: 0.071, SLG: 0.071 Mike Caldwell, R OBP: 0.208, SLG: 0.174 (1, 3)		0-0 4-3		0-0 F5		0-0 4-3		0-0 F8	0-0 F4	0-0 SH1-4	4	0	0	0	0	0	1						
Chris Speier, R OBP: 0.334, SLG: 0.361 (1, 6)		0-0 F9		4-0 FC5-4 BB		4-0 1B BB		0-0 L9	0-0 2-H 1B 3B	4-0 BB IBB	3	1	1	1	3	0	0						
Bruce Miller, R OBP: 0.338, SLG: 0.338 (1, 5)		0-0 4-3		0-0 FC5-4		0-0 G6-4-3 1B		0-0 2B 1B	0-0 3-H 1B	4-0 1-2 2-3 3-H BB	5	1	3	2	1	0	2						
Ken Rudolph, R OBP: 0.331, SLG: 0.271 Dave Rader, L OBP: 0.367, SLG: 0.375 (1, 2)			4-0 FC5-6 BB	0-0 4-3		0-0 G6-4-3		0-0 1-H 2B	0-0 1-2 E6	0-0 G3	2	0	0	0	1	0	4						
John D'Acquisto, R OBP: 0.227, SLG: 0.193 Gary Thomasson, L OBP: 0.336, SLG: 0.315 John Morris, R OBP: 0.333, SLG: 0.333 Steve Ontiveros, S OBP: 0.429, SLG: 0.538 Randy Moffitt, R OBP: 0.296, SLG: 0.432 (1, 1)			0-0 FC5-6 BB		0-0 4-3		0-0 F8	0-0 F5	0-3 K		2	0	0	0	0	0	1						
Inning Stats	R: 0 E: 0 K: 1 S: 6	H: 1 LOB: 1 BB: 0 P: 6	R: 0 E: 0 K: 0 S: 3	H: 0 LOB: 0 BB: 0 P: 3	R: 0 E: 0 K: 0 S: 4	H: 2 LOB: 2 BB: 1 P: 8	R: 0 E: 0 K: 0 S: 4	H: 1 LOB: 2 BB: 1 P: 8	R: 1 E: 0 K: 0 S: 5	H: 2 LOB: 1 BB: 0 P: 5	R: 0 E: 0 K: 1 S: 6	H: 1 LOB: 2 BB: 1 P: 10	R: 1 E: 0 K: 0 S: 5	H: 2 LOB: 0 BB: 0 P: 5	R: 5 E: 1 K: 1 S: 12	H: 6 LOB: 2 BB: 0 P: 12	R: 1 E: 0 K: 0 S: 3	H: 0 LOB: 3 BB: 4 P: 19	1B: 10 2B: 6 3B: 1 HR: 0	SF: 0 SAC: 1 DP: 2 HBP: 0	WP: 0 PB: 0 SB: 0 CS: 0	PA: 53	
PITCHER	IP WLS BF 30	H R ER 1	SO 1	BB 4	IBB 0	HBP 0	BLK 0	WP 0	HR 0	S 28	P 44	ERA 1.35	WHIP 1.800										
Bruce Kison, R ERA: 3.33 (1, 1)	6.2																						
Dave Giusti, R ERA: 3.84 (7, 1)	1.1	10	6	5	5	1	0	0	0	0	0	33.75	4.500										
Ramon Hernandez, L ERA: 2.12 (9, 1)	0.1	2	1	0	0	0	0	0	0	0	0	0.00	3.000										
John Morlan, R ERA: 3.36 (9, 1)	0.2	L	6	1	2	1	2	0	0	0	6	27.00	4.500										
Juan Pizarro, L ERA: (10, 1)	1.0	5	0	0	0	0	1	1	0	0	3	0.00	1.000										

San Francisco Giants @ Pittsburgh Pirates
Three Rivers Stadium, Pittsburgh, PA
Tue Aug 20 1974, 7:05 PM EDT
Att. 15,944 - Unknown

AB	44
R	8
H	16
RBI	8
BB	8
SO	3
LOB	28



Batter	1	2	3	4	5	6	7	8	9	10	AB	R	H	RBI	BB	SO	LOB
Rennie Stennett, R (1, 4) OBP: 0.309, SLG: 0.369	F4		F9	F7			HR	1B		1B	6	1	3	3	0	0	0
Richie Hebner, L (1, 5) OBP: 0.364, SLG: 0.466	1B		2B	F4			F9		K	4-3	6	2	2	0	0	1	1
Al Oliver, L (1, 8) OBP: 0.347, SLG: 0.480	1B		1B				G3		1B		5	2	4	1	0	0	0
Willie Stargell, L (1, 7) OBP: 0.404, SLG: 0.561 Gene Clines, R (9, PR) OBP: 0.308, SLG: 0.253	1B		1B	IBB			F7		1B		4	0	2	1	1	0	1
Richie Zisk, R (1, 9) OBP: 0.388, SLG: 0.493	K		1B	IBB			F9		FC		5	0	1	1	0	2	4
Manny Sanguillen, R (1, 2) OBP: 0.312, SLG: 0.384		6-3	6-3				F9		4-1		5	1	1	0	0	0	5
Ed Kirkpatrick, L (1, 3) OBP: 0.359, SLG: 0.326		E1		IBB			F9		4-3	3-1	4	0	0	0	1	0	4
Frank Taveras, R (1, 6) OBP: 0.319, SLG: 0.289 Bob Robertson, R (10, PH) OBP: 0.319, SLG: 0.478		FC3-6	F8				F2				3	1	0	0	1	0	4
Bruce Kison, R (1, 1) OBP: 0.189, SLG: 0.125 Dave Giusti, R (7, 1) OBP: 0.222, SLG: 0.125 Ramon Hernandez, S (9, 1) John Morlan, R (9, 1) Juan Pizarro, L (10, 1) Art Howe, R (10, PH) OBP: 0.240, SLG: 0.386		K		5-3			K		5-3		3	0	0	0	0	2	1

Inning Stats	R: 1	H: 3	E: 0	K: 1	S: 7	H: 3	LOB: 2	BB: 0	P: 7	R: 0	H: 0	E: 1	K: 1	S: 6	H: 0	LOB: 1	BB: 0	P: 6	R: 2	H: 3	E: 0	K: 0	S: 6	H: 3	LOB: 3	BB: 2	P: 14	R: 0	H: 0	E: 0	K: 0	S: 3	R: 0	H: 1	E: 0	K: 1	S: 4	R: 0	H: 0	E: 0	K: 1	S: 5	R: 1	H: 1	E: 0	K: 0	S: 4	R: 2	H: 2	E: 0	K: 1	S: 6	R: 1	H: 2	E: 1	K: 1	S: 8	R: 0	H: 1	E: 0	K: 1	S: 6	1B: 9	2B: 4	3B: 0	HR: 1	SF: 0	SAC: 0	DP: 1	HBP: 0	WP: 0	PA: 47
--------------	------	------	------	------	------	------	--------	-------	------	------	------	------	------	------	------	--------	-------	------	------	------	------	------	------	------	--------	-------	-------	------	------	------	------	------	------	------	------	------	------	------	------	------	------	------	------	------	------	------	------	------	------	------	------	------	------	------	------	------	------	------	------	------	------	------	-------	-------	-------	-------	-------	--------	-------	--------	-------	--------

PITCHER	IP	WLS	BF	H	R	ER	SO	BB	IBB	HBP	BLK	WP	HR	S	P	ERA	WHIP
John D'Acquisto, R (1, 1) ERA: 3.43	6.0		27	7	3	3	3	0	2	0	0	0	0	31	39	4.50	1.167
John Morris, L (7, 1) ERA: 5.06	1.0		4	1	1	1	0	0	0	0	0	0	1	4	4	9.00	1.000
Randy Moffitt, R (8, 1) ERA: 4.46	1.0		6	2	2	2	1	1	1	0	0	0	0	6	14	18.00	3.000
Elias Sosa, R (9, 1) ERA: 3.15	0.1		2	1	1	0	1	0	0	0	0	0	0	4	4	0.00	3.000
Mike Caldwell, L (9, 1) ERA: 3.13	1.2	W	8	2	0	0	1	0	0	0	0	0	0	10	10	0.00	1.200


BOTTOM

San Francisco Giants @ Pittsburgh Pirates
Three Rivers Stadium, Pittsburgh, PA

Tue Aug 20 1974, 7:05 PM EDT
Att: 15,944 - Unknown

livebaseballscorecards.com

AB	43
R	7
H	13
RBI	6
BB	4
SO	6
LOB	20



Batter	1	2	3	4	5	6	7	8	9	AB R H RBI BB SO LOB	TOP
Garry Maddox, R OBP: 0.334, SLG: 0.421 (1, 8) X	0-0 6-3 S 1B		0-0 F9			0-0 F9		0-0 2B		4 1 2 0 0 0 0	San Francisco Giants @ Pittsburgh Pirates Three Rivers Stadium, Pittsburgh, PA Wed Aug 21 1974, 7:05 PM EDT Att: 19,814 - Unknown livebaseballscorecards.com
Tito Fuentes, S OBP: 0.279, SLG: 0.294 (1, 4) X	0-0 6-3 1-3		0-0 6-3			0-0 5-3		0-0 F8		4 0 0 0 0 0 2	
Bobby Bonds, R OBP: 0.368, SLG: 0.458 (1, 9) X	0-0 CS 1B								4-0 P6-4-3 BB	3 1 2 1 1 0 0	
Gary Matthews, R OBP: 0.355, SLG: 0.449 (1, 7) X	0-0 3-H 1-2 3B								0-0 P6-4-3 1-2f	4 0 2 1 0 0 1	
Ed Goodson, L OBP: 0.346, SLG: 0.401 (1, 3) X	0-0 6-3								0-0 P6-3	4 0 0 0 0 0 2	
Steve Ontiveros, S OBP: 0.371, SLG: 0.335 (1, 5) X									4-0 G1-6-3 1B	2 0 1 0 1 0 0	
Bruce Miller, R OBP: 0.331, SLG: 0.331 (1, 6) X									0-0 G1-6-3 1-2f	3 0 0 0 0 0 3	
Dave Rader, L OBP: 0.363, SLG: 0.370 (1, 2) X									0-0 3-1	3 0 0 0 0 0 0	
Ed Halicki, R OBP: 0.263, SLG: 0.316 (1, 1) X									0-0 6-3 K	3 0 0 0 0 2 0	
Inning Stats	R: 1 H: 3 E: 0 LOB: 1 K: 0 BB: 0 S: 5 P: 5	R: 0 H: 1 E: 0 LOB: 0 K: 0 BB: 0 S: 3 P: 3	R: 0 H: 0 E: 0 LOB: 0 K: 1 BB: 0 S: 5 P: 5	R: 0 H: 0 E: 0 LOB: 0 K: 0 BB: 0 S: 3 P: 3	R: 0 H: 0 E: 0 LOB: 0 K: 0 BB: 0 S: 3 P: 3	R: 0 H: 0 E: 0 LOB: 0 K: 0 BB: 0 S: 3 P: 3	R: 1 H: 2 E: 0 LOB: 1 K: 0 BB: 1 S: 4 P: 8	R: 0 H: 1 E: 0 LOB: 1 K: 1 BB: 0 S: 6 P: 6	R: 0 H: 0 E: 0 LOB: 0 K: 0 BB: 1 S: 2 P: 6	1B: 4 SF: 0 2B: 3 SAC: 0 3B: 1 DP: 3 HR: 0 HBP: 0	WP: 0 PA: 32 PB: 1 SB: 1 CS: 1
PITCHER Dock Ellis, R ERA: 3.24 (1, 1)	IP WLS BF H R ER SO BB IBB HBP BLK WP HR S P ERA WHIP										

Batter	1	2	3	4	5	6	7	8	9
Rennie Stennett, R (1, 4) OBP: 0.308, SLG: 0.368	0-0 L4		0-0 6-3		0-0 F2		0-0 CS 1B	0-0 FC6-4	
Richie Hebner, L (1, 5) OBP: 0.365, SLG: 0.465	0-0 F5		0-0 3-1 1B		4-0 1B BB		0-0 F8		
Al Oliver, L (1, 8) OBP: 0.346, SLG: 0.478	0-0 4-3		0-0 3-1		0-0 1-3 1B		0-3 K		
Willie Stargell, L (1, 7) OBP: 0.407, SLG: 0.562		0-0 F9	4-0 IBB			0-0 2B 1B		0-0 1B SF9 1B	
Gene Clines, R (8, PR) OBP: 0.308, SLG: 0.253 (9, 7)									
Richie Zisk, R (1, 9) OBP: 0.389, SLG: 0.495		0-0 F7	0-0 F6			0-0 1-3 2B		0-0 FC5-4 1B	
Manny Sanguillen, R (1, 2) OBP: 0.312, SLG: 0.381		1-0 HR HBP		0-0 F3		0-0 4-3		0-0 FC5-4 SF9 IBB 1B	
Ed Kirkpatrick, L (1, 3) OBP: 0.367, SLG: 0.344		0-0 HR		0-0 4-3		4-0 FC5-4 IBB		4-0 1B IBB	
Frank Taveras, R (1, 6) OBP: 0.320, SLG: 0.288		4-0		0-0 G3		0-3 K		0-0 SF9	
Dave Parker, L (6, PH) OBP: 0.335, SLG: 0.428									
Mario Mendoza, R (7, 6) OBP: 0.270, SLG: 0.263									
Paul Popovich, S (8, PH) OBP: 0.225, SLG: 0.215 (9, 6)								2-3 3-H	
Dock Ellis, S (1, 1) OBP: 0.327, SLG: 0.261		0-0 5-3			0-0 F7		0-0 FC5-4	0-0 FC6-4 1B	


Inning Stats	R: 0	H: 0	E: 0	K: 0	S: 3	R: 2	H: 1	E: 0	K: 0	S: 4	R: 0	H: 1	E: 0	K: 0	S: 4	R: 0	H: 0	E: 0	K: 0	S: 3	R: 0	H: 1	E: 0	K: 1	S: 7	R: 0	H: 1	E: 0	K: 1	S: 5	R: 2	H: 3	E: 0	K: 0	S: 6	1B: 7	2B: 1	3B: 0	HR: 1	SF: 1	SAC: 0	DP: 0	HBP: 1	WP: 0	PB: 0	SB: 0	CS: 1
--------------	------	------	------	------	------	------	------	------	------	------	------	------	------	------	------	------	------	------	------	------	------	------	------	------	------	------	------	------	------	------	------	------	------	------	------	-------	-------	-------	-------	-------	--------	-------	--------	-------	-------	-------	-------

PITCHER	IP	WLS	BF	H	R	ER	SO	BB	IBB	HBP	BLK	WP	HR	S	P	ERA	WHIP	PITCHER	IP	WLS	BF	H	R	ER	SO	BB	IBB	HBP	BLK	WP	HR	S	P	ERA	WHIP											
Ed Halicki, R (1, 1) ERA: 4.5	8.0	L	37	9	4	4	2	2	3	1	0	0	1	35	56	4.50	1.375																													

BOTTOM

San Francisco Giants @ Pittsburgh Pirates
 Three Rivers Stadium, Pittsburgh, PA
 Wed Aug 21 1974, 7:05 PM EDT
 Att. 19,814 - Unknown

AB	30
R	4
H	9
RBI	4
BB	5
SO	2
LOB	17



Batter	1	2	3	4	5	6	7	8	9	AB R H RBI BB SO LOB	TOP									
Don Kessinger, S (1, 6) OBP: 0.338, SLG: 0.329	0-0 4-3 2B		0-0 1-3			0-0 1-3 1B		0-0 F8		4 1 2 0 0 0 1										
Ralph LaCock, L (1, 9) OBP: 0.083, SLG: 0.083	0-0 4-3 2-3		0-0 4-3			0-0 1-3 1-2		0-3 K		4 0 0 0 0 1 3										
Jerry Morales, R (1, 8) OBP: 0.314, SLG: 0.395	0-0 4-3 3-H			0-0 F7		4-0 BB			0-0 6-3	3 0 0 1 1 0 0										
Andre Thornton, R (1, 3) OBP: 0.388, SLG: 0.481	0-3 K			0-0 6-3		0-0 F9			0-3 K	4 0 0 0 0 2 2										
Chris Ward, L (1, 7) OBP: 0.324, SLG: 0.327		0-0 1-3		0-0 3-1			0-0 4-3		0-0 G3	3 0 0 0 0 0 0										
Jim Tyrone, R (7, 7) OBP: 0.244, SLG: 0.282										1 0 0 0 0 0 0										
Bill Madlock, R (1, 5) OBP: 0.352, SLG: 0.404		0-0 G4-6-3 1B			0-0 5-3		0-0 6-4-3 1B			3 0 2 0 0 0 0										
Steve Swisher, R (1, 2) OBP: 0.312, SLG: 0.302		0-0 G4-6-3 1-2			0-0 4-3		0-0 6-4-3 1-2			3 0 0 0 0 0 2										
Rob Sperring, R (1, 4) OBP: 0.261, SLG: 0.293			4-0 SH5-4 BB		0-0 5-3		0-3 K			2 0 0 0 1 1 1										
Rick Reuschel, R (1, 1) OBP: 0.211, SLG: 0.300			0-0 SH5-4 1-2			0-0 F9		0-0 6-3		2 0 0 0 0 0 0										
Inning Stats	R: 1 E: 0 K: 1 S: 6	H: 1 LOB: 0 BB: 0 P: 6	R: 0 E: 0 K: 0 S: 3	H: 1 LOB: 0 BB: 0 P: 3	R: 0 E: 0 K: 0 S: 3	H: 0 LOB: 1 BB: 1 P: 7	R: 0 E: 0 K: 0 S: 3	H: 0 LOB: 0 BB: 0 P: 3	R: 0 E: 0 K: 0 S: 4	H: 1 LOB: 2 BB: 1 P: 8	R: 0 E: 0 K: 1 S: 6	H: 1 LOB: 1 BB: 0 P: 6	R: 0 E: 0 K: 1 S: 5	H: 0 LOB: 0 BB: 0 P: 5	R: 0 E: 0 K: 1 S: 5	H: 0 LOB: 0 BB: 0 P: 5	1B: 3 2B: 1 3B: 0 HR: 0	SF: 0 SAC: 1 DP: 1 HBP: 0	WP: 0 PB: 0 SB: 0 CS: 0	PA: 32
PITCHER	IP WLS BF H R ER SO BB IBB HBP BLK WP HR S P ERA WHIP																			
Jim Barr, R (1, 1) ERA: 2.59	7.0 L 26 4 1 1 2 2 0 0 0 0 0 0 28 36 1.29 0.857																			
Elias Sosa, R (8, 1) ERA: 3.12	1.0 3 0 0 0 1 0 0 0 0 0 0 0 5 5 0.00 0.000																			
John D'Acquisto, R (9, 1) ERA: 3.41	1.0 3 0 0 0 1 0 0 0 0 0 0 0 5 5 0.00 0.000																			

Chicago Cubs @ San Francisco Giants
Candlestick Park, San Francisco, CA

Fri Aug 23 1974, 10:05 PM EDT
Att: 3,099 - Unknown - 60 F

livebaseballscorecards.com

AB	29
R	1
H	4
RBI	1
BB	2
SO	4
LOB	9



Batter	1	2	3	4	5	6	7	8	9	AB R H RBI BB SO LOB	TOP											
Don Kessinger, S OBP: 0.337, SLG: 0.328 (1, 6) X	0-0 F7	0-0 FC5-4 E 1B		0-3 K	0-0 4-3			0-0 G6-4-3 1-2f		5 0 1 0 0 1 2												
Jim Tyrone, R OBP: 0.239, SLG: 0.256 (1, 9) B B B	4-0 3B BB	0-0 E5 FC5-4 1-2		0-0 E5 E 1B		0-0 6-3		0-3 K		4 1 0 0 1 1 1												
Jerry Morales, R OBP: 0.317, SLG: 0.402 (1, 8) X	0-0 6-3 3B	0-0 FC5-4 HBP 1-2f 2-3		0-0 E 1B		0-0 6-3			0-0 BB 1B	5 1 3 1 0 0 2												
Andre Thornton, R OBP: 0.384, SLG: 0.472 (1, 3) X	0-0 6-3	1-0 HBP		0-0 E5 FC4-6 1-2 2-3		0-0 6-3			0-3 K	4 0 0 1 0 1 3												
Bill Madlock, R OBP: 0.353, SLG: 0.408 Rick Monday, L OBP: 0.375, SLG: 0.447 Billy Grabarkewitz, R OBP: 0.326, SLG: 0.273 (1, 5) X (4, PH) (4, 5)	0-0 BB 2B	0-0 4-3		0-3 K			0-3 K		4-0 BB 1-2 BB	2 0 1 0 0 0 3 1 0 0 0 0 1 3 1 0 0 0 1 1 0												
Chris Ward, L OBP: 0.319, SLG: 0.314 (1, 7) B B B	4-0 BB BB		0-0 4-3	0-0 FC4-6 1-2f			0-0 F8		0-0 F8	4 0 0 0 1 0 5												
Steve Swisher, R OBP: 0.314, SLG: 0.301 (1, 2) B B B	4-0 1-2 2-3 BB		0-0 F8		0-0 F9		0-0 FC5-4 1B		0-0 F9	4 0 1 0 1 0 2												
Rob Sperring, R OBP: 0.260, SLG: 0.273 (1, 4) S S S	0-3 K		0-0 E6 FC4-6	0-0 FC1-6 BB		4-0 FC5-4		0-0 FC5-4		3 0 0 0 1 1 4												
Steve Stone, R OBP: 0.140, SLG: 0.140 Ken Frailing, L OBP: 0.281, SLG: 0.258 Burt Hooton, R OBP: 0.122, SLG: 0.103 Oscar Zamora, R OBP: 0.200, SLG: 0.200 Dave LaRoche, L OBP: 0.250, SLG: 0.350 (1, 1) (6, 1) (6, 1) (9, 1) (9, 1)		0-3 K	0-0 FC4-6	0-0 FC1-6		0-0 FC1-6		0-0 G6-4-3 1B		3 0 0 0 0 1 2 0 0 0 0 0 0 0 1 0 1 0 0 0 0 0 0 0 0 0 0 0 0 0 0 0 0 0 0												
Inning Stats	R: 2 E: 0 K: 1 S: 7	H: 2 LOB: 3 BB: 3 P: 19	R: 0 E: 1 K: 1 S: 7	H: 1 LOB: 3 BB: 0 P: 8	R: 0 E: 1 K: 0 S: 4	H: 0 LOB: 1 BB: 0 P: 4	R: 0 E: 2 K: 2 S: 10	H: 1 LOB: 3 BB: 0 P: 10	R: 0 E: 0 K: 0 S: 3	H: 0 LOB: 1 BB: 1 P: 7	R: 0 E: 0 K: 0 S: 3	H: 0 LOB: 0 BB: 0 P: 3	R: 0 E: 0 K: 1 S: 6	H: 1 LOB: 1 BB: 0 P: 6	R: 0 E: 0 K: 1 S: 5	H: 1 LOB: 0 BB: 0 P: 5	R: 0 E: 0 K: 1 S: 6	H: 1 LOB: 2 BB: 1 P: 10	1B: 5 2B: 1 3B: 1 HR: 0	SF: 0 SAC: 0 DP: 1 HBP: 1	WP: 0 PB: 0 SB: 0 CS: 0	PA: 43
PITCHER	IP WLS BF H R ER SO BB IBB HBP BLK WP HR S P ERA WHIP																					
Ron Bryant, L ERA: 5.93 (1, 1)	0.2 L 7 2 2 2 0 3 0 0 0 0 0 0 4 16 27.00 7.500																					
Randy Moffitt, R ERA: 4.24 (1, 1)	4.1 21 2 0 0 4 1 0 1 0 0 0 0 27 32 0.00 0.692																					
Ed Halicki, R ERA: 4.34 (6, 1)	2.0 7 1 0 0 1 0 0 0 0 0 0 0 9 9 0.00 0.500																					
Elias Sosa, R ERA: 3.07 (8, 1)	1.1 6 2 0 0 2 1 0 0 0 0 0 0 9 13 0.00 2.250																					
John Morris, L ERA: 4.5 (9, 1)	0.2 2 0 0 0 0 0 0 0 0 0 0 0 2 2 0.00 0.000																					

Chicago Cubs @ San Francisco Giants
Candlestick Park, San Francisco, CA
Sat Aug 24 1974, 6:33 AM EDT
Att. 7,155 - Sunny - 70 F

livebaseballscorecards.com

AB	37
R	2
H	7
RBI	2
BB	5
SO	7
LOB	27



BOTTOM

Chicago Cubs @ San Francisco Giants
Candlestick Park, San Francisco, CA

Sat Aug 24 1974, 6:33 AM EDT
Att. 7,155 - Sunny - 70 F

livebaseballscorecards.com

AB 32
R 1
H 6
RBI 1
BB 5
SO 5
LOB 20



WP: 0 PA: 37
PB: 0
SB: 1
CS: 1

Batter	1	2	3	4	5	6	7	8	9	AB	R	H	RBI	BB	SO	LOB					
Gary Thomasson, L (1, 8) OBP: 0.332, SLG: 0.308	0-0 4-3		0-0 F8		4-0 FC5-4 BB		0-0 F5		0-0 F6	4	0	0	0	1	0	2					
Tito Fuentes, S (1, 4) OBP: 0.281, SLG: 0.295	0-0 1B		0-0 1B		0-0 FC5-4 1-2			0-0 F7		4	0	2	0	0	0	1					
Bobby Bonds, R (1, 9) OBP: 0.367, SLG: 0.457	0-0 L7		0-3 K				0-0 1B FC6-2-5-1 2B	4-0 CS BB		3	0	1	0	1	1	2					
Gary Matthews, R (1, 7) OBP: 0.356, SLG: 0.447	0-3 K		0-0 4-3				0-0 FC6-2-5-1 S 2-3 1B	0-3 K		4	0	1	0	0	2	3					
Ed Goodson, L (1, 3) OBP: 0.346, SLG: 0.397		4-0 BB		0-0 F7		0-3 K			4-0 1B 4-3 FC4-6 BB	1	0	0	0	1	0	0					
Chris Arnold, R (6, PH) OBP: 0.305, SLG: 0.336										1	0	0	0	0	1	2					
Dave Kingman, R (7, 3) OBP: 0.298, SLG: 0.432										0	1	0	0	1	0	0					
Chris Speier, R (1, 6) OBP: 0.331, SLG: 0.357		0-0 1-3		0-0 5-3		0-0 FC6-2-5-1			0-0 4-3	4	0	0	0	0	0	4					
Bruce Miller, R (1, 5) OBP: 0.327, SLG: 0.326		0-0 4-3		0-0 5-3		0-0 FC6-2-5-1 2-3 3-H			0-0 4-3	4	0	1	0	0	0	3					
Dave Rader, L (1, 2) OBP: 0.363, SLG: 0.365		0-0 2-3		0-0 F9		0-0 4-3			0-0 FC4-6 1B	4	0	1	0	0	0	3					
Ron Bryant, S (1, 1) OBP: 0.087, SLG: 0.087		4-0 BB		0-0 F6		0-0 F7			0-0 FC4-6 2B	3	0	0	1	1	0	1					
Randy Moffitt, R (1, 1) OBP: 0.400, SLG: 0.500									0-0 FC4-6 1-2 3-H	1	0	0	0	0	0	2					
Mike Phillips, L (5, PH) OBP: 0.263, SLG: 0.254									0-0 FC4-6 1-2 3-H	1	0	0	0	0	1	0					
Ed Halicki, R (6, 1) OBP: 0.263, SLG: 0.316									0-0 FC4-6 1-2 3-H	0	0	0	0	0	0	0					
Steve Ontiveros, S (7, PH) OBP: 0.369, SLG: 0.332									0-0 FC4-6 1-2 3-H	1	0	0	0	0	0	0					
Elias Sosa, R (8, 1) OBP: 0.071, SLG: 0.071									0-0 FC4-6 1-2 3-H	0	0	0	0	0	0	0					
John Morris, R (9, 1) OBP: 0.071, SLG: 0.071									0-0 FC4-6 1-2 3-H	0	0	0	0	0	0	0					
Garry Maddox, R (9, PH) OBP: 0.334, SLG: 0.422									0-0 FC4-6 1-2 3-H	1	0	1	0	0	0	0					
Inning Stats	R: 0 E: 0 K: 1 S: 6	H: 1 LOB: 1 BB: 0 P: 6	R: 0 E: 0 K: 0 S: 3	H: 0 LOB: 2 BB: 2 P: 11	R: 0 E: 0 K: 1 S: 6	H: 1 LOB: 1 BB: 0 P: 6	R: 0 E: 0 K: 0 S: 3	H: 0 LOB: 0 BB: 0 P: 3	R: 0 E: 0 K: 1 S: 5	H: 2 LOB: 2 BB: 0 P: 7	R: 0 E: 0 K: 0 S: 3	H: 0 LOB: 0 BB: 0 P: 3	R: 0 E: 0 K: 1 S: 4	H: 0 LOB: 1 BB: 1 P: 8	R: 1 E: 0 K: 0 S: 5	H: 2 LOB: 2 BB: 1 P: 9	1B: 4 2B: 3 3B: 0 HR: 0	SF: 0 SAC: 0 DP: 1 HBP: 0	WP: 0 PB: 0 SB: 1 CS: 1	PA: 37	
PITCHER	IP	WLS	BF	H	R	ER	SO	BB	IBB	HBP	BLK	WP	HR	S	P	ERA	WHIP				
Steve Stone, R (1, 1) ERA: 4.37	5.0		22	4	0	0	3	3	0	0	0	0	0	25	37	0.00	1.400				
Ken Frailing, L (6, 1) ERA: 3.81	0.1		1	0	0	0	1	0	0	0	0	0	0	3	3	0.00	0.000				
Burt Hooton, R (6, 1) ERA: 4.69	2.2	S	9	0	1	1	1	2	0	0	0	0	0	9	17	3.38	0.750				
Oscar Zamora, R (9, 1) ERA: 3.21	0.2		4	2	0	0	0	0	0	0	0	0	0	4	4	0.00	3.000				
Dave LaRoche, L (9, 1) ERA: 4.62	0.1		1	0	0	0	0	0	0	0	0	0	0	1	1	0.00	0.000				

Batter	1	2	3	4	5	6	7	8	9	AB R H RBI BB SO LOB	TOP																									
Don Kessinger, S (1, 6) OBP: 0.338, SLG: 0.326	0-0 6-3	0-0 4-3			4-0 SH1-3 BB		0-0 1-3		4-0 SH5-4 BB	3 0 0 0 2 0 2																										
Ralph LaCock, L (1, 9) OBP: 0.133, SLG: 0.133	0-0 3-1		0-0 G6-4-3 1B		0-0 SH1-3		0-3 K		0-0 SH5-4	3 0 1 0 0 1 0																										
Jerry Morales, R (1, 8) OBP: 0.318, SLG: 0.405	0-0 2B 1B		0-0 G6-4-3 1-2f		0-0 6-3		0-0 PB E 2B		0-0 F9	5 1 2 0 0 0 4																										
Andre Thornton, R (1, 3) OBP: 0.385, SLG: 0.475	0-0 1-3 2B		0-0 5-3		0-0 BB FC6-4 1B		0-0 E6 1B 2-H		0-0 F5	5 1 2 0 0 0 1																										
Carmen Fanzone, R (1, 5) OBP: 0.268, SLG: 0.289	0-0 F9			0-0 6-3		0-3 K		0-0 1-3 FC6-4 1B		4 0 1 0 0 1 3																										
Jim Tyrone, R (1, 7) OBP: 0.240, SLG: 0.255		0-0 5-3		0-0 5-3		0-0 BB E 1B		0-0 FC6-4 1-2f		4 1 1 0 0 0 2																										
Steve Swisher, R (1, 2) OBP: 0.318, SLG: 0.306		0-0 FC1-5 2B		0-0 F8		4-0 BB FC6-4 BB		0-0 F7		3 0 1 0 1 0 0																										
Rob Sperring, R (1, 4) OBP: 0.269, SLG: 0.283		0-0 FC1-5 1B			0-0 E5 SH1-3		0-0 FC6-4 1-2f 2-H 3-H		0-0 F8	2 0 1 0 0 0 0																										
Jose Cardenal, R (6, PH) OBP: 0.370, SLG: 0.462										1 0 0 1 0 0 1																										
Billy Grabarkewitz, R (6, PR) OBP: 0.323, SLG: 0.270										1 0 0 0 0 0 0																										
Bill Bonham, R (1, 1) OBP: 0.179, SLG: 0.197		0-0 FC1-5			0-3 K		0-0 6-3		0-0 1B	4 0 1 0 0 1 4																										
Oscar Zamora, R (8, 1) OBP: 0.200, SLG: 0.200		1-2 2-3f								0 0 0 0 0 0 0																										
Inning Stats	R: 0 E: 0 K: 0 S: 5	H: 2 LOB: 2 BB: 0 P: 5	R: 0 E: 0 K: 0 S: 5	H: 2 LOB: 2 BB: 0 P: 5	R: 0 E: 0 K: 0 S: 3	H: 1 LOB: 0 BB: 0 P: 3	R: 0 E: 0 K: 0 S: 3	H: 0 LOB: 0 BB: 0 P: 3	R: 0 E: 1 K: 1 S: 6	H: 0 LOB: 2 BB: 1 P: 10	R: 2 E: 1 K: 1 S: 7	H: 2 LOB: 1 BB: 1 P: 11	R: 1 E: 1 K: 1 S: 8	H: 2 LOB: 2 BB: 0 P: 8	R: 0 E: 0 K: 0 S: 3	H: 1 LOB: 1 BB: 0 P: 3	R: 0 E: 0 K: 0 S: 3	H: 0 LOB: 1 BB: 1 P: 7	1B: 7 2B: 3 3B: 0 HR: 0	SF: 0 SAC: 2 DP: 1 HBP: 0	WP: 0 PB: 1 SB: 0 CS: 0	PA: 40														
PITCHER	IP WLS BF H R ER SO BB IBB HBP BLK WP HR S P ERA WHIP																																			
Mike Caldwell, L (1, 1) ERA: 3.01	8.0	36	10	3	1	3	2	0	0	0	0	0	0	40	48	1.12	1.500																			
Elias Sosa, R (9, 1) ERA: 3.03	1.0	W	4	0	0	0	1	0	0	0	0	0	3	7	0.00	1.000																				

Chicago Cubs @ San Francisco Giants
Candlestick Park, San Francisco, CA
Sun Aug 25 1974, 6:33 AM EDT
Att. 5,257 - Sunny

livebaseballscorecards.com

AB	35
R	3
H	10
RBI	1
BB	3
SO	3
LOB	17



Batter	1	2	3	4	5	6	7	8	9	AB	R	H	RBI	BB	SO	LOB
Garry Maddox, R (1, 8) OBP: 0.335, SLG: 0.422	0-0 1B	0-3 K		0-0 F3			0-0 SH5-3 1B	0-3 K		5	2	2	0	0	2	5
Tito Fuentes, S (1, 4) OBP: 0.284, SLG: 0.300	4-0 1-3 BB		0-0 F7		0-0 3-1		0-0 SH5-3 1-2	0-0 F9 1B 2B		3	2	1	0	1	0	0
Bobby Bonds, R (1, 9) OBP: 0.366, SLG: 0.453	0-3 1-2 K		0-0 5-3		4-0 BB		0-3 2-3 K	0-0 2-3 F9		4	0	0	0	1	2	4
Gary Matthews, R (1, 7) OBP: 0.358, SLG: 0.447	0-0 1-3		4-0 1B BB		0-0 1-2 F9		0-0 3-H 1B	4-0 1B IBB		3	0	1	1	2	0	3
Chris Speier, R (1, 6) OBP: 0.337, SLG: 0.360	0-0 2-H 3-H 1B		0-0 1-3 1B		4-0 BB		0-0 1-2 CS	4-0 1-2 1B IBB		2	0	2	1	3	0	0
Dave Kingman, R (1, 3) OBP: 0.296, SLG: 0.427	0-0 1-2f FC5-4		0-0 F3		0-0 F8		0-0 1-2 CS	0-0 1-2 5-3 1B IBB		5	0	1	1	0	0	6
Bruce Miller, R (1, 5) OBP: 0.318, SLG: 0.317		0-0 4-3		0-3 K		0-0 F9		0-0 F8		4	0	0	0	0	1	1
Dave Rader, L (1, 2) OBP: 0.365, SLG: 0.365		0-0 6-3		0-0 SH1-4 1B		0-0 F5		4-0 E IBB		3	0	1	0	1	0	0
Mike Caldwell, R (1, 1) OBP: 0.220, SLG: 0.188		0-0		0-0 SH1-4		0-3 K		0-0 E6		2	0	1	0	0	1	0
Ed Goodson, L (8, PH) OBP: 0.345, SLG: 0.395				1-2				1-2 2-3 3-H		1	0	0	0	0	0	2
Jim Barr, R (8, PR) OBP: 0.302, SLG: 0.292										0	0	0	0	0	0	0
Elias Sosa, R (9, 1) OBP: 0.071, SLG: 0.071										0	0	0	0	0	0	0

Inning Stats	R: 2	H: 2	E: 2	K: 1	S: 7	H: 2	LOB: 1	BB: 1	P: 11	R: 0	H: 1	E: 0	K: 1	S: 6	H: 1	LOB: 1	BB: 0	P: 6	R: 0	H: 1	E: 0	K: 1	S: 6	H: 0	LOB: 2	BB: 2	P: 11	R: 0	H: 0	E: 0	K: 1	S: 5	H: 0	LOB: 0	BB: 0	P: 5	R: 1	H: 2	E: 0	K: 1	S: 6	H: 2	LOB: 0	BB: 0	P: 6	R: 0	H: 0	E: 1	K: 1	S: 6	H: 0	LOB: 3	BB: 2	P: 14	R: 1	H: 2	E: 0	K: 0	S: 3	H: 2	LOB: 3	BB: 2	P: 11	1B: 8	2B: 1	3B: 0	HR: 0	SF: 0	SAC: 2	DP: 0	HBP: 0	WP: 0	PB: 0	SB: 3	CS: 1	PA: 43
PITCHER	IP	WLS	BF	H	R	ER	SO	BB	IBB	HBP	BLK	WP	HR	S	P	ERA	WHIP																																																											
Bill Bonham, R (1, 1) ERA: 3.88	7.0		32	7	3	2	5	5	0	0	0	0	0	37	57	2.57	1.714																																																											
Oscar Zamora, R (8, 1) ERA: 3.29	1.1	L	10	2	1	1	1	0	3	0	0	0	0	9	21	6.75	1.500																																																											

Chicago Cubs @ San Francisco Giants
Candlestick Park, San Francisco, CA

Sun Aug 25 1974, 6:33 AM EDT
Att. 5,257 - Sunny

AB	32
R	4
H	9
RBI	3
BB	8
SO	6
LOB	21

WP	HR	S	P	ERA	WHIP
0	0	0	0		

Batter	1	2	3	4	5	6	7	8	9	AB R H RBI BB SO LOB	TOP											
Rennie Stennett, R (1, 4) OBP: 0.314, SLG: 0.372	0-0 F9		1-0 1B HBP		0-0 F9		4-0 BB IBB		0-0 1-2 2-3 1B 1B	4 1 1 0 1 0 3	Pittsburgh Pirates @ San Francisco Giants Candlestick Park, San Francisco, CA Tue Aug 27 1974, 10:05 PM EDT Att. 3,273 - Unknown livebaseballscorecards.com											
Richie Hebner, L (1, 5) OBP: 0.364, SLG: 0.455	0-0 F7		1-0 1B HBP		0-0 F9		4-0 BB BB	0-0 SF9	2 1 0 3 3 0 0													
Al Oliver, L (1, 8) OBP: 0.357, SLG: 0.487	4-0 BB		1-0 1B HBP			0-3 K	0-0 4-3	0-0 1-2 2-3 3-H 1B 1B	5 1 3 5 1 1 3													
Willie Stargell, L (1, 7) Gene Clines, R (7, 7) OBP: 0.408, SLG: 0.557 OBP: 0.304, SLG: 0.250	0-0 L7		1-0 1B HBP			0-0 F7		0-3 K	0-0 L6-4-3 1B	3 1 0 0 0 0 3 2 0 0 0 0 1 2												
Richie Zisk, R (1, 9) OBP: 0.396, SLG: 0.494		0-0 G6-4-3 1B	0-0 E9 E BB 1B		0-3 K	0-0 F8		0-0 F3		5 1 2 2 0 1 0												
Manny Sanguillen, R (1, 2) Mike Ryan, R (9, 2) OBP: 0.313, SLG: 0.381 OBP: 0.226, SLG: 0.111		0-0 G6-4-3 1-2f	0-0 4-3		0-0 F3		0-0 6-3	0-0 5-3		5 0 0 0 0 0 3 0 0 0 0 0 0 0												
Ed Kirkpatrick, L (1, 3) OBP: 0.381, SLG: 0.352		4-0 BB	4-0 BB E BB IBB		0-0 1B		0-0 5-3 1B BB 1B	0-0 1B 1B 2B	3 3 3 0 2 0 0													
Frank Taveras, R (1, 6) OBP: 0.315, SLG: 0.284		0-0 F9	0-0 E1 BB BB 2B		0-0 F7		0-0 BB 5-3 1B	0-0 1B 1B 1B	5 2 2 0 0 0 4													
Dock Ellis, S (1, 1) OBP: 0.351, SLG: 0.265			1-0 1B HBP		0-0 6-3		0-0 5-3	0-0 1-2 2-3 1B 1B	3 3 1 2 2 0 2													
Inning Stats	R: 0 E: 0 K: 0 S: 3	H: 0 LOB: 1 BB: 1 P: 7	R: 0 E: 0 K: 0 S: 3	H: 1 LOB: 1 BB: 1 P: 7	R: 9 E: 2 K: 0 S: 7	H: 3 LOB: 2 BB: 5 P: 29	R: 0 E: 0 K: 1 S: 6	H: 1 LOB: 1 BB: 0 P: 6	R: 0 E: 0 K: 0 S: 3	H: 0 LOB: 0 BB: 0 P: 3		R: 0 E: 0 K: 1 S: 5	H: 0 LOB: 0 BB: 0 P: 5	R: 1 E: 0 K: 0 S: 5	H: 2 LOB: 3 BB: 2 P: 13	R: 0 E: 0 K: 1 S: 5	H: 0 LOB: 0 BB: 0 P: 5	R: 3 E: 0 K: 0 S: 7	H: 5 LOB: 1 BB: 0 P: 7	1B: 10 2B: 2 3B: 0 HR: 0	SF: 1 SAC: 0 DP: 2 HBP: 2	WP: 0 PB: 0 SB: 0 CS: 0
PITCHER	IP WLS BF H R ER SO BB IBB HBP BLK WP HR S P ERA WHIP											PITCHER	IP WLS BF H R ER SO BB IBB HBP BLK WP HR S P ERA WHIP									
John D'Acquisto, R (1, 1) ERA: 3.62	2.0 L 14 3 6 5 0 4 0 2 0 0 0 8 26 22.50 3.500																					
Ed Halicki, R (3, 1) ERA: 4.29	0.2 6 0 1 0 0 0 2 1 0 0 0 0 3 15 0.00 3.000																					
John Morris, L (3, 1) ERA: 3.48	4.1 19 4 3 1 2 1 1 1 0 0 0 0 21 29 2.08 1.154																					
Randy Moffitt, R (8, 1) ERA: 4.45	2.0 10 5 3 3 1 0 0 0 0 0 0 0 12 12 13.50 2.500																					

AB	37
R	13
H	12
RBI	12
BB	9
SO	3
LOB	20



Batter	1	2	3	4	5	6	7	8	9	AB	R	H	RBI	BB	SO	LOB
Garry Maddox, R OBP: 0.333, SLG: 0.421 (1, 8)	0-0 SH5-3 1B 2B		0-0 F8	0-0 F9			0-0 F8		0-0 L7	5	1	1	0	0	0	5
Tito Fuentes, S OBP: 0.281, SLG: 0.296 (1, 4)	0-0 SH5-3 2-3		0-0 6-3		0-0 F9		0-0 FC5-2 FC6-4			3	0	0	0	0	0	2
Bobby Bonds, R OBP: 0.365, SLG: 0.451 Randy Moffitt, R OBP: 0.400, SLG: 0.500 (1, 9) (8, 1)	0-0 S E 1B		0-0 E6 1B		0-0 F9		0-0 FC6-4 1-2f			4	1	1	1	0	0	2
Gary Matthews, R OBP: 0.359, SLG: 0.447 (1, 7)	0-0 WP 1-H 1B		0-0 1-2 1B		0-0 F8			0-0 F2		4	0	2	1	0	0	0
Ed Goodson, L OBP: 0.340, SLG: 0.389 (1, 5)	0-0 F7		0-0 3-1		0-0 F8			0-0 G3		4	0	0	0	0	0	3
Chris Speier, R OBP: 0.335, SLG: 0.357 (1, 6)	0-0 4-3 2-3		0-0 L8		0-3 K			0-0 F8		4	0	0	0	0	1	1
Dave Kingman, R OBP: 0.299, SLG: 0.429 (1, 3)		0-0 G6-4-3 1B		0-0 1B 1-3 1B		0-0 F4			0-0 F2	4	0	2	0	0	0	0
Dave Rader, L OBP: 0.363, SLG: 0.363 (1, 2)		0-0 G6-4-3 1-2f		0-0 1-3 1-2			0-0 WP FC5-2 1B 1B		0-0 1-3	4	0	1	0	0	0	2
John D'Acquisto, R OBP: 0.224, SLG: 0.190 Ed Halicki, R OBP: 0.263, SLG: 0.316 John Morris, R OBP: 1.000, SLG: 1.000 Gary Thomasson, L OBP: 0.337, SLG: 0.314 (1, 1) (3, 1) (3, 1) (7, PH) (8, 9)		0-3 K		0-0 2-3 1B			0-0 WP 1-2 1B		0-0 1B	1	0	0	0	0	1	0
										0	0	0	0	0	0	0
										1	0	1	0	0	0	0
										2	0	2	0	0	0	0

Inning Stats	R: 2	H: 3	E: 1	K: 0	S: 6	LOB: 1	BB: 0	P: 6	R: 0	H: 1	E: 0	K: 1	S: 5	LOB: 0	BB: 0	P: 5	R: 0	H: 1	E: 1	K: 0	S: 5	LOB: 2	BB: 0	P: 5	R: 0	H: 2	E: 0	K: 0	S: 5	LOB: 0	BB: 0	P: 3	R: 0	H: 0	E: 0	K: 1	S: 5	LOB: 0	BB: 0	P: 5	R: 0	H: 2	E: 0	K: 0	S: 5	LOB: 2	BB: 0	P: 5	R: 0	H: 0	E: 0	K: 0	S: 5	LOB: 0	BB: 0	P: 3	R: 0	H: 0	E: 0	K: 0	S: 3	LOB: 0	BB: 0	P: 3	R: 0	H: 2	E: 0	K: 0	S: 5	LOB: 2	BB: 0	P: 5	R: 0	H: 0	E: 0	K: 0	S: 3	LOB: 0	BB: 0	P: 3	R: 0	H: 1	E: 0	K: 0	S: 4	LOB: 1	BB: 0	P: 4	1B: 9	2B: 1	3B: 0	HR: 0	SF: 0	SAC: 1	DP: 1	HBP: 0	WP: 2	PB: 0	SB: 1	CS: 0	PA: 37
PITCHER Dock Ellis, R ERA: 3.17 (1, 1)	IP	WLS	BF	H	R	ER	SO	BB	IBB	HBP	BLK	WP	HR	S	P	ERA	WHIP																																																																																				
	9.0	W	37	10	2	2	2	0	0	0	0	2	0	41	41	2.00	1.111																																																																																				
																		PITCHER	IP	WLS	BF	H	R	ER	SO	BB	IBB	HBP	BLK	WP	HR	S	P	ERA	WHIP																																																																		


BOTTOM

Pittsburgh Pirates @ San Francisco Giants
Candlestick Park, San Francisco, CA

Tue Aug 27 1974, 10:05 PM EDT
Att. 3,273 - Unknown

livebaseballscores.com


AB	36
R	2
H	10
RBI	2
BB	0
SO	2
LOB	15



Batter	1	2	3	4	5	6	7	8	9	10	11	AB R H RBI BB SO LOB	TOP
Rennie Stennett, R OBP: 0.314, SLG: 0.373 (1, 4)	0-0 1-3		0-0 1B		0-0 L9-4 BB		0-0 1-3			0-0 1-3		5 1 2 0 0 0 1	
Richie Hebner, L OBP: 0.364, SLG: 0.453 (1, 5)	0-0 F7		0-0 F8 1B		4-0 1-2 BB			0-0 F9		0-0 F9		4 0 1 0 1 0 1	
Al Oliver, L OBP: 0.355, SLG: 0.484 (1, 8)	0-0 F7		0-0 1-2 3-H 1B		0-0 L9-4			0-0 4-3			0-0 6-3	5 0 1 1 0 0 2	
Dave Parker, L OBP: 0.333, SLG: 0.419 (1, 7)		0-0 6-3	0-0 F8		0-3 K			0-0 G3			4-0 FC3-6 BB	4 1 0 0 1 1 3	
Richie Zisk, R OBP: 0.396, SLG: 0.492 (1, 9)		0-0 FC5-4 1B	0-0 4-3			0-0 5-3			0-0 5-3		4-0 FC3-6 BB	4 0 1 0 1 0 2	
Manny Sanguillen, R OBP: 0.312, SLG: 0.379 (1, 2)		0-0 1-2 FC5-4 1B		0-0 F4		0-0 5-3		0-0 F9		0-0 FC3-6	1-2 2B	5 1 1 0 0 0 2	
Ed Kirkpatrick, L OBP: 0.382, SLG: 0.355 (1, 3)		0-0 FC5-4	0-0 FC5-4	4-0 FC1-6 BB		0-0 L4		0-0 F9		0-0 F9	1-2 2B	4 0 1 2 1 0 2	
Frank Taveras, R OBP: 0.313, SLG: 0.286 (1, 6)		0-0 FC5-4	0-0 FC1-6		0-0 L8				0-0 P9	0-0 2B	0-0 3-1	5 0 1 0 0 0 4	
Jerry Reuss, L OBP: 0.270, SLG: 0.209 Paul Popovich, S OBP: 0.233, SLG: 0.212 Dave Giusti, R OBP: 0.222, SLG: 0.125 (1, 1)			0-3 K	0-0 4-3		0-3 K			0-0 P9			3 0 0 0 0 2 1 1 0 0 0 0 0 1 0 0 0 0 0 0 0	
Inning Stats	R: 0 H: 0 E: 0 LOB: 0 K: 0 BB: 0 S: 3 P: 3	R: 0 H: 2 E: 0 LOB: 2 K: 0 BB: 0 S: 5 P: 5	R: 1 H: 3 E: 0 LOB: 2 K: 1 BB: 0 S: 8 P: 8	R: 0 H: 0 E: 0 LOB: 1 K: 0 BB: 1 S: 3 P: 7	R: 0 H: 1 E: 0 LOB: 1 K: 1 BB: 1 S: 5 P: 9	R: 0 H: 0 E: 0 LOB: 0 K: 0 BB: 0 S: 3 P: 3	R: 0 H: 0 E: 0 LOB: 0 K: 1 BB: 0 S: 5 P: 5	R: 0 H: 0 E: 0 LOB: 0 K: 0 BB: 0 S: 3 P: 3	R: 0 H: 0 E: 0 LOB: 0 K: 0 BB: 0 S: 3 P: 3	R: 0 H: 1 E: 0 LOB: 1 K: 0 BB: 2 S: 4 P: 4	R: 2 H: 1 E: 0 LOB: 1 K: 0 BB: 2 S: 4 P: 12	1B: 6 SF: 0 2B: 3 SAC: 0 3B: 0 DP: 1 HR: 0 HBP: 0	WP: 0 PA: 44 PB: 0 SB: 0 CS: 0
PITCHER Jim Barr, R ERA: 2.58 (1, 1)	IP WLS BF H R ER SO BB IBB HBP BLK WP HR S P ERA WHIP												
	11.0 L 44 8 3 3 3 4 0 0 0 0 0 0 46 62 2.46 1.091												

Pittsburgh Pirates @ San Francisco Giants
Candlestick Park, San Francisco, CA
Wed Aug 28 1974, 6:33 AM EDT
Att: 3,679 - Unknown

AB	40
R	3
H	8
RBI	3
BB	4
SO	3
LOB	19



WP: 0	PA: 44
PB: 0	
SB: 0	
CS: 0	

Batter	1	2	3	4	5	6	7	8	9	10	11	AB R H RBI BB SO LOB	BOTTOM																			
Gary Maddox, R (1, 8) OBP: 0.333, SLG: 0.420	0-0 6-3		0-0 S S 4-3 1B	0-3 K			0-0 E 1-2 1B		0-0 FC SH5-4 1-2	0-0 FC6-4 1-2f		6 1 2 0 0 1 5	Pittsburgh Pirates @ San Francisco Giants Candlestick Park, San Francisco, CA Wed Aug 28 1974, 6:33 AM EDT Att: 3,679 - Unknown livebaseballscorecards.com																			
Tito Fuentes, S (1, 4) OBP: 0.279, SLG: 0.295	0-0 1B 1B		0-0 F8		0-0 5-3		0-0 L7		0-0 SH5-4 1-2 2-3		0-0 5-3	5 0 1 0 0 0 3																				
Gary Thomasson, L (1, 9) OBP: 0.341, SLG: 0.316	0-3 K		4-0 4-3 1-2 BB		0-0 G5-4-3 1B		0-0 E6 1-2 2-3		0-0 F9		0-0 1B	5 0 2 0 1 1 5																				
Gary Matthews, R (1, 7) OBP: 0.359, SLG: 0.444	0-0 1-2 FC4 1B		0-0 4-3		0-0 G5-4-3 1-2f		0-0 F8		4-0 IBB		0-0 F8	5 0 1 1 1 0 6																				
Chris Speier, R (1, 6) OBP: 0.333, SLG: 0.353	0-0 FC4 1-2f		0-0 5-3		4-0 G4-6-3 BB		0-0 F5		0-0 F9		0-0 F4	5 0 0 0 1 0 7																				
Dave Kingman, R (1, 3) OBP: 0.301, SLG: 0.428		0-0 B2		0-0 1B 1B		0-0 G4-6-3 1-2f		0-0 E S 1B		0-0 F4		5 0 2 0 0 0 1																				
Bruce Miller, R (1, 5) OBP: 0.321, SLG: 0.315		0-0 F3		0-0 1B 1B		0-0 1-3		4-0 G6-4-3 1-3 IBB		0-0 6-3		4 0 1 0 1 0 0																				
Ken Rudolph, R (1, 2) OBP: 0.333, SLG: 0.276		0-0 1B		0-0 F3		0-0 F3		0-0 G6-4-3 1-2f		0-0 1B 1B		5 0 2 0 0 0 4																				
Mike Phillips, L (10, PR) OBP: 0.263, SLG: 0.254		0-0 1B		0-0 F3		0-0 F3		0-0 E 1B 1B		0-0 SH5-4 E 1B		0 0 0 0 0 0 0																				
Dave Rader, L (11, 2) OBP: 0.363, SLG: 0.363		0-0 1B		0-0 F3		0-0 F3		0-0 E 1B 1B		0-0 SH5-4 E 1B		0 0 0 0 0 0 0																				
Jim Barr, R (1, 1) OBP: 0.328, SLG: 0.321		0-0 F4		0-0 F8		0-0 F8		0-0 E 1B 1B		0-0 SH5-4 E 1B		5 0 3 0 0 0 3																				
Inning Stats	R: 0 E: 0 K: 1 S: 7	H: 2 LOB: 2 BB: 0 P: 7	R: 0 E: 0 K: 0 S: 4	H: 1 LOB: 1 BB: 0 P: 4	R: 1 E: 0 K: 0 S: 4	H: 1 LOB: 1 BB: 1 P: 8	R: 0 E: 0 K: 1 S: 7	H: 2 LOB: 2 BB: 0 P: 7	R: 0 E: 0 K: 0 S: 3	H: 1 LOB: 0 BB: 0 P: 3	R: 0 E: 0 K: 0 S: 2	H: 0 LOB: 0 BB: 1 P: 6	R: 0 E: 1 K: 0 S: 6	H: 2 LOB: 3 BB: 0 P: 6	R: 0 E: 0 K: 0 S: 3	H: 1 LOB: 1 BB: 1 P: 7	R: 0 E: 1 K: 0 S: 5	H: 1 LOB: 3 BB: 1 P: 9	R: 0 E: 0 K: 0 S: 5	H: 2 LOB: 2 BB: 0 P: 5	R: 0 E: 0 K: 0 S: 4	H: 1 LOB: 1 BB: 0 P: 4	1B: 14 2B: 0 3B: 0 HR: 0	SF: 0 SAC: 1 DP: 3 HBP: 0	WP: 0 PB: 0 SB: 4 CS: 0	PA: 50						
PITCHER	IP WLS BF H R ER SO BB IBB HBP BLK WP HR S P ERA WHIP																															
Jerry Reuss, L (1, 1) ERA: 3.61	9.0	41	11	1	1	2	2	2	0	0	0	0	0	0	41	57	1.00	1.444														
Dave Giusti, R (10, 1) ERA: 3.68	2.0	9	3	0	0	0	0	0	0	0	0	0	0	9	9	0.00	1.500															



Batter	1	2	3	4	5	6	7	8	9	10	11	AB R H RBI BB SO LOB	TOP				
Rennie Stennett, R (1.4) OBP: 0.315, SLG: 0.375	0-0 4-3		0-0			0-0 5-3		0-0		0-0 4-3		5 0 2 1 0 0 1	Pittsburgh Pirates @ San Francisco Giants Candlestick Park, San Francisco, CA Thu Aug 29 1974, 6:33 AM EDT Att: 3,172 - Unknown				
Manny Sanguillen, R (1.2) OBP: 0.311, SLG: 0.377	0-0 F8		0-0			0-0 4-3		0-0		0-0	0-0	5 0 1 0 0 0 3					
Al Oliver, L (1.8) OBP: 0.352, SLG: 0.479	0-3 K										0-0	5 0 0 0 0 1 1					
Willie Stargell, L (1.7) OBP: 0.408, SLG: 0.562		0-3 K									0-0	5 1 2 1 0 2 0					
Richie Zisk, R (1.9) OBP: 0.394, SLG: 0.487		0-3 K									0-0	4 0 0 0 1 1 1					
Bob Robertson, R (1.3) OBP: 0.321, SLG: 0.466		0-0									0-0	4 0 1 0 0 1 1					
Art Howe, R (1.5) OBP: 0.345, SLG: 0.373		0-0									0-0	3 1 1 0 1 0 1					
Frank Taveras, R (1.6) OBP: 0.310, SLG: 0.284			0-0								0-0	2 0 0 0 0 0 0					
Gene Clines, R (8, PH) OBP: 0.307, SLG: 0.253											0-0	1 0 1 0 0 0 0					
Mario Mendoza, R (8, 6) OBP: 0.268, SLG: 0.261											0-0	1 0 0 0 0 0 1					
Bruce Kison, R (1.1) OBP: 0.172, SLG: 0.115			0-0								0-0	2 0 0 0 0 0 0					
Richie Hebner, L (8, PH) OBP: 0.363, SLG: 0.452											0-0	1 0 0 0 0 0 2					
Ramon Hernandez, S (8, 1) OBP: 0.333, SLG: 0.667											0-0	0 0 0 0 0 0 0					
Ed Kirkpatrick, L (10, PH) OBP: 0.380, SLG: 0.354											0-0	1 0 0 0 0 0 1					
Dave Giusti, R (10, 1) OBP: 0.222, SLG: 0.125											0-0	0 0 0 0 0 0 0					
Inning Stats	R: 0 H: 0 E: 0 K: 1 S: 5	R: 0 H: 1 E: 0 K: 2 S: 8	R: 0 H: 1 E: 0 K: 0 S: 4	R: 0 H: 0 E: 0 K: 0 S: 3	R: 0 H: 0 E: 0 K: 0 S: 3	R: 0 H: 0 E: 0 K: 0 S: 3	R: 0 H: 0 E: 0 K: 1 S: 5	R: 1 H: 2 E: 0 K: 0 S: 4	R: 1 H: 1 E: 0 K: 1 S: 6	R: 0 H: 1 E: 0 K: 0 S: 4	R: 0 H: 2 E: 0 K: 0 S: 4	1B: 6 SF: 0 2B: 2 SAC: 0 3B: 0 DP: 2 HR: 1 HBP: 0	WP: 0 PA: 41 PB: 0 SB: 0 CS: 0				
PITCHER	IP WLS BF H R ER SO BB IBB HBP BLK WP HR S P ERA WHIP																
Ron Bryant, L (1, 1) ERA: 5.6	7.1	28	4	1	1	4	2	0	0	0	0	0	0	34	42	1.23	0.818
Elias Sosa, R (8, 1) ERA: 3.04	2.2	9	2	1	1	1	0	0	0	0	0	0	1	11	3.38	0.750	
John Morris, L (11, 1) ERA: 3.27	0.2	3	2	0	0	0	0	0	0	0	0	0	0	3	3	0.00	3.000
Randy Moffitt, R (11, 1) ERA: 4.43	0.1	W	1	0	0	0	0	0	0	0	0	0	0	1	1	0.00	0.000

AB	39
R	2
H	8
RBI	2
BB	2
SO	5
LOB	12



Batter	1	2	3	4	5	6	7	8	9	10	11	AB R H RBI BB SO LOB
Gary Maddox, R (1, 8) OBP: 0.336, SLG: 0.422	0-0 F7		0-0 E 1-2 1B		0-0 G4-6-3 1B		0-3 K			0-0 S 1B		5 0 3 0 0 1 0
Tito Fuentes, S (1, 4) OBP: 0.281, SLG: 0.291	4-0 2B BB		0-0 B1		0-0 G4-6-3 1-2f					0-0 F8 BBB		3 1 0 0 2 0 3
Gary Thomasson, L (1, 9) OBP: 0.338, SLG: 0.318	0-0 1-H 2B		0-0 E3 1-2 2-3		0-0 4-3					0-0 L3 1-2		5 0 1 1 0 0 4
Gary Matthews, R (1, 7) OBP: 0.359, SLG: 0.446	0-3 K		0-0 F3							0-0 F7		5 1 2 0 0 1 4
Ed Goodson, L (1, 5) OBP: 0.336, SLG: 0.384 Bruce Miller, R (7, 5) OBP: 0.319, SLG: 0.313	0-0 F6		0-0 L8							0-0 SH1-4 1B		3 0 0 0 0 0 5 1 0 0 0 0 0 0
Chris Speier, R (1, 6) OBP: 0.331, SLG: 0.350		0-0 6-3		0-0 6-3						0-0 4-3		4 0 0 0 1 1 1
Dave Kingman, R (1, 3) OBP: 0.309, SLG: 0.444		0-0 G6-3 1B		0-0 HR						0-3 K		4 1 3 2 0 1 1
Dave Rader, L (1, 2) OBP: 0.358, SLG: 0.357		0-0 G6-3 1-2f		0-0 4-3						1-0 HBP		4 0 0 0 0 0 2
Ron Bryant, S (1, 1) OBP: 0.115, SLG: 0.080 Elias Sosa, R (8, 1) OBP: 0.071, SLG: 0.071 Steve Ontiveros, S (10, PH) OBP: 0.368, SLG: 0.331 John Morris, R (11, 1) OBP: 1.000, SLG: 1.000 Randy Moffitt, R (11, 1) OBP: 0.400, SLG: 0.500			4-0 E 1B BB		0-0 F7					0-0 F7		2 0 0 0 1 0 0 0 0 0 0 0 0 0 1 0

Inning Stats	R: 1	H: 1	R: 0	H: 1	R: 0	H: 1	R: 1	H: 1	R: 0	H: 1	R: 0	H: 0	R: 0	H: 0	R: 0	H: 1	R: 1	H: 2
	E: 0	LOB: 1	E: 0	LOB: 0	E: 1	LOB: 3	E: 0	LOB: 0	E: 0	LOB: 0	E: 0	LOB: 0	E: 0	LOB: 0	E: 0	LOB: 1	E: 0	LOB: 2
	K: 1	BB: 1	K: 0	BB: 0	K: 0	BB: 1	K: 0	BB: 0	K: 1	BB: 0	K: 0	BB: 0	K: 1	BB: 0	K: 0	BB: 1	K: 0	BB: 1
	S: 6	P: 10	S: 3	P: 3	S: 5	P: 9	S: 4	P: 4	S: 3	P: 3	S: 6	P: 6	S: 5	P: 5	S: 3	P: 7	S: 3	P: 7

PITCHER	IP	WLS	BF	H	R	ER	SO	BB	IBB	HBP	BLK	WP	HR	S	P	ERA	WHIP
Bruce Kison, R (1, 1) ERA: 3.27	7.0		28	6	2	2	3	2	0	0	0	0	1	32	40	2.57	1.143
Ramon Hernandez, L (8, 1) ERA: 1.92	2.0		7	0	0	0	1	0	0	1	0	0	0	8	9	0.00	0.000
Dave Giusti, R (10, 1) ERA: 3.73	1.1	L	8	3	1	1	0	1	1	0	0	0	0	6	14	6.75	3.000

BOTTOM

Pittsburgh Pirates @ San Francisco Giants
Candlestick Park, San Francisco, CA
Thu Aug 29 1974, 6:33 AM EDT
Att: 3,172 - Unknown

livebaseballscores.com

AB	37
R	3
H	9
RBI	3
BB	4
SO	4
LOB	20



WP: 0	PA: 43
PB: 0	
SB: 1	
CS: 0	

1B: 6	SF: 0
2B: 3	SAC: 1
3B: 0	DP: 3
HR: 1	HBP: 1

Batter	1	2	3	4	5	6	7	8	9	AB R H RBI BB SO LOB	TOP											
Lou Brock, L (1, 7) OBP: 0.372, SLG: 0.396	0-0 4-3		0-0 L4		0-0 CS 1B			0-0 6-3	0-0 F7	5 0 1 0 0 0 3												
Ted Sizemore, R (1, 4) OBP: 0.346, SLG: 0.310	0-0 6-3			4-0 BB BB	0-0 4-3			4-0 FC5-4 BB		2 0 0 0 2 0 2												
Reggie Smith, S (1, 9) OBP: 0.378, SLG: 0.531	0-0 6-3			0-0 F8			0-0 5-3	0-3 K		4 0 0 0 0 1 2												
Ted Simmons, S (1, 2) OBP: 0.311, SLG: 0.427		4-0 FC3-6 BB		4-0 1-2 BB			0-0 1-3	0-0 FC5-4 1-2f		2 0 0 0 2 0 1												
Bake McBride, L (1, 8) OBP: 0.361, SLG: 0.380		0-0 FC3-6 G6-4-3 1-2f		0-0 F8			0-0 G3		1-0 1B HBP	3 1 0 0 0 0 3												
Ken Reitz, R (1, 5) OBP: 0.305, SLG: 0.367		0-0 G6-4-3 1-2f		0-0 F7			0-0 F9		0-0 1B 1B	4 0 1 0 0 0 3												
Keith Hernandez, L (1, 3) OBP: 0.750, SLG: 0.500			4-0 G6-4-3 BB		0-3 K		4-0 FC6-4 BB		0-0 1B 1-2 2-H	2 0 1 1 2 1 0												
Mike Tyson, R (1, 6) OBP: 0.258, SLG: 0.285			0-0 G6-4-3		0-0 E 1B		0-0 FC6-4 S 1-2f		0-3 K	3 1 1 0 0 0 2												
Jim Dwyer, L (9, PH) OBP: 0.369, SLG: 0.392			0-0 1B		0-0 1B 1B		0-0 1-3		0-0 F8	1 0 0 0 0 1 2												
Sonny Siebert, R (1, 1) OBP: 0.178, SLG: 0.119										1 0 1 0 0 0 0												
Rich Folkers, L (3, 1)										0 0 0 0 0 0 0												
Luis Melendez, R (5, PH) OBP: 0.301, SLG: 0.327										1 0 1 1 0 0 0												
Alan Foster, R (5, 1) OBP: 0.208, SLG: 0.174										0 0 0 0 0 0 0												
Danny Godby, R (7, PH) OBP: 0.222, SLG: 0.143										1 0 0 0 0 0 1												
Claude Osteen, L (7, 1) OBP: 0.271, SLG: 0.354										0 0 0 0 0 0 0												
Jose Cruz, L (9, PH) OBP: 0.317, SLG: 0.389										1 0 0 0 0 0 2												
Inning Stats	R: 0 E: 0 K: 0 S: 3	H: 0 LOB: 0 BB: 0 P: 3	R: 0 E: 0 K: 0 S: 2	H: 0 LOB: 0 BB: 1 P: 6	R: 0 E: 0 K: 0 S: 3	H: 1 LOB: 1 BB: 1 P: 7	R: 0 E: 0 K: 0 S: 3	H: 0 LOB: 2 BB: 2 P: 11	R: 1 E: 1 K: 1 S: 7	H: 3 LOB: 1 BB: 0 P: 7	R: 0 E: 0 K: 0 S: 3	H: 0 LOB: 0 BB: 0 P: 3	R: 0 E: 0 K: 0 S: 3	H: 0 LOB: 1 BB: 1 P: 7	R: 0 E: 0 K: 1 S: 5	H: 0 LOB: 1 BB: 1 P: 9	R: 1 E: 0 K: 1 S: 7	H: 2 LOB: 2 BB: 0 P: 8	1B: 6 2B: 0 3B: 0 HR: 0	SF: 0 SAC: 0 DP: 2 HBP: 1	WP: 0 PB: 0 SB: 2 CS: 1	PA: 37
PITCHER	IP WLS BF H R ER SO BB IBB HBP BLK WP HR S P ERA WHIP																					
Mike Caldwell, L (1, 1) ERA: 2.97	8.0 W 34 6 2 2 2 6 0 1 0 0 0 31 56 2.25 1.500																					
Elias Sosa, R (9, 1) ERA: 3.01	1.0 3 0 0 0 1 0 0 0 0 0 0 5 5 0.00 0.000																					

St. Louis Cardinals @ San Francisco Giants
 Candlestick Park, San Francisco, CA
 Fri Aug 30 1974, 10:05 PM EDT
 Att. 3,111 - Unknown

livebaseballscorecards.com

AB	30
R	2
H	6
RBI	2
BB	6
SO	3
LOB	21



Batter	1	2	3	4	5	6	7	8	9	AB R H RBI BB SO LOB	TOP											
Bake McBride, L (1, 8) OBP: 0.363, SLG: 0.382	0-0 CS 1B		0-0 S 1B			0-0 1B		0-3 K	0-3 K	5 0 3 0 0 2 4												
Ted Sizemore, R (1, 4) OBP: 0.345, SLG: 0.307	0-0 4-3 1-2		0-0 P6 1-2			0-0 F9		4-0 1B BB		3 0 0 0 1 0 3												
Reggie Smith, S (1, 9) OBP: 0.379, SLG: 0.531	0-0 1B					0-0 F7		0-0 1B		4 1 2 1 0 0 1												
Al Hrabosky, R (8, 1) OBP: 0.167, SLG: 0.167	0-0 1B					0-0 F9		1-2 2-H 1B		0 0 0 0 0 0 0												
Ted Simmons, S (1, 2) OBP: 0.311, SLG: 0.425	0-0 1-H 1B					0-0 F9		0-0 P4		4 0 1 0 0 0 3												
Keith Hernandez, L (1, 3) OBP: 0.500, SLG: 0.200						4-0 BB		0-3 K	0-3 K	3 0 0 0 1 2 2												
Jim Dwyer, L (1, 7) OBP: 0.356, SLG: 0.377						0-0 4-3		0-0 G3	0-0 F8	3 0 0 0 0 0 1												
Luis Melendez, R (9, PH) OBP: 0.298, SLG: 0.324										1 0 0 0 0 0 0												
Ken Reitz, R (1, 5) OBP: 0.305, SLG: 0.366										4 0 1 0 0 2 0												
Alan Foster, R (9, PR) OBP: 0.208, SLG: 0.174										0 0 0 0 0 0 0												
Mike Tyson, R (1, 6) OBP: 0.257, SLG: 0.284										2 0 0 0 0 2 0												
Jose Cruz, L (7, PH) OBP: 0.315, SLG: 0.387										1 0 0 0 0 0 1												
Jack Heidemann, R (7, 6) OBP: 0.297, SLG: 0.254										1 0 1 0 0 0 0												
Bob Forsch, R (1, 1) OBP: 0.211, SLG: 0.167										2 0 0 0 0 2 0												
Lou Brock, L (8, PH) OBP: 0.373, SLG: 0.397										2 1 1 0 0 0 2												
Inning Stats	R: 1 E: 0 K: 0 S: 4	H: 3 LOB: 1 BB: 0 P: 4	R: 0 E: 0 K: 1 S: 5	H: 0 LOB: 0 BB: 0 P: 5	R: 0 E: 0 K: 2 S: 8	H: 1 LOB: 1 BB: 0 P: 8	R: 0 E: 0 K: 1 S: 3	H: 0 LOB: 1 BB: 1 P: 7	R: 0 E: 0 K: 3 S: 9	H: 0 LOB: 0 BB: 0 P: 9	R: 0 E: 0 K: 1 S: 4	H: 1 LOB: 1 BB: 0 P: 4	R: 0 E: 0 K: 1 S: 6	H: 1 LOB: 1 BB: 0 P: 6	R: 1 E: 0 K: 2 S: 9	H: 2 LOB: 2 BB: 1 P: 13	R: 0 E: 1 K: 1 S: 7	H: 1 LOB: 3 BB: 0 P: 7	1B: 9 2B: 0 3B: 0 HR: 0	SF: 0 SAC: 0 DP: 0 HBP: 0	WP: 0 PB: 0 SB: 2 CS: 1	PA: 37
PITCHER	IP WLS BF H R ER SO BB IBB HBP BLK WP HR S P ERA WHIP																					
John D'Acquisto, R (1, 1) ERA: 3.58	7.1 W 30 8 2 2 8 2 0 0 0 0 0 0 44 52 2.46 1.364																					
John Morris, L (8, 1) ERA: 2.84	1.2 S 7 1 0 0 2 0 0 0 0 0 0 0 11 11 0.00 0.600																					

St. Louis Cardinals @ San Francisco Giants
 Candlestick Park, San Francisco, CA
 Sat Aug 31 1974, 6:33 AM EDT
 Att: 14,356 - Unknown

livebaseballscorecards.com

AB	35
R	2
H	9
RBI	1
BB	2
SO	10
LOB	17



Batter	1	2	3	4	5	6	7	8	9	AB	R	H	RBI	BB	SO	LOB	TOP																									
Lou Brock, L (1, 7) OBP: 0.373, SLG: 0.397 Jose Cruz, L (8, 7) OBP: 0.315, SLG: 0.387	0-0 6-3		0-0 SH1-3 1B	0-0 E1 1B		0-0 1B 1B		0-0 FC4-6 1B		5	3	2	0	0	0	2																										
Ted Sizemore, R (1, 4) OBP: 0.346, SLG: 0.309	0-3 K		0-0 SH1-3 1-3	0-0 6-3		0-0 1B G4-6-3		0-0 1B E		4	0	2	3	0	1	2																										
Reggie Smith, S (1, 9) OBP: 0.380, SLG: 0.533	0-0 E 3B		0-0 FC3-5-2-5-3 3-H	4-0 1B IBB		0-0 F3		0-0 F9		4	1	1	0	1	0	3																										
Ted Simmons, S (1, 2) OBP: 0.312, SLG: 0.424	0-0 E3		4-0 BB	0-0 1B		0-0 G4-6-3 1-2f		0-0 E5 1-2		4	0	1	2	1	0	2																										
Bake McBride, L (1, 8) OBP: 0.360, SLG: 0.378	0-0 F8		0-0 F9	0-0 F8				0-0 G3		5	0	0	0	0	0	7																										
Keith Hernandez, L (1, 3) OBP: 0.462, SLG: 0.400		0-0 F7		0-0 1B SF8 2B		0-0 3-1		0-0 1B		5	1	2	0	0	0	0																										
Ken Reitz, R (1, 5) OBP: 0.304, SLG: 0.364		0-0 P4		0-0 1B E 1B		0-0 F7		0-0 F8		5	1	1	0	0	0	1																										
Mike Tyson, R (1, 6) OBP: 0.256, SLG: 0.286		0-0 2B		0-0 SF8		0-0 1-3		0-3 K		4	0	1	1	0	1	1																										
Bob Gibson, R (1, 1) OBP: 0.229, SLG: 0.265		0-0 F9		0-0 E 1B 1B		0-0 1B 2B		0-0 FC4-6 1B		4	2	3	0	0	0	1																										
Inning Stats	R: 1 E: 1 K: 1 S: 7	H: 1 LOB: 1 BB: 0 P: 7	R: 0 E: 0 K: 0 S: 4	H: 1 LOB: 1 BB: 0 P: 4	R: 0 E: 0 K: 0 S: 4	H: 1 LOB: 2 BB: 1 P: 8	R: 4 E: 1 K: 0 S: 8	H: 4 LOB: 2 BB: 1 P: 12	R: 0 E: 0 K: 0 S: 3	H: 0 LOB: 0 BB: 0 P: 3	R: 2 E: 0 K: 0 S: 5	H: 3 LOB: 0 BB: 0 P: 5	R: 0 E: 0 K: 1 S: 6	H: 1 LOB: 1 BB: 0 P: 6	R: 1 E: 1 K: 0 S: 6	H: 2 LOB: 2 BB: 0 P: 6	R: 0 E: 0 K: 0 S: 3	H: 0 LOB: 0 BB: 0 P: 3	1B: 9 2B: 3 3B: 1 HR: 0	SF: 1 SAC: 1 DP: 1 HBP: 0	WP: 0 PB: 0 SB: 4 CS: 0	PA: 44																				
PITCHER	IP	WLS	BF	H	R	ER	SO	BB	IBB	HBP	BLK	WP	HR	S	P	ERA	WHIP	PITCHER								IP	WLS	BF	H	R	ER	SO	BB	IBB	HBP	BLK	WP	HR	S	P	ERA	WHIP
Ed Halicki, R (1, 1) ERA: 4.18	3.2	L	22	7	5	1	1	1	1	0	0	0	0	22	30	2.46	2.182																									
Randy Moffitt, R (4, 1) ERA: 4.47	3.1		13	4	2	2	1	0	0	0	0	0	0	15	15	5.40	1.200																									
John Morris, L (8, 1) ERA: 3.07	2.0		9	2	1	1	0	0	0	0	0	0	0	9	9	4.50	1.000																									

St. Louis Cardinals @ San Francisco Giants
 Candlestick Park, San Francisco, CA
 Sun Sep 01 1974, 6:33 AM EDT
 Att. 6,842 - Unknown

livebaseballscorecards.com

AB 40
 R 8
 H 13
 RBI 6
 BB 2
 SO 2
 LOB 19



Batter	1	2	3	4	5	6	7	8	9	AB	R	H	RBI	BB	SO	LOB
Garry Maddox, R (1, 8) OBP: 0.330, SLG: 0.414	0-0 F9		0-0 F7		0-0 F7			0-0 F8		4	0	0	0	0	0	0
Tito Fuentes, S (1, 4) OBP: 0.283, SLG: 0.288	0-0 BB 1B		4-0 E S BB		0-0 1-3			0-0 F9		3	0	1	0	1	0	0
Gary Thomasson, L (1, 9) OBP: 0.338, SLG: 0.316	4-0 G4-6-3 1-2 BB		0-0 F8		0-0 1-3		0-0 P6	0-0 F8		3	0	0	0	1	0	1
Gary Matthews, R (1, 7) OBP: 0.361, SLG: 0.443	0-0 G4-6-3 1-2f		0-3 K		0-0 F9		0-0 F9		0-0 G4-6-3 1B	4	0	1	0	0	1	3
Steve Ontiveros, S (1, 5) OBP: 0.363, SLG: 0.326		0-0 4-3		0-0 F9		0-0 4-3		0-0 G4-6-3 1-2f	0-0 G4-6-3	4	0	0	0	0	0	1
Dave Kingman, R (1, 3) OBP: 0.314, SLG: 0.454		0-0 F2		0-0 F9		0-0 F7		0-0 1B	0-0 1B	4	0	1	0	0	0	0
Dave Rader, L (1, 2) OBP: 0.366, SLG: 0.373		0-0 2B 3B		0-0 1B		0-0 1B		0-0 4-3	0-0 4-3	4	1	3	0	0	0	1
Bruce Miller, R (1, 6) OBP: 0.317, SLG: 0.314		0-0 3-H 2B		0-0 1-3		0-3 K		0-0 P6		3	0	1	1	0	1	2
Ed Halicki, R (1, 1) OBP: 0.250, SLG: 0.300		0-0 F9		0-0 F8		0-0 P6				1	0	0	0	0	0	1
Randy Moffitt, R (4, 1) OBP: 0.375, SLG: 0.467										1	0	0	0	0	0	0
Mike Phillips, L (7, PH) OBP: 0.261, SLG: 0.252										1	0	0	0	0	0	1
John Morris, R (8, 1) OBP: 1.000, SLG: 1.000										0	0	0	0	0	0	0


Inning Stats	R: 0 E: 0 K: 0 S: 3	H: 1 LOB: 1 BB: 1 P: 7	R: 1 E: 0 K: 0 S: 5	H: 2 LOB: 1 BB: 0 P: 5	R: 0 E: 0 K: 1 S: 5	H: 0 LOB: 1 BB: 1 P: 9	R: 0 E: 0 K: 0 S: 4	H: 1 LOB: 1 BB: 0 P: 4	R: 0 E: 0 K: 0 S: 3	H: 0 LOB: 0 BB: 0 P: 3	R: 0 E: 0 K: 0 S: 3	H: 0 LOB: 0 BB: 0 P: 3	R: 0 E: 0 K: 1 S: 6	H: 1 LOB: 1 BB: 0 P: 6	R: 0 E: 0 K: 0 S: 3	H: 0 LOB: 0 BB: 0 P: 3	R: 0 E: 0 K: 0 S: 4	H: 2 LOB: 1 BB: 0 P: 4	1B: 5 2B: 1 3B: 1 HR: 0	SF: 0 SAC: 0 DP: 2 HBP: 0	WP: 0 PB: 0 SB: 1 CS: 0	PA: 34
PITCHER Bob Gibson, R (1, 1) ERA: 4.04	IP 9.0	WLS W	BF 34	H 7	R 1	ER 1	SO 2	BB 2	IBB 0	HBP 0	BLK 0	WP 0	HR 0	S 36	P 44	ERA 1.00	WHIP 1.000					
PITCHER	IP	WLS	BF	H	R	ER	SO	BB	IBB	HBP	BLK	WP	HR	S	P	ERA	WHIP					

BOTTOM

St. Louis Cardinals @ San Francisco Giants
Candlestick Park, San Francisco, CA

Sun Sep 01 1974, 6:33 AM EDT
Att. 6,842 - Unknown

AB	32
R	1
H	7
RBI	1
BB	2
SO	2
LOB	10



Batter	1	2	3	4	5	6	7	8	9	AB R H RBI BB SO LOB	TOP											
Garry Maddox, R (1, 8) OBP: 0.333, SLG: 0.418	0-0 CS 1B		0-0 1-2 1B		0-3 K		0-0 1B FC5-2-5 2B	0-0 P6		5 0 3 0 0 1 3												
Tito Fuentes, S (1, 4) OBP: 0.282, SLG: 0.287	0-0 1-3 1-2		0-0 F7			0-3 K	0-0 2-3 1B FC5-2-5		0-0 4-3	5 0 1 0 0 1 3												
Bobby Bonds, R (1, 9) OBP: 0.363, SLG: 0.447	0-3 K			4-0 3-1 BB		0-3 K	0-0 FC5-2-5 1-2 3-H 1B		0-0 6-3	4 0 0 0 1 2 2												
Gary Matthews, R (1, 7) OBP: 0.359, SLG: 0.440		0-3 K		0-0 F9		0-0 HR 1B	0-0 F9		0-0 4-3	5 1 1 0 0 1 3												
Ed Goodson, L (1, 5) OBP: 0.335, SLG: 0.392		0-3 K		0-0 3-1 1-2		0-0 HR	0-0 G3			4 1 1 2 0 1 3												
Bruce Miller, R (7, 5) OBP: 0.317, SLG: 0.314										0 0 0 0 0 0 0												
Dave Kingman, R (1, 3) OBP: 0.313, SLG: 0.451		0-3 K		0-0 F8		0-0 HR 1B		0-0 5-3		4 1 1 0 0 1 1												
Chris Speier, R (1, 6) OBP: 0.331, SLG: 0.353			0-0 6-3		0-0 P4	0-0 HR		4-0 E 1B BB		3 1 1 2 1 0 0												
Dave Rader, L (1, 2) OBP: 0.367, SLG: 0.375			0-0 4-3		0-0 1B	0-3 K		0-0 E3 1-3 1B		4 0 2 0 0 1 0												
Jim Barr, R (1, 1) OBP: 0.339, SLG: 0.386			0-0 1B		0-3 K		0-0 HR	0-0 F9		4 1 2 1 0 1 3												
Inning Stats	R: 0 E: 0 K: 1 S: 5	H: 1 LOB: 0 BB: 0 P: 5	R: 0 E: 0 K: 3 S: 9	H: 0 LOB: 0 BB: 0 P: 9	R: 0 E: 0 K: 0 S: 5	H: 2 LOB: 2 BB: 0 P: 5	R: 0 E: 0 K: 0 S: 3	H: 0 LOB: 1 BB: 1 P: 7	R: 0 E: 0 K: 2 S: 8	H: 1 LOB: 1 BB: 0 P: 8	R: 4 E: 0 K: 3 S: 13	H: 4 LOB: 0 BB: 0 P: 13	R: 1 E: 0 K: 0 S: 6	H: 3 LOB: 2 BB: 0 P: 6	R: 0 E: 1 K: 0 S: 4	H: 1 LOB: 2 BB: 1 P: 8	R: 0 E: 0 K: 0 S: 3	H: 0 LOB: 0 BB: 0 P: 3	1B: 8 2B: 1 3B: 0 HR: 3	SF: 0 SAC: 0 DP: 0 HBP: 0	WP: 0 PB: 0 SB: 0 CS: 1	PA: 40
PITCHER	IP WLS BF H R ER SO BB IBB HBP BLK WP HR S P ERA WHIP																					
Andy Messersmith, R (1, 1) ERA: 2.62	6.0 L 28 10 5 5 9 1 0 0 0 0 3 45 49 7.50 1.833																					
Charlie Hough, R (7, 1) ERA: 3.91	1.0 4 1 0 0 0 0 0 0 0 0 0 4 4 0.00 1.000																					
Al Downing, L (8, 1) ERA: 4.25	2.0 8 1 0 0 0 1 0 0 0 0 0 7 11 0.00 1.000																					

San Francisco Giants @ Los Angeles Dodgers
 Dodger Stadium, Los Angeles, CA
 Mon Sep 02 1974, 3:33 AM PDT
 Att: 30,713 - Unknown

livebaseballscorecards.com

AB 38
 R 5
 H 12
 RBI 5
 BB 2
 SO 9
 LOB 18



Batter	1	2	3	4	5	6	7	8	9	AB R H RBI BB SO LOB	TOP									
Garry Maddox, R (1, 8) OBP: 0.329, SLG: 0.413	0-3 K	0-0 F9	0-0 F8			0-0 F5		0-0 F9		5 0 0 0 0 1 3	San Francisco Giants @ Los Angeles Dodgers Dodger Stadium, Los Angeles, CA Tue Sep 03 1974, 7:05 PM PDT Att: 25,187 - Unknown									
Tito Fuentes, S (1, 4) OBP: 0.284, SLG: 0.289	0-0 5-3 1B E	0-0 F8		0-0 6-3		0-0 FC6-4 1B		0-0 4-3		5 1 2 0 0 0 2										
Bobby Bonds, R (1, 9) OBP: 0.364, SLG: 0.445	0-0 5-3 1-2 E 1B	4-0 1-2 HR 2-3 BB		0-0 P6		0-0 FC6-4 1-2f		0-0 F9		4 2 1 0 1 0 1										
Gary Matthews, R (1, 7) OBP: 0.359, SLG: 0.445	0-0 5-3 1-2 2-3	0-0 1-H HR 2-H 3-H		0-3 K		4-0 1B SF9 BB		0-0 1-3		4 2 1 4 1 1 2										
Dave Kingman, R (1, 3) OBP: 0.314, SLG: 0.454	0-0 E7 2-H 3-H 1B	0-3 K		0-0 P5		0-3 K		0-0 2B		5 0 2 2 0 2 1										
Chris Speier, R (1, 6) OBP: 0.332, SLG: 0.352	4-0 BB		0-0 6-3		0-0 5-3		0-0 1-3 1B		0-0 2-3	4 0 1 0 1 0 1										
Bruce Miller, R (1, 5) OBP: 0.316, SLG: 0.314	0-0 F9		0-0 6-3		0-0 1B		0-0 SF9			3 0 1 1 0 0 2										
Ken Rudolph, R (1, 2) OBP: 0.342, SLG: 0.277		4-0 BB HR BB	H 1-0 HR		0-0 P6		0-0 3-H G4			0 1 0 0 1 0 0										
Dave Rader, L (3, PR) OBP: 0.365, SLG: 0.372										2 1 0 0 0 0 2										
Ron Bryant, S (1, 1) OBP: 0.115, SLG: 0.080		4-0 BB HR BB		0-0 1-H HR		0-0 1-3		0-0 F7		0 0 0 0 0 0 0										
John Montefusco, R (1, 1) OBP: 0.500, SLG: 1.333										3 2 1 2 1 0 0										
Inning Stats	R: 2 E: 1 K: 1 S: 8	H: 3 LOB: 2 BB: 1 P: 12	R: 4 E: 0 K: 1 S: 6	H: 1 LOB: 0 BB: 3 P: 18	R: 2 E: 0 K: 0 S: 4	H: 1 LOB: 1 BB: 0 P: 5	R: 0 E: 0 K: 1 S: 5	H: 0 LOB: 0 BB: 0 P: 5	R: 0 E: 0 K: 0 S: 4	H: 1 LOB: 1 BB: 0 P: 4	R: 0 E: 0 K: 1 S: 6	H: 1 LOB: 1 BB: 1 P: 10	R: 0 E: 0 K: 0 S: 3	H: 0 LOB: 0 BB: 0 P: 3	R: 0 E: 0 K: 0 S: 4	H: 1 LOB: 1 BB: 0 P: 4	1B: 6 2B: 1 3B: 0 HR: 2	SF: 1 SAC: 0 DP: 0 HBP: 1	WP: 0 PB: 0 SB: 0 CS: 0	PA: 42
PITCHER	IP WLS BF H R ER SO BB IBB HBP BLK WP HR S P ERA WHIP																			
Doug Rau, L (1, 1) ERA: 3.36	1.2 L 13 4 6 6 1 4 0 0 0 0 0 1 11 27 32.40 4.800																			
Charlie Hough, R (2, 1) ERA: 3.97	3.1 13 2 2 2 2 0 0 1 0 0 0 1 16 17 5.40 0.600																			
Greg Shanahan, R (6, 1) ERA: 5.4	2.0 9 2 1 1 1 1 0 0 0 0 0 0 10 14 4.50 1.500																			
Eddie Solomon, R (8, 1) ERA: 1.8	2.0 7 1 0 0 0 0 0 0 0 0 0 0 7 7 0.00 0.500																			

AB	35
R	9
H	9
RBI	9
BB	5
SO	4
LOB	14



livebaseballscorecards.com

Batter	1	2	3	4	5	6	7	8	9	AB R H RBI BB SO LOB
Davey Lopes, R OBP: 0.368, SLG: 0.377 (1, 4)	4-0 PB 1B E BB	0-0 4-3	0-0 6-3			0-0 5-3 1B	4-0 1-2 BB		0-0 F8	4 2 1 0 2 0 3
Bill Russell, R OBP: 0.333, SLG: 0.361 (1, 6)	0-0 E PB 1-2 FC 1B	0-0 1B 1B			4-0 S BB	0-0 5-3 1-2	0-0 F8			4 1 2 0 1 0 4
Jimmy Wynn, R OBP: 0.397, SLG: 0.525 (1, 8)	4-0 FC E 1-2 2-3 BB BB	0-0 BB 1-3 1B			0-3 K 1-2	0-0 P3		0-0 5-3		4 1 1 0 1 1 2
Steve Garvey, R OBP: 0.353, SLG: 0.484 (1, 3)	0-0 E5 BB FC 1-2 2-3 3-H FC5	0-0 P6			0-0 5-3	0-0 FC5-4 1B 2-H		0-0 1-3		5 1 1 1 0 0 5
Joe Ferguson, R OBP: 0.368, SLG: 0.410 (1, 9) (6, 2)	0-0 FC FC5 BB 1-2 2-3 3-H	4-0 FC5-4 BB			0-3 K 1-2	0-0 FC5-4 1-2		0-3 K		4 0 0 1 1 2 4
Ron Cey, R OBP: 0.360, SLG: 0.409 (1, 5)	4-0 FC5 1-2 2-3 3-H BB	0-0 FC5-4			4-0 BB		0-0 E5 E		0-0 FC6-4 1B	3 0 1 1 2 0 3
Tom Paciorek, R OBP: 0.281, SLG: 0.367 (1, 7)	0-0 FC5		0-0 F8		0-0 F8		0-0 E3 BB		0-0 FC6-4 1B 1-2f	3 0 0 1 0 0 3 0 0 0 0 0 0 0 1 0 0 0 0 0 1 0 0 0 0 0 0 0 1 0 0 0 0 0 1
Greg Shanahan, R (6, 1)										
Von Joshua, L OBP: 0.284, SLG: 0.354 (7, PH)										
Eddie Solomon, R (8, 1)										
Manny Mota, R OBP: 0.351, SLG: 0.333 (9, PH)	1-2 2-3f 3-H									
Steve Yeager, R OBP: 0.331, SLG: 0.414 (1, 2)	0-3 K		0-0 P4		0-3 K		0-3 K		0-0 1-2 1B	2 0 0 0 0 1 2 3 0 1 0 0 2 3
Willie Crawford, L OBP: 0.380, SLG: 0.456 (5, PH) (6, 9)										
Doug Rau, L OBP: 0.203, SLG: 0.150 (1, 1)	0-3 K		4-0 BB		0-0 L9		0-0 F9		0-0 P6	1 0 0 0 0 1 2 0 0 0 0 1 0 0 3 0 0 0 0 0 5
Charlie Hough, R (2, 1)										
Bill Buckner, L OBP: 0.350, SLG: 0.396 (5, PH) (6, 7)										

Inning Stats	R: 4 E: 1 K: 2 S: 10	H: 1 LOB: 2 BB: 3 P: 22	R: 0 E: 0 K: 0 S: 5	H: 2 LOB: 3 BB: 1 P: 9	R: 0 E: 0 K: 0 S: 3	H: 0 LOB: 1 BB: 1 P: 7	R: 0 E: 0 K: 2 S: 7	H: 0 LOB: 1 BB: 1 P: 11	R: 0 E: 0 K: 1 S: 5	H: 0 LOB: 1 BB: 1 P: 9	R: 1 E: 0 K: 0 S: 5	H: 2 LOB: 1 BB: 0 P: 5	R: 0 E: 2 K: 1 S: 7	H: 0 LOB: 3 BB: 1 P: 11	R: 0 E: 0 K: 1 S: 5	H: 0 LOB: 0 BB: 0 P: 5	R: 0 E: 0 K: 0 S: 5	H: 2 LOB: 2 BB: 0 P: 5	1B: 7 2B: 0 3B: 0 HR: 0	SF: 0 SAC: 0 DP: 0 HBP: 0
--------------	-------------------------------	----------------------------------	------------------------------	---------------------------------	------------------------------	---------------------------------	------------------------------	----------------------------------	------------------------------	---------------------------------	------------------------------	---------------------------------	------------------------------	----------------------------------	------------------------------	---------------------------------	------------------------------	---------------------------------	----------------------------------	------------------------------------

PITCHER	IP	WLS	BF	H	R	ER	SO	BB	IBB	HBP	BLK	WP	HR	S	P	ERA	WHIP
Ron Bryant, L ERA: 5.86 (1, 1)	0.0		6	1	4	3	0	3	0	0	0	0	0	3	15	∞	∞
John Montefusco, R ERA: 1.0 (1, 1)	9.0	W	40	6	1	1	7	5	0	0	0	0	0	49	69	1.00	1.222

BOTTOM

San Francisco Giants @ Los Angeles Dodgers
Dodger Stadium, Los Angeles, CA
 Tue Sep 03 1974, 7:05 PM PDT
 Att. 25,187 - Unknown

AB	38
R	5
H	7
RBI	4
BB	8
SO	7
LOB	38



WP	PA	ERA	WHIP
0	46		
1			
1			
0			

Batter	1	2	3	4	5	6	7	8	9	10	11	AB R H RBI BB SO LOB	TOP														
Gary Maddox, R OBP: 0.328, SLG: 0.410 (1, 8)	F8		E6 SH1-3 1B		5-3		K		P5		E S 1B	6 1 1 0 0 1 0	San Francisco Giants @ Los Angeles Dodgers Dodger Stadium, Los Angeles, CA Wed Sep 04 1974, 7:05 PM PDT Att. 28,453 - Unknown														
Tito Fuentes, S OBP: 0.295, SLG: 0.301 (1, 4)	BB 1B		SH1-3 1-2		K 1B				FC6-4 1B		BB BB BB BB 1-3 BB	4 0 4 0 1 0 0															
Bobby Bonds, R OBP: 0.363, SLG: 0.443 (1, 9)	BB BB BB BB 1-2 BB		CS S 1B		K 1-2		6-3		FC6-4 1-2f			5 0 1 1 1 1 5															
Gary Matthews, R OBP: 0.360, SLG: 0.442 (1, 7)	P6		BB BB BB BB 1-2 BB		5-3			BB BB BB BB 4-0 1B 2B BB	F9			3 1 0 0 2 0 5															
Dave Kingman, R OBP: 0.311, SLG: 0.449 Steve Ontiveros, S OBP: 0.361, SLG: 0.324 (1, 3) (6, 3)	K		F5		5-3		K		L7			3 0 0 0 0 2 4 2 0 0 0 0 0 1															
Chris Speier, R OBP: 0.331, SLG: 0.349 (1, 6)		F8	CS 2-3	6-3		BB BB BB BB 4-0 1B BB		F5		4-3		4 0 0 0 1 0 1															
Bruce Miller, R OBP: 0.324, SLG: 0.323 (1, 5)		1B 1B		6-3		BB BB BB BB 1-2 G4-6-3 1B		1-2 2B 1B		F9		5 1 3 0 0 0 0															
Dave Rader, L OBP: 0.365, SLG: 0.376 (1, 2)		BB BB BB BB 1-2 G6-3 1B		F7		BB BB BB BB 1-2f		G4-6-3 1-2f				5 0 2 2 0 0 2															
Mike Caldwell, R OBP: 0.193, SLG: 0.164 Elias Sosa, R OBP: 0.067, SLG: 0.067 Randy Moffitt, R OBP: 0.353, SLG: 0.438 (1, 1) (7, 1) (9, 1)		BB BB BB BB 1-2f	G6-3		6-3		6-3	BB BB BB BB 0-3 K				3 0 0 0 0 0 2 1 0 0 0 0 1 1 1 0 0 0 0 0 0															
Inning Stats	R: 0 E: 0 K: 1 S: 6	H: 1 LOB: 2 BB: 1 P: 10	R: 0 E: 0 K: 0 S: 4	H: 2 LOB: 1 BB: 0 P: 4	R: 1 E: 1 K: 0 S: 4	H: 1 LOB: 1 BB: 1 P: 8	R: 0 E: 0 K: 0 S: 3	H: 0 LOB: 0 BB: 0 P: 3	R: 0 E: 1 K: 1 S: 7	H: 1 LOB: 2 BB: 0 P: 7	R: 0 E: 0 K: 1 S: 5	H: 1 LOB: 1 BB: 1 P: 9		R: 0 E: 0 K: 1 S: 6	H: 1 LOB: 1 BB: 0 P: 6	R: 2 E: 0 K: 1 S: 7	H: 2 LOB: 1 BB: 1 P: 11	R: 0 E: 0 K: 0 S: 4	H: 1 LOB: 1 BB: 0 P: 4	R: 0 E: 0 K: 0 S: 3	H: 0 LOB: 0 BB: 0 P: 3	R: 0 E: 0 K: 0 S: 4	H: 1 LOB: 2 BB: 1 P: 8	1B: 9 2B: 2 3B: 0 HR: 0	SF: 0 SAC: 1 DP: 2 HBP: 0	WP: 0 PB: 0 SB: 2 CS: 1	PA: 49
PITCHER	IP WLS BF H R ER SO BB IBB HBP BLK WP HR S P ERA WHIP													IP WLS BF H R ER SO BB IBB HBP BLK WP HR S P ERA WHIP													
Geoff Zahn, L ERA: 2.09 (1, 1)	6.2																										
Mike Marshall, R ERA: 2.28 (7, 1)	1.1	7	2	2	2	1	1	0	0	0	0	0	0	8	12	13.50	2.250										
Charlie Hough, R ERA: 3.83 (9, 1)	3.0	W 12	2	0	0	0	1	0	0	0	0	0	0	11	15	0.00	1.000										

AB	42
R	3
H	11
RBI	3
BB	5
SO	5
LOB	21



livebaseballscores.com

Batter	1	2	3	4	5	6	7	8	9	10	11	AB R H RBI BB SO LOB	BOTTOM													
Davey Lopes, R OBP: 0.368, SLG: 0.384 (1, 4)	1-3		FC6-4				HR		5-3		4-3	6 1 2 1 0 0 3	San Francisco Giants @ Los Angeles Dodgers Dodger Stadium, Los Angeles, CA Wed Sep 04 1974; 7:05 PM PDT Att. 28,453 - Unknown													
Bill Buckner, L OBP: 0.352, SLG: 0.395 (1, 7)	5-3		1-3				HBP		6-3		HR IBB	4 1 1 0 1 0 2														
Jimmy Wynn, R OBP: 0.397, SLG: 0.528 (1, 8)	F8			P3	F7		5-3		CS BB		HR	5 1 1 3 1 0 4														
Steve Garvey, R OBP: 0.353, SLG: 0.484 (1, 3)		K		K		G1-6-3		SH1-4	CS	6-3		5 1 2 0 0 2 0														
Ron Cey, R OBP: 0.362, SLG: 0.410 (1, 5)		5-3				G1-6-3		3-1				4 0 2 0 1 0 1														
Willie Crawford, L OBP: 0.382, SLG: 0.456 (1, 9)								SH1-4				2 0 1 0 1 1 0														
Mike Marshall, R OBP: 0.214, SLG: 0.214 (7, 1)								SH1-4				0 0 0 0 0 0 0														
Manny Mota, R OBP: 0.351, SLG: 0.333 (8, PH)								SH1-4				0 0 0 0 0 0 0														
Charlie Hough, R (9, 1)								SH1-4				0 0 0 0 0 0 0														
Bill Russell, R OBP: 0.332, SLG: 0.358 (1, 6)			FC2-5		5-3	FC4		3-1		F2		4 0 0 1 1 0 3														
Steve Yeager, R OBP: 0.331, SLG: 0.414 (1, 2)								4-3				3 0 1 0 0 1 0														
Von Joshua, L OBP: 0.288, SLG: 0.357 (8, PH)			FC2-5		F8		K				FC5-4	2 0 1 0 0 0 1														
Geoff Zahn, L OBP: 0.176, SLG: 0.176 (1, 1)												2 0 1 0 0 0 2														
Joe Ferguson, R OBP: 0.368, SLG: 0.419 (7, 9)			FC2-5		1B		5-3				HR	3 2 1 1 0 0 1														
Joe Ferguson, R OBP: 0.368, SLG: 0.419 (9, 2)					1B						HR															
Inning Stats	R: 0 E: 0 K: 0 S: 3	H: 0 LOB: 0 BB: 0 P: 3	R: 0 E: 0 K: 2 S: 7	H: 0 LOB: 0 BB: 0 P: 7	R: 0 E: 0 K: 0 S: 4	H: 1 LOB: 2 BB: 1 P: 8	R: 0 E: 0 K: 1 S: 5	H: 1 LOB: 1 BB: 1 P: 9	R: 0 E: 0 K: 0 S: 6	H: 3 LOB: 3 BB: 0 P: 6	R: 0 E: 0 K: 0 S: 3	H: 1 LOB: 1 BB: 1 P: 7	R: 1 E: 0 K: 1 S: 6	H: 1 LOB: 1 BB: 0 P: 7	R: 1 E: 0 K: 0 S: 5	H: 2 LOB: 1 BB: 0 P: 5	R: 1 E: 0 K: 0 S: 3	H: 1 LOB: 0 BB: 1 P: 7	R: 0 E: 0 K: 0 S: 4	H: 1 LOB: 1 BB: 0 P: 4	R: 3 E: 0 K: 0 S: 4	H: 2 LOB: 0 BB: 1 P: 8	1B: 10 2B: 0 3B: 0 HR: 3	SF: 0 SAC: 2 DP: 1 HBP: 1	WP: 0 PB: 0 SB: 0 CS: 1	PA: 49
PITCHER	IP	WLS	BF	H	R	ER	SO	BB	IBB	HBP	BLK	WP	HR	S	P	ERA	WHIP									
Mike Caldwell, L ERA: 2.91 (1, 1)	6.2		29	7	1	1	4	3	0	1	0	0	1	33	46	1.35	1.500									
Elias Sosa, R ERA: 3.14 (7, 1)	2.0		10	3	2	2	0	1	0	0	0	0	1	9	13	9.00	2.000									
Randy Moffitt, R ERA: 4.66 (9, 1)	2.0	L	9	3	3	3	0	0	1	0	0	0	1	8	12	13.50	1.500									

AB	40
R	6
H	13
RBI	6
BB	5
SO	4
LOB	17



livebaseballscores.com

Batter	1	2	3	4	5	6	7	8	9	AB R H RBI BB SO LOB	TOP
Garry Maddox, R (1, 8) OBP: 0.329, SLG: 0.413	0-0 1-3	0-3 K			0-0 1B 2B		0-0 6-3 S 1B			4 1 2 0 0 1 1	San Francisco Giants @ Atlanta Braves Atlanta Stadium, Atlanta, GA Fri Sep 06 1974, 7:05 PM EDT Att. 2,122 - Unknown livebaseballscorecards.com
Tito Fuentes, S (1, 4) OBP: 0.294, SLG: 0.301	0-0 F6		0-0 4-3		0-0 5-3 1B		0-0 6-3			4 0 1 1 0 0 1	
Bobby Bonds, R (1, 9) OBP: 0.364, SLG: 0.443	0-0 1B 1B		0-0 S 1B		0-0 5-3 1-2		0-0 5-3			4 0 2 0 0 0 2	
Gary Matthews, R (1, 7) OBP: 0.359, SLG: 0.440	0-0 1-2 1B		0-0 5-3 1-2		0-0 F3		0-0 F7			4 0 1 0 0 0 2	
Ed Goodson, L (1, 5) OBP: 0.330, SLG: 0.386 Bruce Miller, R (8, 5) OBP: 0.324, SLG: 0.323	0-3 K		0-0 F6		0-0 6-3		0-0 F9			4 0 0 0 0 1 4 0 0 0 0 0 0 0	
Dave Kingman, R (1, 3) OBP: 0.310, SLG: 0.449		0-0 E6 1B 2B		0-3 K		0-3 K		0-3 K		4 1 1 0 0 3 0	
Chris Speier, R (1, 6) OBP: 0.332, SLG: 0.350		0-0 SH1-3 1B		0-0 G3 1B		0-0 6-3		0-0 5-3		4 0 2 1 0 0 0	
Dave Rader, L (1, 2) OBP: 0.362, SLG: 0.372		0-0 SH1-3 1-2		0-0 G3 1-2		0-3 K		0-0 4-3		3 0 0 0 0 1 1	
John D'Acquisto, R (1, 1) OBP: 0.203, SLG: 0.169		0-0 F8		0-3 K		0-3 K		0-3 K		4 0 0 0 0 3 2	
Inning Stats	R: 0 H: 2 E: 0 LOB: 2 K: 1 BB: 0 S: 7 P: 7	R: 1 H: 2 E: 1 LOB: 1 K: 1 BB: 0 S: 7 P: 7	R: 0 H: 1 E: 0 LOB: 1 K: 0 BB: 0 S: 4 P: 4	R: 0 H: 1 E: 0 LOB: 1 K: 2 BB: 0 S: 8 P: 8	R: 1 H: 2 E: 0 LOB: 1 K: 0 BB: 0 S: 5 P: 5	R: 0 H: 0 E: 0 LOB: 0 K: 2 BB: 0 S: 7 P: 7	R: 0 H: 1 E: 0 LOB: 1 K: 1 BB: 0 S: 6 P: 6	R: 0 H: 0 E: 0 LOB: 0 K: 1 BB: 0 S: 5 P: 5	R: 0 H: 0 E: 0 LOB: 0 K: 1 BB: 0 S: 5 P: 5	1B: 7 SF: 0 2B: 2 SAC: 1 3B: 0 DP: 0 HR: 0 HBP: 0	WP: 0 PA: 36 PB: 0 SB: 2 CS: 0
PITCHER	IP WLS BF H R ER SO BB IBB HBP BLK WP HR S P ERA WHIP										
Carl Morton, R (1, 1) ERA: 3.03	8.0 L 33 9 2 2 8 0 0 0 0 0 0 0 49 49 2.25 1.125										
Max Leon, R (9, 1) ERA: 2.59	1.0 3 0 0 0 1 0 0 0 0 0 0 0 5 5 0.00 0.000										

Batter	1	2	3	4	5	6	7	8	9	AB	R	H	RBI	BB	SO	LOB
Rowland Office, L (1, 8) OBP: 0.300, SLG: 0.361	0-0 5-3 1B		0-0 2B			4-0 G4-6-3 BB		0-0 3-1		3	0	2	0	1	0	0
Marty Perez, R (1, 4) OBP: 0.318, SLG: 0.349	0-0 5-3 1-2f		0-0 F4			0-0 G4-6-3 1-2f		0-0 2B 1B	4	0	1	0	0	0	0	3
Darrell Evans, L (1, 5) OBP: 0.386, SLG: 0.416	4-0 BB			0-0 F6		0-3 K		0-0 F8	3	0	0	0	1	1	1	
Dusty Baker Jr., R (1, 9) OBP: 0.331, SLG: 0.415	0-0 F5			0-0 6-3			0-0 5-3	0-3 K	4	0	0	0	0	1	2	
Mike Lum, L (1, 7) OBP: 0.332, SLG: 0.378		0-3 K		4-0 BB			0-0 F2	0-0 2B	3	0	1	0	1	1	0	
Davey Johnson, R (1, 3) OBP: 0.355, SLG: 0.405		0-0 6-3		0-0 F7			4-0 BB	0-3 K	3	0	0	0	1	1	3	
Craig Robinson, R (1, 6) OBP: 0.262, SLG: 0.246		0-0 F9			0-0 4-3			0-0 F6	2	0	0	0	0	0	0	
Frank Tepedino, L (7, PH) OBP: 0.261, SLG: 0.275									1	0	0	0	0	0	1	
Leo Foster, R (8, 6) OBP: 0.261, SLG: 0.263									0	0	0	0	0	0	0	
Vic Correll, R (1, 2) OBP: 0.318, SLG: 0.368			0-0 F8		4-0 B3-6-4 BB			0-0 F9	2	0	0	0	1	0	0	
Carl Morton, R (1, 1) OBP: 0.143, SLG: 0.100			0-0 6-3			0-0 B3-6-4		0-3 K	2	0	0	0	0	0	1	
Johnny Oates, L (8, PH) OBP: 0.288, SLG: 0.283									1	0	0	0	0	1	0	
Max Leon, R (9, 1) OBP: 0.133, SLG: 0.143									0	0	0	0	0	0	0	

Inning Stats	R: 0	H: 1	E: 0	K: 0	S: 3	R: 0	H: 0	E: 0	K: 1	S: 5	R: 0	H: 1	E: 0	K: 0	S: 4	R: 0	H: 0	E: 0	K: 0	S: 3	R: 0	H: 0	E: 0	K: 1	S: 2	R: 0	H: 0	E: 0	K: 0	S: 4	R: 0	H: 0	E: 0	K: 0	S: 3	R: 0	H: 0	E: 0	K: 1	S: 5	R: 0	H: 2	E: 0	K: 2	S: 9	R: 0	H: 0	E: 0	K: 1	S: 5	R: 0	H: 0	E: 0	K: 2	S: 9	1B: 2	2B: 3	3B: 0	HR: 0	SF: 0	SAC: 0	DP: 3	HBP: 0	WP: 0	PA: 33
PITCHER John D'Acquisto, R (1, 1) ERA: 3.41	IP	WLS	BF	H	R	ER	SO	BB	IBB	HBP	BLK	WP	HR	S	P	ERA	WHIP																			IP	WLS	BF	H	R	ER	SO	BB	IBB	HBP	BLK	WP	HR	S	P	ERA	WHIP													


BOTTOM

San Francisco Giants @ Atlanta Braves
Atlanta Stadium, Atlanta, GA

Fri Sep 06 1974, 7:05 PM EDT
Att. 2,122 - Unknown

AB	28
R	0
H	4
RBI	0
BB	5
SO	5
LOB	11

livebaseballscores.com



Batter	1	2	3	4	5	6	7	8	9	AB R H RBI BB SO LOB	TOP		
Garry Maddox, R (1, 8) OBP: 0.331, SLG: 0.414	0-0 5-3 BLK 1B		0-0 S 1B		4-0 G4-6-3 BB			0-0 6-3	0-0 F6	4 0 2 0 1 0 0			
Tito Fuentes, S (1, 4) OBP: 0.294, SLG: 0.298	0-0 F8 1-2		0-3 K		0-0 G4-6-3			4-0 E S 1B BB		3 1 0 0 1 1 3			
Bobby Bonds, R (1, 9) OBP: 0.367, SLG: 0.442	0-0 5-3 2-3f			1-0 1B BLK HBP		4-0 CS BB		4-0 S 2B BB		1 2 0 0 2 0 1			
Gary Matthews, R (1, 7) OBP: 0.362, SLG: 0.443		0-0 BLK 1B		0-0 PB BLK 1-3 K 1B		0-3 K 1-2		0-0 2B 1-2 1B		4 3 3 1 0 1 1			
Steve Ontiveros, S (1, 5) OBP: 0.366, SLG: 0.333		0-0 G6-4-3 1-H 1B		0-0 F8 1-3 3-H		0-0 1B		0-0 1B 1-H 2-H 2B		4 0 3 3 0 0 1			
Dave Kingman, R (1, 3) OBP: 0.308, SLG: 0.446		0-0 G6-4-3 1-2f		0-3 K		0-0 2-3		0-3 K		2 0 0 0 0 1 1			
Gary Thomasson, L (4, 3) OBP: 0.336, SLG: 0.313				0-0 F8 3-H						2 0 0 0 0 1 2			
Mike Phillips, L (1, 6) OBP: 0.257, SLG: 0.248		0-0 3-1		0-0 F8			0-0 3-1	0-0 4-3		4 0 0 0 0 0 2			
Dave Rader, L (1, 2) OBP: 0.357, SLG: 0.367			0-0 5-3	0-0 6-3			0-0 F8		0-0 6-3	4 0 0 0 0 0 1			
Jim Barr, R (1, 1) OBP: 0.318, SLG: 0.361			0-0 6-3		0-3 K		0-0 5-3		0-0 6-3	4 0 0 0 0 1 0			
Inning Stats	R: 0 H: 1 E: 0 LOB: 0 K: 0 BB: 0 S: 3 P: 3	R: 1 H: 2 E: 0 LOB: 0 K: 0 BB: 0 S: 4 P: 4	R: 0 H: 1 E: 0 LOB: 1 K: 1 BB: 0 S: 6 P: 6	R: 2 H: 1 E: 1 LOB: 1 K: 1 BB: 0 S: 7 P: 8	R: 0 H: 0 E: 0 LOB: 0 K: 1 BB: 1 S: 4 P: 8	R: 0 H: 1 E: 0 LOB: 1 K: 1 BB: 1 S: 5 P: 9	R: 0 H: 0 E: 0 LOB: 0 K: 0 BB: 0 S: 3 P: 3	R: 3 H: 2 E: 0 LOB: 1 K: 1 BB: 2 S: 7 P: 15	R: 0 H: 0 E: 0 LOB: 0 K: 0 BB: 0 S: 3 P: 3	1B: 7 SF: 0 2B: 2 SAC: 0 3B: 0 DP: 3 HR: 0 HBP: 1	WP: 0 PA: 37 PB: 1 SB: 3 CS: 1		
PITCHER	IP WLS BF H R ER SO BB IBB HBP BLK WP HR S P ERA WHIP											PITCHER	IP WLS BF H R ER SO BB IBB HBP BLK WP HR S P ERA WHIP
Phil Niekro, R (1, 1) ERA: 2.68	6.0 L 24 6 3 2 4 2 0 1 3 0 0 29 38 3.00 1.333												
Lew Krausse, R (7, 1) ERA: 3.26	1.1 8 2 3 3 0 2 0 0 0 0 0 6 14 20.25 3.000												
Mike Beard, L (8, 1) ERA:	0.2 2 0 0 0 1 0 0 0 0 0 0 4 4 0.00 0.000												
Joe Niekro, R (9, 1) ERA: 3.93	1.0 3 0 0 0 0 0 0 0 0 0 0 3 3 0.00 0.000												

San Francisco Giants @ Atlanta Braves
 Atlanta Stadium, Atlanta, GA
 Sat Sep 07 1974, 7:05 PM EDT
 Att. 6,051 - Unknown

livebaseballscorecards.com

AB	32
R	6
H	8
RBI	4
BB	4
SO	5
LOB	12



Batter	1	2	3	4	5	6	7	8	9	AB	R	H	RBI	BB	SO	LOB
Rowland Office, L (1, 8) OBP: 0.294, SLG: 0.354	0-0 3-1		0-0 G6-4-3			0-0 FC6-4		0-0 FC3-6		4	0	0	0	0	0	4
Marty Perez, R (1, 4) OBP: 0.318, SLG: 0.347	0-0 F8 BLK 1B			0-0 6-3		0-0 F3		0-0 F9		4	0	1	0	0	0	3
Darrell Evans, L (1, 5) OBP: 0.383, SLG: 0.412	0-0 F8 1-3			0-0 F3		0-0 F7			0-3 K	4	0	0	0	0	1	3
Dusty Baker Jr., R (1, 9) OBP: 0.329, SLG: 0.411		0-0 5-3		0-0 F9			0-0 F8		0-0 5-3	4	0	0	0	0	0	0
Mike Lum, L (1, 7) OBP: 0.334, SLG: 0.379		0-0 6-3			0-0 F9		0-0 1B		0-0 FC6-4 1B	4	0	2	0	0	0	0
Davey Johnson, R (1, 3) OBP: 0.354, SLG: 0.404		0-0 1B			0-0 5-3		0-0 F7		0-0 FC6-4	4	0	1	0	0	0	2
Craig Robinson, R (1, 6) OBP: 0.260, SLG: 0.244		0-0 F9			0-0 G3		0-0 4-3			3	0	0	0	0	0	2
Vic Correll, R (1, 2) OBP: 0.319, SLG: 0.367			0-0 F6			0-0 FC6-4 BLK 1B		0-0 5-3		3	0	1	0	0	0	0
Phil Niekro, R (1, 1) OBP: 0.236, SLG: 0.221			4-0 BB			4-0 FC6-4 BB		0-0 FC3-6 1B		0	0	0	0	1	0	0
Frank Iepedino, L (6, PH) OBP: 0.266, SLG: 0.275										0	0	0	0	1	0	0
Lew Krausse, R (7, 1) OBP: 0.571, SLG: 1.000										0	0	0	0	0	0	0
Mike Beard, L (8, 1)										0	0	0	0	0	0	0
Jack Pierce, L (8, PH) OBP: 1.000, SLG: 1.000										1	0	1	0	0	0	0
Joe Niekro, R (9, 1)										0	0	0	0	0	0	0

Inning Stats	R: 0	H: 1	E: 0	LOB: 0	K: 0	BB: 0	S: 3	P: 3	R: 0	H: 1	E: 0	LOB: 1	K: 0	BB: 0	S: 4	P: 4	R: 0	H: 0	E: 0	LOB: 0	K: 0	BB: 1	S: 2	P: 6	R: 0	H: 0	E: 0	LOB: 0	K: 0	BB: 0	S: 3	P: 3	R: 0	H: 1	E: 0	LOB: 2	K: 0	BB: 1	S: 4	P: 8	R: 0	H: 1	E: 0	LOB: 1	K: 0	BB: 0	S: 4	P: 4	R: 0	H: 1	E: 1	LOB: 1	K: 0	BB: 0	S: 4	P: 4	R: 0	H: 1	E: 0	LOB: 1	K: 1	BB: 0	S: 6	P: 6	1B: 6	SF: 0	2B: 0	SAC: 0	3B: 0	DP: 1	HR: 0	HBP: 0	WP: 0	PA: 33
PITCHER Jim Barr, R (1, 1) ERA: 2.49	IP	WLS	BF	H	R	ER	SO	BB	IBB	HBP	BLK	WP	HR	S	P	ERA	WHIP	IP	WLS	BF	H	R	ER	SO	BB	IBB	HBP	BLK	WP	HR	S	P	ERA	WHIP	IP	WLS	BF	H	R	ER	SO	BB	IBB	HBP	BLK	WP	HR	S	P	ERA	WHIP																							

BOTTOM

San Francisco Giants @ Atlanta Braves
 Atlanta Stadium, Atlanta, GA
 Sat Sep 07 1974, 7:05 PM EDT
 Att. 6,051 - Unknown

livebaseballscorecards.com

AB	31
R	0
H	6
RBI	0
BB	2
SO	1
LOB	14



Batter	1	2	3	4	5	6	7	8	9	AB R H RBI BB SO LOB	TOP																				
Gary Thomasson, L (1, 8) OBP: 0.331, SLG: 0.309	0-0 6-3		0-0 4-3		0-0 F8		0-0 F9			4 0 0 0 0 0 0	San Francisco Giants @ Atlanta Braves Atlanta Stadium, Atlanta, GA Sun Sep 08 1974, 3:33 AM EDT Att. 5,210 - Unknown																				
Mike Phillips, L (1, 6) OBP: 0.261, SLG: 0.253	0-0 4-3			H 1-0 HR HBP	0-0 6-3 2B		0-0 F8			3 1 1 0 0 0 0																					
Bobby Bonds, R (1, 9) OBP: 0.366, SLG: 0.440	4-0 S BB			S 0-3 K	0-0 6-3 2-3			X 0-0 F7		3 0 0 0 1 1 2																					
Gary Matthews, R (1, 7) OBP: 0.361, SLG: 0.448	0-0 F4 1-2			X 0-0 1-H HR	0-0 F2			X 0-0 6-3		4 1 1 2 0 0 2																					
Steve Ontiveros, S (1, 3) OBP: 0.364, SLG: 0.332		X 0-0 G4-6-3 1B		X 0-0 F6		X 0-0 F7		X 0-0 F8		4 0 1 0 0 0 0																					
Bruce Miller, R (1, 5) OBP: 0.322, SLG: 0.321		X 0-0 G4-6-3 1-2f		X 0-0 2B 1B		X 0-0 F9		X 0-0 F9		4 1 1 0 0 0 1																					
Glenn Redmon, R (1, 4) OBP: 0.500, SLG: 1.000		X 0-0 4-3		X 0-0 1-H 2B		X 0-0 2B		X 0-0 F2		4 0 2 1 0 0 0																					
John Boccabella, R (1, 2) OBP: 0.173, SLG: 0.169			X 0-0 6-3	4-0 IBB		X 0-0 F9		X 0-0 5-3		3 0 0 0 1 0 1																					
Ron Bryant, S (1, 1) OBP: 0.107, SLG: 0.074			X 0-0 1-3	X 0-0 4-3			X 0-0 F7			2 0 0 0 0 0 2																					
Butch Metzger, R (5, 1)										0 0 0 0 0 0 0																					
Tito Fuentes, S (7, PH) OBP: 0.293, SLG: 0.297										1 0 0 0 0 0 0																					
Elias Sosa, R (7, 1) OBP: 0.067, SLG: 0.067										0 0 0 0 0 0 0																					
Inning Stats	R: 0 E: 0 K: 0 S: 3	H: 0 LOB: 1 BB: 1 P: 7	R: 0 E: 0 K: 0 S: 3	H: 1 LOB: 0 BB: 0 P: 3	R: 0 E: 0 K: 0 S: 3	H: 0 LOB: 0 BB: 0 P: 3	R: 3 E: 0 K: 1 S: 8	H: 3 LOB: 2 BB: 1 P: 13	R: 0 E: 0 K: 0 S: 4	H: 1 LOB: 1 BB: 0 P: 4	R: 0 E: 0 K: 0 S: 3	H: 0 LOB: 0 BB: 0 P: 3	R: 0 E: 0 K: 0 S: 3	H: 0 LOB: 0 BB: 0 P: 3	R: 0 E: 0 K: 0 S: 3	H: 0 LOB: 0 BB: 0 P: 3	1B: 2 2B: 3 3B: 0 HR: 1	SF: 0 SAC: 0 DP: 1 HBP: 1	WP: 0 PB: 0 SB: 1 CS: 0	PA: 35											
PITCHER Ron Reed, R (1, 1) ERA: 2.88	IP 9.0	WLS W	BF 35	H 6	R 3	ER 3	SO 1	BB 1	IBB 1	HBP 1	BLK 0	WP 0	HR 1	S 34	P 43	ERA 3.00	WHIP 0.778														
											PITCHER	IP	WLS	BF	H	R	ER	SO	BB	IBB	HBP	BLK	WP	HR	S	P	ERA	WHIP			

livebaseballscorecards.com

AB	32
R	3
H	6
RBI	3
BB	2
SO	1
LOB	8



Batter	1	2	3	4	5	6	7	8	9
Darrell Evans, L OBP: 0.383, SLG: 0.411 (1, 5) X	0-0 1-3 ①		0-3 K ③			0-0 E9 CS 1B ①	4-0 IBB	0-0 F6 ②	
Marty Perez, R OBP: 0.319, SLG: 0.349 (1, 4) X	0-0 F8 ②			0-0 1B 2B	4-0 1B CS BB	0-0 4-3 ③		0-0 F6 ③	
Dusty Baker Jr., R OBP: 0.326, SLG: 0.408 (1, 8) (8, 9) X	0-0 5-3 ③			0-0 F8 ①	0-0 F7 ① ②		0-0 5-3 ①		
Hank Aaron, R OBP: 0.335, SLG: 0.483 (1, 7) X		0-0 5-3 ①		0-0 E BB 1B 2-H	4-0 1B IBB		0-0 F6 ②		
Davey Johnson, R OBP: 0.358, SLG: 0.404 Rowland Office, L OBP: 0.294, SLG: 0.354 (7, PR) (8, 8) X		0-0 F8 ②		4-0 E BB 1B 1-2	0-0 FC6-4 1B 1-2 2-3 3-H		4-0 1B BB		
Mike Lum, L OBP: 0.333, SLG: 0.378 (1, 9) (8, 3) X		0-3 K ③		0-3 K ②	0-0 FC6-4 ③		0-0 1B 1B 1-2		
Vic Correll, R OBP: 0.323, SLG: 0.378 (1, 2) X			0-0 5-3 ①	0-0 E6 1-H 2-H 2B		0-0 F2	0-0 FC6-4 1B 1-3 2-H		
Leo Foster, R OBP: 0.261, SLG: 0.262 (1, 6) X			0-0 F4 ②	0-0 F9 ③		0-0 SH3 1B	0-0 FC6-4 ③		
Ron Reed, R OBP: 0.115, SLG: 0.098 (1, 1) X			0-0 E6		0-0 E6 E CS	0-0 SH3 ②		0-3 K ①	

Inning Stats	R: 0 E: 0 K: 0 S: 3	H: 0 LOB: 0 BB: 0 P: 3	R: 0 E: 0 K: 1 S: 5	H: 0 LOB: 0 BB: 0 P: 5	R: 0 E: 1 K: 1 S: 6	H: 0 LOB: 1 BB: 0 P: 6	R: 3 E: 1 K: 1 S: 8	H: 3 LOB: 1 BB: 1 P: 12	R: 1 E: 2 K: 0 S: 5	H: 2 LOB: 3 BB: 2 P: 13	R: 0 E: 0 K: 0 S: 4	H: 1 LOB: 2 BB: 1 P: 8	R: 1 E: 0 K: 0 S: 5	H: 2 LOB: 2 BB: 1 P: 9	R: 0 E: 0 K: 1 S: 5	H: 0 LOB: 0 BB: 0 P: 5
--------------	------------------------------	---------------------------------	------------------------------	---------------------------------	------------------------------	---------------------------------	------------------------------	----------------------------------	------------------------------	----------------------------------	------------------------------	---------------------------------	------------------------------	---------------------------------	------------------------------	---------------------------------

PITCHER	IP	WLS	BF	H	R	ER	SO	BB	IBB	HBP	BLK	WP	HR	S	P	ERA	WHIP
Ron Bryant, L ERA: 5.89 (1, 1)	4.0	L	20	4	4	3	3	2	0	0	0	0	0	24	32	6.75	1.500
Butch Metzger, R ERA: (5, 1)	2.0		9	2	0	0	0	0	2	0	0	0	0	7	15	0.00	1.000
Elias Sosa, R ERA: 3.17 (7, 1)	2.0		9	2	1	1	1	1	0	0	0	0	0	10	14	4.50	1.500

BOTTOM

AB	R	H	RBI	BB	SO	LOB
4	1	1	0	1	1	1
4	1	1	0	1	0	2
4	0	0	0	0	0	4
3	1	1	1	1	0	0
2	1	1	1	2	0	0
0	1	0	0	0	0	0
4	0	1	0	0	2	5
4	0	2	3	0	0	0
4	0	1	0	0	0	3
3	0	0	0	0	1	0

San Francisco Giants @ Atlanta Braves
Atlanta Stadium, Atlanta, GA

Sun Sep 08 1974, 3:33 AM EDT
Att. 5,210 - Unknown

livebaseballscorecards.com

AB	32
R	5
H	8
RBI	5
BB	5
SO	4
LOB	15

Braves

WP	PA
0	38

Batter	1	2	3	4	5	6	7	8	9	AB R H RBI BB SO LOB	TOP											
Garry Maddox, R (1, 8) OBP: 0.328, SLG: 0.410	0-0 5-3		0-3 K			0-0 5-3		0-0 FC 1B 2B	0-3 K	5 1 0 0 0 2 1												
Tito Fuentes, S (1, 4) OBP: 0.296, SLG: 0.297	0-0 1-3		0-0 F8			4-0 HR BB		0-0 2B 1B		3 2 1 1 1 0 0												
Bobby Bonds, R (1, 9) OBP: 0.369, SLG: 0.447 Gary Thomasson, L (8, 9) OBP: 0.331, SLG: 0.309	0-0 2B 1B			0-3 K		0-0 HR		4-0 2B 3B IBB		3 3 2 2 1 1 0 0 0 0 0 0 0 0												
Gary Matthews, R (1, 7) OBP: 0.362, SLG: 0.452	0-0 1-H 2B			0-0 F4		0-0 F8		0-0 3B 2B		4 1 2 3 0 0 0												
Dave Kingman, R (1, 3) OBP: 0.308, SLG: 0.451	0-0 5-3			0-3 K			0-3 K	0-0 3B		4 0 1 2 0 2 1												
Ed Goodson, L (1, 5) OBP: 0.330, SLG: 0.386 Jim Barr, R (7, PR) OBP: 0.318, SLG: 0.361 Bruce Miller, R (7, 5) OBP: 0.320, SLG: 0.320		0-0 L7		0-3 K			0-0 FC4-6 1B	0-3 K		3 0 1 0 0 1 0 0 0 0 0 0 0 0 1 0 0 0 0 1 1												
Mike Phillips, L (1, 6) OBP: 0.257, SLG: 0.249		0-0 1-3		0-0 F8			0-0 FC4-6 CS	0-0 4-3		4 0 0 0 0 0 2												
Dave Rader, L (1, 2) OBP: 0.353, SLG: 0.362		0-0 6-3		0-0 F8			0-0 CS	0-0 2-3	0-0 6-3	4 0 0 0 0 0 0												
John Montefusco, R (1, 1) OBP: 0.375, SLG: 0.714 Elias Sosa, R (9, 1) OBP: 0.067, SLG: 0.067			0-3 K			0-3 K		0-0 FC 1B 1B	0-0 6-3	4 1 1 0 0 2 0 0 0 0 0 0 0 0												
Inning Stats	R: 1 E: 0 K: 0 S: 5	H: 2 LOB: 1 BB: 0 P: 5	R: 0 E: 0 K: 0 S: 3	H: 0 LOB: 0 BB: 0 P: 3	R: 0 E: 0 K: 2 S: 7	H: 0 LOB: 0 BB: 0 P: 7	R: 0 E: 0 K: 2 S: 7	H: 0 LOB: 0 BB: 0 P: 7	R: 0 E: 0 K: 1 S: 5	H: 0 LOB: 0 BB: 0 P: 5	R: 2 E: 0 K: 1 S: 6	H: 1 LOB: 0 BB: 1 P: 10	R: 0 E: 0 K: 1 S: 5	H: 1 LOB: 1 BB: 0 P: 5	R: 5 E: 0 K: 1 S: 10	H: 4 LOB: 1 BB: 1 P: 14	R: 0 E: 0 K: 1 S: 5	H: 0 LOB: 0 BB: 0 P: 5	1B: 4 2B: 2 3B: 1 HR: 1	SF: 0 SAC: 0 DP: 0 HBP: 0	WP: 0 PB: 0 SB: 0 CS: 1	PA: 38
PITCHER	IP WLS BF H R ER SO BB IBB HBP BLK WP HR S P ERA WHIP												PITCHER	IP WLS BF H R ER SO BB IBB HBP BLK WP HR S P ERA WHIP								
Larry Dierker, R (1, 1) ERA: 3.06	7.1 L 31 7 8 8 7 1 1 0 0 0 1 43 51 9.82 1.091												Jerry Johnson, R (8, 1) ERA: 5.08	1.2 6 1 0 0 2 0 0 0 0 0 0 10 10 0.00 0.600								

San Francisco Giants @ Houston Astros
 Astrodome, Houston, TX
 Mon Sep 09 1974, 8:05 PM EDT
 Att. 3,741 - Dome

AB	35
R	8
H	8
RBI	8
BB	2
SO	9
LOB	5



Batter	1	2	3	4	5	6	7	8	9	10	11	AB R H RBI BB SO LOB	TOP												
Gary Maddox, R OBP: 0.390, SLG: 0.411 (1, 8)	0-0 CS 1B	0-0 2H 2B		0-0 5-3		0-0 F8			0-0 4-3		4-0 SF9 1B IBB	5 0 2 1 1 0 0	San Francisco Giants @ Houston Astros Astrodome, Houston, TX Tue Sep 10 1974, 8:05 PM EDT Att: 4,431 - Dome livebaseballscorecards.com												
Tito Fuentes, S OBP: 0.299, SLG: 0.307 (1, 4)	0-0 1B 1-2 2B	0-0 6-3		0-0		0-3 K			0-0 4-3		0-0 SF9 1B 1-2 2-3 3-H	6 1 3 1 0 1 1													
Bobby Bonds, R OBP: 0.370, SLG: 0.448 (1, 9)	0-0 1B 2-3 1B		4-0 1B SF7 BB	0-3 K		0-3 K			0-0 F8 BB 1B		0-0 SF9	4 1 2 1 1 2 1													
Gary Matthews, R OBP: 0.365, SLG: 0.453 (1, 7)	0-0 1B 1-3 3-H 1B		0-0 1B S 1B	4-0 BB		0-0 F9			0-0 F9		4-0 G4-6-3 IBB	4 1 2 1 2 0 1													
Dave Kingman, R OBP: 0.305, SLG: 0.443 (1, 3)	0-0 F2		0-3 K 1-2	0-0 F5		0-3 K			4-0 1-2 BB		0-0 G4-6-3 1-2	5 0 0 0 1 2 9													
Chris Arnold, R OBP: 0.298, SLG: 0.329 (1, 5)	0-0 1-3		0-0 SF7		0-0 F7			0-0 3-1	0-0 F8			3 0 0 1 0 0 2													
Mike Phillips, L OBP: 0.256, SLG: 0.248 (8, 6)									2-3			1 0 0 0 0 0 2													
Bruce Miller, R OBP: 0.323, SLG: 0.322 (1, 6)		0-0 SH1 2B 1B	0-0 1B 2-H 1B	0-0 L3		0-0 6-3			0-3 K			5 1 2 1 0 1 2													
Ken Rudolph, R OBP: 0.340, SLG: 0.277 (1, 2)		0-0 F5	0-0 1B	0-0 1-3		0-0 G3					0-0 2B 1B 1B	4 0 1 0 0 0 1													
Ed Goodson, L OBP: 0.332, SLG: 0.388 (11, PH)												1 0 1 0 0 0 0													
Jim Barr, R OBP: 0.319, SLG: 0.361 (11, PH)												0 1 0 0 0 0 0													
Elias Sosa, R OBP: 0.087, SLG: 0.067 (11, 1)												0 0 0 0 0 0 0													
Gary Lavelle, S OBP: 0.087, SLG: 0.067 (11, 1)												0 0 0 0 0 0 0													
Randy Moffitt, R OBP: 0.333, SLG: 0.438 (11, 1)												0 0 0 0 0 0 0													
Mike Caldwell, R OBP: 0.186, SLG: 0.158 (1, 1)		0-0 SH1	0-0 1-3		0-0 6-3				0-0 4-3		0-0 1B SF9 2B 1-3	2 0 0 0 0 0 2													
Gary Thomasson, L OBP: 0.330, SLG: 0.307 (9, PH)												1 0 0 0 0 0 0													
John Morris, R OBP: 1.000, SLG: 1.000 (9, 1)												0 0 0 0 0 0 0													
Dave Rader, L OBP: 0.355, SLG: 0.367 (11, 2)		1-2										1 1 1 0 0 0 0													
Inning Stats	R: 1 E: 0 K: 6	H: 4 LOB: 2 BB: 0 P: 6	R: 1 E: 0 K: 0 S: 5	H: 2 LOB: 1 BB: 0 P: 5	R: 2 E: 0 K: 1 S: 8	H: 3 LOB: 2 BB: 1 P: 12	R: 0 E: 0 K: 1 S: 6	H: 1 LOB: 2 BB: 1 P: 10	R: 0 E: 0 K: 0 S: 3	H: 0 LOB: 0 BB: 0 P: 3	R: 0 E: 0 K: 2 S: 7	H: 0 LOB: 0 BB: 0 P: 7	R: 0 E: 0 K: 0 S: 3	H: 0 LOB: 0 BB: 0 P: 3	R: 0 E: 0 K: 1 S: 6	H: 1 LOB: 2 BB: 1 P: 10	R: 2 E: 0 K: 0 S: 5	H: 3 LOB: 3 BB: 2 P: 13	1B: 10 2B: 4 3B: 0 HR: 0	SF: 2 SAC: 1 DP: 1 HBP: 0	WP: 0 PB: 0 SB: 1 CS: 1	PA: 50			
PITCHER	IP	WLS	BF	H	R	ER	SO	BB	IBB	HBP	BLK	WP	HR	S	P	ERA	WHIP								
Dave Roberts, L ERA: 3.39 (1, 1)	3.0		18	9	4	4	1	1	0	0	0	0	0	19	23	12.00	3.333								
Mike Cosgrove, L ERA: 3.42 (4, 1)	4.0		14	1	0	0	4	1	0	0	0	0	0	21	25	0.00	0.500								
Ken Forsch, R ERA: 2.95 (8, 1)	4.0	L	18	4	2	2	1	1	2	0	0	0	0	17	29	4.50	1.250								



Batter	1	2	3	4	5	6	7	8	9	10	11	AB R H RBI BB SO LOB
Greg Gross, L OBP: 0.388, SLG: 0.365 (1, 9)	0-0 F8		0-0 4-3		0-0 G1-4-3 1B		0-0 E6		0-0 G3		4-0 FC4-6 BB	5 0 1 0 1 0 1
Roger Metzger, S OBP: 0.304, SLG: 0.326 (1, 6)	4-0 CS BB		0-0 3-H 2B		0-0 G1-4-3 1-2f		0-0 6-3		0-0 F6		0-0 FC4-6 1-2f	5 0 1 1 1 0 5
Cesar Cedeno, R OBP: 0.342, SLG: 0.475 (1, 8)	0-3 K 1-2		0-0 1-3			0-3 K		0-0 HR		0-0 F7		5 1 1 1 0 2 2
Lee May, R OBP: 0.303, SLG: 0.464 (1, 3)		0-0 FC3-6 1B		0-0 HR		0-0 1B 1B		0-3 K		0-0 G3		5 1 3 1 0 1 0
Doug Rader, R OBP: 0.331, SLG: 0.415 (1, 5)		0-3 K		0-0 F3		0-3 K		0-0 F9			0-0 4-3 1B 2B	5 1 1 0 0 2 2
Milt May, L OBP: 0.353, SLG: 0.408 (1, 2)		0-0 FC3-6 FC5-4 1-2f		0-0 FC5-4 1B		0-0 1-2 1B		0-0 HR			0-0 4-3	5 1 3 1 0 0 2
Wilbur Howard, S OBP: 0.310, SLG: 0.400 Bob Watson, R OBP: 0.368, SLG: 0.412 (11, PH)		0-0 FC5-4		0-0 FC5-4 FC6-4		0-3 K2-3		0-0 F8			0-0 4-3 2-3	4 0 0 0 0 1 4 1 0 0 0 0 0 1
Larry Milbourne, S OBP: 0.331, SLG: 0.330 Cliff Johnson, R OBP: 0.345, SLG: 0.433 Dave Campbell, R OBP: 0.130, SLG: 0.136 (11, PR)			0-0 4-3 2B 1-4-3 1B		0-0 FC6-4		0-0 4-3		0-0 6-3		0-0 BB 1B 1B	4 1 1 0 0 0 1 1 0 1 1 0 0 0 0 0 0 0 0 0 0
Dave Roberts, L OBP: 0.191, SLG: 0.333 Ray Busse, P OBP: 0.154, SLG: 0.154 Mike Cosgrove, L OBP: 0.168, SLG: 0.059 Tommy Helms, R OBP: 0.321, SLG: 0.361 Ken Forsch, R OBP: 0.263, SLG: 0.324 Johnny Edwards, L OBP: 0.287, SLG: 0.211 (11, PR)			0-0 1-4-3		0-0 4-3		0-0 4-3		0-0 4-3		0-0 BB 1B	0 0 0 0 0 0 0 1 0 0 0 0 0 1 1 0 0 0 0 0 0 1 0 0 0 0 0 0 1 0 0 0 0 0 0 1 0 0 0 0 0 0 0 0 0 0 0 0 0

Inning Stats	R: 0	H: 0	E: 0	K: 1	S: 4	P: 8	R: 0	H: 1	E: 0	K: 1	S: 6	P: 6	R: 1	H: 2	E: 0	K: 0	S: 5	P: 5	R: 1	H: 2	E: 0	K: 0	S: 5	P: 5	R: 0	H: 1	E: 0	K: 0	S: 3	P: 3	R: 0	H: 2	E: 0	K: 3	S: 11	P: 11	R: 0	H: 0	E: 1	K: 0	S: 4	P: 4	R: 2	H: 2	E: 0	K: 1	S: 7	P: 7	R: 0	H: 0	E: 0	K: 0	S: 3	P: 3	R: 0	H: 0	E: 0	K: 0	S: 3	P: 3	R: 1	H: 3	E: 0	K: 0	S: 6	P: 10
AB	45	R	5	H	13	RBI	5	BB	2	SO	6	LOB	19	WP	0	PA	47	PB	0	SF	0	SAC	0	SB	0	CS	1	HR	3	SF	0	SAC	0	3B	0	DP	2	HR	3	HBP	0																									

BOTTOM


San Francisco Giants @ Houston Astros
Astrodome, Houston, TX

Tue Sep 10 1974, 8:05 PM EDT
Att: 4,431 - Dome

livebaseballscorecards.com



PITCHER	IP	WLS	BF	H	R	ER	SO	BB	IBB	HBP	BLK	WP	HR	S	P	ERA	WHIP
Mike Caldwell, L ERA: 2.98 (1, 1)	8.0		34	10	4	4	6	1	0	0	0	0	3	45	49	4.50	1.375
John Morris, L ERA: 2.7 (9, 1)	2.0	W	6	0	0	0	0	0	0	0	0	0	0	6	6	0.00	0.000
Elias Sosa, R ERA: 3.23 (11, 1)	0.2		5	3	1	1	0	0	0	0	0	0	0	5	5	13.50	4.500
Gary Lavelle, L ERA: (11, 1)	0.0		1	0	0	0	0	1	0	0	0	0	0	4	4	∞	∞
Randy Moffitt, R ERA: 4.64 (11, 1)	0.1	S	1	0	0	0	0	0	0	0	0	0	0	1	1	0.00	0.000

Batter	1	2	3	4	5	6	7	8	9	AB R H RBI BB SO LOB	TOP												
Davey Lopes, R OBP: 0.362, SLG: 0.386 (1, 4) X	0-0 WP 2B	0-0 L5		0-0 1B	0-0 FC5-4 1-2f		0-0 6-3		0-0 6-3	6 1 2 0 0 0 4	<p>Los Angeles Dodgers @ San Francisco Giants Candlestick Park, San Francisco, CA</p> <p>Wed Sep 11 1974, 10:05 PM EDT Att. 7,842 - Unknown</p> <p>livebaseballscorecards.com</p> <p>AB 41 R 5 H 11 RBI 3 BB 5 SO 2 LOB 30</p> 												
Von Joshua, L OBP: 0.300, SLG: 0.359 (1, 8) X	0-0 2B FC3-2-5-2 1B	0-0 F9		0-0 F8		0-0 F8	0-0 FC3-6 1B			5 0 2 0 0 0 2													
Bill Buckner, L OBP: 0.353, SLG: 0.408 (1, 7) X	0-0 FC3-2-5-2 1-3 3-H 2B		0-0 E4 FC4-6	0-0 1-2 1B		0-0 1B E 2B	0-0 FC3-6 1-2f 3-H 1B			5 1 3 2 0 0 1													
Steve Garvey, R OBP: 0.353, SLG: 0.490 (1, 3) X	0-0 FC3-2-5-2 2-3 3-H 1B		0-0 FC4-6 E 1-2f BB	0-0 L6		0-0 5-3	0-0 F8			5 0 0 0 0 0 7													
Willie Crawford, L OBP: 0.379, SLG: 0.447 (1, 9) X	0-0 P5		4-0 B BB BB BB E 1-2 BB		0-0 4-3	0-0 E 1B		0-0 5-3		2 0 0 0 1 0 2													
Manny Mota, R OBP: 0.356, SLG: 0.347 (6, PH)										1 0 1 0 0 0 0													
Tom Paciorek, R OBP: 0.283, SLG: 0.369 (6, PR)										1 1 0 0 0 0 0													
Ron Cey, R OBP: 0.362, SLG: 0.412 (1, 5) B BB BB BB	4-0 BB		0-0 P5		4-0 2B FC6-4 BB	0-0 1-H 3-H 4-0 E8		0-0 6-3		3 1 0 0 2 0 2													
Joe Ferguson, R OBP: 0.368, SLG: 0.430 (1, 2) S SS	0-3 K		0-0 E6 1-2 2-3		0-0 FC6-4 1-3 2B		0-0 F9			4 0 1 0 1 1 5													
Bill Russell, R OBP: 0.332, SLG: 0.352 (1, 6)		0-0 6-3	0-3 K		4-0 FC6-4 IBB	0-0 F8		0-0 5-3		4 0 0 0 1 1 5													
Andy Messersmith, R OBP: 0.337, SLG: 0.405 (1, 1)				0-0 F8						4 1 2 1 0 0 2													
Mike Marshall, R OBP: 0.200, SLG: 0.200 (8, 1)					0-0 FC6-4 FC5-4 1-2f 2-3 3-H		0-0 1B FC3-6 2B		0-0 F8	1 0 0 0 0 0 0													
Inning Stats	R: 1 E: 0 K: 1 S: 8	H: 3 LOB: 3 BB: 1 P: 12	R: 0 E: 0 K: 0 S: 4	H: 1 LOB: 1 BB: 0 P: 4	R: 0 E: 2 K: 1 S: 7	H: 0 LOB: 3 BB: 1 P: 11	R: 0 E: 0 K: 0 S: 5	H: 2 LOB: 2 BB: 0 P: 5	R: 1 E: 0 K: 0 S: 4	H: 1 LOB: 2 BB: 2 P: 12	R: 2 E: 1 K: 0 S: 6	H: 2 LOB: 2 BB: 1 P: 10	R: 1 E: 0 K: 0 S: 5	H: 2 LOB: 1 BB: 0 P: 5	R: 0 E: 0 K: 0 S: 3	H: 0 LOB: 0 BB: 0 P: 3	R: 0 E: 0 K: 0 S: 3	H: 0 LOB: 0 BB: 0 P: 3	1B: 6 2B: 5 3B: 0 HR: 0	SF: 0 SAC: 0 DP: 0 HBP: 0	WP: 1 PB: 0 SB: 0 CS: 0	PA: 46	
PITCHER	IP WLS BF H R ER SO BB IBB HBP BLK WP HR S P ERA WHIP																						
John D'Acquisto, R ERA: 3.46 (1, 1)	0.0		2 2 1 1 0 0 0 0 0 0 0 1 0 2 2 ∞ ∞																				
Gary Lavelle, L ERA: 1.59 (1, 1)	5.2	L	31 7 3 1 2 3 1 0 0 0 0 0 31 47 1.59 1.765																				
Butch Metzger, R ERA: 3.38 (6, 1)	0.2		5 2 1 1 0 0 0 1 0 0 0 0 0 4 8 13.50 3.000																				
John Morris, L ERA: 2.6 (7, 1)	0.2		2 0 0 0 0 0 0 0 0 0 0 0 0 2 2 0.00 0.000																				
Randy Moffitt, R ERA: 4.55 (8, 1)	2.0		6 0 0 0 0 0 0 0 0 0 0 0 0 6 6 0.00 0.000																				

Batter	1	2	3	4	5	6	7	8	9	AB	R	H	RBI	BB	SO	LOB	TOP								
Davey Lopes, R (1, 4) OBP: 0.362, SLG: 0.386 Lee Lacy, R (9, PR) OBP: 0.302, SLG: 0.356 (9, 4)	0-3 K		0-0 BB 1B	0-0 G3		0-0 4-3		0-0 6-3	0-0 FC5 BB 1B	6	1	2	0	0	1	0									
Von Joshua, L (1, 8) OBP: 0.310, SLG: 0.355	0-0 F7		4-0 G3 1B BB	0-3 K			0-0 1B SF7 1B	0-0 1-3	4-0 1B BB	4	2	1	0	2	1	0									
Bill Buckner, L (1, 7) OBP: 0.354, SLG: 0.410 Tom Paciorek, R (9, PH) OBP: 0.282, SLG: 0.367 (9, 7)	0-0 6-3		0-0 L7	0-0 2B			0-0 1B E 1B	0-0 4-3	0-0 FC5 2-3f	5	1	2	0	0	0	2									
Steve Garvey, R (1, 3) OBP: 0.354, SLG: 0.490		0-0 5-3	0-0 1B G3 1B	0-0 L9			0-0 SF7 3-H		0-0 1B BB 1B	4	2	2	2	0	0	1									
Willie Crawford, L (1, 9) OBP: 0.377, SLG: 0.444		0-0 4-3	0-0 G3 1B 1B		0-0 L3		0-0 5-3 1-H		0-0 BB FC6 1B	5	1	1	0	0	0	2									
Ron Cey, R (1, 5) OBP: 0.366, SLG: 0.414		0-0 1B 1B	0-0 1B 1B		0-0 F9		1-0 E S 1B HBP		0-0 1B E 1B	4	4	3	2	0	0	0									
Joe Ferguson, R (1, 2) OBP: 0.373, SLG: 0.431		0-0 1B 1B	4-0 1B IBB		0-3 K		4-0 1B BB		4-0 FC6 BB	2	0	1	1	3	1	0									
Bill Russell, R (1, 6) OBP: 0.334, SLG: 0.355 Rick Auerbach, R (9, PR) OBP: 0.414, SLG: 0.397 (9, 6)		0-0 1B 1B	0-0 1B 1B			0-0 5-3	0-0 1B BB		0-0 FC6 BB 1B	5	0	3	4	0	0	1									
Al Downing, R (1, 1) OBP: 0.207, SLG: 0.185	0-0 F8		0-0 F8			0-0 3-1	0-0 4-3		0-0 F7	5	0	0	0	0	0	7									
Inning Stats	R: 0 E: 0 K: 1 S: 5	H: 0 LOB: 0 BB: 0 P: 5	R: 1 E: 0 K: 0 S: 6	H: 3 LOB: 2 BB: 0 P: 6	R: 4 E: 0 K: 0 S: 7	H: 4 LOB: 2 BB: 2 P: 15	R: 0 E: 0 K: 1 S: 6	H: 1 LOB: 1 BB: 0 P: 6	R: 0 E: 0 K: 1 S: 5	H: 0 LOB: 0 BB: 0 P: 5	R: 0 E: 0 K: 0 S: 3	H: 0 LOB: 0 BB: 0 P: 3	R: 3 E: 1 K: 0 S: 6	H: 3 LOB: 2 BB: 1 P: 11	R: 0 E: 0 K: 0 S: 3	H: 0 LOB: 0 BB: 0 P: 3	R: 3 E: 1 K: 0 S: 7	H: 4 LOB: 3 BB: 2 P: 15	1B: 14 2B: 1 3B: 0 HR: 0	SF: 1 SAC: 0 DP: 0 HBP: 1	WP: 0 PB: 0 SB: 1 CS: 0	PA: 48			
PITCHER	IP	WLS	BF	H	R	ER	SO	BB	IBB	HBP	BLK	WP	HR	S	P	ERA	WHIP								
Jim Barr, R (1, 1) ERA: 2.66	3.0	L	18	7	5	5	1	1	1	0	0	0	0	18	26	15.00	2.667								
Ed Halicki, R (4, 1) ERA: 4.2	4.0		18	4	3	2	2	1	0	1	0	0	0	20	25	4.50	1.250								
Butch Metzger, R (8, 1) ERA: 2.45	1.0		3	0	0	0	0	0	0	0	0	0	0	3	3	0.00	0.000								
Tom Bradley, R (9, 1) ERA: 5.26	0.2		8	4	3	3	0	2	0	0	0	0	0	6	14	40.50	9.000								
John Morris, L (9, 1) ERA: 2.55	0.1		1	0	0	0	0	0	0	0	0	0	0	1	1	0.00	0.000								

Los Angeles Dodgers @ San Francisco Giants
Candlestick Park, San Francisco, CA
Thu Sep 12 1974, 10:05 PM EDT
Att. 7,349 - Unknown

AB	41
R	11
H	15
RBI	9
BB	5
SO	3
LOB	16



Batter	1	2	3	4	5	6	7	8	9	AB	R	H	RBI	BB	SO	LOB
--------	---	---	---	---	---	---	---	---	---	----	---	---	-----	----	----	-----

Garry Maddox, R <small>(1, 8)</small> <small>OBP: 0.327, SLG: 0.406</small>										3	0	0	0	0	0	1
Tito Fuentes, S <small>(1, 4)</small> <small>OBP: 0.295, SLG: 0.303</small>										4	0	0	0	0	0	1
Bobby Bonds, R <small>(1, 9)</small> <small>OBP: 0.372, SLG: 0.447</small>										4	0	1	0	0	0	0
Gary Matthews, R <small>(1, 7)</small> <small>OBP: 0.364, SLG: 0.449</small>										2	0	0	0	1	1	0
Dave Kingman, R <small>(1, 3)</small> <small>OBP: 0.299, SLG: 0.433</small>										3	0	0	0	0	2	2
Steve Ontiveros, S <small>(1, 5)</small> <small>OBP: 0.360, SLG: 0.328</small>										3	0	0	0	0	0	2
Bruce Miller, R <small>(1, 6)</small> <small>OBP: 0.317, SLG: 0.316</small>										3	0	0	0	0	0	0
Dave Rader, L <small>(1, 2)</small> <small>OBP: 0.356, SLG: 0.372</small>										1	0	1	0	0	0	0
John Boccabella, R <small>(4, 2)</small> <small>OBP: 0.169, SLG: 0.164</small>										2	0	0	0	0	0	0
Jim Barr, R <small>(1, 1)</small> <small>OBP: 0.318, SLG: 0.361</small>										0	0	0	0	0	0	0
Glenn Redmon, R <small>(3, PH)</small> <small>OBP: 0.409, SLG: 0.800</small>										1	0	0	0	0	1	1
Ed Hickey, R <small>(4, 1)</small> <small>OBP: 0.238, SLG: 0.286</small>										1	0	0	0	0	0	0
Butch Metzger, R <small>(8, 1)</small> <small>OBP: 0.297, SLG: 0.327</small>										0	0	0	0	0	0	0
Chris Arnold, R <small>(8, PH)</small> <small>OBP: 0.297, SLG: 0.327</small>										1	0	0	0	0	0	0
Tom Bradley, R <small>(9, 1)</small> <small>OBP: 0.146, SLG: 0.105</small>										0	0	0	0	0	0	0
John Morris, R <small>(9, 1)</small> <small>OBP: 1.000, SLG: 1.000</small>										0	0	0	0	0	0	0

Inning Stats	R: 0 E: 0 K: 0 S: 3	H: 0 LOB: 0 BB: 0 P: 3	R: 0 E: 0 K: 2 S: 7	H: 0 LOB: 0 BB: 0 P: 7	R: 0 E: 0 K: 1 S: 6	H: 1 LOB: 1 BB: 0 P: 6	R: 0 E: 0 K: 0 S: 4	H: 1 LOB: 2 BB: 1 P: 8	R: 0 E: 0 K: 0 S: 3	H: 0 LOB: 0 BB: 0 P: 3	R: 0 E: 0 K: 1 S: 5	H: 0 LOB: 0 BB: 0 P: 5	R: 0 E: 0 K: 0 S: 3	H: 0 LOB: 0 BB: 0 P: 3	R: 0 E: 0 K: 0 S: 3	H: 0 LOB: 0 BB: 0 P: 3	1B: 2 2B: 0 3B: 0 HR: 0	SF: 0 SAC: 0 DP: 1 HBP: 1	WP: 0 PB: 0 SB: 1 CS: 0	PA: 30
--------------	------------------------------	---------------------------------	------------------------------	---------------------------------	------------------------------	---------------------------------	------------------------------	---------------------------------	------------------------------	---------------------------------	------------------------------	---------------------------------	------------------------------	---------------------------------	------------------------------	---------------------------------	----------------------------------	------------------------------------	----------------------------------	--------

PITCHER	Al Downing, L <small>(1, 1)</small> <small>ERA: 3.81</small>	IP: 9.0	WLS: 0	BF: 30	H: 2	R: 0	ER: 0	SO: 4	BB: 1	IBB: 0	HBP: 1	BLK: 0	WP: 0	HR: 0	S: 36	P: 41	ERA: 0.00	WHIP: 0.333
---------	--	---------	--------	--------	------	------	-------	-------	-------	--------	--------	--------	-------	-------	-------	-------	-----------	-------------

BOTTOM

Los Angeles Dodgers @ San Francisco Giants
Candlestick Park, San Francisco, CA
 Thu Sep 12 1974, 10:05 PM EDT
 Att. 7,349 - Unknown

AB	28
R	0
H	2
RBI	0
BB	1
SO	4
LOB	7



WP: 0	PA: 30
ERA: 0.00	WHIP: 0.333

Batter	1	2	3	4	5	6	7	8	9	AB R H RBI BB SO LOB	TOP											
Greg Gross, L (1, 9) OBP: 0.387, SLG: 0.363	0-0 4-3		0-0 BB 1B	0-0 FC4-6		0-0 F3			0-0 SH5-4	4 1 1 0 0 0 3												
Roger Metzger, S (1, 6) OBP: 0.302, SLG: 0.322	0-0 6-3		4-0 BB 1B		0-0 1B		0-0 5-3		0-0 F2	4 0 1 0 1 0 3												
Cesar Cedeno, R (1, 8) OBP: 0.339, SLG: 0.468	0-0 E6		4-0 BB 1B		0-0 F7		0-0 5-3		0-0 S IBB 1B	4 0 1 2 1 0 1												
Bob Watson, R (1, 7) OBP: 0.370, SLG: 0.411	4-0 BB		0-0 1B		0-0 L6		0-0 6-3		4-0 S IBB	3 0 1 1 2 0 1												
Cliff Johnson, R (1, 3) OBP: 0.339, SLG: 0.418 Ken Forsch, R (9, 1)	0-0 CS	0-0 F8	0-0 F7		0-0 F7			0-3 K	4-0 S IBB BB	4 0 0 0 1 1 3 0 0 0 0 0 0 0												
Doug Rader, R (1, 5) OBP: 0.330, SLG: 0.415		0-0 6-3		0-3 K		0-0 E 2B		0-0 F3	0-0 F4	5 1 1 0 0 1 3												
Tommy Helms, R (1, 4) OBP: 0.318, SLG: 0.356		0-0 F3		0-0 1B		0-0 E5 SH3		0-0 6-3		4 0 1 0 0 0 0												
Skip Jutze, R (1, 2) OBP: 0.667, SLG: 0.667 Wilbur Howard, S (9, PR) OBP: 0.313, SLG: 0.383			0-0 4-3	0-0 FC4-6 1B		0-0 SH3			0-0 SH5-4 E 1B	3 0 2 0 0 0 0 0 1 0 0 0 0 0												
J.R. Richard, R (1, 1) OBP: 0.200, SLG: 0.400 Lee May, R (6, PH) OBP: 0.298, SLG: 0.456 Mike Cosgrove, L (6, 1) OBP: 0.158, SLG: 0.059 Ray Busse, R (9, PH) OBP: 0.190, SLG: 0.150 Milt May, L (9, 2) OBP: 0.351, SLG: 0.407			0-0 HR	0-3 K		0-3 K			0-0 E3 SH5-4 1B	2 1 1 1 0 1 2 1 0 0 0 0 1 1 0 0 0 0 0 0 0 1 1 0 0 0 0 1 0 0 0 0 0 0 0												
Inning Stats	R: 0 E: 1 K: 0 S: 3	H: 0 LOB: 1 BB: 1 P: 7	R: 0 E: 0 K: 0 S: 3	H: 0 LOB: 0 BB: 0 P: 3	R: 2 E: 0 K: 0 S: 5	H: 3 LOB: 2 BB: 2 P: 13	R: 0 E: 0 K: 2 S: 9	H: 2 LOB: 2 BB: 0 P: 9	R: 0 E: 0 K: 0 S: 4	H: 1 LOB: 1 BB: 0 P: 4	R: 1 E: 1 K: 1 S: 7	H: 1 LOB: 1 BB: 0 P: 7	R: 0 E: 0 K: 0 S: 3	H: 0 LOB: 0 BB: 0 P: 3	R: 0 E: 0 K: 1 S: 5	H: 0 LOB: 0 BB: 0 P: 5	R: 2 E: 1 K: 0 S: 6	H: 2 LOB: 3 BB: 2 P: 14	1B: 7 2B: 1 3B: 0 HR: 1	SF: 0 SAC: 2 DP: 0 HBP: 0	WP: 0 PB: 0 SB: 2 CS: 1	PA: 43
PITCHER	IP WLS BF H R ER SO BB IBB HBP BLK WP HR S P ERA WHIP																					
Ron Bryant, L (1, 1) ERA: 5.61 Elias Sosa, R (9, 1) ERA: 3.21	8.2 L 41 9 5 2 4 4 1 0 0 0 0 1 44 64 2.08 1.500																					
	0.1 1 0 0 0 0 0 0 0 0 0 0 0 1 1 0.00 0.000																					

Houston Astros @ San Francisco Giants
 Candlestick Park, San Francisco, CA
 Fri Sep 13 1974, 10:05 PM EDT
 Att. 1,732 - Unknown

livebaseballscorecards.com

AB	35
R	5
H	9
RBI	4
BB	5
SO	4
LOB	18



Batter	1	2	3	4	5	6	7	8	9
Gary Thomasson, L (1, 8) OBP: 0.332, SLG: 0.314 Garry Maddox, R (6, 8) OBP: 0.326, SLG: 0.404	0-0 BB 1B		0-0 E 2B	0-0 G4-6-3 1-2f			0-0 F8		0-3 K
Tito Fuentes, S (1, 4) OBP: 0.297, SLG: 0.302	4-0 G6-4-3 1-2 BB		0-0 WP E 1B		0-0 4-3		0-0 5-3		0-0 FC5-4 1-2f
Bobby Bonds, R (1, 9) OBP: 0.371, SLG: 0.446	0-0 G6-4-3 1-2 2-H 1B		0-0 F8 1-2 2-H		0-0 F2			0-3 K	
Gary Matthews, R (1, 7) OBP: 0.367, SLG: 0.451	0-0 G6-4-3 1-2f 2-3		0-0 2B 1B		4-0 CS BB			0-0 CS 1B	
Steve Ontiveros, S (1, 5) OBP: 0.362, SLG: 0.331	0-0 5-3		0-0 1-H 2B		0-0 CS 1-2	0-3 K		4-0 1B BB	
Dave Kingman, R (1, 3) OBP: 0.301, SLG: 0.432		4-0 BB	0-3 K		0-0 F7		0-0 1B		
Mike Phillips, L (1, 6) OBP: 0.252, SLG: 0.256		0-0 F8	0-0 G3		0-3 K		0-0 6-3		
Dave Rader, L (1, 2) OBP: 0.360, SLG: 0.373 Jim Barr, R (9, PR) OBP: 0.318, SLG: 0.361		0-0 F7		0-0 F8			0-0 SH1-4 1B		0-0 FC1-6 1B
Ron Bryant, S (1, 1) OBP: 0.133, SLG: 0.103 Elias Sosa, R (9, 1) OBP: 0.067, SLG: 0.067 Chris Arnold, R (9, PH) OBP: 0.295, SLG: 0.325		0-0 1-3		0-0 G4-6-3 1B			0-0 SH1-4 1-2		0-0 FC1-6 FC5-4 1-2f

Inning Stats	R: 1	H: 2	E: 0	K: 0	S: 4	LOB: 1	BB: 1	P: 8	R: 0	H: 0	E: 0	K: 0	S: 3	LOB: 1	BB: 1	P: 7	R: 3	H: 4	E: 1	K: 1	S: 9	LOB: 1	BB: 0	P: 9	R: 0	H: 1	E: 0	K: 0	S: 3	LOB: 0	BB: 0	P: 3	R: 0	H: 0	E: 0	K: 0	S: 2	LOB: 0	BB: 1	P: 6	R: 0	H: 0	E: 0	K: 2	S: 7	LOB: 0	BB: 0	P: 7	R: 0	H: 1	E: 0	K: 0	S: 4	LOB: 1	BB: 0	P: 4	R: 0	H: 2	E: 0	K: 1	S: 6	LOB: 2	BB: 1	P: 10	R: 0	H: 1	E: 0	K: 1	S: 6	LOB: 1	BB: 0	P: 6	1B: 9	2B: 2	3B: 0	HR: 0	SF: 0	SAC: 1	DP: 2	HBP: 0	WP: 1	PA: 39
--------------	------	------	------	------	------	--------	-------	------	------	------	------	------	------	--------	-------	------	------	------	------	------	------	--------	-------	------	------	------	------	------	------	--------	-------	------	------	------	------	------	------	--------	-------	------	------	------	------	------	------	--------	-------	------	------	------	------	------	------	--------	-------	------	------	------	------	------	------	--------	-------	-------	------	------	------	------	------	--------	-------	------	-------	-------	-------	-------	-------	--------	-------	--------	-------	--------

PITCHER	IP	WLS	BF	H	R	ER	SO	BB	IBB	HBP	BLK	WP	HR	S	P	ERA	WHIP
J.R. Richard, R (1, 1) ERA: 3.78	5.0		22	7	4	4	1	3	0	0	0	1	0	21	33	7.20	2.000
Mike Cosgrove, L (6, 1) ERA: 3.29	3.0	W	12	3	0	0	3	1	0	0	0	0	0	17	21	0.00	1.333
Ken Forsch, R (9, 1) ERA: 2.85	1.0	S	4	1	0	0	1	0	0	0	0	0	0	6	6	0.00	1.000


BOTTOM

Houston Astros @ San Francisco Giants
Candlestick Park, San Francisco, CA

Fri Sep 13 1974, 10:05 PM EDT
Att. 1,732 - Unknown

AB	33
R	4
H	11
RBI	3
BB	4
SO	5
LOB	17

livebaseballscorecards.com



Batter	1	2	3	4	5	6	7	8	9	AB R H RBI BB SO LOB	TOP									
Greg Gross, L (1, 9) OBP: 0.387, SLG: 0.361	0-3 K	4-0 BB		0-0 F7		4-0 IBB			0-0 F8	3 0 0 0 2 1 0										
Roger Metzger, S (1, 6) OBP: 0.303, SLG: 0.322	4-0 S 1B BB	0-0 F8		0-3 K		0-0 4-3			0-0 1B	4 1 1 0 1 1 3										
Cesar Cedeno, R (1, 8) OBP: 0.338, SLG: 0.468	0-0 F5 1-2		0-0 1B 2B	0-0 F3			0-0 F3		0-0 F7	5 1 1 0 0 0 2										
Bob Watson, R (1, 7) Wilbur Howard, S (7, 7) OBP: 0.369, SLG: 0.409 OBP: 0.313, SLG: 0.383	4-0 1B E BB		0-0 F9	0-3 K			0-0 F6			3 1 0 0 1 1 1 0 0 0 0 0 0 0										
Milt May, L (1, 2) OBP: 0.353, SLG: 0.408	0-0 E8 1-H 2-H 1B		0-0 BB 2B 1B	0-0 F8			0-0 F9			4 1 2 2 0 0 0										
Cliff Johnson, R (1, 3) OBP: 0.343, SLG: 0.412	4-0 BB		4-0 1-2 2B BB	0-0 F9			0-0 5-3			2 1 0 0 2 0 0										
Doug Rader, R (1, 5) OBP: 0.331, SLG: 0.413	0-0 F6		0-3 K	4-0 SH5-4 BB			4-0 G6-4-3 BB			2 0 0 0 2 1 4										
Tommy Helms, R (1, 4) Larry Milbourne, S (8, 4) OBP: 0.317, SLG: 0.357 OBP: 0.325, SLG: 0.325		0-3 K	0-0 1-H 2-H 2B	0-0 F7			0-0 G6-4-3		0-0 F9	4 0 1 2 0 1 2 0 0 0 0 0 0 0										
Larry Dierker, R (1, 1) OBP: 0.182, SLG: 0.215		0-0 5-3	0-0 L5	0-0 SH5-4			0-0 F9			3 0 0 0 0 0 1										
Inning Stats	R: 2 E: 1 K: 1 S: 6	H: 1 LOB: 2 BB: 3 P: 18	R: 0 E: 0 K: 1 S: 5	H: 0 LOB: 1 BB: 1 P: 9	R: 3 E: 0 K: 1 S: 8	H: 3 LOB: 1 BB: 1 P: 12	R: 0 E: 0 K: 1 S: 5	H: 0 LOB: 0 BB: 0 P: 5	R: 0 E: 0 K: 0 S: 3	H: 0 LOB: 2 BB: 2 P: 11	R: 0 E: 0 K: 0 S: 3	H: 0 LOB: 0 BB: 0 P: 3	R: 0 E: 0 K: 0 S: 2	H: 0 LOB: 0 BB: 1 P: 6	R: 0 E: 0 K: 0 S: 4	H: 1 LOB: 1 BB: 0 P: 4	1B: 3 2B: 2 3B: 0 HR: 0	SF: 0 SAC: 1 DP: 1 HBP: 0	WP: 0 PB: 0 SB: 1 CS: 0	PA: 39
PITCHER	IP WLS BF H R ER SO BB IBB HBP BLK WP HR S P ERA WHIP																			
John Montefusco, R (1, 1) ERA: 4.37	5.0 L 24 4 5 4 5 5 0 0 0 0 0 0 29 49 7.20 1.800																			
Butch Metzger, R (6, 1) ERA: 1.59	2.0 8 0 0 0 0 1 1 0 0 0 0 6 14 0.00 0.500																			
Gary Lavelle, L (8, 1) ERA: 1.17	2.0 7 1 0 0 0 1 0 0 0 0 0 6 10 0.00 1.000																			

Houston Astros @ San Francisco Giants
Candlestick Park, San Francisco, CA

Sat Sep 14 1974, 6:33 AM EDT
Att. 3,144 - Unknown

AB	30
R	5
H	5
RBI	4
BB	8
SO	5
LOB	13



livebaseballscorecards.com

Batter	1	2	3	4	5	6	7	8	9	AB	R	H	RBI	BB	SO	LOB
Gary Thomasson, L (1, 8) OBP: 0.328, SLG: 0.309	0-0 F6		0-3 K		0-0 G4-6-3			0-0 3-1		4	0	0	0	0	1	1
Tito Fuentes, S (1, 4) OBP: 0.296, SLG: 0.301	0-0 1-3		0-0 6-3			0-0 G6-4-3 1B		0-3 K		4	0	1	0	0	1	0
Bobby Bonds, R (1, 9) OBP: 0.369, SLG: 0.442	0-0 F7		0-3 K			0-0 F9		0-3 K		4	0	0	0	0	2	1
Gary Matthews, R (1, 7) OBP: 0.370, SLG: 0.452		4-0 BB WP BB		0-0 FC6 1B		0-0 G6-4-3 1B		0-0 BB 1B		3	0	2	0	1	0	1
Steve Ontiveros, S (1, 5) OBP: 0.366, SLG: 0.332		4-0 BB 1-2 BB		0-3 K			0-0 1B	4-0 BB 1-2 BB		2	0	1	0	2	1	1
Dave Kingman, R (1, 3) OBP: 0.301, SLG: 0.428		4-0 BB 1-2 2-3 BB		0-0 F4		0-3 K		0-0 F5		3	0	0	0	1	1	4
Chris Speier, R (1, 6) OBP: 0.331, SLG: 0.349		0-3 K		0-0 FC6 1-2f			0-0 L9	0-3 K		2	0	0	0	0	1	4
Butch Metzger, R (6, 1)										0	0	0	0	0	0	0
Ed Goodson, L (7, PH) OBP: 0.333, SLG: 0.388										1	0	0	0	0	0	1
Gary Lavelle, S (8, 1)										0	0	0	0	0	0	0
Chris Arnold, R (9, PH) OBP: 0.293, SLG: 0.323										1	0	0	0	0	1	2
Dave Rader, L (1, 2) OBP: 0.357, SLG: 0.369		0-0 F5		0-0 4-3		0-0 F3				3	0	0	0	0	0	4
John Montefusco, R (1, 1) OBP: 0.333, SLG: 0.625		0-0 F4			0-0 G4-6-3 1B			0-0 F7		1	0	0	0	0	0	3
Mike Phillips, L (5, PH) OBP: 0.254, SLG: 0.258										2	0	1	0	0	0	0

Inning Stats	R: 0	H: 0	E: 0	K: 0	S: 3	R: 0	H: 0	E: 0	K: 1	S: 5	R: 0	H: 0	E: 0	K: 2	S: 7	R: 0	H: 1	E: 0	K: 1	S: 6	R: 0	H: 1	E: 0	K: 0	S: 3	R: 0	H: 1	E: 0	K: 1	S: 6	R: 0	H: 1	E: 0	K: 1	S: 6	R: 0	H: 0	E: 0	K: 1	S: 5	R: 0	H: 1	E: 0	K: 2	S: 8	R: 0	H: 1	E: 0	K: 2	S: 8
	LOB: 0	BB: 0	P: 3	LOB: 3	BB: 3	LOB: 0	BB: 0	LOB: 1	BB: 0	P: 6	LOB: 0	BB: 0	P: 3	LOB: 0	BB: 0	LOB: 0	BB: 0	P: 3	LOB: 1	BB: 0	P: 6	LOB: 0	BB: 0	P: 3	LOB: 0	BB: 0	LOB: 1	BB: 0	P: 6	LOB: 0	BB: 0	P: 5	LOB: 0	BB: 0	P: 5	LOB: 2	BB: 1	P: 12	LOB: 0	BB: 0	P: 5	LOB: 0	BB: 0	P: 5						

PITCHER	IP	WLS	BF	H	R	ER	SO	BB	IBB	HBP	BLK	WP	HR	S	P	ERA	WHIP	IP	WLS	BF	H	R	ER	SO	BB	IBB	HBP	BLK	WP	HR	S	P	ERA	WHIP															
Larry Dierker, R (1, 1) ERA: 2.93	9.0	W	34	5	0	0	8	4	0	0	0	1	0	46	62	0.00	1.000																																

BOTTOM

Houston Astros @ San Francisco Giants
Candlestick Park, San Francisco, CA

Sat Sep 14 1974, 6:33 AM EDT
Att. 3,144 - Unknown

AB	30
R	0
H	5
RBI	0
BB	4
SO	8
LOB	22

livebaseballscorecards.com

WP	1	PA	34
PB	0	SB	0
CS	0		



Batter	1	2	3	4	5	6	7	8	9	AB R H RBI BB SO LOB	TOP
Wilbur Howard, S (1, 9) <small>OBP: 0.319, SLG: 0.431</small>	0-0 6-3		0-0 S 1B		0-0 L8		0-0 HR		0-0 F3	5 1 2 1 0 0 0	Houston Astros @ San Francisco Giants Candlestick Park, San Francisco, CA Sun Sep 15 1974, 6:33 AM EDT Unknown livebaseballscorecards.com
Mick Kelleher, R (1, 6) <small>OBP: 0.217, SLG: 0.161</small>	0-0 6-3		0-0 F9 1-2		0-0 6-3		0-0 F5			4 0 0 0 0 0 1	
Cesar Cedeno, R (1, 8) <small>OBP: 0.342, SLG: 0.475</small>	4-0 BB			0-0 S 1B		4-0 FC6-4 SF9 BB		0-0 HR		2 3 2 1 2 0 0	
Bob Watson, R (1, 7) Bob Gallagher, L (8, 7) <small>OBP: 0.370, SLG: 0.409</small> <small>OBP: 0.287, SLG: 0.211</small>	0-0 6-3		0-0 FC E 1B 1-H		0-0 FC6-4 1B 1-2		0-0 4-3		4 1 2 1 0 0 1 0 0 0 0 0 0 0		
Lee May, R (1, 3) <small>OBP: 0.296, SLG: 0.453</small>		0-0 4-3		0-0 FC 1-H		0-0 FC6-4 FC5-4 1-2f 2-3		0-0 F7		4 0 0 0 0 0 2	
Doug Rader, R (1, 5) <small>OBP: 0.331, SLG: 0.419</small>		0-0 L7		0-3 K		0-0 SF9 3-H		0-0 HR		3 1 1 2 0 1 1	
Tommy Helms, R (1, 4) <small>OBP: 0.316, SLG: 0.355</small>		0-0 6-3		4-0 G6-4-3 IBB		0-0 FC5-4 1-2f		0-0 F4		3 0 0 0 1 0 1	
Skip Jutze, R (1, 2) <small>OBP: 0.286, SLG: 0.286</small>			0-0 6-3	0-0 G6-4-3 1-2f			0-0 4-3		0-3 K	4 0 0 0 0 1 2	
Paul Siebert, L (1, 1)			0-0 F9	0-3 K			0-0 6-3		0-0 1-3	4 0 0 0 0 1 0	
Inning Stats	R: 0 H: 0 E: 0 LOB: 1 K: 0 BB: 1 S: 3 P: 7	R: 0 H: 0 E: 0 LOB: 0 K: 0 BB: 0 S: 3 P: 3	R: 0 H: 1 E: 0 LOB: 1 K: 0 BB: 0 S: 4 P: 4	R: 2 H: 2 E: 1 LOB: 1 K: 1 BB: 1 S: 7 P: 11	R: 0 H: 0 E: 0 LOB: 0 K: 1 BB: 0 S: 5 P: 5	R: 1 H: 1 E: 0 LOB: 1 K: 0 BB: 1 S: 4 P: 8	R: 1 H: 1 E: 0 LOB: 0 K: 0 BB: 0 S: 4 P: 4	R: 2 H: 2 E: 0 LOB: 0 K: 0 BB: 0 S: 5 P: 5	R: 0 H: 0 E: 0 LOB: 0 K: 1 BB: 0 S: 5 P: 5	1B: 4 SF: 1 2B: 0 SAC: 0 3B: 0 DP: 1 HR: 3 HBP: 0	
PITCHER Mike Caldwell, L (1, 1) <small>ERA: 3.02</small> Randy Moffitt, R (8, 1) <small>ERA: 4.64</small>	IP WLS BF H R ER SO BB IBB HBP BLK WP HR S P ERA WHIP 7.0 L 29 5 4 3 2 2 2 1 0 0 0 1 30 42 3.86 1.000 2.0 8 2 2 2 1 0 0 0 0 0 0 2 10 10 9.00 1.000	PITCHER IP WLS BF H R ER SO BB IBB HBP BLK WP HR S P ERA WHIP									



Batter	1	2	3	4	5	6	7	8	9	AB	R	H	RBI	BB	SO	LOB
Garry Maddox, R OBP: 0.326, SLG: 0.403 (1, 8)	0-0 F8		0-0 F8		0-0 F8			0-0 1-3 1B		4	0	1	0	0	0	1
Tito Fuentes, S OBP: 0.296, SLG: 0.304 (1, 4)	0-0 F8 2B		0-0 4-3		0-0 F4			0-0 1-3 1-2		4	0	1	0	0	0	2
Bobby Bonds, R OBP: 0.370, SLG: 0.441 (1, 9)	4-0 BB		4-0 BB		0-0 F8			0-3 K		2	0	0	0	2	1	1
Gary Matthews, R OBP: 0.369, SLG: 0.450 (1, 7)	0-0 F8 2-3		0-0 F9		0-0 FC6-4 1B			0-3 K		4	0	1	0	0	1	4
Steve Ontiveros, S OBP: 0.365, SLG: 0.329 (1, 5)	0-0 5-3			4-0 G5-4-3 BB		0-0 FC6-4 1-2f		0-0 F8		3	0	0	0	1	0	3
Dave Kingman, R OBP: 0.303, SLG: 0.430 (1, 3)		4-0 F9 G3 BB		0-3 K		0-0 1-3		0-0 L6-4 2B		3	0	1	0	1	1	2
Bruce Miller, R OBP: 0.311, SLG: 0.309 (1, 6)		0-0 G3 1-2		0-0 G5-4-3 1-2f			0-0 1-4-3		0-0 L6-4 2-3	4	0	0	0	0	0	3
Ken Rudolph, R OBP: 0.340, SLG: 0.273 (1, 2)		0-0 F9 2-3		4-0 SH1-4 BB			0-0 5-3			2	0	0	0	1	0	1
Mike Caldwell, R OBP: 0.183, SLG: 0.155 Chris Arnold, R OBP: 0.291, SLG: 0.321 Randy Moffitt, R OBP: 0.353, SLG: 0.438 (1, 1) (7, PH) (8, 1)		0-0 6-3		0-0 SH1-4 1-2			0-0 F9			1	0	0	0	0	0	1

Inning Stats	R: 0	H: 1	E: 0	LOB: 2	K: 0	BB: 1	S: 4	P: 8	R: 0	H: 0	E: 0	LOB: 1	K: 0	BB: 1	S: 3	P: 7	R: 0	H: 0	E: 0	LOB: 0	K: 1	BB: 1	S: 4	P: 8	R: 0	H: 0	E: 0	LOB: 1	K: 0	BB: 1	S: 3	P: 7	R: 0	H: 1	E: 0	LOB: 1	K: 0	BB: 0	S: 4	P: 4	R: 0	H: 0	E: 0	LOB: 0	K: 0	BB: 0	S: 3	P: 3	R: 0	H: 1	E: 0	LOB: 1	K: 2	BB: 0	S: 8	P: 8	R: 0	H: 1	E: 0	LOB: 0	K: 0	BB: 0	S: 3	P: 3	R: 0	H: 1	E: 0	LOB: 0	K: 0	BB: 0	S: 3	P: 3
Paul Siebert, L ERA: 0.56 (1, 1)	IP	WLS	BF	H	R	ER	SO	BB	IBB	HBP	BLK	WP	HR	S	P	ERA	WHIP	IP	WLS	BF	H	R	ER	SO	BB	IBB	HBP	BLK	WP	HR	S	P	ERA	WHIP	IP	WLS	BF	H	R	ER	SO	BB	IBB	HBP	BLK	WP	HR	S	P	ERA	WHIP																					

BOTTOM

Houston Astros @ San Francisco Giants
Candlestick Park, San Francisco, CA

Sun Sep 15 1974, 6:33 AM EDT
Unknown

livebaseballscorecards.com

AB	28
R	0
H	4
RBI	0
BB	5
SO	3
LOB	18



Batter	1	2	3	4	5	6	7	8	9	AB R H RBI BB SO LOB	TOP
Wilbur Howard, S (1, 9) <small>OBP: 0.324, SLG: 0.420</small> (7, 8)	0-0 		4-0 		0-3 K2-3 		0-0 F8 		0-0 6-3 	4 0 1 0 1 1 0	Houston Astros @ San Francisco Giants Candlestick Park, San Francisco, CA Sun Sep 15 1974, 6:38 AM EDT Att. 4,736 - Unknown
Roger Metzger, S (1, 6) <small>OBP: 0.302, SLG: 0.322</small> (7, 8)	0-0 F8 		0-0 4-3 		0-0 F6 		0-0 1B 	0-0 F8 	5 1 1 0 0 0 3		
Cesar Cedeno, R (1, 8) <small>OBP: 0.342, SLG: 0.473</small> Greg Gross, L (7, PH) <small>OBP: 0.388, SLG: 0.361</small> (7, 9)	0-3 K 			4-0 	0-3 K 		0-0 	0-0 F7 	2 1 0 0 1 2 0 2 1 1 0 0 0 0		
Cliff Johnson, R (1, 3) <small>OBP: 0.346, SLG: 0.407</small>		0-0 F4 		4-0 		0-3 K 	4-0 		2 1 0 0 2 1 0		
Milt May, L (1, 2) <small>OBP: 0.357, SLG: 0.412</small> Skip Jutze, R (7, PR) <small>OBP: 0.286, SLG: 0.286</small> (7, 2)		0-0 F7 		0-0 		0-0 	0-0 		4 0 3 3 0 0 0 0 0 0 0 0 0 0		
Doug Rader, R (1, 5) <small>OBP: 0.328, SLG: 0.415</small>		0-0 6-3 		0-3 K 		0-0 F7 	0-0 		4 0 0 0 0 1 4		
Bob Gallagher, L (1, 7) <small>OBP: 0.287, SLG: 0.205</small>			0-3 K 	4-0 		4-0 		0-3 K 	2 0 0 0 2 2 0		
Larry Milbourne, S (1, 4) <small>OBP: 0.323, SLG: 0.317</small>		0-0 6-3 	0-0 	0-0 		4-0 		0-0 1-3 	3 0 0 0 1 0 2		
Dave Roberts, L (1, 1) <small>OBP: 0.200, SLG: 0.353</small> Jerry Johnson, R (4, 1) <small>OBP: 0.298, SLG: 0.452</small> Lee May, R (6, PH) <small>OBP: 0.286, SLG: 0.316</small> Jim York, R (6, 1) <small>OBP: 0.286, SLG: 0.316</small> Johnny Edwards, L (8, PH) <small>OBP: 0.286, SLG: 0.316</small> Fred Scherman, L (8, 1)		0-0 	0-3 K 		0-3 K 		0-0 F9 		2 0 1 0 0 1 2 0 0 0 0 0 0 0 1 0 0 0 0 1 3 0 0 0 0 0 0 0 1 0 0 0 0 0 0 0 0 0 0 0 0 0		
Inning Stats	R: 0 H: 1 E: 0 LOB: 0 K: 1 BB: 0 S: 5 P: 5	R: 0 H: 0 E: 0 LOB: 0 K: 0 BB: 0 S: 3 P: 3	R: 0 H: 1 E: 0 LOB: 2 K: 1 BB: 1 S: 6 P: 10	R: 2 H: 1 E: 1 LOB: 2 K: 2 BB: 3 S: 8 P: 20	R: 0 H: 0 E: 0 LOB: 0 K: 2 BB: 0 S: 7 P: 7	R: 0 H: 1 E: 0 LOB: 3 K: 2 BB: 2 S: 8 P: 16	R: 2 H: 3 E: 0 LOB: 2 K: 0 BB: 1 S: 5 P: 9	R: 0 H: 0 E: 0 LOB: 0 K: 1 BB: 0 S: 5 P: 5	R: 0 H: 0 E: 0 LOB: 0 K: 0 BB: 0 S: 3 P: 3	1B: 5 SF: 0 2B: 2 SAC: 0 3B: 0 DP: 1 HR: 0 HBP: 0	
PITCHER John D'Acquisto, R (1, 1) <small>ERA: 3.44</small>	IP WLS BF H R ER SO BB IBB HBP BLK WP HR S P ERA WHIP 9.0 W 39 7 4 3 9 7 0 0 0 0 0 0 50 78 3.00 1.556					PITCHER IP WLS BF H R ER SO BB IBB HBP BLK WP HR S P ERA WHIP					

AB	32
R	4
H	7
RBI	3
BB	7
SO	9
LOB	14



Batter	1	2	3	4	5	6	7	8	9
Garry Maddox, R OBP: 0.323, SLG: 0.399 (1, 8)	0-0 F7		0-0 1-3	0-0 F7		0-0 E4 2B 1B	0-0 L1		
Chris Arnold, R OBP: 0.289, SLG: 0.323 (1, 5)	0-0 6-3			0-0 F8	0-0 5-3	0-0 1B FC1-2 2B		0-3 K	
Bobby Bonds, R OBP: 0.372, SLG: 0.446 (1, 9)	0-0 HR			4-0 E S 1B BB	0-0 4-3	4-0 FC1-2 1B IBB		0-3 K	
Gary Matthews, R OBP: 0.371, SLG: 0.454 (1, 7)	0-3 K			0-0 1B 2B 1B	0-0 2B 2B	0-0 FC1-2 1B		0-0 5-3	
Dave Kingman, R OBP: 0.305, SLG: 0.429 Gary Thomasson, L OBP: 0.328, SLG: 0.309 (6, PR) (7, 3)		0-3 K		0-0 1B 2B 1B	4-0 2B 1B BB	0-0 FC1-2			
Glenn Redmon, R OBP: 0.333, SLG: 0.667 (1, 4)		0-0 F8		0-0 L7	0-0 1B 2B	0-0 1-3 2-H		0-0 1-3	
Bruce Miller, R OBP: 0.315, SLG: 0.319 (1, 6)		0-0 6-3		0-0 1B 2B 2B	0-0 S			0-0 4-3	
John Boccabella, R OBP: 0.185, SLG: 0.184 (1, 2)			0-0 F8	0-0 2B	0-3 K			4-0 SH1-4 BB	
John D'Acquisto, R OBP: 0.208, SLG: 0.164 (1, 1)			0-0 L4	4-0 BB		0-3 K		0-0 SH1-4	

Inning Stats	R: 1	H: 1	E: 0	K: 1	S: 6	LOB: 0	BB: 0	P: 6	R: 0	H: 0	E: 0	K: 1	S: 5	LOB: 0	BB: 0	P: 5	R: 0	H: 0	E: 0	K: 0	S: 3	LOB: 0	BB: 0	P: 3	R: 4	H: 4	E: 0	K: 0	S: 7	LOB: 2	BB: 2	P: 15	R: 2	H: 3	E: 0	K: 1	S: 8	LOB: 2	BB: 1	P: 12	R: 1	H: 2	E: 1	K: 1	S: 8	LOB: 3	BB: 1	P: 12	R: 0	H: 0	E: 0	K: 0	S: 3	LOB: 1	BB: 1	P: 7	R: 0	H: 0	E: 0	K: 2	S: 7	LOB: 0	BB: 0	P: 7
--------------	------	------	------	------	------	--------	-------	------	------	------	------	------	------	--------	-------	------	------	------	------	------	------	--------	-------	------	------	------	------	------	------	--------	-------	-------	------	------	------	------	------	--------	-------	-------	------	------	------	------	------	--------	-------	-------	------	------	------	------	------	--------	-------	------	------	------	------	------	------	--------	-------	------

PITCHER	IP	WLS	BF	H	R	ER	SO	BB	IBB	HBP	BLK	WP	HR	S	P	ERA	WHIP
Dave Roberts, L ERA: 3.56 (1, 1)	3.2	L	18	5	5	5	2	2	0	0	0	0	1	20	28	12.27	1.909
Jerry Johnson, R ERA: 5.36 (4, 1)	1.1		8	3	2	2	1	1	0	0	0	0	0	9	13	13.50	3.000
Jim York, R ERA: 3.27 (6, 1)	2.0		11	2	1	0	1	1	1	0	0	0	0	11	19	0.00	1.500
Fred Scherman, L ERA: 4.18 (8, 1)	1.0		3	0	0	0	2	0	0	0	0	0	0	7	7	0.00	0.000

AB R H RBI BB SO LOB

5 1 0 0 0 0 3

5 0 1 0 0 1 0

3 2 1 1 2 1 0

5 2 3 2 0 1 0

3 2 1 0 1 1 3

0 0 0 0 0 0 0

4 0 1 1 0 0 5

4 1 2 3 0 0 0

3 0 1 1 1 1 2

2 0 0 0 1 1 0

AB 34

R 8

H 10

RBI 8

BB 5

SO 6

LOB 13

WP: 0 PA: 40

PB: 0

SB: 2

CS: 0

WP: 0

PA: 40

ERA

WHIP

livebaseballscorecards.com

GIANTS

Houston Astros @ San Francisco Giants

Candlestick Park, San Francisco, CA

Sun Sep 15 1974, 6:38 AM EDT

Att. 4,736 - Unknown

Batter	1	2	3	4	5	6	7	8	9	AB R H RBI BB SO LOB	TOP									
Rowland Office, L (1, 8) OBP: 0.285, SLG: 0.336	0-0 3-1		0-0 1B		4-0 BB		0-0 6-3			3 0 1 1 1 0 2	<p>Atlanta Braves @ San Francisco Giants</p> <p>Candlestick Park, San Francisco, CA</p> <p>Mon Sep 16 1974, 6:33 AM EDT</p> <p>Att: 748 - Unknown</p>									
Marty Perez, R (1, 4) OBP: 0.310, SLG: 0.342	0-0 F6		0-0 F9		0-0 6-3		0-3 K			4 0 0 0 0 1 5										
Darrell Evans, L (1, 5) OBP: 0.384, SLG: 0.422	0-3 K		0-0 4-3			0-0 F8		0-0 4-3		4 0 0 0 0 1 1										
Dusty Baker Jr., R (1, 9) OBP: 0.333, SLG: 0.417		0-0 HR		0-0 F8		0-3 K		0-0 F8		4 1 1 1 0 1 0										
Mike Lum, L (1, 7) OBP: 0.321, SLG: 0.372		0-0 F7		0-0 3-1		0-0 4-3		0-0 F6		4 0 0 0 0 0 0										
Frank Tepedino, L (1, 3) OBP: 0.267, SLG: 0.276		0-0 6-3		0-0 F5			0-0 1B 1B 6-3 1B		0-0 5-3	4 1 1 0 0 0 0										
Vic Correll, R (1, 2) OBP: 0.318, SLG: 0.368		0-0 WP 1B			0-0 4-3 2B		0-0 F9		0-0 F8	4 0 2 0 0 0 1										
Craig Robinson, R (1, 6) OBP: 0.261, SLG: 0.246		0-0 6-3			0-0 F3		0-0 6-3 1B 1B		0-3 K	3 0 1 0 0 0 2										
Norm Miller, L (9, PH) OBP: 0.292, SLG: 0.268		1-2			0-0 4-3		0-0 1-2 2-3 6-3 1B			1 0 0 0 0 1 0										
Ron Reed, R (1, 1) OBP: 0.127, SLG: 0.111			0-3 K							2 0 0 0 0 1 1										
Johnny Oates, L (7, PH) OBP: 0.290, SLG: 0.282										1 0 1 0 0 0 0										
Tom House, L (7, 1) OBP: 0.375, SLG: 0.375										0 0 0 0 0 0 0										
Inning Stats	R: 0 E: 0 K: 1 S: 5	H: 0 LOB: 0 BB: 0 P: 5	R: 1 E: 0 K: 0 S: 5	H: 2 LOB: 1 BB: 0 P: 5	R: 0 E: 0 K: 1 S: 6	H: 1 LOB: 1 BB: 0 P: 6	R: 0 E: 0 K: 0 S: 3	H: 0 LOB: 0 BB: 0 P: 3	R: 0 E: 0 K: 1 S: 5	H: 0 LOB: 0 BB: 0 P: 5	R: 1 E: 0 K: 1 S: 8	H: 3 LOB: 2 BB: 0 P: 8	R: 0 E: 0 K: 0 S: 3	H: 0 LOB: 0 BB: 0 P: 3	R: 0 E: 0 K: 1 S: 5	H: 0 LOB: 0 BB: 0 P: 5	1B: 5 2B: 1 3B: 0 HR: 1	SF: 0 SAC: 0 DP: 0 HBP: 0	WP: 1 PB: 0 SB: 0 CS: 0	PA: 35
PITCHER Jim Barr, R (1, 1) ERA: 2.64	IP: 9.0 WLS: W BF: 35 H: 7 R: 2 ER: 2 SO: 5 BB: 1 IBB: 0 HBP: 0 BLK: 0 WP: 1 HR: 1 S: 44 P: 48 ERA: 2.00 WHIP: 0.889																			

livebaseballscorecards.com

AB	34
R	2
H	7
RBI	2
BB	1
SO	5
LOB	12



Batter	1	2	3	4	5	6	7	8	9
Gary Thomasson, L OBP: 0.330, SLG: 0.323 (1, 8)	0-0 2B 1B	0-0 4-3			0-0 HR		0-0 4-3		
Tito Fuentes, S OBP: 0.295, SLG: 0.303 (1, 4)	0-0 F7		0-0 F8		0-0 G3			0-0 E5 1B	
Bobby Bonds, R OBP: 0.372, SLG: 0.454 (1, 9)	0-0 1-H 2B		0-0 HR		0-3 K			0-0 6-3	
Gary Matthews, R OBP: 0.370, SLG: 0.451 (1, 7)	0-0 F5		0-3 K		0-0 5-3			4-0 G4-6-3 IBB	
Ed Goodson, L OBP: 0.329, SLG: 0.383 (1, 3)	0-3 K		0-0 G3		0-0 1-3			0-0 G4-6-3 1-2f	
Steve Ontiveros, S OBP: 0.367, SLG: 0.335 (1, 5)		0-0 1B 2B		0-0 F5		0-0 1B			
Mike Phillips, L OBP: 0.255, SLG: 0.259 (1, 6)		0-0 2-H FC4-6 1B		0-3 K		0-3 K			
Dave Rader, L OBP: 0.354, SLG: 0.366 (1, 2)		0-0 FC4-6 SH3-4 1-2f WP		0-0 F8			0-0 3-1		
Jim Barr, R OBP: 0.309, SLG: 0.349 (1, 1)		0-0 SH3-4 1-3		0-3 K			0-0 5-3		

AB	R	H	RBI	BB	SO	LOB
4	2	2	1	0	0	1
4	0	1	0	0	0	1
4	1	2	2	0	1	1
3	0	0	0	1	1	1
4	0	0	0	0	1	3
3	1	2	0	0	0	0
3	0	1	1	0	2	1
3	0	0	0	0	0	1
2	0	0	0	0	1	0

BOTTOM

Atlanta Braves @ San Francisco Giants
Candlestick Park, San Francisco, CA

Mon Sep 16 1974, 6:33 AM EDT
Att. 748 - Unknown

livebaseballscorecards.com

AB	30
R	4
H	8
RBI	4
BB	1
SO	6
LOB	9



Inning Stats	R: 1	H: 2	E: 0	LOB: 1	K: 1	BB: 0	S: 7	P: 7
Ron Reed, R ERA: 3.26 (1, 1)	6.0	7	0	1	1	0	25	2
Tom House, L ERA: 2.02 (7, 1)	2.0	1	0	0	0	0	7	1

WP	HR	S	P	ERA	WHIP
1	2	37	37	6.00	1.167
0	0	6	10	0.00	0.500

Batter	1	2	3	4	5	6	7	8	9	AB R H RBI BB SO LOB	TOP														
Darrell Evans, L (1, 5) OBP: 0.382, SLG: 0.419	0-0 F7	0-3 K			0-3 K		4-0 FC6-4 1B 1-2 BB		0-3 K	4 0 0 0 1 3 2															
Marty Perez, R (1, 4) OBP: 0.311, SLG: 0.341	0-0 F4		0-0 5-3			4-0 BB 1B 1B BB	0-0 FC6-4 1-2 2-H 1B		0-0 6-3	4 1 1 1 1 0 1															
Dusty Baker Jr., R (1, 8) OBP: 0.334, SLG: 0.416	4-0 1B 1B BB		0-0 5-3			0-0 1B BB 1-2 1B	0-0 FC6-4 1-2f 2-3			3 2 1 0 1 0 2															
Davey Johnson, R (1, 3) OBP: 0.360, SLG: 0.393 Rowland Office, L (7, 8) OBP: 0.285, SLG: 0.336	0-0 1B 1-2 1B		0-0 6-3			4-0 G4-6-3 1B 1-2 2-3 BB	0-0 F3			3 0 1 0 1 0 2 0 0 0 0 0 0 0															
Ivan Murrell, R (1, 9) OBP: 0.264, SLG: 0.311	0-0 1-2 2-H 1B			0-3 K		0-0 G4-6-3 1B 1-2 2-H 3-H 1B	0-0 F3			4 0 2 3 0 1 0															
Mike Lum, L (1, 7) OBP: 0.318, SLG: 0.367	0-0 4-3			0-0 G3		0-0 G4-6-3 1-2f 2-3	0-0 F8			4 0 0 0 0 0 4															
Vic Correll, R (1, 2) OBP: 0.317, SLG: 0.366				0-0 6-3		0-0 4-3	0-3 K			4 0 1 0 0 1 1															
Craig Robinson, R (1, 6) OBP: 0.263, SLG: 0.248					0-0 5-3		0-0 BB 1B 1B		0-0 SH2-4 1B	4 1 2 0 0 1 1															
Buzz Capra, R (1, 1) OBP: 0.250, SLG: 0.164					0-0 5-3		0-3 K		0-0 SH2-4	2 0 0 0 0 1 1															
Inning Stats	R: 1 E: 0 K: 0 S: 5	H: 2 LOB: 2 BB: 1 P: 9	R: 0 E: 0 K: 2 S: 8	H: 1 LOB: 1 BB: 0 P: 8	R: 0 E: 0 K: 0 S: 3	H: 0 LOB: 0 BB: 0 P: 3	R: 0 E: 0 K: 1 S: 5	H: 0 LOB: 0 BB: 0 P: 5	R: 0 E: 0 K: 1 S: 5	H: 0 LOB: 0 BB: 0 P: 5	R: 2 E: 0 K: 0 S: 4	H: 2 LOB: 1 BB: 2 P: 12	R: 1 E: 0 K: 1 S: 7	H: 2 LOB: 2 BB: 1 P: 11	R: 0 E: 0 K: 1 S: 5	H: 0 LOB: 0 BB: 0 P: 5	R: 0 E: 0 K: 1 S: 6	H: 1 LOB: 1 BB: 0 P: 6	1B: 8 2B: 0 3B: 0 HR: 0	SF: 0 SAC: 2 DP: 1 HBP: 0	WP: 0 PB: 0 SB: 0 CS: 0	PA: 38			
PITCHER	IP WLS BF H R ER SO BB IBB HBP BLK WP HR S P ERA WHIP																								
Ron Bryant, L (1, 1) ERA: 5.6	5.0		23	5	3	3	4	3	0	0	0	0	0	28	40	5.40	1.600								
John Morris, L (6, 1) ERA: 2.84	1.1	L	5	1	1	1	1	1	0	0	0	0	0	6	10	6.75	1.500								
Elias Sosa, R (7, 1) ERA: 3.19	0.2		3	1	0	0	0	0	0	0	0	0	0	3	3	0.00	1.500								
Gary Lavelle, L (8, 1) ERA: 0.93	2.0		7	1	0	0	2	0	0	0	0	0	0	11	11	0.00	0.500								


Atlanta Braves @ San Francisco Giants
Candlestick Park, San Francisco, CA

AB	32
R	4
H	8
RBI	4
BB	4
SO	7
LOB	14



Tue Sep 17 1974, 10:05 PM EDT
Att. 1,347 - Unknown

livebaseballscorecards.com

Batter	1	2	3	4	5	6	7	8	9	AB R H RBI BB SO LOB	TOP														
Rowland Office, L OBP: 0.289, SLG: 0.348 (1, 8) X	0-0 F7		0-0 FC3-6 1B	0-0 3B			0-3 K			4 0 2 2 0 1 0	<p>Atlanta Braves @ San Francisco Giants Candlestick Park, San Francisco, CA</p> <p>Wed Sep 18 1974, 6:33 AM EDT Att. 1,503 - Unknown</p> <p>livebaseballscorecards.com</p> <table border="1"> <tr><td>AB</td><td>32</td></tr> <tr><td>R</td><td>4</td></tr> <tr><td>H</td><td>5</td></tr> <tr><td>RBI</td><td>4</td></tr> <tr><td>BB</td><td>3</td></tr> <tr><td>SO</td><td>10</td></tr> <tr><td>LOB</td><td>12</td></tr> </table> <p></p>	AB	32	R	4	H	5	RBI	4	BB	3	SO	10	LOB	12
AB	32																								
R	4																								
H	5																								
RBI	4																								
BB	3																								
SO	10																								
LOB	12																								
Marty Perez, R OBP: 0.308, SLG: 0.337 (1, 4) S	0-3 K		0-0 F9	0-3 K			0-0 F9			4 0 0 0 0 2 3															
Darrell Evans, L OBP: 0.380, SLG: 0.415 (1, 5) S	0-3 K		0-0 FC3-6 1B				0-0 F3	0-0 F6		4 0 0 0 0 1 2															
Hank Aaron, R OBP: 0.337, SLG: 0.491 (1, 7) X		0-0 HR	0-0 1B				0-3 K	0-0 F7		4 1 2 2 0 1 0															
Ivan Murrell, R OBP: 0.264, SLG: 0.311 (8, 7) X			1-2 3-H 1B							0 0 0 0 0 0 0															
Dusty Baker Jr., R OBP: 0.334, SLG: 0.414 (1, 9) S		4-0 BB	0-0 F3				0-3 K	0-3 K		3 0 0 0 1 2 2															
Mike Lum, L OBP: 0.315, SLG: 0.363 (1, 3) S	0-3 K			0-0 6-3			0-0 4-3	0-0 6-3		4 0 0 0 0 1 1															
Vic Correll, R OBP: 0.315, SLG: 0.360 (1, 2) X		0-0 5-3		4-0 1B 3B BB			0-0 F9	0-0 F9		3 1 0 0 1 0 1															
Craig Robinson, R OBP: 0.263, SLG: 0.248 (1, 6) S	0-3 K			0-0 3B 1B			0-0 6-3	0-0 5-3		4 1 1 0 0 1 1															
Carl Morton, R OBP: 0.154, SLG: 0.116 (1, 1) S			4-0 FC3-6 1B BB	0-3 K			0-0 F7			2 1 0 0 1 1 2															
Tom House, L OBP: 0.375, SLG: 0.375 (8, 1) S										0 0 0 0 0 0 0															
Inning Stats	R: 0 E: 0 K: 2 S: 7 H: 0 LOB: 0 BB: 0 P: 7	R: 1 E: 0 K: 2 S: 8 H: 1 LOB: 1 BB: 1 P: 12	R: 1 E: 0 K: 0 S: 5 H: 2 LOB: 2 BB: 1 P: 9	R: 2 E: 0 K: 2 S: 9 H: 2 LOB: 1 BB: 1 P: 13	R: 0 E: 0 K: 2 S: 7 H: 0 LOB: 0 BB: 0 P: 7	R: 0 E: 0 K: 0 S: 3 H: 0 LOB: 0 BB: 0 P: 3	R: 0 E: 0 K: 1 S: 5 H: 0 LOB: 0 BB: 0 P: 5	R: 0 E: 0 K: 1 S: 5 H: 0 LOB: 0 BB: 0 P: 5	R: 0 E: 0 K: 0 S: 3 H: 0 LOB: 0 BB: 0 P: 3	1B: 3 2B: 0 3B: 1 HR: 1 SF: 0 SAC: 0 DP: 0 HBP: 0	WP: 0 PB: 0 SB: 1 CS: 0 PA: 35														
PITCHER	IP WLS BF H R ER SO BB IBB HBP BLK WP HR S P ERA WHIP											PITCHER	IP WLS BF H R ER SO BB IBB HBP BLK WP HR S P ERA WHIP												
John Montefusco, R ERA: 4.88 (1, 1)	5.0 L 23 5 4 4 8 3 0 0 0 0 1 36 48 7.20 1.600																								
Butch Metzger, R ERA: 1.17 (6, 1)	2.0 6 0 0 0 1 0 0 0 0 0 0 0 8 8 0.00 0.000																								
Randy Moffitt, R ERA: 4.54 (8, 1)	2.0 6 0 0 0 1 0 0 0 0 0 0 0 8 8 0.00 0.000																								

Batter	1	2	3	4	5	6	7	8	9	AB	R	H	RBI	BB	SO	LOB
Gary Thomasson, L (1, 8) OBP: 0.322, SLG: 0.315	0-0 4-3		0-0 FC4-6 1B		0-0 F9			0-0 F8		4	0	0	0	0	0	1
Tito Fuentes, S (1, 4) OBP: 0.302, SLG: 0.311	0-0 1B		0-0 1-2 1B		0-0 F7			0-0 1B 1B		4	1	3	0	0	0	0
Bobby Bonds, R (1, 9) OBP: 0.371, SLG: 0.451	0-0 F9		0-0 F8			0-3 K		0-0 1-3 1B 1B		4	0	1	0	0	1	3
Gary Matthews, R (1, 7) OBP: 0.367, SLG: 0.446	0-0 F8			0-3 K		0-0 1-3		0-0 1-2 3-H 1B		4	0	1	1	0	1	1
Steve Ontiveros, S (1, 5) OBP: 0.365, SLG: 0.331		0-0 4-3		0-0 4-3		4-0 BB		0-0 G5-4-3 1B		3	0	0	0	1	0	2
Dave Kingman, R (1, 3) OBP: 0.304, SLG: 0.435		0-0 F8		0-0 HR		0-3 K		0-0 F6		4	1	1	1	0	1	1
Mike Phillips, L (1, 6) OBP: 0.256, SLG: 0.260		0-0 F5		0-0 E7			0-0 4-3		0-0 F8	3	0	0	0	0	0	0
Glenn Redmon, R (9, PH) OBP: 0.300, SLG: 0.600				0-0 FC4-6 1B		0-0 5-3		0-0 F8		1	0	0	0	0	0	0
Ken Rudolph, R (1, 2) OBP: 0.341, SLG: 0.276			0-0 K		0-0 4-3		0-0 4-1		0-0 F6	2	0	1	0	0	0	1
Dave Rader, L (7, PH) OBP: 0.349, SLG: 0.361									0-0 2B	1	0	0	0	0	0	0
Bruce Miller, R (9, PH) OBP: 0.318, SLG: 0.328									0-0 F6	1	0	1	0	0	0	0
John Montefusco, R (1, 1) OBP: 0.350, SLG: 0.556			0-3 K							1	0	0	0	0	1	1
Chris Arnold, S (5, PH) OBP: 0.287, SLG: 0.321										1	0	0	0	0	0	0
Butch Metzger, R (6, 1)										0	0	0	0	0	0	0
Ed Goodson, L (7, PH) OBP: 0.323, SLG: 0.376										1	0	0	0	0	0	0
Randy Moffitt, R (8, 1) OBP: 0.193, SLG: 0.438										0	0	0	0	0	0	0
Chris Speier, R (9, PH) OBP: 0.330, SLG: 0.348										1	0	0	0	0	0	1

Inning Stats	R: 0	H: 1	E: 0	LOB: 1	K: 0	BB: 0	S: 4	P: 4	R: 0	H: 0	E: 0	LOB: 0	K: 0	BB: 0	S: 3	P: 3	R: 0	H: 2	E: 0	LOB: 2	K: 1	BB: 0	S: 7	P: 7	R: 1	H: 1	E: 1	LOB: 1	K: 1	BB: 0	S: 7	P: 7	R: 0	H: 0	E: 0	LOB: 0	K: 0	BB: 0	S: 3	P: 3	R: 0	H: 0	E: 0	LOB: 1	K: 2	BB: 1	S: 7	P: 11	R: 0	H: 0	E: 0	LOB: 0	K: 0	BB: 0	S: 3	P: 3	R: 1	H: 3	E: 0	LOB: 1	K: 0	BB: 0	S: 5	P: 5	R: 0	H: 1	E: 0	LOB: 1	K: 0	BB: 0	S: 4	P: 4	1B: 6	SF: 0	2B: 1	SAC: 0	3B: 0	DP: 1	HR: 1	HBP: 0	WP: 0	PA: 36
--------------	------	------	------	--------	------	-------	------	------	------	------	------	--------	------	-------	------	------	------	------	------	--------	------	-------	------	------	------	------	------	--------	------	-------	------	------	------	------	------	--------	------	-------	------	------	------	------	------	--------	------	-------	------	-------	------	------	------	--------	------	-------	------	------	------	------	------	--------	------	-------	------	------	------	------	------	--------	------	-------	------	------	-------	-------	-------	--------	-------	-------	-------	--------	-------	--------

PITCHER	IP	WLS	BF	H	R	ER	SO	BB	IBB	HBP	BLK	WP	HR	S	P	ERA	WHIP
Carl Morton, R (1, 1) ERA: 2.99	7.1	W	31	7	2	2	4	1	0	0	0	0	0	38	42	2.46	1.091
Tom House, L (8, 1) ERA: 1.98	1.2	S	5	1	0	0	0	0	0	0	0	0	0	5	5	0.00	0.600

BOTTOM

Atlanta Braves @ San Francisco Giants
Candlestick Park, San Francisco, CA

Wed Sep 18 1974, 6:33 AM EDT
Att. 1,503 - Unknown

livebaseballscorecards.com

AB	35
R	2
H	8
RBI	2
BB	1
SO	4
LOB	11



Batter	1	2	3	4	5	6	7	8	9	AB R H RBI BB SO LOB	TOP												
Pete Rose, S (1, 7) OBP: 0.387, SLG: 0.385	0-0 5-3	4-0 BB 2B BB	4-0 BB		4-0 FC6-4 1B BB		0-0 G3 2B		0-0 F8	3 2 1 1 3 0 0													
Cesar Geronimo, L (1, 8) OBP: 0.363, SLG: 0.421	4-0 FC5 BLK BB	4-0 BB 2B BB	4-0 BB		0-0 FC6-4 1B		0-0 G3		0-0 F9	3 1 1 2 3 0 1													
Johnny Bench, R (1, 2) OBP: 0.359, SLG: 0.497	0-0 FC5 1-3	0-0 BB 2B	0-0 F9		0-0 FC6-4 1-2 2-3		0-0 2B			5 0 2 4 0 0 6													
Tony Perez, R (1, 3) OBP: 0.331, SLG: 0.464	0-0 P4	0-0 F3		0-0 1B	0-0 F9		0-0 F2			5 0 1 0 0 0 5													
Dan Driessen, L (1, 5) OBP: 0.347, SLG: 0.410 Ray Knight, R (6, 5)				0-3 K		0-0 F3		0-0 F7		2 1 0 0 2 1 1 1 0 0 0 0 0 0													
Dave Concepcion, R (1, 6) OBP: 0.326, SLG: 0.386				0-3 K		0-3 K		0-0 F8		5 1 1 0 0 3 3													
Ken Griffey, L (1, 9) OBP: 0.307, SLG: 0.316 Merv Rettenmund, R (6, PH) (6, 9)				0-0 F5		4-0 BB		4-0 BB		3 0 1 0 0 1 3 0 0 0 0 2 0 0													
Darrel Chaney, S (1, 4) OBP: 0.338, SLG: 0.289				0-3 K		0-0 5-3		0-0 G3		4 2 1 0 1 1 3													
Fred Norman, S (1, 1) OBP: 0.172, SLG: 0.143 Terry Crowley, L (9, PH) OBP: 0.296, SLG: 0.358 Pedro Borbon, R (9, 1) OBP: 0.174, SLG: 0.174				0-3 K		0-3 K		0-0 4-3		4 1 1 1 0 3 2 1 0 0 0 0 0 0 0 0 0 0 0 0 0													
Inning Stats	R: 0 E: 0 K: 0 S: 3	H: 0 LOB: 1 BB: 1 P: 7	R: 6 E: 0 K: 2 S: 10	H: 3 LOB: 2 BB: 5 P: 30	R: 0 E: 0 K: 2 S: 8	H: 1 LOB: 3 BB: 2 P: 16	R: 0 E: 0 K: 2 S: 8	H: 1 LOB: 1 BB: 0 P: 8	R: 1 E: 0 K: 1 S: 7	H: 2 LOB: 2 BB: 1 P: 11	R: 0 E: 0 K: 1 S: 5	H: 0 LOB: 1 BB: 1 P: 9	R: 1 E: 0 K: 1 S: 7	H: 2 LOB: 1 BB: 0 P: 7	R: 0 E: 0 K: 0 S: 3	H: 0 LOB: 1 BB: 1 P: 7	R: 0 E: 0 K: 0 S: 3	H: 0 LOB: 0 BB: 0 P: 3	1B: 6 2B: 3 3B: 0 HR: 0	SF: 0 SAC: 0 DP: 0 HBP: 0	WP: 0 PB: 0 SB: 1 CS: 0	PA: 47	
PITCHER	IP	WLS	BF	H	R	ER	SO	BB	IBB	HBP	BLK	WP	HR	S	P	ERA	WHIP						
John D'Acquisto, R (1, 1) ERA: 3.68	1.1	L	12	3	6	6	1	5	0	0	1	0	0	9	29	40.50	6.000						
Ed Halicki, R (2, 1) ERA: 4.09	1.2		9	1	0	0	3	3	0	0	0	0	0	12	24	0.00	2.400						
Gary Lavelle, L (4, 1) ERA: 0.84	1.0		4	1	0	0	2	0	0	0	0	0	0	8	8	0.00	1.000						
Ron Bryant, L (5, 1) ERA: 5.59	2.0		10	2	1	1	2	2	0	0	0	0	0	12	20	4.50	2.000						
Butch Metzger, R (7, 1) ERA: 1.86	2.0		9	2	1	1	1	1	0	0	0	0	0	10	14	4.50	1.500						
PITCHER	IP	WLS	BF	H	R	ER	SO	BB	IBB	HBP	BLK	WP	HR	S	P	ERA	WHIP						
Randy Moffitt, R (9, 1) ERA: 4.5	1.0		3	0	0	0	0	0	0	0	0	0	0	3	3	0.00	0.000						

Cincinnati Reds @ San Francisco Giants
Candlestick Park, San Francisco, CA
 Thu Sep 19 1974, 10:05 PM EDT
 Att. 2,074 - Unknown

AB	36
R	8
H	9
RBI	8
BB	11
SO	9
LOB	24



Batter	1	2	3	4	5	6	7	8	9	AB	R	H	RBI	BB	SO	LOB
Gary Thomasson, L (1, 8) OBP: 0.323, SLG: 0.325	0-3 K		0-0 E6 FC5-4		4-0 BB FC5-4	0-0 4-3		0-0 1-H 2-H HR		4	1	1	3	1	1	3
Tito Fuentes, S (1, 4) OBP: 0.298, SLG: 0.306	0-0 F7		0-0 FC5-4 BB		0-0 FC5-4 1B		0-3 K	0-0 F6		5	0	0	0	0	1	3
Bobby Bonds, R (1, 9) OBP: 0.371, SLG: 0.449	0-0 F9		4-0 BB		0-0 1B		0-0 5-3		0-0 F9	4	0	1	0	1	0	0
Gary Matthews, R (1, 7) OBP: 0.367, SLG: 0.449		0-0 2B	0-0 F9		0-0 F7		0-0 2B		0-0 F8	5	0	2	0	0	0	5
Dave Kingman, R (1, 3) OBP: 0.302, SLG: 0.434		0-0 5-3		0-0 1B 2B		0-3 K			0-0 F8	5	1	1	0	0	2	4
Chris Speier, R (1, 6) OBP: 0.331, SLG: 0.347		0-0 6-3		0-0 5-3		4-0 BB FC6-4		4-0 BB HR BB		2	1	0	0	2	0	2
Bruce Miller, R (1, 5) OBP: 0.317, SLG: 0.326		0-0 6-3		0-0 FC6-4 1B		0-0 FC6-4 1B		0-0 F8		4	0	1	1	0	0	3
John Boccabella, R (1, 2) OBP: 0.176, SLG: 0.175			0-0 E5 FC5-4		0-0 F3		0-0 F7		0-3 K	4	0	0	0	0	1	3
John D'Acquisto, R Ed Hallicki, R Glenn Redmon, R Gary Lavett, S Chris Arnold, R Ron Bryant, S Steve Ontiveros, S Blutch Metzger, R Ken Ruediger, R Randy Moffitt, R			0-3 K		0-0 FC6-4		0-0 1B		4-0 1B HR BB	0	0	0	0	0	0	0

Inning Stats	R: 0	H: 0	E: 0	K: 1	S: 5	R: 0	H: 1	E: 0	K: 0	S: 4	R: 0	H: 0	E: 2	K: 1	S: 7	R: 1	H: 2	E: 0	K: 0	S: 5	R: 0	H: 1	E: 0	K: 1	S: 6	R: 0	H: 1	E: 0	K: 2	S: 8	R: 3	H: 1	E: 0	K: 1	S: 6	R: 0	H: 0	E: 0	K: 0	S: 3	1B: 3	2B: 3	3B: 0	HR: 1	SF: 0	SAC: 0	DP: 0	HBP: 0	WP: 0	PA: 41
PITCHER	IP	WLS	BF	H	R	ER	SO	BB	IBB	HBP	BLK	WP	HR	S	P	ERA	WHIP																																	
Fred Norman, L (1, 1) ERA: 3.1	8.0		38	7	4	4	6	5	0	0	0	0	1	45	65	4.50	1.500																																	
Pedro Borbon, R (9, 1) ERA: 3.21	1.0		3	0	0	0	0	0	0	0	0	0	0	3	3	0.00	0.000																																	

BOTTOM

Cincinnati Reds @ San Francisco Giants
Candlestick Park, San Francisco, CA
Thu Sep 19 1974, 10:05 PM EDT
Att. 2,074 - Unknown

livebaseballscores.com

AB	36
R	4
H	7
RBI	4
BB	5
SO	6
LOB	25



Batter	1	2	3	4	5	6	7	8	9	AB R H RBI BB SO LOB	TOP													
Pete Rose, S (1, 7) OBP: 0.385, SLG: 0.382	0-0 6-3		0-0 F9			0-3 K		0-0 6-3		4 0 0 0 0 1 0	Cincinnati Reds @ San Francisco Giants Candlestick Park, San Francisco, CA Fri Sep 20 1974, 10:05 PM EDT Att. 3,924 - Unknown livebaseballscorecards.com													
Dave Concepcion, R (1, 6) OBP: 0.327, SLG: 0.384	4-0 5-3 BB			0-3 K		4-0 BB 2B BB		0-0 F7		2 1 0 0 2 1 0														
Johnny Bench, R (1, 5) OBP: 0.360, SLG: 0.502	0-0 5-3			0-0 HR		4-0 1-2 2B BB		0-0 1-3		3 2 1 1 1 0 1														
Tony Perez, R (1, 3) OBP: 0.332, SLG: 0.466	0-0 6-3			0-0 G5-4-3 1B		0-0 1-H 2-H 2B		0-0 F8		4 0 2 2 0 0 1														
George Foster, R (1, 8) (6, 9) OBP: 0.344, SLG: 0.410		0-0 S CS 2B		0-0 G5-4-3 1-2f		4-0 BB		0-0 F9		3 0 1 0 1 0 1														
Merv Rettenmund, R (1, 9) Cesar Geronimo, L (6, 8) OBP: 0.335, SLG: 0.324 OBP: 0.362, SLG: 0.420		0-0 1-3			0-0 6-3	0-0 F3		0-0 F8		3 0 0 0 0 0 3 1 0 0 0 0 0 0														
Bill Plummer, R (1, 2) OBP: 0.264, SLG: 0.342		0-3 K 2-H			0-0 6-3		0-0 4-3			3 0 0 0 0 1 1														
Darrel Chaney, S (1, 4) OBP: 0.331, SLG: 0.282			0-3 K		0-0 F8		0-0 F8			3 0 0 0 0 1 0														
Clay Kirby, R (1, 1) OBP: 0.160, SLG: 0.087			0-3 K			0-0 1-3	0-3 K			3 0 0 0 0 2 0														
Inning Stats	R: 0 E: 0 K: 0 S: 3	H: 0 LOB: 1 BB: 1 P: 7	R: 0 E: 0 K: 1 S: 5	H: 1 LOB: 0 BB: 0 P: 5	R: 0 E: 0 K: 2 S: 7	H: 0 LOB: 0 BB: 0 P: 7	R: 1 E: 0 K: 1 S: 6	H: 2 LOB: 0 BB: 0 P: 6	R: 0 E: 0 K: 0 S: 3	H: 0 LOB: 0 BB: 0 P: 3	R: 2 E: 0 K: 1 S: 6	H: 1 LOB: 2 BB: 3 P: 18	R: 0 E: 0 K: 1 S: 5	H: 0 LOB: 0 BB: 0 P: 5	R: 0 E: 0 K: 0 S: 3	H: 0 LOB: 0 BB: 0 P: 3	R: 0 E: 0 K: 0 S: 3	H: 0 LOB: 0 BB: 0 P: 3	R: 0 E: 0 K: 0 S: 3	H: 0 LOB: 0 BB: 0 P: 3	1B: 1 2B: 2 3B: 0 HR: 1	SF: 0 SAC: 0 DP: 1 HBP: 0	WP: 0 PB: 0 SB: 1 CS: 1	PA: 33
PITCHER Mike Caldwell, L (1, 1) ERA: 3.02	IP 9.0 WLS W BF 33 H 4 R 3 ER 3 SO 6 BB 4 IBB 0 HBP 0 BLK 0 WP 0 HR 1 S 41 P 57 ERA 3.00 WHIP 0.889											PITCHER	IP WLS BF H R ER SO BB IBB HBP BLK WP HR S P ERA WHIP											

AB	29
R	3
H	4
RBI	3
BB	4
SO	6
LOB	7



Batter	1	2	3	4	5	6	7	8	9
Bobby Bonds, R OBP: 0.369, SLG: 0.446 (1, 8)	0-3 K	0-0 F7			0-3 K			0-3 K	
Tito Fuentes, S OBP: 0.298, SLG: 0.306 (1, 4)	0-0 6-3		0-0 F7			0-0 4-3		0-0 1B	
Gary Thomasson, L OBP: 0.325, SLG: 0.331 (1, 9)	0-0 2B		0-0 4-3			0-3 K		0-0 1B	
Gary Matthews, R OBP: 0.365, SLG: 0.446 (1, 7)	0-0 6-3		0-0 F8			0-0 F9		0-0 4-3	
Ed Goodson, L OBP: 0.322, SLG: 0.374 (1, 3)		0-0 6-3		0-0 F7			0-0 2B	0-0 4-3	
Steve Ontiveros, S OBP: 0.369, SLG: 0.339 (1, 5)		0-0 BB E 1B		0-0 L7			0-0 4-3 SF8 2B		
Chris Speier, R OBP: 0.331, SLG: 0.345 (1, 6)		4-0 SH5-4 E BB 1-2		0-0 F2			0-0 4-3		
Dave Rader, L OBP: 0.346, SLG: 0.359 (1, 2)		0-0 E6 SH5-4 1-2 2-H			0-0 G3		0-0 SF8		
Mike Caldwell, R OBP: 0.177, SLG: 0.150 (1, 1)		0-0 SH5-4 1-2 2-3			0-0 P4		0-0 6-3		

Inning Stats	R: 0	H: 1	E: 0	LOB: 1	K: 1	BB: 0	S: 6	P: 6
	R: 1	H: 1	E: 1	LOB: 2	K: 0	BB: 1	S: 5	P: 9
	R: 0	H: 0	E: 0	LOB: 0	K: 0	BB: 0	S: 3	P: 3
	R: 0	H: 0	E: 0	LOB: 0	K: 0	BB: 0	S: 3	P: 3
	R: 0	H: 0	E: 0	LOB: 0	K: 1	BB: 0	S: 5	P: 5
	R: 0	H: 0	E: 0	LOB: 0	K: 1	BB: 0	S: 5	P: 5
	R: 2	H: 2	E: 0	LOB: 0	K: 0	BB: 0	S: 5	P: 5
	R: 1	H: 2	E: 0	LOB: 1	K: 1	BB: 0	S: 7	P: 7

PITCHER	IP	WLS	BF	H	R	ER	SO	BB	IBB	HBP	BLK	WP	HR	S	P	ERA	WHIP
Clay Kirby, R ERA: 3.38 (1, 1)	8.0	L	32	6	4	3	4	1	0	0	0	0	0	39	43	3.38	0.875

BOTTOM

Cincinnati Reds @ San Francisco Giants
Candlestick Park, San Francisco, CA

Fri Sep 20 1974, 10:05 PM EDT
Att. 3,924 - Unknown

AB	R	H	RBI	BB	SO	LOB
4	0	0	0	0	3	2
4	1	1	0	0	0	0
4	0	2	1	0	1	0
4	0	0	0	0	0	2
4	1	1	0	0	0	1
3	2	2	0	0	0	0
2	0	0	1	1	0	1
2	0	0	1	0	0	1
2	0	0	0	0	0	0

AB	29
R	4
H	6
RBI	3
BB	1
SO	4
LOB	7

livebaseballscorecards.com



WP	PA
0	32
PB	0
SB	1
CS	0

BOTTOM

Cincinnati Reds @ San Francisco Giants
Candlestick Park, San Francisco, CA
Sat Sep 21 1974, 6:33 AM EDT
Att. 5,455 - Unknown

livebaseballscorecards.com

AB 39
R 8
H 11
RBI 6
BB 2
SO 10
LOB 9



WP: 0 PA: 41
PB: 0
SB: 1
CS: 0

AB R H RBI BB SO LOB

4 1 0 0 1 2 0

4 1 1 0 1 1 0

5 1 2 0 0 2 3

5 1 1 2 0 1 2

5 3 3 3 0 0 0

4 1 3 1 0 0 0

4 0 0 0 0 2 3

4 0 1 0 0 1 0

3 0 0 0 0 0 1
0 0 0 0 0 0 0
0 0 0 0 0 0 0
1 0 0 0 0 1 0
0 0 0 0 0 0 0

1B: 7 SF: 0
2B: 2 2B: 2 SAC: 0
3B: 1 K: 1 DP: 1
HR: 1 HBP: 0

Batter	1	2	3	4	5	6	7	8	9	10
Bobby Bonds, R OBP: 0.367, SLG: 0.443 (1, 8)	4-2 S 3B BB	2-3 K		2-1 F8			1-3 K		1-2 F9	
Tito Fuentes, S OBP: 0.299, SLG: 0.305 (1, 4)	4-0 3B BB	0-3 K		3-2 F7			1-0 1B		0-2 F8	
Gary Thomasson, L OBP: 0.326, SLG: 0.332 (1, 9)	0-3 K	2-2 FC6-4 1B			3-3 K		1-0 L6		0-1 HR 1B	
Gary Matthews, R OBP: 0.363, SLG: 0.447 (1, 7)	0-0 1B 3B	2-1 FC6-4			2-3 K			0-1 F6	1-1 F9	
Ed Goodson, L OBP: 0.327, SLG: 0.392 (1, 3)	0-0 2B 1B		1-1 1B G5-4-3 2B		1-0 3-1			0-1 5-3	1-0 HR	
Steve Ontiveros, S OBP: 0.373, SLG: 0.347 (1, 5)	3-1 E 2B		0-2 G5-4-3 1B			1-1 6-3		2-1 1B		
Chris Speier, R OBP: 0.329, SLG: 0.342 (1, 6)	2-3 K		1-0 G5-4-3			0-3 K		2-2 F8		
Dave Rader, L OBP: 0.345, SLG: 0.357 (1, 2)	0-0 E4 1B		2-1 F8			0-3 K		1-1 F9		
Jim Barr, R OBP: 0.296, SLG: 0.333 (1, 1)	1-2 F4			2-1 6-3			1-1 F8		0-3 K	
Gary Lavelle, S (9, 1)										
Elias Sosa, R (9, 1)										
Mike Phillips, L (9, PH)										
Butch Metzger, R (10, 1)										

Inning Stats	R: 5	H: 4	E: 1	K: 2	S: 19	H: 1	LOB: 1	BB: 2	P: 33	R: 0	H: 1	E: 0	K: 2	S: 11	H: 1	LOB: 1	BB: 0	P: 17	R: 1	H: 2	E: 0	K: 0	S: 8	H: 0	LOB: 0	BB: 0	P: 12	R: 0	H: 0	E: 0	K: 0	S: 8	H: 0	LOB: 0	BB: 0	P: 15	R: 0	H: 0	E: 0	K: 2	S: 8	H: 0	LOB: 0	BB: 0	P: 14	R: 0	H: 0	E: 0	K: 2	S: 8	H: 0	LOB: 0	BB: 0	P: 9	R: 0	H: 1	E: 0	K: 1	S: 7	H: 1	LOB: 1	BB: 0	P: 11	R: 0	H: 1	E: 0	K: 0	S: 9	H: 1	LOB: 1	BB: 0	P: 13	R: 0	H: 0	E: 0	K: 1	S: 9	H: 0	LOB: 0	BB: 0	P: 11	R: 2	H: 2	E: 0	K: 0	S: 8	H: 2	LOB: 0	BB: 0	P: 10	1B: 7	SF: 0	2B: 2	3B: 1	HR: 1	SAC: 0	DP: 1	HBP: 0
--------------	------	------	------	------	-------	------	--------	-------	-------	------	------	------	------	-------	------	--------	-------	-------	------	------	------	------	------	------	--------	-------	-------	------	------	------	------	------	------	--------	-------	-------	------	------	------	------	------	------	--------	-------	-------	------	------	------	------	------	------	--------	-------	------	------	------	------	------	------	------	--------	-------	-------	------	------	------	------	------	------	--------	-------	-------	------	------	------	------	------	------	--------	-------	-------	------	------	------	------	------	------	--------	-------	-------	-------	-------	-------	-------	-------	--------	-------	--------

PITCHER	IP	WLS	BF	H	R	ER	SO	BB	IBB	HBP	BLK	WP	HR	S	P	ERA	WHIP
Jack Billingham, R (1, 1) ERA: 3.67	0.1		6	3	5	4	1	2	0	0	0	0	0	11	22	108.00	15.000
Pat Darcy, R (1, 1) ERA: 2.19	2.2		11	4	1	1	3	0	0	0	0	0	0	27	40	3.38	1.500
Rawly Eastwick, R (4, 1) ERA: 1.29	3.0		9	0	0	0	4	0	0	0	0	0	0	24	38	0.00	0.000
Clay Carroll, R (7, 1) ERA: 2.17	2.0		8	2	0	0	1	0	0	0	0	0	0	16	24	0.00	1.000
Pedro Borbon, R (9, 1) ERA: 3.31	1.2	L	7	2	2	2	1	0	0	0	0	0	1	17	21	10.80	1.200

Batter	1	2	3	4	5	6	7	8	9	AB R H RBI BB SO LOB	TOP																													
Pete Rose, S (1, 7) OBP: 0.384, SLG: 0.381	0-0 F7		0-0 F7			0-3 K		0-0 FC6-4 1B		4 0 0 0 0 1 2	Cincinnati Reds @ San Francisco Giants Candlestick Park, San Francisco, CA Sun Sep 22 1974, 6:33 AM EDT Att: 16,801 - Unknown																													
Cesar Geronimo, L (1, 8) OBP: 0.358, SLG: 0.413	0-0 F8			0-0 G3		0-0 F7		0-0 1B		4 0 1 0 0 0 0																														
Johnny Bench, R (1, 2) OBP: 0.359, SLG: 0.498	0-3 K			0-3 K		0-0 FC6-4 1B		0-3 K		4 0 1 0 0 3 2																														
Tony Perez, R (1, 3) OBP: 0.330, SLG: 0.461		0-0 F7		0-0 6-3		0-0 FC6-4 1-2f		0-3 K		4 0 0 0 0 1 3																														
Dan Driessen, L (1, 5) OBP: 0.343, SLG: 0.404		0-0 P6			0-0 BB 1B		0-0 F8		0-0 F9	4 0 1 0 0 0 0																														
Dave Concepcion, R (1, 6) OBP: 0.326, SLG: 0.381		0-0 F8			4-0 BB 1-2 BB		0-0 F8		0-0 1B	3 0 1 0 1 0 0																														
Ken Griffey, L (1, 9) OBP: 0.317, SLG: 0.333			0-0 1B		4-0 BB 1-2 2-3 BB		0-0 1B		0-3 K	3 0 2 0 1 1 1																														
Darrel Chaney, S (1, 4) OBP: 0.333, SLG: 0.311			0-0 F7		0-3 K		0-0 F9		0-0 F9	4 0 0 0 0 1 6																														
Don Gullett, R (1, 1) OBP: 0.287, SLG: 0.263			0-0 F7		0-0 G5-6-4-3 1-2f		0-0 FC6-4 1B			0 0 0 0 0 0 0																														
Hal King, L (3, PH) OBP: 0.316, SLG: 0.250										1 0 0 0 0 0 1																														
Pat Darcy, L (3, 1) OBP: 0.333, SLG: 0.333										0 0 0 0 0 0 0																														
Joe Morgan, L (5, PH) OBP: 0.431, SLG: 0.500										1 0 0 0 0 0 3																														
Dick Baney, R (5, 1) OBP: 0.333, SLG: 0.333										0 0 0 0 0 0 0																														
Ed Armbrister, R (8, PH) OBP: 0.333, SLG: 0.333										1 0 1 0 0 0 0																														
Tom Carroll, L (8, 1) OBP: 0.192, SLG: 0.160										0 0 0 0 0 0 0																														
Inning Stats	R: 0 E: 0 K: 1 S: 5	H: 0 LOB: 0 BB: 0 P: 5	R: 0 E: 0 K: 0 S: 3	H: 0 LOB: 0 BB: 0 P: 3	R: 0 E: 0 K: 0 S: 4	H: 1 LOB: 1 BB: 0 P: 4	R: 0 E: 0 K: 1 S: 5	H: 0 LOB: 0 BB: 0 P: 5	R: 0 E: 0 K: 1 S: 5	H: 1 LOB: 2 BB: 2 P: 13	R: 0 E: 0 K: 1 S: 6	H: 1 LOB: 1 BB: 0 P: 6	R: 0 E: 0 K: 0 S: 4	H: 1 LOB: 1 BB: 0 P: 4	R: 0 E: 0 K: 2 S: 9	H: 2 LOB: 2 BB: 0 P: 9	R: 0 E: 0 K: 1 S: 6	H: 1 LOB: 1 BB: 0 P: 6	1B: 7 2B: 0 3B: 0 HR: 0	SF: 0 SAC: 0 DP: 1 HBP: 0	WP: 0 PB: 0 SB: 0 CS: 0	PA: 35																		
PITCHER John Montefusco, R (1, 1) ERA: 3.68	IP 9.0	WLS W	BF 35	H 7	R 0	ER 0	SO 7	BB 2	IBB 0	HBP 0	BLK 0	WP 0	HR 0	S 47	P 55	ERA 0.00	WHIP 1.000						PITCHER	IP 9.0	WLS W	BF 35	H 7	R 0	ER 0	SO 7	BB 2	IBB 0	HBP 0	BLK 0	WP 0	HR 0	S 47	P 55	ERA 0.00	WHIP 1.000

livebaseballscorecards.com

AB	33
R	0
H	7
RBI	0
BB	2
SO	7
LOB	18



Batter	1	2	3	4	5	6	7	8	9	AB R H RBI BB SO LOB	TOP									
Garry Maddox, R (1, 8) OBP: 0.325, SLG: 0.401	0-0 5-3		0-0 F8			0-0 E 2B		0-0 F4		4 0 1 0 0 0 1										
Tito Fuentes, S (1, 4) OBP: 0.297, SLG: 0.301	0-0 6-3		0-0 F8			0-0 E5 G1-6-3 2-3		0-0 BB 1B		4 0 1 0 0 0 2										
Bobby Bonds, R (1, 9) OBP: 0.365, SLG: 0.437	0-3 K			0-0 5-3		0-0 F6		0-3 K		4 0 0 0 0 2 3										
Gary Matthews, R (1, 7) OBP: 0.365, SLG: 0.446		0-0 6-3 WP SF7 1B		0-0 G4-3 1B		0-0 G1-6-3 1-2f		4-0 BB 1-2 BB		3 1 2 0 1 0 2										
Steve Ontiveros, S (1, 5) OBP: 0.372, SLG: 0.350	0-0 6-3		0-0 G4-3				0-0 2B 1B	0-0 6-3		4 0 1 0 0 0 4										
Dave Kingman, R (1, 3) OBP: 0.306, SLG: 0.443		0-0 SF7		4-0 CS S BB			0-0 F7	0-0 K 1B 1B		2 0 1 1 1 0 1										
Chris Speier, R (1, 6) OBP: 0.333, SLG: 0.357		0-0 3-H		0-3 K			0-0 2B	0-0 CS 1B		4 1 2 0 0 1 1										
Mike Phillips, L (9, PR) OBP: 0.255, SLG: 0.259		0-0 5-3		0-3 K			1-2 1B 2B	1-2 CS 1B		0 0 0 0 0 0 0	AB 32 R 2 H 11 RBI 2 BB 2 SO 5 LOB 18									
Ken Rudolph, R (1, 2) OBP: 0.347, SLG: 0.276			0-0 F7		0-0 1B		0-0 2-H 1B	0-3 K		4 0 2 1 0 1 2										
John D'Acquisto, R (1, 1) OBP: 0.215, SLG: 0.174			0-0 1B		0-3 K		0-0 F3			2 0 1 0 0 1 1										
Chris Arnold, R (7, PH) OBP: 0.284, SLG: 0.317										1 0 0 0 0 0 1										
Elias Sosa, R (7, 1) OBP: 0.067, SLG: 0.067										0 0 0 0 0 0 0										
Gary Lavelle, S (8, 1)										0 0 0 0 0 0 0										
Inning Stats	R: 0 E: 0 K: 1 S: 5	H: 0 LOB: 0 BB: 0 P: 5	R: 1 E: 0 K: 0 S: 4	H: 1 LOB: 0 BB: 0 P: 4	R: 0 E: 0 K: 0 S: 4	H: 1 LOB: 1 BB: 0 P: 4	R: 0 E: 0 K: 2 S: 7	H: 1 LOB: 1 BB: 1 P: 11	R: 0 E: 1 K: 0 S: 4	H: 1 LOB: 1 BB: 0 P: 4	R: 1 E: 0 K: 0 S: 5	H: 3 LOB: 1 BB: 0 P: 5	R: 0 E: 0 K: 1 S: 6	H: 1 LOB: 2 BB: 1 P: 10	R: 0 E: 0 K: 1 S: 5	H: 2 LOB: 1 BB: 0 P: 5	1B: 9 2B: 3 3B: 0 HR: 0	SF: 1 SAC: 0 DP: 3 HBP: 0	WP: 1 PB: 0 SB: 1 CS: 2	PA: 35
PITCHER	IP WLS BF H R ER SO BB IBB HBP BLK WP HR S P ERA WHIP																			
Rusty Gerhardt, L (1, 1) ERA: 7.07	7.0 W 27 8 2 2 3 1 0 0 0 1 0 32 36 2.57 1.286																			
Randy Jones, L (8, 1) ERA: 4.33	2.0 S 8 3 0 0 2 1 0 0 0 0 0 11 15 0.00 2.000																			

San Francisco Giants @ San Diego Padres
San Diego Stadium, San Diego, CA
Tue Sep 24 1974, 10:05 PM EDT
Att. 2,654 - Unknown

livebaseballscores.com



Batter	1	2	3	4	5	6	7	8	9
Enzo Hernandez, R (1, 6) OBP: 0.286, SLG: 0.281	0-0 5-3		0-0 5-3		0-0 4-3		0-0 FC6-4		
John Scott, R (1, 8) SS	0-3 K		0-0 F7		0-0 F3		0-3 K		
Jerry Turner, L (1, 7) Mike Ivie, R (9, 3) SS	0-3 K			0-0 1B 2B 1B	0-0 6-3		0-0 4-3		
Willie McCovey, L (1, 3) Randy Elliott, R (8, PR) SS		4-0 BB BB		0-0 2B 1-3 SF8 1B		0-0 F6		0-0 G6-4-3 1B	
Dave Winfield, R (1, 9) SS		0-0 F9		0-0 F4		0-0 5-3		0-0 G6-4-3 1-2f	
Derrel Thomas, S (1, 4) SS		0-0 L7		0-0 SF8 1-3 3-H 2B		0-0 F4			
Dave Hilton, R (1, 5) SS		4-0 1-2 BB		0-0 SF8 2-3 3-H			4-0 E FC SF9 BB		
Fred Kendall, R (1, 2) Bill Almon, R (7, PR) Chris Cannizzaro, R (8, 2) SS		0-0 1-3		0-0 IBB			0-0 FC 1-3 FC6-4		
Rusty Gerhardt, S (1, 1) Johnny Grubb, L (7, PH) Randy Jones, R (8, 1) SS			0-0 L8	0-3 K			0-0 SF9 3-H		

Inning Stats	R: 0 E: 0 K: 2 S: 7	H: 0 LOB: 0 BB: 0 P: 7	R: 0 E: 0 K: 0 S: 3	H: 0 LOB: 2 BB: 2 P: 11	R: 0 E: 0 K: 0 S: 3	H: 0 LOB: 0 BB: 0 P: 3	R: 2 E: 0 K: 1 S: 8	H: 3 LOB: 2 BB: 1 P: 12	R: 0 E: 0 K: 0 S: 3	H: 0 LOB: 0 BB: 0 P: 3	R: 0 E: 0 K: 0 S: 3	H: 0 LOB: 0 BB: 0 P: 3	R: 1 E: 1 K: 1 S: 6	H: 0 LOB: 1 BB: 1 P: 10	R: 0 E: 0 K: 0 S: 3	H: 1 LOB: 1 BB: 0 P: 3
1B: 3 2B: 1 3B: 0 HR: 0	SF: 2 SAC: 0 DP: 1 HBP: 0	WP: 0 PB: 0 SB: 0 CS: 0														

PITCHER	IP	WLS	BF	H	R	ER	SO	BB	IBB	HBP	BLK	WP	HR	S	P	ERA	WHIP
John D'Acquisto, R (1, 1) ERA: 3.66	6.0		24	3	2	2	3	2	1	0	0	0	0	27	39	3.00	0.833
Elias Sosa, R (7, 1) ERA: 3.15	1.0	L	5	0	1	0	1	1	0	0	0	0	0	6	10	0.00	1.000
Gary Lavelle, L (8, 1) ERA: 0.75	1.0		3	1	0	0	0	0	0	0	0	0	0	3	3	0.00	1.000


BOTTOM

San Francisco Giants @ San Diego Padres
San Diego Stadium, San Diego, CA

Tue Sep 24 1974, 10:05 PM EDT
Att. 2,654 - Unknown

livebaseballscorecards.com

AB	26
R	3
H	4
RBI	3
BB	4
SO	4
LOB	12



WP: 0	PA: 32
PB: 0	
SB: 0	
CS: 0	

Batter	1	2	3	4	5	6	7	8	9	AB R H RBI BB SO LOB	TOP																									
Garry Maddox, R (1, 8) OBP: 0.322, SLG: 0.398	0-0 6-3		0-0 1-3			0-3 K		0-0 F8		4 0 0 0 0 1 0	San Francisco Giants @ San Diego Padres San Diego Stadium, San Diego, CA Wed Sep 25 1974, 10:05 PM EDT Att. 5,070 - Unknown livebaseballscorecards.com																									
Mike Phillips, L (1, 6) OBP: 0.255, SLG: 0.259	0-0 E S 1B		0-0 4-3			0-3 K		0-0 4-3		4 0 1 0 0 1 0																										
Gary Thomasson, L (1, 9) OBP: 0.328, SLG: 0.332	0-3 K			0-0 L9			4-0 F9 1B 1B BB	0-0 1B		3 1 1 0 1 1 1																										
Gary Matthews, R (1, 7) OBP: 0.367, SLG: 0.448	4-0 BB			0-3 K			0-0 1-2 E 1B 1B	0-0 1B		3 1 2 0 1 1 0																										
Ed Goodson, L (1, 3) OBP: 0.323, SLG: 0.386	0-3 K			0-0 4-3			0-0 F9	0-0 F8		4 0 0 0 0 1 5																										
Bruce Miller, R (1, 5) OBP: 0.316, SLG: 0.325		0-0 L5			0-0 6-3		0-0 E9 5-3 1-H 3-H 1B	0-0 F9		4 0 1 1 0 0 1																										
Glenn Redmon, R (1, 4) OBP: 0.214, SLG: 0.429		0-0 6-3			0-0 6-3		0-0 5-3	0-3 K		3 0 0 0 0 0 1																										
Bobby Bonds, R (9, PH) OBP: 0.365, SLG: 0.436							2-3			1 0 0 0 0 1 1																										
Dave Rader, L (1, 2) OBP: 0.345, SLG: 0.355		0-0 4-3			0-0 L5		4-0 FC5-4 IBB			2 0 0 0 1 0 0																										
Mike Caldwell, R (1, 1) OBP: 0.169, SLG: 0.143			0-3 K			0-0 5-3	0-0 FC5-4			3 0 0 0 0 1 2																										
Butch Metzger, R (8, 1)							1-2f			0 0 0 0 0 0 0																										
Inning Stats	R: 0 E: 0 K: 2 S: 8	H: 1 LOB: 2 BB: 1 P: 12	R: 0 E: 0 K: 0 S: 3	H: 0 LOB: 0 BB: 0 P: 3	R: 0 E: 0 K: 1 S: 5	H: 0 LOB: 0 BB: 0 P: 5	R: 0 E: 0 K: 1 S: 5	H: 0 LOB: 0 BB: 0 P: 5	R: 0 E: 0 K: 0 S: 3	H: 0 LOB: 0 BB: 0 P: 3	R: 2 E: 1 K: 0 S: 5	H: 2 LOB: 2 BB: 2 P: 13	R: 0 E: 0 K: 0 S: 3	H: 1 LOB: 1 BB: 0 P: 3	R: 0 E: 0 K: 1 S: 6	H: 1 LOB: 1 BB: 0 P: 6	1B: 5 2B: 0 3B: 0 HR: 0	SF: 0 SAC: 0 DP: 0 HBP: 0	WP: 0 PB: 0 SB: 1 CS: 0	PA: 34																
PITCHER	IP WLS BF H R ER SO BB IBB HBP BLK WP HR S P ERA WHIP																																			
Joe McIntosh, R (1, 1) ERA: 3.62	7.0		27	3	2	1	6	2	1	0	0	0	0	36	48	1.29	0.714																			
Larry Hardy, R (8, 1) ERA: 4.62	1.0	W	3	1	0	0	0	0	0	0	0	0	0	3	3	0.00	1.000																			
Bill Greif, R (9, 1) ERA: 4.64	1.0	S	4	1	0	0	1	0	0	0	0	0	0	6	6	0.00	1.000																			



Batter	1	2	3	4	5	6	7	8	9
Enzo Hernandez, R (1, 6) OBP: 0.284, SLG: 0.279	0-0 5-3 ①		0-0 5-3 ②			0-0 L8 ①	0-0 FC6-4 ③		
John Scott, R (1, 8) OBP: 0.067, SLG: 0.067	0-0 5-3 ②		0-0 3-1 ③			0-0 1B ②		0-0 F8 ①	
Randy Elliott, R (1, 7) OBP: 0.387, SLG: 0.423	0-0 FC5-4 1B			0-0 2B		0-0 F8 ②		0-0 1B ①	
Nate Colbert, R (1, 3) OBP: 0.316, SLG: 0.363	0-0 FC5-4 ③			0-3 K ①		0-0 F9 ③		0-0 FC 1B ①	
Dave Winfield, R (1, 9) OBP: 0.316, SLG: 0.426		4-0 BB BB		0-0 F9 ②		0-0 5-3 ①		0-0 1B ①	
Derrel Thomas, S (1, 4) OBP: 0.315, SLG: 0.335		0-3 K ①		0-3 K ③		4-0 1B BB		0-0 F9 ②	
Dave Hilton, R (1, 5) OBP: 0.279, SLG: 0.299		4-0 BB BB			0-0 6-3 ①		0-0 1B ①	0-0 E9 ①	
Johnny Grubb, L (8, PH) OBP: 0.365, SLG: 0.418		1-2 G6-4-3 BB				1-2 1B ①		1-3 2-H 1B	
Bill Greif, R (9, 1) OBP: 0.219, SLG: 0.074		0-0 G6-4-3 ②			0-0 6-3 ②		0-0 F6 ②	4-0 FC6-4 IBB ③	
Chris Cannizzaro, R (1, 2) OBP: 0.254, SLG: 0.189		0-0 G6-4-3 ③							
Cito Gaston, R (7, PH) OBP: 0.259, SLG: 0.322		1-2 1B							
Larry Hardy, R (8, 1)									
Bobby Tolan, L (8, PH) OBP: 0.325, SLG: 0.394									
Dave Roberts, R (9, 5) OBP: 0.246, SLG: 0.252									
Joe McIntosh, S (1, 1)			0-0 4-3 ①			0-0 G3 ③		0-0 FC6-4 ③	
Fred Kendall, R (7, PH) OBP: 0.305, SLG: 0.333							1-2 2-H 1B	1-2 1B	

Inning Stats	R: 0	H: 1	E: 0	LOB: 1	K: 0	BB: 0	S: 4	P: 4
	R: 0	H: 0	E: 0	LOB: 1	K: 1	BB: 2	S: 4	P: 12
	R: 0	H: 0	E: 0	LOB: 0	K: 0	BB: 0	S: 3	P: 3
	R: 0	H: 1	E: 0	LOB: 1	K: 2	BB: 0	S: 8	P: 8
	R: 0	H: 0	E: 0	LOB: 0	K: 0	BB: 0	S: 3	P: 3
	R: 0	H: 1	E: 0	LOB: 1	K: 0	BB: 0	S: 4	P: 4
	R: 1	H: 2	E: 0	LOB: 2	K: 0	BB: 1	S: 5	P: 9
	R: 2	H: 3	E: 2	LOB: 3	K: 0	BB: 1	S: 7	P: 11

AB	R	H	RBI	BB	SO	LOB
4	0	0	0	0	0	2
4	0	1	0	0	0	0
4	1	3	0	0	0	1
4	1	0	0	0	1	4
3	0	1	1	1	0	1
3	1	0	0	1	2	4
2	0	1	0	1	0	0
1	0	1	1	0	0	0
0	0	0	0	0	0	0
2	0	0	0	0	0	2
1	0	0	0	0	0	2
0	0	0	0	0	0	0
0	0	0	0	1	0	0
0	0	0	0	0	0	0
2	0	0	0	0	0	0
2	0	1	1	0	0	3

PITCHER	IP	WLS	BF	H	R	ER	SO	BB	IBB	HBP	BLK	WP	HR	S	P	ERA	WHIP
Mike Caldwell, L (1, 1) ERA: 2.95	7.1	L	32	7	3	1	3	3	0	0	0	0	0	35	47	1.23	1.364
Butch Metzger, R (8, 1) ERA: 1.59	0.2		4	1	0	0	0	0	1	0	0	0	0	3	7	0.00	1.500


BOTTOM

San Francisco Giants @ San Diego Padres
 San Diego Stadium, San Diego, CA

Wed Sep 25 1974, 10:05 PM EDT
 Att. 5,070 - Unknown

AB	R	H	RBI
32	3	8	3
4	0	3	0
19	0	0	0

WP: 0 PA: 36
 PB: 0
 SB: 1
 CS: 0



Batter	1	2	3	4	5	6	7	8	9	AB R H RBI BB SO LOB	TOP																
Gary Thomasson, L (1, 9) OBP: 0.326, SLG: 0.328	4-0 1B HR BB	0-0 4-3		0-0 FC3-6			0-3 K		0-0 F9	4 1 0 0 1 1 3																	
Tito Fuentes, S (1, 4) OBP: 0.299, SLG: 0.301	0-0 1-3 HR 1B	4-0 BB BB		0-0 G6-3			0-0 F7			3 1 1 0 1 0 1																	
Bobby Bonds, R (1, 8) OBP: 0.367, SLG: 0.443	0-0 1-H 3-H HR	4-0 1-2 2-3 BB			0-0 1B		0-0 F3			3 1 2 3 1 0 0																	
Gary Matthews, R (1, 7) OBP: 0.365, SLG: 0.444	0-3 K	0-3 K			0-0 F7			0-0 L6		4 0 0 0 0 2 4																	
Ed Goodson, L (1, 3) OBP: 0.320, SLG: 0.383	0-0 4-3		0-0 P6		0-3 K			0-0 1-3		3 0 0 0 0 1 1																	
Dave Kingman, R (8, PH) OBP: 0.306, SLG: 0.441										1 0 0 0 0 0 0																	
Steve Ontiveros, S (1, 5) OBP: 0.375, SLG: 0.352	0-0 1B		4-0 FC5-4 BB		0-0 P4			0-3 K		1 0 1 0 1 0 0																	
Mike Phillips, L (3, 5) OBP: 0.253, SLG: 0.257										2 0 0 0 0 1 1																	
Chris Speier, R (1, 6) OBP: 0.331, SLG: 0.354	0-0 4-3		0-0 FC5-4		0-3 K			0-0 F7		4 0 0 0 0 1 2																	
Ken Rudolph, R (1, 2) OBP: 0.350, SLG: 0.277		4-0 BB 4-3 BB	0-0 FC5-4		0-0 F8			0-0 SH1-4 1B		3 0 1 0 1 0 1																	
Jim Barr, R (1, 1) OBP: 0.297, SLG: 0.333				0-0 FC3-6 1B				0-0 SH1-4		3 0 1 0 0 1 1																	
Gary Lavelle, S (7, 1)										0 0 0 0 0 0 0																	
Inning Stats	R: 3 E: 0 K: 1 S: 8	H: 3 LOB: 1 BB: 1 P: 12	R: 0 E: 0 K: 2 S: 7	H: 0 LOB: 3 BB: 3 P: 19	R: 0 E: 0 K: 0 S: 3	H: 0 LOB: 1 BB: 1 P: 7	R: 0 E: 0 K: 0 S: 3	H: 1 LOB: 0 BB: 0 P: 3	R: 0 E: 0 K: 1 S: 6	H: 1 LOB: 1 BB: 0 P: 6	R: 0 E: 0 K: 1 S: 5	H: 0 LOB: 0 BB: 0 P: 5	R: 0 E: 0 K: 1 S: 5	H: 0 LOB: 0 BB: 0 P: 5	R: 0 E: 0 K: 1 S: 5	H: 0 LOB: 0 BB: 0 P: 5	R: 0 E: 0 K: 0 S: 4	H: 1 LOB: 1 BB: 0 P: 4	1B: 5 2B: 0 3B: 0 HR: 1	SF: 0 SAC: 1 DP: 1 HBP: 0	WP: 0 PB: 0 SB: 1 CS: 0	PA: 37					
PITCHER	IP WLS BF H R ER SO BB IBB HBP BLK WP HR S P ERA WHIP																										
Pat Darcy, R (1, 1) ERA: 3.94	1.2		12	3	3	3	2	4	0	0	0	0	1	12	28	16.20	4.200										
Pedro Borbon, R (2, 1) ERA: 3.26	1.1		5	0	0	0	1	1	0	0	0	0	0	6	10	0.00	0.750										
Tom Carroll, R (4, 1) ERA: 3.51	2.0		7	2	0	0	1	0	0	0	0	0	0	9	9	0.00	1.000										
Tom Hall, L (6, 1) ERA: 4.08	4.0	W	13	1	0	0	3	0	0	0	0	0	0	19	19	0.00	0.250										

San Francisco Giants @ Cincinnati Reds
Riverfront Stadium, Cincinnati, OH
Fri Sep 27 1974, 7:05 PM EDT
Att. 18,967 - Unknown

AB	31
R	3
H	6
RBI	3
BB	5
SO	7
LOB	14



livebaseballscorecards.com

Batter	1	2	3	4	5	6	7	8	9	AB R H RBI BB SO LOB	TOP																
Gary Thomasson, L (1, 9) OBP: 0.324, SLG: 0.326	0-0 G2	0-0 FC4-6		0-0 6-3		0-0 1-3		0-0 F9		5 0 1 1 0 0 2																	
Tito Fuentes, S (1, 4) OBP: 0.298, SLG: 0.300	0-0 BB 1B	0-0 F7		0-0 6-3			0-0 5-3		0-0 F7	5 0 1 0 0 0 3																	
Bobby Bonds, R (1, 8) OBP: 0.366, SLG: 0.440	4-0 BB 1-2		0-3 K	0-0 6-3			0-0 6-3		0-0 6-3	4 0 0 0 1 1 1																	
Gary Matthews, R (1, 7) OBP: 0.367, SLG: 0.445	0-3 K		4-0 HR BB	0-0 G3			0-0 1B 1B		0-0 1B	4 2 2 0 1 1 3																	
Dave Kingman, R (1, 3) OBP: 0.307, SLG: 0.450	0-3 K		0-0 HR		0-0 6-3		0-0 1B 1B		0-0 F9	5 1 2 2 0 1 3																	
Chris Arnold, R (1, 6) OBP: 0.294, SLG: 0.333		0-0 1B FC4-6 1B	0-0 WP SF7 2B		0-0 3-1		0-0 1-3 2-H 1B			4 2 3 1 0 0 0																	
Bruce Miller, R (1, 5) OBP: 0.314, SLG: 0.325		0-0 FC4-6 1B 1-2 1B	0-0 SF7		0-0 F9		0-0 6-3			3 0 1 1 0 0 2																	
Ken Rudolph, R (1, 2) OBP: 0.350, SLG: 0.278		0-0 FC4-6 1B 1-2 2-3 1B	0-0 F8			0-0 6-3		0-0 L7		3 0 1 0 0 0 0																	
Dave Rader, L (8, PH) OBP: 0.344, SLG: 0.354										1 0 0 0 0 0 0																	
John Montefusco, R (1, 1) OBP: 0.333, SLG: 0.714		0-3 K		0-0 HR		0-3 K		0-0 1-4-3		1 0 0 0 0 1 3																	
Ed Hialicki, R (3, 1) OBP: 0.273, SLG: 0.455										1 1 1 1 0 0 0																	
Gary Lavelle, S (5, 1)										1 0 0 0 0 1 0																	
Steve Ontiveros, S (8, PH) OBP: 0.374, SLG: 0.351										1 0 0 0 0 0 0																	
Elias Sosa, R (8, 1) OBP: 0.087, SLG: 0.067										0 0 0 0 0 0 0																	
John Morris, R (8, 1) OBP: 1.000, SLG: 1.000										0 0 0 0 0 0 0																	
Butch Metzger, R (8, 1)										0 0 0 0 0 0 0																	
Inning Stats	R: 0 E: 0 K: 2 S: 8	H: 1 LOB: 2 BB: 1 P: 12	R: 1 E: 0 K: 1 S: 8	H: 3 LOB: 2 BB: 0 P: 8	R: 3 E: 0 K: 1 S: 7	H: 2 LOB: 0 BB: 1 P: 11	R: 1 E: 0 K: 0 S: 5	H: 2 LOB: 1 BB: 0 P: 5	R: 0 E: 0 K: 0 S: 3	H: 0 LOB: 0 BB: 0 P: 3	R: 0 E: 0 K: 1 S: 5	H: 0 LOB: 0 BB: 0 P: 5	R: 1 E: 0 K: 0 S: 6	H: 3 LOB: 2 BB: 0 P: 6	R: 0 E: 0 K: 0 S: 3	H: 0 LOB: 0 BB: 0 P: 3	R: 0 E: 0 K: 0 S: 4	H: 1 LOB: 1 BB: 0 P: 4	1B: 9 2B: 1 3B: 0 HR: 2	SF: 1 SAC: 0 DP: 0 HBP: 0	WP: 1 PB: 0 SB: 0 CS: 0	PA: 41					
PITCHER	IP WLS BF H R ER SO BB IBB HBP BLK WP HR S P ERA WHIP																										
Fred Norman, L (1, 1) ERA: 3.19	3.0		19	8	5	5	4	2	0	0	0	1	2	25	33	15.00	3.333										
Pedro Borbon, R (4, 1) ERA: 3.24	3.2		13	2	1	1	1	0	0	0	0	0	0	15	15	2.46	0.545										
Clay Carroll, R (7, 1) ERA: 2.15	1.1	W	5	1	0	0	0	0	0	0	0	0	0	5	5	0.00	0.750										
Dick Baney, R (9, 1) ERA: 4.28	1.0		4	1	0	0	0	0	0	0	0	0	0	4	4	0.00	1.000										

San Francisco Giants @ Cincinnati Reds
Riverfront Stadium, Cincinnati, OH
Sat Sep 28 1974, 3:33 AM EDT
Att: 28,158 - Unknown

AB	38
R	6
H	12
RBI	6
BB	2
SO	5
LOB	17



Batter	1	2	3	4	5	6	7	8	9	AB R H RBI BB SO LOB	TOP			
Gary Thomasson, L (1, 9) OBP: 0.328, SLG: 0.328	4-0 FC4-6 BB		0-0 P6		0-0 F7		0-0 1-2 1B		0-0 FC5-4 1B	4 0 2 0 1 0 0	San Francisco Giants @ Cincinnati Reds Riverfront Stadium, Cincinnati, OH Sun Sep 29 1974, 3:33 AM EDT Att: 50,342 - Unknown livebaseballscorecards.com			
Tito Fuentes, S (1, 4) OBP: 0.294, SLG: 0.296	0-0 FC4-6 1-2f		0-3 K		0-0 F7		0-0 F8		0-0 FC5-4 1-2f	5 0 0 0 0 1 4				
Bobby Bonds, R (1, 8) OBP: 0.365, SLG: 0.438	0-3 K		0-0 E5 2B		0-0 1B		0-3 K		0-0 F7	5 1 1 0 0 2 4				
Gary Matthews, R (1, 7) OBP: 0.365, SLG: 0.444	0-0 6-3		0-0 1-H 2B		0-3 K		0-3 K		0-3 K	5 0 1 1 0 3 3				
Dave Kingman, R (1, 3) OBP: 0.304, SLG: 0.444		0-3 K	0-3 K		0-3 K		0-3 K			4 0 0 0 0 4 1				
Chris Arnold, R (1, 5) OBP: 0.298, SLG: 0.333		0-0 1-3 1B		0-0 4-3		0-0 F9		4-0 3B BB		3 2 1 0 1 0 0				
Mike Phillips, L (1, 6) OBP: 0.257, SLG: 0.268		0-0 1-3 1-2		0-0 4-3 1B		0-0 1-3		0-0 1-H 3B		4 0 2 1 0 0 1				
Dave Rader, L (1, 2) OBP: 0.346, SLG: 0.354		0-0 2-H 1B		0-0 4-3		0-0 1-2		0-0 G3 BB	4-0 BB	3 0 1 1 1 0 1				
John D'Acquisto, R (1, 1) OBP: 0.210, SLG: 0.169 Steve Ontiveros, S (7, PH) OBP: 0.376, SLG: 0.351 Jim Barr, R (7, PR) OBP: 0.297, SLG: 0.333 John Morris, R (7, 1) OBP: 1.000, SLG: 1.000 Chris Speier, R (8, PH) OBP: 0.330, SLG: 0.354 Ron Bryant, S (8, 1) OBP: 0.156, SLG: 0.129		0-3 K	0-3 K		0-3 K		4-0 1B BB	0-0 F8		2 0 0 0 0 2 2 0 0 0 0 0 1 0 0 0 0 0 0 0 0 0 0 0 0 0 0 0 0 0 0 1 0 0 0 0 0 0 2 0 0 0 0 0 0 0 0				
Inning Stats	R: 0 H: 0 E: 1 LOB: 1 K: 1 BB: 1 S: 5 P: 9	R: 1 H: 2 E: 0 LOB: 1 K: 2 BB: 0 S: 9 P: 9	R: 1 H: 1 E: 1 LOB: 1 K: 2 BB: 0 S: 9 P: 9	R: 0 H: 1 E: 0 LOB: 1 K: 1 BB: 0 S: 6 P: 6	R: 0 H: 1 E: 0 LOB: 1 K: 1 BB: 0 S: 6 P: 6	R: 0 H: 0 E: 0 LOB: 0 K: 1 BB: 0 S: 5 P: 5	R: 0 H: 1 E: 0 LOB: 2 K: 1 BB: 1 S: 6 P: 10	R: 1 H: 1 E: 0 LOB: 2 K: 2 BB: 2 S: 8 P: 16	R: 0 H: 1 E: 0 LOB: 1 K: 1 BB: 0 S: 6 P: 6	1B: 6 SF: 0 2B: 1 SAC: 0 3B: 1 DP: 0 HR: 0 HBP: 0	WP: 0 PA: 40 PB: 0 SB: 1 CS: 0			
PITCHER	IP WLS BF H R ER SO BB IBB HBP BLK WP HR S P ERA WHIP												PITCHER	IP WLS BF H R ER SO BB IBB HBP BLK WP HR S P ERA WHIP
Clay Kirby, R (1, 1) ERA: 3.28	7.2 W 35 7 3 2 11 4 0 0 0 0 0 0 53 69 2.35 1.435													
Pedro Borbon, R (8, 1) ERA: 3.21	1.1 5 1 0 0 1 0 0 0 0 0 0 0 7 7 0.00 0.750													

San Francisco Giants @ Cincinnati Reds
Riverfront Stadium, Cincinnati, OH
Sun Sep 29 1974, 3:33 AM EDT
Att: 50,342 - Unknown
livebaseballscorecards.com

AB	36
R	3
H	8
RBI	3
BB	4
SO	12
LOB	18



Batter	1	2	3	4	5	6	7	8	9
Pete Rose, S (1, 7) OBP: 0.385, SLG: 0.389	0-0 F7		0-0 1B E 2B	0-0 5-3		4-0 WP PB HR BB		0-0 1-H 3B	
Joe Morgan, L (1, 4) OBP: 0.428, SLG: 0.498 Junior Kennedy, R (9, 4) OBP: 0.364, SLG: 0.176	0-0 F8		0-0 F8	0-0 1B		4-0 1-2 HR IBB		0-3 K	
Johnny Bench, R (1, 2) OBP: 0.366, SLG: 0.511	0-0 1B		0-0 WP E 1B	0-0 F9		0-0 1-H 2-H HR		0-0 4-3	
Tony Perez, R (1, 3) OBP: 0.333, SLG: 0.463	0-0 F9		0-0 1-H 3-H 1B		0-0 1B	0-0 F9		4-0 IBB	
Dan Driessen, L (1, 5) OBP: 0.347, SLG: 0.403 Ray Knight, R (8, 5) OBP: 0.200, SLG: 0.222		0-0 2B	0-0 1-3 1B		0-0 P6		0-0 G3	0-0 F9	
Dave Concepcion, R (1, 6) OBP: 0.336, SLG: 0.398		0-3 K	0-0 1-2 3-H 1B		0-0 P4		0-0 E5 FC4-6		0-0 F9
Ken Griffey, L (1, 9) OBP: 0.332, SLG: 0.364		0-3 K	0-0 F8		0-0 F7		0-0 FC4-6 FC6		0-0 F9
Cesar Geronimo, L (1, 8) OBP: 0.347, SLG: 0.398		4-0 IBB	0-0 G3			0-3 K	0-0 FC6		0-0 F9
Clay Kirby, R (1, 1) OBP: 0.163, SLG: 0.095 Pedro Borbon, R (8, 1) OBP: 0.192, SLG: 0.192		0-3 K		0-3 K		0-3 K		0-0 3B 1B	

Inning Stats	R: 0 E: 0 K: 0 S: 4	H: 1 LOB: 1 BB: 0 P: 4	R: 0 E: 0 K: 3 S: 10	H: 1 LOB: 2 BB: 1 P: 14	R: 3 E: 1 K: 0 S: 8	H: 4 LOB: 2 BB: 0 P: 8	R: 0 E: 0 K: 1 S: 6	H: 1 LOB: 1 BB: 0 P: 6	R: 0 E: 0 K: 0 S: 4	H: 1 LOB: 1 BB: 0 P: 4	R: 3 E: 0 K: 2 S: 8	H: 1 LOB: 0 BB: 2 P: 16	R: 0 E: 1 K: 0 S: 4	H: 0 LOB: 1 BB: 0 P: 4	R: 1 E: 0 K: 1 S: 7	H: 2 LOB: 2 BB: 1 P: 11
--------------	------------------------------	---------------------------------	-------------------------------	----------------------------------	------------------------------	---------------------------------	------------------------------	---------------------------------	------------------------------	---------------------------------	------------------------------	----------------------------------	------------------------------	---------------------------------	------------------------------	----------------------------------

PITCHER	IP	WLS	BF	H	R	ER	SO	BB	IBB	HBP	BLK	WP	HR	S	P	ERA	WHIP
John D'Acquisto, R (1, 1) ERA: 3.77	6.0	L	31	9	6	5	6	1	2	0	0	2	1	40	52	7.50	1.667
John Morris, L (7, 1) ERA: 2.66	1.0		4	0	0	0	0	0	0	0	0	0	0	4	4	0.00	0.000
Ron Bryant, L (8, 1) ERA: 5.61	1.0		6	2	1	1	1	0	1	0	0	0	0	7	11	9.00	2.000

BOTTOM

AB	R	H	RBI	BB	SO	LOB
4	2	2	1	1	0	0
4	1	1	0	1	1	2
0	0	0	0	0	0	0
5	2	3	3	0	0	2
4	1	1	1	1	0	1
4	0	2	0	0	0	1
1	0	0	0	0	0	2
4	0	1	1	0	1	2
4	0	0	0	0	1	5
3	0	0	0	1	1	3
3	0	0	0	0	3	2
1	1	1	0	0	0	0

San Francisco Giants @ Cincinnati Reds
Riverfront Stadium, Cincinnati, OH

Sun Sep 29 1974, 3:33 AM EDT
Att. 50,342 - Unknown

livebaseballscorecards.com

AB	37
R	7
H	11
RBI	6
BB	4
SO	7
LOB	20



WP	PA
2	41
PB	1
SB	0
CS	0

Batter	1	2	3	4	5	6	7	8	9	AB R H RBI BB SO LOB	TOP											
Derrel Thomas, S (1, 4) OBP: 0.313, SLG: 0.333	0-0 F9			0-0 4-3	0-0 SF7			0-0 FC2-5 1B		3 0 1 1 0 0 0	San Diego Padres @ San Francisco Giants Candlestick Park, San Francisco, CA Tue Oct 01 1974, 10:05 PM EDT Att. 1,192 - Unknown livebaseballscorecards.com											
Dave Hilton, R (1, 5) OBP: 0.279, SLG: 0.307	0-0 6-3			0-0 F3	0-0 F9			0-0 FC2-5 1B		4 0 1 0 0 0 1												
Jerry Turner, L (1, 7) OBP: 0.319, SLG: 0.295	0-3 K			0-0 1B				0-0 FC2-5 FC6-4		4 0 1 0 0 1 2												
Johnny Grubb, L (1, 8) OBP: 0.358, SLG: 0.408		0-0 F6		0-0 1B				0-0 F7		4 0 1 0 0 0 2												
Randy Elliott, R (1, 9) OBP: 0.343, SLG: 0.367		0-0 F3		0-0 F7				0-0 FC6-4		4 0 0 0 0 0 4												
Mike Ivie, R (1, 3) OBP: 0.161, SLG: 0.207		0-3 K			0-0 F7		0-0 E5		0-3 K	4 0 0 0 0 2 0												
Fred Kendall, R (1, 2) OBP: 0.305, SLG: 0.333			0-0 F8		4-0 E 1B BB		0-3 K		0-0 6-3	3 1 0 0 1 1 0												
Bill Almon, R (1, 6) OBP: 0.286, SLG: 0.314			0-3 K		0-0 E8 1B SF7 1B		0-0 1B		0-0 4-3	4 1 2 0 0 1 0												
Dave Freisleben, R (1, 1) OBP: 0.254, SLG: 0.234			0-3 K		0-0 1B		0-0 F3			2 0 1 1 0 1 0												
Willie McCovey, L (7, PH) OBP: 0.415, SLG: 0.506										1 0 0 0 0 0 1												
Larry Hardy, R (7, 1)										0 0 0 0 0 0 0												
Dave Tomlin, L (8, 1)					1-3 3-H 1B					0 0 0 0 0 0 0												
Inning Stats	R: 0 E: 0 K: 1 S: 5	H: 0 LOB: 0 BB: 0 P: 5	R: 0 E: 0 K: 1 S: 5	H: 0 LOB: 0 BB: 0 P: 5	R: 0 E: 0 K: 2 S: 7	H: 0 LOB: 0 BB: 0 P: 7	R: 0 E: 0 K: 0 S: 5	H: 2 LOB: 2 BB: 0 P: 5	R: 2 E: 1 K: 0 S: 5	H: 2 LOB: 1 BB: 1 P: 9	R: 0 E: 0 K: 0 S: 3	H: 0 LOB: 0 BB: 0 P: 3	R: 0 E: 1 K: 1 S: 6	H: 1 LOB: 1 BB: 0 P: 6	R: 0 E: 0 K: 0 S: 5	H: 2 LOB: 2 BB: 0 P: 5	R: 0 E: 0 K: 1 S: 5	H: 0 LOB: 0 BB: 0 P: 5	1B: 7 2B: 0 3B: 0 HR: 0	SF: 1 SAC: 0 DP: 0 HBP: 0	WP: 0 PB: 0 SB: 0 CS: 0	PA: 35
PITCHER	IP WLS BF H R ER SO BB IBB HBP BLK WP HR S P ERA WHIP																					
Tom Bradley, R (1, 1) ERA: 5.16	6.0 W 23 4 2 2 4 1 0 0 0 0 0 30 34 3.00 0.833																					
Jim Barr, R (7, 1) ERA: 2.74	3.0 S 12 3 0 0 2 0 0 0 0 0 0 16 16 0.00 1.000																					



Batter	1	2	3	4	5	6	7	8	9
Gary Thomasson, L (1, 9) OBP: 0.327, SLG: 0.329	0-0 G3		0-0 4-3		0-0 4-3		0-0 1-3 2B	0-3 K	
Tito Fuentes, S (1, 4) OBP: 0.293, SLG: 0.297	0-0 F8		0-0 F8		0-0 2B		0-0 4-3	0-0 FC6-4	
Bobby Bonds, R (1, 8) OBP: 0.364, SLG: 0.435	4-0 FC5-4 BB			0-3 K	0-3 K		0-0 6-3		
Gary Matthews, R (1, 7) OBP: 0.365, SLG: 0.442	0-0 FC5-4			4-0 2B BB		0-0 4-3		0-0 6-3	
Dave Kingman, R (1, 3) OBP: 0.303, SLG: 0.445		0-0 F8		0-3 K		0-3 K		0-0 HBP 2B	
Chris Speier, R (1, 6) OBP: 0.335, SLG: 0.362		0-0 E8 3B		0-0 1B 2B		4-0 BB		4-0 HBP 2B IBB	
Mike Phillips, L (1, 5) OBP: 0.258, SLG: 0.269		0-0 F7		0-0 1B		0-0 F7		1-0 2B 1B HBP	
Bruce Miller, R (8, PH) OBP: 0.318, SLG: 0.325								1-2 2-3 HBP	
Dave Rader, L (1, 2) OBP: 0.348, SLG: 0.358		0-0 4-3		0-0 F8			0-0 2B 1B	0-0 1B 2B	
Tom Bradley, R (1, 1) OBP: 0.140, SLG: 0.100			0-0 F8		0-3 K		0-3 K	0-0 FC6-4	
Jim Barr, R (7, 1) OBP: 0.303, SLG: 0.338								2-H 3-H 1B	

Inning Stats	R: 0	H: 0	E: 0	K: 0	S: 3	R: 1	H: 1	E: 1	K: 0	S: 4	R: 0	H: 0	E: 0	K: 0	S: 3	R: 2	H: 2	E: 0	K: 2	S: 9	R: 0	H: 1	E: 0	K: 2	S: 8	R: 0	H: 0	E: 0	K: 1	S: 5	R: 0	H: 2	E: 0	K: 1	S: 7	R: 4	H: 3	E: 0	K: 1	S: 8	1B: 3	2B: 5	3B: 1	HR: 0	SF: 0	SAC: 0	DP: 0	HBP: 1	WP: 0	PA: 38
	0	0	0	0	3	1	1	1	0	4	0	0	0	0	3	2	2	0	2	9	0	0	0	0	8	0	0	0	0	5	0	0	0	0	7	4	3	0	0	8	3	5	1	0	0	38				

PITCHER	IP	WLS	BF	H	R	ER	SO	BB	IBB	HBP	BLK	WP	HR	S	P	ERA	WHIP
Dave Freisleben, R (1, 1) ERA: 3.66	6.0	L	25	4	3	3	5	3	0	0	0	0	0	32	44	4.50	1.167
Larry Hardy, R (7, 1) ERA: 4.71	1.1		8	3	2	2	1	0	1	0	0	0	0	9	13	13.50	2.250
Dave Tomlin, L (8, 1) ERA: 4.47	0.2		5	2	2	2	1	0	0	1	0	0	0	6	7	27.00	3.000

BOTTOM

San Diego Padres @ San Francisco Giants
Candlestick Park, San Francisco, CA

Tue Oct 01 1974, 10:05 PM EDT
Att. 1,192 - Unknown

livebaseballscorecards.com

AB	33
R	7
H	9
RBI	6
BB	4
SO	7
LOB	12



BOTTOM

San Diego Padres @ San Francisco Giants
Candlestick Park, San Francisco, CA
Wed Oct 02 1974, 6:33 AM EDT
Att. 1,349 - Unknown

livebaseballscores.com

AB 36
R 5
H 9
RBI 5
BB 8
SO 7
LOB 21



WP: 0 PA: 45
PB: 0
SB: 0
CS: 0

AB R H RBI BB SO LOB

5 1 1 0 0 1 3

4 2 1 0 0 0 0
1 0 0 0 0 0 0

4 1 1 1 1 2 0

2 1 1 0 3 0 2

4 0 0 1 1 2 5

4 0 1 0 1 0 4

3 0 1 2 1 1 0

5 0 3 1 0 0 3

3 0 0 0 0 0 1 3
0 0 0 0 0 0 0 0
0 0 0 0 0 0 0 0
0 0 0 0 0 1 0 0
0 0 0 0 0 0 0 0
0 0 0 0 0 0 0 0
0 0 0 0 0 0 0 0
1 0 0 0 0 0 0 1

1B: 9 SF: 0
2B: 0 SAC: 1
3B: 0 DP: 0
HR: 0 HBP: 0

Batter	1	2	3	4	5	6	7	8	9
Gary Thomasson, L (1, 9) OBP: 0.325, SLG: 0.327	0-0 4-3		0-0 1B 1B	0-0 F8	0-3 K		0-0 F8		
Mike Phillips, L (1, 5) OBP: 0.258, SLG: 0.269 Bruce Miller, R (8, PH) OBP: 0.316, SLG: 0.323	0-0 F4		0-0 1B 1B	0-0 E4 BB BB		0-0 4-3		0-0 4-3	
Bobby Bonds, R (1, 8) OBP: 0.364, SLG: 0.434	0-0 F9		0-0 1B 1B	4-0 BB BB		0-3 K		0-3 K	
Gary Matthews, R (1, 7) OBP: 0.368, SLG: 0.442		4-0 BB 1B BB	0-0 6-3	4-0 BB BB		0-0 1B		4-0 BB	
Dave Kingman, R (1, 3) OBP: 0.302, SLG: 0.440	0-0 F8		0-0 F7	4-0 BB		0-3 K		0-3 K	
Chris Speier, R (1, 6) OBP: 0.336, SLG: 0.361	0-0 F8		4-0 E 1B IBB	0-0 F2			0-0 SH1-4 1B		0-0 F2
Glenn Redmon, R (1, 4) OBP: 0.278, SLG: 0.412		4-0 1B BB	0-0 E8 1B		0-3 K		0-0 SH1-4		0-0 F3
Dave Rader, L (1, 2) OBP: 0.351, SLG: 0.362	0-0 1B		0-0 F6		0-0 1B		0-0 F7		0-0 1B
Ed Halicki, R (1, 1) OBP: 0.240, SLG: 0.400 John Montelusco, R (7, 1) OBP: 0.333, SLG: 0.714 Gary Lavelle, S (7, 1) OBP: 0.067, SLG: 0.333 Chris Arnold, R (7, PH) OBP: 0.302, SLG: 0.333 Elias Sosa, R (8, 1) OBP: 0.067, SLG: 0.067 John Morris, R (9, 1) OBP: 1.000, SLG: 1.000 Butch Metzger, R (9, 1) OBP: 0.375, SLG: 0.350	0-0 F8		0-0 F8		0-3 K		4-0 IBB		0-0 F8

Inning Stats	R: 0	H: 0	E: 0	K: 0	S: 3	H: 0	LOB: 0	BB: 0	P: 3	R: 1	H: 1	E: 0	K: 0	S: 4	H: 4	LOB: 2	BB: 2	P: 12	R: 3	H: 4	E: 1	K: 0	S: 7	H: 0	LOB: 3	BB: 3	P: 16	R: 0	H: 1	E: 0	K: 3	S: 10	R: 0	H: 1	E: 0	K: 2	S: 8	R: 0	H: 1	E: 0	K: 0	S: 4	R: 0	H: 0	E: 0	K: 2	S: 7	R: 0	H: 0	E: 0	K: 0	S: 4	R: 0	H: 1	E: 0	K: 0	S: 4	R: 0	H: 1	E: 0	K: 0	S: 4	R: 0	H: 0	E: 0	K: 2	S: 7	R: 0	H: 1	E: 0	K: 0	S: 4	1B: 9	SF: 0	2B: 0	SAC: 1	3B: 0	DP: 0	HR: 0	HBP: 0
--------------	------	------	------	------	------	------	--------	-------	------	------	------	------	------	------	------	--------	-------	-------	------	------	------	------	------	------	--------	-------	-------	------	------	------	------	-------	------	------	------	------	------	------	------	------	------	------	------	------	------	------	------	------	------	------	------	------	------	------	------	------	------	------	------	------	------	------	------	------	------	------	------	------	------	------	------	------	-------	-------	-------	--------	-------	-------	-------	--------

PITCHER	IP	WLS	BF	H	R	ER	SO	BB	IBB	HBP	BLK	WP	HR	S	P	ERA	WHIP
Dan Spillner, R (1, 1) ERA: 4.01	3.2		22	5	5	4	0	4	4	0	0	0	0	17	37	9.82	2.455
Bill Laxton, L (4, 1) ERA: 4.03	1.1		6	1	0	0	3	1	0	0	0	0	0	11	15	0.00	1.500
Mike Johnson, R (6, 1) ERA: 4.64	1.0		4	1	0	0	2	0	0	0	0	0	0	8	8	0.00	1.000
Dave Tomlin, L (7, 1) ERA: 4.34	1.2		8	1	0	0	1	1	1	0	0	0	0	8	16	0.00	1.200
Larry Hardy, R (8, 1) ERA: 4.69	0.1	W	1	0	0	0	1	0	0	0	0	0	0	3	3	0.00	0.000

PITCHER	IP	WLS	BF	H	R	ER	SO	BB	IBB	HBP	BLK	WP	HR	S	P	ERA	WHIP
Bill Greif, R (9, 1) ERA: 4.66	1.0		4	1	0	0	0	0	0	0	0	0	0	4	4	0.00	1.000