

# San Francisco Giants - 1975

Batter	1	2	3	4	5	6	7	8	9	10	AB	R	H	RBI	BB	SO	LOB	TOP	
Gary Maddox, R (1.8)	5-3			F8														2 0 0 0 2 0 0	
Derrel Thomas, S (1.4)	F8			4-3		CS	6-3		L9									4 0 0 0 0 0 2	
Gary Thomasson, L (1.3)	F8			F6			1-3		G3									4 0 0 0 0 0 2	
Bobby Murcer, L (1.9) OBP: 0.500, SLG: 0.750							4-3		F9									4 1 2 0 0 0 0	
Gary Matthews, R (1.7) OBP: 0.500, SLG: 0.667																		3 1 1 1 1 0 1	
Chris Spier, R (1.6) OBP: 0.667, SLG: 0.667																		3 0 2 0 0 0 0	
Steve Ontiveros, S (1.5)																		4 0 0 1 0 1 3	
Dave Rader, L (1.2) Horace Speed, R (9, PR) Marc Hill, R (9, 2)																		3 0 1 0 0 1 0 0 0 0 0 0 0 0 1 0 0 0 0 1 0	
Jim Barr, R (1.1)																		2 0 0 0 0 2 0	
<b>Inning Stats</b>	R: 0 E: 0 K: 0 S: 3	H: 0 LOB: 0 BB: 0 P: 3	R: 0 E: 0 K: 0 S: 3	H: 1 LOB: 0 BB: 0 P: 3	R: 0 E: 0 K: 2 S: 7	H: 0 LOB: 0 BB: 0 P: 7	R: 0 E: 0 K: 1 S: 4	H: 0 LOB: 0 BB: 1 P: 8	R: 0 E: 0 K: 0 S: 3	H: 0 LOB: 0 BB: 0 P: 3	R: 0 E: 0 K: 1 S: 5	H: 1 LOB: 1 BB: 0 P: 5	R: 0 E: 0 K: 0 S: 4	H: 1 LOB: 2 BB: 1 P: 8	R: 2 E: 0 K: 1 S: 7	H: 2 LOB: 0 BB: 0 P: 7	1B: 4 2B: 3 3B: 0 HR: 0	SF: 0 SAC: 2 DP: 3 HBP: 0	WP: 0 PA: 36 PB: 0 SB: 0 CS: 2
<b>PITCHER</b>	IP: 9.0 WLS: 0 BF: 30 H: 4 R: 0 ER: 0 SO: 4 ERA: 0.00 WHIP: 0.667	IP: 1.0 WLS: L BF: 5 H: 2 R: 2 ER: 1 SO: 1 ERA: 18.0																	

San Francisco Giants @ San Diego Padres  
San Diego Stadium, San Diego, CA  
Thu Apr 10 1975, 10:05 PM EDT  
Att: 17,670 - Unknown

AB	30
R	2
H	6
RBI	2
BB	3
SO	5
LOB	8



Batter	1	2	3	4	5	6	7	8	9	10	AB	R	H	RBI	BB	SO	LOB	BOTTOM	
Bobby Tolan, L (1.7) OBP: 0.250, SLG: 0.250	3-1																	4 0 1 0 0 0 2	
Tito Fuentes, S (1.4) John Scott, R (9, PR) Rich Folkers, L (10, 1)	4-3																	4 0 1 0 0 0 3 0 0 0 0 0 0 0 0 0 0 0 0 0 0	
Dave Winfield, R (1.9)	6-3																	4 0 0 0 0 0 1	
Wille McCovey, L (1.3) OBP: 0.250, SLG: 0.500																		4 0 1 0 0 0 1	
Johnny Grubb, L (1.8) OBP: 0.500, SLG: 0.750																		4 0 2 0 0 1 0	
Glenn Beckert, R (1.5) Hector Torres, R (9, 5) (10, 4)																		3 0 1 0 0 0 1 1 0 0 0 0 0 0	
Randy Hundley, R (1.2) Fred Kendall, R (10, 2)																		2 0 0 0 1 1 1 1 0 0 0 0 0 0	
Enzo Hernandez, R (1.6) OBP: 0.500, SLG: 0.500																		2 0 1 0 0 0 1	
Randy Jones, R (1.1) Dave Hilton, R (10, 5)																		3 0 1 0 0 2 1 0 0 0 0 0 0 0	
<b>Inning Stats</b>	R: 0 E: 0 K: 0 S: 3	H: 0 LOB: 0 BB: 0 P: 3	R: 0 E: 0 K: 0 S: 3	H: 1 LOB: 2 BB: 1 P: 8	R: 0 E: 0 K: 0 S: 3	H: 1 LOB: 0 BB: 0 P: 3	R: 0 E: 0 K: 1 S: 5	H: 1 LOB: 0 BB: 0 P: 5	R: 0 E: 0 K: 0 S: 3	H: 1 LOB: 1 BB: 0 P: 3	R: 0 E: 0 K: 1 S: 6	H: 1 LOB: 1 BB: 0 P: 6	R: 0 E: 0 K: 0 S: 4	H: 1 LOB: 1 BB: 0 P: 4	R: 0 E: 0 K: 1 S: 5	H: 0 LOB: 0 BB: 0 P: 5	1B: 6 2B: 3 3B: 0 HR: 0	SF: 0 SAC: 1 DP: 3 HBP: 0	WP: 0 PA: 35 PB: 0 SB: 0 CS: 1
<b>PITCHER</b>	IP: 10.0 WLS: W BF: 34 H: 8 R: 0 ER: 0 SO: 4 ERA: 0.00 WHIP: 0.900																		

San Francisco Giants @ San Diego Padres  
San Diego Stadium, San Diego, CA  
Thu Apr 10 1975, 10:05 PM EDT  
Att: 17,670 - Unknown

AB	32
R	0
H	8
RBI	0
BB	1
SO	4
LOB	11




Batter	1	2	3	4	5	6	7	8	9	AB	R	H	RBI	BB	SO	LOB	TOP			
Ralph Garr, L OBP: 0.412, SLG: 0.375	1-3	1-3						SH1-4 HR 1B		4	1	2	0	0	0	1	Atlanta Braves @ San Francisco Giants Candlestick Park, San Francisco, CA Fri Apr 11 1975, 6:33 AM EDT Att: 17,649 - Unknown			
Marty Perez, R OBP: 0.188, SLG: 0.188	1B 1B		5-3				F9	SH1-4		3	1	1	0	0	0	1				
Darrell Evans, L OBP: 0.375, SLG: 0.625	1B 1-2		4-3				P5	HR		4	1	2	2	0	0	0				
Mike Lum, L OBP: 0.250, SLG: 0.200	F9		4-3				4-3	HR		4	0	1	0	0	0	2				
Dusty Baker Jr., R OBP: 0.188, SLG: 0.375	1-2 2-H 1B						F9	G5-4-3 1B		4	1	2	2	0	0	1				
Rowland Office, L OBP: 0.250, SLG: 0.313	4-3						B3	HR		4	0	1	0	0	0	2				
Vic Correll, R OBP: 0.267, SLG: 0.214			5-3				F7	CS 1B		4	0	1	0	0	0	1				
Laryell Blanks, R OBP: 0.200, SLG: 0.200							1-3	5-3		4	0	1	0	0	0	2				
Buzz Capra, R			FC1-6 1B				6-3	1-3		4	0	0	0	0	0	2	Braves			
			FC1-6				6-3	1-3		4	0	0	0	0	0	2				
<b>Inning Stats</b>	R: 1 E: 0 K: 0 S: 6	H: 3 LOB: 2 BB: 0 P: 6	R: 0 E: 0 K: 0 S: 4	H: 1 LOB: 1 BB: 0 P: 4	R: 0 E: 0 K: 0 S: 3	H: 0 LOB: 0 BB: 0 P: 3	R: 0 E: 0 K: 0 S: 3	H: 0 LOB: 0 BB: 0 P: 3	R: 0 E: 0 K: 0 S: 4	H: 1 LOB: 1 BB: 0 P: 4	R: 0 E: 0 K: 0 S: 3	H: 1 LOB: 0 BB: 0 P: 3	R: 0 E: 0 K: 0 S: 5	H: 3 LOB: 0 BB: 0 P: 5	R: 0 E: 0 K: 0 S: 4	H: 1 LOB: 1 BB: 0 P: 4	1B: 8 2B: 1 3B: 0 HR: 2	SF: 0 SAC: 1 DP: 1 HBP: 0	WP: 0 PB: 0 SB: 0 CS: 1	PA: 36
<b>PITCHER</b>	IP WLS BF H R ER SO BB IBB HBP BLK WP HR S P ERA WHIP	7.1 L 31 10 4 4 0 0 0 0 0 0 2 31 4.91 1.364	1.2 5 1 0 0 0 0 0 0 0 0 0 5 5 0.00 0.600	<b>PITCHER</b>																

Batter	1	2	3	4	5	6	7	8	9	AB	R	H	RBI	BB	SO	LOB	BOTTOM			
Gary Maddox, R (1, 8)	F7		5-3					F7		4	0	0	0	0	0	0	Atlanta Braves @ San Francisco Giants Candlestick Park, San Francisco, CA Fri Apr 11 1975, 6:33 AM EDT Att: 17,649 - Unknown			
Derrel Thomas, S (1, 4)	6-3		4-3					F9		4	0	0	0	0	0	0				
Gary Thomasson, L (1, 3)	4-0 BB 2B							F6		3	1	0	0	1	0	0				
Bobby Murcer, L OBP: 0.625, SLG: 1.143	1-H 2B							SH5-4 BB G3 BB		3	1	2	1	1	0	0				
Gary Matthews, R OBP: 0.500, SLG: 0.500	K							G3 SH5-4 BB		3	0	1	0	1	2	2				
Chris Speier, R OBP: 0.333, SLG: 0.333								SH5-4		3	0	0	0	0	1	2				
Steve Ontiveros, S (1, 5)	F6							G3		3	0	0	1	0	0	1				
Dave Rader, L OBP: 0.167, SLG: 0.167 Gary Lavelle, S (8, 1)	F3							F6		3	0	0	0	0	0	0				
Mike Caldwell, R (1, 1) Marc Hill, R (8, 2)								F8		2	0	0	0	0	1	0	GIANTS			
								F8		1	0	0	0	0	0	0				
<b>Inning Stats</b>	R: 1 E: 0 K: 1 S: 6	H: 1 LOB: 1 BB: 1 P: 10	R: 0 E: 0 K: 0 S: 3	H: 0 LOB: 0 BB: 0 P: 3	R: 0 E: 0 K: 1 S: 5	H: 0 LOB: 0 BB: 0 P: 5	R: 0 E: 0 K: 2 S: 8	H: 1 LOB: 1 BB: 0 P: 8	R: 0 E: 0 K: 0 S: 3	H: 0 LOB: 0 BB: 0 P: 3	R: 0 E: 0 K: 0 S: 3	H: 0 LOB: 1 BB: 2 P: 11	R: 0 E: 0 K: 0 S: 3	H: 0 LOB: 0 BB: 0 P: 3	R: 0 E: 0 K: 0 S: 4	H: 1 LOB: 1 BB: 0 P: 4	1B: 1 2B: 1 3B: 1 HR: 0	SF: 0 SAC: 1 DP: 0 HBP: 0	WP: 0 PB: 0 SB: 0 CS: 0	PA: 33
<b>PITCHER</b>	IP WLS BF H R ER SO BB IBB HBP BLK WP HR S P ERA WHIP	9.0 W 33 3 2 2 4 3 0 0 0 0 0 38 2.00 0.667	<b>PITCHER</b>																	

Batter	1	2	3	4	5	6	7	8	9	AB	R	H	RBI	BB	SO	LOB	TOP											
Ralph Garr, L OBP: 0.409, SLG: 0.429 (1, 7)	F6		1B HR 2B			K		1-3		5	2	2	0	0	1	0	<p>Atlanta Braves @ San Francisco Giants</p> <p>Candlestick Park, San Francisco, CA</p> <p>Sat Apr 12 1975, 6:33 AM EDT</p> <p>Att: 4,863 - Unknown</p>											
Marty Perez, R OBP: 0.286, SLG: 0.250 (1, 4)	K		HR			E 1B		FC3-6 BB SF8	F8	4	3	2	1	1	1	0												
Darrell Evans, L OBP: 0.381, SLG: 0.700 (1, 5)	F5		HR			P6		FC3-6 BB	5-3	4	1	1	3	1	0	2												
Mike Lum, L OBP: 0.238, SLG: 0.158 (1, 3)		F7	G5-4-3 BB			E3 WP BB		FC3-6 HBP	F6	4	0	0	0	1	0	3												
Dusty Baker Jr., R OBP: 0.200, SLG: 0.333 (1, 9)	F9		G5-4-3			WP BB		SF8		2	0	0	1	1	0	1												
Rowland Office, L OBP: 0.300, SLG: 0.278 (7, PR)	E3					4-3		3-H		2	0	0	0	1	0	0												
Craig Robinson, R (7, PR)								1-2		0	0	0	0	0	0	0												
Dave May, L (7, 8)								FC6-4 HBP		0	0	0	0	0	0	0												
Vic Correll, R OBP: 0.211, SLG: 0.167 (1, 2)	K					F5		G1-2-3		4	0	0	0	0	1	6												
Laryell Blanks, R OBP: 0.211, SLG: 0.167 (1, 6)			K			5-3			F7	3	0	0	0	1	1	0												
Carl Morton, R (1, 1)			2B 1B BB			K			F9	3	1	0	0	1	1	1												
<b>Inning Stats</b>	R: 0 E: 0 K: 1 S: 5	H: 0 LOB: 0 BB: 0 P: 5	R: 0 E: 2 K: 1 S: 6	H: 0 LOB: 1 BB: 0 P: 6	R: 4 E: 0 K: 1 S: 7	H: 3 LOB: 0 BB: 2 P: 15	R: 0 E: 0 K: 1 S: 5	H: 0 LOB: 1 BB: 1 P: 9	R: 2 E: 1 K: 0 S: 4	H: 1 LOB: 2 BB: 3 P: 16	R: 0 E: 0 K: 1 S: 5	H: 0 LOB: 0 BB: 0 P: 5	R: 1 E: 0 K: 0 S: 4	H: 1 LOB: 2 BB: 1 P: 9	R: 0 E: 0 K: 0 S: 3	H: 0 LOB: 0 BB: 0 P: 3	R: 0 E: 0 K: 0 S: 3	H: 0 LOB: 0 BB: 0 P: 3	1B: 3 2B: 1 3B: 0 HR: 1	SF: 1 SAC: 0 DP: 2 HBP: 1	WP: 1 PB: 0 SB: 0 CS: 0	PA: 40						
<b>PITCHER</b>	IP WLS BF	H R ER SO	BB IBB HBP BLK	WP HR S P	ERA WHIP											ERA WHIP												
John D'Acquisto, R ERA: 11.25 (1, 1)	4.0	L	20	4	6	5	4	4	0	0	0	0	0	1	24	40	11.25	2.000										
Charlie Williams, R ERA: 1.8 (5, 1)	5.0		20	1	1	1	1	2	1	1	0	1	0	18	31	1.80	0.600											

Batter	1	2	3	4	5	6	7	8	9	AB	R	H	RBI	BB	SO	LOB	BOTTOM											
Von Joshua, L OBP: 0.200, SLG: 0.400 (1, 8)	F8		3-1 1B 2B			F8			F8	5	1	1	0	0	0	3	<p>Atlanta Braves @ San Francisco Giants</p> <p>Candlestick Park, San Francisco, CA</p> <p>Sat Apr 12 1975, 6:33 AM EDT</p> <p>Att: 4,863 - Unknown</p>											
Derrel Thomas, S OBP: 0.077, SLG: 0.077 (1, 4)	F4		F8			3-1		F4		5	0	1	0	0	0	1												
Gary Thomasson, L (1, 3)	F6		3-1			G3		G3		5	0	0	0	0	0	3												
Bobby Murcer, L OBP: 0.667, SLG: 1.100 (1, 9)		2B 2B	1B BB			BB 1B		F5		3	1	2	0	1	0	0												
Gary Matthews, R OBP: 0.500, SLG: 0.444 (1, 7)		5-3	1B			BB		F8		3	0	1	1	1	0	1												
Chris Speier, R OBP: 0.300, SLG: 0.400 (1, 6)		HR 2B	L1			BB		6-3		4	1	1	1	0	0	4												
Steve Ontiveros, S OBP: 0.091, SLG: 0.091 (1, 5)		K				5-3 1B		6-3		4	0	1	0	0	1	1												
Marc Hill, R OBP: 0.167, SLG: 0.667 (1, 2)		HR				5-3		5-3		4	1	1	2	0	0	1												
John D'Acquisto, R (1, 1)									F5	2	0	0	0	0	1	1												
Charlie Williams, R (5, 1)									1B	0	0	0	0	1	0	0												
Ed Goodson, L (9, PH)									BB	0	0	0	0	1	0	0												
Horace Speed, R (9, PR)									BB	0	0	0	0	0	0	0												
<b>Inning Stats</b>	R: 0 E: 0 K: 0 S: 3	H: 0 LOB: 0 BB: 0 P: 3	R: 3 E: 0 K: 2 S: 10	H: 3 LOB: 0 BB: 0 P: 10	R: 1 E: 0 K: 0 S: 5	H: 2 LOB: 2 BB: 1 P: 9	R: 0 E: 0 K: 0 S: 4	H: 1 LOB: 1 BB: 0 P: 4	R: 0 E: 0 K: 0 S: 4	H: 1 LOB: 2 BB: 1 P: 8	R: 0 E: 0 K: 0 S: 3	H: 0 LOB: 0 BB: 1 P: 7	R: 0 E: 0 K: 0 S: 3	H: 0 LOB: 0 BB: 0 P: 3	R: 0 E: 0 K: 0 S: 3	H: 0 LOB: 2 BB: 1 P: 8	R: 0 E: 0 K: 0 S: 4	H: 1 LOB: 2 BB: 1 P: 8	1B: 4 2B: 3 3B: 0 HR: 1	SF: 0 SAC: 0 DP: 0 HBP: 0	WP: 0 PB: 0 SB: 0 CS: 0	PA: 39						
<b>PITCHER</b>	IP WLS BF	H R ER SO	BB IBB HBP BLK	WP HR S P	ERA WHIP											ERA WHIP												
Carl Morton, R ERA: 2.0 (1, 1)	9.0	W	39	8	4	4	2	4	0	0	0	0	0	1	39	55	4.00	1.333										

Batter	1	2	3	4	5	6	7	8	9	AB	R	H	RBI	BB	SO	LOB	TOP			
Ralph Garr, L (1,7) OBP: 0.346, SLG: 0.360	F7		F8		4-3			F6		4	0	0	0	0	0	2	<b>Atlanta Braves @ San Francisco Giants</b> Candlestick Park, San Francisco, CA Sun Apr 13 1975, 6:33 AM EDT Unknown			
Marty Perez, R (1,4) OBP: 0.280, SLG: 0.217	FC3-6 BB		6-3				6-3	K		3	0	0	0	1	1					
Darrell Evans, L (1,5) OBP: 0.360, SLG: 0.625	FC3-6 1-2				K		G3			4	0	1	0	0	1					
Mike Lum, L (1,3) OBP: 0.200, SLG: 0.130	4-3				5-3		4-3			4	0	0	0	0	2					
Dusty Baker Jr., R (1,9) OBP: 0.208, SLG: 0.318			F9				F2			4	0	1	0	0	0	1				
Rowland Office, L (1,8) OBP: 0.292, SLG: 0.273							4-3			4	0	1	0	0	1	2				
Johnny Oates, L (1,2) OBP: 0.333, SLG: 0.667			K				5-3			3	0	1	0	0	1					
Laryell Blanks, R (1,6) OBP: 0.182, SLG: 0.143			K				P6	F2		3	0	0	0	0	1	2				
Ron Reed, R (1,1)										2	0	0	0	0	2	1				
Tom House, L (7,1)										0	0	0	0	0	0	0				
Dave May, L (8,PH)										0	0	0	0	1	0	0				
Roric Harrison, R (8,1)								BB		0	0	0	0	0	0	0				
<b>Inning Stats</b>	R: 0 E: 0 K: 0 S: 3	H: 0 LOB: 1 BB: 1 P: 7	R: 0 E: 0 K: 2 S: 8	H: 1 LOB: 1 BB: 0 P: 8	R: 0 E: 0 K: 1 S: 5	H: 0 LOB: 0 BB: 0 P: 5	R: 0 E: 0 K: 2 S: 8	H: 1 LOB: 1 BB: 0 P: 8	R: 0 E: 0 K: 1 S: 6	H: 1 LOB: 1 BB: 0 P: 6	R: 0 E: 0 K: 0 S: 3	H: 0 LOB: 0 BB: 0 P: 3	R: 0 E: 0 K: 0 S: 3	H: 0 LOB: 1 BB: 1 P: 9	R: 0 E: 0 K: 0 S: 4	H: 1 LOB: 1 BB: 0 P: 4	1B: 3 2B: 1 3B: 0 HR: 0	SF: 0 SAC: 0 DP: 0 HBP: 0	WP: 0 PB: 0 SB: 1 CS: 0	PA: 33
<b>PITCHER</b> John Montefusco, R (1,1) ERA:	IP: 9.0 WLS: W BF: 33 H: 4 R: 0 ER: 0 SO: 7 BB: 2 IBB: 0 HBP: 0 BLK: 0 WP: 0 HR: 0 S: 45 P: 53 ERA: 0.00 WHIP: 0.667															<b>PITCHER</b>				

Batter	1	2	3	4	5	6	7	8	9	AB	R	H	RBI	BB	SO	LOB	BOTTOM	
Gary Maddox, R (1,8) OBP: 0.250, SLG: 0.200	F8		4-3		3-1					4	0	1	2	0	0	0	<b>Atlanta Braves @ San Francisco Giants</b> Candlestick Park, San Francisco, CA Sun Apr 13 1975, 6:33 AM EDT Unknown	
Derrel Thomas, S (1,4) OBP: 0.059, SLG: 0.059	1-3		P5				4-3	5-3		4	0	0	0	0	0	1		
Gary Thomasson, L (1,3) OBP: 0.000, SLG: 0.000			E5 FC6 BB				L5	F8		3	0	0	0	1	0	0		
Bobby Murcer, L (1,9) OBP: 0.500, SLG: 0.786	L6		FC6 1-2				K	4-3		4	0	0	0	0	1	2		
Gary Matthews, R (1,7) OBP: 0.563, SLG: 0.846			4-3 1B S 1B				6-3	1B 2B HR		4	3	3	1	0	0	0		
Chris Speier, R (1,6) OBP: 0.286, SLG: 0.357			K 1-2				F4	1B CS		4	0	1	1	0	1	1		
Steve Ontiveros, S (1,5) OBP: 0.143, SLG: 0.143			4-3				F8	2B 1B		3	1	1	0	0	0	1		
Marc Hill, R (1,2) OBP: 0.333, SLG: 0.778							F7	2B 2B		3	1	2	1	0	0	0		
John Montefusco, R (1,1) ERA:			K 3-H 0-3				6-3	K		3	0	0	0	0	2	3		
<b>Inning Stats</b>	R: 0 E: 0 K: 0 S: 3	H: 0 LOB: 1 BB: 1 P: 7	R: 1 E: 0 K: 2 S: 9	H: 2 LOB: 1 BB: 0 P: 9	R: 0 E: 1 K: 0 S: 4	H: 0 LOB: 1 BB: 0 P: 4	R: 0 E: 0 K: 0 S: 3	H: 0 LOB: 0 BB: 0 P: 3	R: 0 E: 0 K: 1 S: 5	H: 0 LOB: 0 BB: 0 P: 5	R: 3 E: 0 K: 1 S: 9	H: 5 LOB: 1 BB: 0 P: 9	R: 1 E: 0 K: 0 S: 4	H: 1 LOB: 0 BB: 0 P: 4	1B: 4 2B: 3 3B: 0 HR: 1	SF: 0 SAC: 0 DP: 0 HBP: 0	WP: 0 PB: 0 SB: 1 CS: 1	PA: 33
<b>PITCHER</b> Ron Reed, R (1,1) ERA: 8.71 Tom House, L (7,1) ERA: 81.0 Roric Harrison, R (8,1) ERA: 2.25	IP: 6.2 WLS: L BF: 28 H: 7 R: 4 ER: 4 SO: 4 BB: 1 IBB: 0 HBP: 0 BLK: 0 WP: 0 HR: 0 S: 35 P: 39 ERA: 5.40 WHIP: 1.200															<b>PITCHER</b>		



Batter	1	2	3	4	5	6	7	8	9	AB	R	H	RBI	BB	SO	LOB	TOP				
Enzo Hernandez, R (1,6) OBP: 0.316, SLG: 0.389	4-0 2B BB		0-0 5-3		0-3 K			0-0 SH1-3 1B		3	2	1	0	1	1	1					
Bobby Tolan, L (1,7) OBP: 0.293, SLG: 0.278	0-0 1-H 2B		4-0 BB		0-0 L6			0-0 SH1-3		2	0	1	1	1	0	0					
Johnny Grubb, L (1,8) OBP: 0.333, SLG: 0.471	0-0 1-3		0-0 F7		0-0 1B 2B			0-0 6-3		4	1	1	0	0	0	3					
Willie McCovey, L (1,3) OBP: 0.364, SLG: 0.455 Hector Torres, R (7,5) OBP: 0.750, SLG: 0.750	0-0 G3				0-0 1B			0-0 L9		3	0	1	0	0	0	1					
Dave Winfield, R (1,9) OBP: 0.211, SLG: 0.235		0-0 5-3		0-0 F9				0-0 L9		1	0	1	1	0	0	2					
Mike Ivie, R (1,5) (7,3)		0-0 L7		0-0 F2				0-0 2-H 1B		4	0	0	0	0	0	2					
Tito Fuentes, S (1,4) OBP: 0.316, SLG: 0.278		0-0 4-3		0-0 F7				0-0 6-3		4	0	1	0	0	0	1					
Randy Hundley, R (1,2) OBP: 0.357, SLG: 0.385			0-0 SH5-4 2B		0-0 5-3			0-0 5-3		4	0	1	0	0	1	1					
Sonny Siebert, R (1,1) Dave Tomlin, L (6,1) Dick Sharon, R (7,PH) Bill Greif, R (7,1)			0-0 SH5-4		0-0 6-3			0-0 F8		1	0	0	0	0	0	0					
<b>Inning Stats</b>	R: 1 E: 0 K: 0 S: 3	H: 1 LOB: 0 BB: 1 P: 7	R: 0 E: 0 K: 0 S: 3	H: 0 LOB: 0 BB: 0 P: 3	R: 0 E: 0 K: 0 S: 4	H: 1 LOB: 2 BB: 1 P: 8	R: 0 E: 0 K: 0 S: 4	H: 1 LOB: 1 BB: 0 P: 4	R: 0 E: 0 K: 1 S: 5	H: 0 LOB: 0 BB: 0 P: 5	R: 0 E: 0 K: 0 S: 5	H: 2 LOB: 1 BB: 0 P: 5	R: 0 E: 0 K: 0 S: 3	H: 0 LOB: 0 BB: 0 P: 3	R: 0 E: 0 K: 0 S: 5	H: 2 LOB: 1 BB: 0 P: 5	R: 0 E: 0 K: 1 S: 5	H: 1 LOB: 1 BB: 0 P: 5	1B: 5 2B: 4 3B: 0 HR: 0	SF: 0 SAC: 2 DP: 1 HBP: 0	WP: 0 PA: 35 PB: 0 CS: 1
<b>PITCHER</b>	IP	WLS	BF	H	R	ER	SO	BB	IBB	HBP	BLK	WP	HR	S	P	ERA	WHIP				
Jim Barr, R (1,1) ERA: 1.13	6.0	L	24	5	2	2	1	2	0	0	0	0	0	24	32	3.00	1.167				
Gary Lavelle, L (7,1) ERA: 2.45	2.0		8	2	1	1	0	0	0	0	0	0	0	8	8	4.50	1.000				
Dave Heaverlo, R (9,1) ERA:	1.0		3	1	0	0	1	0	0	0	0	0	0	5	5	0.00	1.000				

San Diego Padres @ San Francisco Giants  
Candlestick Park, San Francisco, CA  
Mon Apr 14 1975, 6:33 AM EDT  
Att: 987 - Unknown

AB	31
R	3
H	8
RBI	3
BB	2
SO	2
LOB	11



Batter	1	2	3	4	5	6	7	8	9	AB	R	H	RBI	BB	SO	LOB	BOTTOM				
Gary Maddox, R (1,8) OBP: 0.200, SLG: 0.167	0-0 F8		0-0 F7			0-0 FC5 1B		0-0 6-3		4	0	0	0	0	0	2					
Derrel Thomas, S (1,4) OBP: 0.280, SLG: 0.417	4-0 BB			0-0 4-3		0-0 L1-3 1B		0-0 1B		3	0	2	0	1	0	0					
Bobby Murcer, L (1,9) OBP: 0.417, SLG: 0.571	0-0 L9			0-0 F9		0-0 L1-3		0-0 4-3		4	0	0	0	0	0	5					
Gary Matthews, R (1,7) OBP: 0.417, SLG: 0.714	0-0 F9			0-3 K				0-0 5-3		4	1	1	1	0	1	1					
Ed Goodson, L (1,3) OBP: 0.250, SLG: 0.571		0-0 F7			0-0 F9			0-0 4-3		4	0	0	0	0	0	0					
Chris Speier, R (1,6) OBP: 0.238, SLG: 0.286		0-0 F4			0-0 F7			0-0 L6		4	0	1	0	0	0	0					
Mike Phillips, L (1,5) OBP: 0.429, SLG: 0.200		0-0 4-1			0-0 F4			0-0 F7		3	0	0	0	1	0	0					
Dave Rader, L (1,2) OBP: 0.182, SLG: 0.182 Horace Speed, R (6,PR) Marc Hill, R (7,2) OBP: 0.300, SLG: 0.700			0-0 F8			0-0 FC5 1B		0-0 L9		2	0	1	0	0	0	0					
Jim Barr, R (1,1) Von Joshua, L (6,PH) Gary Lavelle, S (7,1) Gary Thomasson, L (8,PH) Dave Heaverlo, R (9,1)			0-3 K			0-0 1B FC5 1B		0-0 G3		1	0	0	0	0	1	0					
<b>Inning Stats</b>	R: 0 E: 0 K: 0 S: 3	H: 0 LOB: 1 BB: 1 P: 7	R: 0 E: 0 K: 0 S: 3	H: 0 LOB: 0 BB: 0 P: 3	R: 0 E: 0 K: 1 S: 5	H: 0 LOB: 0 BB: 0 P: 5	R: 0 E: 0 K: 1 S: 5	H: 0 LOB: 0 BB: 0 P: 5	R: 0 E: 0 K: 0 S: 4	H: 1 LOB: 2 BB: 1 P: 8	R: 0 E: 0 K: 0 S: 4	H: 1 LOB: 1 BB: 0 P: 4	R: 0 E: 0 K: 0 S: 4	H: 1 LOB: 0 BB: 0 P: 4	R: 1 E: 0 K: 0 S: 4	H: 1 LOB: 0 BB: 0 P: 4	1B: 5 2B: 1 3B: 0 HR: 1	SF: 0 SAC: 0 DP: 1 HBP: 0	WP: 0 PA: 34 PB: 0 CS: 0		
<b>PITCHER</b>	IP	WLS	BF	H	R	ER	SO	BB	IBB	HBP	BLK	WP	HR	S	P	ERA	WHIP				
Sonny Siebert, R (1,1) ERA:	5.1	W	20	3	0	0	2	1	0	0	0	0	0	23	27	0.00	0.750				
Dave Tomlin, L (6,1) ERA:	0.2		1	0	0	0	0	0	0	0	0	0	0	1	1	0.00	0.000				
Bill Greif, R (7,1) ERA: 2.7	3.0	S	13	3	1	1	0	1	0	0	0	0	1	12	16	3.00	1.333				

San Diego Padres @ San Francisco Giants  
Candlestick Park, San Francisco, CA  
Mon Apr 14 1975, 6:33 AM EDT  
Att: 987 - Unknown

AB	32
R	1
H	6
RBI	1
BB	2
SO	2
LOB	10



Batter	1	2	3	4	5	6	7	8	9	AB	R	H	RBI	BB	SO	LOB	TOP							
Enzo Hernandez, R OBP: 0.375, SLG: 0.409	E3 1B		K			E5 SH1-3		1B BB	1B	4	1	2	0	1	1	0	<b>San Diego Padres @ San Francisco Giants</b> Candlestick Park, San Francisco, CA Tue Apr 15 1975, 10:05 PM EDT Att. 1,965 - Unknown <a href="http://livebaseballscorecards.com">livebaseballscorecards.com</a>							
Bobby Tolan, L OBP: 0.304, SLG: 0.318	6-3			3-1		SH1-3		1B HBP FC6-2	1B	4	0	2	1	0	0	1								
Johnny Grubb, L OBP: 0.348, SLG: 0.400	K			6-3		F6		FC6-2 1B HBP	1B	3	0	0	0	1	1	2								
Willie McCovey, L OBP: 0.333, SLG: 0.400 Hector Torres, R OBP: 0.600, SLG: 0.600	5-3			F5		4-3		FC6-2 1B	3-1	4	0	1	1	0	0	2								
Dave Winfield, R OBP: 0.217, SLG: 0.238		G4-3 1B			K			FC6-2		4	0	1	0	0	1	3								
Mike Ivie, R OBP: 0.067, SLG: 0.067		G4-3 1B			F9 1B			K		4	0	1	0	0	1	4								
Tito Fuentes, S OBP: 0.348, SLG: 0.318					F7			F8		4	0	2	0	0	0	3								
Fred Kendall, R OBP: 0.111, SLG: 0.111			K		F9			F8	F2	4	0	0	0	0	1	3								
Randy Jones, R OBP: 0.200, SLG: 0.200 Glenn Beckert, R OBP: 0.500, SLG: 0.444 John Scott, R OBP: 0.500, SLG: 0.444			K		K			E4 1B	K	2	0	0	0	0	2	2								
Dave Tomlin, L OBP: 0.348, SLG: 0.318 Danny Frisella, L OBP: 0.348, SLG: 0.318										1	0	0	0	0	0	0								
<b>Inning Stats</b>	R: 0 E: 1 K: 1 S: 6	H: 1 LOB: 1 BB: 0 P: 6	R: 0 E: 0 K: 0 S: 3	H: 1 LOB: 0 BB: 0 P: 3	R: 0 E: 0 K: 3 S: 9	H: 0 LOB: 0 BB: 0 P: 9	R: 0 E: 0 K: 0 S: 3	H: 0 LOB: 0 BB: 0 P: 3	R: 0 E: 0 K: 2 S: 9	H: 2 LOB: 2 BB: 0 P: 9	R: 0 E: 0 K: 0 S: 4	H: 1 LOB: 1 BB: 0 P: 4	R: 0 E: 0 K: 0 S: 4	H: 1 LOB: 1 BB: 0 P: 4	R: 2 E: 1 K: 1 S: 8	H: 2 LOB: 3 BB: 1 P: 13	R: 0 E: 0 K: 1 S: 7	H: 2 LOB: 3 BB: 1 P: 11	1B: 9 2B: 0 3B: 0 HR: 0	SF: 0 SAC: 1 DP: 1 HBP: 1	WP: 0 PB: 0 SB: 2 CS: 0	PA: 40		
<b>PITCHER</b>	IP WLS BF H R ER SO BB IBB HBP BLK WP HR S P ERA WHIP	7.0 L 30 6 2 1 6 1 0 1 0 0 0 40 45 1.29 1.000	0.0 0 1 1 0 0 0 0 0 0 0 0 0 5 5 0.00 0.000	1.0 3 0 0 0 1 0 0 0 0 0 0 0 7 11 0.00 3.000	1.0 6 2 0 0 1 1 0 0 0 0 0 0 7 11 0.00 3.000																			

Batter	1	2	3	4	5	6	7	8	9	AB	R	H	RBI	BB	SO	LOB	BOTTOM						
Garry Maddox, R OBP: 0.167, SLG: 0.136	E5 5-3 3-1		5-3			6-3		K		4	1	0	0	0	1	1	<b>San Diego Padres @ San Francisco Giants</b> Candlestick Park, San Francisco, CA Tue Apr 15 1975, 10:05 PM EDT Att. 1,965 - Unknown <a href="http://livebaseballscorecards.com">livebaseballscorecards.com</a>						
Derrel Thomas, S OBP: 0.241, SLG: 0.357	5-3		6-3			K			6-3	4	0	0	0	0	1	1							
Bobby Murcer, L OBP: 0.357, SLG: 0.480	3-1			1-3		4-3			F9	4	0	0	1	0	0	0							
Gary Matthews, R OBP: 0.393, SLG: 0.640	K			F9		F8			1B	4	0	1	0	0	1	0							
Ed Goodson, L OBP: 0.250, SLG: 0.455 Gary Thomasson, L OBP: 0.250, SLG: 0.455		1-3		6-3		6-3			FC6-4 1B	4	0	1	0	0	0	0							
Chris Speier, R OBP: 0.240, SLG: 0.280					L4			F9	FC6-4	4	0	1	0	0	0	2							
Steve Ontiveros, S OBP: 0.118, SLG: 0.118					F9					3	0	0	0	0	1	1							
Marc Hill, R OBP: 0.385, SLG: 0.692 Von Joshua, L OBP: 0.333, SLG: 0.500 Dave Rader, L OBP: 0.182, SLG: 0.182			K							3	0	2	0	0	1	1							
Mike Caldwell, R OBP: 0.385, SLG: 0.692 Von Joshua, L OBP: 0.333, SLG: 0.500 Dave Rader, L OBP: 0.182, SLG: 0.182										0	0	0	0	0	0	0							
Mike Caldwell, R OBP: 0.385, SLG: 0.692 Von Joshua, L OBP: 0.333, SLG: 0.500 Dave Rader, L OBP: 0.182, SLG: 0.182			K							0	0	0	0	0	0	0							
<b>Inning Stats</b>	R: 1 E: 1 K: 1 S: 6	H: 0 LOB: 0 BB: 0 P: 6	R: 0 E: 0 K: 1 S: 6	H: 1 LOB: 1 BB: 0 P: 6	R: 0 E: 0 K: 1 S: 5	H: 0 LOB: 0 BB: 0 P: 5	R: 0 E: 0 K: 0 S: 3	H: 0 LOB: 0 BB: 0 P: 3	R: 0 E: 0 K: 1 S: 6	H: 1 LOB: 1 BB: 0 P: 6	R: 0 E: 0 K: 1 S: 5	H: 0 LOB: 0 BB: 0 P: 5	R: 0 E: 0 K: 0 S: 3	H: 0 LOB: 0 BB: 0 P: 3	R: 0 E: 0 K: 1 S: 6	H: 1 LOB: 1 BB: 0 P: 6	R: 0 E: 0 K: 0 S: 5	H: 2 LOB: 2 BB: 0 P: 5	1B: 5 2B: 0 3B: 0 HR: 0	SF: 0 SAC: 0 DP: 0 HBP: 0	WP: 0 PB: 0 SB: 0 CS: 0	PA: 33	
<b>PITCHER</b>	IP WLS BF H R ER SO BB IBB HBP BLK WP HR S P ERA WHIP	7.0 W 24 2 1 0 5 0 0 0 0 0 0 34 34 0.00 0.286	1.2 8 3 0 0 1 0 0 0 0 0 0 0 10 10 0.00 1.800	0.1 S 1 0 0 0 0 0 0 0 0 0 0 1 1 0.00 0.000	0.1 S 1 0 0 0 0 0 0 0 0 0 0 1 1 0.00 0.000																		





Batter	1	2	3	4	5	6	7	8	9	AB R H RBI BB SO LOB		TOP	
Enzo Hernandez, R (1,6) OBP: 0.357, SLG: 0.360 Fred Kendall, R (9, PH) OBP: 0.100, SLG: 0.100										3 0 0 0 1 0 3 1 0 0 0 0 1 2			
Bobby Tolan, L (1,7) OBP: 0.296, SLG: 0.296										5 0 1 0 0 0 2			
Johnny Grubb, L (1,8) OBP: 0.286, SLG: 0.320										5 0 0 0 0 1 4			
Willie McCovey, L (1,3) OBP: 0.368, SLG: 0.444										3 0 1 0 1 1 1			
Dave Winfield, R (1,9) OBP: 0.296, SLG: 0.261										2 0 1 0 2 0 1			
Mike Ivey, R (1,5) OBP: 0.105, SLG: 0.263										4 1 1 1 0 1 4			
Tito Fuentes, S (1,4) OBP: 0.407, SLG: 0.360										3 0 2 0 1 0 0			
Randy Hundley, R (1,2) OBP: 0.333, SLG: 0.353										4 0 1 0 0 1 2			
Dan Spillner, R (1,1) Rich Folkers, L (5,1) Gene Locklear, L (7, PH) Alan Foster, R (7,1) Dave Tomlin, L (7,1) Bill Greif, R (8,1) Glenn Beckert, R (9, PH) John Scott, R (9, PH)										2 0 0 0 0 2 2 0 0 0 0 0 0 0 1 0 0 0 0 0 1 0 1 0 0 1 0 0 0 0 0 0 0 0 0 0 0			
<b>Inning Stats</b>	R: 0 H: 0 E: 1 LOB: 1 K: 0 BB: 1 S: 3 P: 7	R: 0 H: 2 E: 0 LOB: 0 K: 0 BB: 0 S: 3 P: 3	R: 0 H: 1 E: 0 LOB: 1 K: 1 BB: 0 S: 6 P: 6	R: 0 H: 0 E: 0 LOB: 1 K: 2 BB: 1 S: 7 P: 11	R: 0 H: 0 E: 1 LOB: 1 K: 1 BB: 0 S: 6 P: 6	R: 0 H: 1 E: 0 LOB: 1 K: 0 BB: 0 S: 4 P: 4	R: 1 H: 1 E: 0 LOB: 1 K: 0 BB: 1 S: 4 P: 8	R: 0 H: 0 E: 0 LOB: 2 K: 1 BB: 2 S: 5 P: 13	R: 0 H: 3 E: 0 LOB: 3 K: 2 BB: 0 S: 10 P: 10	1B: 6 SF: 0 2B: 1 SAC: 0 3B: 0 DP: 1 HR: 1 HBP: 0	WP: 0 PA: 40 PB: 0 SB: 1 CS: 1		
<b>PITCHER</b>	IP WLS BF H R ER SO BB IBB HBP BLK WP HR S P ERA WHIP											<b>PITCHER</b>	IP WLS BF H R ER SO BB IBB HBP BLK WP HR S P ERA WHIP
John D'Acquisto, R (1,1) ERA: 4.63	7.2 W 32 5 1 1 4 5 0 0 0 0 1 35 55 1.17 1.304												
Randy Moffitt, R (8,1) ERA:	1.1 7 3 0 0 3 0 0 0 0 0 0 0 13 13 0.00 2.250												
<b>Batter</b>	<b>1</b>	<b>2</b>	<b>3</b>	<b>4</b>	<b>5</b>	<b>6</b>	<b>7</b>	<b>8</b>	<b>9</b>	<b>AB R H RBI BB SO LOB</b>	<b>BOTTOM</b>		
Von Joshua, L (1,8) OBP: 0.300, SLG: 0.444										3 1 1 1 0 0 0			
Mike Phillips, L (1,4) OBP: 0.250, SLG: 0.100										5 0 0 0 0 1 5			
Bobby Murcer, L (1,9) Horace Speed, R (9,9)										4 1 3 3 1 0 0 0 0 0 0 0 0 0			
Gary Matthews, R (1,7) OBP: 0.394, SLG: 0.621										4 1 1 1 1 1 3			
Ed Goodson, L (1,3) OBP: 0.375, SLG: 0.462										2 0 1 0 2 0 0			
Chris Speier, R (1,6) OBP: 0.207, SLG: 0.241										4 0 0 0 0 1 5			
Steve Ontiveros, S (1,5) OBP: 0.190, SLG: 0.200										3 1 1 0 1 0 3			
Dave Rader, L (1,2) OBP: 0.267, SLG: 0.267										4 2 2 0 0 1 1			
John D'Acquisto, R (1,1) Randy Moffitt, R (8,1) OBP: 1.000, SLG: 1.000										2 1 0 0 1 2 0 1 0 1 0 0 0 0			
<b>Inning Stats</b>	R: 0 H: 1 E: 0 LOB: 1 K: 0 BB: 0 S: 4 P: 4	R: 0 H: 0 E: 0 LOB: 1 K: 1 BB: 1 S: 5 P: 9	R: 0 H: 0 E: 0 LOB: 0 K: 1 BB: 0 S: 5 P: 5	R: 0 H: 1 E: 0 LOB: 1 K: 0 BB: 0 S: 4 P: 4	R: 5 H: 3 E: 0 LOB: 1 K: 0 BB: 3 S: 6 P: 18	R: 0 H: 0 E: 0 LOB: 0 K: 1 BB: 0 S: 5 P: 5	R: 1 H: 2 E: 0 LOB: 3 K: 2 BB: 2 S: 9 P: 17	R: 1 H: 3 E: 0 LOB: 2 K: 1 BB: 0 S: 8 P: 8	R: 1 H: 3 E: 0 LOB: 2 K: 1 BB: 0 S: 8 P: 8	1B: 7 SF: 1 2B: 2 SAC: 1 3B: 1 DP: 0 HR: 0 HBP: 0	WP: 1 PA: 40 PB: 0 SB: 2 CS: 0		
<b>PITCHER</b>	IP WLS BF H R ER SO BB IBB HBP BLK WP HR S P ERA WHIP											<b>PITCHER</b>	IP WLS BF H R ER SO BB IBB HBP BLK WP HR S P ERA WHIP
Dan Spillner, R (1,1) ERA: 3.95	4.2 L 22 5 0 0 0 1 1 0 0 0 1 0 6 10 0.00 0.750												
Rich Folkers, L (5,1) ERA: 9.62	1.1 5 0 0 0 1 1 0 0 0 0 1 0 6 10 0.00 0.750												
Alan Foster, R (7,1) ERA: 13.5	0.2 6 2 1 1 2 0 2 0 0 0 0 0 8 16 13.50 3.000												
Dave Tomlin, L (7,1) ERA: 1.8	1.0 6 3 1 1 0 0 0 0 0 0 0 0 6 6 9.00 3.000												
Bill Greif, R (8,1) ERA: 2.45	0.1 1 0 0 0 1 0 0 0 0 0 0 0 3 3 0.00 0.000												

San Diego Padres @ San Francisco Giants

Candlestick Park, San Francisco, CA

Wed Apr 16 1975, 6:33 AM EDT

Att: 1,343 - Unknown

**AB R H RBI BB SO LOB**

**TOP**

AB 34  
R 1  
H 8  
RBI 1  
BB 5  
SO 7  
LOB 22

livebaseballscorecards.com

San Diego Padres @ San Francisco Giants

Candlestick Park, San Francisco, CA

Wed Apr 16 1975, 6:33 AM EDT

Att: 1,343 - Unknown

**AB R H RBI BB SO LOB**

**BOTTOM**

AB 32  
R 7  
H 10  
RBI 5  
BB 6  
SO 6  
LOB 17

livebaseballscorecards.com

Batter	1	2	3	4	5	6	7	8	9	AB	R	H	RBI	BB	SO	LOB	TOP		
<b>Garry Maddox, R</b> OBP: 0.214, SLG: 0.280 (1.8)	F8		2H HR		1-2 BB		F2			3	1	2	1	0	1				
<b>Derrel Thomas, S</b> OBP: 0.212, SLG: 0.313 (1.4)	1-3		K		K			P5		4	0	0	0	0	2	3			
<b>Bobby Murcer, L</b> OBP: 0.378, SLG: 0.515 (1.9)	K			F4	F3			K		4	0	0	0	0	2	3			
<b>Gary Matthews, R</b> OBP: 0.405, SLG: 0.688 (1.7)		P3		HR		G3-6-3 BB		6-3		3	1	1	1	1	0	0			
<b>Ed Goodson, L</b> OBP: 0.350, SLG: 0.412 (1.3)	K			3-1	G3-6-3			PB 1B		4	0	1	0	0	1	1			
<b>Chris Speier, R</b> OBP: 0.182, SLG: 0.212 (1.6)	K			6-3	K			1-3		4	0	0	0	0	2	1			
<b>Steve Ontiveros, S</b> OBP: 0.280, SLG: 0.227 (1.5)			3-1 HR		1B BB			5-3		2	1	1	0	2	0	1			
<b>Marc Hill, R</b> OBP: 0.412, SLG: 0.625 (1.2)			3-1		BB		F7			3	0	1	0	1	0	2			
<b>John Montefusco, R</b> OBP: 0.182, SLG: 0.212 (1.1)			K		B1		SH1-3			3	0	0	0	0	2	5			
<b>Inning Stats</b>	R: 0 E: 0 K: 1 S: 5	H: 0 LOB: 0 BB: 0 P: 5	R: 0 E: 0 K: 2 S: 7	H: 0 LOB: 0 BB: 0 P: 7	R: 2 E: 0 K: 2 S: 8	H: 1 LOB: 0 BB: 1 P: 12	R: 1 E: 0 K: 0 S: 4	H: 1 LOB: 0 BB: 0 P: 4	R: 0 E: 0 K: 1 S: 6	H: 1 LOB: 3 BB: 2 P: 14	R: 0 E: 0 K: 1 S: 4	H: 1 LOB: 1 BB: 0 P: 4	R: 0 E: 0 K: 1 S: 5	H: 0 LOB: 0 BB: 0 P: 5	R: 0 E: 0 K: 1 S: 6	H: 1 LOB: 2 BB: 1 P: 10	1B: 3 2B: 0 3B: 0 HR: 2	SF: 0 SAC: 1 DP: 1 HBP: 0	WP: 0 PA: 36 PB: 1 SB: 0 CS: 0
<b>PITCHER</b>	IP	WLS	BF	H	R	ER	SO	BB	IBB	HBP	BLK	WP	HR	S	P	ERA	WHIP		
<b>Doug Rau, L</b> ERA: 5.0 (1.1)	8.0	L	31	4	3	3	8	4	0	0	0	0	2	43	59	3.38	1.000		
<b>Jim Brewer, L</b> ERA: (9.1)	1.0		5	1	0	0	1	0	1	0	0	0	0	6	10	0.00	1.000		

San Francisco Giants @ Los Angeles Dodgers  
Dodger Stadium, Los Angeles, CA  
Fri Apr 18 1975, 7:05 PM PDT  
Att: 53,060 - Unknown

**AB 30**  
**R 3**  
**H 5**  
**RBI 3**  
**BB 5**  
**SO 9**  
**LOB 17**

Batter	1	2	3	4	5	6	7	8	9	AB	R	H	RBI	BB	SO	LOB	BOTTOM				
<b>Davey Lopes, R</b> OBP: 0.500, SLG: 0.410 (1.4)	6-3		6-3		5-3			G4-6-3		4	0	0	0	0	0	2					
<b>Bill Buckner, L</b> OBP: 0.313, SLG: 0.500 (1.7)	3-1					F8		K		2	0	1	0	0	0	0					
<b>Tom Paciorek, R</b> OBP: 0.125, SLG: 0.125 (4.7)			CS							1	0	0	0	0	0	0					
<b>Lee Lacy, R</b> (8, PH) (8.9)			1B							1	0	0	0	0	1	0					
<b>Jim Brewer, L</b> ERA: (9.1)										0	0	0	0	0	0	0					
<b>Jimmy Wynn, R</b> OBP: 0.500, SLG: 0.786 (1.8)	3B		F8			G5-4-3		BB		3	1	2	0	1	0	1					
<b>Steve Garvey, R</b> OBP: 0.412, SLG: 0.531 (1.3)	3B		CS	L8	G5-4-3			L5		4	0	1	1	0	0	2					
<b>Willie Crawford, L</b> OBP: 0.378, SLG: 0.241 (1.9)	G3			K			G6-4-3	K		4	0	1	0	0	2	2					
<b>Joe Ferguson, R</b> OBP: 0.286, SLG: 0.091 (1.2)		K		F9			G6-4-3	K		4	0	0	0	0	2	2					
<b>Ron Cey, R</b> OBP: 0.304, SLG: 0.488 (1.5)		FC6-4			F9					2	0	1	0	1	0	0					
<b>Rick Auerbach, R</b> OBP: 0.320, SLG: 0.318 (1.6)		BB								1	0	0	0	1	0	1					
<b>Henry Cruz, L</b> (7, PH) (7.9)		FC6-4								1	0	0	0	0	0	1					
<b>Ivan De Jesus, R</b> (8, 6) (8.6)		SH3-4								0	0	0	0	0	0	0					
<b>Doug Rau, L</b> OBP: 0.200, SLG: 0.200 (1.1)		F8								1	0	0	0	0	0	1					
<b>Manny Mota, R</b> OBP: 0.333, SLG: 0.333 (8, PH) (9.7)					SH3-4			G4-6-3		1	0	1	0	0	0	0					
<b>Inning Stats</b>	R: 1 E: 0 K: 0 S: 5	H: 2 LOB: 1 BB: 0 P: 5	R: 0 E: 0 K: 1 S: 5	H: 0 LOB: 1 BB: 1 P: 9	R: 0 E: 0 K: 0 S: 3	H: 1 LOB: 0 BB: 0 P: 3	R: 0 E: 0 K: 1 S: 5	H: 0 LOB: 0 BB: 0 P: 5	R: 0 E: 0 K: 1 S: 3	H: 0 LOB: 1 BB: 1 P: 7	R: 0 E: 0 K: 0 S: 3	H: 1 LOB: 0 BB: 0 P: 3	R: 0 E: 0 K: 0 S: 4	H: 2 LOB: 1 BB: 0 P: 4	R: 0 E: 0 K: 1 S: 5	H: 1 LOB: 0 BB: 0 P: 5	R: 0 E: 0 K: 2 S: 7	H: 0 LOB: 1 BB: 1 P: 11	1B: 5 2B: 1 3B: 1 HR: 0	SF: 0 SAC: 1 DP: 3 HBP: 0	WP: 0 PA: 34 PB: 0 SB: 0 CS: 1
<b>PITCHER</b>	IP	WLS	BF	H	R	ER	SO	BB	IBB	HBP	BLK	WP	HR	S	P	ERA	WHIP				
<b>John Montefusco, R</b> ERA: 0.5 (1.1)	9.0	W	33	7	1	1	5	3	0	0	0	0	0	40	52	1.00	1.111				

San Francisco Giants @ Los Angeles Dodgers  
Dodger Stadium, Los Angeles, CA  
Fri Apr 18 1975, 7:05 PM PDT  
Att: 53,060 - Unknown

**AB 29**  
**R 1**  
**H 7**  
**RBI 1**  
**BB 3**  
**SO 5**  
**LOB 12**

Batter	1	2	3	4	5	6	7	8	9	AB	R	H	RBI	BB	SO	LOB	TOP					
Von Joshua, L (1.8) OBP: 0.267, SLG: 0.357	F9		4-3				P4		F5	5	0	1	0	0	0	4	San Francisco Giants @ Los Angeles Dodgers Dodger Stadium, Los Angeles, CA Sat Apr 19 1975, 7:05 PM PDT Att: 47,053 - Unknown					
Derrel Thomas, S (1.4) OBP: 0.189, SLG: 0.278	K		K						K	4	0	0	0	0	3	1						
Bobby Murcer, L (1.9) OBP: 0.415, SLG: 0.611										3	1	2	1	1	1	0						
Gary Matthews, R (1.7) OBP: 0.366, SLG: 0.611	F9		L3						6-3	4	0	0	0	0	2							
Ed Goodson, L (1.3) OBP: 0.292, SLG: 0.333									6-3	4	0	0	0	0	1	0						
Chris Speier, R (1.6) OBP: 0.216, SLG: 0.222										3	1	1	0	1	0	0						
Mike Phillips, L (1.5) OBP: 0.250, SLG: 0.077										3	0	0	0	1	0	2						
Marc Hill, R (1.2) OBP: 0.450, SLG: 0.632 Horace Speed, R (7, PR) Dave Rader, L (7, 2) OBP: 0.250, SLG: 0.250										3	0	2	1	0	0	0						
Pete Falcone, L (1.1) Gary Thomasson, L (7, PH) Charlie Williams, R (7, 1) Steve Ontiveros, S (9, PH) Gary Maddox, R (9, PR) OBP: 0.214, SLG: 0.280										0	0	0	0	0	0	1						
Inning Stats	R: 0 E: 0 K: 1 S: 5	H: 0 LOB: 1 BB: 1 P: 9	R: 1 E: 0 K: 1 S: 7	H: 2 LOB: 1 BB: 0 P: 7	R: 0 E: 0 K: 1 S: 6	H: 1 LOB: 1 BB: 0 P: 6	R: 0 E: 0 K: 0 S: 3	H: 0 LOB: 0 BB: 0 P: 3	R: 0 E: 0 K: 1 S: 6	H: 1 LOB: 2 BB: 0 P: 6	R: 0 E: 0 K: 2 S: 7	H: 0 LOB: 0 BB: 0 P: 7	R: 0 E: 0 K: 1 S: 6	H: 1 LOB: 2 BB: 1 P: 10	R: 1 E: 0 K: 1 S: 6	H: 1 LOB: 0 BB: 2 P: 11		1B: 5 2B: 0 3B: 0 HR: 1	SF: 0 SAC: 0 DP: 0 HBP: 0	WP: 0 PB: 1 SB: 0 CS: 0	PA: 37	
PITCHER	IP	WLS	BF	H	R	ER	SO	BB	IBB	HBP	BLK	WP	HR	S	P	ERA		WHIP				
Don Sutton, R (1.1) ERA: 0.56	7.0	W	28	5	1	0	7	2	0	0	0	0	0	40	48	0.00		1.000				
Mike Marshall, R (8.1) ERA: 1.15	0.0		0	0	0	0	0	0	0	0	0	0	0	0	0	∞		∞				
Charlie Hough, R (8.1) ERA: 5.14	2.0	S	9	1	1	1	1	2	0	0	0	0	1	9	17	4.50		1.500				

Batter	1	2	3	4	5	6	7	8	9	AB	R	H	RBI	BB	SO	LOB	BOTTOM					
Davey Lopes, R (1.4) OBP: 0.500, SLG: 0.390	K									2	1	0	0	2	1	0	San Francisco Giants @ Los Angeles Dodgers Dodger Stadium, Los Angeles, CA Sat Apr 19 1975, 7:05 PM PDT Att: 47,053 - Unknown					
Manny Mota, R (1.7) OBP: 0.400, SLG: 0.333	5-3									3	1	1	0	1	0	2						
Jimmy Wynn, R (1.8) OBP: 0.517, SLG: 0.778 Mike Marshall, R (8.1) Charlie Hough, R (8.1)										3	0	2	2	1	0	1						
Steve Garvey, R (1.3) OBP: 0.400, SLG: 0.509	FC4-6									4	0	1	1	0	1	2						
Ron Cey, R (1.5) OBP: 0.320, SLG: 0.489										4	0	2	0	0	0	0						
Joe Ferguson, R (1.2) OBP: 0.283, SLG: 0.162										4	0	1	0	0	1	1						
Willie Crawford, L (1.9) OBP: 0.366, SLG: 0.219										3	0	0	0	1	0	1						
Rick Auerbach, R (1.6) OBP: 0.310, SLG: 0.346										4	1	1	0	0	1	3						
Don Sutton, R (1.1) OBP: 0.273, SLG: 0.111 Lee Lacy, R (7, PH) Henry Cruz, L (8.8)										2	0	0	0	0	1	1						
Inning Stats	R: 0 E: 0 K: 1 S: 5	H: 0 LOB: 1 BB: 1 P: 9	R: 0 E: 0 K: 0 S: 4	H: 1 LOB: 0 BB: 0 P: 4	R: 1 E: 0 K: 1 S: 5	H: 1 LOB: 1 BB: 2 P: 13	R: 0 E: 0 K: 1 S: 5	H: 0 LOB: 0 BB: 0 P: 5	R: 2 E: 0 K: 1 S: 8	H: 4 LOB: 2 BB: 1 P: 12	R: 0 E: 0 K: 0 S: 3	H: 0 LOB: 0 BB: 0 P: 3	R: 0 E: 0 K: 0 S: 4	H: 1 LOB: 1 BB: 0 P: 4	R: 0 E: 0 K: 1 S: 6	H: 1 LOB: 2 BB: 1 P: 10		1B: 6 2B: 1 3B: 1 HR: 0	SF: 0 SAC: 0 DP: 0 HBP: 0	WP: 0 PB: 0 SB: 0 CS: 2	PA: 35	
PITCHER	IP	WLS	BF	H	R	ER	SO	BB	IBB	HBP	BLK	WP	HR	S	P	ERA		WHIP				
Pete Falcone, L (1.1) ERA: 3.21	6.0	L	26	6	3	3	4	4	0	0	0	0	0	30	46	4.50		1.667				
Charlie Williams, R (7.1) ERA: 1.13	2.0		9	2	0	0	1	0	1	0	0	0	0	10	14	0.00		1.000				





Batter	1	2	3	4	5	6	7	8	9	10	AB	R	H	RBI	BB	SO	LOB										
<b>Gary Maddox</b> , R (1.8) OBP: 0.225, SLG: 0.250	0-0 G3 4-3 1B		0-0 P4		0-0 6-3		0-0 F7		0-3 K		5	0	1	0	0	1	1										
<b>Derrel Thomas</b> , S (1.4) OBP: 0.163, SLG: 0.213	0-0 4-3 1-2		0-0 6-3		0-0 1-3		0-0 F8		0-0 4-3		5	0	0	0	0	0	1										
<b>Bobby Murcer</b> , L (1.9) OBP: 0.434, SLG: 0.587	0-0 G3 2-3		0-0 F8		4-0 2B 2B BB		0-0 F7		0-0 F8		4	1	0	0	1	0	1										
<b>Gary Matthews</b> , R (1.7) OBP: 0.434, SLG: 0.659	4-0 BB		0-0 F9		0-0 2B 2B 2B		0-0 F8		0-0 4-3 1B 2B		4	2	2	0	1	0	0										
<b>Ed Goodson</b> , L (1.3) OBP: 0.236, SLG: 0.333 <b>Gary Thomasson</b> , L (8. PR) (8.3)	0-0 2-3		0-0 6-3		0-0 4-3		0-0 E WP SF7 1B		0-0 4-3 2-3		4	0	1	0	0	0	4										
<b>Chris Speller</b> , R (1.6) OBP: 0.265, SLG: 0.277		0-3 K		0-0 P4		0-0 BB 2B		0-0 E5		0-0 3H 1B	5	0	2	3	0	1	1										
<b>Steve Ontiveros</b> , S (1.5) OBP: 0.378, SLG: 0.267		0-0 6-3		0-0 K		0-0 BB 2B		0-0 IBB		0-0 F8 1-2	3	0	0	0	2	1	1										
<b>Marc Hill</b> , R (1.2) OBP: 0.467, SLG: 0.600		0-0 1B		0-0 SH3 1B		0-0 1-2 2-3 BB		0-0 SF7			2	0	2	1	1	0	0										
<b>Mike Caldwell</b> , R (1.1) OBP: 0.256, SLG: 0.313 <b>Von Joshua</b> , L (8. PH) <b>Randy Moffitt</b> , R (8.1) <b>Gary Lavelle</b> , S (9.1)		0-0 F8		0-0 SH3		0-0 F8		0-0 L6			2	0	0	0	0	0	4										
<b>Inning Stats</b>	R: 0 E: 0 K: 0 S: 4	H: 1 LOB: 2 BB: 1 P: 8	R: 0 E: 0 K: 1 S: 6	H: 1 LOB: 1 BB: 0 P: 6	R: 0 E: 0 K: 0 S: 3	H: 0 LOB: 0 BB: 0 P: 3	R: 0 E: 0 K: 1 S: 6	H: 1 LOB: 1 BB: 0 P: 6	R: 2 E: 0 K: 0 S: 5	H: 2 LOB: 3 BB: 3 P: 17	R: 0 E: 0 K: 0 S: 3	H: 0 LOB: 0 BB: 0 P: 3	R: 1 E: 1 K: 0 S: 5	H: 1 LOB: 2 BB: 1 P: 9	R: 0 E: 0 K: 1 S: 5	H: 0 LOB: 0 BB: 0 P: 5	R: 1 E: 0 K: 0 S: 4	H: 2 LOB: 0 BB: 0 P: 4	1B: 5 2B: 3 3B: 0 HR: 0	SF: 1 SAC: 1 DP: 0 HBP: 0	WP: 1 PB: 0 SB: 0 CS: 1	PA: 43					
<b>PITCHER</b>	IP	WLS	BF	H	R	ER	SO	BB	IBB	HBP	BLK	WP	HR	S	P	ERA	WHIP										
<b>Fred Norman</b> , L (1.1) ERA: 5.4	7.1		32	6	3	2	2	4	0	0	0	0	0	32	48	2.46	1.364										
<b>Clay Carroll</b> , R (8.1) ERA: 0.61	0.2		4	0	0	0	0	0	1	0	0	1	0	3	7	0.00	0.000										
<b>Pedro Borbon</b> , R (9.1) ERA: 4.58	2.0	L	7	2	1	1	1	0	0	0	0	0	0	9	9	4.50	1.000										

TOP

San Francisco Giants @ Cincinnati Reds  
Riverfront Stadium, Cincinnati, OH  
Mon Apr 21 1975, 7:05 PM EDT  
Att: 12,397 - Unknown

AB	R	H	RBI	BB	SO	LOB
5	0	1	0	0	1	1
5	0	0	0	0	0	1
4	1	0	0	1	0	1
4	2	2	0	1	0	0
1	1	0	0	0	0	4
1	1	0	0	0	0	1
5	0	2	3	0	1	1
3	0	0	0	2	1	1
2	0	2	1	1	0	0
2	0	0	0	0	0	4
1	0	0	0	0	0	2
0	0	0	0	0	0	0
0	0	0	0	0	0	0

GIANTS

AB 36  
R 4  
H 8  
RBI 4  
BB 5  
SO 3  
LOB 16

Batter	1	2	3	4	5	6	7	8	9	10	AB	R	H	RBI	BB	SO	LOB										
<b>Pete Rose</b> , S (1.7) OBP: 0.432, SLG: 0.453	0-0 1-3			0-0 CS 1B			0-0 1-3		0-0 4-3		4	0	1	0	0	0	1										
<b>Dave Concepcion</b> , R (1.6) OBP: 0.298, SLG: 0.314	0-0 L4			0-0 F9 1-2			4-0 1B HR BB		0-0 F9		3	1	0	0	1	0	1										
<b>Joe Morgan</b> , L (1.4) OBP: 0.551, SLG: 0.549	0-0 F8			0-0 F9			0-0 HR 1B		4-0 S BB		3	1	1	0	1	0	0										
<b>Johnny Bench</b> , R (1.2) OBP: 0.308, SLG: 0.458		0-0 6-3		0-0 F7		0-0 F9		0-0 1B		0-0 F6	4	1	1	3	0	0	1										
<b>Tony Perez</b> , R (1.3) OBP: 0.222, SLG: 0.375		0-0 6-3		0-3 K		0-0 P3		0-0 1B		4-0 IBB	3	0	0	0	1	1	0										
<b>George Foster</b> , R (1.8) OBP: 0.211, SLG: 0.579		0-0 5-3		0-0 F9		0-0 L1				0-3 K	3	0	0	0	0	0	0										
<b>Ken Griffey</b> , L (9. PH) OBP: 0.408, SLG: 0.385 (10. 9)										0-0 K	1	0	0	0	0	1	2										
<b>Merv Rettenmund</b> , R (1.9) <b>Cesar Geronimo</b> , L (8.8) OBP: 0.352, SLG: 0.451			0-0 5-3		0-0 6-3		0-0 K			0-0 G3	2	0	0	0	0	0	0										
<b>John Yukovich</b> , R (1.5) OBP: 0.357, SLG: 0.375 <b>Doug Flynn</b> , R (8. PR) (9. 5)			0-0 6-3		0-0 P4		0-0 P4			0-0 F5-3	3	0	1	0	0	0	0										
<b>Fred Norman</b> , S (1.1) OBP: 0.545, SLG: 0.375 <b>Dan Driessen</b> , L (8. PH) <b>Pedro Borbon</b> , R (9.1) <b>Ed Armbuster</b> , R (10. PH) OBP: 0.375, SLG: 0.500			0-0 F7		0-0 P4		0-0 F9			0-0 6-3	2	0	0	0	0	0	0										
<b>Inning Stats</b>	R: 0 E: 0 K: 0 S: 3	H: 0 LOB: 0 BB: 0 P: 3	R: 0 E: 0 K: 0 S: 3	H: 0 LOB: 0 BB: 0 P: 3	R: 0 E: 0 K: 0 S: 3	H: 1 LOB: 0 BB: 0 P: 3	R: 0 E: 0 K: 1 S: 5	H: 0 LOB: 0 BB: 0 P: 3	R: 3 E: 0 K: 0 S: 5	H: 2 LOB: 0 BB: 1 P: 9	R: 0 E: 0 K: 1 S: 6	H: 1 LOB: 1 BB: 0 P: 6	R: 0 E: 0 K: 1 S: 5	H: 0 LOB: 2 BB: 0 P: 13	R: 0 E: 0 K: 0 S: 3	H: 0 LOB: 0 BB: 0 P: 3	1B: 3 2B: 0 3B: 0 HR: 1	SF: 0 SAC: 0 DP: 0 HBP: 0	WP: 0 PB: 0 SB: 1 CS: 1	PA: 36							
<b>PITCHER</b>	IP	WLS	BF	H	R	ER	SO	BB	IBB	HBP	BLK	WP	HR	S	P	ERA	WHIP										
<b>Mike Caldwell</b> , L (1.1) ERA: 3.38	7.0		24	3	3	3	1	1	0	0	0	0	1	25	29	3.86	0.571										
<b>Randy Moffitt</b> , R (8.1) ERA:	1.2		8	1	0	0	1	1	1	0	0	0	0	8	16	0.00	1.200										
<b>Gary Lavelle</b> , L (9.1) ERA: 1.8	1.1	W	4	0	0	0	1	0	0	0	0	0	0	6	6	0.00	0.000										

BOTTOM

San Francisco Giants @ Cincinnati Reds  
Riverfront Stadium, Cincinnati, OH  
Mon Apr 21 1975, 7:05 PM EDT  
Att: 12,397 - Unknown

AB	R	H	RBI	BB	SO	LOB
4	0	1	0	0	0	1
3	1	0	0	1	0	1
3	1	1	0	1	0	0
4	1	1	3	0	0	1
3	0	0	0	1	1	0
3	0	0	0	0	0	0
1	0	0	0	0	1	2
2	0	0	0	0	0	0
2	0	0	0	0	1	0
2	0	0	0	0	0	0
1	0	0	0	0	0	1
0	0	0	0	0	0	0
1	0	0	0	0	0	0

REDS

AB 33  
R 3  
H 4  
RBI 3  
BB 3  
SO 3  
LOB 6


Batter	1	2	3	4	5	6	7	8	9	AB	R	H	RBI	BB	SO	LOB									
<b>Garry Maddox, R</b> (1, 8) OBP: 0.205, SLG: 0.225	F2			6-3		6-3	5-3			4	0	0	0	0	0	2									
<b>Derrel Thomas, S</b> (1, 4) OBP: 0.189, SLG: 0.220	B1-3			G1-6-3 1B		4-3				3	0	1	0	1	0	0									
<b>Bobby Murcer, L</b> (1, 9) OBP: 0.404, SLG: 0.540	F9			G11-6-3 1-2		F7				4	0	0	0	0	0	2									
<b>Gary Matthews, R</b> (1, 7)										4	1	1	0	0	0	1									
<b>Ed Goodson, L</b> (1, 3) OBP: 0.308, SLG: 0.353 <b>Charlie Williams, R</b> (8, 1)										4	1	1	0	0	0	2									
<b>Chris Speier, R</b> (1, 6) OBP: 0.283, SLG: 0.294										4	2	2	2	0	0	0									
<b>Steve Ontiveros, S</b> (1, 5) OBP: 0.366, SLG: 0.294										4	0	1	1	0	1	1									
<b>Marc Hill, R</b> (1, 2) OBP: 0.441, SLG: 0.536										3	0	0	0	1	0	1									
<b>John D'Acquisto, R</b> (1, 1) OBP: 0.345, SLG: 0.360 <b>Gary Lavelle, S</b> (5, 1) <b>Tom Bradley, R</b> (5, 1) <b>Von Joshua, L</b> (7, PH) <b>Dave Heaverly, R</b> (7, 1) <b>Gary Thomasson, L</b> (8, 3)										2	0	0	0	0	2	1									
<b>Inning Stats</b>	R: 0 E: 0 K: 0 S: 3	H: 0 LOB: 0 BB: 0 P: 3	R: 0 E: 0 K: 0 S: 3	H: 0 LOB: 0 BB: 0 P: 3	R: 0 E: 0 K: 1 S: 5	H: 0 LOB: 0 BB: 0 P: 5	R: 0 E: 0 K: 0 S: 3	H: 1 LOB: 0 BB: 0 P: 3	R: 2 E: 0 K: 1 S: 8	H: 3 LOB: 1 BB: 0 P: 8	R: 0 E: 0 K: 0 S: 3	H: 0 LOB: 0 BB: 0 P: 3	R: 2 E: 1 K: 1 S: 8	H: 3 LOB: 2 BB: 1 P: 12	R: 0 E: 0 K: 0 S: 3	H: 0 LOB: 1 BB: 1 P: 7	R: 0 E: 0 K: 0 S: 3	H: 0 LOB: 0 BB: 0 P: 3	1B: 5 2B: 2 HR: 0	SF: 0 SAC: 0 HBP: 0	WP: 0 PA: 35 PB: 0 SB: 1 CS: 0				
<b>PITCHER</b>	IP	WLS	BF	H	R	ER	SO	BB	IBB	HBP	BLK	WP	HR	S	P	ERA	WHIP								
<b>Gary Nolan, R</b> (1, 1) ERA: 4.05	7.0		28	7	4	4	3	0	1	0	0	0	0	33	37	5.14	1.000								
<b>Will McEnaney, L</b> (8, 1) ERA: 4.75	1.0		4	0	0	0	0	1	0	0	0	0	0	3	7	0.00	1.000								
<b>Clay Kirby, R</b> (9, 1) ERA: 5.63	1.0	W	3	0	0	0	0	0	0	0	0	0	0	3	3	0.00	0.000								

**San Francisco Giants @ Cincinnati Reds**

Riverfront Stadium, Cincinnati, OH

Tue Apr 22 1975, 3:33 AM EDT  
Att: 14,235 - Unknown

**AB 33**  
**R 4**  
**H 7**  
**RBI 4**  
**BB 2**  
**SO 3**  
**LOB 10**




Batter	1	2	3	4	5	6	7	8	9	AB	R	H	RBI	BB	SO	LOB									
<b>Pete Rose, S</b> (1, 7) OBP: 0.430, SLG: 0.456	F8			1-3						4	0	1	2	1	0	4									
<b>Dave Concepcion, R</b> (1, 6) OBP: 0.310, SLG: 0.315	6-3									3	0	1	2	1	0	0									
<b>Joe Morgan, L</b> (1, 4) OBP: 0.527, SLG: 0.536	P6									5	1	1	0	0	1	4									
<b>Johnny Bench, R</b> (1, 2) OBP: 0.314, SLG: 0.435										3	0	0	0	2	0	2									
<b>Tony Perez, R</b> (1, 3) OBP: 0.221, SLG: 0.350										4	0	0	0	1	3	6									
<b>Cesar Geronimo, L</b> (1, 8) OBP: 0.345, SLG: 0.426										4	1	0	0	1	0	2									
<b>Ken Griffey, L</b> (1, 9) OBP: 0.415, SLG: 0.381										3	1	1	0	1	0	0									
<b>John Vukovich, R</b> (1, 5) OBP: 0.345, SLG: 0.360 <b>Dan Driessen, L</b> (5, PH) OBP: 0.583, SLG: 0.375 <b>Darrel Chaney, S</b> (6, 5) OBP: 0.130, SLG: 0.050										1	0	0	0	0	0	0									
<b>Gary Nolan, R</b> (1, 1) ERA: 3.38 <b>Merv Rettenmund, R</b> (7, PH) <b>Will McEnaney, L</b> (8, 1) <b>Terry Crowley, L</b> (8, PH) <b>Clay Kirby, R</b> (9, 1)										1	0	0	0	1	1	3									
<b>Inning Stats</b>	R: 0 E: 0 K: 0 S: 3	H: 0 LOB: 0 BB: 0 P: 3	R: 0 E: 0 K: 1 S: 5	H: 0 LOB: 0 BB: 0 P: 5	R: 0 E: 0 K: 1 S: 5	H: 0 LOB: 1 BB: 1 P: 7	R: 0 E: 0 K: 1 S: 5	H: 0 LOB: 1 BB: 1 P: 9	R: 3 E: 0 K: 2 S: 8	H: 1 LOB: 3 BB: 5 P: 28	R: 0 E: 0 K: 1 S: 5	H: 0 LOB: 0 BB: 0 P: 5	R: 1 E: 0 K: 0 S: 5	H: 2 LOB: 1 BB: 0 P: 5	R: 0 E: 0 K: 0 S: 4	H: 1 LOB: 3 BB: 2 P: 12	R: 1 E: 1 K: 1 S: 5	H: 1 LOB: 1 BB: 1 P: 9	1B: 2 2B: 3 HR: 0	SF: 0 SAC: 1 HBP: 0	WP: 1 PA: 42 PB: 0 SB: 0 CS: 0				
<b>PITCHER</b>	IP	WLS	BF	H	R	ER	SO	BB	IBB	HBP	BLK	WP	HR	S	P	ERA	WHIP								
<b>John D'Acquisto, R</b> (1, 1) ERA: 5.08	20		1	0	0	0	1	0	0	0	0	0	0	3	3	0.00	0.000								
<b>Tom Bradley, R</b> (5, 1) ERA: 1.69	1.1		5	0	0	0	1	1	0	0	0	0	0	6	10	0.00	0.750								
<b>Dave Heaverly, R</b> (7, 1) ERA: 3.38	1.2		10	3	1	1	0	2	0	0	0	0	0	8	16	5.40	3.000								
<b>Charlie Williams, R</b> (8, 1) ERA: 1.0	1.0	L	6	1	1	0	1	0	1	0	0	1	0	6	10	0.00	1.000								

**San Francisco Giants @ Cincinnati Reds**

Riverfront Stadium, Cincinnati, OH

Tue Apr 22 1975, 3:33 AM EDT  
Att: 14,235 - Unknown

**AB 31**  
**R 5**  
**H 5**  
**RBI 4**  
**BB 10**  
**SO 6**  
**LOB 23**



Batter	1	2	3	4	5	6	7	8	9	AB	R	H	RBI	BB	SO	LOB	TOP					
Von Joshua, L (1, 8) X OBP: 0.364, SLG: 0.476	0-0 G3		0-0 1B		0-0 2B			0-0 1B SF8		4	1	3	1	0	0	0	<b>San Francisco Giants @ Houston Astros</b> Astrodomo, Houston, TX Wed Apr 23 1975, 8:05 PM EDT Dome <a href="http://livebaseballscorecards.com">livebaseballscorecards.com</a>					
Mike Phillips, L (1, 4) X OBP: 0.381, SLG: 0.235	0-0 2B		0-0 1B		0-0 F7			0-0 1B		4	0	3	0	0	0	1						
Bobby Murcer, L (1, 9) X OBP: 0.393, SLG: 0.547	0-0 1-3		0-0 F4		0-0 6-3			0-0 SF8		3	0	1	1	0	0	3						
Gary Matthews, R (1, 7) X OBP: 0.393, SLG: 0.577	0-0 5-3		0-0 L8		0-0 F8			0-3 3H		4	0	0	0	0	1	5						
Ed Goodson, L (1, 3) X OBP: 0.279, SLG: 0.316	0-0 4-3			0-0 1-3		0-0 K		0-0 5-3		4	0	0	0	0	1	3						
Chris Speier, R (1, 6) X OBP: 0.283, SLG: 0.273		0-0 F2		0-3 K		0-0 6-3			0-0 6-3	4	0	0	0	0	1	0						
Steve Ontiveros, S (1, 5) X Derrel Thomas, S (9, PR) OBP: 0.189, SLG: 0.220	0-0 4-3			0-0 1-3			0-0 F9		0-0 CS	4	0	1	0	0	0	0						
Marc Hill, R (1, 2) X OBP: 0.421, SLG: 0.484	0-0 6-3			4-0 SH3		0-0 L6		0-3 K	3	1	0	0	0	1	1							
John Montefusco, R (1, 1) X Gary Thomasson, L (7, PH) Charlie Williams, R (7, 1) Dave Rader, L (9, PH) OBP: 0.235, SLG: 0.235			0-3 K		0-0 SH3		0-0 F8		0-0 CS	1	0	0	0	0	1	0						
<b>Inning Stats</b>	R: 0 E: 0 K: 0 S: 5	H: 2 LOB: 2 BB: 0 P: 5	R: 0 E: 0 K: 0 S: 3	H: 0 LOB: 0 BB: 0 P: 3	R: 0 E: 0 K: 1 S: 7	H: 2 LOB: 2 BB: 0 P: 7	R: 0 E: 0 K: 1 S: 5	H: 0 LOB: 0 BB: 0 P: 5	R: 1 E: 0 K: 0 S: 4	H: 1 LOB: 1 BB: 1 P: 8	R: 0 E: 0 K: 1 S: 5	H: 0 LOB: 0 BB: 0 P: 5	R: 0 E: 0 K: 0 S: 3	H: 0 LOB: 0 BB: 0 P: 3	R: 1 E: 0 K: 1 S: 7	H: 2 LOB: 1 BB: 0 P: 7		R: 0 E: 0 K: 1 S: 5	H: 1 LOB: 1 BB: 0 P: 5	1B: 6 2B: 2 3B: 0 HR: 0	SF: 1 SAC: 1 DP: 0 HBP: 0	WP: 0 PB: 0 CS: 1 SB: 0
<b>PITCHER</b> Doug Koniczny, R (1, 1) ERA: 4.68 Ken Forsch, R (8, 1) ERA: 4.09	IP: 7.0 W: 1 L: 0 S: 6	WLS: 29 BF: 7	H: 7 R: 2 ER: 2	R: 2 ER: 2 SO: 3	BB: 1 IBB: 0 HBP: 0 BLK: 0	W: 0 HR: 0 S: 34 P: 38	ERA: 2.57 WHIP: 1.143	<b>PITCHER</b>														

Batter	1	2	3	4	5	6	7	8	9	AB	R	H	RBI	BB	SO	LOB	BOTTOM			
Wilbur Howard, S (1, 7) 9.0 OBP: 0.556, SLG: 0.500	0-3 K	0-3 K			0-0 S		0-0 WP		0-0 4-3	4	0	2	0	0	2	1	<b>San Francisco Giants @ Houston Astros</b> Astrodomo, Houston, TX Wed Apr 23 1975, 8:05 PM EDT Dome <a href="http://livebaseballscorecards.com">livebaseballscorecards.com</a>			
Larry Milbourne, S (1, 4) X OBP: 0.286, SLG: 0.286	0-0 1B		0-0 4-3		0-0 F8		0-0 4-3		1-2 1B	4	0	1	0	0	0	2				
Cesar Cedeño, R (1, 8) X OBP: 0.386, SLG: 0.424	0-0 F7		0-0 F7		0-0 F6		4-0 S		2-3 BB	3	0	0	0	1	0	2				
Mitt May, L (1, 2) 9.0 OBP: 0.321, SLG: 0.320	0-3 K		4-0 CS		0-0 F7		0-0 4-3		1-2 1B	3	0	0	0	1	1	4				
Bob Watson, R (1, 3) X Enos Cabell, R (9, 3) OBP: 0.319, SLG: 0.391		0-0 1-3	0-0 CS		0-0 F9		0-0 CS		0-0 F9	4	0	1	0	0	0	0				
Jose Cruz, L (1, 9) X OBP: 0.333, SLG: 0.438	0-0 3B		1-2		0-0 1B SF9		1-2 1B		0-0 4-3	4	2	3	0	0	0	0				
Ken Boswell, L (1, 5) X Doug Rader, R (9, 5) OBP: 0.333, SLG: 0.326	0-0 1B			0-0 1B SF9		0-0 F8		0-0 G3		4	1	2	1	0	0	1				
Roger Metzger, S (1, 6) X OBP: 0.327, SLG: 0.271	1-H SH1-3		0-0 SH1-3		0-0 SF9		0-0 F8			1	0	0	2	0	0	1				
Doug Koniczny, R (1, 1) X Ken Forsch, R (8, 1)	3-H 2B		0-0 3H		0-3 K		0-3 K			3	0	1	0	0	2	1				
<b>Inning Stats</b>	R: 0 E: 0 K: 2 S: 8	H: 1 LOB: 1 BB: 0 P: 8	R: 2 E: 0 K: 1 S: 8	H: 3 LOB: 1 BB: 0 P: 8	R: 0 E: 0 K: 0 S: 2	H: 0 LOB: 0 BB: 1 P: 6	R: 1 E: 0 K: 1 S: 7	H: 2 LOB: 1 BB: 0 P: 7	R: 0 E: 0 K: 0 S: 4	H: 1 LOB: 1 BB: 0 P: 4	R: 0 E: 0 K: 0 S: 4	H: 2 LOB: 1 BB: 0 P: 4	R: 0 E: 0 K: 1 S: 6	H: 1 LOB: 2 BB: 1 P: 10	R: 0 E: 0 K: 0 S: 3	H: 0 LOB: 0 BB: 0 P: 3		1B: 8 2B: 1 3B: 1 HR: 0	SF: 1 SAC: 1 DP: 0 HBP: 0	WP: 1 PB: 0 CS: 2 SB: 2
<b>PITCHER</b> John Montefusco, R (1, 1) ERA: 1.9 Charlie Williams, R (7, 1) ERA: 0.82	IP: 6.0 W: 1 L: 0 S: 8	WLS: 26 BF: 9	H: 9 R: 3 ER: 3	R: 3 ER: 3 SO: 4	BB: 1 IBB: 0 HBP: 0 BLK: 1	W: 1 HR: 0 S: 33 P: 37	ERA: 4.50 WHIP: 1.667	<b>PITCHER</b>												

Batter	1	2	3	4	5	6	7	8	9	AB	R	H	RBI	BB	SO	LOB	TOP			
<b>Garry Maddox, R</b> OBP: 0.191, SLG: 0.209 (1, 8)										3	0	0	0	0	0	0	<b>San Francisco Giants @ Houston Astros</b> Astrodome, Houston, TX Wed Apr 23 1975, 8:05 PM EDT Att: 9,413 - Dome			
<b>Derrel Thomas, S</b> OBP: 0.193, SLG: 0.222 (1, 4)										4	0	1	0	0	0					
<b>Bobby Murcer, L</b> OBP: 0.385, SLG: 0.518 (1, 9)										3	0	0	0	1	0					
<b>Gary Matthews, R</b> OBP: 0.400, SLG: 0.564 <b>Horace Speed, R</b> (8, 7)										3	0	1	0	1	0					
<b>Chris Speier, R</b> OBP: 0.262, SLG: 0.288 (1, 6)										4	1	1	0	0	0					
<b>Gary Thomasson, L</b> OBP: 0.120, SLG: 0.174 (1, 3)										4	1	1	1	0	0					
<b>Bruce Miller, R</b> OBP: 0.250, SLG: 0.250 (1, 5)										4	0	1	1	0	1					
<b>Dave Rader, L</b> OBP: 0.200, SLG: 0.200 (1, 2)										3	0	0	0	0	1					
<b>Pete Falcone, L</b> OBP: 0.143, SLG: 0.143 (1, 1)										3	1	1	0	0	2					
<b>Inning Stats</b>	R: 0 E: 0 K: 0 S: 3	H: 0 LOB: 0 BB: 0 P: 3	R: 1 E: 0 K: 0 S: 5	H: 2 LOB: 1 BB: 0 P: 5	R: 1 E: 0 K: 0 S: 4	H: 1 LOB: 2 BB: 2 P: 12	R: 1 E: 0 K: 3 S: 10	H: 1 LOB: 0 BB: 0 P: 10	R: 0 E: 0 K: 0 S: 3	H: 0 LOB: 0 BB: 0 P: 3	R: 0 E: 0 K: 1 S: 5	H: 0 LOB: 0 BB: 0 P: 5	R: 0 E: 0 K: 0 S: 3	H: 1 LOB: 0 BB: 0 P: 3	R: 0 E: 0 K: 0 S: 3	H: 0 LOB: 0 BB: 0 P: 3	1B: 4 2B: 1 3B: 0 HR: 1	SF: 0 SAC: 1 DP: 1 HBP: 0	WP: 0 PB: 0 SB: 2 CS: 0	PA: 34
<b>PITCHER</b>	IP WLS BF H R ER SO BB IBB HBP BLK WP HR S P ERA WHIP																			
<b>Dave Roberts, L</b> ERA: 2.05 (1, 1)	8.0 L 31 6 3 2 4 2 0 0 0 0 0 1 37 45 2.25 1.000																			
<b>Jim York, R</b> ERA: 5.06 (9, 1)	1.0 3 0 0 0 0 0 0 0 0 0 0 0 3 3 0.00 0.000																			

Batter	1	2	3	4	5	6	7	8	9	AB	R	H	RBI	BB	SO	LOB	BOTTOM			
<b>Wilbur Howard, S</b> OBP: 0.385, SLG: 0.333 (1, 7)										4	0	0	0	0	1	1	<b>San Francisco Giants @ Houston Astros</b> Astrodome, Houston, TX Wed Apr 23 1975, 8:05 PM EDT Att: 9,413 - Dome			
<b>Larry Milbourne, S</b> OBP: 0.182, SLG: 0.182 (1, 4)										4	0	0	0	0	1	0				
<b>Cesar Cedeno, R</b> OBP: 0.365, SLG: 0.397 (1, 8)										4	0	0	0	0	2	0				
<b>Cliff Johnson, R</b> OBP: 0.278, SLG: 0.373 (1, 3)										4	0	2	0	0	0	0				
<b>Doug Rader, R</b> OBP: 0.327, SLG: 0.340 (1, 5)										4	0	1	0	0	1	2				
<b>Enos Cabell, R</b> OBP: 0.333, SLG: 0.388 (1, 9)										3	0	1	0	1	2	1				
<b>Skip Jutze, R</b> OBP: 0.200, SLG: 0.200 (1, 2)										3	0	1	0	0	0	3				
<b>Roger Metzger, S</b> OBP: 0.310, SLG: 0.255 (1, 6)										3	0	0	0	0	1	4				
<b>Dave Roberts, L</b> (1, 1)										1	0	0	0	0	0	1				
<b>Rob Andrews, R</b> OBP: 0.290, SLG: 0.294 <b>Jim York, R</b> (8, PH) (9, 1)										1	0	0	0	0	1	0				
<b>Inning Stats</b>	R: 0 E: 0 K: 2 S: 7	H: 0 LOB: 0 BB: 0 P: 7	R: 0 E: 0 K: 2 S: 7	H: 0 LOB: 0 BB: 0 P: 7	R: 0 E: 0 K: 0 S: 4	H: 1 LOB: 1 BB: 0 P: 4	R: 0 E: 0 K: 1 S: 6	H: 1 LOB: 1 BB: 0 P: 6	R: 0 E: 0 K: 1 S: 6	H: 0 LOB: 0 BB: 0 P: 5	R: 0 E: 0 K: 0 S: 4	H: 1 LOB: 2 BB: 1 P: 8	R: 0 E: 0 K: 1 S: 5	H: 0 LOB: 0 BB: 0 P: 5	R: 0 E: 0 K: 1 S: 6	H: 1 LOB: 1 BB: 0 P: 6	1B: 4 2B: 1 3B: 0 HR: 0	SF: 0 SAC: 1 DP: 0 HBP: 0	WP: 0 PB: 0 SB: 0 CS: 0	PA: 33
<b>PITCHER</b>	IP WLS BF H R ER SO BB IBB HBP BLK WP HR S P ERA WHIP																			
<b>Pete Falcone, L</b> ERA: 1.96 (1, 1)	9.0 W 33 5 0 0 9 1 0 0 0 0 0 0 50 54 0.00 0.667																			

AB	31
R	3
H	6
RBI	2
BB	2
SO	4
LOB	9

WP	0
PB	0
SB	2
CS	0

AB	31
R	0
H	5
RBI	0
BB	1
SO	9
LOB	12

WP	0
PB	0
SB	0
CS	0





Batter	1	2	3	4	5	6	7	8	9	AB	R	H	RBI	BB	SO	LOB	TOP	
Davey Lopes, R OBP: 0.430, SLG: 0.348 (1, 8)										5	1	2	1	0	0	2	Los Angeles Dodgers @ San Francisco Giants Candlestick Park, San Francisco, CA Fri Apr 25 1975, 10:05 PM EDT Att: 14,153 - Unknown	
Lee Lacy, R OBP: 0.412, SLG: 0.471 (1, 4)										5	0	3	0	0	0	1		
Steve Garvey, R OBP: 0.393, SLG: 0.463 (1, 3)										5	0	2	1	0	0	4		
Ron Cey, R OBP: 0.359, SLG: 0.594 (1, 5)										4	0	0	0	1	0	6		
Joe Ferguson, R OBP: 0.319, SLG: 0.190 (1, 9)										4	0	0	0	1	1	6		
Steve Yeager, R OBP: 0.290, SLG: 0.296 (1, 2)										5	1	1	0	0	0	4		
Paul Powell, R (1, 7)										2	1	0	0	1	0	0		
Henry Cruz, L OBP: 0.185, SLG: 0.222 (7, 7)										2	0	0	0	0	0	1		
Rick Auerbach, R OBP: 0.250, SLG: 0.234 (1, 6)										4	1	1	1	1	0	1		
Andy Messersmith, R OBP: 0.353, SLG: 0.500 Jim Brewer, L (9, 1)										4	2	3	1	0	0	1		
<b>Inning Stats</b>	R: 1 E: 0 K: 0 S: 5	H: 2 LOB: 2 BB: 1 P: 9	R: 0 E: 0 K: 0 S: 4	H: 1 LOB: 1 BB: 0 P: 4	R: 0 E: 0 K: 0 S: 4	H: 1 LOB: 1 BB: 0 P: 4	R: 2 E: 2 K: 0 S: 4	H: 3 LOB: 3 BB: 1 P: 11	R: 0 E: 0 K: 0 S: 3	H: 0 LOB: 0 BB: 0 P: 3	R: 1 E: 1 K: 0 S: 5	H: 2 LOB: 1 BB: 0 P: 5	R: 0 E: 0 K: 1 S: 6	H: 1 LOB: 1 BB: 0 P: 6	1B: 7 2B: 5 3B: 1 HR: 0	SF: 0 SAC: 0 DP: 2 HBP: 0	WP: 0 PA: 44	
<b>PITCHER</b>	IP WLS BF H R ER SO BB IBB HBP BLK WP HR S P ERA WHIP	5.2 L 30 9 5 3 0 4 0 0 0 0 0 0 26 42 4.76 2.294	2.1 10 2 1 0 0 0 0 0 0 0 0 0 10 10 0.00 0.857	1.0 4 1 0 0 1 0 0 0 0 0 0 0 6 6 0.00 1.000	<b>PITCHER</b>													

AB	40
R	6
H	12
RBI	4
BB	4
SO	1
LOB	26



Batter	1	2	3	4	5	6	7	8	9	AB	R	H	RBI	BB	SO	LOB	BOTTOM		
Von Joshua, L OBP: 0.406, SLG: 0.448 (1, 8)										5	0	1	0	0	1	4	Los Angeles Dodgers @ San Francisco Giants Candlestick Park, San Francisco, CA Fri Apr 25 1975, 10:05 PM EDT Att: 14,153 - Unknown		
Mike Phillips, L OBP: 0.387, SLG: 0.240 (1, 4)										4	1	2	1	0	1	2			
Chris Arnold, R OBP: 0.333, SLG: 0.333 (9, PH)										1	0	1	0	0	0	0			
Bobby Murcer, L OBP: 0.413, SLG: 0.531 (1, 9)										4	1	1	0	0	1	2			
Gary Matthews, R OBP: 0.413, SLG: 0.556 (1, 7)										4	1	1	0	1	1	3			
Gary Thomasson, L OBP: 0.143, SLG: 0.129 (1, 3)										4	1	0	0	1	1	3			
Chris Speier, R OBP: 0.296, SLG: 0.338 (1, 6)										5	0	3	4	0	0	0			
Steve Ontiveros, S OBP: 0.346, SLG: 0.295 Charlie Williams, R (6, 1)										3	0	0	0	0	1	3			
Ed Goodson, L OBP: 0.287, SLG: 0.300 Dave Heaverlo, R (9, 1)										0	0	0	0	0	0	0			
Garry Maddox, R OBP: 0.194, SLG: 0.200 (9, PH)										1	0	0	0	0	0	2			
Marc Hill, R OBP: 0.442, SLG: 0.500 Derrel Thomas, S OBP: 0.193, SLG: 0.222 (9, 4)										2	1	1	0	2	1	0			
Mike Caldwell, R (1, 1)										1	0	0	0	0	1	1			
Bruce Miller, R OBP: 0.200, SLG: 0.200 Dave Rader, L OBP: 0.231, SLG: 0.167 (9, 2)										1	0	0	0	0	0	0			
<b>Inning Stats</b>	R: 2 E: 0 K: 0 S: 5	H: 2 LOB: 2 BB: 2 P: 13	R: 0 E: 0 K: 1 S: 5	H: 0 LOB: 1 BB: 1 P: 9	R: 1 E: 0 K: 0 S: 4	H: 1 LOB: 1 BB: 0 P: 5	R: 1 E: 0 K: 1 S: 7	H: 2 LOB: 2 BB: 1 P: 11	R: 0 E: 0 K: 2 S: 8	H: 0 LOB: 0 BB: 0 P: 8	R: 0 E: 0 K: 2 S: 7	H: 0 LOB: 0 BB: 0 P: 7	R: 0 E: 1 K: 0 S: 4	H: 1 LOB: 2 BB: 1 P: 8	R: 1 E: 0 K: 1 S: 8	H: 3 LOB: 2 BB: 0 P: 8	1B: 7 2B: 3 3B: 0 HR: 0	SF: 0 SAC: 1 DP: 1 HBP: 1	WP: 1 PA: 43
<b>PITCHER</b>	IP WLS BF H R ER SO BB IBB HBP BLK WP HR S P ERA WHIP	8.0 W 37 7 4 4 7 5 0 0 0 0 0 0 45 66 4.50 1.500	1.0 S 6 3 1 1 1 0 0 0 0 0 0 0 8 8 9.00 3.000	<b>PITCHER</b>															

AB	36
R	5
H	10
RBI	5
BB	5
SO	8
LOB	21









Batter	1	2	3	4	5	6	7	8	9	AB	R	H	RBI	BB	SO	LOB	TOP										
Pete Rose, S OBP: 0.398, SLG: 0.420 (1, 7)	F8			F8		F9			6-3	4	0	0	0	1	0	1	<b>Cincinnati Reds @ San Francisco Giants</b> Candlestick Park, San Francisco, CA Wed Apr 30 1975, 6:33 AM EDT Att. 4,340 - Unknown										
Dave Concepcion, R OBP: 0.362, SLG: 0.353 (1, 6)	K	K			6-3		F9		K	5	0	0	0	0	3	3											
Joe Morgan, L OBP: 0.551, SLG: 0.519 (1, 4)	G3								F8	5	1	3	0	0	0	0											
Johnny Bench, R OBP: 0.330, SLG: 0.473 (1, 2)										3	1	1	0	1	1	2											
Tony Perez, R OBP: 0.240, SLG: 0.379 (1, 3)										4	1	2	2	0	0	3											
Cesar Geronimo, L OBP: 0.357, SLG: 0.390 (1, 8)										4	1	3	0	0	0	2											
Ken Griffey, L OBP: 0.450, SLG: 0.455 (1, 9)										2	0	1	2	1	0	1											
Darrel Chaney, S OBP: 0.167, SLG: 0.077 (8, PH)										2	0	0	0	1	1	1											
Terry Crowley, L OBP: 0.515, SLG: 0.727 (8, 5)										1	0	1	0	0	0	0											
John Vukovich, R OBP: 0.314, SLG: 0.323 (8, 5)										0	0	0	0	0	0	0											
Jack Billingham, R OBP: 0.125, SLG: 0.125 (7, 1)										2	0	0	0	0	1	1											
Will McEnaney, L (7, 1)										1	0	0	0	0	0	2											
<b>Inning Stats</b>	R: 0 E: 0 K: 1 S: 5	H: 0 LOB: 0 BB: 0 P: 5	R: 2 E: 0 K: 1 S: 7	H: 2 LOB: 3 BB: 3 P: 19	R: 0 E: 0 K: 1 S: 6	H: 2 LOB: 1 BB: 0 P: 6	R: 0 E: 0 K: 0 S: 3	H: 0 LOB: 1 BB: 1 P: 7	R: 2 E: 0 K: 0 S: 6	H: 3 LOB: 1 BB: 0 P: 6	R: 0 E: 0 K: 2 S: 7	H: 0 LOB: 0 BB: 0 P: 7	R: 0 E: 0 K: 0 S: 4	H: 2 LOB: 1 BB: 0 P: 4	R: 0 E: 0 K: 0 S: 4	H: 2 LOB: 1 BB: 0 P: 4	R: 0 E: 0 K: 1 S: 5	H: 0 LOB: 0 BB: 0 P: 5	1B: 9 2B: 0 3B: 1 HR: 1	SF: 0 SAC: 2 DP: 3 HBP: 0	WP: 0 PB: 0 SB: 2 CS: 0	PA: 39					
<b>PITCHER</b>	IP	WLS	BF	H	R	ER	SO	BB	IBB	HBP	BLK	WP	HR	S	P	ERA	WHIP										
Jim Barr, R ERA: 2.92 (1, 1)	5.0	L	25	7	4	4	3	4	0	0	0	0	1	27	43	7.20	2.200										
Gary Lavelle, L ERA: 2.99 (6, 1)	2.0		7	2	0	0	2	0	0	0	0	0	0	11	11	0.00	1.000										
Dave Heaverlo, R ERA: 1.04 (8, 1)	2.0		7	2	0	0	1	0	0	0	0	0	0	9	9	0.00	1.000										
<b>Batter</b>	<b>1</b>	<b>2</b>	<b>3</b>	<b>4</b>	<b>5</b>	<b>6</b>	<b>7</b>	<b>8</b>	<b>9</b>	<b>AB</b>	<b>R</b>	<b>H</b>	<b>RBI</b>	<b>BB</b>	<b>SO</b>	<b>LOB</b>	<b>BOTTOM</b>										
Von Joshua, L OBP: 0.378, SLG: 0.405 (1, 8)										4	0	1	0	0	0	4	<b>Cincinnati Reds @ San Francisco Giants</b> Candlestick Park, San Francisco, CA Wed Apr 30 1975, 6:33 AM EDT Att. 4,340 - Unknown										
Horace Speed, R OBP: 0.500, SLG: 0.333 (1, 7)										4	0	1	0	0	2	3											
Bobby Murcer, L OBP: 0.407, SLG: 0.526 (1, 9)										4	0	0	0	0	0	2											
Ed Goodson, L OBP: 0.279, SLG: 0.339 (1, 3)										4	0	0	0	0	0	2											
Chris Arnold, R OBP: 0.308, SLG: 0.250 (1, 4)										4	0	0	0	0	1	1											
Chris Speier, R OBP: 0.352, SLG: 0.390 (1, 6)										4	1	3	0	0	0	0											
Steve Ontiveros, S OBP: 0.388, SLG: 0.351 (1, 5)										4	0	3	0	0	0	1											
Marc Hill, R OBP: 0.375, SLG: 0.378 (1, 2)										3	0	0	0	1	0	4											
Jim Barr, R OBP: 0.115, SLG: 0.111 (5, PH)										1	0	0	0	0	0	0											
Gary Matthews, R OBP: 0.430, SLG: 0.537 (8, 1)										1	0	1	0	0	0	0											
Gary Lavelle, S (8, 1)										0	0	0	0	0	0	0											
Gary Thomasson, L (7, PH)										0	0	0	0	0	0	0											
Bruce Miller, R OBP: 0.222, SLG: 0.222 (7, PH)										1	0	0	0	0	1	2											
Dave Heaverlo, R (8, 1)										0	0	0	0	0	0	0											
<b>Inning Stats</b>	R: 0 E: 0 K: 0 S: 4	H: 1 LOB: 1 BB: 0 P: 4	R: 0 E: 0 K: 0 S: 4	H: 2 LOB: 1 BB: 0 P: 4	R: 0 E: 0 K: 1 S: 5	H: 0 LOB: 0 BB: 0 P: 5	R: 0 E: 0 K: 0 S: 3	H: 0 LOB: 0 BB: 0 P: 3	R: 0 E: 0 K: 1 S: 8	H: 3 LOB: 2 BB: 0 P: 8	R: 0 E: 0 K: 0 S: 3	H: 0 LOB: 0 BB: 0 P: 3	R: 0 E: 0 K: 1 S: 6	H: 1 LOB: 2 BB: 1 P: 10	R: 0 E: 1 K: 1 S: 6	H: 1 LOB: 1 BB: 0 P: 6	R: 0 E: 0 K: 0 S: 3	H: 1 LOB: 0 BB: 0 P: 3	1B: 8 2B: 1 3B: 0 HR: 0	SF: 0 SAC: 0 DP: 2 HBP: 0	WP: 1 PB: 0 SB: 0 CS: 0	PA: 35					
<b>PITCHER</b>	IP	WLS	BF	H	R	ER	SO	BB	IBB	HBP	BLK	WP	HR	S	P	ERA	WHIP										
Jack Billingham, R ERA: 4.55 (1, 1)	6.1	W	26	7	1	1	2	1	0	0	0	0	0	29	33	1.42	1.263										
Will McEnaney, L ERA: 2.79 (7, 1)	2.2	S	9	2	0	0	2	0	0	0	0	0	0	13	13	0.00	0.750										



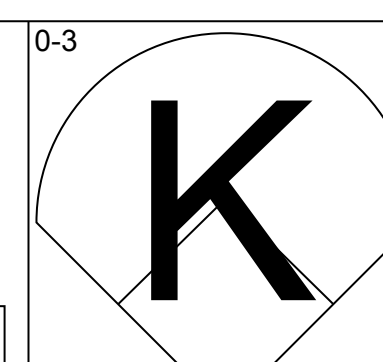
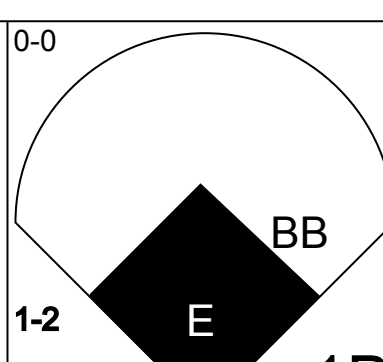
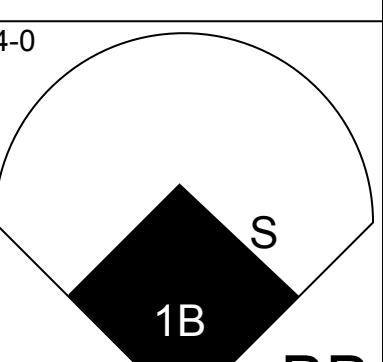
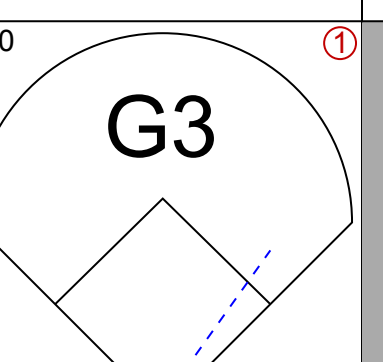
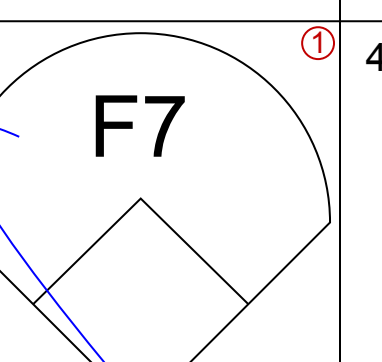
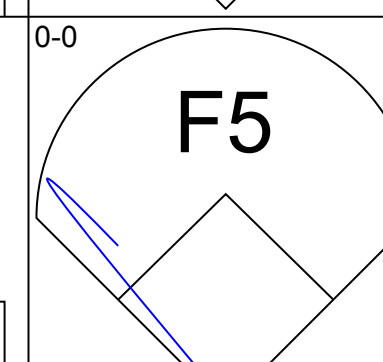
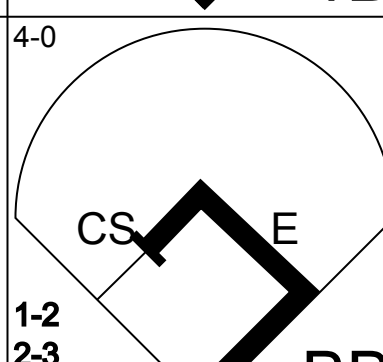
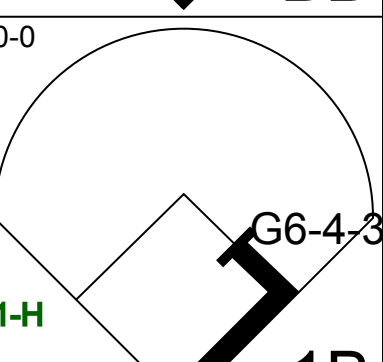
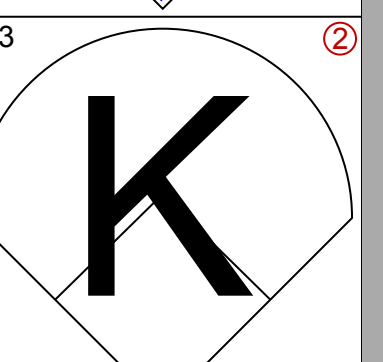
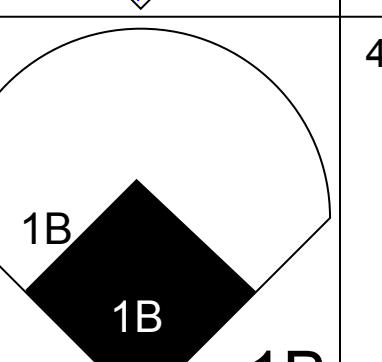
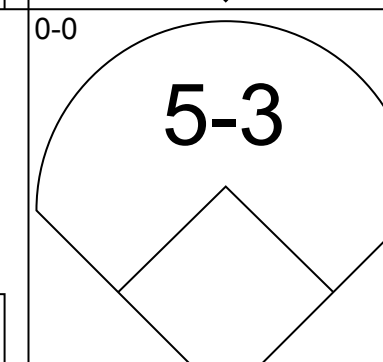
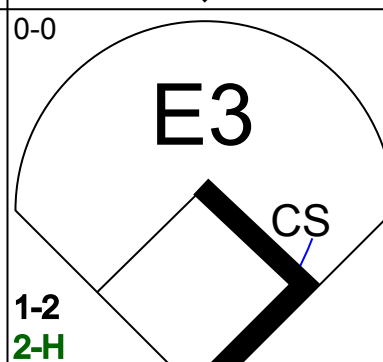
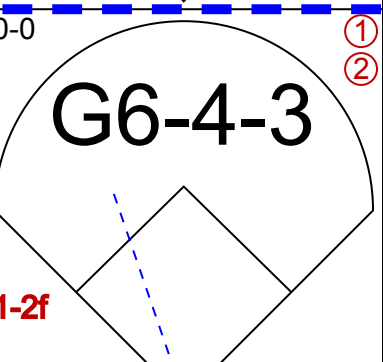
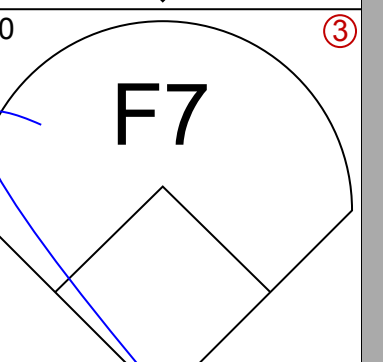
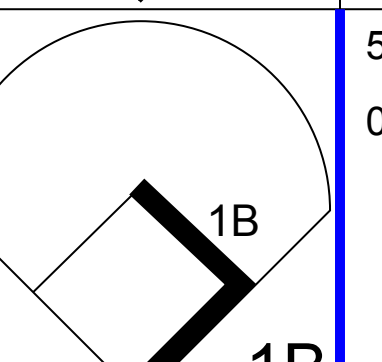
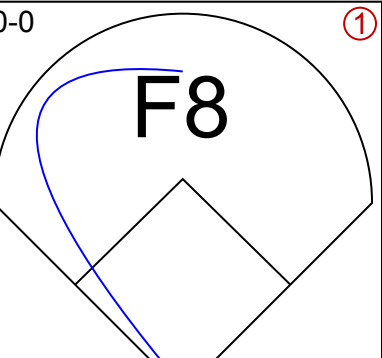
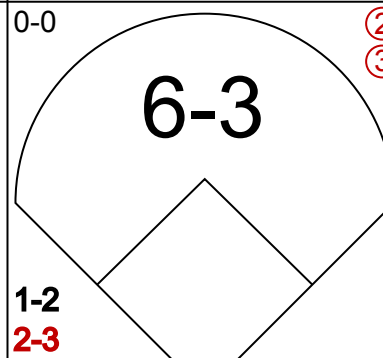
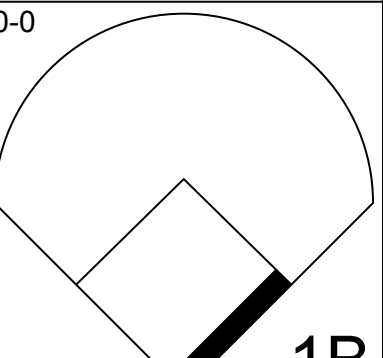
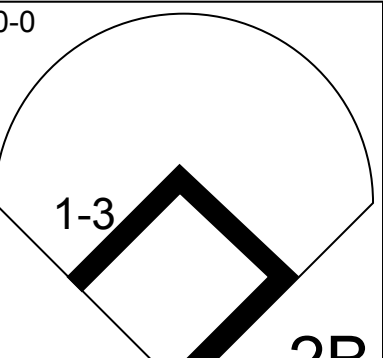
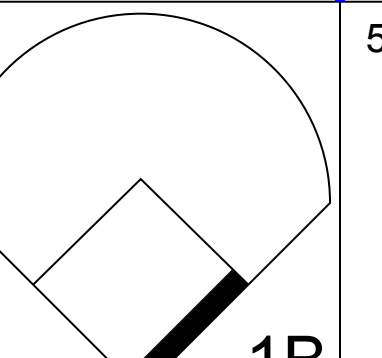
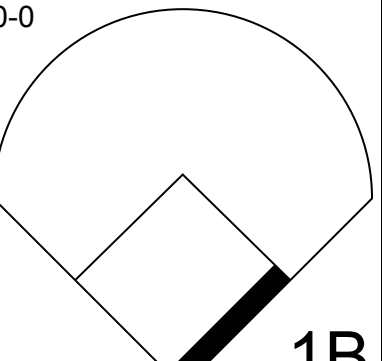
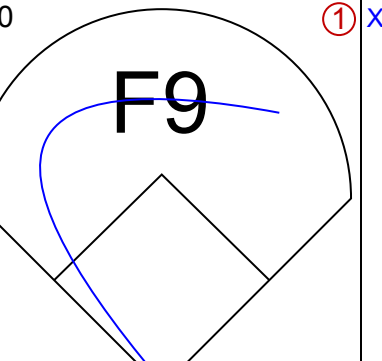
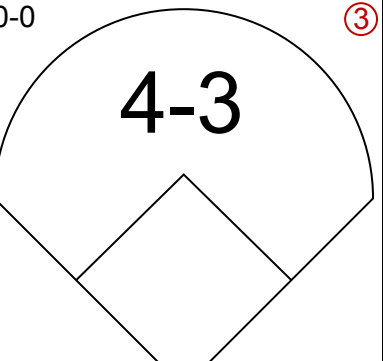
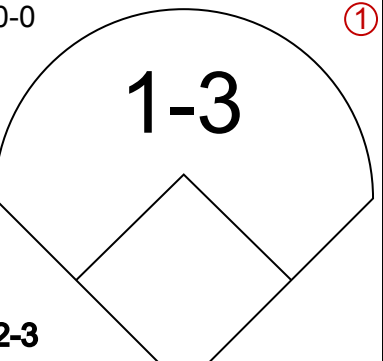
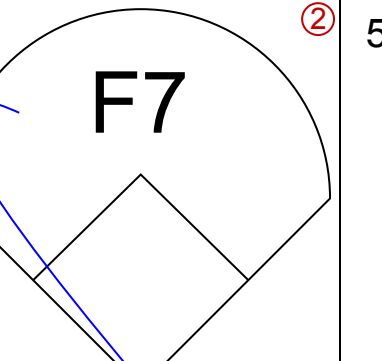

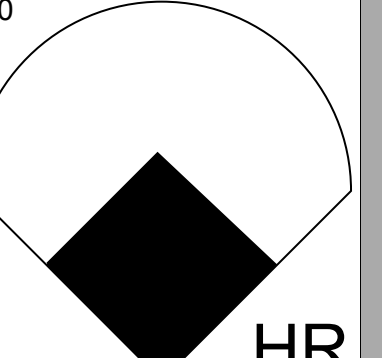
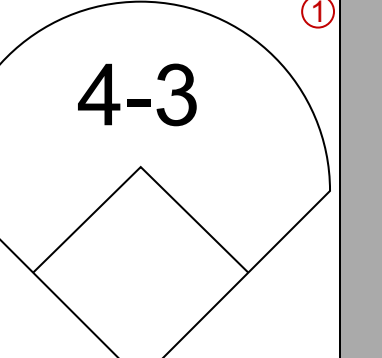
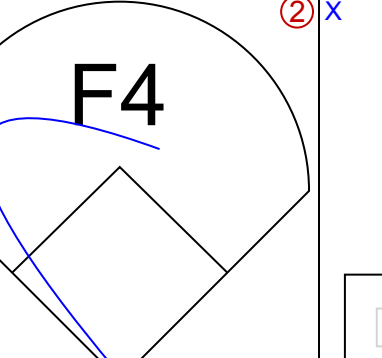
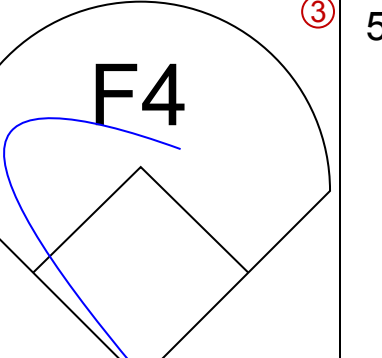

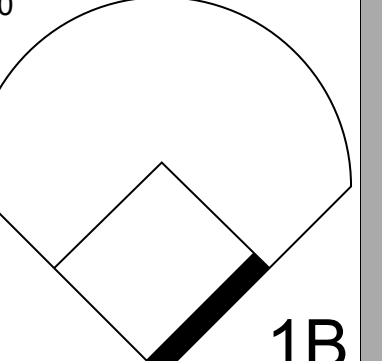
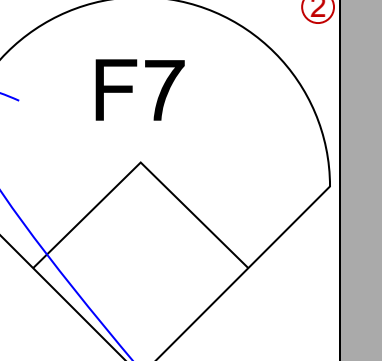
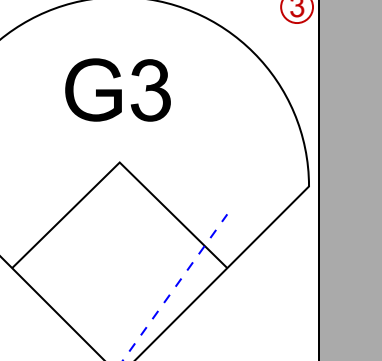
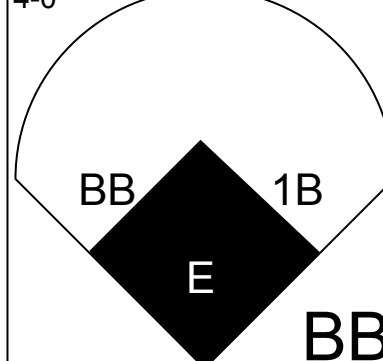
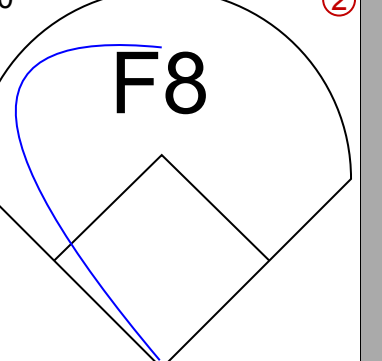
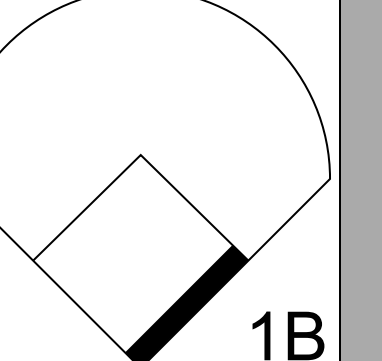
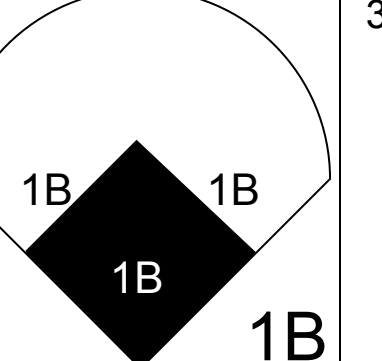



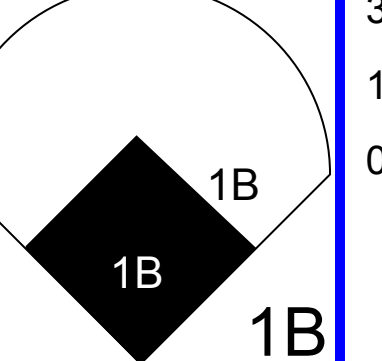


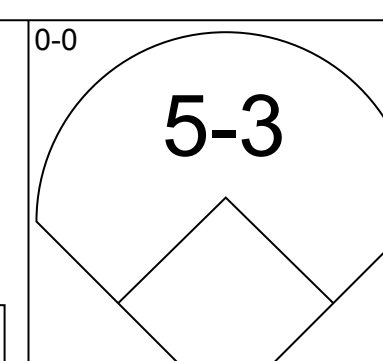
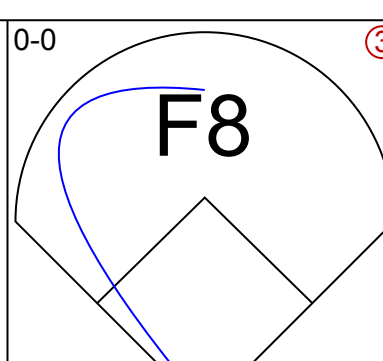
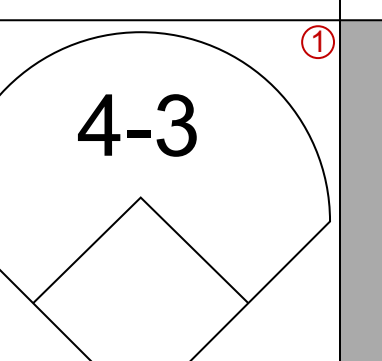
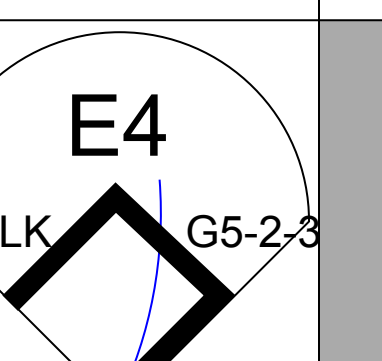
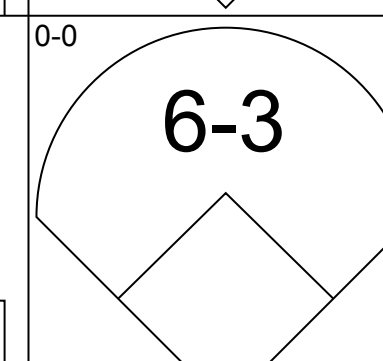
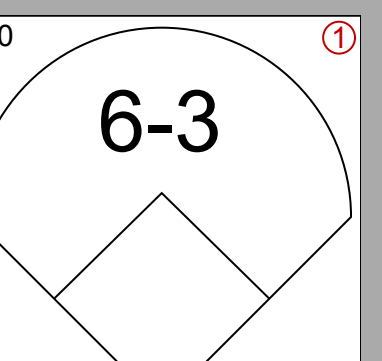
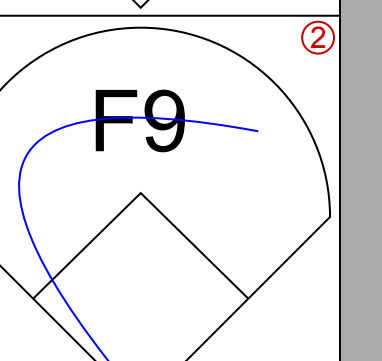
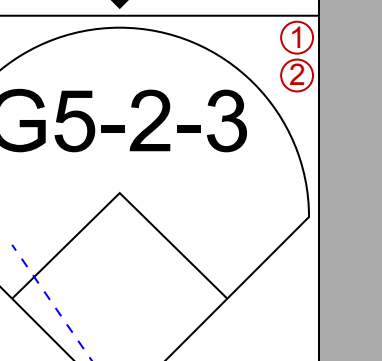
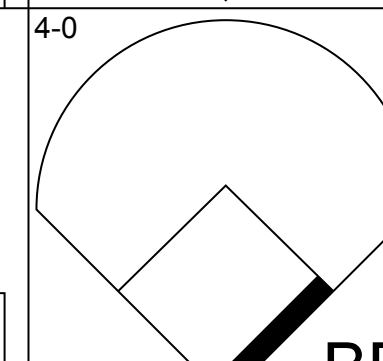
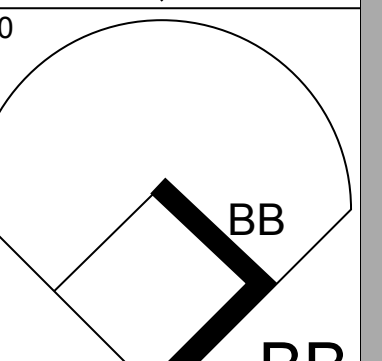
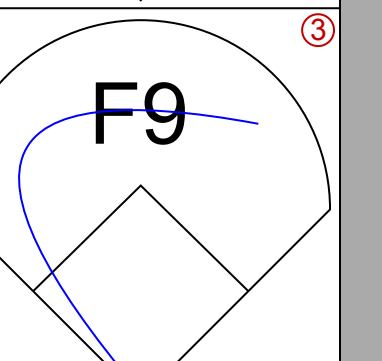
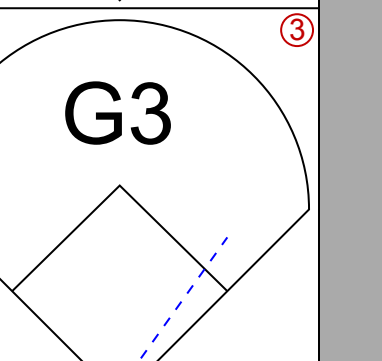
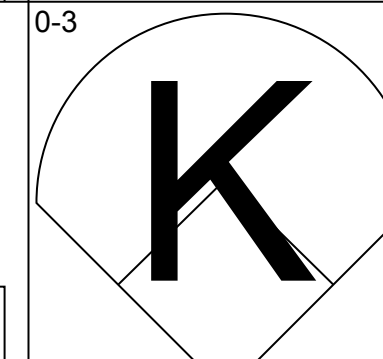
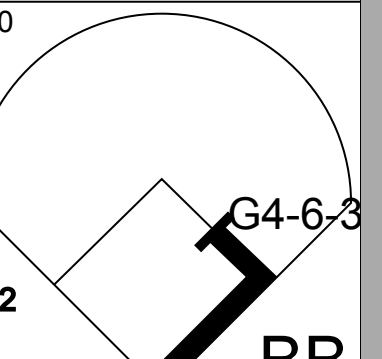

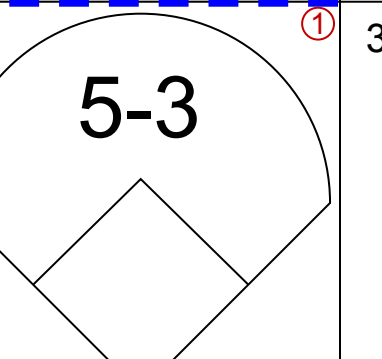
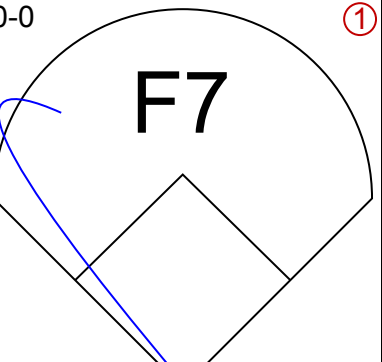
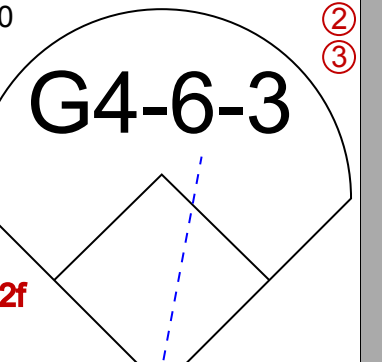

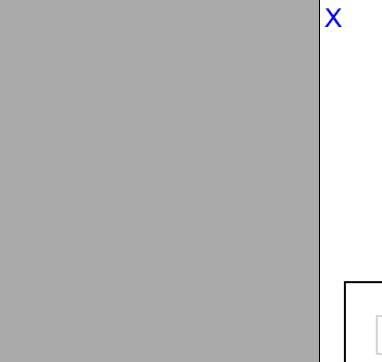
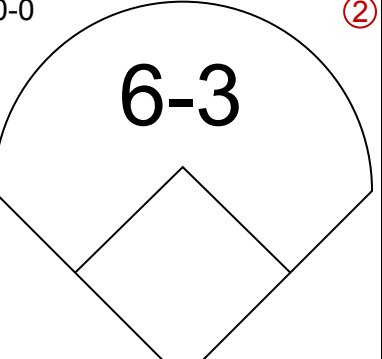
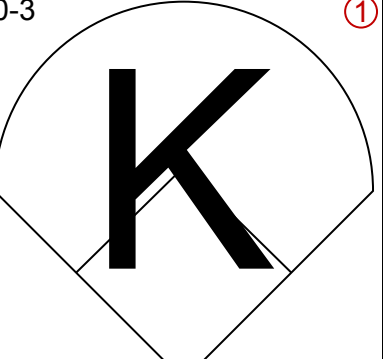

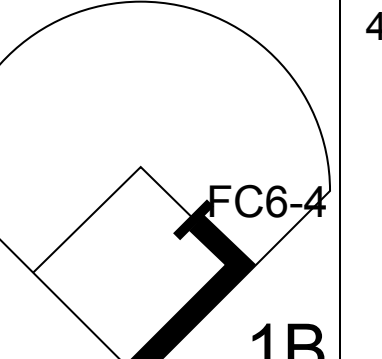
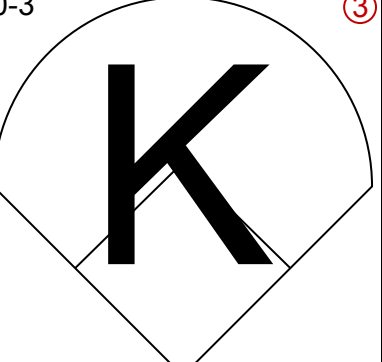
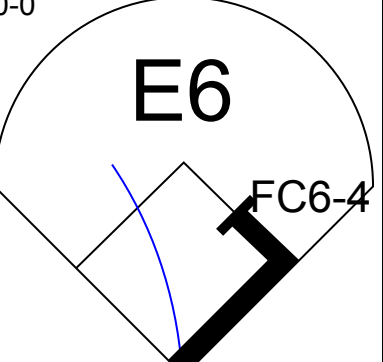
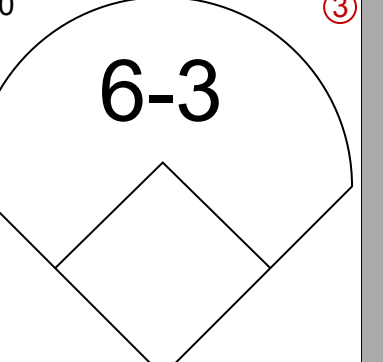
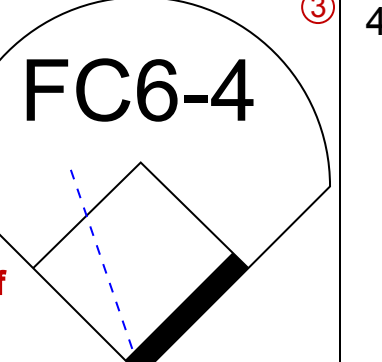
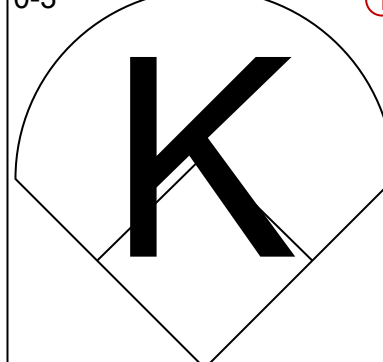
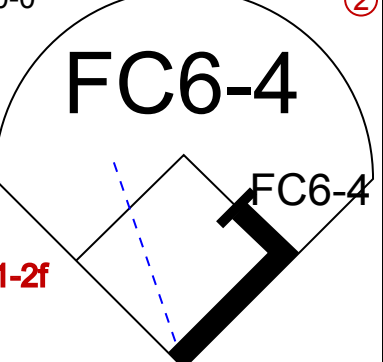
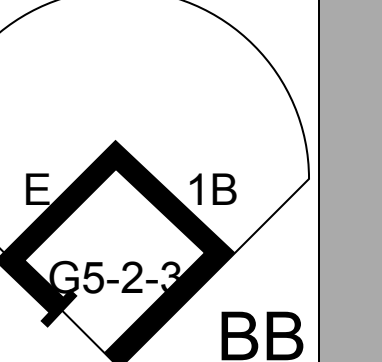
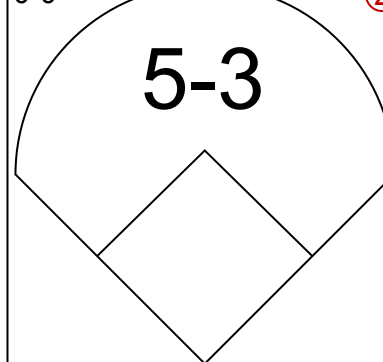
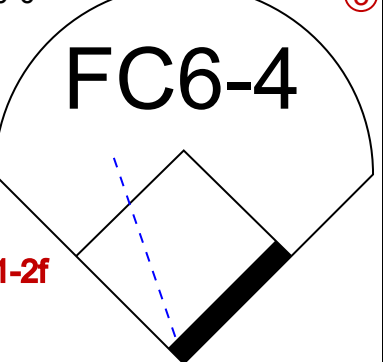
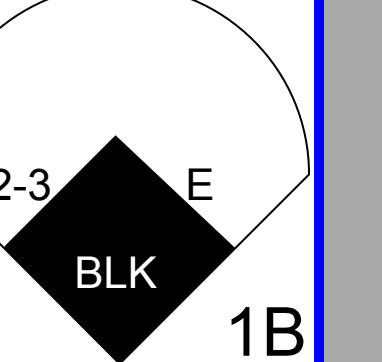


Batter	1	2	3	4	5	6	7	8	9	AB	R	H	RBI	BB	SO	LOB	TOP					
Greg Gross, L (1, 7) OBP: 0.244, SLG: 0.162	4-0 BB WP BB	4-0 1B BB		F7		F9		FC6-4 2H 1B		4	1	1	1	2	0	1	<b>Houston Astros @ San Francisco Giants</b> Candlestick Park, San Francisco, CA Sun May 04 1975, 6:38 AM EDT Att: 9,451 - Unknown					
Roger Metzger, S (1, 6) OBP: 0.317, SLG: 0.256	4-0 WP BB	0-0 FC5-4 1B		F7	0-0 2B 1B	F8		FC6-4 E 1-2		5	2	2	0	1	0	1						
Cesar Cedeno, R (1, 8) OBP: 0.387, SLG: 0.426	4-0 WP E BB	0-0 F8		BB 1B	S BLK 2B	K		E5 S		4	3	1	1	2	1	3						
Cliff Johnson, R (1, 3) OBP: 0.329, SLG: 0.362	4-0 E BB	0-0 FC5-4 1-2		BB 1B	K		FC3-6 1B	F7 1-2		5	1	2	0	1	1	5						
Jose Cruz, L (1, 9) OBP: 0.380, SLG: 0.422	0-0 E4 1-2 3H		G3 WP BB	1B 1B	BLK S IBB	K		F8		3	1	0	1	3	1	2						
Milt May, L (1, 2) OBP: 0.275, SLG: 0.305	0-3 K		F5 1-2	1B 3B 1B	BLK IBB	FC3-6 1-2		6-3		4	1	1	2	1	1	4						
Skip Jutze, R (7, 2) OBP: 0.182, SLG: 0.182										1	0	0	0	0	0	0						
Ken Boswell, L (1, 5) OBP: 0.303, SLG: 0.333	0-3 K		G3 2-3	3B 1B	F5 1-2 2H 3H	4-3		F7		6	1	1	1	0	1	6						
Rob Andrews, R (1, 4) OBP: 0.288, SLG: 0.286	0-3 K			2B 3B	BB			S 1B BB		2	2	1	2	3	1	2						
J.R. Richard, R (1, 1) OBP: 0.250, SLG: 0.375			K			K				4	0	1	1	0	3	5						
Wayne Granger, R (7, 1) OBP: 0.182, SLG: 0.182								K 1-2		1	0	0	0	0	1	1						
<b>Inning Stats</b>	R: 3 E: 1 K: 3 S: 10	H: 0 LOB: 2 BB: 4 P: 26	R: 0 E: 0 K: 1 S: 6	H: 1 LOB: 2 BB: 1 P: 10	R: 0 E: 0 K: 1 S: 5	H: 0 LOB: 2 BB: 2 P: 13	R: 6 E: 0 K: 0 S: 8	H: 5 LOB: 1 BB: 2 P: 16	R: 2 E: 0 K: 2 S: 9	H: 2 LOB: 3 BB: 3 P: 21	R: 0 E: 0 K: 1 S: 5	H: 0 LOB: 0 BB: 0 P: 5	R: 0 E: 0 K: 1 S: 6	H: 1 LOB: 1 BB: 0 P: 6	R: 1 E: 1 K: 1 S: 7	H: 1 LOB: 2 BB: 1 P: 11	R: 0 E: 0 K: 0 S: 3	H: 0 LOB: 0 BB: 0 P: 3	1B: 7 2B: 2 3B: 1 HR: 0	SF: 0 SAC: 0 DP: 0 HBP: 0	WP: 3 PB: 0 SB: 4 CS: 0	PA: 52
<b>PITCHER</b>	IP WLS BF H R ER SO BB IBB HBP BLK WP HR S P ERA WHIP																					
John D'Acquisto, R (1, 1) ERA: 1.7	3.2 L 25 4 8 8 5 9 0 0 0 0 2 0 26 62 19.64 3.545																					
Charlie Williams, R (4, 1) ERA: 3.38	0.1 5 4 3 3 0 0 0 0 0 0 0 0 5 5 81.00 12.000																					
Tommy Toms, R (5, 1) ERA: 1.54	2.0 9 0 0 0 3 1 2 0 1 0 0 12 24 0.00 0.500																					
Dave Heaverlo, R (7, 1) ERA: 1.54	2.0 10 2 1 1 2 1 0 0 0 0 0 13 17 4.50 1.500																					
Gary Lavelle, L (9, 1) ERA: 1.98	1.0 3 0 0 0 0 0 0 0 0 0 0 3 3 0.00 0.000																					

Batter	1	2	3	4	5	6	7	8	9	AB	R	H	RBI	BB	SO	LOB	BOTTOM					
Von Joshua, L (1, 8) OBP: 0.382, SLG: 0.380	0-0 4-3		K	BB		FC4-6 1B 1-2		G1-6-3 1B		4	0	1	0	1	1	2	<b>Houston Astros @ San Francisco Giants</b> Candlestick Park, San Francisco, CA Sun May 04 1975, 6:38 AM EDT Att: 9,451 - Unknown					
Derrel Thomas, S (1, 4) OBP: 0.288, SLG: 0.292	4-0 4-3 BB		BB BB	1-3		1B		G1-6-3 1-2		1	1	0	0	2	0	1						
Chris Arnold, R (6, FH) OBP: 0.313, SLG: 0.267			BB BB							2	0	1	0	0	0	1						
Bobby Murcer, L (1, 9) OBP: 0.404, SLG: 0.483	0-0 4-3									2	2	0	0	2	1	3						
Dave Heaverlo, R (7, 1) ERA: 1.54			BB BB							0	0	0	0	0	0	0						
Ed Goodson, L (8, FH) OBP: 0.288, SLG: 0.361			BB BB							1	0	0	0	0	0	0						
Gary Lavelle, S (9, 1) ERA: 1.98	1-2		1B BB							0	0	0	0	0	0	0						
Gary Matthews, R (1, 7) OBP: 0.430, SLG: 0.553	0-0 6-3									2	1	1	1	1	0	1						
Horace Speed, R (6, PR) OBP: 0.308, SLG: 0.273			1B WP BB							1	1	0	0	1	0	0						
Gary Thomasson, L (1, 3) OBP: 0.204, SLG: 0.250										4	2	1	2	1	0	2						
Chris Speier, R (1, 6) OBP: 0.382, SLG: 0.371	0-3 K		K							2	0	0	0	3	2	2						
Steve Ontiveros, S (1, 5) OBP: 0.383, SLG: 0.329										5	0	1	0	0	1	6						
Dave Rader, L (1, 2) OBP: 0.231, SLG: 0.243										5	0	2	2	0	0	1						
John D'Acquisto, R (1, 1) ERA: 1.7			BB BB							0	1	0	0	1	0	0						
Charlie Williams, R (4, 1) ERA: 3.38										1	0	0	0	0	1	0						
Tommy Toms, R (5, 1) ERA: 1.54			BB BB							0	0	0	0	0	0	0						
Glenn Adams, L (6, FH) OBP: 0.313, SLG: 0.267										2	0	0	0	1	1	3						
<b>Inning Stats</b>	R: 0 E: 0 K: 0 S: 3	H: 0 LOB: 1 BB: 1 P: 7	R: 0 E: 0 K: 1 S: 6	H: 1 LOB: 0 BB: 0 P: 6	R: 4 E: 0 K: 2 S: 8	H: 1 LOB: 1 BB: 4 P: 24	R: 0 E: 0 K: 1 S: 5	H: 0 LOB: 1 BB: 1 P: 9	R: 1 E: 0 K: 1 S: 5	H: 1 LOB: 2 BB: 2 P: 13	R: 0 E: 0 K: 1 S: 6	H: 1 LOB: 2 BB: 1 P: 10	R: 2 E: 0 K: 0 S: 3	H: 1 LOB: 1 BB: 3 P: 15	R: 0 E: 0 K: 0 S: 3	H: 1 LOB: 0 BB: 0 P: 3	R: 1 E: 1 K: 1 S: 7	H: 1 LOB: 2 BB: 1 P: 11	1B: 6 2B: 1 3B: 0 HR: 0	SF: 0 SAC: 0 DP: 3 HBP: 0	WP: 1 PB: 0 SB: 0 CS: 0	PA: 45
<b>PITCHER</b>	IP WLS BF H R ER SO BB IBB HBP BLK WP HR S P ERA WHIP																					
J.R. Richard, R (1, 1) ERA: 5.5	6.0 W 32 4 7 7 6 11 0 0 1 1 0 0 33 77 10.50 2.500																					
Wayne Granger, R (7, 1) ERA: 1.17	3.0 S 13 3 1 0 1 2 0 0 0 0 0 0 13 21 0.00 1.667																					



Batter	1	2	3	4	5	6	7	8	9	AB	R	H	RBI	BB	SO	LOB	TOP					
Von Joshua, L OBP: 0.383, SLG: 0.370 (1, 8)										4	2	1	0	1	1	2	<b>San Francisco Giants @ Atlanta Braves</b> Atlanta-Fulton County Stadium, Atlanta, GA Tue May 06 1975, 7:05 PM EDT Att: 5,102 - Unknown  <b>livebaseballscores.com</b>					
Derrel Thomas, S OBP: 0.289, SLG: 0.304 (1, 4)										4	1	2	1	1	1	0						
Bobby Murcer, L OBP: 0.394, SLG: 0.467 Randy Moffitt, R OBP: 0.500, SLG: 0.500 (1, 9) (9, 1)										5	0	1	2	0	0	2						
Gary Matthews, R OBP: 0.439, SLG: 0.568 (1, 7)										5	0	3	1	0	0	2						
Willie Montanez, L OBP: 0.309, SLG: 0.438 (1, 3)										5	0	1	0	0	0	4						
Chris Speier, R OBP: 0.374, SLG: 0.394 (1, 6)										5	1	1	1	0	0	4						
Steve Ontiveros, S OBP: 0.357, SLG: 0.324 (1, 5)										4	0	1	0	0	0	2						
Dave Rader, L OBP: 0.279, SLG: 0.275 (1, 2)										3	2	2	0	1	0	1						
Pete Falcone, L OBP: 0.077, SLG: 0.077 Ed Goodson, L OBP: 0.299, SLG: 0.371 Horace Speed, R OBP: 0.308, SLG: 0.273 (1, 1) (9, PH) (9, PR) (9, 9)										3	0	0	0	0	3	3						
<b>Inning Stats</b>	R: 0 E: 0 K: 1 S: 5	H: 0 LOB: 0 BB: 0 P: 5	R: 0 E: 0 K: 0 S: 4	H: 1 LOB: 1 BB: 0 P: 4	R: 2 E: 1 K: 1 S: 6	H: 1 LOB: 1 BB: 2 P: 14	R: 1 E: 0 K: 1 S: 7	H: 2 LOB: 1 BB: 0 P: 7	R: 1 E: 0 K: 0 S: 4	H: 2 LOB: 1 BB: 1 P: 8	R: 0 E: 0 K: 1 S: 6	H: 1 LOB: 0 BB: 0 P: 6	R: 0 E: 0 K: 0 S: 5	H: 0 LOB: 0 BB: 0 P: 5	R: 0 E: 0 K: 0 S: 4	H: 1 LOB: 1 BB: 0 P: 4		R: 3 E: 0 K: 0 S: 8	H: 5 LOB: 2 BB: 0 P: 8	1B: 11 2B: 1 3B: 0 HR: 1	SF: 0 SAC: 0 DP: 1 HBP: 0	WP: 0 PB: 0 SB: 1 CS: 2
<b>PITCHER</b>	IP WLS BF H R ER SO BB IBB HBP BLK WP HR S P ERA WHIP	IP WLS BF H R ER SO BB IBB HBP BLK WP HR S P ERA WHIP													IP WLS BF H R ER SO BB IBB HBP BLK WP HR S P ERA WHIP							
Buzz Capra, R ERA: 3.35 Max Leon, R ERA: 4.7 Gary Gentry, R ERA: 4.95 (1, 1) (5, 1) (9, 1)	4.0 L 20 5 4 2 3 3 0 0 0 0 0 1 23 35 4.50 2.000	4.0 L 14 3 0 0 2 0 0 0 0 0 0 0 18 18 0.00 0.750	1.0 L 8 5 3 3 0 0 0 0 0 0 0 0 8 8 27.00 5.000																			

Batter	1	2	3	4	5	6	7	8	9	AB	R	H	RBI	BB	SO	LOB	BOTTOM					
Ralph Garr, L OBP: 0.287, SLG: 0.328 (1, 7)										4	0	0	0	0	0	2	<b>San Francisco Giants @ Atlanta Braves</b> Atlanta-Fulton County Stadium, Atlanta, GA Tue May 06 1975, 7:05 PM EDT Att: 5,102 - Unknown  <b>livebaseballscores.com</b>					
Marty Perez, R OBP: 0.282, SLG: 0.280 (1, 4)										4	0	0	0	0	0	3						
Darrell Evans, L OBP: 0.350, SLG: 0.481 (1, 5)										2	0	0	0	2	0	1						
Dusty Baker Jr., R OBP: 0.328, SLG: 0.427 (1, 9)										3	0	1	0	1	1	1						
Mike Lum, L OBP: 0.308, SLG: 0.267 (1, 8)										4	0	0	0	0	0	3						
Earl Williams, R OBP: 0.183, SLG: 0.241 (1, 3)										4	0	1	0	0	2	1						
Vic Correll, R OBP: 0.276, SLG: 0.329 (1, 2)										4	0	0	0	0	1	2						
Laryell Blanks, R OBP: 0.309, SLG: 0.368 (1, 6)										2	0	0	0	1	1	1						
Buzz Capra, R Max Leon, R Rod Gilbreath, R Gary Gentry, R (1, 1) (5, 1) (9, PH) (9, 1)										1	0	0	0	0	0	0						
<b>Inning Stats</b>	R: 0 E: 0 K: 1 S: 5	H: 0 LOB: 1 BB: 1 P: 9	R: 0 E: 0 K: 1 S: 5	H: 0 LOB: 0 BB: 0 P: 5	R: 0 E: 0 K: 1 S: 5	H: 0 LOB: 0 BB: 0 P: 5	R: 0 E: 0 K: 0 S: 2	H: 0 LOB: 1 BB: 2 P: 10	R: 0 E: 1 K: 1 S: 6	H: 0 LOB: 1 BB: 0 P: 6	R: 0 E: 0 K: 0 S: 3	H: 0 LOB: 0 BB: 0 P: 3	R: 0 E: 0 K: 1 S: 6	H: 1 LOB: 1 BB: 0 P: 6	R: 1 E: 1 K: 0 S: 4	H: 1 LOB: 1 BB: 1 P: 8		R: 0 E: 0 K: 0 S: 4	H: 1 LOB: 1 BB: 0 P: 4	1B: 3 2B: 0 3B: 0 HR: 0	SF: 0 SAC: 0 DP: 2 HBP: 0	WP: 0 PB: 0 SB: 0 CS: 0
<b>PITCHER</b>	IP WLS BF H R ER SO BB IBB HBP BLK WP HR S P ERA WHIP	IP WLS BF H R ER SO BB IBB HBP BLK WP HR S P ERA WHIP													IP WLS BF H R ER SO BB IBB HBP BLK WP HR S P ERA WHIP							
Pete Falcone, L ERA: 1.95 Randy Moffitt, R ERA: 1.39 (1, 1) (9, 1)	8.0 W 30 2 1 0 5 4 0 0 1 0 0 4 4 0.00 0.750	1.0 L 4 1 0 0 0 0 0 0 0 0 0 0 4 4 0.00 1.000																				

Batter	1	2	3	4	5	6	7	8	9	AB	R	H	RBI	BB	SO	LOB	TOP			
Von Joshua, L OBP: 0.385, SLG: 0.373 (1, 8)	4-3	4-3			F3				SH1-3 SF8 1B	5	2	2	0	0	0	0	<b>San Francisco Giants @ Atlanta Braves</b> Atlanta-Fulton County Stadium, Atlanta, GA Wed May 07 1975, 7:05 PM EDT Att: 2,687 - Unknown <a href="http://livebaseballscorecards.com">livebaseballscorecards.com</a>			
Derrel Thomas, S OBP: 0.313, SLG: 0.342 (1, 4)	F FC6-3 1B		4-3		G3 2B				SH1-3 1-3	4	1	3	1	0	0	0				
Bobby Murcer, L OBP: 0.386, SLG: 0.458 (1, 9)	FC6-3 1-2 1B		G3		G3				SF8 3-H	4	1	1	1	0	1	2				
Gary Matthews, R OBP: 0.417, SLG: 0.535 (1, 7)	E6 FC6-3 1-2 2-3 1B		5-3		5-3				5-3	5	0	0	0	0	0	4				
Willie Montanez, L OBP: 0.316, SLG: 0.473 (1, 3)	FC6-3 1-2 2-3 3-H 1B									4	1	2	2	0	0	2				
Chris Speier, R OBP: 0.376, SLG: 0.408 (1, 6)	FC5-4 1-2 3-H 1B		1-6-3 1-2 1B							4	1	2	1	0	0	0				
Steve Ontiveros, S OBP: 0.352, SLG: 0.312 (1, 5)	FC5-4 1-2 1B		1-6-3 2-3 1B							3	0	0	0	1	0	3				
Dave Rader, L OBP: 0.296, SLG: 0.279 (1, 2)										3	0	1	1	1	0	1				
Jim Barr, R OBP: 0.071, SLG: 0.071 (1, 1)										4	0	0	0	0	1	2				
<b>Inning Stats</b>	R: 2 E: 1 K: 0 S: 7	H: 3 LOB: 2 BB: 0 P: 7	R: 0 E: 0 K: 0 S: 3	H: 0 LOB: 0 BB: 0 P: 3	R: 0 E: 0 K: 0 S: 3	H: 0 LOB: 0 BB: 0 P: 3	R: 1 E: 0 K: 0 S: 5	H: 3 LOB: 1 BB: 0 P: 5	R: 0 E: 0 K: 0 S: 4	H: 0 LOB: 1 BB: 0 P: 7	R: 1 E: 0 K: 2 S: 9	H: 2 LOB: 1 BB: 0 P: 9	R: 1 E: 0 K: 0 S: 4	H: 1 LOB: 1 BB: 1 P: 8	R: 1 E: 1 K: 0 S: 4	H: 1 LOB: 0 BB: 0 P: 4		1B: 8 2B: 2 3B: 0 HR: 1	SF: 1 SAC: 1 DP: 0 HBP: 0	WP: 0 PB: 0 SB: 2 CS: 1
<b>PITCHER</b>	IP WLS BF H R ER SO BB IBB HBP BLK WP HR S P ERA WHIP	8.0 L 36 10 5 3 2 2 0 0 0 0 1 38 46 3.38 1.500	1.0 4 1 1 0 0 0 0 0 0 0 0 0 4 4 0.00 1.000																	

Batter	1	2	3	4	5	6	7	8	9	AB	R	H	RBI	BB	SO	LOB	BOTTOM			
Ralph Garr, L OBP: 0.276, SLG: 0.317 (1, 7)	6-3		F8			F4			F9	4	0	0	0	0	0	2	<b>San Francisco Giants @ Atlanta Braves</b> Atlanta-Fulton County Stadium, Atlanta, GA Wed May 07 1975, 7:05 PM EDT Att: 2,687 - Unknown <a href="http://livebaseballscorecards.com">livebaseballscorecards.com</a>			
Rod Gilbreath, R OBP: 0.222, SLG: 0.333 (1, 4)	4-3		1-3			1-3			G4-6-3 1B 2B	4	1	1	0	0	0	1				
Darrell Evans, L OBP: 0.347, SLG: 0.468 (1, 5)	F7					K			G4-6-3 BB	3	0	0	0	1	1	0				
Dusty Baker Jr., R OBP: 0.317, SLG: 0.411 (1, 9)									G4-6-3 1-2 2-3 1B	4	0	0	0	0	0	2				
Dave May, L OBP: 0.364, SLG: 0.222 (1, 8)									FC5-4 3-H 1B	4	0	1	1	0	0	0				
Mike Lum, L OBP: 0.314, SLG: 0.312 (1, 3)									FC5-4 1-2 1B	4	1	2	1	0	0	1				
Larvell Blanks, R OBP: 0.299, SLG: 0.356 (1, 6)										3	0	0	0	0	0	1				
Biff Pocoroba, S (1, 2)										3	0	0	0	0	0	1				
Carl Morton, R OBP: 0.227, SLG: 0.190 (1, 1)										2	0	1	0	0	0	1				
Rowland Office, L OBP: 0.350, SLG: 0.352 (8, PH)										1	0	1	0	0	0	0				
Tom House, L (9, 1)										0	0	0	0	0	0	0				
<b>Inning Stats</b>	R: 0 E: 0 K: 0 S: 3	H: 0 LOB: 0 BB: 0 P: 3	R: 1 E: 0 K: 0 S: 4	H: 1 LOB: 1 BB: 0 P: 4	R: 0 E: 0 K: 0 S: 4	H: 0 LOB: 0 BB: 0 P: 3	R: 0 E: 0 K: 1 S: 5	H: 0 LOB: 0 BB: 0 P: 5	R: 0 E: 0 K: 0 S: 3	H: 0 LOB: 0 BB: 0 P: 3	R: 0 E: 0 K: 0 S: 4	H: 1 LOB: 1 BB: 0 P: 4	R: 1 E: 0 K: 0 S: 4	H: 2 LOB: 1 BB: 1 P: 8	R: 1 E: 0 K: 0 S: 4	H: 2 LOB: 1 BB: 1 P: 8	1B: 3 2B: 2 3B: 0 HR: 1	SF: 0 SAC: 0 DP: 1 HBP: 0	WP: 0 PB: 0 SB: 0 CS: 0	PA: 33
<b>PITCHER</b>	IP WLS BF H R ER SO BB IBB HBP BLK WP HR S P ERA WHIP	9.0 W 33 6 2 2 1 1 0 0 0 0 1 34 38 2.00 0.778																		

Batter	1	2	3	4	5	6	7	8	9	AB	R	H	RBI	BB	SO	LOB	TOP					
Von Joshua, L (1.8) OBP: 0.386, SLG: 0.365	0-0 4-3		0-0 FC4-6 CS			0-0 1B		0-0 BB 1B	0-3 K	4	0	1	0	1	1	3	<b>San Francisco Giants @ Atlanta Braves</b> Atlanta-Fulton County Stadium, Atlanta, GA Thu May 08 1975, 7:05 PM EDT Att: 3,656 - Unknown					
Derrel Thomas, S (1.4) OBP: 0.306, SLG: 0.333	0-0 5-3		0-0 CS	0-0 F9		0-3 K		0-0 FC6-4 1B	0-0 FC6-4	5	0	1	0	0	1	3						
Bobby Murcer, L (1.9) OBP: 0.373, SLG: 0.440	0-0 F7			0-0 F8		0-0 F8		0-0 F9		4	0	0	0	0	0	3						
Gary Matthews, R (1.7) OBP: 0.421, SLG: 0.533		0-0 S 1B		0-0 S 1B			0-0 6-3	0-0 FC6-4		4	0	2	0	0	0	2						
Willie Montanez, L (1.3) OBP: 0.304, SLG: 0.454		0-0 F7		0-0 F7			0-0 F9		0-0 F6	4	0	0	0	0	0	2						
Chris Speier, R (1.6) OBP: 0.383, SLG: 0.422		0-0 F2			0-0 5-3		0-0 2B 1B		0-0 1B 2B	4	1	2	0	0	0	1						
Steve Ontiveros, S (1.5) OBP: 0.359, SLG: 0.325		0-3 K			0-0 F7		0-0 1B 2B		4-0 1B BB	3	1	1	0	1	1	1						
Dave Rader, L (1.2) OBP: 0.314, SLG: 0.298 Horace Speed, R (9, PR) OBP: 0.308, SLG: 0.273			0-0 FC4-6 1B		0-0 F7		0-0 F7		0-0 1B BB	4	0	2	0	0	0	2						
Mike Caldwell, R (1.1) Ed Goodson, L (8, PH) OBP: 0.294, SLG: 0.365 Gary Lavelle, S (8, PH) Glenn Adams, L (9, PH) OBP: 0.500, SLG: 0.333 Jim Barr, R (9, PR) OBP: 0.071, SLG: 0.071			0-3 K			0-3 K		0-0 F9	0-0 FC6-4 1B	2	0	0	0	0	0	2						
<b>Inning Stats</b>	R: 0 E: 0 K: 0 S: 3	H: 0 LOB: 0 BB: 0 P: 3	R: 0 E: 0 K: 1 S: 6	H: 1 LOB: 1 BB: 0 P: 6	R: 0 E: 0 K: 1 S: 5	H: 1 LOB: 0 BB: 0 P: 5	R: 0 E: 0 K: 0 S: 4	H: 1 LOB: 1 BB: 0 P: 4	R: 0 E: 0 K: 0 S: 3	H: 0 LOB: 0 BB: 0 P: 3	R: 0 E: 0 K: 2 S: 8	H: 1 LOB: 1 BB: 0 P: 8	R: 0 E: 0 K: 0 S: 5	H: 2 LOB: 2 BB: 0 P: 5	R: 0 E: 0 K: 0 S: 4	H: 1 LOB: 2 BB: 1 P: 8		R: 2 E: 0 K: 1 S: 8	H: 3 LOB: 2 BB: 1 P: 12	1B: 8 2B: 2 3B: 0 HR: 0	SF: 0 SAC: 0 DP: 0 HBP: 0	WP: 0 PB: 0 SB: 2 CS: 1
<b>PITCHER</b>	IP WLS BF H R ER SO BB IBB HBP BLK WP HR S P ERA WHIP	8.1 W 36 10 2 2 4 2 0 0 0 0 0 0 42 50 2.16 1.440	(1, 1) ERA: 4.21	<b>PITCHER</b>	IP WLS BF H R ER SO BB IBB HBP BLK WP HR S P ERA WHIP	0.2 S 2 0 0 0 1 0 0 0 0 0 0 0 4 4 0.00 0.000	(9, 1) ERA: 9.88															

Batter	1	2	3	4	5	6	7	8	9	AB	R	H	RBI	BB	SO	LOB	BOTTOM	
Ralph Garr, L (1.7) OBP: 0.285, SLG: 0.323	0-0 F9 1B SF7 1B		0-0 G4-6-3			0-0 G4-6-3 1B		0-0 F8		4	1	2	0	0	0	1	<b>San Francisco Giants @ Atlanta Braves</b> Atlanta-Fulton County Stadium, Atlanta, GA Thu May 08 1975, 7:05 PM EDT Att: 3,656 - Unknown	
Marty Perez, R (1.4) OBP: 0.281, SLG: 0.279	0-0 1-2 1B		0-0 5-3		0-0 G4-6-3		0-0 F9		0-0 F9	4	0	1	0	0	0	1		
Darrell Evans, L (1.5) OBP: 0.344, SLG: 0.469	0-0 F9			0-0 1B 2B		0-0 3-1		0-3 K		4	1	1	0	0	1	2		
Dusty Baker Jr., R (1.9) OBP: 0.317, SLG: 0.413	0-0 SF7			0-0 4-3 1B		0-0 F8				2	0	1	2	0	0	0		
Mike Lum, L (1.8) OBP: 0.306, SLG: 0.304	0-0 5-3			0-0 4-3 1-2		0-0 1-3				3	0	0	0	0	0	2		
Earl Williams, R (1.3) OBP: 0.175, SLG: 0.230		0-3 K		0-0 F2		0-0 5-3				3	0	0	0	0	1	1		
Larvell Blanks, R (1.6) OBP: 0.310, SLG: 0.380		0-0 F4		4-0 BB		0-0 6-3 3B				2	1	1	0	1	0	0		
Biff Pocoroba, S (1.2)		0-0 F8		0-0 4-3		0-0 6-3				3	0	0	1	0	0	2		
Ron Reed, R (1.1) OBP: 0.222, SLG: 0.333 Tom House, L (9, 1) ERA: 9.88			0-0 G4-6-3 1B		0-0 5-3		3-0 6-3			3	0	1	0	0	0	0		
<b>Inning Stats</b>	R: 1 E: 0 K: 0 S: 5	H: 2 LOB: 1 BB: 0 P: 5	R: 0 E: 0 K: 1 S: 5	H: 0 LOB: 0 BB: 0 P: 5	R: 0 E: 0 K: 0 S: 3	H: 1 LOB: 0 BB: 0 P: 3	R: 1 E: 0 K: 0 S: 5	H: 2 LOB: 2 BB: 1 P: 9	R: 0 E: 0 K: 0 S: 3	H: 0 LOB: 0 BB: 0 P: 3	R: 1 E: 0 K: 0 S: 4	H: 1 LOB: 0 BB: 0 P: 4	R: 0 E: 0 K: 1 S: 5	H: 0 LOB: 0 BB: 0 P: 5	1B: 5 2B: 1 3B: 1 HR: 0	SF: 1 SAC: 0 DP: 2 HBP: 0		WP: 0 PB: 0 SB: 0 CS: 0
<b>PITCHER</b>	IP WLS BF H R ER SO BB IBB HBP BLK WP HR S P ERA WHIP	7.0 L 27 7 3 3 3 1 0 0 0 0 0 0 28 32 3.86 1.143	(1, 1) ERA: 3.84	<b>PITCHER</b>	IP WLS BF H R ER SO BB IBB HBP BLK WP HR S P ERA WHIP	1.0 3 0 0 0 1 0 0 0 0 0 0 0 5 5 0.00 0.000	(8, 1) ERA: 1.84											

AB 36  
R 2  
H 10  
RBI 2  
BB 2  
SO 5  
LOB 18



AB 28  
R 3  
H 7  
RBI 3  
BB 1  
SO 2  
LOB 9



Batter	1	2	3	4	5	6	7	8	9	AB	R	H	RBI	BB	SO	LOB	TOP			
Von Joshua, L OBP: 0.392, SLG: 0.388	4-3		F9 3B 2B				F7			4	1	2	0	0	0	0	<b>San Francisco Giants @ St. Louis Cardinals</b> Busch Stadium, St. Louis, MO Fri May 09 1975, 7:05 PM CDT Att: 21,410 - Unknown			
Derrel Thomas, S OBP: 0.315, SLG: 0.341							F8	6-3		4	2	2	0	0	0	1				
Bobby Murcer, L OBP: 0.361, SLG: 0.423	F8		F9				F5	G3		4	0	0	0	0	0	3				
Gary Matthews, R OBP: 0.423, SLG: 0.585	F7						E5 4-3 S			4	1	2	3	0	0	0				
Willie Montanez, L OBP: 0.292, SLG: 0.436										4	0	0	0	0	3	2				
Chris Speier, R OBP: 0.370, SLG: 0.406										4	0	0	0	0	1	1				
Steve Ontiveros, S OBP: 0.214, SLG: 0.329										2	0	1	0	1	1	1				
Gary Thomasson, L OBP: 0.204, SLG: 0.250										0	0	0	0	0	0	0				
Marc Hill, R OBP: 0.333, SLG: 0.327										3	0	0	0	0	0	2				
Dave Heaverlo, R OBP: 0.290, SLG: 0.359										0	0	0	0	0	0	0				
Ed Goodson, L OBP: 0.290, SLG: 0.359										1	0	0	0	0	1	1				
John D'Acquisto, R OBP: 0.302, SLG: 0.286										1	0	0	0	0	1	0				
Gary Lavelle, S OBP: 0.302, SLG: 0.286										1	0	0	0	0	0	0				
Dave Rader, L OBP: 0.302, SLG: 0.286										2	0	0	0	0	0	1				
<b>Inning Stats</b>	R: 1 E: 0 K: 0 S: 4	H: 1 LOB: 0 BB: 0 P: 4	R: 0 E: 0 K: 1 S: 5	H: 0 LOB: 1 BB: 0 P: 6	R: 2 E: 0 K: 1 S: 8	H: 3 LOB: 1 BB: 0 P: 8	R: 0 E: 0 K: 1 S: 4	H: 0 LOB: 0 BB: 0 P: 8	R: 0 E: 0 K: 2 S: 8	H: 0 LOB: 0 BB: 0 P: 8	R: 0 E: 0 K: 0 S: 3	H: 0 LOB: 0 BB: 0 P: 3	R: 1 E: 0 K: 1 S: 6	H: 1 LOB: 1 BB: 0 P: 6	R: 0 E: 0 K: 1 S: 6	H: 1 LOB: 1 BB: 0 P: 6	1B: 4 2B: 1 3B: 1 HR: 1	SF: 0 SAC: 0 DP: 1 HBP: 1	WP: 0 PB: 0 SB: 2 CS: 0	PA: 36
<b>PITCHER</b>	IP WLS BF H R ER SO BB IBB HBP BLK WP HR S P ERA WHIP																<b>PITCHER</b>	IP WLS BF H R ER SO BB IBB HBP BLK WP HR S P ERA WHIP		
Lynn McGlothen, R ERA: 5.7	8.1 W 34 7 4 3 6 1 0 1 0 0 1 1 44 49 3.24 0.960																			
Al Hrabosky, L ERA: 2.05	0.2 S 2 0 0 0 1 0 0 0 0 0 0 0 4 4 0.00 0.000																			

Batter	1	2	3	4	5	6	7	8	9	AB	R	H	RBI	BB	SO	LOB	BOTTOM			
Lou Brock, L OBP: 0.367, SLG: 0.367	6-3									4	0	3	1	1	0	0	<b>San Francisco Giants @ St. Louis Cardinals</b> Busch Stadium, St. Louis, MO Fri May 09 1975, 7:05 PM CDT Att: 21,410 - Unknown			
Ted Sizemore, R OBP: 0.355, SLG: 0.354										3	0	0	0	2	1	2				
Jim Dwyer, L OBP: 0.214, SLG: 0.083										1	1	0	0	1	0	1				
Luis Melendez, R OBP: 0.310, SLG: 0.500										3	0	1	0	0	0	3				
Ted Simmons, S OBP: 0.333, SLG: 0.395										1	2	1	0	2	0	0				
Ron Fairly, L OBP: 0.438, SLG: 0.519										4	2	2	4	0	0	3				
Keith Hernandez, L OBP: 0.297, SLG: 0.313										2	0	1	1	0	0	0				
Danny Cater, R OBP: 0.357, SLG: 0.462										2	0	0	0	0	0	1				
Ken Reitz, R OBP: 0.368, SLG: 0.424										3	0	0	0	1	1	1				
Mike Tyson, R OBP: 0.450, SLG: 0.778										3	1	1	0	1	0	0				
Lynn McGlothen, L ERA: 11.19										3	0	0	0	0	2	3				
Al Hrabosky, R ERA: 1.45										0	0	0	0	0	0	0				
<b>Inning Stats</b>	R: 3 E: 0 K: 2 S: 9	H: 2 LOB: 1 BB: 1 P: 14	R: 1 E: 0 K: 0 S: 4	H: 2 LOB: 1 BB: 1 P: 8	R: 2 E: 0 K: 0 S: 4	H: 1 LOB: 0 BB: 1 P: 8	R: 0 E: 0 K: 0 S: 3	H: 0 LOB: 1 BB: 1 P: 7	R: 0 E: 0 K: 1 S: 6	H: 1 LOB: 3 BB: 2 P: 14	R: 0 E: 0 K: 0 S: 4	H: 2 LOB: 2 BB: 1 P: 8	R: 0 E: 0 K: 0 S: 3	H: 0 LOB: 0 BB: 0 P: 3	R: 0 E: 0 K: 1 S: 5	H: 1 LOB: 1 BB: 1 P: 9	1B: 5 2B: 3 3B: 1 HR: 1	SF: 0 SAC: 1 DP: 1 HBP: 1	WP: 1 PB: 0 SB: 1 CS: 2	PA: 39
<b>PITCHER</b>	IP WLS BF H R ER SO BB IBB HBP BLK WP HR S P ERA WHIP																<b>PITCHER</b>	IP WLS BF H R ER SO BB IBB HBP BLK WP HR S P ERA WHIP		
John D'Acquisto, R ERA: 11.19	2.0 L 14 3 0 0 1 4 0 0 0 0 0 0 16 32 0.00 1.750																			
Gary Lavelle, L ERA: 1.45	4.0 18 3 0 0 1 4 0 0 0 0 0 0 8 12 0.00 1.000																			
Dave Heaverlo, R ERA: 1.32	2.0 7 1 0 0 1 1 0 0 0 0 0 0 8 12 0.00 1.000																			



Batter	1	2	3	4	5	6	7	8	9	AB	R	H	RBI	BB	SO	LOB	TOP			
Von Joshua, L (1,8) OBP: 0.398, SLG: 0.408										5	1	3	1	0	1	1	<b>San Francisco Giants @ St. Louis Cardinals</b> <b>Busch Stadium, St. Louis, MO</b> Sun May 11 1975, 3:33 AM CDT Att: 10,692 - Unknown			
Derrel Thomas, S (1,4) OBP: 0.327, SLG: 0.348										5	1	2	1	0	1	3				
Bobby Murcer, L (1,9) OBP: 0.359, SLG: 0.414										3	0	0	0	2	0	1				
Gary Matthews, R (1,7) OBP: 0.400, SLG: 0.545										5	0	0	0	0	1	5				
Willie Montanez, L (1,3) OBP: 0.298, SLG: 0.421										3	0	1	0	1	0	2				
Chris Speier, R (1,6) OBP: 0.354, SLG: 0.386										4	0	1	0	0	0	4				
Steve Ontiveros, S (1,5) OBP: 0.370, SLG: 0.326										4	0	1	0	0	1	1				
Dave Rader, L (1,2) OBP: 0.304, SLG: 0.288 (8, PH)										3	1	1	0	0	0	1				
Marc Hill, R (8, PH) OBP: 0.313, SLG: 0.304 (8, 2)										1	0	0	0	0	0	1				
Pete Falcone, L (1,1) OBP: 0.133, SLG: 0.133 (8, PH)										2	0	1	0	0	1	1				
Bruce Miller, R (8, PH) OBP: 0.308, SLG: 0.308 (8, 1)										1	0	0	0	0	1	1				
Gary Lavelle, S (8, 1)										0	0	0	0	0	0	0				
<b>Inning Stats</b>	R: 2 E: 1 K: 0 S: 5	H: 2 LOB: 1 BB: 1 P: 9	R: 1 E: 0 K: 0 S: 5	H: 2 LOB: 1 BB: 0 P: 5	R: 0 E: 0 K: 1 S: 5	H: 0 LOB: 1 BB: 1 P: 9	R: 0 E: 0 K: 1 S: 6	H: 1 LOB: 1 BB: 0 P: 6	R: 0 E: 0 K: 0 S: 5	H: 2 LOB: 2 BB: 0 P: 5	R: 0 E: 1 K: 0 S: 3	H: 0 LOB: 0 BB: 0 P: 3	R: 0 E: 0 K: 2 S: 8	H: 1 LOB: 1 BB: 0 P: 8	R: 0 E: 0 K: 1 S: 5	H: 0 LOB: 1 BB: 1 P: 9	1B: 8 2B: 2 3B: 0 HR: 0	SF: 0 SAC: 1 DP: 1 HBP: 0	WP: 0 PB: 0 SB: 2 CS: 0	PA: 40
<b>PITCHER</b>	IP WLS BF H R ER SO BB IBB HBP BLK WP HR S P ERA WHIP																			
Bob Forsch, R (1,1) ERA: 3.48	7.0 W 32 9 3 2 3 2 0 0 0 0 0 0 36 44 2.57 1.571																			
Al Hrabosky, L (8,1) ERA: 1.95	2.0 S 8 1 0 0 3 1 0 0 0 0 0 0 13 17 0.00 1.000																			

Batter	1	2	3	4	5	6	7	8	9	AB	R	H	RBI	BB	SO	LOB	BOTTOM			
Lou Brock, L (1,7) OBP: 0.388, SLG: 0.419										4	1	2	0	0	1	0	<b>San Francisco Giants @ St. Louis Cardinals</b> <b>Busch Stadium, St. Louis, MO</b> Sun May 11 1975, 3:33 AM CDT Att: 10,692 - Unknown			
Ted Sizemore, R (1,4) OBP: 0.362, SLG: 0.369										4	1	1	1	0	0	1				
Luis Melendez, R (1,8) OBP: 0.324, SLG: 0.545										4	1	1	1	0	0	1				
Ted Simmons, S (1,2) OBP: 0.336, SLG: 0.419										3	1	1	2	1	0	0				
Ken Reitz, R (1,5) OBP: 0.340, SLG: 0.390										4	0	0	0	0	0	2				
Danny Cater, R (1,3) OBP: 0.353, SLG: 0.438										3	0	1	0	0	0	0				
Bake McBride, L (7, PR) OBP: 0.319, SLG: 0.341										0	0	0	0	0	0	0				
Keith Hernandez, L (8, 3) OBP: 0.308, SLG: 0.314										0	0	0	0	0	0	0				
Ted Martinez, R (1,9) OBP: 0.176, SLG: 0.235										3	0	1	0	0	0	1				
Mike Tyson, R (1,6) OBP: 0.407, SLG: 0.625										3	0	0	0	0	0	3				
Bob Forsch, R (1,1) OBP: 0.400, SLG: 0.538										2	0	0	0	0	0	0				
Ed Brinkman, R (7, PH) OBP: 0.309, SLG: 0.317										1	0	0	0	0	0	2				
Al Hrabosky, R (8,1) ERA: 1.37										0	0	0	0	0	0	0				
<b>Inning Stats</b>	R: 4 E: 0 K: 0 S: 8	H: 5 LOB: 1 BB: 0 P: 8	R: 0 E: 0 K: 1 S: 5	H: 0 LOB: 0 BB: 0 P: 5	R: 0 E: 0 K: 0 S: 3	H: 0 LOB: 0 BB: 0 P: 3	R: 0 E: 0 K: 0 S: 3	H: 0 LOB: 0 BB: 0 P: 3	R: 0 E: 0 K: 0 S: 3	H: 0 LOB: 0 BB: 0 P: 3	R: 0 E: 0 K: 0 S: 4	H: 1 LOB: 2 BB: 0 P: 4	R: 0 E: 0 K: 0 S: 4	H: 1 LOB: 2 BB: 1 P: 8	R: 0 E: 0 K: 1 S: 5	H: 0 LOB: 1 BB: 1 P: 9	1B: 3 2B: 2 3B: 1 HR: 1	SF: 0 SAC: 0 DP: 0 HBP: 0	WP: 0 PB: 0 SB: 1 CS: 0	PA: 32
<b>PITCHER</b>	IP WLS BF H R ER SO BB IBB HBP BLK WP HR S P ERA WHIP																			
Pete Falcone, L (1,1) ERA: 2.45	7.0 L 27 6 4 4 1 0 0 0 0 0 0 1 29 29 5.14 0.857																			
Gary Lavelle, L (8,1) ERA: 1.37	1.0 5 1 0 0 0 0 0 1 0 0 0 0 4 8 0.00 1.000																			



Batter	1	2	3	4	5	6	7	8	9	AB	R	H	RBI	BB	SO	LOB	TOP								
Von Joshua, L OBP: 0.391, SLG: 0.392 (1, 8)	6-3		BB		1-4-3		K			3	0	0	0	1	1	4	<p>San Francisco Giants @ New York Mets</p> <p>Shea Stadium, Flushing, NY</p> <p>Mon May 12 1975, 7:05 PM EDT</p> <p>Att: 10,836 - Unknown</p>								
Derrel Thomas, S OBP: 0.324, SLG: 0.337 (1, 4)	P6		F7			BB		K		3	0	0	0	1	1	2									
Bobby Murcer, L OBP: 0.348, SLG: 0.400 (1, 9)	K				K		9-3		F9	4	0	0	0	0	2	1									
Gary Matthews, R OBP: 0.395, SLG: 0.533 (1, 7)		G4-6-3 1B		6-3					5-3	4	0	1	0	0	0	0									
Chris Speier, R OBP: 0.351, SLG: 0.381 (1, 6)		G4-6-3 1-2		F8					5-3	4	1	1	0	0	0	1									
Ed Goodson, L OBP: 0.274, SLG: 0.338 (1, 3)	K				L9				E6 1B SF8	4	1	0	0	0	1	1									
Bruce Miller, R OBP: 0.375, SLG: 0.375 (9, PH)					E5					3	0	2	0	0	0	0									
Willie Montanez, L OBP: 0.304, SLG: 0.426 (9, PH)			BLK G3 1B							1	0	1	1	0	0	0									
Horace Speed, R OBP: 0.308, SLG: 0.273 (9, PH)										0	0	0	0	0	0	0									
Dave Rader, L OBP: 0.305, SLG: 0.296 (1, 2)			G3							2	0	1	1	0	0	1									
Chris Arnold, R OBP: 0.276, SLG: 0.235 (9, PH)			1-2							1	0	0	0	0	0	1									
Jim Barr, R OBP: 0.059, SLG: 0.059 (1, 1)										3	0	0	0	0	2	4									
Gary Lavelle, S (7, 1)										0	0	0	0	0	0	0									
Marc Hill, R OBP: 0.309, SLG: 0.298 (9, PH)			K		K					1	0	0	0	0	1	1									
<b>Inning Stats</b>	R: 0 E: 0 K: 1 S: 5	H: 0 LOB: 0 BB: 0 P: 5	R: 0 E: 0 K: 1 S: 5	H: 1 LOB: 0 BB: 0 P: 5	R: 0 E: 0 K: 1 S: 6	H: 1 LOB: 2 BB: 1 P: 10	R: 0 E: 0 K: 1 S: 5	H: 0 LOB: 0 BB: 0 P: 5	R: 0 E: 0 K: 1 S: 7	H: 1 LOB: 2 BB: 0 P: 7	R: 0 E: 0 K: 0 S: 2	H: 0 LOB: 0 BB: 1 P: 6	R: 1 E: 2 K: 1 S: 8	H: 1 LOB: 2 BB: 0 P: 8	R: 0 E: 0 K: 1 S: 5	H: 0 LOB: 0 BB: 0 P: 5	R: 1 E: 0 K: 1 S: 7	H: 2 LOB: 1 BB: 0 P: 7	1B: 6 2B: 1 3B: 0 HR: 0	SF: 1 SAC: 0 DP: 2 HBP: 0	WP: 1 PB: 0 SB: 0 CS: 0	PA: 36			
<b>PITCHER</b>	IP WLS BF H R ER SO BB IBB HBP BLK WP HR S P ERA WHIP	7.0 W 28 4 1 0 6 2 0 0 0 0 0 0 38 46 0.00 0.857	1.1 6 2 1 1 1 0 0 0 0 0 1 0 8 8 6.75 1.500	0.2 S 2 0 0 0 1 0 0 0 0 0 0 4 4 0.00 0.000																					


AB	33
R	2
H	6
RBI	2
BB	2
SO	8
LOB	16




Batter	1	2	3	4	5	6	7	8	9	AB	R	H	RBI	BB	SO	LOB	BOTTOM								
Mike Phillips, L OBP: 0.365, SLG: 0.267 (1, 6)	1-4-3		BB 6-3 1B	1-2 1B			1B 1B 2B 1B			4	1	3	0	0	0	0	<p>San Francisco Giants @ New York Mets</p> <p>Shea Stadium, Flushing, NY</p> <p>Mon May 12 1975, 7:05 PM EDT</p> <p>Att: 10,836 - Unknown</p>								
Felix Milten, R OBP: 0.288, SLG: 0.347 (1, 4)	1-3		B1	FC5			1B 2B 1B			4	1	1	0	0	0	3									
Del Unser, L OBP: 0.388, SLG: 0.474 (1, 8)	2B 1B		6-3		5-3		1B 2B 1B			4	1	2	0	0	0	1									
Rusty Staub, L OBP: 0.391, SLG: 0.479 (1, 9)	1-3 2B		4-0 BB		K		K			3	0	1	0	1	2	3									
Joe Torre, R OBP: 0.280, SLG: 0.254 (1, 5)	L7		4-0 BB		F7					3	0	1	3	1	0	2									
Wayne Garrett, L OBP: 0.422, SLG: 0.444 (9, 5)			1-2 2-3 BB				1-1 2-1 3-1 2B			0	0	0	0	0	0	0									
John Milner, L OBP: 0.316, SLG: 0.406 (1, 3)		4-3	P4				CS 1B		F8	4	0	1	0	0	0	3									
Dave Kingman, R OBP: 0.233, SLG: 0.407 (1, 7)		P3		8-6-5 2B			K		5-3	4	0	1	0	0	1	1									
Jerry Grote, R OBP: 0.274, SLG: 0.304 (1, 2)				8-6-5 2-3			6-3		6-3	4	0	1	0	0	0	2									
Jon Matlack, L OBP: 0.286, SLG: 0.167 (1, 1)										1	0	0	0	1	1	1									
Ed Kranepool, L OBP: 0.341, SLG: 0.359 (7, PH)			K							1	0	0	0	0	0	0									
Rick Baldwin, L OBP: 0.333, SLG: 0.333 (8, 1)					FC5 1B					0	0	0	0	0	0	0									
Tom Hall, L (9, 1)										0	0	0	0	0	0	0									
<b>Inning Stats</b>	R: 0 E: 0 K: 0 S: 5	H: 2 LOB: 2 BB: 0 P: 5	R: 0 E: 0 K: 1 S: 6	H: 1 LOB: 1 BB: 0 P: 6	R: 0 E: 0 K: 0 S: 4	H: 1 LOB: 3 BB: 2 P: 12	R: 0 E: 0 K: 0 S: 4	H: 2 LOB: 2 BB: 1 P: 8	R: 0 E: 0 K: 1 S: 5	H: 0 LOB: 0 BB: 0 P: 5	R: 3 E: 0 K: 1 S: 8	H: 4 LOB: 1 BB: 0 P: 8	R: 0 E: 0 K: 0 S: 3	H: 0 LOB: 0 BB: 0 P: 3	R: 0 E: 0 K: 0 S: 3	H: 0 LOB: 0 BB: 0 P: 3	1B: 8 2B: 4 3B: 0 HR: 0	SF: 0 SAC: 0 DP: 1 HBP: 0	WP: 0 PB: 0 SB: 0 CS: 1	PA: 35					
<b>PITCHER</b>	IP WLS BF H R ER SO BB IBB HBP BLK WP HR S P ERA WHIP	6.1 L 30 10 3 3 3 3 0 0 0 0 0 7 7 4.26 2.053	1.2 5 1 0 0 1 0 0 0 0 0 0 0 7 7 0.00 0.600																						





Batter	1	2	3	4	5	6	7	8	9	AB	R	H	RBI	BB	SO	LOB	TOP			
Von Joshua, L (1,8) OBP: 0.374, SLG: 0.373	F5	K			F8		K			4	0	0	0	0	2	2	<b>San Francisco Giants @ New York Mets</b> Shea Stadium, Flushing, NY Wed May 14 1975, 7:05 PM EDT Att: 13,586 - Unknown			
Derrel Thomas, S (1,4) OBP: 0.349, SLG: 0.344	FC5-4 1B BB		1B 6-3		1B 6-3 BB		BB			1	1	1	0	3	0					
Willie Montanez, L (1,3) OBP: 0.311, SLG: 0.429	FC5-4 1B		6-3 1B		G6-3 1-2		G3			4	0	2	0	0	2					
Gary Matthews, R (1,7) OBP: 0.383, SLG: 0.514	FC5-4 1-2 2-3		6-3				F4		4-3	4	0	0	1	0	3					
Chris Speier, R (1,6) OBP: 0.363, SLG: 0.383	K		6-3 3-H 4-0		1B BB		1B BB		G4-6-3 1B	2	0	1	0	2	1	2				
Bruce Miller, R (1,5) OBP: 0.400, SLG: 0.368		SH3-4 G3 BB	G6-4-3 1-2		1B				G4-6-3 1-2	3	0	1	0	1	0	3				
Horace Speed, R (1,9) OBP: 0.235, SLG: 0.200		G3 1-2		K			K		4-3	4	0	0	0	0	2	3				
Marc Hill, R (1,2) OBP: 0.319, SLG: 0.288		SH3-4 BB		6-3 BB			K		6-3	2	0	0	0	2	1	2				
Mike Caldwell, R (1,1) Chris Arnold, R (7,PH) Gary Lavelle, S (7,PH) Steve Ontiveros, S (9,PH)	SH3-4 1-2 2-3		G4-6-3 1-2				K		K	1	0	0	0	0	0	1				
<b>Inning Stats</b>	R: 0 E: 0 K: 1 S: 6	H: 1 LOB: 2 BB: 1 P: 10	R: 0 E: 0 K: 1 S: 5	H: 0 LOB: 2 BB: 2 P: 13	R: 1 E: 0 K: 0 S: 4	H: 2 LOB: 1 BB: 1 P: 8	R: 0 E: 0 K: 1 S: 4	H: 0 LOB: 0 BB: 1 P: 8	R: 0 E: 0 K: 2 S: 8	H: 1 LOB: 2 BB: 1 P: 12	R: 0 E: 0 K: 0 S: 7	H: 0 LOB: 1 BB: 1 P: 11	R: 0 E: 0 K: 0 S: 3	H: 1 LOB: 0 BB: 0 P: 3	R: 0 E: 0 K: 1 S: 5	H: 0 LOB: 0 BB: 0 P: 5	1B: 5 2B: 0 3B: 0 HR: 0	SF: 0 SAC: 1 DP: 4 HBP: 0	WP: 0 PB: 0 SB: 0 CS: 0	PA: 36
<b>PITCHER</b> Jerry Koonsman, L (1,1) ERA: 4.28	IP: 9.0 WLS: W BF: 36 H: 5 R: 1 ER: 1 SO: 8 BB: 8 IBB: 0 HBP: 0 BLK: 0 WP: 0 HR: 0 S: 44 P: 76 ERA: 1.00 WHIP: 1.444															<b>PITCHER</b>				


Batter	1	2	3	4	5	6	7	8	9	AB	R	H	RBI	BB	SO	LOB	BOTTOM			
Gene Clines, R (1,7) OBP: 0.226, SLG: 0.111	L5-3	L9		1B			SH5-3 1B BB	FC4-6 1-2		4	1	1	0	1	0	2	<b>San Francisco Giants @ New York Mets</b> Shea Stadium, Flushing, NY Wed May 14 1975, 7:05 PM EDT Att: 13,586 - Unknown			
Felix Milten, R (1,4) OBP: 0.298, SLG: 0.359	BB 2B BB		HR 2B	F8			SH5-3 1-2			2	2	1	0	1	0	1				
Del Unser, L (1,8) OBP: 0.374, SLG: 0.455	K		F8		K		5-3			4	0	0	0	0	2	3				
Rusty Staub, L (1,9) OBP: 0.418, SLG: 0.539	BB 1-2 2B		HR	1B			E 2H 1B			3	2	3	3	1	0	0				
Dave Kingman, R (1,3) Ed Kranepool, L (8,3)	1-H 2-H 2B		F7	F4			E7 1-3			4	0	1	2	0	0	2				
Wayne Garrett, L (1,5) OBP: 0.408, SLG: 0.425	K		1B	F3			4-3			0	0	0	0	0	0	0				
Jerry Grote, R (1,2) OBP: 0.286, SLG: 0.329		2-3 2B	6-3				6-3		FC4-6 1B	4	0	2	0	0	0	1				
Bud Harrelson, S (1,6) OBP: 0.250, SLG: 0.222		2-3		5-3			1-3		F7	4	0	0	0	0	2					
Jerry Koonsman, R (1,1) OBP: 0.211, SLG: 0.211	K		5-3				K		K	4	0	0	0	0	3	2				
<b>Inning Stats</b>	R: 2 E: 0 K: 2 S: 8	H: 1 LOB: 1 BB: 2 P: 16	R: 0 E: 0 K: 1 S: 6	H: 1 LOB: 0 BB: 0 P: 6	R: 2 E: 0 K: 0 S: 6	H: 3 LOB: 1 BB: 0 P: 6	R: 0 E: 0 K: 0 S: 4	H: 1 LOB: 1 BB: 0 P: 4	R: 0 E: 0 K: 1 S: 6	H: 1 LOB: 2 BB: 0 P: 6	R: 0 E: 1 K: 0 S: 5	H: 0 LOB: 0 BB: 0 P: 5	R: 1 E: 1 K: 0 S: 5	H: 1 LOB: 2 BB: 1 P: 9	R: 0 E: 0 K: 1 S: 6	H: 1 LOB: 1 BB: 0 P: 6	1B: 5 2B: 3 3B: 0 HR: 1	SF: 0 SAC: 1 DP: 0 HBP: 0	WP: 0 PB: 0 SB: 0 CS: 0	PA: 37
<b>PITCHER</b> Mike Caldwell, L (1,1) ERA: 3.94 Gary Lavelle, L (7,1) ERA: 1.54	IP: 6.0 WLS: L BF: 27 H: 7 R: 4 ER: 4 SO: 5 BB: 2 IBB: 0 HBP: 0 BLK: 0 WP: 0 HR: 1 S: 35 P: 43 ERA: 6.00 WHIP: 1.500															<b>PITCHER</b>				

Batter	1	2	3	4	5	6	7	8	9	10	AB	R	H	RBI	BB	SO	LOB	TOP						
Lou Brock, L OBP: 0.397, SLG: 0.447 (1, 7)	F9		F2		HR		IBB		2B 1B		4	2	2	1	1	0	0							
Ted Sizemore, R OBP: 0.366, SLG: 0.392 Ted Martinez, R OBP: 0.150, SLG: 0.200 (9, PR)	F3		1B		6-3		F8		2B HBP		4	0	1	0	0	0	2							
Luis Melendez, R OBP: 0.347, SLG: 0.522 (1, 8)	K		1B				F7		2B		5	0	2	1	0	1	2							
Ted Simmons, S OBP: 0.325, SLG: 0.398 (1, 2)		6-3	6-3				F8		3-1		4	0	0	0	1	0	2							
Ron Fairly, L OBP: 0.482, SLG: 0.439 (1, 9)	K				F7		BB		8-3-2		3	0	0	0	2	1	3							
Keith Hernandez, L OBP: 0.253, SLG: 0.293 (1, 3)		1B	2B		4-3		BB		1-4-3		3	1	1	0	2	0	0							
Ken Reitz, R OBP: 0.319, SLG: 0.362 (1, 5)			1B		K		F7		1-4-3		5	0	1	1	0	1	4							
Mike Tyson, R OBP: 0.302, SLG: 0.395 (1, 6)	F8				5-3		SH1-4		K		4	0	0	0	1	1	4							
Bob Gibson, R Al Hrabosky, R Danny Cater, R Ray Sadecki, L Ken Rudolph, R Elias Sosa, R (1, 1) (8, 1) (9, PR) (9, 1) (10, PR) (10, 1)			6-3		K		SH1-4		5-3		2	0	0	0	0	1	0							
<b>Inning Stats</b>	R: 0 E: 0 K: 1 S: 5	H: 0 LOB: 0 BB: 0 P: 5	R: 1 E: 0 K: 1 S: 7	H: 2 LOB: 1 BB: 0 P: 7	R: 0 E: 0 K: 1 S: 5	H: 2 LOB: 2 BB: 0 P: 5	R: 0 E: 0 K: 1 S: 5	H: 0 LOB: 0 BB: 0 P: 5	R: 1 E: 0 K: 1 S: 6	H: 1 LOB: 0 BB: 0 P: 6	R: 0 E: 0 K: 0 S: 3	H: 0 LOB: 2 BB: 2 P: 11	R: 0 E: 0 K: 1 S: 5	H: 0 LOB: 2 BB: 2 P: 13	R: 1 E: 0 K: 0 S: 4	H: 2 LOB: 1 BB: 1 P: 9	R: 0 E: 1 K: 1 S: 6	H: 0 LOB: 1 BB: 0 P: 6	1B: 4 2B: 3 3B: 0 HR: 1	SF: 0 SAC: 1 DP: 1 HBP: 1	WP: 0 PB: 0 SB: 1 CS: 0	PA: 45		
<b>PITCHER</b>	IP 8.0	WLS 35	H 5	R 2	ER 2	SO 5	BB 5	IBB 1	HBP 0	BLK 0	WP 0	HR 1	S 39	P 63	ERA 2.25	WHIP 1.250								
John Montefusco, R ERA: 3.43 Gary Lavelle, L ERA: 1.78 (9, 1)	2.0	W	10	2	1	1	1	0	1	1	0	0	10	15	4.50	1.000								

St. Louis Cardinals @ San Francisco Giants  
Candlestick Park, San Francisco, CA  
Fri May 16 1975, 10:05 PM EDT  
Att: 5,764 - Unknown

livebaseballscorecards.com

AB 36  
R 3  
H 7  
RBI 3  
BB 7  
SO 6  
LOB 18




Batter	1	2	3	4	5	6	7	8	9	10	AB	R	H	RBI	BB	SO	LOB	BOTTOM					
Von Joshua, L OBP: 0.385, SLG: 0.409 (1, 8)	F7		1B		3B		G1-6-3		CS 1B		5	0	3	1	0	0	2						
Derrel Thomas, S OBP: 0.351, SLG: 0.367 (1, 4)	6-3		1B		F6				CS		5	1	2	1	0	0	1						
Bobby Murcer, L OBP: 0.357, SLG: 0.424 (1, 9)	BB		G6-3		F7				HR		3	1	1	1	2	0	3						
Gary Matthews, R OBP: 0.391, SLG: 0.513 (1, 7)	F9				1B		K		F9 BB 1B		4	0	2	0	1	1	1						
Willie Montanez, L OBP: 0.306, SLG: 0.414 (1, 3)		6-3			F8		4-3		S BB		4	0	0	0	1	0	2						
Chris Speier, R OBP: 0.360, SLG: 0.374 (1, 6)		6-3			FC6-4 BB		6-3		F9		3	0	0	0	1	0	2						
Ed Goodson, L OBP: 0.260, SLG: 0.319 (1, 5)	F6				FC6-4		F8		F7		4	0	0	0	0	0	3						
Dave Rader, L OBP: 0.333, SLG: 0.351 (1, 2)			1B SH3-4 BB		3B 2B				K		3	2	2	0	1	1	0						
John Montefusco, R Gary Lavelle, S (1, 1) (9, 1)			SH3-4		K		G1-6-3 BB		5-3		1	0	0	0	1	1	1						
<b>Inning Stats</b>	R: 0 E: 0 K: 0 S: 3	H: 0 LOB: 1 BB: 1 P: 7	R: 0 E: 0 K: 0 S: 3	H: 0 LOB: 0 BB: 0 P: 3	R: 1 E: 0 K: 0 S: 4	H: 2 LOB: 1 BB: 1 P: 8	R: 0 E: 0 K: 0 S: 3	H: 1 LOB: 1 BB: 1 P: 7	R: 1 E: 0 K: 1 S: 7	H: 2 LOB: 1 BB: 0 P: 7	R: 0 E: 0 K: 0 S: 5	H: 0 LOB: 0 BB: 0 P: 5	R: 0 E: 0 K: 0 S: 3	H: 1 LOB: 1 BB: 1 P: 7	R: 1 E: 0 K: 1 S: 5	H: 1 LOB: 0 BB: 0 P: 5	R: 1 E: 1 K: 0 S: 2	H: 1 LOB: 3 BB: 2 P: 10	1B: 5 2B: 2 3B: 2 HR: 1	SF: 0 SAC: 1 DP: 2 HBP: 0	WP: 0 PB: 0 SB: 1 CS: 1	PA: 42	
<b>PITCHER</b>	IP 7.1	WLS 31	H 8	R 3	ER 3	SO 2	BB 4	IBB 0	HBP 0	BLK 0	WP 0	HR 1	S 31	P 47	ERA 3.68	WHIP 1.636							
Bob Gibson, R ERA: 5.01 Al Hrabosky, L ERA: 1.61 Ray Sadecki, L ERA: 3.48 Elias Sosa, R ERA: 2.42 (1, 1) (8, 1) (9, 1) (10, 1)	0.2	3	0	0	0	0	1	0	0	0	0	0	2	6	0.00	1.500							
	1.0	3	1	0	0	1	0	0	0	0	0	0	5	5	0.00	1.000							
	0.0	L	4	1	1	0	0	2	0	0	0	0	2	10	∞	∞							

St. Louis Cardinals @ San Francisco Giants  
Candlestick Park, San Francisco, CA  
Fri May 16 1975, 10:05 PM EDT  
Att: 5,764 - Unknown

livebaseballscorecards.com

AB 33  
R 4  
H 10  
RBI 3  
BB 7  
SO 3  
LOB 15



Batter	1	2	3	4	5	6	7	8	9	AB	R	H	RBI	BB	SO	LOB	TOP														
Lou Brock, L OBP: 0.397, SLG: 0.444 Jim Dwyer, L OBP: 0.261, SLG: 0.150	K	4-3	BB 3B 1B	2B 1B		FC6-4 G6-4-3			1B 1B	5	2	2	1	0	1	1	<b>St. Louis Cardinals @ San Francisco Giants</b> <b>Candlestick Park, San Francisco, CA</b> Sat May 17 1975, 6:33 AM EDT Att: 6,891 - Unknown														
Ted Sizemore, R OBP: 0.377, SLG: 0.407 Mike Tyson, R OBP: 0.311, SLG: 0.400	1B 1B	K	BB 3B BB	1B 2B		G6-4-3			1B SF9 1B	3	2	2	2	1	1	0															
Luis Melendez, R OBP: 0.327, SLG: 0.471	F8	6-3	BB 3B BB	F4					F9	5	1	0	1	1	0	4															
Ted Simmons, S OBP: 0.341, SLG: 0.451	1B 1B BB		HR		6-3				2B 1B	5	2	3	5	1	0	0															
Ken Reitz, R OBP: 0.336, SLG: 0.397	1B 2B 1B		1B 2B K						SF9	5	2	4	1	0	1	1															
Danny Cater, R OBP: 0.333, SLG: 0.391 Keith Hernandez, L OBP: 0.298, SLG: 0.310	2B 1B		2B 1B	K	F8				2B	4	1	2	2	0	1	1															
Ted Martinez, R OBP: 0.356, SLG: 0.457 Ron Fairly, L OBP: 0.288, SLG: 0.375	2B		1B BB 2B	L4	G3				3-1	1	0	1	2	0	0	0															
Ed Brinkman, R OBP: 0.338, SLG: 0.375	BB		BB 1B BB BB	3B 1B		HR			G6-4-3	3	3	2	1	2	0	1															
Bob Forsch, R OBP: 0.400, SLG: 0.611	K		K	1B 3B		FC6-4			K	5	1	2	1	0	3	4															
<b>Inning Stats</b>	R: 4 E: 0 K: 2 S: 11	H: 4 LOB: 2 P: 19	R: 0 E: 0 K: 1 S: 5	H: 0 LOB: 0 BB: 0 P: 5	R: 7 E: 0 K: 2 S: 12	H: 6 LOB: 1 BB: 3 P: 24	R: 3 E: 0 K: 1 S: 9	H: 4 LOB: 1 BB: 0 P: 9	R: 0 E: 0 K: 0 S: 4	H: 1 LOB: 1 BB: 0 P: 4	R: 1 E: 0 K: 0 S: 4	H: 2 LOB: 0 BB: 0 P: 4	R: 0 E: 0 K: 0 S: 4	H: 1 LOB: 1 BB: 0 P: 4	R: 0 E: 0 K: 1 S: 5	H: 1 LOB: 0 BB: 0 P: 5		R: 2 E: 0 K: 0 S: 7	H: 4 LOB: 2 BB: 0 P: 7	1B: 13 2B: 6 3B: 2 HR: 2	SF: 1 SAC: 0 DP: 2 HBP: 0	WP: 0 PB: 0 SB: 0 CS: 0	PA: 52								
<b>PITCHER</b>	IP WLS BF H R ER SO BB IBB HBP BLK WP HR S P ERA WHIP																														
Pete Falcone, L ERA: 3.52 Charlie Williams, R ERA: 5.55 Dave Heaverlo, R ERA: 3.18 Tommy Toms, R ERA: 3.6	(1, 1) (3, 1) (3, 1) (7, 1)	2.0 0.2 3.1 3.0	L 7 17 14	6 3 8 6	6 2 7 2	3 2 7 2	3 0 2 1	2 3 0 0	0 0 0 0	0 0 0 0	0 0 1 0	18 6 21 16	26 18 21 16	6.00 27.00 18.90 6.00	2.000 4.000 2.400 2.000																

AB 46  
R 17  
H 23  
RBI 17  
BB 5  
SO 7  
LOB 17



Batter	1	2	3	4	5	6	7	8	9	AB	R	H	RBI	BB	SO	LOB	BOTTOM																	
Von Joshua, L OBP: 0.380, SLG: 0.402 Glenn Adams, L OBP: 0.500, SLG: 0.333	G3		F6			1B			F8	4	0	1	0	0	0	1	<b>St. Louis Cardinals @ San Francisco Giants</b> <b>Candlestick Park, San Francisco, CA</b> Sat May 17 1975, 6:33 AM EDT Att: 6,891 - Unknown																	
Derrel Thomas, S OBP: 0.339, SLG: 0.353	G3			1-3		F9			4-3	4	0	0	0	0	2																			
Bobby Murcer, L OBP: 0.364, SLG: 0.430 Tommy Toms, R OBP: 0.373, SLG: 0.341				1B 1B		F9			4-3 1B 2B	3	0	2	0	0	1																			
Gary Matthews, R OBP: 0.390, SLG: 0.509 Jake Brown, R	K			1B		K			1B 4-3 SF8 BB	3	0	1	0	0	2																			
Willie Montanez, L OBP: 0.297, SLG: 0.400	K			G1-6-3		F7			4-3	4	0	0	0	1	4																			
Chris Speier, R OBP: 0.359, SLG: 0.368 Bruce Miller, R OBP: 0.429, SLG: 0.400	F3				1-3				4-3	2	0	0	0	1	0																			
Ed Goodson, L OBP: 0.247, SLG: 0.307	F7				F8				1B	3	0	0	1	0	1																			
Dave Rader, L OBP: 0.313, SLG: 0.328			K		4-3				4-3	4	0	0	0	1	1																			
Pete Falcone, L OBP: 0.133, SLG: 0.133 Charlie Williams, R OBP: 0.216, SLG: 0.261 Gary Thomasson, L OBP: 0.276, SLG: 0.261			F9			F7			1B	0	0	0	0	0	0																			
<b>Inning Stats</b>	R: 0 E: 1 K: 1 S: 6	H: 1 LOB: 0 P: 6	R: 0 E: 0 K: 1 S: 5	H: 0 LOB: 0 BB: 0 P: 5	R: 0 E: 0 K: 1 S: 5	H: 0 LOB: 0 BB: 0 P: 5	R: 0 E: 0 K: 0 S: 4	H: 2 LOB: 1 BB: 0 P: 4	R: 0 E: 0 K: 0 S: 3	H: 0 LOB: 0 BB: 0 P: 3	R: 0 E: 0 K: 0 S: 4	H: 1 LOB: 1 BB: 0 P: 4	R: 0 E: 0 K: 2 S: 7	H: 0 LOB: 1 BB: 1 P: 11	R: 0 E: 0 K: 0 S: 4	H: 1 LOB: 1 BB: 0 P: 4		R: 2 E: 0 K: 0 S: 5	H: 2 LOB: 1 BB: 1 P: 9	1B: 6 2B: 1 3B: 0 HR: 0	SF: 1 SAC: 0 DP: 1 HBP: 0	WP: 0 PB: 0 SB: 0 CS: 0	PA: 35											
<b>PITCHER</b>	IP WLS BF H R ER SO BB IBB HBP BLK WP HR S P ERA WHIP																																	
Bob Forsch, R ERA: 3.23	(1, 1)	9.0	W	35	7	2	2	5	2	0	0	0	0	0	0	0	2.00	1.000																

AB 32  
R 2  
H 7  
RBI 2  
BB 2  
SO 5  
LOB 11



Batter	1	2	3	4	5	6	7	8	9	AB	R	H	RBI	BB	SO	LOB	TOP			
<b>Lou Brock, L</b> OBP: 0.400, SLG: 0.446 (1, 7)										4	0	2	0	0	0	0	<b>St. Louis Cardinals @ San Francisco Giants</b> <b>Candlestick Park, San Francisco, CA</b> Sun May 18 1975, 6:33 AM EDT Att: 11,332 - Unknown			
<b>Ted Sizemore, R</b> OBP: 0.366, SLG: 0.394 (1, 4)										4	0	0	0	0	0	2				
<b>Luis Melendez, R</b> OBP: 0.310, SLG: 0.444 (1, 8)										3	0	0	0	0	1	0				
<b>Ted Simmons, S</b> OBP: 0.341, SLG: 0.443 (1, 2)										2	0	0	0	1	2	0				
<b>Ron Fairly, L</b> OBP: 0.467, SLG: 0.447 (1, 9)										1	0	0	0	2	0	1				
<b>Keith Hernandez, L</b> OBP: 0.289, SLG: 0.299 (1, 3)										3	0	0	0	0	1	2				
<b>Ken Reitz, R</b> OBP: 0.328, SLG: 0.387 (1, 5)										3	0	0	0	0	0	1				
<b>Ed Brinkman, R</b> OBP: 0.329, SLG: 0.364 (9, PH)										2	0	0	0	0	1	0				
<b>Danny Cater, R</b> OBP: 0.320, SLG: 0.375 (9, PH)										1	0	0	0	0	0	0				
<b>Lynn McGlothen, L</b> OBP: 0.250, SLG: 0.143 (9, PH)										2	0	0	0	0	0	0				
<b>Jim Dwyer, L</b> OBP: 0.250, SLG: 0.143 (9, PH)										1	0	0	0	0	0	0				
<b>Inning Stats</b>	R: 0 E: 0 K: 0 S: 3	H: 0 LOB: 0 BB: 0 P: 3	R: 0 E: 0 K: 1 S: 4	H: 0 LOB: 0 BB: 1 P: 8	R: 0 E: 0 K: 0 S: 3	H: 0 LOB: 0 BB: 0 P: 3	R: 0 E: 0 K: 0 S: 3	H: 0 LOB: 0 BB: 0 P: 3	R: 0 E: 0 K: 1 S: 4	H: 0 LOB: 0 BB: 1 P: 8	R: 0 E: 0 K: 1 S: 5	H: 1 LOB: 0 BB: 0 P: 5	R: 0 E: 0 K: 1 S: 5	H: 0 LOB: 1 BB: 1 P: 9	R: 0 E: 0 K: 1 S: 6	H: 1 LOB: 1 BB: 0 P: 6	1B: 2 2B: 0 3B: 0 HR: 0	SF: 0 SAC: 0 DP: 2 HBP: 0	WP: 0 PB: 0 SB: 0 CS: 1	PA: 29
<b>PITCHER</b> <b>Jim Barr, R</b> ERA: 2.4 (1, 1)	IP: 9.0 WLS: W BF: 29 H: 2 R: 0 ER: 0 SO: 6 BB: 3 IBB: 0 HBP: 0 BLK: 0 WP: 0 HR: 0 S: 38 P: 50 ERA: 0.00 WHIP: 0.556																			

AB 26  
R 0  
H 2  
RBI 0  
BB 3  
SO 6  
LOB 6



Batter	1	2	3	4	5	6	7	8	9	AB	R	H	RBI	BB	SO	LOB	BOTTOM			
<b>Von Joshua, L</b> OBP: 0.394, SLG: 0.427 (1, 8)										4	1	3	0	0	1	3	<b>St. Louis Cardinals @ San Francisco Giants</b> <b>Candlestick Park, San Francisco, CA</b> Sun May 18 1975, 6:33 AM EDT Att: 11,332 - Unknown			
<b>Derrel Thomas, S</b> OBP: 0.328, SLG: 0.340 (1, 4)										4	0	0	0	0	3	3				
<b>Bobby Murcer, L</b> OBP: 0.361, SLG: 0.427 (1, 9)										3	0	1	1	0	0	1				
<b>Gary Matthews, R</b> OBP: 0.379, SLG: 0.492 (1, 7)										4	0	0	0	0	1	4				
<b>Willie Montanez, L</b> OBP: 0.303, SLG: 0.415 (1, 3)										3	1	1	0	1	0	1				
<b>Chris Speier, R</b> OBP: 0.363, SLG: 0.372 (1, 6)										4	0	2	1	0	0	3				
<b>Ed Goodson, L</b> OBP: 0.247, SLG: 0.304 (1, 5)										4	0	1	0	0	0	2				
<b>Dave Rader, L</b> OBP: 0.310, SLG: 0.323 (1, 2)										4	0	1	0	0	0	2				
<b>Jim Barr, R</b> OBP: 0.095, SLG: 0.050 (1, 1)										3	0	0	0	1	1	2				
<b>Inning Stats</b>	R: 0 E: 0 K: 1 S: 6	H: 1 LOB: 1 BB: 0 P: 6	R: 0 E: 0 K: 1 S: 7	H: 2 LOB: 3 BB: 1 P: 11	R: 0 E: 1 K: 1 S: 6	H: 0 LOB: 1 BB: 0 P: 6	R: 0 E: 0 K: 0 S: 4	H: 1 LOB: 1 BB: 0 P: 4	R: 1 E: 0 K: 1 S: 6	H: 1 LOB: 0 BB: 0 P: 6	R: 1 E: 0 K: 1 S: 7	H: 2 LOB: 1 BB: 0 P: 7	R: 0 E: 0 K: 1 S: 7	H: 2 LOB: 3 BB: 1 P: 11	R: 0 E: 0 K: 0 S: 3	H: 0 LOB: 0 BB: 0 P: 3		1B: 7 2B: 1 3B: 1 HR: 0	SF: 1 SAC: 0 DP: 0 HBP: 0	WP: 1 PB: 0 SB: 1 CS: 0
<b>PITCHER</b> <b>Lynn McGlothen, R</b> ERA: 5.19 (1, 1)	IP: 8.0 WLS: L BF: 36 H: 9 R: 2 ER: 2 SO: 6 BB: 1 IBB: 1 HBP: 0 BLK: 0 WP: 1 HR: 0 S: 46 P: 54 ERA: 2.25 WHIP: 1.250																			

AB 33  
R 2  
H 9  
RBI 2  
BB 2  
SO 6  
LOB 21



Batter	1	2	3	4	5	6	7	8	9	AB	R	H	RBI	BB	SO	LOB	TOP					
Rennie Stennett, R (1.4) OBP: 0.307, SLG: 0.293	0-0 5-3			0-0 FC5 2B	0-0 1B		0-0 L5-4			4	0	2	0	0	0	2						
Bill Robinson, R (1.7) OBP: 0.333, SLG: 0.478	0-0 F9			4-0 FC5 1B BB	0-0 1-3			0-0 G4-3 1B		3	1	1	0	1	0	1						
Al Oliver, L (1.8) OBP: 0.268, SLG: 0.427	0-3 K2-3			0-0 P6		0-0 4-3		0-0 G4-3 1-2f		4	0	0	0	0	1	3						
Bob Robertson, R (1.3) OBP: 0.296, SLG: 0.280		0-3 K		0-0 FC5 1B 2B 1-2 2-3f		0-0 6-3		0-0 1B 1B		4	1	1	0	0	1	2						
Manny Sanguillen, R (1.2) OBP: 0.421, SLG: 0.481		0-0 6-3		0-0 2B 1B 1-2 2-H		0-0 6-3		0-0 1B		4	1	2	1	0	0	0						
Dave Parker, L (1.9) OBP: 0.363, SLG: 0.573		0-0 4-3		0-0 2B 1-1H 2-H			0-0 HR	0-0 1-3		4	1	2	3	0	0	2						
Richie Hebner, L (1.5) OBP: 0.342, SLG: 0.380			0-0 F8	0-0 4-3			1-0 L5-4 BB HBP	0-0 G3		3	0	0	0	0	0	1						
Frank Taveras, R (1.6) OBP: 0.195, SLG: 0.205																						
Art Howe, R (7. PH) OBP: 0.233, SLG: 0.148																						
Mario Mendoza, R (7.6) OBP: 0.083, SLG: 0.083																						
Duffy Dyer, R (9. PH) OBP: 0.200, SLG: 0.333																						
Jerry Reuss, L (1.1) OBP: 0.313, SLG: 0.313																						
Larry Demery, R (4.1)																						
Richie Zisk, R (7. PH) OBP: 0.344, SLG: 0.318																						
Bob Moose, R (7.1)																						
Paul Popovich, S (9. PH) OBP: 0.190, SLG: 0.158																						
<b>Inning Stats</b>	R: 0 E: 0 K: 1 S: 5	H: 0 LOB: 0 BB: 0 P: 5	R: 0 E: 0 K: 1 S: 5	H: 0 LOB: 0 BB: 0 P: 5	R: 0 E: 0 K: 0 S: 3	H: 0 LOB: 0 BB: 0 P: 3	R: 3 E: 0 K: 0 S: 6	H: 3 LOB: 1 BB: 1 P: 10	R: 0 E: 0 K: 0 S: 4	H: 1 LOB: 1 BB: 0 P: 4	R: 0 E: 0 K: 0 S: 3	H: 0 LOB: 0 BB: 0 P: 3	R: 1 E: 0 K: 1 S: 5	H: 1 LOB: 1 BB: 1 P: 10	R: 0 E: 0 K: 0 S: 5	H: 3 LOB: 2 BB: 0 P: 5	R: 0 E: 0 K: 0 S: 3	H: 0 LOB: 0 BB: 0 P: 3	1B: 5 2B: 3 3B: 0 HR: 1	SF: 0 SAC: 0 DP: 2 HBP: 1	WP: 0 PB: 0 SB: 0 CS: 0	PA: 36
<b>PITCHER</b> Mike Caldwell, L (1.1) ERA: 3.95	IP: 9.0 WLS: W BF: 36 H: 8 R: 4 ER: 4 SO: 3 BB: 2 IBB: 0 HBP: 1 BLK: 0 WP: 0 HR: 1 S: 39 P: 48 ERA: 4.00 WHIP: 1.111															<b>PITCHER</b>						

Pittsburgh Pirates @ San Francisco Giants  
Candlestick Park, San Francisco, CA  
Mon May 19, 1975, 6:33 AM EDT  
Att: 1,795 - Unknown

AB 33  
R 4  
H 8  
RBI 4  
BB 2  
SO 3  
LOB 13





Batter	1	2	3	4	5	6	7	8	9	AB	R	H	RBI	BB	SO	LOB	BOTTOM	
Von Joshua, L (1.8) OBP: 0.385, SLG: 0.416	0-3 K	0-0 FC6-4 1B	0-3 K			0-0 5-3		0-0 5-3		5	0	1	1	0	2	2		
Derrel Thomas, S (1.4) OBP: 0.331, SLG: 0.330	4-0 1B BB	0-0 FC6-4 1-2f		4-0 FC6-4 S 4-3 BB		0-0 F7		0-0 4-3		3	1	0	0	2	0	3		
Bobby Murcer, L (1.9) OBP: 0.364, SLG: 0.425	0-0 1-2 1B		0-0 F6	4-0 FC6-4 BB		0-0 3-1				3	0	1	0	1	0	0		
Gary Matthews, R (1.7) OBP: 0.382, SLG: 0.488	0-0 F7		4-0 1B E BB	0-0 FC6-4 4-3		0-0 CS WP 1B				3	1	1	0	1	0	4		
Willie Montanez, L (1.3) OBP: 0.309, SLG: 0.413	0-3 K		0-0 BB E 2B 1B	0-0 4-3		4-0 1-2 BB		0-0 1B BB		3	1	1	1	1	1	3		
Chris Speier, R (1.6) OBP: 0.373, SLG: 0.379		4-0 1B BB	0-0 E6 BB 1-2 2-H 1B	0-0 5-3		0-0 G4-6-3 1-2 2-3 1B				3	2	2	0	1	0	1		
Bruce Miller, R (1.5) OBP: 0.360, SLG: 0.333		0-0 F7	0-0 F7		0-0 6-3		0-0 G4-6-3 1-2f			4	0	0	0	0	0	5		
Marc Hill, R (1.2) OBP: 0.316, SLG: 0.274		0-0 F9	4-0 2B BB 1-2 2-3		0-0 F3			0-0 E5 SH1-4		3	1	0	0	1	0	1		
Mike Caldwell, R (1.1) OBP: 0.133, SLG: 0.200		0-0 1B	0-0 1B 1-2	0-0 F7				0-0 SH1-4		3	0	2	3	0	0	0		
<b>Inning Stats</b>	R: 0 E: 0 K: 2 S: 8	H: 1 LOB: 2 BB: 1 P: 12	R: 1 E: 0 K: 0 S: 5	H: 2 LOB: 2 BB: 1 P: 9	R: 4 E: 1 K: 1 S: 8	H: 3 LOB: 1 BB: 2 P: 16	R: 1 E: 0 K: 0 S: 3	H: 0 LOB: 1 BB: 2 P: 11	R: 0 E: 0 K: 0 S: 3	H: 0 LOB: 0 BB: 0 P: 3	R: 0 E: 0 K: 0 S: 3	H: 2 LOB: 1 BB: 1 P: 7	R: 0 E: 1 K: 0 S: 4	H: 0 LOB: 1 BB: 0 P: 4	1B: 7 2B: 1 3B: 0 HR: 0	SF: 0 SAC: 1 DP: 1 HBP: 0	WP: 1 PB: 0 SB: 1 CS: 1	PA: 38
<b>PITCHER</b> Jerry Reuss, L (1.1) ERA: 3.09	IP: 3.0 WLS: L BF: 21 H: 6 R: 6 ER: 6 SO: 3 BB: 6 IBB: 0 HBP: 0 BLK: 0 WP: 0 HR: 0 S: 21 P: 45 ERA: 18.00 WHIP: 4.000															<b>PITCHER</b>		
Larry Demery, R (4.1) ERA: 1.56	3.0 9 0 0 0 0 0 0 0 0 9 9 0.00 0.000																	
Bob Moose, R (7.1) ERA: 3.77	2.0 8 2 0 0 0 1 0 0 0 1 0 7 11 0.00 1.500																	

Pittsburgh Pirates @ San Francisco Giants  
Candlestick Park, San Francisco, CA  
Mon May 19, 1975, 6:33 AM EDT  
Att: 1,795 - Unknown

AB 30  
R 6  
H 8  
RBI 5  
BB 7  
SO 3  
LOB 19



Batter	1	2	3	4	5	6	7	8	9	AB	R	H	RBI	BB	SO	LOB	TOP										
Frank Taveras, R (1, 6) OBP: 0.210, SLG: 0.221 Richie Zisk, R (9, PH) OBP: 0.341, SLG: 0.315	E5		G3						L9	4	0	2	0	0	0	1	<b>Pittsburgh Pirates @ San Francisco Giants</b> Candlestick Park, San Francisco, CA Tue May 20 1975, 10:05 PM EDT Att: 1,759 - Unknown										
Richie Hebner, L (1, 5) OBP: 0.348, SLG: 0.382	K						SF9			2	0	1	2	0	1	0											
Al Oliver, L (1, 8) OBP: 0.260, SLG: 0.414	K		4-3		G4-6-3		K			4	0	0	0	0	2	5											
Willie Stargell, L (1, 3) OBP: 0.325, SLG: 0.439				K				F5		4	0	1	0	0	1	0											
Dave Parker, L (1, 9) OBP: 0.349, SLG: 0.550	P5			K				F5		4	0	0	0	0	2	1											
Bill Robinson, R (1, 7) OBP: 0.308, SLG: 0.440	K			K				K		4	0	0	0	0	4	1											
Rennie Stennett, R (1, 4) OBP: 0.321, SLG: 0.345	1-3									3	2	2	1	1	0	1											
Duffy Dyer, R (1, 2) OBP: 0.214, SLG: 0.308										4	1	1	0	0	0	2											
Dock Ellis, S (1, 1) ERA: 5.88 Sam McDowell, L (3, 1) Ed Kirkpatrick, L (5, PH) Bob Moose, R (5, 1) Art Howe, R (7, PH) Ramon Hernandez, S (7, 1) Bob Robertson, R (9, PH) OBP: 0.286, SLG: 0.289										0	0	0	0	0	0	0											
Inning Stats	R: 0 E: 1 K: 2 S: 7	H: 0 LOB: 0 BB: 0 P: 7	R: 0 E: 0 K: 1 S: 6	H: 1 LOB: 1 BB: 0 P: 6	R: 1 E: 0 K: 0 S: 5	H: 2 LOB: 1 BB: 0 P: 5	R: 0 E: 0 K: 3 S: 9	H: 0 LOB: 0 BB: 0 P: 9	R: 1 E: 0 K: 0 S: 5	H: 3 LOB: 2 BB: 0 P: 6	R: 0 E: 0 K: 2 S: 7	H: 0 LOB: 0 BB: 0 P: 7	R: 2 E: 0 K: 1 S: 8	H: 3 LOB: 1 BB: 0 P: 8	R: 0 E: 0 K: 1 S: 5	H: 0 LOB: 0 BB: 0 P: 5			R: 0 E: 0 K: 0 S: 3	H: 0 LOB: 1 BB: 1 P: 7	1B: 5 2B: 2 3B: 1 HR: 1	SF: 1 SAC: 1 DP: 1 HBP: 1	WP: 0 PB: 0 SB: 0 CS: 0	PA: 37			
PITCHER	IP	WLS	BF	H	R	ER	SO	BB	IBB	HBP	BLK	WP	HR	S	P	ERA	WHIP										
Ed Halicki, R (1, 1) ERA: 5.88	6.1	W	28	9	4	4	8	0	0	1	0	0	0	43	44	5.68	1.421										
Gary Lavelle, L (7, 1) ERA: 1.67	1.2		5	0	0	0	2	0	0	0	0	0	0	9	9	0.00	0.000										
Charlie Williams, R (9, 1) ERA: 5.33	1.0		4	0	0	0	0	1	0	0	0	0	0	3	7	0.00	1.000										

Batter	1	2	3	4	5	6	7	8	9	AB	R	H	RBI	BB	SO	LOB	BOTTOM										
Von Joshua, L (1, 8) OBP: 0.377, SLG: 0.434	F8									5	1	1	1	0	2	4	<b>Pittsburgh Pirates @ San Francisco Giants</b> Candlestick Park, San Francisco, CA Tue May 20 1975, 10:05 PM EDT Att: 1,759 - Unknown										
Derrel Thomas, S (1, 4) OBP: 0.339, SLG: 0.339 Bruce Miller, R (5, 4) OBP: 0.370, SLG: 0.423	1B				K2-3					3	2	2	0	0	1	0											
Bobby Murcer, L (1, 9) OBP: 0.385, SLG: 0.442 Gary Thomasson, L (7, PR) OBP: 0.216, SLG: 0.261										2	2	2	1	3	0	0											
Gary Matthews, R (1, 7) OBP: 0.396, SLG: 0.504	K									4	2	3	2	1	1	1											
Willie Montanez, L (1, 3) OBP: 0.312, SLG: 0.431	K									4	2	1	3	1	1	5											
Chris Speier, R (1, 6) OBP: 0.368, SLG: 0.372										5	0	1	0	0	0	4											
Ed Goodson, L (1, 5) OBP: 0.256, SLG: 0.321										5	1	2	1	0	0	1											
Dave Rader, L (1, 2) OBP: 0.329, SLG: 0.357										5	1	3	2	0	0	0											
Ed Halicki, R (1, 1) Gary Lavelle, S (7, 1) Jake Brown, R (8, PH) Charlie Williams, R (9, 1)										2	0	0	0	1	2	0											
Inning Stats	R: 1 E: 0 K: 2 S: 9	H: 2 LOB: 1 BB: 0 P: 9	R: 0 E: 0 K: 0 S: 3	H: 1 LOB: 0 BB: 0 P: 3	R: 5 E: 0 K: 2 S: 13	H: 6 LOB: 3 BB: 2 P: 21	R: 0 E: 0 K: 1 S: 6	H: 1 LOB: 2 BB: 1 P: 10	R: 0 E: 0 K: 1 S: 5	H: 0 LOB: 0 BB: 0 P: 5	R: 3 E: 0 K: 0 S: 4	H: 1 LOB: 0 BB: 2 P: 12	R: 3 E: 0 K: 2 S: 11	H: 4 LOB: 2 BB: 1 P: 15	R: 0 E: 0 K: 1 S: 6	H: 1 LOB: 1 BB: 0 P: 6			1B: 9 2B: 4 3B: 1 HR: 2	SF: 0 SAC: 0 DP: 1 HBP: 0	WP: 0 PB: 0 SB: 3 CS: 0	PA: 45					
PITCHER	IP	WLS	BF	H	R	ER	SO	BB	IBB	HBP	BLK	WP	HR	S	P	ERA	WHIP										
Dock Ellis, R (1, 1) ERA: 4.88	2.2	L	16	8	6	6	3	0	0	0	0	0	0	10	18	0.00	3.000										
Sam McDowell, L (3, 1) ERA: 1.69	1.1		8	2	0	0	2	2	0	0	0	0	0	9	17	13.50	1.500										
Bob Moose, R (5, 1) ERA: 4.96	2.0		9	1	3	3	1	2	0	0	0	0	1	9	17	13.50	1.500										
Ramon Hernandez, L (7, 1) ERA: 5.87	2.0		12	5	3	3	3	1	0	0	0	0	0	17	21	13.50	3.000										

Batter	1	2	3	4	5	6	7	8	9	10	11	AB	R	H	RBI	BB	SO	LOB	TOP	
Rennie Stennett, R OBP: 0.331, SLG: 0.366 (1, 4)	G3 2B		3-1		K								4	0	2	0	1	1	0	
Richie Hebner, L OBP: 0.342, SLG: 0.368 (1, 5)	K		WP HBP		L6			BB					4	0	0	0	0	2	3	
Al Oliver, L OBP: 0.257, SLG: 0.421 (1, 8)	G3 2-3		K										5	0	1	0	0	2	2	
Willie Stargell, L OBP: 0.371, SLG: 0.420 (1, 3)	F7		F8		L9								5	0	0	0	0	0	4	
Dave Parker, L OBP: 0.351, SLG: 0.538 (1, 9)			F6		1-3 S 1B								4	0	1	0	1	0	0	
Richie Zisk, R OBP: 0.336, SLG: 0.310 (1, 7)	K		F3		K								5	0	1	0	0	2	3	
Manny Sanguillen, R OBP: 0.421, SLG: 0.482 (1, 2)	1B 2B		1-3 IBB		F8								4	1	1	0	1	1	3	
Mario Mendoza, R OBP: 0.143, SLG: 0.143 Ed Kirkpatrick, L OBP: 0.250, SLG: 0.125 (7, PH) Frank Taveras, R OBP: 0.207, SLG: 0.218 (7, 6) Paul Popovich, S OBP: 0.182, SLG: 0.150 (11, PH) (1, 6)	1B		1-3		1-3 2-3								2	0	1	1	0	0	2	
Bruce Kison, R OBP: 0.211, SLG: 0.118 Dave Giusti, R (9, 1)	K		K		K								4	0	0	0	0	3	3	
													1	0	0	0	0	0	1	
<b>Inning Stats</b>	R: 0 E: 0 K: 1 S: 6	H: 1 LOB: 1 BB: 0 P: 6	R: 1 E: 0 K: 2 S: 9	H: 2 LOB: 1 BB: 0 P: 9	R: 0 E: 0 K: 1 S: 5	H: 0 LOB: 1 BB: 0 P: 6	R: 0 E: 0 K: 1 S: 6	H: 1 LOB: 2 BB: 1 P: 10	R: 0 E: 0 K: 1 S: 5	H: 0 LOB: 0 BB: 0 P: 5	R: 0 E: 0 K: 1 S: 6	H: 1 LOB: 1 BB: 0 P: 6	R: 0 E: 0 K: 1 S: 5	H: 0 LOB: 0 BB: 0 P: 5	R: 0 E: 0 K: 1 S: 4	H: 1 LOB: 1 BB: 0 P: 4	1B: 3 2B: 3 3B: 1 HR: 0	SF: 0 SAC: 0 DP: 0 HBP: 1	WP: 1 PB: 0 SB: 1 CS: 0	PA: 45
<b>PITCHER</b>	IP 9.0	WLS 3	BF 38	H 6	R 1	ER 1	SO 10	BB 1	IBB 2	HBP 1	BLK 0	WP 1	HR 0	S 54	P 67	ERA 1.00	WHIP 0.778			
John Montefusco, R ERA: 2.98 Gary Lavelle, L ERA: 1.61 Jim Barr, R ERA: 2.37 (1, 1) (10, 1) (11, 1)	1.0	3	0	0	0	1	0	0	0	0	0	0	0	5	5	0.00	0.000			
	1.0	W	4	1	0	0	0	0	0	0	0	0	0	4	4	0.00	1.000			

Pittsburgh Pirates @ San Francisco Giants  
Candlestick Park, San Francisco, CA  
Wed May 21 1975, 6:33 AM EDT  
Att: 3,513 - Unknown

AB 41  
R 1  
H 7  
RBI 1  
BB 3  
SO 11  
LOB 22



Batter	1	2	3	4	5	6	7	8	9	10	11	AB	R	H	RBI	BB	SO	LOB	BOTTOM			
Von Joshua, L OBP: 0.370, SLG: 0.423 (1, 8)	F7		K										5	0	1	0	0	1	0			
Bruce Miller, R OBP: 0.344, SLG: 0.387 (1, 4)	6-3		1-3		F8								5	0	1	0	0	0	1			
Bobby Murcer, L OBP: 0.391, SLG: 0.451 (1, 9)	K		2B										4	1	2	0	1	1	1			
Gary Matthews, R OBP: 0.396, SLG: 0.504 (1, 7)			L4		F8								4	0	1	0	1	0	2			
Willie Montanez, L OBP: 0.322, SLG: 0.451 (1, 3)			4-3										3	1	1	1	2	0	0			
Chris Speier, R OBP: 0.365, SLG: 0.369 (1, 6)			L9		K2-3								4	0	1	1	0	1	0			
Ed Goodson, L OBP: 0.286, SLG: 0.333 (1, 5)			4-3		F5								3	0	1	0	1	0	0			
Dave Rader, L OBP: 0.338, SLG: 0.347 (1, 2)			K		WP BB								2	0	0	0	2	1	3			
John Montefusco, R ERA: 2.68 Gary Lavelle, S Glenn Adams, L OBP: 0.400, SLG: 0.250 Jim Barr, R OBP: 0.095, SLG: 0.050 (1, 1) (10, 1) (11, 1)			K		F8								3	0	0	0	0	1	3			
													0	0	0	0	0	0	0			
													1	0	0	0	0	1	0			
													0	0	0	0	0	0	0			
<b>Inning Stats</b>	R: 0 E: 0 K: 1 S: 5	H: 0 LOB: 0 BB: 0 P: 5	R: 0 E: 0 K: 0 S: 3	H: 0 LOB: 0 BB: 0 P: 3	R: 0 E: 0 K: 2 S: 7	H: 0 LOB: 0 BB: 0 P: 7	R: 0 E: 0 K: 1 S: 6	H: 1 LOB: 1 BB: 1 P: 10	R: 0 E: 0 K: 0 S: 3	H: 0 LOB: 0 BB: 0 P: 7	R: 0 E: 0 K: 1 S: 4	H: 1 LOB: 2 BB: 2 P: 8	R: 0 E: 0 K: 0 S: 3	H: 1 LOB: 0 BB: 0 P: 3	R: 0 E: 0 K: 1 S: 5	H: 1 LOB: 0 BB: 0 P: 5	R: 1 E: 0 K: 0 S: 2	H: 2 LOB: 3 BB: 2 P: 10	1B: 4 2B: 4 3B: 0 HR: 1	SF: 0 SAC: 1 DP: 3 HBP: 0	WP: 1 PB: 0 SB: 1 CS: 0	PA: 42
<b>PITCHER</b>	IP 8.1	WLS L	BF 33	H 5	R 1	ER 1	SO 5	BB 2	IBB 2	HBP 0	BLK 0	WP 1	HR 1	S 39	P 55	ERA 1.08	WHIP 0.840					
Bruce Kison, R ERA: 0.87 (9, 1)	1.2	L	9	3	1	1	1	1	2	0	0	0	0	8	20	5.40	2.400					

Pittsburgh Pirates @ San Francisco Giants  
Candlestick Park, San Francisco, CA  
Wed May 21 1975, 6:33 AM EDT  
Att: 3,513 - Unknown

AB 34  
R 2  
H 8  
RBI 2  
BB 7  
SO 6  
LOB 10



Batter	1	2	3	4	5	6	7	8	9	AB	R	H	RBI	BB	SO	LOB	TOP																					
Ron Dunn, R (1, 7) OBP: 0.250, SLG: 0.700 Ralph LaCock, L (9, PH) OBP: 0.348, SLG: 0.326	K		5-3			F7			F8	3	0	0	0	0	1	0																						
Jose Cardenal, R (1, 9) OBP: 0.393, SLG: 0.451	K		5-3			K			6-3	4	0	0	0	0	2	0																						
Jerry Morales, R (1, 8) OBP: 0.335, SLG: 0.345										4	1	3	0	0	0	0																						
Bill Madlock, R (1, 5) OBP: 0.364, SLG: 0.427										4	0	1	0	0	0	2																						
Andre Thornton, R (1, 3) OBP: 0.364, SLG: 0.350										3	0	1	1	1	0	1																						
George Mitterwald, R (1, 2) OBP: 0.400, SLG: 0.550										3	1	1	1	1	1	1																						
Manny Trillo, R (1, 4) OBP: 0.307, SLG: 0.325										4	0	0	0	0	0	4																						
Rob Sperring, R (1, 6) OBP: 0.333, SLG: 0.353										3	0	0	0	0	0	1																						
Rick Reuschel, R (1, 1) OBP: 0.059, SLG: 0.059 Darold Knowles, L (8, 1) OBP: 0.167, SLG: 0.167										3	0	0	0	0	1	0																						
										0	0	0	0	0	0	0																						
<b>Inning Stats</b>	R: 0 E: 0 K: 2 S: 8	H: 1 LOB: 1 BB: 0 P: 8	R: 0 E: 0 K: 0 S: 3	H: 0 LOB: 1 BB: 1 P: 7	R: 0 E: 0 K: 0 S: 3	H: 0 LOB: 0 BB: 0 P: 3	R: 0 E: 0 K: 0 S: 3	H: 1 LOB: 0 BB: 0 P: 3	R: 0 E: 0 K: 1 S: 5	H: 0 LOB: 0 BB: 0 P: 5	R: 0 E: 0 K: 2 S: 7	H: 0 LOB: 0 BB: 0 P: 7	R: 0 E: 0 K: 0 S: 3	H: 0 LOB: 0 BB: 0 P: 3	R: 1 E: 0 K: 0 S: 4	H: 1 LOB: 0 BB: 0 P: 4	R: 1 E: 0 K: 0 S: 6	H: 3 LOB: 3 BB: 1 P: 10	1B: 4 2B: 1 3B: 0 HR: 1	SF: 0 SAC: 0 DP: 1 HBP: 0	WP: 0 PA: 34 PB: 0 SB: 0 CS: 0																	
<b>PITCHER</b>	IP	WLS	BF	H	R	ER	SO	BB	IBB	HBP	BLK	WP	HR	S	P	ERA	WHIP	<b>PITCHER</b>				IP	WLS	BF	H	R	ER	SO	BB	IBB	HBP	BLK	WP	HR	S	P	ERA	WHIP
Pete Falcone, L (1, 1) ERA: 3.17	8.0	W	27	3	1	1	5	1	0	0	0	0	1	36	40	1.12	0.500																					
Randy Moffitt, R (9, 1) ERA: 4.5	0.2		5	3	1	1	0	0	0	0	0	0	0	5	5	13.50	4.500																					
Gary Lavelle, L (9, 1) ERA: 1.59	0.1	S	2	0	0	0	0	0	1	0	0	0	0	1	5	0.00	0.000																					

Chicago Cubs @ San Francisco Giants  
Candlestick Park, San Francisco, CA  
Fri May 23 1975, 10:05 PM EDT  
Att: 2,675 - Unknown

AB 32  
R 2  
H 6  
RBI 2  
BB 2  
SO 5  
LOB 9



Batter	1	2	3	4	5	6	7	8	9	AB	R	H	RBI	BB	SO	LOB	BOTTOM																					
Von Joshua, L (1, 8) OBP: 0.366, SLG: 0.417	F9		K			4-3				4	0	1	1	0	1	0																						
Bruce Miller, R (1, 4) OBP: 0.333, SLG: 0.371	K					E6				4	1	1	0	0	1	0																						
Bobby Murcer, L (1, 9) OBP: 0.388, SLG: 0.441						F2				3	0	0	0	1	0	4																						
Gary Matthews, R (1, 7) OBP: 0.386, SLG: 0.489	F8					FC				4	0	0	0	0	0	4																						
Willie Montanez, L (1, 3) OBP: 0.322, SLG: 0.449										3	0	1	1	0	0	0																						
Chris Speier, R (1, 6) OBP: 0.358, SLG: 0.361										3	0	0	0	0	1	2																						
Ed Goodson, L (1, 5) OBP: 0.258, SLG: 0.322										3	0	0	0	0	1	0																						
Dave Rader, L (1, 2) OBP: 0.337, SLG: 0.347										3	1	1	0	0	0	0																						
Pete Falcone, L (1, 1) OBP: 0.118, SLG: 0.118 Glenn Adams, L (8, PH) OBP: 0.500, SLG: 0.800 Randy Moffitt, R (9, 1) OBP: 0.500, SLG: 0.500 Gary Lavelle, S (9, 1)										2	0	0	0	0	2	0																						
										1	1	1	1	0	0	0																						
										0	0	0	0	0	0	0																						
										0	0	0	0	0	0	0																						
<b>Inning Stats</b>	R: 0 E: 0 K: 1 S: 5	H: 0 LOB: 1 BB: 1 P: 9	R: 0 E: 0 K: 0 S: 3	H: 0 LOB: 0 BB: 0 P: 3	R: 0 E: 0 K: 2 S: 7	H: 0 LOB: 0 BB: 0 P: 7	R: 1 E: 1 K: 0 S: 5	H: 1 LOB: 1 BB: 0 P: 5	R: 0 E: 0 K: 1 S: 5	H: 0 LOB: 0 BB: 0 P: 5	R: 0 E: 1 K: 0 S: 3	H: 0 LOB: 0 BB: 0 P: 3	R: 0 E: 0 K: 1 S: 5	H: 0 LOB: 0 BB: 0 P: 5	R: 2 E: 0 K: 1 S: 9	H: 4 LOB: 2 BB: 0 P: 9	1B: 4 2B: 0 3B: 1 HR: 0	SF: 0 SAC: 0 DP: 2 HBP: 0	WP: 0 PA: 31 PB: 0 SB: 0 CS: 0																			
<b>PITCHER</b>	IP	WLS	BF	H	R	ER	SO	BB	IBB	HBP	BLK	WP	HR	S	P	ERA	WHIP	<b>PITCHER</b>				IP	WLS	BF	H	R	ER	SO	BB	IBB	HBP	BLK	WP	HR	S	P	ERA	WHIP
Rick Reuschel, R (1, 1) ERA: 4.76	7.1	L	29	5	3	2	6	1	0	0	0	0	0	40	44	2.46	0.818																					
Darold Knowles, L (8, 1) ERA: 2.66	0.2		2	0	0	0	0	0	0	0	0	0	0	2	2	0.00	0.000																					

Chicago Cubs @ San Francisco Giants  
Candlestick Park, San Francisco, CA  
Fri May 23 1975, 10:05 PM EDT  
Att: 2,675 - Unknown

AB 30  
R 3  
H 5  
RBI 3  
BB 1  
SO 6  
LOB 10





Batter	1	2	3	4	5	6	7	8	9	AB	R	H	RBI	BB	SO	LOB	TOP			
Don Kessinger, S OBP: 0.345, SLG: 0.362 (1, 6)										4	1	1	0	0	0	0				
Jose Cardenal, R OBP: 0.395, SLG: 0.449 (1, 7)										3	0	1	1	1	0	0				
Ralph LaCock, L OBP: 0.345, SLG: 0.316 (1, 9)										3	1	0	0	1	0	2				
Bill Madlock, R OBP: 0.367, SLG: 0.429 (1, 5)										4	0	2	0	0	0	0				
Jerry Morales, R OBP: 0.327, SLG: 0.336 (1, 8)										4	1	0	0	0	1	2				
Andre Thornton, R OBP: 0.385, SLG: 0.417 (1, 3)										4	0	2	1	0	0	1				
George Mitterwald, R OBP: 0.367, SLG: 0.500 (1, 2)										4	0	0	0	0	0	3				
Manny Trillo, R OBP: 0.307, SLG: 0.320 (1, 4)										2	0	0	0	1	0	1				
Bill Bonham, R OBP: 0.045, SLG: 0.045 (4, 1)										2	0	0	0	0	0	2				
Ken Frailing, L (4, 1)										0	0	0	0	0	0	0				
Tom Detore, L (6, 1)										0	0	0	0	0	0	0				
Chang Summers, L OBP: 0.319, SLG: 0.472 (7, PH)										1	0	0	0	0	0	0				
Bob Locker, S (7, 1)										0	0	0	0	0	0	0				
Mitt Wilcox, R OBP: 0.333, SLG: 0.333 (7, 1)										0	0	0	0	0	0	0				
<b>Inning Stats</b>	R: 1 E: 0 K: 0 S: 4	H: 2 LOB: 0 BB: 0 P: 4	R: 0 E: 0 K: 0 S: 4	H: 1 LOB: 1 BB: 0 P: 4	R: 0 E: 0 K: 0 S: 3	H: 0 LOB: 0 BB: 0 P: 3	R: 2 E: 1 K: 0 S: 5	H: 2 LOB: 2 BB: 2 P: 13	R: 0 E: 0 K: 1 S: 6	H: 1 LOB: 1 BB: 0 P: 6	R: 0 E: 0 K: 0 S: 3	H: 0 LOB: 0 BB: 0 P: 3	R: 0 E: 0 K: 0 S: 3	H: 0 LOB: 0 BB: 0 P: 3	R: 0 E: 0 K: 0 S: 3	H: 0 LOB: 0 BB: 0 P: 3	1B: 4 2B: 2 3B: 1 HR: 0	SF: 0 SAC: 0 DP: 2 HBP: 0	WP: 0 PB: 0 SB: 0 CS: 0	PA: 34
<b>PITCHER</b> Jim Barr, R ERA: 2.44 (1, 1)	IP: 9.0 WLS: W BF: 34 H: 6 R: 3 ER: 3 SO: 1 BB: 2 IBB: 1 HBP: 0 BLK: 0 WP: 0 HR: 0 S: 33 P: 45 ERA: 3.00 WHIP: 0.889																			

Chicago Cubs @ San Francisco Giants  
Candlestick Park, San Francisco, CA  
Sat May 24 1975, 6:33 AM EDT  
Att: 6,655 - Sunny

AB 31  
R 3  
H 6  
RBI 2  
BB 3  
SO 1  
LOB 11



Batter	1	2	3	4	5	6	7	8	9	AB	R	H	RBI	BB	SO	LOB	BOTTOM			
Von Joshua, L OBP: 0.367, SLG: 0.412 (1, 8)										4	2	1	0	1	0	2				
Bruce Miller, R OBP: 0.390, SLG: 0.395 (1, 4)										3	2	2	0	2	1	0				
Bobby Murcer, L OBP: 0.400, SLG: 0.482 (1, 9)										3	3	2	6	2	1	2				
Gary Thomasson, L OBP: 0.216, SLG: 0.261 (6, 9)										0	0	0	0	0	0	0				
Gary Matthews, R OBP: 0.380, SLG: 0.479 (1, 7)										5	0	1	0	0	0	6				
Willie Montanez, L OBP: 0.331, SLG: 0.457 (1, 3)										4	0	2	2	1	0	1				
Chris Speier, R OBP: 0.347, SLG: 0.349 (1, 6)										5	0	0	0	0	0	7				
Ed Goodson, L OBP: 0.255, SLG: 0.316 (1, 5)										5	0	1	0	0	0	0				
Dave Rader, L OBP: 0.352, SLG: 0.354 (1, 2)										4	2	2	0	1	0	1				
Jim Barr, R OBP: 0.130, SLG: 0.048 (1, 1)										1	1	0	0	1	1	0				
<b>Inning Stats</b>	R: 1 E: 0 K: 0 S: 4	H: 1 LOB: 2 BB: 2 P: 12	R: 0 E: 0 K: 1 S: 5	H: 0 LOB: 0 BB: 0 P: 5	R: 0 E: 0 K: 1 S: 7	H: 2 LOB: 3 BB: 1 P: 11	R: 5 E: 2 K: 0 S: 8	H: 4 LOB: 1 BB: 1 P: 12	R: 0 E: 0 K: 0 S: 3	H: 0 LOB: 1 BB: 1 P: 7	R: 1 E: 0 K: 1 S: 6	H: 1 LOB: 1 BB: 1 P: 10	R: 3 E: 0 K: 0 S: 5	H: 2 LOB: 1 BB: 2 P: 13	R: 0 E: 0 K: 0 S: 4	H: 1 LOB: 1 BB: 0 P: 4	1B: 8 2B: 1 3B: 1 HR: 1	SF: 0 SAC: 2 DP: 0 HBP: 0	WP: 1 PB: 0 SB: 0 CS: 0	PA: 44
<b>PITCHER</b> Bill Bonham, R ERA: 4.07 Ken Frailing, L ERA: 3.5 Tom Detore, R ERA: 5.4 Bob Locker, R ERA: 4.41 Mitt Wilcox, R ERA: 4.67 (1, 1)	IP: 3.1 WLS: L BF: 22 H: 7 R: 6 ER: 2 SO: 2 BB: 4 IBB: 0 HBP: 0 BLK: 0 WP: 0 HR: 1 S: 22 P: 38 ERA: 5.40 WHIP: 3.300																			

Chicago Cubs @ San Francisco Giants  
Candlestick Park, San Francisco, CA  
Sat May 24 1975, 6:33 AM EDT  
Att: 6,655 - Sunny

AB 34  
R 10  
H 11  
RBI 8  
BB 8  
SO 3  
LOB 19





Batter	1	2	3	4	5	6	7	8	9	10	11	AB	R	H	RBI	BB	SO	LOB	TOP							
Von Joshua, L OBP: 0.362, SLG: 0.414 (1, 8)	K			F8		4-3 2B		FC3-6 WP BLK 1-2		4-3 HBP		4	0	1	0	0	1	1								
Derrel Thomas, S OBP: 0.328, SLG: 0.328 (1, 4)	K			4-3		4-3		4-3		4-3		5	0	0	0	0	1	3								
Bobby Murcer, L OBP: 0.408, SLG: 0.497 (1, 9)	K			FC6-4 BB		BB		F8		G3		3	0	0	0	2	1	2								
Gary Matthews, R OBP: 0.384, SLG: 0.497 (1, 7)		CS 1B		FC6-4		3-1				4-3 1B		5	0	2	0	0	0	3								
Willie Montanez, L OBP: 0.319, SLG: 0.432 (1, 3)	G3			CS BB				F8		4-3		4	0	0	0	1	0	2								
Chris Speier, R OBP: 0.352, SLG: 0.346 (1, 6)	F3			BB		BB		F9		1B		3	0	0	0	2	1	0								
Ed Goodson, L OBP: 0.286, SLG: 0.317 (1, 5)			P6			P6		BB		F7		3	0	0	0	1	0	3								
Dave Rader, L OBP: 0.337, SLG: 0.337 (1, 2)	K			F9		4-3		4-3		1-3		4	0	0	0	0	1	4								
Ed Hallick, R OBP: 0.286, SLG: 0.167 (1, 1)	K					K		FC3-6 1B		G3		4	0	1	0	0	2	0								
<b>Inning Stats</b>	R: 0 E: 0 K: 3 S: 9	H: 0 LOB: 0 BB: 0 P: 9	R: 0 E: 0 K: 0 S: 3	H: 1 LOB: 0 BB: 0 P: 3	R: 0 E: 0 K: 2 S: 7	H: 0 LOB: 0 BB: 0 P: 7	R: 0 E: 0 K: 0 S: 3	H: 0 LOB: 1 BB: 1 P: 7	R: 0 E: 0 K: 0 S: 2	H: 0 LOB: 1 BB: 2 P: 10	R: 0 E: 0 K: 1 S: 6	H: 1 LOB: 2 BB: 1 P: 10	R: 0 E: 0 K: 0 S: 3	H: 0 LOB: 1 BB: 0 P: 4	R: 0 E: 0 K: 0 S: 4	H: 1 LOB: 2 BB: 1 P: 8	R: 0 E: 0 K: 0 S: 3	H: 0 LOB: 1 BB: 0 P: 4	R: 0 E: 0 K: 1 S: 5	H: 0 LOB: 0 BB: 0 P: 5	1B: 3 2B: 1 3B: 0 HR: 0	SF: 0 SAC: 0 DP: 0 HBP: 1	WP: 1 PB: 0 SB: 0 CS: 2	PA: 42		
<b>PITCHER</b>	IP 7.2	WLS 4.34	BF 29	H 3	R 0	ER 0	SO 6	BB 5	IBB 0	HBP 1	BLK 0	WP 1	HR 0	S 36	P 56	ERA 0.00	WHIP 1.043									
Wayne Twitchell, R ERA: 4.34 (1, 1)																										
Tug McGraw, L ERA: 1.13 (8, 1)	3.1	W	13	1	0	0	1	0	1	1	0	0	0	13	18	0.00	0.300									

San Francisco Giants @ Philadelphia Phillies  
Veterans Stadium, Philadelphia, PA  
Mon May 26 1975, 7:05 PM EDT  
Att: 15,693 - Unknown

AB 35  
R 0  
H 4  
RBI 0  
BB 6  
SO 7  
LOB 18



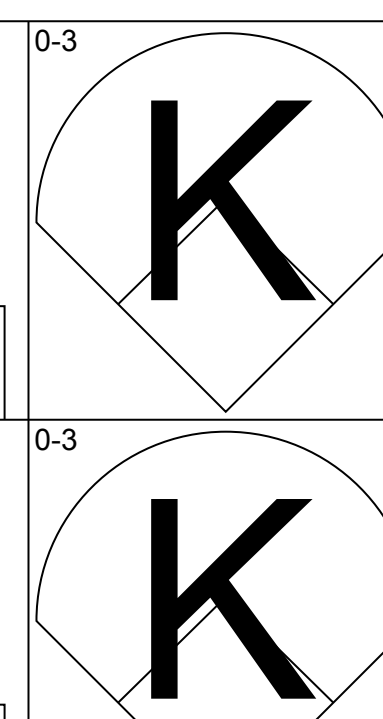
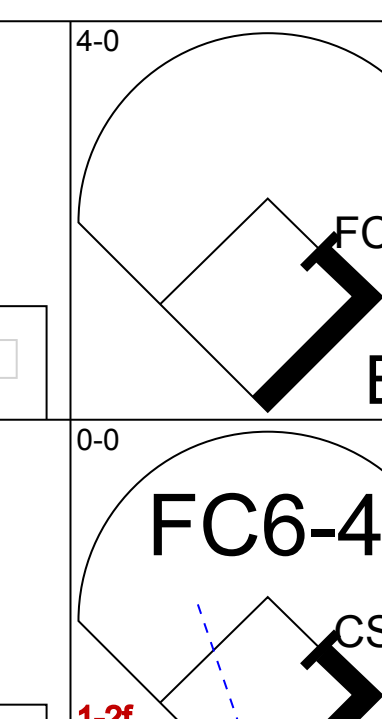
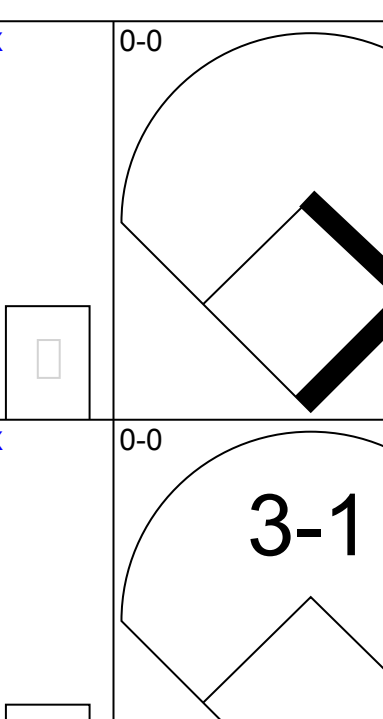
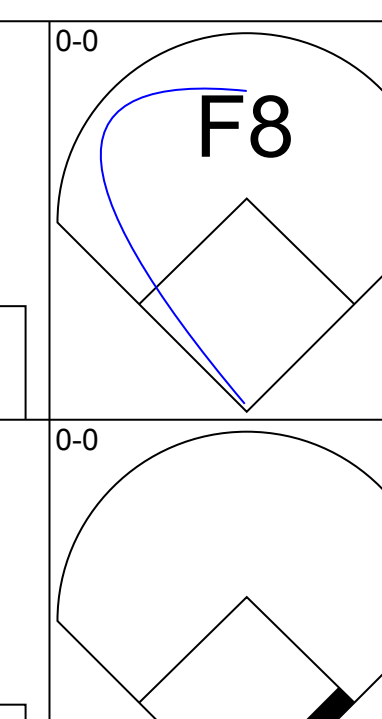
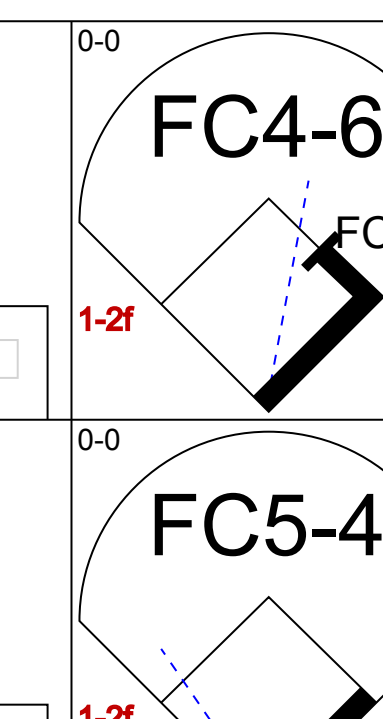
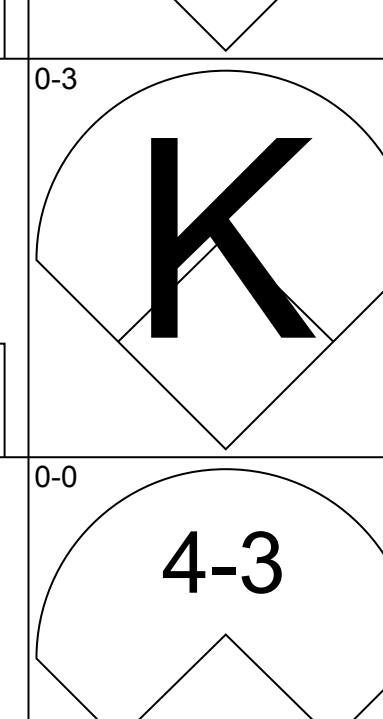
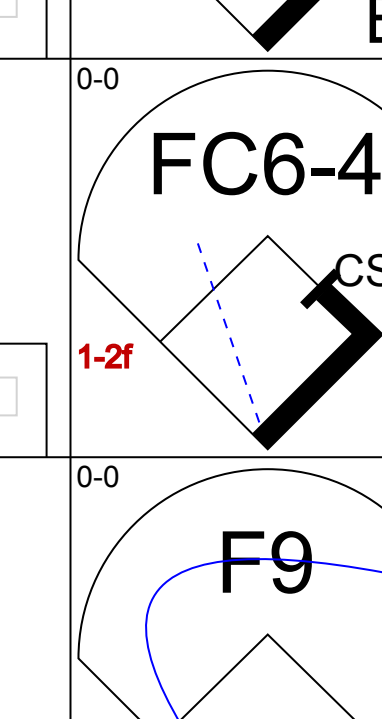
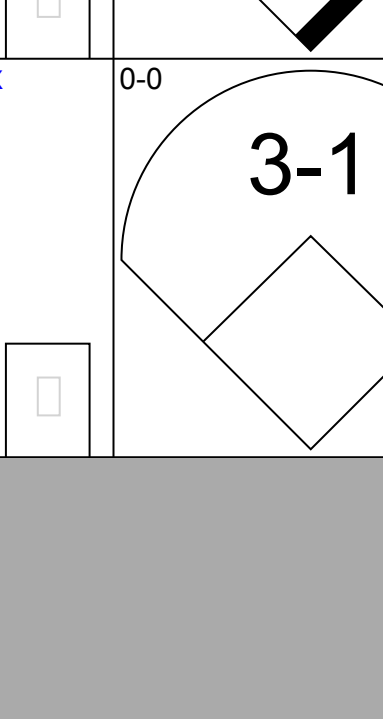
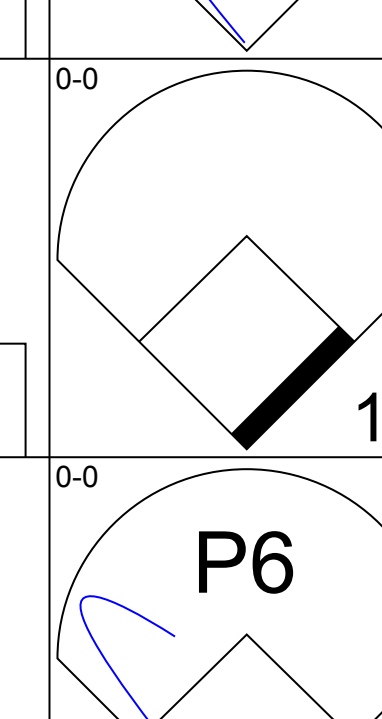
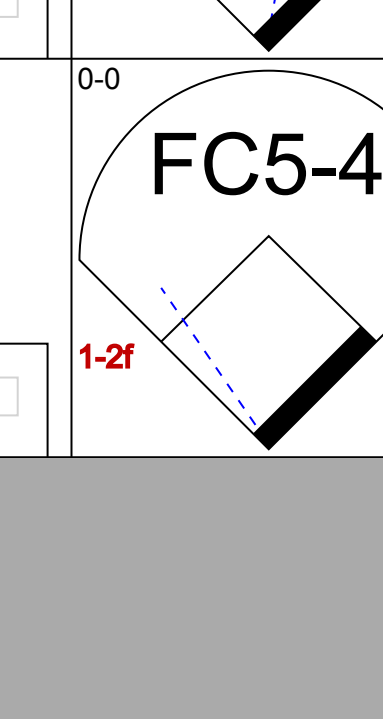
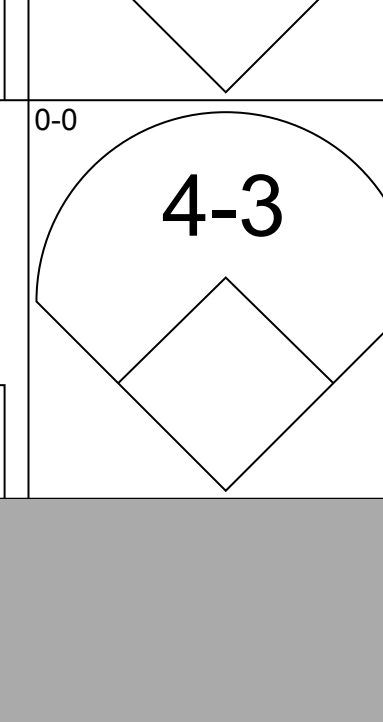
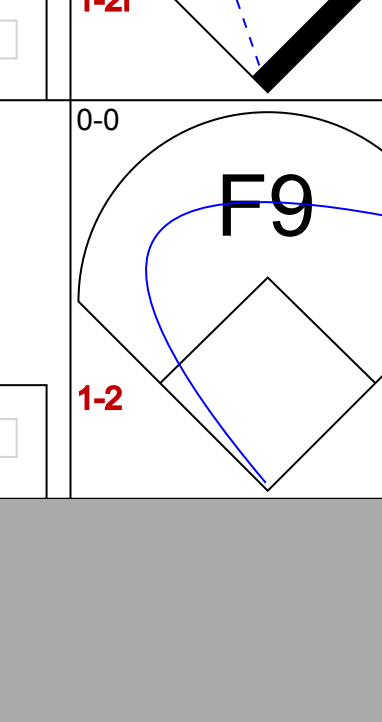

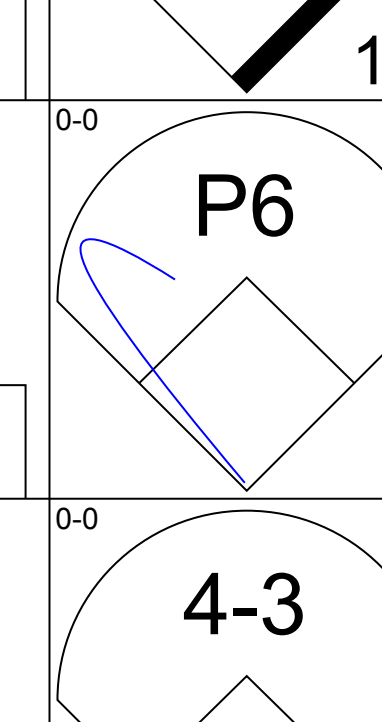
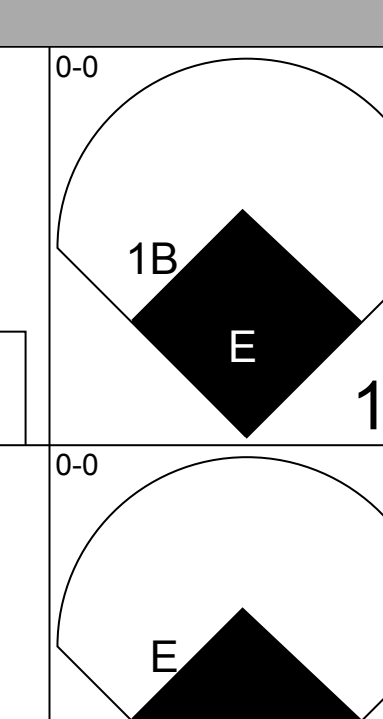
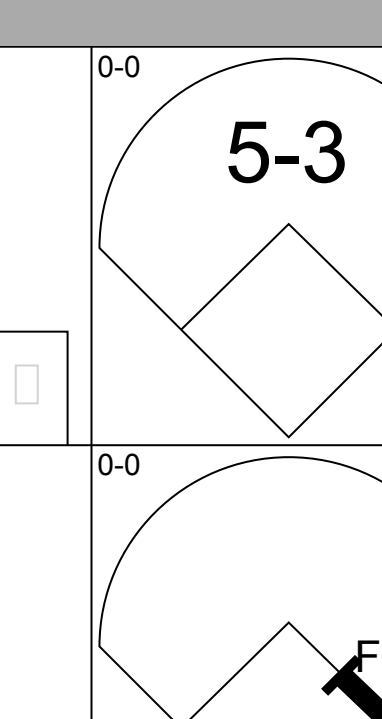
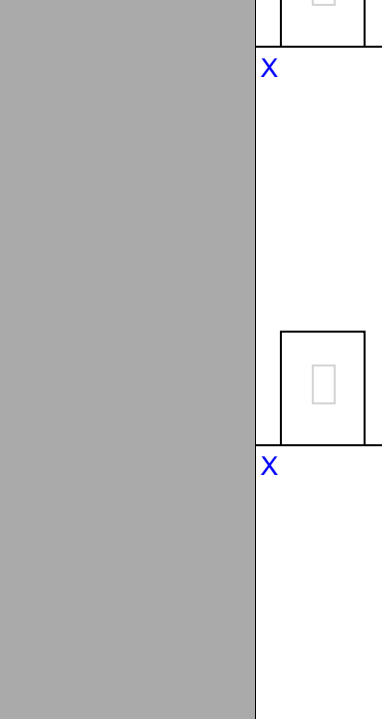
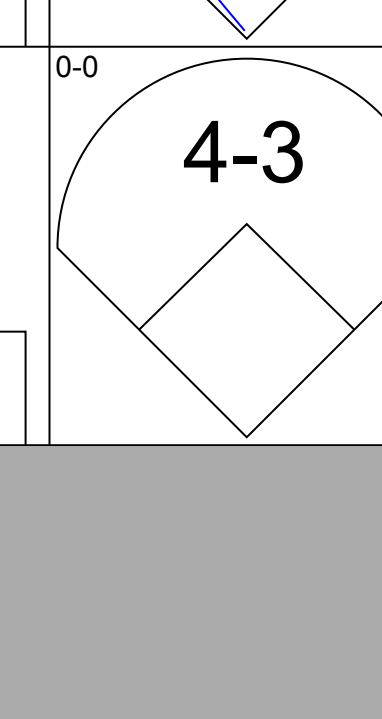
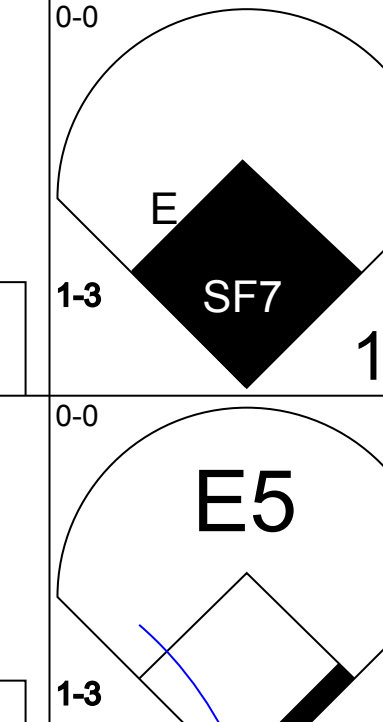
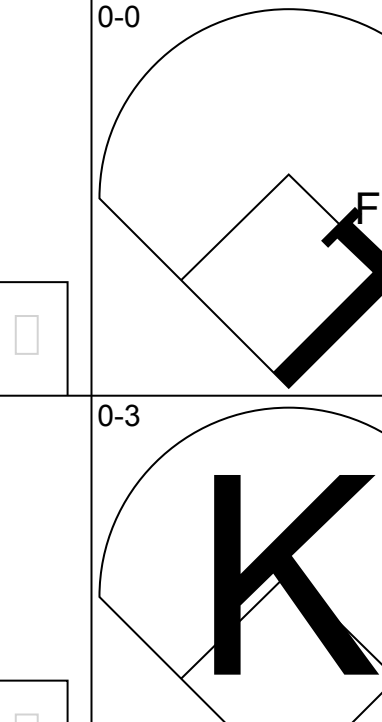
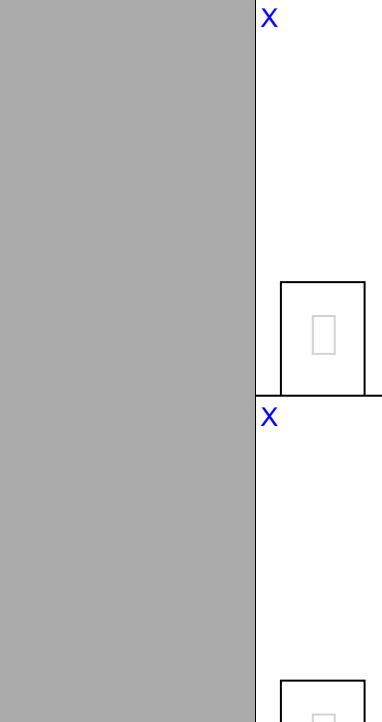
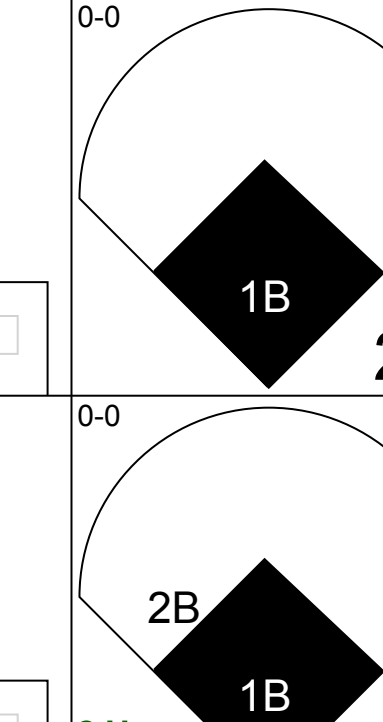
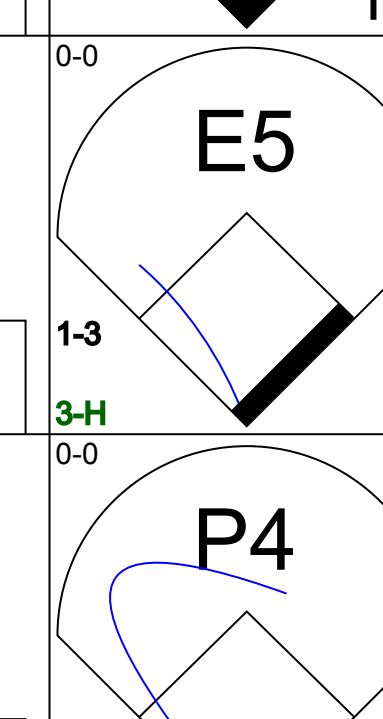
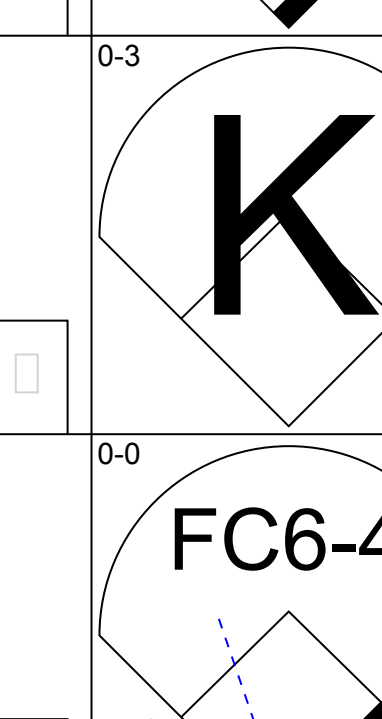
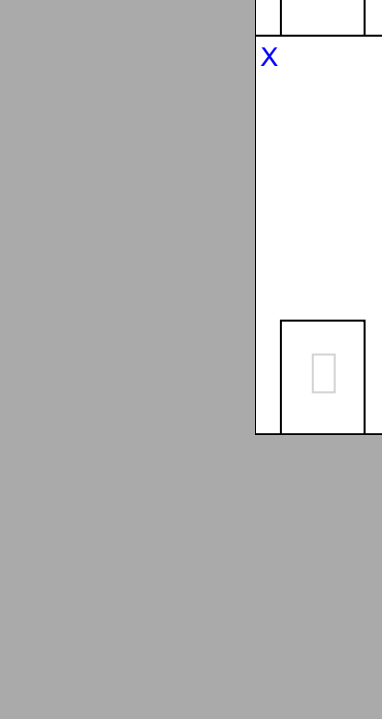
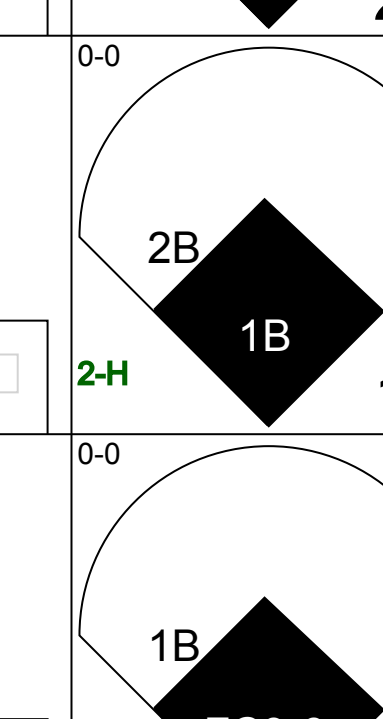
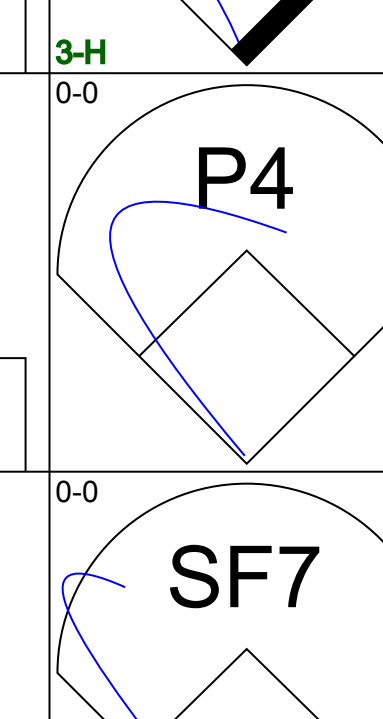
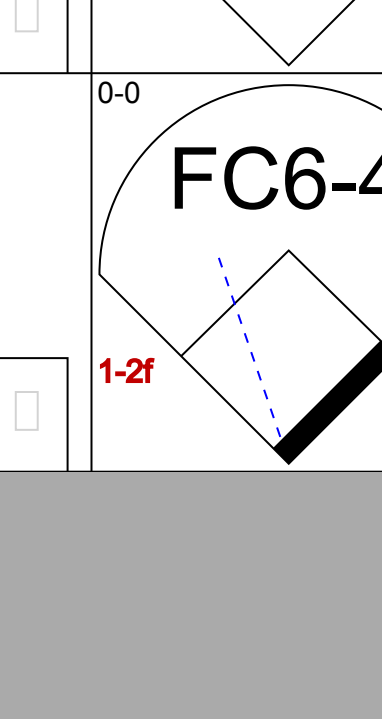
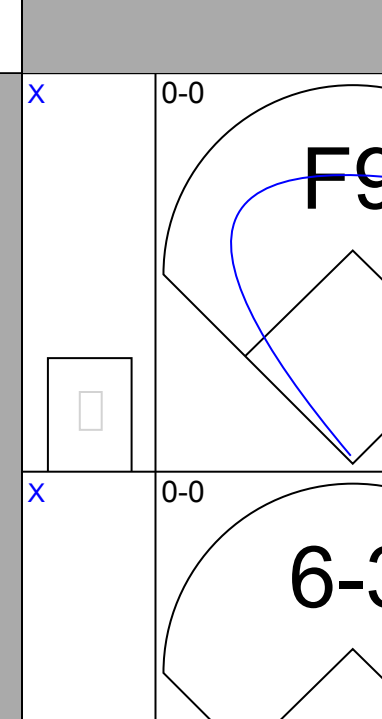
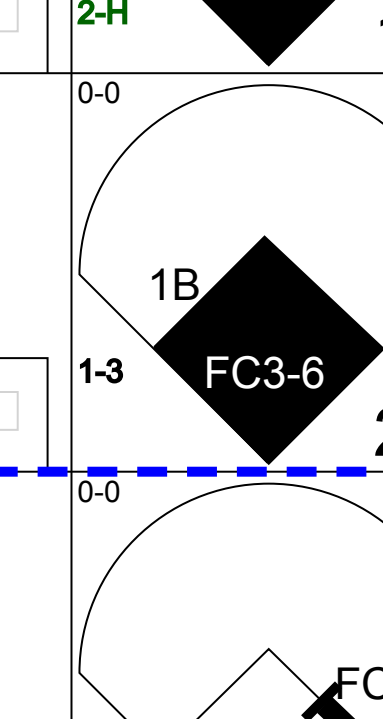
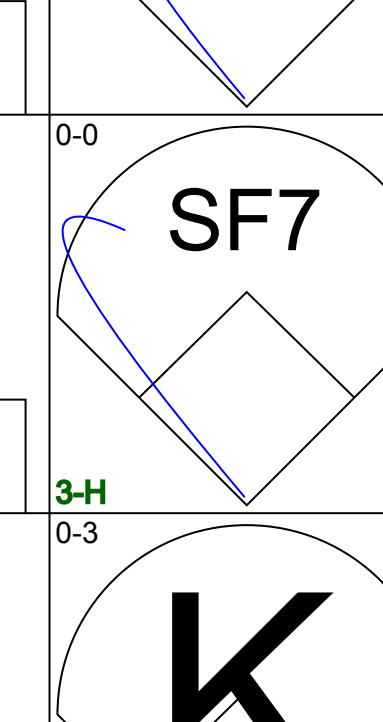
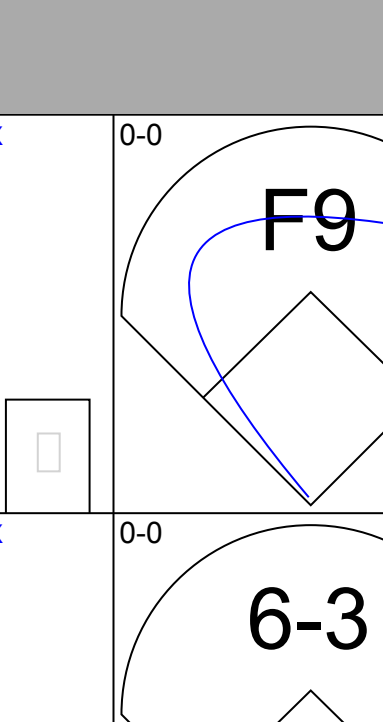
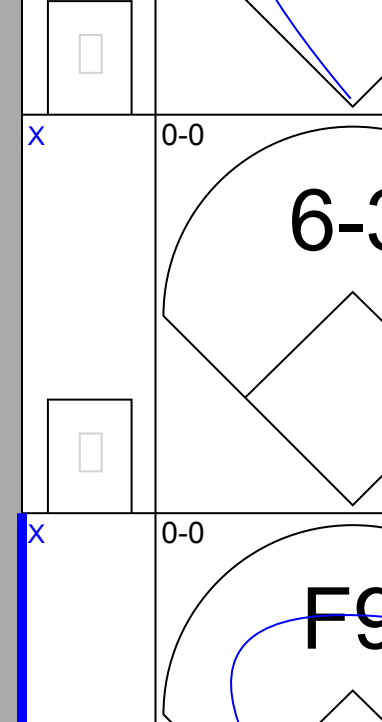
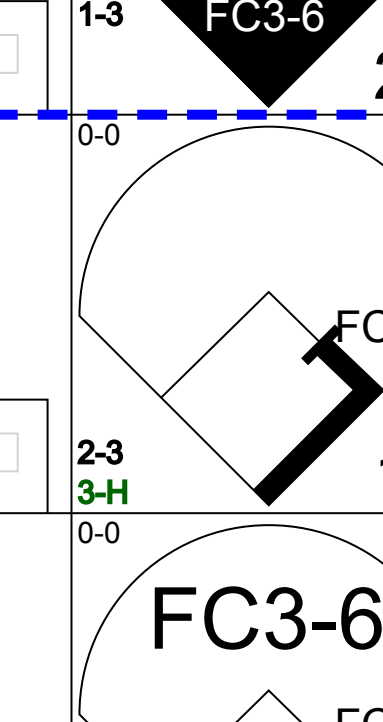
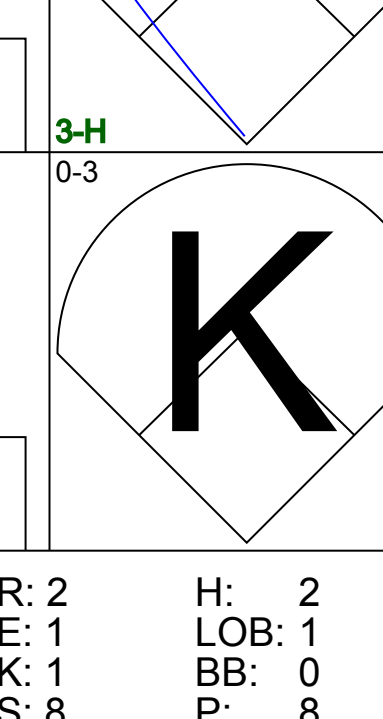
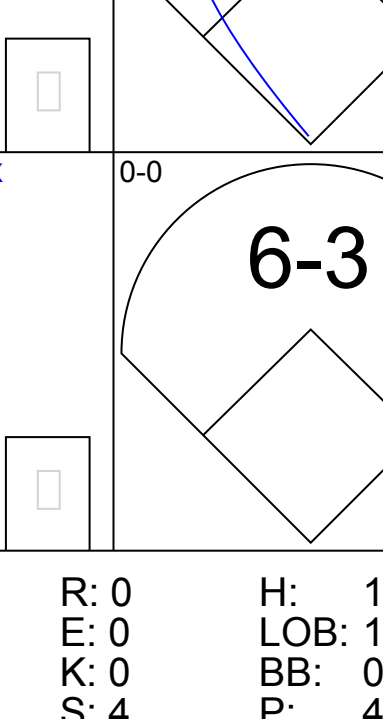
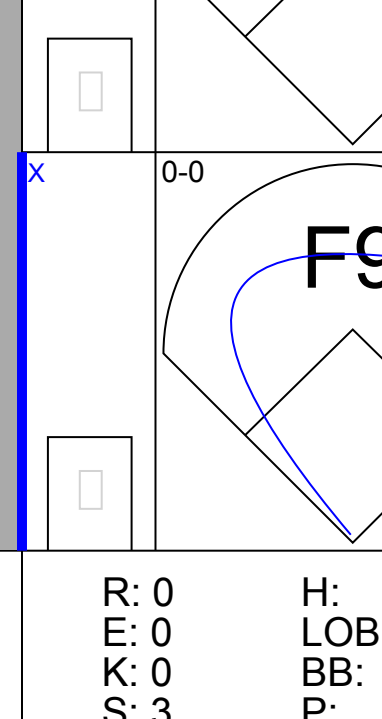
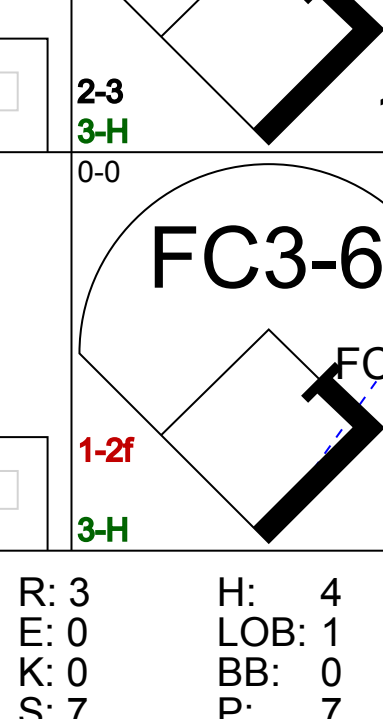
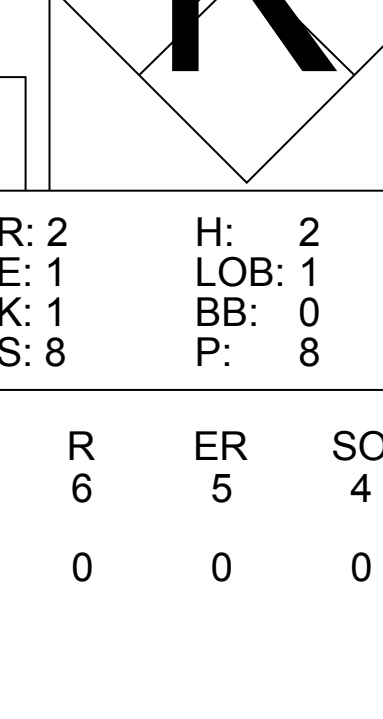
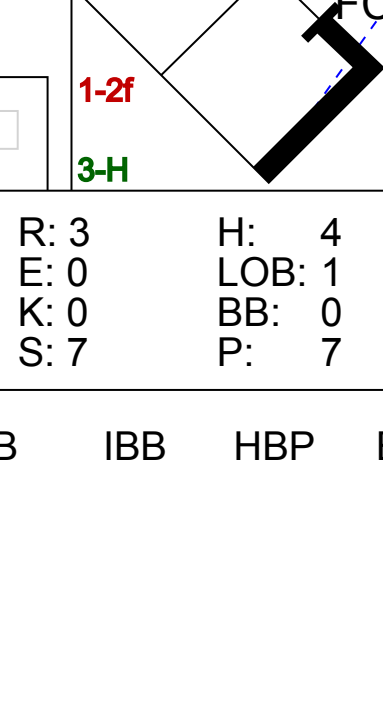
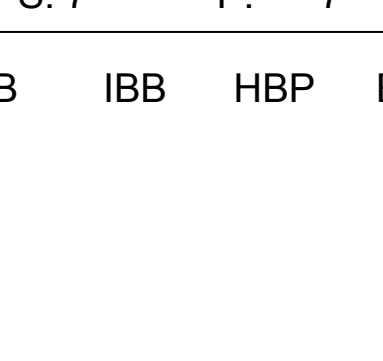


Batter	1	2	3	4	5	6	7	8	9	10	11	AB	R	H	RBI	BB	SO	LOB	BOTTOM						
Dave Cash, R OBP: 0.412, SLG: 0.420 (1, 4)	S 1B		F8		6-3			4-3			F9	5	0	1	0	0	0	0							
Larry Bowa, S OBP: 0.363, SLG: 0.434 (1, 6)	K		F7			B1-3		1-3			E 1B	5	1	1	0	0	1	1							
Dick Allen, R OBP: 0.283, SLG: 0.200 (1, 3)	BB		BB		1B	K		K		K	E5	4	0	1	0	1	2	0							
Greg Luzinski, R OBP: 0.351, SLG: 0.516 (1, 7)	K		K			6-3		K		K		4	0	0	0	0	3	3							
Jay Johnstone, L OBP: 0.389, SLG: 0.435 (1, 9)	3-1			F7			K			4-3		4	0	0	0	0	1	2							
Mike Schmidt, R OBP: 0.279, SLG: 0.366 (1, 5)		K		F9			F8			6-3		4	0	0	0	0	1	0							
Bob Boone, R OBP: 0.395, SLG: 0.400 Tug McGraw, R OBP: 0.400, SLG: 0.400 (1, 2) (8, 1)		2B		F7			P6			1B		3	0	1	0	0	0	0							
Mike Anderson, R OBP: 0.314, SLG: 0.372 (1, 8)		F7			B5-3			F8		4-3		4	0	0	0	0	0	2							
Wayne Twitchell, R OBP: 0.395, SLG: 0.105 Johnny Oates, L OBP: 0.314, SLG: 0.333 (1, 1) (8, 2)		K			K			F8		1-3		2	0	0	0	0	2	1							
<b>Inning Stats</b>	R: 0 E: 0 K: 2 S: 8	H: 1 LOB: 2 BB: 1 P: 12	R: 0 E: 0 K: 2 S: 8	H: 1 LOB: 1 BB: 0 P: 8	R: 0 E: 0 K: 1 S: 6	H: 1 LOB: 1 BB: 0 P: 6	R: 0 E: 0 K: 0 S: 3	H: 0 LOB: 0 BB: 0 P: 3	R: 0 E: 0 K: 1 S: 5	H: 0 LOB: 0 BB: 0 P: 5	R: 0 E: 0 K: 0 S: 3	H: 0 LOB: 0 BB: 0 P: 3	R: 0 E: 0 K: 2 S: 7	H: 0 LOB: 0 BB: 0 P: 7	R: 0 E: 0 K: 0 S: 4	H: 1 LOB: 1 BB: 0 P: 4	R: 1 E: 2 K: 0 S: 4	H: 1 LOB: 1 BB: 0 P: 4	1B: 4 2B: 1 3B: 0 HR: 0	SF: 0 SAC: 0 DP: 0 HBP: 0	WP: 0 PB: 0 SB: 1 CS: 0	PA: 39			
<b>PITCHER</b>	IP 10.2	WLS L	BF 39	H 5	R 1	ER 0	SO 10	BB 1	IBB 0	HBP 0	BLK 0	WP 0	HR 0	S 58	P 62	ERA 0.00	WHIP 0.562								
Ed Hallick, R ERA: 2.12 (1, 1)																									

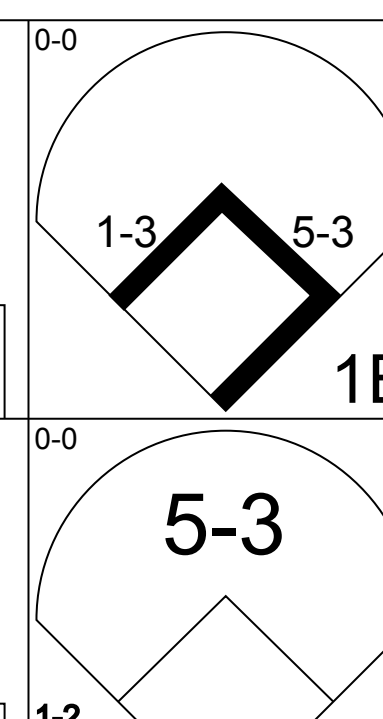
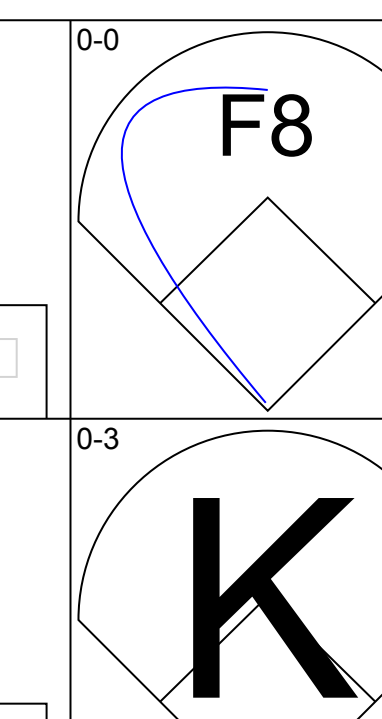
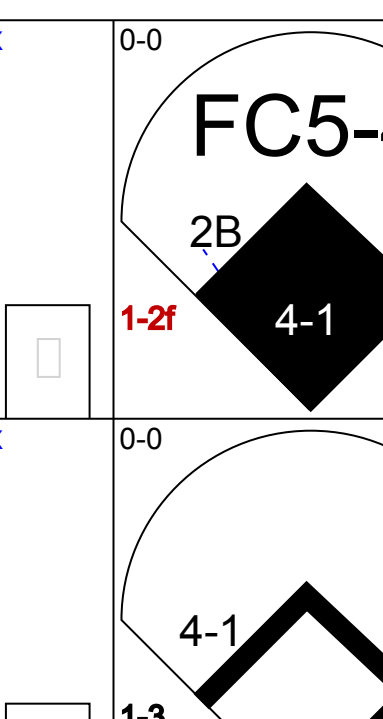
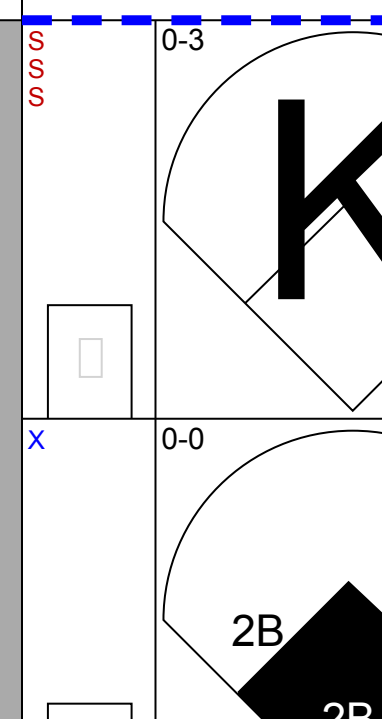
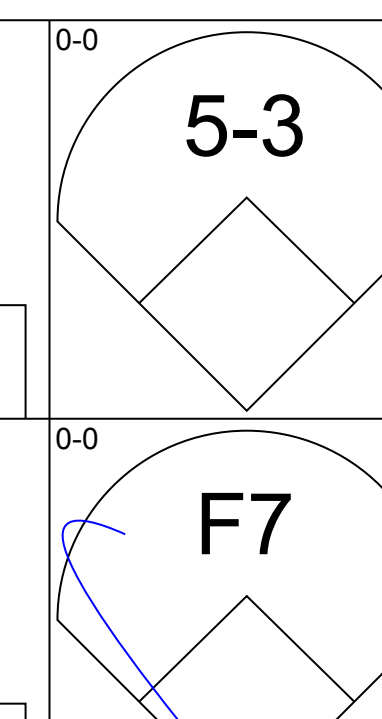
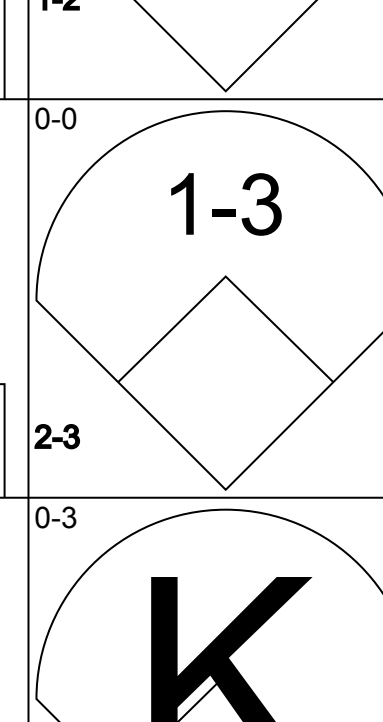
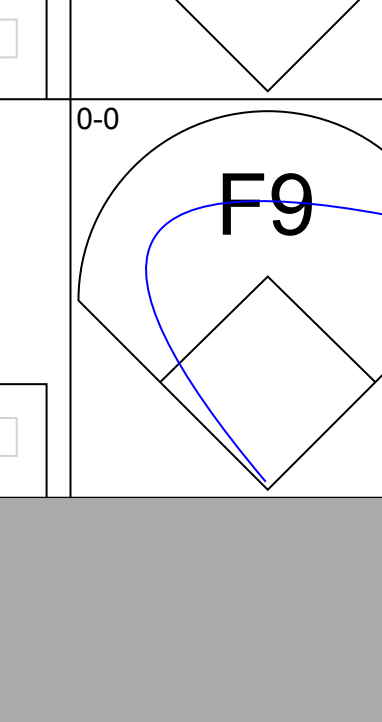
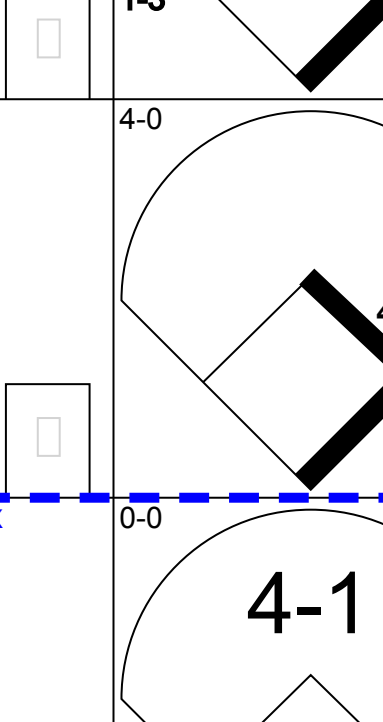
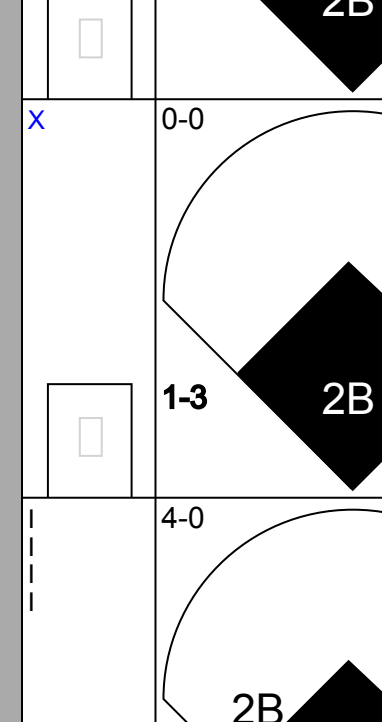



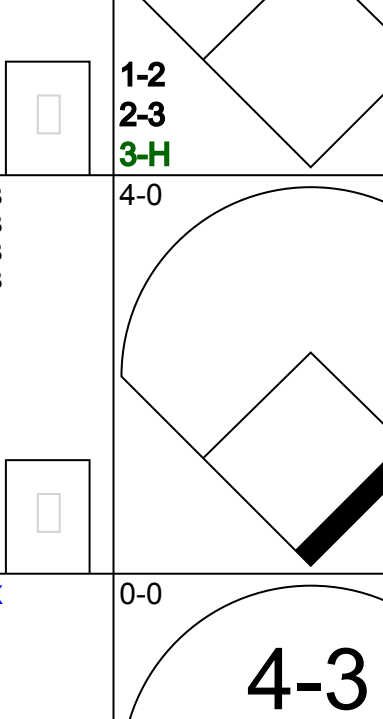
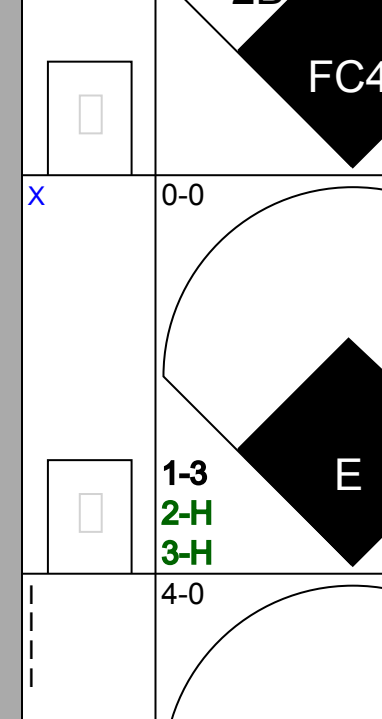

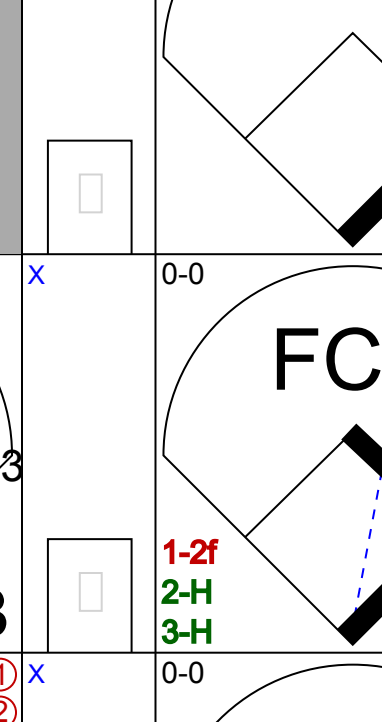

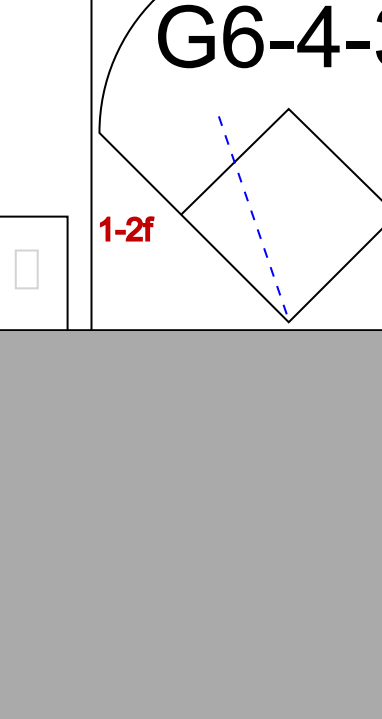
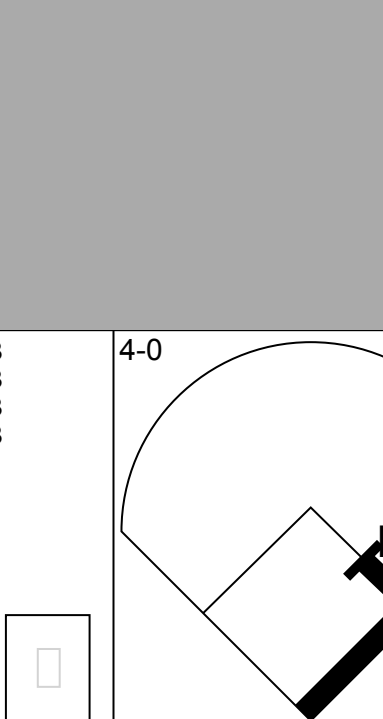
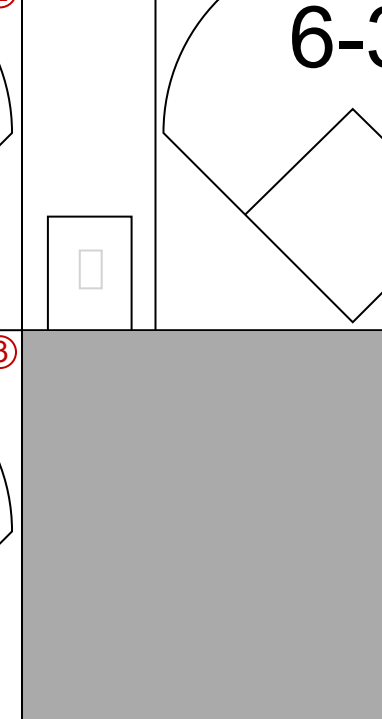
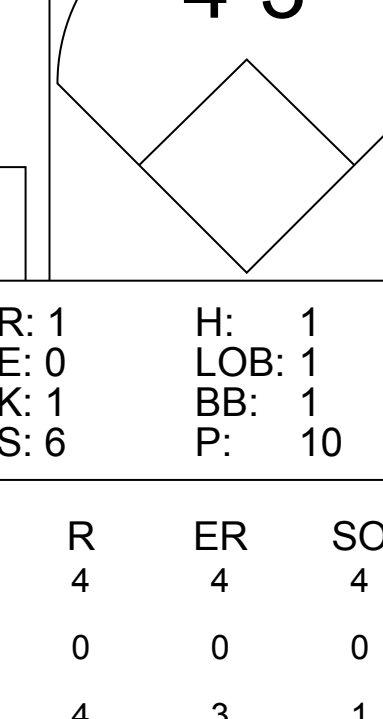
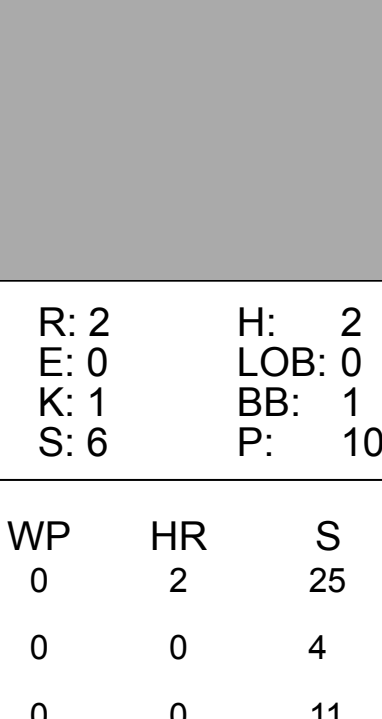
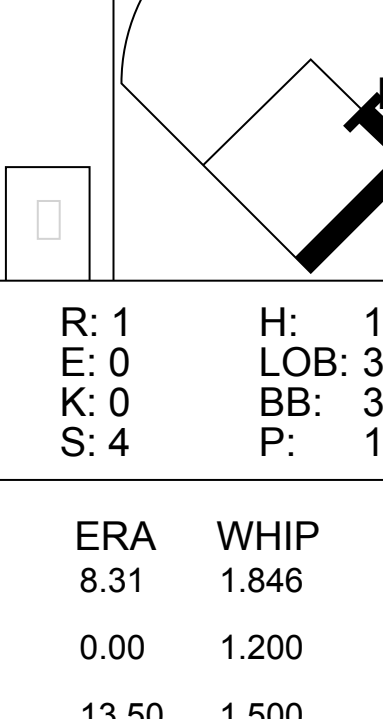
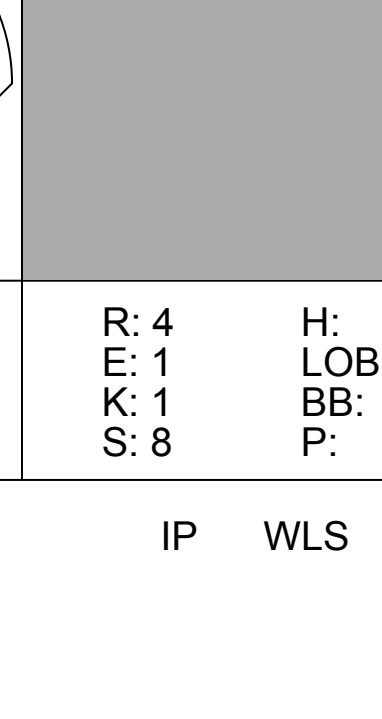
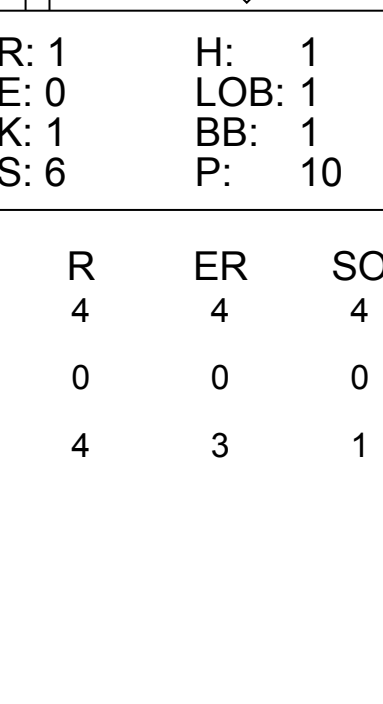
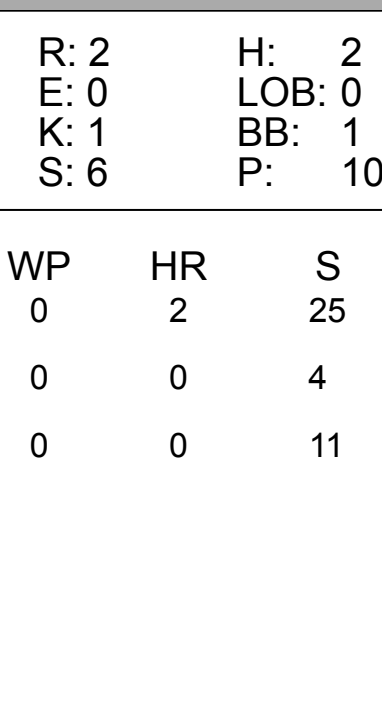
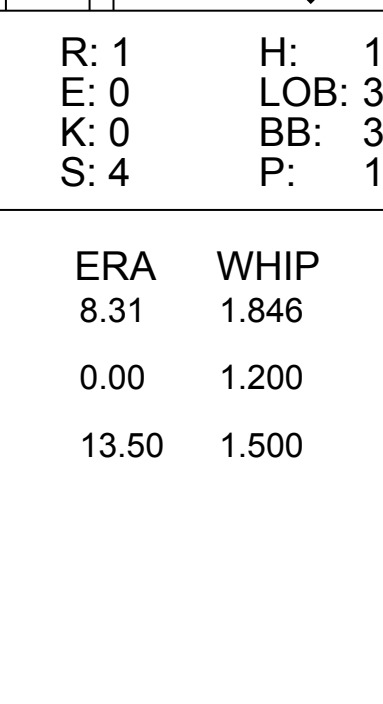
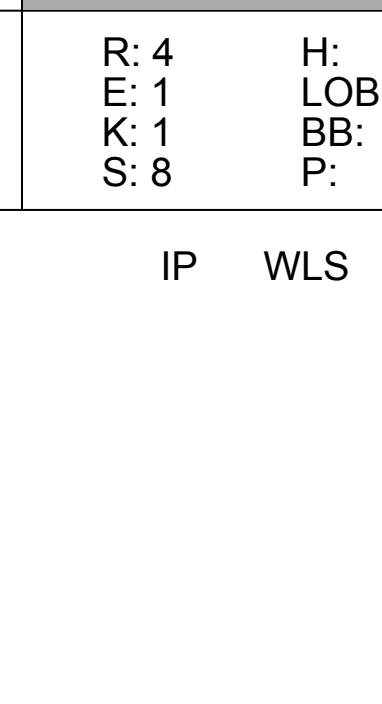




San Francisco Giants @ Philadelphia Phillies  
Veterans Stadium, Philadelphia, PA  
Mon May 26 1975, 7:05 PM EDT  
Att: 15,693 - Unknown

AB 38  
R 1  
H 5  
RBI 0  
BB 1  
SO 10  
LOB 9





Batter	1	2	3	4	5	6	7	8	9	AB	R	H	RBI	BB	SO	LOB	TOP					
Von Joshua, L (1,8) OBP: 0.365, SLG: 0.416										4	0	1	0	1	1	1	<b>San Francisco Giants @ Philadelphia Phillies</b> <b>Veterans Stadium, Philadelphia, PA</b> Wed May 28 1975, 7:05 PM EDT Att: 15,706 - Unknown					
Derrel Thomas, S (1,4) OBP: 0.324, SLG: 0.323										5	0	1	0	0	1	3						
Jake Brown, R (1,9) OBP: 0.364, SLG: 0.400										4	1	1	0	0	0	2						
Gary Matthews, R (1,7) OBP: 0.370, SLG: 0.475										4	1	1	0	0	0	2						
Willie Montanez, L (1,3) OBP: 0.320, SLG: 0.433										4	2	3	0	0	0	1						
Chris Speier, R (1,6) OBP: 0.348, SLG: 0.341										4	1	1	2	0	1	2						
Bruce Miller, R (1,5) OBP: 0.358, SLG: 0.380										4	1	1	0	0	0	3						
Marc Hill, R (1,2) OBP: 0.310, SLG: 0.278										3	0	1	2	0	0	0						
Gary Thomasson, L (9, PR) OBP: 0.231, SLG: 0.261										0	0	0	0	0	0	0						
Pete Falcone, L (1,1) OBP: 0.105, SLG: 0.105										2	0	0	0	0	1	1						
Charlie Williams, R (5,1)										0	0	0	0	0	0	0						
Chris Arnold, R (7, PH) OBP: 0.250, SLG: 0.211										1	0	0	0	0	0	0						
Tommy Toms, R (7,1)										0	0	0	0	0	0	0						
Bobby Murcer, L (9, PH) OBP: 0.400, SLG: 0.493										1	0	0	1	0	0	1						
<b>Inning Stats</b>	R: 0 E: 0 K: 2 S: 7	H: 0 LOB: 0 BB: 0 P: 7	R: 2 E: 1 K: 1 S: 8	H: 2 LOB: 1 BB: 0 P: 8	R: 0 E: 0 K: 0 S: 2	H: 0 LOB: 0 BB: 1 P: 6	R: 0 E: 0 K: 1 S: 6	H: 1 LOB: 1 BB: 0 P: 6	R: 0 E: 0 K: 0 S: 4	H: 1 LOB: 0 BB: 0 P: 4	R: 1 E: 0 K: 0 S: 4	H: 1 LOB: 0 BB: 0 P: 4	R: 0 E: 0 K: 0 S: 3	H: 0 LOB: 0 BB: 0 P: 3	R: 0 E: 0 K: 0 S: 4	H: 1 LOB: 1 BB: 0 P: 4	R: 3 E: 0 K: 0 S: 7	H: 4 LOB: 1 BB: 0 P: 7	1B: 6 2B: 4 3B: 0 HR: 0	SF: 1 SAC: 0 DP: 0 HBP: 0	WP: 1 PB: 0 SB: 0 CS: 1	PA: 38
<b>PITCHER</b>	IP WLS BF H R ER SO BB IBB HBP BLK WP HR S P ERA WHIP																					
Steve Carlton, L (1,1) ERA: 3.9	8.0 W 34 9 6 5 4 1 0 0 0 0 1 0 41 45 5.62 1.250																					
Tug McGraw, L (9,1) ERA: 1.08	1.0 S 4 1 0 0 0 0 0 0 0 0 0 0 4 4 0.00 1.000																					

Batter	1	2	3	4	5	6	7	8	9	AB	R	H	RBI	BB	SO	LOB	BOTTOM			
Dave Cash, R (1,4) OBP: 0.399, SLG: 0.404										5	1	1	0	0	1	1	<b>San Francisco Giants @ Philadelphia Phillies</b> <b>Veterans Stadium, Philadelphia, PA</b> Wed May 28 1975, 7:05 PM EDT Att: 15,706 - Unknown			
Bob Boone, R (1,2) OBP: 0.385, SLG: 0.396										5	1	2	0	0	1	1				
Dick Allen, R (1,3) OBP: 0.296, SLG: 0.255										3	1	1	0	1	0	1				
Tom Hutton, L (8,3) OBP: 0.265, SLG: 0.169										0	0	0	0	0	0	0				
Greg Luzinski, R (1,7) OBP: 0.346, SLG: 0.497										2	2	0	1	2	1	3				
Mike Schmidt, R (1,5) OBP: 0.284, SLG: 0.372										3	1	1	2	1	2	1				
Jerry Martin, R (1,8) OBP: 0.400, SLG: 1.000										3	1	1	2	1	0	3				
Mike Anderson, R (1,9) OBP: 0.322, SLG: 0.396										3	1	2	2	1	0	1				
Terry Harmon, R (1,6) OBP: 0.250, SLG: 0.143										3	0	0	0	1	0	3				
Steve Carlton, L (1,1) OBP: 0.190, SLG: 0.150										3	0	0	0	1	0	1				
Tug McGraw, R (9,1) OBP: 0.400, SLG: 0.400										0	0	0	0	0	0	0				
<b>Inning Stats</b>	R: 0 E: 0 K: 1 S: 6	H: 1 LOB: 1 BB: 0 P: 6	R: 1 E: 0 K: 1 S: 6	H: 1 LOB: 1 BB: 1 P: 10	R: 0 E: 0 K: 1 S: 5	H: 0 LOB: 0 BB: 0 P: 5	R: 2 E: 0 K: 1 S: 6	H: 2 LOB: 1 BB: 1 P: 10	R: 1 E: 0 K: 0 S: 4	H: 1 LOB: 3 BB: 3 P: 16	R: 0 E: 0 K: 0 S: 2	H: 0 LOB: 0 BB: 1 P: 6	R: 4 E: 1 K: 1 S: 8	H: 3 LOB: 1 BB: 2 P: 16	R: 0 E: 0 K: 0 S: 3	H: 0 LOB: 0 BB: 0 P: 3	1B: 3 2B: 3 3B: 0 HR: 2	SF: 0 SAC: 0 DP: 2 HBP: 0	WP: 0 PB: 0 SB: 0 CS: 0	PA: 38
<b>PITCHER</b>	IP WLS BF H R ER SO BB IBB HBP BLK WP HR S P ERA WHIP																			
Pete Falcone, L (1,1) ERA: 3.35	4.1 L 21 5 4 4 4 3 1 0 0 0 0 2 25 41 8.31 1.846																			
Charlie Williams, R (5,1) ERA: 5.08	1.2 6 0 0 0 0 2 0 0 0 0 0 0 4 12 0.00 1.200																			
Tommy Toms, R (7,1) ERA: 6.43	2.0 11 3 4 3 1 0 2 0 0 0 0 0 11 19 13.50 1.500																			

AB	36
R	6
H	10
RBI	5
BB	1
SO	4
LOB	16



Batter	1	2	3	4	5	6	7	8	9	AB	R	H	RBI	BB	SO	LOB	TOP								
Von Joshua, L OBP: 0.355, SLG: 0.404 Gary Lavelle, S OBP: 0.200, SLG: 0.200	0-0 4-3			0-0 6-3		0-0 F7			0-0 F8	4	0	0	0	0	0	1									
Derrel Thomas, S OBP: 0.315, SLG: 0.313	0-0 2-3			0-3 K			0-3 K		0-0 4-3	4	0	0	0	0	2	1									
Bobby Murcer, L OBP: 0.397, SLG: 0.480	0-0 3-1			0-0 P3			0-0 F9		0-0 E4	4	0	0	0	0	0	1									
Gary Matthews, R OBP: 0.368, SLG: 0.469					0-0 5-3				0-0 F8	4	0	1	0	0	1	0									
Willie Montanez, L OBP: 0.318, SLG: 0.429					0-0 4-3				0-0 F9	4	0	1	0	0	0	2									
Chris Speier, R OBP: 0.348, SLG: 0.341					0-0 1B				0-0 5-3	3	0	1	0	0	0	1									
Steve Ontiveros, S OBP: 0.371, SLG: 0.333					4-0 4-3				0-0 G3	2	0	0	0	1	0	1									
Dave Rader, L OBP: 0.337, SLG: 0.329 Jake Brown, R OBP: 0.394, SLG: 0.400 Marc Hill, R OBP: 0.310, SLG: 0.278					0-0 4-3				4-0 HR	2	0	0	0	1	0	1									
Jim Barr, R OBP: 0.120, SLG: 0.043 Glenn Adams, L OBP: 0.625, SLG: 1.429					0-0 F9				0-0 HR	2	0	0	0	0	0	0									
<b>Inning Stats</b>	R: 0 E: 0 K: 0 S: 3	H: 0 LOB: 0 BB: 0 P: 3	R: 0 E: 0 K: 1 S: 5	H: 1 LOB: 0 BB: 0 P: 5	R: 0 E: 0 K: 0 S: 2	H: 0 LOB: 0 BB: 1 P: 6	R: 0 E: 0 K: 1 S: 5	H: 0 LOB: 0 BB: 0 P: 5	R: 0 E: 0 K: 0 S: 4	H: 1 LOB: 1 BB: 0 P: 4	R: 0 E: 0 K: 0 S: 3	H: 0 LOB: 0 BB: 0 P: 3	R: 0 E: 0 K: 1 S: 5	H: 0 LOB: 0 BB: 0 P: 5	R: 0 E: 0 K: 0 S: 3	H: 0 LOB: 0 BB: 0 P: 3	R: 2 E: 1 K: 0 S: 6	H: 2 LOB: 2 BB: 1 P: 10	1B: 3 2B: 0 3B: 0 HR: 1	SF: 0 SAC: 0 DP: 1 HBP: 0	WP: 0 PB: 0 SB: 0 CS: 0	PA: 32			
<b>PITCHER</b>	IP	WLS	BF	H	R	ER	SO	BB	IBB	HBP	BLK	WP	HR	S	P	ERA	WHIP								
Steve Rogers, R ERA: 2.7	8.2		31	4	2	2	3	2	0	0	0	0	1	35	43	2.08	0.692								
Dan Warthen, L ERA: 1.93	0.1	W	1	0	0	0	0	0	0	0	0	0	0	1	1	0.00	0.000								

**San Francisco Giants @ Montreal Expos**  
 Jarry Park, Montreal, QB  
 Sat May 31 1975, 7:05 PM EDT  
 Att: 11,492 - Unknown - 75 F

AB	30
R	2
H	4
RBI	2
BB	2
SO	3
LOB	8



Batter	1	2	3	4	5	6	7	8	9	AB	R	H	RBI	BB	SO	LOB	BOTTOM								
Pepe Manguat, R OBP: 0.385, SLG: 0.409	4-0 1B		0-0 FC1-5		0-0 F8		0-0 5-3			3	1	2	0	1	0	1									
Tim Foli, R OBP: 0.298, SLG: 0.277	0-0 4-3		0-0 SH		0-0 F8			0-0 6-3		3	0	1	0	0	0	1									
Rich Coggins, L OBP: 0.318, SLG: 0.500	0-0 4-3		0-0 FC1-5		0-0 4-3			0-0 4-3		4	0	0	1	0	0	4									
Larry Bittner, L OBP: 0.394, SLG: 0.459	0-0 F7		0-0 L4		0-0 F7		0-0 F7		0-0 F8	4	0	0	0	0	0	3									
Mike Jorgensen, L OBP: 0.316, SLG: 0.374	0-0 F7			0-0 1-3		0-0 P6			0-0 HR	4	1	1	1	0	0	1									
Pat Scanlon, L OBP: 0.394, SLG: 0.429				0-0 F9		0-0 F8				3	0	1	0	0	0	0									
Gary Carter, R OBP: 0.321, SLG: 0.443					0-0 F7				0-0 SH1-4	3	0	1	0	0	0	1									
Pete Mackanin, R OBP: 0.360, SLG: 0.478					0-0 FC1-6				0-0 F8	3	1	1	0	0	0	2									
Steve Rogers, R OBP: 0.238, SLG: 0.167 Dan Warthen, S					0-0 4-3				0-0 SH1-4	1	0	0	1	0	0	1									
<b>Inning Stats</b>	R: 1 E: 0 K: 0 S: 4	H: 1 LOB: 1 BB: 1 P: 8	R: 0 E: 0 K: 0 S: 4	H: 1 LOB: 1 BB: 0 P: 4	R: 0 E: 1 K: 0 S: 4	H: 1 LOB: 1 BB: 0 P: 4	R: 0 E: 0 K: 0 S: 3	H: 0 LOB: 0 BB: 0 P: 3	R: 1 E: 0 K: 0 S: 5	H: 2 LOB: 1 BB: 0 P: 5	R: 0 E: 0 K: 0 S: 3	H: 0 LOB: 0 BB: 0 P: 3	R: 0 E: 0 K: 0 S: 4	H: 1 LOB: 1 BB: 0 P: 4	R: 0 E: 0 K: 0 S: 3	H: 0 LOB: 0 BB: 0 P: 3	R: 1 E: 0 K: 0 S: 1	H: 1 LOB: 0 BB: 0 P: 1	1B: 5 2B: 1 3B: 1 HR: 1	SF: 1 SAC: 2 DP: 1 HBP: 0	WP: 0 PB: 0 SB: 1 CS: 0	PA: 32			
<b>PITCHER</b>	IP	WLS	BF	H	R	ER	SO	BB	IBB	HBP	BLK	WP	HR	S	P	ERA	WHIP								
Jim Barr, R ERA: 2.42	8.0		31	6	2	2	0	1	0	0	0	0	0	30	34	2.25	0.875								
Gary Lavelle, L ERA: 1.07	0.0	L	1	1	1	1	0	0	0	0	0	0	1	1	1	∞	∞								

**San Francisco Giants @ Montreal Expos**  
 Jarry Park, Montreal, QB  
 Sat May 31 1975, 7:05 PM EDT  
 Att: 11,492 - Unknown - 75 F

AB	28
R	3
H	7
RBI	3
BB	1
SO	0
LOB	14



Batter	1	2	3	4	5	6	7	8	9	AB	R	H	RBI	BB	SO	LOB	TOP					
Gary Thomasson, L (1, 8) OBP: 0.241, SLG: 0.269	0-0 PB 1B 2B	0-0 4-3		0-0 E4		0-0 F7		0-0 4-3	0-0 HR 1B	6	2	2	0	0	0	1						
Bruce Miller, R (1, 4) OBP: 0.356, SLG: 0.370	0-0 PB 1B 2B	0-0 L9		0-0 F8			0-0 4-3	4-0 HR BB	0-0 SF8	4	2	1	1	1	0	2						
Bobby Murcer, L (1, 9) OBP: 0.405, SLG: 0.523	4-0 2B BB	0-0 3-1			0-0 SH5-3 HBP 1B		0-0 F9	0-0 HR 1B	0-0 HR	5	3	3	4	1	0	1						
Jake Brown, R (1, 7) OBP: 0.385, SLG: 0.500 Glenn Adams, L (3, 7) OBP: 0.697, SLG: 1.222	0-0 3-1 1-H 2-H 3-H 2B		0-3 K		1-0 SH5-3 HBP		4-0 BB BB BB	0-0 4-3	0-0 1B WP 1B	2	0	1	3	0	1	0						
Willie Montanez, L (1, 3) OBP: 0.326, SLG: 0.448	0-0 3-1		0-0 P5		0-0 SH5-3		4-0 BB BB 1B BB	0-0 HR	0-0 WP 1B	4	2	2	1	1	0	1						
Chris Speier, R (1, 6) OBP: 0.352, SLG: 0.335	0-0 P5		0-0 E5		4-0 G5-4-3 IBB		4-0 BB BB 1B BB	4-0 FC6	0-0 P4	3	1	0	0	3	0	2						
Steve Ontiveros, S (1, 5) OBP: 0.373, SLG: 0.323	4-0 S BB		0-0 F9		0-0 G5-4-3		4-0 1B BB	0-0 FC6		3	0	0	1	2	0	5						
Marc Hill, R (1, 2) OBP: 0.315, SLG: 0.286	0-0 F7			0-0 5-3		0-0 F8			0-0 1B SF8 1B	5	1	2	2	0	0	2						
Mike Caldwell, R (1, 1) OBP: 0.158, SLG: 0.263 Ed Goodson, L (7, PH) OBP: 0.254, SLG: 0.302 Randy Moffitt, R (7, 1) OBP: 0.333, SLG: 0.333		0-0 4-3 2B		0-0 2-3		0-3 K		0-0 P6	0-0 F9	3	0	1	0	0	1	0						
<b>Inning Stats</b>	R: 3 E: 0 K: 0 S: 6	H: 3 LOB: 2 BB: 2 P: 14	R: 0 E: 0 K: 0 S: 4	H: 1 LOB: 1 BB: 0 P: 4	R: 0 E: 1 K: 1 S: 6	H: 0 LOB: 1 BB: 0 P: 6	R: 0 E: 1 K: 0 S: 3	H: 0 LOB: 1 BB: 1 P: 8	R: 0 E: 0 K: 1 S: 5	H: 0 LOB: 0 BB: 0 P: 5	R: 3 E: 0 K: 0 S: 4	H: 1 LOB: 2 BB: 4 P: 20	R: 3 E: 0 K: 0 S: 5	H: 2 LOB: 1 BB: 2 P: 13	R: 4 E: 0 K: 0 S: 8	H: 5 LOB: 1 BB: 0 P: 8	1B: 8 2B: 2 3B: 0 HR: 3	SF: 1 SAC: 1 DP: 1 HBP: 1	WP: 1 PB: 1 CS: 1 SB: 0	PA: 51		
<b>PITCHER</b>	IP WLS BF H R ER SO BB IBB HBP BLK WP HR S P ERA WHIP																					
Dave McNally, L (1, 1) ERA: 5.17	5.0	25	5	3	3	1	2	1	1	0	0	0	0	0	23	36	5.40	1.400				
Donald DeMola, R (6, 1) ERA: 3.8	1.0	3	0	0	0	1	0	0	0	0	0	0	0	5	5	0.00	0.000					
Dan Warthen, L (7, 1) ERA: 4.5	0.2	L	5	0	3	3	0	3	0	0	0	0	0	2	14	40.50	4.500					
Chuck Taylor, R (7, 1) ERA: 4.74	1.1	10	3	3	3	0	3	0	0	0	0	2	7	19	20.25	4.500						
John Montague, R (9, 1) ERA: 5.6	1.0	8	5	4	4	0	0	0	0	0	1	1	8	8	36.00	5.000						
<b>Batter</b>	<b>1</b>	<b>2</b>	<b>3</b>	<b>4</b>	<b>5</b>	<b>6</b>	<b>7</b>	<b>8</b>	<b>9</b>	<b>AB</b>	<b>R</b>	<b>H</b>	<b>RBI</b>	<b>BB</b>	<b>SO</b>	<b>LOB</b>	<b>BOTTOM</b>					
Pepe Manguat, R (1, 8) OBP: 0.374, SLG: 0.396	0-0 E6 G4-3		0-0 F8		0-0 FC		0-0 5-3		0-3 K	5	0	0	0	0	1	4						
Tim Foli, R (1, 6) OBP: 0.295, SLG: 0.270	0-0 G4-3		0-0 G4-6-3		0-0 L6		4-0 FC5 1B BB		0-0 5-3	4	0	0	0	1	0	6						
Gary Carter, R (1, 9) OBP: 0.317, SLG: 0.457	0-0 4-3			0-0 6-3		0-0 5-3		0-0 F7	0-0 HR	5	1	1	1	0	0	4						
Barry Foote, R (1, 2) OBP: 0.228, SLG: 0.228 Larry Blittner, L (7, PH) OBP: 0.412, SLG: 0.476		1-0 G6-4-3 HBP		0-0 5-3		0-0 5-3		0-0 5-3	0-0 BB 1B	2	0	0	0	0	0	0						
Bob Bailey, R (1, 7) OBP: 0.294, SLG: 0.222		0-0 G6-4-3		0-0 6-3		0-0 6-3		0-0 FC5	4-0 BB	4	0	0	0	1	0	3						
Pete Mackanin, R (1, 4) OBP: 0.363, SLG: 0.514		0-0 6-3			0-0 1B 1B		0-0 HR		0-0 4-3	5	2	2	1	0	0	2						
Larry Parrish, R (1, 5) OBP: 0.295, SLG: 0.423			0-0 HR		0-0 FC 1B 1B		0-0 1B 1B		0-3 K	4	1	3	1	0	1	0						
Mike Jorgensen, L (1, 3) OBP: 0.327, SLG: 0.403			4-0 1B BB		0-0 F7		0-0 1B		0-0 HR	3	1	2	1	1	0	2						
Dave McNally, R (1, 1) OBP: 0.423, SLG: 0.211 Jose Morales, R (5, PH) OBP: 0.275, SLG: 0.705 Donald DeMola, R (6, 1) ERA: 3.8 Hal Breeden, R (6, PH) OBP: 0.265, SLG: 0.238 Dan Warthen, S (7, 1) Chuck Taylor, R (7, 1) Pat Scanlon, L (8, PH) OBP: 0.362, SLG: 0.414 John Montague, R (9, 1) ERA: 5.6			0-0 1B BB		0-0 FC 1B		0-0 P3		0-0 6-3	1	0	1	0	0	0	0						
<b>Inning Stats</b>	R: 0 E: 1 K: 0 S: 3	H: 0 LOB: 0 BB: 0 P: 3	R: 0 E: 0 K: 0 S: 2	H: 0 LOB: 0 BB: 0 P: 3	R: 1 E: 0 K: 0 S: 4	H: 2 LOB: 1 BB: 1 P: 8	R: 0 E: 0 K: 0 S: 3	H: 0 LOB: 0 BB: 0 P: 3	R: 1 E: 0 K: 0 S: 7	H: 3 LOB: 3 BB: 0 P: 7	R: 1 E: 0 K: 0 S: 6	H: 3 LOB: 2 BB: 0 P: 6	R: 0 E: 0 K: 0 S: 4	H: 1 LOB: 2 BB: 1 P: 8	R: 1 E: 0 K: 1 S: 6	H: 1 LOB: 0 BB: 0 P: 6	R: 1 E: 0 K: 1 S: 7	H: 2 LOB: 2 BB: 1 P: 11	1B: 8 2B: 0 3B: 0 HR: 4	SF: 0 SAC: 0 DP: 3 HBP: 1	WP: 0 PB: 0 CS: 0 SB: 0	PA: 42
<b>PITCHER</b>	IP WLS BF H R ER SO BB IBB HBP BLK WP HR S P ERA WHIP																					
Mike Caldwell, L (1, 1) ERA: 4.59	6.0	W	27	8	3	3	0	1	0	0	0	2	25	30	4.50	1.500						
Randy Moffitt, R (7, 1) ERA: 4.82	3.0	S	15	4	2	2	2	0	0	0	0	2	17	25	6.00	2.000						

San Francisco Giants @ Montreal Expos  
Jarry Park, Montreal, QB  
Sun Jun 01 1975, 3:33 AM EDT  
Att: 12,710 - Unknown

AB 39  
R 13  
H 13  
RBI 12  
BB 9  
SO 2  
LOB 17



San Francisco Giants @ Montreal Expos  
Jarry Park, Montreal, QB  
Sun Jun 01 1975, 3:33 AM EDT  
Att: 12,710 - Unknown

AB 38  
R 5  
H 12  
RBI 5  
BB 3  
SO 2  
LOB 23







Batter	1	2	3	4	5	6	7	8	9	AB	R	H	RBI	BB	SO	LOB	TOP					
Gary Thomasson, L (1.8) OBP: 0.232, SLG: 0.242	F7		5-3			E6 1B 2B	3-1		F7	5	1	0	0	0	0	1	<b>San Francisco Giants @ Chicago Cubs</b> Wrigley Field, Chicago, IL Wed Jun 04 1975, 3:33 AM CDT Att: 9,126 - Cloudy - 75 F					
Derrel Thomas, S (1.4) OBP: 0.331, SLG: 0.348	6-3			F9		2B HR 1B	HR 1B		HR	5	3	3	1	0	0	0						
Bobby Murcer, L (1.9) OBP: 0.415, SLG: 0.553	F2			1B BB		HR 2B	HR		F8	4	2	2	3	1	0	0						
Glenn Adams, L (1.7) OBP: 0.591, SLG: 1.167		K		F7		HR	K		HR	5	2	2	4	0	2	1						
Willie Montanez, L (1.3) OBP: 0.325, SLG: 0.440		K		1B		F9		5-3	1B	5	0	2	0	0	1	0						
Chris Speier, R (1.6) OBP: 0.343, SLG: 0.322						L4		P4	1B	3	0	0	0	0	0	2						
Bruce Miller, R (6.6) OBP: 0.348, SLG: 0.361	6-3			5-3					1B	2	0	1	0	0	0	0						
Ed Goodson, L (1.5) OBP: 0.252, SLG: 0.297			6-3		F9	K		E6 1B	P6	5	1	1	0	0	1	2						
Dave Rader, L (1.2) OBP: 0.356, SLG: 0.356										1	0	1	0	0	0	0						
Marc Hill, R (3.2) OBP: 0.326, SLG: 0.338										3	1	2	2	0	1	0						
John Montefusco, R (1.1) OBP: 0.337, SLG: 0.167										2	0	0	0	0	1	1						
Gary Lavelle, S (7. PH) OBP: 0.353, SLG: 0.401	F2						4-3		1-3	0	0	0	0	0	0	0						
Von Joshua, L (7. PH) OBP: 0.333, SLG: 0.401										1	0	0	0	0	0	0						
Charlie Williams, R (7.1) OBP: 0.348, SLG: 0.361										1	0	0	0	0	0	1						
Mike Caldwell, R (9.1) OBP: 0.159, SLG: 0.263										0	0	0	0	0	0	0						
<b>Inning Stats</b>	R: 0 E: 0 K: 0 S: 3	H: 0 LOB: 0 BB: 0 P: 3	R: 0 E: 0 K: 2 S: 7	H: 0 LOB: 0 BB: 0 P: 7	R: 0 E: 0 K: 0 S: 4	H: 1 LOB: 1 BB: 0 P: 4	R: 0 E: 0 K: 0 S: 4	H: 1 LOB: 2 BB: 1 P: 8	R: 0 E: 0 K: 2 S: 7	H: 0 LOB: 0 BB: 0 P: 7	R: 4 E: 1 K: 1 S: 9	H: 3 LOB: 0 BB: 0 P: 9	R: 3 E: 0 K: 1 S: 8	H: 3 LOB: 0 BB: 0 P: 8	R: 1 E: 1 K: 0 S: 5	H: 2 LOB: 1 BB: 0 P: 5	R: 2 E: 0 K: 0 S: 7	H: 4 LOB: 2 BB: 0 P: 7	1B: 8 2B: 1 3B: 0 HR: 5	SF: 0 SAC: 0 DP: 0 HBP: 0	WP: 0 PB: 0 SB: 0 CS: 0	PA: 43
<b>PITCHER</b>	IP WLS BF H R ER SO BB IBB HBP BLK WP HR S P ERA WHIP																					
Rick Reuschel, R (1.1) ERA: 4.21	6.0	25	5	4	3	5	1	0	0	0	0	0	0	1	34	38	4.50	1.000				
Bob Locker, R (7.1) ERA: 4.74	0.2	4	2	2	2	0	0	0	0	0	1	4	4	27.00	3.000							
Darold Knowles, L (7.1) ERA: 4.61	0.1	2	1	1	1	1	0	0	0	0	1	4	4	27.00	3.000							
Oscar Zamora, R (8.1) ERA: 2.67	1.2	L	11	6	3	2	0	0	0	0	2	11	11	10.80	3.600							
Geoff Zahn, L (9.1) ERA: 5.73	0.1	1	0	0	0	0	0	0	0	0	0	1	1	0.00	0.000							

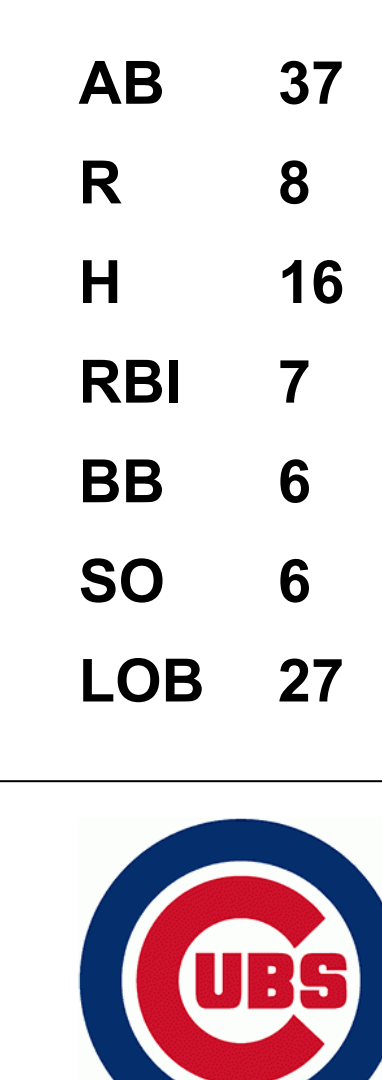
Batter	1	2	3	4	5	6	7	8	9	AB	R	H	RBI	BB	SO	LOB	BOTTOM				
Don Kessinger, S (1.6) OBP: 0.350, SLG: 0.374	1B 3B	K			F7	F9		FC1-6 1B	F7	6	1	2	0	0	1	5	<b>San Francisco Giants @ Chicago Cubs</b> Wrigley Field, Chicago, IL Wed Jun 04 1975, 3:33 AM CDT Att: 9,126 - Cloudy - 75 F				
Jose Cardenal, R (1.7) OBP: 0.394, SLG: 0.473	G5-4-3 1B		F2		5-3	E 1B		FC1-6 2B		5	2	2	2	0	0	1					
Bill Madlock, R (1.5) OBP: 0.367, SLG: 0.473	G5-4-3 1-2		P6		HR	E8 1B		CS 2B		5	1	2	2	0	0	1					
Rick Monday, L (1.8) OBP: 0.433, SLG: 0.529	FC6-4 1B		F8		PB 2B	K		CS IBB		4	0	2	0	1	1	1					
Jerry Morales, R (1.9) OBP: 0.321, SLG: 0.331	FC6-4 1-2			2B	K		6-3	IBB		4	0	1	0	1	1	2					
Andre Thornton, R (1.3) OBP: 0.453, SLG: 0.519		SH1-4 HBP BB		K		6-3	K	F8		4	0	0	0	1	2	3					
Manny Trillo, R (1.4) OBP: 0.303, SLG: 0.358		F9		K		HR	BB 1B	K		5	2	2	1	0	2	2					
Steve Swisher, R (1.2) OBP: 0.280, SLG: 0.292		SH1-4 HBP			IBB	1B BB	1B BB		2B	1	1	1	0	3	0	0					
Rick Reuschel, R (1.1) ERA: 2.83	IP WLS BF H R ER SO BB IBB HBP BLK WP HR S P ERA WHIP																				
Gary Lavelle, L (6.1) ERA: 1.56	0.2	4	1	1	0	1	0	0	0	0	0	6	6	0.00	1.500						
Charlie Williams, R (7.1) ERA: 5.28	2.1	W	13	5	2	2	1	2	0	0	0	14	26	7.71	2.571						
Mike Caldwell, L (9.1) ERA: 4.54	0.2	S	2	0	0	0	0	0	0	0	0	2	2	0.00	0.000						
<b>Inning Stats</b>	R: 1 E: 0 K: 0 S: 5	H: 3 LOB: 1 BB: 0 P: 5	R: 0 E: 0 K: 1 S: 5	H: 0 LOB: 2 BB: 1 P: 10	R: 0 E: 0 K: 2 S: 8	H: 1 LOB: 2 BB: 1 P: 12	R: 1 E: 0 K: 1 S: 7	H: 2 LOB: 1 BB: 0 P: 7	R: 4 E: 1 K: 1 S: 9	H: 3 LOB: 1 BB: 1 P: 13	R: 1 E: 0 K: 1 S: 6	H: 2 LOB: 2 BB: 1 P: 10	R: 1 E: 1 K: 0 S: 4	H: 2 LOB: 2 BB: 2 P: 12	R: 0 E: 0 K: 1 S: 6	H: 1 LOB: 1 BB: 0 P: 6		1B: 7 2B: 4 3B: 1 HR: 2	SF: 0 SAC: 1 DP: 1 HBP: 1	WP: 0 PB: 1 SB: 0 CS: 2	PA: 46

Batter	1	2	3	4	5	6	7	8	9	AB	R	H	RBI	BB	SO	LOB	TOP								
<b>Gary Thomasson, L</b> (1, 8) OBP: 0.233, SLG: 0.231	0-3 K		0-0 4-3			4-0 1B BB		0-0 3-1		3	1	0	0	1	1	0	<b>San Francisco Giants @ Chicago Cubs</b> Wrigley Field, Chicago, IL Thu Jun 05 1975, 3:33 AM CDT Att: 13,211 - Cloudy - 73 F								
<b>Derrel Thomas, S</b> (1, 4) OBP: 0.335, SLG: 0.353	0-0 P6		0-0 F7			0-0 1B 1-2 1B		0-0 1B CS 1B		4	1	2	0	0	0	0									
<b>Bobby Murcer, L</b> (1, 9) OBP: 0.417, SLG: 0.552	0-0 F7			0-0 P4		0-0 1B 1-3 2-H 1B		0-0 1B 1-3 1B		4	1	2	1	0	0	0									
<b>Glenn Adams, L</b> (1, 7) OBP: 0.577, SLG: 1.091		0-0 F9 6-3 2B		0-0 L9		0-0 1B 1-3 1B		0-3 K 3-H		4	1	2	1	0	1	2									
<b>Willie Montanez, L</b> (1, 3) OBP: 0.323, SLG: 0.436		0-0 F9 2-3		0-0 F8		0-0 1B 1-2 3-H G6-4-3 1B			0-3 K	4	0	1	1	0	1	1									
<b>Ed Goodson, L</b> (1, 5) OBP: 0.292, SLG: 0.296		0-0 6-3			0-0 6-3	0-0 G6-4-3 1-2 1B			0-0 1B	4	0	1	1	0	0	2									
<b>Bruce Miller, R</b> (1, 6) OBP: 0.343, SLG: 0.354		0-0 E6 3-H			0-0 G3		0-0 G4-3 1B		0-0 F3	4	0	1	0	0	0	1									
<b>Marc Hill, R</b> (1, 2) OBP: 0.313, SLG: 0.321		0-0 4-3			0-3 K		0-0 G4-3 1-2 1B		0-0 1-3	4	0	0	0	0	1	3									
<b>Pete Falcone, L</b> (1, 1) OBP: 0.100, SLG: 0.100			0-3 K				0-3 K			1	0	0	0	0	1	0									
<b>Randy Moffitt, R</b> (5, 1) OBP: 0.157, SLG: 0.167										2	0	0	0	0	1	0									
<b>Gary Lavelle, S</b> (8, 1) OBP: 0.197, SLG: 0.167										0	0	0	0	0	0	0									
<b>Charlie Williams, R</b> (8, 1)										0	0	0	0	0	0	0									
<b>Tommy Toms, R</b> (8, 1)										0	0	0	0	0	0	0									
<b>Inning Stats</b>	R: 0 E: 0 K: 1 S: 5	H: 0 LOB: 0 BB: 0 P: 5	R: 1 E: 1 K: 0 S: 5	H: 1 LOB: 1 BB: 0 P: 5	R: 0 E: 0 K: 1 S: 5	H: 0 LOB: 0 BB: 0 P: 5	R: 0 E: 0 K: 0 S: 3	H: 0 LOB: 0 BB: 0 P: 3	R: 0 E: 0 K: 1 S: 5	H: 0 LOB: 0 BB: 0 P: 5	R: 3 E: 0 K: 1 S: 8	H: 4 LOB: 1 BB: 1 P: 12	R: 0 E: 0 K: 0 S: 3	H: 1 LOB: 0 BB: 0 P: 3	R: 0 E: 0 K: 1 S: 6	H: 2 LOB: 2 BB: 0 P: 6	R: 0 E: 0 K: 1 S: 6	H: 1 LOB: 1 BB: 0 P: 6	1B: 8 2B: 2 3B: 0 HR: 0	SF: 0 SAC: 0 DP: 3 HBP: 0	WP: 0 PB: 0 SB: 0 CS: 1	PA: 35			
<b>PITCHER</b>	IP	WLS	BF	H	R	ER	SO	BB	IBB	HBP	BLK	WP	HR	S	P	ERA	WHIP								
<b>Steve Stone, R</b> (1, 1) ERA: 1.6	5.1		22	4	4	4	4	1	0	0	0	0	0	29	33	6.75	0.938								
<b>Darold Knowles, L</b> (6, 1) ERA: 4.06	3.2	W	13	5	0	0	2	0	0	0	0	0	0	17	17	0.00	1.364								

AB 34  
R 4  
H 9  
RBI 4  
BB 1  
SO 6  
LOB 9



Batter	1	2	3	4	5	6	7	8	9	AB	R	H	RBI	BB	SO	LOB	BOTTOM								
<b>Don Kessinger, S</b> (1, 6) OBP: 0.356, SLG: 0.385	0-0 4-3 BLK 2B	0-0 1B		0-0 SH5-3 2-3		0-0 4-3		0-0 K		5	2	3	0	0	1	3	<b>San Francisco Giants @ Chicago Cubs</b> Wrigley Field, Chicago, IL Thu Jun 05 1975, 3:33 AM CDT Att: 13,211 - Cloudy - 73 F								
<b>Jose Cardenal, R</b> (1, 7) OBP: 0.390, SLG: 0.465	0-0 4-3 2-3	0-0 P5		0-0 5-3		0-0 F9		0-0 1B		5	1	1	0	0	0	3									
<b>Bill Madlock, R</b> (1, 5) OBP: 0.377, SLG: 0.484	0-3 K	0-0 1B		4-0 IBB		0-0 2B		0-0 E8 1B FC5-2 1B		4	1	3	1	1	1	1									
<b>Rick Monday, L</b> (1, 8) OBP: 0.438, SLG: 0.549	0-0 1B 3B	0-3 K		0-0 G3		0-0 2B		0-0 FC5-2 1B BB		4	2	2	1	1	1	4									
<b>Jerry Morales, R</b> (1, 9) OBP: 0.330, SLG: 0.333	4-0 BB		0-0 E		0-0 6-3	1-0 HBP		0-0 1B FC5-2 SF9 1B		2	1	1	0	1	0	0									
<b>Ralph LaCock, L</b> (7, 9) OBP: 0.348, SLG: 0.319								1-2 2-3 3-H		0	0	0	0	0	0	0									
<b>George Mitterwald, R</b> (8, PH) OBP: 0.371, SLG: 0.443								1-2 2-3 3-H		1	0	1	1	0	0	0									
<b>Rob Sperring, R</b> (8, PR) OBP: 0.345, SLG: 0.333								1-2 2-3 3-H		0	1	0	0	0	0	0									
<b>Andre Thornton, R</b> (1, 3) OBP: 0.448, SLG: 0.500	4-0 1B BB	0-0 F7		0-0 G3		0-3 K		0-0 FC5-2 BB 1B		4	0	1	0	1	1	6									
<b>Manny Trillo, R</b> (1, 4) OBP: 0.317, SLG: 0.368	0-0 1B	0-0 E5 G6-4-3		0-0 1B		4-0 CS		0-0 BB 1B		4	0	3	3	1	0	1									
<b>Steve Swisher, R</b> (1, 2) OBP: 0.267, SLG: 0.280	0-0 K	0-0 G6-4-3		0-0 1-3		0-3 K		0-0 SF9		4	0	0	1	0	2	7									
<b>Steve Stone, R</b> (1, 1) OBP: 0.200, SLG: 0.250		0-0 F8		0-0 SH5-3 2B		0-0 F3		0-0 G3		3	0	1	0	0	0	2									
<b>Darold Knowles, L</b> (6, 1) OBP: 0.250, SLG: 0.143								1-2 2-3		1	0	0	0	1	0	0									
<b>Inning Stats</b>	R: 3 E: 0 K: 2 S: 10	H: 3 LOB: 2 BB: 2 P: 18	R: 0 E: 0 K: 1 S: 7	H: 2 LOB: 0 BB: 0 P: 7	R: 0 E: 1 K: 0 S: 4	H: 1 LOB: 1 BB: 0 P: 4	R: 0 E: 0 K: 0 S: 4	H: 1 LOB: 2 BB: 1 P: 8	R: 0 E: 0 K: 0 S: 5	H: 2 LOB: 2 BB: 0 P: 5	R: 1 E: 0 K: 1 S: 7	H: 2 LOB: 0 BB: 0 P: 8	R: 0 E: 0 K: 1 S: 4	H: 0 LOB: 0 BB: 1 P: 8	R: 4 E: 1 K: 1 S: 10	H: 5 LOB: 3 BB: 2 P: 18	1B: 11 2B: 5 3B: 1 HR: 0	SF: 1 SAC: 1 DP: 2 HBP: 1	WP: 0 PB: 0 SB: 0 CS: 1	PA: 46					
<b>PITCHER</b>	IP	WLS	BF	H	R	ER	SO	BB	IBB	HBP	BLK	WP	HR	S	P	ERA	WHIP								
<b>Pete Falcone, L</b> (1, 1) ERA: 3.71	4.2		26	9	3	3	3	2	1	0	1	0	0	29	41	5.79	2.357								
<b>Randy Moffitt, R</b> (5, 1) ERA: 6.17	2.1	L	13	5	4	4	2	1	0	1	0	0	0	15	20	15.43	2.571								
<b>Gary Lavelle, L</b> (8, 1) ERA: 1.92	0.0		2	1	0	0	0	1	0	0	0	0	0	1	5	*	*								
<b>Charlie Williams, R</b> (8, 1)	0.2		4	1	1	1	0	1	0	0	0	0	0	3	7	13.50	3.000								
<b>Tommy Toms, R</b> (8, 1) ERA: 6.14	0.1		1	0	0	0	1	0	0	0	0	0	0	3	3	0.00	0.000								



Batter	1	2	3	4	5	6	7	8	9	AB	R	H	RBI	BB	SO	LOB	TOP					
Von Joshua, L (1,8) OBP: 0.397, SLG: 0.425	F7		HR			4-3	FC6-4 1B			4	1	2	1	0	0	0	<b>San Francisco Giants @ Pittsburgh Pirates</b> Three Rivers Stadium, Pittsburgh, PA Fri Jun 06 1975, 7:05 PM EDT Att: 11,923 - Unknown <a href="http://livebaseballscorecards.com">livebaseballscorecards.com</a>					
Derrel Thomas, S (1,4) OBP: 0.333, SLG: 0.350	6-3		6-3			1B 1B	FC6-4 1-2			4	1	1	0	0	0	2						
Bobby Murcer, L (1,9) OBP: 0.413, SLG: 0.544	5-3				F8	1B 1-3		K		4	0	1	0	0	1	0						
Glenn Adams, L (1,7) OBP: 0.500, SLG: 0.923		K		L4		P3		L4		4	0	0	0	0	1	2						
Willie Montanez, L (1,3) OBP: 0.327, SLG: 0.434		FC5-4 BB		4-3		1-2 3-H 1B		F7		3	0	1	1	1	0	0						
Ed Goodson, L (1,5) OBP: 0.244, SLG: 0.286		F7			6-3	F9		K		4	0	0	0	0	1	3						
Bruce Miller, R (1,6) OBP: 0.338, SLG: 0.348		FC5-4 1-2			5-3 1B		K2-3	5-3		4	0	1	0	0	1	1						
Marc Hill, R (1,2) OBP: 0.301, SLG: 0.307			1-3		5-3		5-3	F5		4	0	0	0	0	0	1						
Jim Barr, R (1,1) OBP: 0.111, SLG: 0.040 (7, PH)			K		F8		1B 2B			2	0	0	0	0	1	1						
Gary Thomasson, L (7, PH) OBP: 0.243, SLG: 0.258										1	0	1	0	0	0	0						
Gary Lavelle, S (7,1) OBP: 0.167, SLG: 0.167										0	0	0	0	0	0	0						
Tommy Toms, R (8,1) OBP: 0.167, SLG: 0.167										0	0	0	0	0	0	0						
<b>Inning Stats</b>	R: 0 E: 0 K: 0 S: 3	H: 0 LOB: 0 BB: 0 P: 3	R: 0 E: 0 K: 1 S: 5	H: 0 LOB: 1 BB: 1 P: 9	R: 1 E: 0 K: 1 S: 6	H: 1 LOB: 0 BB: 0 P: 6	R: 0 E: 0 K: 0 S: 3	H: 0 LOB: 0 BB: 0 P: 3	R: 0 E: 0 K: 0 S: 4	H: 1 LOB: 1 BB: 0 P: 4	R: 1 E: 0 K: 0 S: 6	H: 3 LOB: 2 BB: 0 P: 6	R: 0 E: 0 K: 1 S: 7	H: 2 LOB: 2 BB: 0 P: 7	R: 0 E: 0 K: 1 S: 5	H: 0 LOB: 0 BB: 0 P: 5	R: 0 E: 0 K: 1 S: 5	H: 0 LOB: 0 BB: 0 P: 5	1B: 5 2B: 1 3B: 0 HR: 1	SF: 0 SAC: 0 DP: 0 HBP: 0	WP: 0 PB: 0 SB: 0 CS: 0	PA: 35
<b>PITCHER</b> Bruce Kison, R (1,1) ERA: 2.68	IP: 9.0 WLS: W BF: 35 H: 7 R: 2 ER: 2 SO: 5 BB: 1 IBB: 0 HBP: 0 BLK: 0 WP: 0 HR: 1 S: 44 P: 48 ERA: 2.00 WHIP: 0.889																					

Batter	1	2	3	4	5	6	7	8	9	AB	R	H	RBI	BB	SO	LOB	BOTTOM					
Rennie Stennett, R (1,4) OBP: 0.328, SLG: 0.394	4-3		F9			2B 1B	FC 1-3 2B			4	1	2	0	0	0	1	<b>San Francisco Giants @ Pittsburgh Pirates</b> Three Rivers Stadium, Pittsburgh, PA Fri Jun 06 1975, 7:05 PM EDT Att: 11,923 - Unknown <a href="http://livebaseballscorecards.com">livebaseballscorecards.com</a>					
Richie Hebner, L (1,5) OBP: 0.352, SLG: 0.414	P4		G3			1B 2B	FC G6-4-3			4	1	1	2	0	0	2						
Al Oliver, L (1,8) OBP: 0.286, SLG: 0.443				6-3		FC4-6 1B	G6-4-3 1-2			4	0	2	1	0	0	2						
Willie Stargell, L (1,3) OBP: 0.320, SLG: 0.463				4-3		FC4-6 1-2 HR		1B 1B		4	2	1	0	0	0	2						
Dave Parker, L (1,9) OBP: 0.364, SLG: 0.558		1-3		4-3		1-H HR		1B 1-2 1B		4	1	2	2	0	0	0						
Richie Ziek, R (1,7) OBP: 0.306, SLG: 0.289		5-3			K	HR		K		4	1	1	1	0	2	2						
Manny Sanguillen, R (1,2) OBP: 0.412, SLG: 0.426		5-3			L7	F1		1-3 2-H 1B		4	0	1	1	0	0	0						
Frank Taveras, R (1,6) OBP: 0.213, SLG: 0.202			F4		5-3		5-3	L4-3 1-2		4	0	0	0	0	0	2						
Bruce Kison, R (1,1) OBP: 0.222, SLG: 0.160						K2-3	2B FC 1B			3	1	2	0	0	1	0						
<b>Inning Stats</b>	R: 0 E: 0 K: 0 S: 4	H: 1 LOB: 1 BB: 0 P: 4	R: 0 E: 0 K: 0 S: 3	H: 0 LOB: 0 BB: 0 P: 3	R: 0 E: 0 K: 0 S: 4	H: 1 LOB: 1 BB: 0 P: 4	R: 0 E: 0 K: 0 S: 3	H: 0 LOB: 0 BB: 0 P: 3	R: 0 E: 0 K: 1 S: 5	H: 0 LOB: 0 BB: 0 P: 5	R: 5 E: 0 K: 1 S: 10	H: 5 LOB: 0 BB: 0 P: 10	R: 1 E: 0 K: 0 S: 5	H: 2 LOB: 1 BB: 0 P: 5	R: 1 E: 0 K: 1 S: 7	H: 3 LOB: 1 BB: 0 P: 7		R: 1 E: 0 K: 1 S: 7	H: 3 LOB: 1 BB: 0 P: 7	1B: 7 2B: 3 3B: 1 HR: 2	SF: 0 SAC: 0 DP: 2 HBP: 0	WP: 0 PB: 0 SB: 0 CS: 0
<b>PITCHER</b> Jim Barr, R (1,1) ERA: 2.77	IP: 6.0 WLS: L BF: 25 H: 7 R: 5 ER: 5 SO: 2 BB: 0 IBB: 0 HBP: 0 BLK: 0 WP: 0 HR: 2 S: 29 P: 29 ERA: 7.50 WHIP: 1.167																					
<b>PITCHER</b> Gary Lavelle, L (7,1) ERA: 2.25	IP: 1.1 WLS: L BF: 9 H: 5 R: 2 ER: 2 SO: 1 BB: 0 IBB: 0 HBP: 0 BLK: 0 WP: 0 HR: 0 S: 11 P: 11 ERA: 13.50 WHIP: 3.750																					
<b>PITCHER</b> Tommy Toms, R (8,1) ERA: 5.63	IP: 0.2 WLS: L BF: 1 H: 0 R: 0 ER: 0 SO: 0 BB: 0 IBB: 0 HBP: 0 BLK: 0 WP: 0 HR: 0 S: 1 P: 1 ERA: 0.00 WHIP: 0.000																					

Batter	1	2	3	4	5	6	7	8	9	AB	R	H	RBI	BB	SO	LOB	TOP										
Von Joshua, L OBP: 0.350, SLG: 0.414 (1, 8)	0-3 K	0-0 6-3		0-0 6-3		0-0 E 1B 1B	0-3 K		0-0 3-1	6	1	1	0	0	2	3	<b>San Francisco Giants @ Pittsburgh Pirates</b> Three Rivers Stadium, Pittsburgh, PA Sat Jun 07 1975, 3:33 AM EDT Att: 8,668 - Unknown										
Derrel Thomas, S OBP: 0.348, SLG: 0.356 (1, 4)	4-0 PB BB BB	4-0 BB		0-3 K		0-0 E9 1B 1B		0-0 2B 1B		3	1	2	0	2	1	0											
Bobby Murcer, L OBP: 0.423, SLG: 0.555 (1, 9)	4-0 PB BB	0-3 K		0-0 1B		0-0 1B		0-0 3B 2B		4	1	3	2	1	1	2											
Chris Speier, R OBP: 0.345, SLG: 0.331 (1, 6)	4-0 1-2 2-3 IBB		0-0 4-3	0-0 F7		0-0 F8		0-0 3B 2B		4	1	1	1	1	0	3											
Glenn Adams, L OBP: 0.457, SLG: 0.828 (1, 7)	0-3 K		4-0 S 1B BB		0-3 K2-3	0-3 K		0-0 SF9 3B		3	1	0	1	1	3	5											
Willie Montanez, L OBP: 0.328, SLG: 0.430 (1, 3)	0-0 F9		0-0 E 1B 1B		4-0 BB		0-0 4-3	0-3 K		4	0	1	0	1	1	3											
Bruce Miller, R OBP: 0.342, SLG: 0.351 (1, 5)		0-0 E8 1B 1B	0-0 E 1B 1B		0-0 F3		0-0 F9	0-0 F9		5	1	2	1	0	0	1											
Marc Hill, R OBP: 0.315, SLG: 0.315 (1, 2)		0-0 6-3 1B 3-H	4-0 1-2 2-3 IBB		0-0 F8		0-0 1B 1B		0-0 F9	4	0	2	1	1	0	1											
Mike Caldwell, R OBP: 0.143, SLG: 0.238 Chris Karnold, R OBP: 0.228, SLG: 0.200 Dave Heaverlo, R OBP: 0.250, SLG: 0.292 Ed Goodson, L OBP: 0.280, SLG: 0.320 Tommy Toms, R OBP: 0.280, SLG: 0.320 John Montefusco, R OBP: 0.280, SLG: 0.320 Steve Ontiveros, S OBP: 0.280, SLG: 0.320 (5, PH) (6, PH) (7, PH) (8, PH) (9, PH)		0-0 B3	0-0 8-4		0-0 6-3		0-0 1B 1B		0-3 K	2	0	0	0	0	0	4											
<b>Inning Stats</b>	R: 0 E: 0 K: 2 S: 7	H: 0 LOB: 3 BB: 3 P: 19	R: 1 E: 1 K: 1 S: 7	H: 2 LOB: 2 BB: 1 P: 11	R: 1 E: 1 K: 0 S: 4	H: 2 LOB: 2 BB: 2 P: 12	R: 0 E: 0 K: 1 S: 6	H: 1 LOB: 1 BB: 0 P: 6	R: 0 E: 0 K: 1 S: 5	H: 0 LOB: 1 BB: 1 P: 9	R: 1 E: 1 K: 1 S: 8	H: 3 LOB: 2 BB: 0 P: 8	R: 0 E: 0 K: 1 S: 7	H: 2 LOB: 2 BB: 0 P: 7	R: 3 E: 0 K: 1 S: 8	H: 3 LOB: 0 BB: 0 P: 8		R: 0 E: 0 K: 1 S: 5	H: 0 LOB: 0 BB: 0 P: 5	1B: 11 2B: 2 3B: 1 HR: 0	SF: 1 SAC: 0 DP: 1 HBP: 0	WP: 0 PB: 1 SB: 1 CS: 0	PA: 46				
<b>PITCHER</b>	IP	WLS	BF	H	R	ER	SO	BB	IBB	HBP	BLK	WP	HR	S	P	ERA	WHIP	<b>PITCHER</b>									
Jim Rooker, L ERA: 3.98 (1, 1)	5.1		30	8	3	2	5	5	2	0	0	0	0	33	61	3.38	2.438										
Bob Moose, R ERA: 5.65 (6, 1)	0.1		1	0	0	0	0	0	0	0	0	0	0	1	1	0.00	0.000										
Ramon Hernandez, L ERA: 3.86 (6, 1)	2.1	W	12	5	3	3	3	0	0	0	0	0	0	18	18	11.57	2.143										
Dave Giusti, R ERA: 1.35 (9, 1)	1.0	S	3	0	0	0	1	0	0	0	0	0	0	5	5	0.00	0.000										



Batter	1	2	3	4	5	6	7	8	9	AB	R	H	RBI	BB	SO	LOB	BOTTOM										
Rennie Stennett, R OBP: 0.325, SLG: 0.389 (1, 4)	0-0 4-3	0-0 F8			0-0 F8	0-0 4-3		0-0 CS 1B		5	0	1	0	0	0	2	<b>San Francisco Giants @ Pittsburgh Pirates</b> Three Rivers Stadium, Pittsburgh, PA Sat Jun 07 1975, 3:33 AM EDT Att: 8,668 - Unknown										
Manny Sanguillen, R OBP: 0.412, SLG: 0.440 (1, 2)	0-0 2B	0-0 L5			0-0 1B 2B		0-0 F8	0-0 SF8		4	2	2	1	0	0	1											
Al Oliver, L OBP: 0.291, SLG: 0.450 (1, 8)	0-0 E5 2B	0-0 L4			0-0 G3 1B		0-0 2B	0-0 CS		4	2	2	1	0	0	2											
Willie Stargell, L OBP: 0.324, SLG: 0.466 (1, 3)	0-0 1B 2B		0-0 F7		0-0 G3		4-0 IBB			3	1	1	2	1	0	1											
Richie Zisk, R OBP: 0.311, SLG: 0.290 (1, 7)	4-0 1B IBB		0-0 F1		0-0 1B		0-0 F8			3	0	1	1	1	0	2											
Dave Parker, L OBP: 0.361, SLG: 0.551 (1, 9)	0-0 FC6-4 1B		0-0 4-3		0-0 G3		0-0 3-1			4	0	1	1	0	0	3											
Richie Hebner, L OBP: 0.349, SLG: 0.432 (1, 5)	0-0 F6		0-0 4-3		0-0 3-1			0-0 HR		4	1	1	1	0	0	2											
Frank Taveras, R OBP: 0.216, SLG: 0.205 (8, PH) Ed Kirkpatrick, L OBP: 0.266, SLG: 0.333 Dave Giusti, R OBP: 0.250, SLG: 0.250 (9, 1)	0-0 FC6-4 1B		0-0 L8		0-0 SH1-4 1B		0-0 4-3			3	0	1	0	0	0	2											
Jim Rooker, R OBP: 0.100, SLG: 0.100 Bob Moose, R OBP: 0.125, SLG: 0.125 Ramon Hernandez, S OBP: 0.280, SLG: 0.320 Bob Robertson, R OBP: 0.280, SLG: 0.320 Mario Mendoza, R OBP: 0.174, SLG: 0.174 (11, PH) (6, PH) (6, PH) (8, PH) (9, PH)		0-0 1B	0-0 5-3		0-0 SH1-4 1B		0-0 1B SF8			2	0	1	0	0	0	0											
<b>Inning Stats</b>	R: 3 E: 1 K: 0 S: 7	H: 3 LOB: 2 BB: 1 P: 11	R: 0 E: 0 K: 0 S: 4	H: 1 LOB: 0 BB: 0 P: 4	R: 0 E: 0 K: 0 S: 3	H: 0 LOB: 0 BB: 0 P: 3	R: 0 E: 0 K: 0 S: 3	H: 0 LOB: 0 BB: 0 P: 3	R: 2 E: 0 K: 0 S: 4	H: 3 LOB: 1 BB: 0 P: 4	R: 0 E: 0 K: 0 S: 4	H: 1 LOB: 1 BB: 0 P: 4	R: 0 E: 0 K: 0 S: 4	H: 1 LOB: 2 BB: 1 P: 8	R: 2 E: 0 K: 0 S: 5	H: 3 LOB: 1 BB: 0 P: 5		R: 0 E: 0 K: 0 S: 5	H: 0 LOB: 0 BB: 0 P: 5	1B: 7 2B: 4 3B: 0 HR: 1	SF: 1 SAC: 1 DP: 0 HBP: 0	WP: 0 PB: 0 SB: 0 CS: 1	PA: 39				
<b>PITCHER</b>	IP	WLS	BF	H	R	ER	SO	BB	IBB	HBP	BLK	WP	HR	S	P	ERA	WHIP	<b>PITCHER</b>									
Mike Caldwell, L ERA: 4.73 (1, 1)	5.0		24	7	5	4	0	0	0	0	0	0	0	23	27	7.20	1.400										
Dave Heaverlo, R ERA: 3.0 (6, 1)	1.0		4	1	0	0	0	0	0	0	0	0	0	4	4	0.00	1.000										
Tommy Toms, R ERA: 6.75 (7, 1)	1.1	L	9	4	2	2	0	0	1	0	0	0	1	8	12	13.50	3.000										
John Montefusco, R ERA: 2.8 (8, 1)	0.2		1	0	0	0	0	0	0	0	0	0	0	1	1	0.00	0.000										



Batter	1	2	3	4	5	6	7	8	9	AB	R	H	RBI	BB	SO	LOB	TOP				
Von Joshua, L OBP: 0.391, SLG: 0.427 (1, 8)	0-3 K		0-0 4-3 1B 2B		0-0 F9		0-0 1-3 2B		0-0 4-3	5	1	2	0	0	1	0					
Derrel Thomas, S OBP: 0.349, SLG: 0.349 (1, 4)	0-0 4-3		0-0 4-3		4-0 1B SF8 BB		0-0 1-3		4-0 S BB	3	1	0	0	2	0	2					
Bobby Murcer, L OBP: 0.427, SLG: 0.556 (1, 9)	0-0 2B 1B		0-0 E 1B		0-0 S 1B		0-0 L6		0-3 K	5	1	3	1	0	1	2					
Chris Speier, R OBP: 0.346, SLG: 0.337 (1, 6)	0-0 1H 2B		0-0 E6 1-3		0-0 SF8		4-0 IBB		0-0 F5	3	0	1	2	1	0	2					
Willie Montanez, L OBP: 0.322, SLG: 0.421 (1, 3)	0-3 K		0-3 K		0-0 6-3		0-0 5-3			4	0	0	0	0	2	6					
Bruce Miller, R OBP: 0.325, SLG: 0.333 (1, 5)		0-0 6-3	0-0 4-3			0-0 F4		0-0 F9		4	0	0	0	0	0	2					
Gary Thomasson, L OBP: 0.231, SLG: 0.243 (1, 7)	0-3 K			0-0 6-3		0-0 G3		0-0 F6		4	0	0	0	0	1	0					
Marc Hill, R OBP: 0.321, SLG: 0.333 (1, 2)	0-0 1B			0-0 F8		0-0 E5		0-0 2B		4	0	2	0	0	0	0					
Ed Halicki, R OBP: 0.167, SLG: 0.091 (1, 1)	0-3 K		0-3 K		0-0 F4		0-3 K			4	0	0	0	0	3	3					
Inning Stats	R: 1 E: 0 K: 2 S: 9	H: 2 LOB: 1 P: 9	R: 0 E: 0 K: 2 S: 8	H: 1 LOB: 1 BB: 0 P: 8	R: 1 E: 1 K: 1 S: 8	H: 2 LOB: 2 BB: 0 P: 8	R: 0 E: 0 K: 1 S: 5	H: 0 LOB: 0 BB: 0 P: 5	R: 1 E: 0 K: 0 S: 4	H: 1 LOB: 1 BB: 1 P: 8	R: 0 E: 0 K: 0 S: 4	H: 1 LOB: 2 BB: 1 P: 8	R: 0 E: 0 K: 1 S: 6	H: 1 LOB: 1 BB: 0 P: 6	R: 0 E: 0 K: 1 S: 5	H: 0 LOB: 1 BB: 1 P: 9	1B: 4 2B: 4 3B: 0 HR: 0	SF: 1 SAC: 0 DP: 0 HBP: 0	WP: 0 PB: 0 SB: 2 CS: 0	PA: 40	
PITCHER	IP	WLS	BF	H	R	ER	SO	BB	IBB	HBP	BLK	WP	HR	S	P	ERA	WHIP				
John Candelaria, L ERA: 4.5 (1, 1)	6.0	L	27	6	3	3	6	1	0	0	0	0	0	38	42	4.50	1.167				
Ramon Hernandez, L ERA: 3.49 (7, 1)	2.0		9	2	0	0	1	0	1	0	0	0	0	10	14	0.00	1.000				
Dave Giusti, R ERA: 1.3 (9, 1)	1.0		4	0	0	0	1	1	0	0	0	0	0	5	9	0.00	1.000				

San Francisco Giants @ Pittsburgh Pirates  
Three Rivers Stadium, Pittsburgh, PA  
Sun Jun 08 1975, 3:33 AM EDT  
Unknown

AB	36
R	3
H	8
RBI	3
BB	3
SO	8
LOB	17



Batter	1	2	3	4	5	6	7	8	9	AB	R	H	RBI	BB	SO	LOB	BOTTOM				
Rennie Stennett, R OBP: 0.319, SLG: 0.381 (1, 4)	0-0 6-3			0-0 G3		0-0 P5		0-0 5-3		4	0	0	0	0	0	1					
Richie Hebner, L OBP: 0.346, SLG: 0.449 (1, 5)	0-0 5-3			0-0 HR		0-0 E3		0-0 P3		4	1	1	1	0	0	1					
Al Oliver, L OBP: 0.290, SLG: 0.443 (1, 8)	0-0 P5			0-0 3-1		4-0 S BB		0-0 F8		3	0	0	0	1	0	0					
Willie Stargell, L OBP: 0.317, SLG: 0.455 (1, 3)		0-0 F7		0-0 F9		0-0 4-3		0-3 K		4	0	0	0	0	1	2					
Dave Parker, L OBP: 0.364, SLG: 0.547 (1, 9)		0-0 CS 1B			1-0 G4-6-3 1B HBP		0-0 P6		0-0 F7	3	0	1	0	0	0	0					
Richie Zisk, R OBP: 0.311, SLG: 0.291 (1, 7)		0-3 K			0-0 G4-6-3 1B		0-0 F9			3	0	1	0	0	1	1					
Manny Sanguillen, R OBP: 0.411, SLG: 0.451 (1, 2)		0-0 CS	0-3 K		0-0 G4-6-3		0-0 3B			3	0	1	0	0	1	2					
Frank Taveras, R OBP: 0.220, SLG: 0.210 (1, 6)					0-0 4-3		0-3 K			2	0	1	0	0	0	1					
Bob Robertson, R OBP: 0.278, SLG: 0.294 (7, PH)										1	0	0	0	0	1	1					
Mario Mendoza, R OBP: 0.174, SLG: 0.174 (8, 6)										0	0	0	0	0	0	0					
John Candelaria, L (1, 1)										1	0	0	0	0	1	1					
Ed Kirkpatrick, L OBP: 0.310, SLG: 0.333 (6, PH)										0	0	0	0	1	0	0					
Ramon Hernandez, S (7, 1)										0	0	0	0	0	0	0					
Paul Popovich, S OBP: 0.240, SLG: 0.182 (8, PH)										1	0	0	0	0	0	0					
Dave Giusti, R OBP: 0.250, SLG: 0.250 (9, 1)										0	0	0	0	0	0	0					
Inning Stats	R: 0 E: 0 K: 0 S: 3	H: 0 LOB: 0 BB: 0 P: 3	R: 0 E: 0 K: 1 S: 5	H: 1 LOB: 0 BB: 0 P: 5	R: 0 E: 0 K: 2 S: 7	H: 1 LOB: 0 BB: 0 P: 7	R: 1 E: 0 K: 0 S: 4	H: 1 LOB: 0 BB: 0 P: 4	R: 0 E: 0 K: 0 S: 3	H: 1 LOB: 2 BB: 2 P: 11	R: 0 E: 0 K: 1 S: 6	H: 1 LOB: 1 BB: 0 P: 6	R: 0 E: 0 K: 0 S: 3	H: 0 LOB: 0 BB: 0 P: 3	R: 0 E: 0 K: 1 S: 5	H: 0 LOB: 0 BB: 0 P: 5	1B: 3 2B: 0 3B: 1 HR: 1	SF: 0 SAC: 0 DP: 1 HBP: 1	WP: 0 PB: 0 SB: 1 CS: 2	PA: 33	
PITCHER	IP	WLS	BF	H	R	ER	SO	BB	IBB	HBP	BLK	WP	HR	S	P	ERA	WHIP				
Ed Halicki, R ERA: 2.3 (1, 1)	9.0	W	32	5	1	1	5	2	0	1	0	0	1	39	48	1.00	0.778				

San Francisco Giants @ Pittsburgh Pirates  
Three Rivers Stadium, Pittsburgh, PA  
Sun Jun 08 1975, 3:33 AM EDT  
Unknown

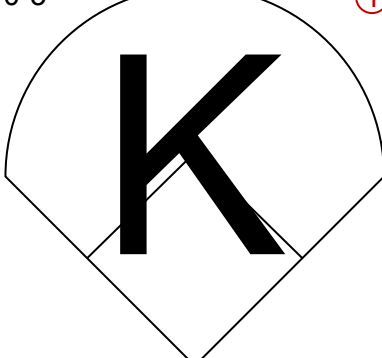
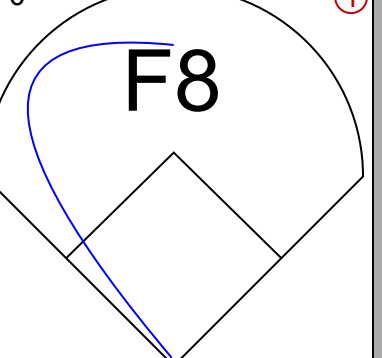
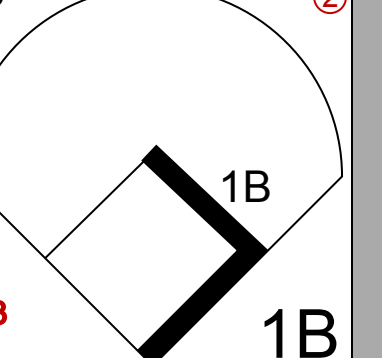
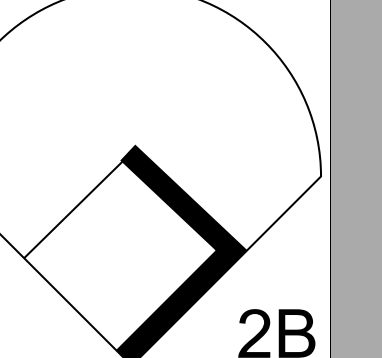
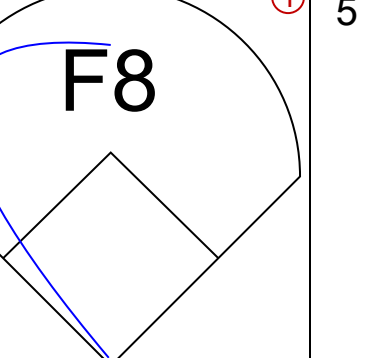
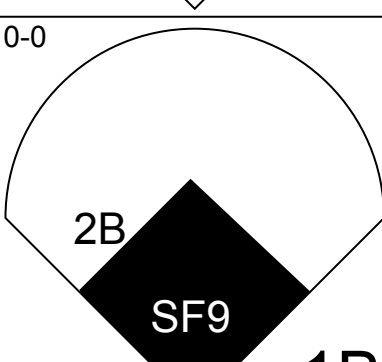
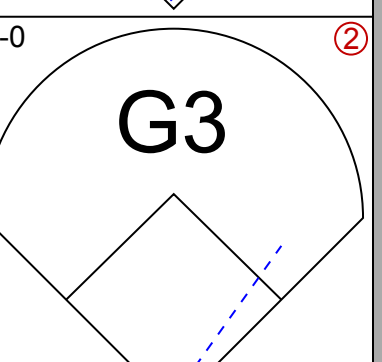
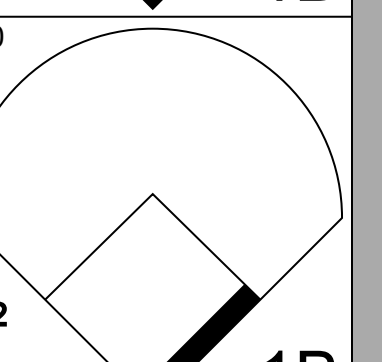
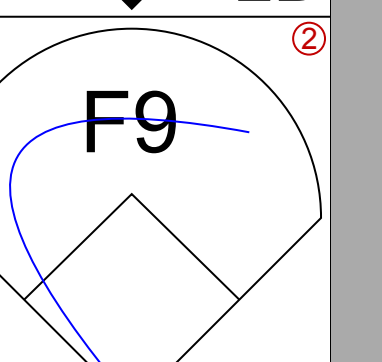
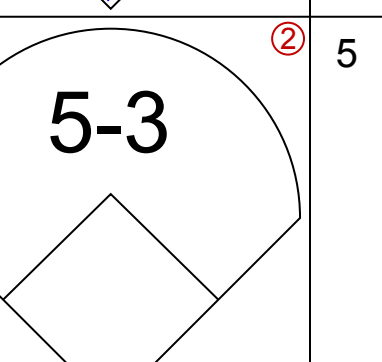
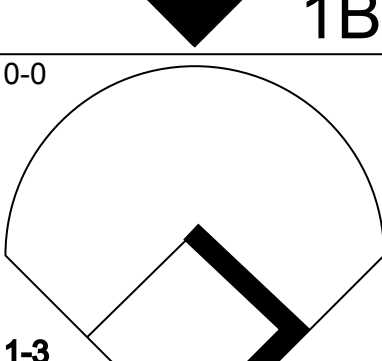
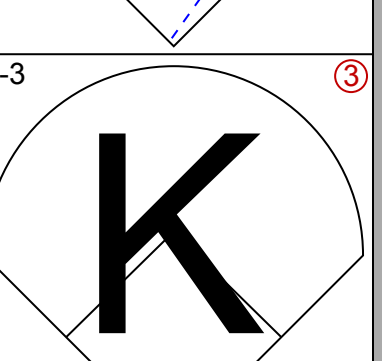
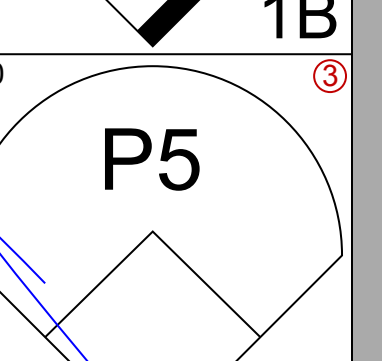
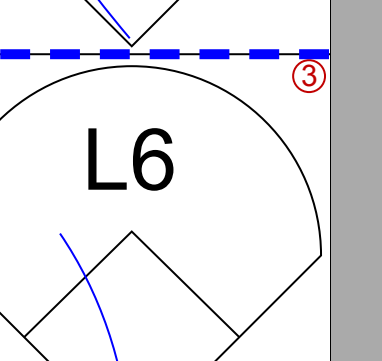
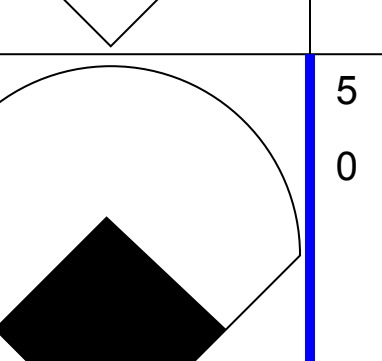
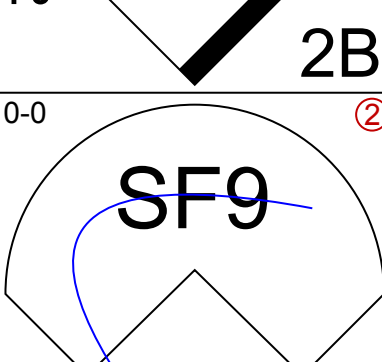
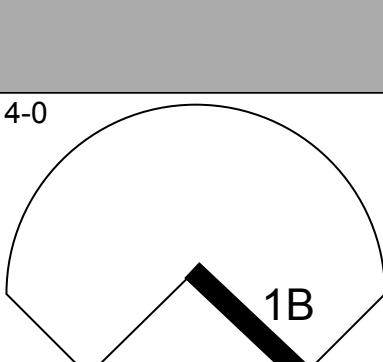
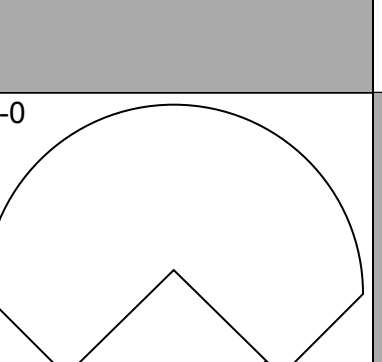
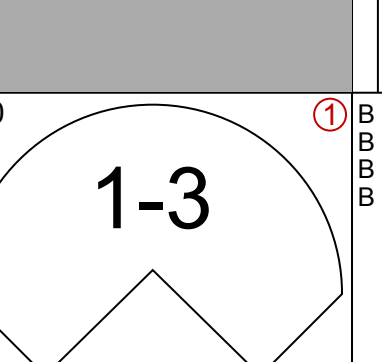
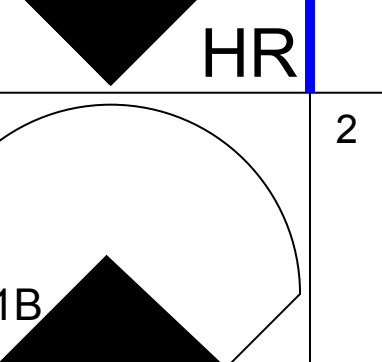
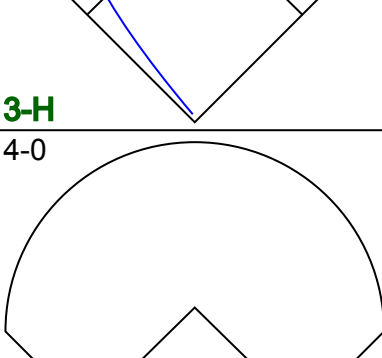
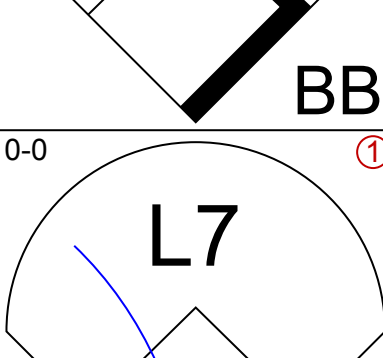
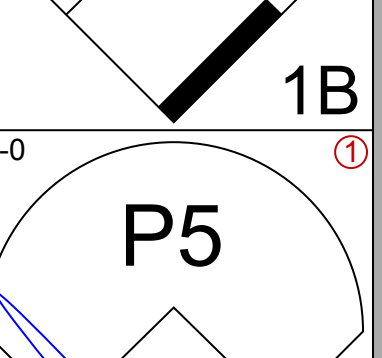
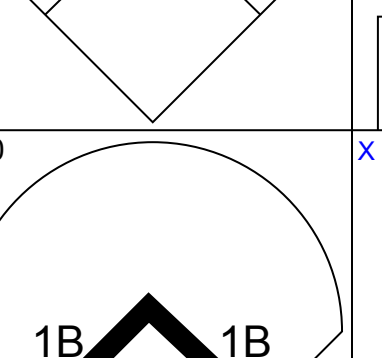
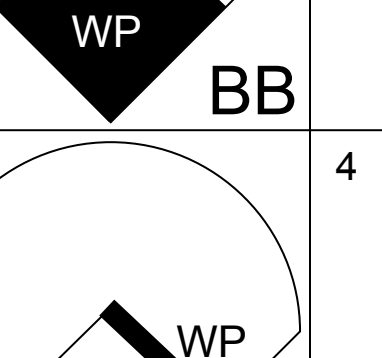
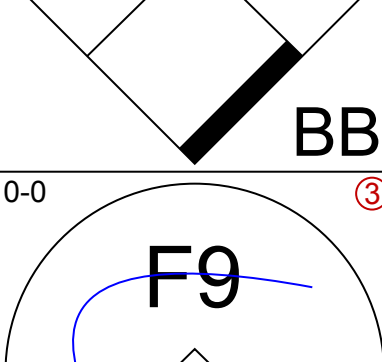
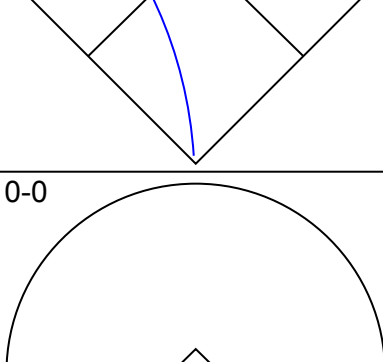
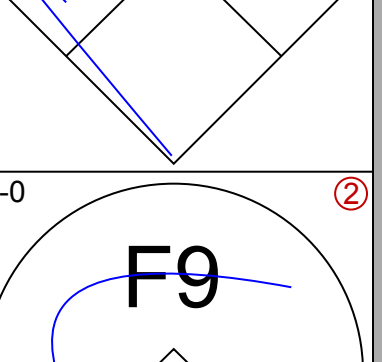
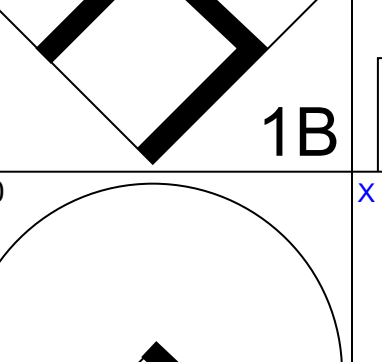
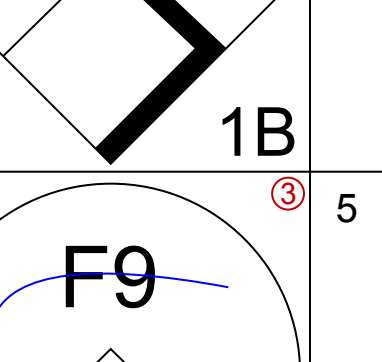
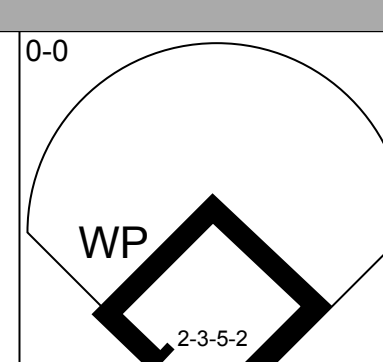
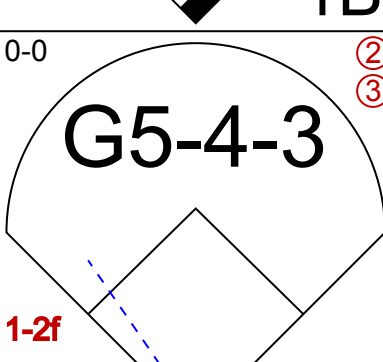
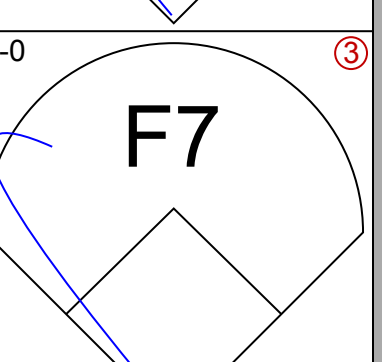
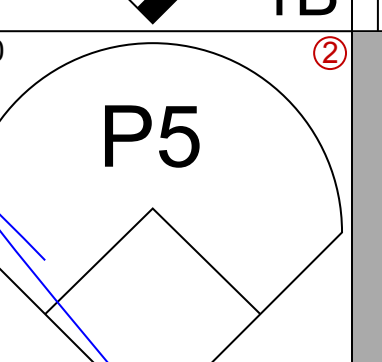
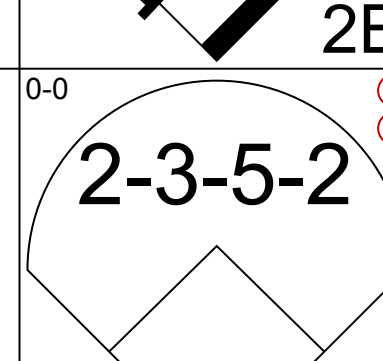
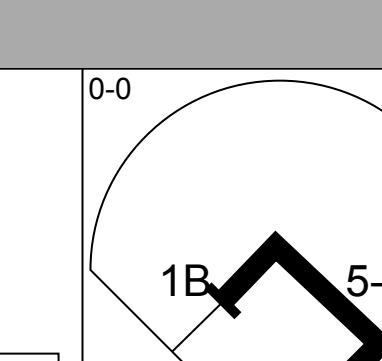
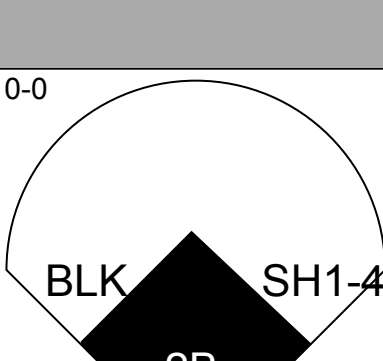
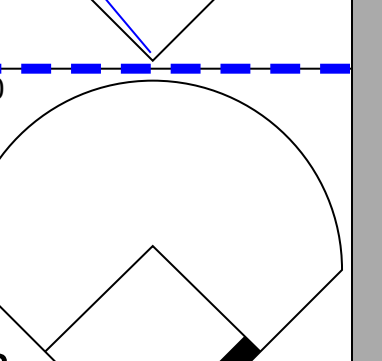

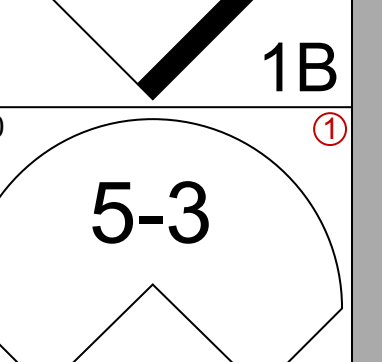
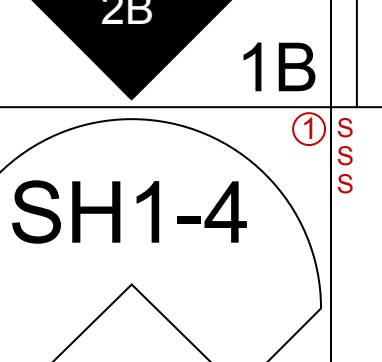
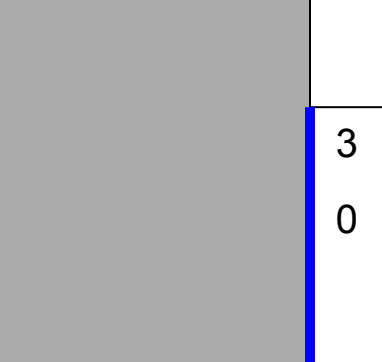
AB	29
R	1
H	5
RBI	1
BB	2
SO	5
LOB	10



Batter	1	2	3	4	5	6	7	8	9	AB	R	H	RBI	BB	SO	LOB	TOP									
Gary Thomasson, L (1, 8) OBP: 0.217, SLG: 0.227	4-3		4-3		F7			4-3	F6	5	0	0	0	0	0	1	<b>San Francisco Giants @ Pittsburgh Pirates</b> Three Rivers Stadium, Pittsburgh, PA Sun Jun 08 1975, 3:38 AM EDT Att: 24,128 - Unknown <a href="http://livebaseballscores.com">livebaseballscores.com</a>									
Derrel Thomas, S (1, 4) OBP: 0.347, SLG: 0.342	BB		F6		4-3			F2		3	0	0	0	1	0	0										
Bobby Murcer, L (1, 9) OBP: 0.423, SLG: 0.555	F6		2B		F5			F6		4	0	1	0	0	0	1										
Glenn Adams, L (1, 7) OBP: 0.436, SLG: 0.848	K		F5		K			HR		4	1	1	1	0	2	2										
Willie Montanez, L (1, 3) OBP: 0.325, SLG: 0.423		4-3 1B		6-3		1B		L4		4	1	2	0	0	0	0										
Chris Speier, R (1, 6) OBP: 0.348, SLG: 0.340	4-3		1B		F4			1-3 1B		4	1	2	0	0	0	2										
Steve Ontiveros, S (1, 5) OBP: 0.373, SLG: 0.313	4-3		1B		1-2 1B			1-3 1B		3	1	1	0	1	1	1										
Mike Sadek, R (1, 2) OBP: 0.333, SLG: 0.333 (9, PH)					F9			1-3 BB		3	0	1	1	0	1	1										
Ed Goodson, L (9, PH) OBP: 0.248, SLG: 0.289								1-2 2-3		1	0	0	0	0	0	2										
Randy Moffitt, R (9, 1) OBP: 0.167, SLG: 0.167								2-3		0	0	0	0	0	0	0										
Charlie Williams, R (1, 1)										2	0	0	0	0	1	1										
Von Joshua, L (7, PH) OBP: 0.349, SLG: 0.424					5-3					1	0	0	0	0	0	0										
Gary Lavelle, S (7, 1) OBP: 0.167, SLG: 0.167										0	0	0	0	0	0	0										
Marc Hill, R (9, PH) OBP: 0.327, SLG: 0.340								2-H 3-H		1	0	1	2	0	0	0										
<b>Inning Stats</b>	R: 0 E: 0 K: 1 S: 5	H: 0 LOB: 1 BB: 1 P: 9	R: 1 E: 0 K: 1 S: 7	H: 2 LOB: 1 BB: 0 P: 7	R: 0 E: 0 K: 0 S: 4	H: 1 LOB: 1 BB: 0 P: 4	R: 0 E: 0 K: 0 S: 4	H: 2 LOB: 1 BB: 0 P: 4	R: 0 E: 0 K: 0 S: 3	H: 0 LOB: 0 BB: 0 P: 3	R: 0 E: 0 K: 1 S: 6	H: 1 LOB: 1 BB: 0 P: 6	R: 0 E: 0 K: 2 S: 7	H: 0 LOB: 0 BB: 0 P: 7	R: 0 E: 0 K: 0 S: 3	H: 0 LOB: 0 BB: 0 P: 3	R: 3 E: 0 K: 0 S: 6	H: 3 LOB: 1 BB: 1 P: 10	1B: 7 2B: 1 3B: 0 HR: 1	SF: 0 SAC: 0 DP: 0 HBP: 0	WP: 0 PB: 0 SB: 0 CS: 1	PA: 37				
<b>PITCHER</b>	IP	WLS	BF	H	R	ER	SO	BB	IBB	HBP	BLK	WP	HR	S	P	ERA	WHIP									
Larry Demery, R (1, 1) ERA: 2.18	8.1	L	34	8	4	4	5	2	0	0	0	0	1	42	50	4.32	1.200									
Dave Giusti, R (9, 1) ERA: 1.27	0.2		3	1	0	0	0	0	0	0	0	0	0	3	3	0.00	1.500									

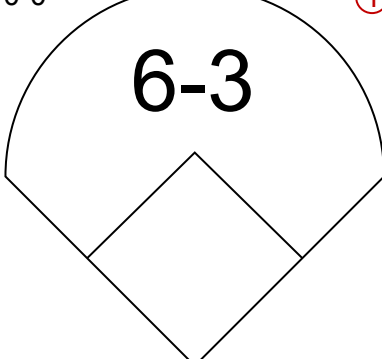
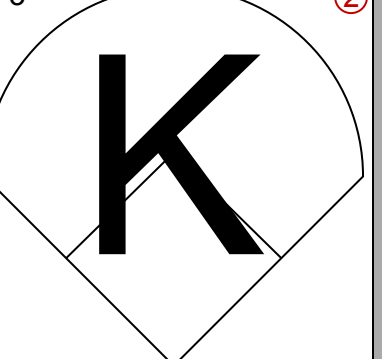
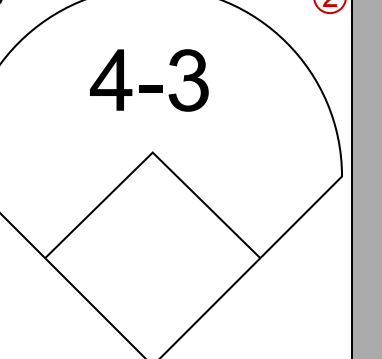
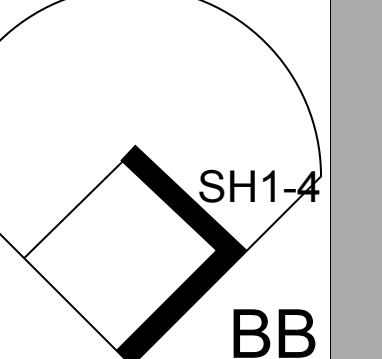
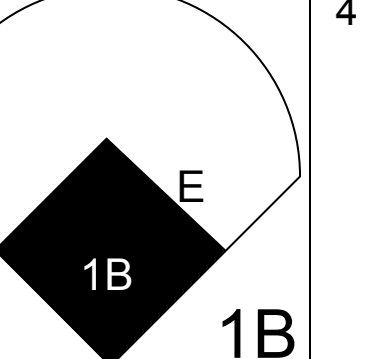
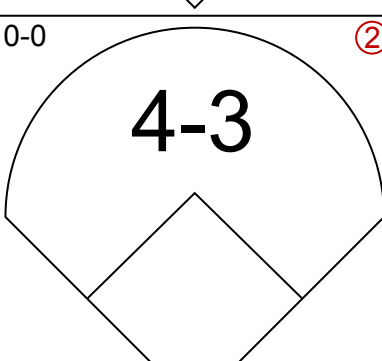
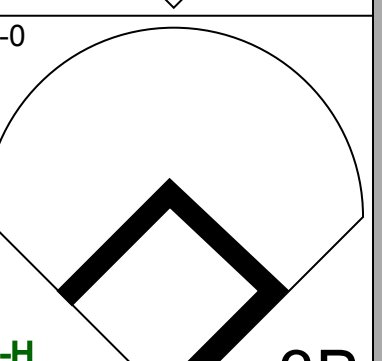
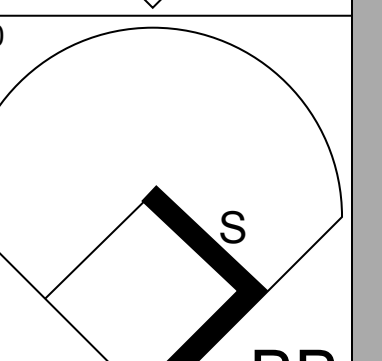
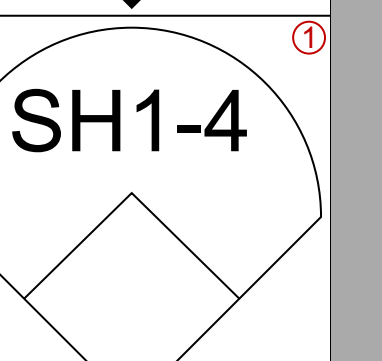

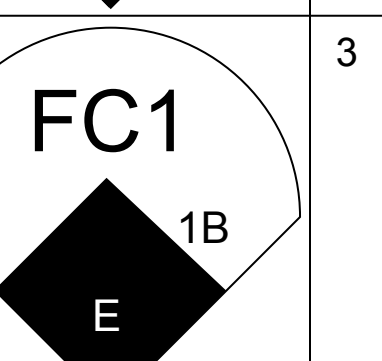
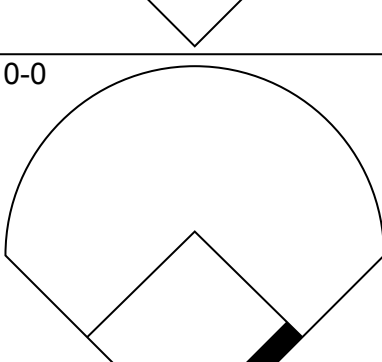
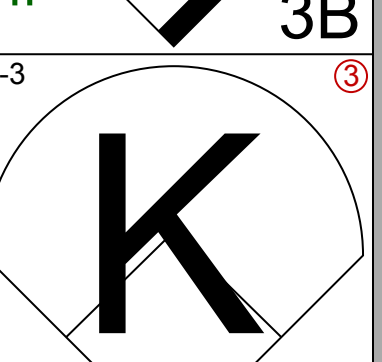
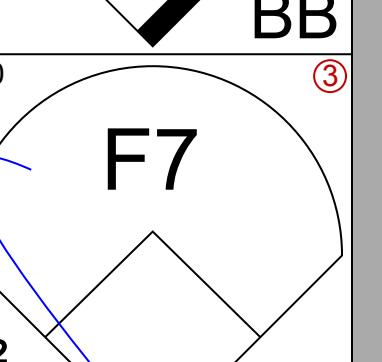
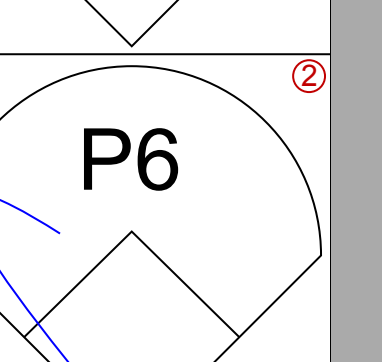
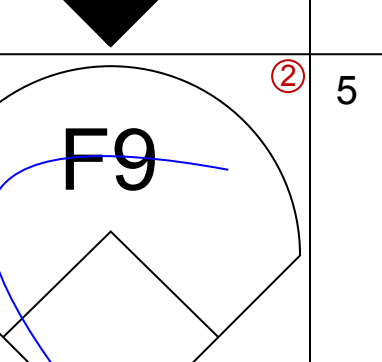
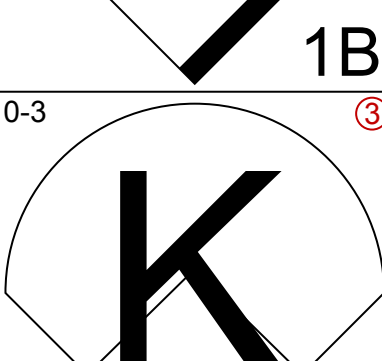
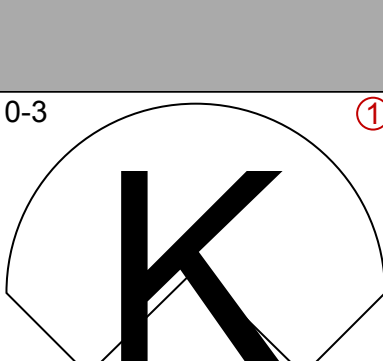
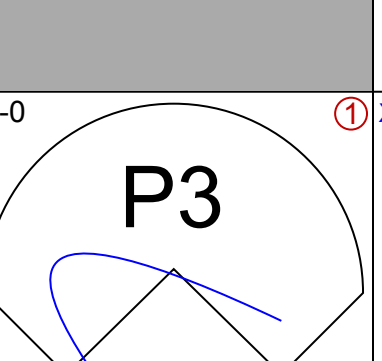
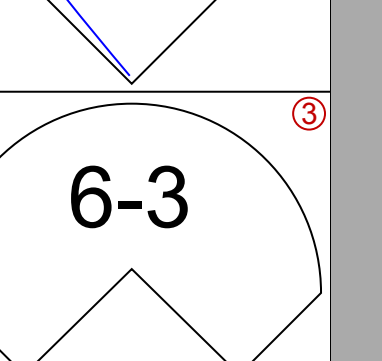
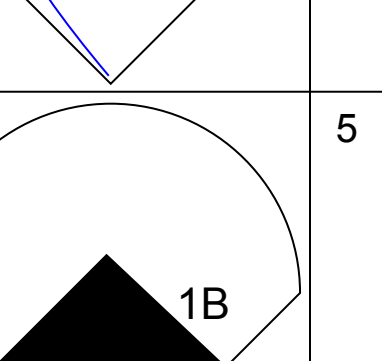
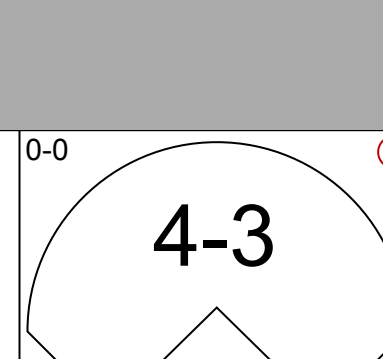
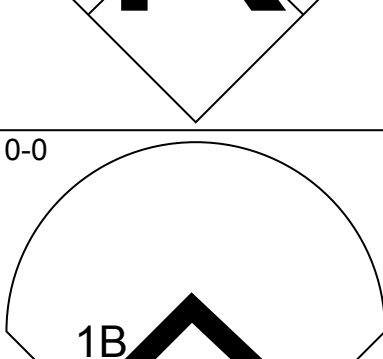
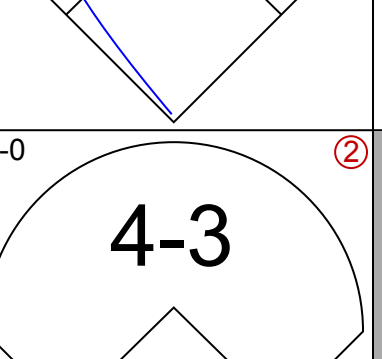
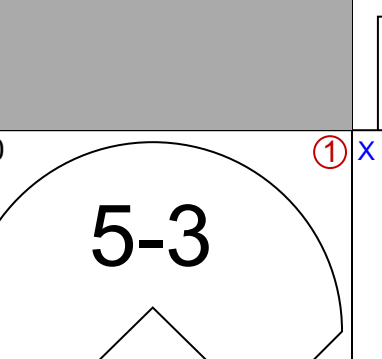
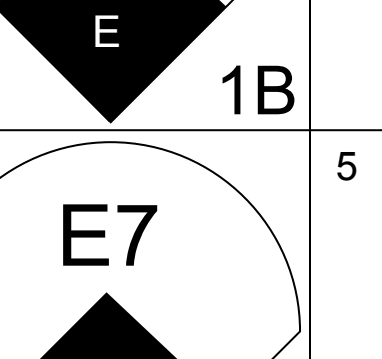

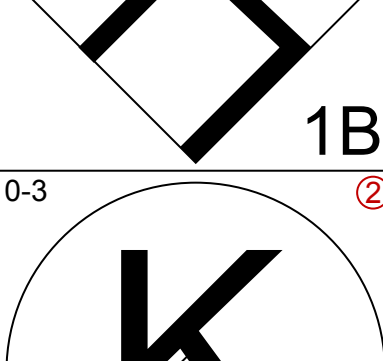
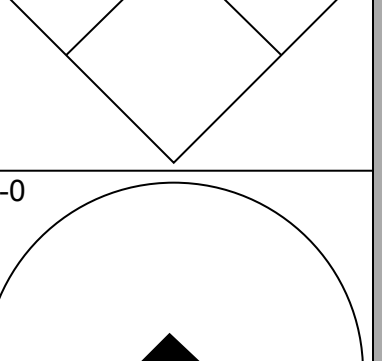
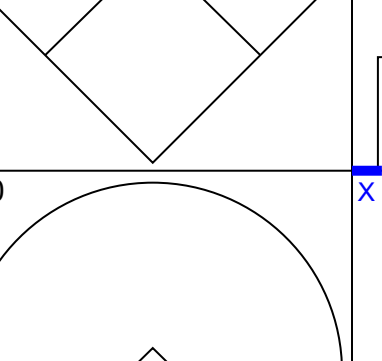
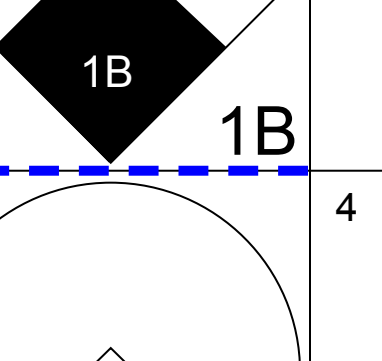

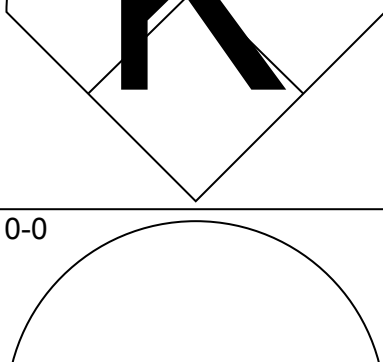
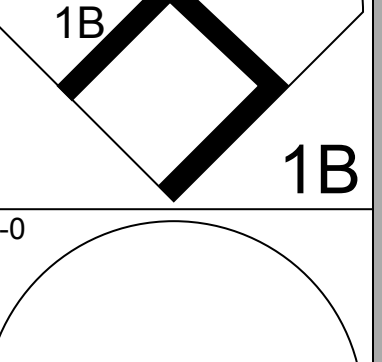
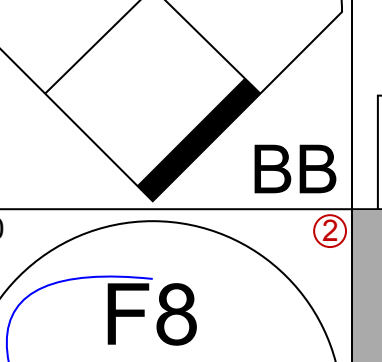
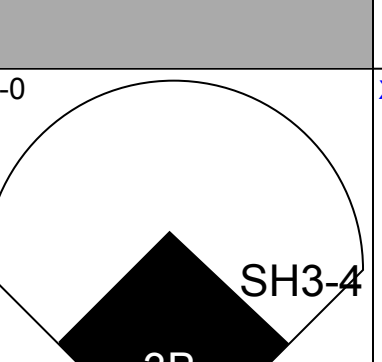
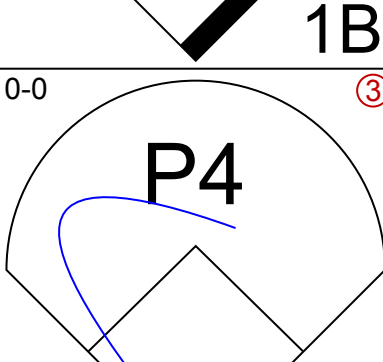
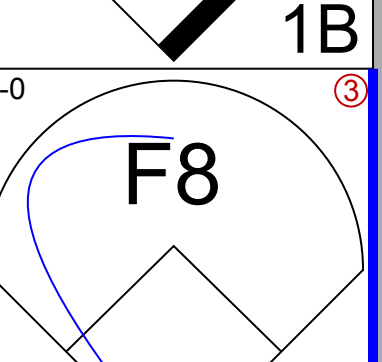
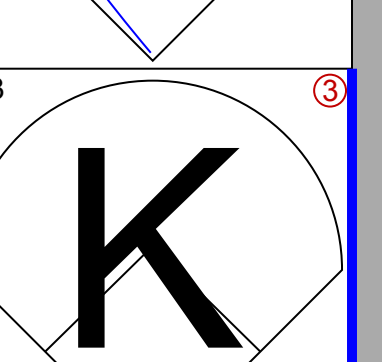
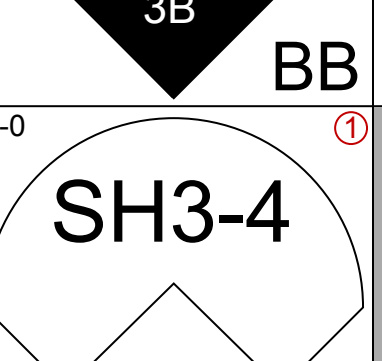
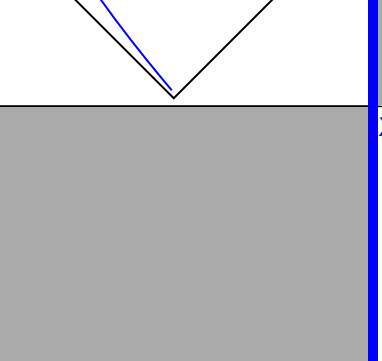
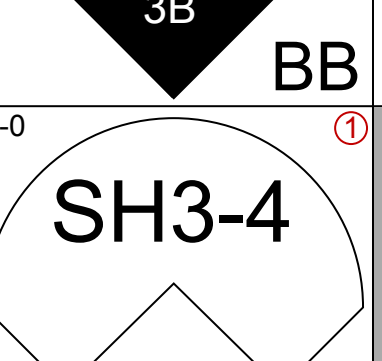
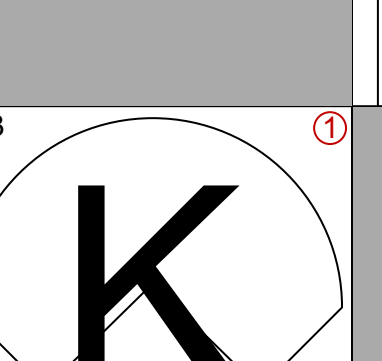
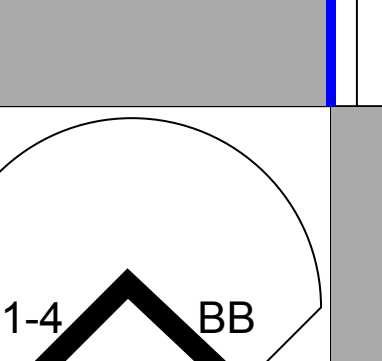
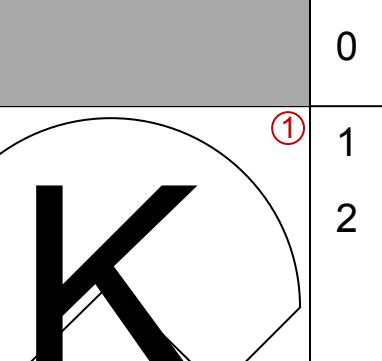
Batter	1	2	3	4	5	6	7	8	9	AB	R	H	RBI	BB	SO	LOB	BOTTOM									
Rennie Stennett, R (1, 4) OBP: 0.314, SLG: 0.375	K		F6		SH1-4			1-3		3	0	0	0	0	1	1	<b>San Francisco Giants @ Pittsburgh Pirates</b> Three Rivers Stadium, Pittsburgh, PA Sun Jun 08 1975, 3:38 AM EDT Att: 24,128 - Unknown <a href="http://livebaseballscores.com">livebaseballscores.com</a>									
Richie Hebner, L (1, 5) OBP: 0.357, SLG: 0.479	FC4-6 1B		1-3 1B		2-H HR			K		4	1	3	2	0	1	0										
Al Oliver, L (1, 8) OBP: 0.284, SLG: 0.434	FC4-6 1B		L7		L3			5-3		4	0	0	0	0	0	3										
Willie Stargell, L (1, 3) OBP: 0.316, SLG: 0.450					F2			K		4	0	1	0	0	1	0										
Ed Kirkpatrick, L (9, 3) OBP: 0.310, SLG: 0.333					F7			K		0	0	0	0	0	0	0										
Dave Parker, L (1, 9) OBP: 0.367, SLG: 0.540		FC6-4 BB		2B BB		6-3		K		2	0	0	0	2	1	0										
Richie Ziek, R (1, 7) OBP: 0.310, SLG: 0.296		FC6-4 CS		1-3 2B		F4		K		4	0	1	0	0	1	1										
Duffy Dyer, R (1, 2) OBP: 0.333, SLG: 0.550		K		F3		1B		F7		4	0	1	0	0	1	3										
Frank Taveras, R (1, 6) OBP: 0.223, SLG: 0.207			FC1-6 BB		5-3			E1		2	0	0	0	1	0	3										
Manny Sanguillen, R (9, PH) OBP: 0.409, SLG: 0.448										1	0	0	0	0	0	0										
Larry Demery, R (1, 1) ERA: 4.82										2	1	0	0	1	1	1										
Dave Giusti, R (9, 1) ERA: 1.27			FC1-6 1B		SH1-4 HR			F8		0	0	0	0	0	0	0										
Bob Robertson, R (9, PH) OBP: 0.270, SLG: 0.286										1	0	0	0	0	0	1										
<b>Inning Stats</b>	R: 0 E: 0 K: 1 S: 6	H: 2 LOB: 2 BB: 0 P: 6	R: 0 E: 0 K: 1 S: 4	H: 0 LOB: 1 BB: 1 P: 8	R: 0 E: 0 K: 0 S: 4	H: 1 LOB: 2 BB: 1 P: 8	R: 0 E: 0 K: 0 S: 4	H: 1 LOB: 0 BB: 1 P: 8	R: 2 E: 0 K: 0 S: 4	H: 1 LOB: 0 BB: 1 P: 8	R: 0 E: 0 K: 0 S: 4	H: 1 LOB: 1 BB: 0 P: 4	R: 0 E: 0 K: 2 S: 7	H: 0 LOB: 0 BB: 0 P: 7	R: 0 E: 0 K: 2 S: 7	H: 0 LOB: 0 BB: 0 P: 7	R: 0 E: 1 K: 1 S: 6	H: 0 LOB: 1 BB: 0 P: 6	1B: 4 2B: 2 3B: 0 HR: 1	SF: 0 SAC: 1 DP: 1 HBP: 0	WP: 0 PB: 0 SB: 0 CS: 1	PA: 36				
<b>PITCHER</b>	IP	WLS	BF	H	R	ER	SO	BB	IBB	HBP	BLK	WP	HR	S	P	ERA	WHIP									
Charlie Williams, R (1, 1) ERA: 4.82	6.0		26	6	2	2	2	4	0	0	0	0	1	26	42	3.00	1.667									
Gary Lavelle, L (7, 1) ERA: 2.13	2.0	W	6	0	0	0	4	0	0	0	0	0	0	14	14	0.00	0.000									
Randy Moffitt, R (9, 1) ERA: 5.92	1.0	S	4	0	0	0	1	0	0	0	0	0	0	6	6	0.00	0.000									



Batter	1	2	3	4	5	6	7	8	9	AB	R	H	RBI	BB	SO	LOB	TOP																					
<b>Del Unser, L</b> OBP: 0.364, SLG: 0.441 (1, 8)										5	0	2	1	0	1	0	<b>New York Mets @ San Francisco Giants</b> Candlestick Park, San Francisco, CA Mon Jun 09 1975, 10:05 PM EDT Att: 4,644 - Unknown																					
<b>Felix Milten, R</b> OBP: 0.322, SLG: 0.357 (1, 4)										5	1	2	0	0	0	1																						
<b>John Milner, L</b> OBP: 0.303, SLG: 0.375 <b>Bob Gallagher, L</b> OBP: 0.167, SLG: 0.182 (9, 7)										5	1	2	1	0	1	3																						
<b>Rusty Staub, L</b> OBP: 0.401, SLG: 0.465 (1, 9)										2	1	1	1	2	0	0																						
<b>Ed Kranepool, L</b> OBP: 0.411, SLG: 0.500 (1, 3)										4	0	2	0	1	0	2																						
<b>Joe Torre, R</b> OBP: 0.340, SLG: 0.382 (1, 5)										5	0	2	0	0	0	4																						
<b>Mike Phillips, L</b> OBP: 0.323, SLG: 0.297 (1, 6)										4	0	1	0	0	0	5																						
<b>Jerry Grote, R</b> OBP: 0.307, SLG: 0.323 (1, 2)										4	1	3	0	0	0	1																						
<b>Jerry Koosman, R</b> OBP: 0.242, SLG: 0.194 <b>Bob Apodaca, R</b> (9, 1)										3	0	0	0	0	1	4																						
<b>Inning Stats</b>	R: 1 E: 0 K: 1 S: 7	H: 2 LOB: 2 BB: 1 P: 11	R: 0 E: 0 K: 0 S: 3	H: 1 LOB: 0 BB: 0 P: 3	R: 0 E: 0 K: 1 S: 5	H: 0 LOB: 0 BB: 0 P: 5	R: 0 E: 0 K: 0 S: 3	H: 1 LOB: 1 BB: 1 P: 7	R: 0 E: 0 K: 0 S: 5	H: 3 LOB: 2 BB: 0 P: 5	R: 0 E: 0 K: 0 S: 4	H: 1 LOB: 1 BB: 0 P: 4	R: 1 E: 0 K: 0 S: 5	H: 2 LOB: 1 BB: 0 P: 5	R: 0 E: 0 K: 1 S: 8	H: 3 LOB: 3 BB: 0 P: 8	R: 2 E: 0 K: 0 S: 5	H: 2 LOB: 1 BB: 1 P: 9	1B: 11 2B: 4 3B: 0 HR: 1	SF: 1 SAC: 1 DP: 2 HBP: 0	WP: 2 PB: 2 SB: 0 CS: 0	PA: 42																
<b>PITCHER</b>	IP	WLS	BF	H	R	ER	SO	BB	IBB	HBP	BLK	WP	HR	S	P	ERA	WHIP	<b>PITCHER</b>				IP	WLS	BF	H	R	ER	SO	BB	IBB	HBP	BLK	WP	HR	S	P	ERA	WHIP
<b>John Montefusco, R</b> ERA: 2.79 (1, 1)	6.2		29	10	2	2	2	2	2	0	0	1	0	31	39	2.70	1.800	<b>John Montefusco, R</b>				6.2		29	10	2	2	2	2	0	0	1	0	31	39	2.70	1.800	
<b>Gary Lavelle, L</b> ERA: 2.09 (7, 1)	1.0		5	2	0	0	0	0	0	0	0	0	0	5	5	0.00	2.000	<b>Gary Lavelle, L</b>				1.0		5	2	0	0	0	0	0	0	0	5	5	0.00	2.000		
<b>Randy Moffitt, R</b> ERA: 5.84 (8, 1)	0.1		2	1	0	0	1	0	0	0	0	0	0	4	4	0.00	3.000	<b>Randy Moffitt, R</b>				0.1		2	1	0	0	1	0	0	0	0	4	4	0.00	3.000		
<b>Dave Heaverlo, R</b> ERA: 3.79 (9, 1)	1.0	W	6	2	2	2	0	1	0	0	0	1	1	5	9	18.00	3.000	<b>Dave Heaverlo, R</b>				1.0	W	6	2	2	2	0	1	0	0	0	1	1	5	9	18.00	3.000

AB 37  
R 4  
H 15  
RBI 3  
BB 3  
SO 3  
LOB 20



Batter	1	2	3	4	5	6	7	8	9	AB	R	H	RBI	BB	SO	LOB	BOTTOM																					
<b>Gary Thomasson, L</b> OBP: 0.227, SLG: 0.228 (1, 8)										4	1	1	0	1	1	1	<b>New York Mets @ San Francisco Giants</b> Candlestick Park, San Francisco, CA Mon Jun 09 1975, 10:05 PM EDT Att: 4,644 - Unknown																					
<b>Derrel Thomas, S</b> OBP: 0.350, SLG: 0.355 (1, 4)										3	1	1	1	1	0	1																						
<b>Bobby Murcer, L</b> OBP: 0.419, SLG: 0.545 (1, 9)										5	0	1	0	0	1	6																						
<b>Chris Speier, R</b> OBP: 0.345, SLG: 0.337 (1, 6)										5	1	1	1	1	0	2		3																				
<b>Willie Montanez, L</b> OBP: 0.327, SLG: 0.422 (1, 3)										5	1	2	1	0	0	0																						
<b>Bruce Miller, R</b> OBP: 0.341, SLG: 0.341 (1, 5)										4	0	2	1	1	1	1																						
<b>Glenn Adams, L</b> OBP: 0.442, SLG: 0.811 (1, 7)										4	0	2	0	0	0	1																						
<b>Marc Hill, R</b> OBP: 0.328, SLG: 0.333 (1, 2)										2	1	0	0	1	0	4																						
<b>Gary Lavelle, S</b> OBP: 0.167, SLG: 0.167 (7, 1)										0	0	0	0	0	0	0																						
<b>Randy Moffitt, R</b> OBP: 0.167, SLG: 0.167 (8, 1)										0	0	0	0	0	0	0																						
<b>Chris Arnold, R</b> OBP: 0.227, SLG: 0.190 (8, PH)										1	0	0	0	0	1	1																						
<b>Dave Heaverlo, R</b> (9, 1)										0	0	0	0	0	0	0																						
<b>John Montefusco, R</b> (1, 1)										1	0	0	0	0	1	0																						
<b>Mike Sadek, R</b> OBP: 0.400, SLG: 0.400 (7, 2)										2	0	1	0	0	1	0																						
<b>Inning Stats</b>	R: 0 E: 0 K: 1 S: 6	H: 1 LOB: 1 BB: 0 P: 6	R: 0 E: 0 K: 0 S: 3	H: 0 LOB: 0 BB: 0 P: 3	R: 1 E: 0 K: 2 S: 8	H: 1 LOB: 1 BB: 1 P: 12	R: 0 E: 0 K: 2 S: 9	H: 2 LOB: 2 BB: 0 P: 9	R: 0 E: 0 K: 0 S: 5	H: 0 LOB: 1 BB: 1 P: 9	R: 0 E: 0 K: 0 S: 4	H: 2 LOB: 2 BB: 1 P: 8	R: 0 E: 0 K: 1 S: 5	H: 0 LOB: 1 BB: 1 P: 9	R: 4 E: 2 K: 1 S: 9	H: 4 LOB: 1 BB: 0 P: 9	1B: 10 2B: 0 3B: 1 HR: 0	SF: 0 SAC: 2 DP: 0 HBP: 0	WP: 0 PB: 0 SB: 1 CS: 0	PA: 42																		
<b>PITCHER</b>	IP	WLS	BF	H	R	ER	SO	BB	IBB	HBP	BLK	WP	HR	S	P	ERA	WHIP	<b>PITCHER</b>				IP	WLS	BF	H	R	ER	SO	BB	IBB	HBP	BLK	WP	HR	S	P	ERA	WHIP
<b>Jerry Koosman, L</b> ERA: 3.81 (1, 1)	8.2	L	41	10	5	1	8	4	0	0	0	0	0	53	69	1.04	1.615	<b>Jerry Koosman, L</b>				8.2	L	41	10	5	1	8	4	0	0	0	0	53	69	1.04	1.615	
<b>Bob Apodaca, R</b> ERA: 1.27 (9, 1)	0.0		1	1	0	0	0	0	0	0	0	0	0	1	1	∞	∞	<b>Bob Apodaca, R</b>				0.0		1	1	0	0	0	0	0	0	1	1	∞	∞			

AB 36  
R 5  
H 11  
RBI 4  
BB 4  
SO 8  
LOB 18



Batter	1	2	3	4	5	6	7	8	9	AB	R	H	RBI	BB	SO	LOB	TOP		
<b>Del Unser, L</b> OBP: 0.360, SLG: 0.432 (1, 8)	B1-3		6-3		6-3		FC6-4 IBB		F7	4	0	0	0	1	0	0	<b>New York Mets @ San Francisco Giants</b> Candlestick Park, San Francisco, CA Tue Jun 10 1975, 10:05 PM EDT Att: 6,151 - Unknown		
<b>Felix Milten, R</b> OBP: 0.320, SLG: 0.353 (1, 4)	6-3		F8		G4-6-3 1B		FC6-4 HBP		5-3	5	0	1	1	0	0	1			
<b>Joe Torre, R</b> OBP: 0.344, SLG: 0.377 (1, 5)			P4		G4-6-3					2	0	0	0	1	0	1			
<b>Rusty Staub, L</b> OBP: 0.393, SLG: 0.453 (1, 9)	4-3				E7 1B		F8		F8	4	1	0	0	0	0	3			
<b>Ed Kranepool, L</b> OBP: 0.405, SLG: 0.500 (1, 3)					3-1		3-1		P6	4	1	1	0	0	0	1			
<b>John Milner, L</b> OBP: 0.309, SLG: 0.389 (1, 7)					4-3		G3		F9	4	1	2	1	0	0	1			
<b>Mike Phillips, L</b> OBP: 0.328, SLG: 0.304 (1, 6)					4-3				F9	4	1	2	0	0	0	2			
<b>Jerry Grote, R</b> OBP: 0.319, SLG: 0.338 (1, 2)									5-3	3	1	2	2	1	0	1			
<b>Tom Seaver, R</b> OBP: 0.216, SLG: 0.200 (1, 1)									F7	3	0	1	1	0	1	1			
<b>Inning Stats</b>	R: 0 E: 0 K: 0 S: 3	H: 0 LOB: 1 BB: 1 P: 7	R: 1 E: 0 K: 1 S: 7	H: 2 LOB: 1 BB: 0 P: 7	R: 0 E: 0 K: 0 S: 3	H: 0 LOB: 0 BB: 0 P: 3	R: 2 E: 1 K: 0 S: 5	H: 3 LOB: 2 BB: 1 P: 9	R: 0 E: 0 K: 0 S: 3	H: 0 LOB: 0 BB: 0 P: 3	R: 2 E: 0 K: 0 S: 5	H: 2 LOB: 2 BB: 1 P: 10	R: 0 E: 0 K: 0 S: 4	H: 1 LOB: 1 BB: 0 P: 4	R: 0 E: 0 K: 0 S: 3	H: 0 LOB: 0 BB: 0 P: 3	1B: 5 2B: 4 3B: 0 HR: 0	SF: 0 SAC: 1 DP: 1 HBP: 1	WP: 0 PA: 38 PB: 0 SB: 0 CS: 0
<b>PITCHER</b>	IP	WLS	BF	H	R	ER	SO	BB	IBB	HBP	BLK	WP	HR	S	P	ERA	WHIP		
<b>Jim Barr, R</b> ERA: 2.82 (1, 1)	8.0	L	35	9	5	3	1	1	2	1	0	0	0	33	46	3.38	1.250		
<b>Tommy Toms, R</b> ERA: 6.1 (9, 1)	1.0		3	0	0	0	0	0	0	0	0	0	0	3	3	0.00	0.000		

AB	33
R	5
H	9
RBI	5
BB	3
SO	1
LOB	11



Batter	1	2	3	4	5	6	7	8	9	AB	R	H	RBI	BB	SO	LOB	BOTTOM		
<b>Gary Thomasson, L</b> OBP: 0.239, SLG: 0.232 (1, 8)	F7		FC6-4 BB		1-3					3	0	1	0	1	0	0	<b>New York Mets @ San Francisco Giants</b> Candlestick Park, San Francisco, CA Tue Jun 10 1975, 10:05 PM EDT Att: 6,151 - Unknown		
<b>Derrel Thomas, S</b> OBP: 0.348, SLG: 0.352 (1, 4)			FC6-4				L9		G1-6-3 1B	4	0	1	0	0	0	3			
<b>Bobby Murcer, L</b> OBP: 0.416, SLG: 0.539 (1, 9)					F5		F7		K	4	0	1	0	0	1	2			
<b>Glenn Adams, L</b> OBP: 0.426, SLG: 0.750 (1, 7)									K	3	0	0	0	1	2	2			
<b>Willie Montanez, L</b> OBP: 0.326, SLG: 0.419 (1, 3)					1-3		F7		K	4	0	1	0	0	1	0			
<b>Chris Speier, R</b> OBP: 0.339, SLG: 0.330 (1, 6)					F5		6-3		K	4	0	0	0	0	2	2			
<b>Bruce Miller, R</b> OBP: 0.341, SLG: 0.341 (1, 5)					K		1-3			3	0	1	0	0	1	2			
<b>Marc Hill, R</b> OBP: 0.319, SLG: 0.324 (1, 2)										3	0	0	0	0	1	1			
<b>Tommy Toms, R</b> ERA: 6.1 (9, 1)					K		F3		P4	0	0	0	0	0	0	0			
<b>Jim Barr, R</b> OBP: 0.103, SLG: 0.037 (1, 1)										2	0	0	0	0	1	0			
<b>Von Joshua, L</b> OBP: 0.353, SLG: 0.428 (8, PH)					5-3					1	0	1	0	0	0	0			
<b>Mike Sadek, R</b> OBP: 0.400, SLG: 0.400 (9, 2)									G1-6-3 1B	0	0	0	0	0	0	0			
<b>Inning Stats</b>	R: 0 E: 0 K: 0 S: 4	H: 2 LOB: 1 BB: 0 P: 4	R: 0 E: 0 K: 1 S: 5	H: 0 LOB: 0 BB: 0 P: 5	R: 0 E: 0 K: 1 S: 5	H: 0 LOB: 1 BB: 1 P: 9	R: 0 E: 0 K: 1 S: 6	H: 1 LOB: 2 BB: 1 P: 10	R: 0 E: 0 K: 1 S: 5	H: 0 LOB: 0 BB: 0 P: 5	R: 0 E: 0 K: 1 S: 4	H: 1 LOB: 1 BB: 0 P: 4	R: 0 E: 0 K: 1 S: 6	H: 2 LOB: 2 BB: 0 P: 6	R: 0 E: 0 K: 3 S: 9	H: 0 LOB: 0 BB: 0 P: 9	1B: 6 2B: 1 3B: 0 HR: 0	SF: 0 SAC: 0 DP: 2 HBP: 0	WP: 0 PA: 33 PB: 0 SB: 0 CS: 0
<b>PITCHER</b>	IP	WLS	BF	H	R	ER	SO	BB	IBB	HBP	BLK	WP	HR	S	P	ERA	WHIP		
<b>Tom Seaver, R</b> ERA: 1.98 (1, 1)	9.0	W	33	6	0	0	9	2	0	0	0	0	0	49	57	0.00	0.889		

AB	31
R	0
H	6
RBI	0
BB	2
SO	9
LOB	12





Batter	1	2	3	4	5	6	7	8	9	AB	R	H	RBI	BB	SO	LOB	TOP					
Dave Cash, R OBP: 0.393, SLG: 0.404 (1, 4)	5-3			1B 2B	1-2 BB		6-3			3	1	1	0	1	0	1	Philadelphia Phillies @ San Francisco Giants Candlestick Park, San Francisco, CA Wed Jun 11 1975, 6:33 AM EDT Att: 3,472 - Unknown					
Jerry Martin, R OBP: 0.359, SLG: 0.394 (1, 8)	6-3		F9		K			6-3		4	0	0	0	0	1	3						
Mike Schmidt, R OBP: 0.307, SLG: 0.450 (1, 5)	F7			1-2 2B	1B	L5-4 1B		F9		4	1	2	0	0	0	0						
Greg Luzinski, R OBP: 0.348, SLG: 0.531 (1, 7)		G6-4-3 1B		1-H 2-H 2B		1-2 1B			HR	4	1	4	3	0	0	0						
Dick Allen, R OBP: 0.300, SLG: 0.302 (1, 3)	G6-4-3 1-2			6-3		F7		5-3		4	0	0	0	0	0	4						
Bob Boone, R OBP: 0.352, SLG: 0.358 (1, 2)	F8			F8		L5-4 2-3			G5-4-3 1B	4	0	1	0	0	0	3						
Mike Anderson, R OBP: 0.329, SLG: 0.428 Ron Schueler, R (5, 1)			6-3		6-3		K		G5-4-3 1-2	2	0	0	0	0	0	0						
Tony Taylor, R OBP: 0.385, SLG: 0.348 Tom Hilgendorf, S (7, 1)										0	0	0	0	0	0	0						
Larry Cox, R OBP: 0.333, SLG: 0.250 (9, PH)										1	0	0	0	0	0	1						
Terry Harmon, R OBP: 0.327, SLG: 0.333 (1, 6)			F9		5-3				5-3	4	0	1	0	0	0	0						
Tom Underwood, R OBP: 0.120, SLG: 0.120 Joe Hoerner, R (4, 1)			2-3				F9			1	0	0	0	0	0	0						
Ollie Brown, R OBP: 0.333, SLG: 0.484 (5, PH)					BB					0	0	0	0	0	0	0						
					BB					1	0	0	0	1	0	1						
<b>Inning Stats</b>	R: 0 E: 0 K: 0 S: 3	H: 0 LOB: 0 BB: 0 P: 3	R: 0 E: 0 K: 0 S: 3	H: 1 LOB: 0 BB: 0 P: 3	R: 0 E: 0 K: 0 S: 3	H: 0 LOB: 0 BB: 0 P: 3	R: 2 E: 0 K: 0 S: 6	H: 3 LOB: 1 BB: 0 P: 6	R: 0 E: 0 K: 1 S: 5	H: 0 LOB: 2 BB: 2 P: 13	R: 0 E: 0 K: 0 S: 4	H: 2 LOB: 1 BB: 0 P: 4	R: 0 E: 0 K: 1 S: 6	H: 1 LOB: 1 BB: 0 P: 6	R: 1 E: 0 K: 0 S: 4	H: 1 LOB: 0 BB: 0 P: 4	R: 0 E: 0 K: 0 S: 3	H: 1 LOB: 0 BB: 0 P: 3	1B: 7 2B: 2 3B: 0 HR: 1	SF: 0 SAC: 0 DP: 3 HBP: 0	WP: 0 PB: 0 SB: 0 CS: 0	PA: 35
<b>PITCHER</b> Mike Caldwell, L ERA: 4.54 (1, 1)	IP: 9.0 WLS: W BF: 35 H: 9 R: 3 ER: 3 SO: 2 BB: 2 IBB: 0 HBP: 0 BLK: 0 WP: 0 HR: 1 S: 37 P: 45 ERA: 3.00 WHIP: 1.222															<b>PITCHER</b>	IP: 9.0 WLS: W BF: 35 H: 9 R: 3 ER: 3 SO: 2 BB: 2 IBB: 0 HBP: 0 BLK: 0 WP: 0 HR: 1 S: 37 P: 45 ERA: 3.00 WHIP: 1.222					

Batter	1	2	3	4	5	6	7	8	9	AB	R	H	RBI	BB	SO	LOB	BOTTOM			
Gary Thomasson, L OBP: 0.247, SLG: 0.287 (1, 8)	SH1-3 SF9 2B			1-H 2-H HR		4-3		P4		5	2	2	3	0	1	1	Philadelphia Phillies @ San Francisco Giants Candlestick Park, San Francisco, CA Wed Jun 11 1975, 6:33 AM EDT Att: 3,472 - Unknown			
Derrel Thomas, S OBP: 0.349, SLG: 0.350 (1, 4)	SH1-3 BB		4-3	5-3		F8 1B		F9		4	1	1	0	1	0	0				
Bobby Murcer, L OBP: 0.413, SLG: 0.538 (1, 9)	SH1-3 1-2 2-3		F8	F9 2B		F8 1-3		F5		4	0	1	0	0	0	1				
Chris Speier, R OBP: 0.346, SLG: 0.348 (1, 6)	SF9			HR		1B S BB				1	2	1	2	2	0	0				
Willie Montanez, L OBP: 0.333, SLG: 0.422 (1, 3)	3-H BB			2B 1B		1B 1-H 3-H				3	1	2	2	1	0	2				
Bruce Miller, R OBP: 0.337, SLG: 0.348 (1, 5)	F9			1-H 2B		5-3		K		4	0	1	1	0	1	5				
Glenn Adams, L OBP: 0.392, SLG: 0.682 (1, 7)			K	4-3		6-3		F8		4	0	0	0	0	1	1				
Mike Sadek, R OBP: 0.444, SLG: 0.556 (1, 2)					E 1B HR 1B	F2		5-3		4	1	2	0	0	0	0				
Mike Caldwell, R OBP: 0.160, SLG: 0.240 (1, 1)	1-3			1-2 HR 1B		K		1-3		4	1	1	0	0	1	1				
<b>Inning Stats</b>	R: 1 E: 0 K: 0 S: 4	H: 1 LOB: 2 BB: 2 P: 12	R: 0 E: 0 K: 2 S: 8	H: 1 LOB: 1 BB: 0 P: 8	R: 2 E: 0 K: 0 S: 6	H: 3 LOB: 1 BB: 0 P: 6	R: 3 E: 1 K: 0 S: 7	H: 4 LOB: 2 BB: 1 P: 11	R: 0 E: 0 K: 1 S: 5	H: 0 LOB: 0 BB: 0 P: 5	R: 2 E: 0 K: 1 S: 7	H: 2 LOB: 1 BB: 1 P: 11	R: 0 E: 0 K: 0 S: 3	H: 0 LOB: 0 BB: 0 P: 3	R: 0 E: 0 K: 0 S: 3	H: 0 LOB: 0 BB: 0 P: 3		1B: 5 2B: 4 3B: 0 HR: 2	SF: 1 SAC: 1 DP: 0 HBP: 0	WP: 0 PB: 0 SB: 2 CS: 0
<b>PITCHER</b> Tom Underwood, L ERA: 3.06 Joe Hoerner, L ERA: 3.38 Ron Schueler, R ERA: 7.82 Tom Hilgendorf, L ERA: 3.43	IP: 3.0 WLS: L BF: 19 H: 6 R: 6 ER: 6 SO: 2 BB: 2 IBB: 0 HBP: 0 BLK: 0 WP: 0 HR: 2 S: 21 P: 29 ERA: 18.00 WHIP: 3.333															<b>PITCHER</b>	IP: 3.0 WLS: L BF: 19 H: 6 R: 6 ER: 6 SO: 2 BB: 2 IBB: 0 HBP: 0 BLK: 0 WP: 0 HR: 2 S: 21 P: 29 ERA: 18.00 WHIP: 3.333			



Batter	1	2	3	4	5	6	7	8	9	AB	R	H	RBI	BB	SO	LOB	TOP								
Dave Cash, R OBP: 0.391, SLG: 0.409 (1, 4)	SH3 2B		5-3		SF8		SF8			2	0	1	2	0	0	0	Philadelphia Phillies @ San Francisco Giants Candlestick Park, San Francisco, CA Thu Jun 12 1975, 6:33 AM EDT Att: 3,869 - Unknown								
Johnny Oates, L OBP: 0.310, SLG: 0.325 (1, 2)	SH3				F7		SH1-3			2	0	1	1	0	0	1									
Mike Schmidt, R OBP: 0.302, SLG: 0.441 (1, 5)	K				B5-3		K		K	4	0	0	0	0	3	2									
Greg Luzinski, R OBP: 0.342, SLG: 0.521 (1, 7)	F8				K		K		6-3	4	0	0	0	0	2	1									
Jay Johnstone, L OBP: 0.367, SLG: 0.450 Ollie Brown, R OBP: 0.333, SLG: 0.484 (8, 9)					K				F8	4	0	1	0	0	2	0									
Tom Hutton, L OBP: 0.273, SLG: 0.167 (1, 3)							1B		4-3	0	0	0	0	0	0	0									
Jerry Martin, R OBP: 0.372, SLG: 0.389 (1, 8)							1B		F8	3	2	1	0	1	0	1									
Terry Harmon, R OBP: 0.308, SLG: 0.311 (1, 6)							K		F8	3	1	0	0	0	2	3									
Steve Carlton, L OBP: 0.219, SLG: 0.194 (1, 1)									F8	4	0	2	1	0	0	0									
<b>Inning Stats</b>	R: 0 E: 0 K: 1 S: 6	H: 1 LOB: 1 BB: 0 P: 6	R: 0 E: 0 K: 2 S: 7	H: 0 LOB: 1 BB: 1 P: 11	R: 0 E: 0 K: 0 S: 3	H: 1 LOB: 1 BB: 0 P: 3	R: 0 E: 0 K: 2 S: 7	H: 0 LOB: 0 BB: 0 P: 7	R: 2 E: 1 K: 1 S: 6	H: 1 LOB: 1 BB: 2 P: 14	R: 0 E: 0 K: 2 S: 8	H: 1 LOB: 1 BB: 0 P: 8	R: 2 E: 0 K: 1 S: 8	H: 2 LOB: 1 BB: 0 P: 8	R: 0 E: 0 K: 0 S: 3	H: 0 LOB: 0 BB: 0 P: 3	R: 0 E: 0 K: 0 S: 3	H: 0 LOB: 0 BB: 0 P: 3	1B: 5 2B: 1 HR: 0	SF: 2 SAC: 3 DP: 0 HBP: 0	WP: 0 PB: 0 SB: 0 CS: 0	PA: 36			
<b>PITCHER</b>	IP	WLS	BF	H	R	ER	SO	BB	IBB	HBP	BLK	WP	HR	S	P	ERA	WHIP								
Ed Halicki, R ERA: 2.58 Randy Moffitt, R ERA: 5.4 (8, 1)	7.0	L	30	6	4	3	9	3	0	0	0	0	0	45	57	3.86	1.286								

Batter	1	2	3	4	5	6	7	8	9	AB	R	H	RBI	BB	SO	LOB	BOTTOM								
Gary Thomasson, L OBP: 0.238, SLG: 0.275 (1, 8)	K		G3		F7			F8		4	0	0	0	0	1	1	Philadelphia Phillies @ San Francisco Giants Candlestick Park, San Francisco, CA Thu Jun 12 1975, 6:33 AM EDT Att: 3,869 - Unknown								
Derrel Thomas, S OBP: 0.353, SLG: 0.355 (1, 4)	4-3 2B				L3			K		3	1	1	0	1	1	1									
Bobby Murcer, L OBP: 0.406, SLG: 0.528 (1, 9)	4-3							F8		4	0	0	0	0	1	2									
Chris Speier, R OBP: 0.345, SLG: 0.347 (1, 6)	F7							F7		4	0	1	0	0	0	1									
Willie Montanez, L OBP: 0.336, SLG: 0.421 (1, 3)								L5		3	0	1	0	1	1	0									
Bruce Miller, R OBP: 0.323, SLG: 0.337 (1, 5)	4-3							6-3		3	0	0	1	0	0	1									
Glenn Adams, L OBP: 0.370, SLG: 0.638 (1, 7)	K									3	0	0	0	0	2	2									
Mike Sadek, R OBP: 0.417, SLG: 0.583 (1, 2)										3	0	1	0	0	0	0									
Ed Halicki, R OBP: 0.143, SLG: 0.077 Chris Arnold, R OBP: 0.217, SLG: 0.182 Randy Moffitt, R OBP: 0.167, SLG: 0.167 (7, PH)										2	0	0	0	0	1	1									
<b>Inning Stats</b>	R: 0 E: 0 K: 1 S: 6	H: 1 LOB: 0 BB: 0 P: 6	R: 0 E: 0 K: 2 S: 7	H: 0 LOB: 0 BB: 0 P: 7	R: 0 E: 0 K: 0 S: 3	H: 0 LOB: 0 BB: 0 P: 3	R: 1 E: 0 K: 1 S: 6	H: 1 LOB: 2 BB: 2 P: 14	R: 0 E: 0 K: 1 S: 6	H: 1 LOB: 1 BB: 0 P: 6	R: 0 E: 0 K: 0 S: 4	H: 1 LOB: 1 BB: 0 P: 4	R: 0 E: 0 K: 2 S: 7	H: 0 LOB: 0 BB: 0 P: 7	R: 0 E: 0 K: 1 S: 5	H: 0 LOB: 0 BB: 0 P: 5	R: 0 E: 0 K: 0 S: 3	H: 0 LOB: 0 BB: 0 P: 3	1B: 2 2B: 2 3B: 0 HR: 0	SF: 1 SAC: 0 DP: 0 HBP: 0	WP: 0 PB: 0 SB: 0 CS: 0	PA: 33			
<b>PITCHER</b>	IP	WLS	BF	H	R	ER	SO	BB	IBB	HBP	BLK	WP	HR	S	P	ERA	WHIP								
Steve Carlton, L ERA: 2.97 (1, 1)	9.0	W	33	4	1	1	8	2	0	0	0	0	0	47	55	1.00	0.667								



Batter	1	2	3	4	5	6	7	8	9	AB	R	H	RBI	BB	SO	LOB	TOP										
<b>Pepe Mangual, R</b> OBP: 0.348, SLG: 0.344 (1, 8)										2	0	1	1	1	1	1	<b>Montreal Expos @ San Francisco Giants</b> Candlestick Park, San Francisco, CA Fri Jun 13 1975, 10:05 PM EDT Att: 3,230 - Unknown										
<b>Tim Foli, R</b> OBP: 0.280, SLG: 0.253 (1, 6)										4	0	1	1	0	1	1											
<b>Jose Morales, R</b> OBP: 0.429, SLG: 0.600 (1, 3)										4	0	0	0	0	0	1											
<b>Bob Bailey, R</b> OBP: 0.342, SLG: 0.359 <b>Tony Scott, S</b> OBP: 0.250, SLG: 0.216 (8, 7)										3	1	1	1	1	1	0											
<b>Gary Carter, R</b> OBP: 0.317, SLG: 0.415 (1, 9)										3	0	0	0	1	0	0											
<b>Pete Mackanin, R</b> OBP: 0.375, SLG: 0.538 (1, 4)										4	1	2	1	0	1	2											
<b>Larry Parrish, R</b> OBP: 0.294, SLG: 0.408 (1, 5)										4	1	1	0	0	0	1											
<b>Barry Foote, R</b> OBP: 0.239, SLG: 0.256 (1, 2)										2	1	1	0	0	1	0											
<b>Fred Scherman, L</b> (1, 1) <b>Hal Breeden, R</b> OBP: 0.229, SLG: 0.194 <b>Dan Warthen, S</b> (5, 1)										1	0	0	0	0	0	0											
<b>Inning Stats</b>	R: 0 E: 0 K: 2 S: 7	H: 0 LOB: 0 BB: 0 P: 14	R: 1 E: 0 K: 0 S: 7	H: 1 LOB: 0 BB: 0 P: 12	R: 0 E: 0 K: 1 S: 6	H: 0 LOB: 1 BB: 1 P: 15	R: 1 E: 0 K: 0 S: 10	H: 2 LOB: 0 BB: 0 P: 14	R: 2 E: 1 K: 0 S: 15	H: 2 LOB: 1 BB: 0 P: 22	R: 0 E: 0 K: 1 S: 5	H: 0 LOB: 1 BB: 2 P: 14	R: 0 E: 0 K: 1 S: 9	H: 1 LOB: 0 BB: 0 P: 13	R: 0 E: 0 K: 1 S: 6	H: 0 LOB: 0 BB: 0 P: 9		R: 0 E: 0 K: 0 S: 6	H: 0 LOB: 0 BB: 0 P: 9	R: 0 E: 0 K: 0 S: 6	H: 0 LOB: 0 BB: 0 P: 9	1B: 4 2B: 0 3B: 0 HR: 2	SF: 1 SAC: 1 DP: 0 HBP: 0	WP: 0 PB: 0 SB: 0 CS: 2	PA: 36		
<b>PITCHER</b>	IP	WLS	BF	H	R	ER	SO	BB	IBB	HBP	BLK	WP	HR	S	P	ERA	WHIP										
<b>Pete Falcone, L</b> ERA: 3.71 <b>Charlie Williams, R</b> ERA: 4.7 <b>Randy Moffitt, R</b> ERA: 4.85	(1, 1) (6, 1) (7, 1)	5.0 1.0 3.0	L 2 9	23 0 1	5 0 0	4 0 0	2 0 0	3 0 1	0 0 0	0 0 0	0 0 0	0 0 0	2 4 21	46 5 31	86 5 31	3.60 0.00 0.00	1.600 0.000 0.333										

AB	29
R	4
H	6
RBI	4
BB	3
SO	6
LOB	9



Batter	1	2	3	4	5	6	7	8	9	AB	R	H	RBI	BB	SO	LOB	BOTTOM										
<b>Gary Thomasson, L</b> OBP: 0.236, SLG: 0.271 (1, 8)										5	0	1	0	0	1	2	<b>Montreal Expos @ San Francisco Giants</b> Candlestick Park, San Francisco, CA Fri Jun 13 1975, 10:05 PM EDT Att: 3,230 - Unknown										
<b>Derrel Thomas, S</b> OBP: 0.354, SLG: 0.349 (1, 4)									3	0	0	0	2	0	1												
<b>Bobby Murcer, L</b> OBP: 0.402, SLG: 0.520 (1, 9)										5	1	1	0	0	1	3											
<b>Chris Speier, R</b> OBP: 0.352, SLG: 0.348 (1, 6)										2	1	1	0	2	0	0											
<b>Willie Montanez, L</b> OBP: 0.339, SLG: 0.420 (1, 3)										3	0	1	0	0	0	2											
<b>Bruce Miller, R</b> OBP: 0.330, SLG: 0.347 (1, 5)										3	0	1	2	1	0	2											
<b>Glenn Adams, L</b> OBP: 0.362, SLG: 0.608 (1, 7)										4	0	1	0	0	1	3											
<b>Marc Hill, R</b> OBP: 0.309, SLG: 0.311 (1, 2)										4	0	0	0	0	1	3											
<b>Pete Falcone, L</b> OBP: 0.091, SLG: 0.091 <b>Charlie Williams, R</b> (6, 1) <b>Chris Arnold, R</b> OBP: 0.250, SLG: 0.217 <b>Randy Moffitt, R</b> OBP: 0.167, SLG: 0.167 <b>Jake Brown, R</b> OBP: 0.429, SLG: 0.615 (9, PH)	(1, 1) (6, 1) (6, PH) (7, 1) (9, PH)	0.091 0.250 0.167 0.429	0.091 0.217 0.167 0.615							2	0	0	0	0	1	0											
<b>Inning Stats</b>	R: 2 E: 0 K: 0 S: 8	H: 3 LOB: 2 BB: 1 P: 15	R: 0 E: 0 K: 1 S: 7	H: 1 LOB: 2 BB: 1 P: 11	R: 0 E: 0 K: 0 S: 11	H: 1 LOB: 0 BB: 0 P: 18	R: 0 E: 0 K: 1 S: 8	H: 0 LOB: 0 BB: 1 P: 16	R: 0 E: 0 K: 2 S: 11	H: 1 LOB: 1 BB: 0 P: 16	R: 0 E: 0 K: 0 S: 8	H: 1 LOB: 1 BB: 0 P: 13	R: 0 E: 0 K: 0 S: 5	H: 0 LOB: 0 BB: 1 P: 12	R: 0 E: 0 K: 0 S: 10	H: 1 LOB: 1 BB: 0 P: 12		1B: 6 2B: 2 3B: 0 HR: 0	SF: 0 SAC: 0 DP: 1 HBP: 1	WP: 0 PB: 0 SB: 0 CS: 1	PA: 40						
<b>PITCHER</b>	IP	WLS	BF	H	R	ER	SO	BB	IBB	HBP	BLK	WP	HR	S	P	ERA	WHIP										
<b>Fred Scherman, L</b> ERA: 4.63 <b>Dan Warthen, L</b> ERA: 2.93	(1, 1) (5, 1)	4.0 5.0	L W	20 19	5 3	2 0	2 0	2 0	3 2	0 0	0 0	0 0	0 0	42 42	66 66	4.50 0.00	2.000 1.000										



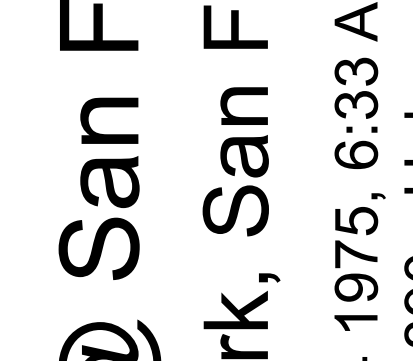
Batter	1	2	3	4	5	6	7	8	9	AB	R	H	RBI	BB	SO	LOB	TOP			
<b>Pepe Mangual, R</b> OBP: 0.350, SLG: 0.338 (1, 8)	4-0 1B BB	0-3 K			0-3 K		4-0 S BB		0-0 6-3	3	1	0	0	2	2	2	<b>Montreal Expos @ San Francisco Giants</b> Candlestick Park, San Francisco, CA Sat Jun 14 1975, 6:33 AM EDT Att. 4,890 - Unknown			
<b>Larry Lintz, S</b> OBP: 0.328, SLG: 0.223 (1, 4)	0-0 S 1B	0-0 6-3			0-0 1-3		0-0 F7			4	1	1	0	0	0	2				
<b>Mike Jorgensen, L</b> OBP: 0.345, SLG: 0.396 (1, 3)	4-0 1B FC3-6 BB		0-3 K		0-0 BB 1B			0-3 K		3	1	1	0	1	2	0				
<b>Bob Bailey, R</b> OBP: 0.338, SLG: 0.353 <b>Tony Scott, S</b> OBP: 0.250, SLG: 0.216 (8, 7)	0-0 FC3-6 1B		0-0 F8		0-3 K			0-3 K		4	0	1	2	0	2	1				
<b>Larry Blittner, L</b> OBP: 0.418, SLG: 0.451 <b>Gary Carter, R</b> OBP: 0.321, SLG: 0.415 (8, PH) (8, 9)	0-3 K		0-0 L5		0-0 BB 1B			4-0 BB		3	0	1	0	0	1	2				
<b>Pat Scanlon, L</b> OBP: 0.305, SLG: 0.396 <b>Jose Morales, R</b> OBP: 0.414, SLG: 0.577 <b>Pepe Frias, R</b> OBP: 0.333, SLG: 0.200 (8, 5)	0-0 FC3-6 FC6-4		0-3 K		4-0 G5-4-3 BB			0-0 5-3		2	0	0	1	1	1	1				
<b>Barry Foote, R</b> OBP: 0.233, SLG: 0.248 (1, 2)	0-0 FC6-4		0-0 G1		0-0 G5-4-3			0-0 5-3		4	0	0	0	0	0	4				
<b>Tim Foli, R</b> OBP: 0.284, SLG: 0.258 (1, 6)		0-0 SH3 1B		0-0 F6		0-0 1-3		0-0 SH1-4 1B		4	0	2	0	0	0	0				
<b>Woodie Fryman, R</b> OBP: 0.192, SLG: 0.240 (1, 1)		0-0 SH3		0-0 4-3		0-3 K		0-0 SH1-4		2	0	0	0	0	1	0				
<b>Inning Stats</b>	R: 3 E: 0 K: 1 S: 7	H: 2 LOB: 1 BB: 2 P: 15	R: 0 E: 0 K: 1 S: 6	H: 1 LOB: 1 BB: 0 P: 6	R: 0 E: 0 K: 1 S: 5	H: 0 LOB: 0 BB: 0 P: 5	R: 0 E: 0 K: 1 S: 5	H: 0 LOB: 0 BB: 0 P: 5	R: 0 E: 0 K: 1 S: 6	H: 2 LOB: 2 BB: 1 P: 10	R: 0 E: 0 K: 1 S: 5	H: 0 LOB: 1 BB: 1 P: 9	R: 0 E: 0 K: 2 S: 7	H: 0 LOB: 1 BB: 0 P: 11	R: 0 E: 0 K: 0 S: 4	H: 1 LOB: 1 BB: 0 P: 4		1B: 6 2B: 0 3B: 0 HR: 0	SF: 0 SAC: 2 DP: 1 HBP: 0	WP: 0 PB: 0 SB: 2 CS: 0
<b>PITCHER</b> <b>John Montefusco, R</b> ERA: 2.88 <b>Gary Lavelle, L</b> ERA: 1.98	IP: 7.0 WLS: L BF: 29	H: 5 R: 3 ER: 3 SO: 7	BB: 4 IBB: 0 HBP: 0 BLK: 0	WP: 0 HR: 0 S: 39 P: 55	ERA: 3.86 WHIP: 1.286	<b>PITCHER</b> <b>John Montefusco, R</b> ERA: 2.88 <b>Gary Lavelle, L</b> ERA: 1.98	IP: 2.0 WLS: L BF: 8	H: 1 R: 0 ER: 0 SO: 2	BB: 1 IBB: 0 HBP: 0 BLK: 0	WP: 0 HR: 0 S: 11 P: 15	ERA: 0.00 WHIP: 1.000	<b>PITCHER</b> <b>John Montefusco, R</b> ERA: 2.88 <b>Gary Lavelle, L</b> ERA: 1.98	IP: 7.0 WLS: L BF: 29	H: 5 R: 3 ER: 3 SO: 7	BB: 4 IBB: 0 HBP: 0 BLK: 0	WP: 0 HR: 0 S: 39 P: 55	ERA: 3.86 WHIP: 1.286			

AB	30
R	3
H	6
RBI	3
BB	5
SO	9
LOB	13



WP	0
PB	0
SB	0
CS	0

AB	29
R	1
H	4
RBI	0
BB	5
SO	8
LOB	11



WP	1
PB	0
SB	0
CS	0

<b>Inning Stats</b>	R: 1 E: 0 K: 1 S: 7	H: 2 LOB: 2 BB: 1 P: 11	R: 0 E: 0 K: 1 S: 5	H: 0 LOB: 1 BB: 1 P: 9	R: 0 E: 0 K: 0 S: 4	H: 1 LOB: 1 BB: 0 P: 4	R: 0 E: 0 K: 2 S: 7	H: 0 LOB: 1 BB: 1 P: 11	R: 0 E: 0 K: 1 S: 5	H: 0 LOB: 0 BB: 0 P: 7	R: 0 E: 0 K: 0 S: 3	H: 0 LOB: 0 BB: 0 P: 3	R: 0 E: 0 K: 0 S: 3	H: 1 LOB: 1 BB: 1 P: 7	R: 0 E: 0 K: 1 S: 5	H: 0 LOB: 0 BB: 0 P: 5	1B: 3 2B: 0 3B: 1 HR: 0	SF: 0 SAC: 1 DP: 1 HBP: 0	WP: 1 PB: 0 SB: 0 CS: 0	PA: 35
<b>PITCHER</b> <b>Woodie Fryman, L</b> ERA: 2.57	IP: 9.0 WLS: W BF: 35	H: 4 R: 1 ER: 1 SO: 8	BB: 5 IBB: 0 HBP: 0 BLK: 0	WP: 1 HR: 0 S: 46 P: 66	ERA: 1.00 WHIP: 1.000	<b>PITCHER</b> <b>John Montefusco, R</b> ERA: 2.88 <b>Gary Lavelle, L</b> ERA: 1.98	IP: 2.0 WLS: L BF: 8	H: 1 R: 0 ER: 0 SO: 2	BB: 1 IBB: 0 HBP: 0 BLK: 0	WP: 0 HR: 0 S: 11 P: 15	ERA: 0.00 WHIP: 1.000	<b>PITCHER</b> <b>John Montefusco, R</b> ERA: 2.88 <b>Gary Lavelle, L</b> ERA: 1.98	IP: 7.0 WLS: L BF: 29	H: 5 R: 3 ER: 3 SO: 7	BB: 4 IBB: 0 HBP: 0 BLK: 0	WP: 0 HR: 0 S: 39 P: 55	ERA: 3.86 WHIP: 1.286			

Batter	1	2	3	4	5	6	7	8	9	AB	R	H	RBI	BB	SO	LOB	TOP				
<b>Pepe Mangual, R</b> OBP: 0.348, SLG: 0.337 (1, 8)	1-1 SH2-4 WP 1B	2-0 F7			0-3 K		2 SAFE 1-3 K			4	1	1	0	0	2	2					
<b>Larry Lintz, S</b> OBP: 0.320, SLG: 0.217 (1, 4)	1-1 SH2-4	3-2 5-3			1-3 K			1-2 F7		3	0	0	0	0	1	1					
<b>Mike Jorgensen, L</b> OBP: 0.348, SLG: 0.395 (1, 3)	4-2 E 1B BB		2-2 F8		3-3 K			2-2 1B		3	1	1	0	1	1	0					
<b>Larry Bittner, L</b> OBP: 0.431, SLG: 0.479 (1, 7)	4-2 1B BB		1-1 3B		0-0 1B			2-2 F7		3	0	2	0	1	0	1					
<b>Pat Scanlon, L</b> OBP: 0.302, SLG: 0.386 <b>Pepe Frias, R</b> OBP: 0.333, SLG: 0.200 (8, 5)	2-0 1-2 3H 1B		2-1 4-3		0-2 F4			1-1 1-3		4	0	1	1	0	0	3					
<b>Gary Carter, R</b> OBP: 0.314, SLG: 0.405 (1, 9)	1-1 F7		1-1 5-3		0-3 K			0-1 E5		4	0	0	0	0	1	4					
<b>Barry Foote, R</b> OBP: 0.227, SLG: 0.241 (1, 2)	2-2 P1			0-1 1-3		1-1 4-3		0-0 6-3		4	0	0	0	0	0	4					
<b>Tim Foli, R</b> OBP: 0.283, SLG: 0.257 (1, 6)		1-2 E5		1-0 4-3		0-1 K SH1-4 1B		0-1 5-3		4	0	1	0	0	0	1					
<b>Steve Renko, R</b> OBP: 0.214, SLG: 0.154 <b>Dan Warthen, S</b> (8, 1)	1-3 K		0-1 F9		1-1 SH1-4			3-3 K		2	0	0	0	0	1	1					
<b>Inning Stats</b>	R: 2 E: 0 K: 0 S: 15	H: 2 LOB: 2 BB: 2 P: 30	R: 0 E: 1 K: 1 S: 10	H: 0 LOB: 1 BB: 0 P: 17	R: 0 E: 0 K: 0 S: 12	H: 1 LOB: 1 BB: 0 P: 18	R: 0 E: 0 K: 0 S: 5	H: 0 LOB: 0 BB: 0 P: 6	R: 0 E: 0 K: 1 S: 9	H: 1 LOB: 1 BB: 0 P: 10	R: 0 E: 0 K: 1 S: 7	H: 1 LOB: 0 BB: 0 P: 9	R: 0 E: 0 K: 0 S: 11	H: 1 LOB: 1 BB: 0 P: 17	R: 0 E: 1 K: 1 S: 8	H: 0 LOB: 1 BB: 0 P: 11	1B: 5 2B: 0 3B: 1 HR: 0	SF: 0 SAC: 2 DP: 0 HBP: 0	WP: 1 PB: 0 SB: 2 CS: 0	PA: 36	
<b>PITCHER</b>	IP	WLS	BF	H	R	ER	SO	BB	IBB	HBP	BLK	WP	HR	S	P	ERA	WHIP				
<b>Jim Barr, R</b> ERA: 2.78 <b>Randy Moffitt, R</b> ERA: 4.7	(1, 1)	8.0	L	32	6	2	2	6	2	0	0	0	0	0	120	2.25	1.000				
<b>PITCHER</b>	IP	WLS	BF	H	R	ER	SO	BB	IBB	HBP	BLK	WP	HR	S	P	ERA	WHIP				
<b>Steve Renko, R</b> ERA: 5.77 <b>Dan Warthen, L</b> ERA: 2.6	(1, 1)	7.0	S	8	0	0	0	3	2	0	0	0	0	17	28	0.00	1.000				

**Montreal Expos @ San Francisco Giants**  
Candlestick Park, San Francisco, CA  
Sun Jun 15 1975, 6:33 AM EDT  
Unknown

AB	32
R	2
H	6
RBI	1
BB	2
SO	7
LOB	18



Batter	1	2	3	4	5	6	7	8	9	AB	R	H	RBI	BB	SO	LOB	BOTTOM					
<b>Gary Thomasson, L</b> OBP: 0.235, SLG: 0.287 (1, 8)	0-0 F2		1-3 K			0-1 1B		0-1 FC6-4 1B	0-1 F9	5	0	2	0	0	1	3						
<b>Derrel Thomas, S</b> OBP: 0.350, SLG: 0.341 (1, 4)	1-2 F7		0-0 4-3		2-0 F5		0-1 FC6-4 1B	1-2 3H 1B		4	0	1	1	0	0	1						
<b>Bobby Murcer, L</b> OBP: 0.399, SLG: 0.512 (1, 9)	1-0 G3		4-1 FC5 1B BB		0-3 K		0-1 FC6-4	1-3 K		3	0	0	0	1	2	3						
<b>Glenn Adams, L</b> OBP: 0.361, SLG: 0.593 <b>Jake Brown, R</b> OBP: 0.375, SLG: 0.533 (8, PH) (9, 7)		3-2 F7		1-1 1B		2-2 1-3		0-1 FC6-4	1-2 2-3	3	0	1	0	0	0	1						
<b>Willie Montanez, L</b> OBP: 0.332, SLG: 0.406 (1, 3)		3-1 F6		1-2 F8		0-1 F9		0-3 K		4	0	0	0	0	1	5						
<b>Chris Speier, R</b> OBP: 0.352, SLG: 0.358 (8, 1)		2-2 L9		2-2 FC5		0-0 1B		0-1 5-3		4	0	1	0	0	0	2						
<b>Bruce Miller, R</b> OBP: 0.315, SLG: 0.350 (1, 5)			0-0 3B		2-0 5-3		2-1 F8	2-3 K		4	0	1	0	0	1	1						
<b>Dave Rader, L</b> OBP: 0.346, SLG: 0.344 <b>Chris Arnold, R</b> OBP: 0.345, SLG: 0.269 (8, PH) (9, 1)			0-3 K		1-1 F8		0-0 4-3	4-0 BB BB		3	0	0	0	0	1	2						
<b>Jim Barr, R</b> OBP: 0.097, SLG: 0.034 <b>Von Joshua, L</b> OBP: 0.357, SLG: 0.438 <b>Craig Robinson, R</b> OBP: 0.059, SLG: 0.059 <b>Randy Moffitt, R</b> OBP: 0.167, SLG: 0.167 <b>Marc Hill, R</b> OBP: 0.313, SLG: 0.303 (8, PH) (9, 1)			1-3 K		2-3 K		0-1 1B 1B 2B	4-2 BB		2	0	0	0	0	2	1						
<b>Inning Stats</b>	R: 0 E: 0 K: 0 S: 5	H: 0 LOB: 0 BB: 0 P: 7	R: 0 E: 0 K: 0 S: 8	H: 0 LOB: 0 BB: 0 P: 16	R: 0 E: 0 K: 3 S: 10	H: 1 LOB: 1 BB: 0 P: 12	R: 0 E: 0 K: 0 S: 10	H: 1 LOB: 2 BB: 1 P: 18	R: 0 E: 0 K: 1 S: 6	H: 0 LOB: 0 BB: 0 P: 11	R: 0 E: 0 K: 1 S: 9	H: 1 LOB: 1 BB: 0 P: 13	R: 0 E: 0 K: 0 S: 6	H: 1 LOB: 1 BB: 0 P: 8	R: 1 E: 0 K: 2 S: 14	H: 3 LOB: 3 BB: 0 P: 15	R: 0 E: 0 K: 1 S: 9	H: 0 LOB: 2 BB: 2 P: 19	1B: 5 2B: 1 3B: 1 HR: 0	SF: 0 SAC: 0 DP: 0 HBP: 0	WP: 0 PB: 0 SB: 0 CS: 0	PA: 37
<b>PITCHER</b>	IP	WLS	BF	H	R	ER	SO	BB	IBB	HBP	BLK	WP	HR	S	P	ERA	WHIP					
<b>Steve Renko, R</b> ERA: 5.77 <b>Dan Warthen, L</b> ERA: 2.6	(1, 1)	7.0	S	8	0	0	0	3	2	0	0	0	0	17	28	0.00	1.000					
<b>PITCHER</b>	IP	WLS	BF	H	R	ER	SO	BB	IBB	HBP	BLK	WP	HR	S	P	ERA	WHIP					

**Montreal Expos @ San Francisco Giants**  
Candlestick Park, San Francisco, CA  
Sun Jun 15 1975, 6:33 AM EDT  
Unknown


AB	34
R	1
H	7
RBI	1
BB	3
SO	8
LOB	21



Batter	1	2	3	4	5	6	7	8	9	AB	R	H	RBI	BB	SO	LOB	TOP				
<b>Pepe Mangual, R</b> OBP: 0.357, SLG: 0.368 (1, 8)	0-0 1B 5-3	2-2 2B		2-2 HR			0-2 1B	1-1 F8		5	2	4	1	0	0	2					
<b>Tim Foli, R</b> OBP: 0.290, SLG: 0.262 (1, 6)	1-1 E 5-3	0-0 F8		3-2 5-3			0-1 1B		1-1 BB 1B HBP	4	2	2	0	0	0	2					
<b>Jose Morales, R</b> OBP: 0.375, SLG: 0.517 <b>Mike Jorgensen, L</b> OBP: 0.355, SLG: 0.399 (7, PH) (7, 3)	0-1 F4		1-2 6-3		0-2 F9		4-0 1B		0-2 BB 1B	3	0	0	0	0	0	2					
<b>Bob Bailey, R</b> OBP: 0.333, SLG: 0.347 <b>Tony Scott, S</b> OBP: 0.247, SLG: 0.213 (1, 7) (8, 7)	3-2 5-3		0-2 2B		0-0 6-3		0-3 K		3-3 K	4	1	1	1	0	1	3					
<b>Gary Carter, R</b> OBP: 0.326, SLG: 0.424 (1, 9)	3-0 E6 2B		0-0 F9		2-1 1B		1-0 F9		4-1 1B BB	4	0	3	2	1	0	2					
<b>Pete Mackanin, R</b> OBP: 0.366, SLG: 0.518 (1, 4)	0-0 5-3		3-1 F9		3-2 F2			1-2 5-3	1-1 1B BB	5	0	1	1	0	0	3					
<b>Larry Parrish, R</b> OBP: 0.291, SLG: 0.398 (1, 5)		1-0 6-3	0-0 F4		0-1 F7			3-2 F6	4-0 1B	4	0	0	0	1	0	1					
<b>Barry Foote, R</b> OBP: 0.226, SLG: 0.247 (1, 2)		2-3 K		2-1 L5		1-2 5-3		2-2 2B	3-1 5-3	5	0	1	0	0	1	3					
<b>Dennis Blair, R</b> OBP: 0.250, SLG: 0.211 <b>Fred Scherman, L</b> (7, 1) <b>Larry Bittner, L</b> OBP: 0.437, SLG: 0.479 <b>Donald DeMola, R</b> (8, 1)		0-0 2B 1B		1-3 K		1-3 K		4-0 1B		3	0	1	0	0	2	0					
<b>Inning Stats</b>	R: 2 E: 1 K: 0 S: 10	H: 3 LOB: 1 BB: 0 P: 17	R: 0 E: 0 K: 1 S: 9	H: 2 LOB: 2 BB: 0 P: 14	R: 1 E: 0 K: 1 S: 12	H: 2 LOB: 1 BB: 0 P: 16	R: 1 E: 0 K: 1 S: 12	H: 1 LOB: 0 BB: 0 P: 20	R: 0 E: 0 K: 1 S: 9	H: 0 LOB: 0 BB: 0 P: 11	R: 0 E: 1 K: 1 S: 10	H: 2 LOB: 2 BB: 1 P: 15	R: 0 E: 0 K: 0 S: 11	H: 1 LOB: 2 BB: 1 P: 22	R: 1 E: 0 K: 1 S: 14	H: 2 LOB: 3 BB: 2 P: 30	1B: 9 2B: 4 3B: 0 HR: 1	SF: 0 SAC: 0 DP: 0 HBP: 1	WP: 0 PB: 0 CS: 0	PA: 44	
<b>PITCHER</b>	IP	WLS	BF	H	R	ER	SO	BB	IBB	HBP	BLK	WP	HR	S	P	ERA	WHIP				
<b>Mike Caldwell, L</b> ERA: 4.89 <b>Charlie Williams, R</b> ERA: 4.54 <b>Randy Moffitt, R</b> ERA: 4.6	(1, 1) (6, 1) (9, 1)	5.0 3.1 0.2	L 17 3	24 4 1	9 1 0	4 1 0	4 1 0	2 3 0	0 2 0	0 1 0	0 0 0	0 0 0	0 0 0	1 4 4	52 40 12	81 66 0.00	7.20 2.70 1.500				

**Montreal Expos @ San Francisco Giants**  
Candlestick Park, San Francisco, CA  
Sun Jun 15 1975, 6:38 AM EDT  
Att: 12,131 - Unknown

AB 39  
R 5  
H 14  
RBI 5  
BB 4  
SO 5  
LOB 20



Batter	1	2	3	4	5	6	7	8	9	AB	R	H	RBI	BB	SO	LOB	BOTTOM				
<b>Gary Thomasson, L</b> OBP: 0.242, SLG: 0.259 (1, 8)	2-2 F9		4-1 BB		1-0 G3		4-1 BB		2-2 F7	3	0	0	0	2	0	0					
<b>Derrel Thomas, S</b> OBP: 0.348, SLG: 0.344 (1, 4)	0-1 4-3 2B		1-2 4-3		0-3 K		0-0 F2			4	0	1	0	0	1	4					
<b>Bobby Murcer, L</b> OBP: 0.397, SLG: 0.507 (1, 9)	0-2 4-3			1-0 F4		0-0 FC6-4 1B	0-2 1-3			4	0	1	0	0	0	4					
<b>Glenn Adams, L</b> OBP: 0.369, SLG: 0.579 (1, 7)	1-3 K			1-0 FC5-4 1B		1-3 K		4-1 1B BB		3	0	1	0	1	2	2					
<b>Willie Montanez, L</b> OBP: 0.327, SLG: 0.399 (1, 3)		2-1 3-1		1-3 K		3-3 K		0-0 F9		4	0	0	0	0	2	3					
<b>Chris Speier, R</b> OBP: 0.351, SLG: 0.356 (1, 6)		2-2 F3		0-2 FC5-4		0-1 FC6-4		2-1 G6-4-3 1B		4	0	1	0	0	0	2					
<b>Steve Ontiveros, S</b> OBP: 0.373, SLG: 0.305 (1, 5)		1-3 K		4-0 HR BB			0-0 FC1-5 1B	0-2 G6-4-3		3	1	1	0	1	1	2					
<b>Marc Hill, R</b> OBP: 0.318, SLG: 0.336 (1, 2)			2-3 K		3-2 1H HR		3-1 BB FC1-5 1B		3-2 F9	4	1	2	2	0	1	0					
<b>Mike Caldwell, R</b> OBP: 0.154, SLG: 0.231 <b>Von Joshua, L</b> OBP: 0.355, SLG: 0.435 <b>Charlie Williams, R</b> (6, 1) <b>Randy Moffitt, R</b> OBP: 0.167, SLG: 0.167 <b>Dave Rader, R</b> OBP: 0.343, SLG: 0.340 (9, PH)	(1, 1) (5, PH) (6, 1) (9, 1) (9, PH)	6.1 0.2 2.0	W S 7	28 2 1	2 2 0	2 2 0	2 7 0	0 0 0	0 0 0	0 0 1	0 0 0	0 0 0	0 0 0	0 0 0	0 0 0	0 0 2					
<b>Inning Stats</b>	R: 0 E: 0 K: 1 S: 11	H: 1 LOB: 1 BB: 0 P: 14	R: 0 E: 0 K: 1 S: 9	H: 0 LOB: 0 BB: 0 P: 14	R: 0 E: 0 K: 1 S: 9	H: 0 LOB: 1 BB: 1 P: 16	R: 0 E: 0 K: 1 S: 10	H: 1 LOB: 0 BB: 0 P: 13	R: 2 E: 0 K: 1 S: 8	H: 1 LOB: 1 BB: 1 P: 16	R: 0 E: 0 K: 2 S: 10	H: 1 LOB: 1 BB: 0 P: 14	R: 0 E: 0 K: 0 S: 7	H: 1 LOB: 1 BB: 1 P: 13	R: 0 E: 0 K: 0 S: 8	H: 0 LOB: 0 BB: 0 P: 13	1B: 5 2B: 1 3B: 0 HR: 1	SF: 0 SAC: 0 DP: 1 HBP: 0	WP: 0 PB: 0 CS: 0	PA: 37	
<b>PITCHER</b>	IP	WLS	BF	H	R	ER	SO	BB	IBB	HBP	BLK	WP	HR	S	P	ERA	WHIP				
<b>Dennis Blair, R</b> ERA: 3.29 <b>Fred Scherman, L</b> ERA: 4.5 <b>Donald DeMola, R</b> ERA: 2.18	(1, 1) (7, 1) (8, 1)	6.1 0.2 2.0	W S 7	28 2 1	2 2 0	2 2 0	2 7 0	0 0 1	0 0 0	0 0 0	0 0 0	0 0 0	0 0 15	1 4 26	100 4 26	2.84 0.00 0.00	1.421 0.000 1.000				

**Montreal Expos @ San Francisco Giants**  
Candlestick Park, San Francisco, CA  
Sun Jun 15 1975, 6:38 AM EDT  
Att: 12,131 - Unknown

AB 33  
R 2  
H 7  
RBI 2  
BB 4  
SO 7  
LOB 19



Batter	1	2	3	4	5	6	7	8	9	AB	R	H	RBI	BB	SO	LOB	TOP								
<b>Johnny Grubb, L</b> OBP: 0.411, SLG: 0.454 (1, 8)	0-0 4-3		0-0 E7						4-0 G6-4-3 BB	4	1	2	1	1	0	0	<b>San Diego Padres @ San Francisco Giants</b> Candlestick Park, San Francisco, CA Mon Jun 16 1975, 6:33 AM EDT Att: 1,851 - Unknown <a href="http://livebaseballscorecards.com">livebaseballscorecards.com</a>								
<b>Enzo Hernandez, R</b> OBP: 0.308, SLG: 0.287 (1, 6)	0-0 6-3		0-0 F3						0-0 F8	4	0	0	0	0	0	4									
<b>Gene Locklear, L</b> OBP: 0.480, SLG: 0.614 (1, 7) <b>Dick Sharon, R</b> OBP: 0.260, SLG: 0.233 (6, 9)	0-3 K			0-3 K				0-0 1B 2B BB	0-0 G6-4-3 1-2	3	1	1	1	0	2	0									
<b>Mike Ivie, R</b> OBP: 0.294, SLG: 0.366 (1, 5) (6, 3)		0-0 6-3		0-0 5-3				0-0 1B BB FC3-6	0-0 F4	4	1	1	1	0	0	1									
<b>Willie McCovey, L</b> OBP: 0.297, SLG: 0.391 (1, 3) <b>Ted Kubiak, S</b> OBP: 0.299, SLG: 0.243 (6, PR) (6, 5)		0-0 L5		0-3 K				4-0 FC3-6 1B 1-2	0-0 G6-4-3 1B	2	0	0	0	1	1	0									
<b>Tito Fuentes, S</b> OBP: 0.300, SLG: 0.318 (1, 4)		0-0 6-3						0-0 FC3-6 1B 1-2 2-3	0-0 G6-4-3 1-2	4	0	1	0	0	0	2									
<b>Bobby Tolán, L</b> OBP: 0.300, SLG: 0.289 (1, 9) (6, 7)			0-0 5-3 E 1B					0-0 FC3-6 1B 1-2 2-3 3-H	0-0 G3	4	2	2	1	0	0	2									
<b>Fred Kendall, R</b> OBP: 0.255, SLG: 0.247 (1, 2)			0-0 5-3					0-0 1B IBB	0-0 6-3	3	1	0	0	1	1	2									
<b>Rich Folkers, L</b> OBP: 0.167, SLG: 0.167 (1, 1)			0-0 F2					0-0 1B 1-2 2-H	0-3 K	4	0	1	2	0	2	2									
<b>Inning Stats</b>	R: 0 E: 0 K: 1 S: 5	H: 0 LOB: 0 BB: 0 P: 5	R: 0 E: 0 K: 0 S: 3	H: 0 LOB: 0 BB: 0 P: 3	R: 1 E: 1 K: 0 S: 5	H: 1 LOB: 1 BB: 0 P: 5	R: 0 E: 0 K: 2 S: 7	H: 0 LOB: 0 BB: 0 P: 7	R: 0 E: 0 K: 2 S: 8	H: 1 LOB: 1 BB: 0 P: 8	R: 6 E: 0 K: 0 S: 9	H: 6 LOB: 2 BB: 2 P: 17	R: 0 E: 0 K: 0 S: 3	H: 1 LOB: 1 BB: 1 P: 7	R: 0 E: 0 K: 1 S: 5	H: 0 LOB: 0 BB: 0 P: 5	R: 0 E: 0 K: 0 S: 2	H: 0 LOB: 0 BB: 1 P: 6	1B: 8 2B: 1 3B: 0 HR: 0	SF: 0 SAC: 1 DP: 2 HBP: 0	WP: 0 PB: 0 SB: 1 CS: 0	PA: 39			
<b>PITCHER</b>	IP	WLS	BF	H	R	ER	SO	BB	IBB	HBP	BLK	WP	HR	S	P	ERA	WHIP								
<b>Ed Halicki, R</b> ERA: 3.3 (1, 1)	5.1	L	24	6	6	5	5	1	0	0	0	0	0	33	37	8.44	1.312								
<b>Gary Lavelle, L</b> ERA: 2.11 (6, 1)	1.2		9	3	1	1	0	1	1	0	0	0	0	7	15	5.40	2.400								
<b>Dave Heaverlo, R</b> ERA: 3.43 (8, 1)	2.0		6	0	0	0	1	1	0	0	0	0	0	7	11	0.00	0.500								

Batter	1	2	3	4	5	6	7	8	9	AB	R	H	RBI	BB	SO	LOB	BOTTOM								
<b>Derrel Thomas, S</b> OBP: 0.344, SLG: 0.341 (1, 4)	0-0 L8	0-0 F9							0-0 G6-4-3 1-2	5	0	1	0	0	0	3	<b>San Diego Padres @ San Francisco Giants</b> Candlestick Park, San Francisco, CA Mon Jun 16 1975, 6:33 AM EDT Att: 1,851 - Unknown <a href="http://livebaseballscorecards.com">livebaseballscorecards.com</a>								
<b>Chris Arnold, R</b> OBP: 0.333, SLG: 0.287 (1, 9)	0-0 BB 1B	0-0 FC6-4 1-2							0-0 L8	4	1	1	0	0	1	2									
<b>Bobby Murcer, L</b> OBP: 0.395, SLG: 0.500 (1, 8) BB BB	4-0 1B 1B BB		0-0 F9					0-0 L3 1-2		3	0	0	0	1	0	1									
<b>Jake Brown, R</b> OBP: 0.300, SLG: 0.421 (1, 7)	0-3 K		0-0 5-3					0-0 4-3	0-3 K	4	0	0	0	0	2	2									
<b>Willie Montanez, L</b> OBP: 0.337, SLG: 0.407 (1, 3)	0-0 FC5 1B		0-0					0-0 6-3 1B	4-0 1B BB	3	0	3	1	1	0	0									
<b>Chris Speier, R</b> OBP: 0.353, SLG: 0.359 (1, 6)	0-0		0-0 F7					0-0 6-3 1B	0-0 F8	4	0	2	0	0	0	2									
<b>Bruce Miller, R</b> OBP: 0.313, SLG: 0.346 (1, 5)	0-0 FC5 2-3			0-0 6-3				0-0 6-3	0-0 FC6-4 1B	4	0	1	0	0	0	5									
<b>Marc Hill, R</b> OBP: 0.324, SLG: 0.342 (1, 2)		0-0 FC6-4 1B		0-0 5-3				0-0 F2	0-0 FC6-4 1B	4	0	2	0	0	0	2									
<b>Ed Halicki, R</b> OBP: 0.125, SLG: 0.067 (1, 1) <b>Gary Lavelle, S</b> OBP: 0.167, SLG: 0.167 (6, 1) <b>Steve Ontiveros, S</b> OBP: 0.370, SLG: 0.302 (7, PH) <b>Dave Heaverlo, R</b> (8, 1) <b>Craig Robinson, R</b> OBP: 0.056, SLG: 0.056 (9, PH)		0-3 K		0-0 5-3				0-0 6-3	0-0 FC6-4 G6-4-3 1-2 2-3	2	0	0	0	0	1	1									
<b>Inning Stats</b>	R: 1 E: 0 K: 1 S: 8	H: 3 LOB: 3 BB: 1 P: 12	R: 0 E: 0 K: 1 S: 6	H: 1 LOB: 1 BB: 0 P: 6	R: 0 E: 0 K: 0 S: 4	H: 1 LOB: 1 BB: 0 P: 4	R: 0 E: 0 K: 0 S: 3	H: 0 LOB: 0 BB: 0 P: 3	R: 0 E: 0 K: 1 S: 5	H: 1 LOB: 0 BB: 0 P: 5	R: 0 E: 0 K: 0 S: 5	H: 2 LOB: 2 BB: 0 P: 5	R: 0 E: 0 K: 0 S: 3	H: 0 LOB: 0 BB: 0 P: 3	R: 0 E: 0 K: 1 S: 5	H: 0 LOB: 1 BB: 1 P: 9	R: 0 E: 0 K: 0 S: 4	H: 2 LOB: 1 BB: 0 P: 4	1B: 10 2B: 1 3B: 0 HR: 0	SF: 0 SAC: 0 DP: 2 HBP: 0	WP: 0 PB: 0 SB: 0 CS: 0	PA: 37			
<b>PITCHER</b>	IP	WLS	BF	H	R	ER	SO	BB	IBB	HBP	BLK	WP	HR	S	P	ERA	WHIP								
<b>Rich Folkers, L</b> ERA: 3.4 (1, 1)	9.0	W	37	10	1	1	4	2	0	0	0	0	0	43	51	1.00	1.333								

Batter	1	2	3	4	5	6	7	8	9	AB	R	H	RBI	BB	SO	LOB	TOP
<b>Johnny Grubb, L</b> OBP: 0.412, SLG: 0.452 (1, 8)	4-3		SH1-3 BB		5-3 1B		FC6-4			3	0	1	0	1	0	2	<b>San Diego Padres @ San Francisco Giants</b> Candlestick Park, San Francisco, CA Tue Jun 17 1975, 10:05 PM EDT Att: 2,482 - Unknown <a href="http://livebaseballscorecards.com">livebaseballscorecards.com</a>
<b>Enzo Hernandez, R</b> OBP: 0.308, SLG: 0.268 (1, 6)	1B		SH1-3		5-3		F7			3	0	1	0	0	0	3	
<b>Bobby Tolan, L</b> OBP: 0.304, SLG: 0.298 (1, 7)	1B		4-3		G3					4	1	2	0	0	0	3	
<b>Mike Ivie, R</b> OBP: 0.299, SLG: 0.366 (1, 3)	G6-4-3		BB							3	0	1	0	1	0	3	
<b>Fred Kendall, R</b> OBP: 0.255, SLG: 0.255 (1, 2)		PB 2B	F3				F7			3	0	1	1	0	0	4	
<b>Tito Fuentes, S</b> OBP: 0.294, SLG: 0.312 (1, 4)		F3			4-3		G6-4-3			4	0	0	0	0	0	2	
<b>Dick Sharon, R</b> OBP: 0.278, SLG: 0.255 (1, 9)		1-3			5-3		FC6-4 BB 1B			4	0	2	0	0	0	1	
<b>Ted Kubiak, S</b> OBP: 0.298, SLG: 0.236 (1, 5)		L6			6-3		FC6-4 BB			3	0	0	0	1	0	2	
<b>Dave Freisleben, R</b> OBP: 0.080, SLG: 0.080 (1, 1)										2	0	1	0	0	0	0	
<b>Randy Hundley, R</b> OBP: 0.245, SLG: 0.242 (7, PH)										1	0	0	0	0	1	2	
<b>Dave Tomlin, L</b> OBP: 0.471, SLG: 0.600 (9, PH)			SH1-3 BB 1B				K			0	0	0	0	0	0	0	
<b>Inning Stats</b>	R: 0 E: 0 K: 0 S: 4	H: 2 LOB: 1 BB: 0 P: 4	R: 0 E: 0 K: 0 S: 4	H: 1 LOB: 1 BB: 0 P: 4	R: 0 E: 0 K: 0 S: 3	H: 0 LOB: 0 BB: 0 P: 3	R: 0 E: 0 K: 0 S: 3	H: 1 LOB: 0 BB: 0 P: 3	R: 0 E: 0 K: 1 S: 6	H: 1 LOB: 2 BB: 1 P: 10	R: 1 E: 0 K: 0 S: 4	H: 1 LOB: 0 BB: 0 P: 4	R: 0 E: 0 K: 1 S: 5	H: 1 LOB: 0 BB: 0 P: 5	1B: 7 2B: 2 3B: 0 HR: 0	SF: 1 SAC: 1 DP: 3 HBP: 0	WP: 0 PA: 36 PB: 1 CS: 0 SB: 0
<b>PITCHER</b> <b>Pete Falcone, L</b> ERA: 3.39 (1, 1)	IP: 9.0 WLS: W BF: 36 H: 9 R: 1 ER: 1 SO: 2 BB: 3 IBB: 0 HBP: 0 BLK: 0 WP: 0 HR: 0 S: 37 P: 49 ERA: 1.00 WHIP: 1.333																

Batter	1	2	3	4	5	6	7	8	9	AB	R	H	RBI	BB	SO	LOB	BOTTOM		
<b>Derrel Thomas, S</b> OBP: 0.347, SLG: 0.340 (1, 4)	G4-6-3 BB		L6		6-3		CS 1B			3	0	1	0	1	0	0	<b>San Diego Padres @ San Francisco Giants</b> Candlestick Park, San Francisco, CA Tue Jun 17 1975, 10:05 PM EDT Att: 2,482 - Unknown <a href="http://livebaseballscorecards.com">livebaseballscorecards.com</a>		
<b>Von Joshua, L</b> OBP: 0.352, SLG: 0.427 (1, 8)	L7		L6		1B		4-3			3	0	0	0	1	0	2			
<b>Bobby Murcer, L</b> OBP: 0.400, SLG: 0.502 (1, 9)	G4-6-3				G3 BB 1B		1-3 1B			3	1	2	0	1	0	1			
<b>Willie Montanez, L</b> OBP: 0.336, SLG: 0.404 (1, 3)			FC3-6 1B		G3		4-3			4	0	1	0	0	0	4			
<b>Chris Speier, R</b> OBP: 0.352, SLG: 0.362 (1, 6)		FC3-6 G3			F4					4	1	1	0	0	0	2			
<b>Gary Thomasson, L</b> OBP: 0.258, SLG: 0.270 (1, 7)		G3			1B		1B SF8 BB			3	1	2	1	1	0	1			
<b>Steve Ontiveros, S</b> OBP: 0.389, SLG: 0.315 (1, 5)										2	0	2	1	2	0	0			
<b>Dave Rader, L</b> OBP: 0.330, SLG: 0.330 (1, 2)							B1-6-4 1B			3	0	0	1	0	0	5			
<b>Pete Falcone, L</b> OBP: 0.080, SLG: 0.080 (1, 1)			4-3		2-3		B1-6-4			3	0	0	0	0	0	1			
<b>Inning Stats</b>	R: 0 E: 0 K: 0 S: 2	H: 0 LOB: 0 BB: 1 P: 6	R: 0 E: 0 K: 0 S: 4	H: 1 LOB: 2 BB: 1 P: 8	R: 0 E: 0 K: 0 S: 3	H: 0 LOB: 0 BB: 0 P: 3	R: 1 E: 0 K: 0 S: 4	H: 1 LOB: 2 BB: 2 P: 12	R: 0 E: 0 K: 0 S: 4	H: 1 LOB: 2 BB: 1 P: 8	R: 2 E: 0 K: 0 S: 4	H: 2 LOB: 0 BB: 1 P: 8	R: 0 E: 0 K: 0 S: 4	H: 2 LOB: 1 BB: 0 P: 4	R: 0 E: 0 K: 0 S: 4	H: 2 LOB: 1 BB: 0 P: 4	1B: 8 2B: 1 3B: 0 HR: 0	SF: 1 SAC: 0 DP: 2 HBP: 0	WP: 0 PA: 35 PB: 0 CS: 2 SB: 0
<b>PITCHER</b> <b>Dave Freisleben, R</b> ERA: 4.09 (1, 1)	IP: 6.0 WLS: L BF: 27 H: 5 R: 3 ER: 3 SO: 3 BB: 6 IBB: 0 HBP: 0 BLK: 0 WP: 0 HR: 0 S: 21 P: 45 ERA: 4.50 WHIP: 1.833																		
<b>Dave Tomlin, L</b> ERA: 2.4 (7, 1)	IP: 2.0 WLS: 8 BF: 4 H: 0 R: 0 ER: 0 SO: 0 BB: 0 IBB: 0 HBP: 0 BLK: 0 WP: 0 HR: 0 S: 8 P: 8 ERA: 0.00 WHIP: 2.000																		



Batter	1	2	3	4	5	6	7	8	9	AB	R	H	RBI	BB	SO	LOB	TOP				
Johnny Grubb, L OBP: 0.412, SLG: 0.455 (1, 8)										5	0	2	0	0	1	2	<b>San Diego Padres @ San Francisco Giants</b> Candlestick Park, San Francisco, CA Wed Jun 18 1975, 6:33 AM EDT Att: 3,114 - Unknown <a href="http://livebaseballscorecards.com">livebaseballscorecards.com</a>				
Enzo Hernandez, R OBP: 0.295, SLG: 0.267 (1, 6)										5	0	1	1	0	0	4					
Gene Locklear, L OBP: 0.455, SLG: 0.571 (1, 7)										4	0	1	0	0	1	2					
Mike Ivie, R OBP: 0.298, SLG: 0.363 (1, 5)										4	0	1	0	0	1	1					
Willie McCovey, L OBP: 0.295, SLG: 0.386 (1, 3)										4	0	1	0	0	1	1					
Tito Fuentes, S OBP: 0.294, SLG: 0.315 (1, 4)										4	0	1	0	0	0	3					
Bobby Tolan, L OBP: 0.303, SLG: 0.297 (1, 9)										4	1	1	0	0	1	1					
Fred Kendall, R OBP: 0.255, SLG: 0.250 (1, 2)										3	0	0	0	1	1	1					
Joe McIntosh, S OBP: 0.148, SLG: 0.087 (1, 1)										0	0	0	0	0	0	0					
Alan Foster, R OBP: 0.091, SLG: 0.091 (4, 1)										0	0	0	0	0	0	0					
Dave Tomlin, L OBP: 0.091, SLG: 0.091 (4, 1)										0	0	0	0	0	0	0					
John Scott, R OBP: 0.091, SLG: 0.091 (5, PH)										0	0	0	0	0	0	0					
Dan Spillner, R OBP: 0.091, SLG: 0.091 (5, 1)										0	0	0	0	0	0	0					
Dick Sharon, R OBP: 0.091, SLG: 0.091 (7, PH)										0	0	0	0	0	0	0					
Danny Frisella, L OBP: 0.091, SLG: 0.091 (7, 1)										0	0	0	0	0	0	0					
Jerry Moses, R OBP: 0.091, SLG: 0.091 (9, PH)										0	0	0	0	0	0	0					
<b>Inning Stats</b>	R: 0 E: 0 K: 1 S: 5	H: 0 LOB: 0 BB: 0 P: 5	R: 0 E: 0 K: 0 S: 3	H: 0 LOB: 0 BB: 0 P: 3	R: 1 E: 0 K: 1 S: 8	H: 3 LOB: 2 BB: 0 P: 8	R: 0 E: 0 K: 1 S: 6	H: 1 LOB: 1 BB: 0 P: 6	R: 0 E: 0 K: 1 S: 5	H: 0 LOB: 0 BB: 0 P: 5	R: 0 E: 0 K: 1 S: 7	H: 2 LOB: 2 BB: 0 P: 7	R: 0 E: 0 K: 2 S: 9	H: 1 LOB: 2 BB: 0 P: 9	R: 0 E: 0 K: 2 S: 8	H: 1 LOB: 1 BB: 2 P: 8	R: 0 E: 0 K: 0 S: 3	H: 0 LOB: 2 BB: 2 P: 11	1B: 6 2B: 2 3B: 0 HR: 0	SF: 0 SAC: 0 DP: 0 HBP: 0	WP: 0 PA: 38 PB: 1 SB: 0 CS: 0
<b>PITCHER</b> John Montefusco, R ERA: 2.69 (1, 1)	IP: 9.0 WLS: W BF: 38 H: 8 R: 1 ER: 1 SO: 9 BB: 2 IBB: 0 HBP: 0 BLK: 1 WP: 0 HR: 0 S: 54 P: 62 ERA: 1.00 WHIP: 1.111															<b>PITCHER</b>					

Batter	1	2	3	4	5	6	7	8	9	AB	R	H	RBI	BB	SO	LOB	BOTTOM													
Derrel Thomas, S OBP: 0.353, SLG: 0.352 (1, 4)										5	2	3	2	0	1	0	<b>San Diego Padres @ San Francisco Giants</b> Candlestick Park, San Francisco, CA Wed Jun 18 1975, 6:33 AM EDT Att: 3,114 - Unknown <a href="http://livebaseballscorecards.com">livebaseballscorecards.com</a>													
Von Joshua, L OBP: 0.365, SLG: 0.435 (1, 8)										4	1	3	1	1	1	0														
Bobby Murcer, L OBP: 0.404, SLG: 0.507 (1, 9)										2	2	1	2	2	1	3														
Willie Montanez, L OBP: 0.333, SLG: 0.400 (1, 3)										5	1	1	1	0	0	5														
Chris Speier, R OBP: 0.356, SLG: 0.376 (1, 6)										5	0	3	1	0	0	1														
Gary Thomasson, L OBP: 0.264, SLG: 0.270 (1, 7)										4	1	1	1	1	1	3														
Steve Ontiveros, S OBP: 0.400, SLG: 0.324 (1, 5)										3	1	2	0	1	0	1														
Dave Rader, L OBP: 0.336, SLG: 0.330 (1, 2)										3	0	1	0	1	0	4														
John Montefusco, R (1, 1)										4	0	0	0	0	3	7														
<b>Inning Stats</b>	R: 3 E: 0 K: 0 S: 6	H: 4 LOB: 2 BB: 2 P: 14	R: 0 E: 0 K: 2 S: 7	H: 0 LOB: 0 BB: 0 P: 7	R: 0 E: 0 K: 0 S: 2	H: 0 LOB: 1 BB: 1 P: 6	R: 2 E: 0 K: 2 S: 11	H: 4 LOB: 3 BB: 1 P: 15	R: 0 E: 0 K: 1 S: 7	H: 2 LOB: 2 BB: 0 P: 7	R: 1 E: 0 K: 0 S: 4	H: 2 LOB: 0 BB: 0 P: 4	R: 0 E: 0 K: 0 S: 4	H: 1 LOB: 2 BB: 1 P: 8	R: 2 E: 0 K: 2 S: 9	H: 2 LOB: 1 BB: 1 P: 13		1B: 12 2B: 3 3B: 1 HR: 0	SF: 1 SAC: 0 DP: 2 HBP: 0	WP: 1 PA: 42 PB: 1 SB: 1 CS: 0										
<b>PITCHER</b> Joe McIntosh, R ERA: 2.65 (1, 1)	IP: 0.2 WLS: L BF: 7 H: 4 R: 3 ER: 2 SO: 2 BB: 2 IBB: 0 HBP: 0 BLK: 0 WP: 0 HR: 0 S: 5 P: 13 ERA: 27.00 WHIP: 9.000															<b>PITCHER</b>														
Alan Foster, R ERA: 2.45 (1, 1)	2.2	12	3	2	2	3	2	0	0	0	0	0	16	24	6.75	1.875														
Dave Tomlin, L ERA: 2.35 (4, 1)	0.2	3	1	0	0	1	0	0	0	0	0	0	5	5	0.00	1.500														
Dan Spillner, R ERA: 4.66 (5, 1)	2.0	9	4	1	1	1	0	0	0	0	0	0	11	11	4.50	2.000														
Danny Frisella, R ERA: 2.38 (7, 1)	2.0	11	3	2	2	2	1	1	0	0	0	0	13	21	9.00	2.000														

Batter	1	2	3	4	5	6	7	8	9	AB	R	H	RBI	BB	SO	LOB	TOP			
Derrel Thomas, S (1, 4) OBP: 0.356, SLG: 0.349	4-0 SH5-3 BB		1-0 1-3 HBP		0-0 F8		0-0 F9			2	0	0	0	1	0	3	<b>San Francisco Giants @ Atlanta Braves</b> Atlanta-Fulton County Stadium, Atlanta, GA Fri Jun 20 1975, 7:05 PM EDT Att: 4,373 - Unknown <a href="http://livebaseballscorecards.com">livebaseballscorecards.com</a>			
Von Joshua, L (1, 8) OBP: 0.361, SLG: 0.429	0-0 SH5-3		0-0 1-3			0-0 F9	0-0 P6			2	0	0	0	0	0	1				
Jake Brown, R (7, PH) OBP: 0.286, SLG: 0.400	1-2		1-2							1	0	0	0	0	0	3				
Bobby Murcer, L (1, 9) OBP: 0.398, SLG: 0.498	0-0 F6		0-0 F8			0-0 4-3	0-0 F8			4	0	0	0	0	0	5				
Willie Montanez, L (1, 3) OBP: 0.332, SLG: 0.397	0-0 6-3			0-0 FC1-6 1B		0-0 4-3		0-0 4-3		4	0	1	0	0	0	1				
Chris Speier, R (1, 6) OBP: 0.355, SLG: 0.373		0-0 4-3		0-0 FC1-6 8-4 BB 1-2			0-0 1B 1B 1B	0-0 F8		4	1	1	0	0	0	1				
Gary Thomasson, L (1, 7) OBP: 0.278, SLG: 0.288		0-0 WP 2B		4-0 1-2 BB			0-0 1B 1B	0-0 3-1		3	1	2	0	1	0	0				
Steve Ontiveros, S (1, 5) OBP: 0.396, SLG: 0.322		0-0 6-3		0-0 8-4 2-3			0-0 E 1B 1-2 2-3	0-3 K		4	0	1	0	0	1	3				
Dave Rader, L (1, 2) OBP: 0.336, SLG: 0.330		0-0 F8			0-0 F8			0-0 F6		3	0	1	2	0	0	1				
Bruce Miller, R (9, PH) OBP: 0.310, SLG: 0.343		2-3					1-2 2-3 3-4 4-0	0-0 F3		1	0	0	0	0	0	0				
Jim Barr, R (1, 1) OBP: 0.091, SLG: 0.032			0-0 F8				1-2 2-3 3-4 4-0			2	0	0	0	0	0	0				
Glenn Adams, L (7, PH) OBP: 0.379, SLG: 0.579										0	0	0	0	1	0	0				
Gary Lavelle, S (7, 1) OBP: 0.167, SLG: 0.167										0	0	0	0	0	0	0				
Chris Arnold, R (9, PH) OBP: 0.324, SLG: 0.258										1	0	0	0	0	0	0				
<b>Inning Stats</b>	R: 0 E: 0 K: 0 S: 3	H: 0 LOB: 1 BB: 1 P: 7	R: 0 E: 0 K: 0 S: 4	H: 1 LOB: 1 BB: 0 P: 4	R: 0 E: 0 K: 0 S: 3	H: 0 LOB: 1 BB: 0 P: 4	R: 0 E: 0 K: 0 S: 3	H: 0 LOB: 0 BB: 0 P: 3	R: 0 E: 0 K: 0 S: 3	H: 0 LOB: 0 BB: 0 P: 3	R: 2 E: 1 K: 0 S: 7	H: 4 LOB: 3 BB: 1 P: 11	R: 0 E: 0 K: 1 S: 5	H: 0 LOB: 0 BB: 0 P: 5	R: 0 E: 0 K: 1 S: 5	H: 0 LOB: 0 BB: 0 P: 5	1B: 5 2B: 2 3B: 0 HR: 0	SF: 0 SAC: 1 DP: 1 HBP: 1	WP: 1 PB: 0 SB: 0 CS: 0	PA: 36
<b>PITCHER</b>	IP WLS BF H R ER SO BB IBB HBP BLK WP HR S P ERA WHIP	6.0 W 26 6 2 2 0 2 0 1 0 1 0 23 32 3.00 1.333	0.0 L 1 0 0 0 0 1 0 0 0 0 0 0 4 ∞ ∞	3.0 S 9 0 0 0 1 0 0 0 0 0 0 11 11 0.00 0.000	<b>PITCHER</b>											IP WLS BF H R ER SO BB IBB HBP BLK WP HR S P ERA WHIP				

Batter	1	2	3	4	5	6	7	8	9	AB	R	H	RBI	BB	SO	LOB	BOTTOM			
Ralph Garr, L (1, 7) OBP: 0.320, SLG: 0.379	0-0 FC4-6 1B		0-0 G6-4-3 1B		0-0 CS 1B		4-0 BB SH5-3 1B BB	0-0 6-3		4	1	3	0	1	0	0	<b>San Francisco Giants @ Atlanta Braves</b> Atlanta-Fulton County Stadium, Atlanta, GA Fri Jun 20 1975, 7:05 PM EDT Att: 4,373 - Unknown <a href="http://livebaseballscorecards.com">livebaseballscorecards.com</a>			
Mike Lum, L (1, 3) OBP: 0.302, SLG: 0.309	0-0 FC4-6 1-2 BB		0-0 G6-4-3 1-2		0-0 F6 1-2		0-0 SH5-3 1-2			3	0	0	0	0	0	3				
Dusty Baker Jr., R (1, 9) OBP: 0.326, SLG: 0.424	0-0 F8		0-0 6-3		0-0 1-4-3		4-0 1B BB IBB			3	0	0	0	1	0	1				
Dave May, L (1, 8) OBP: 0.373, SLG: 0.574	4-0			0-0	0-0 F8		0-0 F8			2	1	1	1	1	0	0				
Earl Williams, R (7, PH) OBP: 0.272, SLG: 0.336										1	0	0	0	0	0	2				
Rowland Office, L (8, 8) OBP: 0.320, SLG: 0.333	1-2 BB									0	0	0	0	0	0	0				
Darrell Evans, L (1, 5) OBP: 0.353, SLG: 0.430	0-0 F5			0-0 4-3		4-0 G3 E BB	4-0 1B BB 1-2 2-3			2	1	0	0	2	0	2				
Marty Perez, R (1, 4) OBP: 0.341, SLG: 0.346		0-0 F8		0-3 K		0-0 G3	0-0 1B BB			4	0	1	1	0	1	1				
Larvell Blanks, R (1, 6) OBP: 0.317, SLG: 0.336		0-0 G3		0-0 2B 1B		0-0 E5 2B	0-0 6-3			4	1	1	0	0	0	3				
Vic Correll, R (1, 2) OBP: 0.353, SLG: 0.448								0-0 F8		4	0	3	1	0	0	0				
Phil Niekro, R (1, 1) OBP: 0.208, SLG: 0.234										3	0	0	0	0	0	4				
Elias Sosa, R (7, 1) OBP: 0.111, SLG: 0.111										0	0	0	0	0	0	0				
Tom House, L (7, 1) OBP: 0.111, SLG: 0.111										1	0	0	0	0	1	0				
<b>Inning Stats</b>	R: 0 E: 0 K: 0 S: 4	H: 1 LOB: 2 BB: 1 P: 8	R: 0 E: 0 K: 0 S: 4	H: 1 LOB: 1 BB: 0 P: 4	R: 0 E: 0 K: 0 S: 3	H: 1 LOB: 0 BB: 0 P: 3	R: 1 E: 0 K: 1 S: 8	H: 3 LOB: 2 BB: 0 P: 8	R: 0 E: 0 K: 0 S: 3	H: 1 LOB: 0 BB: 0 P: 3	R: 2 E: 1 K: 0 S: 5	H: 1 LOB: 1 BB: 1 P: 9	R: 1 E: 0 K: 0 S: 4	H: 1 LOB: 3 BB: 3 P: 16	R: 0 E: 0 K: 1 S: 5	H: 0 LOB: 0 BB: 0 P: 5		1B: 6 2B: 2 3B: 0 HR: 1	SF: 0 SAC: 1 DP: 1 HBP: 0	WP: 0 PB: 0 SB: 0 CS: 1
<b>PITCHER</b>	IP WLS BF H R ER SO BB IBB HBP BLK WP HR S P ERA WHIP	6.0 L 27 8 3 1 1 2 1 0 0 0 0 9 21 4.50 1.667	2.0 L 10 1 1 1 1 2 1 0 0 0 0 9 21 4.50 1.500	<b>PITCHER</b>											IP WLS BF H R ER SO BB IBB HBP BLK WP HR S P ERA WHIP					

Batter	1	2	3	4	5	6	7	8	9	AB	R	H	RBI	BB	SO	LOB	TOP					
<b>Derrel Thomas, S</b> (1.4) OBP: 0.352, SLG: 0.355	4-3		1B	F5		F5			1-3	5	1	1	0	0	0	3	<b>San Francisco Giants @ Atlanta Braves</b> Atlanta-Fulton County Stadium, Atlanta, GA Sat Jun 21 1975, 7:05 PM EDT Att: 10,084 - Unknown					
<b>Von Joshua, L</b> (1.8) OBP: 0.397, SLG: 0.431	1B		3B	CS			G3		4-3	4	0	2	1	1	0	1						
<b>Bobby Murcer, L</b> (1.9) OBP: 0.392, SLG: 0.489	F8		4-3	4-3			F8			4	0	0	0	0	0	5						
<b>Willie Montanez, L</b> (1.3) OBP: 0.331, SLG: 0.395	FC6-4		6-3				5-3			4	0	1	0	0	0	0						
<b>Chris Speier, R</b> (1.6) OBP: 0.353, SLG: 0.371	FC6-4			BB			F7			4	1	1	0	0	0	2						
<b>Gary Thomasson, L</b> (1.7) OBP: 0.277, SLG: 0.287			6-3				P1			4	1	1	0	0	0	0						
<b>Steve Ontiveros, S</b> (1.5) OBP: 0.406, SLG: 0.350			3-4-1				K			2	1	1	1	2	1	0						
<b>Dave Rader, L</b> (1.2) OBP: 0.333, SLG: 0.336	3-4-1						G3			4	0	1	2	0	0	1						
<b>Mike Caldwell, R</b> (1.1) OBP: 0.138, SLG: 0.207	F9						F4			3	0	0	0	0	0	3						
<b>Randy Moffitt, R</b> (6.1) OBP: 0.143, SLG: 0.143									E5	1	0	0	0	0	0	0						
<b>Inning Stats</b>	R: 0 E: 0 K: 0 S: 5	H: 2 LOB: 2 BB: 0 P: 5	R: 0 E: 0 K: 0 S: 3	H: 0 LOB: 1 BB: 1 P: 7	R: 1 E: 0 K: 0 S: 4	H: 2 LOB: 0 BB: 0 P: 4	R: 2 E: 0 K: 0 S: 6	H: 3 LOB: 3 BB: 2 P: 14	R: 0 E: 0 K: 0 S: 3	H: 0 LOB: 0 BB: 0 P: 3	R: 1 E: 0 K: 0 S: 4	H: 1 LOB: 0 BB: 0 P: 4	R: 0 E: 0 K: 0 S: 3	H: 0 LOB: 0 BB: 0 P: 3	R: 0 E: 1 K: 1 S: 5	H: 0 LOB: 1 BB: 0 P: 5	R: 0 E: 1 K: 0 S: 4	H: 0 LOB: 1 BB: 0 P: 4	1B: 5 2B: 1 3B: 1 HR: 1	SF: 0 SAC: 0 DP: 0 HBP: 0	WP: 0 PB: 0 SB: 0 CS: 1	PA: 38
<b>PITCHER</b>	IP	WLS	BF	H	R	ER	SO	BB	IBB	HBP	BLK	WP	HR	S	P	ERA	WHIP					
<b>Carl Morton, R</b> (1.1) ERA: 3.95	7.0	L	31	8	4	4	0	3	0	0	0	0	1	28	40	5.14	1.571					
<b>Tom House, L</b> (8.1) ERA: 4.41	2.0	S	7	0	0	0	1	0	0	0	0	0	0	9	9	0.00	0.000					

AB	35
R	4
H	8
RBI	4
BB	3
SO	1
LOB	15



Batter	1	2	3	4	5	6	7	8	9	AB	R	H	RBI	BB	SO	LOB	BOTTOM					
<b>Ralph Garr, L</b> (1.7) OBP: 0.319, SLG: 0.377	4-3		K				F5			4	0	1	0	0	1	1	<b>San Francisco Giants @ Atlanta Braves</b> Atlanta-Fulton County Stadium, Atlanta, GA Sat Jun 21 1975, 7:05 PM EDT Att: 10,084 - Unknown					
<b>Marty Perez, R</b> (1.4) OBP: 0.340, SLG: 0.345	F3			5-3			6-3			4	0	1	0	0	0	0						
<b>Dusty Baker Jr., R</b> (1.9) OBP: 0.328, SLG: 0.438	F3			HR			K			4	1	2	1	0	1	2						
<b>Cito Gaston, R</b> (1.8) OBP: 0.296, SLG: 0.438				5-3			F8			3	0	1	0	0	0	0						
<b>Dave May, L</b> (6. PH) OBP: 0.367, SLG: 0.564				FC3-6			G1-6-3			1	0	0	0	0	0	1						
<b>Darrell Evans, L</b> (1.5) OBP: 0.355, SLG: 0.429	FC3-6			BB			HR			3	1	1	0	1	0	1						
<b>Earl Williams, R</b> (1.3) OBP: 0.277, SLG: 0.355	G5-4-3			1B			HR			3	1	1	2	1	0	1						
<b>Larvell Blanks, R</b> (1.6) OBP: 0.316, SLG: 0.335				L7			K			4	0	1	0	0	1	2						
<b>Vic Correll, R</b> (1.2) OBP: 0.346, SLG: 0.437				K			F5			4	0	0	0	0	1	1						
<b>Carl Morton, R</b> (1.1) OBP: 0.238, SLG: 0.244				FC1-6			5-3			2	0	0	0	0	0	1						
<b>Ed Goodson, L</b> (7. PH) OBP: 0.244, SLG: 0.278				1-2						1	0	0	0	0	0	0						
<b>Tom House, L</b> (8.1) ERA: 4.11							4-3			0	0	0	0	0	0	0						
<b>Inning Stats</b>	R: 0 E: 0 K: 0 S: 3	H: 0 LOB: 0 BB: 0 P: 3	R: 0 E: 0 K: 0 S: 3	H: 1 LOB: 0 BB: 0 P: 3	R: 0 E: 0 K: 2 S: 8	H: 1 LOB: 1 BB: 0 P: 8	R: 1 E: 0 K: 0 S: 5	H: 2 LOB: 2 BB: 1 P: 9	R: 0 E: 0 K: 1 S: 7	H: 2 LOB: 2 BB: 0 P: 7	R: 2 E: 0 K: 1 S: 6	H: 1 LOB: 0 BB: 1 P: 10	R: 0 E: 0 K: 0 S: 3	H: 0 LOB: 0 BB: 0 P: 3	R: 0 E: 0 K: 0 S: 3	H: 1 LOB: 0 BB: 0 P: 3	R: 0 E: 0 K: 0 S: 3	H: 0 LOB: 0 BB: 0 P: 3	1B: 6 2B: 0 3B: 0 HR: 2	SF: 0 SAC: 0 DP: 2 HBP: 0	WP: 0 PB: 0 SB: 0 CS: 0	PA: 35
<b>PITCHER</b>	IP	WLS	BF	H	R	ER	SO	BB	IBB	HBP	BLK	WP	HR	S	P	ERA	WHIP					
<b>Mike Caldwell, L</b> (1.1) ERA: 4.71	5.1	W	24	7	3	3	3	2	0	0	0	0	2	28	36	5.06	1.688					
<b>Randy Moffitt, R</b> (6.1) ERA: 4.11	3.2	S	11	1	0	0	1	0	0	0	0	0	0	13	13	0.00	0.273					



Batter	1	2	3	4	5	6	7	8	9	AB	R	H	RBI	BB	SO	LOB	TOP				
<b>Derrel Thomas, S</b> OBP: 0.353, SLG: 0.358 (1,4)	0-0 4-3		4-0 BB BB FC5-2 BB	0-0 1-3 2B		0-0 F8			0-0 E6 BB	4	0	1	0	1	0	0	<b>San Francisco Giants @ Atlanta Braves</b> Atlanta-Fulton County Stadium, Atlanta, GA Sun Jun 22 1975, 3:33 AM EDT Unknown				
<b>Von Joshua, L</b> OBP: 0.368, SLG: 0.424 (1,8)	0-0 3-1		4-0 FC5-2 BB 1-2 FC3-6 BB	0-3 K		0-0 4-3			4-0 BB BB	3	1	0	0	2	1	2					
<b>Bobby Murcer, L</b> OBP: 0.401, SLG: 0.493 <b>Jake Brown, R</b> OBP: 0.273, SLG: 0.381 (7,9)	4-0 1B BB		4-0 FC3-6 FC5-2 1-2 2-3 BB		0-0 BB BB SF8 1B				0-0 G3-6 1B	2	1	2	0	2	0	0					
<b>Willie Montanez, L</b> OBP: 0.332, SLG: 0.395 (1,3)	0-0 1-2 1B		0-0 FC5-2 FC3-6 1-2 2-3 3-H		0-0 FC5-4 BB 1-2 1B				0-0 G3-6	5	0	2	0	0	0	6					
<b>Chris Speier, R</b> OBP: 0.352, SLG: 0.367 <b>Craig Robinson, R</b> OBP: 0.056, SLG: 0.056 (7,6)	0-0 F9		0-0 FC3-6 1-2 2-3 3-H		0-0 FC5-4 BB 1-2 2-3 BB				0-0 F7	3	0	0	1	1	0	4					
<b>Gary Thomasson, L</b> OBP: 0.270, SLG: 0.280 (1,7)		0-3 K	0-0 F5		0-0 SF8				0-0 4-3	3	0	0	1	0	1	2					
<b>Steve Ontiveros, S</b> OBP: 0.401, SLG: 0.342 (1,5)		4-0 BB BB		0-0 6-3		0-0 FC5-4 1-2 2-3			0-3 K	3	0	0	0	1	1	2					
<b>Marc Hill, R</b> OBP: 0.321, SLG: 0.333 (1,2)		4-0 G4-6-3 BB		0-0 F8		0-0 F8			0-0 6-3	3	0	0	0	1	0	2					
<b>Ed Hallicki, R</b> OBP: 0.125, SLG: 0.067 <b>Charlie Williams, R</b> OBP: 0.230, SLG: 0.111 <b>Bruce Miller, R</b> OBP: 0.339, SLG: 0.339 <b>Dave Heaverlo, R</b> OBP: 0.314, SLG: 0.250 (6,1)	0-0 G4-6-3			0-0 2B 1B		0-0 4-3			0-0 F8	0	0	0	0	0	0	0					
<b>Chris Arnold, R</b> OBP: 0.314, SLG: 0.250 (9,PH)	1-2									1	0	0	0	0	0	0					
<b>Inning Stats</b>	R: 0 E: 0 K: 0 S: 4	H: 1 LOB: 2 BB: 1 P: 8	R: 0 E: 0 K: 1 S: 4	H: 0 LOB: 1 BB: 2 P: 12	R: 1 E: 0 K: 0 S: 3	H: 0 LOB: 3 BB: 3 P: 15	R: 0 E: 0 K: 1 S: 7	H: 2 LOB: 2 BB: 0 P: 7	R: 1 E: 0 K: 0 S: 5	H: 2 LOB: 2 BB: 1 P: 9	R: 0 E: 0 K: 0 S: 3	H: 1 LOB: 0 BB: 0 P: 3	R: 0 E: 0 K: 1 S: 5	H: 0 LOB: 0 BB: 0 P: 5	R: 0 E: 1 K: 1 S: 6	H: 0 LOB: 2 BB: 1 P: 10	1B: 5 2B: 1 3B: 0 HR: 0	SF: 1 SAC: 0 DP: 2 HBP: 0	WP: 0 PB: 0 SB: 0 CS: 0	PA: 40	
<b>PITCHER</b>	IP WLS BF H R ER SO BB IBB HBP BLK WP HR S P ERA WHIP																				
<b>Mike Thompson, R</b> ERA: 4.08 (1,1)	2.0	12	1	1	1	1	6	0	0	0	0	0	0	8	32	4.50	3.500				
<b>Mike Beard, L</b> ERA: 2.22 (3,1)	7.0	W 28	5	1	1	3	2	0	0	0	0	0	0	32	40	1.29	1.000				

AB	31
R	2
H	6
RBI	2
BB	8
SO	4
LOB	22




Batter	1	2	3	4	5	6	7	8	9	AB	R	H	RBI	BB	SO	LOB	BOTTOM				
<b>Ralph Garr, L</b> OBP: 0.321, SLG: 0.373 (1,7)			0-0 5-3		0-0 G1-6-3				0-0 G3	3	1	0	0	2	0	1	<b>San Francisco Giants @ Atlanta Braves</b> Atlanta-Fulton County Stadium, Atlanta, GA Sun Jun 22 1975, 3:33 AM EDT Unknown				
<b>Marty Perez, R</b> OBP: 0.345, SLG: 0.347 (1,4)			0-3 K		4-0 BB BB				0-3 K	4	1	2	1	1	2	0					
<b>Dave May, L</b> OBP: 0.369, SLG: 0.542 <b>Dusty Baker Jr., R</b> OBP: 0.328, SLG: 0.438 (6,9)			0-0 3-1		4-0 BB BB				0-3 K	4	1	1	1	1	1	2					
<b>Darrell Evans, L</b> OBP: 0.353, SLG: 0.428 (1,5)	0-0 E 1-3 2H 6-3 2B			0-0 F3		0-0 4-3			0-0 F9	5	1	1	1	0	0	2					
<b>Mike Lum, L</b> OBP: 0.300, SLG: 0.307 (1,3)	0-0 E4 6-3 BB 1B 2-3 3H	0-0 1B SF7 1B		0-0 4-3		0-0 F4			0-3 K	5	2	1	1	0	1	1					
<b>Rowland Office, L</b> OBP: 0.363, SLG: 0.370 (1,8)	4-0 6-3 1-2 1B BB			0-0 BB 1-3 1B		0-0 S BB 1B			0-0 1B	4	1	4	0	1	0	0					
<b>Larvell Blanks, R</b> OBP: 0.317, SLG: 0.332 (1,6)	0-0 6-3 1-2 2-3 3H		0-0 SF7		4-0 FC6-4 BB 1-2 BB				0-0 S BB 6-3	2	0	0	2	2	0	3					
<b>Biff Pocoroba, S</b> OBP: 0.373, SLG: 0.314 (1,2)	0-0 SH1-4 1B 2H 3H			0-0 FC6-4 1-2		0-0 F8			0-0 F8	3	1	1	2	1	0	4					
<b>Mike Thompson, R</b> OBP: 0.317, SLG: 0.332 (1,1)	0-0 SH1-4			0-3 K		4-0 G1-6-3 BB			0-3 K	1	0	0	0	0	1	2					
<b>Mike Beard, L</b> OBP: 0.317, SLG: 0.332 (3,1)	1-2									1	0	0	0	1	1	2					
<b>Inning Stats</b>	R: 7 E: 1 K: 0 S: 9	H: 5 LOB: 3 BB: 3 P: 21	R: 1 E: 0 K: 1 S: 7	H: 2 LOB: 2 BB: 1 P: 11	R: 0 E: 0 K: 1 S: 5	H: 0 LOB: 0 BB: 0 P: 5	R: 0 E: 0 K: 0 S: 4	H: 1 LOB: 2 BB: 1 P: 8	R: 0 E: 0 K: 1 S: 2	H: 0 LOB: 2 BB: 3 P: 14	R: 0 E: 0 K: 1 S: 6	H: 1 LOB: 1 BB: 1 P: 10	R: 0 E: 0 K: 2 S: 7	H: 0 LOB: 0 BB: 0 P: 7	R: 0 E: 0 K: 1 S: 6	H: 1 LOB: 1 BB: 0 P: 6	1B: 9 2B: 1 3B: 0 HR: 0	SF: 1 SAC: 1 DP: 1 HBP: 0	WP: 0 PB: 0 SB: 2 CS: 0	PA: 43	
<b>PITCHER</b>	IP WLS BF H R ER SO BB IBB HBP BLK WP HR S P ERA WHIP																				
<b>Ed Hallicki, R</b> ERA: 4.3 (1,1)	0.1	L 8	4	4	7	5	0	0	0	0	0	0	0	6	14	135.00	18.000				
<b>Charlie Williams, R</b> ERA: 4.27 (1,1)	4.2	23	4	1	1	2	5	1	0	0	0	0	0	21	45	1.93	1.929				
<b>Dave Heaverlo, R</b> ERA: 3.0 (6,1)	3.0	12	2	0	0	4	1	0	0	0	0	0	0	19	23	0.00	1.000				




Batter	1	2	3	4	5	6	7	8	9	AB	R	H	RBI	BB	SO	LOB	TOP					
<b>Derrel Thomas, S</b> (1.4) OBP: 0.354, SLG: 0.359	E6 G4-3		1-3 1B			G3		F8		5	1	2	3	0	0	0	<b>San Francisco Giants @ Atlanta Braves</b> Atlanta-Fulton County Stadium, Atlanta, GA Sun Jun 22 1975, 3:38 AM EDT Att: 12,410 - Unknown					
<b>Von Joshua, L</b> (1.8) OBP: 0.369, SLG: 0.420	F7		1-3			G3		F		4	0	1	0	1	0	3						
<b>Bobby Murcer, L</b> (1.9) OBP: 0.401, SLG: 0.487	G4-3		1B					G3		3	0	0	0	2	0	2						
<b>Willie Montanez, L</b> (1.3) OBP: 0.330, SLG: 0.391		4-1				4-3				5	0	1	1	0	0	3						
<b>Steve Ontiveros, S</b> (8.3) OBP: 0.401, SLG: 0.342			1-3			4-3		F3		0	0	0	0	0	0	0						
<b>Chris Speier, R</b> (1.6) OBP: 0.360, SLG: 0.373			F5							4	0	3	0	1	0	2						
<b>Gary Thomasson, L</b> (1.7) OBP: 0.297, SLG: 0.277	FC6							FC4-6		5	0	1	0	0	0	3						
<b>Bruce Miller, R</b> (1.5) OBP: 0.303, SLG: 0.327	4-3							K		4	1	0	0	1	1	5						
<b>Dave Rader, L</b> (1.2) OBP: 0.360, SLG: 0.396			1B					IBB		4	3	4	1	1	0	0						
<b>Pete Falcone, L</b> (1.1) OBP: 0.069, SLG: 0.069			1-3			3-1		FC6-5		4	0	0	0	0	1	5						
<b>Gary Lavelle, S</b> (9.1) OBP: 0.167, SLG: 0.167			SH1					2-3		0	0	0	0	0	0	0						
<b>Inning Stats</b>	R: 0 E: 1 K: 0 S: 3	H: 0 LOB: 0 BB: 0 P: 3	R: 0 E: 0 K: 0 S: 4	H: 1 LOB: 1 BB: 0 P: 4	R: 2 E: 0 K: 0 S: 6	H: 3 LOB: 2 BB: 1 P: 10	R: 2 E: 0 K: 0 S: 5	H: 2 LOB: 1 BB: 1 P: 9	R: 0 E: 0 K: 0 S: 5	H: 2 LOB: 2 BB: 0 P: 5	R: 1 E: 0 K: 0 S: 4	H: 1 LOB: 2 BB: 2 P: 12	R: 0 E: 0 K: 1 S: 7	H: 2 LOB: 2 BB: 0 P: 7	R: 0 E: 1 K: 0 S: 4	H: 1 LOB: 1 BB: 2 P: 4	R: 0 E: 0 K: 1 S: 5	H: 0 LOB: 2 BB: 2 P: 13	1B: 10 2B: 1 3B: 0 HR: 1	SF: 0 SAC: 1 DP: 1 HBP: 0	WP: 0 PB: 1 CS: 0	PA: 45
<b>PITCHER</b>	IP	WLS	BF	H	R	ER	SO	BB	IBB	HBP	BLK	WP	HR	S	P	ERA	WHIP					
<b>Blue Moon Odum, R</b> (1.1) ERA: 8.68	5.2	L	29	9	5	5	0	3	0	0	0	0	1	26	38	7.94	2.118					
<b>Max Leon, R</b> (6.1) ERA: 4.0	0.1	2	0	0	0	0	0	1	0	0	0	0	0	1	5	0.00	3.000					
<b>Ray Sadecki, L</b> (7.1) ERA: 4.5	2.0	9	3	0	0	1	0	0	0	0	0	0	0	11	11	0.00	1.500					
<b>Elias Sosa, R</b> (9.1) ERA: 4.06	1.0	5	0	0	0	0	1	1	1	0	0	0	0	5	13	0.00	1.000					

Batter	1	2	3	4	5	6	7	8	9	AB	R	H	RBI	BB	SO	LOB	BOTTOM				
<b>Ralph Garr, L</b> (1.7) OBP: 0.320, SLG: 0.372	F6		F7			1-3				4	0	1	0	0	0	0	<b>San Francisco Giants @ Atlanta Braves</b> Atlanta-Fulton County Stadium, Atlanta, GA Sun Jun 22 1975, 3:38 AM EDT Att: 12,410 - Unknown				
<b>Marty Perez, R</b> (1.4) OBP: 0.343, SLG: 0.343						6-3		G3		3	0	0	0	1	0	3					
<b>Dusty Baker Jr., R</b> (1.9) OBP: 0.327, SLG: 0.432	F4					5-3				3	1	0	0	1	0	1					
<b>Earl Williams, R</b> (1.3) OBP: 0.271, SLG: 0.346	K					F7				4	0	0	0	0	2	2					
<b>Darrell Evans, L</b> (1.5) OBP: 0.351, SLG: 0.423			4-3			G3				3	1	0	0	1	0	0					
<b>Cito Gaston, R</b> (1.8) OBP: 0.293, SLG: 0.418			K					K		3	0	0	0	1	2	2					
<b>Larvell Blanks, R</b> (1.6) OBP: 0.316, SLG: 0.335			6-3							4	0	1	2	0	1	1					
<b>Vic Correll, R</b> (1.2) OBP: 0.344, SLG: 0.429			F6			K				3	0	0	0	1	1	2					
<b>Blue Moon Odum, R</b> (1.1) OBP: 0.226, SLG: 0.400										1	0	0	0	0	1	0					
<b>Max Leon, R</b> (6.1) OBP: 0.299, SLG: 0.500										0	0	0	0	0	0	0					
<b>Bob Beall, S</b> (6.9) OBP: 0.241, SLG: 0.300										1	0	0	0	0	1	0					
<b>Ray Sadecki, L</b> (7.1) OBP: 0.241, SLG: 0.300										0	0	0	0	0	0	0					
<b>Rod Gilbreath, R</b> (8.9) OBP: 0.252, SLG: 0.347										1	0	1	0	0	0	0					
<b>Elias Sosa, R</b> (9.1) OBP: 0.171, SLG: 0.111										0	0	0	0	0	0	0					
<b>Inning Stats</b>	R: 0 E: 0 K: 1 S: 5	H: 0 LOB: 1 BB: 1 P: 9	R: 0 E: 0 K: 1 S: 5	H: 0 LOB: 0 BB: 0 P: 5	R: 0 E: 0 K: 0 S: 3	H: 0 LOB: 0 BB: 0 P: 3	R: 0 E: 0 K: 2 S: 7	H: 0 LOB: 1 BB: 1 P: 11	R: 0 E: 0 K: 1 S: 5	H: 0 LOB: 0 BB: 0 P: 5	R: 0 E: 0 K: 0 S: 3	H: 0 LOB: 0 BB: 0 P: 3	R: 0 E: 0 K: 1 S: 7	H: 2 LOB: 3 BB: 1 P: 11	R: 2 E: 0 K: 1 S: 6	H: 1 LOB: 2 BB: 2 P: 14	1B: 2 2B: 1 3B: 0 HR: 0	SF: 0 SAC: 0 DP: 0 HBP: 0	WP: 0 PB: 1 CS: 0	PA: 35	
<b>PITCHER</b>	IP	WLS	BF	H	R	ER	SO	BB	IBB	HBP	BLK	WP	HR	S	P	ERA	WHIP				
<b>Pete Falcone, L</b> (1.1) ERA: 3.26	8.2	W	34	3	2	2	8	5	0	0	0	0	0	45	65	2.08	0.923				
<b>Gary Lavelle, L</b> (9.1) ERA: 2.2	0.1	S	1	0	0	0	0	0	0	0	0	0	0	1	1	0.00	0.000				



Batter	1	2	3	4	5	6	7	8	9	AB	R	H	RBI	BB	SO	LOB	TOP										
<b>Derrel Thomas, S</b> OBP: 0.347, SLG: 0.350 (1,4)	F5	FC4-6 2B		6-3			G3		4-3	5	1	0	1	0	0	2	<b>San Francisco Giants @ San Diego Padres</b> San Diego Stadium, San Diego, CA Mon Jun 23 1975, 10:05 PM EDT Att: 6,999 - Unknown  <b>AB 35</b> <b>R 6</b> <b>H 7</b> <b>RBI 5</b> <b>BB 3</b> <b>SO 3</b> <b>LOB 12</b> 										
<b>Von Joshua, L</b> OBP: 0.369, SLG: 0.430 (1,8)	E	F8 1B 2B		K			F7		4-3	5	2	2	2	0	1	0											
<b>Bobby Murcer, L</b> OBP: 0.397, SLG: 0.479 (1,9)	F7	F8					F5		G3	4	0	0	0	1	0	2											
<b>Willie Montanez, L</b> OBP: 0.329, SLG: 0.389 (1,3)	E4						F6		F7	4	0	1	1	0	0	1											
<b>Chris Speier, R</b> OBP: 0.355, SLG: 0.367 (1,6)	L9	K					4-3		6-3	4	0	0	0	0	1	3											
<b>Gary Thomasson, L</b> OBP: 0.273, SLG: 0.284 (1,7)		2B 1B					F8		BB BB 1B	4	1	2	0	0	0	1											
<b>Steve Ontiveros, S</b> OBP: 0.404, SLG: 0.350 (1,5)		1B					F9		BB BB BB BB	3	1	1	0	1	0	0											
<b>Craig Robinson, R</b> OBP: 0.056, SLG: 0.056 (6, PR)		1B FC4-6 2B		L3					BB BB	0	0	0	0	0	0	0											
<b>Bruce Miller, R</b> OBP: 0.303, SLG: 0.327 (8,5)		1-3 FC4-6 2B							1-2 BB BB	0	0	0	0	0	0	0											
<b>Dave Rader, L</b> OBP: 0.364, SLG: 0.395 (1,2)		FC4-6 SH 2B 1B		G3			F8		BB BB BB BB	3	1	1	1	1	0	0											
<b>John Montefusco, R</b> OBP: 0.167, SLG: 0.167 (7,1)		SH FC4-6					4-3		F8	2	0	0	0	0	1	0											
<b>Gary Lavelle, S</b> OBP: 0.373, SLG: 0.569 (6, PH)		1-2		K						0	0	0	0	0	0	0											
<b>Randy Moffitt, R</b> OBP: 0.143, SLG: 0.143 (8,1)										1	0	0	0	0	0	3											
<b>Randy Moffitt, R</b> OBP: 0.143, SLG: 0.143 (8,1)										0	0	0	0	0	0	0											
<b>Inning Stats</b>	R: 1 E: 1 K: 0 S: 5	H: 1 LOB: 1 BB: 0 P: 5	R: 5 E: 1 K: 1 S: 11	H: 5 LOB: 1 BB: 0 P: 11	R: 0 E: 0 K: 0 S: 3	H: 0 LOB: 0 BB: 0 P: 3	R: 0 E: 0 K: 2 S: 7	H: 0 LOB: 0 BB: 0 P: 7	R: 0 E: 0 K: 0 S: 3	H: 0 LOB: 1 BB: 1 P: 7	R: 0 E: 0 K: 0 S: 3	H: 0 LOB: 0 BB: 0 P: 3	R: 0 E: 0 K: 0 S: 3	H: 1 LOB: 3 BB: 2 P: 12	R: 0 E: 0 K: 0 S: 3	H: 0 LOB: 0 BB: 0 P: 3	1B: 4 2B: 3 3B: 0 HR: 0	SF: 0 SAC: 1 DP: 0 HBP: 0	WP: 0 PA: 39 PB: 0 SB: 1 CS: 0								
<b>PITCHER</b>	IP	WLS	BF	H	R	ER	SO	BB	IBB	HBP	BLK	WP	HR	S	P	ERA	WHIP										
<b>Joe McIntosh, R</b> ERA: 2.92 (1,1)	1.1		11	5	6	3	0	0	0	0	0	0	0	11	11	20.25	3.750										
<b>Dave Tomlin, L</b> ERA: 1.99 (2,1)	5.2	W	19	1	0	0	3	1	0	0	0	0	0	24	28	0.00	0.353										
<b>Alan Foster, R</b> ERA: 2.42 (8,1)	0.2		5	1	0	0	0	2	0	0	0	0	0	3	11	0.00	4.500										
<b>Bill Greif, R</b> ERA: 3.67 (8,1)	1.1	S	4	0	0	0	0	0	0	0	0	0	0	4	4	0.00	0.000										

Batter	1	2	3	4	5	6	7	8	9	AB	R	H	RBI	BB	SO	LOB	BOTTOM										
<b>Johnny Grubb, L</b> OBP: 0.397, SLG: 0.433 (1,8)	HBP HR 1B						F7		2B 1B	4	2	2	0	0	0	0	<b>San Francisco Giants @ San Diego Padres</b> San Diego Stadium, San Diego, CA Mon Jun 23 1975, 10:05 PM EDT Att: 6,999 - Unknown  <b>AB 30</b> <b>R 7</b> <b>H 9</b> <b>RBI 7</b> <b>BB 4</b> <b>SO 1</b> <b>LOB 10</b> 										
<b>Tito Fuentes, S</b> OBP: 0.289, SLG: 0.312 (1,4)	L6						6-3		SH3 4-3 2B	4	1	2	2	0	1	0											
<b>Bobby Tolan, L</b> OBP: 0.315, SLG: 0.323 (1,9)	HR HBP						G3-6-3 1B		SH3	2	1	1	0	0	0	1											
<b>Willie McCovey, L</b> OBP: 0.288, SLG: 0.411 (1,3)							F5		4-3	4	1	1	4	0	0	2											
<b>Dick Sharon, R</b> OBP: 0.271, SLG: 0.235 (8,7)	HR						F8		3B	0	0	0	0	0	0	0											
<b>Mike Ivie, R</b> OBP: 0.293, SLG: 0.361 (1,5)							K		5-3	2	0	0	0	2	1	0											
<b>Gene Locklear, L</b> OBP: 0.403, SLG: 0.492 (1,7)							F2		F8	4	1	2	0	0	0	2											
<b>Alan Foster, R</b> OBP: 0.091, SLG: 0.091 (8,1)							WP 1B 2B		1B	0	0	0	0	0	0	0											
<b>Bill Greif, R</b> ERA: 3.67 (8,1)										0	0	0	0	0	0	0											
<b>Fred Kendall, R</b> OBP: 0.257, SLG: 0.248 (1,2)	CS						CS 3-1		F4	3	0	0	0	1	0	1											
<b>Enzo Hernandez, R</b> OBP: 0.295, SLG: 0.268 (1,6)							L8		F6	4	0	1	1	0	0	1											
<b>Joe McIntosh, S</b> OBP: 0.148, SLG: 0.087 (1,1)							6-3		L9	0	0	0	0	0	0	0											
<b>Dave Tomlin, L</b> ERA: 3.1 (2,1)										2	0	0	0	0	0	2											
<b>Randy Hundley, R</b> OBP: 0.245, SLG: 0.235 (7, PH)										0	0	0	0	1	0	0											
<b>John Scott, R</b> ERA: 4.0 (7, PR)										0	0	0	0	0	0	0											
<b>Ted Kubiak, S</b> OBP: 0.296, SLG: 0.230 (8,5)										1	0	0	0	0	0	0											
<b>Inning Stats</b>	R: 3 E: 0 K: 0 S: 4	H: 2 LOB: 0 BB: 1 P: 9	R: 0 E: 0 K: 0 S: 3	H: 0 LOB: 0 BB: 0 P: 3	R: 0 E: 0 K: 0 S: 3	H: 1 LOB: 0 BB: 0 P: 3	R: 1 E: 0 K: 1 S: 7	H: 2 LOB: 2 BB: 1 P: 11	R: 0 E: 0 K: 0 S: 4	H: 1 LOB: 1 BB: 0 P: 4	R: 0 E: 0 K: 0 S: 4	H: 1 LOB: 1 BB: 0 P: 4	R: 3 E: 0 K: 0 S: 5	H: 2 LOB: 1 BB: 2 P: 13	R: 0 E: 0 K: 0 S: 3	H: 0 LOB: 0 BB: 0 P: 3	1B: 5 2B: 2 3B: 1 HR: 1	SF: 0 SAC: 1 DP: 1 HBP: 1	WP: 1 PA: 37 PB: 0 SB: 0 CS: 1								
<b>PITCHER</b>	IP	WLS	BF	H	R	ER	SO	BB	IBB	HBP	BLK	WP	HR	S	P	ERA	WHIP										
<b>John Montefusco, R</b> ERA: 3.1 (1,1)	6.0		28	8	6	6	1	3	0	1	0	0	0	26	39	9.00	1.833										
<b>Gary Lavelle, L</b> ERA: 2.35 (7,1)	1.0	L	5	1	1	1	0	1	0	0	0	0	0	4	8	9.00	2.000										
<b>Randy Moffitt, R</b> ERA: 4.0 (8,1)	1.0		3	0	0	0	0	0	0	0	0	0	0	3	3	0.00	0.000										

Batter	1	2	3	4	5	6	7	8	9	10	AB	R	H	RBI	BB	SO	LOB	TOP			
Von Joshua, L OBP: 0.365, SLG: 0.424	(1, 8) 0-3 K		(1, 2) 0-0 G1-6-3 1B			(1, 2) 0-0 1-3		(1, 2) 0-3 K		(1, 2) 0-0 4-3	5	0	1	0	0	2	0	<b>San Francisco Giants @ San Diego Padres</b> San Diego Stadium, San Diego, CA Tue Jun 24 1975, 10:05 PM EDT Unknown <a href="http://livebaseballscorecards.com">livebaseballscorecards.com</a>			
Derrel Thomas, S OBP: 0.348, SLG: 0.352	(1, 4) 0-0 G3 1B		(1, 2) 0-0 G1-6-3			(1, 2) 0-0 1B		(1, 2) 0-0 5-3		(1, 2) 0-0 1-3	5	0	2	0	0	0	2				
Bobby Murcer, L OBP: 0.397, SLG: 0.488	(1, 9) 0-0 G3					(1, 2) 0-0 HR		(1, 2) 4-0 1B		(1, 2) 0-0 F9	4	1	1	1	1	1	1				
Jake Brown, R OBP: 0.308, SLG: 0.400	(1, 7) 0-0 1-3					(1, 2) 0-0 1B		(1, 2) 0-0 FC6-4 1B			4	0	2	0	0	0	1				
Chris Speier, R OBP: 0.350, SLG: 0.361	(1, 6) 0-0 6-3					(1, 2) 0-0 6-3		(1, 2) 0-0 FC6-4 1B			4	0	0	0	0	0	3				
Willie Montanez, L OBP: 0.331, SLG: 0.391	(1, 3) 0-0 3-1					(1, 2) 0-0 1B		(1, 2) 0-3 K		(1, 2) 0-0 SH1-4 1B	4	0	2	0	0	1	0				
Bruce Miller, R OBP: 0.304, SLG: 0.328	(1, 5) 0-0 5-3					(1, 2) 0-0 F8		(1, 2) 0-0 1B		(1, 2) 0-0 SH1-4	3	0	1	0	0	0	1				
Marc Hill, R OBP: 0.326, SLG: 0.333	(1, 2) 0-0 5-3					(1, 2) 0-0 1B		(1, 2) 0-0 F6		(1, 2) 4-0 1B	3	0	1	0	1	0	1				
Craig Robinson, R OBP: 0.356, SLG: 0.056	(9, PR) 0-0 5-3					(1, 2) 0-0 G6-4-3 1B		(1, 2) 0-0 1B		(1, 2) 0-0 G6-4-3 IBB	0	0	0	0	0	0	0				
Dave Rader, L OBP: 0.384, SLG: 0.395	(9, 2) 0-0 5-3					(1, 2) 0-0 G6-4-3 1B		(1, 2) 0-0 1-3		(1, 2) 0-0 G6-4-3	0	0	0	0	0	0	0				
Jim Barr, R OBP: 0.111, SLG: 0.059	(1, 1) 0-0 1B					(1, 2) 0-0 1B		(1, 2) 0-0 1-3		(1, 2) 0-0 G6-4-3	3	0	1	0	0	0	3				
Randy Moffitt, R OBP: 0.143, SLG: 0.143	(7, 1) 0-0 1B					(1, 2) 0-0 1B					0	0	0	0	0	0	0				
Chris Arnold, R OBP: 0.305, SLG: 0.242	(9, PH) 0-0 1B										1	0	0	0	0	0	2				
Gary Lavelle, S OBP: 0.167, SLG: 0.167	(9, 1) 0-0 1B										0	0	0	0	0	0	0				
Charlie Williams, R OBP: 0.200, SLG: 0.111	(10, 1) 0-0 1B										0	0	0	0	0	0	0				
<b>Inning Stats</b>	R: 0 E: 0 K: 1 S: 6	H: 1 LOB: 1 BB: 0 P: 5	R: 0 E: 0 K: 0 S: 3	H: 0 LOB: 0 BB: 0 P: 3	R: 0 E: 0 K: 0 S: 4	H: 2 LOB: 1 BB: 0 P: 4	R: 0 E: 0 K: 1 S: 5	H: 0 LOB: 0 BB: 0 P: 5	R: 0 E: 0 K: 0 S: 5	H: 2 LOB: 1 BB: 0 P: 4	R: 1 E: 0 K: 0 S: 5	H: 3 LOB: 1 BB: 0 P: 5	R: 0 E: 0 K: 1 S: 6	H: 1 LOB: 2 BB: 1 P: 10	R: 0 E: 0 K: 0 S: 3	H: 1 LOB: 2 BB: 1 P: 7	R: 0 E: 0 K: 0 S: 3	H: 0 LOB: 0 BB: 0 P: 3	1B: 10 2B: 0 3B: 0 HR: 1	SF: 0 SAC: 1 DP: 3 HBP: 0	WP: 0 PA: 39 PB: 0 SB: 0 CS: 1
<b>PITCHER</b> Randy Jones, L ERA: 1.77	(1, 1) 10.0	WLS 39	BF 11	H 1	R 1	ER 1	SO 4	BB 1	IBB 0	HBP 0	BLK 0	WP 0	HR 1	S 45	P 53	ERA 0.90	WHIP 1.200				

Batter	1	2	3	4	5	6	7	8	9	10	AB	R	H	RBI	BB	SO	LOB	BOTTOM			
Bobby Tolan, L OBP: 0.316, SLG: 0.325	(1, 8) 0-0 4-3		(1, 2) 0-0 F8			(1, 2) 0-0 B1-3		(1, 2) 0-0 FC6-4 1B		(1, 2) 0-0 E 1B	5	0	2	0	0	0	0	<b>San Francisco Giants @ San Diego Padres</b> San Diego Stadium, San Diego, CA Tue Jun 24 1975, 10:05 PM EDT Unknown <a href="http://livebaseballscorecards.com">livebaseballscorecards.com</a>			
Tito Fuentes, S OBP: 0.283, SLG: 0.306	(1, 4) 0-3 K		(1, 2) 0-0 L6			(1, 2) 0-0 F7		(1, 2) 0-0 FC6-4 1B		(1, 2) 0-0 E4	5	0	0	1	0	1	2				
Dave Winfield, R OBP: 0.372, SLG: 0.481	(1, 9) 0-0 6-3		(1, 2) 0-0 G3			(1, 2) 0-0 4-3 2B		(1, 2) 0-0 F3			4	0	1	0	0	0	1				
Willie McCovey, L OBP: 0.287, SLG: 0.407	(1, 3) 0-0 FC4-6 2B					(1, 2) 0-0 F8		(1, 2) 0-0 4-3		(1, 2) 0-0 F7	4	1	1	0	0	0	1				
Mike Ivie, R OBP: 0.232, SLG: 0.356	(1, 5) 4-0 FC4-6 1B					(1, 2) 0-0 L8		(1, 2) 0-3 K		(1, 2) 0-0 F8	3	0	0	0	1	1	1				
Gene Locklear, L OBP: 0.408, SLG: 0.493	(1, 7) 0-0 FC4-6 2B					(1, 2) 0-0 1B		(1, 2) 0-0 4-3		(1, 2) 0-0 FC6-4 1B	4	0	2	0	0	0	2				
Fred Kendall, R OBP: 0.257, SLG: 0.255	(1, 2) 0-0 1-3 2B					(1, 2) 0-0 F8		(1, 2) 0-0 5-3		(1, 2) 0-0 FC6-4	4	0	1	1	0	0	2				
Enzo Hernandez, R OBP: 0.295, SLG: 0.287	(1, 6) 0-3 K					(1, 2) 0-0 F5		(1, 2) 0-0 F8		(1, 2) 0-0 1B	4	1	1	0	0	1	2				
Randy Jones, R OBP: 0.189, SLG: 0.171	(1, 1) 0-0 1-3					(1, 2) 0-3 K		(1, 2) 0-3 K		(1, 2) 0-0 SH1-4	3	0	0	0	0	2	2				
<b>Inning Stats</b>	R: 0 E: 0 K: 1 S: 5	H: 0 LOB: 0 BB: 0 P: 5	R: 1 E: 0 K: 1 S: 7	H: 2 LOB: 2 BB: 1 P: 11	R: 0 E: 0 K: 0 S: 3	H: 0 LOB: 0 BB: 0 P: 3	R: 0 E: 0 K: 0 S: 4	H: 1 LOB: 1 BB: 0 P: 4	R: 0 E: 0 K: 1 S: 5	H: 0 LOB: 0 BB: 0 P: 5	R: 0 E: 0 K: 1 S: 6	H: 1 LOB: 1 BB: 0 P: 6	R: 0 E: 0 K: 0 S: 3	H: 0 LOB: 0 BB: 0 P: 3	R: 0 E: 0 K: 0 S: 4	H: 1 LOB: 1 BB: 0 P: 4	R: 1 E: 1 K: 0 S: 4		H: 2 LOB: 2 BB: 0 P: 4	1B: 6 2B: 2 3B: 0 HR: 0	SF: 0 SAC: 1 DP: 0 HBP: 0
<b>PITCHER</b> Jim Barr, R ERA: 2.64	(1, 1) 6.1	WLS 24	BF 4	H 1	R 1	ER 1	SO 4	BB 1	IBB 0	HBP 0	BLK 0	WP 0	HR 0	S 31	P 35	ERA 1.42	WHIP 0.789				
Randy Moffitt, R ERA: 3.92	(7, 1) 1.2	6	1	0	0	1	0	0	0	0	0	0	0	8	8	0.00	0.600				
Gary Lavelle, L ERA: 2.47	(9, 1) 1.1	L 7	3	1	1	0	0	0	0	0	0	0	0	7	7	6.75	2.250				
Charlie Williams, R ERA: 4.27	(10, 1) 0.0	1	0	0	0	0	0	0	0	0	0	0	0	1	1	=	=				

Batter	1	2	3	4	5	6	7	8	9	AB	R	H	RBI	BB	SO	LOB	TOP		
Von Joshua, L OBP: 0.358, SLG: 0.415 (1, 8)	F7		F7			3-1			F8	4	0	0	0	0	0	0			
Craig Robinson, R OBP: 0.045, SLG: 0.045 (1, 4)	1-3			F4			F4		K	4	0	0	0	0	0	1			
Bobby Murcer, L OBP: 0.399, SLG: 0.486 (1, 9)	1B			K			WP BB		L3	3	0	1	0	1	1	0			
Jake Brown, R OBP: 0.310, SLG: 0.370 (1, 7)	K			1-3			FC6-4 BB			2	0	0	0	1	1	1			
Chris Speier, R OBP: 0.349, SLG: 0.361 (1, 6)		G3-6-1 1B				L8			L9	3	0	1	0	0	0	2			
Willie Montanez, L OBP: 0.328, SLG: 0.386 (1, 3)		G3-6-1 1-2				K			FC6-4 1-2	3	0	0	0	0	1	3			
Bruce Miller, R OBP: 0.297, SLG: 0.319 Dave Heaverlo, R (8, 1)	K					F8			6-3	3	0	0	0	0	1	0			
Dave Rader, L OBP: 0.356, SLG: 0.385 (1, 2)			G3			L3			4-3	3	0	0	0	0	0	0			
Tom Bradley, R OBP: 0.237, SLG: 0.235 Chris Arnold, R OBP: 0.230, SLG: 0.111 Charlie Williams, R OBP: 0.401, SLG: 0.347 Steve Ontiveros, S (8, 5)	F6					K			L1	1	0	0	0	0	0	0			
<b>Inning Stats</b>	R: 0 E: 0 K: 1 S: 6	H: 1 LOB: 1 BB: 0 P: 6	R: 0 E: 0 K: 1 S: 5	H: 1 LOB: 0 BB: 0 P: 5	R: 0 E: 0 K: 0 S: 3	H: 0 LOB: 0 BB: 0 P: 3	R: 0 E: 0 K: 1 S: 5	H: 0 LOB: 0 BB: 0 P: 5	R: 0 E: 0 K: 1 S: 5	H: 0 LOB: 2 BB: 2 P: 11	R: 0 E: 0 K: 0 S: 3	H: 0 LOB: 0 BB: 0 P: 3	R: 0 E: 0 K: 1 S: 5	H: 0 LOB: 0 BB: 0 P: 5	R: 0 E: 0 K: 1 S: 5	H: 0 LOB: 0 BB: 0 P: 5	1B: 2 2B: 0 3B: 0 HR: 0	SF: 0 SAC: 0 DP: 1 HBP: 0	WP: 1 PA: 30 PB: 0 SB: 1 CS: 0
<b>PITCHER</b> Brent Strom, L ERA: 0.35 (1, 1)	IP: 9.0 WLS: W BF: 30 H: 2 R: 0 ER: 0 SO: 6 BB: 2 IBB: 0 HBP: 0 BLK: 0 WP: 1 HR: 0 S: 40 P: 48 ERA: 0.00 WHIP: 0.444															<b>PITCHER</b> Brent Strom, L ERA: 0.35 (1, 1)	IP: 9.0 WLS: W BF: 30 H: 2 R: 0 ER: 0 SO: 6 BB: 2 IBB: 0 HBP: 0 BLK: 0 WP: 1 HR: 0 S: 40 P: 48 ERA: 0.00 WHIP: 0.444		

San Francisco Giants @ San Diego Padres  
San Diego Stadium, San Diego, CA  
Tue Jun 24 1975, 10:05 PM EDT  
Att: 19,817 - Unknown

AB 28  
R 0  
H 2  
RBI 0  
BB 2  
SO 6  
LOB 6

Batter	1	2	3	4	5	6	7	8	9	AB	R	H	RBI	BB	SO	LOB	BOTTOM
Bobby Tolan, L OBP: 0.311, SLG: 0.319 (1, 8)	4-3	1-3		F7			L3			4	0	0	0	0	0	3	
Tito Fuentes, S OBP: 0.286, SLG: 0.317 (1, 4)	K		4-3			SH1-3 1B	3B			4	0	2	0	0	1	0	
Dave Winfield, R OBP: 0.372, SLG: 0.484 (1, 9)	2B		F3		SH1-3 1-2	F4				3	1	1	0	0	0	1	
Willie McCovey, L OBP: 0.304, SLG: 0.430 Ted Kubiak, S OBP: 0.236, SLG: 0.230 (8, PR)	2B IBB		HR		G5-4-3 IBB	G5-3 SH BB				1	1	1	1	3	0	0	
Mike Ivie, R OBP: 0.293, SLG: 0.360 (1, 5)	2B 1-2H 2H		F3		G5-4-3 1-2	SH				3	0	1	1	0	0	2	
Gene Locklear, L OBP: 0.413, SLG: 0.507 Dick Sharon, R OBP: 0.271, SLG: 0.235 (9, 8)	1B FC6-4 2B		F5		G6-4-3 1B	F8				4	1	2	0	0	0	2	
Randy Hundley, R OBP: 0.246, SLG: 0.236 (1, 2)	FC6-4 1B 2-3		E4 E E		G6-4-3 1-2	G5-3 2-3				4	0	1	0	0	0	3	
Enzo Hernandez, R OBP: 0.291, SLG: 0.264 (1, 6)	FC6-4 FC1-8 1-2		L7		5-3					3	0	0	1	0	0	2	
Brent Strom, R (1, 1)	FC1-6 1-2		E5		6-3					3	0	0	0	0	0	2	
<b>Inning Stats</b>	R: 1 E: 0 K: 1 S: 6	H: 2 LOB: 2 BB: 1 P: 10	R: 1 E: 0 K: 0 S: 5	H: 2 LOB: 1 BB: 0 P: 5	R: 1 E: 0 K: 0 S: 4	H: 1 LOB: 0 BB: 0 P: 4	R: 0 E: 3 K: 0 S: 5	H: 0 LOB: 2 BB: 0 P: 5	R: 0 E: 0 K: 0 S: 3	H: 1 LOB: 1 BB: 1 P: 7	R: 0 E: 0 K: 0 S: 4	H: 1 LOB: 1 BB: 0 P: 4	R: 0 E: 1 K: 0 S: 3	H: 0 LOB: 1 BB: 1 P: 7	1B: 3 2B: 3 3B: 1 HR: 1	SF: 0 SAC: 2 DP: 3 HBP: 0	WP: 0 PA: 34 PB: 0 SB: 0 CS: 0
<b>PITCHER</b> Tom Bradley, R ERA: 4.22 Charlie Williams, R ERA: 4.1 Dave Heaverlo, R ERA: 2.88 (8, 1)	IP: 5.0 WLS: L BF: 23 H: 6 R: 3 ER: 3 SO: 3 BB: 3 IBB: 0 HBP: 0 BLK: 0 WP: 0 HR: 1 S: 23 P: 31 ERA: 5.40 WHIP: 1.200															<b>PITCHER</b> Tom Bradley, R ERA: 4.22 Charlie Williams, R ERA: 4.1 Dave Heaverlo, R ERA: 2.88 (8, 1)	IP: 5.0 WLS: L BF: 23 H: 6 R: 3 ER: 3 SO: 3 BB: 3 IBB: 0 HBP: 0 BLK: 0 WP: 0 HR: 1 S: 23 P: 31 ERA: 5.40 WHIP: 1.200

San Francisco Giants @ San Diego Padres  
San Diego Stadium, San Diego, CA  
Tue Jun 24 1975, 10:05 PM EDT  
Att: 19,817 - Unknown

AB 29  
R 3  
H 8  
RBI 3  
BB 3  
SO 1  
LOB 15



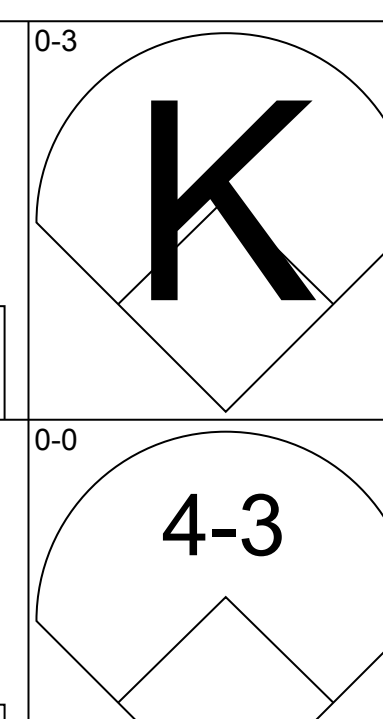
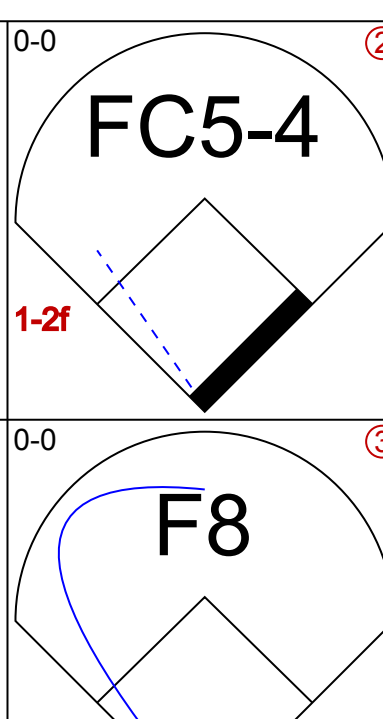
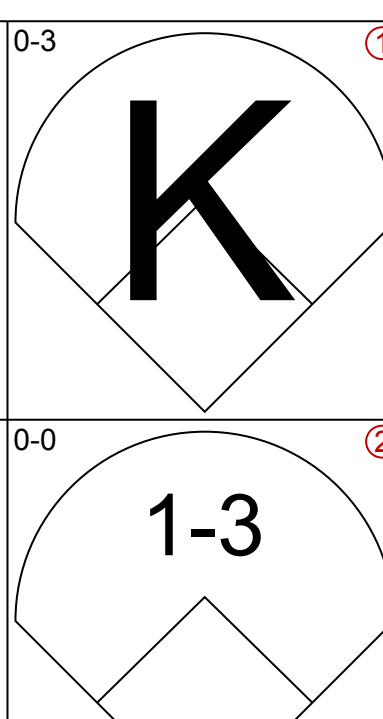
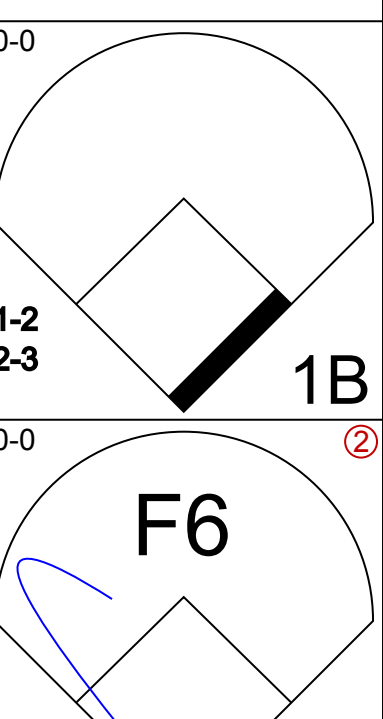
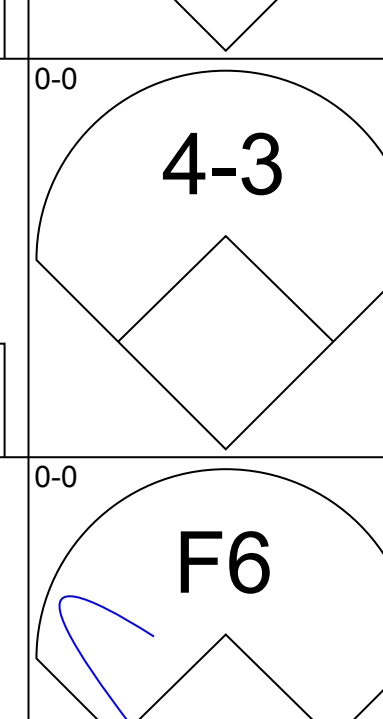
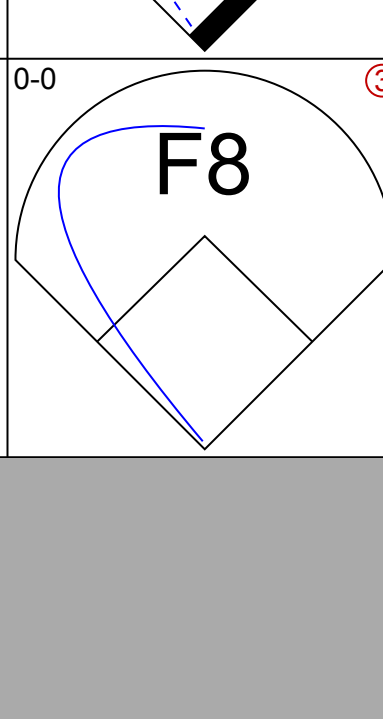
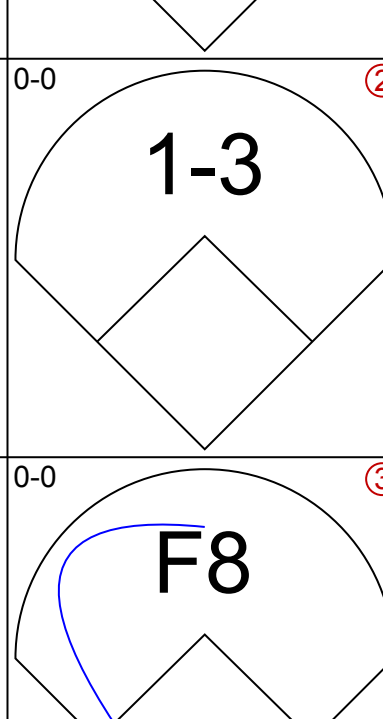
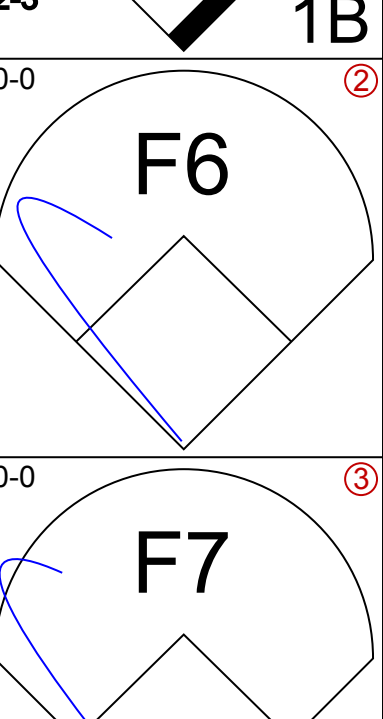
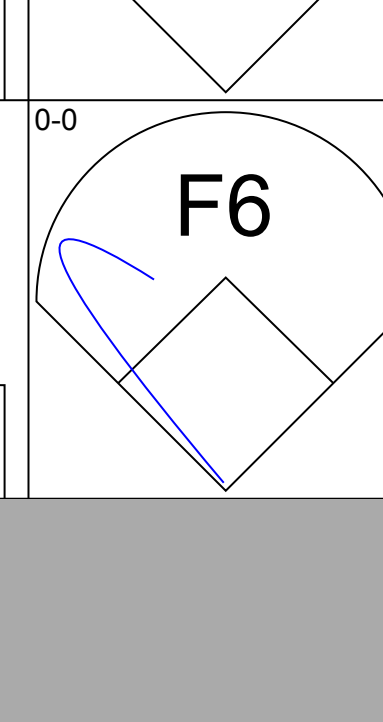
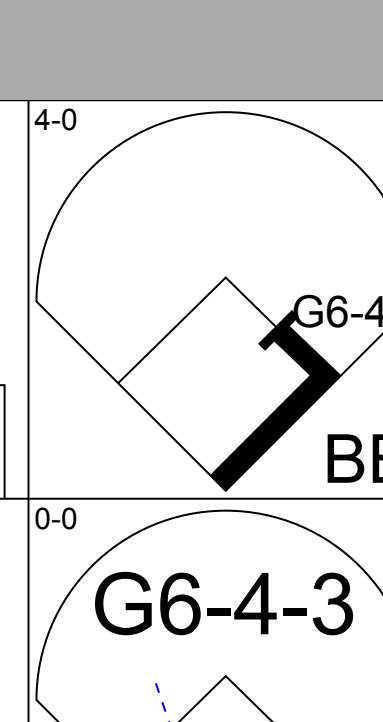
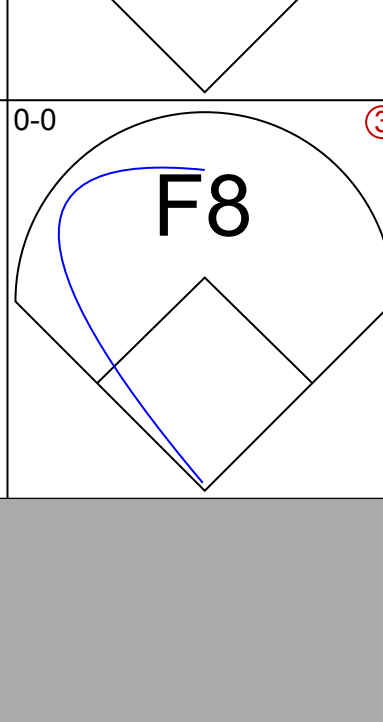
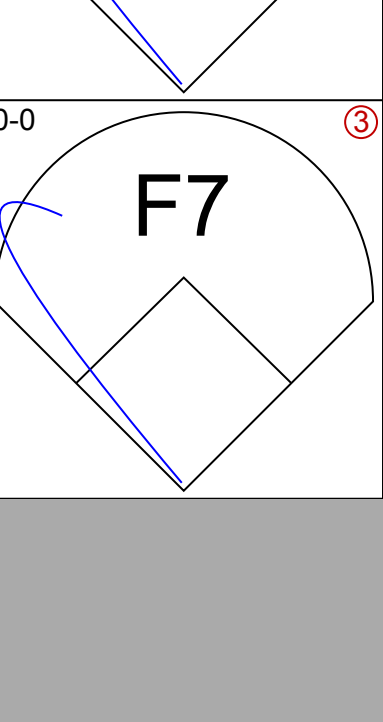
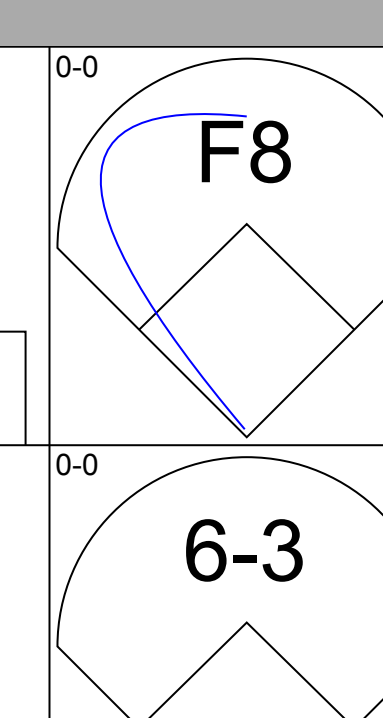
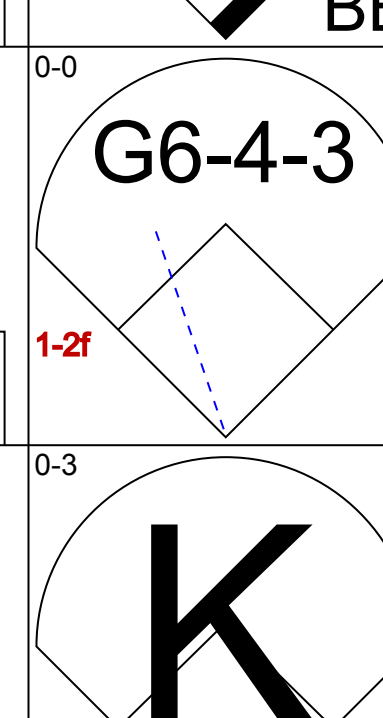
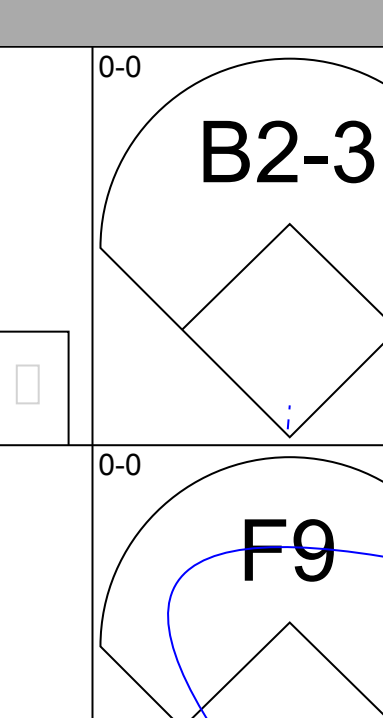
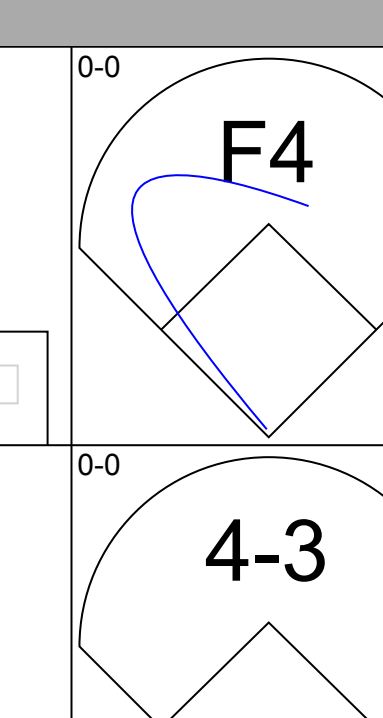
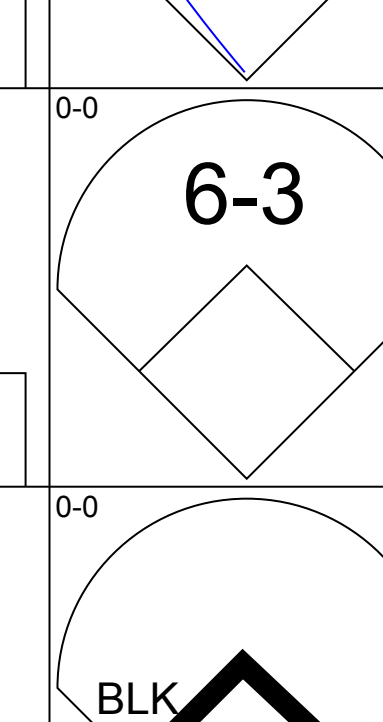
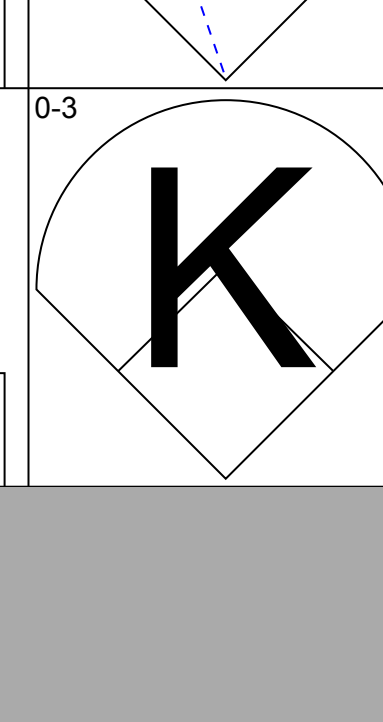
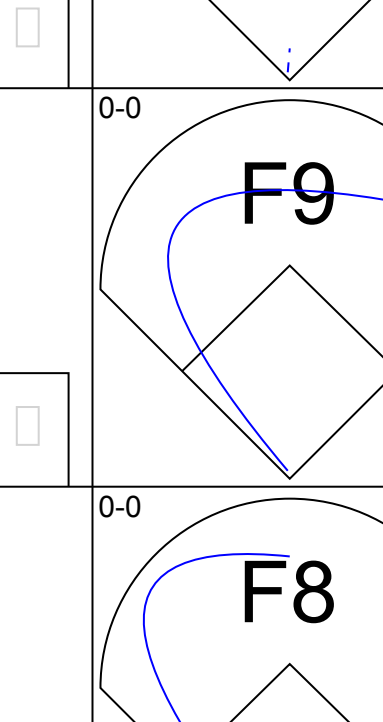
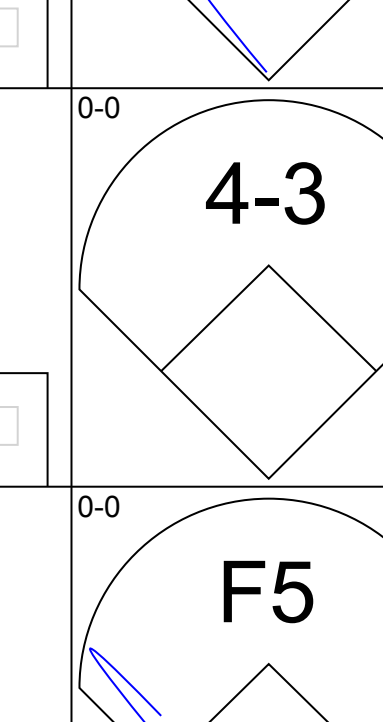
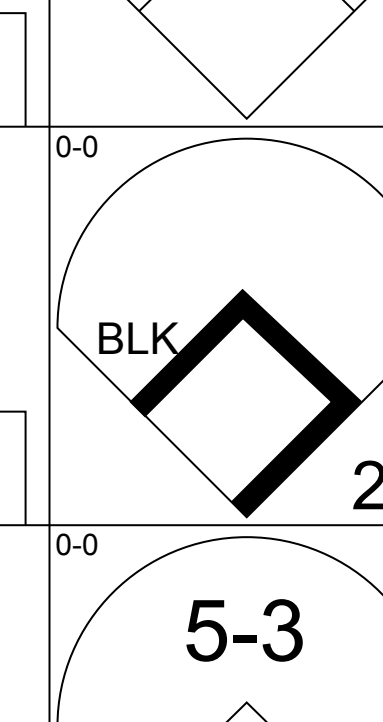
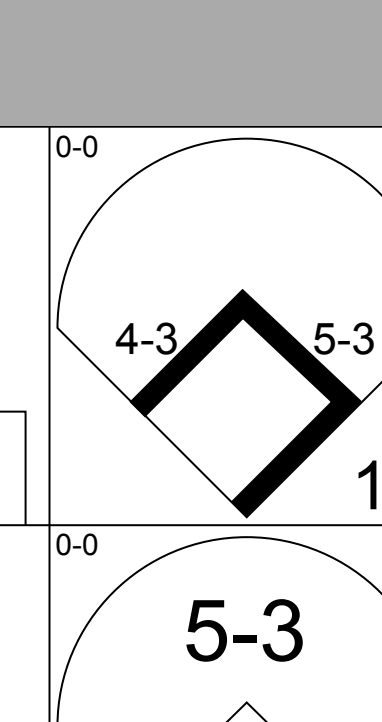
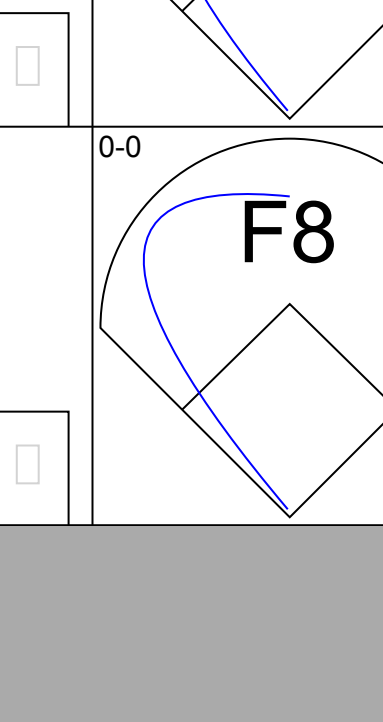
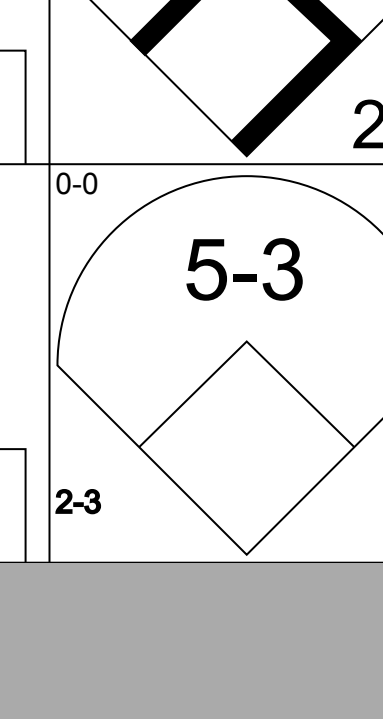
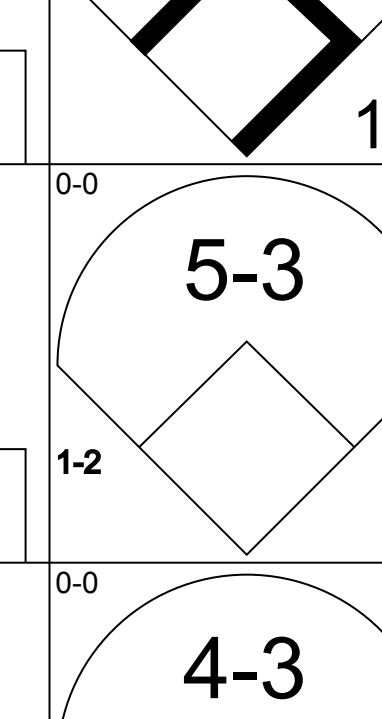
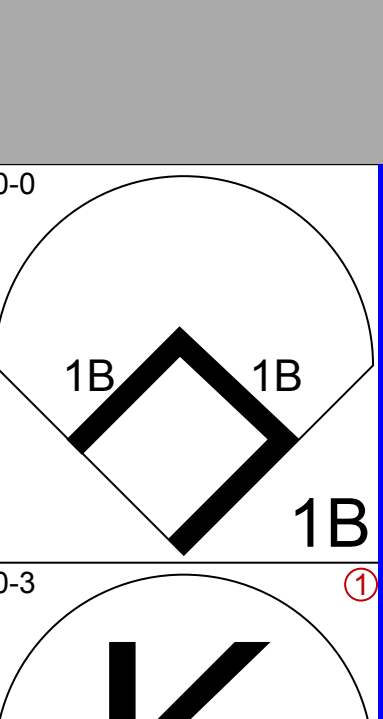
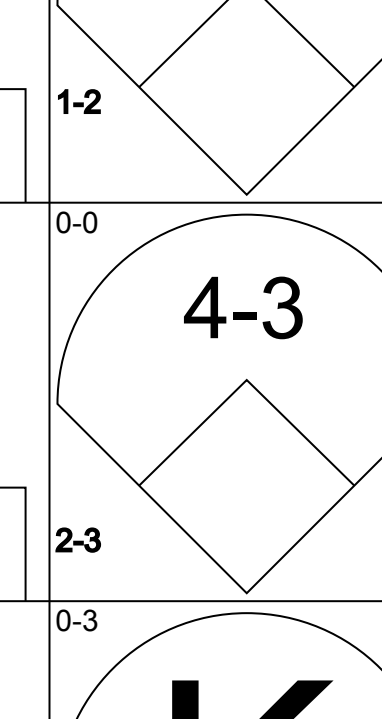
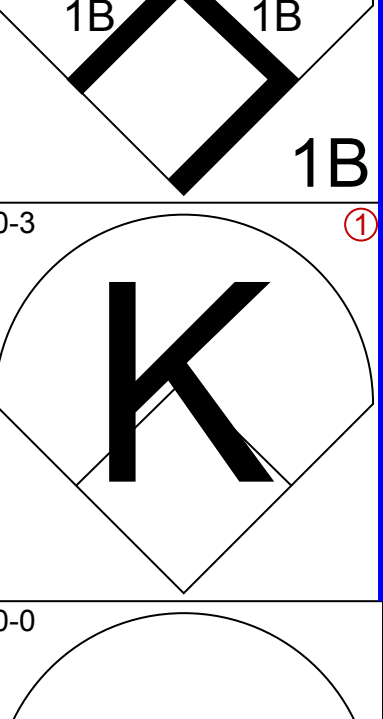
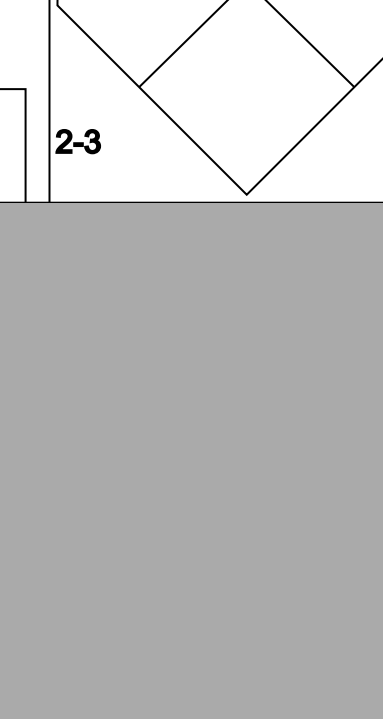
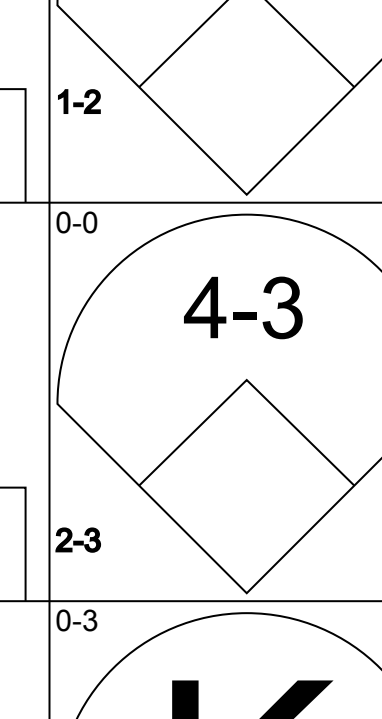
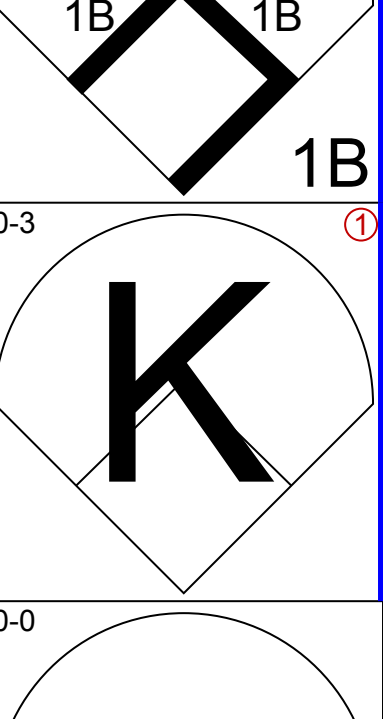
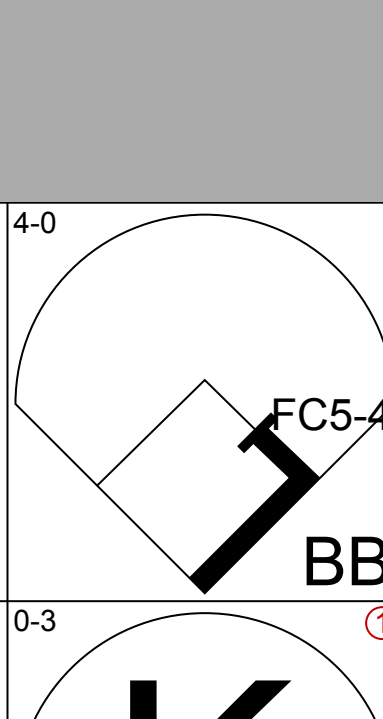
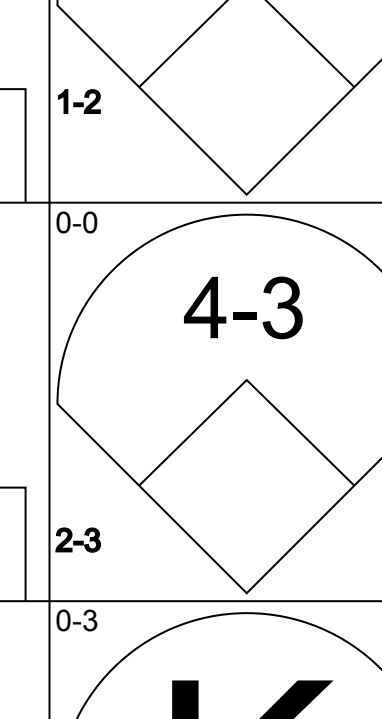
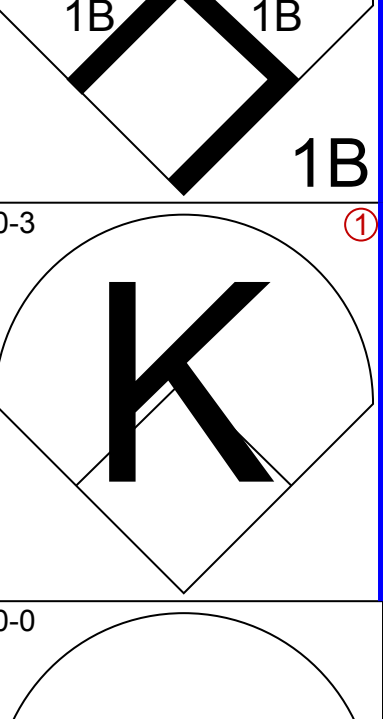
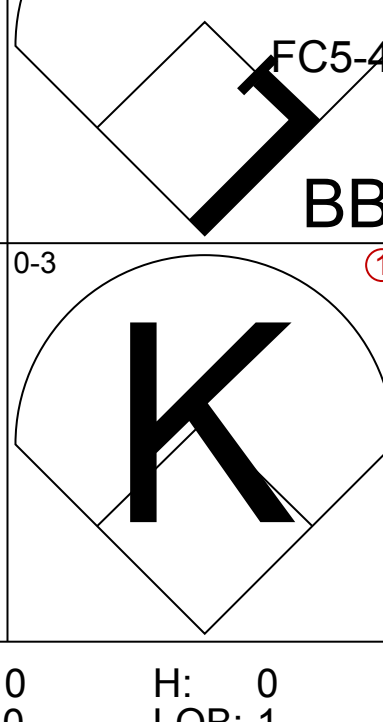
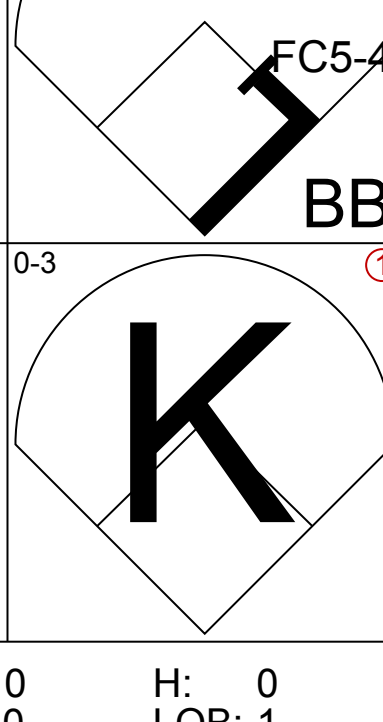
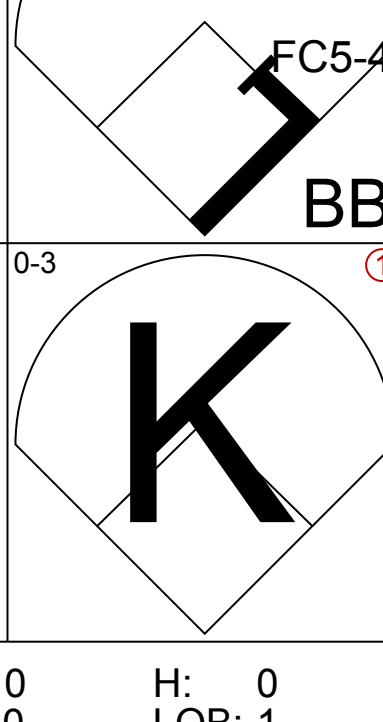
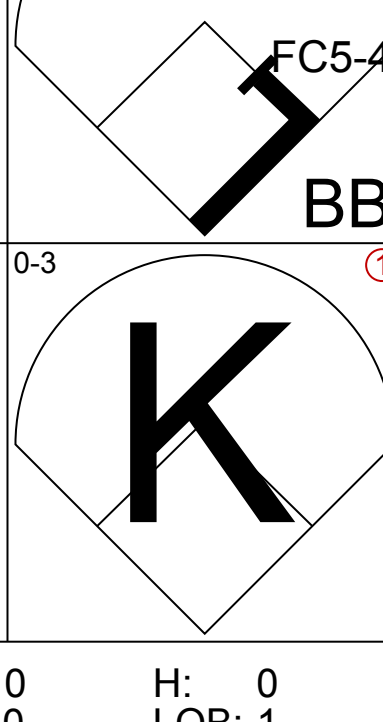
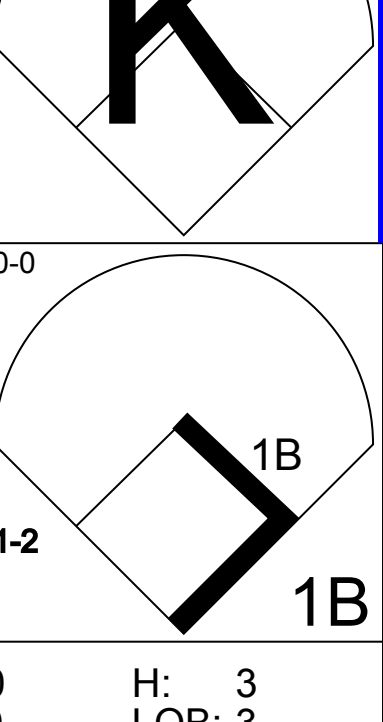
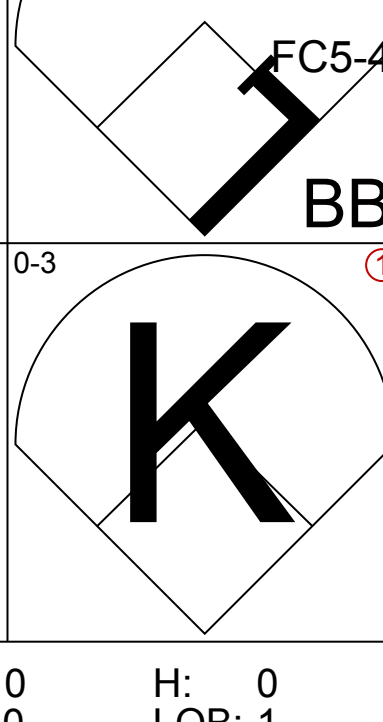
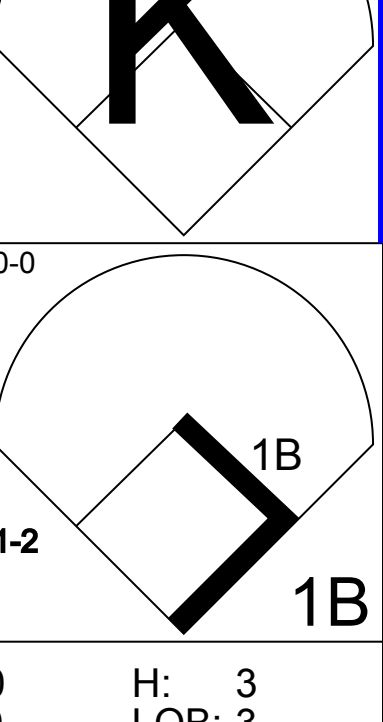
Batter	1	2	3	4	5	6	7	8	9	AB	R	H	RBI	BB	SO	LOB	TOP			
Von Joshua, L OBP: 0.366, SLG: 0.422	SH1-4 1B		3B 1B		G3			1B		4	1	3	0	0	0	0	<b>San Francisco Giants @ San Diego Padres</b> San Diego Stadium, San Diego, CA Wed Jun 25 1975, 10:05 PM EDT Att: 11,734 - Unknown			
Derrel Thomas, S OBP: 0.348, SLG: 0.360	SH1-4		3B			F4		F6		3	0	1	1	0	0	1				
Bobby Murcer, L OBP: 0.393, SLG: 0.478	F5		F9			F6		F9		4	0	0	0	0	0	2				
Chris Speier, R OBP: 0.345, SLG: 0.355	F7				F6	4-3		F7		4	0	0	0	0	0	1				
Willie Montanez, L OBP: 0.333, SLG: 0.396		F5					G6-4-3 1B	2B 1B		4	1	3	0	0	0	0				
Bruce Miller, R OBP: 0.295, SLG: 0.325	L9				6-3		G6-4-3 1-2	2B		4	0	1	1	0	0	2				
Steve Ontiveros, S OBP: 0.397, SLG: 0.339	6-3				F4		L5	BB		3	0	0	0	1	0	1				
Mike Sadek, R OBP: 0.313, SLG: 0.438			4-3			F8		F8 F9		4	0	0	0	0	0	2				
Mike Caldwell, R OBP: 0.129, SLG: 0.194					6-3			F7		2	0	0	0	0	1	0				
Chris Arnold, R OBP: 0.289, SLG: 0.229			K							1	0	0	0	0	0	0				
Dave Heaverlo, R OBP: 0.289, SLG: 0.229										0	0	0	0	0	0	0				
<b>Inning Stats</b>	R: 0 E: 0 K: 0 S: 4	H: 1 LOB: 1 BB: 0 P: 4	R: 0 E: 0 K: 0 S: 3	H: 0 LOB: 0 BB: 0 P: 3	R: 1 E: 0 K: 1 S: 7	H: 2 LOB: 1 BB: 0 P: 7	R: 0 E: 0 K: 0 S: 4	H: 1 LOB: 1 BB: 0 P: 4	R: 0 E: 0 K: 0 S: 3	H: 0 LOB: 0 BB: 0 P: 3	R: 0 E: 0 K: 0 S: 3	H: 1 LOB: 0 BB: 0 P: 3	R: 0 E: 0 K: 0 S: 4	H: 1 LOB: 1 BB: 0 P: 4	R: 1 E: 0 K: 0 S: 5	H: 2 LOB: 2 BB: 1 P: 9	1B: 5 2B: 2 3B: 1 HR: 0	SF: 0 SAC: 1 DP: 1 HBP: 0	WP: 0 PB: 0 CS: 0	PA: 35
<b>PITCHER</b> Rich Folkers, L ERA: 3.1	IP: 9.0 WLS: W BF: 35 H: 8 R: 2 ER: 2 SO: 1 BB: 1 IBB: 0 HBP: 0 BLK: 0 WP: 0 HR: 0 S: 36 P: 40 ERA: 2.00 WHIP: 1.000															<b>PITCHER</b>				

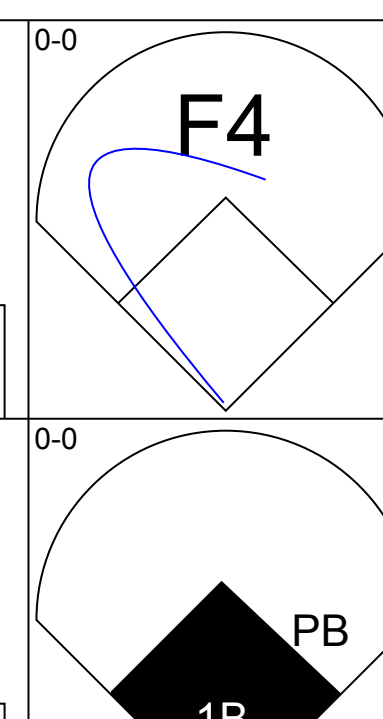
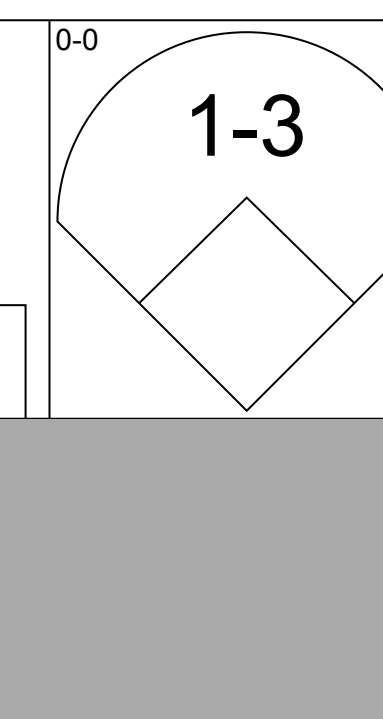
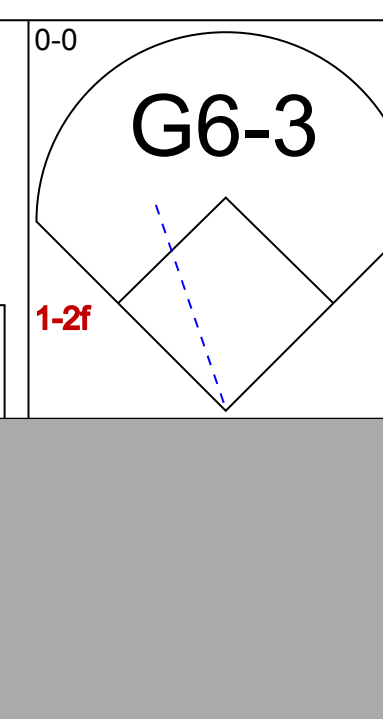
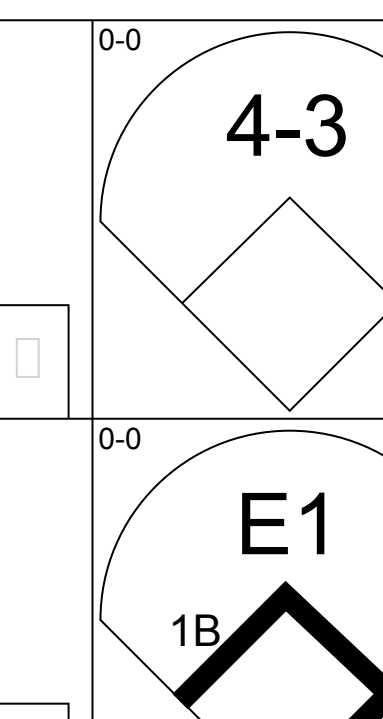
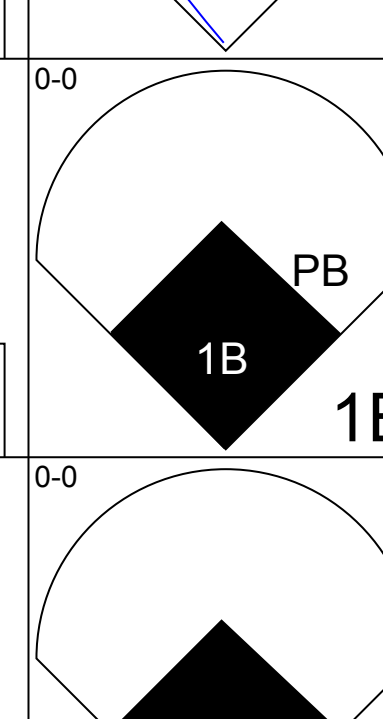
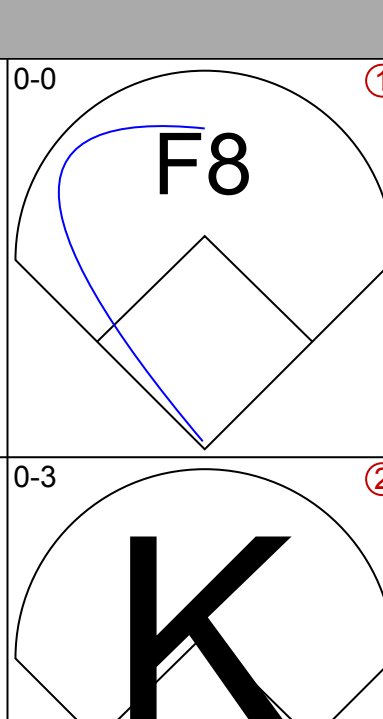
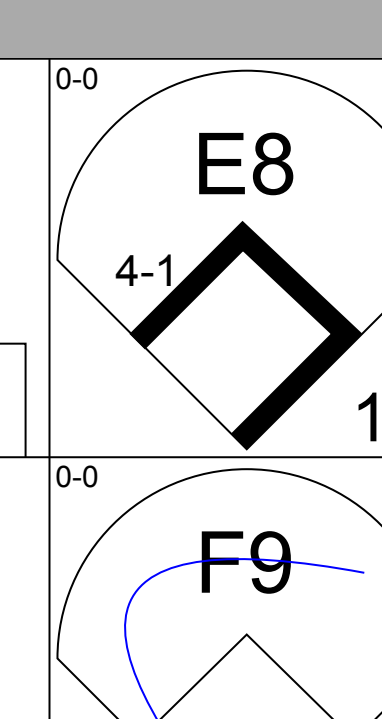
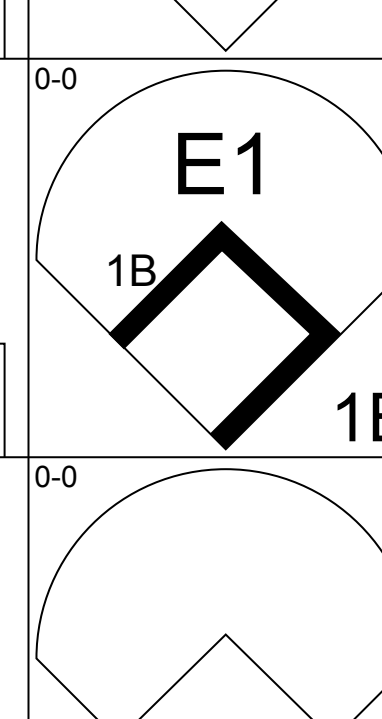
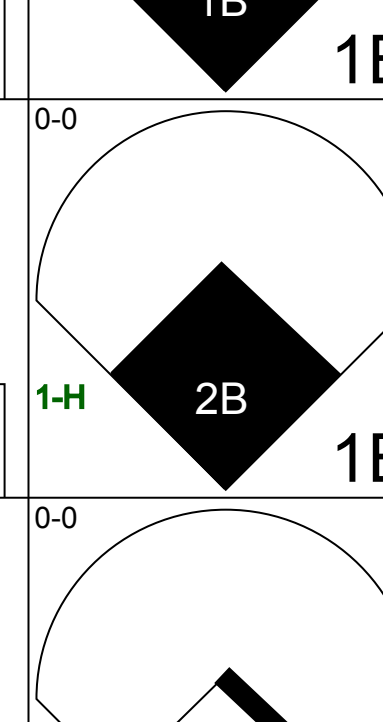
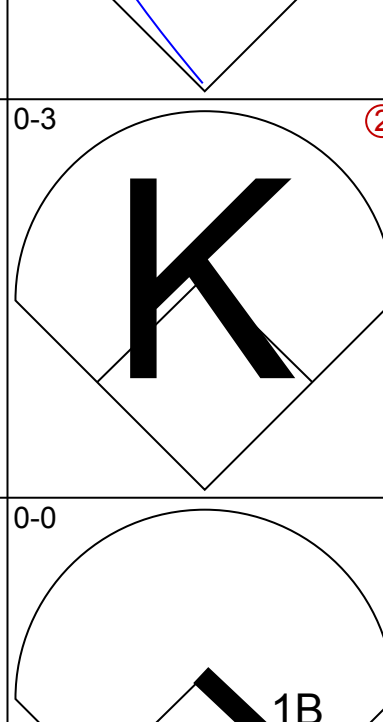
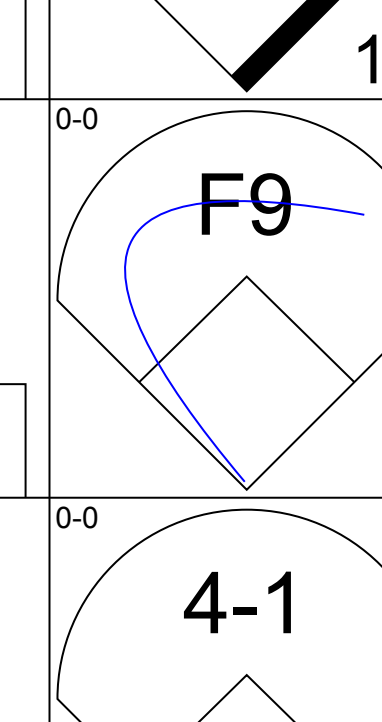
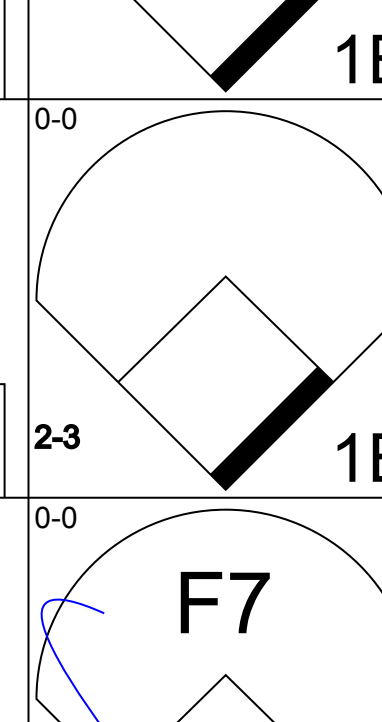
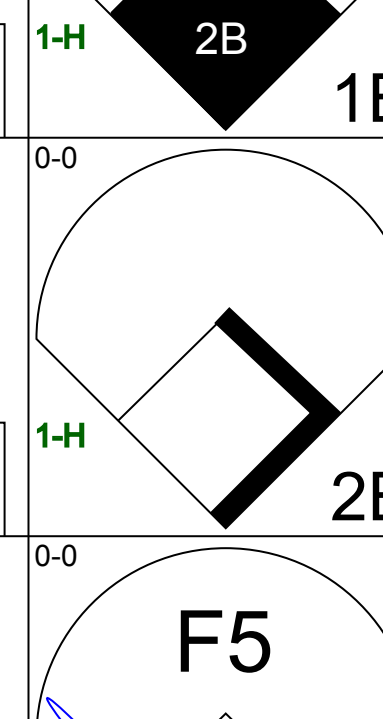
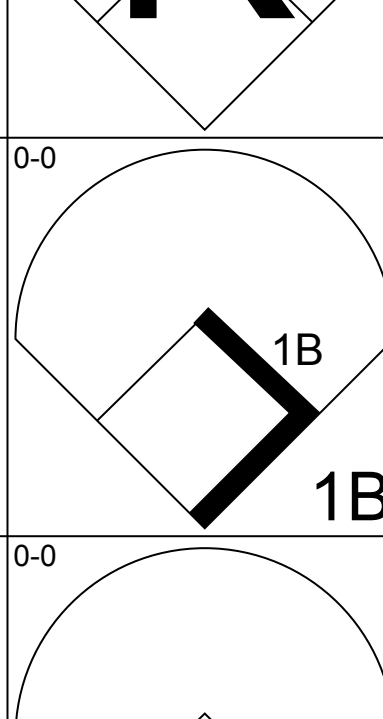
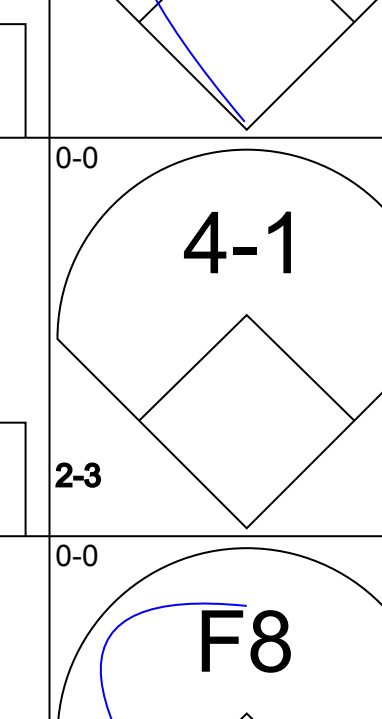
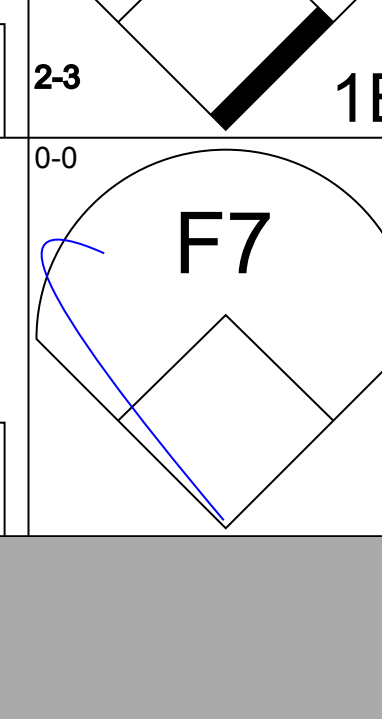
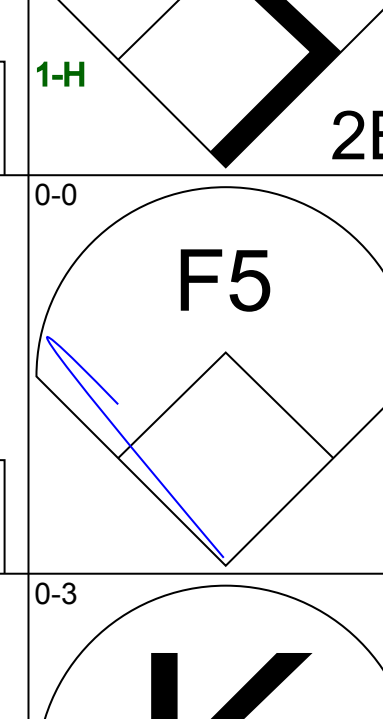
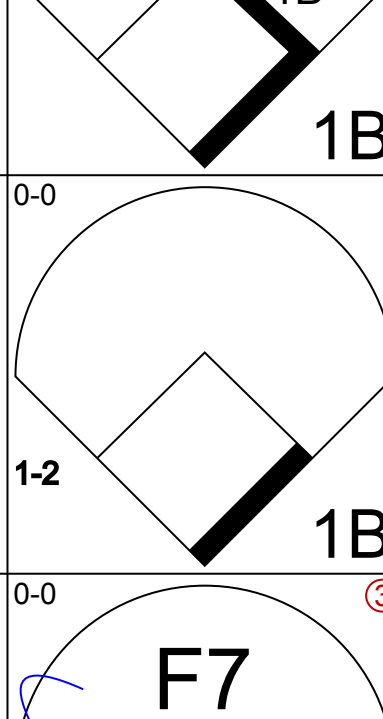
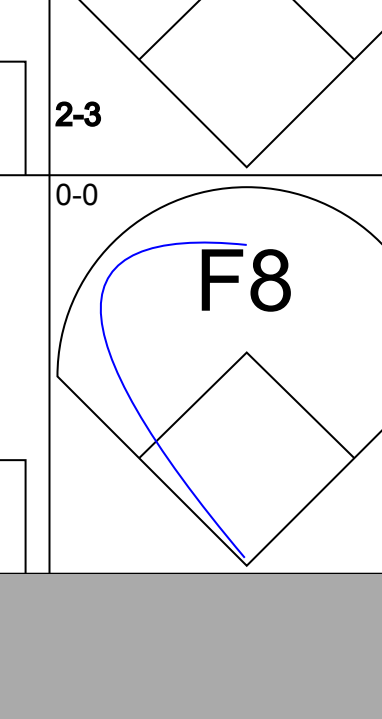
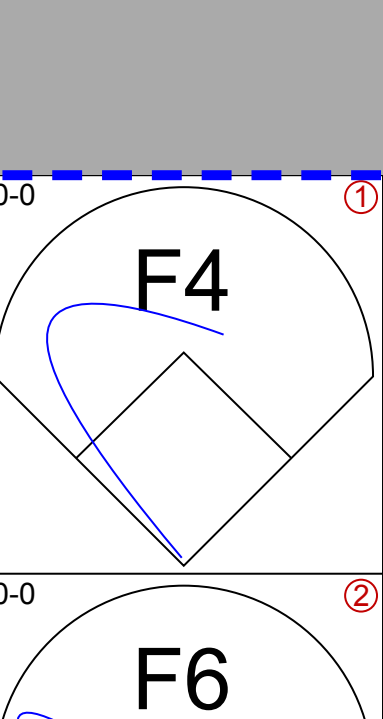
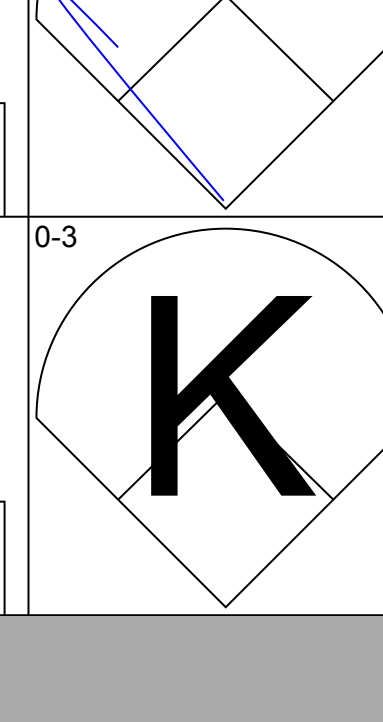
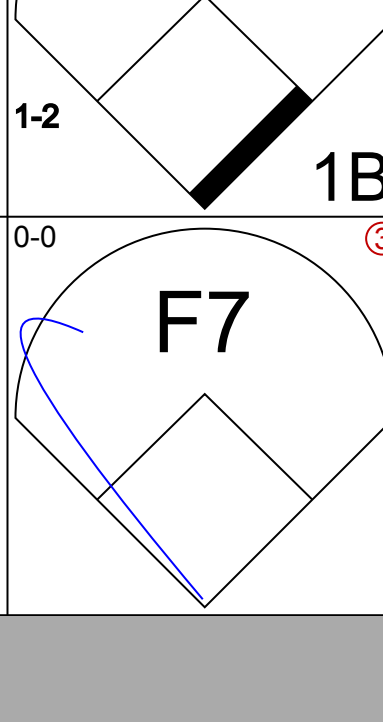
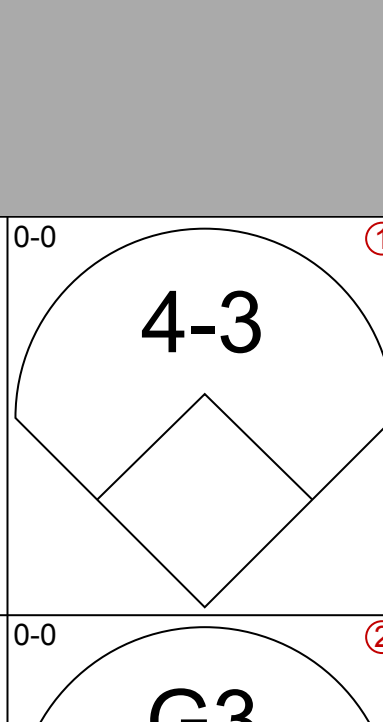
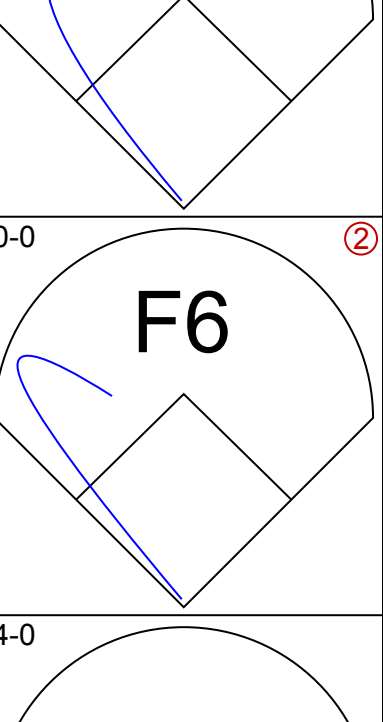
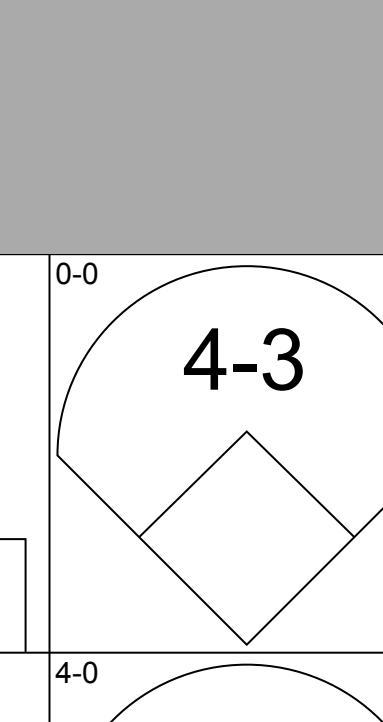
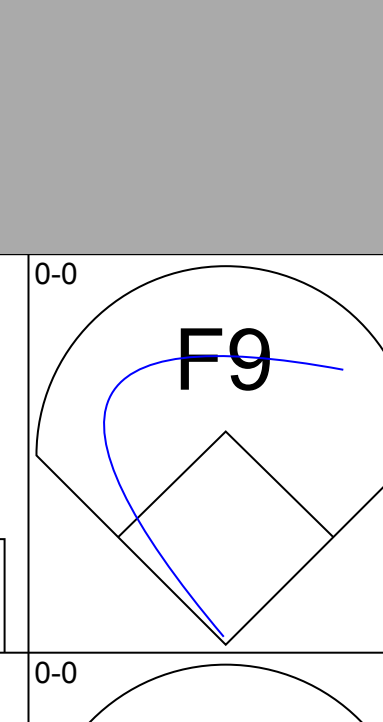
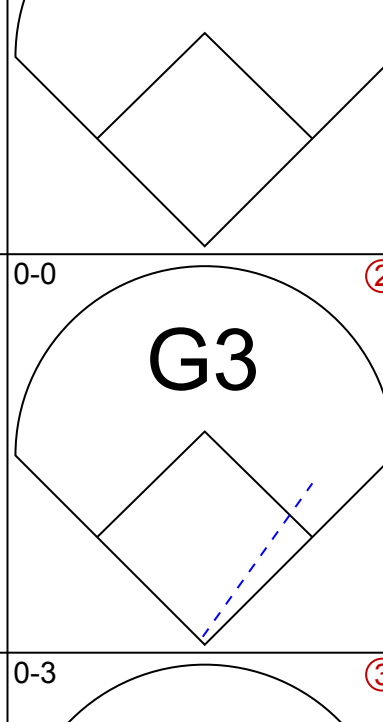
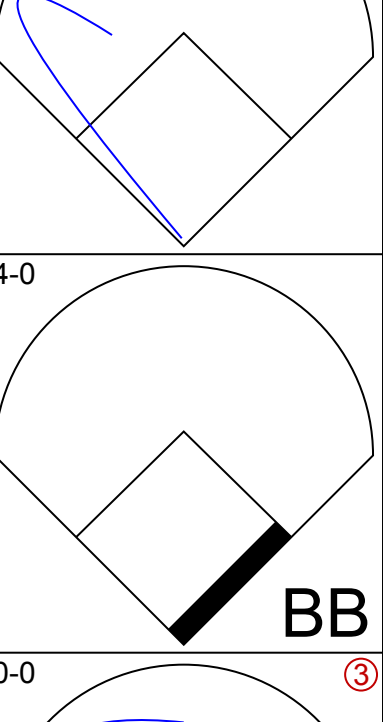
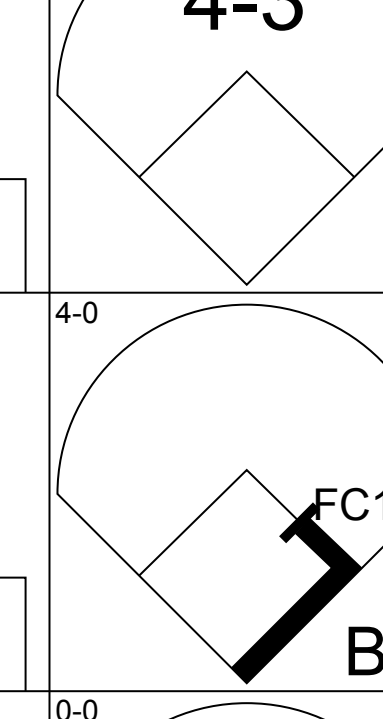
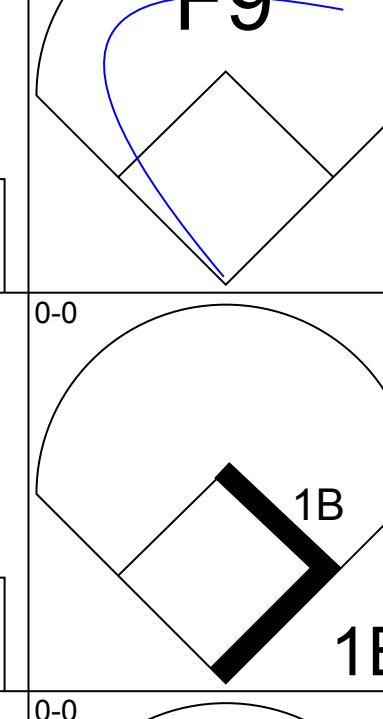
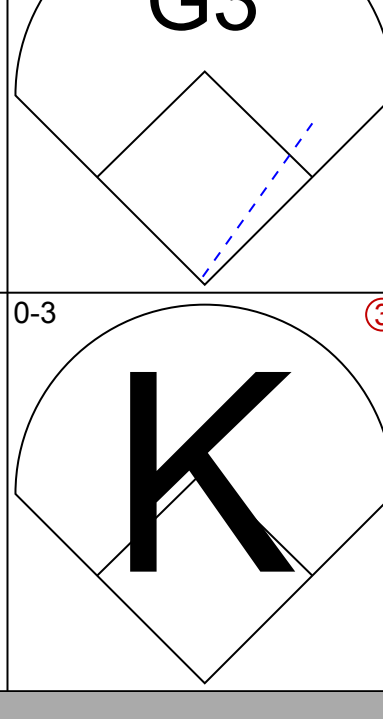
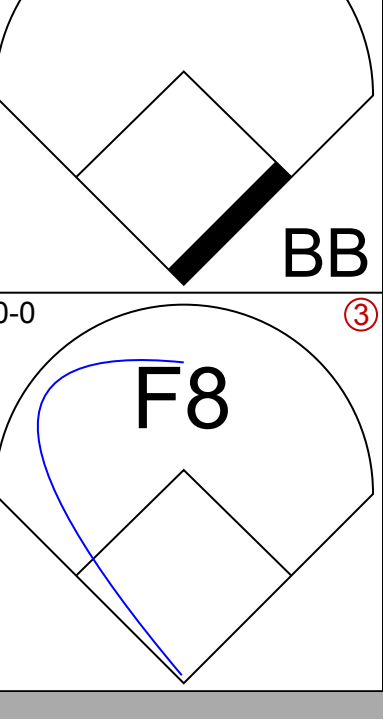
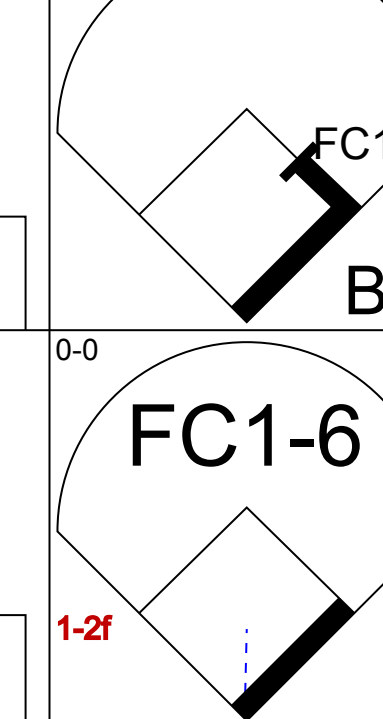
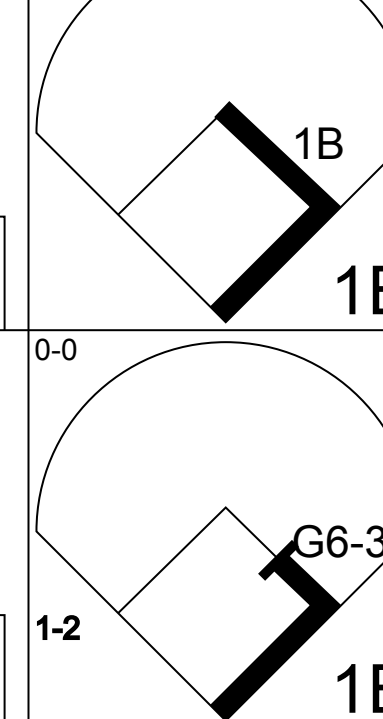
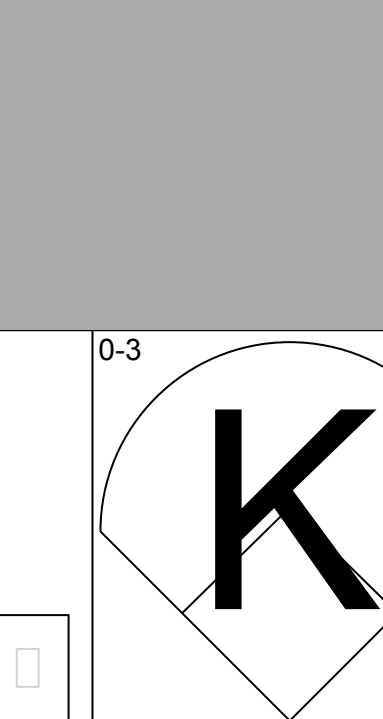
AB	33
R	2
H	8
RBI	2
BB	1
SO	1
LOB	9



Batter	1	2	3	4	5	6	7	8	9	AB	R	H	RBI	BB	SO	LOB	BOTTOM			
Bobby Tolan, L OBP: 0.314, SLG: 0.326	FC1-5-6 2B				G3			E1 1B E		4	1	2	1	0	0	0	<b>San Francisco Giants @ San Diego Padres</b> San Diego Stadium, San Diego, CA Wed Jun 25 1975, 10:05 PM EDT Att: 11,734 - Unknown			
Tito Fuentes, S OBP: 0.286, SLG: 0.316	FC1-5-6 1B	CS 1B	6-3		F8		E8 1B	1B		4	2	1	0	0	0	1				
Dave Winfield, R OBP: 0.378, SLG: 0.486	1B		6-3				1B	1B IBB		3	1	2	0	1	0	0				
Willie McCovey, L OBP: 0.309, SLG: 0.432	L1-4 1B				4-3			1B		4	0	2	2	0	1	1				
Ted Kubiak, S OBP: 0.236, SLG: 0.230	L1-4 1B		K					1B		0	0	0	0	0	0	0				
Mike Ivie, R OBP: 0.296, SLG: 0.363					SH5-3 1B			L6		4	1	2	1	0	0	0				
Gene Locklear, L OBP: 0.410, SLG: 0.500					SF7 1B			F2		3	0	1	0	0	0	2				
Dick Sharon, R OBP: 0.283, SLG: 0.235	L1-4				SH5-3 1B			6-3		0	0	0	0	1	0	0				
Fred Kendall, R OBP: 0.264, SLG: 0.257			SH1-4 1B BB		SH5-3			5-3		2	1	1	0	1	0	0				
Enzo Hernandez, R OBP: 0.286, SLG: 0.260		L5			SF7			F3		3	0	0	1	0	0	3				
Rich Folkers, L OBP: 0.118, SLG: 0.118	SH1-4				6-3			G3		3	0	0	0	0	0	3				
<b>Inning Stats</b>	R: 2 E: 0 K: 0 S: 6	H: 4 LOB: 1 BB: 0 P: 6	R: 1 E: 0 K: 0 S: 3	H: 1 LOB: 0 BB: 1 P: 7	R: 0 E: 0 K: 1 S: 5	H: 0 LOB: 0 BB: 0 P: 5	R: 1 E: 0 K: 0 S: 5	H: 2 LOB: 1 BB: 0 P: 5	R: 0 E: 0 K: 0 S: 4	H: 1 LOB: 1 BB: 0 P: 4	R: 0 E: 0 K: 0 S: 3	H: 0 LOB: 0 BB: 0 P: 3	R: 2 E: 2 K: 0 S: 5	H: 2 LOB: 2 BB: 1 P: 9	R: 0 E: 0 K: 0 S: 4	H: 1 LOB: 2 BB: 1 P: 8	1B: 10 2B: 2 3B: 0 HR: 0	SF: 1 SAC: 2 DP: 1 HBP: 0	WP: 0 PB: 0 SB: 0 CS: 1	PA: 37
<b>PITCHER</b> Mike Caldwell, L ERA: 4.74	IP: 7.0 WLS: L BF: 31 H: 10 R: 6 ER: 4 SO: 1 BB: 1 IBB: 0 HBP: 0 BLK: 0 WP: 1 HR: 0 S: 31 P: 39 ERA: 5.14 WHIP: 1.571															<b>PITCHER</b>				
Dave Heaverlo, R ERA: 2.77	IP: 1.0 WLS: L BF: 5 H: 1 R: 0 ER: 0 SO: 0 BB: 1 IBB: 0 HBP: 0 BLK: 0 WP: 0 HR: 0 S: 4 P: 8 ERA: 0.00 WHIP: 2.000															<b>PITCHER</b>				



Batter	1	2	3	4	5	6	7	8	9	AB	R	H	RBI	BB	SO	LOB	TOP			
Davey Lopes, R OBP: 0.368, SLG: 0.309 (1, 4)										4	0	1	0	0	2	1	<b>Los Angeles Dodgers @ San Francisco Giants</b> Candlestick Park, San Francisco, CA Thu Jun 26 1975, 10:05 PM EDT Att: 6,989 - Unknown			
Henry Cruz, L OBP: 0.300, SLG: 0.316 (1, 8)										4	0	0	0	0	0	4				
Jimmy Wynn, R OBP: 0.436, SLG: 0.509 (1, 7)										3	0	0	0	1	0	3				
Steve Garvey, R OBP: 0.344, SLG: 0.470 (1, 3)										4	0	0	0	0	0	1				
Ron Cey, R OBP: 0.337, SLG: 0.435 (1, 5)										4	0	0	0	0	1	0				
Willie Crawford, L OBP: 0.348, SLG: 0.374 (1, 9)										4	0	2	0	0	0	0				
Steve Yeager, R OBP: 0.285, SLG: 0.309 (1, 2)										2	0	0	0	0	0	2				
Bill Buckner, L OBP: 0.250, SLG: 0.300 (8, PH)										1	0	1	0	0	0	0				
Lee Lacy, R OBP: 0.376, SLG: 0.449 (8, 4)										1	0	0	0	1	0	1				
Ivan De Jesus, R OBP: 0.321, SLG: 0.244 (8, PH)										1	0	0	0	1	0	1				
Leron Lee, L OBP: 0.250, SLG: 0.207 (8, PH)										1	0	0	0	0	1	1				
Mike Marshall, R (8, 1)										0	0	0	0	0	0	0				
Andy Messersmith, R OBP: 0.274, SLG: 0.310 (1, 1)										2	0	0	0	0	2	2				
Joe Ferguson, R OBP: 0.354, SLG: 0.282 (8, PH)										1	0	1	0	0	0	0				
Joe Ferguson, R OBP: 0.354, SLG: 0.282 (8, 2)										1	0	1	0	0	0	0				
<b>Inning Stats</b>	R: 0 E: 0 K: 1 S: 5	H: 0 LOB: 0 BB: 0 P: 5	R: 0 E: 0 K: 0 S: 4	H: 1 LOB: 1 BB: 0 P: 4	R: 0 E: 0 K: 1 S: 5	H: 0 LOB: 1 BB: 1 P: 9	R: 0 E: 0 K: 1 S: 4	H: 0 LOB: 0 BB: 1 P: 8	R: 0 E: 0 K: 1 S: 6	H: 1 LOB: 1 BB: 0 P: 6	R: 0 E: 0 K: 1 S: 3	H: 0 LOB: 0 BB: 0 P: 3	R: 0 E: 0 K: 1 S: 8	H: 3 LOB: 3 BB: 0 P: 8	R: 0 E: 0 K: 0 S: 3	H: 0 LOB: 0 BB: 0 P: 3	1B: 4 2B: 1 3B: 0 HR: 0	SF: 0 SAC: 0 DP: 1 HBP: 0	WP: 0 PB: 0 SB: 0 CS: 0	PA: 33
<b>PITCHER</b> Ed Halicki, R ERA: 3.57 (1, 1)	IP: 9.0 WLS: W BF: 33 H: 5 R: 0 ER: 0 SO: 6 BB: 2 IBB: 0 HBP: 0 BLK: 1 WP: 0 HR: 0 S: 43 P: 51 ERA: 0.00 WHIP: 0.778															<b>PITCHER</b>				

Batter	1	2	3	4	5	6	7	8	9	AB	R	H	RBI	BB	SO	LOB	BOTTOM			
Derrel Thomas, S OBP: 0.342, SLG: 0.354 (1, 4)										4	0	0	0	0	0	3	<b>Los Angeles Dodgers @ San Francisco Giants</b> Candlestick Park, San Francisco, CA Thu Jun 26 1975, 10:05 PM EDT Att: 6,989 - Unknown			
Von Joshua, L OBP: 0.373, SLG: 0.429 (1, 8)										4	1	3	0	0	0	0				
Bobby Murcer, L OBP: 0.395, SLG: 0.478 (1, 9)										4	1	2	1	0	1	1				
Willie Montanez, L OBP: 0.336, SLG: 0.401 (1, 3)										4	0	2	1	0	0	3				
Chris Speier, R OBP: 0.343, SLG: 0.354 (1, 6)										4	0	1	0	0	0	2				
Gary Thomasson, L OBP: 0.286, SLG: 0.275 (1, 7)										4	0	0	0	0	1	3				
Steve Ontiveros, S OBP: 0.394, SLG: 0.331 (1, 5)										3	0	0	0	1	0	0				
Dave Rader, L OBP: 0.360, SLG: 0.383 (1, 2)										3	0	1	0	1	1	1				
Ed Halicki, R OBP: 0.158, SLG: 0.111 (1, 1)										3	0	1	0	0	1	1				
<b>Inning Stats</b>	R: 2 E: 0 K: 1 S: 8	H: 3 LOB: 1 BB: 0 P: 8	R: 0 E: 0 K: 0 S: 3	H: 0 LOB: 1 BB: 1 P: 7	R: 0 E: 0 K: 1 S: 7	H: 2 LOB: 2 BB: 0 P: 7	R: 0 E: 0 K: 0 S: 4	H: 2 LOB: 1 BB: 0 P: 4	R: 0 E: 1 K: 1 S: 5	H: 1 LOB: 1 BB: 0 P: 4	R: 0 E: 0 K: 1 S: 7	H: 2 LOB: 2 BB: 0 P: 7	R: 0 E: 0 K: 0 S: 3	H: 0 LOB: 1 BB: 1 P: 7	R: 0 E: 0 K: 0 S: 3	H: 0 LOB: 1 BB: 1 P: 7		1B: 9 2B: 1 3B: 0 HR: 0	SF: 0 SAC: 0 DP: 1 HBP: 0	WP: 0 PB: 1 SB: 0 CS: 0
<b>PITCHER</b> Andy Messersmith, R ERA: 2.12 (1, 1)	IP: 7.0 WLS: L BF: 31 H: 10 R: 2 ER: 2 SO: 4 BB: 1 IBB: 0 HBP: 0 BLK: 0 WP: 0 HR: 0 S: 38 P: 42 ERA: 2.57 WHIP: 1.571															<b>PITCHER</b>				
<b>PITCHER</b> Mike Marshall, R ERA: 3.14 (8, 1)	IP: 1.0 WLS: L BF: 4 H: 0 R: 0 ER: 0 SO: 0 BB: 1 IBB: 0 HBP: 0 BLK: 0 WP: 0 HR: 0 S: 3 P: 7 ERA: 0.00 WHIP: 1.000															<b>PITCHER</b>				

Batter	1	2	3	4	5	6	7	8	9	AB	R	H	RBI	BB	SO	LOB	TOP								
<b>Davey Lopes, R</b> OBP: 0.369, SLG: 0.311 (1, 8)	0-3 K	4-0 PB BB		0-0 2B			0-0 F2	0-0 F8		4	0	1	0	1	1	1									
<b>Lee Lacy, R</b> OBP: 0.377, SLG: 0.473 (1, 4)	0-0 CS 1B	0-0 P3		0-0 5-3			0-0 HR		0-0 5-3	5	1	2	1	0	0	3									
<b>Jimmy Wynn, R</b> OBP: 0.436, SLG: 0.504 (1, 7)	0-3 K	4-0 BB			0-0 6-3		0-0 1B		0-0 F7	4	0	1	0	1	1	1									
<b>Steve Garvey, R</b> OBP: 0.342, SLG: 0.466 (1, 3)		6-3			0-0 P6		0-0 1B		0-0 F8	5	0	1	0	0	0	3									
<b>Ron Cey, R</b> OBP: 0.339, SLG: 0.432 (1, 5)		4-0 HR BB	4-0 G3-6-3 BB		0-0 K		0-0 F8			2	1	0	0	2	1	2									
<b>Joe Ferguson, R</b> OBP: 0.326, SLG: 0.307 (1, 2)		0-0 HR	0-0 G3-6-3		0-0 2B		0-3 K			4	1	2	2	0	1	3									
<b>Tom Paciorek, R</b> OBP: 0.248, SLG: 0.293 (6, PH)		4-0 WP 1B BLK BB	0-3 K		0-3 K					1	1	0	0	1	1	0									
<b>Willie Crawford, L</b> OBP: 0.344, SLG: 0.370 (6, 9)		4-0 WP 1B BLK BB	0-3 K		0-0 F7		0-0 F9		0-0 1B	1	1	0	0	1	0	0									
<b>Ivan De Jesus, R</b> OBP: 0.327, SLG: 0.239 (6, PH)		4-0 WP 1B BB			0-0 F7		0-0 F9		0-0 1B	2	0	1	0	0	0	1									
<b>Henry Cruz, L</b> OBP: 0.306, SLG: 0.322 (6, 8)		0-0 WP 1B BB			0-0 6-3		0-0 4-3		0-0 P6	1	0	1	2	0	0	0									
<b>Burt Hooton, R</b> OBP: 0.200, SLG: 0.214 (3, 1)		0-0 1B			0-0 6-3					1	0	1	2	0	0	0									
<b>Jim Brewer, L</b> OBP: 0.246, SLG: 0.200 (6, PH)		0-0 1B			0-0 6-3					1	0	0	0	0	0	0									
<b>Leron Lee, L</b> OBP: 0.242, SLG: 0.200 (6, 1)		0-0 1B			0-0 6-3					1	0	0	0	0	0	1									
<b>Al Downing, R</b> OBP: 0.242, SLG: 0.200 (6, 1)		0-0 1B			0-0 6-3					0	0	0	0	0	0	0									
<b>Bill Buckner, L</b> OBP: 0.246, SLG: 0.200 (8, PH)		0-0 1B			0-0 6-3					1	0	0	0	0	0	1									
<b>Charlie Hough, R</b> OBP: 0.246, SLG: 0.200 (8, 1)		0-0 1B			0-0 6-3					0	0	0	0	0	0	0									
<b>Inning Stats</b>	R: 0 E: 0 K: 2 S: 7	H: 1 LOB: 1 BB: 0 P: 7	R: 4 E: 0 K: 0 S: 5	H: 2 LOB: 3 BB: 5 P: 25	R: 0 E: 0 K: 1 S: 4	H: 0 LOB: 0 BB: 1 P: 8	R: 0 E: 0 K: 0 S: 4	H: 1 LOB: 1 BB: 0 P: 4	R: 0 E: 0 K: 1 S: 5	H: 0 LOB: 0 BB: 0 P: 5	R: 0 E: 0 K: 1 S: 6	H: 1 LOB: 1 BB: 0 P: 6	R: 1 E: 0 K: 1 S: 8	H: 3 LOB: 2 BB: 0 P: 8	R: 0 E: 0 K: 1 S: 6	H: 1 LOB: 1 BB: 0 P: 6	R: 0 E: 0 K: 0 S: 3	H: 0 LOB: 0 BB: 0 P: 3	1B: 5 2B: 3 3B: 0 HR: 2	SF: 0 SAC: 0 DP: 2 HBP: 0	WP: 3 PB: 1 SB: 0 CS: 1	PA: 40			
<b>PITCHER</b>	IP WLS BF H R ER SO BB IBB HBP BLK WP HR S P ERA WHIP	IP WLS BF H R ER SO BB IBB HBP BLK WP HR S P ERA WHIP	IP WLS BF H R ER SO BB IBB HBP BLK WP HR S P ERA WHIP	IP WLS BF H R ER SO BB IBB HBP BLK WP HR S P ERA WHIP	IP WLS BF H R ER SO BB IBB HBP BLK WP HR S P ERA WHIP	IP WLS BF H R ER SO BB IBB HBP BLK WP HR S P ERA WHIP	IP WLS BF H R ER SO BB IBB HBP BLK WP HR S P ERA WHIP	IP WLS BF H R ER SO BB IBB HBP BLK WP HR S P ERA WHIP	IP WLS BF H R ER SO BB IBB HBP BLK WP HR S P ERA WHIP	IP WLS BF H R ER SO BB IBB HBP BLK WP HR S P ERA WHIP	IP WLS BF H R ER SO BB IBB HBP BLK WP HR S P ERA WHIP	IP WLS BF H R ER SO BB IBB HBP BLK WP HR S P ERA WHIP	IP WLS BF H R ER SO BB IBB HBP BLK WP HR S P ERA WHIP	IP WLS BF H R ER SO BB IBB HBP BLK WP HR S P ERA WHIP	IP WLS BF H R ER SO BB IBB HBP BLK WP HR S P ERA WHIP	IP WLS BF H R ER SO BB IBB HBP BLK WP HR S P ERA WHIP	IP WLS BF H R ER SO BB IBB HBP BLK WP HR S P ERA WHIP	IP WLS BF H R ER SO BB IBB HBP BLK WP HR S P ERA WHIP	IP WLS BF H R ER SO BB IBB HBP BLK WP HR S P ERA WHIP	IP WLS BF H R ER SO BB IBB HBP BLK WP HR S P ERA WHIP	IP WLS BF H R ER SO BB IBB HBP BLK WP HR S P ERA WHIP	IP WLS BF H R ER SO BB IBB HBP BLK WP HR S P ERA WHIP	IP WLS BF H R ER SO BB IBB HBP BLK WP HR S P ERA WHIP	IP WLS BF H R ER SO BB IBB HBP BLK WP HR S P ERA WHIP	IP WLS BF H R ER SO BB IBB HBP BLK WP HR S P ERA WHIP

Los Angeles Dodgers @ San Francisco Giants  
Candlestick Park, San Francisco, CA  
Fri Jun 27 1975, 10:05 PM EDT  
Att: 12,387 - Unknown

AB 34  
R 5  
H 9  
RBI 5  
BB 6  
SO 7  
LOB 17



Batter	1	2	3	4	5	6	7	8	9	AB	R	H	RBI	BB	SO	LOB	BOTTOM								
<b>Derrel Thomas, S</b> OBP: 0.340, SLG: 0.351 (1, 4)	0-0 E1 2B		0-0 1B	0-0 F6		0-0 L6		0-0 E4		5	2	1	0	0	0	0									
<b>Von Joshua, L</b> OBP: 0.369, SLG: 0.423 (1, 8)	0-0 F7		0-0 1B	0-0 F7		0-0 4-3		0-0 4-3		5	1	1	0	0	0	2									
<b>Bobby Murcer, L</b> OBP: 0.401, SLG: 0.486 (1, 9)	0-0 WP SF8 2B		0-0 1B	0-0 F7		0-0 1B		0-0 F9	4-0 BB 1B	4	4	3	2	1	0	0									
<b>Willie Montanez, L</b> OBP: 0.343, SLG: 0.406 (1, 3)	0-3 K		0-0 1B	0-0 F6		0-0 1B		0-0 F9	4-0 BB 1B	4	2	3	1	1	1	1									
<b>Chris Speier, R</b> OBP: 0.348, SLG: 0.357 (1, 6)	0-0 SF8		0-0 1B	0-0 F6		0-0 1B		0-0 F9	4-0 BB 1B	3	0	2	2	1	1	2									
<b>Gary Thomasson, L</b> OBP: 0.264, SLG: 0.277 (1, 7)	0-0 F7		0-0 1B	0-0 F6		0-0 1B		0-0 F9	4-0 BB 1B	3	0	1	3	0	1	3									
<b>Steve Ontiveros, S</b> OBP: 0.394, SLG: 0.333 (1, 5)		0-0 4-1	0-0 K	0-0 F6		0-0 1B		0-0 F9	4-0 BB 1B	5	0	2	1	0	1	4									
<b>Dave Rader, L</b> OBP: 0.350, SLG: 0.371 (1, 2)		0-0 G3	0-0 F7	0-0 F6		0-0 1B		0-0 F9	4-0 BB 1B	4	0	0	0	0	0	5									
<b>Pete Falcone, L</b> OBP: 0.069, SLG: 0.069 (1, 1)		0-0 1-3		0-3 K		0-3 K		0-0 E	3B	0	0	0	0	0	0	0									
<b>Charlie Williams, R</b> OBP: 0.154, SLG: 0.063 (2, 1)		0-0 1-3		0-3 K		0-3 K		0-0 E	3B	3	0	0	0	0	2	0									
<b>Randy Moffitt, R</b> OBP: 0.250, SLG: 0.500 (7, 1)		0-0 1-3		0-3 K		0-3 K		0-0 E	3B	1	1	1	0	0	0	0									
<b>Inning Stats</b>	R: 2 E: 1 K: 1 S: 8	H: 1 LOB: 1 BB: 0 P: 8	R: 0 E: 0 K: 0 S: 3	H: 0 LOB: 0 BB: 0 P: 3	R: 4 E: 0 K: 1 S: 10	H: 5 LOB: 1 BB: 0 P: 10	R: 0 E: 0 K: 1 S: 5	H: 0 LOB: 0 BB: 0 P: 5	R: 1 E: 0 K: 1 S: 8	H: 3 LOB: 2 BB: 0 P: 8	R: 0 E: 0 K: 1 S: 5	H: 0 LOB: 0 BB: 0 P: 5	R: 1 E: 0 K: 1 S: 7	H: 2 LOB: 2 BB: 1 P: 11	R: 2 E: 1 K: 0 S: 6	H: 3 LOB: 3 BB: 2 P: 14	R: 0 E: 0 K: 0 S: 3	H: 0 LOB: 0 BB: 0 P: 3	1B: 12 2B: 1 3B: 1 HR: 0	SF: 3 SAC: 0 DP: 0 HBP: 0	WP: 2 PB: 0 SB: 0 CS: 1	PA: 43			
<b>PITCHER</b>	IP WLS BF H R ER SO BB IBB HBP BLK WP HR S P ERA WHIP	IP WLS BF H R ER SO BB IBB HBP BLK WP HR S P ERA WHIP	IP WLS BF H R ER SO BB IBB HBP BLK WP HR S P ERA WHIP	IP WLS BF H R ER SO BB IBB HBP BLK WP HR S P ERA WHIP	IP WLS BF H R ER SO BB IBB HBP BLK WP HR S P ERA WHIP	IP WLS BF H R ER SO BB IBB HBP BLK WP HR S P ERA WHIP	IP WLS BF H R ER SO BB IBB HBP BLK WP HR S P ERA WHIP	IP WLS BF H R ER SO BB IBB HBP BLK WP HR S P ERA WHIP	IP WLS BF H R ER SO BB IBB HBP BLK WP HR S P ERA WHIP	IP WLS BF H R ER SO BB IBB HBP BLK WP HR S P ERA WHIP	IP WLS BF H R ER SO BB IBB HBP BLK WP HR S P ERA WHIP	IP WLS BF H R ER SO BB IBB HBP BLK WP HR S P ERA WHIP	IP WLS BF H R ER SO BB IBB HBP BLK WP HR S P ERA WHIP	IP WLS BF H R ER SO BB IBB HBP BLK WP HR S P ERA WHIP	IP WLS BF H R ER SO BB IBB HBP BLK WP HR S P ERA WHIP	IP WLS BF H R ER SO BB IBB HBP BLK WP HR S P ERA WHIP	IP WLS BF H R ER SO BB IBB HBP BLK WP HR S P ERA WHIP	IP WLS BF H R ER SO BB IBB HBP BLK WP HR S P ERA WHIP	IP WLS BF H R ER SO BB IBB HBP BLK WP HR S P ERA WHIP	IP WLS BF H R ER SO BB IBB HBP BLK WP HR S P ERA WHIP	IP WLS BF H R ER SO BB IBB HBP BLK WP HR S P ERA WHIP	IP WLS BF H R ER SO BB IBB HBP BLK WP HR S P ERA WHIP	IP WLS BF H R ER SO BB IBB HBP BLK WP HR S P ERA WHIP	IP WLS BF H R ER SO BB IBB HBP BLK WP HR S P ERA WHIP	IP WLS BF H R ER SO BB IBB HBP BLK WP HR S P ERA WHIP

Los Angeles Dodgers @ San Francisco Giants  
Candlestick Park, San Francisco, CA  
Fri Jun 27 1975, 10:05 PM EDT  
Att: 12,387 - Unknown

AB 37  
R 10  
H 14  
RBI 9  
BB 3  
SO 6  
LOB 17



Batter	1	2	3	4	5	6	7	8	9	AB	R	H	RBI	BB	SO	LOB	TOP				
<b>Davey Lopes, R</b> OBP: 0.364, SLG: 0.307 (1, 4) (7, 6)										4	0	0	0	0	0	1	<b>Los Angeles Dodgers @ San Francisco Giants</b> Candlestick Park, San Francisco, CA Sat Jun 28 1975, 6:33 AM EDT Att: 13,022 - Unknown				
<b>Bill Buckner, L</b> OBP: 0.242, SLG: 0.289 (1, 7)										3	0	0	0	0	1	0					
<b>Ken McMullen, R</b> OBP: 0.222, SLG: 0.500 (8, PH)										1	0	0	0	0	0	0					
<b>Henry Cruz, L</b> OBP: 0.306, SLG: 0.322 (8, 8)										0	0	0	0	0	0	0					
<b>Jimmy Wynn, R</b> OBP: 0.436, SLG: 0.506 (1, 8) (8, 7)										3	1	1	0	1	1	0					
<b>Steve Garvey, R</b> OBP: 0.341, SLG: 0.463 (1, 3)										4	0	1	0	0	0	1					
<b>Willie Crawford, L</b> OBP: 0.338, SLG: 0.362 (1, 9)										4	0	0	0	0	2						
<b>Ron Cey, R</b> OBP: 0.339, SLG: 0.435 (1, 5)										3	0	1	0	0	0	1					
<b>Joe Ferguson, R</b> OBP: 0.332, SLG: 0.309 (1, 2)										2	0	1	0	1	1	0					
<b>Ivan De Jesus, R</b> OBP: 0.310, SLG: 0.224 (1, 6)										3	0	0	0	0	2	4					
<b>Mike Marshall, R</b> (7, 1)										0	0	0	0	0	0	0					
<b>Doug Rau, L</b> OBP: 0.295, SLG: 0.225 (1, 1)										2	0	0	0	0	2	0					
<b>Lee Lacy, R</b> OBP: 0.382, SLG: 0.478 (7, 4)										1	0	1	0	0	0	0					
<b>Inning Stats</b>	R: 0 E: 0 K: 2 S: 7	H: 0 LOB: 0 BB: 0 P: 7	R: 0 E: 0 K: 1 S: 7	H: 2 LOB: 2 BB: 0 P: 7	R: 0 E: 0 K: 1 S: 5	H: 0 LOB: 0 BB: 0 P: 5	R: 1 E: 1 K: 0 S: 4	H: 1 LOB: 0 BB: 0 P: 4	R: 0 E: 0 K: 3 S: 9	H: 0 LOB: 0 BB: 0 P: 9	R: 0 E: 0 K: 0 S: 3	H: 1 LOB: 2 BB: 1 P: 8	R: 0 E: 0 K: 0 S: 3	H: 1 LOB: 0 BB: 1 P: 3	R: 0 E: 0 K: 0 S: 2	H: 0 LOB: 0 BB: 1 P: 6	1B: 3 2B: 3 3B: 0 HR: 0	SF: 0 SAC: 0 DP: 3 HBP: 0	WP: 0 PB: 0 SB: 0 CS: 0	PA: 32	
<b>PITCHER</b>	IP	WLS	BF	H	R	ER	SO	BB	IBB	HBP	BLK	WP	HR	S	P	ERA	WHIP				
<b>John Montefusco, R</b> ERA: 2.97 (1, 1)	7.0	W	26	4	1	1	7	0	1	0	0	0	0	39	43	1.29	0.571				
<b>Gary Lavelle, L</b> ERA: 2.42 (8, 1)	1.0	S	3	1	0	0	0	0	0	0	0	0	0	3	3	0.00	1.000				
<b>Randy Moffitt, R</b> ERA: 3.48 (9, 1)	1.0	S	3	0	0	0	0	1	0	0	0	0	0	2	6	0.00	1.000				

Batter	1	2	3	4	5	6	7	8	9	AB	R	H	RBI	BB	SO	LOB	BOTTOM				
<b>Von Joshua, L</b> OBP: 0.362, SLG: 0.415 (1, 8)										4	0	0	0	0	3	2	<b>Los Angeles Dodgers @ San Francisco Giants</b> Candlestick Park, San Francisco, CA Sat Jun 28 1975, 6:33 AM EDT Att: 13,022 - Unknown				
<b>Derrel Thomas, S</b> OBP: 0.338, SLG: 0.349 (1, 4)										4	0	1	0	0	0	0					
<b>Bruce Miller, R</b> OBP: 0.294, SLG: 0.323 (1, 5)										4	0	1	0	0	0	0					
<b>Willie Montanez, L</b> OBP: 0.342, SLG: 0.401 (1, 3)										3	0	0	0	1	1	2					
<b>Chris Speier, R</b> OBP: 0.348, SLG: 0.361 (1, 6)										3	1	1	0	0	0	3					
<b>Steve Ontiveros, S</b> OBP: 0.387, SLG: 0.326 (1, 9) (8, 7)										3	0	0	0	0	0	2					
<b>Gary Thomasson, L</b> OBP: 0.251, SLG: 0.273 (1, 7)										2	0	0	0	0	0	1					
<b>Chris Arnold, R</b> OBP: 0.308, SLG: 0.229 (7, PH)										0	1	0	0	1	0	0					
<b>Gary Lavelle, S</b> OBP: 0.167, SLG: 0.167 (8, 1)										0	0	0	0	0	0	0					
<b>Randy Moffitt, R</b> OBP: 0.250, SLG: 0.500 (9, 1)										0	0	0	0	0	0	0					
<b>Marc Hill, R</b> OBP: 0.333, SLG: 0.336 (1, 2)										2	0	1	1	1	0	0					
<b>John Montefusco, R</b> (1, 1)										2	0	0	0	0	1	1					
<b>Jake Brown, R</b> OBP: 0.310, SLG: 0.370 (7, PH)										0	0	0	0	0	0	0					
<b>Bobby Murcer, L</b> OBP: 0.403, SLG: 0.488 (8, 9)										1	0	1	1	0	0	0					
<b>Inning Stats</b>	R: 0 E: 0 K: 1 S: 5	H: 0 LOB: 0 BB: 0 P: 5	R: 0 E: 0 K: 0 S: 3	H: 0 LOB: 1 BB: 1 P: 7	R: 0 E: 0 K: 1 S: 5	H: 0 LOB: 0 BB: 0 P: 5	R: 0 E: 0 K: 0 S: 4	H: 2 LOB: 1 BB: 0 P: 4	R: 0 E: 0 K: 1 S: 5	H: 0 LOB: 1 BB: 1 P: 9	R: 0 E: 0 K: 1 S: 5	H: 0 LOB: 0 BB: 0 P: 5	R: 2 E: 0 K: 0 S: 6	H: 3 LOB: 2 BB: 1 P: 10	R: 0 E: 0 K: 1 S: 5	H: 0 LOB: 0 BB: 0 P: 5	1B: 4 2B: 1 3B: 0 HR: 0	SF: 0 SAC: 0 DP: 1 HBP: 0	WP: 1 PB: 0 SB: 0 CS: 0	PA: 31	
<b>PITCHER</b>	IP	WLS	BF	H	R	ER	SO	BB	IBB	HBP	BLK	WP	HR	S	P	ERA	WHIP				
<b>Doug Rau, L</b> ERA: 3.32 (1, 1)	6.2	L	26	4	2	2	4	3	0	0	0	0	0	31	43	2.70	1.050				
<b>Mike Marshall, R</b> ERA: 3.05 (7, 1)	1.1	S	5	1	0	0	1	0	0	0	0	1	0	7	7	0.00	0.750				



Batter	1	2	3	4	5	6	7	8	9	AB	R	H	RBI	BB	SO	LOB	TOP											
Davey Lopes, R OBP: 0.366, SLG: 0.320 (1, 4)	F2		F7			F8 S 1B		1-H HR		4	1	2	2	0	0	1	Los Angeles Dodgers @ San Francisco Giants Candlestick Park, San Francisco, CA Sun Jun 29 1975, 6:33 AM EDT Att: 25,929 - Unknown											
Bill Buckner, L OBP: 0.242, SLG: 0.288 (1, 7)	F4		F8			F7 1-2		1B		4	0	1	0	0	0	2												
Jimmy Wynn, R OBP: 0.431, SLG: 0.498 (1, 8)	K			F7		F8 2-3		F6		4	0	0	0	0	1	2												
Steve Garvey, R OBP: 0.337, SLG: 0.457 (1, 3)		1-3		F4		1-3		F6		4	0	0	0	0	0	2												
Ron Cey, R OBP: 0.337, SLG: 0.430 (1, 5)		4-3 BB		4-3			F7		F8	3	0	0	0	1	0	0												
Willie Crawford, L OBP: 0.332, SLG: 0.354 (1, 9)		4-3 1-2			F7		F7		F3	4	0	0	0	0	0	1												
Steve Yeager, R OBP: 0.286, SLG: 0.315 Manny Mota, R OBP: 0.333, SLG: 0.267 (9, PH)		5-3				2B		F4		3	0	1	0	0	0	1												
Ivan De Jesus, R OBP: 0.317, SLG: 0.235 Henry Cruz, L OBP: 0.302, SLG: 0.317 Lee Lacy, R OBP: 0.382, SLG: 0.478 (8, PH)						F8		F9		2	0	1	0	0	0	1												
Don Sutton, R OBP: 0.192, SLG: 0.125 Jim Brewer, L (7, 1)										1	0	0	0	0	1	1												
Leron Lee, L OBP: 0.265, SLG: 0.226 Charlie Hough, R (8, 1)				SH3-4 1B						0	0	0	0	0	0	0												
										0	0	0	0	0	0	0												
										0	0	0	0	0	0	0												
										0	0	0	0	0	0	0												
<b>Inning Stats</b>	R: 0 E: 0 K: 1 S: 5	H: 0 LOB: 0 BB: 0 P: 5	R: 0 E: 0 K: 0 S: 3	H: 0 LOB: 1 BB: 1 P: 7	R: 0 E: 0 K: 0 S: 4	H: 1 LOB: 1 BB: 0 P: 4	R: 0 E: 0 K: 0 S: 3	H: 0 LOB: 0 BB: 0 P: 3	R: 0 E: 0 K: 1 S: 6	H: 1 LOB: 1 BB: 0 P: 6	R: 0 E: 0 K: 0 S: 4	H: 0 LOB: 0 BB: 0 P: 4	R: 0 E: 0 K: 0 S: 3	H: 0 LOB: 0 BB: 0 P: 3	R: 2 E: 0 K: 0 S: 6	H: 3 LOB: 1 BB: 0 P: 6	R: 0 E: 0 K: 0 S: 3	H: 0 LOB: 0 BB: 0 P: 3	1B: 4 2B: 1 3B: 0 HR: 1	SF: 0 SAC: 1 DP: 0 HBP: 0	WP: 0 PB: 0 SB: 1 CS: 0	PA: 34						
<b>PITCHER</b>	IP	WLS	BF	H	R	ER	SO	BB	IBB	HBP	BLK	WP	HR	S	P	ERA	WHIP											
Tom Bradley, R ERA: 3.5 Randy Moffitt, R ERA: 3.35	(1, 1)	7.1	W	29	6	2	2	2	1	0	0	0	0	1	32	36	2.46	0.955										
	(8, 1)	1.2	S	5	0	0	0	0	0	0	0	0	0	0	5	5	0.00	0.000										

Batter	1	2	3	4	5	6	7	8	9	AB	R	H	RBI	BB	SO	LOB	BOTTOM											
Von Joshua, L OBP: 0.368, SLG: 0.429 (1, 8)	G3					5-3		S 6-3 1B		5	1	3	0	0	0	1	Los Angeles Dodgers @ San Francisco Giants Candlestick Park, San Francisco, CA Sun Jun 29 1975, 6:33 AM EDT Att: 25,929 - Unknown											
Derrel Thomas, S OBP: 0.343, SLG: 0.367 (1, 4)			FC3-6 1B					6-3 1B		5	1	3	2	0	0	2												
Bobby Murcer, L OBP: 0.404, SLG: 0.486 Craig Robinson, R OBP: 0.043, SLG: 0.043 (8, 4)			1B		FC3-6 BB 1-2		3-H 1B	HR		3	0	1	0	1	0	2												
Willie Montanez, L OBP: 0.338, SLG: 0.396 (1, 3)			F9		FC5-4 BB 1-2		F6		K	1	0	0	0	0	1	1												
Chris Speier, R OBP: 0.346, SLG: 0.359 (1, 6)			F7		P3		F7		FC5-4 1B 1-2	4	1	0	0	0	5													
Gary Thomasson, L OBP: 0.273, SLG: 0.281 (1, 7)			FC5-4				F2		1B SF8 1B	4	1	1	0	0	3													
Steve Ontiveros, S OBP: 0.384, SLG: 0.333 (1, 5)			F5		FC5-4 1-2				1B 1B	4	1	1	0	0	3													
Dave Rader, L OBP: 0.354, SLG: 0.370 (1, 2)			F8						4-3 S 1B 1B	3	1	2	1	1	0	0												
Tom Bradley, R Randy Moffitt, R OBP: 0.222, SLG: 0.444 (8, 1)									1-3 2-H 1B	3	0	1	1	0	2													
									3-H 1B	3	0	1	1	1	0	2												
									SH1-4 1B	2	0	0	0	0	3													
									SH1-4 1B	1	0	0	0	0	0													
<b>Inning Stats</b>	R: 0 E: 0 K: 0 S: 4	H: 1 LOB: 1 BB: 0 P: 4	R: 0 E: 0 K: 0 S: 4	H: 1 LOB: 2 BB: 1 P: 8	R: 0 E: 0 K: 0 S: 4	H: 0 LOB: 1 BB: 1 P: 7	R: 0 E: 0 K: 0 S: 3	H: 0 LOB: 0 BB: 1 P: 7	R: 1 E: 0 K: 0 S: 5	H: 2 LOB: 1 BB: 0 P: 5	R: 1 E: 0 K: 0 S: 5	H: 2 LOB: 1 BB: 0 P: 5	R: 3 E: 0 K: 0 S: 7	H: 4 LOB: 1 BB: 0 P: 7	R: 0 E: 0 K: 1 S: 6	H: 1 LOB: 1 BB: 0 P: 6	1B: 9 2B: 1 3B: 1 HR: 1	SF: 1 SAC: 1 DP: 0 HBP: 0	WP: 0 PB: 0 SB: 2 CS: 0	PA: 39								
<b>PITCHER</b>	IP	WLS	BF	H	R	ER	SO	BB	IBB	HBP	BLK	WP	HR	S	P	ERA	WHIP											
Don Sutton, R ERA: 2.42 Jim Brewer, L ERA: 3.64 Charlie Hough, R ERA: 4.98	(1, 1)	6.1	L	32	10	5	5	0	2	1	0	0	0	1	29	41	7.11	1.895										
	(7, 1)	0.2		3	1	0	0	0	0	0	0	0	0	3	3	0.00	1.500											
	(8, 1)	1.0		4	1	0	0	1	0	0	0	0	0	6	6	0.00	1.000											

Batter	1	2	3	4	5	6	7	8	9	AB	R	H	RBI	BB	SO	LOB	TOP					
Ralph Garr, L OBP: 0.314, SLG: 0.352 Cito Gaston, R OBP: 0.299, SLG: 0.420	1-3		4-3			1B BB		1B		2	0	0	0	1	0	0	Atlanta Braves @ San Francisco Giants Candlestick Park, San Francisco, CA Tue Jul 01 1975, 10:05 PM EDT Att: 2,796 - Unknown					
Rod Gilbreath, R OBP: 0.332, SLG: 0.418	6-3			K		1B FC6-4		K		4	0	1	0	0	2	1						
Dusty Baker Jr., R OBP: 0.332, SLG: 0.411	1B		6-3			1B F8		F9		4	0	1	0	0	0	3						
Darrell Evans, L OBP: 0.342, SLG: 0.394	K		F7			F8		1B FC4		4	0	1	0	0	1	3						
Earl Williams, R OBP: 0.267, SLG: 0.333		K			1B 5-3	1B FC6-4		F3		4	1	1	0	0	1	3						
Larvell Blanks, R OBP: 0.335, SLG: 0.355	5-3				1B 5-3			FC4		4	0	0	0	0	0	2						
Vic Correll, R OBP: 0.332, SLG: 0.405	F4				F4			5-3		4	0	0	0	0	0	2						
Rowland Office, L OBP: 0.398, SLG: 0.402				F7 1B		F7				3	0	2	1	0	0	0						
Jamie Easterly, L Ray Sadecki, L Ed Goodson, L Mike Beard, L	F7			F7 1B		3-1		6-3		1	0	0	0	0	0	1						
										1	0	0	0	0	0	1						
										1	0	0	0	0	0	1						
										1	0	0	0	0	0	0						
										0	0	0	0	0	0	0						
<b>Inning Stats</b>	R: 0 E: 0 K: 1 S: 6	H: 1 LOB: 1 BB: 0 P: 6	R: 0 E: 0 K: 1 S: 5	H: 0 LOB: 0 BB: 0 P: 5	R: 0 E: 0 K: 1 S: 3	H: 1 LOB: 0 BB: 0 P: 3	R: 0 E: 0 K: 1 S: 5	H: 0 LOB: 0 BB: 0 P: 5	R: 1 E: 0 K: 0 S: 5	H: 2 LOB: 1 BB: 0 P: 5	R: 0 E: 0 K: 0 S: 4	H: 1 LOB: 2 BB: 1 P: 8	R: 0 E: 0 K: 0 S: 3	H: 0 LOB: 0 BB: 0 P: 3	R: 0 E: 0 K: 1 S: 6	H: 1 LOB: 1 BB: 0 P: 6	R: 0 E: 1 K: 0 S: 4	H: 1 LOB: 1 BB: 0 P: 4	1B: 7 2B: 0 3B: 0 HR: 0	SF: 0 SAC: 0 DP: 0 HBP: 0	WP: 0 PB: 0 SB: 1 CS: 0	PA: 34
<b>PITCHER</b> Mike Caldwell, L ERA: 4.43	IP: 9.0 WLS: W BF: 34 H: 7 R: 1 ER: 1 SO: 4 BB: 1 IBB: 0 HBP: 0 BLK: 0 WP: 0 HR: 0 S: 41 P: 45 ERA: 1.00 WHIP: 0.889															<b>PITCHER</b>						

Batter	1	2	3	4	5	6	7	8	9	AB	R	H	RBI	BB	SO	LOB	BOTTOM			
Von Joshua, L OBP: 0.381, SLG: 0.436	BB E 1B			1B E 1B				FC4-6 1B		3	2	3	0	2	0	0	Atlanta Braves @ San Francisco Giants Candlestick Park, San Francisco, CA Tue Jul 01 1975, 10:05 PM EDT Att: 2,796 - Unknown			
Derrel Thomas, S OBP: 0.341, SLG: 0.363 Chris Arnold, R OBP: 0.308, SLG: 0.229	K	G5-3		E 2B 1B			FC4-6 E6 1-2f	FC4-6 5-3		5	1	1	0	0	1	5				
Bobby Murcer, L OBP: 0.410, SLG: 0.488 Bruce Miller, R OBP: 0.290, SLG: 0.318	BB E BB			FC4-6 BB 2B 1B			E6 E3	5-3		1	2	1	1	2	0	0				
Willie Montanez, L OBP: 0.339, SLG: 0.392	E BB			FC4-6 BB 2B SF8 BB			F7	6-3		3	2	0	0	2	0	2				
Chris Speier, R OBP: 0.351, SLG: 0.370	E2 E 2B			6-3 BB WP 2B			K			3	1	2	5	1	1	0				
Marc Hill, R OBP: 0.325, SLG: 0.326	K			6-3 E5 WP			F7			4	0	0	0	0	1	5				
Steve Ontiveros, S OBP: 0.381, SLG: 0.333 Glenn Adams, L OBP: 0.373, SLG: 0.569	E3			K			SF8	G5-4-3 1B		3	0	1	1	0	1	2				
Gary Thomasson, L OBP: 0.278, SLG: 0.282				FC4-6 BB K			F3			3	0	1	0	1	1	3				
Mike Caldwell, R OBP: 0.118, SLG: 0.176	SH3-4			FC6-4 1B 1B			F8	G5-4-3		3	1	0	0	0	0	2				
										1	0	0	0	0	0	0				
										0	0	0	0	0	0	0				
										0	0	0	0	0	0	0				
										0	0	0	0	0	0	0				
<b>Inning Stats</b>	R: 4 E: 2 K: 2 S: 9	H: 2 LOB: 1 BB: 2 P: 17	R: 0 E: 0 K: 0 S: 3	H: 1 LOB: 1 BB: 1 P: 7	R: 0 E: 1 K: 1 S: 5	H: 0 LOB: 2 BB: 2 P: 13	R: 5 E: 2 K: 1 S: 10	H: 4 LOB: 2 BB: 2 P: 18	R: 0 E: 1 K: 0 S: 3	H: 0 LOB: 1 BB: 1 P: 7	R: 0 E: 0 K: 1 S: 5	H: 0 LOB: 0 BB: 0 P: 5	R: 0 E: 0 K: 0 S: 3	H: 1 LOB: 0 BB: 0 P: 3	R: 0 E: 0 K: 0 S: 4	H: 1 LOB: 1 BB: 0 P: 4	1B: 7 2B: 2 3B: 0 HR: 0	SF: 1 SAC: 1 DP: 2 HBP: 0	WP: 1 PB: 0 SB: 0 CS: 0	PA: 40
<b>PITCHER</b> Jamie Easterly, L ERA: 6.3 Ray Sadecki, L ERA: 4.19 Mike Beard, L ERA: 2.12	IP: 6.3 WLS: L BF: 16 H: 3 R: 2 ER: 1 SO: 2 BB: 2 IBB: 0 HBP: 0 BLK: 0 WP: 1 HR: 0 S: 20 P: 26 ERA: 2.46 WHIP: 1.364															<b>PITCHER</b>				

Batter	1	2	3	4	5	6	7	8	9	AB	R	H	RBI	BB	SO	LOB	TOP			
Ralph Garr, L (1, 7) OBP: 0.312, SLG: 0.352										5	1	1	0	0	1	0	<b>Atlanta Braves @ San Francisco Giants</b> Candlestick Park, San Francisco, CA Wed Jul 02 1975, 6:33 AM EDT Att: 5,253 - Unknown			
Rod Gilbreath, R (1, 4) OBP: 0.358, SLG: 0.424										4	0	2	0	1	0	0				
Dusty Baker Jr., R (1, 9) OBP: 0.333, SLG: 0.407										3	2	0	0	2	2	2				
Darrell Evans, L (1, 5) OBP: 0.340, SLG: 0.389										4	1	0	1	1	1	2				
Mike Lum, L (1, 3) OBP: 0.315, SLG: 0.323										3	0	1	0	2	0	4				
Larvell Blanks, R (1, 6) OBP: 0.339, SLG: 0.355										3	1	1	2	2	1	2				
Rowland Office, L (1, 8) OBP: 0.380, SLG: 0.381										5	0	0	0	0	1	8				
Biff Pocoroba, S (1, 2) OBP: 0.385, SLG: 0.388										4	1	3	2	0	0	3				
Phil Niekro, R (1, 1) OBP: 0.196, SLG: 0.222									3	0	0	1	0	0	4					
<b>Inning Stats</b>	R: 0 E: 0 K: 2 S: 7	H: 0 LOB: 0 BB: 0 P: 7	R: 0 E: 0 K: 0 S: 3	H: 1 LOB: 1 BB: 1 P: 7	R: 0 E: 0 K: 0 S: 4	H: 1 LOB: 0 BB: 0 P: 4	R: 2 E: 0 K: 0 S: 5	H: 1 LOB: 2 BB: 2 P: 13	R: 0 E: 0 K: 2 S: 8	H: 1 LOB: 1 BB: 0 P: 8	R: 3 E: 1 K: 0 S: 6	H: 3 LOB: 2 BB: 2 P: 14	R: 0 E: 0 K: 0 S: 3	H: 0 LOB: 1 BB: 1 P: 7	R: 0 E: 0 K: 0 S: 3	H: 0 LOB: 1 BB: 1 P: 7	1B: 6 2B: 1 3B: 1 HR: 0	SF: 1 SAC: 0 DP: 2 HBP: 0	WP: 0 PB: 1 SB: 2 CS: 0	PA: 43
<b>PITCHER</b>	IP WLS BF H R ER SO BB IBB HBP BLK WP HR S P ERA WHIP																			
Ed Halicki, R (1, 1) ERA: 4.12	6.0 L 30 7 6 6 6 5 0 0 0 0 0 0 37 57 9.00 2.000																			
Gary Lavelle, L (7, 1) ERA: 2.37	1.0 5 1 0 0 0 0 1 0 0 0 0 0 0 4 8 0.00 2.000																			
Dave Heaverlo, R (8, 1) ERA: 2.67	1.0 4 0 0 0 0 0 1 0 0 0 0 0 0 3 7 0.00 1.000																			
Charlie Williams, R (9, 1) ERA: 3.83	1.0 4 0 0 0 0 0 1 0 0 0 0 0 0 3 7 0.00 1.000																			

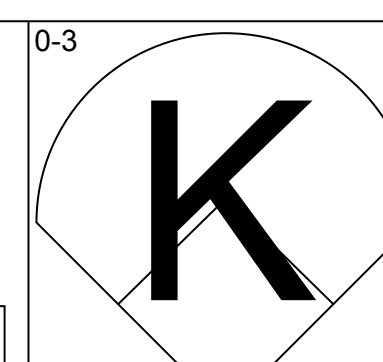
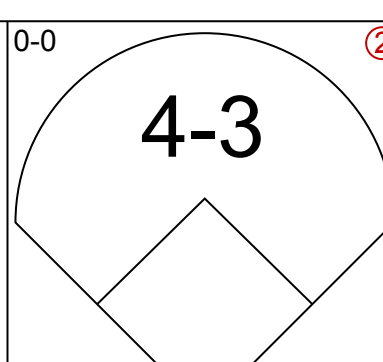
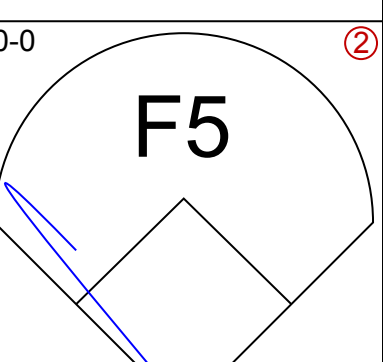
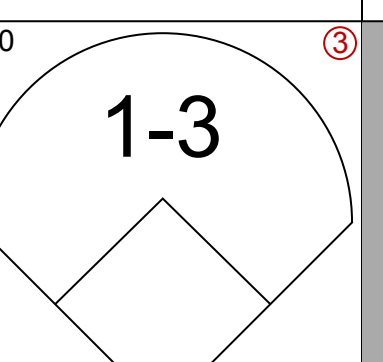
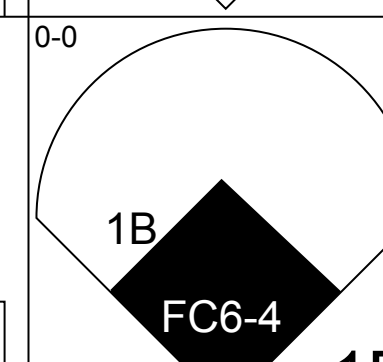
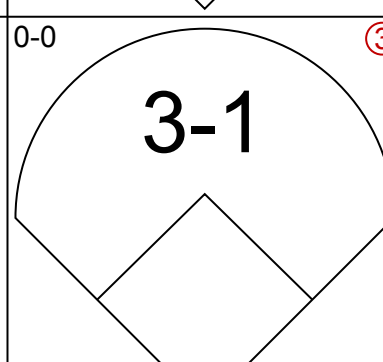
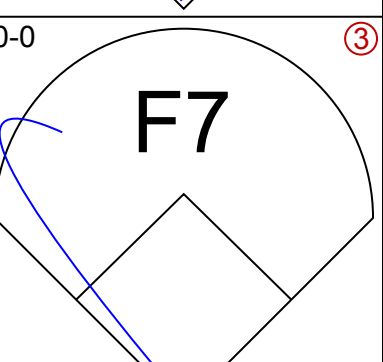
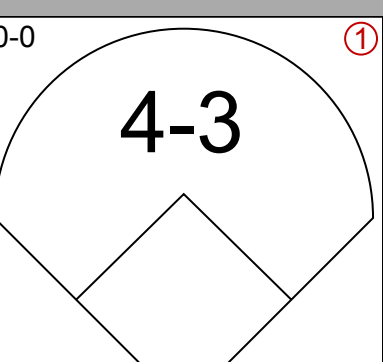
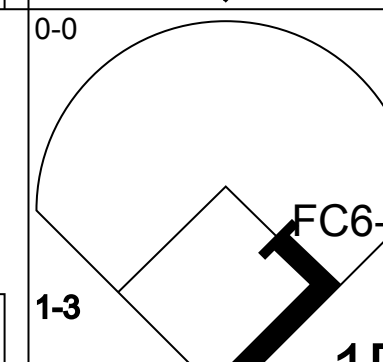
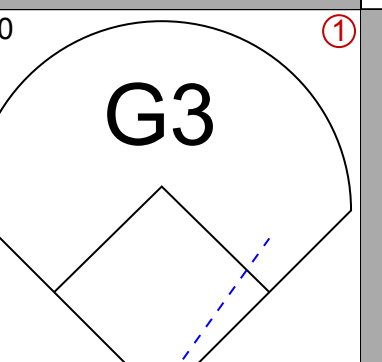
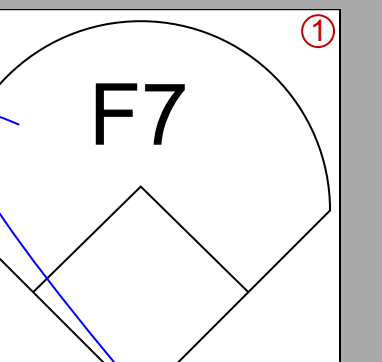
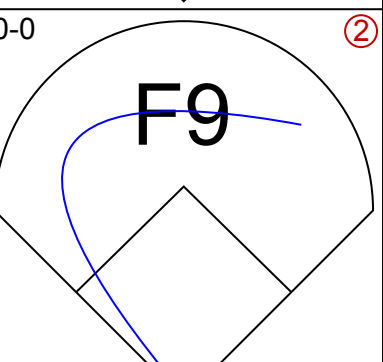
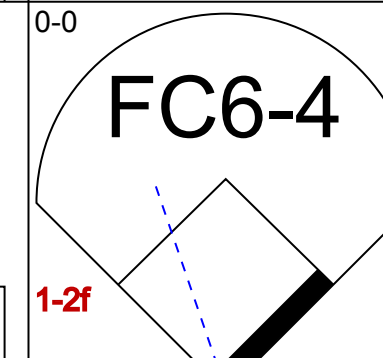
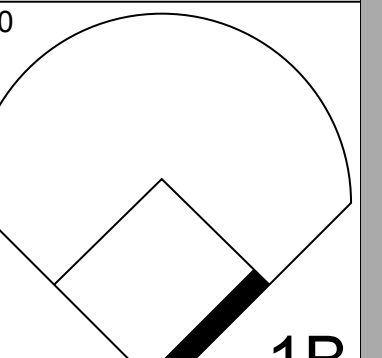
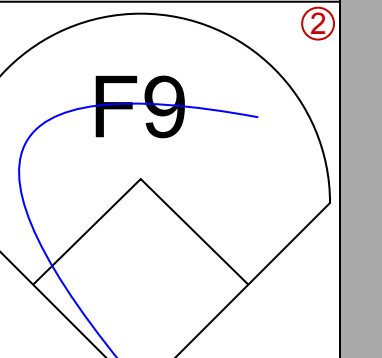
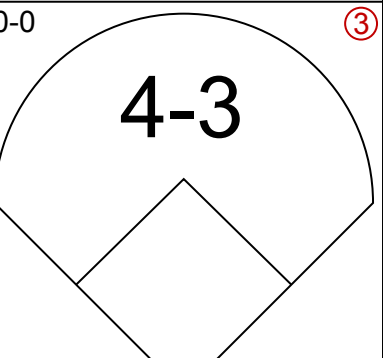
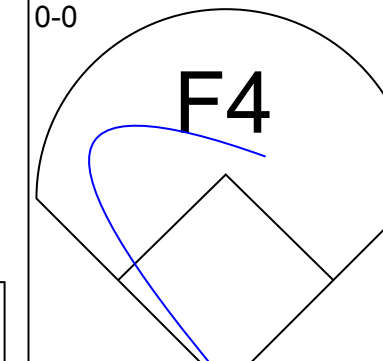
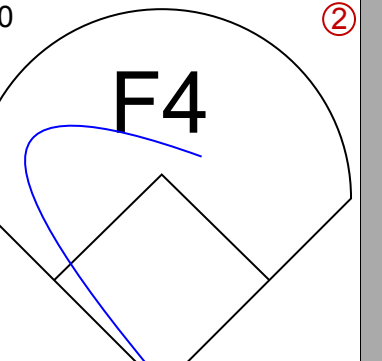
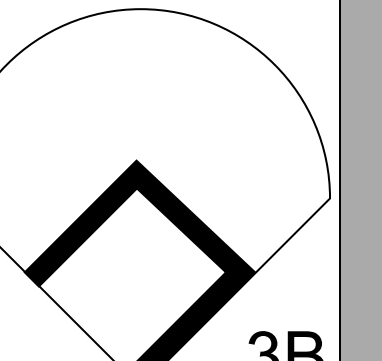
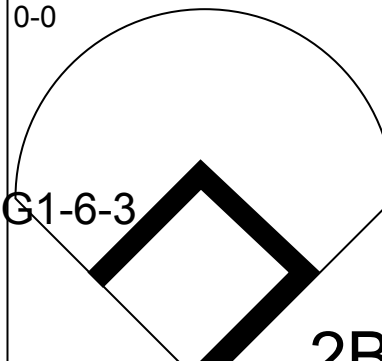
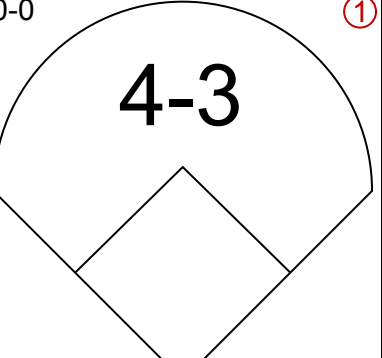
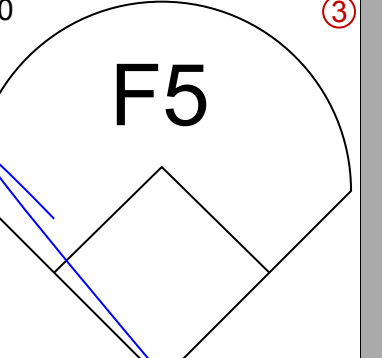
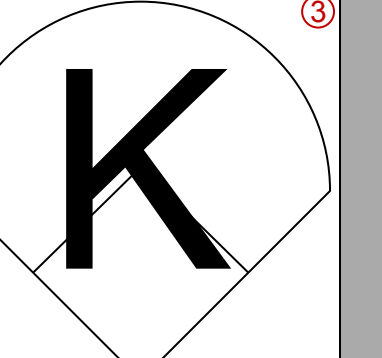
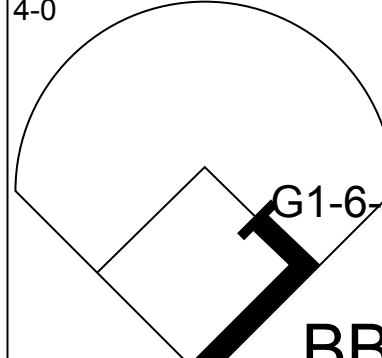
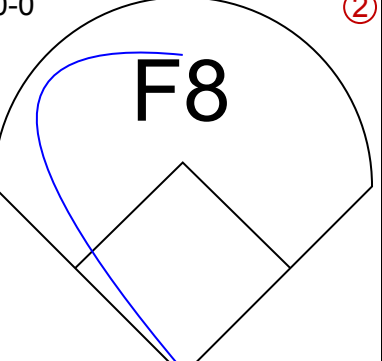
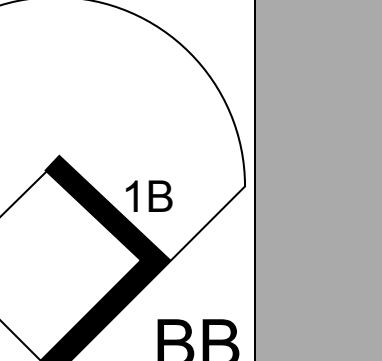

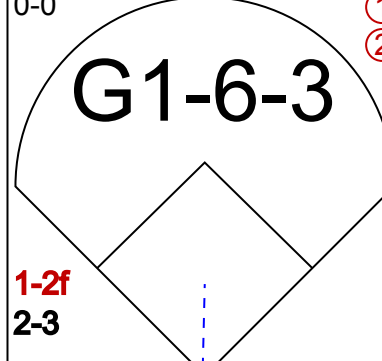
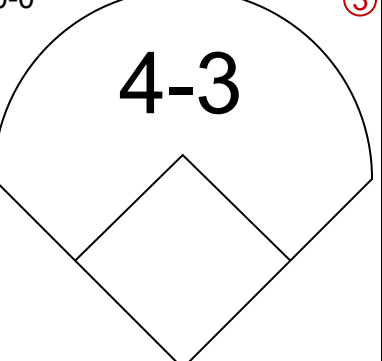
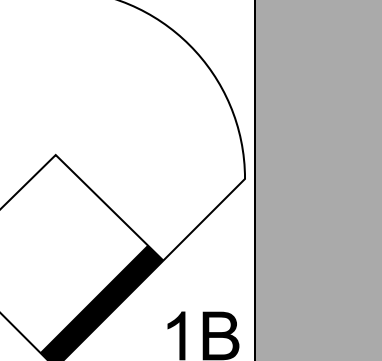
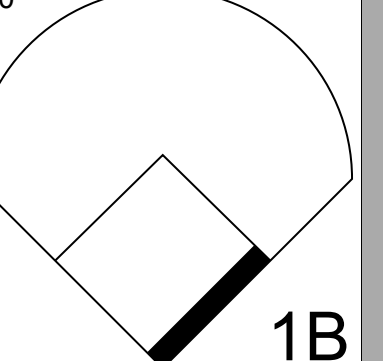
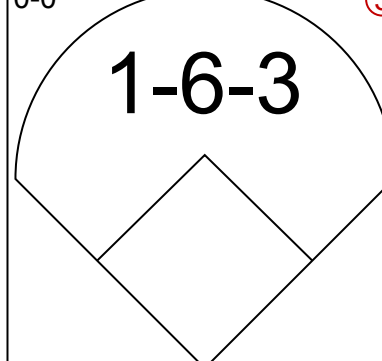
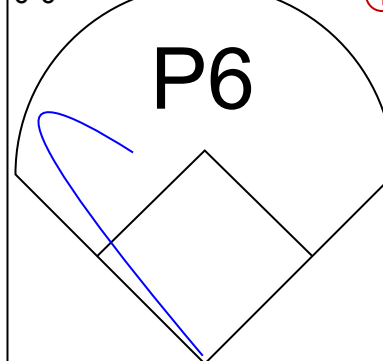
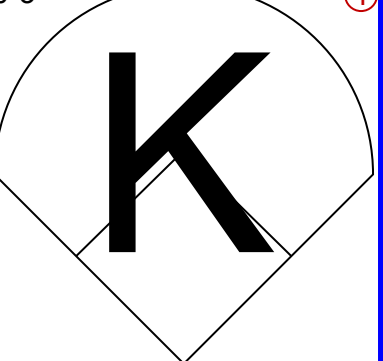
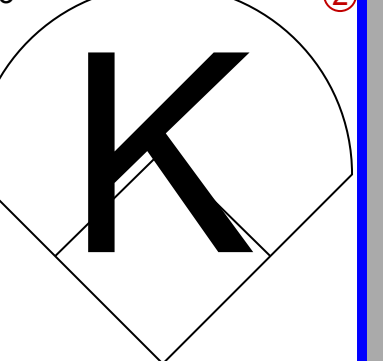
Batter	1	2	3	4	5	6	7	8	9	AB	R	H	RBI	BB	SO	LOB	BOTTOM			
Von Joshua, L (1, 8) OBP: 0.374, SLG: 0.429										4	0	0	0	0	0	0	<b>Atlanta Braves @ San Francisco Giants</b> Candlestick Park, San Francisco, CA Wed Jul 02 1975, 6:33 AM EDT Att: 5,253 - Unknown			
Bruce Miller, R (1, 4) OBP: 0.282, SLG: 0.308										4	0	0	0	0	0	0				
Bobby Murcer, L (1, 9) OBP: 0.405, SLG: 0.481										4	0	0	0	0	0	0				
Willie Montanez, L (1, 3) OBP: 0.339, SLG: 0.391										3	0	1	0	0	0	0				
Chris Speier, R (1, 6) OBP: 0.348, SLG: 0.366										3	0	0	0	0	0	1				
Gary Thomasson, L (1, 7) OBP: 0.278, SLG: 0.283										3	0	1	0	0	0	1				
Steve Ontiveros, S (1, 5) OBP: 0.385, SLG: 0.340										3	0	2	0	0	0	0				
Dave Rader, L (1, 2) OBP: 0.347, SLG: 0.362										3	0	0	0	0	0	3				
Ed Halicki, R (1, 1) OBP: 0.143, SLG: 0.100										2	0	0	0	0	2	0				
Gary Lavelle, S (7, 1) OBP: 0.167, SLG: 0.167										0	0	0	0	0	0	0				
Dave Heaverlo, R (8, 1) OBP: 0.368, SLG: 0.559										0	0	0	0	0	0	0				
Glenn Adams, L (8, PH) OBP: 0.154, SLG: 0.183										1	0	0	0	0	0	0				
Charlie Williams, R (9, 1) OBP: 0.194, SLG: 0.183										0	0	0	0	0	0	0				
<b>Inning Stats</b>	R: 0 E: 0 K: 0 S: 3	H: 0 LOB: 0 BB: 0 P: 3	R: 0 E: 0 K: 0 S: 5	H: 2 LOB: 2 BB: 0 P: 5	R: 0 E: 0 K: 1 S: 5	H: 0 LOB: 0 BB: 0 P: 5	R: 0 E: 0 K: 0 S: 4	H: 1 LOB: 1 BB: 0 P: 4	R: 0 E: 0 K: 1 S: 5	H: 1 LOB: 0 BB: 0 P: 5	R: 0 E: 0 K: 0 S: 3	H: 0 LOB: 0 BB: 0 P: 3	R: 0 E: 0 K: 0 S: 3	H: 0 LOB: 0 BB: 0 P: 3	R: 0 E: 0 K: 0 S: 3	H: 0 LOB: 0 BB: 0 P: 3	1B: 4 2B: 0 3B: 0 HR: 0	SF: 0 SAC: 0 DP: 1 HBP: 0	WP: 0 PB: 0 SB: 0 CS: 0	PA: 30
<b>PITCHER</b>	IP WLS BF H R ER SO BB IBB HBP BLK WP HR S P ERA WHIP																			
Phil Niekro, R (1, 1) ERA: 2.52	9.0 W 30 4 0 0 2 0 0 0 0 0 0 0 34 34 0.00 0.444																			

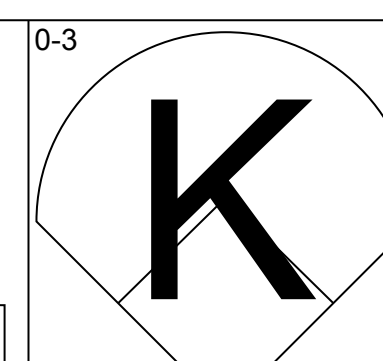
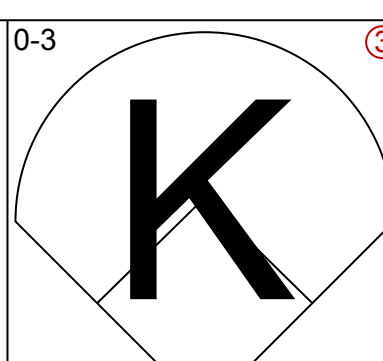
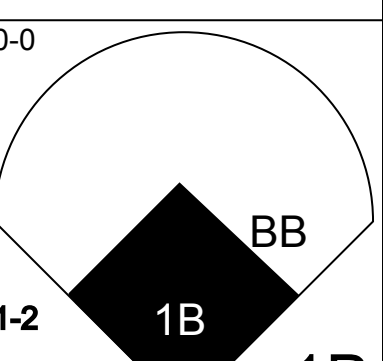
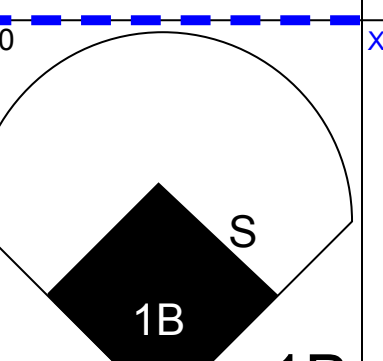
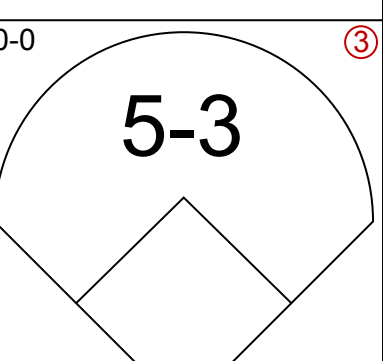
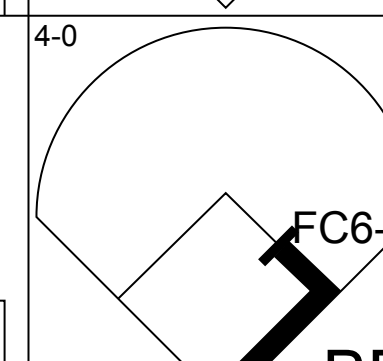
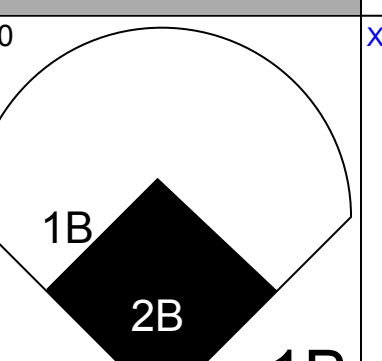
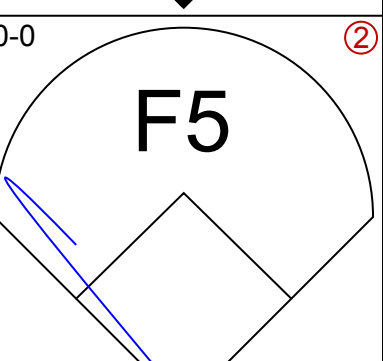
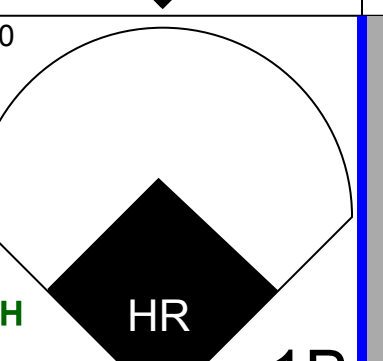
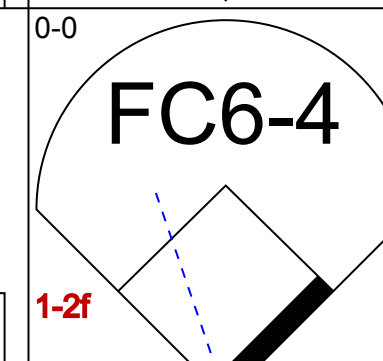
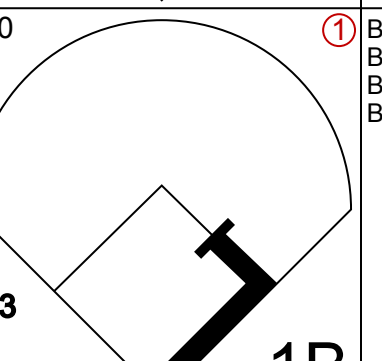
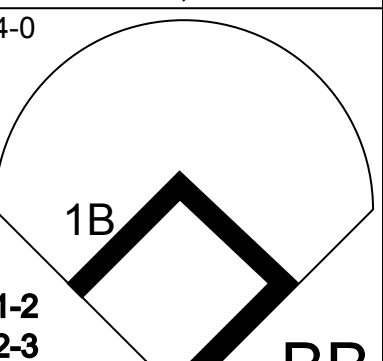
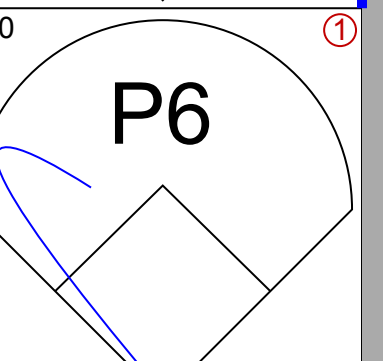
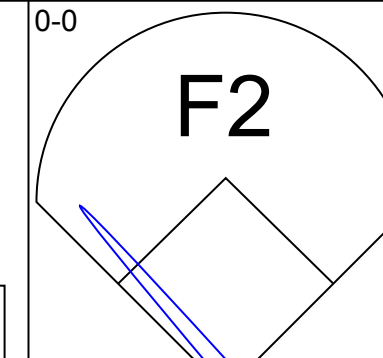
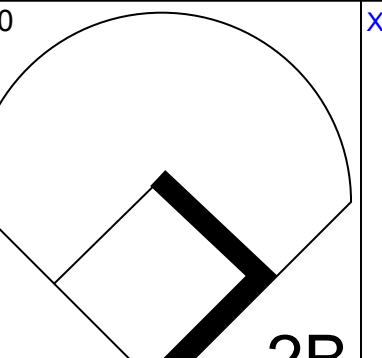
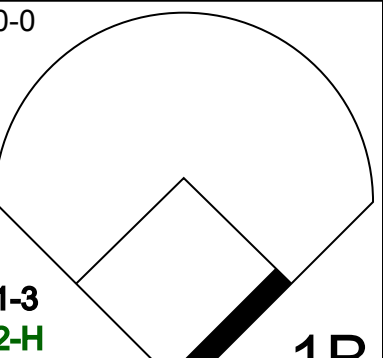
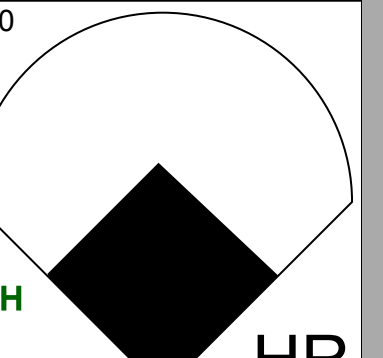

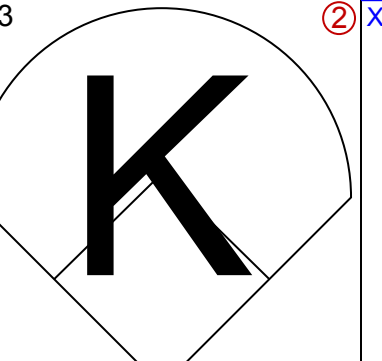
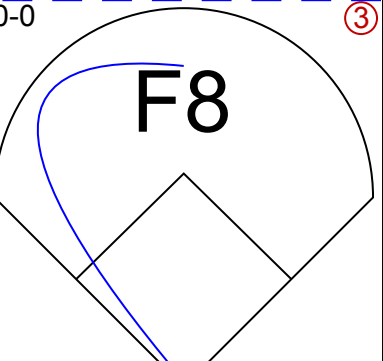
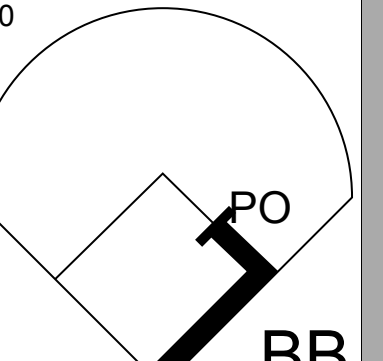
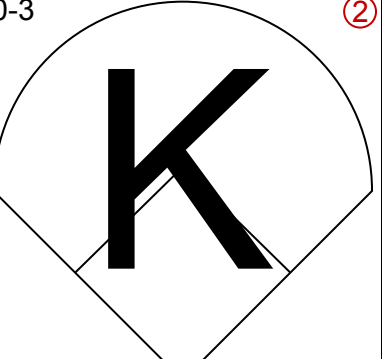


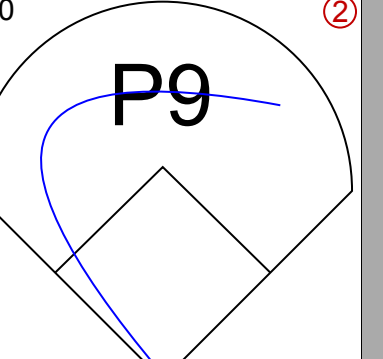

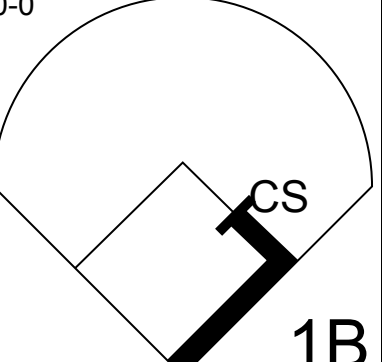
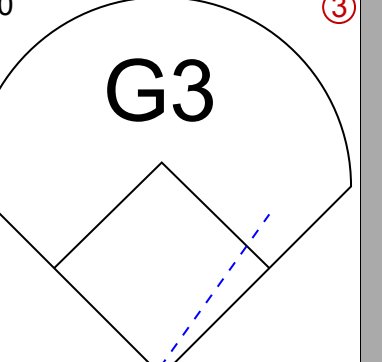

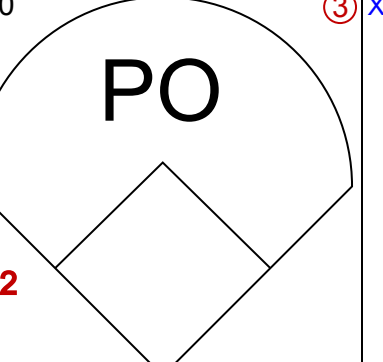
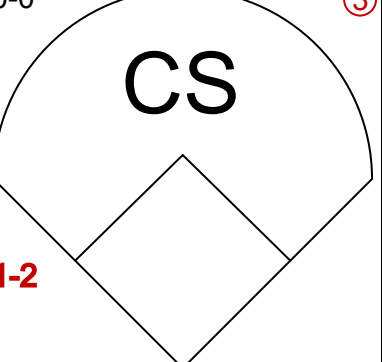

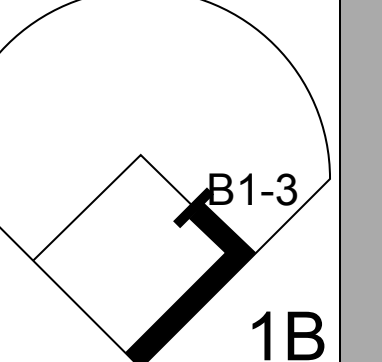

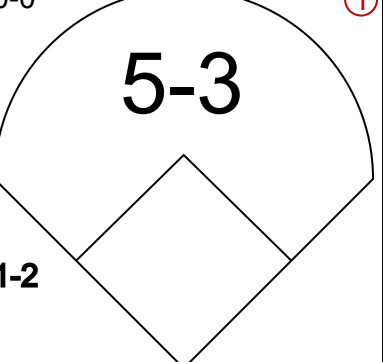

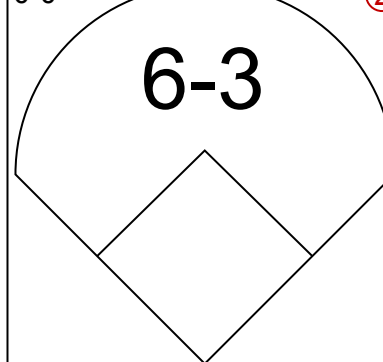
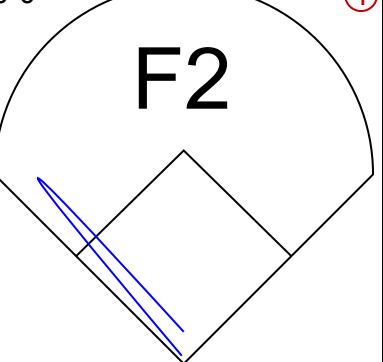

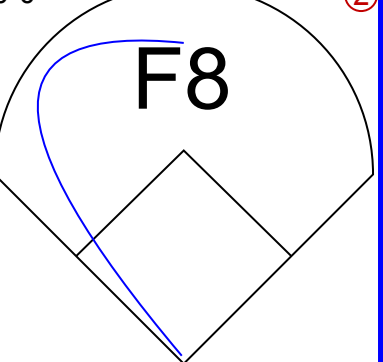
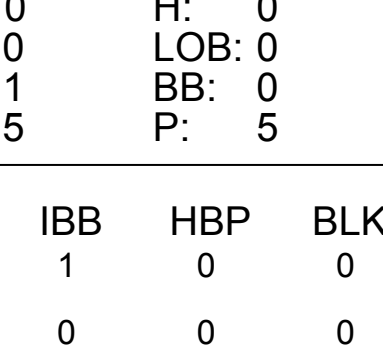
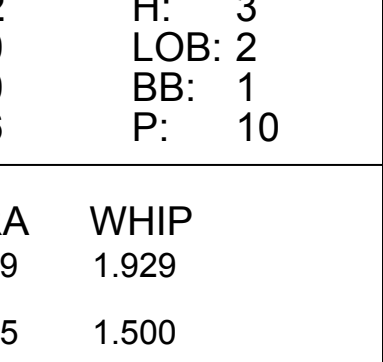
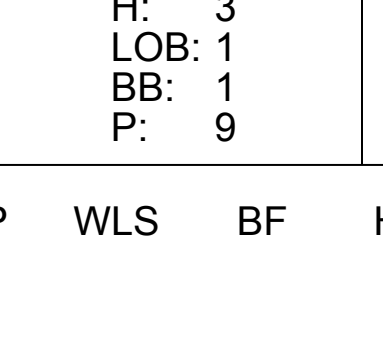
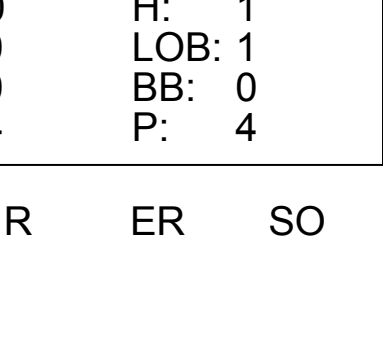

AB	34
R	6
H	8
RBI	6
BB	8
SO	6
LOB	25



AB	30
R	0
H	4
RBI	0
BB	0
SO	2
LOB	5



Batter	1	2	3	4	5	6	7	8	9	AB	R	H	RBI	BB	SO	LOB	TOP								
Von Joshua, L (1,8) OBP: 0.368, SLG: 0.421										4	0	0	0	0	1	3	<p>San Francisco Giants @ Los Angeles Dodgers Dodger Stadium, Los Angeles, CA Thu Jul 03 1975, 7:05 PM PDT Att: 35,929 - Unknown</p>								
Derrel Thomas, S (1,4) OBP: 0.339, SLG: 0.361										4	1	1	0	0	0	2									
Bobby Murcer, L (1,9) OBP: 0.403, SLG: 0.478										4	0	1	0	0	0	0									
Willie Montanez, L (1,3) OBP: 0.338, SLG: 0.389										4	0	1	1	0	0	1									
Chris Speier, R (1,6) OBP: 0.350, SLG: 0.378										4	0	2	0	0	0	2									
Gary Thomasson, L (1,7) OBP: 0.278, SLG: 0.277										3	0	0	0	1	1	2									
Steve Ontiveros, S (1,5) OBP: 0.383, SLG: 0.333										3	0	0	0	1	1	2									
Dave Rader, L (1,2) OBP: 0.351, SLG: 0.366										4	0	2	0	0	0	1									
Pete Falcone, L (1,1) OBP: 0.065, SLG: 0.065										2	0	0	0	0	1	2									
Charlie Williams, R (5,1) OBP: 0.154, SLG: 0.083										0	0	0	0	0	0	0									
Glenn Adams, L (7, PH) OBP: 0.382, SLG: 0.550										1	0	0	0	0	1	1									
Randy Moffitt, R (7,1) OBP: 0.222, SLG: 0.444										0	0	0	0	0	0	0									
Dave Heaverlo, R (8,1) OBP: 0.222, SLG: 0.444										0	0	0	0	0	0	0									
<b>Inning Stats</b>	R: 1 E: 0 K: 1 S: 7	H: 2 LOB: 1 BB: 0 P: 7	R: 0 E: 0 K: 0 S: 3	H: 0 LOB: 0 BB: 0 P: 3	R: 0 E: 0 K: 0 S: 3	H: 0 LOB: 0 BB: 0 P: 3	R: 0 E: 0 K: 0 S: 4	H: 1 LOB: 1 BB: 0 P: 4	R: 0 E: 0 K: 1 S: 6	H: 1 LOB: 2 BB: 1 P: 10	R: 0 E: 0 K: 1 S: 6	H: 1 LOB: 1 BB: 0 P: 6	R: 0 E: 0 K: 2 S: 8	H: 1 LOB: 1 BB: 0 P: 8	R: 0 E: 0 K: 0 S: 3	H: 0 LOB: 0 BB: 0 P: 3	R: 0 E: 0 K: 0 S: 3	H: 1 LOB: 1 BB: 1 P: 7	1B: 5 2B: 1 3B: 1 HR: 0	SF: 0 SAC: 0 DP: 1 HBP: 0	WP: 0 PB: 0 SB: 0 CS: 0	PA: 35			
<b>PITCHER</b>	IP	WLS	BF	H	R	ER	SO	BB	IBB	HBP	BLK	WP	HR	S	P	ERA	WHIP								
Don Sutton, R (1,1) ERA: 2.36	8.0	W	33	7	1	1	5	2	0	0	0	0	0	41	49	1.12	1.125								
Mike Marshall, R (9,1) ERA: 3.21	1.0		2	0	0	0	0	0	0	0	0	0	0	2	2	0.00	0.000								

Batter	1	2	3	4	5	6	7	8	9	AB	R	H	RBI	BB	SO	LOB	BOTTOM								
Davey Lopes, R (1,4) OBP: 0.378, SLG: 0.332										5	2	2	0	0	2	1	<p>San Francisco Giants @ Los Angeles Dodgers Dodger Stadium, Los Angeles, CA Thu Jul 03 1975, 7:05 PM PDT Att: 35,929 - Unknown</p>								
Bill Russell, R (1,6) OBP: 0.317, SLG: 0.257										3	1	2	1	1	0	2									
Ivan De Jesus, R (7, PR) OBP: 0.297, SLG: 0.218										0	1	0	0	0	0	0									
Jimmy Wynn, R (1,8) OBP: 0.434, SLG: 0.488										3	0	1	0	1	0	2									
Steve Garvey, R (1,3) OBP: 0.345, SLG: 0.468										4	1	3	5	0	0	1									
Ron Cey, R (1,5) OBP: 0.345, SLG: 0.439										3	0	0	0	1	1	3									
Tom Paciorek, R (1,7) OBP: 0.252, SLG: 0.288										3	1	1	0	1	1	1									
John Hale, L (1,9) OBP: 0.389, SLG: 0.313										4	0	2	0	0	0	3									
Steve Yeager, R (1,2) OBP: 0.295, SLG: 0.324										4	1	2	1	0	0	1									
Don Sutton, R (1,1) OBP: 0.179, SLG: 0.115										4	0	0	0	0	0	3									
Mike Marshall, R (9,1) ERA: 2.57										0	0	0	0	0	0	0									
<b>Inning Stats</b>	R: 0 E: 0 K: 1 S: 5	H: 0 LOB: 1 BB: 1 P: 9	R: 0 E: 0 K: 1 S: 5	H: 1 LOB: 0 BB: 0 P: 5	R: 0 E: 0 K: 1 S: 5	H: 0 LOB: 0 BB: 0 P: 5	R: 1 E: 0 K: 1 S: 7	H: 3 LOB: 2 BB: 1 P: 11	R: 2 E: 0 K: 0 S: 6	H: 3 LOB: 2 BB: 1 P: 10	R: 1 E: 0 K: 0 S: 4	H: 2 LOB: 0 BB: 0 P: 4	R: 3 E: 0 K: 0 S: 5	H: 3 LOB: 1 BB: 1 P: 9	R: 0 E: 0 K: 0 S: 4	H: 1 LOB: 1 BB: 0 P: 4	1B: 11 2B: 2 3B: 0 HR: 1	SF: 0 SAC: 0 DP: 1 HBP: 0	WP: 0 PB: 0 SB: 2 CS: 1	PA: 39					
<b>PITCHER</b>	IP	WLS	BF	H	R	ER	SO	BB	IBB	HBP	BLK	WP	HR	S	P	ERA	WHIP								
Pete Falcone, L (1,1) ERA: 3.72	4.2	L	22	7	3	3	4	2	1	0	0	0	0	27	39	5.79	1.929								
Charlie Williams, R (5,1) ERA: 3.9	1.1		5	2	1	1	0	0	0	0	0	0	0	5	5	6.75	1.500								
Randy Moffitt, R (7,1) ERA: 3.98	1.0		6	3	3	3	0	1	0	0	0	0	1	5	9	27.00	4.000								
Dave Heaverlo, R (8,1) ERA: 2.57	1.0		4	1	0	0	0	0	0	0	0	0	0	4	4	0.00	1.000								

AB	33
R	1
H	7
RBI	1
BB	2
SO	5
LOB	16



AB	33
R	7
H	13
RBI	7
BB	4
SO	4
LOB	17









Batter	1	2	3	4	5	6	7	8	9	AB	R	H	RBI	BB	SO	LOB	TOP
<b>Derrel Thomas, S</b> OBP: 0.331, SLG: 0.349 (1, 4)	F4		F7			F7			4-3 1B	4	0	1	0	0	0	0	<b>San Francisco Giants @ Los Angeles Dodgers</b> <b>Dodger Stadium, Los Angeles, CA</b> Sun Jul 06 1975, 3:33 AM PDT Att: 33,235 - Unknown
<b>Chris Arnold, R</b> OBP: 0.279, SLG: 0.205 (1, 7)	F9			K			4-3		4-3	4	0	0	0	0	1	2	
<b>Bobby Murcer, L</b> OBP: 0.399, SLG: 0.475 (1, 9)	G3			F9			G3		SF7	3	0	0	1	0	0	0	
<b>Willie Montanez, L</b> OBP: 0.336, SLG: 0.384 (1, 3)		P4		1-3			2-3		6-3	4	0	0	0	0	0	1	
<b>Chris Speier, R</b> OBP: 0.349, SLG: 0.374 (1, 6)		F8				F3			1-3 1B	3	0	1	0	0	0	0	
<b>Bruce Miller, R</b> OBP: 0.276, SLG: 0.301 (1, 5)		E6				4-3			P4	3	0	0	0	0	0	1	
<b>Marc Hill, R</b> OBP: 0.316, SLG: 0.316 (1, 2)		1-3				F9			1-3	3	0	0	0	0	0	2	
<b>Gary Thomasson, L</b> OBP: 0.285, SLG: 0.276 (8, PH)			F7			F9			K	2	0	0	0	0	0	0	
<b>Jake Brown, R</b> OBP: 0.300, SLG: 0.357 (8, PH)									1-2 1B	1	0	0	0	0	1	1	
<b>Tom Bradley, R</b> (1, 1)				K		L6			4-3 SF7 1B	1	0	0	0	0	1	0	
<b>Steve Ontiveros, S</b> OBP: 0.370, SLG: 0.327 (6, PH)										0	0	0	0	0	0	0	
<b>Charlie Williams, R</b> OBP: 0.194, SLG: 0.083 (6, PH)										0	0	0	0	0	0	0	
<b>Mike Sadek, R</b> OBP: 0.353, SLG: 0.471 (9, PH)										1	1	1	0	0	0	0	
<b>Inning Stats</b>	R: 0 E: 0 K: 0 S: 3	H: 0 LOB: 0 BB: 0 P: 3	R: 0 E: 1 K: 0 S: 4	H: 0 LOB: 1 BB: 0 P: 4	R: 0 E: 0 K: 1 S: 5	H: 0 LOB: 0 BB: 0 P: 5	R: 0 E: 0 K: 0 S: 3	H: 0 LOB: 0 BB: 0 P: 3	R: 0 E: 0 K: 0 S: 3	H: 0 LOB: 0 BB: 0 P: 3	R: 0 E: 0 K: 1 S: 6	H: 1 LOB: 1 BB: 0 P: 6	R: 1 E: 0 K: 0 S: 5	H: 2 LOB: 1 BB: 0 P: 5	1B: 3 2B: 0 3B: 0 HR: 0	SF: 1 SAC: 0 DP: 0 HBP: 0	WP: 0 PA: 31 PB: 0 SB: 0 CS: 0
<b>PITCHER</b> <b>Doug Rau, L</b> ERA: 3.24 (1, 1)	IP: 9.0 WLS: W BF: 31 H: 3 R: 1 ER: 1 SO: 3 BB: 0 IBB: 0 HBP: 0 BLK: 0 WP: 0 HR: 0 S: 37 P: 37 ERA: 1.00 WHIP: 0.333																

Batter	1	2	3	4	5	6	7	8	9	AB	R	H	RBI	BB	SO	LOB	BOTTOM		
<b>Davey Lopes, R</b> OBP: 0.379, SLG: 0.329 (1, 4)	K	F3		2-3 1B		F2				4	0	1	0	1	1	1	<b>San Francisco Giants @ Los Angeles Dodgers</b> <b>Dodger Stadium, Los Angeles, CA</b> Sun Jul 06 1975, 3:33 AM PDT Att: 33,235 - Unknown		
<b>Bill Buckner, L</b> OBP: 0.250, SLG: 0.331 (1, 7)	HR	FC6-4 1B		P6		F8		F8		5	1	2	1	0	0	4			
<b>Jimmy Wynn, R</b> OBP: 0.431, SLG: 0.477 (1, 8)	1B 2B 1B	F8		F7		K				4	1	1	0	0	1	3			
<b>Steve Garvey, R</b> OBP: 0.350, SLG: 0.474 (1, 3)	2B 1B 1B	FC6-4		F8		BB		BB		3	1	1	0	1	0	1			
<b>Ron Cey, R</b> OBP: 0.345, SLG: 0.441 (1, 5)	1B 2B		4-0 BB	6-3		K				3	1	1	1	1	1	1			
<b>John Hale, L</b> OBP: 0.367, SLG: 0.385 (1, 9)	K		P6	F7		K				4	0	0	0	0	2	3			
<b>Bill Russell, R</b> ERA: 4.3 OBP: 0.327, SLG: 0.289 (1, 6)				L3		4-3				3	0	1	0	1	0	1			
<b>Ivan De Jesus, R</b> OBP: 0.297, SLG: 0.218 (6, PR) (9, 6)	1B IBB			1-2				1B 2B		0	1	0	0	0	0	0			
<b>Steve Yeager, R</b> OBP: 0.305, SLG: 0.326 (1, 2)				1B SH3-4 BB						2	0	2	3	2	0	0			
<b>Doug Rau, L</b> OBP: 0.265, SLG: 0.200 (1, 1)	5-3			SH3-4		K		K		3	0	0	0	0	2	4			
<b>Inning Stats</b>	R: 4 E: 0 K: 2 S: 12	H: 5 LOB: 2 BB: 1 P: 16	R: 0 E: 0 K: 0 S: 4	H: 1 LOB: 1 BB: 0 P: 4	R: 0 E: 0 K: 0 S: 2	H: 0 LOB: 0 BB: 1 P: 6	R: 0 E: 0 K: 0 S: 4	H: 1 LOB: 2 BB: 1 P: 8	R: 0 E: 0 K: 0 S: 3	H: 0 LOB: 0 BB: 0 P: 3	R: 0 E: 0 K: 1 S: 5	H: 0 LOB: 1 BB: 1 P: 9	R: 0 E: 0 K: 2 S: 7	H: 0 LOB: 1 BB: 1 P: 11	R: 1 E: 0 K: 2 S: 9	H: 2 LOB: 2 BB: 1 P: 13	1B: 6 2B: 3 3B: 0 HR: 1	SF: 0 SAC: 1 DP: 1 HBP: 0	WP: 0 PA: 38 PB: 0 SB: 1 CS: 0
<b>PITCHER</b> <b>Tom Bradley, R</b> ERA: 3.86 (1, 1)	IP: 5.0 WLS: L BF: 24 H: 7 R: 4 ER: 4 SO: 2 BB: 2 IBB: 1 HBP: 0 BLK: 0 WP: 0 HR: 1 S: 25 P: 37 ERA: 7.20 WHIP: 1.800																		
<b>Charlie Williams, R</b> ERA: 3.86 (6, 1)	IP: 3.0 WLS: L BF: 14 H: 2 R: 1 ER: 1 SO: 5 BB: 3 IBB: 0 HBP: 0 BLK: 0 WP: 0 HR: 0 S: 21 P: 33 ERA: 3.00 WHIP: 1.667																		

Batter	1	2	3	4	5	6	7	8	9	AB	R	H	RBI	BB	SO	LOB	TOP					
Von Joshua, L OBP: 0.366, SLG: 0.436	0-0 1B S 1B		0-0 F8		0-0 3B		0-0 4-3		0-3 K	5	1	2	0	0	1	0	<b>San Francisco Giants @ St. Louis Cardinals</b> Busch Stadium, St. Louis, MO Mon Jul 07 1975, 7:05 PM CDT Att: 15,498 - Unknown					
Derrel Thomas, S OBP: 0.339, SLG: 0.368	0-0 1B		0-0 F8		0-0 4-3 3B		0-0 2B SF8 1B		0-0 1B 2B	5	3	4	1	0	0	0						
Bobby Murcer, L OBP: 0.402, SLG: 0.481	0-3 K		0-0 1B 1B		0-0 4-3		0-0 SF8 1B 2B		0-0 1B	5	2	3	2	0	1	2						
Willie Montanez, L OBP: 0.334, SLG: 0.382	0-3 K		0-0 1B		0-0 F9		0-0 SF8		0-0 F8	4	0	1	2	0	1	3						
Chris Speier, R OBP: 0.347, SLG: 0.371	0-0 B1-3		0-0 F6		0-0 L5		0-0 1B		0-0 4-3	5	0	1	1	0	0	4						
Gary Thomasson, L OBP: 0.286, SLG: 0.277		0-0 3-1 1B		0-0 4-3		0-0 4-3		0-3 K		3	0	1	0	0	0	0						
Chris Arnold, R OBP: 0.273, SLG: 0.200										1	0	0	0	0	1	1						
Steve Ontiveros, S OBP: 0.372, SLG: 0.337		0-0 3-1		0-0 2B		0-0 1B		0-0 F9		4	0	2	0	0	0	1						
Marc Hill, R OBP: 0.308, SLG: 0.307		0-3 K		0-0 5-3		0-0 F9		0-0 F4		4	0	0	0	0	1	3						
Mike Caldwell, R OBP: 0.111, SLG: 0.167		0-3 K		0-0 F3		0-0 F6		0-3 K		2	0	0	0	0	1	2						
Glenn Adams, L OBP: 0.370, SLG: 0.540										1	0	0	0	0	0	1						
Dave Heaverlo, R OBP: 0.274, SLG: 0.299										0	0	0	0	0	0	0						
Bruce Miller, R OBP: 0.167, SLG: 0.167										0	0	0	0	0	0	0						
<b>Inning Stats</b>	R: 0 E: 0 K: 2 S: 9	H: 2 LOB: 2 BB: 0 P: 9	R: 0 E: 0 K: 2 S: 8	H: 1 LOB: 1 BB: 0 P: 8	R: 1 E: 0 K: 0 S: 5	H: 2 LOB: 1 BB: 0 P: 5	R: 0 E: 0 K: 0 S: 4	H: 1 LOB: 1 BB: 0 P: 4	R: 2 E: 0 K: 0 S: 5	H: 2 LOB: 0 BB: 0 P: 5	R: 0 E: 0 K: 0 S: 4	H: 1 LOB: 1 BB: 0 P: 4	R: 2 E: 0 K: 1 S: 8	H: 3 LOB: 1 BB: 0 P: 8	R: 0 E: 0 K: 1 S: 5	H: 0 LOB: 0 BB: 0 P: 5	R: 1 E: 0 K: 1 S: 7	H: 2 LOB: 1 BB: 0 P: 7	1B: 9 2B: 3 3B: 2 HR: 0	SF: 1 SAC: 0 DP: 0 HBP: 0	WP: 0 PB: 0 SB: 1 CS: 0	PA: 41
<b>PITCHER</b>	IP WLS BF H R ER SO BB IBB HBP BLK WP HR S P ERA WHIP																					
Ron Reed, R ERA: 3.83	(1, 1) 6.1 W 30 11 5 5 4 0 0 0 0 0 0 0 38 38 7.11 1.737																					
Al Hrabosky, L ERA: 1.95	(7, 1) 2.2 S 11 3 1 1 3 0 0 0 0 0 0 0 17 17 3.38 1.125																					

Batter	1	2	3	4	5	6	7	8	9	AB	R	H	RBI	BB	SO	LOB	BOTTOM					
Lou Brock, L OBP: 0.368, SLG: 0.442	0-0 3B S 1B	0-0 SH5-3			0-0 SH5-3 HR 2B		1-0 SH1-3 1B HBP			2	3	2	0	0	0	0	<b>San Francisco Giants @ St. Louis Cardinals</b> Busch Stadium, St. Louis, MO Mon Jul 07 1975, 7:05 PM CDT Att: 15,498 - Unknown					
Ted Sizemore, R OBP: 0.320, SLG: 0.328	0-0 5-3	0-0 SF9			0-0 SH5-3		0-0 SH1-3			1	0	0	1	0	0	1						
Luis Melendez, R OBP: 0.283, SLG: 0.341	0-0 1B	0-0 5-3			0-0 F7		4-0 1B 7-2 BB			3	1	1	1	0	0	1						
Bake McBride, L OBP: 0.320, SLG: 0.337	0-0 2H 1B 3B									0	0	0	0	1	0	0						
Ted Simmons, S OBP: 0.392, SLG: 0.507	0-0 5-3		0-3 K		0-0 HR		0-0 1B			4	1	2	3	0	1	1						
Buddy Bradford, R OBP: 0.315, SLG: 0.432	0-0 1B		0-0 6-3		0-0 F7		0-0 7-2			3	1	1	1	0	0	0						
Willie Davis, L OBP: 0.270, SLG: 0.407	0-0 1B 1B									1	0	0	0	0	0	2						
Ron Fairly, L OBP: 0.443, SLG: 0.447	0-0 2B 1B		0-3 K			4-0 1B 9-2 BB		4-0 BLK BB		2	1	1	1	2	1	0						
Ken Reitz, R OBP: 0.307, SLG: 0.347	0-0 1B 2B			0-3 K		0-0 1B				4	0	2	1	0	2	1						
Mike Tyson, R OBP: 0.299, SLG: 0.361	0-0 2H 1B			0-3 K		0-0 9-2		0-0 F4		4	0	1	0	0	1	3						
Ron Reed, R OBP: 0.229, SLG: 0.298		0-0 SH5-3 SF9 2B		0-0 5-3		0-0 5-3		0-3 K		3	1	1	0	0	0	1						
Al Hrabosky, R OBP: 0.333, SLG: 0.200										1	0	0	0	0	1	1						
<b>Inning Stats</b>	R: 4 E: 0 K: 0 S: 8	H: 6 LOB: 2 BB: 0 P: 8	R: 1 E: 0 K: 0 S: 4	H: 1 LOB: 0 BB: 0 P: 4	R: 0 E: 0 K: 2 S: 7	H: 0 LOB: 0 BB: 0 P: 7	R: 0 E: 0 K: 2 S: 7	H: 0 LOB: 0 BB: 0 P: 7	R: 2 E: 0 K: 0 S: 5	H: 2 LOB: 0 BB: 0 P: 5	R: 0 E: 0 K: 0 S: 3	H: 1 LOB: 1 BB: 1 P: 7	R: 1 E: 0 K: 0 S: 3	H: 1 LOB: 1 BB: 1 P: 8	R: 0 E: 0 K: 2 S: 7	H: 0 LOB: 1 BB: 1 P: 11	R: 0 E: 0 K: 1 S: 7	H: 0 LOB: 1 BB: 1 P: 11	1B: 6 2B: 5 3B: 1 HR: 1	SF: 1 SAC: 3 DP: 2 HBP: 1	WP: 0 PB: 0 SB: 1 CS: 0	PA: 36
<b>PITCHER</b>	IP WLS BF H R ER SO BB IBB HBP BLK WP HR S P ERA WHIP																					
Mike Caldwell, L ERA: 4.79	(1, 1) 5.0 L 23 9 7 7 4 0 0 0 0 0 0 0 31 31 12.60 1.800																					
Dave Heaverlo, R ERA: 2.3	(6, 1) 2.0 9 2 1 1 0 2 0 1 0 0 0 0 6 15 4.50 2.000																					
Gary Lavelle, L ERA: 2.32	(8, 1) 1.0 4 0 0 0 0 2 1 0 0 1 0 0 0 7 11 0.00 1.000																					

Batter	1	2	3	4	5	6	7	8	9	AB	R	H	RBI	BB	SO	LOB	TOP										
Von Joshua, L (1,8) OBP: 0.375, SLG: 0.445										4	2	3	0	1	1	0	<b>San Francisco Giants @ St. Louis Cardinals</b> Busch Stadium, St. Louis, MO Tue Jul 08 1975, 7:05 PM CDT Att: 15,926 - Unknown										
Derrel Thomas, S (1,4) OBP: 0.340, SLG: 0.369										5	1	2	2	0	0	4											
Bobby Murcer, L (1,9) OBP: 0.405, SLG: 0.491										4	1	2	2	1	0	4											
Willie Montanez, L (1,3) OBP: 0.338, SLG: 0.389										5	0	3	1	0	0	3											
Chris Speier, R (1,6) OBP: 0.342, SLG: 0.365										5	0	0	0	0	1	4											
Gary Thomasson, L (1,7) OBP: 0.288, SLG: 0.281										5	1	2	0	0	1	1											
Steve Ontiveros, S (1,5) OBP: 0.373, SLG: 0.335										4	0	1	0	1	1	1											
Dave Rader, L (1,2) OBP: 0.364, SLG: 0.387										4	0	1	1	0	0	3											
Pete Falcone, L (1,1) OBP: 0.061, SLG: 0.061										2	0	0	0	0	1	0											
Randy Moffitt, R (6,1) OBP: 0.300, SLG: 0.500										1	1	1	0	0	0	0											
Gary Lavelle, S (8,1) OBP: 0.167, SLG: 0.167										0	0	0	0	0	0	0											
<b>Inning Stats</b>	R: 1 E: 0 K: 0 S: 5	H: 2 LOB: 1 BB: 0 P: 5	R: 0 E: 0 K: 1 S: 5	H: 0 LOB: 0 BB: 0 P: 5	R: 0 E: 0 K: 2 S: 7	H: 0 LOB: 0 BB: 0 P: 7	R: 0 E: 0 K: 0 S: 5	H: 3 LOB: 3 BB: 1 P: 9	R: 3 E: 1 K: 0 S: 6	H: 3 LOB: 0 BB: 0 P: 6	R: 1 E: 0 K: 0 S: 6	H: 3 LOB: 3 BB: 1 P: 10	R: 0 E: 0 K: 1 S: 6	H: 1 LOB: 1 BB: 0 P: 6	R: 1 E: 0 K: 0 S: 5	H: 3 LOB: 2 BB: 1 P: 9	R: 0 E: 0 K: 1 S: 5	H: 0 LOB: 0 BB: 0 P: 5	1B: 12 2B: 3 3B: 0 HR: 1	SF: 0 SAC: 1 DP: 2 HBP: 0	WP: 0 PB: 0 SB: 1 CS: 0	PA: 43					
<b>PITCHER</b>	IP	WLS	BF	H	R	ER	SO	BB	IBB	HBP	BLK	WP	HR	S	P	ERA	WHIP										
Bob Gibson, R (1,1) ERA: 5.13	5.0	L	23	8	4	4	3	1	0	0	0	0	1	28	32	7.20	1.800										
Ron Bryant, L (6,1) ERA: 24.55	0.1		5	3	1	1	0	1	0	0	0	0	0	4	8	27.00	12.000										
Greg Terfecky, R (6,1) ERA: 2.25	1.2		6	1	0	0	1	0	0	0	0	0	0	8	8	0.00	0.600										
John Curtis, L (8,1) ERA: 3.91	2.0		9	3	1	1	1	0	1	0	0	0	0	10	14	4.50	1.500										

Batter	1	2	3	4	5	6	7	8	9	AB	R	H	RBI	BB	SO	LOB	BOTTOM										
Lou Brock, L (1,7) OBP: 0.368, SLG: 0.441										3	0	1	0	0	0	0	<b>San Francisco Giants @ St. Louis Cardinals</b> Busch Stadium, St. Louis, MO Tue Jul 08 1975, 7:05 PM CDT Att: 15,926 - Unknown										
John Curtis, L (8,1) OBP: 0.276, SLG: 0.192										0	0	0	0	0	0	0											
Reggie Smith, S (9, PH) OBP: 0.389, SLG: 0.552										1	0	0	0	0	0	0											
Ted Sizemore, R (1,4) OBP: 0.320, SLG: 0.327										4	0	1	0	0	0	2											
Luis Melendez, R (1,8) OBP: 0.283, SLG: 0.339										4	1	1	0	0	0	3											
Mario Guerrero, R (8,6) OBP: 0.248, SLG: 0.248										1	0	0	0	0	0	1											
Ted Simmons, S (1,2) OBP: 0.396, SLG: 0.507										2	1	1	0	2	0	0											
Buddy Bradford, R (1,9) OBP: 0.313, SLG: 0.416										3	1	0	0	1	1	3											
Ron Fairly, L (1,3) OBP: 0.454, SLG: 0.485										3	1	2	4	0	0	0											
Ken Reitz, R (1,5) OBP: 0.306, SLG: 0.345										4	0	1	0	0	0	1											
Mike Tyson, R (1,6) OBP: 0.303, SLG: 0.364										2	0	1	0	0	0	0											
Willie Davis, L (7, PH) OBP: 0.272, SLG: 0.407										2	0	1	0	0	0	2											
Bob Gibson, R (1,1) ERA: 5.13										1	0	0	0	0	0	0											
Doug Howard, R (5, PH) OBP: 0.188, SLG: 0.185										1	0	0	0	0	0	1											
Ron Bryant, S (8,1) ERA: 24.55										0	0	0	0	0	0	0											
Greg Terfecky, R (6,1) ERA: 2.25										0	0	0	0	0	0	0											
Bake McBride, L (7, PH) OBP: 0.318, SLG: 0.335										1	0	0	0	0	0	0											
<b>Inning Stats</b>	R: 0 E: 0 K: 0 S: 4	H: 1 LOB: 2 BB: 1 P: 8	R: 0 E: 0 K: 0 S: 2	H: 0 LOB: 0 BB: 0 P: 3	R: 0 E: 0 K: 1 S: 5	H: 1 LOB: 1 BB: 0 P: 5	R: 0 E: 0 K: 0 S: 4	H: 1 LOB: 1 BB: 0 P: 4	R: 4 E: 0 K: 0 S: 5	H: 2 LOB: 2 BB: 2 P: 13	R: 0 E: 0 K: 0 S: 5	H: 1 LOB: 2 BB: 0 P: 5	R: 0 E: 0 K: 0 S: 5	H: 2 LOB: 2 BB: 0 P: 5	R: 0 E: 0 K: 0 S: 4	H: 1 LOB: 1 BB: 0 P: 4	1B: 8 2B: 1 3B: 0 HR: 1	SF: 0 SAC: 3 DP: 2 HBP: 1	WP: 1 PB: 0 SB: 1 CS: 1	PA: 39							
<b>PITCHER</b>	IP	WLS	BF	H	R	ER	SO	BB	IBB	HBP	BLK	WP	HR	S	P	ERA	WHIP										
Pete Falcone, L (1,1) ERA: 3.87	5.2	W	24	5	4	4	1	0	0	0	0	0	1	22	35	6.35	1.412										
Randy Moffitt, R (6,1) ERA: 3.72	2.0		10	3	0	0	0	0	0	0	0	0	0	10	10	0.00	1.500										
Gary Lavelle, L (8,1) ERA: 2.26	1.1	S	5	1	0	0	0	0	0	0	0	0	0	5	5	0.00	0.750										

Batter	1	2	3	4	5	6	7	8	9	AB	R	H	RBI	BB	SO	LOB	TOP		
Von Joshua L (1.8) OBP: 0.370, SLG: 0.440 Charlie Williams R (5.1) OBP: 0.154, SLG: 0.083 Chris Arnold R (7. PH) OBP: 0.267, SLG: 0.195 Tom Bradley R (7.1) Randy Moffitt R (8.1) OBP: 0.300, SLG: 0.500	0-0 4-3		0-0 4-3		0-0 G1-4-3		0-0 FC6-4			3	0	0	0	0	0	2	San Francisco Giants @ St. Louis Cardinals Busch Stadium, St. Louis, MO Wed Jul 09 1975, 7:05 PM CDT Att: 14,762 - Unknown		
Derrel Thomas S (1.4) OBP: 0.336, SLG: 0.364	0-0 4-3		0-0 4-3		0-0 F5			0-0 F7		4	0	0	0	0	1				
Bobby Murcer L (1.9) OBP: 0.409, SLG: 0.493	0-0 1B		0-0 1B		0-0 3-1			4-0 BB		3	0	2	0	1	0				
Willie Montanez L (1.3) OBP: 0.337, SLG: 0.387	0-0 1-2 1B		0-0 4-3		0-0 4-3			0-0 F7		4	0	1	0	0	2				
Chris Speier R (1.6) OBP: 0.341, SLG: 0.367	0-0 6-3			0-0 5-3				0-0 F9		4	0	1	0	0	3				
Gary Thomasson L (1.7) OBP: 0.283, SLG: 0.274		0-0 1-3		0-3 K				0-3 K		4	0	0	0	0	2				
Steve Ontiveros S (1.5) OBP: 0.371, SLG: 0.339		0-0 6-3 2B		0-0 F7				0-0 F7		4	0	1	0	0	0				
Dave Rader L (1.2) OBP: 0.361, SLG: 0.384		0-0 6-3 2-3			0-0 G1-4-3 1B			0-3 K2-3		4	0	1	0	0	1				
John Montefusco R (1.1) Dave Heaverlo R (4.1) Glenn Adams L (5. PH) OBP: 0.387, SLG: 0.554		0-3 K			0-0 G1-4-3 1B			0-0 FC6-4 1B		1	0	0	0	0	1				
										0	0	0	0	0	0				
<b>Inning Stats</b>	R: 0 E: 0 K: 0 S: 5	H: 2 LOB: 2 BB: 0 P: 5	R: 0 E: 0 K: 1 S: 6	H: 1 LOB: 1 BB: 0 P: 6	R: 0 E: 0 K: 1 S: 4	H: 1 LOB: 1 BB: 0 P: 4	R: 0 E: 0 K: 1 S: 5	H: 0 LOB: 0 BB: 0 P: 5	R: 0 E: 0 K: 1 S: 4	H: 2 LOB: 1 BB: 0 P: 4	R: 0 E: 0 K: 1 S: 6	H: 1 LOB: 1 BB: 0 P: 6	R: 0 E: 0 K: 1 S: 3	H: 0 LOB: 0 BB: 1 P: 7	R: 0 E: 0 K: 1 S: 5	H: 0 LOB: 0 BB: 0 P: 5	1B: 6 2B: 2 3B: 0 HR: 0	SF: 0 SAC: 0 DP: 1 HBP: 0	WP: 0 PA: 35 PB: 0 SB: 0 CS: 0
<b>PITCHER</b> John Denny R (1.1) ERA: 3.03	IP: 9.0 WLS: W BF: 35 H: 8 R: 0 ER: 0 SO: 4 BB: 1 IBB: 0 HBP: 0 BLK: 0 WP: 0 HR: 0 S: 42 P: 46 ERA: 0.00 WHIP: 1.000																		

Batter	1	2	3	4	5	6	7	8	9	AB	R	H	RBI	BB	SO	LOB	BOTTOM
Lou Brock L (1.7) OBP: 0.368, SLG: 0.438	0-0 G3	4-0 3B BB		0-0 1B 1B		0-3 K		0-0 L6		4	1	1	0	1	1	0	San Francisco Giants @ St. Louis Cardinals Busch Stadium, St. Louis, MO Wed Jul 09 1975, 7:05 PM CDT Att: 14,762 - Unknown
Bake McBride L (1.8) OBP: 0.326, SLG: 0.355	0-0 F4	0-0 1-1 2-H 3B		0-0 1-1 1B		0-0 6-3		0-0 1B FC5-4 1B		5	2	3	2	0	0		
Willie Davis L (1.9) OBP: 0.281, SLG: 0.423	0-0 HR	0-0 6-3		0-0 2-H 1B 1B		4-0 2B BB		0-0 FC5-4 1B		4	2	3	2	1	0		
Ted Simmons S (1.2) Ken Rudolph R (8.2) OBP: 0.404, SLG: 0.521 OBP: 0.167, SLG: 0.146	0-0 2B		0-0 E7 HR 1B	0-0 1-3 1B		0-0 1-1 1B 2B		0-0 FC5-4 BB		4	2	4	1	0	0		
Ron Fairly L (1.3) OBP: 0.468, SLG: 0.520	4-0 IBB		0-0 2-H HR	0-0 F8		0-0 G6-4-3 1B		4-0 1-2 BB		3	1	2	2	2	0		
Ted Sizemore R (1.4) OBP: 0.318, SLG: 0.325	0-0 F9		0-0 F7		0-0 L4		0-0 G6-4-3 1B	0-0 FC5		5	0	1	1	0	4		
Ken Reitz R (1.5) OBP: 0.302, SLG: 0.341		0-0 G3	0-0 F8		0-0 L4		0-0 G6-4-3			4	0	0	0	0	2		
Mike Tyson R (1.6) OBP: 0.301, SLG: 0.353		0-0 F7	0-3 K		0-0 G3		1-0 HBP			3	0	0	0	0	1		
John Denny R (1.1) OBP: 0.118, SLG: 0.118		0-0 BB 3B 1B		0-3 K		0-0 5-3		0-0 F8		4	1	1	0	0	1		
										1B: 10 2B: 2 3B: 1 HR: 2	SF: 0 SAC: 0 DP: 1 HBP: 1	WP: 0 PA: 42 PB: 0 SB: 2 CS: 0					
<b>Inning Stats</b>	R: 1 E: 0 K: 0 S: 5	H: 2 LOB: 2 BB: 1 P: 9	R: 2 E: 0 K: 0 S: 5	H: 2 LOB: 1 BB: 1 P: 9	R: 2 E: 1 K: 1 S: 7	H: 2 LOB: 0 BB: 0 P: 7	R: 1 E: 0 K: 1 S: 8	H: 4 LOB: 2 BB: 0 P: 8	R: 0 E: 0 K: 0 S: 3	H: 0 LOB: 0 BB: 0 P: 3	R: 0 E: 0 K: 1 S: 5	H: 0 LOB: 0 BB: 0 P: 5	R: 2 E: 0 K: 0 S: 5	H: 3 LOB: 2 BB: 1 P: 10	R: 1 E: 0 K: 0 S: 5	H: 2 LOB: 2 BB: 1 P: 9	
<b>PITCHER</b> John Montefusco R (1.1) ERA: 3.12 Dave Heaverlo R (4.1) ERA: 2.67 Charlie Williams R (5.1) ERA: 3.73 Tom Bradley R (7.1) ERA: 4.86 Randy Moffitt R (8.1) ERA: 3.83	IP: 3.2 WLS: L BF: 21 H: 9 R: 6 ER: 6 SO: 2 BB: 1 IBB: 0 HBP: 0 BLK: 0 WP: 0 HR: 2 S: 23 P: 31 ERA: 14.73 WHIP: 2.727																



Batter	1	2	3	4	5	6	7	8	9	AB	R	H	RBI	BB	SO	LOB	TOP					
Von Joshua, L OBP: 0.364, SLG: 0.429	F8	4-3			4-3		K		F8	5	0	0	0	0	1	4	<b>San Francisco Giants @ Chicago Cubs</b> Wrigley Field, Chicago, IL Sat Jul 12, 1975, 3:33 AM CDT Att: 17,155 - Cloudy - 65 F					
Derrel Thomas, S OBP: 0.339, SLG: 0.378	4-3		HR		4-3		K			4	1	1	1	0	1	2						
Bobby Murcer, L OBP: 0.407, SLG: 0.487	2B	1B	F9			K			G3-6-1	4	1	2	0	0	1	0						
Willie Montanez, L OBP: 0.334, SLG: 0.383	1-H	2B	6-3			6-3			G3-6-1	4	0	1	1	0	0	1						
Chris Speier, R OBP: 0.347, SLG: 0.387	BB		F9			F7			HR	3	1	1	1	1	0	0						
Gary Thomasson, L OBP: 0.286, SLG: 0.279	F7				K		1B		F7	4	1	1	0	0	1	2						
Steve Ontiveros, S OBP: 0.371, SLG: 0.333		6-3				2B	1B		F5	3	0	1	0	1	0	0						
Dave Rader, L OBP: 0.366, SLG: 0.392					G6-4-3					3	0	2	1	1	0	1						
Mike Sadek, R OBP: 0.353, SLG: 0.471					G6-4-3					0	0	0	0	0	0	0						
Mike Caldwell, R OBP: 0.108, SLG: 0.162										1	0	0	0	0	0	1						
Charlie Williams, R OBP: 0.154, SLG: 0.083										0	0	0	0	0	0	0						
Jake Brown, R OBP: 0.206, SLG: 0.345										0	0	0	0	0	0	0						
Dave Heaverlo, R OBP: 0.377, SLG: 0.537										0	0	0	0	0	1	2						
Tom Bradley, R OBP: 0.381, SLG: 0.061										0	0	0	0	0	0	0						
Pete Falcone, L OBP: 0.306, SLG: 0.304										0	0	0	0	0	1	1						
<b>Inning Stats</b>	R: 1 E: 0 K: 0 S: 5	H: 2 LOB: 2 BB: 1 P: 9	R: 0 E: 0 K: 0 S: 4	H: 1 LOB: 1 BB: 0 P: 4	R: 1 E: 0 K: 0 S: 4	H: 1 LOB: 0 BB: 0 P: 4	R: 0 E: 0 K: 1 S: 4	H: 0 LOB: 0 BB: 1 P: 8	R: 0 E: 0 K: 0 S: 3	H: 0 LOB: 0 BB: 0 P: 3	R: 0 E: 0 K: 1 S: 5	H: 0 LOB: 2 BB: 0 P: 5	R: 1 E: 0 K: 3 S: 12	H: 3 LOB: 2 BB: 0 P: 12	R: 1 E: 0 K: 0 S: 4	H: 2 LOB: 0 BB: 0 P: 4	R: 0 E: 0 K: 1 S: 5	H: 0 LOB: 1 BB: 1 P: 9	1B: 5 2B: 2 3B: 0 HR: 2	SF: 0 SAC: 0 DP: 2 HBP: 0	WP: 0 PB: 0 SB: 0 CS: 0	PA: 37
<b>PITCHER</b> Steve Stone, R ERA: 3.15	IP: 9.0 WLS: W BF: 37 H: 9 R: 4 ER: 4 SO: 6 BB: 3 IBB: 0 HBP: 0 BLK: 0 WP: 0 HR: 2 S: 46 P: 58 ERA: 4.00 WHIP: 1.333															ERA: 3.15						

Batter	1	2	3	4	5	6	7	8	9	AB	R	H	RBI	BB	SO	LOB	BOTTOM			
Don Kessinger, S OBP: 0.329, SLG: 0.350	6-3	FC3-2	F7		1-3			F8		5	1	1	0	0	0	1	<b>San Francisco Giants @ Chicago Cubs</b> Wrigley Field, Chicago, IL Sat Jul 12, 1975, 3:33 AM CDT Att: 17,155 - Cloudy - 65 F			
Jose Cardenal, R OBP: 0.363, SLG: 0.385	F7	FC3-2	4-3			P2		P3		3	1	0	1	1	0	1				
Bill Madlock, R OBP: 0.394, SLG: 0.475	BB	FC3-2			F7	P2				5	1	2	0	0	0	4				
Jerry Morales, R OBP: 0.353, SLG: 0.401	2B	FC3-2	4-3			P3				4	1	3	2	1	0	1				
Rick Monday, L OBP: 0.374, SLG: 0.456	1B	4-3			E2			1-3		4	1	1	2	1	0	5				
Andre Thornton, R OBP: 0.417, SLG: 0.472	1B				P5					3	0	1	1	1	1	4				
Manny Trillo, R OBP: 0.309, SLG: 0.337	F3	6-3			3-1					4	0	0	0	0	0	6				
Steve Swisher, R OBP: 0.289, SLG: 0.261		1B				K				4	1	2	0	0	1	0				
Steve Stone, R OBP: 0.200, SLG: 0.231		HBP				F9				2	0	0	0	1	0	0				
<b>Inning Stats</b>	R: 3 E: 0 K: 0 S: 6	H: 3 LOB: 1 BB: 1 P: 10	R: 3 E: 0 K: 0 S: 6	H: 3 LOB: 3 BB: 2 P: 15	R: 0 E: 0 K: 0 S: 4	H: 1 LOB: 1 BB: 0 P: 4	R: 0 E: 0 K: 1 S: 5	H: 0 LOB: 2 BB: 0 P: 5	R: 0 E: 0 K: 1 S: 5	H: 0 LOB: 2 BB: 2 P: 13	R: 0 E: 0 K: 0 S: 3	H: 0 LOB: 0 BB: 0 P: 3	R: 0 E: 0 K: 0 S: 5	H: 2 LOB: 2 BB: 0 P: 5	R: 0 E: 0 K: 0 S: 5	H: 0 LOB: 0 BB: 0 P: 5		1B: 9 2B: 1 3B: 0 HR: 0	SF: 0 SAC: 1 DP: 0 HBP: 1	WP: 0 PB: 0 SB: 0 CS: 0
<b>PITCHER</b> Mike Caldwell, L ERA: 5.15	IP: 1.0 WLS: L BF: 9 H: 4 R: 5 ER: 5 SO: 0 BB: 2 IBB: 0 HBP: 0 BLK: 0 WP: 0 HR: 0 S: 7 P: 15 ERA: 45.00 WHIP: 6.000															ERA: 5.15				
Charlie Williams, R ERA: 3.68	IP: 3.0 WLS: L BF: 16 H: 4 R: 1 ER: 1 SO: 0 BB: 1 IBB: 1 HBP: 1 BLK: 0 WP: 0 HR: 1 S: 14 P: 19 ERA: 3.00 WHIP: 1.333															ERA: 3.68				
Dave Heaverlo, R ERA: 2.51	IP: 2.0 WLS: L BF: 8 H: 0 R: 0 ER: 0 SO: 2 BB: 1 IBB: 0 HBP: 0 BLK: 0 WP: 0 HR: 0 S: 10 P: 18 ERA: 0.00 WHIP: 0.500															ERA: 2.51				
Tom Bradley, R ERA: 4.56	IP: 1.2 WLS: L BF: 7 H: 2 R: 0 ER: 0 SO: 0 BB: 0 IBB: 0 HBP: 0 BLK: 0 WP: 0 HR: 1 S: 7 P: 10 ERA: 0.00 WHIP: 1.200															ERA: 4.56				
Pete Falcone, L ERA: 3.86	IP: 0.1 WLS: L BF: 1 H: 0 R: 0 ER: 0 SO: 0 BB: 0 IBB: 0 HBP: 0 BLK: 0 WP: 0 HR: 1 S: 1 P: 1 ERA: 0.00 WHIP: 0.000															ERA: 3.86				





Batter	1	2	3	4	5	6	7	8	9	AB	R	H	RBI	BB	SO	LOB	TOP					
Von Joshua, L (1.8) OBP: 0.365, SLG: 0.432										5	1	2	0	0	1	4	<b>San Francisco Giants @ Chicago Cubs</b> Wrigley Field, Chicago, IL Sun Jul 13 1975, 3:33 AM CDT Att. 22,868 - Cloudy					
Derrel Thomas, S (1.4) OBP: 0.333, SLG: 0.372										5	0	0	0	0	0	2						
Bobby Murcer, L (1.9) OBP: 0.407, SLG: 0.485										5	0	2	0	0	0	0						
Chris Speier, R (1.6) OBP: 0.351, SLG: 0.386										3	2	1	1	2	0	1						
Willie Montanez, L (1.3) OBP: 0.332, SLG: 0.381										5	0	1	0	0	1	4						
Bruce Miller, R (1.5) OBP: 0.285, SLG: 0.310										5	1	3	1	0	0	0						
Gary Thomasson, L (1.7) OBP: 0.284, SLG: 0.277										5	0	1	1	0	0	3						
Mike Sadek, R (1.2) OBP: 0.381, SLG: 0.450										3	0	1	1	1	0	1						
John Montefusco, R (1.1) OBP: 0.103, SLG: 0.028										3	0	1	0	1	0	2						
Charlie Williams, R (8.1) OBP: 0.154, SLG: 0.083										0	0	0	0	0	0	0						
<b>Inning Stats</b>	R: 1 E: 0 K: 0 S: 5	H: 2 LOB: 1 BB: 0 P: 5	R: 0 E: 0 K: 1 S: 7	H: 2 LOB: 2 BB: 0 P: 7	R: 1 E: 0 K: 0 S: 5	H: 2 LOB: 1 BB: 0 P: 9	R: 0 E: 0 K: 0 S: 4	H: 1 LOB: 1 BB: 0 P: 4	R: 2 E: 1 K: 0 S: 7	H: 4 LOB: 2 BB: 0 P: 7	R: 0 E: 0 K: 1 S: 6	H: 1 LOB: 2 BB: 1 P: 10	R: 0 E: 0 K: 0 S: 3	H: 0 LOB: 2 BB: 2 P: 11	R: 0 E: 0 K: 0 S: 3	H: 0 LOB: 0 BB: 0 P: 3	R: 0 E: 0 K: 0 S: 3	H: 0 LOB: 0 BB: 0 P: 3	1B: 11 2B: 1 3B: 0 HR: 0	SF: 0 SAC: 0 DP: 0 HBP: 0	WP: 0 PB: 0 SB: 0 CS: 0	PA: 43
<b>PITCHER</b>	IP WLS BF H R ER SO BB IBB HBP BLK WP HR S P ERA WHIP																					
Geoff Zahn, L (1.1) ERA: 4.66	4.2 L 25 10 4 3 1 1 0 0 0 0 0 26 30 5.79 2.357																					
Eddie Solomon, R (5.1) ERA: 1.35	0.1 2 1 0 0 0 0 0 0 0 0 0 2 2 0.00 3.000																					
Ken Fralling, L (6.1) ERA: 5.72	2.0 10 1 0 0 1 3 0 0 0 0 0 9 21 0.00 2.000																					
Oscar Zamora, R (8.1) ERA: 4.86	2.0 6 0 0 0 0 0 0 0 0 0 0 6 6 0.00 0.000																					


Batter	1	2	3	4	5	6	7	8	9	AB	R	H	RBI	BB	SO	LOB	BOTTOM			
Don Kessinger, S (1.6) OBP: 0.332, SLG: 0.350										3	0	1	0	2	0	1	<b>San Francisco Giants @ Chicago Cubs</b> Wrigley Field, Chicago, IL Sun Jul 13 1975, 3:33 AM CDT Att. 22,868 - Cloudy			
Jose Cardenal, R (1.7) OBP: 0.364, SLG: 0.384										4	1	1	0	1	0	3				
Bill Madlock, R (1.5) OBP: 0.392, SLG: 0.472										4	0	1	0	0	0	4				
Jerry Morales, R (1.9) OBP: 0.355, SLG: 0.401										3	0	1	0	1	0	3				
Rick Monday, L (1.8) OBP: 0.375, SLG: 0.457										4	0	2	1	0	0	2				
Andre Thornton, R (1.3) OBP: 0.410, SLG: 0.462										4	0	0	0	0	2	6				
Manny Trillo, R (1.4) OBP: 0.306, SLG: 0.332										4	0	0	0	0	0	6				
Steve Swisher, R (1.2) OBP: 0.288, SLG: 0.255										3	0	0	0	1	3	1				
Geoff Zahn, L (1.1) ERA: 4.66										1	0	0	0	0	0	0				
Eddie Solomon, R (5.1) ERA: 1.35										0	0	0	0	0	0	0				
Vic Harris, S (5.9) ERA: 3.0										0	0	0	0	0	0	1				
Ken Fralling, L (6.1) ERA: 5.72										0	0	0	0	0	0	0				
Ralph LaCock, L (7.9) ERA: 3.0										0	0	0	0	0	0	0				
Oscar Zamora, R (8.1) ERA: 4.86										0	0	0	0	0	0	0				
Chang Summer, L (8.9) ERA: 12.00										1	0	0	0	0	0	0				
<b>Inning Stats</b>	R: 0 E: 0 K: 0 S: 3	H: 0 LOB: 1 BB: 1 P: 7	R: 0 E: 0 K: 2 S: 8	H: 1 LOB: 0 BB: 0 P: 8	R: 0 E: 0 K: 0 S: 3	H: 0 LOB: 0 BB: 0 P: 3	R: 0 E: 1 K: 0 S: 3	H: 0 LOB: 1 BB: 1 P: 7	R: 0 E: 0 K: 1 S: 6	H: 1 LOB: 2 BB: 1 P: 10	R: 0 E: 0 K: 1 S: 5	H: 0 LOB: 0 BB: 0 P: 5	R: 1 E: 0 K: 0 S: 6	H: 3 LOB: 2 BB: 0 P: 6	R: 0 E: 0 K: 1 S: 6	H: 1 LOB: 1 BB: 0 P: 6	1B: 6 2B: 0 3B: 0 HR: 0	SF: 0 SAC: 0 DP: 1 HBP: 0	WP: 0 PB: 0 SB: 0 CS: 0	PA: 38
<b>PITCHER</b>	IP WLS BF H R ER SO BB IBB HBP BLK WP HR S P ERA WHIP																			
John Montefusco, R (1.1) ERA: 3.0	7.1 W 32 5 1 1 4 5 0 0 0 0 0 35 55 1.23 1.364																			
Charlie Williams, R (8.1) ERA: 3.58	1.2 S 6 1 0 0 1 0 0 0 0 0 0 8 8 0.00 0.600																			



Batter	1	2	3	4	5	6	7	8	9	AB	R	H	RBI	BB	SO	LOB	TOP		
<b>Lou Brock, L</b> OBP: 0.362, SLG: 0.427 (1, 7)	0-0 6-3		0-0 1-3			0-0 4-3		0-0 FC2-6 1B	4 0 1 0 0 0 1										
<b>Bake McBride, L</b> OBP: 0.325, SLG: 0.363 (1, 8)	0-0 F8			0-0 F8		0-0 F8		0-0 FC2-6 E	4 1 0 0 0 0 1										
<b>Reggie Smith, S</b> OBP: 0.390, SLG: 0.551 (1, 9)	0-0 1-3			0-0 G4-6-3 1B			0-0 3-1	0-0 F5	4 0 1 0 0 0 1										
<b>Ted Simmons, S</b> OBP: 0.401, SLG: 0.513 (1, 2)		0-0 3-1		0-0 G4-6-3 1B			0-0 G6-4-3 1B	0-0 E6 2B	4 0 2 1 0 0 1										
<b>Ron Fairly, L</b> OBP: 0.432, SLG: 0.464 (1, 3)	0-0 F7				0-0 4-6-3		0-0 G6-4-3	4-0 IBB	3 0 0 0 1 0 1										
<b>Ted Sizemore, R</b> OBP: 0.309, SLG: 0.316 (1, 4)	0-0 5-3				0-0 6-3			0-0 F3	4 0 0 0 0 0 2										
<b>Ken Reitz, R</b> OBP: 0.299, SLG: 0.342 (1, 5)			0-0 F6		0-0 E6 FC6-4			0-0 6-3	3 0 0 0 0 0 0								AB 32		
<b>Mike Tyson, R</b> OBP: 0.315, SLG: 0.389 (1, 6)			0-0 S 1B		0-0 FC6-4			0-0 3B	3 0 2 0 0 0 1								R 1		
<b>John Denny, R</b> OBP: 0.105, SLG: 0.105 (1, 1)			0-3 K		0-0 F3			0-0 L8	2 0 0 0 0 1 1								H 6		
<b>Willie Davis, L</b> OBP: 0.260, SLG: 0.420 (8, PH)			1-2						1 0 0 0 0 0 1								RBI 1		
<b>Al Hrabosky, R</b> OBP: 0.333, SLG: 0.200 (8, 1)									0 0 0 0 0 0 0								BB 1		
<b>Inning Stats</b>	R: 0 E: 0 K: 0 S: 3	H: 0 LOB: 0 BB: 0 P: 3	R: 0 E: 0 K: 0 S: 3	H: 0 LOB: 0 BB: 0 P: 3	R: 0 E: 0 K: 1 S: 6	H: 1 LOB: 1 BB: 0 P: 6	R: 0 E: 0 K: 0 S: 3	H: 1 LOB: 0 BB: 0 P: 3	R: 0 E: 1 K: 0 S: 4	H: 0 LOB: 1 BB: 0 P: 4	R: 0 E: 0 K: 0 S: 3	H: 1 LOB: 0 BB: 0 P: 3	R: 0 E: 0 K: 0 S: 4	H: 1 LOB: 1 BB: 0 P: 4	R: 1 E: 1 K: 0 S: 5	H: 2 LOB: 2 BB: 1 P: 9	1B: 4 2B: 1 3B: 1 HR: 0	SF: 0 SAC: 0 DP: 2 HBP: 0	WP: 0 PA: 33 PB: 0 SB: 1 CS: 0
<b>PITCHER</b> <b>Jim Barr, R</b> ERA: 2.5 (1, 1)	IP: 9.0 WLS: L BF: 33 H: 6 R: 1 ER: 1 SO: 1 BB: 0 IBB: 1 HBP: 0 BLK: 0 WP: 0 HR: 0 S: 34 P: 38 ERA: 1.00 WHIP: 0.667															<b>PITCHER</b> <b>Jim Barr, R</b> ERA: 2.5 (1, 1)	IP: 9.0 WLS: L BF: 33 H: 6 R: 1 ER: 1 SO: 1 BB: 0 IBB: 1 HBP: 0 BLK: 0 WP: 0 HR: 0 S: 34 P: 38 ERA: 1.00 WHIP: 0.667		

St. Louis Cardinals @ San Francisco Giants  
Candlestick Park, San Francisco, CA  
Thu Jul 17 1975, 10:05 PM EDT  
Att: 3,085 - Unknown


AB 32  
R 1  
H 6  
RBI 1  
BB 1  
SO 1  
LOB 10



Batter	1	2	3	4	5	6	7	8	9	AB	R	H	RBI	BB	SO	LOB	BOTTOM		
<b>Von Joshua, L</b> OBP: 0.367, SLG: 0.433 (1, 8)	0-0 F8 1B		0-0 E S 1B			0-3 K		0-0 F7	4 0 2 0 0 1 0										
<b>Derrel Thomas, S</b> OBP: 0.335, SLG: 0.373 (1, 4)	0-0 F8 1-2		0-0 F7 1-3			0-0 CS 1B		0-0 1B 1B	4 0 2 0 0 0 2										
<b>Bobby Murcer, L</b> OBP: 0.405, SLG: 0.482 (1, 9)	0-0 F9			0-0 F9		0-0 F6		0-0 F6 G4-6-3 1B	4 0 1 0 0 0 1										
<b>Willie Montanez, L</b> OBP: 0.329, SLG: 0.376 (1, 3)		0-0 4-3		0-0 5-3		0-0 CS	0-0 F9	0-0 G4-6-3	4 0 0 0 0 0 2										
<b>Chris Speier, R</b> OBP: 0.351, SLG: 0.386 (1, 6)		0-0 1B 1B		0-0 5-3			0-0 6-3		3 0 1 0 0 0 0										
<b>Gary Thomasson, L</b> OBP: 0.294, SLG: 0.288 (1, 7)		0-0 G5-4-3 1B			0-0 5-3 1B		0-0 CS 1B		3 0 3 0 0 0 0										
<b>Bruce Miller, R</b> OBP: 0.279, SLG: 0.303 (1, 5)		0-0 G5-4-3		0-0 5-3		0-0 CS	0-0 F4		3 0 0 0 0 0 3								AB 31		
<b>Mike Sadek, R</b> OBP: 0.333, SLG: 0.391 (1, 2)			0-0 6-3		0-0 1-3			0-3 K	3 0 0 0 0 1 1								R 0		
<b>Jim Barr, R</b> OBP: 0.100, SLG: 0.053 (1, 1)			0-3 K		0-0 6-3			0-3 K	3 0 0 0 0 2 1								H 9		
<b>Inning Stats</b>	R: 0 E: 0 K: 0 S: 3	H: 1 LOB: 1 BB: 0 P: 3	R: 0 E: 0 K: 0 S: 4	H: 2 LOB: 1 BB: 0 P: 4	R: 0 E: 0 K: 1 S: 6	H: 1 LOB: 1 BB: 0 P: 6	R: 0 E: 0 K: 0 S: 3	H: 0 LOB: 0 BB: 0 P: 3	R: 0 E: 0 K: 1 S: 5	H: 1 LOB: 0 BB: 0 P: 5	R: 0 E: 0 K: 0 S: 3	H: 1 LOB: 0 BB: 0 P: 3	R: 0 E: 0 K: 2 S: 7	H: 0 LOB: 0 BB: 0 P: 7	R: 0 E: 0 K: 0 S: 4	H: 2 LOB: 1 BB: 0 P: 4	1B: 9 2B: 0 3B: 0 HR: 0	SF: 0 SAC: 0 DP: 2 HBP: 0	WP: 0 PA: 33 PB: 0 SB: 1 CS: 2
<b>PITCHER</b> <b>John Denny, R</b> ERA: 2.71 (1, 1)	IP: 7.0 WLS: W BF: 24 H: 7 R: 0 ER: 0 SO: 2 BB: 0 IBB: 0 HBP: 0 BLK: 0 WP: 0 HR: 0 S: 28 P: 28 ERA: 0.00 WHIP: 1.000															<b>PITCHER</b> <b>Al Hrabosky, L</b> ERA: 1.72 (8, 1)	IP: 2.0 WLS: W BF: 7 H: 2 R: 0 ER: 0 SO: 2 BB: 0 IBB: 0 HBP: 0 BLK: 0 WP: 0 HR: 0 S: 11 P: 11 ERA: 0.00 WHIP: 1.000		

St. Louis Cardinals @ San Francisco Giants  
Candlestick Park, San Francisco, CA  
Thu Jul 17 1975, 10:05 PM EDT  
Att: 3,085 - Unknown


AB 31  
R 0  
H 9  
RBI 0  
BB 0  
SO 4  
LOB 10



Batter	1	2	3	4	5	6	7	8	9	10	AB	R	H	RBI	BB	SO	LOB	TOP						
Luis Melendez, R OBP: 0.286, SLG: 0.339 Greg Terlecky, R OBP: 0.500, SLG: 0.500	F8		F8			SH5-4			SH1-4 1B	1-3	4	1	1	0	0	0	1							
Ted Sizemore, R OBP: 0.307, SLG: 0.313	F3			F3		FC5-2-6			SH1-4		3	0	0	0	0	0	2							
Reggie Smith, S OBP: 0.385, SLG: 0.541	F8			5-3		K			F4		4	0	0	0	0	1	3							
Ted Simmons, S OBP: 0.402, SLG: 0.512		6-3			F5				2B 1B		3	0	1	1	1	0	0							
Willie Davis, L OBP: 0.290, SLG: 0.422		4-3			3-1				2B 1B		4	0	1	0	0	1	1							
Buddy Bradford, R OBP: 0.310, SLG: 0.400 Ron Fairly, L OBP: 0.436, SLG: 0.464					F9				2B		2	0	0	0	1	0	1							
Ken Reitz, R OBP: 0.295, SLG: 0.337					F8				IBB		4	0	0	0	0	1	3							
Mike Tyson, R OBP: 0.313, SLG: 0.385					K				F4		4	0	1	0	0	1	0							
Bob Forsch, R OBP: 0.292, SLG: 0.511 Doug Howard, R OBP: 0.379, SLG: 0.179 Mike Garman, R OBP: 0.293, SLG: 0.200 Al Hrabosky, R OBP: 0.341, SLG: 0.426											0	0	0	0	1	0	0							
<b>Inning Stats</b>	R: 0 E: 0 K: 0 S: 3	H: 0 LOB: 0 BB: 0 P: 3	R: 0 E: 0 K: 0 S: 2	H: 0 LOB: 0 BB: 1 P: 6	R: 0 E: 1 K: 1 S: 5	H: 0 LOB: 1 BB: 1 P: 9	R: 0 E: 0 K: 0 S: 3	H: 0 LOB: 0 BB: 0 P: 3	R: 0 E: 0 K: 0 S: 3	H: 1 LOB: 2 BB: 0 P: 7	R: 0 E: 0 K: 1 S: 4	H: 0 LOB: 0 BB: 1 P: 8	R: 0 E: 0 K: 2 S: 7	H: 0 LOB: 0 BB: 0 P: 7	R: 1 E: 0 K: 0 S: 6	H: 3 LOB: 3 BB: 1 P: 10	R: 0 E: 0 K: 0 S: 3	H: 0 LOB: 0 BB: 0 P: 3	1B: 3 2B: 1 3B: 0 HR: 0	SF: 0 SAC: 3 DP: 1 HBP: 0	WP: 0 PB: 0 SB: 0 CS: 1	PA: 38		
<b>PITCHER</b>	IP WLS BF H R ER SO BB IBB HBP BLK WP HR S P ERA WHIP	IP WLS BF H R ER SO BB IBB HBP BLK WP HR S P ERA WHIP	IP WLS BF H R ER SO BB IBB HBP BLK WP HR S P ERA WHIP	IP WLS BF H R ER SO BB IBB HBP BLK WP HR S P ERA WHIP	IP WLS BF H R ER SO BB IBB HBP BLK WP HR S P ERA WHIP	IP WLS BF H R ER SO BB IBB HBP BLK WP HR S P ERA WHIP	IP WLS BF H R ER SO BB IBB HBP BLK WP HR S P ERA WHIP	IP WLS BF H R ER SO BB IBB HBP BLK WP HR S P ERA WHIP	IP WLS BF H R ER SO BB IBB HBP BLK WP HR S P ERA WHIP	IP WLS BF H R ER SO BB IBB HBP BLK WP HR S P ERA WHIP	IP WLS BF H R ER SO BB IBB HBP BLK WP HR S P ERA WHIP	IP WLS BF H R ER SO BB IBB HBP BLK WP HR S P ERA WHIP	IP WLS BF H R ER SO BB IBB HBP BLK WP HR S P ERA WHIP	IP WLS BF H R ER SO BB IBB HBP BLK WP HR S P ERA WHIP	IP WLS BF H R ER SO BB IBB HBP BLK WP HR S P ERA WHIP	IP WLS BF H R ER SO BB IBB HBP BLK WP HR S P ERA WHIP	IP WLS BF H R ER SO BB IBB HBP BLK WP HR S P ERA WHIP	IP WLS BF H R ER SO BB IBB HBP BLK WP HR S P ERA WHIP	IP WLS BF H R ER SO BB IBB HBP BLK WP HR S P ERA WHIP	IP WLS BF H R ER SO BB IBB HBP BLK WP HR S P ERA WHIP	IP WLS BF H R ER SO BB IBB HBP BLK WP HR S P ERA WHIP	IP WLS BF H R ER SO BB IBB HBP BLK WP HR S P ERA WHIP	IP WLS BF H R ER SO BB IBB HBP BLK WP HR S P ERA WHIP	IP WLS BF H R ER SO BB IBB HBP BLK WP HR S P ERA WHIP

St. Louis Cardinals @ San Francisco Giants  
Candlestick Park, San Francisco, CA  
Fri Jul 18, 1975, 10:05 PM EDT  
Att: 3,291 - Unknown


AB 30  
R 1  
H 4  
RBI 1  
BB 4  
SO 5  
LOB 11



Batter	1	2	3	4	5	6	7	8	9	10	AB	R	H	RBI	BB	SO	LOB	BOTTOM							
Von Joshua, L OBP: 0.364, SLG: 0.429	6-3		F7		3-1			6-3		PB SH3-4 1B	5	1	1	0	0	0	1								
Derrel Thomas, S OBP: 0.337, SLG: 0.373			FC6-4					WP BB		SH3-4	3	0	1	0	1	0	1								
Bobby Murcer, L OBP: 0.405, SLG: 0.477	G3-6-3				F8			IBB		1B PB IBB	3	0	0	0	2	0	1								
Willie Montanez, L OBP: 0.330, SLG: 0.375					F8			4-3		1B IBB	4	1	1	0	1	0	2								
Chris Speier, R OBP: 0.357, SLG: 0.386								F9		1B IBB	3	0	2	1	2	0	2								
Gary Thomasson, L OBP: 0.294, SLG: 0.284								FC5-4 1B		1B	3	0	0	1	1	0	3								
Steve Ontiveros, S OBP: 0.369, SLG: 0.331 Mike Sadek, R OBP: 0.333, SLG: 0.391										B5	4	0	1	0	0	0	3								
Dave Rader, L OBP: 0.362, SLG: 0.385 Gary Matthews, R OBP: 0.366, SLG: 0.466 Gary Lavelle, S OBP: 0.167, SLG: 0.167											0	0	0	0	0	0	0								
Pete Falcone, L OBP: 0.056, SLG: 0.056 Randy Moffitt, R OBP: 0.300, SLG: 0.500 Bruce Miller, R OBP: 0.277, SLG: 0.301										F9	3	0	0	0	0	0	2								
Pete Falcone, L OBP: 0.056, SLG: 0.056 Randy Moffitt, R OBP: 0.300, SLG: 0.500 Bruce Miller, R OBP: 0.277, SLG: 0.301										F4	3	0	0	0	0	1	3								
<b>Inning Stats</b>	R: 0 E: 0 K: 0 S: 3	H: 1 LOB: 0 BB: 0 P: 3	R: 0 E: 0 K: 0 S: 3	H: 0 LOB: 1 BB: 1 P: 7	R: 0 E: 1 K: 1 S: 6	H: 0 LOB: 1 BB: 0 P: 6	R: 1 E: 0 K: 0 S: 5	H: 2 LOB: 1 BB: 0 P: 5	R: 0 E: 0 K: 0 S: 3	H: 0 LOB: 0 BB: 0 P: 3	R: 0 E: 0 K: 0 S: 4	H: 1 LOB: 2 BB: 1 P: 8	R: 0 E: 0 K: 0 S: 3	H: 0 LOB: 2 BB: 2 P: 11	R: 0 E: 0 K: 0 S: 3	H: 0 LOB: 1 BB: 1 P: 7	R: 1 E: 0 K: 0 S: 3	H: 2 LOB: 3 BB: 2 P: 11	1B: 6 2B: 0 3B: 0 HR: 0	SF: 0 SAC: 1 DP: 1 HBP: 0	WP: 1 PB: 1 SB: 0 CS: 0	PA: 41			
<b>PITCHER</b>	IP WLS BF H R ER SO BB IBB HBP BLK WP HR S P ERA WHIP	IP WLS BF H R ER SO BB IBB HBP BLK WP HR S P ERA WHIP	IP WLS BF H R ER SO BB IBB HBP BLK WP HR S P ERA WHIP	IP WLS BF H R ER SO BB IBB HBP BLK WP HR S P ERA WHIP	IP WLS BF H R ER SO BB IBB HBP BLK WP HR S P ERA WHIP	IP WLS BF H R ER SO BB IBB HBP BLK WP HR S P ERA WHIP	IP WLS BF H R ER SO BB IBB HBP BLK WP HR S P ERA WHIP	IP WLS BF H R ER SO BB IBB HBP BLK WP HR S P ERA WHIP	IP WLS BF H R ER SO BB IBB HBP BLK WP HR S P ERA WHIP	IP WLS BF H R ER SO BB IBB HBP BLK WP HR S P ERA WHIP	IP WLS BF H R ER SO BB IBB HBP BLK WP HR S P ERA WHIP	IP WLS BF H R ER SO BB IBB HBP BLK WP HR S P ERA WHIP	IP WLS BF H R ER SO BB IBB HBP BLK WP HR S P ERA WHIP	IP WLS BF H R ER SO BB IBB HBP BLK WP HR S P ERA WHIP	IP WLS BF H R ER SO BB IBB HBP BLK WP HR S P ERA WHIP	IP WLS BF H R ER SO BB IBB HBP BLK WP HR S P ERA WHIP	IP WLS BF H R ER SO BB IBB HBP BLK WP HR S P ERA WHIP	IP WLS BF H R ER SO BB IBB HBP BLK WP HR S P ERA WHIP	IP WLS BF H R ER SO BB IBB HBP BLK WP HR S P ERA WHIP	IP WLS BF H R ER SO BB IBB HBP BLK WP HR S P ERA WHIP	IP WLS BF H R ER SO BB IBB HBP BLK WP HR S P ERA WHIP	IP WLS BF H R ER SO BB IBB HBP BLK WP HR S P ERA WHIP	IP WLS BF H R ER SO BB IBB HBP BLK WP HR S P ERA WHIP	IP WLS BF H R ER SO BB IBB HBP BLK WP HR S P ERA WHIP	IP WLS BF H R ER SO BB IBB HBP BLK WP HR S P ERA WHIP

St. Louis Cardinals @ San Francisco Giants  
Candlestick Park, San Francisco, CA  
Fri Jul 18, 1975, 10:05 PM EDT  
Att: 3,291 - Unknown

AB 33  
R 2  
H 6  
RBI 2  
BB 7  
SO 1  
LOB 20



Batter	1	2	3	4	5	6	7	8	9	AB	R	H	RBI	BB	SO	LOB	TOP			
Lou Brock, L OBP: 0.362, SLG: 0.430 (1, 7)										4	1	2	0	0	0	1	<b>St. Louis Cardinals @ San Francisco Giants</b> <b>Candlestick Park, San Francisco, CA</b> Sat Jul 19 1975, 6:33 AM EDT Att: 7,136 - Unknown			
Willie Davis, L OBP: 0.286, SLG: 0.423 (1, 8)										4	1	1	1	0	0	2				
Reggie Smith, S OBP: 0.379, SLG: 0.532 (1, 9)										4	0	0	0	0	4	2				
Ted Simmons, S OBP: 0.400, SLG: 0.511 (1, 2)										4	0	1	1	0	0	1				
Ron Fairly, L OBP: 0.424, SLG: 0.448 (1, 3)										4	0	0	0	0	1	1				
Ken Reitz, R OBP: 0.298, SLG: 0.337 (1, 5)										3	0	1	0	1	0	0				
Mario Guerrero, R OBP: 0.256, SLG: 0.250 (1, 6)										3	0	1	0	1	0	1				
Mike Tyson, R OBP: 0.305, SLG: 0.375 (1, 4)										3	0	0	0	0	1	4				
Luis Melendez, R OBP: 0.294, SLG: 0.337 (9, PH)										1	0	0	0	0	0	0				
Lynn McGlothen, L OBP: 0.042, SLG: 0.042 (7, PH)										2	0	0	0	0	1	1				
Bake McBride, L OBP: 0.328, SLG: 0.367 (7, PH)										1	0	1	0	0	0	0				
Bob Forsch, R OBP: 0.392, SLG: 0.511 (7, PR)										0	0	0	0	0	0	0				
Mike Garman, R OBP: 0.392, SLG: 0.511 (7, 1)										0	0	0	0	0	0	0				
<b>Inning Stats</b>	R: 0 E: 0 K: 1 S: 6	H: 1 LOB: 1 BB: 0 P: 6	R: 0 E: 0 K: 1 S: 5	H: 0 LOB: 1 BB: 1 P: 9	R: 2 E: 0 K: 2 S: 10	H: 3 LOB: 1 BB: 0 P: 10	R: 0 E: 0 K: 0 S: 4	H: 1 LOB: 1 BB: 0 P: 4	R: 0 E: 0 K: 1 S: 5	H: 0 LOB: 0 BB: 0 P: 5	R: 0 E: 0 K: 0 S: 3	H: 1 LOB: 1 BB: 0 P: 3	R: 0 E: 0 K: 1 S: 5	H: 0 LOB: 0 BB: 0 P: 5	R: 0 E: 0 K: 0 S: 3	H: 0 LOB: 0 BB: 0 P: 3	1B: 4 2B: 4 3B: 0 HR: 0	SF: 0 SAC: 0 DP: 1 HBP: 0	WP: 0 PB: 0 SB: 1 CS: 0	PA: 35
<b>PITCHER</b> John Montefusco, R ERA: 2.93 (1, 1)	IP: 9.0 WLS: W BF: 35 H: 7 R: 2 ER: 2 SO: 7 BB: 2 IBB: 0 HBP: 0 BLK: 0 WP: 0 HR: 0 S: 47 P: 55 ERA: 2.00 WHIP: 1.000															<b>PITCHER</b>				

Batter	1	2	3	4	5	6	7	8	9	AB	R	H	RBI	BB	SO	LOB	BOTTOM			
Von Joshua, L OBP: 0.361, SLG: 0.424 (1, 8)										5	0	1	0	0	0	3	<b>St. Louis Cardinals @ San Francisco Giants</b> <b>Candlestick Park, San Francisco, CA</b> Sat Jul 19 1975, 6:33 AM EDT Att: 7,136 - Unknown			
Derrel Thomas, S OBP: 0.344, SLG: 0.378 (1, 4)										4	3	3	0	1	0	0				
Bobby Murcer, L OBP: 0.410, SLG: 0.490 (1, 9)										4	2	3	2	1	0	1				
Gary Matthews, R OBP: 0.361, SLG: 0.458 (1, 7)										5	0	1	0	0	0	4				
Willie Montanez, L OBP: 0.333, SLG: 0.374 (1, 3)										3	0	1	2	2	0	0				
Chris Speier, R OBP: 0.358, SLG: 0.390 (1, 6)										4	0	1	0	1	1	6				
Steve Ontiveros, S OBP: 0.362, SLG: 0.324 (1, 5)										4	0	0	0	0	0	4				
Dave Rader, L OBP: 0.376, SLG: 0.385 (1, 2)										0	0	0	0	4	0	0				
John Montefusco, R OBP: 0.093, SLG: 0.025 (1, 1)										4	0	0	0	0	2	8				
<b>Inning Stats</b>	R: 2 E: 0 K: 0 S: 5	H: 3 LOB: 0 BB: 0 P: 5	R: 0 E: 0 K: 1 S: 6	H: 1 LOB: 2 BB: 1 P: 10	R: 2 E: 0 K: 0 S: 6	H: 3 LOB: 3 BB: 2 P: 14	R: 0 E: 0 K: 0 S: 4	H: 1 LOB: 1 BB: 0 P: 4	R: 0 E: 0 K: 1 S: 5	H: 0 LOB: 2 BB: 2 P: 13	R: 0 E: 0 K: 1 S: 6	H: 1 LOB: 2 BB: 2 P: 14	R: 0 E: 0 K: 0 S: 3	H: 0 LOB: 1 BB: 1 P: 7	R: 1 E: 0 K: 0 S: 4	H: 1 LOB: 1 BB: 1 P: 8		1B: 8 2B: 1 3B: 0 HR: 1	SF: 0 SAC: 0 DP: 0 HBP: 0	WP: 0 PB: 0 SB: 3 CS: 1
<b>PITCHER</b> Lynn McGlothen, R ERA: 3.68 (1, 1)	IP: 6.0 WLS: L BF: 33 H: 9 R: 4 ER: 4 SO: 3 BB: 2 IBB: 5 HBP: 0 BLK: 0 WP: 0 HR: 1 S: 32 P: 60 ERA: 6.00 WHIP: 1.833															<b>PITCHER</b>				
Mike Garman, R ERA: 2.05 (7, 1)	IP: 2.0 WLS: 9 BF: 1 H: 1 R: 1 ER: 1 SO: 0 BB: 1 IBB: 0 HBP: 0 BLK: 0 WP: 0 HR: 0 S: 7 P: 15 ERA: 4.50 WHIP: 1.000															<b>PITCHER</b>				

AB 33  
R 2  
H 7  
RBI 2  
BB 2  
SO 7  
LOB 13



AB 33  
R 5  
H 10  
RBI 4  
BB 9  
SO 3  
LOB 26



Batter	1	2	3	4	5	6	7	8	9	AB	R	H	RBI	BB	SO	LOB	TOP							
Rennie Stennett, R OBP: 0.298, SLG: 0.371	F4		F8		F9		F4			4	0	0	0	0	0	4	<b>Pittsburgh Pirates @ San Francisco Giants</b> Candlestick Park, San Francisco, CA Sun Jul 20 1975, 6:33 AM EDT Unknown							
Ed Kirkpatrick, L OBP: 0.304, SLG: 0.325	F7		FC3-6		4-1			F2		4	0	0	0	0	1									
Al Oliver, L OBP: 0.314, SLG: 0.462	4-3		K		4-3			6-3		4	0	0	0	1	1									
Willie Stargell, L OBP: 0.376, SLG: 0.564		K		4-3	2B			K		4	0	1	0	0	2	0								
Dave Parker, L OBP: 0.374, SLG: 0.598		S	BB	4-3	2-3			G3		3	0	0	0	1	1	1								
Richie Hebner, L OBP: 0.330, SLG: 0.419		K		F9				F9		4	0	0	0	0	1	2								
Manny Sanguillen, R OBP: 0.413, SLG: 0.464		1-2	IBB		IBB			E1		2	1	1	1	2	0	0								
Mario Mendoza, R OBP: 0.226, SLG: 0.200		K		F9				K		2	0	0	0	0	1	4								
Bob Robertson, R OBP: 0.397, SLG: 0.455										0	0	0	0	1	0	0								
Frank Taveras, R OBP: 0.257, SLG: 0.240										0	0	0	0	0	0	0								
Richie Zisk, R OBP: 0.346, SLG: 0.404										1	0	0	0	0	1	0								
Jim Rooker, R OBP: 0.167, SLG: 0.125										1	0	0	0	1	1	0								
Kent Tekulve, R OBP: 0.167, SLG: 0.125										0	0	0	0	0	0	0								
Ramon Hernandez, S OBP: 0.167, SLG: 0.125										0	0	0	0	0	0	0								
<b>Inning Stats</b>	R: 0 E: 0 K: 0 S: 3	H: 0 LOB: 0 BB: 0 P: 3	R: 0 E: 0 K: 3 S: 9	H: 0 LOB: 2 BB: 2 P: 17	R: 0 E: 0 K: 1 S: 5	H: 0 LOB: 1 BB: 1 P: 9	R: 0 E: 0 K: 0 S: 4	H: 1 LOB: 2 BB: 1 P: 8	R: 0 E: 0 K: 0 S: 5	H: 0 LOB: 0 BB: 0 P: 5	R: 0 E: 0 K: 0 S: 3	H: 0 LOB: 0 BB: 0 P: 3	R: 0 E: 0 K: 0 S: 4	H: 0 LOB: 3 BB: 1 P: 8	R: 0 E: 0 K: 0 S: 5	H: 0 LOB: 0 BB: 0 P: 5	R: 0 E: 0 K: 0 S: 8	H: 0 LOB: 0 BB: 0 P: 8	R: 1 E: 0 K: 2 S: 8	H: 1 LOB: 0 BB: 0 P: 8	1B: 0 2B: 1 3B: 0 HR: 1	SF: 0 SAC: 1 DP: 0 HBP: 0	WP: 0 PB: 0 SB: 3 CS: 0	PA: 35
<b>PITCHER</b> Ed Halicki, R ERA: 4.02	IP: 9.0 WLS: W BF: 35 H: 2 R: 1 ER: 1 SO: 8 BB: 3 IBB: 2 HBP: 0 BLK: 0 WP: 0 HR: 1 S: 46 P: 66 ERA: 1.00 WHIP: 0.556															<b>PITCHER</b>								

Batter	1	2	3	4	5	6	7	8	9	AB	R	H	RBI	BB	SO	LOB	BOTTOM			
Von Joshua, L OBP: 0.360, SLG: 0.429	K		K		4-3			1B		4	1	1	1	0	2	1	<b>Pittsburgh Pirates @ San Francisco Giants</b> Candlestick Park, San Francisco, CA Sun Jul 20 1975, 6:33 AM EDT Unknown			
Derrel Thomas, S OBP: 0.346, SLG: 0.377	F8		F8		6-3			FC6-5		3	0	1	0	1	0	0				
Bobby Murcer, L OBP: 0.411, SLG: 0.489	1B		K		F7			FC6-5		3	0	1	1	1	1	0				
Gary Matthews, R OBP: 0.359, SLG: 0.453	F8				CS			FC6-5		4	0	1	0	0	1	4				
Willie Montanez, L OBP: 0.330, SLG: 0.370	3-1				1B			FC6-5		4	0	0	0	0	3	5				
Chris Speier, R OBP: 0.360, SLG: 0.393			4-3		F7			G6-4-3		2	0	1	0	1	0	1				
Bruce Miller, R OBP: 0.272, SLG: 0.295			2B		4-3			G6-4-3		3	0	0	0	0	0	2				
Mike Sadek, R OBP: 0.333, SLG: 0.385			1-3					F7		3	0	1	0	0	0	1				
Ed Halicki, R OBP: 0.179, SLG: 0.185			F9		SH3			SH3		2	1	1	0	0	0	1				
<b>Inning Stats</b>	R: 0 E: 0 K: 1 S: 6	H: 1 LOB: 2 BB: 1 P: 10	R: 0 E: 0 K: 0 S: 4	H: 1 LOB: 0 BB: 0 P: 4	R: 0 E: 0 K: 2 S: 7	H: 0 LOB: 0 BB: 0 P: 7	R: 0 E: 0 K: 1 S: 5	H: 1 LOB: 0 BB: 0 P: 5	R: 0 E: 0 K: 0 S: 4	H: 1 LOB: 1 BB: 0 P: 4	R: 0 E: 0 K: 1 S: 5	H: 0 LOB: 0 BB: 0 P: 5	R: 0 E: 0 K: 1 S: 4	H: 0 LOB: 1 BB: 1 P: 8	R: 2 E: 0 K: 1 S: 8	H: 3 LOB: 2 BB: 1 P: 12		1B: 4 2B: 2 3B: 1 HR: 0	SF: 0 SAC: 1 DP: 1 HBP: 0	WP: 0 PB: 0 SB: 0 CS: 1
<b>PITCHER</b> Jim Rooker, L ERA: 3.26	IP: 7.1 WLS: L BF: 30 H: 7 R: 2 ER: 2 SO: 6 BB: 3 IBB: 0 HBP: 0 BLK: 0 WP: 0 HR: 0 S: 39 P: 51 ERA: 2.46 WHIP: 1.364															<b>PITCHER</b>				
Kent Tekulve, R ERA: 2.25	0.1	1	0	0	0	0	0	0	0	0	0	1	1	0.00	0.000					
Ramon Hernandez, L ERA: 2.83	0.1	1	0	0	0	1	0	0	0	0	0	3	3	0.00	0.000					

Batter	1	2	3	4	5	6	7	8	9	AB	R	H	RBI	BB	SO	LOB	TOP
Frank Taveras, R (1,6) OBP: 0.260, SLG: 0.245	4-3 2B		4-0 2B BB	4-3			F9	E5		4	1	1	0	1	0	2	<b>Pittsburgh Pirates @ San Francisco Giants</b> Candlestick Park, San Francisco, CA Sun Jul 20 1975, 6:38 AM EDT Att: 14,723 - Unknown
Rennie Stennett, R (1,4) OBP: 0.297, SLG: 0.369	4-3 2-3		F8		4-3		F9	G6-3 1-2 3-H 1B		5	0	1	1	0	0	2	
Al Oliver, L (1,8) OBP: 0.310, SLG: 0.456	F5		F7		6-3		5-3	G6-3 1-2		5	0	0	0	0	0	4	
Bob Robertson, R (1,3) OBP: 0.381, SLG: 0.465	K		2B 1-2 1B					HR 1B	K	5	1	3	0	0	2	1	
Richie Zisk, R (1,7) OBP: 0.353, SLG: 0.427		4-0 FC6-4 BB	1-3 2-H 2B		F7			HR	2B	4	1	3	3	1	0	1	
Dave Parker, L (1,9) OBP: 0.380, SLG: 0.605		1-2 FC6-4 1B	4-3			6-3 3B		2B BB	IBB	3	2	2	0	2	0	2	
Art Howe, R (1,5) OBP: 0.247, SLG: 0.208		FC6-4 1-2 2-3 FC5-4		F8		6-3		F6	F7	5	0	0	1	0	0	5	
Duffy Dyer, R (1,2) OBP: 0.273, SLG: 0.397		FC5-4 1-2		FC4-6 1B		F3		E	F7	5	1	2	1	0	0	4	
Ken Brett, L (1,1) OBP: 0.233, SLG: 0.400	4-3			FC4-6 1-2		F9		E9 E 1B 1B		4	1	1	1	0	0	3	<b>P</b>
Dave Giusti, R (8,1) OBP: 0.375, SLG: 0.286										0	0	0	0	0	0	0	
<b>Inning Stats</b>	R: 0 E: 0 K: 1 S: 6	H: 1 LOB: 1 BB: 0 P: 6	R: 0 E: 0 K: 0 S: 4	H: 1 LOB: 2 BB: 1 P: 8	R: 1 E: 0 K: 0 S: 5	H: 2 LOB: 2 BB: 1 P: 9	R: 0 E: 0 K: 0 S: 4	H: 1 LOB: 1 BB: 0 P: 4	R: 0 E: 0 K: 0 S: 3	H: 0 LOB: 0 BB: 0 P: 3	R: 5 E: 2 K: 0 S: 8	H: 5 LOB: 1 BB: 1 P: 12	R: 0 E: 0 K: 1 S: 6	H: 1 LOB: 2 BB: 1 P: 10	1B: 7 2B: 4 3B: 1 HR: 1	SF: 0 SAC: 0 DP: 1 HBP: 0	WP: 0 PA: 44 PB: 0 SB: 0 CS: 0
<b>PITCHER</b>	IP WLS BF H R ER SO BB IBB HBP BLK WP HR S P ERA WHIP																
Mike Caldwell, L (1,1) ERA: 5.22	7.0 L 33 9 5 5 1 3 0 0 0 0 0 1 32 44 6.43 1.714																
Randy Moffitt, R (8,1) ERA: 4.1	0.1 5 3 2 1 0 0 0 0 0 0 0 0 5 5 27.00 9.000																
Gary Lavelle, L (8,1) ERA: 2.47	0.2 1 0 0 0 0 0 0 0 0 0 0 0 1 1 0.00 0.000																
Dave Heaverlo, R (9,1) ERA: 2.43	1.0 5 1 0 0 1 0 1 0 0 0 0 0 6 10 0.00 1.000																

Batter	1	2	3	4	5	6	7	8	9	AB	R	H	RBI	BB	SO	LOB	BOTTOM		
Von Joshua, L (1,8) OBP: 0.362, SLG: 0.435	SF6 3B		4-0 CS BB		FC6-4 1-2			F7		3	1	1	0	1	0	1	<b>Pittsburgh Pirates @ San Francisco Giants</b> Candlestick Park, San Francisco, CA Sun Jul 20 1975, 6:38 AM EDT Att: 14,723 - Unknown		
Derrel Thomas, S (1,4) OBP: 0.342, SLG: 0.373	K2-3		F8 1-2			5-3		F7		4	0	0	0	0	1	2			
Bobby Murcer, L (1,9) OBP: 0.409, SLG: 0.488	SF6 3-H		F9			WP S 1B		P1		3	0	1	1	0	0	0			
Gary Matthews, R (1,7) OBP: 0.352, SLG: 0.443	K			F7		F8		5-3		4	0	0	0	0	1	1			
Willie Montanez, L (1,3) OBP: 0.329, SLG: 0.369		F4		6-3		F7 1-3			1B	4	0	1	0	0	0	1			
Chris Speier, R (1,6) OBP: 0.356, SLG: 0.389		F3		F5		5-3			F8	4	0	0	0	0	0	1			
Bruce Miller, R (1,5) OBP: 0.273, SLG: 0.291		4-0 PB BB			5-3		4-1			2	0	0	0	1	0	0			
Marc Hill, R (1,2) OBP: 0.307, SLG: 0.300		4-0 1-2 IBB			F7		5-3			2	0	0	0	1	0	0			
Mike Caldwell, R (1,1) OBP: 0.128, SLG: 0.179										2	0	1	0	0	0	2	<b>GIANTS</b>		
Randy Moffitt, R (8,1) OBP: 0.300, SLG: 0.500								G3		0	0	0	0	0	0	0			
Gary Lavelle, S (8,1) OBP: 0.167, SLG: 0.167										0	0	0	0	0	0	0			
Glenn Adams, L (8,PH) OBP: 0.372, SLG: 0.529										0	0	0	0	0	0	0			
Dave Heaverlo, R (9,1) ERA: 2.43										0	0	0	0	0	0	0			
<b>Inning Stats</b>	R: 1 E: 0 K: 2 S: 8	H: 1 LOB: 0 BB: 0 P: 8	R: 0 E: 0 K: 0 S: 3	H: 0 LOB: 2 BB: 2 P: 11	R: 0 E: 0 K: 0 S: 2	H: 0 LOB: 0 BB: 1 P: 6	R: 0 E: 0 K: 0 S: 3	H: 0 LOB: 0 BB: 0 P: 3	R: 0 E: 0 K: 0 S: 4	H: 1 LOB: 1 BB: 0 P: 4	R: 0 E: 0 K: 0 S: 4	H: 0 LOB: 0 BB: 0 P: 4	R: 0 E: 0 K: 0 S: 3	H: 0 LOB: 0 BB: 0 P: 3	R: 0 E: 0 K: 0 S: 4	H: 1 LOB: 1 BB: 0 P: 4	1B: 3 2B: 0 3B: 1 HR: 0	SF: 1 SAC: 0 DP: 0 HBP: 0	WP: 1 PA: 33 PB: 1 SB: 1 CS: 1
<b>PITCHER</b>	IP WLS BF H R ER SO BB IBB HBP BLK WP HR S P ERA WHIP																		
Ken Brett, L (1,1) ERA: 2.4	7.0 W 26 3 1 1 2 2 1 0 0 0 1 0 27 39 1.29 0.714																		
Dave Giusti, R (8,1) ERA: 2.21	2.0 7 1 0 0 0 0 0 0 0 0 0 0 7 7 0.00 0.500																		

Batter	1	2	3	4	5	6	7	8	9	AB	R	H	RBI	BB	SO	LOB	TOP					
<b>Rennie Stennett, R</b> OBP: 0.296, SLG: 0.366 (1, 4)	4-3		F9				1-3		F9	5	0	1	0	0	0	0	<b>Pittsburgh Pirates @ San Francisco Giants</b> Candlestick Park, San Francisco, CA Mon Jul 21 1975, 10:05 PM EDT Att: 3,417 - Unknown					
<b>Richie Hebner, L</b> OBP: 0.337, SLG: 0.429 (1, 5)	6-3								4-3	5	0	4	1	0	0	0						
<b>Al Oliver, L</b> OBP: 0.307, SLG: 0.451 (1, 8)	6-3		4-3				F7			4	0	0	0	0	0	5						
<b>Willie Stargell, L</b> OBP: 0.375, SLG: 0.560 (1, 3)	K									4	0	1	0	0	2	1						
<b>Dave Parker, L</b> OBP: 0.379, SLG: 0.601 (1, 9)		6-3								4	0	1	0	0	0	1						
<b>Richie Zisk, R</b> OBP: 0.355, SLG: 0.439 (1, 7)										4	1	2	1	0	1	1						
<b>Manny Sanguillen, R</b> OBP: 0.411, SLG: 0.481 (1, 2)		5-3								4	0	1	0	0	0	1						
<b>Frank Taveras, R</b> OBP: 0.258, SLG: 0.243 (6, PH)										2	0	0	0	0	0	0						
<b>Ed Kirkpatrick, L</b> OBP: 0.301, SLG: 0.321 (6, PH)										1	0	0	0	0	0	2						
<b>Mario Mendoza, R</b> OBP: 0.226, SLG: 0.200 (6, PH)										1	0	0	0	0	0	0						
<b>Bob Robertson, R</b> OBP: 0.376, SLG: 0.458 (6, PH)										1	0	0	0	0	0	2						
<b>Art Howe, R</b> OBP: 0.247, SLG: 0.208 (6, PH)										0	0	0	0	0	0	0						
<b>John Candelaria, L</b> OBP: 0.111, SLG: 0.111 (5, PH)										1	0	0	0	0	1	0						
<b>Paul Popovich, S</b> OBP: 0.275, SLG: 0.225 (5, PH)										1	1	1	0	0	0	0						
<b>Kent Tekulve, R</b> OBP: 0.331, SLG: 0.485 (5, PH)										0	0	0	0	0	0	0						
<b>Bill Robinson, R</b> OBP: 0.311, SLG: 0.465 (7, PH)										1	0	0	0	0	0	0						
<b>Ramon Hernandez, S</b> OBP: 0.298, SLG: 0.391 (7, PH)										0	0	0	0	0	0	0						
<b>Duffy Dyer, R</b> OBP: 0.298, SLG: 0.391 (5, PH)										1	0	0	0	0	0	0						
<b>Inning Stats</b>	R: 0 E: 0 K: 1 S: 6	H: 1 LOB: 1 BB: 0 P: 6	R: 1 E: 0 K: 0 S: 4	H: 1 LOB: 0 BB: 0 P: 4	R: 0 E: 0 K: 1 S: 6	H: 1 LOB: 1 BB: 0 P: 6	R: 0 E: 0 K: 1 S: 5	H: 1 LOB: 0 BB: 0 P: 5	R: 1 E: 0 K: 0 S: 6	H: 3 LOB: 2 BB: 0 P: 6	R: 0 E: 0 K: 1 S: 7	H: 2 LOB: 2 BB: 0 P: 7	R: 0 E: 0 K: 0 S: 4	H: 1 LOB: 1 BB: 0 P: 4	R: 0 E: 1 K: 0 S: 5	H: 1 LOB: 2 BB: 0 P: 5	R: 0 E: 0 K: 0 S: 3	H: 0 LOB: 0 BB: 0 P: 3	1B: 9 2B: 1 3B: 0 HR: 1	SF: 0 SAC: 0 DP: 1 HBP: 0	WP: 0 PB: 0 SB: 0 CS: 0	PA: 38
<b>PITCHER</b> <b>Jim Barr, R</b> ERA: 2.47 (1, 1)	IP: 9.0 WLS: W BF: 38	H: 11 R: 2 ER: 2 SO: 4	BB: 0 IBB: 0 HBP: 0 BLK: 0	WP: 0 HR: 1 S: 46 P: 46	ERA: 2.00 WHIP: 1.222												ERA: 2.00 WHIP: 1.222					

Batter	1	2	3	4	5	6	7	8	9	AB	R	H	RBI	BB	SO	LOB	BOTTOM			
<b>Von Joshua, L</b> OBP: 0.362, SLG: 0.431 (1, 8)	E		K	4-3			FC4-6	FC4-6		3	1	0	0	2	1	2	<b>Pittsburgh Pirates @ San Francisco Giants</b> Candlestick Park, San Francisco, CA Mon Jul 21 1975, 10:05 PM EDT Att: 3,417 - Unknown			
<b>Derrel Thomas, S</b> OBP: 0.343, SLG: 0.379 (1, 4)	E4		F7				FC4-6			5	2	2	1	0	0	1				
<b>Gary Thomasson, L</b> OBP: 0.291, SLG: 0.286 (1, 9)	L5									5	1	1	0	0	1	3				
<b>Gary Matthews, R</b> OBP: 0.365, SLG: 0.453 (1, 7)	1B									3	1	3	1	1	0	0				
<b>Willie Montanez, L</b> OBP: 0.333, SLG: 0.369 (1, 3)										2	1	1	0	2	0	1				
<b>Chris Speier, R</b> OBP: 0.358, SLG: 0.393 (1, 6)	K									4	1	2	3	0	1	3				
<b>Bruce Miller, R</b> OBP: 0.267, SLG: 0.284 (1, 5)										4	0	0	0	0	0	2				
<b>Mike Sadek, R</b> OBP: 0.323, SLG: 0.367 (1, 2)										4	0	1	1	0	0	0				
<b>Jim Barr, R</b> OBP: 0.116, SLG: 0.073 (1, 1)										3	0	1	0	0	0	0				
<b>Inning Stats</b>	R: 2 E: 1 K: 1 S: 7	H: 3 LOB: 1 BB: 1 P: 11	R: 0 E: 0 K: 0 S: 3	H: 0 LOB: 0 BB: 0 P: 3	R: 1 E: 0 K: 1 S: 7	H: 2 LOB: 1 BB: 0 P: 7	R: 1 E: 0 K: 0 S: 5	H: 2 LOB: 1 BB: 0 P: 5	R: 0 E: 0 K: 0 S: 4	H: 1 LOB: 2 BB: 1 P: 8	R: 0 E: 0 K: 0 S: 3	H: 0 LOB: 0 BB: 0 P: 3	R: 3 E: 0 K: 0 S: 4	H: 1 LOB: 1 BB: 3 P: 16	R: 0 E: 0 K: 1 S: 7	H: 2 LOB: 2 BB: 0 P: 7		1B: 8 2B: 2 3B: 1 HR: 0	SF: 0 SAC: 1 DP: 0 HBP: 0	WP: 1 PB: 0 SB: 1 CS: 0
<b>PITCHER</b> <b>John Candelaria, L</b> ERA: 3.1 (1, 1)	IP: 4.0 WLS: L BF: 19	H: 7 R: 4 ER: 4 SO: 2	BB: 1 IBB: 0 HBP: 0 BLK: 0	WP: 0 HR: 0 S: 22 P: 26	ERA: 9.00 WHIP: 2.000												ERA: 9.00 WHIP: 2.000			
<b>Kent Tekulve, R</b> ERA: 1.8 (5, 1)	IP: 2.0 WLS: L BF: 8	H: 1 R: 0 ER: 0 SO: 0	BB: 0 IBB: 0 HBP: 0 BLK: 0	WP: 0 HR: 0 S: 7 P: 11	ERA: 0.00 WHIP: 0.500												ERA: 0.00 WHIP: 0.500			
<b>Ramon Hernandez, L</b> ERA: 3.32 (7, 1)	IP: 2.0 WLS: L BF: 12	H: 3 R: 3 ER: 3 SO: 1	BB: 2 IBB: 1 HBP: 0 BLK: 0	WP: 1 HR: 0 S: 11 P: 23	ERA: 13.50 WHIP: 2.500												ERA: 13.50 WHIP: 2.500			

Batter	1	2	3	4	5	6	7	8	9	AB	R	H	RBI	BB	SO	LOB	TOP						
Don Kessinger, S (1.6) OBP: 0.321, SLG: 0.332	0-0 1B		0-0 L6		0-0 L4	0-0 F8		0-3 K		5	0	1	0	0	1	2	Chicago Cubs @ San Francisco Giants Candlestick Park, San Francisco, CA Tue Jul 22 1975, 10:05 PM EDT Att: 3,639 - Unknown - 55 F						
Jose Cardenal, R (1.7) OBP: 0.369, SLG: 0.387	0-0 F7			0-0 BB 1B 2B	0-0 BB 1B		4-0 BB S FC5-2 BB		0-0 6-3	4	1	2	0	1	0	0							
Bill Madlock, R (1.5) OBP: 0.390, SLG: 0.468	4-0 BB			0-0 BB 1-2 2B 1B	4-0 G5-4-3 BB		0-0 F7		0-0 5-3	3	1	1	0	2	0	1							
Jerry Morales, R (1.9) OBP: 0.346, SLG: 0.386	0-0 F7			4-0 2B 1-2 2-3 BB	0-0 G5-4-3		4-0 FC5-2 BB		0-0 E5	3	1	0	0	2	0	3							
Andre Thornton, R (1.3)		0-0 F8		0-0 6-3 1B 1-3 2-H 3-H		4-0 3B BB		4-0 FC5-2 BB		2	2	1	2	2	0	0							
Manny Trillo, R (1.4) OBP: 0.305, SLG: 0.331		0-0 5-3		0-0 6-3		0-0 G1-2-3 3B		0-0 FC5-2		4	0	1	2	0	0	4							
Vic Harris, S (1.8) OBP: 0.297, SLG: 0.235		0-0 F7		0-0 1B BB		0-0 G1-2-3 BB 1B		0-0 4-3		3	0	1	0	1	0	3							
Steve Swisher, R (1.2) OBP: 0.293, SLG: 0.272			0-0 F4		0-0 1B 1-3 3-H		4-0 G1-2-3 BB		0-0 L5	2	0	1	1	0	0	0							
Champ Summers, L (6. PH) OBP: 0.327, SLG: 0.319				0-0 B1-3 1B						0	0	0	0	1	0	0							
George Mitterwald, R (6.2) OBP: 0.329, SLG: 0.364				0-0 B1-3						1	0	0	0	0	0	0							
Ray Burris, R (1.1) OBP: 0.231, SLG: 0.167			0-0 6-3		0-0 B1-3					2	0	0	0	0	0	2							
Rick Monday, L (6. PH) OBP: 0.379, SLG: 0.458				0-0 B1-3						1	0	0	0	0	0	3							
Mitt Wilcox, R (6.1) OBP: 0.333, SLG: 0.333				0-0 1-2 BB						0	0	0	0	0	0	0							
Ralph LaCock, L (8. PH) OBP: 0.315, SLG: 0.326				0-0 1-2 BB						1	0	0	0	0	0	0							
Ken Frailing, L (8.1) OBP: 0.250, SLG: 0.143				0-0 1-2 BB						0	0	0	0	0	0	0							
<b>Inning Stats</b>	R: 0 E: 0 K: 0 S: 3	H: 1 LOB: 1 BB: 1 P: 7	R: 0 E: 0 K: 0 S: 3	H: 0 LOB: 0 BB: 0 P: 3	R: 0 E: 0 K: 0 S: 3	H: 0 LOB: 0 BB: 0 P: 3	R: 4 E: 0 K: 0 S: 6	H: 4 LOB: 1 BB: 2 P: 14	R: 0 E: 0 K: 0 S: 3	H: 1 LOB: 1 BB: 1 P: 7	R: 1 E: 0 K: 0 S: 4	H: 2 LOB: 2 BB: 2 P: 12	R: 0 E: 0 K: 0 S: 3	H: 0 LOB: 3 BB: 3 P: 15	R: 0 E: 0 K: 1 S: 5	H: 0 LOB: 0 BB: 0 P: 5		R: 0 E: 0 K: 0 S: 3	H: 0 LOB: 1 BB: 0 P: 3	1B: 6 2B: 2 3B: 1 HR: 0	SF: 0 SAC: 0 DP: 3 HBP: 0	WP: 0 PB: 0 SB: 1 CS: 0	PA: 40
<b>PITCHER</b>	IP WLS BF H R ER SO BB IBB HBP BLK WP HR S P ERA WHIP	3.1 16 4 4 4 0 3 0 0 0 0 0 13 25 10.80 2.100	3.0 15 4 1 1 0 5 0 0 0 0 0 10 30 3.00 3.000	2.2 9 0 0 0 0 1 0 0 0 0 0 10 14 0.00 0.375																			



Batter	1	2	3	4	5	6	7	8	9	AB	R	H	RBI	BB	SO	LOB	BOTTOM						
Von Joshua, L (1.8) OBP: 0.356, SLG: 0.423	0-3 K		0-0 4-3		0-0 4-3	0-0 4-3		0-3 K		5	0	0	0	0	2	1	Chicago Cubs @ San Francisco Giants Candlestick Park, San Francisco, CA Tue Jul 22 1975, 10:05 PM EDT Att: 3,639 - Unknown - 55 F						
Derrel Thomas, S (1.4) OBP: 0.347, SLG: 0.381	0-0 HBP BB SF8 1B		0-0 F5		0-0 E S SF7 1B	0-0 F8		4-0 FC4-6 BB		4	2	2	1	1	0	0							
Bobby Murcer, L (1.9) OBP: 0.407, SLG: 0.483	4-0 HBP 1-2 BB		0-0 F9		0-0 SF7		0-0 6-3	0-0 FC4-6		3	1	0	1	1	0	1							
Gary Matthews, R (1.7) OBP: 0.375, SLG: 0.464	1-0 E 1-2 2-3 HBP		0-0 1B		0-0 HR 2B		0-0 E S 1B	0-3 K		4	3	3	0	0	1	1							
Willie Montanez, L (1.3) OBP: 0.335, SLG: 0.380	0-0 SF8		0-0 G3		0-0 HR 2B		0-0 1-H 2B 1B			3	2	2	4	0	0	1							
Chris Speier, R (1.6) OBP: 0.359, SLG: 0.397	0-0 E7 1-H 2-H		0-0 6-3		0-0 BB 1B		0-0 G3 2B			4	0	2	1	0	0	0							
Steve Ontiveros, S (1.5) OBP: 0.364, SLG: 0.324	0-0 6-3			0-0 G4-6-3 1B	4-0 BB		0-0 G3			3	0	1	0	1	0	2							
Dave Rader, L (1.2) OBP: 0.373, SLG: 0.377		0-0 F8		0-0 G4-6-3 1B	0-3 K		4-0 FC6-4 IBB			3	0	0	0	1	1	3							
Pete Falcone, L (1.1) OBP: 0.054, SLG: 0.054		0-0 F8			0-0 1B 3B		0-0 6-3			1	0	0	0	0	0	0							
Charlie Williams, R (4.1) OBP: 0.200, SLG: 0.296										2	1	1	0	0	0	0							
Randy Moffitt, R (7.1) OBP: 0.273, SLG: 0.455										1	0	0	0	0	0	2							
<b>Inning Stats</b>	R: 3 E: 1 K: 1 S: 7	H: 1 LOB: 1 BB: 1 P: 12	R: 0 E: 0 K: 0 S: 3	H: 0 LOB: 0 BB: 0 P: 3	R: 0 E: 0 K: 0 S: 4	H: 1 LOB: 0 BB: 0 P: 4	R: 0 E: 0 K: 0 S: 3	H: 1 LOB: 0 BB: 0 P: 3	R: 4 E: 0 K: 1 S: 10	H: 5 LOB: 2 BB: 1 P: 14	R: 0 E: 0 K: 0 S: 3	H: 0 LOB: 0 BB: 0 P: 3	R: 2 E: 0 K: 0 S: 6	H: 3 LOB: 2 BB: 1 P: 10	R: 0 E: 0 K: 2 S: 7	H: 0 LOB: 1 BB: 1 P: 11		1B: 7 2B: 2 3B: 1 HR: 1	SF: 2 SAC: 0 DP: 1 HBP: 1	WP: 0 PB: 0 SB: 2 CS: 0	PA: 40		
<b>PITCHER</b>	IP WLS BF H R ER SO BB IBB HBP BLK WP HR S P ERA WHIP	5.0 L 26 3 2 2 0 0 1 0 0 0 9 13 9.00 1.500	2.0 10 3 2 2 0 0 1 0 0 0 0 9 13 9.00 1.500	1.0 4 0 0 0 2 1 0 0 0 0 0 7 11 0.00 1.000																			





Batter	1	2	3	4	5	6	7	8	9	AB	R	H	RBI	BB	SO	LOB	TOP					
Don Kessinger, S OBP: 0.320, SLG: 0.329 Rob Sperring, R OBP: 0.273, SLG: 0.273	F9	F8			K		2B		SF8	3	0	0	0	1	1	3						
Jose Cardenal, R OBP: 0.365, SLG: 0.382	F8		K		P1		F5		E4	5	0	0	0	0	1	3						
Bill Madlock, R OBP: 0.391, SLG: 0.470			K		5-3		1-3 2-H		SF8	3	0	1	2	1	1	0						
Jerry Morales, R OBP: 0.342, SLG: 0.381	F3		K			F2	K		6-3	5	0	0	0	0	2	5						
Rick Monday, L OBP: 0.383, SLG: 0.462		1B			F9					2	0	1	0	2	1	3						
Andru Thornton, R OBP: 0.418, SLG: 0.448		1B						F8		2	0	1	0	2	0	0						
Manny Trillo, R OBP: 0.304, SLG: 0.330					F9		P4		P4	4	0	1	0	0	0	4						
Steve Swisher, R OBP: 0.289, SLG: 0.268										2	0	0	0	0	2	5						
Ralph LaCock, L OBP: 0.314, SLG: 0.324		K								1	0	0	0	0	0	2						
Ken Frailing, L OBP: 0.250, SLG: 0.143										0	0	0	0	0	0	0						
Vic Harris, S OBP: 0.289, SLG: 0.229										1	0	0	0	0	1	0						
Oscar Zamora, R OBP: 0.167, SLG: 0.167										0	0	0	0	0	0	0						
Steve Stone, R OBP: 0.186, SLG: 0.214										0	0	0	0	0	0	0						
Chang Sunmuns, L OBP: 0.301, SLG: 0.370										1	0	0	0	0	0	3						
Tom Hartnett OBP: 0.222, SLG: 0.222										0	0	0	0	0	0	0						
Gene Hines, L OBP: 0.222, SLG: 0.222										1	0	0	0	0	0	2						
Milt Wilcox, R OBP: 0.301, SLG: 0.333										2	1	1	0	0	0	0						
Tim Hosley, R OBP: 0.422, SLG: 0.490										0	0	0	0	0	0	0						
<b>Inning Stats</b>	R: 0 E: 0 K: 0 S: 3	H: 0 LOB: 1 BB: 1 P: 7	R: 0 E: 0 K: 1 S: 7	H: 2 LOB: 3 BB: 1 P: 11	R: 0 E: 0 K: 3 S: 9	H: 0 LOB: 0 BB: 0 P: 9	R: 0 E: 0 K: 1 S: 6	H: 1 LOB: 2 BB: 1 P: 10	R: 0 E: 0 K: 1 S: 5	H: 0 LOB: 0 BB: 2 P: 5	R: 0 E: 0 K: 2 S: 3	H: 0 LOB: 2 BB: 2 P: 11	R: 1 E: 0 K: 2 S: 9	H: 2 LOB: 3 BB: 1 P: 13	R: 0 E: 0 K: 1 S: 5	H: 0 LOB: 0 BB: 0 P: 5	R: 1 E: 1 K: 0 S: 5	H: 1 LOB: 1 BB: 0 P: 5	1B: 3 2B: 3 3B: 0 HR: 0	SF: 1 SAC: 0 DP: 0 HBP: 0	WP: 0 PB: 0 SB: 0 CS: 0	PA: 40
<b>PITCHER</b> John Montefusco, R ERA: 2.8	IP: 9.0 WLS: W BF: 40 H: 6 R: 2 ER: 1 SO: 9 BB: 6 IBB: 0 HBP: 0 BLK: 0 WP: 0 HR: 0 S: 52 P: 76 ERA: 1.00 WHIP: 1.333															<b>PITCHER</b>	IP: 9.0 WLS: W BF: 40 H: 6 R: 2 ER: 1 SO: 9 BB: 6 IBB: 0 HBP: 0 BLK: 0 WP: 0 HR: 0 S: 52 P: 76 ERA: 1.00 WHIP: 1.333					

Chicago Cubs @ San Francisco Giants  
Candlestick Park, San Francisco, CA  
Wed Jul 23 1975, 6:33 AM EDT  
Att: 6,526 - Sunny - 70 F

AB 33  
R 2  
H 6  
RBI 2  
BB 6  
SO 9  
LOB 30



Batter	1	2	3	4	5	6	7	8	9	AB	R	H	RBI	BB	SO	LOB	BOTTOM			
Gary Thomasson, L OBP: 0.298, SLG: 0.300	F8	F7		BB	BB		5-3			4	2	2	0	1	0	0				
Derrel Thomas, S OBP: 0.353, SLG: 0.382	BB			SF8	BB		5-3			2	1	1	1	3	0	0				
Bobby Murcer, L OBP: 0.409, SLG: 0.480	BB			BB	BB		3-H			2	1	0	1	3	1	1				
Glenn Adams, L OBP: 0.372, SLG: 0.529	1B			FC6-4	BB		P6			0	0	0	0	0	0	0				
Gary Matthews, R OBP: 0.376, SLG: 0.462	1B			F3	SF8		K			3	1	1	2	1	1	3				
Willie Montanez, L OBP: 0.338, SLG: 0.386	HR			2-3 3-H						5	2	3	1	0	1	3				
Bruce Miller, R OBP: 0.267, SLG: 0.284	HR			2B	L6		1-3			0	0	0	0	0	0	0				
Chris Speier, R OBP: 0.358, SLG: 0.404	HR			F7	FC6-4		5-3			4	1	1	3	0	0	4				
Craig Robinson, R OBP: 0.042, SLG: 0.042				1-2						1	0	0	0	0	0	0				
Steve Ontiveros, S OBP: 0.370, SLG: 0.330	G3			2-H	BB		1-3			3	0	1	1	2	0	1				
Mike Sadek, R OBP: 0.306, SLG: 0.324	P4			L6	FC6-4		BB			4	1	0	0	1	0	3				
John Montefusco, R OBP: 0.104, SLG: 0.111				HR	F7		K			5	1	1	1	0	2	4				
<b>Inning Stats</b>	R: 5 E: 0 K: 0 S: 6	H: 3 LOB: 0 BB: 2 P: 14	R: 0 E: 0 K: 1 S: 5	H: 0 LOB: 1 BB: 1 P: 9	R: 1 E: 0 K: 0 S: 5	H: 2 LOB: 1 BB: 0 P: 5	R: 2 E: 0 K: 0 S: 6	H: 3 LOB: 2 BB: 1 P: 10	R: 1 E: 0 K: 1 S: 5	H: 0 LOB: 3 BB: 4 P: 21	R: 0 E: 0 K: 1 S: 6	H: 1 LOB: 2 BB: 1 P: 10	R: 1 E: 0 K: 1 S: 6	H: 1 LOB: 1 BB: 1 P: 10	R: 0 E: 0 K: 1 S: 5	H: 0 LOB: 1 BB: 1 P: 9	1B: 5 2B: 2 3B: 1 HR: 2	SF: 1 SAC: 0 DP: 0 HBP: 0	WP: 0 PB: 0 SB: 0 CS: 0	PA: 45
<b>PITCHER</b> Steve Stone, R ERA: 3.48 Tom Dettore, R ERA: 4.17 Milt Wilcox, R ERA: 6.55 Ken Frailing, L ERA: 5.53 Oscar Zamora, R ERA: 4.29	IP: 1.0 WLS: L BF: 8 H: 3 R: 5 ER: 5 SO: 0 BB: 2 IBB: 0 HBP: 0 BLK: 0 WP: 0 HR: 1 S: 6 P: 14 ERA: 45.00 WHIP: 5.000															<b>PITCHER</b>	IP: 9.0 WLS: W BF: 40 H: 6 R: 2 ER: 1 SO: 9 BB: 6 IBB: 0 HBP: 0 BLK: 0 WP: 0 HR: 0 S: 52 P: 76 ERA: 1.00 WHIP: 1.333			

Chicago Cubs @ San Francisco Giants  
Candlestick Park, San Francisco, CA  
Wed Jul 23 1975, 6:33 AM EDT  
Att: 6,526 - Sunny - 70 F

AB 33  
R 10  
H 10  
RBI 10  
BB 11  
SO 5  
LOB 19



Batter	1	2	3	4	5	6	7	8	9	AB	R	H	RBI	BB	SO	LOB	TOP				
<b>Don Kessinger, S</b> OBP: 0.323, SLG: 0.332 (1, 6)	4-0 1B BB BB	4-3		SF8 2H		4-0 1-2 BB			SH5-3 FC3-2 2B	2	1	1	1	2	0	0	<b>Chicago Cubs @ San Francisco Giants</b> Candlestick Park, San Francisco, CA Thu Jul 24 1975, 6:33 AM EDT Att: 5,501 - Sunny <a href="http://livebaseballscorecards.com">livebaseballscorecards.com</a>				
<b>Rick Monday, L</b> OBP: 0.382, SLG: 0.459 (1, 8)	K		F7	FC5-4 1B		P4		SH5-3 2-3	4	0	1	0	0	1	3						
<b>Bill Madlock, R</b> OBP: 0.388, SLG: 0.464 (1, 5)	E1 BB 1B SF7		P4	FC5-4 1-2		4-3		FC5 FC3-2 IBB	4	1	0	0	1	0	3						
<b>Jose Cardenal, R</b> OBP: 0.368, SLG: 0.385 (1, 7)	BB 1-2 2-3 1B		S 1B		G6-4-3 1B	5-3		FC3-2	5	0	3	0	0	0	2						
<b>Andre Thornton, R</b> OBP: 0.418, SLG: 0.441 (1, 3)	1-2 2-3 3-H BB		K		G6-4-3 1-2			FC5 3-H	3	0	0	1	1	1	4						
<b>Gene Hiser, L</b> OBP: 0.077, SLG: 0.083 (7, PH)	SF7			1B 1B		3-1			2	1	1	1	0	0	0						
<b>Jerry Morales, R</b> OBP: 0.341, SLG: 0.380 (7, 9)				1B 1B			F8		1	0	0	0	0	0	1						
<b>Manny Trillo, R</b> OBP: 0.301, SLG: 0.327 (1, 4)	K		K			6-3		F9	4	0	0	0	0	2	3						
<b>Tim Hosley, R</b> OBP: 0.416, SLG: 0.451 (1, 2)		K		S 1B SF8 1B		L7		K	4	1	1	0	0	2	0						
<b>Bill Bonham, R</b> OBP: 0.200, SLG: 0.236 (8, 1)	P5			1-2 3-H 1B				5-3	4	0	2	1	0	0	0						
<b>Inning Stats</b>	R: 2 E: 1 K: 2 S: 9	H: 1 LOB: 2 BB: 2 P: 17	R: 0 E: 0 K: 1 S: 5	H: 0 LOB: 0 BB: 0 P: 5	R: 0 E: 0 K: 1 S: 6	H: 1 LOB: 1 BB: 0 P: 6	R: 2 E: 0 K: 1 S: 9	H: 4 LOB: 2 BB: 0 P: 9	R: 0 E: 0 K: 0 S: 3	H: 1 LOB: 2 BB: 1 P: 8	R: 0 E: 0 K: 0 S: 3	H: 0 LOB: 0 BB: 0 P: 4	R: 0 E: 0 K: 1 S: 5	H: 0 LOB: 0 BB: 0 P: 5	R: 0 E: 0 K: 0 S: 4	H: 1 LOB: 2 BB: 1 P: 8	1B: 8 2B: 1 3B: 0 HR: 0	SF: 2 SAC: 1 DP: 1 HBP: 1	WP: 0 PA: 41 PB: 0 SB: 2 CS: 0		
<b>PITCHER</b>	IP WLS BF H R ER SO BB IBB HBP BLK WP HR S P ERA WHIP	IP WLS BF H R ER SO BB IBB HBP BLK WP HR S P ERA WHIP	IP WLS BF H R ER SO BB IBB HBP BLK WP HR S P ERA WHIP	IP WLS BF H R ER SO BB IBB HBP BLK WP HR S P ERA WHIP	IP WLS BF H R ER SO BB IBB HBP BLK WP HR S P ERA WHIP	IP WLS BF H R ER SO BB IBB HBP BLK WP HR S P ERA WHIP	IP WLS BF H R ER SO BB IBB HBP BLK WP HR S P ERA WHIP	IP WLS BF H R ER SO BB IBB HBP BLK WP HR S P ERA WHIP	IP WLS BF H R ER SO BB IBB HBP BLK WP HR S P ERA WHIP	IP WLS BF H R ER SO BB IBB HBP BLK WP HR S P ERA WHIP	IP WLS BF H R ER SO BB IBB HBP BLK WP HR S P ERA WHIP	IP WLS BF H R ER SO BB IBB HBP BLK WP HR S P ERA WHIP	IP WLS BF H R ER SO BB IBB HBP BLK WP HR S P ERA WHIP	IP WLS BF H R ER SO BB IBB HBP BLK WP HR S P ERA WHIP	IP WLS BF H R ER SO BB IBB HBP BLK WP HR S P ERA WHIP	IP WLS BF H R ER SO BB IBB HBP BLK WP HR S P ERA WHIP	IP WLS BF H R ER SO BB IBB HBP BLK WP HR S P ERA WHIP	IP WLS BF H R ER SO BB IBB HBP BLK WP HR S P ERA WHIP	IP WLS BF H R ER SO BB IBB HBP BLK WP HR S P ERA WHIP	IP WLS BF H R ER SO BB IBB HBP BLK WP HR S P ERA WHIP	IP WLS BF H R ER SO BB IBB HBP BLK WP HR S P ERA WHIP

Batter	1	2	3	4	5	6	7	8	9	AB	R	H	RBI	BB	SO	LOB	BOTTOM				
<b>Gary Thomasson, L</b> OBP: 0.296, SLG: 0.298 (1, 8)	4-3		F7		E3 1B		1-3 1B		F8	5	0	1	0	0	0	0	<b>Chicago Cubs @ San Francisco Giants</b> Candlestick Park, San Francisco, CA Thu Jul 24 1975, 6:33 AM EDT Att: 5,501 - Sunny <a href="http://livebaseballscorecards.com">livebaseballscorecards.com</a>				
<b>Derrel Thomas, S</b> OBP: 0.359, SLG: 0.384 (1, 4)	1B		BB		1B		F8		1B BB	3	1	2	0	2	0	2					
<b>Bobby Murcer, L</b> OBP: 0.405, SLG: 0.474 (1, 9)	P4		4-3		K		P6		1B 1-2 1B	4	0	0	0	0	1	6					
<b>Gary Lavelle, S</b> OBP: 0.167, SLG: 0.167 (9, PH)										0	0	0	0	0	0	0					
<b>Marc Hill, R</b> OBP: 0.311, SLG: 0.305 (9, PH)										1	0	1	0	0	0	0					
<b>Jim Barr, R</b> OBP: 0.116, SLG: 0.073 (9, PR)										0	0	0	0	0	0	0					
<b>Gary Matthews, R</b> OBP: 0.376, SLG: 0.458 (1, 7)	F7			WP FC6-4 1B BB	4-3			1B 1-3 1B	4	2	1	0	1	0	5						
<b>Willie Montanez, L</b> OBP: 0.339, SLG: 0.386 (1, 3)		6-3		FC6-4 1-2 1B		3-1		1-3 1B	5	0	2	1	0	0	1						
<b>Chris Speier, R</b> OBP: 0.356, SLG: 0.401 (1, 6)	K		FC6-4 1-2 2-H		F8		F8	1B 2-H 1B	5	0	1	2	0	2	3						
<b>Steve Ontiveros, S</b> OBP: 0.376, SLG: 0.332 (1, 5)										2	0	1	0	2	0	0					
<b>Jake Brown, R</b> OBP: 0.290, SLG: 0.345 (8, PR)					G4-6-3 1-2 BB	4-3		1-3 1B	0	0	0	0	0	0	0						
<b>Mike Sadek, R</b> OBP: 0.128, SLG: 0.314 (4, PH)										1	0	0	0	0	0	1					
<b>Glenn Adams, L</b> OBP: 0.128, SLG: 0.179 (5, 1)										1	0	0	0	0	0	2					
<b>Mike Caldwell, R</b> OBP: 0.305, SLG: 0.179 (7, PH)										0	0	0	0	0	0	0					
<b>Von Joshua, R</b> OBP: 0.305, SLG: 0.422 (8, 1)										1	0	0	0	0	0	1					
<b>Dave Heaverlo, R</b> OBP: 0.282, SLG: 0.282 (8, PH)										0	0	0	0	0	0	0					
<b>Bruce Miller, R</b> OBP: 0.282, SLG: 0.282 (8, 5)										1	0	0	0	0	0	2					
<b>Ed Halicki, R</b> OBP: 0.172, SLG: 0.179 (4, 1)										1	0	0	0	0	0	0					
<b>Charlie Williams, R</b> OBP: 0.200, SLG: 0.296 (5, 2)										0	0	0	0	0	0	0					
<b>Dave Rader, L</b> OBP: 0.372, SLG: 0.377 (5, 2)										3	0	1	0	0	0	2					
<b>Inning Stats</b>	R: 0 E: 0 K: 0 S: 4	H: 1 LOB: 1 BB: 0 P: 4	R: 0 E: 0 K: 1 S: 5	H: 0 LOB: 1 BB: 1 P: 9	R: 0 E: 0 K: 0 S: 3	H: 0 LOB: 1 BB: 1 P: 7	R: 1 E: 0 K: 0 S: 3	H: 1 LOB: 1 BB: 2 P: 11	R: 0 E: 1 K: 1 S: 7	H: 1 LOB: 2 BB: 0 P: 7	R: 0 E: 0 K: 0 S: 3	H: 0 LOB: 0 BB: 0 P: 3	R: 0 E: 0 K: 1 S: 7	H: 2 LOB: 2 BB: 0 P: 7	R: 1 E: 0 K: 0 S: 6	H: 3 LOB: 2 BB: 0 P: 6	R: 1 E: 0 K: 1 S: 7	H: 2 LOB: 2 BB: 1 P: 11	1B: 10 2B: 0 3B: 0 HR: 0	SF: 0 SAC: 0 DP: 1 HBP: 0	WP: 1 PA: 42 PB: 0 SB: 0 CS: 0
<b>PITCHER</b>	IP WLS BF H R ER SO BB IBB HBP BLK WP HR S P ERA WHIP	IP WLS BF H R ER SO BB IBB HBP BLK WP HR S P ERA WHIP	IP WLS BF H R ER SO BB IBB HBP BLK WP HR S P ERA WHIP	IP WLS BF H R ER SO BB IBB HBP BLK WP HR S P ERA WHIP	IP WLS BF H R ER SO BB IBB HBP BLK WP HR S P ERA WHIP	IP WLS BF H R ER SO BB IBB HBP BLK WP HR S P ERA WHIP	IP WLS BF H R ER SO BB IBB HBP BLK WP HR S P ERA WHIP	IP WLS BF H R ER SO BB IBB HBP BLK WP HR S P ERA WHIP	IP WLS BF H R ER SO BB IBB HBP BLK WP HR S P ERA WHIP	IP WLS BF H R ER SO BB IBB HBP BLK WP HR S P ERA WHIP	IP WLS BF H R ER SO BB IBB HBP BLK WP HR S P ERA WHIP	IP WLS BF H R ER SO BB IBB HBP BLK WP HR S P ERA WHIP	IP WLS BF H R ER SO BB IBB HBP BLK WP HR S P ERA WHIP	IP WLS BF H R ER SO BB IBB HBP BLK WP HR S P ERA WHIP	IP WLS BF H R ER SO BB IBB HBP BLK WP HR S P ERA WHIP	IP WLS BF H R ER SO BB IBB HBP BLK WP HR S P ERA WHIP	IP WLS BF H R ER SO BB IBB HBP BLK WP HR S P ERA WHIP	IP WLS BF H R ER SO BB IBB HBP BLK WP HR S P ERA WHIP	IP WLS BF H R ER SO BB IBB HBP BLK WP HR S P ERA WHIP	IP WLS BF H R ER SO BB IBB HBP BLK WP HR S P ERA WHIP	IP WLS BF H R ER SO BB IBB HBP BLK WP HR S P ERA WHIP



Batter	1	2	3	4	5	6	7	8	9	AB	R	H	RBI	BB	SO	LOB	TOP																	
Von Joshua, L OBP: 0.362, SLG: 0.428 (1, 8)	0-0 BB 1B	0-0 FC6-4 1B		0-0 S 1B		0-0 1-3			0-0 2B 1B	5	2	4	0	0	0	0	<b>San Francisco Giants @ Houston Astros</b> Astrodome, Houston, TX Fri Jul 25 1975, 8:05 PM EDT Att: 14,452 - Dome																	
Derrel Thomas, S OBP: 0.382, SLG: 0.389 Craig Robinson, R OBP: 0.042, SLG: 0.042 (1, 4) (9, 4)	4-0 1B 2B	0-0 FC6-4 FC3-6		0-3 K			0-0 1B SF8 1B		0-0 E9 2B	4	2	2	1	1	1	2																		
Bobby Murcer, L OBP: 0.405, SLG: 0.473 (1, 9)	0-0 2B 1B	0-0 FC3-6		0-0 F9			0-0 1-3 CS 1B		0-0 F9	5	1	2	1	0	0	2																		
Gary Matthews, R OBP: 0.372, SLG: 0.448 (1, 7)	4-0 2B BB	0-0 5-3		0-0 F6			0-0 F9		0-0 F9	4	1	0	0	1	0	4																		
Willie Montanez, L OBP: 0.341, SLG: 0.394 (1, 3)	0-0 2B 2B			0-0 2B			0-0 SF8			3	1	2	3	0	0	0																		
Chris Speier, R OBP: 0.358, SLG: 0.414 (1, 6)	0-0 1B 2B			0-0 F8			0-0 CS		0-0 HR	4	1	2	3	0	0	1																		
Bruce Miller, R OBP: 0.265, SLG: 0.281 (1, 5)	0-0 G6-4-3 1B			0-0 F4			0-0 6-3		0-3 K	4	0	1	0	0	1	1																		
Mike Sadek, R OBP: 0.293, SLG: 0.289 (1, 2)	0-3 K			4-0 BB			0-0 5-3		0-3 K	3	0	0	0	1	2	2																		
Jim Barr, R OBP: 0.106, SLG: 0.067 (1, 1)	0-0 G6-4-3			0-3 K			0-3 K		0-0 6-3	4	0	0	0	0	2	4																		
<b>Inning Stats</b>	R: 5 E: 0 K: 1 S: 9	H: 5 LOB: 1 BB: 2 P: 17	R: 0 E: 0 K: 0 S: 4	H: 1 LOB: 1 BB: 0 P: 4	R: 0 E: 0 K: 1 S: 6	H: 1 LOB: 2 BB: 1 P: 10	R: 0 E: 0 K: 1 S: 6	H: 1 LOB: 1 BB: 0 P: 6	R: 0 E: 0 K: 0 S: 3	H: 0 LOB: 0 BB: 0 P: 3	R: 0 E: 0 K: 1 S: 5	H: 0 LOB: 0 BB: 0 P: 5	R: 1 E: 0 K: 0 S: 4	H: 2 LOB: 0 BB: 0 P: 4	R: 1 E: 0 K: 2 S: 8	H: 1 LOB: 0 BB: 0 P: 8	R: 1 E: 1 K: 0 S: 4	H: 2 LOB: 0 BB: 0 P: 4	1B: 8 2B: 4 3B: 0 HR: 1	SF: 1 SAC: 0 DP: 1 HBP: 0	WP: 0 PA: 41 PB: 0 CS: 1 SB: 1													
<b>PITCHER</b>	IP WLS BF H R ER SO BB IBB HBP BLK WP HR S P ERA WHIP	IP WLS BF H R ER SO BB IBB HBP BLK WP HR S P ERA WHIP																	IP WLS BF H R ER SO BB IBB HBP BLK WP HR S P ERA WHIP															
Dave Roberts, L ERA: 4.44 (1, 1)	0.0	5	3	5	5	0	2	0	0	0	0	0	0	0	3	11	∞	∞																
Joe Niekro, R ERA: 4.11 (1, 1)	7.0	27	7	1	1	4	1	0	0	0	0	0	0	0	34	38	1.29	1.143																
Jose Sosa, R ERA: 8.1 (8, 1)	2.0	8	3	2	2	2	0	0	0	0	0	0	0	1	12	12	9.00	1.500																

Batter	1	2	3	4	5	6	7	8	9	AB	R	H	RBI	BB	SO	LOB	BOTTOM																
Wilbur Howard, S OBP: 0.403, SLG: 0.478 (1, 8)	0-0 L6		4-0 1B BB	0-0 L6			0-0 FC4-6 WP		0-0 5-3	4	1	0	0	1	0	3	<b>San Francisco Giants @ Houston Astros</b> Astrodome, Houston, TX Fri Jul 25 1975, 8:05 PM EDT Att: 14,452 - Dome																
Greg Gross, L OBP: 0.375, SLG: 0.359 (1, 9)	0-0 FC4-6 1B		0-0 3-1 1B	0-0 1-2 1B		0-0 4-3	0-0 F5		0-0 5-3	5	0	2	0	0	0	2																	
Enos Cabell, R OBP: 0.300, SLG: 0.379 Jose Sosa, R ERA: 8.1 (1, 7) (8, 1)	0-0 FC4-6 1B		0-0 3-1 1B	0-0 1-2 2-H 1B		0-0 F9	0-0 5-3			4	0	1	1	0	0	2																	
Bob Watson, R OBP: 0.371, SLG: 0.510 (1, 3)	0-0 1-3 1B		0-0 3-1	0-0 1-2 2-3		0-0 6-3			0-0 1-3	4	0	1	0	0	0	2																	
Mitt May, L OBP: 0.291, SLG: 0.306 (1, 2)	0-0 F2		4-0 BB	0-0 L4			0-0 FC4-6 1B			3	0	1	0	1	0	2																	
Doug Rader, R OBP: 0.314, SLG: 0.358 (1, 5)		0-0 L5	0-0 F8	0-0 K			0-0 F4			4	0	0	0	0	1	4																	
Ken Boswell, L OBP: 0.342, SLG: 0.299 (1, 4)		0-0 G3		0-0 F7			0-0 2B		0-0 FC4-6	4	0	1	0	0	0	1																	
Larry Milbourne, S OBP: 0.218, SLG: 0.247 (1, 6)		0-0 F7		0-0 1-4-3			0-0 F7		0-0 5-3 G3 1B	4	0	1	0	0	0	1																	
Dave Roberts, L OBP: 0.140, SLG: 0.190 Joe Niekro, R OBP: 0.375, SLG: 0.286 Jose Cruz, L OBP: 0.333, SLG: 0.304 (1, 1) (1, 1) (7, PH) (8, 7)			0-0 F3	0-0 1B			4-0 FC4-6 BB		0-0 G3	0	0	0	0	0	0	0																	
<b>Inning Stats</b>	R: 0 E: 0 K: 0 S: 5	H: 2 LOB: 2 BB: 0 P: 5	R: 0 E: 0 K: 0 S: 3	H: 0 LOB: 0 BB: 0 P: 3	R: 1 E: 0 K: 0 S: 5	H: 2 LOB: 3 BB: 2 P: 13	R: 0 E: 0 K: 0 S: 4	H: 1 LOB: 1 BB: 0 P: 4	R: 0 E: 0 K: 0 S: 3	H: 0 LOB: 0 BB: 0 P: 3	R: 0 E: 0 K: 1 S: 6	H: 1 LOB: 1 BB: 0 P: 6	R: 0 E: 0 K: 0 S: 3	H: 0 LOB: 1 BB: 1 P: 7	R: 0 E: 0 K: 0 S: 4	H: 1 LOB: 1 BB: 0 P: 4	R: 0 E: 0 K: 0 S: 4	H: 1 LOB: 1 BB: 0 P: 4	R: 0 E: 0 K: 0 S: 4	H: 1 LOB: 1 BB: 0 P: 4	1B: 7 2B: 1 3B: 0 HR: 0	SF: 0 SAC: 0 DP: 0 HBP: 0	WP: 1 PA: 38 PB: 0 CS: 0 SB: 0										
<b>PITCHER</b>	IP WLS BF H R ER SO BB IBB HBP BLK WP HR S P ERA WHIP	IP WLS BF H R ER SO BB IBB HBP BLK WP HR S P ERA WHIP																	IP WLS BF H R ER SO BB IBB HBP BLK WP HR S P ERA WHIP														
Jim Barr, R ERA: 2.38 (1, 1)	9.0	38	8	1	1	1	3	0	0	0	1	0	0	37	49	1.00	1.222																

AB	36
R	8
H	13
RBI	8
BB	3
SO	6
LOB	16



Batter	1	2	3	4	5	6	7	8	9	AB	R	H	RBI	BB	SO	LOB	TOP		
Von Joshua, L OBP: 0.358, SLG: 0.422 (1, 8)	F9		4-3			4-3		FC4-6 1B		4	1	0	0	0	0	1	San Francisco Giants @ Houston Astros Astrodome, Houston, TX Sat Jul 26 1975, 8:05 PM EDT Unknown		
Dave Rader, L OBP: 0.380, SLG: 0.400 (1, 2)	K					FC5-4 BB		2B		3	2	2	1	1	1	0			
Bobby Murcer, L OBP: 0.406, SLG: 0.476 (1, 9)	CS					FC5-4 1-2		2B		4	0	2	2	0	0	1			
Gary Matthews, R OBP: 0.374, SLG: 0.449 (1, 7)	CS					4-3		2B		4	0	2	0	0	1	2			
Willie Montanez, L OBP: 0.340, SLG: 0.392 (1, 3)		L6-3						1B		4	0	1	0	0	0	2			
Chris Speier, R OBP: 0.356, SLG: 0.412 (1, 6)						6-3		G6-3		4	0	1	0	0	0	1			
Steve Ontiveros, S OBP: 0.370, SLG: 0.325 (1, 5)						6-3		1B		4	0	0	0	0	0	1			
Bruce Miller, R OBP: 0.267, SLG: 0.284 (8, PH)						4-3		4-3		2	0	1	0	0	0	0			
Gary Thomasson, L OBP: 0.295, SLG: 0.297 (8, 4)						4-3		1B		1	0	0	0	0	0	0			
Craig Robinson, R OBP: 0.042, SLG: 0.042 (8, 4)						4-3		1B		0	0	0	0	0	0	0			
Pete Falcone, L OBP: 0.051, SLG: 0.051 (6, 1)						F6		FC4-6 BB		2	0	0	0	0	1	1			
Randy Moffitt, R OBP: 0.273, SLG: 0.455 (8, PH)										0	0	0	0	0	0	0			
Glenn Adams, L OBP: 0.373, SLG: 0.522 (8, PH)										0	0	0	0	1	0	0			
Charlie Williams, R OBP: 0.200, SLG: 0.286 (9, 1)										0	0	0	0	0	0	0			
Gary Lavelle, S OBP: 0.167, SLG: 0.167 (9, 1)										0	0	0	0	0	0	0			
<b>Inning Stats</b>	R: 0 E: 0 K: 1 S: 5	H: 1 LOB: 0 BB: 0 P: 5	R: 0 E: 0 K: 0 S: 4	H: 2 LOB: 1 BB: 0 P: 4	R: 0 E: 0 K: 0 S: 3	H: 0 LOB: 0 BB: 0 P: 3	R: 1 E: 0 K: 0 S: 4	H: 2 LOB: 0 BB: 0 P: 4	R: 0 E: 0 K: 1 S: 6	H: 1 LOB: 1 BB: 0 P: 6	R: 0 E: 0 K: 0 S: 3	H: 0 LOB: 0 BB: 0 P: 3	R: 0 E: 0 K: 1 S: 7	H: 2 LOB: 1 BB: 1 P: 11	R: 0 E: 0 K: 0 S: 3	H: 1 LOB: 0 BB: 0 P: 3	1B: 7 2B: 2 3B: 0 HR: 1	SF: 0 SAC: 0 DP: 3 HBP: 0	WP: 0 PA: 35 PB: 0 SB: 1 CS: 0
<b>PITCHER</b> Ken Forsch, R ERA: 3.2 (1, 1)	IP: 9.0 WLS: L BF: 34 H: 9 R: 3 ER: 3 SO: 3 BB: 2 IBB: 0 HBP: 0 BLK: 0 WP: 0 HR: 1 S: 38 P: 46 ERA: 3.00 WHIP: 1.222																		

Batter	1	2	3	4	5	6	7	8	9	AB	R	H	RBI	BB	SO	LOB	BOTTOM		
Wilbur Howard, S OBP: 0.396, SLG: 0.469 (1, 8)	F9		F3						4-3	5	1	1	0	0	1	2	San Francisco Giants @ Houston Astros Astrodome, Houston, TX Sat Jul 26 1975, 8:05 PM EDT Unknown		
Greg Gross, L OBP: 0.373, SLG: 0.356 (1, 9)	FC4-6 1B		FC6-4 1-2					6-3		5	0	1	0	0	1	3			
Enos Cabell, R OBP: 0.302, SLG: 0.380 (1, 7)	FC4-6 1-2		F8					1B		5	0	2	1	0	0	3			
Bob Watson, R OBP: 0.372, SLG: 0.507 (1, 3)	BB							G6-4-3 1B		2	1	0	0	2	0	1			
Cliff Johnson, R OBP: 0.370, SLG: 0.470 (1, 2)	K							K		4	0	0	0	0	3	4			
Doug Rader, R OBP: 0.316, SLG: 0.363 (1, 5)								5-3		4	0	2	1	0	0	0			
Tommy Helms, R OBP: 0.250, SLG: 0.194 (8, PR)										4	0	1	0	0	0	3			
Rob Andrews, R OBP: 0.269, SLG: 0.241 (9, 4)								FC6-4 1B		0	0	0	0	0	0	0			
Larry Milbourne, S OBP: 0.231, SLG: 0.241 (1, 6)								FC6-4 1-2		2	0	0	0	2	0	1			
Ken Forsch, R OBP: 0.130, SLG: 0.048 (9, PH)								3B		2	0	0	0	1	0	5			
Jose Cruz, L OBP: 0.336, SLG: 0.318 (9, PH)										1	0	1	0	0	0	0			
<b>Inning Stats</b>	R: 0 E: 0 K: 1 S: 6	H: 1 LOB: 2 BB: 1 P: 10	R: 0 E: 0 K: 0 S: 3	H: 0 LOB: 0 BB: 0 P: 3	R: 0 E: 0 K: 0 S: 3	H: 0 LOB: 1 BB: 1 P: 7	R: 1 E: 0 K: 1 S: 6	H: 1 LOB: 2 BB: 2 P: 14	R: 0 E: 0 K: 0 S: 5	H: 1 LOB: 3 BB: 1 P: 9	R: 1 E: 0 K: 0 S: 4	H: 2 LOB: 0 BB: 0 P: 4	R: 0 E: 0 K: 1 S: 6	H: 1 LOB: 1 BB: 0 P: 6	R: 0 E: 0 K: 1 S: 6	H: 1 LOB: 1 BB: 0 P: 6	1B: 6 2B: 1 3B: 1 HR: 0	SF: 0 SAC: 0 DP: 1 HBP: 0	WP: 0 PA: 39 PB: 0 SB: 1 CS: 0
<b>PITCHER</b> Pete Falcone, L ERA: 3.75 Randy Moffitt, R ERA: 3.96 Charlie Williams, R ERA: 3.47 Gary Lavelle, L ERA: 2.4 (1, 1)	IP: 5.2 WLS: W BF: 5 H: 4 R: 1 ER: 1 SO: 1 BB: 4 IBB: 1 HBP: 0 BLK: 0 WP: 0 HR: 0 S: 26 P: 27 ERA: 1.59 WHIP: 1.412																		

Batter	1	2	3	4	5	6	7	8	9	AB	R	H	RBI	BB	SO	LOB	TOP								
Von Joshua, L OBP: 0.358, SLG: 0.425										5	2	2	0	0	0	2									
Dave Rader, L OBP: 0.381, SLG: 0.400										5	0	2	1	0	0	0									
Bobby Murcer, L OBP: 0.402, SLG: 0.471										4	2	0	1	0	1	2									
Glenn Adams, R OBP: 0.383, SLG: 0.522										0	0	0	0	0	1	0									
Gary Matthews, R OBP: 0.371, SLG: 0.441										4	1	0	0	1	0	2									
Willie Montanez, L OBP: 0.342, SLG: 0.394										1	2	1	1	1	0	0									
Gary Thomasson, L OBP: 0.297, SLG: 0.303										2	0	1	0	0	1	1									
Chris Speier, R OBP: 0.359, SLG: 0.415										2	2	1	2	1	0	1									
Craig Robinson, R OBP: 0.038, SLG: 0.038										2	0	0	0	0	0	2									
Steve Ontiveros, S OBP: 0.376, SLG: 0.533										4	0	3	2	0	1	1									
Bruce Miller, R OBP: 0.267, SLG: 0.283										4	0	1	2	0	0	3									
Tom Bradley, R OBP: 0.158, SLG: 0.257										3	0	0	0	0	2	3									
Charlie Williams, R										1	0	0	0	0	1	0									
<b>Inning Stats</b>	R: 2 E: 1 K: 0 S: 6	H: 2 LOB: 1 BB: 0 P: 6	R: 0 E: 0 K: 1 S: 5	H: 1 LOB: 0 BB: 0 P: 5	R: 5 E: 0 K: 1 S: 9	H: 4 LOB: 1 BB: 2 P: 17	R: 0 E: 0 K: 0 S: 3	H: 0 LOB: 0 BB: 0 P: 3	R: 2 E: 0 K: 0 S: 6	H: 3 LOB: 2 BB: 1 P: 10	R: 0 E: 0 K: 1 S: 5	H: 0 LOB: 0 BB: 0 P: 5	R: 0 E: 1 K: 1 S: 6	H: 1 LOB: 1 BB: 0 P: 6	R: 0 E: 0 K: 1 S: 5	H: 0 LOB: 0 BB: 1 P: 5	R: 0 E: 0 K: 1 S: 5	H: 0 LOB: 1 BB: 1 P: 9	1B: 8 2B: 3 3B: 0 HR: 0	SF: 1 SAC: 0 DP: 1 HBP: 0	WP: 1 PB: 0 SB: 1 CS: 0	PA: 42			
<b>PITCHER</b>	IP	WLS	BF	H	R	ER	SO	BB	IBB	HBP	BLK	WP	HR	S	P	ERA	WHIP								
Doug Koniczny, R ERA: 4.5	2.1	L	13	5	5	4	1	1	0	0	0	0	0	14	18	15.43	2.571								
Jim Crawford, L ERA: 3.2	2.2		15	5	4	4	1	2	0	0	0	1	0	15	23	13.50	2.625								
Mike Stanton, R ERA: 6.75	1.0		3	0	0	0	1	0	0	0	0	0	0	5	5	0.00	0.000								
Mike Cosgrove, L ERA: 2.01	3.0		11	1	0	0	3	1	0	0	0	0	0	16	20	0.00	0.667								

San Francisco Giants @ Houston Astros  
Astrodome, Houston, TX  
Sat Jul 26 1975, 8:05 PM EDT  
Att: 24,736 - Dome

AB	37
R	9
H	11
RBI	9
BB	4
SO	6
LOB	17



Batter	1	2	3	4	5	6	7	8	9	AB	R	H	RBI	BB	SO	LOB	BOTTOM								
Wilbur Howard, S OBP: 0.396, SLG: 0.466										5	1	2	1	0	0	1									
Greg Gross, L OBP: 0.371, SLG: 0.355										4	0	1	0	0	0	4									
Mike Cosgrove, L OBP: 0.368, SLG: 0.467										1	0	0	0	0	0	0									
Cliff Johnson, R OBP: 0.368, SLG: 0.467										4	0	1	0	1	1	2									
Enos Cabell, R OBP: 0.304, SLG: 0.378										5	1	1	0	0	1	5									
Bob Watson, R OBP: 0.370, SLG: 0.506										4	0	2	1	0	0	1									
Mitt May, L OBP: 0.294, SLG: 0.313										4	0	2	1	0	0	1									
Doug Rader, R OBP: 0.313, SLG: 0.358										4	0	0	0	0	0	4									
Ken Boswell, L OBP: 0.339, SLG: 0.297									4	1	1	0	0	0	2										
Larry Milbourne, S OBP: 0.242, SLG: 0.256									3	0	1	0	1	0	0										
Doug Koniczny, R ERA: 4.5									0	0	0	0	0	0	0	0									
Jim Crawford, L ERA: 3.2										1	0	0	0	0	1	1									
Skip Givens, R OBP: 0.196, SLG: 0.190										1	0	0	0	0	0	0									
Mike Stanton, R ERA: 6.75										0	0	0	0	0	0	0									
Jose Cruz, L OBP: 0.338, SLG: 0.320										2	0	1	0	0	0	0									
<b>Inning Stats</b>	R: 0 E: 0 K: 1 S: 5	H: 0 LOB: 0 BB: 0 P: 5	R: 0 E: 0 K: 0 S: 4	H: 1 LOB: 1 BB: 0 P: 4	R: 0 E: 1 K: 1 S: 6	H: 1 LOB: 1 BB: 0 P: 6	R: 1 E: 0 K: 0 S: 5	H: 2 LOB: 1 BB: 0 P: 5	R: 1 E: 1 K: 0 S: 6	H: 2 LOB: 2 BB: 0 P: 6	R: 1 E: 0 K: 0 S: 6	H: 3 LOB: 3 BB: 1 P: 10	R: 0 E: 0 K: 0 S: 3	H: 1 LOB: 1 BB: 1 P: 7	R: 0 E: 0 K: 0 S: 3	H: 0 LOB: 0 BB: 0 P: 3	R: 0 E: 1 K: 1 S: 6	H: 0 LOB: 1 BB: 0 P: 6	1B: 7 2B: 3 3B: 0 HR: 0	SF: 0 SAC: 0 DP: 1 HBP: 0	WP: 1 PB: 0 SB: 0 CS: 0	PA: 40			
<b>PITCHER</b>	IP	WLS	BF	H	R	ER	SO	BB	IBB	HBP	BLK	WP	HR	S	P	ERA	WHIP								
Tom Bradley, R ERA: 3.31	5.2	W	27	8	3	2	2	1	0	0	0	0	0	30	34	3.18	1.588								
Charlie Williams, R ERA: 3.31	3.1	S	13	2	0	0	1	1	0	0	0	1	0	14	18	0.00	0.900								

San Francisco Giants @ Houston Astros  
Astrodome, Houston, TX  
Sat Jul 26 1975, 8:05 PM EDT  
Att: 24,736 - Dome

AB	38
R	3
H	10
RBI	2
BB	2
SO	3
LOB	20



Batter	1	2	3	4	5	6	7	8	9	AB	R	H	RBI	BB	SO	LOB	TOP										
Von Joshua, L (1, 8) OBP: 0.360, SLG: 0.426	0-3 K		0-0 E 1B	0-0 4-3			0-0 CS 1B			4	1	2	0	0	1	2											
Mike Sadek, R (1, 2) OBP: 0.289, SLG: 0.286	0-0 5-3		0-0 E5 1B		0-0 L5		0-0 CS 1-2	0-0 4-3		4	0	1	0	0	0	0											
Bobby Murcer, L (1, 9) OBP: 0.398, SLG: 0.465	0-0 4-3		0-0 F8		0-0 F6			0-0 6-3		4	0	0	0	0	0	1											
Gary Matthews, R (1, 7) OBP: 0.369, SLG: 0.442		0-0 BLK SF7 2B	0-0 5-3		0-3 K			0-0 F9		4	1	1	0	0	1	1											
Willie Montanez, L (1, 3) OBP: 0.339, SLG: 0.391		0-0 SF7 2H		0-0 F7		0-3 K			0-0 F7	3	0	0	1	0	1	0											
Chris Speier, R (1, 6) OBP: 0.358, SLG: 0.421		0-0 6-3		0-0 HR		0-0 L8			0-0 G3	4	1	1	1	0	0	0											
Steve Ontiveros, S (1, 5) OBP: 0.378, SLG: 0.337				0-3 K		0-3 K			0-0 1B 1B	4	0	2	0	0	2	0											
Bruce Miller, R (1, 4) OBP: 0.272, SLG: 0.288		0-3 K			0-0 1B 1B				0-0 G3 1-2 1B	4	0	2	0	0	1	1											
John Montefusco, R (1, 1) OBP: 0.120, SLG: 0.128			0-3 K		0-0 1-2 1B				0-3 K	2	0	1	0	0	1	0											
Gary Lavelle, S (6, 1) OBP: 0.125, SLG: 0.125									0-0 6-3	2	0	0	0	0	1	2											
<b>Inning Stats</b>	R: 0 E: 0 K: 1 S: 5	H: 0 LOB: 0 BB: 0 P: 5	R: 1 E: 0 K: 1 S: 7	H: 2 LOB: 1 BB: 0 P: 7	R: 1 E: 1 K: 1 S: 7	H: 2 LOB: 1 BB: 0 P: 7	R: 1 E: 0 K: 1 S: 8	H: 3 LOB: 2 BB: 0 P: 8	R: 0 E: 0 K: 1 S: 5	H: 0 LOB: 0 BB: 0 P: 5	R: 0 E: 0 K: 0 S: 3	H: 1 LOB: 0 BB: 0 P: 3	R: 0 E: 0 K: 0 S: 3	H: 0 LOB: 0 BB: 0 P: 3	R: 0 E: 0 K: 1 S: 7	H: 2 LOB: 2 BB: 0 P: 7	1B: 8 2B: 1 3B: 0 HR: 1	SF: 1 SAC: 0 DP: 0 HBP: 0	WP: 0 PA: 37 PB: 0 SB: 0 CS: 1								
<b>PITCHER</b>	IP	WLS	BF	H	R	ER	SO	BB	IBB	HBP	BLK	WP	HR	S	P	ERA	WHIP										
J.R. Richard, R (1, 1) ERA: 4.7	7.0	L	28	8	3	2	7	0	0	0	1	0	1	42	42	2.57	1.143										
Wayne Granger, R (8, 1) ERA: 2.5	2.0		8	2	0	0	1	0	0	0	0	0	0	10	10	0.00	1.000										

San Francisco Giants @ Houston Astros  
Astrodome, Houston, TX  
Sun Jul 27 1975, 4:33 AM EDT  
Att: 10,117 - Dome

AB	35
R	3
H	10
RBI	2
BB	0
SO	8
LOB	7





Batter	1	2	3	4	5	6	7	8	9	AB	R	H	RBI	BB	SO	LOB	BOTTOM										
Wilbur Howard, S (1, 8) OBP: 0.393, SLG: 0.461	0-0 F6		0-0 1-3 1B			0-0 F7	0-0 4-3			4	0	1	0	0	0	3											
Greg Gross, L (1, 9) OBP: 0.370, SLG: 0.354	0-0 5-3			0-0 4-3		0-0 1B		0-0 F7		4	0	1	0	0	0	0											
Enos Cabell, R (1, 7) OBP: 0.303, SLG: 0.376	0-0 6-3			0-3 K		0-0 F8		0-0 1B		4	0	1	0	0	1	1											
Bob Watson, R (1, 3) OBP: 0.366, SLG: 0.500		0-3 K		0-0 5-3		0-3 K		0-0 F3		4	0	0	0	0	2	2											
Mitt May, L (1, 2) OBP: 0.290, SLG: 0.308		0-3 K			0-0 4-3		0-0 P2	0-3 K		4	0	0	0	0	2	1											
Doug Ratler, R (1, 5) OBP: 0.315, SLG: 0.370		0-3 K			0-0 HR		0-3 K		0-0 G4-6-3 1B	4	1	2	1	0	2	0											
Ken Boswell, L (1, 4) OBP: 0.352, SLG: 0.327					0-0 1B 1B		0-0 3B		0-0 G4-6-3 1-2 1B	3	0	2	0	1	0	1											
Larry Milbourne, S (1, 6) OBP: 0.237, SLG: 0.250					0-0 F7		1-0 BB HBP BB		0-0 3-1	2	0	0	0	0	0	2											
Cliff Johnson, R (7, PH) OBP: 0.371, SLG: 0.467					0-0 L4		1-2 HBP			0	0	0	0	0	0	0											
Rob Andrews, R (7, PR) OBP: 0.268, SLG: 0.239					0-0 K		4-0 BB HBP			1	0	0	0	0	0	0											
J.R. Richard, R (1, 1) OBP: 0.227, SLG: 0.386					0-3 K		0-0 6-3			2	0	0	0	0	1	2											
Tommy Helms, R (7, PH) OBP: 0.280, SLG: 0.194							1-2 2-3 BB			0	0	0	0	1	0	0											
Wayne Granger, R (8, 1) ERA: 2.5										0	0	0	0	0	0	0											
<b>Inning Stats</b>	R: 0 E: 0 K: 0 S: 3	H: 0 LOB: 0 BB: 0 P: 3	R: 0 E: 0 K: 3 S: 9	H: 0 LOB: 0 BB: 0 P: 9	R: 0 E: 0 K: 1 S: 6	H: 2 LOB: 2 BB: 0 P: 6	R: 0 E: 0 K: 1 S: 5	H: 0 LOB: 0 BB: 0 P: 5	R: 1 E: 0 K: 0 S: 5	H: 2 LOB: 1 BB: 0 P: 5	R: 0 E: 0 K: 1 S: 6	H: 1 LOB: 1 BB: 0 P: 6	R: 0 E: 0 K: 1 S: 5	H: 0 LOB: 3 BB: 2 P: 14	R: 0 E: 0 K: 1 S: 6	H: 1 LOB: 1 BB: 0 P: 6	R: 0 E: 0 K: 0 S: 3	H: 1 LOB: 0 BB: 0 P: 3	1B: 5 2B: 0 3B: 1 HR: 1	SF: 0 SAC: 0 DP: 1 HBP: 1	WP: 0 PA: 35 PB: 0 SB: 0 CS: 0						
<b>PITCHER</b>	IP	WLS	BF	H	R	ER	SO	BB	IBB	HBP	BLK	WP	HR	S	P	ERA	WHIP										
John Montefusco, R (1, 1) ERA: 2.77	5.0	W	18	4	1	1	5	0	0	0	0	0	1	28	28	1.80	0.800										
Gary Lavelle, L (6, 1) ERA: 2.24	4.0	S	17	3	0	0	3	2	0	1	0	0	0	20	29	0.00	1.250										

San Francisco Giants @ Houston Astros  
Astrodome, Houston, TX  
Sun Jul 27 1975, 4:33 AM EDT  
Att: 10,117 - Dome

AB	32
R	1
H	7
RBI	1
BB	2
SO	8
LOB	12



Batter	1	2	3	4	5	6	7	8	9	AB	R	H	RBI	BB	SO	LOB	TOP		
Von Joshua, L (1,8) OBP: 0.361, SLG: 0.424	F8			3-1		G3-6-3 1B		G6-3		4	0	1	0	1	0	2	<b>San Francisco Giants @ Cincinnati Reds</b> Riverfront Stadium, Cincinnati, OH Mon Jul 28 1975, 7:05 PM EDT Att: 28,044 - Unknown  <b>AB 41</b> <b>R 4</b> <b>H 17</b> <b>RBI 4</b> <b>BB 2</b> <b>SO 1</b> <b>LOB 25</b> 		
Dave Rader, L (1,2) OBP: 0.386, SLG: 0.411	FC6-4 1B	F8				G3-6-3 1B		1B 2B		5	1	3	1	0	0	4			
Bobby Murcer, L (1,9) OBP: 0.398, SLG: 0.467	F9		1B 2B	F8			1-3			5	1	2	1	0	0	2			
Gary Matthews, R (1,7) OBP: 0.361, SLG: 0.431	FC6-4 1-2		6-3	K			5-3	F8		5	0	0	0	0	1	4			
Willie Montanez, L (1,3) OBP: 0.342, SLG: 0.392		F9	1B 1B BB			FC6-4 1B		2B 1B	F8	4	0	2	0	1	0	0			
Chris Speier, R (1,6) OBP: 0.363, SLG: 0.440				FC6-4 1B		FC6-4 FC3-6 1-2 2-3				5	1	4	1	0	0	1			
Steve Ontiveros, S (1,5) OBP: 0.375, SLG: 0.333						FC3-6 1-2			F9	5	0	1	0	0	0	7			
Bruce Miller, R (1,4) OBP: 0.281, SLG: 0.297						P4			5-3	5	1	3	1	0	0	2			
Ed Halicki, R (6, PH) OBP: 0.167, SLG: 0.172										1	0	0	0	0	0	3			
Gary Thompson, L (6, PH) OBP: 0.298, SLG: 0.302										1	0	0	0	0	0	0			
Mike Caldwell, L (6, PH) OBP: 0.126, SLG: 0.179										0	0	0	0	0	0	0			
Dave Heaverlo, R (6, PH) OBP: 0.193, SLG: 0.267										1	0	1	0	0	0	0			
Jake Brown, R (8, PH) OBP: 0.193, SLG: 0.267										0	0	0	0	0	0	0			
Charlie Williams, R (8, PH) OBP: 0.193, SLG: 0.267										0	0	0	0	0	0	0			
<b>Inning Stats</b>	R: 0 E: 0 K: 0 S: 4	H: 1 LOB: 1 BB: 0 P: 4	R: 1 E: 0 K: 0 S: 6	H: 3 LOB: 3 BB: 1 P: 10	R: 1 E: 0 K: 0 S: 6	H: 3 LOB: 3 BB: 1 P: 10	R: 0 E: 0 K: 1 S: 6	H: 1 LOB: 1 BB: 0 P: 6	R: 0 E: 0 K: 0 S: 3	H: 1 LOB: 0 BB: 0 P: 3	R: 0 E: 0 K: 0 S: 5	H: 2 LOB: 2 BB: 0 P: 5	R: 2 E: 0 K: 0 S: 6	H: 4 LOB: 1 BB: 0 P: 6	R: 0 E: 0 K: 0 S: 4	H: 1 LOB: 1 BB: 0 P: 4	1B: 12 2B: 4 3B: 0 HR: 1	SF: 0 SAC: 1 DP: 2 HBP: 0	WP: 0 PA: 44 PB: 0 SB: 0 CS: 0
<b>PITCHER</b>	IP WLS BF H R ER SO BB IBB HBP BLK WP HR S P ERA WHIP																		
Gary Nolan, R (1, 1) ERA: 3.18	2.2		17	7	2	2	0	2	0	0	0	0	0	0	1	15	23	6.75	3.375
Pedro Borbon, R (3, 1) ERA: 2.77	5.0	W	21	8	2	2	1	0	0	0	0	0	0	0	0	23	23	3.60	1.600
Willi McEnaney, L (8, 1) ERA: 1.74	1.1		6	2	0	0	0	0	0	0	0	0	0	0	0	6	6	0.00	1.500

Batter	1	2	3	4	5	6	7	8	9	AB	R	H	RBI	BB	SO	LOB	BOTTOM		
Pete Rose, S (1,5) OBP: 0.402, SLG: 0.432	4-3	F7				1-3 2H 1B 2B	4-3			5	1	2	2	0	0	3	<b>San Francisco Giants @ Cincinnati Reds</b> Riverfront Stadium, Cincinnati, OH Mon Jul 28 1975, 7:05 PM EDT Att: 28,044 - Unknown  <b>AB 34</b> <b>R 8</b> <b>H 10</b> <b>RBI 8</b> <b>BB 7</b> <b>SO 6</b> <b>LOB 18</b> 		
Ken Griffey, L (1,9) OBP: 0.394, SLG: 0.401	3-1	L4		6-3		P7		G3		5	0	0	0	0	0	5			
Joe Morgan, L (1,4) OBP: 0.474, SLG: 0.527	HR BB			P4		6-3	1-3	B1-3		4	1	0	0	1	0	2			
Johnny Bench, R (1,2) OBP: 0.366, SLG: 0.528	HR 1B			K		F2		1B IBB		4	1	2	0	1	1	0			
Dan Driessen, L (1,7) OBP: 0.369, SLG: 0.402				F8		1B				2	1	1	3	1	0	0			
George Foster, R (6, PH) OBP: 0.340, SLG: 0.522										1	0	1	2	0	0	0			
Cesar Geronimo, L (6, PR) OBP: 0.331, SLG: 0.364	1-2 2H HR					1B BB	1-2 2H 3H	1B		0	0	0	0	1	0	0			
Tony Perez, R (1,3) OBP: 0.327, SLG: 0.450	K			E9 FC 1B		1-3 1B		P4		5	1	2	0	0	2	4			
Merv Rettenmund, R (1,8) OBP: 0.368, SLG: 0.303				K		1-3				4	0	0	0	0	2	3			
Darrel Chaney, S (1,6) OBP: 0.237, SLG: 0.154				FC SH3 2B				1B 2B BB		2	2	1	1	2	0	0			
Gary Nolan, R (1, 1) OBP: 0.269, SLG: 0.178				SH3				2B 1B		0	0	0	0	1	0	0			
Pedro Borbon, R (3, 1) OBP: 0.200, SLG: 0.200								K		2	1	1	0	0	1	1			
Willi McEnaney, L (8, 1) ERA: 3.27								1-2 1B 1B		0	0	0	0	0	0	0			
<b>Inning Stats</b>	R: 3 E: 0 K: 1 S: 7	H: 2 LOB: 0 BB: 1 P: 11	R: 0 E: 0 K: 0 S: 4	H: 1 LOB: 2 BB: 1 P: 8	R: 0 E: 0 K: 1 S: 5	H: 0 LOB: 0 BB: 0 P: 5	R: 2 E: 1 K: 1 S: 8	H: 2 LOB: 1 BB: 0 P: 8	R: 0 E: 0 K: 1 S: 4	H: 1 LOB: 2 BB: 1 P: 8	R: 3 E: 0 K: 0 S: 6	H: 3 LOB: 2 BB: 2 P: 14	R: 0 E: 0 K: 2 S: 7	H: 0 LOB: 1 BB: 1 P: 11	R: 0 E: 0 K: 1 S: 6	H: 1 LOB: 2 BB: 1 P: 10	1B: 6 2B: 3 3B: 0 HR: 1	SF: 0 SAC: 1 DP: 0 HBP: 0	WP: 1 PA: 42 PB: 0 SB: 1 CS: 0
<b>PITCHER</b>	IP WLS BF H R ER SO BB IBB HBP BLK WP HR S P ERA WHIP																		
Ed Halicki, R (1, 1) ERA: 4.33	5.0	L	25	6	5	5	3	3	0	0	0	0	0	0	28	40	9.00	1.800	
Mike Caldwell, L (6, 1) ERA: 5.28	0.2		7	3	3	3	0	1	1	0	0	0	0	5	13	40.50	6.000		
Dave Heaverlo, R (6, 1) ERA: 2.27	1.1		5	0	0	0	2	1	0	0	0	1	0	8	12	0.00	0.750		
Charlie Williams, R (8, 1) ERA: 3.27	1.0		5	1	0	0	1	1	0	0	0	0	0	6	10	0.00	2.000		

Batter	1	2	3	4	5	6	7	8	9	AB	R	H	RBI	BB	SO	LOB	TOP								
Von Joshua, L (1,8) OBP: 0.364, SLG: 0.425	1-3		1-3		SF8 BB				2B	4	1	2	1	1	0	1	<b>San Francisco Giants @ Cincinnati Reds</b> Riverfront Stadium, Cincinnati, OH Tue Jul 29 1975, 7:05 PM EDT Att: 28,637 - Unknown  <b>AB 31</b> <b>R 4</b> <b>H 7</b> <b>RBI 4</b> <b>BB 7</b> <b>SO 4</b> <b>LOB 14</b>								
Mike Sadek, R (1,2) OBP: 0.286, SLG: 0.267 Dave Rader, L (9,PH) OBP: 0.389, SLG: 0.411	6-3			6-3	3-H	4-0			2B	3	0	0	0	1	1	1									
Bobby Murcer, L (1,9) OBP: 0.398, SLG: 0.469	F9			3-1	1B				2B	3	0	1	3	1	0	0									
Gary Matthews, R (1,7) OBP: 0.362, SLG: 0.428		6-3			3-1				5-3	4	0	1	0	1	1	3									
Willie Montanez, L (1,3) OBP: 0.338, SLG: 0.387				3-1	1B				3-1	5	0	0	0	0	2	4									
Chris Speier, R (1,6) OBP: 0.362, SLG: 0.437				F9						3	0	0	0	1	0	2									
Bruce Miller, R (1,4) OBP: 0.286, SLG: 0.298				F8						3	1	1	0	1	0	0									
Steve Ontiveros, S (1,5) OBP: 0.376, SLG: 0.336				SH2-4	1B					4	1	2	0	0	0	3									
Jim Barr, R (1,1) OBP: 0.102, SLG: 0.064				SH2-4					P3	2	0	0	0	0	0	0									
<b>Inning Stats</b>	R: 0 E: 0 K: 0 S: 3	H: 0 LOB: 0 BB: 0 P: 3	R: 0 E: 0 K: 1 S: 5	H: 0 LOB: 0 BB: 0 P: 5	R: 0 E: 0 K: 0 S: 4	H: 1 LOB: 1 BB: 0 P: 4	R: 0 E: 0 K: 0 S: 4	H: 1 LOB: 2 BB: 1 P: 8	R: 2 E: 0 K: 1 S: 8	H: 3 LOB: 2 BB: 1 P: 12	R: 0 E: 0 K: 0 S: 3	H: 0 LOB: 0 BB: 0 P: 3	R: 0 E: 0 K: 1 S: 5	H: 0 LOB: 1 BB: 1 P: 9	R: 0 E: 0 K: 1 S: 5	H: 0 LOB: 3 BB: 3 P: 17	R: 2 E: 0 K: 0 S: 5	H: 2 LOB: 1 BB: 1 P: 9	1B: 6 2B: 1 3B: 0 HR: 0	SF: 1 SAC: 2 DP: 0 HBP: 0	WP: 0 PB: 0 CS: 2 SB: 0	PA: 41			
<b>PITCHER</b>	IP	WLS	BF	H	R	ER	SO	BB	IBB	HBP	BLK	WP	HR	S	P	ERA	WHIP								
Fred Norman, L (1,1) ERA: 3.96	7.2		33	5	2	2	4	4	1	0	0	0	0	36	56	2.35	1.174								
Rawly Eastwick, R (8,1) ERA: 3.74	0.2	L	5	1	2	2	0	2	0	0	0	0	0	3	11	27.00	4.500								
Willi McEnaney, L (9,1) ERA: 1.72	0.2		3	1	0	0	0	0	0	0	0	0	0	3	3	0.00	1.500								

Batter	1	2	3	4	5	6	7	8	9	AB	R	H	RBI	BB	SO	LOB	BOTTOM								
Pete Rose, S (1,5) OBP: 0.400, SLG: 0.428	6-3		L8-3						4-3	4	0	0	0	0	0	3	<b>San Francisco Giants @ Cincinnati Reds</b> Riverfront Stadium, Cincinnati, OH Tue Jul 29 1975, 7:05 PM EDT Att: 28,637 - Unknown  <b>AB 34</b> <b>R 2</b> <b>H 10</b> <b>RBI 2</b> <b>BB 2</b> <b>SO 6</b> <b>LOB 17</b>								
Ken Griffey, L (1,9) OBP: 0.388, SLG: 0.415					G3					3	1	2	1	1	0	1									
Joe Morgan, L (1,4) OBP: 0.470, SLG: 0.521	HR				BB					4	0	0	0	0	1	3									
Tony Perez, R (1,3) OBP: 0.329, SLG: 0.450					F8					4	0	2	0	0	1	0									
Dan Driessen, L (1,7) OBP: 0.366, SLG: 0.397 Cesar Geronimo, L (9,8) OBP: 0.331, SLG: 0.364					F2					4	0	1	0	0	1	1									
Mery Rettenmund, R (1,8) OBP: 0.375, SLG: 0.330 Terry Crowley, L (8,PH) OBP: 0.368, SLG: 0.364 George Foster, R (9,7) OBP: 0.346, SLG: 0.522					F7					0	0	0	0	0	0	0									
Mery Rettenmund, R (1,8) OBP: 0.375, SLG: 0.330 Terry Crowley, L (8,PH) OBP: 0.368, SLG: 0.364 George Foster, R (9,7) OBP: 0.346, SLG: 0.522					G4-6-3					3	1	2	0	0	0	0									
Darrel Chaney, S (1,6) OBP: 0.254, SLG: 0.179					F7					1	0	0	0	0	0	3									
Bill Plummer, R (1,2) OBP: 0.299, SLG: 0.308 Johnny Bench, R (9,PH) OBP: 0.365, SLG: 0.527					1B					0	0	0	0	0	0	0									
Fred Norman, S (1,1) OBP: 0.139, SLG: 0.088 Rawly Eastwick, R (8,1) Willi McEnaney, L (9,1) Dave Concepcion, R (9,PH) OBP: 0.312, SLG: 0.333					3B					0	0	0	0	0	0	0									
<b>Inning Stats</b>	R: 1 E: 0 K: 2 S: 8	H: 1 LOB: 0 BB: 0 P: 8	R: 0 E: 0 K: 2 S: 8	H: 1 LOB: 1 BB: 0 P: 8	R: 0 E: 0 K: 0 S: 3	H: 1 LOB: 1 BB: 1 P: 7	R: 1 E: 0 K: 1 S: 7	H: 2 LOB: 1 BB: 0 P: 7	R: 0 E: 0 K: 0 S: 3	H: 0 LOB: 0 BB: 0 P: 4	R: 0 E: 0 K: 0 S: 3	H: 1 LOB: 0 BB: 0 P: 3	R: 0 E: 0 K: 1 S: 5	H: 0 LOB: 1 BB: 1 P: 9	R: 0 E: 0 K: 0 S: 5	H: 3 LOB: 2 BB: 0 P: 5	R: 0 E: 0 K: 0 S: 4	H: 1 LOB: 1 BB: 0 P: 4	1B: 8 2B: 1 3B: 1 HR: 1	SF: 0 SAC: 0 DP: 3 HBP: 1	WP: 0 PB: 0 CS: 0 SB: 0	PA: 37			
<b>PITCHER</b>	IP	WLS	BF	H	R	ER	SO	BB	IBB	HBP	BLK	WP	HR	S	P	ERA	WHIP								
Jim Barr, R (1,1) ERA: 2.35	9.0	W	37	10	2	2	6	2	0	1	0	0	1	46	55	2.00	1.333								



Batter	1	2	3	4	5	6	7	8	9	AB	R	H	RBI	BB	SO	LOB	TOP			
Von Joshua, L (1,8) OBP: 0.363, SLG: 0.423	L6		4-3					4-3		4	0	1	0	0	0	0	<b>San Francisco Giants @ Cincinnati Reds</b> Riverfront Stadium, Cincinnati, OH Wed Jul 30 1975, 7:05 PM EDT Att: 28,658 - Unknown <a href="http://livebaseballscorecards.com">livebaseballscorecards.com</a>			
Dave Rader, L (1,2) OBP: 0.382, SLG: 0.402	G3		F7				3-1	F8		4	0	0	0	0	0	1				
Bobby Murcer, L (1,9) OBP: 0.394, SLG: 0.464	4-3		F2					F8		4	0	0	0	0	0	0				
Gary Matthews, R (1,7) OBP: 0.364, SLG: 0.429		G3								4	0	2	0	0	0	0				
Willie Montanez, L (1,3) OBP: 0.340, SLG: 0.387		FC5-4 1B BB								3	1	1	0	1	0	1				
Chris Speier, R (1,6) OBP: 0.361, SLG: 0.435										4	0	1	0	0	2	3				
Bruce Miller, R (1,4) OBP: 0.293, SLG: 0.294										2	0	0	0	0	0	3				
Gary Thomasson, L (7, PH) OBP: 0.294, SLG: 0.300	FC5-4 1B									1	0	0	0	0	0	0				
Craig Robinson, R (7,4) OBP: 0.038, SLG: 0.038										0	0	0	0	0	0	0				
Derrel Thomas, S (9, PH) OBP: 0.361, SLG: 0.388	1-2 2-3									1	0	0	0	0	0	2				
Steve Ontiveros, S (1,5) OBP: 0.382, SLG: 0.344										4	0	3	1	0	0	0				
Pete Falcone, L (1,1) OBP: 0.049, SLG: 0.049										2	0	0	0	0	1	2				
Glenn Adams, L (7, PH) OBP: 0.378, SLG: 0.514										1	0	0	0	0	0	1				
Gary Lavelle, S (7,1) OBP: 0.125, SLG: 0.125										0	0	0	0	0	0	0				
Randy Moffitt, R (7,1) OBP: 0.273, SLG: 0.455										0	0	0	0	0	0	0				
Jake Brown, R (9, PH) OBP: 0.303, SLG: 0.355										1	0	0	0	0	0	3				
<b>Inning Stats</b>	R: 0 E: 0 K: 0 S: 3	H: 0 LOB: 0 BB: 0 P: 3	R: 1 E: 0 K: 1 S: 7	H: 2 LOB: 2 BB: 1 P: 11	R: 0 E: 0 K: 0 S: 3	H: 0 LOB: 0 BB: 0 P: 3	R: 0 E: 0 K: 0 S: 4	H: 1 LOB: 1 BB: 0 P: 4	R: 0 E: 0 K: 0 S: 4	H: 0 LOB: 0 BB: 0 P: 3	R: 0 E: 0 K: 1 S: 6	H: 1 LOB: 1 BB: 0 P: 6	R: 0 E: 0 K: 0 S: 3	H: 0 LOB: 0 BB: 0 P: 3	R: 0 E: 0 K: 1 S: 8	H: 3 LOB: 3 BB: 0 P: 8	1B: 8 2B: 0 3B: 0 HR: 0	SF: 0 SAC: 0 DP: 0 HBP: 0	WP: 0 PB: 0 SB: 0 CS: 0	PA: 36
<b>PITCHER</b> Pat Darcy, R (1,1) ERA: 3.51	IP: 9.0 WLS: W BF: 36 H: 8 R: 1 ER: 1 SO: 3 BB: 1 IBB: 0 HBP: 0 BLK: 0 WP: 0 HR: 0 S: 41 P: 45 ERA: 1.00 WHIP: 1.000															<b>PITCHER</b>				

Batter	1	2	3	4	5	6	7	8	9	AB	R	H	RBI	BB	SO	LOB	BOTTOM		
Pete Rose, S (1,5) OBP: 0.401, SLG: 0.429	FC4-6 1B									4	0	2	0	0	0	0	<b>San Francisco Giants @ Cincinnati Reds</b> Riverfront Stadium, Cincinnati, OH Wed Jul 30 1975, 7:05 PM EDT Att: 28,658 - Unknown <a href="http://livebaseballscorecards.com">livebaseballscorecards.com</a>		
Doug Flynn, R (9,5) OBP: 0.286, SLG: 0.312										0	0	0	0	0	0	0			
Ken Griffey, L (1,9) OBP: 0.393, SLG: 0.409	FC4-6 1B									4	1	0	0	0	3	2			
Joe Morgan, L (1,4) OBP: 0.470, SLG: 0.519	5-3									3	2	1	0	1	0	2			
Johnny Bench, R (1,2) OBP: 0.371, SLG: 0.535										3	3	3	2	1	0	0			
Tony Perez, R (1,3) OBP: 0.331, SLG: 0.457										4	0	2	3	0	1	2			
George Foster, R (1,8) OBP: 0.345, SLG: 0.517	6-3									3	0	0	0	0	1	2			
Dave Concepcion, R (1,6) OBP: 0.309, SLG: 0.330										4	0	0	0	0	0	1			
Merv Rettenmund, R (1,7) OBP: 0.371, SLG: 0.322										3	0	0	0	1	2	0			
Pat Darcy, L (1,1) ERA: 3.85										4	0	0	0	0	3	2			
<b>Inning Stats</b>	R: 2 E: 0 K: 0 S: 6	H: 3 LOB: 1 BB: 0 P: 6	R: 0 E: 0 K: 1 S: 5	H: 0 LOB: 0 BB: 0 P: 5	R: 0 E: 0 K: 1 S: 7	H: 0 LOB: 0 BB: 0 P: 7	R: 0 E: 0 K: 2 S: 7	H: 0 LOB: 0 BB: 0 P: 7	R: 2 E: 1 K: 2 S: 8	H: 1 LOB: 2 BB: 2 P: 17	R: 2 E: 0 K: 2 S: 9	H: 2 LOB: 1 BB: 1 P: 13	R: 0 E: 0 K: 1 S: 5	H: 0 LOB: 0 BB: 0 P: 5	1B: 5 2B: 2 3B: 1 HR: 0	SF: 0 SAC: 0 DP: 0 HBP: 1		WP: 0 PB: 0 SB: 1 CS: 0	PA: 36
<b>PITCHER</b> Pete Falcone, L (1,1) ERA: 3.85	IP: 6.0 WLS: L BF: 27 H: 6 R: 4 ER: 4 SO: 7 BB: 2 IBB: 0 HBP: 1 BLK: 0 WP: 0 HR: 0 S: 38 P: 47 ERA: 6.00 WHIP: 1.333															<b>PITCHER</b>			
Gary Lavelle, L (7,1) ERA: 2.51	0.2 5 2 2 2 1 1 0 0 0 1 0 0 6 10 27.00 4.500																		
Randy Moffitt, R (7,1) ERA: 3.86	1.1 4 0 0 0 2 0 0 0 0 0 0 0 8 8 0.00 0.000																		

Batter	1	2	3	4	5	6	7	8	9	AB	R	H	RBI	BB	SO	LOB	TOP										
Von Joshua, L OBP: 0.363, SLG: 0.438	(1,8) X 3B		X P6	X P6		X P6	X 1-H HR	X FC6-4		5	1	2	2	0	0	4											
Derrel Thomas, S OBP: 0.357, SLG: 0.382	(1,4) X P7		X P3		X F8		X 5-3		X K	5	0	0	0	0	1	1											
Bobby Murcer, L OBP: 0.397, SLG: 0.467	(1,9) X L4		X FC6-4 1B		X G3		X 1B 2B		X FC6-4 BB	4	1	2	0	1	0	1											
Gary Matthews, R OBP: 0.357, SLG: 0.420	(1,7) X K		X FC6-4 1-2		X F8		X F9		X FC6-4 BB 1B	5	1	0	0	0	1	4											
Willie Montanez, L OBP: 0.345, SLG: 0.393	(1,3) X BB BB BB BB	X 4-3 1B BB		X BB 2B		X 4-3	X FC6-4 1B	X 2-H BB 1B	X BB BB 1B	4	1	3	1	1	0	0											
Chris Speier, R OBP: 0.359, SLG: 0.430	(1,6) X F3		X F8		X F8	X K	X FC6-4 1-2		X BB BB	4	0	0	0	1	1	3											
Bruce Miller, R OBP: 0.286, SLG: 0.310	(1,5) X 4-3 1-2		X 4-3		X 6-3		X HR	X 4-3	X 1-2 2-3 3-H BB	4	1	1	2	1	0	2											
Mike Sadek, R OBP: 0.324, SLG: 0.330	(1,2) X 0-0 1B		X 4-0 BB BB		X F9		X 4-3	X 1-3		1	0	1	1	1	0	0											
Dave Heaverlo, R OBP: 0.320, SLG: 0.320	(4,1) X 0-0 BB BB		X 4-0 BB BB		X F9		X 4-3	X 1-3		0	0	0	0	0	0	0											
Gary Thomason, L OBP: 0.320, SLG: 0.320	(6,PH) X 0-0 BB BB		X 4-0 BB BB		X F9		X 4-3	X 1-3		1	0	0	0	0	0	0											
Charlie Williams, R OBP: 0.320, SLG: 0.320	(8,1) X 0-0 BB BB		X 4-0 BB BB		X F9		X 4-3	X 1-3		0	0	0	0	0	0	0											
Glenn Adams, L OBP: 0.320, SLG: 0.320	(8,PH) X 0-0 BB BB		X 4-0 BB BB		X F9		X 4-3	X 1-3		0	0	0	0	0	0	0											
Randy Moffitt, R OBP: 0.273, SLG: 0.250	(8,1) X 0-0 BB BB		X 4-0 BB BB		X F9		X 4-3	X 1-3		0	0	0	0	0	0	0											
Steve Umhoefer, S OBP: 0.381, SLG: 0.342	(6,PH) X 2-H 1B		X 4-0 BB BB		X F9		X 4-3	X 1-3		1	0	0	0	0	1	1											
John Montefusco, R OBP: 0.118, SLG: 0.125	(1,1) X 0-0 BB BB		X 4-0 BB BB		X F9		X 4-3	X 1-3		0	0	0	0	0	1	1											
Mike Caldwell, R OBP: 0.128, SLG: 0.179	(2,1) X 0-0 BB BB		X 4-0 BB BB		X F9		X 4-3	X 1-3		0	0	0	0	0	0	0											
Dave Rader, L OBP: 0.390, SLG: 0.409	(4,PH) X 1-2 2-3 BB		X 4-0 BB BB		X F9		X 4-3	X 1-3		2	1	2	0	1	0	0											
Inning Stats	R: 0 E: 0 K: 1 S: 6	H: 1 LOB: 1 BB: 0 P: 6	R: 1 E: 0 K: 1 S: 6	H: 1 LOB: 1 BB: 1 P: 10	R: 0 E: 0 K: 0 S: 4	H: 1 LOB: 1 BB: 2 P: 4	R: 0 E: 0 K: 0 S: 4	H: 1 LOB: 3 BB: 2 P: 12	R: 0 E: 0 K: 0 S: 3	H: 0 LOB: 0 BB: 0 P: 3	R: 1 E: 0 K: 1 S: 6	H: 1 LOB: 0 BB: 0 P: 6	R: 3 E: 0 K: 0 S: 7	H: 4 LOB: 1 BB: 0 P: 7	R: 0 E: 0 K: 0 S: 4	H: 1 LOB: 1 BB: 0 P: 4	R: 1 E: 0 K: 1 S: 6	H: 1 LOB: 3 BB: 3 P: 18	1B: 6 2B: 2 3B: 1 HR: 2	SF: 0 SAC: 0 DP: 0 HBP: 0	WP: 0 PA: 44 PB: 0 SB: 0 CS: 0						
PITCHER	IP	WLS	BF	H	R	ER	SO	BB	IBB	HBP	BLK	WP	HR	S	P	ERA	WHIP										
Clay Kirby, R ERA: 4.42	(1,1)	6.0	W	28	7	4	4	3	3	0	0	0	0	2	31	43	6.00	1.667									
Clay Carroll, R ERA: 2.94	(7,1)	3.0	S	16	4	2	2	1	3	0	0	0	0	0	15	27	6.00	2.333									

San Francisco Giants @ Cincinnati Reds  
Riverfront Stadium, Cincinnati, OH  
Thu Jul 31 1975, 7:05 PM EDT  
Att: 31,620 - Unknown



Batter	1	2	3	4	5	6	7	8	9	AB	R	H	RBI	BB	SO	LOB	BOTTOM										
Pete Rose, S OBP: 0.400, SLG: 0.431	(1,5) X K		X 4-3	X K		X WP 3B		X 1B 2B		4	1	1	1	0	2	1											
Cesar Geronimo, L OBP: 0.333, SLG: 0.370	(8,8) X K		X 4-3	X K		X WP 3B		X 1B 2B		1	1	1	0	0	0	0											
Ken Griffey, L OBP: 0.402, SLG: 0.414	(1,9) X S E 2B	X 4-0 BB BB BB BB	X 1B HR BB	X 4-0 CS BB	X 4-0 CS BB	X 3-1 WP BB	X 3-1 BB	X 4-0 1B IBB	X 4-0 1B IBB	1	2	1	0	4	0	0											
Dan Driessen, L OBP: 0.364, SLG: 0.393	(1,7) X K		X 4-0 CS BB	X 4-0 CS BB		X 3-1 BB		X 4-0 1B IBB		4	1	1	1	0	2	3											
Doug Flynn, R OBP: 0.294, SLG: 0.321	(8,5) X K		X 4-0 CS BB	X 4-0 CS BB		X 3-1 BB		X 4-0 1B IBB		1	0	1	1	0	0	0											
Johnny Bench, R OBP: 0.369, SLG: 0.538	(1,2) X E3	X 4-0 CS BB	X 1B HR BB	X 4-0 CS BB	X 4-0 CS BB	X 3-1 BB	X 4-0 1B IBB	X 4-0 1B IBB	X 4-0 1B IBB	5	1	1	3	0	0	3											
Tony Perez, R OBP: 0.328, SLG: 0.453	(1,3) X K		X 4-0 CS BB	X 4-0 CS BB		X 3-1 BB		X 4-0 1B IBB		3	0	0	0	0	1	1											
Bill Plummer, R OBP: 0.308, SLG: 0.318	(6,2) X K		X 4-0 CS BB	X 4-0 CS BB		X 3-1 BB		X 4-0 1B IBB		1	0	1	0	0	0	0											
George Foster, R OBP: 0.343, SLG: 0.517	(1,8) X K		X 4-0 CS BB	X 4-0 CS BB		X 3-1 BB		X 4-0 1B IBB		4	1	1	0	0	0	1											
Dave Concepcion, R OBP: 0.308, SLG: 0.327	(1,6) X K		X 4-0 CS BB	X 4-0 CS BB		X 3-1 BB		X 4-0 1B IBB		3	1	0	0	0	1	2											
Darrel Chaney, S OBP: 0.284, SLG: 0.267	(1,4) X K		X 4-0 CS BB	X 4-0 CS BB		X 3-1 BB		X 4-0 1B IBB		4	2	3	2	0	0	0											
Clay Kirby, R OBP: 0.333, SLG: 0.318	(1,1) X K		X 4-0 CS BB	X 4-0 CS BB		X 3-1 BB		X 4-0 1B IBB		2	1	1	1	0	0	1											
Clay Carroll, R ERA: 2.94	(7,1) X K		X 4-0 CS BB	X 4-0 CS BB		X 3-1 BB		X 4-0 1B IBB		1	0	0	0	0	0	0											
Inning Stats	R: 1 E: 1 K: 3 S: 11	H: 1 LOB: 1 BB: 0 P: 11	R: 6 E: 0 K: 1 S: 10	H: 5 LOB: 0 BB: 1 P: 14	R: 0 E: 0 K: 0 S: 4	H: 1 LOB: 1 BB: 0 P: 4	R: 0 E: 0 K: 2 S: 6	H: 0 LOB: 1 BB: 1 P: 10	R: 0 E: 0 K: 0 S: 3	H: 0 LOB: 0 BB: 0 P: 3	R: 3 E: 0 K: 0 S: 5	H: 2 LOB: 1 BB: 1 P: 10	R: 0 E: 0 K: 0 S: 3	H: 1 LOB: 0 BB: 0 P: 3	R: 1 E: 0 K: 0 S: 5	H: 2 LOB: 2 BB: 1 P: 9	1B: 3 2B: 8 3B: 1 HR: 1	SF: 0 SAC: 1 DP: 2 HBP: 1	WP: 1 PA: 40 PB: 0 SB: 2 CS: 1								
PITCHER	IP	WLS	BF	H	R	ER	SO	BB	IBB	HBP	BLK	WP	HR	S	P	ERA	WHIP										
John Montefusco, R ERA: 3.13	(1,1)	1.2	L	13	6	7	6	4	1	0	0	0	0	5	5	0.00	0.750										
Mike Caldwell, L ERA: 5.23	(2,1)	1.1		5	1	0	0	0	0	0	0	0	0	9	13	0.00	0.500										
Dave Heaverlo, R ERA: 2.15	(4,1)	2.0		6	0	0	0	2	1	0	0	0	0	9	13	0.00	0.500										
Charlie Williams, R ERA: 3.54	(6,1)	2.0		10	3	3	3	0	1	0	0	0	1	0	8	13	13.50	2.000									
Randy Moffitt, R ERA: 3.95	(8,1)	1.0		6	2	1	1	0	0	1	0	0	0	5	9	9.00	2.000										


San Francisco Giants @ Cincinnati Reds  
Riverfront Stadium, Cincinnati, OH  
Thu Jul 31 1975, 7:05 PM EDT  
Att: 31,620 - Unknown




Batter	1	2	3	4	5	6	7	8	9	AB	R	H	RBI	BB	SO	LOB	TOP
Wilbur Howard, S OBP: 0.380, SLG: 0.439	F9		G4-6-3 1B		K			SF9 1B		4	2	2	0	0	1	0	<b>Houston Astros @ San Francisco Giants</b> Candlestick Park, San Francisco, CA Fri Aug 01 1975, 10:05 PM EDT Att: 2,653 - Unknown
Greg Gross, L OBP: 0.377, SLG: 0.356	BB 1B		E4 G4-6-3				1B	G6-4-3 1B		4	0	3	0	0	0	1	
Jose Cruz, L OBP: 0.344, SLG: 0.355	BB 1B		G4-6-3				F7	SF9		3	0	1	1	0	0	2	
Bob Watson, R OBP: 0.366, SLG: 0.495	1-2 BB		F3				1B	G6-4-3		3	0	1	0	1	0	1	
Milt May, L OBP: 0.282, SLG: 0.299	K				4-3		F8	K		4	0	0	0	0	2	5	
Doug Rader, R OBP: 0.306, SLG: 0.364	F3				K		K	F8		4	0	0	0	0	2	5	
Ken Boswell, L OBP: 0.361, SLG: 0.325			F7		F8			F8		4	0	1	0	0	0	0	
Rob Andrews, R OBP: 0.268, SLG: 0.239								1B		0	0	0	0	0	0	0	
Larry Milbourne, S OBP: 0.221, SLG: 0.231			K		3-1			F6		4	0	0	0	0	1	1	
J.R. Richard, R OBP: 0.213, SLG: 0.362			K		K			K		3	0	0	0	0	3	0	
<b>Inning Stats</b>	R: 0 H: 2 E: 0 LOB: 3 K: 1 S: 7	H: 0 R: 0 ER: 1 SO: 9 BB: 0 IBB: 0 HBP: 0 BLK: 0	R: 1 H: 1 E: 1 LOB: 0 K: 0 S: 4	H: 0 R: 0 ER: 0 SO: 5 BB: 0 IBB: 0 HBP: 0 BLK: 0	R: 0 H: 0 E: 0 LOB: 0 K: 1 S: 5	R: 0 H: 0 E: 0 LOB: 0 K: 2 S: 7	R: 0 H: 2 E: 0 LOB: 2 K: 1 S: 5	R: 0 H: 0 E: 0 LOB: 0 K: 1 S: 5	R: 1 H: 2 E: 0 LOB: 1 K: 1 S: 4	R: 0 H: 1 E: 0 LOB: 1 K: 1 S: 6	1B: 8 2B: 0 3B: 0 HR: 0	SF: 1 SAC: 0 DP: 2 HBP: 0	WP: 0 PA: 35 PB: 0 SB: 1 CS: 0				
<b>PITCHER</b> Ed Halicki, R ERA: 4.03	IP: 9.0 WLS: W BF: 35 H: 8 R: 2 ER: 1 SO: 9 BB: 1 IBB: 0 HBP: 0 BLK: 0 WP: 0 HR: 0 S: 52 P: 56 ERA: 1.00 WHIP: 1.000																

Batter	1	2	3	4	5	6	7	8	9	AB	R	H	RBI	BB	SO	LOB	BOTTOM
Von Joshua, L OBP: 0.362, SLG: 0.435	F7			FC4-6 1B	6-3			4-3		4	1	1	0	0	0	0	<b>Houston Astros @ San Francisco Giants</b> Candlestick Park, San Francisco, CA Fri Aug 01 1975, 10:05 PM EDT Att: 2,653 - Unknown
Derrel Thomas, S OBP: 0.355, SLG: 0.378	CS BB			E6 FC4-6			1-3	F8		3	0	0	0	1	0	1	
Bobby Murcer, L OBP: 0.395, SLG: 0.464	F9			FC4-6 1B			K	1B		4	0	1	0	0	1	3	
Gary Matthews, R OBP: 0.359, SLG: 0.419				F2			BB	5-3		3	0	1	0	1	0	3	
Willie Montanez, L OBP: 0.346, SLG: 0.402	K			1B			G3			4	1	2	2	0	1	2	
Chris Speier, R OBP: 0.360, SLG: 0.439	F3			1B			4-3	HR		4	1	2	1	0	0	0	
Dave Rader, L OBP: 0.385, SLG: 0.402				K			F8	HR		3	0	0	0	0	1	3	
Bruce Miller, R OBP: 0.286, SLG: 0.310				4-3			6-3	1B		3	0	1	0	0	0	0	
Ed Halicki, R OBP: 0.152, SLG: 0.156				K			F7	6-3		3	0	0	0	0	1	1	
<b>Inning Stats</b>	R: 0 H: 0 E: 0 LOB: 0 K: 0 S: 2	H: 1 R: 0 ER: 0 SO: 5 BB: 0 IBB: 0 HBP: 0 BLK: 0	R: 0 H: 0 E: 0 LOB: 0 K: 2 S: 7	H: 3 R: 1 ER: 1 LOB: 3 K: 0 S: 7	R: 0 H: 0 E: 0 LOB: 0 K: 0 S: 3	R: 0 H: 0 E: 0 LOB: 1 K: 1 S: 5	R: 0 H: 1 E: 0 LOB: 1 K: 0 S: 4	R: 0 H: 1 E: 0 LOB: 0 K: 0 S: 4	R: 2 H: 2 E: 0 LOB: 0 K: 0 S: 2	1B: 6 2B: 0 3B: 0 HR: 2	SF: 0 SAC: 0 DP: 0 HBP: 0	WP: 0 PA: 33 PB: 0 SB: 0 CS: 2					
<b>PITCHER</b> J.R. Richard, R ERA: 4.55	IP: 8.0 WLS: L BF: 33 H: 8 R: 3 ER: 2 SO: 4 BB: 2 IBB: 0 HBP: 0 BLK: 0 WP: 0 HR: 2 S: 39 P: 47 ERA: 2.25 WHIP: 1.250																



Batter	1	2	3	4	5	6	7	8	9	AB	R	H	RBI	BB	SO	LOB	TOP			
Wilbur Howard, S OBP: 0.379, SLG: 0.429	(1, 8) 0-3 K		4-0 1B BB		0-0 BB 1B	0-0 F9			4-0 1B BB	3	1	1	0	2	1	1	Houston Astros @ San Francisco Giants Candlestick Park, San Francisco, CA Sun Aug 03 1975, 6:33 AM EDT Unknown			
Greg Gross, L OBP: 0.374, SLG: 0.353	(1, 9) 0-0 6-3		0-0 1B 1-2 2-H		0-0 F6		0-0 1-3		0-0 1B 1-2 2-3	5	0	2	1	0	0	1				
Enos Cabell, R OBP: 0.301, SLG: 0.373	(1, 5) 0-0 F9		0-0 L5		0-0 BB 1B 1-2		0-0 F6		0-0 SF9	4	0	1	1	0	0	2				
Bob Watson, R OBP: 0.364, SLG: 0.493	(1, 7)	0-3 K	0-0 F9		0-3 K		0-0 F6		0-0 3-H 0-0 1B 1-2 2-H	5	0	1	1	0	2	4				
Cliff Johnson, R OBP: 0.381, SLG: 0.455	(1, 3)	0-0 1B		0-0 1B E	4-0 1B 1-2 2-3 BB		0-0 F8		0-0 5-3	4	1	2	0	1	0	2				
Doug Rader, R OBP: 0.304, SLG: 0.363	(1, 6)	0-0 F5		0-0 FC5-4 1B 1-2	0-0 F8		0-0 F8			4	0	1	0	0	0	4				
Tommy Helms, R OBP: 0.261, SLG: 0.205	(1, 4)	0-0 F8		0-0 F7		0-3 K		0-0 F3		4	0	0	0	0	1	3				
Skip Jutze, R OBP: 0.241, SLG: 0.246	(1, 2)		0-0 SH1-3 1B	0-0 FC5-4 1B 1-2 2-H		4-0 BB		0-3 K		3	1	1	0	1	1					
Dave Roberts, L OBP: 0.128, SLG: 0.174	(1, 1)		0-0 SH1-3	0-0 G3		0-0 F2		0-0 1B SF9 2B		2	0	0	0	0	0	2	<div style="display: flex; justify-content: space-between;"> <div> <b>AB</b> 35  <b>R</b> 4  <b>H</b> 10  <b>RBI</b> 3  <b>BB</b> 4  <b>SO</b> 5  <b>LOB</b> 20 </div>  </div>			
Jose Sosa, R OBP: 1.000, SLG: 4.000	(7, 1)									0	0	0	0	0	0	0				
Jesus de la Rosa, R OBP: 0.500, SLG: 1.000	(9, PH)									1	1	1	0	0	0	0				
<b>Inning Stats</b>	R: 0 E: 0 K: 1 S: 5	H: 0 LOB: 0 BB: 0 P: 5	R: 0 E: 0 K: 1 S: 6	H: 1 LOB: 1 BB: 0 P: 6	R: 1 E: 0 K: 0 S: 5	H: 2 LOB: 2 BB: 1 P: 9	R: 1 E: 1 K: 0 S: 5	H: 2 LOB: 1 BB: 0 P: 5	R: 0 E: 0 K: 1 S: 7	H: 2 LOB: 3 BB: 1 P: 11	R: 0 E: 0 K: 0 S: 3	H: 0 LOB: 0 BB: 0 P: 3	R: 0 E: 0 K: 0 S: 3	H: 0 LOB: 0 BB: 0 P: 3	R: 2 E: 0 K: 1 S: 8	H: 3 LOB: 2 BB: 1 P: 12	1B: 9 2B: 1 3B: 0 HR: 0	SF: 1 SAC: 1 DP: 0 HBP: 0	WP: 0 PB: 0 SB: 0 CS: 0	PA: 41
<b>PITCHER</b>	IP WLS BF H R ER SO BB IBB HBP BLK WP HR S P ERA WHIP																			
Pete Falcone, L ERA: 3.8	(1, 1) 8.2 W 39 9 4 3 5 4 0 0 0 0 0 0 45 61 3.12 1.500																			
Randy Moffitt, R ERA: 3.86	(9, 1) 0.1 S 2 1 0 0 0 0 0 0 0 0 0 0 2 2 0.00 3.000																			

Batter	1	2	3	4	5	6	7	8	9	AB	R	H	RBI	BB	SO	LOB	BOTTOM	
Von Joshua, L OBP: 0.370, SLG: 0.455	(1, 8) 0-3 K	0-0 1B E		0-0 F7			0-0 6-3 1B			4	1	2	0	0	1	0	Houston Astros @ San Francisco Giants Candlestick Park, San Francisco, CA Sun Aug 03 1975, 6:33 AM EDT Unknown	
Derrel Thomas, S OBP: 0.358, SLG: 0.381	(1, 4)	0-0 2B		0-0 F4			0-0 6-3			2	2	2	0	0	0	0		
Craig Robinson, R OBP: 0.036, SLG: 0.036	(3, 4)	0-0 1B	0-0 1B E				1-2			2	0	0	0	0	0	1		
Bobby Murcer, L OBP: 0.399, SLG: 0.468	(1, 9)	0-0 2B	0-0 1B E5		0-0 G3		4-0 BB			3	1	2	1	1	0	0		
Gary Matthews, R OBP: 0.362, SLG: 0.428	(1, 7)	0-0 2B	0-0 1B		0-0 F8		0-3 K			4	1	2	3	0	1	2		
Willie Montanez, L OBP: 0.346, SLG: 0.401	(1, 3)	0-0 2B	0-0 1B		4-0 BB		0-0 F8			3	0	0	0	1	0	5		
Chris Speier, R OBP: 0.364, SLG: 0.440	(1, 6)	0-0 2B	0-0 5-3		0-3 K		4-0 BB G4-6-3			3	0	1	1	1	1	1		
Bruce Miller, R OBP: 0.284, SLG: 0.306	(1, 5)	0-0 L1	0-0 F8		0-0 5-3		0-0 G4-6-3			4	0	0	0	0	0	2		
Marc Hill, R OBP: 0.310, SLG: 0.299	(1, 2)		0-3 K	0-0 F6		0-0 F7		4-0 BB		3	0	0	0	1	1	0		
Pete Falcone, L OBP: 0.044, SLG: 0.044	(1, 1)		0-3 K	0-3 K		0-0 G3		0-0 4-3		4	0	0	0	0	2	1	<div style="display: flex; justify-content: space-between;"> <div> <b>AB</b> 32  <b>R</b> 5  <b>H</b> 9  <b>RBI</b> 5  <b>BB</b> 4  <b>SO</b> 6  <b>LOB</b> 12 </div>  </div>	
Randy Moffitt, R OBP: 0.273, SLG: 0.455	(9, 1)									0	0	0	0	0	0	0		
<b>Inning Stats</b>	R: 3 E: 0 K: 1 S: 9	H: 4 LOB: 1 BB: 0 P: 9	R: 2 E: 1 K: 2 S: 11	H: 4 LOB: 2 BB: 0 P: 11	R: 0 E: 0 K: 0 S: 3	H: 0 LOB: 0 BB: 0 P: 3	R: 0 E: 0 K: 1 S: 5	H: 0 LOB: 0 BB: 0 P: 5	R: 0 E: 0 K: 0 S: 3	H: 0 LOB: 0 BB: 0 P: 3	R: 0 E: 0 K: 1 S: 6	H: 1 LOB: 2 BB: 1 P: 10	R: 0 E: 0 K: 0 S: 2	H: 0 LOB: 1 BB: 2 P: 10	1B: 6 2B: 3 3B: 0 HR: 0	SF: 0 SAC: 0 DP: 1 HBP: 0	WP: 0 PB: 0 SB: 0 CS: 0	PA: 36
<b>PITCHER</b>	IP WLS BF H R ER SO BB IBB HBP BLK WP HR S P ERA WHIP																	
Dave Roberts, L ERA: 4.41	(1, 1) 6.1 L 30 5 5 5 5 2 0 0 0 0 0 0 38 46 7.11 1.737																	
Jose Sosa, R ERA: 2.79	(7, 1) 1.2 6 0 0 0 1 2 0 0 0 0 0 0 6 14 0.00 1.200																	

Batter	1	2	3	4	5	6	7	8	9	AB	R	H	RBI	BB	SO	LOB	TOP					
<b>Wilbur Howard, S</b> OBP: 0.368, SLG: 0.417 (1, 8)	F5	SF8		K		E6 SH	FC5-4		K	5	1	0	1	0	2	4						
<b>Greg Gross, L</b> OBP: 0.376, SLG: 0.355 (1, 9)	PB 1B	4-3		2B 3B 1B		SH 2B	L5			4	2	2	0	0	0	3						
<b>Jose Cruz, L</b> OBP: 0.363, SLG: 0.383 (1, 7)	PB 1B			HR 2B		F8 4-3 2B		FC1-5 1B		5	2	4	2	0	0	2						
<b>Bob Watson, R</b> OBP: 0.365, SLG: 0.495 (1, 3)	P3			4-3		F8 4-3 2B		FC1-5 1B		5	1	2	1	0	0	4						
<b>Milt May, L</b> OBP: 0.287, SLG: 0.319 <b>Skip Jutze, R</b> OBP: 0.241, SLG: 0.246 (8, 2)				HR		4-3		FC1-5 G4-6-3		4	1	2	5	1	0	2						
<b>Ken Roswell, L</b> OBP: 0.357, SLG: 0.318 (1, 5)	3-1			4-3		F7		G4-6-3		5	0	0	0	0	1	6						
<b>Jerry Davanon, R</b> OBP: 0.600, SLG: 0.500 (1, 6)		SH5-4 SF8 1B				K			5-3	4	2	2	0	1	1	0						
<b>Rob Andrews, R</b> OBP: 0.275, SLG: 0.245 (1, 4)		SH5-4 1B		1-3		1-3		1B L5 1B		4	0	2	0	1	0	1						
<b>Doug Konieczny, R</b> OBP: 0.205, SLG: 0.233 <b>Jim Crawford, L</b> OBP: 0.333, SLG: 0.417 <b>Jose Sosa, R</b> OBP: 1.000, SLG: 4.000 <b>Wayne Granger, R</b> <b>Mike Cosgrove, L</b> (8, 1)		SH5-4				F2		FC5-4 1B		0	0	0	0	0	0	0						
<b>Inning Stats</b>	R: 0 E: 0 K: 0 S: 5	H: 2 LOB: 3 BB: 1 P: 9	R: 1 E: 0 K: 0 S: 5	H: 2 LOB: 1 BB: 0 P: 5	R: 2 E: 0 K: 0 S: 5	H: 2 LOB: 1 BB: 1 P: 9	R: 3 E: 0 K: 2 S: 11	H: 4 LOB: 0 BB: 0 P: 11	R: 0 E: 0 K: 1 S: 5	H: 0 LOB: 0 BB: 0 P: 5	R: 3 E: 2 K: 0 S: 6	H: 1 LOB: 1 BB: 0 P: 6	R: 1 E: 0 K: 0 S: 5	H: 3 LOB: 1 BB: 0 P: 5	R: 0 E: 0 K: 0 S: 4	H: 2 LOB: 1 BB: 0 P: 4	R: 0 E: 0 K: 1 S: 5	H: 0 LOB: 1 BB: 1 P: 9	1B: 11 2B: 4 3B: 1 HR: 1	SF: 1 DP: 2 HBP: 0	WP: 0 PB: 1 SB: 0 CS: 0	PA: 46
<b>PITCHER</b>	IP WLS BF H R ER SO BB IBB HBP BLK WP HR S P ERA WHIP	IP WLS BF H R ER SO BB IBB HBP BLK WP HR S P ERA WHIP																	IP WLS BF H R ER SO BB IBB HBP BLK WP HR S P ERA WHIP			
<b>Tom Bradley, R</b> ERA: 4.68 <b>Mike Caldwell, L</b> ERA: 5.25 <b>Charlie Williams, R</b> ERA: 3.45 <b>Dave Heaverlo, R</b> ERA: 2.31 <b>Gary Lavelle, L</b> ERA: 2.54	3.0 L 18 7 4 4 4 0 2 0 0 0 0 1 16 24 12.00 3.000	2.0 L 12 4 5 2 3 0 0 0 0 0 0 0 0 3 3 0.00 2.000	0.1 4 3 1 1 0 0 0 0 0 0 0 0 4 4 27.00 9.000	1.2 5 2 0 0 0 0 0 0 0 0 0 0 5 5 0.00 1.200																	1.0 4 0 0 0 0 1 1 0 0 0 0 0 0 5 9 0.00 1.000	

Houston Astros @ San Francisco Giants  
Candlestick Park, San Francisco, CA  
Sun Aug 03 1975, 6:38 AM EDT  
Att: 12,450 - Unknown


AB 39  
R 10  
H 16  
RBI 10  
BB 3  
SO 4  
LOB 22



Batter	1	2	3	4	5	6	7	8	9	AB	R	H	RBI	BB	SO	LOB	BOTTOM					
<b>Gary Thomasson, L</b> OBP: 0.297, SLG: 0.311 (1, 8)				F8		K		SF8 1B	F6	4	2	0	0	2	1	3						
<b>Derrel Thomas, S</b> OBP: 0.362, SLG: 0.383 <b>Bruce Miller, R</b> OBP: 0.281, SLG: 0.303 <b>Glenn Adams, L</b> OBP: 0.391, SLG: 0.514 <b>Craig Robinson, R</b> OBP: 0.036, SLG: 0.036 (9, 4)	E9 1B			5-3		F8		1B BB		1	1	1	1	1	0	0						
<b>Bobby Murcer, L</b> OBP: 0.399, SLG: 0.467 (1, 9)	1B BB			3-1				SF8		3	1	1	1	1	0	1						
<b>Gary Matthews, R</b> OBP: 0.363, SLG: 0.427 (1, 7)	F9 BB 1B	G6-4-3				K		FC5-4 1B		5	1	2	1	0	1	2						
<b>Willie Montanez, L</b> OBP: 0.351, SLG: 0.404 (1, 3)	BB BB 1B			FC3-6 1B		6-3		1B BB		4	0	3	3	1	0	0						
<b>Chris Speier, R</b> OBP: 0.365, SLG: 0.436 (1, 6)	K			FC3-6 1B		2B BB		F6		3	1	0	0	2	1	5						
<b>Dave Rader, L</b> OBP: 0.362, SLG: 0.403 <b>Marc Hill, R</b> OBP: 0.308, SLG: 0.297 <b>Randy Moffitt, R</b> OBP: 0.273, SLG: 0.455 (9, 1)	F9			1B		1B 2B		F9		4	1	2	1	0	1	5						
<b>Steve Ontiveros, S</b> OBP: 0.383, SLG: 0.341 (1, 5)				F7				K		4	0	1	1	1	1	5						
<b>Tom Bradley, R</b> <b>Mike Caldwell, R</b> <b>Charlie Williams, R</b> <b>Jake Brown, R</b> <b>Dave Heaverlo, R</b> <b>Gary Lavelle, S</b> <b>Mike Sadek, R</b> (8, 2)				K		6-3		1B SF8 2B		1	0	0	1	1	1	2						
<b>Inning Stats</b>	R: 4 E: 1 K: 1 S: 8	H: 3 LOB: 4 BB: 4 P: 24	R: 0 E: 0 K: 0 S: 2	H: 0 LOB: 0 BB: 1 P: 6	R: 0 E: 0 K: 1 S: 7	H: 2 LOB: 0 BB: 0 P: 7	R: 0 E: 0 K: 0 S: 3	H: 0 LOB: 0 BB: 0 P: 3	R: 2 E: 0 K: 1 S: 6	H: 2 LOB: 1 BB: 1 P: 10	R: 0 E: 0 K: 1 S: 5	H: 0 LOB: 0 BB: 0 P: 5	R: 0 E: 0 K: 2 S: 8	H: 1 LOB: 3 BB: 2 P: 16	R: 3 E: 0 K: 0 S: 7	H: 4 LOB: 2 BB: 1 P: 11	R: 0 E: 0 K: 0 S: 3	H: 0 LOB: 0 BB: 0 P: 3	1B: 10 2B: 2 3B: 0 HR: 0	SF: 1 DP: 1 HBP: 0	WP: 0 PB: 0 SB: 1 CS: 0	PA: 46
<b>PITCHER</b>	IP WLS BF H R ER SO BB IBB HBP BLK WP HR S P ERA WHIP	IP WLS BF H R ER SO BB IBB HBP BLK WP HR S P ERA WHIP																	IP WLS BF H R ER SO BB IBB HBP BLK WP HR S P ERA WHIP			
<b>Doug Konieczny, R</b> ERA: 4.73 <b>Jim Crawford, L</b> ERA: 3.61 <b>Jose Sosa, R</b> ERA: 3.6 <b>Wayne Granger, R</b> ERA: 2.5 <b>Mike Cosgrove, L</b> ERA: 2.16	0.2 W 28 6 4 4 5 5 0 0 0 0 0 0 33 53 5.68 1.737	0.1 4 3 1 1 0 0 0 0 0 0 0 0 4 4 27.00 9.000	0.1 1 0 0 0 0 0 0 0 0 0 0 0 1 1 0.00 0.000	1.1 S 4 0 0 0 0 0 0 0 0 0 0 4 4 0.00 0.000																	6.1 W 28 6 4 4 5 5 0 0 0 0 0 0 33 53 5.68 1.737	

Houston Astros @ San Francisco Giants  
Candlestick Park, San Francisco, CA  
Sun Aug 03 1975, 6:38 AM EDT  
Att: 12,450 - Unknown

AB 36  
R 9  
H 12  
RBI 9  
BB 9  
SO 6  
LOB 25



Batter	1	2	3	4	5	6	7	8	9	AB	R	H	RBI	BB	SO	LOB	TOP							
<b>Pete Rose, S</b> OBP: 0.401, SLG: 0.436 <b>Rawly Eastwick, R</b> (9, 1)	4-0 FC4-6 BB		4-0 3-H BB		0-0 F8		0-0 FC6 1-2		0-0 2B	3	1	1	0	2	0	1								
<b>Ken Griffey, L</b> OBP: 0.391, SLG: 0.401	0-0 FC4-6 1-2		0-3 K		0-0 F8		0-0 F8	0-0 E BB HR 1B	0-0 E 2B	5	2	2	1	0	1	2								
<b>Joe Morgan, L</b> OBP: 0.465, SLG: 0.510	0-0 F7 1-2		0-0 F9		0-0 F5		0-0 F5	4-0 E BB HR 1B	0-0 E6 L4 1B	4	1	1	0	1	0	2								
<b>Dan Driessen, L</b> OBP: 0.365, SLG: 0.389	0-3 K		0-0 K	0-0 1B FC5-2 1B		4-0 S BB		0-0 E3 HR	0-0 L4 2B	4	1	1	0	1	1	4								
<b>George Foster, R</b> OBP: 0.345, SLG: 0.529		0-0 P3		0-0 FC5-2 1B		0-0 P4		0-0 HR		4	1	2	4	0	0	1								
<b>Cesar Geronimo, L</b> OBP: 0.328, SLG: 0.360		0-3 K		0-3 K		0-3 K		1-1 2-H 3-H HR	0-0 6-3	4	0	0	0	0	3	3								
<b>Dave Concepcion, R</b> OBP: 0.302, SLG: 0.327		0-0 F7		0-0 FC5-2			0-0 P4	0-3 K		4	0	0	0	0	1	2								
<b>Bill Plummer, R</b> OBP: 0.306, SLG: 0.319			0-0 SH1-4 WP 2B	0-0 F7			1-0 FC3-6 HBP	0-0 6-3		3	1	1	0	0	0	2								
<b>Fred Norman, S</b> OBP: 0.132, SLG: 0.083 <b>Will McEnaney, L</b> (7, 1) <b>Pedro Borbon, R</b> OBP: 0.222, SLG: 0.200 <b>Clay Carroll, R</b> (8, 1) <b>Merv Rettenmund, R</b> OBP: 0.208, SLG: 0.215 <b>Doug Flynn, R</b> OBP: 0.204, SLG: 0.223			0-0 SH1-4	0-0 F7			0-0 FC3-6 FC6 1-2		0-0 F8	2	0	0	0	0	0	1								
<b>Inning Stats</b>	R: 0 E: 0 K: 1 S: 5	H: 0 LOB: 1 BB: 1 P: 9	R: 0 E: 0 K: 1 S: 5	H: 0 LOB: 0 BB: 0 P: 5	R: 1 E: 0 K: 1 S: 6	H: 1 LOB: 1 BB: 1 P: 10	R: 0 E: 0 K: 1 S: 7	H: 2 LOB: 2 BB: 0 P: 7	R: 0 E: 0 K: 0 S: 3	H: 0 LOB: 1 BB: 1 P: 9	R: 0 E: 0 K: 0 S: 3	H: 0 LOB: 0 BB: 0 P: 4	R: 4 E: 1 K: 1 S: 8	H: 2 LOB: 0 BB: 1 P: 12	R: 2 E: 1 K: 0 S: 5	H: 3 LOB: 0 BB: 0 P: 5	1B: 4 2B: 4 3B: 0 HR: 1	SF: 0 SAC: 1 DP: 1 HBP: 1	WP: 1 PB: 0 SB: 2 CS: 0	PA: 40				
<b>PITCHER</b>	IP WLS BF H R ER SO BB IBB HBP BLK WP HR S P ERA WHIP	7.0 3.03	0.0 3 1 3 3 0 1 0 0 0 0 0 0 2 6 ∞ ∞	1.0 2.93	1.0 L 5 3 2 1 0 0 0 0 0 0 0 5 5 9.00 3.000																			
<b>Von Joshua, L</b> OBP: 0.367, SLG: 0.449	0-0 3-1		0-0 1-3		4-0 1-2 BB		0-3 K	0-0 4-3		4	0	0	0	1	1	4								
<b>Bruce Miller, R</b> OBP: 0.274, SLG: 0.296	0-0 F9		0-0 F9	0-0 5-3		0-0 E4 FC5-2 BB		0-3 K		5	0	0	0	0	1	3								
<b>Bobby Murcer, L</b> OBP: 0.399, SLG: 0.467	0-3 K		0-0 4-3		0-0 F9	0-0 F9	0-0 BB	0-0 4-3 2B		4	0	1	0	1	1	0								
<b>Gary Matthews, R</b> OBP: 0.360, SLG: 0.420		0-0 1-3		4-0 1B BB		0-0 F3	0-0 FC5 2-3	0-0 4-3		4	0	0	0	1	0	4								
<b>Willie Montanez, L</b> OBP: 0.352, SLG: 0.404		0-0 F9		0-0 FC6-4 1B		0-0 F7		0-0 4-3		5	1	2	0	0	0	1								
<b>Chris Speier, R</b> OBP: 0.361, SLG: 0.432		0-0 6-3		0-0 FC6-4		0-0 F8	0-0 E5 1B	0-0 4-3		4	1	0	0	0	0	3								
<b>Steve Ontiveros, S</b> OBP: 0.115, SLG: 0.122 <b>Jake Brown, R</b> (7, PH) <b>Gary Lavelle, S</b> OBP: 0.333, SLG: 0.364 <b>Randy Moffitt, R</b> OBP: 0.273, SLG: 0.125 <b>Gary Thomasson, L</b> OBP: 0.208, SLG: 0.215 <b>Mike Caldwell, R</b> OBP: 0.128, SLG: 0.179			0-3 K		0-0 F7		0-0 BB E 2B	0-0 E 1B 1B		3	0	1	0	0	1	0								
<b>Inning Stats</b>	R: 0 E: 0 K: 1 S: 5	H: 0 LOB: 0 BB: 0 P: 5	R: 0 E: 0 K: 0 S: 3	H: 0 LOB: 0 BB: 0 P: 3	R: 0 E: 0 K: 1 S: 5	H: 0 LOB: 1 BB: 1 P: 9	R: 0 E: 0 K: 0 S: 4	H: 1 LOB: 2 BB: 1 P: 8	R: 0 E: 0 K: 0 S: 4	H: 1 LOB: 2 BB: 1 P: 8	R: 0 E: 0 K: 0 S: 3	H: 0 LOB: 0 BB: 0 P: 3	R: 2 E: 1 K: 1 S: 7	H: 3 LOB: 3 BB: 3 P: 19	R: 3 E: 2 K: 0 S: 6	H: 3 LOB: 0 BB: 0 P: 6	R: 0 E: 0 K: 1 S: 6	H: 1 LOB: 1 BB: 0 P: 6	1B: 5 2B: 2 3B: 0 HR: 0	SF: 1 SAC: 1 DP: 0 HBP: 0	WP: 0 PB: 0 SB: 0 CS: 0	PA: 41		
<b>PITCHER</b>	IP WLS BF H R ER SO BB IBB HBP BLK WP HR S P ERA WHIP	6.1 3.75	0.1 4 0 0 0 1 2 0 0 0 0 0 0 4 12 0.00 6.000	0.2 5 3 3 1 0 0 0 0 0 0 0 0 5 5 13.50 4.500																				
<b>Fred Norman, L</b> ERA: 3.75 <b>Will McEnaney, L</b> ERA: 1.95 <b>Pedro Borbon, R</b> ERA: 3.06 <b>Clay Carroll, R</b> ERA: 2.79 <b>Rawly Eastwick, R</b> ERA: 3.43																								

Cincinnati Reds @ San Francisco Giants  
Candlestick Park, San Francisco, CA  
Mon Aug 04 1975, 10:05 PM EDT  
Att: 13,561 - Unknown

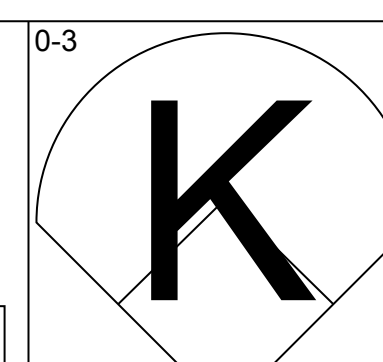
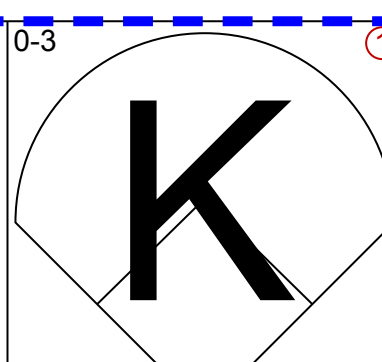
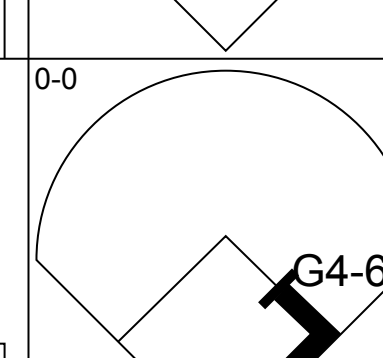
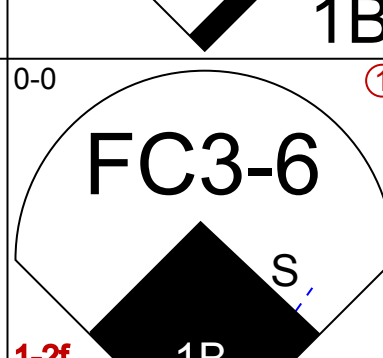
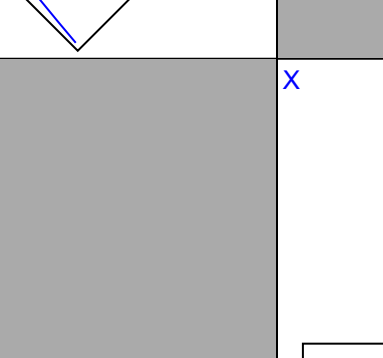
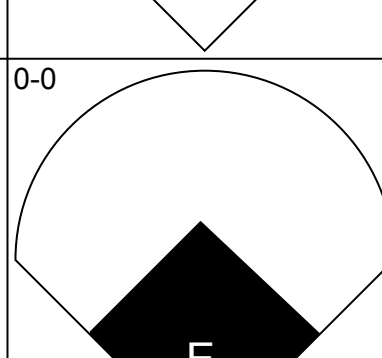
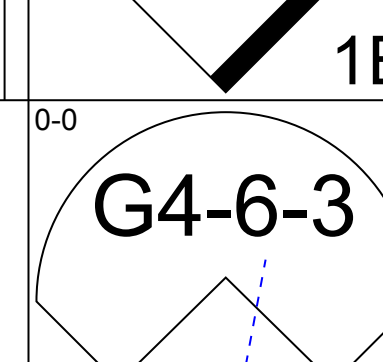
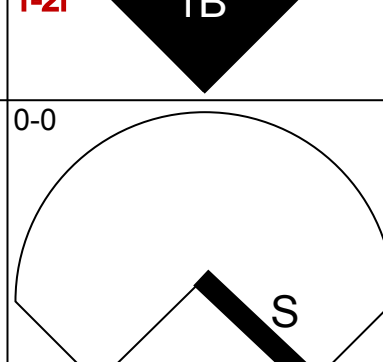

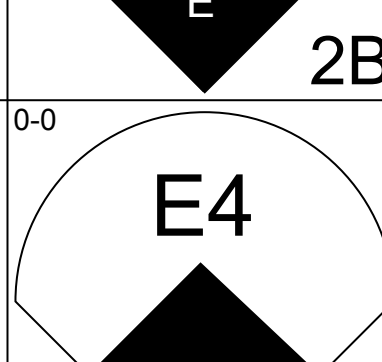
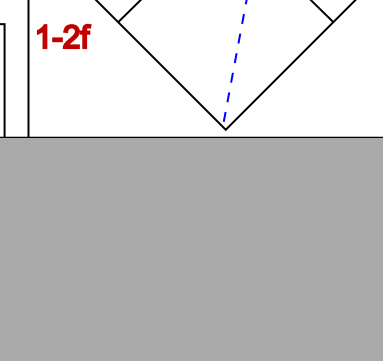
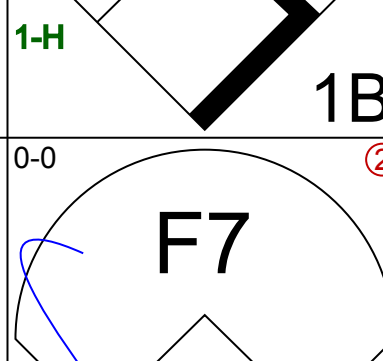
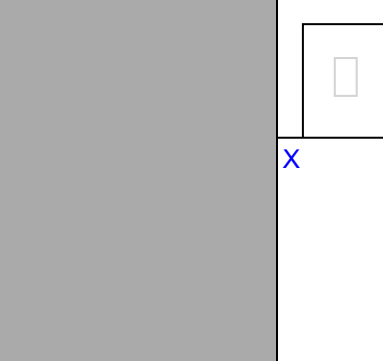
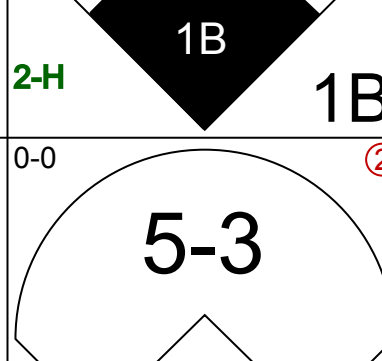
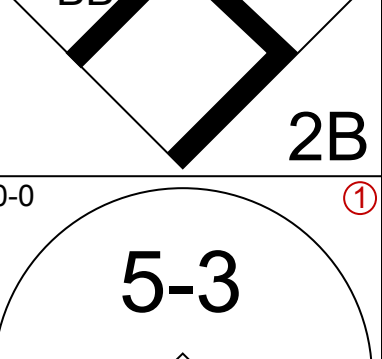
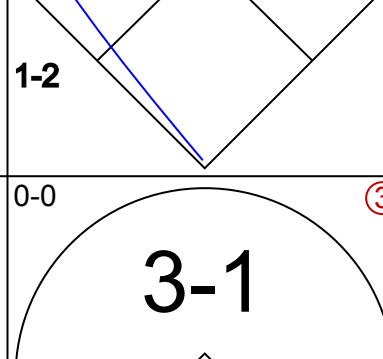
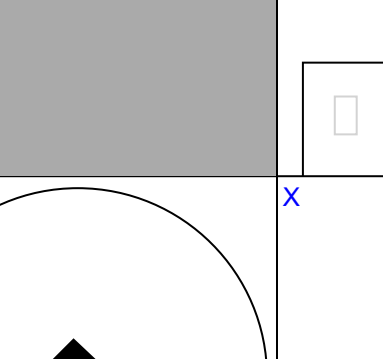
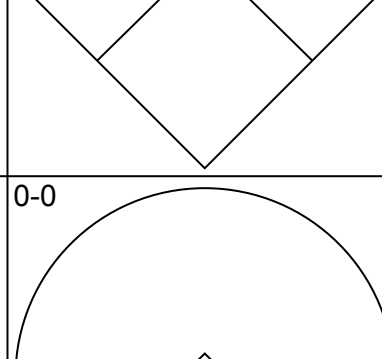
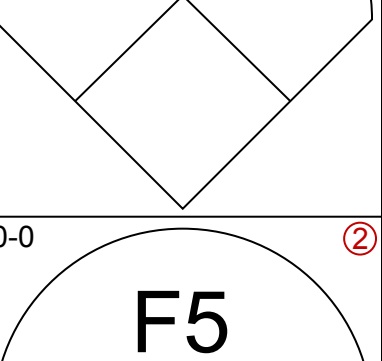
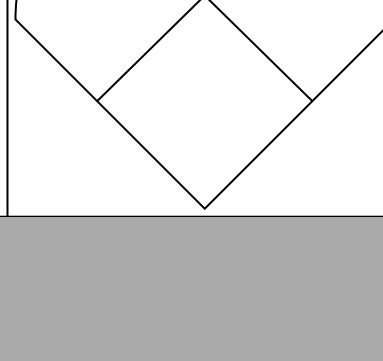
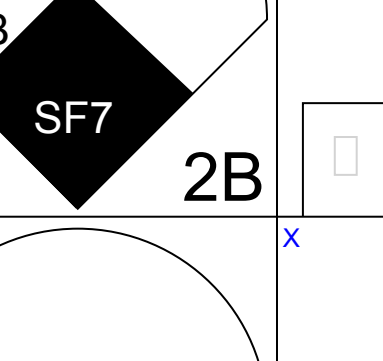
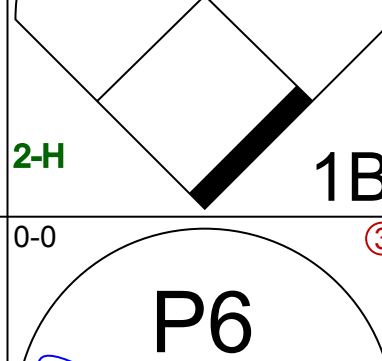
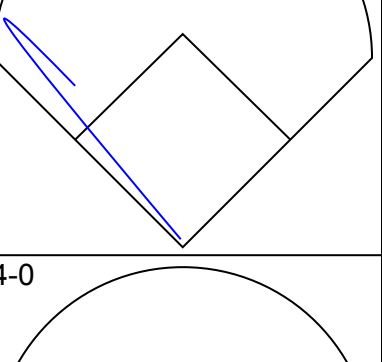
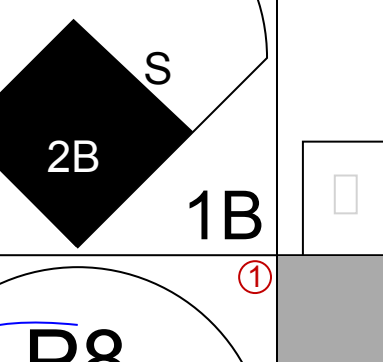
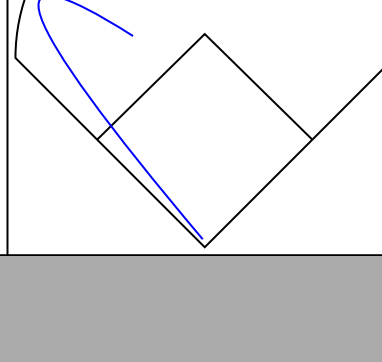
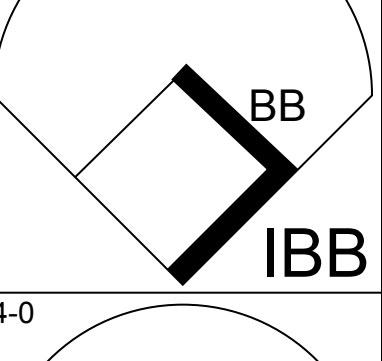
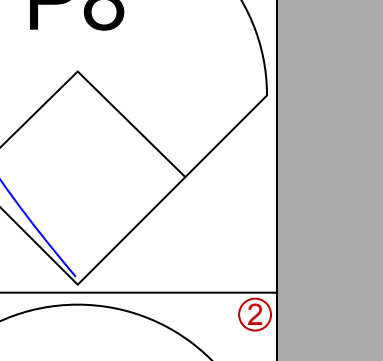

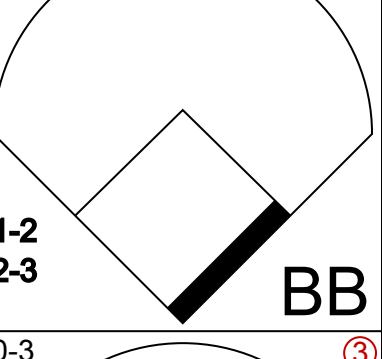
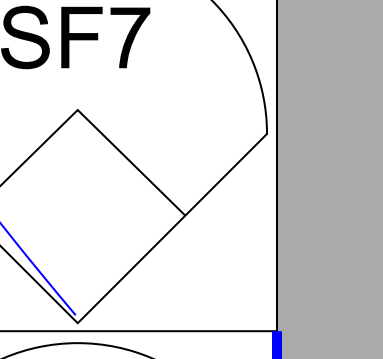

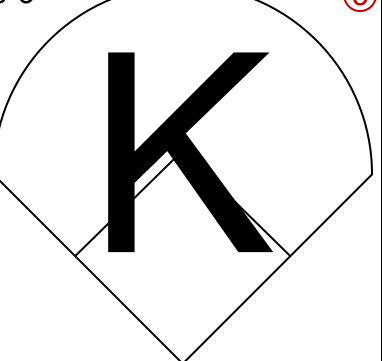
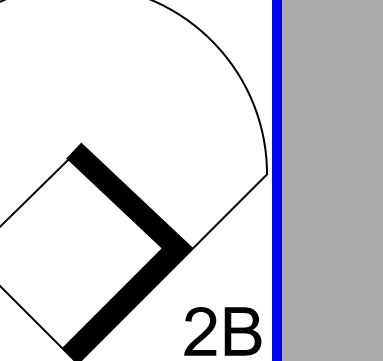

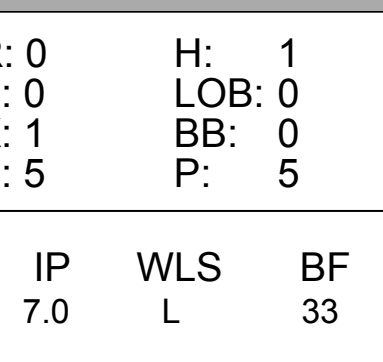
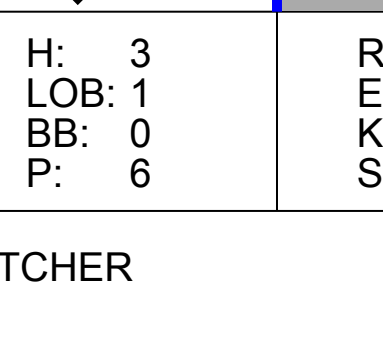
AB 34  
R 7  
H 8  
RBI 5  
BB 4  
SO 6  
LOB 18



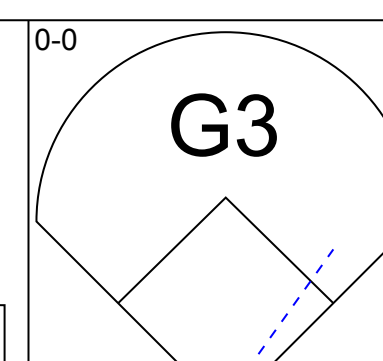
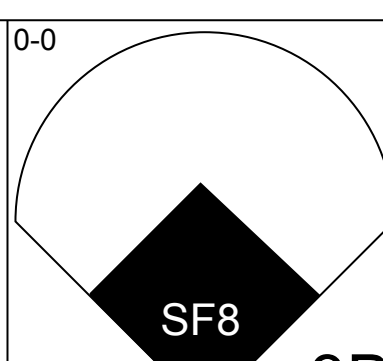
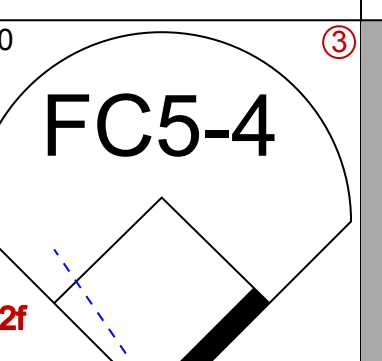
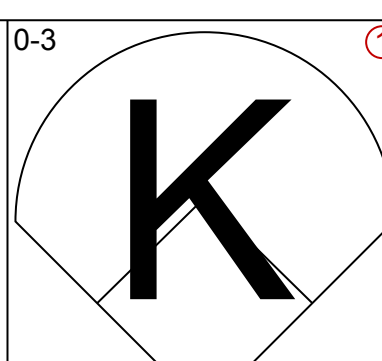
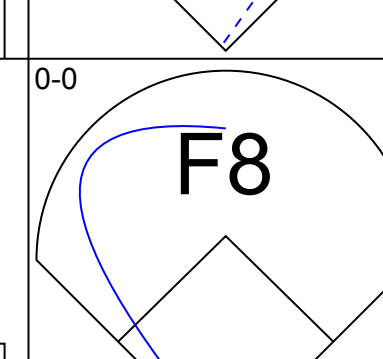
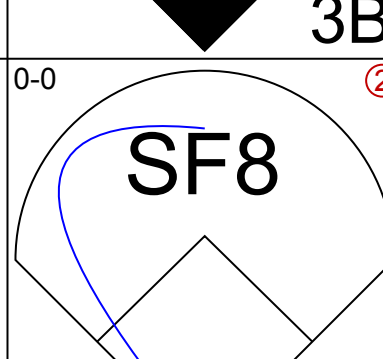
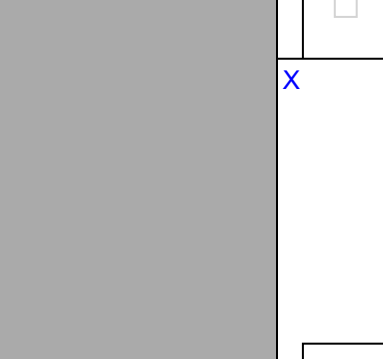
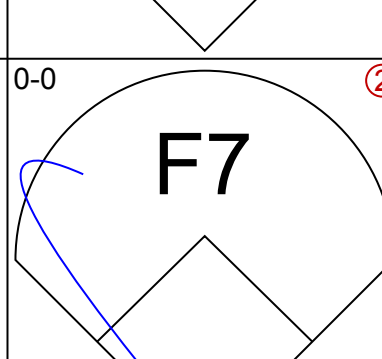
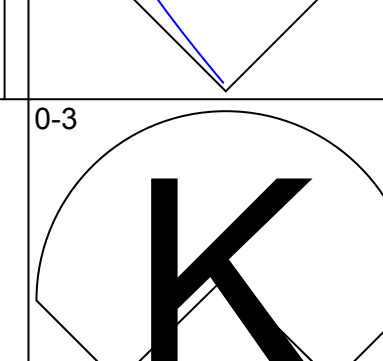
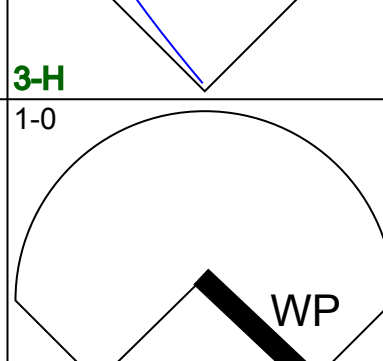

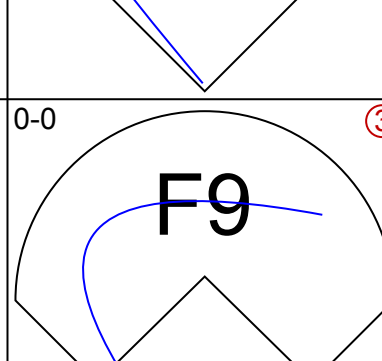
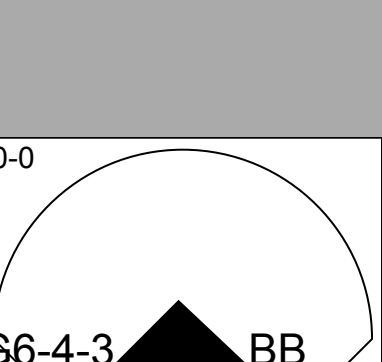
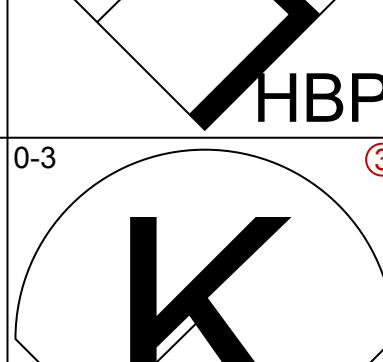
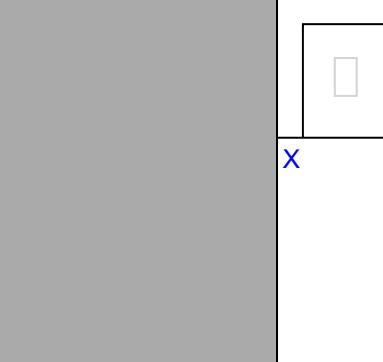
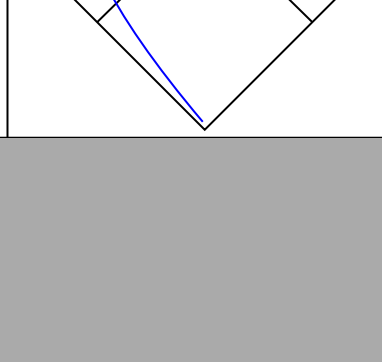
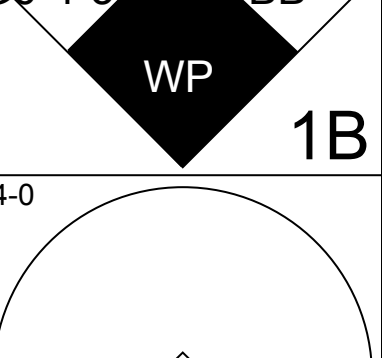
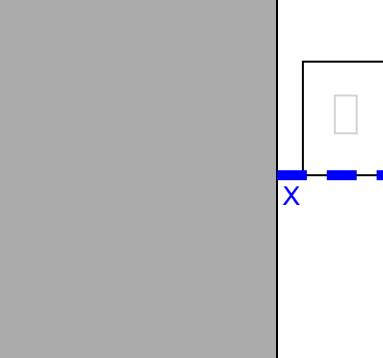

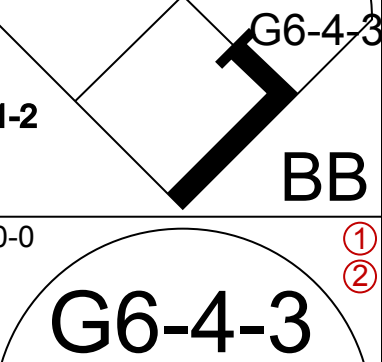


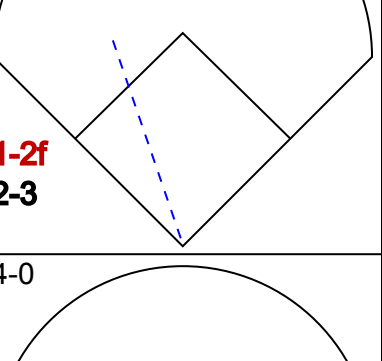
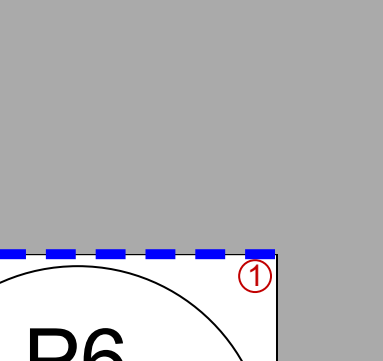

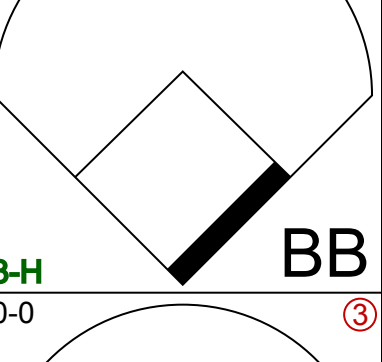
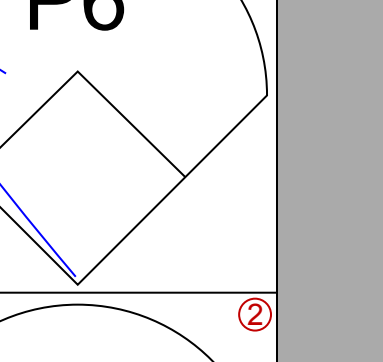

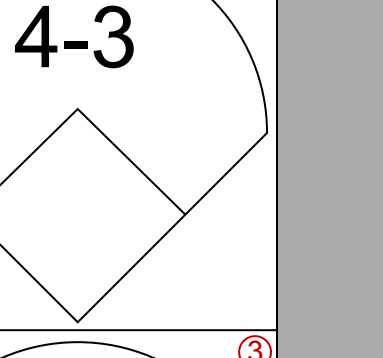

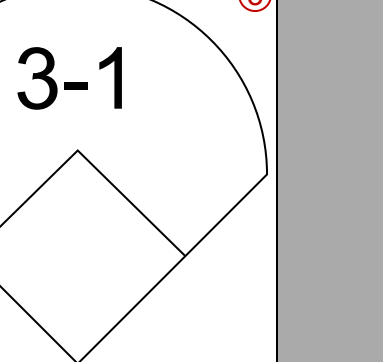

Cincinnati Reds @ San Francisco Giants  
Candlestick Park, San Francisco, CA  
Mon Aug 04 1975, 10:05 PM EDT  
Att: 13,561 - Unknown

AB 33  
R 5  
H 7  
RBI 3  
BB 6  
SO 4  
LOB 16



Batter	1	2	3	4	5	6	7	8	9	AB	R	H	RBI	BB	SO	LOB	TOP										
<b>Pete Rose, S</b> (1.5) OBP: 0.401, SLG: 0.436										5	0	2	0	0	2	1	<b>Cincinnati Reds @ San Francisco Giants</b> Candlestick Park, San Francisco, CA Tue Aug 05 1975, 10:05 PM EDT Att: 8,812 - Unknown										
<b>Doug Flynn, R</b> (9.5) OBP: 0.294, SLG: 0.321										0	0	0	0	0	0	0											
<b>Ken Griffey, L</b> (1.9) OBP: 0.393, SLG: 0.408										5	2	3	0	0	0	2											
<b>Dan Driessen, L</b> (1.3) OBP: 0.371, SLG: 0.392										4	2	2	1	1	0	2											
<b>George Foster, R</b> (1.7) OBP: 0.343, SLG: 0.527										5	0	1	0	0	0	4											
<b>Cesar Geronimo, L</b> (1.8) OBP: 0.332, SLG: 0.367										5	1	3	2	0	0	2											
<b>Dave Concepcion, R</b> (1.6) OBP: 0.301, SLG: 0.326										5	1	1	0	0	0	3											
<b>Darrel Chaney, S</b> (1.4) OBP: 0.280, SLG: 0.242										3	0	0	0	0	1	3											
<b>Bill Plummer, R</b> (1.2) OBP: 0.303, SLG: 0.311										2	0	0	1	1	1	1											
<b>Clay Kirby, R</b> (1.1) OBP: 0.308, SLG: 0.292 (6, PH)										2	0	0	0	0	1	4											
<b>Terry Crowley, L</b> (6, PH) OBP: 0.375, SLG: 0.400										1	0	1	1	0	0	0											
<b>Pedro Borbon, R</b> (6.1) OBP: 0.200, SLG: 0.200										0	0	0	0	0	0	0											
<b>Will McEnaney, L</b> (7.1) OBP: 0.200, SLG: 0.200										1	0	0	0	0	0	0											
<b>Inning Stats</b>	R: 0 E: 0 K: 1 S: 5	H: 1 LOB: 0 BB: 0 P: 5	R: 1 E: 0 K: 1 S: 6	H: 2 LOB: 1 BB: 0 P: 5	R: 0 E: 1 K: 0 S: 4	H: 0 LOB: 1 BB: 0 P: 4	R: 0 E: 0 K: 0 S: 6	H: 1 LOB: 1 BB: 0 P: 6	R: 1 E: 1 K: 0 S: 4	H: 2 LOB: 1 BB: 1 P: 8	R: 0 E: 0 K: 2 S: 7	H: 0 LOB: 0 BB: 0 P: 7	R: 2 E: 1 K: 1 S: 8	H: 3 LOB: 1 BB: 0 P: 8	R: 2 E: 1 K: 1 S: 8	H: 3 LOB: 1 BB: 0 P: 8	1B: 9 2B: 4 3B: 0 HR: 0	SF: 1 SAC: 0 DP: 1 HBP: 0	WP: 1 PB: 0 SB: 3 CS: 0	PA: 42							
<b>PITCHER</b>	IP	WLS	BF	H	R	ER	SO	BB	IBB	HBP	BLK	WP	HR	S	P	ERA	WHIP										
<b>Ed Halicki, R</b> (1.1) ERA: 4.62	7.0	L	33	10	4	3	2	2	1	0	0	1	0	34	46	3.86	1.714										
<b>Charlie Williams, R</b> (8.1) ERA: 3.4	1.0		3	0	0	0	2	0	0	0	0	0	0	7	7	0.00	0.000										
<b>Dave Heaverlo, R</b> (9.1) ERA: 2.48	1.0		6	3	2	1	1	0	0	0	0	0	0	8	8	9.00	3.000										

Batter	1	2	3	4	5	6	7	8	9	AB	R	H	RBI	BB	SO	LOB	BOTTOM										
<b>Von Joshua, L</b> (1.8) OBP: 0.368, SLG: 0.454										5	1	2	0	0	1	2	<b>Cincinnati Reds @ San Francisco Giants</b> Candlestick Park, San Francisco, CA Tue Aug 05 1975, 10:05 PM EDT Att: 8,812 - Unknown										
<b>Derrel Thomas, S</b> (1.4) OBP: 0.360, SLG: 0.382										4	0	1	1	0	0	1											
<b>Bobby Murcer, L</b> (1.9) OBP: 0.401, SLG: 0.466										3	0	1	0	1	1	0											
<b>Gary Matthews, R</b> (1.7) OBP: 0.358, SLG: 0.418										4	1	1	0	0	1	5											
<b>Willie Montanez, L</b> (1.3) OBP: 0.351, SLG: 0.401										3	0	0	0	1	1	4											
<b>Dave Rader, L</b> (1.2) OBP: 0.382, SLG: 0.403										4	1	1	0	0	0	4											
<b>Steve Ontiveros, S</b> (1.5) OBP: 0.385, SLG: 0.345										3	0	1	0	1	0	0											
<b>Craig Robinson, R</b> (1.6) OBP: 0.032, SLG: 0.032										3	0	0	0	0	0	3											
<b>Bruce Miller, R</b> (8, PH) OBP: 0.276, SLG: 0.296										0	0	0	0	1	0	0											
<b>Ed Halicki, R</b> (1.1) OBP: 0.167, SLG: 0.171										3	0	1	1	0	0	0											
<b>Charlie Williams, R</b> (8.1) OBP: 0.158, SLG: 0.267										0	0	0	0	0	0	0											
<b>Jake Brown, R</b> (8, PH) OBP: 0.334, SLG: 0.353										1	0	0	0	0	0	1											
<b>Dave Heaverlo, R</b> (9.1) ERA: 1.78										0	0	0	0	0	0	0											
<b>Inning Stats</b>	R: 0 E: 0 K: 1 S: 5	H: 0 LOB: 0 BB: 0 P: 5	R: 1 E: 0 K: 0 S: 3	H: 1 LOB: 1 BB: 2 P: 11	R: 1 E: 0 K: 1 S: 6	H: 1 LOB: 1 BB: 0 P: 7	R: 0 E: 0 K: 0 S: 6	H: 3 LOB: 2 BB: 0 P: 6	R: 0 E: 0 K: 1 S: 7	H: 2 LOB: 0 BB: 0 P: 7	R: 0 E: 0 K: 0 S: 3	H: 0 LOB: 0 BB: 0 P: 3	R: 0 E: 0 K: 0 S: 4	H: 1 LOB: 2 BB: 1 P: 8	R: 0 E: 0 K: 0 S: 3	H: 0 LOB: 1 BB: 1 P: 7	R: 0 E: 0 K: 1 S: 5	H: 0 LOB: 0 BB: 0 P: 5	1B: 7 2B: 0 3B: 1 HR: 0	SF: 1 SAC: 0 DP: 1 HBP: 1	WP: 2 PB: 0 SB: 0 CS: 0	PA: 39					
<b>PITCHER</b>	IP	WLS	BF	H	R	ER	SO	BB	IBB	HBP	BLK	WP	HR	S	P	ERA	WHIP										
<b>Clay Kirby, R</b> (1.1) ERA: 4.48	5.0		24	7	3	3	3	2	0	1	0	2	0	27	36	5.40	1.800										
<b>Pedro Borbon, R</b> (6.1) ERA: 3.0	1.2	W	7	1	0	0	0	1	0	0	0	0	0	6	10	0.00	1.200										
<b>Will McEnaney, L</b> (7.1) ERA: 1.78	2.1	S	8	0	0	0	1	1	0	0	0	0	0	9	13	0.00	0.429										



Batter	1	2	3	4	5	6	7	8	9	AB	R	H	RBI	BB	SO	LOB	TOP						
<b>Pete Rose, S</b> OBP: 0.404, SLG: 0.440 (1, 5)	0-0 FC6-4 1B		0-0 4-3 2B	0-0 1-3	0-0 WP 1B	0-0 F6-3		4-0 FC6-4 BB		4	1	3	1	0	0	1	<b>Cincinnati Reds @ San Francisco Giants</b> Candlestick Park, San Francisco, CA Wed Aug 06 1975, 6:33 AM EDT Att: 14,389 - Unknown						
<b>Doug Flynn, R</b> OBP: 0.299, SLG: 0.316 (5, FR)										1	1	0	0	1	0	2							
<b>Ken Griffey, L</b> OBP: 0.395, SLG: 0.409 (1, 9)	0-0 FC6-4 1-2		0-0 4-3	0-0 2-3	0-0 2-H 1B	0-0 1-H 1B		0-0 F9	0-0 FC6-4 1-2	4	0	2	2	0	0	2							
<b>Ed Armbrister, R</b> OBP: 0.225, SLG: 0.211 (6, 7)										2	0	0	0	0	0	2							
<b>Joe Morgan, L</b> OBP: 0.465, SLG: 0.511 (1, 4)	0-0 L4-3 1-2		0-0 2B	0-0 L8	4-0 1-2 BB				0-0 BB 1B	3	1	1	1	1	0	2							
<b>Merv Rettenmund, R</b> OBP: 0.371, SLG: 0.322 (6, 9)										2	0	1	0	0	0	0							
<b>Dan Driessen, L</b> OBP: 0.381, SLG: 0.405 (1, 7)		0-0 6-3	0-0 3B	0-0 2B	0-0 BB 1B	0-0 4-3		1-0 2B HBP	0-0 BB 1B	5	2	3	1	0	0	2							
<b>Tony Perez, R</b> OBP: 0.327, SLG: 0.452 (1, 3)										3	3	2	1	1	0	1							
<b>Dave Concepcion, R</b> OBP: 0.302, SLG: 0.329 (6, 5)										2	0	1	0	0	0	2							
<b>Cesar Geronimo, L</b> OBP: 0.334, SLG: 0.379 (1, 8)										5	1	2	1	1	0	5							
<b>Darrel Chaney, S</b> OBP: 0.309, SLG: 0.296 (1, 6)			0-0 P4 1B	0-0 3B	0-0 1B	0-0 WP 1B		0-0 G3	4-0 1-2 2-3 BB	5	2	3	3	1	0	1							
<b>Bill Plummer, R</b> OBP: 0.305, SLG: 0.304 (1, 2)				0-0 5-3	0-0 5-3	0-0 F8		4-0 BB BB	0-0 F7	5	0	1	1	1	0	6							
<b>Jack Billingham, R</b> OBP: 0.196, SLG: 0.118 (1, 1)										3	1	1	1	1	1	2							
<b>Clay Carroll, R</b> (7, 1)	0-0 4-3			0-0 WP 1B	0-0 K	0-0 WP 1B		0-0 F2		1	0	0	0	0	0	1							
<b>Inning Stats</b>	R: 0 E: 0 K: 0 S: 3	H: 1 LOB: 0 BB: 0 P: 3	R: 2 E: 0 K: 0 S: 6	H: 4 LOB: 1 BB: 0 P: 6	R: 3 E: 0 K: 0 S: 7	H: 4 LOB: 1 BB: 0 P: 7	R: 1 E: 0 K: 0 S: 4	H: 1 LOB: 1 BB: 1 P: 8	R: 5 E: 0 K: 1 S: 10	H: 5 LOB: 2 BB: 2 P: 18	R: 1 E: 0 K: 0 S: 5	H: 2 LOB: 2 BB: 1 P: 9	R: 0 E: 0 K: 0 S: 4	H: 1 LOB: 2 BB: 0 P: 5	R: 0 E: 0 K: 0 S: 3	H: 0 LOB: 2 BB: 2 P: 11	R: 0 E: 0 K: 0 S: 5	H: 2 LOB: 3 BB: 1 P: 9	1B: 11 2B: 7 3B: 2 HR: 1	SF: 0 SAC: 0 DP: 1 HBP: 1	WP: 3 PB: 1 SB: 1 CS: 0	PA: 53	
<b>PITCHER</b>	IP	WLS	BF	H	R	ER	SO	BB	IBB	HBP	BLK	WP	HR	S	P	ERA	WHIP			ERA	WHIP		
<b>Jim Barr, R</b> ERA: 2.74	(1, 1)	2.2	L	15	9	5	5	0	0	0	0	0	1	15	15	16.88	3.375			0.00	3.000		
<b>Charlie Williams, R</b> ERA: 3.46	(3, 1)	1.1		6	1	1	1	0	1	0	0	0	1	0	9	6.75	1.500						
<b>Tom Bradley, R</b> ERA: 5.91	(5, 1)	0.2		7	4	5	4	1	1	0	0	0	0	8	12	54.00	7.500						
<b>Dave Heaverlo, R</b> ERA: 2.61	(5, 1)	1.1		9	3	1	1	0	2	0	0	0	2	7	15	6.75	3.750						
<b>Mike Caldwell, L</b> ERA: 5.19	(7, 1)	2.0		10	1	0	0	0	2	0	1	0	0	7	16	0.00	1.500						



Batter	1	2	3	4	5	6	7	8	9	AB	R	H	RBI	BB	SO	LOB	BOTTOM							
<b>Von Joshua, L</b> OBP: 0.368, SLG: 0.454 (1, 8)	0-0 6-3		0-0 1B		0-0 6-3		0-0 F8		0-0 L9 1B	5	2	2	0	0	0	0	<b>Cincinnati Reds @ San Francisco Giants</b> Candlestick Park, San Francisco, CA Wed Aug 06 1975, 6:33 AM EDT Att: 14,389 - Unknown							
<b>Derrel Thomas, S</b> OBP: 0.363, SLG: 0.387 (1, 4)	0-0 B5-3		0-0 1B		0-0 G3		0-0 1B		0-0 S 1B	5	2	3	0	0	0	0								
<b>Bobby Murcer, L</b> OBP: 0.403, SLG: 0.466 (1, 9)	0-0 4-3		0-0 1B		4-0 BB		0-0 1-6-3 1B		0-0 L9	4	0	2	2	1	0	2								
<b>Gary Matthews, R</b> OBP: 0.355, SLG: 0.411 (1, 7)		0-0 6-3	4-0 G4-6-3 BB		0-3 K		0-0 1-6-3		0-3 K	4	0	0	0	1	2	4								
<b>Willie Montanez, L</b> OBP: 0.353, SLG: 0.405 (1, 3)		0-0 1B	0-0 G4-6-3		0-0 F8		4-0 BB		0-0 1B	4	1	2	2	1	0	3								
<b>Dave Rader, L</b> OBP: 0.387, SLG: 0.413 (1, 2)		0-0 FC6-4 1B		0-0 2B		0-0 3-1		0-0 F8	0-0 FC6-4 1B	5	0	3	0	0	0	2								
<b>Steve Ontiveros, S</b> OBP: 0.381, SLG: 0.342 (1, 5)		0-0 FC6-4 1-2		0-0 6-3		0-0 1B		0-0 F4-3	0-0 FC6-4	5	0	1	1	0	0	4								
<b>Craig Robinson, R</b> OBP: 0.057, SLG: 0.057 (1, 6)		0-0 4-3		0-0 4-3		0-0 1B		0-0 6-3		4	0	1	0	0	0	2								
<b>Jim Barr, R</b> ERA: 2.74	(1, 1)	2.2	L	15	9	5	5	0	0	0	0	0	1	15	15	16.88		3.375			0.00	3.000		
<b>Charlie Williams, R</b> ERA: 3.46	(3, 1)	1.1		6	1	1	1	0	1	0	0	0	1	0	9	6.75		1.500						
<b>Tom Bradley, R</b> ERA: 5.91	(5, 1)	0.2		7	4	5	4	1	1	0	0	0	0	8	12	54.00	7.500							
<b>Dave Heaverlo, R</b> ERA: 2.61	(5, 1)	1.1		9	3	1	1	0	2	0	0	0	2	7	15	6.75	3.750							
<b>Mike Caldwell, L</b> ERA: 5.19	(7, 1)	2.0		10	1	0	0	0	2	0	1	0	0	7	16	0.00	1.500							
<b>Inning Stats</b>	R: 0 E: 0 K: 0 S: 3	H: 0 LOB: 0 BB: 0 P: 3	R: 1 E: 0 K: 0 S: 5	H: 2 LOB: 1 BB: 0 P: 5	R: 1 E: 0 K: 0 S: 5	H: 3 LOB: 2 BB: 1 P: 9	R: 0 E: 0 K: 0 S: 4	H: 1 LOB: 1 BB: 0 P: 4	R: 0 E: 0 K: 1 S: 5	H: 0 LOB: 1 BB: 1 P: 9	R: 0 E: 0 K: 0 S: 5	H: 2 LOB: 2 BB: 0 P: 5	R: 1 E: 0 K: 0 S: 5	H: 2 LOB: 2 BB: 1 P: 9	R: 0 E: 0 K: 0 S: 3	H: 0 LOB: 0 BB: 0 P: 3	R: 2 E: 0 K: 1 S: 9	H: 4 LOB: 2 BB: 0 P: 9	1B: 11 2B: 3 3B: 0 HR: 0	SF: 0 SAC: 0 DP: 1 HBP: 0	WP: 0 PB: 0 SB: 1 CS: 0	PA: 43		
<b>PITCHER</b>	IP	WLS	BF	H	R	ER	SO	BB	IBB	HBP	BLK	WP	HR	S	P	ERA	WHIP			ERA	WHIP			
<b>Jack Billingham, R</b> ERA: 3.72	(1, 1)	6.2	W	32	10	3	3	1	0	0	0	0	0	31	43	4.05	1.950							
<b>Clay Carroll, R</b> ERA: 2.96	(7, 1)	2.1		11	4	2	2	1	0	0	0	0	0	13	13	7.71	1.714							



Batter	1	2	3	4	5	6	7	8	9	AB	R	H	RBI	BB	SO	LOB	TOP																
Von Joshua, L (1.8) OBP: 0.364, SLG: 0.448	6-3		K			5-3		G3		4	0	0	0	0	1	0	San Francisco Giants @ Philadelphia Phillies Veterans Stadium, Philadelphia, PA Fri Aug 08 1975, 7:05 PM EDT Att: 31,026 - Unknown																
Derrel Thomas, S (1.4) OBP: 0.362, SLG: 0.384	6-3			F8		BB 1B BB		K		3	0	0	0	1	1	0																	
Bobby Murcer, L (1.9) OBP: 0.406, SLG: 0.467	4-0			F9		BB		BB HR BB		2	1	1	0	2	0	0																	
Gary Matthews, R (1.7) OBP: 0.354, SLG: 0.406	FC4			F8		G4-6-3 BB		E5 HR BB		3	1	0	0	1	0	2																	
Willie Montanez, L (1.3) OBP: 0.355, SLG: 0.411		F8			1B 1B G4-3 HBP	G4-6-3		HR		3	2	1	3	0	0	3																	
Bruce Miller, R (1.5) OBP: 0.282, SLG: 0.296		G3			G4-3 1B 1-2			CS HBP		3	0	1	0	0	0	0																	
Marc Hill, R (1.2) OBP: 0.318, SLG: 0.301			K		G4-3 1B 1-2 2-3		6-3	CS	6-3	4	0	1	0	0	1	0																	
Craig Robinson, R (1.6) OBP: 0.077, SLG: 0.053			P3		G4-3 1-2 2-3 3-H			BB	4-3	3	0	0	0	1	0	2																	
Pete Falcone, L (1.1) OBP: 0.043, SLG: 0.043			K		K			K		1	0	0	0	0	1	0																	
Jake Brown, R (5, PH) OBP: 0.358, SLG: 0.333										1	0	0	0	0	1	1																	
Charlie Williams, R (5, PH) OBP: 0.176, SLG: 0.250										0	0	0	0	0	0	0																	
Steve Ontiveros, S (7, PH) OBP: 0.380, SLG: 0.340										1	0	0	0	0	1	1																	
Randy Moffitt, R (7, PH) OBP: 0.250, SLG: 0.417										1	0	0	0	0	1	0																	
<b>Inning Stats</b>	R: 0 E: 0 K: 0 S: 3	H: 0 LOB: 1 BB: 1 P: 7	R: 0 E: 0 K: 1 S: 5	H: 0 LOB: 0 BB: 0 P: 5	R: 0 E: 0 K: 2 S: 7	H: 0 LOB: 0 BB: 0 P: 7	R: 0 E: 0 K: 0 S: 3	H: 0 LOB: 0 BB: 0 P: 3	R: 1 E: 0 K: 1 S: 6	H: 2 LOB: 1 BB: 0 P: 7	R: 0 E: 0 K: 0 S: 3	H: 1 LOB: 2 BB: 2 P: 11	R: 0 E: 0 K: 1 S: 5	H: 0 LOB: 1 BB: 1 P: 9	R: 3 E: 1 K: 1 S: 6	H: 1 LOB: 0 BB: 1 P: 11	R: 0 E: 0 K: 1 S: 5	H: 0 LOB: 0 BB: 0 P: 5	1B: 3 2B: 0 3B: 0 HR: 1	SF: 0 SAC: 0 DP: 2 HBP: 2	WP: 0 PB: 0 CS: 1	PA: 37											
<b>PITCHER</b>	IP WLS BF H R ER SO BB IBB HBP BLK WP HR S P ERA WHIP																																
Tom Underwood, L (1.1) ERA: 3.38	7.2	33	4	4	1	6	5	0	2	0	0	0	1	38	60	1.17	1.174																
Tug McGraw, L (8, PH) ERA: 2.71	0.1	0	0	0	0	0	0	0	0	0	0	0	0	0	0	0.00	0.000																
Gene Garber, R (9, PH) ERA: 3.3	1.0	W 3	0	0	0	1	0	0	0	0	0	0	0	5	5	0.00	0.000																

Batter	1	2	3	4	5	6	7	8	9	AB	R	H	RBI	BB	SO	LOB	BOTTOM															
Dave Cash, R (1.4) OBP: 0.368, SLG: 0.401	F7		1B SF7 1B		F9		E6	F8		5	2	2	0	0	0	3	San Francisco Giants @ Philadelphia Phillies Veterans Stadium, Philadelphia, PA Fri Aug 08 1975, 7:05 PM EDT Att: 31,026 - Unknown															
Larry Bowa, S (1.6) OBP: 0.346, SLG: 0.407	5-3		F4		4-3		S 1B		6-3	5	0	1	0	0	0	1																
Garry Maddox, R (1.8) OBP: 0.357, SLG: 0.415	F7		WP 1B		F6		P4		E S 1B	5	1	2	0	0	0	1																
Greg Luzinski, R (1.7) OBP: 0.401, SLG: 0.585		HR	SF7			BB BB	K		1B BB	2	1	1	2	2	1	1																
Dick Allen, R (1.3) OBP: 0.321, SLG: 0.336	F8		F8			BB		F8		4	0	1	1	1	0	1																
Ollie Brown, R (1.9) OBP: 0.396, SLG: 0.579			K			F4		F8		3	0	1	0	0	1	2																
Jay Johnstone, L (8, PH) OBP: 0.418, SLG: 0.486			K		2B			F8		1	0	0	0	0	0	0																
Mike Schmidt, R (1.5) OBP: 0.371, SLG: 0.506		S 1B			K		K	E7 1B		4	1	2	0	0	2	2																
Bob Boone, R (1.2) OBP: 0.326, SLG: 0.325										1	0	0	0	2	0	2																
Tim McCarver, L (8, PH) OBP: 0.439, SLG: 0.468										0	0	0	0	1	0	0																
Johnny Oates, L (9, PH) OBP: 0.366, SLG: 0.337		1B								0	0	0	0	0	0	0																
Tom Underwood, R (1.1) OBP: 0.155, SLG: 0.143										3	0	1	1	0	1	1																
Tug McGraw, R (8, PH) OBP: 0.222, SLG: 0.222										0	0	0	0	0	0	0																
Tom Hutton, L (8, PH) OBP: 0.320, SLG: 0.292										0	0	0	0	1	0	0																
Gene Garber, R (9, PH) OBP: 0.143, SLG: 0.143		1-3 2-H								0	0	0	0	0	0	0																
<b>Inning Stats</b>	R: 0 E: 0 K: 0 S: 3	H: 0 LOB: 0 BB: 0 P: 3	R: 2 E: 0 K: 1 S: 7	H: 3 LOB: 2 BB: 1 P: 11	R: 1 E: 0 K: 0 S: 5	H: 2 LOB: 1 BB: 0 P: 5	R: 0 E: 0 K: 2 S: 7	H: 1 LOB: 1 BB: 1 P: 11	R: 0 E: 0 K: 0 S: 3	H: 0 LOB: 0 BB: 0 P: 3	R: 0 E: 0 K: 1 S: 5	H: 0 LOB: 2 BB: 2 P: 13	R: 1 E: 1 K: 1 S: 7	H: 2 LOB: 1 BB: 0 P: 7	R: 0 E: 1 K: 0 S: 4	H: 1 LOB: 3 BB: 2 P: 12	R: 1 E: 1 K: 0 S: 3	H: 2 LOB: 2 BB: 1 P: 7	1B: 8 2B: 1 3B: 1 HR: 1	SF: 1 SAC: 0 DP: 0 HBP: 0	WP: 1 PB: 0 CS: 0	PA: 41										
<b>PITCHER</b>	IP WLS BF H R ER SO BB IBB HBP BLK WP HR S P ERA WHIP																															
Pete Falcone, L (1.1) ERA: 3.88	2.0	8	0	0	0	1	2	0	0	0	0	0	8	16	0.00	1.000																
Charlie Williams, R (5, PH) ERA: 3.38	2.1	L 15	5	2	2	1	2	1	0	0	0	0	14	26	7.71	3.000																





Batter	1	2	3	4	5	6	7	8	9	AB	R	H	RBI	BB	SO	LOB	TOP								
Von Joshua, L OBP: 0.375, SLG: 0.457	F8		E5 2H 1B		1B 2B 1B	CS 1B		1B		5	1	4	0	0	0	0	<b>San Francisco Giants @ Philadelphia Phillies</b> Veterans Stadium, Philadelphia, PA Sun Aug 10 1975, 3:33 AM EDT Att: 35,405 - Unknown								
Derrel Thomas, S OBP: 0.358, SLG: 0.382	6-3		P4		2B SF8 1B	CS	HR 2B	F7		5	2	2	1	0	0	3									
Bobby Murcer, L OBP: 0.412, SLG: 0.472 Gary Thomasson, L OBP: 0.294, SLG: 0.309	1B		6-3		BB 1B 2B		HR BB	4-3		4	1	2	1	1	0	3									
Gary Matthews, R OBP: 0.359, SLG: 0.428	K			HR	BB IBB		HR		F2	4	2	2	4	1	1	1									
Willie Montanez, L OBP: 0.353, SLG: 0.412		4-3		F7	SF8		HR	4-3		4	0	1	1	0	0	0									
Chris Speier, R OBP: 0.360, SLG: 0.428	5-3			K	BB		F8	E1 1B		4	0	0	0	1	1	1									
Dave Rader, L OBP: 0.383, SLG: 0.408	F9			4-3	F8		9-2	1B		5	0	1	0	0	0	4									
Steve Ontiveros, S OBP: 0.380, SLG: 0.336			SH2-3 E BB		1B BB	4-3		6-3	4-3	3	2	0	0	2	0	2									
Jim Barr, R OBP: 0.113, SLG: 0.078			SH2-3		F2	K		1B		3	0	1	0	0	1	1									
<b>Inning Stats</b>	R: 0 E: 0 K: 1 S: 6	H: 1 LOB: 1 BB: 0 P: 6	R: 0 E: 0 K: 0 S: 3	H: 0 LOB: 0 BB: 0 P: 3	R: 1 E: 1 K: 0 S: 4	H: 1 LOB: 1 BB: 1 P: 8	R: 1 E: 0 K: 1 S: 6	H: 1 LOB: 0 BB: 0 P: 6	R: 3 E: 0 K: 0 S: 6	H: 3 LOB: 3 BB: 3 P: 18	R: 0 E: 0 K: 1 S: 5	H: 1 LOB: 0 BB: 0 P: 5	R: 3 E: 0 K: 0 S: 5	H: 3 LOB: 0 BB: 1 P: 9	R: 0 E: 0 K: 0 S: 5	H: 2 LOB: 2 BB: 0 P: 5		R: 0 E: 1 K: 0 S: 5	H: 1 LOB: 2 BB: 0 P: 5	1B: 8 2B: 4 3B: 0 HR: 2	SF: 1 SAC: 1 DP: 1 HBP: 0	WP: 0 PB: 0 SB: 0 CS: 1	PA: 45		
<b>PITCHER</b>	IP	WLS	BF	H	R	ER	SO	BB	IBB	HBP	BLK	WP	HR	S	P	ERA	WHIP								
Dick Ruthven, R ERA: 6.57	4.1	L	20	5	5	5	2	2	0	0	0	0	1	22	30	10.38	1.615								
Tom Higendorf, L ERA: 2.03	0.2		5	1	0	0	0	1	1	0	0	0	0	3	11	0.00	3.000								
Ron Schueler, R ERA: 5.93	1.0		5	2	2	2	1	1	0	0	0	0	0	6	10	18.00	3.000								
Gene Garber, R ERA: 3.38	1.0		4	2	1	1	0	0	0	0	0	0	1	4	4	9.00	2.000								
Wayne Twitchell, R ERA: 4.74	2.0		10	3	0	0	0	0	0	0	0	0	0	10	10	0.00	1.500								

Batter	1	2	3	4	5	6	7	8	9	AB	R	H	RBI	BB	SO	LOB	BOTTOM								
Dave Cash, R OBP: 0.367, SLG: 0.400	F7		4-3		1B		6-3			4	0	1	0	0	0	1	<b>San Francisco Giants @ Philadelphia Phillies</b> Veterans Stadium, Philadelphia, PA Sun Aug 10 1975, 3:33 AM EDT Att: 35,405 - Unknown								
Larry Bowa, S OBP: 0.342, SLG: 0.402	1-3		6-3		1B			1-3		4	0	1	0	0	0	1									
Garry Maddox, R OBP: 0.356, SLG: 0.425	F8			F7	SF8			2B		3	0	1	1	0	0	0									
Greg Luzinski, R OBP: 0.402, SLG: 0.582		BB		1B	K			F8		3	0	1	0	1	1	3									
Dick Allen, R OBP: 0.322, SLG: 0.335	F8			F8		6-3		6-3		4	0	0	0	0	0	3									
Jay Johnstone, L OBP: 0.420, SLG: 0.486	F9			1B		3-1			G5-4-3 1B	4	0	2	0	0	0	1									
Mike Schmidt, R OBP: 0.369, SLG: 0.508	K			K		P4			G5-4-3 1B	4	0	0	0	0	2	4									
Johnny Oates, L OBP: 0.363, SLG: 0.335			4-3 SH1-6-4 1B		F4		B1-3		4-3	4	0	1	0	0	0	0									
Dick Ruthven, R ERA: 6.57 Tom Higendorf, S ERA: 2.03 Ron Schueler, R ERA: 5.93 Gene Garber, R ERA: 3.38 Tim McCarver, L OBP: 0.435, SLG: 0.453 Wayne Twitchell, R ERA: 4.74			SH1-6-4		1B SF8 1B		F9			0	0	0	0	0	0	0									
<b>Inning Stats</b>	R: 0 E: 0 K: 0 S: 3	H: 0 LOB: 0 BB: 0 P: 3	R: 0 E: 0 K: 1 S: 5	H: 0 LOB: 1 BB: 1 P: 9	R: 0 E: 0 K: 1 S: 4	H: 1 LOB: 1 BB: 0 P: 4	R: 0 E: 0 K: 1 S: 7	H: 2 LOB: 2 BB: 0 P: 7	R: 1 E: 0 K: 1 S: 8	H: 3 LOB: 2 BB: 0 P: 8	R: 0 E: 0 K: 0 S: 3	H: 0 LOB: 0 BB: 0 P: 3	R: 0 E: 0 K: 0 S: 3	H: 0 LOB: 0 BB: 0 P: 3	R: 0 E: 0 K: 0 S: 4	H: 1 LOB: 1 BB: 0 P: 4		R: 0 E: 0 K: 0 S: 3	H: 1 LOB: 0 BB: 0 P: 3	1B: 7 2B: 1 3B: 0 HR: 0	SF: 1 SAC: 1 DP: 1 HBP: 0	WP: 0 PB: 0 SB: 0 CS: 0	PA: 35		
<b>PITCHER</b>	IP	WLS	BF	H	R	ER	SO	BB	IBB	HBP	BLK	WP	HR	S	P	ERA	WHIP								
Jim Barr, R ERA: 2.65	9.0	W	35	8	1	1	3	1	0	0	0	0	0	40	44	1.00	1.000								



Batter	1	2	3	4	5	6	7	8	9	AB	R	H	RBI	BB	SO	LOB	TOP					
Von Joshua, L OBP: 0.373, SLG: 0.453 Gary Thomasson, L OBP: 0.291, SLG: 0.305	1-1 3-1	1-3 K	2-2 1-3		0-0 G3		1-1 E4 E		0-2 1-3	3	0	0	0	0	1	3	<b>San Francisco Giants @ Montreal Expos</b> Jarry Park, Montreal, QB Mon Aug 11 1975, 7:05 PM EDT Att: 14,614 - Unknown					
Derrel Thomas, S OBP: 0.360, SLG: 0.384	0-1 BB 2B	1-0 1B			0-0 F4	3-2 3B	1-0 1-3		0-0 4-3	6	2	3	0	0	0	1						
Bobby Murcer, L OBP: 0.413, SLG: 0.475	4-1 2B BB		4-1 FC3-6 BB	3-3 K		2-2 2B 3B	1-1 E7 1B		2-0 F7	4	2	1	1	2	1	0						
Gary Matthews, R OBP: 0.363, SLG: 0.433	1-0 L8		1-2 F8	4-2 1B BB		1-2 1B 2B	0-0 HBP 1B			4	1	2	1	1	0	3						
Willie Montanez, L OBP: 0.356, SLG: 0.411	4-1 2B BB		0-0 FC3-6 1B S	1-1 1B		3-2 F7	2-2 HBP 1B			3	1	1	0	1	0	2						
Chris Speier, R OBP: 0.362, SLG: 0.432	3-2 BB		3-2 1B	3-0 F7		3-2 1B	0-1 5-3			5	1	3	3	0	0	5						
Dave Rader, L OBP: 0.379, SLG: 0.403	1-2 K		1-2 1B		3-2 F9	2-1 F3		0-0 G3		5	1	1	1	0	1	3						
Steve Ontiveros, S OBP: 0.384, SLG: 0.336		0-1 1B	4-1 1B		4-0 SH3-4 BB	2-2 F9		1-0 4-3		3	0	1	0	2	0	1						
Ed Halicki, R OBP: 0.179, SLG: 0.184 Glenn Adams, L OBP: 0.379, SLG: 0.507 Randy Moffitt, R OBP: 0.250, SLG: 0.417	0-3 K		0-1 1B		0-0 SH3-4		1-3 K	3-1 6-3		3	0	1	2	0	2	1						
<b>Inning Stats</b>	R: 2 H: 2 ER: 0 K: 1 S: 13	H: 2 R: 0 LOB: 2 BB: 2 P: 28	R: 0 H: 2 ER: 0 K: 2 S: 9	H: 2 R: 0 LOB: 2 BB: 0 P: 11	R: 3 H: 3 ER: 0 K: 0 S: 19	H: 3 R: 0 LOB: 2 BB: 2 P: 34	R: 0 H: 1 ER: 0 K: 1 S: 9	H: 1 R: 0 LOB: 2 BB: 1 P: 20	R: 0 H: 0 ER: 0 K: 0 S: 7	H: 0 R: 0 LOB: 1 BB: 1 P: 14	R: 3 H: 4 ER: 0 K: 0 S: 21	H: 4 R: 0 LOB: 1 BB: 0 P: 36	R: 1 H: 1 ER: 2 K: 1 S: 12	H: 1 R: 0 LOB: 3 BB: 0 P: 17	R: 0 H: 0 ER: 0 K: 0 S: 4	H: 0 R: 0 LOB: 0 BB: 0 P: 8	R: 0 H: 0 ER: 0 K: 0 S: 5	H: 0 R: 0 LOB: 0 BB: 0 P: 7	1B: 10 2B: 2 3B: 1 HR: 0	SF: 0 SAC: 1 DP: 0 HBP: 1	WP: 0 PB: 0 SB: 1 CS: 0	PA: 48
<b>PITCHER</b>	IP WLS BF H R ER SO BB IBB HBP BLK WP HR S P ERA WHIP	IP WLS BF H R ER SO BB IBB HBP BLK WP HR S P ERA WHIP	IP WLS BF H R ER SO BB IBB HBP BLK WP HR S P ERA WHIP	IP WLS BF H R ER SO BB IBB HBP BLK WP HR S P ERA WHIP	IP WLS BF H R ER SO BB IBB HBP BLK WP HR S P ERA WHIP	IP WLS BF H R ER SO BB IBB HBP BLK WP HR S P ERA WHIP	IP WLS BF H R ER SO BB IBB HBP BLK WP HR S P ERA WHIP	IP WLS BF H R ER SO BB IBB HBP BLK WP HR S P ERA WHIP	IP WLS BF H R ER SO BB IBB HBP BLK WP HR S P ERA WHIP	IP WLS BF H R ER SO BB IBB HBP BLK WP HR S P ERA WHIP	IP WLS BF H R ER SO BB IBB HBP BLK WP HR S P ERA WHIP	IP WLS BF H R ER SO BB IBB HBP BLK WP HR S P ERA WHIP	IP WLS BF H R ER SO BB IBB HBP BLK WP HR S P ERA WHIP	IP WLS BF H R ER SO BB IBB HBP BLK WP HR S P ERA WHIP	IP WLS BF H R ER SO BB IBB HBP BLK WP HR S P ERA WHIP	IP WLS BF H R ER SO BB IBB HBP BLK WP HR S P ERA WHIP	IP WLS BF H R ER SO BB IBB HBP BLK WP HR S P ERA WHIP					

AB 40  
R 9  
H 13  
RBI 8  
BB 6  
SO 5  
LOB 20



Batter	1	2	3	4	5	6	7	8	9	AB	R	H	RBI	BB	SO	LOB	BOTTOM			
Pepe Mangual, R OBP: 0.329, SLG: 0.355	0-3 K	0-3 K			2-3 K		1-3 K		2-3 K	5	0	0	0	0	5	2	<b>San Francisco Giants @ Montreal Expos</b> Jarry Park, Montreal, QB Mon Aug 11 1975, 7:05 PM EDT Att: 14,614 - Unknown			
Jim Dwyer, L OBP: 0.326, SLG: 0.358	1-0 F9	1-3 K			0-2 FC4-6 1B		2-1 4-3		4-1 WP S BB	4	0	1	0	1	1	2				
Mike Jorgensen, L OBP: 0.354, SLG: 0.393	4-2 1B BB		0-0 1B		0-0 FC4-6 1-2		4-1 BB BB		4-2 1-3 BB	2	1	1	0	3	0	1				
Larry Bittner, L OBP: 0.378, SLG: 0.392	2-2 1B		0-0 L9		1-3 K		4-2 FC6-4 BB		2-2 F9	4	0	1	0	1	1	4				
Larry Parrish, R OBP: 0.318, SLG: 0.423	0-0 1B		0-3 K		1-3 K		1-2 FC6-4 BB			4	0	1	1	0	2	3				
Pete Mackanin, R OBP: 0.302, SLG: 0.394	1-2 3H K		1-3 K			0-0 1B 2B		0-0 F8		4	1	1	0	0	2	3				
Tim Foli, R OBP: 0.288, SLG: 0.293		1-1 2B			0-0 F8		0-0 5-3		1-3 K	4	0	1	0	0	1	1				
Barry Foote, R OBP: 0.232, SLG: 0.299		0-3 K			0-0 F7		0-1 2H 1B		1-1 F8	4	0	1	1	0	1	1				
Steve Rogers, R OBP: 0.354, SLG: 0.224 Bob Baskin, R OBP: 0.354, SLG: 0.224 Donald DeMola, R OBP: 0.354, SLG: 0.224 Jim Lyttle, L OBP: 0.250, SLG: 0.143 Chuck Taylor, R OBP: 0.250, SLG: 0.143 Jose Morales, R OBP: 0.250, SLG: 0.143		4-2 BB		0-2 1-3		0-3 K		3-2 F8		0	0	0	0	1	0	0				
<b>Inning Stats</b>	R: 1 H: 2 ER: 0 K: 2 S: 15	H: 2 R: 0 LOB: 1 BB: 1 P: 23	R: 0 H: 1 ER: 0 K: 3 S: 13	H: 1 R: 0 LOB: 1 BB: 1 P: 19	R: 0 H: 1 ER: 0 K: 0 S: 5	H: 0 R: 0 LOB: 0 BB: 0 P: 6	R: 0 H: 0 ER: 0 K: 0 S: 11	H: 1 R: 0 LOB: 1 BB: 0 P: 14	R: 1 H: 2 ER: 0 K: 2 S: 10	H: 2 R: 0 LOB: 1 BB: 0 P: 11	R: 0 H: 0 ER: 0 K: 1 S: 10	H: 0 R: 0 LOB: 2 BB: 2 P: 21	R: 0 H: 0 ER: 0 K: 1 S: 6	H: 0 R: 0 LOB: 0 BB: 0 P: 8	R: 0 H: 0 ER: 0 K: 0 S: 12	H: 0 R: 0 LOB: 2 BB: 2 P: 27	1B: 5 2B: 2 3B: 0 HR: 0	SF: 0 SAC: 0 DP: 0 HBP: 0	WP: 1 PB: 0 SB: 1 CS: 0	PA: 40
<b>PITCHER</b>	IP WLS BF H R ER SO BB IBB HBP BLK WP HR S P ERA WHIP	IP WLS BF H R ER SO BB IBB HBP BLK WP HR S P ERA WHIP	IP WLS BF H R ER SO BB IBB HBP BLK WP HR S P ERA WHIP	IP WLS BF H R ER SO BB IBB HBP BLK WP HR S P ERA WHIP	IP WLS BF H R ER SO BB IBB HBP BLK WP HR S P ERA WHIP	IP WLS BF H R ER SO BB IBB HBP BLK WP HR S P ERA WHIP	IP WLS BF H R ER SO BB IBB HBP BLK WP HR S P ERA WHIP	IP WLS BF H R ER SO BB IBB HBP BLK WP HR S P ERA WHIP	IP WLS BF H R ER SO BB IBB HBP BLK WP HR S P ERA WHIP	IP WLS BF H R ER SO BB IBB HBP BLK WP HR S P ERA WHIP	IP WLS BF H R ER SO BB IBB HBP BLK WP HR S P ERA WHIP	IP WLS BF H R ER SO BB IBB HBP BLK WP HR S P ERA WHIP	IP WLS BF H R ER SO BB IBB HBP BLK WP HR S P ERA WHIP	IP WLS BF H R ER SO BB IBB HBP BLK WP HR S P ERA WHIP	IP WLS BF H R ER SO BB IBB HBP BLK WP HR S P ERA WHIP	IP WLS BF H R ER SO BB IBB HBP BLK WP HR S P ERA WHIP				



Batter	1	2	3	4	5	6	7	8	9	10	11	AB	R	H	RBI	BB	SO	LOB	TOP			
Gary Thomasson, L OBP: 0.292, SLG: 0.307	1-3 K		4-1 1B BB		1-1 F8		1-2 F6		2-3 K		0-1 1B 2B	5	1	1	0	1	2	0				
Derrel Thomas, S OBP: 0.364, SLG: 0.388	1-0 1-3		0-1 1-2 1B		2-2 4-3		2-1 1B		1-0 BB 1B		0-1 2B 1B	6	2	4	0	0	0	0				
Bobby Murcer, L OBP: 0.414, SLG: 0.477	3-2 F9		2-2 F9		2-2 1B		2-2 F9		4-2 1B BB		1-2 1B BB	5	0	2	2	1	0	3				
Gary Matthews, R OBP: 0.369, SLG: 0.434		4-1 3-1 SF7 BB	1-1 F6		0-0 1-3 1B		0-1 6-3		1-0 1-3 2H 1B		4-0 3H 2B BB	4	2	2	1	2	0	3				
Willie Montanez, L OBP: 0.354, SLG: 0.410		3-2 3-1	0-1 4-3		0-3 K			3-3 K	1-3 K		2-1 1H 2B	6	0	1	1	0	3	7				
Chris Speier, R OBP: 0.362, SLG: 0.429		4-0 1B BB		2-3 K		0-2 5-3		2-2 F6		1-0 1-3 E 1B	5	0	1	0	1	1	1					
Dave Rader, L OBP: 0.379, SLG: 0.404		1-0 SF7		1-3 K		2-2 3-1 WP 1B		4-1 BB		2-2 1-3	2	0	1	1	0	1	0					
Marc Hill, R OBP: 0.322, SLG: 0.321		3H		1-0 1-2 1B		2-0 3-1		2-3 K		1-1 4-3	5	0	2	0	0	1	3					
Steve Ontiveros, S OBP: 0.384, SLG: 0.337		1-2 1-2 1B		1-0 1-3 1B		0-0 1-3 F7			0-2 F8	1-2 3-1		3	0	0	0	0	0	4				
Pete Falcone, L OBP: 0.311, SLG: 0.341												0	0	0	0	0	0	0				
Randy Moffitt, R OBP: 0.310, SLG: 0.417												0	0	0	0	0	0	0				
Gary Lavelle, S OBP: 0.276, SLG: 0.292												0	0	0	0	0	0	0				
Charlie Williams, R OBP: 0.118, SLG: 0.125												0	0	0	0	0	0	0				
Glenn Adams, S OBP: 0.114, SLG: 0.130												0	0	0	0	0	0	0				
Mike Caldwell, R OBP: 0.152, SLG: 0.179												0	0	0	0	0	0	0				
<b>Inning Stats</b>	R: 0 E: 0 K: 1 S: 7	H: 0 LOB: 0 BB: 0 P: 12	R: 1 E: 0 K: 0 S: 9	H: 1 LOB: 2 BB: 2 P: 23	R: 0 E: 0 K: 0 S: 12	H: 1 LOB: 2 BB: 1 P: 19	R: 0 E: 0 K: 2 S: 8	H: 1 LOB: 1 BB: 0 P: 12	R: 0 E: 0 K: 1 S: 13	H: 2 LOB: 2 BB: 0 P: 18	R: 0 E: 0 K: 2 S: 12	H: 0 LOB: 1 BB: 1 P: 23	R: 1 E: 0 K: 2 S: 16	H: 2 LOB: 2 BB: 1 P: 25	R: 0 E: 1 K: 0 S: 10	H: 1 LOB: 1 BB: 1 P: 15	R: 3 E: 0 K: 0 S: 12	H: 4 LOB: 1 BB: 1 P: 19	1B: 11 2B: 3 3B: 0 HR: 0	SF: 1 SAC: 0 DP: 0 HBP: 0	WP: 1 PB: 0 SB: 1 CS: 0	PA: 52
<b>PITCHER</b>	IP ERA WLS BF H R ER SO BB IBB HBP BLK WP HR S P ERA WHIP	Steve Renko, R ERA: 4.56	Woodie Fryman, L ERA: 2.9	Dale Murray, R ERA: 3.97	Fred Scherman, L ERA: 4.24	Don Carrithers, R ERA: 3.12	<b>PITCHER</b>	IP ERA WLS BF H R ER SO BB IBB HBP BLK WP HR S P ERA WHIP	Steve Renko, R ERA: 4.56	Woodie Fryman, L ERA: 2.9	Dale Murray, R ERA: 3.97	Fred Scherman, L ERA: 4.24	Don Carrithers, R ERA: 3.12									

San Francisco Giants @ Montreal Expos  
Jarry Park, Montreal, QB  
Tue Aug 12 1975, 7:05 PM EDT  
Att: 16,254 - Unknown

AB	45
R	5
H	14
RBI	5
BB	6
SO	8
LOB	24



Batter	1	2	3	4	5	6	7	8	9	10	11	AB	R	H	RBI	BB	SO	LOB	BOTTOM			
Pete Mackanin, R OBP: 0.306, SLG: 0.401	3-2 BB 1B 2B		4-1 1B 5-3 BB		0-0 6-3		3-1 1B 2B		3-1 F9		0-0 F8	5	1	2	0	1	0	2				
Tim Foli, R OBP: 0.286, SLG: 0.291	0-1 6-3		0-1 5-3		0-2 5-3		0-0 1B		0-0 FC5		0-2 F3	6	0	1	0	0	0	4				
Gary Carter, R OBP: 0.371, SLG: 0.445	4-2 BB 1B BB		0-1 G4-6-3 1B		0-0 FC6-4 1B		0-1 B1		0-1 K		3-3 K	4	1	2	0	1	1	0				
Jose Morales, R OBP: 0.383, SLG: 0.435	1-3 K		2-0 G4-6-3		0-0 FC6-4		1-3 K		1-3 K		0-3 K	3	0	0	0	0	1	5				
Larry Blittner, R OBP: 0.276, SLG: 0.391												1	0	0	0	0	1	0				
Tony Scott, S OBP: 0.259, SLG: 0.239			1-2f		1-2f							1	0	0	0	0	1	0				
Bob Bailey, R OBP: 0.363, SLG: 0.357	4-1 1B BB		1-2 F8		1-2 F8		1-3 K		4-2 WP BB		1-0 BB BB 1B	2	0	0	0	1	1	0				
Mike Jorgensen, L OBP: 0.358, SLG: 0.394	1-2 2-3 BB		3-2 F8		3-0 5-3		1-2 F8		1-2 F8		4-2 BB BB 1B	4	0	2	2	1	0	1				
Larry Parrish, R OBP: 0.322, SLG: 0.430	1-3 2H 3H 1B		1-2 3B		0-0 1-3		0-3 K2-3		1-2 F8		1-2 BB	4	0	2	2	1	0	1				
Pepe Mangual, R OBP: 0.328, SLG: 0.352		0-0 5-3		0-0 1-3		0-3 K2-3		0-3 K		4-1 FC5 6-3	4	0	0	0	1	2	1					
Barry Foote, R OBP: 0.232, SLG: 0.295		1-3 K		4-0 FC6-4 IBB		1-3 K		1-2 6-3		0-0 FC5-4	4	0	0	0	1	2	4					
Steve Renko, R OBP: 0.311, SLG: 0.341												2	0	0	0	0	0	2				
Woodie Fryman, L OBP: 0.276, SLG: 0.292												1	0	0	0	0	0	0				
Dale Murray, R OBP: 0.276, SLG: 0.292												0	0	0	0	0	0	0				
Fred Scherman, L OBP: 0.276, SLG: 0.292												0	0	0	0	0	0	0				
Don Carrithers, R OBP: 0.276, SLG: 0.292												0	0	0	0	0	0	0				
Pepe Mangual, R OBP: 0.328, SLG: 0.352												1	0	0	0	0	0	0				
<b>Inning Stats</b>	R: 2 E: 0 K: 1 S: 18	H: 2 LOB: 2 BB: 2 P: 31	R: 0 E: 0 K: 1 S: 8	H: 0 LOB: 0 BB: 0 P: 12	R: 0 E: 0 K: 0 S: 6	H: 1 LOB: 1 BB: 1 P: 12	R: 0 E: 0 K: 0 S: 12	H: 1 LOB: 2 BB: 0 P: 21	R: 0 E: 0 K: 2 S: 7	H: 0 LOB: 0 BB: 0 P: 11	R: 0 E: 0 K: 1 S: 8	H: 2 LOB: 2 BB: 0 P: 13	R: 0 E: 0 K: 1 S: 11	H: 0 LOB: 1 BB: 1 P: 17	R: 0 E: 0 K: 2 S: 12	H: 1 LOB: 3 BB: 2 P: 24	R: 0 E: 0 K: 1 S: 7	H: 0 LOB: 0 BB: 0 P: 7	1B: 5 2B: 2 3B: 1 HR: 0	SF: 0 SAC: 0 DP: 1 HBP: 0	WP: 2 PB: 0 SB: 0 CS: 0	PA: 47
<b>PITCHER</b>	IP ERA WLS BF H R ER SO BB IBB HBP BLK WP HR S P ERA WHIP	Pete Falcone, L ERA: 3.82	Randy Moffitt, R ERA: 1.78	Gary Lavelle, L ERA: 3.08	Charlie Williams, R ERA: 3.35	Mike Caldwell, L ERA: 5.12	<b>PITCHER</b>	IP ERA WLS BF H R ER SO BB IBB HBP BLK WP HR S P ERA WHIP	Pete Falcone, L ERA: 3.82	Randy Moffitt, R ERA: 1.78	Gary Lavelle, L ERA: 3.08	Charlie Williams, R ERA: 3.35	Mike Caldwell, L ERA: 5.12									

San Francisco Giants @ Montreal Expos  
Jarry Park, Montreal, QB  
Tue Aug 12 1975, 7:05 PM EDT  
Att: 16,254 - Unknown

AB	39
R	2
H	8
RBI	2
BB	8
SO	10
LOB	19



Batter	1	2	3	4	5	6	7	8	9	10	11	12	AB	R	H	RBI	BB	SO	LOB	TOP							
Gary Thomasson, L (1,8) OBP: 0.289, SLG: 0.300	4-1 BB		1-0 L4		1-0 F7			2-2 4-3		0-2 4-3	0-0 F5		5	0	0	0	1	0	2								
Derrel Thomas, S (1,4) OBP: 0.361, SLG: 0.385 Craie Robinson, R (12,4) OBP: 0.116, SLG: 0.098	2-0 F7		1-3 K			0-0 F9		1-1 F8		3-3 K		2-2 CS 1B	6	0	1	0	0	2	1								
Bobby Murcer, L (1,9) OBP: 0.415, SLG: 0.473	0-1 L4		3-3 K			4-2 F8 BB		4-1 BB			4-1 HR BB	2-2 1-3	3	1	0	0	3	1	2								
Gary Matthews, R (1,7) OBP: 0.371, SLG: 0.442	3-1 E4			4-2 G6-3 BB		1-0 F8		1-1 F4			0-2 HR BB	4-1 2B BB	4	2	1	2	2	0	3								
Willie Montanez, L (1,3) OBP: 0.351, SLG: 0.409	1-2 G3		2-2 G6-3			2-2 F8			1-1 4-3		0-0 F6	1-0 2B	6	0	1	1	0	0	4								
Chris Speier, R (1,6) OBP: 0.364, SLG: 0.429		1-2 6-3		4-0 BB			0-1 F6			4-0 BB	1-0 1B		3	1	1	0	2	0	0								
Bruce Miller, R (1,5) OBP: 0.277, SLG: 0.290		3-3 K		0-0 F4			0-1 5-3		1-1 F8		0-1 1B		5	0	1	1	0	1	2								
Marc Hill, R (1,2) OBP: 0.324, SLG: 0.325		1-2 2B			1-2 F9		4-2 BB		2-1 F4		1-1 L7		4	0	1	0	1	0	2								
John Montefusco, R (1,1) OBP: 0.123, SLG: 0.130 Charlie Williams, R (11,1) OBP: 0.176, SLG: 0.250		2-2 5-3		3-3 K		0-3 K			0-3 K		1-3 K	1-2 1B	5	0	1	0	0	3	2								
<b>Inning Stats</b>	R: 0 E: 1 K: 0 S: 9	H: 0 LOB: 2 BB: 1 P: 19	R: 0 E: 0 K: 1 S: 12	H: 1 LOB: 1 BB: 0 P: 19	R: 0 E: 0 K: 2 S: 8	H: 0 LOB: 0 BB: 0 P: 13	R: 0 E: 0 K: 0 S: 7	H: 0 LOB: 0 BB: 2 P: 17	R: 0 E: 0 K: 1 S: 8	H: 0 LOB: 1 BB: 0 P: 13	R: 0 E: 0 K: 2 S: 6	H: 0 LOB: 1 BB: 1 P: 15	R: 0 E: 0 K: 1 S: 9	H: 0 LOB: 1 BB: 1 P: 16	R: 0 E: 0 K: 0 S: 10	H: 0 LOB: 0 BB: 0 P: 14	R: 3 E: 0 K: 0 S: 14	H: 4 LOB: 2 BB: 1 P: 21	R: 1 E: 0 K: 0 S: 8	H: 2 LOB: 1 BB: 0 P: 18	1B: 4 2B: 2 3B: 0 HR: 1	SF: 0 SAC: 0 DP: 1 HBP: 0	WP: 0 PB: 0 SB: 1 CS: 1	PA: 50			
<b>PITCHER</b>	IP WLS BF ERA WHIP	H R ER SO BB IBB HBP BLK	H R ER SO BB IBB HBP BLK	H R ER SO BB IBB HBP BLK	WP HR S P ERA WHIP	<b>PITCHER</b>						IP WLS BF H R ER SO BB IBB HBP BLK	WP HR S P ERA WHIP														
Dan Warthen, L (1,1) ERA: 3.38	10.1	42	3	3	3	7	8	0	0	0	0	0	0	0	8	10	0.00	3.000									
Donald DeMola, R (11,1) ERA: 4.46	0.2	4	2	0	0	0	0	0	0	0	0	0	0	0	8	10	0.00	3.000									
Woodie Fryman, L (12,1) ERA: 2.95	1.0	L	4	2	1	1	0	1	0	0	0	0	0	0	9	18	9.00	3.000									

San Francisco Giants @ Montreal Expos  
 Jarry Park, Montreal, QB  
 Wed Aug 13 1975, 7:05 PM EDT  
 Alt. 14,148 - Unknown

AB 41  
 R 4  
 H 7  
 RBI 4  
 BB 9  
 SO 7  
 LOB 18



Batter	1	2	3	4	5	6	7	8	9	10	11	12	AB	R	H	RBI	BB	SO	LOB	BOTTOM								
Jim Dwyer, L (1,7) OBP: 0.327, SLG: 0.368	2-1 4-3		2-1 2B		0-2 1B		3-3 K			3-2 F8		3-2 F7	6	0	2	0	0	1	1									
Tim Foli, R (1,6) OBP: 0.289, SLG: 0.295	2-2 2B		1-1 HBP		0-2 1B		1-0 F2			0-2 F7		0-1 F7	5	0	2	0	0	0	1									
Gary Carter, R (1,9) OBP: 0.369, SLG: 0.439	2-2 F7		1-3 K		0-3 K			0-3 K			4-0 1B 2B BB	0-0 4-3	5	1	0	0	1	3	5									
Mike Jorgensen, L (1,3) OBP: 0.356, SLG: 0.390	0-1 G3		0-2 G3			4-2 S BB	1-0 L9				2-3 K		4	0	0	0	1	1	4									
Larry Bittner, L (1,8) OBP: 0.377, SLG: 0.388		4-0 5-3 BB		0-0 F8		1-3 K	1-0 G3				0-0 2B 3B 1B		4	1	1	0	1	1	1									
Larry Parrish, R (1,5) OBP: 0.320, SLG: 0.429		1-2 5-3		0-1 6-3		0-3 K				2-2 F8		0-0 3B 2B	5	1	1	1	0	1	2									
Pete Mackanin, R (1,4) OBP: 0.307, SLG: 0.407		1-1 L3		1-0 CS 1B		2-3 K				0-3 K		0-0 3B	5	0	2	2	0	2	2									
Barry Foote, R (1,2) OBP: 0.231, SLG: 0.293		0-2 F8		2-2 CS		3-2 3-1				0-3 K		0-0 5-3	5	0	1	0	0	1	2									
Dan Warthen, S (1,1) OBP: 0.120, SLG: 0.083 Donald DeMola, R (11,1) ERA: 4.46			1-0 F9				1-2 SH2-4 1B			0-3 K		1-0 6-3	3	0	0	0	0	2	0									
Bob Bailey, R (11,PH) OBP: 0.363, SLG: 0.355 Woodie Fryman, R (12,1) OBP: 0.236, SLG: 0.268					1-3 K								1	0	0	0	0	0	1									
<b>Inning Stats</b>	R: 0 E: 0 K: 0 S: 11	H: 1 LOB: 1 BB: 0 P: 17	R: 0 E: 0 K: 0 S: 8	H: 0 LOB: 1 BB: 1 P: 14	R: 0 E: 0 K: 1 S: 10	H: 1 LOB: 2 BB: 0 P: 15	R: 0 E: 0 K: 0 S: 6	H: 1 LOB: 0 BB: 0 P: 9	R: 0 E: 0 K: 3 S: 20	H: 2 LOB: 2 BB: 0 P: 24	R: 0 E: 0 K: 3 S: 12	H: 0 LOB: 1 BB: 1 P: 19	R: 0 E: 0 K: 1 S: 8	H: 1 LOB: 1 BB: 0 P: 13	R: 0 E: 0 K: 1 S: 5	H: 0 LOB: 0 BB: 0 P: 7	R: 0 E: 0 K: 2 S: 11	H: 0 LOB: 0 BB: 0 P: 13	R: 0 E: 0 K: 1 S: 10	H: 0 LOB: 0 BB: 0 P: 13	R: 3 E: 0 K: 1 S: 10	H: 3 LOB: 1 BB: 1 P: 17	R: 0 E: 0 K: 0 S: 7	H: 0 LOB: 0 BB: 0 P: 10	1B: 5 2B: 3 3B: 1 HR: 0	SF: 0 SAC: 1 DP: 0 HBP: 1	WP: 0 PB: 0 SB: 1 CS: 1	PA: 49
<b>PITCHER</b>	IP WLS BF ERA WHIP	H R ER SO BB IBB HBP BLK	H R ER SO BB IBB HBP BLK	H R ER SO BB IBB HBP BLK	WP HR S P ERA WHIP	<b>PITCHER</b>						IP WLS BF H R ER SO BB IBB HBP BLK	WP HR S P ERA WHIP															
John Montefusco, R (1,1) ERA: 3.28	10.1	42	8	3	3	12	3	0	1	0	0	0	0	0	108	157	2.61	1.065										
Charlie Williams, R (11,1) ERA: 3.28	1.2	W	6	1	0	0	0	0	0	0	0	0	0	0	10	14	0.00	0.600										

San Francisco Giants @ Montreal Expos  
 Jarry Park, Montreal, QB  
 Wed Aug 13 1975, 7:05 PM EDT  
 Alt. 14,148 - Unknown

AB 43  
 R 3  
 H 9  
 RBI 3  
 BB 3  
 SO 12  
 LOB 19



Batter	1	2	3	4	5	6	7	8	9	AB	R	H	RBI	BB	SO	LOB	TOP									
<b>Gary Thomasson, L</b> OBP: 0.291, SLG: 0.300 (1, 8)	F9		S 1-1 1B	S 1-1 HBP	4-3		F9			4	0	1	0	0	0	5	<b>San Francisco Giants @ Montreal Expos</b> Jarry Park, Montreal, QB Thu Aug 14 1975, 7:05 PM EDT Alt. 8, 184 - Unknown - 79 F									
<b>Derrel Thomas, S</b> OBP: 0.359, SLG: 0.382 (1, 4)	G3		F9	G4-6-3		E7		1-3		5	1	1	0	0	0	3										
<b>Bobby Murcer, L</b> OBP: 0.414, SLG: 0.471 <b>Glenn Adams, L</b> OBP: 0.371, SLG: 0.494 (1, 9) (7, 9)	3-1		F4	G3				K2-3		4	0	1	1	0	0	2										
<b>Gary Matthews, R</b> OBP: 0.368, SLG: 0.436 <b>Jake Brown, R</b> OBP: 0.300, SLG: 0.324 (8, PR) (8, 7)		6-3	F8		4-3	G4-6-3				4	0	0	0	1	0	2										
<b>Willie Montanez, L</b> OBP: 0.354, SLG: 0.412 <b>Bruce Miller, R</b> OBP: 0.277, SLG: 0.290 (1, 3) (8, 5)							F7		BB	4	0	0	0	0	0	0										
<b>Chris Speier, R</b> OBP: 0.388, SLG: 0.430 <b>Craig Robinson, R</b> OBP: 0.111, SLG: 0.093 (1, 6) (7, PH) (7, 6)										5	3	3	0	0	1	1										
<b>Dave Rader, L</b> OBP: 0.383, SLG: 0.419 (1, 2)										1	2	1	0	2	0	0										
<b>Steve Ontiveros, S</b> OBP: 0.388, SLG: 0.340 (1, 5) (8, 3)										2	0	0	0	0	1	0										
<b>Jim Barr, R</b> OBP: 0.121, SLG: 0.107 (1, 1)										4	2	2	3	1	2	2										
<b>Inning Stats</b>	R: 0 E: 0 K: 0 S: 6	H: 0 LOB: 0 BB: 0 P: 10	R: 3 E: 0 K: 1 S: 13	H: 3 LOB: 0 BB: 0 P: 23	R: 0 E: 0 K: 0 S: 11	H: 1 LOB: 1 BB: 0 P: 15	R: 4 E: 0 K: 0 S: 13	H: 3 LOB: 1 BB: 2 P: 26	R: 1 E: 1 K: 1 S: 11	H: 1 LOB: 3 BB: 2 P: 27	R: 1 E: 1 K: 0 S: 6	H: 2 LOB: 0 BB: 0 P: 11	R: 0 E: 0 K: 1 S: 12	H: 2 LOB: 2 BB: 0 P: 16	R: 0 E: 0 K: 2 S: 8	H: 0 LOB: 1 BB: 1 P: 16		R: 0 E: 0 K: 3 S: 12	H: 0 LOB: 1 BB: 0 P: 19	1B: 10 2B: 1 3B: 0 HR: 1	SF: 0 SAC: 0 DP: 2 HBP: 1	WP: 0 PB: 1 SB: 2 CS: 0	PA: 45			
<b>PITCHER</b>	IP	WLS	BF	H	R	ER	SO	BB	IBB	HBP	BLK	WP	HR	S	P	ERA		WHIP								
<b>Dennis Blair, R</b> ERA: 3.76 (1, 1)	3.0	L	17	6	7	0	1	2	0	0	0	0	0	17	37	21.00		2.667								
<b>Fred Scherman, L</b> ERA: 4.13 (4, 1)	2.0		11	2	1	0	1	2	0	1	0	0	0	17	37	0.00	2.000									
<b>Donald DeMola, R</b> ERA: 4.46 (6, 1)	2.0		9	4	1	1	1	0	0	0	0	0	0	18	27	4.50	2.000									
<b>Dale Murray, R</b> ERA: 3.86 (8, 1)	2.0		8	0	0	0	5	1	0	0	0	0	0	20	35	0.00	0.500									

Batter	1	2	3	4	5	6	7	8	9	AB	R	H	RBI	BB	SO	LOB	BOTTOM									
<b>Jim Dwyer, L</b> OBP: 0.324, SLG: 0.363 (1, 7)	G3						F7			4	0	1	0	0	0	1	<b>San Francisco Giants @ Montreal Expos</b> Jarry Park, Montreal, QB Thu Aug 14 1975, 7:05 PM EDT Alt. 8, 184 - Unknown - 79 F									
<b>Tim Foli, R</b> OBP: 0.289, SLG: 0.298 <b>Pepe Frias, R</b> OBP: 0.176, SLG: 0.161 (1, 6) (7, 6)										3	0	1	0	0	0	1										
<b>Gary Carter, R</b> OBP: 0.365, SLG: 0.434 (1, 9)	L7									4	0	0	0	0	0	2										
<b>Mike Jorgensen, L</b> OBP: 0.357, SLG: 0.389 (1, 3)										3	0	1	0	1	0	0										
<b>Larry Bittner, L</b> OBP: 0.383, SLG: 0.398 (1, 8)										4	1	3	0	0	0	0										
<b>Larry Parrish, R</b> OBP: 0.319, SLG: 0.430 (1, 5)										4	1	1	0	0	0	2										
<b>Pete Mackanin, R</b> OBP: 0.303, SLG: 0.402 (1, 4)										4	0	0	0	0	0	2										
<b>Barry Foote, R</b> OBP: 0.232, SLG: 0.294 <b>Dale Murray, R</b> OBP: 0.333, SLG: 0.143 <b>Bob Bailey, R</b> OBP: 0.386, SLG: 0.358 (1, 2) (8, 1) (9, PH)										3	0	1	0	0	0	0										
<b>Dennis Blair, R</b> OBP: 0.200, SLG: 0.163 <b>Fred Scherman, L</b> OBP: 0.125, SLG: 0.133 <b>Jim Lofgren, L</b> OBP: 0.226, SLG: 0.133 <b>Donald DeMola, R</b> OBP: 0.376, SLG: 0.425 (1, 1) (4, 1) (5, PH) (8, 1) (7, PH) (8, 2)										1	0	0	0	0	0	0										
<b>Inning Stats</b>	R: 0 E: 0 K: 0 S: 12	H: 2 LOB: 2 BB: 1 P: 19	R: 0 E: 0 K: 0 S: 6	H: 0 LOB: 0 BB: 0 P: 10	R: 0 E: 0 K: 0 S: 5	H: 1 LOB: 1 BB: 0 P: 8	R: 0 E: 0 K: 0 S: 5	H: 1 LOB: 1 BB: 0 P: 5	R: 0 E: 0 K: 0 S: 5	H: 0 LOB: 0 BB: 0 P: 7	R: 0 E: 0 K: 0 S: 11	H: 2 LOB: 2 BB: 0 P: 16	R: 0 E: 0 K: 0 S: 6	H: 1 LOB: 1 BB: 0 P: 10	R: 0 E: 0 K: 0 S: 5	H: 0 LOB: 0 BB: 0 P: 6		R: 2 E: 1 K: 0 S: 8	H: 2 LOB: 0 BB: 0 P: 10	1B: 6 2B: 3 3B: 0 HR: 0	SF: 0 SAC: 0 DP: 1 HBP: 0	WP: 0 PB: 0 SB: 0 CS: 0	PA: 36			
<b>PITCHER</b>	IP	WLS	BF	H	R	ER	SO	BB	IBB	HBP	BLK	WP	HR	S	P	ERA		WHIP								
<b>Jim Barr, R</b> ERA: 2.57 (1, 1)	9.0	W	36	9	2	1	0	1	0	0	0	0	0	63	91	1.00		1.111								



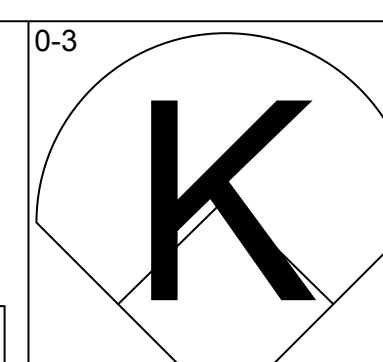
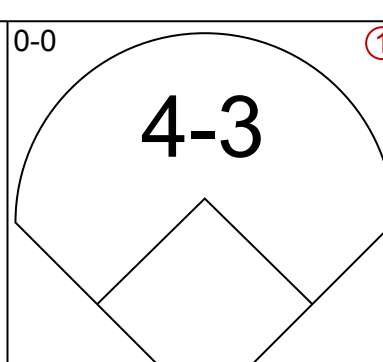
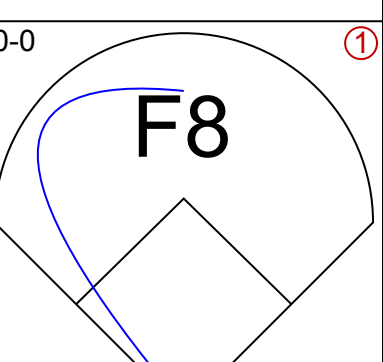
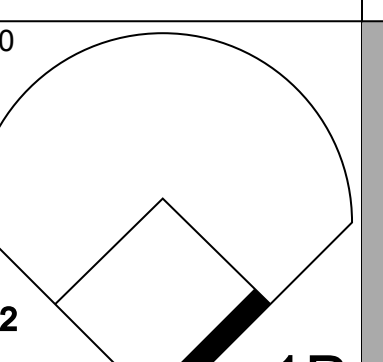
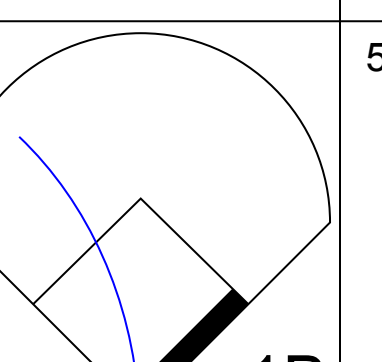
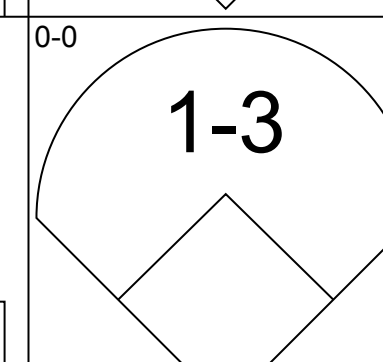
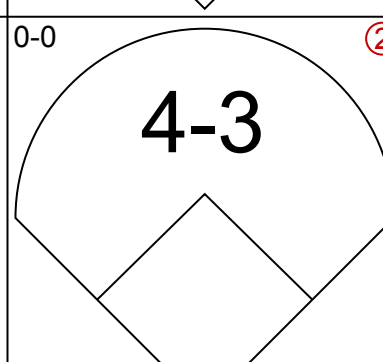
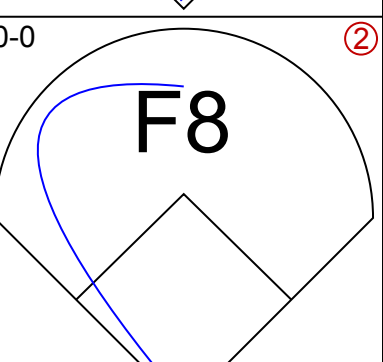
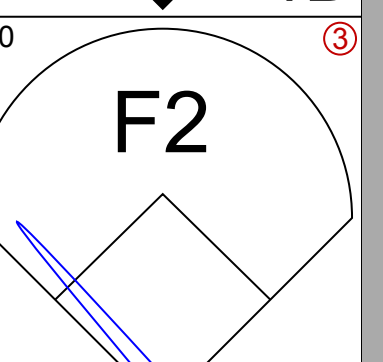
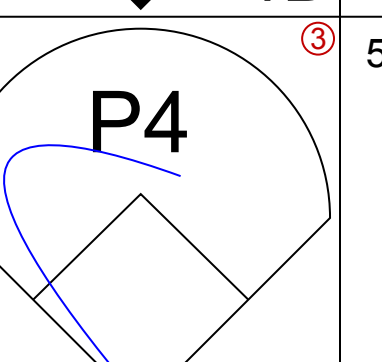
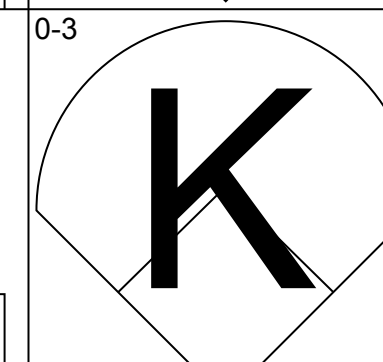
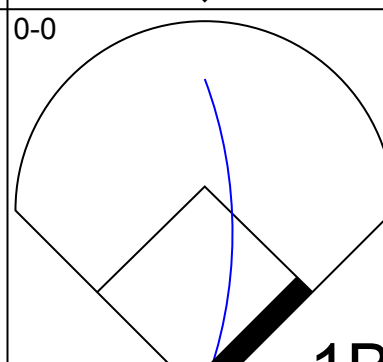
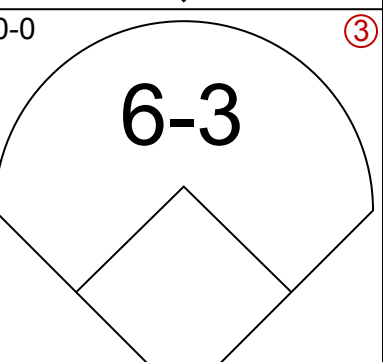

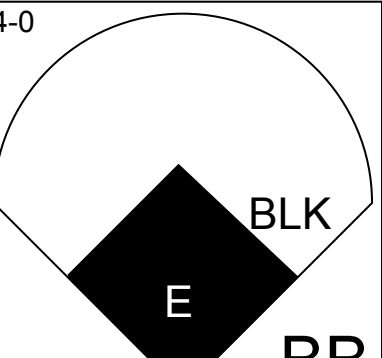
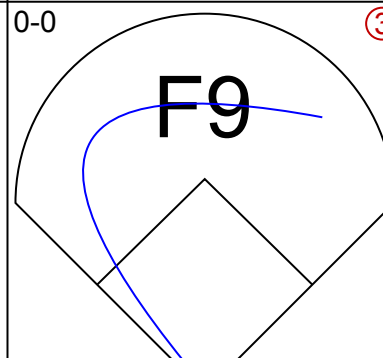
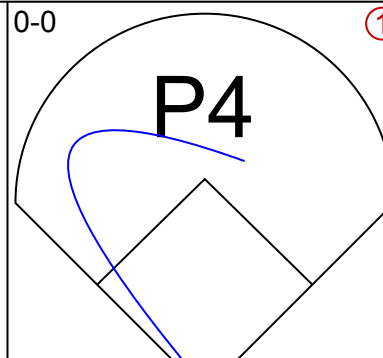

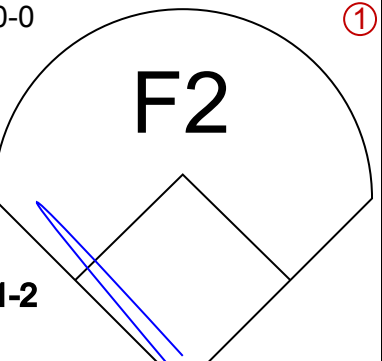
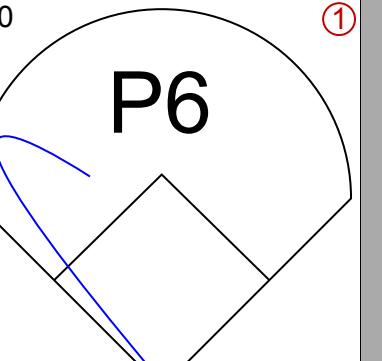
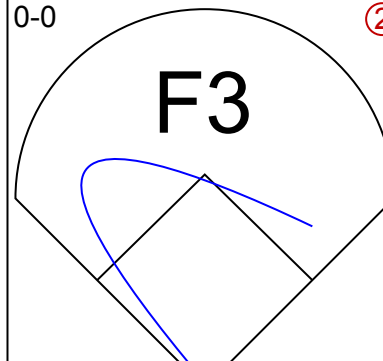

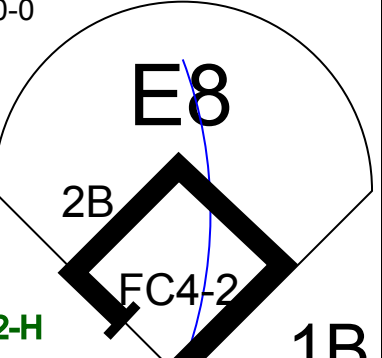
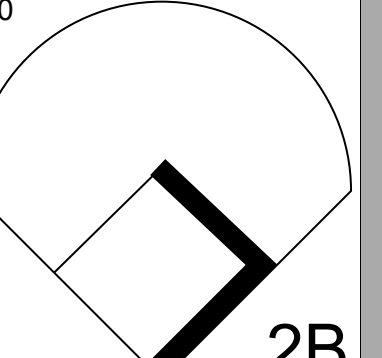
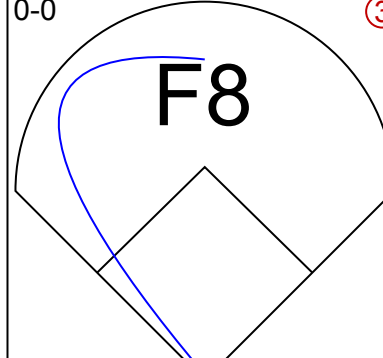
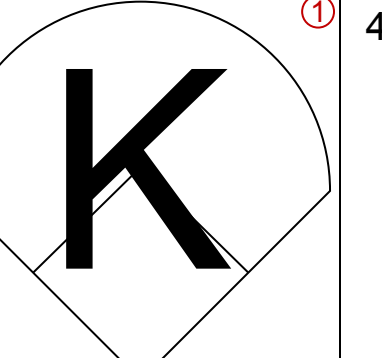
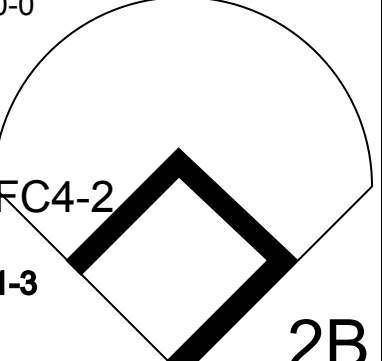
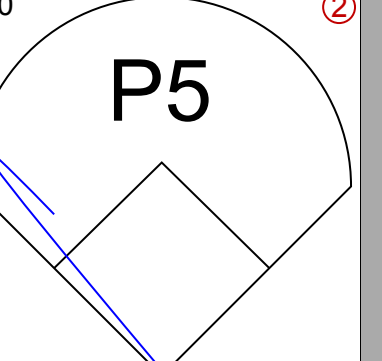
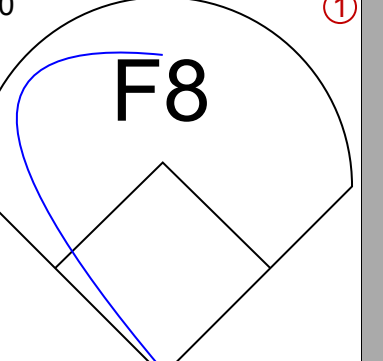
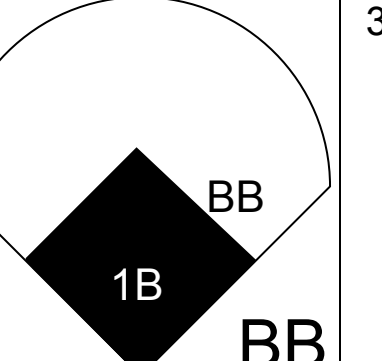
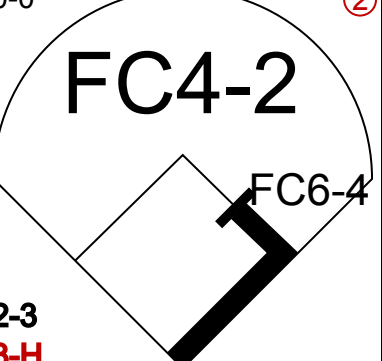
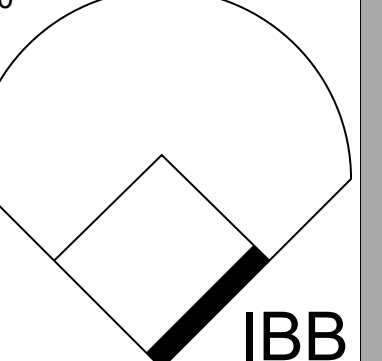
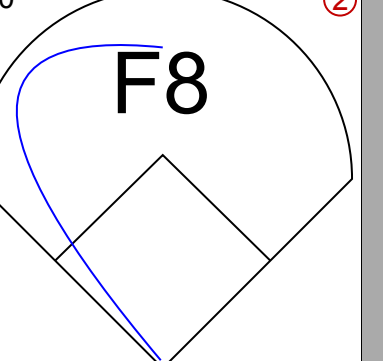
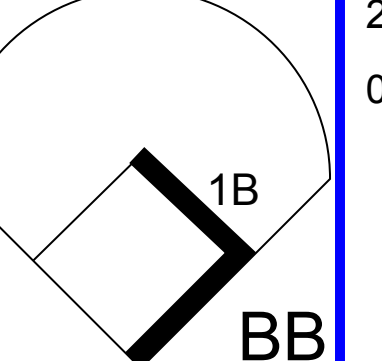
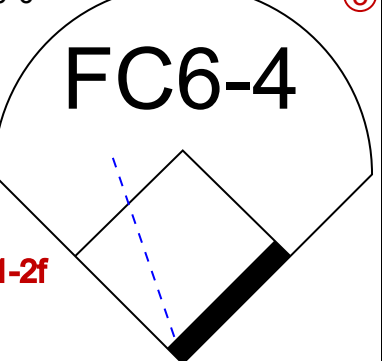
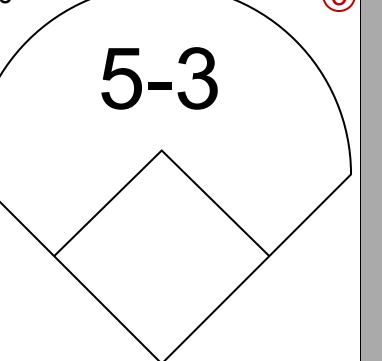
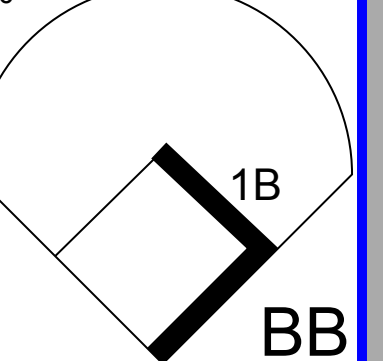
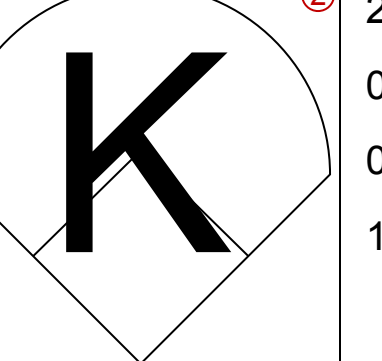
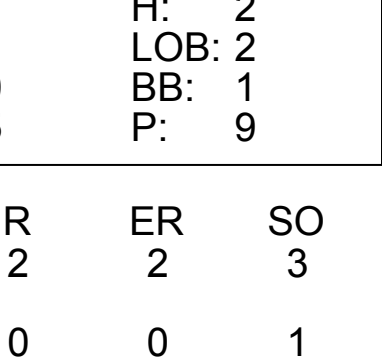
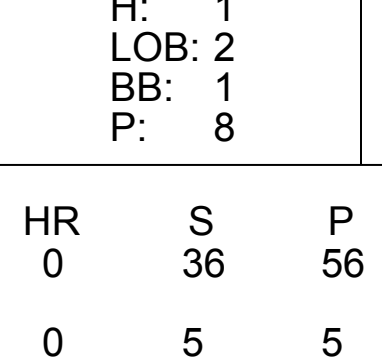
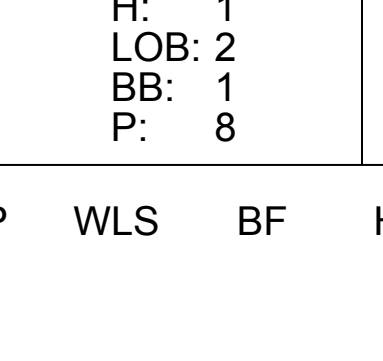
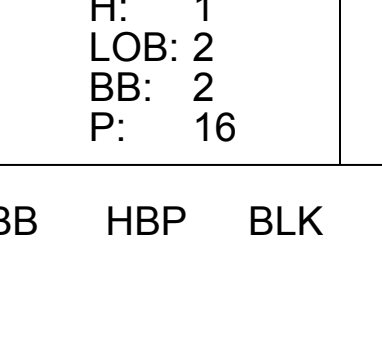


Batter	1	2	3	4	5	6	7	8	9	AB	R	H	RBI	BB	SO	LOB	TOP				
Von Joshua, L (1, 8) OBP: 0.373, SLG: 0.455	0-0 5-3		0-0 2B		0-3 K	0-0 4-3 1B			0-0 1-3	5	0	2	0	0	1	1	<b>San Francisco Giants @ New York Mets</b> Shea Stadium, Flushing, NY Fri Aug 15 1975, 3:33 AM EDT Unknown <a href="http://livebaseballscorecards.com">livebaseballscorecards.com</a>				
Derrel Thomas, S (1, 4) OBP: 0.355, SLG: 0.378	0-3 K		0-0 5-3		0-3 K	0-0 4-3 1-2			0-0 F9	5	0	0	0	0	2	3					
Bobby Murcer, L (1, 9) OBP: 0.414, SLG: 0.471 Gary Thomasson, L (4, PR) OBP: 0.292, SLG: 0.304	0-0 F8			0-0 FC4-6 1B		0-0 1B 1-3			0-3 K	2	0	1	0	0	0	0					
Gary Matthews, R (1, 7) OBP: 0.370, SLG: 0.435		0-0 1B		0-0 F8		4-0 1B BB			0-0 F8	3	1	1	0	1	0	1					
Willie Montanez, L (1, 3) OBP: 0.353, SLG: 0.410		0-0 L9		0-0 FC4-6 BB		0-0 1B 1-2 2H			0-0 F7	4	1	1	1	0	0	2					
Chris Speier, R (1, 6) OBP: 0.370, SLG: 0.429		0-0 L5		4-0 1-2 BB		0-0 1B 1-3 2H			0-0 5-3	3	1	1	1	1	0	1					
Bruce Miller, R (1, 5) OBP: 0.277, SLG: 0.290		0-0 1-3		0-0 F9		0-0 HR 1B			0-0 F8	4	1	1	1	0	0	3					
Marc Hill, R (1, 2) OBP: 0.323, SLG: 0.341			0-0 F9		0-0 F8	0-0 HR 1B			0-0 L9	4	1	1	3	0	0	0					
Ed Halicki, R (1, 1) OBP: 0.190, SLG: 0.175 Gary Lavelle, S (6, 1) OBP: 0.111, SLG: 0.111			0-0 P5		4-0 BB	0-3 K			0-3 K	2	0	0	0	1	1	0					
										1	0	0	0	0	1	0					
<b>Inning Stats</b>	R: 0 E: 0 K: 1 S: 5	H: 0 LOB: 0 BB: 0 P: 5	R: 0 E: 0 K: 0 S: 4	H: 1 LOB: 1 BB: 0 P: 4	R: 0 E: 0 K: 0 S: 4	H: 1 LOB: 2 BB: 1 P: 8	R: 0 E: 0 K: 2 S: 7	H: 0 LOB: 1 BB: 1 P: 11	R: 6 E: 1 K: 1 S: 11	H: 6 LOB: 1 BB: 1 P: 15	R: 0 E: 0 K: 0 S: 3	H: 0 LOB: 0 BB: 0 P: 3	R: 0 E: 0 K: 1 S: 5	H: 0 LOB: 0 BB: 0 P: 5	R: 0 E: 0 K: 1 S: 5	H: 0 LOB: 0 BB: 0 P: 5	1B: 6 2B: 2 3B: 0 HR: 1	SF: 0 SAC: 0 DP: 0 HBP: 0	WP: 0 PB: 0 SB: 0 CS: 0	PA: 39	
<b>PITCHER</b>	IP WLS BF H R ER SO	IP WLS BF H R ER SO	IP WLS BF H R ER SO	IP WLS BF H R ER SO	IP WLS BF H R ER SO	IP WLS BF H R ER SO	IP WLS BF H R ER SO	IP WLS BF H R ER SO	IP WLS BF H R ER SO	IP WLS BF H R ER SO	IP WLS BF H R ER SO	IP WLS BF H R ER SO	IP WLS BF H R ER SO	IP WLS BF H R ER SO	IP WLS BF H R ER SO	IP WLS BF H R ER SO	ERA WHIP	ERA WHIP			
Jerry Kosman, L (1, 1) ERA: 3.75	5.1 L 28	9 6 6 4	3 0 0 0	0 0 0 0	0 0 0 0	0 0 2 2	0.00 0.000	0.00 0.000	0.00 0.000	0.00 0.000	0.00 0.000	0.00 0.000	0.00 0.000	0.00 0.000	0.00 0.000	0.00 0.000	10.12 2.250				
Tom Hall, L (6, 1) ERA: 4.55	0.2 2 0 0	0 0 0 0	0 0 0 0	0 0 0 0	0 0 0 0	0 0 2 2	0.00 0.000	0.00 0.000	0.00 0.000	0.00 0.000	0.00 0.000	0.00 0.000	0.00 0.000	0.00 0.000	0.00 0.000	0.00 0.000					
Skip Lockwood, R (7, 1) ERA: 0.68	2.0 6 0 0	0 0 0 1	0 0 0 0	0 0 0 0	0 0 0 0	0 0 8 8	0.00 0.000	0.00 0.000	0.00 0.000	0.00 0.000	0.00 0.000	0.00 0.000	0.00 0.000	0.00 0.000	0.00 0.000	0.00 0.000					
Bob Apodaca, R (9, 1) ERA: 1.68	1.0 3 0 0	0 0 0 1	0 0 0 0	0 0 0 0	0 0 5 5	0.00 0.000	0.00 0.000	0.00 0.000	0.00 0.000	0.00 0.000	0.00 0.000	0.00 0.000	0.00 0.000	0.00 0.000	0.00 0.000	0.00 0.000					

Batter	1	2	3	4	5	6	7	8	9	AB	R	H	RBI	BB	SO	LOB	BOTTOM				
Del Unser, L (1, 8) OBP: 0.333, SLG: 0.364	0-3 K		0-3 K		0-0 2B	0-0 1-3 2H 1B			0-0 3-1	5	0	2	1	0	2	0	<b>San Francisco Giants @ New York Mets</b> Shea Stadium, Flushing, NY Fri Aug 15 1975, 3:33 AM EDT Unknown <a href="http://livebaseballscorecards.com">livebaseballscorecards.com</a>				
Felix Milten, R (1, 4) OBP: 0.346, SLG: 0.369	0-0 BB 1B		0-0 L4		0-0 1-3	0-0 4-3			4-0 FC6-4 BB	4	0	1	0	1	0	3					
Ed Kranepool, L (1, 7) OBP: 0.377, SLG: 0.435 Gene Clines, R (7, PR) OBP: 0.268, SLG: 0.268	4-0 1-2 BB		0-0 1B		0-0 F9	0-0 3-1 1B			0-0 FC6-4 1B	3	0	2	0	1	0	1					
Rusty Staub, L (1, 9) OBP: 0.373, SLG: 0.437	0-3 K		0-0 P6		0-0 P6	0-0 3-1			0-0 1-2 1B	5	0	1	0	0	1	5					
Joe Torre, R (1, 3) OBP: 0.327, SLG: 0.361	0-0 P4			0-3 K		0-0 E5 1B			0-0 P6	5	1	0	0	0	2	6					
Wayne Garrett, L (1, 5) OBP: 0.379, SLG: 0.370 Dave Kingman, R (9, PH) OBP: 0.299, SLG: 0.507		0-0 6-3		0-0 CS 1B		0-0 1-2 1B 1B			0-3 K	3	1	2	0	1	0	0					
Jerry Grote, R (1, 2) OBP: 0.355, SLG: 0.369		0-0 1B		4-0 1-2 BB BB		0-0 1B 1-2 2H 1B			0-0 FC6	3	0	2	1	1	0	3					
Mike Phillips, L (1, 6) OBP: 0.305, SLG: 0.318 Jack Heidemann, R (8, PH) OBP: 0.296, SLG: 0.310		0-0 F5		4-0 1-2 BB		0-3 K			0-3 K	2	0	0	0	1	1	3					
Jerry Kosman, R (1, 1) OBP: 0.203, SLG: 0.210 Tom Hall, L (6, 1) OBP: 0.409, SLG: 0.400 Jesus Alou, R (5, PH) OBP: 0.297, SLG: 0.307 Skip Lockwood, R (7, 1) OBP: 0.303, SLG: 0.274 John Stearns, R (8, PH) OBP: 0.300, SLG: 0.429		0-3 K		0-3 K		0-0 F9			0-0 6-3	2	0	0	0	0	2	3					
										0	0	0	0	0	0	0					
										1	0	0	0	0	1	0					
										2	0	0	0	0	2	3					
										0	0	0	0	0	0	0					
										0	0	0	0	0	0	0					
										0	0	0	0	0	0	0					
										0	0	0	0	0	0	0					
										0	0	0	0	0	0	0					
										0	0	0	0	0	0	0					
<b>Inning Stats</b>	R: 0 E: 0 K: 2 S: 8	H: 1 LOB: 2 BB: 1 P: 12	R: 0 E: 0 K: 1 S: 6	H: 1 LOB: 0 BB: 0 P: 6	R: 0 E: 0 K: 1 S: 6	H: 1 LOB: 1 BB: 0 P: 6	R: 0 E: 0 K: 2 S: 7	H: 1 LOB: 1 BB: 0 P: 15	R: 2 E: 1 K: 1 S: 9	H: 3 LOB: 2 BB: 0 P: 9	R: 0 E: 1 K: 0 S: 4	H: 1 LOB: 3 BB: 1 P: 8	R: 0 E: 0 K: 1 S: 5	H: 0 LOB: 0 BB: 0 P: 5	R: 0 E: 0 K: 2 S: 8	H: 1 LOB: 2 BB: 1 P: 12	1B: 9 2B: 1 3B: 0 HR: 0	SF: 0 SAC: 0 DP: 0 HBP: 0	WP: 0 PB: 0 SB: 0 CS: 1	PA: 42	
<b>PITCHER</b>	IP WLS BF H R ER SO	IP WLS BF H R ER SO	IP WLS BF H R ER SO	IP WLS BF H R ER SO	IP WLS BF H R ER SO	IP WLS BF H R ER SO	IP WLS BF H R ER SO	IP WLS BF H R ER SO	IP WLS BF H R ER SO	IP WLS BF H R ER SO	IP WLS BF H R ER SO	IP WLS BF H R ER SO	IP WLS BF H R ER SO	IP WLS BF H R ER SO	IP WLS BF H R ER SO	IP WLS BF H R ER SO	ERA WHIP	ERA WHIP			
Ed Halicki, R (1, 1) ERA: 3.74	5.2 W 28	8 2 0 0	3 0 0 0	0 0 0 0	0 0 0 0	0 0 18 26	0.00 1.941	0.00 1.200	0.00 1.200	0.00 1.200	0.00 1.200	0.00 1.200	0.00 1.200	0.00 1.200	0.00 1.200	0.00 1.200					
Gary Lavelle, L (6, 1) ERA: 2.91	3.1 S 14	2 0 0 0	2 0 0 0	2 0 0 0	2 0 0 0	0 0 18 26	0.00 1.200	0.00 1.200	0.00 1.200	0.00 1.200	0.00 1.200	0.00 1.200	0.00 1.200	0.00 1.200	0.00 1.200	0.00 1.200					

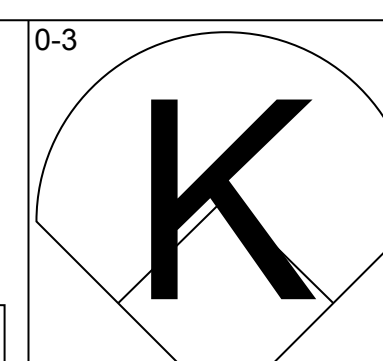
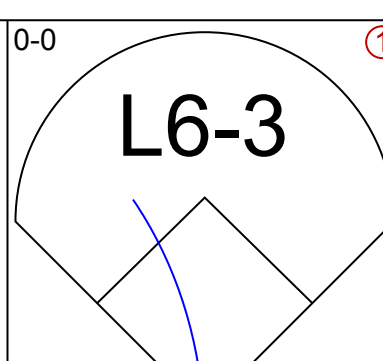
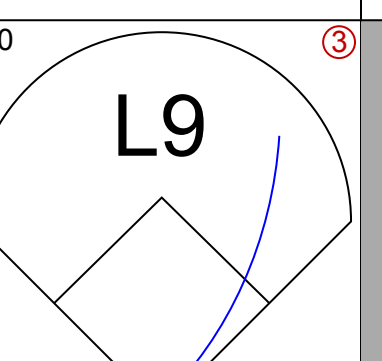
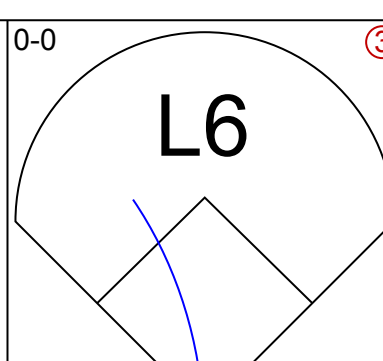
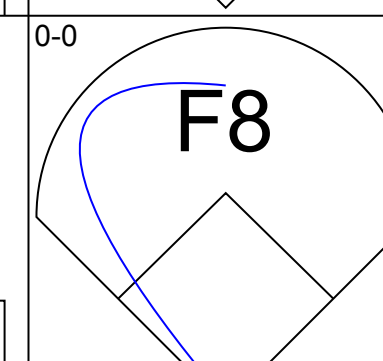
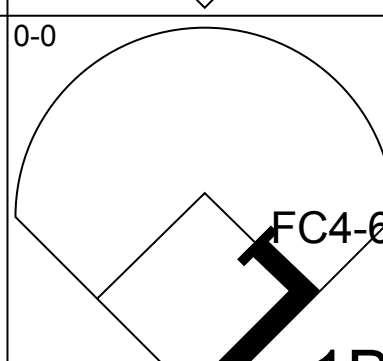


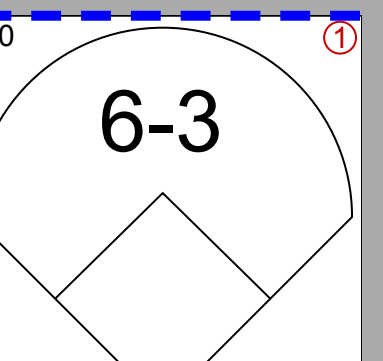
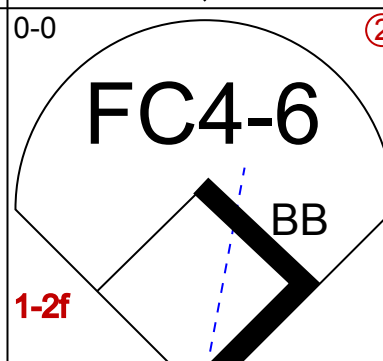


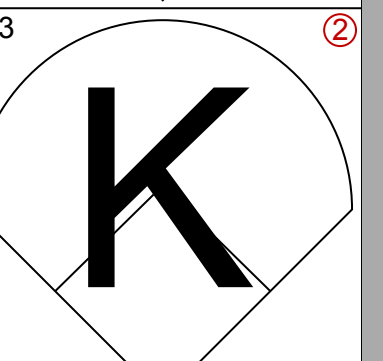

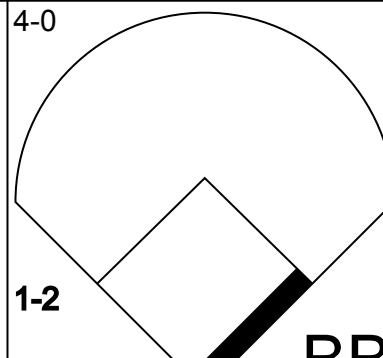


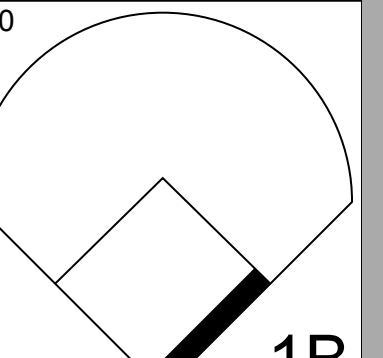
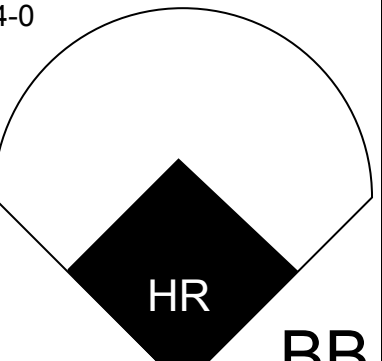
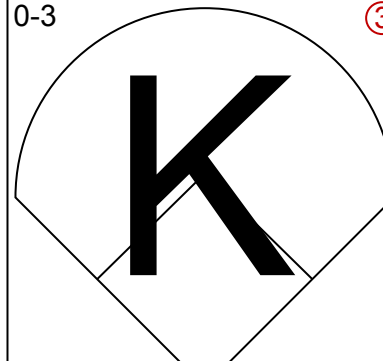


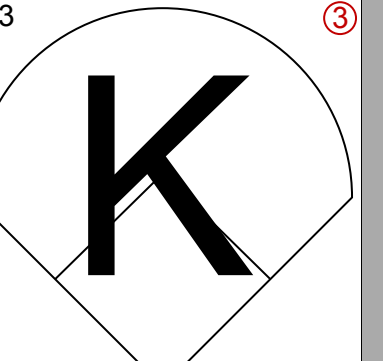
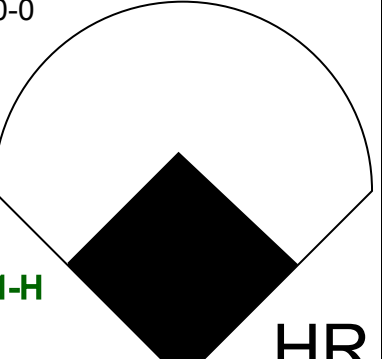

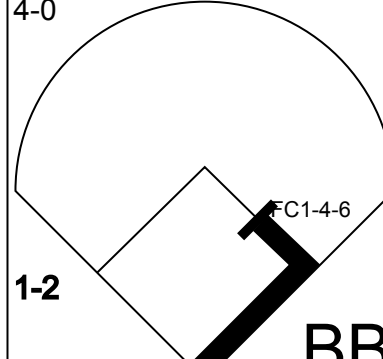

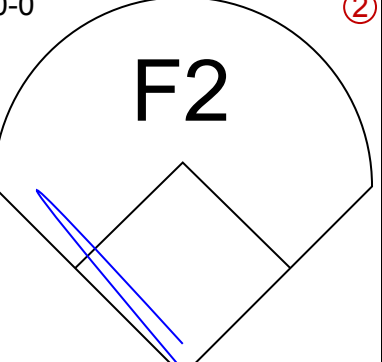

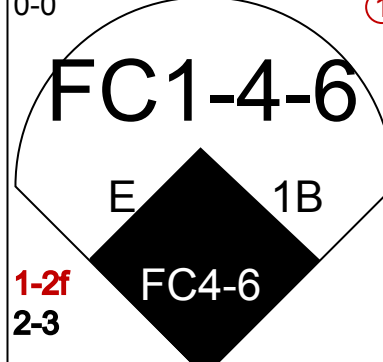

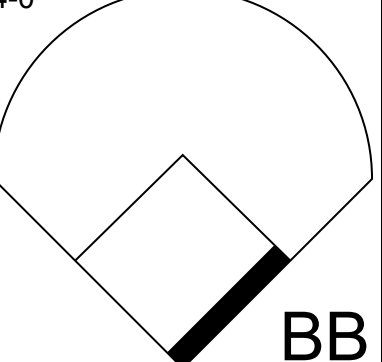


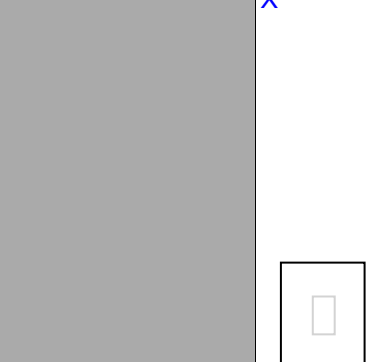

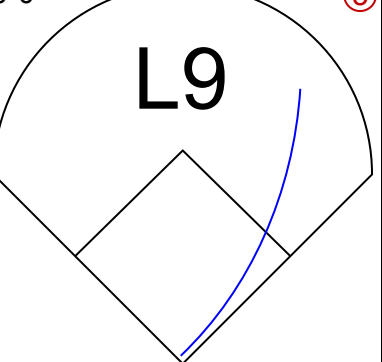
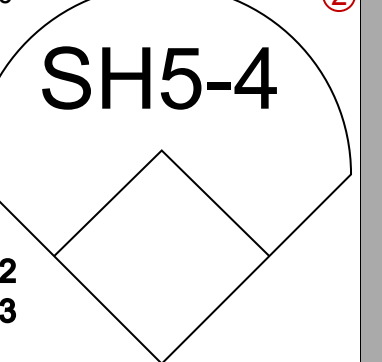

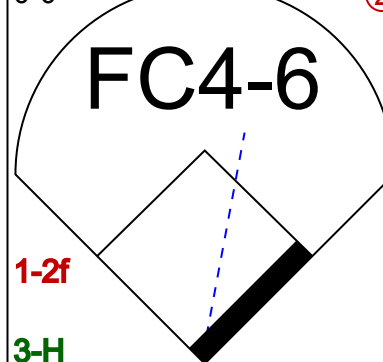

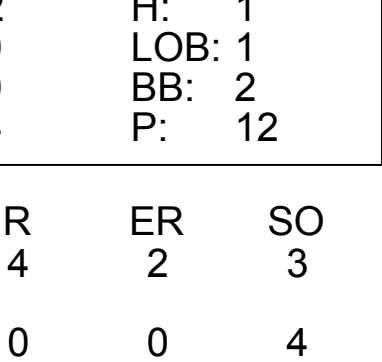
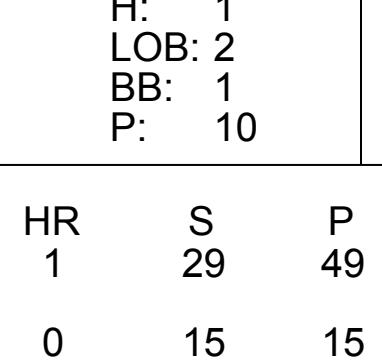
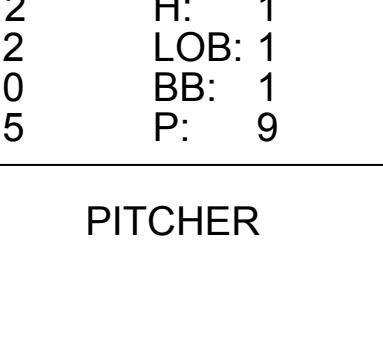
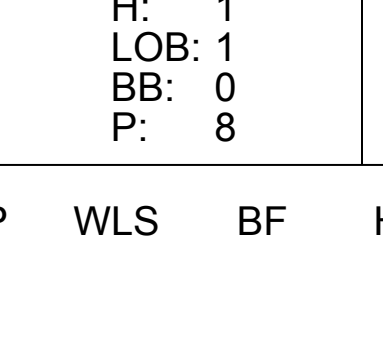



Batter	1	2	3	4	5	6	7	8	9	AB	R	H	RBI	BB	SO	LOB	TOP					
Von Joshua, L OBP: 0.372, SLG: 0.455 (1, 8)	4-3		3-1					F5		4	0	1	2	0	0	0	<b>San Francisco Giants @ New York Mets</b> Shea Stadium, Flushing, NY Fri Aug 15 1975, 7:05 PM EDT Att: 43,395 - Unknown					
Derrel Thomas, S OBP: 0.354, SLG: 0.375 (1, 4)	F9			4-3				F8		3	0	0	0	1	0	0						
Gary Thomasson, L OBP: 0.287, SLG: 0.299 (1, 9)	F5			F8				FC5-4		4	0	0	0	0	0	1						
Gary Matthews, R OBP: 0.369, SLG: 0.443 (1, 7)		6-3		5-3						4	1	1	1	0	0	1						
Willie Montanez, L OBP: 0.352, SLG: 0.407 (1, 3)										3	0	0	0	1	0	0						
Dave Radler, L OBP: 0.385, SLG: 0.421 (1, 2)										4	1	2	0	0	0	1						
Steve Ontiveros, S OBP: 0.391, SLG: 0.348 Marc Hill, R OBP: 0.321, SLG: 0.339 (7, 5)										3	1	2	0	0	0	1						
Craig Robinson, R OBP: 0.109, SLG: 0.091 Glenn Adams, L OBP: 0.378, SLG: 0.500 Mike Caldwell, R OBP: 0.128, SLG: 0.179 Jake Brown, R OBP: 0.293, SLG: 0.316 Dave Heaverlo, R (7, 1)										1	0	0	0	0	1	0						
Tom Bradley, R (1, 1)										1	1	1	1	0	0	0						
Bruce Miller, R OBP: 0.275, SLG: 0.288 (5, PH) Chris Speier, R OBP: 0.369, SLG: 0.428 (7, 6)										1	0	0	0	0	1	2						
<b>Inning Stats</b>	R: 0 E: 0 K: 0 S: 3	H: 0 LOB: 0 BB: 0 P: 3	R: 0 E: 0 K: 0 S: 3	H: 0 LOB: 1 BB: 1 P: 7	R: 0 E: 0 K: 1 S: 5	H: 0 LOB: 0 BB: 0 P: 5	R: 0 E: 0 K: 0 S: 3	H: 0 LOB: 0 BB: 0 P: 3	R: 3 E: 0 K: 1 S: 8	H: 4 LOB: 1 BB: 0 P: 8	R: 0 E: 0 K: 0 S: 2	H: 0 LOB: 0 BB: 0 P: 6	R: 0 E: 0 K: 0 S: 4	H: 1 LOB: 1 BB: 0 P: 4	R: 0 E: 0 K: 0 S: 3	H: 0 LOB: 0 BB: 0 P: 3	R: 1 E: 0 K: 0 S: 5	H: 2 LOB: 1 BB: 0 P: 5	1B: 4 2B: 2 3B: 0 HR: 1	SF: 0 SAC: 0 DP: 1 HBP: 0	WP: 0 PB: 0 SB: 0 CS: 0	PA: 34
<b>PITCHER</b> Hank Webb, R ERA: 3.36 (1, 1)	IP: 9.0 WLS: W BF: 34 H: 7 R: 4 ER: 4 SO: 2 BB: 2 IBB: 0 HBP: 0 BLK: 0 WP: 0 HR: 1 S: 36 P: 44 ERA: 4.00 WHIP: 1.000															<b>PITCHER</b>						

Batter	1	2	3	4	5	6	7	8	9	AB	R	H	RBI	BB	SO	LOB	BOTTOM			
Gene Clines, R OBP: 0.266, SLG: 0.266 (1, 7)	F8	FC6-4						F8		5	0	1	1	0	0	2	<b>San Francisco Giants @ New York Mets</b> Shea Stadium, Flushing, NY Fri Aug 15 1975, 7:05 PM EDT Att: 43,395 - Unknown			
Felix Milan, R OBP: 0.347, SLG: 0.369 (1, 4)								1-3		5	2	2	0	0	0	3				
Del Unser, L OBP: 0.330, SLG: 0.360 (1, 8)										4	1	0	0	0	1	5				
Rusty Staub, L OBP: 0.372, SLG: 0.443 (1, 9)										4	1	1	3	0	0	2				
Wayne Garrett, L OBP: 0.377, SLG: 0.382 (1, 5)										4	1	1	3	0	1	0				
Joe Torre, R OBP: 0.332, SLG: 0.365 (1, 3)										3	1	2	0	1	0	0				
Mike Phillips, L OBP: 0.304, SLG: 0.317 (1, 6)										4	0	1	0	0	0	1				
John Stearns, R OBP: 0.269, SLG: 0.297 (1, 2)										3	2	1	2	1	0	2				
Hank Webb, R OBP: 0.273, SLG: 0.238 (1, 1)										4	1	3	0	0	0	0				
<b>Inning Stats</b>	R: 2 E: 0 K: 1 S: 7	H: 2 LOB: 0 BB: 0 P: 7	R: 2 E: 0 K: 0 S: 5	H: 2 LOB: 1 BB: 1 P: 9	R: 0 E: 0 K: 1 S: 5	H: 0 LOB: 0 BB: 0 P: 5	R: 0 E: 0 K: 0 S: 3	H: 0 LOB: 0 BB: 0 P: 3	R: 4 E: 1 K: 0 S: 7	H: 4 LOB: 1 BB: 0 P: 7	R: 1 E: 0 K: 0 S: 5	H: 2 LOB: 2 BB: 1 P: 9	R: 0 E: 0 K: 0 S: 5	H: 2 LOB: 2 BB: 0 P: 5	R: 0 E: 0 K: 0 S: 3	H: 0 LOB: 0 BB: 0 P: 3		1B: 9 2B: 0 3B: 0 HR: 3	SF: 0 SAC: 0 DP: 0 HBP: 0	WP: 0 PB: 0 SB: 0 CS: 0
<b>PITCHER</b> Tom Bradley, R ERA: 6.23 Mike Caldwell, L ERA: 5.11 Dave Heaverlo, R ERA: 2.72 (7, 1)	IP: 4.0 WLS: L BF: 17 H: 4 R: 4 ER: 4 SO: 2 BB: 1 IBB: 0 HBP: 0 BLK: 0 WP: 0 HR: 2 S: 20 P: 24 ERA: 9.00 WHIP: 1.250															<b>PITCHER</b>				

Batter	1	2	3	4	5	6	7	8	9	AB	R	H	RBI	BB	SO	LOB	TOP			
Von Joshua, L (1,8) OBP: 0.372, SLG: 0.455										5	0	2	1	0	1	0	<b>San Francisco Giants @ New York Mets</b> Shea Stadium, Flushing, NY Sat Aug 16 1975, 3:33 AM EDT Att: 20,751 - Unknown			
Derrel Thomas, S (1,4) OBP: 0.350, SLG: 0.370										5	0	0	0	0	0	4				
Willie Montanez, L (1,3) OBP: 0.351, SLG: 0.406										4	0	1	0	0	1	0				
Gary Matthews, R (1,7) OBP: 0.367, SLG: 0.438										3	1	0	0	1	0	1				
Chris Speier, R (1,6) OBP: 0.366, SLG: 0.424										4	0	0	0	0	0	1				
Gary Thomasson, L (1,9) OBP: 0.290, SLG: 0.306										4	0	2	0	0	1	0				
Dave Rader, L (1,2) OBP: 0.387, SLG: 0.424										3	1	1	0	1	0	1				
Steve Ontiveros, S (1,5) OBP: 0.392, SLG: 0.345										2	0	0	0	2	0	2				
Craig Robinson, R (9, PR) OBP: 0.109, SLG: 0.091										0	0	0	0	0	0	0				
Pete Falcone, L (1,1) OBP: 0.039, SLG: 0.039										2	0	0	0	0	0	4				
Glenn Adams, L (7, PH) OBP: 0.385, SLG: 0.500										0	0	0	0	1	0	0				
Gary Lavelle, S (7,1) OBP: 0.111, SLG: 0.111										0	0	0	0	0	0	0				
Marc Hill, R (9, PH) OBP: 0.320, SLG: 0.337										1	0	0	0	0	1	2				
<b>Inning Stats</b>	R: 0 E: 0 K: 2 S: 7	H: 0 LOB: 0 BB: 0 P: 7	R: 1 E: 1 K: 0 S: 5	H: 2 LOB: 2 BB: 1 P: 9	R: 0 E: 0 K: 0 S: 4	H: 1 LOB: 1 BB: 0 P: 4	R: 0 E: 0 K: 0 S: 4	H: 1 LOB: 2 BB: 1 P: 8	R: 0 E: 0 K: 0 S: 3	H: 0 LOB: 0 BB: 0 P: 3	R: 0 E: 0 K: 0 S: 3	H: 1 LOB: 2 BB: 1 P: 8	R: 0 E: 0 K: 0 S: 3	H: 0 LOB: 0 BB: 0 P: 3	R: 1 E: 0 K: 2 S: 8	H: 1 LOB: 2 BB: 2 P: 16	1B: 4 2B: 2 3B: 0 HR: 0	SF: 0 SAC: 0 DP: 0 HBP: 0	WP: 0 PB: 0 SB: 0 CS: 0	PA: 38
<b>PITCHER</b>	IP WLS BF H R ER SO BB IBB HBP BLK WP HR S P ERA WHIP																			
Craig Swan, R (1,1) ERA: 2.16	8.1 W 35 5 2 2 3 4 1 0 0 0 0 0 0 0 0 2.16 1.080																			
Bob Apodaca, R (9,1) ERA: 1.66	0.2 S 3 1 0 0 1 0 0 0 0 0 0 0 0 0 5 5 0.00 1.500																			

AB	33
R	2
H	6
RBI	1
BB	5
SO	4
LOB	15



Batter	1	2	3	4	5	6	7	8	9	AB	R	H	RBI	BB	SO	LOB	BOTTOM			
Gene Clines, R (1,8) OBP: 0.259, SLG: 0.259										4	0	0	0	0	1	3	<b>San Francisco Giants @ New York Mets</b> Shea Stadium, Flushing, NY Sat Aug 16 1975, 3:33 AM EDT Att: 20,751 - Unknown			
Felix Milten, R (1,4) OBP: 0.346, SLG: 0.368										4	0	1	0	0	0	0				
Jesus Alou, R (1,7) OBP: 0.287, SLG: 0.297										3	0	0	0	0	0	1				
Del Unser, L (6,8) OBP: 0.329, SLG: 0.359										1	0	0	0	0	1	0				
Rusty Staub, L (1,9) OBP: 0.373, SLG: 0.442										3	0	1	0	1	0	0				
Dave Kingman, R (1,3) OBP: 0.299, SLG: 0.504										2	1	0	0	1	1	2				
Wayne Garrett, L (6, PR) OBP: 0.375, SLG: 0.380										1	1	0	0	0	1	1				
Joe Torre, R (1,5) OBP: 0.337, SLG: 0.375										2	1	1	2	2	1	0				
Jerry Grote, R (1,2) OBP: 0.354, SLG: 0.368										4	1	1	0	0	1	2				
Jack Heidemann, R (1,6) OBP: 0.292, SLG: 0.310										3	0	1	1	1	1	2				
Craig Swan, R (1,1) OBP: 0.500, SLG: 0.429										2	0	0	1	0	0	2				
<b>Inning Stats</b>	R: 0 E: 0 K: 1 S: 5	H: 0 LOB: 0 BB: 0 P: 5	R: 2 E: 0 K: 0 S: 4	H: 1 LOB: 1 BB: 2 P: 12	R: 0 E: 0 K: 1 S: 6	H: 1 LOB: 2 BB: 1 P: 10	R: 0 E: 0 K: 1 S: 6	H: 1 LOB: 2 BB: 1 P: 10	R: 0 E: 0 K: 0 S: 3	H: 0 LOB: 0 BB: 0 P: 3	R: 2 E: 2 K: 0 S: 5	H: 1 LOB: 1 BB: 1 P: 9	R: 0 E: 0 K: 2 S: 8	H: 1 LOB: 1 BB: 0 P: 8	R: 0 E: 0 K: 2 S: 7	H: 0 LOB: 0 BB: 0 P: 7	1B: 4 2B: 0 3B: 0 HR: 1	SF: 0 SAC: 1 DP: 0 HBP: 0	WP: 0 PB: 0 SB: 0 CS: 0	PA: 35
<b>PITCHER</b>	IP WLS BF H R ER SO BB IBB HBP BLK WP HR S P ERA WHIP																			
Pete Falcone, L (1,1) ERA: 3.79	6.0 L 28 4 4 4 2 3 5 0 0 0 0 0 0 0 0 3.00 1.500																			
Gary Lavelle, L (7,1) ERA: 2.83	2.0 7 1 0 0 4 0 0 0 0 0 0 0 0 15 15 0.00 0.500																			

AB	29
R	4
H	5
RBI	4
BB	5
SO	7
LOB	13



Batter	1	2	3	4	5	6	7	8	9	AB	R	H	RBI	BB	SO	LOB	TOP								
Von Joshua, L OBP: 0.368, SLG: 0.450 (1, 8)										4	0	0	0	0	0	4	<b>San Francisco Giants @ New York Mets</b> Shea Stadium, Flushing, NY Sun Aug 17 1975, 3:33 AM EDT Att: 30,953 - Unknown								
Derrel Thomas, S OBP: 0.347, SLG: 0.366 (1, 4)										4	0	0	0	0	0	4									
Willie Montanez, L OBP: 0.351, SLG: 0.405 (1, 3)										4	0	1	0	0	1	0									
Gary Matthews, R OBP: 0.366, SLG: 0.433 (1, 7)										3	0	0	0	1	1	1									
Chris Speier, R OBP: 0.365, SLG: 0.421 (1, 6)										3	0	0	0	1	2	1									
Gary Thomasson, L OBP: 0.287, SLG: 0.303 (1, 9)										3	0	0	0	0	2	1									
Dave Rader, L OBP: 0.386, SLG: 0.423 (1, 2)										3	0	1	0	0	0	0									
Steve Ontiveros, S OBP: 0.398, SLG: 0.348 (1, 5)										1	0	1	0	2	0	0									
John Montefusco, R OBP: 0.119, SLG: 0.125 (1, 1)										2	0	0	0	0	1	3									
Mike Caldwell, R OBP: 0.328, SLG: 0.179 (7, 1)										0	0	0	0	0	0	0									
Glenn Adams, L OBP: 0.391, SLG: 0.506 (8, PH)										1	0	1	0	0	0	0									
Craig Robinson, R OBP: 0.109, SLG: 0.091 (8, PR)										0	0	0	0	0	0	0									
Charlie Williams, R OBP: 0.176, SLG: 0.250 (8, 1)										0	0	0	0	0	0	0									
<b>Inning Stats</b>	R: 0 E: 0 K: 1 S: 5	H: 0 LOB: 0 BB: 0 P: 5	R: 0 E: 0 K: 3 S: 9	H: 0 LOB: 0 BB: 0 P: 9	R: 0 E: 0 K: 1 S: 6	H: 1 LOB: 2 BB: 1 P: 10	R: 0 E: 0 K: 0 S: 3	H: 0 LOB: 1 BB: 1 P: 7	R: 0 E: 0 K: 0 S: 3	H: 1 LOB: 0 BB: 0 P: 3	R: 0 E: 0 K: 0 S: 3	H: 0 LOB: 0 BB: 0 P: 3	R: 0 E: 0 K: 1 S: 4	H: 0 LOB: 0 BB: 1 P: 8	R: 0 E: 0 K: 0 S: 4	H: 1 LOB: 2 BB: 1 P: 8	R: 0 E: 0 K: 1 S: 5	H: 1 LOB: 0 BB: 0 P: 5	1B: 4 2B: 0 3B: 0 HR: 0	SF: 0 SAC: 0 DP: 3 HBP: 0	WP: 0 PB: 0 SB: 0 CS: 0	PA: 32			
<b>PITCHER</b>	IP	WLS	BF	H	R	ER	SO	BB	IBB	HBP	BLK	WP	HR	S	P	ERA	WHIP								
Tom Seaver, R ERA: 2.13 (1, 1)	7.1	W	27	3	0	0	6	4	0	0	0	0	0	35	51	0.00	0.955								
Jerry Koosman, L ERA: 3.72 (8, 1)	1.2	S	5	1	0	0	1	0	0	0	0	0	0	7	7	0.00	0.600								

AB	28
R	0
H	4
RBI	0
BB	4
SO	7
LOB	14



Batter	1	2	3	4	5	6	7	8	9	AB	R	H	RBI	BB	SO	LOB	BOTTOM								
Del Unser, L OBP: 0.328, SLG: 0.361 (1, 8)										4	0	1	1	0	1	1	<b>San Francisco Giants @ New York Mets</b> Shea Stadium, Flushing, NY Sun Aug 17 1975, 3:33 AM EDT Att: 30,953 - Unknown								
Felix Milten, R OBP: 0.345, SLG: 0.369 (1, 4)										4	0	1	0	0	0	1									
Ed Kranepool, L OBP: 0.376, SLG: 0.432 (1, 7)										2	0	0	0	1	1	1									
Gene Clines, R OBP: 0.258, SLG: 0.257 (6, PR)										1	0	0	0	0	0	0									
Rusty Staub, L OBP: 0.374, SLG: 0.442 (1, 9)										2	0	1	1	1	0	0									
Joe Torre, R OBP: 0.336, SLG: 0.372 (1, 3)										3	0	0	0	1	2	4									
Wayne Garrett, L OBP: 0.374, SLG: 0.375 (1, 5)										3	0	0	0	1	1	1									
Jerry Grote, R OBP: 0.351, SLG: 0.364 (1, 2)										3	0	0	0	0	0	3									
Mike Phillips, L OBP: 0.308, SLG: 0.330 (1, 6)										3	2	2	0	0	0	0									
Tom Seaver, R OBP: 0.253, SLG: 0.216 (1, 1)										2	1	1	1	0	0	1									
Jerry Koosman, R OBP: 0.203, SLG: 0.210 (8, 1)										0	0	0	0	0	0	0									
<b>Inning Stats</b>	R: 0 E: 0 K: 1 S: 5	H: 0 LOB: 0 BB: 0 P: 5	R: 0 E: 0 K: 1 S: 5	H: 0 LOB: 1 BB: 1 P: 9	R: 1 E: 0 K: 0 S: 5	H: 2 LOB: 1 BB: 0 P: 5	R: 0 E: 0 K: 1 S: 5	H: 1 LOB: 1 BB: 1 P: 9	R: 2 E: 0 K: 1 S: 8	H: 3 LOB: 2 BB: 1 P: 12	R: 0 E: 0 K: 0 S: 4	H: 0 LOB: 0 BB: 0 P: 4	R: 0 E: 0 K: 1 S: 5	H: 0 LOB: 0 BB: 1 P: 5	R: 0 E: 0 K: 0 S: 2	H: 0 LOB: 0 BB: 1 P: 6	1B: 2 2B: 3 3B: 1 HR: 0	SF: 1 SAC: 1 DP: 2 HBP: 0	WP: 0 PB: 0 SB: 0 CS: 0	PA: 33					
<b>PITCHER</b>	IP	WLS	BF	H	R	ER	SO	BB	IBB	HBP	BLK	WP	HR	S	P	ERA	WHIP								
John Montefusco, R ERA: 3.24 (1, 1)	6.0	L	27	6	3	3	4	2	1	0	0	0	0	32	44	4.50	1.333								
Mike Caldwell, L ERA: 5.07 (7, 1)	1.0		3	0	0	0	1	0	0	0	0	0	0	5	5	0.00	0.000								
Charlie Williams, R ERA: 3.24 (8, 1)	1.0		3	0	0	0	0	1	0	0	0	0	0	2	6	0.00	1.000								



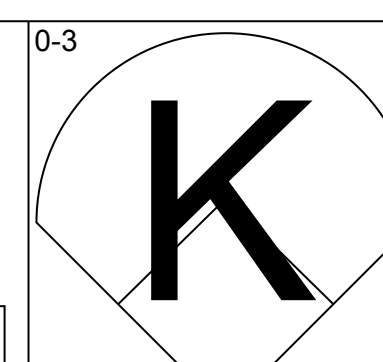
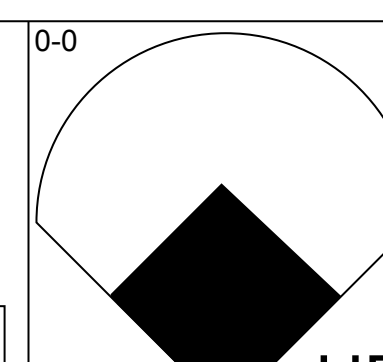
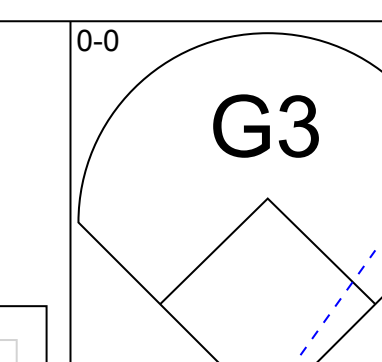
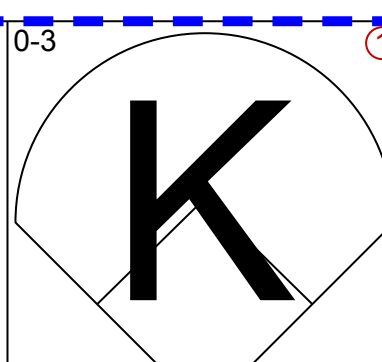
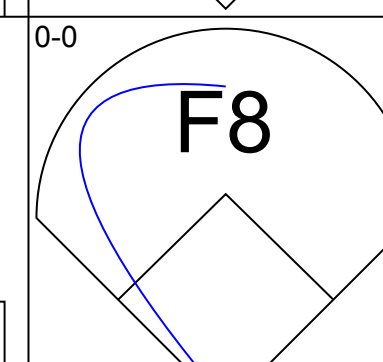
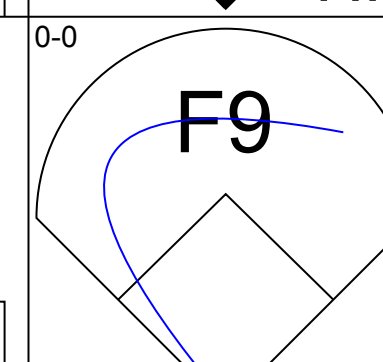
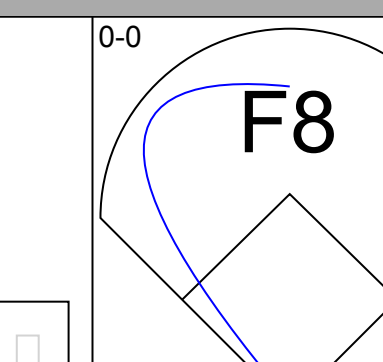
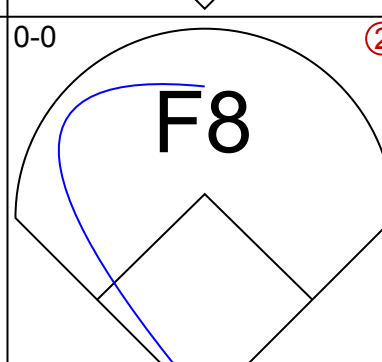
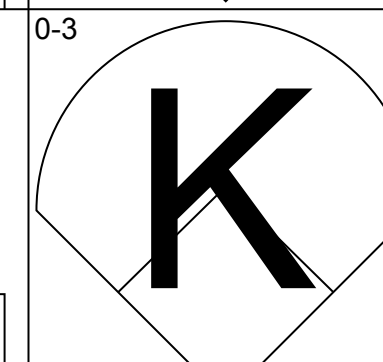
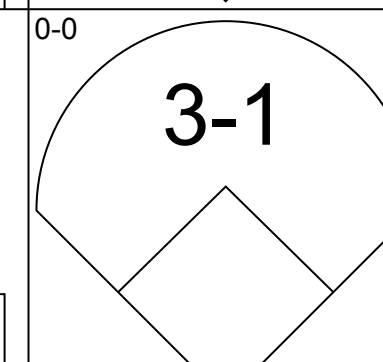
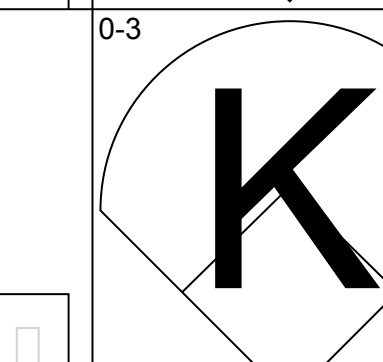
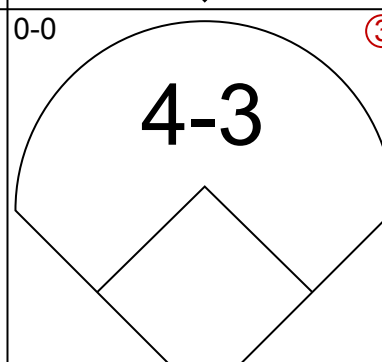
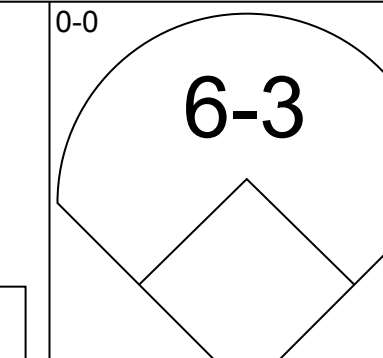
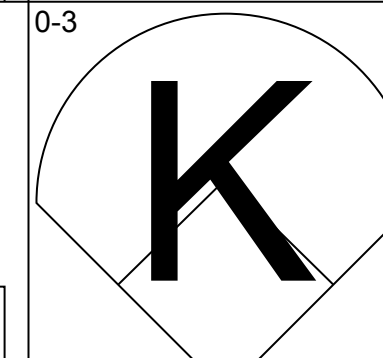
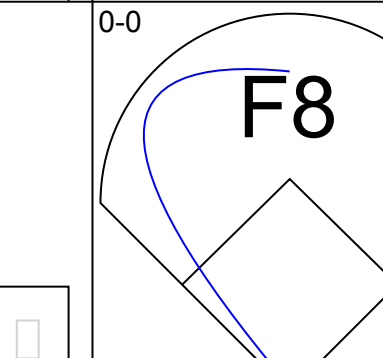
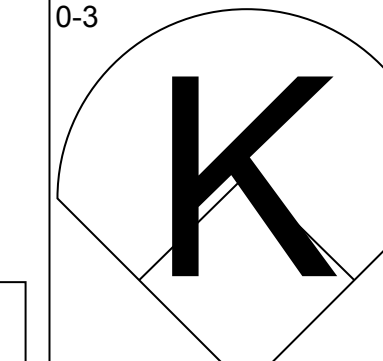
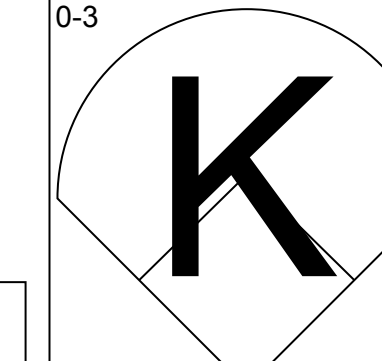
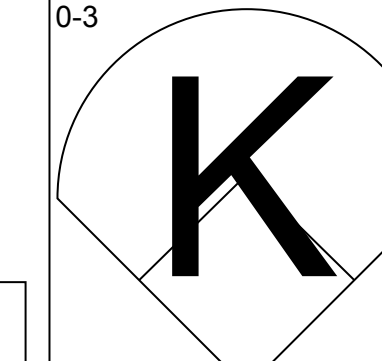
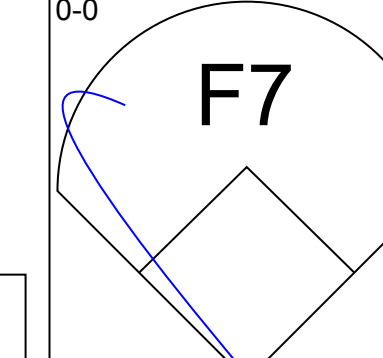
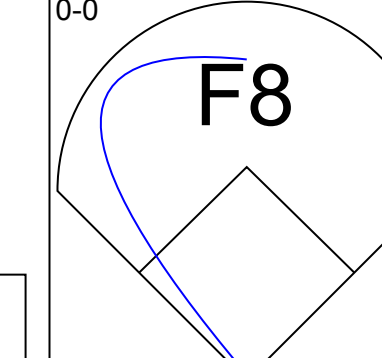
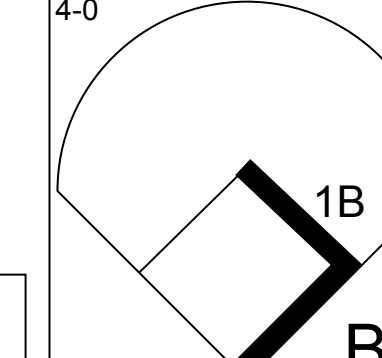
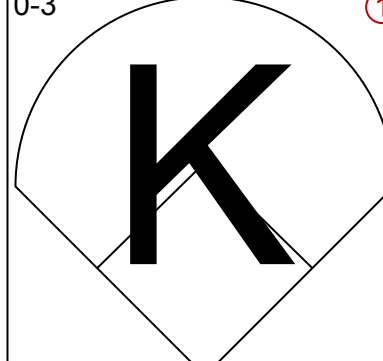
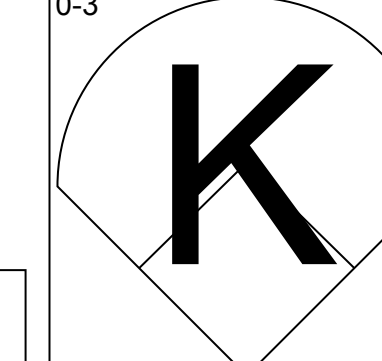
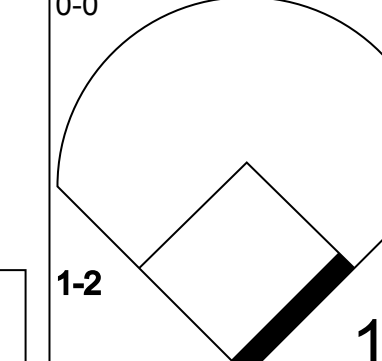
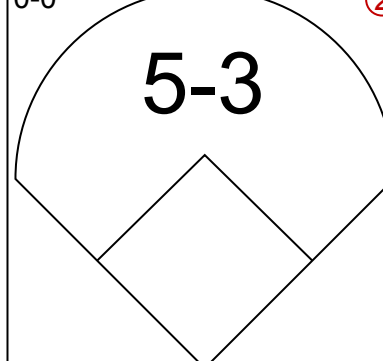
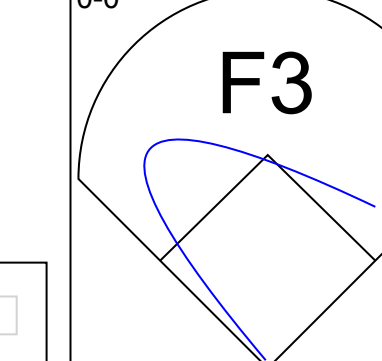
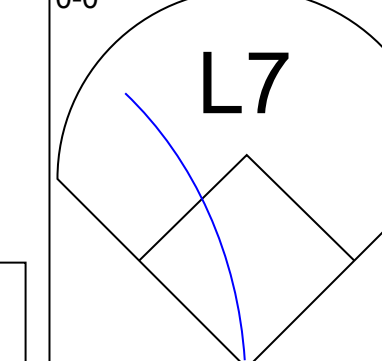

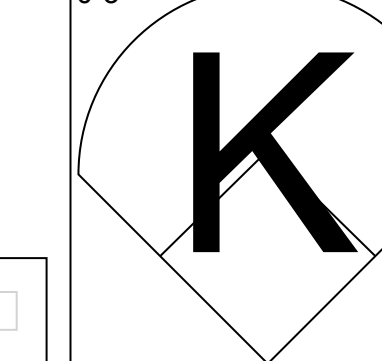
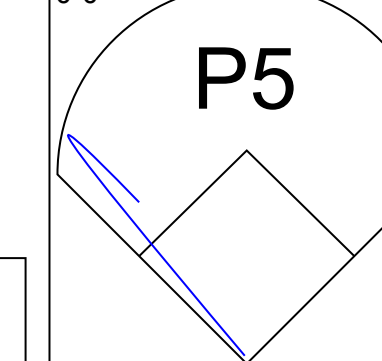
Batter	1	2	3	4	5	6	7	8	9	AB	R	H	RBI	BB	SO	LOB	TOP					
Von Joshua, L (1,8) OBP: 0.365, SLG: 0.445	E6 F8 1B		K		K			F5		4	0	0	0	0	2	0	<b>San Francisco Giants @ Pittsburgh Pirates</b> Three Rivers Stadium, Pittsburgh, PA Tue Aug 19 1975, 7:05 PM EDT Att: 22,609 - Unknown <a href="http://livebaseballscorecards.com">livebaseballscorecards.com</a>					
Derrel Thomas, S (1,4) OBP: 0.346, SLG: 0.365			5-3				K	K		4	0	1	0	0	2	0						
Willie Montanez, L (1,3) OBP: 0.348, SLG: 0.401	F8 2-3				L6			6-3		4	0	0	0	0	2							
Gary Matthews, R (1,7) OBP: 0.364, SLG: 0.431	K				4-3			E9		4	0	1	0	0	1	2						
Chris Speier, R (1,6) OBP: 0.364, SLG: 0.418	F2				BB BB			L6		3	0	0	0	1	1	4						
Gary Thomasson, L (1,9) OBP: 0.287, SLG: 0.299		6-3			4-0 BB BB			3-1		3	0	0	0	1	0	1						
Bruce Miller, R (1,5) OBP: 0.276, SLG: 0.289					4-3 BB			F7		3	0	1	0	0	2							
Marc Hill, R (1,2) OBP: 0.315, SLG: 0.331					G5-4-3 1B			F9		3	0	0	0	0	1							
Jim Barr, R (1,1) OBP: 0.117, SLG: 0.103					5-3					2	0	0	0	0	0	0	<b>GIANTS</b>					
Jake Brown, R (8, PH) OBP: 0.256, SLG: 0.308								6-3		1	0	0	0	0	0	0						
Charlie Williams, R (8, 1) OBP: 0.176, SLG: 0.250										0	0	0	0	0	0	0						
<b>Inning Stats</b>	R: 0 E: 1 K: 1 S: 7	H: 1 LOB: 2 BB: 0 P: 7	R: 0 E: 0 K: 0 S: 3	H: 1 LOB: 0 BB: 0 P: 3	R: 0 E: 0 K: 1 S: 5	H: 0 LOB: 0 BB: 0 P: 5	R: 0 E: 0 K: 0 S: 3	H: 0 LOB: 2 BB: 2 P: 11	R: 0 E: 0 K: 1 S: 5	H: 0 LOB: 0 BB: 0 P: 5	R: 0 E: 1 K: 0 S: 6	H: 0 LOB: 1 BB: 0 P: 6	R: 0 E: 0 K: 0 S: 3	H: 0 LOB: 0 BB: 0 P: 3	R: 0 E: 0 K: 1 S: 5	H: 0 LOB: 0 BB: 0 P: 5	R: 0 E: 0 K: 1 S: 6	H: 1 LOB: 1 BB: 0 P: 6	1B: 3 2B: 0 3B: 0 HR: 0	SF: 0 SAC: 0 DP: 1 HBP: 0	WP: 0 PB: 0 SB: 0 CS: 0	PA: 33
<b>PITCHER</b> Jerry Reuss, L (1,1) ERA: 2.36	IP: 9.0 WLS: W BF: 33 H: 3 R: 0 ER: 0 SO: 6 BB: 2 IBB: 0 HBP: 0 BLK: 0 WP: 0 HR: 0 S: 43 P: 51 ERA: 0.00 WHIP: 0.556															<b>PITCHER</b>						

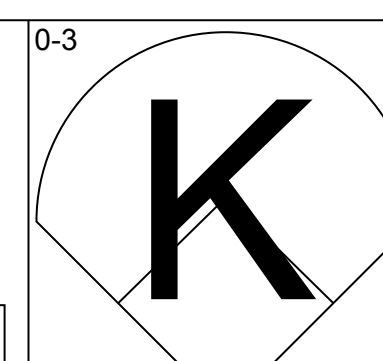
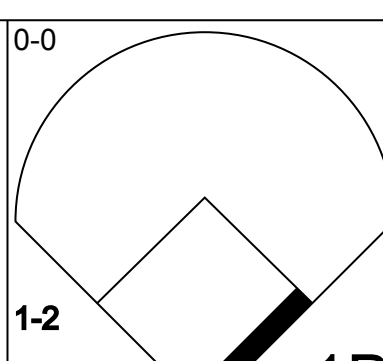
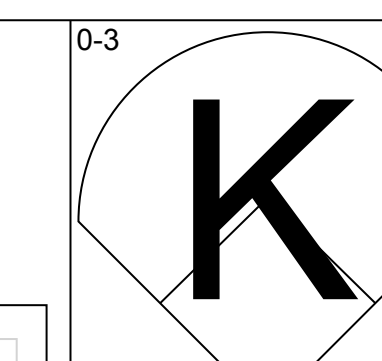
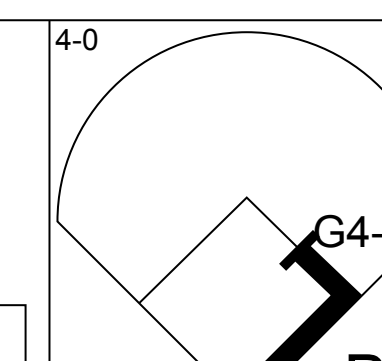
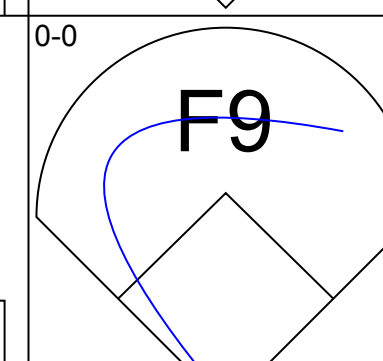
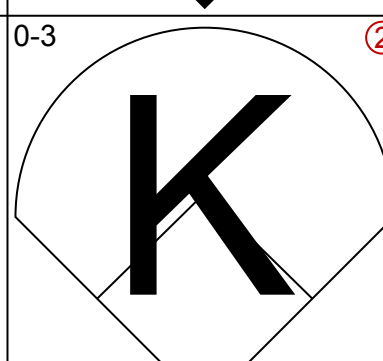
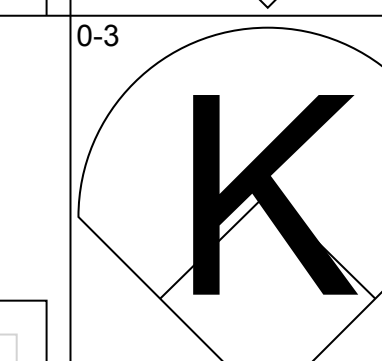
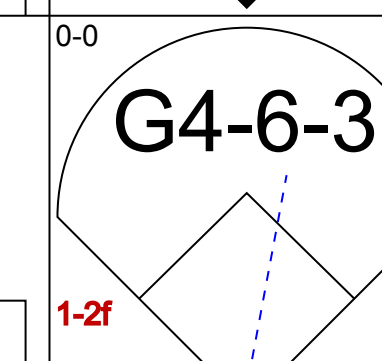
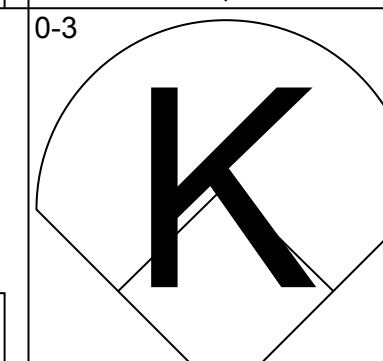
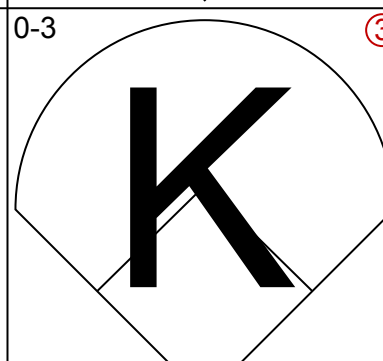
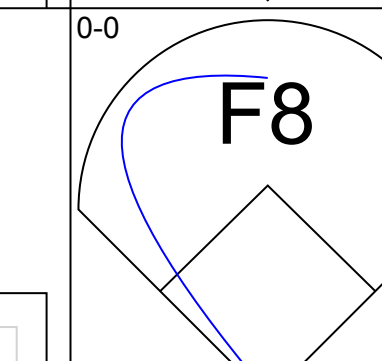
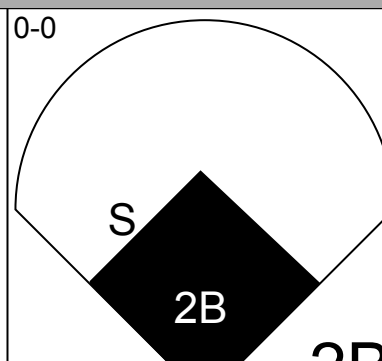
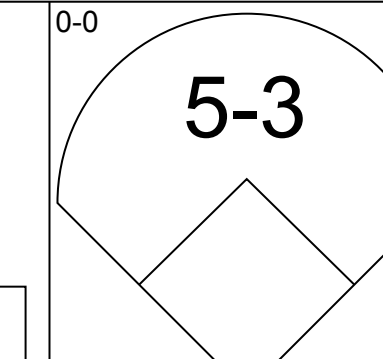
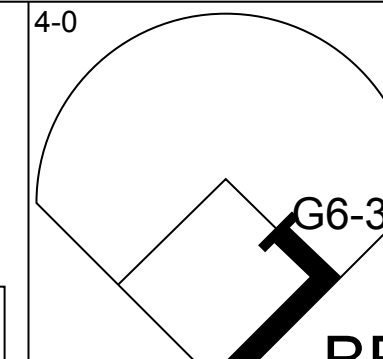
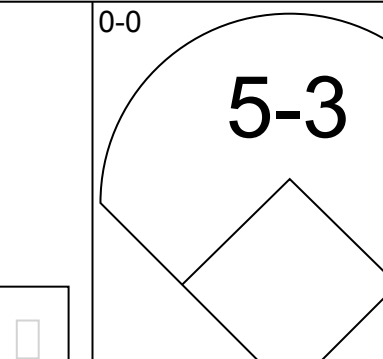
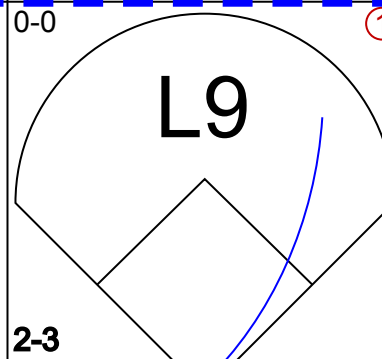
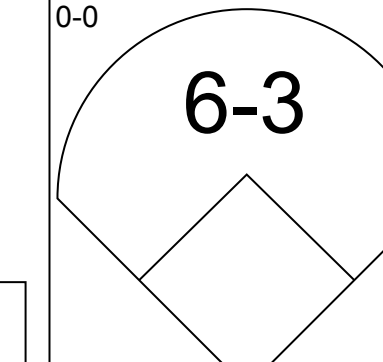
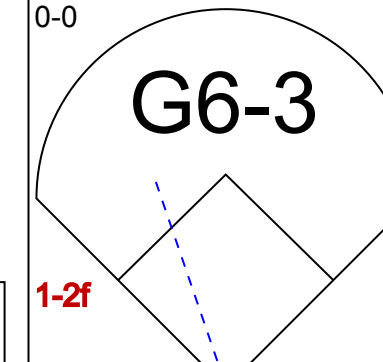
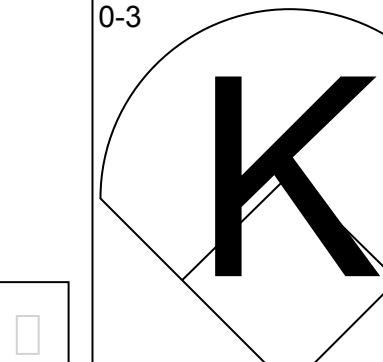
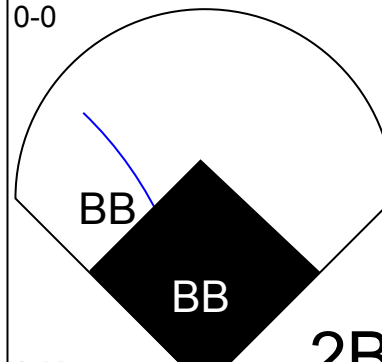
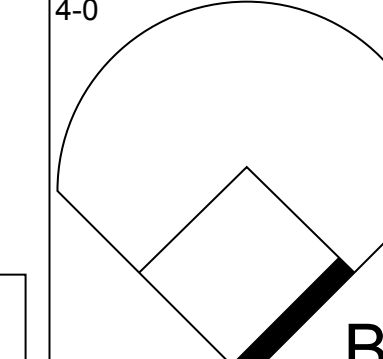
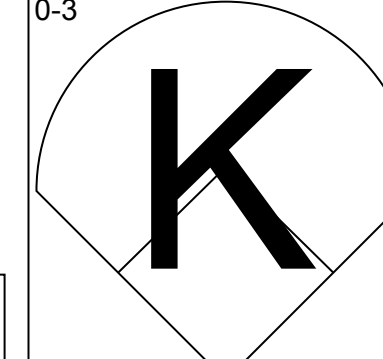
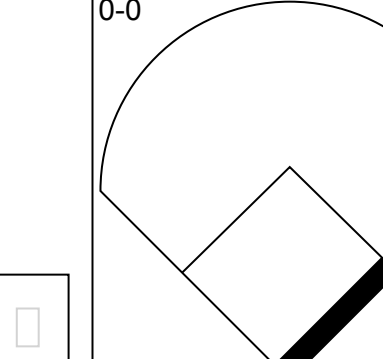
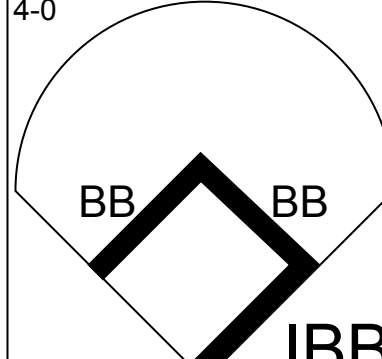
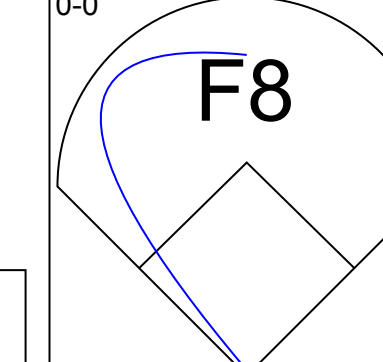
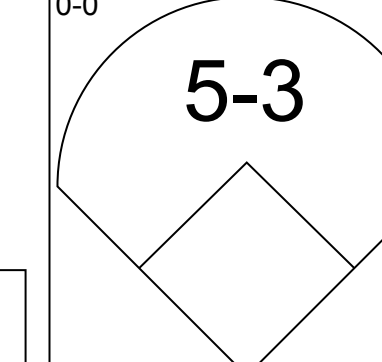
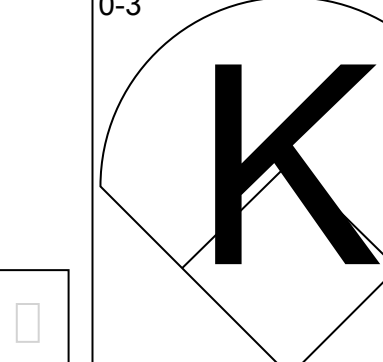
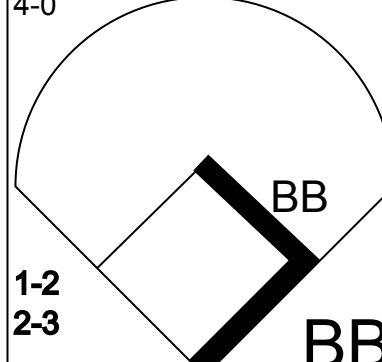
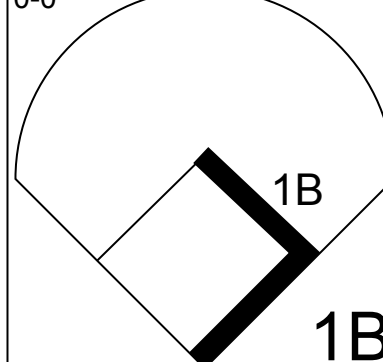
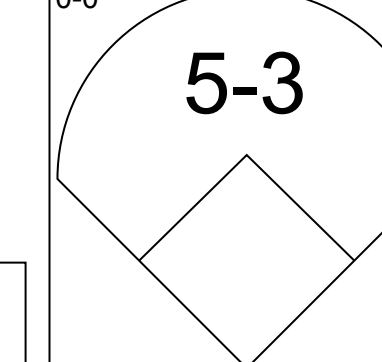
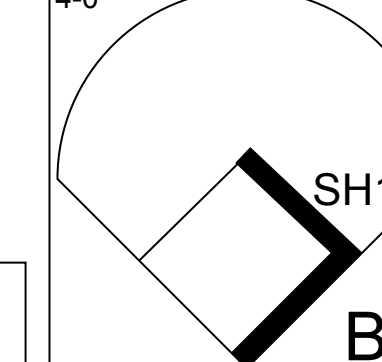
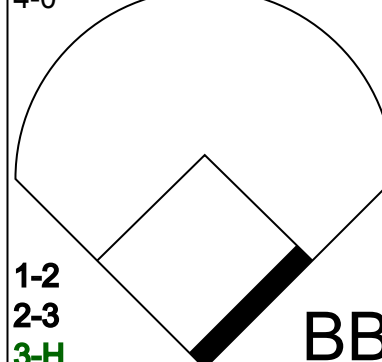
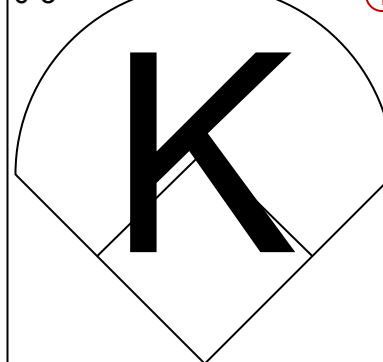
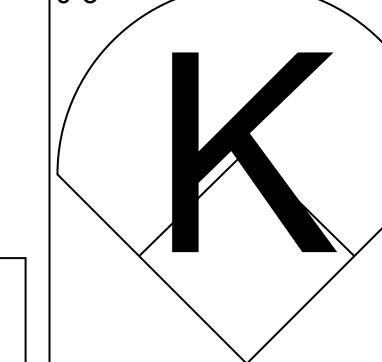
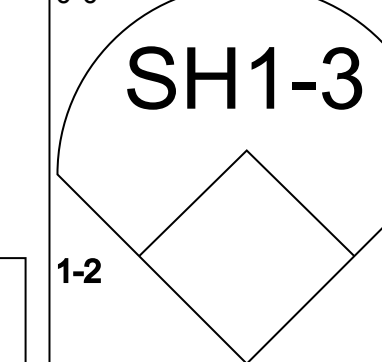
Batter	1	2	3	4	5	6	7	8	9	AB	R	H	RBI	BB	SO	LOB	BOTTOM			
Rennie Stennett, R (1,4) OBP: 0.297, SLG: 0.362	5-3					4-3				4	1	2	0	0	0	1	<b>San Francisco Giants @ Pittsburgh Pirates</b> Three Rivers Stadium, Pittsburgh, PA Tue Aug 19 1975, 7:05 PM EDT Att: 22,609 - Unknown <a href="http://livebaseballscorecards.com">livebaseballscorecards.com</a>			
Ed Kirkpatrick, L (1,3) OBP: 0.354, SLG: 0.404	F9		2B 1B		1B			5-3		4	0	1	0	0	0	1				
Al Oliver, L (1,8) OBP: 0.295, SLG: 0.437	E BB 1B		1H 1B 2B		F9			HR		4	2	3	2	0	2					
Dave Parker, L (1,9) OBP: 0.368, SLG: 0.552	1-2 BB		2H 1B		F7			3-1		3	0	1	1	1	0	2				
Richie Hebner, L (1,5) OBP: 0.330, SLG: 0.418	F9 2-3		F9		G3			F8		4	0	0	0	0	5					
Richie Zisk, R (1,7) OBP: 0.348, SLG: 0.415		5-3			F8			K HR		4	1	1	1	0	1	0				
Manny Sanguillen, R (1,2) OBP: 0.364, SLG: 0.453		4-3			1B			5-3		4	0	1	0	0	0	0				
Craig Reynolds, L (1,6) OBP: 0.295, SLG: 0.310		G3			F7			F7		4	0	1	0	0	0	1				
Jerry Reuss, L (1,1) OBP: 0.237, SLG: 0.196			5-3		K			SH1-4 1B		2	0	0	0	0	1	1				
<b>Inning Stats</b>	R: 0 E: 1 K: 0 S: 4	H: 1 LOB: 2 BB: 1 P: 8	R: 0 E: 0 K: 0 S: 3	H: 0 LOB: 0 BB: 0 P: 3	R: 2 E: 0 K: 0 S: 6	H: 3 LOB: 1 BB: 0 P: 6	R: 0 E: 0 K: 1 S: 6	H: 1 LOB: 1 BB: 0 P: 6	R: 0 E: 0 K: 0 S: 5	H: 2 LOB: 2 BB: 0 P: 5	R: 1 E: 0 K: 0 S: 5	H: 2 LOB: 1 BB: 0 P: 5	R: 1 E: 0 K: 0 S: 4	H: 1 LOB: 0 BB: 0 P: 4	R: 0 E: 0 K: 1 S: 5	H: 0 LOB: 0 BB: 0 P: 5	1B: 7 2B: 1 3B: 0 HR: 2	SF: 0 SAC: 1 DP: 0 HBP: 0	WP: 0 PB: 0 SB: 0 CS: 0	PA: 35
<b>PITCHER</b> Jim Barr, R (1,1) ERA: 2.87 Charlie Williams, R (8, 1) ERA: 3.21	IP: 7.0 WLS: L BF: 32 H: 10 R: 4 ER: 4 SO: 1 BB: 4 IBB: 0 HBP: 0 BLK: 0 WP: 0 HR: 2 S: 33 P: 37 ERA: 5.14 WHIP: 1.571															<b>PITCHER</b>				

Batter	1	2	3	4	5	6	7	8	9	AB	R	H	RBI	BB	SO	LOB	TOP		
Von Joshua, L (1,8) OBP: 0.366, SLG: 0.448	F7		1-H 2B		6-3			1B		4	0	2	1	0	0	0	<b>San Francisco Giants @ Pittsburgh Pirates</b> Three Rivers Stadium, Pittsburgh, PA Wed Aug 20 1975, 7:05 PM EDT Att: 14,033 - Unknown <a href="http://livebaseballscorecards.com">livebaseballscorecards.com</a>		
Derrel Thomas, S (1,4) OBP: 0.346, SLG: 0.364	G1-6-3 1B		5-3			F2		K		4	0	1	0	0	1	2			
Willie Montanez, L (1,3) OBP: 0.345, SLG: 0.398	G1-6-3 1-2		6-3			4-3			F8	4	0	0	0	0	2				
Gary Matthews, R (1,7) OBP: 0.363, SLG: 0.427		4-3		6-3		5-3			WP BB	3	0	0	0	1	0	0			
Chris Speier, R (1,6) OBP: 0.365, SLG: 0.416		FC6-4 BB		3-1 BB		F3			P3	2	0	0	0	2	0	1			
Gary Thomasson, L (1,9) OBP: 0.283, SLG: 0.295		K		3-1 1-2		K			F8	4	0	0	0	0	2	3			
Bruce Miller, R (1,5) OBP: 0.273, SLG: 0.285		FC6-4 1-2		F3		6-3				3	0	0	0	0	2				
Marc Hill, R (1,2) OBP: 0.310, SLG: 0.326			K		F9			F8		3	0	0	0	0	1	0			
Ed Halicki, R (1,1) OBP: 0.200, SLG: 0.167			4-0 BB		F9			6-3		2	1	0	0	1	0	0			
Randy Moffitt, R (8,1) OBP: 0.250, SLG: 0.417			2B BB							0	0	0	0	0	0	0			
Gary Lavelle, S (8,1) OBP: 0.111, SLG: 0.111										0	0	0	0	0	0	0			
<b>Inning Stats</b>	R: 0 E: 0 K: 0 S: 3	H: 1 LOB: 0 BB: 0 P: 3	R: 0 E: 0 K: 1 S: 5	H: 0 LOB: 1 BB: 1 P: 9	R: 1 E: 0 K: 1 S: 6	H: 1 LOB: 1 BB: 1 P: 10	R: 0 E: 0 K: 0 S: 3	H: 0 LOB: 0 BB: 0 P: 7	R: 0 E: 0 K: 0 S: 3	H: 0 LOB: 0 BB: 0 P: 3	R: 0 E: 0 K: 1 S: 5	H: 0 LOB: 0 BB: 0 P: 5	R: 0 E: 0 K: 1 S: 6	H: 1 LOB: 1 BB: 0 P: 6	R: 0 E: 0 K: 0 S: 3	H: 0 LOB: 1 BB: 1 P: 7	1B: 2 2B: 1 3B: 0 HR: 0	SF: 0 SAC: 0 DP: 1 HBP: 0	WP: 1 PA: 33 PB: 0 SB: 0 CS: 0
<b>PITCHER</b>	IP	WLS	BF	H	R	ER	SO	BB	IBB	HBP	BLK	WP	HR	S	P	ERA	WHIP		
Jim Rooker, L (1,1) ERA: 3.44	8.0	W	29	3	1	1	4	3	0	0	0	0	0	34	46	1.12	0.750		
Dave Giusti, R (9,1) ERA: 2.49	1.0	S	4	0	0	0	0	1	0	0	0	1	0	3	7	0.00	1.000		

Batter	1	2	3	4	5	6	7	8	9	AB	R	H	RBI	BB	SO	LOB	BOTTOM		
Rennie Stennett, R (1,4) OBP: 0.297, SLG: 0.361	F8			F9		6-3		G1-6-3 1-2 2-H 2-H 1B		4	0	1	2	0	0	0	<b>San Francisco Giants @ Pittsburgh Pirates</b> Three Rivers Stadium, Pittsburgh, PA Wed Aug 20 1975, 7:05 PM EDT Att: 14,033 - Unknown <a href="http://livebaseballscorecards.com">livebaseballscorecards.com</a>		
Ed Kirkpatrick, L (1,3) OBP: 0.344, SLG: 0.389	F7			K			F3	G1-6-3 1-2		4	0	0	0	0	1	2			
Al Oliver, L (1,8) OBP: 0.295, SLG: 0.438	P5			2B			4-3			3	0	1	0	0	0	0			
Dave Parker, L (1,9) OBP: 0.365, SLG: 0.548		4-3		L4			F6			3	0	0	0	0	0	1			
Richie Hebner, L (1,5) OBP: 0.330, SLG: 0.418		F6			CS 1B			F9		3	0	1	0	0	0	0			
Richie Zisk, R (1,7) OBP: 0.348, SLG: 0.414										3	0	1	0	0	1	1			
Frank Taveras, R (8, FR) OBP: 0.258, SLG: 0.236										0	1	0	0	0	0	0			
Dave Giusti, R (9,1) OBP: 0.375, SLG: 0.286					1-2 K			1B 2B 1B		0	0	0	0	0	0	0			
Manny Sanguillen, R (1,2) OBP: 0.364, SLG: 0.452				L9				2B 1-2 1B 1B		3	1	1	0	0	1	0			
Craig Reynolds, L (1,6) OBP: 0.298, SLG: 0.333				F4				1-3 2-H 1B 2B		3	1	1	1	0	0	0			
Jim Rooker, R (1,1) OBP: 0.148, SLG: 0.098										2	0	0	0	0	1	0			
Bill Robinson, R (8, PH) OBP: 0.305, SLG: 0.432				5-3				1B IBB		0	0	0	0	1	0	0			
<b>Inning Stats</b>	R: 0 E: 0 K: 0 S: 3	H: 0 LOB: 0 BB: 0 P: 3	R: 0 E: 0 K: 0 S: 3	H: 0 LOB: 0 BB: 0 P: 3	R: 0 E: 0 K: 1 S: 6	H: 1 LOB: 1 BB: 0 P: 6	R: 0 E: 0 K: 2 S: 7	H: 1 LOB: 0 BB: 0 P: 7	R: 0 E: 0 K: 1 S: 5	H: 0 LOB: 0 BB: 0 P: 5	R: 0 E: 0 K: 0 S: 3	H: 0 LOB: 0 BB: 0 P: 3	R: 3 E: 0 K: 0 S: 6	H: 4 LOB: 2 BB: 1 P: 10	R: 0 E: 0 K: 0 S: 3	H: 0 LOB: 1 BB: 1 P: 10	1B: 4 2B: 3 3B: 0 HR: 0	SF: 0 SAC: 0 DP: 2 HBP: 0	WP: 0 PA: 29 PB: 0 SB: 0 CS: 1
<b>PITCHER</b>	IP	WLS	BF	H	R	ER	SO	BB	IBB	HBP	BLK	WP	HR	S	P	ERA	WHIP		
Ed Halicki, R (1,1) ERA: 3.73	7.1	L	27	5	3	3	4	0	1	0	0	0	0	34	38	3.68	0.682		
Randy Moffitt, R (8,1) ERA: 3.73	0.0		1	1	0	0	0	0	0	0	0	0	0	1	1	∞	∞		
Gary Lavelle, L (8,1) ERA: 2.8	0.2		1	0	0	0	0	0	0	0	0	0	0	1	1	0.00	0.000		

Batter	1	2	3	4	5	6	7	8	9	AB	R	H	RBI	BB	SO	LOB	TOP																				
<b>Gene Clines, R</b> OBP: 0.265, SLG: 0.270	L9 1B	L6-3	L8		L4-3			1B	F9	6	2	1	0	0	0	8	<b>New York Mets @ San Francisco Giants</b> Candlestick Park, San Francisco, CA Fri Aug 22 1975, 10:05 PM EDT Att: 4,428 - Unknown																				
<b>Felix Milten, R</b> OBP: 0.344, SLG: 0.366	HR 1B	F8		1-3	5-3			1B		5	1	2	2	0	0																						
<b>Mike Vail, R</b> OBP: 0.273, SLG: 0.273	K	BB 1B		F8	K			1B		5	0	2	0	0	2																						
<b>Rusty Staub, L</b> OBP: 0.368, SLG: 0.436	HR	FC6-4 BB		F9	6-3			F7		4	1	1	2	1	0																						
<b>Dave Kingman, R</b> OBP: 0.296, SLG: 0.507	3B 2B	FC6-4 BB			K			P6	K	5	1	1	0	0	2																						
<b>Joe Torre, R</b> OBP: 0.335, SLG: 0.373	BLK 3B		3-1 1B		1B WP 1B			5-3	6-3	5	1	3	1	0	0																						
<b>Jerry Grote, R</b> OBP: 0.360, SLG: 0.370	BB		3-1 1B		P6			5-3	1B BB BB	3	0	1	0	2	0																						
<b>Jack Heidemann, R</b> OBP: 0.297, SLG: 0.298	G4-6-3 BB		3-1		1B IBB			6-3	1B BB	2	0	0	0	3	0																						
<b>Tom Seaver, R</b> OBP: 0.253, SLG: 0.218 <b>Bob Apodaca, R</b> OBP: 0.556, SLG: 0.500	G4-6-3		P4		1-2 2-3 1B			K	1-2 2-3 1B	4	0	1	0	0	1																						
<b>Inning Stats</b>	R: 5 E: 1 K: 1 S: 9	H: 4 LOB: 1 BB: 2 P: 17	R: 0 E: 0 K: 0 S: 4	H: 1 LOB: 2 BB: 1 P: 8	R: 0 E: 0 K: 0 S: 5	H: 2 LOB: 2 BB: 0 P: 5	R: 0 E: 0 K: 0 S: 3	H: 0 LOB: 0 BB: 0 P: 3	R: 0 E: 0 K: 1 S: 7	H: 2 LOB: 3 BB: 1 P: 11	R: 0 E: 0 K: 0 S: 5	H: 0 LOB: 0 BB: 0 P: 5	R: 0 E: 0 K: 0 S: 3	H: 0 LOB: 0 BB: 0 P: 3	R: 1 E: 0 K: 1 S: 8	H: 3 LOB: 2 BB: 0 P: 8	R: 0 E: 0 K: 1 S: 6	H: 1 LOB: 3 BB: 2 P: 14	1B: 9 2B: 2 3B: 1 HR: 1	SF: 0 SAC: 0 DP: 1 HBP: 0	WP: 1 PB: 0 SB: 0 CS: 0	PA: 46															
<b>PITCHER</b>	IP	WLS	BF	H	R	ER	SO	BB	IBB	HBP	BLK	WP	HR	S	P	ERA	WHIP	<b>PITCHER</b>		IP	WLS	BF	H	R	ER	SO	BB	IBB	HBP	BLK	WP	HR	S	P	ERA	WHIP	
<b>Pete Falcone, L</b> ERA: 4.02	(1, 1)	0.1	L	7	4	5	4	1	1	0	0	1	0	1	8	12	108.00	15.000	<b>Pete Falcone, L</b>		(1, 1)	0.1	L	7	4	5	4	1	1	0	0	1	8	12	108.00	15.000	
<b>Charlie Williams, R</b> ERA: 3.15	(1, 1)	1.2		7	1	0	0	2	0	0	0	0	0	5	13	0.00	1.800	<b>Charlie Williams, R</b>		(1, 1)	1.2		7	1	0	0	2	0	0	0	5	13	0.00	1.800			
<b>Dave Heaverlo, R</b> ERA: 2.45	(3, 1)	5.0		20	4	0	0	2	0	1	0	0	1	0	23	27	0.00	0.800	<b>Dave Heaverlo, R</b>		(3, 1)	5.0		20	4	0	0	2	0	1	0	23	27	0.00	0.800		
<b>Gary Lavelle, L</b> ERA: 2.86	(8, 1)	1.2		11	4	1	1	2	2	0	0	0	0	0	13	21	5.40	3.600	<b>Gary Lavelle, L</b>		(8, 1)	1.2		11	4	1	1	2	2	0	0	13	21	5.40	3.600		
<b>Randy Moffitt, R</b> ERA: 3.76	(9, 1)	0.1		1	0	0	0	0	0	0	0	0	0	0	1	1	0.00	0.000	<b>Randy Moffitt, R</b>		(9, 1)	0.1		1	0	0	0	0	0	0	0	1	1	0.00	0.000		
<b>Von Joshua, L</b> OBP: 0.364, SLG: 0.445	1-3	FC4-6		K															F8	5	0	1	0	0	1	1											
<b>Derrel Thomas, S</b> OBP: 0.342, SLG: 0.360	K	K																	1-3	5	0	0	0	0	3	3											
<b>Glenn Adams, L</b> OBP: 0.391, SLG: 0.596 <b>Gary Thomasson, L</b> OBP: 0.286, SLG: 0.292																																					
<b>Gary Matthews, R</b> OBP: 0.365, SLG: 0.426	K																																				
<b>Willie Montanez, L</b> OBP: 0.347, SLG: 0.401																																					
<b>Chris Speier, R</b> OBP: 0.364, SLG: 0.415																																					
<b>Dave Rader, L</b> OBP: 0.386, SLG: 0.424																																					
<b>Steve Ontiveros, S</b> OBP: 0.399, SLG: 0.350																																					
<b>Pete Falcone, L</b> ERA: 4.02 <b>Charlie Williams, R</b> ERA: 3.15 <b>Dave Heaverlo, R</b> ERA: 2.45 <b>Gary Lavelle, L</b> ERA: 2.86 <b>Randy Moffitt, R</b> ERA: 3.76																																					
<b>Inning Stats</b>	R: 0 E: 0 K: 2 S: 7	H: 0 LOB: 1 BB: 1 P: 11	R: 3 E: 0 K: 1 S: 9	H: 4 LOB: 1 BB: 0 P: 9	R: 0 E: 0 K: 1 S: 5	H: 1 LOB: 2 BB: 0 P: 13	R: 0 E: 0 K: 2 S: 7	H: 0 LOB: 0 BB: 0 P: 7	R: 0 E: 0 K: 0 S: 3	H: 0 LOB: 0 BB: 0 P: 3	R: 0 E: 0 K: 1 S: 7	H: 2 LOB: 2 BB: 0 P: 7	R: 1 E: 0 K: 0 S: 5	H: 3 LOB: 1 BB: 0 P: 5	R: 0 E: 0 K: 1 S: 5	H: 0 LOB: 0 BB: 0 P: 5	1B: 9 2B: 1 3B: 0 HR: 0	SF: 0 SAC: 0 DP: 2 HBP: 0	WP: 1 PB: 0 SB: 0 CS: 0	PA: 38																	
<b>PITCHER</b>	IP	WLS	BF	H	R	ER	SO	BB	IBB	HBP	BLK	WP	HR	S	P	ERA	WHIP	<b>PITCHER</b>		IP	WLS	BF	H	R	ER	SO	BB	IBB	HBP	BLK	WP	HR	S	P	ERA	WHIP	
<b>Tom Seaver, R</b> ERA: 2.23	(1, 1)	7.0	W	32	9	4	4	9	3	0	0	0	0	0	47	59	5.14	1.714	<b>Tom Seaver, R</b>		(1, 1)	7.0	W	32	9	4	4	9	3	0	0	0	0	47	59	5.14	1.714
<b>Bob Apodaca, R</b> ERA: 1.53	(8, 1)	2.0	S	6	1	0	0	1	0	0	0	0	0	8	8	0.00	0.500	<b>Bob Apodaca, R</b>		(8, 1)	2.0	S	6	1	0	0	1	0	0	0	0	8	8	0.00	0.500		

Batter	1	2	3	4	5	6	7	8	9	AB	R	H	RBI	BB	SO	LOB	TOP	
Del Unser, L OBP: 0.329, SLG: 0.373 (1, 8)										4	1	1	1	0	2	0	<b>New York Mets @ San Francisco Giants</b> Candlestick Park, San Francisco, CA Sat Aug 23 1975, 6:33 AM EDT Att: 8,060 - Unknown	
Felix Milten, R OBP: 0.342, SLG: 0.363 (1, 4)										4	0	0	0	0	0	0		
Ed Kranepool, L OBP: 0.377, SLG: 0.430 (1, 7) (8, 3)										4	0	0	0	0	2	0		
Rusty Staub, L OBP: 0.366, SLG: 0.433 (1, 9)										3	0	0	0	0	1	0		
Dave Kingman, R OBP: 0.294, SLG: 0.503 Gene Clines, R OBP: 0.265, SLG: 0.270 (1, 3) (8, 7)										3	0	0	0	0	3	0		
Wayne Garrett, L OBP: 0.375, SLG: 0.392 (1, 5)										2	0	0	0	1	0	0		
Mike Phillips, L OBP: 0.300, SLG: 0.321 (1, 6)										3	0	1	0	0	2	0		
John Stearns, R OBP: 0.264, SLG: 0.291 (1, 2)										3	0	0	0	0	0	2		
Jerry Koosman, R OBP: 0.194, SLG: 0.200 Skip Lockwood, R (1, 1) (9, 1)										3	0	0	0	0	2	2		
Tom Hall, L OBP: 0.400, SLG: 0.400 (9, 1)										0	0	0	0	0	0	0		
<b>Inning Stats</b>	R: 0 H: 0 E: 0 K: 2 S: 7	H: 0 LOB: 0 BB: 0 P: 7	R: 0 H: 0 E: 0 K: 1 S: 5	H: 0 LOB: 0 BB: 0 P: 5	R: 0 H: 0 E: 0 K: 2 S: 7	H: 0 LOB: 0 BB: 0 P: 7	R: 1 H: 1 E: 0 K: 1 S: 6	H: 1 LOB: 0 BB: 0 P: 6	R: 0 H: 0 E: 0 K: 2 S: 5	H: 0 LOB: 0 BB: 0 P: 5	R: 0 H: 0 E: 0 K: 1 S: 5	H: 0 LOB: 0 BB: 0 P: 5	R: 0 H: 1 E: 0 K: 1 S: 6	H: 1 LOB: 2 BB: 0 P: 10	R: 0 H: 0 E: 0 K: 1 S: 5	H: 0 LOB: 0 BB: 0 P: 5	1B: 1 SF: 0 2B: 0 3B: 0 HR: 1	WP: 0 PA: 30 PB: 0 SB: 0 CS: 0
<b>PITCHER</b>	IP WLS BF H R ER SO BB IBB HBP BLK WP HR S P ERA WHIP																	
John Montefusco, R ERA: 3.14 Gary Lavelle, L ERA: 2.82 (1, 1) (9, 1)	8.0 27 2 1 1 11 1 0 0 0 0 1 48 52 1.12 0.375																	

Batter	1	2	3	4	5	6	7	8	9	AB	R	H	RBI	BB	SO	LOB	BOTTOM	
Von Joshua, L OBP: 0.366, SLG: 0.444 (1, 8)										3	0	1	0	1	2	0	<b>New York Mets @ San Francisco Giants</b> Candlestick Park, San Francisco, CA Sat Aug 23 1975, 6:33 AM EDT Att: 8,060 - Unknown	
Derrel Thomas, S OBP: 0.339, SLG: 0.356 (1, 4)										4	0	0	0	0	2	4		
Gary Thomasson, L OBP: 0.285, SLG: 0.295 (1, 9)										4	1	1	0	0	2	2		
Gary Matthews, R OBP: 0.363, SLG: 0.422 (1, 7)										3	0	0	0	1	0	1		
Willie Montanez, L OBP: 0.346, SLG: 0.402 (1, 3)										4	1	1	1	0	1	1		
Chris Speier, R OBP: 0.367, SLG: 0.415 (1, 6)										2	0	1	0	2	1	0		
Bruce Miller, R OBP: 0.269, SLG: 0.281 Bobby Murcer, L OBP: 0.417, SLG: 0.472 Jake Brown, R OBP: 0.279, SLG: 0.300 (1, 5) (9, PH) (9, PR)										3	0	0	0	0	1	2		
Mike Sadek, R OBP: 0.328, SLG: 0.296 (1, 2)										2	0	1	1	2	0	0		
John Montefusco, R OBP: 0.115, SLG: 0.121 Craig Robinson, R OBP: 0.109, SLG: 0.091 Gary Lavelle, S OBP: 0.111, SLG: 0.111 (1, 1) (8, PH) (9, 1)										2	0	0	0	0	2	1		
<b>Inning Stats</b>	R: 0 H: 0 E: 0 K: 2 S: 7	H: 0 LOB: 0 BB: 0 P: 7	R: 0 H: 2 E: 0 K: 3 S: 11	H: 2 LOB: 0 BB: 0 P: 11	R: 0 H: 0 E: 0 K: 1 S: 4	H: 0 LOB: 1 BB: 1 P: 8	R: 0 H: 0 E: 0 K: 2 S: 7	H: 0 LOB: 0 BB: 0 P: 7	R: 0 H: 1 E: 0 K: 2 S: 8	H: 1 LOB: 1 BB: 0 P: 8	R: 0 H: 0 E: 0 K: 0 S: 2	H: 0 LOB: 1 BB: 2 P: 10	R: 2 H: 2 E: 0 K: 0 S: 3	H: 2 LOB: 3 BB: 3 P: 15	R: 0 H: 0 E: 0 K: 0 S: 3	H: 0 LOB: 0 BB: 0 P: 15		1B: 3 SF: 0 2B: 2 3B: 0 HR: 0
<b>PITCHER</b>	IP WLS BF H R ER SO BB IBB HBP BLK WP HR S P ERA WHIP																	
Jerry Koosman, L ERA: 3.6 Skip Lockwood, R ERA: 1.56 Tom Hall, L ERA: 4.85 (1, 1) (9, 1) (9, 1)	8.0 30 4 1 1 11 4 0 0 0 0 0 48 64 1.12 1.000																	



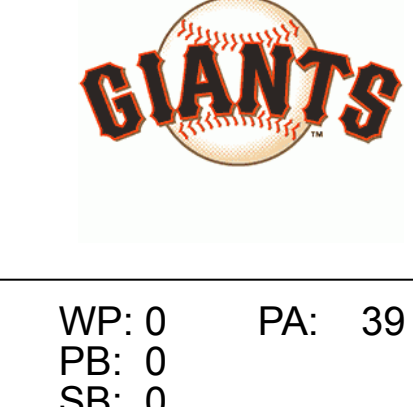
Batter	1	2	3	4	5	6	7	8	9	AB	R	H	RBI	BB	SO	LOB	TOP								
Del Unser, L OBP: 0.328, SLG: 0.374 (1, 8)	6-3		4-3		F9	E 2H 2B		6-3		5	0	1	1	0	0	1	<b>New York Mets @ San Francisco Giants</b> Candlestick Park, San Francisco, CA Sun Aug 24 1975, 6:33 AM EDT Unknown								
Felix Milán, R OBP: 0.344, SLG: 0.364 (1, 4)	F7			3B 1B	1B HR	E3		CS BB		4	2	2	0	1	0	1									
Wayne Garrett, L OBP: 0.376, SLG: 0.401 (1, 5)	F8			1B 1-H	HR	K		6-3 1-2		5	2	2	2	0	1	3									
Rusty Staub, L OBP: 0.366, SLG: 0.432 (1, 9)		4-3		1B	HR			K		4	1	1	1	1	1	0									
Dave Kingman, R OBP: 0.298, SLG: 0.515 (1, 7)	FC5-4 1B			3-H 1B	IBB			K		5	2	3	4	0	1	1									
Joe Torre, R OBP: 0.331, SLG: 0.368 (1, 3)	FC5-4 FC6 1-2			F9	6-3			FC 1B 2B		5	0	0	0	0	0	3									
Jerry Grote, R OBP: 0.358, SLG: 0.369 (1, 2)	FC6 1-2			F3				FC6 1B		4	0	1	0	0	0	4									
Mike Phillips, L OBP: 0.302, SLG: 0.323 (1, 6)			3-1		FC1-6 1B	FC6 SH1-3 1-2		1B		4	1	2	1	0	0	1									
Jon Matlack, L OBP: 0.234, SLG: 0.058 Bob Apodaca, R OBP: 0.556, SLG: 0.500 (7, 1)			K		FC1-6 1B 1-2	SH1-3		K		3	1	0	0	0	2	3									
										0	0	0	0	0	0	0									
<b>Inning Stats</b>	R: 0 E: 0 K: 0 S: 3	H: 0 LOB: 0 BB: 0 P: 3	R: 0 E: 0 K: 0 S: 4	H: 1 LOB: 1 BB: 0 P: 4	R: 0 E: 0 K: 1 S: 5	H: 0 LOB: 0 BB: 0 P: 5	R: 2 E: 0 K: 0 S: 6	H: 3 LOB: 1 BB: 0 P: 6	R: 5 E: 0 K: 0 S: 7	H: 4 LOB: 0 BB: 1 P: 11	R: 1 E: 1 K: 1 S: 8	H: 2 LOB: 2 BB: 0 P: 8	R: 1 E: 0 K: 2 S: 10	H: 2 LOB: 2 BB: 0 P: 10	R: 0 E: 0 K: 0 S: 2	H: 0 LOB: 0 BB: 1 P: 6	R: 0 E: 0 K: 1 S: 5	H: 0 LOB: 0 BB: 0 P: 5	1B: 8 2B: 2 3B: 1 HR: 1	SF: 0 SAC: 1 DP: 0 HBP: 0	WP: 0 PB: 0 SB: 0 CS: 1	PA: 42			
<b>PITCHER</b>	IP WLS BF H R ER SO BB IBB HBP BLK WP HR S P ERA WHIP	IP WLS BF H R ER SO BB IBB HBP BLK WP HR S P ERA WHIP	IP WLS BF H R ER SO BB IBB HBP BLK WP HR S P ERA WHIP	IP WLS BF H R ER SO BB IBB HBP BLK WP HR S P ERA WHIP	IP WLS BF H R ER SO BB IBB HBP BLK WP HR S P ERA WHIP	IP WLS BF H R ER SO BB IBB HBP BLK WP HR S P ERA WHIP	IP WLS BF H R ER SO BB IBB HBP BLK WP HR S P ERA WHIP	IP WLS BF H R ER SO BB IBB HBP BLK WP HR S P ERA WHIP	IP WLS BF H R ER SO BB IBB HBP BLK WP HR S P ERA WHIP	IP WLS BF H R ER SO BB IBB HBP BLK WP HR S P ERA WHIP	IP WLS BF H R ER SO BB IBB HBP BLK WP HR S P ERA WHIP	IP WLS BF H R ER SO BB IBB HBP BLK WP HR S P ERA WHIP	IP WLS BF H R ER SO BB IBB HBP BLK WP HR S P ERA WHIP	IP WLS BF H R ER SO BB IBB HBP BLK WP HR S P ERA WHIP	IP WLS BF H R ER SO BB IBB HBP BLK WP HR S P ERA WHIP	IP WLS BF H R ER SO BB IBB HBP BLK WP HR S P ERA WHIP	IP WLS BF H R ER SO BB IBB HBP BLK WP HR S P ERA WHIP	IP WLS BF H R ER SO BB IBB HBP BLK WP HR S P ERA WHIP	IP WLS BF H R ER SO BB IBB HBP BLK WP HR S P ERA WHIP	IP WLS BF H R ER SO BB IBB HBP BLK WP HR S P ERA WHIP	IP WLS BF H R ER SO BB IBB HBP BLK WP HR S P ERA WHIP	IP WLS BF H R ER SO BB IBB HBP BLK WP HR S P ERA WHIP	IP WLS BF H R ER SO BB IBB HBP BLK WP HR S P ERA WHIP	IP WLS BF H R ER SO BB IBB HBP BLK WP HR S P ERA WHIP	IP WLS BF H R ER SO BB IBB HBP BLK WP HR S P ERA WHIP

AB	39
R	9
H	12
RBI	9
BB	2
SO	5
LOB	17



Batter	1	2	3	4	5	6	7	8	9	AB	R	H	RBI	BB	SO	LOB	BOTTOM								
Von Joshua, L OBP: 0.365, SLG: 0.444 Steve Ontiveros, S (7, PH) OBP: 0.397, SLG: 0.347 (8, 9)	1-4-3		L6		E 1-2 2-H 1B			K		3	0	1	1	0	0	0	<b>New York Mets @ San Francisco Giants</b> Candlestick Park, San Francisco, CA Sun Aug 24 1975, 6:33 AM EDT Unknown								
Derrel Thomas, S OBP: 0.338, SLG: 0.354 (1, 4)	K			F9	E6			F8		5	1	1	0	0	1	1									
Gary Thomasson, L OBP: 0.287, SLG: 0.295 (1, 9) (8, 8)	K			1B	F8			4-3		4	0	1	1	1	1	2									
Gary Matthews, R OBP: 0.365, SLG: 0.426 (1, 7)		2B		F9				BB		4	0	2	2	0	0	1									
Willie Montanez, L OBP: 0.345, SLG: 0.399 (1, 3)	F8			4-3				1B		3	0	0	0	1	0	2									
Chris Speier, R OBP: 0.386, SLG: 0.416 (1, 6)	P6				1B 2B			5-3		4	1	1	0	0	0	4									
Bruce Miller, R OBP: 0.273, SLG: 0.285 (1, 5)	6-3				F8			1B BB	1B	4	1	2	0	0	0	2									
Mike Sadek, R OBP: 0.338, SLG: 0.286 (1, 2)			F7		1B E BB			L4-3	1B	2	2	0	0	2	0	1									
Jim Barr, R OBP: 0.115, SLG: 0.102 Jake Brown, R OBP: 0.278, SLG: 0.293 Mike Caldwell, L OBP: 0.179, SLG: 0.179 Marc Hill, R OBP: 0.327, SLG: 0.322 Tom Bradley, R OBP: 0.365, SLG: 0.422 Dave Rader, L OBP: 0.365, SLG: 0.422 Dave Heaverlo, R (8, 1)	F7				F9			L4		1	0	0	0	0	0	0									
										1	0	0	0	0	0	2									
										0	0	0	0	0	0	0									
										0	0	0	0	0	0	2									
										0	0	0	0	0	0	0									
										0	0	0	0	0	0	2									
										0	0	0	0	0	0	0									
										0	0	0	0	0	0	0									
										0	0	0	0	0	0	0									
										0	0	0	0	0	0	0									
										0	0	0	0	0	0	0									
										0	0	0	0	0	0	0									
										0	0	0	0	0	0	0									
<b>Inning Stats</b>	R: 0 E: 0 K: 2 S: 7	H: 0 LOB: 0 BB: 0 P: 7	R: 0 E: 0 K: 0 S: 4	H: 1 LOB: 1 BB: 0 P: 4	R: 0 E: 0 K: 0 S: 3	H: 0 LOB: 0 BB: 0 P: 3	R: 0 E: 0 K: 0 S: 4	H: 1 LOB: 1 BB: 0 P: 4	R: 2 E: 1 K: 0 S: 6	H: 2 LOB: 2 BB: 1 P: 10	R: 0 E: 0 K: 0 S: 3	H: 0 LOB: 0 BB: 0 P: 3	R: 3 E: 0 K: 1 S: 8	H: 3 LOB: 3 BB: 3 P: 20	R: 0 E: 0 K: 0 S: 3	H: 1 LOB: 0 BB: 0 P: 3	R: 0 E: 0 K: 1 S: 5	H: 0 LOB: 0 BB: 0 P: 5	1B: 6 2B: 3 3B: 0 HR: 0	SF: 0 SAC: 0 DP: 1 HBP: 0	WP: 0 PB: 0 SB: 0 CS: 0	PA: 39			
<b>PITCHER</b>	IP WLS BF H R ER SO BB IBB HBP BLK WP HR S P ERA WHIP	IP WLS BF H R ER SO BB IBB HBP BLK WP HR S P ERA WHIP	IP WLS BF H R ER SO BB IBB HBP BLK WP HR S P ERA WHIP	IP WLS BF H R ER SO BB IBB HBP BLK WP HR S P ERA WHIP	IP WLS BF H R ER SO BB IBB HBP BLK WP HR S P ERA WHIP	IP WLS BF H R ER SO BB IBB HBP BLK WP HR S P ERA WHIP	IP WLS BF H R ER SO BB IBB HBP BLK WP HR S P ERA WHIP	IP WLS BF H R ER SO BB IBB HBP BLK WP HR S P ERA WHIP	IP WLS BF H R ER SO BB IBB HBP BLK WP HR S P ERA WHIP	IP WLS BF H R ER SO BB IBB HBP BLK WP HR S P ERA WHIP	IP WLS BF H R ER SO BB IBB HBP BLK WP HR S P ERA WHIP	IP WLS BF H R ER SO BB IBB HBP BLK WP HR S P ERA WHIP	IP WLS BF H R ER SO BB IBB HBP BLK WP HR S P ERA WHIP	IP WLS BF H R ER SO BB IBB HBP BLK WP HR S P ERA WHIP	IP WLS BF H R ER SO BB IBB HBP BLK WP HR S P ERA WHIP	IP WLS BF H R ER SO BB IBB HBP BLK WP HR S P ERA WHIP	IP WLS BF H R ER SO BB IBB HBP BLK WP HR S P ERA WHIP	IP WLS BF H R ER SO BB IBB HBP BLK WP HR S P ERA WHIP	IP WLS BF H R ER SO BB IBB HBP BLK WP HR S P ERA WHIP	IP WLS BF H R ER SO BB IBB HBP BLK WP HR S P ERA WHIP	IP WLS BF H R ER SO BB IBB HBP BLK WP HR S P ERA WHIP	IP WLS BF H R ER SO BB IBB HBP BLK WP HR S P ERA WHIP	IP WLS BF H R ER SO BB IBB HBP BLK WP HR S P ERA WHIP	IP WLS BF H R ER SO BB IBB HBP BLK WP HR S P ERA WHIP	IP WLS BF H R ER SO BB IBB HBP BLK WP HR S P ERA WHIP

AB	35
R	5
H	8
RBI	4
BB	4
SO	4
LOB	19





Batter	1	2	3	4	5	6	7	8	9	AB	R	H	RBI	BB	SO	LOB	TOP			
Del Unser, L (1, 8) OBP: 0.327, SLG: 0.371										3	0	0	0	1	1	1	<b>New York Mets @ San Francisco Giants</b> Candlestick Park, San Francisco, CA Sun Aug 24 1975, 6:38 AM EDT Att: 24,132 - Unknown			
Felix Milten, R (1, 4) OBP: 0.342, SLG: 0.362										4	0	0	0	0	1	2				
Wayne Garrett, L (1, 5) OBP: 0.371, SLG: 0.394										4	0	0	0	0	1	1				
Rusty Staub, L (1, 9) OBP: 0.364, SLG: 0.429										3	0	0	0	0	2	0				
Dave Kingman, R (1, 3) OBP: 0.296, SLG: 0.511										3	0	0	0	0	2	1				
John Milner, L (1, 7) OBP: 0.312, SLG: 0.350										3	0	0	0	0	0	1				
Mike Phillips, L (1, 6) OBP: 0.300, SLG: 0.320										3	0	0	0	0	1	1				
John Stearns, R (1, 2) OBP: 0.259, SLG: 0.285										3	0	0	0	0	1	0				
Craig Swan, R (1, 1) OBP: 0.333, SLG: 0.273										1	0	0	0	0	1	0				
Mike Vail, R (6, PH) OBP: 0.167, SLG: 0.167										0	0	0	0	1	0	0				
Rick Baldwin, L (6, PH) OBP: 0.299, SLG: 0.293										0	0	0	0	0	0	0				
Jesus Alou, R (9, PH) OBP: 0.299, SLG: 0.293										1	0	0	0	0	0	0				
<b>Inning Stats</b>	R: 0 E: 0 K: 1 S: 5	H: 0 LOB: 0 BB: 0 P: 5	R: 0 E: 0 K: 2 S: 7	H: 0 LOB: 0 BB: 0 P: 7	R: 0 E: 0 K: 1 S: 5	H: 0 LOB: 0 BB: 0 P: 5	R: 0 E: 0 K: 1 S: 5	H: 0 LOB: 0 BB: 0 P: 5	R: 0 E: 0 K: 1 S: 6	H: 0 LOB: 1 BB: 1 P: 6	R: 0 E: 0 K: 0 S: 3	H: 0 LOB: 0 BB: 0 P: 7	R: 0 E: 0 K: 1 S: 5	H: 0 LOB: 0 BB: 0 P: 5	R: 0 E: 0 K: 1 S: 5	H: 0 LOB: 1 BB: 1 P: 9	1B: 0 2B: 0 3B: 0 HR: 0	SF: 0 SAC: 0 DP: 0 HBP: 0	WP: 0 PB: 0 SB: 0 CS: 0	PA: 30
<b>PITCHER</b> Ed Halicki, R (1, 1) ERA: 3.48	IP: 9.0 WLS: W BF: 30 H: 0 R: 0 ER: 0 SO: 10 BB: 2 IBB: 0 HBP: 0 BLK: 0 WP: 0 HR: 0 S: 48 P: 56 ERA: 0.00 WHIP: 0.222															<b>PITCHER</b>				

Batter	1	2	3	4	5	6	7	8	9	AB	R	H	RBI	BB	SO	LOB	BOTTOM	
Derrel Thomas, S (1, 4) OBP: 0.339, SLG: 0.353										2	2	0	0	2	0	0	<b>New York Mets @ San Francisco Giants</b> Candlestick Park, San Francisco, CA Sun Aug 24 1975, 6:38 AM EDT Att: 24,132 - Unknown	
Dave Rader, L (1, 2) OBP: 0.385, SLG: 0.421										3	2	1	0	1	0	1		
Gary Thomasson, L (1, 8) OBP: 0.293, SLG: 0.309										4	2	3	2	0	0	0		
Gary Matthews, R (1, 7) OBP: 0.364, SLG: 0.422										3	0	0	0	1	2	1		
Willie Montanez, L (1, 3) OBP: 0.346, SLG: 0.400										4	0	2	2	0	1	0		
Chris Speier, R (1, 6) OBP: 0.365, SLG: 0.417										4	0	1	0	0	1	3		
Steve Ontiveros, S (1, 9) OBP: 0.395, SLG: 0.346										4	0	1	0	0	0	3		
Bruce Miller, R (1, 5) OBP: 0.273, SLG: 0.282										3	0	0	0	1	2	1		
Ed Halicki, R (1, 1) OBP: 0.184, SLG: 0.152										4	0	0	0	0	0	2		
<b>Inning Stats</b>	R: 2 E: 0 K: 0 S: 5	H: 2 LOB: 2 BB: 2 P: 13	R: 0 E: 0 K: 1 S: 5	H: 0 LOB: 0 BB: 0 P: 5	R: 0 E: 0 K: 1 S: 5	H: 0 LOB: 0 BB: 0 P: 5	R: 2 E: 0 K: 2 S: 9	H: 2 LOB: 1 BB: 1 P: 13	R: 0 E: 0 K: 1 S: 6	H: 1 LOB: 2 BB: 1 P: 10	R: 2 E: 0 K: 0 S: 5	H: 2 LOB: 1 BB: 1 P: 9	R: 0 E: 0 K: 0 S: 3	H: 1 LOB: 0 BB: 0 P: 3	1B: 6 2B: 1 3B: 1 HR: 0	SF: 0 SAC: 0 DP: 1 HBP: 0		WP: 1 PB: 0 SB: 5 CS: 0
<b>PITCHER</b> Craig Swan, R (1, 1) ERA: 4.05	IP: 5.0 WLS: L BF: 22 H: 4 R: 4 ER: 4 SO: 4 BB: 3 IBB: 0 HBP: 0 BLK: 0 WP: 0 HR: 0 S: 29 P: 41 ERA: 7.20 WHIP: 1.400															<b>PITCHER</b>		
<b>PITCHER</b> Rick Baldwin, R (6, 1) ERA: 3.52	IP: 3.0 WLS: L BF: 14 H: 4 R: 2 ER: 2 SO: 1 BB: 2 IBB: 0 HBP: 0 BLK: 0 WP: 1 HR: 0 S: 14 P: 22 ERA: 6.00 WHIP: 2.000															<b>PITCHER</b>		

Batter	1	2	3	4	5	6	7	8	9	AB	R	H	RBI	BB	SO	LOB	TOP					
<b>Bob Bailey, R</b> OBP: 0.400, SLG: 0.366 (1, 7)										5	0	1	0	0	3	0	<b>Montreal Expos @ San Francisco Giants</b> Candlestick Park, San Francisco, CA Tue Aug 26 1975, 10:05 PM EDT Att: 1,795 - Unknown <a href="http://livebaseballscorecards.com">livebaseballscorecards.com</a>					
<b>Pete Mackanin, R</b> OBP: 0.295, SLG: 0.405 (1, 4)										4	1	1	0	0	2	2						
<b>Gary Carter, R</b> OBP: 0.357, SLG: 0.420 (1, 9)										3	0	1	0	1	0	0						
<b>Jose Morales, R</b> OBP: 0.353, SLG: 0.387 (1, 3)										4	0	1	0	0	1	5						
<b>Larry Parrish, R</b> OBP: 0.309, SLG: 0.424 (1, 5)										4	0	1	1	0	1	2						
<b>Pepe Mangual, R</b> OBP: 0.325, SLG: 0.347 (1, 8)										3	1	0	0	1	1	4						
<b>Barry Foote, R</b> OBP: 0.232, SLG: 0.296 (1, 2)										4	1	1	2	0	1	4						
<b>Pepe Frias, R</b> OBP: 0.190, SLG: 0.179 (9, PH)										3	0	1	0	0	1	0						
<b>Nate Colbert, R</b> OBP: 0.226, SLG: 0.291 (9, PH)										1	0	0	0	0	1	0						
<b>Dan Warthen, S</b> OBP: 0.152, SLG: 0.125 (9, PH)										3	0	1	0	0	1	1						
<b>Tim Foli, R</b> OBP: 0.281, SLG: 0.285 (9, PH)										1	0	0	0	0	0	0						
<b>Inning Stats</b>	R: 0 E: 0 K: 1 S: 10	H: 0 LOB: 0 BB: 0 P: 13	R: 2 E: 0 K: 2 S: 13	H: 3 LOB: 1 BB: 0 P: 21	R: 0 E: 0 K: 1 S: 7	H: 0 LOB: 0 BB: 0 P: 9	R: 0 E: 0 K: 1 S: 12	H: 0 LOB: 1 BB: 0 P: 21	R: 0 E: 0 K: 2 S: 10	H: 0 LOB: 0 BB: 0 P: 14	R: 1 E: 1 K: 0 S: 9	H: 2 LOB: 2 BB: 0 P: 11	R: 0 E: 0 K: 1 S: 16	H: 2 LOB: 3 BB: 1 P: 27	R: 0 E: 0 K: 2 S: 8	H: 1 LOB: 1 BB: 0 P: 13	R: 0 E: 0 K: 2 S: 7	H: 0 LOB: 0 BB: 0 P: 10	1B: 7 2B: 1 3B: 0 HR: 1	SF: 0 SAC: 0 DP: 1 HBP: 0	WP: 1 PB: 0 SB: 0 CS: 1	PA: 37
<b>PITCHER</b> <b>Pete Falcone, L</b> ERA: 3.96 (1, 1)	IP: 9.0 WLS: W BF: 37 H: 8 R: 3 ER: 3 SO: 12 BB: 2 IBB: 0 HBP: 0 BLK: 0 WP: 1 HR: 1 S: 92 P: 139 ERA: 3.00 WHIP: 1.111															<b>PITCHER</b>						

Batter	1	2	3	4	5	6	7	8	9	AB	R	H	RBI	BB	SO	LOB	BOTTOM					
<b>Derrel Thomas, S</b> OBP: 0.340, SLG: 0.353 (1, 4)										3	1	1	1	1	0	0	<b>Montreal Expos @ San Francisco Giants</b> Candlestick Park, San Francisco, CA Tue Aug 26 1975, 10:05 PM EDT Att: 1,795 - Unknown <a href="http://livebaseballscorecards.com">livebaseballscorecards.com</a>					
<b>Mike Sadek, R</b> OBP: 0.333, SLG: 0.317 (1, 2)										4	1	1	1	0	1	3						
<b>Gary Thomasson, L</b> OBP: 0.293, SLG: 0.319 (1, 8)										4	1	1	1	0	3	1						
<b>Gary Matthews, R</b> OBP: 0.362, SLG: 0.420 (1, 7)										4	0	1	1	0	1	0						
<b>Willie Montanez, L</b> OBP: 0.346, SLG: 0.403 (1, 3)										4	0	1	0	0	1	1						
<b>Chris Speier, R</b> OBP: 0.365, SLG: 0.416 (1, 6)										3	0	1	0	0	0	1						
<b>Bruce Miller, R</b> OBP: 0.273, SLG: 0.286 (1, 5)										3	1	1	0	0	0	1						
<b>Steve Ontiveros, S</b> OBP: 0.394, SLG: 0.343 (1, 9)										2	0	0	0	1	2	0						
<b>Pete Falcone, L</b> OBP: 0.056, SLG: 0.038 (1, 1)										2	0	0	0	1	0	0						
<b>Inning Stats</b>	R: 2 E: 0 K: 1 S: 8	H: 2 LOB: 0 BB: 1 P: 16	R: 1 E: 0 K: 0 S: 12	H: 2 LOB: 2 BB: 2 P: 24	R: 0 E: 0 K: 1 S: 9	H: 1 LOB: 0 BB: 0 P: 14	R: 0 E: 0 K: 1 S: 9	H: 0 LOB: 0 BB: 0 P: 12	R: 0 E: 0 K: 1 S: 6	H: 0 LOB: 0 BB: 0 P: 10	R: 0 E: 0 K: 0 S: 9	H: 1 LOB: 1 BB: 0 P: 11	R: 0 E: 0 K: 1 S: 6	H: 0 LOB: 0 BB: 0 P: 11	R: 1 E: 0 K: 3 S: 13	H: 1 LOB: 0 BB: 0 P: 20		R: 0 E: 0 K: 3 S: 7	H: 0 LOB: 0 BB: 0 P: 10	1B: 3 2B: 1 3B: 2 HR: 1	SF: 0 SAC: 0 DP: 2 HBP: 0	WP: 0 PB: 0 SB: 0 CS: 0
<b>PITCHER</b> <b>Dan Warthen, L</b> ERA: 3.14 (1, 1)	IP: 8.0 WLS: L BF: 32 H: 7 R: 4 ER: 4 SO: 8 BB: 3 IBB: 0 HBP: 0 BLK: 0 WP: 0 HR: 1 S: 72 P: 118 ERA: 4.50 WHIP: 1.250															<b>PITCHER</b>						

Batter	1	2	3	4	5	6	7	8	9	AB	R	H	RBI	BB	SO	LOB	TOP					
<b>Jim Lyttle, L</b> OBP: 0.365, SLG: 0.318 (1, 8)	4-1 SH2-3 BB		0-0 2B		1-1 F7		1-1 FC4-6			3	0	1	0	1	0	1	<b>Montreal Expos @ San Francisco Giants</b> Candlestick Park, San Francisco, CA Wed Aug 27 1975, 6:33 AM EDT Att: 2,594 - Unknown  <b>AB 34</b> <b>R 1</b> <b>H 7</b> <b>RBI 1</b> <b>BB 1</b> <b>SO 14</b> <b>LOB 16</b> 					
<b>Jim Dwyer, L</b> OBP: 0.316, SLG: 0.317 (1, 7)	1-1 SH2-3		3-2 P4		3-2 F7		3-2 F7			3	0	0	0	0	2							
<b>Mike Jorgensen, L</b> OBP: 0.363, SLG: 0.378 (1, 3)	2-2 F7			3-3 K		3-3 K		3-3 K		4	0	0	0	0	3							
<b>Larry Bittner, L</b> OBP: 0.389, SLG: 0.423 (1, 9)	0-0 F8			1-1 E 1B		2-2 1B		3-2 F7		4	1	2	0	0	1							
<b>Larry Parrish, R</b> OBP: 0.308, SLG: 0.422 (1, 5)		2-3 K		0-1 E4 1B		1-2 1B		0-1 5-3		4	0	1	0	0	1							
<b>Pete Mackanin, R</b> OBP: 0.292, SLG: 0.401 (1, 4)		0-3 K		2-3 K		1-3 K			0-1 F7	4	0	0	0	0	3							
<b>Barry Foote, R</b> OBP: 0.235, SLG: 0.301 (1, 2)		2-3 K		1-0 1B		0-3 K			0-1 2B	4	0	2	1	0	2							
<b>Pepe Frias, R</b> OBP: 0.186, SLG: 0.175 (1, 6)			0-0 F5		0-3 K		1-3 K		1-3 K	1	0	0	0	0	0							
<b>Bob Bailey, R</b> OBP: 0.366, SLG: 0.365 (4, PH)										1	0	0	0	0	1							
<b>Tim Foli, R</b> OBP: 0.280, SLG: 0.284 (4, 6)										2	0	0	0	0	2							
<b>Woodie Fryman, R</b> OBP: 0.217, SLG: 0.244 (1, 1)			0-3 K		0-0 F9		3-2 FC4-6 1B		1-3 K	2	0	0	0	0	1							
<b>Donald DeMola, R</b> (6, 1)										0	0	0	0	0	0							
<b>Jose Morales, R</b> OBP: 0.359, SLG: 0.393 (7, PH)										1	0	1	0	0	0							
<b>Dennis Blair, R</b> OBP: 0.200, SLG: 0.163 (7, 1)										0	0	0	0	0	0							
<b>Gary Carter, R</b> OBP: 0.356, SLG: 0.419 (9, PH)										1	0	0	0	0	1							
<b>Inning Stats</b>	R: 0 E: 0 K: 0 S: 7	H: 0 LOB: 1 BB: 1 P: 14	R: 0 E: 0 K: 3 S: 11	H: 0 LOB: 0 BB: 0 P: 15	R: 0 E: 0 K: 1 S: 11	H: 1 LOB: 1 BB: 0 P: 14	R: 1 E: 1 K: 3 S: 14	H: 2 LOB: 2 BB: 0 P: 21	R: 0 E: 0 K: 0 S: 7	H: 0 LOB: 0 BB: 0 P: 11	R: 0 E: 0 K: 3 S: 16	H: 2 LOB: 2 BB: 0 P: 23	R: 0 E: 0 K: 1 S: 12	H: 1 LOB: 1 BB: 0 P: 20	R: 0 E: 0 K: 1 S: 10	H: 0 LOB: 0 BB: 0 P: 16	R: 0 E: 0 K: 2 S: 10	H: 1 LOB: 1 BB: 0 P: 12	1B: 5 2B: 2 3B: 0 HR: 0	SF: 0 SAC: 1 DP: 0 HBP: 0	WP: 0 PB: 0 SB: 0 CS: 0	PA: 36
<b>PITCHER</b> <b>John Montefusco, R</b> ERA: 2.99 (1, 1)	IP: 9.0 WLS: W BF: 36 H: 7 R: 1 ER: 0 SO: 14 BB: 1 IBB: 0 HBP: 0 BLK: 0 WP: 0 HR: 0 S: 98 P: 146 ERA: 0.00 WHIP: 0.889															<b>PITCHER</b>						

Batter	1	2	3	4	5	6	7	8	9	AB	R	H	RBI	BB	SO	LOB	BOTTOM			
<b>Gary Thomasson, L</b> OBP: 0.294, SLG: 0.315 (1, 8)	3-3 K		4-0 2B 1B BB		4-2 E S PB BB		0-0 4-3	2-1 F8		3	2	0	0	2	1	1	<b>Montreal Expos @ San Francisco Giants</b> Candlestick Park, San Francisco, CA Wed Aug 27 1975, 6:33 AM EDT Att: 2,594 - Unknown  <b>AB 30</b> <b>R 9</b> <b>H 8</b> <b>RBI 7</b> <b>BB 7</b> <b>SO 11</b> <b>LOB 10</b> 			
<b>Derrel Thomas, S</b> OBP: 0.342, SLG: 0.355 (1, 4)	0-1 F4		0-2 1B		0-3 K		4-1 G4-6-3 BB			3	1	1	1	1	1	0				
<b>Bobby Murcer, L</b> OBP: 0.415, SLG: 0.470 (1, 9)	2-3 K		2-0 2H 3H 1B		3-2 F4		2-1 G4-6-3			4	0	1	2	0	1	2				
<b>Gary Matthews, R</b> OBP: 0.361, SLG: 0.417 (1, 7)		0-0 5-3		0-1 K		0-1 WP 1B 1B		3-2 F8		4	1	1	0	0	1	1				
<b>Willie Montanez, L</b> OBP: 0.347, SLG: 0.402 (1, 3)		1-0 L4		0-2 CS		1-2 WP 1B 1B		4-0 1B 3B BB		3	2	1	0	1	1	0				
<b>Chris Speier, R</b> OBP: 0.368, SLG: 0.416 (1, 6)		4-1 BB		0-3 K		4-1 G6-3 1B BB		1-1 1B 3B 1B		2	1	1	0	2	1	0				
<b>Bruce Miller, R</b> OBP: 0.277, SLG: 0.298 (1, 5)		0-3 K		1-3 K		0-1 G6-3 1B		0-1 1B 3B 3B		4	1	2	4	0	2	1				
<b>Mike Sadek, R</b> OBP: 0.329, SLG: 0.328 (1, 2)			1-0 2B 2B		0-0 F7		0-1 G6-3		0-0 F9	4	1	1	0	0	0	3				
<b>John Montefusco, R</b> OBP: 0.123, SLG: 0.115 (1, 1)			1-3 K		2-3 K		0-3 K		4-2 BB	3	0	0	0	1	3	2				
<b>Inning Stats</b>	R: 0 E: 0 K: 2 S: 9	H: 0 LOB: 0 BB: 0 P: 14	R: 0 E: 0 K: 1 S: 6	H: 0 LOB: 1 BB: 1 P: 11	R: 3 E: 0 K: 2 S: 13	H: 3 LOB: 0 BB: 1 P: 23	R: 0 E: 0 K: 3 S: 9	H: 0 LOB: 0 BB: 0 P: 11	R: 1 E: 0 K: 2 S: 14	H: 0 LOB: 1 BB: 1 P: 23	R: 2 E: 0 K: 1 S: 14	H: 3 LOB: 1 BB: 1 P: 19	R: 0 E: 0 K: 0 S: 4	H: 0 LOB: 0 BB: 1 P: 10	R: 3 E: 0 K: 0 S: 13	H: 2 LOB: 1 BB: 2 P: 27		1B: 5 2B: 2 3B: 1 HR: 0	SF: 0 SAC: 0 DP: 2 HBP: 0	WP: 2 PB: 1 SB: 1 CS: 1
<b>PITCHER</b> <b>Woodie Fryman, L</b> ERA: 3.38 (1, 1)	IP: 5.0 WLS: L BF: 23 H: 5 R: 6 ER: 5 SO: 10 BB: 3 IBB: 0 HBP: 0 BLK: 0 WP: 0 HR: 0 S: 57 P: 89 ERA: 9.00 WHIP: 1.600															<b>PITCHER</b>				
<b>Donald DeMola, R</b> ERA: 4.2 (6, 1)	1.0 4 1 0 0 1 1 0 0 0 1 0 8 12 0.00 2.000																			
<b>Dennis Blair, R</b> ERA: 3.89 (7, 1)	2.0 10 2 3 3 0 3 0 0 0 1 0 17 37 13.50 2.500																			

Batter	1	2	3	4	5	6	7	8	9	AB	R	H	RBI	BB	SO	LOB	TOP								
Dave Cash, R OBP: 0.360, SLG: 0.393 (1, 4)										5	2	2	1	0	0	2	Philadelphia Phillies @ San Francisco Giants Candlestick Park, San Francisco, CA Thu Aug 28 1975, 6:33 AM EDT Att: 4,190 - Unknown								
Larry Bowa, S OBP: 0.331, SLG: 0.383 (1, 6)										4	0	3	0	0	1	0									
Jay Johnstone, L OBP: 0.416, SLG: 0.490 Mike Anderson, R OBP: 0.323, SLG: 0.398 (7, 9)										4	0	2	1	0	0	3									
Greg Luzinski, R OBP: 0.402, SLG: 0.575 (1, 7)										5	0	0	0	0	2	3									
Tom Hutton, L OBP: 0.333, SLG: 0.322 (1, 3)										5	1	2	0	0	0	1									
Mike Schmidt, R OBP: 0.372, SLG: 0.524 (1, 5)										4	2	2	0	1	0	1									
Garry Maddox, R OBP: 0.347, SLG: 0.413 (1, 8)										5	2	3	2	0	1	1									
Johnny Oates, L OBP: 0.353, SLG: 0.343 (1, 2)										5	1	1	2	0	0	4									
Jim Lonborg, R OBP: 0.140, SLG: 0.023 Tom Hilgendorf, S OBP: 0.308, SLG: 0.333 Tony Taylor, R OBP: 0.319, SLG: 0.358 Tug McGraw, R OBP: 0.200, SLG: 0.200 (9, 1)										0	0	0	0	0	0	0									
<b>Inning Stats</b>	R: 1 E: 0 K: 1 S: 6	H: 1 LOB: 0 BB: 0 P: 6	R: 0 E: 0 K: 0 S: 3	H: 0 LOB: 0 BB: 0 P: 3	R: 1 E: 0 K: 0 S: 5	H: 3 LOB: 2 BB: 0 P: 5	R: 0 E: 0 K: 0 S: 5	H: 2 LOB: 2 BB: 0 P: 5	R: 0 E: 0 K: 1 S: 7	H: 2 LOB: 2 BB: 0 P: 7	R: 3 E: 1 K: 0 S: 8	H: 4 LOB: 2 BB: 0 P: 8	R: 3 E: 0 K: 0 S: 6	H: 3 LOB: 1 BB: 1 P: 10	R: 0 E: 0 K: 1 S: 6	H: 1 LOB: 1 BB: 0 P: 6	R: 0 E: 0 K: 2 S: 8	H: 1 LOB: 1 BB: 0 P: 8	1B: 10 2B: 6 3B: 1 HR: 0	SF: 0 SAC: 1 DP: 1 HBP: 0	WP: 0 PB: 0 SB: 0 CS: 0	PA: 45			
<b>PITCHER</b>	IP WLS BF H R ER SO BB IBB HBP BLK WP HR S P ERA WHIP	IP WLS BF H R ER SO BB IBB HBP BLK WP HR S P ERA WHIP	IP WLS BF H R ER SO BB IBB HBP BLK WP HR S P ERA WHIP	IP WLS BF H R ER SO BB IBB HBP BLK WP HR S P ERA WHIP	IP WLS BF H R ER SO BB IBB HBP BLK WP HR S P ERA WHIP	IP WLS BF H R ER SO BB IBB HBP BLK WP HR S P ERA WHIP	IP WLS BF H R ER SO BB IBB HBP BLK WP HR S P ERA WHIP	IP WLS BF H R ER SO BB IBB HBP BLK WP HR S P ERA WHIP	IP WLS BF H R ER SO BB IBB HBP BLK WP HR S P ERA WHIP	IP WLS BF H R ER SO BB IBB HBP BLK WP HR S P ERA WHIP	IP WLS BF H R ER SO BB IBB HBP BLK WP HR S P ERA WHIP	IP WLS BF H R ER SO BB IBB HBP BLK WP HR S P ERA WHIP	IP WLS BF H R ER SO BB IBB HBP BLK WP HR S P ERA WHIP	IP WLS BF H R ER SO BB IBB HBP BLK WP HR S P ERA WHIP	IP WLS BF H R ER SO BB IBB HBP BLK WP HR S P ERA WHIP	IP WLS BF H R ER SO BB IBB HBP BLK WP HR S P ERA WHIP	IP WLS BF H R ER SO BB IBB HBP BLK WP HR S P ERA WHIP	IP WLS BF H R ER SO BB IBB HBP BLK WP HR S P ERA WHIP	IP WLS BF H R ER SO BB IBB HBP BLK WP HR S P ERA WHIP	IP WLS BF H R ER SO BB IBB HBP BLK WP HR S P ERA WHIP	IP WLS BF H R ER SO BB IBB HBP BLK WP HR S P ERA WHIP	IP WLS BF H R ER SO BB IBB HBP BLK WP HR S P ERA WHIP	IP WLS BF H R ER SO BB IBB HBP BLK WP HR S P ERA WHIP	IP WLS BF H R ER SO BB IBB HBP BLK WP HR S P ERA WHIP	IP WLS BF H R ER SO BB IBB HBP BLK WP HR S P ERA WHIP

AB	43
R	8
H	17
RBI	7
BB	1
SO	5
LOB	17



Batter	1	2	3	4	5	6	7	8	9	AB	R	H	RBI	BB	SO	LOB	BOTTOM								
Gary Thomasson, L OBP: 0.299, SLG: 0.329 (1, 8)										4	1	2	1	1	0	1	Philadelphia Phillies @ San Francisco Giants Candlestick Park, San Francisco, CA Thu Aug 28 1975, 6:33 AM EDT Att: 4,190 - Unknown								
Derrel Thomas, S OBP: 0.341, SLG: 0.354 (1, 4)										4	1	1	0	0	1	4									
Bobby Murcer, L OBP: 0.417, SLG: 0.472 (1, 9)										5	1	3	2	0	0	2									
Gary Matthews, R OBP: 0.359, SLG: 0.412 (1, 7)										4	0	0	0	1	3	7									
Willie Montanez, L OBP: 0.350, SLG: 0.405 (1, 3)										4	0	3	1	0	0	0									
Chris Speier, R OBP: 0.367, SLG: 0.415 (1, 6)										4	0	1	0	0	0	5									
Dave Rader, L OBP: 0.387, SLG: 0.420 Marc Hill, R OBP: 0.305, SLG: 0.320 (9, PH)										3	0	1	1	0	0	1									
Steve Ontiveros, S OBP: 0.396, SLG: 0.346 (1, 5)										4	1	2	0	0	1	2									
Jim Barr, R OBP: 0.127, SLG: 0.115 Mike Caldwell, R OBP: 0.178, SLG: 0.179 Charlie Williams, R OBP: 0.176, SLG: 0.250 Bruce Miller, R OBP: 0.159, SLG: 0.297 Dave Heaverlo, R OBP: 0.298, SLG: 0.293 (9, PH)										2	0	1	0	0	0	0									
<b>Inning Stats</b>	R: 3 E: 0 K: 0 S: 8	H: 5 LOB: 2 BB: 0 P: 8	R: 0 E: 0 K: 1 S: 5	H: 0 LOB: 0 BB: 0 P: 5	R: 0 E: 0 K: 1 S: 5	H: 1 LOB: 0 BB: 0 P: 5	R: 0 E: 0 K: 1 S: 5	H: 1 LOB: 0 BB: 0 P: 5	R: 0 E: 0 K: 0 S: 3	H: 1 LOB: 1 BB: 0 P: 3	R: 0 E: 0 K: 0 S: 4	H: 1 LOB: 1 BB: 0 P: 4	R: 0 E: 0 K: 0 S: 3	H: 1 LOB: 1 BB: 1 P: 7	R: 2 E: 0 K: 1 S: 8	H: 3 LOB: 2 BB: 1 P: 12	1B: 13 2B: 1 3B: 0 HR: 1	SF: 0 SAC: 1 DP: 4 HBP: 0	WP: 0 PB: 0 SB: 0 CS: 1	PA: 40					
<b>PITCHER</b>	IP WLS BF H R ER SO BB IBB HBP BLK WP HR S P ERA WHIP	IP WLS BF H R ER SO BB IBB HBP BLK WP HR S P ERA WHIP	IP WLS BF H R ER SO BB IBB HBP BLK WP HR S P ERA WHIP	IP WLS BF H R ER SO BB IBB HBP BLK WP HR S P ERA WHIP	IP WLS BF H R ER SO BB IBB HBP BLK WP HR S P ERA WHIP	IP WLS BF H R ER SO BB IBB HBP BLK WP HR S P ERA WHIP	IP WLS BF H R ER SO BB IBB HBP BLK WP HR S P ERA WHIP	IP WLS BF H R ER SO BB IBB HBP BLK WP HR S P ERA WHIP	IP WLS BF H R ER SO BB IBB HBP BLK WP HR S P ERA WHIP	IP WLS BF H R ER SO BB IBB HBP BLK WP HR S P ERA WHIP	IP WLS BF H R ER SO BB IBB HBP BLK WP HR S P ERA WHIP	IP WLS BF H R ER SO BB IBB HBP BLK WP HR S P ERA WHIP	IP WLS BF H R ER SO BB IBB HBP BLK WP HR S P ERA WHIP	IP WLS BF H R ER SO BB IBB HBP BLK WP HR S P ERA WHIP	IP WLS BF H R ER SO BB IBB HBP BLK WP HR S P ERA WHIP	IP WLS BF H R ER SO BB IBB HBP BLK WP HR S P ERA WHIP	IP WLS BF H R ER SO BB IBB HBP BLK WP HR S P ERA WHIP	IP WLS BF H R ER SO BB IBB HBP BLK WP HR S P ERA WHIP	IP WLS BF H R ER SO BB IBB HBP BLK WP HR S P ERA WHIP	IP WLS BF H R ER SO BB IBB HBP BLK WP HR S P ERA WHIP	IP WLS BF H R ER SO BB IBB HBP BLK WP HR S P ERA WHIP	IP WLS BF H R ER SO BB IBB HBP BLK WP HR S P ERA WHIP	IP WLS BF H R ER SO BB IBB HBP BLK WP HR S P ERA WHIP	IP WLS BF H R ER SO BB IBB HBP BLK WP HR S P ERA WHIP	IP WLS BF H R ER SO BB IBB HBP BLK WP HR S P ERA WHIP

AB	36
R	5
H	14
RBI	5
BB	3
SO	5
LOB	23



Batter	1	2	3	4	5	6	7	8	9	AB	R	H	RBI	BB	SO	LOB	TOP										
Dave Cash, R (1, 4) OBP: 0.361, SLG: 0.394	F7			K													3 1 1 1 1 1 0										
Larry Bowa, S (1, 6) OBP: 0.332, SLG: 0.384	L6			P6													4 0 2 2 0 0 0										
Jay Johnstone, L (1, 9) OBP: 0.413, SLG: 0.485	6-3			P6													3 0 0 0 0 1 2										
Mike Anderson, R (8, PH) OBP: 0.321, SLG: 0.396																	1 0 0 0 0 0 1										
Greg Luzinski, R (1, 7) OBP: 0.399, SLG: 0.571																	4 0 0 0 0 3 0										
Tom Hutton, L (1, 3) OBP: 0.338, SLG: 0.328																	4 0 2 0 0 0 0										
Mike Schmidt, R (1, 5) OBP: 0.371, SLG: 0.521																	3 0 0 0 1 3 2										
Garry Maddox, R (1, 8) OBP: 0.346, SLG: 0.411																	4 1 1 0 0 1 0										
Johnny Oates, L (1, 2) OBP: 0.356, SLG: 0.340																	2 1 0 0 2 0 1										
Larry Christenson, R (1, 1) OBP: 0.267, SLG: 0.357																	2 0 0 0 0 2 1										
Tim McCarver, L (8, PH) OBP: 0.465, SLG: 0.409																	1 0 0 0 0 1 1										
Tug McGraw, R (8, 1) OBP: 0.182, SLG: 0.182																	1 0 0 0 0 1 3										
<b>Inning Stats</b>	R: 0 E: 0 K: 0 S: 3	H: 0 LOB: 0 BB: 0 P: 3	R: 0 E: 0 K: 2 S: 7	H: 1 LOB: 0 BB: 0 P: 7	R: 0 E: 0 K: 2 S: 7	H: 0 LOB: 0 BB: 0 P: 7	R: 0 E: 0 K: 1 S: 5	H: 0 LOB: 0 BB: 0 P: 5	R: 0 E: 0 K: 2 S: 7	H: 0 LOB: 0 BB: 0 P: 7	R: 1 E: 1 K: 2 S: 9	H: 1 LOB: 2 BB: 1 P: 13	R: 0 E: 0 K: 2 S: 7	H: 1 LOB: 0 BB: 0 P: 7	R: 2 E: 0 K: 1 S: 7	H: 2 LOB: 1 BB: 1 P: 11	R: 0 E: 0 K: 1 S: 6	H: 1 LOB: 3 BB: 2 P: 14	1B: 5 2B: 1 3B: 0 HR: 0	SF: 0 SAC: 0 DP: 0 HBP: 0	WP: 0 PB: 0 SB: 1 CS: 2	PA: 37					
<b>PITCHER</b>	IP	WLS	BF	H	R	ER	SO	BB	IBB	HBP	BLK	WP	HR	S	P	ERA	WHIP										
Ed Halicki, R (1, 1) ERA: 3.42	7.2	L	29	5	3	2	12	2	0	0	0	0	0	51	59	2.35	0.913										
Gary Lavelle, L (8, 1) ERA: 2.78	1.0		6	1	0	0	0	2	0	0	0	0	0	4	12	0.00	3.000										
Randy Moffitt, R (9, 1) ERA: 3.74	0.1		1	0	0	0	1	0	0	0	0	0	0	3	3	0.00	0.000										

Philadelphia Phillies @ San Francisco Giants  
Candlestick Park, San Francisco, CA  
Fri Aug 29 1975, 10:05 PM EDT  
Att: 5,007 - Unknown

AB	32
R	3
H	6
RBI	3
BB	4
SO	13
LOB	11



Batter	1	2	3	4	5	6	7	8	9	AB	R	H	RBI	BB	SO	LOB	BOTTOM										
Von Joshua, L (1, 8) OBP: 0.362, SLG: 0.439	4-3																4 0 0 0 0 0 0										
Derrel Thomas, S (1, 4) OBP: 0.344, SLG: 0.360																	4 0 3 0 0 1 0										
Bobby Murcer, L (1, 9) OBP: 0.414, SLG: 0.467																	4 0 0 0 0 0 3										
Gary Matthews, R (1, 7) OBP: 0.358, SLG: 0.410																	4 0 1 0 0 0 1										
Willie Montanez, L (1, 3) OBP: 0.349, SLG: 0.404																	4 0 1 0 0 0 2										
Chris Speier, R (1, 6) OBP: 0.366, SLG: 0.418																	4 1 1 0 0 0 1										
Dave Rader, L (1, 2) ERA: 3.48																	3 0 1 1 0 0 0										
Marc Hill, R (9, PH) OBP: 0.304, SLG: 0.318																	1 0 0 0 0 1 1										
Steve Ontiveros, S (1, 5) OBP: 0.395, SLG: 0.345																	3 0 1 0 0 0 0										
Jake Brown, R (9, PH) OBP: 0.283, SLG: 0.286																	1 0 0 0 0 1 1										
Ed Halicki, R (1, 1) OBP: 0.173, SLG: 0.143																	3 0 0 0 0 1 2										
Gary Lavelle, S (8, 1) OBP: 0.111, SLG: 0.111																	0 0 0 0 0 0 0										
Randy Moffitt, R (9, 1) OBP: 0.250, SLG: 0.417																	0 0 0 0 0 0 0										
<b>Inning Stats</b>	R: 0 E: 0 K: 0 S: 5	H: 2 LOB: 2 BB: 0 P: 5	R: 0 E: 0 K: 0 S: 3	H: 0 LOB: 0 BB: 0 P: 3	R: 0 E: 0 K: 1 S: 6	H: 1 LOB: 1 BB: 0 P: 6	R: 0 E: 0 K: 0 S: 3	H: 0 LOB: 0 BB: 0 P: 3	R: 0 E: 0 K: 1 S: 5	H: 0 LOB: 0 BB: 0 P: 5	R: 1 E: 0 K: 0 S: 6	H: 3 LOB: 2 BB: 0 P: 6	R: 0 E: 0 K: 0 S: 4	H: 1 LOB: 1 BB: 0 P: 4	R: 0 E: 0 K: 2 S: 8	H: 1 LOB: 1 BB: 0 P: 8	1B: 6 2B: 1 3B: 1 HR: 0	SF: 0 SAC: 0 DP: 0 HBP: 0	WP: 0 PB: 0 SB: 0 CS: 0	PA: 35							
<b>PITCHER</b>	IP	WLS	BF	H	R	ER	SO	BB	IBB	HBP	BLK	WP	HR	S	P	ERA	WHIP										
Larry Christenson, R (1, 1) ERA: 3.18	7.0	W	27	6	1	1	2	0	0	0	0	0	0	31	31	1.29	0.857										
Tug McGraw, L (8, 1) ERA: 3.18	2.0	S	8	2	0	0	2	0	0	0	0	0	0	12	12	0.00	1.000										

Philadelphia Phillies @ San Francisco Giants  
Candlestick Park, San Francisco, CA  
Fri Aug 29 1975, 10:05 PM EDT  
Att: 5,007 - Unknown

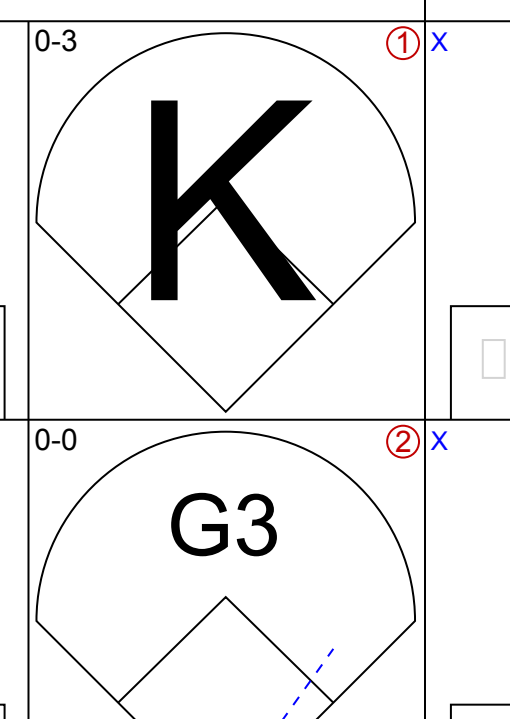
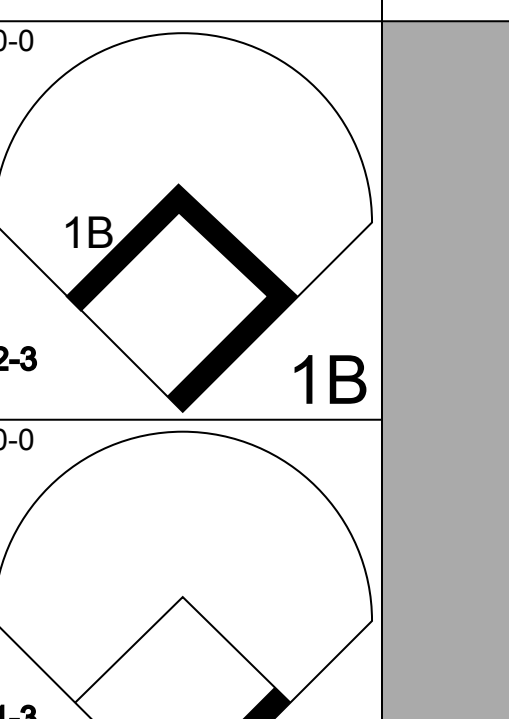
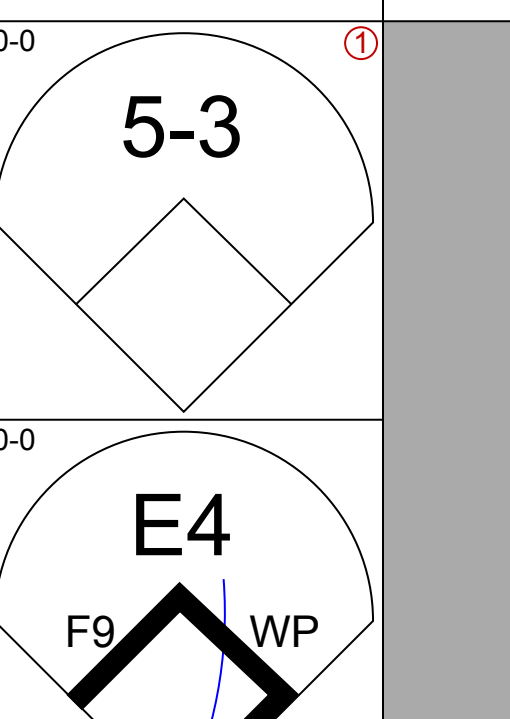
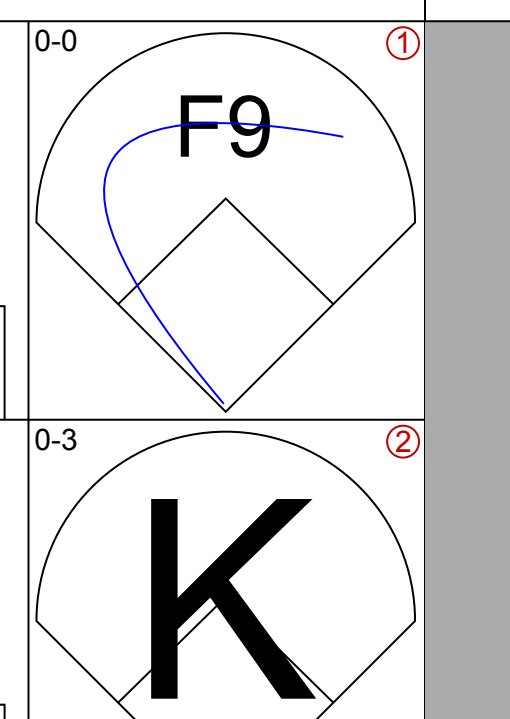
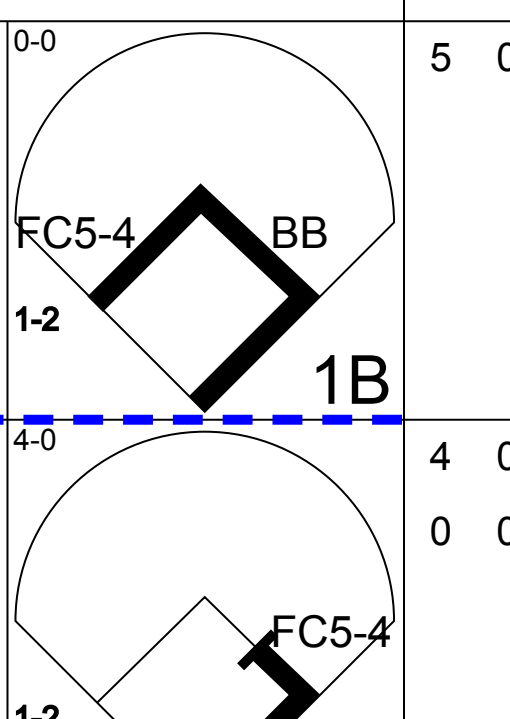
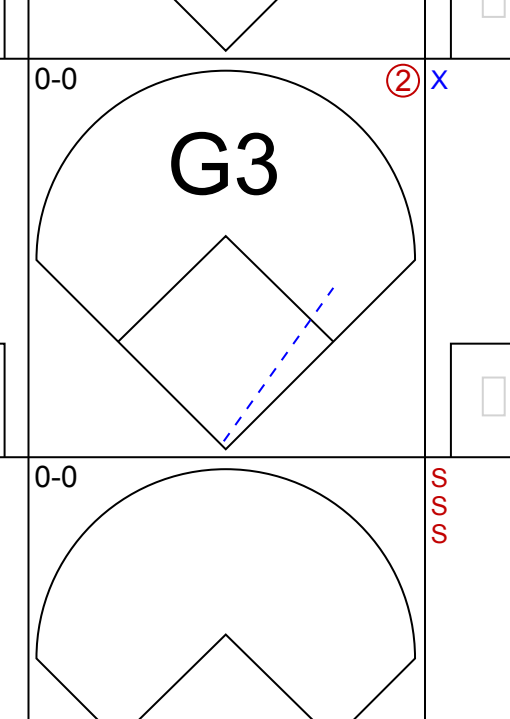
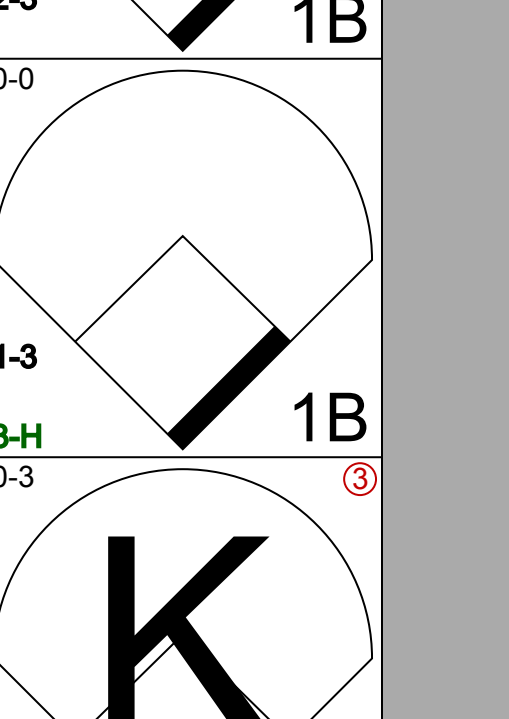
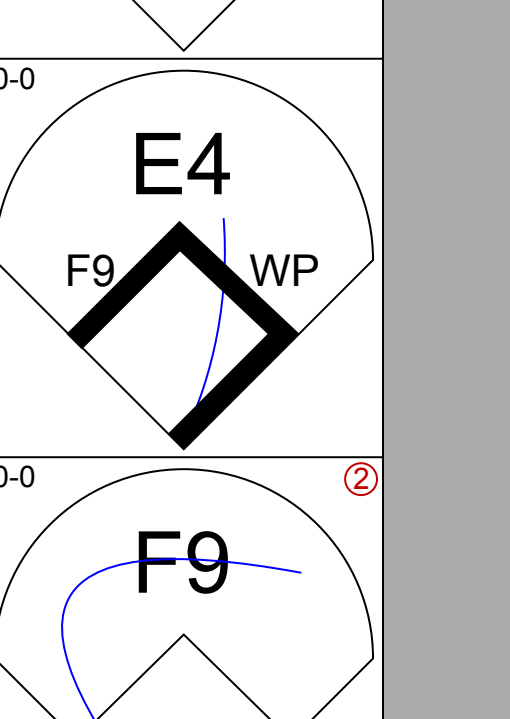
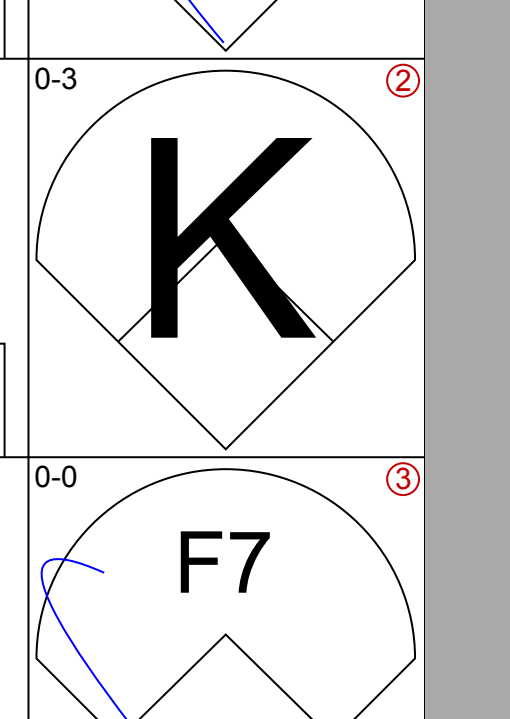
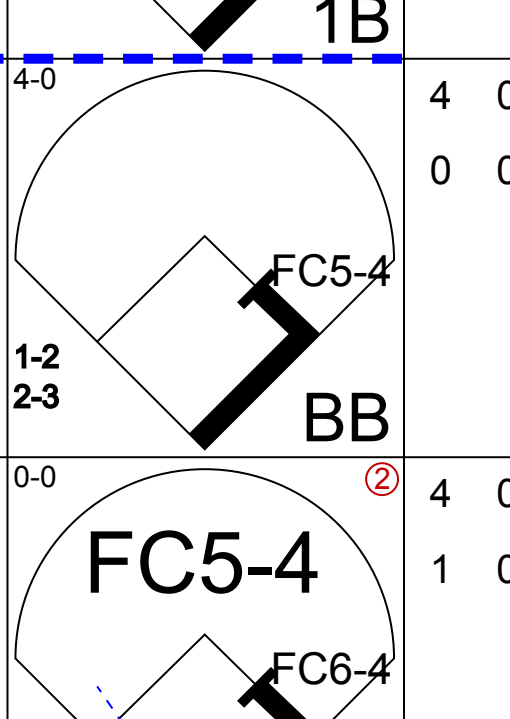
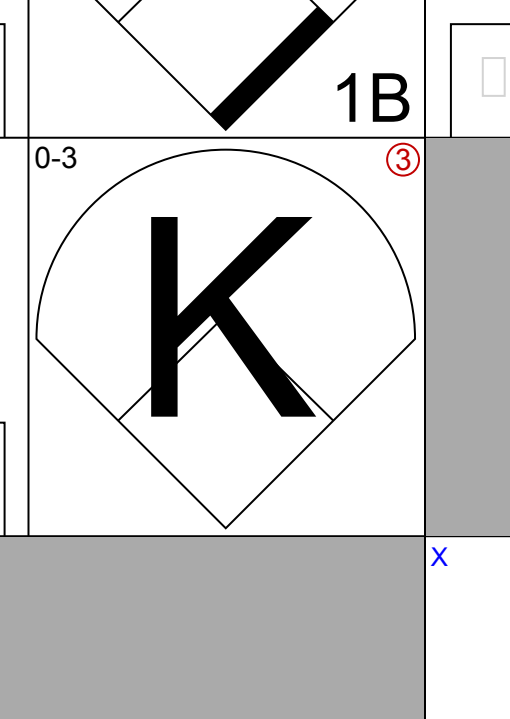
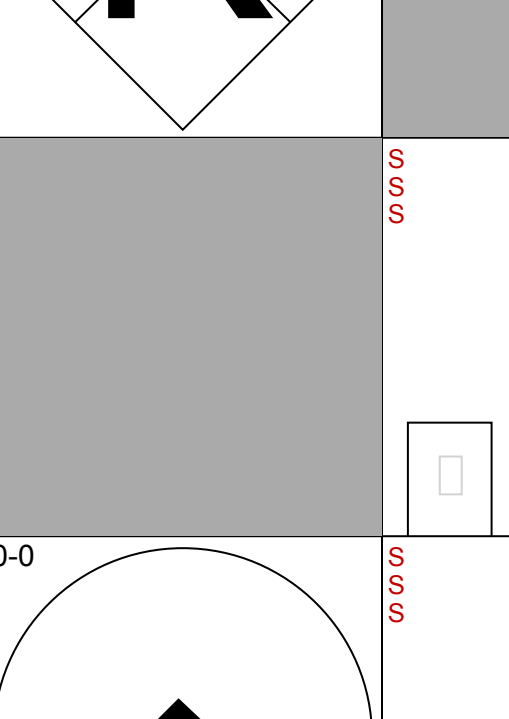
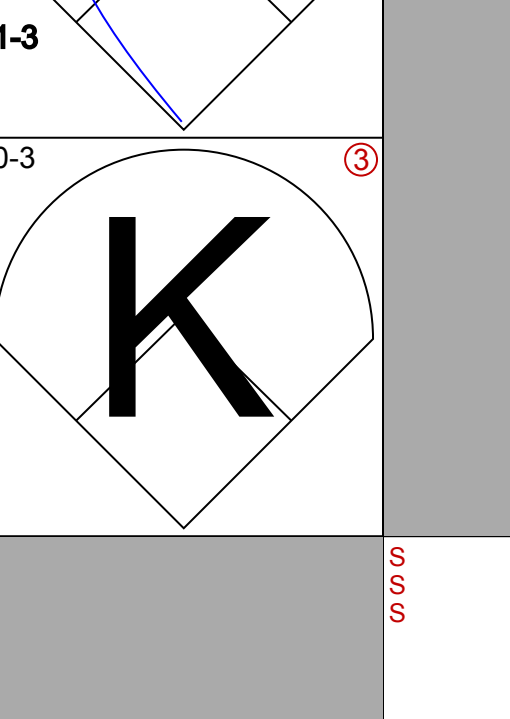
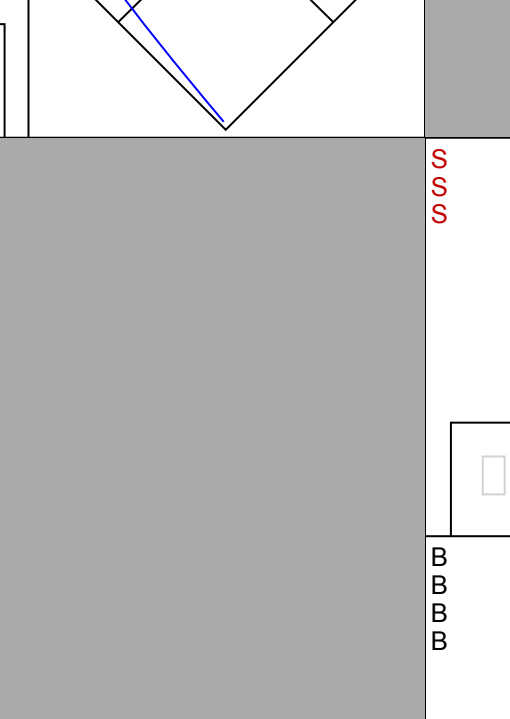
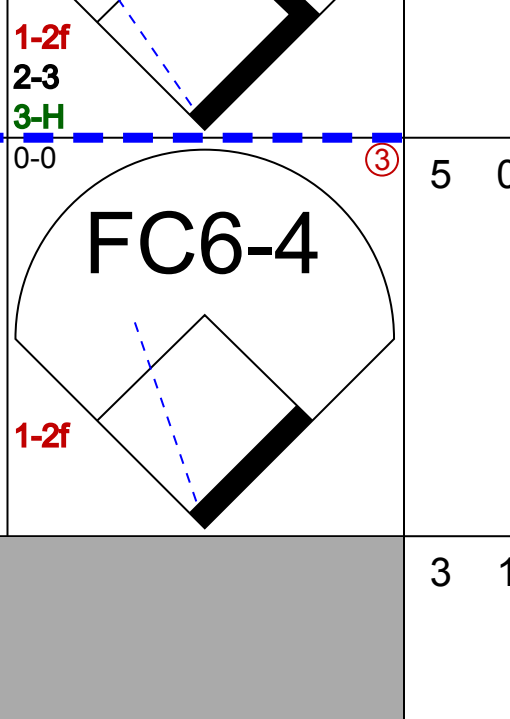
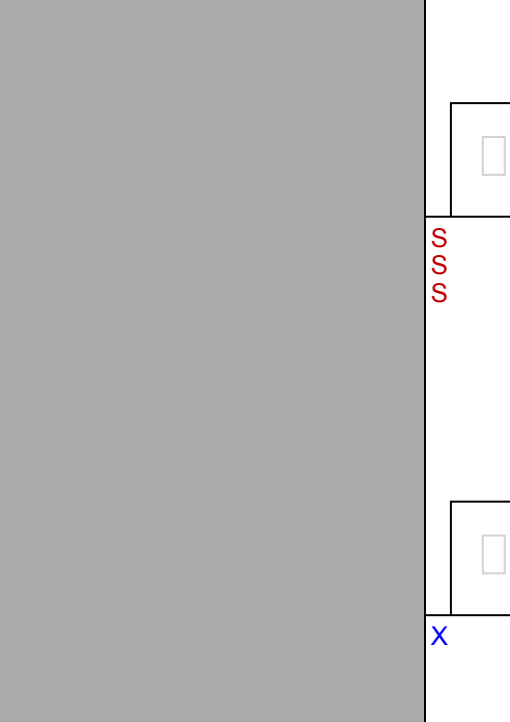
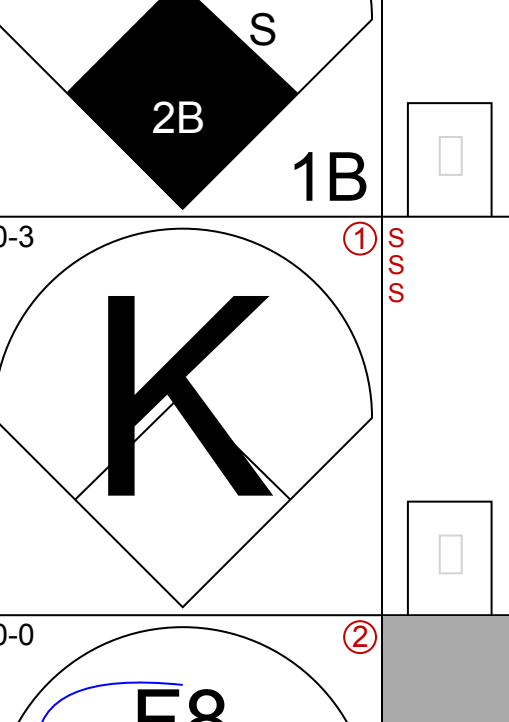
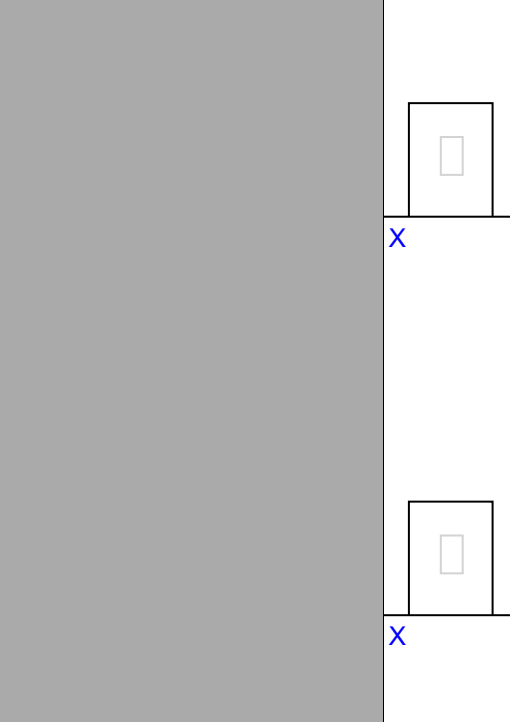
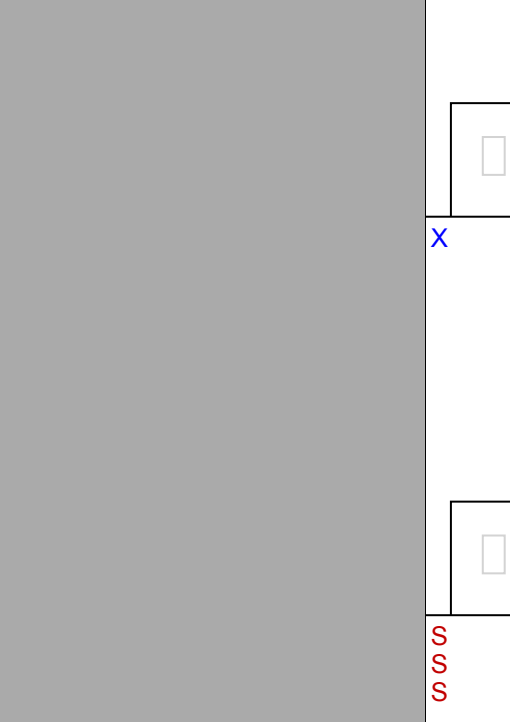

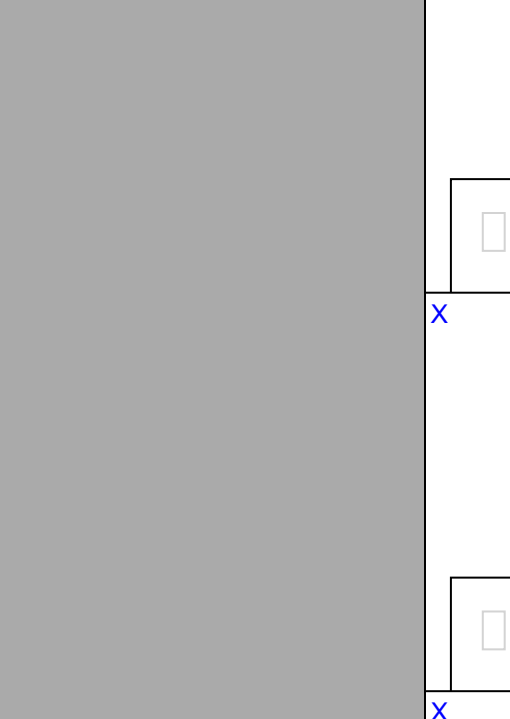
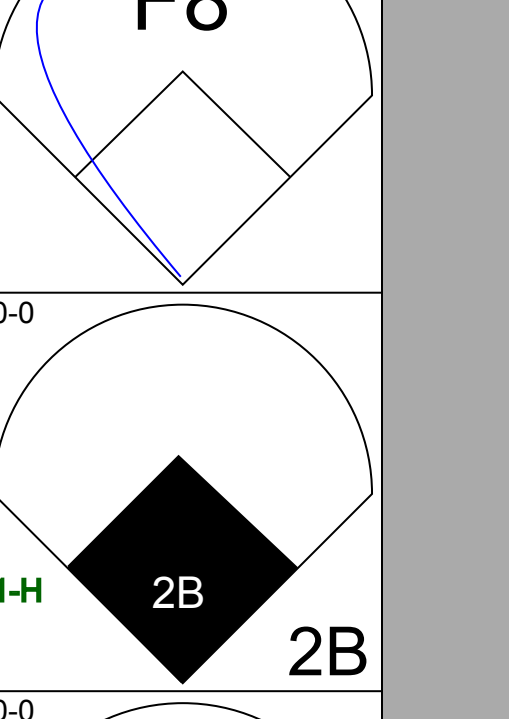

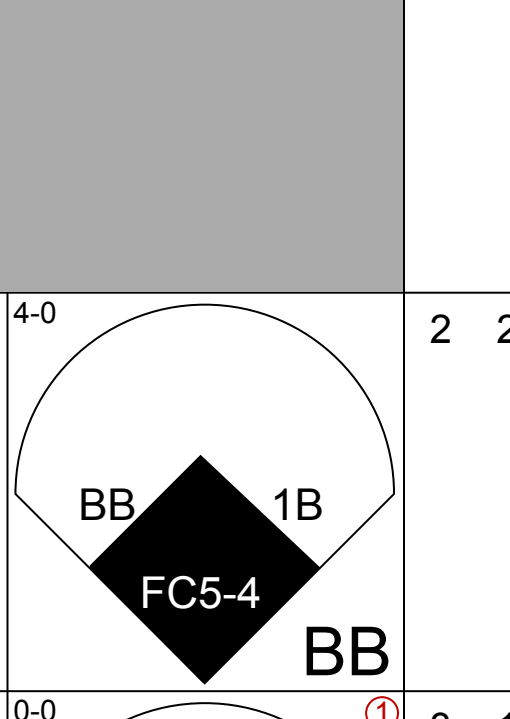
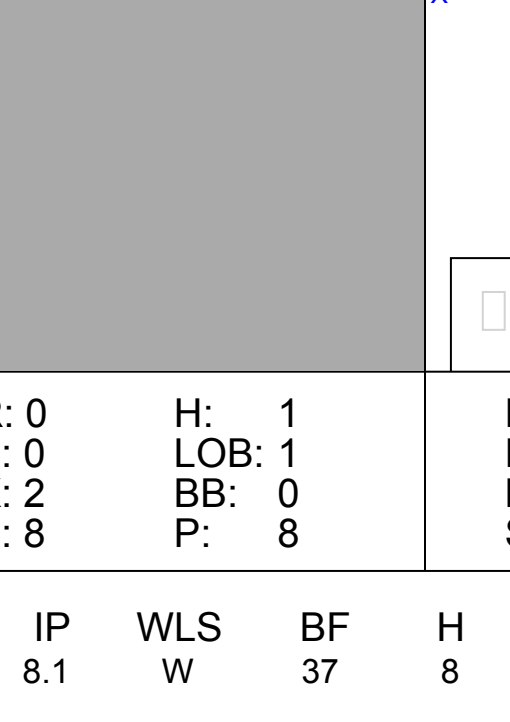
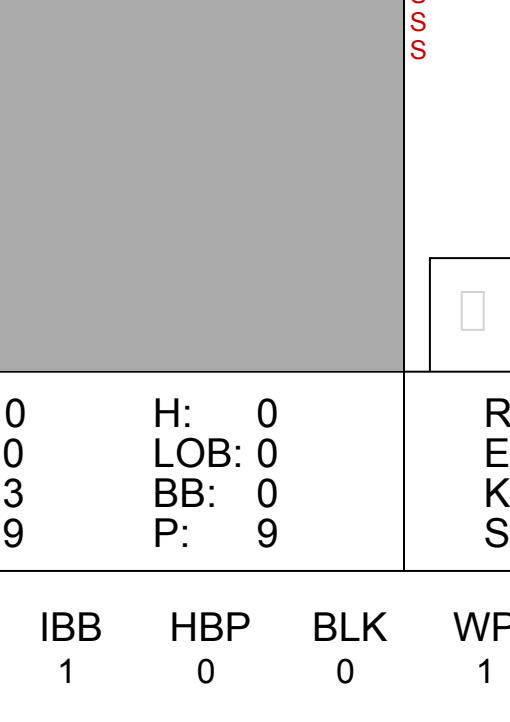
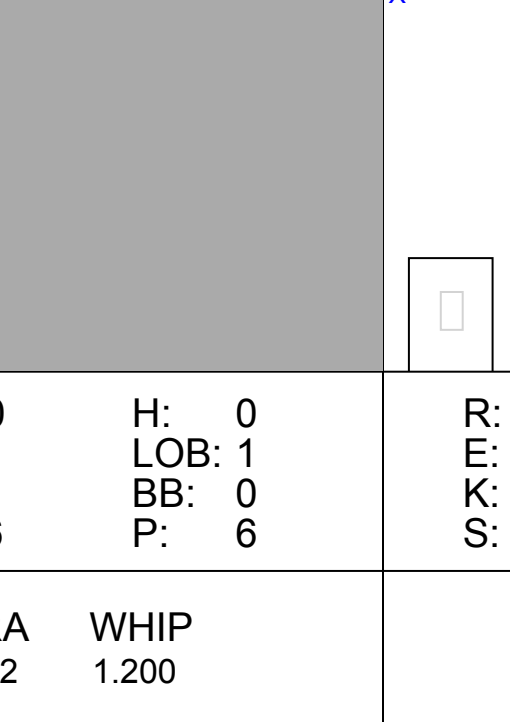
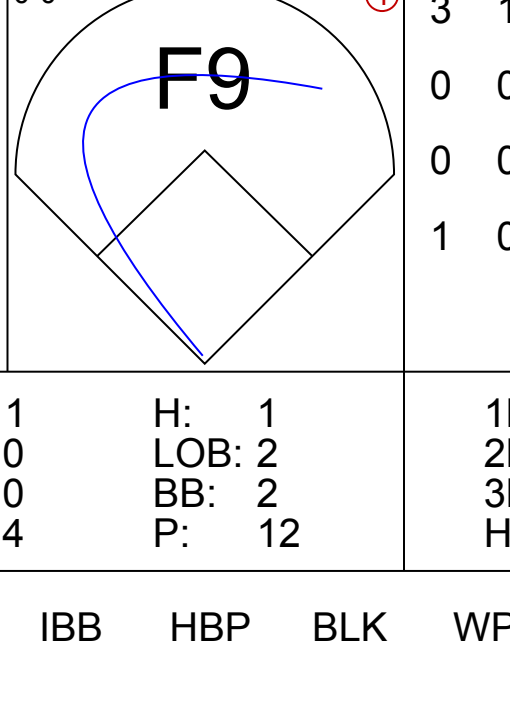
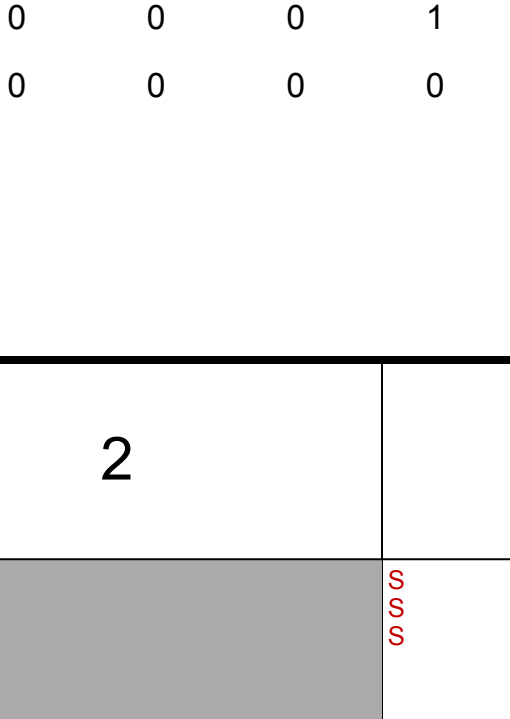
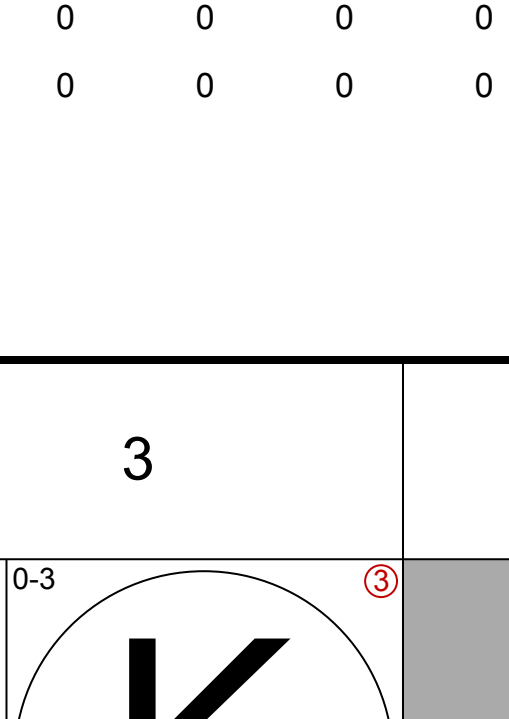
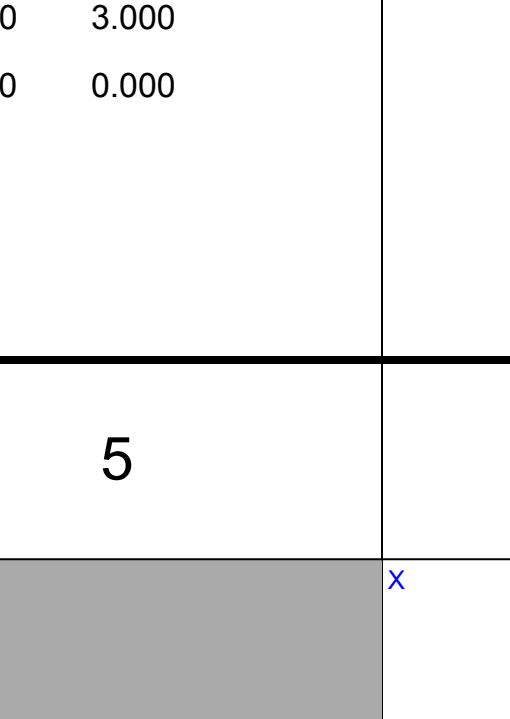
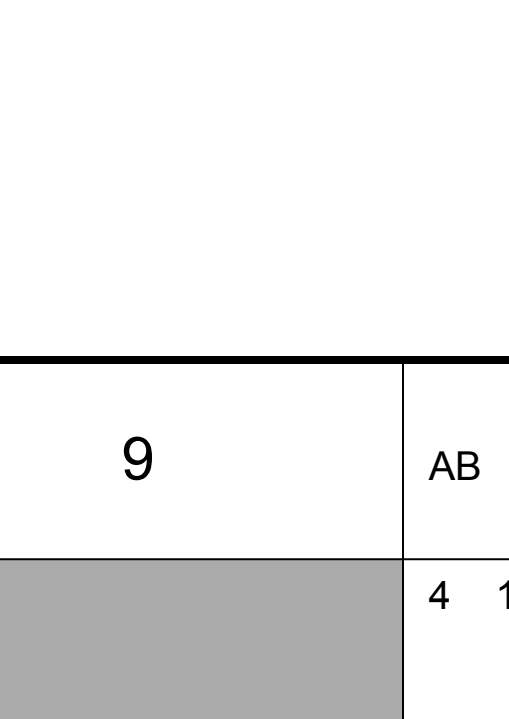
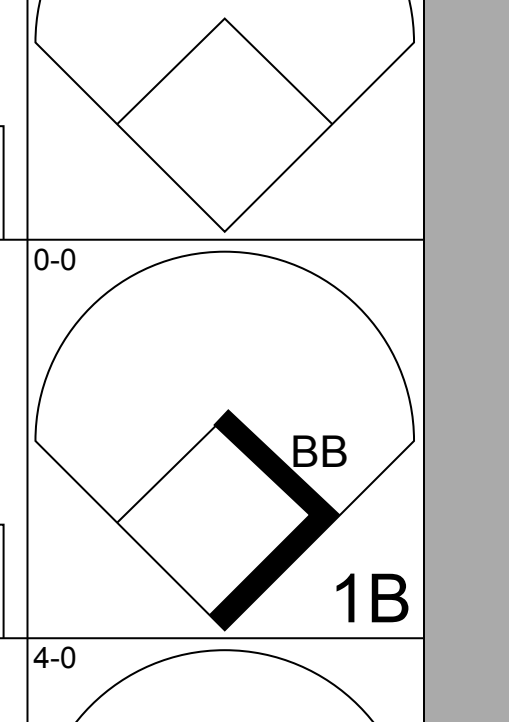

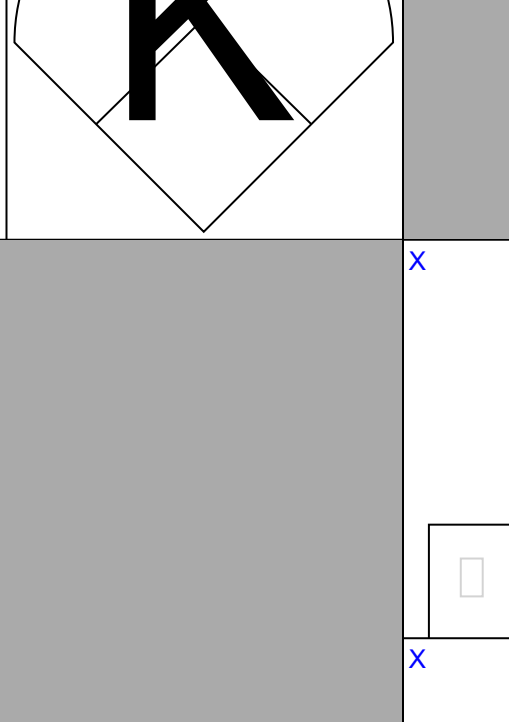
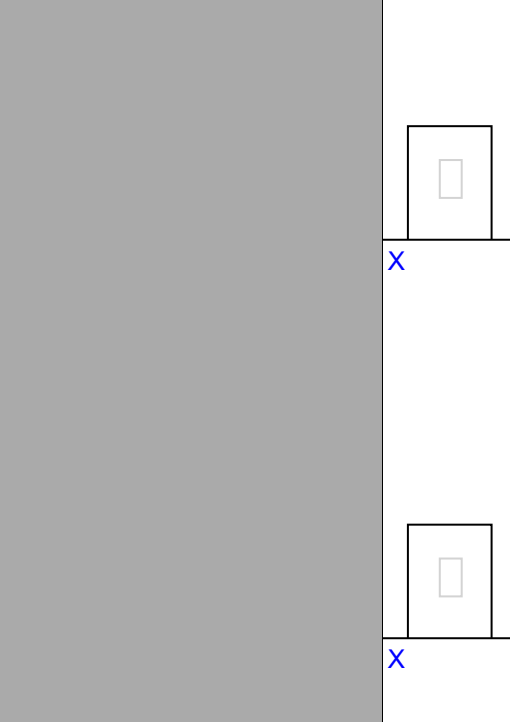
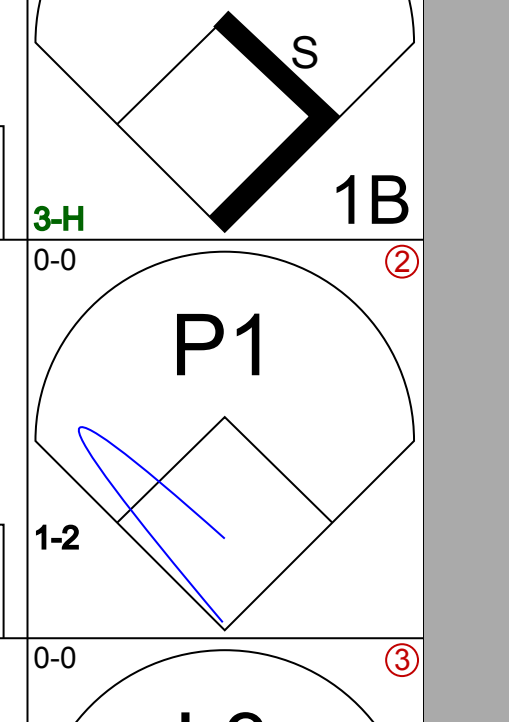


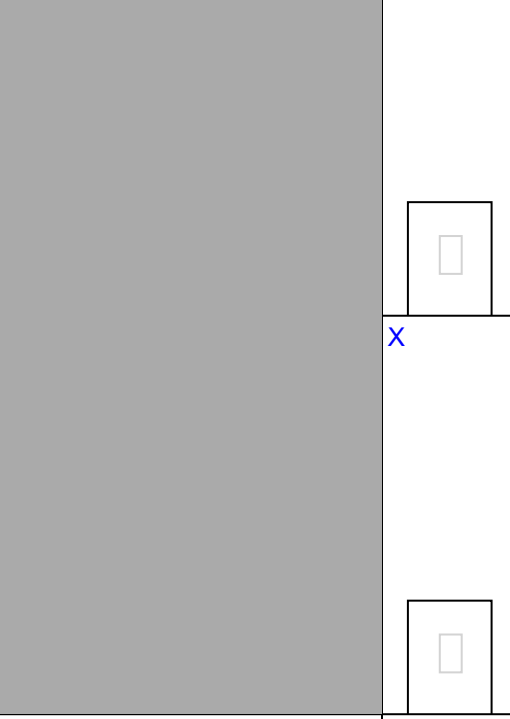
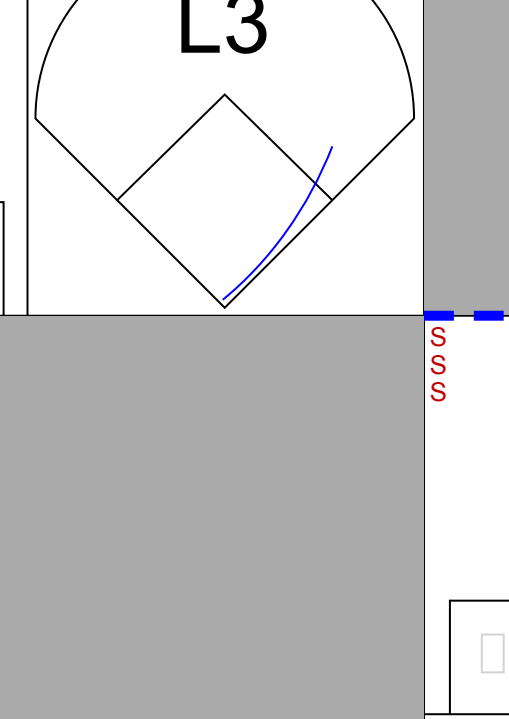

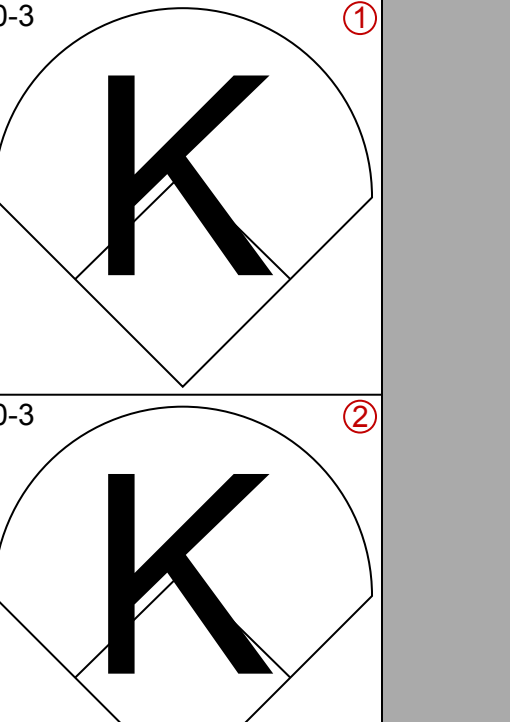
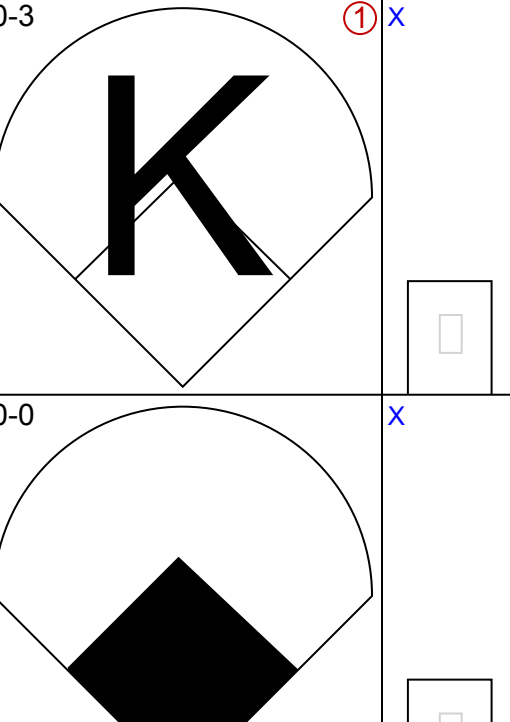
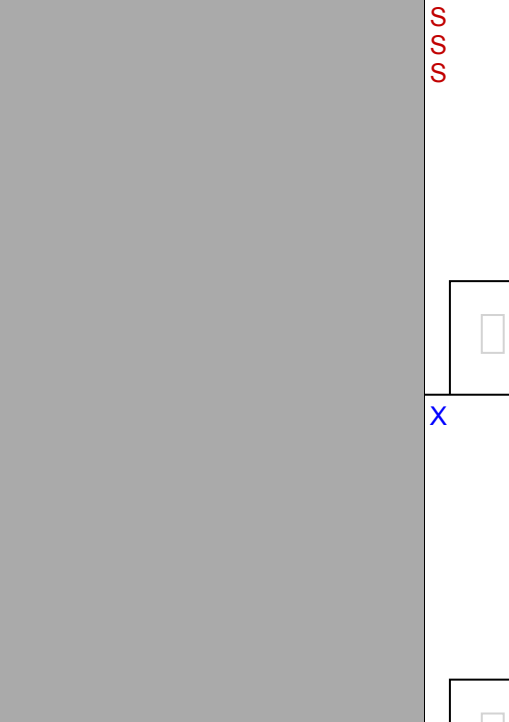

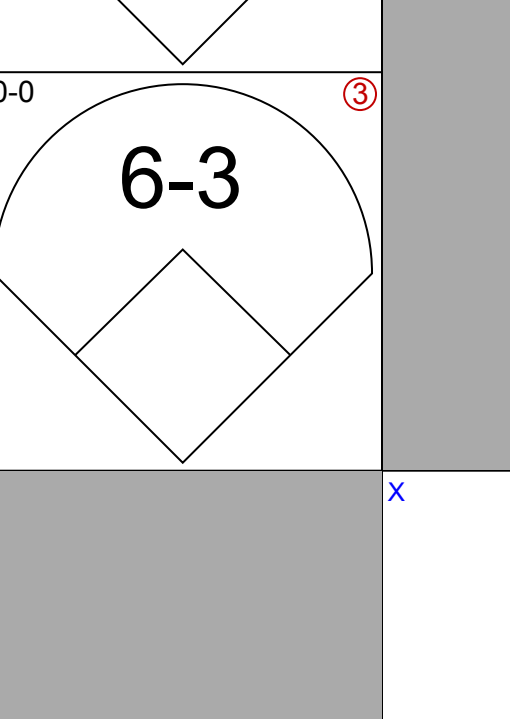
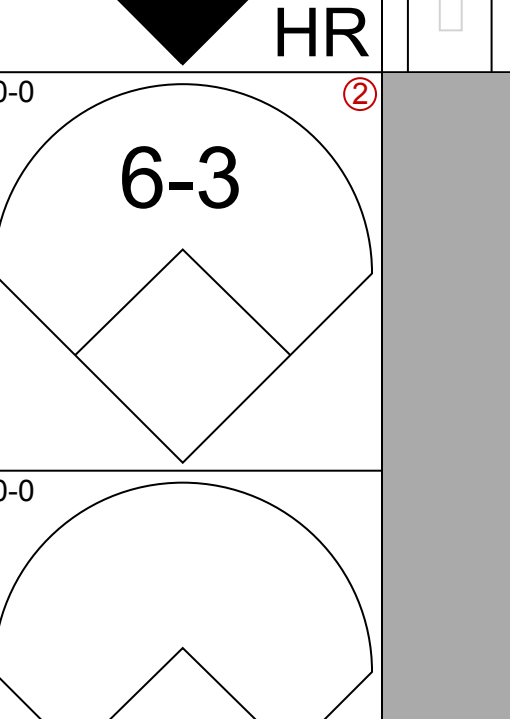
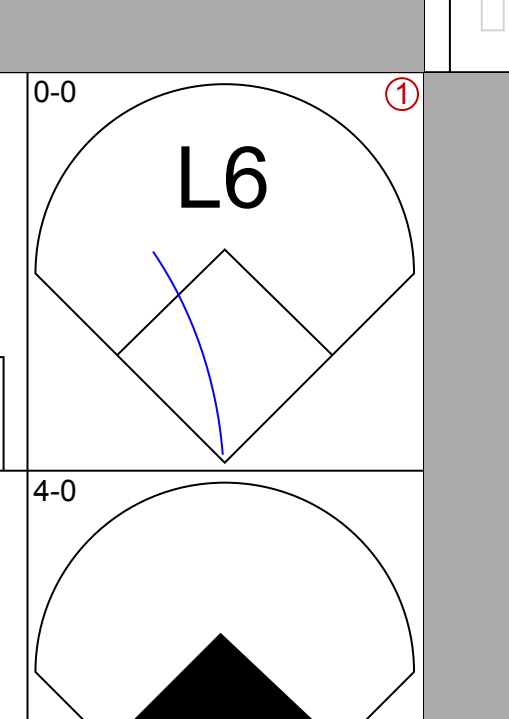

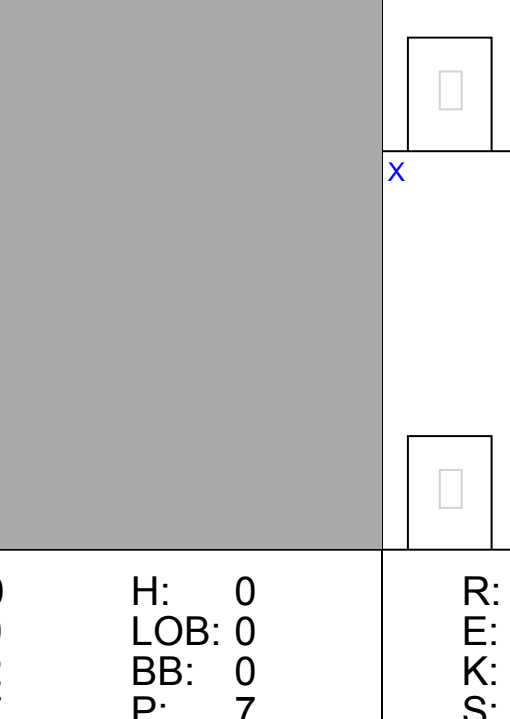
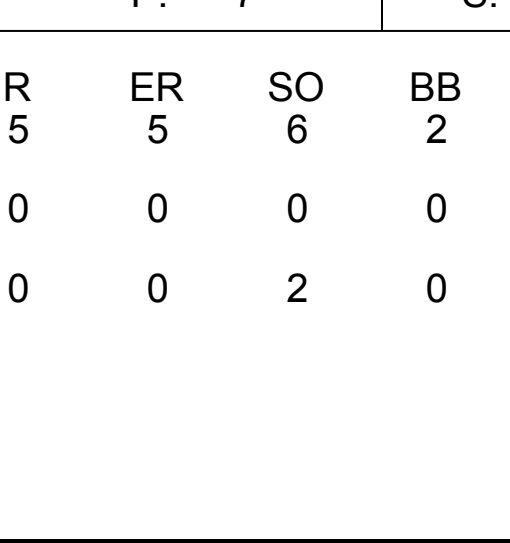
AB	35
R	1
H	8
RBI	1
BB	0
SO	4
LOB	11

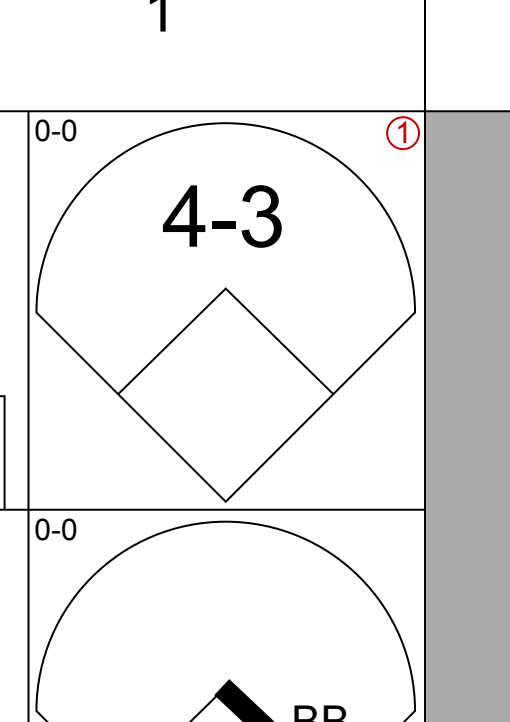
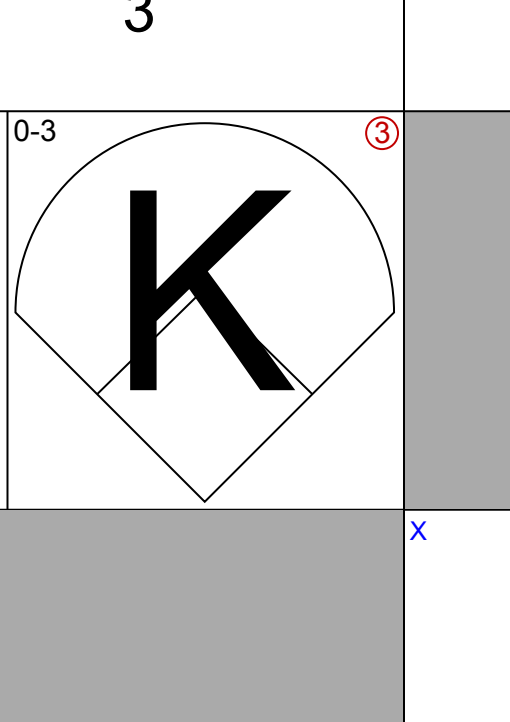
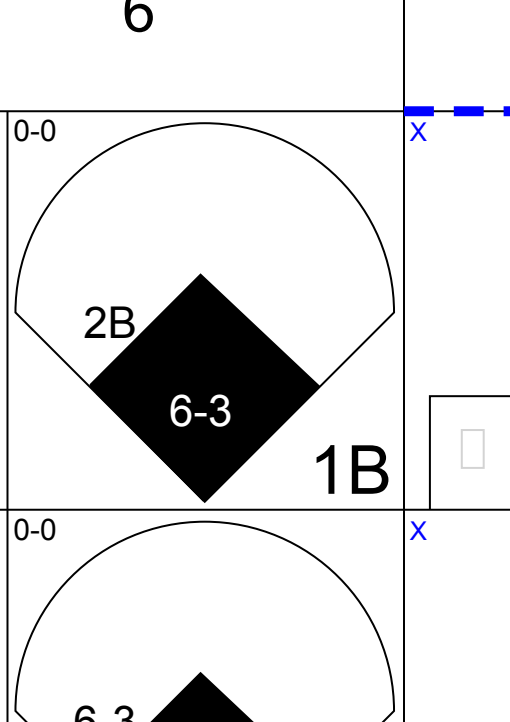
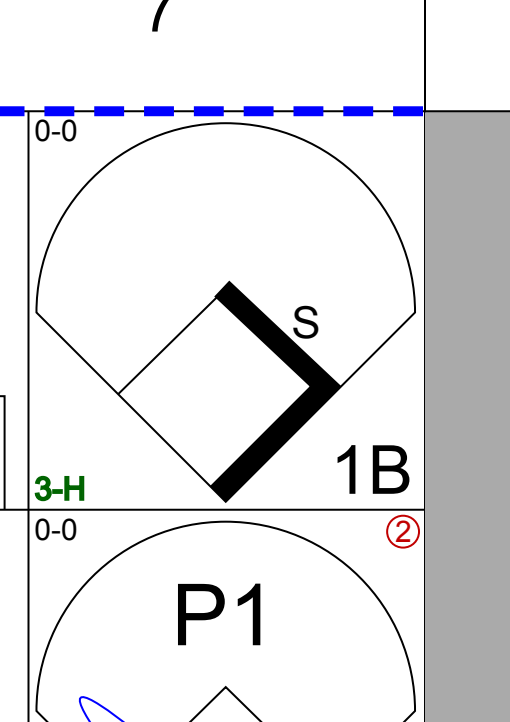
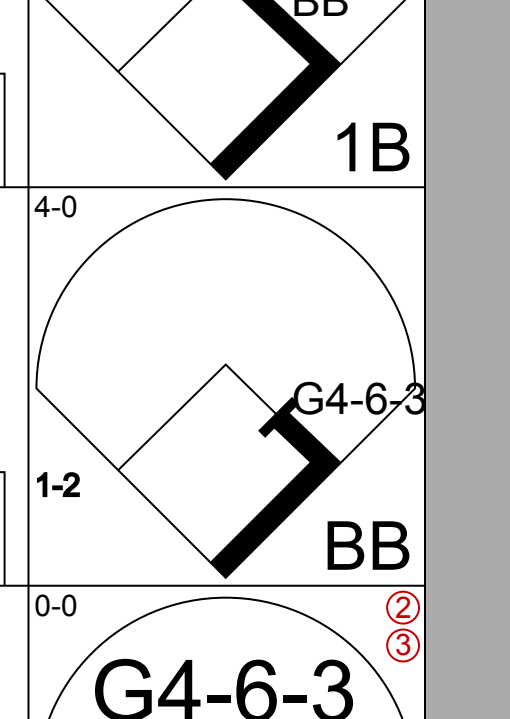
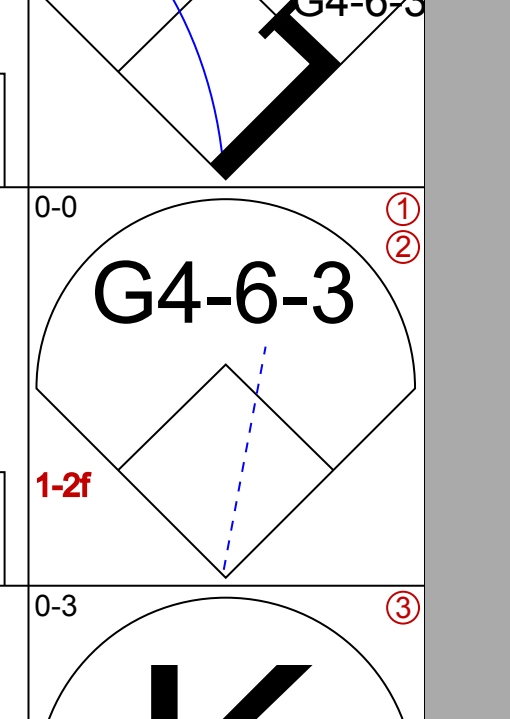
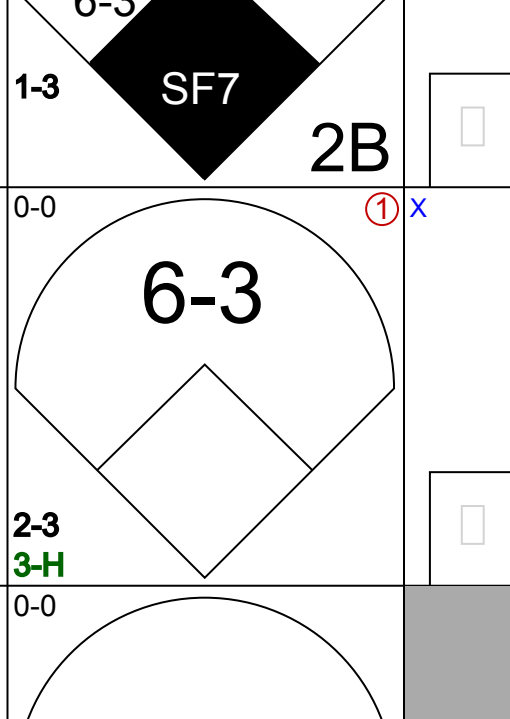
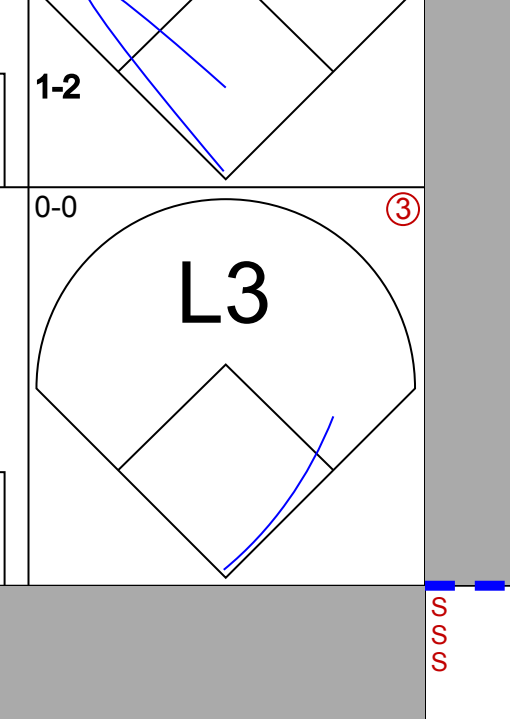
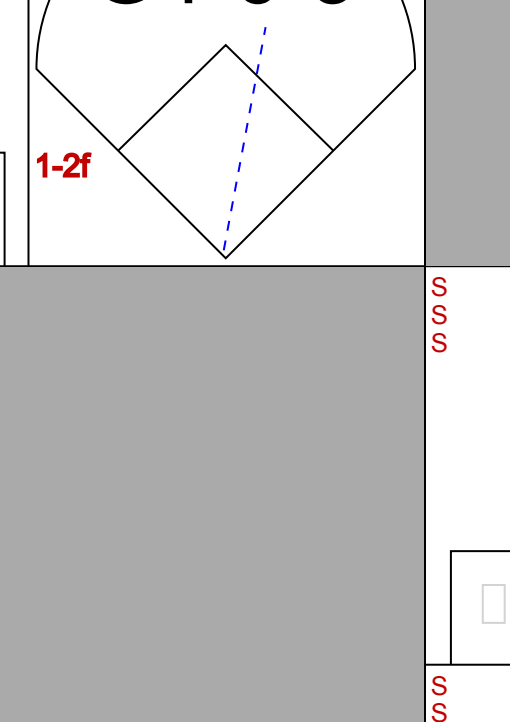
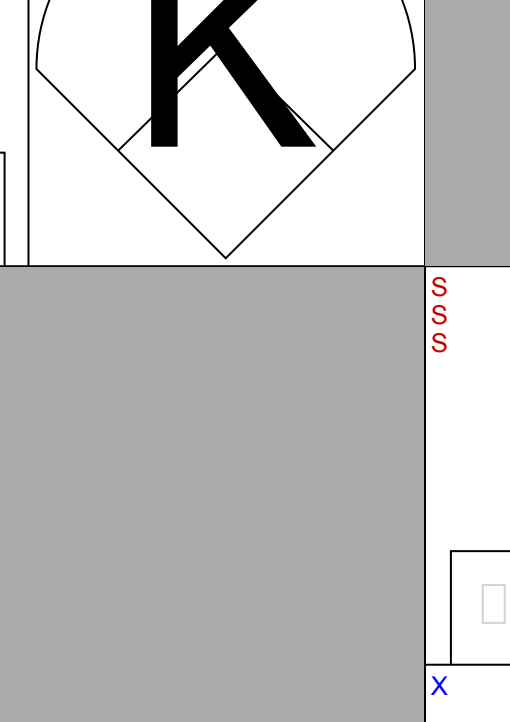
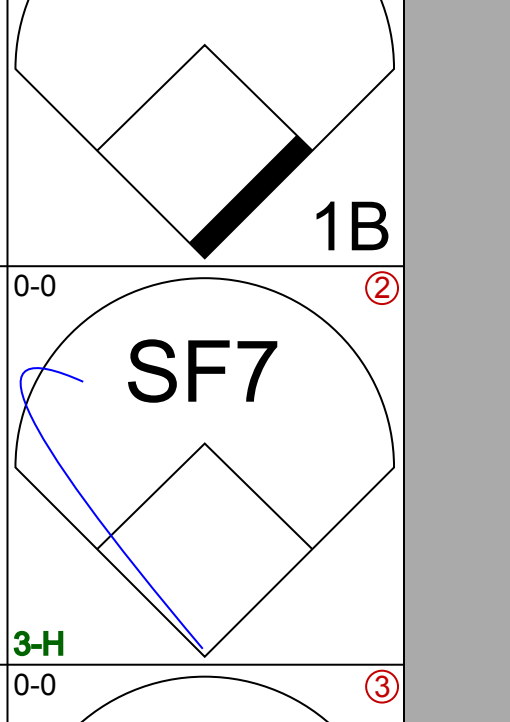
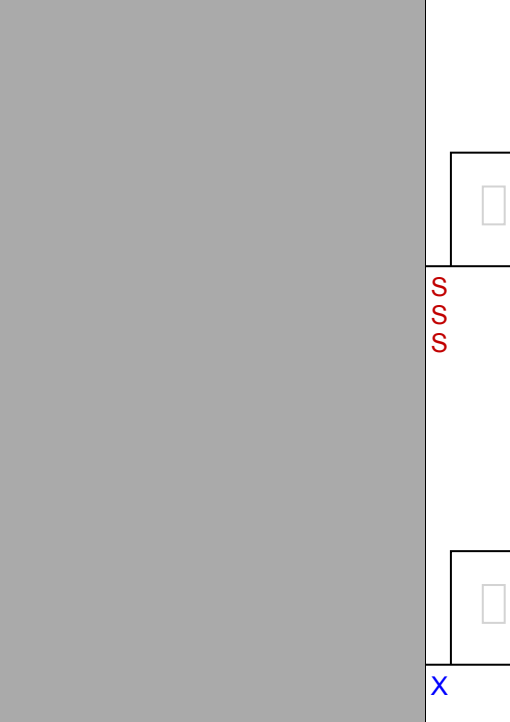
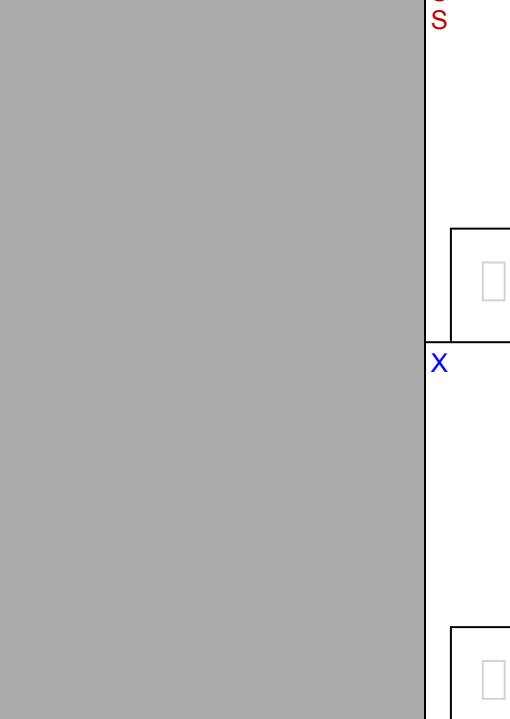
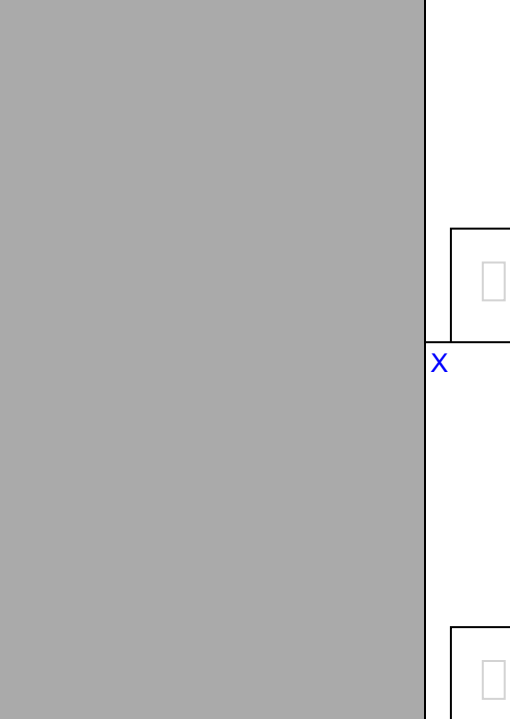
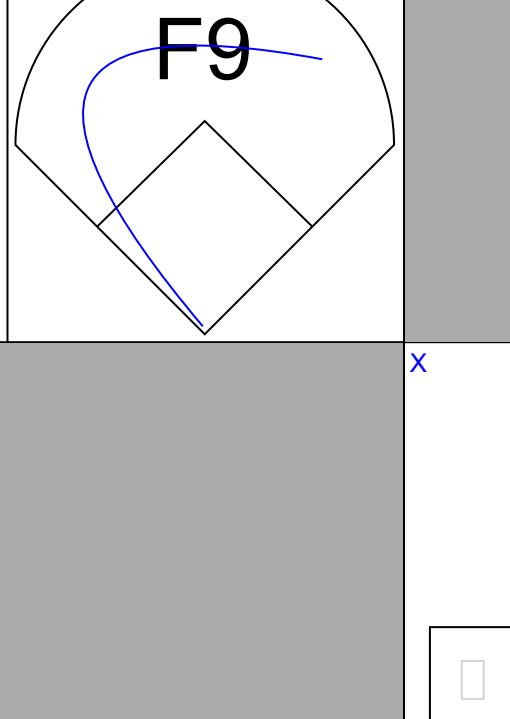
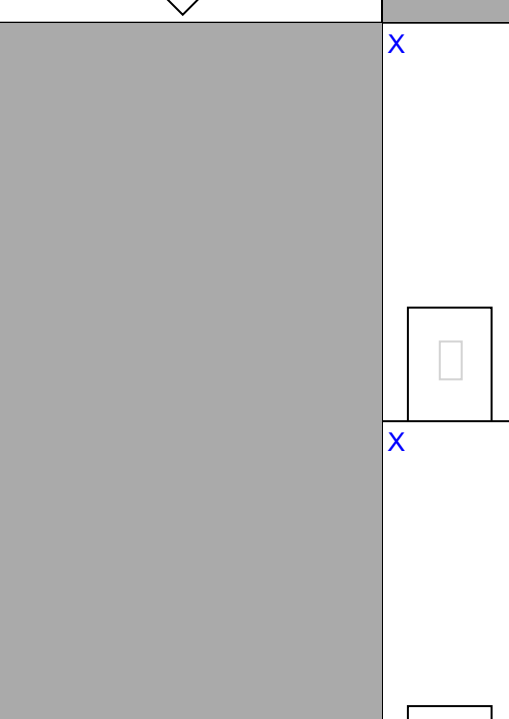
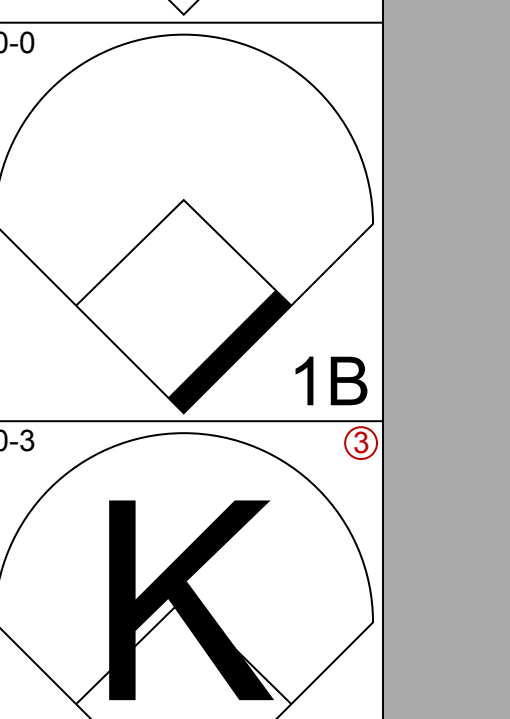
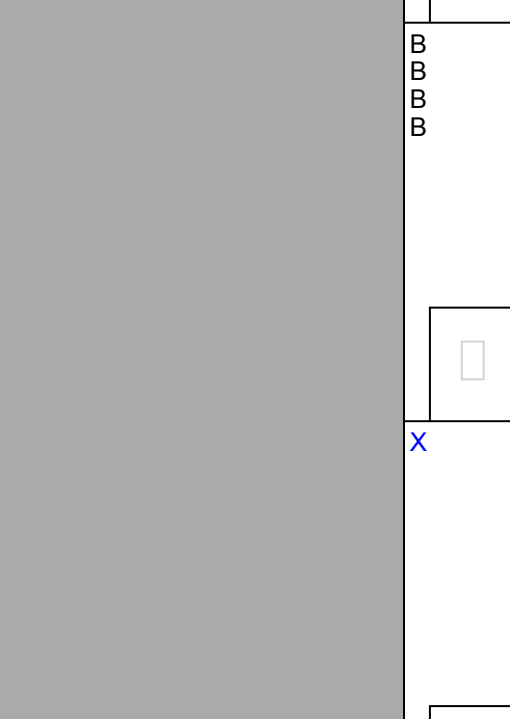

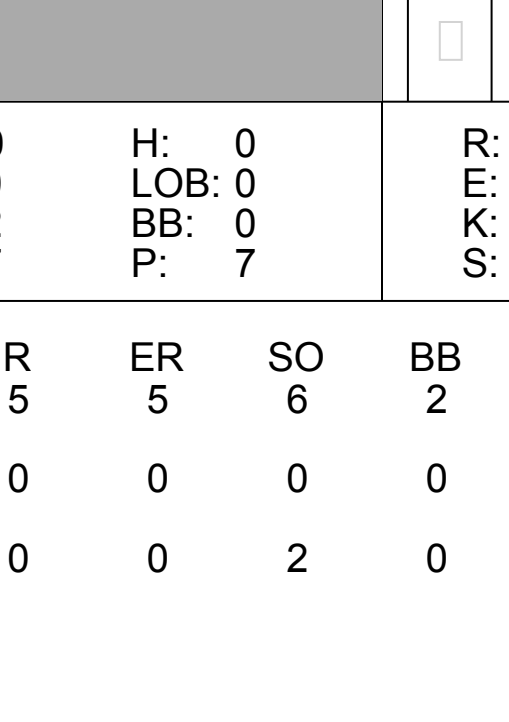
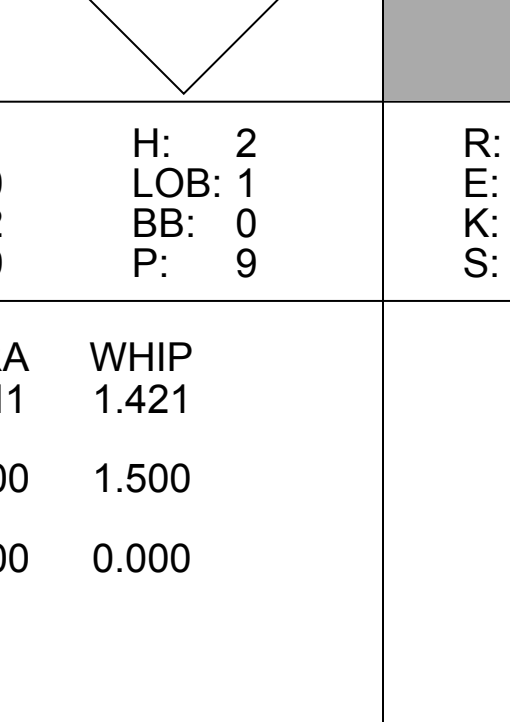
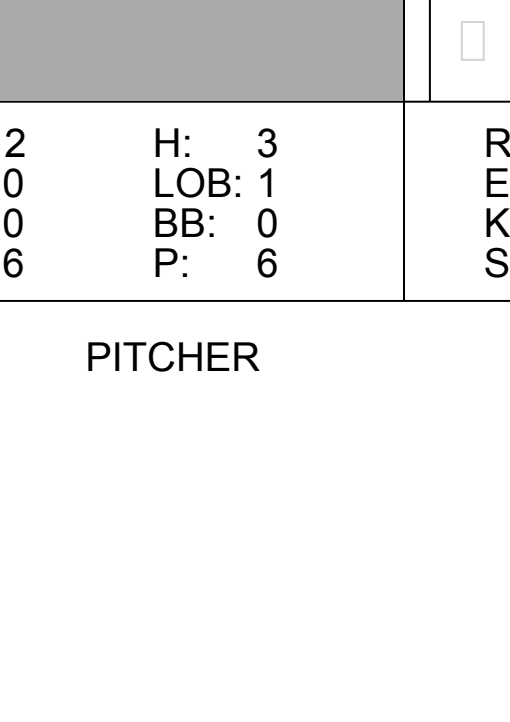






Batter	1	2	3	4	5	6	7	8	9	AB	R	H	RBI	BB	SO	LOB	TOP								
Dave Cash, R OBP: 0.359, SLG: 0.393 (1, 4)	6-3		1B		5-3		F7		F8	5	0	1	0	0	0	5	Philadelphia Phillies @ San Francisco Giants Candlestick Park, San Francisco, CA Sat Aug 30 1975, 6:33 AM EDT Att: 5,663 - Unknown								
Larry Bowa, S OBP: 0.331, SLG: 0.381 (1, 6)	1-3		K			F9		FC5-4 BB	F9	4	0	0	0	1	1	3									
Olle Brown, R OBP: 0.364, SLG: 0.521 (1, 9)										3	0	0	0	0	2	1									
Jay Johnstone, L OBP: 0.412, SLG: 0.484 (8, PH) (8, 9)	K		K				F8		FC5-4 1-2	1	0	0	0	0	0	1									
Greg Luzinski, R OBP: 0.398, SLG: 0.567 (1, 7)		K		K						3	0	0	0	1	3	1									
Dick Allen, R OBP: 0.318, SLG: 0.361 (1, 3)		WP BB 1B		F8					F9	4	0	1	0	0	1	2									
Mike Schmidt, R OBP: 0.370, SLG: 0.517 (1, 5)		4-0 1-2 WP BB		K						3	0	0	0	1	2	0									
Garry Maddox, R OBP: 0.347, SLG: 0.413 (1, 8)		0-0 1-2 2-3 P4			L5					3	1	1	0	1	0	2									
Bob Boone, R OBP: 0.321, SLG: 0.321 (9, PH) (1, 2)										3	0	2	0	0	1	2									
Tim McCarver, L OBP: 0.413, SLG: 0.418 (9, PH) (7, 1)	K									1	0	1	1	0	0	0									
Tom Underwood, R OBP: 0.154, SLG: 0.143 (5, PH) (1, 1)			K							1	0	0	0	0	1	0									
Tommy Taylor, R OBP: 0.316, SLG: 0.304 (5, 1)										0	0	0	0	0	0	1									
Wayne Twitchell, R OBP: 0.362, SLG: 0.354 (7, PH) (7, 1)										0	0	0	0	0	0	0									
Mike Anderson, R OBP: 0.326, SLG: 0.324 (7, 1)										1	0	0	0	0	0	2									
Tom Hilgendorf, S OBP: 0.326, SLG: 0.323 (7, 1)										0	0	0	0	0	0	0									
Gene Garber, R OBP: 0.102, SLG: 0.102 (9, PH) (9, PH)										0	0	0	0	0	0	0									
Tom Hutton, L OBP: 0.343, SLG: 0.333 (9, PH) (1, 1)										1	0	1	0	0	0	0									
Inning Stats	R: 0 E: 0 K: 1 S: 5	H: 0 LOB: 0 BB: 0 P: 5	R: 0 E: 0 K: 2 S: 8	H: 1 LOB: 2 BB: 1 P: 12	R: 0 E: 0 K: 3 S: 10	H: 1 LOB: 1 BB: 0 P: 10	R: 0 E: 0 K: 2 S: 7	H: 0 LOB: 0 BB: 0 P: 7	R: 0 E: 0 K: 0 S: 4	H: 1 LOB: 1 BB: 0 P: 4	R: 0 E: 0 K: 1 S: 5	H: 0 LOB: 1 BB: 1 P: 9	R: 0 E: 0 K: 0 S: 4	H: 1 LOB: 2 BB: 1 P: 8	R: 0 E: 0 K: 1 S: 5	H: 0 LOB: 1 BB: 1 P: 9	R: 0 E: 0 K: 1 S: 8	H: 3 LOB: 2 BB: 0 P: 8	R: 1 E: 0 K: 1 S: 8	H: 3 LOB: 2 BB: 0 P: 8	1B: 6 2B: 1 3B: 0 HR: 0	SF: 0 SAC: 0 DP: 0 HBP: 0	WP: 1 PB: 0 SB: 0 CS: 0	PA: 38	
PITCHER	IP	WLS	BF	H	R	ER	SO	BB	IBB	HBP	BLK	WP	HR	S	P	ERA	WHIP								
Pete Falcone, L ERA: 3.79 (1, 1)	7.0	W	29	4	0	0	9	4	0	0	0	1	0	43	59	0.00	1.143								
Randy Moffitt, R ERA: 3.76 (8, 1)	2.0		9	3	1	1	2	0	0	0	0	0	0	13	13	4.50	1.500								

Batter	1	2	3	4	5	6	7	8	9	AB	R	H	RBI	BB	SO	LOB	BOTTOM								
Von Joshua, L OBP: 0.362, SLG: 0.438 (1, 8)	K		6-3		S BB		FC4-2 1B	G4-6-3 1-2		4	1	1	0	1	1	1	Philadelphia Phillies @ San Francisco Giants Candlestick Park, San Francisco, CA Sat Aug 30 1975, 6:33 AM EDT Att: 5,663 - Unknown								
Derrel Thomas, S OBP: 0.347, SLG: 0.363 (1, 4)	FC3-6 BB		G3 1B		F7 1-2		1B FC4-2 BB			2	2	1	0	2	0	1									
Bobby Murcer, L OBP: 0.411, SLG: 0.463 (1, 9)	FC3-6 1-2		G3		K		FC4-2 3-1 1B			4	0	0	0	0	1	6									
Gary Matthews, R OBP: 0.359, SLG: 0.411 (1, 7)	5-3		FC4-6 1B		F9		3-1 1B			4	0	2	2	0	0	2									
Willie Montanez, L OBP: 0.348, SLG: 0.403 (1, 3)		E 1B	FC4-6 1-2				3-1 1B			4	0	1	1	0	1	3									
Chris Speier, R OBP: 0.369, SLG: 0.422 (1, 6)		P4		4-3 SF8 2B		CS 1B	BB			3	1	2	0	1	0	1									
Bruce Miller, R OBP: 0.275, SLG: 0.296 (1, 5)		E4 FC6-4 1-3		4-3		1-2 1B	F8			4	0	1	0	0	0	5									
Mike Sadek, R OBP: 0.325, SLG: 0.328 (1, 2)		K		SF8		1-3		G4-6-3 1B		3	0	1	1	0	1	3									
Pete Falcone, L OBP: 0.070, SLG: 0.054 (1, 1)										3	0	1	0	0	1	2									
Randy Moffitt, R OBP: 0.231, SLG: 0.385 (8, 1)	FC6-4 1-2			K			1B FC4-2 1B		K	1	0	0	0	0	1	1									
Inning Stats	R: 0 E: 0 K: 1 S: 5	H: 0 LOB: 1 BB: 1 P: 9	R: 0 E: 1 K: 1 S: 7	H: 1 LOB: 2 BB: 0 P: 7	R: 1 E: 0 K: 0 S: 5	H: 2 LOB: 1 BB: 0 P: 5	R: 1 E: 0 K: 1 S: 6	H: 1 LOB: 0 BB: 0 P: 6	R: 0 E: 0 K: 1 S: 5	H: 0 LOB: 1 BB: 1 P: 9	R: 0 E: 0 K: 1 S: 6	H: 2 LOB: 1 BB: 0 P: 6	R: 2 E: 0 K: 0 S: 6	H: 3 LOB: 3 BB: 2 P: 14	R: 0 E: 0 K: 1 S: 5	H: 1 LOB: 0 BB: 0 P: 5	1B: 8 2B: 2 3B: 0 HR: 0	SF: 1 SAC: 0 DP: 1 HBP: 0	WP: 0 PB: 0 SB: 1 CS: 1	PA: 37					
PITCHER	IP	WLS	BF	H	R	ER	SO	BB	IBB	HBP	BLK	WP	HR	S	P	ERA	WHIP								
Tom Underwood, L ERA: 3.83 (1, 1)	4.0	L	18	4	2	2	3	1	0	0	0	0	0	11	15	0.00	1.250								
Wayne Twitchell, R ERA: 4.55 (5, 1)	2.0		8	2	0	0	2	1	0	0	0	0	0	11	15	0.00	1.500								
Tom Hilgendorf, L ERA: 1.94 (7, 1)	0.1		4	2	2	2	0	1	0	0	0	0	0	3	7	54.00	9.000								
Gene Garber, R ERA: 3.44 (7, 1)	1.2		7	2	0	0	1	1	0	0	0	0	0	8	12	0.00	1.800								



Batter	1	2	3	4	5	6	7	8	9	AB	R	H	RBI	BB	SO	LOB	TOP				
Dave Cash, R OBP: 0.360, SLG: 0.393										5	0	2	0	0	1	0	Philadelphia Phillies @ San Francisco Giants Candlestick Park, San Francisco, CA Sun Aug 31 1975, 6:33 AM EDT Att: 8,884 - Unknown				
Larry Bowa, S OBP: 0.330, SLG: 0.380										4	0	1	1	0	1	0					
Ollie Brown, R OBP: 0.368, SLG: 0.521										0	0	0	0	0	1	0					
Jay Johnstone, L OBP: 0.410, SLG: 0.481										4	0	1	0	0	1	3					
Tony Taylor, R OBP: 0.313, SLG: 0.349										1	0	0	1	0	0	2					
Greg Luzinski, R OBP: 0.395, SLG: 0.562										5	0	0	0	0	4	4					
Dick Allen, R OBP: 0.320, SLG: 0.360										3	1	1	0	1	2	0					
Mike Schmidt, R OBP: 0.368, SLG: 0.513										4	0	0	0	0	2	2					
Garry Maddox, R OBP: 0.346, SLG: 0.414										4	0	1	0	0	1	2					
Johnny Oates, L OBP: 0.363, SLG: 0.346										2	2	1	1	2	0	0					
Steve Carlton, L OBP: 0.182, SLG: 0.173										3	1	1	1	0	1	2					
Tug McGraw, R OBP: 0.162, SLG: 0.162										0	0	0	0	0	0	0					
Gene Garber, R OBP: 0.182, SLG: 0.182										0	0	0	0	0	0	0					
Tom Hutton, L OBP: 0.340, SLG: 0.331										1	0	0	0	0	0	1					
<b>Inning Stats</b>	R: 0 E: 0 K: 2 S: 8	H: 1 LOB: 1 BB: 0 P: 8	R: 3 E: 0 K: 2 S: 12	H: 5 LOB: 2 BB: 0 P: 12	R: 0 E: 0 K: 3 S: 9	H: 0 LOB: 0 BB: 0 P: 9	R: 0 E: 0 K: 1 S: 5	H: 0 LOB: 0 BB: 0 P: 5	R: 0 E: 1 K: 1 S: 6	H: 1 LOB: 1 BB: 0 P: 10	R: 0 E: 0 K: 1 S: 5	H: 0 LOB: 0 BB: 0 P: 5	R: 0 E: 0 K: 2 S: 7	H: 0 LOB: 1 BB: 1 P: 11	R: 1 E: 0 K: 0 S: 4	H: 1 LOB: 2 BB: 2 P: 12	1B: 5 2B: 3 3B: 0 HR: 0	SF: 0 SAC: 0 DP: 0 HBP: 0	WP: 1 PB: 0 SB: 1 CS: 0	PA: 40	
<b>PITCHER</b>	IP WLS BF H R ER SO BB IBB HBP BLK WP HR S P ERA WHIP	8.1 W 37 8 4 4 13 2 1 0 0 1 0 60 72 4.32 1.200	0.1 2 0 0 0 0 1 0 0 0 0 0 0 1 5 0.00 3.000	0.1 S 1 0 0 0 0 0 0 0 0 0 0 0 1 1 0.00 0.000																	

Batter	1	2	3	4	5	6	7	8	9	AB	R	H	RBI	BB	SO	LOB	BOTTOM			
Von Joshua, L OBP: 0.364, SLG: 0.438										4	1	2	1	0	1	0	Philadelphia Phillies @ San Francisco Giants Candlestick Park, San Francisco, CA Sun Aug 31 1975, 6:33 AM EDT Att: 8,884 - Unknown			
Derrel Thomas, S OBP: 0.349, SLG: 0.366										4	1	2	0	0	0	1				
Bobby Murcer, L OBP: 0.409, SLG: 0.460										3	0	0	1	1	0	3				
Gary Matthews, R OBP: 0.358, SLG: 0.409										4	0	1	0	0	2	2				
Willie Montanez, L OBP: 0.346, SLG: 0.400										3	0	0	1	0	3	0				
Chris Speier, R OBP: 0.368, SLG: 0.427										4	1	1	1	0	1	1				
Bruce Miller, R OBP: 0.272, SLG: 0.292										3	0	0	0	0	0	0				
Mike Sadek, R OBP: 0.338, SLG: 0.333										2	1	1	0	1	0	0				
John Montefusco, R OBP: 0.132, SLG: 0.156										3	1	1	1	0	1	1				
Gary Lavelle, S OBP: 0.111, SLG: 0.111										0	0	0	0	0	0	0				
Charlie Williams, R OBP: 0.176, SLG: 0.250										0	0	0	0	0	0	0				
<b>Inning Stats</b>	R: 0 E: 0 K: 0 S: 3	H: 1 LOB: 1 BB: 1 P: 7	R: 0 E: 0 K: 2 S: 7	H: 0 LOB: 0 BB: 0 P: 7	R: 0 E: 0 K: 1 S: 5	H: 0 LOB: 0 BB: 0 P: 5	R: 0 E: 1 K: 1 S: 5	H: 0 LOB: 0 BB: 0 P: 5	R: 1 E: 0 K: 2 S: 9	H: 2 LOB: 1 BB: 0 P: 9	R: 2 E: 0 K: 0 S: 6	H: 3 LOB: 1 BB: 0 P: 6	R: 2 E: 0 K: 0 S: 5	H: 2 LOB: 1 BB: 1 P: 9	R: 0 E: 0 K: 2 S: 7	H: 0 LOB: 0 BB: 0 P: 7	1B: 5 2B: 1 3B: 1 HR: 1	SF: 1 SAC: 0 DP: 2 HBP: 0	WP: 0 PB: 0 SB: 1 CS: 0	PA: 33
<b>PITCHER</b>	IP WLS BF H R ER SO BB IBB HBP BLK WP HR S P ERA WHIP	6.1 L 27 7 5 5 6 2 0 0 0 0 0 0 3 3 7.11 1.421	0.2 3 1 0 0 0 0 0 0 0 0 0 0 3 3 0.00 1.500	1.0 3 0 0 0 2 0 0 0 0 0 0 0 7 7 0.00 0.000																






Batter	1	2	3	4	5	6	7	8	9	AB	R	H	RBI	BB	SO	LOB	TOP										
Davey Lopes, R OBP: 0.353, SLG: 0.353 (1, 4)	5-3		F5					6-3		4	0	1	0	1	0	2	<b>Los Angeles Dodgers @ San Francisco Giants</b> <b>Candlestick Park, San Francisco, CA</b> Mon Sep 01 1975, 10:05 PM EDT Att: 9,996 - Unknown										
Lee Lacy, R OBP: 0.353, SLG: 0.471 (1, 7)	K		F7							5	1	2	2	0	1	2											
Willie Crawford, L OBP: 0.342, SLG: 0.373 Jimmy Wynn, R OBP: 0.405, SLG: 0.413 (6, PH) (8, 8)										3	0	1	0	1	0	2											
Ron Cey, R OBP: 0.360, SLG: 0.468 (1, 5)	F3									1	0	0	0	0	0	1											
John Hale, L OBP: 0.314, SLG: 0.375 (8, 9)										5	0	3	0	0	0	1											
Ken McMullen, R OBP: 0.287, SLG: 0.429 (1, 3)										4	0	0	0	1	0	3											
Steve Yeager, R OBP: 0.309, SLG: 0.362 (1, 2)										5	0	2	1	0	0	4											
Bill Russell, R OBP: 0.291, SLG: 0.264 (1, 6)										5	0	1	0	0	1	4											
Burt Hooton, R OBP: 0.164, SLG: 0.172 (1, 1)										3	2	3	0	1	0	0	<b>AB 38</b> <b>R 3</b> <b>H 13</b> <b>RBI 3</b> <b>BB 4</b> <b>SO 3</b> <b>LOB 24</b>										
<b>Inning Stats</b>	R: 0 E: 0 K: 1 S: 6	H: 1 LOB: 1 BB: 0 P: 6	R: 0 E: 1 K: 0 S: 4	H: 1 LOB: 2 BB: 1 P: 8	R: 0 E: 0 K: 0 S: 4	H: 2 LOB: 3 BB: 2 P: 12	R: 0 E: 0 K: 2 S: 8	H: 1 LOB: 1 BB: 0 P: 8	R: 1 E: 0 K: 0 S: 6	H: 3 LOB: 2 BB: 0 P: 6	R: 1 E: 0 K: 0 S: 4	H: 1 LOB: 1 BB: 1 P: 8	R: 0 E: 1 K: 0 S: 4	H: 1 LOB: 1 BB: 0 P: 4	R: 1 E: 0 K: 0 S: 5	H: 2 LOB: 1 BB: 0 P: 5		R: 0 E: 0 K: 0 S: 4	H: 1 LOB: 1 BB: 0 P: 4	1B: 6 2B: 6 3B: 1 HR: 0	SF: 0 SAC: 1 DP: 1 HBP: 0	WP: 0 PB: 1 SB: 0 CS: 1	PA: 43				
<b>PITCHER</b>	IP	WLS	BF	H	R	ER	SO	BB	IBB	HBP	BLK	WP	HR	S	P	ERA	WHIP										
Jim Barr, R ERA: 3.0 (1, 1)	5.0		25	8	1	1	3	1	2	0	0	0	0	28	40	1.80	1.800										
Charlie Williams, R ERA: 3.23 (6, 1)	2.2	L	13	4	2	2	0	1	0	0	0	0	0	12	16	6.75	1.875										
Gary Lavelle, L ERA: 2.75 (8, 1)	0.1		1	0	0	0	0	0	0	0	0	0	0	1	1	0.00	0.000										
Dave Heaverlo, R ERA: 2.28 (9, 1)	1.0		4	1	0	0	0	0	0	0	0	0	0	4	4	0.00	1.000										

Batter	1	2	3	4	5	6	7	8	9	AB	R	H	RBI	BB	SO	LOB	BOTTOM										
Von Joshua, L OBP: 0.363, SLG: 0.436 (1, 8)	F4		K					4-3		4	0	1	1	0	1	1	<b>Los Angeles Dodgers @ San Francisco Giants</b> <b>Candlestick Park, San Francisco, CA</b> Mon Sep 01 1975, 10:05 PM EDT Att: 9,996 - Unknown										
Derrel Thomas, S OBP: 0.346, SLG: 0.363 (1, 4)	4-3		4-3							4	0	0	0	0	1	1											
Bobby Murcer, L OBP: 0.410, SLG: 0.463 (1, 9)	5-3									4	0	2	0	0	0	0											
Gary Matthews, R OBP: 0.355, SLG: 0.405 (1, 7)										4	0	0	0	0	1	2											
Willie Montanez, L OBP: 0.343, SLG: 0.397 (1, 3)										4	0	0	0	0	0	2											
Chris Speier, R OBP: 0.367, SLG: 0.424 (1, 6)										3	0	0	0	1	0	1											
Dave Rader, L OBP: 0.390, SLG: 0.422 (1, 2)										3	1	2	0	0	1	1											
Steve Ontiveros, S OBP: 0.398, SLG: 0.347 (1, 5)										2	0	1	0	1	0	1											
Jim Barr, R OBP: 0.127, SLG: 0.115 Gary Thompson, L OBP: 0.288, SLG: 0.327 Charlie Williams, R OBP: 0.176, SLG: 0.250 Gary Lavelle, L OBP: 0.113, SLG: 0.111 Glenn Adams, L OBP: 0.307, SLG: 0.500 Dave Heaverlo, R (9, 1)										0	0	0	0	0	0	0	<b>AB 30</b> <b>R 1</b> <b>H 6</b> <b>RBI 1</b> <b>BB 2</b> <b>SO 4</b> <b>LOB 11</b>										
<b>Inning Stats</b>	R: 0 E: 0 K: 0 S: 3	H: 0 LOB: 0 BB: 0 P: 3	R: 0 E: 0 K: 1 S: 5	H: 0 LOB: 1 BB: 1 P: 9	R: 0 E: 0 K: 1 S: 5	H: 0 LOB: 0 BB: 0 P: 5	R: 1 E: 0 K: 0 S: 5	H: 3 LOB: 2 BB: 0 P: 5	R: 0 E: 0 K: 1 S: 6	H: 1 LOB: 1 BB: 0 P: 6	R: 0 E: 0 K: 0 S: 3	H: 1 LOB: 0 BB: 0 P: 3	R: 0 E: 0 K: 0 S: 3	H: 0 LOB: 0 BB: 0 P: 3	R: 0 E: 0 K: 0 S: 4	H: 1 LOB: 1 BB: 0 P: 4		1B: 5 2B: 1 3B: 0 HR: 0	SF: 0 SAC: 1 DP: 1 HBP: 0	WP: 0 PB: 0 SB: 0 CS: 0	PA: 33						
<b>PITCHER</b>	IP	WLS	BF	H	R	ER	SO	BB	IBB	HBP	BLK	WP	HR	S	P	ERA	WHIP										
Burt Hooton, R ERA: 3.17 (1, 1)	9.0	W	33	6	1	1	4	2	0	0	0	0	0	39	47	1.00	0.889										

Batter	1	2	3	4	5	6	7	8	9	AB	R	H	RBI	BB	SO	LOB	TOP					
<b>Davey Lopes, R</b> OBP: 0.352, SLG: 0.351 (1, 4)	5-3			F8		K			F9	5	0	1	0	0	1	2						
<b>Henry Cruz, L</b> OBP: 0.294, SLG: 0.308 (1, 7)	BB 1B	6-3				K			5-3	5	1	1	0	0	2	3						
<b>Willie Crawford, L</b> OBP: 0.343, SLG: 0.375 (1, 9)	E 1B BB		L4			F5			F9	4	0	1	0	1	0	0						
<b>Ron Cey, R</b> OBP: 0.361, SLG: 0.466 <b>Jerry Royster, R</b> (7, 5)	K					E 1B 3B BB			K	2	1	0	0	2	2	3						
<b>John Hale, L</b> OBP: 0.317, SLG: 0.378 (1, 8)	E7 1-3 2H 1B					E5 3B 1B			K	4	1	2	1	0	2	2						
<b>Ken McMullen, R</b> OBP: 0.285, SLG: 0.469 (1, 3)	K								K	4	0	1	2	0	3	4						
<b>Steve Yeager, R</b> OBP: 0.311, SLG: 0.361 (1, 2)				3-1 5-3 BB		F8			K	3	0	1	0	1	1	1						
<b>Bill Russell, R</b> OBP: 0.291, SLG: 0.273 <b>Ivan De Jesus, R</b> OBP: 0.297, SLG: 0.218 (1, 6) (8, 6)			F3						F8	4	0	1	0	0	0	2						
<b>Don Sutton, R</b> OBP: 0.199, SLG: 0.115 <b>Joe Simpson, L</b> (6, PH) <b>Al Downing, R</b> (6, PH) <b>Leron Lee, L</b> OBP: 0.242, SLG: 0.196 <b>Dave Sells, R</b> (8, 1)		SH1-4		3-1					L3	1	0	0	0	0	0	1						
<b>Inning Stats</b>	R: 1 E: 1 K: 2 S: 9	H: 2 LOB: 2 BB: 1 P: 13	R: 0 E: 0 K: 0 S: 5	H: 2 LOB: 2 BB: 0 P: 5	R: 0 E: 0 K: 2 S: 7	H: 0 LOB: 1 BB: 1 P: 11	R: 0 E: 0 K: 0 S: 3	H: 0 LOB: 1 BB: 1 P: 7	R: 2 E: 1 K: 1 S: 7	H: 2 LOB: 1 BB: 1 P: 11	R: 0 E: 0 K: 3 S: 10	H: 1 LOB: 1 BB: 0 P: 10	R: 0 E: 0 K: 3 S: 10	H: 1 LOB: 1 BB: 0 P: 10	R: 0 E: 0 K: 1 S: 5	H: 0 LOB: 0 BB: 0 P: 5	R: 0 E: 0 K: 0 S: 3	H: 0 LOB: 0 BB: 0 P: 3	1B: 5 2B: 1 3B: 2 HR: 0	SF: 0 SAC: 1 DP: 0 HBP: 0	WP: 0 PB: 0 SB: 0 CS: 0	PA: 39
<b>PITCHER</b> <b>Ed Halicki, R</b> ERA: 3.4 (1, 1)	IP: 9.0 WLS: W BF: 39 H: 8 R: 3 ER: 3 SO: 12 BB: 4 IBB: 0 HBP: 0 BLK: 0 WP: 0 HR: 0 S: 59 P: 75 ERA: 3.00 WHIP: 1.333															<b>PITCHER</b> <b>Ed Halicki, R</b> ERA: 3.4 (1, 1)	IP: 9.0 WLS: W BF: 39 H: 8 R: 3 ER: 3 SO: 12 BB: 4 IBB: 0 HBP: 0 BLK: 0 WP: 0 HR: 0 S: 59 P: 75 ERA: 3.00 WHIP: 1.333					

Los Angeles Dodgers @ San Francisco Giants  
Candlestick Park, San Francisco, CA  
Tue Sep 02 1975, 6:33 AM EDT  
Att: 5,098 - Unknown


AB 34  
R 3  
H 8  
RBI 3  
BB 4  
SO 12  
LOB 19



Batter	1	2	3	4	5	6	7	8	9	AB	R	H	RBI	BB	SO	LOB	BOTTOM			
<b>Von Joshua, L</b> OBP: 0.364, SLG: 0.444 (1, 8)	F7								F8	4	2	2	2	0	0	0				
<b>Derrel Thomas, S</b> OBP: 0.345, SLG: 0.364 (1, 4)	6-3									4	0	1	0	0	0	0				
<b>Bobby Murcer, L</b> OBP: 0.409, SLG: 0.459 (1, 9)	F8								P3	3	0	0	0	1	1	1				
<b>Gary Matthews, R</b> OBP: 0.354, SLG: 0.401 (1, 7)									F9	3	1	0	0	1	0	1				
<b>Willie Montanez, L</b> OBP: 0.344, SLG: 0.406 (1, 3)		1-3							P5	4	2	2	2	0	0	0				
<b>Chris Speier, R</b> OBP: 0.387, SLG: 0.423 <b>Johnnie LeMaster, R</b> OBP: 0.333, SLG: 1.333 (1, 6) (3, 6)		6-3							F3	1	0	0	0	0	0	0				
<b>Dave Rader, L</b> OBP: 0.389, SLG: 0.425 (1, 2)										3	1	1	0	0	1	0				
<b>Steve Ontiveros, S</b> OBP: 0.394, SLG: 0.343 (1, 5)										3	0	0	0	0	0	1				
<b>Ed Halicki, R</b> OBP: 0.164, SLG: 0.135 (1, 1)										3	0	0	0	0	3	1				
<b>Inning Stats</b>	R: 0 E: 0 K: 0 S: 3	H: 0 LOB: 0 BB: 0 P: 3	R: 0 E: 0 K: 0 S: 3	H: 0 LOB: 0 BB: 0 P: 3	R: 2 E: 0 K: 1 S: 7	H: 2 LOB: 0 BB: 0 P: 7	R: 3 E: 0 K: 1 S: 7	H: 2 LOB: 0 BB: 1 P: 11	R: 1 E: 0 K: 1 S: 6	H: 1 LOB: 1 BB: 0 P: 10	R: 1 E: 0 K: 1 S: 6	H: 1 LOB: 1 BB: 0 P: 6	R: 0 E: 0 K: 1 S: 6	H: 1 LOB: 1 BB: 0 P: 6	R: 0 E: 0 K: 0 S: 3	H: 0 LOB: 0 BB: 0 P: 3	1B: 1 2B: 3 3B: 0 HR: 3	SF: 0 SAC: 0 DP: 0 HBP: 0	WP: 1 PB: 0 SB: 1 CS: 0	PA: 33
<b>PITCHER</b> <b>Don Sutton, R</b> ERA: 2.85 <b>Al Downing, L</b> ERA: 2.88 <b>Dave Sells, R</b> ERA: 7.71 (1, 1) (6, 1) (8, 1)	IP: 5.0 WLS: L BF: 22 H: 5 R: 5 ER: 5 SO: 3 BB: 2 IBB: 0 HBP: 0 BLK: 0 WP: 0 HR: 1 S: 26 P: 34 ERA: 9.00 WHIP: 1.400															<b>PITCHER</b> <b>Ed Halicki, R</b> ERA: 3.4 (1, 1)	IP: 9.0 WLS: W BF: 39 H: 8 R: 3 ER: 3 SO: 12 BB: 4 IBB: 0 HBP: 0 BLK: 0 WP: 0 HR: 0 S: 59 P: 75 ERA: 3.00 WHIP: 1.333			

Los Angeles Dodgers @ San Francisco Giants  
Candlestick Park, San Francisco, CA  
Tue Sep 02 1975, 6:33 AM EDT  
Att: 5,098 - Unknown

AB 31  
R 7  
H 7  
RBI 6  
BB 2  
SO 5  
LOB 4



Batter	1	2	3	4	5	6	7	8	9	AB	R	H	RBI	BB	SO	LOB	TOP								
Von Joshua, L OBP: 0.366, SLG: 0.445 (1, 8)										6	2	3	0	0	0	1	<b>San Francisco Giants @ Houston Astros</b> Astrodome, Houston, TX Wed Sep 03 1975, 8:05 PM EDT Att: 4,437 - Unknown								
Derrel Thomas, S OBP: 0.347, SLG: 0.363 (1, 4)										4	2	1	1	2	2										
Bobby Murcer, L OBP: 0.409, SLG: 0.458 Gary Thomsson, L OBP: 0.297, SLG: 0.326 (1, 9) (7, 9)										4	1	1	0	1	1	3									
Gary Matthews, R OBP: 0.359, SLG: 0.405 (1, 7)										4	3	3	2	1	0	0									
Willie Montanez, L OBP: 0.345, SLG: 0.406 Bruce Miller, R OBP: 0.275, SLG: 0.295 (1, 3) (6, 5)										4	0	2	2	0	0	4									
Dave Rader, L OBP: 0.389, SLG: 0.422 (1, 2)										4	0	1	0	1	0	3									
Steve Ontiveros, S OBP: 0.400, SLG: 0.354 (1, 5) (6, 3)										5	0	4	1	0	0	2									
Johnnie LeMaster, R OBP: 0.250, SLG: 0.571 (1, 6)										4	0	0	1	0	2	5									
Pete Falcone, L OBP: 0.081, SLG: 0.096 Charlie Williams, R OBP: 0.176, SLG: 0.250 (1, 1) (8, 1)										5	1	1	0	0	0	4									
										0	0	0	0	0	0	0									
<b>Inning Stats</b>	R: 3 E: 0 K: 2 S: 11	H: 4 LOB: 2 BB: 1 P: 15	R: 3 E: 0 K: 0 S: 6	H: 3 LOB: 2 BB: 2 P: 14	R: 2 E: 0 K: 0 S: 6	H: 3 LOB: 2 BB: 1 P: 10	R: 0 E: 0 K: 1 S: 5	H: 1 LOB: 1 BB: 0 P: 6	R: 0 E: 0 K: 0 S: 5	H: 2 LOB: 2 BB: 0 P: 5	R: 0 E: 0 K: 1 S: 5	H: 0 LOB: 1 BB: 1 P: 9	R: 1 E: 0 K: 0 S: 5	H: 3 LOB: 2 BB: 0 P: 6	R: 0 E: 0 K: 0 S: 3	H: 1 LOB: 0 BB: 0 P: 3	1B: 16 2B: 2 3B: 0 HR: 0	SF: 0 SAC: 0 DP: 2 HBP: 1	WP: 1 PB: 1 SB: 3 CS: 0	PA: 48					
<b>PITCHER</b>	IP WLS BF H R ER SO BB IBB HBP BLK WP HR S P ERA WHIP	IP WLS BF H R ER SO BB IBB HBP BLK WP HR S P ERA WHIP																							
J.R. Richard, R ERA: 4.76 (1, 1)	1.2 L 14 6 6 6 2 3 0 0 1 1 0 15 27 32.40 5.400	Joe Niekro, R ERA: 3.71 (2, 1)	1.1 9 4 2 2 0 1 0 0 0 0 0 0 8 12 13.50 3.750	Jim Crawford, L ERA: 3.5 (4, 1)	2.0 7 1 0 0 2 0 0 0 0 0 0 0 11 11 0.00 0.500	Jose Sosa, R ERA: 3.9 (6, 1)	2.0 9 2 0 0 1 1 0 0 0 0 0 0 10 14 0.00 1.500	Paul Siebert, L ERA: 7.5 (8, 1)	2.0 9 4 1 1 0 0 0 0 1 0 0 0 8 9 4.50 2.000																

Batter	1	2	3	4	5	6	7	8	9	AB	R	H	RBI	BB	SO	LOB	BOTTOM			
Wilbur Howard, S OBP: 0.349, SLG: 0.405 (1, 9)										4	1	1	0	0	0	0	<b>San Francisco Giants @ Houston Astros</b> Astrodome, Houston, TX Wed Sep 03 1975, 8:05 PM EDT Att: 4,437 - Unknown			
Rob Andrews, R OBP: 0.281, SLG: 0.259 (1, 4)										3	1	1	0	1	0	0				
Cesar Cedeno, R OBP: 0.373, SLG: 0.429 (1, 8)										2	0	1	1	1	0	0				
Cliff Johnson, R OBP: 0.378, SLG: 0.500 (1, 2)										4	0	1	1	0	1	1				
Bob Watson, R OBP: 0.371, SLG: 0.512 (1, 3)										4	1	2	0	0	0	2				
Enos Cabell, R OBP: 0.301, SLG: 0.372 (1, 7)										3	0	0	0	1	0	1				
Doug Rader, R OBP: 0.297, SLG: 0.362 (1, 5)										4	1	1	2	0	1	2				
Roger Metzger, S OBP: 0.299, SLG: 0.311 Jose Cruz, L OBP: 0.368, SLG: 0.420 (1, 6) (9, PH)										3	0	0	0	0	1	0				
J.R. Richard, R OBP: 0.238, SLG: 0.371 (2, 1) Larry Milbourne, S OBP: 0.224, SLG: 0.294 (3, PH) Jim Crawford, L OBP: 0.294, SLG: 0.350 (4, 1) Tommy Helms, R OBP: 0.402, SLG: 0.500 (5, PH) Jose Sosa, R OBP: 0.402, SLG: 0.500 (6, PH) Jerry Davanon, R OBP: 0.350, SLG: 0.388 (7, PH) Paul Siebert, L ERA: 3.16 (8, 1)										0	0	0	0	0	0	0				
										0	0	0	0	0	0	0				
<b>Inning Stats</b>	R: 1 E: 0 K: 0 S: 4	H: 1 LOB: 1 BB: 1 P: 8	R: 0 E: 0 K: 0 S: 3	H: 0 LOB: 0 BB: 0 P: 3	R: 0 E: 0 K: 0 S: 3	H: 0 LOB: 0 BB: 0 P: 3	R: 0 E: 0 K: 2 S: 7	H: 2 LOB: 2 BB: 0 P: 7	R: 0 E: 0 K: 0 S: 3	H: 0 LOB: 0 BB: 0 P: 3	R: 2 E: 0 K: 0 S: 5	H: 2 LOB: 0 BB: 0 P: 5	R: 1 E: 0 K: 0 S: 4	H: 2 LOB: 1 BB: 1 P: 8	R: 0 E: 0 K: 1 S: 5	H: 0 LOB: 0 BB: 0 P: 5	1B: 4 2B: 2 3B: 1 HR: 1	SF: 1 SAC: 0 DP: 1 HBP: 0	WP: 1 PB: 0 SB: 1 CS: 0	PA: 35
<b>PITCHER</b>	IP WLS BF H R ER SO BB IBB HBP BLK WP HR S P ERA WHIP	IP WLS BF H R ER SO BB IBB HBP BLK WP HR S P ERA WHIP																		
Pete Falcone, L ERA: 3.16 (1, 1)	7.0 W 29 6 4 4 4 3 0 0 0 0 1 34 46 5.14 1.286	Charlie Williams, R ERA: 3.16 (8, 1)	2.0 6 1 0 0 1 0 0 0 0 0 1 0 8 8 0.00 0.500																	

AB	42
R	9
H	17
RBI	7
BB	5
SO	5
LOB	25



Batter	1	2	3	4	5	6	7	8	9	AB	R	H	RBI	BB	SO	LOB	TOP							
Von Joshua, L (1, 8) OBP: 0.362, SLG: 0.441	0-0 4-3			0-0 6-3		0-0 F6		0-3 K		4	0	0	0	0	1	0	<b>San Francisco Giants @ Houston Astros</b> Astrodome, Houston, TX Thu Sep 04 1975, 8:05 PM EDT Att: 4,323 - Dome							
Derrel Thomas, S (1, 4) OBP: 0.348, SLG: 0.369	0-3 K			0-0 WP S 1B		0-0 4-3		0-0 1B 3B		4	1	2	0	0	1	0								
Bobby Murcer, L (1, 9) OBP: 0.408, SLG: 0.456	0-0 4-3			0-0 F8		0-0 F8		0-0 WP 1B		4	0	1	1	0	0	1								
Gary Matthews, R (1, 7) OBP: 0.365, SLG: 0.407		4-0 G3-6 BB		4-0 1-3 BB			0-0 FC4-6 1B SF7	4-0 1-2 BB		1	1	1	0	3	0	0								
Willie Montanez, L (1, 3) OBP: 0.345, SLG: 0.405		0-0 G3-6 1-2		0-0 F7			0-0 FC4-6 1B	0-0 4-3		4	0	1	0	0	0	5								
Dave Rader, L (1, 2) OBP: 0.388, SLG: 0.424		0-0 F4			0-0 2B		0-0 FC4-6 FC5-4	0-0 3-1		4	0	1	0	0	0	2								
Steve Ontiveros, S (1, 5) OBP: 0.395, SLG: 0.351			0-0 L6		0-0 F7		0-0 SF7	0-0 6-3		3	0	0	1	0	0	1								
Johnnie LeMaster, R (1, 6) OBP: 0.167, SLG: 0.364			0-0 F7		0-3 K		0-0 FC5-4	0-0 6-3		4	0	0	0	0	1	2								
John Montefusco, R (1, 1) OBP: 0.127, SLG: 0.149			0-3 K		0-3 K			0-3 K		3	0	0	0	0	3	1								
Randy Moffitt, R (9, 1) OBP: 0.231, SLG: 0.385										0	0	0	0	0	0	0								
<b>Inning Stats</b>	R: 0 E: 0 K: 1 S: 5	H: 0 LOB: 0 BB: 0 P: 5	R: 0 E: 0 K: 0 S: 2	H: 0 LOB: 0 BB: 1 P: 6	R: 0 E: 0 K: 1 S: 5	H: 0 LOB: 0 BB: 0 P: 5	R: 0 E: 0 K: 0 S: 4	H: 1 LOB: 2 BB: 1 P: 8	R: 0 E: 0 K: 2 S: 8	H: 1 LOB: 1 BB: 0 P: 8	R: 0 E: 0 K: 0 S: 3	H: 0 LOB: 0 BB: 0 P: 3	R: 1 E: 0 K: 0 S: 5	H: 2 LOB: 1 BB: 0 P: 5	R: 1 E: 0 K: 2 S: 9	H: 2 LOB: 2 BB: 1 P: 13	R: 0 E: 0 K: 0 S: 3	H: 0 LOB: 0 BB: 0 P: 3	1B: 4 2B: 1 3B: 1 HR: 0	SF: 1 SAC: 0 DP: 1 HBP: 0	WP: 2 PB: 0 SB: 1 CS: 0	PA: 35		
<b>PITCHER</b>	IP WLS BF H R ER SO BB IBB HBP BLK WP HR S P ERA WHIP	7.0 L 26 4 1 1 4 2 0 0 0 1 0 32 40 1.29 0.857	2.0 S 9 2 1 1 2 1 0 0 0 1 0 12 16 4.50 1.500																					

Batter	1	2	3	4	5	6	7	8	9	AB	R	H	RBI	BB	SO	LOB	BOTTOM							
Wilbur Howard, S (1, 7) OBP: 0.347, SLG: 0.408	0-0 G3		0-0 G3		0-0 3B			0-3 K	0-0 F8	5	0	1	0	0	1	3	<b>San Francisco Giants @ Houston Astros</b> Astrodome, Houston, TX Thu Sep 04 1975, 8:05 PM EDT Att: 4,323 - Dome							
Rob Andrews, R (1, 4) OBP: 0.285, SLG: 0.257	4-0 G6-4-3 BB			4-0 1B BB	0-0 F9		0-0 F7			2	0	0	0	2	0	1								
Cesar Cedeno, R (1, 8) OBP: 0.370, SLG: 0.425	0-0 G6-4-3 1-2			0-3 K		0-3 K		0-0 F7		4	0	0	0	0	2	2								
Cliff Johnson, R (1, 2) OBP: 0.379, SLG: 0.498		4-0 BB		0-0 BB 1B		0-3 K		0-0 6-3		3	0	1	0	1	1	0								
Bob Watson, R (1, 3) OBP: 0.370, SLG: 0.510		0-0 F4		0-0 F4		0-0 F5		0-0 BB 1B		4	1	1	0	0	0	3								
Jose Cruz, L (1, 9) OBP: 0.372, SLG: 0.419		0-0 F9		4-0 1-2 BB		4-0 BB		4-0 1B BB		1	0	0	0	3	0	1								
Doug Rader, R (1, 5) OBP: 0.295, SLG: 0.359		0-0 1-3		0-3 K			0-0 F2		0-3 K	3	0	0	0	0	1	5								
Greg Gross, L (9, PH) OBP: 0.375, SLG: 0.367										1	0	0	0	0	1	2								
Roger Metzger, S (1, 6) OBP: 0.297, SLG: 0.309			0-0 F5		0-0 F8		0-3 K		0-0 HBP 1B	2	0	0	0	0	0	0								
Art Gardner, L (7, PH) OBP: 0.224, SLG: 0.234										1	0	0	0	0	1	1								
Larry Milbourne, S (8, 6) OBP: 0.356, SLG: 0.325										0	0	0	0	0	0	0								
Ken Boswell, L (9, PH) OBP: 0.356, SLG: 0.325										1	0	1	1	0	0	0								
Larry Dierker, R (1, 1) OBP: 0.085, SLG: 0.085			0-0 4-3		0-0 G3		0-3 K		1-0 HBP	2	0	0	0	0	0	0								
Milt May, L (7, PH) OBP: 0.291, SLG: 0.333										1	0	0	0	0	1	1								
Jim Crawford, L (8, 1) OBP: 0.368, SLG: 0.353										0	0	0	0	0	0	0								
Enos Cabell, R (9, PH) OBP: 0.304, SLG: 0.372										0	0	0	0	0	0	0								
<b>Inning Stats</b>	R: 0 E: 0 K: 0 S: 2	H: 0 LOB: 1 BB: 1 P: 6	R: 0 E: 0 K: 0 S: 3	H: 0 LOB: 1 BB: 1 P: 7	R: 0 E: 0 K: 2 S: 8	H: 1 LOB: 3 BB: 2 P: 16	R: 0 E: 0 K: 0 S: 4	H: 1 LOB: 1 BB: 0 P: 4	R: 0 E: 0 K: 2 S: 7	H: 0 LOB: 1 BB: 1 P: 7	R: 0 E: 0 K: 2 S: 7	H: 0 LOB: 1 BB: 1 P: 11	R: 0 E: 0 K: 1 S: 5	H: 0 LOB: 0 BB: 0 P: 5	R: 1 E: 0 K: 1 S: 7	H: 2 LOB: 3 BB: 1 P: 12	R: 0 E: 0 K: 0 S: 0	H: 0 LOB: 0 BB: 0 P: 0	1B: 3 2B: 0 3B: 1 HR: 0	SF: 0 SAC: 0 DP: 1 HBP: 1	WP: 0 PB: 0 SB: 0 CS: 0	PA: 37		
<b>PITCHER</b>	IP WLS BF H R ER SO BB IBB HBP BLK WP HR S P ERA WHIP	8.2 W 36 4 1 1 8 6 0 1 0 0 0 45 70 1.04 1.154	0.1 S 1 0 0 0 0 0 0 0 0 0 0 1 1 0.00 0.000																					



Batter	1	2	3	4	5	6	7	8	9	AB	R	H	RBI	BB	SO	LOB	TOP			
Von Joshua, L (1, 8) OBP: 0.366, SLG: 0.444	L8		FC5-2 1B			SH5-3 L8-2 2B		1B 2B BB		3	1	2	0	1	0	0	San Francisco Giants @ Cincinnati Reds Riverfront Stadium, Cincinnati, OH Fri Sep 05 1975, 7:05 PM EDT Att: 24,022 - Unknown			
Derrel Thomas, S (1, 4) OBP: 0.348, SLG: 0.368	1-3		FC5-2			SH5-3		2B 1B		3	1	1	1	0	0	2				
Bobby Murcer, L (1, 9) OBP: 0.407, SLG: 0.456	4-3		F7			L8-2		2B		4	0	1	2	0	0	3				
Gary Matthews, R (1, 7) OBP: 0.364, SLG: 0.403		G4-6-3 S BB		F8			P4	6-3		3	0	0	0	1	0	1				
Willie Montanez, L (1, 3) OBP: 0.344, SLG: 0.403		G4-6-3 BB		1-3			G3		5-3	3	0	0	0	1	0	0				
Bruce Miller, R (1, 5) OBP: 0.271, SLG: 0.291		G4-6-3		6-3			F7		5-3	4	0	0	0	0	0	2				
Mike Sadek, R (1, 2) Dave Rader, L (9, PH) OBP: 0.386, SLG: 0.422		K		F9				BB 1B	F8	3	1	1	0	0	1	1				
Johnnie LeMaster, R (1, 6) OBP: 0.200, SLG: 0.357			1B SH1-4 FC5-2 1B		K			F3		3	0	1	0	0	1	1				
Jim Barr, R (1, 1) Chris Speier, R (8, PH) Dave Heaverlo, R (8, 1)			SH1-4		P4			F9		1	0	0	0	0	0	0				
			1-2							1	0	0	0	0	0	1				
										0	0	0	0	0	0	0				
<b>Inning Stats</b>	R: 0 E: 0 K: 0 S: 3	H: 0 LOB: 0 BB: 0 P: 3	R: 0 E: 0 K: 1 S: 4	H: 0 LOB: 1 BB: 2 P: 12	R: 0 E: 0 K: 0 S: 5	H: 2 LOB: 2 BB: 0 P: 5	R: 0 E: 0 K: 0 S: 3	H: 0 LOB: 0 BB: 0 P: 3	R: 0 E: 0 K: 1 S: 5	H: 0 LOB: 0 BB: 0 P: 5	R: 0 E: 0 K: 0 S: 3	H: 0 LOB: 0 BB: 0 P: 3	R: 0 E: 0 K: 0 S: 3	H: 0 LOB: 1 BB: 1 P: 10	R: 0 E: 0 K: 0 S: 3	H: 0 LOB: 0 BB: 0 P: 3	1B: 4 2B: 3 3B: 0 HR: 0	SF: 0 SAC: 2 DP: 2 HBP: 0	WP: 0 PB: 0 SB: 1 CS: 0	PA: 34
<b>PITCHER</b> Fred Norman, L (1, 1) ERA: 3.7 Rawly Eastwick, R (8, 1) ERA: 2.71	IP: 7.2 WLS: 30 BF: 6	IP: 1.1 WLS: 4 BF: 0	IP: 0.0 WLS: 0 BF: 0	IP: 0.0 WLS: 0 BF: 0	IP: 0.0 WLS: 0 BF: 0	IP: 0.0 WLS: 0 BF: 0	IP: 0.0 WLS: 0 BF: 0	IP: 0.0 WLS: 0 BF: 0	IP: 0.0 WLS: 0 BF: 0	IP: 0.0 WLS: 0 BF: 0	IP: 0.0 WLS: 0 BF: 0	IP: 0.0 WLS: 0 BF: 0	IP: 0.0 WLS: 0 BF: 0	IP: 0.0 WLS: 0 BF: 0	IP: 0.0 WLS: 0 BF: 0	IP: 0.0 WLS: 0 BF: 0	ERA: 3.52 WHIP: 1.174	ERA: 0.00 WHIP: 0.000		

Batter	1	2	3	4	5	6	7	8	9	AB	R	H	RBI	BB	SO	LOB	BOTTOM			
Pete Rose, S (1, 5) OBP: 0.404, SLG: 0.431	BB 1B	4-3		G1-6-3					G3-6-1	5	1	2	2	0	0	4	San Francisco Giants @ Cincinnati Reds Riverfront Stadium, Cincinnati, OH Fri Sep 05 1975, 7:05 PM EDT Att: 24,022 - Unknown			
Cesar Geronimo, L (1, 8) OBP: 0.331, SLG: 0.371	BB 1B			3B 1B		K	F7			5	1	3	1	0	1	0				
Joe Morgan, L (1, 4) OBP: 0.466, SLG: 0.511	P4			1H 3B		F7	3-1			4	0	1	1	0	0	2				
Johnny Bench, R (1, 7) OBP: 0.362, SLG: 0.514	P2		F2		L1			1B 9-2 BB		3	0	0	0	1	0	3				
Dan Driessen, L (1, 3) OBP: 0.381, SLG: 0.410	BB			BB IBB		P4				2	0	1	0	2	0	0				
Mery Rettenmund, R (1, 9) OBP: 0.362, SLG: 0.335	P8			G4-6-3 BB		6-3		P4		3	0	0	0	1	0	5				
Dave Concepcion, R (1, 6) OBP: 0.307, SLG: 0.333			SH1-4 1B	G4-6-3		F8		9-2		4	0	1	0	0	0	5				
Bill Plummer, R (1, 2) Terry Crowley, L (9, PH) Ed Armbrister, R (9, FR) OBP: 0.255, SLG: 0.229		P4		F7			SH1-4 HR 1B	G3-6-1 S 1B BB		3	1	1	0	0	0	1				
Fred Norman, S (1, 1) Rawly Eastwick, R (8, 1) Ken Griffey, L (9, PH)		SH1-4		G1-6-3 1B			SH1-4	G3-6-1 BB		1	0	1	0	0	0	0				
										0	0	0	0	0	0	0				
										0	0	0	0	1	0	0				
<b>Inning Stats</b>	R: 0 E: 0 K: 0 S: 5	H: 2 LOB: 3 BB: 1 P: 9	R: 0 E: 0 K: 0 S: 4	H: 1 LOB: 1 BB: 0 P: 4	R: 1 E: 0 K: 0 S: 4	H: 2 LOB: 2 BB: 2 P: 12	R: 0 E: 0 K: 0 S: 3	H: 1 LOB: 0 BB: 0 P: 3	R: 0 E: 0 K: 0 S: 3	H: 0 LOB: 0 BB: 0 P: 3	R: 2 E: 0 K: 0 S: 5	H: 2 LOB: 0 BB: 0 P: 5	R: 0 E: 0 K: 0 S: 3	H: 1 LOB: 1 BB: 1 P: 7	R: 1 E: 0 K: 0 S: 2	H: 1 LOB: 1 BB: 2 P: 10	1B: 8 2B: 1 3B: 1 HR: 1	SF: 0 SAC: 2 DP: 4 HBP: 0	WP: 0 PB: 0 SB: 1 CS: 0	PA: 38
<b>PITCHER</b> Jim Barr, R (1, 1) ERA: 3.03 Dave Heaverlo, R (8, 1) ERA: 2.37	IP: 7.0 WLS: 30 BF: 8	IP: 1.2 WLS: 8 BF: 2	IP: 0.0 WLS: 0 BF: 0	IP: 0.0 WLS: 0 BF: 0	IP: 0.0 WLS: 0 BF: 0	IP: 0.0 WLS: 0 BF: 0	IP: 0.0 WLS: 0 BF: 0	IP: 0.0 WLS: 0 BF: 0	IP: 0.0 WLS: 0 BF: 0	IP: 0.0 WLS: 0 BF: 0	IP: 0.0 WLS: 0 BF: 0	IP: 0.0 WLS: 0 BF: 0	IP: 0.0 WLS: 0 BF: 0	IP: 0.0 WLS: 0 BF: 0	IP: 0.0 WLS: 0 BF: 0	IP: 0.0 WLS: 0 BF: 0	ERA: 3.86 WHIP: 1.429	ERA: 5.40 WHIP: 3.000		

Batter	1	2	3	4	5	6	7	8	9	AB	R	H	RBI	BB	SO	LOB	TOP					
Von Joshua, L (1, 8) OBP: 0.364, SLG: 0.442	1-3		K		4-3		1B		L9	5	0	1	0	0	1	4						
Derrel Thomas, S (1, 4) OBP: 0.349, SLG: 0.369	G4-6-3 1B		6-3			F8	1B			4	0	2	0	0	0	1						
Bobby Murcer, L (1, 9) OBP: 0.405, SLG: 0.454	G4-6-3 1-2			4-3		2B 1-6-3 1B	F3			4	1	1	0	0	0	4						
Gary Matthews, R (1, 7) OBP: 0.366, SLG: 0.406		G4-6-3 BB		F3		1-3 2B		4-3		3	0	1	0	1	0	0						
Willie Montanez, L (1, 3) OBP: 0.342, SLG: 0.400	G4-6-3 1-2		4-3		1-6-3		F7			4	0	0	1	0	0	2						
Dave Radler, L (1, 2) OBP: 0.384, SLG: 0.417		FC4-6 BB		F8	6-3		K			3	0	0	0	1	1							
Steve Ontiveros, S (1, 5) OBP: 0.394, SLG: 0.349		FC4-6		4-3		1-3				4	0	1	0	0	0	1						
Craig Robinson, R (0, PR) OBP: 0.109, SLG: 0.091		FC4-6 1-2					FC6-4 1B			0	0	0	0	0	0	0						
Johnnie LeMaster, R (1, 6) OBP: 0.283, SLG: 0.556			SH1-4 1B			HR		FC6-4 1-4-3		4	1	2	1	0	1	1						
Ed Halicki, R (1, 1) OBP: 0.164, SLG: 0.135			SH1-4					1-4-3		0	0	0	0	0	0	0						
Gar Thompson, L (5, PH) OBP: 0.298, SLG: 0.339										1	0	1	0	0	0	0						
Mike Caldwell, L (5, 1) OBP: 0.128, SLG: 0.179										0	0	0	0	0	0	0						
Glenn Adams, L (7, PH) OBP: 0.093, SLG: 0.096										1	0	1	0	0	0	0						
Jake Brown, R (7, PH) OBP: 0.093, SLG: 0.096										0	0	0	0	0	0	0						
Charlie Williams, R (7, 1) OBP: 0.176, SLG: 0.250										0	0	0	0	0	0	0						
Chris Speier, R (9, PH) OBP: 0.365, SLG: 0.421										1	0	0	0	0	0	1						
<b>Inning Stats</b>	R: 0 E: 0 K: 0 S: 3	H: 1 LOB: 0 BB: 0 P: 3	R: 0 E: 0 K: 0 S: 2	H: 0 LOB: 1 BB: 2 P: 10	R: 0 E: 0 K: 1 S: 6	H: 1 LOB: 1 BB: 0 P: 6	R: 0 E: 0 K: 0 S: 3	H: 0 LOB: 0 BB: 0 P: 3	R: 1 E: 0 K: 0 S: 5	H: 2 LOB: 1 BB: 0 P: 5	R: 1 E: 0 K: 0 S: 5	H: 2 LOB: 1 BB: 0 P: 5	R: 0 E: 0 K: 1 S: 8	H: 3 LOB: 3 BB: 0 P: 8	R: 0 E: 0 K: 1 S: 5	H: 0 LOB: 0 BB: 0 P: 5	R: 0 E: 0 K: 0 S: 4	H: 1 LOB: 2 BB: 0 P: 4	1B: 8 2B: 1 3B: 0 HR: 1	SF: 0 SAC: 1 DP: 2 HBP: 0	WP: 0 PB: 0 SB: 0 CS: 0	PA: 37
<b>PITCHER</b>	IP	WLS	BF	H	R	ER	SO	BB	IBB	HBP	BLK	WP	HR	S	P	ERA	WHIP					
Jack Billingham, R (1, 1) ERA: 3.93	6.2	W	28	8	2	2	2	2	0	0	0	0	1	30	38	2.70	1.500					
Willi McEnaney, L (7, 1) ERA: 1.79	2.1	S	9	2	0	0	1	0	0	0	0	0	0	11	11	0.00	0.857					

San Francisco Giants @ Cincinnati Reds  
Riverfront Stadium, Cincinnati, OH  
Sat Sep 06 1975, 7:05 PM EDT  
Att: 37,015 - Unknown

AB 34  
R 2  
H 10  
RBI 2  
BB 2  
SO 3  
LOB 15





Batter	1	2	3	4	5	6	7	8	9	AB	R	H	RBI	BB	SO	LOB	BOTTOM				
Pete Rose, S (1, 5) OBP: 0.403, SLG: 0.429	1B HBP	FC4-6 1B 1-2 2-3		1-3			F7			3	0	0	0	0	0	3					
Cesar Geronimo, L (1, 8) OBP: 0.334, SLG: 0.375	1-2 1B	1-3 3-H 1B			P6		1B			4	0	3	1	0	0	0					
Joe Morgan, L (1, 4) OBP: 0.464, SLG: 0.508	K		P6		4-0 G4-3 BB		F7			3	0	0	0	1	1	3					
Johnny Bench, R (1, 7) OBP: 0.361, SLG: 0.514	K		P6		G4-3					4	0	1	0	0	1	3					
Dan Driessen, L (1, 3) OBP: 0.373, SLG: 0.400	K		K			5-3		K		4	0	0	0	0	3	3					
Mery Rettenmund, R (1, 9) OBP: 0.370, SLG: 0.338		4-0 S BB		5-3						2	1	1	0	2	0	0					
Darrel Chaney, S (1, 6) OBP: 0.290, SLG: 0.317		K				F8		K		4	1	1	0	0	2	4					
Bill Plummer, R (1, 2) OBP: 0.309, SLG: 0.282		FC4-6 2H 1B		E7 FC3-6 1B		L4		F9		4	1	2	1	0	0	3					
Jack Billingham, R (1, 1) OBP: 0.206, SLG: 0.115		4-0 FC4-6 BB		FC3-6						1	0	0	0	1	0	1					
Willi McEnaney, L (7, 1) ERA: 3.98										1	0	0	0	0	1	0					
<b>Inning Stats</b>	R: 0 E: 0 K: 3 S: 10	H: 1 LOB: 2 BB: 0 P: 11	R: 2 E: 0 K: 1 S: 6	H: 2 LOB: 2 BB: 2 P: 14	R: 0 E: 0 K: 1 S: 5	H: 0 LOB: 0 BB: 0 P: 5	R: 1 E: 1 K: 0 S: 5	H: 2 LOB: 1 BB: 0 P: 5	R: 0 E: 0 K: 0 S: 2	H: 0 LOB: 0 BB: 1 P: 6	R: 0 E: 0 K: 0 S: 4	H: 1 LOB: 1 BB: 0 P: 4	R: 0 E: 0 K: 1 S: 6	H: 1 LOB: 1 BB: 0 P: 6	R: 0 E: 0 K: 2 S: 8	H: 1 LOB: 2 BB: 1 P: 12	1B: 6 2B: 2 3B: 0 HR: 0	SF: 0 SAC: 0 DP: 1 HBP: 1	WP: 0 PB: 0 SB: 1 CS: 0	PA: 35	
<b>PITCHER</b>	IP	WLS	BF	H	R	ER	SO	BB	IBB	HBP	BLK	WP	HR	S	P	ERA	WHIP				
Ed Halicki, R (1, 1) ERA: 3.43	4.0	L	19	5	3	2	5	2	0	1	0	0	0	6	10	0.00	1.000				
Mike Caldwell, L (5, 1) ERA: 5.2	2.0		7	1	0	0	0	1	0	0	0	0	0	6	10	0.00	1.000				
Charlie Williams, R (7, 1) ERA: 3.98	2.0		9	2	0	0	3	1	0	0	0	0	0	14	18	0.00	1.500				

San Francisco Giants @ Cincinnati Reds  
Riverfront Stadium, Cincinnati, OH  
Sat Sep 06 1975, 7:05 PM EDT  
Att: 37,015 - Unknown

AB 30  
R 3  
H 8  
RBI 2  
BB 4  
SO 8  
LOB 20



Batter	1	2	3	4	5	6	7	8	9	AB	R	H	RBI	BB	SO	LOB	TOP										
Von Joshua, L (1,8) OBP: 0.364, SLG: 0.448	0-0 CS 1B		0-0 1-H HR	0-3 K		0-0 8-6-5		0-0 F8		5	1	2	2	0	1	5	<b>San Francisco Giants @ Cincinnati Reds</b> Riverfront Stadium, Cincinnati, OH Sun Sep 07 1975, 3:33 AM EDT Att: 34,415 - Unknown  <b>AB 37</b> <b>R 4</b> <b>H 12</b> <b>RBI 4</b> <b>BB 4</b> <b>SO 2</b> <b>LOB 20</b>  										
Derrel Thomas, S (1,4) OBP: 0.348, SLG: 0.372	0-0 P3 1-2		0-0 1B 3B		0-0 5-3		0-0 6-3		0-0 1-3	5	1	1	0	0	0	1											
Bobby Murcer, L (1,9) OBP: 0.404, SLG: 0.452	0-0 F8		0-0 3-H 1B		0-0 F8		0-0 F7		0-3 K	5	0	1	1	0	1	0											
Gary Matthews, R (1,7) OBP: 0.373, SLG: 0.412		4-0 FC4 BB	4-0 1-2 BB		0-0 1B 2B		4-0 BB		0-0 1B	2	1	2	0	3	0	0											
Willie Montanez, L (1,3) OBP: 0.341, SLG: 0.398		0-0 F7	0-0 F7		0-0 FC6-4 1B		0-0 P5		0-0 4-3	5	0	1	1	0	0	5											
Johnnie LeMaster, R (1,6) OBP: 0.217, SLG: 0.455		0-0 F8	0-0 F8		0-0 FC6-4 1-2				0-0 6-3	4	0	0	0	0	0	4											
Bruce Miller, R (1,5) OBP: 0.274, SLG: 0.294		0-0 FC4 1-2		0-0 F9		0-0 8-6-5 1B		0-0 1B		4	0	2	0	0	0	1											
Marc Hill, R (1,2) OBP: 0.309, SLG: 0.324			0-0 6-3		0-0 FC1-6 1B		0-0 1-2 1B		0-0 P4	3	0	2	0	0	0	0											
Dave Rader, L (8, PH) OBP: 0.353, SLG: 0.415									0-0 1-2 1B	1	0	0	0	0	0	1											
Pete Falcone, L (1,1) ERA: 2.38			4-0 HR BB		0-0 FC1-6 1-2		0-0 B3		0-0 1-2 1B	0	0	0	0	0	0	0											
<b>Inning Stats</b>	R: 0 E: 0 K: 0 S: 3	H: 1 LOB: 0 BB: 0 P: 3	R: 0 E: 0 K: 0 S: 3	H: 0 LOB: 1 BB: 1 P: 7	R: 3 E: 0 K: 0 S: 6	H: 3 LOB: 2 BB: 2 P: 14	R: 0 E: 0 K: 1 S: 6	H: 1 LOB: 1 BB: 0 P: 6	R: 1 E: 0 K: 0 S: 5	H: 2 LOB: 1 BB: 0 P: 5	R: 0 E: 0 K: 0 S: 4	H: 2 LOB: 1 BB: 1 P: 4	R: 0 E: 0 K: 0 S: 3	H: 0 LOB: 1 BB: 1 P: 7	R: 0 E: 0 K: 0 S: 5	H: 2 LOB: 2 BB: 0 P: 5	R: 0 E: 0 K: 1 S: 6	H: 1 LOB: 1 BB: 0 P: 6	1B: 9 2B: 2 3B: 1 HR: 1	SF: 0 SAC: 0 DP: 1 HBP: 0	WP: 0 PA: 41 PB: 0 SB: 0 CS: 1						
<b>PITCHER</b>	IP	WLS	BF	H	R	ER	SO	BB	IBB	HBP	BLK	WP	HR	S	P	ERA	WHIP	<b>PITCHER</b>									
Don Gullett, L (1,1) ERA: 2.38	7.0	W	32	9	4	4	1	4	0	0	0	0	1	30	46	5.14	1.857										
Pedro Borbon, R (8,1) ERA: 3.04	1.0		5	2	0	0	0	0	0	0	0	0	0	5	5	0.00	2.000										
Clay Carroll, R (9,1) ERA: 2.71	1.0		4	1	0	0	1	0	0	0	0	0	0	6	6	0.00	1.000										

Batter	1	2	3	4	5	6	7	8	9	AB	R	H	RBI	BB	SO	LOB	BOTTOM										
Pete Rose, S (1,5) OBP: 0.405, SLG: 0.428	4-0 BB E	0-0 G6-4-3 1B		4-0 6-3 1B	0-0 3-1		0-0 F7			3	2	1	1	2	0	2	<b>San Francisco Giants @ Cincinnati Reds</b> Riverfront Stadium, Cincinnati, OH Sun Sep 07 1975, 3:33 AM EDT Att: 34,415 - Unknown  <b>AB 32</b> <b>R 8</b> <b>H 9</b> <b>RBI 7</b> <b>BB 9</b> <b>SO 3</b> <b>LOB 20</b>  										
Dave Concepcion, R (1,6) OBP: 0.308, SLG: 0.331	4-0 E BB	0-0 G6-4-3 1-2		0-0 6-3 1-2		0-0 L6	4-0 1B BB			3	1	0	0	2	0	3											
George Foster, R (1,8) OBP: 0.370, SLG: 0.546	0-0 E4 SF8 2B		0-0 6-3 BB 1B	0-0 4-3 1B		0-0 2-3	0-0 1-2 2-H 1B			5	2	4	4	0	0	0											
Tony Perez, R (1,3) OBP: 0.353, SLG: 0.471	0-0 SF8		0-0 F9	0-0 4-3		0-0 WP 2B	0-3 K			4	1	1	1	0	1	4											
Johnny Bench, R (1,7) OBP: 0.362, SLG: 0.512	0-0 4-3		0-0 FC BB 6-3	4-0 IBB		4-0 WP IBB			0-0 5-3	2	0	0	0	2	0	1											
Cesar Geronimo, L (8,8) OBP: 0.333, SLG: 0.374			0-0 FC BB 6-3			0-0 WP IBB			0-0 1-3	1	0	0	0	0	0	0											
Mery Rettenmund, R (1,9) OBP: 0.385, SLG: 0.329	0-0 F7		0-0 6-3	0-3 K		4-0 1-2 2-3 IBB			0-0 1-3	4	0	0	0	1	1	4											
Bill Plummer, R (1,2) OBP: 0.306, SLG: 0.273		0-0 F8	4-0 BB IBB		0-0 F5	0-0 L6		0-0 F9		4	0	0	0	1	0	2											
Doug Flynn, R (1,4) OBP: 0.308, SLG: 0.327		0-0 SH 1B	4-0 FC6-4 BB		0-0 F3					1	1	1	0	0	0	0											
Joe Morgan, L (3, PH) OBP: 0.465, SLG: 0.510		0-0 SH 1B	0-0 FC6-4 BB	1-2 2-3 3-H						2	0	1	1	1	1	0											
Don Gullett, R (1,1) ERA: 2.38		0-0 SH 1B	0-0 FC6-4		0-0 F3				0-0 1B 1B	2	0	0	0	0	0	4											
<b>Inning Stats</b>	R: 3 E: 1 K: 0 S: 4	H: 1 LOB: 0 BB: 2 P: 12	R: 1 E: 1 K: 0 S: 5	H: 2 LOB: 1 BB: 0 P: 5	R: 1 E: 0 K: 0 S: 5	H: 1 LOB: 3 BB: 2 P: 13	R: 1 E: 0 K: 0 S: 4	H: 1 LOB: 2 BB: 2 P: 14	R: 0 E: 0 K: 0 S: 4	H: 1 LOB: 1 BB: 0 P: 4	R: 1 E: 0 K: 2 S: 9	H: 2 LOB: 2 BB: 1 P: 13	R: 0 E: 0 K: 0 S: 3	H: 0 LOB: 0 BB: 0 P: 3	R: 0 E: 0 K: 0 S: 3	H: 0 LOB: 0 BB: 0 P: 3	1B: 6 2B: 3 3B: 0 HR: 0	SF: 1 SAC: 1 DP: 1 HBP: 0	WP: 2 PA: 43 PB: 0 SB: 0 CS: 0								
<b>PITCHER</b>	IP	WLS	BF	H	R	ER	SO	BB	IBB	HBP	BLK	WP	HR	S	P	ERA	WHIP	<b>PITCHER</b>									
Pete Falcone, L (1,1) ERA: 3.98	2.0	L	11	3	4	3	0	2	0	0	0	0	0	15	31	6.00	1.667										
Greg Minton, R (3,1) ERA: 6.0	3.0		17	3	2	2	1	2	2	0	0	0	0	10	22	10.80	2.400										
Charlie Williams, R (6,1) ERA: 3.23	1.2		11	3	2	2	1	1	2	0	0	2	0	3	3	0.00	0.000										
Dave Heaverlo, R (7,1) ERA: 2.35	0.1		1	0	0	0	1	0	0	0	0	0	0	3	3	0.00	0.000										
Rob Dressler, R (8,1) ERA:	1.0		3	0	0	0	0	0	0	0	0	0	0	3	3	0.00	0.000										

Batter	1	2	3	4	5	6	7	8	9	AB	R	H	RBI	BB	SO	LOB	TOP
Von Joshua, L (1.8) OBP: 0.363, SLG: 0.446	0-0 4-3		0-0 7-3-4 1B			0-0 4-3		0-0 L6	0-0 4 0 1 0 0 0 0								<b>San Francisco Giants @ Los Angeles Dodgers</b> <b>Dodger Stadium, Los Angeles, CA</b> Mon Sep 08 1975, 7:05 PM PDT Att: 17,239 - Unknown
Derrel Thomas, S (1.4) OBP: 0.345, SLG: 0.369	0-0 F8		0-0 7-3-4 1-2			0-0 5-3		0-0 4-3	0-0 4 0 0 0 0 0 1								
Bobby Murcer, L (1.9) OBP: 0.401, SLG: 0.448	0-0 F7			0-0 G3			0-0 4-3	0-0 P6	0-0 4 0 0 0 0 0 0								
Gary Matthews, R (1.7) OBP: 0.371, SLG: 0.408		0-0 F8		0-3 K			0-0 F8		0-0 3 0 0 0 0 1 0								
Willie Montanez, L (1.3) OBP: 0.341, SLG: 0.398		0-0 6-3		0-0 4-3			0-0 1B		0-0 3 0 1 0 0 0 0								
Dave Rader, L (1.2) OBP: 0.383, SLG: 0.414		0-0 E7 1B			0-0 L7		0-0 F7		0-0 3 0 1 0 0 0 1								
Steve Ontiveros, S (1.5) OBP: 0.393, SLG: 0.347		4-0 FC6-4 BB			0-0 G3			0-0 F8	0-0 2 0 0 0 1 0 0								
Johnnie LeMaster, R (1.6) OBP: 0.200, SLG: 0.417 Gary Thomasson, L (8. PH) OBP: 0.301, SLG: 0.330 Craig Robinson, R (8.6) OBP: 0.109, SLG: 0.091		0-0 FC6-4 1-2			0-0 F9			0-0 F9	0-0 2 0 0 0 0 0 2 1 0 0 0 0 0 0 0 0 0 0 0 0 0								
John Montefusco, R (1.1) OBP: 0.123, SLG: 0.145 Glenn Adams, L (8. PH) OBP: 0.389, SLG: 0.500 Randy Moffitt, R (8.1) OBP: 0.231, SLG: 0.385 Dave Heaverlo, R (8.1) OBP: 0.109, SLG: 0.091			0-0 F8			0-3 K		0-3 K	0-3 2 0 0 0 0 1 0 1 0 0 0 0 1 0 0 0 0 0 0 0 0 0 0 0 0 0 0 0								
<b>Inning Stats</b>	R: 0 E: 0 K: 0 S: 3	H: 0 LOB: 0 BB: 0 P: 3	R: 0 E: 1 K: 0 S: 4	H: 1 LOB: 2 BB: 1 P: 8	R: 0 E: 0 K: 0 S: 3	H: 1 LOB: 0 BB: 0 P: 3	R: 0 E: 0 K: 1 S: 5	H: 0 LOB: 0 BB: 0 P: 5	R: 0 E: 0 K: 0 S: 4	H: 1 LOB: 1 BB: 0 P: 4	R: 0 E: 0 K: 1 S: 5	H: 0 LOB: 0 BB: 0 P: 5	R: 0 E: 0 K: 0 S: 3	H: 0 LOB: 0 BB: 0 P: 3	1B: 3 2B: 1 3B: 0 HR: 0	SF: 0 SAC: 0 DP: 1 HBP: 0	
<b>PITCHER</b> Andy Messersmith, R (1.1) ERA: 2.4	IP: 9.0 WLS: W BF: 30 H: 3 R: 0 ER: 0 SO: 3 BB: 1 IBB: 0 HBP: 0 BLK: 0 WP: 0 HR: 0 S: 35 P: 39 ERA: 0.00 WHIP: 0.444																

Batter	1	2	3	4	5	6	7	8	9	AB	R	H	RBI	BB	SO	LOB	BOTTOM
Davey Lopes, R (1.4) OBP: 0.352, SLG: 0.355	0-0 P4		0-0 5-3		0-0 E5 2H		0-0 CS 1B		0-0 4 0 1 0 0 0 1								<b>San Francisco Giants @ Los Angeles Dodgers</b> <b>Dodger Stadium, Los Angeles, CA</b> Mon Sep 08 1975, 7:05 PM PDT Att: 17,239 - Unknown
Lee Lacy, R (1.7) OBP: 0.359, SLG: 0.474	0-0 1B		0-0 6-3			0-0 1B	0-0 CS 1-2	0-0 F9	0-0 4 0 2 0 0 0 0								
Henry Cruz, L (1.8) OBP: 0.297, SLG: 0.314	0-0 F2			0-0 4-3		0-0 2B		4-0 PB 1B BB	0-0 3 2 1 0 1 0 1								
Steve Garvey, R (1.3) OBP: 0.346, SLG: 0.462	0-0 1B		0-0 6-3		0-0 2B	0-0 2B		0-0 PB 1B	0-0 4 1 3 1 0 0 0								
Willie Crawford, L (1.9) OBP: 0.343, SLG: 0.386	0-0 F7			0-0 S 1B		4-0 IBB		0-3 K	0-3 3 0 1 0 1 1 4								
Ken McMullen, R (1.5) OBP: 0.311, SLG: 0.425		0-0 6-3		0-3 K		0-0 P4		4-0 1B BB	0-0 3 1 0 0 1 1 3								
Steve Yeager, R (1.2) OBP: 0.313, SLG: 0.368		0-3 K			4-0 FC2-6 BB	0-0 F7		0-0 1B 1-2 2-H 3-H	0-0 3 0 1 2 1 1 2								
Bill Russell, R (1.6) OBP: 0.288, SLG: 0.270		0-0 F9		0-0 FC2-6 E5		0-3 K		0-0 1B	0-0 4 0 1 1 0 1 1								
Andy Messersmith, R (1.1) OBP: 0.210, SLG: 0.198			0-0 F9		0-3 K		0-0 1-3	0-3 K	0-3 4 0 0 0 0 2 3								
<b>Inning Stats</b>	R: 0 E: 0 K: 0 S: 5	H: 2 LOB: 2 BB: 0 P: 5	R: 0 E: 0 K: 1 S: 5	H: 0 LOB: 0 BB: 0 P: 5	R: 0 E: 0 K: 1 S: 6	H: 1 LOB: 1 BB: 0 P: 6	R: 0 E: 0 K: 0 S: 5	H: 3 LOB: 2 BB: 1 P: 9	R: 0 E: 0 K: 2 S: 10	H: 3 LOB: 2 BB: 2 P: 18	1B: 8 2B: 2 3B: 0 HR: 0	SF: 0 SAC: 0 DP: 0 HBP: 0	WP: 0 PA: 37 PB: 1 SB: 2 CS: 1				
<b>PITCHER</b> John Montefusco, R (1.1) ERA: 2.91 Randy Moffitt, R (8.1) ERA: 4.1 Dave Heaverlo, R (8.1) ERA: 2.34	IP: 7.0 WLS: L BF: 28 H: 7 R: 1 ER: 1 SO: 4 BB: 1 IBB: 1 HBP: 0 BLK: 0 WP: 0 HR: 0 S: 34 P: 42 ERA: 1.29 WHIP: 1.143																







Batter	1	2	3	4	5	6	7	8	9	10	11	12	AB	R	H	RBI	BB	SO	LOB					
Wilbur Howard, S OBP: 0.350, SLG: 0.401 (1.9) (9.7)													7	1	3	0	0	2	2					
Rob Andrews, R OBP: 0.287, SLG: 0.259 (1.6) (12.4)														7	0	1	1	0	0	4				
Cesar Cedeno, R OBP: 0.375, SLG: 0.435 (1.8) BB														4	1	1	0	3	0	3				
Cliff Johnson, R OBP: 0.384, SLG: 0.492 Art Gardner, L OBP: 0.077, SLG: 0.077 (1.7) (9.9)													3	0	1	0	2	0	4					
Bob Watson, R OBP: 0.372, SLG: 0.499 (1.3) BB														4	1	2	0	2	1	4				
Enos Cabell, R OBP: 0.387, SLG: 0.373 (1.5)														6	0	2	2	0	1	6				
Larry Milbourne, S Greg Gress, L Jim York, R Joe Cruz, L Tommy Soto, S Joe Niekro, R Roger Metzger, S (1.4) (7.9) (8.9) (9.9) (9.1) (12.9) (12.6)														1	0	0	1	1	0	2				
Skip Jutze, R OBP: 0.235, SLG: 0.241 (1.2)														4	0	0	0	1	0	3				
Jose Sosa, R Ken Boswell, L Jim Crawford, L OBP: 0.375, SLG: 0.875 OBP: 0.350, SLG: 0.315 OBP: 0.368, SLG: 0.353 (1.1) (7.4) (12.1)														3	0	1	0	0	0	3				
<b>Inning Stats</b>	R: 2 E: 1 K: 1 S: 7	H: 2 LOB: 3 BB: 3 P: 19	R: 0 E: 1 K: 1 S: 6	H: 0 LOB: 1 BB: 0 P: 6	R: 0 E: 0 K: 1 S: 4	H: 1 LOB: 3 BB: 2 P: 12	R: 0 E: 0 K: 0 S: 3	H: 0 LOB: 1 BB: 1 P: 7	R: 1 E: 0 K: 0 S: 4	H: 1 LOB: 0 BB: 1 P: 4	R: 0 E: 0 K: 1 S: 5	H: 1 LOB: 0 BB: 0 P: 5	R: 0 E: 0 K: 0 S: 4	H: 1 LOB: 2 BB: 1 P: 8	R: 0 E: 0 K: 0 S: 3	H: 1 LOB: 2 BB: 1 P: 8	R: 0 E: 0 K: 0 S: 4	H: 1 LOB: 2 BB: 1 P: 8	R: 1 E: 0 K: 1 S: 7	H: 2 LOB: 2 BB: 1 P: 11	1B: 11 2B: 1 3B: 0 HR: 0	SF: 1 SAC: 1 DP: 2 HBP: 0	WP: 0 PB: 0 SB: 3 CS: 0	PA: 57
<b>PITCHER</b>	IP WLS BF H R ER SO BB IBB HBP BLK WP HR S P ERA WHIP	IP WLS BF H R ER SO BB IBB HBP BLK WP HR S P ERA WHIP	IP WLS BF H R ER SO BB IBB HBP BLK WP HR S P ERA WHIP	IP WLS BF H R ER SO BB IBB HBP BLK WP HR S P ERA WHIP	IP WLS BF H R ER SO BB IBB HBP BLK WP HR S P ERA WHIP	IP WLS BF H R ER SO BB IBB HBP BLK WP HR S P ERA WHIP	IP WLS BF H R ER SO BB IBB HBP BLK WP HR S P ERA WHIP	IP WLS BF H R ER SO BB IBB HBP BLK WP HR S P ERA WHIP	IP WLS BF H R ER SO BB IBB HBP BLK WP HR S P ERA WHIP	IP WLS BF H R ER SO BB IBB HBP BLK WP HR S P ERA WHIP	IP WLS BF H R ER SO BB IBB HBP BLK WP HR S P ERA WHIP	IP WLS BF H R ER SO BB IBB HBP BLK WP HR S P ERA WHIP	IP WLS BF H R ER SO BB IBB HBP BLK WP HR S P ERA WHIP	IP WLS BF H R ER SO BB IBB HBP BLK WP HR S P ERA WHIP	IP WLS BF H R ER SO BB IBB HBP BLK WP HR S P ERA WHIP	IP WLS BF H R ER SO BB IBB HBP BLK WP HR S P ERA WHIP	IP WLS BF H R ER SO BB IBB HBP BLK WP HR S P ERA WHIP	IP WLS BF H R ER SO BB IBB HBP BLK WP HR S P ERA WHIP	IP WLS BF H R ER SO BB IBB HBP BLK WP HR S P ERA WHIP	IP WLS BF H R ER SO BB IBB HBP BLK WP HR S P ERA WHIP	IP WLS BF H R ER SO BB IBB HBP BLK WP HR S P ERA WHIP	IP WLS BF H R ER SO BB IBB HBP BLK WP HR S P ERA WHIP	IP WLS BF H R ER SO BB IBB HBP BLK WP HR S P ERA WHIP	IP WLS BF H R ER SO BB IBB HBP BLK WP HR S P ERA WHIP

**TOP**

Houston Astros @ San Francisco Giants  
Candlestick Park, San Francisco, CA

Thu Sep 11 1975, 10:05 PM EDT  
Att. 1,149 - Unknown

AB 45  
R 4  
H 12  
RBI 4  
BB 10  
SO 4  
LOB 35

Batter	1	2	3	4	5	6	7	8	9	10	11	12	AB	R	H	RBI	BB	SO	LOB						
Von Joshua, L OBP: 0.365, SLG: 0.446 (1.8) BB													5	0	0	0	1	2	3						
Derrel Thomas, S OBP: 0.344, SLG: 0.369 (1.4)													5	0	0	0	0	0	3						
Bobby Murcer, L OBP: 0.394, SLG: 0.440 (1.9)													5	0	0	0	0	0	3						
Gary Matthews, R OBP: 0.369, SLG: 0.414 (1.7)													5	1	1	0	0	0	2						
Willie Montanez, L OBP: 0.338, SLG: 0.397 (1.3)													5	0	1	1	0	1	1						
Dave Rader, L OBP: 0.380, SLG: 0.410 (1.2)													5	1	1	0	0	1	1						
Steve Ontveros, S OBP: 0.393, SLG: 0.346 (1.5)													4	1	1	0	1	1	0						
Johnnie LeMaster, R OBP: 0.211, SLG: 0.361 (1.6)													5	0	2	2	0	2	2						
Pete Falcone, L Dave Heaverlo, R Gary Lavelle, L Glenn Beckert, L Randy Moffitt, R Chris Spier, R (1.1) (8.1) (8.1) (9.9) (10.1) (12.9)													1	0	0	0	0	0	0						
<b>Inning Stats</b>	R: 0 E: 0 K: 0 S: 3	H: 0 LOB: 1 BB: 1 P: 7	R: 0 E: 0 K: 0 S: 3	H: 0 LOB: 0 BB: 0 P: 3	R: 0 E: 0 K: 1 S: 6	H: 0 LOB: 0 BB: 0 P: 5	R: 0 E: 1 K: 1 S: 9	H: 0 LOB: 1 BB: 0 P: 6	R: 2 E: 0 K: 1 S: 8	H: 3 LOB: 1 BB: 0 P: 8	R: 1 E: 0 K: 0 S: 9	H: 2 LOB: 2 BB: 1 P: 13	R: 0 E: 0 K: 0 S: 3	H: 1 LOB: 1 BB: 0 P: 3	R: 0 E: 0 K: 0 S: 3	H: 0 LOB: 0 BB: 0 P: 3	R: 0 E: 0 K: 0 S: 3	H: 0 LOB: 0 BB: 0 P: 3	R: 0 E: 0 K: 2 S: 8	H: 1 LOB: 1 BB: 0 P: 8	1B: 4 2B: 3 3B: 0 HR: 0	SF: 0 SAC: 1 DP: 0 HBP: 0	WP: 0 PB: 0 SB: 0 CS: 0	PA: 46	
<b>PITCHER</b>	IP WLS BF H R ER SO BB IBB HBP BLK WP HR S P ERA WHIP	IP WLS BF H R ER SO BB IBB HBP BLK WP HR S P ERA WHIP	IP WLS BF H R ER SO BB IBB HBP BLK WP HR S P ERA WHIP	IP WLS BF H R ER SO BB IBB HBP BLK WP HR S P ERA WHIP	IP WLS BF H R ER SO BB IBB HBP BLK WP HR S P ERA WHIP	IP WLS BF H R ER SO BB IBB HBP BLK WP HR S P ERA WHIP	IP WLS BF H R ER SO BB IBB HBP BLK WP HR S P ERA WHIP	IP WLS BF H R ER SO BB IBB HBP BLK WP HR S P ERA WHIP	IP WLS BF H R ER SO BB IBB HBP BLK WP HR S P ERA WHIP	IP WLS BF H R ER SO BB IBB HBP BLK WP HR S P ERA WHIP	IP WLS BF H R ER SO BB IBB HBP BLK WP HR S P ERA WHIP	IP WLS BF H R ER SO BB IBB HBP BLK WP HR S P ERA WHIP	IP WLS BF H R ER SO BB IBB HBP BLK WP HR S P ERA WHIP	IP WLS BF H R ER SO BB IBB HBP BLK WP HR S P ERA WHIP	IP WLS BF H R ER SO BB IBB HBP BLK WP HR S P ERA WHIP	IP WLS BF H R ER SO BB IBB HBP BLK WP HR S P ERA WHIP	IP WLS BF H R ER SO BB IBB HBP BLK WP HR S P ERA WHIP	IP WLS BF H R ER SO BB IBB HBP BLK WP HR S P ERA WHIP	IP WLS BF H R ER SO BB IBB HBP BLK WP HR S P ERA WHIP	IP WLS BF H R ER SO BB IBB HBP BLK WP HR S P ERA WHIP	IP WLS BF H R ER SO BB IBB HBP BLK WP HR S P ERA WHIP	IP WLS BF H R ER SO BB IBB HBP BLK WP HR S P ERA WHIP	IP WLS BF H R ER SO BB IBB HBP BLK WP HR S P ERA WHIP	IP WLS BF H R ER SO BB IBB HBP BLK WP HR S P ERA WHIP	IP WLS BF H R ER SO BB IBB HBP BLK WP HR S P ERA WHIP

**BOTTOM**

Houston Astros @ San Francisco Giants  
Candlestick Park, San Francisco, CA

Thu Sep 11 1975, 10:05 PM EDT  
Att. 1,149 - Unknown

AB 43  
R 3  
H 7  
RBI 3  
BB 2  
SO 7  
LOB 16

Batter	1	2	3	4	5	6	7	8	9	AB	R	H	RBI	BB	SO	LOB	TOP			
<b>Pete Rose, S</b> (1, 5) OBP: 0.495, SLG: 0.433										4	1	3	1	0	0	1	<b>Cincinnati Reds @ San Francisco Giants</b> Candlestick Park, San Francisco, CA Fri Sep 12 1975, 10:05 PM EDT Att: 5,614 - Unknown			
<b>Dave Concepcion, R</b> (7, 5) OBP: 0.309, SLG: 0.331										1	1	1	0	0	0	0				
<b>Ken Griffey, L</b> (1, 9) OBP: 0.391, SLG: 0.403										5	0	0	0	0	2	5				
<b>Dan Driessen, L</b> (1, 3) OBP: 0.375, SLG: 0.407										5	0	2	1	0	1	2				
<b>Johnny Bench, R</b> (1, 2) OBP: 0.361, SLG: 0.518										4	1	1	0	0	1	3				
<b>Bill Plummer, R</b> (8, 2) OBP: 0.297, SLG: 0.264										1	0	0	0	0	0	1				
<b>George Foster, R</b> (1, 7) OBP: 0.367, SLG: 0.540										3	1	1	1	2	1	0				
<b>Cesar Geronimo, L</b> (1, 8) OBP: 0.325, SLG: 0.361										4	1	0	0	0	1	4				
<b>Darrel Chaney, S</b> (1, 4) OBP: 0.283, SLG: 0.308										4	0	0	0	0	4	5				
<b>Doug Flynn, R</b> (1, 6) OBP: 0.320, SLG: 0.336										2	1	1	2	2	1	0				
<b>Fred Norman, S</b> (1, 1) OBP: 0.143, SLG: 0.111										2	0	0	0	0	0	1				
<b>Will McEnaney, L</b> (8, 1)										0	0	0	0	0	0	0				
<b>Rawly Eastwick, R</b> (9, 1) OBP: 0.067, SLG: 0.067										0	0	0	0	0	0	0				
<b>Inning Stats</b>	R: 1 E: 1 K: 1 S: 8	H: 2 LOB: 3 BB: 1 P: 12	R: 1 E: 0 K: 2 S: 8	H: 1 LOB: 1 BB: 1 P: 12	R: 0 E: 0 K: 2 S: 7	H: 0 LOB: 0 BB: 0 P: 7	R: 0 E: 0 K: 2 S: 7	H: 0 LOB: 0 BB: 0 P: 7	R: 0 E: 0 K: 1 S: 5	H: 0 LOB: 1 BB: 0 P: 5	R: 0 E: 0 K: 0 S: 3	H: 0 LOB: 1 BB: 1 P: 7	R: 3 E: 0 K: 2 S: 10	H: 3 LOB: 1 BB: 0 P: 11	R: 1 E: 0 K: 0 S: 5	H: 2 LOB: 2 BB: 1 P: 9	1B: 4 2B: 4 3B: 1 HR: 0	SF: 0 SAC: 2 DP: 0 HBP: 1	WP: 0 PB: 0 SB: 4 CS: 0	PA: 42
<b>PITCHER</b>	IP	WLS	BF	H	R	ER	SO	BB	IBB	HBP	BLK	WP	HR	S	P	ERA	WHIP			
<b>John Montefusco, R</b> (1, 1) ERA: 2.97	8.0	L	36	7	5	4	12	3	0	1	0	0	0	56	69	4.50	1.250			
<b>Gary Lavelle, L</b> (9, 1) ERA: 2.97	1.0		6	2	1	1	0	0	1	0	0	0	0	5	9	9.00	2.000			

Batter	1	2	3	4	5	6	7	8	9	AB	R	H	RBI	BB	SO	LOB	BOTTOM			
<b>Gary Thomasson, L</b> (1, 8) OBP: 0.299, SLG: 0.328										3	0	1	0	1	0	2	<b>Cincinnati Reds @ San Francisco Giants</b> Candlestick Park, San Francisco, CA Fri Sep 12 1975, 10:05 PM EDT Att: 5,614 - Unknown			
<b>Derrel Thomas, S</b> (1, 4) OBP: 0.343, SLG: 0.374										4	1	1	1	0	0	4				
<b>Bobby Murcer, L</b> (1, 9) OBP: 0.393, SLG: 0.439										4	0	1	1	0	0	1				
<b>Gary Matthews, R</b> (1, 7) OBP: 0.368, SLG: 0.412										4	0	1	1	0	0	1				
<b>Willie Montanez, L</b> (1, 3) OBP: 0.339, SLG: 0.398										4	0	2	0	0	0	2				
<b>Bruce Miller, R</b> (1, 5) OBP: 0.274, SLG: 0.293										3	0	0	0	0	0	2				
<b>Steve Ontiveros, S</b> (9, PH) OBP: 0.392, SLG: 0.344										1	0	0	0	0	0	0				
<b>Johnnie LetMaster, R</b> (1, 6) OBP: 0.220, SLG: 0.359										3	0	1	0	0	0	1				
<b>Von Joshua, L</b> (9, PH) OBP: 0.364, SLG: 0.445										1	0	0	0	0	0	0				
<b>Mike Sadek, R</b> (1, 2) OBP: 0.337, SLG: 0.325										2	0	0	0	0	1	2				
<b>Jack Clark, R</b> (8, PH)										0	1	0	0	1	0	0				
<b>Dave Rader, L</b> (9, 2) OBP: 0.378, SLG: 0.409										1	0	0	0	0	0	0				
<b>John Montefusco, R</b> (1, 1) OBP: 0.120, SLG: 0.141										2	0	0	0	0	2	0				
<b>Gary Alexander, R</b> (8, PH)										0	1	0	0	1	0	0				
<b>Gary Lavelle, S</b> (9, 1) OBP: 0.111, SLG: 0.111										0	0	0	0	0	0	0				
<b>Inning Stats</b>	R: 0 E: 0 K: 0 S: 4	H: 1 LOB: 1 BB: 0 P: 4	R: 0 E: 0 K: 0 S: 4	H: 2 LOB: 1 BB: 0 P: 4	R: 1 E: 0 K: 1 S: 6	H: 1 LOB: 0 BB: 0 P: 6	R: 0 E: 0 K: 0 S: 3	H: 0 LOB: 0 BB: 0 P: 3	R: 0 E: 0 K: 0 S: 2	H: 0 LOB: 0 BB: 1 P: 6	R: 0 E: 0 K: 0 S: 4	H: 1 LOB: 1 BB: 0 P: 4	R: 2 E: 0 K: 0 S: 5	H: 2 LOB: 2 BB: 2 P: 13	R: 0 E: 0 K: 0 S: 3	H: 0 LOB: 0 BB: 0 P: 3	1B: 5 2B: 2 3B: 0 HR: 1	SF: 0 SAC: 0 DP: 2 HBP: 0	WP: 0 PB: 0 SB: 0 CS: 0	PA: 35
<b>PITCHER</b>	IP	WLS	BF	H	R	ER	SO	BB	IBB	HBP	BLK	WP	HR	S	P	ERA	WHIP			
<b>Fred Norman, L</b> (1, 1) ERA: 3.71	7.0	W	27	5	3	3	3	3	0	0	0	0	0	30	42	3.86	1.143			
<b>Will McEnaney, L</b> (8, 1) ERA: 1.72	1.0		5	2	0	0	0	0	0	0	0	0	0	5	5	0.00	2.000			
<b>Rawly Eastwick, R</b> (9, 1) ERA: 2.72	1.0	S	3	0	0	0	0	0	0	0	0	0	0	3	3	0.00	0.000			




Batter	1	2	3	4	5	6	7	8	9	AB	R	H	RBI	BB	SO	LOB	TOP			
<b>Pete Rose, S</b> (1,5) OBP: 0.404, SLG: 0.431 <b>Doug Flynn, R</b> (8,5) OBP: 0.320, SLG: 0.336	L6		FC4-6 3B		G5-4-3 BB			3-1		3	1	0	0	1	0	1	<b>Cincinnati Reds @ San Francisco Giants</b> Candlestick Park, San Francisco, CA Sat Sep 13 1975, 6:33 AM EDT Att: 5,453 - Unknown <a href="http://livebaseballscorecards.com">livebaseballscorecards.com</a>			
<b>Dave Concepcion, R</b> (1,6) OBP: 0.313, SLG: 0.339	E1 1B		1B 3B		G5-4-3 1-2			1B 4-3		4	1	3	1	0	0	1				
<b>Ken Griffey, L</b> (1,9) OBP: 0.392, SLG: 0.403	BB 2-3		1B		F8			4-3 1-2		3	0	1	1	1	0	1				
<b>Joe Morgan, L</b> (1,4) OBP: 0.458, SLG: 0.496 <b>Darrel Chaney, S</b> (8,4) OBP: 0.350, SLG: 0.308	F8		F9 1-2		F2			3-1		4	0	0	0	0	0	3				
<b>Dan Driessen, L</b> (1,3) OBP: 0.377, SLG: 0.406				L1 1B				L7		3	0	1	0	1	0	0				
<b>George Foster, R</b> (1,7) OBP: 0.394, SLG: 0.535	F3			6-3				5-3		4	0	0	0	0	0	2				
<b>Cesar Geronimo, L</b> (1,8) OBP: 0.324, SLG: 0.362	F7			2B				6-3		4	0	1	0	0	0	1				
<b>Bill Plummer, R</b> (1,2) OBP: 0.298, SLG: 0.260	K			FC6-4 IBB				4-3		2	0	0	0	1	1					
<b>Don Gullett, R</b> (1,1) OBP: 0.246, SLG: 0.276 <b>Clay Kirby, R</b> (5,1) OBP: 0.276, SLG: 0.259 <b>Pedro Borbon, R</b> (5,1) OBP: 0.261, SLG: 0.304 <b>Terry Crowley, L</b> (7, PH) OBP: 0.350, SLG: 0.370 <b>Tom Carroll, L</b> (7,1)				FC6-4 1B				F9		2	0	1	0	0	0	2				
<b>Inning Stats</b>	R: 0 E: 1 K: 0 S: 3	H: 1 LOB: 1 BB: 1 P: 7	R: 0 E: 0 K: 1 S: 6	H: 1 LOB: 1 BB: 0 P: 6	R: 2 E: 0 K: 0 S: 5	H: 3 LOB: 0 BB: 0 P: 5	R: 0 E: 0 K: 0 S: 4	H: 1 LOB: 2 BB: 1 P: 8	R: 0 E: 0 K: 0 S: 2	H: 0 LOB: 0 BB: 1 P: 6	R: 0 E: 0 K: 0 S: 3	H: 0 LOB: 0 BB: 0 P: 3	R: 0 E: 0 K: 0 S: 4	H: 1 LOB: 1 BB: 0 P: 4	R: 0 E: 0 K: 0 S: 3	H: 0 LOB: 0 BB: 0 P: 3		1B: 5 2B: 1 3B: 1 HR: 0	SF: 0 SAC: 0 DP: 2 HBP: 0	WP: 0 PB: 0 SB: 0 CS: 2
<b>PITCHER</b> <b>Jim Barr, R</b> (1,1) ERA: 3.09	IP: 9.0 WLS: W BF: 34 H: 7 R: 2 ER: 2 SO: 1 BB: 3 IBB: 1 HBP: 0 BLK: 0 WP: 0 HR: 0 S: 32 P: 48 ERA: 2.00 WHIP: 1.111															<b>PITCHER</b>				

Batter	1	2	3	4	5	6	7	8	9	AB	R	H	RBI	BB	SO	LOB	BOTTOM			
<b>Gary Thomasson, L</b> (1,8) OBP: 0.303, SLG: 0.346	F8		BB 1B SF7 1B		HR			K		5	2	3	2	0	1	1	<b>Cincinnati Reds @ San Francisco Giants</b> Candlestick Park, San Francisco, CA Sat Sep 13 1975, 6:33 AM EDT Att: 5,453 - Unknown <a href="http://livebaseballscorecards.com">livebaseballscorecards.com</a>			
<b>Derrel Thomas, S</b> (1,4) OBP: 0.345, SLG: 0.376	S 1B		L8		1B			1B 2-3		5	2	3	0	0	0	3				
<b>Bobby Murcer, L</b> (1,9) OBP: 0.393, SLG: 0.438	F9 1-2		SF7 BB 1B		1B			F9		5	1	2	0	0	0	5				
<b>Gary Matthews, R</b> (1,7) OBP: 0.370, SLG: 0.410	1B BB		1-2 2-3 BB		BB 2B HBP			F8		2	1	0	0	2	0	0				
<b>Willie Montanez, L</b> (1,3) OBP: 0.341, SLG: 0.399	FC4-6 1B		SF7		2B BB			G3		2	1	1	3	2	0	0				
<b>Bruce Miller, R</b> (1,5) OBP: 0.276, SLG: 0.290	FC4-6 1-2		F8		2B BB			BB BB		3	0	0	1	2	0	5				
<b>Johnnie LeMaster, R</b> (1,6) OBP: 0.239, SLG: 0.372		K		K		3B 2B		BB		4	1	1	2	1	2	1				
<b>Mike Sadek, R</b> (1,2) OBP: 0.330, SLG: 0.341	4-3		L8		2B 3B			F7 F8		5	1	1	1	0	0	2				
<b>Jim Barr, R</b> (1,1) OBP: 0.129, SLG: 0.118	F8		F3		E1 2B			1B WP 1B		4	0	1	0	0	0	1				
<b>Inning Stats</b>	R: 1 E: 0 K: 0 S: 5	H: 2 LOB: 2 BB: 1 P: 9	R: 0 E: 0 K: 1 S: 5	H: 0 LOB: 0 BB: 0 P: 5	R: 1 E: 0 K: 0 S: 5	H: 2 LOB: 2 BB: 1 P: 9	R: 0 E: 0 K: 1 S: 5	H: 0 LOB: 0 BB: 0 P: 5	R: 7 E: 1 K: 0 S: 9	H: 6 LOB: 2 BB: 2 P: 18	R: 0 E: 0 K: 0 S: 3	H: 0 LOB: 1 BB: 1 P: 7	R: 0 E: 0 K: 1 S: 7	H: 2 LOB: 2 BB: 0 P: 7	R: 0 E: 0 K: 0 S: 3	H: 0 LOB: 2 BB: 2 P: 11		1B: 8 2B: 2 3B: 1 HR: 1	SF: 1 SAC: 0 DP: 0 HBP: 1	WP: 2 PB: 0 SB: 1 CS: 0
<b>PITCHER</b> <b>Don Gullett, L</b> (1,1) ERA: 2.62 <b>Clay Kirby, R</b> (5,1) ERA: 4.52 <b>Pedro Borbon, R</b> (5,1) ERA: 3.09 <b>Tom Carroll, R</b> (7,1) ERA: 4.98	IP: 4.0 WLS: L BF: 21 H: 7 R: 5 ER: 5 SO: 2 BB: 2 IBB: 0 HBP: 0 BLK: 0 WP: 0 HR: 1 S: 23 P: 31 ERA: 11.25 WHIP: 2.250															<b>PITCHER</b>				

Batter	1	2	3	4	5	6	7	8	9	AB	R	H	RBI	BB	SO	LOB	TOP								
<b>Pete Rose, S</b> OBP: 0.402, SLG: 0.429 (1,5)	6-3		6-3						K	5	0	1	1	0	1	0	<b>Cincinnati Reds @ San Francisco Giants</b> Candlestick Park, San Francisco, CA Sun Sep 14 1975, 6:33 AM EDT Unknown								
<b>Dave Concepcion, R</b> OBP: 0.318, SLG: 0.344 (1,6)	4-3								P4	5	0	4	0	0	0	0									
<b>Ken Griffey, L</b> OBP: 0.390, SLG: 0.400 (1,9)	4-3			4-3	4-3				K	5	0	1	0	0	1	5									
<b>Joe Morgan, L</b> OBP: 0.458, SLG: 0.496 (1,4)	4-3			S					K	4	1	2	0	0	0	3									
<b>Dan Driessen, L</b> OBP: 0.372, SLG: 0.399 (1,3)		F8								3	0	0	0	0	0	2									
<b>Tony Perez, R</b> OBP: 0.351, SLG: 0.463 (7,PH)				G3						0	0	0	0	1	0	0									
<b>George Foster, R</b> OBP: 0.363, SLG: 0.532 (1,7)	1-3									4	0	1	0	0	0	4									
<b>Cesar Geronimo, L</b> OBP: 0.325, SLG: 0.362 (1,8)	G3									3	1	1	0	1	0	0									
<b>Bill Plummer, R</b> OBP: 0.297, SLG: 0.254 (1,2)			F5							3	0	0	0	1	0	2									
<b>Gary Nolan, R</b> OBP: 0.239, SLG: 0.203 (1,1)										3	0	0	0	0	0	4									
<b>Terry Crowley, L</b> OBP: 0.344, SLG: 0.364 (8,PH)			G3							1	0	0	0	0	0	0									
<b>Will McEnaney, L</b> (8,1)										0	0	0	0	0	0	0									
<b>Inning Stats</b>	R: 0 E: 0 K: 0 S: 4	H: 1 LOB: 1 BB: 0 P: 4	R: 0 E: 0 K: 0 S: 3	H: 0 LOB: 0 BB: 0 P: 3	R: 0 E: 0 K: 0 S: 3	H: 0 LOB: 0 BB: 0 P: 3	R: 0 E: 0 K: 0 S: 4	H: 2 LOB: 1 BB: 0 P: 4	R: 1 E: 1 K: 0 S: 7	H: 4 LOB: 3 BB: 0 P: 7	R: 0 E: 0 K: 0 S: 4	H: 1 LOB: 2 BB: 2 P: 12	R: 0 E: 0 K: 0 S: 5	H: 2 LOB: 3 BB: 1 P: 9	R: 0 E: 0 K: 0 S: 3	H: 0 LOB: 0 BB: 0 P: 3	R: 0 E: 0 K: 2 S: 7	H: 0 LOB: 0 BB: 0 P: 7	1B: 10 2B: 0 3B: 0 HR: 0	SF: 0 SAC: 0 DP: 0 HBP: 0	WP: 0 PB: 0 SB: 6 CS: 0	PA: 39			
<b>PITCHER</b>	IP	WLS	BF	H	R	ER	SO	BB	IBB	HBP	BLK	WP	HR	S	P	ERA	WHIP								
<b>Rob Dressler, R</b> ERA: 2.45 (1,1)	6.1		30	10	2	2	0	1	1	0	0	0	0	28	36	2.84	1.737								
<b>Gary Lavelle, L</b> ERA: 2.95 (7,1)	0.1		2	0	0	0	0	0	1	0	0	0	0	1	5	0.00	0.000								
<b>Dave Heaverlo, R</b> ERA: 2.13 (7,1)	2.1	W	7	0	0	0	2	0	0	0	0	0	0	11	11	0.00	0.000								

Batter	1	2	3	4	5	6	7	8	9	AB	R	H	RBI	BB	SO	LOB	BOTTOM								
<b>Gary Thomasson, L</b> OBP: 0.299, SLG: 0.341 (1,8)	F9		F8						F7	4	0	0	0	0	0	2	<b>Cincinnati Reds @ San Francisco Giants</b> Candlestick Park, San Francisco, CA Sun Sep 14 1975, 6:33 AM EDT Unknown								
<b>Derrel Thomas, S</b> OBP: 0.346, SLG: 0.381 (1,4)	F8			1B					P6	4	1	2	0	0	0	1									
<b>Bobby Murcer, L</b> OBP: 0.391, SLG: 0.436 (1,9)	F4								P1	3	0	0	1	0	0	1									
<b>Gary Matthews, R</b> OBP: 0.369, SLG: 0.408 (1,7)		F9							P5	4	1	1	0	0	0	1									
<b>Willie Montanez, L</b> OBP: 0.344, SLG: 0.403 (1,3)										4	0	3	0	0	1	0									
<b>Dave Radler, L</b> OBP: 0.377, SLG: 0.418 (1,2)		F9							P6	4	1	1	1	0	0	5									
<b>Steve Ontiveros, S</b> OBP: 0.394, SLG: 0.355 (1,5)		3-6-3-6								2	1	1	2	1	0	1									
<b>Johnnie LeMaster, R</b> OBP: 0.224, SLG: 0.348 (1,6)			P6						F7	3	0	0	0	0	0	1									
<b>Rob Dressler, R</b> (1,1)										2	0	0	0	0	1	1									
<b>Gary Lavelle, S</b> OBP: 0.111, SLG: 0.111 (7,1)										0	0	0	0	0	0	0									
<b>Dave Heaverlo, R</b> OBP: 0.500, SLG: 0.500 (7,1)										1	0	1	0	0	0	0									
<b>Inning Stats</b>	R: 0 E: 0 K: 0 S: 3	H: 0 LOB: 0 BB: 0 P: 3	R: 1 E: 0 K: 0 S: 4	H: 2 LOB: 0 BB: 0 P: 4	R: 0 E: 0 K: 1 S: 5	H: 0 LOB: 0 BB: 0 P: 5	R: 0 E: 0 K: 0 S: 5	H: 2 LOB: 2 BB: 0 P: 5	R: 0 E: 0 K: 0 S: 3	H: 0 LOB: 1 BB: 1 P: 7	R: 1 E: 0 K: 1 S: 6	H: 1 LOB: 0 BB: 0 P: 6	R: 2 E: 0 K: 0 S: 6	H: 3 LOB: 1 BB: 0 P: 6	R: 0 E: 0 K: 0 S: 4	H: 1 LOB: 1 BB: 0 P: 4	R: 0 E: 0 K: 0 S: 4	H: 1 LOB: 1 BB: 0 P: 4	1B: 5 2B: 2 3B: 1 HR: 2	SF: 1 SAC: 0 DP: 1 HBP: 0	WP: 0 PB: 0 SB: 0 CS: 0	PA: 33			
<b>PITCHER</b>	IP	WLS	BF	H	R	ER	SO	BB	IBB	HBP	BLK	WP	HR	S	P	ERA	WHIP								
<b>Gary Nolan, R</b> ERA: 3.11 (1,1)	7.0	L	29	8	4	4	2	1	0	0	0	0	0	4	4	0.00	1.286								
<b>Will McEnaney, L</b> ERA: 1.73 (8,1)	1.0		4	1	0	0	0	0	0	0	0	0	0	4	4	0.00	1.000								

**AB 36**  
**R 2**  
**H 10**  
**RBI 1**  
**BB 3**  
**SO 2**  
**LOB 20**



**AB 31**  
**R 4**  
**H 9**  
**RBI 4**  
**BB 1**  
**SO 2**  
**LOB 13**



Batter	1	2	3	4	5	6	7	8	9	AB	R	H	RBI	BB	SO	LOB	TOP		
<b>Pete Rose, S</b> OBP: 0.401, SLG: 0.428 (1, 5)										4	1	1	0	0	0	1	<b>Cincinnati Reds @ San Francisco Giants</b> Candlestick Park, San Francisco, CA Sun Sep 14 1975, 6:38 AM EDT Att: 16,997 - Unknown		
<b>Doug Flynn, R</b> OBP: 0.325, SLG: 0.342 (8, 5)										1	0	1	0	0	0	0			
<b>Dave Concepcion, R</b> OBP: 0.319, SLG: 0.345 (1, 6)										5	1	2	0	0	1	2			
<b>Cesar Geronimo, L</b> OBP: 0.324, SLG: 0.361 (1, 8)										5	1	1	1	0	2	3			
<b>Dan Driessen, L</b> OBP: 0.377, SLG: 0.406 (8, 3)										4	2	2	2	1	0	2			
<b>Terry Crowley, L</b> OBP: 0.359, SLG: 0.431 <b>George Foster, R</b> OBP: 0.364, SLG: 0.532 (8, PH) (8, 7)										3	1	2	3	0	0	1			
<b>Mery Rettenmund, R</b> OBP: 0.381, SLG: 0.321 (1, 9)										0	1	0	0	1	0	0			
<b>Darrel Chaney, S</b> OBP: 0.282, SLG: 0.307 (1, 4)										4	0	1	2	0	0	0			
<b>Don Werner, R</b> OBP: 0.400, SLG: 0.250 (1, 2)										4	0	1	0	0	0	2			
<b>Pat Darcy, L</b> OBP: 0.070, SLG: 0.093 <b>Rawly Eastwick, R</b> OBP: 0.067, SLG: 0.067 (9, 1)										4	1	1	0	0	2	1			
<b>Inning Stats</b>	R: 3 E: 0 K: 0 S: 5	H: 2 LOB: 0 BB: 1 P: 9	R: 0 E: 0 K: 0 S: 3	H: 0 LOB: 0 BB: 0 P: 3	R: 0 E: 0 K: 1 S: 5	H: 1 LOB: 0 BB: 0 P: 5	R: 0 E: 0 K: 0 S: 3	H: 1 LOB: 1 BB: 0 P: 3	R: 0 E: 0 K: 1 S: 6	H: 0 LOB: 0 BB: 0 P: 5	R: 0 E: 0 K: 0 S: 3	H: 1 LOB: 0 BB: 0 P: 3	R: 5 E: 0 K: 1 S: 10	H: 5 LOB: 2 BB: 2 P: 18	R: 0 E: 0 K: 1 S: 7	H: 2 LOB: 2 BB: 0 P: 7	1B: 10 2B: 2 3B: 0 HR: 1	SF: 0 SAC: 0 DP: 2 HBP: 0	WP: 0 PA: 40 PB: 0 SB: 0 CS: 0
<b>PITCHER</b>	IP WLS BF H R ER SO BB IBB HBP BLK WP HR S P ERA WHIP																		
<b>Greg Minton, R</b> ERA: 8.18 (1, 1)	7.2 L 31 9 7 7 4 1 0 0 0 0 0 1 38 42 8.22 1.304																		
<b>Gary Lavelle, L</b> ERA: 3.09 (8, 1)	0.1 4 1 1 1 0 2 0 0 0 0 0 0 2 10 27.00 9.000																		
<b>Randy Moffitt, R</b> ERA: 4.0 (9, 1)	1.0 5 2 0 0 0 1 0 0 0 0 0 0 7 7 0.00 2.000																		

Batter	1	2	3	4	5	6	7	8	9	AB	R	H	RBI	BB	SO	LOB	BOTTOM		
<b>Von Joshua, L</b> OBP: 0.361, SLG: 0.441 (1, 8)										4	0	0	0	0	0	1	<b>Cincinnati Reds @ San Francisco Giants</b> Candlestick Park, San Francisco, CA Sun Sep 14 1975, 6:38 AM EDT Att: 16,997 - Unknown		
<b>Derrel Thomas, S</b> OBP: 0.344, SLG: 0.378 (1, 4)										4	0	0	0	0	0	1			
<b>Bobby Murcer, L</b> OBP: 0.390, SLG: 0.434 (1, 9)										4	0	1	0	0	0	0			
<b>Gary Matthews, R</b> OBP: 0.368, SLG: 0.407 (1, 7)										4	1	1	0	0	0	1			
<b>Willie Montanez, L</b> OBP: 0.345, SLG: 0.404 (1, 3)										4	2	2	0	0	0	0			
<b>Dave Radler, L</b> OBP: 0.375, SLG: 0.415 (1, 2)										4	0	1	0	0	0	2			
<b>Steve Ontiveros, S</b> OBP: 0.396, SLG: 0.361 (1, 5)										4	0	2	3	0	0	0			
<b>Johnnie LeMaster, R</b> OBP: 0.216, SLG: 0.333 <b>Gary Thomasson, L</b> OBP: 0.301, SLG: 0.341 <b>Craig Robinson, R</b> OBP: 0.199, SLG: 0.091 <b>Jack Clark, R</b> (9, PH) (9, PH)										2	0	0	0	0	1	1			
<b>Greg Minton, S</b> <b>Gary Lavelle, S</b> OBP: 0.111, SLG: 0.111 <b>Glenn Adams, L</b> OBP: 0.378, SLG: 0.482 <b>Randy Moffitt, R</b> OBP: 0.231, SLG: 0.385 (9, 1)										2	0	0	0	0	0	1			
<b>Inning Stats</b>	R: 0 E: 0 K: 0 S: 3	H: 0 LOB: 0 BB: 0 P: 3	R: 2 E: 0 K: 1 S: 8	H: 3 LOB: 1 BB: 0 P: 8	R: 0 E: 0 K: 0 S: 3	H: 0 LOB: 0 BB: 0 P: 3	R: 0 E: 0 K: 0 S: 3	H: 0 LOB: 0 BB: 0 P: 3	R: 0 E: 0 K: 0 S: 4	H: 1 LOB: 1 BB: 0 P: 4	R: 0 E: 0 K: 0 S: 3	H: 0 LOB: 0 BB: 0 P: 3	R: 0 E: 0 K: 0 S: 3	H: 0 LOB: 1 BB: 1 P: 7	R: 1 E: 0 K: 1 S: 8	H: 3 LOB: 2 BB: 0 P: 8	1B: 6 2B: 1 3B: 0 HR: 0	SF: 0 SAC: 0 DP: 0 HBP: 0	WP: 0 PA: 35 PB: 0 SB: 1 CS: 0
<b>PITCHER</b>	IP WLS BF H R ER SO BB IBB HBP BLK WP HR S P ERA WHIP																		
<b>Pat Darcy, R</b> ERA: 3.57 (1, 1)	8.2 W 34 7 3 3 1 1 0 0 0 0 0 0 35 39 3.12 0.923																		
<b>Rawly Eastwick, R</b> ERA: 2.71 (9, 1)	0.1 1 0 0 0 0 1 0 0 0 0 0 0 3 3 0.00 0.000																		



Batter	1	2	3	4	5	6	7	8	9	AB	R	H	RBI	BB	SO	LOB	TOP										
Dusty Baker Jr. R OBP: 0.351, SLG: 0.424 (1, 8)	4-3		SH1-3 1B	1-3 2B	1B 2B	2H 1B			3B	5	2	4	5	1	0	0	<b>Atlanta Braves @ San Francisco Giants</b> Candlestick Park, San Francisco, CA Mon Sep 15 1975, 10:05 PM EDT Att: 851 - Unknown										
Ralph Garr L OBP: 0.327, SLG: 0.384 Rowland Office, L OBP: 0.322, SLG: 0.343 (1, 7) (5, 7)	4-3		SH1-3 1B	1-3	1B	FC6			K	4	1	2	0	0	0	1											
Marty Perez R OBP: 0.328, SLG: 0.326 (1, 4)	6-3		SH1-3	5-3	1B				F9	5	0	1	1	0	0	2											
Earl Williams R OBP: 0.311, SLG: 0.363 (1, 3)		WP 1B	K		K				6-3	6	1	2	0	0	2	5											
Cito Gaston R OBP: 0.310, SLG: 0.409 Rob Belloir R OBP: 0.260, SLG: 0.270 (1, 9) (5, 6)	F2		1B	IBB					5-3	3	1	1	0	1	1	3											
Darrell Evans L OBP: 0.384, SLG: 0.413 (1, 5)	F8		1B							4	2	3	2	1	0	1											
Vic Correll R OBP: 0.309, SLG: 0.362 (1, 2)	1B		F7		2B	1B			4-3	5	2	3	3	0	0	2											
Laryell Blanks R OBP: 0.291, SLG: 0.292 Dave May L OBP: 0.356, SLG: 0.503 (1, 6) (5, PH) (5, 9)	1B		1B	E6	SH1-4 2B	E 2B			6-3	2	1	1	0	0	0	0											
Jamie Easterly L OBP: 0.059, SLG: 0.059 Rod Gilbreath R OBP: 0.337, SLG: 0.320 Preston Hanna R (8, 1) (8, 1)	1B		SH1-4	SH1-4 2B	E4 2B	G3			6-3	3	1	1	1	0	0	3											
	1B		1B	1-2 2H	1-2 2-3 3-H	2B			6-3	1	0	0	0	0	0	0											
<b>Inning Stats</b>	R: 0 E: 0 K: 0 S: 3	H: 0 LOB: 0 BB: 0 P: 3	R: 1 E: 0 K: 0 S: 6	H: 4 LOB: 2 BB: 0 P: 6	R: 2 E: 0 K: 1 S: 7	H: 2 LOB: 2 BB: 2 P: 15	R: 1 E: 1 K: 0 S: 5	H: 1 LOB: 1 BB: 0 P: 5	R: 6 E: 1 K: 2 S: 13	H: 5 LOB: 2 BB: 2 P: 21	R: 2 E: 0 K: 0 S: 6	H: 3 LOB: 1 BB: 0 P: 6	R: 0 E: 0 K: 0 S: 4	H: 2 LOB: 2 BB: 0 P: 4	R: 0 E: 0 K: 0 S: 3	H: 0 LOB: 0 BB: 0 P: 3	R: 0 E: 0 K: 1 S: 6	H: 1 LOB: 1 BB: 0 P: 6	1B: 12 2B: 5 3B: 1 HR: 0	SF: 0 SAC: 2 DP: 0 HBP: 0	WP: 1 PB: 0 SB: 0 CS: 0	PA: 49					
<b>PITCHER</b>	IP	WLS	BF	H	R	ER	SO	BB	IBB	HBP	BLK	WP	HR	S	P	ERA	WHIP										
Pete Falcone L ERA: 4.2 Charlie Williams R ERA: 3.49 John D'Acquisto R ERA: 10.3 Tom Bradley R ERA: 6.21 Mike Caldwell L ERA: 5.05 (1, 1) (5, 1) (5, 1) (6, 1) (8, 1)	4.1	L	25	9	7	6	2	2	1	0	0	1	0	26	38	12.46	2.538										

Batter	1	2	3	4	5	6	7	8	9	AB	R	H	RBI	BB	SO	LOB	BOTTOM										
Von Joshua L OBP: 0.358, SLG: 0.437 (1, 8)	F9		FC4-6 1B		4-3				FC6-4	4	0	0	0	0	0	3	<b>Atlanta Braves @ San Francisco Giants</b> Candlestick Park, San Francisco, CA Mon Sep 15 1975, 10:05 PM EDT Att: 851 - Unknown										
Mike Sadek R OBP: 0.327, SLG: 0.337 Gary Alexander R (1, 2) (9, 2)	F9		1B						K	4	0	1	0	0	2	1											
Bobby Murcer L OBP: 0.391, SLG: 0.434 Gary Thomasson L OBP: 0.301, SLG: 0.340 (1, 9) (7, 9)	1B		F4						F4	2	0	1	0	1	0	2											
Gary Matthews R OBP: 0.366, SLG: 0.404 Glenn Adams L OBP: 0.394, SLG: 0.488 (1, 7) (7, 7)	6-3				6-3				G6-4-3 BB	3	0	0	0	0	0	2											
Willie Montanez L OBP: 0.344, SLG: 0.404 (1, 3)		F7			6-3				FC6-4 1B	4	0	1	0	0	0	1											
Chris Speier R OBP: 0.383, SLG: 0.418 Tom Bradley R (1, 5) (6, 1)	K		K		K				2B	2	0	0	0	0	2	0											
Jake Brown R OBP: 0.292, SLG: 0.279 Mike Caldwell R OBP: 0.128, SLG: 0.179 Steve Ontiveros S OBP: 0.397, SLG: 0.363 (7, PH) (8, 1) (9, PH)	K								K	1	0	0	0	0	0	0											
Bruce Miller R OBP: 0.273, SLG: 0.286 (1, 4)	F9								1B	1	0	1	0	0	0	0											
Johnnie LeMaster R OBP: 0.255, SLG: 0.353 (1, 6)			FC4-6 1B		5-3 1B				BB	3	0	2	0	1	1	1											
Pete Falcone L OBP: 0.078, SLG: 0.063 Charlie Williams R OBP: 0.178, SLG: 0.250 John D'Acquisto R (1, 1) (5, 1) (5, 1)	K		K		5-3				FC6-4 1B	1	0	0	0	0	1	1											
Jack Clark R OBP: 0.400, SLG: 0.250 (5, PH) (6, 5)					1-2				F3	0	0	0	0	0	0	0											
										3	0	1	0	0	0	4											
<b>Inning Stats</b>	R: 0 E: 0 K: 0 S: 4	H: 1 LOB: 1 BB: 0 P: 4	R: 0 E: 0 K: 1 S: 5	H: 0 LOB: 0 BB: 0 P: 5	R: 0 E: 0 K: 1 S: 5	H: 0 LOB: 0 BB: 0 P: 5	R: 0 E: 0 K: 1 S: 4	H: 0 LOB: 0 BB: 0 P: 4	R: 0 E: 0 K: 2 S: 8	H: 1 LOB: 1 BB: 0 P: 8	R: 0 E: 0 K: 1 S: 6	H: 1 LOB: 1 BB: 0 P: 6	R: 0 E: 0 K: 0 S: 5	H: 2 LOB: 3 BB: 1 P: 9	1B: 7 2B: 1 3B: 0 HR: 0	SF: 0 SAC: 0 DP: 1 HBP: 0	WP: 0 PB: 0 SB: 0 CS: 0	PA: 36									
<b>PITCHER</b>	IP	WLS	BF	H	R	ER	SO	BB	IBB	HBP	BLK	WP	HR	S	P	ERA	WHIP										
Jamie Easterly L ERA: 5.05 Preston Hanna R ERA: (1, 1) (8, 1)	7.0	W	26	5	0	0	6	1	0	0	0	0	0	37	41	0.00	0.857										





Batter	1	2	3	4	5	6	7	8	9	AB	R	H	RBI	BB	SO	LOB	TOP				
Dusty Baker Jr. R OBP: 0.352, SLG: 0.426	F8		6-3	1-2 2H 1B		1B 2B		F4		5	0	2	2	0	0	1	<b>Atlanta Braves @ San Francisco Giants</b> Candlestick Park, San Francisco, CA Tue Sep 16 1975, 10:05 PM EDT Att: 1,089 - Unknown				
Rowland Office L OBP: 0.329, SLG: 0.349	3-1 BB 1B		F7		1B 1B	G5-4-3 1B		1-2 1B		5	1	4	0	0	0	0					
Darrell Evans L OBP: 0.365, SLG: 0.411	3-1 1-2 BB		F5		1B SF8 BB	F5		K		3	1	0	0	2	1	4					
Ed Goodson L OBP: 0.236, SLG: 0.266	3-1 1-2 2-3			2B 2B	F9	G5-4-3 1-2		G3		5	1	1	0	0	0	6					
Dave May L OBP: 0.370, SLG: 0.512	F6			G3 1B 2B	1-3 2H 1B		G1-6-3 BB	1B 1B BB		3	1	2	2	2	0	2					
Marty Perez R OBP: 0.327, SLG: 0.325		6-3		G3 2B	SF8		G1-6-3 1-2	1-2 1B		4	0	1	1	0	0	2					
Biff Pocoroba S OBP: 0.325, SLG: 0.316	F8			1B 1B	4-3		6-3	1-2 2-3 1B		5	0	2	1	0	0	1					
Laryell Blanks R OBP: 0.293, SLG: 0.294				K				2-3 1B	F2	4	1	2	0	0	1	1					
Mike Lum L OBP: 0.304, SLG: 0.321				1B		WP 1B 2B 1B				1	0	0	0	0	0	3					
Rob Bellor R OBP: 0.260, SLG: 0.270				1B		WP 2B 1B				0	0	0	0	0	0	0					
Mike Beard L OBP: 0.222, SLG: 0.125	F7			1-2 1B		WP 2B 1B		E5 1B	F9	2	0	1	0	0	0	1	<b>Braves</b>				
Ralph Garber R OBP: 0.308, SLG: 0.385										1	1	1	0	0	0	0					
Adrian Devine R OBP: 0.308, SLG: 0.385										1	0	0	0	0	0	0					
Bruce Dal Canton R OBP: 0.308, SLG: 0.385										0	0	0	0	0	0	0					
Earl Williams R OBP: 0.308, SLG: 0.385										1	0	0	0	0	0	3					
Tom House L OBP: 0.200, SLG: 0.111										0	0	0	0	0	0	0					
Inning Stats	R: 0 E: 0 K: 0 S: 4	H: 1 LOB: 2 BB: 1 P: 8	R: 0 E: 0 K: 0 S: 4	H: 1 LOB: 1 BB: 0 P: 4	R: 0 E: 0 K: 0 S: 3	H: 0 LOB: 0 BB: 0 P: 3	R: 2 E: 0 K: 1 S: 9	H: 5 LOB: 2 BB: 0 P: 9	R: 2 E: 0 K: 0 S: 5	H: 2 LOB: 1 BB: 1 P: 9	R: 0 E: 0 K: 0 S: 2	H: 0 LOB: 0 BB: 1 P: 6	R: 0 E: 1 K: 1 S: 7	H: 1 LOB: 2 BB: 0 P: 7	R: 0 E: 0 K: 0 S: 5	H: 2 LOB: 3 BB: 1 P: 9		1B: 13 2B: 3 3B: 0 HR: 0	SF: 1 SAC: 0 DP: 2 HBP: 0	WP: 1 PB: 0 CS: 0 SB: 0	PA: 45
PITCHER	IP WLS BF H R ER SO BB IBB HBP BLK WP HR S P ERA WHIP																				
John Montefusco R ERA: 3.07	(1, 1) 4.1 23 9 4 4 1 2 0 0 0 0 0 23 31 8.31 2.538																				
Dave Heaverlo R ERA: 2.39	(5, 1) 0.2 5 3 2 2 0 0 0 0 0 0 1 0 5 5 27.00 4.500																				
Mike Caldwell L ERA: 4.95	(6, 1) 3.0 11 2 0 0 1 1 0 0 0 0 0 0 12 16 0.00 1.000																				
John D'Acquisto R ERA: 10.38	(9, 1) 1.0 W 6 2 0 0 0 1 0 0 0 0 0 0 5 9 0.00 3.000																				
Batter	1	2	3	4	5	6	7	8	9	AB	R	H	RBI	BB	SO	LOB	BOTTOM				
Von Joshua L OBP: 0.360, SLG: 0.441	CS 1B		2B 2B		S 1B	FC4-6 1-2 2-3		K		5	2	3	0	0	1	4	<b>Atlanta Braves @ San Francisco Giants</b> Candlestick Park, San Francisco, CA Tue Sep 16 1975, 10:05 PM EDT Att: 1,089 - Unknown				
Mike Sadek R OBP: 0.317, SLG: 0.326	F9		6-3		F8	F7		4-3		3	0	0	1	0	0	3					
Glenn Adams L OBP: 0.380, SLG: 0.483										1	0	0	0	0	0	2					
Dave Rader L OBP: 0.374, SLG: 0.414	1-2									1	0	0	0	0	0	2					
Bobby Murcer L OBP: 0.393, SLG: 0.437	G3				1B SF8 BB			F6		4	2	2	1	1	0	0					
Gary Matthews R OBP: 0.370, SLG: 0.407		G1-6-3 BB 1B	5-3						1B 1B	4	0	3	1	1	0	1					
Willie Montanez L OBP: 0.345, SLG: 0.404		G1-6-3 BB			1-3 2H 1B				1B 1B	3	0	1	2	1	0	1					
Bruce Miller R OBP: 0.272, SLG: 0.283		G1-6-3			1B BLK FC5-4 BB				1B	3	1	0	0	1	0	4					
Steve Ontiveros S OBP: 0.500, SLG: 0.585										4	0	2	0	0	0	1					
Jack Clark R OBP: 0.400, SLG: 0.250	G3									0	1	0	0	0	0	0		<b>GIANTS</b>			
Johnnie LeMaster R OBP: 0.271, SLG: 0.352			E5 FC1-6		FC5-4				1B 1B	3	0	1	1	1	0	1					
John Montefusco R OBP: 0.117, SLG: 0.137										2	1	0	0	0	0	2					
Dave Heaverlo R OBP: 0.500, SLG: 0.500			FC1-6		FC5-4					0	0	0	0	0	0	0					
Mike Caldwell R OBP: 0.128, SLG: 0.179										0	0	0	0	0	0	0					
Gary Thomasson L OBP: 0.300, SLG: 0.340										0	0	0	1	0	0	0					
John D'Acquisto R										0	0	0	0	0	0	0					
Inning Stats	R: 0 E: 0 K: 0 S: 3	H: 1 LOB: 0 BB: 0 P: 3	R: 0 E: 0 K: 0 S: 3	H: 1 LOB: 1 BB: 1 P: 7	R: 2 E: 1 K: 0 S: 6	H: 2 LOB: 1 BB: 0 P: 6	R: 1 E: 0 K: 0 S: 4	H: 1 LOB: 1 BB: 1 P: 8	R: 2 E: 0 K: 0 S: 5	H: 2 LOB: 1 BB: 1 P: 9	R: 0 E: 0 K: 0 S: 3	H: 0 LOB: 2 BB: 1 P: 8	R: 0 E: 0 K: 1 S: 7	H: 2 LOB: 2 BB: 0 P: 7	R: 1 E: 0 K: 0 S: 3	H: 3 LOB: 2 BB: 0 P: 3	1B: 10 2B: 2 3B: 0 HR: 0		SF: 2 SAC: 1 DP: 1 HBP: 0	WP: 0 PB: 0 CS: 1 SB: 3	PA: 41
PITCHER	IP WLS BF H R ER SO BB IBB HBP BLK WP HR S P ERA WHIP																				
Mike Beard L ERA: 3.22	(1, 1) 5.0 24 7 5 3 0 3 0 0 0 0 0 0 9 17 4.50 2.000																				
Adrian Devine R ERA: 4.38	(6, 1) 2.0 11 2 1 1 0 2 0 0 0 0 0 0 9 17 4.50 2.000																				
Bruce Dal Canton R ERA: 4.95	(8, 1) 1.0 3 0 0 0 0 1 0 0 0 0 0 0 5 5 0.00 0.000																				
Tom House L ERA: 3.14	(9, 1) 0.0 L 3 3 1 1 0 0 0 0 0 0 0 0 3 3 * *																				

Batter	1	2	3	4	5	6	7	8	9	AB	R	H	RBI	BB	SO	LOB	TOP				
Dusty Baker Jr. R OBP: 0.349, SLG: 0.423 (1, 8)	F4		F7			F3		K		4	0	0	0	0	1	2	<b>Atlanta Braves @ San Francisco Giants</b> Candlestick Park, San Francisco, CA Wed Sep 17 1975, 6:33 AM EDT Att: 1,141 - Unknown <a href="http://livebaseballscorecards.com">livebaseballscorecards.com</a>				
Ralph Garr L OBP: 0.328, SLG: 0.385 (1, 7)	E6			1-3				FC6-4		4	0	1	0	0	0	2					
Darrell Evans L OBP: 0.363, SLG: 0.408 (1, 5)	K			6-3		G3			G3	4	0	0	0	0	1	2					
Mike Lum L OBP: 0.301, SLG: 0.317 (1, 3)	4-1			F4					3-1	4	0	0	0	0	0	1					
Dave May L OBP: 0.362, SLG: 0.500 (1, 9)		4-3				F8			F9	4	0	0	0	0	0	0					
Vic Correll R OBP: 0.306, SLG: 0.359 (1, 2)		E6				6-3			F9	3	0	0	0	0	0	0					
Rod Gilbreath R OBP: 0.333, SLG: 0.317 (6, PH) Rowland Office L OBP: 0.331, SLG: 0.351 (8, 6) Larvell Blanks R OBP: 0.293, SLG: 0.294 (8, 6)		FC6-4				F4		FC1-5	1B	2	0	0	0	0	0	1					
Rob Belloir R OBP: 0.257, SLG: 0.267 (6, PH) Marty Perez R OBP: 0.330, SLG: 0.335 (6, 6)		CS		5-3				FC1-5	1B	1	0	0	0	0	0	0					
Phil Niekro R OBP: 0.173, SLG: 0.211 (1, 1) Pablo Torrealba L OBP: 1.000, SLG: 1.000 (8, 1)						HR		FC1-5	1B	2	1	2	1	0	0	0					
				F9		1-3		FC1-5	FC6-4	3	0	0	0	0	0	2					
										0	0	0	0	0	0	0					
<b>Inning Stats</b>	R: 0 E: 1 K: 1 S: 6	H: 0 LOB: 1 BB: 0 P: 6	R: 0 E: 1 K: 0 S: 3	H: 0 LOB: 0 BB: 0 P: 3	R: 0 E: 0 K: 0 S: 3	H: 0 LOB: 0 BB: 0 P: 3	R: 0 E: 0 K: 0 S: 3	H: 0 LOB: 0 BB: 0 P: 3	R: 1 E: 0 K: 0 S: 5	H: 2 LOB: 1 BB: 0 P: 5	R: 0 E: 0 K: 0 S: 3	H: 0 LOB: 0 BB: 0 P: 3	R: 0 E: 0 K: 1 S: 7	H: 2 LOB: 2 BB: 0 P: 7	R: 0 E: 0 K: 0 S: 3	H: 0 LOB: 0 BB: 0 P: 3	1B: 3 2B: 0 3B: 0 HR: 1	SF: 0 SAC: 0 DP: 0 HBP: 0	WP: 0 PB: 0 SB: 1 CS: 1	PA: 33	
<b>PITCHER</b> Jim Barr, R ERA: 3.01 (1, 1)	IP: 9.0 WLS: W BF: 32	H: 4 R: 1 ER: 1 SO: 2	BB: 0 IBB: 0 HBP: 0 BLK: 0	WP: 0 HR: 1 S: 36 P: 36	ERA: 1.00 WHIP: 0.444											<b>PITCHER</b>	IP: 9.0 WLS: W BF: 32	H: 4 R: 1 ER: 1 SO: 2	BB: 0 IBB: 0 HBP: 0 BLK: 0	WP: 0 HR: 1 S: 36 P: 36	ERA: 1.00 WHIP: 0.444

Batter	1	2	3	4	5	6	7	8	9	AB	R	H	RBI	BB	SO	LOB	BOTTOM				
Von Joshua L OBP: 0.359, SLG: 0.443 (1, 8)	G3		G3	K		4-3				5	0	1	3	0	1	2	<b>Atlanta Braves @ San Francisco Giants</b> Candlestick Park, San Francisco, CA Wed Sep 17 1975, 6:33 AM EDT Att: 1,141 - Unknown <a href="http://livebaseballscorecards.com">livebaseballscorecards.com</a>				
Dave Radler L OBP: 0.388, SLG: 0.406 (1, 2)	3-1		F7	G3				F9	K	5	0	0	0	0	1	3					
Bobby Murcer L OBP: 0.395, SLG: 0.438 (1, 9)			1B	BB		G6-4-3		F7		3	0	2	0	1	0	0					
Gary Matthews R OBP: 0.371, SLG: 0.407 (1, 7)	F8			BB		G6-4-3		5-3		3	0	1	0	1	0	1					
Willie Montanez L OBP: 0.347, SLG: 0.407 (1, 3)		4-3		1B		G6-4-3		FC5-4	1B	3	1	2	0	1	0	2					
Steve Ontiveros S OBP: 0.397, SLG: 0.363 (1, 5)		4-3				G3		FC5-4	1B	4	0	1	0	0	0	5					
Bruce Miller R OBP: 0.275, SLG: 0.286 (1, 4)								FC5-4	1B	4	1	2	1	0	0	2					
Johnnie LeMaster R OBP: 0.270, SLG: 0.345 (1, 6)		FC5-4				F2		5-3		4	1	1	0	0	0	2					
Jim Barr R OBP: 0.135, SLG: 0.125 (1, 1)		FC5-4				K				4	1	1	0	0	1	5					
										4	1	1	0	0	1	5					
<b>Inning Stats</b>	R: 0 E: 0 K: 0 S: 4	H: 1 LOB: 1 BB: 0 P: 4	R: 1 E: 0 K: 0 S: 5	H: 2 LOB: 1 BB: 0 P: 5	R: 0 E: 0 K: 2 S: 9	H: 1 LOB: 3 BB: 2 P: 12	R: 0 E: 0 K: 2 S: 9	H: 1 LOB: 2 BB: 0 P: 9	R: 0 E: 0 K: 0 S: 4	H: 1 LOB: 1 BB: 0 P: 4	R: 0 E: 0 K: 0 S: 3	H: 0 LOB: 0 BB: 0 P: 3	R: 3 E: 0 K: 1 S: 9	H: 4 LOB: 1 BB: 0 P: 9	R: 0 E: 0 K: 0 S: 3	H: 0 LOB: 0 BB: 0 P: 3	1B: 9 2B: 1 3B: 1 HR: 0	SF: 0 SAC: 0 DP: 1 HBP: 0	WP: 1 PB: 1 SB: 1 CS: 0	PA: 38	
<b>PITCHER</b> Phil Niekro, R ERA: 3.1 (1, 1) Pablo Torrealba, L ERA: (8, 1)	IP: 7.2 WLS: L BF: 37	H: 11 R: 4 ER: 4 SO: 2	BB: 3 IBB: 0 HBP: 0 BLK: 0	WP: 1 HR: 0 S: 38 P: 50	ERA: 4.70 WHIP: 1.826											<b>PITCHER</b>	IP: 9.0 WLS: W BF: 32	H: 4 R: 1 ER: 1 SO: 2	BB: 0 IBB: 0 HBP: 0 BLK: 0	WP: 0 HR: 1 S: 36 P: 36	ERA: 1.00 WHIP: 0.444

Batter	1	2	3	4	5	6	7	8	9	AB	R	H	RBI	BB	SO	LOB	TOP					
Johnny Grubb, L (1.8) OBP: 0.343, SLG: 0.367	F8		K		K		F6			4	0	0	0	0	2	1	<b>San Diego Padres @ San Francisco Giants</b> Candlestick Park, San Francisco, CA Fri Sep 19 1975, 10:05 PM EDT Att: 1,718 - Unknown <a href="http://livebaseballscorecards.com">livebaseballscorecards.com</a>					
Tito Fuentes, S (1.4) OBP: 0.307, SLG: 0.348	G3 2B					F9		F9		3	0	1	0	1	0	0						
Bobby Valentine, R (1.7) OBP: 0.319, SLG: 0.361	G3 2-3		4-3				HR	F3		4	1	1	1	0	0	2						
Willie McCovey, L (1.3) OBP: 0.345, SLG: 0.461	1-3				L7		F8 2B	F7		4	0	1	0	0	0	1						
Dick Sharon, R (1.9) OBP: 0.323, SLG: 0.347		4-6-3 1B		5-3		F8 2-3		5-3		4	0	1	0	0	0	1						
Hector Torres, R (1.6) OBP: 0.300, SLG: 0.335	4-6-3 1-2					6-3		6-3		3	0	0	0	1	0	2						
Dave Roberts, R (1.5) OBP: 0.362, SLG: 0.372	K				1-3			FC6-4 1B		3	0	1	0	1	1	2						
Fred Kendall, R (1.2) OBP: 0.265, SLG: 0.253	K				5-3		L8	FC6-4 1-2		4	0	0	0	0	1	3						
Randy Jones, R (1.1) OBP: 0.179, SLG: 0.163					6-3		FC6-4 1-2			2	0	0	0	0	1	0						
Randy Hundley, R (7, PH) OBP: 0.284, SLG: 0.278			K							1	0	0	0	0	0	1						
Bill Almon, R (7, PR)										0	0	0	0	0	0	0						
Bill Greif, R (7, 1)										0	0	0	0	0	0	0						
Dave Tomlin, L (8, 1) OBP: 0.429, SLG: 0.200										0	0	0	0	0	0	0						
<b>Inning Stats</b>	R: 0 E: 0 K: 0 S: 4	H: 1 LOB: 1 BB: 0 P: 4	R: 0 E: 0 K: 2 S: 8	H: 1 LOB: 1 BB: 0 P: 8	R: 0 E: 0 K: 2 S: 7	H: 0 LOB: 1 BB: 1 P: 11	R: 0 E: 0 K: 0 S: 3	H: 0 LOB: 1 BB: 1 P: 7	R: 0 E: 0 K: 1 S: 5	H: 0 LOB: 0 BB: 0 P: 5	R: 1 E: 0 K: 0 S: 5	H: 2 LOB: 1 BB: 0 P: 5	R: 0 E: 0 K: 0 S: 3	H: 0 LOB: 1 BB: 1 P: 7	R: 0 E: 0 K: 0 S: 3	H: 0 LOB: 1 BB: 0 P: 3	R: 0 E: 0 K: 0 S: 4	H: 1 LOB: 1 BB: 0 P: 4	1B: 2 2B: 2 3B: 0 HR: 1	SF: 0 SAC: 0 DP: 0 HBP: 0	WP: 0 PB: 0 SB: 0 CS: 0	PA: 35
<b>PITCHER</b> Mike Caldwell, L (1.1) ERA: 4.73	IP: 9.0 WLS: W BF: 35 H: 5 R: 1 ER: 1 SO: 5 BB: 3 IBB: 0 HBP: 0 BLK: 0 WP: 0 HR: 1 S: 42 P: 54 ERA: 1.00 WHIP: 0.889															<b>PITCHER</b>						

Batter	1	2	3	4	5	6	7	8	9	AB	R	H	RBI	BB	SO	LOB	BOTTOM			
Von Joshua, L (1.8) OBP: 0.358, SLG: 0.441	6-3		FC4-6 1B		G6-3 1-2			F8		4	0	1	0	0	0	2	<b>San Diego Padres @ San Francisco Giants</b> Candlestick Park, San Francisco, CA Fri Sep 19 1975, 10:05 PM EDT Att: 1,718 - Unknown <a href="http://livebaseballscorecards.com">livebaseballscorecards.com</a>			
Derrel Thomas, S (1.4) OBP: 0.342, SLG: 0.375	E6 HR		FC4-6 S			6-3		F6		4	1	0	0	0	0	2				
Bobby Murcer, L (1.9) OBP: 0.395, SLG: 0.437	4-0 1-2 HR		K			F9				2	1	0	0	1	1	1				
Gary Matthews, R (1.7) OBP: 0.371, SLG: 0.414	1-2 HR		K			K				3	1	1	3	0	2	1				
Willie Montanez, L (1.3) OBP: 0.346, SLG: 0.405	F6				4-3		5-3			3	0	0	0	0	0	0				
Chris Speier, R (1.6) OBP: 0.361, SLG: 0.415	1-3				6-3		K			3	0	0	0	0	1	0				
Bruce Miller, R (1.5) OBP: 0.273, SLG: 0.283		1-3			L6		F7			3	0	0	0	0	0	0				
Mike Sadek, R (1.2) OBP: 0.308, SLG: 0.316		F6			6-3			F3		3	0	0	0	0	0	0				
Mike Caldwell, R (1.1) OBP: 0.167, SLG: 0.238						G6-3 1B				3	0	2	0	0	1	0				
<b>Inning Stats</b>	R: 3 E: 1 K: 0 S: 5	H: 1 LOB: 0 BB: 1 P: 9	R: 0 E: 0 K: 1 S: 5	H: 0 LOB: 0 BB: 0 P: 5	R: 0 E: 0 K: 2 S: 8	H: 1 LOB: 1 BB: 0 P: 8	R: 0 E: 0 K: 0 S: 3	H: 0 LOB: 0 BB: 0 P: 3	R: 0 E: 0 K: 1 S: 5	H: 0 LOB: 0 BB: 0 P: 5	R: 0 E: 0 K: 1 S: 5	H: 0 LOB: 0 BB: 0 P: 5	R: 0 E: 0 K: 0 S: 4	H: 1 LOB: 1 BB: 0 P: 4	R: 0 E: 0 K: 0 S: 4	H: 1 LOB: 0 BB: 0 P: 4		1B: 2 2B: 1 3B: 0 HR: 1	SF: 0 SAC: 0 DP: 1 HBP: 0	WP: 0 PB: 0 SB: 1 CS: 0
<b>PITCHER</b> Randy Jones, L (1.1) ERA: 2.24	IP: 6.0 WLS: L BF: 22 H: 3 R: 3 ER: 2 SO: 4 BB: 1 IBB: 0 HBP: 0 BLK: 0 WP: 0 HR: 1 S: 29 P: 33 ERA: 3.00 WHIP: 0.667															<b>PITCHER</b>				
Bill Greif, R (7, 1) ERA: 3.71	1.1	5	1	0	0	1	0	0	0	0	0	7	7	0.00	0.750					
Dave Tomlin, L (8, 1) ERA: 3.55	0.2	2	0	0	0	0	0	0	0	0	0	2	2	0.00	0.000					



Batter	1	2	3	4	5	6	7	8	9	AB	R	H	RBI	BB	SO	LOB	TOP								
<b>Bobby Tolan, L</b> OBP: 0.308, SLG: 0.337 (1, 9)										3	2	1	0	1	0	1									
<b>Tito Fuentes, S</b> OBP: 0.304, SLG: 0.345 (1, 4)										5	0	0	0	0	1	3									
<b>Bobby Valentine, R</b> OBP: 0.338, SLG: 0.349 (1, 7)										2	0	0	0	3	0	0									
<b>Willie McCovey, L</b> OBP: 0.345, SLG: 0.458 (1, 3)										3	0	0	0	1	3	4									
<b>Dick Sharon, R</b> OBP: 0.327, SLG: 0.342 (1, 8)										2	0	0	0	2	0	2									
<b>Hector Torres, R</b> OBP: 0.300, SLG: 0.332 (1, 6)										3	0	0	0	1	1	2									
<b>Dave Roberts, R</b> OBP: 0.358, SLG: 0.367 (1, 5)										4	0	1	0	0	1	5									
<b>Bob Davis, R</b> OBP: 0.309, SLG: 0.270 (8, PH)										3	0	0	0	0	0	1									
<b>Gene Locklear, L</b> OBP: 0.392, SLG: 0.446 (8, FR)										1	0	1	0	0	0	0									
<b>Enzo Hernandez, R</b> OBP: 0.275, SLG: 0.266 (8, 2)										0	0	0	0	0	0	0									
<b>Fred Kendall, R</b> OBP: 0.265, SLG: 0.253 (8, 2)										0	0	0	0	0	0	0									
<b>Rich Folkers, L</b> OBP: 0.250, SLG: 0.194 (8, PH)										2	0	0	0	1	2	1									
<b>Johanny Grubb, L</b> OBP: 0.343, SLG: 0.366 (8, PH)										1	0	0	0	0	0	1									
<b>Jerry Johnson, R</b> OBP: 0.083, SLG: 0.167 (8, 1)										0	0	0	0	0	0	0									
<b>Inning Stats</b>	R: 1 E: 0 K: 3 S: 9	H: 0 LOB: 3 BB: 4 P: 25	R: 0 E: 0 K: 1 S: 5	H: 0 LOB: 1 BB: 0 P: 6	R: 0 E: 0 K: 1 S: 5	H: 0 LOB: 2 BB: 2 P: 13	R: 0 E: 0 K: 0 S: 2	H: 0 LOB: 0 BB: 1 P: 6	R: 0 E: 0 K: 0 S: 3	H: 1 LOB: 1 BB: 1 P: 7	R: 0 E: 0 K: 1 S: 6	H: 1 LOB: 1 BB: 0 P: 6	R: 1 E: 0 K: 1 S: 6	H: 1 LOB: 1 BB: 1 P: 10	R: 0 E: 0 K: 1 S: 6	H: 1 LOB: 1 BB: 0 P: 6	R: 0 E: 0 K: 0 S: 3	H: 0 LOB: 0 BB: 3 P: 3	1B: 2 2B: 0 3B: 1 HR: 0	SF: 0 SAC: 0 DP: 1 HBP: 1	WP: 1 PB: 0 SB: 3 CS: 0	PA: 39			
<b>PITCHER</b>	IP	WLS	BF	H	R	ER	SO	BB	IBB	HBP	BLK	WP	HR	S	P	ERA	WHIP								
<b>Pete Falcone, L</b> ERA: 4.14	(1, 1)	7.0	W	32	2	2	7	9	0	1	1	1	0	36	73	2.57	1.571								
<b>Randy Moffitt, R</b> ERA: 3.89	(8, 1)	2.0	S	7	1	0	1	0	0	0	0	0	0	9	9	0.00	0.500								

San Diego Padres @ San Francisco Giants  
Candlestick Park, San Francisco, CA  
Sat Sep 20 1975, 6:33 AM EDT  
Att: 2,305 - Unknown

livebaseballscorecards.com

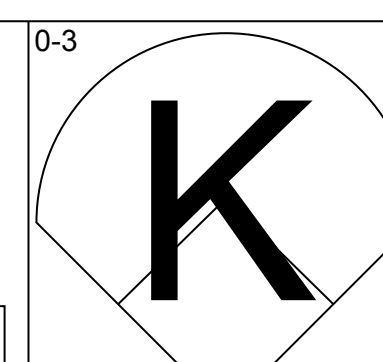
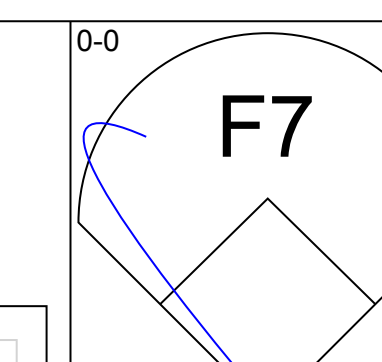
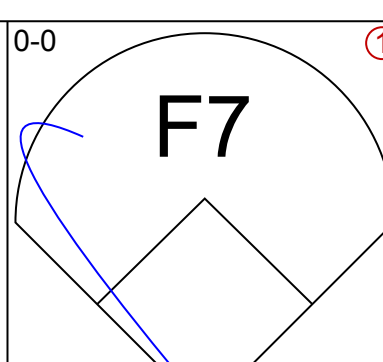
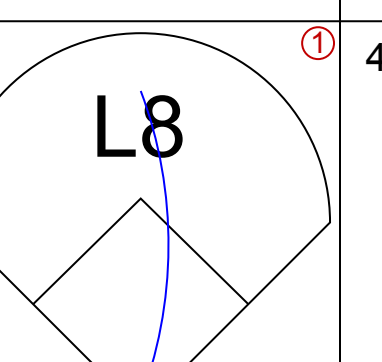
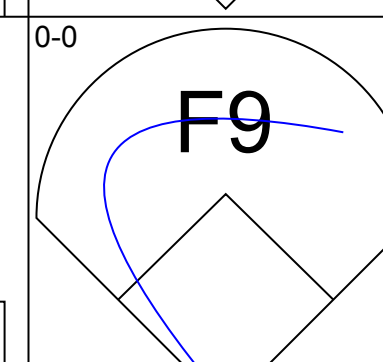
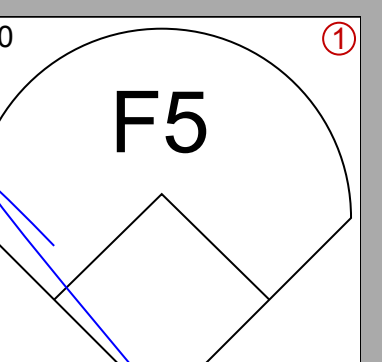
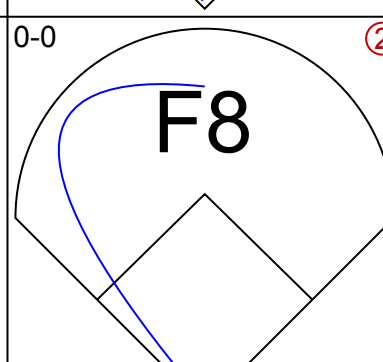
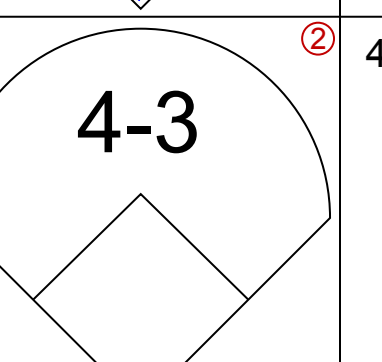
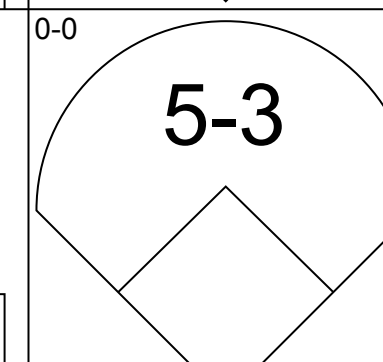
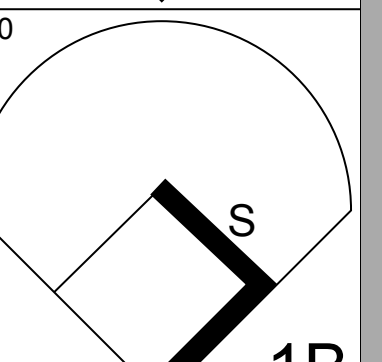
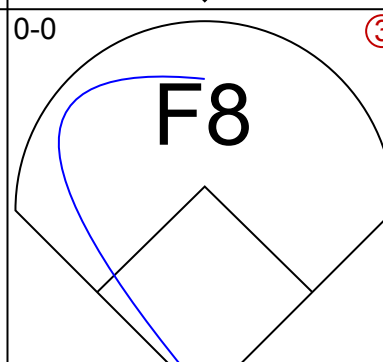
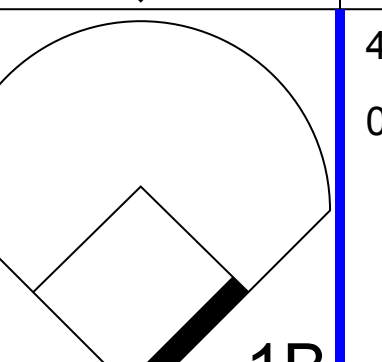
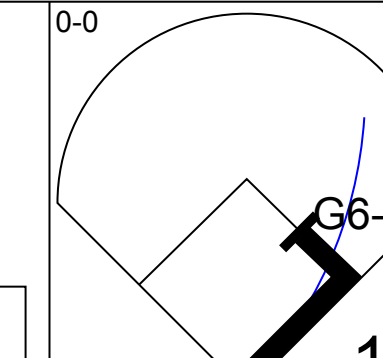
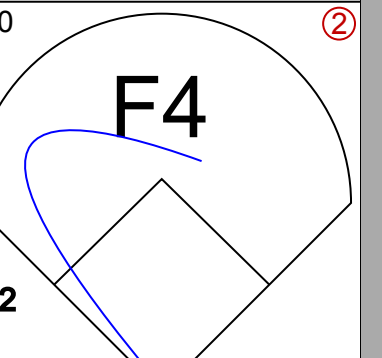
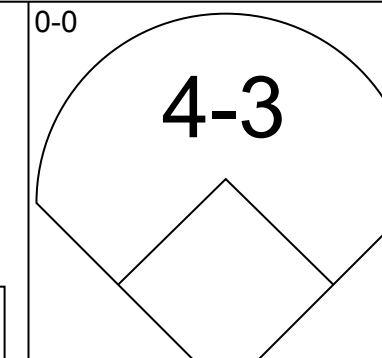
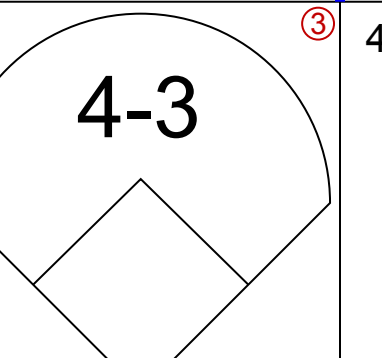
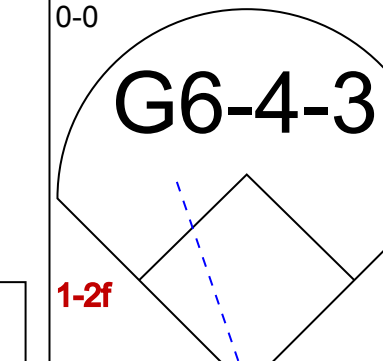
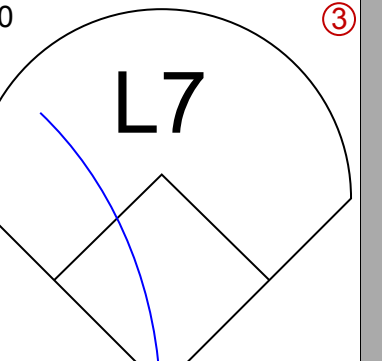
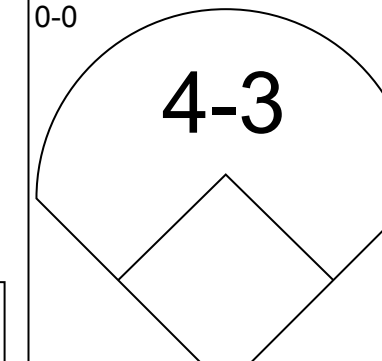

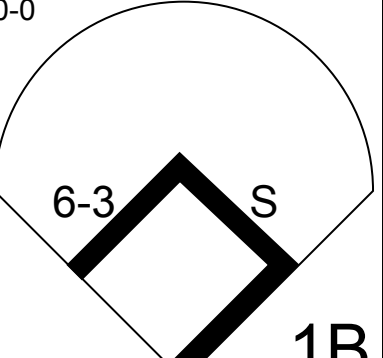
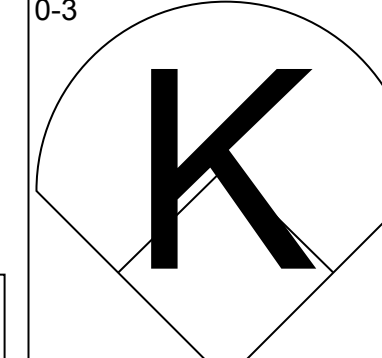
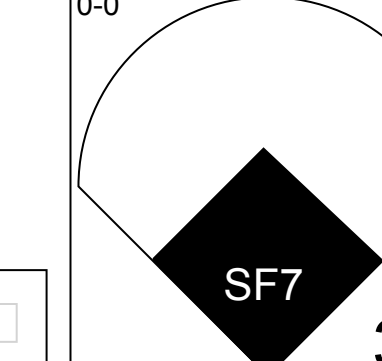
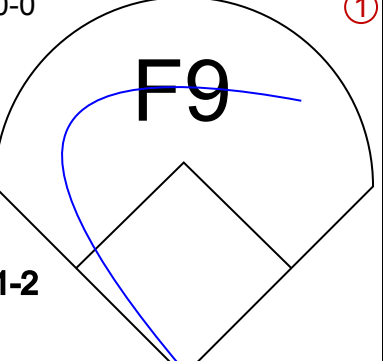
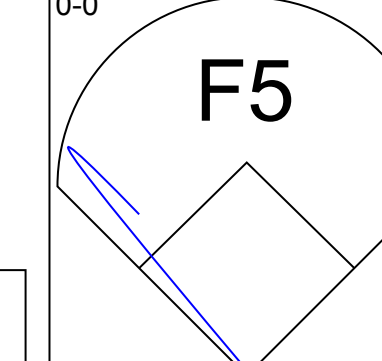
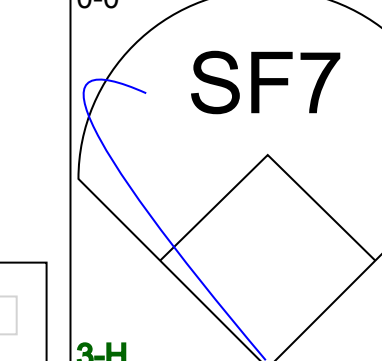
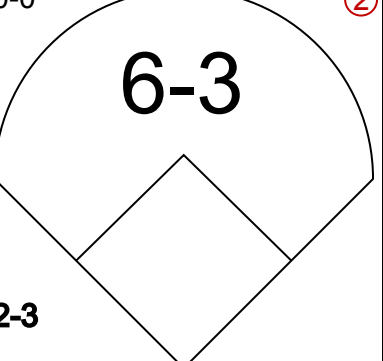
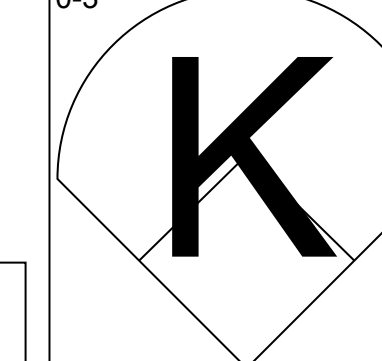
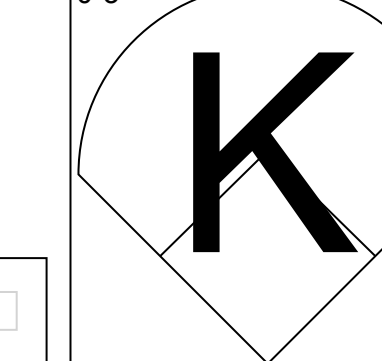
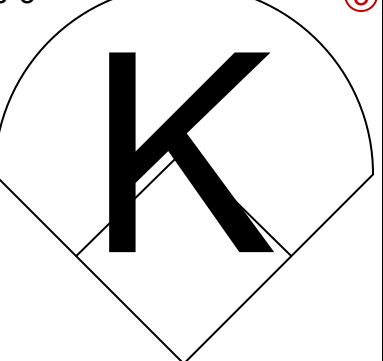
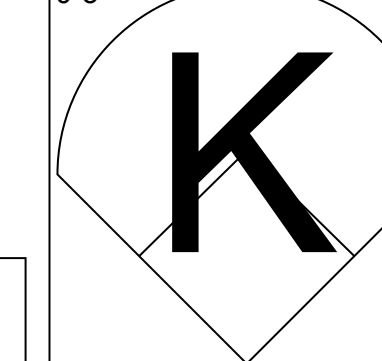
AB 29  
R 2  
H 3  
RBI 0  
BB 9  
SO 8  
LOB 20

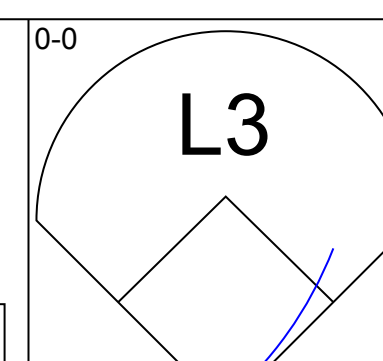
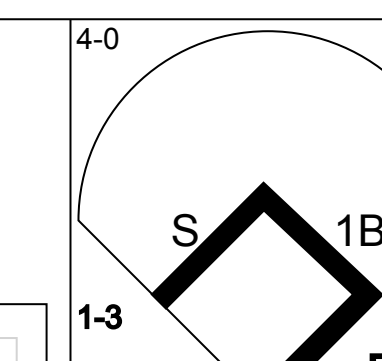
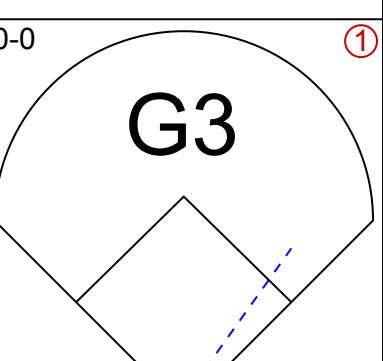
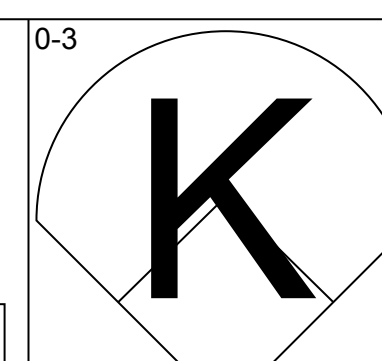
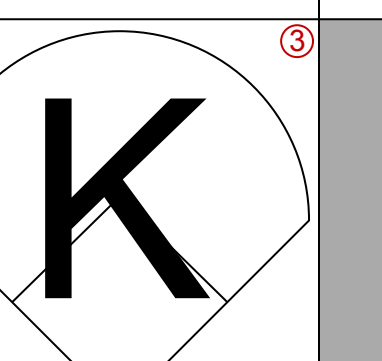
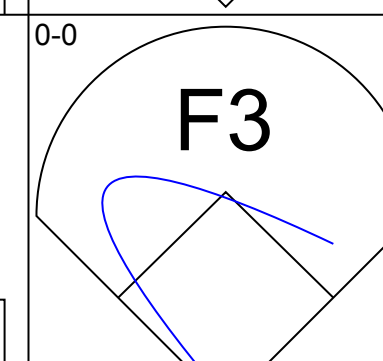
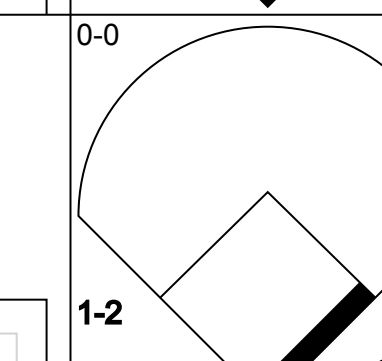
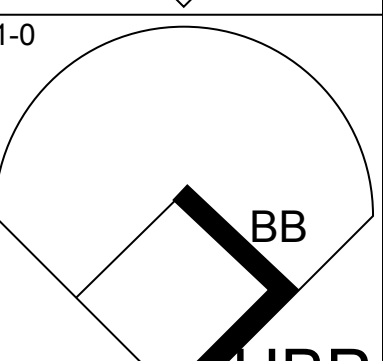
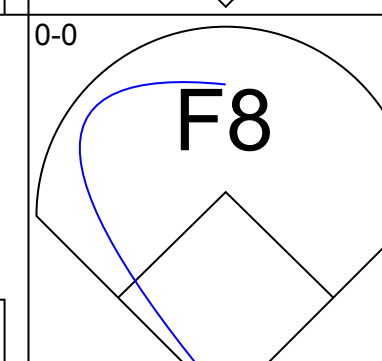
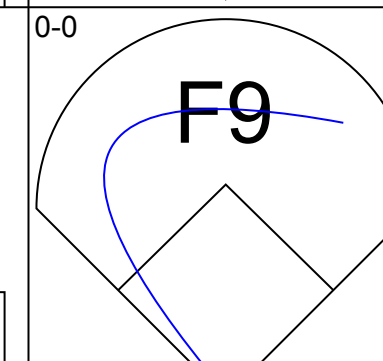
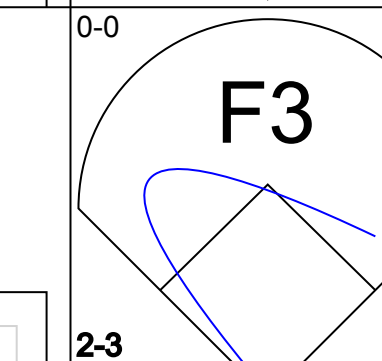
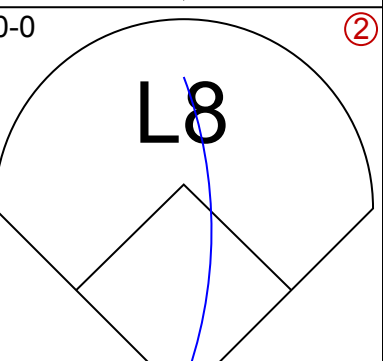
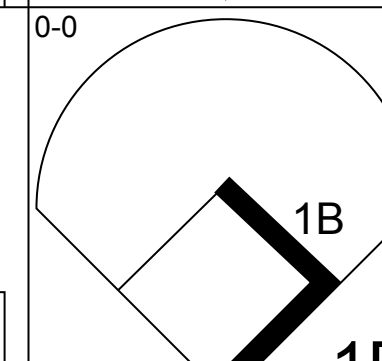
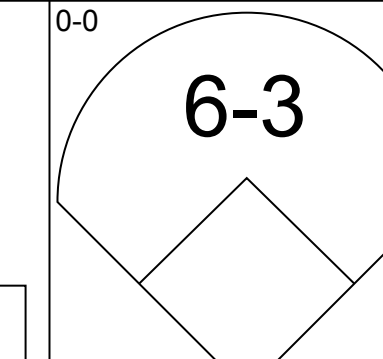
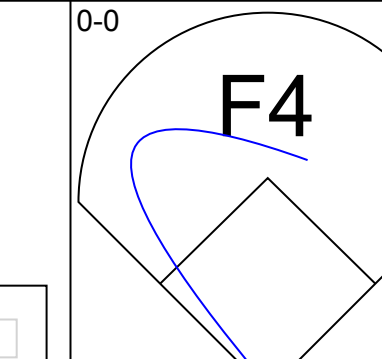
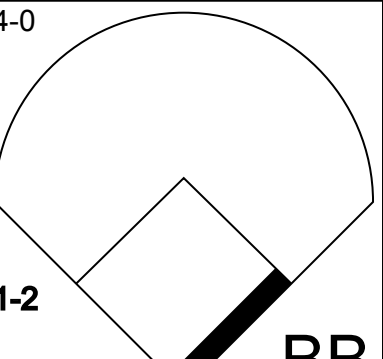
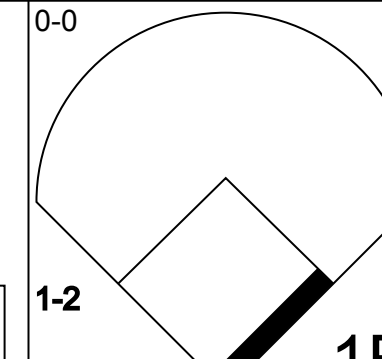
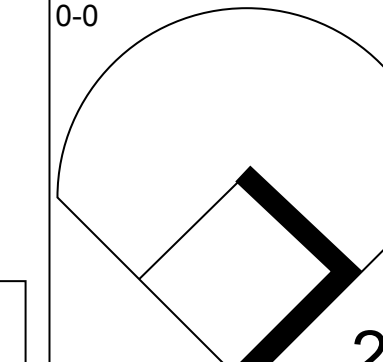
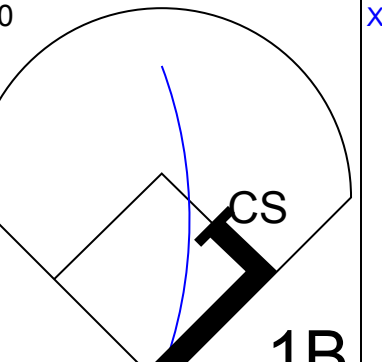
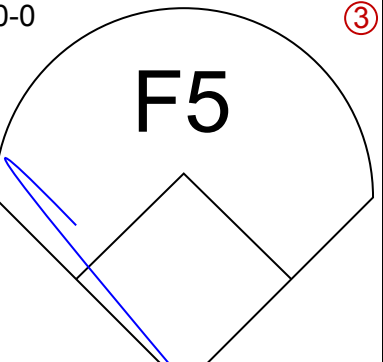
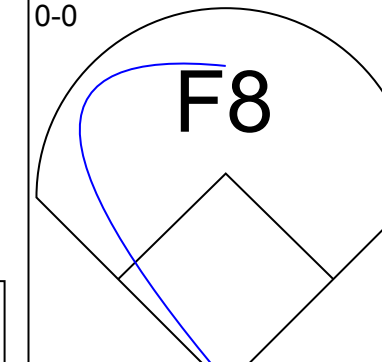



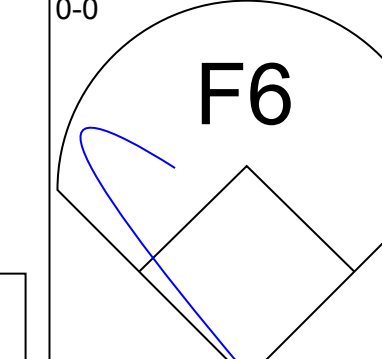

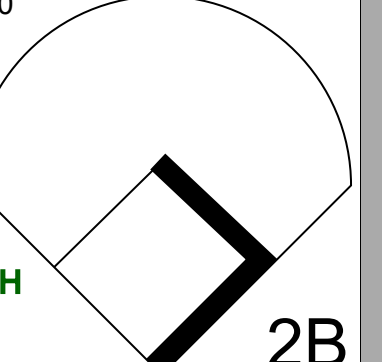
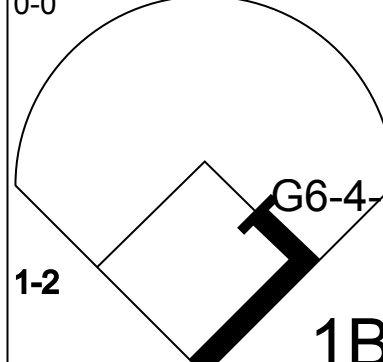
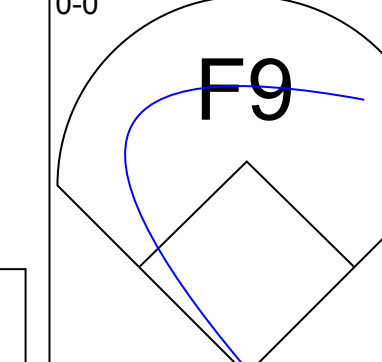
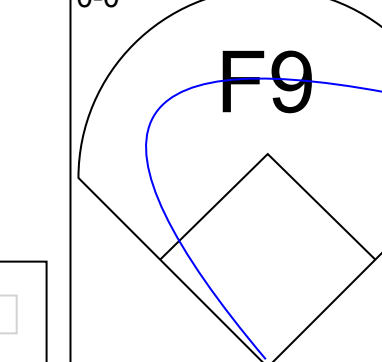
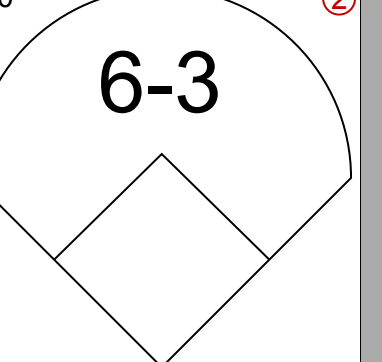
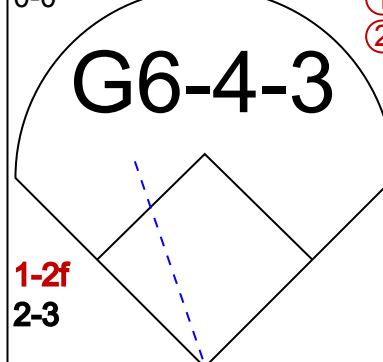
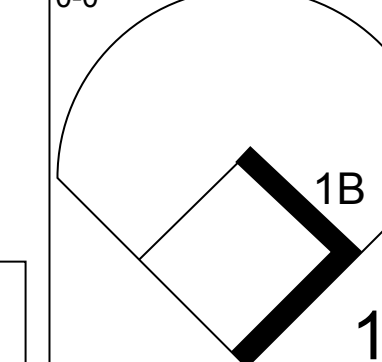
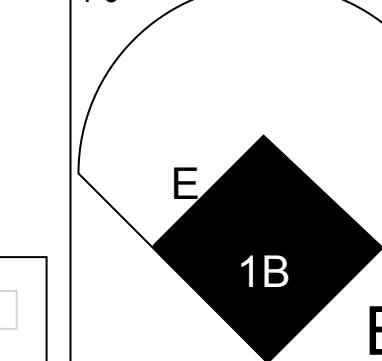
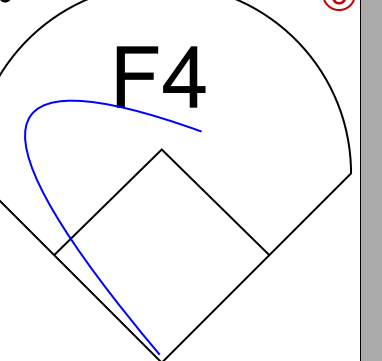
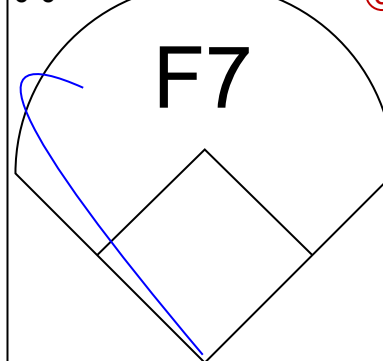
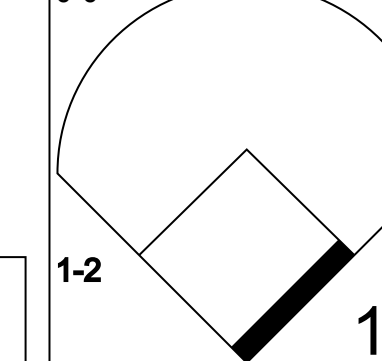
Batter	1	2	3	4	5	6	7	8	9	AB	R	H	RBI	BB	SO	LOB	BOTTOM								
<b>Von Joshua, L</b> OBP: 0.359, SLG: 0.448 (1, 8)										4	2	2	0	0	1	1									
<b>Derrel Thomas, S</b> OBP: 0.341, SLG: 0.375 (1, 4)										3	0	1	2	0	0	1									
<b>Bobby Murcer, L</b> OBP: 0.394, SLG: 0.435 (1, 9)										4	0	1	0	0	0	1									
<b>Gary Matthews, R</b> OBP: 0.370, SLG: 0.410 (1, 7)										3	1	0	0	1	1	1									
<b>Willie Montanez, L</b> OBP: 0.348, SLG: 0.409 (1, 3)										4	1	3	0	0	0	0									
<b>Chris Speier, R</b> OBP: 0.362, SLG: 0.418 (1, 6)										4	0	2	2	0	0	1									
<b>Bruce Miller, R</b> OBP: 0.269, SLG: 0.279 (1, 5)										4	0	0	0	0	0	4									
<b>Mike Sadek, R</b> OBP: 0.324, SLG: 0.330 (1, 2)										2	0	1	0	2	0	0									
<b>Pete Falcone, L</b> OBP: 0.076, SLG: 0.062 (1, 1)										2	0	0	0	0	1	3									
<b>Jack Clark, R</b> OBP: 0.333, SLG: 0.200 (7, PH)										1	0	0	0	0	0	0									
<b>Randy Moffitt, R</b> OBP: 0.214, SLG: 0.357 (8, 1)										1	0	0	0	0	1	2									
<b>Inning Stats</b>	R: 1 E: 0 K: 1 S: 6	H: 1 LOB: 0 BB: 0 P: 6	R: 0 E: 0 K: 0 S: 4	H: 1 LOB: 2 BB: 1 P: 8	R: 0 E: 0 K: 0 S: 4	H: 1 LOB: 1 BB: 0 P: 4	R: 0 E: 0 K: 0 S: 3	H: 0 LOB: 0 BB: 0 P: 3	R: 0 E: 0 K: 2 S: 8	H: 1 LOB: 1 BB: 0 P: 8	R: 1 E: 0 K: 0 S: 5	H: 2 LOB: 1 BB: 0 P: 5	R: 1 E: 0 K: 0 S: 5	H: 2 LOB: 1 BB: 0 P: 5	R: 1 E: 0 K: 1 S: 6	H: 2 LOB: 2 BB: 2 P: 14	1B: 5 2B: 4 3B: 1 HR: 0	SF: 1 SAC: 0 DP: 1 HBP: 0	WP: 0 PB: 0 SB: 2 CS: 0	PA: 36					
<b>PITCHER</b>	IP	WLS	BF	H	R	ER	SO	BB	IBB	HBP	BLK	WP	HR	S	P	ERA	WHIP								
<b>Rich Folkers, L</b> ERA: 4.08	(1, 1)	7.0	L	30	8	3	3	0	1	0	0	0	0	35	39	3.86	1.143								
<b>Jerry Johnson, R</b> ERA: 4.35	(8, 1)	1.0		6	2	1	1	2	0	0	0	0	0	6	14	9.00	4.000								

San Diego Padres @ San Francisco Giants  
Candlestick Park, San Francisco, CA  
Sat Sep 20 1975, 6:33 AM EDT  
Att: 2,305 - Unknown

livebaseballscorecards.com

AB 32  
R 4  
H 10  
RBI 4  
BB 3  
SO 4  
LOB 14

Batter	1	2	3	4	5	6	7	8	9	AB	R	H	RBI	BB	SO	LOB	TOP			
Johnny Grubb, L (1, 8) OBP: 0.340, SLG: 0.364										4	0	0	0	0	1	0	<b>San Diego Padres @ San Francisco Giants</b> Candlestick Park, San Francisco, CA Sun Sep 21 1975, 6:33 AM EDT Att: 15,447 - Unknown <a href="http://livebaseballscorecards.com">livebaseballscorecards.com</a>			
Tito Fuentes, S (1, 4) OBP: 0.302, SLG: 0.342										4	0	0	0	0	0	0				
Gene Locklear, L (1, 7) OBP: 0.383, SLG: 0.447 Don Hahn, R (9, PR) OBP: 0.341, SLG: 0.176				 1B					 1B	4	0	2	0	0	0	0				
Willie McCovey, L (1, 3) OBP: 0.344, SLG: 0.456		 1B		 1-2						4	0	1	0	0	0	2				
Bobby Tolan, L (1, 9) OBP: 0.306, SLG: 0.335		 1-2								3	0	0	0	0	0	2				
Dave Roberts, R (1, 5) OBP: 0.357, SLG: 0.366					 S 1B					3	0	1	0	0	2	0				
Bob Davis, R (1, 2) Jerry Turner, L (8, PH) OBP: 0.312, SLG: 0.292 Hector Torres, R (8, 6) OBP: 0.300, SLG: 0.125			 3B		 1-2					2	1	1	0	0	0	1				
Enzo Hernandez, R (1, 6) OBP: 0.273, SLG: 0.265 Ted Kubiak, S (8, PH) OBP: 0.302, SLG: 0.252 Fred Kendall, R (8, 2) OBP: 0.265, SLG: 0.253			 1		 2			 2		1	0	0	1	0	0	1				
Brent Strom, R (1, 1) OBP: 0.167, SLG: 0.143 Dave Winfield, R (8, PH) OBP: 0.349, SLG: 0.396 Danny Frisella, L (8, 1) OBP: 0.200, SLG: 0.200			 2		 3			 3		2	0	0	0	0	2	1				
<b>Inning Stats</b>	R: 0 E: 0 K: 1 S: 5	H: 0 LOB: 0 BB: 0 P: 5	R: 0 E: 0 K: 1 S: 5	H: 1 LOB: 0 BB: 0 P: 5	R: 1 E: 0 K: 1 S: 6	H: 1 LOB: 0 BB: 0 P: 6	R: 0 E: 0 K: 0 S: 4	H: 1 LOB: 1 BB: 0 P: 4	R: 0 E: 0 K: 1 S: 6	H: 0 LOB: 0 BB: 0 P: 3	R: 0 E: 0 K: 1 S: 5	H: 0 LOB: 0 BB: 0 P: 5	R: 0 E: 0 K: 2 S: 7	H: 0 LOB: 0 BB: 0 P: 7	R: 0 E: 0 K: 0 S: 4	H: 1 LOB: 1 BB: 0 P: 4		1B: 4 2B: 0 3B: 1 HR: 0	SF: 1 SAC: 0 DP: 1 HBP: 0	WP: 0 PB: 0 SB: 2 CS: 0
<b>PITCHER</b> John Montefusco, R (1, 1) ERA: 2.99	IP: 9.0 WLS: W BF: 31 H: 5 R: 1 ER: 1 SO: 7 BB: 0 IBB: 0 HBP: 0 BLK: 0 WP: 0 HR: 0 S: 45 P: 45 ERA: 1.00 WHIP: 0.556															<b>PITCHER</b>				

Batter	1	2	3	4	5	6	7	8	9	AB	R	H	RBI	BB	SO	LOB	BOTTOM			
Gary Thomasson, L (1, 8) OBP: 0.298, SLG: 0.335			 1B BB							4	0	0	0	1	2	2	<b>San Diego Padres @ San Francisco Giants</b> Candlestick Park, San Francisco, CA Sun Sep 21 1975, 6:33 AM EDT Att: 15,447 - Unknown <a href="http://livebaseballscorecards.com">livebaseballscorecards.com</a>			
Derrel Thomas, S (1, 4) OBP: 0.342, SLG: 0.375			 1B HBP							3	0	1	1	0	0	0				
Bobby Murcer, L (1, 9) OBP: 0.393, SLG: 0.434			 2-3		 2		 1B			4	0	1	0	0	0	3				
Gary Matthews, R (1, 7) OBP: 0.371, SLG: 0.410		 1	 3		 1-2 BB		 1-2 1B			3	0	1	0	1	0	2				
Willie Montanez, L (1, 3) OBP: 0.349, SLG: 0.411		 2		 1B		 3		 3		4	0	2	0	0	0	4				
Chris Speier, R (1, 6) OBP: 0.363, SLG: 0.416			 1-2 BB		 4-0 BB		 1			2	1	0	0	2	1	1				
Bruce Miller, R (1, 5) OBP: 0.272, SLG: 0.285				 1-H		 1-2 1B		 2		4	0	2	1	0	0	1				
Mike Sadek, R (1, 2) OBP: 0.322, SLG: 0.327			 1		 2		 1-2 2-3		 1B	4	0	1	0	0	0	3				
John Montefusco, R (1, 1) OBP: 0.136, SLG: 0.145			 4-0 BB		 3		 3		 1-2 1B	3	1	1	0	1	0	2				
<b>Inning Stats</b>	R: 0 E: 0 K: 0 S: 3	H: 0 LOB: 0 BB: 0 P: 3	R: 0 E: 0 K: 1 S: 6	H: 1 LOB: 1 BB: 0 P: 6	R: 1 E: 1 K: 0 S: 4	H: 1 LOB: 2 BB: 2 P: 12	R: 1 E: 0 K: 0 S: 4	H: 2 LOB: 1 BB: 1 P: 8	R: 0 E: 0 K: 0 S: 3	H: 0 LOB: 2 BB: 1 P: 8	R: 0 E: 0 K: 1 S: 7	H: 2 LOB: 2 BB: 0 P: 7	R: 0 E: 0 K: 1 S: 7	H: 2 LOB: 2 BB: 0 P: 7	R: 0 E: 0 K: 1 S: 7	H: 2 LOB: 2 BB: 0 P: 7		1B: 7 2B: 2 3B: 0 HR: 0	SF: 0 SAC: 0 DP: 1 HBP: 1	WP: 0 PB: 0 SB: 1 CS: 1
<b>PITCHER</b> Brent Strom, L (1, 1) ERA: 2.38 Danny Frisella, R (8, 1) ERA: 3.13	IP: 7.0 WLS: L BF: 32 H: 7 R: 2 ER: 1 SO: 2 BB: 0 IBB: 0 HBP: 0 BLK: 0 WP: 0 HR: 0 S: 30 P: 31 ERA: 1.29 WHIP: 1.714															<b>PITCHER</b>				

Batter	1	2	3	4	5	6	7	8	9	10	11	AB	R	H	RBI	BB	SO	LOB	TOP											
Gary Thomasson, L OBP: 0.304, SLG: 0.340	1-2 1B BB F7-2 1B		1-2 1B HR	1-0 1B		1-2 G3		3-3 K			4-1 SH3-4 1B BB	5	2	3	0	1	1	0												
Derrel Thomas, S OBP: 0.342, SLG: 0.381	0-0 B1		1-0 1B HR	0-1 1B		1-2 5-3		0-2 6-3			0-0 SH3-4	5	1	2	4	0	0	1												
Bobby Murcer, L OBP: 0.394, SLG: 0.431	4-0 1B BB		2-2 G3	0-2 F8		0-0 F5			4-1 G5-4-3 BB		4-0 PB 1B BB	3	0	0	0	3	0	2												
Gary Matthews, R OBP: 0.377, SLG: 0.416	1-0 1B		2-2 1B 1B		1-0 FC4-6 1B		2-0 2B 1B		1-1 G5-4-3 1-2f		0-0 PB 1B	6	1	5	1	0	0	1												
Willie Montanez, L OBP: 0.351, SLG: 0.414	2-1 F7-2 3-H		0-1 1B G6-4-3	1-3 1B	0-0 FC4-6 2B	0-0 1-2f	0-0 1-H 2B		0-2 1B		0-1 F9	6	0	3	1	0	0	6												
Chris Speier, R OBP: 0.361, SLG: 0.414 Johannie LeMaster, R OBP: 0.269, SLG: 0.355		0-0 4-3	1-2 G6-4-3 1-2f		0-0 2B	1-2 F9			0-1 F3		3-0 4-3 1-2 2-3	2	0	0	0	0	0	2												
Sieve Ontiveros, S OBP: 0.394, SLG: 0.360 Bruce Miller, R OBP: 0.270, SLG: 0.283		0-0 F9		0-0 4-3	2-1 6-3		1-3 K			0-1 4-3		3	0	0	0	0	0	2	AB 44											
Dave Rader, L OBP: 0.365, SLG: 0.401		1-1 F9		2-1 F9	4-0 IBB		2-2 F8			0-2 F5		4	0	0	0	1	0	1	R 6											
Jim Barr, R OBP: 0.152, SLG: 0.132 Gary Lavelle, S OBP: 0.111, SLG: 0.111			4-2 1B HR BB	1-1 1B 1B	0-3 K			0-0 F3				4	2	1	0	1	2	3	H 15											
<b>Inning Stats</b>	R: 0 E: 1 K: 0 S: 7	H: 2 LOB: 2 BB: 1 P: 15	R: 0 E: 0 K: 0 S: 4	H: 0 LOB: 0 BB: 0 P: 5	R: 3 E: 0 K: 0 S: 18	H: 4 LOB: 1 BB: 1 P: 29	R: 1 E: 0 K: 0 S: 11	H: 3 LOB: 2 BB: 0 P: 15	R: 0 E: 0 K: 1 S: 10	H: 2 LOB: 3 BB: 1 P: 17	R: 0 E: 0 K: 0 S: 8	H: 0 LOB: 0 BB: 0 P: 10	R: 1 E: 0 K: 1 S: 12	H: 2 LOB: 1 BB: 0 P: 18	R: 0 E: 0 K: 1 S: 8	H: 0 LOB: 0 BB: 0 P: 11	R: 0 E: 0 K: 0 S: 9	H: 1 LOB: 1 BB: 1 P: 14	R: 0 E: 0 K: 1 S: 8	H: 0 LOB: 0 BB: 0 P: 8	R: 1 E: 0 K: 0 S: 6	H: 1 LOB: 2 BB: 2 P: 17	1B: 12 2B: 3 3B: 0 HR: 1	SF: 0 SAC: 1 DP: 3 HBP: 0	WP: 0 PB: 1 SB: 0 CS: 0	PA: 51				
<b>PITCHER</b>	IP WLS BF H R ER SO BB IBB HBP BLK WP HR S P ERA WHIP	5.0 27 11 4 1 2 2 0 0 0 0 0 0 28 39 3.00 0.667	2.2 12 2 1 1 1 3 0 0 0 0 0 0 22 35 3.38 1.875	0.1 W 1 0 0 0 0 0 0 0 0 0 0 1 4 0.00 0.000																										

San Francisco Giants @ Atlanta Braves  
Atlanta-Fulton County Stadium, Atlanta, GA  
Wed Sep 24 1975, 7:05 PM EDT  
Att: 1,045 - Unknown

livebaseballscores.com  
AB 44  
R 6  
H 15  
RBI 6  
BB 6  
SO 4  
LOB 23



Batter	1	2	3	4	5	6	7	8	9	10	11	AB	R	H	RBI	BB	SO	LOB	BOTTOM												
Dusty Baker Jr., R OBP: 0.347, SLG: 0.419	4-1 BB 1B 3-1 BB	0-0 F8		0-2 F3		3-1 6-3 2-3			0-1 4-3		0-0 BB 1B 2-H BB	5	2	1	1	1	0	3													
Marty Perez, R OBP: 0.329, SLG: 0.329	0-0 3-1 BB 1-2 1B		2-3 K		3-2 F3	3-2 F9			0-0 F7		1-0 BB BB 1-2 1B	6	0	2	0	0	1	1													
Darrell Evans, L OBP: 0.362, SLG: 0.406	4-1 7-6 3-1 BB		1-1 G3 HR 1B		4-2 1B FC4-6 BB		0-2 F7		0-1 F9		4-2 1-2 2-3 BB	3	2	1	0	3	0	0													
Dave May, L OBP: 0.369, SLG: 0.487	2-1 3-1		2-0 G3	1-2 1B	1-2 FC4-6 1B		0-0 F8			1-0 4-3	4-1 1-2 2-3 BB	5	0	1	2	1	0	3													
Mike Lum, L OBP: 0.300, SLG: 0.325	7-6 2-Sf		1-0 HR		1-1 FC4-6 1B	1-2f	1-1 F8			0-0 4-3		5	1	1	3	0	0	3													
Rowland Office, L OBP: 0.339, SLG: 0.363		1-0 F9 1B 2B	2-1 4-3		1-1 1B	1-2 1B		1-0 F8		1-2 F8		5	1	2	0	0	0	0													
Earl Williams, R OBP: 0.307, SLG: 0.357		3-2 6-3		0-2 2B	3-1 1-3		1-2 F2			0-0 4-3		5	0	1	0	0	0	3	AB 43												
Larvell Blanks, R OBP: 0.293, SLG: 0.294 Biff Pocoroba, S OBP: 0.323, SLG: 0.311		1-0 F9		1-1 6-3		3-2 SH1-4 1B		0-2 1B		0-2 E8 1B		4	0	2	0	0	0	2	R 7												
Carl Morton, R OBP: 0.180, SLG: 0.185 Mike Beard, L OBP: 0.110, SLG: 0.111 Fred Gilliam, R OBP: 0.190, SLG: 0.229 Bruce Dal Canton, R OBP: 0.100, SLG: 0.106 Elias Sosa, R OBP: 0.110, SLG: 0.133 Ed Goodson, L OBP: 0.260, SLG: 0.372		1-2 3-H 1B		1-3 K		0-1 SH1-4 1-2		0-1 F9			1-2 F8	2	0	0	1	1	0	1	H 12												
<b>Inning Stats</b>	R: 1 E: 0 K: 0 S: 6	H: 1 LOB: 1 BB: 2 P: 17	R: 1 E: 0 K: 0 S: 9	H: 2 LOB: 1 BB: 0 P: 15	R: 2 E: 0 K: 1 S: 11	H: 2 LOB: 0 BB: 0 P: 19	R: 0 E: 0 K: 1 S: 12	H: 1 LOB: 1 BB: 0 P: 14	R: 1 E: 0 K: 0 S: 14	H: 2 LOB: 2 BB: 1 P: 27	R: 0 E: 0 K: 0 S: 11	H: 1 LOB: 1 BB: 0 P: 20	R: 0 E: 0 K: 0 S: 6	H: 0 LOB: 0 BB: 0 P: 7	R: 0 E: 0 K: 0 S: 11	H: 1 LOB: 1 BB: 0 P: 13	R: 0 E: 0 K: 0 S: 5	H: 0 LOB: 0 BB: 0 P: 5	R: 0 E: 0 K: 0 S: 5	H: 0 LOB: 0 BB: 0 P: 7	R: 2 E: 1 K: 0 S: 14	H: 2 LOB: 3 BB: 2 P: 24	1B: 9 2B: 3 3B: 0 HR: 1	SF: 0 SAC: 1 DP: 1 HBP: 0	WP: 0 PB: 0 SB: 0 CS: 0	PA: 49					
<b>PITCHER</b>	IP WLS BF H R ER SO BB IBB HBP BLK WP HR S P ERA WHIP	10.2 L 47 12 7 5 2 3 0 0 0 0 0 0 3 11 4.22 1.406	0.0 2 0 0 0 0 2 0 0 0 0 0 0 0 3 11 ∞ ∞																												

San Francisco Giants @ Atlanta Braves  
Atlanta-Fulton County Stadium, Atlanta, GA  
Wed Sep 24 1975, 7:05 PM EDT  
Att: 1,045 - Unknown

livebaseballscores.com  
AB 43  
R 7  
H 12  
RBI 7  
BB 5  
SO 2  
LOB 18



Batter	1	2	3	4	5	6	7	8	9	AB	R	H	RBI	BB	SO	LOB	TOP		
Von Joshua, L (1.8) OBP: 0.358, SLG: 0.447										5	1	1	0	0	0	0	<b>San Francisco Giants @ San Diego Padres</b> San Diego Stadium, San Diego, CA Thu Sep 25 1975, 10:05 PM EDT Att: 3,886 - Unknown <a href="http://livebaseballscorecards.com">livebaseballscorecards.com</a>		
Derrel Thomas, S (1.4) OBP: 0.345, SLG: 0.381										3	3	1	0	2	2	0			
Bobby Murcer, L (1.9) OBP: 0.395, SLG: 0.431										3	1	1	0	1	1	1			
Willie Montanez, L (1.3) OBP: 0.351, SLG: 0.414										4	0	2	2	0	0	2			
Jack Clark, R (1.7) OBP: 0.222, SLG: 0.125 Gary Matthews, R (8, PH) OBP: 0.376, SLG: 0.415										3	0	0	0	0	0	3			
Steve Ontiveros, S (1.5) OBP: 0.395, SLG: 0.371										4	1	2	3	0	1	0			
Gary Alexander, R (1.2) Glenn Adams, L (8, PH) OBP: 0.386, SLG: 0.489 Mike Sadek, R (8.2) OBP: 0.322, SLG: 0.327										3	0	0	0	0	2	0			
Johnnie LeMaster, R (1.6) OBP: 0.288, SLG: 0.364										4	0	1	0	0	0	2			
Mike Caldwell, R (1.1) OBP: 0.199, SLG: 0.227 Pete Falcone, L (6.1) OBP: 0.076, SLG: 0.062 Gary Thomasson, L (7, PH) OBP: 0.304, SLG: 0.339 John D'Acquisto, R (7.1) Dave Rader, L (9, PH) OBP: 0.384, SLG: 0.399										2	0	0	0	0	0	1			
<b>Inning Stats</b>	R: 1 E: 0 K: 1 S: 6	H: 1 LOB: 1 BB: 1 P: 10	R: 0 E: 0 K: 1 S: 5	H: 0 LOB: 0 BB: 0 P: 5	R: 1 E: 0 K: 1 S: 5	H: 2 LOB: 2 BB: 1 P: 9	R: 1 E: 0 K: 1 S: 6	H: 2 LOB: 0 BB: 0 P: 6	R: 0 E: 0 K: 1 S: 5	H: 0 LOB: 0 BB: 0 P: 5	R: 0 E: 0 K: 1 S: 5	H: 0 LOB: 0 BB: 0 P: 5	R: 0 E: 0 K: 0 S: 7	H: 4 LOB: 2 BB: 1 P: 11	R: 0 E: 0 K: 1 S: 5	H: 0 LOB: 0 BB: 0 P: 5		1B: 6 2B: 2 3B: 0 HR: 1	SF: 0 SAC: 0 DP: 0 HBP: 0
<b>PITCHER</b>	IP WLS BF H R ER SO BB IBB HBP BLK WP HR S P ERA WHIP																		
Bill Greif, R (1.1) ERA: 3.88	4.0		18	5	3	3	3	2	0	0	0	0	0	0	0	0	0	6.75	1.750
Dave Tomlin, L (5.1) ERA: 3.33	2.0	W	6	0	0	0	2	0	0	0	0	0	0	0	10	10	0.00	0.000	
Dave Freisleben, R (7.1) ERA: 4.28	1.0		5	2	2	2	1	0	0	0	0	0	0	7	7	18.00	2.000		
Danny Frisella, R (8.1) ERA: 3.14	2.0	S	9	2	1	1	1	1	0	0	0	0	1	0	10	14	4.50	1.500	

Batter	1	2	3	4	5	6	7	8	9	AB	R	H	RBI	BB	SO	LOB	BOTTOM	
Enzo Hernandez, R (1.6) OBP: 0.275, SLG: 0.267										5	1	2	1	0	0	4	<b>San Francisco Giants @ San Diego Padres</b> San Diego Stadium, San Diego, CA Thu Sep 25 1975, 10:05 PM EDT Att: 3,886 - Unknown <a href="http://livebaseballscorecards.com">livebaseballscorecards.com</a>	
Don Hahn, R (1.8) OBP: 0.360, SLG: 0.308										4	2	1	1	1	0	2		
Tito Fuentes, S (1.4) OBP: 0.310, SLG: 0.349										5	0	1	0	0	0	5		
Willie McCovey, L (1.3) OBP: 0.343, SLG: 0.464 Bobby Tolan, L (9.3) OBP: 0.307, SLG: 0.337										5	2	2	3	0	1	2		
Dave Winfield, R (1.9) OBP: 0.356, SLG: 0.406										3	2	3	1	2	0	0		
Dick Sharon, R (1.7) OBP: 0.310, SLG: 0.316 Johnny Grubb, L (8, PH) OBP: 0.340, SLG: 0.363										4	0	0	1	0	0	5		
Dave Roberts, R (1.5) OBP: 0.367, SLG: 0.354 Ted Kubiak, S (8.5) OBP: 0.301, SLG: 0.252										3	0	1	0	1	0	1		
Bob Davis, R (1.2) OBP: 0.307, SLG: 0.290										4	1	1	1	0	1	4		
Bill Greif, R (1.1) Bobby Valentine, R (4, PH) OBP: 0.312, SLG: 0.310 Dave Tomlin, L (5.1) OBP: 0.295, SLG: 0.290 Jerry Turner, L (6, PH) OBP: 0.362, SLG: 0.396 Dave Freisleben, R (7.1) OBP: 0.340, SLG: 0.363 Danny Frisella, L (8.1) OBP: 0.300, SLG: 0.290										1	0	0	0	0	0	0		
<b>Inning Stats</b>	R: 0 E: 0 K: 0 S: 3	H: 0 LOB: 0 BB: 0 P: 3	R: 0 E: 0 K: 0 S: 4	H: 1 LOB: 1 BB: 0 P: 4	R: 0 E: 0 K: 1 S: 6	H: 1 LOB: 2 BB: 1 P: 10	R: 2 E: 0 K: 0 S: 6	H: 4 LOB: 2 BB: 1 P: 10	R: 1 E: 1 K: 0 S: 5	H: 3 LOB: 1 BB: 1 P: 10	R: 1 E: 0 K: 0 S: 4	H: 1 LOB: 2 BB: 1 P: 9	R: 1 E: 1 K: 1 S: 7	H: 1 LOB: 1 BB: 0 P: 7	1B: 8 2B: 0 3B: 1 HR: 3	SF: 0 SAC: 0 DP: 1 HBP: 1		WP: 0 PA: 44 PB: 0 SB: 4 CS: 0
<b>PITCHER</b>	IP WLS BF H R ER SO BB IBB HBP BLK WP HR S P ERA WHIP																	
Mike Caldwell, L (1.1) ERA: 4.79	5.1	L	29	9	5	4	1	2	2	0	0	0	0	0	1	27	6.75	2.062
Pete Falcone, L (6.1) ERA: 4.17	0.2		4	1	1	1	0	1	0	0	0	0	0	1	3	7	13.50	3.000
John D'Acquisto, R (7.1) ERA: 10.29	2.0		11	2	2	2	1	1	0	1	0	0	0	1	11	16	9.00	1.500

Batter	1	2	3	4	5	6	7	8	9	AB	R	H	RBI	BB	SO	LOB	TOP										
Jack Clark, R (1, 8) OBP: 0.214, SLG: 0.154	E5 G5-3		K					E7 1B	F8	5	1	1	0	0	1	0	<b>San Francisco Giants @ San Diego Padres</b> San Diego Stadium, San Diego, CA Fri Sep 26 1975, 10:05 PM EDT Att: 7,488 - Unknown <a href="http://livebaseballscorecards.com">livebaseballscorecards.com</a>										
Derrel Thomas, S (1, 4) OBP: 0.347, SLG: 0.382	K				5-3			1B		4	2	2	0	1	1	3											
Bobby Murcer, L (1, 9) OBP: 0.396, SLG: 0.432					4-3			1B	F9	5	2	3	1	0	0	3											
Gary Matthews, R (1, 7) OBP: 0.375, SLG: 0.413	G5-3				F9			1B		4	0	1	0	0	0	4											
Willie Montanez, L (1, 3) OBP: 0.353, SLG: 0.415 Gary Thomasson, L (4, PR) OBP: 0.305, SLG: 0.340								1B		1	0	1	1	0	0	0											
Bruce Miller, R (1, 5) OBP: 0.273, SLG: 0.286								1B		2	0	1	2	0	0	0											
Mike Sadek, R (1, 2) OBP: 0.311, SLG: 0.314								1B		4	0	2	1	0	0	1											
Johnnie LeMaster, R (1, 6) OBP: 0.253, SLG: 0.343								1B		4	0	0	0	0	0	5											
John Montefusco, R (1, 1) OBP: 0.141, SLG: 0.150								1B		4	0	0	0	0	0	2											
								1B		4	0	1	0	0	0	0											
<b>Inning Stats</b>	R: 0 E: 1 K: 1 S: 6	H: 1 LOB: 1 BB: 0 P: 6	R: 0 E: 0 K: 0 S: 2	H: 0 LOB: 0 BB: 0 P: 3	R: 0 E: 0 K: 1 S: 5	H: 0 LOB: 0 BB: 0 P: 5	R: 2 E: 0 K: 0 S: 6	H: 4 LOB: 2 BB: 0 P: 6	R: 0 E: 0 K: 0 S: 5	H: 2 LOB: 2 BB: 0 P: 5	R: 0 E: 0 K: 1 S: 5	H: 0 LOB: 0 BB: 0 P: 5	R: 0 E: 0 K: 0 S: 8	H: 0 LOB: 0 BB: 0 P: 8	R: 3 E: 1 K: 0 S: 8	H: 5 LOB: 2 BB: 1 P: 8	R: 0 E: 0 K: 0 S: 3	H: 0 LOB: 1 BB: 1 P: 7	1B: 12 2B: 0 3B: 0 HR: 0	SF: 0 SAC: 0 DP: 3 HBP: 1	WP: 0 PB: 0 SB: 1 CS: 0	PA: 39					
<b>PITCHER</b>	IP	WLS	BF	H	R	ER	SO	BB	IBB	HBP	BLK	WP	HR	S	P	ERA	WHIP										
Brent Strom, L (1, 1) ERA: 2.54	7.0	L	30	9	5	4	3	0	0	1	0	0	0	35	36	5.14	1.286										
Danny Frisella, R (8, 1) ERA: 3.1	1.0		5	3	0	0	0	0	0	0	0	0	0	5	5	0.00	3.000										
Butch Metzger, R (9, 1) ERA: 7.71	1.0		4	0	0	0	0	1	0	0	0	0	0	3	7	0.00	1.000										

Batter	1	2	3	4	5	6	7	8	9	AB	R	H	RBI	BB	SO	LOB	BOTTOM										
Enzo Hernandez, R (1, 6) OBP: 0.275, SLG: 0.265	F8		F3					1B		3	0	0	0	0	0	1	<b>San Francisco Giants @ San Diego Padres</b> San Diego Stadium, San Diego, CA Fri Sep 26 1975, 10:05 PM EDT Att: 7,488 - Unknown <a href="http://livebaseballscorecards.com">livebaseballscorecards.com</a>										
Hector Torres, R (1, 4) OBP: 0.301, SLG: 0.339	F3							HBP		4	0	0	0	0	1	2											
Jerry Turner, L (1, 7) OBP: 0.400, SLG: 0.333										4	0	2	0	0	0	1											
Willie McCovey, L (1, 3) OBP: 0.343, SLG: 0.461	G3							1B		3	0	0	0	1	0	3											
Dave Winfield, R (1, 9) OBP: 0.355, SLG: 0.405										4	0	1	0	0	1	1											
Johnny Grubb, L (1, 8) OBP: 0.339, SLG: 0.364										4	0	1	0	0	0	1											
Ted Kubiak, S (1, 5) OBP: 0.300, SLG: 0.252										4	0	1	0	0	0	1											
Bob Davis, R (1, 2) OBP: 0.302, SLG: 0.286 Gene Locklear, L (7, PH) OBP: 0.377, SLG: 0.438 Fred Kendall, R (8, 2) OBP: 0.265, SLG: 0.251										2	0	0	0	0	1	0											
Brent Strom, R (1, 1) OBP: 0.156, SLG: 0.133 Danny Frisella, L (8, 1) OBP: 0.200, SLG: 0.200 Bobby Tolan, L (6, PH) OBP: 0.306, SLG: 0.337 Butch Metzger, R (9, 1)										0	0	0	0	0	0	0											
										1	0	0	0	0	0	0											
										0	0	0	0	0	0	0											
<b>Inning Stats</b>	R: 0 E: 0 K: 0 S: 4	H: 1 LOB: 1 BB: 0 P: 4	R: 0 E: 0 K: 0 S: 3	H: 0 LOB: 0 BB: 0 P: 3	R: 0 E: 0 K: 0 S: 3	H: 0 LOB: 0 BB: 0 P: 3	R: 0 E: 0 K: 0 S: 3	H: 0 LOB: 1 BB: 1 P: 7	R: 0 E: 0 K: 0 S: 5	H: 0 LOB: 0 BB: 0 P: 5	R: 0 E: 1 K: 0 S: 4	H: 0 LOB: 1 BB: 0 P: 4	R: 0 E: 0 K: 0 S: 5	H: 2 LOB: 2 BB: 0 P: 5	R: 0 E: 0 K: 1 S: 6	H: 1 LOB: 2 BB: 0 P: 7	R: 0 E: 0 K: 2 S: 8	H: 1 LOB: 1 BB: 0 P: 8	1B: 4 2B: 1 3B: 0 HR: 0	SF: 0 SAC: 0 DP: 0 HBP: 1	WP: 0 PB: 0 SB: 0 CS: 0	PA: 35					
<b>PITCHER</b>	IP	WLS	BF	H	R	ER	SO	BB	IBB	HBP	BLK	WP	HR	S	P	ERA	WHIP										
John Montefusco, R (1, 1) ERA: 2.88	9.0	W	35	5	0	0	4	1	0	1	0	0	0	41	46	0.00	0.667										



Batter	1	2	3	4	5	6	7	8	9	AB	R	H	RBI	BB	SO	LOB	TOP						
Von Joshua, L (1.8) OBP: 0.359, SLG: 0.448										3	0	1	0	1	0	0	San Francisco Giants @ San Diego Padres San Diego Stadium, San Diego, CA Sat Sep 27 1975, 10:05 PM EDT Att: 27,655 - Unknown						
Derrel Thomas, S (1.4) OBP: 0.346, SLG: 0.381										3	0	1	1	0	0	0							
Bobby Murcer, L (1.9) OBP: 0.396, SLG: 0.432 Glenn Adams, L (5.9) OBP: 0.382, SLG: 0.483										3	1	1	0	0	0	3							
Gary Matthews, R (1.7) OBP: 0.376, SLG: 0.424										4	2	2	2	0	0	2							
Gary Thomasson, L (1.3) OBP: 0.304, SLG: 0.339										4	0	1	0	0	0	1							
Steve Ontiveros, S (1.5) OBP: 0.393, SLG: 0.368										2	0	0	1	1	0	1							
Dave Rader, L (1.2) OBP: 0.360, SLG: 0.394										4	0	0	0	0	1	2							
Johnnie LeMaster, R (1.6) OBP: 0.241, SLG: 0.324										4	0	0	0	0	1	1							
Rob Dressler, R (1.1)										2	1	0	0	1	1	0							
<b>Inning Stats</b>	R: 0 E: 0 K: 0 S: 3	H: 1 LOB: 1 BB: 1 P: 7	R: 0 E: 0 K: 1 S: 5	H: 0 LOB: 0 BB: 0 P: 5	R: 0 E: 0 K: 0 S: 3	H: 0 LOB: 0 BB: 0 P: 3	R: 2 E: 0 K: 0 S: 5	H: 2 LOB: 1 BB: 1 P: 9	R: 1 E: 0 K: 0 S: 4	H: 1 LOB: 0 BB: 1 P: 8	R: 1 E: 0 K: 2 S: 4	H: 1 LOB: 0 BB: 0 P: 4	R: 0 E: 0 K: 1 S: 7	H: 0 LOB: 0 BB: 0 P: 7	R: 0 E: 0 K: 0 S: 3	H: 0 LOB: 1 BB: 0 P: 3	R: 0 E: 0 K: 0 S: 4	H: 1 LOB: 1 BB: 0 P: 4	1B: 3 2B: 2 3B: 0 HR: 1	SF: 2 SAC: 0 DP: 1 HBP: 0	WP: 0 PB: 0 SB: 0 CS: 0	PA: 35	
<b>PITCHER</b>	IP	WLS	BF	H	R	ER	SO	BB	IBB	HBP	BLK	WP	HR	S	P	ERA	WHIP	<b>PITCHER</b>					
Joe McIntosh, R (1.1) ERA: 3.69	7.0	L	28	5	4	4	3	3	0	0	0	0	1	31	43	5.14	1.143						
Dave Tomlin, L (8.1) ERA: 3.25	2.0		7	1	0	0	0	0	0	0	0	0	0	7	7	0.00	0.500						
<b>Batter</b>	<b>1</b>	<b>2</b>	<b>3</b>	<b>4</b>	<b>5</b>	<b>6</b>	<b>7</b>	<b>8</b>	<b>9</b>	<b>AB</b>	<b>R</b>	<b>H</b>	<b>RBI</b>	<b>BB</b>	<b>SO</b>	<b>LOB</b>	<b>BOTTOM</b>						
Enzo Hernandez, R (1.6) OBP: 0.275, SLG: 0.265										4	0	1	0	0	1	0	San Francisco Giants @ San Diego Padres San Diego Stadium, San Diego, CA Sat Sep 27 1975, 10:05 PM EDT Att: 27,655 - Unknown						
Tito Fuentes, S (1.4) OBP: 0.312, SLG: 0.351										3	0	2	0	0	0	0							
Jerry Turner, L (1.7) OBP: 0.333, SLG: 0.273										4	0	0	0	0	0	3							
Dave Winfield, R (1.9) OBP: 0.354, SLG: 0.404										4	1	1	0	0	2	1							
Bobby Tolan, L (1.3) OBP: 0.306, SLG: 0.338										4	0	1	0	0	1	1							
Johnny Grubb, L (1.8) OBP: 0.337, SLG: 0.361										4	0	0	1	0	0	1							
Ted Kubiak, S (1.5) OBP: 0.304, SLG: 0.253										3	0	1	0	1	0	1							
Bob Davis, R (1.2) OBP: 0.310, SLG: 0.289										2	0	1	0	1	1	1							
Joe McIntosh, S (1.1) OBP: 0.236, SLG: 0.229 Gene Locklear, L (7, PH) OBP: 0.375, SLG: 0.436 Dave Tomlin, L (8.1) OBP: 0.428, SLG: 0.200										2	0	0	0	0	1	2							
<b>Inning Stats</b>	R: 0 E: 0 K: 0 S: 4	H: 1 LOB: 2 BB: 1 P: 4	R: 0 E: 0 K: 2 S: 8	H: 1 LOB: 2 BB: 1 P: 12	R: 0 E: 0 K: 0 S: 3	H: 1 LOB: 0 BB: 0 P: 3	R: 1 E: 0 K: 1 S: 6	H: 1 LOB: 1 BB: 1 P: 10	R: 0 E: 0 K: 0 S: 4	H: 1 LOB: 1 BB: 0 P: 4	R: 0 E: 0 K: 1 S: 6	H: 1 LOB: 0 BB: 0 P: 6	R: 0 E: 0 K: 1 S: 5	H: 1 LOB: 0 BB: 0 P: 5	R: 0 E: 0 K: 0 S: 3	H: 0 LOB: 0 BB: 0 P: 3	R: 0 E: 0 K: 0 S: 3	H: 0 LOB: 0 BB: 0 P: 3	1B: 6 2B: 1 3B: 0 HR: 0	SF: 0 SAC: 1 DP: 2 HBP: 0	WP: 1 PB: 0 SB: 1 CS: 0	PA: 34	
<b>PITCHER</b>	IP	WLS	BF	H	R	ER	SO	BB	IBB	HBP	BLK	WP	HR	S	P	ERA	WHIP	<b>PITCHER</b>					
Rob Dressler, R (1.1) ERA: 1.1	9.0	W	34	7	1	0	6	1	1	0	0	1	0	44	52	0.00	0.889						

