

San Francisco Giants - 1976

Batter	1	2	3	4	5	6	7	8	9	AB R H RBI BB SO LOB	TOP									
Bill Buckner, L (1, 7) OBP: 0.250, SLG: 0.250	0-0 F9		0-0 P6			0-0 FC6-4 1B		0-0 F9		4 0 1 0 0 0 0	<p>Los Angeles Dodgers @ San Francisco Giants</p> <p>Candlestick Park, San Francisco, CA</p> <p>Fri Apr 09 1976, 6:33 AM EST Att. 37,261 - Unknown</p>									
Ted Sizemore, R (1, 4) OBP: 0.250, SLG: 0.250	0-0 F7		0-0 F9			0-0 F8		0-0 FC5-4 1B		4 0 1 0 0 0 1										
Dusty Baker Jr., R (1, 8) OBP: 0.250, SLG: 1.000	0-0 HR				0-0 G3	0-0 P5		0-0 FC5-4 FC6-4 1-2f		4 1 1 1 0 0 2										
Steve Garvey, R (1, 3) SS	0-3 K				0-0 P4	0-0 FC6-4 1-2f		0-0 FC6-4 1-2f		4 0 0 0 0 1 2										
Ron Cey, R (1, 5) OBP: 0.750, SLG: 1.000		0-0 F9 2B			0-0 F3		4-0 2B 6-3 BB	0-0 FC6-4 1B		3 1 2 0 1 0 0										
Joe Ferguson, R (1, 9) OBP: 0.250, SLG: 0.500		0-0 F9 2-3			0-3 K		0-0 6-3 1-3 2B	0-0 F9		4 0 1 0 0 1 2										
Steve Yeager, R (1, 2)		0-0 1-3			1-0 HBP		0-0 6-3	0-0 FC6-4 BB 1-2f		3 0 0 1 0 0 3										
Bill Russell, R (1, 6)		0-3 K			0-3 K		0-0 F5 2-3 3-H	4-0 FC6-4 BB 1-2		2 0 0 0 0 2 2										
Ed Goodson, L (7, PH)										1 0 0 0 0 0 1										
Ivan De Jesus, R (7, 6)										0 0 0 0 0 0 0										
Ellie Rodriguez, R (9, PH)										0 0 0 0 1 0 0										
Rick Auerbach, R (9, PR)										0 0 0 0 0 0 0										
Don Sutton, R (1, 1)			0-3 K		0-0 6-3		0-3 K	0-0 FC6-4 1-2f		2 0 0 0 0 1 1										
John Hale, L (7, PH)										1 0 0 0 0 1 1										
Mike Marshall, R (7, 1)										0 0 0 0 0 0 0										
Glenn Burke, R (9, PH)										1 0 0 0 0 0 2										
Inning Stats	R: 1 E: 0 K: 1 S: 6	H: 1 LOB: 0 BB: 0 P: 6	R: 0 E: 0 K: 1 S: 6	H: 1 LOB: 1 BB: 0 P: 6	R: 0 E: 0 K: 1 S: 5	H: 0 LOB: 0 BB: 0 P: 5	R: 0 E: 0 K: 2 S: 7	H: 0 LOB: 1 BB: 0 P: 8	R: 0 E: 0 K: 1 S: 4	H: 1 LOB: 1 BB: 0 P: 4	R: 1 E: 0 K: 1 S: 6	H: 1 LOB: 1 BB: 1 P: 10	R: 0 E: 0 K: 0 S: 4	H: 1 LOB: 1 BB: 0 P: 4	R: 0 E: 0 K: 0 S: 4	H: 1 LOB: 2 BB: 1 P: 8	1B: 3 2B: 2 3B: 0 HR: 1	SF: 0 SAC: 0 DP: 0 HBP: 1	WP: 0 PB: 0 SB: 0 CS: 0	PA: 36
PITCHER	IP WLS BF H R ER SO BB IBB HBP BLK WP HR S P ERA WHIP																			
John Montefusco, R (1, 1) ERA: 2.45	7.1 W 29 5 2 2 6 1 0 1 0 0 1 39 44 2.46 0.818																			
Gary Lavelle, L (8, 1) ERA:	1.2 S 7 1 0 0 0 1 0 0 0 0 0 6 10 0.00 1.200																			

livebaseballscores.com

AB	33
R	2
H	6
RBI	2
BB	2
SO	6
LOB	17



Batter	1	2	3	4	5	6	7	8	9
Derrel Thomas, S (1, 4)	0-0 F5		4-0 BB		0-0 4-3		0-0 F7		
Von Joshua, L (1, 8)	0-0 4-3		0-0 F8			0-0 6-3		0-0 P5	
Bobby Murcer, L (1, 9) OBP: 0.750, SLG: 1.667	0-0 HR			0-0 HR 1B		4-0 1B FC5-4 BB		0-0 F9	
Gary Matthews, R (1, 7) OBP: 0.500, SLG: 1.250	0-0 F8			0-0 HR		0-0 FC5-4 1B		0-3 K	
Willie Montanez, L (1, 3)		0-3 K		0-0 4-3		4-0 FC5-4 IBB			
Chris Speier, R (1, 6)		4-0 G6-4-3 BB		0-3 K		0-0 FC5-4			
Ken Reitz, R (1, 5)		0-0 G6-4-3		0-0 P4		0-0 F9			
Dave Rader, L (1, 2) OBP: 0.333, SLG: 0.333			0-0 F9		0-0 F3 1B		0-0 4-3		
John Montefusco, R (1, 1) Gary Lavelle, S (8, 1)			0-3 K2-3		0-0 F3		0-3 K		

Inning Stats	R: 1	H: 1	E: 0	K: 0	S: 4	LOB: 0	BB: 0	P: 4
	R: 0	H: 0	E: 0	K: 1	S: 4	LOB: 0	BB: 1	P: 8
	R: 0	H: 0	E: 0	K: 1	S: 5	LOB: 1	BB: 1	P: 9
	R: 2	H: 2	E: 0	K: 1	S: 7	LOB: 0	BB: 0	P: 7
	R: 0	H: 1	E: 0	K: 0	S: 3	LOB: 0	BB: 0	P: 3
	R: 1	H: 1	E: 0	K: 0	S: 4	LOB: 2	BB: 2	P: 12
	R: 0	H: 0	E: 0	K: 1	S: 5	LOB: 0	BB: 0	P: 5
	R: 0	H: 0	E: 0	K: 1	S: 5	LOB: 0	BB: 0	P: 5

PITCHER	IP	WLS	BF	H	R	ER	SO	BB	IBB	HBP	BLK	WP	HR	S	P	ERA	WHIP
Don Sutton, R (1, 1) ERA: 6.0	6.0	L	25	5	4	4	3	3	1	0	0	0	2	27	43	6.00	1.333
Mike Marshall, R (7, 1) ERA:	2.0		6	0	0	0	2	0	0	0	0	0	0	10	10	0.00	0.000

AB R H RBI BB SO LOB

3	0	0	0	1	0	0
4	0	0	0	0	0	1
3	3	2	1	1	0	0
4	1	2	2	0	1	0
2	0	0	0	1	1	0
2	0	0	1	1	1	2
3	0	0	0	0	0	3
3	0	1	0	0	0	0
3	0	0	0	0	2	1
0	0	0	0	0	0	0

AB	27
R	4
H	5
RBI	4
BB	4
SO	5
LOB	7



WP	PA	31
PB	0	
SB	0	
CS	0	

livebaseballscorecards.com

Los Angeles Dodgers @ San Francisco Giants
Candlestick Park, San Francisco, CA

Fri Apr 09 1976, 6:33 AM EST
Att. 37,261 - Unknown

Batter	1	2	3	4	5	6	7	8	9	AB R H RBI BB SO LOB	TOP																
Bill Buckner, L (1, 7) OBP: 0.375, SLG: 1.000	0-0 6-3 HR		0-0 HR		0-0 3B		0-0 F7			4 1 2 1 0 0 0	<p>Los Angeles Dodgers @ San Francisco Giants</p> <p>Candlestick Park, San Francisco, CA</p> <p>Sun Apr 11 1976, 6:33 AM EST</p> <p>Att. 25,659 - Unknown</p>																
Ted Sizemore, R (1, 4) OBP: 0.250, SLG: 0.375	0-0 1B 2B		0-0 6-3		0-0 L5			0-0 6-3		4 0 1 0 0 0 1																	
Dusty Baker Jr., R (1, 8) OBP: 0.375, SLG: 0.714	0-0 1B 1B		0-0 F5		4-0 BB			0-3 K		3 1 1 0 1 1 0																	
Steve Garvey, R (1, 3) OBP: 0.250, SLG: 0.250	0-0 1B			0-0 4-6-3 HR 1B	0-0 5-3			0-3 K		4 1 2 1 0 1 2																	
Ron Cey, R (1, 5) OBP: 0.625, SLG: 0.714	0-0 5-3			0-0 F7		0-0 G5-4-3 1B		0-0 BB 1B		4 0 2 0 0 0 2																	
Joe Ferguson, R (1, 9) OBP: 0.250, SLG: 0.286 Glenn Burke, R (9, PR)		0-3 K		0-0 4-6-3 1-2		0-3 K		4-0 BB		3 0 0 0 1 2 2 0 0 0 0 0 0 0																	
Steve Yeager, R (1, 2) OBP: 0.250, SLG: 0.571		0-0 F3		0-0 HR		0-0 G5-4-3 1-2		0-0 F7		4 1 1 2 0 0 3																	
Bill Russell, R (1, 6)		0-0 F7		0-0 4-3			0-0 1-3		0-0 F3	4 0 0 0 0 0 2																	
Doug Rau, L (1, 1) John Hale, L (7, PH) Mike Marshall, R (7, 1) Manny Mota, R (9, PH)			0-0 4-3		0-0 1-3		0-0 G3		0-0 P4	2 0 0 0 0 0 0 1 0 0 0 0 0 0 0 0 0 0 0 0 0 1 0 0 0 0 0 2																	
Inning Stats	R: 1 E: 0 K: 0 S: 5	H: 3 LOB: 1 BB: 0 P: 5	R: 0 E: 0 K: 1 S: 5	H: 0 LOB: 0 BB: 0 P: 5	R: 1 E: 0 K: 0 S: 4	H: 1 LOB: 0 BB: 0 P: 4	R: 2 E: 0 K: 0 S: 5	H: 2 LOB: 0 BB: 0 P: 5	R: 0 E: 0 K: 1 S: 5	H: 1 LOB: 2 BB: 1 P: 8	R: 0 E: 0 K: 1 S: 5	H: 1 LOB: 0 BB: 0 P: 5	R: 0 E: 0 K: 0 S: 3	H: 0 LOB: 0 BB: 0 P: 3	R: 0 E: 0 K: 2 S: 7	H: 0 LOB: 0 BB: 0 P: 7	R: 0 E: 0 K: 0 S: 4	H: 1 LOB: 2 BB: 1 P: 8	1B: 5 2B: 1 3B: 1 HR: 2	SF: 0 SAC: 0 DP: 1 HBP: 0	WP: 0 PB: 0 SB: 0 CS: 0	PA: 36					
PITCHER	IP WLS BF H R ER SO BB IBB HBP BLK WP HR S P ERA WHIP																										
Jim Barr, R (1, 1) ERA: 7.2	5.0		22	7	4	4	1	1	0	0	0	0	2	23	27	7.20	1.600										
Dave Heaverlo, R (6, 1) ERA:	2.0		6	1	0	0	1	0	0	0	0	0	0	8	8	0.00	0.500										
Randy Moffitt, R (8, 1) ERA:	1.0	W	3	0	0	0	2	0	0	0	0	0	0	7	7	0.00	0.000										
Gary Lavelle, L (9, 1) ERA:	1.0	S	5	1	0	0	0	1	0	0	0	0	0	4	8	0.00	2.000										

livebaseballscorecards.com

AB	34
R	4
H	9
RBI	4
BB	2
SO	4
LOB	14



Batter	1	2	3	4	5	6	7	8	9	AB	R	H	RBI	BB	SO	LOB
Derrel Thomas, S (1, 4) OBP: 0.250, SLG: 0.143	0-0 P5		0-0 F7		0-0 1B		0-0 G3-6			4	0	1	0	0	0	1
Von Joshua, L (1, 8) OBP: 0.125, SLG: 0.125	0-0 1B FC5-4 1B		0-0 F7		0-0 P5		0-0 1-3			4	1	1	0	0	0	2
Bobby Murcer, L (1, 9) OBP: 0.875, SLG: 1.400	0-0 FC5-4 1B		1-0 HBP		0-0 FC6-4 1B			4-0 1B BB		2	1	2	1	1	0	0
Gary Matthews, R (1, 7) OBP: 0.375, SLG: 0.750	0-0 FC5-4		0-3 K		0-0 FC6-4			0-0 1B 1B E 1B		4	1	1	1	0	1	4
Willie Montanez, L (1, 3) OBP: 0.286, SLG: 0.167	0-0 4-1				0-0 F8			0-0 FC1-5 1B 1B		4	0	1	1	0	0	1
Chris Speier, R (1, 6) OBP: 0.286, SLG: 0.167		0-0 F8			0-0 5-3			0-0 E7 FC1-5 2B 1B		4	1	1	0	0	0	0
Ken Reitz, R (1, 5) OBP: 0.143, SLG: 0.143		0-0 6-3			0-0 F8			0-0 FC1-5 2B		4	1	1	0	0	0	2
Marc Hill, R (1, 2) Glenn Adams, L (8, PH) Gary Lavelle, S (9, 1)		4-0 BB				0-0 P4		0-0 P6		2	0	0	0	1	0	1
Jim Barr, R (1, 1) Mike Sadek, R (5, PH) Dave Hiedverfio, R (6, 1) Steve Ontiveros, S (7, PH) Randy Moffitt, R (8, 1) Dave Rader, L (8, PH) (9, 2)		0-0 F8				0-0 1B 1B		0-0 G3-6 BB		1	0	0	0	0	0	1

Inning Stats	R: 1	H: 2	E: 0	K: 0	S: 5	R: 0	H: 0	E: 0	K: 0	S: 3	R: 0	H: 0	E: 0	K: 1	S: 5	R: 0	H: 0	E: 0	K: 0	S: 3	R: 1	H: 3	E: 0	K: 0	S: 6	R: 0	H: 1	E: 0	K: 0	S: 4	R: 0	H: 0	E: 0	K: 0	S: 2	R: 4	H: 4	E: 1	K: 0	S: 6
	LOB: 1	BB: 0	P: 5	LOB: 1	BB: 1	P: 7	LOB: 1	BB: 0	P: 6		LOB: 0	BB: 0	P: 3	LOB: 2	BB: 0	P: 6	LOB: 1	BB: 0	P: 4	LOB: 0	BB: 1	P: 6	LOB: 1	BB: 1	P: 10	LOB: 1	BB: 1	P: 10	LOB: 1	BB: 1	P: 10	SF: 0	SAC: 0	DP: 1	HBP: 1	1B: 9	2B: 1	3B: 0	HR: 0	

PITCHER	IP	WLS	BF	H	R	ER	SO	BB	IBB	HBP	BLK	WP	HR	S	P	ERA	WHIP
Doug Rau, L (1, 1) ERA: 3.0	6.0		26	6	2	2	1	1	0	1	0	0	0	26	31	3.00	1.167
Mike Marshall, R (7, 1) ERA: 9.0	2.0	L	10	4	4	4	0	2	0	0	0	0	0	8	16	18.00	3.000

BOTTOM

Los Angeles Dodgers @ San Francisco Giants
Candlestick Park, San Francisco, CA

Sun Apr 11 1976, 6:33 AM EST
Att. 25,659 - Unknown

AB	32
R	6
H	10
RBI	5
BB	3
SO	1
LOB	14



WP	PA	ERA	WHIP
0	36		

Batter	1	2	3	4	5	6	7	8	9	AB R H RBI BB SO LOB	TOP											
Derrel Thomas, S (1, 4) OBP: 0.385, SLG: 0.200	4-0 CS BB		4-0 CS BB		0-0 1-2 4-3		0-0 1B		0-0 2 6-3	3 0 1 0 2 0 1												
Von Joshua, L (1, 8) OBP: 0.231, SLG: 0.231	0-3 1-2 K		0-0 1-2 BB BB 1B		0-0 2-3 FC6-5		0-0 1-2 1B		0-0 3 G3	5 0 2 0 0 1 2												
Bobby Murcer, L (1, 9) OBP: 0.750, SLG: 1.000	4-0 BB BB		4-0 1-2 BB BB		0-0 L3		0-0 2 F7			2 0 0 0 2 0 3												
Steve Ontiveros, S (1, 7) OBP: 0.600, SLG: 0.333	0-0 3 F2		4-0 1-2 2-3 BB		0-0 G4-6-3 1B		0-0 3 F8			3 0 1 0 1 0 3												
Willie Montanez, L (1, 3) OBP: 0.364, SLG: 0.300		0-0 1B S	0-3 3 K		0-0 1-2f G4-6-3 1B		0-0 1B 7-2 1B			4 0 2 0 0 1 4												
Chris Speier, R (1, 6) OBP: 0.455, SLG: 0.333		0-0 1B L8		0-0 1B G3-6-3		0-0 1-2 1B BB		0-0 1-2 1B WP		3 0 2 0 1 0 1												
Ken Reitz, R (1, 5) OBP: 0.182, SLG: 0.182		0-0 1-2 F7		0-3 1B K		0-0 1-2 1B		0-0 1-2 2-3 F3		4 0 1 0 0 1 4												
Dave Rader, L (1, 2) OBP: 0.250, SLG: 0.375		0-0 6-3		0-0 1-2f G3-6-3		0-3 3 K		0-0 2 7-2		4 0 0 0 0 1 6												
Ed Halicki, R (1, 1)			0-0 1 5-3		4-0 BB BB FC6-5 4-3 BB		0-0 1 G3		0-0 1 F7	1 0 0 0 1 0 0												
Dave Heaverlo, R (6, 1)										0 0 0 0 0 0 0												
Gary Thomasson, L (7, PH)										1 0 0 0 0 0 0												
Greg Minton, S (7, 1)										0 0 0 0 0 0 0												
Glenn Adams, L (9, PH)										1 0 0 0 0 0 0												
Inning Stats	R: 0 E: 0 K: 1 S: 4	H: 0 LOB: 1 BB: 2 P: 12	R: 0 E: 0 K: 0 S: 4	H: 1 LOB: 1 BB: 0 P: 4	R: 0 E: 0 K: 1 S: 5	H: 1 LOB: 3 BB: 3 P: 17	R: 0 E: 0 K: 1 S: 5	H: 1 LOB: 0 BB: 0 P: 5	R: 0 E: 0 K: 0 S: 3	H: 0 LOB: 1 BB: 1 P: 7	R: 0 E: 0 K: 1 S: 6	H: 2 LOB: 2 BB: 1 P: 10	R: 0 E: 0 K: 0 S: 5	H: 2 LOB: 2 BB: 0 P: 5	R: 0 E: 0 K: 0 S: 4	H: 2 LOB: 1 BB: 0 P: 4	R: 0 E: 0 K: 0 S: 3	H: 0 LOB: 0 BB: 0 P: 3	1B: 9 2B: 1 3B: 0 HR: 0	SF: 0 SAC: 0 DP: 3 HBP: 0	WP: 1 PB: 0 SB: 1 CS: 2	PA: 38
PITCHER	IP WLS BF H R ER SO BB IBB HBP BLK WP HR S P ERA WHIP																					
J.R. Richard, R (1, 1) ERA: 3.72	5.2 W 25 5 0 0 3 7 0 0 0 0 0 0 24 52 0.00 2.118																					
Larry Hardy, R (6, 1) ERA: 9.82	1.1 8 4 0 0 1 0 0 0 0 0 0 0 10 10 0.00 3.000																					
Ken Forsch, R (8, 1) ERA: 2.25	2.0 S 5 0 0 0 0 0 0 0 0 0 1 0 5 5 0.00 0.000																					

San Francisco Giants @ Houston Astros
Astrodome, Houston, TX
Mon Apr 12 1976, 7:05 PM EST
Att. 10,510 - Dome

livebaseballscorecards.com

AB	31
R	0
H	9
RBI	0
BB	7
SO	4
LOB	24



Batter	1	2	3	4	5	6	7	8	9	AB R H RBI BB SO LOB	TOP																									
Derrel Thomas, S (1, 4) OBP: 0.333, SLG: 0.143	0-0 E5 CS		0-0 5-3	0-0 FC5 2-3f		0-0 5-3			4-0 G6-3 BB	4 0 0 0 1 0 3																										
Von Joshua, L (1, 8) OBP: 0.222, SLG: 0.222	0-0 L9 1-2		0-0 1B		0-0 4-3		0-3 K		0-0 G6-3 1-2f	5 0 1 0 0 1 2																										
Bobby Murcer, L (1, 9) OBP: 0.647, SLG: 0.727	4-0 1B BB		0-0 F4		0-0 FC6-4 1B		0-0 4-3		0-0 F5	4 0 1 0 1 0 1																										
Gary Matthews, R (1, 7) OBP: 0.333, SLG: 0.583	0-0 1-2 1B		0-0 G3		0-0 FC6-4 BB 1B 1-2f		0-0 4-3			4 0 1 0 0 0 2																										
Willie Montanez, L (1, 3) OBP: 0.333, SLG: 0.286	0-0 F9			0-0 F9		0-0 BB 1-2 1B		0-0 E3 G6-4-3 E		4 1 1 0 0 0 2																										
Chris Speier, R (1, 6) OBP: 0.400, SLG: 0.250		0-0 5-3		0-0 5-3		4-0 1-2 2-3 BB		0-0 E4 G6-4-3		3 0 0 0 1 0 1																										
Ken Reitz, R (1, 5) OBP: 0.200, SLG: 0.200		0-0 F9		0-0 BB BB 1B		0-0 F9		0-0 G6-4-3 1-2f 2-3		4 0 1 0 0 0 5																										
Mike Sadek, R (1, 2) OBP: 0.750, SLG: 1.000		0-0		4-0 FC5 BB 1-2 BB		0-3 K		0-0 E7 3-H		2 0 1 0 1 1 0																										
Glenn Adams, L (8, PH)										1 0 0 0 0 0 0																										
Craig Robinson, R (8, PR)										0 0 0 0 0 0 0																										
Dave Rader, L (8, 2) OBP: 0.250, SLG: 0.375		0-0 2B								0 0 0 0 0 0 0																										
John Montefusco, R (1, 1)		0-3 K		4-0 BB BB 1-2 2-3 BB		0-3 K		0-0 4-3		2 0 0 0 1 2 1																										
Steve Ontiveros, S (8, PH) OBP: 0.500, SLG: 0.250										1 0 0 0 0 0 1																										
Randy Moffitt, R (8, 1)										0 0 0 0 0 0 0																										
Inning Stats	R: 0 E: 1 K: 0 S: 4	H: 1 LOB: 2 BB: 1 P: 8	R: 0 E: 0 K: 1 S: 6	H: 1 LOB: 1 BB: 0 P: 6	R: 0 E: 0 K: 0 S: 4	H: 1 LOB: 3 BB: 2 P: 12	R: 0 E: 0 K: 0 S: 5	H: 2 LOB: 3 BB: 1 P: 9	R: 0 E: 0 K: 2 S: 7	H: 0 LOB: 0 BB: 0 P: 7	R: 0 E: 0 K: 1 S: 5	H: 0 LOB: 0 BB: 0 P: 5	R: 1 E: 3 K: 0 S: 5	H: 0 LOB: 1 BB: 0 P: 5	R: 0 E: 0 K: 0 S: 2	H: 0 LOB: 0 BB: 1 P: 6	1B: 5 2B: 1 3B: 0 HR: 0	SF: 0 SAC: 0 DP: 2 HBP: 0	WP: 0 PB: 0 SB: 0 CS: 1	PA: 39																
PITCHER	IP WLS BF H R ER SO BB IBB HBP BLK WP HR S P ERA WHIP																																			
Mike Cosgrove, L (1, 1) ERA: 1.8	4.2		24	6	0	0	1	4	0	0	0	0	0	22	38	0.00	2.143																			
Mike Barlow, R (5, 1) ERA: 3.6	2.1	W	7	0	0	0	3	0	0	0	0	0	0	13	13	0.00	0.000																			
Ken Forsch, R (8, 1) ERA: 1.5	2.0	S	8	0	1	0	0	1	0	0	0	0	0	7	11	0.00	0.500																			

San Francisco Giants @ Houston Astros
 Astrodome, Houston, TX
 Tue Apr 13 1976, 7:05 PM EST
 Att. 7,591 - Dome

AB	34
R	1
H	6
RBI	0
BB	5
SO	4
LOB	18



WP: 0	PA: 39
-------	--------

ERA	WHIP
-----	------

livebaseballscorecards.com

Batter	1	2	3	4	5	6	7	8	9	AB R H RBI BB SO LOB	TOP											
Von Joshua, L (1, 8) OBP: 0.273, SLG: 0.273	0-0 4-3		0-0 1B			0-3 K		0-0 1B FC3-6		4 1 2 0 0 1 1	San Francisco Giants @ Houston Astros Astrodome, Houston, TX Wed Apr 14 1976, 7:05 PM EST Att. 7,784 - Dome											
Derrel Thomas, S (1, 4) OBP: 0.409, SLG: 0.278	0-0 F8 1B		0-0 4-3			0-0 E5 1B 1B		0-0 1B FC3-6		4 1 3 0 0 0 1												
Bobby Murcer, L (1, 9) OBP: 0.524, SLG: 0.533	0-0 F8 1-2					0-0 G3		0-0 FC3-6 CS		4 0 0 1 0 0 3												
Gary Matthews, R (1, 7) OBP: 0.313, SLG: 0.500	0-0 4-3					0-0 F9		0-3 K 1-2		4 0 1 1 0 1 3												
Willie Montanez, L (1, 3) OBP: 0.316, SLG: 0.278						0-0 G4-6-3 1-2f		0-0 F7		4 0 1 0 0 0 2												
Chris Speier, R (1, 6) OBP: 0.368, SLG: 0.200						0-0 6-3		0-0 L9		3 0 0 0 1 0 1												
Ken Reitz, R (1, 5) OBP: 0.263, SLG: 0.263						0-0 CS 1B		0-0 5-3 1-2		4 0 2 0 0 0 1												
Dave Rader, L (1, 2) OBP: 0.167, SLG: 0.250						0-3 K 1-2		0-3 K		4 0 0 0 0 3 3												
Mike Caldwell, R (1, 1)						4-0 E 1B BB		0-0 F8		1 0 0 0 0 0 0												
Gary Thomasson, L (6, PH)										0 1 0 0 1 0 0												
Dave Heaverlo, R (6, 1)										0 0 0 0 0 0 0												
Steve Ontiveros, S (7, PH) OBP: 0.429, SLG: 0.200										1 0 0 0 0 0 1												
Greg Minton, S (7, 1)										0 0 0 0 0 0 0												
Inning Stats	R: 0 E: 0 K: 0 S: 4	H: 1 LOB: 1 BB: 0 P: 4	R: 0 E: 0 K: 0 S: 3	H: 1 LOB: 0 BB: 0 P: 3	R: 0 E: 0 K: 0 S: 4	H: 1 LOB: 1 BB: 0 P: 4	R: 0 E: 1 K: 0 S: 3	H: 0 LOB: 0 BB: 0 P: 3	R: 0 E: 0 K: 1 S: 5	H: 1 LOB: 1 BB: 0 P: 5	R: 2 E: 1 K: 1 S: 7	H: 2 LOB: 1 BB: 1 P: 11	R: 0 E: 0 K: 1 S: 6	H: 1 LOB: 1 BB: 0 P: 6	R: 1 E: 0 K: 1 S: 6	H: 2 LOB: 1 BB: 0 P: 6	R: 0 E: 0 K: 1 S: 5	H: 0 LOB: 1 BB: 1 P: 9	1B: 9 2B: 2 3B: 0 HR: 0	SF: 0 SAC: 0 DP: 4 HBP: 0	WP: 0 PB: 0 SB: 0 CS: 2	PA: 35
PITCHER	IP WLS BF H R ER SO BB IBB HBP BLK WP HR S P ERA WHIP																					
Larry Dierker, R (1, 1) ERA: 10.5	6.0 W 23 6 2 2 2 1 0 0 0 0 0 0 26 30 3.00 1.167																					
Jose Sosa, R (7, 1) ERA: 18.0	1.0 5 2 1 1 1 0 0 0 0 0 0 0 7 7 9.00 2.000																					
Larry Hardy, R (8, 1) ERA: 6.35	2.0 S 7 1 0 0 2 1 0 0 0 0 0 0 10 14 0.00 1.000																					

livebaseballscorecards.com

AB	33
R	3
H	9
RBI	2
BB	2
SO	5
LOB	16



Batter	1	2	3	4	5	6	7	8	9
Larry Milbourne, S OBP: 0.333, SLG: 0.286 (1, 4)	0-0 5-3 1B	0-0 E 1B			0-0 5-3 1B		0-0 FC6-2 1B		
Enos Cabell, R OBP: 0.423, SLG: 0.480 (1, 5)	0-0 5-3 1B	0-0 E4 3B			0-0 5-3 1B		0-0 6-3 1-3		
Wilbur Howard, S OBP: 0.056, SLG: 0.056 (1, 8)	0-0 1B 1B	0-0 F8			0-0 E6 1B		0-0 FC6-2 3-H		
Bob Watson, R OBP: 0.440, SLG: 0.583 (1, 3)	0-0 1-3 1B			0-0 6-3 1B		0-0 1-3 1B		0-0 L6	
Leon Roberts, R OBP: 0.286, SLG: 0.667 (1, 7)	0-0 6-3			0-0 L5		0-0 F7		0-0 F8	
Greg Gross, L OBP: 0.318, SLG: 0.316 (1, 9)		0-0 5-3 2B 1B		0-3 K		0-0 6-3		0-0 6-3	
Skip Jutze, R OBP: 0.083, SLG: 0.083 (1, 2)		0-0 5-3 1-2		0-0 F9		0-0 4-3		0-3 K	
Roger Metzger, S OBP: 0.381, SLG: 0.474 (1, 6)		0-0 1B 2B		0-3 K		0-0 3B			
Larry Dierker, R (1, 1)		0-0 5-3		0-0 F8		0-0 F9			
Ken Boswell, L OBP: 0.400, SLG: 0.600 (6, PH)									
Jose Sosa, R (7, 1)									
Larry Hardy, R (8, 1)									

Inning Stats	R: 0	H: 2	E: 0	LOB: 2	K: 0	BB: 0	S: 5	P: 5
	R: 4	H: 4	E: 1	LOB: 0	K: 0	BB: 0	S: 7	P: 7
	R: 0	H: 0	E: 0	LOB: 0	K: 1	BB: 0	S: 5	P: 5
	R: 0	H: 0	E: 0	LOB: 0	K: 1	BB: 0	S: 5	P: 5
	R: 1	H: 1	E: 1	LOB: 1	K: 0	BB: 0	S: 5	P: 5
	R: 0	H: 1	E: 0	LOB: 1	K: 0	BB: 0	S: 4	P: 4
	R: 0	H: 1	E: 0	LOB: 1	K: 0	BB: 0	S: 4	P: 4
	R: 0	H: 0	E: 0	LOB: 0	K: 1	BB: 0	S: 5	P: 5

PITCHER	IP	WLS	BF	H	R	ER	SO	BB	IBB	HBP	BLK	WP	HR	S	P	ERA	WHIP
Mike Caldwell, L ERA: 5.4 (1, 1)	5.0	L	23	7	5	3	2	0	0	0	0	0	0	27	27	5.40	1.400
Dave Heaverlo, R ERA: (6, 1)	1.0		4	1	0	0	0	0	0	0	0	0	0	4	4	0.00	1.000
Greg Minton, R ERA: (7, 1)	2.0		7	1	0	0	1	0	0	0	1	0	0	9	9	0.00	0.500

AB R H RBI BB SO LOB

4	1	2	1	0	0	0
4	1	1	1	0	0	1
4	1	1	0	0	0	1
4	0	2	1	0	0	1
4	0	0	0	0	0	3
4	1	1	0	0	1	0
4	0	0	0	0	1	1
3	1	2	1	0	1	0
2	0	0	0	0	0	1
1	0	0	0	0	0	1
0	0	0	0	0	0	0
0	0	0	0	0	0	0

1B: 6	SF: 0	WP: 0	PA: 34
2B: 1	SAC: 0	PB: 0	
3B: 2	DP: 0	SB: 1	
HR: 0	HBP: 0	CS: 0	

San Francisco Giants @ Houston Astros
Astrodome, Houston, TX
Wed Apr 14 1976, 7:05 PM EST
Att: 7,784 - Dome

AB	34
R	5
H	9
RBI	4
BB	0
SO	3
LOB	9



Batter	1	2	3	4	5	6	7	8	9	AB R H RBI BB SO LOB	TOP
Von Joshua, L (1, 8) OBP: 0.321, SLG: 0.296	0-0 G6-3 1B		0-0 P6		0-0 E1 3B 1B	0-3 K		0-0 F2	4-0 1B 1B BB	5 2 2 0 1 1 4	
Derrel Thomas, S (1, 4) OBP: 0.423, SLG: 0.381 Craig Robinson, R (7, 4) OBP: 1.000, SLG: 1.000	0-0 G6-3 1-2f		0-0 L9		0-0 HR 3B		1-0 CS HBP	0-0 E9 1B	0-0 1B 1B 1B 1-2 2-3 3-H	3 1 1 1 0 0 2 2 1 2 2 0 0 0	
Bobby Murcer, L (1, 9) OBP: 0.556, SLG: 0.700	0-0 FC6-4 1B			0-0 G3	0-0 HR		4-0 2B BB	0-3 K	0-0 1B 1B 1-3 2-H 3-H	5 2 3 4 1 1 1	
Gary Matthews, R (1, 7) OBP: 0.364, SLG: 0.545	0-0 FC6-4 1-2f			0-0 F8	0-0 5-3		0-0 SF8 2B		0-0 1B 1B 1-2 3-H	6 2 3 2 0 0 1	
Willie Montanez, L (1, 3) OBP: 0.280, SLG: 0.227		0-0 6-3		4-0 1B 1B BB	0-0 6-3		0-0 SF8		0-0 F8 1B K	4 1 0 1 1 1 3	
Chris Speier, R (1, 6) OBP: 0.417, SLG: 0.263		4-0 G4-6-3 BB		0-0 1B 1B		0-0 6-3	0-0 1-3		0-0 1B 2B 1B 1-2	4 1 2 0 1 0 0	
Ken Reitz, R (1, 5) OBP: 0.375, SLG: 0.348		0-0 G4-6-3 1-2f		0-0 FC6-4 1B	1-2 2-H	4-0 SH1-4 WP BB		0-0 E5 1B WP 1B	0-0 2B 1B 1B 1-2 2-H	4 2 3 2 1 0 1	
Dave Rader, L (1, 2) OBP: 0.294, SLG: 0.375			0-0 F8	0-0 FC6-4 1-2f		4-0 SH1-4 BB		0-0 WP E 1B	0-0 1B 2B 1-3 2-H	4 2 2 1 1 0 2	
Jim Barr, R (1, 1) Randy Moffitt, R (6, 1) Gary Lavelle, S (7, 1) Glenn Adams, L (8, PH) Dave Heaverlo, R (8, 1)			4-0 BB		0-0 6-3	0-0 SH1-4		0-0 5-3	0-0 4-3	1 0 0 0 1 0 0 0 0 0 0 0 0 0 0 0 0 0 0 0 0 1 0 0 0 0 0 1 1 0 0 0 0 0 2	
Inning Stats	R: 0 E: 0 K: 0 S: 4 H: 2 LOB: 1 BB: 0 P: 4	R: 0 E: 0 K: 0 S: 2 H: 0 LOB: 0 BB: 1 P: 6	R: 0 E: 0 K: 0 S: 3 H: 0 LOB: 1 BB: 1 P: 7	R: 1 E: 0 K: 0 S: 5 H: 2 LOB: 2 BB: 1 P: 9	R: 3 E: 1 K: 0 S: 6 H: 3 LOB: 0 BB: 0 P: 6	R: 0 E: 0 K: 1 S: 5 H: 0 LOB: 2 BB: 2 P: 13	R: 2 E: 0 K: 0 S: 3 H: 1 LOB: 0 BB: 1 P: 8	R: 2 E: 2 K: 1 S: 8 H: 3 LOB: 1 BB: 0 P: 8	R: 6 E: 0 K: 1 S: 12 H: 7 LOB: 2 BB: 1 P: 16	1B: 14 2B: 2 3B: 1 HR: 1 SF: 1 SAC: 1 DP: 2 HBP: 1	WP: 2 PB: 0 SB: 0 CS: 1 PA: 50
PITCHER	IP WLS BF H R ER SO BB IBB HBP BLK WP HR S P ERA WHIP	IP WLS BF H R ER SO BB IBB HBP BLK WP HR S P ERA WHIP	IP WLS BF H R ER SO BB IBB HBP BLK WP HR S P ERA WHIP	IP WLS BF H R ER SO BB IBB HBP BLK WP HR S P ERA WHIP	IP WLS BF H R ER SO BB IBB HBP BLK WP HR S P ERA WHIP	IP WLS BF H R ER SO BB IBB HBP BLK WP HR S P ERA WHIP	IP WLS BF H R ER SO BB IBB HBP BLK WP HR S P ERA WHIP	IP WLS BF H R ER SO BB IBB HBP BLK WP HR S P ERA WHIP	IP WLS BF H R ER SO BB IBB HBP BLK WP HR S P ERA WHIP	IP WLS BF H R ER SO BB IBB HBP BLK WP HR S P ERA WHIP	IP WLS BF H R ER SO BB IBB HBP BLK WP HR S P ERA WHIP
Pat Darcy, R (1, 1) ERA: 5.56	6.0 L 28 7 4 4 1 5 0 0 0 1 1 25 45 6.00 2.000										
Santo Alcala, R (7, 1) ERA: 45.0	1.0 5 1 2 2 0 1 0 1 0 0 0 0 3 8 18.00 2.000										
Pedro Borbon, R (8, 1) ERA: 5.68	0.2 5 3 2 2 0 0 0 0 0 0 1 0 5 5 27.00 4.500										
Will McEnaney, L (8, 1) ERA: 12.27	0.2 6 4 4 4 1 0 0 0 0 0 0 0 8 8 54.00 6.000										
Rawly Eastwick, R (9, 1) ERA: 3.18	0.2 6 3 2 2 1 1 0 0 0 0 0 0 7 11 27.00 6.000										

San Francisco Giants @ Cincinnati Reds
Riverfront Stadium, Cincinnati, OH
Fri Apr 16 1976, 6:05 PM EST
Att: 37,147 - Unknown

AB	40
R	14
H	18
RBI	13
BB	7
SO	3
LOB	17



Batter	1	2	3	4	5	6	7	8	9	AB	R	H	RBI	BB	SO	LOB
Pete Rose, S OBP: 0.600, SLG: 0.710 Joel Youngblood, R OBP: 0.333, SLG: 0.333	0-0 1B HR 1B	0-0 3-H 1B		0-0 2-H 2B 1B	0-0 F7			0-0 6-3		4	2	3	1	0	0	1
Ken Griffey, L OBP: 0.441, SLG: 0.688 Mike Lum, L OBP: 0.375, SLG: 0.429	0-0 1-3 HR 1B	0-0 F7		0-0 1-H 2B		0-0 HR		0-0 E3 BB 2B		4	2	3	2	0	0	1
Joe Morgan, L OBP: 0.606, SLG: 0.875 Doug Flynn, R	0-0 1-H 3-H HR	0-0 P5		0-0 F8		4-0 G6-4-3 BB		0-3 K		3	1	1	3	1	0	2
Tony Perez, R OBP: 0.364, SLG: 0.393 Dan Driessen, L	0-0 6-3 WP 1B 1B		0-0 F2		4-0 BB HR BB		0-0 F8	4-0 2B BB		3	2	1	0	1	0	1
Johnny Bench, R OBP: 0.286, SLG: 0.286	0-0 6-3 1-3 BB		4-0 S BB		4-0 1-2 HR BB		0-0 G6-4-3	0-0 1-3 2-H 2B		3	1	1	1	2	0	2
George Foster, R OBP: 0.424, SLG: 0.500	0-0 FC1-6 1B		0-0 F2		0-0 1-H 2-H HR		0-0 FC6-4 1B	0-0 6-3		5	1	3	4	0	0	3
Dave Concepcion, R OBP: 0.188, SLG: 0.207	0-0 FC1-6 CS		0-0 6-3		0-3 K		0-0 FC6-4			4	0	0	0	0	1	3
Cesar Geronimo, L OBP: 0.444, SLG: 0.750	0-0 CS	0-0 SH1-3 1B 2B		0-0 1B 2B	0-0 G3		0-0 F9			4	1	2	0	0	0	1
Fred Norman, S OBP: 0.333, SLG: 0.333		0-0 SH1-3		0-0 B1-4	0-0 E6		0-0 L6			3	0	1	0	0	0	2

Inning Stats	R: 4	H: 5	E: 0	K: 0	S: 7	LOB: 0	BB: 0	P: 7	R: 1	H: 2	E: 0	K: 0	S: 5	LOB: 1	BB: 1	P: 7	R: 0	H: 0	E: 0	K: 0	S: 3	LOB: 0	BB: 0	P: 5	R: 1	H: 3	E: 0	K: 0	S: 5	LOB: 1	BB: 0	P: 5	R: 3	H: 2	E: 1	K: 1	S: 7	LOB: 1	BB: 2	P: 15	R: 1	H: 1	E: 0	K: 0	S: 3	LOB: 0	BB: 1	P: 7	R: 0	H: 1	E: 0	K: 0	S: 4	LOB: 1	BB: 0	P: 4	R: 1	H: 1	E: 1	K: 1	S: 7	LOB: 2	BB: 1	P: 11
--------------	------	------	------	------	------	--------	-------	------	------	------	------	------	------	--------	-------	------	------	------	------	------	------	--------	-------	------	------	------	------	------	------	--------	-------	------	------	------	------	------	------	--------	-------	-------	------	------	------	------	------	--------	-------	------	------	------	------	------	------	--------	-------	------	------	------	------	------	------	--------	-------	-------

PITCHER	IP	WLS	BF	H	R	ER	SO	BB	IBB	HBP	BLK	WP	HR	S	P	ERA	WHIP
Ed Halicki, R ERA: 10.13	(1, 1)	0.1	L	6	5	4	4	0	0	0	0	0	1	6	6	108.00	15.000
Charlie Williams, R ERA: 9.0	(1, 1)	1.0		3	1	1	0	0	0	0	0	0	0	3	3	9.00	1.000
Greg Minton, R ERA: 1.35	(2, 1)	2.2		12	4	1	0	1	0	0	0	1	0	11	15	3.38	1.875
John D'Acquisto, R ERA: 12.0	(5, 1)	3.0		15	4	4	1	3	0	0	0	0	2	14	26	12.00	2.333
Mike Caldwell, L ERA: 4.5	(8, 1)	1.0		6	1	1	0	1	0	0	0	0	0	7	11	0.00	2.000

BOTTOM

San Francisco Giants @ Cincinnati Reds
Riverfront Stadium, Cincinnati, OH

Sat Apr 17 1976, 3:33 AM EST
Att. 21,219 - Unknown

AB	36
R	11
H	15
RBI	11
BB	5
SO	2
LOB	17



WP	HR	S	P	ERA	WHIP
2	0	1	43		

Batter	1	2	3	4	5	6	7	8	9	AB R H RBI BB SO LOB	TOP	
Von Joshua, L (1, 8) OBP: 0.324, SLG: 0.314	0-3 K	0-0 4-3			0-0 4-3		0-0 FC6-4 2-3 1B		0-0 1B 2B	5 1 2 0 0 1 1		
Derrel Thomas, S (1, 4) OBP: 0.400, SLG: 0.345	0-3 K		4-0 F9 S BB		0-0 4-3		0-0 FC6-4 1-2f 3-H S		0-0 1B 1B	4 1 1 1 1 1 1		
Bobby Murcer, L (1, 9) OBP: 0.543, SLG: 0.600	4-0 BB		0-0 F8 1-2		0-0 S 1B		4-0 1-2 BB		4-0 1B 1B IBB	2 0 1 0 3 0 1 0 0 0 0 0 0 0		
Gary Thomasson, L (9, 9)												
Gary Matthews, R (1, 7) OBP: 0.300, SLG: 0.433	0-0 F8		0-0 F9 2-3		0-0 1-3		0-0 4-3		0-0 1B 1B	5 0 1 2 0 0 5		
Willie Montanez, L (1, 3) OBP: 0.333, SLG: 0.276		0-0 4-3 2B 1B	4-0 FC6-4 BB		0-0 4-3		0-0 4-3		0-0 1B 1B	4 1 2 0 1 0 0		
Chris Speier, R (1, 6) OBP: 0.375, SLG: 0.231		0-0 4-3 1-2	0-0 FC6-4 1-2f		0-0 6-3		4-0 1B BB		0-0 F7	4 0 0 0 1 0 5		
Ken Reitz, R (1, 5) OBP: 0.355, SLG: 0.367		0-0 1B SF7 2B		0-0 G3		0-0 4-3		0-0 1B G1-6-3		4 1 2 1 0 0 0		
Dave Rader, L (1, 2) OBP: 0.286, SLG: 0.350		0-0 2-3 1B		0-0 F4		0-0 F3		0-0 1B G1-6-3 1-2f		4 0 1 0 0 0 2		
John Montefusco, R (1, 1) OBP: 0.222, SLG: 0.286		0-0 SF7		0-0 1-3		0-0 1B FC6-4 2B			0-0 G3	2 1 1 1 0 0 0 1 0 0 0 0 0 0		
Gary Lavelle, S (7, 1)												
Inning Stats	R: 0 E: 0 K: 2 S: 7 H: 0 LOB: 1 BB: 1 P: 11	R: 2 E: 0 K: 0 S: 6 H: 3 LOB: 1 BB: 0 P: 6	R: 0 E: 0 K: 0 S: 3 H: 0 LOB: 2 BB: 2 P: 11	R: 0 E: 0 K: 0 S: 3 H: 0 LOB: 0 BB: 0 P: 3	R: 0 E: 0 K: 0 S: 4 H: 1 LOB: 1 BB: 0 P: 4	R: 0 E: 0 K: 0 S: 3 H: 0 LOB: 0 BB: 0 P: 3	R: 1 E: 0 K: 0 S: 5 H: 2 LOB: 2 BB: 1 P: 9	R: 0 E: 0 K: 0 S: 3 H: 1 LOB: 1 BB: 1 P: 7	R: 2 E: 0 K: 0 S: 6 H: 4 LOB: 2 BB: 1 P: 10	1B: 8 2B: 3 3B: 0 HR: 0 SF: 1 SAC: 0 DP: 1 HBP: 0	WP: 0 PB: 0 SB: 3 CS: 0 PA: 42	
PITCHER	IP WLS BF H R ER SO BB IBB HBP BLK WP HR S P ERA WHIP											
Gary Nolan, R (1, 1) ERA: 3.93	7.0 L 31 6 3 3 2 4 0 0 0 0 0 0 31 47 3.86 1.429											
Will McEnaney, L (8, 1) ERA: 12.6	1.1 8 3 2 2 0 1 1 0 0 0 0 6 14 13.50 3.000											
Rawly Eastwick, R (9, 1) ERA: 2.84	0.2 3 2 0 0 0 0 0 0 0 0 0 3 3 0.00 3.000											

San Francisco Giants @ Cincinnati Reds
 Riverfront Stadium, Cincinnati, OH
 Sun Apr 18 1976, 3:33 AM EST
 Att. 23,701 - Unknown

AB	35
R	5
H	11
RBI	5
BB	6
SO	2
LOB	15



Batter	1	2	3	4	5	6	7	8	9	AB	R	H	RBI	BB	SO	LOB
Pete Rose, S OBP: 0.575, SLG: 0.657 (1, 5)	0-0 4-3		0-0 BB BB FC2-1 1B	0-0 4-3			4-0 BB BB BB BB BB		0-0 4-3	4	0	1	0	1	0	2
Ken Griffey, L OBP: 0.410, SLG: 0.622 (1, 9)	0-0 4-3		0-0 F7		0-0 S 1B		0-3 K		0-0 4-3	5	0	1	0	0	1	3
Joe Morgan, L OBP: 0.568, SLG: 0.778 (1, 4)	0-3 K		4-0 FC2-1 BB 1-2 BB		0-0 F7		0-0 G3			3	0	0	0	1	1	2
Dan Driessen, L (1, 3)		0-0 F8	4-0 FC2-1 BB 1-2 2-3		0-0 6-3			0-3 K		3	0	0	0	1	1	1
George Foster, R OBP: 0.405, SLG: 0.471 (1, 7)		0-0 3B 1B	0-0 FC2-1 FC5-4 1-2 2-3 3-Hr		0-3 K			0-3 K		4	1	1	0	0	2	4
Dave Concepcion, R OBP: 0.194, SLG: 0.188 (1, 6)		0-0 P6	0-0 FC5-4		0-0 F9			4-0 BB BB BB BB BB		3	0	0	0	1	0	4
Cesar Geronimo, L OBP: 0.433, SLG: 0.778 (1, 8)		0-0 1-H 3B		0-0 F7		0-0 F8		0-0 F9		3	0	1	1	0	0	0
Tony Perez, R OBP: 0.353, SLG: 0.379 (8, PH)										1	0	0	0	0	0	1
Joel Youngblood, R OBP: 0.333, SLG: 0.333 (9, 8)										0	0	0	0	0	0	0
Bill Plummer, R OBP: 0.500, SLG: 0.333 (1, 2)		4-0 BB BB BB BB BB		0-0 SH3-4 1B		0-3 K			0-0 E8	3	0	1	0	1	1	0
Gary Nolan, R OBP: 0.600, SLG: 0.600 (1, 1)		0-0 L4		0-0 SH3-4			0-0 F9		0-3 K	1	0	0	0	0	0	2
Mike Lum, L OBP: 0.333, SLG: 0.375 (7, PH)										1	0	0	0	0	0	0
Will McEnaney, L (8, 1)										0	0	0	0	0	0	0
Rawly Eastwick, R (9, 1)										0	0	0	0	0	0	0
Ed Armbuster, R OBP: 0.333, SLG: 0.333 (9, PH)										1	0	0	0	0	1	1

Inning Stats	R: 0	H: 0	E: 0	K: 1	S: 5	H: 0	LOB: 0	BB: 0	P: 5	R: 1	H: 2	E: 0	K: 0	S: 5	H: 1	LOB: 3	BB: 2	P: 12	R: 0	H: 1	E: 0	K: 0	S: 4	R: 0	H: 1	E: 0	K: 1	S: 6	H: 0	LOB: 0	BB: 0	P: 5	R: 0	H: 0	E: 0	K: 1	S: 5	H: 0	LOB: 1	BB: 1	P: 9	R: 0	H: 0	E: 0	K: 2	S: 7	H: 0	LOB: 1	BB: 1	P: 11	R: 0	H: 0	E: 1	K: 1	S: 6	H: 0	LOB: 1	BB: 0	P: 6	1B: 4	2B: 0	3B: 1	HR: 0	SF: 0	SAC: 1	DP: 0	HBP: 0	WP: 0	PB: 0	SB: 1	CS: 0	PA: 38
--------------	------	------	------	------	------	------	--------	-------	------	------	------	------	------	------	------	--------	-------	-------	------	------	------	------	------	------	------	------	------	------	------	--------	-------	------	------	------	------	------	------	------	--------	-------	------	------	------	------	------	------	------	--------	-------	-------	------	------	------	------	------	------	--------	-------	------	-------	-------	-------	-------	-------	--------	-------	--------	-------	-------	-------	-------	--------

PITCHER	IP	WLS	BF	H	R	ER	SO	BB	IBB	HBP	BLK	WP	HR	S	P	ERA	WHIP
John Montefusco, R ERA: 2.18 (1, 1)	6.1	W	28	5	1	1	3	4	0	0	0	0	0	30	46	1.42	1.421
Gary Lavelle, L ERA: (7, 1)	2.2	S	10	0	0	0	4	1	0	0	0	0	0	17	21	0.00	0.375

BOTTOM

San Francisco Giants @ Cincinnati Reds

Riverfront Stadium, Cincinnati, OH

Sun Apr 18 1976, 3:33 AM EST
Att. 23,701 - Unknown

livebaseballscorecards.com

AB	32
R	1
H	5
RBI	1
BB	5
SO	7
LOB	20



San Francisco Giants @ Atlanta Braves
 Atlanta-Fulton County Stadium, Atlanta, GA

Tue Apr 20 1976, 6:05 PM EST
 Att: 7,895 - Unknown

AB	48
R	12
H	19
RBI	12
BB	2
SO	5
LOB	19



AB	R	H	RBI	BB	SO	LOB
5	1	2	0	1	0	2
5	1	1	2	0	1	3
6	1	1	1	0	1	2
6	4	4	3	0	1	1
6	1	1	0	0	0	3
5	2	3	2	1	0	0
5	0	3	2	0	0	1
0	0	0	0	0	0	0
0	0	0	0	0	0	0
0	0	0	0	0	0	0
0	1	1	0	0	0	0
0	0	0	0	0	0	0
1	1	1	0	0	0	0
0	0	0	0	0	0	0
1	0	0	0	0	0	0
1	0	0	0	0	1	3

Batter	1	2	3	4	5	6	7	8	9	10
Von Joshua, L (1, 8) OBP: 0.349, SLG: 0.350	F7		F5	G3		E7 E 1B 6-3 1B		1-3 1-3 2B	4-0 IBB	
Derrel Thomas, S (1, 4) OBP: 0.366, SLG: 0.324	F7		K		6-3	E7 6-3 G3 1B		SF8	F9	
Bobby Murcer, L (1, 9) OBP: 0.488, SLG: 0.516	F8			K	1B 1B	6-3		1-3		G3
Gary Matthews, R (1, 7) OBP: 0.361, SLG: 0.639		BLK 1B 1B		HR	1B 1B	G3		K		HR
Willie Montanez, L (1, 3) OBP: 0.308, SLG: 0.257	F3			BB 1B	F4	G3			F7	1-3
Chris Speier, R (1, 6) OBP: 0.421, SLG: 0.290		5-3 1B		E 1B FC4-6 BB	1B 1B		F7		1B 2B 1B	F6
Ken Reitz, R (1, 5) OBP: 0.389, SLG: 0.400 Craig Robinson, R (9, PR) OBP: 1.000, SLG: 1.000 Ed Halicki, R (9, 1)	5-3			E7 FC4-6 1B	1B 1B		G3		2B 1B	
Dave Rader, L (1, 2) OBP: 0.269, SLG: 0.360	3-1			FC4-6 2B	K		G3			2B
Mike Caldwell, R Dave Heaverlo, R Gary Thomasson, L Greg Minton, S Glenn Adams, L Hansy Rodriguez, R Chris Arnold, R Gary Lavallee, S Steve Ontiveros, S			F8					2B WP SF8 1B		K

Inning Stats	R: 0	H: 0	E: 0	K: 0	S: 3	LOB: 0	BB: 0	P: 3	R: 1	H: 2	E: 0	K: 0	S: 5	LOB: 1	BB: 0	P: 5	R: 0	H: 0	E: 0	K: 1	S: 5	LOB: 0	BB: 0	P: 5	R: 3	H: 4	E: 1	K: 1	S: 9	LOB: 2	BB: 1	P: 13	R: 2	H: 4	E: 0	K: 1	S: 9	LOB: 2	BB: 0	P: 9	R: 3	H: 3	E: 2	K: 0	S: 6	LOB: 0	BB: 0	P: 6	R: 0	H: 0	E: 0	K: 0	S: 3	LOB: 0	BB: 0	P: 3	R: 1	H: 2	E: 0	K: 1	S: 7	LOB: 1	BB: 0	P: 7	R: 1	H: 3	E: 0	K: 1	S: 8	LOB: 3	BB: 1	P: 12	R: 1	H: 1	E: 0	K: 0	S: 4	LOB: 0	BB: 0	P: 4	1B: 14	SF: 1	2B: 3	3B: 0	HR: 2	SAC: 0	DP: 0	HBP: 0	WP: 1	PA: 51
--------------	------	------	------	------	------	--------	-------	------	------	------	------	------	------	--------	-------	------	------	------	------	------	------	--------	-------	------	------	------	------	------	------	--------	-------	-------	------	------	------	------	------	--------	-------	------	------	------	------	------	------	--------	-------	------	------	------	------	------	------	--------	-------	------	------	------	------	------	------	--------	-------	------	------	------	------	------	------	--------	-------	-------	------	------	------	------	------	--------	-------	------	--------	-------	-------	-------	-------	--------	-------	--------	-------	--------

PITCHER	IP	WLS	BF	H	R	ER	SO	BB	IBB	HBP	BLK	WP	HR	S	P	ERA	WHIP
Phil Niekro, R (1, 1) ERA: 4.22	5.0		27	11	7	7	3	1	0	0	1	0	1	32	36	12.60	2.400
Pablo Torrealba, L (6, 1) ERA: 6.3	2.0		10	4	3	2	0	0	0	0	0	1	0	10	10	9.00	2.000
Elias Sosa, R (8, 1) ERA: 3.12	3.0	L	14	4	2	2	2	0	1	0	0	0	1	17	21	6.00	1.333

San Francisco Giants @ Atlanta Braves
Atlanta-Fulton County Stadium, Atlanta, GA

Tue Apr 20 1976, 6:05 PM EST
Att. 7,895 - Unknown

AB 42
R 11
H 15
RBI 8
BB 9
SO 5
LOB 20



WP: 2 PA: 52
PB: 0
SB: 0
CS: 0

Batter	1	2	3	4	5	6	7	8	9	10
Rowland Office, L (1, 8) OBP: 0.244, SLG: 0.270	5-3	4-3	F5		1B		1-3		F5	
Jerry Royster, R (1, 5) OBP: 0.353, SLG: 0.333	K								6-3	
Rod Gilbreath, R (2, PR) OBP: 0.667, SLG: 1.000										
Dave May, L (9, PH) (10, 7)		BB								
Darrell Evans, L (1, 3) OBP: 0.410, SLG: 0.310		F9	K							
Jimmy Wynn, R (1, 7) OBP: 0.385, SLG: 0.394	K									
Marty Perez, R (10, 5)			1B BB						FC6-4	
Ken Henderson, S (1, 9) OBP: 0.448, SLG: 0.714			K							
Lee Lacy, R (1, 4) OBP: 0.316, SLG: 0.371										
Biff Pocoroba, S (1, 2) OBP: 0.382, SLG: 0.438										
Earl Williams, R (10, PH) OBP: 0.250, SLG: 0.250		WP SH								
Darrel Chaney, S (1, 6) OBP: 0.387, SLG: 0.292										
Phil Niekro, R (1, 1) OBP: 0.111, SLG: 0.111										
Pablo Torrealba, L (6, 1)										
Elias Sosa, R (8, 1)										

Inning	R	H	E	K	S	R	H	E	K	S	1B	2B	3B	HR	SF	SAC	DP	HBP
1	0	1	0	2	8	3	3	1	0	7	11	2	1	0	0	0	1	0
2	3	1	1	0	7	4	2	0	1	11	2	2	1	0	0	1	1	0
3	5	3	1	2	11	3	3	0	2	19	3	0	0	0	0	0	0	0
4	2	3	0	0	5	2	3	0	1	9	1	0	0	0	0	0	0	0
5	0	1	0	0	3	0	1	0	0	3	0	0	0	0	0	0	0	0
6	1	1	0	2	4	1	1	0	2	12	1	0	0	0	0	0	0	0
7	0	2	0	0	4	0	2	0	0	4	0	0	0	0	0	0	0	0
8	0	1	0	1	3	0	1	0	2	11	0	0	0	0	0	0	0	0
9	0	0	0	1	5	0	0	0	1	7	0	0	0	0	0	0	0	0
10	0	0	0	0	5	0	0	0	0	5	0	0	0	0	0	0	0	0

PITCHER	IP	WLS	BF	H	R	ER	SO	BB	IBB	HBP	BLK	WP	HR	S	P	ERA	WHIP
Mike Caldwell, L (1, 1) ERA: 7.56	2.1		17	6	7	4	3	3	0	0	0	1	0	20	32	15.43	3.857
Dave Heaverlo, R (3, 1) ERA: 4.05	0.2		4	1	1	0	1	0	0	0	0	1	0	6	6	0.00	1.500
Greg Minton, R (4, 1) ERA: 3.12	2.0		9	4	2	2	0	1	0	0	0	0	0	8	12	9.00	2.500
Randy Moffitt, R (6, 1) ERA: 5.4	2.0		10	3	1	1	0	1	1	0	0	0	1	8	16	4.50	2.000
Gary Lavelle, L (8, 1) ERA:	1.0		5	1	0	0	0	1	1	0	0	0	0	3	11	0.00	2.000

PITCHER	IP	WLS	BF	H	R	ER	SO	BB	IBB	HBP	BLK	WP	HR	S	P	ERA	WHIP
Ed Halicki, R (9, 1) ERA: 7.36	2.0		7	0	0	0	1	1	0	0	0	0	0	8	12	0.00	0.500

Batter	1	2	3	4	5	6	7	8	9	AB R H RBI BB SO LOB	TOP										
Von Joshua, L (1, 8) OBP: 0.333, SLG: 0.333	0-0 F7		0-0 F7		0-0 E 1B		0-0 4-3		0-0 3-1	5 0 1 0 0 0 0	San Francisco Giants @ Atlanta Braves Atlanta-Fulton County Stadium, Atlanta, GA Wed Apr 21 1976, 6:05 PM EST Att. 9,521 - Unknown livebaseballscorecards.com										
Derrel Thomas, S (1, 4) OBP: 0.378, SLG: 0.324	0-0 4-3		0-0 FC5 BLK 1B		0-3 K		1-0 HBP			3 0 1 0 0 1 1											
Bobby Murcer, L (1, 9) OBP: 0.467, SLG: 0.471	0-0 F8		4-0 1-2 BB		0-3 K		0-0 F5			3 0 0 0 1 1 2											
Gary Matthews, R (1, 7) OBP: 0.350, SLG: 0.600		0-3 K	0-0 FC5 2-3f		0-0 5-3		0-0 G1-6-4-3 BB 1B			4 0 1 0 0 1 2											
Willie Montanez, L (1, 3) OBP: 0.302, SLG: 0.237		0-0 4-3		0-0 F7		0-3 K		4-0 1-2 G1-6-4-3 BB		3 0 0 0 1 1 0											
Chris Speier, R (1, 6) OBP: 0.429, SLG: 0.294		4-0 1B BB		0-0 6-3		0-0 E 1B		0-0 G1-6-4-3 1-2f 2-3		3 0 1 0 1 0 2											
Ken Reitz, R (1, 5) OBP: 0.400, SLG: 0.410		0-0 1-2 1B		0-0 1B		0-0 E5 1-3		0-0 5-3		4 0 2 0 0 0 2											
Dave Rader, L (1, 2) OBP: 0.233, SLG: 0.310		0-0 G3		0-0 F7		0-3 K		0-0 F7		4 0 0 0 0 1 5											
Jim Barr, R (1, 1) Gary Thomasson, L (7, PH) Randy Moffitt, R (7, 1) Steve Ontiveros, S (9, PH) OBP: 0.333, SLG: 0.143			0-0 2-3		0-0 F7		0-3 K		0-0 5-3	2 0 0 0 0 0 0 1 0 0 0 0 1 0 0 0 0 0 0 0 0 1 0 0 0 0 0 0											
Inning Stats	R: 0 E: 0 K: 0 S: 3	H: 0 LOB: 0 BB: 0 P: 3	R: 0 E: 0 K: 1 S: 6	H: 1 LOB: 2 BB: 1 P: 10	R: 0 E: 0 K: 0 S: 4	H: 1 LOB: 1 BB: 0 P: 8	R: 0 E: 0 K: 0 S: 4	H: 1 LOB: 1 BB: 0 P: 4	R: 0 E: 1 K: 2 S: 9	H: 1 LOB: 2 BB: 0 P: 9	R: 0 E: 0 K: 1 S: 5	H: 0 LOB: 1 BB: 0 P: 6	R: 0 E: 0 K: 0 S: 3	H: 1 LOB: 1 BB: 1 P: 7	R: 0 E: 0 K: 0 S: 3	H: 0 LOB: 0 BB: 0 P: 3	1B: 6 2B: 0 3B: 0 HR: 0	SF: 0 SAC: 0 DP: 1 HBP: 1	WP: 0 PB: 0 SB: 0 CS: 0	PA: 37	
PITCHER	IP WLS BF H R ER SO BB IBB HBP BLK WP HR S P ERA WHIP	IP WLS BF H R ER SO BB IBB HBP BLK WP HR S P ERA WHIP	IP WLS BF H R ER SO BB IBB HBP BLK WP HR S P ERA WHIP	IP WLS BF H R ER SO BB IBB HBP BLK WP HR S P ERA WHIP	IP WLS BF H R ER SO BB IBB HBP BLK WP HR S P ERA WHIP	IP WLS BF H R ER SO BB IBB HBP BLK WP HR S P ERA WHIP	IP WLS BF H R ER SO BB IBB HBP BLK WP HR S P ERA WHIP	IP WLS BF H R ER SO BB IBB HBP BLK WP HR S P ERA WHIP	IP WLS BF H R ER SO BB IBB HBP BLK WP HR S P ERA WHIP	IP WLS BF H R ER SO BB IBB HBP BLK WP HR S P ERA WHIP	IP WLS BF H R ER SO BB IBB HBP BLK WP HR S P ERA WHIP	IP WLS BF H R ER SO BB IBB HBP BLK WP HR S P ERA WHIP	IP WLS BF H R ER SO BB IBB HBP BLK WP HR S P ERA WHIP	IP WLS BF H R ER SO BB IBB HBP BLK WP HR S P ERA WHIP	IP WLS BF H R ER SO BB IBB HBP BLK WP HR S P ERA WHIP	IP WLS BF H R ER SO BB IBB HBP BLK WP HR S P ERA WHIP	IP WLS BF H R ER SO BB IBB HBP BLK WP HR S P ERA WHIP	IP WLS BF H R ER SO BB IBB HBP BLK WP HR S P ERA WHIP	IP WLS BF H R ER SO BB IBB HBP BLK WP HR S P ERA WHIP	IP WLS BF H R ER SO BB IBB HBP BLK WP HR S P ERA WHIP	IP WLS BF H R ER SO BB IBB HBP BLK WP HR S P ERA WHIP

San Francisco Giants @ Atlanta Braves
Atlanta-Fulton County Stadium, Atlanta, GA
Wed Apr 21 1976, 6:05 PM EST
Att. 9,521 - Unknown

AB	33
R	0
H	6
RBI	0
BB	3
SO	6
LOB	14



Batter	1	2	3	4	5	6	7	8	9	AB R H RBI BB SO LOB	TOP														
Frank Taveras, R (1, 6) OBP: 0.263, SLG: 0.270	0-3 K S 2B	X 0-0 BB 1-2 1B		X 0-0 6-3			X 0-0 F2	X 0-0 G4-3 1-2f		5 1 1 0 0 1 4															
Rennie Stennett, R (1, 4) OBP: 0.295, SLG: 0.390	X 0-0 1-H 2B	BB 4-0 1-2 2-3 BB		X 0-0 4-3			X 0-0 1B 1B	X 0-0 G3		4 0 2 1 1 0 0															
Al Oliver, L (1, 8) OBP: 0.471, SLG: 0.548	SS 0-3 K	X 0-0 F3		X 0-0 F9			X 0-0 F9	BB 4-0 4-3 BB		4 0 0 0 1 1 5															
Willie Stargell, L (1, 3) OBP: 0.525, SLG: 0.719	X 0-0 F7		SS 0-3 K		SS 0-3 K		X 0-0 FC4-6 1B	X 0-0 4-3		5 0 1 0 0 2 2															
Dave Parker, L (1, 9) OBP: 0.333, SLG: 0.410	SS 0-3 K		X 0-0 3-1		X 0-0 F7		X 0-0 FC4-6 1-2f	SS 0-3 K		5 0 0 0 0 2 4															
Richie Zisk, R (1, 7) OBP: 0.279, SLG: 0.308		X 0-0 F8		SS 0-3 K		BB 4-0 1B 5-3 BB	X 0-0 BB 1B			3 1 1 0 1 1 0															
Manny Sanguillen, R (1, 2) OBP: 0.388, SLG: 0.390		X 0-0 1B 2B		X 0-0 SH3 1B		X 0-0 1-3 1B	X 0-0 1-2 1B			4 1 4 0 0 0 0															
Tommy Helms, R (1, 5) OBP: 0.125, SLG: 0.250		X 0-0 F6		X 0-0 SH3		X 0-0 5-3	X 0-3 K			2 0 0 1 0 0 2															
Bill Robinson, R (8, PH) OBP: 0.167, SLG: 0.182										1 0 0 0 0 1 2															
Larry Demery, R (8, 1)										0 0 0 0 0 0 0															
Jerry Reuss, L (1, 1) OBP: 0.455, SLG: 0.500		X 0-0 BB 1B		X 0-0 1-3		X 0-0 G3	BB 4-0 1-2 2-3 BB			3 0 1 1 0 0 2															
Bob Robertson, R (8, PH) OBP: 0.286, SLG: 0.167										0 0 0 0 1 0 0															
Mario Mendoza, R (8, PR) OBP: 1.000, SLG: 1.000										0 0 0 0 0 0 0															
Inning Stats	R: 1 E: 0 K: 3 S: 11	H: 1 LOB: 1 BB: 0 P: 11	R: 1 E: 0 K: 0 S: 6	H: 3 LOB: 3 BB: 1 P: 10	R: 0 E: 0 K: 2 S: 7	H: 0 LOB: 0 BB: 0 P: 7	R: 0 E: 0 K: 0 S: 4	H: 1 LOB: 1 BB: 0 P: 4	R: 0 E: 0 K: 1 S: 5	H: 0 LOB: 0 BB: 0 P: 5	R: 1 E: 0 K: 0 S: 4	H: 1 LOB: 1 BB: 1 P: 8	R: 0 E: 0 K: 0 S: 5	H: 2 LOB: 2 BB: 0 P: 5	R: 0 E: 0 K: 1 S: 6	H: 2 LOB: 3 BB: 1 P: 10	R: 0 E: 0 K: 1 S: 5	H: 0 LOB: 1 BB: 1 P: 9	1B: 8 2B: 2 3B: 0 HR: 0	SF: 0 SAC: 1 DP: 1 HBP: 0	WP: 0 PB: 1 SB: 1 CS: 0	PA: 41			
PITCHER	IP	WLS	BF	H	R	ER	SO	BB	IBB	HBP	BLK	WP	HR	S	P	ERA	WHIP								
John Montefusco, R (1, 1) ERA: 2.28	7.0	W	32	8	3	2	6	2	0	0	0	0	0	42	50	2.57	1.429								
Gary Lavelle, L (8, 1) ERA:	2.0	S	9	2	0	0	2	2	0	0	0	0	0	11	19	0.00	2.000								

Pittsburgh Pirates @ San Francisco Giants
 Candlestick Park, San Francisco, CA
 Fri Apr 23 1976, 9:05 PM EST
 Att. 15,621 - Unknown

AB	36
R	3
H	10
RBI	3
BB	4
SO	8
LOB	21



livebaseballscorecards.com

Batter	1	2	3	4	5	6	7	8	9	AB R H RBI BB SO LOB	TOP									
Rennie Stennett, R (1, 4) OBP: 0.265, SLG: 0.348	0-0 6-3		0-0 F9		0-0 F5		0-0 FC4-6		0-0 F3	5 0 0 0 0 0 3	Pittsburgh Pirates @ San Francisco Giants Candlestick Park, San Francisco, CA Sat Apr 24 1976, 6:33 AM EST Att. 9,222 - Unknown livebaseballscorecards.com									
Richie Hebner, L (1, 5) OBP: 0.364, SLG: 0.321	4-0 1B BB		0-0 3-1			4-0 G3-6-3 BB		0-0 FC6-4 1B	2 0 1 0 2 0 0											
Al Oliver, L (1, 8) OBP: 0.421, SLG: 0.486	0-0 F8		0-3 K			0-0 G3-6-3 1-2f		0-0 FC6-4 1B FC4-6	4 1 0 0 0 1 3											
Willie Stargell, L (1, 3) OBP: 0.545, SLG: 0.750	0-0 1-2 1B			0-3 K		0-0 2B		0-0 FC4-6 1B	4 0 3 0 0 1 0											
Dave Parker, L (1, 9) OBP: 0.326, SLG: 0.442	0-3 K			0-0 3B		0-0 6-3		0-0 FC4-6 1-2f 3-H	4 0 1 1 0 1 4											
Richie Zisk, R (1, 7) OBP: 0.298, SLG: 0.349		0-0 2B		0-3 K		0-0 FC5-4 1B		0-3 K	4 0 2 0 0 2 2											
Manny Sanguillen, R (1, 2) OBP: 0.354, SLG: 0.356		0-0 F8		0-0 F5		0-0 FC5-4 1B 1-2f		0-0 L5	4 0 0 0 0 0 3											
Frank Taveras, R (1, 6) OBP: 0.275, SLG: 0.282		0-0 L4			0-0 G6-4-3 1B		0-0 FC4-6 1B 1-2	2 0 1 0 0 0 1												
Ed Kirkpatrick, L (7, PH) OBP: 1.000, SLG: 1.000									1 0 1 0 0 0 0											
Mario Mendoza, R (7, 6) OBP: 1.000, SLG: 1.000									0 0 0 0 0 0 0											
Bill Robinson, R (9, PH) OBP: 0.231, SLG: 0.250									1 0 1 0 0 0 0											
Jim Rooker, R (1, 1)		0-3 K		0-0 G6-4-3		0-3 K		0-3 K	2 0 0 0 0 1 2											
Ed Ott, L (7, PH)									1 0 0 0 0 1 2											
Bob Moose, R (7, 1) OBP: 1.000, SLG: 2.000									0 0 0 0 0 0 0											
Bob Robertson, R (9, PH) OBP: 0.250, SLG: 0.143									1 0 0 0 0 1 1											
Inning Stats	R: 0 E: 0 K: 1 S: 6	H: 1 LOB: 2 BB: 1 P: 10	R: 0 E: 0 K: 1 S: 6	H: 1 LOB: 1 BB: 0 P: 6	R: 0 E: 0 K: 1 S: 5	H: 0 LOB: 0 BB: 0 P: 5	R: 0 E: 0 K: 2 S: 8	H: 1 LOB: 1 BB: 0 P: 8	R: 0 E: 0 K: 0 S: 3	H: 1 LOB: 0 BB: 0 P: 3	R: 0 E: 0 K: 1 S: 7	H: 2 LOB: 2 BB: 0 P: 7	R: 1 E: 0 K: 1 S: 7	H: 2 LOB: 1 BB: 0 P: 7	R: 0 E: 0 K: 1 S: 6	H: 1 LOB: 1 BB: 0 P: 6	1B: 7 2B: 2 3B: 1 HR: 0	SF: 0 SAC: 0 DP: 2 HBP: 0	WP: 0 PB: 0 SB: 0 CS: 0	PA: 37
PITCHER	IP WLS BF H R ER SO BB IBB HBP BLK WP HR S P ERA WHIP																			
Ed Halicki, R (1, 1) ERA: 4.4	7.0 W 29 8 1 1 6 2 0 0 0 0 0 0 39 47 1.29 1.429																			
Gary Lavelle, L (8, 1) ERA:	2.0 S 8 2 0 0 2 0 0 0 0 0 0 0 12 12 0.00 1.000																			

AB	35
R	1
H	10
RBI	1
BB	2
SO	8
LOB	21



Batter	1	2	3	4	5	6	7	8	9
Von Joshua, L OBP: 0.316, SLG: 0.352 (1, 8)	0-0 SF7 3B	0-0 4-3		0-0 E1 1-3		0-0 6-3			
Derrel Thomas, S OBP: 0.377, SLG: 0.409 (1, 4)	0-0 SF7 3-H		0-0 BB 1B WP 1B	0-0 F3		0-0 F8			
Bobby Murcer, L OBP: 0.453, SLG: 0.439 (1, 9)	4-0 WP BB BB		0-0 WP BB SF9 1B 1-2	0-0 4-3		0-0 4-3			
Gary Matthews, R OBP: 0.396, SLG: 0.717 (1, 7)	4-0 WP BB 1-2		4-0 SF9 WP BB 1-2 2-3	0-0 1-3		0-3 K			
Willie Montanez, L OBP: 0.294, SLG: 0.261 (1, 3)	0-3 K 1-2 2-3		0-3 K 1-2 2-3 3-H	0-0 4-3		0-0 CS 1B			
Chris Speier, R OBP: 0.400, SLG: 0.317 (1, 6)	0-0 6-3		0-0 SF9 2-3 3-H	0-0 L7		0-3 K			
Ken Reitz, R OBP: 0.396, SLG: 0.404 (1, 5)		0-0 S 1B	0-0 5-3	0-0 6-3		0-3 K 1-2			
Mike Sadek, R OBP: 0.462, SLG: 0.583 (1, 2)		0-0 F9		0-0 L8		0-0 6-3			
Ed Halicki, R OBP: 0.600, SLG: 0.333 (1, 1) Gary Lavelle, S (8, 1)		0-3 K		4-0 E BB		0-0 1B			

Inning Stats	R: 1	H: 1	E: 0	LOB: 2	K: 1	BB: 2	S: 6	P: 14
	R: 0	H: 1	E: 0	LOB: 1	K: 1	BB: 0	S: 6	P: 6
	R: 2	H: 2	E: 0	LOB: 1	K: 1	BB: 1	S: 7	P: 11
	R: 0	H: 0	E: 1	LOB: 2	K: 0	BB: 1	S: 4	P: 8
	R: 0	H: 0	E: 0	LOB: 0	K: 0	BB: 0	S: 3	P: 3
	R: 0	H: 1	E: 0	LOB: 1	K: 0	BB: 0	S: 4	P: 4
	R: 0	H: 0	E: 0	LOB: 0	K: 1	BB: 0	S: 5	P: 5
	R: 0	H: 1	E: 0	LOB: 0	K: 2	BB: 0	S: 7	P: 7

PITCHER	IP	WLS	BF	H	R	ER	SO	BB	IBB	HBP	BLK	WP	HR	S	P	ERA	WHIP
Jim Rooker, L ERA: 4.5 (1, 1)	6.0	L	28	5	3	3	3	4	0	0	0	2	0	30	46	4.50	1.500
Bob Moose, R ERA: (7, 1)	2.0		6	1	0	0	3	0	0	0	0	0	0	12	12	0.00	0.500

BOTTOM

AB R H RBI BB SO LOB

4 1 1 0 0 0 3

3 1 1 1 0 0 2

3 1 1 0 1 0 2

2 0 0 0 2 1 0

4 0 1 0 0 2 4

3 0 0 1 0 1 3

4 0 1 0 0 1 2

3 0 0 0 0 0 1

2 0 1 0 1 1 1

0 0 0 0 0 0 0

AB 28

R 3

H 6

RBI 2

BB 4

SO 6

LOB 18

GIANTS

WP: 2 PA: 34
PB: 0
SB: 1
CS: 1

Pittsburgh Pirates @ San Francisco Giants
Candlestick Park, San Francisco, CA

Sat Apr 24 1976, 6:33 AM EST
Att. 9,222 - Unknown

livebaseballscores.com

Batter	1	2	3	4	5	6	7	8	9	AB R H RBI BB SO LOB	TOP											
Rennie Stennett, R (1, 4) OBP: 0.321, SLG: 0.400	0-0 G6-4-3 1B			x 0-0 G4-6-3 1B	x 0-0 FC5-4 1B			x 0-0 CS 1B		4 0 4 0 0 0 0	Pittsburgh Pirates @ San Francisco Giants Candlestick Park, San Francisco, CA Sun Apr 25 1976, 6:33 AM EDT Att. 23,700 - Unknown livebaseballscorecards.com											
Manny Sanguillen, R (1, 2) OBP: 0.327, SLG: 0.327	0-0 G6-4-3 1-2f		x 0-0 G4-6-3 1-2f	x 0-0 FC5-4 1-2f			x 0-0 F6 1-2		4 0 0 0 0 0 5													
Al Oliver, L (1, 8) OBP: 0.405, SLG: 0.462	0-0 E6		x 0-0 1B		x 0-0 4-3		x 0-3 K		4 0 1 0 0 1 0													
Willie Stargell, L (1, 3) OBP: 0.521, SLG: 0.775		x 0-0 1-3		x 0-0 HR	x 0-3 K		x 0-0 G3		4 1 1 1 0 1 0													
Richie Zisk, R (1, 7) OBP: 0.275, SLG: 0.319		0-3 K		0-3 K	0-3 K		x 0-0 F9		4 0 0 0 0 3 0													
Dave Parker, L (1, 9) OBP: 0.320, SLG: 0.426		0-3 K		x 0-0 1B 1B		x 0-0 5-3	x 0-0 G3		4 1 1 0 0 1 0													
Richie Hebner, L (1, 5) OBP: 0.389, SLG: 0.333			0-3 K	x 0-0 1B 1B		4-0 FC6-4 BB			2 1 1 0 1 1 0													
Frank Taveras, R (1, 6) OBP: 0.279, SLG: 0.286		x 0-0 6-3		x 0-0 1B 1-1 2-1		x 0-0 F8			3 0 1 2 0 0 1													
John Candelaria, L (1, 1) OBP: 0.250, SLG: 0.250			0-3 K	x 0-0 1B 1-2		x 0-0 FC6-4			3 0 1 0 0 1 1													
Inning Stats	R: 0 E: 1 K: 0 S: 3	H: 1 LOB: 1 BB: 0 P: 3	R: 0 E: 0 K: 2 S: 7	H: 0 LOB: 0 BB: 0 P: 7	R: 0 E: 0 K: 2 S: 7	H: 0 LOB: 0 BB: 0 P: 7	R: 0 E: 0 K: 1 S: 10	H: 2 LOB: 1 BB: 0 P: 3	R: 3 E: 0 K: 1 S: 10	H: 6 LOB: 2 BB: 0 P: 10	R: 0 E: 0 K: 2 S: 7	H: 0 LOB: 0 BB: 0 P: 7	R: 0 E: 0 K: 0 S: 3	H: 0 LOB: 1 BB: 1 P: 7	R: 0 E: 0 K: 1 S: 5	H: 1 LOB: 0 BB: 0 P: 5	R: 0 E: 0 K: 0 S: 3	H: 0 LOB: 0 BB: 0 P: 3	1B: 9 2B: 0 3B: 0 HR: 1	SF: 0 SAC: 0 DP: 2 HBP: 0	WP: 0 PB: 0 SB: 0 CS: 1	PA: 33
PITCHER	IP WLS BF H R ER SO BB IBB HBP BLK WP HR S P ERA WHIP																					
Mike Caldwell, L (1, 1) ERA: 6.92	4.2 L 19 9 3 3 5 0 0 0 0 0 0 1 29 29 5.79 1.929																					
Dave Heaverlo, R (5, 1) ERA: 3.38	1.1 4 0 0 0 2 0 0 0 0 0 0 0 8 8 0.00 0.000																					
Charlie Williams, R (7, 1) ERA: 3.0	2.0 7 1 0 0 1 1 0 0 0 0 0 0 8 12 0.00 1.000																					
Randy Moffitt, R (9, 1) ERA: 3.38	1.0 3 0 0 0 0 0 0 0 0 0 0 0 3 3 0.00 0.000																					

AB	32
R	3
H	10
RBI	3
BB	1
SO	8
LOB	7



Batter	1	2	3	4	5	6	7	8	9	AB R H RBI BB SO LOB
Von Joshua, L OBP: 0.295, SLG: 0.328 (1, 8) X	0-0 3-1 ①			X 0-0 F7 ①		X 0-0 G3 ②			S S S 0-3 K ①	4 0 0 0 0 1 0
Derrel Thomas, S OBP: 0.351, SLG: 0.375 (1, 4) S S S	0-3 K ②			X 0-0 F2 ②		X 0-0 F7 ③			X 0-0 E5 ②	4 0 0 0 0 1 0
Bobby Murcer, L OBP: 0.456, SLG: 0.432 (1, 9) X	0-0 1B ③			S S S 0-3 K ③			B B B B 4-0 BB ①		X 0-0 F7 ②	3 0 1 0 1 1 1
Gary Matthews, R OBP: 0.365, SLG: 0.660 (1, 7)		S S S 0-3 K ①			S S S 0-3 K ①		X 0-0 4-3 ①		X 0-0 F9 ③	4 0 0 0 0 2 2
Willie Montanez, L OBP: 0.296, SLG: 0.266 (1, 3)		X 0-0 F6 ②			X 0-0 2B ②		X 0-0 4-3 ②			3 0 1 0 0 0 1
Chris Speier, R OBP: 0.396, SLG: 0.302 (1, 6)		X 0-0 6-3 ③			B B B B 4-0 BB ③		X 0-0 F3 ③			2 0 0 0 1 0 1
Ken Reitz, R OBP: 0.373, SLG: 0.380 (1, 5)			X 0-0 F3 ①		X 0-0 F7 ②			X 0-0 F8 ①		3 0 0 0 0 0 2
Mike Sadek, R OBP: 0.375, SLG: 0.467 (1, 2)			X 0-0 F8 ②		S S S 0-3 K ③			X 0-0 5-3 ②		3 0 0 0 0 1 2
Mike Caldwell, R Dave Heaverlo, R Steve Ontiveros, S Charlie Williams, R Chris Arnold, R Randy Moffitt, R (1, 1) (5, 1) (6, PH) (7, 1) (8, PH) (9, 1)			X 0-0 1-3 ③			S S S 0-3 K ①		S S S 0-3 K ③		1 0 0 0 0 0 0 0 0 0 0 0 0 0 1 0 0 0 0 1 0 0 0 0 0 0 0 0 1 0 0 0 0 1 0 0 0 0 0 0 0 0

Inning Stats	R: 0	H: 1	E: 0	K: 1	S: 5	LOB: 1	BB: 0	P: 5	R: 0	H: 0	E: 0	K: 1	S: 5	LOB: 0	BB: 0	P: 5	R: 0	H: 0	E: 0	K: 0	S: 3	LOB: 0	BB: 0	P: 3	R: 0	H: 0	E: 0	K: 1	S: 5	LOB: 0	BB: 0	P: 5	R: 0	H: 1	E: 0	K: 2	S: 8	LOB: 2	BB: 1	P: 12	R: 0	H: 0	E: 0	K: 1	S: 5	LOB: 0	BB: 0	P: 5	R: 0	H: 0	E: 0	K: 0	S: 3	LOB: 1	BB: 1	P: 7	R: 0	H: 0	E: 0	K: 1	S: 5	LOB: 0	BB: 0	P: 5	R: 0	H: 0	E: 1	K: 1	S: 6	LOB: 1	BB: 0	P: 6	1B: 1	2B: 1	3B: 0	HR: 0	SF: 0	SAC: 0	DP: 0	HBP: 0	WP: 0	PB: 0	SB: 0	CS: 0	PA: 31
PITCHER John Candelaria, L ERA: 1.38 (1, 1)	IP	WLS	BF	H	R	ER	SO	BB	IBB	HBP	BLK	WP	HR	S	P	ERA	WHIP																			PITCHER	IP	WLS	BF	H	R	ER	SO	BB	IBB	HBP	BLK	WP	HR	S	P	ERA	WHIP																																

BOTTOM

Pittsburgh Pirates @ San Francisco Giants
Candlestick Park, San Francisco, CA

Sun Apr 25 1976, 6:33 AM EDT
Att. 23,700 - Unknown

livebaseballscores.com

AB	29
R	0
H	2
RBI	0
BB	2
SO	8
LOB	9



Batter	1	2	3	4	5	6	7	8	9	AB	R	H	RBI	BB	SO	LOB	TOP										
Bake McBride, L (1, 8) OBP: 0.424, SLG: 0.426	4-0 SH1-3 2B BB	0-0 G3 BLK 1B			0-0 1B 1B	0-0 SF9		1B BB FC4-6 HBP		3	3	2	2	2	0	2											
Vic Harris, S (1, 4) OBP: 0.327, SLG: 0.320 Lee Richard, R (8, PR) OBP: 0.125, SLG: 0.125 (8, 4)	0-0 SH1-3 1-2	0-0 G3 1-3 3-H			0-0 FC4-6 1B 1B	0-0 G3		1B HBP		4	2	2	0	0	0	1											
Lou Brock, L (1, 7) OBP: 0.250, SLG: 0.300	0-0 2B 2-H	0-0 G3			0-0 FC4-6 1B	0-0 F8		FC4 1B 5-3		6	1	2	2	0	0	6											
Ted Simmons, S (1, 2) OBP: 0.279, SLG: 0.264	0-3 K		0-0 6-3		0-3 K		0-0 FC6-4 1B	0-0 E1 1B 1-3 2-H 3-H	0-0 6-3	6	1	1	0	0	2	4											
Reggie Smith, S (1, 5) OBP: 0.279, SLG: 0.382	0-0 4-3		0-0 1-3		0-0 FC4-6 1B 1-2f 2-3		0-0 FC6-4 1B 1B	0-0 L3	0-0 4-3	6	2	0	0	0	0	6											
Willie Crawford, L (1, 9) OBP: 0.294, SLG: 0.467		0-0 L4	0-0 3-1		0-0 E3 1B 1-3 3-H		0-0 1B BB 1B	4-0 1B 1B IBB	0-3 K	5	1	1	0	1	1	1											
Ron Fairly, L (1, 3) OBP: 0.733, SLG: 0.727		0-0 FC1 E 1B		0-0 G5-4-3 1B	0-0 1B 1-3 3-H		4-0 1B BB	0-0 HBP 1B FC4-6 1B		4	2	4	3	1	0	0											
Don Kessinger, S (1, 6) OBP: 0.308, SLG: 0.320		0-0 E 1B		0-0 G5-4-3 1-2f	0-0 K 1-2f 2-3 3-H		0-0 1B G4-6-3	0-0 FC4-6 HBP 1B		5	1	3	2	0	1	3											
Bob Forsch, R (1, 1) Mike Wallace, L (1, 1) Keith Hernandez, L (6, PH) Eric Rasmussen, R (6, 1) Luis Melendez, R (7, PH) Al Hirabosky, R (7, 1)		0-0 FC1 1B BLK		0-3 K		0-0 SF9 3B	0-0 G4-6-3	1-0 FC4-6 HBP		0	0	0	0	0	0	0											
Inning Stats	R: 1 E: 0 K: 1 S: 6	H: 1 LOB: 1 BB: 1 P: 10	R: 3 E: 1 K: 0 S: 7	H: 3 LOB: 1 BB: 0 P: 7	R: 0 E: 0 K: 0 S: 3	H: 0 LOB: 0 BB: 0 P: 3	R: 0 E: 0 K: 1 S: 5	H: 1 LOB: 0 BB: 0 P: 5	R: 3 E: 1 K: 2 S: 12	H: 4 LOB: 2 BB: 0 P: 12	R: 1 E: 0 K: 0 S: 4	H: 1 LOB: 0 BB: 0 P: 4	R: 1 E: 0 K: 0 S: 5	H: 3 LOB: 2 BB: 1 P: 9	R: 6 E: 2 K: 0 S: 8	H: 3 LOB: 3 BB: 2 P: 18	R: 0 E: 0 K: 1 S: 5	H: 0 LOB: 0 BB: 0 P: 5	1B: 14 2B: 1 3B: 1 HR: 0	SF: 1 SAC: 1 DP: 2 HBP: 2	WP: 0 PB: 0 SB: 0 CS: 0	PA: 51					
PITCHER	IP	WLS	BF	H	R	ER	SO	BB	IBB	HBP	BLK	WP	HR	S	P	ERA	WHIP										
Jim Barr, R (1, 1) ERA: 5.06	4.2		25	9	7	3	3	1	0	0	1	0	0	30	34	5.79	2.143										
Dave Heaverlo, R (5, 1) ERA: 3.24	0.1		1	0	0	0	1	0	0	0	0	0	0	3	3	0.00	0.000										
Greg Minton, R (6, 1) ERA: 4.5	1.1	L	7	3	2	2	0	0	0	0	0	0	0	7	7	13.50	2.250										
Randy Moffitt, R (7, 1) ERA: 3.0	1.0		12	4	6	0	0	2	1	1	0	0	0	8	21	0.00	6.000										
Charlie Williams, R (8, 1) ERA: 2.7	0.1		2	0	0	0	0	0	0	1	0	0	0	1	2	0.00	0.000										
PITCHER	IP	WLS	BF	H	R	ER	SO	BB	IBB	HBP	BLK	WP	HR	S	P	ERA	WHIP										
Gary Lavelle, L (8, 1) ERA:	1.1		4	0	0	0	1	0	0	0	0	0	0	6	6	0.00	0.000										

St. Louis Cardinals @ San Francisco Giants
 Candlestick Park, San Francisco, CA
 Mon Apr 26 1976, 6:33 AM EDT
 Att. 2,343 - Unknown

livebaseballscorecards.com

AB	43
R	15
H	16
RBI	9
BB	4
SO	5
LOB	26



Batter	1	2	3	4	5	6	7	8	9	AB	R	H	RBI	BB	SO	LOB
Von Joshua, L OBP: 0.318, SLG: 0.349 (1, 8)										5	1	3	0	0	2	1
Derrel Thomas, S OBP: 0.355, SLG: 0.365 (1, 4)										4	0	1	0	1	1	3
Bobby Murcer, L OBP: 0.435, SLG: 0.429 (1, 9)										5	0	1	0	0	0	2
Gary Matthews, R OBP: 0.386, SLG: 0.642 (1, 7)										3	1	1	0	2	0	0
Willie Montanez, L OBP: 0.305, SLG: 0.283 (1, 3)										4	1	1	0	1	0	2
Chris Speier, R OBP: 0.404, SLG: 0.340 (1, 6)										4	1	2	1	0	1	1
Charlie Williams, R (8, 1)										0	0	0	0	0	0	0
Gary Lavelle, S (8, 1)										0	0	0	0	0	0	0
Marc Hill, R (9, PH)										1	0	0	0	0	1	2
Ken Reitz, R OBP: 0.382, SLG: 0.434 (1, 5)										3	1	1	3	1	0	1
Dave Rader, L OBP: 0.265, SLG: 0.333 (1, 2)										4	1	2	0	0	0	2
Jim Barr, R OBP: 0.286, SLG: 0.187 (1, 1)										2	1	1	1	0	0	1
Dave Heaverlo, R (5, 1)										0	0	0	0	0	0	0
Steve Ontiveros, S OBP: 0.273, SLG: 0.111 (5, PH)										1	0	0	0	0	0	1
Greg Minton, S (6, 1)										0	0	0	0	0	0	0
Randy Moffitt, R (7, 1)										0	0	0	0	0	0	0
Chris Arnold, R OBP: 0.200, SLG: 0.200 (8, 8)										1	0	0	0	0	1	1

Inning Stats	R: 7	H: 8	R: 0	H: 0	R: 0	H: 1	R: 0	H: 1	R: 0	H: 0	R: 0	H: 0	R: 0	H: 1	R: 0	H: 2	R: 0	H: 2	1B: 10	SF: 0	WP: 1	PA: 42	
	E: 1	LOB: 1	E: 0	LOB: 1	E: 0	LOB: 2	E: 0	LOB: 1	E: 0	LOB: 0	E: 0	LOB: 1	E: 0	LOB: 0	E: 0	LOB: 2	E: 0	LOB: 2	2B: 2	SAC: 0	PB: 0		
	K: 0	BB: 1	K: 1	BB: 2	K: 1	BB: 1	K: 0	BB: 0	K: 1	BB: 1	K: 0	BB: 0	K: 2	BB: 0	K: 1	BB: 0	K: 1	BB: 0	3B: 0	DP: 1	SB: 1		
	S: 10	P: 14	S: 4	P: 12	S: 6	P: 10	S: 3	P: 3	S: 4	P: 4	S: 3	P: 3	S: 8	P: 8	S: 7	P: 7	S: 8	P: 8	HR: 1	HBP: 0	CS: 2		
PITCHER	IP	WLS	BF	H	R	ER	SO	BB	IBB	HBP	BLK	WP	HR	S	P	ERA	WHIP						
Bob Forsch, R ERA: 7.02 (1, 1)	0.2		9	7	7	6	0	1	0	0	0	1	1	8	12	81.00	12.000						
Mike Wallace, L ERA: 2.19 (1, 1)	4.1	W	18	3	0	0	2	3	0	0	0	0	0	19	31	0.00	1.385						
Eric Rasmussen, R ERA: 3.38 (6, 1)	1.0		3	0	0	0	1	1	0	0	0	0	0	4	8	0.00	1.000						
Al Hrabosky, L ERA: 1.98 (7, 1)	3.0	S	12	3	0	0	3	0	0	0	0	0	0	18	18	0.00	1.000						

BOTTOM

St. Louis Cardinals @ San Francisco Giants
Candlestick Park, San Francisco, CA

Mon Apr 26 1976, 6:33 AM EDT
Att. 2,343 - Unknown

livebaseballscorecards.com

AB	37
R	7
H	13
RBI	5
BB	5
SO	6
LOB	17

Batter	1	2	3	4	5	6	7	8	9	AB R H RBI BB SO LOB
Lee Richard, R (1, 4) OBP: 0.154, SLG: 0.083	0-0 3-1	4-0 BB BB	0-0 F8			0-0 F8		0-0 F7		4 0 0 1 1 0 1
Don Kessinger, S (1, 6) OBP: 0.317, SLG: 0.333	0-0 F7	0-0 SF9		0-0 5-3		0-0 1B		0-0 1B 1B		4 1 2 1 0 0 0
Bake McBride, L (1, 8) OBP: 0.406, SLG: 0.397	0-3 K	4-0 BB BB		0-0 4-3		0-0 4-3		0-0 G3		4 0 0 0 1 1 2
Reggie Smith, S (1, 9) OBP: 0.288, SLG: 0.373				0-0 4-3			0-0 G5-4-3 BB 1B	0-0 P6		4 1 1 0 1 0 4
Willie Crawford, L (1, 7) OBP: 0.409, SLG: 0.579		0-0 1B SF7 2B	0-0 1B E 1B		0-0 4-3		4-0 BB BB G5-4-3 BB	0-0 1B		4 2 3 1 1 0 0
Keith Hernandez, L (1, 3) OBP: 0.320, SLG: 0.326		0-0 BB SF7 BB 1B	0-0 E 2B 1B		0-0 S 1B		0-0 G5-4-3	0-0 1B		5 2 3 1 0 0 3
Hector Cruz, R (1, 5) OBP: 0.196, SLG: 0.271		0-0 SF7	0-0 E8 2B		0-0 F2		0-0 5-3			3 0 0 1 0 0 3
Ken Rudolph, R (1, 2) OBP: 0.429, SLG: 0.500		4-0 BB SF9 BB BB	0-0 1H 2H 2B		0-3 K			0-0 5-3		3 1 1 1 1 1 1
Lynn McGlothen, L (1, 1) OBP: 0.182, SLG: 0.100		4-0 BB BB BB	0-0 6-3			0-0 6-3		0-0 G3		3 0 0 0 1 0 1

Inning Stats	R: 0 E: 0 K: 1 S: 5	H: 0 LOB: 0 BB: 0 P: 5	R: 4 E: 0 K: 0 S: 5	H: 2 LOB: 3 BB: 5 P: 25	R: 2 E: 1 K: 0 S: 6	H: 3 LOB: 1 BB: 0 P: 6	R: 0 E: 0 K: 0 S: 3	H: 0 LOB: 0 BB: 0 P: 3	R: 0 E: 0 K: 1 S: 6	H: 1 LOB: 1 BB: 0 P: 6	R: 0 E: 0 K: 0 S: 4	H: 1 LOB: 1 BB: 0 P: 4	R: 0 E: 0 K: 0 S: 3	H: 1 LOB: 1 BB: 1 P: 7	R: 0 E: 0 K: 0 S: 3	H: 0 LOB: 0 BB: 0 P: 3	R: 1 E: 0 K: 0 S: 5	H: 2 LOB: 1 BB: 0 P: 5	1B: 8 2B: 2 3B: 0 HR: 0	SF: 2 SAC: 0 DP: 1 HBP: 0	WP: 0 PB: 0 SB: 1 CS: 0	PA: 42
--------------	------------------------------	---------------------------------	------------------------------	----------------------------------	------------------------------	---------------------------------	------------------------------	---------------------------------	------------------------------	---------------------------------	------------------------------	---------------------------------	------------------------------	---------------------------------	------------------------------	---------------------------------	------------------------------	---------------------------------	----------------------------------	------------------------------------	----------------------------------	--------


PITCHER	IP	WLS	BF	H	R	ER	SO	BB	IBB	HBP	BLK	WP	HR	S	P	ERA	WHIP
John D'Acquisto, R (1, 1) ERA: 15.43	1.2	L	12	2	4	4	1	5	0	0	0	0	0	9	29	21.60	4.200
Dave Heaverlo, R (2, 1) ERA: 3.72	1.1		7	3	2	1	0	0	0	0	0	0	0	7	7	6.75	2.250
Mike Caldwell, L (4, 1) ERA: 6.0	2.0		7	1	0	0	1	0	0	0	0	0	0	9	9	0.00	0.500
Charlie Williams, R (6, 1) ERA: 1.69	2.0		8	2	0	0	0	1	0	0	0	0	0	7	11	0.00	1.500
Greg Minton, R (8, 1) ERA: 4.5	2.0		8	2	1	1	0	0	0	0	0	0	0	8	8	4.50	1.000

TOP

St. Louis Cardinals @ San Francisco Giants
Candlestick Park, San Francisco, CA

Tue Apr 27 1976, 10:05 PM EDT
Att. 5,091 - Unknown

AB	34
R	7
H	10
RBI	6
BB	6
SO	2
LOB	15



Batter	1	2	3	4	5	6	7	8	9	10	11	12	13	14	15	16	AB	R	H	RBI	BB	SO	LOB	TOP
Lou Brock, L OBP: 0.288, SLG: 0.351 (1, 7)	K			4-3		E9 2B 1B		1B		SH3-4		1B		1-3 2B		1-3	7	1	4	0	0	1	0	
Vic Harris, S OBP: 0.323, SLG: 0.333 (1, 4)	K			K		F8 2B		1B		E3 FC3-6		F8		P4			7	0	2	1	0	2	4	
Bake McBride, L OBP: 0.394, SLG: 0.400 (1, 8)	K			E9 2B		F8 2-3		F8		FC3-6				6-3		FC5-4 1B	7	0	2	0	0	1	4	
Ted Simmons, S OBP: 0.265, SLG: 0.250 (1, 2)		CS 1B		4-3		4-3				6-3				6-3		FC5-4 G5-4-3	7	0	1	0	0	0	5	
Reggie Smith, S OBP: 0.260, SLG: 0.333 (1, 5) (9, 3)		K				G3		K		F9				5-3		G5-4-3	7	0	0	0	0	2	2	
Willie Crawford, L OBP: 0.483, SLG: 0.615 (1, 9)		K				1B		E S 1B		FC5 HBP 1B				4-3		SH5-4 E 1B	7	1	5	0	0	1	1	
Keith Hernandez, L OBP: 0.302, SLG: 0.304 (1, 3)				K		K		G3						4-3		SH5-4	3	0	0	0	0	2	2	
Mike Anderson, R OBP: 0.417, SLG: 0.500 (9, PH)								1-3		1-2 HBP							0	0	0	0	0	0	0	
Lee Richard, R OBP: 0.133, SLG: 0.071 (9, 5)				K													2	0	0	0	0	0	1	
Don Kessinger, S OBP: 0.284, SLG: 0.295 (1, 6)				K		F5		K		FC5				F8		FC6-4 HR	7	1	0	0	0	2	6	
John Denny, R OBP: 0.284, SLG: 0.295 (1, 6)				K						2-3F				F8			0	0	0	0	0	0	0	
John Denny, R OBP: 0.284, SLG: 0.295 (1, 6)				K		F8				6-3				6-3		E5 2B 1B	2	0	0	0	0	1	0	
John Denny, R OBP: 0.284, SLG: 0.295 (1, 6)				K						FC3-6 SH3-4 1B				6-3			1	0	0	0	0	0	0	
John Denny, R OBP: 0.284, SLG: 0.295 (1, 6)				K													0	0	0	0	0	0	0	
John Denny, R OBP: 0.284, SLG: 0.295 (1, 6)				K													0	0	0	0	0	0	0	
John Denny, R OBP: 0.284, SLG: 0.295 (1, 6)				K													0	0	0	0	0	0	0	
John Denny, R OBP: 0.284, SLG: 0.295 (1, 6)				K													0	0	0	0	0	0	0	
John Denny, R OBP: 0.284, SLG: 0.295 (1, 6)				K													0	0	0	0	0	0	0	
John Denny, R OBP: 0.284, SLG: 0.295 (1, 6)				K													0	0	0	0	0	0	0	
John Denny, R OBP: 0.284, SLG: 0.295 (1, 6)				K													0	0	0	0	0	0	0	
John Denny, R OBP: 0.284, SLG: 0.295 (1, 6)				K													0	0	0	0	0	0	0	
John Denny, R OBP: 0.284, SLG: 0.295 (1, 6)				K													0	0	0	0	0	0	0	
John Denny, R OBP: 0.284, SLG: 0.295 (1, 6)				K													0	0	0	0	0	0	0	
John Denny, R OBP: 0.284, SLG: 0.295 (1, 6)				K													0	0	0	0	0	0	0	
John Denny, R OBP: 0.284, SLG: 0.295 (1, 6)				K													0	0	0	0	0	0	0	
John Denny, R OBP: 0.284, SLG: 0.295 (1, 6)				K													0	0	0	0	0	0	0	
John Denny, R OBP: 0.284, SLG: 0.295 (1, 6)				K													0	0	0	0	0	0	0	
John Denny, R OBP: 0.284, SLG: 0.295 (1, 6)				K													0	0	0	0	0	0	0	
John Denny, R OBP: 0.284, SLG: 0.295 (1, 6)				K													0	0	0	0	0	0	0	
John Denny, R OBP: 0.284, SLG: 0.295 (1, 6)				K													0	0	0	0	0	0	0	
John Denny, R OBP: 0.284, SLG: 0.295 (1, 6)				K													0	0	0	0	0	0	0	
John Denny, R OBP: 0.284, SLG: 0.295 (1, 6)				K													0	0	0	0	0	0	0	
John Denny, R OBP: 0.284, SLG: 0.295 (1, 6)				K													0	0	0	0	0	0	0	
John Denny, R OBP: 0.284, SLG: 0.295 (1, 6)				K													0	0	0	0	0	0	0	
John Denny, R OBP: 0.284, SLG: 0.295 (1, 6)				K													0	0	0	0	0	0	0	
John Denny, R OBP: 0.284, SLG: 0.295 (1, 6)				K													0	0	0	0	0	0	0	
John Denny, R OBP: 0.284, SLG: 0.295 (1, 6)				K													0	0	0	0	0	0	0	
John Denny, R OBP: 0.284, SLG: 0.295 (1, 6)				K													0	0	0	0	0	0	0	
John Denny, R OBP: 0.284, SLG: 0.295 (1, 6)				K													0	0	0	0	0	0	0	
John Denny, R OBP: 0.284, SLG: 0.295 (1, 6)				K													0	0	0	0	0	0	0	
John Denny, R OBP: 0.284, SLG: 0.295 (1, 6)				K													0	0	0	0	0	0	0	
John Denny, R OBP: 0.284, SLG: 0.295 (1, 6)				K													0	0	0	0	0	0	0	
John Denny, R OBP: 0.284, SLG: 0.295 (1, 6)				K													0	0	0	0	0	0	0	
John Denny, R OBP: 0.284, SLG: 0.295 (1, 6)				K													0	0	0	0	0	0	0	
John Denny, R OBP: 0.284, SLG: 0.295 (1, 6)				K													0	0	0	0	0	0	0	
John Denny, R OBP: 0.284, SLG: 0.295 (1, 6)				K													0	0	0	0	0	0	0	
John Denny, R OBP: 0.284, SLG: 0.295 (1, 6)				K													0	0	0	0	0	0	0	
John Denny, R OBP: 0.284, SLG: 0.295 (1, 6)				K													0	0	0	0	0	0	0	
John Denny, R OBP: 0.284, SLG: 0.295 (1, 6)				K													0	0	0	0	0	0	0	
John Denny, R OBP: 0.284, SLG: 0.295 (1, 6)				K													0	0	0	0	0	0	0	
John Denny, R OBP: 0.284, SLG: 0.295 (1, 6)				K													0	0	0	0	0	0	0	
John Denny, R OBP: 0.284, SLG: 0.295 (1, 6)				K													0	0	0	0	0	0	0	
John Denny, R OBP: 0.284, SLG: 0.295 (1, 6)				K													0	0	0	0	0	0	0	
John Denny, R OBP: 0.284, SLG: 0.295 (1, 6)				K													0	0	0	0	0	0	0	
John Denny, R OBP: 0.284, SLG: 0.295 (1, 6)				K													0	0	0	0	0	0	0	
John Denny, R OBP: 0.284, SLG: 0.295 (1, 6)				K													0	0	0	0	0	0	0	
John Denny, R OBP: 0.284, SLG: 0.295 (1, 6)				K													0	0	0	0	0	0	0	
John Denny, R OBP: 0.284, SLG: 0.295 (1, 6)				K													0	0	0	0	0	0	0	
John Denny, R OBP: 0.284, SLG: 0.295 (1, 6)				K													0	0	0	0	0	0	0	
John Denny, R OBP: 0.284, SLG: 0.295 (1, 6)				K													0	0	0	0	0	0	0	
John Denny, R OBP: 0.284, SLG: 0.295 (1, 6)				K													0	0	0	0	0	0	0	
John Denny, R OBP: 0.284, SLG: 0.295 (1, 6)				K													0	0	0	0	0	0	0	
John Denny, R OBP: 0.284, SLG: 0.295 (1, 6)				K													0	0	0	0	0	0	0	
John Denny, R OBP: 0.284, SLG: 0.295 (1, 6)				K													0	0	0	0	0	0	0	
John Denny, R OBP: 0.284, SLG: 0.295 (1, 6)				K													0	0	0	0	0	0	0	
John Denny, R OBP: 0.284, SLG: 0.295 (1, 6)				K													0	0	0	0	0	0	0	
John Denny, R OBP: 0.284, SLG: 0.295 (1, 6)				K																				

Batter	1	2	3	4	5	6	7	8	9	AB R H RBI BB SO LOB	TOP											
Rick Monday, L (1, 8) OBP: 0.436, SLG: 0.619	0-0 F7	1-0 HBP		0-3 K		0-3 K		0-0 1-3		4 0 0 0 0 2 4												
Jose Cardenal, R (1, 7) OBP: 0.341, SLG: 0.422	0-0 4-3	0-0 6-3			0-0 6-3	0-0 SF8 1B		0-0 F8		5 0 1 2 0 0 3												
Bill Madlock, R (1, 5) OBP: 0.378, SLG: 0.425	0-0 HBP 2B		0-0 SH SH3 1B		0-0 1B 2B	1-2 IBB		0-0 6-3		4 2 3 0 1 0 1												
Jerry Morales, R (1, 9) OBP: 0.371, SLG: 0.487	4-0 HBP BB		0-0 SH SH3		0-0 5-3	0-0 SF8		0-0 1-3		2 0 0 1 1 0 1												
Andre Thornton, R (1, 3) OBP: 0.409, SLG: 0.394	1-0 FC5-4 HBP		0-3 K		4-0 1B BB	0-0 F5		0-0 2B		3 0 1 0 1 1 4												
Manny Trillo, R (1, 4) OBP: 0.368, SLG: 0.400	0-0 FC5-4		0-0 SH3		0-0 1B		0-0 F4		0-0 1-3	4 0 1 2 0 0 4												
Steve Swisher, R (1, 2) OBP: 0.233, SLG: 0.380		0-0 F9	0-0 1-3			0-0 BB 1B 1B	0-0 F3		0-0 5-3	5 1 1 0 0 0 2												
Dave Rosello, R (1, 6) OBP: 0.400, SLG: 0.311		4-0 FC5-4 BB		0-0 5-3		0-0 BB 1B 1B	0-0 F8			3 1 1 0 1 0 0												
Rick Reuschel, R (1, 1) OBP: 0.368, SLG: 0.400		0-0 FC5-4 HBP		0-3 K		4-0 1B SF8 BB		0-0 E4 F8 1-3		3 1 0 0 1 1 1												
Inning Stats	R: 0 E: 0 K: 0 S: 4	H: 1 LOB: 3 BB: 1 P: 9	R: 0 E: 0 K: 0 S: 3	H: 0 LOB: 2 BB: 1 P: 8	R: 1 E: 1 K: 1 S: 7	H: 1 LOB: 1 BB: 0 P: 7	R: 0 E: 0 K: 2 S: 7	H: 0 LOB: 0 BB: 0 P: 7	R: 1 E: 0 K: 0 S: 4	H: 2 LOB: 2 BB: 1 P: 8	R: 3 E: 0 K: 1 S: 8	H: 3 LOB: 2 BB: 2 P: 16	R: 0 E: 0 K: 0 S: 3	H: 0 LOB: 0 BB: 0 P: 3	R: 0 E: 1 K: 0 S: 4	H: 0 LOB: 1 BB: 0 P: 4	R: 0 E: 0 K: 0 S: 4	H: 1 LOB: 1 BB: 0 P: 4	1B: 5 2B: 3 3B: 0 HR: 0	SF: 1 SAC: 2 DP: 0 HBP: 2	WP: 0 PB: 0 SB: 2 CS: 0	PA: 43
PITCHER	IP WLS BF H R ER SO BB IBB HBP BLK WP HR S P ERA WHIP																					
Ed Halicki, R (1, 1) ERA: 4.64	7.0 L 35 7 5 4 4 4 1 2 0 0 0 0 36 58 5.14 1.571																					
Charlie Williams, R (8, 1) ERA: 1.23	2.0 8 1 0 0 0 0 0 0 0 0 0 0 8 8 0.00 0.500																					

Chicago Cubs @ San Francisco Giants
Candlestick Park, San Francisco, CA
 Fri Apr 30 1976, 10:05 PM EDT
 Att: 3,517 - Unknown - 54 F

AB	33
R	5
H	8
RBI	5
BB	5
SO	4
LOB	20



WP: 0	PA: 43
-------	--------

Batter	1	2	3	4	5	6	7	8	9	AB R H RBI BB SO LOB	TOP		
Rick Monday, L (1, 8) OBP: 0.439, SLG: 0.625	0-0 G3 1B 2B		0-0 G3		0-0 1-3 1B		0-3 K			4 1 2 0 0 1 1			
Jose Cardenal, R (1, 7) OBP: 0.333, SLG: 0.412 Ralph LaCock, L (3, PH) OBP: 0.200, SLG: 0.444 (3, 7)	0-0 G3 2-3		1-3 K		4-0 IBB G6-4-3		0-0 4-3			1 0 0 0 0 0 1 2 0 0 0 1 1 0			
Bill Madlock, R (1, 5) OBP: 0.391, SLG: 0.432 Mick Kelleher, R (3, PR) OBP: 0.400, SLG: 0.400 (3, 5)	0-0 5-3 1B 3-H		1-0 HBP		0-0 G6-4-3 1-2f		0-0 G4-6-3 1B			1 0 1 1 0 0 0 2 0 1 0 0 0 3			
Jerry Morales, R (1, 9) OBP: 0.355, SLG: 0.463	0-0 5-3 1-2		0-0 F3		0-0 1-3		0-0 G4-6-3 1-2f			4 0 0 0 0 0 3			
Andre Thornton, R (1, 3) OBP: 0.391, SLG: 0.371	0-0 F3		0-0 5-3		0-0 F7		0-3 K			4 0 0 0 0 1 1			
Manny Trillo, R (1, 4) OBP: 0.363, SLG: 0.393		0-0 L7		0-0 F9		0-0 F7		0-0 1B		4 0 1 0 0 0 0			
Steve Swisher, R (1, 2) OBP: 0.243, SLG: 0.389 Randy Hundley, R (4, PH) OBP: 0.200, SLG: 0.400 (4, 2)		0-0 1-3 1B		0-0 5-3		0-0 F9		0-0 F4		1 0 1 0 0 0 0 3 0 0 0 0 0 1			
Dave Rosello, R (1, 6) OBP: 0.392, SLG: 0.308		0-0 1-3 1-2		0-0 FC1-6 1B		0-0 F8		0-3 K		4 0 1 0 0 1 2			
Ray Burris, R (1, 1) OBP: 0.182, SLG: 0.182 Buddy Schultz, R (7, 1) Mike Garman, R (8, 1)		0-0 6-3		0-0 FC1-6 1B 1-2f		0-0 1B				3 0 1 0 0 0 2 0 0 0 0 0 0 0 0 0 0 0 0 0 0			
Inning Stats	R: 1 H: 2 E: 0 LOB: 1 K: 0 BB: 0 S: 5 P: 5	R: 0 H: 1 E: 0 LOB: 1 K: 0 BB: 0 S: 4 P: 4	R: 0 H: 0 E: 0 LOB: 1 K: 1 BB: 0 S: 5 P: 7	R: 0 H: 0 E: 0 LOB: 0 K: 0 BB: 0 S: 3 P: 3	R: 0 H: 2 E: 0 LOB: 2 K: 0 BB: 1 S: 4 P: 8	R: 0 H: 0 E: 0 LOB: 0 K: 0 BB: 0 S: 3 P: 3	R: 0 H: 1 E: 0 LOB: 1 K: 1 BB: 0 S: 6 P: 6	R: 0 H: 1 E: 0 LOB: 0 K: 0 BB: 0 S: 3 P: 3	R: 0 H: 1 E: 0 LOB: 1 K: 2 BB: 0 S: 8 P: 8	1B: 7 SF: 0 2B: 1 SAC: 0 3B: 0 DP: 2 HR: 0 HBP: 1	WP: 0 PA: 35 PB: 0 SB: 0 CS: 0		
PITCHER	IP WLS BF H R ER SO BB IBB HBP BLK WP HR S P ERA WHIP											PITCHER	IP WLS BF H R ER SO BB IBB HBP BLK WP HR S P ERA WHIP
Jim Barr, R (1, 1) ERA: 4.13	7.0 28 6 1 1 2 0 1 1 0 0 0 30 36 1.29 0.857												
Gary Lavelle, L (8, 1) ERA:	2.0 W 7 2 0 0 2 0 0 0 0 0 0 0 11 11 0.00 1.000												

Chicago Cubs @ San Francisco Giants
Candlestick Park, San Francisco, CA
 Sat May 01 1976, 6:33 AM EDT
 Att. 4,701 - Sunny - 71 F

livebaseballscorecards.com

AB 33
R 1
H 8
RBI 1
BB 1
SO 4
LOB 14



Batter	1	2	3	4	5	6	7	8	9
Derrel Thomas, S (1, 4) OBP: 0.321, SLG: 0.304	1-0 F5 S HBP		0-0 F3		0-3 K			0-0 6-3	
Chris Speier, R (1, 6) OBP: 0.355, SLG: 0.338	0-3 K		0-0 FC6-4			0-0 F3		0-0 1B 3B	
Bobby Murcer, L (1, 9) OBP: 0.395, SLG: 0.403	0-0 F5			0-0 1B 2B		0-0 F9		0-0 1B 1B	
Gary Matthews, R (1, 7) OBP: 0.329, SLG: 0.521		0-3 K		0-0 6-3		0-0 L4		0-3 K	
Willie Montanez, L (1, 3) OBP: 0.359, SLG: 0.348		0-0 1B		0-0 1B		4-0 1B WP BB		4-0 1B IBB	
Ken Reitz, R (1, 5) OBP: 0.394, SLG: 0.435		0-0 F8		0-0 G4-6-3		0-0 1B		0-0 1B	
Von Joshua, L (1, 8) OBP: 0.321, SLG: 0.363		0-0 F3			0-0 L8		0-0 FC6-2-5		
Marc Hill, R (1, 2)			0-0 5-3		0-0 L5		0-3 K		
Jim Barr, R (1, 1) OBP: 0.444, SLG: 0.286 Chris Arnold, R (7, PH) OBP: 0.125, SLG: 0.125 Gary Lavelle, S (8, 1)			0-0 FC6-4 1B		4-0 BB		0-0 F8		

Inning Stats	R: 0 E: 0 K: 1 S: 4	H: 0 LOB: 1 BB: 0 P: 5	R: 0 E: 0 K: 1 S: 6	H: 1 LOB: 1 BB: 0 P: 6	R: 0 E: 0 K: 0 S: 4	H: 1 LOB: 1 BB: 0 P: 4	R: 1 E: 0 K: 0 S: 4	H: 2 LOB: 0 BB: 0 P: 4	R: 0 E: 0 K: 1 S: 5	H: 0 LOB: 1 BB: 1 P: 9	R: 0 E: 0 K: 1 S: 3	H: 0 LOB: 2 BB: 1 P: 10	R: 2 E: 0 K: 1 S: 7	H: 3 LOB: 2 BB: 1 P: 11
1B: 6 2B: 1 3B: 1 HR: 0	SF: 0 SAC: 0 DP: 1 HBP: 1	1B: 6 2B: 1 3B: 1 HR: 0	SF: 0 SAC: 0 DP: 1 HBP: 1	1B: 6 2B: 1 3B: 1 HR: 0	SF: 0 SAC: 0 DP: 1 HBP: 1	1B: 6 2B: 1 3B: 1 HR: 0	SF: 0 SAC: 0 DP: 1 HBP: 1	1B: 6 2B: 1 3B: 1 HR: 0	SF: 0 SAC: 0 DP: 1 HBP: 1	1B: 6 2B: 1 3B: 1 HR: 0	SF: 0 SAC: 0 DP: 1 HBP: 1	1B: 6 2B: 1 3B: 1 HR: 0	SF: 0 SAC: 0 DP: 1 HBP: 1	

PITCHER	IP	WLS	BF	H	R	ER	SO	BB	IBB	HBP	BLK	WP	HR	S	P	ERA	WHIP
Ray Burris, R (1, 1) ERA: 4.18	6.0		24	5	1	1	3	2	0	1	0	1	0	27	36	1.50	1.167
Buddy Schultz, L (7, 1) ERA: 1.93	1.1	L	6	2	2	2	1	0	0	0	0	0	0	8	8	13.50	1.500
Mike Garman, R (8, 1) ERA: 5.94	0.2		3	1	0	0	1	0	1	0	0	0	0	4	8	0.00	1.500

BOTTOM

Chicago Cubs @ San Francisco Giants
Candlestick Park, San Francisco, CA

Sat May 01 1976, 6:33 AM EDT
Att. 4,701 - Sunny - 71 F

AB	29
R	3
H	8
RBI	3
BB	3
SO	5
LOB	16

livebaseballscorecards.com

GIANTS

WP: 1	PA: 33
PB: 0	
SB: 2	
CS: 0	

Batter	1	2	3	4	5	6	7	8	9	10	11	12	13	14	AB R H RBI BB SO LOB	TOP														
Rick Monday, L OBP: 0.438, SLG: 0.628 (1, 8) X	0-0 CS 1B			0-0 2B 3B	4-0 HR BB		0-0 5-3		0-3 K			0-3 K		0-0 F7	6 2 2 0 1 2 3															
Jose Cardenal, R OBP: 0.370, SLG: 0.489 (1, 7) X	0-0 1-2 1B			0-0 F8 1B 2B	0-0 1-H HR			0-0 L8 WP 1B		0-0 F5		0-0 S 1B		0-0 2-H 1B	7 2 6 4 0 0 0															
Bill Madlock, R OBP: 0.404, SLG: 0.417 (1, 5) X	0-0 L6			4-0 1B BB	0-0 F9			4-0 1-2 BB		0-0 6-3		4-0 1-2 IBB		4-0 IBB	3 0 0 0 4 0 0															
Jerry Morales, R OBP: 0.340, SLG: 0.437 (1, 9) X		0-0 G6-4-3 1B		0-0 F8 2-3		0-0 F4		0-0 F6		0-0 4-3		0-0 F5		0-0 G3	7 0 1 0 0 0 8															
Ralph LaCock, L OBP: 0.250, SLG: 0.357 (1, 3) X		0-0 G6-4-3 1-2f		0-0 G6-4-3 1B 3-H		4-0 G5-4-3 BB		0-0 L8 2-3		0-3 K		0-3 K			5 0 1 1 1 2 3															
Manny Trillo, R OBP: 0.351, SLG: 0.378 (1, 4) X		0-3 K		0-0 G6-4-3 1-2f		0-0 G5-4-3 1-2f		0-0 F1		0-0 6-3 1B		0-0 F4			6 0 1 0 0 1 5															
Randy Hundley, R OBP: 0.286, SLG: 0.385 (1, 2) S			0-3 K		4-0 2B BB		0-0 L7		0-0 G5-4-3 1B		0-0 6-3 1-2		0-0 6-3		3 1 1 0 1 1 0 0 0 0 0 0 0 0 2 0 0 0 0 0 1	AB 48 R 6 H 14 RBI 6 BB 9 SO 9 LOB 22														
Mick Kelleher, R OBP: 0.400, SLG: 0.400 (9, PR)			0-0 F8		0-0 1-H 2B		0-0 6-3		0-0 G5-4-3 1-2f		0-3 K			4-0 SH1-4 1B BB	5 1 1 1 1 1 2															
George Mitterwald, R OBP: 0.400, SLG: 0.400 (9, 2) S			0-0 L9		0-3 K		0-0 3B		4-0 BB		0-3 K			0-0 SH1-4 1-2	2 0 0 0 0 0 1 0 1 0 1 0 0 0 0 0 0 0 0 0 0 1 0 0 0 0 0 0 0 0 0 0 1 0 0 0 0 0 1 0 0 0 0 0 0 0 0 0															
Dave Rosello, R OBP: 0.388, SLG: 0.314 (1, 6) X															5 1 1 1 1 1 2															
Oscar Zamora, R OBP: 0.397, SLG: 0.366 (12, PH)																														
Ken Fraling, L OBP: 0.397, SLG: 0.366 (12, 11)																														
Inning Stats	R: 0 E: 0 K: 0 S: 3	H: 2 LOB: 0 BB: 0 P: 3	R: 0 E: 0 K: 1 S: 5	H: 1 LOB: 0 BB: 0 P: 5	R: 0 E: 0 K: 1 S: 5	H: 0 LOB: 0 BB: 0 P: 5	R: 2 E: 0 K: 0 S: 5	H: 3 LOB: 1 BB: 1 P: 9	R: 3 E: 0 K: 1 S: 6	H: 2 LOB: 0 BB: 2 P: 14	R: 0 E: 0 K: 0 S: 2	H: 0 LOB: 0 BB: 1 P: 6	R: 0 E: 0 K: 0 S: 4	H: 1 LOB: 1 BB: 0 P: 4	R: 0 E: 0 K: 0 S: 4	H: 1 LOB: 2 BB: 1 P: 8	R: 0 E: 0 K: 1 S: 5	H: 1 LOB: 1 BB: 1 P: 9	R: 0 E: 0 K: 0 S: 3	H: 0 LOB: 0 BB: 0 P: 3	R: 0 E: 0 K: 2 S: 8	H: 1 LOB: 2 BB: 1 P: 12	R: 0 E: 0 K: 1 S: 5	H: 0 LOB: 0 BB: 0 P: 5	R: 1 E: 0 K: 0 S: 4	H: 1 LOB: 2 BB: 2 P: 12	1B: 9 2B: 2 3B: 2 HR: 1	SF: 0 SAC: 1 DP: 4 HBP: 0	WP: 1 PB: 0 SB: 1 CS: 1	PA: 58
PITCHER	IP	WLS	BF	H	R	ER	SO	BB	IBB	HBP	BLK	WP	HR	S	P	ERA	WHIP													
John Montefusco, R ERA: 2.98 (1, 1)	5.0		21	8	5	5	3	3	0	0	0	0	1	24	36	9.00	2.200													
Charlie Williams, R ERA: 1.08 (6, 1)	1.0		3	0	0	0	0	1	0	0	0	0	0	2	6	0.00	1.000													
Randy Moffitt, R ERA: 2.77 (7, 1)	2.0		9	2	0	0	0	1	0	0	0	1	0	8	12	0.00	1.500													
Dave Heaverlo, R ERA: 3.38 (9, 1)	1.0		4	1	0	0	1	1	0	0	0	0	0	5	9	0.00	2.000													
Gary Lavelle, L ERA: 0.39 (10, 1)	5.0	L	21	3	1	1	5	1	2	0	0	0	0	28	40	1.80	0.800													

Chicago Cubs @ San Francisco Giants
Candlestick Park, San Francisco, CA
Sun May 02 1976, 6:33 AM EDT
Sunny - 68 F

livebaseballscorecards.com



Batter	1	2	3	4	5	6	7	8	9	10	11	AB R H RBI BB SO LOB	TOP																		
Rick Monday, L (1, 8) OBP: 0.441, SLG: 0.619	0-3 K		4-0 1B 1B BB		4-0 5-3 BB BB	0-0 F4		0-0 SF9			0-0 FC6-5 BB 1B	3 2 1 1 2 1 0	Chicago Cubs @ San Francisco Giants Candlestick Park, San Francisco, CA Sun May 02 1976, 6:38 AM EDT Att: 17,005 - Sunny - 68 F																		
Mick Kelleher, R (1, 6) OBP: 0.375, SLG: 0.375 Joe Wallis, S (8, PH) OBP: 0.417, SLG: 0.700 Dave Rosello, R (8, 6) OBP: 0.385, SLG: 0.314	0-0 F9		0-0 1B 1-2 2-3 1B		0-0 SH1-3		0-0 1-3	0-0 FC4-6			4-0 1B FC6-5 BB	3 0 1 0 0 0 0 1 0 0 0 0 0 2 0 1 0 0 1 0 0																			
Bill Madlock, R (1, 5) OBP: 0.400, SLG: 0.422	0-3 K		0-0 S 1B		0-0 5-3		0-0 2B		0-3 K		0-0 FC6-5 1B	6 0 2 2 0 2 3																			
Champ Summers, L (1, 7) OBP: 0.438, SLG: 0.667		0-0 L8	0-3 K		4-0 BB BB BB		0-0 F8		0-0 HR		0-0 1B 1-2 2-3	5 1 2 1 1 1 3																			
Andre Thornton, R (1, 3) OBP: 0.381, SLG: 0.351 Mike Garman, R (7, 1) Darold Knowles, L (9, 1) Randy Hundley, R (11, PH) OBP: 0.267, SLG: 0.385 Rick Reuschel, R (11, 1)		0-0 6-3	0-3 K		4-0 BB BB		0-0 F2		0-0 4-3		0-0 SF8	3 0 0 0 1 1 3 1 0 0 0 0 0 0 0 0 0 0 0 0 0 0 0 0 1 0 0 0 0 0 0 0 0 0 0																			
Ralph LaCock, L (1, 9) OBP: 0.273, SLG: 0.278		4-0 FC4 BB		0-0 4-6-3	4-0 1-2 2-3 3-H BB			0-0 4-3		0-0 F8		0-0 4-3		4 0 0 1 2 0 2																	
Manny Trillo, R (1, 4) OBP: 0.353, SLG: 0.372		0-0 FC4		4-0 BB	0-3 K			0-0 1B SF9 1B		0-0 L9		4 1 1 0 1 1 4																			
George Mitterwald, R (1, 2) OBP: 0.182, SLG: 0.100			4-0 1B BB 1B BB	0-0 F7		0-0 F4		0-0 1B 1B		0-0 6-3		4 1 1 0 1 0 1																			
Paul Reuschel, R (1, 1) Mike Adams, R (6, PH) OBP: 0.571, SLG: 0.600 Ken Crosby, R (6, 1) OBP: 0.500, SLG: 0.500 Buddy Schultz, R (6, 1) Jose Cardenal, R (7, 9) OBP: 0.373, SLG: 0.489			0-3 K	0-0 F1		0-3 K		0-0 FC4-6 1B		0-0 6-3		2 0 0 0 0 1 2 1 0 0 0 0 1 0 0 0 0 0 0 0 0 0 0 0 0 0 0 0 2 0 1 0 0 0 0																			
Inning Stats	R: 0 E: 0 K: 2 S: 7	H: 0 LOB: 0 BB: 0 P: 7	R: 0 E: 0 K: 0 S: 3	H: 0 LOB: 1 BB: 1 P: 7	R: 2 E: 0 K: 3 S: 11	H: 2 LOB: 2 BB: 2 P: 19	R: 0 E: 0 K: 0 S: 3	H: 0 LOB: 1 BB: 1 P: 7	R: 1 E: 0 K: 1 S: 5	H: 0 LOB: 3 BB: 4 P: 21	R: 0 E: 0 K: 1 S: 5	H: 0 LOB: 0 BB: 0 P: 5		R: 0 E: 0 K: 0 S: 4	H: 1 LOB: 1 BB: 0 P: 4	R: 1 E: 0 K: 0 S: 6	H: 3 LOB: 2 BB: 0 P: 6	R: 1 E: 0 K: 1 S: 6	H: 1 LOB: 0 BB: 0 P: 6	R: 0 E: 0 K: 0 S: 3	H: 0 LOB: 0 BB: 0 P: 3	R: 1 E: 0 K: 0 S: 5	H: 2 LOB: 2 BB: 1 P: 9	1B: 7 2B: 1 3B: 0 HR: 1	SF: 2 SAC: 1 DP: 0 HBP: 0	WP: 0 PB: 0 SB: 1 CS: 0	PA: 51				
PITCHER	IP WLS BF H R ER SO BB IBB HBP BLK WP HR S P ERA WHIP														PITCHER	IP WLS BF H R ER SO BB IBB HBP BLK WP HR S P ERA WHIP															
John D'Acquisto, R (1, 1) ERA: 10.61	4.2	24	2	3	3	5	8	0	0	0	0	0	0	0	26	58	5.79	2.143													
Dave Heaverlo, R (5, 1) ERA: 3.27	0.1	1	0	0	0	1	0	0	0	0	0	0	0	0	3	3	0.00	0.000													
Charlie Williams, R (6, 1) ERA: 0.96	1.0	3	0	0	0	1	0	0	0	0	0	0	0	0	5	5	0.00	0.000													
Randy Moffitt, R (7, 1) ERA: 3.38	3.0	14	5	2	2	1	0	0	0	0	0	0	1	16	16	6.00	1.667														
Greg Minton, R (10, 1) ERA: 4.5	2.0	L 9	2	1	1	0	1	0	0	0	0	0	0	8	12	4.50	1.500														

AB	39
R	6
H	9
RBI	6
BB	9
SO	8
LOB	20



WP: 0	PA: 51
PB: 0	
SB: 1	
CS: 0	

livebaseballscorecards.com

Batter	1	2	3	4	5	6	7	8	9	10	11	AB R H RBI BB SO LOB	BOTTOM												
Derrel Thomas, S OBP: 0.330, SLG: 0.329 (1, 4) (9, 8)	E9 SF8		4-0 S BB		4-3 1-2		L6		4-3 1B		F7	5 2 1 0 1 0 1	Chicago Cubs @ San Francisco Giants Candlestick Park, San Francisco, CA Sun May 02 1976, 6:38 AM EDT Att. 17,005 - Sunny - 68 F livebaseballscorecards.com												
Chris Speier, R OBP: 0.348, SLG: 0.382 (1, 6)	SF8		4-3 1-2		1-4-3 2-3		L6 3B		SF7 3-H		E 1B	4 0 2 2 0 0 2													
Bobby Murcer, L OBP: 0.415, SLG: 0.430 (1, 9)	F4				F9		F4		4-3 1B		E3 1-3	6 0 2 0 0 0 3													
Gary Matthews, R OBP: 0.326, SLG: 0.469 (1, 7)	L9						F8		4-3		1-3	5 2 1 1 1 0 4													
Willie Montanez, L OBP: 0.352, SLG: 0.333 (1, 3)							F9		F7		F8	5 0 1 0 1 0 3													
Ken Reitz, R OBP: 0.393, SLG: 0.420 (1, 5)							F9 1-2		F7 1-2		F8 IBB	5 0 2 0 1 1 4													
Dave Rader, L OBP: 0.250, SLG: 0.314 (1, 2)							F9 1-2		F7 1-2		F8 IBB	5 0 2 0 1 1 4													
Larry Herndon, R OBP: 0.250, SLG: 0.375 (8, PH) Craig Robinson, R OBP: 1.000, SLG: 1.000 (9, 4)							F9 1-2 3-H		F7 1-2 3-H		F8 IBB	5 0 2 1 0 0 1													
John D'Acquisto, R (1, 1) Dave Heaverlo, R (5, 1) Von Joshua, L OBP: 0.300, SLG: 0.345 (5, PH) Charlie Williams, R (6, 1) Chris Arnold, R OBP: 0.100, SLG: 0.100 (6, PH) Randy Moffitt, R (7, 1) Steve Ontiveros, S OBP: 0.294, SLG: 0.143 (9, PH) Greg Minton, S (10, 1)							F9 1-2 3-H		F7 1-2 3-H		F8 IBB	5 0 2 1 0 0 1													
Inning Stats	R: 1 E: 1 K: 0 S: 4	H: 0 LOB: 0 BB: 0 P: 4	R: 0 E: 0 K: 0 S: 3	H: 1 LOB: 0 BB: 0 P: 3	R: 0 E: 0 K: 0 S: 3	H: 0 LOB: 1 BB: 1 P: 7	R: 1 E: 0 K: 0 S: 5	H: 3 LOB: 2 BB: 1 P: 9	R: 0 E: 0 K: 0 S: 4	H: 1 LOB: 1 BB: 0 P: 4	R: 1 E: 0 K: 0 S: 5	H: 2 LOB: 2 BB: 1 P: 9		R: 0 E: 0 K: 1 S: 6	H: 1 LOB: 1 BB: 0 P: 6	R: 2 E: 0 K: 0 S: 5	H: 2 LOB: 1 BB: 0 P: 6	R: 0 E: 0 K: 1 S: 6	H: 1 LOB: 1 BB: 0 P: 6	R: 0 E: 1 K: 1 S: 7	H: 1 LOB: 3 BB: 1 P: 11	1B: 12 2B: 0 3B: 1 HR: 0	SF: 2 SAC: 0 DP: 1 HBP: 1	WP: 0 PB: 0 SB: 2 CS: 1	PA: 51
PITCHER	IP WLS BF H R ER SO BB IBB HBP BLK WP HR S P ERA WHIP																				IP WLS BF H R ER SO BB IBB HBP BLK WP HR S P ERA WHIP				
Paul Reuschel, R ERA: 4.71 (1, 1)	5.0 0.1 21 5 2 1 0 2 0 0 0 0 0 19 27 1.80 1.400																				1.0 S 6 1 0 0 1 0 1 0 0 0 0 7 11 0.00 1.000				
Ken Crosby, R ERA: 11.74 (6, 1)	0.1 3 1 1 1 0 1 0 0 0 0 0 0 2 6 27.00 6.000																								
Buddy Schultz, L ERA: 1.69 (6, 1)	1.1 6 2 0 0 0 0 0 0 0 0 0 0 6 6 0.00 1.500																								
Mike Garman, R ERA: 5.57 (7, 1)	1.2 8 2 2 2 1 0 0 1 0 0 0 0 9 10 10.80 1.200																								
Darold Knowles, L ERA: 5.84 (9, 1)	1.2 W 7 2 0 0 1 0 0 0 0 0 0 9 9 0.00 1.200																								



Batter	1	2	3	4	5	6	7	8	9	AB R H RBI BB SO LOB	TOP											
Von Joshua, L (1, 8) OBP: 0.313, SLG: 0.359	0-0 FC6-4 1B	0-0 4-3			0-0 4-3	0-0 F9		0-0 2B		5 1 2 0 0 0 4	San Francisco Giants @ Pittsburgh Pirates Three Rivers Stadium, Pittsburgh, PA Tue May 04 1976, 7:05 PM EDT Att. 4,729 - Unknown											
Derrel Thomas, S (1, 4) OBP: 0.323, SLG: 0.321	0-0 E9 FC6-4 1B	0-0 1-3			0-0 6-3		0-0 E5 1B	0-0 4-3		5 2 1 0 0 0 2												
Bobby Murcer, L (1, 9) OBP: 0.404, SLG: 0.410	0-3 K			0-0 4-3	0-0 F8		0-0 F6 BB	4-0 FC6-4 BB		4 0 0 0 1 1 3												
Gary Matthews, R (1, 7) OBP: 0.340, SLG: 0.464	4-0 FC6-4 IBB			4-0 FC5-4 BB		0-0 5-3	0-0 BB SF7 1B	0-0 FC6-4 1-2f		3 1 1 1 2 0 2												
Willie Montanez, L (1, 3) OBP: 0.354, SLG: 0.337	0-0 FC6-4 1B			0-0 FC5-4		0-0 2B 1B	0-0 BB 1B		0-0 F7	5 1 2 1 0 0 3												
Chris Speier, R (1, 6) OBP: 0.362, SLG: 0.400	0-0 1-2 3-H 1B			0-0 L9		0-0 1B 2B	4-0 1-2 2-3 BB		0-0 F8	4 0 2 1 1 0 1												
Ken Reitz, R (1, 5) OBP: 0.382, SLG: 0.405	0-3 K			0-0 5-3		4-0 1B IBB	0-0 SF7		0-0 F7	3 0 0 1 1 1 2												
Marc Hill, R (1, 2) OBP: 0.313, SLG: 0.533		0-0 E5 SH3-4		0-0 4-3		0-0 1B	0-0 L4			3 0 1 1 0 0 0												
Glenn Adams, L (7, PH) OBP: 0.222, SLG: 0.333						1-2 2-3 3-H 1B				1 0 0 0 0 0 2												
Mike Sadek, R (7, 2) OBP: 0.333, SLG: 0.412										0 0 0 0 0 0 0												
Mike Caldwell, R (1, 1) Charlie Williams, R (6, 1) Steve Ontiveros, S (8, PH) Randy Moffitt, R (8, 1)		0-0 SH3-4		0-3 K		0-0 F9		0-0 4-3		2 0 0 0 0 1 3												
Inning Stats	R: 2 E: 1 K: 2 S: 10	H: 3 LOB: 2 BB: 1 P: 14	R: 0 E: 1 K: 0 S: 4	H: 0 LOB: 1 BB: 0 P: 4	R: 0 E: 0 K: 1 S: 3	H: 0 LOB: 1 BB: 1 P: 7	R: 0 E: 0 K: 1 S: 5	H: 0 LOB: 0 BB: 0 P: 5	R: 0 E: 0 K: 0 S: 3	H: 0 LOB: 0 BB: 0 P: 3	R: 1 E: 0 K: 0 S: 6	H: 3 LOB: 3 BB: 1 P: 10	R: 2 E: 1 K: 0 S: 6	H: 2 LOB: 2 BB: 1 P: 10	R: 0 E: 0 K: 0 S: 4	H: 1 LOB: 2 BB: 1 P: 8	R: 0 E: 0 K: 0 S: 3	H: 0 LOB: 0 BB: 0 P: 3	1B: 7 2B: 2 3B: 0 HR: 0	SF: 1 SAC: 1 DP: 0 HBP: 0	WP: 0 PB: 0 SB: 1 CS: 0	PA: 43
PITCHER	IP WLS BF H R ER SO BB IBB HBP BLK WP HR S P ERA WHIP																					
Jerry Reuss, L (1, 1) ERA: 4.19	6.1 W 32 8 5 3 3 1 2 0 0 0 0 0 35 47 4.26 1.421																					
Bob Moose, R (7, 1) ERA:	2.2 S 11 1 0 0 0 2 0 0 0 0 0 0 9 17 0.00 1.125																					

AB	36
R	5
H	9
RBI	5
BB	5
SO	3
LOB	22



Batter	1	2	3	4	5	6	7	8	9	AB R H RBI BB SO LOB	TOP											
Von Joshua, L (1, 8) OBP: 0.300, SLG: 0.344	0-0 4-3		0-0 4-3		0-0 F7		0-0 6-3			4 0 0 0 0 0 0	San Francisco Giants @ Pittsburgh Pirates Three Rivers Stadium, Pittsburgh, PA Wed May 05 1976, 7:05 PM EDT Att. 6,321 - Unknown											
Derrel Thomas, S (1, 4) OBP: 0.330, SLG: 0.352	0-0 F4		0-0 1B			0-0 FC5-4 3B		0-0 4-3		4 1 2 0 0 0 0												
Bobby Murcer, L (1, 9) OBP: 0.408, SLG: 0.400	4-0 BB		0-0 F8			4-0 FC5-4 BB		0-0 F8		2 0 0 0 2 0 1												
Gary Matthews, R (1, 7) OBP: 0.327, SLG: 0.443	0-3 K		0-0 F9			0-0 FC5-4 2B 1-2f 3-H		0-0 5-3		4 0 0 1 0 1 3												
Willie Montanez, L (1, 3) OBP: 0.360, SLG: 0.367		0-0 2B		0-0 6-3		0-0 1-3 2B		0-0 F2		4 0 2 0 0 0 0												
Chris Speier, R (1, 6) OBP: 0.357, SLG: 0.386		0-3 K		0-3 K		0-3 K		4-0 BB		3 0 0 0 1 3 3												
Ken Reitz, R (1, 5) OBP: 0.366, SLG: 0.386		0-0 F3		0-0 F9		0-3 K		0-3 K		4 0 0 0 0 2 4												
Dave Rader, L (1, 2) OBP: 0.268, SLG: 0.315		4-0 IBB			0-0 F8		0-0 G1-6-3 1B		0-0 L9			3 0 1 0 1 0 1										
Ed Halicki, R (1, 1) OBP: 0.429, SLG: 0.200		0-0 3-1			0-0 4-3		0-0 G1-6-3			1 0 0 0 0 0 2												
Steve Ontiveros, S (5, PH) OBP: 0.263, SLG: 0.125										1 0 0 0 0 0 0												
Dave Heaverlo, R (5, 1)										0 0 0 0 0 0 0												
Glenn Adams, L (7, PH) OBP: 0.200, SLG: 0.300										1 0 0 0 0 0 1												
Greg Minton, S (7, 1)										0 0 0 0 0 0 0												
Inning Stats	R: 0 E: 0 K: 1 S: 5	H: 0 LOB: 1 BB: 1 P: 9	R: 0 E: 0 K: 1 S: 6	H: 1 LOB: 2 BB: 1 P: 10	R: 0 E: 0 K: 0 S: 4	H: 1 LOB: 1 BB: 0 P: 4	R: 0 E: 0 K: 1 S: 5	H: 0 LOB: 0 BB: 0 P: 5	R: 0 E: 0 K: 0 S: 3	H: 0 LOB: 0 BB: 0 P: 3	R: 1 E: 0 K: 2 S: 9	H: 2 LOB: 2 BB: 1 P: 13	R: 0 E: 0 K: 0 S: 3	H: 1 LOB: 0 BB: 0 P: 3	R: 0 E: 0 K: 0 S: 3	H: 0 LOB: 0 BB: 0 P: 3	R: 0 E: 0 K: 1 S: 5	H: 0 LOB: 1 BB: 1 P: 9	1B: 2 2B: 2 3B: 1 HR: 0	SF: 0 SAC: 0 DP: 1 HBP: 0	WP: 0 PB: 0 SB: 0 CS: 0	PA: 35
PITCHER Bruce Kison, R (1, 1) ERA: 4.76	IP: 9.0 WLS: W BF: 35 H: 5 R: 1 ER: 1 SO: 6 BB: 3 IBB: 1 HBP: 0 BLK: 0 WP: 0 HR: 0 S: 43 P: 59 ERA: 1.00 WHIP: 0.889											PITCHER	IP: 0.0 WLS: 0 BF: 0 H: 0 R: 0 ER: 0 SO: 0 BB: 0 IBB: 0 HBP: 0 BLK: 0 WP: 0 HR: 0 S: 0 P: 0 ERA: 0.00 WHIP: 0.000									

livebaseballscorecards.com

AB	31
R	1
H	5
RBI	1
BB	4
SO	6
LOB	15



Batter	1	2	3	4	5	6	7	8	9
Rennie Stennett, R (1, 4) OBP: 0.264, SLG: 0.349	0-0 F8		0-0 F3	0-0 F5			0-0 4-3		
Richie Hebner, L (1, 5) OBP: 0.362, SLG: 0.361	0-0 L9		0-0 HR 1B				0-0 4-3		
Al Oliver, L (1, 8) OBP: 0.431, SLG: 0.532	4-0 BB		0-0 HR				0-0 1B		
Willie Stargell, L (1, 3) OBP: 0.459, SLG: 0.635	0-3 K		0-0 G3				0-0 F9		
Dave Parker, L (1, 9) OBP: 0.298, SLG: 0.519		0-0 4-3		0-0 F7			0-0 G3	0-0 S HBP 2B	
Richie Zisk, R (1, 7) OBP: 0.300, SLG: 0.419		0-0 L5		0-0 WP HR 2B			0-0 K	0-0 5-3	
Duffy Dyer, R (1, 2) OBP: 0.417, SLG: 0.800		0-3 K		0-0 HR			0-0 1-3	1-0 FC6-4 HBP	
Mario Mendoza, R (1, 6) OBP: 0.417, SLG: 0.417			0-0 F4	0-0 1B			0-0 4-3	0-0 FC6-4	
Bruce Kison, R (1, 1) OBP: 0.167, SLG: 0.333			0-0 1B 2B	0-0 F3			0-3 K		

AB	R	H	RBI	BB	SO	LOB
4	0	0	0	0	0	2
4	1	1	1	0	0	0
3	2	3	2	1	0	0
4	0	1	0	0	1	2
4	0	1	1	0	0	1
4	1	1	0	0	1	2
3	1	1	2	0	1	0
4	0	1	0	0	0	1
3	1	1	0	0	1	1

BOTTOM

San Francisco Giants @ Pittsburgh Pirates
Three Rivers Stadium, Pittsburgh, PA
 Wed May 05 1976, 7:05 PM EDT
 Att. 6,321 - Unknown

livebaseballscorecards.com

AB	33
R	6
H	10
RBI	6
BB	1
SO	4
LOB	9



1B: 5	SF: 0
2B: 3	SAC: 0
3B: 0	DP: 0
HR: 2	HBP: 1

WP: 1	PA: 35
PB: 0	
SB: 1	
CS: 0	

Inning Stats	R: 0	H: 0	E: 0	LOB: 1	K: 1	S: 5	R: 0	H: 0	E: 0	LOB: 0	K: 1	S: 5	R: 3	H: 3	E: 0	LOB: 0	K: 0	S: 6	R: 2	H: 3	E: 0	LOB: 1	K: 0	S: 6	R: 1	H: 2	E: 1	LOB: 1	K: 1	S: 7	R: 0	H: 0	E: 0	LOB: 0	K: 1	S: 5	R: 0	H: 1	E: 0	LOB: 1	K: 0	S: 4	R: 0	H: 1	E: 0	LOB: 1	K: 0	S: 3
--------------	------	------	------	--------	------	------	------	------	------	--------	------	------	------	------	------	--------	------	------	------	------	------	--------	------	------	------	------	------	--------	------	------	------	------	------	--------	------	------	------	------	------	--------	------	------	------	------	------	--------	------	------

PITCHER	IP	WLS	BF	H	R	ER	SO	BB	IBB	HBP	BLK	WP	HR	S	P	ERA	WHIP
Ed Halicki, R (1, 1) ERA: 5.68	4.0	L	19	6	5	5	2	1	0	0	0	1	2	22	26	11.25	1.750
Dave Heaverlo, R (5, 1) ERA: 3.46	2.0		8	2	1	1	2	0	0	0	0	0	0	12	12	4.50	1.000
Greg Minton, R (7, 1) ERA: 3.94	2.0		8	2	0	0	0	0	0	1	0	0	0	7	8	0.00	1.000

Batter	1	2	3	4	5	6	7	8	9
Rennie Stennett, R (1, 4) OBP: 0.286, SLG: 0.368	0-0 1B SF9 1B		0-0 L3-6 1-3 1B		0-0 1B		0-0 F9		
Richie Hebner, L (1, 5) OBP: 0.356, SLG: 0.354	0-0 1-3 1B		0-0 1-3 1-2 3-H 1B		0-0 F9		0-0 4-3 1-2		
Al Oliver, L (1, 8) OBP: 0.400, SLG: 0.500	0-0 SF9 3-H 1B		0-0 L3-6 2-3 1B			0-0 G3	0-0 5-3		
Willie Stargell, L (1, 3) OBP: 0.436, SLG: 0.597	0-0 F8 1B			0-0 G3		0-0 F8		0-0 6-3	
Dave Parker, L (1, 9) OBP: 0.307, SLG: 0.529	0-0 4-3 1B			0-0 L9		0-0 1B 1B		0-0 2B	
Richie Zisk, R (1, 7) OBP: 0.321, SLG: 0.429		0-0 6-3		0-0 FC4-6 1B		0-0 1B 1B		4-0 IBB	
Duffy Dyer, R (1, 2) OBP: 0.375, SLG: 0.643		0-0 E5 G6-4-3		0-0 FC4-6 1-2f 1B		0-0 1-2 3-H 1B		0-0 G4-6-3 1-2f	
Mario Mendoza, R (1, 6) OBP: 0.333, SLG: 0.333		0-0 G6-4-3 1-2f			0-0 6-3	0-0 F8			
Jim Rooker, R (1, 1) OBP: 0.222, SLG: 0.222 Larry Demery, R (7, 1) OBP: 0.500, SLG: 0.500			0-0 1B 1-3 1B		0-3 K		0-0 4-3 1B		

Inning Stats	R: 1	H: 2	E: 0	K: 0	S: 5	LOB: 1	BB: 0	P: 5	R: 0	H: 0	E: 1	K: 0	S: 3	LOB: 0	BB: 0	P: 3	R: 1	H: 2	E: 0	K: 0	S: 4	LOB: 0	BB: 0	P: 4	R: 0	H: 1	E: 0	K: 0	S: 4	LOB: 1	BB: 0	P: 4	R: 0	H: 3	E: 0	K: 0	S: 6	LOB: 2	BB: 0	P: 6	R: 0	H: 1	E: 0	K: 0	S: 4	LOB: 1	BB: 0	P: 4	R: 0	H: 1	E: 0	K: 0	S: 3	LOB: 1	BB: 1	P: 7
1B: 10	SF: 1	2B: 2	SAC: 0	3B: 0	DP: 3	HR: 0	HBP: 0	WP: 0	PA: 34																																															

PITCHER	IP	WLS	BF	H	R	ER	SO	BB	IBB	HBP	BLK	WP	HR	S	P	ERA	WHIP
Jim Barr, R (1, 1) ERA: 4.19	6.0	L	26	9	3	3	1	0	0	0	0	0	0	28	28	4.50	1.500
Gary Lavelle, L (7, 1) ERA: 0.36	2.0		8	2	0	0	0	0	1	0	0	0	0	7	11	0.00	1.000


BOTTOM

San Francisco Giants @ Pittsburgh Pirates
 Three Rivers Stadium, Pittsburgh, PA

Thu May 06 1976, 7:05 PM EDT
 Att: 5,111 - Unknown

AB	R	H	RBI	BB	SO	LOB
4	1	3	0	0	0	1
4	0	1	1	0	0	3
3	0	0	1	0	0	2
4	0	0	0	0	0	1
4	1	2	0	0	0	1
3	0	2	0	1	0	0
4	0	1	1	0	0	3
3	0	0	0	0	0	3
2	1	1	0	0	1	0
1	0	1	0	0	0	0

AB	32
R	3
H	11
RBI	3
BB	1
SO	1
LOB	14



WP	HR	S	P	ERA	WHIP
0	0	0	0	0.00	1.000

Batter	1	2	3	4	5	6	7	8	9	AB R H RBI BB SO LOB	TOP			
Von Joshua, L (1, 8) OBP: 0.302, SLG: 0.347	0-0 CS 1B	0-3 K		0-0 SF8		0-0 BLK 1B		0-0 1-3		4 0 2 1 0 1 1				
Derrel Thomas, S (1, 4) OBP: 0.327, SLG: 0.333	0-0 F8 1-2		0-0 6-3	4-0 3-H 1-2 2-3 BB		0-0 F9		0-3 K		4 0 0 0 1 1 2				
Bobby Murcer, L (1, 9) OBP: 0.393, SLG: 0.370	4-0 1B BB		0-0 3-1	0-3 K		4-0 1-2 BB			0-0 3-1	3 0 0 0 2 1 3				
Gary Matthews, R (1, 7) OBP: 0.336, SLG: 0.426	0-0 1-3 1B		0-0 F8		0-0 F2		0-0 3-1		4-0 G1-6-3 BB	4 0 1 0 1 0 2				
Willie Montanez, L (1, 3) OBP: 0.376, SLG: 0.384	0-0 5-3			0-0 1B 1B 1B 1B	0-3 K		0-0 4-3 1B		0-0 G1-6-3 1-2f	5 1 2 0 0 1 3				
Chris Speier, R (1, 6) OBP: 0.349, SLG: 0.374		0-0 4-3		0-0 1B 1B 1B 1B	0-0 E5 HR		0-0 4-3			4 2 1 0 0 0 1				
Ken Reitz, R (1, 5) OBP: 0.366, SLG: 0.411		0-0 G3		0-0 1B 1B 1B	0-0 HR		0-0 1-3			4 1 2 2 0 0 1				
Marc Hill, R (1, 2) OBP: 0.304, SLG: 0.500		0-0 1B 2B		0-0 1B 1B	0-0 1-3		0-0 4-3			4 1 2 1 0 0 1				
John D'Acquisto, R (1, 1) OBP: 0.500, SLG: 0.500 Dave Heaverlo, R (2, 1) Chris Arnold, R (4, PH) Mike Caldwell, R (4, 1) Steve Ontiveros, S (6, PH) Randy Moffitt, R (6, 1) Dave Rader, L (8, PH) Charlie Williams, R (8, 1)		0-0 2-H 1B		0-3 K		0-3 K		0-0 5-3		1 0 1 1 0 0 0 0 0 0 0 0 0 0 1 0 0 0 0 1 3 0 0 0 0 0 0 0 1 0 0 0 0 1 0 0 0 0 0 0 0 0 1 0 0 0 0 0 0 0 0 0 0 0 0 0				
Inning Stats	R: 0 E: 0 K: 0 S: 4 H: 2 LOB: 2 BB: 1 P: 8	R: 1 E: 0 K: 1 S: 7 H: 2 LOB: 1 BB: 0 P: 7	R: 0 E: 0 K: 0 S: 3 H: 0 LOB: 0 BB: 0 P: 3	R: 2 E: 0 K: 2 S: 11 H: 4 LOB: 3 BB: 1 P: 15	R: 2 E: 1 K: 1 S: 7 H: 1 LOB: 0 BB: 0 P: 7	R: 0 E: 0 K: 1 S: 6 H: 1 LOB: 2 BB: 1 P: 10	R: 0 E: 0 K: 0 S: 4 H: 1 LOB: 1 BB: 0 P: 4	R: 0 E: 0 K: 1 S: 5 H: 0 LOB: 0 BB: 0 P: 5	R: 0 E: 0 K: 0 S: 2 H: 0 LOB: 0 BB: 1 P: 6	1B: 9 2B: 1 3B: 0 HR: 1 SF: 1 SAC: 0 DP: 1 HBP: 0	WP: 0 PB: 0 SB: 0 CS: 1 PA: 41			
PITCHER	IP WLS BF H R ER SO BB IBB HBP BLK WP HR S P ERA WHIP												PITCHER	IP WLS BF H R ER SO BB IBB HBP BLK WP HR S P ERA WHIP
Woodie Fryman, L (1, 1) ERA: 4.72	5.1 W 28 10 5 3 5 2 0 0 0 0 1 36 44 5.06 2.250													
Fred Scherman, L (6, 1) ERA: 4.32	0.1 2 0 0 0 0 1 0 0 0 1 0 0 1 5 0.00 3.000													
Dale Murray, R (6, 1) ERA: 1.4	3.1 S 11 1 0 0 1 1 0 0 0 0 0 0 12 16 0.00 0.600													

San Francisco Giants @ Montreal Expos

Jarry Park, Montreal, QB

Sat May 08 1976, 3:33 AM EDT

Att. 10,112 - Unknown - 46 F

livebaseballscorecards.com

AB	36
R	5
H	11
RBI	5
BB	4
SO	6
LOB	17



BOTTOM

San Francisco Giants @ Montreal Expos
Jarry Park, Montreal, QB
 Sat May 08 1976, 3:33 AM EDT
 Att: 10,112 - Unknown - 46 F

livebaseballscorecards.com

AB	33
R	7
H	10
RBI	7
BB	5
SO	2
LOB	15



WP: 2	PA: 39
PB: 0	SB: 0
CS: 0	

AB	R	H	RBI	BB	SO	LOB
3	2	1	1	2	0	1
5	2	2	1	0	1	2
4	0	2	1	1	0	1
3	1	1	1	1	0	2
3	1	0	0	1	0	4
4	0	1	3	0	0	0
4	0	1	0	0	0	1
4	1	2	0	0	0	2
2	0	0	0	0	0	1
0	0	0	0	0	0	0
1	0	0	0	0	1	1

1B: 6	SF: 0
2B: 2	SAC: 1
3B: 1	DP: 0
HR: 1	HBP: 0

Batter	1	2	3	4	5	6	7	8	9
Pepe Mangual, R OBP: 0.319, SLG: 0.325 (1, 7)	0-0 HR	4-0 1B 2B BB		0-0 6-3		0-0 E6 BB 4-3		4-0 BB	
Jerry White, S OBP: 0.370, SLG: 0.417 (1, 8)	0-0 BB 1B 3B	0-0 2B 6-3 1B		0-0 5-3		0-0 4-3		0-3 K 1-2	
Mike Jorgensen, L OBP: 0.276, SLG: 0.400 (1, 3)	0-0 F8	0-0 1-3 2B		0-0 WP 1B		0-0 BB IBB		0-0 1-3	
Gary Carter, R OBP: 0.352, SLG: 0.366 (1, 2)	0-0 BB 1-2 3B 1B	0-0 6-3		0-0 6-3		4-0 FC6 BB			
Pete Mackanin, R OBP: 0.256, SLG: 0.376 (1, 4)	4-0 1-2 2-3 3B BB	0-0 4-3			0-0 F9	0-0 FC6			
Larry Parrish, R OBP: 0.258, SLG: 0.273 (1, 5)	0-0 FC6-2 3B		0-0 1-3		0-0 6-3		0-0 F7		
Tim Foli, R OBP: 0.291, SLG: 0.446 (1, 6)	0-0 FC6-2		0-0 WP FC6-2-5 2B		0-0 5-3		0-0 1-3		
Ellis Valentine, R OBP: 0.256, SLG: 0.381 (1, 9)	0-0 F7		0-0 FC6-2-5 2-H			0-0 E SH2-4 4-3 1B	0-0 1B		
Woodie Fryman, R OBP: 0.083, SLG: 0.083 (1, 1)		0-0 1-3		0-0 F8		0-0 SH2-4	0-3 K		
Fred Scherman, L OBP: 0.333, SLG: 0.333 (6, 1)									
Dale Murray, R (6, 1)									

Inning	R	H	E	K	S	LOB	BB	P
1	4	4	0	7	11	1	11	11
2	2	2	0	5	9	1	9	9
3	0	1	0	4	4	0	4	4
4	0	1	0	4	4	0	4	4
5	0	0	0	3	3	0	3	3
6	1	1	1	5	13	3	13	13
7	0	1	0	6	6	0	6	6
8	0	0	0	4	8	0	8	8
9	0	0	0	0	0	0	0	0

PITCHER	IP	WLS	BF	H	R	ER	SO	BB	IBB	HBP	BLK	WP	HR	S	P	ERA	WHIP
John D'Acquisto, R ERA: 14.34 (1, 1)	1.1	L	12	6	6	6	0	2	0	0	0	0	1	10	18	40.50	6.000
Dave Heaverlo, R ERA: 3.07 (2, 1)	1.2		6	1	0	0	0	0	0	0	0	1	0	6	6	0.00	0.600
Mike Caldwell, L ERA: 5.92 (4, 1)	2.0		7	1	0	0	0	0	0	0	0	1	0	7	7	0.00	0.500
Randy Moffitt, R ERA: 2.84 (6, 1)	2.0		11	2	1	0	1	1	1	0	0	0	0	11	19	0.00	1.500
Charlie Williams, R ERA: 0.75 (8, 1)	1.0		3	0	0	0	1	1	0	0	0	0	0	4	8	0.00	1.000

Batter	1	2	3	4	5	6	7	8	9	AB R H RBI BB SO LOB	TOP		
Von Joshua, L (1, 8) OBP: 0.309, SLG: 0.352	0-0 1-3		0-0 1B FC4-6 1B		0-0 CS 1B	0-0 SH1-3		0-0 F9		4 1 2 0 0 0 0	San Francisco Giants @ Montreal Expos Jarry Park, Montreal, QB Sun May 09 1976, 3:33 AM EDT Unknown - 61 F		
Derrel Thomas, S (1, 4) OBP: 0.331, SLG: 0.337	0-0 6-3		0-0 FC4-6 1B		0-3 K 1-2	0-0 CS 1B		0-0 5-3	5 0 2 1 0 1 1				
Bobby Murcer, L (1, 9) OBP: 0.385, SLG: 0.354	0-0 G3		0-0 FC4-6 1-2f 3-H		4-0 1B BB	0-0 CS		0-0 4-3	4 1 0 1 1 1 1				
Gary Matthews, R (1, 7) OBP: 0.342, SLG: 0.459		0-0 HR	0-0 F8		0-0 BB 1B 1-2		0-3 K	0-0 F9	4 1 2 1 0 0 1				
Willie Montanez, L (1, 3) OBP: 0.389, SLG: 0.408		0-0 5-3 1B	0-3 K		0-0 BB 1-2 2-H 1B		0-0 6-3		4 0 3 1 0 1 1				
Chris Speier, R (1, 6) OBP: 0.355, SLG: 0.366		0-0 5-3 1-2		4-0 1-3 BB	4-0 1-2 2-3 BB		0-0 2B		2 0 0 0 2 0 2				
Ken Reitz, R (1, 5) OBP: 0.362, SLG: 0.398		4-0 BB		0-0 1-3 1-2	0-0 F9		0-0 6-3		3 0 0 0 1 0 4				
Marc Hill, R (1, 2) OBP: 0.296, SLG: 0.462		0-3 K		0-3 K		0-0 SH1-3 1B HBP 1B		0-0 F8	4 1 1 0 0 2 3				
John Montefusco, R (1, 1) OBP: 0.222, SLG: 0.200 Gary Lavelle, S (8, 1) OBP: 0.250, SLG: 0.250		0-3 K		0-0 F7		1-0 1B CS SH1-3 HBP		0-0 6-3	3 0 0 0 0 1 3 0 0 0 0 0 0 0				
Inning Stats	R: 0 E: 0 K: 0 S: 3 H: 0 LOB: 0 BB: 0 P: 3	R: 1 E: 0 K: 2 S: 9 H: 2 LOB: 2 BB: 1 P: 13	R: 1 E: 0 K: 1 S: 7 H: 2 LOB: 1 BB: 0 P: 7	R: 0 E: 0 K: 1 S: 5 H: 0 LOB: 1 BB: 1 P: 9	R: 1 E: 0 K: 1 S: 7 H: 3 LOB: 3 BB: 2 P: 15	R: 1 E: 0 K: 0 S: 3 H: 2 LOB: 1 BB: 0 P: 4	R: 0 E: 0 K: 1 S: 6 H: 1 LOB: 1 BB: 0 P: 6	R: 0 E: 0 K: 0 S: 3 H: 0 LOB: 0 BB: 0 P: 3	R: 0 E: 0 K: 0 S: 3 H: 0 LOB: 0 BB: 0 P: 3	1B: 8 2B: 2 3B: 0 HR: 1 SF: 0 SAC: 1 DP: 1 HBP: 1	WP: 0 PB: 0 SB: 0 CS: 2 PA: 40		
PITCHER	IP WLS BF H R ER SO BB IBB HBP BLK WP HR S P ERA WHIP											PITCHER	IP WLS BF H R ER SO BB IBB HBP BLK WP HR S P ERA WHIP
Dan Warthen, L (1, 1) ERA: 4.63	4.2 L 24 7 3 3 5 4 0 0 0 0 0 1 30 46 5.79 2.357												
Don Carrithers, R (5, 1) ERA: 4.96	2.1 9 3 1 1 1 0 0 0 1 0 0 0 10 11 3.86 1.286												
Steve Renko, R (8, 1) ERA: 5.54	1.0 3 0 0 0 0 0 0 0 0 0 0 0 3 3 0.00 0.000												
Fred Scherman, L (9, 1) ERA: 4.08	1.0 3 0 0 0 0 0 0 0 0 0 0 0 3 3 0.00 0.000												

livebaseballscorecards.com

AB	33
R	4
H	10
RBI	4
BB	4
SO	6
LOB	16



Batter	1	2	3	4	5	6	7	8	9	AB R H RBI BB SO LOB	TOP	
Von Joshua, L (1, 8) OBP: 0.298, SLG: 0.339	0-0 6-3		0-0 G6-4-3			0-0 F2			0-3 K	4 0 0 0 0 1 1	San Francisco Giants @ Montreal Expos Jarry Park, Montreal, QB Sun May 09 1976, 3:38 AM EDT Att. 10,496 - Unknown livebaseballscorecards.com	
Derrel Thomas, S (1, 4) OBP: 0.320, SLG: 0.324	0-0 4-3			0-3 K		0-0 L6		0-3 K	4 0 0 0 0 2 0			
Bobby Murcer, L (1, 9) OBP: 0.397, SLG: 0.357	0-0 1B			4-0 BB BB		0-0 F5		4-0 FC4-6 BB	2 0 1 0 2 0 0			
Gary Matthews, R (1, 7) OBP: 0.330, SLG: 0.441	0-3 K		0-3 K	0-3 K		0-0 5-3		0-0 FC4-6	4 0 0 0 0 2 3			
Willie Montanez, L (1, 3) OBP: 0.388, SLG: 0.400		0-0 F9		4-0 1-2 BB		0-0 F7			2 0 0 0 1 0 0			
Chris Speier, R (1, 6) OBP: 0.345, SLG: 0.354		0-0 6-3		0-0 5-3		0-3 K			3 0 0 0 0 1 2			
Ken Reitz, R (1, 5) OBP: 0.352, SLG: 0.386		0-0 6-3			0-0 5-3			0-0 F9	3 0 0 0 0 0 0			
Dave Rader, L (1, 2) OBP: 0.262, SLG: 0.305			0-0 G6-4-3 1B		0-0 F8			0-0 3-1	3 0 1 0 0 0 0			
Greg Minton, S (1, 1) Dave Heaverlo, R (7, 1) Steve Ontiveros, S (8, PH) Charlie Williams, R (8, 1)			0-0 B5		0-3 K			0-0 4-3	2 0 0 0 0 1 1 0 0 0 0 0 0 0 1 0 0 0 0 0 0 0 0 0 0 0 0 0			
Inning Stats	R: 0 E: 0 K: 1 S: 6 H: 1 LOB: 1 BB: 0 P: 6	R: 0 E: 0 K: 0 S: 3 H: 0 LOB: 0 BB: 0 P: 3	R: 0 E: 0 K: 0 S: 3 H: 1 LOB: 0 BB: 0 P: 3	R: 0 E: 0 K: 2 S: 7 H: 0 LOB: 2 BB: 2 P: 15	R: 0 E: 0 K: 1 S: 5 H: 0 LOB: 0 BB: 0 P: 5	R: 0 E: 0 K: 0 S: 3 H: 0 LOB: 0 BB: 0 P: 3	R: 0 E: 0 K: 1 S: 5 H: 0 LOB: 0 BB: 0 P: 5	R: 0 E: 0 K: 0 S: 3 H: 0 LOB: 0 BB: 0 P: 3	R: 0 E: 0 K: 2 S: 7 H: 0 LOB: 1 BB: 1 P: 11	1B: 2 2B: 0 3B: 0 HR: 0 SF: 0 SAC: 0 DP: 1 HBP: 0		WP: 0 PB: 0 SB: 0 CS: 0 PA: 31
PITCHER Steve Rogers, R (1, 1) ERA: 3.62	IP 9.0 WLS W BF 31 H 2 R 0 ER 0 SO 7 BB 3 IBB 0 HBP 0 BLK 0 WP 0 HR 0 S 42 P 54 ERA 0.00 WHIP 0.556											PITCHER IP WLS BF H R ER SO BB IBB HBP BLK WP HR S P ERA WHIP



Batter	1	2	3	4	5	6	7	8	9
Pepe Mangual, R (1, 7) OBP: 0.340, SLG: 0.302	4-0 CS BB		X 0-0 5-3		4-0 E BB	0-3 K		4-0 1B BB	
Jerry White, S (1, 8) OBP: 0.352, SLG: 0.383	0-3 K		X 0-0 1-3		0-0 F7		0-0 E1 1B 1B	0-0 G4-6-3 1B 1-3 2-H	
Mike Jorgensen, L (1, 3) OBP: 0.279, SLG: 0.392	0-0 F8			X 0-0 L6	4-0 1-2 BB		0-0 BLK 1B 1-3 2B 1B	0-0 G4-6-3 1-2f	
Gary Carter, R (1, 9) OBP: 0.360, SLG: 0.400 Ellis Valentine, R (8, 9) OBP: 0.256, SLG: 0.381	0-0 CS 1-2	0-3 K		4-0 PB 1B 2B BB	0-0 F8		0-0 BLK 2B 1-2 1B		
Larry Parrish, R (1, 5) OBP: 0.277, SLG: 0.302		0-0 6-3		0-0 PB 2B 1B		0-0 F8	0-0 1-H 2-H 2B		
Tim Foli, R (1, 6) OBP: 0.299, SLG: 0.469		0-0 1B 1B		0-0 1-H 2-H 1B 2B		0-0 5-3	0-0 5-3		
Barry Foote, R (1, 2) OBP: 0.279, SLG: 0.310		0-0 1-2 1B		0-0 2-H 1B		0-0 WP 1B 2B	0-0 F9		
Pepe Frias, R (1, 4) OBP: 0.400, SLG: 0.444		0-3 K		0-0 1-3		4-0 WP 1B IBB		0-0 SH3 1B	
Steve Rogers, R (1, 1) OBP: 0.118, SLG: 0.118			X 0-0 4-3		0-3 K	0-0 1-H 2-H 1B		0-0 SH3	

AB	R	H	RBI	BB	SO	LOB
2	0	0	0	3	1	1
5	1	1	1	0	1	2
4	1	1	0	1	0	3
3	2	1	1	1	1	2
0	0	0	0	0	0	0
4	1	2	2	0	0	0
4	0	2	2	0	0	0
4	1	3	0	0	0	0
3	2	1	0	1	1	3
3	0	1	2	0	1	0

BOTTOM

San Francisco Giants @ Montreal Expos
Jarry Park, Montreal, QB
 Sun May 09 1976, 3:38 AM EDT
 Att. 10,496 - Unknown

livebaseballscorecards.com

AB	32
R	8
H	12
RBI	8
BB	6
SO	5
LOB	11



1B: 9	SF: 0	WP: 1	PA: 40
2B: 3	SAC: 1	PB: 1	
3B: 0	DP: 1	SB: 0	
HR: 0	HBP: 0	CS: 1	

Inning Stats		R: 0	H: 0	R: 0	H: 2	R: 0	H: 0	R: 2	H: 3	R: 0	H: 0	R: 2	H: 2	R: 3	H: 3	R: 1	H: 2	
PITCHER		IP	WLS	BF	H	R	ER	SO	BB	IBB	HBP	BLK	WP	HR	S	P	ERA	WHIP
Greg Minton, R (1, 1) ERA: 4.91	(1, 1)	6.0	L	30	8	6	6	5	4	1	0	0	1	0	35	55	9.00	2.000
Dave Heaverlo, R (7, 1) ERA: 3.45	(7, 1)	1.0		4	2	1	0	0	0	0	0	1	0	0	4	4	0.00	2.000
Charlie Williams, R (8, 1) ERA: 1.38	(8, 1)	1.0		5	2	1	1	0	1	0	0	0	0	0	4	8	9.00	3.000

Batter	1	2	3	4	5	6	7	8	9	AB R H RBI BB SO LOB	TOP																
Von Joshua, L (1, 8) OBP: 0.288, SLG: 0.327	0-3 K		0-0 G4-6-3			0-0 F8			0-0 F8	4 0 0 0 0 1 1	San Francisco Giants @ Chicago Cubs Wrigley Field, Chicago, IL Tue May 11 1976, 3:33 AM CDT Att. 4,392 - Sunny - 46 F																
Derrel Thomas, S (1, 4) OBP: 0.317, SLG: 0.321	0-0 F7			0-0 L4-6 WP 1B		0-0 F9			0-0 F8	4 0 1 0 0 0 0																	
Bobby Murcer, L (1, 9) OBP: 0.395, SLG: 0.356	0-3 K			0-0 L4-6 1-3		0-0 1B 1B				3 0 1 0 0 1 1																	
Gary Matthews, R (1, 7) OBP: 0.331, SLG: 0.438		0-0 5-3		0-0 F8		0-0 1-2 L3 1B				3 0 1 0 0 0 0																	
Willie Montanez, L (1, 3) OBP: 0.378, SLG: 0.389		0-0 6-3			0-0 F2		0-0 L3 1-2			3 0 0 0 0 0 2																	
Chris Speier, R (1, 6) OBP: 0.353, SLG: 0.357		0-0 1B			4-0 BB BB		0-0 F8			2 0 1 0 1 0 0																	
Ken Reitz, R (1, 5) OBP: 0.342, SLG: 0.375		0-3 K2-3			0-0 G6-4-3 1-2		0-0 L3			3 0 0 0 0 1 2																	
Marc Hill, R (1, 2) OBP: 0.267, SLG: 0.414			0-0 F8			0-0 F5		0-3 K		3 0 0 0 0 1 0																	
Ed Halicki, R (1, 1) OBP: 0.444, SLG: 0.286 Steve Ontiveros, S (9, PH) OBP: 0.227, SLG: 0.105			0-0 G4-6-3 1B			0-0 F7		0-0 F3	2 0 1 0 0 0 0 1 0 0 0 0 0 0																		
Inning Stats	R: 0 E: 0 K: 2 S: 7 H: 0 LOB: 0 BB: 0 P: 7	R: 0 E: 0 K: 1 S: 6 H: 1 LOB: 1 BB: 0 P: 6	R: 0 E: 0 K: 0 S: 3 H: 1 LOB: 0 BB: 0 P: 3	R: 0 E: 0 K: 0 S: 3 H: 1 LOB: 0 BB: 0 P: 3	R: 0 E: 0 K: 0 S: 2 H: 0 LOB: 0 BB: 1 P: 6	R: 0 E: 0 K: 0 S: 3 H: 0 LOB: 0 BB: 0 P: 3	R: 0 E: 0 K: 0 S: 4 H: 2 LOB: 1 BB: 0 P: 4	R: 0 E: 0 K: 1 S: 5 H: 0 LOB: 0 BB: 0 P: 5	R: 0 E: 0 K: 0 S: 3 H: 0 LOB: 0 BB: 0 P: 3	1B: 5 2B: 2 3B: 0 HR: 0 SF: 0 SAC: 0 DP: 4 HBP: 0	WP: 1 PB: 0 SB: 0 CS: 0 PA: 29																
PITCHER	IP WLS BF H R ER SO BB IBB HBP BLK WP HR S P ERA WHIP											PITCHER	IP WLS BF H R ER SO BB IBB HBP BLK WP HR S P ERA WHIP														
Ken Frailing, L (1, 1) ERA: 0.71	3.0	10	2	0	0	3	0	0	0	0	0	0	16	16	0.00	0.667											
Oscar Zamora, R (4, 1) ERA: 4.57	6.0	19	3	0	0	1	1	0	0	0	1	0	20	24	0.00	0.667											

livebaseballscorecards.com

AB	28
R	0
H	5
RBI	0
BB	1
SO	4
LOB	6



Batter	1	2	3	4	5	6	7	8	9	10	11	AB R H RBI BB SO LOB	TOP					
Von Joshua, L (1.8) OBP: 0.293, SLG: 0.331	0-0 SH5-3 1B		0-3 K			0-0 4-3 1B			0-0 1-3		0-0 FC4	5 0 2 0 0 1 2	San Francisco Giants @ Chicago Cubs Wrigley Field, Chicago, IL Wed May 12 1976 3:33 AM CDT Att. 5,892 - Sunny - 48 F					
Derrel Thomas, S (1.4) OBP: 0.310, SLG: 0.313	0-0 SH5-3 1-2		0-0 FC6-4			0-0 4-3 1-2			0-0 G3			3 0 0 0 0 0 2						
Bobby Murcer, L (1.9) OBP: 0.383, SLG: 0.343	0-3 K		0-0 4-3			0-3 K			0-0 L8			4 0 0 0 0 2 2						
Gary Matthews, R (1.7) OBP: 0.328, SLG: 0.426	0-3 K					0-0 1-3			0-0 4-3			3 0 0 0 1 1 1						
Willie Montanez, L (1.3) OBP: 0.374, SLG: 0.384		0-0 1-4-3 1B				0-0 4-3			4-0 G4-6-3 BB			4 0 1 0 0 0 1						
Chris Speier, R (1.6) OBP: 0.342, SLG: 0.343		0-0 1-4-3 1-2				0-0 6-3			0-0 6-3			4 0 0 0 0 1 1						
Ken Reitz, R (1.5) OBP: 0.339, SLG: 0.370		0-0 5-3				0-0 5-3			0-0 4-3			4 0 1 0 0 0 1						
Marc Hill, R (1.2) OBP: 0.242, SLG: 0.375		0-3 K				0-0 F9			0-0 1-3			3 0 0 0 0 1 1						
Jim Barr, R (1.1) OBP: 0.462, SLG: 0.222			1-0 FC6-4 HBP			0-0 5-3			0-0 4-3			1 0 0 0 0 0 0						
Glenn Adams, L (8, PH) OBP: 0.167, SLG: 0.250												1 0 0 0 0 0 0						
Gary Lavelle, S (8, 1) OBP: 0.250, SLG: 0.250												0 0 0 0 0 0 0						
Steve Ontiveros, S (11, PH) OBP: 0.217, SLG: 0.100												1 0 0 0 0 0 1						
Randy Moffitt, R (11, 1)												0 0 0 0 0 0 0						
Inning Stats	R: 0 H: 1 E: 0 LOB: 1 K: 2 BB: 0 S: 8 P: 8	R: 0 H: 1 E: 0 LOB: 1 K: 1 BB: 0 S: 6 P: 6	R: 0 H: 0 E: 0 LOB: 1 K: 1 BB: 0 S: 5 P: 6	R: 0 H: 0 E: 0 LOB: 0 K: 0 BB: 0 S: 3 P: 3	R: 0 H: 0 E: 0 LOB: 0 K: 0 BB: 0 S: 3 P: 3	R: 0 H: 1 E: 0 LOB: 0 K: 1 BB: 0 S: 5 P: 5	R: 0 H: 0 E: 0 LOB: 0 K: 0 BB: 1 S: 2 P: 6	R: 0 H: 0 E: 0 LOB: 0 K: 0 BB: 0 S: 3 P: 3	R: 0 H: 0 E: 0 LOB: 0 K: 0 BB: 0 S: 3 P: 3	R: 0 H: 0 E: 0 LOB: 0 K: 1 BB: 0 S: 5 P: 5	R: 0 H: 1 E: 0 LOB: 1 K: 0 BB: 0 S: 4 P: 4	1B: 4 SF: 0 2B: 0 SAC: 2 3B: 0 DP: 1 HR: 0 HBP: 1	WP: 0 PA: 37 PB: 0 SB: 0 CS: 0					
PITCHER	IP WLS BF H R ER SO BB IBB HBP BLK WP HR S P ERA WHIP																	
Rick Reuschel, R (1, 1) ERA: 5.15	10.0	33	3	0	0	6	1	0	1	0	0	0	0	0	43	48	0.00	0.400
Mike Garman, R (11, 1) ERA: 5.67	1.0	W	4	1	0	0	0	0	0	0	0	0	0	4	4	0.00	1.000	

AB	33
R	0
H	4
RBI	0
BB	1
SO	6
LOB	12



livebaseballscorecards.com

Batter	1	2	3	4	5	6	7	8	9	10	11	AB	R	H	RBI	BB	SO	LOB
Rick Monday, L (1, 8) OBP: 0.413, SLG: 0.587	5-3	F2			G6-3 1B		G6-3 1-2f			K		5	0	1	0	0	1	3
Jose Cardenal, R (1, 7) OBP: 0.370, SLG: 0.488	2B		4-3		F2		6-3			1-3		5	0	1	0	0	0	1
Ralph LaCock, L (1, 3) OBP: 0.333, SLG: 0.250 Andre Thornton, R (8, PH) OBP: 0.365, SLG: 0.346 (9, 3)	BB		L6		F7				L8		5-3	2	0	0	0	1	0	1
Jerry Morales, R (1, 9) OBP: 0.339, SLG: 0.406	F5		F4						F5		1B	5	1	1	0	0	0	2
Manny Trillo, R (1, 4) OBP: 0.353, SLG: 0.377	6-3				SH1-3 1B		4-3		1-3		5-3	5	0	1	0	0	0	3
Steve Swisher, R (1, 2) OBP: 0.297, SLG: 0.408		1B			SH1-3 1-2		1B			K		4	0	3	1	0	1	0
Dave Rosello, R (1, 6) OBP: 0.393, SLG: 0.304		L8			K		1B			6-3		4	0	1	0	0	1	2
Mick Kelleher, R (1, 5) OBP: 0.211, SLG: 0.211		F6			6-3		F6			4-3		4	0	0	0	0	0	4
Rick Reuschel, R (1, 1) OBP: 0.333, SLG: 0.143 Randy Hundley, R (10, PH) OBP: 0.211, SLG: 0.294 Mike Garman, R (11, 1)	1-2 1B				6-3		G6-3 1B			F9		3	0	2	0	0	0	0

Inning Stats	R: 0	H: 1	R: 0	H: 2	R: 0	H: 0	R: 0	H: 1	R: 0	H: 1	R: 0	H: 0	R: 0	H: 0	R: 0	H: 0	R: 0	H: 0	R: 1	H: 2	
E: 0	LOB: 2	E: 0	LOB: 2	E: 0	LOB: 0	E: 0	LOB: 1	E: 0	LOB: 0	E: 0	LOB: 2	E: 0	LOB: 0	E: 0	LOB: 0	E: 0	LOB: 0	E: 0	LOB: 1	E: 0	LOB: 1
K: 0	BB: 1	K: 0	BB: 0	K: 0	BB: 0	K: 1	BB: 0	K: 0	BB: 0	K: 0	BB: 0	K: 0	BB: 0	K: 0	BB: 0	K: 1	BB: 0	K: 0	BB: 0	K: 0	BB: 0
S: 4	P: 8	S: 5	P: 5	S: 3	P: 3	S: 6	P: 6	S: 4	P: 4	S: 5	P: 5	S: 3	P: 3	S: 3	P: 3	S: 5	P: 5	S: 5	P: 5	S: 4	P: 4

BOTTOM

San Francisco Giants @ Chicago Cubs
 Wrigley Field, Chicago, IL
 Wed May 12 1976, 3:33 AM CDT
 Att: 5,892 - Sunny - 48 F

AB	40
R	1
H	10
RBI	1
BB	1
SO	3
LOB	16



PITCHER	IP	WLS	BF	H	R	ER	SO	BB	IBB	HBP	BLK	WP	HR	S	P	ERA	WHIP
Jim Barr, R (1, 1) ERA: 3.48	7.0		29	8	0	0	1	1	0	0	0	0	0	30	34	0.00	1.286
Gary Lavelle, L (8, 1) ERA: 0.3	3.0		9	0	0	0	2	0	0	0	0	0	0	13	13	0.00	0.000
Randy Moffitt, R (11, 1) ERA: 3.2	0.2	L	4	2	1	1	0	0	0	0	0	0	0	4	4	13.50	3.000

Batter	1	2	3	4	5	6	7	8	9	AB	R	H	RBI	BB	SO	LOB	TOP										
Larry Herndon, R (1, 8) OBP: 0.231, SLG: 0.167 Mike Sadek, R (8, 2) OBP: 0.333, SLG: 0.412 Gary Lavelle, S (9, 1) OBP: 0.250, SLG: 0.250	0-0 CS 1B		0-0 G5-4-3 1-2f		0-0 F7		0-0 2B 1B	0-0 F9		5	0	2	0	0	0	3											
Derrel Thomas, S (1, 4) OBP: 0.313, SLG: 0.333	0-0 F1 1-2			0-0 G3		0-0 6-3	0-0 2B		0-0 3B 2B	5	1	2	0	0	0	1											
Chris Speier, R (1, 6) OBP: 0.352, SLG: 0.358	0-0 L5			0-0 1B 1B		0-0 2B	4-0 BB		0-0 L6	4	2	2	0	1	0	1											
Willie Montanez, L (1, 3) OBP: 0.383, SLG: 0.410		0-0 4-3		0-0 FC3-6 1B 1B		0-0 BB E 1B	0-0 L6		0-0 1B 3B	5	2	3	2	0	0	3											
Steve Ontiveros, S (1, 9) OBP: 0.286, SLG: 0.167		0-0 F8		0-0 FC3-6 1B		4-0 E BB	0-0 L8		0-0 3B 1B	4	2	2	2	1	0	3											
Glenn Adams, L (1, 7) OBP: 0.230, SLG: 0.267 Craig Robinson, R (6, PR) OBP: 1.000, SLG: 1.000 Randy Moffitt, R (7, 1) Marc Hill, R (9, PH) OBP: 0.265, SLG: 0.394		0-0 1B		0-0 FC3-6 1-2f 2-3		0-0 E3 1-H 2-H		0-0 6-3	0-0 3B 1B	3	0	1	0	0	0	2											
Chris Arnold, R (1, 5) OBP: 0.143, SLG: 0.077 Bobby Murcer, L (6, PH) OBP: 0.389, SLG: 0.370		0-3 K		0-3 K		0-0 L8		0-0 FC6-4 BB 1B	0-0 E 3B	2	0	0	0	0	2	3											
Dave Rader, L (1, 2) OBP: 0.250, SLG: 0.290 Gary Matthews, R (8, PH) OBP: 0.331, SLG: 0.422			0-0 F4		0-0 F9	0-0 6-3		4-0 FC6-4 BB	0-0 FC6 G6-4-3	3	0	0	0	0	0	1											
Greg Minton, S (1, 1) OBP: 0.200, SLG: 0.200 Dave Heaverlo, R (4, 1) Von Joshua, L (5, PH) OBP: 0.290, SLG: 0.328 Charlie Williams, R (5, 1) Ken Reitz, R (7, PH) OBP: 0.331, SLG: 0.360			0-0 G5-4-3 1B		0-0 F8		0-0 F4	0-0 FC6-4 1-2f 2-3	0-0 G6-4-3	1	0	1	0	0	0	0											
Inning Stats	R: 0 E: 0 K: 0 S: 3	H: 1 LOB: 0 BB: 0 P: 3	R: 0 E: 0 K: 1 S: 6	H: 1 LOB: 1 BB: 0 P: 6	R: 0 E: 0 K: 0 S: 3	H: 1 LOB: 0 BB: 0 P: 3	R: 1 E: 0 K: 1 S: 8	H: 3 LOB: 2 BB: 0 P: 8	R: 0 E: 0 K: 0 S: 3	H: 0 LOB: 0 BB: 0 P: 3	R: 3 E: 1 K: 0 S: 6	H: 2 LOB: 1 BB: 1 P: 10	R: 0 E: 0 K: 0 S: 5	H: 2 LOB: 3 BB: 1 P: 9	R: 0 E: 0 K: 0 S: 4	H: 1 LOB: 2 BB: 1 P: 8	R: 5 E: 1 K: 0 S: 8	H: 5 LOB: 0 BB: 0 P: 8	1B: 11 2B: 3 3B: 2 HR: 0	SF: 0 SAC: 0 DP: 2 HBP: 0	WP: 0 PB: 0 SB: 0 CS: 1	PA: 45					
PITCHER	IP	WLS	BF	H	R	ER	SO	BB	IBB	HBP	BLK	WP	HR	S	P	ERA	WHIP										
Ray Burris, R (1, 1) ERA: 5.12	6.1		30	10	4	2	2	2	0	0	0	0	0	32	40	2.84	1.895										
Buddy Schultz, L (7, 1) ERA: 1.5	1.0		5	1	0	0	0	1	0	0	0	0	0	4	8	0.00	2.000										
Bruce Sutter, R (8, 1) ERA: 9.0	1.0	L	5	2	2	2	0	0	0	0	0	0	0	5	5	18.00	2.000										
Mike Garman, R (9, 1) ERA: 6.18	0.2		5	3	3	2	0	0	0	0	0	0	0	5	5	27.00	4.500										

San Francisco Giants @ Chicago Cubs
Wrigley Field, Chicago, IL
Thu May 13 1976, 3:33 AM CDT
Att. 4,611 - Cloudy - 55 F

AB	42
R	9
H	16
RBI	6
BB	3
SO	2
LOB	21



Batter	1	2	3	4	5	6	7	8	9	AB R H RBI BB SO LOB	TOP
Von Joshua, L (1, 8) OBP: 0.289, SLG: 0.325 Charlie Williams, R (8, 1)	0-0 1B		0-0 FC4-6 CS 1-2f			0-0 4-3		0-0 4-3 1-2 2-3		4 0 1 0 0 0 3 0 0 0 0 0 0 0	San Francisco Giants @ St. Louis Cardinals Busch Stadium, St. Louis, MO Fri May 14 1976, 7:05 PM CDT Att. 13,083 - Unknown livebaseballscorecards.com
Derrel Thomas, S (1, 4) OBP: 0.312, SLG: 0.331	0-0 P5		0-0 CS 1-2	0-0 F8		0-0 F9		0-0 1B 2-H 3-H		4 0 1 1 0 0 1	
Bobby Murcer, L (1, 9) OBP: 0.385, SLG: 0.366	0-0 F9			0-0 F7			0-0 FC5-4 1B		0-3 K	4 0 1 0 0 1 1	
Gary Matthews, R (1, 7) OBP: 0.328, SLG: 0.416	0-3 K			0-0 6-3			0-0 FC5-4 1-2f		0-0 G3 1B	4 0 1 0 0 1 2	
Willie Montanez, L (1, 3) OBP: 0.371, SLG: 0.397		0-0 1-3			0-3 K		0-0 F8		0-0 G3 1-2	4 0 0 0 0 1 2	
Chris Speier, R (1, 6) OBP: 0.349, SLG: 0.355		0-0 CS 1B			0-0 F5		0-3 K		0-0 5-3	4 0 1 0 0 1 2	
Ken Reitz, R (1, 5) OBP: 0.339, SLG: 0.368		0-0 F9 1-2			0-0 1B			0-0 FC6-5 1B 1B		3 0 2 0 0 0 1	
Dave Rader, L (1, 2) OBP: 0.258, SLG: 0.313 Larry Herndon, R (8, PH) OBP: 0.286, SLG: 0.231 (8, 8)			0-3 K2-3		0-0 2B			0-0 4-3 FC6-5 1B 1B		2 0 1 0 0 1 0 1 1 1 0 0 0 0	
John Montefusco, R (1, 1) OBP: 0.250, SLG: 0.235 Chris Arnold, R (8, PH) OBP: 0.133, SLG: 0.071 Craig Robinson, R (8, PR) OBP: 1.000, SLG: 1.000 Marc Hill, R (8, 2) OBP: 0.265, SLG: 0.394			0-0 FC4-6 1B		0-3 K		0-0 FC6-5 4-3 1-2 2-3f		0-0 FC6-5 4-3 1B	2 0 1 0 0 1 0 1 0 0 0 0 0 2 0 0 0 0 0 0 0 0 0 0 0 0 0 0	
Inning Stats	R: 0 H: 1 E: 0 LOB: 1 K: 1 BB: 0 S: 6 P: 6	R: 0 H: 1 E: 0 LOB: 0 K: 0 BB: 0 S: 3 P: 3	R: 0 H: 1 E: 0 LOB: 0 K: 1 BB: 0 S: 5 P: 5	R: 0 H: 0 E: 0 LOB: 0 K: 0 BB: 0 S: 3 P: 3	R: 0 H: 2 E: 0 LOB: 2 K: 1 BB: 0 S: 6 P: 6	R: 0 H: 0 E: 0 LOB: 0 K: 1 BB: 0 S: 5 P: 5	R: 0 H: 1 E: 0 LOB: 1 K: 1 BB: 0 S: 6 P: 6	R: 1 H: 3 E: 0 LOB: 2 K: 1 BB: 0 S: 5 P: 5	R: 0 H: 1 E: 0 LOB: 1 K: 1 BB: 0 S: 6 P: 6	1B: 9 SF: 0 2B: 1 SAC: 0 3B: 0 DP: 0 HR: 0 HBP: 0	
PITCHER Lynn McGothen, R (1, 1) ERA: 2.22 Al Hrabosky, L (8, 1) ERA: 1.8	IP WLS BF H R ER SO BB IBB HBP BLK WP HR S P ERA WHIP	7.0 W 24 6 0 0 5 0 0 0 0 0 0 0 34 34 0.00 0.857	2.0 S 9 4 1 1 1 0 0 0 0 0 0 0 11 11 4.50 2.000	PITCHER IP WLS BF H R ER SO BB IBB HBP BLK WP HR S P ERA WHIP							

Batter	1	2	3	4	5	6	7	8	9	10	11	AB R H RBI BB SO LOB	TOP				
Von Joshua, L (1, 8) Mike Sadek, R (10, 2) OBP: 0.286, SLG: 0.320 OBP: 0.333, SLG: 0.412	0-0 6-3		0-0 4-3			0-0 F8		0-0 FC4-6 1B		0-3 K		5 0 1 0 0 1 0 0 0 0 0 0 0 0					
Derrel Thomas, S (1, 4) OBP: 0.308, SLG: 0.320	4-0 FC4-6 BB		0-0 4-3			0-0 F9		0-0 F8			0-0 F8	4 0 0 0 1 0 1					
Bobby Murcer, L (1, 9) OBP: 0.379, SLG: 0.359	0-0 FC4-6 1-2f			0-0 F7		0-0 F7		0-0 FC4-6 1-2f			0-0 2B WP 1B	5 1 1 0 0 0 2					
Gary Matthews, R (1, 7) OBP: 0.331, SLG: 0.424	0-0 3-1			0-0 F9			0-0 6-3		0-0 G4-6-3 1B		0-0 WP 2B	5 1 2 0 0 0 1					
Willie Montanez, L (1, 3) OBP: 0.365, SLG: 0.397		0-3 K		0-0 F8			0-0 4-3		0-0 G4-6-3 1-2f		0-0 F8 2B	5 0 1 0 0 1 1					
Chris Speier, R (1, 6) OBP: 0.358, SLG: 0.354		4-0 1B BB			0-0 6-3		0-0 1B 1B		4-0 BB BB		0-0 F8 2-3	3 0 1 0 2 0 1					
Ken Reitz, R (1, 5) OBP: 0.341, SLG: 0.370		0-0 G3-6-1 1-2 1B			0-0 E5 1B K		0-0 1-2 1B		0-0 F8		0-0 6-3	5 0 2 0 0 0 2					
Dave Rader, L (1, 2) Larry Herndon, R (10, PH) OBP: 0.261, SLG: 0.313 OBP: 0.267, SLG: 0.214		0-0 G3-6-1 1-2f			0-0 1B		0-0 6-3			0-3 K		3 0 1 0 0 0 4 1 0 0 0 0 1 0					
Mike Caldwell, R (1, 1) Steve Ontiveros, S (8, PH) Gary Lavelle, S (8, 1) OBP: 0.276, SLG: 0.160 OBP: 0.200, SLG: 0.200			0-0 1-3		0-3 K 3-H			0-0 6-3		0-3 K		2 0 0 0 0 1 2 1 0 0 0 0 0 0 1 0 0 0 0 1 0					
Inning Stats	R: 0 H: 0 E: 0 K: 0 S: 3 LOB: 1 BB: 1 P: 7	R: 0 H: 1 E: 0 K: 1 S: 5 LOB: 1 BB: 1 P: 9	R: 0 H: 0 E: 0 K: 0 S: 3 LOB: 0 BB: 0 P: 3	R: 0 H: 0 E: 0 K: 0 S: 3 LOB: 0 BB: 0 P: 3	R: 0 H: 1 E: 1 K: 1 S: 6 LOB: 1 BB: 0 P: 6	R: 0 H: 0 E: 0 K: 0 S: 3 LOB: 0 BB: 0 P: 3	R: 0 H: 2 E: 0 K: 0 S: 5 LOB: 2 BB: 0 P: 5	R: 0 H: 1 E: 0 K: 0 S: 4 LOB: 1 BB: 0 P: 4	R: 0 H: 1 E: 0 K: 0 S: 3 LOB: 1 BB: 1 P: 7	R: 0 H: 0 E: 0 K: 3 S: 9 LOB: 0 BB: 0 P: 9	R: 2 H: 3 E: 0 K: 0 S: 6 LOB: 1 BB: 0 P: 6	1B: 7 SF: 0 2B: 2 SAC: 0 3B: 0 DP: 2 HR: 0 HBP: 0	WP: 2 PA: 43 PB: 0 SB: 0 CS: 0				
PITCHER	IP WLS BF H R ER SO BB IBB HBP BLK WP HR S P ERA WHIP																
John Denny, R (1, 1) ERA: 4.46	9.0		6	0	0	2	3	0	0	0	0	0	0	35	47	0.00	1.000
Al Hrabosky, L (10, 1) ERA: 2.39	1.1	L	7	3	2	3	0	0	0	0	1	0	13	13	13.50	2.250	
Eric Rasmussen, R (11, 1) ERA: 2.92	0.2		2	0	0	0	0	0	0	0	0	0	2	2	0.00	0.000	

San Francisco Giants @ St. Louis Cardinals
 Busch Stadium, St. Louis, MO
 Sat May 15 1976, 7:05 PM CDT
 Att. 17,237 - Unknown

livebaseballscorecards.com

AB	40
R	2
H	9
RBI	0
BB	3
SO	5
LOB	14



Batter	1	2	3	4	5	6	7	8	9	10	11	AB R H RBI BB SO LOB
Mike Tyson, R OBP: 0.214, SLG: 0.357 (1, 4)	0-0 5-3		0-0 FC3-5			0-0 F8			0-0 6-3		0-0 FC4-6	5 0 0 0 0 0 3
Vic Harris, S OBP: 0.355, SLG: 0.400 (1, 8)	0-0 5-3		0-3 K			0-0 5-3			0-3 K			4 0 0 0 0 2 1
Reggie Smith, S OBP: 0.244, SLG: 0.295 (1, 3)	0-3 K			0-0 5-3			0-0 6-3			0-0 G5-4-3 1B		4 0 1 0 0 1 0
Ted Simmons, S OBP: 0.331, SLG: 0.357 (1, 2)		4-0 FC1-6 BB		0-0 L8			0-0 F7			0-0 G5-4-3 1-2f		3 0 0 0 1 0 1
Mike Anderson, R OBP: 0.370, SLG: 0.415 (1, 7)		0-0 F9		0-0 P4			0-0 P4			0-0 F7		4 0 0 0 0 0 1
Willie Crawford, L OBP: 0.370, SLG: 0.442 (1, 9)		0-0 FC1-6 1-2f 1B			0-0 3-1			0-0 F3			0-0 BB 1B	4 0 1 0 0 0 1
Hector Cruz, R OBP: 0.206, SLG: 0.276 (1, 5)		0-0 1-2 1B			0-0 6-3			0-0 6-3			0-0 F8	4 0 1 0 0 0 1
Don Kessinger, S OBP: 0.322, SLG: 0.351 (1, 6)		0-0 6-3			0-0 F7			0-0 F3			4-0 FC4-6 BB	3 0 0 0 1 0 2 0 0 0 0 0 0 0
Lee Richard, R OBP: 0.130, SLG: 0.091 (11, PR)											0-3 K	2 0 1 0 0 0 0 1 0 1 0 0 0 0 1 2
John Denny, R OBP: 0.300, SLG: 0.333 (1, 1)			0-0 FC3-5 2B			0-0 6-3			0-0 F8			
Luis Melendez, R OBP: 0.125, SLG: 0.125 (9, PH)												
Al Hrabosky, R (10, 1)												
Eric Rasmussen, R (11, 1)												
Lou Brock, L OBP: 0.267, SLG: 0.310 (11, PH)												

BOTTOM

San Francisco Giants @ St. Louis Cardinals
 Busch Stadium, St. Louis, MO
 Sat May 15 1976, 7:05 PM CDT
 Att. 17,237 - Unknown

livebaseballscores.com

AB	35
R	0
H	4
RBI	0
BB	2
SO	4
LOB	12



Inning Stats	R: 0	H: 0	E: 0	K: 1	S: 5	P: 5	R: 0	H: 1	E: 0	K: 0	S: 4	P: 8	R: 0	H: 1	E: 0	K: 1	S: 5	R: 0	H: 0	E: 0	K: 0	S: 3	P: 3	R: 0	H: 0	E: 0	K: 0	S: 3	P: 3	R: 0	H: 0	E: 0	K: 0	S: 3	P: 3	R: 0	H: 0	E: 0	K: 1	S: 5	P: 5	R: 0	H: 1	E: 0	K: 1	S: 6	P: 10
1B: 3	SF: 0	2B: 1	SAC: 0	3B: 0	DP: 1	HR: 0	HBP: 0	WP: 0	PA: 37	PB: 0	SB: 0	CS: 1																																			

PITCHER	IP	WLS	BF	H	R	ER	SO	BB	IBB	HBP	BLK	WP	HR	S	P	ERA	WHIP
Mike Caldwell, L ERA: 4.6 (1, 1)	7.0		23	2	0	0	2	1	0	0	0	0	0	26	30	0.00	0.429
Gary Lavelle, L ERA: 0.26 (8, 1)	4.0	W	14	2	0	0	2	1	0	0	0	0	0	17	21	0.00	0.750

Batter	1	2	3	4	5	6	7	8	9	AB R H RBI BB SO LOB	TOP	
Larry Herndon, R (1, 8) X OBP: 0.368, SLG: 0.250	0-0 WP 1B		4-0 FC5-4 BB		0-3 K			4-0 FC3-6 1B 5-3 BB		2 2 1 0 2 1 0	San Francisco Giants @ St. Louis Cardinals Busch Stadium, St. Louis, MO Sun May 16 1976, 3:33 AM CDT Att. 23,880 - Unknown	
Derrel Thomas, S (1, 4) X OBP: 0.313, SLG: 0.326	0-0 1B 1-H SF8 1B		0-3 K		0-0 P6			0-0 1-2 FC3-6 1B		4 1 2 1 0 1 1		
Bobby Murcer, L (1, 9) X OBP: 0.368, SLG: 0.347	0-0 F9		0-0 P4		0-3 K			0-0 1-2f 2-3 FC3-6 5-3		4 0 0 0 0 1 4		
Gary Matthews, R (1, 7) X OBP: 0.336, SLG: 0.421	0-0 1-3 1B		0-0 FC5-4 1-2f		4-0 FC4 BB			0-0 1-2 3-H 5-3		3 0 1 1 1 0 2		
Willie Montanez, L (1, 3) X OBP: 0.355, SLG: 0.388	0-0 SF8 3-H		0-0 F5		0-0 FC4 1-2f			0-0 4-3		3 0 0 1 0 0 2		
Chris Speier, R (1, 6) X OBP: 0.362, SLG: 0.353	0-0 F7		4-0 BB		0-0 FC4 1-2f			0-0 1B		3 0 1 0 1 0 2		
Ken Reitz, R (1, 5) X OBP: 0.331, SLG: 0.358		0-0 G3		0-0 F8			0-0 3-1	0-0 F8		4 0 0 0 0 0 2		
Marc Hill, R (1, 2) X OBP: 0.237, SLG: 0.351		0-0 F8		0-0 L7			0-0 P6	0-0 F8		4 0 0 0 0 0 2		
Ed Halicki, R (1, 1) X OBP: 0.400, SLG: 0.250 Dave Heaverlo, R (2, 1) X Von Joshua, L (5, PH) X John D'Acquisto, R (5, 1) X Chris Arnold, R (7, PH) X Chris Williams, R (7, 1) X Steve Ontiveros, S (9, PH) X OBP: 0.267, SLG: 0.154		0-3 K		0-0 4-3			0-3 K	0-0 4-3		1 0 0 0 0 0 1 0 0 0 0 0 0 0 0 0 1 0 0 0 0 0 0 0 0 0 0 0 0 0 0 0 1 0 0 0 0 0 1 0 0 0 0 0 0 0 0 0 1 0 0 0 0 0 0 1		
Inning Stats	R: 2 H: 3 E: 0 LOB: 1 K: 0 BB: 0 S: 6 P: 6	R: 0 H: 0 E: 0 LOB: 0 K: 1 BB: 0 S: 5 P: 5	R: 0 H: 0 E: 0 LOB: 1 K: 1 BB: 1 S: 5 P: 9	R: 0 H: 0 E: 0 LOB: 1 K: 0 BB: 1 S: 3 P: 7	R: 0 H: 0 E: 0 LOB: 0 K: 1 BB: 0 S: 5 P: 5	R: 0 H: 0 E: 0 LOB: 1 K: 1 BB: 1 S: 5 P: 9	R: 0 H: 0 E: 0 LOB: 0 K: 1 BB: 0 S: 5 P: 5	R: 1 H: 1 E: 0 LOB: 1 K: 0 BB: 1 S: 4 P: 8	R: 0 H: 1 E: 0 LOB: 1 K: 0 BB: 0 S: 4 P: 4	1B: 5 SF: 1 2B: 0 SAC: 0 3B: 0 DP: 0 HR: 0 HBP: 0	WP: 1 PA: 36 PB: 0 SB: 0 CS: 0	
PITCHER Pete Falcone, L (1, 1) X ERA: 3.51	IP WLS BF H R ER SO BB IBB HBP BLK WP HR S P ERA WHIP											PITCHER IP WLS BF H R ER SO BB IBB HBP BLK WP HR S P ERA WHIP

AB	31
R	3
H	5
RBI	3
BB	4
SO	5
LOB	16



Batter	1	2	3	4	5	6	7	8	9	AB	R	H	RBI	BB	SO	LOB
Von Joshua, L (1, 8) OBP: 0.283, SLG: 0.316	0-0 SH5-3 1B		0-0 4-3			0-0 4-3		0-0 G3 1-2 2-3		4	0	1	0	0	0	2
Derrel Thomas, S (1, 4) OBP: 0.320, SLG: 0.333	0-0 SH5-3 1-2			0-0 1B		0-0 F3		0-0 1B 2-3 3-H		3	0	2	1	0	0	0
Bobby Murcer, L (1, 9) OBP: 0.365, SLG: 0.347	0-3 K			0-0 F4		0-0 1B		0-0 SF8 3-H		3	0	1	1	0	1	2
Gary Matthews, R (1, 7) OBP: 0.326, SLG: 0.408	0-0 F9			0-0 F9		0-0 1-3		0-0 L9		4	0	0	0	0	0	4
Willie Montanez, L (1, 3) OBP: 0.345, SLG: 0.376		0-0 G3		0-0 F4			0-0 G3		0-0 F8	4	0	0	0	0	0	1
Chris Speier, R (1, 6) OBP: 0.352, SLG: 0.342		0-0 F9			0-0 6-3		0-0 L8		0-0 6-3	4	0	0	0	0	0	0
Ken Reitz, R (1, 5) OBP: 0.323, SLG: 0.349		0-0 6-3			0-0 5-3		0-0 L1			3	0	0	0	0	0	0
John D'Acquisto, R (8, 1) OBP: 0.500, SLG: 0.500										0	0	0	0	0	0	0
Chris Arnold, R (9, PH) OBP: 0.176, SLG: 0.125									E 1B	1	0	1	0	0	0	0
Mike Sadek, R (1, 2) OBP: 0.364, SLG: 0.429			0-0 F7		0-0 1B		0-0 1B	0-0 G3 BB 1B	0-0 E5 1-3	4	1	2	0	0	0	1
Jim Barr, R (1, 1) OBP: 0.400, SLG: 0.182			0-3 K		0-3 K			4-0 1B G3 1-2 SF8 BB		2	0	0	0	0	2	1
Dave Heaverlo, R (6, 1)										0	0	0	0	0	0	0
Steve Ontiveros, S (8, 5) OBP: 0.281, SLG: 0.148										1	1	0	0	1	0	2


Inning Stats	R: 0 E: 0 K: 1 S: 6	H: 1 LOB: 1 BB: 0 P: 6	R: 0 E: 0 K: 0 S: 3	H: 0 LOB: 0 BB: 0 P: 3	R: 0 E: 0 K: 1 S: 5	H: 0 LOB: 0 BB: 0 P: 5	R: 0 E: 0 K: 0 S: 4	H: 1 LOB: 1 BB: 0 P: 4	R: 0 E: 0 K: 1 S: 6	H: 1 LOB: 1 BB: 0 P: 6	R: 0 E: 0 K: 0 S: 4	H: 0 LOB: 0 BB: 0 P: 3	R: 2 E: 0 K: 0 S: 5	H: 2 LOB: 1 BB: 1 P: 9	R: 0 E: 1 K: 0 S: 5	H: 1 LOB: 2 BB: 0 P: 5	1B: 7 2B: 0 3B: 0 HR: 0	SF: 1 SAC: 1 DP: 0 HBP: 0																
PITCHER Randy Jones, L (1, 1) ERA: 2.56	IP: 9.0 WLS: W BF: 36 H: 7 R: 2 ER: 2 SO: 3 BB: 1 IBB: 0 HBP: 0 BLK: 0 WP: 0 HR: 0 S: 41 P: 45 ERA: 2.00 WHIP: 0.889																																	
PITCHER	IP	WLS	BF	H	R	ER	SO	BB	IBB	HBP	BLK	WP	HR	S	P	ERA	WHIP																	

BOTTOM

San Diego Padres @ San Francisco Giants
Candlestick Park, San Francisco, CA

Mon May 17 1976, 10:05 PM EDT
Att. 2,226 - Unknown

AB	33
R	2
H	7
RBI	2
BB	1
SO	3
LOB	13



Batter	1	2	3	4	5	6	7	8	9	10	11	AB R H RBI BB SO LOB	TOP				
Gene Locklear, L (1, 7) OBP: 0.333, SLG: 0.318	0-0 4-3 ①		0-0 5-3 ②			0-0 G3 ②		0-0 2B ②		0-0 L9 ①		5 1 1 0 0 0 1	San Diego Padres @ San Francisco Giants Candlestick Park, San Francisco, CA Tue May 18 1976, 6:33 AM EDT Att: 1,634 - Unknown				
Tito Fuentes, S (1, 4) OBP: 0.337, SLG: 0.376	0-0 4-3 ②		0-0 F9 ③			0-0 6-3 ③		0-0 2B ③		0-0 1B ③		5 0 2 2 0 0 1					
Willie Davis, L (1, 8) OBP: 0.313, SLG: 0.450	0-0 3B ③				0-0 F7 ①		4-0 2B BB ①		0-0 1B ①		0-0 G3-6-3 ② ③	4 1 2 0 1 0 1					
Willie McCovey, L (1, 3) OBP: 0.254, SLG: 0.276 Mike Ivie, R (11, 3) OBP: 0.288, SLG: 0.356	0-3 K ③				0-3 K ②		0-0 1B 2B ①		0-0 G4-6-3 ② ③		0-3 K ①	5 1 1 1 0 3 3 0 0 0 0 0 0 0					
Dave Winfield, R (1, 9) OBP: 0.378, SLG: 0.483		0-3 K ①			0-0 F3 ③		0-3 K ①		0-3 K ①		0-0 FC4-6 2B ①	5 1 1 0 0 3 1					
Doug Rader, R (1, 5) OBP: 0.410, SLG: 0.582		0-3 K ②				0-0 K ①		0-0 E7 ①			4-0 FC4-6 IBB ①	4 0 1 1 1 2 0					
Fred Kendall, R (1, 2) OBP: 0.277, SLG: 0.222		0-0 5-3 ③				0-0 F9 ②		0-0 G6-4-3 ② ③		0-0 FC6-4 ②	0-0 FC4-6 WP ②	5 1 0 1 0 0 3					
Enzo Hernandez, R (1, 6) OBP: 0.405, SLG: 0.368 Merv Rettenmund, R (9, PH) OBP: 0.484, SLG: 0.600 Butch Metzger, R (9, 1)			0-0 F4 ①			0-3 K ③		0-0 F2 ①		0-0 HR ①	4-0 BB ①	3 0 0 0 0 1 0 1 1 1 2 0 0 0 0 0 0 0 1 0 0					
Brent Strom, R (1, 1) OBP: 0.222, SLG: 0.133 Mike Dupree, R (6, 1) OBP: 1.000, SLG: 1.000 Rich Folkers, L (6, 1) Ted Kubiak, S (8, PH) OBP: 0.387, SLG: 0.407 Dave Tomlin, L (8, 1) Hector Torres, R (9, PH) OBP: 0.333, SLG: 0.422 (9, 6)			0-0 5-3 1B ①			0-3 K ①		4-0 2B 2B BB ①		0-3 K ③	0-0 F4 ③	2 0 1 0 0 1 0 0 0 0 0 0 0 0 0 0 0 0 0 0 0 0 1 0 0 1 0 0 0 0 0 0 0 0 0 2 0 0 0 0 1 2					
Inning Stats	R: 0 H: 1 E: 0 LOB: 1 K: 1 BB: 0 S: 6 P: 6	R: 0 H: 0 E: 0 LOB: 0 K: 2 BB: 0 S: 7 P: 7	R: 0 H: 1 E: 0 LOB: 1 K: 0 BB: 0 S: 4 P: 4	R: 0 H: 0 E: 0 LOB: 0 K: 1 BB: 0 S: 5 P: 5	R: 0 H: 0 E: 0 LOB: 0 K: 2 BB: 0 S: 7 P: 7	R: 0 H: 0 E: 0 LOB: 0 K: 1 BB: 0 S: 5 P: 5	R: 2 H: 2 E: 0 LOB: 0 K: 1 BB: 1 S: 6 P: 10	R: 2 H: 3 E: 0 LOB: 1 K: 0 BB: 1 S: 5 P: 9	R: 2 H: 1 E: 1 LOB: 0 K: 2 BB: 0 S: 9 P: 9	R: 0 H: 1 E: 0 LOB: 0 K: 0 BB: 0 S: 3 P: 3	R: 1 H: 1 E: 0 LOB: 2 K: 1 BB: 2 S: 6 P: 14	1B: 4 SF: 0 2B: 4 SAC: 0 3B: 1 DP: 3 HR: 1 HBP: 0		WP: 1 PA: 45 PB: 0 SB: 0 CS: 0			
PITCHER	IP WLS BF H R ER SO BB IBB HBP BLK WP HR S P ERA WHIP																
Ed Halicki, R (1, 1) ERA: 5.95	7.1	27	4	3	3	8	2	0	0	0	0	0	0	41	49	3.68	0.818
Gary Lavelle, L (8, 1) ERA: 0.49	1.2	9	4	3	1	2	0	0	0	0	0	0	1	13	13	5.40	2.400
Randy Moffitt, R (10, 1) ERA: 3.42	2.0	L 9	2	1	1	1	1	1	0	0	1	0	9	17	4.50	1.500	

AB	41
R	7
H	10
RBI	7
BB	4
SO	11
LOB	12



livebaseballscorecards.com

Batter	1	2	3	4	5	6	7	8	9	10	11	AB R H RBI BB SO LOB	BOTTOM																		
Von Joshua, L OBP: 0.280, SLG: 0.312 (1, 8)	4-3		1B		L7		F8		K			5 0 1 0 0 1 0	San Diego Padres @ San Francisco Giants Candlestick Park, San Francisco, CA Tue May 18 1976, 6:33 AM EDT Att: 1,634 - Unknown																		
Derrel Thomas, S OBP: 0.310, SLG: 0.321 (1, 4)	F4		F3		1-3		6-3		K			5 0 0 0 0 1 1																			
Gary Matthews, R OBP: 0.329, SLG: 0.419 (1, 7)	3B				K		E5		6-3			4 1 1 0 1 1 0																			
Bobby Murcer, L OBP: 0.366, SLG: 0.364 (1, 9)	K				5-3		1B		6-3			5 1 2 1 0 1 2																			
Chris Speier, R OBP: 0.361, SLG: 0.347 (1, 6)					WP 1B		3B		5-3			4 2 2 1 1 0 1																			
Willie Montanez, L OBP: 0.347, SLG: 0.391 (1, 3)	G4-6-3				WP 1B		3B		3-1			5 2 2 1 0 0 1																			
Ken Reitz, R OBP: 0.319, SLG: 0.344 (1, 5)	L3				1B		SH3-1		L4			5 0 1 2 0 1 1																			
Mike Sadek, R OBP: 0.333, SLG: 0.391 (1, 2)					L8		SH3-1		3-1			2 0 0 1 0 0 1																			
Steve Ontiveros, S OBP: 0.273, SLG: 0.143 (9, PH)					6-3				L7			1 0 0 0 0 0 0																			
Marc Hill, R OBP: 0.237, SLG: 0.351 (10, 2)					F5				F4			0 0 0 0 0 0 0																			
Dave Rader, L OBP: 0.257, SLG: 0.309 (11, PH)					F6							1 0 0 0 0 0 0																			
Ed Halicki, R OBP: 0.308, SLG: 0.182 (1, 1)												0 0 0 0 0 0 0																			
Gary Lavelle, S OBP: 0.200, SLG: 0.200 (8, 1)												0 0 0 0 0 0 0																			
Glenn Adams, L OBP: 0.188, SLG: 0.250 (9, PH)												1 0 0 0 0 0 0																			
Randy Moffitt, R OBP: 0.257, SLG: 0.309 (10, 1)												0 0 0 0 0 0 0																			
Inning Stats	R: 0 E: 0 K: 1 S: 6	H: 1 LOB: 1 BB: 0 P: 6	R: 0 E: 0 K: 0 S: 3	H: 1 LOB: 0 BB: 0 P: 3	R: 0 E: 0 K: 0 S: 4	H: 1 LOB: 1 BB: 0 P: 4	R: 2 E: 0 K: 1 S: 7	H: 2 LOB: 1 BB: 1 P: 11	R: 0 E: 0 K: 0 S: 3	H: 0 LOB: 0 BB: 0 P: 3	R: 4 E: 0 K: 1 S: 8	H: 3 LOB: 0 BB: 1 P: 12	R: 0 E: 1 K: 0 S: 4	H: 0 LOB: 1 BB: 0 P: 4	R: 0 E: 0 K: 0 S: 3	H: 0 LOB: 0 BB: 0 P: 3	R: 0 E: 0 K: 1 S: 5	H: 0 LOB: 0 BB: 0 P: 5	R: 0 E: 0 K: 1 S: 6	H: 1 LOB: 1 BB: 0 P: 6	R: 0 E: 0 K: 1 S: 5	H: 0 LOB: 0 BB: 0 P: 5	1B: 6 2B: 0 3B: 3 HR: 0	SF: 0 SAC: 1 DP: 1 HBP: 0	WP: 1 PA: 44 PB: 0 SB: 0 CS: 0						
PITCHER	IP WLS BF H R ER SO BB IBB HBP BLK WP HR S P ERA WHIP																														
Brent Strom, L ERA: 3.58 (1, 1)	5.0		22	6	4	4	2	2	0	0	0	1	0	24	32	7.20	1.600														
Mike Dupree, R ERA: 8.4 (6, 1)	0.0		1	1	0	0	0	0	0	0	0	0	0	1	1	∞	∞														
Rich Folkers, L ERA: 4.97 (6, 1)	2.0		8	1	2	2	1	0	0	0	0	0	0	10	10	9.00	0.500														
Dave Tomlin, L ERA: 3.14 (8, 1)	1.0		3	0	0	0	0	0	0	0	0	0	0	3	3	0.00	0.000														
Butch Metzger, R ERA: 0.72 (9, 1)	3.0	W	10	1	0	0	3	0	0	0	0	0	0	16	16	0.00	0.333														

AB	41
R	6
H	9
RBI	6
BB	2
SO	6
LOB	7



Batter	1	2	3	4	5	6	7	8	9	AB R H RBI BB SO LOB	TOP																							
Pete Rose, S (1, 5) OBP: 0.473, SLG: 0.529	0-0 2-3			0-0 FC4-6 1B	0-0 1B			0-0 G3		4 0 2 1 0 0 0	Cincinnati Reds @ San Francisco Giants Candlestick Park, San Francisco, CA Wed May 19 1976, 10:05 PM EDT Att. 23,591 - Unknown																							
Ken Griffey, L (1, 9) OBP: 0.385, SLG: 0.476	0-3 K			0-0 FC4-6 1B 2B	0-0 4-3			0-0 1B 2B 1B		4 2 1 0 0 1 2																								
Joe Morgan, L (1, 4) OBP: 0.471, SLG: 0.562 Doug Flynn, R (8, 4) OBP: 0.310, SLG: 0.286	0-0 F6			0-0 1-3 2B 1B		4-0 BB BB BB		0-0 1-2 2B 1B		3 2 2 0 1 0 0 0 0 0 0 0 0 0																								
Johnny Bench, R (1, 2) OBP: 0.342, SLG: 0.515		0-3 K		0-0 F8 1-H 3-H 2B		0-0 F4		0-0 F8		4 0 1 2 0 1 3																								
Dan Driessen, L (1, 3) OBP: 0.351, SLG: 0.372 Tony Perez, R (8, PH) OBP: 0.318, SLG: 0.400		0-0 3-1		0-0 F8 2-3		0-0 F3 1-2		0-0 1-H 2-H 2B		3 0 0 0 0 0 2 1 0 1 2 0 0 0																								
Mike Lum, L (1, 7) OBP: 0.348, SLG: 0.378		0-0 F9		0-3 K		0-3 K		0-0 4-3		4 0 0 0 0 2 3																								
Cesar Geronimo, L (1, 8) OBP: 0.398, SLG: 0.461			0-0 G5-4-3 1B		0-0 FC6-4 S 1B		0-3 K		0-3 K	4 0 2 0 0 2 0																								
Dave Concepcion, R (1, 6) OBP: 0.306, SLG: 0.359			0-0 G5-4-3 1-2f		0-0 FC6-4 SH3-4 1B		0-0 F4		0-0 3-1	4 1 0 0 0 0 2																								
Santo Alcala, R (1, 1) OBP: 0.143, SLG: 0.143 Will McEnaney, L (7, 1) Rawly Eastwick, R (8, 1)			0-3 K		0-0 SH3-4 1-2		0-0 4-3		0-3 K	2 0 0 0 0 1 0 0 0 0 0 0 0 0 1 0 0 0 0 1 0																								
Inning Stats	R: 0 E: 0 K: 1 S: 5	H: 0 LOB: 0 BB: 0 P: 5	R: 0 E: 0 K: 1 S: 5	H: 0 LOB: 0 BB: 0 P: 5	R: 0 E: 0 K: 1 S: 5	H: 1 LOB: 0 BB: 0 P: 5	R: 2 E: 0 K: 1 S: 8	H: 3 LOB: 1 BB: 0 P: 8	R: 1 E: 0 K: 0 S: 5	H: 2 LOB: 1 BB: 0 P: 5		R: 0 E: 0 K: 1 S: 5	H: 0 LOB: 1 BB: 1 P: 9	R: 0 E: 0 K: 1 S: 5	H: 0 LOB: 0 BB: 0 P: 5	R: 2 E: 0 K: 2 S: 7	H: 3 LOB: 1 BB: 0 P: 6	R: 0 E: 0 K: 2 S: 7	H: 0 LOB: 0 BB: 0 P: 7	1B: 7 2B: 2 3B: 0 HR: 0	SF: 0 SAC: 1 DP: 1 HBP: 0	WP: 0 PB: 0 SB: 3 CS: 0	PA: 36											
PITCHER John Montefusco, R (1, 1) ERA: 2.92 Gary Lavelle, L (8, 1) ERA: 0.96 Dave Heaverlo, R (9, 1) ERA: 4.5	IP 7.0	WLS L	BF 27	H 6	R 3	ER 3	SO 6	BB 1	IBB 0	HBP 0	BLK 0	WP 0	HR 0	S 38	P 42	ERA 3.86	WHIP 1.000																	
												PITCHER	IP	WLS	BF	H	R	ER	SO	BB	IBB	HBP	BLK	WP	HR	S	P	ERA	WHIP					

livebaseballscorecards.com

AB	34
R	5
H	9
RBI	5
BB	1
SO	8
LOB	12



Batter	1	2	3	4	5	6	7	8	9	AB	R	H	RBI	BB	SO	LOB
Von Joshua, L (1, 8) Gary Lavelle, S (8, 1) Steve Ontiveros, S (9, 5)	0-0 F8		0-0 F7		0-0 1B		0-0 FC3-6		0-0 F4-3	4	0	1	0	0	0	1
Derrel Thomas, S (1, 4)	4-0 BLK 1B BB		0-0 4-3		0-0 F8		0-0 F8		0-0 1B	4	1	1	0	1	0	3
Bobby Murcer, L (1, 9)	0-0 F8			0-0 3-1		0-0 FC4 BB FC1-6 1B		0-3 K	0-0 F8	5	1	1	0	0	1	2
Gary Matthews, R (1, 7)	0-0 S 1B			0-0 P4		4-0 FC4 BB		0-0 5-3	0-0 F8	4	0	1	1	1	0	1
Willie Montanez, L (1, 3)	0-0 3-1			0-0 S 1B		0-0 FC4 FC1-6		0-0 1B 1B		4	0	2	0	0	0	3
Chris Speier, R (1, 6)		0-0 F3		0-0 4-3		0-0 FC1-6		0-0 FC6-4 1B		4	0	1	1	0	0	2
Ken Reitz, R (1, 5) Dave Heaverlo, R (9, 1)		0-0 F8			0-0 6-3		0-0 F7		0-0 FC6-4	4	0	0	0	0	0	3
Dave Rader, L (1, 2)		0-0 3-1			0-0 FC3-6 1B		0-0 4-3		4-0 3B BB	3	1	1	0	1	0	0
John Montefusco, R (1, 1) Glenn Adams, L (7, PH) Larry Herndon, R (7, PR)			0-3 K		0-0 FC3-6 1B		0-0 FC3-6 1B		0-0 F4-3 3B	2	0	0	0	0	1	1

Inning Stats	R: 1	H: 1	E: 0	K: 0	S: 4	LOB: 1	BB: 1	P: 8	R: 0	H: 0	E: 0	K: 0	S: 3	LOB: 0	BB: 0	P: 3	R: 0	H: 0	E: 0	K: 1	S: 5	LOB: 0	BB: 0	P: 5	R: 0	H: 1	E: 0	K: 0	S: 4	LOB: 1	BB: 0	P: 4	R: 0	H: 2	E: 0	K: 0	S: 5	LOB: 2	BB: 0	P: 5	R: 1	H: 1	E: 0	K: 0	S: 4	LOB: 1	BB: 1	P: 8	R: 0	H: 1	E: 0	K: 0	S: 4	LOB: 1	BB: 0	P: 4	R: 0	H: 2	E: 0	K: 1	S: 7	LOB: 2	BB: 0	P: 7	R: 2	H: 2	E: 0	K: 0	S: 5	LOB: 1	BB: 1	P: 9	1B: 9	2B: 0	3B: 1	SF: 0	SAC: 0	DP: 0	HBP: 0	WP: 0	PA: 40
PITCHER	IP	WLS	BF	H	R	ER	SO	BB	IBB	HBP	BLK	WP	HR	S	P	ERA	WHIP																																																																
Santo Alcalá, R (1, 1) ERA: 3.91	6.1	W	27	6	2	2	1	2	0	0	1	0	0	27	35	2.84	1.263																																																																
Will McEnaney, L (7, 1) ERA: 6.57	1.1		6	2	0	0	1	0	0	0	0	0	0	8	8	0.00	1.500																																																																
Rawly Eastwick, R (8, 1) ERA: 2.45	1.1	S	7	2	2	2	0	1	0	0	0	0	0	6	10	13.50	2.250																																																																

BOTTOM

Cincinnati Reds @ San Francisco Giants
Candlestick Park, San Francisco, CA

Wed May 19 1976, 10:05 PM EDT
Att. 23,591 - Unknown

AB	37
R	4
H	10
RBI	4
BB	3
SO	2
LOB	16

livebaseballscorecards.com



Batter	1	2	3	4	5	6	7	8	9	AB R H RBI BB SO LOB	TOP												
Pete Rose, S (1, 5) OBP: 0.482, SLG: 0.531	0-0 CS 1B		0-0 6-3		0-0 E 1B 1B		4-0 BB BB BB BB		4-0 1-2 BB	3 1 2 0 2 0 1													
Dave Concepcion, R (1, 6) OBP: 0.309, SLG: 0.356	0-3 K 1-2			4-0 1B 1B BB	0-0 E9 4-3 1B 1-H		0-0 F8		0-0 F8	4 2 1 0 1 1 4													
Joe Morgan, L (1, 4) OBP: 0.462, SLG: 0.545	0-0 F9			0-0 1B 1B SF9 1-2	0-0 4-3		0-0 P4		0-0 F7	5 1 1 1 0 0 3													
Johnny Bench, R (1, 2) OBP: 0.339, SLG: 0.505		0-0 F8		0-0 1B 1B 1-2 2-H	0-0 5-3			0-0 F7		4 0 1 1 0 0 0													
Tony Perez, R (1, 3) OBP: 0.323, SLG: 0.412		0-0 8-6 2B		0-0 1B 1-2 2-3		0-0 P4		0-0 6-3		4 0 2 0 0 0 0													
George Foster, R (1, 8) OBP: 0.358, SLG: 0.452 (6, 7)		0-0 8-6 2-3f		0-0 P8		0-0 L5-4 1B 1B		0-0 HR		4 1 2 1 0 0 4													
Bob Bailey, R (1, 7) OBP: 0.317, SLG: 0.487			0-0 F9	0-0 SF9		0-0 1B 1-2		0-0 4-3		1 0 0 1 0 0 0													
Ken Griffey, L (6, PH) OBP: 0.387, SLG: 0.476 (6, 9)				0-0 SF9		0-0 1B 3-H				2 0 1 0 0 0 0													
Ed Armbrister, R (1, 9) OBP: 0.364, SLG: 0.364			0-0 5-3 1B	0-0 F9		0-0 L5-4 2-3				2 0 0 0 0 0 2													
Cesar Geronimo, L (6, PH) OBP: 0.389, SLG: 0.449 (6, 8)				0-0 F9		0-0 L5-4 2-3				2 0 0 0 0 0 2													
Don Gullett, R (1, 5) ERA: 4.46			0-0 5-3	0-0 G3		0-0 F8				0 0 0 0 0 0 0													
Pedro Borbon, R (1, 5) ERA: 4.46										0 0 0 0 0 0 0													
Joel Youngblood, R (1, 5) ERA: 4.46										0 0 0 0 0 0 0													
Pat Darcy, L (1, 5) ERA: 4.46										0 0 0 0 0 0 0													
Mike Lum, L (1, 5) ERA: 4.46										0 0 0 0 0 0 0													
Fred Norman, S (1, 5) ERA: 4.46										0 0 0 0 0 0 0													
Dan Driessen, L (1, 5) ERA: 4.46										0 0 0 0 0 0 0													
Will McEnaney, L (1, 5) ERA: 4.46										0 0 0 0 0 0 0													
Bill Plummer, R (1, 5) ERA: 4.46										0 0 0 0 0 0 0													
Doug Flynn, R (1, 5) ERA: 4.46										0 0 0 0 0 0 0													
Inning Stats	R: 0 E: 0 K: 1 S: 5	H: 1 LOB: 0 BB: 0 P: 5	R: 0 E: 0 K: 0 S: 3	H: 1 LOB: 0 BB: 0 P: 3	R: 0 E: 0 K: 0 S: 4	H: 1 LOB: 1 BB: 0 P: 4	R: 2 E: 0 K: 0 S: 6	H: 3 LOB: 2 BB: 1 P: 10	R: 2 E: 1 K: 0 S: 5	H: 2 LOB: 0 BB: 0 P: 5	R: 0 E: 0 K: 0 S: 4	H: 2 LOB: 1 BB: 0 P: 4	R: 0 E: 0 K: 0 S: 3	H: 0 LOB: 1 BB: 1 P: 7	R: 1 E: 0 K: 0 S: 4	H: 1 LOB: 0 BB: 0 P: 4	R: 0 E: 0 K: 0 S: 4	H: 1 LOB: 2 BB: 1 P: 8	1B: 10 2B: 3 3B: 0 HR: 1	SF: 1 SAC: 0 DP: 2 HBP: 0	WP: 0 PB: 0 SB: 0 CS: 1	PA: 39	
PITCHER	IP WLS BF H R ER SO BB IBB HBP BLK WP HR S P ERA WHIP																						
Mike Caldwell, L (1, 1) ERA: 4.46	5.0		22	8	4	2	1	1	0	0	0	0	0	0	23	27	3.60	1.800					
Charlie Williams, R (6, 1) ERA: 1.35	2.0		8	2	0	0	0	1	0	0	0	0	0	7	11	0.00	1.500						
Dave Heaverlo, R (8, 1) ERA: 4.56	1.2	W	8	2	1	1	0	1	0	0	0	0	1	7	11	5.40	1.800						
Gary Lavelle, L (9, 1) ERA: 0.95	0.1	S	1	0	0	0	0	0	0	0	0	0	0	1	1	0.00	0.000						

Cincinnati Reds @ San Francisco Giants
Candlestick Park, San Francisco, CA
 Thu May 20 1976, 6:33 AM EDT
 Att. 6,439 - Unknown

AB	35
R	5
H	12
RBI	4
BB	3
SO	1
LOB	17



Batter	1	2	3	4	5	6	7	8	9
Larry Herndon, R OBP: 0.440, SLG: 0.455 (1, 8)	F8	FC5-2 SH5-4 1B		9-3 1B	FC5-4 1-2f			E 1B SF8 1B	
Derrel Thomas, S OBP: 0.317, SLG: 0.324 (1, 4)	BB 1B 1B	SH5-4 1-2 2-3		K		E6 CS		E1 1B 1-3 1B	
Gary Matthews, R OBP: 0.327, SLG: 0.409 (1, 7)	BB 1B 1-2 1B	FC5-2 2-3 3-H		9-3 1-2f		F7 1-2		SF8 3-H	
Bobby Murcer, L OBP: 0.368, SLG: 0.362 (1, 9)	BB 1B 1-2 2-3 1B	K			FC6-4 1B	K		1-2 1B	
Chris Speier, R OBP: 0.359, SLG: 0.346 (1, 6)	1-2 2-H 3-H 1B		FC6-4 1B		F8		K	F7	
Willie Montanez, L OBP: 0.352, SLG: 0.401 (1, 3)	F8		FC6-4 1-2 1B		FC6-4 1B 1B 1-2f 1B		2B	1-3	
Ken Reitz, R OBP: 0.315, SLG: 0.338 (1, 5)	1-2 2-H 1B		K		1B 1B 1-2 1B		F7		
Mike Sadek, R OBP: 0.357, SLG: 0.385 (1, 2)	4-3		FC6-4 FC5-4 1-2f 2-3		1B 1B 1-2 2-3 1B		IBB		
Mike Caldwell, R OBP: 0.110, SLG: 0.111 (5, PH) Chris Arnold, R OBP: 0.222, SLG: 0.176 (6, 1) Charlie Williams, R OBP: 0.257, SLG: 0.133 (7, PH) Dave Heaverlo, R OBP: 0.200, SLG: 0.200 (8, 1) Gary Lavelle, S OBP: 0.200, SLG: 0.200 (9, 1)		SH5-4 FC5-2 1B	FC5-4 1-2f		FC5-4 1-2 2-H 3-H 1B		L5		

AB	R	H	RBI	BB	SO	LOB
5	1	3	0	0	0	2
4	1	2	0	0	1	1
4	1	1	1	0	0	4
4	1	2	0	1	2	2
5	0	2	2	0	1	3
5	1	2	0	0	0	5
4	1	2	1	0	1	3
3	0	1	0	1	0	4
2	0	1	0	0	0	2
1	0	1	2	0	0	0
0	0	0	0	0	0	0
1	0	0	0	0	0	2
0	0	0	0	0	0	0
0	0	0	0	0	0	0

1B	SF	2B	SAC	3B	DP	HR	IBB	HBP
16	1	2	1	0	1	0	0	0

WP	PA
0	42

ERA	WHIP
40.50	7.500

IP	WLS	BF	H	R	ER	SO	BB	IBB	HBP	BLK	WP	HR	S	P	ERA	WHIP
0.2		7	4	3	3	0	0	0	0	0	0	0	6	10	40.50	7.500
1.1		6	2	0	0	1	0	0	0	0	0	0	8	8	0.00	1.500
2.0		8	3	0	0	2	0	0	0	0	0	0	12	12	0.00	1.500
2.0		10	4	2	2	1	0	0	0	0	0	0	12	12	9.00	2.000
2.0	L	11	4	1	1	1	0	1	0	0	0	0	12	16	4.50	2.000

BOTTOM

Cincinnati Reds @ San Francisco Giants
Candlestick Park, San Francisco, CA
 Thu May 20 1976, 6:33 AM EDT
 Att. 6,439 - Unknown

AB	38
R	6
H	17
RBI	6
BB	2
SO	5
LOB	28



1B	16	SF	1
2B	2	SAC	1
3B	0	DP	1
HR	0	HBP	0

WP	0	PA	42
PB	0	SB	0
CS	1		

ERA	40.50	WHIP	7.500
-----	-------	------	-------

Batter	1	2	3	4	5	6	7	8	9	AB R H RBI BB SO LOB	TOP			
Rowland Office, L OBP: 0.318, SLG: 0.283 (1, 8) X	0-0 E7 6-3 2B	0-0 SH 2B 1B	0-0 BLK 1B		0-0 F7		0-0 4-3			5 2 3 0 0 0 0				
Marty Perez, R OBP: 0.346, SLG: 0.394 (1, 4) X	0-0 6-3	0-0 SH 2B 1B	0-0 BLK 1B		0-0 FC5-4 1B			0-0 6-3		4 1 2 1 0 0 0				
Jimmy Wynn, R OBP: 0.365, SLG: 0.344 (1, 7) B B B	4-0 PB 3B BB	0-0 WP 1-3 2B	0-0 6-3		0-0 FC5-4 1-2f			0-3 K		4 2 1 2 1 1 3				
Darrell Evans, L OBP: 0.341, SLG: 0.200 (1, 3) B B B	4-0 1-2 BB	4-0 2-3 BB	0-0 F7		0-3 K			0-0 F9		0 2 0 0 0 0 0				
Dave May, L OBP: 0.200, SLG: 0.368 (1, 9) X	0-0 1-H 2-H SF9 3B	0-0 1-2 3-H 1-3	4-0 BB		0-0 6-3			0-0 F7		4 1 1 3 1 0 1				
Biff Pocoroba, S OBP: 0.309, SLG: 0.295 (1, 2) X	0-0 SF9	4-0 FC5 1B BB	0-0 4-3		0-0 4-3			0-0 3-1		3 0 0 1 1 0 3				
Darrel Chaney, S OBP: 0.333, SLG: 0.282 (1, 6) X	0-0 3-H BB 1B	0-0 1-2 2-H 1B		4-0 G6-4-3 BB		0-0 3-1		0-0 F9		4 0 2 1 1 0 0				
Jerry Royster, R OBP: 0.265, SLG: 0.219 (1, 5) B B B	4-0 1-2 BB	0-0 F9		0-0 G6-4-3 1-2f			0-0 4-3			3 0 0 0 1 0 3				
Andy Messersmith, R OBP: 0.158, SLG: 0.111 (1, 1) S S S	0-3 K	0-0 FC5 2-3f		0-0 F8			0-0 6-3			4 0 0 0 0 1 4				
Inning Stats	R: 4 E: 1 K: 1 S: 8 H: 3 LOB: 2 BB: 3 P: 20	R: 4 E: 1 K: 0 S: 7 H: 3 LOB: 2 BB: 2 P: 15	R: 0 E: 0 K: 0 S: 5 H: 2 LOB: 3 BB: 1 P: 9	R: 0 E: 0 K: 0 S: 2 H: 0 LOB: 0 BB: 1 P: 6	R: 0 E: 0 K: 1 S: 6 H: 1 LOB: 1 BB: 0 P: 6	R: 0 E: 0 K: 0 S: 3 H: 0 LOB: 0 BB: 0 P: 3	R: 0 E: 0 K: 0 S: 3 H: 0 LOB: 0 BB: 0 P: 3	R: 0 E: 0 K: 1 S: 5 H: 0 LOB: 0 BB: 0 P: 5	R: 0 E: 0 K: 0 S: 3 H: 0 LOB: 0 BB: 0 P: 3	1B: 6 2B: 2 3B: 1 HR: 0 SF: 1 SAC: 1 DP: 1 HBP: 0	WP: 1 PB: 1 SB: 0 CS: 0 PA: 43			
PITCHER	IP WLS BF H R ER SO BB IBB HBP BLK WP HR S P ERA WHIP												PITCHER	IP WLS BF H R ER SO BB IBB HBP BLK WP HR S P ERA WHIP
Rob Dressler, R (1, 1) ERA: 54.0	1.0 L 12 5 7 6 1 3 0 0 0 0 0 0 11 23 54.00 8.000													
Charlie Williams, R (2, 1) ERA: 1.64	2.0 12 3 1 1 0 3 0 0 1 1 0 9 21 4.50 3.000													
John D'Acquisto, R (4, 1) ERA: 10.69	2.0 7 1 0 0 1 1 0 0 0 0 0 8 12 0.00 1.000													
Dave Heaverlo, R (6, 1) ERA: 4.21	2.0 6 0 0 0 0 0 0 0 0 0 0 6 6 0.00 0.000													
Randy Moffitt, R (8, 1) ERA: 3.16	2.0 6 0 0 0 1 0 0 0 0 0 0 8 8 0.00 0.000													

Atlanta Braves @ San Francisco Giants
 Candlestick Park, San Francisco, CA
 Fri May 21 1976, 10:05 PM EDT
 Att. 4,432 - Unknown

livebaseballscorecards.com

AB	31
R	8
H	9
RBI	8
BB	5
SO	2
LOB	14



Batter	1	2	3	4	5	6	7	8	9	AB R H RBI BB SO LOB	TOP
Rowland Office, L OBP: 0.316, SLG: 0.276 (1, 8) <small>BBB</small>	4-0 6-3 SH5-3 1B BB		0-0 1-3		0-0 4-3		0-0 F8			3 1 0 0 1 0 0	
Lee Lacy, R OBP: 0.281, SLG: 0.352 (1, 4) <small>X</small>	0-0 SH5-3 1-2		0-0 F7		0-0 1B		0-0 1B			3 0 2 0 0 0 0	
Jimmy Wynn, R OBP: 0.362, SLG: 0.365 (1, 7) <small>X</small>	0-0 6-3 2-3		0-0 HR		0-0 F8		0-0 1-3			4 1 1 1 0 0 3	
Darrell Evans, L OBP: 0.346, SLG: 0.212 (1, 3) <small>X</small>	0-0 1B		0-0 F5		0-0 1B		0-0 F5			0 1 0 0 0 0 0	
Dave May, L OBP: 0.182, SLG: 0.333 (1, 9) <small>X</small>	0-0 4-3			0-0 F8		0-0 L4		0-0 3-1		4 0 0 0 0 0 2	
Biff Pocoroba, S OBP: 0.307, SLG: 0.304 (1, 2) <small>X</small>		0-0 4-3		0-0 4-3		0-0 2B		0-0 4-3		4 0 1 1 0 0 0	
Darrel Chaney, S OBP: 0.330, SLG: 0.273 (1, 6) <small>X</small>		0-0 4-3		4-0 BB		0-0 F8		0-0 3-1		3 0 0 0 1 0 1	
Jerry Royster, R OBP: 0.264, SLG: 0.229 (1, 5) <small>X</small>		0-0 2B		0-0 4-3		0-3 K		0-0 6-3		4 0 1 0 0 1 2	
Roger Moret, S (1, 1)		0-0 4-3			0-0 5-3		0-0 F9		0-3 K	2 0 0 0 0 0 1	
Adrian Devine, R (6, 1)										2 0 0 0 0 1 0	
Max Leon, R (9, 1)										0 0 0 0 0 0 0	
Inning Stats	R: 1 H: 1 E: 0 LOB: 1 K: 0 BB: 1 S: 4 P: 8	R: 0 H: 1 E: 0 LOB: 1 K: 0 BB: 0 S: 4 P: 4	R: 1 H: 1 E: 0 LOB: 0 K: 0 BB: 0 S: 4 P: 4	R: 0 H: 0 E: 0 LOB: 1 K: 0 BB: 1 S: 3 P: 7	R: 0 H: 1 E: 0 LOB: 1 K: 0 BB: 0 S: 4 P: 4	R: 1 H: 2 E: 0 LOB: 1 K: 1 BB: 0 S: 7 P: 7	R: 0 H: 1 E: 0 LOB: 1 K: 0 BB: 0 S: 4 P: 4	R: 0 H: 0 E: 0 LOB: 0 K: 0 BB: 0 S: 3 P: 3	R: 0 H: 0 E: 0 LOB: 0 K: 1 BB: 0 S: 5 P: 5	1B: 4 SF: 0 2B: 2 SAC: 1 3B: 0 DP: 0 HR: 1 HBP: 0	WP: 0 PA: 36 PB: 0 SB: 0 CS: 0
PITCHER	IP WLS BF H R ER SO BB IBB HBP BLK WP HR S P ERA WHIP										
Jim Barr, R ERA: 3.88 (1, 1)	7.0 L 30 7 3 3 1 2 0 0 0 0 0 1 30 38 3.86 1.286										
Randy Moffitt, R ERA: 2.93 (8, 1)	2.0 6 0 0 0 1 0 0 0 0 0 0 0 8 8 0.00 0.000										

Atlanta Braves @ San Francisco Giants
Candlestick Park, San Francisco, CA
Sat May 22 1976, 6:33 AM EDT
Att. 5,775 - Unknown

livebaseballscorecards.com

AB	29
R	3
H	5
RBI	2
BB	2
SO	2
LOB	9



Batter	1	2	3	4	5	6	7	8	9	AB	R	H	RBI	BB	SO	LOB
Larry Herndon, R (1, 8) OBP: 0.467, SLG: 0.462	0-0 FC1-4 1B		0-0 F3		0-0 1-2 1B		0-0 G3		4-0 BB 1-2 BB	4	0	2	0	1	0	0
Chris Arnold, R (1, 4) OBP: 0.200, SLG: 0.250	0-0 FC1-4 1B		0-0 F3		0-0 L6-4			0-3 K	0-0 F8	3	1	0	0	0	0	3
Dave Rader, L (8, PH) OBP: 0.282, SLG: 0.324										1	0	0	0	0	1	0
Craig Robinson, R (9, 4) OBP: 1.000, SLG: 1.000										0	0	0	0	0	0	0
Steve Ontiveros, S (9, PH) OBP: 0.243, SLG: 0.125										1	0	0	0	0	0	2
Gary Matthews, R (1, 7) OBP: 0.323, SLG: 0.396	0-0 F9		4-0 BB			0-0 F9		0-0 1B		3	0	1	0	1	0	1
Bobby Murcer, L (1, 9) OBP: 0.374, SLG: 0.366	0-0 2-H 1B		0-0 F8			0-0 1B		0-0 F4		4	0	2	1	0	0	2
Chris Speier, R (1, 6) OBP: 0.348, SLG: 0.329	0-0 F8			0-0 5-3		0-0 F7		0-0 F9		4	0	0	0	0	0	3
Willie Montanez, L (1, 3) OBP: 0.353, SLG: 0.403		0-0 F8		0-0 G3		0-0 1-2 1B			0-0 6-3 G3 2B	4	1	2	0	0	0	0
Ken Reitz, R (1, 5) OBP: 0.299, SLG: 0.320		0-0 F7		0-0 F7		0-0 6-3			0-0 6-3	4	0	0	0	0	0	3
Marc Hill, R (1, 2) OBP: 0.279, SLG: 0.390		0-0 1B			0-0 FC1-5 2B		0-0 5-3		0-0 G3	4	0	2	1	0	0	0
Jim Barr, R (1, 1) OBP: 0.353, SLG: 0.154		0-0 1-3			0-0 FC1-5 L6-4 1B		0-0 F2		0-0 3-H BB 1B	2	0	0	0	0	0	2
Von Joshua, L (7, PH) OBP: 0.270, SLG: 0.299										1	0	0	0	0	0	0
Randy Moffitt, R (8, 1) OBP: 0.263, SLG: 0.316										0	0	0	0	0	0	0
Glenn Adams, L (9, PH) OBP: 0.357, SLG: 0.385										1	0	1	0	0	0	0
Mike Sadek, R (9, PR) OBP: 0.357, SLG: 0.385										0	0	0	0	0	0	0

Inning Stats	R: 1	H: 2	E: 1	K: 0	S: 5	H: 2	LOB: 1	BB: 0	P: 5	R: 0	H: 1	E: 0	K: 0	S: 4	R: 0	H: 0	E: 0	K: 0	S: 3	R: 0	H: 0	E: 0	K: 0	S: 3	R: 0	H: 2	E: 0	K: 0	S: 4	R: 0	H: 2	E: 0	K: 0	S: 5	R: 0	H: 1	E: 0	K: 1	S: 6	R: 1	H: 2	E: 0	K: 0	S: 5	R: 0	H: 2	E: 0	K: 0	S: 5	1B: 8	2B: 3	3B: 0	HR: 0	SF: 0	SAC: 0	DP: 1	HBP: 0	WP: 0	PB: 0	SB: 0	CS: 0	PA: 38
--------------	------	------	------	------	------	------	--------	-------	------	------	------	------	------	------	------	------	------	------	------	------	------	------	------	------	------	------	------	------	------	------	------	------	------	------	------	------	------	------	------	------	------	------	------	------	------	------	------	------	------	-------	-------	-------	-------	-------	--------	-------	--------	-------	-------	-------	-------	--------

PITCHER	IP	WLS	BF	H	R	ER	SO	BB	IBB	HBP	BLK	WP	HR	S	P	ERA	WHIP
Roger Moret, L (1, 1) ERA: 3.51	5.2	W	24	7	1	0	0	1	0	0	0	0	0	23	27	0.00	1.412
Adrian Devine, R (6, 1) ERA: 2.93	3.0		12	3	1	1	1	0	0	0	0	0	0	14	14	3.00	1.000
Max Leon, R (9, 1) ERA:	0.1	S	2	0	0	0	0	1	0	0	0	0	0	1	5	0.00	3.000

BOTTOM


Atlanta Braves @ San Francisco Giants
Candlestick Park, San Francisco, CA

Sat May 22 1976, 6:33 AM EDT
Att. 5,775 - Unknown

livebaseballscorecards.com

AB	36
R	2
H	10
RBI	2
BB	2
SO	1
LOB	16



Batter	1	2	3	4	5	6	7	8	9	10	AB R H RBI BB SO LOB	TOP										
Rowland Office, L (1, 8) OBP: 0.340, SLG: 0.290	0-0 3-1		0-0 F5			0-0 E 1B		0-0 SH 1B		0-3 K	5 0 2 0 0 1 0	<p>Atlanta Braves @ San Francisco Giants</p> <p>Candlestick Park, San Francisco, CA</p> <p>Sun May 23 1976, 6:38 AM EDT</p> <p>Att. 15,383 - Unknown</p>										
Marty Perez, R (1, 4) OBP: 0.329, SLG: 0.373	0-0 F8			0-0 6-3		0-0 E9 1-2		0-0 SH 1-2		0-0 F9	4 0 0 0 0 0 1											
Jimmy Wynn, R (1, 7) OBP: 0.366, SLG: 0.351	4-0 BB			0-3 K		0-3 K		0-0 L5			3 0 0 0 1 2 4											
Darrell Evans, L (1, 3) OBP: 0.338, SLG: 0.205	0-0 F6			0-0 1-4-3		0-3 K		0-0 F8			0 0 0 0 0 0 0											
Dave May, L (1, 9) OBP: 0.200, SLG: 0.304		0-0 F6			4-0 FC6-4 BB		0-0 5-3	0-0 4-3			3 0 0 0 1 0 2											
Biff Pocoroba, S (1, 2) OBP: 0.300, SLG: 0.297		0-0 F8			0-0 FC6-4 S 1-2f		0-0 F6		0-0 4-3		4 0 0 0 0 0 1											
Darrel Chaney, S (1, 6) OBP: 0.339, SLG: 0.309		0-0 L3			0-3 K		0-0 3B		0-0 F8		4 0 1 0 0 1 1											
Jerry Royster, R (1, 5) OBP: 0.271, SLG: 0.226			0-0 2-3		0-0 5-3		4-0 IBB		0-3 K		2 0 0 0 1 0 1											
Lee Lacy, R (9, PH) OBP: 0.281, SLG: 0.349					1-2						1 0 0 0 0 1 0											
Phil Niekro, R (1, 1) OBP: 0.080, SLG: 0.080			0-0 F9			0-0 4-3	0-0 2-3			0-0 F9	3 0 0 0 0 0 2											
Ken Henderson, S (10, PH) OBP: 0.382, SLG: 0.458											1 0 0 0 0 0 0											
Max Leon, R (10, 1)											0 0 0 0 0 0 0											
Inning Stats	R: 0 E: 0 K: 0 S: 3	H: 0 LOB: 1 BB: 1 P: 7	R: 0 E: 0 K: 0 S: 3	H: 0 LOB: 0 BB: 0 P: 3	R: 0 E: 0 K: 1 S: 5	H: 0 LOB: 0 BB: 0 P: 5	R: 0 E: 0 K: 1 S: 5	H: 0 LOB: 1 BB: 1 P: 9	R: 0 E: 1 K: 2 S: 9	H: 1 LOB: 2 BB: 0 P: 9	R: 0 E: 0 K: 0 S: 5	H: 1 LOB: 2 BB: 1 P: 8	R: 0 E: 0 K: 0 S: 5	H: 0 LOB: 0 BB: 0 P: 5	R: 0 E: 0 K: 1 S: 5	H: 0 LOB: 0 BB: 0 P: 5	R: 0 E: 0 K: 1 S: 5	H: 0 LOB: 0 BB: 0 P: 5	1B: 2 2B: 0 3B: 1 HR: 0	SF: 0 SAC: 1 DP: 0 HBP: 0	WP: 0 PB: 0 SB: 1 CS: 0	PA: 38
PITCHER John Montefusco, R (1, 1) ERA: 2.51	IP 10.0	WLS W	BF 38	H 3	R 0	ER 0	SO 6	BB 2	IBB 1	HBP 0	BLK 0	WP 0	HR 0	S 47	P 59	ERA 0.00	WHIP 0.500					

livebaseballscorecards.com

AB	30
R	0
H	3
RBI	0
BB	3
SO	5
LOB	12

Batter	1	2	3	4	5	6	7	8	9	AB R H RBI BB SO LOB	TOP									
Greg Gross, L (1, 9) OBP: 0.347, SLG: 0.320	0-0 6-3		0-0 FC6-4		0-0 4-3		0-0 6-3		0-0 FC6-4	5 0 0 0 0 0 2	Houston Astros @ San Francisco Giants Candlestick Park, San Francisco, CA Mon May 24 1976, 6:33 AM EDT Unknown									
Rob Andrews, R (1, 4) OBP: 0.308, SLG: 0.286	0-0 FC4-6 1B		0-0 FC		0-0 1B		0-0 6-3	0-0 F8	5 0 2 0 0 0 2											
Cesar Cedeno, R (1, 8) OBP: 0.338, SLG: 0.511	0-0 FC4-6		0-0 F7		0-0 6-3		0-0 F8		4 0 0 0 0 0 4											
Bob Watson, R (1, 3) OBP: 0.372, SLG: 0.424	0-0 CS	0-0 F8	0-0 FC6-4		0-3 K		0-0 1B 1B		4 0 1 0 0 1 2											
Jose Cruz, L (1, 7) OBP: 0.350, SLG: 0.333		0-0 F7		4-0 BB BB BB	0-0 1B 1B		4-0 1B 1B		2 0 1 0 2 0 0											
Enos Cabell, R (1, 5) OBP: 0.336, SLG: 0.380		0-0 S E 1B		0-0 F8	0-0 G6-3 1B		0-0 1-2 2-3 1B		4 1 3 0 0 0 1											
Skip Jutze, R (1, 2) OBP: 0.133, SLG: 0.163		0-0 E6 FC4-6		0-0 4-3	0-0 G6-3		0-0 F8		4 0 0 0 0 0 6											
Roger Metzger, S (1, 6) OBP: 0.318, SLG: 0.333		0-0 FC4-6		0-0 3-1		0-0 3-1		0-0 6-3	4 0 0 0 0 0 2											
Mike Cosgrove, L (1, 1) OBP: 0.290, SLG: 0.111			4-0 BB BB		0-0 4-3		0-0 F8		0 0 0 0 0 0 0											
Art Howe, R (3, PH) OBP: 0.214, SLG: 0.167									0 0 0 0 0 1 0 0 0											
Gene Pentz, R (3, 1)									0 0 0 0 0 0 0 0 0											
Larry Milbourne, S (5, PH) OBP: 0.329, SLG: 0.281									1 0 0 0 0 0 0 0 0											
Tom Griffin, R (5, 1)									0 0 0 0 0 0 0 0 0											
Wilbur Howard, S (7, PH) OBP: 0.212, SLG: 0.232									1 0 0 0 0 0 0 0 0											
Paul Siebert, L (7, 1)									0 0 0 0 0 0 0 0 0											
Leon Roberts, R (9, PH) OBP: 0.362, SLG: 0.522									1 0 1 0 0 0 0 0 0											
Inning Stats	R: 0 E: 0 K: 0 S: 3	H: 1 LOB: 0 BB: 0 P: 3	R: 1 E: 1 K: 0 S: 5	H: 1 LOB: 1 BB: 0 P: 5	R: 0 E: 0 K: 0 S: 4	H: 0 LOB: 2 BB: 1 P: 8	R: 0 E: 0 K: 0 S: 3	H: 0 LOB: 1 BB: 1 P: 7	R: 0 E: 0 K: 1 S: 6	H: 1 LOB: 1 BB: 0 P: 4	R: 0 E: 0 K: 0 S: 3	H: 0 LOB: 0 BB: 0 P: 3	R: 0 E: 0 K: 0 S: 5	H: 2 LOB: 3 BB: 1 P: 9	R: 0 E: 0 K: 0 S: 4	H: 1 LOB: 1 BB: 0 P: 4	1B: 8 2B: 0 3B: 0 HR: 0	SF: 0 SAC: 0 DP: 1 HBP: 0	WP: 0 PB: 0 SB: 1 CS: 1	PA: 39
PITCHER	IP WLS BF H R ER SO BB IBB HBP BLK WP HR S P ERA WHIP																			
Rob Dressler, R (1, 1) ERA: 6.0	8.0 W 34 7 1 0 1 3 0 0 0 0 0 0 33 45 0.00 1.250																			
Gary Lavelle, L (9, 1) ERA: 0.92	1.0 4 1 0 0 0 0 0 0 0 0 0 0 4 4 0.00 1.000																			

livebaseballscorecards.com

AB	35
R	1
H	8
RBI	0
BB	3
SO	1
LOB	19



Batter	1	2	3	4	5	6	7	8	9	AB	R	H	RBI	BB	SO	LOB
--------	---	---	---	---	---	---	---	---	---	----	---	---	-----	----	----	-----

Larry Herndon, R <small>OBP: 0.550, SLG: 0.647</small> (1, 8)	4-0 1B SH5-3 1B BB	0-0 HR		0-0 4-3 1B		0-0 S 1B				3	2	3	1	1	0	0
Derrel Thomas, S <small>OBP: 0.308, SLG: 0.314</small> (1, 4)	0-0 SH5-3 1-2	0-0 F8		0-0 4-3 1-2		0-0 5-3 1-2				3	0	0	0	0	0	2
Chris Speier, R <small>OBP: 0.347, SLG: 0.315</small> (1, 6)	0-0 2B 1B 2-3	0-3 K		4-0 BB		0-3 K				3	1	1	0	1	2	1
Bobby Murcer, L <small>OBP: 0.374, SLG: 0.353</small> (1, 9)	0-0 2B SF7 1B 1-2 3-H		0-0 4-3	0-0 3-1		4-0 CS BB				3	1	1	1	1	0	2
Gary Matthews, R <small>OBP: 0.327, SLG: 0.396</small> (1, 7)	0-0 1-3 2-H 2B		4-0 1B BB		4-0 E BB	0-0 F9 1-2				2	1	1	1	2	0	1
Willie Montanez, L <small>OBP: 0.348, SLG: 0.415</small> (1, 3)	4-0 BB		0-0 F8		0-0 E9 F7 2B 1-H	0-0 F6				3	0	1	1	1	0	1
Ken Reitz, R <small>OBP: 0.291, SLG: 0.312</small> (1, 5)	0-0 SF7 3-H		0-0 1B 1-2		0-0 4-3					3	0	2	1	0	0	1
Marc Hill, R <small>OBP: 0.240, SLG: 0.333</small> (1, 2)	0-0 F8 3-H		0-0 F4		0-0 F7 3-H	0-0 F3				4	0	0	0	0	0	6
Rob Dressler, R (1, 1)		0-0 4-3		0-0 F3		0-3 K				3	0	0	0	0	1	0
Chris Arnold, R <small>OBP: 0.207, SLG: 0.250</small> (8, PH)						0-0 G4-6-3				1	0	0	0	0	0	1
Gary Lavelle, S <small>OBP: 0.200, SLG: 0.200</small> (9, 1)						0-0 1-2f G4-6-3				0	0	0	0	0	0	0

Inning Stats	R: 3	H: 3	E: 0	LOB: 2	K: 0	BB: 2	S: 6	P: 14	R: 1	H: 1	E: 0	LOB: 0	K: 1	BB: 0	S: 6	P: 6	R: 0	H: 1	E: 0	LOB: 2	K: 0	BB: 1	S: 4	P: 8	R: 0	H: 1	E: 0	LOB: 2	K: 0	BB: 1	S: 4	P: 8	R: 1	H: 1	E: 1	LOB: 1	K: 0	BB: 1	S: 3	P: 7	R: 0	H: 1	E: 0	LOB: 1	K: 2	BB: 0	S: 8	P: 8	R: 0	H: 0	E: 0	LOB: 0	K: 0	BB: 1	S: 2	P: 6	R: 0	H: 1	E: 0	LOB: 0	K: 0	BB: 0	S: 3	P: 3	R: 0	H: 1	E: 0	LOB: 0	K: 0	BB: 0	S: 3	P: 3
--------------	------	------	------	--------	------	-------	------	-------	------	------	------	--------	------	-------	------	------	------	------	------	--------	------	-------	------	------	------	------	------	--------	------	-------	------	------	------	------	------	--------	------	-------	------	------	------	------	------	--------	------	-------	------	------	------	------	------	--------	------	-------	------	------	------	------	------	--------	------	-------	------	------	------	------	------	--------	------	-------	------	------

PITCHER	IP	WLS	BF	H	R	ER	SO	BB	IBB	HBP	BLK	WP	HR	S	P	ERA	WHIP
Mike Cosgrove, L <small>ERA: 4.35</small> (1, 1)	2.0	L	12	4	4	4	1	2	0	0	0	0	1	12	20	18.00	3.000
Gene Pentz, R (3, 1)	2.0		10	2	0	0	0	2	0	0	0	0	0	8	16	0.00	2.000
Tom Griffin, R <small>ERA: 5.91</small> (5, 1)	2.0		8	2	1	1	2	1	0	0	0	0	0	11	15	4.50	1.500
Paul Siebert, L <small>ERA: 2.84</small> (7, 1)	2.0		6	1	0	0	0	1	0	0	0	0	0	5	9	0.00	1.000

BOTTOM

Houston Astros @ San Francisco Giants
 Candlestick Park, San Francisco, CA
 Mon May 24 1976, 6:33 AM EDT
 Unknown

AB	28
R	5
H	9
RBI	5
BB	6
SO	3
LOB	15



WP	PA	ERA	WHIP
0	36		

Batter	1	2	3	4	5	6	7	8	9	AB R H RBI BB SO LOB	TOP																	
Wilbur Howard, S OBP: 0.231, SLG: 0.280 (1, 9) X	0-0 SH1-3 E 1B	0-0 1-2 2-3 3-H 1B		0-3 K			0-0 E4 1B SF7	0-0 2-H HR		5 3 3 3 0 1 0																		
Rob Andrews, R OBP: 0.321, SLG: 0.288 (1, 4) X	0-0 SH1-3 1-2 1B	0-0 F9			0-0 5-3		0-0 1-3 SF7 1B	4-0 1B BB		3 0 1 0 1 0 3																		
Cesar Cedeno, R OBP: 0.340, SLG: 0.518 (1, 8) X	0-0 E6 CS 2-H	0-0 F8			0-0 3-1 3B 2B		0-0 1-2 3-H SF7	0-0 1-2 1B		4 1 2 1 0 0 3																		
Bob Watson, R OBP: 0.378, SLG: 0.422 (1, 3) B B B	4-0 1-2 BB		0-0 1B 1B		0-0 3-1 2-3		4-0 BB	0-0 F9		3 0 1 0 2 0 3																		
Leon Roberts, R OBP: 0.380, SLG: 0.543 Jose Cruz, L OBP: 0.343, SLG: 0.326 (1, 7) X (7, PH) (7, 7)	0-0 2-3		0-0 F8		0-0 3B		0-0 F7		0-0 4-3	3 0 1 1 0 0 2 2 0 0 0 0 0 2																		
Enos Cabell, R OBP: 0.338, SLG: 0.381 (1, 5)		0-0 BB FC1-2 1B 1B	0-0 1-3 1B		0-0 6-3		0-3 K		0-0 F9	5 0 2 0 0 1 3																		
Skip Jutze, R OBP: 0.160, SLG: 0.170 (1, 2) X		0-0 FC1-2 1-2 1B 1B	0-0 6-3			0-0 F8		4-0 SH3-4 HR BB	0-0 4-3	4 2 1 0 1 0 1																		
Roger Metzger, S OBP: 0.318, SLG: 0.329 (1, 6) B B B		4-0 1B FC1-2 1-2 2-3 BB		0-0 F9		0-0 F7		0-0 SH3-4		2 0 0 0 1 0 0																		
J.R. Richard, R OBP: 0.033, SLG: 0.034 Paul Siebert, L OBP: 0.329, SLG: 0.279 Larry Milbourne, S OBP: 0.186, SLG: 0.200 Joe Niekro, R OBP: 0.400, SLG: 0.286 Jerry Davanon, R OBP: 0.333, SLG: 0.333 Ken Forsch, R OBP: 0.333, SLG: 0.333 (1, 1) (5, 1) (6, PH) (6, 1) (8, PH) (8, 1)		0-0 FC1-2		0-0 5-3		0-0 5-3		0-0 6-3		2 0 0 0 0 0 3 0 0 0 0 0 0 0 1 0 0 0 0 0 0 0 0 0 0 0 0 0 1 0 0 0 0 0 1 0 0 0 0 0 0 0																		
Inning Stats	R: 1 E: 1 K: 0 S: 4	H: 1 LOB: 1 BB: 1 P: 8	R: 1 E: 0 K: 0 S: 6	H: 3 LOB: 3 BB: 1 P: 10	R: 0 E: 0 K: 0 S: 4	H: 2 LOB: 1 BB: 0 P: 4	R: 0 E: 0 K: 1 S: 5	H: 0 LOB: 0 BB: 0 P: 5	R: 1 E: 0 K: 0 S: 5	H: 2 LOB: 1 BB: 0 P: 5	R: 0 E: 0 K: 0 S: 3	H: 0 LOB: 0 BB: 0 P: 3	R: 1 E: 1 K: 1 S: 7	H: 1 LOB: 2 BB: 1 P: 11	R: 2 E: 0 K: 0 S: 5	H: 2 LOB: 2 BB: 2 P: 13	R: 0 E: 0 K: 0 S: 3	H: 0 LOB: 0 BB: 0 P: 3	1B: 8 2B: 1 3B: 1 HR: 1	SF: 1 SAC: 2 DP: 0 HBP: 0	WP: 0 PB: 0 SB: 0 CS: 1	PA: 43						
PITCHER	IP WLS BF H R ER SO BB IBB HBP BLK WP HR S P ERA WHIP																											
Mike Caldwell, L ERA: 4.79 (1, 1)	5.0		24	8	3	2	1	2	0	0	0	0	0	0	24	32	3.60	2.000										
Charlie Williams, R ERA: 1.54 (6, 1)	1.1		7	1	1	0	0	1	0	0	0	0	0	0	6	10	0.00	1.500										
Randy Moffitt, R ERA: 2.86 (7, 1)	0.2		2	0	0	0	1	0	0	0	0	0	0	4	4	0.00	0.000											
Gary Lavelle, L ERA: 1.36 (8, 1)	0.2		6	2	2	2	0	2	0	0	0	0	1	4	12	27.00	6.000											
Dave Heaverly, R ERA: 3.94 (8, 1)	1.1	W	4	0	0	0	0	0	0	0	0	0	0	4	4	0.00	0.000											

Houston Astros @ San Francisco Giants
Candlestick Park, San Francisco, CA
Tue May 25 1976, 10:05 PM EDT
Att. 2,903 - Unknown

livebaseballscorecards.com

AB	35
R	6
H	11
RBI	5
BB	5
SO	2
LOB	21



Batter	1	2	3	4	5	6	7	8	9	AB R H RBI BB SO LOB	TOP		
Greg Gross, L (1, 9) OBP: 0.355, SLG: 0.338	0-0 1B 1B 2B		0-0 1B 1B 1B		0-0 F7	0-0 1-2 1B		0-0 FC4-6 BLK		5 1 3 1 0 0 1			
Rob Andrews, R (1, 4) OBP: 0.344, SLG: 0.316	0-0 G6-4-3 1B 2-3 1B		0-0 1B 1B		0-0 E 2B 1B	0-0 F8		0-0 F9		5 1 3 0 0 0 3			
Cesar Cedeno, R (1, 8) OBP: 0.336, SLG: 0.507	0-0 G6-4-3 1-2 3-H 1B		0-0 F8		0-0 E5 2B	0-0 F7		0-0 F9		5 1 1 1 0 0 6			
Bob Watson, R (1, 3) OBP: 0.374, SLG: 0.422	0-0 G6-4-3 1-2f 2-3		0-0 F8		0-0 1-H 2-H 2B		0-0 5-3		0-0 F7	5 0 1 2 0 0 4			
Jose Cruz, L (1, 7) OBP: 0.346, SLG: 0.323	4-0 BB BB BB		0-0 1-2 2-H 1B		0-3 K		0-3 K		0-0 4-3	4 0 1 0 1 2 1			
Enos Cabell, R (1, 5) OBP: 0.340, SLG: 0.377	0-0 5-3				0-0 5-3	4-0 IBB		0-0 1B	0-0 5-3	4 0 1 0 1 0 2			
Skip Jutze, R (1, 2) OBP: 0.167, SLG: 0.176		0-0 6-3		0-0 1B	0-0 5-3		0-0 F9			4 0 1 0 0 0 3			
Roger Metzger, S (1, 6) OBP: 0.323, SLG: 0.324		0-0 3-1		0-0 F5		4-0 1B BB		4-0 1B FC4-6 BB		2 1 0 0 2 0 1			
Larry Dierker, R (1, 1) OBP: 0.053, SLG: 0.053 Paul Siebert, L (5, 1) Gene Pentz, R (5, 1) Wilbur Howard, S (6, PH) Tom Griffin, R (6, 1) Ken Boswell, L (8, PH) Mike Cosgrove, L (8, 1) Joaquin Andujar, S (8, 1) OBP: 0.260, SLG: 0.260 OBP: 0.200, SLG: 0.111 OBP: 0.200, SLG: 0.200		0-3 K		0-3 K		0-3 K		0-0 FC4-6 1B		2 0 0 0 0 0 2 1 0 0 0 0 0 0 0 0 0 0 0 0 0 0 0 0 1 0 0 0 0 0 1 1 0 0 0 0 0 0 0 0 1 0 0 1 0			
Inning Stats	R: 1 H: 3 E: 0 LOB: 2 K: 0 BB: 1 S: 5 P: 9	R: 0 H: 0 E: 0 LOB: 0 K: 1 BB: 0 S: 5 P: 5	R: 0 H: 3 E: 0 LOB: 2 K: 0 BB: 0 S: 5 P: 5	R: 0 H: 1 E: 0 LOB: 1 K: 1 BB: 0 S: 6 P: 6	R: 2 H: 2 E: 1 LOB: 2 K: 1 BB: 1 S: 8 P: 12	R: 0 H: 1 E: 0 LOB: 2 K: 1 BB: 1 S: 6 P: 10	R: 0 H: 1 E: 0 LOB: 1 K: 1 BB: 0 S: 6 P: 6	R: 1 H: 1 E: 0 LOB: 1 K: 0 BB: 1 S: 4 P: 8	R: 0 H: 0 E: 0 LOB: 0 K: 0 BB: 0 S: 3 P: 3	1B: 10 SF: 0 2B: 2 SAC: 0 3B: 0 DP: 1 HR: 0 HBP: 0	WP: 0 PA: 42 PB: 0 SB: 0 CS: 0		
PITCHER	IP WLS BF H R ER SO BB IBB HBP BLK WP HR S P ERA WHIP											PITCHER	IP WLS BF H R ER SO BB IBB HBP BLK WP HR S P ERA WHIP
Jim Barr, R (1, 1) ERA: 3.86	5.0 W 25 9 3 2 3 1 1 0 0 0 0 0 29 37 3.60 2.000												
Randy Moffitt, R (6, 1) ERA: 2.78	4.0 S 17 3 1 1 2 2 0 0 0 1 0 0 19 27 2.25 1.250												

Houston Astros @ San Francisco Giants
 Candlestick Park, San Francisco, CA
 Wed May 26 1976, 6:33 AM EDT
 Att. 3,115 - Unknown

livebaseballscorecards.com

AB 38
 R 4
 H 12
 RBI 4
 BB 4
 SO 5
 LOB 23



Batter	1	2	3	4	5	6	7	8	9
Larry Herndon, R OBP: 0.510, SLG: 0.581 (1, 8)	0-0 FC6-4 2B 4-3 1B	0-0 F6			P1 FC5			0-0 SH3-4 1-2 2-3	
Derrel Thomas, S OBP: 0.313, SLG: 0.306 (1, 4)	0-0 4-3 1-2		0-0 F5		0-0 HBP 1B 1B	0-0 4-3		4-0 1B HR BB	
Bobby Murcer, L OBP: 0.391, SLG: 0.381 (1, 9)	4-0 FC6-4 BB		4-0 1B BB		0-0 F9	0-0 4-1		0-0 HR 1B	
Gary Matthews, R OBP: 0.326, SLG: 0.401 (1, 7)	0-0 FC6-4 2B 1-2 2-3		0-0 F4		1-0 1B 2B HBP	0-3 K		1-2 2-H 3-H 0-0 1-H 2-H HR	
Willie Montanez, L OBP: 0.372, SLG: 0.466 (1, 3)	0-0 1-3 3-H 2B		0-0 1B		0-0 2B 1B		0-0 F2	0-0 1B	
Chris Speier, R OBP: 0.346, SLG: 0.318 (1, 6)	0-3 K		0-0 F3		0-0 BB 2B		0-3 K	0-3 K	
Ken Reitz, R OBP: 0.293, SLG: 0.323 (1, 5)		0-0 HR		0-0 F6	4-0 BB IBB		0-0 G3	0-0 F9	
Dave Rader, L OBP: 0.287, SLG: 0.300 (1, 2)		0-0 1-3		0-0 F9	4-0 FC5 BB			0-0 SH3-4 1B HBP 1B	
Chris Arnold, R OBP: 0.226, SLG: 0.241 (5, PH)									
Randy Moffitt, R OBP: 0.500, SLG: 0.500 (6, 1)									
Jim Barr, R OBP: 0.316, SLG: 0.133 (1, 1)		0-0 F4		0-3 K	4-0 BB			1-0 1B SH3-4 HBP	
Mike Sadek, R OBP: 0.400, SLG: 0.385 (5, PH)								1-2 2-3 3-H 1B	
Mike Cosgrove, L ERA: 5.22 (8, 1)									

Inning Stats	R: 1	H: 2	E: 0	LOB: 2	K: 1	P: 11	R: 1	H: 1	E: 0	LOB: 0	K: 0	P: 4	R: 0	H: 1	E: 0	LOB: 2	K: 0	P: 8	R: 0	H: 0	E: 0	LOB: 0	K: 1	P: 5	R: 4	H: 3	E: 0	LOB: 3	K: 0	P: 19	R: 0	H: 0	E: 0	LOB: 0	K: 1	P: 5	R: 0	H: 0	E: 0	LOB: 0	K: 1	P: 5	R: 5	H: 4	E: 0	LOB: 1	K: 1	P: 14	
	S: 7	BB: 11	S: 4	BB: 4	S: 4	BB: 8	S: 5	BB: 5	S: 6	BB: 3	S: 5	BB: 19	S: 5	BB: 0	S: 5	BB: 0	S: 5	BB: 0	S: 9	BB: 14																													

PITCHER	IP	WLS	BF	H	R	ER	SO	BB	IBB	HBP	BLK	WP	HR	S	P	ERA	WHIP
Larry Dierker, R ERA: 4.39 (1, 1)	4.2	L	24	7	6	6	2	2	0	1	0	0	1	25	34	11.57	1.929
Paul Siebert, L ERA: 2.57 (5, 1)	0.0		3	0	0	0	0	2	1	0	0	0	0	0	12	∞	∞
Gene Pentz, R ERA: (5, 1)	0.1		1	0	0	0	0	0	0	0	0	0	0	1	1	0.00	0.000
Tom Griffin, R ERA: 5.4 (6, 1)	2.0		6	0	0	0	2	0	0	0	0	0	0	10	10	0.00	0.000
Mike Cosgrove, L ERA: 5.22 (8, 1)	0.1		5	2	4	4	0	1	0	1	0	0	0	3	8	108.00	9.000

AB	R	H	RBI	BB	SO	LOB
4	1	1	0	0	0	3
4	2	1	0	1	0	1
3	1	1	2	2	0	1
4	2	1	3	0	1	3
5	1	4	2	0	0	0
5	1	1	2	0	3	5
4	1	1	1	1	0	1
2	0	0	0	0	0	0
0	0	0	0	1	0	0
1	1	1	0	0	0	0
2	0	0	0	0	1	0
0	1	0	1	1	0	0

WP	HR	S	P	ERA	WHIP
0	1	6	6	13.50	3.000


BOTTOM

Houston Astros @ San Francisco Giants
Candlestick Park, San Francisco, CA
 Wed May 26 1976, 6:33 AM EDT
 Att. 3,115 - Unknown

AB	34
R	11
H	11
RBI	11
BB	6
SO	5
LOB	14



1B	2B	3B	HR	SF	SAC	DP	HBP	WP	HR	S	P	ERA	WHIP
7	2	0	2	0	1	0	2	0	1	6	6	13.50	3.000

Batter	1	2	3	4	5	6	7	8	9	AB R H RBI BB SO LOB	TOP									
Larry Herndon, R (1, 8) OBP: 0.509, SLG: 0.574	0-0 4-3			0-0 5-3		0-0 1-2 1B		0-0 1-2 1B		4 0 2 0 0 0 0	San Francisco Giants @ San Diego Padres San Diego Stadium, San Diego, CA Thu May 27 1976, 10:05 PM EDT Att. 7,739 - Unknown livebaseballscorecards.com									
Derrel Thomas, S (1, 4) OBP: 0.306, SLG: 0.299	0-0 P3			0-0 6-3		0-0 F9		0-0 F7		4 0 0 0 0 0 4										
Bobby Murcer, L (1, 9) OBP: 0.383, SLG: 0.372	0-0 F6			0-0 L6			0-0 4-3	0-3 K		4 0 0 0 0 1 2										
Gary Matthews, R (1, 7) OBP: 0.330, SLG: 0.400		0-0 G3-6-3 1B		0-0 6-3			4-0 1B 1B BB	0-0 L4		3 1 1 0 1 0 2										
Willie Montanez, L (1, 3) OBP: 0.375, SLG: 0.463		0-0 G3-6-3 1-2f		0-0 4-3			0-0 1B 1-2 1B		4-0 1B BB	3 0 1 0 1 0 1										
Chris Speier, R (1, 6) OBP: 0.344, SLG: 0.317		0-0 L9		0-0 K			0-0 F9		0-0 G4-3 1-2 1B	4 0 1 0 0 1 2										
Ken Reitz, R (1, 5) OBP: 0.298, SLG: 0.327			0-0 F7			0-0 FC3-6 1B	0-0 1-3 2-H 1B		0-3 K	4 0 2 1 0 1 2										
Marc Hill, R (1, 2) OBP: 0.222, SLG: 0.308			0-0 F3			0-0 FC3-6 1B 1-2f	0-0 L9		0-0 G4-3 1-2f	3 0 0 0 0 0 3 1 0 0 0 0 0 2										
Glenn Adams, L (9, PH) OBP: 0.227, SLG: 0.273			0-0 F4			0-3 K		4-0 1B BB		2 0 0 0 0 1 1 0 0 0 0 1 0 0 0 0 0 0 0 0 0										
Ed Halicki, R (1, 1) OBP: 0.313, SLG: 0.214																				
Chris Arnold, R (8, PH) OBP: 0.250, SLG: 0.241																				
Dave Heaverlo, R (8, 1)																				
Inning Stats	R: 0 E: 0 K: 0 S: 3	H: 0 LOB: 0 BB: 0 P: 3	R: 0 E: 0 K: 0 S: 3	H: 1 LOB: 0 BB: 0 P: 3	R: 0 E: 0 K: 0 S: 3	H: 0 LOB: 0 BB: 0 P: 3	R: 0 E: 0 K: 0 S: 3	H: 0 LOB: 0 BB: 0 P: 3	R: 0 E: 0 K: 1 S: 7	H: 2 LOB: 2 BB: 0 P: 7	R: 1 E: 0 K: 0 S: 5	H: 2 LOB: 2 BB: 1 P: 9	R: 0 E: 0 K: 1 S: 6	H: 1 LOB: 2 BB: 1 P: 10	R: 0 E: 0 K: 1 S: 5	H: 1 LOB: 1 BB: 1 P: 9	1B: 7 2B: 0 3B: 0 HR: 0	SF: 0 SAC: 0 DP: 2 HBP: 0	WP: 0 PB: 0 SB: 0 CS: 0	PA: 35
PITCHER	IP WLS BF H R ER SO BB IBB HBP BLK WP HR S P ERA WHIP																			
Brent Strom, L (1, 1) ERA: 3.63	7.0 W 27 5 1 1 2 2 0 0 0 0 0 0 29 37 1.29 1.000																			
Butch Metzger, R (8, 1) ERA: 0.86	2.0 S 8 2 0 0 2 1 0 0 0 0 0 0 11 15 0.00 1.500																			

Batter	1	2	3	4	5	6	7	8	9	AB R H RBI BB SO LOB
Larry Herndon, R (1, 8) OBP: 0.517, SLG: 0.596	0-0 1B E 1B		0-0 L4		0-0 CS 1B		0-0 4-3		0-0 1-3 3-H 2B	5 1 3 1 0 0 2
Derrel Thomas, S (1, 4) OBP: 0.319, SLG: 0.311	0-0 S E SF9 1B		0-0 WP 2B		0-0 CS 1-2	4-0 G3-6-1 BB		4-0 E S BB	3 1 2 0 2 1 2	
Bobby Murcer, L (1, 9) OBP: 0.373, SLG: 0.361	0-0 E6 1-2 3-H		0-0 F7		0-0 G3-6-1 1-2f		0-0 L9	0-0 G3	5 0 0 1 0 0 6	
Gary Matthews, R (1, 7) OBP: 0.323, SLG: 0.393	0-0 SF9 2-H		0-0 6-3 2-3		0-0 5-3		0-3 K 1-3		3 0 0 1 0 1 2	
Willie Montanez, L (1, 3) OBP: 0.372, SLG: 0.456	0-0 F4		0-0 4-3		0-0 4-3		4-0 3-1 SH1-4 1B BB	0-0 6-3	3 1 0 0 1 0 2	
Chris Speier, R (1, 6) OBP: 0.344, SLG: 0.323	0-0 1-3		0-0 F7		0-0 5-3		0-0 SH1-4 1-2	0-0 2B 2B	3 1 1 0 0 0 1	
Ken Reitz, R (1, 5) OBP: 0.302, SLG: 0.337		0-0 G4-6-3 1B		0-0 5-3		0-0 3-1 2-3		0-0 1B 2B 2B	4 1 2 1 0 0 1	
Dave Rader, L (1, 2) OBP: 0.286, SLG: 0.289		0-0 G4-6-3 1-2f		0-0 F9		4-0 1B IBB		0-0 F3	3 0 0 0 1 0 2	
John Montefusco, R (1, 1) OBP: 0.241, SLG: 0.231		0-0 1-3		0-0 6-3		0-0 1-2 3-H 1B		0-0 2B 2-3 1B	4 0 2 1 0 0 0	

Inning Stats	R: 2	H: 2	E: 1	LOB: 1	K: 0	BB: 0	S: 6	P: 6	R: 0	H: 1	E: 0	LOB: 0	K: 0	BB: 0	S: 3	P: 3	R: 0	H: 0	E: 0	LOB: 0	K: 0	BB: 0	S: 3	P: 3	R: 0	H: 1	E: 0	LOB: 0	K: 0	BB: 0	S: 3	P: 3	R: 0	H: 0	E: 0	LOB: 0	K: 0	BB: 1	S: 2	P: 6	R: 1	H: 1	E: 0	LOB: 2	K: 0	BB: 2	S: 4	P: 12	R: 0	H: 0	E: 0	LOB: 1	K: 1	BB: 1	S: 5	P: 9	R: 2	H: 4	E: 0	LOB: 2	K: 1	BB: 0	S: 9	P: 9	1B: 6	SF: 1	2B: 4	SAC: 1	3B: 0	DP: 2	HR: 0	HBP: 0	WP: 1	PA: 40
--------------	------	------	------	--------	------	-------	------	------	------	------	------	--------	------	-------	------	------	------	------	------	--------	------	-------	------	------	------	------	------	--------	------	-------	------	------	------	------	------	--------	------	-------	------	------	------	------	------	--------	------	-------	------	-------	------	------	------	--------	------	-------	------	------	------	------	------	--------	------	-------	------	------	-------	-------	-------	--------	-------	-------	-------	--------	-------	--------


PITCHER	IP	WLS	BF	H	R	ER	SO	BB	IBB	HBP	BLK	WP	HR	S	P	ERA	WHIP
Alan Foster, R (1, 1) ERA: 2.35	6.0	L	22	5	2	1	0	1	0	0	0	1	0	21	25	1.50	1.000
Dan Spillner, R (7, 1) ERA: 2.77	2.0		10	1	1	1	1	2	1	0	0	0	0	9	21	4.50	1.500
Dave Tomlin, L (9, 1) ERA: 6.87	0.1		5	4	2	2	0	0	0	0	0	0	0	5	5	54.00	12.000
Ken Reynolds, L (9, 1) ERA: 3.6	0.2		2	0	0	0	1	0	0	0	0	0	0	4	4	0.00	0.000

TOP

San Francisco Giants @ San Diego Padres
San Diego Stadium, San Diego, CA

Fri May 28 1976, 10:05 PM EDT
Att. 13,289 - Unknown

AB	33
R	5
H	10
RBI	5
BB	4
SO	2
LOB	18



Batter	1	2	3	4	5	6	7	8	9	AB R H RBI BB SO LOB	TOP											
Larry Herndon, R (1, 8) OBP: 0.492, SLG: 0.554	0-0 E5 1B		0-0 F4		0-0 L8		0-0 F8		4-0 G4-6-3 BB	4 0 0 0 1 0 4	San Francisco Giants @ San Diego Padres San Diego Stadium, San Diego, CA Sat May 29 1976, 10:05 PM EDT Att. 13,790 - Unknown livebaseballscorecards.com											
Derrel Thomas, S (1, 4) OBP: 0.321, SLG: 0.314	0-0 1B		0-0 F8		0-0 1B		0-0 3-1	0-0 G4-6-3 1-2f	5 0 2 0 0 0 5													
Bobby Murcer, L (1, 9) OBP: 0.376, SLG: 0.357	4-0 BB		0-3 K		0-0 F2		4-0 FC6-4 IBB		2 0 0 0 2 1 3													
Gary Matthews, R (1, 7) OBP: 0.321, SLG: 0.386 Randy Moffitt, R (7, 1) OBP: 0.500, SLG: 0.500 Dave Heaverlo, R (8, 1)	0-0 F8			4-0 BLK BB		0-3 K	0-0 FC6-4 1-2f		3 0 0 0 1 1 5 0 0 0 0 0 0 0 0 0 0 0 0 0 0													
Willie Montanez, L (1, 3) OBP: 0.370, SLG: 0.451	0-0 4-3		0-0 F7 1-2		0-0 1B 1B		0-0 5-3		4 0 1 0 0 0 3													
Chris Speier, R (1, 6) OBP: 0.347, SLG: 0.327		0-0 G6-4-3 1B	0-0 F6		0-0 1B 1B		0-3 K		4 0 2 0 0 1 1													
Ken Reitz, R (1, 5) OBP: 0.296, SLG: 0.330		0-0 L5	0-0 F5		0-0 G6-4-3 1-2f		0-0 6-3		4 0 0 0 0 0 4													
Dave Rader, L (1, 2) OBP: 0.287, SLG: 0.291 Mike Sadek, R (7, PR) OBP: 0.400, SLG: 0.385 Steve Ontiveros, S (9, PH) OBP: 0.244, SLG: 0.154		0-0 G6-4-3 1-2f			0-0 3-1		0-0 3-1 1B 1B	0-0 4-3	3 0 1 0 0 0 1 0 0 0 0 0 0 0 1 0 0 0 0 0 0													
Rob Dressler, R (1, 1) OBP: 0.400, SLG: 0.400 Von Joshua, L (7, PH) OBP: 0.281, SLG: 0.323			0-0 1B		0-0 1B		0-0 3-1 1B	0-0 2B	2 0 2 0 0 0 0 2 0 2 0 0 0 0													
Inning Stats	R: 0 E: 1 K: 0 S: 4	H: 1 LOB: 2 BB: 1 P: 8	R: 0 E: 0 K: 0 S: 3	H: 1 LOB: 0 BB: 0 P: 3	R: 0 E: 0 K: 1 S: 6	H: 1 LOB: 1 BB: 0 P: 6	R: 0 E: 0 K: 0 S: 3	H: 0 LOB: 1 BB: 1 P: 7	R: 0 E: 0 K: 0 S: 5	H: 2 LOB: 2 BB: 0 P: 5		R: 0 E: 0 K: 1 S: 6	H: 2 LOB: 1 BB: 0 P: 6	R: 0 E: 0 K: 0 S: 5	H: 2 LOB: 3 BB: 1 P: 9	R: 0 E: 0 K: 1 S: 5	H: 0 LOB: 0 BB: 0 P: 5	R: 0 E: 0 K: 0 S: 3	H: 1 LOB: 1 BB: 1 P: 7	1B: 9 2B: 1 3B: 0 HR: 0	SF: 0 SAC: 0 DP: 3 HBP: 0	WP: 0 PB: 0 SB: 0 CS: 0
PITCHER Dave Freisleben, R (1, 1) ERA:	IP 9.0	WLS W	BF 38	H 10	R 0	ER 0	SO 3	BB 3	IBB 1	HBP 0	BLK 1	WP 0	HR 0	S 40	P 56	ERA 0.00	WHIP 1.444					



Batter	1	2	3	4	5	6	7	8	9	AB	R	H	RBI	BB	SO	LOB
Enzo Hernandez, R (1, 6) OBP: 0.388, SLG: 0.362	0-0 4-3 ①		0-0 SH3 ①		0-0 L6 ②		4-0 E BB ②			2	0	0	0	1	0	0
Tito Fuentes, S (1, 4) OBP: 0.282, SLG: 0.308	0-0 4-3 ②		0-0 FC4-5 ②		0-0 F7 ③		0-0 SF7 ②			3	0	0	1	0	0	1
Willie Davis, L (1, 8) OBP: 0.315, SLG: 0.429	0-0 4-3 ③		0-0 4-3 ③				0-0 F9-3 1B ③			4	0	1	0	0	0	2
Willie McCovey, L (1, 3) OBP: 0.258, SLG: 0.279		0-0 4-3 ①		0-0 L8 2B ①		0-0 F5 ①		0-0 F8 1B ①		4	0	2	0	0	0	1
Mike Ivie, R (8, PR) OBP: 0.287, SLG: 0.337										0	0	0	0	0	0	0
Dave Winfield, R (1, 9) OBP: 0.350, SLG: 0.455		0-0 1B FC6-4 1B ①		0-0 6-3 ①		0-0 F9-3 ② ③		0-0 S 1B ①		4	1	2	0	0	0	2
Doug Rader, R (1, 5) OBP: 0.404, SLG: 0.548		0-0 1B FC6-4 1B ②		0-0 L8 ②		0-0 1B FC 2B ②		0-3 K ①		4	1	2	0	0	1	3
Jerry Turner, L (1, 7) OBP: 0.281, SLG: 0.361		0-0 FC6-4 ②		4-0 FC6-4 IBB ②		0-0 E FC SF7 1B ②		0-0 F8 ②		3	1	1	1	1	0	3
Luis Melendez, R (9, 7) OBP: 0.111, SLG: 0.111		0-0 1-2f 3-H K ③		0-0 FC6-4 IBB ③		0-0 FC E ③		0-3 K ③		0	0	0	0	0	0	0
Fred Kendall, R (1, 2) OBP: 0.269, SLG: 0.236		0-3 K ③		0-0 FC6-4 1-2f ③		0-0 FC E ③		0-3 K ③		2	0	0	0	0	1	3
Gene Locklear, L (7, PH) OBP: 0.262, SLG: 0.256										1	1	0	1	0	0	1
Bob Davis, R (8, 2) OBP: 0.136, SLG: 0.143										1	0	0	0	0	1	2
Dave Freisleben, R (1, 1) OBP: 0.250, SLG: 0.250			0-0 FC4-5 SH3 1B ①		0-0 4-3 ①		0-0 K ①			3	0	1	0	0	1	2

Inning Stats	R: 0	H: 0	E: 0	K: 0	S: 3	R: 1	H: 2	E: 0	K: 1	S: 7	R: 0	H: 1	E: 0	K: 0	S: 4	R: 0	H: 1	E: 0	K: 0	S: 4	R: 0	H: 0	E: 0	K: 0	S: 3	R: 3	H: 2	E: 2	K: 1	S: 8	R: 0	H: 2	E: 0	K: 2	S: 9		
	0	0	0	0	3	1	2	0	1	7	0	1	0	0	4	0	1	0	0	8	0	0	0	0	3	3	2	1	12	0	2	0	9	0	2	0	9
	0	0	0	0	3	1	2	0	1	7	0	1	0	0	4	0	1	0	0	8	0	0	0	0	3	3	2	1	12	0	2	0	9	0	2	0	9


BOTTOM

San Francisco Giants @ San Diego Padres
 San Diego Stadium, San Diego, CA

Sat May 29 1976, 10:05 PM EDT
 Att. 13,790 - Unknown

livebaseballscorecards.com

AB	31
R	4
H	9
RBI	3
BB	2
SO	4
LOB	20



WP: 0	PA: 35
PB: 0	
SB: 1	
CS: 0	

Batter	1	2	3	4	5	6	7	8	9	10	AB R H RBI BB SO LOB	TOP										
Larry Herndon, R (1, 8) OBP: 0.471, SLG: 0.525	0-0 2-3	0-0 F9			0-0 FC4 1B		0-0 F8			0-0 5-3	5 0 1 0 0 0 3	San Francisco Giants @ San Diego Padres San Diego Stadium, San Diego, CA Sun May 30 1976, 6:33 AM EDT Att. 36,750 - Unknown livebaseballscorecards.com										
Derrel Thomas, S (1, 4) OBP: 0.313, SLG: 0.305	0-0 4-3		0-0 5-3		0-0 FC4 E			0-0 F9		0-0 1-3	5 1 0 0 0 0 1											
Chris Speier, R (1, 6) OBP: 0.340, SLG: 0.320	0-0 6-3		0-0 4-3		0-0 5-3 1-H			0-0 5-3			4 0 0 0 0 0 0											
Bobby Murcer, L (1, 9) OBP: 0.373, SLG: 0.354		0-0 FC4-6 1B	0-0 G3		0-0 F8			0-0 5-3			4 0 1 0 0 0 0											
Gary Matthews, R (1, 7) OBP: 0.325, SLG: 0.388		0-0 FC4-6 E		0-0 2-3 1B 1B		0-0 6-3			0-0 6-3 SH1-3 1B		4 2 2 0 0 0 1											
Willie Montanez, L (1, 3) OBP: 0.365, SLG: 0.444		0-0 1-3		0-0 F3		0-0 4-3			0-0 SH1-3 1-2		3 0 0 0 0 0 2											
Ken Reitz, R (1, 5) OBP: 0.289, SLG: 0.322		0-0 E6 1B 1B		0-0 2-3 1-2		0-0 1-3			0-0 6-3 2-3		4 0 0 0 0 0 2											
Mike Sadek, R (1, 2) OBP: 0.412, SLG: 0.400		0-0 1B 1B		0-0 1B 1B			0-0 5-3		0-0 6-3		4 0 2 1 0 0 1											
Mike Caldwell, R (1, 1) OBP: 0.167, SLG: 0.167		0-0 1-2 2-3 1B		0-0 F8			0-0 5-3			0-0 F9	2 0 1 0 0 0 1											
Charlie Williams, R (5, 1)											1 0 0 0 0 0 0											
Chris Arnold, R (10, PH) OBP: 0.242, SLG: 0.233											1 0 0 0 0 0 0											
Gary Lavelle, S (10, 1) OBP: 0.200, SLG: 0.200											0 0 0 0 0 0 0											
Inning Stats	R: 0 E: 0 K: 0 S: 3	H: 0 LOB: 0 BB: 0 P: 3	R: 1 E: 2 K: 0 S: 7	H: 3 LOB: 3 BB: 0 P: 7	R: 0 E: 0 K: 0 S: 3	H: 0 LOB: 0 BB: 0 P: 3	R: 1 E: 0 K: 0 S: 5	H: 2 LOB: 1 BB: 0 P: 5	R: 1 E: 1 K: 0 S: 4	H: 1 LOB: 0 BB: 0 P: 4	R: 0 E: 0 K: 0 S: 3	H: 0 LOB: 0 BB: 0 P: 3	R: 0 E: 0 K: 0 S: 3	H: 0 LOB: 0 BB: 0 P: 3	R: 0 E: 0 K: 0 S: 4	H: 1 LOB: 1 BB: 0 P: 4	R: 0 E: 0 K: 0 S: 3	H: 0 LOB: 0 BB: 0 P: 3	1B: 7 2B: 0 3B: 0 HR: 0	SF: 0 SAC: 1 DP: 0 HBP: 0	WP: 0 PB: 0 SB: 0 CS: 0	PA: 38
PITCHER Randy Jones, L (1, 1) ERA: 2.11	IP 10.0 WLS W BF 38 H 7 R 3 ER 1 SO 0 BB 0 IBB 0 HBP 0 BLK 0 WP 0 HR 0 S 38 P 38 ERA 0.90 WHIP 0.700											PITCHER	IP 10.0 WLS W BF 38 H 7 R 3 ER 1 SO 0 BB 0 IBB 0 HBP 0 BLK 0 WP 0 HR 0 S 38 P 38 ERA 0.90 WHIP 0.700									



Batter	1	2	3	4	5	6	7	8	9	10	AB	R	H	RBI	BB	SO	LOB
Enzo Hernandez, R OBP: 0.389, SLG: 0.365 (1, 6)											5	0	2	1	0	0	0
Tito Fuentes, S OBP: 0.286, SLG: 0.311 (1, 4)											5	1	2	0	0	0	1
Willie Davis, L OBP: 0.317, SLG: 0.434 (1, 8)											5	0	2	1	0	0	0
Dave Winfield, R OBP: 0.348, SLG: 0.449 (1, 9)											4	0	1	0	0	0	2
Doug Rader, R OBP: 0.393, SLG: 0.531 (1, 5)											4	0	0	0	0	0	1
Merv Rettenmund, R OBP: 0.453, SLG: 0.439 (1, 7)											3	1	1	0	1	1	0
Mike Ivie, R OBP: 0.296, SLG: 0.378 (1, 3)											4	1	2	2	0	0	1
Fred Kendall, R OBP: 0.268, SLG: 0.236 (1, 2)											4	1	1	0	0	0	1
Randy Jones, R OBP: 0.118, SLG: 0.032 (1, 1)											3	0	0	0	0	0	0

Inning Stats	R: 0	H: 1	R: 0	H: 1	R: 0	H: 0	R: 0	H: 1	R: 3	H: 5	R: 0	H: 0	R: 0	H: 0	R: 0	H: 1	R: 1	H: 2	1B: 9	SF: 0
	E: 0	LOB: 0	E: 0	LOB: 1	E: 0	LOB: 0	E: 0	LOB: 1	E: 0	LOB: 2	E: 0	LOB: 0	E: 0	LOB: 0	E: 0	LOB: 1	E: 1	LOB: 1	2B: 1	SAC: 1
	K: 0	BB: 0	K: 0	BB: 0	K: 0	BB: 0	K: 0	BB: 0	K: 0	BB: 0	K: 0	BB: 0	K: 0	BB: 0	K: 1	BB: 0	K: 0	BB: 0	3B: 0	DP: 1
	S: 3	P: 3	S: 4	P: 4	S: 3	P: 3	S: 4	P: 4	S: 7	P: 11	S: 3	P: 3	S: 3	P: 3	S: 6	P: 6	S: 4	P: 4	HR: 1	HBP: 0

PITCHER	IP	WLS	BF	H	R	ER	SO	BB	IBB	HBP	BLK	WP	HR	S	P	ERA	WHIP
Mike Caldwell, L ERA: 4.89 (1, 1)	4.2		21	8	3	3	0	1	0	0	0	0	1	20	24	5.79	1.929
Charlie Williams, R ERA: 1.3 (5, 1)	4.1		14	1	0	0	1	0	0	0	0	0	0	16	16	0.00	0.231
Gary Lavelle, L ERA: 1.34 (10, 1)	0.2	L	4	2	1	0	0	0	0	0	0	0	0	4	4	0.00	3.000

BOTTOM

San Francisco Giants @ San Diego Padres
 San Diego Stadium, San Diego, CA
 Sun May 30 1976, 6:33 AM EDT
 Att: 36,750 - Unknown

AB	37
R	4
H	11
RBI	4
BB	1
SO	1
LOB	6



WP: 0	PA: 39
PB: 0	
SB: 0	
CS: 1	

Batter	1	2	3	4	5	6	7	8	9	10	11	12	AB	R	H	RBI	BB	SO	LOB	TOP		
Larry Herndon, R OBP: 0.453, SLG: 0.500 (1, 8)	0-0 PB SH5-3 1B		0-0 F2		0-0 F8		0-0 L5		0-0 G4-3			0-0 1B 1B	7	1	2	0	0	0	5			
Derrel Thomas, S OBP: 0.314, SLG: 0.311 (1, 4)	0-0 SH5-3 1-2		0-0 F3		0-0 2B			0-0 F7		0-0 F8		0-0 1B 1B	6	1	2	0	0	0	2			
Chris Speier, R OBP: 0.345, SLG: 0.331 (1, 6)	0-0 F6 2-3		0-0 1B		0-0 6-3			0-0 G3 2B		0-0 F8		0-0 1B 2B 1B	6	1	3	0	0	0	2			
Bobby Murcer, L OBP: 0.367, SLG: 0.348 (1, 9)	0-0 L9		0-0 G3			0-0 G3		0-0 G3 2-3		0-0 G3		0-0 1B 2B 1B	6	1	1	2	0	0	3			
Gary Matthews, R OBP: 0.325, SLG: 0.379 (1, 7)		0-0 F9		4-0 G4-6-3 BB		4-0 G3-6-3-4 BB		0-0 6-3			0-0 1-3	0-3 K	4	0	0	0	2	1	3			
Willie Montanez, L OBP: 0.368, SLG: 0.448 (1, 3)	0-0 WP 2B		0-0 G4-6-3		0-0 G3-6-3-4				0-0 SH5-4 1B		0-0 F7	4-0 2B 1B	5	2	2	0	1	0	2			
Ken Reitz, R OBP: 0.296, SLG: 0.330 (1, 5)	0-0 5-3 2-3		0-0 FC6-4 1B		0-0 FC6-4		0-0 F9		0-0 E4 1B SH5-4		1-0 1B HBP	0-0 E 1B 2B	5	1	2	2	0	0	2			
Mike Sadek, R OBP: 0.432, SLG: 0.406 (1, 2)	4-0 BB		0-0 FC6-4		0-0 K2-3		0-0 SH1-4 1B		0-0 SH5-4		0-0 HBP	0-0 E5 3-1 1B	2	0	1	0	1	0	1			
Glenn Adams, L OBP: 0.261, SLG: 0.304 (11, PH)		4-0 BB							1-2 2-3		0-0 1B	0-0 E 1B 2B	1	0	1	0	0	0	0			
Craig Robinson, R OBP: 1.000, SLG: 1.000 (11, PR)									1-2 2-3		1-3 1B	0-0 E 1B 2B	0	0	0	0	0	0	0			
Marc Hill, R OBP: 0.218, SLG: 0.302 (11, 2)									2-3 3-H		0-0 1B	0-0 E 1B 2B	1	0	0	1	0	0	1			
Jim Barr, R OBP: 0.296, SLG: 0.118 (9, PH)		0-3 K							0-0 G4-3 1B		0-0 1-3	0-0 E 1B 2B	2	0	0	0	0	2	2			
Chris Arnold, R OBP: 0.200, SLG: 0.258 (9, 1)												1-2 3-H	1	0	1	1	0	0	0			
Gary Lavelle, S OBP: 0.200, SLG: 0.200 (10, 1)													0	0	0	0	0	0	0			
Dave Heaverlo, R OBP: 0.296, SLG: 0.321 (11, PH)													0	0	0	0	0	0	0			
Von Joshua, L OBP: 0.296, SLG: 0.321 (11, PH)													1	0	0	0	0	0	2			
Randy Moffitt, R OBP: 0.097, SLG: 0.667 (11, 1)													1	0	1	1	0	0	0			
Inning Stats	R: 0 E: 0 K: 0 S: 4	H: 1 LOB: 1 BB: 0 P: 4	R: 0 E: 0 K: 1 S: 6	H: 1 LOB: 2 BB: 1 P: 10	R: 0 E: 0 K: 0 S: 4	H: 1 LOB: 1 BB: 0 P: 4	R: 0 E: 0 K: 0 S: 3	H: 1 LOB: 1 BB: 1 P: 7	R: 0 E: 0 K: 1 S: 6	H: 1 LOB: 1 BB: 0 P: 6	R: 0 E: 0 K: 0 S: 2	H: 1 LOB: 1 BB: 0 P: 4	R: 0 E: 0 K: 0 S: 3	H: 1 LOB: 2 BB: 0 P: 5	R: 0 E: 0 K: 0 S: 4	H: 1 LOB: 2 BB: 0 P: 5	R: 6 E: 1 K: 1 S: 12	H: 6 LOB: 2 BB: 1 P: 16	1B: 12 2B: 4 3B: 0 HR: 0	SF: 0 SAC: 3 DP: 3 HBP: 1	WP: 1 PB: 1 SB: 0 CS: 0	PA: 56
PITCHER	IP 10.0	WLS L	BF 40	H 9	R 1	ER 0	SO 2	BB 3	IBB 0	HBP 0	BLK 0	WP 1	HR 0	S 41	P 53	ERA 0.00	WHIP 1.200					
Doug Rau, L ERA: 2.56 (1, 1)																						
Mike Marshall, R ERA: 4.18 (11, 1)	2.0	L	16	7	6	6	1	0	1	1	0	0	0	16	21	27.00	3.500					

San Francisco Giants @ Los Angeles Dodgers
 Dodger Stadium, Los Angeles, CA
 Mon May 31 1976, 7:05 PM PDT
 Att. 32,071 - Unknown

AB	48
R	7
H	16
RBI	7
BB	4
SO	3
LOB	25



Batter	1	2	3	4	5	6	7	8	9	10	11	12	AB	R	H	RBI	BB	SO	LOB
Davey Lopes, R OBP: 0.303, SLG: 0.333 (1, 4)	0-0 5-3		0-0 G4-6-3			0-0 2B		0-0 5-3			0-0 F8		5	0	1	0	0	0	1
Bill Buckner, L OBP: 0.315, SLG: 0.426 (1, 7)	0-0 4-3			0-0 6-3		0-0 F7			0-0 G3		0-0 1B		5	0	1	0	0	0	1
Steve Garvey, R OBP: 0.352, SLG: 0.423 (1, 3)	0-0 L6			0-0 4-3		0-0 6-3			0-0 4-3		0-0 G6-4-3		5	0	0	0	0	0	1
Ron Cey, R OBP: 0.414, SLG: 0.524 (1, 5)		0-0 4-3			0-3 K				0-0 2B			0-0 1B	3	0	1	0	1	1	0
Rick Auerbach, R OBP: 0.200, SLG: 0.111 (9, PR)						0-0 FC5 1B							0	1	0	0	0	0	0
Henry Cruz, L OBP: 0.288, SLG: 0.475 (12, PH)													1	0	1	0	0	0	0
Joe Ferguson, R OBP: 0.342, SLG: 0.426 (1, 9)		0-0 2B			0-0 G4-6-3 1B			0-0 F2		0-0 1B 2B		0-0 F8	5	0	3	1	0	0	2
Dusty Baker Jr., R OBP: 0.307, SLG: 0.313 (1, 8)		0-0 F8			0-0 G4-6-3 1B			0-0 1B		0-0 1B		0-3 K	5	0	2	0	0	1	3
Steve Yeager, R OBP: 0.303, SLG: 0.438 (1, 2)		0-3 K			0-0 F2			0-0 FC5			0-0 1-3		5	0	0	0	0	1	4
Bill Russell, R OBP: 0.301, SLG: 0.389 (1, 6)			0-0 6-3			0-0 5-3		0-0 6-3		0-0 E6			4	0	0	0	0	0	0
Doug Rau, L OBP: 0.348, SLG: 0.263 (1, 1)			0-0 1B			0-0 F7		0-0 1-3		0-0 G4-6-3			3	0	1	0	0	0	0
Ed Goodson, L OBP: 0.308, SLG: 0.394 (10, PH)											0-0 G4-6-3		1	0	0	0	0	0	1
Mike Marshall, R (11, 1)											0-0 1-2f		0	0	0	0	0	0	0

Inning Stats	R: 0	H: 0	E: 0	K: 0	S: 3	R: 0	H: 1	E: 0	K: 1	S: 6	R: 0	H: 1	E: 0	K: 0	S: 3	R: 0	H: 0	E: 0	K: 1	S: 5	R: 0	H: 1	E: 0	K: 0	S: 3	R: 0	H: 1	E: 0	K: 0	S: 4	R: 0	H: 1	E: 0	K: 0	S: 4	R: 0	H: 0	E: 0	K: 0	S: 3	R: 1	H: 3	E: 0	K: 0	S: 5	R: 0	H: 0	E: 1	K: 0	S: 3	R: 0	H: 1	E: 0	K: 1	S: 6	1B: 7	2B: 3	3B: 0	HR: 0	SF: 0	SAC: 0	DP: 4	HBP: 0	WP: 0	PA: 43
--------------	------	------	------	------	------	------	------	------	------	------	------	------	------	------	------	------	------	------	------	------	------	------	------	------	------	------	------	------	------	------	------	------	------	------	------	------	------	------	------	------	------	------	------	------	------	------	------	------	------	------	------	------	------	------	------	-------	-------	-------	-------	-------	--------	-------	--------	-------	--------

PITCHER	IP	WLS	BF	H	R	ER	SO	BB	IBB	HBP	BLK	WP	HR	S	P	ERA	WHIP
Jim Barr, R ERA: 3.39 (1, 1)	8.0		28	5	0	0	2	1	0	0	0	0	0	31	35	0.00	0.750
Gary Lavelle, L ERA: 1.52 (9, 1)	1.0		5	3	1	1	0	0	0	0	0	0	0	5	5	9.00	3.000
Dave Heaverlo, R ERA: 3.58 (10, 1)	1.0		3	0	0	0	0	0	0	0	0	0	0	3	3	0.00	0.000
Randy Moffitt, R ERA: 3.06 (11, 1)	2.0	W	7	2	0	0	1	0	0	0	0	0	0	9	9	0.00	1.000

San Francisco Giants @ Los Angeles Dodgers
Dodger Stadium, Los Angeles, CA
 Mon May 31 1976, 7:05 PM PDT
 Att: 32,071 - Unknown

livebaseballscorecards.com

AB 42
 R 1
 H 10
 RBI 1
 BB 1
 SO 3
 LOB 13



Batter	1	2	3	4	5	6	7	8	9	AB R H RBI BB SO LOB	TOP																						
Larry Herndon, R (1, 8) OBP: 0.438, SLG: 0.479	0-0 6-3		0-0 F3		0-0 6-3		0-0 F8		0-0 1B S 1B	5 1 1 0 0 0 3																							
Derrel Thomas, S (1, 4) OBP: 0.311, SLG: 0.309	0-0 F9		0-0 F2		0-0 4-3		0-0 F9		0-0 1B S 1B	5 1 1 0 0 0 3																							
Bobby Murcer, L (1, 9) OBP: 0.368, SLG: 0.342	0-0 L9		0-0 6-3			0-3 K		4-0 E E	4-0 1B BB	3 1 0 0 2 1 3																							
Gary Matthews, R (1, 7) OBP: 0.332, SLG: 0.385		0-3 K		0-0 4-3		0-0 1B S 1B		0-3 K2-3	0-0 1B BB	5 2 3 2 0 2 1																							
Willie Montanez, L (1, 3) OBP: 0.369, SLG: 0.447		0-0 F6 1B		0-0 4-3		0-0 1B 1B		0-0 E5	0-0 3-1	5 1 2 1 0 0 3																							
Chris Speier, R (1, 6) OBP: 0.343, SLG: 0.330		0-0 F6 1-2		0-0 6-3 1B		0-0 F2		0-0 F8		4 0 1 1 0 0 3																							
Ken Reitz, R (1, 5) OBP: 0.300, SLG: 0.333			0-0 SH 1B		0-0 6-3		0-0 1B 1B		0-0 6-3	4 0 2 1 0 0 2																							
Dave Rader, L (1, 2) OBP: 0.286, SLG: 0.281			4-0 SH BB		0-0 F5		0-0 F9		0-0 F7	3 0 0 0 1 0 2																							
Ed Halicki, R (1, 1) OBP: 0.263, SLG: 0.176			0-0 SH 1-2 2-3		0-3 K		0-3 K		0-3 K	3 0 0 0 0 3 0																							
Inning Stats	R: 0 E: 0 K: 0 S: 3	H: 0 LOB: 0 BB: 0 P: 3	R: 0 E: 0 K: 1 S: 5	H: 1 LOB: 0 BB: 0 P: 5	R: 0 E: 0 K: 0 S: 5	H: 1 LOB: 3 BB: 1 P: 9	R: 1 E: 0 K: 0 S: 5	H: 2 LOB: 1 BB: 0 P: 5	R: 0 E: 0 K: 1 S: 5	H: 0 LOB: 0 BB: 0 P: 5	R: 2 E: 0 K: 1 S: 8	H: 3 LOB: 1 BB: 0 P: 8	R: 0 E: 0 K: 1 S: 5	H: 0 LOB: 0 BB: 0 P: 5	R: 1 E: 2 K: 1 S: 6	H: 0 LOB: 1 BB: 1 P: 10	R: 2 E: 0 K: 1 S: 8	H: 3 LOB: 2 BB: 1 P: 12	1B: 10 2B: 0 3B: 0 HR: 0	SF: 0 SAC: 1 DP: 0 HBP: 0	WP: 0 PB: 0 SB: 5 CS: 0	PA: 41											
PITCHER Don Sutton, R (1, 1) ERA: 4.77	IP 9.0	WLS L	BF 41	H 10	R 6	ER 5	SO 6	BB 3	IBB 0	HBP 0	BLK 0	WP 0	HR 0	S 50	P 62	ERA 5.00	WHIP 1.444																
											PITCHER	IP	WLS	BF	H	R	ER	SO	BB	IBB	HBP	BLK	WP	HR	S	P	ERA	WHIP					

San Francisco Giants @ Los Angeles Dodgers
Dodger Stadium, Los Angeles, CA
Tue Jun 01 1976, 7:05 PM PDT
Att. 20,398 - Unknown

livebaseballscorecards.com

AB	37
R	6
H	10
RBI	5
BB	3
SO	6
LOB	20



Batter	1	2	3	4	5	6	7	8	9	AB R H RBI BB SO LOB
Davey Lopes, R OBP: 0.301, SLG: 0.330 (1, 4)	0-3 K			0-0 K		0-3 K			0-0 E5	4 0 1 0 0 2 0
Bill Buckner, L OBP: 0.309, SLG: 0.417 (1, 7)	0-0 F6			0-0 F8			0-0 F3		0-0 L1-3	4 0 0 0 0 0 2
Steve Garvey, R OBP: 0.352, SLG: 0.422 (1, 3)	0-3 K			0-0 F7			0-0 1B			3 0 1 0 0 1 1
Ron Cey, R OBP: 0.407, SLG: 0.515 (1, 5)		0-0 F9		0-0 6-3			0-3 K			3 0 0 0 0 1 2
Joe Ferguson, R OBP: 0.335, SLG: 0.417 (1, 9)		0-0 F3			0-0 6-3		0-0 5-3			3 0 0 0 0 0 1
Dusty Baker Jr., R OBP: 0.308, SLG: 0.309 (1, 8)		0-0 F7			0-0 4-3			4-0 BB		2 0 0 0 1 0 0
Steve Yeager, R OBP: 0.299, SLG: 0.432 (1, 2)			0-0 F8		0-3 K			0-3 K		2 0 0 0 0 1 0
Henry Cruz, L OBP: 0.284, SLG: 0.468 (8, PH)										1 0 0 0 0 1 1
Elie Rodriguez, R OBP: 0.636, SLG: 0.500 (9, 2)										0 0 0 0 0 0 0
Bill Russell, R OBP: 0.297, SLG: 0.383 (1, 6)			0-0 F6			0-0 4-3		0-0 L1-3		2 0 0 0 0 0 0
Danny Walton, R (8, PH)										1 0 0 0 0 0 1
Rick Auerbach, R OBP: 0.200, SLG: 0.111 (9, 6)										0 0 0 0 0 0 0
Don Sutton, R OBP: 0.192, SLG: 0.130 (1, 1)			0-0 F3			0-0 6-3			0-0 F7	2 0 0 0 0 0 0
Ed Goodson, L OBP: 0.300, SLG: 0.382 (9, PH)										1 0 0 0 0 0 0


Inning Stats	R: 0	H: 0	E: 0	K: 2	S: 7	R: 0	H: 0	E: 0	K: 0	S: 3	R: 0	H: 0	E: 0	K: 0	S: 3	R: 0	H: 1	E: 0	K: 0	S: 4	R: 0	H: 0	E: 0	K: 1	S: 5	R: 0	H: 0	E: 0	K: 1	S: 5	R: 0	H: 1	E: 0	K: 1	S: 6	R: 0	H: 0	E: 0	K: 1	S: 4	R: 0	H: 0	E: 1	K: 0	S: 3	1B: 2	SF: 0	2B: 2	SAC: 0	3B: 0	DP: 2	HR: 0	HBP: 0	WP: 0	PA: 29
PITCHER Ed Halicki, R ERA: 4.96 (1, 1)	IP	WLS	BF	H	R	ER	SO	BB	IBB	HBP	BLK	WP	HR	S	P	ERA	WHIP																			IP	WLS	BF	H	R	ER	SO	BB	IBB	HBP	BLK	WP	HR	S	P	ERA	WHIP			

BOTTOM

San Francisco Giants @ Los Angeles Dodgers
 Dodger Stadium, Los Angeles, CA
 Tue Jun 01 1976, 7:05 PM PDT
 Att. 20,398 - Unknown

livebaseballscorecards.com

AB 28
R 0
H 2
RBI 0
BB 1
SO 6
LOB 8



Batter	1	2	3	4	5	6	7	8	9	AB R H RBI BB SO LOB	TOP											
Larry Herndon, R (1, 8) OBP: 0.424, SLG: 0.462	0-0 F8		0-0 1B		0-0 4-3		0-0 F8		0-0 6-3	5 0 1 1 0 0 1	<p>San Francisco Giants @ Los Angeles Dodgers Dodger Stadium, Los Angeles, CA Wed Jun 02 1976, 7:05 PM PDT Att. 22,109 - Unknown</p>											
Derrel Thomas, S (1, 4) OBP: 0.310, SLG: 0.307 John D'Acquisto, R (7, 1) OBP: 0.500, SLG: 0.500 Steve Ontiveros, S (9, PH) OBP: 0.261, SLG: 0.175	0-0 F6		0-0 F9		0-0 1B		0-0 4-3		0-0 3-H 1B	4 0 1 0 0 0 1 0 0 0 0 0 0 0 1 0 1 0 0 0 0												
Bobby Murcer, L (1, 9) OBP: 0.368, SLG: 0.358 Chris Arnold, R (7, 4) OBP: 0.250, SLG: 0.242	0-3 K			0-0 HR	0-0 F7			0-0 6-3	0-0 F8	3 1 1 1 0 1 1 2 0 0 0 0 0 2												
Gary Matthews, R (1, 7) OBP: 0.330, SLG: 0.379		0-0 F6		4-0 1B BB BB	0-0 F9			0-0 5-3		3 0 0 0 1 0 1												
Willie Montanez, L (1, 3) OBP: 0.367, SLG: 0.443		0-3 K		0-0 F6		0-0 1-3		0-0 1B		4 0 1 0 0 1 1												
Chris Speier, R (1, 6) OBP: 0.347, SLG: 0.332 Craig Robinson, R (7, 6) OBP: 0.750, SLG: 0.750		0-0 F7		4-0 1B BB		0-0 1B		0-0 L5		2 0 1 0 1 0 0 1 0 0 0 0 0 1												
Ken Reitz, R (1, 5) OBP: 0.304, SLG: 0.337			0-3 K	0-0 1-2 2-3 1B		0-0 F2			0-0 2B 6-3 1B	4 1 2 0 0 1 1												
Dave Rader, L (1, 2) OBP: 0.284, SLG: 0.312			0-0 HR	0-0 F3		0-0 F8			0-0 F8	4 1 1 1 0 0 5												
John Montefusco, R (1, 1) OBP: 0.233, SLG: 0.222 Dave Heaverlo, R (3, 1) Mike Caldwell, R (3, 1) Glenn Adams, L (4, PH) OBP: 0.259, SLG: 0.292 Charlie Williams, R (4, 1) Gary Thomasson, L (7, PH) OBP: 0.333, SLG: 0.571		0-3 K	0-3 K				0-0 F9		0-0 1B 1-3 2B	1 0 0 0 0 0 1 0 0 0 0 0 0 0 0 0 0 0 0 0 0 0 0 0 1 0 0 0 0 0 1 3 0 0 0 0 0 0 0 0 2 0 1 0 0 0 0 0												
Inning Stats	R: 0 E: 0 K: 1 S: 5	H: 0 LOB: 0 BB: 0 P: 5	R: 0 E: 0 K: 1 S: 5	H: 0 LOB: 0 BB: 0 P: 5	R: 1 E: 0 K: 2 S: 9	H: 2 LOB: 1 BB: 0 P: 9	R: 1 E: 0 K: 1 S: 7	H: 2 LOB: 3 BB: 2 P: 15	R: 0 E: 0 K: 0 S: 4	H: 1 LOB: 1 BB: 0 P: 4		R: 0 E: 0 K: 0 S: 3	H: 0 LOB: 0 BB: 0 P: 3	R: 0 E: 0 K: 0 S: 4	H: 1 LOB: 1 BB: 0 P: 4	R: 0 E: 0 K: 0 S: 4	H: 1 LOB: 1 BB: 0 P: 4	R: 1 E: 0 K: 0 S: 6	H: 3 LOB: 2 BB: 0 P: 6	1B: 7 2B: 1 3B: 0 HR: 2	SF: 0 SAC: 0 DP: 0 HBP: 0	WP: 0 PB: 0 SB: 0 CS: 0
PITCHER Rick Rhoden, R (1, 1) ERA: 2.93	IP 9.0	WLS W	BF 39	H 10	R 3	ER 3	SO 5	BB 2	IBB 0	HBP 0	BLK 0	WP 0	HR 2	S 47	P 55	ERA 3.00	WHIP 1.333					

AB	37
R	3
H	10
RBI	3
BB	2
SO	5
LOB	17



Batter	1	2	3	4	5	6	7	8	9
Davey Lopes, R (1, 4) OBP: 0.306, SLG: 0.343 Ted Sizemore, R (7, 4) OBP: 0.278, SLG: 0.264	0-0 1B 2B	0-0 F7	0-0 1B 1B	0-0 FC6-4 1B		0-0 4-3		0-3 K	
Bill Buckner, L (1, 7) OBP: 0.311, SLG: 0.417	0-0 F3	0-0 FC6-4 1B	0-0 F7	0-0 1B			0-0 G3		
Steve Garvey, R (1, 3) OBP: 0.353, SLG: 0.426 Ed Goodson, L (8, 3) OBP: 0.300, SLG: 0.382	0-3 K	0-0 FC6-4	0-0 1B	0-0 4-3			0-0 1B 2B		
Ron Cey, R (1, 5) OBP: 0.412, SLG: 0.517 Rick Auerbach, R (7, PR) OBP: 0.200, SLG: 0.111	0-0 1B 1B		0-0 1B 2B 1B	0-0 F8		0-0 5-3	0-0 1B 1B		
Joe Ferguson, R (1, 2) OBP: 0.337, SLG: 0.413	0-0 1B		0-0 F9	4-0 FC4-6 2B BB		0-0 F8	0-0 F8		
Dusty Baker Jr., R (1, 8) OBP: 0.320, SLG: 0.319 Joe Simpson, L (8, 8) OBP: 0.125, SLG: 0.125	0-0 F5		0-0 2B 1B	4-0 FC4-6 BB		0-0 1B	0-0 1B		
Henry Cruz, L (1, 9) OBP: 0.278, SLG: 0.463		0-0 F7	0-0 SH 2B	0-0 FC4-6 2B 1B		0-0 F7	0-0 4-3		
Bill Russell, R (1, 6) OBP: 0.301, SLG: 0.391		0-0 S 1B 1B	0-0 E4 SH 1B	0-0 1B 2B		0-0 F9	0-0 1-3		
Rick Rhoden, R (1, 1) OBP: 0.292, SLG: 0.333		0-0 1B 1B	0-0 SH 1B	0-0 FC6-4 1B		0-0 6-3	0-0 F7		

Inning Stats	R: 1	H: 3	E: 0	LOB: 2	K: 1	BB: 0	S: 8	P: 8
	R: 1	H: 3	E: 0	LOB: 2	K: 0	BB: 0	S: 6	P: 6
	R: 5	H: 5	E: 1	LOB: 2	K: 0	BB: 0	S: 10	P: 10
	R: 3	H: 3	E: 0	LOB: 2	K: 0	BB: 2	S: 6	P: 14
	R: 0	H: 1	E: 0	LOB: 1	K: 0	BB: 0	S: 4	P: 4
	R: 0	H: 0	E: 0	LOB: 0	K: 0	BB: 0	S: 3	P: 3
	R: 1	H: 3	E: 0	LOB: 2	K: 0	BB: 0	S: 6	P: 6
	R: 0	H: 0	E: 0	LOB: 0	K: 1	BB: 0	S: 5	P: 5

PITCHER	IP	WLS	BF	H	R	ER	SO	BB	IBB	HBP	BLK	WP	HR	S	P	ERA	WHIP
John Montefusco, R (1, 1) ERA: 2.71	2.1	L	16	9	5	5	1	0	0	0	0	0	0	18	18	19.29	3.857
Dave Heaverlo, R (3, 1) ERA: 3.58	0.0		3	1	1	0	0	0	0	0	0	0	0	3	3	∞	∞
Mike Caldwell, L (3, 1) ERA: 4.52	0.2		3	1	1	0	0	0	0	0	0	0	0	3	3	0.00	1.500
Charlie Williams, R (4, 1) ERA: 2.05	3.0		15	4	3	3	0	2	0	0	0	0	0	13	21	9.00	2.000
John D'Acquisto, R (7, 1) ERA: 8.57	2.0		9	3	1	1	1	0	0	0	0	0	0	11	11	4.50	1.500

BOTTOM

AB	R	H	RBI	BB	SO	LOB
5	1	2	1	0	0	2
1	0	0	0	0	1	0
5	0	2	0	0	0	3
5	1	2	1	0	1	5
0	0	0	0	0	0	0
5	1	3	2	0	0	2
0	0	0	0	0	0	0
4	1	1	0	1	0	2
4	1	3	0	1	0	2
0	0	0	0	0	0	0
5	2	1	2	0	0	5
5	3	2	1	0	0	1
4	1	2	4	0	0	0

AB 43
R 11
H 18
RBI 11
BB 2
SO 2
LOB 22

WP: 0 PA: 46
PB: 0
SB: 1
CS: 0

livebaseballscorecards.com



San Francisco Giants @ Los Angeles Dodgers
Dodger Stadium, Los Angeles, CA
Wed Jun 02 1976, 7:05 PM PDT
Att. 22,109 - Unknown

Batter	1	2	3	4	5	6	7	8	9	10	AB	R	H	RBI	BB	SO	LOB
Larry Herndon, R (1.8) OBP: 0.411, SLG: 0.446	0-0 BB 1B 1B	0-0 FC6-4 1-2f		0-0 4-3		0-0 F9			0-3 K		5	0	1	0	0	1	2
Derrel Thomas, S (1.4) OBP: 0.312, SLG: 0.306	0-0 BB 1B 1-2		4-0 2B SF7 BB	0-0 5-3			0-0 4-3		0-0 G3		4	1	1	0	1	0	0
Chris Speier, R (1.6) OBP: 0.349, SLG: 0.339	0-0 F9		0-0 1B 2B		0-0 5-3		0-0 1B		0-0 6-3		5	1	2	0	0	0	2
Bobby Murcer, L (1.9) OBP: 0.364, SLG: 0.356	0-3 K		0-0 SF7		0-0 FC5-4 1B		0-0 F6		0-3 K		4	0	1	1	0	2	3
Gary Matthews, R (1.7) OBP: 0.332, SLG: 0.376	4-0 1-2 2-3 BB		0-0 G3 1B		0-0 FC5-4 1-2f		0-0 L6		0-0 6-3		4	0	1	1	1	0	2
Willie Montanez, L (1.3) OBP: 0.360, SLG: 0.434	0-0 F7		0-0 G3		0-0 F7			0-0 4-3			4	0	0	0	0	0	5
Ken Reitz, R (1.5) OBP: 0.313, SLG: 0.347		0-0 FC6-4 1B	4-0 FC6 BB		0-0 2B		0-0 E5 G4-3				3	0	2	0	1	0	0
Mike Sadek, R (1.2) OBP: 0.390, SLG: 0.361		0-0 FC6-4 1-2f	0-0 FC6 1-2f		0-0 1-3		0-0 G4-3 1-2f				4	0	0	0	0	0	5
Rob Dressler, R (1.1) OBP: 0.250, SLG: 0.250		0-3 K		0-3 K			0-0 1-3		0-3 K		3	0	0	0	0	2	2
Randy Moffitt, R (8.1) OBP: 0.667, SLG: 0.667											0	0	0	0	0	0	0
Steve Ontiveros, S (9, PH) OBP: 0.255, SLG: 0.171											1	0	0	0	0	1	0
Gary Lavelle, S (9.1) OBP: 0.200, SLG: 0.200											0	0	0	0	0	0	0

Inning Stats	R: 0	H: 2	E: 0	LOB: 3	K: 1	BB: 1	S: 7	R: 0	H: 1	E: 0	LOB: 1	K: 1	BB: 0	S: 6	R: 2	H: 2	E: 0	LOB: 2	K: 0	BB: 2	S: 5	R: 0	H: 0	E: 0	LOB: 0	K: 1	BB: 0	S: 5	R: 0	H: 1	E: 0	LOB: 1	K: 0	BB: 0	S: 4	R: 0	H: 1	E: 0	LOB: 1	K: 0	BB: 0	S: 4	R: 0	H: 1	E: 0	LOB: 1	K: 0	BB: 0	S: 4	R: 0	H: 0	E: 1	LOB: 0	K: 0	BB: 0	S: 3	R: 0	H: 0	E: 0	LOB: 0	K: 2	BB: 0	S: 7	R: 0	H: 0	E: 0	LOB: 0	K: 1	BB: 0	S: 5	R: 0	H: 0	E: 0	LOB: 0	K: 1	BB: 0	S: 5	1B: 6	SF: 1	2B: 2	SAC: 0	3B: 0	DP: 1	HR: 0	HBP: 0	WP: 0	PA: 41
--------------	------	------	------	--------	------	-------	------	------	------	------	--------	------	-------	------	------	------	------	--------	------	-------	------	------	------	------	--------	------	-------	------	------	------	------	--------	------	-------	------	------	------	------	--------	------	-------	------	------	------	------	--------	------	-------	------	------	------	------	--------	------	-------	------	------	------	------	--------	------	-------	------	------	------	------	--------	------	-------	------	------	------	------	--------	------	-------	------	-------	-------	-------	--------	-------	-------	-------	--------	-------	--------

PITCHER	IP	WLS	BF	H	R	ER	SO	BB	IBB	HBP	BLK	WP	HR	S	P	ERA	WHIP
Tommy John, L (1.1) ERA: 3.23	7.0		32	8	2	2	3	3	0	0	0	0	0	35	47	2.57	1.571
Charlie Hough, R (8.1) ERA: 2.09	3.0	W	9	0	0	0	3	0	0	0	0	0	0	15	15	0.00	0.000

TOP

San Francisco Giants @ Los Angeles Dodgers
Dodger Stadium, Los Angeles, CA
 Thu Jun 03 1976, 7:05 PM PDT
 Att. 26,968 - Unknown

livebaseballscorecards.com

AB	37
R	2
H	8
RBI	2
BB	3
SO	6
LOB	21

GIANTS

BOTTOM

San Francisco Giants @ Los Angeles Dodgers
Dodger Stadium, Los Angeles, CA
Thu Jun 03 1976, 7:05 PM PDT
Att: 26,968 - Unknown

livebaseballscorecards.com

AB 38
R 3
H 12
RBI 2
BB 4
SO 3
LOB 21



WP: 0 PA: 45
PB: 0
SB: 1
CS: 1

AB R H RBI BB SO LOB

5 0 2 0 0 1 0

5 0 3 1 0 0 0

5 1 2 0 0 1 4

3 1 2 0 2 0 2

3 0 1 0 1 1 2

4 0 0 0 0 0 4

1 0 0 0 0 0 2

0 0 0 0 0 0 0

5 1 2 1 0 0 3

1 0 0 0 0 0 0

1 0 0 0 0 0 0

1 0 0 0 0 0 0

1B: 12 SF: 0
2B: 0 SAC: 2
3B: 0 DP: 1
HR: 0 HBP: 0

1B: 12 SF: 0
2B: 0 SAC: 2
3B: 0 DP: 1
HR: 0 HBP: 0

1B: 12 SF: 0
2B: 0 SAC: 2
3B: 0 DP: 1
HR: 0 HBP: 0

1B: 12 SF: 0
2B: 0 SAC: 2
3B: 0 DP: 1
HR: 0 HBP: 0

Batter	1	2	3	4	5	6	7	8	9	10
Davey Lopes, R (1, 4) OBP: 0.310, SLG: 0.346	F4		5-3		FC6-4 1B		CS 1B		K	
Bill Buckner, L (1, 7) OBP: 0.318, SLG: 0.421	4-3				FC6-4 1B		CS	F5		
Steve Garvey, R (1, 3) OBP: 0.354, SLG: 0.426	S 1B		K		FC6-4			BB 1B	F9	
Ron Cey, R (1, 5) OBP: 0.422, SLG: 0.520	1-2 BB			G6-4-3 1B	6-3			E BB 1B		E SH1-4 1B
Joe Ferguson, R (1, 2) OBP: 0.341, SLG: 0.411	K			1-2 1B				FC4-2 E		SH1-4
Dusty Baker Jr., R (1, 8) OBP: 0.317, SLG: 0.312		6-3		G6-4-3 1B		6-3		E1 FC4-2		1B E IBB
Henry Cruz, L (1, 9) OBP: 0.263, SLG: 0.437			F8		G3		F3	FC4-2		E6 1B
Manny Mota, R (10, PH) OBP: 0.353, SLG: 0.333								1-2 2-3 3-H		
Joe Simpson, L (10, PR) OBP: 0.125, SLG: 0.125								0-0		
Bill Russell, R (1, 6) OBP: 0.304, SLG: 0.392		6-3			SH1-6-4 1B		6-3	5-3		1-2 2-3 3-H 1B
Tommy John, R (1, 1) OBP: 0.150, SLG: 0.105			5-3				G3			
Ed Goodson, L (7, PH) OBP: 0.293, SLG: 0.371					SH1-6-4				F8	
Charlie Hough, R (8, 1) OBP: 0.250, SLG: 0.250										

Inning Stats	R: 0	H: 1	E: 0	K: 1	S: 6	P: 10
	R: 0	H: 0	E: 0	K: 0	S: 3	P: 3
	R: 0	H: 1	E: 0	K: 1	S: 6	P: 6
	R: 0	H: 1	E: 0	K: 0	S: 3	P: 7
	R: 1	H: 3	E: 0	K: 0	S: 6	P: 6
	R: 0	H: 0	E: 0	K: 0	S: 3	P: 3
	R: 0	H: 1	E: 0	K: 0	S: 3	P: 3
	R: 1	H: 2	E: 1	K: 0	S: 6	P: 10
	R: 0	H: 1	E: 0	K: 1	S: 6	P: 6
	R: 1	H: 2	E: 1	K: 0	S: 4	P: 8

PITCHER	IP	WLS	BF	H	R	ER	SO	BB	IBB	HBP	BLK	WP	HR	S	P	ERA	WHIP
Rob Dressler, R (1, 1) ERA: 3.22	7.1		32	9	2	1	2	3	0	0	0	0	0	33	45	1.23	1.636
Randy Moffitt, R (8, 1) ERA: 3.0	0.2		3	0	0	0	0	0	0	0	0	0	0	3	3	0.00	0.000
Gary Lavelle, L (9, 1) ERA: 1.69	1.1	L	9	3	1	1	1	0	1	0	0	0	0	10	14	6.75	2.250

Batter	1	2	3	4	5	6	7	8	9	AB R H RBI BB SO LOB	TOP											
Dave Cash, R (1, 4) OBP: 0.357, SLG: 0.372	0-0 G1		0-0 6-3		0-0 FC1-6 1B		0-0 F9		4-0 BB	4 0 1 0 1 0 0												
Larry Bowa, S (1, 6) OBP: 0.339, SLG: 0.335	0-0 F9		4-0 FC2-6 BB		0-0 FC1-6 1B E		0-0 F7		0-0 FC5 2-3f	4 1 0 0 1 0 3												
Mike Schmidt, R (1, 5) OBP: 0.420, SLG: 0.650	0-0 2B		0-0 FC2-6 HBP		0-0 FC5-4 1B			0-0 E3		4 0 2 0 0 0 1												
Greg Luzinski, R (1, 7) OBP: 0.337, SLG: 0.474	0-0 F9		1-0 HBP		0-0 FC5-4 1-2f 2-H			0-0 F8		3 0 0 0 0 0 3												
Jay Johnstone, L (1, 9) OBP: 0.386, SLG: 0.513		0-0 1B 1B	0-0 F9		0-0 3-1			0-0 F9		4 0 1 0 0 0 4												
Garry Maddox, R (1, 8) OBP: 0.369, SLG: 0.449		0-0 1-2 1B		0-3 K		0-0 4-3		0-0 1-3		4 0 1 0 0 1 1												
Bobby Tolan, L (1, 3) OBP: 0.323, SLG: 0.472		0-3 K		0-0 1B		0-0 4-3			0-0 FC5 2B	4 0 2 0 0 1 2												
Bob Boone, R (1, 2) OBP: 0.408, SLG: 0.440		0-3 K		0-0 F8		0-0 1-6-3			0-0 F9	4 0 0 0 0 1 4												
Jim Lonborg, R (1, 1) OBP: 0.286, SLG: 0.240		0-0 F3		0-0 F9			0-0 6-3		0-0 F7	2 0 0 0 0 0 3												
Tim McCarver, L (7, PH) OBP: 0.457, SLG: 0.464										1 0 0 0 0 0 0												
Ron Schueler, R (7, 1)										0 0 0 0 0 0 0												
Tom Hutton, L (9, PH) OBP: 0.385, SLG: 0.226										1 0 0 0 0 0 1												
Inning Stats	R: 0 E: 0 K: 0 S: 4	H: 1 LOB: 1 BB: 0 P: 4	R: 0 E: 0 K: 2 S: 9	H: 2 LOB: 2 BB: 0 P: 9	R: 0 E: 0 K: 1 S: 3	H: 0 LOB: 2 BB: 1 P: 8	R: 0 E: 0 K: 1 S: 6	H: 1 LOB: 1 BB: 0 P: 6	R: 1 E: 1 K: 0 S: 5	H: 2 LOB: 1 BB: 0 P: 5	R: 0 E: 0 K: 0 S: 3	H: 0 LOB: 0 BB: 0 P: 3	R: 0 E: 0 K: 0 S: 3	H: 0 LOB: 0 BB: 0 P: 3	R: 0 E: 1 K: 0 S: 4	H: 0 LOB: 1 BB: 0 P: 4	R: 0 E: 0 K: 0 S: 4	H: 1 LOB: 2 BB: 1 P: 8	1B: 5 2B: 2 3B: 0 HR: 0	SF: 0 SAC: 0 DP: 0 HBP: 1	WP: 0 PB: 0 SB: 0 CS: 0	PA: 38
PITCHER Jim Barr, R (1, 1) ERA: 2.99	IP: 9.0 WLS: W BF: 38 H: 7 R: 1 ER: 0 SO: 3 BB: 2 IBB: 0 HBP: 1 BLK: 0 WP: 0 HR: 0 S: 41 P: 50 ERA: 0.00 WHIP: 1.000																					
PITCHER																						
IP WLS BF H R ER SO BB IBB HBP BLK WP HR S P ERA WHIP																						

Philadelphia Phillies @ San Francisco Giants
 Candlestick Park, San Francisco, CA
 Fri Jun 04 1976, 10:05 PM EDT
 Att. 7,374 - Unknown

livebaseballscorecards.com

AB	35
R	1
H	7
RBI	0
BB	2
SO	3
LOB	22



Batter	1	2	3	4	5	6	7	8	9	AB	R	H	RBI	BB	SO	LOB
--------	---	---	---	---	---	---	---	---	---	----	---	---	-----	----	----	-----

Larry Herndon, R <small>OBP: 0.404, SLG: 0.448</small> (1, 8) X	0-0 SH3-4 SF8 2B	0-0 F2		0-0 FC4-6 1-2f S		0-0 6-3				4	1	1	0	0	0	1
Derrel Thomas, S <small>OBP: 0.313, SLG: 0.307</small> (1, 4) X	0-0 SH3-4 2-3	0-0 F9		0-0 5-3 1-2		0-0 1B S				3	0	1	0	0	0	1
Bobby Murcer, L <small>OBP: 0.362, SLG: 0.361</small> (1, 9) X	0-0 SF8 3-H		0-0 2B		0-3 K	0-0 F7				3	0	1	1	0	1	1
Gary Matthews, R <small>OBP: 0.330, SLG: 0.374</small> (1, 7) X	0-0 1B 1B		0-0 F9		0-3 K	0-3 K 1-2				4	1	1	0	0	2	2
Willie Montanez, L <small>OBP: 0.362, SLG: 0.435</small> Steve Ontiveros, S <small>OBP: 0.265, SLG: 0.209</small> (1, 3) X (4, 3) X	0-0 1B 1B 2B 1B		0-3 K		0-0 3B 2B	0-0 6-3				2	1	1	0	0	1	1
Chris Speier, R <small>OBP: 0.356, SLG: 0.354</small> (1, 6) X	0-0 1B 2B 1B		1-0 HBP		0-0 3B 2-H	0-0 5-3				3	1	2	2	0	0	0
Ken Reitz, R <small>OBP: 0.311, SLG: 0.345</small> (1, 5) X	0-0 2B 1B		0-0 6-3		0-0 F5	0-0 F8				4	0	1	0	0	0	3
Dave Rader, L <small>OBP: 0.292, SLG: 0.340</small> (1, 2) X	0-0 2B 1-H 2-H 3-H			0-0 FC3-5 2B		0-0 F8	0-0 1-3			4	0	2	2	0	0	0
Jim Barr, R <small>OBP: 0.250, SLG: 0.100</small> (1, 1) X		0-0 6-3		0-0 FC3-5 FC4-6 2-3		0-0 6-3				3	0	0	0	0	0	1

Inning Stats	R: 4 E: 0 K: 0 S: 8	H: 6 LOB: 2 BB: 0 P: 8	R: 0 E: 0 K: 0 S: 3	H: 0 LOB: 0 BB: 0 P: 3	R: 0 E: 0 K: 1 S: 6	H: 1 LOB: 2 BB: 0 P: 7	R: 0 E: 0 K: 0 S: 4	H: 1 LOB: 1 BB: 0 P: 4	R: 1 E: 0 K: 2 S: 9	H: 2 LOB: 1 BB: 0 P: 9	R: 0 E: 0 K: 0 S: 3	H: 0 LOB: 0 BB: 0 P: 3	R: 0 E: 0 K: 1 S: 6	H: 1 LOB: 1 BB: 0 P: 6	R: 0 E: 0 K: 0 S: 3	H: 0 LOB: 0 BB: 0 P: 3
--------------	------------------------------	---------------------------------	------------------------------	---------------------------------	------------------------------	---------------------------------	------------------------------	---------------------------------	------------------------------	---------------------------------	------------------------------	---------------------------------	------------------------------	---------------------------------	------------------------------	---------------------------------

PITCHER	IP	WLS	BF	H	R	ER	SO	BB	IBB	HBP	BLK	WP	HR	S	P	ERA	WHIP
Jim Lonborg, R <small>ERA: 2.63</small>	(1, 1)	6.0	L	28	10	5	5	3	0	0	0	0	0	33	34	7.50	1.667
Ron Schueler, R <small>ERA: 6.23</small>	(7, 1)	2.0		7	1	0	0	1	0	0	0	0	0	9	9	0.00	0.500

BOTTOM

Philadelphia Phillies @ San Francisco Giants
 Candlestick Park, San Francisco, CA
 Fri Jun 04 1976, 10:05 PM EDT
 Att. 7,374 - Unknown

AB	32
R	5
H	11
RBI	5
BB	0
SO	4
LOB	11

1B: 5	SF: 1	WP: 0	PA: 35
2B: 5	SAC: 1	PB: 0	
3B: 1	DP: 0	SB: 2	
HR: 0	HBP: 1	CS: 0	

Batter	1	2	3	4	5	6	7	8	9	AB R H RBI BB SO LOB	TOP															
Dave Cash, R (1, 4) OBP: 0.362, SLG: 0.378	0-0 CS 1B	0-0 5-3			0-0 5-3		0-0 1B 1-2 1B		0-0 G4-3 1B	5 0 3 0 0 0 2																
Larry Bowa, S (1, 6) OBP: 0.342, SLG: 0.335 Greg Luzinski, R (9, PH) OBP: 0.335, SLG: 0.471	4-0 1-3-2 1-2 1B BB		0-0 G3		0-0 F8		0-0 1-3 2-H S 1B		0-0 G4-3 1-2f	3 0 1 1 1 0 0 1 0 0 0 0 0 1																
Mike Schmidt, R (1, 5) OBP: 0.417, SLG: 0.641	0-0 1-2 1B		0-0 F6		0-0 F8		0-0 F2			4 0 1 0 0 0 2																
Jay Johnstone, L (1, 9) OBP: 0.375, SLG: 0.496	0-0 1-3-2 2-3f		0-0 6-3			0-3 K	0-0 F9			4 0 0 0 0 1 4																
Dick Allen, R (1, 3) OBP: 0.400, SLG: 0.488		0-3 K		0-0 1B 1-3 1B		0-0 4-3 1B	0-0 F8 1-2			4 0 2 0 0 1 2																
Bobby Tolan, L (1, 7) OBP: 0.320, SLG: 0.473		0-0 1B 1B 2B		0-0 1-3		0-0 4-3		0-0 G3		4 1 1 0 0 0 2																
Garry Maddox, R (1, 8) OBP: 0.378, SLG: 0.453		0-0 SH1-3 2-3 1B		0-0 S 2-3 1B		4-0 BB	0-0 F7			3 0 2 0 1 0 0																
Tim McCarver, L (1, 2) OBP: 0.436, SLG: 0.438		0-0 SH1-3 1-2 3-H 1B		0-3 K 1-2		0-0 F3	0-0 F9			4 0 1 1 0 1 4																
Steve Carlton, L (1, 1) OBP: 0.043, SLG: 0.043 Johnny Oates, L (7, PH) OBP: 0.571, SLG: 0.571 Gene Garber, R (7, 1) OBP: 0.600, SLG: 0.333 Tom Hutton, L (9, PH) OBP: 0.375, SLG: 0.219		0-0 SH1-3 1-2 2-3		0-0 4-3			0-0 1B 1B		0-0 4-3	1 0 0 0 0 0 2 1 1 1 0 0 0 0 0 0 0 0 0 0 0 1 0 0 0 0 0 0																
Inning Stats	R: 0 E: 0 K: 0 S: 3	H: 2 LOB: 1 BB: 1 P: 7	R: 1 E: 0 K: 1 S: 8	H: 3 LOB: 2 BB: 0 P: 8	R: 0 E: 0 K: 0 S: 3	H: 0 LOB: 0 BB: 0 P: 3	R: 0 E: 0 K: 1 S: 7	H: 2 LOB: 2 BB: 0 P: 7	R: 0 E: 0 K: 0 S: 3	H: 0 LOB: 0 BB: 0 P: 3	R: 0 E: 0 K: 1 S: 6	H: 1 LOB: 2 BB: 1 P: 10	R: 1 E: 0 K: 0 S: 6	H: 3 LOB: 2 BB: 0 P: 6	R: 0 E: 0 K: 0 S: 3	H: 0 LOB: 0 BB: 0 P: 3	R: 0 E: 0 K: 0 S: 3	H: 1 LOB: 0 BB: 0 P: 3	1B: 11 2B: 2 3B: 0 HR: 0	SF: 0 SAC: 1 DP: 2 HBP: 0	WP: 0 PB: 0 SB: 2 CS: 1	PA: 38				
PITCHER Ed Halicki, R (1, 1) ERA: 4.79 Randy Moffitt, R (7, 1) ERA: 2.77	IP 6.0	WLS W	BF 29	H 11	R 2	ER 2	SO 3	BB 2	IBB 0	HBP 0	BLK 0	WP 0	HR 0	S 33	P 41	ERA 3.00	WHIP 2.167									
PITCHER	IP	WLS	BF	H	R	ER	SO	BB	IBB	HBP	BLK	WP	HR	S	P	ERA	WHIP									

Philadelphia Phillies @ San Francisco Giants
Candlestick Park, San Francisco, CA
Sat Jun 05 1976, 6:33 AM EDT
Att. 9,439 - Unknown

livebaseballscorecards.com

AB	35
R	2
H	12
RBI	2
BB	2
SO	3
LOB	19



Batter	1	2	3	4	5	6	7	8	9
Larry Herndon, R OBP: 0.398, SLG: 0.451 (1, 8)	0-0 F8		0-0 F9		0-0 F7		0-0 2B		
Derrel Thomas, S OBP: 0.311, SLG: 0.305 (1, 4)	0-0 F4		0-0 F7		0-0 FC5-4 1B		0-3 K		
Gary Matthews, R OBP: 0.329, SLG: 0.376 (1, 7)	0-0 6-3		0-0 2B		0-0 FC5-4 1-2f		0-0 6-3		
Bobby Murcer, L OBP: 0.364, SLG: 0.364 (1, 9)		0-0 G6-4-3 HR 1B	0-0 4-3			0-0 SH3-4 1B		0-0 G1	
Chris Speier, R OBP: 0.356, SLG: 0.354 (1, 6)		0-0 G6-4-3 1-2 1B		0-0 5-3		0-0 SH3-4 1-2		0-3 K	
Willie Montanez, L OBP: 0.364, SLG: 0.436 (1, 3)		0-0 G6-4-3 1-2f 2-3		0-0 1B		0-0 4-3		0-0 1B 1B	
Ken Reitz, R OBP: 0.319, SLG: 0.368 (1, 5)		0-0 HR		0-0 F3		0-0 FC6-4 2-H 1B		0-0 1B 1-2	
Marc Hill, R OBP: 0.207, SLG: 0.286 (1, 2)		0-0 F9		0-0 F7		0-0 FC6-4 1-2f		0-3 K	
Glenn Adams, L OBP: 0.240, SLG: 0.280 (8, PH)									
Mike Sadek, R OBP: 0.390, SLG: 0.361 (9, 2)									
Ed Halicki, R OBP: 0.286, SLG: 0.211 (1, 1)			0-0 WP 2B		0-3 K		0-0 5-3		
Randy Moffitt, R OBP: 0.500, SLG: 0.500 (7, 1)									

AB	R	H	RBI	BB	SO	LOB
4	0	1	0	0	0	1
4	0	1	0	0	1	2
4	0	1	1	0	0	2
4	2	2	0	0	0	1
3	0	1	0	0	1	0
4	0	2	0	0	0	3
4	1	3	3	0	0	1
3	0	0	0	0	0	2
1	0	0	0	0	1	2
0	0	0	0	0	0	0
2	1	1	0	0	1	0
1	0	0	0	0	0	0

BOTTOM


Philadelphia Phillies @ San Francisco Giants
Candlestick Park, San Francisco, CA

Sat Jun 05 1976, 6:33 AM EDT
Att. 9,439 - Unknown

AB	34
R	4
H	12
RBI	4
BB	0
SO	4
LOB	14

livebaseballscorecards.com

WP: 1 PA: 35
PB: 0
SB: 0
CS: 0



Inning Stats	R	H	E	K	S	R	H	E	K	S	R	H	E	K	S	R	H	E	K	S	R	H	E	K	S	R	H	E	K	S	R	H	E	K	S				
	0	0	0	0	3	2	3	0	0	5	1	2	0	0	5	0	1	0	0	4	0	0	1	2	0	0	6	1	2	0	0	5	0	2	0	9	2	0	6

PITCHER	IP	WLS	BF	H	R	ER	SO	BB	IBB	HBP	BLK	WP	HR	S	P	ERA	WHIP
Steve Carlton, L ERA: 3.72 (1, 1)	6.0	L	26	9	4	4	1	0	0	0	0	1	1	28	28	6.00	1.500
Gene Garber, R ERA: 3.23 (7, 1)	2.0		9	3	0	0	3	0	0	0	0	0	0	15	15	0.00	1.500

Batter	1	2	3	4	5	6	7	8	9	AB	R	H	RBI	BB	SO	LOB	TOP								
Dave Cash, R OBP: 0.354, SLG: 0.368 (1, 4)	0-0 P4		0-0 P6			0-0 4-3	0-0 4-3	0-0 E5		5	0	0	0	0	0	4									
Larry Bowa, S OBP: 0.333, SLG: 0.326 (1, 6)	0-0 P6			0-0 F8			0-0 F9	0-3 K		5	0	0	0	0	1	5									
Mike Schmidt, R OBP: 0.411, SLG: 0.634 (1, 5)	0-3 K			0-3 K				0-0 5-3	0-0 6-3	5	1	1	0	0	2	0									
Greg Luzinski, R OBP: 0.339, SLG: 0.475 Jerry Martin, R OBP: 0.346, SLG: 0.417 (1, 7) (8, PR) (8, 8)		0-3 K		0-3 K				4-0 1B 1B E BB	0-0 1B 2B	3	1	1	0	1	2	0									
Dick Allen, R OBP: 0.404, SLG: 0.483 Tom Hutton, L OBP: 0.366, SLG: 0.212 (1, 3) (8, 3)		0-3 K			4-0 G3-6-3 BB			0-0 E BB 1B	0-0 F9	3	1	1	1	1	1	1									
Jay Johnstone, L OBP: 0.376, SLG: 0.492 (1, 9)		0-0 F9			0-0 G3-6-3 1-2f			0-0 E8 BB 1B 1B	0-0 1B 1B	5	2	2	1	0	0	2									
Bobby Tolan, L OBP: 0.327, SLG: 0.469 (1, 8) (8, 7)			0-0 4-3		0-0 L8			4-0 1B BB 1B IBB	0-0 1B 1B	3	2	1	0	1	0	0									
Bob Boone, R OBP: 0.411, SLG: 0.438 (1, 2)			0-0 F8			0-3 K		4-0 4-3 1B 1-2 2-3 3-H BB	0-0 2B E 1B	3	1	1	2	1	1	0									
Jim Kaat, L OBP: 0.269, SLG: 0.458 (1, 1)			0-0 2B			0-0 L6		0-0 4-3 1B 1-2 2-H 3-H	0-0 E 2B	4	0	3	3	0	0	0									
Inning Stats	R: 0 E: 0 K: 1 S: 5	H: 0 LOB: 0 BB: 0 P: 5	R: 0 E: 0 K: 2 S: 7	H: 0 LOB: 0 BB: 0 P: 7	R: 0 E: 0 K: 0 S: 4	H: 1 LOB: 1 BB: 0 P: 4	R: 0 E: 0 K: 2 S: 7	H: 0 LOB: 0 BB: 0 P: 7	R: 0 E: 0 K: 0 S: 2	H: 0 LOB: 0 BB: 1 P: 6	R: 0 E: 0 K: 1 S: 5	H: 0 LOB: 0 BB: 0 P: 5	R: 5 E: 1 K: 0 S: 7	H: 4 LOB: 2 BB: 3 P: 19	R: 4 E: 1 K: 1 S: 11	H: 5 LOB: 3 BB: 0 P: 11	R: 0 E: 0 K: 1 S: 6	H: 1 LOB: 1 BB: 0 P: 6	1B: 6 2B: 5 3B: 0 HR: 0	SF: 0 SAC: 0 DP: 1 HBP: 0	WP: 0 PB: 0 SB: 0 CS: 0	PA: 42			
PITCHER	IP	WLS	BF	H	R	ER	SO	BB	IBB	HBP	BLK	WP	HR	S	P	ERA	WHIP								
John Montefusco, R ERA: 2.92 (1, 1)	6.1	L	26	4	5	4	6	3	1	0	0	0	0	34	50	5.68	1.105								
Gary Lavelle, L ERA: 1.66 (7, 1)	0.2		3	1	0	0	0	0	0	0	0	0	0	3	3	0.00	1.500								
Dave Heaverlo, R ERA: 4.32 (8, 1)	0.2		6	4	4	3	0	0	0	0	0	0	0	6	6	40.50	6.000								
Mike Caldwell, L ERA: 4.69 (8, 1)	1.1		7	2	0	0	2	0	0	0	0	0	0	11	11	0.00	1.500								

Philadelphia Phillies @ San Francisco Giants
Candlestick Park, San Francisco, CA
Sun Jun 06 1976, 6:33 AM EDT
Att. 30,218 - Unknown

AB	38
R	9
H	11
RBI	7
BB	4
SO	8
LOB	13



Batter	1	2	3	4	5	6	7	8	9	AB	R	H	RBI	BB	SO	LOB
Larry Herndon, R OBP: 0.402, SLG: 0.453 (1, 8)	0-0 5-3 1B		0-0 3B 1B		0-0 4-3		0-0 6-3			4	1	2	0	0	0	0
Derrel Thomas, S OBP: 0.306, SLG: 0.300 (1, 4)	0-0 5-3 1-2		0-0 P4		0-0 F9			0-0 F8		4	0	0	0	0	0	2
Gary Matthews, R OBP: 0.328, SLG: 0.384 (1, 7)	0-0 F8		0-0 1-H 3B			0-0 6-3		0-0 L7		4	0	1	1	0	0	1
Chris Speier, R OBP: 0.349, SLG: 0.347 (1, 6)	0-3 K		0-3 K			0-0 5-3		0-0 F9		4	0	0	0	0	2	2
Willie Montanez, L OBP: 0.358, SLG: 0.428 (1, 3)		0-0 L3		0-0 F7		0-0 1-3			0-0 F8	4	0	0	0	0	0	0
Ken Reitz, R OBP: 0.318, SLG: 0.365 (1, 5)		0-0 1B 1B		0-0 6-3			0-0 6-3		0-0 4-3	4	0	1	0	0	0	0
Gary Thomasson, L OBP: 0.462, SLG: 0.636 (1, 9)		0-0 G1-4-3 1-2 1B		0-0 FC6-4 1B			0-0 WP HR 1B		0-0 F8	4	1	3	0	0	0	0
Marc Hill, R OBP: 0.213, SLG: 0.339 (1, 2)		0-0 G1-4-3 1-2f		0-0 FC6-4 1-2f			0-0 1-H HR			3	1	1	2	0	0	3
John Montefusco, R OBP: 0.250, SLG: 0.241 (1, 1)			0-0 5-3				0-0 6-3			2	0	1	0	0	0	0
Gary Lavelle, S OBP: 0.200, SLG: 0.200 (7, 1)										0	0	0	0	0	0	0
Chris Arnold, R OBP: 0.243, SLG: 0.235 (7, PH)										1	0	0	0	0	0	0
Dave Heaverlo, R (8, 1)										0	0	0	0	0	0	0
Mike Caldwell, R OBP: 0.167, SLG: 0.167 (8, 1)										0	0	0	0	0	0	0

Inning Stats	R: 0	H: 1	E: 0	K: 1	S: 6	R: 0	H: 2	E: 0	K: 0	S: 4	R: 1	H: 2	E: 0	K: 1	S: 7	R: 0	H: 1	E: 0	K: 0	S: 4	R: 0	H: 0	E: 0	K: 0	S: 3	R: 2	H: 2	E: 0	K: 0	S: 5	R: 0	H: 0	E: 0	K: 0	S: 3	R: 0	H: 0	E: 0	K: 0	S: 3	R: 0	H: 0	E: 0	K: 0	S: 3	1B: 7	2B: 0	3B: 1	HR: 1	SF: 0	SAC: 0	DP: 1	HBP: 0	WP: 1	PA: 34
--------------	------	------	------	------	------	------	------	------	------	------	------	------	------	------	------	------	------	------	------	------	------	------	------	------	------	------	------	------	------	------	------	------	------	------	------	------	------	------	------	------	------	------	------	------	------	-------	-------	-------	-------	-------	--------	-------	--------	-------	--------

PITCHER	IP	WLS	BF	H	R	ER	SO	BB	IBB	HBP	BLK	WP	HR	S	P	ERA	WHIP
Jim Kaat, L ERA: 3.5 (1, 1)	9.0	W	34	9	3	3	2	0	0	0	0	1	1	38	38	3.00	1.000


BOTTOM

Philadelphia Phillies @ San Francisco Giants
Candlestick Park, San Francisco, CA
Sun Jun 06 1976, 6:33 AM EDT
Att. 30,218 - Unknown

livebaseballscorecards.com

AB	34
R	3
H	9
RBI	3
BB	0
SO	2
LOB	8



Batter	1	2	3	4	5	6	7	8	9	AB R H RBI BB SO LOB	TOP														
Jerry White, S (1, 8) OBP: 0.318, SLG: 0.348	2-3 K		0-1 6-3	1-1 E4		1-2 P5		0-0 6-3		5 0 0 0 0 1 1	<p>Montreal Expos @ San Francisco Giants Candlestick Park, San Francisco, CA</p> <p>Tue Jun 08 1976, 10:05 PM EDT Att. 2,424 - Unknown</p> <p>livebaseballscorecards.com</p> <table border="1"> <tr><td>AB</td><td>38</td></tr> <tr><td>R</td><td>9</td></tr> <tr><td>H</td><td>11</td></tr> <tr><td>RBI</td><td>7</td></tr> <tr><td>BB</td><td>0</td></tr> <tr><td>SO</td><td>7</td></tr> <tr><td>LOB</td><td>8</td></tr> </table> 	AB	38	R	9	H	11	RBI	7	BB	0	SO	7	LOB	8
AB	38																								
R	9																								
H	11																								
RBI	7																								
BB	0																								
SO	7																								
LOB	8																								
Gary Roenicke, R (1, 7) OBP: 0.357, SLG: 0.500	2-1 6-3		3-2 5-3	1-3 K2-3		0-0 F7		1-0 5-3		5 0 0 0 0 1 2															
Andre Thornton, R (1, 9) OBP: 0.329, SLG: 0.364	2-0 6-3			0-0 1B 2B	1-2 BLK 4-3 2B		2-2 E5 1B SH1-3 1B		3-3 K	5 3 2 0 0 1 0															
Jose Morales, R (1, 3) OBP: 0.357, SLG: 0.500		1-1 1B E 1B		0-0 2B SF8 1B	2-2 4-3		0-0 SH1-3		2-3 K	2 2 2 0 0 0 0 2 0 0 0 0 1 1															
Jim Lyttle, L (4, 9) OBP: 0.364, SLG: 0.400				1-2 SF8 1B	2-3 4-3		1-2 SH1-3																		
Larry Parrish, R (1, 5) OBP: 0.297, SLG: 0.354		1-0 E7 4-3 1B		1-2 SF8 FC1 2B	2-2 4-3		0-1 1B E 1B		0-0 5-3	5 3 3 2 0 0 0															
Tim Foli, R (1, 6) OBP: 0.285, SLG: 0.436		1-2 4-3		1-0 SF8	0-2 1B		0-0 E4 FC6-4 1B			3 0 2 3 0 0 0															
Pete Mackanin, R (1, 4) OBP: 0.262, SLG: 0.376		1-2 5-3		3-2 FC1 1B	0-0 1B		1-2 F9			4 1 1 1 0 0 1 0 0 0 0 0 0 0															
Pepe Frias, R (7, 4) OBP: 0.296, SLG: 0.320				3-2 FC1 1B	1-2 1B																				
Barry Foote, R (1, 2) OBP: 0.278, SLG: 0.368		0-0 F8		0-0 E SH1-4 1B	2-3 K		1-0 FC6-4			4 0 1 1 0 1 3															
Woodie Fryman, R (1, 1) OBP: 0.080, SLG: 0.080			0-1 6-3							3 0 0 0 0 2 0															
Dale Murray, R (9, 1)				0-0 SH1-4						0 0 0 0 0 0 0															
Inning Stats	R: 0 E: 0 K: 1 S: 7	H: 0 LOB: 0 BB: 0 P: 13	R: 2 E: 1 K: 0 S: 10	H: 2 LOB: 0 BB: 0 P: 14	R: 0 E: 0 K: 0 S: 7	H: 0 LOB: 0 BB: 0 P: 10	R: 4 E: 2 K: 1 S: 19	H: 4 LOB: 2 BB: 0 P: 26	R: 1 E: 0 K: 1 S: 17	H: 3 LOB: 2 BB: 0 P: 24	R: 0 E: 0 K: 1 S: 7	H: 0 LOB: 0 BB: 0 P: 9	R: 2 E: 2 K: 0 S: 11	H: 2 LOB: 1 BB: 0 P: 15	R: 0 E: 0 K: 1 S: 5	H: 0 LOB: 0 BB: 0 P: 6	R: 0 E: 0 K: 2 S: 7	H: 0 LOB: 0 BB: 0 P: 12	1B: 9 2B: 2 3B: 0 HR: 0	SF: 1 SAC: 2 DP: 0 HBP: 0	WP: 0 PB: 0 SB: 0 CS: 0	PA: 41			
PITCHER	IP WLS BF H R ER SO BB IBB HBP BLK WP HR S P ERA WHIP																								
Rob Dressler, R (1, 1) ERA: 4.21	3.1 L 17 6 6 4 1 0 0 0 0 0 0 0 37 55 10.80 1.800																								
Charlie Williams, R (4, 1) ERA: 2.01	0.2 3 0 0 0 1 0 0 0 0 0 0 0 6 8 0.00 0.000																								
Dave Heaverlo, R (5, 1) ERA: 4.33	2.0 9 3 1 1 2 0 0 0 1 0 0 0 24 33 4.50 1.500																								
Mike Caldwell, L (7, 1) ERA: 4.41	3.0 12 2 2 0 3 0 0 0 0 0 0 0 23 33 0.00 0.667																								

Batter	1	2	3	4	5	6	7	8	9	AB	R	H	RBI	BB	SO	LOB
Larry Herndon, R OBP: 0.402, SLG: 0.448 (1, 8)	0-0 FC1-6 1B	0-0 FC4 1-2f		3-2 2-H 1B	2-2 P3		1-2 F8			5	0	2	1	0	0	5
Craig Robinson, R OBP: 0.667, SLG: 0.714 (1, 4)	1-0 FC1-6 WP BB 1B 1-2f		4-2 1B BB	1-0 F8		4-2 G6-4-3 BB BB		1-2 E 2B		3	3	1	0	2	0	2
Bobby Murcer, L OBP: 0.374, SLG: 0.374 (1, 9)	4-0 WP 1B BB 1-2		0-2 L4	2-1 G3		4-0 G6-4-3 BB 1-2		0-0 E5 6-3-5 2-H 1B		3	0	1	0	2	0	2
Gary Matthews, R OBP: 0.331, SLG: 0.386 (1, 7)	2-1 L6 1-2 2-3		2-2 1B 1B 1-2		4-2 FC4-6 BB 1-2f 2-3	2-2 G6-4-3 1-2f 2-3		2-0 6-3-5 2-3f		4	0	1	0	1	0	5
Willie Montanez, L OBP: 0.358, SLG: 0.423 (1, 3) Gary Thomasson, L OBP: 0.400, SLG: 0.538 (8, 3)	2-2 2-H 3-H 1B		1-3 K		2-2 FC4-6 6-3 1B 1-2f	2-0 HBP		0-0 4-3		3	1	1	1	0	1	3
Chris Speier, R OBP: 0.349, SLG: 0.340 (1, 6)		4-0 BB BB	1-2 1B 2-H		4-2 6-3 1B BB 1-2 2-3	3-1 F8				2	1	1	1	2	0	2
Ken Reitz, R OBP: 0.311, SLG: 0.356 (1, 5)		0-0 F9	1-1 F9		1-0 6-3 1-2 2-3		0-2 E3 WP G3			4	0	0	0	0	0	5
Dave Rader, L OBP: 0.309, SLG: 0.343 (1, 2)		4-2 FC4 BB 1-2		2-1 SH2-4 1B 1B	4-0 1B IBB		2-2 G3 1-2			2	1	1	0	2	0	1
Jim Barr, R OBP: 0.259, SLG: 0.130 (1, 1) Randy Moffitt, R OBP: 0.500, SLG: 0.500 (9, 1)		1-3 K	1-1 SH2-4		1-0 1B 1-2 2-H 3-H		1-1 6-3 2-3			3	0	1	2	0	1	3
										0	0	0	0	0	0	0

Inning Stats	R: 1	H: 2	E: 0	K: 0	S: 8	H: 2	LOB: 2	BB: 1	P: 17	R: 0	H: 0	E: 0	K: 1	S: 9	H: 0	LOB: 2	BB: 2	P: 18	R: 1	H: 2	E: 0	K: 1	S: 17	R: 1	H: 2	E: 0	K: 0	S: 10	H: 2	LOB: 1	BB: 0	P: 19	R: 2	H: 1	E: 0	K: 0	S: 16	H: 0	LOB: 2	BB: 3	P: 34	R: 0	H: 0	E: 0	K: 0	S: 7	H: 0	LOB: 1	BB: 0	P: 19	R: 1	H: 2	E: 1	K: 0	S: 6	H: 2	LOB: 0	BB: 0	P: 9
--------------	------	------	------	------	------	------	--------	-------	-------	------	------	------	------	------	------	--------	-------	-------	------	------	------	------	-------	------	------	------	------	-------	------	--------	-------	-------	------	------	------	------	-------	------	--------	-------	-------	------	------	------	------	------	------	--------	-------	-------	------	------	------	------	------	------	--------	-------	------

PITCHER	IP	WLS	BF	H	R	ER	SO	BB	IBB	HBP	BLK	WP	HR	S	P	ERA	WHIP
Don Stanhouse, R ERA: 3.38 (1, 1)	4.1	L	24	6	5	5	2	6	0	0	0	1	0	55	101	10.38	2.769
Wayne Granger, R ERA: 3.67 (5, 1)	0.2		4	1	0	0	0	0	1	0	0	0	0	5	13	0.00	1.500
Chip Lang, R ERA: 7.27 (6, 1)	2.0		9	0	0	0	0	2	0	1	0	1	0	22	41	0.00	1.000
Fred Scherman, L ERA: 4.97 (8, 1)	1.0		4	2	1	1	0	0	0	0	0	0	0	6	9	9.00	2.000

BOTTOM

Montreal Expos @ San Francisco Giants
Candlestick Park, San Francisco, CA

Wed Jun 09 1976, 10:05 PM EDT
Att. 2,209 - Unknown

AB	30
R	6
H	9
RBI	5
BB	9
SO	2
LOB	28

livebaseballscorecards.com



WP	2	PA	41
PB	0	SB	0
CS	0		

BOTTOM

Montreal Expos @ San Francisco Giants
Candlestick Park, San Francisco, CA
Thu Jun 10 1976, 6:33 AM EDT
Att. 2,321 - Unknown

livebaseballscorecards.com

AB	34
R	5
H	9
RBI	5
BB	4
SO	4
LOB	18



WP	2	PA	39
PB	0		
SB	1		
CS	1		

AB R H RBI BB SO LOB

4	0	1	1	1	0	3
5	0	0	1	0	1	5
5	0	0	0	0	1	2
3	1	2	0	1	0	0
4	0	2	0	0	0	2
3	0	0	1	0	0	3
3	2	1	0	1	0	1
2	0	0	0	0	1	0
2	2	2	0	0	0	0
1	0	0	0	0	1	0
1	0	1	2	0	0	0
0	0	0	0	0	0	0
0	0	0	0	0	0	0
1	0	0	0	0	0	2
0	0	0	0	0	0	0
1B	7	SF	1			
2B	2	SAC	0			
3B	0	DP	2			
HR	0	HBP	0			

Batter	1	2	3	4	5	6	7	8	9													
Larry Herndon, R OBP: 0.402, SLG: 0.440 (1, 8)	F8		1B		F9		CS BB		FC5-4 G3													
Steve Ontiveros, S OBP: 0.236, SLG: 0.184 (1, 5)	G3		K			3-1	F8		G3													
Bobby Murcer, L OBP: 0.367, SLG: 0.365 (1, 9)	F9			4-3		K		F7	1-3													
Gary Matthews, R OBP: 0.337, SLG: 0.390 (1, 7)		1B SF7 1B		E 1B		WP BB		6-3														
Gary Thomasson, L OBP: 0.421, SLG: 0.588 (1, 3)				E4 1B		F7																
Chris Speier, R OBP: 0.343, SLG: 0.335 (1, 6)			SF7	G6-4-3 1B	G6-4-3																	
Dave Rader, L OBP: 0.316, SLG: 0.343 (1, 2)		G4-6-3			G3		1B 2B BB		FC6 1B FC5-4 1B													
Craig Robinson, R OBP: 0.545, SLG: 0.556 Derrel Thomas, S OBP: 0.318, SLG: 0.307 (7, PH) (8, 4)			5-3		K		2B 1B		FC5-4 E G3 1B													
Ed Halicki, R OBP: 0.304, SLG: 0.200 Willie Montanez, L OBP: 0.261, SLG: 0.430 Jim Barr, R OBP: 0.259, SLG: 0.130 Gary Lavelle, S OBP: 0.200, SLG: 0.200 Glenn Adams, L OBP: 0.231, SLG: 0.269 Mike Sadek, R OBP: 0.390, SLG: 0.361 (1, 1) (7, PH) (7, PR) (8, 1) (9, PH) (9, PR)							WP 2B		FC6 FC5-4													
Inning Stats	R: 0 E: 0 K: 0 S: 8	H: 0 LOB: 0 BB: 0 P: 11	R: 1 E: 0 K: 0 S: 8	H: 2 LOB: 0 BB: 0 P: 12	R: 0 E: 0 K: 2 S: 11	H: 1 LOB: 1 BB: 0 P: 14	R: 0 E: 1 K: 0 S: 15	H: 1 LOB: 1 BB: 0 P: 21	R: 0 E: 0 K: 1 S: 8	H: 0 LOB: 1 BB: 1 P: 16	R: 0 E: 0 K: 1 S: 12	H: 0 LOB: 1 BB: 1 P: 21	R: 2 E: 0 K: 0 S: 15	H: 2 LOB: 2 BB: 2 P: 27	R: 0 E: 0 K: 0 S: 11	H: 1 LOB: 1 BB: 0 P: 14	R: 2 E: 1 K: 0 S: 15	H: 2 LOB: 2 BB: 0 P: 20	1B: 7 2B: 2 3B: 0 HR: 0	SF: 1 SAC: 0 DP: 2 HBP: 0	WP: 2 PB: 0 SB: 1 CS: 1	PA: 39
PITCHER Don Carrithers, R ERA: 3.83 Dale Murray, R ERA: 3.32	IP 6.1 WLS W BF 27 H 6 R 3 ER 3 SO 4 BB 3 IBB 0 HBP 0 BLK 0 WP 1 HR 0 S 74 P 114 ERA 4.26 WHIP 1.421	IP 7.1 WLS S BF 12 H 3 R 2 ER 1 SO 0 BB 1 IBB 0 HBP 0 BLK 0 WP 1 HR 0 S 29 P 42 ERA 3.38 WHIP 1.500																				

Batter	1	2	3	4	5	6	7	8	9	AB R H RBI BB SO LOB	TOP								
Bud Harrelson, S (1, 6) OBP: 0.367, SLG: 0.281	0-0 5-3		0-0 6-3			0-3 K			0-0 4-3	4 0 0 0 0 1 1									
Felix Millan, R (1, 4) OBP: 0.312, SLG: 0.339	0-0 5-3			0-0 5-3		0-0 F7			0-0 F9	4 0 0 0 0 0 1									
Joe Torre, R (1, 3) OBP: 0.355, SLG: 0.454	0-3 K			0-0 F8		0-0 6-3			0-0 F8	4 0 0 0 0 1 1									
Dave Kingman, R (1, 9) OBP: 0.279, SLG: 0.557		0-0 2B		0-3 K			0-3 K			3 0 1 0 0 2 0									
John Milner, L (1, 7) OBP: 0.386, SLG: 0.526		0-3 K			0-0 F9		0-0 P5			3 0 0 0 0 1 1									
Wayne Garrett, L (1, 5) OBP: 0.355, SLG: 0.316		0-3 K			0-0 F9		0-0 G3			3 0 0 0 0 1 1									
Del Unser, L (1, 8) OBP: 0.271, SLG: 0.335		0-0 F7				0-0 1B		0-0 G3		3 0 1 0 0 0 1									
Jerry Grote, R (1, 2) OBP: 0.358, SLG: 0.303			0-0 5-3		0-3 K			0-0 P6		3 0 0 0 0 1 1									
Jerry Koosman, R (1, 1) OBP: 0.333, SLG: 0.381			0-3 K			0-0 2B		0-3 K		1 0 0 0 0 1 0									
Bruce Boicclair, L (6, PH) OBP: 0.387, SLG: 0.441										1 0 1 0 0 0 0									
Rick Baldwin, L (6, 1) OBP: 1.000, SLG: 1.000										0 0 0 0 0 0 0									
Ed Kranepool, L (8, PH) OBP: 0.321, SLG: 0.363										1 0 0 0 0 1 0									
Bob Myrick, R (8, 1)										0 0 0 0 0 0 0									
Inning Stats	R: 0 E: 0 K: 1 S: 5	H: 0 LOB: 0 BB: 0 P: 5	R: 0 E: 0 K: 2 S: 8	H: 1 LOB: 1 BB: 0 P: 8	R: 0 E: 0 K: 1 S: 5	H: 0 LOB: 0 BB: 0 P: 5	R: 0 E: 0 K: 1 S: 6	H: 0 LOB: 0 BB: 0 P: 6	R: 0 E: 0 K: 1 S: 6	H: 1 LOB: 1 BB: 0 P: 6	R: 0 E: 0 K: 1 S: 5	H: 0 LOB: 0 BB: 0 P: 5	R: 0 E: 0 K: 0 S: 3	H: 0 LOB: 0 BB: 0 P: 3	1B: 1 2B: 2 3B: 0 HR: 0	SF: 0 SAC: 0 DP: 0 HBP: 0	WP: 0 PB: 0 SB: 0 CS: 0	PA: 30	
PITCHER John Montefusco, R (1, 1) ERA: 2.65	IP: 9.0 WLS: W BF: 30 H: 3 R: 0 ER: 0 SO: 9 BB: 0 IBB: 0 HBP: 0 BLK: 0 WP: 0 HR: 0 S: 48 P: 48 ERA: 0.00 WHIP: 0.333																		

New York Mets @ San Francisco Giants
Candlestick Park, San Francisco, CA

Fri Jun 11 1976, 10:05 PM EDT
Att. 6,121 - Unknown

livebaseballscorecards.com

AB	30
R	0
H	3
RBI	0
BB	0
SO	9
LOB	7



Batter	1	2	3	4	5	6	7	8	9	AB	R	H	RBI	BB	SO	LOB
Larry Herndon, R OBP: 0.413, SLG: 0.459 (1, 8)	4-0 SH1-4 HR BB	0-0 3B		0-0 5-3		4-0 BB S BB				2	1	1	0	2	0	0
Craig Robinson, R OBP: 0.500, SLG: 0.455 (1, 4)	0-0 SH1-4 1-2	0-0 F8		4-0 BB CS BB		0-3 K 1-2				2	0	0	0	1	1	2
Gary Matthews, R OBP: 0.336, SLG: 0.385 (1, 7)	4-0 HR BB	0-3 K		0-0 F9 1-2			0-3 K			3	1	0	0	1	2	2
Bobby Murcer, L OBP: 0.365, SLG: 0.377 (1, 9)	0-0 1-H 2-H HR		0-0 F8		0-0 F8		0-0 F9			4	1	1	3	0	0	0
Chris Speier, R OBP: 0.341, SLG: 0.330 (1, 6)	0-3 K		4-0 WP 1B BB		0-0 6-3		0-0 6-3			3	0	0	0	1	1	0
Ken Reitz, R OBP: 0.315, SLG: 0.359 (1, 5)	0-0 P6		0-0 WP 1B		0-0 1B			0-0 G3		4	0	2	0	0	0	0
Gary Thomasson, L OBP: 0.391, SLG: 0.524 (1, 3)		0-0 HR 1B	0-3 K		0-0 G3			0-0 F9		4	1	1	0	0	1	3
Marc Hill, R OBP: 0.246, SLG: 0.385 (1, 2)		0-0 1-H HR	4-0 1-2 2-3 IBB			0-0 4-3		0-0 1-3		3	1	1	2	1	0	0
John Montefusco, R OBP: 0.229, SLG: 0.219 (1, 1)		0-3 K	0-3 K			0-3 K				3	0	0	0	0	3	3

Inning Stats	R: 3	H: 1	E: 0	LOB: 0	K: 1	S: 6	P: 14	R: 2	H: 3	E: 0	LOB: 1	K: 2	S: 10	R: 0	H: 1	E: 0	LOB: 3	K: 2	S: 8	R: 0	H: 0	E: 0	LOB: 0	K: 0	S: 2	R: 0	H: 1	E: 0	LOB: 1	K: 0	S: 4	R: 0	H: 0	E: 0	LOB: 1	K: 2	S: 7	R: 0	H: 0	E: 0	LOB: 0	K: 1	S: 3	R: 0	H: 0	E: 0	LOB: 0	K: 0	S: 3
--------------	------	------	------	--------	------	------	-------	------	------	------	--------	------	-------	------	------	------	--------	------	------	------	------	------	--------	------	------	------	------	------	--------	------	------	------	------	------	--------	------	------	------	------	------	--------	------	------	------	------	------	--------	------	------

PITCHER	IP	WLS	BF	H	R	ER	SO	BB	IBB	HBP	BLK	WP	HR	S	P	ERA	WHIP
Jerry Koosman, L ERA: 3.87 (1, 1)	5.0	L	25	6	5	5	5	4	1	0	0	1	2	30	50	9.00	2.000
Rick Baldwin, R ERA: 3.0 (6, 1)	2.0		7	0	0	0	3	1	0	0	0	0	0	12	16	0.00	0.500
Bob Myrick, L ERA: (8, 1)	1.0		3	0	0	0	0	0	0	0	0	0	0	3	3	0.00	0.000

BOTTOM

New York Mets @ San Francisco Giants
Candlestick Park, San Francisco, CA


Fri Jun 11 1976, 10:05 PM EDT
Att. 6,121 - Unknown

livebaseballscorecards.com

AB	28
R	5
H	6
RBI	5
BB	6
SO	8
LOB	10

GIANTS

1B: 3	SF: 0	WP: 1	PA: 35
2B: 0	SAC: 1	PB: 0	
3B: 1	DP: 0	SB: 1	
HR: 2	HBP: 0	CS: 1	

Batter	1	2	3	4	5	6	7	8	9	AB R H RBI BB SO LOB	TOP														
Wayne Garrett, L (1, 5) OBP: 0.346, SLG: 0.307	0-0 4-3	0-0 4-3		0-3 K			0-0 3-1		0-0 G3	5 0 0 0 0 1 4	<p>New York Mets @ San Francisco Giants Candlestick Park, San Francisco, CA</p> <p>Sat Jun 12 1976, 6:33 AM EDT Att. 6,272 - Unknown</p> <p>livebaseballscorecards.com</p> <table border="1"> <tr><td>AB</td><td>27</td></tr> <tr><td>R</td><td>3</td></tr> <tr><td>H</td><td>2</td></tr> <tr><td>RBI</td><td>3</td></tr> <tr><td>BB</td><td>10</td></tr> <tr><td>SO</td><td>5</td></tr> <tr><td>LOB</td><td>17</td></tr> </table> 	AB	27	R	3	H	2	RBI	3	BB	10	SO	5	LOB	17
AB	27																								
R	3																								
H	2																								
RBI	3																								
BB	10																								
SO	5																								
LOB	17																								
Felix Millan, R (1, 4) OBP: 0.314, SLG: 0.333	4-0 4-3 BB		0-0 F3	0-0 G5-3			4-0 1B BB		0-0 5-3	3 0 0 0 2 0 2															
Joe Torre, R (1, 3) OBP: 0.345, SLG: 0.440	0-0 4-3 1-2		0-0 4-3		0-3 K		0-3 K			4 0 0 0 0 2 2															
Dave Kingman, R (1, 9) OBP: 0.283, SLG: 0.555	0-0 6-3		0-0 E3 2B		4-0 G4-6-3 BB		0-0 1-2 1B			3 1 1 0 1 0 1															
John Milner, L (1, 7) OBP: 0.383, SLG: 0.525		0-0 4-3	0-0 WP 2B		0-0 G4-6-3		0-0 F9			4 0 1 1 0 0 3															
Ron Hodges, L (1, 2) OBP: 0.397, SLG: 0.403		4-0 BB FC4-6 BB	4-0 BB			4-0 WP SH1-3 BB		0-0 F9		0 1 0 0 1 0 0 1 1 0 0 2 0 0															
Jerry Grote, R (3, PH) OBP: 0.363, SLG: 0.301																									
Del Unser, L (1, 8) OBP: 0.270, SLG: 0.330		4-0 FC4-6 1-2 BB	0-0 F8			0-0 6-3		0-0 F9		3 0 0 0 1 0 3															
Bud Harrelson, S (1, 6) OBP: 0.373, SLG: 0.279		4-0 FC4-6 1-2 2-3 BB		4-0 G5-3 BB		0-0 SH1-3		0-3 K		1 0 0 1 2 1 0															
Craig Swan, R (1, 1) OBP: 0.182, SLG: 0.100		0-0 FC4-6		4-0 1-2 BB		0-3 K			0-0 P3	3 0 0 1 1 1 2															
Inning Stats	R: 0 E: 0 K: 0 S: 3	H: 0 LOB: 1 BB: 1 P: 7	R: 1 E: 0 K: 0 S: 3	H: 0 LOB: 2 BB: 3 P: 15	R: 1 E: 1 K: 0 S: 5	H: 1 LOB: 2 BB: 1 P: 9	R: 0 E: 0 K: 1 S: 4	H: 0 LOB: 1 BB: 2 P: 12	R: 0 E: 0 K: 1 S: 4	H: 0 LOB: 0 BB: 1 P: 8	R: 1 E: 0 K: 1 S: 5	H: 0 LOB: 0 BB: 1 P: 9	R: 0 E: 0 K: 1 S: 6	H: 1 LOB: 2 BB: 1 P: 10	R: 0 E: 0 K: 1 S: 5	H: 0 LOB: 0 BB: 0 P: 5	R: 0 E: 0 K: 0 S: 3	H: 0 LOB: 0 BB: 0 P: 3	1B: 1 2B: 1 3B: 0 HR: 0	SF: 0 SAC: 1 DP: 2 HBP: 0	WP: 2 PB: 0 SB: 0 CS: 0	PA: 38			
PITCHER	IP WLS BF H R ER SO BB IBB HBP BLK WP HR S P ERA WHIP																				PITCHER	IP WLS BF H R ER SO BB IBB HBP BLK WP HR S P ERA WHIP			
John D'Acquisto, R (1, 1) ERA: 7.33	6.0 L 27 1 3 2 3 9 0 0 0 2 0 24 60 3.00 1.667																								
Randy Moffitt, R (7, 1) ERA: 2.59	2.0 8 1 0 0 2 1 0 0 0 0 0 11 15 0.00 1.000																								
Dave Heaverlo, R (9, 1) ERA: 4.21	1.0 3 0 0 0 0 0 0 0 0 0 0 3 3 0.00 0.000																								

Batter	1	2	3	4	5	6	7	8	9	AB R H RBI BB SO LOB	TOP									
Mike Phillips, L (1, 6) OBP: 0.309, SLG: 0.253	0-0 4-3		0-0 4-3			0-0 E3 SH1-4 1B	0-0 4-3		0-0 F5	5 1 0 0 0 0 5	<p>New York Mets @ San Francisco Giants Candlestick Park, San Francisco, CA</p> <p>Sun Jun 13 1976, 6:33 AM EDT Unknown</p>									
Felix Millan, R (1, 4) OBP: 0.310, SLG: 0.328	0-0 4-3		0-0 F4			0-0 SH1-4		0-3 K	3 0 0 0 0 1 0											
John Milner, L (1, 7) OBP: 0.380, SLG: 0.517	0-0 4-3			0-0 3-1		0-0 1B		0-0 F9	4 0 1 2 0 0 0											
Dave Kingman, R (1, 9) OBP: 0.278, SLG: 0.545		0-0 1-3		0-0 5-3		0-0 F7		0-0 4-3	4 0 0 0 0 0 1											
Ed Kranepool, L (1, 3) OBP: 0.325, SLG: 0.368		0-0 1B E 2B		0-0 G3		0-0 G3		4-0 BB 5-3 BB	3 1 1 0 1 0 1											
Del Unser, L (1, 8) OBP: 0.270, SLG: 0.328		0-0 E 2B 1B		0-0 F8		0-0 4-3		0-0 5-3 1-2	4 0 1 0 0 0 1											
Wayne Garrett, L (1, 5) OBP: 0.344, SLG: 0.302		0-0 E3 G4-6-3 1-2 3-H		0-0 4-3		0-0 G3		4-0 BB BB	3 0 0 1 1 0 1											
Jerry Grote, R (1, 2) OBP: 0.360, SLG: 0.320		0-0 G4-6-3 1-2		0-0 F2		0-0 HR		0-3 K	4 1 1 1 0 1 4											
Mickey Lolich, S (1, 1) OBP: 0.269, SLG: 0.208 Bob Apodaca, R (7, 1) OBP: 0.429, SLG: 0.500			0-0 5-3			0-0 E6 SH1-4 1B	4-0 BB	4-0 BB 1-2 2-3 BB	2 1 0 0 1 0 0 0 0 0 0 1 0 0											
Inning Stats	R: 0 E: 0 K: 0 S: 3	H: 0 LOB: 0 BB: 0 P: 3	R: 1 E: 1 K: 0 S: 5	H: 2 LOB: 1 BB: 0 P: 5	R: 0 E: 0 K: 0 S: 3	H: 0 LOB: 0 BB: 0 P: 3	R: 0 E: 0 K: 0 S: 3	H: 0 LOB: 0 BB: 0 P: 3	R: 2 E: 2 K: 0 S: 6	H: 1 LOB: 1 BB: 0 P: 6	R: 1 E: 0 K: 0 S: 4	H: 1 LOB: 1 BB: 1 P: 8	R: 0 E: 0 K: 1 S: 5	H: 0 LOB: 0 BB: 0 P: 5	R: 0 E: 0 K: 1 S: 5	H: 0 LOB: 3 BB: 3 P: 17	1B: 2 2B: 1 3B: 0 HR: 1	SF: 0 SAC: 1 DP: 1 HBP: 0	WP: 0 PB: 0 SB: 0 CS: 0	PA: 37
PITCHER	IP WLS BF H R ER SO BB IBB HBP BLK WP HR S P ERA WHIP																			
Rob Dressler, R (1, 1) ERA: 3.86	7.0 L 28 4 4 2 0 1 0 0 0 0 0 1 27 31 2.57 0.714																			
Gary Lavelle, L (8, 1) ERA: 1.71	2.0 9 0 0 0 2 3 0 0 0 0 0 0 10 22 0.00 1.500																			

livebaseballscorecards.com

AB	32
R	4
H	4
RBI	4
BB	4
SO	2
LOB	13



Batter	1	2	3	4	5	6	7	8	9	AB R H RBI BB SO LOB
Larry Herndon, R OBP: 0.411, SLG: 0.454 (1, 8)	0-0 E 1B		0-0 L5-3 1B		0-0 F9			0-0 6-3		4 1 2 0 0 0 1
Chris Arnold, R OBP: 0.286, SLG: 0.282 (1, 4) (8, 5)	0-0 E8 1B FC4-6 1B		0-0 L5-3 1-2			0-0 G3 1B		0-3 K		4 1 2 0 0 1 1
Gary Matthews, R OBP: 0.337, SLG: 0.389 (1, 7)	0-0 FC4-6 1B 2-3 3-H		0-0 F7			0-0 F9		0-0 1B		4 0 2 1 0 0 1
Bobby Murcer, L OBP: 0.357, SLG: 0.365 (1, 9)	0-0 FC4-6 FC5-4 1-2f 3-H			0-0 F9		0-0 G3 1-2		0-0 G3		4 0 0 1 0 0 3
Chris Speier, R OBP: 0.335, SLG: 0.327 (1, 6)	0-0 F8			0-0 F8		0-0 F8		0-3 K		4 0 0 0 0 1 2
Ken Reitz, R OBP: 0.314, SLG: 0.358 Derrel Thomas, S OBP: 0.318, SLG: 0.304 (1, 5) (7, PR) (8, 4)	0-0 FC5-4 1-2f			0-0 6-3			4-0 G6-3 BB BB	0-0 F8		2 0 0 0 1 0 1 1 0 0 0 0 0 0
Gary Thomasson, L OBP: 0.367, SLG: 0.423 (1, 3)		0-0 F9			0-3 K		4-0 G6-3 BB BB	0-0 F7		3 0 0 0 1 1 0
Marc Hill, R OBP: 0.254, SLG: 0.379 Steve Ontiveros, S OBP: 0.232, SLG: 0.180 Gary Lavelle, S OBP: 0.200, SLG: 0.200 (1, 2) (7, PH) (8, 1)		0-0 F8			4-0 BB		0-0 G6-3 1-2f 2-3			1 0 0 0 1 0 0 1 0 0 0 0 0 2 0 0 0 0 0 0 0
Rob Dressler, R OBP: 0.182, SLG: 0.182 Willie Montanez, L OBP: 0.357, SLG: 0.425 Mike Sadek, R OBP: 0.390, SLG: 0.361 (1, 1) (7, PH) (8, 2)		0-3 K			0-3 K		0-3 K			2 0 0 0 0 2 1 1 0 0 0 0 1 2 0 0 0 0 0 0 0

Inning Stats	R: 2	H: 3	E: 1	K: 0	S: 6	LOB: 1	BB: 0	P: 6	R: 0	H: 0	E: 0	K: 1	S: 5	LOB: 0	BB: 0	P: 5	R: 0	H: 1	E: 0	K: 0	S: 3	LOB: 0	BB: 0	P: 3	R: 0	H: 0	E: 0	K: 0	S: 3	LOB: 0	BB: 0	P: 3	R: 0	H: 0	E: 0	K: 2	S: 7	LOB: 1	BB: 1	P: 11	R: 0	H: 1	E: 0	K: 0	S: 4	LOB: 1	BB: 0	P: 4	R: 0	H: 0	E: 0	K: 1	S: 4	LOB: 2	BB: 2	P: 12	R: 0	H: 1	E: 0	K: 1	S: 6	LOB: 1	BB: 0	P: 6	R: 0	H: 0	E: 0	K: 1	S: 5	LOB: 0	BB: 0	P: 5	1B: 6	SF: 0	2B: 1	SAC: 0	3B: 0	DP: 2	HR: 0	HBP: 0	WP: 0	PA: 34
PITCHER	IP	WLS	BF	H	R	ER	SO	BB	IBB	HBP	BLK	WP	HR	S	P	ERA	WHIP																			PITCHER	IP	WLS	BF	H	R	ER	SO	BB	IBB	HBP	BLK	WP	HR	S	P	ERA	WHIP																													
Mickey Lolich, L ERA: 3.03 (1, 1)	6.0	W	25	5	2	2	3	3	0	0	0	0	0	28	40	3.00	1.333																																																																	
Bob Apodaca, R ERA: 1.66 (7, 1)	3.0	S	9	1	0	0	3	0	0	0	0	0	0	15	15	0.00	0.333																																																																	


BOTTOM


New York Mets @ San Francisco Giants
Candlestick Park, San Francisco, CA

Sun Jun 13 1976, 6:33 AM EDT
Unknown

livebaseballscorecards.com

AB	31
R	2
H	6
RBI	2
BB	3
SO	6
LOB	14



Batter	1	2	3	4	5	6	7	8	9	AB R H RBI BB SO LOB	TOP		
Bud Harrelson, S (1, 6) OBP: 0.367, SLG: 0.270	0-3 K		0-0 5-3		4-0 BB		0-0 6-3		0-0 F9	4 0 0 0 1 1 0	New York Mets @ San Francisco Giants Candlestick Park, San Francisco, CA Sun Jun 13 1976, 6:38 AM EDT Att. 18,644 - Unknown livebaseballscorecards.com AB 34 R 4 H 8 RBI 4 BB 4 SO 7 LOB 13 		
Felix Millan, R (1, 4) OBP: 0.303, SLG: 0.320	0-0 4-3		0-0 6-3		0-0 F9		0-3 K		0-0 5-3	5 0 0 0 0 1 2			
John Milner, L (1, 7) OBP: 0.374, SLG: 0.503	4-0 BB		0-3 K		0-3 K		0-0 G3		0-0 F8	4 0 0 0 1 2 0			
Dave Kingman, R (1, 9) OBP: 0.278, SLG: 0.541	0-3 K			0-0 F9		0-0 1B 2B 1B		0-0 4-3		4 1 1 0 0 1 1			
Ed Kranepool, L (1, 3) OBP: 0.328, SLG: 0.376		0-0 6-3		0-0 3-1		0-0 2B SF8 1B		0-0 1B 2B		4 2 2 0 0 0 0			
Del Unser, L (1, 8) OBP: 0.279, SLG: 0.338		4-0 2B BB		0-0 6-3		0-0 1-3 3-H 2B		0-0 FC6-5 1B		3 1 2 1 1 0 0			
Wayne Garrett, L (1, 5) OBP: 0.352, SLG: 0.308		0-3 K			0-0 S 1B		0-0 IBB	0-0 FC6-5 1B		3 0 2 1 1 1 1			
Jerry Grote, R (1, 2) OBP: 0.358, SLG: 0.327		0-0 1-H 2B			0-0 F9 1-2		0-0 SF8 3-H	0-0 FC6-5 1-2 2-3f		3 0 1 2 0 0 3			
Tom Seaver, R (1, 1) OBP: 0.154, SLG: 0.057 Skip Lockwood, R (9, 1) OBP: 0.500, SLG: 0.400		0-0 F7			0-0 F7		0-0 1-3	0-3 K		4 0 0 0 0 1 6 0 0 0 0 0 0 0			
Inning Stats	R: 0 E: 0 K: 2 S: 7 H: 0 LOB: 1 BB: 1 P: 11	R: 1 E: 0 K: 1 S: 6 H: 1 LOB: 1 BB: 1 P: 10	R: 0 E: 0 K: 1 S: 5 H: 0 LOB: 0 BB: 0 P: 5	R: 0 E: 0 K: 0 S: 3 H: 0 LOB: 0 BB: 0 P: 3	R: 0 E: 0 K: 0 S: 4 H: 1 LOB: 2 BB: 1 P: 8	R: 2 E: 0 K: 1 S: 8 H: 3 LOB: 2 BB: 1 P: 12	R: 0 E: 0 K: 1 S: 5 H: 0 LOB: 0 BB: 0 P: 5	R: 1 E: 0 K: 1 S: 8 H: 3 LOB: 2 BB: 0 P: 8	R: 0 E: 0 K: 0 S: 3 H: 0 LOB: 0 BB: 0 P: 3	1B: 5 2B: 3 3B: 0 HR: 0 SF: 1 SAC: 0 DP: 0 HBP: 0	WP: 0 PB: 0 SB: 1 CS: 0 PA: 39		
PITCHER	IP WLS BF H R ER SO BB IBB HBP BLK WP HR S P ERA WHIP											PITCHER	IP WLS BF H R ER SO BB IBB HBP BLK WP HR S P ERA WHIP
Jim Barr, R (1, 1) ERA: 3.01	6.0 L 27 5 3 3 5 3 1 0 0 0 0 33 49 4.50 1.333												
Mike Caldwell, L (7, 1) ERA: 4.33	3.0 12 3 1 1 2 0 0 0 0 0 0 16 16 3.00 1.000												

Batter	1	2	3	4	5	6	7	8	9	AB R H RBI BB SO LOB
--------	---	---	---	---	---	---	---	---	---	----------------------

Larry Herndon, R (1, 8) OBP: 0.398, SLG: 0.439	0-0 F3			0-0 F4			0-0 4-3		0-0 F2	4 0 0 0 0 0 0
Derrel Thomas, S (1, 4) OBP: 0.317, SLG: 0.303	0-0 F6			0-0 L3			0-0 4-3		0-0 1B	4 1 1 0 0 0 0
Bobby Murcer, L (1, 9) OBP: 0.360, SLG: 0.364	0-3 K			0-0 F8			4-0 1B		0-0 1B	3 0 1 0 1 1 0
Gary Matthews, R (1, 7) OBP: 0.340, SLG: 0.391		0-3 K		0-3 K			0-0 1B		0-0 1B	4 0 2 1 0 2 0
Willie Montanez, L (1, 3) OBP: 0.351, SLG: 0.417		0-0 4-3		0-0 G3			0-0 F7		0-0 4-3	4 0 0 0 0 0 4
Chris Speier, R (1, 6) OBP: 0.331, SLG: 0.323		0-0 F9		0-0 F8					0-0 F9	3 0 0 0 0 0 0
Ken Reitz, R (1, 5) OBP: 0.310, SLG: 0.354			0-0 F7			0-0 F9			0-0 4-3	3 0 0 0 0 0 0
Dave Rader, L (1, 2) OBP: 0.306, SLG: 0.330			0-0 F9			0-0 G6-3			0-0 3-1	3 0 1 0 0 0 0
Jim Barr, R (1, 1) OBP: 0.250, SLG: 0.125			0-0 F8			0-0 G6-3			0-0 G3	1 0 0 0 0 0 0
Gary Thomasson, L (6, PH) OBP: 0.355, SLG: 0.407						1-2				1 0 0 0 0 0 1
Mike Caldwell, R (7, 1) OBP: 0.167, SLG: 0.167										0 0 0 0 0 0 0
Glenn Adams, L (9, PH) OBP: 0.250, SLG: 0.286										1 0 0 0 0 0 0

Inning Stats	R: 0	H: 0	E: 0	LOB: 0	K: 1	S: 5	R: 0	H: 0	E: 0	LOB: 0	K: 1	S: 5	R: 0	H: 0	E: 0	LOB: 0	K: 0	S: 3	R: 0	H: 0	E: 0	LOB: 0	K: 1	S: 5	R: 0	H: 1	E: 0	LOB: 0	K: 0	S: 3	R: 0	H: 1	E: 0	LOB: 2	K: 0	S: 4	R: 0	H: 0	E: 0	LOB: 0	K: 0	S: 3	R: 1	H: 3	E: 0	LOB: 2	K: 0	S: 6	1B: 5	SF: 0	2B: 0	SAC: 0	3B: 0	DP: 1	HR: 0	HBP: 0	WP: 0	PA: 32
--------------	------	------	------	--------	------	------	------	------	------	--------	------	------	------	------	------	--------	------	------	------	------	------	--------	------	------	------	------	------	--------	------	------	------	------	------	--------	------	------	------	------	------	--------	------	------	------	------	------	--------	------	------	-------	-------	-------	--------	-------	-------	-------	--------	-------	--------

PITCHER	IP	WLS	BF	H	R	ER	SO	BB	IBB	HBP	BLK	WP	HR	S	P	ERA	WHIP
Tom Seaver, R (1, 1) ERA: 2.9	8.2	W	31	5	1	1	3	1	0	0	0	0	0	36	40	1.04	0.692
Skip Lockwood, R (9, 1) ERA: 2.56	0.1	S	1	0	0	0	0	0	0	0	0	0	0	1	1	0.00	0.000

BOTTOM


New York Mets @ San Francisco Giants
Candlestick Park, San Francisco, CA

Sun Jun 13 1976, 6:38 AM EDT
Att. 18,644 - Unknown

livebaseballscorecards.com

AB	31
R	1
H	5
RBI	1
BB	1
SO	3
LOB	5



Batter	1	2	3	4	5	6	7	8	9	AB R H RBI BB SO LOB	TOP	
Larry Herndon, R (1, 8) OBP: 0.401, SLG: 0.437	0-0 1B 1B		4-0 2B 1B BB	0-3 K			0-0 4-3			3 1 1 0 1 1 1		
Marty Perez, R (1, 4) OBP: 0.294, SLG: 0.310 Charlie Williams, R (7, 1)	0-3 K		0-0 F7			0-0 P3	0-0 P4			4 0 0 0 0 1 2 0 0 0 0 0 0 0		
Gary Matthews, R (1, 7) OBP: 0.346, SLG: 0.415	0-0 1-2 1B		0-0 1B 2B			0-0 F7		0-0 HR		4 1 3 1 0 0 0		
Bobby Murcer, L (1, 9) OBP: 0.358, SLG: 0.362	0-3 K		0-0 1B 2-3 3-H			0-3 K		0-0 F7		4 0 1 1 0 2 2		
Chris Speier, R (1, 6) OBP: 0.327, SLG: 0.319 Chris Arnold, R (6, 5) OBP: 0.279, SLG: 0.275 (7, 4)	0-0 F3		0-0 F2			0-0 5-3		0-0 5-3		3 0 0 0 0 0 4 1 0 0 0 0 0 0		
Ken Reitz, R (1, 5) OBP: 0.314, SLG: 0.358 Derrel Thomas, S (6, PR) OBP: 0.316, SLG: 0.301 (6, 6)		0-0 1B	0-0 F7			0-0 1B		0-0 4-3		3 0 2 0 0 0 2 1 0 0 0 0 0 0		
Darrell Evans, L (1, 3) OBP: 0.312, SLG: 0.189 (7, 5)		0-0 P6		0-0 4-3		0-0 P3		0-0 F7		4 0 0 0 0 0 2	AB 35 R 2 H 8 RBI 2 BB 1 SO 6 LOB 16	
Marc Hill, R (1, 2) OBP: 0.240, SLG: 0.357		0-0 L5		0-0 F8		0-3 K		0-0 F8		4 0 0 0 0 1 2		
Ed Halicki, R (1, 1) OBP: 0.292, SLG: 0.190 Dave Heaverlo, R (2, 1) Steve Ontiveros, S (4, PH) OBP: 0.246, SLG: 0.196 Mike Caldwell, R (4, 1) OBP: 0.187, SLG: 0.167 Gary Thomasson, L (7, PH) OBP: 0.333, SLG: 0.379 (7, 3)		0-3 K		0-0 1B		0-0 G3		0-0 1-3		1 0 0 0 0 0 1 1 0 0 0 0 0 0 0 0 1 0 1 0 0 0 0 0 0 0 0 0 0 0 0 0 2 0 0 0 0 0 0 0		
Inning Stats	R: 0 H: 2 E: 0 LOB: 2 K: 2 BB: 0 S: 9 P: 9	R: 0 H: 1 E: 0 LOB: 1 K: 1 BB: 0 S: 6 P: 6	R: 1 H: 2 E: 0 LOB: 2 K: 0 BB: 1 S: 5 P: 9	R: 0 H: 1 E: 0 LOB: 1 K: 1 BB: 0 S: 6 P: 6	R: 0 H: 0 E: 0 LOB: 0 K: 1 BB: 0 S: 5 P: 5	R: 0 H: 1 E: 0 LOB: 1 K: 1 BB: 0 S: 6 P: 6	R: 0 H: 0 E: 0 LOB: 0 K: 0 BB: 0 S: 3 P: 3	R: 1 H: 1 E: 0 LOB: 0 K: 0 BB: 0 S: 4 P: 4	R: 0 H: 0 E: 0 LOB: 0 K: 0 BB: 0 S: 3 P: 3	1B: 6 SF: 0 2B: 1 SAC: 0 3B: 0 DP: 0 HR: 1 HBP: 0	WP: 0 PA: 36 PB: 0 SB: 0 CS: 0	
PITCHER	IP WLS BF H R ER SO BB IBB HBP BLK WP HR S P ERA WHIP											
Steve Carlton, L (1, 1) ERA: 3.83	7.0 W 29 7 1 1 6 1 0 0 0 0 0 0 40 44 1.29 1.143											
Ron Schueler, R (8, 1) ERA: 4.85	2.0 7 1 1 1 0 0 0 0 0 0 0 1 7 7 4.50 0.500											

San Francisco Giants @ Philadelphia Phillies
Veterans Stadium, Philadelphia, PA
Tue Jun 15 1976, 7:05 PM EDT
Att. 28,564 - Unknown

livebaseballscorecards.com

Batter	1	2	3	4	5	6	7	8	9	AB	R	H	RBI	BB	SO	LOB
Dave Cash, R OBP: 0.362, SLG: 0.356 (1, 4)	0-0 S BB 1B	0-0 SH5-3 1B	0-0 F9 2-3		0-0 5-3 1-2		0-0 FC6-4 1-2f			5	2	2	0	0	0	3
Larry Bowa, S OBP: 0.311, SLG: 0.304 (1, 6)	0-0 L7	0-0 SH5-3 1-2 2-3	0-0 P6		0-0 2B 2-H			0-0 P5		4	0	1	1	0	0	2
Mike Schmidt, R OBP: 0.423, SLG: 0.614 (1, 5)	4-0 S 1B	4-0 1B HR		0-0 G3 1B	0-0 F8			0-0 5-3		2	3	1	0	2	0	1
Terry Harmon, R OBP: 0.407, SLG: 0.417 (6, 5)	1-2 BB	1B IBB		0-0 G3 1B				0-0 5-3		1	0	0	0	0	0	0
Greg Luzinski, R OBP: 0.339, SLG: 0.467 (1, 7)	4-0 F9 1B	0-3 K		0-0 G3 1B				0-0 F8		4	1	1	0	1	1	3
Jerry Martin, R OBP: 0.364, SLG: 0.419 (9, 7)	1-2 2-3 BB			1-2 1B						0	0	0	0	0	0	0
Jay Johnstone, L OBP: 0.372, SLG: 0.490 (1, 9)	0-0 1B	0-0 S HR 1B		0-0 G3				0-0 G3		4	1	2	4	0	0	2
Garry Maddox, R OBP: 0.373, SLG: 0.452 (1, 8)	0-0 F9	0-0 1-H 2-H 3-H HR		0-0 SF9				0-0 5-3		3	1	1	4	0	0	2
Tom Hutton, L OBP: 0.385, SLG: 0.318 (1, 3)	0-0 1-2 3-H 1B	0-0 F7		0-0 4-3				0-0 1-3		4	0	1	1	0	0	1
Tim McCarver, L OBP: 0.451, SLG: 0.410 (1, 2)	0-0 L1		4-0 F9 4-3 BB		4-0 FC1-6 BB			0-0 F5		2	0	0	0	2	0	2
Ron Schueler, R (8, 1)										0	0	0	0	0	0	0
Steve Carlton, L OBP: 0.100, SLG: 0.100 (1, 1)		0-0 SH5-3 1B		0-0 4-3				0-0 E6 FC6-4		3	2	1	0	0	0	2
Johnny Oates, L OBP: 0.462, SLG: 0.417 (7, PH)										1	0	0	0	0	0	0
Charlie Williams, R ERA: 1.89 (8, 2)																

Inning Stats	R: 3	H: 3	LOB: 2	K: 0	S: 6	P: 14	R: 5	H: 4	LOB: 0	K: 1	S: 9	R: 0	H: 0	LOB: 1	K: 0	S: 3	R: 1	H: 2	LOB: 1	K: 0	S: 5	R: 1	H: 1	LOB: 1	K: 0	S: 4	R: 0	H: 0	LOB: 0	K: 0	S: 3	R: 0	H: 0	LOB: 1	K: 0	S: 4	R: 0	H: 0	LOB: 0	K: 0	S: 3	R: 0	H: 0	LOB: 0	K: 0	S: 3
--------------	------	------	--------	------	------	-------	------	------	--------	------	------	------	------	--------	------	------	------	------	--------	------	------	------	------	--------	------	------	------	------	--------	------	------	------	------	--------	------	------	------	------	--------	------	------	------	------	--------	------	------

PITCHER	IP	WLS	BF	H	R	ER	SO	BB	IBB	HBP	BLK	WP	HR	S	P	ERA	WHIP
Ed Halicki, R ERA: 5.47 (1, 1)	1.0	L	10	5	5	5	0	2	0	0	0	0	0	8	16	45.00	7.000
Dave Heaverlo, R ERA: 4.7 (2, 1)	2.0		10	2	3	3	1	1	1	0	0	0	1	10	18	13.50	1.500
Mike Caldwell, L ERA: 4.42 (4, 1)	3.0		13	3	2	2	0	1	0	0	0	0	0	12	16	6.00	1.333
Charlie Williams, R ERA: 1.89 (7, 1)	2.0		7	0	0	0	0	0	0	0	0	0	0	7	7	0.00	0.000


BOTTOM

San Francisco Giants @ Philadelphia Phillies
Veterans Stadium, Philadelphia, PA

Tue Jun 15 1976, 7:05 PM EDT
Att. 28,564 - Unknown

livebaseballscorecards.com

AB	33
R	10
H	10
RBI	10
BB	5
SO	1
LOB	18



WP: 0	PA: 40
PB: 0	
SB: 3	
CS: 0	

Batter	1	2	3	4	5	6	7	8	9	AB R H RBI BB SO LOB	TOP
Larry Herndon, R OBP: 0.390, SLG: 0.423 (1, 8) X	0-0 6-3		0-0 6-3			0-0 F9			0-0 F8	4 0 0 0 0 0 0	
Marty Perez, R OBP: 0.292, SLG: 0.308 (1, 4) X	0-0 S 1B			0-0 5-3		0-0 F9			0-0 F7	4 0 1 0 0 0 0	
Gary Matthews, R OBP: 0.348, SLG: 0.416 (1, 7) X	0-0 F9 1-2			0-0 G6-4-3 1B			0-0 F8		0-0 1B	4 0 2 0 0 0 1	
Chris Speier, R OBP: 0.322, SLG: 0.313 (1, 6) X	0-0 6-3			0-0 G6-4-3 1-2f			0-0 5-3		0-0 F8	4 0 0 0 0 0 3	
Gary Thomasson, L OBP: 0.306, SLG: 0.344 (1, 9) X		0-0 4-3			0-0 4-3		0-0 4-3			3 0 0 0 0 0 0	
Ken Reitz, R OBP: 0.319, SLG: 0.363 (1, 5) X		0-0 5-3			4-0 BB			0-0 1-3 SF8 2B		2 1 1 0 1 0 0	
Darrell Evans, L OBP: 0.307, SLG: 0.185 (1, 3) X		0-0 5-3			0-3 K			0-0 1-3 2-3		3 0 0 0 0 1 2	
Marc Hill, R OBP: 0.231, SLG: 0.347 (1, 2) X			0-0 F9			0-0 F8		0-0 SF8		2 0 0 1 0 0 1	
John Montefusco, R OBP: 0.222, SLG: 0.212 (1, 1) X			0-0 5-3			0-3 K		0-3 K		1 0 0 0 0 0 0	
Derrel Thomas, S OBP: 0.315, SLG: 0.300 (6, PH)										1 0 0 0 0 1 0	
Randy Moffitt, R OBP: 0.500, SLG: 0.500 (6, 1)										0 0 0 0 0 0 0	
Chris Arnold, R OBP: 0.273, SLG: 0.268 (8, PH)										1 0 0 0 0 1 0	
Gary Lavelle, S OBP: 0.200, SLG: 0.200 (8, 1)										0 0 0 0 0 0 0	
Inning Stats	R: 0 E: 0 K: 0 S: 4 H: 1 LOB: 1 BB: 0 P: 4	R: 0 E: 0 K: 0 S: 3 H: 0 LOB: 0 BB: 0 P: 3	R: 0 E: 0 K: 0 S: 3 H: 0 LOB: 0 BB: 0 P: 3	R: 0 E: 0 K: 0 S: 3 H: 1 LOB: 0 BB: 0 P: 3	R: 0 E: 0 K: 1 S: 5 H: 0 LOB: 1 BB: 1 P: 9	R: 0 E: 0 K: 1 S: 5 H: 0 LOB: 0 BB: 0 P: 5	R: 0 E: 0 K: 0 S: 3 H: 0 LOB: 0 BB: 0 P: 3	R: 1 E: 0 K: 1 S: 6 H: 1 LOB: 0 BB: 0 P: 6	R: 0 E: 0 K: 0 S: 4 H: 1 LOB: 1 BB: 0 P: 4	1B: 3 2B: 1 3B: 0 HR: 0 SF: 1 SAC: 0 DP: 1 HBP: 0	WP: 0 PB: 0 SB: 1 CS: 0 PA: 31
PITCHER Jim Kaat, L ERA: 3.07 (1, 1)	IP: 9.0 WLS: W BF: 31 H: 4 R: 1 ER: 1 SO: 3 BB: 1 IBB: 0 HBP: 0 BLK: 0 WP: 0 HR: 0 S: 36 P: 40 ERA: 1.00 WHIP: 0.556										

San Francisco Giants @ Philadelphia Phillies
Veterans Stadium, Philadelphia, PA

livebaseballscorecards.com

AB	29
R	1
H	4
RBI	1
BB	1
SO	3
LOB	7



Wed Jun 16 1976, 7:05 PM EDT
Att: 28,966 - Unknown

Batter	1	2	3	4	5	6	7	8	9	AB R H RBI BB SO LOB	TOP														
Larry Herndon, R (1, 8) OBP: 0.386, SLG: 0.418	0-0 1B 6-3 1B		0-0 6-3		0-0 F8			0-0 F3		4 1 1 0 0 0 0	San Francisco Giants @ Philadelphia Phillies Veterans Stadium, Philadelphia, PA Thu Jun 17 1976, 7:05 PM EDT Att. 27,800 - Unknown														
Marty Perez, R (1, 4) OBP: 0.291, SLG: 0.306	0-0 1-3 6-3 1B		0-0 F3			0-0 4-3		0-0 6-3		4 0 1 0 0 0 0															
Bobby Murcer, L (1, 9) OBP: 0.364, SLG: 0.366	0-0 F9			0-0 BLK 1B		4-0 BB G6-4-3		0-0 S 2B 1B		3 1 2 0 1 0 2															
Gary Matthews, R (1, 7) OBP: 0.347, SLG: 0.418	0-0 1-2 3-H 6-3			0-0 1-2 F8		0-0 1-2f G6-4-3		0-0 1-H 2B		4 0 1 2 0 0 3															
Darrell Evans, L (1, 3) OBP: 0.306, SLG: 0.181	0-0 G3			0-0 F8			0-3 K	4-0 IBB		3 0 0 0 1 1 2															
Chris Speier, R (1, 6) OBP: 0.321, SLG: 0.309		0-0 F9		4-0 BB		0-0 F6	0-0 L4			3 0 0 0 1 0 2															
Ken Reitz, R (1, 5) OBP: 0.317, SLG: 0.361		0-0 F7		0-0 4-3		0-0 1B 1B		0-3 K		4 0 1 0 0 1 2															
Dave Rader, L (1, 2) OBP: 0.304, SLG: 0.327		0-0 4-3			0-0 6-3		0-0 1-2 1B	0-0 F9		4 0 1 0 0 0 0															
John D'Acquisto, R (1, 1) OBP: 0.333, SLG: 0.333			0-0 5-3		0-3 K		0-0 F8	0-3 K		2 0 0 0 0 1 0															
Glenn Adams, L (7, PH) OBP: 0.241, SLG: 0.276										1 0 0 0 0 0 2															
Randy Moffitt, R (7, 1) OBP: 0.500, SLG: 0.500										0 0 0 0 0 0 0															
Gary Thomasson, L (9, PH) OBP: 0.297, SLG: 0.333										1 0 0 0 0 1 0															
Gary Lavelle, S (9, 1) OBP: 0.200, SLG: 0.200										0 0 0 0 0 0 0															
Inning Stats	R: 1 E: 0 K: 0 S: 5	H: 2 LOB: 1 BB: 0 P: 5	R: 0 E: 0 K: 0 S: 3	H: 0 LOB: 0 BB: 0 P: 3	R: 0 E: 0 K: 0 S: 3	H: 0 LOB: 0 BB: 0 P: 3	R: 0 E: 0 K: 0 S: 4	H: 1 LOB: 2 BB: 1 P: 8	R: 0 E: 0 K: 1 S: 5	H: 0 LOB: 0 BB: 0 P: 5	R: 0 E: 0 K: 0 S: 2	H: 0 LOB: 0 BB: 1 P: 6	R: 0 E: 0 K: 1 S: 7	H: 2 LOB: 2 BB: 0 P: 7	R: 1 E: 0 K: 0 S: 5	H: 2 LOB: 2 BB: 1 P: 9	R: 0 E: 0 K: 2 S: 7	H: 0 LOB: 0 BB: 0 P: 7	1B: 6 2B: 1 3B: 0 HR: 0	SF: 0 SAC: 0 DP: 1 HBP: 0	WP: 0 PB: 0 SB: 1 CS: 0	PA: 36			
PITCHER	IP WLS BF H R ER SO BB IBB HBP BLK WP HR S P ERA WHIP																								
Larry Christenson, R (1, 1) ERA: 2.92	5.0		19	3	1	1	1	1	1	0	0	20	24	1.80	0.800										
Ron Reed, R (6, 1) ERA: 3.49	3.0		14	4	1	1	1	1	1	0	0	14	22	3.00	1.667										
Gene Garber, R (9, 1) ERA: 2.52	1.0	W	3	0	0	0	2	0	0	0	0	7	7	0.00	0.000										

livebaseballscorecards.com

AB	33
R	2
H	7
RBI	2
BB	3
SO	4
LOB	13



Batter	1	2	3	4	5	6	7	8	9	AB R H RBI BB SO LOB	TOP																			
Larry Herndon, R (1, 8) OBP: 0.376, SLG: 0.406	0-0 5-3			0-3 K		0-3 K		0-0 6-3		4 0 0 0 0 2 1																				
Derrel Thomas, S (1, 4) OBP: 0.317, SLG: 0.309	0-0 F6			4-0 FC4-6 BB		0-0 1-H 3B		0-0 F9		3 0 1 1 1 0 0																				
Bobby Murcer, L (1, 9) OBP: 0.358, SLG: 0.360	0-0 F5			0-0 FC4-6 1-2f		0-3 K		0-0 F7		4 0 0 0 0 1 2																				
Gary Matthews, R (1, 7) OBP: 0.342, SLG: 0.411		0-0 6-3		0-0 F8		0-0 5-3		0-0 F8		4 0 0 0 0 0 2																				
Darrell Evans, L (1, 3) OBP: 0.306, SLG: 0.204		0-0 4-3			0-0 HR		0-0 1-3			3 1 1 1 0 0 0																				
Ken Reitz, R (1, 5) OBP: 0.314, SLG: 0.357		0-3 K			0-0 5-3		0-0 6-3			3 0 0 0 0 1 0																				
Dave Rader, L (1, 2) OBP: 0.305, SLG: 0.322			0-0 F8		4-0 0-3 BB		0-0 F7			2 0 0 0 1 0 0																				
Marty Perez, R (1, 6) OBP: 0.283, SLG: 0.297			0-0 F6		0-0 9-3 1-2f		0-0 6-3			3 0 0 0 0 0 1																				
Rob Dressler, R (1, 1) OBP: 0.154, SLG: 0.154 Gary Thomasson, L (8, PH) OBP: 0.289, SLG: 0.324 Gary Lavelle, S (8, 1) OBP: 0.200, SLG: 0.200			0-3 K			0-3 K 3B		0-0 F8		2 1 0 0 0 2 0 1 0 0 0 0 0 0 0 0 0 0 0 0 0																				
Inning Stats	R: 0 E: 0 K: 0 S: 3	H: 0 LOB: 0 BB: 0 P: 3	R: 0 E: 0 K: 1 S: 5	H: 0 LOB: 0 BB: 0 P: 5	R: 0 E: 0 K: 1 S: 5	H: 0 LOB: 1 BB: 1 P: 9	R: 1 E: 0 K: 0 S: 3	H: 1 LOB: 0 BB: 1 P: 7	R: 1 E: 0 K: 3 S: 11	H: 1 LOB: 1 BB: 0 P: 11	R: 0 E: 0 K: 0 S: 3	H: 0 LOB: 0 BB: 0 P: 3	R: 0 E: 0 K: 0 S: 3	H: 0 LOB: 0 BB: 0 P: 3	R: 0 E: 0 K: 0 S: 3	H: 0 LOB: 0 BB: 0 P: 3	1B: 0 2B: 1 3B: 1 HR: 1	SF: 0 SAC: 0 DP: 1 HBP: 0	WP: 1 PB: 0 SB: 0 CS: 0	PA: 31										
PITCHER Tom Seaver, R (1, 1) ERA: 2.83	IP 9.0	WLS W	BF 31	H 2	R 2	ER 2	SO 6	BB 2	IBB 0	HBP 0	BLK 0	WP 1	HR 1	S 41	P 49	ERA 2.00	WHIP 0.444													
											PITCHER	IP	WLS	BF	H	R	ER	SO	BB	IBB	HBP	BLK	WP	HR	S	P	ERA	WHIP		

San Francisco Giants @ New York Mets
Shea Stadium, Flushing, NY
Fri Jun 18 1976, 7:05 PM EDT
Att. 30,888 - Unknown

livebaseballscorecards.com

AB 29
R 2
H 2
RBI 2
BB 2
SO 6
LOB 6



BOTTOM

San Francisco Giants @ New York Mets
Shea Stadium, Flushing, NY

livebaseballscorecards.com

AB	30
R	0
H	7
RBI	0
BB	0
SO	1
LOB	9



WP:	0	PA:	31
PB:	0	SB:	0
CS:	0		

Sat Jun 19 1976, 3:33 AM EDT
Att. 24,897 - Unknown

AB R H RBI BB SO LOB

4	0	1	0	0	0	2
3	0	0	0	0	0	2
1	0	1	0	0	0	0
4	0	0	0	0	0	1
4	0	1	0	0	0	0
3	0	0	0	0	1	1
3	0	2	0	0	0	1
3	0	0	0	0	0	2
3	0	1	0	0	0	0
0	0	0	0	0	0	0
1	0	0	0	0	0	0
1	0	1	0	0	0	0
0	0	0	0	0	0	0
0	0	0	0	0	0	0

Batter	1	2	3	4	5	6	7	8	9
Felix Millan, R OBP: 0.307, SLG: 0.316 (1, 4)	0-0 F8 ①		0-0 L9 ②			0-0 G3-6-3 1B ③		0-0 G4-6-3 1-2f ②③	
John Milner, L OBP: 0.370, SLG: 0.509 Bruce Boisclair, L OBP: 0.382, SLG: 0.431 (1, 7) (8, 7)	0-0 F8 ②		0-0 F5 ③			0-0 G3-6-3 1-2f ③		0-0 F7 1B ①②	
Dave Kingman, R OBP: 0.277, SLG: 0.532 (1, 9)	0-0 F9 ③			0-0 1-3 ①		0-0 F7 ③		0-0 F7 1-2 ①②	
Ed Kranepool, L OBP: 0.336, SLG: 0.394 (1, 3)		0-0 4-3 ①		0-0 1B ②		0-0 F7 ①		0-0 4-3 ③	
Wayne Garrett, L OBP: 0.346, SLG: 0.303 (1, 5)		0-0 G3 ②		0-3 K ②		0-0 F8 ②			
Del Unser, L OBP: 0.278, SLG: 0.347 (1, 8)		0-0 2B ③		0-0 F8 ③		0-0 2B ③			
Jerry Grote, R OBP: 0.335, SLG: 0.304 (1, 2)		0-0 F8 ③			0-0 F9 ①		0-0 F8 ③		
Bud Harrelson, S OBP: 0.358, SLG: 0.274 (1, 6)			0-0 SH1-4 1B ①		0-0 F7 ②		0-0 6-3 ①		
Mickey Lolich, S OBP: 0.269, SLG: 0.208 Bob Apodaca, R OBP: 0.375, SLG: 0.429 Mike Vail, R OBP: 0.500, SLG: 0.500 Leon Brown, R OBP: 0.250, SLG: 0.258 Ken Sanders, R (8, PR) (9, 1)			0-0 SH1-4 1-2 ①		0-0 5-3 ③		0-0 G4-6-3 1B ③		

Inning Stats	R: 0 E: 0 K: 0 S: 3	H: 0 LOB: 0 BB: 0 P: 3	R: 0 E: 0 K: 0 S: 4	H: 1 LOB: 1 BB: 0 P: 4	R: 0 E: 0 K: 0 S: 4	H: 1 LOB: 1 BB: 0 P: 4	R: 0 E: 0 K: 1 S: 6	H: 1 LOB: 1 BB: 0 P: 6	R: 0 E: 0 K: 0 S: 3	H: 0 LOB: 0 BB: 0 P: 3	R: 0 E: 0 K: 0 S: 3	H: 1 LOB: 0 BB: 0 P: 3	R: 0 E: 0 K: 0 S: 4	H: 1 LOB: 1 BB: 0 P: 4	R: 0 E: 0 K: 0 S: 3	H: 1 LOB: 1 BB: 0 P: 3	R: 0 E: 0 K: 0 S: 3	H: 1 LOB: 0 BB: 0 P: 3
--------------	------------------------------	---------------------------------	------------------------------	---------------------------------	------------------------------	---------------------------------	------------------------------	---------------------------------	------------------------------	---------------------------------	------------------------------	---------------------------------	------------------------------	---------------------------------	------------------------------	---------------------------------	------------------------------	---------------------------------

PITCHER	IP	WLS	BF	H	R	ER	SO	BB	IBB	HBP	BLK	WP	HR	S	P	ERA	WHIP
Jim Barr, R ERA: 2.74 (1, 1)	9.0	W	31	7	0	0	1	0	0	0	0	0	0	33	33	0.00	0.778

1B:	5	SF:	0
2B:	2	SAC:	1
3B:	0	DP:	2
HR:	0	HBP:	0

WP:	0	PA:	31
PB:	0	SB:	0
CS:	0		

PITCHER	IP	WLS	BF	H	R	ER	SO	BB	IBB	HBP	BLK	WP	HR	S	P	ERA	WHIP
---------	----	-----	----	---	---	----	----	----	-----	-----	-----	----	----	---	---	-----	------

Batter	1	2	3	4	5	6	7	8	9	AB R H RBI BB SO LOB	TOP									
Larry Herndon, R OBP: 0.375, SLG: 0.405 (1, 8)										5 1 2 2 1 2 4										
Marty Perez, R OBP: 0.302, SLG: 0.367 (1, 4)										5 2 2 0 0 0 3										
Derrel Thomas, S OBP: 0.309, SLG: 0.305 (1, 9)										5 1 1 1 0 2 1										
Gary Matthews, R OBP: 0.347, SLG: 0.418 (1, 7)										5 0 2 1 0 1 2										
Chris Speier, R OBP: 0.322, SLG: 0.311 (1, 6)										5 0 2 0 0 1 4										
Ken Reitz, R OBP: 0.311, SLG: 0.352 (1, 5)										5 1 1 2 0 1 4										
Darrell Evans, L OBP: 0.323, SLG: 0.223 (1, 3)										3 2 2 0 2 0 0	AB 41									
Marc Hill, R OBP: 0.253, SLG: 0.375 (1, 2)										4 2 1 0 1 1 3	R 9									
Ed Halicki, R OBP: 0.333, SLG: 0.250 (1, 1)										3 0 2 3 0 0 1	H 15									
Randy Moffitt, R OBP: 0.400, SLG: 0.400 (8, 1)										1 0 0 0 0 1 1	RBI 9									
Inning Stats	R: 5 E: 0 K: 0 S: 8	H: 5 LOB: 2 BB: 2 P: 16	R: 1 E: 0 K: 2 S: 9	H: 2 LOB: 1 BB: 0 P: 9	R: 1 E: 0 K: 0 S: 5	H: 2 LOB: 1 BB: 0 P: 5	R: 0 E: 0 K: 0 S: 4	H: 1 LOB: 1 BB: 0 P: 4	R: 1 E: 0 K: 1 S: 6	H: 1 LOB: 1 BB: 0 P: 6	R: 1 E: 0 K: 1 S: 7	H: 2 LOB: 1 BB: 0 P: 7	R: 0 E: 0 K: 2 S: 8	H: 1 LOB: 1 BB: 0 P: 8	R: 0 E: 0 K: 3 S: 9	H: 0 LOB: 1 BB: 1 P: 13	1B: 10 2B: 4 3B: 1 HR: 0	SF: 0 SAC: 1 DP: 0 HBP: 0	WP: 1 PB: 0 SB: 0 CS: 0	PA: 46
PITCHER	IP WLS BF H R ER SO BB IBB HBP BLK WP HR S P ERA WHIP																			
Jon Mattack, L ERA: 2.8 (1, 1)	3.0 L 20 9 7 7 2 1 1 0 0 1 0 22 30 21.00 3.333																			
Ken Sanders, R ERA: 2.01 (4, 1)	2.0 9 2 1 1 0 1 0 0 0 0 0 8 12 4.50 1.500																			
Bob Myrick, L ERA: 1.8 (6, 1)	2.0 9 3 1 1 2 0 0 0 0 0 0 13 13 4.50 1.500																			
Skip Lockwood, R ERA: 2.09 (8, 1)	2.0 8 1 0 0 5 1 0 0 0 0 0 17 21 0.00 1.000																			

San Francisco Giants @ New York Mets
 Shea Stadium, Flushing, NY
 Sun Jun 20 1976, 3:33 AM EDT
 Att. 28,752 - Unknown

AB	41
R	9
H	15
RBI	9
BB	4
SO	9
LOB	23



WP: 1	PA: 46
PB: 0	
SB: 0	
CS: 0	

ERA	WHIP

BOTTOM

San Francisco Giants @ New York Mets
Shea Stadium, Flushing, NY
Sun Jun 20 1976, 3:33 AM EDT
Att. 28,752 - Unknown

livebaseballscorecards.com

AB 30
R 2
H 5
RBI 2
BB 3
SO 5
LOB 10



WP: 0 PA: 33
PB: 0
SB: 0
CS: 0

AB R H RBI BB SO LOB

3 0 0 0 1 1 1

4 0 1 0 0 0 0

4 0 0 0 0 0 2

4 0 1 0 0 0 1

3 1 0 0 1 1 1

4 1 2 0 0 1 0

0 0 0 0 0 0 0

3 0 0 0 0 1 3

2 0 1 2 1 1 0

0 0 0 0 0 0 0

1 0 0 0 0 0 0

0 0 0 0 0 0 0

1 0 0 0 0 0 1

0 0 0 0 0 0 0

1 0 0 0 0 0 1

0 0 0 0 0 0 0

1B: 3 SF: 0
2B: 2 SAC: 0
3B: 0 DP: 2
HR: 0 HBP: 0

Batter	1	2	3	4	5	6	7	8	9
Wayne Garrett, L (1, 5) OBP: 0.345, SLG: 0.298	4-0 G5-4-3 1B BB		0-3 K		0-0 F8			0-0 F7	
Felix Millan, R (1, 4) OBP: 0.306, SLG: 0.315	0-0 G5-4-3 1-2 1B			0-0 3-1		0-0 F9		0-0 3-1	
Dave Kingman, R (1, 9) OBP: 0.273, SLG: 0.524	0-0 G5-4-3 1-2f 2-3			0-0 5-3		0-0 6-3		0-0 1-3	
Ed Kranepool, L (1, 7) OBP: 0.335, SLG: 0.396	0-0 5-3			0-0 L7		0-0 2B		0-0 4-3	
Joe Torre, R (1, 3) OBP: 0.346, SLG: 0.427		0-3 K			4-0 1B 2B BB		0-0 F9	0-0 6-3	
Del Unser, L (1, 8) OBP: 0.282, SLG: 0.350		0-0 G4-6-3 1B			0-0 1-2 2B 1B		0-0 4-3	0-3 K	
Jerry Grote, R (1, 2) OBP: 0.335, SLG: 0.304		0-0 G4-6-3			0-3 K		0-0 F7		
Jay Kleven, R (2, PH) (3, 2)		0-0 G4-6-3 1-2f			0-0 K				
Bud Harrelson, S (1, 6) OBP: 0.363, SLG: 0.284			0-3 K		0-0 1-H 2-H 2B		4-0 BB		
Jon Matlack, L (1, 1) OBP: 0.231, SLG: 0.171			0-0 1-3		0-0 1-3		0-0 G3		
Bruce Boisclair, L (3, PH) OBP: 0.377, SLG: 0.424									
Ken Sanders, R (4, 1)									
John Milner, L (5, PH) OBP: 0.368, SLG: 0.506									
Bob Myrick, R (6, 1)									
Mike Phillips, L (7, PH) OBP: 0.356, SLG: 0.250									
Skip Lockwood, R (8, 1) OBP: 0.429, SLG: 0.333									

Inning Stats	R: 0	H: 1	E: 0	LOB: 1	K: 0	S: 3	P: 7	R: 0	H: 1	E: 0	LOB: 0	K: 1	S: 5	P: 5	R: 0	H: 0	E: 0	LOB: 0	K: 2	S: 7	R: 0	H: 0	E: 0	LOB: 0	K: 0	S: 3	R: 2	H: 2	E: 0	LOB: 1	K: 1	S: 7	P: 11	R: 0	H: 1	E: 0	LOB: 1	K: 0	S: 4	P: 4	R: 0	H: 0	E: 0	LOB: 1	K: 0	S: 3	R: 0	H: 0	E: 0	LOB: 0	K: 1	S: 5	P: 5	1B: 3	SF: 0	2B: 2	SAC: 0	3B: 0	DP: 2	HR: 0	HBP: 0	WP: 0	PA: 33
--------------	------	------	------	--------	------	------	------	------	------	------	--------	------	------	------	------	------	------	--------	------	------	------	------	------	--------	------	------	------	------	------	--------	------	------	-------	------	------	------	--------	------	------	------	------	------	------	--------	------	------	------	------	------	--------	------	------	------	-------	-------	-------	--------	-------	-------	-------	--------	-------	--------

PITCHER	IP	WLS	BF	H	R	ER	SO	BB	IBB	HBP	BLK	WP	HR	S	P	ERA	WHIP
Ed Halicki, R (1, 1) ERA: 5.23	7.0	W	27	5	2	2	4	3	0	0	0	0	0	32	44	2.57	1.143
Randy Moffitt, R (8, 1) ERA: 2.64	2.0		6	0	0	0	1	0	0	0	0	0	0	8	8	0.00	0.000

PITCHER	IP	WLS	BF	H	R	ER	SO	BB	IBB	HBP	BLK	WP	HR	S	P	ERA	WHIP
---------	----	-----	----	---	---	----	----	----	-----	-----	-----	----	----	---	---	-----	------

Batter	1	2	3	4	5	6	7	8	9	AB R H RBI BB SO LOB	TOP	
Larry Herndon, R (1, 8) OBP: 0.372, SLG: 0.401 Mike Caldwell, R (7, 1) OBP: 0.167, SLG: 0.167 Dave Rader, L (9, PH) OBP: 0.302, SLG: 0.319	0-0 F9		0-0 BB BB 1B		0-0 L9		0-0 F9		0-0 F8	4 0 1 0 0 0 0 0 0 0 0 0 0 0 1 0 0 0 0 0 0	San Francisco Giants @ San Diego Padres San Diego Stadium, San Diego, CA Mon Jun 21 1976, 10:05 PM EDT Att. 10,627 - Unknown livebaseballscorecards.com	
Marty Perez, R (1, 4) OBP: 0.308, SLG: 0.361 Mike Sadek, R (7, 2) OBP: 0.390, SLG: 0.361 Glenn Adams, L (9, PH) OBP: 0.233, SLG: 0.267	4-0 1B BB		4-0 1-2 BB BB		0-0 4-3		0-3 K		0-0 4-3	2 0 0 0 2 1 0 0 0 0 0 0 0 0 1 0 0 0 0 0 0		
Gary Matthews, R (1, 7) OBP: 0.349, SLG: 0.420	0-0 1-2 1B		0-0 F8			0-0 1B 1B	0-3 K			4 0 2 0 0 1 2		
Bobby Murcer, L (1, 9) OBP: 0.355, SLG: 0.354	0-3 K		4-0 1-2 2-3 BB G3-6-1		0-0 1-2 1B		0-0 F6			3 0 1 0 1 1 2		
Darrell Evans, L (1, 3) OBP: 0.321, SLG: 0.224	0-0 5-3		0-0 G3-6-1 1-2		0-0 F5		0-0 2B 1B			4 1 1 0 0 0 7		
Chris Speier, R (1, 6) OBP: 0.318, SLG: 0.306		0-0 F9		0-0 L8		0-0 F6		0-0 F3		4 0 0 0 0 0 3		
Ken Reitz, R (1, 5) OBP: 0.310, SLG: 0.354		0-3 K		0-0 6-3		0-3 K		0-0 1H 2B		4 0 1 1 0 2 2 0 0 0 0 0 0 0		
Steve Ontiveros, S (8, PR) OBP: 0.246, SLG: 0.196		0-0 E6		0-0 F3		0-0 HR 1B		0-0 3-1		2 0 0 0 0 0 0 2 1 1 0 0 0 1		
Marc Hill, R (1, 2) OBP: 0.247, SLG: 0.366 Derrel Thomas, S (7, PH) OBP: 0.311, SLG: 0.306		0-3 K				0-0 HR				2 0 0 0 0 2 1 0 0 0 0 0 0 0 2 1 1 2 0 1 0		
John Montefusco, R (1, 1) OBP: 0.211, SLG: 0.200 Dave Heaverlo, R (6, 1) Gary Thomasson, L (7, PH) OBP: 0.300, SLG: 0.417			0-3 K		0-3 K							
Inning Stats	R: 0 H: 1 E: 0 LOB: 2 K: 1 BB: 1 S: 6 P: 10	R: 0 H: 0 E: 1 LOB: 1 K: 2 BB: 0 S: 8 P: 8	R: 0 H: 1 E: 0 LOB: 2 K: 0 BB: 2 S: 3 P: 11	R: 0 H: 0 E: 0 LOB: 0 K: 0 BB: 0 S: 3 P: 3	R: 0 H: 0 E: 0 LOB: 0 K: 1 BB: 0 S: 5 P: 5	R: 0 H: 2 E: 0 LOB: 2 K: 1 BB: 0 S: 7 P: 7	R: 2 H: 2 E: 0 LOB: 0 K: 2 BB: 0 S: 9 P: 9	R: 1 H: 2 E: 0 LOB: 1 K: 0 BB: 0 S: 5 P: 5	R: 0 H: 0 E: 0 LOB: 0 K: 1 BB: 0 S: 5 P: 5	1B: 6 SF: 0 2B: 1 SAC: 0 3B: 0 DP: 1 HR: 1 HBP: 0	WP: 0 PA: 38 PB: 0 SB: 0 CS: 0	
PITCHER Dave Freisleben, R (1, 1) ERA: 1.52	IP WLS BF H R ER SO BB IBB HBP BLK WP HR S P ERA WHIP											PITCHER IP WLS BF H R ER SO BB IBB HBP BLK WP HR S P ERA WHIP

AB	35
R	3
H	8
RBI	3
BB	3
SO	8
LOB	18



Batter	1	2	3	4	5	6	7	8	9	AB R H RBI BB SO LOB	TOP									
Larry Herndon, R (1, 8) OBP: 0.369, SLG: 0.394	0-0 4-3	0-3 K			0-0 3-1			4-0 BB		3 0 0 0 1 1 2	San Francisco Giants @ San Diego Padres San Diego Stadium, San Diego, CA Tue Jun 22 1976, 10:05 PM EDT Att. 29,940 - Unknown livebaseballscorecards.com									
Marty Perez, R (1, 4) OBP: 0.299, SLG: 0.349	0-0 6-3		0-0 6-3		0-0 F9		0-0 L7		4 0 0 0 0 0 1											
Gary Matthews, R (1, 7) OBP: 0.345, SLG: 0.413	0-0 F8		0-0 F8		0-0 5-3		0-0 L6		4 0 0 0 0 0 0											
Bobby Murcer, L (1, 9) OBP: 0.351, SLG: 0.348		0-0 1-3	0-3 K		0-0 F9		0-0 G3		4 0 0 0 0 1 0											
Chris Speier, R (1, 6) OBP: 0.317, SLG: 0.305		0-0 1B		0-0 L7		0-0 6-3		0-0 B1-3	4 1 1 0 0 0 0											
Ken Reitz, R (1, 5) OBP: 0.310, SLG: 0.354		0-0 FC6-4		0-0 4-3		0-0 5-3			3 1 1 0 0 0 0											
Darrell Evans, L (1, 3) OBP: 0.322, SLG: 0.226		0-0 FC6-4		0-3 K		0-3 K			3 0 1 1 0 2 0											
Marc Hill, R (1, 2) OBP: 0.250, SLG: 0.357		0-0 FC6-4		0-0 5-3		4-0 BB			2 0 0 0 1 0 2											
Mike Sadek, R (8, PR) OBP: 0.390, SLG: 0.361		0-0 FC6-4		0-0 1-3		0-0 G3-6-3			0 0 0 0 0 0 0											
John D'Acquisto, R (1, 1) OBP: 0.375, SLG: 0.375		0-0 1-2		0-0 1-3		0-0 G3-6-3			2 0 1 1 0 0 0											
Gary Lavelle, S (7, 1) OBP: 0.200, SLG: 0.200		0-0 1-2							0 0 0 0 0 0 0											
Dave Heaverlo, R (7, 1)		0-0 1-2							0 0 0 0 0 0 0											
Derrel Thomas, S (8, PH) OBP: 0.309, SLG: 0.305		0-0 1-2							1 0 0 0 0 0 1											
Mike Caldwell, R (8, 1) OBP: 0.167, SLG: 0.167		0-0 1-2							0 0 0 0 0 0 0											
Inning Stats	R: 0 E: 0 K: 0 S: 3	H: 0 LOB: 0 BB: 0 P: 3	R: 2 E: 0 K: 1 S: 9	H: 4 LOB: 2 BB: 0 P: 9	R: 0 E: 0 K: 1 S: 5	H: 0 LOB: 0 BB: 0 P: 5	R: 0 E: 0 K: 1 S: 5	H: 0 LOB: 0 BB: 0 P: 5	R: 0 E: 0 K: 0 S: 3	H: 0 LOB: 0 BB: 0 P: 3	R: 0 E: 0 K: 1 S: 5	H: 0 LOB: 0 BB: 0 P: 5	R: 0 E: 0 K: 0 S: 2	H: 0 LOB: 1 BB: 2 P: 10	R: 0 E: 0 K: 0 S: 3	H: 0 LOB: 0 BB: 0 P: 3	1B: 4 2B: 0 3B: 0 HR: 0	SF: 0 SAC: 0 DP: 1 HBP: 0	WP: 0 PB: 0 SB: 0 CS: 0	PA: 32
PITCHER Randy Jones, L (1, 1) ERA: 2.45	IP: 9.0 WLS: W BF: 32 H: 4 R: 2 ER: 2 SO: 4 BB: 2 IBB: 0 HBP: 0 BLK: 0 WP: 0 HR: 0 S: 38 P: 46 ERA: 2.00 WHIP: 0.667																			



Batter	1	2	3	4	5	6	7	8	9	AB	R	H	RBI	BB	SO	LOB
Enzo Hernandez, R OBP: 0.342, SLG: 0.321 (1, 6)	4-0 SH1-3 S BB		0-0 CS SH3-4 1B		0-0 F9		0-0 F7			3	0	1	0	1	0	2
Tito Fuentes, S OBP: 0.313, SLG: 0.353 (1, 4)	0-0 SH1-3 1-3		0-0 SH3-4 1-2		4-0 BB BB BB BB 1-2 BB		0-0 1-H HR			1	1	1	2	1	0	0
Willie Davis, L OBP: 0.305, SLG: 0.406 (1, 8)	0-0 4-3		0-0 F4 2-3		4-0 BB BB BB BB 1-2 2-3 BB		0-0 F9			3	0	0	0	1	0	2
Willie McCovey, L OBP: 0.284, SLG: 0.331 Mike Ivie, R OBP: 0.303, SLG: 0.415 (1, 3) (7, PR) (8, 3)	0-0 F2			0-0 F8		0-0 4-3		4-0 E BB		3	0	0	0	1	0	4
Dave Winfield, R OBP: 0.372, SLG: 0.496 (1, 9)		0-0 F6		0-0 4-3 2B		0-0 G3 SH1-4 BLK 1B		0-3 1-3 K		4	1	2	0	0	1	1
Johnny Grubb, L OBP: 0.432, SLG: 0.453 Luis Melendez, R OBP: 0.203, SLG: 0.197 (1, 7) (9, 7)		0-0 2B 2B		0-0 4-3 2-3		0-0 SH1-4 1-2		0-3 K		3	1	1	0	0	1	1
Ted Kubiak, S OBP: 0.374, SLG: 0.349 (1, 5)		0-0 F7		0-0 F7		0-0 G3 2-3		0-0 6-3		4	0	0	0	0	0	3
Fred Kendall, R OBP: 0.281, SLG: 0.256 (1, 2)		0-0 2-H 2B			0-0 FC3-6 1B		0-0 F3 3-H		0-0 6-3		4	0	2	1	0	0
Randy Jones, R OBP: 0.125, SLG: 0.067 (1, 1)		0-0 5-3			0-0 FC3-6 BB BB 1-2f		0-0 HR 1B			3	1	1	0	0	0	2

Inning Stats	R: 0	H: 0	E: 0	K: 0	S: 3	R: 1	H: 2	E: 0	K: 0	S: 5	R: 0	H: 1	E: 0	K: 0	S: 3	R: 0	H: 1	E: 0	K: 0	S: 4	R: 0	H: 1	E: 1	K: 0	S: 4	R: 1	H: 1	E: 0	K: 0	S: 4	R: 2	H: 2	E: 1	K: 1	S: 7	R: 0	H: 0	E: 0	K: 1	S: 5
	0	0	0	0	3	1	2	0	0	5	0	1	0	0	3	0	1	0	0	4	0	1	1	0	0	4	2	1	0	0	11	0	0	0	5	0	0	0	5	


PITCHER	IP	WLS	BF	H	R	ER	SO	BB	IBB	HBP	BLK	WP	HR	S	P	ERA	WHIP
John D'Acquisto, R ERA: 5.95 (1, 1)	6.1	L	28	7	3	3	0	3	0	0	1	0	0	25	37	4.26	1.579
Gary Lavelle, L ERA: 2.32 (7, 1)	0.1		3	1	1	1	0	1	0	0	0	0	1	2	6	27.00	6.000
Dave Heaverlo, R ERA: 4.54 (7, 1)	0.1		1	0	0	0	1	0	0	0	0	0	0	3	3	0.00	0.000
Mike Caldwell, L ERA: 4.2 (8, 1)	1.0		3	0	0	0	1	0	0	0	0	0	0	5	5	0.00	0.000

BOTTOM

San Francisco Giants @ San Diego Padres
San Diego Stadium, San Diego, CA

Tue Jun 22 1976, 10:05 PM EDT
Att. 29,940 - Unknown

AB	28
R	4
H	8
RBI	3
BB	4
SO	2
LOB	15



WP	HR	S	P	ERA	WHIP
0	0	0	35		

Batter	1	2	3	4	5	6	7	8	9	AB R H RBI BB SO LOB	TOP		
Enzo Hernandez, R (1, 6) OBP: 0.327, SLG: 0.306 Merv Rettenmund, R (9, PH) OBP: 0.381, SLG: 0.333	0-3 K		0-0 1B		0-0 F8		0-0 F9	0-0 F3	0-3 K	5 0 1 0 0 1 2 1 0 0 0 0 1 2			
Ted Kubiak, S (1, 4) OBP: 0.381, SLG: 0.359 Butch Metzger, R (8, 1)	0-0 F6		0-0 1B		0-0 FC6-4 1B		0-0 FC3-6 1B	0-0 G3		5 0 3 0 0 0 2 0 0 0 0 0 0 0			
Willie Davis, L (1, 8) OBP: 0.309, SLG: 0.414	0-0 F8		0-0 G3		0-0 F7		0-0 FC3-6 1-2f	0-0 F4		5 0 0 0 0 0 6			
Dave Winfield, R (1, 9) OBP: 0.371, SLG: 0.494		0-0 L7		0-0 E 2B 1B	0-0 FC6-4 1-2f		0-3 K		0-0 3-1 1B 2B	5 2 2 0 0 1 2			
Johnny Grubb, L (1, 7) OBP: 0.451, SLG: 0.472		0-0 F6		0-0 E 2B		0-0 4-3		0-0 1B 1B	0-0 3-1 2-3	5 2 1 0 0 0 2			
Mike Ivie, R (1, 3) OBP: 0.324, SLG: 0.449		0-0 1B		0-0 2-H 3-H 2B		0-0 L4		0-0 1B FC3 1B	0-0 1B 1B	5 2 4 3 0 0 0			
Doug Rader, R (1, 5) OBP: 0.346, SLG: 0.411		0-0 F3		0-0 F3		4-0 BB BB		0-0 1B E 1B	0-0 1B 1B	4 1 2 1 1 0 2			
Fred Kendall, R (1, 2) OBP: 0.284, SLG: 0.256 Willie McCovey, L (9, PH) OBP: 0.295, SLG: 0.348 Luis Melendez, R (9, PR) OBP: 0.203, SLG: 0.197			0-0 1-3	0-0 1-3		4-0 FC6-4 BB		0-0 FC3 G3 1B	0-0 1-2 3-H 1B	3 0 0 1 1 0 2 1 0 1 1 0 0 0 0 0 0 0 0 0 0			
Dave Tomlin, L (1, 1) Rich Folkers, L (3, 1) Jerry Turner, L (4, PH) OBP: 0.279, SLG: 0.326 Ken Reynolds, L (4, 1) Gene Locklear, L (6, PH) OBP: 0.281, SLG: 0.288 Dan Spillner, R (6, 1) OBP: 0.236, SLG: 0.071 Tito Fuentes, S (8, PH) OBP: 0.312, SLG: 0.351 (8, 4)		0-0 F7	0-0 F7		0-0 FC6-4 1-2f		0-0 FC6-4 3	0-0 G3 1B	0-0 L7	1 0 0 0 0 0 0 0 0 0 0 0 0 0 1 0 0 0 0 0 1 0 0 0 0 0 0 0 1 0 0 0 0 0 2 0 0 0 0 0 0 0 2 0 1 1 0 0 2			
Inning Stats	R: 0 H: 0 E: 0 LOB: 0 K: 1 BB: 0 S: 5 P: 5	R: 0 H: 1 E: 0 LOB: 1 K: 0 BB: 0 S: 4 P: 4	R: 0 H: 2 E: 0 LOB: 2 K: 0 BB: 0 S: 5 P: 5	R: 2 H: 2 E: 1 LOB: 1 K: 0 BB: 0 S: 6 P: 6	R: 0 H: 1 E: 0 LOB: 1 K: 0 BB: 0 S: 4 P: 4	R: 0 H: 0 E: 0 LOB: 2 K: 0 BB: 2 S: 3 P: 11	R: 0 H: 1 E: 0 LOB: 1 K: 1 BB: 0 S: 6 P: 6	R: 3 H: 4 E: 1 LOB: 2 K: 0 BB: 0 S: 8 P: 8	R: 2 H: 4 E: 0 LOB: 2 K: 1 BB: 0 S: 9 P: 9	1B: 13 SF: 0 2B: 2 SAC: 0 3B: 0 DP: 0 HR: 0 HBP: 0	WP: 0 PA: 46 PB: 0 SB: 0 CS: 0		
PITCHER	IP WLS BF H R ER SO BB IBB HBP BLK WP HR S P ERA WHIP											PITCHER	IP WLS BF H R ER SO BB IBB HBP BLK WP HR S P ERA WHIP
Jim Barr, R (1, 1) ERA: 2.81	7.0 W 34 10 5 3 2 2 0 0 0 0 0 0 36 44 3.86 1.714												
John Montefusco, R (8, 1) ERA: 3.12	1.1 10 5 2 2 0 0 0 0 0 0 0 0 10 10 13.50 3.750												
Dave Heaverlo, R (9, 1) ERA: 4.32	0.2 S 2 0 0 0 1 0 0 0 0 0 0 0 4 4 0.00 0.000												

San Diego Padres @ San Francisco Giants
 Candlestick Park, San Francisco, CA
 Wed Jun 23 1976, 10:05 PM EDT
 Att. 15,571 - Unknown

AB	44
R	7
H	15
RBI	7
BB	2
SO	3
LOB	25



Batter	1	2	3	4	5	6	7	8	9
Gary Thomasson, L (1, 8) <small>OBP: 0.313, SLG: 0.477</small> Larry Herndon, R (6, PR) <small>OBP: 0.365, SLG: 0.389</small> (7, 8)	0-0 1-3	0-3 K		0-0 F8 1B		0-0 L9-3 1B		0-0 F8	
Marty Perez, R (1, 4) <small>OBP: 0.308, SLG: 0.351</small>	0-0 1B HR 1B		0-0 F9 2B 1B	0-0 F8 1-2		0-0 L9-3 1-2		0-3 K	
Gary Matthews, R (1, 7) <small>OBP: 0.352, SLG: 0.417</small>	0-0 1-2 HR 1B		4-0 2B 1-2 HR BB	4-0 BB BB BB		0-0 2B			
Bobby Murcer, L (1, 9) <small>OBP: 0.355, SLG: 0.357</small>	0-0 1-H 2-H HR		0-0 F9 2-3	4-0 FC5 1-2 BB		4-0 FC6-4 IBB			
Chris Speier, R (1, 6) <small>OBP: 0.318, SLG: 0.306</small>	0-0 5-3		0-0 1-3 3-H HR 2B	4-0 1-2 2-3 BB		0-0 FC6-4 1-2f			
Ken Reitz, R (1, 5) <small>OBP: 0.315, SLG: 0.356</small>	0-0 1B		4-0 HR IBB	0-0 FC5 2-3f		0-0 F7			
Darrell Evans, L (1, 3) <small>OBP: 0.329, SLG: 0.281</small>	0-0 F8		0-0 1-H 2-H 3-H HR		0-0 F9		0-0 G3		
Mike Sadek, R (1, 2) <small>OBP: 0.356, SLG: 0.325</small>		0-0 F7	0-0 F7		0-0 6-3		0-0 5-3		
Jim Barr, R (1, 1) <small>OBP: 0.235, SLG: 0.103</small> John Montefusco, R (8, 1) <small>OBP: 0.205, SLG: 0.194</small> Dave Heaverlo, R (9, 1)		0-0 F8	0-3 K		0-0 F5		0-0 6-3		

AB	R	H	RBI	BB	SO	LOB
4	0	2	0	0	1	0
1	0	0	0	0	0	0
5	2	2	0	0	1	2
2	2	2	0	2	0	0
2	1	1	3	2	0	2
3	1	1	1	1	0	2
3	1	1	0	1	0	3
4	1	1	4	0	0	1
4	0	0	0	0	0	0
3	0	0	0	0	1	0
1	0	0	0	0	0	0
0	0	0	0	0	0	0

BOTTOM

San Diego Padres @ San Francisco Giants
 Candlestick Park, San Francisco, CA
 Wed Jun 23 1976, 10:05 PM EDT
 Att. 15,571 - Unknown

livebaseballscorecards.com

AB	32
R	8
H	10
RBI	8
BB	6
SO	3
LOB	10



Inning	R	H	E	K	S	WLS	BF	H	R	ER	SO	BB	IBB	HBP	BLK	WP	HR	S	P	ERA	WHIP
1	3	4	0	7	7	L	12	5	5	5	1	1	0	0	0	0	1	13	17	22.50	3.000
2	0	0	0	5	5			0	0	0	0	0	0	0	0	0	0	7	11	27.00	2.000
3	5	3	0	1	8			0	3	3	2	0	0	0	0	0	0	6	18	0.00	2.000
4	0	1	0	3	3			0	0	0	0	1	0	0	0	0	0	7	11	0.00	1.000
5	0	0	0	8	8			0	0	0	0	0	0	0	0	0	0	5	5	0.00	0.000
6	0	2	0	0	3			0	0	0	0	0	0	0	0	0	0	8	3		
7	0	0	0	0	3			0	0	0	0	0	0	0	0	0	0	3	3		
8	0	0	0	1	5			0	0	0	0	0	0	0	0	0	0	5	5		
9	0	0	0	0	0			0	0	0	0	0	0	0	0	0	0	0	0		

PITCHER	IP	WLS	BF	H	R	ER	SO	BB	IBB	HBP	BLK	WP	HR	S	P	ERA	WHIP
Dave Tomlin, L (1, 1) <small>ERA: 6.75</small>	2.0	L	12	5	5	5	1	1	0	0	0	0	1	13	17	22.50	3.000
Rich Folkers, L (3, 1) <small>ERA: 5.4</small>	1.0		6	2	3	3	1	0	1	0	0	0	0	7	11	27.00	2.000
Ken Reynolds, L (4, 1) <small>ERA: 4.05</small>	2.0		9	1	0	0	0	3	0	0	0	0	0	6	18	0.00	2.000
Dan Spillner, R (6, 1) <small>ERA: 3.51</small>	2.0		8	2	0	0	0	0	1	0	0	0	0	7	11	0.00	1.000
Butch Metzger, R (8, 1) <small>ERA: 1.82</small>	1.0		3	0	0	0	1	0	0	0	0	0	0	5	5	0.00	0.000

WP	HR	S	P	ERA	WHIP
0	0	1	38		
0	0	0	0		
0	0	0	0		
0	0	0	0		
0	0	0	0		

Batter	1	2	3	4	5	6	7	8	9	AB R H RBI BB SO LOB	TOP									
Enzo Hernandez, R (1, 6) OBP: 0.325, SLG: 0.304 Willie Davis, L (9, PH) OBP: 0.312, SLG: 0.417	0-3 K		0-0 5-3		0-0 F2			0-0 1B E 1B	0-0 1-2 2-3 3-H 1B	4 0 1 0 0 1 0 1 0 1 1 0 0 0	San Diego Padres @ San Francisco Giants Candlestick Park, San Francisco, CA Thu Jun 24 1976, 6:33 AM EDT Att. 3,167 - Unknown livebaseballscorecards.com									
Tito Fuentes, S (1, 4) OBP: 0.305, SLG: 0.345	0-0 F7		0-0 4-3		0-0 G3			0-0 E4 1B	0-0 SF7	4 0 0 1 0 0 1										
Johnny Grubb, L (1, 7) OBP: 0.448, SLG: 0.461	0-0 F6		4-0 1B BB		0-0 L9			0-0 1-2 2-3 G5-4-3 1B	0-3 K	4 0 1 0 1 1 2										
Willie McCovey, L (1, 3) OBP: 0.298, SLG: 0.372		0-0 HR	0-0 1-2 1B		0-0 F3			0-0 F6	0-0 4-3	5 1 2 1 0 0 5										
Dave Winfield, R (1, 9) OBP: 0.369, SLG: 0.490		0-0 2B 1B	0-0 F9		0-0 F3			0-0 G5-4-3 1-2f		4 1 1 0 0 0 5										
Ted Kubiak, S (1, 5) OBP: 0.394, SLG: 0.379		0-0 9-5 1-H 2B		0-3 K			4-0 G1-6-3 BB		0-0 1B E 1B	3 1 2 1 1 1 0										
Luis Melendez, R (1, 8) OBP: 0.192, SLG: 0.186		0-0 9-5 2-3f	0-0 6-3		0-0 G1-6-3		0-0 1-2f		0-0 E4 1B 1B 1B	4 1 0 0 0 0 3										
Fred Kendall, R (1, 2) OBP: 0.289, SLG: 0.257		1-0 HBP	0-0 F9		0-0 E9				0-0 1B 1B SF7 1B	3 1 1 0 0 0 0										
Alan Foster, R (1, 1) Ken Reynolds, L (1, 1) Dan Spillner, R (6, 1) Rich Folkers, L (6, 1) Mike Ivie, R (7, PH) Dave Tomlin, L (7, 1) Merv Rettenmund, R (9, PH) OBP: 0.388, SLG: 0.342		0-0 4-3		0-0 F9			0-0 F9		0-0 1-2 2-3 3-H 1B	0 0 0 0 0 0 0 2 0 0 0 0 0 0 1 0 0 0 0 0 0 0 0 0 0 0 0 0 0 0 0 1 0 0 0 0 0 0 1 0 0 0 0 0 0 0 0 1 0 1 1 0 0 0 0										
Inning Stats	R: 0 E: 0 K: 1 S: 5	H: 0 LOB: 0 BB: 0 P: 5	R: 2 E: 0 K: 0 S: 5	H: 3 LOB: 1 BB: 0 P: 6	R: 0 E: 0 K: 0 S: 4	H: 1 LOB: 2 BB: 1 P: 8	R: 0 E: 0 K: 1 S: 5	H: 0 LOB: 0 BB: 0 P: 5	R: 0 E: 0 K: 0 S: 3	H: 0 LOB: 0 BB: 0 P: 3	R: 0 E: 1 K: 0 S: 3	H: 0 LOB: 1 BB: 1 P: 7	R: 0 E: 1 K: 0 S: 5	H: 2 LOB: 2 BB: 0 P: 5	R: 3 E: 1 K: 1 S: 10	H: 4 LOB: 2 BB: 0 P: 10	1B: 8 2B: 2 3B: 0 HR: 1	SF: 1 SAC: 0 DP: 3 HBP: 1	WP: 0 PB: 0 SB: 0 CS: 0	PA: 40
PITCHER	IP WLS BF H R ER SO BB IBB HBP BLK WP HR S P ERA WHIP																			
Charlie Williams, R (1, 1) ERA: 2.06	6.0 W 23 4 2 2 2 1 0 1 0 0 0 1 25 30 3.00 0.833																			
Mike Caldwell, L (7, 1) ERA: 4.35	2.0 13 5 3 2 0 1 0 0 0 0 0 0 12 16 9.00 3.000																			
Dave Heaverlo, R (9, 1) ERA: 4.29	0.1 2 1 0 0 0 0 0 0 0 0 0 0 2 2 0.00 3.000																			
Gary Lavelle, L (9, 1) ERA: 2.29	0.2 S 2 0 0 0 0 1 0 0 0 0 0 0 4 4 0.00 0.000																			

AB	36
R	5
H	10
RBI	5
BB	2
SO	3
LOB	18



Batter	1	2	3	4	5	6	7	8	9
Gary Thomasson, L (1, 8) Mike Caldwell, R (7, 1) Dave Heaverlo, R (9, 1) Gary Lavelle, S (9, 1)	0-0 4-3	0-0 1B			0-0 F8	4-0 3B IBB	0-0 6-3		
Derrel Thomas, S (1, 4)	0-0 1B	0-0 F4			0-0 5-3	0-0 1B 3B		0-0 1B	
Gary Matthews, R (1, 7)	0-3 K				0-0 1B	0-0 1B 2B 1B		0-0 F8	
Bobby Murcer, L (1, 9)	0-0 G3				0-3 K	0-0 2B 1B		0-0 F3	
Darrell Evans, L (1, 3)		0-0 4-3			0-3 K			0-0 F5	
Chris Speier, R (1, 6)		4-0 1B 1B 1B BB			0-3 K				
Ken Reitz, R (1, 5)		0-0 1B 1B 1B			0-0 1B CS 2B				
Marc Hill, R (1, 2) Glenn Adams, L (6, PH) Larry Herndon, R (6, PR)		0-0 1B 1B 1B			0-0 2B 1B				
Charlie Williams, R (1, 1) Steve Ontiveros, S (6, PH) Mike Sadek, R (7, 2)		0-3 K			0-3 K				

AB	R	H	RBI	BB	SO	LOB
3	1	1	2	1	0	0
1	0	0	0	0	0	1
0	0	0	0	0	0	0
0	0	0	0	0	0	0
5	1	3	2	0	0	2
4	1	2	1	1	1	2
5	0	1	0	0	2	4
5	1	2	1	0	1	1
2	1	0	0	1	1	2
4	2	3	1	0	0	0
2	0	2	0	0	0	0
1	0	1	1	0	0	0
1	1	1	0	0	0	0
2	0	0	0	0	2	5
1	0	0	0	0	1	1
1	0	0	0	0	1	1

AB	R	H	RBI	BB	SO	LOB
37	8	16	8	3	9	19

Inning	R	H	E	K	S	P	BB	IBB	HBP	BLK	WP	HR	S	P	ERA	WHIP
1	0	1	0	1	6	6	0	0	0	0	0	0	2	2	0.00	3.000
2	2	3	0	1	8	12	0	0	0	0	0	0	4	7	7.20	2.000
3	0	0	0	2	6	8	0	0	0	0	0	0	3	3	27.00	6.000
4	0	2	0	2	8	8	0	0	0	0	0	0	10	10	0.00	1.000
5	6	7	0	1	12	16	0	0	0	0	0	0	2	1		
6	0	1	0	1	6	6	0	0	0	0	0	0	3	3		
7	0	1	0	1	6	6	0	0	0	0	0	0	4	4		

PITCHER	IP	WLS	BF	H	R	ER	SO	BB	IBB	HBP	BLK	WP	HR	S	P	ERA	WHIP
Alan Foster, R (1, 1) ERA: 2.2	0.1		2	1	0	0	0	0	0	0	0	0	0	2	2	0.00	3.000
Ken Reynolds, L (1, 1) ERA: 4.68	5.0	L	23	8	4	4	7	2	0	0	0	0	0	35	43	7.20	2.000
Dan Spillner, R (6, 1) ERA: 4.03	0.1		5	3	3	3	1	0	1	0	0	0	0	6	10	81.00	9.000
Rich Folkers, L (6, 1) ERA: 5.33	0.1		3	2	1	1	0	0	0	0	0	0	0	3	3	27.00	6.000
Dave Tomlin, L (7, 1) ERA: 6.26	2.0		8	2	0	0	1	0	0	0	0	0	0	10	10	0.00	1.000

WP	HR	S	P	ERA	WHIP
0	0	1	41		

San Diego Padres @ San Francisco Giants
 Candlestick Park, San Francisco, CA
 Thu Jun 24 1976, 6:33 AM EDT
 Att. 3,167 - Unknown

livebaseballscorecards.com



Batter	1	2	3	4	5	6	7	8	9	AB R H RBI BB SO LOB	TOP
Gary Thomasson, L (1, 8) OBP: 0.304, SLG: 0.431 Mike Sadek, R (8, 2) OBP: 0.348, SLG: 0.317	0-0 4-3			0-0 F8		0-0 F6		0-0 1-3		4 0 0 0 0 0 1 0 0 0 0 0 0 0	
Derrell Thomas, S (1, 4) OBP: 0.314, SLG: 0.318	0-0 G3			0-3 K			0-0 F8		0-0 SH3 1B	4 1 1 0 0 1 0	
Gary Matthews, R (1, 7) OBP: 0.353, SLG: 0.413	0-0 5-3			0-0 E5			0-0 F7		0-0 SH3 1-2	3 0 0 0 0 0 0	
Bobby Murcer, L (1, 9) OBP: 0.354, SLG: 0.354		0-0 F9		0-0 4-3			0-0 BB 1B		4-0 1B BB	3 0 1 0 1 0 1	
Darrell Evans, L (1, 3) OBP: 0.329, SLG: 0.285		0-0 F7			0-0 4-3		4-0 1-2 BB		0-0 F9	3 0 0 0 1 0 2	
Chris Speier, R (1, 6) OBP: 0.318, SLG: 0.302		0-0 6-3			0-3 K		0-0 6-3		0-0 1-2 2-H 1B	4 0 1 1 0 1 2	
Ken Reitz, R (1, 5) OBP: 0.317, SLG: 0.368			0-0 6-3		0-0 F7			0-0 F9	0-0 F9	4 0 0 0 0 0 2	
Marc Hill, R (1, 2) OBP: 0.250, SLG: 0.352 Glenn Adams, L (8, PH) OBP: 0.281, SLG: 0.344 Larry Herndon, R (8, 8) OBP: 0.368, SLG: 0.399			0-0 F4			0-3 K		0-0 1B		2 0 0 0 0 1 0 1 0 1 0 0 0 0 0 0 0 0 0 0 0	
Ed Halicki, R (1, 1) OBP: 0.300, SLG: 0.222			0-3 K			0-3 K		0-0 F3		3 0 0 0 0 2 1	
Inning Stats	R: 0 H: 0 E: 0 LOB: 0 K: 0 BB: 0 S: 3 P: 3	R: 0 H: 0 E: 0 LOB: 0 K: 0 BB: 0 S: 3 P: 3	R: 0 H: 0 E: 0 LOB: 0 K: 1 BB: 0 S: 5 P: 5	R: 0 H: 0 E: 1 LOB: 1 K: 1 BB: 0 S: 6 P: 6	R: 0 H: 0 E: 0 LOB: 0 K: 1 BB: 0 S: 5 P: 5	R: 0 H: 0 E: 0 LOB: 0 K: 2 BB: 0 S: 7 P: 7	R: 0 H: 1 E: 0 LOB: 2 K: 0 BB: 1 S: 4 P: 8	R: 0 H: 1 E: 0 LOB: 1 K: 0 BB: 0 S: 4 P: 4	R: 1 H: 2 E: 0 LOB: 2 K: 0 BB: 1 S: 5 P: 9	1B: 4 SF: 0 2B: 0 SAC: 1 3B: 0 DP: 0 HR: 0 HBP: 0	WP: 0 PA: 34 PB: 0 SB: 0 CS: 0
PITCHER Burt Hooton, R (1, 1) ERA: 4.06	IP WLS BF H R ER SO BB IBB HBP BLK WP HR S P ERA WHIP										
	9.0 L 34 4 1 1 5 2 0 0 0 0 0 0 42 50 1.00 0.667										

San Francisco Giants @ Los Angeles Dodgers
 Dodger Stadium, Los Angeles, CA
 Fri Jun 25 1976, 7:05 PM PDT
 Att. 32,596 - Unknown

livebaseballscores.com

AB 31
 R 1
 H 4
 RBI 1
 BB 2
 SO 5
 LOB 9



Batter	1	2	3	4	5	6	7	8	9	AB R H RBI BB SO LOB	TOP
Larry Herndon, R (1, 8) OBP: 0.377, SLG: 0.407	0-0 CS 1B			0-0 FC5 1B		0-0 SH3 1B		0-0 L1		4 0 3 0 0 0 0	San Francisco Giants @ Los Angeles Dodgers Dodger Stadium, Los Angeles, CA Sat Jun 26 1976, 7:05 PM PDT Att. 36,574 - Unknown
Marty Perez, R (1, 4) OBP: 0.309, SLG: 0.350	0-0 F7 1-2			0-0 G3 FC5 1B		0-0 SH3 1-2		0-0 F8		3 1 1 0 0 0 1	
Gary Matthews, R (1, 7) OBP: 0.351, SLG: 0.422	0-3 K			0-0 FC5 1B		0-3 K			0-0 HR	4 2 1 1 0 2 3	
Bobby Murcer, L (1, 9) OBP: 0.356, SLG: 0.365		0-0 F9		0-0 G3		1-0 HBP			0-0 HR	3 1 1 1 0 0 2	
Chris Speier, R (1, 6) OBP: 0.317, SLG: 0.302		0-0 F9		0-0 1B		0-3 K			0-0 6-3	4 0 1 2 0 1 2	
Ken Reitz, R (1, 5) OBP: 0.313, SLG: 0.362		0-0 6-3		0-0 F7			0-0 6-3		0-0 F8	4 0 0 0 0 0 1	
Darrell Evans, L (1, 3) OBP: 0.332, SLG: 0.286			0-0 4-3		4-0 BB		0-0 G5-4-3 1B		0-3 K	3 0 1 0 1 1 0	
Marc Hill, R (1, 2) OBP: 0.243, SLG: 0.340			0-0 F6		0-3 K		0-0 G5-4-3			3 0 0 0 0 1 2	
John Montefusco, R (1, 1) OBP: 0.190, SLG: 0.179 Randy Moffitt, R (8, 1) OBP: 0.333, SLG: 0.333			0-0 6-3		0-0 G6-4-3			0-3 K		3 0 0 0 0 1 1 0 0 0 0 0 0 0	
Inning Stats	R: 0 H: 1 E: 0 LOB: 0 K: 1 BB: 0 S: 5 P: 5	R: 0 H: 0 E: 0 LOB: 0 K: 0 BB: 0 S: 3 P: 3	R: 0 H: 0 E: 0 LOB: 0 K: 0 BB: 0 S: 3 P: 3	R: 2 H: 3 E: 0 LOB: 1 K: 0 BB: 0 S: 6 P: 6	R: 0 H: 0 E: 0 LOB: 0 K: 1 BB: 1 S: 4 P: 8	R: 0 H: 1 E: 0 LOB: 2 K: 2 BB: 0 S: 8 P: 9	R: 0 H: 1 E: 0 LOB: 0 K: 0 BB: 0 S: 3 P: 3	R: 0 H: 0 E: 0 LOB: 0 K: 1 BB: 0 S: 5 P: 5	R: 2 H: 2 E: 0 LOB: 0 K: 1 BB: 0 S: 7 P: 7	1B: 6 SF: 0 2B: 0 SAC: 1 3B: 0 DP: 2 HR: 2 HBP: 1	WP: 0 PA: 34 PB: 0 SB: 0 CS: 1
PITCHER	IP WLS BF H R ER SO BB IBB HBP BLK WP HR S P ERA WHIP										
Doug Rau, L (1, 1) ERA: 2.87	8.0 L 31 8 4 4 5 1 0 1 0 0 0 2 39 44 4.50 1.125										
Elias Sosa, R (9, 1) ERA: 5.2	1.0 3 0 0 0 1 0 0 0 0 0 0 0 5 5 0.00 0.000										

AB	31
R	4
H	8
RBI	4
BB	1
SO	6
LOB	12



Batter	1	2	3	4	5	6	7	8	9	AB R H RBI BB SO LOB
Davey Lopes, R (1, 8) OBP: 0.316, SLG: 0.312 Ron Cey, R (9, PH) OBP: 0.422, SLG: 0.537	4-0 S 1B BB		0-0 F3		0-0 SH3-4		0-0 FC6-4		0-0 5-3	2 1 0 0 1 0 2 1 0 0 0 0 0 1
Ted Sizemore, R (1, 4) OBP: 0.271, SLG: 0.272	0-0 6-3		0-0 L1		0-0 F7		0-0 F6			4 0 0 0 0 0 4
Bill Buckner, L (1, 7) OBP: 0.329, SLG: 0.406	0-0 2-H 1B		0-0 1B		0-0 4-3			0-0 6-3		4 0 2 1 0 0 1
Steve Garvey, R (1, 3) OBP: 0.343, SLG: 0.429	4-0 1B BB		0-0 5-3			0-0 F3		4-0 FC4-6 BB		2 0 0 0 2 0 1
Reggie Smith, S (1, 9) OBP: 0.274, SLG: 0.391	0-0 1-3 1B			0-0 4-3 SF8 2B		0-0 4-3		0-0 FC4-6		4 1 2 0 0 0 1
Bill Russell, R (1, 6) OBP: 0.316, SLG: 0.382	0-0 F7			0-0 4-3		0-0 F7		0-0 F8		4 0 0 0 0 0 4
Lee Lacy, R (1, 5) OBP: 0.293, SLG: 0.361		0-0 F9		0-0 SF8			0-3 K		0-0 5-3	3 0 0 1 0 1 0
Steve Yeager, R (1, 2) OBP: 0.302, SLG: 0.367 Henry Cruz, L (9, PH) OBP: 0.250, SLG: 0.376		0-3 K		0-3 K			4-0 FC6-4 1B BB		0-0 3-1	2 0 0 0 1 2 0 1 0 0 0 0 0 0
Doug Rau, L (1, 1) OBP: 0.344, SLG: 0.231 Elias Sosa, R (9, 1) OBP: 0.143, SLG: 0.143 Ed Goodson, L (9, PH) OBP: 0.231, SLG: 0.276 Rick Auerbach, R (9, PR) OBP: 0.182, SLG: 0.100		0-3 K			4-0 SH3-4 BB		0-0 FC6-4 1B		0-0 1B	2 0 1 0 1 1 0 0 0 0 0 0 0 0 1 0 1 0 0 0 0 0 0 0 0 0 0 0

Inning Stats	R: 1 E: 0 K: 0 S: 4	H: 2 LOB: 2 BB: 2 P: 12	R: 0 E: 0 K: 2 S: 7	H: 0 LOB: 0 BB: 0 P: 7	R: 0 E: 0 K: 0 S: 4	H: 1 LOB: 1 BB: 0 P: 4	R: 1 E: 0 K: 1 S: 6	H: 1 LOB: 0 BB: 0 P: 6	R: 0 E: 0 K: 0 S: 3	H: 0 LOB: 1 BB: 1 P: 7	R: 0 E: 0 K: 0 S: 3	H: 0 LOB: 0 BB: 0 P: 3	R: 0 E: 0 K: 1 S: 6	H: 1 LOB: 2 BB: 1 P: 10	R: 0 E: 0 K: 0 S: 3	H: 0 LOB: 1 BB: 1 P: 7	R: 0 E: 0 K: 0 S: 4	H: 1 LOB: 1 BB: 0 P: 4	1B: 5 2B: 1 3B: 0 HR: 0	SF: 1 SAC: 1 DP: 0 HBP: 0	WP: 0 PB: 0 SB: 1 CS: 0	PA: 37
PITCHER	IP	WLS	BF	H	R	ER	SO	BB	IBB	HBP	BLK	WP	HR	S	P	ERA	WHIP					
John Montefusco, R (1, 1) ERA: 3.08	7.1		31	5	2	2	4	5	0	0	0	0	0	34	54	2.46	1.364					
Randy Moffitt, R (8, 1) ERA: 2.75	1.2	W	6	1	0	0	0	0	0	0	0	0	0	6	6	0.00	0.600					

BOTTOM

San Francisco Giants @ Los Angeles Dodgers
 Dodger Stadium, Los Angeles, CA
 Sat Jun 26 1976, 7:05 PM PDT
 Att. 36,574 - Unknown

AB	30
R	2
H	6
RBI	2
BB	5
SO	4
LOB	14



WP: 0	PA: 37
PB: 0	
SB: 1	
CS: 0	

ERA	WHIP
-----	------

BOTTOM

San Francisco Giants @ Los Angeles Dodgers
Dodger Stadium, Los Angeles, CA
Sun Jun 27 1976, 3:33 AM PDT
Att. 31,019 - Unknown

livebaseballscores.com

AB	37
R	12
H	16
RBI	12
BB	9
SO	6
LOB	26



WP:	0	PA:	47
PB:	0		
SB:	0		
CS:	0		

AB R H RBI BB SO LOB

5 1 3 2 1 1 2

5 1 2 0 1 0 6

5 0 2 2 0 0 4

3 3 1 1 2 1 3

1 1 0 0 1 0 1
2 1 1 0 1 0 0

5 1 2 3 0 1 4

4 2 2 1 1 0 1

4 1 1 1 1 3 5

1B:	14	SF:	0
2B:	3	SAC:	1
3B:	0	DP:	2
HR:	0	HBP:	0

WP:	0	PA:	47
PB:	0		
SB:	0		
CS:	0		

1B:	14	SF:	0
2B:	3	SAC:	1
3B:	0	DP:	2
HR:	0	HBP:	0

WP:	0	PA:	47
PB:	0		
SB:	0		
CS:	0		

1B:	14	SF:	0
2B:	3	SAC:	1
3B:	0	DP:	2
HR:	0	HBP:	0

WP:	0	PA:	47
PB:	0		
SB:	0		
CS:	0		

1B:	14	SF:	0
2B:	3	SAC:	1
3B:	0	DP:	2
HR:	0	HBP:	0

WP:	0	PA:	47
PB:	0		
SB:	0		
CS:	0		

1B:	14	SF:	0
2B:	3	SAC:	1
3B:	0	DP:	2
HR:	0	HBP:	0

WP:	0	PA:	47
PB:	0		
SB:	0		
CS:	0		

1B:	14	SF:	0
2B:	3	SAC:	1
3B:	0	DP:	2
HR:	0	HBP:	0

WP:	0	PA:	47
PB:	0		
SB:	0		
CS:	0		

1B:	14	SF:	0
2B:	3	SAC:	1
3B:	0	DP:	2
HR:	0	HBP:	0

WP:	0	PA:	47
PB:	0		
SB:	0		
CS:	0		

1B:	14	SF:	0
2B:	3	SAC:	1
3B:	0	DP:	2
HR:	0	HBP:	0

WP:	0	PA:	47
PB:	0		
SB:	0		
CS:	0		

1B:	14	SF:	0
2B:	3	SAC:	1
3B:	0	DP:	2
HR:	0	HBP:	0

WP:	0	PA:	47
PB:	0		
SB:	0		
CS:	0		

1B:	14	SF:	0
2B:	3	SAC:	1
3B:	0	DP:	2
HR:	0	HBP:	0

WP:	0	PA:	47
PB:	0		
SB:	0		
CS:	0		

1B:	14	SF:	0
2B:	3	SAC:	1
3B:	0	DP:	2
HR:	0	HBP:	0

WP:	0	PA:	47
PB:	0		
SB:	0		
CS:	0		

1B:	14	SF:	0
2B:	3	SAC:	1
3B:	0	DP:	2
HR:	0	HBP:	0

WP:	0	PA:	47
PB:	0		
SB:	0		
CS:	0		

1B:	14	SF:	0
2B:	3	SAC:	1
3B:	0	DP:	2
HR:	0	HBP:	0

WP:	0	PA:	47
PB:	0		
SB:	0		
CS:	0		

1B:	14	SF:	0
2B:	3	SAC:	1
3B:	0	DP:	2
HR:	0	HBP:	0

WP:	0	PA:	47
PB:	0		
SB:	0		
CS:	0		

1B:	14	SF:	0
2B:	3	SAC:	1
3B:	0	DP:	2
HR:	0	HBP:	0

WP:	0	PA:	47
PB:	0		
SB:	0		
CS:	0		

1B:	14	SF:	0
2B:	3	SAC:	1
3B:	0	DP:	2
HR:	0	HBP:	0

WP:	0	PA:	47
PB:	0		
SB:	0		
CS:	0		

1B:	14	SF:	0
2B:	3	SAC:	1
3B:	0	DP:	2
HR:	0	HBP:	0

WP:	0	PA:	47
PB:	0		
SB:	0		
CS:	0		

1B:	14	SF:	0
2B:	3	SAC:	1
3B:	0	DP:	2
HR:	0	HBP:	0

WP:	0	PA:	47
PB:	0		
SB:	0		
CS:	0		

1B:	14	SF:	0
2B:	3	SAC:	1
3B:	0	DP:	2
HR:	0	HBP:	0

WP:	0	PA:	47
PB:	0		
SB:	0		
CS:	0		

1B:	14	SF:	0
2B:	3	SAC:	1
3B:	0	DP:	2
HR:	0	HBP:	0

WP:	0	PA:	47
PB:	0		
SB:	0		
CS:	0		

1B:	14	SF:	0
2B:	3	SAC:	1
3B:	0	DP:	2
HR:	0	HBP:	0

WP:	0	PA:	47
PB:	0		
SB:	0		
CS:	0		

1B:	14	SF:	0
2B:	3	SAC:	1
3B:	0	DP:	2
HR:	0	HBP:	0

WP:	0	PA:	47
PB:	0		
SB:	0		
CS:	0		

1B:	14	SF:	0
2B:	3	SAC:	1
3B:	0	DP:	2
HR:	0	HBP:	0

WP:	0	PA:	47
PB:	0		
SB:	0		
CS:	0		

1B:	14	SF:	0
2B:	3	SAC:	1
3B:	0	DP:	2
HR:	0	HBP:	0

WP:	0	PA:	47
PB:	0		
SB:	0		
CS:	0		

1B:	14	SF:	0
2B:	3	SAC:	1
3B:	0	DP:	2
HR:	0	HBP:	0

WP:	0	PA:	47
PB:	0		
SB:	0		
CS:	0		

1B:	14	SF:	0
2B:	3	SAC:	1
3B:	0	DP:	2
HR:	0	HBP:	0

WP:	0	PA:	47
PB:	0		
SB:	0		
CS:	0		

1B:	14	SF:	0
2B:	3	SAC:	1
3B:	0	DP:	2
HR:	0	HBP:	0

WP:	0	PA:	47
PB:	0		
SB:	0		
CS:	0		

1B:	14	SF:	0
2B:	3	SAC:	1
3B:	0	DP:	2
HR:	0	HBP:	0

WP:	0	PA:	47
PB:	0		
SB:	0		
CS:	0		

1B:	14	SF:	0
2B:	3	SAC:	1
3B:	0	DP:	2
HR:	0	HBP:	0

WP:	0	PA:	47
PB:	0		
SB:	0		
CS:	0		

1B:	14	SF:	0
2B:	3	SAC:	1
3B:	0	DP:	2
HR:	0	HBP:	0

WP:	0	PA:	47
PB:	0		
SB:	0		
CS:	0		

1B:	14	SF:	0
2B:	3	SAC:	1
3B:	0	DP:	2
HR:	0	HBP:	0

WP:	0	PA:	47
PB:	0		
SB:	0		
CS:	0		

1B:	14	SF:	0
2B:	3	SAC:	1
3B:	0	DP:	2
HR:	0	HBP:	0

WP:	0	PA:	47
PB:	0		
SB:	0		
CS:	0		

1B:	14	SF:	0
2B:	3	SAC:	1
3B:	0	DP:	2
HR:	0	HBP:	0

WP:	0	PA:	47
PB:	0		
SB:	0		
CS:	0		

1B:	14	SF:	0
2B:	3	SAC:	1
3B:	0	DP:	2
HR:	0	HBP:	0

WP:	0	PA:	47
PB:	0		
SB:	0		
CS:	0		

1B:	14	SF:	0
2B:	3	SAC:	1
3B:	0	DP:	2
HR:	0	HBP:	0

WP:	0	PA:	47
PB:	0		
SB:	0		
CS:	0		

1B:	14	SF:	0
2B:	3	SAC:	1
3B:	0	DP:	2
HR:	0	HBP:	0

WP:	0	PA:	47
PB:	0		
SB:	0		
CS:	0		

1B:	14	SF:	0
2B:	3	SAC:	1
3B:	0	DP:	2
HR:	0	HBP:	0

WP:	0	PA:	47
PB:	0		
SB:	0		
CS:	0		

1B:	14	SF:	0
2B:	3	SAC:	

Batter	1	2	3	4	5	6	7	8	9	AB R H RBI BB SO LOB	TOP											
Enos Cabell, R OBP: 0.333, SLG: 0.364 (1, 5)	0-3 K		0-0 F9	0-0 6-3			0-0 SF9	0-0 4-3		5 1 1 0 0 1 4												
Rob Andrews, R OBP: 0.377, SLG: 0.381 (1, 4)	0-0 CS 1B		0-0 2B 1B	0-0 5-3			0-0 1-3 1B		0-0 1B 2B 1B	5 2 4 0 0 0 1												
Cesar Cedeno, R OBP: 0.337, SLG: 0.461 (1, 8)	0-0 6-3		0-0 1B 2B		0-3 K		0-0 SF9		0-0 1-2 2B 1B	4 2 2 1 0 1 1												
Bob Watson, R OBP: 0.359, SLG: 0.419 (1, 3)		0-0 2B 1B	0-0 F9		0-0 5-3		0-3 K		0-0 1B 2B	5 1 2 2 0 1 3												
Jose Cruz, L OBP: 0.388, SLG: 0.387 (1, 9)		0-0 2B 2B	0-0 2B 1B		0-0 3-1			0-3 K2-3	0-0 L6-3 1B	5 2 3 2 0 1 0												
Cliff Johnson, R OBP: 0.368, SLG: 0.392 (1, 7)		0-0 4-3 2B	0-0 1-H 2B			0-0 F8		0-0 1-3	0-0 L6-3	3 0 2 3 0 0 0 2 0 0 0 0 0 2												
Wilbur Howard, S OBP: 0.235, SLG: 0.270 (6, 7)		2-H 3-H 2B	1-H 2B						1-2 1B													
Ed Herrmann, L OBP: 0.294, SLG: 0.316 (1, 2)		0-0 4-3	0-0 F5			0-0 6-3		0-0 BB 2B	0-0 3-1	5 0 1 0 0 0 3												
Roger Metzger, S OBP: 0.312, SLG: 0.295 (1, 6)		0-0 4-3		0-0 SH1-4 1B		0-0 F6		4-0 BB IBB		3 0 1 0 1 0 1												
Mike Cosgrove, L OBP: 0.150, SLG: 0.056 (1, 1)		0-0 F6		0-0 SH1-4			0-3 K	4-0 1-2 2-3 BB		2 0 0 0 0 1 1 0 0 0 0 1 0 0												
Ken Forsch, R OBP: 0.400, SLG: 0.250 (7, 1)				1-2																		
Inning Stats	R: 0 E: 0 K: 1 S: 5	H: 1 LOB: 0 BB: 0 P: 5	R: 2 E: 0 K: 0 S: 6	H: 3 LOB: 1 BB: 0 P: 6	R: 3 E: 0 K: 0 S: 7	H: 4 LOB: 1 BB: 0 P: 7	R: 0 E: 0 K: 0 S: 4	H: 1 LOB: 1 BB: 0 P: 4	R: 0 E: 0 K: 1 S: 5	H: 0 LOB: 0 BB: 0 P: 5	R: 0 E: 0 K: 0 S: 3	H: 0 LOB: 0 BB: 0 P: 3	R: 1 E: 0 K: 2 S: 9	H: 2 LOB: 1 BB: 0 P: 9	R: 0 E: 0 K: 1 S: 6	H: 1 LOB: 3 BB: 2 P: 14	R: 2 E: 0 K: 0 S: 6	H: 4 LOB: 1 BB: 0 P: 6	1B: 10 2B: 7 3B: 0 HR: 0	SF: 1 SAC: 1 DP: 1 HBP: 0	WP: 0 PB: 0 SB: 1 CS: 1	PA: 43
PITCHER	IP WLS BF H R ER SO BB IBB HBP BLK WP HR S P ERA WHIP																					
Rob Dressler, R ERA: 4.98 (1, 1)	2.2 L 15 8 5 5 1 0 0 0 0 0 0 0 17 17 16.88 3.000																					
Dave Heaverlo, R ERA: 4.03 (3, 1)	2.1 8 1 0 0 1 0 0 0 0 0 0 0 10 10 0.00 0.429																					
Charlie Williams, R ERA: 2.14 (6, 1)	2.0 8 2 1 1 2 0 0 0 0 0 0 0 12 12 4.50 1.000																					
Mike Caldwell, L ERA: 4.76 (8, 1)	2.0 12 5 2 2 1 1 1 0 0 0 0 0 12 20 9.00 3.000																					

Houston Astros @ San Francisco Giants
Candlestick Park, San Francisco, CA
Mon Jun 28 1976, 10:05 PM EDT
Att. 2,604 - Unknown

livebaseballscorecards.com

AB	39
R	8
H	16
RBI	8
BB	2
SO	5
LOB	16



Batter	1	2	3	4	5	6	7	8	9	AB R H RBI BB SO LOB
Larry Herndon, R (1, 8) OBP: 0.376, SLG: 0.405	0-0 G5-4-3 1B		0-3 K		0-3 K		0-0 BB 1-2 1B		0-3 K	5 0 2 0 0 3 2
Marty Perez, R (1, 4) OBP: 0.310, SLG: 0.345	0-0 G5-4-3 1-2f		0-0 1B		0-0 E7 1-H 2-H		4-0 BB 1-2 2-3 BB			3 0 1 0 1 0 1
Gary Matthews, R (1, 7) OBP: 0.354, SLG: 0.427	0-3 K		0-0 F4		4-0 BB		0-0 F9			3 0 0 0 1 1 4
Bobby Murcer, L (1, 9) OBP: 0.352, SLG: 0.382		0-3 K		0-3 K	0-3 K		0-0 F2			4 0 0 0 0 3 5
Chris Speier, R (1, 6) OBP: 0.315, SLG: 0.295		4-0 BB 1B		0-0 5-3		0-0 F8		0-0 F7		3 0 0 0 1 0 0
Ken Reitz, R (1, 5) OBP: 0.314, SLG: 0.360		0-0 1-2 1B		0-0 5-3		0-0 F9		0-0 F7		4 0 1 0 0 0 0
Darrell Evans, L (1, 3) OBP: 0.325, SLG: 0.279		0-3 K			0-0 F8	0-3 K		0-3 K		4 0 0 0 0 3 2
Marc Hill, R (1, 2) OBP: 0.245, SLG: 0.333		0-3 K			4-0 BB E		0-0 F4		0-0 3-1	2 1 0 0 1 1 2 1 0 0 0 0 0 0
Glenn Adams, L (9, PH) OBP: 0.294, SLG: 0.382										
Rob Dressler, R (1, 1) OBP: 0.260, SLG: 0.200			0-3 K							
Dave Heaverlo, R (3, 1)										
Chris Arnold, R (5, PH) OBP: 0.283, SLG: 0.279										
Charlie Williams, R (6, 1)										
Derrel Thomas, S (7, PH) OBP: 0.234, SLG: 0.321										
Jim Barr, R (7, PR) OBP: 0.235, SLG: 0.103										
Mike Caldwell, R (8, 1) OBP: 0.154, SLG: 0.154										
Gary Thomsson, L (9, PH) OBP: 0.306, SLG: 0.456										
	R: 0 H: 1 E: 0 LOB: 0 K: 1 BB: 0 S: 5 P: 5	R: 0 H: 1 E: 0 LOB: 2 K: 3 BB: 1 S: 10 P: 14	R: 0 H: 1 E: 0 LOB: 1 K: 2 BB: 0 S: 8 P: 8	R: 0 H: 0 E: 0 LOB: 0 K: 1 BB: 0 S: 5 P: 5	R: 2 H: 1 E: 1 LOB: 2 K: 2 BB: 2 S: 9 P: 17	R: 0 H: 0 E: 0 LOB: 0 K: 1 BB: 0 S: 5 P: 5	R: 0 H: 1 E: 0 LOB: 3 K: 0 BB: 2 S: 4 P: 12	R: 0 H: 0 E: 0 LOB: 0 K: 1 BB: 0 S: 5 P: 5	R: 0 H: 0 E: 0 LOB: 0 K: 1 BB: 0 S: 5 P: 5	1B: 5 SF: 0 2B: 0 SAC: 0 3B: 0 DP: 1 HR: 0 HBP: 0

BOTTOM

Houston Astros @ San Francisco Giants
Candlestick Park, San Francisco, CA

Mon Jun 28 1976, 10:05 PM EDT
Att. 2,604 - Unknown

livebaseballscorecards.com

AB	32
R	2
H	5
RBI	0
BB	5
SO	12
LOB	16



Inning Stats	R	H	E	K	S	P	IP	WLS	BF	H	R	ER	SO	BB	IBB	HBP	BLK	WP	HR	S	P	ERA	WHIP
PITCHER Mike Cosgrove, L (1, 1) ERA: 4.63	0	1	0	1	5	6	6.1	W	29	5	2	0	10	5	0	0	0	0	0	44	64	0.00	1.579
Ken Forsch, R (7, 1) ERA: 1.72	0	0	0	0	0	2	2.2	S	8	0	0	0	2	0	0	0	0	0	0	12	12	0.00	0.000

WP: 0	PA: 37
PB: 0	
SB: 0	
CS: 0	

Batter	1	2	3	4	5	6	7	8	9	AB R H RBI BB SO LOB	TOP
Enos Cabell, R OBP: 0.335, SLG: 0.365 (1, 5) X	0-0 E E 4-3 1B	0-0 F9			0-0 6-3			0-0 F7 1B	0-0 E9 1B	5 1 2 0 0 0 0	
Rob Andrews, R OBP: 0.372, SLG: 0.376 (1, 4) X	0-0 E E 4-3 1-2		0-0 F8		0-3 K			0-0 E 1B	0-0 F8	5 1 1 0 0 1 2	
Cesar Cedeno, R OBP: 0.332, SLG: 0.453 (1, 8) X	0-0 E E 1-2 2-3		0-3 K			0-0 F8		0-0 F8		4 0 0 0 0 1 3	
Bob Watson, R OBP: 0.358, SLG: 0.417 (1, 3) S S	0-3 K		0-0 F8			0-0 1B		0-0 E5 1B 3B		4 1 1 0 0 1 4	
Jose Cruz, L OBP: 0.390, SLG: 0.386 (1, 9) X	0-0 4-3 1-2 2-3 3-H			4-0 BB 1-3 BB		0-3 K		0-0 3B 1B		3 1 1 2 1 1 3	
Cliff Johnson, R OBP: 0.371, SLG: 0.402 (1, 7) B B B B	4-0 BB		0-0 1-3 1-2			0-0 F9		0-0 1-H 3-H 3B		3 0 1 2 1 0 2 0 0 0 0 0 0 0	
Wilbur Howard, S OBP: 0.235, SLG: 0.270 (8, 7) B											
Ed Herrmann, L OBP: 0.292, SLG: 0.306 (1, 2) X	0-0 F9		4-0 2-3 BB			0-0 3-1		0-0 F5		3 0 0 0 1 0 4	
Roger Metzger, S OBP: 0.307, SLG: 0.290 (1, 6) X		0-0 4-3		0-0 4-3			0-0 F8		0-0 6-3	4 0 0 0 0 0 1	
Larry Dierker, R OBP: 0.121, SLG: 0.121 (1, 1) X		0-0 4-3			0-0 6-3		0-0 F9		0-0 F5	4 0 0 0 0 0 0	
Inning Stats	R: 1 E: 2 K: 1 S: 8 H: 1 LOB: 3 BB: 1 P: 12	R: 0 E: 0 K: 0 S: 3 H: 0 LOB: 0 BB: 0 P: 3	R: 0 E: 0 K: 1 S: 5 H: 0 LOB: 0 BB: 0 P: 5	R: 0 E: 0 K: 0 S: 2 H: 0 LOB: 1 BB: 2 P: 10	R: 0 E: 0 K: 1 S: 5 H: 0 LOB: 0 BB: 0 P: 5	R: 0 E: 0 K: 1 S: 6 H: 1 LOB: 1 BB: 0 P: 6	R: 0 E: 0 K: 0 S: 3 H: 0 LOB: 0 BB: 0 P: 3	R: 3 E: 1 K: 0 S: 7 H: 3 LOB: 1 BB: 0 P: 7	R: 0 E: 1 K: 0 S: 4 H: 1 LOB: 1 BB: 0 P: 4	1B: 5 2B: 0 3B: 1 HR: 0 SF: 0 SAC: 0 DP: 0 HBP: 0	WP: 0 PB: 0 SB: 0 CS: 0 PA: 38
PITCHER Jim Barr, R ERA: 2.59 (1, 1)	IP: 9.0 WLS: L BF: 38 H: 6 R: 4 ER: 0 SO: 4 BB: 3 IBB: 0 HBP: 0 BLK: 0 WP: 0 HR: 0 S: 43 P: 55 ERA: 0.00 WHIP: 1.000						PITCHER				

Houston Astros @ San Francisco Giants
Candlestick Park, San Francisco, CA
Tue Jun 29 1976, 10:05 PM EDT
Att. 4,133 - Unknown

livebaseballscorecards.com

AB	35
R	4
H	6
RBI	4
BB	3
SO	4
LOB	19



Batter	1	2	3	4	5	6	7	8	9	AB	R	H	RBI	BB	SO	LOB
Gary Thomasson, L (1, 8) Larry Herndon, R (8, 8) OBP: 0.303, SLG: 0.443 OBP: 0.376, SLG: 0.405	0-0 4-3	0-0 F9			0-0 SH3-4 1B		0-3 K			4	1	1	0	0	1	2
Marty Perez, R (1, 4) OBP: 0.316, SLG: 0.347	0-0 1B		4-0 CS BB		0-0 SH3-4 1-2			0-0 5-3		2	0	1	0	1	0	0
Gary Matthews, R (1, 7) OBP: 0.353, SLG: 0.423	0-3 K		0-3 K		0-0 F3			4-0 1B BB		3	0	0	0	1	2	3
Bobby Murcer, L (1, 9) OBP: 0.354, SLG: 0.384	0-0 F4		0-0 F9		0-0 1B			0-0 1B		4	0	2	1	0	0	1
Darrell Evans, L (1, 3) OBP: 0.328, SLG: 0.280		4-0 1B HBP BB		0-0 1B SF7 1B		0-0 F8		0-0 F8		3	2	1	0	1	0	2
Chris Speier, R (1, 6) OBP: 0.317, SLG: 0.295		1-0 1B HBP		0-0 G3 1-3 1B		0-0 F8		0-0 F7		3	0	1	0	0	0	2
Ken Reitz, R (1, 5) OBP: 0.310, SLG: 0.357		0-0 F9		0-0 SF7		0-0 5-3			0-3 K	3	0	0	1	0	1	2
Dave Rader, L (1, 2) OBP: 0.299, SLG: 0.323		0-0 1B		0-0 G3			0-3 K		0-3 K	4	0	1	1	0	2	1
Jim Barr, R (1, 1) Glenn Adams, L (9, PH) OBP: 0.216, SLG: 0.094 OBP: 0.286, SLG: 0.371		0-3 K		0-3 K			0-0 F9		0-0 G3	3	0	0	0	0	2	3
										1	0	0	0	0	0	0

Inning Stats	R: 0 E: 0 K: 1 S: 6	H: 1 LOB: 1 BB: 0 P: 6	R: 1 E: 0 K: 1 S: 6	H: 1 LOB: 2 BB: 1 P: 11	R: 0 E: 0 K: 1 S: 4	H: 0 LOB: 0 BB: 1 P: 8	R: 1 E: 0 K: 1 S: 7	H: 2 LOB: 1 BB: 0 P: 7	R: 1 E: 0 K: 0 S: 4	H: 2 LOB: 1 BB: 0 P: 4	R: 0 E: 0 K: 0 S: 3	H: 0 LOB: 0 BB: 0 P: 3	R: 0 E: 0 K: 2 S: 7	H: 0 LOB: 0 BB: 0 P: 7	R: 0 E: 0 K: 0 S: 4	H: 1 LOB: 2 BB: 1 P: 8	R: 0 E: 0 K: 2 S: 7	H: 0 LOB: 0 BB: 0 P: 7	1B: 7 2B: 1 3B: 0 HR: 0	SF: 1 SAC: 1 DP: 1 HBP: 1	WP: 0 PB: 0 SB: 1 CS: 1	PA: 36													
PITCHER Larry Dierker, R (1, 1) ERA: 4.33	IP 9.0	WLS W	BF 36	H 7	R 3	ER 3	SO 8	BB 3	IBB 0	HBP 1	BLK 0	WP 0	HR 0	S 48	P 61	ERA 3.00	WHIP 1.111	PITCHER	IP 9.0	WLS W	BF 36	H 7	R 3	ER 3	SO 8	BB 3	IBB 0	HBP 1	BLK 0	WP 0	HR 0	S 48	P 61	ERA 3.00	WHIP 1.111

BOTTOM

Houston Astros @ San Francisco Giants
Candlestick Park, San Francisco, CA
Tue Jun 29 1976, 10:05 PM EDT
Att. 4,133 - Unknown

livebaseballscorecards.com

AB	30
R	3
H	7
RBI	3
BB	3
SO	8
LOB	16



Batter	1	2	3	4	5	6	7	8	9	AB R H RBI BB SO LOB	TOP																									
Enos Cabell, R OBP: 0.333, SLG: 0.363 (1, 5) X	0-0 2-3 3-1 1B		0-0 E6		0-0 5-3			0-0 5-3		4 1 1 0 0 0 1																										
Rob Andrews, R OBP: 0.370, SLG: 0.373 (1, 4) X	0-0 3-1 1-2 1B		0-3 K		0-0 F7			0-0 F8		4 0 1 0 0 1 2																										
Cesar Cedeno, R OBP: 0.331, SLG: 0.462 (1, 8) X	0-0 2-3 1-2 2-3		0-3 K		0-0 F2			0-0 HR		4 1 1 1 0 1 4																										
Bob Watson, R OBP: 0.353, SLG: 0.410 (1, 3) X	0-0 3-1 2-3 3-H		0-0 F7		0-3 K			0-3 K		4 0 0 1 0 2 3																										
Jose Cruz, L OBP: 0.387, SLG: 0.383 (1, 9) X	0-0 F8			0-0 S 1B		0-0 G3			0-0 F7	4 0 1 0 0 0 1																										
Cliff Johnson, R OBP: 0.368, SLG: 0.396 (1, 7)		4-0 BB BB BB BB		0-0 F6		0-0 5-3		0-0 F4		3 0 0 0 1 0 1																										
Ed Herrmann, L OBP: 0.287, SLG: 0.300 Skip Jutze, R OBP: 0.160, SLG: 0.208 (7, PH) (7, 2)			0-0 F9		0-3 K		0-0 3B	0-0 2B		2 0 0 0 0 1 2 2 0 2 0 0 0 0																										
Roger Metzger, S OBP: 0.306, SLG: 0.286 (1, 6)		0-0 G6-4-3 1-2f		0-3 K		0-3 K		4-0 BB		3 0 0 0 1 2 3																										
Gilberto Rondon, R OBP: 0.308, SLG: 0.308 Gene Pentz, R OBP: 0.333, SLG: 0.333 Rich Chiles, L (5, PH) Tom Griffin, R (5, 1) Ken Boswell, L OBP: 0.316, SLG: 0.333 Paul Siebert, L (7, PH) (7, 1) Joe Niekro, R OBP: 0.250, SLG: 0.421 Greg Gross, L OBP: 0.351, SLG: 0.322 (9, PH)			0-0 E 1B		0-0 4-3		0-3 K	0-0 5-3		1 0 1 0 0 0 0 0 0 0 0 0 0 0 1 0 0 0 0 0 0 0 0 0 0 0 0 0 1 0 0 0 0 1 1 0 0 0 0 0 0 0 0 0 0 0 0 0 0 1 0 0 0 0 0 2																										
Inning Stats	R: 1 E: 0 K: 0 S: 5	H: 2 LOB: 1 BB: 0 P: 5	R: 0 E: 0 K: 0 S: 2	H: 0 LOB: 0 BB: 1 P: 6	R: 0 E: 1 K: 2 S: 9	H: 1 LOB: 2 BB: 0 P: 9	R: 0 E: 0 K: 2 S: 8	H: 1 LOB: 1 BB: 0 P: 8	R: 0 E: 0 K: 1 S: 5	H: 0 LOB: 0 BB: 0 P: 5	R: 0 E: 0 K: 2 S: 8	H: 1 LOB: 1 BB: 0 P: 8	R: 1 E: 0 K: 1 S: 6	H: 1 LOB: 0 BB: 0 P: 6	R: 0 E: 0 K: 0 S: 4	H: 1 LOB: 2 BB: 1 P: 8	1B: 4 2B: 1 3B: 1 HR: 1	SF: 0 SAC: 0 DP: 1 HBP: 0	WP: 0 PB: 0 SB: 1 CS: 0	PA: 36																
PITCHER Ed Halicki, R ERA: 4.47 (1, 1)	IP: 9.0 WLS: W BF: 36 H: 7 R: 2 ER: 2 SO: 8 BB: 2 IBB: 0 HBP: 0 BLK: 0 WP: 0 HR: 1 S: 50 P: 58 ERA: 2.00 WHIP: 1.000																																			
PITCHER	IP	WLS	BF	H	R	ER	SO	BB	IBB	HBP	BLK	WP	HR	S	P	ERA	WHIP																			

Houston Astros @ San Francisco Giants
Candlestick Park, San Francisco, CA
Wed Jun 30 1976, 6:33 AM EDT
Att. 3,125 - Unknown

livebaseballscorecards.com

AB 34
R 2
H 7
RBI 2
BB 2
SO 8
LOB 20



Batter	1	2	3	4	5	6	7	8	9	AB R H RBI BB SO LOB	TOP		
Rowland Office, L OBP: 0.384, SLG: 0.415 (1, 8) X	0-0 F4		0-0 F8		4-0 1B 2B IBB	0-0 FC5 1B		0-0 1-2 2-3 1B		4 1 2 0 1 0 1	Atlanta Braves @ San Francisco Giants Candlestick Park, San Francisco, CA Fri Jul 02 1976, 10:05 PM EDT Att. 6,689 - Unknown		
Craig Robinson, R OBP: 0.333, SLG: 0.286 (1, 4) X	0-0 F9		0-0 1-3		0-0 2B 1B	0-0 FC5		0-0 F8		5 0 1 2 0 0 5			
Jimmy Wynn, R OBP: 0.399, SLG: 0.413 (1, 7) S S S	0-3 K				4-0 1B BB	0-0 1-3 2-3 3-H 2B		0-0 F3		3 1 1 1 2 1 2			
Willie Montanez, L OBP: 0.360, SLG: 0.455 (1, 3) X		0-0 F7		0-0 L3		0-3 K		0-3 K		5 0 1 1 0 2 3			
Ken Henderson, S OBP: 0.356, SLG: 0.401 (1, 9) X		0-0 1-3		0-0 1-2 G5-4-3 1B		0-0 SH 1B		0-3 K		5 1 2 0 0 1 1			
Earl Williams, R OBP: 0.295, SLG: 0.412 (1, 2) X		0-0 F4		0-0 G5-4-3 1-2f		0-0 SH 1B 1-H		0-0 F7		4 1 0 0 0 0 3			
Darrel Chaney, S OBP: 0.340, SLG: 0.347 (1, 6) X			0-0 F7		0-0 SH3-4 1B 1B	0-0 G3		0-3 K		5 1 1 0 0 2 2			
Rob Belloir, R OBP: 0.500, SLG: 0.667 (1, 5) X			0-0 1B 2B		0-0 F3	4-0 1B 1B FC5 BB		0-0 4-3		3 2 1 0 1 0 1			
Andy Messersmith, R OBP: 0.234, SLG: 0.200 (1, 1) X			0-0 2-H 1B		0-0 SH3-4	0-0 FC5 1B 1-2 3-H 1B		0-0 1B		3 0 3 2 0 0 0			
Inning Stats	R: 0 H: 0 E: 0 LOB: 0 K: 1 BB: 0 S: 5 P: 5	R: 0 H: 0 E: 0 LOB: 0 K: 0 BB: 0 S: 3 P: 3	R: 1 H: 2 E: 0 LOB: 1 K: 0 BB: 0 S: 5 P: 5	R: 0 H: 1 E: 0 LOB: 1 K: 0 BB: 1 S: 3 P: 7	R: 2 H: 3 E: 0 LOB: 2 K: 1 BB: 1 S: 8 P: 12	R: 3 H: 3 E: 1 LOB: 2 K: 0 BB: 1 S: 7 P: 11	R: 0 H: 0 E: 0 LOB: 0 K: 1 BB: 0 S: 5 P: 5	R: 0 H: 2 E: 0 LOB: 2 K: 1 BB: 0 S: 7 P: 7	R: 1 H: 1 E: 0 LOB: 1 K: 2 BB: 1 S: 8 P: 12	1B: 10 SF: 0 2B: 2 SAC: 2 3B: 0 DP: 1 HR: 0 HBP: 0	WP: 1 PA: 43 PB: 0 SB: 0 CS: 0		
PITCHER	IP WLS BF H R ER SO BB IBB HBP BLK WP HR S P ERA WHIP											PITCHER	IP WLS BF H R ER SO BB IBB HBP BLK WP HR S P ERA WHIP
John Montefusco, R ERA: 3.24 (1, 1)	5.1 L 28 9 6 4 2 2 1 0 0 0 0 0 29 41 6.75 2.062												
Dave Heaverlo, R ERA: 3.88 (6, 1)	1.2 5 0 0 0 1 0 0 0 0 0 0 0 7 7 0.00 0.000												
Mike Caldwell, L ERA: 4.75 (8, 1)	2.0 10 3 1 1 3 1 0 0 0 1 0 15 19 4.50 2.000												

livebaseballscorecards.com

AB	37
R	7
H	12
RBI	6
BB	4
SO	6
LOB	18



Batter	1	2	3	4	5	6	7	8	9	AB R H RBI BB SO LOB	TOP			
Rowland Office, L OBP: 0.388, SLG: 0.414 (1, 8) X	0-0 5-3		0-0 E8 SF8 WP 1-3 1B	4-0 BB IBB		0-0 F7		4-0 BB		3 1 1 0 2 0 0				
Craig Robinson, R OBP: 0.345, SLG: 0.261 (1, 4) X	0-0 3-1		0-0 SF8 2-3 3-H	4-0 BB BB			0-0 G3	4-0 FC4-6 BB		2 0 0 1 2 0 0				
Jimmy Wynn, R OBP: 0.403, SLG: 0.410 (1, 7) X	0-0 F7		4-0 WP BB	4-0 BB BB			4-0 FC6-4 BB E BB	0-0 FC4-6 1-2f		2 1 0 1 3 0 3				
Willie Montanez, L OBP: 0.363, SLG: 0.454 (1, 3) X		0-0 2B 1B	4-0 1-2 3-H BB	0-0 4-3			4-0 FC6-4 BB	0-0 F5		3 0 1 0 2 0 3				
Ken Henderson, S OBP: 0.357, SLG: 0.403 (1, 9) X		0-0 2B	0-0 F8		0-3 K		0-0 FC6-4 1-2f 2-3	4-0 1B BB		4 0 1 0 1 1 4				
Earl Williams, R OBP: 0.292, SLG: 0.405 (1, 2) X	0-0 F8		0-0 F2		0-0 5-3		0-0 5-3 1-2 3-H	0-0 4-3 1B		5 0 1 0 0 0 5				
Darrel Chaney, S OBP: 0.337, SLG: 0.344 (1, 6) X	0-0 F7			0-0 4-3	0-0 CS 1B		0-3 K	0-0 4-3		5 0 1 0 0 1 4				
Rob Belloir, R OBP: 0.444, SLG: 0.571 (1, 5) X	0-0 F3			0-0 BB 2B	0-0 CS	0-3 K		0-0 6-3	4-0 FC4-6 IBB	4 1 1 0 1 1 2				
Dick Ruthven, R OBP: 0.256, SLG: 0.179 (1, 1) X			4-0 E SF8 BB	0-0 5-3		0-0 F8		0-0 BB 1B	0-0 FC4-6 1-2f	4 1 1 0 1 0 4				
Inning Stats	R: 0 E: 0 K: 0 S: 3 H: 0 LOB: 0 BB: 0 P: 3	R: 0 E: 0 K: 0 S: 5 H: 2 LOB: 2 BB: 0 P: 5	R: 2 E: 1 K: 0 S: 4 H: 1 LOB: 2 BB: 3 P: 16	R: 1 E: 0 K: 0 S: 4 H: 1 LOB: 3 BB: 3 P: 16	R: 0 E: 0 K: 1 S: 5 H: 1 LOB: 0 BB: 0 P: 5	R: 0 E: 0 K: 1 S: 5 H: 0 LOB: 0 BB: 0 P: 5	R: 1 E: 0 K: 0 S: 3 H: 0 LOB: 1 BB: 2 P: 11	R: 0 E: 0 K: 1 S: 6 H: 1 LOB: 3 BB: 2 P: 14	R: 0 E: 0 K: 0 S: 4 H: 1 LOB: 3 BB: 2 P: 12	1B: 5 2B: 2 3B: 0 HR: 0 SF: 1 SAC: 0 DP: 0 HBP: 0	WP: 1 PB: 0 SB: 1 CS: 1 PA: 46			
PITCHER	IP WLS BF H R ER SO BB IBB HBP BLK WP HR S P ERA WHIP												PITCHER	IP WLS BF H R ER SO BB IBB HBP BLK WP HR S P ERA WHIP
John D'Acquisto, R ERA: 6.75 (1, 1)	3.2 L 21 4 3 3 0 5 1 0 0 1 0 15 39 7.36 2.455													
Dave Heaverlo, R ERA: 3.86 (4, 1)	0.1 1 0 0 0 0 0 0 0 0 0 0 0 1 1 0.00 0.000													
Charlie Williams, R ERA: 2.0 (5, 1)	3.0 11 1 1 0 2 2 0 0 0 0 0 0 13 21 0.00 1.000													
Gary Lavelle, L ERA: 2.73 (8, 1)	2.0 12 2 0 0 1 3 1 0 0 0 0 0 10 26 0.00 2.500													

Atlanta Braves @ San Francisco Giants
Candlestick Park, San Francisco, CA

AB	32
R	4
H	7
RBI	2
BB	12
SO	3
LOB	25



Sat Jul 03 1976, 6:33 AM EDT
Att. 5,084 - Unknown

livebaseballscorecards.com

Batter	1	2	3	4	5	6	7	8	9	AB	R	H	RBI	BB	SO	LOB
Larry Herndon, R OBP: 0.374, SLG: 0.399 (1, 8)	4-0 BB S BB	0-0 6-3			0-0 5-3		0-0 F4			3	0	0	0	1	0	3
Marty Perez, R OBP: 0.327, SLG: 0.349 (1, 4)	0-0 F4		0-0 1B		0-0 6-3			0-0 4-3		4	0	1	0	0	0	1
Gary Matthews, R OBP: 0.356, SLG: 0.427 (1, 7)	4-0 FC6-4 1-2 BB		0-3 K		0-0 F9			0-0 6-3		3	0	0	0	1	1	1
Gary Thomasson, L OBP: 0.284, SLG: 0.400 (1, 9)	0-0 FC6-4 1-2f		0-0 F7		0-0 F6			0-3 K		4	0	0	0	0	1	3
Darrell Evans, L OBP: 0.335, SLG: 0.284 (1, 3)	0-0 F7		0-0 F2		0-0 1B			0-0 F4		4	0	1	0	0	0	3
Ken Reitz, R OBP: 0.313, SLG: 0.361 (1, 5)		0-0 SH5-4 1B		0-0 5-3		0-0 G6-4-3		0-0 4-3		4	0	1	0	0	0	1
Chris Speier, R OBP: 0.314, SLG: 0.287 (1, 6)		0-3 K		0-0 F2 1B			0-3 K		0-3 K	4	0	1	0	0	3	1
Dave Rader, L OBP: 0.315, SLG: 0.338 (1, 2)		0-0 SH5-4 1-2 1B		0-0 F2 1-2			0-0 F7			3	0	1	0	0	0	1
John D'Acquisto, R OBP: 0.333, SLG: 0.333 (4, 1) Dave Heaverlo, R (4, PH) Glenn Adams, L OBP: 0.270, SLG: 0.351 (5, 1) Charlie Williams, R (7, PH) Derrel Thomas, S OBP: 0.324, SLG: 0.319 (8, 1) Gary Lavelle, S OBP: 0.200, SLG: 0.200		0-0 SH5-4 1-2 2-3		0-0 F9			0-0 E3			0	0	0	0	0	0	0

Inning Stats	R: 0 E: 0 K: 0 S: 3	H: 0 LOB: 2 BB: 2 P: 11	R: 0 E: 0 K: 1 S: 7	H: 2 LOB: 2 BB: 0 P: 7	R: 0 E: 0 K: 1 S: 6	H: 1 LOB: 1 BB: 0 P: 6	R: 0 E: 0 K: 0 S: 4	H: 1 LOB: 1 BB: 0 P: 4	R: 0 E: 0 K: 0 S: 3	H: 0 LOB: 0 BB: 0 P: 3	R: 0 E: 1 K: 1 S: 6	H: 0 LOB: 1 BB: 0 P: 6	R: 0 E: 0 K: 1 S: 5	H: 0 LOB: 0 BB: 0 P: 5	R: 0 E: 0 K: 1 S: 5	H: 0 LOB: 0 BB: 0 P: 5	1B: 5 2B: 0 3B: 0 HR: 0	SF: 0 SAC: 1 DP: 1 HBP: 0	WP: 0 PB: 1 SB: 1 CS: 0	PA: 34												
PITCHER Dick Ruthven, R ERA: 2.68 (1, 1)	IP 9.0	WLS W	BF 34	H 5	R 0	ER 0	SO 5	BB 2	IBB 0	HBP 0	BLK 0	WP 0	HR 0	S 42	P 50	ERA 0.00	WHIP 0.778															
											PITCHER	IP 9.0	WLS W	BF 34	H 5	R 0	ER 0	SO 5	BB 2	IBB 0	HBP 0	BLK 0	WP 0	HR 0	S 42	P 50	ERA 0.00	WHIP 0.778				

BOTTOM

Atlanta Braves @ San Francisco Giants
Candlestick Park, San Francisco, CA
Sat Jul 03 1976, 6:33 AM EDT
Att. 5,084 - Unknown

livebaseballscorecards.com

AB	31
R	0
H	5
RBI	0
BB	2
SO	5
LOB	15



Batter	1	2	3	4	5	6	7	8	9	AB R H RBI BB SO LOB	TOP	
Rowland Office, L (1, 8) OBP: 0.383, SLG: 0.408	0-3 K		0-0 F7	0-0 4-3			0-0 F8			4 0 0 0 0 1 3		
Craig Robinson, R (1, 4) OBP: 0.344, SLG: 0.240 Tom Paciorek, R (7, PH) OBP: 0.347, SLG: 0.418 Rod Gilbreath, R (7, 4) OBP: 0.363, SLG: 0.451	0-0 4-3		4-0 FC4-6 BB			0-0 G3	0-0 F8			2 0 0 0 1 0 0 1 0 0 0 0 0 1 0 0 0 0 0 0 0		
Jimmy Wynn, R (1, 7) OBP: 0.401, SLG: 0.407	0-3 K		0-0 F9			0-3 K		0-0 1B		4 0 1 0 0 2 1		
Willie Montanez, L (1, 3) OBP: 0.362, SLG: 0.449		4-0 E 1B BB	0-0 FC4-6 1-2f			0-0 G3		0-3 K		3 1 0 0 1 1 2		
Ken Henderson, S (1, 9) OBP: 0.359, SLG: 0.405		0-0 E8 1B 1B		0-0 2B 1B		0-3 K		0-0 F9		4 1 2 0 0 1 1		
Earl Williams, R (1, 2) OBP: 0.291, SLG: 0.401		0-3 K		0-0 F3		0-0 G4-3 1B		0-0 F6		4 0 1 0 0 1 4		
Darrel Chaney, S (1, 6) OBP: 0.340, SLG: 0.348		4-0 1B IBB		0-0 FC1-5 1-H 2B		0-0 G4-3 1-2f		0-0 F4		3 0 1 1 1 0 1		
Rob Belloir, R (1, 5) OBP: 0.455, SLG: 0.556 Dave May, L (7, PH) OBP: 0.310, SLG: 0.306 Jerry Royster, R (7, 5) OBP: 0.306, SLG: 0.309		0-0 1-2 2-H 3-H 1B		0-0 E5 FC1-5		0-0 SH3-4 1B		0-0 5-3		2 0 1 1 0 0 1 1 0 1 0 0 0 0 1 0 0 0 0 0 0		
Frank LaCorte, R (1, 1) Mike Marshall, R (6, 1) Cito Gaston, R (9, PH) OBP: 0.387, SLG: 0.444		0-0 1-3		0-0 FC1-5 1-2 2-3f		0-0 SH3-4		0-0 4-3		2 0 0 0 0 0 4 0 0 0 0 0 0 0 1 0 0 0 0 0 0		
Inning Stats	R: 0 E: 0 K: 2 S: 7 H: 0 LOB: 0 BB: 0 P: 7	R: 1 E: 1 K: 1 S: 6 H: 2 LOB: 2 BB: 2 P: 14	R: 0 E: 0 K: 0 S: 3 H: 0 LOB: 1 BB: 1 P: 7	R: 1 E: 1 K: 0 S: 6 H: 2 LOB: 2 BB: 0 P: 6	R: 0 E: 0 K: 1 S: 5 H: 0 LOB: 0 BB: 0 P: 5	R: 0 E: 0 K: 1 S: 5 H: 1 LOB: 0 BB: 0 P: 5	R: 0 E: 0 K: 0 S: 4 H: 1 LOB: 1 BB: 0 P: 4	R: 0 E: 0 K: 1 S: 6 H: 1 LOB: 1 BB: 0 P: 6	R: 0 E: 0 K: 0 S: 3 H: 0 LOB: 0 BB: 0 P: 3	1B: 6 2B: 1 3B: 0 HR: 0 SF: 0 SAC: 1 DP: 1 HBP: 0	WP: 0 PB: 0 SB: 0 CS: 0 PA: 36	
PITCHER	IP WLS BF H R ER SO BB IBB HBP BLK WP HR S P ERA WHIP											
Rob Dressler, R (1, 1) ERA: 4.75	6.0 W 25 5 2 2 5 2 1 0 0 0 0 32 44 3.00 1.167											
Randy Moffitt, R (7, 1) ERA: 2.6	3.0 S 11 2 0 0 1 0 0 0 0 0 0 0 13 13 0.00 0.667											

Atlanta Braves @ San Francisco Giants
Candlestick Park, San Francisco, CA

AB	32
R	2
H	7
RBI	2
BB	3
SO	6
LOB	18



Sun Jul 04 1976, 6:33 AM EDT
Att. 8,693 - Unknown

livebaseballscorecards.com

Batter	1	2	3	4	5	6	7	8	9	AB	R	H	RBI	BB	SO	LOB
Larry Herndon, R OBP: 0.366, SLG: 0.390 (1, 8)	0-0 5-3	0-0 6-3			0-0 G3		0-0 6-3			4	0	0	0	0	0	1
Marty Perez, R OBP: 0.326, SLG: 0.353 (1, 4)	0-0 PB 2B		0-0 4-3		0-0 F8		0-0 2-3			4	0	1	0	0	0	0
Gary Matthews, R OBP: 0.355, SLG: 0.428 (1, 7)	0-0 5-3		0-0 3-1		0-0 2B		0-3 K			4	0	1	0	0	1	1
Bobby Murcer, L OBP: 0.345, SLG: 0.376 (1, 9)	0-0 F9 2-3		0-0 F3		0-0 F4			0-0 4-3		4	0	0	0	0	0	2
Darrell Evans, L OBP: 0.341, SLG: 0.290 (1, 3)		4-0 BB		0-0 1B		0-0 1B		0-3 K		3	0	2	0	1	1	0
Ken Reitz, R OBP: 0.317, SLG: 0.362 (1, 5)		4-0 BB 2B		0-0 F7		0-0 SH3-4		0-0 1B		2	1	1	0	1	0	1
Chris Speier, R OBP: 0.319, SLG: 0.295 (1, 6)		0-0 1-H 2-H 2B		4-0 IBB		0-0 E 1B		0-0 F8		3	0	2	2	1	0	1
Mike Sadek, R OBP: 0.333, SLG: 0.302 (1, 2)		0-0 5-3		0-0 F4		0-0 SF8		0-0 3-H		2	0	0	0	0	0	3
Gary Thomasson, L OBP: 0.280, SLG: 0.400 (6, PH)		0-0 5-3		0-0 F4		0-0 SF8		0-0 3-H		0	0	0	1	0	0	0
Marc Hill, R OBP: 0.245, SLG: 0.333 (7, 2)		0-0 5-3		0-0 F4		0-0 SF8		0-0 3-H		0	0	0	0	0	0	0
Rob Dressler, R OBP: 0.176, SLG: 0.176 (1, 1)		0-3 K		0-0 4-3		0-0 4-3				2	0	0	0	0	1	3
Glenn Adams, L OBP: 0.263, SLG: 0.342 (6, PH)										1	0	0	0	0	0	1
Randy Moffitt, R OBP: 0.333, SLG: 0.333 (7, 1)										0	0	0	0	0	0	0

BOTTOM

Atlanta Braves @ San Francisco Giants
Candlestick Park, San Francisco, CA

Sun Jul 04 1976, 6:33 AM EDT
Att. 8,693 - Unknown

livebaseballscorecards.com

AB	29
R	1
H	7
RBI	3
BB	3
SO	3
LOB	13



Inning Stats	R: 0	H: 1	E: 0	LOB: 1	K: 0	BB: 0	S: 4	P: 4									
PITCHER	IP	WLS	BF	H	R	ER	SO	BB	IBB	HBP	BLK	WP	HR	S	P	ERA	WHIP
Frank LaCorte, R ERA: 7.27 (1, 1)	5.0	L	23	5	3	3	1	2	1	0	0	0	0	22	34	5.40	1.400
Mike Marshall, R ERA: 4.26 (6, 1)	3.0		11	2	0	0	2	0	0	0	0	0	0	15	15	0.00	0.667

WP: 0	PA: 34
PB: 1	
SB: 1	
CS: 0	

Batter	1	2	3	4	5	6	7	8	9	AB R H RBI BB SO LOB	TOP													
Larry Herndon, R (1, 8) OBP: 0.362, SLG: 0.396	0-0 4-3		0-0 1B 3B		0-3 K		0-0 F3		0-0 4-3	5 1 1 1 0 1 1	San Francisco Giants @ St. Louis Cardinals Busch Stadium, St. Louis, MO Mon Jul 05 1976, 7:05 PM CDT Att: 11,033 - Unknown livebaseballscorecards.com													
Marty Perez, R (1, 4) OBP: 0.333, SLG: 0.360	0-0 1B 1B		0-0 FC4-6 1B		0-0 6-3		0-0 FC5-4 1B		0-0 L6	5 1 3 1 0 0 0														
Gary Matthews, R (1, 7) OBP: 0.353, SLG: 0.426	0-0 1B 1B		0-0 F8		0-0 F8		0-0 FC5-4			4 0 1 0 0 0 3														
Bobby Murcer, L (1, 9) OBP: 0.350, SLG: 0.385	0-0 1B		0-0 FC4-6 HR			0-0 1B 1B		0-0 SH G6-3 2B		4 2 3 1 0 0 1														
Darrell Evans, L (1, 3) OBP: 0.341, SLG: 0.305	0-0 F9		0-0 HR			0-0 F7		0-0 SH G6-3		3 1 1 2 0 0 3														
Ken Reitz, R (1, 5) OBP: 0.316, SLG: 0.361	0-0 4-3		0-0 6-3			0-0 G5-4-3 1B		0-0 G6-3		4 0 1 0 0 0 3														
Chris Speier, R (1, 6) OBP: 0.315, SLG: 0.291		0-0 4-3		0-0 F2		0-0 G5-4-3		0-0 F8		4 0 0 0 0 0 2														
Dave Rader, L (1, 2) OBP: 0.314, SLG: 0.336		0-0 F5		0-0 6-3			0-0 F7		0-0 SH5-4 4-3 1B	4 1 1 0 0 0 0														
Jim Barr, R (1, 1) OBP: 0.205, SLG: 0.088 Glenn Adams, L (7, PH) OBP: 0.282, SLG: 0.359 Derrel Thomas, S (7, PR) OBP: 0.324, SLG: 0.319 Gary Lavelle, S (7, 1) OBP: 0.200, SLG: 0.200		0-0 5-3		0-0 F8			0-0 1B 1B		0-0 SH5-4	2 0 0 0 0 0 0 1 0 1 0 0 0 0 0 0 0 0 0 0 0 0 0 0 0 0 0 0														
Inning Stats	R: 1 E: 0 K: 0 S: 6	H: 3 LOB: 2 BB: 0 P: 6	R: 0 E: 0 K: 0 S: 3	H: 0 LOB: 0 BB: 0 P: 3	R: 3 E: 0 K: 0 S: 6	H: 3 LOB: 0 BB: 0 P: 6	R: 0 E: 0 K: 0 S: 3	H: 0 LOB: 0 BB: 0 P: 3	R: 0 E: 0 K: 1 S: 5	H: 0 LOB: 0 BB: 0 P: 5	R: 0 E: 0 K: 0 S: 4	H: 2 LOB: 1 BB: 0 P: 4	R: 0 E: 0 K: 0 S: 5	H: 2 LOB: 2 BB: 0 P: 5	R: 1 E: 0 K: 0 S: 4	H: 1 LOB: 0 BB: 0 P: 4	R: 1 E: 0 K: 0 S: 4	H: 1 LOB: 0 BB: 0 P: 4	1B: 9 2B: 1 3B: 1 HR: 1	SF: 0 SAC: 2 DP: 2 HBP: 0	WP: 0 PB: 0 SB: 1 CS: 0	PA: 38		
PITCHER Eric Rasmussen, R (1, 1) ERA: 4.69 Al Hrabosky, L (8, 1) ERA: 3.05	IP 7.0 2.0	WLS L	BF 31	H 11	R 5	ER 5	SO 1	BB 0	IBB 0	HBP 0	BLK 0	WP 0	HR 1	S 33	P 33	ERA 6.43	WHIP 1.571						ERA 4.50	WHIP 0.500



Batter	1	2	3	4	5	6	7	8	9	AB	R	H	RBI	BB	SO	LOB	TOP								
Gary Thomasson, L OBP: 0.287, SLG: 0.400 (1, 8) (7, 7)	0-0 F8		0-0 BB 1B 1-3 2-H 1B		0-0 1B 1B		0-0 4-3	0-0 4-3 1-3 2-H 3-H		5	1	2	2	0	0	1									
Marty Perez, R OBP: 0.346, SLG: 0.370 (1, 4)	0-0 F3		0-0 BB 1-2 3-H 1B		0-0 1B 1B		0-0 1B	0-0 BB		4	0	3	1	1	0	0									
Gary Matthews, R OBP: 0.352, SLG: 0.423 Larry Herndon, R OBP: 0.360, SLG: 0.393 (1, 7) (7, 8)	0-0 F9		0-0 F8		0-0 FC3-6 1-2 2-H 1B		0-0 P4	0-3 K		4	0	1	1	0	0	3									
Bobby Murcer, L OBP: 0.349, SLG: 0.381 John D'Acquisto, R OBP: 0.333, SLG: 0.333 Chris Arnold, R OBP: 0.298, SLG: 0.295 (1, 9) (7, 1) (9, PH)		0-3 K	4-0 1-2 2-3 BB		0-0 F8		0-0 F9		0-0 4-3 1B	3	0	0	0	1	1	3									
Darrell Evans, L OBP: 0.337, SLG: 0.300 Dave Heaverlo, R OBP: 0.293, SLG: 0.390 (1, 3) (5, 1) (7, 9)		0-0 F2	0-0 P6		0-0 FC3-6 1-2f			0-0 1B 2B	0-0 4-3	3	0	0	0	0	0	5									
Ken Reitz, R OBP: 0.317, SLG: 0.365 (1, 5)		0-0 P5		0-0 6-3		0-0 1B 2B		0-0 BB BB 2-H PB 1B	0-0 F8	5	1	2	1	0	0	1									
Chris Speier, R OBP: 0.311, SLG: 0.286 (1, 6)			0-0 E4 1B	0-0 6-3		0-0 L5		0-0 F7	0-0 F8	5	1	0	0	0	0	3									
Dave Rader, L OBP: 0.318, SLG: 0.336 (1, 2)			0-0 E6 1B	0-0 6-3		0-0 G3-6-3 2-3 1B		4-0 PB BB 1-2 4-3 BB		3	2	1	0	1	0	1									
Ed Halicki, R OBP: 0.286, SLG: 0.194 Charlie Williams, R OBP: 0.253, SLG: 0.317 Derrel Thomas, S OBP: 0.194, SLG: 0.154 Mike Caldwell, R OBP: 0.242, SLG: 0.182 Steve Ontiveros, S (1, 1) (1, 1) (3, PH) (3, 1) (5, PH) (5, 3)			0-3 K		0-0 3-1	0-0 G3-6-3 1-2f	0-0 3-1	0-0 G3-6-3 1-2 2-3 4-3 PB WP BB		0	0	0	0	0	0	0									
Inning Stats	R: 0 E: 0 K: 0 S: 3	H: 0 LOB: 0 BB: 0 P: 3	R: 0 E: 0 K: 1 S: 5	H: 0 LOB: 0 BB: 0 P: 5	R: 2 E: 2 K: 1 S: 9	H: 2 LOB: 3 BB: 1 P: 13	R: 0 E: 0 K: 0 S: 3	H: 0 LOB: 0 BB: 0 P: 3	R: 1 E: 0 K: 0 S: 6	H: 3 LOB: 2 BB: 0 P: 6	R: 0 E: 0 K: 0 S: 4	H: 2 LOB: 1 BB: 0 P: 4	R: 0 E: 0 K: 0 S: 4	H: 1 LOB: 1 BB: 0 P: 4	R: 4 E: 0 K: 1 S: 7	H: 2 LOB: 1 BB: 3 P: 19	R: 0 E: 0 K: 0 S: 4	H: 1 LOB: 1 BB: 0 P: 4	1B: 9 2B: 2 3B: 0 HR: 0	SF: 0 SAC: 0 DP: 1 HBP: 0	WP: 1 PB: 1 SB: 0 CS: 0	PA: 43			
PITCHER	IP	WLS	BF	H	R	ER	SO	BB	IBB	HBP	BLK	WP	HR	S	P	ERA	WHIP								
Bob Forsch, R ERA: 3.66 John Curtis, L ERA: 4.68	(1, 1) (8, 1)	7.1 1.2	36 7	10 1	7 0	5 0	2 1	3 1	0 0	0 0	0 0	0 1	0 0	37 8	49 12	6.14 0.00	1.773 1.200								

San Francisco Giants @ St. Louis Cardinals
 Busch Stadium, St. Louis, MO
 Tue Jul 06 1976, 7:05 PM CDT
 Att: 11,326 - Unknown

livebaseballscorecards.com

AB	39
R	7
H	11
RBI	5
BB	4
SO	3
LOB	23



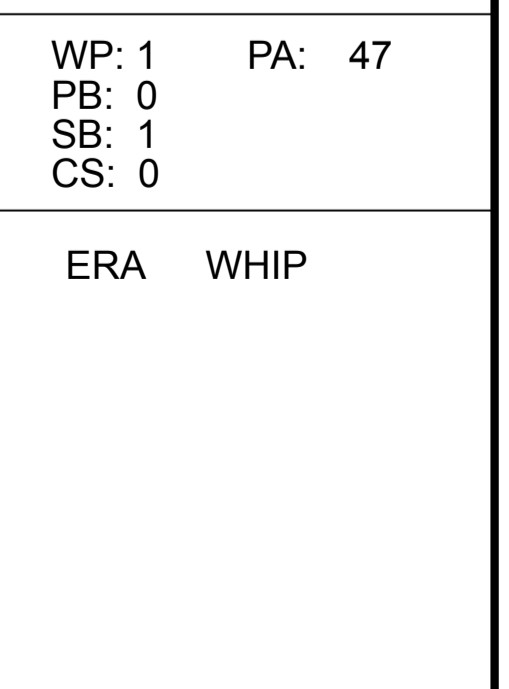
Batter	1	2	3	4	5	6	7	8	9
Jerry Mumphy, S OBP: 0.364, SLG: 0.411 (1, 8)									
Don Kessinger, S OBP: 0.329, SLG: 0.331 Lee Richard, R OBP: 0.111, SLG: 0.059 (1, 6) (8, 6)									
Lou Brock, L OBP: 0.315, SLG: 0.361 Mike Anderson, R OBP: 0.380, SLG: 0.349 (1, 7) (7, 7)									
Ted Simmons, S OBP: 0.347, SLG: 0.372 Joe Ferguson, R OBP: 0.311, SLG: 0.353 (1, 2) (8, 2)									
Willie Crawford, L OBP: 0.395, SLG: 0.498 (1, 9)									
Keith Hernandez, L OBP: 0.300, SLG: 0.260 (1, 3)									
Hector Cruz, R OBP: 0.243, SLG: 0.324 (1, 5)									
Mike Tyson, R OBP: 0.314, SLG: 0.416 (1, 4)									
Bob Forsch, R OBP: 0.182, SLG: 0.188 John Curtis, L OBP: 0.276, SLG: 0.259 (1, 1) (8, 1)									

AB	R	H	RBI	BB	SO	LOB
5	3	4	1	0	0	2
5	2	3	0	0	0	3
1	0	0	0	0	1	1
5	1	2	3	0	1	5
0	0	0	0	0	0	0
5	2	2	3	0	0	2
0	0	0	0	0	0	0
4	2	3	2	1	0	0
3	1	0	0	2	0	1
5	1	1	2	0	1	3
5	0	2	1	0	0	3
3	1	1	0	0	1	0
1	0	0	0	0	0	1

AB	R	H	RBI	BB	SO	LOB
42	13	18	12	3	4	21

Inning Stats		R: 7	H: 6	R: 0	H: 1	R: 0	H: 1	R: 1	H: 1	R: 3	H: 3	R: 2	H: 4	R: 0	H: 0	R: 0	H: 2	
PITCHER		IP	WLS	BF	H	R	ER	SO	BB	IBB	HBP	BLK	WP	HR	S	P	ERA	WHIP
Ed Halicki, R ERA: 5.1	(1, 1)	0.0	L	7	5	7	0	0	2	0	0	0	0	0	5	13	∞	∞
Charlie Williams, R ERA: 1.91	(1, 1)	2.0		10	2	0	0	0	1	0	0	0	0	0	9	13	0.00	1.500
Mike Caldwell, L ERA: 4.74	(3, 1)	2.0		9	2	1	1	2	0	0	0	0	0	1	13	13	4.50	1.000
Dave Heaverlo, R ERA: 4.62	(5, 1)	2.0		14	7	5	5	1	0	0	1	0	1	0	15	16	22.50	3.500
John D'Acquisto, R ERA: 6.47	(7, 1)	2.0		7	2	0	0	1	0	0	0	0	0	0	9	9	0.00	1.000

San Francisco Giants @ St. Louis Cardinals
Busch Stadium, St. Louis, MO
 Tue Jul 06 1976, 7:05 PM CDT
 Att. 11,326 - Unknown



Batter	1	2	3	4	5	6	7	8	9	AB R H RBI BB SO LOB	TOP
Gary Thomasson, L OBP: 0.286, SLG: 0.405 (1, 8) X (9, 9)	0-0 F7 ①		0-0 SH3 2B ①		0-0 G3 ①		0-3 K ③			4 0 1 0 0 1 0	San Francisco Giants @ St. Louis Cardinals Busch Stadium, St. Louis, MO Wed Jul 07 1976, 7:05 PM CDT Att: 10,305 - Unknown
Marty Perez, R OBP: 0.346, SLG: 0.365 (1, 4) X	0-0 5-3 ②		0-0 SH3 2-3 ①		0-0 P4 ②			4-0 FC3-6 BB ①	2 0 0 0 1 0 0		
Gary Matthews, R OBP: 0.351, SLG: 0.419 (1, 7) S S S	0-3 K ③		4-0 BB ①		0-0 F8 ③			0-0 FC3-6 CS 1-2f ①	3 0 0 0 1 1 1		
Bobby Murcer, L OBP: 0.348, SLG: 0.383 Larry Herndon, R OBP: 0.360, SLG: 0.393 (1, 9) X (9, 8)		0-0 WP SF7 2B ②	0-0 P6 ②		0-0 3-1 ①			0-0 F8 1-2 ② ③	4 1 1 0 0 0 3 0 0 0 0 0 0 0		
Darrell Evans, L OBP: 0.336, SLG: 0.313 (1, 3) X		0-0 P6 2-3 ①	0-0 4-3 ③		0-0 F3 ②			0-0 HR ①	4 1 1 1 0 0 3		
Ken Reitz, R OBP: 0.319, SLG: 0.364 (1, 5) B B B B		4-0 SF7 1B BB ②		0-0 F2 ①		0-0 1B ①		0-0 4-3 ①	3 1 1 0 1 0 0		
Chris Speier, R OBP: 0.307, SLG: 0.283 (1, 6) X		0-0 SF7 1-2 3-H ②		0-0 4-3 ②		0-0 F9 ③		0-0 F7 ②	3 0 0 1 0 0 1		
Marc Hill, R OBP: 0.264, SLG: 0.350 (1, 2) X		0-0 2-H 1B ②		0-0 1B ①		0-0 CS 1B ①		0-0 P4 ③	4 0 3 1 0 0 0		
John Montefusco, R OBP: 0.170, SLG: 0.159 Gary Lavelle, S OBP: 0.200, SLG: 0.200 (1, 1) X (8, 1)		0-3 K ③		0-0 F9 ③		0-3 K 1-2 ① ②			3 0 0 0 0 2 3 0 0 0 0 0 0 0		
Inning Stats	R: 0 E: 0 K: 1 S: 5 H: 0 LOB: 0 BB: 0 P: 5	R: 2 E: 0 K: 1 S: 7 H: 2 LOB: 1 BB: 1 P: 11	R: 0 E: 0 K: 0 S: 4 H: 1 LOB: 2 BB: 1 P: 8	R: 0 E: 0 K: 0 S: 4 H: 1 LOB: 1 BB: 0 P: 4	R: 0 E: 0 K: 0 S: 3 H: 0 LOB: 0 BB: 0 P: 3	R: 0 E: 0 K: 0 S: 4 H: 1 LOB: 1 BB: 0 P: 4	R: 0 E: 0 K: 2 S: 7 H: 1 LOB: 0 BB: 0 P: 7	R: 0 E: 0 K: 0 S: 2 H: 0 LOB: 0 BB: 1 P: 6	R: 1 E: 0 K: 0 S: 4 H: 1 LOB: 0 BB: 0 P: 4	1B: 4 2B: 2 3B: 0 HR: 1 SF: 1 SAC: 1 DP: 0 HBP: 0	
PITCHER Lynn McGlothen, R ERA: 3.63 (1, 1)	IP 9.0 WLS L BF 35 H 7 R 3 ER 3 SO 4 BB 3 IBB 0 HBP 0 BLK 0 WP 1 HR 1 S 40 P 52 ERA 3.00 WHIP 1.111	PITCHER IP WLS BF H R ER SO BB IBB HBP BLK WP HR S P ERA WHIP									

AB	30
R	3
H	7
RBI	3
BB	3
SO	4
LOB	11



Batter	1	2	3	4	5	6	7	8	9	AB R H RBI BB SO LOB	TOP																		
Gary Thomasson, L (1, 8) OBP: 0.271, SLG: 0.382	0-3 K		0-0 4-3		0-0 4-3		0-3 K		0-3 K	5 0 0 0 0 3 2	San Francisco Giants @ Chicago Cubs Wrigley Field, Chicago, IL Fri Jul 09 1976 3:33 AM CDT Att. 11,382 - Sunny - 84 F																		
Marty Perez, R (1, 4) OBP: 0.339, SLG: 0.357 Charlie Williams, R (7, 1)	0-0 F8		0-0 6-3		0-0 F9		0-0 4-3			4 0 0 0 0 0 0 0 0 0 0 0 0 0																			
Gary Matthews, R (1, 7) OBP: 0.353, SLG: 0.419	0-3 K		0-0 1B			4-0 1B 1B BB		0-3 K		3 1 1 0 1 2 0																			
Bobby Murcer, L (1, 9) OBP: 0.349, SLG: 0.387		0-0 F8 1B 2B	0-0 L9			0-0 1B BB		0-0 L3		4 2 2 0 0 0 1																			
Darrell Evans, L (1, 3) OBP: 0.338, SLG: 0.314		0-0 F8 2-3		0-0 1B		4-0 1B FC6-2 BB		0-0 4-3		3 0 1 0 1 0 1																			
Ken Reitz, R (1, 5) OBP: 0.324, SLG: 0.369		0-0 S 1B		0-0 F6 1B		0-0 FC6-2 1B		0-0 1B 1B		4 0 3 3 0 0 1																			
Chris Speier, R (1, 6) OBP: 0.309, SLG: 0.283		4-0 BB BB BB 1-2 BB		0-0 L8		0-0 FC6-2 1-2		0-0 1B		3 0 1 0 1 0 3																			
Marc Hill, R (1, 2) OBP: 0.257, SLG: 0.340 Glenn Adams, L (9, PH) OBP: 0.286, SLG: 0.381		0-0 F3		0-0 F5		0-3 K		0-3 K		3 0 0 0 0 1 4 1 0 0 0 0 1 2																			
Rob Dressler, R (1, 1) OBP: 0.188, SLG: 0.158 Randy Moffitt, R (6, 1) OBP: 0.333, SLG: 0.333 Mike Caldwell, R (6, 1) OBP: 0.154, SLG: 0.154 Dave Heaverlo, R (6, 1) Derrel Thomas, S (7, PH) OBP: 0.321, SLG: 0.315 (7, 4)		0-0 F8			0-3 K		0-0 4-3		0-0 F7	2 0 0 0 0 0 1 2 0 2 0 0 0 0 0 0 2																			
Inning Stats	R: 0 H: 0 E: 0 LOB: 0 K: 2 BB: 0 S: 7 P: 7	R: 1 H: 2 E: 0 LOB: 2 K: 0 BB: 1 S: 5 P: 9	R: 0 H: 1 E: 0 LOB: 1 K: 0 BB: 0 S: 4 P: 4	R: 0 H: 1 E: 0 LOB: 1 K: 0 BB: 0 S: 4 P: 4	R: 0 H: 0 E: 0 LOB: 0 K: 1 BB: 0 S: 5 P: 5	R: 2 H: 2 E: 0 LOB: 1 K: 1 BB: 2 S: 6 P: 14	R: 0 H: 0 E: 0 LOB: 0 K: 1 BB: 0 S: 5 P: 5	R: 0 H: 0 E: 0 LOB: 0 K: 1 BB: 0 S: 5 P: 5	R: 0 H: 2 E: 0 LOB: 2 K: 2 BB: 0 S: 9 P: 9	1B: 7 SF: 0 2B: 2 SAC: 0 3B: 0 DP: 1 HR: 0 HBP: 0		WP: 0 PA: 37 PB: 0 SB: 2 CS: 0																	
PITCHER	IP WLS BF H R ER SO BB IBB HBP BLK WP HR S P ERA WHIP											PITCHER	IP WLS BF H R ER SO BB IBB HBP BLK WP HR S P ERA WHIP																
Ray Burris, R (1, 1) ERA: 4.33	5.0	24	6	3	3	3	3	3	0	0	0	0	0	0	27	39	5.40	1.800											
Bruce Sutter, R (6, 1) ERA: 1.6	4.0	W	13	2	0	0	5	0	0	0	0	0	0	0	23	23	0.00	0.500											

livebaseballscorecards.com

AB	34
R	3
H	8
RBI	3
BB	3
SO	8
LOB	18



Batter	1	2	3	4	5	6	7	8	9	AB	R	H	RBI	BB	SO	LOB
Rick Monday, L OBP: 0.370, SLG: 0.521 (1, 8)	0-0 6-3 2B 1B	0-3 K		0-0 3-1			4-0 BB			3	1	1	0	1	1	0
Jose Cardenal, R OBP: 0.346, SLG: 0.422 (1, 7)	0-0 6-3 1-2		0-0 F8 1B 2B		0-0 5-3		0-0 F9			4	1	1	0	0	0	2
Bill Madlock, R OBP: 0.393, SLG: 0.502 (1, 5)	0-0 2-H 1B 2B		0-0 F8 2-3		0-0 5-3			0-0 HR		4	2	2	2	0	0	1
Jerry Morales, R OBP: 0.297, SLG: 0.383 (1, 9)	0-0 6-3		0-0 FC2-6 1B		0-0 F8			0-3 K		4	0	1	1	0	1	1
Ralph LaCock, L OBP: 0.333, SLG: 0.389 (1, 3)	0-0 2-H 2B 1B		0-0 FC2-6 HR		0-3 K			0-0 3B 1B		4	3	2	1	0	1	1
Manny Trillo, R OBP: 0.309, SLG: 0.337 (1, 4)	0-0 1-H 2B		0-0 1-H HR		0-0 F9			0-0 1-H 3B		4	1	3	4	0	0	0
Steve Swisher, R OBP: 0.304, SLG: 0.346 (1, 2)	0-3 K		0-0 6-3		0-0 1-3			4-0 BB		3	0	0	0	1	1	1
Dave Rosello, R OBP: 0.371, SLG: 0.294 (1, 6)		0-0 5-3		0-0 G4-6-3 1B			0-0 F8	0-3 K		4	0	1	0	0	1	2
Steve Renko, R OBP: 0.045, SLG: 0.045 Joe Coleman, R OBP: 0.143, SLG: 0.143 Mike Garman, R OBP: 0.288, SLG: 0.344 Joe Wallis, S OBP: 0.288, SLG: 0.344 Oscar Zamora, R OBP: 0.444, SLG: 0.167 (1, 1) (6, 1) (7, 1) (7, PH) (8, 1) (8, 1)		0-0 5-3		0-0 G4-6-3 1-2f			0-0 F3	0-0 4-3		2	0	0	0	0	0	1


Inning Stats	R: 3	H: 4	E: 0	LOB: 1	K: 1	P: 9	R: 0	H: 0	E: 0	LOB: 0	K: 1	P: 5	R: 3	H: 3	E: 0	LOB: 0	K: 0	P: 6	R: 0	H: 1	E: 0	LOB: 0	K: 0	P: 3	R: 0	H: 0	E: 0	LOB: 0	K: 0	P: 3	R: 0	H: 0	E: 0	LOB: 0	K: 1	P: 5	R: 0	H: 0	E: 0	LOB: 1	K: 0	P: 7	R: 2	H: 3	E: 0	LOB: 2	K: 2	P: 14					
PITCHER	IP	WLS	BF	H	R	ER	SO	BB	IBB	HBP	BLK	WP	HR	S	P	ERA	WHIP													PITCHER	IP	WLS	BF	H	R	ER	SO	BB	IBB	HBP	BLK	WP	HR	S	P	ERA	WHIP						
Jim Barr, R ERA: 3.14 (1, 1)	2.2		15	7	6	6	2	0	0	0	0	0	0	19	19	20.25	2.625													Charlie Williams, R ERA: 1.81 (8, 1)	0.2		3	0	0	0	1	1	0	0	0	0	4	8	0.00	1.500							
Dave Heaverlo, R ERA: 4.47 (3, 1)	1.1		4	1	0	0	0	0	0	0	0	0	0	4	4	0.00	0.750																																				
Mike Caldwell, L ERA: 4.65 (5, 1)	1.0		3	0	0	0	0	0	0	0	0	0	0	3	3	0.00	0.000																																				
Gary Lavelle, L ERA: 2.43 (6, 1)	2.0		7	0	0	0	1	1	0	0	0	0	0	8	12	0.00	0.500																																				
Randy Moffitt, R ERA: 3.07 (8, 1)	0.1	L	4	3	2	2	1	0	0	0	0	0	0	1	6	54.00	9.000																																				

BOTTOM

San Francisco Giants @ Chicago Cubs
 Wrigley Field, Chicago, IL
 Sat Jul 10 1976, 3:33 AM CDT
 Att. 16,247 - Sunny - 92 F

livebaseballscorecards.com

AB	34
R	8
H	11
RBI	8
BB	2
SO	5
LOB	11



1B: 5	SF: 0	WP: 0	PA: 36
2B: 3	SAC: 0	PB: 0	
3B: 1	DP: 1	SB: 0	
HR: 2	HBP: 0	CS: 0	

Batter	1	2	3	4	5	6	7	8	9	AB R H RBI BB SO LOB	TOP	
Larry Herndon, R OBP: 0.353, SLG: 0.385 (1, 8) X	0-0 F3 ①		0-0 6-3 ①		0-0 F9 ③			0-0 F8 ③		4 0 0 0 0 0 0		
Marty Perez, R OBP: 0.343, SLG: 0.361 (1, 4) X	0-0 F8 ②		0-0 F4 ②			0-0 6-3 ①			0-0 E5 F8 1B	4 1 1 0 0 0 0		
Gary Matthews, R OBP: 0.352, SLG: 0.429 (1, 7) X	0-0 HR		0-0 L5 ③			0-0 F9 ②			0-0 F8 ①	4 1 1 1 0 0 1		
Bobby Murcer, L OBP: 0.355, SLG: 0.398 (1, 9) X Gary Thomasson, L OBP: 0.267, SLG: 0.366 (9, 9)	0-0 1B			0-0 F8 ①		0-0 F3 ③			4-0 1B IBB	3 0 1 0 1 0 0 0 0 0 0 0 0 0		
Darrell Evans, L OBP: 0.338, SLG: 0.316 (1, 3) X	0-0 G3 ③			0-0 L9 ②			0-0 L8 ①		0-0 FC5-4 1B	4 0 1 1 0 0 1		
Ken Reitz, R OBP: 0.326, SLG: 0.369 (1, 5)		0-0 1B		0-0 1B			0-0 F4 ②		0-0 F9 ②	4 0 2 0 0 0 2		
Chris Speier, R OBP: 0.308, SLG: 0.282 (1, 6)			0-0 F8 ①		0-0 F7 ③		0-0 F9 ③		0-0 FC5-4 1-2f	4 0 0 0 0 0 4		
Marc Hill, R OBP: 0.261, SLG: 0.333 (1, 2) X		0-0 F8 ②			0-0 B1-6-4 1B			0-0 6-3 ①		3 0 1 0 0 0 1		
Ed Halicki, R OBP: 0.263, SLG: 0.176 (1, 1)		0-3 K ③			0-0 B1-6-4 1-2f			0-0 6-3 ②		3 0 0 0 0 1 2		
Inning Stats	R: 1 H: 2 E: 0 LOB: 1 K: 0 BB: 0 S: 5 P: 5	R: 0 H: 1 E: 0 LOB: 1 K: 1 BB: 0 S: 6 P: 6	R: 0 H: 0 E: 0 LOB: 0 K: 0 BB: 0 S: 3 P: 3	R: 0 H: 1 E: 0 LOB: 1 K: 0 BB: 0 S: 4 P: 4	R: 0 H: 1 E: 0 LOB: 0 K: 0 BB: 0 S: 3 P: 3	R: 0 H: 0 E: 0 LOB: 0 K: 0 BB: 0 S: 3 P: 3	R: 0 H: 0 E: 0 LOB: 0 K: 0 BB: 0 S: 3 P: 3	R: 0 H: 0 E: 0 LOB: 0 K: 0 BB: 0 S: 3 P: 3	R: 1 H: 2 E: 1 LOB: 2 K: 0 BB: 1 S: 5 P: 9	1B: 6 SF: 0 2B: 0 SAC: 0 3B: 0 DP: 1 HR: 1 HBP: 0	WP: 0 PA: 34 PB: 0 SB: 0 CS: 0	
PITCHER	IP WLS BF H R ER SO BB IBB HBP BLK WP HR S P ERA WHIP											
Steve Stone, R ERA: 0.51 (1, 1)	6.0 L 22 5 1 1 1 1 0 0 0 0 0 1 24 24 1.50 0.833											
Bruce Sutter, R ERA: 1.75 (7, 1)	2.1 9 1 1 1 0 0 0 1 0 0 0 0 8 12 3.86 0.429											
Darold Knowles, L ERA: 3.38 (9, 1)	0.0 1 1 0 0 0 0 0 0 0 0 0 0 1 1 ∞ ∞											
Joe Coleman, R ERA: 5.0 (9, 1)	0.2 2 0 0 0 0 0 0 0 0 0 0 0 0 2 2 0.00 0.000											

San Francisco Giants @ Chicago Cubs
Wrigley Field, Chicago, IL
Sun Jul 11 1976, 3:33 AM CDT
Att. 20,070 - Cloudy - 88 F

livebaseballscorecards.com

AB	33
R	2
H	7
RBI	2
BB	1
SO	1
LOB	11



BOTTOM

San Francisco Giants @ Chicago Cubs

Wrigley Field, Chicago, IL

Sun Jul 11 1976, 3:33 AM CDT
Att. 20,070 - Cloudy - 88 F

livebaseballscorecards.com

AB	26
R	0
H	2
RBI	0
BB	2
SO	2
LOB	6



AB	R	H	RBI	BB	SO	LOB
4	0	0	0	0	0	0
4	0	1	0	0	0	0
2	0	0	0	0	0	0
3	0	0	0	0	1	1
1	0	0	0	2	1	1
3	0	0	0	0	0	2
3	0	1	0	0	0	1
0	0	0	0	0	0	0
2	0	0	0	0	0	0
1	0	0	0	0	0	1
0	0	0	0	0	0	0
0	0	0	0	0	0	0
0	0	0	0	0	0	0
0	0	0	0	0	0	0
1	0	0	0	0	0	0

WP: 0	PA: 29
PB: 0	
SB: 1	
CS: 0	

Batter	1	2	3	4	5	6	7	8	9
Rick Monday, L OBP: 0.366, SLG: 0.514 (1, 8) X	0-0 L4 ①			X 0-0 F6 ①		X 0-0 F5 ③		X 0-0 4-3 ②	
Jose Cardenal, R OBP: 0.345, SLG: 0.420 (1, 7) X	0-0 6-3 ②			X 0-0 6-3 ②			X 0-0 SH1-3-4 1B ①	X 0-0 L9 ③	
Bill Madlock, R OBP: 0.391, SLG: 0.498 (1, 5) X	0-0 F4 ③			X 0-0 F4 ③			X 0-0 SH1-3-4 1-2 ①		
Jerry Morales, R OBP: 0.294, SLG: 0.379 (1, 9)		X 0-0 4-3 ①		X 0-0 6-3 ①			X 0-3 K ②		
Ralph LaCock, L OBP: 0.341, SLG: 0.385 (1, 3)		BB 4-0 G5-4-3 BB		BB 4-0 6-3 S BB			X 0-3 K ③		
Manny Trillo, R OBP: 0.307, SLG: 0.333 (1, 4)		X 0-0 G5-4-3 1-2f ② ③		X 0-0 6-3 1-3 ②			X 0-0 5-3 ①		
Steve Swisher, R OBP: 0.304, SLG: 0.346 Mick Kelleher, R OBP: 0.270, SLG: 0.280 (8, PR) (9, 6)				X 0-0 F8 ①		X 0-0 6-3 ③		X 0-0 G3 1B ② ③	
Dave Rosello, R OBP: 0.368, SLG: 0.291 Champ Summers, L OBP: 0.317, SLG: 0.333 George Mittenwald, R OBP: 0.270, SLG: 0.311 (1, 6) (8, PH) (9, 2)				X 0-0 F8 ②		X 0-0 F9 ①		X 0-0 G3 1-2f ② ③	
Steve Stone, R OBP: 0.250, SLG: 0.250 Joe Wallis, S OBP: 0.286, SLG: 0.340 Bruce Sutter, R (7, 1) Darold Knowles, L OBP: 0.444, SLG: 0.167 Joe Coleman, R OBP: 0.143, SLG: 0.143 Larry Bittner, L OBP: 0.297, SLG: 0.276 (1, 1) (8, PH) (7, 1) (9, 1) (9, 1) (9, PH)				X 0-0 4-3 ③		X 0-0 L9 ②		X 0-0 G3 ①	

Inning Stats	R: 0	H: 0	E: 0	LOB: 0	K: 0	BB: 0	S: 3	P: 3	R: 0	H: 0	E: 0	LOB: 0	K: 0	BB: 0	S: 3	P: 3	R: 0	H: 0	E: 0	LOB: 0	K: 0	BB: 0	S: 3	P: 3	R: 0	H: 1	E: 0	LOB: 1	K: 2	BB: 0	S: 8	P: 8	R: 0	H: 1	E: 0	LOB: 1	K: 0	BB: 0	S: 3	P: 3	R: 0	H: 0	E: 0	LOB: 0	K: 0	BB: 0	S: 3	P: 3	1B: 2	SF: 0	2B: 0	SAC: 1	3B: 0	DP: 2	HR: 0	HBP: 0	WP: 0	PA: 29
--------------	------	------	------	--------	------	-------	------	------	------	------	------	--------	------	-------	------	------	------	------	------	--------	------	-------	------	------	------	------	------	--------	------	-------	------	------	------	------	------	--------	------	-------	------	------	------	------	------	--------	------	-------	------	------	-------	-------	-------	--------	-------	-------	-------	--------	-------	--------

PITCHER	IP	WLS	BF	H	R	ER	SO	BB	IBB	HBP	BLK	WP	HR	S	P	ERA	WHIP
Ed Halicki, R ERA: 4.68 (1, 1)	9.0	W	29	2	0	0	2	2	0	0	0	0	0	31	39	0.00	0.444

Batter	1	2	3	4	5	6	7	8	9	AB R H RBI BB SO LOB	TOP																				
Dave Cash, R OBP: 0.340, SLG: 0.347 (1, 4) X	0-0 5-3			X 0-0 5-3		X 0-0 FC3-6 1B		X 0-0 6-3		4 0 1 0 0 0 1																					
Larry Bowa, S OBP: 0.284, SLG: 0.283 (1, 6) X	0-0 4-3			X 0-0 S 1B		X 0-0 FC3-6 5-3 1-2f		X 0-0 F5		4 0 1 0 0 0 2																					
Mike Schmidt, R OBP: 0.406, SLG: 0.594 (1, 5) S S S	0-3 K			S S S 0-3 K 1-2		X 0-0 5-3 1-2		X 0-0 F4		4 0 0 0 0 2 2																					
Greg Luzinski, R OBP: 0.358, SLG: 0.495 (1, 7) X		0-0 F7		X 0-0 5-3		S S S 0-3 K		X 0-0 G6-4-3 1B		4 0 1 0 0 1 2 0 0 0 0 0 0 0																					
Jerry Martin, R OBP: 0.405, SLG: 0.447 (9, PR) (9, 7)																															
Dick Allen, R OBP: 0.366, SLG: 0.502 (1, 3) S S S		0-3 K		X 0-0 1B 1B		S S S 0-3 K		X 0-0 G6-4-3 1-2f		4 0 1 0 0 2 1																					
Jay Johnstone, L OBP: 0.363, SLG: 0.452 (1, 9) X		0-0 F3		X 0-0 1B		S S S 0-3 K				3 0 1 0 0 1 0																					
Garry Maddox, R OBP: 0.375, SLG: 0.474 (1, 8) X				X 0-0 F9		X 0-0 F8		X 0-0 6-3		3 0 0 0 0 0 2																					
Bob Boone, R OBP: 0.392, SLG: 0.438 (1, 2) X				X 0-0 F8		S S S 0-3 K		X 0-0 6-3 1B		3 0 1 0 0 1 2																					
Jim Kaat, L OBP: 0.216, SLG: 0.313 (1, 1) X				X 0-0 3-1		X 0-0 4-3		S S S 0-3 K		3 0 0 0 0 1 3																					
Inning Stats	R: 0 E: 0 K: 1 S: 5	H: 0 LOB: 0 BB: 0 P: 5	R: 0 E: 0 K: 1 S: 5	H: 0 LOB: 0 BB: 0 P: 5	R: 0 E: 0 K: 0 S: 3	H: 0 LOB: 0 BB: 0 P: 3	R: 0 E: 0 K: 1 S: 6	H: 1 LOB: 1 BB: 0 P: 6	R: 0 E: 0 K: 1 S: 7	H: 2 LOB: 2 BB: 0 P: 7	R: 0 E: 0 K: 1 S: 6	H: 1 LOB: 1 BB: 0 P: 6	R: 0 E: 0 K: 2 S: 7	H: 0 LOB: 0 BB: 0 P: 7	R: 0 E: 0 K: 1 S: 6	H: 1 LOB: 1 BB: 0 P: 6	R: 0 E: 0 K: 0 S: 3	H: 1 LOB: 1 BB: 0 P: 3	1B: 6 2B: 0 3B: 0 HR: 0	SF: 0 SAC: 0 DP: 1 HBP: 0	WP: 0 PB: 0 SB: 1 CS: 0	PA: 32									
PITCHER Ed Halicki, R ERA: 4.32 (1, 1)	IP 9.0	WLS W	BF 32	H 6	R 0	ER 0	SO 8	BB 0	IBB 0	HBP 0	BLK 0	WP 0	HR 0	S 48	P 48	ERA 0.00	WHIP 0.667														
											PITCHER	IP	WLS	BF	H	R	ER	SO	BB	IBB	HBP	BLK	WP	HR	S	P	ERA	WHIP			

Philadelphia Phillies @ San Francisco Giants
Candlestick Park, San Francisco, CA

livebaseballscorecards.com

AB	32
R	0
H	6
RBI	0
BB	0
SO	8
LOB	15



Fri Jul 16 1976, 10:05 PM EDT
Att. 7,330 - Unknown

Batter	1	2	3	4	5	6	7	8	9	AB	R	H	RBI	BB	SO	LOB
Larry Herndon, R OBP: 0.354, SLG: 0.387 (1, 8)	0-0 6-3		0-0 F3			0-0 FC6-5 SH1-4 1B		0-0 F8		4	0	1	0	0	0	1
Marty Perez, R OBP: 0.332, SLG: 0.348 (1, 4)	0-0 F6		0-0 FC4-6 FC5-6 1-2f			0-0 SH1-4 1-2		0-0 F8		3	0	0	0	0	0	1
Gary Matthews, R OBP: 0.353, SLG: 0.426 (1, 7)	0-0 1B		0-0 FC5-6 1-2f			0-0 FC6-5 2-3		0-0 4-3		4	0	1	0	0	0	2
Bobby Murcer, L OBP: 0.355, SLG: 0.415 (1, 9)	0-0 3-1			0-0 3-1		0-0 F9		0-0 HR		4	1	1	1	0	0	2
Ken Reitz, R OBP: 0.322, SLG: 0.364 (1, 5)		0-0 F9		0-0 G5-4-3 1B		0-0 F8		0-0 F8		3	0	1	0	0	0	0
Chris Speier, R OBP: 0.307, SLG: 0.283 (1, 6)		0-0 FC4-6 1B		0-0 G5-4-3 1-2f		0-0 5-3		0-0 5-3		3	0	1	0	0	0	1
Darrell Evans, L OBP: 0.337, SLG: 0.312 (1, 3)		0-0 FC4-6 1-2f			0-0 F8		0-0 3-1			3	0	0	0	0	0	1
Marc Hill, R OBP: 0.254, SLG: 0.316 (1, 2)		0-0 F9			0-0 F8			0-0 F3		3	0	0	0	0	0	1
Ed Halicki, R OBP: 0.268, SLG: 0.189 (1, 1)			0-0 FC4-6 1B		0-0 1-3			0-0 5-3		3	0	1	0	0	0	0

Inning Stats	R: 0	H: 1	E: 0	LOB: 1	K: 0	BB: 0	S: 4	P: 4	R: 0	H: 1	E: 1	LOB: 1	K: 0	BB: 0	S: 4	P: 4	R: 0	H: 1	E: 0	LOB: 0	K: 0	BB: 0	S: 3	P: 3	R: 0	H: 0	E: 0	LOB: 0	K: 0	BB: 0	S: 3	P: 3	R: 0	H: 0	E: 0	LOB: 0	K: 0	BB: 0	S: 3	P: 3	R: 1	H: 1	E: 0	LOB: 0	K: 0	BB: 0	S: 3	P: 3	1B: 5	SF: 0	2B: 0	SAC: 1	3B: 0	DP: 1	HR: 1	HBP: 0	WP: 0	PA: 31
--------------	------	------	------	--------	------	-------	------	------	------	------	------	--------	------	-------	------	------	------	------	------	--------	------	-------	------	------	------	------	------	--------	------	-------	------	------	------	------	------	--------	------	-------	------	------	------	------	------	--------	------	-------	------	------	-------	-------	-------	--------	-------	-------	-------	--------	-------	--------

PITCHER	IP	WLS	BF	H	R	ER	SO	BB	IBB	HBP	BLK	WP	HR	S	P	ERA	WHIP	PITCHER	IP	WLS	BF	H	R	ER	SO	BB	IBB	HBP	BLK	WP	HR	S	P	ERA	WHIP															
Jim Kaat, L ERA: 2.79 (1, 1)	8.2	L	31	6	1	1	0	0	0	0	0	0	1	31	31	1.04	0.692																																	


BOTTOM

Philadelphia Phillies @ San Francisco Giants
Candlestick Park, San Francisco, CA

Fri Jul 16 1976, 10:05 PM EDT
Att. 7,330 - Unknown

livebaseballscorecards.com

AB	30
R	1
H	6
RBI	1
BB	0
SO	0
LOB	9



Batter	1	2	3	4	5	6	7	8	9	AB R H RBI BB SO LOB	TOP	
Dave Cash, R OBP: 0.342, SLG: 0.348 (1, 4) X	0-0 G4-3 1B			X 0-0 5-3		X 0-0 3B 1B			X 0-0 F3	4 1 2 0 0 0 0		
Larry Bowa, S OBP: 0.284, SLG: 0.289 (1, 6) X	0-0 G4-3 1-2f		X 0-0 4-3		X 0-0 3B			X 0-0 F7	4 0 1 1 0 0 1			
Mike Schmidt, R OBP: 0.402, SLG: 0.586 (1, 5) X	0-0 F3		X 0-0 F3		X 0-0 4-3			X 0-0 P4	4 0 0 0 0 0 1			
Greg Luzinski, R OBP: 0.354, SLG: 0.490 (1, 7)		X 0-0 F8		X 0-0 F9		X 0-0 F9			3 0 0 0 0 0 0			
Dick Allen, R OBP: 0.365, SLG: 0.505 (1, 3)		X 0-0 5-3		X 0-0 1B 2B		S 0-3 K			3 0 1 0 0 1 0			
Jay Johnstone, L OBP: 0.363, SLG: 0.451 (1, 9)		X 0-0 1-3		X 0-0 G6-4-3 1B		X 0-0 F3			3 0 1 0 0 0 0			
Garry Maddox, R OBP: 0.372, SLG: 0.469 (1, 8)			S 0-3 K		X 0-0 G6-4-3 1-2f		S 0-3 K		3 0 0 0 0 2 2			
Bob Boone, R OBP: 0.388, SLG: 0.432 (1, 2)		X 0-0 F4		S 0-3 K		S 0-3 K		X 0-0 F7	3 0 0 0 0 1 0			
Tom Underwood, R OBP: 0.200, SLG: 0.111 Bobby Tolan, L OBP: 0.287, SLG: 0.381 Gene Garber, R OBP: 0.500, SLG: 0.250 Tim McCarver, L OBP: 0.444, SLG: 0.397 Tug McGraw, R (8, 1)	(1, 1) (6, PH) (6, 1) (8, PH) (8, 1)		S 0-3 K		X 0-0 4-3		X 0-0 L4		1 0 0 0 0 1 0 1 0 0 0 0 0 0 0 0 0 0 0 0 0 1 0 0 0 0 0 0 0 0 0 0 0 0 0			
Inning Stats	R: 0 H: 1 E: 0 LOB: 0 K: 0 BB: 0 S: 3 P: 3	R: 0 H: 0 E: 0 LOB: 0 K: 0 BB: 0 S: 3 P: 3	R: 0 H: 0 E: 0 LOB: 0 K: 2 BB: 0 S: 7 P: 7	R: 0 H: 0 E: 0 LOB: 0 K: 0 BB: 0 S: 3 P: 3	R: 0 H: 2 E: 0 LOB: 1 K: 0 BB: 0 S: 4 P: 4	R: 1 H: 2 E: 0 LOB: 1 K: 1 BB: 0 S: 7 P: 7	R: 0 H: 0 E: 0 LOB: 0 K: 1 BB: 0 S: 5 P: 5	R: 0 H: 0 E: 0 LOB: 0 K: 1 BB: 0 S: 5 P: 5	R: 0 H: 0 E: 0 LOB: 0 K: 0 BB: 0 S: 3 P: 3	1B: 3 SF: 0 2B: 1 SAC: 0 3B: 1 DP: 2 HR: 0 HBP: 0	WP: 0 PA: 30 PB: 0 SB: 0 CS: 0	
PITCHER John Montefusco, R ERA: 2.99 (1, 1)	IP WLS BF H R ER SO BB IBB HBP BLK WP HR S P ERA WHIP											PITCHER IP WLS BF H R ER SO BB IBB HBP BLK WP HR S P ERA WHIP

Philadelphia Phillies @ San Francisco Giants
Candlestick Park, San Francisco, CA

Sat Jul 17 1976, 6:33 AM EDT
Att. 8,909 - Unknown

livebaseballscorecards.com

AB	30
R	1
H	5
RBI	1
BB	0
SO	5
LOB	4



Batter	1	2	3	4	5	6	7	8	9
Larry Herndon, R (1, 8) OBP: 0.352, SLG: 0.384	0-0 5-3	0-0 1B		0-3 K			0-3 K		
Marty Perez, R (1, 4) OBP: 0.330, SLG: 0.342	0-0 6-3	0-0 F7			0-0 6-3		4-0 BB		
Gary Matthews, R (1, 7) OBP: 0.352, SLG: 0.423	0-0 6-3		0-0 1B		0-0 E6		0-3 K		
Bobby Murcer, L (1, 9) OBP: 0.354, SLG: 0.413		0-0 1B	0-0 1-3		0-0 F9		0-0 F9		
Ken Reitz, R (1, 5) OBP: 0.324, SLG: 0.366		0-0 1B	0-0 G5-4-3		0-0 FC6-4		0-3 K		
Chris Speier, R (1, 6) OBP: 0.310, SLG: 0.283		0-0 1B	0-0 G5-4-3		0-0 1-3		4-0 BB		
Darrell Evans, L (1, 3) OBP: 0.339, SLG: 0.309		0-0 F7		4-0 SH3-4		0-3 K	4-0 BB		
Marc Hill, R (1, 2) OBP: 0.246, SLG: 0.305		0-0 F9		0-0 F9		0-0 F8	0-0 F7		
John Montefusco, R (1, 1) OBP: 0.184, SLG: 0.156		4-0 1B		0-0 SH3-4		0-3 K			


AB	R	H	RBI	BB	SO	LOB
4	0	1	2	0	2	1
3	0	0	0	1	0	2
4	1	1	0	0	1	1
4	1	1	0	0	0	2
4	1	2	1	0	1	1
3	1	1	1	1	0	1
2	0	0	0	2	1	2
4	0	0	0	0	0	5
1	0	0	0	1	1	0

BOTTOM

Philadelphia Phillies @ San Francisco Giants
Candlestick Park, San Francisco, CA

Sat Jul 17 1976, 6:33 AM EDT
Att. 8,909 - Unknown

AB	29
R	4
H	6
RBI	4
BB	5
SO	6
LOB	15



Inning Stats		R: 0	H: 0	E: 0	K: 0	S: 3	R: 3	H: 4	E: 0	K: 0	S: 7	R: 1	H: 2	E: 0	K: 0	S: 4	R: 0	H: 0	E: 1	K: 0	S: 4	R: 0	H: 0	E: 0	K: 1	S: 5	R: 0	H: 0	E: 0	K: 3	S: 9	R: 0	H: 0	E: 0	K: 1	S: 5	R: 0	H: 0	E: 0	K: 1	S: 5							
PITCHER		IP	WLS	BF	H	R	ER	SO	BB	IBB	HBP	BLK	WP	HR	S	P	ERA	WHIP	PITCHER										IP	WLS	BF	H	R	ER	SO	BB	IBB	HBP	BLK	WP	HR	S	P	ERA	WHIP			
Tom Underwood, L (1, 1) ERA: 3.69	(1, 1)	5.0	L	23	6	4	4	1	2	0	0	0	0	0	23	31	7.20	1.600																														
Gene Garber, R (6, 1) ERA: 3.44	(6, 1)	2.0		7	0	0	0	4	1	0	0	0	0	0	14	18	0.00	0.500																														
Tug McGraw, L (8, 1) ERA: 3.06	(8, 1)	1.0		5	0	0	0	1	2	0	0	0	0	0	5	13	0.00	2.000																														

WP: 0	PA: 35
PB: 0	SB: 1
CS: 0	

Batter	1	2	3	4	5	6	7	8	9	AB R H RBI BB SO LOB	TOP											
Bake McBride, L (1, 8) OBP: 0.387, SLG: 0.424	0-0 FC1-6 CI 1B		0-0 4-3		0-0 L6-4 2-3			0-3 K		4 0 1 0 0 1 1	St. Louis Cardinals @ San Francisco Giants Candlestick Park, San Francisco, CA Sun Jul 18 1976, 6:33 AM EDT Unknown											
Don Kessinger, S (1, 6) OBP: 0.322, SLG: 0.318	0-1 CI FC1-6 1-2		0-0 6-3			0-0 1-3		4-0 1B BB		2 0 0 0 1 0 0												
Lou Brock, L (1, 7) OBP: 0.318, SLG: 0.361	0-0 FC1-6 G6-4-3 1-2f 2-3			0-0 P5		0-0 4-3 1B 1B		0-3 K		4 1 1 0 0 1 3												
Ted Simmons, S (1, 2) OBP: 0.361, SLG: 0.384	0-0 G6-4-3 1-2f			0-0 F7		0-0 4-3 1B 1B		0-0 1-2 1B		4 1 2 0 0 0 2												
Willie Crawford, L (1, 9) OBP: 0.394, SLG: 0.508		0-0 G3-6-3 1B		4-0 S BB		0-0 4-3 1-2 2-3		0-3 K		3 0 1 0 1 1 4												
Keith Hernandez, L (1, 3) OBP: 0.300, SLG: 0.306		0-0 G3-6-3 1-2f		0-0 4-3 1-2		0-0 2-H 3-H 1B		0-0 6-3		3 0 1 2 0 0 2												
Joe Ferguson, R (9, PH) OBP: 0.318, SLG: 0.364										1 0 0 0 0 0 0												
Mike Tyson, R (1, 4) OBP: 0.342, SLG: 0.468		0-0 HR			0-0 1B 2B		0-0 6-3		0-0 6-3	1 1 1 1 0 0 0												
Vic Harris, S (3, 4) OBP: 0.298, SLG: 0.341										3 1 1 0 0 0 0												
Hector Cruz, R (1, 5) OBP: 0.234, SLG: 0.304		0-0 6-3			0-0 L6-4 SH2-4 2-H 1B		0-0 5-3		0-0 F9	4 0 1 1 0 0 0												
Pete Falcone, L (1, 1) OBP: 0.125, SLG: 0.067			0-0 6-3		0-0 SH2-4 1-2		0-0 F8			1 0 0 0 0 0 0												
Mike Anderson, R (7, PH) OBP: 0.401, SLG: 0.383										1 0 0 0 0 0 0												
Bill Greif, R (7, 1)										0 0 0 0 0 0 0												
Inning Stats	R: 0 E: 1 K: 0 S: 4	H: 1 LOB: 1 BB: 0 P: 4	R: 1 E: 0 K: 0 S: 4	H: 2 LOB: 0 BB: 0 P: 4	R: 0 E: 0 K: 0 S: 3	H: 0 LOB: 0 BB: 0 P: 3	R: 0 E: 0 K: 0 S: 3	H: 0 LOB: 1 BB: 1 P: 7	R: 1 E: 0 K: 0 S: 4	H: 2 LOB: 0 BB: 0 P: 4	R: 2 E: 0 K: 0 S: 5	H: 3 LOB: 1 BB: 0 P: 5	R: 0 E: 0 K: 0 S: 3	H: 0 LOB: 0 BB: 0 P: 3	R: 0 E: 0 K: 3 S: 10	H: 1 LOB: 2 BB: 1 P: 14	R: 0 E: 0 K: 0 S: 3	H: 0 LOB: 0 BB: 0 P: 3	1B: 7 2B: 2 3B: 0 HR: 1	SF: 0 SAC: 1 DP: 3 HBP: 0	WP: 0 PB: 0 SB: 1 CS: 0	PA: 35
PITCHER	IP WLS BF H R ER SO BB IBB HBP BLK WP HR S P ERA WHIP																					
Jim Barr, R (1, 1) ERA: 3.39	6.0 W 24 8 4 4 0 1 0 0 0 0 1 23 27 6.00 1.500																					
Gary Lavelle, L (7, 1) ERA: 2.32	3.0 S 11 1 0 0 3 1 0 0 0 0 0 0 16 20 0.00 0.667																					

livebaseballscorecards.com

AB	31
R	4
H	9
RBI	4
BB	2
SO	3
LOB	12



Batter	1	2	3	4	5	6	7	8	9	AB	R	H	RBI	BB	SO	LOB
--------	---	---	---	---	---	---	---	---	---	----	---	---	-----	----	----	-----

Larry Herndon, R OBP: 0.350, SLG: 0.381 (1, 8)	0-0 E WP 1B 1B	0-3 K 1-3		0-0 F3		0-0 4-3				4	1	1	0	0	1	3
Marty Perez, R OBP: 0.329, SLG: 0.340 (1, 4)	0-0 F9		0-0 6-3		0-0 HR 1B		0-0 F8			4	1	1	0	0	0	1
Gary Matthews, R OBP: 0.353, SLG: 0.424 (1, 7)	0-0 E5 1B SF8		0-0 1B		0-0 F8		0-0 G5-3 S 1B			4	1	2	0	0	0	2
Bobby Murcer, L OBP: 0.358, SLG: 0.424 (1, 9)	0-0 SF8 1B		0-0 P5		0-0 HR		4-0 1-2 BB			3	1	2	3	1	0	1
Ken Reitz, R OBP: 0.320, SLG: 0.363 (1, 5)	0-0 SF8		0-3 K		0-0 F8		0-0 G5-3 2-3f			3	0	0	1	0	1	3
Chris Speier, R OBP: 0.306, SLG: 0.280 (1, 6)	0-0 F8			0-0 P4		0-0 6-3		0-0 F7		4	0	0	0	0	0	1
Darrell Evans, L OBP: 0.341, SLG: 0.314 (1, 3)		0-0 F7		4-0 SH3-4 BB BB		0-0 SH5-4 SF9 2B		0-0 F8		3	1	1	0	1	0	0
Marc Hill, R OBP: 0.246, SLG: 0.305 Mike Sadek, R OBP: 0.333, SLG: 0.289 (1, 2)		0-0 6-3		4-0 SH3-4 BB		0-0 SH5-4 2-3		0-0 P4		0	0	0	0	0	0	0
Jim Barr, R OBP: 0.220, SLG: 0.111 Chris Arnold, R OBP: 0.280, SLG: 0.283 Gary Lavelle, S OBP: 0.200, SLG: 0.200 (7, 1)		0-0 E S 1B		0-0 SH3-4 1-2 2-3		0-0 SF9 3-H				2	0	0	0	0	0	0


Inning Stats	R: 2	H: 2	E: 1	LOB: 1	K: 0	BB: 0	S: 6	R: 0	H: 1	E: 0	LOB: 1	K: 1	BB: 0	S: 6	R: 0	H: 1	E: 0	LOB: 0	K: 0	BB: 0	S: 5	R: 2	H: 2	E: 0	LOB: 0	K: 0	BB: 0	S: 5	R: 0	H: 1	E: 0	LOB: 0	K: 0	BB: 1	S: 3	R: 0	H: 0	E: 0	LOB: 0	K: 0	BB: 0	S: 3
--------------	------	------	------	--------	------	-------	------	------	------	------	--------	------	-------	------	------	------	------	--------	------	-------	------	------	------	------	--------	------	-------	------	------	------	------	--------	------	-------	------	------	------	------	--------	------	-------	------

PITCHER	IP	WLS	BF	H	R	ER	SO	BB	IBB	HBP	BLK	WP	HR	S	P	ERA	WHIP
Pete Falcone, L ERA: 4.06 (1, 1)	6.0	L	28	7	5	4	2	2	0	0	0	1	1	30	38	6.00	1.500
Bill Greif, R ERA: 5.48 (7, 1)	2.0		7	1	0	0	0	1	0	0	0	0	0	6	10	0.00	1.000

BOTTOM

St. Louis Cardinals @ San Francisco Giants
Candlestick Park, San Francisco, CA
Sun Jul 18 1976, 6:33 AM EDT
Unknown

AB	28
R	5
H	8
RBI	5
BB	3
SO	2
LOB	11



1B	2B	3B	HR	SF	SAC	DP	HBP	WP	HR	S	P	ERA	WHIP
6	1	0	1	2	2	1	0	1	0	0	0	0.00	1.000

BOTTOM

St. Louis Cardinals @ San Francisco Giants
Candlestick Park, San Francisco, CA
Sun Jul 18 1976, 10:05 PM EDT
Att: 15,937 - Unknown

livebaseballscorecards.com

AB	35
R	4
H	7
RBI	3
BB	5
SO	7
LOB	16



WP	1	PA	42
PB	0		
SB	0		
CS	1		

AB R H RBI BB SO LOB

4 0 0 0 1 1 5

3 0 0 0 2 0 2

4 1 1 1 0 0 1

4 0 0 0 1 1 4

4 1 2 2 1 0 1

5 0 0 0 0 2 2

4 0 1 0 0 1 0

4 2 2 0 0 1 1

1B	6	SF	1
2B	0	SAC	1
3B	0	DP	1
HR	1	HBP	0

Batter	1	2	3	4	5	6	7	8	9	10
Larry Herndon, R OBP: 0.347, SLG: 0.374 (1, 8)	4-0 BB CS		0-0 B1		0-0 6-3		0-0 4-3		0-3 K	
Marty Perez, R OBP: 0.330, SLG: 0.335 (1, 4)	4-0 BB 1-2		4-0 BB FC5-4		0-0 F9		0-0 4-3		0-0 F8	
Gary Matthews, R OBP: 0.351, SLG: 0.422 (1, 7)	0-0 F4		0-0 SF9		0-0 L4		0-0 1B 4-3		0-0 6-3	
Bobby Murcer, L OBP: 0.356, SLG: 0.419 (1, 9)	0-0 F8		0-0 FC5-4		4-0 BB G4-6-3		0-0 4-3		0-3 K	
Darrell Evans, L OBP: 0.346, SLG: 0.329 (1, 3)			0-0 F8		0-0 HR G4-6-3		0-0 1B FC5-4		4-0 BB	
Ken Reitz, R OBP: 0.316, SLG: 0.358 (1, 5)			0-3 K		0-0 F9		0-3 K		0-0 FC5-4	
Chris Speier, R OBP: 0.306, SLG: 0.279 (1, 6)			0-0 P6		0-3 K		0-0 F9		0-0 1B WP	
Mike Sadek, R OBP: 0.345, SLG: 0.306 (1, 2)			0-0 SH SF9		0-0 F9		0-0 1B FC		0-3 K	
Rob Dressler, R OBP: 0.150, SLG: 0.150 (1, 1)			0-0 SH		0-3 K		0-0 1B FC		0-0 1B WP	
Mike Caldwell, R OBP: 0.143, SLG: 0.143 (6, 1)										
Chris Arnold, R OBP: 0.275, SLG: 0.277 (7, PH)										
Gary Lavallee, S OBP: 0.200, SLG: 0.200 (8, 1)										
Randy Moffitt, R OBP: 0.333, SLG: 0.333 (8, 1)										
Gary Thomasson, L OBP: 0.275, SLG: 0.368 (9, PH)										
Dave Heaverlo, R OBP: 0.275, SLG: 0.368 (10, 1)										

Inning Stats	R: 0	H: 0	R: 0	H: 0	R: 1	H: 1	R: 0	H: 0	R: 0	H: 0	R: 1	H: 1	R: 0	H: 0	R: 1	H: 1	R: 1	H: 2	R: 0	H: 2	R: 0	H: 0	R: 0	H: 0	1B: 6	SF: 1	WP: 1	PA: 42
E: 0	LOB: 1	E: 0	LOB: 0	E: 0	LOB: 0	E: 0	LOB: 0	E: 0	LOB: 0	E: 0	LOB: 0	E: 1	LOB: 1	E: 0	LOB: 2	E: 0	LOB: 2	E: 0	LOB: 1	E: 0	LOB: 1	E: 0	LOB: 1	E: 0	LOB: 1	2B: 0	SAC: 1	PB: 0
K: 0	BB: 2	K: 1	BB: 0	K: 0	BB: 1	K: 1	BB: 0	K: 0	BB: 1	K: 0	BB: 1	K: 1	BB: 0	K: 0	BB: 0	K: 1	BB: 0	K: 0	BB: 0	K: 2	BB: 0	K: 1	BB: 1	K: 1	BB: 1	3B: 0	DP: 1	SB: 0
S: 2	P: 10	S: 5	P: 5	S: 5	P: 9	S: 6	P: 6	S: 5	P: 5	S: 2	P: 6	S: 7	P: 7	S: 5	P: 5	S: 9	P: 9	S: 5	P: 9	S: 5	P: 9	S: 5	P: 9	S: 5	P: 9	HR: 1	HBP: 0	CS: 1

PITCHER	IP	WLS	BF	H	R	ER	SO	BB	IBB	HBP	BLK	WP	HR	S	P	ERA	WHIP
Eric Rasmussen, R ERA: 4.31 (1, 1)	4.0		17	2	2	2	2	3	0	0	0	0	1	18	30	4.50	1.250
John Curtis, L ERA: 4.58 (5, 1)	2.0		6	0	0	0	1	1	0	0	0	0	0	7	11	0.00	0.500
Al Hrabosky, L ERA: 3.14 (7, 1)	2.0		10	3	2	1	1	0	0	0	0	0	0	12	12	4.50	1.500
Bill Greif, R ERA: 5.44 (9, 1)	0.1		2	1	0	0	1	0	0	0	0	0	0	4	4	0.00	3.000
Mike Wallace, L ERA: 2.25 (9, 1)	1.2	W	7	1	0	0	2	1	0	0	0	1	0	10	14	0.00	1.200

Batter	1	2	3	4	5	6	7	8	9	AB R H RBI BB SO LOB	TOP									
Rick Monday, L (1, 8) OBP: 0.355, SLG: 0.508	0-0 L7		0-0 L8			0-0 F5		4-0 1B 1B IBB		3 1 0 0 1 0 1	Chicago Cubs @ San Francisco Giants Candlestick Park, San Francisco, CA Tue Jul 20 1976, 10:05 PM EDT Att: 9,241 - Cloudy - 48 F									
Joe Wallis, S (1, 7) OBP: 0.279, SLG: 0.330	0-0 F9			0-0 B1		0-3 K		0-0 1B 1B		4 0 1 2 0 1 1										
Bill Madlock, R (1, 5) OBP: 0.390, SLG: 0.492	0-0 1B			0-0 F7			0-0 4-3	0-0 1B 1B		4 0 2 1 0 0 0										
Champ Summers, L (1, 9) OBP: 0.295, SLG: 0.308	0-0 5-3			0-0 4-1			0-3 K	0-0 F9		4 0 0 0 0 1 3										
Larry Bittner, L (1, 3) OBP: 0.250, SLG: 0.268		0-0 F8			0-0 F3		0-0 4-3		0-0 6-3	4 0 0 0 0 0 0										
Manny Trillo, R (1, 4) OBP: 0.307, SLG: 0.332		0-0 G6-4-3 1B			0-0 F6			0-0 2B 1B SH3-4 1B	0-0 5-3	4 1 2 0 0 0 0										
Steve Swisher, R (1, 2) OBP: 0.297, SLG: 0.337		0-0 G6-4-3 1-2			0-0 1-3			0-0 SH3-4 1-2	0-3 K	3 0 0 0 0 1 1										
Mick Kelleher, R (1, 6) OBP: 0.283, SLG: 0.311			0-0 5-3			0-0 SH3-4 2B		0-0 1B 2B		3 1 2 0 0 0 0										
Rick Reuschel, R (1, 1) OBP: 0.313, SLG: 0.238			0-0 3-1			0-0 SH3-4 2-3		0-0 5-3		2 0 0 0 0 0 2										
Joe Coleman, R (9, 1) OBP: 0.143, SLG: 0.143										0 0 0 0 0 0 0										
Darold Knowles, L (9, 1) OBP: 0.444, SLG: 0.167										0 0 0 0 0 0 0										
Inning Stats	R: 0 E: 0 K: 0 S: 4	H: 1 LOB: 1 BB: 0 P: 4	R: 0 E: 0 K: 0 S: 3	H: 1 LOB: 0 BB: 0 P: 3	R: 0 E: 0 K: 0 S: 3	H: 0 LOB: 0 BB: 0 P: 3	R: 0 E: 0 K: 0 S: 3	H: 0 LOB: 0 BB: 0 P: 3	R: 0 E: 0 K: 1 S: 6	H: 1 LOB: 1 BB: 0 P: 6	R: 0 E: 0 K: 1 S: 5	H: 0 LOB: 0 BB: 0 P: 5	R: 3 E: 0 K: 0 S: 7	H: 4 LOB: 2 BB: 1 P: 11	R: 0 E: 0 K: 1 S: 5	H: 0 LOB: 0 BB: 0 P: 5	1B: 5 2B: 2 3B: 0 HR: 0	SF: 0 SAC: 2 DP: 1 HBP: 0	WP: 0 PB: 0 SB: 0 CS: 0	PA: 34
PITCHER	IP WLS BF H R ER SO BB IBB HBP BLK WP HR S P ERA WHIP																			
Ed Halicki, R (1, 1) ERA: 4.26	8.0 L 31 7 3 3 2 0 1 0 0 0 0 0 34 38 3.38 0.875																			
Charlie Williams, R (9, 1) ERA: 1.78	1.0 3 0 0 0 1 0 0 0 0 0 0 0 5 5 0.00 0.000																			

livebaseballscorecards.com

AB	31
R	3
H	7
RBI	3
BB	1
SO	3
LOB	8



Batter	1	2	3	4	5	6	7	8	9	AB	R	H	RBI	BB	SO	LOB
Gary Thomasson, L (1, 8) OBP: 0.270, SLG: 0.347	0-0 3-1		0-3 K			0-0 G6-3		0-0 G3		4	0	0	0	0	1	2
Marty Perez, R (1, 4) OBP: 0.339, SLG: 0.346	0-3 K			0-0 6-3			0-0 SH3-4 1B		4-0 2B 6-3 BB	3	1	1	0	1	1	0
Gary Matthews, R (1, 7) OBP: 0.355, SLG: 0.428	0-0 6-3			0-3 K			0-0 SH3-4 1-2		0-0 6-3 1-3 2B	3	0	1	0	0	1	0
Bobby Murcer, L (1, 9) OBP: 0.354, SLG: 0.411		0-0 5-3		0-0 F7			4-0 IBB		0-0 6-3	3	0	0	1	1	0	1
Darrell Evans, L (1, 3) OBP: 0.340, SLG: 0.320		0-0 F7			0-0 4-3		0-3 K		0-3 K	4	0	0	0	0	2	3
Ken Reitz, R (1, 5) OBP: 0.312, SLG: 0.352		0-0 F8			0-0 1-3		0-3 K		0-3 K	4	0	0	0	0	2	3
Chris Speier, R (1, 6) OBP: 0.305, SLG: 0.283			0-0 4-3		0-0 4-3			0-0 SF9 3B		3	1	1	0	0	0	0
Dave Rader, L (1, 2) OBP: 0.315, SLG: 0.329			4-0 SH3-4 BB			0-0 L6		0-0 SF9		1	0	0	1	1	0	0
Ed Halicki, R (1, 1) OBP: 0.286, SLG: 0.189			0-0 SH3-4			4-0 G6-3 BB		0-0 1-3		0	0	0	0	1	0	0
Glenn Adams, L (8, PH) OBP: 0.279, SLG: 0.372										1	0	0	0	0	0	0
Charlie Williams, R (9, 1)										0	0	0	0	0	0	0

Inning Stats	R: 0	H: 0	E: 0	K: 1	S: 5	H: 0	LOB: 0	BB: 0	P: 5	R: 0	H: 0	E: 0	K: 1	S: 5	H: 0	LOB: 1	BB: 1	P: 9	R: 0	H: 0	E: 0	K: 1	S: 5	H: 0	LOB: 0	BB: 0	P: 5	R: 0	H: 0	E: 0	K: 0	S: 3	H: 0	LOB: 0	BB: 0	P: 3	R: 0	H: 0	E: 0	K: 0	S: 3	R: 0	H: 0	E: 0	K: 0	S: 2	H: 0	LOB: 0	BB: 1	P: 6	R: 0	H: 1	E: 0	K: 2	S: 8	H: 1	LOB: 2	BB: 1	P: 12	R: 1	H: 1	E: 0	K: 0	S: 4	H: 1	LOB: 0	BB: 0	P: 4	R: 1	H: 1	E: 0	K: 2	S: 8	H: 1	LOB: 1	BB: 1	P: 12	1B: 1	SF: 1	2B: 1	SAC: 2	3B: 1	DP: 1	HR: 0	HBP: 0
--------------	------	------	------	------	------	------	--------	-------	------	------	------	------	------	------	------	--------	-------	------	------	------	------	------	------	------	--------	-------	------	------	------	------	------	------	------	--------	-------	------	------	------	------	------	------	------	------	------	------	------	------	--------	-------	------	------	------	------	------	------	------	--------	-------	-------	------	------	------	------	------	------	--------	-------	------	------	------	------	------	------	------	--------	-------	-------	-------	-------	-------	--------	-------	-------	-------	--------

PITCHER	IP	WLS	BF	H	R	ER	SO	BB	IBB	HBP	BLK	WP	HR	S	P	ERA	WHIP
Rick Reuschel, R (1, 1) ERA: 4.25	8.0	W	28	2	1	1	5	2	1	0	0	0	0	35	47	1.12	0.500
Joe Coleman, R (9, 1) ERA: 4.94	0.0		2	1	1	0	1	0	0	0	0	0	0	1	5	∞	∞
Darold Knowles, L (9, 1) ERA: 3.21	1.0	S	3	0	0	0	2	0	0	0	0	0	0	7	7	0.00	0.000


BOTTOM

Chicago Cubs @ San Francisco Giants
Candlestick Park, San Francisco, CA

Tue Jul 20 1976, 10:05 PM EDT
Att. 9,241 - Cloudy - 48 F

AB	26
R	2
H	3
RBI	2
BB	4
SO	7
LOB	9

livebaseballscorecards.com



WP	PA	ERA	WHIP
0	33		

Batter	1	2	3	4	5	6	7	8	9	AB R H RBI BB SO LOB	TOP																								
Rick Monday, L (1, 8) OBP: 0.354, SLG: 0.505	0-0 F8		0-0 1-3			0-0 FC3-6 1B			0-0 F5	4 0 1 0 0 0 0	Chicago Cubs @ San Francisco Giants Candlestick Park, San Francisco, CA Wed Jul 21 1976, 6:33 AM EDT Att. 4,038 - Sunny - 64 F livebaseballscorecards.com																								
Joe Wallis, S (1, 9) OBP: 0.278, SLG: 0.355	0-0 F7			0-0 L7		0-0 FC3-6 1-2f			0-0 HR	4 1 1 1 0 0 1																									
Bill Madlock, R (1, 5) OBP: 0.388, SLG: 0.487	0-0 F8			0-0 F9		0-0 F8			4-0 FC5 5-3 BB	3 0 0 0 1 0 1																									
Jose Cardenal, R (1, 7) OBP: 0.340, SLG: 0.413		0-3 K		0-0 F9			0-0 F3		0-0 5-3 1-2	4 0 0 0 0 1 1																									
Larry Bittner, L (1, 3) OBP: 0.258, SLG: 0.270		0-0 1B			0-0 4-3		0-0 F8		4-0 IBB	3 0 1 0 1 0 0																									
Manny Trillo, R (1, 4) OBP: 0.307, SLG: 0.329		0-3 K			4-0 BB		0-3 K		0-0 FC5 2-3f	3 0 0 0 1 2 3																									
Steve Swisher, R (1, 2) OBP: 0.294, SLG: 0.333		0-0 F8			0-3 K			0-0 6-3		3 0 0 0 0 1 2																									
Mick Kelleher, R (1, 6) OBP: 0.277, SLG: 0.304			0-0 6-3		0-3 K			0-0 L9		3 0 0 0 0 1 1																									
Steve Renko, R (1, 1) OBP: 0.038, SLG: 0.038			0-3 K			0-0 5-3		0-0 G3		2 0 0 0 0 1 0																									
Champ Summers, L (8, PH) OBP: 0.292, SLG: 0.304										1 0 0 0 0 0 0																									
Bruce Sutter, R (8, 1)										0 0 0 0 0 0 0																									
Darold Knowles, L (9, 1) OBP: 0.444, SLG: 0.167										0 0 0 0 0 0 0																									
Joe Coleman, R (9, 1) OBP: 0.143, SLG: 0.143										0 0 0 0 0 0 0																									
Inning Stats	R: 0 E: 0 K: 0 S: 3	H: 0 LOB: 0 BB: 0 P: 3	R: 0 E: 0 K: 2 S: 8	H: 1 LOB: 1 BB: 0 P: 8	R: 0 E: 0 K: 1 S: 5	H: 0 LOB: 0 BB: 0 P: 5	R: 0 E: 0 K: 0 S: 3	H: 0 LOB: 0 BB: 0 P: 3	R: 0 E: 0 K: 2 S: 7	H: 0 LOB: 1 BB: 1 P: 11	R: 0 E: 0 K: 1 S: 4	H: 1 LOB: 1 BB: 0 P: 4	R: 0 E: 0 K: 1 S: 5	H: 0 LOB: 0 BB: 0 P: 5	R: 0 E: 0 K: 0 S: 3	H: 0 LOB: 0 BB: 0 P: 3	R: 1 E: 0 K: 0 S: 4	H: 1 LOB: 2 BB: 2 P: 12	1B: 2 2B: 0 3B: 0 HR: 1	SF: 0 SAC: 0 DP: 0 HBP: 0	WP: 0 PB: 0 SB: 0 CS: 0	PA: 33													
PITCHER John Montefusco, R (1, 1) ERA: 2.87	IP 9.0	WLS W	BF 33	H 3	R 1	ER 1	SO 6	BB 2	IBB 1	HBP 0	BLK 0	WP 0	HR 1	S 42	P 54	ERA 1.00	WHIP 0.556	PITCHER	IP 9.0	WLS W	BF 33	H 3	R 1	ER 1	SO 6	BB 2	IBB 1	HBP 0	BLK 0	WP 0	HR 1	S 42	P 54	ERA 1.00	WHIP 0.556



Batter	1	2	3	4	5	6	7	8	9	AB R H RBI BB SO LOB
Larry Herndon, R OBP: 0.348, SLG: 0.374 (1, 8)	0-0 CS 1B		0-3 K			0-0 F6		0-3 K		4 0 1 0 0 2 0
Marty Perez, R OBP: 0.342, SLG: 0.349 (1, 4)	0-0 PB 1B		0-0 L8			0-0 F5			0-0 1B 2B 1B	4 1 2 0 0 0 0
Gary Matthews, R OBP: 0.354, SLG: 0.426 (1, 7)	0-0 F9		0-0 6-3			0-3 K			0-0 2B SF7 1B	4 1 1 0 0 1 1
Bobby Murcer, L OBP: 0.355, SLG: 0.414 (1, 9)	4-0 1-2 BB			0-0 4-3			0-0 3-1		0-0 1-3 2-H 2B	3 0 1 1 1 0 0
Darrell Evans, L OBP: 0.342, SLG: 0.320 (1, 3)	0-3 K			0-0 F3			0-0 1B		4-0 IBB	3 0 1 0 1 1 2
Ken Reitz, R OBP: 0.311, SLG: 0.354 (1, 5)				0-0 F8			0-0 F7		0-0 F2	4 0 1 0 0 0 4
Chris Speier, R OBP: 0.305, SLG: 0.281 (1, 6)			0-3 K		4-0 BB		0-0 L8		0-0 SF7	2 0 0 1 1 1 2
Dave Rader, L OBP: 0.310, SLG: 0.322 (1, 2)				0-0 4-3		0-0 G1-6-3			0-0 1-5-3	3 0 0 0 0 0 2
John Montefusco, R OBP: 0.173, SLG: 0.146 (1, 1)			0-3 K		0-3 K				0-3 K	3 0 0 0 0 3 1

Inning Stats	R: 0 E: 0 K: 1 S: 6	H: 2 LOB: 2 BB: 1 P: 10	R: 0 E: 0 K: 2 S: 8	H: 1 LOB: 1 BB: 0 P: 8	R: 0 E: 0 K: 1 S: 5	H: 0 LOB: 0 BB: 0 P: 5	R: 0 E: 0 K: 0 S: 3	H: 0 LOB: 0 BB: 0 P: 3	R: 0 E: 0 K: 1 S: 4	H: 0 LOB: 0 BB: 1 P: 8	R: 0 E: 0 K: 1 S: 5	H: 0 LOB: 0 BB: 0 P: 5	R: 0 E: 0 K: 0 S: 4	H: 1 LOB: 1 BB: 0 P: 4	R: 0 E: 0 K: 2 S: 7	H: 0 LOB: 0 BB: 0 P: 7	R: 2 E: 0 K: 0 S: 5	H: 3 LOB: 2 BB: 1 P: 9	1B: 5 2B: 2 3B: 0 HR: 0	SF: 1 SAC: 0 DP: 1 HBP: 0	WP: 0 PB: 1 SB: 0 CS: 1	PA: 34
--------------	------------------------------	----------------------------------	------------------------------	---------------------------------	------------------------------	---------------------------------	------------------------------	---------------------------------	------------------------------	---------------------------------	------------------------------	---------------------------------	------------------------------	---------------------------------	------------------------------	---------------------------------	------------------------------	---------------------------------	----------------------------------	------------------------------------	----------------------------------	--------

PITCHER	IP	WLS	BF	H	R	ER	SO	BB	IBB	HBP	BLK	WP	HR	S	P	ERA	WHIP
Steve Renko, R ERA: 4.55 (1, 1)	7.0		25	4	0	0	6	2	0	0	0	0	0	35	43	0.00	0.857
Bruce Sutter, R ERA: 2.63 (8, 1)	1.0	L	5	2	2	2	2	0	0	0	0	0	0	9	9	18.00	2.000
Darold Knowles, L ERA: 3.21 (9, 1)	0.0		2	1	0	0	0	0	1	0	0	0	0	1	5	∞	∞
Joe Coleman, R ERA: 4.91 (9, 1)	0.2		2	0	0	0	0	0	0	0	0	0	0	2	2	0.00	0.000

BOTTOM

Chicago Cubs @ San Francisco Giants
Candlestick Park, San Francisco, CA

Wed Jul 21 1976, 6:33 AM EDT
Att. 4,038 - Sunny - 64 F

AB	30
R	2
H	7
RBI	2
BB	3
SO	8
LOB	12

Batter	1	2	3	4	5	6	7	8	9	AB R H RBI BB SO LOB	TOP											
Larry Herndon, R (1, 8) OBP: 0.349, SLG: 0.369	0-0 F8		0-0 F4		H 1-0 1B HBP		BB BB BB 4-0 BB		X 0-0 6-3	3 1 0 0 1 0 1												
Marty Perez, R (1, 6) OBP: 0.345, SLG: 0.346	0-3 K		4-0 BB BB		BB BB BB 4-0 1B BB		BB BB BB 0-3 K			2 0 0 0 2 2 1												
Gary Matthews, R (1, 7) OBP: 0.358, SLG: 0.427	4-0 BB		4-0 G4-6-3 BB		X 0-0 G4-6-3 1B		X 0-0 5-3			2 0 1 2 2 0 1												
Bobby Murcer, L (1, 9) OBP: 0.352, SLG: 0.409	0-0 G3		0-0 G4-6-3		X 0-0 G4-6-3		X 0-0 F5			4 0 0 0 0 0 5												
Darrell Evans, L (1, 3) OBP: 0.341, SLG: 0.319		X 0-0 E 1B		X 0-0 4-3		X 0-0 F2		X 0-0 4-3		4 1 1 0 0 0 0												
Ken Reitz, R (1, 5) OBP: 0.308, SLG: 0.350		0-3 K		0-3 K		X 0-0 4-3		0-3 K		4 0 0 0 0 3 1												
Dave Rader, L (1, 2) OBP: 0.308, SLG: 0.321		X 0-0 E1		X 0-0 4-3		X 0-0 1B		X 0-0 6-3		4 0 1 0 0 0 0												
Bruce Miller, R (1, 4) OBP: 0.250, SLG: 0.250		0-3 K		X 0-0 F8		X 0-0 F7		X 0-0 SH1-4 1B		4 0 1 0 0 1 2												
Jim Barr, R (1, 1) OBP: 0.227, SLG: 0.154		0-3 K		X 0-0 BB 1B 2B		0-3 K		X 0-0 SH1-4		3 1 1 0 0 2 1												
Inning Stats	R: 0 E: 0 K: 1 S: 5	H: 0 LOB: 1 BB: 1 P: 9	R: 1 E: 1 K: 3 S: 11	H: 1 LOB: 1 BB: 0 P: 11	R: 0 E: 0 K: 0 S: 2	H: 0 LOB: 1 BB: 2 P: 10	R: 0 E: 0 K: 1 S: 5	H: 0 LOB: 0 BB: 0 P: 5	R: 2 E: 0 K: 0 S: 4	H: 2 LOB: 1 BB: 1 P: 9	R: 0 E: 0 K: 0 S: 4	H: 1 LOB: 1 BB: 0 P: 4	R: 0 E: 0 K: 2 S: 7	H: 0 LOB: 1 BB: 1 P: 11	R: 0 E: 0 K: 1 S: 5	H: 0 LOB: 0 BB: 0 P: 5	R: 0 E: 0 K: 0 S: 4	H: 1 LOB: 1 BB: 0 P: 4	1B: 4 2B: 1 3B: 0 HR: 0	SF: 0 SAC: 1 DP: 2 HBP: 1	WP: 0 PB: 0 SB: 1 CS: 0	PA: 37
PITCHER	IP WLS BF H R ER SO BB IBB HBP BLK WP HR S P ERA WHIP																					
J.R. Richard, R (1, 1) ERA: 2.73	8.0 L 33 4 3 2 8 5 0 1 0 0 0 43 64 2.25 1.125																					
Gene Pentz, R (9, 1) ERA: 3.51	1.0 4 1 0 0 0 0 0 0 0 0 0 4 4 0.00 1.000																					

San Francisco Giants @ Houston Astros
Astrodome, Houston, TX
Fri Jul 23 1976 8:05 PM EDT
Att. 25,782 - Dome - 72 F

livebaseballscorecards.com

AB 30
R 3
H 5
RBI 2
BB 5
SO 8
LOB 12



Batter	1	2	3	4	5	6	7	8	9	10	11	12	13	AB R H RBI BB SO LOB	TOP													
Larry Herndon, R (1, 8) OBP: 0.347, SLG: 0.367 Gary Thomasson, L (10, PH) OBP: 0.283, SLG: 0.388 (10, 8)	0-0 4-3		0-0 1B 1-3		0-0 4-3		0-0 F3			0-0 HR		0-0 SH1-4 1B		4 0 1 0 0 0 0 2 1 2 1 0 0 0	San Francisco Giants @ Houston Astros Astrodome, Houston, TX Sat Jul 24 1976, 8:05 PM EDT Dome - 72 F													
Marty Perez, R (1, 6) OBP: 0.342, SLG: 0.343 (8, 4)	0-0 6-3		0-0 1B 1-2		0-0 4-3		0-0 F9			0-0 6-3		0-0 SH1-4 1-2		5 0 1 0 0 0 0														
Gary Matthews, R (1, 7) OBP: 0.355, SLG: 0.422	0-0 6-3		0-0 F8							0-0 1B		0-0 F9		6 0 1 0 0 0 3														
Bobby Murcer, L (1, 9) OBP: 0.354, SLG: 0.407		0-3 K		0-0 1B 4-3		4-0 1-3 2B BB		0-3 K		0-0 F8		4-0 FC4-6 IBB		4 2 1 0 2 2 1														
Ken Reitz, R (1, 5) OBP: 0.306, SLG: 0.347		0-0 6-3		0-0 1B 4-3		0-0 1-3		0-0 F7		0-0 5-3		0-0 FC4-6 1-2f		6 0 1 0 0 0 4														
Darrell Evans, L (1, 3) OBP: 0.341, SLG: 0.321		0-0 2B		0-0 4-3 1-2 3-H		4-0 2B BB		0-0 F7		0-0 F9		0-0 4-3		5 1 1 1 1 0 1														
Bruce Miller, R (1, 4) OBP: 0.286, SLG: 0.429 Chris Speier, R (8, 6) OBP: 0.307, SLG: 0.281		0-0 F4		0-0 F4 3-H		0-0 2B		0-0 6-3		4-0 FC6-4 BB		4-0 1B BB		3 0 1 2 0 0 2 1 0 0 0 2 0 0														
Marc Hill, R (1, 2) OBP: 0.246, SLG: 0.303 (9, PR) Jim Bari, R (9, PR) Randy Moffitt, R (9, 1) Mike Caldwell, R (10, 1) Charlie Williams, R (10, 1) Glenn Adams, L (11, PH) John Montefusco, R (11, PR) Dave Heaverlo, R (11, 1) OBP: 0.173, SLG: 0.145 OBP: 0.333, SLG: 0.333			0-0 5-3		0-0 F9		0-3 K		0-0 1B		0-0 FC6-4 1-2f		0-0 G1-6-3 1B	4 0 1 0 0 0 1 2 0 0 0 0 0 0 0 0 0 0 0 0 0 0 0 0 1 0 0 0 0 0 0 0 1 0 0 0 0 0 0 0 1 0 0 1 0 0 0 0														
Rob Dressler, R (1, 1) OBP: 0.174, SLG: 0.174 (7, 1) Gary Lavelle, R (7, 1) Chris Arnold, R (8, PH) Mike Sadek, R (9, 2) Dave Flader, L (11, PH) OBP: 0.345, SLG: 0.306 OBP: 0.305, SLG: 0.316 (11, 2)			0-0 1B		0-0 F6		0-0 P3		0-0 F8		0-0 F7		0-0 G1-6-3 1-2f	3 0 1 0 0 0 0 0 0 0 0 0 0 0 1 0 0 0 0 0 0 1 0 0 0 0 0 0 0 0 2 0 0 0 0 0 0 3														
Inning Stats	R: 0 E: 0 K: 0 S: 3	H: 0 LOB: 0 BB: 0 P: 3	R: 0 E: 0 K: 1 S: 6	H: 1 LOB: 1 BB: 0 P: 6	R: 0 E: 0 K: 0 S: 5	H: 3 LOB: 2 BB: 0 P: 5	R: 1 E: 0 K: 0 S: 5	H: 2 LOB: 1 BB: 0 P: 5	R: 0 E: 0 K: 0 S: 3	H: 0 LOB: 0 BB: 0 P: 3	R: 2 E: 0 K: 1 S: 6	H: 1 LOB: 1 BB: 2 P: 14	R: 0 E: 0 K: 1 S: 5	H: 0 LOB: 0 BB: 0 P: 5		R: 0 E: 0 K: 0 S: 4	H: 1 LOB: 1 BB: 0 P: 4	R: 1 E: 0 K: 0 S: 5	H: 2 LOB: 1 BB: 0 P: 5	R: 0 E: 0 K: 0 S: 3	H: 0 LOB: 2 BB: 1 P: 7	R: 0 E: 0 K: 0 S: 4	H: 1 LOB: 2 BB: 1 P: 8	R: 0 E: 0 K: 0 S: 3	H: 1 LOB: 1 BB: 1 P: 7	1B: 9 2B: 2 3B: 0 HR: 1	SF: 0 SAC: 1 DP: 1 HBP: 0	WP: 0 PA: 54 PB: 0 SB: 0 CS: 0
PITCHER	IP WLS BF H R ER SO BB IBB HBP BLK WP HR S P ERA WHIP															IP WLS BF H R ER SO BB IBB HBP BLK WP HR S P ERA WHIP												
Mike Cosgrove, L (1, 1) ERA: 5.04	7.0																											
Joe Sambito, L (8, 1) ERA: 3.68	2.0	7	1	0	0	1	0	0	0	0	0	0	0	9		9	0.00	0.500										
Ken Forsch, R (10, 1) ERA: 2.33	2.0	9	2	1	1	0	1	0	0	0	0	1	8	12	4.50	1.500												
Gene Pentz, R (12, 1) ERA: 3.35	2.0	W	9	2	0	0	0	1	1	0	0	0	0	7	15	0.00	1.500											

livebaseballscorecards.com

AB	48
R	4
H	12
RBI	4
BB	5
SO	3
LOB	18



Batter	1	2	3	4	5	6	7	8	9	10	11	12	13	AB R H RBI BB SO LOB
Greg Gross, L (1, 9) OBP: 0.356, SLG: 0.336	4-0 BB G1-6-3	0-0 1-3		0-0 F7			0-0 BB SF9 1B		0-3 K	0-0 1B			0-0 1B SF7 2B	6 2 3 0 1 1 2
Rob Andrews, R (1, 4) OBP: 0.329, SLG: 0.326	0-0 G1-6-3		0-0 FC5 4-3 1B		0-0 3-1		0-0 SF9 BB 1-2 3-H		0-0 4-3	0-0 P3			0-0 IBB 1B	7 0 2 1 0 0 4
Cesar Cedeno, R (1, 8) OBP: 0.356, SLG: 0.493	0-0 BB S 1B		0-0 4-3 1-2		0-0 5-3		0-0 BB 1-2 2-3		0-0 E9 1B		0-3 K		4-0 1-2 IBB	5 0 2 0 2 1 1
Bob Watson, R (1, 3) OBP: 0.359, SLG: 0.417	4-0 BB 1-2 BB		0-0 5-3		0-0 F8		0-0 SF9 2-3 3-H		4-0 IBB		0-3 K		0-0 SF7 3-H	3 0 0 2 2 1 1
Jose Cruz, L (7, PH) Cliff Johnson, R (7, PH) Joe Sambito, L (8, PH) Ken Boswell, L (8, PH) Ken Forsch, R (10, 1) Wilbur Howard, S (11, PH) Gene Fentz, R (12, 1)	4-0 BB 1-2 2-3 BB		4-0 BB 1-2 BB		4-3 K		0-3 K		0-0 F4		0-0 1-3			1 0 0 0 2 0 0 1 0 0 0 0 1 2 0 0 0 0 0 0 0 1 0 0 0 0 0 2 0 0 0 0 0 0 0 1 0 0 0 0 0 0 0 0 0 0 0 0 0
Enos Cabell, R (1, 5) OBP: 0.330, SLG: 0.360	0-0 4-3		0-0 FC5 2-3f		0-0 1-3		0-0 6-3		0-0 6-3		0-0 6-3 SH3-4 1B		0-0 1-3	6 1 1 0 0 0 5
Ed Herrmann, L (1, 2) Skip Jutze, R (12, PR) OBP: 0.293, SLG: 0.349 OBP: 0.200, SLG: 0.259		1-0 FC4-6 HBP		0-0 F7		0-0 6-3		0-0 HR		0-0 SH3-4		1-0 BB HBP		3 1 1 1 0 0 0 0 0 0 0 0 0 0
Roger Metzger, S (1, 6) OBP: 0.320, SLG: 0.300		0-0 FC4-6 SH3-4 1-2f		0-0 G3		0-0 5-3		0-0 6-3		0-0 6-3		4-0 G5-4-3 BB		5 0 0 0 1 0 2
Mike Cosgrove, L (1, 1) OBP: 0.160, SLG: 0.087 Leon Roberts, R (7, PH) OBP: 0.381, SLG: 0.517 (8, 7)		0-0 SH3-4		0-0 E3		0-0 1B FC4 2B		0-3 K		0-0 1B 3-H		0-0 G5-4-3		1 0 0 0 0 0 0 4 1 2 1 0 1 2

Inning Stats	R: 0	H: 1	E: 0	LOB: 3	K: 0	BB: 3	S: 3	P: 15	R: 0	H: 0	E: 0	LOB: 1	K: 0	BB: 0	S: 3	P: 4	R: 0	H: 1	E: 0	LOB: 2	K: 0	BB: 1	S: 4	P: 8	R: 0	H: 0	E: 0	LOB: 0	K: 0	BB: 0	S: 3	P: 3	R: 0	H: 0	E: 0	LOB: 0	K: 0	BB: 0	S: 3	P: 3	R: 2	H: 2	E: 1	LOB: 2	K: 1	BB: 1	S: 8	P: 12	R: 1	H: 1	E: 0	LOB: 0	K: 1	BB: 0	S: 6	P: 6	R: 0	H: 1	E: 1	LOB: 2	K: 1	BB: 1	S: 6	P: 10	R: 1	H: 3	E: 0	LOB: 2	K: 0	BB: 0	S: 6	P: 6	R: 0	H: 0	E: 0	LOB: 0	K: 2	BB: 0	S: 7	P: 7	R: 0	H: 0	E: 0	LOB: 2	K: 0	BB: 1	S: 2	P: 7	R: 1	H: 2	E: 0	LOB: 2	K: 0	BB: 1	S: 3	P: 7	1B: 8	SF: 2	2B: 2	SAC: 2	3B: 0	DP: 2	HR: 1	HBP: 2	WP: 0	PA: 58
--------------	------	------	------	--------	------	-------	------	-------	------	------	------	--------	------	-------	------	------	------	------	------	--------	------	-------	------	------	------	------	------	--------	------	-------	------	------	------	------	------	--------	------	-------	------	------	------	------	------	--------	------	-------	------	-------	------	------	------	--------	------	-------	------	------	------	------	------	--------	------	-------	------	-------	------	------	------	--------	------	-------	------	------	------	------	------	--------	------	-------	------	------	------	------	------	--------	------	-------	------	------	------	------	------	--------	------	-------	------	------	-------	-------	-------	--------	-------	-------	-------	--------	-------	--------

PITCHER	IP	WLS	BF	H	R	ER	SO	BB	IBB	HBP	BLK	WP	HR	S	P	ERA	WHIP
Rob Dressler, R ERA: 4.37	(1, 1)	6.1	30	4	2	1	0	5	0	1	0	0	0	24	45	1.42	1.421
Gary Lavelle, L ERA: 2.63	(7, 1)	1.2	6	1	1	1	2	0	0	0	0	0	1	10	10	5.40	0.600
Randy Moffitt, R ERA: 3.1	(9, 1)	1.0	6	2	1	1	1	0	1	0	0	0	0	7	11	9.00	2.000
Mike Caldwell, L ERA: 4.46	(10, 1)	0.2	2	0	0	0	0	0	0	0	0	0	0	2	2	0.00	0.000
Charlie Williams, R ERA: 1.76	(10, 1)	0.1	3	2	0	0	0	0	0	0	0	0	0	3	3	0.00	6.000

San Francisco Giants @ Houston Astros
Astrodome, Houston, TX
Sat Jul 24 1976, 8:05 PM EDT
Dome - 72 F

AB	44
R	5
H	11
RBI	5
BB	8
SO	5
LOB	21



PITCHER	IP	WLS	BF	H	R	ER	SO	BB	IBB	HBP	BLK	WP	HR	S	P	ERA	WHIP
Dave Heaverlo, R ERA: 4.37	(11, 1)	2.1	11	2	1	1	2	1	1	1	0	0	0	12	21	3.86	1.286

Batter	1	2	3	4	5	6	7	8	9	AB R H RBI BB SO LOB	TOP
Gary Thomasson, L (1, 8) <small>OBP: 0.282, SLG: 0.377</small> Larry Herndon, R (8, 8) <small>OBP: 0.346, SLG: 0.365</small>	4-0 	0-0 4-3 			0-0 1-3 		0-3 K 		0-0 1-3 	3 1 0 0 1 1 1 1 0 0 0 0 0 0	
Marty Perez, R (1, 6) <small>OBP: 0.343, SLG: 0.341</small> (7, 4)	0-0 		0-0 5-3 		4-0 		0-0 6-3 		0-0 4-3 	4 1 1 0 1 0 1	
Gary Matthews, R (1, 7) <small>OBP: 0.352, SLG: 0.418</small>	0-3 K 		0-3 K 		0-3 K 		0-0 5-3 			4 0 0 0 0 3 4	
Bobby Murcer, L (1, 9) <small>OBP: 0.353, SLG: 0.405</small>	0-0 		0-0 G3 		0-3 K 			0-0 F7 		4 0 1 1 0 1 1	
Darrell Evans, L (1, 3) <small>OBP: 0.340, SLG: 0.320</small>	0-0 F8 			0-0 G1-6-3 		0-0 F9 		0-0 5-3 		4 1 1 0 0 0 2	
Ken Reitz, R (1, 5) <small>OBP: 0.310, SLG: 0.350</small>	0-0 			0-0 		0-0 F7 		4-0 		3 0 2 1 1 0 0	
Dave Rader, L (1, 2) <small>OBP: 0.303, SLG: 0.311</small>	0-0 FC6 			0-0 G1-6-3 		4-0 		0-0 4-3 		3 0 0 0 1 0 5	
Bruce Miller, R (1, 4) <small>OBP: 0.300, SLG: 0.400</small> Chris Speier, R (7, 6) <small>OBP: 0.309, SLG: 0.292</small>		0-0 		0-0 E5 		0-0 6-3 			0-0 	3 0 1 0 0 0 1 1 1 1 1 0 0 0	
John D'Acquisto, R (1, 1) <small>OBP: 0.333, SLG: 0.400</small> Glenn Adams, L (7, PH) <small>OBP: 0.289, SLG: 0.378</small> Mike Caldwell, R (7, 1) <small>OBP: 0.133, SLG: 0.133</small>		0-0 G6-3 		0-3 K 			0-0 		0-0 5-3 	2 0 0 0 0 1 2 1 0 1 0 0 0 0 1 0 0 0 0 0 0	
Inning Stats	R: 2 H: 3 E: 0 LOB: 2 K: 1 BB: 1 S: 8 P: 12	R: 0 H: 1 E: 0 LOB: 0 K: 0 BB: 0 S: 3 P: 3	R: 0 H: 0 E: 0 LOB: 0 K: 1 BB: 0 S: 5 P: 5	R: 1 H: 2 E: 1 LOB: 1 K: 1 BB: 0 S: 7 P: 7	R: 0 H: 0 E: 0 LOB: 1 K: 2 BB: 1 S: 7 P: 11	R: 0 H: 0 E: 0 LOB: 1 K: 0 BB: 1 S: 3 P: 7	R: 0 H: 1 E: 0 LOB: 1 K: 1 BB: 0 S: 6 P: 6	R: 0 H: 0 E: 0 LOB: 1 K: 0 BB: 1 S: 3 P: 7	R: 1 H: 1 E: 0 LOB: 0 K: 0 BB: 0 S: 4 P: 4	1B: 7 SF: 0 2B: 0 SAC: 0 3B: 0 DP: 2 HR: 1 HBP: 0	WP: 0 PA: 38 PB: 0 SB: 1 CS: 0
PITCHER Dan Larson, R (1, 1) <small>ERA: 1.69</small> Joe Sambito, L (8, 1) <small>ERA: 3.86</small>	IP WLS BF H R ER SO BB IBB HBP BLK WP HR S P ERA WHIP 7.0 L 30 7 3 2 6 3 0 0 0 0 0 0 39 51 2.57 1.429										

San Francisco Giants @ Houston Astros
 Astrodome, Houston, TX
 Sat Jul 24 1976, 8:05 PM EDT
 Att. 22,621 - Dome - 72 F

AB	34
R	4
H	8
RBI	3
BB	4
SO	6
LOB	17



livebaseballscorecards.com

Batter	1	2	3	4	5	6	7	8	9
Greg Cross, L (1, 9) OBP: 0.358, SLG: 0.336	0-0 4-3		0-0 1B			4-0 BB BB		0-0 6-3	
Rob Andrews, R (1, 4) OBP: 0.328, SLG: 0.325	0-0 1B		0-0 G3			0-3 K		0-0 6-3	
Jose Cruz, L (1, 8) OBP: 0.391, SLG: 0.387	0-0 F8				4-0 BB	0-0 F8		0-0 G3	
Leon Roberts, R (1, 7) OBP: 0.378, SLG: 0.506	0-0 F9				0-3 K	4-0 1-2 BB		0-3 K	
Enos Cabell, R (1, 5) OBP: 0.332, SLG: 0.358		0-3 K			0-3 K	4-0 1-2 2-3 BB		4-0 S BB	
Cliff Johnson, R (1, 3) OBP: 0.354, SLG: 0.373		0-0 F6			0-0 F6	0-0 6-3		0-0 F4	
Ed Herrmann, L (1, 2) Skip Jutze, R (7, PR) OBP: 0.198, SLG: 0.256		0-0 F8					0-0 G4-6-3 1B	0-0 5-3	
Roger Metzger, S (1, 6) OBP: 0.317, SLG: 0.297			0-3 K			0-0 F8		0-0 F8	
Dan Larson, R (1, 1) Cesar Cedeno, R (7, PH) Joe Sambito, L (8, 1)			0-0 1-3			0-0 3-1		0-0 G4-6-3 1-2f	

AB	R	H	RBI	BB	SO	LOB
3	0	1	0	1	0	0
4	0	1	0	0	1	2
3	0	0	0	1	0	2
3	0	0	0	1	2	2
2	0	0	0	2	2	1
4	0	0	0	0	0	5
3	0	1	0	0	0	0
1	0	0	0	0	0	1
3	0	0	0	0	1	1
2	0	0	0	0	0	0
1	0	0	0	0	0	1
0	0	0	0	0	0	0

BOTTOM

San Francisco Giants @ Houston Astros
Astrodome, Houston, TX
Sat Jul 24 1976, 8:05 PM EDT
Att. 22,621 - Dome - 72 F

livebaseballscorecards.com

AB	29
R	0
H	3
RBI	0
BB	5
SO	6
LOB	15



Inning Stats		R: 0	H: 1	E: 0	LOB: 1	K: 0	BB: 0	S: 4	P: 4
R: 0 H: 0 E: 0 LOB: 0 K: 1 BB: 0 S: 5 P: 5		R: 0 H: 1 E: 0 LOB: 1 K: 1 BB: 0 S: 6 P: 6		R: 0 H: 0 E: 0 LOB: 1 K: 2 BB: 1 S: 7 P: 11		R: 0 H: 0 E: 0 LOB: 0 K: 0 BB: 0 S: 3 P: 3		R: 0 H: 0 E: 0 LOB: 3 K: 1 BB: 3 S: 5 P: 17	
R: 0 H: 0 E: 0 LOB: 1 K: 0 BB: 0 S: 3 P: 3		R: 0 H: 1 E: 0 LOB: 1 K: 1 BB: 0 S: 5 P: 9		R: 0 H: 0 E: 0 LOB: 1 K: 1 BB: 1 S: 5 P: 9		1B: 3 SF: 0 2B: 0 SAC: 0 3B: 0 DP: 1 HR: 0 HBP: 0		WP: 0 PA: 34 PB: 0 SB: 1 CS: 0	
PITCHER									
IP	WLS	BF	H	R	ER	SO	BB	IBB	HBP
John D'Acquisto, R (1, 1) ERA: 5.31	6.0	W	24	2	0	0	5	4	0
Mike Caldwell, L (7, 1) ERA: 4.29	3.0	S	10	1	0	0	1	0	0

Batter	1	2	3	4	5	6	7	8	9	10	AB R H RBI BB SO LOB	TOP									
Gary Thomasson, L (1, 8) OBP: 0.281, SLG: 0.373 (10, 7)	0-0 L4-3 1B			0-0 F7		0-0 4-3			0-0 FC1-6 1-2f		4 0 1 0 0 0 1	San Francisco Giants @ Houston Astros Astrodome, Houston, TX Sun Jul 25 1976, 4:33 AM EDT Att. 11,035 - Dome - 72 F									
Marty Perez, R (1, 4) OBP: 0.337, SLG: 0.335	0-0 L4-3 1-2			0-0 F9			0-0 L1		0-0 FC1-6 1-2f		4 0 0 0 0 0 2										
Bobby Murcer, L (1, 9) OBP: 0.354, SLG: 0.406	0-0 G3			0-0 G3			0-0 F8 1B		0-0 CS 1-2	0-0 FC3-6 1B	4 0 2 0 0 0 0										
Darrell Evans, L (1, 3) OBP: 0.339, SLG: 0.319		0-0 G3-6-1 1B			0-0 F5		0-0 F8 1-2			0-0 B1	4 0 1 0 0 0 2										
Glenn Adams, L (1, 7) OBP: 0.286, SLG: 0.367 Larry Herndon, R (10, PR) OBP: 0.346, SLG: 0.365 (10, 8)		0-0 G3-6-1 1-2f			0-0 L4-6 S 1B		0-0 F4		0-0 FC3-6 1-2f	0-0 FC3-6 CS	4 0 1 0 0 0 3 0 0 0 0 0 0 0										
Chris Speier, R (1, 6) OBP: 0.309, SLG: 0.290		0-0 F8			4-0 BB 1-2 BB		0-0 6-3		0-0 CS 1-2	0-0 CS	2 0 0 0 1 0 0										
Bruce Miller, R (1, 5) OBP: 0.231, SLG: 0.308			0-0 F4		0-0 L4-6 2-3		0-0 F9				3 0 0 0 0 0 2										
Marc Hill, R (1, 2) OBP: 0.241, SLG: 0.296			0-0 5-3			0-0 6-3		0-3 K			3 0 0 0 0 1 0										
Ed Halicki, R (1, 1) OBP: 0.289, SLG: 0.200			0-3 K			0-0 F8		0-0 FC1-6 1B			3 0 1 0 0 1 0										
Inning Stats	R: 0 E: 0 K: 0 S: 3	H: 1 LOB: 0 BB: 0 P: 3	R: 0 E: 0 K: 0 S: 3	H: 1 LOB: 0 BB: 0 P: 3	R: 0 E: 0 K: 1 S: 5	H: 0 LOB: 0 BB: 0 P: 5	R: 0 E: 0 K: 0 S: 3	H: 0 LOB: 0 BB: 0 P: 3	R: 0 E: 0 K: 0 S: 3	H: 1 LOB: 1 BB: 0 P: 4	R: 0 E: 0 K: 1 S: 5		H: 0 LOB: 0 BB: 0 P: 5	R: 0 E: 0 K: 0 S: 3	H: 1 LOB: 1 BB: 0 P: 3	R: 0 E: 0 K: 0 S: 3	H: 1 LOB: 1 BB: 0 P: 3	1B: 6 2B: 2 3B: 0 HR: 0	SF: 0 SAC: 0 DP: 3 HBP: 0	WP: 0 PB: 0 SB: 1 CS: 2	PA: 34
PITCHER Bo McLaughlin, R (1, 1) ERA: 0.56	IP 10.0	WLS W	BF 32	H 6	R 0	ER 0	SO 2	BB 1	IBB 0	HBP 0	BLK 0	WP 0	HR 0	S 35	P 39	ERA 0.00	WHIP 0.700				

livebaseballscorecards.com

AB	31
R	0
H	6
RBI	0
BB	1
SO	2
LOB	10



Batter	1	2	3	4	5	6	7	8	9	10	AB	R	H	RBI	BB	SO	LOB
Greg Gross, L (1, 9) OBP: 0.359, SLG: 0.336	0-0 1B BB 1B		0-0 G3			4-0 1B BB		0-0 F5		0-0 SF7 3-H	3	0	1	1	1	0	0
Enos Cabell, R (1, 5) OBP: 0.328, SLG: 0.354	0-0 F8		0-3 K			0-3 K		0-0 5-3			4	0	0	0	0	2	2
Cesar Cedeno, R (1, 8) OBP: 0.356, SLG: 0.490	4-0 1B 1-2 BB			0-3 K		0-0 FC4-6 1-2 1B		0-3 K			3	0	1	0	1	2	0
Bob Watson, R (1, 3) OBP: 0.361, SLG: 0.417	0-0 1-2 2-3 1B			4-0 FC4-6 BB		0-0 F9		0-3 K			3	0	1	0	1	1	2
Jose Cruz, L (1, 7) OBP: 0.385, SLG: 0.380	0-0 4-3			0-0 FC4-6 1-2f S		0-0 FC4-6 1-2f		0-0 1-3			4	0	0	0	0	0	5
Ed Hermann, L (1, 2) OBP: 0.293, SLG: 0.347 Wilbur Howard, S (10, PR) OBP: 0.235, SLG: 0.288		0-3 K		0-3 K 1-2				0-0 F8		0-0 BB S SF7 1B	4	0	1	0	0	2	1
Rob Andrews, R (1, 4) OBP: 0.327, SLG: 0.322		0-0 F4			0-0 F8			0-0 F8		4-0 BB 1-2 IBB	3	0	0	0	1	0	0
Roger Metzger, S (1, 6) OBP: 0.313, SLG: 0.293		0-0 F8			0-3 K			0-0 F8		0-0 P2	4	0	0	0	0	1	2
Bo McLaughlin, R (1, 1) Ken Boswell, L (10, PH) OBP: 0.315, SLG: 0.329			0-0 F7			0-0 1-3		0-3 K		4-0 1-2 2-3 BB	3	0	0	0	0	1	0

Inning Stats	R: 0	H: 2	R: 0	H: 0	R: 0	H: 0	R: 0	H: 0	R: 0	H: 1	R: 0	H: 0	R: 0	H: 0	R: 0	H: 0	R: 0	H: 1	R: 1	H: 2	R: 0	H: 1	1B: 4	SF: 1	WP: 0	PA: 37
E: 0	LOB: 2	E: 0	LOB: 0	E: 0	LOB: 0	E: 0	LOB: 0	E: 0	LOB: 0	E: 0	LOB: 2	E: 0	LOB: 0	E: 0	LOB: 0	E: 0	LOB: 0	E: 0	LOB: 0	E: 0	LOB: 2	E: 0	LOB: 2	2B: 0	SAC: 0	FB: 0
K: 0	BB: 1	K: 1	BB: 0	K: 1	BB: 0	K: 2	BB: 1	K: 1	BB: 0	K: 0	BB: 0	K: 1	BB: 0	K: 1	BB: 0	K: 0	BB: 0	K: 0	BB: 0	K: 0	BB: 0	K: 1	BB: 2	3B: 0	DP: 0	SB: 2
S: 4	P: 8	S: 5	P: 5	S: 5	P: 5	S: 7	P: 11	S: 5	P: 5	S: 3	P: 3	S: 5	P: 5	S: 5	P: 5	S: 7	P: 7	S: 3	P: 11	S: 3	P: 11	S: 3	P: 11	HR: 0	HBP: 0	CS: 0

PITCHER	IP	WLS	BF	H	R	ER	SO	BB	IBB	HBP	BLK	WP	HR	S	P	ERA	WHIP
Ed Halicki, R (1, 1) ERA: 4.03	9.2	L	37	4	1	1	9	4	1	0	0	0	0	50	70	0.93	0.828

BOTTOM

San Francisco Giants @ Houston Astros
Astrodome, Houston, TX
Sun Jul 25 1976, 4:33 AM EDT
Att: 11,035 - Dome - 72 F

AB	31
R	1
H	4
RBI	1
BB	5
SO	9
LOB	12



San Francisco Giants @ Cincinnati Reds
Riverfront Stadium, Cincinnati, OH

Mon Jul 26 1976, 7:05 PM EDT
Att: 27,656 - Unknown

AB	33
R	3
H	7
RBI	1
BB	3
SO	6
LOB	14



WP:	0	PA:	37
PB:	0		
SB:	0		
CS:	0		

AB R H RBI BB SO LOB

5	0	2	0	0	0	2
3	0	0	0	0	0	3
1	0	0	0	0	0	0
4	0	0	0	0	1	2
0	0	0	0	1	0	0
3	0	0	0	0	1	0
4	1	2	0	0	0	1
3	1	1	0	1	2	1
4	1	0	0	0	1	3
3	0	1	1	1	0	2
0	0	0	0	0	0	0
0	0	0	0	0	0	0
1	0	0	0	0	1	0
1	0	0	0	0	0	0
0	0	0	0	0	0	0
1	0	1	0	0	0	0

Batter	1	2	3	4	5	6	7	8	9
Larry Herndon, R (1, 8) OBP: 0.347, SLG: 0.366	0-0 G5-4-3 1B		0-0 2-3 1B			0-0 F8		0-0 4-3	0-0 P3
Marty Perez, R (1, 4) OBP: 0.333, SLG: 0.330	0-0 G5-4-3 1-2f		0-0 P4			0-0 F8		0-0 F8	
Bruce Miller, R (6, 4) OBP: 0.214, SLG: 0.286									
Gary Matthews, R (1, 7) OBP: 0.348, SLG: 0.413	0-3 K		0-0 G3			0-0 F9			0-0 F7
Bobby Murcer, L (1, 9) OBP: 0.356, SLG: 0.406		4-0 BB BB		0-3 K		0-0 G3			0-0 F6
Gary Thomasson, L (3, 9) OBP: 0.274, SLG: 0.363									
Ken Reitz, R (1, 5) OBP: 0.312, SLG: 0.351				0-0 F9		0-0 5-3		0-0 1B 1B	0-0 BB E 1B
Darrell Evans, L (1, 3) OBP: 0.340, SLG: 0.319		0-3 K		0-3 K		0-0 1-2 1B		0-0 1-2 1B	4-0 BB E BB
Chris Speier, R (1, 6) OBP: 0.306, SLG: 0.287		0-0 FC6-4 1-2f			0-0 F4		0-3 K		0-0 E3 1B
Marc Hill, R (1, 2) OBP: 0.248, SLG: 0.297			4-0 1B SH2-4 BB		0-0 5-3		0-0 1-3		0-0 1B 1B
John Montefusco, R (1, 1) OBP: 0.173, SLG: 0.146								0-0 F8	0-0
Mike Caldwell, R (4, 1) OBP: 0.133, SLG: 0.133									
Charlie Williams, R (4, 1) OBP: 0.294, SLG: 0.285			0-0 SH2-4		0-3 K				
Chris Arnold, R (8, PH) OBP: 0.353, SLG: 0.333									
Dave Heaverlo, R (8, 1) OBP: 0.250, SLG: 0.193			1-2						1-2 1B
Steve Ontiveros, S (9, PH)									

Inning Stats	R: 0 E: 0 K: 1 S: 5	H: 1 LOB: 0 BB: 0 P: 5	R: 0 E: 0 K: 1 S: 5	H: 0 LOB: 1 BB: 1 P: 9	R: 0 E: 0 K: 0 S: 4	H: 1 LOB: 2 BB: 1 P: 8	R: 0 E: 0 K: 2 S: 7	H: 0 LOB: 0 BB: 0 P: 7	R: 0 E: 0 K: 1 S: 5	H: 0 LOB: 0 BB: 0 P: 5	R: 0 E: 0 K: 0 S: 3	H: 0 LOB: 0 BB: 0 P: 3	R: 0 E: 0 K: 1 S: 7	H: 2 LOB: 2 BB: 0 P: 7	R: 0 E: 0 K: 0 S: 3	H: 0 LOB: 0 BB: 0 P: 3	R: 3 E: 1 K: 0 S: 7	H: 3 LOB: 2 BB: 1 P: 11	1B: 7 2B: 0 3B: 0 HR: 0	SF: 0 SAC: 1 DP: 1 HBP: 0
--------------	------------------------------	---------------------------------	------------------------------	---------------------------------	------------------------------	---------------------------------	------------------------------	---------------------------------	------------------------------	---------------------------------	------------------------------	---------------------------------	------------------------------	---------------------------------	------------------------------	---------------------------------	------------------------------	----------------------------------	----------------------------------	------------------------------------

PITCHER	Fred Norman, L (1, 1) ERA: 2.38	IP: 9.0 WLS: W BF: 37 H: 7 R: 3 ER: 0 SO: 6 BB: 3 IBB: 0 HBP: 0 BLK: 0 WP: 0 HR: 0 S: 46 P: 58 ERA: 0.00 WHIP: 1.111
---------	------------------------------------	--

PITCHER		IP	WLS	BF	H	R	ER	SO	BB	IBB	HBP	BLK	WP	HR	S	P	ERA	WHIP
---------	--	----	-----	----	---	---	----	----	----	-----	-----	-----	----	----	---	---	-----	------

BOTTOM

San Francisco Giants @ Cincinnati Reds
Riverfront Stadium, Cincinnati, OH

Mon Jul 26 1976, 7:05 PM EDT
Att. 27,656 - Unknown

livebaseballscorecards.com

AB	38
R	9
H	16
RBI	8
BB	5
SO	5
LOB	23



WP:	0	PA:	44
PB:	0	SB:	0
CS:	0		

AB R H RBI BB SO LOB

5 2 2 1 0 1 0

4 3 2 0 1 0 0

4 2 2 2 1 0 1

4 2 4 1 1 0 0

5 0 4 3 0 0 2

2 0 2 1 2 0 0

5 0 0 0 0 1 13

5 0 0 0 0 1 7

4 0 0 0 0 2 0

1B:	12	SF:	0
2B:	3	SAC:	0
3B:	0	DP:	2
HR:	1	HBP:	1

Batter	1	2	3	4	5	6	7	8	9
Pete Rose, S OBP: 0.430, SLG: 0.475 (1, 5) X	0-0 HR	0-3 K		0-0 1B 2B	0-0 F8		0-0 4-3		
Ken Griffey, L OBP: 0.406, SLG: 0.453 (1, 9) X	0-0 F8		4-0 2B BB	0-0 1B 1B	0-0 6-3			0-0 1B 2B	
Joe Morgan, L OBP: 0.443, SLG: 0.584 (1, 4) X	0-0 F9		0-0 F9	0-0 1B 1B		4-0 G3 1B BB		0-0 1B 1B	
George Foster, R OBP: 0.389, SLG: 0.570 (1, 7) X	0-0 1B 1B		4-0 2B BB	0-0 1B 1B		0-0 G3 1B		0-0 1B 1B	
Dan Driessen, L OBP: 0.405, SLG: 0.448 (1, 3) X	0-0 1B 1B		0-0 2B	0-0 FC5-2 HBP		0-0 G3		0-0 G5-4-3 1B	
Cesar Geronimo, L OBP: 0.390, SLG: 0.451 (1, 8) X	0-0 1B		4-0 IBB	1-0 FC5-2 HBP		4-0 IBB		0-0 G5-4-3 1B	
Bill Plummer, R OBP: 0.349, SLG: 0.490 (1, 2) X	0-0 F8		0-3 K	0-0 FC5-2		0-0 G1-2-3		0-0 G5-4-3	
Doug Flynn, R OBP: 0.313, SLG: 0.333 (1, 6)		0-3 K	0-0 F4-3	0-0 F1-3			0-0 F8	0-0 F2-3	
Fred Norman, S OBP: 0.179, SLG: 0.185 (1, 1)		0-0 1-3		0-3 K	0-0 F8		0-3 K		

Inning Stats	R	H	E	K	S	P	BB	IBB	HBP	BLK	WP	HR	S	P	ERA	WHIP
1	2	4	0	0	7											
2	0	0	0	2	7											
3	1	1	0	1	6											
4	3	5	0	1	10											
5	0	0	0	0	3											
6	0	1	0	0	3											
7	0	0	0	1	5											
8	3	5	0	0	7											
9	0	0	0	0	2											

PITCHER	IP	WLS	BF	H	R	ER	SO	BB	IBB	HBP	BLK	WP	HR	S	P	ERA	WHIP
John Montefusco, R ERA: 2.99	3.0	L	17	5	3	3	3	2	1	0	0	0	1	20	32	9.00	2.333
Mike Caldwell, L ERA: 4.61	0.1		7	5	3	3	1	0	0	1	0	0	0	8	9	81.00	15.000
Charlie Williams, R ERA: 1.65	3.2		13	1	0	0	1	1	1	0	0	0	0	13	21	0.00	0.545
Dave Heaverlo, R ERA: 4.76	1.0		7	5	3	3	0	0	0	0	0	0	0	7	7	27.00	5.000

Batter	1	2	3	4	5	6	7	8	9	AB	R	H	RBI	BB	SO	LOB	TOP										
Gary Thomasson, L OBP: 0.271, SLG: 0.373 (1, 8) (7, 9)	0-0 F7			0-0 B1-3	0-0 SH3 3B	0-0 G3		0-0 3-1		5	1	1	1	0	0	2											
Marty Perez, R OBP: 0.328, SLG: 0.325 (1, 4)	0-0 F3			0-0 F8	0-0 SH3		0-0 6-3	0-0 P4		4	0	0	1	0	0	0											
Gary Matthews, R OBP: 0.349, SLG: 0.410 (1, 7)	0-0 6-3			0-3 K	4-0 S BB		4-0 1B BB		0-0 F8	3	1	0	0	2	1	0											
Bobby Murcer, L OBP: 0.357, SLG: 0.406 Larry Herndon, R OBP: 0.346, SLG: 0.364 (1, 9) (7, PR) (7, 8)		0-0 G3			HR BB		0-0 1B 6-3 1B		0-0 6-3	3	1	1	0	1	1	1											
Darrell Evans, L OBP: 0.344, SLG: 0.335 (1, 3)		0-0 F8			1B HR	0-0 1B 1B	0-0 1B 1B	0-0 6-3 1B	0-3 K	1	1	0	0	0	0	0											
Ken Reitz, R OBP: 0.314, SLG: 0.353 (1, 5)		0-0 F7			1B S 2B 1B	1-2 1B 1B	0-0 6-3			4	1	2	1	0	0	2											
Chris Speier, R OBP: 0.308, SLG: 0.287 (1, 6)			0-0 6-3		2B E 1B	0-0 F9	0-0 BB BB BB	4-0 BB		3	1	1	0	1	0	2											
Dave Rader, L OBP: 0.302, SLG: 0.315 (1, 2)			0-0 F5		SH2-4 1B 3B 2B	0-0 F8	0-0 F8			4	1	1	1	0	0	4											
Jim Barr, R OBP: 0.234, SLG: 0.167 Gary Lavelle, S OBP: 0.200, SLG: 0.200 (1, 1) (8, 1)			0-0 4-3		SH2-4 2B	0-0 1B		0-0 F8		3	0	1	1	0	0	0											
										0	0	0	0	0	0	0											
Inning Stats	R: 0 E: 0 K: 0 S: 3	H: 0 LOB: 0 BB: 0 P: 3	R: 0 E: 0 K: 0 S: 3	H: 0 LOB: 0 BB: 0 P: 3	R: 0 E: 0 K: 1 S: 5	H: 0 LOB: 0 BB: 0 P: 5	R: 6 E: 1 K: 1 S: 10	H: 5 LOB: 1 BB: 2 P: 18	R: 1 E: 0 K: 0 S: 6	H: 3 LOB: 2 BB: 0 P: 6	R: 2 E: 0 K: 0 S: 5	H: 2 LOB: 2 BB: 2 P: 13	R: 0 E: 0 K: 0 S: 3	H: 0 LOB: 0 BB: 0 P: 3	R: 0 E: 0 K: 1 S: 5	H: 0 LOB: 0 BB: 0 P: 5	1B: 7 2B: 1 3B: 1 HR: 1	SF: 0 SAC: 2 DP: 0 HBP: 0	WP: 0 PB: 0 SB: 2 CS: 0	PA: 41							
PITCHER	IP	WLS	BF	H	R	ER	SO	BB	IBB	HBP	BLK	WP	HR	S	P	ERA	WHIP										
Jack Billingham, R ERA: 5.21 (1, 1)	4.1	L	19	5	6	6	1	1	0	0	0	0	1	20	24	12.46	1.385										
Pedro Borbon, R ERA: 3.14 (5, 1)	0.2		3	0	0	0	1	1	0	0	0	0	0	4	8	0.00	1.500										
Rich Hinton, L ERA: 8.62 (6, 1)	2.0		13	5	3	3	0	2	0	0	0	0	0	11	19	13.50	3.500										
Will McEnaney, L ERA: 4.05 (8, 1)	2.0		6	0	0	0	1	0	0	0	0	0	0	8	8	0.00	0.000										

San Francisco Giants @ Cincinnati Reds
Riverfront Stadium, Cincinnati, OH
Tue Jul 27 1976, 7:05 PM EDT
Att. 26,046 - Unknown

AB	35
R	9
H	10
RBI	8
BB	4
SO	3
LOB	11



BOTTOM

San Francisco Giants @ Cincinnati Reds
 Riverfront Stadium, Cincinnati, OH

Tue Jul 27 1976, 7:05 PM EDT
 Att. 26,046 - Unknown

AB	34
R	4
H	8
RBI	4
BB	3
SO	2
LOB	16



WP	0	PA	38
PB	0		
SB	2		
CS	0		

AB R H RBI BB SO LOB

5	1	2	0	0	1	1
4	1	1	0	1	0	2
4	1	2	1	0	0	2
3	0	0	1	0	1	3
2	1	0	0	2	0	1
4	0	1	2	0	0	3
4	0	1	0	0	0	1
4	0	1	0	0	0	1
1	0	0	0	0	0	0
0	0	0	0	0	0	0
1	0	0	0	0	0	0
0	0	0	0	0	0	0
1	0	0	0	0	0	1
0	0	0	0	0	0	0
1	0	0	0	0	0	1

Batter	1	2	3	4	5	6	7	8	9
Pete Rose, S OBP: 0.430, SLG: 0.476 (1, 5) X	0-0 FC4-6 2B		0-3 K		0-0 4-3			0-0 G1 2B 1B	0-0 FC6-4
Ken Griffey, L OBP: 0.406, SLG: 0.451 (1, 9) BBB	4-0 FC4-6 BB		0-0 1B SF9 1B		0-0 6-3			0-0 G1 1-2	0-0 4-3
Joe Morgan, L OBP: 0.444, SLG: 0.586 (1, 4) X	0-0 FC4-6 1-2f 2-3		0-0 SF9 1-3 1B		0-0 4-3			0-0 2B 2B 2-H	
George Foster, R OBP: 0.385, SLG: 0.565 (1, 8) SSS	0-3 K 1-2		0-0 SF9 1-3		0-0 5-3			0-0 1-3	
Dan Driessen, L OBP: 0.407, SLG: 0.441 (1, 7) BBBB	4-0 BB		0-0 4-3		0-0 F8			4-0 2B BB	
Tony Perez, R OBP: 0.320, SLG: 0.432 (1, 3) X	0-0 6-3			0-0 6-3			0-0 P4	0-0 2B 1-H 2-H	
Dave Concepcion, R OBP: 0.332, SLG: 0.395 (1, 6) X		0-0 1-3		0-0 1-3			0-0 1B	0-0 F9	
Bill Plummer, R OBP: 0.345, SLG: 0.480 (1, 2) X		0-0 P4		0-0 6-3			0-0 F7	0-0 FC6-4 1B	
Jack Billingham, R OBP: 0.380, SLG: 0.297 (1, 1) X		0-0 F9			0-0 F7		0-0 1-3	0-0 F9	
Pedro Borbon, R OBP: 0.400, SLG: 0.400 (5, PH)									
Joel Youngblood, R OBP: 0.283, SLG: 0.302 (6, 1)									
Rich Hinton, L (6, 1)									
Mike Lum, L OBP: 0.348, SLG: 0.398 (7, PH)									
Will McEnaney, L (8, 1)									
Bob Bailey, R OBP: 0.569, SLG: 0.582 (9, PH)									

Inning Stats	R: 0	H: 1	E: 0	K: 1	S: 6	LOB: 3	BB: 2	P: 14
	R: 0	H: 0	E: 0	K: 0	S: 3	LOB: 0	BB: 0	P: 3
	R: 1	H: 2	E: 0	K: 1	S: 7	LOB: 1	BB: 0	P: 7
	R: 0	H: 0	E: 0	K: 0	S: 3	LOB: 0	BB: 0	P: 3
	R: 0	H: 0	E: 0	K: 0	S: 3	LOB: 0	BB: 0	P: 3
	R: 0	H: 0	E: 0	K: 0	S: 3	LOB: 0	BB: 0	P: 3
	R: 0	H: 1	E: 0	K: 0	S: 4	LOB: 1	BB: 0	P: 4
	R: 3	H: 3	E: 0	K: 0	S: 6	LOB: 1	BB: 1	P: 10
	R: 0	H: 1	E: 0	K: 0	S: 4	LOB: 1	BB: 0	P: 4

PITCHER	IP	WLS	BF	H	R	ER	SO	BB	IBB	HBP	BLK	WP	HR	S	P	ERA	WHIP
Jim Barr, R ERA: 3.25 (1, 1)	7.2	W	33	7	4	4	2	3	0	0	0	0	0	34	46	4.70	1.304
Gary Lavelle, L ERA: 2.58 (8, 1)	1.1		5	1	0	0	0	0	0	0	0	0	0	5	5	0.00	0.750

San Francisco Giants @ Cincinnati Reds
 Riverfront Stadium, Cincinnati, OH

Wed Jul 28 1976, 7:05 PM EDT
 Att: 28,053 - Unknown

AB	40
R	7
H	15
RBI	7
BB	6
SO	5
LOB	30



WP	1	PA	49
PB	0		
SB	3		
CS	0		

AB R H RBI BB SO LOB

5	1	2	0	0	0	2
5	1	1	0	1	1	4
5	2	3	1	1	0	2
5	2	2	0	1	0	6
3	1	1	2	2	0	2
3	0	1	3	1	0	1
5	0	2	1	0	0	7
5	0	2	0	0	1	4
3	0	1	0	0	2	2
1	0	0	0	0	1	0

1B	14	SF	1
2B	1	SAC	1
3B	0	DP	1
HR	0	HBP	1

Batter	1	2	3	4	5	6	7	8	9										
Gary Thomasson, L (1, 8) OBP: 0.281, SLG: 0.374	0-0 S BLK 1B	0-0 S 1B		0-0 6-3	0-0 F7		0-0 B5		1-0 1B HBP										
Bruce Miller, R (1, 4) OBP: 0.250, SLG: 0.263	0-0 F8	0-0 F2		0-0 E 1B BB 1B	0-3 K		4-0 BB 1-2 BB		0-0 P3										
Gary Matthews, R (1, 7) OBP: 0.353, SLG: 0.412	0-0 BB WP 1B		0-0 F9	0-0 BB E SF9 1B		4-0 1B BB	0-0 F9		0-0 1-2 1B										
Bobby Murcer, L (1, 9) OBP: 0.359, SLG: 0.408	4-0 BB 1-2 1B BB		0-0 1B	0-0 E6 BB		0-0 S 1-3 1B	0-0 F8		0-0 F2										
Darrell Evans, L (1, 3) OBP: 0.348, SLG: 0.335	4-0 1B 1-2 2-3 BB		0-0 2-H 1B	4-0 1-2 2-3 3-H BB		0-0 P6 1-2		0-0 F9											
Ken Reitz, R (1, 5) OBP: 0.315, SLG: 0.353	0-0 G5-4-3 1-3 2-H 3-H 1B		0-0 F9	0-0 SF9		4-0 IBB		0-0 F8											
Chris Speier, R (1, 6) OBP: 0.309, SLG: 0.289	0-0 G5-4-3 1-2f		0-0 1B 2-H 1B	0-0 F8		0-0 F3		0-0 FC4-8 1B											
Dave Rader, L (1, 2) OBP: 0.305, SLG: 0.318		0-0 F7	0-0 1-3 1B		0-0 SH1-4 1B	0-3 K		0-0 FC4-6 1-2f											
John D'Acquisto, R (1, 1) OBP: 0.333, SLG: 0.389		0-3 K	0-3 K		0-0 SH1-4		0-0 BB 1B		0-3 K										
Gary Lavelle, S (7, 1) OBP: 0.167, SLG: 0.167																			
Inning Stats	R: 3 E: 0 K: 0 S: 5	H: 3 LOB: 1 BB: 2 P: 13	R: 0 E: 0 K: 1 S: 6	H: 1 LOB: 1 BB: 0 P: 6	R: 2 E: 0 K: 1 S: 9	H: 4 LOB: 2 BB: 0 P: 9	R: 2 E: 1 K: 0 S: 6	H: 2 LOB: 2 BB: 1 P: 10	R: 0 E: 0 K: 1 S: 6	H: 1 LOB: 1 BB: 0 P: 6	R: 0 E: 0 K: 1 S: 6	H: 1 LOB: 3 BB: 2 P: 14	R: 0 E: 0 K: 0 S: 4	H: 1 LOB: 2 BB: 1 P: 8	R: 0 E: 0 K: 0 S: 4	H: 1 LOB: 1 BB: 0 P: 4	R: 0 E: 0 K: 1 S: 6	H: 1 LOB: 2 BB: 0 P: 7	
PITCHER	IP WLS BF H R ER SO BB IBB HBP BLK WP HR S P ERA WHIP																		
Santo Alcala, R (1, 1) ERA: 4.4	2.2 L 17 8 5 5 1 2 0 0 0 1 0 0 17 25 16.88 3.750																		
Pedro Borbon, R (3, 1) ERA: 3.04	2.1 12 3 2 0 2 1 0 0 0 0 0 0 15 19 0.00 1.714																		
Rich Hinton, L (6, 1) ERA: 7.64	2.0 11 2 0 0 1 2 1 0 0 0 0 0 10 22 0.00 2.000																		
Rawly Eastwick, R (8, 1) ERA: 2.54	2.0 9 2 0 0 1 0 0 0 1 0 0 0 10 11 0.00 1.000																		

livebaseballscorecards.com

Batter	1	2	3	4	5	6	7	8	9	AB R H RBI BB SO LOB	TOP																
Davey Lopes, R OBP: 0.328, SLG: 0.356 (1, 8)	0-0 S 2B 1B	0-0 F3		0-0 E 3B		0-0 F8			0-0 6-3	5 2 2 0 0 0 2																	
Ted Sizemore, R OBP: 0.306, SLG: 0.308 (1, 4)	0-0 F9 1-2		0-0 F7	0-0 E4		0-0 F5		0-3 K	5 0 0 0 0 1 1																		
Reggie Smith, S OBP: 0.294, SLG: 0.437 (1, 9)	0-0 WP 2H 2B		4-0 1B 1B BB	0-0 F8		0-3 K		0-0 F5	4 1 1 1 1 1 1																		
Ron Cey, R OBP: 0.397, SLG: 0.469 (1, 5)	0-3 K 2-3		0-0 F9		4-0 FC6-4 BB	4-0 FC6-4 BB			2 0 0 0 2 1 2																		
Steve Garvey, R OBP: 0.353, SLG: 0.426 (1, 3)	0-3 K		0-0 1B 1B		0-0 FC6-4 1-2f	0-0 FC6-4 1-2f			4 0 1 0 0 1 3																		
Bill Buckner, L OBP: 0.310, SLG: 0.381 (1, 7)		0-0 F6	0-0 1-2 3-H 1B		0-0 F4			0-0 F8	4 0 1 1 0 0 1																		
Bill Russell, R OBP: 0.333, SLG: 0.395 (1, 6)		0-0 1B 1B	0-0 F9		0-0 FC6-4 1-2f			0-0 F8	4 0 1 0 0 0 3																		
Steve Yeager, R OBP: 0.301, SLG: 0.384 (1, 2)		0-0 1-2 1B		0-0 F8		0-0 F7		0-0 1B	4 0 2 0 0 0 0																		
Burt Hooton, R OBP: 0.205, SLG: 0.154 (1, 1)		0-3 K		0-0 5-3		0-0 F6		0-0 4-3	2 0 0 0 0 1 2																		
Stan Wall, L (4, 1)									0 0 0 0 0 0 0 0																		
Danny Walton, R OBP: 0.159, SLG: 0.143 (6, PH)									1 0 0 0 0 0 0 0																		
Charlie Hough, R OBP: 0.287, SLG: 0.333 (6, 1)									0 0 0 0 0 0 0 0																		
Ed Goodson, L OBP: 0.233, SLG: 0.269 (8, PH)									1 0 0 0 0 0 1																		
Elias Coosa, R OBP: 0.143, SLG: 0.143 (8, 1)									0 0 0 0 0 0 0 0																		
Inning Stats	R: 1 E: 0 K: 2 S: 9	H: 2 LOB: 1 BB: 0 P: 9	R: 0 E: 0 K: 1 S: 7	H: 2 LOB: 2 BB: 0 P: 7	R: 1 E: 0 K: 0 S: 5	H: 2 LOB: 2 BB: 1 P: 9	R: 1 E: 1 K: 0 S: 5	H: 1 LOB: 1 BB: 0 P: 5	R: 0 E: 0 K: 0 S: 3	H: 0 LOB: 1 BB: 1 P: 7	R: 0 E: 0 K: 0 S: 3	H: 0 LOB: 0 BB: 0 P: 3	R: 0 E: 0 K: 1 S: 5	H: 0 LOB: 1 BB: 1 P: 9	R: 0 E: 0 K: 0 S: 4	H: 1 LOB: 1 BB: 0 P: 4	R: 0 E: 0 K: 1 S: 5	H: 0 LOB: 0 BB: 0 P: 5	1B: 6 2B: 1 3B: 1 HR: 0	SF: 0 SAC: 0 DP: 0 HBP: 0	WP: 1 PB: 0 SB: 1 CS: 0	PA: 39					
PITCHER	IP WLS BF H R ER SO BB IBB HBP BLK WP HR S P ERA WHIP																										
Ed Halicki, R ERA: 4.08 (1, 1)	2.2		13	4	2	2	3	1	0	0	0	1	0	18	22	6.75	1.875										
Charlie Williams, R ERA: 1.61 (3, 1)	1.1	W	8	3	1	0	0	0	0	0	0	0	0	8	8	0.00	2.250										
Randy Moffitt, R ERA: 2.86 (5, 1)	5.0	S	18	1	0	0	2	2	0	0	0	0	0	20	28	0.00	0.600										

Los Angeles Dodgers @ San Francisco Giants
 Candlestick Park, San Francisco, CA
 Fri Jul 30 1976, 10:05 PM EDT
 Att: 15,667 - Unknown

livebaseballscorecards.com

AB 36
 R 3
 H 8
 RBI 2
 BB 3
 SO 5
 LOB 16



Batter	1	2	3	4	5	6	7	8	9
Gary Thomasson, L (1, 8) OBP: 0.288, SLG: 0.373 Larry Herndon, R (9, 8) OBP: 0.346, SLG: 0.364	0-0 F5		0-0 SH5-4 HR 1B	0-0 FC6-4		4-0 BB			
Marty Perez, R (1, 4) OBP: 0.328, SLG: 0.325	0-0 5-3		0-0 SH5-4		0-0 1B	0-3 K			
Gary Matthews, R (1, 7) OBP: 0.355, SLG: 0.421	0-0 6-3		0-0 HR		0-0 FC6-4 1B		0-0 F4		
Bobby Murcer, L (1, 9) OBP: 0.358, SLG: 0.407		0-0 G6-4-3 1B	0-3 K		0-0 F9		0-0 F9		
Darrell Evans, L (1, 3) OBP: 0.347, SLG: 0.331		0-0 F5	0-0 F9		0-3 K		4-0 BB		
Ken Reitz, R (1, 5) OBP: 0.314, SLG: 0.354		0-0 G6-4-3 1B		0-0 FC1-2-5 2B	0-0 FC6-4		0-3 K		
Chris Speier, R (1, 6) OBP: 0.311, SLG: 0.289			0-0 HBP 1B	0-0 F6		1-0 PB 4-3 HBP		0-0 6-3	
Dave Rader, L (1, 2) OBP: 0.309, SLG: 0.322		0-0 HBP 1B	0-0 HBP 1B	0-0 FC1-2-5 1B		0-0 4-3		0-0 F7	
Ed Halicki, R (1, 1) OBP: 0.289, SLG: 0.200 Charlie Williams, R (3, 1) Glenn Adams, L (4, PH) OBP: 0.286, SLG: 0.367 Chris Arnold, R (4, PH) OBP: 0.259, SLG: 0.260 Randy Moffitt, R (5, 1) OBP: 0.250, SLG: 0.250			1-0 SH5-4 HR 1B HBP	0-0 FC1-2-5 2B		0-3 K2-3		0-0 4-3	

Inning Stats	R: 0	H: 0	E: 0	K: 0	S: 3	H: 1	LOB: 0	BB: 0	P: 3	R: 5	H: 4	E: 0	K: 1	S: 9	R: 0	H: 2	E: 0	K: 0	S: 5	R: 0	H: 2	E: 0	K: 1	S: 7	R: 0	H: 0	E: 0	K: 2	S: 7	R: 0	H: 0	E: 0	K: 1	S: 5	R: 0	H: 0	E: 0	K: 0	S: 3	R: 0	H: 0	E: 0	K: 0	S: 3
--------------	------	------	------	------	------	------	--------	-------	------	------	------	------	------	------	------	------	------	------	------	------	------	------	------	------	------	------	------	------	------	------	------	------	------	------	------	------	------	------	------	------	------	------	------	------

PITCHER	IP	WLS	BF	H	R	ER	SO	BB	IBB	HBP	BLK	WP	HR	S	P	ERA	WHIP
Burt Hooton, R (1, 1) ERA: 4.16	3.1	L	17	7	5	5	1	0	0	0	0	0	1	18	19	13.50	2.100
Stan Wall, L (4, 1) ERA: 4.42	1.2		7	2	0	0	1	0	0	0	0	0	0	9	9	0.00	1.200
Charlie Hough, R (6, 1) ERA: 2.49	2.0		9	0	0	0	3	2	0	1	0	0	0	12	21	0.00	1.000
Elias Sosa, R (8, 1) ERA: 4.59	1.0		3	0	0	0	0	0	0	0	0	0	0	3	3	0.00	0.000

BOTTOM

Los Angeles Dodgers @ San Francisco Giants
Candlestick Park, San Francisco, CA

Fri Jul 30 1976, 10:05 PM EDT
Att. 15,667 - Unknown

AB	R	H	RBI	BB	SO	LOB
3	1	1	2	1	0	2
0	0	0	0	0	0	0
3	0	1	0	0	1	2
4	1	2	3	0	0	0
4	0	1	0	0	1	2
3	0	0	0	1	1	3
4	0	1	0	0	1	4
3	1	1	0	0	0	1
4	1	2	0	0	0	1
0	0	0	0	0	0	0
0	1	0	0	0	0	0
0	0	0	0	0	0	0
1	0	0	0	0	0	2
2	0	0	0	0	1	1

1B:	7	SF:	0	WP:	0	PA:	36
2B:	1	SAC:	1	PB:	1	SB:	0
3B:	0	DP:	1	CS:	0		
HR:	1	HBP:	2				

livebaseballscorecards.com

GIANTS

Batter	1	2	3	4	5	6	7	8	9	AB R H RBI BB SO LOB	TOP												
Davey Lopes, R (1, 4) OBP: 0.322, SLG: 0.349	0-0 F6			0-0 F9	0-0 F4			0-0 4-3	0-0 F2	5 0 0 0 0 0 4	<p>Los Angeles Dodgers @ San Francisco Giants</p> <p>Candlestick Park, San Francisco, CA</p> <p>Sat Jul 31 1976, 10:05 PM EDT</p> <p>Att. 16,863 - Unknown</p> <p>livebaseballscorecards.com</p>												
Bill Buckner, L (1, 7) OBP: 0.309, SLG: 0.380	0-0 F7			0-0 6-3		0-0 G6-4-3 1B		0-0 F8		4 0 1 0 0 0 0													
Reggie Smith, S (1, 9) OBP: 0.296, SLG: 0.438	0-3 K			0-0 1B		0-0 G6-4-3 1-2f		0-0 1B		4 0 2 0 0 1 1													
Steve Garvey, R (1, 3) OBP: 0.352, SLG: 0.424		0-0 4-3		0-0 F8		0-0 1B		0-3 K		4 0 1 0 0 1 2													
Ron Cey, R (1, 5) OBP: 0.393, SLG: 0.463		0-0 F8			0-0 F9	0-3 K		0-0 F9		4 0 0 0 0 1 1													
Bill Russell, R (1, 6) OBP: 0.335, SLG: 0.399	0-3 K				0-0 5-3 1B		0-0 F7	0-0 1B 2B		4 2 2 0 0 1 0													
Lee Lacy, R (1, 8) OBP: 0.319, SLG: 0.379			0-0 F8		0-0 5-3 1-2		0-0 5-3	0-0 1B 1B		4 0 1 0 0 0 1													
Steve Yeager, R (1, 2) OBP: 0.304, SLG: 0.396			0-3 K		0-0 1B 2-H 1B		0-0 HR	0-3 K		4 1 2 2 0 2 2													
Doug Rau, L (1, 1) OBP: 0.319, SLG: 0.205			0-0 6-3		0-0 1-3 1B		0-3 K	0-0 1B		1 0 0 0 0 0 0													
Ed Goodson, L (5, PH) OBP: 0.241, SLG: 0.278										1 0 1 0 0 0 0													
Al Downing, R (5, 1)										0 0 0 0 0 0 0													
Henry Cruz, L (7, PH) OBP: 0.258, SLG: 0.364										1 0 0 0 0 1 0													
Charlie Hough, R (7, 1) OBP: 0.287, SLG: 0.333										0 0 0 0 0 0 0													
Manny Mota, R (9, PH) OBP: 0.375, SLG: 0.371										1 0 1 1 0 0 0													
Inning Stats	R: 0 E: 0 K: 1 S: 5	H: 0 LOB: 0 BB: 0 P: 5	R: 0 E: 0 K: 1 S: 5	H: 0 LOB: 0 BB: 0 P: 5	R: 0 E: 0 K: 1 S: 5	H: 1 LOB: 1 BB: 0 P: 4	R: 1 E: 0 K: 0 S: 6	H: 3 LOB: 2 BB: 0 P: 6	R: 0 E: 0 K: 1 S: 6	H: 2 LOB: 1 BB: 0 P: 6	R: 1 E: 0 K: 1 S: 6	H: 1 LOB: 0 BB: 0 P: 6	R: 0 E: 0 K: 1 S: 6	H: 1 LOB: 1 BB: 0 P: 6	R: 1 E: 0 K: 1 S: 8	H: 3 LOB: 2 BB: 0 P: 8	1B: 9 2B: 1 3B: 0 HR: 1	SF: 0 SAC: 0 DP: 1 HBP: 0	WP: 0 PB: 0 SB: 0 CS: 0	PA: 37			
PITCHER John Montefusco, R (1, 1) ERA: 2.99	IP 9.0	WLS W	BF 37	H 11	R 3	ER 3	SO 7	BB 0	IBB 0	HBP 0	BLK 0	WP 0	HR 1	S 51	P 51	ERA 3.00	WHIP 1.222					ERA 3.00	WHIP 1.222



Batter	1	2	3	4	5	6	7	8	9	AB	R	H	RBI	BB	SO	LOB
--------	---	---	---	---	---	---	---	---	---	----	---	---	-----	----	----	-----

Larry Herndon, R OBP: 0.348, SLG: 0.371 (1, 8)	0-3 K	0-0 S 1B HBP 1B		0-0 F9 1B 2B		0-0 F9				4	2	2	0	0	1	0
Marty Perez, R OBP: 0.331, SLG: 0.332 (1, 4)	0-0 WP 1B 2B	0-0 HBP S 1-2 1B		0-0 F9 2-3		0-3 K				4	1	2	0	0	1	1
Gary Matthews, R OBP: 0.358, SLG: 0.423 (1, 7)	0-0 HR 1B 2-H	4-0 HBP BB 1-2 2-3 BB		0-0 BB 1B 3-H			0-0 F9			3	1	2	2	1	0	0
Bobby Murcer, L OBP: 0.362, SLG: 0.415 (1, 9)	0-0 HR 1B 1-H	1-0 HBP 1-2 2-3 3-H		4-0 BB 1-2			0-0 F9			2	1	1	3	1	0	0
Ken Reitz, R OBP: 0.314, SLG: 0.353 (1, 5)	0-0 1B SF9-2-4 1B	0-0 5-3		0-0 4-3			0-0 L6			4	1	1	0	0	0	5
Chris Speier, R OBP: 0.311, SLG: 0.289 (1, 6)	0-0 1B SF9-2-4 1-3		0-0 6-3		0-0 4-3			0-3 K		4	0	1	0	0	1	0
Darrell Evans, L OBP: 0.343, SLG: 0.328 (1, 3)	0-0 SF9-2-4 1-2 3-H		0-0 F8		0-0 F5			0-0 F8		3	0	0	1	0	0	0
Marc Hill, R OBP: 0.243, SLG: 0.290 Mike Sadek, R OBP: 0.339, SLG: 0.300 (1, 2) (8, 2)		0-0 F2	0-0 5-3		0-0 6-3			0-0 F5		3	0	0	0	0	0	0
John Montefusco, R OBP: 0.164, SLG: 0.137 (1, 1)		0-0 F3		0-0 F4		0-3 K				1	0	0	0	0	1	0

Inning Stats	R: 4	H: 5	E: 0	LOB: 0	K: 1	P: 9	R: 1	H: 2	E: 0	LOB: 3	K: 0	P: 10	R: 0	H: 0	E: 0	LOB: 0	K: 0	P: 3	R: 1	H: 2	E: 0	LOB: 2	K: 0	P: 9	R: 0	H: 0	E: 0	LOB: 0	K: 0	P: 3	R: 0	H: 0	E: 0	LOB: 0	K: 2	P: 7	R: 0	H: 0	E: 0	LOB: 0	K: 0	P: 3	R: 0	H: 0	E: 0	LOB: 0	K: 1	P: 5
--------------	------	------	------	--------	------	------	------	------	------	--------	------	-------	------	------	------	--------	------	------	------	------	------	--------	------	------	------	------	------	--------	------	------	------	------	------	--------	------	------	------	------	------	--------	------	------	------	------	------	--------	------	------

PITCHER	IP	WLS	BF	H	R	ER	SO	BB	IBB	HBP	BLK	WP	HR	S	P	ERA	WHIP
Doug Rau, L ERA: 3.06 (1, 1)	4.0	L	23	9	6	6	1	2	0	1	0	1	1	22	31	13.50	2.750
Al Downing, L ERA: 7.13 (5, 1)	2.0		6	0	0	0	2	0	0	0	0	0	0	10	10	0.00	0.000
Charlie Hough, R ERA: 2.44 (7, 1)	2.0		6	0	0	0	1	0	0	0	0	0	0	8	8	0.00	0.000

BOTTOM

Los Angeles Dodgers @ San Francisco Giants
Candlestick Park, San Francisco, CA
Sat Jul 31 1976, 10:05 PM EDT
Att. 16,863 - Unknown

livebaseballscores.com

AB	31
R	6
H	9
RBI	6
BB	2
SO	4
LOB	6



1B:	6	SF:	1	WP:	1	PA:	35
2B:	3	SAC:	0	PB:	0		
3B:	0	DP:	1	SB:	2		
HR:	1	HBP:	1	CS:	0		

Batter	1	2	3	4	5	6	7	8	9	AB R H RBI BB SO LOB	TOP											
Davey Lopes, R OBP: 0.320, SLG: 0.343 (1, 4)	0-0 F8		0-0 5-3		0-0 5-3		0-0 F5		4-0 FC4-6 BB	4 0 0 0 1 0 2												
Bill Buckner, L OBP: 0.315, SLG: 0.386 (1, 7)	0-0 3-1 1B			4-0 1B G6-4-3 BB		0-0 E8 1B 2B		0-0 BB E FC6-4 1B	0-0 FC4-6 1-2f	4 3 3 0 1 0 1												
Reggie Smith, S OBP: 0.296, SLG: 0.435 Dusty Baker Jr., R OBP: 0.313, SLG: 0.306 (1, 9) (9, 9)	0-0 3-1 1-2			0-0 G6-4-3 1B		0-0 4-3		0-0 FC4 FC6-4 BB 1-2		4 0 1 0 0 0 3 0 0 0 0 0 0 0												
Steve Garvey, R OBP: 0.348, SLG: 0.420 (1, 3)		0-0 F8		0-0 G6-4-3 1-2f 3-H		0-0 5-3		0-0 F9		4 0 0 0 0 0 4												
Ron Cey, R OBP: 0.394, SLG: 0.462 (1, 5)		0-3 K		0-0 F8		0-0 1B 3-H 1B		4-0 BB BB BB 1-2 2-3 BB FC6-4		3 0 1 1 1 1 0												
Bill Russell, R OBP: 0.334, SLG: 0.398 (1, 6)		0-0 6-3				0-0 F9		0-0 FC6-4 BB		4 0 1 1 0 0 2												
Lee Lacy, R OBP: 0.322, SLG: 0.381 (1, 8)			0-0 S 1B		0-0 F9		0-0 5-3 1B		0-0 FC6-4 BB 1-2f 2-3 3-H	4 1 2 0 0 0 4												
Steve Yeager, R OBP: 0.300, SLG: 0.391 (1, 2)			0-3 K 1-2		0-0 5-3 1B		0-0 6-3		0-0 F3	4 0 0 0 0 1 2												
Don Sutton, R OBP: 0.182, SLG: 0.102 Charlie Hough, R OBP: 0.267, SLG: 0.333 (1, 1) (9, 1)			0-3 K		0-0 K 2-H 1B		0-0 F8		0-0 F9	4 0 1 1 0 1 1 0 0 0 0 0 0 0												
Inning Stats	R: 0 E: 0 K: 0 S: 3	H: 1 LOB: 0 BB: 0 P: 3	R: 0 E: 0 K: 1 S: 5	H: 0 LOB: 0 BB: 0 P: 5	R: 0 E: 0 K: 2 S: 8	H: 1 LOB: 1 BB: 0 P: 8	R: 1 E: 0 K: 0 S: 3	H: 1 LOB: 0 BB: 1 P: 7	R: 1 E: 0 K: 0 S: 5	H: 2 LOB: 1 BB: 0 P: 5	R: 1 E: 1 K: 0 S: 6	H: 3 LOB: 2 BB: 0 P: 6	R: 0 E: 0 K: 0 S: 3	H: 0 LOB: 0 BB: 0 P: 3	R: 1 E: 1 K: 0 S: 5	H: 1 LOB: 2 BB: 1 P: 9	R: 0 E: 0 K: 0 S: 3	H: 0 LOB: 1 BB: 1 P: 7	1B: 8 2B: 1 3B: 0 HR: 0	SF: 0 SAC: 0 DP: 1 HBP: 0	WP: 0 PB: 0 SB: 1 CS: 0	PA: 38
PITCHER	IP WLS BF H R ER SO BB IBB HBP BLK WP HR S P ERA WHIP																				PITCHER	IP WLS BF H R ER SO BB IBB HBP BLK WP HR S P ERA WHIP
Jim Barr, R ERA: 3.3 (1, 1)	6.0 L 25 8 3 3 3 1 0 0 0 0 0 30 34 4.50 1.500																					
Randy Moffitt, R ERA: 2.77 (7, 1)	2.0 9 1 1 0 0 1 0 0 0 0 0 0 8 12 0.00 1.000																					
Dave Heaverlo, R ERA: 4.68 (9, 1)	1.0 4 0 0 0 0 1 0 0 0 0 0 0 3 7 0.00 1.000																					

Los Angeles Dodgers @ San Francisco Giants
Candlestick Park, San Francisco, CA
Sun Aug 01 1976, 6:33 AM EDT
Unknown

livebaseballscorecards.com

AB	35
R	4
H	9
RBI	3
BB	3
SO	3
LOB	19



Batter	1	2	3	4	5	6	7	8	9	AB	R	H	RBI	BB	SO	LOB
Gary Thomasson, L (1, 8) OBP: 0.306, SLG: 0.397	0-0 CS 1B		0-0 BB 6-2 2B	0-0 FC5-4 1-2 2-H 1B			0-0 F2		0-0 G3 1B	5	0	4	1	0	0	0
Marty Perez, R (1, 4) OBP: 0.332, SLG: 0.331	0-0 F9		4-0 BB BB BB	0-0 F4			0-0 F9		0-0 G3 1-2 1B	4	0	1	0	1	0	3
Gary Matthews, R (1, 7) OBP: 0.359, SLG: 0.421	0-3 K		4-0 BB 1-2 2-3 BB	0-0 FC5-4 1-2f			0-0 1B 1B		0-3 K	4	0	1	0	1	2	5
Bobby Murcer, L (1, 9) OBP: 0.360, SLG: 0.412	0-3 K 1-2		0-0 6-2				0-0 F7		0-0 G3 1-2 2-3	5	0	1	0	0	1	6
Darrell Evans, L (1, 3) OBP: 0.341, SLG: 0.323			0-3 K 1-2 2-3 BB	4-0 3-Hf			0-3 K		0-0 F7	4	0	0	0	1	2	4
Ken Reitz, R (1, 5) OBP: 0.311, SLG: 0.349			0-0 E5 1B	0-0 F7			0-0 6-3		0-0 5-3	4	0	0	0	0	0	3
Chris Speier, R (1, 6) OBP: 0.310, SLG: 0.288			0-0 F6				0-0 L5		0-0 F8 1B	4	0	1	0	0	0	1
Dave Rader, L (1, 2) OBP: 0.313, SLG: 0.331			0-0 1-2 1B				0-0 F9		0-0 F9	4	1	2	0	0	0	1
Jim Barr, R (1, 1) OBP: 0.224, SLG: 0.159			0-0 F8				0-0 F5		0-0 G3	2	0	0	0	0	1	3
Steve Ontiveros, S (6, PH) OBP: 0.246, SLG: 0.190										1	0	0	0	0	0	0
Randy Moffitt, R (7, 1) OBP: 0.250, SLG: 0.250										0	0	0	0	0	0	0
Glenn Adams, L (8, PH) OBP: 0.280, SLG: 0.360										1	0	0	0	0	0	1
Dave Heaverlo, R (9, 1) OBP: 0.333, SLG: 0.333										0	0	0	0	0	0	0

Inning Stats	R: 0	H: 1	E: 0	LOB: 1	K: 2	BB: 0	S: 8	P: 8
	R: 0	H: 1	E: 1	LOB: 2	K: 1	BB: 0	S: 7	P: 7
	R: 0	H: 1	E: 0	LOB: 3	K: 0	BB: 3	S: 3	P: 15
	R: 1	H: 2	E: 0	LOB: 2	K: 1	BB: 0	S: 8	P: 8
	R: 0	H: 0	E: 0	LOB: 0	K: 1	BB: 0	S: 5	P: 5
	R: 0	H: 0	E: 0	LOB: 0	K: 0	BB: 0	S: 3	P: 3
	R: 0	H: 2	E: 0	LOB: 2	K: 0	BB: 0	S: 5	P: 5
	R: 0	H: 1	E: 0	LOB: 1	K: 0	BB: 0	S: 4	P: 4
	R: 0	H: 2	E: 0	LOB: 2	K: 1	BB: 0	S: 7	P: 7

PITCHER	IP	WLS	BF	H	R	ER	SO	BB	IBB	HBP	BLK	WP	HR	S	P	ERA	WHIP
Don Sutton, R (1, 1) ERA: 4.19	8.0	W	38	10	1	1	5	3	0	0	0	1	0	45	57	1.12	1.625
Charlie Hough, R (9, 1) ERA: 2.41	1.0	S	3	0	0	0	1	0	0	0	0	0	0	5	5	0.00	0.000

BOTTOM

Los Angeles Dodgers @ San Francisco Giants
Candlestick Park, San Francisco, CA

Sun Aug 01 1976, 6:33 AM EDT
Unknown

AB	38
R	1
H	10
RBI	1
BB	3
SO	6
LOB	27



WP	PA	ERA	WHIP
1	41		
0			
0			
1			

Batter	1	2	3	4	5	6	7	8	9	10	AB R H RBI BB SO LOB	TOP															
Davey Lopes, R OBP: 0.318, SLG: 0.340 (1, 4) X	0-0 F6		X 0-0 F9		X 0-0 4-3		X 0-0 E1 SF8 1-3 2-H 1B		S 0-3 K		5 0 1 0 0 1 0	<p>Los Angeles Dodgers @ San Francisco Giants</p> <p>Candlestick Park, San Francisco, CA</p> <p>Sun Aug 01 1976 6:38 AM EDT</p> <p>Att. 36,208 - Unknown</p>															
Bill Buckner, L OBP: 0.320, SLG: 0.391 (1, 7) X	0-0 1B		X 0-0 1B		X 0-0 1B		X 0-0 F4		X 0-0 1B		5 1 4 0 0 0 2																
Lee Lacy, R OBP: 0.327, SLG: 0.382 (1, 8) X	0-0 1B		X 0-0 1B		X 0-0 F8		X 4-0 IBB		X 0-0 F8		4 0 2 0 1 0 2																
Steve Garvey, R OBP: 0.349, SLG: 0.421 (1, 3) S	0-3 K		X 0-0 1B		X 0-0 4-3		X 0-0 SF8			X 0-0 E S SF8 1B	4 1 2 2 0 1 3																
Ron Cey, R OBP: 0.389, SLG: 0.455 (1, 5) X	0-0 F9		X 0-0 F9			X 0-0 5-3	X 0-0 5-3			X 0-0 E4 1-3	5 0 0 0 0 0 7																
Bill Russell, R OBP: 0.332, SLG: 0.394 (1, 6) S		B 4-0 B B B	X 0-0 1-3		X 0-0 6-3		S 0-3 K		X 0-0 SF8		3 0 0 1 1 1 2																
Dusty Baker Jr., R OBP: 0.308, SLG: 0.302 (1, 9) X		X 0-0 FC6-4 E		S 0-3 K		X 0-0 F9		X 0-0 4-3	X 0-0 F4		5 0 0 0 0 1 2																
Ellie Rodriguez, R OBP: 0.390, SLG: 0.226 (1, 2) X		X 0-0 6-3		X 0-0 F9		B 4-0 B B B	X 0-0 1B 1B E BB		X 0-0 F8		4 1 0 0 1 0 2																
Rick Rhoden, R OBP: 0.347, SLG: 0.438 Charlie Hough, R OBP: 0.267, SLG: 0.333 (1, 1) S (9, 1) S		S 0-3 K		X 0-0 F9		X 0-0 E SF8 1-2 1B		X 0-0 6-3			4 1 1 0 0 1 1 0 0 0 0 0 0 0																
Inning Stats	R: 0 E: 0 K: 1 S: 7	H: 2 LOB: 2 BB: 0 P: 7	R: 0 E: 1 K: 1 S: 5	H: 0 LOB: 1 BB: 1 P: 9	R: 1 E: 0 K: 0 S: 6	H: 3 LOB: 2 BB: 0 P: 6	R: 0 E: 0 K: 1 S: 5	H: 0 LOB: 0 BB: 0 P: 5	R: 0 E: 0 K: 0 S: 4	H: 1 LOB: 1 BB: 0 P: 4	R: 0 E: 0 K: 0 S: 3		H: 0 LOB: 0 BB: 0 P: 3	R: 2 E: 1 K: 0 S: 5	H: 2 LOB: 2 BB: 2 P: 13	R: 0 E: 0 K: 1 S: 5	H: 0 LOB: 0 BB: 0 P: 5	R: 0 E: 0 K: 1 S: 6	H: 1 LOB: 1 BB: 0 P: 6	R: 1 E: 1 K: 0 S: 5	H: 1 LOB: 1 BB: 0 P: 5	1B: 10 2B: 0 3B: 0 HR: 0	SF: 2 SAC: 0 DP: 0 HBP: 0	WP: 0 PB: 0 SB: 1 CS: 0	PA: 44		
PITCHER	IP WLS BF H R ER SO BB IBB HBP BLK WP HR S P ERA WHIP																										
Rob Dressler, R ERA: 4.14 (1, 1)	6.0	25	6	1	1	3	1	0	0	0	0	0	30	34	1.50	1.167											
Gary Lavelle, L ERA: 2.72 (7, 1)	0.1	5	2	2	2	0	1	1	0	0	0	0	3	11	54.00	9.000											
Charlie Williams, R ERA: 1.53 (7, 1)	2.2	9	1	0	0	2	0	0	0	0	0	0	13	13	0.00	0.375											
Dave Heaverlo, R ERA: 4.76 (10, 1)	1.0	L 5	1	1	1	0	0	0	0	0	0	0	5	5	9.00	1.000											

livebaseballscorecards.com

AB	39
R	4
H	10
RBI	3
BB	3
SO	5
LOB	21



BOTTOM

Los Angeles Dodgers @ San Francisco Giants
Candlestick Park, San Francisco, CA

Sun Aug 01 1976, 6:38 AM EDT
 Att: 36,208 - Unknown

livebaseballscorecards.com

AB	38
R	3
H	9
RBI	3
BB	5
SO	6
LOB	16



AB R H RBI BB SO LOB

4 2 1 0 1 0 1

5 0 1 2 0 1 1

3 0 1 1 1 0 0

5 0 1 0 0 0 3

4 0 0 0 1 0 0

5 0 1 0 0 1 2

4 1 2 0 1 0 1

4 0 2 0 1 0 2

2 0 0 0 0 2 3
 1 0 0 0 0 1 2
 0 0 0 0 0 0 0
 0 0 0 0 0 0 0
 1 0 0 0 0 1 1
 0 0 0 0 0 0 0


1B: 6 SF: 1
 2B: 3 SAC: 0
 3B: 0 DP: 0
 HR: 0 HBP: 0

WP: 0 PA: 44
 PB: 0
 SB: 1
 CS: 0

Batter	1	2	3	4	5	6	7	8	9	10
Gary Thomasson, L OBP: 0.309, SLG: 0.400 (1, 8)	0-0 SF8 2B	0-0 F5			0-0 F2		0-0 3-1		4-0 2B BB	
Marty Perez, R OBP: 0.330, SLG: 0.332 (1, 4)	0-0 F8 2-3		0-0 F4		0-3 K		0-0 5-3		0-0 2B 1-H 2-H	
Gary Matthews, R OBP: 0.359, SLG: 0.421 (1, 7)	0-0 SF8 3-H		0-0 F7		0-0 1B		0-0 F9		4-0 BB	
Bobby Murcer, L OBP: 0.358, SLG: 0.410 (1, 9)	0-0 BB 1B		0-0 G3		0-0 F7			0-0 F8	0-0 5-3	
Darrell Evans, L OBP: 0.339, SLG: 0.319 (1, 3)	4-0 1-2 BB			0-0 4-3		0-0 F9		0-0 F9		0-0 4-3
Ken Reitz, R OBP: 0.310, SLG: 0.348 (1, 5)	0-3 K			0-0 4-3 1B		0-0 F9		0-0 F2		0-0 F9
Chris Speier, R OBP: 0.314, SLG: 0.290 (1, 6)		0-0 F6		0-0 4-3 1-2		0-0 1B 1B			0-0 G3 2B 1B	4-0 BB
Dave Rader, L OBP: 0.320, SLG: 0.341 (1, 2)		0-0 2B		4-0 IBB		0-0 1-2 1B			0-0 G3 1-2	0-0 F6
Rob Dressler, R OBP: 0.160, SLG: 0.160 (1, 1) Glenn Adams, L OBP: 0.275, SLG: 0.353 (6, PH) Gary Lavell, S OBP: 0.197, SLG: 0.167 (7, 1) Charlie Williams, R OBP: 0.242, SLG: 0.186 (9, PH) Dave Heaverlo, R OBP: 0.333, SLG: 0.333 (10, 1)		0-3 K		0-3 K		0-3 K			0-3 K	

Inning Stats	R: 1	H: 2	E: 0	K: 1	S: 7	H: 2	LOB: 2	BB: 1	P: 11	R: 0	H: 1	E: 0	K: 0	S: 3	H: 0	LOB: 0	BB: 0	P: 3	R: 0	H: 1	E: 0	K: 1	S: 6	H: 1	LOB: 1	BB: 0	P: 6	R: 0	H: 2	E: 0	K: 0	S: 7	H: 0	LOB: 0	BB: 0	P: 3	R: 0	H: 0	E: 0	K: 0	S: 3	H: 0	LOB: 0	BB: 0	P: 3	R: 2	H: 2	E: 0	K: 1	S: 7	H: 2	LOB: 2	BB: 2	P: 15	R: 0	H: 0	E: 0	K: 0	S: 3	H: 0	LOB: 1	BB: 1	P: 7
--------------	------	------	------	------	------	------	--------	-------	-------	------	------	------	------	------	------	--------	-------	------	------	------	------	------	------	------	--------	-------	------	------	------	------	------	------	------	--------	-------	------	------	------	------	------	------	------	--------	-------	------	------	------	------	------	------	------	--------	-------	-------	------	------	------	------	------	------	--------	-------	------

PITCHER	IP	WLS	BF	H	R	ER	SO	BB	IBB	HBP	BLK	WP	HR	S	P	ERA	WHIP
Rick Rhoden, R ERA: 3.1 (1, 1)	8.2		38	9	3	3	6	2	1	0	0	0	0	47	59	3.12	1.269
Charlie Hough, R ERA: 2.37 (9, 1)	1.1	W	6	0	0	0	0	2	0	0	0	0	0	4	12	0.00	1.500

Batter	1	2	3	4	5	6	7	8	9	AB R H RBI BB SO LOB	TOP														
Pete Rose, S OBP: 0.421, SLG: 0.466 (1, 5) X	0-0 6-3		0-0 F8		0-0 F7		0-0 3B 1B	0-0 BB FC1-2 1B		5 1 2 1 0 0 0	<p>Cincinnati Reds @ San Francisco Giants Candlestick Park, San Francisco, CA</p> <p>Mon Aug 02 1976, 10:05 PM EDT Att. 6,502 - Unknown</p> <p>livebaseballscorecards.com</p> <table border="1"> <tr><td>AB</td><td>42</td></tr> <tr><td>R</td><td>5</td></tr> <tr><td>H</td><td>15</td></tr> <tr><td>RBI</td><td>5</td></tr> <tr><td>BB</td><td>3</td></tr> <tr><td>SO</td><td>4</td></tr> <tr><td>LOB</td><td>22</td></tr> </table> 	AB	42	R	5	H	15	RBI	5	BB	3	SO	4	LOB	22
AB	42																								
R	5																								
H	15																								
RBI	5																								
BB	3																								
SO	4																								
LOB	22																								
Ken Griffey, L OBP: 0.410, SLG: 0.462 (1, 9) B B B	4-0 BB		0-0 F8 2B		0-0 4-3		0-0 1-H 3B	0-0 FC1-2 BB		4 0 2 1 1 0 3															
Joe Morgan, L OBP: 0.443, SLG: 0.584 (1, 4) X	0-0 F7		0-0 F8		0-0 4-3		0-0 P4	4-0 FC6 BB		4 0 0 1 1 0 3															
George Foster, R OBP: 0.386, SLG: 0.576 (1, 7) S S S	0-3 K		0-3 K		0-0 5-3			0-0 FC6		5 1 1 0 0 2 5															
Dan Driessen, L OBP: 0.398, SLG: 0.415 (1, 3) X		0-0 4-3		0-0 G3		0-0 4-3		0-0 1B 1B 1B	0-0 F8	5 1 1 0 0 0 0															
Johnny Bench, R OBP: 0.360, SLG: 0.415 (1, 2) X		0-0 BB 1B		0-0 G3		0-0 1B		0-0 1B 1B 1B	0-0 6-3	5 1 3 1 0 0 0															
Cesar Geronimo, L OBP: 0.397, SLG: 0.446 (1, 8) B B B B		4-0 1-2 BB		0-0 1B 1B		0-0 G3		0-3 K	0-0 1B 1B	4 0 2 0 1 1 3															
Doug Flynn, R OBP: 0.318, SLG: 0.337 (1, 6) X		0-0 F9		0-0 1-2 1B		0-0 F9		0-0 1B FC1-2 1B	0-0 1-3 1B	5 0 3 0 0 0 2															
Pat Zachry, R OBP: 0.214, SLG: 0.154 (1, 1)		0-3 K		0-0 4-3		0-0 F3		0-0 FC1-2 BB 1B	0-0 6-3	2 0 0 0 0 1 4 1 0 0 0 0 0 0 0 0 0 0 0 0 0 1 0 1 1 0 0 0 0 1 0 0 0 0 0 1 0 0 0 0 0 2															
Mike Lum, L OBP: 0.351, SLG: 0.394 (7, PH)																									
Willi McEnaney, L OBP: 0.356, SLG: 0.557 (7, 1)																									
Bob Bailey, R OBP: 0.386, SLG: 0.568 (8, PH)																									
Ed Armbrister, R OBP: 0.308, SLG: 0.308 (8, PR)																									
Pedro Borbon, R OBP: 0.308, SLG: 0.308 (8, 1)																									
Inning Stats	R: 0 E: 0 K: 1 S: 5	H: 0 LOB: 1 BB: 1 P: 9	R: 0 E: 0 K: 1 S: 6	H: 1 LOB: 2 BB: 1 P: 10	R: 0 E: 0 K: 1 S: 6	H: 1 LOB: 1 BB: 0 P: 6	R: 0 E: 0 K: 0 S: 5	H: 2 LOB: 2 BB: 0 P: 5	R: 0 E: 0 K: 0 S: 3	H: 0 LOB: 0 BB: 0 P: 3	R: 0 E: 0 K: 0 S: 4	H: 1 LOB: 1 BB: 0 P: 4	R: 1 E: 0 K: 0 S: 5	H: 2 LOB: 1 BB: 0 P: 5	R: 4 E: 0 K: 1 S: 11	H: 6 LOB: 3 BB: 1 P: 15	R: 0 E: 0 K: 0 S: 5	H: 2 LOB: 2 BB: 0 P: 5	1B: 13 2B: 1 3B: 1 HR: 0	SF: 0 SAC: 0 DP: 0 HBP: 0	WP: 0 PB: 0 SB: 0 CS: 0	PA: 45			
PITCHER	IP WLS BF H R ER SO BB IBB HBP BLK WP HR S P ERA WHIP																								
John D'Acquisto, R ERA: 4.86 (1, 1)	7.0 L 33 10 4 4 4 3 2 0 0 0 0 0 0 37 45 5.14 1.714																								
Gary Lavelle, L ERA: 2.84 (8, 1)	0.1 2 1 0 0 1 0 0 0 0 0 0 0 0 4 4 0.00 3.000																								
Randy Moffitt, R ERA: 2.74 (8, 1)	0.2 5 2 1 1 0 1 0 0 0 0 0 0 0 4 8 13.50 4.500																								
Charlie Williams, R ERA: 1.51 (9, 1)	1.0 5 2 0 0 0 0 0 0 0 0 0 0 0 5 5 0.00 2.000																								

Batter	1	2	3	4	5	6	7	8	9	AB	R	H	RBI	BB	SO	LOB
Gary Thomasson, L (1, 8) OBP: 0.307, SLG: 0.396	0-0 F9		0-3 K			0-0 E9 SH1-3 7-2 1B		0-3 K		4	0	1	0	0	2	1
Marty Perez, R (1, 4) OBP: 0.330, SLG: 0.329	0-3 K			4-0 G1-4-3 BB		0-0 SH1-3			0-0 4-1	2	0	0	0	1	1	0
Gary Matthews, R (1, 7) OBP: 0.358, SLG: 0.419	0-3 K			0-0 G1-4-3 1-2f		0-0 7-2 3-Hf			0-0 F3-6-3 1B	4	0	1	0	0	1	2
Bobby Murcer, L (1, 9) OBP: 0.357, SLG: 0.408		0-3 K		0-0 4-3			0-0 FC1-6 1B		0-0 F3-6-3 1-2	4	0	1	0	0	1	1
Darrell Evans, L (1, 3) OBP: 0.336, SLG: 0.315		0-0 F8			0-0 1-3		0-0 FC1-6 1-2f			3	0	0	0	0	0	1
Ken Reitz, R (1, 5) OBP: 0.307, SLG: 0.345		0-0 F9			0-0 F9		0-0 FC F6-4-3 1-2			3	0	0	0	0	0	1
Chris Speier, R (1, 6) OBP: 0.314, SLG: 0.291			0-0 F6-3		0-0 2B 1B		0-0 F6-4-3 1-2			3	1	1	0	0	0	2
Dave Rader, L (1, 2) OBP: 0.325, SLG: 0.348			4-0 SH3-4 BB		0-0 1-H 2B			0-3 K		2	0	1	1	1	1	0
John D'Acquisto, R (1, 1) OBP: 0.316, SLG: 0.368			0-0 SH3-4		0-3 K			0-0 F7		1	0	0	0	0	1	1
Gary Lavelle, S (8, 1) OBP: 0.167, SLG: 0.167										0	0	0	0	0	0	0
Randy Moffitt, R (8, 1) OBP: 0.250, SLG: 0.250										0	0	0	0	0	0	0
Glenn Adams, L (8, PH) OBP: 0.269, SLG: 0.346										1	0	0	0	0	0	0
Charlie Williams, R (9, 1)										0	0	0	0	0	0	0

Inning Stats	R: 0	H: 0	E: 0	K: 2	S: 7	R: 0	H: 0	E: 0	K: 1	S: 5	R: 0	H: 0	E: 0	K: 1	S: 5	R: 0	H: 0	E: 0	K: 0	S: 2	R: 1	H: 2	E: 0	K: 1	S: 7	R: 0	H: 1	E: 1	K: 0	S: 3	R: 0	H: 1	E: 1	K: 0	S: 4	R: 0	H: 0	E: 0	K: 2	S: 7	R: 0	H: 1	E: 0	K: 0	S: 3	1B: 4	2B: 2	3B: 0	HR: 0	SF: 0	SAC: 2	DP: 4	HBP: 0	WP: 0	PA: 31
PITCHER	IP	WLS	BF	H	R	ER	SO	BB	IBB	HBP	BLK	WP	HR	S	P	ERA	WHIP																																						
Pat Zachry, R (1, 1) ERA: 2.76	6.0		21	3	1	1	5	2	0	0	0	0	0	29	37	1.50	0.833																																						
Will McEnaney, L (7, 1) ERA: 3.97	1.0	W	4	1	0	0	0	0	0	0	0	0	0	4	4	0.00	1.000																																						
Pedro Borbon, R (8, 1) ERA: 3.04	2.0		6	1	0	0	2	0	0	0	0	0	0	10	10	0.00	0.500																																						

BOTTOM

Cincinnati Reds @ San Francisco Giants
Candlestick Park, San Francisco, CA
Mon Aug 02 1976, 10:05 PM EDT
Att. 6,502 - Unknown

livebaseballscorecards.com

AB	27
R	1
H	5
RBI	1
BB	2
SO	7
LOB	9



Batter	1	2	3	4	5	6	7	8	9	AB R H RBI BB SO LOB	TOP											
Pete Rose, S (1, 5) <small>OBP: 0.422, SLG: 0.467</small> Doug Flynn, R (7, 5) <small>OBP: 0.316, SLG: 0.335</small> (8, 4)	0-3 K		0-0 1B WP 2-H 1B		0-0 1B 1B 1B	4-3		0-0 FC 3B		4 1 2 1 0 1 0 1 1 0 1 0 0 1	Cincinnati Reds @ San Francisco Giants Candlestick Park, San Francisco, CA Tue Aug 03 1976, 10:05 PM EDT Att. 6,994 - Unknown livebaseballscorecards.com											
Ken Griffey, L (1, 9) <small>OBP: 0.412, SLG: 0.469</small>	0-0 6-3		0-0 1-3		0-0 1B 1B 1B			0-0 3B 1-H 2-H 3B		5 2 3 2 0 0 1												
Joe Morgan, L (1, 4) <small>OBP: 0.445, SLG: 0.591</small> Bob Bailey, R (8, 5) <small>OBP: 0.356, SLG: 0.557</small>	0-0 4-3		0-0 FC5-4 1B 2-3		0-0 1B 1B 1B	F7		0-0 3B		5 1 3 1 0 0 1 0 0 0 0 0 0 0												
George Foster, R (1, 8) <small>OBP: 0.384, SLG: 0.571</small>		0-0 F9	0-0 FC5-4		0-0 E 1B 1B 1-2 2-3 3-H		0-0 1-3	0-3 K		5 0 1 1 0 1 3												
Johnny Bench, R (1, 2) <small>OBP: 0.364, SLG: 0.419</small>		0-0 2B		0-0 5-3 1B 1B	0-3 K		0-0 5-3	4-0 BB		4 1 2 0 1 1 3												
Tony Perez, R (1, 3) <small>OBP: 0.327, SLG: 0.435</small>		0-0 6-3		0-0 5-3 1-2	0-3 K		0-0 F9	0-0 F7		5 0 0 0 0 1 7												
Dave Concepcion, R (1, 6) <small>OBP: 0.339, SLG: 0.401</small>		0-0 4-3		0-0 1B 2-H	E8 FC6-4 1B 1-3 2-H 3-H			0-0 SH5-4 BB FC 1B	0-0 5-3	5 1 3 3 0 0 1												
Ed Armbrister, R (1, 7) <small>OBP: 0.383, SLG: 0.553</small> Mike Lum, L (6, 7) <small>OBP: 0.362, SLG: 0.400</small>			0-0 WP SH1-4 1B 1B	0-0 F9	0-0 FC6-4 1-2f			4-0 SH5-4 3B BB	0-0 G5-4-3 1B	3 1 1 0 0 0 3 1 1 1 0 1 0 0												
Jack Billingham, R (1, 1) <small>OBP: 0.279, SLG: 0.275</small>			0-0 SH1-4 1-2	0-0 6-3		0-3 K		0-0 SH5-4 1-2 2-3	0-0 G5-4-3 1-2f	3 0 0 0 0 1 2												
Inning Stats	R: 0 E: 0 K: 1 S: 5	H: 0 LOB: 0 BB: 0 P: 5	R: 0 E: 0 K: 0 S: 4	H: 1 LOB: 1 BB: 0 P: 4	R: 1 E: 0 K: 0 S: 6	H: 3 LOB: 2 BB: 0 P: 6	R: 1 E: 0 K: 0 S: 5	H: 2 LOB: 1 BB: 0 P: 5	R: 3 E: 1 K: 2 S: 12	H: 5 LOB: 2 BB: 0 P: 12	R: 0 E: 0 K: 1 S: 6	H: 1 LOB: 1 BB: 0 P: 6	R: 0 E: 0 K: 0 S: 3	H: 0 LOB: 0 BB: 0 P: 3	R: 4 E: 0 K: 1 S: 9	H: 3 LOB: 2 BB: 2 P: 17	R: 0 E: 0 K: 0 S: 3	H: 1 LOB: 0 BB: 0 P: 3	1B: 13 2B: 1 3B: 2 HR: 0	SF: 0 SAC: 2 DP: 1 HBP: 0	WP: 2 PB: 0 SB: 0 CS: 0	PA: 45
PITCHER	IP WLS BF H R ER SO BB IBB HBP BLK WP HR S P ERA WHIP																					
Mike Caldwell, L (1, 1) <small>ERA: 4.93</small> Dave Heaverlo, R (5, 1) <small>ERA: 4.6</small> Charlie Williams, R (7, 1) <small>ERA: 2.01</small>	4.0 L 21 9 5 5 1 0 0 0 0 2 0 23 23 11.25 2.250	2.0 9 3 0 0 3 0 0 0 0 0 0 15 15 0.00 1.500	3.0 15 4 4 4 1 2 0 0 0 0 0 15 23 12.00 2.000																			



Batter	1	2	3	4	5	6	7	8	9	AB	R	H	RBI	BB	SO	LOB
Larry Herndon, R (1, 8) OBP: 0.347, SLG: 0.369	0-0 6-3			0-3 K		0-0 5-3 1B		0-0 F9		4	0	1	0	0	1	0
Marty Perez, R (1, 4) OBP: 0.326, SLG: 0.325 Charlie Williams, R (7, 1)	0-0 4-3			0-0 F9		0-0 5-3 1-2			0-0 G3	3	0	0	0	0	0	1
Glenn Adams, L (9, PH) OBP: 0.264, SLG: 0.340										0	0	0	0	0	0	0
Glenn Adams, L (9, PH) OBP: 0.264, SLG: 0.340										1	0	0	0	0	0	0
Gary Thomasson, L (1, 9) OBP: 0.306, SLG: 0.387	0-0 F6			0-0 4-3		4-0 FC6-4 BB			0-0 F7	3	0	0	0	1	0	0
Gary Matthews, R (1, 7) OBP: 0.355, SLG: 0.415		0-0 E7			0-0 F7	0-0 FC6-4 1-2f			0-3 K	4	0	0	0	0	1	2
Darrell Evans, L (1, 3) OBP: 0.336, SLG: 0.313		0-0 6-3			0-0 4-3		4-0 G6-4-3 BB			2	0	0	0	1	0	0
Ken Reitz, R (1, 5) OBP: 0.308, SLG: 0.345		0-0 F2			0-0 1B 1B		0-0 G6-4-3 1-2f			3	0	1	0	0	0	1
Chris Speier, R (1, 6) OBP: 0.314, SLG: 0.291			0-0 6-3		0-0 1B 1-2		0-0 F6			3	0	1	0	0	0	0
Dave Rader, L (1, 2) OBP: 0.320, SLG: 0.342		0-0 4-3			0-0 F8			0-0 F7		3	0	0	0	0	0	2
Mike Caldwell, R (1, 1) OBP: 0.125, SLG: 0.125 Dave Heaverlo, R (5, 1) OBP: 0.333, SLG: 0.333 Bruce Miller, R (6, PH) OBP: 0.227, SLG: 0.238			0-3 K			0-0 F8		0-0 6-3		1	0	0	0	0	1	0
										0	0	0	0	0	0	0
										2	0	0	0	0	0	0

Inning Stats	R: 0	H: 0	E: 0	LOB: 0	K: 0	BB: 0	S: 3	P: 3	R: 0	H: 0	E: 1	LOB: 0	K: 0	BB: 0	S: 3	P: 3	R: 0	H: 0	E: 0	LOB: 0	K: 1	BB: 0	S: 5	P: 5	R: 0	H: 0	E: 0	LOB: 0	K: 1	BB: 0	S: 5	P: 5	R: 0	H: 2	E: 0	LOB: 2	K: 0	BB: 0	S: 5	P: 5	R: 0	H: 1	E: 0	LOB: 2	K: 0	BB: 1	S: 4	P: 8	R: 0	H: 0	E: 0	LOB: 0	K: 0	BB: 1	S: 2	P: 6	R: 0	H: 0	E: 0	LOB: 0	K: 0	BB: 0	S: 3	P: 3	R: 0	H: 0	E: 0	LOB: 0	K: 1	BB: 0	S: 5	P: 5	1B: 3	SF: 0	2B: 0	SAC: 0	3B: 0	DP: 1	HR: 0	HBP: 0	WP: 0	PA: 31
PITCHER Jack Billingham, R (1, 1) ERA: 4.82	IP	WLS	BF	H	R	ER	SO	BB	IBB	HBP	BLK	WP	HR	S	P	ERA	WHIP	IP	WLS	BF	H	R	ER	SO	BB	IBB	HBP	BLK	WP	HR	S	P	ERA	WHIP	IP	WLS	BF	H	R	ER	SO	BB	IBB	HBP	BLK	WP	HR	S	P	ERA	WHIP																															


BOTTOM

Cincinnati Reds @ San Francisco Giants
Candlestick Park, San Francisco, CA

Tue Aug 03 1976, 10:05 PM EDT
Att. 6,994 - Unknown

livebaseballscorecards.com

AB	29
R	0
H	3
RBI	0
BB	2
SO	3
LOB	6



Batter	1	2	3	4	5	6	7	8	9	AB R H RBI BB SO LOB	TOP																						
Pete Rose, S (1, 5) OBP: 0.422, SLG: 0.466	0-0 4-3	0-3 K		0-0 F7			0-0 G3 1B		0-0 FC6 1B	5 0 2 0 0 1 3																							
Ken Griffey, L (1, 9) OBP: 0.410, SLG: 0.464	4-0 1B BB		0-0 5-3		0-0 3-1		0-0 G3		0-0 FC6	4 0 0 0 1 0 2																							
Joe Morgan, L (1, 4) OBP: 0.448, SLG: 0.591	0-0 1-3 1B		0-0 2B 1B		0-0 P5		4-0 BB			3 1 2 0 1 0 0																							
George Foster, R (1, 8) OBP: 0.380, SLG: 0.565	0-3 1-2 K		0-3 K		0-0 5-3		0-3 K			4 0 0 0 0 3 5																							
Dan Driessen, L (1, 3) OBP: 0.395, SLG: 0.417	0-0 F8		0-0 1-H 2B		0-0 P6		0-3 K			4 0 1 1 0 1 2																							
Johnny Bench, R (1, 2) OBP: 0.365, SLG: 0.420		0-0 1B 1B	0-0 P6		0-0 1B		0-0 6-3			4 0 2 0 0 0 1																							
Mike Lum, L (1, 7) OBP: 0.350, SLG: 0.384		0-0 P4		0-0 F9		0-0 F2		0-0 P5		4 0 0 0 0 0 2																							
Dave Concepcion, R (1, 6) OBP: 0.338, SLG: 0.402		0-0 F3		0-0 4-3 2B		0-0 F9		0-3 K		4 0 1 0 0 1 2																							
Gary Nolan, R (1, 1) OBP: 0.133, SLG: 0.103 Cesar Geronimo, L (7, PH) OBP: 0.396, SLG: 0.444 Manny Sarmiento, R (7, 1) Ed Arbrister, R (9, PH) OBP: 0.375, SLG: 0.542		0-0 1-2 1B		0-0 4-3 2B		0-0 F9		0-0 F7		2 0 1 0 0 0 1 1 0 0 0 0 0 0 0 0 0 0 0 0 0 1 0 0 0 0 0 0																							
Inning Stats	R: 0 E: 0 K: 1 S: 6	H: 1 LOB: 2 BB: 1 P: 10	R: 0 E: 0 K: 1 S: 7	H: 2 LOB: 2 BB: 0 P: 7	R: 1 E: 0 K: 1 S: 7	H: 2 LOB: 1 BB: 0 P: 7	R: 0 E: 0 K: 0 S: 4	H: 1 LOB: 1 BB: 0 P: 4	R: 0 E: 0 K: 0 S: 3	H: 0 LOB: 0 BB: 0 P: 3	R: 0 E: 0 K: 0 S: 4	H: 1 LOB: 1 BB: 0 P: 4	R: 0 E: 0 K: 1 S: 6	H: 1 LOB: 2 BB: 1 P: 10	R: 0 E: 0 K: 1 S: 5	H: 0 LOB: 0 BB: 0 P: 5	R: 0 E: 0 K: 1 S: 6	H: 1 LOB: 1 BB: 0 P: 6	1B: 7 2B: 2 3B: 0 HR: 0	SF: 0 SAC: 0 DP: 0 HBP: 0	WP: 0 PB: 0 SB: 1 CS: 0	PA: 38											
PITCHER John Montefusco, R (1, 1) ERA: 2.9 Randy Moffitt, R (9, 1) ERA: 2.7	IP 8.0	WLS W	BF 34	H 8	R 1	ER 1	SO 5	BB 2	IBB 0	HBP 0	BLK 0	WP 0	HR 0	S 42	P 50	ERA 1.12	WHIP 1.250																
											PITCHER	IP	WLS	BF	H	R	ER	SO	BB	IBB	HBP	BLK	WP	HR	S	P	ERA	WHIP					

Cincinnati Reds @ San Francisco Giants
 Candlestick Park, San Francisco, CA
 Wed Aug 04 1976, 6:33 AM EDT
 Att: 10,054 - Unknown

AB	36
R	1
H	9
RBI	1
BB	2
SO	6
LOB	18



Batter	1	2	3	4	5	6	7	8	9	AB	R	H	RBI	BB	SO	LOB
--------	---	---	---	---	---	---	---	---	---	----	---	---	-----	----	----	-----

Larry Herndon, R OBP: 0.349, SLG: 0.371 (1, 8)	0-0 HR 1B		0-0 F8 1B		0-0 6-3		0-0 P1			4	2	2	0	0	0	0
Chris Speier, R OBP: 0.311, SLG: 0.288 (1, 6)	0-0 F3		0-0 F8 1-3		0-0 1-3		0-0 5-3			4	0	0	0	0	0	2
Gary Thomasson, L OBP: 0.311, SLG: 0.390 (1, 9)	0-0 F8 1-2		0-0 1B 3-H		0-0 1B		0-0 F8			4	0	2	1	0	0	1
Gary Matthews, R OBP: 0.359, SLG: 0.426 (1, 7)	0-0 HR 2-H		0-0 4-3		4-0 1B BB		0-0 1B 2B			3	2	2	2	1	0	1
Darrell Evans, L OBP: 0.335, SLG: 0.313 (1, 3)	0-0 6-3				0-0 F8		0-0 F9			4	0	1	1	0	0	2
Ken Reitz, R OBP: 0.307, SLG: 0.346 (1, 5)		0-3 K			0-0 2B		0-0 F6			4	0	1	0	0	2	1
Dave Rader, L OBP: 0.319, SLG: 0.340 (1, 2)		0-0 P1			0-0 F6		0-0 1B			4	0	1	0	0	0	2
Bruce Miller, R OBP: 0.250, SLG: 0.227 (1, 4)		0-3 K			4-0 IBB		0-0 9-3			1	0	0	0	1	1	0
Glenn Adams, L OBP: 0.259, SLG: 0.333 (6, PH)										1	0	0	0	0	0	1
Marty Perez, R OBP: 0.326, SLG: 0.325 (7, 4)										0	0	0	0	0	0	0
John Montefusco, R OBP: 0.155, SLG: 0.130 (1, 1)			0-3 K		0-0 FC6-4					3	0	0	0	0	2	2
Randy Moffitt, R OBP: 0.250, SLG: 0.250 (9, 1)										0	0	0	0	0	0	0

Inning Stats	R: 2	H: 2	E: 0	LOB: 0	K: 0	S: 5	P: 5	R: 0	H: 0	E: 0	LOB: 0	K: 2	S: 7	P: 7	R: 1	H: 2	E: 0	LOB: 1	K: 1	S: 7	P: 7	R: 0	H: 1	E: 0	LOB: 2	K: 0	S: 4	P: 8	R: 0	H: 1	E: 0	LOB: 0	K: 0	S: 3	P: 3	R: 0	H: 0	E: 0	LOB: 0	K: 1	S: 5	P: 5	R: 1	H: 2	E: 0	LOB: 1	K: 1	S: 7	P: 7
PITCHER	IP	WLS	BF	H	R	ER	SO	BB	IBB	HBP	BLK	WP	HR	S	P	ERA	WHIP																																
Gary Nolan, R ERA: 3.32 (1, 1)	6.0	L	26	7	3	3	3	1	1	0	0	0	0	30	38	4.50	1.333																																
Manny Sarmiento, R ERA: 1.8 (7, 1)	2.0		8	2	1	1	2	0	0	0	0	0	0	12	12	4.50	1.000																																

BOTTOM

Cincinnati Reds @ San Francisco Giants
Candlestick Park, San Francisco, CA

livebaseballscores.com

AB	32
R	4
H	9
RBI	4
BB	2
SO	5
LOB	12



WP: 0	PA: 34
PB: 0	
SB: 3	
CS: 0	

Wed Aug 04 1976, 6:33 AM EDT
Att. 10,054 - Unknown

Batter	1	2	3	4	5	6	7	8	9	AB R H RBI BB SO LOB	TOP									
Gary Thomasson, L (1, 8) OBP: 0.320, SLG: 0.425	0-3 K		0-0 G6-4-3			0-0 2B			0-0 G3	4 0 1 0 0 1 1	San Francisco Giants @ Atlanta Braves Atlanta-Fulton County Stadium, Atlanta, GA Fri Aug 06 1976, 7:05 PM EDT Att. 6,633 - Unknown livebaseballscorecards.com									
Marty Perez, R (1, 4) OBP: 0.324, SLG: 0.323	0-0 F5			0-0 5-3		0-0 F8			0-3 K	4 0 0 0 0 1 1										
Gary Matthews, R (1, 7) OBP: 0.358, SLG: 0.424	0-0 1B			0-0 F8			0-0 G1-6-3 1B			3 0 2 0 0 0 0										
Bobby Murcer, L (1, 9) OBP: 0.354, SLG: 0.403	0-0 F3			0-0 F9			0-0 G1-6-3			3 0 0 0 0 0 2										
Darrell Evans, L (1, 3) OBP: 0.329, SLG: 0.305		0-0 4-3			0-0 F5		0-0 F9			0 0 0 0 0 0 0										
Ken Reitz, R (1, 5) OBP: 0.304, SLG: 0.343		0-0 F5			0-0 1-3			0-0 6-3		3 0 0 0 0 0 0										
Dave Rader, L (1, 2) OBP: 0.318, SLG: 0.338		0-0 F5			0-0 4-3			0-0 F7		3 0 0 0 0 0 0										
Johnnie LeMaster, R (1, 6) OBP: 0.286, SLG: 0.286			0-0 FC2-6 1B			0-0 6-3		0-0 6-3		3 0 1 0 0 0 0										
Rob Dressler, R (1, 1) OBP: 0.154, SLG: 0.154 Dave Heaverlo, R (5, 1) OBP: 0.333, SLG: 0.333 Glenn Adams, L (6, PH) OBP: 0.255, SLG: 0.327 Mike Caldwell, R (6, 1) OBP: 0.125, SLG: 0.125 Charlie Williams, R (8, 1) Chris Speier, R (9, PH) OBP: 0.310, SLG: 0.287			0-0 FC2-6 G6-4-3			0-0 F6		0-0 F8		1 0 0 0 0 0 1 0 0 0 0 0 0 0 1 0 1 0 0 0 0 0 0										
Inning Stats	R: 0 E: 0 K: 1 S: 6	H: 1 LOB: 1 BB: 0 P: 6	R: 0 E: 0 K: 0 S: 3	H: 0 LOB: 0 BB: 0 P: 3	R: 0 E: 0 K: 0 S: 3	H: 1 LOB: 0 BB: 0 P: 3	R: 0 E: 0 K: 0 S: 3	H: 0 LOB: 0 BB: 0 P: 3	R: 0 E: 0 K: 0 S: 4	H: 1 LOB: 1 BB: 0 P: 4	R: 0 E: 0 K: 0 S: 3	H: 1 LOB: 0 BB: 0 P: 3	R: 0 E: 0 K: 0 S: 3	H: 0 LOB: 0 BB: 0 P: 3	R: 0 E: 0 K: 1 S: 5	H: 0 LOB: 0 BB: 0 P: 5	1B: 3 2B: 1 3B: 0 HR: 0	SF: 0 SAC: 0 DP: 2 HBP: 0	WP: 0 PB: 0 SB: 0 CS: 0	PA: 29
PITCHER Carl Morton, R (1, 1) ERA: 4.45	IP: 9.0 WLS: W BF: 29 H: 4 R: 0 ER: 0 SO: 2 BB: 0 IBB: 0 HBP: 0 BLK: 0 WP: 0 HR: 0 S: 33 P: 33 ERA: 0.00 WHIP: 0.444																			



Batter	1	2	3	4	5	6	7	8	9
Jerry Royster, R OBP: 0.319, SLG: 0.318 (1, 5)	0-0 E4 CS		0-0 G3		0-0 SF8 2-H		0-0 FC4-2		
Rod Gilbreath, R OBP: 0.339, SLG: 0.377 (1, 4)	4-0 WP 1B BB 1-2		0-0 CS 1B		0-0 F9		0-0 6-3		
Jimmy Wynn, R OBP: 0.383, SLG: 0.383 (1, 8)	4-0 1B BB 1-2		0-3 K 1-2			4-0 G6-3 BB		0-0 E5 S 1B	
Willie Montanez, L OBP: 0.347, SLG: 0.421 (1, 3)	0-0 F5			0-0 F9		0-0 G6-3 1-2f		0-0 F9	
Ken Henderson, S OBP: 0.363, SLG: 0.395 (1, 9)	0-0 1B			0-0 F9		0-3 K		4-0 1B BB 1-2	
Darrel Chaney, S OBP: 0.356, SLG: 0.369 (1, 6)	0-3 K			0-0 FC6-4 1B			0-0 F6	0-0 1B	
Cito Gaston, R OBP: 0.435, SLG: 0.579 (1, 7)		0-3 K		0-0 FC6-4 1-2f			0-0 1B 1B	0-0 F3	
Vic Correll, R OBP: 0.340, SLG: 0.330 (1, 2)			0-0 F5		0-0 PB SH3-4 SF8 1B		0-0 E FC4-2 1B 1B	0-0 F7	
Andy Messersmith, R OBP: 0.246, SLG: 0.213 (1, 1)		0-3 K			0-0 SH3-4 1-2		0-0 FC4-2 1B		
Junior Moore, R OBP: 0.250, SLG: 0.250 (7, PH)									
Mike Marshall, R OBP: 0.313, SLG: 0.091 (8, 1)									

Inning Stats	R: 1	H: 1	E: 1	K: 1	S: 6	R: 0	H: 0	E: 0	K: 2	S: 7	R: 0	H: 1	E: 0	K: 1	S: 5	R: 0	H: 1	E: 0	K: 0	S: 4	R: 1	H: 1	E: 0	K: 0	S: 4	R: 0	H: 0	E: 0	K: 1	S: 4	R: 1	H: 3	E: 1	K: 0	S: 6	R: 1	H: 1	E: 1	K: 0	S: 5
	LOB: 2	BB: 2	P: 14	LOB: 0	BB: 0	P: 7	LOB: 1	BB: 0	P: 5	LOB: 1	BB: 0	LOB: 0	BB: 0	P: 4	LOB: 0	BB: 0	LOB: 0	BB: 0	P: 4	LOB: 0	BB: 0	LOB: 2	BB: 2	P: 9	LOB: 2	BB: 1	P: 9	LOB: 0	BB: 1	P: 6	LOB: 2	BB: 1	P: 9	LOB: 0	BB: 2	P: 9	LOB: 0	BB: 2	P: 9	

PITCHER	IP	WLS	BF	H	R	ER	SO	BB	IBB	HBP	BLK	WP	HR	S	P	ERA	WHIP
John D'Acquisto, R ERA: 4.67 (1, 1)	5.0		21	4	2	1	4	3	0	0	0	1	0	26	38	1.80	1.400
Gary Lavelle, L ERA: 2.91 (6, 1)	1.1		6	3	1	1	1	0	0	0	0	0	0	8	8	6.75	2.250
Randy Moffitt, R ERA: 2.56 (7, 1)	1.2	L	8	1	1	0	0	1	0	0	0	0	0	7	11	0.00	1.200

BOTTOM

San Francisco Giants @ Atlanta Braves
Atlanta-Fulton County Stadium, Atlanta, GA

Sat Aug 07 1976, 7:05 PM EDT
Att. 9,679 - Unknown

AB	R	H	RBI	BB	SO	LOB
3	0	0	1	0	0	2
3	1	1	0	1	0	2
2	1	0	0	2	1	1
4	0	0	0	0	0	4
3	0	1	1	1	1	0
4	0	2	1	0	1	2
4	1	1	0	0	1	3
4	1	2	0	0	0	2
1	0	0	0	0	1	0
1	0	1	1	0	0	0
0	0	0	0	0	0	0

AB	29
R	4
H	8
RBI	4
BB	4
SO	5
LOB	16

livebaseballscorecards.com

Braves

WP	PA
1	35
PB	1
SB	1
CS	2

Batter	1	2	3	4	5	6	7	8	9	AB R H RBI BB SO LOB	TOP											
Larry Herndon, R (1, 8) OBP: 0.346, SLG: 0.380	0-3 K		0-0 6-3		0-0 FC4-6		0-0 FC6-4			4 0 0 0 0 1 4	<p>San Francisco Giants @ Atlanta Braves Atlanta-Fulton County Stadium, Atlanta, GA</p> <p>Sun Aug 08 1976, 3:33 AM EDT Unknown</p> <p>livebaseballscorecards.com</p>											
Marty Perez, R (1, 4) OBP: 0.322, SLG: 0.328	0-3 K			0-0 F9		0-0 5-3		0-0 4-3	4 0 0 0 0 1 0													
Gary Matthews, R (1, 7) OBP: 0.360, SLG: 0.423	4-0 S BB			0-0 5-3		0-0 1-3		0-0 CS 1B	3 0 1 0 1 0 0													
Bobby Murcer, L (1, 9) OBP: 0.352, SLG: 0.400	0-3 K			0-0 2B 1B		0-0 F7		0-0 1-2 1B	4 1 2 0 0 1 1													
Gary Thomasson, L (1, 3) OBP: 0.316, SLG: 0.419		0-0 F3		0-0 1-H 2B		4-0 S SH1-4 BB		0-0 F8	3 0 1 1 1 0 1													
Ken Reitz, R (1, 5) OBP: 0.302, SLG: 0.341		0-0 F8		0-0 F9		0-0 SH1-4		0-0 5-3	3 0 0 0 0 0 1													
Dave Rader, L (1, 2) OBP: 0.316, SLG: 0.332		0-0 F5			0-0 F7		4-0 BB IBB	0-0 F8	3 0 0 0 1 0 0													
Johnnie LeMaster, R (1, 6) OBP: 0.333, SLG: 0.417			0-0 G3		0-0 5-3		0-3 K	0-3 K	2 0 0 0 0 0 0													
Darrell Evans, L (7, PH) OBP: 0.328, SLG: 0.304							2-3		0 0 0 0 0 0 0													
Randy Moffitt, R (7, 1) OBP: 0.222, SLG: 0.222									0 0 0 0 0 0 0													
Gary Lavelle, S (8, 1) OBP: 0.125, SLG: 0.125									1 0 0 0 0 1 0													
Ed Halicki, R (1, 1) OBP: 0.289, SLG: 0.200			0-3 K		0-0 FC4-6 1B		4-0 1-2 BB		0 0 0 0 0 0 0													
Charlie Williams, R (1, 1) OBP: 0.286, SLG: 0.167									2 0 1 0 0 1 0													
Chris Speier, R (7, PH) OBP: 0.316, SLG: 0.291									0 0 0 0 1 0 0													
Inning Stats	R: 0 E: 0 K: 3 S: 9	H: 0 LOB: 1 BB: 1 P: 13	R: 0 E: 0 K: 0 S: 3	H: 0 LOB: 0 BB: 0 P: 3	R: 0 E: 0 K: 1 S: 5	H: 0 LOB: 0 BB: 0 P: 5	R: 1 E: 0 K: 0 S: 5	H: 2 LOB: 1 BB: 0 P: 5	R: 0 E: 0 K: 0 S: 4	H: 1 LOB: 1 BB: 0 P: 4	R: 0 E: 0 K: 0 S: 3	H: 0 LOB: 0 BB: 0 P: 3	R: 0 E: 0 K: 1 S: 5	H: 0 LOB: 3 BB: 3 P: 17	R: 0 E: 0 K: 0 S: 4	H: 2 LOB: 1 BB: 0 P: 4	R: 0 E: 0 K: 1 S: 5	H: 0 LOB: 0 BB: 0 P: 5	1B: 4 2B: 1 3B: 0 HR: 0	SF: 0 SAC: 1 DP: 0 HBP: 0	WP: 0 PB: 0 SB: 2 CS: 1	PA: 35
PITCHER Dick Ruthven, R (1, 1) ERA: 3.12	IP: 9.0 WLS: W BF: 35 H: 5 R: 1 ER: 1 SO: 6 BB: 3 IBB: 1 HBP: 0 BLK: 0 WP: 0 HR: 0 S: 43 P: 59 ERA: 1.00 WHIP: 0.889											PITCHER	IP: 9.0 WLS: W BF: 35 H: 5 R: 1 ER: 1 SO: 6 BB: 3 IBB: 1 HBP: 0 BLK: 0 WP: 0 HR: 0 S: 43 P: 59 ERA: 1.00 WHIP: 0.889									



Batter	1	2	3	4	5	6	7	8	9	AB	R	H	RBI	BB	SO	LOB
Jerry Royster, R OBP: 0.323, SLG: 0.323 (1, 5)	F4		6-3					FC6-5 SH3-4		5	0	3	1	0	0	0
Rod Gilbreath, R OBP: 0.343, SLG: 0.376 (1, 4)	BB		CS					SH3-4		1	0	0	0	2	0	1
Jimmy Wynn, R OBP: 0.362, SLG: 0.379 (1, 8)	F7		CS	6-3				S FC6-5		3	0	0	0	1	1	1
Willie Montanez, L OBP: 0.344, SLG: 0.417 (1, 3)	F7		1-2	4-3				FC6-5		4	0	0	0	0	0	3
Ken Henderson, S OBP: 0.367, SLG: 0.396 (1, 9)			F9	4-0				K		2	0	1	0	2	1	2
Darrel Chaney, S OBP: 0.355, SLG: 0.368 (1, 6)			1-3	BB				BB		4	1	1	0	0	1	3
Cito Gaston, R OBP: 0.424, SLG: 0.607 (1, 7)			F9	F5				K		4	1	1	1	0	1	2
Vic Correll, R OBP: 0.336, SLG: 0.319 (1, 2)			F9	HR				B1		3	0	0	0	1	0	1
Dick Ruthven, R OBP: 0.230, SLG: 0.175 (1, 1)				6-3				F5		3	0	0	0	0	2	0
Tom Paciorek, R OBP: 0.360, SLG: 0.413 (9, PH)								K		0	0	0	0	1	0	0
Mike Eden, S (9, PR)								K		0	0	0	0	0	0	0

Inning Stats	R: 0	H: 0	E: 0	K: 3	H: 0	LOB: 1	BB: 1	P: 8	R: 0	H: 1	E: 0	K: 0	S: 4	R: 0	H: 0	E: 0	K: 1	S: 4	R: 0	H: 0	E: 0	K: 0	S: 3	R: 1	H: 2	E: 0	K: 0	S: 5	R: 0	H: 0	E: 0	K: 2	S: 7	R: 0	H: 0	E: 0	K: 1	S: 6	R: 0	H: 1	E: 0	K: 1	S: 6	R: 1	H: 2	E: 0	K: 0	S: 3	R: 0	H: 2	E: 0	K: 0	S: 3	R: 0	H: 2	E: 0	K: 0	S: 3	1B: 5	2B: 0	3B: 0	HR: 1	SF: 0	SAC: 1	DP: 0	HBP: 0	WP: 0	PA: 38
--------------	------	------	------	------	------	--------	-------	------	------	------	------	------	------	------	------	------	------	------	------	------	------	------	------	------	------	------	------	------	------	------	------	------	------	------	------	------	------	------	------	------	------	------	------	------	------	------	------	------	------	------	------	------	------	------	------	------	------	------	-------	-------	-------	-------	-------	--------	-------	--------	-------	--------

PITCHER	IP	WLS	BF	H	R	ER	SO	BB	IBB	HBP	BLK	WP	HR	S	P	ERA	WHIP
Ed Halicki, R ERA: 4.08 (1, 1)	0.0		0	0	0	0	0	0	0	0	0	0	0	0	0	∞	∞
Charlie Williams, R ERA: 1.94 (1, 1)	6.0		24	3	1	1	3	4	0	0	0	0	1	26	43	1.50	1.167
Randy Moffitt, R ERA: 2.51 (7, 1)	1.1		6	1	0	0	2	1	0	0	0	0	0	9	13	0.00	1.500
Gary Lavelle, L ERA: 2.99 (8, 1)	1.0	L	7	2	1	1	1	2	0	0	0	0	0	7	15	9.00	4.000

BOTTOM

San Francisco Giants @ Atlanta Braves
Atlanta-Fulton County Stadium, Atlanta, GA
Sun Aug 08 1976, 3:33 AM EDT
Unknown

livebaseballscorecards.com

AB	29
R	2
H	6
RBI	2
BB	7
SO	6
LOB	13



Batter	1	2	3	4	5	6	7	8	9	AB R H RBI BB SO LOB	TOP		
Larry Herndon, R (1, 8) OBP: 0.350, SLG: 0.383	0-0 E S 1B		0-0 6-3		0-0 SH1-3		0-0 2-3 1B			3 0 2 0 0 0 0			
Marty Perez, R (1, 4) OBP: 0.318, SLG: 0.325	0-0 F8			0-3 K	0-3 K		0-0 SF8			3 0 0 1 0 2 2			
Gary Matthews, R (1, 7) OBP: 0.363, SLG: 0.423 Darrell Evans, L (7, 3) OBP: 0.328, SLG: 0.304	4-0 G4-6-3 1-3 BB			4-0 G3 1B E BB		0-0 G4-6-3 1B	0-0 6-3			2 1 1 0 2 0 1 0 0 0 0 0 0 0			
Bobby Murcer, L (1, 9) OBP: 0.351, SLG: 0.398	0-0 G4-6-3 1-2f			0-0 G3 E 1B		0-0 G4-6-3 1-2f		0-0 F8		4 1 1 0 0 0 3			
Gary Thomasson, L (1, 3) OBP: 0.315, SLG: 0.411 (7, 7)		0-0 G3		0-0 G3 1-2 2-3		4-0 E S 1B BB		0-0 F7		3 1 0 0 1 0 2			
Ken Reitz, R (1, 5) OBP: 0.304, SLG: 0.342		0-0 F6		0-0 E1 1B		0-0 FC6 1B		0-0 5-3		4 0 2 3 0 0 0			
Johnnie LeMaster, R (1, 6) OBP: 0.250, SLG: 0.313		0-0 F3		0-0 F5		0-0 FC6 1-2f			0-3 K	4 0 0 0 0 1 2			
Mike Sadek, R (1, 2) OBP: 0.333, SLG: 0.283			0-3 K		0-0 1-3		4-0 1B SH2-4 SF8 BB		0-0 6-3	3 1 0 0 1 1 0			
John Montefusco, R (1, 1) OBP: 0.164, SLG: 0.125			0-3 K		4-0 SH1-3 BB		0-0 SH2-4		0-3 K	2 0 0 0 1 2 0			
Inning Stats	R: 0 E: 0 K: 0 S: 3 H: 1 LOB: 1 BB: 1 P: 7	R: 0 E: 0 K: 0 S: 3 H: 0 LOB: 0 BB: 0 P: 3	R: 0 E: 0 K: 2 S: 7 H: 0 LOB: 0 BB: 0 P: 7	R: 2 E: 1 K: 1 S: 7 H: 2 LOB: 1 BB: 1 P: 11	R: 0 E: 0 K: 1 S: 5 H: 0 LOB: 1 BB: 1 P: 9	R: 1 E: 0 K: 0 S: 4 H: 2 LOB: 1 BB: 1 P: 8	R: 1 E: 0 K: 0 S: 4 H: 1 LOB: 1 BB: 1 P: 8	R: 0 E: 0 K: 0 S: 3 H: 0 LOB: 0 BB: 0 P: 3	R: 0 E: 0 K: 2 S: 7 H: 0 LOB: 0 BB: 0 P: 7	1B: 6 2B: 0 3B: 0 HR: 0 SF: 1 SAC: 2 DP: 2 HBP: 0	WP: 0 PB: 0 SB: 2 CS: 0 PA: 36		
PITCHER	IP WLS BF H R ER SO BB IBB HBP BLK WP HR S P ERA WHIP											PITCHER	IP WLS BF H R ER SO BB IBB HBP BLK WP HR S P ERA WHIP
Frank LaCorte, R (1, 1) ERA: 7.22	7.0 L 30 6 4 4 4 5 0 0 0 0 0 0 33 53 5.14 1.571												
Mike Beard, L (8, 1) ERA: 2.16	1.0 3 0 0 0 0 0 0 0 0 0 0 0 3 3 0.00 0.000												
Adrian Devine, R (9, 1) ERA: 4.75	1.0 3 0 0 0 0 2 0 0 0 0 0 0 7 7 0.00 0.000												

San Francisco Giants @ Atlanta Braves
Atlanta-Fulton County Stadium, Atlanta, GA

Sun Aug 08 1976, 3:38 AM EDT
Att. 9,912 - Unknown

livebaseballscorecards.com

AB 28
R 4
H 6
RBI 4
BB 5
SO 6
LOB 10



Batter	1	2	3	4	5	6	7	8	9	AB R H RBI BB SO LOB	TOP																													
Larry Herndon, R (1, 8) OBP: 0.348, SLG: 0.381	1-2 F8			3-2 6-3	1-0 1B			0-1 1-3		4 0 1 1 0 0 0																														
Marty Perez, R (1, 4) OBP: 0.317, SLG: 0.321	2-2 4-3			1-3 K	0-0 F3			4-0 1B BB		3 0 0 0 1 1 3																														
Gary Thomasson, L (1, 7) OBP: 0.319, SLG: 0.413	0-0 1-3			3-0 1B			0-1 F7	0-0 1B		4 0 2 0 0 0 0																														
Bobby Murcer, L (1, 9) OBP: 0.348, SLG: 0.395		3-2 4-3		1-0 F9			2-0 F9	1-3 K		4 0 0 0 0 1 3																														
Darrell Evans, L (1, 3) OBP: 0.330, SLG: 0.303		2-2 L9			4-1 WP 1B BB		4-1 FC6-4 BB	1-0 P6		2 1 0 0 2 0 2																														
Ken Reitz, R (1, 5) OBP: 0.304, SLG: 0.341		2-2 5-3			0-2 1B WP 1B		0-0 FC6-4		0-2 3-1	4 0 1 0 0 0 1																														
Chris Speier, R (1, 6) OBP: 0.313, SLG: 0.288			0-0 4-1		3-2 F9		2-2 F9	2-1 F9		4 0 0 0 0 0 2																														
Dave Rader, L (1, 2) OBP: 0.314, SLG: 0.327			2-1 5-3		4-0 1B BB		1-0 3-1	2-1 F8		3 0 0 0 1 0 0																														
Mike Sadek, R (9, 2) OBP: 0.333, SLG: 0.283					1-2 2-3 BB					0 0 0 0 0 0 0																														
Jim Barr, R (1, 1) OBP: 0.204, SLG: 0.143			0-2 F9		1-3 K		1-1 F8			3 0 0 0 0 1 3																														
Inning Stats	R: 0 E: 0 K: 0 S: 7	H: 0 LOB: 0 BB: 0 P: 10	R: 0 E: 0 K: 0 S: 13	H: 0 LOB: 0 BB: 0 P: 20	R: 0 E: 0 K: 0 S: 6	H: 0 LOB: 0 BB: 0 P: 8	R: 0 E: 0 K: 1 S: 8	H: 1 LOB: 1 BB: 0 P: 16	R: 1 E: 0 K: 1 S: 13	H: 2 LOB: 3 BB: 2 P: 26	R: 0 E: 0 K: 0 S: 5	H: 0 LOB: 1 BB: 1 P: 11	R: 0 E: 0 K: 0 S: 6	H: 0 LOB: 0 BB: 0 P: 10	R: 0 E: 0 K: 1 S: 8	H: 1 LOB: 2 BB: 1 P: 14	R: 0 E: 0 K: 0 S: 7	H: 0 LOB: 0 BB: 0 P: 11	1B: 4 2B: 0 3B: 0 HR: 0	SF: 0 SAC: 0 DP: 0 HBP: 0	WP: 1 PB: 0 SB: 0 CS: 0	PA: 35																		
PITCHER Don Stanhouse, R (1, 1) ERA: 2.61	IP 9.0	WLS W	BF 35	H 4	R 1	ER 1	SO 3	BB 4	IBB 0	HBP 0	BLK 0	WP 1	HR 0	S 73	P 126	ERA 1.00	WHIP 0.889						PITCHER	IP 9.0	WLS W	BF 35	H 4	R 1	ER 1	SO 3	BB 4	IBB 0	HBP 0	BLK 0	WP 1	HR 0	S 73	P 126	ERA 1.00	WHIP 0.889

San Francisco Giants @ Montreal Expos
 Jarry Park, Montreal, QB
 Mon Aug 09 1976, 7:05 PM EDT
 Att: 7,103 - Unknown - 68 F

livebaseballscorecards.com

AB	31
R	1
H	4
RBI	1
BB	4
SO	3
LOB	14



Batter	1	2	3	4	5	6	7	8	9	AB R H RBI BB SO LOB	TOP	
Chris Speier, R (1, 6) OBP: 0.312, SLG: 0.286	2-0 6-3		4-2 FC6-4 1B 1-2 BB		2-1 F9		1-3 K			3 0 0 0 1 1 2		
Marty Perez, R (1, 4) OBP: 0.316, SLG: 0.320	2-2 5-3		2-1 FC6-4 1B 1-2 2-3			3-2 5-3		1-0 F8		4 0 1 0 0 0 0		
Gary Matthews, R (1, 7) OBP: 0.362, SLG: 0.421	2-1 F8		2-1 FC6-4 1-2f 2-3			3-3 K		1-1 E9 FC3-2 1B		4 0 1 0 0 1 2		
Gary Thomasson, L (1, 8) OBP: 0.317, SLG: 0.409		2-2 PB 1B 1B	2-3 K			1-3 K		2-1 FC3-2		4 1 1 0 0 2 3		
Bobby Murcer, L (1, 9) OBP: 0.345, SLG: 0.391		1-3 K		1-1 G3			2-0 F9	1-0 4-3		4 0 0 0 0 1 2		
Darrell Evans, L (1, 3) OBP: 0.329, SLG: 0.302		0-0 L5-4 1B 1-2 1B		2-2 F8			2-1 E3 2B		2-0 G3	4 1 1 0 0 0 0		
Ken Reitz, R (1, 5) OBP: 0.308, SLG: 0.347 Johnnie LeMaster, R (9, PR) OBP: 0.250, SLG: 0.313		2-1 1-2 2-H 1B		0-3 K			0-0 4-3 2B 3-H		1-0 G6-4-3 1B	4 0 3 2 0 1 0 0 0 0 0 0 0 0		
Mike Sadek, R (1, 2) OBP: 0.323, SLG: 0.273 Steve Ontiveros, S (7, PH) OBP: 0.239, SLG: 0.183 Dave Heaverlo, R (7, 1) OBP: 0.333, SLG: 0.333 Mike Caldwell, R (7, 1) OBP: 0.125, SLG: 0.125 Chris Arnold, R (9, PH) OBP: 0.255, SLG: 0.255		0-0 L5-4			1-1 6-3		2-0 4-3		1-0 G6-4-3	2 0 0 0 0 0 2 1 0 0 0 0 0 1 0 0 0 0 0 0 0 0 0 0 0 0 0 0 1 0 0 0 0 0 1		
Rob Dressler, R (1, 1) OBP: 0.179, SLG: 0.148 Glenn Adams, L (7, PH) OBP: 0.268, SLG: 0.327 Dave Rader, L (7, 2) OBP: 0.314, SLG: 0.327			2-1 1B BB HBP		1-0 F3		4-2 BB			1 0 0 0 0 0 0 0 0 0 0 1 0 0 0 0 0 0 0 0 0		
Inning Stats	R: 0 H: 0 E: 0 LOB: 0 K: 0 BB: 0 S: 7 P: 13	R: 1 H: 3 E: 0 LOB: 1 K: 1 BB: 0 S: 10 P: 15	R: 0 H: 1 E: 0 LOB: 2 K: 1 BB: 1 S: 10 P: 22	R: 0 H: 0 E: 0 LOB: 0 K: 1 BB: 0 S: 8 P: 11	R: 0 H: 0 E: 0 LOB: 0 K: 0 BB: 0 S: 5 P: 9	R: 0 H: 0 E: 0 LOB: 0 K: 2 BB: 0 S: 11 P: 18	R: 1 H: 1 E: 1 LOB: 2 K: 1 BB: 1 S: 11 P: 22	R: 0 H: 1 E: 1 LOB: 1 K: 0 BB: 0 S: 6 P: 11	R: 0 H: 1 E: 0 LOB: 1 K: 0 BB: 0 S: 3 P: 7	1B: 6 SF: 0 2B: 2 SAC: 0 3B: 0 DP: 2 HR: 0 HBP: 1	WP: 0 PA: 35 PB: 1 SB: 0 CS: 0	
PITCHER Don Carrithers, R (1, 1) ERA: 4.04 Steve Rogers, R (9, 1) ERA: 3.47	IP WLS BF H R ER SO BB IBB HBP BLK WP HR S P ERA WHIP	8.1 W 34 7 2 0 6 2 0 0 0 0 0 0 1 2 0.00 1.080	0.2 S 1 0 0 0 0 0 0 0 0 0 0 0 0 0 0.00 0.000	PITCHER IP WLS BF H R ER SO BB IBB HBP BLK WP HR S P ERA WHIP								

San Francisco Giants @ Montreal Expos
 Jarry Park, Montreal, QB
 Tue Aug 10 1976, 7:05 PM EDT
 Att. 10,775 - Unknown - 75 F

livebaseballscorecards.com

AB	32
R	2
H	7
RBI	2
BB	2
SO	6
LOB	13



Batter	1	2	3	4	5	6	7	8	9
Warren Cromartie, L (1, 9) OBP: 0.375, SLG: 0.375	1-2 F7		3-1 1-6-3			0-2 CS 1B		2-2 F8	
Wayne Garrett, L (1, 4) OBP: 0.350, SLG: 0.304	2-2 6-3		0-0 L8			2-1 F6		1-0 G3	
Ellis Valentine, R (1, 8) OBP: 0.333, SLG: 0.399	1-2 F9				2-1 G3		0-1 FC1-6 1B		
Gary Carter, R (1, 2) OBP: 0.288, SLG: 0.311		0-2 G5-4-3 1B		1-1 5-3		0-0 FC1-6 3B			
Earl Williams, R (1, 3) OBP: 0.287, SLG: 0.376		2-0 G5-4-3		1-3 K		0-0			
Jerry White, S (7, PR) OBP: 0.308, SLG: 0.316		1-2f				1-H 3B			
Mike Jorgensen, L (8, 3) OBP: 0.342, SLG: 0.349									
Tim Foli, R (1, 6) OBP: 0.273, SLG: 0.381		0-0 1-3			0-0 F9		0-1 P4		
Del Unser, L (1, 7) OBP: 0.270, SLG: 0.356			0-2 HR 1B		3-2 F5		1-3 K		
Larry Parrish, R (1, 5) OBP: 0.282, SLG: 0.341			1-2 HR		3-2 6-3			3-1 1B	
Don Carrithers, R (1, 1) OBP: 0.067, SLG: 0.133			0-1 6-3			1-2 F9		1-3 K	
Steve Rogers, R (9, 1) OBP: 0.104, SLG: 0.104									

AB	R	H	RBI	BB	SO	LOB
4	0	1	0	0	0	1
4	0	0	0	0	0	2
3	0	1	0	0	0	0
3	1	1	0	0	0	1
3	0	1	1	0	1	1
0	0	0	0	0	0	0
0	0	0	0	0	0	0
3	0	0	0	0	0	1
3	1	1	0	0	1	1
3	1	2	2	0	0	0
3	0	0	0	0	1	1
0	0	0	0	0	0	0

AB	R	H	RBI	BB	SO	LOB
29	3	7	3	0	3	8

WP	PA	ERA	WHIP
0	29		

Inning Stats	R	H	E	K	S	I	IP	WLS	BF	H	R	ER	SO	BB	IBB	HBP	BLK	WP	HR	S	P	ERA	WHIP
1	0	0	0	0	10	0	6.0		20	4	2	2	1	0	0	0	0	0	1	53	76	3.00	0.667
2	0	1	0	0	5	0	0.2	L	4	2	1	1	0	0	0	0	0	0	6	6	13.50	3.000	
3	0	1	0	0	5	0	1.1		5	1	0	0	2	0	0	0	0	0	14	22	0.00	0.750	

San Francisco Giants @ Montreal Expos
 Jarry Park, Montreal, QB
 Tue Aug 10 1976, 7:05 PM EDT
 Att: 10,775 - Unknown - 75 F



Batter	1	2	3	4	5	6	7	8	9	AB R H RBI BB SO LOB	TOP	
Larry Herndon, R (1, 8) OBP: 0.347, SLG: 0.379	1-2 L3		2-0 F6		1-0 F3			0-2 1B 1B		4 1 1 0 0 0 2	<p>San Francisco Giants @ Montreal Expos</p> <p>Jarry Park, Montreal, QB</p> <p>Wed Aug 11 1976, 7:05 PM EDT</p> <p>Att. 16,490 - Unknown - 77 F</p>	
Marty Perez, R (1, 4) OBP: 0.318, SLG: 0.323	1-0 F8			1-1 1B 1B SF7 1B		2-2 F9		3-2 1B 1B	4 1 2 0 0 0 0			
Gary Matthews, R (1, 7) OBP: 0.363, SLG: 0.422	1-0 6-3			2-1 1B 1B		1-0 F8		1-1 1B 1B	4 0 2 1 0 0 0			
Bobby Murcer, L (1, 9) OBP: 0.345, SLG: 0.389		1-2 4-1		2-1 1B 1B		1-2 F7		0-0 P6	4 0 1 0 0 0 2			
Ken Reitz, R (1, 5) OBP: 0.309, SLG: 0.348		0-0 5-3		3-2 SF7			4-2 L3 BB	0-1 3B 1B	2 1 1 1 1 0 0			
Gary Thomasson, L (1, 3) OBP: 0.311, SLG: 0.400		0-0 F9		1-0 L3			1-0 L3	2-3 K	4 0 0 0 0 1 4			
Johnnie LeMaster, R (1, 6) OBP: 0.250, SLG: 0.400			2-2 F5		2-2 F2		1-1 5-3	0-1 3B	4 0 1 1 0 0 0			
Mike Sadek, R (1, 2) OBP: 0.318, SLG: 0.271			2-1 6-3		2-2 SH1-4 1B			2-1 4-3	0-0 5-3	4 0 1 0 0 0 1		
John D'Acquisto, R (1, 1) OBP: 0.318, SLG: 0.333 Mike Caldwell, R (6, 1) OBP: 0.125, SLG: 0.125 Charlie Williams, R (6, 1) OBP: 0.250, SLG: 0.157 Chris Arnold, R (8, PH) OBP: 0.250, SLG: 0.250 Gary Lavelle, S (8, 1) OBP: 0.125, SLG: 0.125 Chris Speier, R (9, PH) OBP: 0.312, SLG: 0.285			4-2 BB		1-2 SH1-4			2-3 K	2-1 F9	0 0 0 0 0 1 0 0 0 0 0 0 0 0 0 0 0 0 0 0 0 0 0 0 1 0 0 0 0 0 1 0 0 0 0 0 0 0 0 0 1 0 0 0 0 0 0 1		
Inning Stats	R: 0 H: 0 E: 0 LOB: 0 K: 0 BB: 0 S: 5 P: 8	R: 0 H: 0 E: 0 LOB: 0 K: 0 BB: 0 S: 5 P: 6	R: 0 H: 0 E: 0 LOB: 1 K: 0 BB: 1 S: 9 P: 19	R: 1 H: 3 E: 0 LOB: 1 K: 0 BB: 0 S: 11 P: 20	R: 0 H: 1 E: 0 LOB: 1 K: 0 BB: 0 S: 11 P: 17	R: 0 H: 0 E: 0 LOB: 0 K: 0 BB: 0 S: 7 P: 11	R: 0 H: 0 E: 0 LOB: 0 K: 0 BB: 1 S: 8 P: 14	R: 1 H: 3 E: 0 LOB: 2 K: 1 BB: 0 S: 15 P: 23	R: 1 H: 2 E: 0 LOB: 1 K: 1 BB: 0 S: 10 P: 14	1B: 8 SF: 1 2B: 2 SAC: 1 3B: 1 DP: 2 HR: 0 HBP: 0	WP: 0 PA: 36 PB: 0 SB: 0 CS: 0	
PITCHER Woodie Fryman, L (1, 1) ERA: 3.53	IP WLS BF H R ER SO BB IBB HBP BLK WP HR S P ERA WHIP	9.0 W 36 9 3 3 2 2 0 0 0 0 0 0 81 132 3.00 1.222										

AB	32
R	3
H	9
RBI	3
BB	2
SO	2
LOB	10



Batter	1	2	3	4	5	6	7	8	9
Warren Cromartie, L (1, 9) OBP: 0.308, SLG: 0.308	0-1 G3		0-1 1B		1-2 F8	0-0 F8		3-2 6-3	
Wayne Garrett, L (1, 4) OBP: 0.352, SLG: 0.306	2-1 F5		3-2 1B						
Ellis Valentine, R (1, 8) OBP: 0.333, SLG: 0.404	2-3 K			0-0 6-3		0-1 SH 1B	2-2 2B		
Earl Williams, R (1, 3) OBP: 0.286, SLG: 0.374		0-2 L7		1-0 1B		0-3 K	3-1 L6		
Larry Parrish, R (1, 5) OBP: 0.285, SLG: 0.346		3-2 L7		1-3 K		2-2 2B	2-0 6-3 2B		
Tim Foli, R (1, 6) OBP: 0.272, SLG: 0.383		3-2 F7		0-2 5-3		0-1 1B	0-1 6-3		
Del Unser, L (1, 7) OBP: 0.270, SLG: 0.354			2-0 F8		0-0 F6	0-0 3B	2-3 K		
Gary Carter, R (1, 2) OBP: 0.292, SLG: 0.338			0-2 HR		0-1 F8	1-1 1B	1-1 1-4-3		
Woodie Fryman, R (1, 1) OBP: 0.146, SLG: 0.128			0-0 6-3		2-2 1B	0-2 1B	0-0 6-3		

Inning Stats	R: 0	H: 0	E: 0	K: 1	S: 8	LOB: 0	BB: 0	P: 12	R: 0	H: 0	E: 0	K: 0	S: 11	LOB: 0	BB: 0	P: 17	R: 2	H: 3	E: 0	K: 0	S: 11	LOB: 1	BB: 0	P: 16	R: 0	H: 1	E: 0	K: 1	S: 9	LOB: 1	BB: 0	P: 11	R: 0	H: 1	E: 0	K: 0	S: 9	LOB: 1	BB: 0	P: 12	R: 6	H: 6	E: 1	K: 1	S: 24	LOB: 1	BB: 0	P: 30	R: 1	H: 2	E: 0	K: 1	S: 12	LOB: 1	BB: 0	P: 21	R: 0	H: 0	E: 0	K: 0	S: 7	LOB: 0	BB: 0	P: 11
--------------	------	------	------	------	------	--------	-------	-------	------	------	------	------	-------	--------	-------	-------	------	------	------	------	-------	--------	-------	-------	------	------	------	------	------	--------	-------	-------	------	------	------	------	------	--------	-------	-------	------	------	------	------	-------	--------	-------	-------	------	------	------	------	-------	--------	-------	-------	------	------	------	------	------	--------	-------	-------

PITCHER	IP	WLS	BF	H	R	ER	SO	BB	IBB	HBP	BLK	WP	HR	S	P	ERA	WHIP
John D'Acquisto, R (1, 1) ERA: 4.9	5.1	L	24	8	6	5	3	0	0	0	0	0	1	63	88	8.44	1.500
Mike Caldwell, L (6, 1) ERA: 4.95	0.0		2	2	1	1	0	0	0	0	0	0	0	3	4	∞	∞
Charlie Williams, R (6, 1) ERA: 2.02	1.2		8	3	2	2	1	0	0	0	0	0	0	18	27	10.80	1.800
Gary Lavelle, L (8, 1) ERA: 2.95	1.0		3	0	0	0	0	0	0	0	0	0	0	7	11	0.00	0.000


BOTTOM

San Francisco Giants @ Montreal Expos
Jarry Park, Montreal, QB
 Wed Aug 11 1976, 7:05 PM EDT
 Att: 16,490 - Unknown - 77 F

AB	R	H	RBI	BB	SO	LOB
5	1	1	0	0	0	2
4	1	2	1	0	0	1
3	2	1	0	0	1	0
4	0	1	0	0	1	3
4	1	2	2	0	1	1
4	1	1	2	0	0	2
4	1	1	1	0	1	1
4	2	2	2	0	0	0
4	0	2	1	0	0	0

AB	36
R	9
H	13
RBI	9
BB	0
SO	4
LOB	10

livebaseballscorecards.com



1B	8	SF	0	WP	0	PA	37
2B	3	SAC	1	PB	0		
3B	1	DP	0	SB	3		
HR	1	HBP	0	CS	0		

Batter	1	2	3	4	5	6	7	8	9	AB R H RBI BB SO LOB	TOP									
Larry Herndon, R (1, 8) OBP: 0.345, SLG: 0.377	0-3 K		0-0 1B		0-0 F3		0-0 F6			4 0 1 0 0 1 2										
Marty Perez, R (1, 4) OBP: 0.317, SLG: 0.322	0-0 2B		0-0 5-3			0-0 4-3		0-0 4-3		4 1 1 0 0 0 0										
Gary Matthews, R (1, 7) OBP: 0.367, SLG: 0.426	0-0 2B			0-0 1B		4-0 2B		0-0 1-3		3 1 2 1 1 0 0										
Gary Thomasson, L (1, 9) OBP: 0.310, SLG: 0.402	0-0 P3			0-0 F7		0-3 K		0-0 2B		4 0 1 0 0 1 3										
Ken Reitz, R (1, 5) OBP: 0.309, SLG: 0.349	0-0 F8			0-0 G6-4-3		0-0 2B		0-0 F9		4 0 1 1 0 0 3										
Darrell Evans, L (1, 3) OBP: 0.328, SLG: 0.311		0-0 4-3			0-0 HR		0-0 F9		0-3 K	4 1 1 1 0 1 1										
Johnnie LeMaster, R (1, 6) OBP: 0.250, SLG: 0.348		0-0 6-3			4-0 SH2-4		0-3 K		0-3 K	3 0 0 0 1 2 0										
Mike Sadek, R (1, 2) OBP: 0.314, SLG: 0.270		0-3 K			0-0 F9		0-0 5-3		0-0 FC6-4	4 0 1 0 0 1 1										
John Montefusco, R (1, 1) OBP: 0.172, SLG: 0.121			0-0 F8		0-0 SH2-4		4-0 BB		0-0 FC6-4	2 0 0 0 1 0 1										
Inning Stats	R: 1 E: 0 K: 1 S: 7	H: 2 LOB: 1 BB: 0 P: 7	R: 0 E: 0 K: 1 S: 5	H: 0 LOB: 0 BB: 0 P: 5	R: 0 E: 0 K: 0 S: 3	H: 1 LOB: 0 BB: 0 P: 3	R: 0 E: 0 K: 0 S: 3	H: 1 LOB: 0 BB: 0 P: 3	R: 1 E: 0 K: 1 S: 6	H: 1 LOB: 1 BB: 1 P: 10	R: 0 E: 0 K: 1 S: 5	H: 0 LOB: 1 BB: 1 P: 9	R: 0 E: 0 K: 0 S: 4	H: 1 LOB: 1 BB: 0 P: 4	R: 0 E: 0 K: 2 S: 8	H: 1 LOB: 1 BB: 0 P: 8	1B: 4 2B: 3 3B: 0 HR: 1	SF: 0 SAC: 1 DP: 1 HBP: 0	WP: 0 PB: 0 SB: 1 CS: 0	PA: 36
PITCHER	IP WLS BF H R ER SO BB IBB HBP BLK WP HR S P ERA WHIP																			
Jim Kaat, L (1, 1) ERA: 3.17	6.0 L 24 6 3 3 3 2 0 0 0 0 0 1 28 36 4.50 1.333																			
Ron Schueler, R (7, 1) ERA: 2.78	1.0 4 0 0 0 1 1 0 0 0 0 0 0 5 9 0.00 1.000																			
Gene Garber, R (8, 1) ERA: 2.39	2.0 8 2 0 0 2 0 0 0 0 0 0 0 12 12 0.00 1.000																			

San Francisco Giants @ Philadelphia Phillies
Veterans Stadium, Philadelphia, PA
Fri Aug 13 1976, 7:05 PM EDT
Att: 32,642 - Unknown

livebaseballscorecards.com

AB	32
R	3
H	8
RBI	3
BB	3
SO	6
LOB	11



Batter	1	2	3	4	5	6	7	8	9	AB	R	H	RBI	BB	SO	LOB
Dave Cash, R OBP: 0.330, SLG: 0.340 (1, 4)	0-0 1B 2B		0-0 6-3		0-0 F9			0-0 1B		4	0	2	0	0	0	0
Larry Bowa, S OBP: 0.295, SLG: 0.298 (1, 6)	0-0 2-3 1B		0-0 4-3		0-0 P4			0-0 F8		4	0	1	0	0	0	1
Mike Schmidt, R OBP: 0.389, SLG: 0.562 (1, 5)	0-3 1-2 K		4-0 HBP BB		0-0 F8			0-0 F7		3	0	0	0	1	1	3
Greg Luzinski, R OBP: 0.361, SLG: 0.486 (1, 7)	0-3 K		1-0 1-2 HBP		0-3 K			0-0 F8		3	0	0	0	0	2	3
Jay Johnstone, L OBP: 0.384, SLG: 0.465 (1, 9)	0-3 K		0-0 F9		0-0 3-1			0-0 1B		4	0	1	0	0	1	4
Garry Maddox, R OBP: 0.372, SLG: 0.455 (1, 8)		0-0 PB 1B		0-0 5-3		0-0 F9		0-0 F9		4	0	1	0	0	0	1
Tim McCarver, L OBP: 0.432, SLG: 0.408 (1, 2)		0-0 F9		0-0 4-3			0-0 F5		0-3 K	4	0	0	0	0	1	2
Bobby Tolan, L OBP: 0.260, SLG: 0.337 (1, 3)		0-3 1-2 K		0-0 2B			0-0 F2		0-0 P4	4	0	1	0	0	1	2
Jim Kaat, L OBP: 0.194, SLG: 0.266 (1, 1)		0-3 K		0-3 K			0-3 K			2	0	0	0	0	2	2
Ron Schueler, R (7, 1)										0	0	0	0	0	0	0
Tony Taylor, R (7, PH)										1	0	0	0	0	1	0
Gene Garber, R (8, 1)										0	0	0	0	0	0	0

Inning Stats	R: 0 E: 0 K: 3 S: 11	H: 2 LOB: 2 BB: 0 P: 11	R: 0 E: 0 K: 2 S: 8	H: 1 LOB: 1 BB: 0 P: 8	R: 0 E: 0 K: 0 S: 3	H: 0 LOB: 2 BB: 1 P: 8	R: 0 E: 0 K: 1 S: 6	H: 1 LOB: 1 BB: 0 P: 6	R: 0 E: 0 K: 1 S: 5	H: 0 LOB: 0 BB: 0 P: 5	R: 0 E: 0 K: 1 S: 5	H: 0 LOB: 0 BB: 0 P: 5	R: 0 E: 0 K: 1 S: 4	H: 1 LOB: 1 BB: 0 P: 4	R: 0 E: 0 K: 1 S: 6	H: 1 LOB: 1 BB: 0 P: 6	1B: 4 2B: 2 3B: 0 HR: 0	SF: 0 SAC: 0 DP: 0 HBP: 1	WP: 0 PB: 1 SB: 1 CS: 0	PA: 35	
PITCHER John Montefusco, R (1, 1) ERA: 2.67	IP 9.0	WLS W	BF 35	H 6	R 0	ER 0	SO 9	BB 1	IBB 0	HBP 1	BLK 0	WP 0	HR 0	S 51	P 56	ERA 0.00	WHIP 0.778				
PITCHER	IP	WLS	BF	H	R	ER	SO	BB	IBB	HBP	BLK	WP	HR	S	P	ERA	WHIP				

BOTTOM

San Francisco Giants @ Philadelphia Phillies
Veterans Stadium, Philadelphia, PA

Fri Aug 13 1976, 7:05 PM EDT
Att. 32,642 - Unknown

livebaseballscorecards.com

AB	33
R	0
H	6
RBI	0
BB	1
SO	9
LOB	18



Batter	1	2	3	4	5	6	7	8	9	AB R H RBI BB SO LOB	TOP										
Larry Herndon, R (1, 8) OBP: 0.340, SLG: 0.371 Dave Heaverlo, R (7, 1) OBP: 0.333, SLG: 0.333 Chris Speier, R (9, PH) OBP: 0.313, SLG: 0.285	0-0 5-3	0-3 K			0-0 6-3		0-3 K		4-0 BB 1-2 2-3	4 0 0 0 0 2 4 0 0 0 0 0 0 0 0 0 0 0 1 0 0											
Marty Perez, R (1, 4) OBP: 0.314, SLG: 0.318 Steve Ontiveros, S (7, 8) OBP: 0.232, SLG: 0.177	0-0 F4		0-0 F7			0-0 F7		0-3 K	0-0 4-3	3 0 0 0 0 0 0 2 0 0 0 0 1 3											
Gary Matthews, R (1, 7) OBP: 0.366, SLG: 0.426 Glenn Adams, L (6, 7) OBP: 0.281, SLG: 0.339	0-0 F6		0-0 6-3			0-0 FC5-4 1B		0-0 WP 1B		3 0 1 0 0 0 0 1 0 1 0 0 0 0											
Gary Thomasson, L (1, 9) OBP: 0.313, SLG: 0.401		0-0 1B BB BB 1B	0-0 F8			0-3 K		4-0 G5-4-3 1-2 BB		3 1 1 0 1 1 1											
Ken Reitz, R (1, 5) OBP: 0.308, SLG: 0.347		4-0 BB 1B SF8 BB		0-0 F4		0-0 FC5-4 1-2f		0-0 G5-4-3 1-2f		3 1 0 0 1 0 3											
Darrell Evans, L (1, 3) OBP: 0.325, SLG: 0.307		0-0 F5		0-0 4-3			0-0 F9		0-0 4-3	4 0 0 0 0 0 2											
Johnnie LeMaster, R (1, 6) OBP: 0.288, SLG: 0.370		0-0 BB 1-2 2-3 1B		0-0 5-3			0-0 1B 1B		0-0 F2	4 0 2 0 0 0 0											
Mike Sadek, R (1, 2) OBP: 0.324, SLG: 0.262		4-0 BB 1-2 2-3 3-H BB			0-3 K		0-0 F3		4-0 BB BB BB	2 0 0 1 2 1 1											
Jim Barr, R (1, 1) OBP: 0.200, SLG: 0.143 Mike Caldwell, R (4, 1) OBP: 0.125, SLG: 0.125 Bruce Miller, R (5, PH) OBP: 0.240, SLG: 0.217 Charlie Williams, R (5, 1) OBP: 0.290, SLG: 0.167 Chris Arnold, R (7, PH) OBP: 0.276, SLG: 0.264 (7, 4)		0-0 SF8			0-3 K		0-0 1B		4-0 BB BB	0 0 0 1 0 0 0 0 0 0 0 0 0 0 1 0 0 0 0 1 0 0 0 0 0 0 0 0 1 0 1 0 1 0 0											
Inning Stats	R: 0 E: 0 K: 0 S: 3	H: 0 LOB: 0 BB: 0 P: 3	R: 2 E: 0 K: 1 S: 7	H: 2 LOB: 2 BB: 2 P: 15	R: 0 E: 0 K: 0 S: 3	H: 0 LOB: 0 BB: 0 P: 3	R: 0 E: 0 K: 0 S: 3	H: 0 LOB: 0 BB: 0 P: 3	R: 0 E: 0 K: 1 S: 6	H: 1 LOB: 1 BB: 0 P: 6	R: 0 E: 0 K: 1 S: 7	H: 2 LOB: 2 BB: 0 P: 7	R: 0 E: 0 K: 1 S: 5	H: 1 LOB: 1 BB: 1 P: 9	R: 0 E: 0 K: 0 S: 3	H: 0 LOB: 3 BB: 3 P: 15	1B: 6 2B: 0 3B: 0 HR: 0	SF: 1 SAC: 0 DP: 1 HBP: 0	WP: 1 PB: 0 SB: 0 CS: 0	PA: 38	
PITCHER	IP WLS BF H R ER SO BB IBB HBP BLK WP HR S P ERA WHIP	IP WLS BF H R ER SO BB IBB HBP BLK WP HR S P ERA WHIP	IP WLS BF H R ER SO BB IBB HBP BLK WP HR S P ERA WHIP	IP WLS BF H R ER SO BB IBB HBP BLK WP HR S P ERA WHIP	IP WLS BF H R ER SO BB IBB HBP BLK WP HR S P ERA WHIP	IP WLS BF H R ER SO BB IBB HBP BLK WP HR S P ERA WHIP	IP WLS BF H R ER SO BB IBB HBP BLK WP HR S P ERA WHIP	IP WLS BF H R ER SO BB IBB HBP BLK WP HR S P ERA WHIP	IP WLS BF H R ER SO BB IBB HBP BLK WP HR S P ERA WHIP	IP WLS BF H R ER SO BB IBB HBP BLK WP HR S P ERA WHIP	IP WLS BF H R ER SO BB IBB HBP BLK WP HR S P ERA WHIP	IP WLS BF H R ER SO BB IBB HBP BLK WP HR S P ERA WHIP	IP WLS BF H R ER SO BB IBB HBP BLK WP HR S P ERA WHIP	IP WLS BF H R ER SO BB IBB HBP BLK WP HR S P ERA WHIP	IP WLS BF H R ER SO BB IBB HBP BLK WP HR S P ERA WHIP	IP WLS BF H R ER SO BB IBB HBP BLK WP HR S P ERA WHIP	IP WLS BF H R ER SO BB IBB HBP BLK WP HR S P ERA WHIP	IP WLS BF H R ER SO BB IBB HBP BLK WP HR S P ERA WHIP	IP WLS BF H R ER SO BB IBB HBP BLK WP HR S P ERA WHIP	IP WLS BF H R ER SO BB IBB HBP BLK WP HR S P ERA WHIP	IP WLS BF H R ER SO BB IBB HBP BLK WP HR S P ERA WHIP
Steve Carlton, L (1, 1) ERA: 3.18 Tug McGraw, L (9, 1) ERA: 2.57	8.0 W 32 6 2 2 6 3 0 0 0 1 0 41 53 2.25 1.125	1.0 6 0 0 0 0 0 3 0 0 0 0 0 3 15 0.00 3.000																			

San Francisco Giants @ Philadelphia Phillies
Veterans Stadium, Philadelphia, PA
Sat Aug 14 1976, 7:05 PM EDT
Att: 38,368 - Unknown

livebaseballscorecards.com

AB	31
R	2
H	6
RBI	2
BB	6
SO	6
LOB	14



Batter	1	2	3	4	5	6	7	8	9	AB R H RBI BB SO LOB	TOP																		
Larry Herndon, R (1, 8) OBP: 0.338, SLG: 0.368	0-0 1-3	0-0 L6-3		0-0 F9			0-3 K		0-0 2B SF9 1B	5 1 1 0 0 1 2																			
Marty Perez, R (1, 4) OBP: 0.319, SLG: 0.327	0-0 BB 1B	0-0 1B			0-0 5-3		0-0 F2		0-0 SF9 HR 2B	5 1 3 2 0 0 0																			
Gary Matthews, R (1, 7) OBP: 0.367, SLG: 0.424	4-0 1-2 BB	0-0 P4			0-0 F4		0-3 K		0-0 HR 1B	4 1 1 0 1 1 1																			
Gary Thomasson, L (1, 9) OBP: 0.306, SLG: 0.390	0-0 F7		0-0 G3		0-0 L3			0-0 G3	0-3 K	5 0 0 0 0 1 5																			
Ken Reitz, R (1, 5) OBP: 0.307, SLG: 0.345	0-0 F9		4-0 BB			0-0 F3		0-0 5-3	0-0 SF9	3 0 0 1 1 0 2																			
Darrell Evans, L (1, 3) OBP: 0.331, SLG: 0.332		0-0 2B 1B		0-0 F8		0-0 HR		0-0 BB 1B	0-0 HR	5 3 4 4 0 0 1																			
Dave Rader, L (1, 2) OBP: 0.325, SLG: 0.340		0-0 1B WP 2B		0-0 F9		0-0 S 1B		4-0 1-2 BB	0-0 1B	4 1 3 1 1 0 1																			
Johnnie LeMaster, R (1, 6) OBP: 0.273, SLG: 0.344		0-0 SH WP 1B 2B		0-0 F8		0-3 K		0-0 F9	0-0 L4	5 1 1 0 0 1 4																			
Rob Dressler, R (1, 1) OBP: 0.172, SLG: 0.143		0-0 SH		0-0 4-3		0-0 P4			0-0 1B 2B	1 0 0 0 0 0 0																			
Glenn Adams, L (6, PH) OBP: 0.276, SLG: 0.333										1 0 0 0 0 0 1																			
Randy Moffitt, R (6, 1) OBP: 0.222, SLG: 0.222										0 0 0 0 0 0 0																			
Chris Speier, R (9, PH) OBP: 0.315, SLG: 0.289										1 1 1 0 0 0 0																			
Gary Lavelle, S (9, 1) OBP: 0.125, SLG: 0.125										0 0 0 0 0 0 0																			
Inning Stats	R: 0 E: 0 K: 0 S: 4	H: 1 LOB: 2 BB: 1 P: 8	R: 3 E: 0 K: 0 S: 7	H: 4 LOB: 1 BB: 0 P: 7	R: 0 E: 0 K: 0 S: 3	H: 0 LOB: 1 BB: 1 P: 7	R: 0 E: 0 K: 0 S: 3	H: 0 LOB: 0 BB: 0 P: 3	R: 0 E: 0 K: 2 S: 7	H: 0 LOB: 0 BB: 0 P: 7	R: 0 E: 0 K: 2 S: 7	H: 0 LOB: 0 BB: 0 P: 7	R: 1 E: 0 K: 1 S: 7	H: 2 LOB: 1 BB: 0 P: 7	R: 0 E: 0 K: 2 S: 7	H: 0 LOB: 0 BB: 0 P: 7	R: 0 E: 0 K: 0 S: 4	H: 1 LOB: 2 BB: 1 P: 8	R: 5 E: 0 K: 1 S: 11	H: 6 LOB: 1 BB: 0 P: 11	1B: 9 2B: 4 3B: 0 HR: 2	SF: 1 SAC: 1 DP: 1 HBP: 0	WP: 1 PB: 0 SB: 1 CS: 0	PA: 44					
PITCHER	IP WLS BF H R ER SO BB IBB HBP BLK WP HR S P ERA WHIP												PITCHER	IP WLS BF H R ER SO BB IBB HBP BLK WP HR S P ERA WHIP															
Larry Christenson, R (1, 1) ERA: 4.17	2.0		12	5	3	3	0	1	0	0	0	1	0	11	15	13.50	3.000												
Ron Reed, R (3, 1) ERA: 2.68	5.0		18	2	1	1	3	1	0	0	0	0	1	23	27	1.80	0.600												
Tug McGraw, L (8, 1) ERA: 2.53	1.0		5	1	0	0	0	1	0	0	0	0	0	4	8	0.00	2.000												
Gene Garber, R (9, 1) ERA: 2.76	0.0	L	3	3	3	3	0	0	0	0	0	0	0	3	3	∞	∞												
Wayne Twitchell, R (9, 1) ERA: 1.82	1.0		6	3	2	2	1	0	0	0	0	0	1	8	8	18.00	3.000												

San Francisco Giants @ Philadelphia Phillies
Veterans Stadium, Philadelphia, PA
Sun Aug 15 1976, 3:33 AM EDT
Att: 28,316 - Unknown

livebaseballscorecards.com

AB	39
R	9
H	14
RBI	8
BB	3
SO	4
LOB	17



Batter	1	2	3	4	5	6	7	8	9	AB R H RBI BB SO LOB	TOP																
Frank Taveras, R (1, 6) OBP: 0.319, SLG: 0.291	0-3 K	4-0 CS BB			0-0 SF8 3B		0-0 F2			3 1 1 0 1 1 0																	
Omar Moreno, L (1, 8) OBP: 0.444, SLG: 0.609	4-0 HR BB	0-0 CS 1-2	0-0 G3		0-0 SF8			0-0 1B G6-4-3		2 2 1 1 1 0 0																	
Richie Zisk, R (1, 7) OBP: 0.341, SLG: 0.468	0-0 HR		0-0 L6		0-0 5-3			0-0 1B G6-4-3		4 1 2 2 0 0 0																	
Dave Parker, L (1, 9) OBP: 0.332, SLG: 0.447	4-0 1B BB		0-0 E8 1B		4-0 4-3 BB			0-0 G6-4-3 1-2f 3-H		2 1 1 0 2 0 1																	
Richie Hebner, L (1, 5) OBP: 0.309, SLG: 0.336	4-0 1B BB		0-0 G3		0-0 L3			0-0 HR		3 1 1 1 1 0 2																	
Ed Kirkpatrick, L (1, 3) OBP: 0.314, SLG: 0.317	0-0 1B G6-4-3			4-0 BB G4-6-3		0-0 4-3 1-2		0-3 K		3 0 1 1 1 1 1																	
Rennie Stennett, R (1, 4) OBP: 0.297, SLG: 0.358	0-0 G6-4-3 1-2f			0-0 G4-6-3 1-2f		0-0 4-3		0-0 F9		4 0 0 0 0 0 4																	
Duffy Dyer, R (1, 2) OBP: 0.328, SLG: 0.381			0-0 F8		0-3 K		0-0 6-3		0-3 K	3 0 0 0 0 0 1 0 1 0 0 0 0 0 1 0																	
Willie Stargell, L (9, PH) OBP: 0.331, SLG: 0.442																											
Larry Demery, R (1, 1) OBP: 0.143, SLG: 0.053			0-0 F7		0-0 F7		0-0 F3		0-3 K	2 0 0 0 0 0 0 0 0 0 0 0 0 0 1 0 0 0 0 0 0 0 0 0 0 0 0 0 1 0 0 0 0 0 1 0																	
Ramon Hernandez, S (6, 1)																											
Tommy Helms, R (7, PH) OBP: 0.333, SLG: 0.392																											
Bob Moose, R (7, 1) OBP: 0.333, SLG: 0.889																											
Bill Robinson, R (9, PH) OBP: 0.341, SLG: 0.569																											
Inning Stats	R: 3 E: 0 K: 1 S: 6	H: 2 LOB: 1 BB: 3 P: 18	R: 0 E: 0 K: 0 S: 2	H: 0 LOB: 0 BB: 1 P: 6	R: 0 E: 1 K: 0 S: 4	H: 1 LOB: 1 BB: 1 P: 4	R: 0 E: 0 K: 1 S: 4	H: 0 LOB: 0 BB: 1 P: 8	R: 1 E: 0 K: 0 S: 4	H: 1 LOB: 0 BB: 0 P: 4	R: 0 E: 0 K: 0 S: 3	H: 0 LOB: 1 BB: 1 P: 7	R: 0 E: 0 K: 0 S: 3	H: 0 LOB: 0 BB: 0 P: 3	R: 2 E: 0 K: 1 S: 7	H: 3 LOB: 0 BB: 0 P: 7	R: 0 E: 0 K: 2 S: 7	H: 0 LOB: 0 BB: 0 P: 7	1B: 4 2B: 0 3B: 1 HR: 2	SF: 1 SAC: 0 DP: 3 HBP: 0	WP: 0 PB: 0 SB: 1 CS: 1	PA: 37					
PITCHER	IP WLS BF H R ER SO BB IBB HBP BLK WP HR S P ERA WHIP																										
John D'Acquisto, R (1, 1) ERA: 4.97	6.0		25	4	4	4	2	6	0	0	0	0	1	23	47	6.00	1.667										
Randy Moffitt, R (7, 1) ERA: 2.74	1.0		5	2	2	2	0	0	0	0	0	0	0	5	5	18.00	2.000										
Gary Lavelle, L (8, 1) ERA: 2.99	1.0	W	3	1	0	0	1	0	0	0	0	0	1	5	5	0.00	1.000										
Charlie Williams, R (9, 1) ERA: 2.54	1.0	S	3	0	0	0	2	0	0	0	0	0	0	7	7	0.00	0.000										

Pittsburgh Pirates @ San Francisco Giants
 Candlestick Park, San Francisco, CA
 Tue Aug 17 1976, 10:05 PM EDT
 Att. 9,215 - Unknown

AB	29
R	6
H	7
RBI	5
BB	6
SO	5
LOB	8



WP: 0	PA: 37
PB: 0	
SB: 1	
CS: 1	

PITCHER	IP	WLS	BF	H	R	ER	SO	BB	IBB	HBP	BLK	WP	HR	S	P	ERA	WHIP
John D'Acquisto, R	6.0		25	4	4	4	2	6	0	0	0	0	1	23	47	6.00	1.667
Randy Moffitt, R	1.0		5	2	2	2	0	0	0	0	0	0	0	5	5	18.00	2.000
Gary Lavelle, L	1.0	W	3	1	0	0	1	0	0	0	0	0	1	5	5	0.00	1.000
Charlie Williams, R	1.0	S	3	0	0	0	2	0	0	0	0	0	0	7	7	0.00	0.000

Batter	1	2	3	4	5	6	7	8	9	AB R H RBI BB SO LOB	TOP
Frank Taveras, R (1, 6) OBP: 0.325, SLG: 0.296	0-3 K	4-0 S BB			4-0 1B 2B S BB	0-0 4-3 1B 2B	0-0 2B 6-3 1B			3 3 2 0 2 1 0	Pittsburgh Pirates @ San Francisco Giants Candlestick Park, San Francisco, CA Wed Aug 18 1976, 6:33 AM EDT Att. 3,817 - Unknown
Omar Moreno, L (1, 8) OBP: 0.438, SLG: 0.607	0-0 F7	0-3 K			0-0 2B 1B	0-0 4-3	0-0 2B			5 1 2 1 0 1 3	
Richie Zisk, R (1, 7) OBP: 0.341, SLG: 0.469	0-3 K				0-0 1B 1B 2B	0-0 WP 1B	0-0 6-3			5 2 2 4 0 1 1	
Willie Stargell, L (1, 3) OBP: 0.334, SLG: 0.442		0-0 F8 1B 1B			0-0 1B 1B SF9	4-0 1B BB	0-3 K			4 2 2 0 1 1 1	
Dave Parker, L (1, 9) OBP: 0.338, SLG: 0.456		0-0 1B 3B 1B			0-0 FC4-6 1B	0-0 G1-6-3 1B				4 1 4 2 0 0 0	
Richie Hebner, L (1, 5) OBP: 0.308, SLG: 0.334		0-0 P6			0-0 1B	0-0 G1-6-3				4 0 1 0 0 1 5	
Rennie Stennett, R (1, 4) OBP: 0.297, SLG: 0.358		0-0 F8			0-0 5-3	0-0 SF9				3 1 1 1 0 0 2	
Manny Sanguillen, R (1, 2) OBP: 0.338, SLG: 0.375		0-0 3B 1B			0-0 6-3	0-0 FC4-6				4 2 2 2 0 0 2	
Jim Rooker, R (1, 1) OBP: 0.260, SLG: 0.396		0-0 3B			0-3 K	0-3 K				4 0 1 2 0 3 3	
Inning Stats	R: 0 E: 0 K: 2 S: 7 H: 0 LOB: 0 BB: 0 P: 7	R: 3 E: 0 K: 1 S: 9 H: 4 LOB: 2 BB: 1 P: 13	R: 0 E: 0 K: 1 S: 6 H: 1 LOB: 1 BB: 0 P: 6	R: 0 E: 0 K: 1 S: 5 H: 0 LOB: 0 BB: 0 P: 5	R: 4 E: 0 K: 1 S: 10 H: 5 LOB: 2 BB: 1 P: 14	R: 2 E: 0 K: 0 S: 5 H: 3 LOB: 1 BB: 1 P: 9	R: 3 E: 0 K: 2 S: 11 H: 4 LOB: 1 BB: 0 P: 11			1B: 11 2B: 5 3B: 1 HR: 0 SF: 1 SAC: 0 DP: 1 HBP: 0	WP: 1 PB: 2 SB: 3 CS: 0 PA: 40
PITCHER John Montefusco, R (1, 1) ERA: 2.95 Mike Caldwell, L (5, 1) ERA: 5.26	IP WLS BF H R ER SO BB IBB HBP BLK WP HR S P ERA WHIP	4.0 L 22 8 7 7 5 2 0 0 0 0 0 0 30 38 15.75 2.500	3.0 18 9 5 5 3 1 0 0 0 1 0 23 27 15.00 3.333								

AB	36
R	12
H	17
RBI	12
BB	3
SO	8
LOB	17



Batter	1	2	3	4	5	6	7	8	9	AB R H RBI BB SO LOB
Larry Herndon, R OBP: 0.334, SLG: 0.364 (1, 8) S S	0-3 K ①		X 0-0 F9 ①		X 0-0 F9 ①					3 0 0 0 0 1 0
Marty Perez, R OBP: 0.320, SLG: 0.326 (1, 4) X	0-0 F9 ②		B B B B 4-0 BB ②		X 0-0 F3 ②					2 0 0 0 1 0 0
Gary Matthews, R OBP: 0.369, SLG: 0.426 (1, 7) B B B B	4-0 2B BB ②		X 0-0 F4 ②		B B B B 4-0 BB ②					1 1 0 0 2 0 1
Bobby Murcer, L OBP: 0.346, SLG: 0.393 (1, 9) X	0-0 1-H 2B ②		S S S 0-3 K ③		X 0-0 F8 ③					3 0 1 1 0 1 2
Ken Reitz, R OBP: 0.307, SLG: 0.346 (1, 5) X	0-0 F6 ③			X 0-0 L7 ①		X 0-0 F2 ①				3 0 0 0 0 0 1
Darrell Evans, L OBP: 0.330, SLG: 0.331 (1, 3)		S S S 0-3 K ①		S S S 0-3 K ②		X 0-0 1B ②				3 0 1 0 0 2 0
Johnnie LeMaster, R OBP: 0.300, SLG: 0.368 (1, 6)		X 0-0 2B ②		B B B B 4-0 1B BB ②		X 0-0 F7 ②				2 0 1 0 1 0 1
Dave Rader, L OBP: 0.328, SLG: 0.339 (1, 2)		S S S 0-3 K ②		X 0-0 1-2 1B ②		X 0-0 4-3 ③				3 0 1 0 0 1 2
John Montefusco, R OBP: 0.167, SLG: 0.117 Mike Caldwell, R OBP: 0.125, SLG: 0.125 (1, 1) (5, 1)		X 0-0 F9 ③		S S S 0-3 K ③						2 0 0 0 0 1 3 0 0 0 0 0 0 0

Inning Stats	R: 1 E: 0 K: 1 S: 6	H: 1 LOB: 1 BB: 1 P: 10	R: 0 E: 0 K: 2 S: 8	H: 1 LOB: 1 BB: 0 P: 8	R: 0 E: 0 K: 1 S: 5	H: 0 LOB: 1 BB: 1 P: 9	R: 0 E: 0 K: 2 S: 8	H: 1 LOB: 2 BB: 1 P: 12	R: 0 E: 0 K: 0 S: 3	H: 0 LOB: 1 BB: 1 P: 7	R: 0 E: 0 K: 0 S: 4	H: 1 LOB: 1 BB: 0 P: 4
	1B: 2 2B: 2 3B: 0 HR: 0	SF: 0 SAC: 0 DP: 0 HBP: 0	WP: 0 PB: 0 SB: 0 CS: 0	WP: 0 PB: 0 SB: 0 CS: 0								

PITCHER	IP	WLS	BF	H	R	ER	SO	BB	IBB	HBP	BLK	WP	HR	S	P	ERA	WHIP
Jim Rooker, L ERA: 3.6 (1, 1)	6.0	W	26	4	1	1	6	4	0	0	0	0	0	34	50	1.50	1.333


BOTTOM

Pittsburgh Pirates @ San Francisco Giants
Candlestick Park, San Francisco, CA


Wed Aug 18 1976, 6:33 AM EDT
Att. 3,817 - Unknown

livebaseballscorecards.com

AB	22
R	1
H	4
RBI	1
BB	4
SO	6
LOB	10



WP: 0	PA: 26
PB: 0	
SB: 0	
CS: 0	

Batter	1	2	3	4	5	6	7	8	9	AB R H RBI BB SO LOB	TOP
Frank Taveras, R (1, 6) OBP: 0.324, SLG: 0.295	0-0 G3		0-0 FC6-4 S 1-2f		0-0 F7		0-0 F8		0-0 3-1 S 1B	5 0 1 0 0 0 2	Pittsburgh Pirates @ San Francisco Giants Candlestick Park, San Francisco, CA Thu Aug 19 1976, 6:33 AM EDT Att. 2,709 - Unknown livebaseballscorecards.com AB 38 R 1 H 10 RBI 1 BB 1 SO 4 LOB 24 
Omar Moreno, L (1, 8) OBP: 0.405, SLG: 0.545	0-0 4-3		0-0 F7		0-0 1B 1-2		0-0 E3 S		0-0 3-1 1-3	5 0 1 0 0 0 2	
Richie Zisk, R (1, 7) OBP: 0.340, SLG: 0.467 Bill Robinson, R (8, 7) OBP: 0.340, SLG: 0.567	0-0 F7		0-3 K 1-2		0-0 1B 1-3 2-H		0-0 6-3 1-2		0-3 K S	4 0 1 1 0 1 2 1 0 0 0 0 1 1	
Willie Stargell, L (1, 3) OBP: 0.333, SLG: 0.443		0-3 K S		0-0 FC1-5-6 2B		0-0 F8		0-0 L3		4 0 1 0 0 1 3	
Dave Parker, L (1, 9) OBP: 0.340, SLG: 0.456		0-0 1B 4-3 1B		0-0 6-3		0-0 4-3		0-0 FC6-4 1B		4 0 2 0 0 0 1	
Richie Hebner, L (1, 5) OBP: 0.307, SLG: 0.333		0-0 4-3 1-2		0-0 FC1-5-6 2-3		0-0 BLK 1B 1B		0-0 L8		4 0 1 0 0 0 3	
Rennie Stennett, R (1, 4) OBP: 0.299, SLG: 0.359		0-0 2-3 1B		0-0 L7		0-0 BLK 1-2 1B		0-0 L7		4 0 2 0 0 0 2	
Manny Sanguillen, R (1, 2) OBP: 0.337, SLG: 0.374 Duffy Dyer, R (2, 2) OBP: 0.328, SLG: 0.375		0-0 6-3			4-0 FC1-6 BB		0-3 K 1-2 2-3		0-0 FC6-4 1-2f	1 0 0 0 0 0 2 2 0 0 0 1 1 3	
John Candelaria, L (1, 1) OBP: 0.262, SLG: 0.237			0-0 FC6-4 1B		0-0 FC1-6 1-2f 1B		0-0 G1		0-0 4-3	4 1 1 0 0 0 3	
Inning Stats	R: 0 E: 0 K: 0 S: 3 H: 0 LOB: 0 BB: 0 P: 3	R: 0 E: 0 K: 1 S: 7 H: 2 LOB: 2 BB: 0 P: 7	R: 0 E: 0 K: 1 S: 6 H: 1 LOB: 1 BB: 0 P: 6	R: 0 E: 0 K: 0 S: 4 H: 1 LOB: 1 BB: 0 P: 4	R: 1 E: 0 K: 0 S: 5 H: 2 LOB: 2 BB: 1 P: 9	R: 0 E: 0 K: 1 S: 7 H: 2 LOB: 2 BB: 0 P: 7	R: 0 E: 1 K: 0 S: 4 H: 0 LOB: 1 BB: 0 P: 4	R: 0 E: 0 K: 0 S: 4 H: 1 LOB: 1 BB: 0 P: 4	R: 0 E: 0 K: 1 S: 6 H: 1 LOB: 1 BB: 0 P: 6	1B: 9 2B: 1 3B: 0 HR: 0 SF: 0 SAC: 0 DP: 0 HBP: 0	WP: 0 PB: 0 SB: 3 CS: 0 PA: 39
PITCHER Jim Barr, R (1, 1) ERA: 3.34 Randy Moffitt, R (7, 1) ERA: 2.63	IP 6.0 WLS L BF 27 H 8 R 1 ER 1 SO 3 BB 1 IBB 0 HBP 0 BLK 1 WP 0 HR 0 S 32 P 36 ERA 1.50 WHIP 1.500	IP 3.0 WLS L BF 12 H 2 R 0 ER 0 SO 1 BB 0 IBB 0 HBP 0 BLK 0 WP 0 HR 0 S 14 P 14 ERA 0.00 WHIP 0.667	PITCHER IP WLS BF H R ER SO BB IBB HBP BLK WP HR S P ERA WHIP								

Batter	1	2	3	4	5	6	7	8	9
Gary Thomasson, L (1, 8) OBP: 0.307, SLG: 0.410 Larry Herndon, R (8, 8) OBP: 0.332, SLG: 0.361	0-0 E6 5-3-2 1B		0-0 3-1		2-0 G3		2-0 F8		
Marty Perez, R (1, 4) OBP: 0.324, SLG: 0.330	1-1 E7 5-3-2 1-3 1B			0-1 1B 2B 1B	0-0 E8 F9 HR 1B		2-3 K		
Gary Matthews, R (1, 7) OBP: 0.367, SLG: 0.425	3-1 5-3-2 2-3 3-H			0-0 1B 2B 1B	1-0 F9			0-0 HR 2B	
Bobby Murcer, L (1, 9) OBP: 0.348, SLG: 0.408	1-0 3-1			1-1 F8	2-2 HR			1-1 HR	
Ken Reitz, R (1, 5) OBP: 0.310, SLG: 0.351		1-0 F9		1-2 2B 1B	3-H 2-2 5-3			1-0 4-3	
Darrell Evans, L (1, 3) OBP: 0.326, SLG: 0.329		2-2 G3		0-0 2B	3-3 K			0-1 4-3	
Dave Rader, L (1, 2) OBP: 0.325, SLG: 0.333		0-1 F8		4-0 IBB	1-1 F8			0-1 L1	
Johnnie LeMaster, R (1, 6) OBP: 0.277, SLG: 0.333			0-0 F6	1-3 K	1-2 F9				
Ed Halicki, R (1, 1) OBP: 0.277, SLG: 0.190 Glenn Adams, L (7, PH) OBP: 0.271, SLG: 0.328 Gary Lavelle, S (8, 1) OBP: 0.125, SLG: 0.125 Randy Moffitt, R (8, 1) OBP: 0.222, SLG: 0.222			2-3 K	0-3 K			1-2 L5		

AB	R	H	RBI	BB	SO	LOB
4	0	0	0	0	0	0
0	0	0	0	0	0	0
4	2	3	0	0	1	0
4	2	2	0	0	0	3
4	2	2	4	0	0	3
4	0	1	0	0	0	0
4	0	1	2	0	1	0
3	0	0	0	1	0	0
3	0	0	0	0	1	3
2	0	0	0	0	2	3
1	0	0	0	0	0	0
0	0	0	0	0	0	0
0	0	0	0	0	0	0

BOTTOM

Montreal Expos @ San Francisco Giants
Candlestick Park, San Francisco, CA

Fri Aug 20 1976, 10:05 PM EDT
Att. 2,319 - Unknown

livebaseballscorecards.com

AB	33
R	6
H	9
RBI	6
BB	1
SO	5
LOB	12



Inning Stats		R: 0	H: 1	R: 0	H: 0	R: 0	H: 0	R: 2	H: 4	R: 2	H: 2	R: 0	H: 0	R: 0	H: 2	R: 2	H: 2
		E: 2	LOB: 1	E: 0	LOB: 0	E: 0	LOB: 0	E: 0	LOB: 3	E: 1	LOB: 0	E: 0	LOB: 0	E: 0	LOB: 0	E: 0	LOB: 0
		K: 0	BB: 0	K: 0	BB: 0	K: 1	BB: 0	K: 2	BB: 1	K: 1	BB: 0	K: 1	BB: 0	K: 1	BB: 0	K: 0	BB: 0
		S: 6	P: 11	S: 7	P: 10	S: 5	P: 7	S: 16	P: 23	S: 10	P: 17	S: 10	P: 15	S: 8	P: 13	S: 8	P: 10

PITCHER		IP	WLS	BF	H	R	ER	SO	BB	IBB	HBP	BLK	WP	HR	S	P	ERA	WHIP
Don Carrithers, R (1, 1)	ERA: 4.29	5.0	L	23	7	4	4	3	0	0	0	0	0	1	44	68	7.20	1.400
Steve Dunning, R (6, 1)	ERA: 4.59	2.0		6	0	0	0	2	0	0	0	0	0	18	28	0.00	0.000	
Dale Murray, R (8, 1)	ERA: 3.05	1.0		5	2	2	2	0	0	0	0	0	0	1	8	10	18.00	2.000

WP	PA	ERA	WHIP
0	34		
0			
0			
0			

Batter	1	2	3	4	5	6	7	8	9	10	11	12	13	14	15	16	AB	R	H	RBI	BB	SO	LOB	BOTTOM						
Gary Thomasson, L (1, 8) OBP: 0.308, SLG: 0.405 Randy Moffitt, R (10, 3) OBP: 0.200, SLG: 0.200 Rob Dressler, R (16, 1) OBP: 0.172, SLG: 0.143	4-2 1B BB		2-1 4-3			1-1 SH1-4 1B		2-3 K		0-0 G3		0-3 K			0-3 K		5	2	1	0	1	2	0							
Marty Perez, R (1, 4) OBP: 0.322, SLG: 0.327 Ken Reitz, R (10, 9) OBP: 0.312, SLG: 0.353	1-0 5-3 1-2	SAFE SAFE	0-0 E5 2B			0-0 SH1-4 1-2		0-1 F4		0-1 1B 1B			0-1 F7			2-1 FC6 1B	3	0	0	0	0	0	1							
Gary Matthews, R (1, 7) OBP: 0.366, SLG: 0.425	2-2 F4	SAFE SAFE	0-0 2B			2-3 K		3-2 F9		0-1 1B			1-3 K			0-1 FC6 1B	7	1	2	0	0	2	3							
Bobby Murcer, L (1, 9) OBP: 0.349, SLG: 0.415	1-0 1B					2-1 G3		2-1 1B		0-0 HR		2-0 4-3		1-0 P6		2-2 4-3	7	1	3	3	0	0	3							
Darrell Evans, L (1, 3) OBP: 0.323, SLG: 0.329 Larry Herndon, R (9, PR) OBP: 0.332, SLG: 0.361	0-1 4-3					2-2 3-1		0-0 F7		2-2 SH1-4 1B		1-0 4-3		0-0 F9		1-1 F9	4	0	1	0	0	0	2							
Chris Speier, R (1, 5) OBP: 0.310, SLG: 0.284		0-0 F5				0-3 K		0-0 F7		0-0 SH1-4		1-2 F8		1-1 P3			5	0	0	0	0	1	0							
Dave Rader, L (1, 2) OBP: 0.324, SLG: 0.332 Mike Sadek, R (9, PR) OBP: 0.316, SLG: 0.254		0-0 3-1				1-0 F9		1-1 E6		0-0 G6-4-3 1B		1-3 K		2-0 F9			4	0	1	1	0	0	0							
Johnnie LeMaster, R (1, 6) OBP: 0.245, SLG: 0.294		2-3 K				0-1 6-3		0-0 F4		0-1 G6-4-3		1-3 K			0-2 6-3		6	0	0	0	0	2	2							
John D'Acquisto, R (1, 1) OBP: 0.200, SLG: 0.200 Charlie Williams, R (7, 1) OBP: 0.200, SLG: 0.143 Gary Lawless, S (8, 1) OBP: 0.125, SLG: 0.125 Glenn Adams, L (10, PH) OBP: 0.200, SLG: 0.322 Dave Hegarty, R (11, 1) OBP: 0.233, SLG: 0.332 Steve Ontiveros, S (12, PH) OBP: 0.298, SLG: 0.263 Bruce Miller, R (13, 3) OBP: 0.231, SLG: 0.208		3-2 F9				2-2 5-3		0-0 5-3		1-1 4-3		3-1 F7		1-0 5-3			2	0	0	0	0	0	0							
Inning Stats	R: 1 E: 0 K: 10 S: 10	H: 1 LOB: 1 BB: 1 P: 18	R: 0 E: 0 K: 5 S: 5	H: 0 LOB: 0 BB: 7 P: 7	R: 0 E: 1 K: 7 S: 7	H: 1 LOB: 2 BB: 12 P: 12	R: 0 E: 0 K: 8 S: 8	H: 0 LOB: 0 BB: 10 P: 10	R: 0 E: 0 K: 6 S: 6	H: 0 LOB: 0 BB: 9 P: 9	R: 1 E: 0 K: 9 S: 9	H: 2 LOB: 1 BB: 14 P: 14	R: 0 E: 1 K: 10 S: 10	H: 0 LOB: 0 BB: 15 P: 15	R: 2 E: 0 K: 8 S: 8	H: 3 LOB: 1 BB: 10 P: 10	R: 0 E: 0 K: 9 S: 9	H: 0 LOB: 0 BB: 13 P: 13	R: 0 E: 0 K: 6 S: 6	H: 0 LOB: 0 BB: 8 P: 8	R: 0 E: 0 K: 4 S: 4	H: 0 LOB: 0 BB: 7 P: 7	R: 0 E: 0 K: 1 S: 1	H: 0 LOB: 0 BB: 9 P: 9	R: 1 E: 0 K: 9 S: 9	H: 2 LOB: 1 BB: 14 P: 14	1B: 9 2B: 1 3B: 0 HR: 1	SF: 0 SAC: 2 DP: 1 HBP: 0	WP: 0 PB: 0 SB: 0 CS: 0	PA: 59
PITCHER Steve Rogers, R (1, 1) ERA: 3.49 Chuck Taylor, R (7, 1) ERA: 3.2 Dale Murray, R (9, 1) ERA: 3.08 Joe Kerrigan, R (11, 1) ERA: 4.21 Steve Dunning, R (13, 1) ERA: 4.46	IP: 6.0 WLS: 4 BF: 23 H: 4 R: 1 ER: 2 SO: 3 BB: 1 IBB: 0 HBP: 0 BLK: 0 WP: 0 HR: 0 S: 45 P: 70 ERA: 3.00 WHIP: 0.833	IP: 2.0 WLS: 1 BF: 8 H: 1 R: 1 ER: 1 SO: 1 BB: 0 IBB: 0 HBP: 0 BLK: 0 WP: 0 HR: 1 S: 16 P: 22 ERA: 4.50 WHIP: 0.500	IP: 2.0 WLS: 1 BF: 9 H: 4 R: 1 ER: 1 SO: 0 BB: 0 IBB: 0 HBP: 0 BLK: 0 WP: 0 HR: 0 S: 15 P: 20 ERA: 4.50 WHIP: 2.000	IP: 2.0 WLS: 0 BF: 6 H: 0 R: 0 ER: 0 SO: 3 BB: 0 IBB: 0 HBP: 0 BLK: 0 WP: 0 HR: 0 S: 17 P: 24 ERA: 0.00 WHIP: 0.000	IP: 2.0 WLS: 0 BF: 6 H: 0 R: 0 ER: 0 SO: 1 BB: 0 IBB: 0 HBP: 0 BLK: 0 WP: 0 HR: 0 S: 10 P: 15 ERA: 0.00 WHIP: 0.000	PITCHER Chip Lang, R (15, 1) ERA: 4.5	IP: 1.2 WLS: 1 BF: 7 H: 2 R: 1 ER: 1 SO: 1 BB: 0 IBB: 0 HBP: 0 BLK: 0 WP: 0 HR: 0 S: 17 P: 23 ERA: 5.40 WHIP: 1.200																							

Montreal Expos @ San Francisco Giants
 Candlestick Park, San Francisco, CA
 Sat Aug 21 1976, 6:33 AM EDT
 Att. 3,647 - Unknown

livebaseballscores.com
AB 56
R 5
H 11
RBI 5
BB 1
SO 9
LOB 12



Batter	1	2	3	4	5	6	7	8	9	AB R H RBI BB SO LOB	TOP																	
Jerry White, S (1, 7) OBP: 0.327, SLG: 0.324	2-2 BB 1B		1-1 F8		0-0 B5-3		2-2 FC6-4 1-2f		2-2 8-4 2B	5 0 2 0 0 0 1																		
Del Unser, L (1, 8) OBP: 0.266, SLG: 0.344	1-2 F2		4-2		4-1		1-2 4-3		2-1 8-4 2-3f	2 0 0 0 2 0 2																		
Dale Murray, R (7, 1)			BB		BB					0 0 0 0 0 0 0																		
Andre Thornton, R (9, PH) OBP: 0.319, SLG: 0.364										1 0 0 0 0 0 1																		
Chuck Taylor, R (9, 1)										0 0 0 0 0 0 0																		
Wayne Garrett, L (1, 4) OBP: 0.360, SLG: 0.307	4-1 1-2 BB		2-3 K		2-2 F5			1-0 HR 1B		3 1 1 0 1 1 2																		
Larry Parrish, R (1, 5) OBP: 0.286, SLG: 0.368	2-2 F2		1-2 F3		0-0 F6			0-1 HR		4 1 1 2 0 0 3																		
Warren Cromartie, L (1, 9) OBP: 0.235, SLG: 0.240	0-0 F8			1-0 1B	1-0 4-3			0-1 4-3		4 0 1 0 0 0 2																		
Mike Jorgensen, L (1, 3) OBP: 0.348, SLG: 0.346		4-2		0-0 F3	0-0 F7			0-1 1B		2 0 0 0 1 0 1																		
Earl Williams, R (8, PH) OBP: 0.261, SLG: 0.366		BB								1 0 1 0 0 0 0																		
Gary Carter, R (1, 2) OBP: 0.275, SLG: 0.314		0-1 F5		2-3 K	2-3 K		0-2 1B SF9	0-2 L6		4 1 1 0 0 1 3																		
Pepe Frias, R (1, 6) OBP: 0.224, SLG: 0.239		0-3 K		0-2 5-3	0-2 5-3		3-2 FC6-4 1B	0-0 F5		2 0 0 0 0 1 2																		
Jose Morales, R (7, PH) OBP: 0.364, SLG: 0.528										1 0 1 0 0 0 0																		
Steve Rogers, R (7, PR) OBP: 0.127, SLG: 0.111										0 0 0 0 0 0 0																		
Tim Foli, R (7, 6) OBP: 0.275, SLG: 0.374							1-3 1B			1 0 0 0 0 0 1																		
Woodie Fryman, R (1, 1) OBP: 0.140, SLG: 0.122		1-3 K		0-1 6-3	0-1 6-3		3-2 SF9 3-H		2-1 4-3	2 0 0 0 0 1 1																		
Ellis Valentine, R (7, PH) OBP: 0.332, SLG: 0.385										1 0 0 1 0 0 0																		
Inning Stats	R: 0 E: 0 K: 0 S: 11	H: 1 LOB: 2 BB: 1 P: 20	R: 0 E: 0 K: 2 S: 11	H: 0 LOB: 1 BB: 1 P: 16	R: 0 E: 0 K: 1 S: 15	H: 0 LOB: 1 BB: 1 P: 23	R: 0 E: 0 K: 1 S: 8	H: 1 LOB: 1 BB: 0 P: 11	R: 0 E: 0 K: 0 S: 7	H: 0 LOB: 1 BB: 1 P: 13	R: 0 E: 0 K: 0 S: 3	H: 0 LOB: 0 BB: 0 P: 4	R: 1 E: 0 K: 0 S: 19	H: 2 LOB: 1 BB: 0 P: 28	R: 2 E: 0 K: 0 S: 12	H: 3 LOB: 1 BB: 0 P: 13	R: 0 E: 0 K: 0 S: 7	H: 1 LOB: 0 BB: 0 P: 13	1B: 6 2B: 2 3B: 0 HR: 1	SF: 1 SAC: 0 DP: 1 HBP: 0	WP: 0 PB: 0 SB: 0 CS: 0	PA: 38						
PITCHER	IP WLS BF H R ER SO BB IBB HBP BLK WP HR S P ERA WHIP																											
John Montefusco, R (1, 1) ERA: 2.98	7.0		31	6	3	3	4	4	0	0	0	0	0	1	77	119	3.86	1.429										
Gary Lavelle, L (8, 1) ERA: 2.8	2.0	W	7	2	0	0	0	0	0	0	0	0	0	0	16	22	0.00	1.000										

Montreal Expos @ San Francisco Giants
 Candlestick Park, San Francisco, CA
 Sun Aug 22 1976, 6:33 AM EDT
 Att. 5,126 - Unknown

AB	33
R	3
H	8
RBI	3
BB	4
SO	4
LOB	19



Batter	1	2	3	4	5	6	7	8	9	AB	R	H	RBI	BB	SO	LOB
Larry Herndon, R OBP: 0.337, SLG: 0.368 (1, 8)	0-0 FC5-4 1B		2-2 5-3		2-3 K		2-0 2B		1-0 3-1 1B	5	1	3	1	0	1	0
Johnnie LeMaster, R OBP: 0.232, SLG: 0.278 Gary Thomsson, L OBP: 0.306, SLG: 0.403 Marty Perez, R OBP: 0.321, SLG: 0.326 (1, 6) (7, PH) (8, 4)	0-1 FC5-4 HR		1-1 F7		3-2 F9		0-0 6-3		0-1 3-1	3	1	0	0	0	0	1
Gary Matthews, R OBP: 0.368, SLG: 0.436 (1, 7)	3-2 HR		2-2 2B		2-3 K		3-0 5-3		2-2 1B	5	1	3	3	0	1	1
Bobby Murcer, L OBP: 0.349, SLG: 0.412 (1, 9)	0-0 4-3		3-1 F6		1-2 F9		4-2 G6-3 1B BB			3	0	0	0	1	0	1
Ken Reitz, R OBP: 0.318, SLG: 0.357 (1, 5)	1-1 1B			0-0 1B		4-2 BB		1-0 G6-3 1B		3	0	3	0	1	0	0
Chris Speier, R OBP: 0.312, SLG: 0.285 (1, 4) (8, 6)	1-1 F6			0-0 G5-4-3 1B		4-1 BB		0-2 G6-3		3	0	1	0	1	0	3
Darrell Evans, L OBP: 0.325, SLG: 0.326 (1, 3)		1-3 K		0-0 F3		3-2 G3		4-0 IBB		3	0	0	0	1	1	4
Mike Sadek, R OBP: 0.304, SLG: 0.243 Dave Rader, L OBP: 0.323, SLG: 0.330 (1, 2) (8, PH) (9, 2)	0-0 F9		0-1 G5-4-3		0-1 E3 SH1-4 2B		2-0 F7			3	1	0	0	0	0	2
John Montefusco, R OBP: 0.162, SLG: 0.113 Gary Lavelle, S OBP: 0.125, SLG: 0.125 Glenn Adams, L OBP: 0.262, SLG: 0.317 (1, 1) (8, 1) (9, PH)		2-3 K		0-0 F4		1-2 SH1-4		0-0 F7		1	0	0	0	0	0	0

Inning Stats	R: 2	H: 3	E: 0	K: 0	S: 12	LOB: 1	BB: 0	P: 17	R: 0	H: 0	E: 0	K: 2	S: 7	LOB: 0	BB: 0	P: 10	R: 0	H: 1	E: 0	K: 0	S: 12	LOB: 1	BB: 0	P: 20	R: 0	H: 2	E: 0	K: 0	S: 5	LOB: 1	BB: 1	P: 5	R: 0	H: 0	E: 0	K: 1	S: 7	LOB: 0	BB: 0	P: 12	R: 0	H: 0	E: 0	K: 1	S: 15	LOB: 2	BB: 2	P: 29	R: 1	H: 1	E: 1	K: 0	S: 9	LOB: 1	BB: 0	P: 18	R: 0	H: 1	E: 0	K: 0	S: 9	LOB: 2	BB: 2	P: 20	R: 1	H: 2	E: 0	K: 0	S: 7	LOB: 1	BB: 0	P: 10	1B: 7	2B: 2	3B: 0	HR: 1	SF: 0	SAC: 1	DP: 2	HBP: 0	WP: 0	PA: 39
--------------	------	------	------	------	-------	--------	-------	-------	------	------	------	------	------	--------	-------	-------	------	------	------	------	-------	--------	-------	-------	------	------	------	------	------	--------	-------	------	------	------	------	------	------	--------	-------	-------	------	------	------	------	-------	--------	-------	-------	------	------	------	------	------	--------	-------	-------	------	------	------	------	------	--------	-------	-------	------	------	------	------	------	--------	-------	-------	-------	-------	-------	-------	-------	--------	-------	--------	-------	--------

PITCHER	IP	WLS	BF	H	R	ER	SO	BB	IBB	HBP	BLK	WP	HR	S	P	ERA	WHIP
Woodie Fryman, L ERA: 3.51 (1, 1)	6.0		25	6	2	2	4	2	0	0	0	0	1	58	93	3.00	1.333
Dale Murray, R ERA: 3.01 (7, 1)	2.0		10	2	1	0	0	1	1	0	0	0	0	18	38	0.00	1.500
Chuck Taylor, R ERA: 3.54 (9, 1)	0.2	L	4	2	1	1	0	0	0	0	0	0	0	7	10	13.50	3.000

BOTTOM

Montreal Expos @ San Francisco Giants
Candlestick Park, San Francisco, CA

Sun Aug 22 1976, 6:33 AM EDT
Att. 5,126 - Unknown

livebaseballscorecards.com

AB	34
R	4
H	10
RBI	4
BB	4
SO	4
LOB	16



Batter	1	2	3	4	5	6	7	8	9	AB R H RBI BB SO LOB	TOP											
Bruce Boisclair, L (1, 8) OBP: 0.332, SLG: 0.323	4-0 5-3 E BB		0-0 4-3 1B		0-3 K 1-2		0-0 F9		0-3 K	4 1 1 0 1 2 1												
Felix Millan, R (1, 4) OBP: 0.330, SLG: 0.338	0-0 5-3 1-2		0-0 4-3 1-2		0-0 E6 2-H		0-0 1B		0-0 4-3	5 0 1 0 0 0 2												
John Milner, L (1, 7) OBP: 0.348, SLG: 0.439	0-0 5-3 2-3		0-0 F7		0-0 6-3		0-0 F7		0-3 K	4 0 0 0 0 0 4 1 0 0 0 0 1 0												
Leon Brown, R (8, 8) OBP: 0.242, SLG: 0.266																						
Ed Kranepool, L (1, 3) OBP: 0.334, SLG: 0.397	0-0 E9 3-H				0-0 F8		0-0 F8		0-0 SH1-3 SF9 2B	4 1 1 0 0 0 0												
Mike Vail, R (1, 9) OBP: 0.258, SLG: 0.292	0-0 F9				0-3 K		0-0 2B FC5-2 1B		0-0 SH1-3 2-3	3 0 1 0 0 1 1 0 0 0 0 0 0 0												
Pepe Manguai, R (7, 9) OBP: 0.360, SLG: 0.322																						
Jerry Grote, R (1, 2) OBP: 0.352, SLG: 0.349					0-0 1B 2B		0-0 FC5-2 1-3 2B		4-0 BB IBB	3 1 2 0 1 0 0												
Roy Staiger, R (1, 5) OBP: 0.312, SLG: 0.335					0-0 CS 1B		0-0 FC5-2 2-3 3-H		0-0 SF9 3-H	3 0 1 2 0 0 2												
Bud Harrelson, S (1, 6) OBP: 0.334, SLG: 0.279					0-0 CS 1-2 1B		0-0 F7		0-0 BB 1-2 BB	3 1 1 0 1 0 2												
Tom Seaver, R (1, 1) OBP: 0.194, SLG: 0.094					0-0 6-3		0-3 K		0-3 F8 K	4 0 0 0 0 2 3												
Inning Stats	R: 1 E: 1 K: 0 S: 4	H: 0 LOB: 1 BB: 1 P: 8	R: 0 E: 0 K: 0 S: 3	H: 0 LOB: 0 BB: 0 P: 3	R: 0 E: 0 K: 0 S: 4	H: 1 LOB: 1 BB: 0 P: 4	R: 1 E: 0 K: 1 S: 6	H: 2 LOB: 0 BB: 0 P: 6	R: 1 E: 1 K: 2 S: 9	H: 1 LOB: 1 BB: 0 P: 9	R: 0 E: 0 K: 0 S: 5	H: 2 LOB: 2 BB: 0 P: 5	R: 0 E: 0 K: 0 S: 4	H: 1 LOB: 1 BB: 0 P: 4	R: 1 E: 0 K: 1 S: 6	H: 1 LOB: 2 BB: 2 P: 14	R: 0 E: 0 K: 2 S: 7	H: 0 LOB: 0 BB: 0 P: 7	1B: 5 2B: 3 3B: 0 HR: 0	SF: 1 SAC: 1 DP: 0 HBP: 0	WP: 0 PB: 0 SB: 1 CS: 1	PA: 40
PITCHER	IP WLS BF H R ER SO BB IBB HBP BLK WP HR S P ERA WHIP																					
Jim Barr, R (1, 1) ERA: 3.29	8.0 L 36 8 4 2 4 2 1 0 0 0 0 0 0 41 53 2.25 1.250																					
Mike Caldwell, L (9, 1) ERA: 5.2	1.0 3 0 0 0 2 0 0 0 0 0 0 0 0 7 7 0.00 0.000																					

New York Mets @ San Francisco Giants
Candlestick Park, San Francisco, CA
 Tue Aug 24 1976, 10:05 PM EDT
 Att. 3,984 - Unknown

AB	34
R	4
H	8
RBI	2
BB	3
SO	6
LOB	15



WP: 0	PA: 40
-------	--------

Batter	1	2	3	4	5	6	7	8	9	AB R H RBI BB SO LOB
Gary Thomasson, L (1, 8) OBP: 0.310, SLG: 0.415	0-0 P6		0-0 3B			0-0 P6			0-0 BB 1B	4 0 2 0 0 0 0
Marty Perez, R (1, 4) OBP: 0.317, SLG: 0.322	0-0 G3		0-0 1-3			0-0 F7			0-0 F9	4 0 0 0 0 0 2
Gary Matthews, R (1, 7) OBP: 0.365, SLG: 0.432	0-0 6-3			0-3 K		0-3 K			0-0 P4	4 0 0 0 0 2 1
Bobby Murcer, L (1, 9) OBP: 0.350, SLG: 0.412		0-0 F8 S 1B		0-0 4-3		0-3 K			4-0 BB 1-2	3 0 1 0 1 1 0
Ken Reitz, R (1, 5) OBP: 0.315, SLG: 0.354		0-3 K 1-2		0-0 F8		0-0 6-3			0-3 K	4 0 0 0 0 2 3
Darrell Evans, L (1, 3) OBP: 0.322, SLG: 0.323		0-0 F8 2-3		0-0 F8		0-0 3-1				3 0 0 0 0 0 1
Chris Speier, R (1, 6) OBP: 0.310, SLG: 0.283		0-3 K		0-0 L4					0-0 F3	3 0 0 0 0 1 1
Dave Rader, L (1, 2) OBP: 0.323, SLG: 0.330			0-0 F9		0-0 1B				0-0 F9	3 0 1 0 0 0 0
Mike Sadek, R (9, 2) OBP: 0.304, SLG: 0.243										0 0 0 0 0 0 0
Jim Barr, R (1, 1) OBP: 0.203, SLG: 0.151			0-0 F9		0-3 K				0-3 K	2 0 0 0 0 1 1
Glenn Adams, L (8, PH) OBP: 0.258, SLG: 0.311										1 0 0 0 0 1 0
Mike Caldwell, R (9, 1) OBP: 0.125, SLG: 0.125										0 0 0 0 0 0 0

Inning Stats	R: 0	H: 0	E: 0	K: 0	S: 3	R: 0	H: 1	E: 0	K: 2	S: 8	R: 0	H: 1	E: 0	K: 0	S: 4	R: 0	H: 0	E: 0	K: 1	S: 5	R: 0	H: 1	E: 0	K: 1	S: 6	R: 0	H: 0	E: 0	K: 1	S: 5	R: 0	H: 0	E: 0	K: 1	S: 5	R: 0	H: 0	E: 0	K: 1	S: 5	R: 0	H: 1	E: 0	K: 1	S: 6	R: 0	H: 0	E: 0	K: 1	S: 5	R: 0	H: 1	E: 0	K: 1	S: 6	1B: 3	2B: 0	3B: 1	HR: 0	SF: 0	SAC: 0	DP: 0	HBP: 0	WP: 0	PA: 32
PITCHER Tom Seaver, R (1, 1) ERA: 2.51	IP: 9.0	WLS: W	BF: 32	H: 4	R: 0	ER: 0	SO: 8	BB: 1	IBB: 0	HBP: 0	BLK: 0	WP: 0	HR: 0	S: 47	P: 51	ERA: 0.00	WHIP: 0.556																																																
PITCHER	IP	WLS	BF	H	R	ER	SO	BB	IBB	HBP	BLK	WP	HR	S	P	ERA	WHIP																																																


BOTTOM

New York Mets @ San Francisco Giants
Candlestick Park, San Francisco, CA

Tue Aug 24 1976, 10:05 PM EDT
Att. 3,984 - Unknown

livebaseballscorecards.com

AB	31
R	0
H	4
RBI	0
BB	1
SO	8
LOB	9



Batter	1	2	3	4	5	6	7	8	9	AB R H RBI BB SO LOB	TOP
Bruce Boisclair, L (1, 8) OBP: 0.326, SLG: 0.317	0-0 E1 1B G4-6-3		0-3 K			0-3 K	0-0 F9			4 1 0 0 0 2 2	
Felix Millan, R (1, 4) OBP: 0.333, SLG: 0.342	0-0 G4-6-3 1-3 BB 1B		0-0 1B			0-0 CS 1B		0-0 F2		4 0 3 0 0 0 0	
John Milner, L (1, 7) OBP: 0.349, SLG: 0.438	4-0 1-2 G4-6-3 BB		0-3 K			0-0 1-2 1B		0-0 4-3		3 0 1 0 1 1 1	
Ed Kranepool, L (1, 3) OBP: 0.339, SLG: 0.404	0-0 G4-6-3 1-2f 2-3 3-H				0-0 G6-4-3 1B	0-0 1-3 1B		0-0 2B		4 0 3 0 0 0 2	
Mike Vail, R (1, 9) OBP: 0.252, SLG: 0.284 Pepe Mangual, R (8, PH) OBP: 0.359, SLG: 0.321 (8, 9)	0-3 K				0-0 F9	0-0 F5		0-3 K		3 0 0 0 0 1 4 1 0 0 0 0 1 1	
Roy Staiger, R (1, 5) OBP: 0.307, SLG: 0.328		0-3 K			0-0 G6-4-3 1-2f		0-0 P5		0-0 E6	4 0 0 0 0 1 1	
Ron Hodges, L (1, 2) OBP: 0.372, SLG: 0.387		0-0 F7				0-0 6-3	4-0 BB 1B BB		0-0 F8	3 0 0 0 1 0 1	
Bud Harrelson, S (1, 6) OBP: 0.332, SLG: 0.277 Mike Phillips, L (7, PH) OBP: 0.335, SLG: 0.385 (7, 6)		0-3 K				0-0 G3	0-0 1-2 1B		0-0 F8	2 0 0 0 0 1 0 2 0 1 0 0 0 1	
Mickey Lolich, S (1, 1) OBP: 0.220, SLG: 0.133 Jim Dwyer, L (5, PH) OBP: 0.263, SLG: 0.221 Nino Espinosa, R (5, 1) Bob Myrick, R (6, 1) Joe Torre, R (7, PH) OBP: 0.346, SLG: 0.397 Ken Sanders, R (7, 1) Leo Foster, R (9, PH) OBP: 0.286, SLG: 0.280			0-3 K			0-0 F8	0-0 F9		0-3 K	1 0 0 0 0 1 0 1 0 1 0 0 0 0 0 2 0 0 0 0 0 0 0 1 0 0 0 0 1 1	
Inning Stats	R: 1 E: 1 K: 1 S: 6 H: 1 LOB: 1 BB: 1 P: 10	R: 0 E: 0 K: 2 S: 7 H: 0 LOB: 0 BB: 0 P: 7	R: 0 E: 0 K: 3 S: 10 H: 1 LOB: 1 BB: 0 P: 10	R: 0 E: 0 K: 0 S: 3 H: 1 LOB: 0 BB: 0 P: 3	R: 0 E: 0 K: 0 S: 3 H: 0 LOB: 0 BB: 0 P: 3	R: 0 E: 0 K: 1 S: 7 H: 3 LOB: 2 BB: 0 P: 7	R: 0 E: 0 K: 0 S: 4 H: 1 LOB: 2 BB: 1 P: 8	R: 0 E: 0 K: 1 S: 6 H: 1 LOB: 1 BB: 0 P: 6	R: 0 E: 1 K: 1 S: 6 H: 0 LOB: 1 BB: 0 P: 6	1B: 7 2B: 1 3B: 0 HR: 0 SF: 0 SAC: 0 DP: 2 HBP: 0	WP: 0 PB: 0 SB: 0 CS: 1 PA: 36
PITCHER Ed Halicki, R (1, 1) ERA: 3.83	IP WLS BF H R ER SO BB IBB HBP BLK WP HR S P ERA WHIP	9.0 W 36 8 1 0 9 2 0 0 0 0 0 0 52 60 0.00 1.111					PITCHER IP WLS BF H R ER SO BB IBB HBP BLK WP HR S P ERA WHIP				

New York Mets @ San Francisco Giants
Candlestick Park, San Francisco, CA
 Wed Aug 25 1976, 6:33 AM EDT
 Att. 3,974 - Unknown

livebaseballscorecards.com

AB 34
R 1
H 8
RBI 0
BB 2
SO 9
LOB 16



Batter	1	2	3	4	5	6	7	8	9
Larry Herndon, R OBP: 0.338, SLG: 0.367 (1, 8)	0-0 4-3 1-2		0-0 F9 1-2		0-0 F8	4-0 1B 1B BB 1-2 2-3 3-H		0-0 FC6-4 1B	
Johnnie LeMaster, R OBP: 0.230, SLG: 0.271 (1, 6)	0-0 5-3		0-0 5-3		0-3 K	0-0 1B 1B 1-3 2-H 3-H		0-0 F9	
Gary Matthews, R OBP: 0.368, SLG: 0.442 (1, 7)	0-0 HR		0-0 5-3			0-0 2B 1B 1-2 3-H		0-0 FC6-4 1-2f	
Bobby Murcer, L OBP: 0.353, SLG: 0.417 Darrell Evans, L OBP: 0.322, SLG: 0.323 (1, 9) (7, 3)	0-0 CS 1B			0-0 F7 2B		0-0 1B F7			
Ken Reitz, R OBP: 0.315, SLG: 0.355 (1, 5)	0-0 CS 1-2	0-0 5-3		0-0 F7 2-3		0-0 SF9 BB 2B 1-3 2-H	0-0 F7		
Gary Thomasson, L OBP: 0.313, SLG: 0.418 (1, 3) (7, 9)		0-0 4-3		0-0 G3		4-0 BB 1B IBB	0-0 2B		
Chris Speier, R OBP: 0.309, SLG: 0.283 (1, 4)		0-0 1B		0-0 5-3		0-0 SF9 1-2 2-3 3-H	0-0 6-3		
Mike Sadek, R OBP: 0.313, SLG: 0.247 (1, 2)		0-0 P4				0-0 SH3-4 1B	0-0 F8		
Ed Halicki, R OBP: 0.280, SLG: 0.200 (1, 1)			0-0 S 1B		0-0 SH3-4 1-2	0-3 K		0-0 F8	

Inning Stats	R: 1 E: 0 K: 0 S: 4	H: 2 LOB: 0 BB: 0 P: 4	R: 0 E: 0 K: 0 S: 4	H: 1 LOB: 1 BB: 0 P: 4	R: 0 E: 0 K: 0 S: 4	H: 1 LOB: 1 BB: 0 P: 4	R: 0 E: 0 K: 0 S: 4	H: 1 LOB: 1 BB: 0 P: 6	R: 6 E: 1 K: 1 S: 10	H: 5 LOB: 2 BB: 3 P: 22	R: 0 E: 0 K: 0 S: 4	H: 1 LOB: 1 BB: 0 P: 4	R: 0 E: 0 K: 0 S: 4	H: 1 LOB: 1 BB: 0 P: 4
1B: 8 2B: 4 3B: 0 HR: 1	SF: 1 SAC: 1 DP: 0 HBP: 0	WP: 0 PB: 0 SB: 1 CS: 1												

PITCHER	IP	WLS	BF	H	R	ER	SO	BB	IBB	HBP	BLK	WP	HR	S	P	ERA	WHIP
Mickey Lolich, L ERA: 2.97 (1, 1)	4.0		16	5	1	1	0	0	0	0	0	0	1	16	16	2.25	1.250
Nino Espinosa, R ERA: 3.7 (5, 1)	1.2	L	12	4	6	6	2	1	2	0	0	0	0	13	25	32.40	3.000
Bob Myrick, L ERA: 3.6 (6, 1)	0.1		3	2	0	0	0	0	0	0	0	0	0	3	3	0.00	6.000
Ken Sanders, R ERA: 2.51 (7, 1)	2.0		8	2	0	0	0	0	0	0	0	0	0	8	8	0.00	1.000

BOTTOM

New York Mets @ San Francisco Giants
Candlestick Park, San Francisco, CA

Wed Aug 25 1976, 6:33 AM EDT
Att. 3,974 - Unknown

AB	R	H	RBI	BB	SO	LOB
4	1	1	1	1	0	2
5	0	1	2	0	1	3
5	2	3	2	0	0	2
4	1	3	0	0	0	2
0	0	0	0	0	0	0
4	1	1	1	0	0	1
3	1	1	0	1	0	1
3	0	1	1	0	0	2
3	1	1	0	1	0	2
3	0	1	0	0	1	3

AB	34
R	7
H	13
RBI	7
BB	3
SO	2
LOB	18

livebaseballscorecards.com



WP	HR	S	P	ERA	WHIP
0	1	0	40		

Batter	1	2	3	4	5	6	7	8	9	AB R H RBI BB SO LOB	TOP											
Gary Thomasson, L (1, 8) OBP: 0.316, SLG: 0.429	0-0 F4		0-0 1B 2B		0-3 K			0-0 F7 SF8 2B		4 1 2 1 0 1 1	San Francisco Giants @ Pittsburgh Pirates Three Rivers Stadium, Pittsburgh, PA Fri Aug 27 1976, 7:05 PM EDT Att. 12,580 - Unknown											
Johnnie LeMaster, R (1, 6) OBP: 0.231, SLG: 0.270	0-0 4-3		0-0 1B			0-0 F6		0-0 F7		4 0 1 0 0 0 1												
Gary Matthews, R (1, 7) OBP: 0.367, SLG: 0.440	0-0 6-3			0-3 K		4-0 FC5-4 BB		0-0 SF8		2 0 0 1 1 1 0												
Bobby Murcer, L (1, 9) OBP: 0.352, SLG: 0.416		0-0 F8		0-0 1B		0-0 F8		0-0 G3		4 0 1 0 0 0 1												
Ken Reitz, R (1, 5) OBP: 0.312, SLG: 0.352		0-0 6-3		0-0 L9		0-0 FC5-4		0-3 K		4 0 0 0 0 1 2												
Darrell Evans, L (1, 3) OBP: 0.322, SLG: 0.320		0-0 G3		0-3 K		0-0 F6		4-0 FC4-6 BB		3 0 0 0 1 1 1												
Chris Speier, R (1, 4) OBP: 0.309, SLG: 0.283			0-0 6-3		0-0 5-3		0-0 1B 1B	0-0 FC4-6		4 0 1 0 0 0 1												
Mike Sadek, R (1, 2) OBP: 0.318, SLG: 0.243			0-0 F9		4-0 SH3-4 BB		0-0 G6-4-3 1B	0-0 FC4-6 1B		1 0 0 0 1 0 0												
Steve Ontiveros, S (7, PH) OBP: 0.250, SLG: 0.215								0-0 1B		1 0 1 0 0 0 0												
Dave Rader, L (7, 2) OBP: 0.326, SLG: 0.333								1-2 1B		1 0 1 0 0 0 0												
John Montefusco, R (1, 1) OBP: 0.174, SLG: 0.127			0-0 2B 1B		0-0 SH3-4		0-0 G6-4-3 1B	0-0 F4		1 1 1 0 0 0 0												
Dave Heaverlo, R (6, 1) OBP: 0.333, SLG: 0.333										0 0 0 0 0 0 0												
Glenn Adams, L (7, PH) OBP: 0.254, SLG: 0.306										1 0 0 0 0 0 2												
Mike Caldwell, R (7, 1) OBP: 0.125, SLG: 0.125										0 0 0 0 0 0 0												
Larry Herndon, R (9, PH) OBP: 0.337, SLG: 0.366										1 0 0 0 0 0 2												
Inning Stats	R: 0 E: 0 K: 0 S: 3	H: 0 LOB: 0 BB: 0 P: 3	R: 0 E: 0 K: 0 S: 3	H: 0 LOB: 0 BB: 0 P: 3	R: 1 E: 0 K: 0 S: 5	H: 3 LOB: 2 BB: 0 P: 5	R: 0 E: 0 K: 2 S: 8	H: 1 LOB: 1 BB: 0 P: 8	R: 0 E: 0 K: 1 S: 5	H: 0 LOB: 1 BB: 1 P: 9	R: 0 E: 0 K: 0 S: 3	H: 0 LOB: 1 BB: 1 P: 7	R: 0 E: 0 K: 0 S: 4	H: 2 LOB: 1 BB: 0 P: 4	R: 1 E: 0 K: 0 S: 4	H: 1 LOB: 0 BB: 0 P: 4	R: 0 E: 0 K: 1 S: 6	H: 1 LOB: 2 BB: 1 P: 10	1B: 6 2B: 2 3B: 0 HR: 0	SF: 1 SAC: 1 DP: 1 HBP: 0	WP: 0 PB: 0 SB: 0 CS: 0	PA: 36
PITCHER Larry Demery, R (1, 1) ERA: 3.28	IP 9.0 WLS W BF 36 H 8 R 2 ER 2 SO 4 BB 3 IBB 0 HBP 0 BLK 0 WP 0 HR 0 S 41 P 53 ERA 2.00 WHIP 1.222																					

AB	31
R	2
H	8
RBI	2
BB	3
SO	4
LOB	11



Batter	1	2	3	4	5	6	7	8	9
Frank Taveras, R (1, 6) OBP: 0.322, SLG: 0.291	1-0 WP S HBP	0-3 K		0-0 F2		0-0		0-0 6-3	
Omar Moreno, L (1, 8) OBP: 0.391, SLG: 0.466	0-3 K		0-0 HR 1B		0-0 3B 1B	0-0 F7		0-0	
Richie Zisk, R (1, 7) OBP: 0.341, SLG: 0.481	4-0 FC4-6 BB		0-0 HR 1B		0-0 1B 3B	0-0 5-3			
Dave Parker, L (1, 9) OBP: 0.340, SLG: 0.455	0-0 F4		0-0 F5		0-0 4-3 1B 1B		0-0 4-3		
Richie Hebner, L (1, 5) OBP: 0.301, SLG: 0.324	0-0 FC4-6 1-2f		0-0 CS 1B		0-0 F9		0-0 1-3		
Ed Kirkpatrick, L (1, 3) OBP: 0.320, SLG: 0.321		0-0 1B 1B	4-0 BB		0-0 4-3		0-0 2B		
Rennie Stennett, R (1, 4) OBP: 0.298, SLG: 0.357		0-0 1B	0-0 4-3		0-0 FC6-4 1B		0-0 4-3		
Manny Sanguillen, R (1, 2) OBP: 0.337, SLG: 0.382		0-0 F9		0-0 F8	0-0 FC6-4		0-0 1-3		
Larry Demery, R (1, 1) OBP: 0.179, SLG: 0.115		0-3 K		0-0 6-3		0-0 1B		0-0 E7 1B	

Inning Stats	R: 0	H: 0	E: 0	K: 1	S: 5	R: 0	H: 2	E: 0	K: 2	S: 9	R: 0	H: 3	E: 0	K: 0	S: 5	R: 0	H: 0	E: 0	K: 0	S: 3	R: 3	H: 4	E: 0	K: 0	S: 7	R: 0	H: 1	E: 0	K: 0	S: 4	R: 0	H: 1	E: 0	K: 0	S: 4	R: 0	H: 1	E: 1	K: 0	S: 4
	LOB: 2	BB: 1	P: 10	LOB: 2	BB: 0	P: 9	LOB: 1	BB: 1	P: 9		LOB: 0	BB: 0	P: 3	LOB: 1	BB: 0	P: 7	LOB: 1	BB: 0	P: 4		LOB: 1	BB: 0	P: 4	LOB: 1	BB: 0	P: 4	LOB: 1	BB: 0	P: 4	LOB: 1	BB: 0	P: 4	LOB: 1	BB: 0	P: 4	SF: 0	SAC: 0	DP: 0	HBP: 1	

PITCHER	IP	WLS	BF	H	R	ER	SO	BB	IBB	HBP	BLK	WP	HR	S	P	ERA	WHIP
John Montefusco, R (1, 1) ERA: 3.13	5.0	L	26	9	5	5	3	2	0	1	0	1	1	29	38	9.00	2.200
Dave Heaverlo, R (6, 1) ERA: 4.43	1.0		4	1	0	0	0	0	0	0	0	0	0	4	4	0.00	1.000
Mike Caldwell, L (7, 1) ERA: 5.09	2.0		8	2	0	0	0	0	0	0	0	0	0	8	8	0.00	1.000

AB R H RBI BB SO LOB

4	0	0	0	0	1	4
5	2	2	0	0	1	3
3	2	2	3	1	0	1
4	1	1	1	0	0	2
4	0	1	0	0	0	3
3	0	2	0	1	0	1
4	0	2	1	0	0	2
4	0	0	0	0	0	3
4	0	2	0	0	1	2

AB	35
R	5
H	12
RBI	5
BB	2
SO	3
LOB	21
WP: 1	PA: 38
PB: 0	SB: 3
CS: 1	



San Francisco Giants @ Pittsburgh Pirates
 Three Rivers Stadium, Pittsburgh, PA
 Fri Aug 27 1976, 7:05 PM EDT
 Att. 12,580 - Unknown

livebaseballscorecards.com

Batter	1	2	3	4	5	6	7	8	9	AB R H RBI BB SO LOB	TOP																								
Larry Herndon, R (1, 8) OBP: 0.332, SLG: 0.361	0-0 6-3		0-0 6-3			0-0 F9		0-0 F9		4 0 0 0 0 0 2	San Francisco Giants @ Pittsburgh Pirates Three Rivers Stadium, Pittsburgh, PA Sat Aug 28 1976, 7:05 PM EDT Att: 11,043 - Unknown livebaseballscorecards.com																								
Johnnie LeMaster, R (1, 6) OBP: 0.217, SLG: 0.254 Gary Lavelle, S (8, 1) OBP: 0.125, SLG: 0.125	0-0 6-3			0-0 6-3		0-0 4-3		0-0 5-3		4 0 0 0 0 0 2 0 0 0 0 0 0 0																									
Gary Matthews, R (1, 7) OBP: 0.366, SLG: 0.441	0-0 4-3			0-0 4-3 2B			0-0 F9		0-0 1-3	4 0 1 0 0 0 0																									
Bobby Murcer, L (1, 9) OBP: 0.352, SLG: 0.414 Glenn Adams, L (7, 9) OBP: 0.250, SLG: 0.302		4-0 PB BB		0-0 4-3			0-0 G3		0-3 K	2 0 0 0 1 0 1 1 0 0 0 0 1 0																									
Ken Reitz, R (1, 5) OBP: 0.310, SLG: 0.349		0-0 F8		0-0 F3			0-0 6-3		0-0 F7	4 0 0 0 0 0 2																									
Gary Thomasson, L (1, 3) OBP: 0.316, SLG: 0.425		0-0 F9			0-0 F8			4-0 1B BB		2 1 0 0 1 0 1																									
Chris Speier, R (1, 4) OBP: 0.309, SLG: 0.283		0-0 F8			0-3 K			0-0 F9 1B		3 0 1 0 0 1 1																									
Mike Sadek, R (1, 2) OBP: 0.318, SLG: 0.247			0-0 F8		0-0 4-3			0-0 1-2 2-H 1B		3 0 1 1 0 0 0																									
John D'Acquisto, R Charlie Williams, R Bruce Miller, R Rob Dressler, R Chris Arnold, R Dave Heffner, R Randy Muffin, R Marty Perez, R			0-3 K			0-0 4-3		0-0 F9		0 0 0 0 0 0 0 0 0 0 0 0 0 0 1 0 0 0 0 0 1 0 0 0 0 0 0 0 0 0 1 0 1 0 0 0 0 0 0 2																									
Inning Stats	R: 0 E: 0 K: 0 S: 3	H: 0 LOB: 0 BB: 0 P: 3	R: 0 E: 0 K: 0 S: 3	H: 0 LOB: 1 BB: 1 P: 7	R: 0 E: 0 K: 1 S: 5	H: 0 LOB: 0 BB: 0 P: 5	R: 0 E: 0 K: 0 S: 4	H: 1 LOB: 1 BB: 0 P: 4	R: 0 E: 0 K: 1 S: 5	H: 0 LOB: 0 BB: 0 P: 5		R: 0 E: 0 K: 0 S: 3	H: 0 LOB: 0 BB: 0 P: 3	R: 0 E: 0 K: 0 S: 3	H: 0 LOB: 0 BB: 0 P: 3	R: 1 E: 0 K: 0 S: 5	H: 2 LOB: 2 BB: 1 P: 9	R: 0 E: 0 K: 1 S: 5	H: 0 LOB: 0 BB: 0 P: 5	1B: 2 2B: 1 3B: 0 HR: 0	SF: 0 SAC: 0 DP: 0 HBP: 0	WP: 0 PB: 1 SB: 0 CS: 0	PA: 32												
PITCHER Jim Rooker, L (1, 1) ERA: 3.6	IP 9.0	WLS W	BF 32	H 3	R 1	ER 1	SO 3	BB 2	IBB 0	HBP 0	BLK 0	WP 0	HR 0	S 36	P 44	ERA 1.00	WHIP 0.556	PITCHER	IP 9.0	WLS W	BF 32	H 3	R 1	ER 1	SO 3	BB 2	IBB 0	HBP 0	BLK 0	WP 0	HR 0	S 36	P 44	ERA 1.00	WHIP 0.556



Batter	1	2	3	4	5	6	7	8	9	AB	R	H	RBI	BB	SO	LOB
Frank Taveras, R OBP: 0.327, SLG: 0.297 (1, 6)										5	1	4	1	0	0	1
Omar Moreno, L OBP: 0.391, SLG: 0.443 (1, 8)										3	1	0	0	1	3	4
Richie Zisk, R OBP: 0.339, SLG: 0.477 (1, 7)										4	1	0	0	1	1	2
Dave Parker, L OBP: 0.339, SLG: 0.455 (1, 9)										4	1	1	2	0	0	0
Richie Hebner, L OBP: 0.300, SLG: 0.322 (1, 5)										2	0	0	1	1	0	0
Ed Kirkpatrick, L OBP: 0.326, SLG: 0.322 (1, 3)										3	1	1	0	1	0	1
Rennie Stennett, R OBP: 0.298, SLG: 0.356 (1, 4)										4	1	1	1	0	0	1
Manny Sanguillen, R OBP: 0.338, SLG: 0.383 (1, 2)										4	1	2	1	0	0	0
Jim Rooker, R OBP: 0.246, SLG: 0.364 (1, 1)										4	0	1	0	0	1	3

Inning Stats	R: 7	H: 5	R: 0	H: 0	R: 0	H: 3	R: 0	H: 1	R: 0	H: 0	R: 0	H: 0	R: 0	H: 1	R: 0	H: 1
	E: 1	LOB: 1	E: 0	LOB: 0	E: 0	LOB: 3	E: 0	LOB: 1	E: 0	LOB: 0	E: 0	LOB: 0	E: 0	LOB: 2	E: 0	LOB: 2
	K: 1	BB: 3	K: 0	BB: 0	K: 0	BB: 0	K: 0	BB: 1	K: 0	BB: 0	K: 0	BB: 0	K: 1	BB: 0	K: 1	BB: 0
	S: 10	P: 22	S: 3	P: 3	S: 8	P: 8	S: 3	P: 7	S: 4	P: 4	S: 7	P: 7	S: 3	P: 3	S: 6	P: 7

PITCHER	IP	WLS	BF	H	R	ER	SO	BB	IBB	HBP	BLK	WP	HR	S	P	ERA	WHIP
John D'Acquisto, R ERA: 5.07 (1, 1)	0.1	L	7	3	6	5	0	3	0	0	0	0	0	4	16	135.00	18.000
Charlie Williams, R ERA: 2.95 (1, 1)	1.2		7	2	1	0	1	0	0	0	0	0	0	9	9	0.00	1.200
Rob Dressler, R ERA: 4.15 (3, 1)	3.0		14	4	0	0	1	1	0	0	0	0	0	15	19	0.00	1.667
Dave Heaverlo, R ERA: 4.37 (6, 1)	1.0		3	0	0	0	2	0	0	0	0	0	0	7	7	0.00	0.000
Randy Moffitt, R ERA: 2.45 (7, 1)	1.0		3	0	0	0	0	0	0	0	0	0	0	3	3	0.00	0.000

BOTTOM

San Francisco Giants @ Pittsburgh Pirates
 Three Rivers Stadium, Pittsburgh, PA

Sat Aug 28 1976, 7:05 PM EDT
 Att. 11,043 - Unknown

AB	33
R	7
H	10
RBI	6
BB	4
SO	5
LOB	12

WP	HR	S	P	ERA	WHIP
0	0	6	7	0.00	1.000

Batter	1	2	3	4	5	6	7	8	9	10	11	AB R H RBI BB SO LOB	TOP													
Larry Herndon, R (1, 8) OBP: 0.393, SLG: 0.365												5 0 2 1 0 0 2	San Francisco Giants @ Pittsburgh Pirates Three Rivers Stadium, Pittsburgh, PA Sun Aug 29 1976, 3:33 AM EDT Att. 12,972 - Unknown													
Marty Perez, R (1, 4) OBP: 0.314, SLG: 0.320												4 0 1 1 0 0 1														
Gary Matthews, R (1, 7) OBP: 0.368, SLG: 0.439												2 0 0 0 3 0 0														
Ken Reitz, R (1, 5) OBP: 0.309, SLG: 0.346												4 0 0 0 1 0 5														
Gary Thomasson, L (1, 9) OBP: 0.310, SLG: 0.416												5 0 0 0 0 1 5														
Chris Speier, R (1, 6) OBP: 0.306, SLG: 0.280												4 0 0 0 0 1 3														
Darrell Evans, L (1, 3) OBP: 0.321, SLG: 0.318												3 0 0 0 1 2 1														
Dave Rader, L (1, 2) OBP: 0.326, SLG: 0.333												3 1 1 0 0 0 1														
Johnnie LeMaster, R (8, PR) OBP: 0.217, SLG: 0.254												0 1 0 0 0 0 0														
Mike Sadek, R (8, 2) OBP: 0.315, SLG: 0.244												1 0 0 0 0 0 0														
Jim Barr, R (1, 1) OBP: 0.200, SLG: 0.148												1 0 0 0 0 0 1														
Chris Arnold, R (8, PH) OBP: 0.279, SLG: 0.268												1 0 1 0 0 0 0														
Randy Moffitt, R (8, 1) OBP: 0.182, SLG: 0.182												1 0 0 0 0 0 0														
Inning Stats	R: 0 E: 0 K: 3 S: 3	H: 0 LOB: 0 BB: 0 P: 3	R: 0 E: 1 K: 1 S: 6	H: 0 LOB: 1 BB: 0 P: 6	R: 1 E: 0 K: 0 S: 4	H: 2 LOB: 0 BB: 0 P: 4	R: 0 E: 0 K: 1 S: 5	H: 0 LOB: 1 BB: 1 P: 9	R: 0 E: 0 K: 0 S: 2	H: 0 LOB: 0 BB: 1 P: 6	R: 0 E: 0 K: 0 S: 3	H: 0 LOB: 1 BB: 1 P: 7	R: 0 E: 0 K: 1 S: 5	H: 0 LOB: 0 BB: 0 P: 5	R: 1 E: 1 K: 0 S: 4	H: 1 LOB: 1 BB: 0 P: 4	R: 0 E: 0 K: 0 S: 3	H: 0 LOB: 1 BB: 1 P: 7	R: 0 E: 0 K: 1 S: 5	H: 0 LOB: 0 BB: 0 P: 5	R: 0 E: 0 K: 0 S: 4	H: 1 LOB: 2 BB: 1 P: 8	1B: 4 2B: 1 3B: 0 HR: 0	SF: 1 SAC: 1 DP: 1 HBP: 0	WP: 0 PB: 0 SB: 0 CS: 2	PA: 42
PITCHER John Candelaria, L (1, 1) ERA: 3.07	IP: 11.0 WLS: W BF: 41 H: 5 R: 2 ER: 1 SO: 4 BB: 4 IBB: 1 HBP: 0 BLK: 0 WP: 0 HR: 0 S: 44 P: 64 ERA: 0.82 WHIP: 0.818																									

livebaseballscorecards.com

AB	34
R	2
H	5
RBI	2
BB	5
SO	4
LOB	19




Batter	1	2	3	4	5	6	7	8	9	10	11	AB R H RBI BB SO LOB
Frank Taveras, R (1, 6) OBP: 0.324, SLG: 0.294 Bob Robertson, R (11, PH) OBP: 0.294, SLG: 0.308	F9		F9			1-3		G3			WP	4 0 0 0 0 0 2 1 0 0 0 0 0 0
Rennie Stennett, R (1, 4) OBP: 0.295, SLG: 0.353	F9		4-3			4-3						4 0 0 0 0 0 1
Richie Zisk, R (1, 7) OBP: 0.339, SLG: 0.482	F2					F4						4 1 1 1 0 1 0
Dave Parker, L (1, 9) OBP: 0.336, SLG: 0.451						HR						4 0 0 0 0 1 0
Richie Hebner, L (1, 5) OBP: 0.297, SLG: 0.318												4 0 0 0 0 0 0
Bill Robinson, R (1, 8) OBP: 0.331, SLG: 0.551												4 0 0 0 0 1 0
Ed Kirkpatrick, L (1, 3) OBP: 0.324, SLG: 0.319												4 1 1 0 0 0 0
Manny Sanguillen, R (1, 2) OBP: 0.338, SLG: 0.382												4 1 1 0 0 0 1
John Candelaria, L (1, 1) OBP: 0.275, SLG: 0.270 Tommy Helms, R (11, PH) OBP: 0.333, SLG: 0.382												3 0 2 1 0 0 0 0 0 0 0 0 0 0

Inning Stats	R: 0	H: 0	R: 0	H: 0	R: 1	H: 2	R: 1	H: 1	R: 0	H: 0	R: 0	H: 0	R: 0	H: 1	R: 0	H: 0	R: 0	H: 0	R: 1	H: 1	1B: 3	SF: 0	WP: 3	PA: 37			
	E: 0	LOB: 0	E: 0	LOB: 0	E: 1	LOB: 1	E: 0	LOB: 0	E: 0	LOB: 0	E: 0	LOB: 0	E: 0	LOB: 1	E: 0	LOB: 0	E: 0	LOB: 0	E: 0	LOB: 0	2B: 1	SAC: 1	PB: 0				
	K: 0	BB: 0	K: 0	BB: 0	K: 0	BB: 0	K: 0	BB: 0	K: 0	BB: 0	K: 1	BB: 0	K: 0	BB: 0	K: 1	BB: 0	K: 1	BB: 0	K: 0	BB: 0	3B: 0	DP: 0	SB: 0				
	S: 3	P: 3	S: 3	P: 3	S: 5	P: 5	S: 4	P: 4	S: 3	P: 3	S: 5	P: 5	S: 4	P: 4	S: 5	P: 5	S: 5	P: 5	S: 5	P: 5	HR: 1	HBP: 0	CS: 0				
PITCHER	IP	WLS	BF	H	R	ER	SO	BB	IBB	HBP	BLK	WP	HR	S	P	ERA	WHIP										
Jim Barr, R (1, 1) ERA: 3.27	7.0		24	3	2	2	1	0	0	0	0	1	1	26	26	2.57	0.429										
Randy Moffitt, R (8, 1) ERA: 2.46	3.1	L	13	2	1	1	2	0	0	0	0	1	0	16	16	2.70	0.600										

BOTTOM

San Francisco Giants @ Pittsburgh Pirates
 Three Rivers Stadium, Pittsburgh, PA
 Sun Aug 29 1976, 3:33 AM EDT
 Att. 12,972 - Unknown

AB	36
R	3
H	5
RBI	2
BB	0
SO	3
LOB	4



Batter	1	2	3	4	5	6	7	8	9	AB R H RBI BB SO LOB	TOP	
Larry Herndon, R OBP: 0.337, SLG: 0.362 (1, 8) BB	4-0 FC3-6 BB		0-0 CS 1B			0-0 F8			0-0 F8	3 0 1 0 1 0 0		
Marty Perez, R OBP: 0.314, SLG: 0.319 (1, 4) SS	0-3 K		0-0 CS 1B		0-0 CS 1B		0-0 6-3			3 0 1 0 0 1 1		
Gary Matthews, R OBP: 0.365, SLG: 0.441 (1, 7) SS	0-3 K			0-3 K 1-2			0-0 1-3			3 0 0 0 0 2 2		
Bobby Murcer, L OBP: 0.350, SLG: 0.411 (1, 9) X	0-0 FC3-6 1-2f			0-0 G3			0-0 5-3			3 0 0 0 0 0 1		
Ken Reitz, R OBP: 0.310, SLG: 0.348 (1, 5) SS		0-3 K			0-0 F9			0-3 K		3 0 0 0 0 2 0		
Chris Speier, R OBP: 0.304, SLG: 0.278 (1, 6) X		0-0 6-3			0-0 P5			0-0 1-3		3 0 0 0 0 0 0		
Gary Thomasson, L OBP: 0.305, SLG: 0.407 (1, 3) X		0-0 F8			0-0 4-3			0-0 P6		3 0 0 0 0 0 0		
Mike Sadek, R OBP: 0.302, SLG: 0.235 (1, 2) X			0-0 F8			0-0 5-3			0-0 F8	3 0 0 0 0 0 0		
John Montefusco, R OBP: 0.183, SLG: 0.138 Chris Arnold, R OBP: 0.262, SLG: 0.250 (9, PH)			0-0 1B			0-3 K			0-0 F8	2 0 1 0 0 1 0 1 0 0 0 0 0 0		
Inning Stats	R: 0 E: 0 K: 2 S: 7 H: 0 LOB: 1 BB: 1 P: 11	R: 0 E: 0 K: 1 S: 5 H: 0 LOB: 0 BB: 0 P: 5	R: 0 E: 0 K: 0 S: 3 H: 2 LOB: 0 BB: 0 P: 3	R: 0 E: 0 K: 1 S: 5 H: 1 LOB: 0 BB: 0 P: 5	R: 0 E: 0 K: 0 S: 3 H: 0 LOB: 0 BB: 0 P: 3	R: 0 E: 0 K: 1 S: 5 H: 0 LOB: 0 BB: 0 P: 5	R: 0 E: 0 K: 0 S: 3 H: 0 LOB: 0 BB: 0 P: 3	R: 0 E: 0 K: 1 S: 5 H: 0 LOB: 0 BB: 0 P: 5	R: 0 E: 0 K: 0 S: 3 H: 0 LOB: 0 BB: 0 P: 3	R: 0 E: 0 K: 0 S: 3 H: 0 LOB: 0 BB: 0 P: 3	1B: 3 SF: 0 2B: 1 SAC: 0 3B: 0 DP: 1 HR: 0 HBP: 0	WP: 0 PA: 29 PB: 0 SB: 0 CS: 2
PITCHER Jerry Koosman, L ERA: 2.91 (1, 1)	IP WLS BF H R ER SO BB IBB HBP BLK WP HR S P ERA WHIP	9.0 W 28 3 0 0 6 1 0 0 0 0 0 0 39 43 0.00 0.444										

San Francisco Giants @ New York Mets
Shea Stadium, Flushing, NY
Wed Sep 01 1976, 7:05 PM EDT
Att. 14,455 - Unknown

livebaseballscorecards.com

AB	27
R	0
H	3
RBI	0
BB	1
SO	6
LOB	4



Batter	1	2	3	4	5	6	7	8	9
Bruce Boisclair, L (1, 8) OBP: 0.331, SLG: 0.347	0-3 K		0-0 CS 1B		0-0 G3		0-0 G3		
Felix Millan, R (1, 4) OBP: 0.335, SLG: 0.345	0-0 5-3		0-0 1-2 BB 1B		0-0 6-3			0-0 2B 2B	
John Milner, L (1, 7) OBP: 0.354, SLG: 0.440	0-0 4-3		4-0 1-2 FC4-6 BB		0-0 F7			0-0 2-H 2B	
Dave Kingman, R (1, 9) OBP: 0.276, SLG: 0.517		0-3 K	0-0 P3		0-3 K			0-3 K	
Ed Kranepool, L (1, 3) OBP: 0.338, SLG: 0.397		0-0 HBP 1B 1B	0-0 FC4-6 1-2f		0-0 6-3			4-0 G6-4-3 IBB	
Roy Staiger, R (1, 5) OBP: 0.295, SLG: 0.311		0-0 L9		0-0 F8		0-3 K		0-0 G6-4-3 1-2f	
John Stearns, R (1, 2) OBP: 0.111, SLG: 0.111		0-0 1-2 HBP 1B		0-0 F7			0-0 6-3		
Bud Harrelson, S (1, 6) OBP: 0.335, SLG: 0.277		1-0 FC6-4 1-2 2-3 HBP		4-0 BB BB			0-0 1B		
Jerry Koosman, R (1, 1) OBP: 0.270, SLG: 0.279		0-0 FC6-4 1-2f		0-3 K			0-3 K		

Inning Stats	R: 0	H: 0	E: 0	K: 1	S: 5	R: 0	H: 2	E: 0	K: 1	S: 7	R: 0	H: 2	E: 0	K: 0	S: 4	R: 0	H: 0	E: 0	K: 1	S: 5	R: 0	H: 0	E: 0	K: 2	S: 7	R: 0	H: 1	E: 0	K: 1	S: 6	R: 1	H: 2	E: 0	K: 1	S: 6	
	LOB: 0	BB: 0	P: 5	LOB: 3	BB: 0	P: 8	LOB: 1	BB: 1	P: 9	LOB: 0	BB: 0	P: 3	LOB: 1	BB: 0	P: 7	LOB: 1	BB: 1	P: 10																		

PITCHER	IP	WLS	BF	H	R	ER	SO	BB	IBB	HBP	BLK	WP	HR	S	P	ERA	WHIP	PITCHER	IP	WLS	BF	H	R	ER	SO	BB	IBB	HBP	BLK	WP	HR	S	P	ERA	WHIP	
John Montefusco, R (1, 1) ERA: 3.05	8.0	L	33	7	1	1	7	2	1	1	0	0	0	43	56	1.12	1.125																			

BOTTOM

AB	R	H	RBI	BB	SO	LOB
4	0	1	0	0	1	1
4	1	2	0	0	0	0
3	0	1	1	1	0	0
4	0	0	0	0	3	3
3	0	1	0	1	0	2
4	0	0	0	0	1	3
3	0	1	0	0	0	0
1	0	1	0	1	0	0
3	0	0	0	0	2	5

San Francisco Giants @ New York Mets
Shea Stadium, Flushing, NY
Wed Sep 01 1976, 7:05 PM EDT
Att. 14,455 - Unknown

AB	29
R	1
H	7
RBI	1
BB	3
SO	7
LOB	14



WP	PA
0	33
PB	0
SB	0
CS	1

1B	SF	WP	PA
5	0	0	33
2B	0	PB	0
3B	0	SB	0
HR	0	CS	1

Batter	1	2	3	4	5	6	7	8	9	AB R H RBI BB SO LOB	TOP	
Larry Herndon, R (1, 8) OBP: 0.338, SLG: 0.360	0-0 6-3		0-0 1B BB 1B	0-0 SH4-3		4-0 2B BB		0-0 4-3	0-0 4-3	4 2 1 0 1 0 1		
Marty Perez, R (1, 4) OBP: 0.323, SLG: 0.331	4-0 1B FC6-4 BB		0-0 BB SF8 1B	4-0 HR BB		0-0 1B 2B		0-0 F9 2B		3 4 3 1 2 0 0		
Gary Matthews, R (1, 7) OBP: 0.365, SLG: 0.439	0-0 FC6-4 1B		4-0 BB 1B BB	0-3 K		0-0 5-3		0-0 F9		4 1 1 0 1 1 3		
Bobby Murcer, L (1, 9) OBP: 0.354, SLG: 0.419	0-0 FC6-4 1B		4-0 1B BB	0-0 HR		0-0 1B		4-0 BB		3 1 2 5 2 0 1		
Ken Reitz, R (1, 5) OBP: 0.309, SLG: 0.347	0-0 1B		0-0 SF8	0-3 K		0-0 4-3		0-0 L7		4 0 1 1 0 1 3		
Gary Thomasson, L (1, 3) OBP: 0.304, SLG: 0.404	0-0 5-3		0-0 1B		0-0 6-3		0-3 K		0-0 1-3 1B	4 0 1 1 0 1 2		
Darrell Evans, L (9, PH) OBP: 0.322, SLG: 0.319			1-3 2-H							1 1 1 0 0 0 0		
Johnnie LeMaster, R (1, 6) OBP: 0.203, SLG: 0.236		0-0 4-3	0-3 K		0-3 K		0-0 F4		0-0 1-3	5 0 0 0 0 2 3		
Mike Sadek, R (1, 2) OBP: 0.307, SLG: 0.236		0-0 5-3	0-0 5-3		0-0 F8		4-0 BB		0-0 1B	4 0 1 1 1 0 2		
John D'Acquisto, R (1, 1) OBP: 0.296, SLG: 0.308		0-3 K		0-0 SH4-3 WP 2B		0-0 6-3		0-0 F7		1 0 0 0 0 1 0		
Charlie Williams, R (3, 1) OBP: 0.250, SLG: 0.143										0 0 0 0 0 0 0		
Mike Caldwell, R (3, 1) OBP: 0.153, SLG: 0.211										3 1 1 0 0 0 1		
Randy Moffitt, R (8, 1) OBP: 0.167, SLG: 0.167										1 0 0 0 0 0 1		
Inning Stats	R: 1 H: 2 E: 0 LOB: 2 K: 0 BB: 1 S: 5 P: 9	R: 0 H: 0 E: 0 LOB: 0 K: 1 BB: 0 S: 5 P: 5	R: 3 H: 3 E: 0 LOB: 2 K: 1 BB: 2 S: 8 P: 16	R: 3 H: 2 E: 0 LOB: 0 K: 2 BB: 1 S: 9 P: 13	R: 0 H: 0 E: 0 LOB: 0 K: 1 BB: 0 S: 5 P: 5	R: 2 H: 2 E: 0 LOB: 1 K: 0 BB: 1 S: 5 P: 9	R: 0 H: 0 E: 0 LOB: 1 K: 1 BB: 1 S: 5 P: 9	R: 0 H: 1 E: 0 LOB: 2 K: 0 BB: 1 S: 4 P: 8	R: 1 H: 2 E: 0 LOB: 1 K: 0 BB: 0 S: 5 P: 5	1B: 8 SF: 1 2B: 3 SAC: 1 3B: 0 DP: 0 HR: 1 HBP: 0	WP: 1 PA: 46 PB: 0 SB: 0 CS: 0	
PITCHER	IP WLS BF H R ER SO BB IBB HBP BLK WP HR S P ERA WHIP											
Jon Matlack, L (1, 1) ERA: 2.86	3.1 L 20 6 6 6 2 4 0 0 0 0 1 0 20 36 16.20 3.000											
Nino Espinosa, R (4, 1) ERA: 3.81	1.2 6 1 1 1 3 0 0 0 0 0 0 1 12 12 5.40 0.600											
Ken Sanders, R (6, 1) ERA: 2.8	2.0 10 2 2 2 1 2 0 0 0 0 0 0 10 18 9.00 2.000											
Bob Myrick, L (8, 1) ERA: 3.43	1.0 5 1 0 0 0 1 0 0 0 0 0 0 4 8 0.00 2.000											
Bob Apodaca, R (9, 1) ERA: 3.01	1.0 5 2 1 1 0 0 0 0 0 0 0 0 5 5 9.00 2.000											

San Francisco Giants @ New York Mets
 Shea Stadium, Flushing, NY
 Thu Sep 02 1976, 3:33 AM EDT
 Att. 8,007 - Unknown

AB	37
R	10
H	12
RBI	9
BB	7
SO	6
LOB	17



WP: 1	PA: 46
PB: 0	
SB: 0	
CS: 0	

PITCHER	IP	WLS	BF	H	R	ER	SO	BB	IBB	HBP	BLK	WP	HR	S	P	ERA	WHIP
Jon Matlack, L	3.1	L	20	6	6	6	2	4	0	0	0	1	0	20	36	16.20	3.000
Nino Espinosa, R	1.2		6	1	1	1	3	0	0	0	0	0	1	12	12	5.40	0.600
Ken Sanders, R	2.0		10	2	2	2	1	2	0	0	0	0	0	10	18	9.00	2.000
Bob Myrick, L	1.0		5	1	0	0	0	1	0	0	0	0	0	4	8	0.00	2.000
Bob Apodaca, R	1.0		5	2	1	1	0	0	0	0	0	0	0	5	5	9.00	2.000

Batter	1	2	3	4	5	6	7	8	9	AB	R	H	RBI	BB	SO	LOB
Bruce Boisclair, L (1, 8) OBP: 0.332, SLG: 0.345	0-0 WP BB 1B	4-0 1-2 2-3 BB 1B	0-3 K			0-0 G3		0-3 K		4	1	1	0	1	2	5
Felix Millan, R (1, 4) OBP: 0.336, SLG: 0.344	4-0 WP BB 1-2	0-0 1-2 2-3 3-H 1B		0-0 6-3		0-0 F9		0-0 FC6-4 1-2f 2-3 2B		4	1	1	1	1	0	2
John Milner, L (1, 7) OBP: 0.354, SLG: 0.438 (8, 3)	4-0 CS BB 1-3 2-H	0-0 L3		0-3 K		0-0 4-3		0-0 2B 1-2 3-H 1B		4	1	1	1	1	1	3
Dave Kingman, R (1, 9) OBP: 0.274, SLG: 0.513	0-0 5-3		0-3 K	0-3 K			0-0 4-3	0-0 2B 1-H 2-H		3	0	0	0	0	2	2
Pepe Mangual, R (5, 9) OBP: 0.359, SLG: 0.326	1-2									2	0	1	2	0	0	0
Ed Kranepool, L (1, 3) OBP: 0.337, SLG: 0.395	0-0 6-3		0-0 BB FC3-2 1B		0-0 G3		0-0 P4	0-0 F9		4	0	1	0	0	0	1
Bob Myrick, R (8, 1)										0	0	0	0	0	0	0
Mike Phillips, L (8, PH) OBP: 0.332, SLG: 0.380										1	0	0	0	0	0	1
Bob Apodaca, R (9, 1) OBP: 0.200, SLG: 0.214										0	0	0	0	0	0	0
Roy Staiger, R (1, 5) OBP: 0.297, SLG: 0.313		0-0 P4	0-0 FC3-2 BB 1-2 1B		0-0 BB 1B		0-0 L4		0-0 P6	5	1	2	0	0	0	0
John Stearns, R (1, 2) OBP: 0.217, SLG: 0.190		0-0 F8	4-0 BB FC3-2 1-2 2-3 BB		4-0 FC6-4 BB 1-2			0-0 1B WP 2B	0-0 F7	3	1	1	0	2	0	0
Bud Harrelson, S (1, 6) OBP: 0.336, SLG: 0.277		4-0 BB E 1B BB	0-0 FC3-2 BB 1-2 2-3 3-Hf		0-3 K			0-0 FC6-4 WP 1B 2-3	0-0 F8	4	2	1	0	1	1	5
Jon Mattack, L (1, 1) OBP: 0.266, SLG: 0.197		0-0 E6	4-0 BB 1-2 2-3 3-H		0-0 FC6-4			4-0 FC6-4 1-2 2-3 3-H BB		1	0	0	1	1	0	1
Nino Espinosa, R (4, 1)										0	0	0	0	0	0	0
Joe Torre, R (5, PH) OBP: 0.347, SLG: 0.394										1	0	0	0	0	0	2
Ken Sanders, R (6, 1)										0	0	0	0	0	0	0
Leon Brown, R (8, 7) OBP: 0.254, SLG: 0.265										0	0	0	0	1	0	0

Inning Stats	R: 1	H: 1	E: 0	K: 0	S: 3	H: 1	LOB: 1	BB: 2	P: 11	R: 1	H: 1	E: 1	K: 0	S: 5	R: 1	H: 2	E: 0	K: 2	S: 9	R: 0	H: 0	E: 0	K: 2	S: 7	R: 0	H: 1	E: 0	K: 1	S: 6	R: 0	H: 0	E: 0	K: 0	S: 3	R: 0	H: 0	E: 0	K: 0	S: 3	R: 4	H: 4	E: 0	K: 1	S: 9	R: 0	H: 0	E: 0	K: 0	S: 3	R: 0	H: 0	E: 0	K: 0	S: 3	1B: 7	2B: 2	3B: 0	HR: 0	SF: 0	SAC: 0	DP: 0	HBP: 0	WP: 3	PB: 0	SB: 0	CS: 1	PA: 44
--------------	------	------	------	------	------	------	--------	-------	-------	------	------	------	------	------	------	------	------	------	------	------	------	------	------	------	------	------	------	------	------	------	------	------	------	------	------	------	------	------	------	------	------	------	------	------	------	------	------	------	------	------	------	------	------	------	-------	-------	-------	-------	-------	--------	-------	--------	-------	-------	-------	-------	--------


PITCHER	IP	WLS	BF	H	R	ER	SO	BB	IBB	HBP	BLK	WP	HR	S	P	ERA	WHIP
John D'Acquisto, R (1, 1) ERA: 5.06	2.0		12	2	2	1	0	4	0	0	0	1	0	8	24	4.50	3.000
Charlie Williams, R (3, 1) ERA: 3.04	0.2		6	2	1	1	1	2	0	0	0	0	0	6	14	13.50	6.000
Mike Caldwell, L (3, 1) ERA: 5.2	5.0	W	21	4	4	4	5	2	0	0	0	1	0	29	37	7.20	1.200
Randy Moffitt, R (8, 1) ERA: 2.43	1.1	S	5	1	0	0	0	0	0	0	0	0	0	5	5	0.00	0.750

BOTTOM

San Francisco Giants @ New York Mets
Shea Stadium, Flushing, NY

Thu Sep 02 1976, 3:33 AM EDT
Att. 8,007 - Unknown

AB	36
R	7
H	9
RBI	5
BB	8
SO	6
LOB	22



PITCHER	IP	WLS	BF	H	R	ER	SO	BB	IBB	HBP	BLK	WP	HR	S	P	ERA	WHIP
John D'Acquisto, R (1, 1) ERA: 5.06	2.0		12	2	2	1	0	4	0	0	0	1	0	8	24	4.50	3.000
Charlie Williams, R (3, 1) ERA: 3.04	0.2		6	2	1	1	1	2	0	0	0	0	0	6	14	13.50	6.000
Mike Caldwell, L (3, 1) ERA: 5.2	5.0	W	21	4	4	4	5	2	0	0	0	1	0	29	37	7.20	1.200
Randy Moffitt, R (8, 1) ERA: 2.43	1.1	S	5	1	0	0	0	0	0	0	0	0	0	5	5	0.00	0.750

Batter	1	2	3	4	5	6	7	8	9	AB R H RBI BB SO LOB	TOP											
Johnny Grubb, L (1, 7) OBP: 0.397, SLG: 0.410	0-0 1B		0-0 F7		0-3 K			0-3 K		4 0 1 0 0 2 1	San Diego Padres @ San Francisco Giants Candlestick Park, San Francisco, CA Fri Sep 03 1976, 10:05 PM EDT Att. 1,981 - Unknown livebaseballscorecards.com											
Tito Fuentes, S (1, 4) OBP: 0.303, SLG: 0.328	0-0 6-3-5-4 1-3f			0-0 3B 1B		0-0 4-3		0-0 1B		4 1 2 0 0 0 1												
Willie Davis, L (1, 8) OBP: 0.293, SLG: 0.379	0-0 F5			0-0 F6		0-0 4-3		0-0 F8		4 0 0 0 0 0 2												
Dave Winfield, R (1, 9) OBP: 0.362, SLG: 0.427		0-0 L9		0-0 E4 3B		0-0 1B		0-0 L3		4 1 1 0 0 0 1												
Mike Ivie, R (1, 3) OBP: 0.354, SLG: 0.421		0-0 F3		0-0 SF9 3B		0-0 5-3		0-0 F9		4 1 1 2 0 0 1												
Fred Kendall, R (1, 2) OBP: 0.303, SLG: 0.304		0-0 F8		0-0 SF9			0-0 G5-4-3 1B		0-0 F6			3 0 1 1 0 0 0										
Doug Rader, R (1, 5) OBP: 0.315, SLG: 0.340			0-3 K	0-0 6-3			0-0 G5-4-3 1-2f					3 0 0 0 0 1 1										
Enzo Hernandez, R (1, 6) OBP: 0.321, SLG: 0.321			0-0 SH1 1B		0-0 4-3		0-0 6-3					3 0 1 0 0 0 0										
Randy Jones, R (1, 1) OBP: 0.086, SLG: 0.045			0-0 SH1		0-0 G3			0-3 K				0 0 0 0 0 0 0										
Jerry Johnson, R (3, 1)												1 0 0 0 0 0 0										
Jerry Turner, L (8, PH) OBP: 0.312, SLG: 0.378											1 0 0 0 0 1 0											
Butch Metzger, R (8, 1)											0 0 0 0 0 0 0											
Inning Stats	R: 0 E: 0 K: 0 S: 3	H: 1 LOB: 0 BB: 0 P: 3	R: 0 E: 0 K: 0 S: 3	H: 0 LOB: 0 BB: 0 P: 3	R: 0 E: 0 K: 1 S: 6	H: 1 LOB: 1 BB: 0 P: 6	R: 3 E: 1 K: 0 S: 6	H: 2 LOB: 0 BB: 0 P: 6	R: 0 E: 0 K: 1 S: 5	H: 0 LOB: 0 BB: 0 P: 5	R: 0 E: 0 K: 0 S: 4	H: 1 LOB: 1 BB: 0 P: 4	R: 0 E: 0 K: 0 S: 3	H: 1 LOB: 0 BB: 0 P: 3	R: 0 E: 0 K: 2 S: 8	H: 1 LOB: 1 BB: 0 P: 8	R: 0 E: 0 K: 0 S: 3	H: 0 LOB: 0 BB: 0 P: 3	1B: 6 2B: 1 3B: 1 HR: 0	SF: 1 SAC: 1 DP: 2 HBP: 0	WP: 0 PB: 0 SB: 0 CS: 0	PA: 33
PITCHER Jim Barr, R (1, 1) ERA: 3.17	IP: 9.0 WLS: W BF: 33 H: 7 R: 3 ER: 1 SO: 4 BB: 0 IBB: 0 HBP: 0 BLK: 0 WP: 0 HR: 0 S: 41 P: 41 ERA: 1.00 WHIP: 0.778																					



Batter	1	2	3	4	5	6	7	8	9
Gary Thomasson, L (1, 3) <small>OBP: 0.306, SLG: 0.402</small> Larry Herndon, R (9, 8) <small>OBP: 0.338, SLG: 0.360</small>	0-0 2B 6-3 1B	0-0 3-1 		0-0 L9 		0-3 K 		4-0 IBB	
Marty Perez, R (1, 4) <small>OBP: 0.327, SLG: 0.338</small>	0-0 1B 1-3 HR 2B		0-0 F9 BB SF7 1B		0-0 3-1 BLK 4-3 1B		0-3 K 	0-0 L5 	
Gary Matthews, R (1, 7) <small>OBP: 0.366, SLG: 0.439</small> Darrell Evans, L (5, PH) <small>OBP: 0.323, SLG: 0.318</small>	0-0 6-3 		4-0 1B 1-2 SF7 BB		0-0 3-1 		4-0 BB		
Bobby Murcer, L (1, 9) <small>OBP: 0.353, SLG: 0.418</small>	0-0 HR 2-3 1B		0-0 F9 		0-0 4-3 		0-0 L9 		
Ken Reitz, R (1, 5) <small>OBP: 0.311, SLG: 0.355</small>	0-0 HR 1-H 3-H		0-0 SF7 		0-0 1B		0-0 1-3 		
Jack Clark, R (1, 8) <small>OBP: 0.500, SLG: 0.333</small>	0-0 5-3 		0-0 1B		0-3 K 		4-0 6-3 S 2B BB		
Gary Alexander, R (1, 2)	0-0 5-3 		0-3 K 		0-0 F5 		0-0 F8 		
Johnnie LeMaster, R (1, 6) <small>OBP: 0.192, SLG: 0.224</small>		0-0 5-3 		0-0 F6 		0-0 4-3 		0-0 6-3 	
Jim Barr, R (1, 1) <small>OBP: 0.219, SLG: 0.224</small>		0-0 F6 		0-0 F8 		0-0 3B		0-0 2B 3-H	

Inning Stats	R: 4	H: 4	E: 0	LOB: 0	K: 0	P: 7	R: 0	H: 0	E: 0	LOB: 0	K: 0	P: 3	R: 1	H: 2	E: 0	LOB: 2	K: 1	P: 11	R: 0	H: 0	E: 0	LOB: 0	K: 0	P: 3	R: 1	H: 2	E: 0	LOB: 1	K: 1	P: 7	R: 0	H: 1	E: 0	LOB: 1	K: 1	P: 6	R: 0	H: 0	E: 0	LOB: 1	K: 1	P: 9	R: 1	H: 1	E: 0	LOB: 2	K: 0	P: 12
	S: 7	BB: 0	S: 3	BB: 0	S: 7	BB: 1	S: 3	BB: 0	S: 3	BB: 0	S: 7	BB: 0	S: 3	BB: 0	S: 3	BB: 1	S: 7	BB: 0	S: 6	BB: 0	S: 5	BB: 1	S: 4	BB: 2	S: 4	BB: 1	S: 4	BB: 1	S: 5	BB: 1	S: 7	BB: 0	S: 6	BB: 6	S: 5	BB: 1	S: 4	BB: 12	S: 4	BB: 2	S: 4	BB: 12						

PITCHER	IP	WLS	BF	H	R	ER	SO	BB	IBB	HBP	BLK	WP	HR	S	P	ERA	WHIP
Randy Jones, L (1, 1) <small>ERA: 2.74</small>	2.2	L	15	6	5	5	0	1	0	0	0	0	1	14	18	16.88	2.625
Jerry Johnson, R (3, 1) <small>ERA: 3.49</small>	4.1		17	3	1	1	4	1	0	0	1	0	0	24	28	2.08	0.923
Butch Metzger, R (8, 1) <small>ERA: 2.31</small>	1.0		6	1	1	1	0	1	1	0	0	0	0	4	12	9.00	2.000

BOTTOM

AB	R	H	RBI	BB	SO	LOB
4	1	1	0	1	1	1
0	0	0	0	0	0	0
5	3	3	0	0	1	2
1	0	0	1	1	0	1
1	0	0	0	1	0	1
4	1	1	1	0	0	3
3	1	2	4	0	0	1
3	1	1	0	1	1	1
4	0	0	0	0	1	3
4	0	0	0	0	0	1
4	0	2	1	0	0	0

San Diego Padres @ San Francisco Giants
 Candlestick Park, San Francisco, CA

AB 33
R 7
H 10
RBI 7
BB 4
SO 4
LOB 14

WP: 0 **PA: 38**
PB: 0
SB: 1
CS: 0

GIANTS

Fri Sep 03 1976, 10:05 PM EDT
 Att. 1,981 - Unknown

livebaseballscorecards.com

Batter	1	2	3	4	5	6	7	8	9	AB R H RBI BB SO LOB	TOP
Johnny Grubb, L (1, 5) OBP: 0.396, SLG: 0.409 Ted Kubiak, S (1, 5) OBP: 0.317, SLG: 0.279	0-3 		0-0 4-3 			0-0 G3 	0-0 F9 		0-3 K 	1 0 0 0 0 1 0 4 0 0 0 0 1 2	San Diego Padres @ San Francisco Giants Candlestick Park, San Francisco, CA Sat Sep 04 1976, 6:33 AM EDT Att. 4,546 - Unknown San Diego Padres
Tito Fuentes, S (1, 4) OBP: 0.302, SLG: 0.327	0-0 F9 			0-3 K 		0-0 1B 	0-0 5-3 		0-3 K 	5 0 1 0 0 2 2	
Willie Davis, L (1, 8) OBP: 0.295, SLG: 0.380	0-0 F5 			0-3 K 		0-0 FC6-4 1B 		0-0 SH1-4 BB 1B 		4 0 2 0 0 1 0	
Dave Winfield, R (1, 9) OBP: 0.364, SLG: 0.430		4-0 G3 S BB 		0-0 2B 		0-0 F3 		4-0 SH1-4 BB 		2 1 1 0 2 0 2	
Mike Ivie, R (1, 3) OBP: 0.354, SLG: 0.423		0-3 K 		0-0 2B 		0-0 FC6-4 		0-0 SH1-4 		3 0 1 1 0 1 3	
Jerry Turner, L (1, 7) OBP: 0.315, SLG: 0.377		0-0 G3 		0-0 F3 			0-0 1B 2B 1B 	4-0 G6-4-3 IBB 		3 1 1 0 1 0 2	
Fred Kendall, R (1, 2) OBP: 0.302, SLG: 0.304		0-0 5-3 			0-3 K 		0-0 2B 1B 	0-0 G6-4-3 		4 1 1 0 0 1 4	
Enzo Hernandez, R (1, 6) OBP: 0.320, SLG: 0.323			0-0 F9 		0-0 1-3 		0-0 WP 1B 2B 		0-0 1-3 	4 0 1 2 0 0 0	
Tom Griffin, R (1, 1) OBP: 0.100, SLG: 0.053 Butch Metzger, R (7, 1) Merv Rettenmund, R (9, PH) OBP: 0.348, SLG: 0.300			0-3 K 		0-0 6-3 		0-0 5-3 		0-0 1B 	3 0 0 0 0 1 1 0 0 0 0 0 0 0 1 0 1 0 0 0 0	
Inning Stats	R: 0 H: 0 E: 0 LOB: 0 K: 1 BB: 0 S: 5 P: 5	R: 0 H: 0 E: 0 LOB: 1 K: 1 BB: 1 S: 5 P: 9	R: 0 H: 0 E: 0 LOB: 0 K: 1 BB: 0 S: 5 P: 5	R: 1 H: 2 E: 0 LOB: 1 K: 2 BB: 0 S: 9 P: 9	R: 0 H: 0 E: 0 LOB: 0 K: 1 BB: 0 S: 5 P: 5	R: 0 H: 2 E: 0 LOB: 2 K: 0 BB: 0 S: 5 P: 5	R: 2 H: 3 E: 0 LOB: 1 K: 0 BB: 0 S: 6 P: 6	R: 0 H: 1 E: 0 LOB: 2 K: 0 BB: 2 S: 3 P: 11	R: 0 H: 1 E: 0 LOB: 1 K: 2 BB: 0 S: 8 P: 8	1B: 6 SF: 0 2B: 3 SAC: 1 3B: 0 DP: 1 HR: 0 HBP: 0	WP: 1 PA: 38 PB: 0 SB: 1 CS: 0
PITCHER Ed Halicki, R (1, 1) ERA: 3.9 Gary Lavelle, L (7, 1) ERA: 2.72 Randy Moffitt, R (8, 1) ERA: 2.37	IP WLS BF H R ER SO BB IBB HBP BLK WP HR S P ERA WHIP 6.0 0 26 7 3 3 6 1 0 0 0 0 0 37 41 4.50 1.333 1.0 W 3 0 0 0 0 0 0 0 0 0 1 0 3 3 0.00 0.000 2.0 S 9 2 0 0 0 2 1 1 0 0 0 0 11 19 0.00 1.500	PITCHER IP WLS BF H R ER SO BB IBB HBP BLK WP HR S P ERA WHIP									

AB	34
R	3
H	9
RBI	3
BB	3
SO	8
LOB	16



Batter	1	2	3	4	5	6	7	8	9	AB R H RBI BB SO LOB	TOP									
Jerry Turner, L (1, 7) OBP: 0.314, SLG: 0.372	0-0 L6		4-0 G3 SH3-4 BB		0-0 1-3			0-0 F6		3 0 0 0 1 0 0	San Diego Padres @ San Francisco Giants Candlestick Park, San Francisco, CA Sun Sep 05 1976, 6:33 AM EDT Unknown livebaseballscorecards.com									
Enzo Hernandez, R (1, 6) OBP: 0.320, SLG: 0.326	0-0 F8		0-0 SH3-4		0-0 2B			0-0 6-3		3 0 1 0 0 0 0										
Willie Davis, L (1, 8) OBP: 0.295, SLG: 0.379	0-0 1B 1B		0-0 G3		0-3 K			0-0 3-1		4 0 1 0 0 1 2										
Dave Winfield, R (1, 9) OBP: 0.365, SLG: 0.430	0-0 1-2 1B		0-0 F6		0-0 L3			0-0 FC5-4 1B		4 0 2 0 0 0 1										
Mike Ivie, R (1, 3) OBP: 0.350, SLG: 0.418	0-0 1-3		0-0 F7		0-3 K			0-0 FC5-4 FC3-6 1-2f		4 0 0 0 0 1 3										
Tito Fuentes, S (1, 4) OBP: 0.299, SLG: 0.324		0-0 L7		0-0 L9				0-0 FC3-6 1-2f		4 0 0 0 0 0 1										
Johnny Grubb, L (1, 5) OBP: 0.394, SLG: 0.405		0-0 E1		4-0 BB		0-0 4-3		0-0 G3		3 0 0 0 1 0 1										
Fred Kendall, R (1, 2) OBP: 0.300, SLG: 0.301		0-3 K		0-0 F3		0-0 F8				3 0 0 0 0 1 2										
Brent Strom, R (1, 1) OBP: 0.148, SLG: 0.109		0-0 F7		0-3 K		0-0 L8				1 0 0 0 0 0 1										
Hector Torres, R (5, PH) OBP: 0.255, SLG: 0.293										1 0 0 0 0 1 0										
Jerry Johnson, R (5, 1)										0 0 0 0 0 0 0										
Ted Kubiak, S (7, PH) OBP: 0.316, SLG: 0.277										1 0 0 0 0 0 0										
Dave Tomlin, L (7, 1)										0 0 0 0 0 0 0										
Inning Stats	R: 0 E: 0 K: 0 S: 5	H: 2 LOB: 2 BB: 0 P: 5	R: 0 E: 1 K: 1 S: 6	H: 0 LOB: 1 BB: 0 P: 6	R: 0 E: 0 K: 0 S: 3	H: 0 LOB: 1 BB: 1 P: 7	R: 0 E: 0 K: 0 S: 8	H: 1 LOB: 1 BB: 0 P: 8	R: 0 E: 0 K: 1 S: 5	H: 0 LOB: 0 BB: 0 P: 5	R: 0 E: 0 K: 0 S: 3	H: 0 LOB: 0 BB: 0 P: 3	R: 0 E: 0 K: 0 S: 3	H: 0 LOB: 0 BB: 0 P: 3	R: 0 E: 0 K: 0 S: 4	H: 1 LOB: 1 BB: 0 P: 4	1B: 3 2B: 1 3B: 0 HR: 0	SF: 0 SAC: 1 DP: 0 HBP: 0	WP: 0 PB: 0 SB: 0 CS: 0	PA: 34
PITCHER John Montefusco, R (1, 1) ERA: 2.93	IP: 9.0 WLS: W BF: 34 H: 4 R: 0 ER: 0 SO: 4 BB: 2 IBB: 0 HBP: 0 BLK: 0 WP: 0 HR: 0 S: 40 P: 48 ERA: 0.00 WHIP: 0.667																			

San Diego Padres @ San Francisco Giants
 Candlestick Park, San Francisco, CA
 Sun Sep 05 1976, 6:33 AM EDT
 Unknown

AB	31
R	0
H	4
RBI	0
BB	2
SO	4
LOB	11



Batter	1	2	3	4	5	6	7	8	9	AB R H RBI BB SO LOB	TOP										
Enzo Hernandez, R OBP: 0.321, SLG: 0.323 (1, 6) X	0-0 F8		4-0 2B BB	0-0 6-3		4-0 BB		0-0 6-3		3 1 0 0 2 0 4											
Ted Kubiak, S OBP: 0.313, SLG: 0.280 (1, 4) X	0-0 F7		0-0 2B 1-H	0-3 K		0-0 6-3		0-0 6-3		5 1 1 1 0 1 6											
Jerry Turner, L OBP: 0.316, SLG: 0.377 (1, 7) X	0-0 G1		0-0 2B 1B 2-H		0-0 F3		0-0 4-3		0-0 SH2-3 5-3 1B	5 1 2 1 0 0 0											
Dave Winfield, R OBP: 0.366, SLG: 0.431 Willie Davis, L OBP: 0.295, SLG: 0.379 (1, 9) (7, 8)		0-0 E2 FC6-4	0-0 1B S		0-0 F3		0-0 1B S WP		0-0 SH2-3	4 1 2 0 0 0 0 0 0 0 0 0 0 0											
Mike Ivie, R OBP: 0.353, SLG: 0.416 (1, 3)		0-0 FC6-4 HR	4-0 1B G6-4-3 IBB		4-0 BB		0-0 1-3		4-0 5-3 IBB	2 1 0 0 3 0 2											
Luis Melendez, R OBP: 0.252, SLG: 0.268 (1, 8) (7, 9)		0-0 4-3	0-0 G6-4-3		0-0 4-3		0-0 1B CS		0-0 5-3	5 0 1 1 0 0 6											
Doug Rader, R OBP: 0.321, SLG: 0.354 (1, 5)		0-0 HR		4-0 1B BB		0-0 1B SH3-4		0-0 CS	0-0 F3	4 1 3 2 1 0 1											
Bob Davis, R OBP: 0.247, SLG: 0.241 (1, 2)		0-0 3-1		0-0 1B SH1-4		0-0 F8		0-0 1B SH3-4		4 0 2 0 0 0 1											
Rick Sawyer, R OBP: 0.333, SLG: 0.286 (1, 1)			0-0 G3	0-0 1B SH1-4		0-0 SH3-4		0-0 1B SH3-4		1 0 0 0 0 0 0											
Inning Stats	R: 0 E: 0 K: 0 S: 3	H: 0 LOB: 0 BB: 0 P: 3	R: 2 E: 1 K: 0 S: 5	H: 1 LOB: 0 BB: 0 P: 5	R: 2 E: 0 K: 0 S: 5	H: 3 LOB: 2 BB: 2 P: 13	R: 0 E: 0 K: 1 S: 6	H: 1 LOB: 2 BB: 1 P: 10	R: 0 E: 0 K: 0 S: 3	H: 0 LOB: 1 BB: 1 P: 7	R: 0 E: 0 K: 0 S: 4	H: 1 LOB: 2 BB: 1 P: 8	R: 1 E: 0 K: 0 S: 4	H: 2 LOB: 0 BB: 0 P: 4	R: 0 E: 0 K: 0 S: 5	H: 2 LOB: 2 BB: 0 P: 5	R: 1 E: 0 K: 0 S: 4	H: 1 LOB: 1 BB: 1 P: 8	1B: 7 2B: 3 3B: 0 HR: 1	SF: 0 SAC: 4 DP: 1 HBP: 0	WP: 1 PA: 44
PITCHER	IP WLS BF H R ER SO BB IBB HBP BLK WP HR S P ERA WHIP																				
Rob Dressler, R ERA: 4.21 (1, 1)	3.0 L 17 5 4 2 0 2 2 1 0 0 0 1 14 26 6.00 2.333																				
Dave Heaverlo, R ERA: 4.24 (4, 1)	2.0 7 0 0 0 1 1 0 0 0 0 0 0 8 12 0.00 0.500																				
Charlie Williams, R ERA: 3.08 (6, 1)	2.0 9 3 1 1 0 1 0 0 0 1 0 8 12 4.50 2.000																				
Mike Caldwell, L ERA: 5.19 (8, 1)	2.0 10 3 1 1 0 0 0 1 0 0 0 0 9 13 4.50 1.500																				

San Diego Padres @ San Francisco Giants
Candlestick Park, San Francisco, CA

AB	33
R	6
H	11
RBI	5
BB	6
SO	1
LOB	20



Sun Sep 05 1976, 6:38 AM EDT
Att. 7,236 - Unknown

livebaseballscorecards.com

Batter	1	2	3	4	5	6	7	8	9	AB R H RBI BB SO LOB
Gary Thomasson, L (1, 8) OBP: 0.305, SLG: 0.398	0-0 F5	0-3 K			0-3 K			0-0 G3		4 0 0 0 0 2 2
Marty Perez, R (1, 4) OBP: 0.322, SLG: 0.332	0-0 L9		0-0 G4-6-3 1B		0-0 FC5-4			0-0 F7		4 0 1 0 0 0 1
Gary Matthews, R (1, 7) OBP: 0.368, SLG: 0.444	0-0 BB 1B		0-0 L8		0-0 F5			0-0 BB 1B		4 0 2 0 0 0 2
Bobby Murcer, L (1, 9) OBP: 0.354, SLG: 0.415	4-0 BB 1-2		0-0 G4-6-3		0-0 1-3			0-0 G3		3 0 0 0 1 0 2
Ken Reitz, R (1, 5) OBP: 0.307, SLG: 0.350	0-0 F7			0-0 F9		0-0 F6		0-3 K		4 0 0 0 0 1 2
Darrell Evans, L (1, 3) OBP: 0.323, SLG: 0.321		0-0 4-3 1B		0-0 F5		0-0 G3		0-0 L8		4 1 1 0 0 0 0
Gary Alexander, R (1, 2) OBP: 0.250, SLG: 0.357		0-0 4-3		4-0 BB		0-3 K		0-0 F7		3 0 0 0 1 1 1
Johnnie LeMaster, R (1, 6) OBP: 0.198, SLG: 0.226		0-0 BB 2-H 1B		0-0 L5		0-0 F3				3 0 1 1 0 0 1
Rob Dressler, R (1, 1) OBP: 0.187, SLG: 0.138		0-3 K			0-0 FC5-4 1B		0-3 K			1 0 0 0 0 0 1 1
Dave Heaverlo, R (4, 1) OBP: 0.333, SLG: 0.333										0 0 0 0 0 0 0 0
Steve Ontiveros, S (5, PH) OBP: 0.257, SLG: 0.224										1 0 1 0 0 0 0 0
Charlie Williams, R (6, 1) OBP: 0.250, SLG: 0.143										0 0 0 0 0 0 0 0
Glenn Adams, L (7, PH) OBP: 0.246, SLG: 0.237										1 0 0 0 0 0 1 0
Mike Caldwell, R (8, 1) OBP: 0.158, SLG: 0.211										0 0 0 0 0 0 0 0

Inning Stats	R: 0	H: 1	E: 0	K: 0	S: 4	R: 1	H: 2	E: 0	K: 2	S: 9	R: 0	H: 1	E: 0	K: 0	S: 3	R: 0	H: 0	E: 0	K: 0	S: 3	R: 0	H: 1	E: 0	K: 1	S: 6	R: 0	H: 0	E: 0	K: 0	S: 3	R: 0	H: 0	E: 0	K: 2	S: 7	R: 0	H: 1	E: 0	K: 0	S: 4	R: 0	H: 0	E: 0	K: 1	S: 5	1B: 6	2B: 0	3B: 0	HR: 0	SF: 0	SAC: 0	DP: 1	HBP: 0	WP: 0	PB: 0	SB: 0	CS: 0	PA: 34
PITCHER Rick Sawyer, R (1, 1) ERA: 2.25	IP	WLS	BF	H	R	ER	SO	BB	IBB	HBP	BLK	WP	HR	S	P	ERA	WHIP	IP	WLS	BF	H	R	ER	SO	BB	IBB	HBP	BLK	WP	HR	S	P	ERA	WHIP																								


BOTTOM

San Diego Padres @ San Francisco Giants
Candlestick Park, San Francisco, CA

Sun Sep 05 1976, 6:38 AM EDT
Att. 7,236 - Unknown

livebaseballscorecards.com

AB	32
R	1
H	6
RBI	1
BB	2
SO	6
LOB	12



Batter	1	2	3	4	5	6	7	8	9	AB	R	H	RBI	BB	SO	LOB	TOP						
Jerry Royster, R (1, 5) OBP: 0.307, SLG: 0.297	4-0 BB	4-0 BB		4-0 BB		0-0 G3		0-0 1B		2	0	1	1	3	0	2							
Darrel Chaney, S (1, 6) OBP: 0.340, SLG: 0.354	4-0 BB	0-0 F9		0-0 F4			0-0 F7	0-0 F4		4	0	0	0	1	0	5							
Willie Montanez, L (1, 3) OBP: 0.340, SLG: 0.401	0-3 K		0-0 BB		0-0 4-3		0-0 FC3-6	0-0 4-3		5	0	2	0	0	1	2							
Dave May, L (1, 7) Adrian Devine, R (8, 1)	0-3 K2-3		4-0 BB		0-3 K		0-0 FC3-6	0-0 F9		4	1	0	0	1	2	3							
Ken Henderson, S (1, 8) OBP: 0.362, SLG: 0.413		4-0 FC4	0-3 K		0-0 F8		0-0 1B	0-0 F9		4	0	1	0	1	1	2							
Tom Paciorek, R (1, 9) OBP: 0.324, SLG: 0.369		0-3 K	0-0 F8			0-0 FC6-5	0-0 1B	0-0 5-3		5	0	2	1	0	1	3							
Rod Gilbreath, R (1, 4) OBP: 0.330, SLG: 0.344		0-0 FC4	0-0 F8			0-0 FC6-5	0-0 1B	0-0 3-1		5	1	2	0	0	0	3							
Pete Varney, R (1, 2) OBP: 0.260, SLG: 0.458		0-0 BB		0-0 5-3		0-0 FC6-5	0-0 5-3		3	0	1	0	0	0	2								
Frank LaCorte, R (6, PR) OBP: 0.048, SLG: 0.048		1-3 BB				1-2 2-3f			0	0	0	0	0	0	0								
Vic Correll, R (6, 2) OBP: 0.328, SLG: 0.391		1-3 BB							1	0	0	0	0	0	3								
Bruce Dal Canton, R (1, 1) OBP: 0.300, SLG: 0.222		4-0 BB		0-0 F6		0-3 K		0-0 HR		0	0	0	0	1	0	0							
Pablo Torrealba, L (2, 1) Cito Gaston, R (6, PH) Mike Beard, L (6, 1) Max Leon, R (6, 1) Jimmy Wynn, R (8, PH) OBP: 0.375, SLG: 0.374		1-2 BB							1	0	0	0	0	0	0								
										0	0	0	0	0	0								
										1	0	0	0	0	1	2							
										0	0	0	0	0	0								
										0	0	0	0	0	0								
										0	0	0	0	0	0								
										1	1	1	1	0	0								
Inning Stats	R: 0 E: 0 K: 2 S: 6	H: 0 LOB: 1 BB: 2 P: 14	R: 1 E: 0 K: 1 S: 6	H: 1 LOB: 3 BB: 3 P: 18	R: 0 E: 0 K: 1 S: 6	H: 1 LOB: 2 BB: 1 P: 10	R: 0 E: 0 K: 0 S: 3	H: 0 LOB: 1 BB: 1 P: 7	R: 0 E: 0 K: 1 S: 5	H: 0 LOB: 0 BB: 0 P: 5	R: 0 E: 0 K: 1 S: 7	H: 2 LOB: 2 BB: 0 P: 7	R: 1 E: 0 K: 0 S: 7	H: 4 LOB: 3 BB: 0 P: 7	R: 1 E: 0 K: 0 S: 5	H: 2 LOB: 1 BB: 0 P: 5	R: 0 E: 0 K: 0 S: 3	H: 0 LOB: 0 BB: 0 P: 3	1B: 9 2B: 0 3B: 0 HR: 1	SF: 0 SAC: 0 DP: 0 HBP: 0	WP: 0 PB: 0 SB: 0 CS: 0	PA: 43	
PITCHER	IP	WLS	BF	H	R	ER	SO	BB	IBB	HBP	BLK	WP	HR	S	P	ERA	WHIP					ERA	WHIP
John D'Acquisto, R (1, 1) ERA: 5.07	1.2		10	1	1	1	3	5	0	0	0	0	0	11	31	5.40	3.600					0.00	0.000
Dave Heaverlo, R (2, 1) ERA: 4.22	0.1		1	0	0	0	0	0	0	0	0	0	0	1	1	0.00	0.000						
Gary Lavelle, L (3, 1) ERA: 2.6	4.0	W	17	3	0	0	3	2	0	0	0	0	0	21	29	0.00	1.250						
Randy Moffitt, R (7, 1) ERA: 2.45	1.0		7	4	1	1	0	0	0	0	0	0	0	7	7	9.00	4.000						
Charlie Williams, R (8, 1) ERA: 3.19	0.0		2	2	1	1	0	0	0	0	0	0	1	2	2	∞	∞						
PITCHER	IP	WLS	BF	H	R	ER	SO	BB	IBB	HBP	BLK	WP	HR	S	P	ERA	WHIP					ERA	WHIP
Mike Caldwell, L (8, 1) ERA: 5.08	2.0	S	6	0	0	0	0	0	0	0	0	0	0	6	6	0.00	0.000					0.00	0.000

Atlanta Braves @ San Francisco Giants
Candlestick Park, San Francisco, CA

Mon Sep 06 1976, 6:33 AM EDT
Att. 4,513 - Unknown

AB	36
R	3
H	10
RBI	3
BB	7
SO	6
LOB	27



Batter	1	2	3	4	5	6	7	8	9	AB	R	H	RBI	BB	SO	LOB
Jack Clark, R OBP: 0.375, SLG: 0.250 (1, 8) BB (8, 9)	4-0 PB S 1B BB	0-0 2-H 1B			0-0 G6-4-3 1B	0-3 K				3	1	2	1	1	1	3
Marty Perez, R OBP: 0.321, SLG: 0.331 (1, 4) X	0-0 CS 1B 1-H				0-0 P1			0-0 6-3		4	0	1	1	0	0	2
Gary Matthews, R OBP: 0.369, SLG: 0.444 (1, 7) X	0-0 CS 1-2 1B				0-0 G6-4-3 1-2f			0-0 6-3		4	0	2	0	0	0	1
Bobby Murcer, L OBP: 0.351, SLG: 0.411 Charlie Williams, R OBP: 0.250, SLG: 0.143 Mike Caldwell, R OBP: 0.158, SLG: 0.211 (1, 9) (8, 1) (8, 1) X	0-0 F4 1-2 2-3				0-3 K	0-3 K		0-3 K		4	0	0	0	0	3	3
Ken Reitz, R OBP: 0.307, SLG: 0.350 (1, 5) X	0-0 6-3				0-0 FC4-6 1-2f			0-0 F1		4	1	1	0	0	0	2
Darrell Evans, L OBP: 0.320, SLG: 0.317 (1, 3) X					0-0 K			0-0 F8		4	0	0	0	0	1	2
Chris Speier, R OBP: 0.305, SLG: 0.278 (1, 6) BB BB					0-0 F7			0-0 F9		3	0	1	0	1	0	0
Gary Alexander, R OBP: 0.263, SLG: 0.353 (1, 2) X					0-0 FC5-4 1-2f 2-3 1B			0-0 5-3		3	1	1	1	0	0	2
John D'Acquisto, R OBP: 0.286, SLG: 0.308 Dave Heaverlo, R OBP: 0.333, SLG: 0.333 Steve Ontiveros, S OBP: 0.253, SLG: 0.224 Gary Lavelle, S OBP: 0.111, SLG: 0.111 Chris Arnold, R OBP: 0.223, SLG: 0.262 Randy Moffitt, R OBP: 0.187, SLG: 0.167 Larry Herndon, R OBP: 0.340, SLG: 0.362 (1, 1) (2, 1) (2, PH) (3, 1) (6, PH) (7, 1) (8, 8) X					0-0 SF8 1-2 3-H			0-0 5-3		0	0	0	0	0	0	0

Inning Stats	R: 1	H: 2	E: 0	K: 0	S: 4	H: 2	LOB: 1	BB: 1	P: 8	R: 2	H: 1	E: 0	K: 1	S: 7	R: 0	H: 1	E: 0	K: 1	S: 6	R: 0	H: 0	E: 0	K: 0	S: 3	R: 0	H: 1	E: 0	K: 2	S: 11	R: 0	H: 0	E: 0	K: 1	S: 5	R: 0	H: 0	E: 0	K: 0	S: 3
--------------	------	------	------	------	------	------	--------	-------	------	------	------	------	------	------	------	------	------	------	------	------	------	------	------	------	------	------	------	------	-------	------	------	------	------	------	------	------	------	------	------

PITCHER	IP	WLS	BF	H	R	ER	SO	BB	IBB	HBP	BLK	WP	HR	S	P	ERA	WHIP
Bruce Dal Canton, R ERA: 3.61 (1, 1)	1.2	L	10	3	3	1	1	2	0	0	0	0	0	10	18	5.40	3.000
Pablo Torrealba, L ERA: 4.19 (2, 1)	3.1		11	2	0	0	1	0	0	0	0	0	0	13	13	0.00	0.600
Mike Beard, L ERA: 3.56 (6, 1)	0.2		5	3	1	1	1	0	0	0	0	0	0	7	7	13.50	4.500
Max Leon, R ERA: 3.25 (6, 1)	1.1		5	1	0	0	2	0	0	0	0	0	0	9	9	0.00	0.750
Adrian Devine, R ERA: 3.7 (8, 1)	1.0		3	0	0	0	0	0	0	0	0	0	0	3	3	0.00	0.000

BOTTOM

Atlanta Braves @ San Francisco Giants
Candlestick Park, San Francisco, CA

Mon Sep 06 1976, 6:33 AM EDT
Att. 4,513 - Unknown

AB	31
R	3
H	9
RBI	4
BB	2
SO	5
LOB	15

livebaseballscorecards.com



WP: 0	PA: 34
PB: 2	
SB: 3	
CS: 2	

Batter	1	2	3	4	5	6	7	8	9	AB R H RBI BB SO LOB	TOP									
Jerry Royster, R (1, 5) OBP: 0.308, SLG: 0.298	0-0 S 1B	0-0 1-2 2-H 1B			0-0 F8		0-0 6-3		0-0 6-3	5 0 2 1 0 0 2										
Darrel Chaney, S (1, 6) OBP: 0.339, SLG: 0.353	0-3 K 1-2	0-0 F8			0-0 F8			0-0 G3 1B		4 0 1 0 0 0 1 3										
Jimmy Wynn, R (1, 7) OBP: 0.375, SLG: 0.371	4-0 L4-3 BB				0-0 F8		0-0 6-3	0-0 G3 1-2		3 0 0 0 1 0 1										
Willie Montanez, L (1, 3) OBP: 0.340, SLG: 0.400	0-0 L4-3 1-2				0-0 FC4-6 1B		0-0 F6	0-0 F7		4 0 1 0 0 0 3										
Ken Henderson, S (1, 8) OBP: 0.358, SLG: 0.409					0-0 F6		0-0 F8	0-0 4-3		4 0 0 0 0 0 2										
Tom Paciorek, R (1, 9) OBP: 0.327, SLG: 0.368					0-0 FC4-6 1-2		0-0 6-3			3 2 1 0 1 0 1										
Rod Gilbreath, R (1, 4) OBP: 0.329, SLG: 0.343					0-0 1B 1B		0-0 F7	0-0 E6 6-3		4 1 1 0 0 0 1										
Vic Correll, R (1, 2) OBP: 0.323, SLG: 0.384					0-0 F8		0-0 F8	0-0 6-3		3 0 0 0 0 0 3										
Dave May, L (9, PH) OBP: 0.306, SLG: 0.275					0-0 F8		0-0 6-3	0-0 E6 1B		1 0 1 1 0 0 0										
Phil Niekro, R (1, 1) OBP: 0.222, SLG: 0.291					0-0 4-3		0-0 4-3	0-0 6-3		2 0 1 1 0 0 0										
Pablo Torrealba, L (4, 1)										0 0 0 0 0 0 0										
Junior Moore, R (7, PH) OBP: 0.333, SLG: 0.250										1 0 0 0 0 0 1										
Buzz Capra, R (7, 1)										0 0 0 0 0 0 0										
Cito Gaston, R (9, PH) OBP: 0.364, SLG: 0.464										1 0 0 0 0 0 1										
Inning Stats	R: 0 E: 0 K: 1 S: 5	H: 1 LOB: 1 BB: 1 P: 9	R: 2 E: 0 K: 0 S: 6	H: 3 LOB: 2 BB: 1 P: 10	R: 0 E: 0 K: 0 S: 4	H: 1 LOB: 1 BB: 0 P: 4	R: 0 E: 0 K: 0 S: 3	H: 0 LOB: 0 BB: 0 P: 3	R: 0 E: 0 K: 0 S: 3	H: 0 LOB: 0 BB: 0 P: 3	R: 0 E: 1 K: 0 S: 4	H: 0 LOB: 1 BB: 0 P: 4	R: 0 E: 0 K: 0 S: 4	H: 1 LOB: 1 BB: 0 P: 4	R: 1 E: 1 K: 0 S: 5	H: 2 LOB: 1 BB: 0 P: 5	1B: 8 2B: 1 3B: 0 HR: 0	SF: 0 SAC: 0 DP: 1 HBP: 0	WP: 1 PA: 37	
PITCHER	IP WLS BF H R ER SO BB IBB HBP BLK WP HR S P ERA WHIP																			
Jim Barr, R (1, 1) ERA: 3.17	8.1 W 35 8 3 3 1 2 0 0 0 1 0 35 43 3.24 1.200																			
Tommy Toms, R (9, 1) ERA:	0.2 S 2 0 0 0 0 0 0 0 0 0 0 2 2 0.00 0.000																			

Atlanta Braves @ San Francisco Giants
Candlestick Park, San Francisco, CA
Tue Sep 07 1976, 10:05 PM EDT
Att. 1,452 - Unknown

livebaseballscorecards.com

AB	35
R	3
H	8
RBI	3
BB	2
SO	1
LOB	18



Batter	1	2	3	4	5	6	7	8	9
Jack Clark, R OBP: 0.381, SLG: 0.200 (1, 8) (7, 7)	0-0 F7	4-0 1B BB		4-0 2B BB		0-0 F8		0-0 F3	
Marty Perez, R OBP: 0.323, SLG: 0.333 (1, 4)	0-0 FC6-4 1B	0-0 1B		0-3 K		0-0 F6			
Gary Matthews, R OBP: 0.370, SLG: 0.446 Larry Herndon, R OBP: 0.340, SLG: 0.362 (1, 7) (7, 8)	0-0 FC6-4 BB		0-0 G4-6-3 1B	0-0 2B		0-0 6-3			
Bobby Murcer, L OBP: 0.354, SLG: 0.412 (1, 9)	4-0 FC6-4 1-2 BB		0-0 G4-6-3	4-0 BB		0-0 S 1B			
Ken Reitz, R OBP: 0.305, SLG: 0.347 (1, 5)	0-0 FC6-4 1-2f		0-0 F8	0-0 F8		0-0 F9			
Darrell Evans, L OBP: 0.321, SLG: 0.318 (1, 3)		4-0 BB		0-0 1B	0-0 4-3	0-0 F5			
Gary Alexander, R OBP: 0.261, SLG: 0.300 (1, 2)		0-0 F8		4-0 SH1-4 1B WP BB	0-0 5-3	0-3 K			
Johnnie LeMaster, R OBP: 0.222, SLG: 0.250 (1, 6)		0-0 SH2-4 1B		0-0 WP SH1-4 2B 1B	0-0 1B		0-0 F8		
Jim Barr, R OBP: 0.212, SLG: 0.217 Tommy Toms, R (9, 1)		0-0 SH2-4		0-0 SH1-4	0-3 K		0-0 6-3		

Inning Stats	R: 0	H: 1	E: 0	K: 0	S: 4	R: 2	H: 2	E: 0	K: 0	S: 4	R: 0	H: 1	E: 0	K: 0	S: 3	R: 4	H: 3	E: 0	K: 1	S: 8	R: 0	H: 1	E: 0	K: 1	S: 6	R: 0	H: 0	E: 0	K: 0	S: 3	R: 0	H: 1	E: 0	K: 1	S: 6	R: 0	H: 0	E: 0	K: 0	S: 3
	LOB: 2	BB: 1	P: 8	LOB: 2	BB: 2	P: 12	LOB: 0	BB: 0	P: 3	LOB: 2	BB: 3	LOB: 1	BB: 0	P: 6	LOB: 0	BB: 0	LOB: 2	BB: 2	P: 20	LOB: 0	BB: 0	LOB: 1	BB: 0	P: 6	LOB: 0	BB: 0	LOB: 1	BB: 0	P: 3	LOB: 0	BB: 0	LOB: 0	BB: 0	P: 3	LOB: 0	BB: 0	LOB: 0	BB: 0	P: 3	

PITCHER	IP	WLS	BF	H	R	ER	SO	BB	IBB	HBP	BLK	WP	HR	S	P	ERA	WHIP
Phil Niekro, R ERA: 3.6 (1, 1)	3.2	L	21	7	6	6	1	5	0	0	0	1	0	18	38	14.73	3.273
Pablo Torrealba, L ERA: 3.95 (4, 1)	2.1		9	1	0	0	1	1	0	0	0	0	0	10	14	0.00	0.857
Buzz Capra, R ERA: 11.57 (7, 1)	2.0		7	1	0	0	1	0	0	0	0	0	0	9	9	0.00	0.500

BOTTOM

Atlanta Braves @ San Francisco Giants
Candlestick Park, San Francisco, CA

Tue Sep 07 1976, 10:05 PM EDT
Att. 1,452 - Unknown

AB	29
R	4
H	9
RBI	5
BB	6
SO	3
LOB	13

livebaseballscorecards.com



1B:	8	SF:	0	WP:	1	PA:	37
2B:	1	SAC:	2	PB:	0		
3B:	0	DP:	1	SB:	2		
HR:	0	HBP:	0	CS:	0		

Batter	1	2	3	4	5	6	7	8	9	10	11	AB R H RBI BB SO LOB	TOP	
Jack Clark, R (1, 8) <small>OBP: 0.308, SLG: 0.150</small> Gary Lavelle, S (11, 1) <small>OBP: 0.111, SLG: 0.111</small>												5 0 0 0 0 1 0 0 0 0 0 0 0 0	San Francisco Giants @ Los Angeles Dodgers Dodger Stadium, Los Angeles, CA <small>Wed Sep 08 1976 7:05 PM PDT</small> <small>Att. 19,272 - Unknown</small>	
Marty Perez, R (1, 4) <small>OBP: 0.325, SLG: 0.333</small>												3 0 1 0 1 0 0		
Gary Matthews, R (1, 7) <small>OBP: 0.367, SLG: 0.443</small>												4 0 0 0 0 0 2		
Bobby Murcer, L (1, 9) <small>OBP: 0.353, SLG: 0.409</small>												3 0 0 0 1 0 1		
Ken Reitz, R (1, 5) <small>OBP: 0.303, SLG: 0.344</small>												4 0 0 0 0 1 1		
Chris Speier, R (1, 6) <small>OBP: 0.305, SLG: 0.278</small>												4 0 1 0 0 0 0		
Gary Thomasson, L (1, 3) <small>OBP: 0.308, SLG: 0.403</small> Larry Herndon, R (11, 8) <small>OBP: 0.340, SLG: 0.362</small>												4 1 2 0 0 0 1 0 0 0 0 0 0 0		
Gary Alexander, R (1, 2) <small>OBP: 0.231, SLG: 0.261</small> Mike Sadek, R (11, PH) <small>OBP: 0.307, SLG: 0.236</small> (11, 2)												3 0 0 0 0 2 2 0 0 0 0 0 0 0		
Ed Halicki, R (1, 1) <small>OBP: 0.246, SLG: 0.173</small> Darrell Evans, L (11, PH) <small>OBP: 0.321, SLG: 0.318</small> (11, 3)												3 0 0 0 0 1 0 0 0 0 1 0 0 0		
Inning Stats	R: 0 H: 0 E: 0 LOB: 0 K: 0 BB: 0 S: 3 P: 3	R: 0 H: 0 E: 0 LOB: 0 K: 0 BB: 1 S: 2 P: 6	R: 0 H: 0 E: 0 LOB: 0 K: 1 BB: 0 S: 5 P: 5	R: 0 H: 1 E: 0 LOB: 1 K: 1 BB: 0 S: 6 P: 6	R: 0 H: 1 E: 0 LOB: 1 K: 1 BB: 0 S: 6 P: 6	R: 0 H: 0 E: 0 LOB: 0 K: 0 BB: 0 S: 3 P: 3	R: 0 H: 0 E: 0 LOB: 0 K: 0 BB: 0 S: 3 P: 3	R: 0 H: 1 E: 0 LOB: 0 K: 0 BB: 0 S: 3 P: 3	R: 0 H: 0 E: 0 LOB: 1 K: 1 BB: 1 S: 5 P: 9	R: 0 H: 0 E: 0 LOB: 0 K: 1 BB: 0 S: 5 P: 5	R: 1 H: 1 E: 0 LOB: 0 K: 0 BB: 0 S: 4 P: 4	1B: 3 SF: 1 2B: 1 SAC: 1 3B: 0 DP: 1 HR: 0 HBP: 0		WP: 0 PA: 37 PB: 0 SB: 0 CS: 1
PITCHER Al Downing, L (1, 1) <small>ERA: 4.01</small> Charlie Hough, R (9, 1) <small>ERA: 2.31</small>	IP WLS BF H R ER SO BB IBB HBP BLK WP HR S P ERA WHIP 8.0 26 3 0 0 3 1 0 0 0 0 0 0 31 35 0.00 0.500													

livebaseballscorecards.com

AB	33
R	1
H	4
RBI	1
BB	2
SO	5
LOB	7



Batter	1	2	3	4	5	6	7	8	9	AB	R	H	RBI	BB	SO	LOB	TOP		
Jack Clark, R (1, 8) <small>OBP: 0.333, SLG: 0.250</small> Larry Herndon, R (7, 8) <small>OBP: 0.340, SLG: 0.362</small>	0-0 6-3		0-0 5-3			0-0 FC6-4 SH 1B	0-0 2B			4	1	2	0	0	0	0			
Marty Perez, R (1, 4) <small>OBP: 0.322, SLG: 0.331</small>	0-0 4-3		0-0 5-3			0-0 SH FC6-4 1-2	0-0 1-3			3	0	0	0	0	0	1			
Gary Matthews, R (1, 7) <small>OBP: 0.366, SLG: 0.441</small>	0-0 E 1B		0-0 4-3			0-0 FC6-4 1B 1-2f 2-3		0-0 6-3		4	1	1	0	0	0	2			
Bobby Murcer, L (1, 9) <small>OBP: 0.354, SLG: 0.412</small>	0-0 E2 1-H 2B			0-0 5-3		0-0 G1-6-3 1B 1-2 3-H		0-0 3-1		4	0	2	2	0	0	0			
Ken Reitz, R (1, 5) <small>OBP: 0.300, SLG: 0.342</small>	0-0 5-3			0-0 4-3		0-0 G1-6-3 1B 1-2f		0-3 K		4	0	0	0	0	1	3			
Chris Speier, R (1, 6) <small>OBP: 0.306, SLG: 0.280</small>		0-0 FC4-6 1B		0-0 F9				0-0 HR 1B		4	1	2	0	0	0	0			
Gary Thomasson, L (1, 3) <small>OBP: 0.307, SLG: 0.413</small> Darrell Evans, L (9, 3) <small>OBP: 0.321, SLG: 0.318</small>		0-0 FC4-6 1-2f			0-0 G3			0-0 1-H HR		4	1	1	2	0	0	1			
Gary Alexander, R (1, 2) <small>OBP: 0.233, SLG: 0.231</small>		0-3 K			0-3 K			0-3 K		3	0	0	0	1	3	1			
John Montefusco, R (1, 1) <small>OBP: 0.171, SLG: 0.129</small> Chris Arnold, R (7, PH) <small>OBP: 0.269, SLG: 0.258</small> Gary Lavelle, S (7, 1) <small>OBP: 0.100, SLG: 0.100</small>		0-0 6-3			0-3 K			0-0 F9		2	0	0	0	0	1	1			
Inning Stats	R: 1 E: 1 K: 0 S: 5	H: 2 LOB: 1 BB: 0 P: 5	R: 0 E: 0 K: 1 S: 6	H: 1 LOB: 1 BB: 0 P: 6	R: 0 E: 0 K: 0 S: 3	H: 0 LOB: 0 BB: 0 P: 3	R: 0 E: 0 K: 0 S: 7	H: 0 LOB: 0 BB: 0 P: 7	R: 1 E: 1 K: 0 S: 5	H: 2 LOB: 1 BB: 0 P: 5	R: 2 E: 0 K: 1 S: 8	H: 3 LOB: 1 BB: 0 P: 8	R: 0 E: 0 K: 1 S: 5	H: 0 LOB: 0 BB: 0 P: 5	R: 0 E: 0 K: 0 S: 3	H: 0 LOB: 1 BB: 1 P: 7	1B: 5 2B: 2 3B: 0 HR: 1	SF: 0 SAC: 1 DP: 1 HBP: 0	WP: 0 PA: 36 PB: 0 SB: 0 CS: 0
PITCHER	IP WLS BF H R ER SO BB IBB HBP BLK WP HR S P ERA WHIP																		
Tommy John, L (1, 1) <small>ERA: 3.3</small> Elias Sosa, R (8, 1) <small>ERA: 4.02</small>	7.0 L 29 8 4 4 4 0 0 0 0 0 1 37 37 5.14 1.143																		
PITCHER	IP WLS BF H R ER SO BB IBB HBP BLK WP HR S P ERA WHIP																		
	2.0 L 7 0 0 0 1 1 0 0 0 0 0 8 12 0.00 0.500																		

San Francisco Giants @ Los Angeles Dodgers
Dodger Stadium, Los Angeles, CA
 Thu Sep 09 1976, 7:05 PM PDT
 Att: 17,110 - Unknown

livebaseballscorecards.com

AB	34
R	4
H	8
RBI	4
BB	1
SO	5
LOB	10



Batter	1	2	3	4	5	6	7	8	9	AB R H RBI BB SO LOB
Davey Lopes, R OBP: 0.314, SLG: 0.308 (1, 4)	0-0 F8		4-0 BB		0-3 K		0-3 K			3 0 0 0 1 2 1
Bill Buckner, L OBP: 0.325, SLG: 0.379 (1, 7)	0-0 1B		0-0 6-3		0-0 F8		0-0 L5			4 0 1 0 0 0 2
Reggie Smith, S OBP: 0.305, SLG: 0.456 (1, 9)	0-0 1B			0-0 1B		0-0 HR		0-3 K		4 1 3 1 0 1 0
Steve Garvey, R OBP: 0.346, SLG: 0.444 (1, 3)	0-0 G6-4-3			0-0 1B		0-0 E4 SH1-4 WP		0-0 L5		4 1 1 0 0 0 2
Ron Cey, R OBP: 0.387, SLG: 0.477 (1, 5)		0-3 K		0-3 K		0-0 WP SH1-4 1B		0-0 2-3		4 0 1 0 0 2 2
John Hale, L OBP: 0.290, SLG: 0.212 (1, 8)		0-0 1B		0-3 K		0-0 SH1-4		0-0 6-3		2 0 1 0 0 1 2
Ted Sizemore, R OBP: 0.277, SLG: 0.276 (9, PH)						1-2 2-3				1 0 0 0 0 0 0
Bill Russell, R OBP: 0.311, SLG: 0.360 (1, 6)		0-3 K		0-0 F8		0-0 2-3		0-0 F8		4 0 0 0 0 1 4
Kevin Pasley, R OBP: 0.333, SLG: 0.200 (1, 2)			0-0 4-3		0-0 SH3 1B		0-0 L6		0-0 F9	2 0 1 0 0 0 0
Ed Goodson, L OBP: 0.253, SLG: 0.289 (6, PH)										1 0 0 0 0 0 1
Sergio Robles, R OBP: 0.360, SLG: 0.364 (9, PH)										0 0 0 0 0 0 0
Manny Mota, R OBP: 0.360, SLG: 0.364 (9, PH)										1 0 0 0 0 0 0
Tommy John, R OBP: 0.123, SLG: 0.109 (1, 1)			0-0 L3		0-0 SH3					1 0 0 0 0 0 0
Lee Lacy, R OBP: 0.320, SLG: 0.366 (7, PH)					1-2					1 0 0 0 0 0 0
Elias Sosa, R OBP: 0.143, SLG: 0.143 (8, 1)							0-0 P5			0 0 0 0 0 0 0

Inning Stats	R: 0	H: 2	E: 0	LOB: 1	K: 0	BB: 0	S: 4	P: 4	R: 0	H: 1	E: 0	LOB: 0	K: 2	BB: 0	S: 7	P: 7	R: 0	H: 0	E: 0	LOB: 1	K: 0	BB: 1	S: 3	P: 7	R: 0	H: 2	E: 0	LOB: 2	K: 2	BB: 0	S: 9	P: 9	R: 0	H: 1	E: 0	LOB: 1	K: 1	BB: 0	S: 6	P: 6	R: 2	H: 2	E: 1	LOB: 1	K: 0	BB: 0	S: 6	P: 6	R: 0	H: 0	E: 0	LOB: 0	K: 1	BB: 0	S: 5	P: 5	R: 0	H: 0	E: 0	LOB: 0	K: 1	BB: 0	S: 3	P: 3	R: 0	H: 0	E: 0	LOB: 0	K: 0	BB: 0	S: 3	P: 3	1B: 7	SF: 0	2B: 0	SAC: 2	3B: 0	DP: 1	HR: 1	HBP: 0	WP: 1	PA: 35
--------------	------	------	------	--------	------	-------	------	------	------	------	------	--------	------	-------	------	------	------	------	------	--------	------	-------	------	------	------	------	------	--------	------	-------	------	------	------	------	------	--------	------	-------	------	------	------	------	------	--------	------	-------	------	------	------	------	------	--------	------	-------	------	------	------	------	------	--------	------	-------	------	------	------	------	------	--------	------	-------	------	------	-------	-------	-------	--------	-------	-------	-------	--------	-------	--------

PITCHER	IP	WLS	BF	H	R	ER	SO	BB	IBB	HBP	BLK	WP	HR	S	P	ERA	WHIP
John Montefusco, R ERA: 2.89 (1, 1)	6.0	W	26	8	2	1	5	1	0	0	0	1	1	35	39	1.50	1.500
Gary Lavelle, L ERA: 2.49 (7, 1)	3.0	S	9	0	0	0	2	0	0	0	0	0	0	13	13	0.00	0.000


BOTTOM

San Francisco Giants @ Los Angeles Dodgers
Dodger Stadium, Los Angeles, CA
 Thu Sep 09 1976, 7:05 PM PDT
 Att. 17,110 - Unknown

livebaseballscorecards.com

AB	32
R	2
H	8
RBI	1
BB	1
SO	7
LOB	14



Batter	1	2	3	4	5	6	7	8	9	AB R H RBI BB SO LOB	TOP											
Pete Rose, S (1, 5) OBP: 0.411, SLG: 0.452 Rawly Eastwick, R (9, 1)	0-0 5-3		0-0 1-H 3B		0-0 1-3 2-H 2B		0-0 1B		0-3 K 1-2	5 0 3 2 0 1 1 0 0 0 0 0 0 0												
Dave Concepcion, R (1, 6) OBP: 0.332, SLG: 0.405	0-0 CS 1B		0-0 5-3		0-0 F6		0-0 F9		0-0 F8	5 0 1 0 0 0 6												
Joe Morgan, L (1, 4) OBP: 0.460, SLG: 0.625	0-0 4-3 1-2			0-0 L4		0-0 G3		0-0 F8		4 0 0 0 0 0 1												
Johnny Bench, R (1, 7) OBP: 0.352, SLG: 0.414 (9, 2)		0-0 P4		0-3 K		0-0 F8		0-0 G5-4-3 1B		4 0 1 0 0 1 0												
George Foster, R (1, 8) OBP: 0.371, SLG: 0.542 (9, 7)		0-0 F9		0-3 K		0-0 2B		0-0 G5-4-3 1-2f		4 0 1 0 0 1 1												
Tony Perez, R (1, 3) OBP: 0.327, SLG: 0.442		0-0 F9			0-0 BB 2B 1B	4-0 IBB			0-3 K	3 1 1 0 1 1 0												
Ed Arbrister, R (1, 9) OBP: 0.329, SLG: 0.441 Ken Griffey, L (9, PH) OBP: 0.395, SLG: 0.446 (9, 9)			0-0 F8		0-3 K	0-3 K			4-0 BB 2B 1B BB	3 0 0 0 0 2 3 0 1 0 0 1 0 0	AB 35 R 4 H 11 RBI 4 BB 3 SO 7 LOB 16											
Bill Plummer, R (1, 2) OBP: 0.326, SLG: 0.427 Cesar Geronimo, L (9, PH) OBP: 0.386, SLG: 0.419 (9, 8)			0-0 3B 1B		4-0 2B 1-2 BB		0-0 G1-6-3 1B		0-0 1B 2B	2 1 2 0 1 0 0 1 1 1 0 0 0 0												
Don Gullett, R (1, 1) OBP: 0.167, SLG: 0.143 Manny Sarmiento, R (8, 1) Mike Lum, L (9, PH) OBP: 0.329, SLG: 0.350 Doug Flynn, R (9, PR) OBP: 0.315, SLG: 0.348 (9, 5)			0-3 K		0-0 F9		0-0 G1-6-3 1-2f		0-0 S 2-H 3-H 1B	3 0 0 0 0 1 4 0 0 0 0 0 0 0 1 0 1 2 0 0 0 0 0 0 0 0 0 0												
Inning Stats	R: 0 E: 0 K: 0 S: 3	H: 1 LOB: 0 BB: 0 P: 3	R: 0 E: 0 K: 0 S: 3	H: 0 LOB: 0 BB: 0 P: 3	R: 1 E: 0 K: 1 S: 7	H: 2 LOB: 1 BB: 0 P: 7	R: 0 E: 0 K: 2 S: 7	H: 0 LOB: 0 BB: 0 P: 7	R: 1 E: 0 K: 1 S: 7	H: 2 LOB: 2 BB: 1 P: 11	R: 0 E: 0 K: 1 S: 6	H: 1 LOB: 2 BB: 1 P: 10	R: 0 E: 0 K: 0 S: 4	H: 2 LOB: 1 BB: 0 P: 4	R: 0 E: 0 K: 0 S: 3	H: 1 LOB: 0 BB: 0 P: 3	R: 2 E: 0 K: 2 S: 9	H: 2 LOB: 2 BB: 1 P: 13	1B: 7 2B: 3 3B: 1 HR: 0	SF: 0 SAC: 0 DP: 2 HBP: 0	WP: 0 PB: 0 SB: 1 CS: 1	PA: 38
PITCHER	IP WLS BF H R ER SO BB IBB HBP BLK WP HR S P ERA WHIP																					
Bob Knepper, L (1, 1) ERA: 2.57	7.0 L 29 8 2 2 5 1 1 0 0 0 0 0 37 45 2.57 1.286																					
Tommy Toms, R (8, 1) ERA: 9.0	1.1 7 3 2 2 1 1 0 0 0 0 0 0 8 12 13.50 3.000																					
Mike Caldwell, L (9, 1) ERA: 5.05	0.2 2 0 0 0 0 1 0 0 0 0 0 0 4 4 0.00 0.000																					

Cincinnati Reds @ San Francisco Giants
Candlestick Park, San Francisco, CA
Fri Sep 10 1976, 10:05 PM EDT
Att. 15,828 - Unknown

livebaseballscorecards.com

Batter	1	2	3	4	5	6	7	8	9	AB	R	H	RBI	BB	SO	LOB
Larry Herndon, R OBP: 0.342, SLG: 0.360 (1, 8)	4-0 CS BB		4-0 F7 E BB		0-0 1-3		0-0 F3			2	0	0	0	2	0	2
Marty Perez, R OBP: 0.322, SLG: 0.328 (1, 4)	4-0 2B 1-2 BB		0-0 E7 FC4 1-2		0-0 5-3		0-0 FC6-4 1-2f			3	0	0	0	1	0	3
Gary Matthews, R OBP: 0.365, SLG: 0.442 (1, 7)	0-0 1-3 2B		0-0 F3		0-0 5-3		0-3 K			4	0	1	0	0	1	2
Jack Clark, R OBP: 0.294, SLG: 0.214 (1, 9)	0-0 1-3		0-0 F7 2-3		0-3 K		0-0 F9			4	0	0	0	0	1	4
Ken Reitz, R OBP: 0.298, SLG: 0.339 (1, 5)	0-3 K		0-0 FC4 1-2f		0-0 F8		0-3 K			4	0	0	0	0	2	4
Chris Speier, R OBP: 0.306, SLG: 0.282 (1, 6)		0-0 F8		0-0 F7		0-0 1B 2B		0-0 E8		4	1	1	0	0	0	0
Gary Thomasson, L OBP: 0.310, SLG: 0.409 (1, 3)		4-0 6-3 BB		0-0 G3		4-0 1B BB		0-3 K		2	0	0	0	2	1	1
Mike Sadek, R OBP: 0.298, SLG: 0.228 (1, 2)		0-0 6-3		0-0 F9		0-3 K		0-0 4-3		2	0	0	0	0	0	1
Jim Barr, R OBP: 0.212, SLG: 0.217 (7, PH)		0-0 6-3		0-0 F9		0-3 K		0-0 4-3		1	0	0	0	0	1	2
Tommy Toms, R (8, 1)		0-0 6-3		0-0 F9		0-3 K		0-0 4-3		0	0	0	0	0	0	0
Mike Caldwell, R OBP: 0.158, SLG: 0.211 (9, 1)		1-2		0-0 F9		0-3 K		0-0 4-3		0	0	0	0	0	0	0
Bobby Murcer, L OBP: 0.354, SLG: 0.411 (9, PH)		0-3 K		0-0 F9		0-3 K		0-3 4-3		1	0	0	0	0	0	1
Bob Knepper, L (1, 1)		0-3 K		0-0 F9		0-3 K		0-3 4-3		2	0	0	0	0	2	1
Chris Arnold, R OBP: 0.279, SLG: 0.270 (7, PH)		0-3 K		0-0 F9		0-3 K		0-3 4-3		1	0	1	1	0	0	0
Gary Alexander, R OBP: 0.226, SLG: 0.222 (8, 2)		0-3 K		0-0 F9		0-3 K		0-3 4-3		1	0	0	0	0	1	1

Inning Stats	R: 0	H: 1	E: 0	K: 1	S: 5	LOB: 2	BB: 2	P: 13	R: 0	H: 0	E: 0	K: 1	S: 5	LOB: 1	BB: 1	P: 9	R: 0	H: 0	E: 1	K: 0	S: 4	LOB: 2	BB: 1	P: 8	R: 0	H: 0	E: 0	K: 0	S: 3	LOB: 0	BB: 0	P: 3	R: 0	H: 0	E: 0	K: 1	S: 5	LOB: 0	BB: 0	P: 5	R: 1	H: 2	E: 0	K: 1	S: 7	LOB: 2	BB: 1	P: 11	R: 0	H: 0	E: 0	K: 2	S: 7	LOB: 0	BB: 0	P: 7	R: 0	H: 0	E: 1	K: 2	S: 8	LOB: 1	BB: 0	P: 8	1B: 1	2B: 2	3B: 0	HR: 0	SF: 0	SAC: 0	DP: 0	HBP: 0	WP: 0	PB: 0	SB: 0	CS: 1	PA: 36
--------------	------	------	------	------	------	--------	-------	-------	------	------	------	------	------	--------	-------	------	------	------	------	------	------	--------	-------	------	------	------	------	------	------	--------	-------	------	------	------	------	------	------	--------	-------	------	------	------	------	------	------	--------	-------	-------	------	------	------	------	------	--------	-------	------	------	------	------	------	------	--------	-------	------	-------	-------	-------	-------	-------	--------	-------	--------	-------	-------	-------	-------	--------

PITCHER	IP	WLS	BF	H	R	ER	SO	BB	IBB	HBP	BLK	WP	HR	S	P	ERA	WHIP
Don Gullett, L ERA: 3.34 (1, 1)	7.0		29	3	1	1	5	5	0	0	0	0	0	34	54	1.29	1.143
Manny Sarmiento, R ERA: 1.64 (8, 1)	1.0		3	0	0	0	2	0	0	0	0	0	0	7	7	0.00	0.000
Rawly Eastwick, R ERA: 2.22 (9, 1)	1.0	S	4	0	0	0	2	0	0	0	0	0	0	8	8	0.00	0.000

BOTTOM

Cincinnati Reds @ San Francisco Giants
Candlestick Park, San Francisco, CA
Fri Sep 10 1976, 10:05 PM EDT
Att. 15,828 - Unknown

livebaseballscorecards.com

AB	31
R	1
H	3
RBI	1
BB	5
SO	9
LOB	22



Batter	1	2	3	4	5	6	7	8	9	AB	R	H	RBI	BB	SO	LOB	TOP								
Pete Rose, S (1, 5) OBP: 0.409, SLG: 0.449 Pedro Borbon, R (8, 1) OBP: 0.222, SLG: 0.222	0-0 6-3		0-0 6-3		0-0 4-3	0-0 G6-4-3		4-0 2B BB		4	1	0	0	1	0	3									
Dave Concepcion, R (1, 6) OBP: 0.336, SLG: 0.409	4-0 BB BB		0-0 1B		0-0 F3		4-0 CS S BB	0-0 PB 2B		3	0	2	3	2	0	0									
Joe Morgan, L (1, 4) OBP: 0.459, SLG: 0.621	0-0 F4		0-0 G3			4-0 1B 1B BB	0-3 K BB	4-0 S BB		3	1	0	0	2	1	3									
Johnny Bench, R (1, 7) OBP: 0.356, SLG: 0.414 (8, 2)	4-0 1-2 BB			4-0 1B SF8 BB		0-0 1B 1B 1B	4-0 FC6-4 BB	0-3 K BB		2	2	1	0	3	1	2									
George Foster, R (1, 8) OBP: 0.372, SLG: 0.541 (8, 7)	0-3 K			0-0 1-3 1B		0-0 1-2 2-3 1B 1B	0-0 FC6-4		0-3 K	5	1	2	0	0	2	3									
Tony Perez, R (1, 3) OBP: 0.328, SLG: 0.448		0-0 5-3		0-3 K		0-0 1-2 2-3 3-H 1B 1B		0-0 6-3	0-0 HR	5	1	2	2	0	1	2									
Ed Armbuster, R (1, 9) OBP: 0.319, SLG: 0.435 Ken Griffey, L (6, PH) OBP: 0.392, SLG: 0.443 (6, 9)		0-0 6-3		0-0 SF8		0-3 K		0-0 P4	0-0 3-1	1	0	0	1	0	0	0									
Bill Plummer, R (1, 2) OBP: 0.331, SLG: 0.430 Cesar Geronimo, L (8, PR) OBP: 0.386, SLG: 0.418 (8, 8)		0-0 5-3		0-0 L6		0-0 1-2 2-H 3-H BB 1B		0-0 BB 1B 2B 1B	0-0 6-3	4	0	2	2	0	0	1									
Jack Billingham, R (1, 1) OBP: 0.276, SLG: 0.291 Bob Bailey, R (6, PH) OBP: 0.356, SLG: 0.533 Joe Henderson, L (6, 1) Joel Youngblood, R (8, PH) OBP: 0.255, SLG: 0.269 Doug Flynn, R (8, 5) OBP: 0.315, SLG: 0.348			0-3 K2-3		0-3 K	4-0 G6-4-3 BB		0-0 1-2 2B 1B		2	0	0	0	0	2	0									
Inning Stats	R: 0 E: 0 K: 1 S: 5	H: 0 LOB: 2 BB: 2 P: 13	R: 0 E: 0 K: 1 S: 3	H: 0 LOB: 0 BB: 0 P: 3	R: 0 E: 0 K: 1 S: 6	H: 1 LOB: 1 BB: 1 P: 10	R: 1 E: 0 K: 1 S: 6	H: 1 LOB: 1 BB: 1 P: 10	R: 0 E: 0 K: 1 S: 5	H: 0 LOB: 0 BB: 0 P: 5	R: 3 E: 0 K: 1 S: 8	H: 4 LOB: 2 BB: 2 P: 16	R: 0 E: 0 K: 1 S: 4	H: 0 LOB: 1 BB: 2 P: 12	R: 3 E: 0 K: 1 S: 8	H: 3 LOB: 3 BB: 2 P: 16	R: 1 E: 0 K: 1 S: 6	H: 1 LOB: 0 BB: 0 P: 6	1B: 8 2B: 1 3B: 0 HR: 1	SF: 1 SAC: 0 DP: 1 HBP: 0	WP: 0 PB: 1 SB: 2 CS: 1	PA: 44			
PITCHER	IP	WLS	BF	H	R	ER	SO	BB	IBB	HBP	BLK	WP	HR	S	P	ERA	WHIP								
Frank Riccelli, L (1, 1) ERA: 7.2	5.0		23	4	4	4	4	4	0	0	0	0	0	27	43	7.20	1.600								
Dave Heaverlo, R (6, 1) ERA: 4.22	0.0		1	1	0	0	0	0	0	0	0	0	0	1	1	∞	∞								
Gary Lavelle, L (6, 1) ERA: 2.7	2.2	L	15	4	3	3	2	5	0	0	0	0	0	14	34	10.12	3.375								
Tommy Toms, R (8, 1) ERA: 7.71	0.1		1	0	0	0	1	0	0	0	0	0	0	3	3	0.00	0.000								
Rob Dressler, R (9, 1) ERA: 4.26	1.0		4	1	1	1	1	0	0	0	0	0	1	6	6	9.00	1.000								

Cincinnati Reds @ San Francisco Giants
 Candlestick Park, San Francisco, CA
 Sat Sep 11 1976, 6:33 AM EDT
 Att. 6,900 - Unknown

livebaseballscorecards.com

AB	34
R	8
H	10
RBI	8
BB	9
SO	8
LOB	17



Batter	1	2	3	4	5	6	7	8	9	AB R H RBI BB SO LOB	TOP									
Pete Rose, S OBP: 0.409, SLG: 0.447 (1, 5) X	0-0 4-3		0-0 4-3			0-0 FC4-6 1B		0-0 F7		4 0 1 0 0 0 0	Cincinnati Reds @ San Francisco Giants Candlestick Park, San Francisco, CA Sun Sep 12 1976, 6:33 AM EDT Unknown livebaseballscorecards.com									
Ken Griffey, L OBP: 0.393, SLG: 0.443 (1, 9) X	0-0 F7		0-0 CS 1B			0-0 FC4-6 1B		0-0 4-3		4 0 2 0 0 0 0										
Joe Morgan, L OBP: 0.458, SLG: 0.616 (1, 4) B B B	4-0 S BB		0-0 CS 1-2	0-0 G3		0-0 FC4-6 PO 1-2f 2-3		0-0 F7		3 0 0 0 1 0 2										
Johnny Bench, R OBP: 0.354, SLG: 0.410 (1, 2) S S	0-3 K 1-2			0-0 F4		0-0 PO 1-2	0-3 K	0-0 F9		4 0 0 0 0 2 1										
Dan Driessen, L OBP: 0.376, SLG: 0.415 (1, 7) X		0-0 1B 1B		0-0 F5			4-0 2B BB	0-0 F9		3 1 1 0 1 0 0										
Tony Perez, R OBP: 0.326, SLG: 0.445 (1, 3) X		0-0 F8			0-3 K		0-3 K			3 0 0 0 0 2 2										
Cesar Geronimo, L OBP: 0.387, SLG: 0.422 (1, 8) X		0-0 CS 1B 1-3		0-0 4-3			0-0 2B 1-H			3 0 2 1 0 0 0										
Doug Flynn, R OBP: 0.312, SLG: 0.344 (1, 6) X		0-0 F4-3 1-2		0-0 F6-3			0-0 F7			2 0 0 0 0 0 2										
Mike Lum, L OBP: 0.326, SLG: 0.347 (7, PH)										1 0 0 0 0 0 1										
Pedro Borbon, R OBP: 0.222, SLG: 0.222 (7, 1) X										0 0 0 0 0 0 0										
Fred Norman, S OBP: 0.163, SLG: 0.149 (1, 1) X			0-0 4-3			0-0 4-3		0-0 F8		2 0 0 0 0 0 0										
Dave Concepcion, R OBP: 0.336, SLG: 0.408 (7, 6) X										1 0 0 0 0 0 0										
Inning Stats	R: 0 E: 0 K: 1 S: 5	H: 0 LOB: 1 BB: 1 P: 9	R: 0 E: 0 K: 0 S: 4	H: 2 LOB: 1 BB: 0 P: 4	R: 0 E: 0 K: 0 S: 3	H: 1 LOB: 0 BB: 0 P: 3	R: 0 E: 0 K: 0 S: 3	H: 0 LOB: 0 BB: 0 P: 3	R: 0 E: 0 K: 0 S: 5	H: 0 LOB: 0 BB: 0 P: 5	R: 1 E: 0 K: 2 S: 8	H: 1 LOB: 1 BB: 1 P: 12	R: 0 E: 0 K: 0 S: 3	H: 0 LOB: 0 BB: 0 P: 3	R: 0 E: 0 K: 0 S: 3	H: 0 LOB: 0 BB: 0 P: 3	1B: 5 2B: 1 3B: 0 HR: 0	SF: 0 SAC: 0 DP: 0 HBP: 0	WP: 0 PB: 0 SB: 1 CS: 2	PA: 34
PITCHER Jim Barr, R ERA: 3.08 (1, 1)	IP: 9.0 WLS: W BF: 32 H: 6 R: 1 ER: 1 SO: 4 BB: 2 IBB: 0 HBP: 0 BLK: 0 WP: 0 HR: 0 S: 38 P: 46 ERA: 1.00 WHIP: 0.889																			



Batter	1	2	3	4	5	6	7	8	9	10	11	AB R H RBI BB SO LOB	TOP	
Pete Rose, S (1, 5) OBP: 0.409, SLG: 0.448												6 0 3 3 0 1 0	Cincinnati Reds @ San Francisco Giants Candlestick Park, San Francisco, CA Sun Sep 12 1976, 10:05 PM EDT Att. 26,023 - Unknown	
Ken Griffey, L (1, 9) OBP: 0.394, SLG: 0.448												6 0 3 1 0 0 3		
Dan Driessen, L (1, 3) OBP: 0.372, SLG: 0.424												5 1 1 1 0 0 7		
Joe Henderson, L (8, 1)												0 0 0 0 0 0 0		
Bob Bailey, R (11, PH) OBP: 0.361, SLG: 0.538														1 0 1 0 0 0 0
Joel Youngblood, R (11, PR) OBP: 0.255, SLG: 0.269												0 1 0 0 0 0 0		
Rawly Eastwick, R (11, 1)												0 0 0 0 0 0 0		
Cesar Geronimo, L (1, 8) OBP: 0.389, SLG: 0.427														6 2 3 0 0 0 1
Mike Lum, L (1, 7) OBP: 0.329, SLG: 0.344												4 1 1 1 1 1 2		
Ed Armbrister, R (9, PR) OBP: 0.315, SLG: 0.429														1 0 0 0 0 0 3
Dave Concepcion, R (1, 6) OBP: 0.334, SLG: 0.406														5 1 1 2 0 1 3
Bill Plummer, R (1, 2) OBP: 0.331, SLG: 0.417												4 2 0 0 2 1 5		
Doug Flynn, R (1, 4) OBP: 0.310, SLG: 0.339														3 1 0 0 1 1 0
Santo Alcala, R (1, 1) OBP: 0.178, SLG: 0.163														1 0 0 1 1 0 0
Manny Sarmiento, R (4, 1)												1 0 0 0 0 0 0		
Will McEnaney, L (7, 1) OBP: 0.375, SLG: 0.167												0 0 0 0 0 0 0		
Joe Morgan, L (8, PH) OBP: 0.457, SLG: 0.615												1 0 0 0 0 1 2		
Tony Perez, R (8, 3) OBP: 0.325, SLG: 0.444													1 0 0 0 0 0 0	
Inning Stats		R: 0 H: 1 E: 0 LOB: 0 K: 0 BB: 0 S: 3 P: 3	R: 1 H: 1 E: 0 LOB: 0 K: 1 BB: 0 S: 6 P: 6	R: 0 H: 0 E: 0 LOB: 0 K: 1 BB: 0 S: 5 P: 5	R: 5 H: 3 E: 2 LOB: 3 K: 1 BB: 3 S: 10 P: 22	R: 0 H: 0 E: 1 LOB: 1 K: 1 BB: 0 S: 6 P: 6	R: 0 H: 0 E: 0 LOB: 0 K: 1 BB: 0 S: 5 P: 5	R: 0 H: 2 E: 0 LOB: 2 K: 0 BB: 0 S: 4 P: 4	R: 2 H: 3 E: 0 LOB: 2 K: 1 BB: 1 S: 8 P: 12	R: 0 H: 0 E: 0 LOB: 1 K: 0 BB: 1 S: 3 P: 7	R: 0 H: 0 E: 0 LOB: 0 K: 0 BB: 0 S: 3 P: 3	R: 1 H: 3 E: 0 LOB: 2 K: 0 BB: 0 S: 6 P: 6	1B: 10 SF: 1 2B: 0 SAC: 1 3B: 2 DP: 0 HR: 1 HBP: 0	WP: 0 PA: 52 PB: 0 SB: 3 CS: 1
PITCHER	IP WLS BF H R ER SO BB IBB HBP BLK WP HR S P ERA WHIP													
Ed Halicki, R (1, 1) ERA: 3.7	3.2 19 5 6 2 3 3 0 0 0 0 0 1 22 34 4.91 2.182													
Mike Caldwell, L (4, 1) ERA: 5.04	0.1 2 0 0 0 0 0 0 0 0 0 0 0 2 2 0.00 0.000													
Dave Heaverlo, R (5, 1) ERA: 4.11	2.0 7 0 0 0 2 0 0 0 0 0 0 0 11 11 0.00 0.000													
Charlie Williams, R (7, 1) ERA: 3.15	1.0 4 2 0 0 0 0 0 0 0 0 0 0 4 4 0.00 2.000													
Gary Lavelle, L (8, 1) ERA: 2.89	0.0 2 1 2 2 0 1 0 0 0 0 0 0 1 5 ∞ ∞													
PITCHER	IP WLS BF H R ER SO BB IBB HBP BLK WP HR S P ERA WHIP													
Rob Dressler, R (8, 1) ERA: 4.13	3.0 12 2 0 0 1 1 0 0 0 0 0 0 13 17 0.00 1.000													
Tommy Toms, R (11, 1) ERA: 8.1	1.0 L 6 3 1 1 0 0 0 0 0 0 0 0 6 6 9.00 3.000													

livebaseballscorecards.com

AB	45
R	9
H	13
RBI	9
BB	5
SO	6
LOB	26



Batter	1	2	3	4	5	6	7	8	9	10	11	AB	R	H	RBI	BB	SO	LOB	BOTTOM							
Jack Clark, R (1, 8) OBP: 0.319, SLG: 0.400 Gary Lavelle, S (8, 1) OBP: 0.100, SLG: 0.100 Rob Dressler, R (8, 1) OBP: 0.167, SLG: 0.138 Chris Arnold, R (10, PH) OBP: 0.290, SLG: 0.270 Tommy Toms, R (11, 1)	1-3		F3	FC5 1B 2B		1B 3B	F9			FC3-6 BB		5	1	2	3	0	0	1								
Johnnie LeMaster, R (1, 6) OBP: 0.226, SLG: 0.253 Dave Rader, L (6, PH) OBP: 0.331, SLG: 0.336 Marty Perez, R (7, 4) OBP: 0.323, SLG: 0.332	1B		K	K		1B		6-3		FC3-6 FC5-4		3	0	1	0	0	2	2								
Gary Matthews, R (1, 7) OBP: 0.365, SLG: 0.437	F8		1B BB	FC5		F7		F8		FC5-4		5	0	0	0	1	0	5								
Bobby Murcer, L (1, 9) OBP: 0.356, SLG: 0.412	F6		1B			F8		E8 FC1 2B		IBB IBB		5	0	2	0	1	0	2								
Gary Thomasson, L (1, 3) OBP: 0.320, SLG: 0.420		F3	G3			HR		1B E 1B IBB		1-2 IBB		4	2	2	1	2	0	2								
Darrell Evans, L (1, 5) OBP: 0.322, SLG: 0.316 Mike Sadek, R (7, PH) OBP: 0.295, SLG: 0.226 Larry Herndon, R (8, 8) OBP: 0.336, SLG: 0.353		1B S SF9 BB		K		G3		F2 FC1		K		2	1	0	0	1	1	0								
Chris Speier, R (1, 4) OBP: 0.311, SLG: 0.286		1B		1B 2B 1B		F5		E9 1B 1B		5-3		6	2	4	0	0	0	0								
Gary Alexander, R (1, 2) OBP: 0.250, SLG: 0.286		SF9		1B 2B 1B		3B 2B		FC5-4 1B		1-3		5	2	3	2	0	1	1								
Ed Halicki, R (1, 1) OBP: 0.241, SLG: 0.170 Mike Caldwell, R (4, 1) OBP: 0.158, SLG: 0.211 Glenn Adams, L (4, PH) OBP: 0.254, SLG: 0.303 Dave Heavrin, R (5, 1) OBP: 0.333, SLG: 0.333 Steve Ontiveros, S (6, PH) OBP: 0.259, SLG: 0.221 Charlie Williams, R (7, 1) OBP: 0.299, SLG: 0.143 Ken Reitz, R (7, PH) OBP: 0.299, SLG: 0.336 (8, 5)		F6		2B 1B		5-3		FC5-4 1-2		K		1	0	0	0	0	0	1								
Inning Stats	R: 0 E: 0 K: 0 S: 4	H: 1 LOB: 1 BB: 0 P: 4	R: 1 E: 0 K: 0 S: 4	H: 1 LOB: 1 BB: 1 P: 8	R: 0 E: 0 K: 1 S: 6	H: 1 LOB: 2 BB: 1 P: 10	R: 2 E: 0 K: 2 S: 11	H: 4 LOB: 2 BB: 0 P: 11	R: 1 E: 0 K: 0 S: 4	H: 1 LOB: 0 BB: 0 P: 4	R: 2 E: 0 K: 0 S: 6	H: 3 LOB: 1 BB: 0 P: 6	R: 2 E: 1 K: 0 S: 6	H: 3 LOB: 1 BB: 0 P: 6	R: 0 E: 1 K: 0 S: 4	H: 1 LOB: 2 BB: 1 P: 8	R: 0 E: 0 K: 1 S: 5	H: 0 LOB: 0 BB: 0 P: 5	R: 0 E: 1 K: 1 S: 5	H: 0 LOB: 3 BB: 3 P: 17	R: 0 E: 0 K: 1 S: 5	H: 1 LOB: 0 BB: 0 P: 5	1B: 11 2B: 3 3B: 1 HR: 1	SF: 1 SAC: 0 DP: 1 HBP: 0	WP: 1 PB: 0 SB: 2 CS: 0	PA: 54
PITCHER	IP WLS BF H R ER SO BB IBB HBP BLK WP HR S P ERA WHIP																			PITCHER	IP WLS BF H R ER SO BB IBB HBP BLK WP HR S P ERA WHIP					
Santo Alcalá, R (1, 1) ERA: 4.53 Manny Sarmiento, R (4, 1) ERA: 2.27 Will McEnaney, L (7, 1) ERA: 4.56 Joe Henderson, R (8, 1) ERA: Rawly Eastwick, R (11, 1) ERA: 2.2																										

Cincinnati Reds @ San Francisco Giants
 Candlestick Park, San Francisco, CA
 Sun Sep 12 1976, 10:05 PM EDT
 Att. 26,023 - Unknown

AB 47
R 8
H 16
RBI 7
BB 6
SO 6
LOB 24



Batter	1	2	3	4	5	6	7	8	9	10	AB R H RBI BB SO LOB	TOP										
Jack Clark, R (1, 8) OBP: 0.288, SLG: 0.356	0-0 F9		0-3 K			0-0 6-3		0-0 F3		0-0 F7	5 0 0 0 0 1 5	San Francisco Giants @ San Diego Padres San Diego Stadium, San Diego, CA Mon Sep 13 1976, 10:05 PM EDT Att. 13,320 - Unknown livebaseballscorecards.com										
Marty Perez, R (1, 4) OBP: 0.324, SLG: 0.335	0-3 K		0-0 F4			0-0 5-3		0-0 BB 1B		0-0 FC5-4 1H 2B	5 0 2 3 0 1 1											
Gary Matthews, R (1, 7) OBP: 0.365, SLG: 0.434	0-3 K			0-0 1-3			0-0 F8	4-0 BB BB BB		4-0 FC5-4 IBB	3 0 0 0 2 1 0											
Bobby Murcer, L (1, 9) OBP: 0.354, SLG: 0.408		4-0 S WP BB		0-0 4-3			0-0 4-3	0-3 K		0-0 FC5-4 1-2 2-3	4 0 0 0 1 1 5											
Gary Thomasson, L (1, 3) OBP: 0.318, SLG: 0.414		0-0 F6 1-3		0-0 3-1			0-3 K		4-0 SH1-4 BB	0-0 L8	4 0 0 0 1 1 3											
Ken Reitz, R (1, 5) OBP: 0.299, SLG: 0.336		0-0 F4		0-0 1-3			0-0 1-3	0-0 SH1-4			3 0 1 0 0 0 1											
Johnnie LeMaster, R (8, PR) OBP: 0.226, SLG: 0.253								6-4-3 E 1B			0 1 0 0 0 0 0											
Chris Speier, R (1, 6) OBP: 0.311, SLG: 0.284		4-0 BB BB BB CS BB		0-0 F8			0-0 6-4-3	0-3 K			3 0 0 0 1 1 2											
Gary Alexander, R (1, 2) OBP: 0.227, SLG: 0.256		0-0 CS 1-2	0-0 L3		0-0 L9		0-0 E6 E 1B	0-0 1-3			4 1 0 0 0 0 3											
John Montefusco, R (1, 1) OBP: 0.179, SLG: 0.127			4-0 BB BB BB BB				0-0 F6		4-0 BB BB BB BB BB	4-0 2B BB	1 0 0 0 1 0 0											
Darrell Evans, L (8, PH) OBP: 0.322, SLG: 0.315								1-2 2-3 1B			1 0 0 0 0 0 2											
Larry Herndon, R (8, PR) OBP: 0.336, SLG: 0.353											0 0 0 0 0 0 0											
Mike Caldwell, R (8, 1) OBP: 0.198, SLG: 0.211											0 0 0 0 0 0 0											
Dave Heaverlo, R (9, 1) OBP: 0.333, SLG: 0.333											0 0 0 0 0 0 0											
Dave Foster, L (9, 2) OBP: 0.333, SLG: 0.336											0 1 0 0 1 0 0											
Inning Stats	R: 0 E: 0 K: 2 S: 7	H: 0 LOB: 0 BB: 0 P: 7	R: 0 E: 0 K: 0 S: 2	H: 0 LOB: 1 BB: 2 P: 10	R: 0 E: 0 K: 1 S: 5	H: 0 LOB: 1 BB: 1 P: 9	R: 0 E: 0 K: 0 S: 3	H: 0 LOB: 0 BB: 0 P: 3	R: 0 E: 0 K: 0 S: 3	H: 0 LOB: 0 BB: 0 P: 3	R: 0 E: 0 K: 1 S: 5	H: 0 LOB: 0 BB: 0 P: 5	R: 2 E: 2 K: 1 S: 9	H: 2 LOB: 3 BB: 1 P: 13	R: 0 E: 0 K: 1 S: 5	H: 0 LOB: 1 BB: 1 P: 9	R: 1 E: 0 K: 0 S: 4	H: 1 LOB: 2 BB: 2 P: 12	1B: 2 2B: 1 3B: 0 HR: 0	SF: 0 SAC: 1 DP: 0 HBP: 0	WP: 1 PB: 0 SB: 1 CS: 1	PA: 42
PITCHER	IP WLS BF H R ER SO BB IBB HBP BLK WP HR S P ERA WHIP																					
Tom Griffin, R (1, 1) ERA: 4.53	8.0																					
Butch Metzger, R (9, 1) ERA: 2.11	1.0	3	0	0	0	1	0	0	0	0	0	0	0	5	5	0.00	0.000					
Dave Freisleben, R (10, 1) ERA: 3.74	0.1	L	3	1	1	1	0	1	0	0	0	0	0	2	6	27.00	6.000					
Dave Tomlin, L (10, 1) ERA: 3.28	0.2		3	0	0	0	0	0	1	0	0	0	0	2	6	0.00	0.000					



BOTTOM

San Francisco Giants @ San Diego Padres
San Diego Stadium, San Diego, CA
Mon Sep 13 1976, 10:05 PM EDT
Att: 13,320 - Unknown

livebaseballscorecards.com

AB 34
R 2
H 8
RBI 2
BB 3
SO 3
LOB 17



WP: 0 PA: 39
PB: 0
SB: 0
CS: 0

AB R H RBI BB SO LOB

5 1 2 0 0 0 2

4 0 0 0 0 1 1

5 0 2 0 0 0 0

3 1 0 1 1 0 2

3 0 0 0 0 0 2

1 0 1 0 0 0 0

0 0 0 0 0 0 0

0 0 0 0 0 0 0

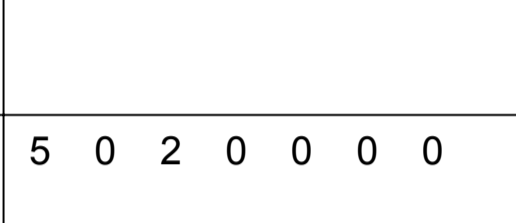
2 0 1 0 1 0 1

4 0 1 1 0 0 4


0-0




0-0



0-0



4-0




0-0




0-0



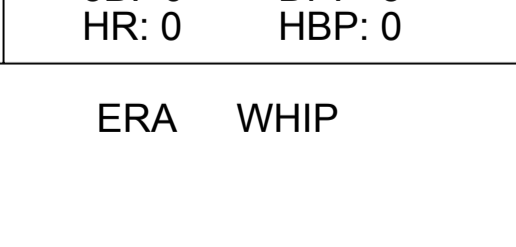
0-0



0-0



0-0



0-0



0-3

0-3

0-0

0-0

0-0

0-0

0-0

0-0

0-0

0-0

0-0

0-0

0-0

0-0

0-0

0-0

0-0

0-0

0-0

0-0

0-0

0-0

0-0

0-0

0-0

0-0

0-0

0-0

0-0

0-0

0-0

0-0

0-0

0-0

0-0

0-0

0-0

0-0

0-0

0-0

0-0

0-0

0-0

0-0

0-0

0-0

0-0

0-0

0-0

0-0

0-0

0-0

0-0

0-0

0-0

0-0

0-0

0-0

0-0

0-0

0-0

0-0

0-0

0-0

0-0

0-0

0-0

0-0

0-0

0-0

0-0

0-0

0-0

0-0

0-0

0-0

0-0

0-0

0-0

0-0

0-0

0-0

0-0

0-0

0-0

0-0

0-0

0-0

0-0

0-0

0-0

0-0

0-0

0-0

0-0

0-0

0-0

0-0

0-0

0-0

0-0

0-0

0-0

0-0

0-0

0-0

0-0

0-0

0-0

0-0

0-0

0-0

0-0

0-0

Batter	1	2	3	4	5	6	7	8	9	AB	R	H	RBI	BB	SO	LOB	TOP										
Jack Clark, R (1, 8) OBP: 0.281, SLG: 0.360	0-0 WP 1B 2B	0-0 F3			0-0 1-3		0-0 E4 FC4	0-0 F8		5	1	1	0	0	0	3											
Marty Perez, R (1, 4) OBP: 0.325, SLG: 0.334 Johnnie LeMaster, R (9, PR) OBP: 0.226, SLG: 0.253	4-0 1B E 2-3 BB		0-0 F8		0-0 F8		0-3 K		0-0 FC6-4 1B	4	1	1	0	1	1	1											
Gary Matthews, R (1, 7) OBP: 0.364, SLG: 0.432	0-0 F4		0-3 K		0-0 HR 1B		0-0 FC4 1-2f		0-0 FC6-4 HR 1-2f	5	2	1	0	0	1	4											
Bobby Murcer, L (1, 9) OBP: 0.355, SLG: 0.420	0-0 F6		0-0 3-1		0-0 HR 1-H		0-0 F2		0-0 HR 1-H	5	2	2	4	0	0	3											
Ken Reitz, R (1, 5) OBP: 0.295, SLG: 0.335	0-0 E 1-2 1B 3-H			0-0 6-3	0-0 4-3			0-0 F7	0-0 F7	5	1	1	1	0	0	1											
Chris Speier, R (1, 6) OBP: 0.310, SLG: 0.283	0-0 E6 1B 1-3 2-H			0-0 F6		0-0 F8		0-0 F7		5	0	1	0	0	0	1											
Gary Thomasson, L (1, 3) OBP: 0.322, SLG: 0.418	0-0 1B 2-H 3-H			0-0 WP 1B		0-0 F7		0-0 BB 1B 1B	0-0 F7	5	0	3	1	0	0	1											
Gary Alexander, R (1, 2) OBP: 0.271, SLG: 0.268		0-0 F6		4-0 1-2 IBB		4-0 BB BB		0-0 BB 1B		2	0	1	0	2	0	0											
Bob Knepper, L (1, 1) Rob Dressler, R (6, 1) Mike Caldwell, R (6, 1) Dave Heaverlo, R (6, 1) Charlie Williams, R (7, 1) Darrell Eavins, L (8, PH) Randy Moffitt, R (8, 1)		0-0 L9		0-3 K		0-0 6-3		4-0 BB 1-2 2-3 BB		3	0	0	0	0	1	3											
Inning Stats	R: 3 E: 1 K: 0 S: 6	H: 3 LOB: 2 BB: 1 P: 10	R: 0 E: 0 K: 0 S: 3	H: 0 LOB: 0 BB: 0 P: 3	R: 0 E: 0 K: 1 S: 5	H: 0 LOB: 0 BB: 0 P: 5	R: 0 E: 0 K: 1 S: 6	H: 1 LOB: 2 BB: 1 P: 10	R: 2 E: 0 K: 0 S: 5	H: 2 LOB: 0 BB: 0 P: 5	R: 0 E: 0 K: 0 S: 3	H: 0 LOB: 1 BB: 1 P: 7	R: 0 E: 2 K: 1 S: 6	H: 0 LOB: 1 BB: 0 P: 6	R: 0 E: 0 K: 0 S: 5	H: 2 LOB: 3 BB: 1 P: 9	R: 2 E: 0 K: 0 S: 6	H: 3 LOB: 1 BB: 0 P: 6	1B: 8 2B: 1 3B: 0 HR: 2	SF: 0 SAC: 0 DP: 0 HBP: 0	WP: 2 PB: 0 SB: 1 CS: 0	PA: 43					
PITCHER	IP	WLS	BF	H	R	ER	SO	BB	IBB	HBP	BLK	WP	HR	S	P	ERA	WHIP										
Brent Strom, L (1, 1) ERA: 3.36	5.0		23	6	5	3	2	1	1	0	0	2	1	25	33	5.40	1.400										
Jerry Johnson, R (6, 1) ERA: 3.34	1.0		4	0	0	0	0	1	0	0	0	0	0	3	7	0.00	1.000										
Dave Freisleben, R (7, 1) ERA: 3.7	1.2		9	2	0	0	1	1	0	0	0	0	0	10	14	0.00	1.800										
Butch Metzger, R (8, 1) ERA: 2.25	1.0	L	6	3	2	2	0	0	0	0	0	0	1	6	6	18.00	3.000										
Dave Tomlin, L (9, 1) ERA: 3.26	0.1		1	0	0	0	0	0	0	0	0	0	0	1	1	0.00	0.000										

San Francisco Giants @ San Diego Padres
San Diego Stadium, San Diego, CA
Tue Sep 14 1976, 10:05 PM EDT
Att. 3,961 - Unknown

AB	39
R	7
H	11
RBI	6
BB	4
SO	3
LOB	17



BOTTOM

San Francisco Giants @ San Diego Padres
San Diego Stadium, San Diego, CA
Tue Sep 14 1976, 10:05 PM EDT
Att. 3,961 - Unknown

livebaseballscorecards.com

AB 40
R 6
H 13
RBI 6
BB 3
SO 5
LOB 23



WP: 1 PA: 43
PB: 0
SB: 0
CS: 0

AB R H RBI BB SO LOB

4 0 0 1 1 2 1

5 1 3 2 0 1 1

5 1 2 1 0 1 3

5 1 2 0 0 1 2
0 0 0 0 0 0 0

5 0 2 1 0 0 3

2 0 0 0 0 0 0
3 1 2 1 0 0 1

3 1 2 0 1 0 2
1 0 0 0 0 0 2

3 1 0 0 1 0 4
0 0 0 0 0 0 0
0 0 0 0 0 0 0

1 0 0 0 0 0 0
1 0 0 0 0 0 1
0 0 0 0 0 0 0
1 0 0 0 0 0 3
0 0 0 0 0 0 0
1 0 0 0 0 0 0

1B: 12 SF: 0
2B: 1 SAC: 0
3B: 0 DP: 1
HR: 0 HBP: 0

Batter	1	2	3	4	5	6	7	8	9
Johnny Grubb, L (1, 7) OBP: 0.390, SLG: 0.387	0-0 E3 FC4-6		0-3 K		0-3 K	4-0 1B BB		0-0 F5	
Bill Almon, R (1, 6) OBP: 0.600, SLG: 0.800	0-0 FC4-6 1B		0-0 1B			1-2 2-3 3-H 1B 2B		0-3 K	
Merv Rettenmund, R (1, 9) OBP: 0.359, SLG: 0.336	0-0 1-2 1B		0-0 F8			1-2 1B K		0-0 4-3	
Doug Rader, R (1, 5) Enzo Hernandez, R (9, PR) OBP: 0.329, SLG: 0.363 OBP: 0.317, SLG: 0.319	0-0 F4		0-0 F9			0-0 1B FC3-6 1B	0-3 K	0-0 1B 1B	
Bobby Valentine, R (1, 3) OBP: 0.500, SLG: 0.429	0-0 F8		0-0 F7			0-0 FC3-6 1B	0-0 4-1 1B	0-0 F2	
Luis Melendez, R (1, 8) Willie Davis, L (6, PH) OBP: 0.241, SLG: 0.256 OBP: 0.299, SLG: 0.379		0-0 F9		0-0 5-3		0-0 FC3-6 BB 1B	0-0 4-1 1B	0-0 1-2 1B	
Fred Kendall, R (1, 2) Jerry Turner, L (9, PH) OBP: 0.298, SLG: 0.301 OBP: 0.321, SLG: 0.384		4-0 G6-4-3 BB				0-0 WP 1B	0-0 BB BB 1B	0-0 4-1 1-2 2-3	
Mike Champion, R (1, 4) Butch Metzger, R (8, 1) Dave Tomlin, L (9, 1)		0-0 G6-4-3				0-0 6-3	4-0 BB BB 1B	0-0 6-3	
Brent Strom, R (1, 1) Ted Kubiak, S (5, PH) Jerry Johnson, R (6, 1) Tito Fuentes, S (6, PH) Dave Freisleben, R (7, 1) Hector Torres, R (8, 4) OBP: 0.143, SLG: 0.105 OBP: 0.314, SLG: 0.278			0-0 F8			0-0 L9	0-0 F5	0-0 1-3	

Inning Stats	R: 0	H: 1	E: 1	LOB: 2	K: 0	BB: 0	S: 5	P: 5
	R: 0	H: 0	E: 0	LOB: 0	K: 0	BB: 1	S: 2	P: 6
	R: 0	H: 1	E: 0	LOB: 1	K: 1	BB: 0	S: 6	P: 6
	R: 0	H: 0	E: 0	LOB: 0	K: 0	BB: 0	S: 3	P: 3
	R: 0	H: 1	E: 0	LOB: 1	K: 1	BB: 0	S: 6	P: 6
	R: 6	H: 6	E: 0	LOB: 2	K: 11	BB: 2	S: 11	P: 19
	R: 0	H: 2	E: 0	LOB: 2	K: 1	BB: 0	S: 7	P: 7
	R: 0	H: 0	E: 0	LOB: 0	K: 1	BB: 0	S: 5	P: 5
	R: 0	H: 2	E: 0	LOB: 2	K: 0	BB: 0	S: 5	P: 5

PITCHER	IP	WLS	BF	H	R	ER	SO	BB	IBB	HBP	BLK	WP	HR	S	P	ERA	WHIP
Bob Knepper, L (1, 1) ERA: 4.5	5.0		23	7	4	4	2	1	0	0	0	1	0	26	30	7.20	1.600
Rob Dressler, R (6, 1) ERA: 4.28	0.2		4	1	0	0	0	1	0	0	0	0	0	3	7	0.00	3.000
Mike Caldwell, L (6, 1) ERA: 4.99	0.0		1	0	0	0	0	1	0	0	0	0	0	4	4	∞	∞
Dave Heaverlo, R (6, 1) ERA: 3.98	0.1		2	1	2	2	1	0	0	0	0	0	0	4	4	54.00	3.000
Charlie Williams, R (7, 1) ERA: 3.11	1.0		5	2	0	0	1	0	0	0	0	0	0	7	7	0.00	2.000

PITCHER	IP	WLS	BF	H	R	ER	SO	BB	IBB	HBP	BLK	WP	HR	S	P	ERA	WHIP
Randy Moffitt, R (8, 1) ERA: 2.39	2.0		8	2	0	0	1	0	0	0	0	0	0	10	10	0.00	1.000

Batter	1	2	3	4	5	6	7	8	9	AB R H RBI BB SO LOB	TOP
Jack Clark, R (1, 8) OBP: 0.283, SLG: 0.358 Gary Lavelle, S (8, 1) OBP: 0.100, SLG: 0.100 Randy Moffitt, R (8, 1) OBP: 0.167, SLG: 0.167	0-0 5-3		0-0 CS 1B			0-0 5-3		0-0 SH1-4 1-2		3 0 1 0 0 0 0	San Francisco Giants @ San Diego Padres San Diego Stadium, San Diego, CA Wed Sep 15 1976, 10:05 PM EDT Att. 7,934 - Unknown
Marty Perez, R (1, 4) OBP: 0.324, SLG: 0.333	0-0 4-3		0-0 CS 1-2	0-0 5-3		0-0 BB BB 1B		0-0 5-3		4 0 1 0 0 0 1	
Gary Matthews, R (1, 7) OBP: 0.365, SLG: 0.433	0-0 6-3			0-0 L4		4-0 BB BB 1-2		0-0 2B 2-H		3 0 1 1 1 0 0	
Bobby Murcer, L (1, 9) OBP: 0.358, SLG: 0.427		0-0 F8		0-0 HR		4-0 FC6-4 BB 1-2 2-3		4-0 BB BB BB		2 1 1 1 2 0 0	
Ken Reitz, R (1, 5) OBP: 0.295, SLG: 0.336		0-0 2B		0-0 1-3		0-0 FC6-4 1-2f		0-0 F8		4 0 1 0 0 0 5	
Chris Speier, R (1, 6) OBP: 0.307, SLG: 0.280		0-0 F8			0-0 5-3		0-0 6-3		0-0 F9	4 0 0 0 0 0 1	
Gary Thomasson, L (1, 3) OBP: 0.318, SLG: 0.412 Darrell Evans, L (9, 3) OBP: 0.323, SLG: 0.315		0-0 G3			0-0 4-3		0-3 K		0-0 F8	4 0 0 0 0 1 1	
Gary Alexander, R (1, 2) OBP: 0.269, SLG: 0.267 Mike Sadek, R (9, 2) OBP: 0.295, SLG: 0.226			0-0 4-3		0-0 L1		0-0 6-3		0-0 FC6 1B	4 0 1 0 0 0 0	
Frank Riccelli, L (1, 1) Larry Herndon, R (8, PH) OBP: 0.337, SLG: 0.354 (8, 8)			0-3 K		0-3 K		0-0 SH1-4 2B 1B		0-0 FC6 1-2f	2 0 0 0 0 2 0	
Inning Stats	R: 0 H: 0 E: 0 LOB: 0 K: 0 BB: 0 S: 3 P: 3	R: 0 H: 1 E: 0 LOB: 1 K: 0 BB: 0 S: 4 P: 4	R: 0 H: 1 E: 0 LOB: 0 K: 1 BB: 0 S: 5 P: 5	R: 1 H: 1 E: 0 LOB: 0 K: 0 BB: 0 S: 4 P: 4	R: 0 H: 0 E: 0 LOB: 0 K: 0 BB: 0 S: 3 P: 3	R: 0 H: 1 E: 0 LOB: 3 K: 1 BB: 2 S: 6 P: 14	R: 0 H: 0 E: 0 LOB: 0 K: 1 BB: 0 S: 5 P: 5	R: 1 H: 2 E: 0 LOB: 2 K: 0 BB: 1 S: 5 P: 9	R: 0 H: 1 E: 0 LOB: 1 K: 0 BB: 0 S: 4 P: 4	1B: 4 SF: 0 2B: 2 SAC: 1 3B: 0 DP: 0 HR: 1 HBP: 0	
PITCHER Randy Jones, L (1, 1) ERA: 2.65 Jerry Johnson, R (9, 1) ERA: 3.24	IP WLS BF H R ER SO BB IBB HBP BLK WP HR S P ERA WHIP 8.0 L 32 6 2 2 3 3 0 0 0 0 0 1 35 47 2.25 1.125 1.0 4 1 0 0 0 0 0 0 0 0 0 0 4 4 0.00 1.000	PITCHER IP WLS BF H R ER SO BB IBB HBP BLK WP HR S P ERA WHIP									

livebaseballscorecards.com

AB	32
R	2
H	7
RBI	2
BB	3
SO	3
LOB	9



Batter	1	2	3	4	5	6	7	8	9	AB	R	H	RBI	BB	SO	LOB
Johnny Grubb, L (1, 7) OBP: 0.388, SLG: 0.389	0-0 G3		0-3 K		0-0 2B			0-3 K		4	0	1	1	0	2	0
Bill Almon, R (1, 6) OBP: 0.556, SLG: 0.625	0-3 K		4-0 BB		0-0 4-3			0-0 1B		3	0	1	0	1	1	1
Merv Rettenmund, R (1, 9) OBP: 0.356, SLG: 0.328	0-0 F9		0-3 K					4-0 BB		3	0	0	0	1	1	1
Doug Rader, R (1, 5) OBP: 0.327, SLG: 0.361		0-0 L9		0-3 K				0-0 4-3		3	0	0	0	0	1	0
Willie Davis, L (8, PH) OBP: 0.299, SLG: 0.378										1	0	0	0	0	0	2
Jerry Johnson, R (9, 1)										0	0	0	0	0	0	0
Bobby Valentine, R (1, 3) OBP: 0.500, SLG: 0.545		0-0 1B		0-0 4-3				0-0 6-3		4	0	2	0	0	0	0
Enzo Hernandez, R (9, PR) OBP: 0.317, SLG: 0.319										0	0	0	0	0	0	0
Luis Melendez, R (1, 8) OBP: 0.236, SLG: 0.250		0-3 K		0-0 5-3				0-0 6-3		3	0	0	0	0	1	1
Jerry Turner, L (9, PH) OBP: 0.320, SLG: 0.382										1	0	0	0	0	0	1
Fred Kendall, R (1, 2) OBP: 0.296, SLG: 0.298		0-0 E5		0-0 4-3				0-0 5-3		4	0	0	0	0	0	3
Mike Champion, R (1, 4) OBP: 0.250, SLG: 0.286		0-0 FC6-4		0-0 2B				0-0 6-3		4	1	1	0	0	1	4
Randy Jones, R (1, 1) OBP: 0.079, SLG: 0.041			0-0 F6		0-0 6-3			0-0 5-3		2	0	0	0	0	0	1
Tito Fuentes, S (8, PH) OBP: 0.289, SLG: 0.312										1	0	0	0	0	0	0
Ted Kubiak, S (9, 5) OBP: 0.314, SLG: 0.278										0	0	0	0	0	0	0

Inning Stats	R: 0	H: 0	R: 0	H: 1	R: 0	H: 0	R: 0	H: 0	R: 1	H: 2	R: 0	H: 0	R: 0	H: 0	R: 0	H: 1	R: 0	H: 1	1B: 2	SF: 0	WP: 0	PA: 35
	E: 0	LOB: 0	E: 1	LOB: 2	E: 0	LOB: 0	E: 0	LOB: 0	E: 0	LOB: 1	E: 0	LOB: 0	E: 0	LOB: 0	E: 0	LOB: 2	E: 0	LOB: 2	2B: 3	SAC: 0	PB: 0	
	K: 1	BB: 0	K: 1	BB: 0	K: 2	BB: 1	K: 1	BB: 0	K: 0	BB: 0	K: 0	BB: 0	K: 0	BB: 0	K: 1	BB: 1	K: 1	BB: 0	3B: 0	DP: 0	SB: 2	
	S: 5	P: 5	S: 7	P: 7	S: 7	P: 11	S: 5	P: 5	S: 5	P: 5	S: 3	P: 3	S: 3	P: 3	S: 6	P: 10	S: 6	P: 6	HR: 0	HBP: 0	CS: 0	

PITCHER	IP	WLS	BF	H	R	ER	SO	BB	IBB	HBP	BLK	WP	HR	S	P	ERA	WHIP
Frank Riccelli, L (1, 1) ERA: 3.75	7.0	W	26	3	1	1	5	1	0	0	0	0	0	35	39	1.29	0.571
Gary Lavelle, L (8, 1) ERA: 2.87	0.2		4	1	0	0	1	1	0	0	0	0	0	5	9	0.00	3.000
Randy Moffitt, R (8, 1) ERA: 2.36	1.1	S	5	1	0	0	1	0	0	0	0	0	0	7	7	0.00	0.750


BOTTOM

San Francisco Giants @ San Diego Padres
San Diego Stadium, San Diego, CA

Wed Sep 15 1976, 10:05 PM EDT
Att. 7,934 - Unknown

livebaseballscorecards.com

AB	33
R	1
H	5
RBI	1
BB	2
SO	7
LOB	14



Batter	1	2	3	4	5	6	7	8	9	AB R H RBI BB SO LOB	TOP											
Jack Clark, R (1, 8) <small>OBP: 0.281, SLG: 0.351</small> Larry Herndon, R (9, 8) <small>OBP: 0.337, SLG: 0.354</small>	0-0 3-1		0-0 4-3		0-0 F7		0-0 PO 2-H 1B			4 0 1 1 0 0 2 0 0 0 0 0 0 0	San Francisco Giants @ Cincinnati Reds Riverfront Stadium, Cincinnati, OH Fri Sep 17 1976, 7:05 PM EDT Att. 29,522 - Unknown livebaseballscorecards.com											
Marty Perez, R (1, 4) <small>OBP: 0.326, SLG: 0.343</small>	0-0 G3			0-0 G6-4-3 1B		0-0 HR	0-0 PO 2-3	0-0 F8		4 1 2 1 0 0 0												
Gary Matthews, R (1, 7) <small>OBP: 0.362, SLG: 0.430</small>	0-0 F9			0-0 G6-4-3 1-2f		0-0 6-3		0-3 K		4 0 0 0 0 1 1												
Bobby Murcer, L (1, 9) <small>OBP: 0.357, SLG: 0.424</small>		0-0 4-3		0-0 G3		4-0 FC5-4 BB		0-0 F8		3 0 0 0 1 0 0												
Gary Thomasson, L (1, 3) <small>OBP: 0.317, SLG: 0.409</small> Darrell Evans, L (9, 3) <small>OBP: 0.323, SLG: 0.315</small>		0-0 L3			0-0 5-3	0-0 F8		0-0 2B 1B		4 1 1 0 0 0 1 0 0 0 0 0 0 0												
Ken Reitz, R (1, 5) <small>OBP: 0.296, SLG: 0.339</small>		0-0 1B			0-0 1B 2B	0-0 FC5-4 1-2f		0-0 F7		4 1 2 0 0 0 2												
Chris Speier, R (1, 6) <small>OBP: 0.311, SLG: 0.285</small>		0-0 4-3			0-0 1B 2-3 1B		4-0 BB 5-3 1B BB	0-0 1-H 2B		3 1 2 1 1 0 1												
Gary Alexander, R (1, 2) <small>OBP: 0.268, SLG: 0.265</small>			0-0 4-3		0-0 1-2 3-H 1B		0-3 K	0-0 P5		4 0 1 1 0 1 2												
Jim Barr, R (1, 1) <small>OBP: 0.194, SLG: 0.197</small> Randy Moffitt, R (8, 1) <small>OBP: 0.154, SLG: 0.154</small>			0-0 6-3		0-0 P2		0-0 5-3	0-0 P2		3 0 0 0 0 0 3 1 0 0 0 0 0 1												
Inning Stats	R: 0 E: 0 K: 0 S: 3	H: 0 LOB: 0 BB: 0 P: 3	R: 0 E: 0 K: 0 S: 4	H: 1 LOB: 1 BB: 0 P: 4	R: 0 E: 0 K: 0 S: 3	H: 0 LOB: 0 BB: 0 P: 3	R: 0 E: 0 K: 0 S: 3	H: 1 LOB: 0 BB: 0 P: 3	R: 1 E: 0 K: 0 S: 6	H: 3 LOB: 2 BB: 0 P: 6	R: 1 E: 0 K: 0 S: 4	H: 1 LOB: 1 BB: 1 P: 8	R: 1 E: 0 K: 1 S: 5	H: 1 LOB: 0 BB: 1 P: 9	R: 0 E: 0 K: 1 S: 5	H: 0 LOB: 0 BB: 0 P: 5	R: 1 E: 0 K: 0 S: 5	H: 2 LOB: 1 BB: 0 P: 5	1B: 6 2B: 2 3B: 0 HR: 1	SF: 0 SAC: 0 DP: 1 HBP: 0	WP: 0 PB: 0 SB: 0 CS: 0	PA: 37
PITCHER Jack Billingham, R (1, 1) <small>ERA: 4.42</small> Manny Sarmiento, R (8, 1) <small>ERA: 2.39</small>	IP 7.0	WLS L	BF 28	H 7	R 3	ER 3	SO 1	BB 2	IBB 0	HBP 0	BLK 0	WP 0	HR 1	S 28	P 36	ERA 3.86	WHIP 1.286					
											PITCHER IP 2.0 WLS L BF 8 H 2 R 1 ER 1 SO 1 BB 0 IBB 0 HBP 0 BLK 0 WP 0 HR 0 S 10 P 10 ERA 4.50 WHIP 1.000											



Batter	1	2	3	4	5	6	7	8	9	AB R H RBI BB SO LOB	TOP											
Jack Clark, R (1, 8) OBP: 0.288, SLG: 0.369	0-0 F9	0-0 3B			0-0 F8			0-0 F9		4 0 1 0 0 0 0	San Francisco Giants @ Cincinnati Reds Riverfront Stadium, Cincinnati, OH Sun Sep 19 1976, 3:33 AM EDT Att: 38,099 - Unknown livebaseballscorecards.com											
Marty Perez, R (1, 4) OBP: 0.328, SLG: 0.342	4-0 2B	0-0 5-3			0-0 5-3			0-0 G3		3 1 0 0 1 0 1												
Gary Matthews, R (1, 7) OBP: 0.360, SLG: 0.429	0-0 2B				0-0 5-3			0-3 K		4 0 1 1 0 1 0												
Bobby Murcer, L (1, 9) OBP: 0.358, SLG: 0.421	1-0 FC6-4 HBP				0-0 G3			0-0 F9		3 0 0 0 0 0 0												
Gary Thomasson, L (1, 3) OBP: 0.322, SLG: 0.426	0-0 F5				0-0 P5			0-0 1B		4 0 1 0 0 0 2												
Ken Reitz, R (1, 5) OBP: 0.293, SLG: 0.334	0-0 FC6-4 1-2f				0-0 F8			0-0 F8		4 0 0 0 0 0 3												
Chris Speier, R (1, 6) OBP: 0.310, SLG: 0.297		0-0 HR			0-0 2-3			0-0 4-3		3 1 1 1 0 0 0												
Gary Alexander, R (1, 2) OBP: 0.270, SLG: 0.255		0-0 4-3			0-0 G3			0-0 F9		3 0 0 0 0 0 0												
John Montefusco, R (1, 1) OBP: 0.175, SLG: 0.123		0-3 K			0-3 K			0-3 K		2 0 0 0 0 2 0												
Derrel Thomas, S (8, PH) OBP: 0.319, SLG: 0.314										1 0 0 0 0 1 0												
Mike Caldwell, R (8, 1) OBP: 0.158, SLG: 0.211										0 0 0 0 0 0 0												
Inning Stats	R: 1 E: 0 K: 0 S: 4	H: 1 LOB: 2 BB: 1 P: 9	R: 1 E: 0 K: 1 S: 7	H: 2 LOB: 1 BB: 0 P: 7	R: 0 E: 0 K: 0 S: 3	H: 0 LOB: 0 BB: 0 P: 3	R: 0 E: 0 K: 0 S: 3	H: 0 LOB: 0 BB: 0 P: 3	R: 0 E: 0 K: 0 S: 3	H: 0 LOB: 0 BB: 0 P: 3	R: 0 E: 0 K: 0 S: 5	H: 0 LOB: 0 BB: 0 P: 5	R: 0 E: 0 K: 0 S: 3	H: 0 LOB: 0 BB: 0 P: 3	R: 0 E: 0 K: 1 S: 5	H: 0 LOB: 0 BB: 0 P: 5	R: 0 E: 0 K: 1 S: 6	H: 1 LOB: 1 BB: 0 P: 6	1B: 1 2B: 1 3B: 1 HR: 1	SF: 0 SAC: 0 DP: 0 HBP: 1	WP: 0 PB: 0 SB: 0 CS: 0	PA: 33
PITCHER	IP WLS BF H R ER SO BB IBB HBP BLK WP HR S P ERA WHIP																					
Gary Nolan, R (1, 1) ERA: 3.55	7.0 W 26 3 2 2 2 1 0 1 0 0 1 28 33 2.57 0.571																					
Rawly Eastwick, R (8, 1) ERA: 2.13	2.0 S 7 1 0 0 2 0 0 0 0 0 0 0 11 11 0.00 0.500																					



Batter	1	2	3	4	5	6	7	8	9
Pete Rose, S OBP: 0.412, SLG: 0.459 (1, 5) X	0-0 1B 2B	0-0 2-H 2B			0-0 1B SF8 2B		0-3 K		
Ken Griffey, L OBP: 0.396, SLG: 0.452 (1, 9) X	0-0 E 4-3 1B	0-0 4-3			0-0 2-3 1B		0-0 F7		
Joe Morgan, L OBP: 0.448, SLG: 0.596 (1, 4) X	0-0 E8 4-3 1-3 SF8 1B		0-0 P6		0-0 SF8		0-0 FC1-4 1B		
Dan Driessen, L OBP: 0.385, SLG: 0.414 (1, 3) X	0-0 4-3		0-0 G3		0-0 F9		0-0 L9		
Cesar Geronimo, L OBP: 0.382, SLG: 0.419 (1, 8) X	0-0 2-3 3-H SF8		0-0 6-3		0-0 F7		0-0 FC1-4 1B 1-2f		
Mike Lum, L OBP: 0.325, SLG: 0.338 (1, 7) X	0-0 6-3			0-0 L4		0-0 4-3		0-0 1-3 1B	
Bill Plummer, R OBP: 0.321, SLG: 0.399 (1, 2) X		0-3 K		0-0 F8		0-3 K		0-0 F4	
Doug Flynn, R OBP: 0.311, SLG: 0.343 (1, 6) X		0-0 2B 2B		0-0 F2-3		0-0 SH1-4 1B			
Gary Nolan, R OBP: 0.132, SLG: 0.108 (1, 1) Ed Ambrister, R OBP: 0.316, SLG: 0.405 (7, PH) Rawly Eastwick, R (8, 1)		0-0 5-3		0-0 4-3			0-0 SH1-4 1-2		

AB	R	H	RBI	BB	SO	LOB
4	2	3	1	0	1	1
4	1	2	1	0	0	2
3	1	2	1	0	0	0
4	0	0	1	0	0	3
3	0	0	1	0	0	1
4	0	1	0	0	0	0
4	0	0	0	0	2	2
3	1	2	0	0	0	0
2	0	0	0	0	0	1
0	0	0	0	0	0	0
0	0	0	0	0	0	0

BOTTOM

San Francisco Giants @ Cincinnati Reds
Riverfront Stadium, Cincinnati, OH

Sun Sep 19 1976, 3:33 AM EDT
Att. 38,099 - Unknown

livebaseballscorecards.com

AB	31
R	5
H	10
RBI	5
BB	0
SO	3
LOB	10



Inning Stats	R	H	E	K	S	P	IP	WLS	BF	H	R	ER	SO	BB	IBB	HBP	BLK	WP	HR	S	P	ERA	WHIP
John Montefusco, R ERA: 2.95 (1, 1)	3	3	1	1	6	3	7.0	L	29	8	5	4	3	0	0	0	0	0	0	35	35	5.14	1.143
Mike Caldwell, L ERA: 4.94 (8, 1)	0	0	0	0	0	0	1.0		5	2	0	0	0	0	0	0	0	0	0	5	5	0.00	2.000

WP	HR	S	P	ERA	WHIP
0	0	0	0	0	0

Batter	1	2	3	4	5	6	7	8	9	AB	R	H	RBI	BB	SO	LOB
Jack Clark, R (1, 8) OBP: 0.289, SLG: 0.358	0-0 F8		0-0 FC6-4			0-0 SH3-4		4-0 BB		2	0	0	0	1	0	1
Marty Perez, R (1, 4) OBP: 0.325, SLG: 0.338	0-0 F8			0-0 6-3		0-0 F8		0-0 F8		4	0	0	0	0	0	2
Gary Matthews, R (1, 7) OBP: 0.358, SLG: 0.425	0-3 K			0-0 5-3		0-0 F8		0-0 F2		4	0	0	0	0	1	2
Bobby Murcer, L (1, 9) OBP: 0.357, SLG: 0.425		0-0 G3		0-3 K		0-0 HR		0-3 K		4	1	1	1	0	2	1
Ken Reitz, R (1, 5) OBP: 0.295, SLG: 0.336		0-0			0-0 1-3		0-0 FC6-4		0-0 F9	3	0	2	0	0	0	0
Johnnie LeMaster, R (7, PR) OBP: 0.226, SLG: 0.253		G6-4-3					1B			0	0	0	0	0	0	0
Darrell Evans, L (9, PH) OBP: 0.322, SLG: 0.314		1B								1	0	0	0	0	0	0
Chris Speier, R (1, 6) OBP: 0.308, SLG: 0.295		0-0 G6-4-3			0-0 F9		0-0 FC6-4		0-0 P3	4	0	0	0	0	0	2
Gary Thomasson, L (1, 3) OBP: 0.324, SLG: 0.432			0-0 F9		0-0 F8		4-0 FC5-4		0-0	3	0	1	0	1	0	0
Gary Alexander, R (1, 2) OBP: 0.284, SLG: 0.293			0-0 F9			0-0 1B		4-0 FC5-4		3	1	1	0	1	0	2
Jim Barr, R (1, 1) OBP: 0.216, SLG: 0.221			0-0			0-0 3B		0-3 K		2	0	2	1	0	0	0
Chris Arnold, R (7, PH) OBP: 0.286, SLG: 0.266						0-0 SH3-4				1	0	0	0	0	1	2
Randy Moffitt, R (8, 1) OBP: 0.154, SLG: 0.154						1B				0	0	0	0	0	0	0
Glenn Adams, L (9, PH) OBP: 0.250, SLG: 0.299						3B				1	0	0	0	0	0	2

Inning Stats	R: 0	H: 0	E: 0	K: 1	S: 5	R: 0	H: 1	E: 0	K: 0	S: 3	R: 0	H: 0	E: 0	K: 1	S: 5	R: 0	H: 0	E: 0	K: 0	S: 3	R: 1	H: 2	E: 0	K: 1	S: 7	R: 0	H: 0	E: 0	K: 1	S: 5	R: 0	H: 1	E: 0	K: 0	S: 4	1B: 4	2B: 0	3B: 2	HR: 1	SF: 0	SAC: 1	DP: 1	HBP: 0	WP: 0	PA: 36														
PITCHER	IP	WLS	BF	H	R	ER	SO	BB	IBB	HBP	BLK	WP	HR	S	P	ERA	WHIP													PITCHER	IP	WLS	BF	H	R	ER	SO	BB	IBB	HBP	BLK	WP	HR	S	P	ERA	WHIP												
Doug Rau, L (1, 1) ERA: 2.57	7.0	W	28	6	2	2	3	2	0	0	0	0	0	32	40	2.57	1.143																																										
Charlie Hough, R (8, 1) ERA: 2.19	2.0	S	8	1	0	0	1	1	0	0	0	0	0	9	13	0.00	1.000																																										

BOTTOM

Los Angeles Dodgers @ San Francisco Giants
Candlestick Park, San Francisco, CA
Tue Sep 21 1976, 10:05 PM EDT
Att. 3,370 - Unknown

livebaseballscorecards.com

AB	32
R	2
H	7
RBI	2
BB	3
SO	4
LOB	14



Batter	1	2	3	4	5	6	7	8	9	AB R H RBI BB SO LOB	TOP	
Bill Buckner, L (1, 7) <small>OBP: 0.333, SLG: 0.397</small>	0-0 4-3		0-0 4-3 <small>3-H</small> 2B		0-0 3-1		0-0 <small>2-H</small> 1B			4 0 2 2 0 0 0	Los Angeles Dodgers @ San Francisco Giants Candlestick Park, San Francisco, CA Wed Sep 22 1976, 10:05 PM EDT Att. 3,529 - Unknown	
Davey Lopes, R (1, 4) <small>OBP: 0.327, SLG: 0.321</small>	0-0 1-3		0-0 4-3 2-3			0-0 F9		0-0 F3		4 0 0 0 0 0 1		
Reggie Smith, S (1, 9) <small>OBP: 0.308, SLG: 0.451</small>	0-0 F8		0-0 F8			4-0 FC6-4 WP BB		0-3 K		3 0 0 0 1 1 1		
Steve Garvey, R (1, 3) <small>OBP: 0.354, SLG: 0.449</small>		0-0 6-3		0-0 5-3		0-0 E5 FC6-4 1-2		0-0 F8		4 0 0 0 0 0 1		
Ron Cey, R (1, 5) <small>OBP: 0.392, SLG: 0.478</small> Ivan De Jesus, R (9, PR) <small>OBP: 0.268, SLG: 0.297</small> (9, 5)		0-0 1B		0-0 1B		0-0 FC6-4 1-2f 2-3		4-0 SH2-4 1B BB		3 0 2 0 1 0 2 0 1 0 0 0 0 0		
Bill Russell, R (1, 6) <small>OBP: 0.305, SLG: 0.347</small>		0-3 K		0-0 F7		0-0 F7		0-0 SH2-4 1-2		3 0 0 0 0 1 4		
Glenn Burke, R (1, 8) <small>OBP: 0.433, SLG: 0.444</small>		0-3 K		0-0 5-3			0-0 1B 2B	0-0 2-H 1B		4 1 2 1 0 1 2		
Kevin Pasley, R (1, 2) <small>OBP: 0.308, SLG: 0.306</small> Manny Mota, R (7, PH) <small>OBP: 0.379, SLG: 0.360</small> Elie Rodriguez, R (7, 2) <small>OBP: 0.391, SLG: 0.203</small>			0-0 SH5-4 2B 2B		0-0 F9		0-0 P6	0-0 F9		2 1 1 0 0 0 0 1 0 0 0 0 0 1 1 0 0 0 0 0 1		
Don Sutton, R (1, 1) <small>OBP: 0.151, SLG: 0.100</small>			0-0 SH5-4 2-3		0-0 L4		0-0 F9			2 0 0 0 0 0 1		
Inning Stats	R: 0 H: 0 E: 0 LOB: 0 K: 0 BB: 0 S: 3 P: 3	R: 0 H: 1 E: 0 LOB: 1 K: 2 BB: 0 S: 8 P: 8	R: 1 H: 2 E: 0 LOB: 1 K: 0 BB: 0 S: 5 P: 5	R: 0 H: 1 E: 0 LOB: 1 K: 0 BB: 0 S: 4 P: 4	R: 0 H: 0 E: 0 LOB: 0 K: 0 BB: 0 S: 3 P: 3	R: 0 H: 0 E: 1 LOB: 2 K: 0 BB: 1 S: 4 P: 8	R: 1 H: 2 E: 0 LOB: 1 K: 0 BB: 0 S: 4 P: 4	R: 0 H: 0 E: 0 LOB: 0 K: 1 BB: 0 S: 5 P: 5	R: 1 H: 1 E: 0 LOB: 1 K: 0 BB: 1 S: 3 P: 7	1B: 4 SF: 0 2B: 3 SAC: 2 3B: 0 DP: 0 HR: 0 HBP: 0		WP: 1 PA: 35 PB: 0 SB: 0 CS: 0
PITCHER Bob Knepper, L (1, 1) <small>ERA: 3.79</small> Gary Lavelle, L (8, 1) <small>ERA: 2.76</small>	IP WLS BF H R ER SO BB IBB HBP BLK WP HR S P ERA WHIP											PITCHER IP WLS BF H R ER SO BB IBB HBP BLK WP HR S P ERA WHIP

livebaseballscorecards.com

AB	31
R	3
H	7
RBI	3
BB	2
SO	3
LOB	14



Batter	1	2	3	4	5	6	7	8	9	AB	R	H	RBI	BB	SO	LOB
Jack Clark, R (1, 8) OBP: 0.296, SLG: 0.375	0-0 F5		0-0 P6		0-0 E		0-0 FC4-6		0-3 K	5	0	2	0	0	1	1
Marty Perez, R (1, 4) OBP: 0.324, SLG: 0.337	0-0 6-3		0-0 BB 1B		0-0 E6		0-0 FC4-6			4	0	1	0	0	0	2
Gary Matthews, R (1, 7) OBP: 0.359, SLG: 0.425	0-3 K		0-0 BB 1B		4-0 BB		0-3 K			3	0	1	0	1	2	1
Bobby Murcer, L (1, 9) OBP: 0.358, SLG: 0.425		0-0 G4-6-3 S 1B	4-0 BB 1B		0-0 L7			0-0 F8		3	1	1	0	1	0	3
Gary Thomasson, L (1, 3) OBP: 0.323, SLG: 0.429		0-0 G4-6-3 1B	0-3 K		0-0 F8			0-0 F7		4	0	1	0	0	1	6
Ken Reitz, R (1, 5) OBP: 0.293, SLG: 0.333		0-0 G4-6-3 1B			0-0 F9		0-0 F7		0-0 F5	4	0	0	0	0	0	2
Chris Speier, R (1, 6) OBP: 0.307, SLG: 0.293		4-0 BB			0-0 F7		0-3 K		0-0 5-3	3	0	0	0	1	1	0
Gary Alexander, R (1, 2) OBP: 0.268, SLG: 0.274		0-0 F9			0-0 F8		0-0 F8		0-0 F8	4	0	0	0	0	0	1
Bob Knepper, L (1, 1)			0-0 P6		0-0 F9		0-0 P6		4-0 BB	2	0	0	0	0	0	0
Glenn Adams, L (7, PH) OBP: 0.246, SLG: 0.294										1	0	0	0	0	0	0
Gary Lavelle, S (8, 1) OBP: 0.083, SLG: 0.083										0	0	0	0	0	0	0
Darrell Evans, L (9, PH) OBP: 0.324, SLG: 0.314										0	0	0	0	1	0	0


Inning Stats	R: 0	H: 0	R: 1	H: 2	R: 0	H: 2	R: 0	H: 0	R: 0	H: 1	R: 0	H: 0	R: 0	H: 1	R: 0	H: 0	R: 0	H: 0	R: 0	H: 0	R: 0	H: 0	R: 0	H: 0	1B: 5	SF: 0	WP: 0	PA: 37	
E: 0	LOB: 0	E: 0	LOB: 1	E: 0	LOB: 3	E: 0	LOB: 0	E: 0	LOB: 0	E: 1	LOB: 3	E: 0	LOB: 0	E: 0	LOB: 1	E: 0	LOB: 1	E: 0	LOB: 0	E: 0	LOB: 0	E: 0	LOB: 0	E: 0	LOB: 1	2B: 1	SAC: 0	PB: 0	PA: 37
K: 1	BB: 0	K: 0	BB: 1	K: 1	BB: 1	K: 0	BB: 0	K: 1	BB: 0	K: 0	BB: 1	K: 1	BB: 0	K: 1	BB: 0	K: 1	BB: 1	K: 0	BB: 0	K: 1	BB: 0	K: 1	BB: 0	K: 1	BB: 1	3B: 0	DP: 1	SB: 1	PA: 37
S: 5	P: 5	S: 4	P: 8	S: 7	P: 11	S: 3	P: 3	S: 5	P: 5	S: 6	P: 9	S: 5	P: 5	S: 6	P: 6	S: 3	P: 3	S: 5	P: 9	S: 5	P: 9	S: 5	P: 9	S: 5	P: 9	HR: 0	HBP: 0	CS: 0	PA: 37

PITCHER	IP	WLS	BF	H	R	ER	SO	BB	IBB	HBP	BLK	WP	HR	S	P	ERA	WHIP
Don Sutton, R (1, 1) ERA: 3.14	9.0	W	37	6	1	1	5	4	0	0	0	0	0	43	59	1.00	1.111

Los Angeles Dodgers @ San Francisco Giants
Candlestick Park, San Francisco, CA

Wed Sep 22 1976, 10:05 PM EDT
Att. 3,529 - Unknown

AB	33
R	1
H	6
RBI	0
BB	4
SO	5
LOB	16



Batter	1	2	3	4	5	6	7	8	9	AB R H RBI BB SO LOB	TOP							
Davey Lopes, R (1, 4) OBP: 0.330, SLG: 0.321	0-0 S 1B	4-0 WP BB		0-0 FC6-5 S		4-0 1B S BB			0-0 F7	3 1 1 0 2 0 1	Los Angeles Dodgers @ San Francisco Giants Candlestick Park, San Francisco, CA Thu Sep 23 1976, 10:05 PM EDT Att. 3,149 - Unknown livebaseballscorecards.com							
Bill Buckner, L (1, 7) OBP: 0.333, SLG: 0.397	0-0 F1	0-0 SF8		4-0 BB		0-0 S 1B		0-0 F4	3 0 1 1 1 0 1									
Reggie Smith, S (1, 9) OBP: 0.307, SLG: 0.448	0-0 1B FC5-4	0-3 K		0-3 K		0-0 F8		0-0 3-1	5 1 1 1 0 2 5									
Steve Garvey, R (1, 3) OBP: 0.355, SLG: 0.451	0-0 FC5-4 1B		0-0 6-3		0-0 4-3 2B		0-0 4-3		4 0 2 0 0 0 0									
Ron Cey, R (1, 5) OBP: 0.389, SLG: 0.474	0-0 FC5-4		0-3 K		0-0 1-3		0-0 F8		4 0 0 1 0 1 2									
John Hale, L (1, 8) OBP: 0.290, SLG: 0.195	0-0 6-3		4-0 S BB		0-0 4-3		0-0 F8		3 0 0 0 1 0 2									
Ivan De Jesus, R (1, 6) OBP: 0.244, SLG: 0.268		0-0 E5 FC3-5 1B	0-3 K		0-3 K			0-3 K	4 0 0 0 0 3 2									
Kevin Pasley, R (1, 2) OBP: 0.326, SLG: 0.325		0-0 BB FC3-5 WP 1B		0-0 FC6-5 SH1-4 1B		0-0 6-3		0-0 6-3	4 1 2 0 0 0 0									
Burt Hooton, R (1, 1) OBP: 0.154, SLG: 0.119		0-0 FC3-5 WP BB SF8		0-0 SH1-4		0-0 F5		0-0 F7	3 1 0 0 0 0 2									
Inning Stats	R: 2 E: 0 K: 0 S: 6	H: 3 LOB: 1 BB: 0 P: 6	R: 2 E: 1 K: 1 S: 7	H: 1 LOB: 1 BB: 1 P: 11	R: 0 E: 0 K: 2 S: 7	H: 0 LOB: 1 BB: 1 P: 11	R: 0 E: 0 K: 1 S: 6	H: 1 LOB: 2 BB: 1 P: 6	R: 0 E: 0 K: 0 S: 4	H: 1 LOB: 2 BB: 1 P: 8	R: 0 E: 0 K: 0 S: 3	H: 0 LOB: 0 BB: 0 P: 5	R: 0 E: 0 K: 0 S: 3	H: 0 LOB: 0 BB: 0 P: 3	1B: 6 2B: 1 3B: 0 HR: 0	SF: 1 SAC: 1 DP: 0 HBP: 0	WP: 1 PB: 0 SB: 5 CS: 0	PA: 39
PITCHER John Montefusco, R (1, 1) ERA: 2.95 Tommy Toms, R (7, 1) ERA: 4.26	IP 6.0 3.0	WLS L	BF 30 9	H 7 0	R 4 0	ER 2 0	SO 5 1	BB 4 0	IBB 0 0	HBP 0 0	BLK 0 0	WP 1 0	HR 0 0	S 36 11	P 52 11	ERA 3.00 0.00	WHIP 1.833 0.000	



Batter	1	2	3	4	5	6	7	8	9	AB R H RBI BB SO LOB	TOP											
Rob Andrews, R (1, 4) OBP: 0.314, SLG: 0.302	0-0 F6		0-0 G1-6-3 1B	0-0 2B 1B		0-0 1B SF9 1B	4-0 FC5-4 BB		0-0 F8	5 2 3 1 1 0 0	Houston Astros @ San Francisco Giants Candlestick Park, San Francisco, CA Fri Sep 24 1976, 10:05 PM EDT Att. 1,596 - Unknown livebaseballscorecards.com											
Enos Cabell, R (1, 5) OBP: 0.311, SLG: 0.334	0-3 K		0-0 G1-6-3 1-2f	0-0 2B SF8 1B		0-3 K	0-0 FC5-4 1B	0-3 K	6 1 1 2 0 3 4													
Cesar Cedeno, R (1, 8) OBP: 0.359, SLG: 0.459	0-0 F8			1B 1B PB 2B		0-0 1-3 1B	0-0 FC4-6 1B	0-0 1-3	6 1 4 2 0 0 0													
Bob Watson, R (1, 3) OBP: 0.376, SLG: 0.461		0-0 1B 1B 2B		1B 1B PB IBB		0-0 SF9	0-0 F8		3 2 2 1 1 0 2													
Joe Sambito, L (7, 1) OBP: 0.400, SLG: 0.250						3-H			0 0 0 0 0 0 0													
Leon Roberts, R (1, 7) OBP: 0.352, SLG: 0.448		0-0 L5-3 2-3 1B		1-2 HR 1B SF8		0-0 F8	0-0 FC4-6 1-2f		4 1 2 2 0 0 3													
Cliff Johnson, R (1, 2) OBP: 0.354, SLG: 0.403		0-0 L5-3 1-2		1-2 HR F8		4-0 WP BB	0-0 5-3		4 2 1 3 1 0 4													
Jose Cruz, L (1, 9) OBP: 0.376, SLG: 0.405		0-0 3-H 1B		0-0 E 3B	0-0 F9	4-0 WP BB BB	4-0 BB		3 2 2 1 2 0 0													
Roger Metzger, S (1, 6) OBP: 0.288, SLG: 0.274		0-0 F9		0-0 E3 FC1-5 3-H	0-0 3-1	0-3 K BB BB FC5-4	0-0 F8		5 1 0 1 0 1 3													
J.R. Richard, R (1, 1) OBP: 0.125, SLG: 0.161			0-3 K	0-0 FC1-5 1B 2-3	0-0 F4	4-0 FC5-4 1B BB	0-0 F6		3 1 0 0 0 1 1													
Ken Boswell, L (7, PH) OBP: 0.310, SLG: 0.353									0 1 0 0 1 0 0													
Skip Jutze, R (7, 2) OBP: 0.186, SLG: 0.239									1 0 0 0 0 0 1													
Inning Stats	R: 0 E: 0 K: 1 S: 5	H: 0 LOB: 0 BB: 0 P: 5	R: 1 E: 0 K: 0 S: 5	H: 3 LOB: 1 BB: 0 P: 5	R: 0 E: 0 K: 1 S: 5	H: 1 LOB: 0 BB: 0 P: 5	R: 8 E: 1 K: 0 S: 12	H: 8 LOB: 2 BB: 1 P: 16	R: 0 E: 0 K: 0 S: 3	H: 0 LOB: 0 BB: 0 P: 3	R: 1 E: 0 K: 1 S: 7	H: 2 LOB: 1 BB: 0 P: 7	R: 4 E: 0 K: 1 S: 7	H: 1 LOB: 2 BB: 4 P: 23	R: 0 E: 0 K: 0 S: 3	H: 0 LOB: 1 BB: 1 P: 7	R: 0 E: 0 K: 1 S: 5	H: 0 LOB: 0 BB: 0 P: 5	1B: 11 2B: 3 3B: 1 HR: 1	SF: 2 SAC: 0 DP: 2 HBP: 0	WP: 3 PB: 1 SB: 0 CS: 0	PA: 48
PITCHER	IP WLS BF H R ER SO BB IBB HBP BLK WP HR S P ERA WHIP											PITCHER	IP WLS BF H R ER SO BB IBB HBP BLK WP HR S P ERA WHIP									
Frank Riccelli, L (1, 1) ERA: 6.0	3.0 L 15 8 5 5 2 0 0 0 0 0 1 19 19 15.00 2.667																					
Dave Heaverlo, R (4, 1) ERA: 4.44	0.1 6 4 3 3 0 0 0 0 0 0 0 0 6 6 81.00 12.000																					
Rob Dressler, R (4, 1) ERA: 4.26	2.2 11 2 2 2 1 0 1 0 0 0 0 0 12 16 6.75 0.750																					
John D'Acquisto, R (7, 1) ERA: 5.31	2.0 13 1 4 4 1 5 0 0 0 2 0 10 30 18.00 3.000																					
Tommy Toms, R (9, 1) ERA: 3.68	1.0 3 0 0 0 0 1 0 0 0 0 0 0 5 5 0.00 0.000																					



Batter	1	2	3	4	5	6	7	8	9	AB R H RBI BB SO LOB
Jack Clark, R OBP: 0.300, SLG: 0.425 (1, 8) (6, 7) (7, 9)	0-0 S 1B	0-3 K		0-3 K		0-0 SF8		0-0 WP 1-3 2B		4 0 2 1 0 2 2
Derrel Thomas, S OBP: 0.323, SLG: 0.313 (1, 4)	0-0 F8 1-2		4-0 S 2B BB		0-0 4-3	0-0 1-2 1B		4-0 2-3 3-H BB		3 1 1 0 2 0 1
Gary Matthews, R OBP: 0.360, SLG: 0.424 Larry Herndon, R OBP: 0.335, SLG: 0.352 (1, 7) (6, 8)	4-0 BB		0-3 K 1-2		0-3 K	0-3 K		0-3 K		2 0 0 0 1 2 1 2 0 0 0 0 2 4
Bobby Murcer, L OBP: 0.357, SLG: 0.424 Steve Ontiveros, S OBP: 0.244, SLG: 0.214 (1, 9) (7, 7)	0-0 F5		0-0 S E 2B		4-0 BB		0-0 4-3		0-0 4-3	2 1 1 1 1 0 2 2 0 0 0 0 0 0
Gary Thomasson, L OBP: 0.318, SLG: 0.420 (1, 3)	0-0 4-3		0-0 E9 1B		0-0 4-3		0-0 4-3		0-0 4-3	5 0 1 1 0 0 3
Darrell Evans, L OBP: 0.326, SLG: 0.316 (1, 5)		4-0 G4-6-3 BB	0-3 K			0-0 1B FC4-6 2B		0-0 4-3		4 1 1 0 1 1 1
Chris Speier, R OBP: 0.305, SLG: 0.291 (1, 6)		0-0 G4-6-3 1-2f	0-3 K			0-0 FC4-6 1B		0-0 6-3		4 0 1 0 0 1 2
Dave Rader, L OBP: 0.335, SLG: 0.332 (1, 2)		4-0 1B BB		0-0 G3		0-0 FC4-6 1B SF8		4-0 2B WP BB		2 2 0 1 2 0 1
Frank Riccelli, L OBP: 0.187, SLG: 0.187 Dave Heaverlo, R OBP: 0.333, SLG: 0.333 Rob Dressler, R OBP: 0.161, SLG: 0.133 Glenn Adams, L OBP: 0.297, SLG: 0.304 John D'Acquisto, R OBP: 0.282, SLG: 0.282 Chris Arnold, R OBP: 0.282, SLG: 0.282 Tommy Yonis, R (1, 1) (4, 1) (4, 1) (6, PH) (7, 1) (8, PH) (9, 1)		0-0 1-2 1B		0-0 6-3		0-0 1B		0-3 K		1 0 1 0 0 0 0 0 0 0 0 0 0 0 1 0 0 0 0 0 0 1 0 1 0 0 0 0 0 0 0 0 0 0 0 1 0 0 0 0 1 1 0 0 0 0 0 0 0

Inning Stats	R: 0	H: 1	E: 0	LOB: 2	K: 0	P: 8	R: 0	H: 1	E: 0	LOB: 2	K: 1	P: 13	R: 2	H: 2	E: 1	LOB: 1	K: 3	P: 15	R: 0	H: 0	E: 0	LOB: 0	K: 1	P: 5	R: 0	H: 0	E: 0	LOB: 1	K: 1	P: 9	R: 2	H: 4	E: 0	LOB: 2	K: 1	P: 9	R: 0	H: 0	E: 0	LOB: 0	K: 0	P: 3	R: 1	H: 1	E: 0	LOB: 2	K: 2	P: 16	R: 0	H: 0	E: 0	LOB: 0	K: 0	P: 3	R: 0	H: 0	E: 0	LOB: 0	K: 0	P: 3
PITCHER	IP	WLS	BF	H	R	ER	SO	BB	IBB	HBP	BLK	WP	HR	S	P	ERA	WHIP																																											
J.R. Richard, R ERA: 2.9 Joe Sambito, L ERA: 3.88	(1, 1) (7, 1)	6.0 S	30 12	8 1	4 1	4 1	7 2	5 2	0 0	0 0	0 0	0 1	0 0	39 14	59 22	6.00 3.00	2.167 1.000																																											
																		PITCHER	IP	WLS	BF	H	R	ER	SO	BB	IBB	HBP	BLK	WP	HR	S	P	ERA	WHIP																									


BOTTOM

Houston Astros @ San Francisco Giants
Candlestick Park, San Francisco, CA

Fri Sep 24 1976, 10:05 PM EDT
Att. 1,596 - Unknown

AB	34
R	5
H	9
RBI	4
BB	7
SO	9
LOB	18

WP: 1 PA: 42
PB: 0 SB: 3 CS: 0



Batter	1	2	3	4	5	6	7	8	9	AB R H RBI BB SO LOB	TOP											
Alex Taveras, R (1, 6) OBP: 0.278, SLG: 0.235	0-0 K2 1B		0-0 F7		0-0 4-3			0-0 4-3		4 0 1 0 0 0 1												
Enos Cabell, R (1, 5) OBP: 0.310, SLG: 0.333	0-3 K2		0-0 5-3		4-0 BB			0-0 F8		2 0 0 0 0 1 1												
Art Howe, R (3, 5) OBP: 0.333, SLG: 0.188	1-2f									1 0 0 0 1 0 0												
Cesar Cedeno, R (1, 8) OBP: 0.357, SLG: 0.456	0-0 5-3		0-0 F3		0-0 4-3			0-0 F8		4 0 0 0 0 0 2												
Bob Watson, R (1, 3) OBP: 0.378, SLG: 0.462		0-0 1-3 BB 1B		0-0 6-3		0-0 G4-6-3 1B		0-0 FC6-4 1B		3 0 2 0 0 0 0												
Cliff Johnson, R (6, 3) OBP: 0.356, SLG: 0.405										1 0 1 0 0 0 0												
Jose Cruz, L (1, 7) OBP: 0.375, SLG: 0.402		4-0 1-3 1-2 BB		0-0 6-3		0-0 F9		0-0 FC6-4 1-2f		3 0 0 0 1 0 2												
Greg Gross, L (1, 9) OBP: 0.377, SLG: 0.331		0-0 1-3 1-2 2-3		0-0 FC6-4 1B		0-0 G4-6-3 1-2f		0-0 6-3 1-2		4 0 1 0 0 0 4												
Rob Andrews, R (1, 4) OBP: 0.311, SLG: 0.299		0-0 F4		0-0 FC6-4 1-2f			0-0 6-3		0-0 F8	4 0 0 0 0 0 4												
Ed Herrmann, L (1, 2) OBP: 0.282, SLG: 0.290		4-0 IBB			0-0 SH3 1B		4-0 G6-4-3 BB			1 0 1 0 2 0 0												
Bo McLaughlin, R (1, 1) OBP: 0.160, SLG: 0.087		0-3 K			0-0 SH3		0-0 G6-4-3 1-2f			1 0 0 0 0 0 1 3												
Mike Cosgrove, L (5, 1) OBP: 0.234, SLG: 0.293										0 0 0 0 0 0 0 0												
Wilbur Howard, S (7, PH) OBP: 0.286, SLG: 0.286										1 0 0 0 0 0 0 1												
Gilberto Rondon, R (7, 1) OBP: 0.214, SLG: 0.370										0 0 0 0 0 0 0 0												
Joe Niekro, R (7, 1) OBP: 0.214, SLG: 0.370										0 0 0 0 0 0 0 0												
Gene Pentz, R (8, 1) OBP: 0.333, SLG: 0.200										0 0 0 0 0 0 0 0												
Inning Stats	R: 0 E: 0 K: 1 S: 5	H: 1 LOB: 0 BB: 0 P: 5	R: 0 E: 0 K: 1 S: 6	H: 1 LOB: 3 BB: 2 P: 14	R: 0 E: 0 K: 0 S: 3	H: 0 LOB: 0 BB: 0 P: 3	R: 0 E: 0 K: 0 S: 4	H: 1 LOB: 1 BB: 0 P: 4	R: 0 E: 0 K: 0 S: 4	H: 1 LOB: 2 BB: 1 P: 8	R: 0 E: 0 K: 0 S: 3	H: 1 LOB: 0 BB: 0 P: 3	R: 0 E: 0 K: 0 S: 2	H: 0 LOB: 0 BB: 1 P: 6	R: 0 E: 0 K: 0 S: 3	H: 0 LOB: 0 BB: 0 P: 3	R: 0 E: 0 K: 0 S: 4	H: 1 LOB: 1 BB: 0 P: 4	1B: 6 2B: 1 3B: 0 HR: 0	SF: 0 SAC: 1 DP: 3 HBP: 0	WP: 0 PB: 0 SB: 1 CS: 0	PA: 34
PITCHER Jim Barr, R (1, 1) ERA: 2.93	IP: 9.0 WLS: W BF: 34 H: 6 R: 0 ER: 0 SO: 2 BB: 3 IBB: 1 HBP: 0 BLK: 0 WP: 0 HR: 0 S: 34 P: 50 ERA: 0.00 WHIP: 1.000																					

Houston Astros @ San Francisco Giants
Candlestick Park, San Francisco, CA

Sat Sep 25 1976, 6:33 AM EDT
Att. 2,432 - Unknown

livebaseballscorecards.com

AB	29
R	0
H	6
RBI	0
BB	4
SO	2
LOB	18



Batter	1	2	3	4	5	6	7	8	9	AB R H RBI BB SO LOB	TOP											
Wilbur Howard, S OBP: 0.240, SLG: 0.293 (1, 7) X	0-0 G1-6-3 1B		0-0 FC 2-3		0-0 1-3 2B		0-0 F4 3			4 0 2 0 0 0 2	Houston Astros @ San Francisco Giants Candlestick Park, San Francisco, CA Sun Sep 26 1976, 6:33 AM EDT Att: 15,048 - Unknown livebaseballscorecards.com											
Alex Taveras, R OBP: 0.250, SLG: 0.211 (1, 6) X	0-0 G1-6-3 1-2f		0-0 8-2 3-Hf		0-0 6-3			0-0 F4 1		4 0 0 0 0 0 5												
Jose Cruz, L OBP: 0.378, SLG: 0.405 (1, 8) X	0-0 CS 1B			0-0 E 1B		0-0 F7		0-0 1B		4 1 3 0 0 0 2												
Cliff Johnson, R OBP: 0.355, SLG: 0.404 Bob Watson, R OBP: 0.377, SLG: 0.461 (1, 3) (8, PH) (8, 3)	0-0 CS 1-2	0-0 1B		0-0 5-3 1-H		0-0 F9		0-3 K		3 0 1 0 0 0 0 1 0 0 0 0 1 0												
Art Howe, R OBP: 0.280, SLG: 0.150 (1, 5)		0-0 6-3		0-0 F8		0-0 6-3		0-0 F7		4 0 0 0 0 0 0												
Greg Gross, L OBP: 0.380, SLG: 0.333 (1, 9)		0-0 1B		4-0 BB		0-0 6-3		0-0 1B		3 0 2 0 1 0 0												
Ed Herrmann, L OBP: 0.279, SLG: 0.286 (1, 2)		0-0 4-3		0-3 K		0-0 F8		0-0 F8		4 0 0 0 0 1 3												
Roger Metzger, S OBP: 0.290, SLG: 0.274 (1, 4)			4-0 FC SH1-4 8-2 BB		0-0 1-3		0-0 1B		0-0 6-3	3 0 1 0 1 0 1												
Mark Lemongello, R Ken Boswell, L OBP: 0.308, SLG: 0.350 Jose Sosa, R (1, 1) (7, PH) (7, 1)			0-0 SH1-4 1-2		4-0 2B BB		0-0 F7			0 0 0 0 1 0 0 1 0 0 0 0 0 1 0 0 0 0 0 0 0												
Inning Stats	R: 0 E: 0 K: 0 S: 3	H: 2 LOB: 0 BB: 0 P: 3	R: 0 E: 0 K: 0 S: 4	H: 2 LOB: 1 BB: 0 P: 4	R: 0 E: 0 K: 0 S: 3	H: 0 LOB: 1 BB: 1 P: 7	R: 1 E: 1 K: 1 S: 6	H: 1 LOB: 1 BB: 1 P: 10	R: 0 E: 0 K: 0 S: 4	H: 1 LOB: 2 BB: 1 P: 8		R: 0 E: 0 K: 0 S: 3	H: 0 LOB: 0 BB: 0 P: 3	R: 0 E: 0 K: 0 S: 4	H: 1 LOB: 1 BB: 0 P: 4	R: 0 E: 0 K: 1 S: 5	H: 1 LOB: 0 BB: 0 P: 5	R: 0 E: 0 K: 0 S: 4	H: 1 LOB: 1 BB: 0 P: 4	1B: 8 2B: 2 3B: 0 HR: 0	SF: 0 SAC: 1 DP: 2 HBP: 0	WP: 0 PB: 0 SB: 0 CS: 1
PITCHER	IP WLS BF H R ER SO BB IBB HBP BLK WP HR S P ERA WHIP																					
Charlie Williams, R ERA: 3.0 Gary Lavelle, L ERA: 2.77 Randy Moffitt, R ERA: 2.29	(1, 1) 3.0 0 11 4 0 0 0 1 0 0 0 0 0 10 14 0.00 1.667																					
	(4, 1) 3.0 W 13 2 1 1 1 2 0 0 0 0 0 0 13 21 3.00 1.333																					
	(7, 1) 3.0 S 11 3 0 0 0 1 0 0 0 0 0 0 13 13 0.00 1.000																					



Batter	1	2	3	4	5	6	7	8	9	AB R H RBI BB SO LOB	TOP										
Larry Herndon, R (1, 8) OBP: 0.336, SLG: 0.353	0-0 FC6-4 1B	0-0 2-H 1B		0-0 F4		0-0 6-3			0-3 K	5 0 2 1 0 1 0											
Marty Perez, R (1, 4) OBP: 0.315, SLG: 0.322	0-0 FC6-4 1-2f	0-0 4-3		0-0 F4		0-3 K			0-0 F5	5 0 0 0 0 1 2											
Gary Matthews, R (1, 7) OBP: 0.358, SLG: 0.437	0-0 G5-4-3 1-2f		0-0 4-3		0-0 E 1B 2B	0-0 F6			0-0 2B 1B	5 2 2 0 0 0 1											
Bobby Murcer, L (1, 9) OBP: 0.362, SLG: 0.433		0-0 1B 1B	0-0 F9		4-0 E 1B BB	0-0 G3			0-0 1-H 2B	4 2 2 1 1 0 0											
Gary Alexander, R (1, 2) OBP: 0.269, SLG: 0.265		0-0 1B 2B 1B	4-0 1B BB		0-0 E5 4-1 1B SF8	0-0 F4			0-0 F7	4 2 1 0 1 0 3											
Gary Thomasson, L (1, 3) OBP: 0.329, SLG: 0.434		0-0 F5	0-0 1-3 1B		0-0 E 4-1 1B	0-0 4-3				4 0 2 2 0 0 2											
Derrel Thomas, S (1, 5) OBP: 0.321, SLG: 0.311		0-0 1-2 2-H 2B 1B	0-0 4-1		0-0 4-1				0-0 F8	4 1 1 1 0 0 4											
Johnnie LeMaster, R (1, 6) OBP: 0.237, SLG: 0.298		0-0 1-H 2-H 1B 2B		0-0 4-3 3B	0-0 SF8	0-3 K			0-3 K	3 2 2 3 0 1 0											
John Montefusco, R (1, 1) OBP: 0.165, SLG: 0.115		0-3 K		0-0 4-3	0-0 F4				0-0 5-3	4 0 0 1 0 1 2											
Inning Stats	R: 0 E: 0 K: 0 S: 3	H: 1 LOB: 0 BB: 0 P: 3	R: 4 E: 0 K: 1 S: 10	H: 5 LOB: 1 BB: 0 P: 10	R: 0 E: 0 K: 0 S: 4	H: 1 LOB: 2 BB: 1 P: 8	R: 1 E: 0 K: 0 S: 4	H: 1 LOB: 0 BB: 0 P: 4	R: 3 E: 2 K: 0 S: 6	H: 2 LOB: 1 BB: 1 P: 10	R: 0 E: 0 K: 1 S: 5	H: 0 LOB: 0 BB: 0 P: 5	R: 0 E: 0 K: 0 S: 3	H: 0 LOB: 0 BB: 0 P: 3	R: 0 E: 0 K: 1 S: 5	H: 0 LOB: 0 BB: 0 P: 5	R: 1 E: 0 K: 1 S: 7	H: 2 LOB: 1 BB: 0 P: 7	1B: 8 2B: 3 3B: 1 HR: 0	SF: 1 SAC: 0 DP: 1 HBP: 0	WP: 0 PA: 41 PB: 0 SB: 0 CS: 0
PITCHER	IP WLS BF H R ER SO BB IBB HBP BLK WP HR S P ERA WHIP																				
Jamie Easterly, L (1, 1) ERA: 4.91	1.2 L 10 6 4 4 1 0 0 0 0 0 0 0 0 12 12 21.60 3.600																				
Preston Hanna, R (2, 1) ERA: 4.91	2.1 14 4 4 3 0 2 0 0 0 0 0 0 0 12 20 11.57 2.571																				
Rick Camp, R (5, 1) ERA: 3.18	2.0 6 0 0 0 1 0 0 0 0 0 0 0 0 8 8 0.00 0.000																				
Buzz Capra, R (7, 1) ERA: 8.68	3.0 11 2 1 1 2 0 0 0 0 0 0 0 0 15 15 3.00 0.667																				

San Francisco Giants @ Atlanta Braves
Atlanta-Fulton County Stadium, Atlanta, GA

Wed Sep 29 1976, 7:05 PM EDT
Att. 1,369 - Unknown

livebaseballscorecards.com

AB	38
R	9
H	12
RBI	9
BB	2
SO	4
LOB	14



Batter	1	2	3	4	5	6	7	8	9	AB R H RBI BB SO LOB	TOP
Larry Herndon, R (1, 8) OBP: 0.338, SLG: 0.354	0-0 5-3		0-0 4-3			0-0 4-3 HR		0-0 1B		4 1 2 0 0 0 0	San Francisco Giants @ Houston Astros Astrodome, Houston, TX Fri Oct 01 1976, 8:05 PM EDT Att. 5,196 - Dome
Derrel Thomas, S (1, 4) OBP: 0.317, SLG: 0.306	0-0 F9		0-0 4-3			0-0 4-3		0-0 4-3		4 0 0 0 0 0 2	
Gary Matthews, R (1, 7) OBP: 0.359, SLG: 0.443	0-0 1-3				0-0 5-3				0-0 E7 1B	4 1 2 2 0 0 0	
Gary Thomasson, L (1, 3) OBP: 0.325, SLG: 0.429		0-0 F5			0-0 F2				0-0 F7	4 0 0 0 0 0 1	
Jack Clark, R (1, 9) OBP: 0.278, SLG: 0.388		0-0 HR 1B			0-0 6-3				0-0 1-3	4 1 1 0 0 0 1	
Ken Reitz, R (1, 5) Chris Arnold, R (5, PH) OBP: 0.280, SLG: 0.250		0-0 F8 1-2			0-0 F8				0-0 F9	1 0 0 0 0 0 1 3 0 0 0 0 0 1	
Gary Alexander, R (1, 2) OBP: 0.272, SLG: 0.310		0-0 HR 2-H			0-0 F9				0-0 F9	3 1 1 2 0 0 0	
Johnnie LeMaster, R (1, 6) OBP: 0.230, SLG: 0.289		0-0 1-3			0-0 6-3				0-0 F8	3 0 0 0 0 0 0	
Jim Barr, R (1, 1) Steve Ontiveros, S (8, PH) Randy Moffitt, R (8, 1) OBP: 0.143, SLG: 0.143			0-3 K			0-3 K			0-0 4-3	2 0 0 0 0 2 0 1 0 0 0 0 0 0 0 0 0 0 0 0 0	
Inning Stats	R: 0 H: 0 E: 0 LOB: 0 K: 0 BB: 0 S: 3 P: 3	R: 2 H: 2 E: 0 LOB: 0 K: 0 BB: 0 S: 5 P: 5	R: 0 H: 0 E: 0 LOB: 0 K: 1 BB: 0 S: 5 P: 5	R: 0 H: 0 E: 0 LOB: 0 K: 0 BB: 0 S: 3 P: 3	R: 0 H: 0 E: 0 LOB: 0 K: 0 BB: 0 S: 3 P: 3	R: 2 H: 2 E: 0 LOB: 0 K: 1 BB: 0 S: 7 P: 7	R: 0 H: 0 E: 0 LOB: 0 K: 0 BB: 0 S: 3 P: 3	R: 0 H: 1 E: 0 LOB: 1 K: 0 BB: 0 S: 4 P: 4	R: 0 H: 1 E: 1 LOB: 1 K: 0 BB: 0 S: 4 P: 4	1B: 4 SF: 0 2B: 0 SAC: 0 3B: 0 DP: 0 HR: 2 HBP: 0	WP: 0 PA: 33 PB: 0 SB: 1 CS: 0
PITCHER Mark Lemongello, R (1, 1) ERA: 2.79 Gene Pentz, R (8, 1) ERA: 2.97	IP WLS BF H R ER SO BB IBB HBP BLK WP HR S P ERA WHIP										
	7.0 W 25 4 4 4 2 0 0 0 0 0 0 2 29 29 5.14 0.571										
	2.0 S 8 2 0 0 0 0 0 0 0 0 0 0 8 8 0.00 1.000										

livebaseballscorecards.com

AB	33
R	4
H	6
RBI	4
BB	0
SO	2
LOB	6



Batter	1	2	3	4	5	6	7	8	9	AB	R	H	RBI	BB	SO	LOB
Wilbur Howard, S (1, 7) OBP: 0.245, SLG: 0.293	0-3 K		0-0 G4-6-3 1B		0-0 1-3		0-0 E1 1B			4	1	1	0	0	1	1
Alex Taveras, R (1, 6) OBP: 0.250, SLG: 0.217	0-0 6-3		0-0 G4-6-3 1-2f		0-0 E4 1B		0-0 1B 1B 2-H			4	1	2	2	0	0	1
Cesar Cedeno, R (1, 8) OBP: 0.359, SLG: 0.457	0-0 2B		0-0 S 1B		0-0 6-3		0-0 1B 1B S			4	1	3	0	0	0	1
Cliff Johnson, R (1, 3) OBP: 0.356, SLG: 0.395	4-0 BB		0-0 6-3 1-2		0-0 F8		0-0 1B 1B 1-H 3-H			3	0	1	2	1	0	1
Art Howe, R (1, 5) OBP: 0.286, SLG: 0.172	0-0 F7			0-0 6-3		0-0 6-3		0-0 5-3		4	0	0	0	0	0	2
Al Javier, R (1, 9) OBP: 0.269, SLG: 0.208		0-0 FC6-4 1B		0-0 6-3		0-0 6-3		0-0 6-3		2	0	1	0	0	0	0
Leon Roberts, R (5, 9) OBP: 0.347, SLG: 0.443										2	0	0	0	0	0	0
Greg Gross, L (9, 9) OBP: 0.378, SLG: 0.332										0	0	0	0	0	0	0
Larry Milbourne, S (1, 4) OBP: 0.319, SLG: 0.276		0-0 FC6-4 1-2f		0-0 5-3			0-0 E6 4-3 4-1 1B	0-0 1B		4	1	2	0	0	0	1
Ed Herrmann, L (1, 2) OBP: 0.274, SLG: 0.283		0-0 F4			0-0 G3 E 2B		0-0 4-3 1B	0-0 F9		4	1	1	0	0	0	3
Mark Lemongello, R (1, 1) OBP: 0.296, SLG: 0.336		0-0 4-3			0-0 G3		0-0 4-1 1B			2	0	0	0	0	0	2
Ken Boswell, L (7, PH) OBP: 0.333, SLG: 0.200										1	0	0	1	0	0	0
Gene Pentz, R (8, 1) OBP: 0.333, SLG: 0.200										0	0	0	0	0	0	0


Inning Stats	R: 0	H: 1	R: 0	H: 1	R: 0	H: 2	R: 0	H: 0	R: 1	H: 2	R: 0	H: 0	R: 4	H: 4	R: 0	H: 1
	E: 0	LOB: 2	E: 0	LOB: 1	E: 0	LOB: 1	E: 0	LOB: 0	E: 1	LOB: 1	E: 0	LOB: 0	E: 2	LOB: 1	E: 0	LOB: 1
	K: 1	BB: 1	K: 0	BB: 0	K: 0	BB: 0	K: 0	BB: 0	K: 0	BB: 0	K: 0	BB: 0	K: 0	BB: 0	K: 0	BB: 0
	S: 6	P: 10	S: 4	P: 4	S: 4	P: 4	S: 3	P: 3	S: 5	P: 5	S: 3	P: 3	S: 7	P: 7	S: 4	P: 4

PITCHER	IP	WLS	BF	H	R	ER	SO	BB	IBB	HBP	BLK	WP	HR	S	P	ERA	WHIP
Jim Barr, R (1, 1) ERA: 2.89	7.0	L	31	10	5	1	1	1	1	0	0	0	0	32	36	1.29	1.571
Randy Moffitt, R (8, 1) ERA: 2.27	1.0		4	1	0	0	0	0	0	0	0	0	0	4	4	0.00	1.000

BOTTOM

San Francisco Giants @ Houston Astros
Astrodome, Houston, TX
Fri Oct 01 1976, 8:05 PM EDT
Att. 5,196 - Dome

AB	34
R	5
H	11
RBI	5
BB	1
SO	1
LOB	12



1B:	9	SF:	0	WP:	0	PA:	35
2B:	2	SAC:	0	PB:	0		
3B:	0	DP:	1	SB:	2		
HR:	0	HBP:	0	CS:	0		

PITCHER	IP	WLS	BF	H	R	ER	SO	BB	IBB	HBP	BLK	WP	HR	S	P	ERA	WHIP
Jim Barr, R (1, 1) ERA: 2.89	7.0	L	31	10	5	1	1	1	1	0	0	0	0	32	36	1.29	1.571
Randy Moffitt, R (8, 1) ERA: 2.27	1.0		4	1	0	0	0	0	0	0	0	0	0	4	4	0.00	1.000

Batter	1	2	3	4	5	6	7	8	9	AB R H RBI BB SO LOB	TOP	
Larry Herndon, R (1, 8) OBP: 0.337, SLG: 0.356	0-0 4-3 2B		0-0 F3		0-3 K			0-3 K		4 1 1 0 0 2 0		
Derrel Thomas, S (1, 4) OBP: 0.313, SLG: 0.301	0-0 4-3		0-0 F5			0-0 F9		0-0 F5		4 0 0 0 0 0 1		
Gary Thomasson, L (1, 3) OBP: 0.321, SLG: 0.424	0-0 4-3		0-0 4-3			0-0 F8			0-0 4-3	4 0 0 1 0 0 0		
Glenn Adams, L (1, 7) OBP: 0.253, SLG: 0.297	0-0 3-H 1B 1B			0-0 4-3		0-0 F9			0-0 4-3	4 0 1 0 0 0 0		
Jack Clark, R (1, 9) OBP: 0.277, SLG: 0.382	0-0 1-2 1B			0-3 K			0-3 K		0-3 K	4 0 1 0 0 3 0		
Steve Ontiveros, S (1, 5) OBP: 0.244, SLG: 0.216	0-3 K			0-0 1B			0-3 K			3 0 1 0 0 2 2		
Gary Alexander, R (1, 2) OBP: 0.274, SLG: 0.301		0-3 K		0-3 K			4-0 BB			2 0 0 0 1 2 1		
Johnnie LeMaster, R (1, 6) OBP: 0.223, SLG: 0.280		0-3 K			0-0 1-3		0-3 K			3 0 0 0 0 2 1		
Rob Dressler, R (1, 1) OBP: 0.156, SLG: 0.129 Charlie Williams, R (3, 1) OBP: 0.222, SLG: 0.125 Frank Riccelli, L (4, 1) OBP: 0.197, SLG: 0.167 Chris Arnold, R (5, PH) OBP: 0.276, SLG: 0.246 Tommy Tomis, R (5, 1) Mike Caldwell, R (6, 1) OBP: 0.158, SLG: 0.211 Dave Rader, L (8, PH) OBP: 0.332, SLG: 0.333 John D'Acquisto, R (8, 1) OBP: 0.236, SLG: 0.308		0-3 K			0-3 K		0-0 3-1			1 0 0 0 0 1 0 0 0 0 0 0 0 0 0 0 0 0 0 0 0 1 0 0 0 0 1 0 0 0 0 0 0 0 0 0 0 0 0 0 0 0 1 0 0 0 0 0 0 0 0 0 0 0 0 0 1 0 0 0 0 0 0 0 0 0 0 0 0 0		
Inning Stats	R: 1 H: 3 E: 0 LOB: 2 K: 1 BB: 0 S: 8 P: 8	R: 0 H: 0 E: 0 LOB: 0 K: 3 BB: 0 S: 9 P: 9	R: 0 H: 0 E: 0 LOB: 0 K: 0 BB: 0 S: 3 P: 3	R: 0 H: 1 E: 0 LOB: 1 K: 2 BB: 0 S: 8 P: 8	R: 0 H: 0 E: 0 LOB: 0 K: 2 BB: 0 S: 7 P: 7	R: 0 H: 0 E: 0 LOB: 0 K: 0 BB: 0 S: 3 P: 3	R: 0 H: 0 E: 0 LOB: 1 K: 3 BB: 1 S: 9 P: 13	R: 0 H: 0 E: 0 LOB: 0 K: 1 BB: 0 S: 5 P: 5	R: 0 H: 0 E: 0 LOB: 0 K: 1 BB: 0 S: 5 P: 5	1B: 3 SF: 0 2B: 1 SAC: 0 3B: 0 DP: 0 HR: 0 HBP: 0	WP: 0 PA: 32 PB: 0 SB: 0 CS: 0	
PITCHER J.R. Richard, R (1, 1) ERA: 2.75	IP WLS BF H R ER SO BB IBB HBP BLK WP HR S P ERA WHIP	9.0 W 32 4 1 1 13 1 0 0 0 0 0 0 57 61 1.00 0.556										

San Francisco Giants @ Houston Astros
 Astrodome, Houston, TX
 Sat Oct 02 1976, 4:33 AM EDT
 Att. 7,612 - Dome

AB	31
R	1
H	4
RBI	1
BB	1
SO	13
LOB	5



BOTTOM

San Francisco Giants @ Houston Astros
Astrodome, Houston, TX
Sat Oct 02 1976, 4:33 AM EDT
Att. 7,612 - Dome

livebaseballscorecards.com

AB 38
R 10
H 14
RBI 9
BB 3
SO 0
LOB 19



WP: 0 PA: 42
PB: 1
SB: 3
CS: 0

AB R H RBI BB SO LOB

5 1 3 1 0 0 2

5 1 1 0 0 0 3

4 1 0 0 1 0 4

3 1 1 2 0 0 0
1 0 1 0 0 0 0
0 0 0 0 0 0 0

4 2 2 1 1 0 2

4 1 2 2 1 0 2

4 0 0 0 0 0 4

4 2 1 0 0 0 2

4 1 3 3 0 0 0

1B: 12 SF: 0
2B: 1 SAC: 0
3B: 0 DP: 2
HR: 1 HBP: 1

Batter	1	2	3	4	5	6	7	8	9
Rob Andrews, R (1, 4) OBP: 0.312, SLG: 0.300	0-0 1-3	0-0 1-2 2-H 1B		0-0 FC6-4 1B		0-0 PB 1B 1B	0-0 G6-4-3		
Enos Cabell, R (1, 5) OBP: 0.309, SLG: 0.329	0-0 6-3	0-0 F9		0-0 FC6-4 1-2f		0-0 1-2 PB 1B		0-0 F7	
Cesar Cedeno, R (1, 8) OBP: 0.357, SLG: 0.454	0-0 5-3	0-0 4-3			0-0 6-3	0-0 F8		4-0 1B S FC4-6 BB	
Bob Watson, R (1, 3) OBP: 0.377, SLG: 0.458		1-0 1B 2B HBP	0-0 F9		0-0 F9	0-0 FC5-4 1B		0-0 FC4-6 1B	
Ken Boswell, L (8, PH) OBP: 0.301, SLG: 0.341									
Art Howe, R (9, 5) OBP: 0.286, SLG: 0.172									
Jose Cruz, L (1, 7) OBP: 0.377, SLG: 0.401		0-0 1-3 2B 1B	4-0 S E BB		0-0 1B 1B	0-0 FC5-4 1-2f		0-0 FC4-6 1-2f 3-H	
Cliff Johnson, R (1, 2) OBP: 0.359, SLG: 0.399		0-0 FC3-6 1B 2B	4-0 1-H G4-3 BB		0-0 1-3 1B	0-0 G3		0-0 F8	
Greg Gross, L (1, 9) OBP: 0.375, SLG: 0.329		0-0 E6 FC3-6	0-0 G4-3 1-2f		0-0 G3		0-0 F7		
Roger Metzger, S (1, 6) OBP: 0.286, SLG: 0.270		0-0 FC3-6 1B 1B 1-2f 2-3		0-0 F9		0-0 HR 1B	0-0 E6 1B		
J.R. Richard, R (1, 1) OBP: 0.146, SLG: 0.210		0-0 1-2 1B 3-H		0-0 G3		0-0 HR 1B 1-H	0-0 G6-4-3 1-2		

Inning Stats	R: 0	H: 0	E: 0	K: 0	S: 3	H: 0	LOB: 0	BB: 0	P: 3	R: 1	H: 0	E: 0	K: 0	S: 2	R: 4	H: 1	E: 0	K: 0	S: 4	R: 0	H: 2	E: 0	K: 0	S: 5	R: 4	H: 5	E: 0	K: 0	S: 8	R: 0	H: 1	E: 1	K: 0	S: 4	R: 1	H: 1	E: 0	K: 0	S: 4
--------------	------	------	------	------	------	------	--------	-------	------	------	------	------	------	------	------	------	------	------	------	------	------	------	------	------	------	------	------	------	------	------	------	------	------	------	------	------	------	------	------

PITCHER	IP	WLS	BF	H	R	ER	SO	BB	IBB	HBP	BLK	WP	HR	S	P	ERA	WHIP
Rob Dressler, R (1, 1) ERA: 4.43	2.0	L	12	4	4	3	0	0	0	0	0	0	0	11	12	13.50	2.000
Charlie Williams, R (3, 1) ERA: 2.96	1.0		4	0	1	0	0	2	0	0	0	0	0	2	10	0.00	2.000
Frank Riccelli, L (4, 1) ERA: 5.83	1.0		4	1	0	0	0	0	0	0	0	0	0	4	4	0.00	1.000
Tommy Toms, R (5, 1) ERA: 6.23	1.1		11	7	4	3	0	0	0	0	0	0	1	11	11	20.25	5.250
Mike Caldwell, L (6, 1) ERA: 4.86	1.2		6	1	0	0	0	0	0	0	0	0	0	6	6	0.00	0.600

PITCHER	IP	WLS	BF	H	R	ER	SO	BB	IBB	HBP	BLK	WP	HR	S	P	ERA	WHIP
John D'Acquisto, R (8, 1) ERA: 5.35	1.0		5	1	1	1	0	1	0	0	0	0	0	4	8	9.00	2.000