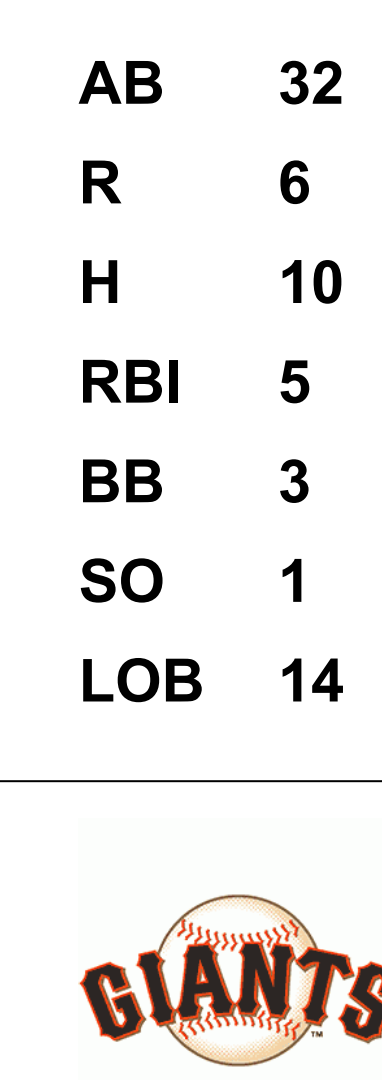


San Francisco Giants - 1976

Batter	1	2	3	4	5	6	7	8	9	AB	R	H	RBI	BB	SO	LOB	TOP			
Bill Buckner, L (1,7) OBP: 0.375, SLG: 1.000	0-0 6-3		0-0 HR		0-0 3B		0-0 F7			4	1	2	1	0	0	0	Los Angeles Dodgers @ San Francisco Giants Candlestick Park, San Francisco, CA Sun Apr 11 1976, 6:33 AM EST Att: 25,659 - Unknown			
Ted Sizemore, R (1,4) OBP: 0.250, SLG: 0.375	0-0 1B 2B		0-0 6-3		0-0 L5			0-0 6-3		4	0	1	0	0	0	1				
Dusty Baker Jr., R (1,8) OBP: 0.375, SLG: 0.714	0-0 2H 1B		0-0 F5		4-0 BB			0-3 K		3	1	1	0	1	1	0				
Steve Garvey, R (1,3) OBP: 0.250, SLG: 0.250	0-0 2H 1B			0-0 4-6-3 HR 1B		0-0 5-3		0-3 K		4	1	2	1	0	1	2				
Ron Cey, R (1,5) OBP: 0.625, SLG: 0.714	0-0 5-3			0-0 F7		0-0 G5-4-3 1B			0-0 BB 1B	4	0	2	0	0	0	2				
Joe Ferguson, R (1,9) OBP: 0.250, SLG: 0.286 Glenn Burke, R (9, PR)		0-3 K		0-0 4-6-3 1-2		0-3 K		4-0 BB 1B	4-0 BB 1B	3	0	0	0	1	2	2				
Steve Yeager, R (1,2) OBP: 0.250, SLG: 0.571		0-0 F3		0-0 2H HR		0-0 G5-4-3 1-2			0-0 F7	4	1	1	2	0	0	3				
Bill Russell, R (1,6)		0-0 F7		0-0 4-3			0-0 1-3		0-0 F3	4	0	0	0	0	0	2				
Doug Rau, L (1,1) John Hale, L (7, PH) Mike Marshall, R (7, 1) Manny Mota, R (9, PH)			0-0 4-3		0-0 1-3		0-0 G3		0-0 P4	2	0	0	0	0	0	0				
										1	0	0	0	0	0	0				
										0	0	0	0	0	0	0				
										1	0	0	0	0	0	2				
Inning Stats	R: 1 E: 0 K: 0 S: 5	H: 3 LOB: 1 BB: 0 P: 5	R: 0 E: 0 K: 1 S: 5	H: 0 LOB: 0 BB: 0 P: 5	R: 1 E: 0 K: 0 S: 4	H: 1 LOB: 0 BB: 0 P: 4	R: 2 E: 0 K: 0 S: 5	H: 2 LOB: 0 BB: 0 P: 5	R: 0 E: 0 K: 1 S: 4	H: 1 LOB: 2 BB: 0 P: 8	R: 0 E: 0 K: 0 S: 3	H: 0 LOB: 0 BB: 0 P: 3	R: 0 E: 0 K: 2 S: 7	H: 0 LOB: 0 BB: 0 P: 7	R: 0 E: 0 K: 0 S: 4	H: 1 LOB: 2 BB: 1 P: 8	1B: 5 2B: 1 3B: 1 HR: 2	SF: 0 SAC: 0 DP: 1 HBP: 0	WP: 0 PB: 0 SB: 0 CS: 0	PA: 36
PITCHER	IP WLS BF H R ER SO BB IBB HBP BLK WP HR S P ERA WHIP																			
Jim Barr, R (1,1) ERA: 7.2	5.0	22	7	4	4	1	1	0	0	0	0	0	0	0	2	23	27	7.20	1.600	
Dave Heaverlo, R (6,1) ERA:	2.0	6	1	0	0	1	0	0	0	0	0	0	0	0	8	8	8	0.00	0.500	
Randy Moffitt, R (8,1) ERA:	1.0	W	3	0	0	2	0	0	0	0	0	0	0	7	7	7	0.00	0.000		
Gary Lavelle, L (9,1) ERA:	1.0	S	5	1	0	0	1	0	0	0	0	0	0	4	4	8	0.00	2.000		

Batter	1	2	3	4	5	6	7	8	9	AB	R	H	RBI	BB	SO	LOB	BOTTOM			
Derrel Thomas, S (1,4) OBP: 0.250, SLG: 0.143	0-0 P5		0-0 F7		0-0 1B 1-2 1B		0-0 G3-6 1-2			4	0	1	0	0	0	1	Los Angeles Dodgers @ San Francisco Giants Candlestick Park, San Francisco, CA Sun Apr 11 1976, 6:33 AM EST Att: 25,659 - Unknown			
Von Joshua, L (1,8) OBP: 0.125, SLG: 0.125	0-0 1B FC5-4 1B		0-0 F7		0-0 P5		0-0 1-3			4	1	1	0	0	0	2				
Bobby Murcer, L (1,9) OBP: 0.875, SLG: 1.400	0-0 FC5-4 1-3 1B		1-0 HBP		0-0 FC6-4 1-3 2H 1B			4-0 BB 1B		2	1	2	1	1	0	0				
Gary Matthews, R (1,7) OBP: 0.375, SLG: 0.750	0-0 FC5-4 1-2 3H 1B		0-0 K		0-0 FC6-4 1-2			0-0 BB 1B	0-0 1B E 1B	4	1	1	1	0	1	4				
Willie Montanez, L (1,3) OBP: 0.286, SLG: 0.167	0-0 4-1			0-0 F8		0-0 P4		0-0 FC1-5 1-2 2H 1B	0-0 FC1-5 1B 1B	4	0	1	1	0	0	1				
Chris Speier, R (1,6) OBP: 0.286, SLG: 0.167		0-0 F8		0-0 5-3		0-0 L5		0-0 FC1-5 1-2 2H 1B	0-0 E7 FC1-5 2B 1B	4	1	1	0	0	0	0				
Ken Reitz, R (1,5) OBP: 0.143, SLG: 0.143		0-0 6-3		0-0 F8		0-0 FC5-4 1B		0-0 FC1-5 1-2 2-3f 2B	0-0 FC1-5 2B	4	1	1	0	0	0	2				
Marc Hill, R (1,2) Glenn Adams, L (8, PH) Gary Lavelle, S (9,1)		4-0 BB			0-0 P4		0-0 FC5-4 1-2		0-0 P6	2	0	0	0	1	0	1				
Jim Barr, R (1,1) Mike Sadek, R (5, PH) Dave Heaverlo, R (6,1) Steve Ontiveros, S (7, PH) Randy Moffitt, R (8,1) Dave Rader, L (8, PH) Manny Mota, R (9,2)		0-0 F8			0-0 1B 1B		4-0 BB G3-6 BB		0-0 1H 2H 2B	1	0	0	0	0	0	1				
										1	1	0	0	0	0	0				
										0	0	0	0	0	0	0				
										0	0	0	0	1	0	0				
										0	0	0	0	0	0	0				
										0	0	0	0	0	0	0				
										1	0	1	2	0	0	0				
Inning Stats	R: 1 E: 0 K: 0 S: 5	H: 2 LOB: 1 BB: 0 P: 5	R: 0 E: 0 K: 0 S: 3	H: 0 LOB: 1 BB: 1 P: 7	R: 0 E: 0 K: 1 S: 5	H: 0 LOB: 1 BB: 0 P: 6	R: 0 E: 0 K: 0 S: 3	H: 0 LOB: 0 BB: 0 P: 3	R: 1 E: 0 K: 0 S: 6	H: 3 LOB: 2 BB: 0 P: 6	R: 0 E: 0 K: 0 S: 4	H: 1 LOB: 0 BB: 0 P: 4	R: 0 E: 0 K: 0 S: 2	H: 0 LOB: 0 BB: 1 P: 6	R: 4 E: 1 K: 0 S: 6	H: 4 LOB: 1 BB: 1 P: 10	1B: 9 2B: 1 3B: 0 HR: 0	SF: 0 SAC: 0 DP: 1 HBP: 1	WP: 0 PB: 0 SB: 0 CS: 0	PA: 36
PITCHER	IP WLS BF H R ER SO BB IBB HBP BLK WP HR S P ERA WHIP																			
Doug Rau, L (1,1) ERA: 3.0	6.0	26	6	4	2	1	1	0	0	0	0	0	0	0	26	31	3.00	1.167		
Mike Marshall, R (7,1) ERA: 9.0	2.0	L	10	4	4	4	0	2	0	0	0	0	0	8	16	18.00	3.000			

AB 34
R 4
H 9
RBI 4
BB 2
SO 4
LOB 14



Batter	1	2	3	4	5	6	7	8	9	AB	R	H	RBI	BB	SO	LOB	TOP						
Derrel Thomas, S (1.4) OBP: 0.385, SLG: 0.200	4-0 CS BB		4-0 CS BB			0-0 1-2 4-3			0-0 6-3	3	0	1	0	2	0	1	San Francisco Giants @ Houston Astros Astrodome, Houston, TX Mon Apr 12 1976, 7:05 PM EST Att: 10,510 - Dome						
Von Joshua, L (1.8) OBP: 0.231, SLG: 0.231	0-3 K		0-0 BB BB 1B			0-0 2-3 FC6-5			0-0 G3	5	0	2	0	0	1	2							
Bobby Murcer, L (1.9) OBP: 0.750, SLG: 1.000	4-0 BB		4-0 BB BB			0-0 L3			0-0 F7	2	0	0	0	2	0	3							
Steve Ontiveros, S (1.7) OBP: 0.600, SLG: 0.333	0-0 F2		4-0 BB BB			0-0 G4-6-3 1B			0-0 F8	3	0	1	0	1	0	3							
Willie Montanez, L (1.3) OBP: 0.364, SLG: 0.300		0-0 S 1B	0-3 K			0-0 G4-6-3 1B			0-0 WP 1B 7-2 1B	4	0	2	0	0	1	4							
Chris Speier, R (1.6) OBP: 0.455, SLG: 0.333		0-0 L8				0-0 G3-6-3 1B			0-0 WP 1B 1-2 1B	3	0	2	0	1	0	1							
Ken Reitz, R (1.5) OBP: 0.182, SLG: 0.182		0-0 F7				0-0 K			0-0 F3	4	0	1	0	0	1	4							
Dave Rader, L (1.2) OBP: 0.250, SLG: 0.375		0-0 6-3				0-0 G3-6-3			0-0 7-2	4	0	0	0	0	1	6							
Ed Halicki, R (1.1)			0-0 5-3			4-0 FC6-5 4-3 BB			0-0 G3	1	0	0	0	1	0	0	GIANTS						
Dave Heaverlo, R (6.1)									0-0 F7	0	0	0	0	0	0	0							
Gary Thomasson, L (7. PH)										1	0	0	0	0	0	0							
Greg Minton, S (7.1)										0	0	0	0	0	0	0							
Glenn Adams, L (9. PH)										1	0	0	0	0	0	0							
Inning Stats	R: 0 E: 0 K: 1 S: 4	H: 0 LOB: 1 BB: 2 P: 12	R: 0 E: 0 K: 0 S: 4	H: 1 LOB: 1 BB: 0 P: 4	R: 0 E: 0 K: 1 S: 5	H: 1 LOB: 3 BB: 3 P: 17	R: 0 E: 0 K: 1 S: 5	H: 1 LOB: 0 BB: 0 P: 5	R: 0 E: 0 K: 0 S: 3	H: 0 LOB: 1 BB: 1 P: 7	R: 0 E: 0 K: 1 S: 6	H: 2 LOB: 2 BB: 0 P: 10	R: 0 E: 0 K: 0 S: 5	H: 2 LOB: 2 BB: 0 P: 5	R: 0 E: 0 K: 0 S: 4	H: 2 LOB: 0 BB: 0 P: 4		R: 0 E: 0 K: 0 S: 3	H: 0 LOB: 0 BB: 3 P: 3	1B: 9 2B: 1 3B: 0 HR: 0	SF: 0 SAC: 0 DP: 3 HBP: 0	WP: 1 PB: 0 SB: 1 CS: 2	PA: 38
PITCHER	IP	WLS	BF	H	R	ER	SO	BB	IBB	HBP	BLK	WP	HR	S	P	ERA		WHIP					
J.R. Richard, R (1.1) ERA: 3.72	5.2	W	25	5	0	0	3	7	0	0	0	0	0	24	52	0.00	2.118						
Larry Hardy, R (6.1) ERA: 9.92	1.1		8	4	0	0	1	0	0	0	0	0	0	10	10	0.00	3.000						
Ken Forsch, R (8.1) ERA: 2.25	2.0	S	5	0	0	0	0	0	0	0	0	1	0	5	5	0.00	0.000						

Batter	1	2	3	4	5	6	7	8	9	AB	R	H	RBI	BB	SO	LOB	BOTTOM						
Larry Milbourne, S (1.4) OBP: 0.375, SLG: 0.308	0-0 1-3		4-0 E 1B BB			0-0 FC4-6 BB E 1B			0-0 E4 1B	3	3	1	0	1	0	0	San Francisco Giants @ Houston Astros Astrodome, Houston, TX Mon Apr 12 1976, 7:05 PM EST Att: 10,510 - Dome						
Enos Cabell, R (1.5) OBP: 0.556, SLG: 0.529	0-3 K		0-0 1-H 1B			4-0 FC4-6 BB			0-0 1-H 1B	3	0	2	2	1	1	0							
Cesar Cedeno, R (1.8) OBP: 0.222, SLG: 0.500	0-0 F3		0-0 F7			0-0 FC4-6 WP S 6-3			0-0 L8	4	1	0	0	0	0	3							
Bob Watson, R (1.3) OBP: 0.353, SLG: 0.588		0-0 1B 2B				0-0 G3-6-3 1B			0-0 5-3	4	1	2	1	0	0	1							
Jose Cruz, L (1.7) OBP: 0.429, SLG: 0.200		0-0 G3				0-0 G3-6-3			0-0 3-1	3	0	0	0	1	0	3							
Greg Gross, L (1.9) OBP: 0.333, SLG: 0.385		0-0 E 1B 2-H				0-0 K			0-0 FC6-4	3	0	1	1	0	1	1							
Skip Jutze, R (1.2)		0-3 K				0-0 F6			0-0 F4	3	0	0	0	0	1	1							
Roger Metzger, S (1.6) OBP: 0.267, SLG: 0.214		0-3 K				0-0 1-3			0-0 4-3	3	0	0	0	0	1	1							
J.R. Richard, R (1.1)			0-0 4-3			0-0 1-4-3			0-0 5-3	2	0	0	0	0	0	0	HOUSTON ASTROS						
Larry Hardy, R (6.1)										1	0	0	0	0	0	0							
Ken Forsch, R (8.1)										0	0	0	0	0	0	0							
Inning Stats	R: 0 E: 0 K: 1 S: 5	H: 0 LOB: 0 BB: 0 P: 5	R: 1 E: 1 K: 2 S: 9	H: 2 LOB: 1 BB: 0 P: 9	R: 1 E: 1 K: 0 S: 3	H: 1 LOB: 0 BB: 1 P: 7	R: 0 E: 0 K: 1 S: 5	H: 1 LOB: 0 BB: 0 P: 5	R: 0 E: 0 K: 0 S: 3	H: 0 LOB: 0 BB: 0 P: 3	R: 2 E: 0 K: 0 S: 4	H: 1 LOB: 1 BB: 2 P: 12	R: 0 E: 0 K: 0 S: 3	H: 0 LOB: 0 BB: 0 P: 3	R: 1 E: 1 K: 0 S: 5	H: 1 LOB: 1 BB: 0 P: 5		R: 1 E: 0 K: 0 S: 5	H: 0 LOB: 0 BB: 3 HR: 0	SF: 0 SAC: 0 DP: 1 HBP: 0	WP: 1 PB: 0 SB: 1 CS: 0	PA: 32	
PITCHER	IP	WLS	BF	H	R	ER	SO	BB	IBB	HBP	BLK	WP	HR	S	P	ERA		WHIP					
Ed Halicki, R (1.1) ERA: 3.6	5.0	L	20	5	4	2	4	2	0	0	0	0	1	0	3	7		0.00	1.000				
Dave Heaverlo, R (6.1) ERA:	1.0		4	0	0	0	0	1	0	0	0	0	0	8	8	0.00		0.500					
Greg Minton, R (7.1) ERA:	2.0		8	1	1	0	0	0	0	0	0	0	0	8	8	0.00	0.500						

Batter	1	2	3	4	5	6	7	8	9	AB	R	H	RBI	BB	SO	LOB	TOP																		
Derrel Thomas, S (1,4) OBP: 0.333, SLG: 0.143	E5 CS		5-3	FC5 2-3f		5-3			G6-3 BB	4	0	0	0	1	0	3	San Francisco Giants @ Houston Astros Astrodome, Houston, TX Tue Apr 13 1976, 7:05 PM EST Att: 7,591 - Dome livebaseballscorecards.com																		
Von Joshua, L (1,8) OBP: 0.222, SLG: 0.222	L9 1-2		1B		4-3		K	G6-3 1-2f	5	0	1	0	0	1	2																				
Bobby Murcer, L (1,9) OBP: 0.647, SLG: 0.727	1B BB		F4	FC6-4 1B		4-3		F5	4	0	1	0	1	0	1																				
Gary Matthews, R (1,7) OBP: 0.333, SLG: 0.583	1B		G3	FC6-4 BB 1B		4-3			4	0	1	0	0	0	2																				
Willie Montanez, L (1,3) OBP: 0.333, SLG: 0.286	F9			F9	BB 1B			E3 G6-4-3 E	4	1	1	0	0	0	2																				
Chris Speier, R (1,6) OBP: 0.400, SLG: 0.250		5-3		5-3	BB BB BB			E4 G6-4-3	3	0	0	0	1	0	1																				
Ken Reitz, R (1,5) OBP: 0.200, SLG: 0.200		F9		BB BB 1B				G6-4-3 1-2f 2-3	4	0	1	0	0	0	5																				
Mike Sadek, R (1,2) OBP: 0.750, SLG: 1.000 (8, PH)				FC5 BB			K	E7	2	0	1	0	1	1	0																				
Glenn Adams, L (8, PH)				BB					1	0	0	0	0	0	0																				
Craig Robinson, R (8, FR)				BB					0	0	0	0	0	0	0																				
Dave Rader, L (8, 2)				BB					0	0	0	0	0	0	0																				
John Montefusco, R (1,1)				BB					2	0	0	0	1	2	1																				
Steve Ontiveros, S (8, PH)				BB					1	0	0	0	0	0	1																				
Randy Moffitt, R (8, 1)				BB					0	0	0	0	0	0	0																				
Inning Stats	R: 0 E: 1 K: 0 S: 4	H: 1 LOB: 2 BB: 1 P: 8	R: 0 E: 0 K: 1 S: 6	H: 1 LOB: 1 BB: 0 P: 6	R: 0 E: 0 K: 0 S: 4	H: 1 LOB: 3 BB: 2 P: 4	R: 0 E: 0 K: 0 S: 4	H: 2 LOB: 3 BB: 1 P: 12	R: 0 E: 0 K: 2 S: 7	H: 0 LOB: 0 BB: 0 P: 7	R: 0 E: 0 K: 1 S: 5	H: 0 LOB: 0 BB: 0 P: 5	R: 1 E: 3 K: 0 S: 5	H: 0 LOB: 1 BB: 1 P: 5	R: 0 E: 0 K: 0 S: 2	H: 0 LOB: 0 BB: 1 P: 6	1B: 5 2B: 1 3B: 0 HR: 0	SF: 0 SAC: 0 DP: 2 HBP: 0	WP: 0 PB: 0 SB: 0 CS: 1	PA: 39															
PITCHER	IP WLS BF H R ER SO BB IBB HBP BLK WP HR S P ERA WHIP																																		
Mike Cosgrove, L (1,1) ERA: 1.8	4.2		24	6	0	0	1	4	0	0	0	0	0	0	0	22	38	0.00	2.143																
Mike Barlow, R (5,1) ERA: 3.5	2.1	W	7	0	0	0	3	0	0	0	0	0	0	0	0	13	13	0.00	0.000																
Ken Forsch, R (8,1) ERA: 1.5	2.0	S	8	0	1	0	0	1	0	0	0	0	0	0	0	7	11	0.00	0.500																

Batter	1	2	3	4	5	6	7	8	9	AB	R	H	RBI	BB	SO	LOB	BOTTOM																		
Larry Milbourne, S (1,4) OBP: 0.300, SLG: 0.235	4-3		G3 1-2			F9	F9			4	0	0	0	0	0	3	San Francisco Giants @ Houston Astros Astrodome, Houston, TX Tue Apr 13 1976, 7:05 PM EST Att: 7,591 - Dome livebaseballscorecards.com																		
Enos Cabell, R (1,5) OBP: 0.455, SLG: 0.429	5-3		1-3			5-3		4-3	4	0	0	0	0	0	1																				
Cesar Cedeno, R (1,8) OBP: 0.273, SLG: 0.476	CS BB			L4-6 1B		K		F1	3	0	1	0	1	1	0																				
Bob Watson, R (1,3) OBP: 0.429, SLG: 0.600	BB BB			BB BB		BB BB		F9	3	1	2	0	1	0	0																				
Jose Cruz, L (1,7) OBP: 0.300, SLG: 0.125	CS 2-3		6-3	L4-6 2-3		F9			3	0	0	0	0	0	3																				
Greg Gross, L (1,9) OBP: 0.333, SLG: 0.333			F7	F7		BB BB			2	1	0	0	1	0	1																				
Skip Jutze, R (1,2) OBP: 0.125, SLG: 0.125			4-3			K		BB 1B	3	0	1	1	0	1	0																				
Roger Metzger, S (1,6) OBP: 0.333, SLG: 0.250				G3 BB		4-3		BB 1B	2	0	1	1	1	0	0																				
Mike Cosgrove, L (1,1)				BB		K		BB 1B	1	0	0	0	0	0	1																				
Mike Barlow, L (5,1)				B3		K		F3	1	0	0	0	0	1	0																				
Ken Boswell, L (7, PH) OBP: 0.500, SLG: 0.750						K			1	0	0	0	0	0	2																				
Ken Forsch, R (8,1)									0	0	0	0	0	0	0																				
Inning Stats	R: 0 E: 0 K: 0 S: 2	H: 0 LOB: 1 BB: 2 P: 10	R: 0 E: 0 K: 0 S: 3	H: 0 LOB: 0 BB: 0 P: 3	R: 0 E: 0 K: 0 S: 3	H: 0 LOB: 1 BB: 1 P: 7	R: 0 E: 0 K: 0 S: 4	H: 2 LOB: 1 BB: 0 P: 4	R: 0 E: 0 K: 2 S: 7	H: 0 LOB: 0 BB: 0 P: 7	R: 0 E: 0 K: 1 S: 5	H: 0 LOB: 0 BB: 0 P: 5	R: 2 E: 0 K: 0 S: 6	H: 3 LOB: 2 BB: 1 P: 10	R: 0 E: 0 K: 0 S: 3	H: 0 LOB: 0 BB: 0 P: 3	1B: 5 2B: 1 3B: 0 HR: 0	SF: 0 SAC: 0 DP: 1 HBP: 0	WP: 0 PB: 1 SB: 1 CS: 1	PA: 32															
PITCHER	IP WLS BF H R ER SO BB IBB HBP BLK WP HR S P ERA WHIP																																		
John Montefusco, R (1,1) ERA: 2.51	7.0	L	28	5	2	2	3	3	0	0	0	0	0	0	0	30	46	2.57	1.143																
Randy Moffitt, R (8,1) ERA:	1.0		3	0	0	0	0	0	0	0	0	0	0	0	0	3	3	0.00	0.000																



Batter	1	2	3	4	5	6	7	8	9	AB	R	H	RBI	BB	SO	LOB	TOP
Von Joshua, L OBP: 0.273, SLG: 0.273 (1, 8)	0-0 4-3		0-0 1B			0-3 K		0-0 1B FC3-6		4	1	2	0	0	1	1	
Derrel Thomas, S OBP: 0.409, SLG: 0.278 (1, 4)	0-0 F8 1B		0-0 4-3			0-0 E5 1B		0-0 FC3-6 1B		4	1	3	0	0	0	1	
Bobby Murcer, L OBP: 0.524, SLG: 0.533 (1, 9)	0-0 F8 1-2			0-0 E9 G4-6-3		0-0 G3		0-0 FC3-6 CS		4	0	0	1	0	0	3	
Gary Matthews, R OBP: 0.313, SLG: 0.500 (1, 7)	0-0 4-3			0-0 F9		0-0 1B		0-3 K		4	0	1	1	0	1	3	
Willie Montanez, L OBP: 0.316, SLG: 0.278 (1, 3)		0-0 G1-6-3 1B		0-0 G4-6-3 1-2		0-0 F7			0-0 5-3	4	0	1	0	0	0	2	
Chris Speier, R OBP: 0.388, SLG: 0.200 (1, 6)		0-0 G1-6-3 1-2			0-0 6-3			0-0 L9		3	0	0	0	1	0	1	
Ken Reitz, R OBP: 0.263, SLG: 0.263 (1, 5)		0-0 1-3			0-0 CS 1B			0-0 5-3		4	0	2	0	0	0	1	
Dave Rader, L OBP: 0.167, SLG: 0.250 (1, 2)			0-0 4-3		0-3 K			0-3 K		4	0	0	0	0	3	3	
Mike Caldwell, R (1, 1)			0-0 4-3					0-0 F8		1	0	0	0	0	0	0	
Gary Thomasson, L (6, PH)			4-3							0	1	0	0	1	0	0	
Dave Heaverlo, R (6, 1)			4-3							0	0	0	0	0	0	0	
Steve Ontiveros, S OBP: 0.429, SLG: 0.200 (7, PH)										1	0	0	0	0	0	1	
Greg Minton, S (7, 1)										0	0	0	0	0	0	0	
Inning Stats	R: 0 E: 0 K: 0 S: 4	H: 1 LOB: 1 BB: 0 P: 4	R: 0 E: 0 K: 0 S: 3	H: 1 LOB: 0 BB: 0 P: 3	R: 0 E: 0 K: 0 S: 4	H: 0 LOB: 0 BB: 0 P: 3	R: 0 E: 1 K: 1 S: 5	H: 1 LOB: 1 BB: 0 P: 5	R: 0 E: 0 K: 1 S: 6	H: 1 LOB: 1 BB: 0 P: 6	R: 1 E: 0 K: 1 S: 6	H: 2 LOB: 1 BB: 0 P: 6	R: 0 E: 0 K: 1 S: 5	H: 0 LOB: 1 BB: 1 P: 9	1B: 9 2B: 2 3B: 0 HR: 0	SF: 0 SAC: 0 DP: 4 HBP: 0	WP: 0 PA: 35 PB: 0 SB: 0 CS: 2
PITCHER	IP WLS BF H R ER SO BB IBB HBP BLK WP HR S P ERA WHIP	IP WLS BF H R ER SO BB IBB HBP BLK WP HR S P ERA WHIP	IP WLS BF H R ER SO BB IBB HBP BLK WP HR S P ERA WHIP	IP WLS BF H R ER SO BB IBB HBP BLK WP HR S P ERA WHIP	IP WLS BF H R ER SO BB IBB HBP BLK WP HR S P ERA WHIP	IP WLS BF H R ER SO BB IBB HBP BLK WP HR S P ERA WHIP	IP WLS BF H R ER SO BB IBB HBP BLK WP HR S P ERA WHIP	IP WLS BF H R ER SO BB IBB HBP BLK WP HR S P ERA WHIP	IP WLS BF H R ER SO BB IBB HBP BLK WP HR S P ERA WHIP	IP WLS BF H R ER SO BB IBB HBP BLK WP HR S P ERA WHIP	IP WLS BF H R ER SO BB IBB HBP BLK WP HR S P ERA WHIP	IP WLS BF H R ER SO BB IBB HBP BLK WP HR S P ERA WHIP	IP WLS BF H R ER SO BB IBB HBP BLK WP HR S P ERA WHIP	IP WLS BF H R ER SO BB IBB HBP BLK WP HR S P ERA WHIP	IP WLS BF H R ER SO BB IBB HBP BLK WP HR S P ERA WHIP	IP WLS BF H R ER SO BB IBB HBP BLK WP HR S P ERA WHIP	IP WLS BF H R ER SO BB IBB HBP BLK WP HR S P ERA WHIP

San Francisco Giants @ Houston Astros
 Astrodome, Houston, TX
 Wed Apr 14 1976, 7:05 PM EST
 Att: 7,784 - Dome

AB	33
R	3
H	9
RBI	2
BB	2
SO	5
LOB	16



Batter	1	2	3	4	5	6	7	8	9	AB	R	H	RBI	BB	SO	LOB	BOTTOM
Larry Milbourne, S OBP: 0.333, SLG: 0.286 (1, 4)	0-0 5-3				0-0 5-3			0-0 6-3 BLK FC6-2 1B		4	1	2	1	0	0	0	
Enos Cabell, R OBP: 0.423, SLG: 0.480 (1, 5)	0-0 5-3	2H E 1B			0-0 5-3			0-0 6-3 1-3		4	1	1	1	0	0	1	
Wilbur Howard, S OBP: 0.056, SLG: 0.056 (1, 8)	0-0 1B		0-0 F8		0-0 E6 1B			0-0 FC6-2 3H		4	1	1	0	0	0	1	
Bob Watson, R OBP: 0.440, SLG: 0.583 (1, 3)	0-0 1-3 1B		0-0 6-3		0-0 1-3 1B			0-0 L6		4	0	2	1	0	0	1	
Leon Roberts, R OBP: 0.286, SLG: 0.667 (1, 7)	0-0 6-3		0-0 L5		0-0 F7			0-0 F8		4	0	0	0	0	0	3	
Greg Gross, L OBP: 0.316, SLG: 0.316 (1, 9)		0-0 5-3 2B 1B		0-3 K		0-0 6-3		0-0 6-3		4	1	1	0	0	1	0	
Skip Jutze, R OBP: 0.083, SLG: 0.083 (1, 2)		0-0 5-3 1-2		0-0 F9		0-0 4-3		0-3 K		4	0	0	0	0	1	1	
Roger Metzger, S OBP: 0.381, SLG: 0.474 (1, 6)		0-0 2H 1B 2B		0-3 K		0-0 3B				3	1	2	1	0	1	0	
Larry Dierker, R (1, 1)		0-0 5-3		0-0 F8		0-0 F9				2	0	0	0	0	0	1	
Ken Boswell, L OBP: 0.400, SLG: 0.600 (6, PH)		5-3								1	0	0	0	0	0	1	
Jose Sosa, R (7, 1)										0	0	0	0	0	0	0	
Larry Hardy, R (8, 1)										0	0	0	0	0	0	0	
Inning Stats	R: 0 E: 0 K: 0 S: 5	H: 2 LOB: 2 BB: 0 P: 5	R: 4 E: 1 K: 0 S: 7	H: 4 LOB: 0 BB: 0 P: 7	R: 0 E: 0 K: 1 S: 5	H: 0 LOB: 0 BB: 0 P: 5	R: 0 E: 0 K: 1 S: 5	H: 0 LOB: 0 BB: 0 P: 5	R: 1 E: 0 K: 0 S: 4	H: 1 LOB: 1 BB: 0 P: 4	R: 0 E: 0 K: 0 S: 4	H: 1 LOB: 1 BB: 0 P: 4	R: 0 E: 0 K: 1 S: 5	H: 0 LOB: 0 BB: 0 P: 5	1B: 6 2B: 1 3B: 2 HR: 0	SF: 0 SAC: 0 DP: 0 HBP: 0	WP: 0 PA: 34 PB: 0 SB: 1 CS: 0
PITCHER	IP WLS BF H R ER SO BB IBB HBP BLK WP HR S P ERA WHIP	IP WLS BF H R ER SO BB IBB HBP BLK WP HR S P ERA WHIP	IP WLS BF H R ER SO BB IBB HBP BLK WP HR S P ERA WHIP	IP WLS BF H R ER SO BB IBB HBP BLK WP HR S P ERA WHIP	IP WLS BF H R ER SO BB IBB HBP BLK WP HR S P ERA WHIP	IP WLS BF H R ER SO BB IBB HBP BLK WP HR S P ERA WHIP	IP WLS BF H R ER SO BB IBB HBP BLK WP HR S P ERA WHIP	IP WLS BF H R ER SO BB IBB HBP BLK WP HR S P ERA WHIP	IP WLS BF H R ER SO BB IBB HBP BLK WP HR S P ERA WHIP	IP WLS BF H R ER SO BB IBB HBP BLK WP HR S P ERA WHIP	IP WLS BF H R ER SO BB IBB HBP BLK WP HR S P ERA WHIP	IP WLS BF H R ER SO BB IBB HBP BLK WP HR S P ERA WHIP	IP WLS BF H R ER SO BB IBB HBP BLK WP HR S P ERA WHIP	IP WLS BF H R ER SO BB IBB HBP BLK WP HR S P ERA WHIP	IP WLS BF H R ER SO BB IBB HBP BLK WP HR S P ERA WHIP	IP WLS BF H R ER SO BB IBB HBP BLK WP HR S P ERA WHIP	IP WLS BF H R ER SO BB IBB HBP BLK WP HR S P ERA WHIP

San Francisco Giants @ Houston Astros
 Astrodome, Houston, TX
 Wed Apr 14 1976, 7:05 PM EST
 Att: 7,784 - Dome

AB	34
R	5
H	9
RBI	4
BB	0
SO	3
LOB	9



Batter	1	2	3	4	5	6	7	8	9	AB	R	H	RBI	BB	SO	LOB	TOP				
Von Joshua, L OBP: 0.321, SLG: 0.296 (1, 8)										5	2	2	0	1	1	4					
Derrel Thomas, S OBP: 0.423, SLG: 0.381 Craig Robinson, R OBP: 1.000, SLG: 1.000 (1, 4) (7, 4)										3	1	1	1	0	0	2					
Bobby Murcer, L OBP: 0.556, SLG: 0.700 (1, 9)										5	2	3	4	1	1	1					
Gary Matthews, R OBP: 0.364, SLG: 0.545 (1, 7)										6	2	3	2	0	0	1					
Willie Montanez, L OBP: 0.280, SLG: 0.227 (1, 3)										4	1	0	1	1	1	3					
Chris Speier, R OBP: 0.417, SLG: 0.263 (1, 6)										4	1	2	0	1	0	0					
Ken Reitz, R OBP: 0.375, SLG: 0.348 (1, 5)										4	2	3	2	1	0	1					
Dave Rader, L OBP: 0.294, SLG: 0.375 (1, 2)										4	2	2	1	1	0	2					
Jim Barr, R Randy Moffitt, R Gary Lavelle, S Glenn Adams, L Dave Heaverlo, R (1, 1) (6, 1) (7, 1) (8, PH) (8, 1)										1	0	0	0	1	0	0					
Inning Stats	R: 0 E: 0 K: 0 S: 4	H: 2 LOB: 1 BB: 0 P: 4	R: 0 E: 0 K: 0 S: 2	H: 0 LOB: 0 BB: 1 P: 6	R: 0 E: 0 K: 0 S: 3	H: 0 LOB: 1 BB: 1 P: 7	R: 1 E: 0 K: 0 S: 5	H: 2 LOB: 0 BB: 1 P: 9	R: 3 E: 1 K: 0 S: 6	H: 3 LOB: 0 BB: 0 P: 6	R: 0 E: 0 K: 1 S: 5	H: 0 LOB: 2 BB: 2 P: 13	R: 2 E: 0 K: 0 S: 3	H: 1 LOB: 0 BB: 1 P: 8	R: 2 E: 2 K: 1 S: 8	H: 3 LOB: 1 BB: 0 P: 8	R: 6 E: 0 K: 1 S: 12	H: 7 LOB: 2 BB: 1 P: 16	1B: 14 2B: 2 3B: 1 HR: 1	SF: 1 SAC: 1 DP: 2 HBP: 1	WP: 2 PA: 50 PB: 0 SB: 0 CS: 1
PITCHER	IP WLS BF H R ER SO BB IBB HBP BLK WP HR S P ERA WHIP																				
Pat Darcy, R ERA: 5.56 Santo Alcala, R ERA: 4.50 Pedro Borbon, R ERA: 5.68 Will McEnaney, L ERA: 12.27 Rawly Eastwick, R ERA: 3.18	(1, 1) (7, 1) (8, 1) (8, 1) (9, 1)	6.0 1.0 0.2 0.2 0.2	28 5 3 6 6	7 1 2 4 3	4 2 2 4 2	4 2 0 4 2	1 0 0 1 1	0 0 0 0 0	0 0 0 0 0	0 0 0 0 0	1 0 1 0 0	1 0 5 8 7	25 3 5 8 11	45 8 5 8 11	6.00 18.00 27.00 54.00 27.00	2.000 2.000 4.500 6.000 6.000					

San Francisco Giants @ Cincinnati Reds
Riverfront Stadium, Cincinnati, OH
Fri Apr 16 1976, 6:05 PM EST
Att: 37,147 - Unknown

livebaseballscores.com

AB 40
R 14
H 18
RBI 13
BB 7
SO 3
LOB 17

GIANTS


Batter	1	2	3	4	5	6	7	8	9	AB	R	H	RBI	BB	SO	LOB	BOTTOM		
Pete Rose, S OBP: 0.581, SLG: 0.704 (1, 5)										4	3	2	1	1	0	0			
Ken Griffey, L OBP: 0.400, SLG: 0.536 (1, 9)										5	2	3	3	0	1	0			
Joe Morgan, L OBP: 0.621, SLG: 0.810 (1, 4)										4	0	2	2	0	2	1			
Johnny Bench, R OBP: 0.233, SLG: 0.240 (1, 2)										4	0	0	0	1	2	2			
Tony Perez, R OBP: 0.345, SLG: 0.400 (1, 3)										4	0	2	1	0	0	0			
George Foster, R OBP: 0.393, SLG: 0.360 (1, 8)										4	0	0	0	0	0	3			
Mike Lum, L OBP: 0.429, SLG: 0.500 (1, 7)										4	0	1	0	0	0	1			
Dave Concepcion, R OBP: 0.214, SLG: 0.240 (1, 6)										4	0	0	0	0	0	2			
Pat Darcy, L ERA: 5.56 Joel Youngblood, R ERA: 5.00 Santo Alcala, R ERA: 4.50 Ed Armbrister, R ERA: 5.00 Pedro Borbon, R ERA: 5.68 Will McEnaney, L ERA: 12.27 Rawly Eastwick, R ERA: 3.18 Dan Driessen, L ERA: 3.18	(1, 1) (6, PH) (7, 1) (7, PH) (8, 1) (8, 1) (8, 1) (8, PH)	5.2 1.0 0.1 2.0	23 5 2 10	4 3 1 3	2 2 0 3	2 2 0 3	4 2 0 0	2 0 0 0	0 0 0 0	0 0 0 0	0 0 0 0	0 0 0 0	0 0 0 0	0 0 0 0	0 0 0 0	0 0 0 0			
Inning Stats	R: 0 E: 0 K: 1 S: 5	H: 0 LOB: 0 BB: 0 P: 5	R: 0 E: 0 K: 1 S: 5	H: 0 LOB: 0 BB: 0 P: 5	R: 0 E: 0 K: 2 S: 8	H: 1 LOB: 1 BB: 0 P: 8	R: 0 E: 0 K: 0 S: 4	H: 1 LOB: 1 BB: 0 P: 4	R: 2 E: 0 K: 0 S: 5	H: 2 LOB: 2 BB: 2 P: 13	R: 2 E: 0 K: 1 S: 8	H: 4 LOB: 1 BB: 0 P: 8	R: 0 E: 0 K: 0 S: 3	H: 0 LOB: 0 BB: 0 P: 3	R: 3 E: 0 K: 0 S: 6	H: 3 LOB: 1 BB: 1 P: 10	1B: 5 2B: 5 3B: 1 HR: 0	SF: 1 SAC: 0 DP: 0 HBP: 0	WP: 0 PA: 40 PB: 0 SB: 0 CS: 0
PITCHER	IP WLS BF H R ER SO BB IBB HBP BLK WP HR S P ERA WHIP																		
Jim Barr, R ERA: 5.06 Randy Moffitt, R ERA: 5.0 Gary Lavelle, L ERA: 5.0 Dave Heaverlo, R ERA: 4.5	(1, 1) (6, 1) (7, 1) (8, 1)	5.2 1.0 0.1 2.0	23 5 2 10	4 3 1 3	2 2 0 3	2 2 0 3	4 2 0 0	2 0 0 0	0 0 0 0	0 0 0 0	0 0 0 0	0 0 0 0	0 0 0 0	0 0 0 0	0 0 0 0	0 0 0 0			


San Francisco Giants @ Cincinnati Reds
Riverfront Stadium, Cincinnati, OH
Fri Apr 16 1976, 6:05 PM EST
Att: 37,147 - Unknown

livebaseballscores.com

AB 36
R 7
H 11
RBI 7
BB 3
SO 5
LOB 9

REDS

Batter	1	2	3	4	5	6	7	8	9	AB	R	H	RBI	BB	SO	LOB	TOP			
Von Joshua, L OBP: 0.313, SLG: 0.267	4-0 BB G3-6-3		0-0 G3			0-0 F9			0-0 F8	3	0	0	0	1	0	0	San Francisco Giants @ Cincinnati Reds Riverfront Stadium, Cincinnati, OH Sat Apr 17 1976, 3:33 AM EST Att: 21,219 - Unknown 			
Derrel Thomas, S OBP: 0.400, SLG: 0.360	0-0 G3-6-3 1-2			0-0 FC5-4 1B		0-0 F8			0-0 F3	4	0	1	0	0	0	1				
Bobby Murcer, L OBP: 0.500, SLG: 0.609 Gary Thomasson, L (6, 9)	0-0 4-3			0-3 K		0-3 K			0-0 G3	3	0	0	0	0	2	1				
Gary Matthews, R OBP: 0.320, SLG: 0.480		0-0 5-3		0-0 FC5-4 1B 1-2					0-0 P3	3	0	0	0	0	0	1				
Willie Montanez, L OBP: 0.286, SLG: 0.240		0-0 4-3		0-0 1B 1-2					0-0 F9	3	0	1	0	0	0	0				
Chris Speier, R OBP: 0.407, SLG: 0.273		0-0 1B		0-3 K					0-0 F8	3	0	1	0	0	1	2				
Ken Reitz, R OBP: 0.333, SLG: 0.308		0-3 K			0-0 5-3				0-0 F9	3	0	0	0	0	1	1				
Mike Sadek, R OBP: 0.571, SLG: 0.667			0-0 F7		0-0 4-3				0-0 F5-4-3 1B	3	0	1	0	0	0	0				
Ed Halicki, R Charlie Williams, R Greg Minton, S Marc Hill, R John D'Acquisto, R Chris Arnold, R Mike Caldwell, R			0-0 6-3		0-3 K				0-0 F5-4-3 1-2	0	0	0	0	0	0	0				
Inning Stats	R: 0 E: 0 K: 0 S: 2	H: 0 LOB: 0 BB: 1 P: 6	R: 0 E: 0 K: 1 S: 6	H: 1 LOB: 0 BB: 0 P: 6	R: 0 E: 0 K: 0 S: 3	H: 0 LOB: 0 BB: 0 P: 3	R: 0 E: 0 K: 2 S: 9	H: 2 LOB: 2 BB: 0 P: 9	R: 0 E: 0 K: 1 S: 5	H: 0 LOB: 0 BB: 0 P: 5	R: 0 E: 0 K: 0 S: 3	H: 0 LOB: 0 BB: 0 P: 3	R: 0 E: 0 K: 0 S: 3	H: 1 LOB: 0 BB: 0 P: 3	R: 0 E: 0 K: 0 S: 3	H: 0 LOB: 0 BB: 0 P: 3		1B: 4 2B: 0 3B: 0 HR: 0	SF: 0 SAC: 0 DP: 2 HBP: 0	WP: 0 PB: 0 SB: 0 CS: 0
PITCHER Fred Norman, L ERA:	IP: 9.0 WLS: W BF: 30 H: 4 R: 0 ER: 0 SO: 5 BB: 1 IBB: 0 HBP: 0 BLK: 0 WP: 0 HR: 0 S: 39 P: 43 ERA: 0.00 WHIP: 0.556																			

Batter	1	2	3	4	5	6	7	8	9	AB	R	H	RBI	BB	SO	LOB	BOTTOM			
Pete Rose, S OBP: 0.600, SLG: 0.710 Joel Youngblood, R OBP: 0.333, SLG: 0.333	0-0 1B HR	0-0 1B		0-0 WP 2B 1B 2-H	0-0 F7			0-0 6-3		4	2	3	1	0	0	1	San Francisco Giants @ Cincinnati Reds Riverfront Stadium, Cincinnati, OH Sat Apr 17 1976, 3:33 AM EST Att: 21,219 - Unknown 			
Ken Griffey, L OBP: 0.441, SLG: 0.688 Mike Lum, L OBP: 0.375, SLG: 0.429	0-0 HR 1B	0-0 F7 3-H		0-0 2B 1-H		0-0 HR		0-0 E3 2B BB		4	2	3	2	0	0	1				
Joe Morgan, L OBP: 0.606, SLG: 0.875 Doug Flynn, R (7, 4)	0-0 HR 1-H 3-H	0-0 P5		0-0 F8		4-0 BB G6-4-3		0-3 K		3	1	1	3	1	0	2				
Tony Perez, R OBP: 0.364, SLG: 0.393 Dan Driessen, L (8, 3)	0-0 6-3 WP 1B 1B		0-0 F2		4-0 BB HR BB		0-0 F8		4-0 2B BB 1-2	3	2	1	0	1	0	1				
Johnny Bench, R OBP: 0.286, SLG: 0.286	0-0 6-3 1-3		4-0 S BB		4-0 HR BB 1-2		0-0 G6-4-3 1-2		0-0 2B 1-3 2-H	3	1	1	1	2	0	2				
George Foster, R OBP: 0.424, SLG: 0.500	0-0 FC1-6 3-H		0-0 F2		0-0 HR 1-H 2-H		0-0 6-3		0-0 FC6-4 1B	5	1	3	4	0	0	3				
Dave Concepcion, R OBP: 0.188, SLG: 0.207	0-0 FC1-6 1-2		0-0 6-3		0-3 K			0-0 FC6-4 1-2		4	0	0	0	0	1	3				
Cesar Geronimo, L OBP: 0.444, SLG: 0.750	0-0 CS 1-2	0-0 SH1-3 1B 2B		0-0 1B 2B	0-0 G3			0-0 F9		4	1	2	0	0	0	1				
Fred Norman, S OBP: 0.333, SLG: 0.333		0-0 SH1-3 2-3		0-0 B1-4	0-0 E6 1B			0-0 L6		3	0	1	0	0	0	2				
Inning Stats	R: 4 E: 0 K: 0 S: 7	H: 5 LOB: 0 BB: 0 P: 7	R: 1 E: 0 K: 0 S: 5	H: 2 LOB: 1 BB: 0 P: 5	R: 0 E: 0 K: 0 S: 3	H: 0 LOB: 1 BB: 1 P: 7	R: 1 E: 0 K: 0 S: 5	H: 3 LOB: 1 BB: 0 P: 5	R: 3 E: 1 K: 1 S: 7	H: 2 LOB: 1 BB: 2 P: 15	R: 1 E: 0 K: 0 S: 3	H: 1 LOB: 0 BB: 1 P: 7	R: 0 E: 0 K: 0 S: 4	H: 1 LOB: 0 BB: 0 P: 4	R: 1 E: 1 K: 1 S: 7	H: 1 LOB: 2 BB: 1 P: 11		1B: 8 2B: 4 3B: 0 HR: 3	SF: 0 SAC: 1 DP: 1 HBP: 0	WP: 2 PB: 0 SB: 1 CS: 1
PITCHER Ed Halicki, R ERA: 10.13 Charlie Williams, R ERA: 9.0 Greg Minton, R ERA: 1.95 John D'Acquisto, R ERA: 12.0 Mike Caldwell, L ERA: 4.5	IP: 0.1 WLS: L BF: 6 H: 5 R: 4 ER: 4 SO: 4 BB: 0 IBB: 0 HBP: 0 BLK: 0 WP: 1 HR: 6 S: 6 P: 6 ERA: 108.00 WHIP: 15.000																			

Batter	1	2	3	4	5	6	7	8	9	AB	R	H	RBI	BB	SO	LOB	TOP		
Von Joshua, L (1, 8) OBP: 0.324, SLG: 0.314	0-3 K	0-0 4-3			0-0 4-3		0-0 FC6-4 1B		0-0 1B 2B	5	1	2	0	0	1	1	San Francisco Giants @ Cincinnati Reds Riverfront Stadium, Cincinnati, OH Sun Apr 18 1976, 3:33 AM EST Att: 23,701 - Unknown		
Derrel Thomas, S (1, 4) OBP: 0.400, SLG: 0.345	0-3 K		4-0 F9 S BB		0-0 4-3		0-0 FC6-4 S		0-0 1B 1B	4	1	1	1	1	1	1			
Bobby Murcer, L (1, 9) OBP: 0.543, SLG: 0.600 Gary Thomasson, L (9, 9)	4-0 BB		0-0 F8		0-0 S 1B		0-0 S BB		4-0 1B 1B IBB	2	0	1	0	3	0	1			
Gary Matthews, R (1, 7) OBP: 0.300, SLG: 0.433	0-0 F8		0-0 F9		0-0 1-3		0-0 4-3		0-0 1B	5	0	1	2	0	0	5			
Willie Montanez, L (1, 3) OBP: 0.333, SLG: 0.276		0-0 4-3 2B	4-0 FC6-4 BB		0-0 4-3		0-0 4-3		0-0 1-2 2H 3H 1B	4	1	2	0	1	0	0			
Chris Speier, R (1, 6) OBP: 0.375, SLG: 0.231		0-0 4-3	0-0 FC6-4		0-0 6-3		0-0 1B BB		0-0 F7	4	0	0	0	1	0	5			
Ken Reitz, R (1, 5) OBP: 0.355, SLG: 0.367		0-0 1B SF7 2B		0-0 G3		0-0 4-3		0-0 1-2 G1-6-3 1B		4	1	2	1	0	0	0			
Dave Rader, L (1, 2) OBP: 0.286, SLG: 0.350		0-0 1B		0-0 F4		0-0 F3		0-0 G1-6-3		4	0	1	0	0	0	2			
John Montefusco, R (1, 1) OBP: 0.222, SLG: 0.286 Gary Lavelle, S (7, 1)		0-0 SF7		0-0 1-3		0-0 1B FC6-4 2B		0-0 G3		2	1	1	1	0	0	0			
Inning Stats	R: 0 E: 0 K: 2 S: 7	H: 0 LOB: 1 BB: 1 P: 11	R: 2 E: 0 K: 0 S: 6	H: 3 LOB: 1 BB: 0 P: 6	R: 0 E: 0 K: 0 S: 3	H: 0 LOB: 0 BB: 0 P: 11	R: 0 E: 0 K: 0 S: 3	H: 0 LOB: 0 BB: 0 P: 3	R: 0 E: 0 K: 0 S: 3	H: 0 LOB: 0 BB: 0 P: 3	R: 1 E: 0 K: 0 S: 5	H: 2 LOB: 2 BB: 1 P: 9	R: 0 E: 0 K: 0 S: 3	H: 1 LOB: 1 BB: 1 P: 7	R: 2 E: 0 K: 0 S: 6	H: 4 LOB: 2 BB: 1 P: 10	1B: 8 2B: 3 3B: 0 HR: 0	SF: 1 SAC: 0 DP: 1 HBP: 0	WP: 0 PA: 42 PB: 0 SB: 3 CS: 0
PITCHER	IP WLS BF H R ER SO BB IBB HBP BLK WP HR S P ERA WHIP	IP WLS BF H R ER SO BB IBB HBP BLK WP HR S P ERA WHIP	IP WLS BF H R ER SO BB IBB HBP BLK WP HR S P ERA WHIP	IP WLS BF H R ER SO BB IBB HBP BLK WP HR S P ERA WHIP	IP WLS BF H R ER SO BB IBB HBP BLK WP HR S P ERA WHIP	IP WLS BF H R ER SO BB IBB HBP BLK WP HR S P ERA WHIP	IP WLS BF H R ER SO BB IBB HBP BLK WP HR S P ERA WHIP	IP WLS BF H R ER SO BB IBB HBP BLK WP HR S P ERA WHIP	IP WLS BF H R ER SO BB IBB HBP BLK WP HR S P ERA WHIP	IP WLS BF H R ER SO BB IBB HBP BLK WP HR S P ERA WHIP	IP WLS BF H R ER SO BB IBB HBP BLK WP HR S P ERA WHIP	IP WLS BF H R ER SO BB IBB HBP BLK WP HR S P ERA WHIP	IP WLS BF H R ER SO BB IBB HBP BLK WP HR S P ERA WHIP	IP WLS BF H R ER SO BB IBB HBP BLK WP HR S P ERA WHIP	IP WLS BF H R ER SO BB IBB HBP BLK WP HR S P ERA WHIP	IP WLS BF H R ER SO BB IBB HBP BLK WP HR S P ERA WHIP	IP WLS BF H R ER SO BB IBB HBP BLK WP HR S P ERA WHIP		

AB	35
R	5
H	11
RBI	5
BB	6
SO	2
LOB	15



Batter	1	2	3	4	5	6	7	8	9	AB	R	H	RBI	BB	SO	LOB	BOTTOM		
Pete Rose, S (1, 5) OBP: 0.575, SLG: 0.657	0-0 4-3		0-0 BB FC2-1 1B		0-0 4-3		4-0 BB		0-0 4-3	4	0	1	0	1	0	2	San Francisco Giants @ Cincinnati Reds Riverfront Stadium, Cincinnati, OH Sun Apr 18 1976, 3:33 AM EST Att: 23,701 - Unknown		
Ken Griffey, L (1, 9) OBP: 0.410, SLG: 0.622	0-0 4-3		0-0 F7		0-0 S 1B		0-3 K		0-0 4-3	5	0	1	0	0	1	3			
Joe Morgan, L (1, 4) OBP: 0.568, SLG: 0.778	0-3 K		4-0 FC2-1 BB		0-0 F7		0-0 G3			3	0	0	0	1	1	2			
Dan Driessen, L (1, 3)		0-0 F8	4-0 FC2-1 BB		0-0 6-3		0-3 K			3	0	0	0	1	1	1			
George Foster, R (1, 7) OBP: 0.405, SLG: 0.471		0-0 3B 1B	0-0 FC2-1 FC5-4		0-3 K		0-3 K			4	1	1	0	0	2	4			
Dave Concepcion, R (1, 6) OBP: 0.194, SLG: 0.188		0-0 P6	0-0 FC5-4		0-0 F9		4-0 BB			3	0	0	0	1	0	4			
Cesar Geronimo, L (1, 8) OBP: 0.333, SLG: 0.778 Tony Perez, R (6, PH) OBP: 0.353, SLG: 0.379 Joel Youngblood, R (9, 8) OBP: 0.333, SLG: 0.333		0-0 3B		0-0 F7		0-0 F8		0-0 F9		3	0	1	1	0	0	0			
Bill Plummer, R (1, 2) OBP: 0.500, SLG: 0.333		4-0 BB		0-0 SH3-4 1B		0-3 K			0-0 E8	3	0	1	0	1	1	0			
Gary Nolan, R (1, 1) OBP: 0.600, SLG: 0.600 Mike Lum, L (7, PH) OBP: 0.333, SLG: 0.375 Will McEnaney, L (8, 1) Rawly Eastwick, R (9, 1) Ed Ambrister, R (9, PH) OBP: 0.333, SLG: 0.333		0-0 L4		0-0 SH3-4		0-0 F9		0-3 K		1	0	0	0	0	0	2			
Inning Stats	R: 0 E: 0 K: 1 S: 5	H: 0 LOB: 0 BB: 0 P: 5	R: 1 E: 0 K: 0 S: 5	H: 2 LOB: 2 BB: 1 P: 9	R: 0 E: 0 K: 0 S: 4	H: 1 LOB: 3 BB: 2 P: 12	R: 0 E: 0 K: 0 S: 4	H: 1 LOB: 1 BB: 0 P: 4	R: 0 E: 0 K: 1 S: 6	H: 0 LOB: 0 BB: 0 P: 6	R: 0 E: 0 K: 1 S: 5	H: 0 LOB: 1 BB: 1 P: 9	R: 0 E: 0 K: 2 S: 7	H: 0 LOB: 1 BB: 1 P: 11	R: 0 E: 1 K: 1 S: 6	H: 0 LOB: 1 BB: 0 P: 6	1B: 4 2B: 0 3B: 1 HR: 0	SF: 0 SAC: 1 DP: 0 HBP: 0	WP: 0 PA: 38 PB: 0 SB: 1 CS: 0
PITCHER	IP WLS BF H R ER SO BB IBB HBP BLK WP HR S P ERA WHIP	IP WLS BF H R ER SO BB IBB HBP BLK WP HR S P ERA WHIP	IP WLS BF H R ER SO BB IBB HBP BLK WP HR S P ERA WHIP	IP WLS BF H R ER SO BB IBB HBP BLK WP HR S P ERA WHIP	IP WLS BF H R ER SO BB IBB HBP BLK WP HR S P ERA WHIP	IP WLS BF H R ER SO BB IBB HBP BLK WP HR S P ERA WHIP	IP WLS BF H R ER SO BB IBB HBP BLK WP HR S P ERA WHIP	IP WLS BF H R ER SO BB IBB HBP BLK WP HR S P ERA WHIP	IP WLS BF H R ER SO BB IBB HBP BLK WP HR S P ERA WHIP	IP WLS BF H R ER SO BB IBB HBP BLK WP HR S P ERA WHIP	IP WLS BF H R ER SO BB IBB HBP BLK WP HR S P ERA WHIP	IP WLS BF H R ER SO BB IBB HBP BLK WP HR S P ERA WHIP	IP WLS BF H R ER SO BB IBB HBP BLK WP HR S P ERA WHIP	IP WLS BF H R ER SO BB IBB HBP BLK WP HR S P ERA WHIP	IP WLS BF H R ER SO BB IBB HBP BLK WP HR S P ERA WHIP	IP WLS BF H R ER SO BB IBB HBP BLK WP HR S P ERA WHIP			



Batter	1	2	3	4	5	6	7	8	9	AB	R	H	RBI	BB	SO	LOB	TOP										
Frank Taveras, R (1, 6) OBP: 0.263, SLG: 0.270										5	1	1	0	0	1	4	Pittsburgh Pirates @ San Francisco Giants Candlestick Park, San Francisco, CA Fri Apr 23 1976, 9:05 PM EST Att: 15,621 - Unknown livebaseballscorecards.com										
Rennie Stennett, R (1, 4) OBP: 0.295, SLG: 0.390										4	0	2	1	1	0	0											
Al Oliver, L (1, 8) OBP: 0.471, SLG: 0.548										4	0	0	0	1	1	5											
Willie Stargell, L (1, 3) OBP: 0.625, SLG: 0.719										5	0	1	0	0	2	2											
Dave Parker, L (1, 9) OBP: 0.333, SLG: 0.410										5	0	0	0	0	2	4											
Richie Zisk, R (1, 7) OBP: 0.279, SLG: 0.308										3	1	1	0	1	1	0											
Manny Sanguillen, R (1, 2) OBP: 0.366, SLG: 0.390										4	1	4	0	0	0	0											
Tommy Helms, R (1, 5) OBP: 0.125, SLG: 0.250										2	0	0	1	0	0	2											
Bill Robinson, R (8, PH) OBP: 0.167, SLG: 0.182										1	0	0	0	0	1	2											
Larry Demery, R (8, 1)										0	0	0	0	0	0	0											
Jerry Reuss, L (1, 1) OBP: 0.455, SLG: 0.500										3	0	1	1	0	0	2											
Bob Robertson, R (8, PH) OBP: 0.266, SLG: 0.167										0	0	0	0	1	0	0											
Mario Mendoza, R (8, PR) OBP: 1.000, SLG: 1.000										0	0	0	0	0	0	0											
Inning Stats	R: 1 E: 0 K: 3 S: 11	H: 1 LOB: 1 BB: 0 P: 11	R: 1 E: 0 K: 0 S: 6	H: 3 LOB: 3 BB: 1 P: 10	R: 0 E: 0 K: 2 S: 7	H: 0 LOB: 0 BB: 0 P: 7	R: 0 E: 0 K: 0 S: 4	H: 1 LOB: 1 BB: 0 P: 4	R: 0 E: 0 K: 1 S: 5	H: 0 LOB: 0 BB: 0 P: 5	R: 1 E: 0 K: 0 S: 4	H: 1 LOB: 1 BB: 1 P: 8	R: 0 E: 0 K: 0 S: 5	H: 2 LOB: 2 BB: 0 P: 5	R: 0 E: 0 K: 1 S: 6	H: 2 LOB: 3 BB: 1 P: 10	R: 0 E: 0 K: 1 S: 5	H: 0 LOB: 1 BB: 1 P: 9	1B: 8 2B: 2 3B: 0 HR: 0	SF: 0 SAC: 1 DP: 1 HBP: 0	WP: 0 PB: 1 SB: 1 CS: 0	PA: 41					
PITCHER	IP	WLS	BF	H	R	ER	SO	BB	IBB	HBP	BLK	WP	HR	S	P	ERA	WHIP										
John Montefusco, R (1, 1) ERA: 2.28	7.0	W	32	8	3	2	6	2	0	0	0	0	0	42	50	2.57	1.429										
Gary Lavelle, L (8, 1) ERA:	2.0	S	9	2	0	0	2	2	0	0	0	0	0	11	19	0.00	2.000										

Batter	1	2	3	4	5	6	7	8	9	AB	R	H	RBI	BB	SO	LOB	BOTTOM										
Von Joshua, L (1, 8) OBP: 0.321, SLG: 0.320										5	1	1	0	0	1	4	Pittsburgh Pirates @ San Francisco Giants Candlestick Park, San Francisco, CA Fri Apr 23 1976, 9:05 PM EST Att: 15,621 - Unknown livebaseballscorecards.com										
Derrel Thomas, S (1, 4) OBP: 0.388, SLG: 0.415										4	1	2	1	0	1	2											
Bobby Murcer, L (1, 9) OBP: 0.449, SLG: 0.447										4	1	1	0	0	0	2											
Gary Matthews, R (1, 7) OBP: 0.386, SLG: 0.750										4	2	3	3	0	0	0											
Willie Montanez, L (1, 3) OBP: 0.298, SLG: 0.262										4	0	1	0	0	0	1											
Chris Speier, R (1, 6) OBP: 0.435, SLG: 0.342										4	2	2	0	0	0	1											
Ken Reitz, R (1, 5) OBP: 0.409, SLG: 0.419										4	0	2	0	0	0	0											
Mike Sadek, R (1, 2) OBP: 0.600, SLG: 0.778										3	0	2	1	0	0	0											
Gary Thomasson, L (8, PH) OBP: 0.333, SLG: 0.500										0	0	0	1	0	0	0											
Marc Hill, R (9, 2)										0	0	0	0	0	0	0											
John Montefusco, R (1, 1) OBP: 0.182, SLG: 0.222										2	0	0	0	0	1	3											
Chris Arnold, R (7, PH) OBP: 0.333, SLG: 0.333										1	0	0	0	0	0	0											
Gary Lavelle, S (8, 1) ERA: 1.5										0	0	0	0	0	0	0											
Inning Stats	R: 2 E: 0 K: 0 S: 5	H: 3 LOB: 0 BB: 0 P: 5	R: 1 E: 0 K: 3 S: 12	H: 3 LOB: 2 BB: 0 P: 12	R: 0 E: 0 K: 0 S: 4	H: 1 LOB: 1 BB: 0 P: 4	R: 0 E: 0 K: 0 S: 4	H: 1 LOB: 1 BB: 0 P: 4	R: 0 E: 0 K: 0 S: 3	H: 0 LOB: 0 BB: 0 P: 3	R: 3 E: 0 K: 0 S: 6	H: 3 LOB: 0 BB: 0 P: 6	R: 1 E: 0 K: 0 S: 5	H: 2 LOB: 1 BB: 0 P: 5	R: 0 E: 0 K: 0 S: 5	H: 0 LOB: 1 BB: 0 P: 5	1B: 8 2B: 3 3B: 0 HR: 3	SF: 1 SAC: 1 DP: 0 HBP: 0	WP: 1 PB: 0 SB: 0 CS: 2	PA: 37							
PITCHER	IP	WLS	BF	H	R	ER	SO	BB	IBB	HBP	BLK	WP	HR	S	P	ERA	WHIP										
Jerry Reuss, L (1, 1) ERA: 5.25	7.0	L	32	12	6	6	3	0	0	0	0	0	0	3	38	7.71	1.714										
Larry Demery, R (8, 1) ERA: 1.5	1.0		5	2	1	1	0	0	0	0	0	0	0	5	5	9.00	2.000										



Batter	1	2	3	4	5	6	7	8	9	AB	R	H	RBI	BB	SO	LOB	TOP											
Rennie Stennett, R OBP: 0.321, SLG: 0.400										4	0	4	0	0	0	0	Pittsburgh Pirates @ San Francisco Giants Candlestick Park, San Francisco, CA Sun Apr 25 1976, 6:33 AM EDT Att: 23,700 - Unknown											
Manny Sanguillen, R OBP: 0.377, SLG: 0.537										4	0	0	0	0	5													
Al Oliver, L OBP: 0.405, SLG: 0.462										4	0	1	0	0	1													
Willie Stargell, L OBP: 0.521, SLG: 0.775										4	1	1	1	0	1													
Richie Zisk, R OBP: 0.275, SLG: 0.319										4	0	0	0	3	0													
Dave Parker, L OBP: 0.320, SLG: 0.426										4	1	1	0	0	1													
Richie Hebner, L OBP: 0.389, SLG: 0.333										2	1	1	0	1	1													
Frank Taveras, R OBP: 0.279, SLG: 0.286										3	0	1	2	0	0													
John Candelaria, L OBP: 0.250, SLG: 0.250										3	0	1	0	0	1													
Inning Stats	R: 0 E: 1 K: 0 S: 3	H: 1 LOB: 1 BB: 0 P: 3	R: 0 E: 0 K: 2 S: 7	H: 0 LOB: 0 BB: 0 P: 7	R: 0 E: 0 K: 2 S: 7	H: 0 LOB: 0 BB: 0 P: 7	R: 0 E: 0 K: 0 S: 3	H: 2 LOB: 1 BB: 0 P: 3	R: 3 E: 0 K: 1 S: 10	H: 6 LOB: 2 BB: 0 P: 10	R: 0 E: 0 K: 0 S: 7	H: 0 LOB: 0 BB: 0 P: 7	R: 0 E: 0 K: 0 S: 3	H: 0 LOB: 1 BB: 1 P: 7	R: 0 E: 0 K: 1 S: 5	H: 1 LOB: 0 BB: 0 P: 5	R: 0 E: 0 K: 0 S: 3	H: 0 LOB: 0 BB: 0 P: 3	1B: 9 2B: 0 3B: 0 HR: 1	SF: 0 SAC: 0 DP: 2 HBP: 0	WP: 0 PB: 0 SB: 0 CS: 1	PA: 33						
PITCHER	IP	WLS	BF	H	R	ER	SO	BB	IBB	HBP	BLK	WP	HR	S	P	ERA	WHIP											
Mike Caldwell, L ERA: 6.92	(1, 1)	4.2	L	19	9	3	3	5	0	0	0	0	0	1	29	29	5.79	1.929										
Dave Heaverlo, R ERA: 3.38	(5, 1)	1.1		4	0	0	2	0	0	0	0	0	0	0	8	8	0.00	0.000										
Charlie Williams, R ERA: 3.0	(7, 1)	2.0		7	1	0	1	1	0	0	0	0	0	8	12	0.00	1.000											
Randy Moffitt, R ERA: 3.38	(9, 1)	1.0		3	0	0	0	0	0	0	0	0	0	3	3	0.00	0.000											

Batter	1	2	3	4	5	6	7	8	9	AB	R	H	RBI	BB	SO	LOB	BOTTOM										
Von Joshua, L OBP: 0.295, SLG: 0.328										4	0	0	0	0	1	0	Pittsburgh Pirates @ San Francisco Giants Candlestick Park, San Francisco, CA Sun Apr 25 1976, 6:33 AM EDT Att: 23,700 - Unknown										
Derrel Thomas, S OBP: 0.351, SLG: 0.375										4	0	0	0	0	1	0											
Bobby Murcer, L OBP: 0.456, SLG: 0.432										3	0	1	0	1	1	1											
Gary Matthews, R OBP: 0.365, SLG: 0.660										4	0	0	0	0	2	2											
Willie Montanez, L OBP: 0.296, SLG: 0.286										3	0	1	0	0	0	1											
Chris Speier, R OBP: 0.396, SLG: 0.302										2	0	0	0	1	0	1											
Ken Reitz, R OBP: 0.373, SLG: 0.380										3	0	0	0	0	0	2											
Mike Sadek, R OBP: 0.375, SLG: 0.467										3	0	0	0	0	1	2											
Mike Caldwell, R Dave Heaverlo, R Steve Ontiveros, S Charlie Williams, R Chris Arnold, R Randy Moffitt, R	(1, 1) (5, 1) (6, PH) (7, 1) (8, PH) (9, 1)									1 0 1 0 0 0 0 0 0	0 0 0 0 0 0 0 0 0	0 0 0 0 0 0 0 0 0	0 0 0 0 0 0 0 0 0	0 0 0 0 0 0 0 0 0	0 0 0 0 0 0 0 0 0	0 0 0 0 0 0 0 0 0	0 0 0 0 0 0 0 0 0										
Inning Stats	R: 0 E: 0 K: 1 S: 5	H: 1 LOB: 1 BB: 0 P: 5	R: 0 E: 0 K: 1 S: 5	H: 0 LOB: 0 BB: 0 P: 5	R: 0 E: 0 K: 1 S: 3	H: 0 LOB: 0 BB: 0 P: 3	R: 0 E: 0 K: 1 S: 5	H: 0 LOB: 0 BB: 0 P: 5	R: 0 E: 0 K: 2 S: 8	H: 1 LOB: 2 BB: 1 P: 12	R: 0 E: 0 K: 1 S: 5	H: 0 LOB: 0 BB: 0 P: 5	R: 0 E: 0 K: 0 S: 3	H: 0 LOB: 1 BB: 1 P: 7	R: 0 E: 1 K: 1 S: 5	H: 0 LOB: 1 BB: 0 P: 5	R: 0 E: 1 K: 1 S: 6	H: 0 LOB: 1 BB: 0 P: 6	1B: 1 2B: 1 3B: 0 HR: 0	SF: 0 SAC: 0 DP: 0 HBP: 0	WP: 0 PB: 0 SB: 0 CS: 0	PA: 31					
PITCHER	IP	WLS	BF	H	R	ER	SO	BB	IBB	HBP	BLK	WP	HR	S	P	ERA	WHIP										
John Candelaria, L ERA: 1.38	(1, 1)	9.0	W	31	2	0	0	8	2	0	0	0	0	45	53	0.00	0.444										



Batter	1	2	3	4	5	6	7	8	9	AB	R	H	RBI	BB	SO	LOB	TOP					
Bake McBride, L OBP: 0.424, SLG: 0.426 (1, 8)	4-0 SH1-3 2B BB	0-0 G3 BLK 1B				0-0 1B 1B	0-0 SF9			3	3	2	2	2	0	2						
Vic Harris, S OBP: 0.327, SLG: 0.320 (8, FR)	0-0 SH1-3	0-0 G3				0-0 G3				4	2	2	0	0	0	1						
Lee Richard, R OBP: 0.125, SLG: 0.125 (8, 4)	1-2	1-3 3-H				1-2 FC4-6 1B				0	0	0	0	0	0	0						
Lou Brock, L OBP: 0.250, SLG: 0.300 (1, 7)	0-0 2-H	0-0 G3				1-2 2-H 1B	0-0 F8			6	1	2	2	0	0	6						
Ted Simmons, S OBP: 0.279, SLG: 0.264 (1, 2)	0-3 K		0-0 6-3			0-3 K				6	1	1	0	0	2	4						
Reggie Smith, S OBP: 0.279, SLG: 0.382 (1, 5)	0-0 4-3		0-0 1-3			0-0 FC4-6 1B				6	2	0	0	0	0	6						
Willie Crawford, L OBP: 0.294, SLG: 0.467 (1, 9)		0-0 L4	0-0 3-1			0-0 E3 1B				5	1	1	0	1	1	1						
Ron Fairly, L OBP: 0.733, SLG: 0.727 (1, 3)		0-0 FC1 1B				0-0 G5-4-3 1B				4	2	4	3	1	0	0						
Don Kessinger, S OBP: 0.309, SLG: 0.320 (1, 6)		0-0 E 1B				0-0 G5-4-3 1B				5	1	3	2	0	1	3						
Bob Forsch, R (1, 1)		0-0 FC1 1B				0-0 K				0	0	0	0	0	0	0						
Mike Wallace, L (1, 1)		1-1 2-H				0-3 K				0	0	0	0	0	0	0						
Keith Hernandez, L (6, PH)		1-1 BLK				0-0 SF9 3B				0	0	0	0	0	0	0						
Eric Rasmussen, R (6, 1)		1-1 BLK				0-0 G4-6-3				0	0	0	0	0	0	0						
Luis Melendez, R (7, PH)		1-1 BLK				0-0 K				1	0	0	0	0	0	3						
Al Hrabosky, R (7, 1)		1-1 BLK				0-0 K				0	0	0	0	0	0	0						
Inning Stats	R: 1 E: 0 K: 1 S: 6	H: 1 LOB: 1 BB: 1 P: 10	R: 3 E: 1 K: 0 S: 7	H: 3 LOB: 1 BB: 0 P: 7	R: 0 E: 0 K: 0 S: 3	H: 0 LOB: 0 BB: 0 P: 3	R: 0 E: 0 K: 1 S: 5	H: 1 LOB: 0 BB: 0 P: 5	R: 3 E: 1 K: 2 S: 12	H: 4 LOB: 2 BB: 0 P: 12	R: 1 E: 0 K: 0 S: 4	H: 1 LOB: 0 BB: 0 P: 4	R: 1 E: 0 K: 0 S: 5	H: 3 LOB: 2 BB: 1 P: 9	R: 6 E: 2 K: 0 S: 8	H: 3 LOB: 3 BB: 2 P: 18	R: 0 E: 0 K: 1 S: 5	H: 0 LOB: 0 BB: 0 P: 5	1B: 14 2B: 1 3B: 1 HR: 0	SF: 1 SAC: 1 DP: 2 HBP: 2	WP: 0 PB: 0 SB: 0 CS: 0	PA: 51
PITCHER	IP	WLS	BF	H	R	ER	SO	BB	IBB	HBP	BLK	WP	HR	S	P	ERA	WHIP					
Jim Barr, R ERA: 5.08	(1, 1)	4.2	25	9	7	3	3	1	0	0	1	0	0	30	34	5.79	2.143					
Dave Heaverlo, R ERA: 3.24	(5, 1)	0.1	1	0	0	0	1	0	0	0	0	0	0	3	3	0.00	0.000					
Greg Minton, R ERA: 4.5	(6, 1)	1.1	L	7	3	2	2	0	0	0	0	0	0	7	7	13.50	2.250					
Randy Moffitt, R ERA: 3.0	(7, 1)	1.0		12	4	6	0	2	1	1	0	0	0	8	21	0.00	6.000					
Charlie Williams, R ERA: 2.7	(8, 1)	0.1		2	0	0	0	0	0	1	0	0	0	1	2	0.00	0.000					

St. Louis Cardinals @ San Francisco Giants
Candlestick Park, San Francisco, CA
Mon Apr 26 1976, 6:33 AM EDT
Att: 2,343 - Unknown

AB 43
R 15
H 16
RBI 9
BB 4
SO 5
LOB 26



Batter	1	2	3	4	5	6	7	8	9	AB	R	H	RBI	BB	SO	LOB	BOTTOM					
Von Joshua, L OBP: 0.318, SLG: 0.349 (1, 8)			0-0 1-2 1B			0-3 K		0-3 K		5	1	3	0	0	2	1						
Derrel Thomas, S OBP: 0.355, SLG: 0.365 (1, 4)			0-3 K			4-0 CS BB				4	0	1	0	1	1	3						
Bobby Murcer, L OBP: 0.435, SLG: 0.429 (1, 9)	0-0 G4-6-3	0-0 2-3				0-0 P6				5	0	1	0	0	0	2						
Gary Matthews, R OBP: 0.386, SLG: 0.642 (1, 7)	4-0 1B BB	4-0 CS BB				0-0 4-3				3	1	1	0	2	0	0						
Willie Montanez, L OBP: 0.305, SLG: 0.283 (1, 3)	0-0 1B 1B	4-0 1-2 BB				0-0 G3				4	1	1	0	1	0	2						
Chris Speier, R OBP: 0.484, SLG: 0.340 (8, 1)	0-0 HR 1B	0-3 K				0-0 4-3 2B				4	1	2	1	0	1	1						
Charlie Williams, R (8, 1)										0	0	0	0	0	0	0						
Gary Lavelle, S (8, 1)										0	0	0	0	0	0	0						
Marc Hill, R (9, PH)	1-3 HR 1B									1	0	0	0	0	1	2						
Ken Reitz, R OBP: 0.382, SLG: 0.434 (1, 5)	0-0 HR		4-0 FC3-6 BB			0-0 4-3				3	1	1	3	1	0	1						
Dave Rader, L OBP: 0.265, SLG: 0.333 (1, 2)	0-0 WP 1B		0-0 F9			0-0 4-3				4	1	2	0	0	0	2						
Jim Barr, R OBP: 0.286, SLG: 0.167 (5, 1)	0-0 E 1B		0-0 FC3-6			0-0 F7				2	1	1	1	0	0	1						
Steve Ontiveros, S OBP: 0.271, SLG: 0.111 (5, PH)										0	0	0	0	0	0	0						
Greg Minton, S (6, 1)										0	0	0	0	0	0	0						
Randy Moffitt, R (7, 1)										0	0	0	0	0	0	0						
Chris Arnold, R OBP: 0.200, SLG: 0.200 (8, 6)	1-1 E 1B		1-2							1	0	0	0	0	1	1						
Inning Stats	R: 7 E: 1 K: 0 S: 10	H: 8 LOB: 1 BB: 1 P: 14	R: 0 E: 0 K: 1 S: 4	H: 0 LOB: 2 BB: 2 P: 12	R: 0 E: 0 K: 1 S: 6	H: 1 LOB: 2 BB: 1 P: 10	R: 0 E: 0 K: 0 S: 3	H: 0 LOB: 0 BB: 0 P: 3	R: 0 E: 0 K: 0 S: 4	H: 1 LOB: 1 BB: 0 P: 4	R: 0 E: 0 K: 1 S: 4	H: 0 LOB: 0 BB: 1 P: 8	R: 0 E: 0 K: 0 S: 3	H: 0 LOB: 0 BB: 0 P: 3	R: 0 E: 0 K: 2 S: 8	H: 1 LOB: 1 BB: 0 P: 8	R: 0 E: 0 K: 1 S: 7	H: 2 LOB: 2 BB: 0 P: 7	1B: 10 2B: 2 3B: 0 HR: 1	SF: 0 SAC: 0 DP: 1 HBP: 0	WP: 1 PB: 0 SB: 1 CS: 2	PA: 42
PITCHER	IP	WLS	BF	H	R	ER	SO	BB	IBB	HBP	BLK	WP	HR	S	P	ERA	WHIP					
Bob Forsch, R ERA: 7.02	(1, 1)	4.1	W	18	3	0	2	3	0	0	0	0	0	19	31	0.00	1.385					
Mike Wallace, L ERA: 2.19	(1, 1)	1.0		3	0	0	0	1	0	0	0	0	0	4	8	0.00	1.000					
Eric Rasmussen, R ERA: 3.38	(6, 1)	1.0		3	0	0	0	1	0	0	0	0	0	4	8	0.00	1.000					
Al Hrabosky, L ERA: 1.98	(7, 1)	3.0	S	12	3	0	3	0	0	0	0	0	0	18	18	0.00	1.000					

St. Louis Cardinals @ San Francisco Giants
Candlestick Park, San Francisco, CA
Mon Apr 26 1976, 6:33 AM EDT
Att: 2,343 - Unknown

AB 37
R 7
H 13
RBI 5
BB 5
SO 6
LOB 17



Batter	1	2	3	4	5	6	7	8	9	AB	R	H	RBI	BB	SO	LOB	TOP										
Lee Richard, R (1.4) OBP: 0.154, SLG: 0.083	3-1	F8	F8			F8		F7		4	0	0	1	1	0	1	St. Louis Cardinals @ San Francisco Giants Candlestick Park, San Francisco, CA Tue Apr 27 1976, 10:05 PM EDT Att: 5,091 - Unknown										
Don Kessinger, S (1.6) OBP: 0.317, SLG: 0.333	F7	SF9		5-3		1B		1B	G3	4	1	2	1	0	0	0											
Bake McBride, L (1.8) OBP: 0.406, SLG: 0.397	K			4-3		4-3		G3	G3	4	0	0	0	1	1	2											
Reggie Smith, S (1.9) OBP: 0.288, SLG: 0.373				4-3				P6	P6	4	1	1	0	1	0	4											
Willie Crawford, L (1.7) OBP: 0.409, SLG: 0.579										4	2	3	1	1	0	0											
Keith Hernandez, L (1.3) OBP: 0.320, SLG: 0.326										5	2	3	1	0	0	3											
Hector Cruz, R (1.5) OBP: 0.196, SLG: 0.271										3	0	0	1	0	0	3											
Ken Rudolph, R (1.2) OBP: 0.429, SLG: 0.500										3	1	1	1	1	1	1											
Lynn McGlothen, L (1.1) OBP: 0.182, SLG: 0.100										3	0	0	0	1	0	1											
Inning Stats	R: 0 E: 0 K: 1 S: 5	H: 0 LOB: 0 BB: 0 P: 5	R: 4 E: 0 K: 0 S: 5	H: 2 LOB: 3 BB: 5 P: 25	R: 2 E: 1 K: 0 S: 6	H: 3 LOB: 1 BB: 0 P: 6	R: 0 E: 0 K: 0 S: 3	H: 0 LOB: 0 BB: 0 P: 3	R: 0 E: 0 K: 1 S: 6	H: 1 LOB: 1 BB: 0 P: 6	R: 0 E: 0 K: 0 S: 4	H: 1 LOB: 1 BB: 0 P: 4	R: 0 E: 0 K: 0 S: 3	H: 1 LOB: 0 BB: 7 P: 7	R: 0 E: 0 K: 0 S: 3	H: 0 LOB: 0 BB: 0 P: 3	R: 1 E: 0 K: 0 S: 5	H: 2 LOB: 1 BB: 0 P: 5	1B: 8 2B: 2 3B: 0 HR: 0	SF: 2 SAC: 0 DP: 1 HBP: 0	WP: 0 PB: 0 SB: 1 CS: 0	PA: 42					
PITCHER	IP	WLS	BF	H	R	ER	SO	BB	IBB	HBP	BLK	WP	HR	S	P	ERA	WHIP										
John D'Acquisto, R (1.1) ERA: 15.43	1.2	L	12	2	4	4	1	5	0	0	0	0	0	9	29	21.60	4.200										
Dave Heaverlo, R (2.1) ERA: 3.72	1.1		7	3	2	1	0	0	0	0	0	0	0	7	7	6.75	2.250										
Mike Caldwell, L (4.1) ERA: 6.0	2.0		7	1	0	0	1	0	0	0	0	0	0	9	9	0.00	0.500										
Charlie Williams, R (6.1) ERA: 1.69	2.0		8	2	0	0	0	1	0	0	0	0	0	7	11	0.00	1.500										
Greg Minton, R (8.1) ERA: 4.5	2.0		8	2	1	1	0	0	0	0	0	0	0	8	8	4.50	1.000										

Batter	1	2	3	4	5	6	7	8	9	AB	R	H	RBI	BB	SO	LOB	BOTTOM										
Von Joshua, L (1.8) OBP: 0.329, SLG: 0.388	1B		1-3			1B		F7		4	1	2	0	0	0	0	St. Louis Cardinals @ San Francisco Giants Candlestick Park, San Francisco, CA Tue Apr 27 1976, 10:05 PM EDT Att: 5,091 - Unknown										
Derrel Thomas, S (1.4) OBP: 0.379, SLG: 0.382	3B				1B			4-3		3	0	2	1	1	0	0											
Bobby Murcer, L (1.9) OBP: 0.424, SLG: 0.415	1B				1B			4-3		4	0	1	0	0	0	3											
Gary Matthews, R (1.7) OBP: 0.361, SLG: 0.596	6-3				1B			F8		4	0	0	0	0	0	2											
Willie Montanez, L (1.3) OBP: 0.302, SLG: 0.298					2B			4-3		4	0	1	0	0	0	0											
Chris Speier, R (1.6) OBP: 0.393, SLG: 0.333					K			1B		4	0	1	0	0	1	1											
Ken Reitz, R (1.5) OBP: 0.390, SLG: 0.439					1B			4-3		4	0	2	0	0	0	1											
Dave Rader, L (1.2) OBP: 0.263, SLG: 0.324					F7			G3		4	0	1	0	0	0	4											
John D'Acquisto, R (1.1) ERA: 15.43					G3			6-3		0	0	0	0	0	0	0											
Dave Heaverlo, R (2.1) ERA: 3.72										0	0	0	0	0	0	0											
Mike Caldwell, L (4.1) ERA: 6.0										0	0	0	0	0	0	0											
Charlie Williams, R (6.1) ERA: 1.69										0	0	0	0	0	0	0											
Greg Minton, R (8.1) ERA: 4.5										0	0	0	0	0	0	0											
Inning Stats	R: 1 E: 0 K: 0 S: 4	H: 2 LOB: 0 BB: 0 P: 4	R: 0 E: 0 K: 0 S: 4	H: 1 LOB: 1 BB: 0 P: 4	R: 0 E: 0 K: 1 S: 6	H: 1 LOB: 1 BB: 0 P: 6	R: 0 E: 0 K: 0 S: 4	H: 2 LOB: 2 BB: 0 P: 4	R: 0 E: 0 K: 0 S: 5	H: 2 LOB: 0 BB: 0 P: 5	R: 0 E: 0 K: 0 S: 3	H: 0 LOB: 0 BB: 0 P: 3	R: 0 E: 0 K: 0 S: 3	H: 0 LOB: 0 BB: 0 P: 3	R: 0 E: 0 K: 0 S: 4	H: 1 LOB: 1 BB: 0 P: 4	1B: 8 2B: 1 3B: 1 HR: 0	SF: 0 SAC: 0 DP: 1 HBP: 0	WP: 0 PB: 0 SB: 0 CS: 1	PA: 36							
PITCHER	IP	WLS	BF	H	R	ER	SO	BB	IBB	HBP	BLK	WP	HR	S	P	ERA	WHIP										
Lynn McGlothen, R (1.1) ERA: 3.12	9.0	W	36	10	1	1	1	1	0	0	0	0	0	37	41	1.00	1.222										



Batter	1	2	3	4	5	6	7	8	9	10	11	12	13	14	15	16	AB	R	H	RBI	BB	SO	LOB	TOP
Lou Brock, L OBP: 0.288, SLG: 0.351 (1, 7)	K			4-3		E9 2B		1B		SH3-4		F8 1B		P4 2B		1-3	7	1	4	0	0	1	0	
Vic Harris, S OBP: 0.323, SLG: 0.333 (1, 4)	K			K		F8 2B		1B		E3 FC3-6		F8 1B		P4 2B			7	0	2	1	0	2	4	
Beke McBride, L OBP: 0.394, SLG: 0.400 (1, 8)	K			E9 2B		F8		F8		FC3-6			6-3			7	0	2	0	0	1	4		
Ted Simmons, S OBP: 0.265, SLG: 0.250 (1, 2)				4-3		4-3			6-3	2-3			6-3			7	0	1	0	0	0	5		
Reggie Smith, S OBP: 0.280, SLG: 0.333 (9, 3)	K					G3			F9				F7			7	0	0	0	0	2	2		
Willie Crawford, L OBP: 0.483, SLG: 0.615 (1, 9)	K					1B			FC5 HBP	1B			4-3			7	1	5	0	0	1	1		
Keith Hernandez, L OBP: 0.302, SLG: 0.304 (9, PH)				K		K			G3				4-3			3	0	0	0	0	2	2		
Mike Anderson, R OBP: 0.417, SLG: 0.500 (9, 5)						1-3			1-2 HBP				4-3			0	0	0	0	0	0	0		
Lee Richard, R OBP: 0.133, SLG: 0.071 (9, 5)													4-3			2	0	0	0	0	0	1		
Don Kessinger, S OBP: 0.284, SLG: 0.295 (1, 6)				K		F5			FC5				F8			7	1	0	0	0	2	6		
John Montefusco, R ERA: 2.02 (1, 1)									F8				6-3			3	0	0	0	0	2	2		
John Montefusco, R ERA: 2.02 (1, 1)									6-3				FC3-6 SH3-4	1B		3	0	0	0	0	2	2		
John Montefusco, R ERA: 2.02 (1, 1)													6-3			3	0	0	0	0	2	2		
John Montefusco, R ERA: 2.02 (1, 1)													6-3			3	0	0	0	0	2	2		
John Montefusco, R ERA: 2.02 (1, 1)													6-3			3	0	0	0	0	2	2		
John Montefusco, R ERA: 2.02 (1, 1)													6-3			3	0	0	0	0	2	2		
John Montefusco, R ERA: 2.02 (1, 1)													6-3			3	0	0	0	0	2	2		
John Montefusco, R ERA: 2.02 (1, 1)													6-3			3	0	0	0	0	2	2		
John Montefusco, R ERA: 2.02 (1, 1)													6-3			3	0	0	0	0	2	2		
John Montefusco, R ERA: 2.02 (1, 1)													6-3			3	0	0	0	0	2	2		
John Montefusco, R ERA: 2.02 (1, 1)													6-3			3	0	0	0	0	2	2		
John Montefusco, R ERA: 2.02 (1, 1)													6-3			3	0	0	0	0	2	2		
John Montefusco, R ERA: 2.02 (1, 1)													6-3			3	0	0	0	0	2	2		
John Montefusco, R ERA: 2.02 (1, 1)													6-3			3	0	0	0	0	2	2		
John Montefusco, R ERA: 2.02 (1, 1)													6-3			3	0	0	0	0	2	2		
John Montefusco, R ERA: 2.02 (1, 1)													6-3			3	0	0	0	0	2	2		
John Montefusco, R ERA: 2.02 (1, 1)													6-3			3	0	0	0	0	2	2		
John Montefusco, R ERA: 2.02 (1, 1)													6-3			3	0	0	0	0	2	2		
John Montefusco, R ERA: 2.02 (1, 1)													6-3			3	0	0	0	0	2	2		
John Montefusco, R ERA: 2.02 (1, 1)													6-3			3	0	0	0	0	2	2		
John Montefusco, R ERA: 2.02 (1, 1)													6-3			3	0	0	0	0	2	2		
John Montefusco, R ERA: 2.02 (1, 1)													6-3			3	0	0	0	0	2	2		
John Montefusco, R ERA: 2.02 (1, 1)													6-3			3	0	0	0	0	2	2		
John Montefusco, R ERA: 2.02 (1, 1)													6-3			3	0	0	0	0	2	2		
John Montefusco, R ERA: 2.02 (1, 1)													6-3			3	0	0	0	0	2	2		
John Montefusco, R ERA: 2.02 (1, 1)													6-3			3	0	0	0	0	2	2		
John Montefusco, R ERA: 2.02 (1, 1)													6-3			3	0	0	0	0	2	2		
John Montefusco, R ERA: 2.02 (1, 1)													6-3			3	0	0	0	0	2	2		
John Montefusco, R ERA: 2.02 (1, 1)													6-3			3	0	0	0	0	2	2		
John Montefusco, R ERA: 2.02 (1, 1)													6-3			3	0	0	0	0	2	2		
John Montefusco, R ERA: 2.02 (1, 1)													6-3			3	0	0	0	0	2	2		
John Montefusco, R ERA: 2.02 (1, 1)													6-3			3	0	0	0	0	2	2		
John Montefusco, R ERA: 2.02 (1, 1)													6-3			3	0	0	0	0	2	2		
John Montefusco, R ERA: 2.02 (1, 1)													6-3			3	0	0	0	0	2	2		
John Montefusco, R ERA: 2.02 (1, 1)													6-3			3	0	0	0	0	2	2		
John Montefusco, R ERA: 2.02 (1, 1)													6-3			3	0	0	0	0	2	2		
John Montefusco, R ERA: 2.02 (1, 1)													6-3			3	0	0	0	0	2	2		
John Montefusco, R ERA: 2.02 (1, 1)													6-3			3	0	0	0	0	2	2		
John Montefusco, R ERA: 2.02 (1, 1)													6-3			3	0	0	0	0	2	2		
John Montefusco, R ERA: 2.02 (1, 1)													6-3			3	0	0	0	0	2	2		
John Montefusco, R ERA: 2.02 (1, 1)													6-3			3	0	0	0	0	2	2		
John Montefusco, R ERA: 2.02 (1, 1)													6-3			3	0	0	0	0	2	2		
John Montefusco, R ERA: 2.02 (1, 1)													6-3			3	0	0	0	0	2	2		
John Montefusco, R ERA: 2.02 (1, 1)													6-3			3	0	0	0	0	2	2		
John Montefusco, R ERA: 2.02 (1, 1)													6-3			3	0	0	0	0	2	2		
John Montefusco, R ERA: 2.02 (1, 1)													6-3			3	0	0	0	0	2	2		
John Montefusco, R ERA: 2.02 (1, 1)													6-3			3	0	0	0	0	2	2		
John Montefusco, R ERA: 2.02 (1, 1)													6-3			3	0	0	0	0	2	2		
John Montefusco, R ERA: 2.02 (1, 1)													6-3			3	0	0	0	0	2	2		
John Montefusco, R ERA: 2.02 (1, 1)													6-3			3	0	0	0	0	2	2		
John Montefusco, R ERA: 2.02 (1, 1)													6-3			3	0	0	0	0	2	2		
John Montefusco, R ERA: 2.02 (1, 1)													6-3			3	0	0	0	0	2	2		
John Montefusco, R ERA: 2.02 (1, 1)													6-3			3	0	0	0	0	2	2		
John Montefusco, R ERA: 2.02 (1, 1)													6-3			3	0	0	0	0	2	2		
John Montefusco, R ERA: 2.02 (1, 1)													6-3			3	0	0	0	0	2	2		
John Montefusco, R ERA: 2.02 (1, 1)													6-3			3	0	0	0	0	2	2		
John Montefusco, R ERA: 2.02 (1, 1)													6-3			3	0	0	0	0	2	2		
John Montefusco, R ERA: 2.02 (1, 1)													6-3			3	0	0	0	0	2	2		
John Montefusco, R ERA: 2.02 (1, 1)													6-3			3	0	0	0	0	2	2		
John Montefusco, R ERA: 2.02 (1, 1)													6-3			3	0	0	0	0	2	2		
John Montefusco, R ERA: 2.02 (1, 1)													6-3			3	0	0						

Batter	1	2	3	4	5	6	7	8	9	AB	R	H	RBI	BB	SO	LOB	TOP																			
Rick Monday, L OBP: 0.436, SLG: 0.619 (1, 8)	F7	HBP		K		K		1-3		4	0	0	0	0	2	4	Chicago Cubs @ San Francisco Giants Candlestick Park, San Francisco, CA Fri Apr 30 1976, 10:05 PM EDT Att: 3,517 - Unknown - 54 F																			
Jose Cardenal, R OBP: 0.341, SLG: 0.422 (1, 7)	4-3	6-3			6-3	SF8 S		F8		5	0	1	2	0	0	3																				
Bill Madlock, R OBP: 0.378, SLG: 0.425 (1, 5)	HBP			SH SH3	1B			6-3		4	2	3	0	1	0	1																				
Jerry Morales, R OBP: 0.371, SLG: 0.487 (1, 9)	HBP			SH SH3	1B	5-3	SF8	1-3		2	0	0	1	1	0	1																				
Andre Thornton, R OBP: 0.409, SLG: 0.394 (1, 3)	FC5-4 HBP			K		1B	F5			3	0	1	0	1	1	4																				
Manny Trillo, R OBP: 0.388, SLG: 0.400 (1, 4)	FC5-4			SH3				1-3		4	0	1	2	0	0	4																				
Steve Swisher, R OBP: 0.233, SLG: 0.380 (1, 2)				1-3				5-3		5	1	1	0	0	0	2																				
Dave Rosello, R OBP: 0.400, SLG: 0.311 (1, 6)				5-3				F8		3	1	1	0	1	0	0																				
Rick Reuschel, R (1, 1)		FC5-4 HBP		K		1B		E4 F8 1-3		3	1	0	0	1	1	1																				
Inning Stats	R: 0 E: 0 K: 0 S: 4	H: 1 LOB: 3 BB: 1 P: 9	R: 0 E: 0 K: 0 S: 3	H: 0 LOB: 2 BB: 1 P: 8	R: 1 E: 1 K: 1 S: 7	H: 1 LOB: 0 BB: 0 P: 7	R: 0 E: 0 K: 2 S: 7	H: 0 LOB: 0 BB: 0 P: 7	R: 1 E: 0 K: 0 S: 4	H: 2 LOB: 2 BB: 1 P: 8	R: 3 E: 0 K: 1 S: 8	H: 3 LOB: 2 BB: 2 P: 16	R: 0 E: 0 K: 0 S: 3	H: 0 LOB: 0 BB: 0 P: 3	R: 0 E: 1 K: 0 S: 4	H: 0 LOB: 1 BB: 0 P: 4	R: 0 E: 0 K: 0 S: 4	H: 1 LOB: 1 BB: 0 P: 4	1B: 5 2B: 3 3B: 0 HR: 0	SF: 1 SAC: 2 DP: 0 HBP: 2	WP: 0 PB: 0 SB: 2 CS: 0	PA: 43														
PITCHER	IP	WLS	BF	H	R	ER	SO	BB	IBB	HBP	BLK	WP	HR	S	P	ERA	WHIP	PITCHER		IP	WLS	BF	H	R	ER	SO	BB	IBB	HBP	BLK	WP	HR	S	P	ERA	WHIP
Ed Halicki, R ERA: 4.64 (1, 1)	7.0	L	35	7	5	4	4	4	1	2	0	0	0	36	58	5.14	1.571																			
Charlie Williams, R ERA: 1.23 (8, 1)	2.0		8	1	0	0	0	0	0	0	0	0	0	8	8	0.00	0.500																			

AB	33
R	5
H	8
RBI	5
BB	5
SO	4
LOB	20



Batter	1	2	3	4	5	6	7	8	9	AB	R	H	RBI	BB	SO	LOB	BOTTOM																			
Von Joshua, L OBP: 0.333, SLG: 0.377 (1, 8)	4-1			4-3 E				6-3		4	0	1	1	0	0	0	Chicago Cubs @ San Francisco Giants Candlestick Park, San Francisco, CA Fri Apr 30 1976, 10:05 PM EDT Att: 3,517 - Unknown - 54 F																			
Derrel Thomas, S OBP: 0.325, SLG: 0.318 (1, 4)	L8			4-3				F2		4	0	0	0	0	1	1																				
Bobby Murcer, L OBP: 0.390, SLG: 0.381 (1, 9)	L3			F9				4-3		4	0	0	0	0	0	1																				
Gary Matthews, R OBP: 0.347, SLG: 0.552 (1, 7)		G6-4-3 1B BB						6-3		3	0	1	0	1	0	0																				
Willie Montanez, L OBP: 0.324, SLG: 0.328 (1, 3)		G6-4-3 1B		L6-4 BB				G3		4	0	2	0	0	0	0																				
Chris Speier, R OBP: 0.361, SLG: 0.311 (1, 6)		G6-4-3						F3		3	1	1	0	1	0	2																				
Ken Reitz, R OBP: 0.388, SLG: 0.431 (1, 5)		G3		L6-4				G4-6-3 1B		3	0	1	1	0	0	4																				
Dave Rader, L OBP: 0.234, SLG: 0.304 (1, 2)				SH2-4 1B				G4-6-3		3	1	1	0	0	0	3																				
Ed Halicki, R OBP: 0.500, SLG: 0.250 (1, 1)				SH2-4				F5		1	0	0	0	0	1	0																				
Steve Ontiveros, S OBP: 0.297, SLG: 0.154 (7, PH)										1	0	0	0	0	0	0																				
Charlie Williams, R (8, 1)										0	0	0	0	0	0	0																				
Inning Stats	R: 0 E: 0 K: 0 S: 3	H: 0 LOB: 0 BB: 0 P: 3	R: 0 E: 0 K: 0 S: 3	H: 1 LOB: 1 BB: 1 P: 7	R: 1 E: 1 K: 0 S: 5	H: 2 LOB: 1 BB: 0 P: 5	R: 0 E: 0 K: 0 S: 4	H: 2 LOB: 2 BB: 1 P: 8	R: 0 E: 0 K: 2 S: 7	H: 0 LOB: 0 BB: 0 P: 7	R: 0 E: 0 K: 0 S: 3	H: 0 LOB: 0 BB: 0 P: 3	R: 1 E: 0 K: 0 S: 4	H: 2 LOB: 2 BB: 0 P: 4	R: 0 E: 0 K: 0 S: 3	H: 0 LOB: 0 BB: 0 P: 3	R: 0 E: 0 K: 0 S: 3	H: 0 LOB: 0 BB: 0 P: 3	1B: 4 2B: 4 3B: 0 HR: 0	SF: 0 SAC: 1 DP: 3 HBP: 0	WP: 0 PB: 0 SB: 0 CS: 0	PA: 33														
PITCHER	IP	WLS	BF	H	R	ER	SO	BB	IBB	HBP	BLK	WP	HR	S	P	ERA	WHIP	PITCHER		IP	WLS	BF	H	R	ER	SO	BB	IBB	HBP	BLK	WP	HR	S	P	ERA	WHIP
Rick Reuschel, R ERA: 4.96 (1, 1)	9.0	W	33	7	2	2	2	2	0	0	0	0	0	35	43	2.00	1.000																			

AB	30
R	2
H	7
RBI	2
BB	2
SO	2
LOB	11



Batter	1	2	3	4	5	6	7	8	9	AB	R	H	RBI	BB	SO	LOB	TOP										
Rick Monday, L OBP: 0.438, SLG: 0.625 (1, 8)										4	1	2	0	0	1	1	Chicago Cubs @ San Francisco Giants Candlestick Park, San Francisco, CA Sat May 01 1976, 6:33 AM EDT Att: 4,701 - Sunny - 71 F										
Jose Cardenal, R OBP: 0.333, SLG: 0.412 Ralph LaCock, L OBP: 0.200, SLG: 0.444 (3, PH) (3, 7)										1	0	0	0	0	0	1											
Bill Madlock, R OBP: 0.391, SLG: 0.432 Mick Kelleher, R OBP: 0.400, SLG: 0.400 (3, PR) (3, 5)										1	0	1	1	0	0	0											
Jerry Morales, R OBP: 0.355, SLG: 0.463 (1, 9)										4	0	0	0	0	0	3											
Andre Thornton, R OBP: 0.391, SLG: 0.371 (1, 3)										4	0	0	0	0	1	1											
Manny Trillo, R OBP: 0.363, SLG: 0.393 (1, 4)										4	0	1	0	0	0	0											
Steve Swisher, R OBP: 0.293, SLG: 0.389 Randy Hundley, R OBP: 0.200, SLG: 0.400 (4, PH) (4, 2)										1	0	1	0	0	0	0											
Dave Rosello, R OBP: 0.392, SLG: 0.308 (1, 6)										4	0	1	0	0	1	2											
Ray Burris, R OBP: 0.182, SLG: 0.182 Buddy Schultz, R Mike Garman, R (7, 1) (8, 1)										3	0	1	0	0	0	2											
Inning Stats	R: 1 E: 0 K: 0 S: 5	H: 2 LOB: 1 BB: 0 P: 5	R: 0 E: 0 K: 0 S: 4	H: 1 LOB: 1 BB: 0 P: 4	R: 0 E: 0 K: 1 S: 5	H: 0 LOB: 1 BB: 0 P: 7	R: 0 E: 0 K: 0 S: 3	H: 0 LOB: 0 BB: 0 P: 3	R: 0 E: 0 K: 0 S: 4	H: 2 LOB: 2 BB: 1 P: 8	R: 0 E: 0 K: 0 S: 3	H: 0 LOB: 0 BB: 0 P: 3	R: 0 E: 0 K: 1 S: 6	H: 1 LOB: 1 BB: 0 P: 6	R: 0 E: 0 K: 0 S: 3	H: 1 LOB: 0 BB: 0 P: 3		R: 0 E: 0 K: 2 S: 8	H: 1 LOB: 1 BB: 0 P: 8	1B: 7 2B: 1 3B: 0 HR: 0	SF: 0 SAC: 0 DP: 2 HBP: 1	WP: 0 PB: 0 SB: 0 CS: 0	PA: 35				
PITCHER	IP	WLS	BF	H	R	ER	SO	BB	IBB	HBP	BLK	WP	HR	S	P	ERA	WHIP										
Jim Barr, R ERA: 4.13 Gary Lavelle, L ERA:	(1, 1) (8, 1)	7.0 W	28 7	6 2	1 0	1 0	2 2	0 0	1 0	1 0	0 0	0 0	0 0	30 11	36 11	1.29 0.00	0.857 1.000										

Batter	1	2	3	4	5	6	7	8	9	AB	R	H	RBI	BB	SO	LOB	BOTTOM										
Derrel Thomas, S OBP: 0.321, SLG: 0.304 (1, 4)										3	0	0	0	0	1	2	Chicago Cubs @ San Francisco Giants Candlestick Park, San Francisco, CA Sat May 01 1976, 6:33 AM EDT Att: 4,701 - Sunny - 71 F										
Chris Speier, R OBP: 0.355, SLG: 0.338 (1, 6)										4	1	1	0	0	1	2											
Bobby Murcer, L OBP: 0.395, SLG: 0.403 (1, 9)										4	2	2	1	0	0	1											
Gary Matthews, R OBP: 0.329, SLG: 0.521 (1, 7)										4	0	0	0	0	2	2											
Willie Montanez, L OBP: 0.359, SLG: 0.348 (1, 3)										2	0	2	1	2	0	0											
Ken Reitz, R OBP: 0.394, SLG: 0.435 (1, 5)										4	0	2	1	0	0	2											
Von Joshua, L OBP: 0.321, SLG: 0.363 (1, 8)										3	0	0	0	0	0	3											
Marc Hill, R (1, 2)										3	0	0	0	0	1	2											
Jim Barr, R OBP: 0.444, SLG: 0.286 Chris Arnold, R OBP: 0.125, SLG: 0.125 Gary Lavelle, S (7, PH) (8, 1)										1	0	1	0	1	0	0											
Inning Stats	R: 0 E: 0 K: 1 S: 4	H: 0 LOB: 1 BB: 0 P: 5	R: 0 E: 0 K: 1 S: 6	H: 1 LOB: 1 BB: 0 P: 6	R: 0 E: 0 K: 0 S: 4	H: 1 LOB: 1 BB: 0 P: 4	R: 1 E: 0 K: 0 S: 4	H: 2 LOB: 0 BB: 0 P: 4	R: 0 E: 0 K: 1 S: 5	H: 0 LOB: 1 BB: 1 P: 9	R: 0 E: 0 K: 0 S: 3	H: 0 LOB: 0 BB: 0 P: 3	R: 0 E: 0 K: 1 S: 6	H: 1 LOB: 2 BB: 1 P: 10	R: 2 E: 0 K: 1 S: 7	H: 3 LOB: 2 BB: 1 P: 11		1B: 6 2B: 1 3B: 1 HR: 0	SF: 0 SAC: 0 DP: 1 HBP: 1	WP: 1 PB: 0 SB: 2 CS: 0	PA: 33						
PITCHER	IP	WLS	BF	H	R	ER	SO	BB	IBB	HBP	BLK	WP	HR	S	P	ERA	WHIP										
Ray Burris, R ERA: 4.18 Buddy Schultz, L ERA: 1.59 Mike Garman, R ERA: 5.94	(1, 1) (7, 1) (8, 1)	6.0 L	24 6	5 2	1 2	1 2	3 1	0 0	0 0	0 0	0 0	0 0	0 0	8 8	8 8	13.50 0.00	1.507 1.500										

AB	33
R	1
H	8
RBI	1
BB	1
SO	4
LOB	14



AB	29
R	3
H	8
RBI	3
BB	3
SO	5
LOB	16



Batter	1	2	3	4	5	6	7	8	9	10	11	12	13	14	AB	R	H	RBI	BB	SO	LOB	TOP										
Rick Monday, L OBP: 0.438, SLG: 0.628 (1, 8)															6	2	2	0	1	2	3											
Jose Cardenal, R OBP: 0.370, SLG: 0.489 (1, 7)															7	2	6	4	0	0	0											
Bill Madlock, R OBP: 0.404, SLG: 0.417 (1, 5)															3	0	0	0	4	0	0											
Jerry Morales, R OBP: 0.340, SLG: 0.437 (1, 9)															7	0	1	0	0	0	8											
Ralph LaCock, L OBP: 0.250, SLG: 0.357 (1, 3)															5	0	1	1	1	2	3											
Manny Trillo, R OBP: 0.351, SLG: 0.378 (1, 4)															6	0	1	0	0	1	5											
Randy Hundley, R OBP: 0.348, SLG: 0.385 Mick Kelleher, R OBP: 0.400, SLG: 0.400 George Mittenwald, R (1, 2)															3	1	1	0	1	1	0											
Dave Rosello, R OBP: 0.388, SLG: 0.314 (1, 6)															5	1	1	1	1	1	2											
Oscar Zamora, R Joe Williams, R Dwight Gooden, L Mike Garman, R Andre Thornton, R Ken Fraling, L (1, 1)															2	0	0	0	0	1	0											
Inning Stats	R: 0 E: 0 K: 0 S: 3	H: 2 LOB: 0 BB: 0 P: 3	R: 0 E: 0 K: 1 S: 5	H: 1 LOB: 0 BB: 0 P: 5	R: 0 E: 0 K: 1 S: 5	H: 0 LOB: 0 BB: 0 P: 5	R: 2 E: 0 K: 0 S: 5	H: 3 LOB: 1 BB: 1 P: 9	R: 3 E: 0 K: 1 S: 6	H: 2 LOB: 0 BB: 2 P: 14	R: 0 E: 0 K: 0 S: 2	H: 0 LOB: 0 BB: 1 P: 6	R: 0 E: 0 K: 0 S: 4	H: 1 LOB: 1 BB: 1 P: 4	R: 0 E: 0 K: 0 S: 4	H: 1 LOB: 2 BB: 1 P: 8	R: 0 E: 0 K: 0 S: 3	H: 0 LOB: 0 BB: 0 P: 3	R: 0 E: 0 K: 2 S: 8	H: 1 LOB: 1 BB: 0 P: 8	R: 0 E: 0 K: 1 S: 5	H: 1 LOB: 2 BB: 0 P: 12	R: 0 E: 0 K: 1 S: 5	H: 0 LOB: 0 BB: 0 P: 5	R: 0 E: 0 K: 0 S: 4	H: 1 LOB: 2 BB: 2 P: 12	R: 1 E: 0 K: 0 S: 4	H: 1 LOB: 2 BB: 0 P: 12	1B: 9 2B: 2 3B: 2 HR: 1	SF: 0 SAC: 1 DP: 4 HBP: 0	WP: 1 PB: 0 SB: 1 CS: 1	PA: 58

PITCHER	IP	WLS	BF	H	R	ER	SO	BB	IBB	HBP	BLK	WP	HR	S	P	ERA	WHIP
John Montefusco, R ERA: 2.88	(1, 1)	5.0	21	8	5	3	3	3	0	0	0	0	1	24	36	9.00	2.200
Charlie Williams, R ERA: 1.08	(8, 1)	1.0	3	0	0	0	1	0	0	0	0	0	0	2	6	0.00	1.000
Randy Moffitt, R ERA: 2.77	(7, 1)	2.0	9	2	0	0	1	0	0	0	0	1	0	8	12	0.00	1.500
Dave Heaverlo, R ERA: 3.38	(8, 1)	1.0	4	1	0	0	1	1	0	0	0	0	0	5	9	0.00	2.000
Gary Lavelle, L ERA: 0.39	(10, 1)	5.0	L	21	3	1	1	5	1	2	0	0	0	28	40	1.80	0.800

Batter	1	2	3	4	5	6	7	8	9	10	11	12	13	14	AB	R	H	RBI	BB	SO	LOB	BOTTOM		
Darrel Thomas, S OBP: 0.330, SLG: 0.338 (1, 4)															5	1	1	1	1	0	1			
Chris Speier, R OBP: 0.349, SLG: 0.347 (1, 6)															7	1	2	0	0	0	4			
Bobby Murcer, L OBP: 0.420, SLG: 0.438 (1, 9)															6	0	4	1	1	1	2			
Gary Matthews, R OBP: 0.325, SLG: 0.487 (1, 7)															5	0	0	0	2	2	6			
Willie Montanez, L OBP: 0.353, SLG: 0.342 (1, 3)															7	0	2	1	0	0	5			
Ken Reltz, R OBP: 0.385, SLG: 0.421 (1, 5)														7	1	2	0	0	0	4				
Von Joshua, L OBP: 0.300, SLG: 0.337 (1, 8)															6	0	0	0	0	1	4			
Marc Hill, R OBP: 0.308, SLG: 0.583 Craig Robinson, R OBP: 1.000, SLG: 1.000 Mike Sadek, R OBP: 0.333, SLG: 0.412 (1, 2)															4	2	3	2	0	0	0			
John Montefusco, R Steve Cishek, R Charlie Williams, R Larry Hendon, R Randy Moffitt, R Chris Arroyo, R Dwight Gooden, L Gary Lavelle, S OBP: 0.280, SLG: 0.290 (1, 1)															1	0	0	0	0	1	0			
Inning Stats	R: 0 E: 0 K: 1 S: 6	H: 1 LOB: 1 BB: 0 P: 6	R: 0 E: 0 K: 0 S: 3	H: 0 LOB: 0 BB: 0 P: 3	R: 1 E: 0 K: 1 S: 6	H: 1 LOB: 0 BB: 0 P: 6	R: 0 E: 0 K: 0 S: 5	H: 2 LOB: 2 BB: 1 P: 9	R: 1 E: 0 K: 0 S: 5	H: 1 LOB: 1 BB: 0 P: 4	R: 0 E: 0 K: 0 S: 4	H: 1 LOB: 1 BB: 0 P: 4	R: 0 E: 0 K: 1 S: 6	H: 1 LOB: 1 BB: 0 P: 6	R: 0 E: 0 K: 1 S: 4	H: 1 LOB: 1 BB: 0 P: 4	R: 0 E: 0 K: 0 S: 4	H: 1 LOB: 1 BB: 0 P: 4	R: 0 E: 0 K: 0 S: 4	H: 1 LOB: 1 BB: 0 P: 4	1B: 10 2B: 4 3B: 0 HR: 2	SF: 0 SAC: 0 DP: 2 HBP: 1	WP: 0 PB: 0 SB: 1 CS: 0	PA: 60

PITCHER	IP	WLS	BF	H	R	ER	SO	BB	IBB	HBP	BLK	WP	HR	S	P	ERA	WHIP
Oscar Zamora, R ERA: 2.92	(1, 1)	6.0	27	8	4	4	3	1	1	0	0	0	0	11	20	3.86	1.714
Darold Knowles, L ERA: 6.75	(7, 1)	2.1	12	2	1	1	1	2	0	1	0	0	0	11	20	3.86	1.714
Mike Garman, R ERA: 5.12	(8, 1)	2.2	10	2	0	0	1	1	0	0	0	0	0	11	15	0.00	1.125
Ken Fraling, L ERA:	(12, 1)	3.0	W	11	3	0	0	1	0	0	0	0	0	13	13	0.00	1.000

Chicago Cubs @ San Francisco Giants
Candlestick Park, San Francisco, CA
Sun May 02 1976, 6:33 AM EDT
Sunny - 68 F

AB: 48
R: 6
H: 14
RBI: 16
BB: 9
SO: 9
LOB: 22



Chicago Cubs @ San Francisco Giants
Candlestick Park, San Francisco, CA
Sun May 02 1976, 6:33 AM EDT
Sunny - 68 F


AB: 55
R: 15
H: 15
RBI: 5
BB: 4
SO: 6
LOB: 30



Batter	1	2	3	4	5	6	7	8	9	AB	R	H	RBI	BB	SO	LOB	TOP					
Von Joshua, L (1,8) OBP: 0.313, SLG: 0.359	0-0 FC6-4 1B	0-0 4-3			0-0 4-3	0-0 F9		0-0 2B		5	1	2	0	0	0	4						
Derrel Thomas, S (1,4) OBP: 0.323, SLG: 0.321	0-0 E9 FC6-4 1B	0-0 1-3			0-0 6-3		0-0 E5 1B	0-0 4-3		5	2	1	0	0	0	2						
Bobby Murcer, L (1,9) OBP: 0.404, SLG: 0.410	0-3 K		0-0 4-3		0-0 F8		0-0 F6	4-0 FC6-4 BB		4	0	0	0	1	1	3						
Gary Matthews, R (1,7) OBP: 0.340, SLG: 0.464	4-0 FC6-4 IBB		4-0 FC5-4 BB		0-0 5-3	0-0 BB SF7 1B	0-0 BB 1B	0-0 FC6-4		3	1	1	1	2	0	2						
Willie Montanez, L (1,3) OBP: 0.354, SLG: 0.337	0-0 FC6-4 1B		0-0 FC5-4		0-0 2B 1B	0-0 BB 1B		0-0 F7		5	1	2	1	0	0	3						
Chris Speier, R (1,6) OBP: 0.382, SLG: 0.400	0-0 1-2 2-3 3-H 1B		0-0 L9		0-0 1B 2B	4-0 BB		0-0 F8		4	0	2	1	1	0	1						
Ken Reitz, R (1,5) OBP: 0.382, SLG: 0.405	0-3 K		0-0 5-3		4-0 1B IBB	0-0 SF7		0-0 F7		3	0	0	1	1	1	2						
Marc Hill, R (1,2) OBP: 0.313, SLG: 0.533		0-0 E5		0-0 4-3		0-0 L4				3	0	1	1	0	0	0						
Glenn Adams, L (7,PH) OBP: 0.222, SLG: 0.333		4-3 SH3-4			1-2 2-3 3-H 1B					1	0	0	0	0	0	2						
Mike Sadek, R (7,2) OBP: 0.333, SLG: 0.412										0	0	0	0	0	0	0						
Mike Caldwell, R (1,1) Charlie Williams, R (6,1) Steve Ontveros, S (8,PH) Randy Moffitt, R (8,1)		0-0 SH3-4		0-3 K		0-0 F9		0-0 4-3		2	0	0	0	0	1	3						
Inning Stats	R: 2 E: 1 K: 2 S: 10	H: 3 LOB: 2 BB: 1 P: 14	R: 0 E: 1 K: 0 S: 4	H: 0 LOB: 1 BB: 0 P: 4	R: 0 E: 0 K: 0 S: 3	H: 0 LOB: 1 BB: 0 P: 7	R: 0 E: 0 K: 1 S: 5	H: 0 LOB: 0 BB: 0 P: 5	R: 0 E: 0 K: 0 S: 3	H: 0 LOB: 0 BB: 0 P: 3	R: 1 E: 0 K: 0 S: 6	H: 3 LOB: 3 BB: 1 P: 10	R: 2 E: 1 K: 0 S: 6	H: 2 LOB: 2 BB: 1 P: 10	R: 0 E: 0 K: 0 S: 4	H: 1 LOB: 2 BB: 1 P: 8	R: 0 E: 0 K: 0 S: 3	H: 0 LOB: 0 BB: 0 P: 3	1B: 7 2B: 2 3B: 0 HR: 0	SF: 1 SAC: 1 DP: 0 HBP: 0	WP: 0 PB: 0 SB: 1 CS: 0	PA: 43
PITCHER	IP WLS BF H R ER SO BB IBB HBP BLK WP HR S P ERA WHIP																					
Jerry Reuss, L (1,1) ERA: 4.19	6.1 W 32 8 5 3 3 1 2 0 0 0 0 0 35 47 4.26 1.421																					
Bob Moose, R (7,1) ERA:	2.2 S 11 1 0 0 0 2 0 0 0 0 0 0 9 17 0.00 1.125																					

San Francisco Giants @ Pittsburgh Pirates
 Three Rivers Stadium, Pittsburgh, PA
 Tue May 04 1976, 7:05 PM EDT
 Att: 4,729 - Unknown


AB 36
 R 5
 H 9
 RBI 5
 BB 5
 SO 3
 LOB 22



Batter	1	2	3	4	5	6	7	8	9	AB	R	H	RBI	BB	SO	LOB	BOTTOM			
Rennie Stennett, R (1,4) OBP: 0.277, SLG: 0.367	0-0 1-3			0-3 K	0-0 6-3	0-0 E5				4	0	0	1	0	1	4				
Manny Sanguillen, R (1,2) OBP: 0.308, SLG: 0.324	0-0 6-3			0-0 4-3	0-0 F3	0-0 G5-4-3				4	0	0	0	0	0	5				
Duffy Dyer, R (8,2) OBP: 0.375, SLG: 0.571						1-2 2-3 3-H				0	0	0	0	0	0	0				
Bill Robinson, R (1,8) OBP: 0.387, SLG: 0.448	0-0 5-3			0-0 1B		0-0 HR 2B		0-0 5-3		4	1	2	0	0	0	0				
Willie Stargell, L (1,3) OBP: 0.471, SLG: 0.661		0-0 4-3		0-0 F8		0-0 HR	4-0 FC4-6 BB			3	1	1	2	1	0	1				
Richie Zisk, R (1,7) OBP: 0.303, SLG: 0.414		0-0 F8			0-0 F8	0-0 5-3		0-0 F9		4	0	0	0	0	0	1				
Dave Parker, L (1,9) OBP: 0.300, SLG: 0.519		0-0 1-6-3			0-0 E3 1B	0-0 1B 3B		0-0 FC4-6		4	2	1	0	0	0	1				
Richie Hebner, L (1,5) OBP: 0.369, SLG: 0.368			0-0 G3		0-0 1B 1B 6-3 1B	0-0 PB 1B 1B		0-0 F8		4	2	2	1	0	0	0				
Mario Mendoza, R (1,6) OBP: 0.500, SLG: 0.500		0-0 4-3			0-0 6-3 1B	0-0 E 1B 1B		0-0 F9		4	0	2	1	0	0	0				
Jerry Reuss, L (1,1) OBP: 0.471, SLG: 0.467			0-3 K		0-0 6-3 1B	0-0 E 1B				3	0	2	1	0	1	0				
Bob Moose, R (7,1) OBP: 0.667, SLG: 1.333					1-2 2-3 1B	1-2 2-H 1B		0-0 1-3		1	0	0	0	0	0	0				
Inning Stats	R: 0 E: 0 K: 0 S: 3	H: 0 LOB: 0 BB: 0 P: 3	R: 0 E: 0 K: 0 S: 3	H: 0 LOB: 0 BB: 0 P: 3	R: 0 E: 0 K: 1 S: 5	H: 0 LOB: 0 BB: 0 P: 5	R: 0 E: 0 K: 1 S: 6	H: 1 LOB: 1 BB: 0 P: 6	R: 2 E: 1 K: 0 S: 7	H: 3 LOB: 2 BB: 0 P: 7	R: 4 E: 1 K: 0 S: 9	H: 6 LOB: 2 BB: 0 P: 9	R: 0 E: 0 K: 0 S: 3	H: 0 LOB: 1 BB: 1 P: 7	R: 0 E: 0 K: 0 S: 3	H: 0 LOB: 0 BB: 0 P: 3	1B: 7 2B: 1 3B: 1 HR: 1	SF: 0 SAC: 0 DP: 1 HBP: 0	WP: 0 PB: 1 SB: 0 CS: 0	PA: 36
PITCHER	IP WLS BF H R ER SO BB IBB HBP BLK WP HR S P ERA WHIP																			
Mike Caldwell, L (1,1) ERA: 6.45	5.1 L 25 8 6 4 2 0 0 0 0 0 0 0 29 29 6.75 1.500																			
Charlie Williams, R (6,1) ERA: 0.82	1.2 8 2 0 0 0 1 0 0 0 0 0 0 7 11 0.00 1.800																			
Randy Moffitt, R (8,1) ERA: 3.18	1.0 3 0 0 0 0 0 0 0 0 0 0 0 3 3 0.00 0.000																			

San Francisco Giants @ Pittsburgh Pirates
 Three Rivers Stadium, Pittsburgh, PA
 Tue May 04 1976, 7:05 PM EDT
 Att: 4,729 - Unknown

AB 35
 R 6
 H 10
 RBI 6
 BB 1
 SO 2
 LOB 12



Batter	1	2	3	4	5	6	7	8	9	AB	R	H	RBI	BB	SO	LOB	TOP					
Von Joshua, L (1,8) OBP: 0.300, SLG: 0.344	4-3		4-3		F7		6-3			4	0	0	0	0	0	0	San Francisco Giants @ Pittsburgh Pirates Three Rivers Stadium, Pittsburgh, PA Wed May 05 1976, 7:05 PM EDT Att: 6,321 - Unknown livebaseballscorecards.com					
Derrel Thomas, S (1,4) OBP: 0.330, SLG: 0.352	F4		1B			FC5-4		4-3		4	1	2	0	0	0	0						
Bobby Murcer, L (1,9) OBP: 0.408, SLG: 0.400	BB		F8			FC5-4		F8		2	0	0	0	2	0	1						
Gary Matthews, R (1,7) OBP: 0.327, SLG: 0.443	K		F9			FC5-4		5-3		4	0	0	1	0	1	3						
Willie Montanez, L (1,3) OBP: 0.360, SLG: 0.367					6-3			F2		4	0	2	0	0	0	0						
Chris Speier, R (1,6) OBP: 0.357, SLG: 0.386	K		K		K			BB		3	0	0	0	1	3	3						
Ken Reitz, R (1,5) OBP: 0.366, SLG: 0.386	F3		F9		K			K		4	0	0	0	0	2	4						
Dave Rader, L (1,2) OBP: 0.266, SLG: 0.315	IBB				F8			L9		3	0	1	0	1	0	1						
Ed Halicki, R (1,1) OBP: 0.429, SLG: 0.200	3-1				4-3			G1-6-3		1	0	0	0	0	0	2						
Steve Ontiveros, S (5,PH) OBP: 0.263, SLG: 0.125										1	0	0	0	0	0	0						
Dave Heaverlo, R (5,1) OBP: 0.200, SLG: 0.300										0	0	0	0	0	0	0						
Greg Minton, S (7,1) OBP: 0.200, SLG: 0.300										0	0	0	0	0	0	0						
Inning Stats	R: 0 E: 0 K: 1 S: 5	H: 0 LOB: 1 BB: 1 P: 9	R: 0 E: 0 K: 1 S: 6	H: 1 LOB: 2 BB: 1 P: 10	R: 0 E: 0 K: 0 S: 4	H: 1 LOB: 1 BB: 0 P: 4	R: 0 E: 0 K: 1 S: 5	H: 0 LOB: 0 BB: 0 P: 5	R: 0 E: 0 K: 0 S: 3	H: 0 LOB: 0 BB: 0 P: 3	R: 1 E: 0 K: 2 S: 9	H: 2 LOB: 2 BB: 1 P: 13	R: 0 E: 0 K: 0 S: 3	H: 1 LOB: 0 BB: 0 P: 3	R: 0 E: 0 K: 0 S: 3	H: 0 LOB: 0 BB: 0 P: 3	R: 0 E: 0 K: 1 S: 5	H: 0 LOB: 1 BB: 1 P: 9	1B: 2 2B: 2 3B: 1 HR: 0	SF: 0 SAC: 0 DP: 1 HBP: 0	WP: 0 PB: 0 SB: 0 CS: 0	PA: 35
PITCHER Bruce Kison, R (1,1) ERA: 4.76	IP: 9.0 WLS: W BF: 35 H: 5 R: 1 ER: 1 SO: 6 BB: 3 IBB: 1 HBP: 0 BLK: 0 WP: 0 HR: 0 S: 43 P: 59 ERA: 1.00 WHIP: 0.889															PITCHER						

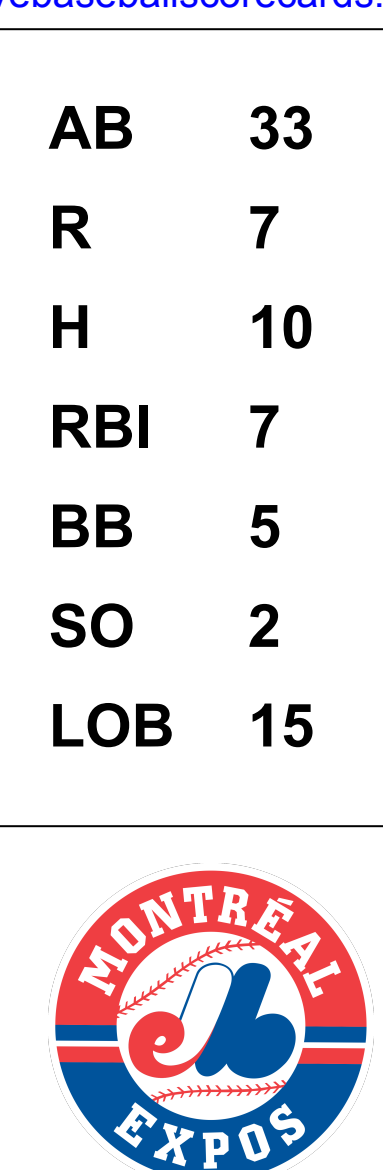
Batter	1	2	3	4	5	6	7	8	9	AB	R	H	RBI	BB	SO	LOB	BOTTOM						
Rennie Stennett, R (1,4) OBP: 0.264, SLG: 0.349	F8		F3	F5			4-3			4	0	0	0	0	0	2	San Francisco Giants @ Pittsburgh Pirates Three Rivers Stadium, Pittsburgh, PA Wed May 05 1976, 7:05 PM EDT Att: 6,321 - Unknown livebaseballscorecards.com						
Richie Hebner, L (1,5) OBP: 0.362, SLG: 0.361	L9		HR		F8		4-3			4	1	1	1	0	0	0							
Al Oliver, L (1,8) OBP: 0.431, SLG: 0.532	BB		HR		1B	G3	1B			3	2	3	2	1	0	0							
Willie Stargell, L (1,3) OBP: 0.459, SLG: 0.635	K		G3		1B		F9			4	0	1	0	0	1	2							
Dave Parker, L (1,9) OBP: 0.298, SLG: 0.519		4-3			F7	G3		HBP		4	0	1	1	0	0	1							
Richie Ziek, R (1,7) OBP: 0.300, SLG: 0.419	L5		WP	HR	K		5-3			4	1	1	0	0	1	2							
Duffy Dyer, R (1,2) OBP: 0.417, SLG: 0.800	K			HR		1-3		FC6-4		3	1	1	2	0	1	0							
Mario Mendoza, R (1,6) OBP: 0.417, SLG: 0.417			F4			4-3		FC6-4		4	0	1	0	0	0	1							
Bruce Kison, R (1,1) OBP: 0.167, SLG: 0.333			1B	F3		K				3	1	1	0	0	1	1							
Inning Stats	R: 0 E: 0 K: 1 S: 5	H: 0 LOB: 1 BB: 1 P: 9	R: 0 E: 0 K: 1 S: 5	H: 0 LOB: 0 BB: 0 P: 5	R: 3 E: 0 K: 0 S: 6	H: 3 LOB: 0 BB: 0 P: 6	R: 2 E: 0 K: 0 S: 6	H: 3 LOB: 1 BB: 0 P: 6	R: 1 E: 1 K: 1 S: 7	H: 2 LOB: 1 BB: 0 P: 7	R: 0 E: 0 K: 1 S: 5	H: 0 LOB: 0 BB: 0 P: 5	R: 0 E: 0 K: 0 S: 4	H: 1 LOB: 1 BB: 0 P: 4	R: 0 E: 0 K: 0 S: 3	H: 1 LOB: 1 BB: 0 P: 4		R: 0 E: 0 K: 1 S: 5	H: 0 LOB: 0 BB: 0 P: 9	1B: 5 2B: 3 3B: 0 HR: 2	SF: 0 SAC: 0 DP: 0 HBP: 1	WP: 1 PB: 0 SB: 1 CS: 0	PA: 35
PITCHER Ed Halicki, R (1,1) ERA: 5.68	IP: 4.0 WLS: L BF: 19 H: 6 R: 5 ER: 5 SO: 2 BB: 1 IBB: 0 HBP: 0 BLK: 0 WP: 0 HR: 2 S: 22 P: 26 ERA: 11.25 WHIP: 1.750															PITCHER							
Dave Heaverlo, R (5,1) ERA: 3.46	IP: 2.0 WLS: 8 BF: 2 H: 1 R: 1 ER: 1 SO: 2 BB: 0 IBB: 0 HBP: 0 BLK: 0 WP: 0 HR: 12 S: 12 P: 12 ERA: 4.50 WHIP: 1.000																						
Greg Minton, R (7,1) ERA: 3.94	IP: 2.0 WLS: 8 BF: 2 H: 0 R: 0 ER: 0 SO: 0 BB: 0 IBB: 0 HBP: 1 BLK: 0 WP: 0 HR: 7 S: 7 P: 8 ERA: 0.00 WHIP: 1.000																						

Batter	1	2	3	4	5	6	7	8	9	AB	R	H	RBI	BB	SO	LOB	TOP					
Von Joshua, L OBP: 0.302, SLG: 0.347 (1, 8)										4	0	2	1	0	1	1	San Francisco Giants @ Montreal Expos Jarry Park, Montreal, QB Sat May 08 1976, 3:33 AM EDT Att: 10,112 - Unknown - 46 F					
Derrel Thomas, S OBP: 0.327, SLG: 0.333 (1, 4)										4	0	0	0	1	2							
Bobby Murcer, L OBP: 0.393, SLG: 0.370 (1, 9)										3	0	0	0	2	1	3						
Gary Matthews, R OBP: 0.336, SLG: 0.426 (1, 7)										4	0	1	0	1	0	2						
Willie Montanez, L OBP: 0.376, SLG: 0.384 (1, 3)										5	1	2	0	0	1	3						
Chris Speier, R OBP: 0.349, SLG: 0.374 (1, 6)										4	2	1	0	0	0	1						
Ken Reitz, R OBP: 0.366, SLG: 0.411 (1, 5)										4	1	2	2	0	0	1						
Marc Hill, R OBP: 0.304, SLG: 0.500 (1, 2)										4	1	2	1	0	0	1						
John D'Acquisto, R OBP: 0.307, SLG: 0.500 (2, 1)										1	0	1	1	0	0	0						
Dave Heaverlo, R ERA: 3.07 (2, 1)										0	0	0	0	0	0	0						
Chris Arnold, R ERA: 4.32 (4, PH)										0	0	0	0	0	0	0						
Mike Caldwell, L ERA: 0.59 (4, 1)										0	0	0	0	0	0	0						
Steve Ontiveros, S ERA: 2.84 (6, PH)										0	0	0	0	0	0	0						
Randy Moffitt, R ERA: 2.84 (6, 1)										0	0	0	0	0	0	0						
Dave Rader, L ERA: 0.75 (8, PH)										0	0	0	0	0	0	0						
Charlie Williams, R ERA: 0.75 (8, 1)										0	0	0	0	0	0	0						
Inning Stats	R: 0 E: 0 K: 0 S: 4	H: 2 LOB: 2 BB: 1 P: 8	R: 1 E: 0 K: 1 S: 7	H: 2 LOB: 1 BB: 0 P: 7	R: 0 E: 0 K: 0 S: 3	H: 0 LOB: 0 BB: 0 P: 3	R: 2 E: 0 K: 2 S: 11	H: 4 LOB: 3 BB: 1 P: 15	R: 2 E: 1 K: 1 S: 7	H: 1 LOB: 0 BB: 0 P: 7	R: 0 E: 0 K: 1 S: 6	H: 1 LOB: 2 BB: 1 P: 10	R: 0 E: 0 K: 0 S: 4	H: 1 LOB: 1 BB: 0 P: 4	R: 0 E: 0 K: 1 S: 5	H: 0 LOB: 0 BB: 0 P: 5	R: 0 E: 0 K: 0 S: 2	H: 0 LOB: 0 BB: 1 P: 6	1B: 9 2B: 1 3B: 0 HR: 1	SF: 1 SAC: 0 DP: 1 HBP: 0	WP: 0 PB: 0 SB: 0 CS: 1	PA: 41
PITCHER	IP WLS BF H R ER SO BB IBB HBP BLK WP HR S P ERA WHIP	5.1 W 28 10 5 3 5 2 0 0 0 0 1 36 44 5.06 2.250	0.1 2 0 0 0 0 1 0 0 1 0 0 1 5 0.00 3.000	3.1 S 11 1 0 0 1 1 0 0 0 0 0 0 12 16 0.00 0.600	PITCHER										IP WLS BF H R ER SO BB IBB HBP BLK WP HR S P ERA WHIP							
Woodie Fryman, L ERA: 4.72 (6, 1)	5.1 W 28 10 5 3 5 2 0 0 0 0 1 36 44 5.06 2.250	0.1 2 0 0 0 0 1 0 0 1 0 0 1 5 0.00 3.000	3.1 S 11 1 0 0 1 1 0 0 0 0 0 0 12 16 0.00 0.600	PITCHER										IP WLS BF H R ER SO BB IBB HBP BLK WP HR S P ERA WHIP								
Fred Scherman, L ERA: 4.32 (6, 1)	0.1 2 0 0 0 0 1 0 0 1 0 0 1 5 0.00 3.000	3.1 S 11 1 0 0 1 1 0 0 0 0 0 0 12 16 0.00 0.600	PITCHER										IP WLS BF H R ER SO BB IBB HBP BLK WP HR S P ERA WHIP									
Dale Murray, R ERA: 1.4 (6, 1)	3.1 S 11 1 0 0 1 1 0 0 0 0 0 0 12 16 0.00 0.600	PITCHER										IP WLS BF H R ER SO BB IBB HBP BLK WP HR S P ERA WHIP										

AB	36
R	5
H	11
RBI	5
BB	4
SO	6
LOB	17



Batter	1	2	3	4	5	6	7	8	9	AB	R	H	RBI	BB	SO	LOB	BOTTOM			
Pepe Manguat, R OBP: 0.319, SLG: 0.325 (1, 7)										3	2	1	1	2	0	1	San Francisco Giants @ Montreal Expos Jarry Park, Montreal, QB Sat May 08 1976, 3:33 AM EDT Att: 10,112 - Unknown - 46 F			
Jerry White, S OBP: 0.370, SLG: 0.417 (1, 8)										5	2	2	1	0	1	2				
Mike Jorgensen, L OBP: 0.276, SLG: 0.400 (1, 3)										4	0	2	1	1	0	1				
Gary Carter, R OBP: 0.352, SLG: 0.366 (1, 2)										3	1	1	1	1	0	2				
Pete Mackanin, R OBP: 0.256, SLG: 0.376 (1, 4)										3	1	0	0	1	0	4				
Larry Parrish, R OBP: 0.258, SLG: 0.273 (1, 5)										4	0	1	3	0	0	0				
Tim Foli, R OBP: 0.291, SLG: 0.446 (1, 6)										4	0	1	0	0	0	1				
Ellis Valentine, R OBP: 0.256, SLG: 0.381 (1, 9)										4	1	2	0	0	0	2				
Woodie Fryman, R OBP: 0.083, SLG: 0.083 (6, 1)										2	0	0	0	0	0	1				
Fred Scherman, L OBP: 0.333, SLG: 0.333 (6, 1)										0	0	0	0	0	0	0				
Dale Murray, R ERA: 0.75 (8, 1)										1	0	0	0	0	1	1				
Inning Stats	R: 4 E: 0 K: 0 S: 7	H: 4 LOB: 1 BB: 1 P: 11	R: 2 E: 0 K: 0 S: 5	H: 2 LOB: 1 BB: 1 P: 9	R: 0 E: 0 K: 0 S: 4	H: 1 LOB: 0 BB: 0 P: 4	R: 0 E: 0 K: 0 S: 4	H: 1 LOB: 0 BB: 0 P: 4	R: 0 E: 0 K: 0 S: 3	H: 0 LOB: 0 BB: 0 P: 3	R: 1 E: 1 K: 0 S: 5	H: 1 LOB: 3 BB: 2 P: 13	R: 0 E: 0 K: 1 S: 6	H: 1 LOB: 1 BB: 0 P: 6	R: 0 E: 0 K: 1 S: 4	H: 0 LOB: 0 BB: 1 P: 8	1B: 6 2B: 2 3B: 1 HR: 1	SF: 0 SAC: 1 DP: 0 HBP: 0	WP: 2 PB: 0 SB: 0 CS: 0	PA: 39
PITCHER	IP WLS BF H R ER SO BB IBB HBP BLK WP HR S P ERA WHIP	1.1 L 12 6 6 6 0 0 0 0 0 0 1 10 18 40.50 6.000	6 6 6 0 0 0 0 0 0 0 0 1 0 6 6 0.00 0.600	7 1 0 0 0 0 0 0 0 0 0 1 0 7 7 0.00 0.500	11 2 1 0 1 1 1 0 0 0 0 0 0 11 19 0.00 1.500	1.0 3 0 0 0 1 1 0 0 0 0 0 0 4 8 0.00 1.000	PITCHER										IP WLS BF H R ER SO BB IBB HBP BLK WP HR S P ERA WHIP			
John D'Acquisto, R ERA: 14.34 (2, 1)	1.1 L 12 6 6 6 0 0 0 0 0 0 1 10 18 40.50 6.000	6 6 6 0 0 0 0 0 0 0 0 1 0 6 6 0.00 0.600	7 1 0 0 0 0 0 0 0 0 0 1 0 7 7 0.00 0.500	11 2 1 0 1 1 1 0 0 0 0 0 0 11 19 0.00 1.500	1.0 3 0 0 0 1 1 0 0 0 0 0 0 4 8 0.00 1.000	PITCHER										IP WLS BF H R ER SO BB IBB HBP BLK WP HR S P ERA WHIP				
Dave Heaverlo, R ERA: 3.07 (2, 1)	1.1 L 12 6 6 6 0 0 0 0 0 0 1 10 18 40.50 6.000	6 6 6 0 0 0 0 0 0 0 0 1 0 6 6 0.00 0.600	7 1 0 0 0 0 0 0 0 0 0 1 0 7 7 0.00 0.500	11 2 1 0 1 1 1 0 0 0 0 0 0 11 19 0.00 1.500	1.0 3 0 0 0 1 1 0 0 0 0 0 0 4 8 0.00 1.000	PITCHER										IP WLS BF H R ER SO BB IBB HBP BLK WP HR S P ERA WHIP				
Mike Caldwell, L ERA: 0.59 (4, 1)	2.0 7 1 0 0 0 0 0 0 0 0 1 0 7 7 0.00 0.500	11 2 1 0 1 1 1 0 0 0 0 0 0 11 19 0.00 1.500	1.0 3 0 0 0 1 1 0 0 0 0 0 0 4 8 0.00 1.000	PITCHER										IP WLS BF H R ER SO BB IBB HBP BLK WP HR S P ERA WHIP						
Randy Moffitt, R ERA: 2.84 (6, 1)	2.0 11 2 1 0 1 1 1 0 0 0 0 0 11 19 0.00 1.500	1.0 3 0 0 0 1 1 0 0 0 0 0 0 4 8 0.00 1.000	PITCHER										IP WLS BF H R ER SO BB IBB HBP BLK WP HR S P ERA WHIP							
Charlie Williams, R ERA: 0.75 (8, 1)	1.0 3 0 0 0 1 1 0 0 0 0 0 0 4 8 0.00 1.000	PITCHER										IP WLS BF H R ER SO BB IBB HBP BLK WP HR S P ERA WHIP								

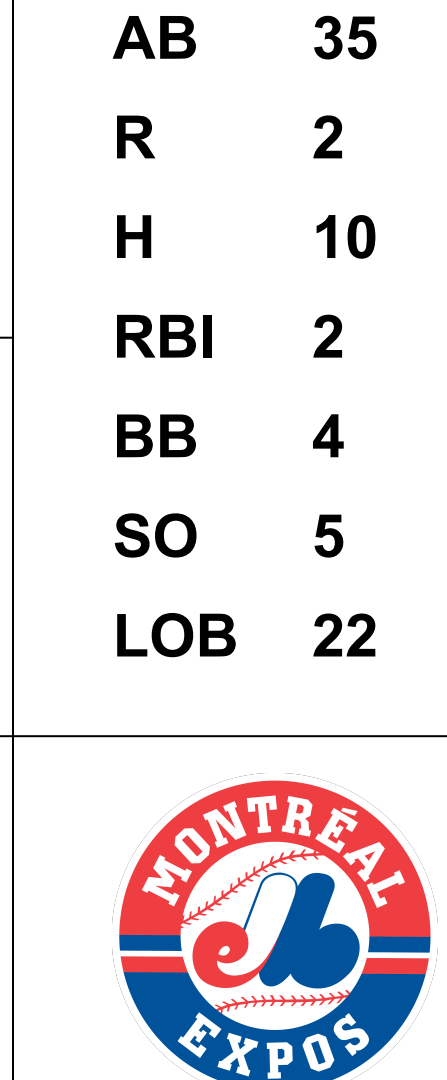


Batter	1	2	3	4	5	6	7	8	9	AB	R	H	RBI	BB	SO	LOB	TOP																			
Von Joshua, L OBP: 0.309, SLG: 0.352 (1, 8)	1-3		1B FC4-6			SH1-3		F9		4	1	2	0	0	0	0	San Francisco Giants @ Montreal Expos Jarry Park, Montreal, QB Sun May 09 1976, 3:33 AM EDT Unknown - 61 F																			
Derrel Thomas, S OBP: 0.331, SLG: 0.337 (1, 4)	6-3		1B FC4-6		K	CS 1B			5-3	5	0	2	1	0	1	1																				
Bobby Murcer, L OBP: 0.385, SLG: 0.354 (1, 9)	G3		1B FC4-6		1B	CS			4-3	4	1	0	1	1	1	1																				
Gary Matthews, R OBP: 0.342, SLG: 0.459 (1, 7)		HR	F8		1B	BB 1B		F9		4	1	2	1	0	0	1																				
Willie Montanez, L OBP: 0.389, SLG: 0.408 (1, 3)	5-3 1B		K		1B	BB 1B		6-3		4	0	3	1	0	1	1																				
Chris Speier, R OBP: 0.355, SLG: 0.366 (1, 6)	5-3			1-3 BB	1-2 BB					2	0	0	0	2	0	2																				
Ken Reitz, R OBP: 0.362, SLG: 0.398 (1, 5)	BB		1-3	1-3 BB	F9			6-3		3	0	0	0	1	0	4																				
Marc Hill, R OBP: 0.296, SLG: 0.462 (1, 2)	K		K	K		SH1-3 1B HBP		F8		4	1	1	0	0	2	3																				
John Montefusco, R OBP: 0.222, SLG: 0.200 Gary Lavelle, S OBP: 0.250, SLG: 0.250 (8, 1)	K		F7	F7		1B CS SH1-3 HBP		6-3		3	0	0	0	0	1	3																				
Inning Stats	R: 0 E: 0 K: 0 S: 3	H: 0 LOB: 0 BB: 0 P: 3	R: 1 E: 0 K: 2 S: 9	H: 2 LOB: 2 BB: 1 P: 13	R: 1 E: 0 K: 1 S: 7	H: 2 LOB: 1 BB: 0 P: 7	R: 0 E: 0 K: 1 S: 5	H: 0 LOB: 1 BB: 1 P: 9	R: 1 E: 0 K: 1 S: 7	H: 3 LOB: 3 BB: 2 P: 15	R: 1 E: 0 K: 1 S: 6	H: 1 LOB: 1 BB: 0 P: 6	R: 0 E: 0 K: 0 S: 3	H: 0 LOB: 0 BB: 0 P: 3	R: 0 E: 0 K: 0 S: 3	H: 0 LOB: 0 BB: 0 P: 3	1B: 8 2B: 2 3B: 0 HR: 1	SF: 0 SAC: 1 DP: 1 HBP: 1	WP: 0 PB: 0 SB: 0 CS: 2	PA: 40																
PITCHER	IP	WLS	BF	H	R	ER	SO	BB	IBB	HBP	BLK	WP	HR	S	P	ERA	WHIP	PITCHER		IP	WLS	BF	H	R	ER	SO	BB	IBB	HBP	BLK	WP	HR	S	P	ERA	WHIP
Dan Warthen, L ERA: 4.63 (1, 1)	4.2	L	24	7	3	3	5	4	0	0	0	0	1	30	46	5.79	2.357																			
Don Carrithers, R ERA: 4.95 (5, 1)	2.1		9	3	1	1	1	0	0	1	0	0	0	10	11	3.86	1.286																			
Steve Renko, R ERA: 5.54 (8, 1)	1.0		3	0	0	0	0	0	0	0	0	0	0	3	3	0.00	0.000																			
Fred Scheman, L ERA: 4.08 (9, 1)	1.0		3	0	0	0	0	0	0	0	0	0	0	3	3	0.00	0.000																			

AB	33
R	4
H	10
RBI	4
BB	4
SO	6
LOB	16



Batter	1	2	3	4	5	6	7	8	9	AB	R	H	RBI	BB	SO	LOB	BOTTOM																			
Larry Bittner, L OBP: 0.188, SLG: 0.219 Bombo Rivera, R OBP: 0.348, SLG: 0.381 (9, FH)	3-1	K		2B					FC6-4 1B	4	0	2	0	0	1	1	San Francisco Giants @ Montreal Expos Jarry Park, Montreal, QB Sun May 09 1976, 3:33 AM EDT Unknown - 61 F																			
Jerry White, S OBP: 0.360, SLG: 0.395 (1, 8)	1B BB		1-3	K		FC3-6 1B		F7		4	0	0	0	1	1	4																				
Mike Jorgensen, L OBP: 0.272, SLG: 0.400 (1, 3)	K			2B		FC3-6		FC6-4		5	0	1	0	0	1	3																				
Gary Carter, R OBP: 0.354, SLG: 0.402 (1, 2)	BB 1B		F8		F8			4-3		5	1	2	1	0	0	2																				
Jim Dwyer, L OBP: 0.341, SLG: 0.333 (1, 7)	BB			BB		F8		HR		2	1	1	0	2	0	0																				
Larry Parrish, R OBP: 0.288, SLG: 0.283 (1, 5)	F2		F5			G5-4-3 1B		1B		4	0	2	0	0	0	5																				
Tim Foli, R OBP: 0.289, SLG: 0.455 (1, 6)			F7			F4		SF9		3	0	1	1	0	0	1																				
Pete Mackanin, R OBP: 0.255, SLG: 0.364 (1, 4)	F4			2B BB		G5-4-3		FC6-4		3	0	0	0	1	0	3																				
Dan Warthen, S Don Carrithers, R Pepe Mangual, R Steve Renko, R Jose Morales, R Fred Scheman, L (1, 1) (5, 1) (7, PH) (8, 1) (8, PH) (9, 1)	4-3			K				F8		2	0	0	0	0	1	2																				
Inning Stats	R: 0 E: 0 K: 1 S: 6	H: 1 LOB: 3 BB: 2 P: 14	R: 0 E: 0 K: 1 S: 6	H: 1 LOB: 1 BB: 0 P: 6	R: 0 E: 0 K: 0 S: 4	H: 1 LOB: 2 BB: 1 P: 8	R: 0 E: 0 K: 2 S: 8	H: 1 LOB: 2 BB: 1 P: 12	R: 0 E: 0 K: 0 S: 3	H: 0 LOB: 0 BB: 0 P: 3	R: 0 E: 0 K: 1 S: 6	H: 1 LOB: 1 BB: 0 P: 6	R: 2 E: 0 K: 0 S: 6	H: 3 LOB: 1 BB: 0 P: 6	R: 0 E: 1 K: 0 S: 4	H: 1 LOB: 1 BB: 0 P: 4	1B: 6 2B: 3 3B: 0 HR: 1	SF: 1 SAC: 0 DP: 1 HBP: 0	WP: 0 PB: 0 SB: 0 CS: 0	PA: 40																
PITCHER	IP	WLS	BF	H	R	ER	SO	BB	IBB	HBP	BLK	WP	HR	S	P	ERA	WHIP	PITCHER		IP	WLS	BF	H	R	ER	SO	BB	IBB	HBP	BLK	WP	HR	S	P	ERA	WHIP
John Montefusco, R ERA: 2.83 (1, 1)	7.0	W	32	8	2	2	5	4	0	0	0	0	1	38	54	2.57	1.714																			
Gary Lavelle, L ERA: 0.33 (8, 1)	2.0	S	8	2	0	0	0	0	0	0	0	0	0	8	8	0.00	1.000																			



Batter	1	2	3	4	5	6	7	8	9	AB	R	H	RBI	BB	SO	LOB	TOP			
Von Joshua, L (1.8) OBP: 0.298, SLG: 0.339	6-3		G6-4-3			F2			K	4	0	0	0	0	1	1	San Francisco Giants @ Montreal Expos Jarry Park, Montreal, QB Sun May 09 1976, 3:38 AM EDT Att: 10,496 - Unknown			
Derrel Thomas, S (1.4) OBP: 0.320, SLG: 0.324	4-3			K		L6			K	4	0	0	0	0	2	0				
Bobby Murcer, L (1.9) OBP: 0.397, SLG: 0.357				BB		F5			FC4-6	2	0	1	0	2	0	0				
Gary Matthews, R (1.7) OBP: 0.330, SLG: 0.441	K			K			5-3		FC4-6	4	0	0	0	0	2	3				
Willie Montanez, L (1.3)		F9					F7			2	0	0	0	1	0	0				
Chris Speier, R (1.6) OBP: 0.345, SLG: 0.354	6-3			BB						3	0	0	0	0	1	2				
Ken Reitz, R (1.5) OBP: 0.352, SLG: 0.386	6-3					5-3			F9	3	0	0	0	0	0	0				
Dave Rader, L (1.2) OBP: 0.262, SLG: 0.305			G6-4-3	1B		F8			3-1	3	0	1	0	0	0	0				
Greg Minton, S (1.1) Dave Heaverlo, R (7.1) Steve Ontveros, S (8. PH) Charlie Williams, R (8.1)			B5			K			4-3	2	0	0	0	0	1	1				
Inning Stats	R: 0 E: 0 K: 1 S: 6	H: 1 LOB: 1 BB: 0 P: 6	R: 0 E: 0 K: 0 S: 3	H: 0 LOB: 0 BB: 0 P: 3	R: 0 E: 0 K: 0 S: 3	H: 1 LOB: 0 BB: 0 P: 3	R: 0 E: 0 K: 2 S: 7	H: 0 LOB: 2 BB: 2 P: 15	R: 0 E: 0 K: 1 S: 5	H: 0 LOB: 0 BB: 0 P: 5	R: 0 E: 0 K: 1 S: 5	H: 0 LOB: 0 BB: 0 P: 5	R: 0 E: 0 K: 0 S: 3	H: 0 LOB: 0 BB: 0 P: 3	R: 0 E: 0 K: 2 S: 7	H: 0 LOB: 1 BB: 1 P: 11		1B: 2 2B: 0 3B: 0 HR: 0	SF: 0 SAC: 0 DP: 1 HBP: 0	WP: 0 PB: 0 SB: 0 CS: 0
PITCHER Steve Rogers, R (1.1) ERA: 3.62	IP: 9.0 WLS: W BF: 31 H: 2 R: 0 ER: 0 SO: 7 BB: 3 IBB: 0 HBP: 0 BLK: 0 WP: 0 HR: 0 S: 42 P: 54 ERA: 0.00 WHIP: 0.556																			

Batter	1	2	3	4	5	6	7	8	9	AB	R	H	RBI	BB	SO	LOB	BOTTOM			
Pepe Manguat, R (1.7) OBP: 0.340, SLG: 0.302	CS		5-3			K			1B	2	0	0	0	3	1	1	San Francisco Giants @ Montreal Expos Jarry Park, Montreal, QB Sun May 09 1976, 3:38 AM EDT Att: 10,496 - Unknown			
Jerry White, S (1.8) OBP: 0.352, SLG: 0.383	K		1-3		F7		E1		G4-6-3	5	1	1	1	0	1	2				
Mike Jorgensen, L (1.3) OBP: 0.279, SLG: 0.392	F8			L6					G4-6-3	4	1	1	0	1	0	3				
Gary Carter, R (1.9) OBP: 0.360, SLG: 0.400	CS			PB		F8			BLK	3	2	1	1	1	1	2				
Ellis Valentine, R (8.9) OBP: 0.256, SLG: 0.381	1-2			PB		F8			BLK	0	0	0	0	0	0	0				
Larry Parrish, R (1.5) OBP: 0.277, SLG: 0.302		6-3		PB		F8			1B	4	1	2	2	0	0	0				
Tim Foli, R (1.6) OBP: 0.299, SLG: 0.469				PB		5-3			2B	4	0	2	2	0	0	0				
Barry Foote, R (1.2) OBP: 0.279, SLG: 0.310				PB		5-3			F9	4	1	3	0	0	0	0				
Pepe Frias, R (1.4) OBP: 0.400, SLG: 0.444				1B		1-3			SH3	3	2	1	0	1	1	3				
Steve Rogers, R (1.1) OBP: 0.118, SLG: 0.118			4-3			K			SH3	3	0	1	2	0	1	0				
Inning Stats	R: 0 E: 0 K: 1 S: 4	H: 0 LOB: 0 BB: 1 P: 8	R: 0 E: 0 K: 2 S: 9	H: 2 LOB: 2 BB: 0 P: 9	R: 0 E: 0 K: 0 S: 3	H: 0 LOB: 0 BB: 0 P: 3	R: 2 E: 0 K: 0 S: 5	H: 3 LOB: 1 BB: 1 P: 9	R: 0 E: 1 K: 1 S: 5	H: 0 LOB: 2 BB: 2 P: 13	R: 2 E: 0 K: 1 S: 7	H: 2 LOB: 1 BB: 1 P: 11	R: 3 E: 1 K: 0 S: 6	H: 3 LOB: 0 BB: 0 P: 6	R: 1 E: 0 K: 0 S: 4	H: 2 LOB: 1 BB: 1 P: 8	1B: 9 2B: 3 3B: 0 HR: 0	SF: 0 SAC: 1 DP: 1 HBP: 0	WP: 1 PB: 1 SB: 0 CS: 1	PA: 40
PITCHER Greg Minton, R (1.1) ERA: 4.91 Dave Heaverlo, R (7.1) ERA: 3.45 Charlie Williams, R (8.1) ERA: 1.36	IP: 6.0 WLS: L BF: 30 H: 8 R: 6 ER: 6 SO: 5 BB: 4 IBB: 1 HBP: 0 BLK: 0 WP: 1 HR: 0 S: 35 P: 55 ERA: 9.00 WHIP: 2.000																			

Batter	1	2	3	4	5	6	7	8	9	AB	R	H	RBI	BB	SO	LOB	TOP										
Von Joshua, L OBP: 0.288, SLG: 0.327 (1, 8)	K		G4-6-3			F8			F8								4 0 0 0 0 1 1										
Derrel Thomas, S OBP: 0.317, SLG: 0.321 (1, 4)	F7			L4-6 WP 1B			F9		F8								4 0 1 0 0 0 0										
Bobby Murcer, L OBP: 0.395, SLG: 0.356 (1, 9)	K			L4-6 1-3													3 0 1 0 0 1 1										
Gary Matthews, R OBP: 0.331, SLG: 0.438 (1, 7)		5-3			F8												3 0 1 0 0 0 0										
Willie Montanez, L OBP: 0.378, SLG: 0.389 (1, 3)		6-3				F2			L3								3 0 0 0 0 0 2										
Chris Speier, R OBP: 0.353, SLG: 0.357 (1, 6)																	2 0 1 0 1 0 0										
Ken Reitz, R OBP: 0.342, SLG: 0.375 (1, 5)						G6-4-3 BB											3 0 0 0 0 1 2										
Marc Hill, R OBP: 0.267, SLG: 0.414 (1, 2)																	3 0 0 0 0 1 0										
Ed Halicki, R OBP: 0.444, SLG: 0.286 Steve Ontiveros, S (9, PH) OBP: 0.227, SLG: 0.105 (1, 1)																	2 0 1 0 0 0 0 1 0 0 0 0 0 0										
Inning Stats	R: 0 E: 0 K: 2 S: 7	H: 0 LOB: 0 BB: 0 P: 7	R: 0 E: 0 K: 1 S: 6	H: 1 LOB: 1 BB: 0 P: 6	R: 0 E: 0 K: 0 S: 3	H: 1 LOB: 0 BB: 0 P: 3	R: 0 E: 0 K: 0 S: 3	H: 1 LOB: 0 BB: 0 P: 3	R: 0 E: 0 K: 0 S: 2	H: 0 LOB: 0 BB: 1 P: 6	R: 0 E: 0 K: 0 S: 3	H: 0 LOB: 1 BB: 0 P: 4	R: 0 E: 0 K: 1 S: 5	H: 0 LOB: 0 BB: 0 P: 5	R: 0 E: 0 K: 0 S: 3	H: 0 LOB: 0 BB: 0 P: 3	1B: 5 2B: 2 3B: 0 HR: 0	SF: 0 SAC: 0 DP: 4 HBP: 0	WP: 1 PB: 0 SB: 0 CS: 0	PA: 29							
PITCHER	IP	WLS	BF	H	R	ER	SO	BB	IBB	HBP	BLK	WP	HR	S	P	ERA	WHIP										
Ken Frailing, L ERA: 0.71 (1, 1)	3.0		10	2	0	0	3	0	0	0	0	0	0	16	16	0.00	0.667										
Oscar Zamora, R ERA: 4.57 (4, 1)	6.0	W	19	3	0	0	1	1	0	0	0	1	0	20	24	0.00	0.667										

San Francisco Giants @ Chicago Cubs
Wrigley Field, Chicago, IL
Tue May 11 1976, 3:33 AM CDT
Att: 4,392 - Sunny - 46 F

AB 28
R 0
H 5
RBI 0
BB 1
SO 4
LOB 6



Batter	1	2	3	4	5	6	7	8	9	AB	R	H	RBI	BB	SO	LOB	BOTTOM										
Rick Monday, L OBP: 0.421, SLG: 0.603 (1, 8)	E BB					F4											2 0 0 0 2 0 0										
Jose Cardenal, R OBP: 0.377, SLG: 0.492 (1, 7)	K																4 1 2 0 0 1 2										
Bill Madlock, R OBP: 0.422, SLG: 0.527 Mick Kelleher, R OBP: 0.267, SLG: 0.267 (1, 5) (3, 5)	E6 G6-4-3																1 0 0 0 0 0 1 3 1 1 0 0 1 2										
Jerry Morales, R OBP: 0.345, SLG: 0.416 (1, 9)	G6-4-3					L7											4 1 1 1 0 0 2										
Champ Summers, L OBP: 0.302, SLG: 0.306 (1, 3)		F6				3-1											4 0 0 0 0 0 2										
Manny Trillo, R OBP: 0.359, SLG: 0.385 (1, 4)		F8				6-3											3 1 1 2 1 0 0										
Steve Swisher, R OBP: 0.278, SLG: 0.394 (1, 2)																	4 0 3 1 0 0 0										
Dave Rosello, R OBP: 0.398, SLG: 0.307 (1, 6)																	3 0 0 0 1 1 2										
Ken Frailing, L Oscar Zamora, R (1, 1) (4, 1)																	1 0 0 0 0 0 0 3 0 0 0 0 0 3										
Inning Stats	R: 0 E: 1 K: 1 S: 5	H: 0 LOB: 1 BB: 1 P: 9	R: 0 E: 0 K: 0 S: 4	H: 1 LOB: 1 BB: 0 P: 4	R: 0 E: 0 K: 1 S: 6	H: 1 LOB: 1 BB: 0 P: 6	R: 0 E: 0 K: 0 S: 3	H: 0 LOB: 0 BB: 0 P: 3	R: 0 E: 0 K: 1 S: 5	H: 0 LOB: 0 BB: 0 P: 5	R: 4 E: 0 K: 0 S: 8	H: 5 LOB: 1 BB: 0 P: 8	R: 0 E: 0 K: 0 S: 3	H: 0 LOB: 1 BB: 1 P: 7	R: 0 E: 0 K: 0 S: 4	H: 1 LOB: 3 BB: 2 P: 12	1B: 6 2B: 2 3B: 0 HR: 0	SF: 0 SAC: 0 DP: 1 HBP: 0	WP: 0 PB: 0 SB: 0 CS: 0	PA: 36							
PITCHER	IP	WLS	BF	H	R	ER	SO	BB	IBB	HBP	BLK	WP	HR	S	P	ERA	WHIP										
Ed Halicki, R ERA: 5.4 (1, 1)	8.0	L	36	8	4	4	3	3	1	0	0	0	0	38	54	4.50	1.375										

San Francisco Giants @ Chicago Cubs
Wrigley Field, Chicago, IL
Tue May 11 1976, 3:33 AM CDT
Att: 4,392 - Sunny - 46 F

AB 32
R 4
H 8
RBI 4
BB 4
SO 3
LOB 14



Batter	1	2	3	4	5	6	7	8	9	AB	R	H	RBI	BB	SO	LOB	TOP					
Larry Herndon, R OBP: 0.231, SLG: 0.167										5	0	2	0	0	0	3	San Francisco Giants @ Chicago Cubs Wrigley Field, Chicago, IL Thu May 13 1976, 3:33 AM CDT Att: 4,611 - Cloudy - 55 F					
Mike Sadek, R OBP: 0.333, SLG: 0.412										0	0	0	0	0	0	0						
Gary Lavallee, S OBP: 0.250, SLG: 0.250										0	0	0	0	0	0	0						
Derrel Thomas, S OBP: 0.313, SLG: 0.333										5	1	2	0	0	0	1						
Chris Speier, R OBP: 0.352, SLG: 0.358										4	2	2	0	1	0	1						
Willie Montanez, L OBP: 0.383, SLG: 0.410										5	2	3	2	0	0	3						
Steve Ontiveros, S OBP: 0.286, SLG: 0.167										4	2	2	2	1	0	3						
Glenn Adams, L OBP: 0.260, SLG: 0.267										3	0	1	0	0	0	2						
Randy Moffitt, R OBP: 0.265, SLG: 0.394										1	0	0	0	0	0	0						
Chris Arnold, R OBP: 0.143, SLG: 0.077										2	0	0	0	0	2	3						
Bobby Murcer, L OBP: 0.389, SLG: 0.370										3	1	2	2	0	0	1						
Dave Rader, L OBP: 0.250, SLG: 0.290										3	0	0	0	0	0	1						
Gary Matthews, R OBP: 0.331, SLG: 0.422										1	0	0	0	1	0	0						
Greg Minton, S OBP: 0.200, SLG: 0.200										1	0	1	0	0	0	0						
Dave Heaverlo, R OBP: 0.200, SLG: 0.200										1	0	0	0	0	0	0						
Von Joshua, L OBP: 0.200, SLG: 0.200										0	0	0	0	0	0	0						
Charlie Williams, R OBP: 0.200, SLG: 0.200										0	0	0	0	0	0	0						
Ken Reitz, R OBP: 0.331, SLG: 0.390										3	0	0	0	0	0	3						
Inning Stats	R: 0 E: 0 K: 0 S: 3	H: 1 LOB: 0 BB: 0 P: 3	R: 0 E: 0 K: 1 S: 6	H: 1 LOB: 1 BB: 0 P: 6	R: 0 E: 0 K: 0 S: 3	H: 1 LOB: 0 BB: 0 P: 3	R: 1 E: 0 K: 1 S: 8	H: 3 LOB: 2 BB: 0 P: 8	R: 0 E: 0 K: 0 S: 3	H: 0 LOB: 0 BB: 0 P: 3	R: 3 E: 1 K: 0 S: 6	H: 2 LOB: 1 BB: 1 P: 10	R: 0 E: 0 K: 0 S: 5	H: 2 LOB: 2 BB: 1 P: 9	R: 0 E: 0 K: 0 S: 4	H: 1 LOB: 2 BB: 1 P: 8	R: 5 E: 1 K: 0 S: 8	H: 5 LOB: 0 BB: 0 P: 8	1B: 11 2B: 3 3B: 2 HR: 0	SF: 0 SAC: 0 DP: 2 HBP: 0	WP: 0 PB: 0 SB: 0 CS: 1	PA: 45
PITCHER	IP WLS BF H R ER SO BB IBB HBP BLK WP HR S P ERA WHIP																					
Ray Burris, R ERA: 5.12	(1, 1) 6.1 30 10 4 2 2 2 2 0 0 0 0 0 0 0 0 0 0 2.84 1.895																					
Buddy Schultz, L ERA: 1.5	(7, 1) 1.0 5 1 0 0 0 1 0 0 0 0 0 0 0 4 8 0.00 2.000																					
Bruce Sutter, R ERA: 9.0	(8, 1) 1.0 L 5 2 2 2 0 0 0 0 0 0 0 0 0 5 5 18.00 2.000																					
Mike Garman, R ERA: 6.18	(9, 1) 0.2 5 3 3 2 0 0 0 0 0 0 0 0 0 5 5 27.00 4.500																					

AB 42
R 9
H 16
RBI 6
BB 3
SO 2
LOB 21



Batter	1	2	3	4	5	6	7	8	9	AB	R	H	RBI	BB	SO	LOB	BOTTOM					
Rick Monday, L OBP: 0.420, SLG: 0.589										3	1	1	0	2	1	0	San Francisco Giants @ Chicago Cubs Wrigley Field, Chicago, IL Thu May 13 1976, 3:33 AM CDT Att: 4,611 - Cloudy - 55 F					
Jose Cardenal, R OBP: 0.379, SLG: 0.488										4	0	2	1	1	0	1						
Ralph LaCock, L OBP: 0.333, SLG: 0.290										3	0	1	1	0	0	1						
Bruce Sutter, R ERA: 1.5										0	0	0	0	0	0	0						
Mike Garman, R ERA: 6.18										0	0	0	0	0	0	0						
Jerry Morales, R OBP: 0.344, SLG: 0.404										3	1	1	0	1	0	2						
Manny Trillo, R OBP: 0.358, SLG: 0.371										2	1	0	0	2	1	2						
Steve Swisher, R OBP: 0.298, SLG: 0.406										3	0	1	0	0	2	1						
Dave Rosello, R OBP: 0.379, SLG: 0.295										3	1	0	1	0	0	1						
Mick Kelleher, R OBP: 0.217, SLG: 0.261										4	1	1	1	0	0	1						
Ray Burris, R OBP: 0.133, SLG: 0.133										2	0	0	0	0	0	1						
Buddy Schultz, R ERA: 4.91	(7, 1) 3.2 19 5 4 2 1 1 4 0 0 0 0 0 0 0 0 4.91 2.455																					
Charlie Williams, R ERA: 1.2	(5, 1) 2.0 6 0 0 0 0 2 0 0 0 0 0 0 0 10 10 0.00 0.000																					
Randy Moffitt, R ERA: 3.32	(7, 1) 2.0 W 9 1 1 1 1 0 2 0 0 0 0 0 0 7 15 4.50 1.500																					
Gary Lavallee, L ERA: 0.28	(9, 1) 1.0 3 0 0 0 0 2 0 0 0 0 0 0 0 7 7 0.00 0.000																					
Inning Stats	R: 0 E: 0 K: 0 S: 4	H: 1 LOB: 2 BB: 1 P: 8	R: 0 E: 0 K: 0 S: 3	H: 1 LOB: 0 BB: 0 P: 3	R: 1 E: 0 K: 0 S: 4	H: 2 LOB: 2 BB: 1 P: 8	R: 3 E: 1 K: 1 S: 7	H: 2 LOB: 1 BB: 2 P: 15	R: 0 E: 0 K: 1 S: 5	H: 0 LOB: 0 BB: 0 P: 5	R: 0 E: 0 K: 1 S: 5	H: 0 LOB: 0 BB: 0 P: 5	R: 0 E: 0 K: 0 S: 4	H: 1 LOB: 1 BB: 0 P: 4	R: 0 E: 0 K: 0 S: 3	H: 0 LOB: 2 BB: 2 P: 11	R: 0 E: 0 K: 2 S: 7	H: 0 LOB: 0 BB: 0 P: 7	1B: 4 2B: 3 3B: 0 HR: 0	SF: 1 SAC: 2 DP: 1 HBP: 0	WP: 1 PB: 0 SB: 2 CS: 1	PA: 39
PITCHER	IP WLS BF H R ER SO BB IBB HBP BLK WP HR S P ERA WHIP																					
Greg Minton, R ERA: 4.91	(1, 1) 3.2 19 5 4 2 1 1 4 0 0 0 0 0 0 0 0 4.91 2.455																					
Dave Heaverlo, R ERA: 3.38	(4, 1) 0.1 1 1 0 0 0 0 0 0 0 0 0 0 0 1 1 0.00 3.000																					
Charlie Williams, R ERA: 1.2	(5, 1) 2.0 6 0 0 0 0 2 0 0 0 0 0 0 0 10 10 0.00 0.000																					
Randy Moffitt, R ERA: 3.32	(7, 1) 2.0 W 9 1 1 1 1 0 2 0 0 0 0 0 0 7 15 4.50 1.500																					
Gary Lavallee, L ERA: 0.28	(9, 1) 1.0 3 0 0 0 0 2 0 0 0 0 0 0 0 7 7 0.00 0.000																					



Batter	1	2	3	4	5	6	7	8	9	AB	R	H	RBI	BB	SO	LOB	TOP						
Von Joshua L OBP: 0.289, SLG: 0.325 Charlie Williams, R (8, 1)	0-0 1B		0-0 FC4-6 CS			0-0 4-3		0-0 4-3		4	0	1	0	0	0	3	San Francisco Giants @ St. Louis Cardinals Busch Stadium, St. Louis, MO Fri May 14 1976, 7:05 PM CDT Att: 13,083 - Unknown						
Derrel Thomas S OBP: 0.312, SLG: 0.331 (1, 4)	0-0 P5		0-0 CS	0-0 F8		0-0 F9		0-0 1B		4	0	1	1	0	0	1							
Bobby Murcer, L OBP: 0.385, SLG: 0.366 (1, 9)	0-0 F9			0-0 F7			0-0 FC5-4 1B		0-3 K	4	0	1	0	0	1	1							
Gary Matthews, R OBP: 0.328, SLG: 0.416 (1, 7)	0-3 K			0-0 6-3			0-0 FC5-4 1B		0-0 G3 1B	4	0	1	0	0	1	2							
Willie Montanez, L OBP: 0.371, SLG: 0.397 (1, 3)		0-0 1-3			0-3 K		0-0 F8		0-0 G3 1B	4	0	0	0	0	1	2							
Chris Speier R OBP: 0.349, SLG: 0.355 (1, 6)	0-0 CS 1B			0-0 F5			0-3 K		0-0 5-3	4	0	1	0	0	1	2							
Ken Reitz, R OBP: 0.339, SLG: 0.368 (1, 5)	0-0 F9 1-2				0-0 1B			0-0 FC6-5 1B		3	0	2	0	0	0	1							
Dave Rader, L OBP: 0.256, SLG: 0.313 Larry Herndon, R OBP: 0.296, SLG: 0.231 (8, PH) (8, 8)		0-3 K2-3			0-0 2B			0-0 4-3 FC6-5 1B 1B		2	0	1	0	0	1	0							
John Montefusco, R OBP: 0.250, SLG: 0.235 Chris Arnold, R OBP: 0.133, SLG: 0.071 Craig Robinson, R OBP: 1.000, SLG: 1.000 Marc Hill, R OBP: 0.265, SLG: 0.394 (1, 1) (8, PH) (8, PR) (8, 2)			0-0 FC4-6 1B			0-3 K		0-0 FC6-5 4-3 1B		2	0	1	0	0	1	0							
Inning Stats	R: 0 E: 0 K: 1 S: 6	H: 1 LOB: 1 BB: 0 P: 6	R: 0 E: 0 K: 0 S: 3	H: 1 LOB: 0 BB: 0 P: 3	R: 0 E: 0 K: 1 S: 5	H: 1 LOB: 0 BB: 0 P: 5	R: 0 E: 0 K: 0 S: 3	H: 0 LOB: 0 BB: 0 P: 3	R: 0 E: 0 K: 1 S: 6	H: 2 LOB: 2 BB: 0 P: 6	R: 0 E: 0 K: 1 S: 5	H: 0 LOB: 0 BB: 0 P: 5	R: 0 E: 0 K: 1 S: 6	H: 1 LOB: 1 BB: 0 P: 6	R: 1 E: 0 K: 0 S: 5	H: 3 LOB: 2 BB: 0 P: 5		R: 0 E: 0 K: 1 S: 6	H: 1 LOB: 1 BB: 0 P: 6	1B: 9 2B: 1 3B: 0 HR: 0	SF: 0 SAC: 0 DP: 0 HBP: 0	WP: 0 PB: 0 SB: 0 CS: 2	PA: 34
PITCHER Lynn McGlothen, R ERA: 2.22 Al Hrabosky, L ERA: 1.6 (1, 1) (8, 1)	IP: 7.0 WLS: W BF: 24	H: 6 R: 0 ER: 0 SO: 5	BB: 0 IBB: 0 HBP: 0 BLK: 0	WP: 0 HR: 0 S: 34 P: 34	ERA: 0.00 WHIP: 0.857	PITCHER																	

Batter	1	2	3	4	5	6	7	8	9	AB	R	H	RBI	BB	SO	LOB	BOTTOM				
Lou Brock, L OBP: 0.270, SLG: 0.313 (1, 7)	0-0 P5		0-0 F9			0-0 2B SH2-4 1B	0-0 6-3			4	1	1	0	0	0	0	San Francisco Giants @ St. Louis Cardinals Busch Stadium, St. Louis, MO Fri May 14 1976, 7:05 PM CDT Att: 13,083 - Unknown				
Vic Harris, S OBP: 0.367, SLG: 0.414 (1, 8)	0-0 4-3		0-0 F3			0-0 SH2-4		0-0 2B 1B		3	1	1	0	0	0	0					
Willie Crawford, L OBP: 0.375, SLG: 0.451 (1, 9)	0-0 1B			0-0 P3		0-0 1B 2B		0-3 K		4	1	2	0	0	1	1					
Ted Simmons, S OBP: 0.333, SLG: 0.366 (1, 2)	0-0 F7			0-0 4-3		4-0 1B IBB		0-0 1B 2B		3	0	1	1	1	0	1					
Reggie Smith, S OBP: 0.244, SLG: 0.297 (1, 5)		0-0 F9		0-0 L4		0-3 K		0-0 F8		4	0	0	0	0	1	4					
Ron Fairly, L OBP: 0.452, SLG: 0.394 (1, 3)	0-0 F7				0-0 F7	0-0 1-2 2H 3H 1B		4-0 IBB		3	0	1	2	1	0	0					
Don Kessinger, S OBP: 0.325, SLG: 0.361 (1, 6)	4-0 BB				0-0 6-3	0-0 4-3		0-0 F8		3	0	0	0	1	0	4					
Mike Tyson, R OBP: 0.333, SLG: 0.556 (1, 4)	0-0 5-3						0-0 1-3			3	0	1	0	0	0	1					
Lynn McGlothen, L OBP: 0.158, SLG: 0.111 Al Hrabosky, R (1, 1) (8, 1)			0-0 F8		0-3 K		0-0 P5			3	0	0	0	0	1	1					
Inning Stats	R: 0 E: 0 K: 0 S: 4	H: 1 LOB: 1 BB: 0 P: 4	R: 0 E: 0 K: 0 S: 3	H: 0 LOB: 1 BB: 1 P: 7	R: 0 E: 0 K: 0 S: 3	H: 0 LOB: 0 BB: 0 P: 3	R: 0 E: 0 K: 0 S: 3	H: 0 LOB: 0 BB: 0 P: 3	R: 0 E: 0 K: 1 S: 6	H: 1 LOB: 1 BB: 0 P: 6	R: 2 E: 0 K: 1 S: 8	H: 3 LOB: 2 BB: 1 P: 12	R: 0 E: 0 K: 0 S: 3	H: 0 LOB: 0 BB: 0 P: 3	R: 1 E: 0 K: 1 S: 7	H: 2 LOB: 2 BB: 1 P: 11		1B: 5 2B: 2 3B: 0 HR: 0	SF: 0 SAC: 1 DP: 0 HBP: 0	WP: 0 PB: 0 SB: 0 CS: 0	PA: 34
PITCHER John Montefusco, R ERA: 2.8 Charlie Williams, R ERA: 1.69 (1, 1) (8, 1)	IP: 7.0 WLS: L BF: 28	H: 5 R: 2 ER: 2 SO: 2	BB: 1 IBB: 1 HBP: 0 BLK: 0	WP: 0 HR: 0 S: 30 P: 38	ERA: 2.57 WHIP: 0.857	PITCHER															



Batter	1	2	3	4	5	6	7	8	9	10	11	AB	R	H	RBI	BB	SO	LOB	TOP								
Von Joshua, L OBP: 0.286, SLG: 0.320 Mike Sadek, R OBP: 0.333, SLG: 0.412	6-3		4-3			F8		FC4-6 1B		K		5	0	1	0	0	1	0									
Derrel Thomas, S OBP: 0.308, SLG: 0.320	FC4-6 BB		4-3			F9		F8		F8		4	0	0	0	1	0	1									
Bobby Murcer, L OBP: 0.379, SLG: 0.359	FC4-6 1-2				F7		F7	FC4-6 1-2			2B WP 1B	5	1	1	0	0	0	2									
Gary Matthews, R OBP: 0.331, SLG: 0.424	3-1				F9		6-3			G4-6-3 1B	5	1	2	0	0	0	1										
Willie Montanez, L OBP: 0.365, SLG: 0.397		K			F8		4-3			1-2 G4-6-3 1B	5	0	1	0	0	1	1										
Chris Speier, R OBP: 0.358, SLG: 0.354		1B BB			6-3		6-3			1B BB	3	0	1	0	2	0	1										
Ken Reitz, R OBP: 0.341, SLG: 0.370					E5 1B K		1-2 1B			F8	5	0	2	0	0	0	2										
Dave Rader, L OBP: 0.261, SLG: 0.313 Larry Herndon, R OBP: 0.267, SLG: 0.214	G3-6-1 1-2				6-3		6-3				3	0	1	0	0	0	4										
Mike Caldwell, R Steve Ontiveros, S OBP: 0.276, SLG: 0.160 Gary Lavelle, S OBP: 0.200, SLG: 0.200		1-3			2-3 1B		6-3			K	1	0	0	0	0	1	0										
					3-H K					K	1	0	0	0	0	1	0										
Inning Stats	R: 0 E: 0 K: 0 S: 3	H: 0 LOB: 1 BB: 1 P: 7	R: 0 E: 0 K: 1 S: 5	H: 1 LOB: 1 BB: 1 P: 9	R: 0 E: 0 K: 0 S: 3	H: 0 LOB: 0 BB: 0 P: 3	R: 0 E: 0 K: 0 S: 3	H: 0 LOB: 0 BB: 0 P: 3	R: 0 E: 0 K: 1 S: 6	H: 1 LOB: 1 BB: 0 P: 6	R: 0 E: 0 K: 0 S: 3	H: 0 LOB: 0 BB: 0 P: 3	R: 0 E: 0 K: 0 S: 5	H: 2 LOB: 2 BB: 0 P: 5	R: 0 E: 0 K: 0 S: 4	H: 1 LOB: 1 BB: 0 P: 4	R: 0 E: 0 K: 3 S: 9	H: 0 LOB: 0 BB: 0 P: 9	R: 2 E: 0 K: 0 S: 6	H: 3 LOB: 1 BB: 0 P: 6	1B: 7 2B: 2 3B: 0 HR: 0	SF: 0 SAC: 0 DP: 2 HBP: 0	WP: 2 PB: 0 SB: 0 CS: 0	PA: 43			
PITCHER	IP 9.0	WLS L	BF 34	H 6	R 0	ER 0	SO 2	BB 3	IBB 0	HBP 0	BLK 0	WP 0	HR 0	S 35	P 47	ERA 0.00	WHIP 1.000										
John Denny, R ERA: 4.46	1.1	L	7	3	2	2	3	0	0	0	0	1	0	13	13	13.50	2.250										
Al Hrabosky, L ERA: 2.39	10.1																										
Eric Rasmussen, R ERA: 2.92	11.1		2	0	0	0	0	0	0	0	0	0	0	2	2	0.00	0.000										

San Francisco Giants @ St. Louis Cardinals
Busch Stadium, St. Louis, MO
Sat May 15 1976, 7:05 PM CDT
Att: 17,237 - Unknown

livebaseballscorecards.com

AB 40
R 2
H 9
RBI 0
BB 3
SO 5
LOB 14



Batter	1	2	3	4	5	6	7	8	9	10	11	AB	R	H	RBI	BB	SO	LOB	BOTTOM							
Mike Tyson, R OBP: 0.214, SLG: 0.357	5-3		FC3-5 CS			F8				6-3		5	0	0	0	0	0	3								
Vic Harris, S OBP: 0.365, SLG: 0.400	5-3		K			5-3				K		4	0	0	0	0	2	1								
Reggie Smith, S OBP: 0.244, SLG: 0.295	K				5-3		6-3			G5-4-3 1B		4	0	1	0	0	1	0								
Ted Simmons, S OBP: 0.331, SLG: 0.357		FC1-6 BB			L8		F7			G5-4-3 1-2		3	0	0	0	1	0	1								
Mike Anderson, R OBP: 0.370, SLG: 0.415		F9			P4		P4			F7		4	0	0	0	0	0	1								
Willie Crawford, L OBP: 0.370, SLG: 0.442		FC1-6 1-2			3-1					F3		4	0	1	0	0	0	1								
Hector Cruz, R OBP: 0.206, SLG: 0.276					6-3		6-3			6-3		4	0	1	0	0	0	1								
Don Kessinger, S OBP: 0.322, SLG: 0.351 Lee Richard, R OBP: 0.130, SLG: 0.091					6-3		F7			F3		3	0	0	0	1	0	2								
John Denny, R OBP: 0.300, SLG: 0.333 Luis Melendez, R OBP: 0.125, SLG: 0.125 Al Hrabosky, R Eric Rasmussen, R					FC3-5 2B		6-3			F8		2	0	1	0	0	0	0								
Lou Brock, L OBP: 0.287, SLG: 0.310												1	0	0	0	0	0	0								
Inning Stats	R: 0 E: 0 K: 1 S: 5	H: 0 LOB: 0 BB: 0 P: 5	R: 0 E: 0 K: 0 S: 4	H: 1 LOB: 2 BB: 1 P: 8	R: 0 E: 0 K: 1 S: 5	H: 1 LOB: 0 BB: 0 P: 5	R: 0 E: 0 K: 0 S: 3	H: 0 LOB: 0 BB: 0 P: 3	R: 0 E: 0 K: 0 S: 3	H: 0 LOB: 0 BB: 0 P: 3	R: 0 E: 0 K: 0 S: 3	H: 0 LOB: 0 BB: 0 P: 5	R: 0 E: 0 K: 0 S: 3	H: 1 LOB: 1 BB: 0 P: 3	R: 0 E: 0 K: 1 S: 6	H: 1 LOB: 2 BB: 1 P: 10	1B: 3 2B: 1 3B: 0 HR: 0	SF: 0 SAC: 0 DP: 1 HBP: 0	WP: 0 PB: 0 SB: 0 CS: 1	PA: 37						
PITCHER	IP 7.0	WLS W	BF 14	H 2	R 0	ER 0	SO 2	BB 1	IBB 0	HBP 0	BLK 0	WP 0	HR 0	S 26	P 30	ERA 0.00	WHIP 0.429									
Mike Caldwell, L ERA: 4.6	4.0			2	0	0	2	1	0	0	0	0	0	17	21	0.00	0.750									
Gary Lavelle, L ERA: 0.26	8.1																									

San Francisco Giants @ St. Louis Cardinals
Busch Stadium, St. Louis, MO
Sat May 15 1976, 7:05 PM CDT
Att: 17,237 - Unknown

livebaseballscorecards.com

AB 35
R 0
H 4
RBI 0
BB 2
SO 4
LOB 12



Batter	1	2	3	4	5	6	7	8	9	AB	R	H	RBI	BB	SO	LOB	TOP
Larry Herndon, R OBP: 0.368, SLG: 0.250 (1, 8)	0-0 WP 1B		4-0 FC5-4 BB		0-3 K			4-0 FC3-6 1B 5-3 BB		2	2	1	0	2	1	0	San Francisco Giants @ St. Louis Cardinals Busch Stadium, St. Louis, MO Sun May 16 1976, 3:33 AM CDT Att: 23,880 - Unknown
Derrel Thomas, S OBP: 0.313, SLG: 0.326 (1, 4)	0-0 1B SF8 1B		0-3 K		0-0 P6			0-0 FC3-6 1B		4	1	2	1	0	1	1	
Bobby Murcer, L OBP: 0.368, SLG: 0.347 (1, 9)	0-0 F9		0-0 P4		0-3 K			0-0 FC3-6 5-3		4	0	0	0	0	1	4	
Gary Matthews, R OBP: 0.336, SLG: 0.421 (1, 7)	0-0 1B		0-0 FC5-4 1-2		4-0 FC4 BB			0-0 5-3		3	0	1	1	1	0	2	
Willie Montanez, L OBP: 0.355, SLG: 0.388 (1, 3)	0-0 SF8			0-0 F5				0-0 FC4 FC4		3	0	0	1	0	0	2	
Chris Speier, R OBP: 0.362, SLG: 0.353 (1, 6)	0-0 F7			4-0 BB				0-0 FC4		3	0	1	0	1	0	2	
Ken Reitz, R OBP: 0.331, SLG: 0.358 (1, 5)		0-0 G3		0-0 F8				0-0 3-1		4	0	0	0	0	0	2	
Marc Hill, R OBP: 0.237, SLG: 0.351 (1, 2)		0-0 F8		0-0 L7				0-0 P6		4	0	0	0	0	0	2	
Ed Halicki, R Dave Heaverlo, R Von Joshua, L John D'Acquisto, R Chris Arnold, R Charlie Williams, R Steve Ontiveros, S OBP: 0.400, SLG: 0.250 ERA: 3.44 (5, PH) (5, 1) (7, PH) (7, 1) (9, PH)	0-3 K		0-0 4-3		0-0 4-3			0-3 K		1	0	0	0	0	0	1	
Inning Stats	R: 2 E: 0 K: 0 S: 6	H: 3 LOB: 1 BB: 0 P: 6	R: 0 E: 0 K: 1 S: 5	H: 0 LOB: 0 BB: 1 P: 5	R: 0 E: 0 K: 1 S: 5	H: 0 LOB: 1 BB: 1 P: 9	R: 0 E: 0 K: 1 S: 5	H: 0 LOB: 0 BB: 0 P: 5	R: 0 E: 0 K: 1 S: 5	H: 0 LOB: 0 BB: 0 P: 5	R: 1 E: 0 K: 0 S: 4	H: 1 LOB: 1 BB: 0 P: 8	R: 0 E: 0 K: 0 S: 4	H: 1 LOB: 1 BB: 0 P: 4	1B: 5 2B: 0 3B: 0 HR: 0	SF: 1 SAC: 0 DP: 0 HBP: 0	
PITCHER Pete Falcone, L ERA: 3.51 (1, 1)	IP: 9.0 WLS: W BF: 36 H: 5 R: 3 ER: 3 SO: 5 BB: 4 IBB: 0 HBP: 0 BLK: 0 WP: 1 HR: 0 S: 42 P: 58 ERA: 3.00 WHIP: 1.000																

Batter	1	2	3	4	5	6	7	8	9	AB	R	H	RBI	BB	SO	LOB	BOTTOM		
Lou Brock, L OBP: 0.275, SLG: 0.316 (1, 7)	0-0 HR			0-0 4-3				4-0 BB BB		4	2	2	2	0	0	1	San Francisco Giants @ St. Louis Cardinals Busch Stadium, St. Louis, MO Sun May 16 1976, 3:33 AM CDT Att: 23,880 - Unknown		
Mike Anderson, R OBP: 0.383, SLG: 0.415 (8, 7)	0-0 HR	0-0 4-3		0-0 F5		0-0 E 1B		0-0 F9		4	1	1	1	1	1	4			
Vic Harris, S OBP: 0.357, SLG: 0.395 (1, 8)	4-0 HR BB	0-0 1B		0-0 F5		0-3 K		0-0 F9		4	1	1	1	1	1	4			
Reggie Smith, S OBP: 0.253, SLG: 0.329 (1, 5)	0-0 HR	0-0 4-3		0-0 L9		0-0 E4		4-0 BB		4	1	1	3	1	0	1			
Ted Simmons, S OBP: 0.328, SLG: 0.361 Keith Hernandez, L OBP: 0.292, SLG: 0.243 (1, 2) (8, 3)	0-0 3-1		0-0 G3 2B		0-0 E1		0-0 4-3		0-0 P5		4	1	1	0	0	0			
Willie Crawford, L OBP: 0.365, SLG: 0.444 (1, 9)	0-0 1B 2B		0-0 G3		0-0 P6			0-0 2-3		4	1	1	0	0	0	2			
Ron Fairly, L OBP: 0.457, SLG: 0.432 Ken Rudolph, R OBP: 0.286, SLG: 0.308 (1, 3) (8, 2)	0-0 G6-4-3 1B		0-0 F8 2B		0-0 P3			0-0 F9		4	0	2	2	0	0	1			
Don Kessinger, S OBP: 0.320, SLG: 0.342 (1, 6)	0-0 G6-4-3		0-0 F8		4-0 HBP BB 1B BB		0-3 K			3	1	0	0	1	1	2			
Mike Tyson, R OBP: 0.333, SLG: 0.412 (1, 4)		0-0 4-3 SH1-4 1B		0-0 3-1		4-0 HBP 1B BB		0-0 BB SH1-3 1B		3	2	2	0	1	0	1			
Pete Falcone, L (1, 1)	0-0 SH1-4		0-3 K		1-0 K 1B HBP		0-0 SH1-3			1	0	0	0	0	1	0			
Inning Stats	R: 4 E: 0 K: 0 S: 6	H: 4 LOB: 0 BB: 1 P: 10	R: 1 E: 0 K: 0 S: 5	H: 2 LOB: 1 BB: 0 P: 5	R: 1 E: 0 K: 0 S: 5	H: 2 LOB: 1 BB: 0 P: 5	R: 0 E: 0 K: 1 S: 5	H: 0 LOB: 0 BB: 0 P: 5	R: 0 E: 1 K: 1 S: 4	H: 0 LOB: 1 BB: 0 P: 4	R: 3 E: 1 K: 1 S: 6	H: 1 LOB: 1 BB: 2 P: 15	R: 0 E: 0 K: 1 S: 5	H: 0 LOB: 0 BB: 0 P: 5	R: 0 E: 0 K: 0 S: 4	H: 1 LOB: 3 BB: 2 P: 12	1B: 6 2B: 3 3B: 0 HR: 1	SF: 0 SAC: 2 DP: 1 HBP: 1	WP: 0 PA: 40 PB: 0 SB: 1 CS: 0
PITCHER Ed Halicki, R Dave Heaverlo, R John D'Acquisto, R Charlie Williams, R ERA: 3.44 ERA: 13.3 ERA: 1.5 (1, 1) (2, 1) (5, 1) (7, 1)	IP: 1.2 WLS: L BF: 11 H: 6 R: 5 ER: 5 SO: 0 BB: 1 IBB: 0 HBP: 0 BLK: 0 WP: 0 HR: 1 S: 10 P: 14 ERA: 27.00 WHIP: 4.200																		

Batter	1	2	3	4	5	6	7	8	9	AB	R	H	RBI	BB	SO	LOB	TOP				
Gene Locklear, L (1,7) OBP: 0.368, SLG: 0.294 Merv Rettenmund, R (6,7) OBP: 0.467, SLG: 0.458	0-0 6-3	0-0 8-4				0-0 FC3-6 1B	0-0 G3	0-0 F8	4-0 BB BB	4	0	1	1	0	0	3					
Enzo Hernandez, R (1,6) OBP: 0.436, SLG: 0.400	0-0 S 1B		0-3 K			0-0 FC3-6 1B	0-0 6-3	0-0 1B 1B	4-0 BB BB	5	1	3	0	1	1	2					
Willie Davis, L (1,8) OBP: 0.302, SLG: 0.432	0-0 F8		0-0 4-3			0-0 FC3-6 G6-4-3 1-2 2-3	0-0 1B	0-0 1B 3B	0-0 L5	6	1	2	2	0	0	6					
Dave Winfield, R (1,9) OBP: 0.385, SLG: 0.487	0-0 3-1		0-0 6-3			0-0 G6-4-3 1-2	0-0 G3	0-0 1B 3B		5	1	1	1	0	0	4					
Doug Rader, R (1,5) OBP: 0.411, SLG: 0.598		4-0 1B E BB				0-0 F2		0-0 1B 1B	0-0 SF9	4	3	3	2	1	0	0					
Mike Ivie, R (1,3) OBP: 0.288, SLG: 0.356		0-3 K				0-0 6-3		0-0 1B 1B	0-0 SF9	4	1	1	1	0	2	2					
Ted Kubiak, S (1,4) OBP: 0.377, SLG: 0.407		0-0 E 1B				0-0 1B BB		0-0 SH E G3 1-2 2-H	0-0 F2	4	2	2	1	1	0	0					
Fred Kendall, R (1,2) OBP: 0.292, SLG: 0.235		0-0 E5 1B				0-0 1B		0-0 E7 G3 SH 1-2 2-H	0-0 5-3	4	2	2	0	1	0	0					
Randy Jones, R (1,1) OBP: 0.160, SLG: 0.045		0-0 8-4 E 1B				0-0 4-3		0-0 SH G3 1-2 2-3	0-0 6-3	4	1	1	1	0	1	3					
Inning Stats	R: 0 E: 0 K: 0 S: 4	H: 1 LOB: 1 BB: 0 P: 4	R: 3 E: 2 K: 1 S: 7	H: 2 LOB: 0 BB: 1 P: 11	R: 0 E: 0 K: 1 S: 5	H: 0 LOB: 0 BB: 0 P: 5	R: 0 E: 0 K: 0 S: 4	H: 1 LOB: 2 BB: 1 P: 8	R: 0 E: 0 K: 0 S: 4	H: 2 LOB: 1 BB: 0 P: 4	R: 5 E: 2 K: 0 S: 9	H: 5 LOB: 1 BB: 0 P: 9	R: 1 E: 0 K: 0 S: 4	H: 1 LOB: 0 BB: 0 P: 4	R: 3 E: 0 K: 1 S: 9	H: 4 LOB: 1 BB: 0 P: 9	R: 0 E: 0 K: 1 S: 5	H: 0 LOB: 3 BB: 3 P: 17	1B: 14 2B: 1 3B: 2 HR: 0	SF: 1 SAC: 1 DP: 2 HBP: 0	WP: 0 PA: 48 PB: 0 SB: 1 CS: 0
PITCHER	IP WLS BF H R ER SO BB IBB HBP BLK WP HR S P ERA WHIP	5.0 L 25 9 6 4 2 2 0 0 0 0 0 0 27 35 7.20 2.200	6.1 2.2 16 7 6 4 0 0 0 0 0 0 0 0 16 16 13.50 2.625	8.1 1.1 7 0 0 0 2 3 0 0 0 0 0 0 8 20 0.00 2.250																	

San Diego Padres @ San Francisco Giants
Candlestick Park, San Francisco, CA
Mon May 17 1976, 10:05 PM EDT
Att: 2,226 - Unknown

livebaseballscorecards.com

AB	41
R	12
H	16
RBI	9
BB	5
SO	4
LOB	20




Batter	1	2	3	4	5	6	7	8	9	AB	R	H	RBI	BB	SO	LOB	BOTTOM			
Von Joshua, L (1,8) OBP: 0.283, SLG: 0.316	0-0 SH5-3 1B		0-0 4-3			0-0 4-3		0-0 G3		4	0	1	0	0	0	2				
Derrel Thomas, S (1,4) OBP: 0.320, SLG: 0.333	0-0 SH5-3 1-2					0-0 F3		0-0 1B		3	0	2	1	0	0	0				
Bobby Murcer, L (1,9) OBP: 0.365, SLG: 0.347	0-3 K					0-0 F4		0-0 SF8		3	0	1	1	0	1	2				
Gary Matthews, R (1,7) OBP: 0.326, SLG: 0.408	0-0 F9					0-0 F9		0-0 L9		4	0	0	0	0	0	4				
Willie Montanez, L (1,3) OBP: 0.345, SLG: 0.376			0-0 G3			0-0 F4		0-0 G3		4	0	0	0	0	0	1				
Chris Speier, R (1,6) OBP: 0.352, SLG: 0.342			0-0 F9			0-0 6-3		0-0 L8		4	0	0	0	0	0	0				
Ken Reitz, R (1,5) OBP: 0.323, SLG: 0.349 John D'Acquisto, R (8,1) OBP: 0.500, SLG: 0.500 Chris Arnold, R (9,PH) OBP: 0.176, SLG: 0.125			0-0 6-3			0-0 5-3		0-0 L1		3	0	0	0	0	0	0				
Mike Sadek, R (1,2) OBP: 0.364, SLG: 0.429			0-0 F7			0-0 1B		0-0 G3 BB 1B		4	1	2	0	0	0	1				
Jim Barr, R (1,1) OBP: 0.400, SLG: 0.182 Dave Heaverlo, R (6,1) OBP: 0.281, SLG: 0.148			0-3 K			0-3 K		4-0 1B G3 SF8 BB		2	0	0	0	0	2	1				
Inning Stats	R: 0 E: 0 K: 1 S: 6	H: 1 LOB: 1 BB: 0 P: 6	R: 0 E: 0 K: 0 S: 3	H: 0 LOB: 0 BB: 0 P: 3	R: 0 E: 0 K: 1 S: 5	H: 0 LOB: 0 BB: 0 P: 5	R: 0 E: 0 K: 0 S: 4	H: 1 LOB: 1 BB: 0 P: 4	R: 0 E: 0 K: 0 S: 4	H: 1 LOB: 1 BB: 0 P: 4	R: 0 E: 0 K: 0 S: 3	H: 0 LOB: 0 BB: 0 P: 3	R: 2 E: 0 K: 0 S: 5	H: 2 LOB: 1 BB: 1 P: 9	R: 0 E: 1 K: 0 S: 5	H: 1 LOB: 2 BB: 0 P: 5	1B: 7 2B: 0 3B: 0 HR: 0	SF: 1 SAC: 1 DP: 0 HBP: 0	WP: 0 PA: 36 PB: 0 SB: 0 CS: 0	
PITCHER	IP WLS BF H R ER SO BB IBB HBP BLK WP HR S P ERA WHIP	9.0 W 36 7 2 2 3 1 0 0 0 0 0 41 45 2.00 0.889																		

San Diego Padres @ San Francisco Giants
Candlestick Park, San Francisco, CA
Mon May 17 1976, 10:05 PM EDT
Att: 2,226 - Unknown

livebaseballscorecards.com

AB	33
R	2
H	7
RBI	2
BB	1
SO	3
LOB	13




Batter	1	2	3	4	5	6	7	8	9	10	11	AB	R	H	RBI	BB	SO	LOB	TOP			
Gene Locklear, L OBP: 0.333, SLG: 0.318 (1, 7)	4-3		5-3			G3		2B		L9		5	1	1	0	0	0	1				
Tito Fuentes, S OBP: 0.337, SLG: 0.376 (1, 4)	4-3		F9			6-3		2B		G3-6-3		5	0	2	2	0	0	1				
Willie Davis, L OBP: 0.313, SLG: 0.450 (1, 8)	3B				F7		2B	BB		G4-6-3		4	1	2	0	1	0	1				
Willie McCovey, L OBP: 0.254, SLG: 0.276 Mike Ivin, R OBP: 0.288, SLG: 0.356 (1, 3)	K				K		1B	2B		G4-6-3		5	1	1	1	0	3	3				
Dave Winfield, R OBP: 0.378, SLG: 0.483 (1, 9)					F3		K				FC4-6	5	1	1	0	0	3	1				
Doug Rader, R OBP: 0.410, SLG: 0.582 (1, 5)					K					E7		4	0	1	1	1	2	0				
Fred Kendall, R OBP: 0.277, SLG: 0.222 (1, 2)					F9					G6-4-3		5	1	0	1	0	0	3				
Enzo Hernandez, R OBP: 0.405, SLG: 0.368 Merv Rettenmund, R OBP: 0.484, SLG: 0.600 Butch Metzger, R (9, 1)					F4		K			F2		3	0	0	0	0	1	0				
Brent Strom, R OBP: 0.222, SLG: 0.133 Mike Dupree, R OBP: 0.303, SLG: 1.000 Rich Folkers, L (8, 1)							K				HR	2	0	0	0	0	1	0				
Ted Kubiak, S OBP: 0.339, SLG: 0.407 Dave Tomlin, L (8, 1)										2B	BB	2	0	1	0	0	0	1	0			
Hector Torres, R OBP: 0.333, SLG: 0.422 (8, 6)											F4	2	0	0	0	0	1	2				
Inning Stats	R: 0 E: 0 K: 1 S: 6	H: 1 LOB: 1 BB: 0 P: 6	R: 0 E: 0 K: 2 S: 7	H: 0 LOB: 0 BB: 0 P: 7	R: 0 E: 0 K: 0 S: 4	H: 1 LOB: 1 BB: 0 P: 4	R: 0 E: 0 K: 1 S: 5	H: 0 LOB: 0 BB: 0 P: 5	R: 2 E: 0 K: 1 S: 6	H: 2 LOB: 0 BB: 1 P: 10	R: 2 E: 0 K: 0 S: 5	H: 3 LOB: 1 BB: 1 P: 9	R: 2 E: 1 K: 2 S: 9	H: 1 LOB: 0 BB: 0 P: 9	R: 0 E: 0 K: 0 S: 3	H: 1 LOB: 0 BB: 0 P: 3	R: 1 E: 0 K: 1 S: 6	H: 1 LOB: 2 BB: 2 P: 14	1B: 4 2B: 4 3B: 1 HR: 1	SF: 0 SAC: 0 DP: 3 HBP: 0	WP: 1 PB: 0 SB: 0 CS: 0	PA: 45
PITCHER	IP 7.1	WLS 1.2	BF 27	H 4	R 3	ER 3	SO 8	BB 2	IBB 0	HBP 0	BLK 0	WP 0	HR 0	S 41	P 49	ERA 3.68	WHIP 0.818					
Ed Hallick, R ERA: 5.95 Gary Lavelle, L ERA: 0.49 Randy Moffitt, R ERA: 3.42 (10, 1)	2.0	L	9	2	1	1	1	1	1	0	0	1	0	9	17	4.50	1.500					

San Diego Padres @ San Francisco Giants
Candlestick Park, San Francisco, CA
Tue May 18 1976, 6:33 AM EDT
Att: 1,634 - Unknown

livebaseballscores.com

AB 41
R 7
H 10
RBI 7
BB 4
SO 11
LOB 12




Batter	1	2	3	4	5	6	7	8	9	10	11	AB	R	H	RBI	BB	SO	LOB	BOTTOM	
Von Joshua, L OBP: 0.280, SLG: 0.312 (1, 8)	4-3		1B		L7		F8			K		5	0	1	0	0	1	0		
Derrel Thomas, S OBP: 0.310, SLG: 0.321 (1, 4)	F4		F3		1-3		6-3			K		5	0	0	0	0	1	1		
Gary Matthews, R OBP: 0.329, SLG: 0.419 (1, 7)	3B				K		E5			6-3		4	1	1	0	1	1	0		
Bobby Murcer, L OBP: 0.366, SLG: 0.364 (1, 9)	K				5-3		6-3					5	1	2	1	0	1	2		
Chris Speier, R OBP: 0.361, SLG: 0.347 (1, 6)					WP	1B	BB			5-3		4	2	2	1	1	0	1		
Willie Montanez, L OBP: 0.347, SLG: 0.391 (1, 3)	G4-6-3				WP	1B	BB			3-1		5	2	2	1	0	0	1		
Ken Reitz, R OBP: 0.319, SLG: 0.344 (1, 5)	L3				1B		3B			L4		5	0	1	2	0	1	1		
Mike Sadek, R OBP: 0.333, SLG: 0.391 Steve Ontiveros, S OBP: 0.273, SLG: 0.143 Marc Hill, R OBP: 0.237, SLG: 0.351 Dave Rader, R OBP: 0.257, SLG: 0.309 (1, 2)					6-3		L8			SH3-1		2	0	0	1	0	0	1		
Ed Hallick, R OBP: 0.308, SLG: 0.182 Gary Lavelle, S OBP: 0.200, SLG: 0.200 Glenn Adams, L OBP: 0.188, SLG: 0.250 Randy Moffitt, R (8, 1)					F5		F6			F4		3	0	0	0	0	1	0		
Inning Stats	R: 0 E: 0 K: 1 S: 6	H: 1 LOB: 1 BB: 0 P: 6	R: 0 E: 0 K: 0 S: 3	H: 1 LOB: 0 BB: 0 P: 3	R: 0 E: 0 K: 0 S: 4	H: 1 LOB: 1 BB: 0 P: 4	R: 2 E: 0 K: 1 S: 7	H: 2 LOB: 1 BB: 1 P: 11	R: 0 E: 0 K: 0 S: 3	H: 0 LOB: 0 BB: 0 P: 3	R: 0 E: 0 K: 1 S: 5	H: 0 LOB: 0 BB: 0 P: 5	R: 0 E: 0 K: 1 S: 6	H: 1 LOB: 1 BB: 0 P: 6	R: 0 E: 0 K: 1 S: 5	H: 0 LOB: 0 BB: 0 P: 5	1B: 6 2B: 0 3B: 3 HR: 0	SF: 0 SAC: 1 DP: 1 HBP: 0	WP: 1 PB: 0 SB: 0 CS: 0	PA: 44
PITCHER	IP 5.0	WLS 0.0	BF 22	H 1	R 4	ER 4	SO 2	BB 2	IBB 0	HBP 0	BLK 0	WP 1	HR 0	S 24	P 32	ERA 7.20	WHIP 1.600			
Brent Strom, L ERA: 3.58 Mike Dupree, R ERA: 8.4 Rich Folkers, L ERA: 4.97 Dave Tomlin, L ERA: 3.14 Butch Metzger, R ERA: 0.72 (8, 1)	3.0	W	10	1	0	0	3	0	0	0	0	0	0	16	16	0.00	0.333			

San Diego Padres @ San Francisco Giants
Candlestick Park, San Francisco, CA
Tue May 18 1976, 6:33 AM EDT
Att: 1,634 - Unknown

livebaseballscores.com

AB 41
R 6
H 9
RBI 6
BB 2
SO 6
LOB 7



Batter	1	2	3	4	5	6	7	8	9	AB	R	H	RBI	BB	SO	LOB	TOP									
Pete Rose, S OBP: 0.473, SLG: 0.529 (1, 5)	0-0 2-3			0-0 FC4-6 1B	0-0 2H 1B			0-0 G3		4	0	2	1	0	0	0	Cincinnati Reds @ San Francisco Giants Candlestick Park, San Francisco, CA Wed May 19 1976, 10:05 PM EDT Att: 23,591 - Unknown									
Ken Griffey, L OBP: 0.385, SLG: 0.476 (1, 9)	0-3 K		0-0 FC4-6 1B 1-2 2B	0-0 4-3			0-0 1B 2B		4	2	1	0	0	1	2											
Joe Morgan, L OBP: 0.471, SLG: 0.562 Doug Flynn, R OBP: 0.310, SLG: 0.286 (1, 4) (8, 4)	0-0 F6		0-0 S 2B 1B		4-0 S BB		0-0 1-2 2B 1B		3 0	2 0	2 0	0 0	1 0	0 0	0 0											
Johnny Bench, R OBP: 0.342, SLG: 0.515 (1, 2)		0-3 K	0-0 F8 1-1H 3-H 2B		0-0 F4		0-0 F8		4	0	1	2	0	1	3											
Dan Driessen, L OBP: 0.351, SLG: 0.372 Tony Perez, R OBP: 0.318, SLG: 0.400 (1, 3) (8, PH) (8, 3)	0-0 3-1		0-0 F8		0-0 F3		0-0 1-2 2B		3 1	0 0	0 1	0 2	0 0	0 0	0 0											
Mike Lum, L OBP: 0.348, SLG: 0.378 (1, 7)	0-0 F9		0-3 K		0-3 K		0-0 4-3		4	0	0	0	0	2	3											
Cesar Geronimo, L OBP: 0.398, SLG: 0.461 (1, 8)			0-0 G5-4-3 1B		0-0 FC6-4 S 1B		0-3 K		4	0	2	0	0	2	0											
Dave Concepcion, R OBP: 0.306, SLG: 0.359 (1, 6)			0-0 G5-4-3 1-2		0-0 FC6-4 SH3-4 1B		0-0 F4		4	1	0	0	0	0	2											
Santo Alcala, R OBP: 0.143, SLG: 0.143 Will McEnaney, L Rawly Eastwick, R (1, 1) (7, 1) (8, 1)			0-3 K		0-0 SH3-4		0-0 4-3		2 0 1	0 0 0	0 0 0	0 0 0	1 0 0	0 0 1	0											
Inning Stats	R: 0 E: 0 K: 1 S: 5	H: 0 LOB: 0 BB: 0 P: 5	R: 0 E: 0 K: 1 S: 5	H: 0 LOB: 0 BB: 0 P: 5	R: 0 E: 0 K: 1 S: 5	H: 1 LOB: 0 BB: 0 P: 5	R: 2 E: 0 K: 1 S: 8	H: 3 LOB: 1 BB: 0 P: 8	R: 1 E: 0 K: 0 S: 5	H: 2 LOB: 1 BB: 0 P: 5	R: 0 E: 0 K: 1 S: 5	H: 0 LOB: 0 BB: 1 P: 9	R: 0 E: 0 K: 1 S: 5	H: 0 LOB: 0 BB: 0 P: 5	R: 2 E: 0 K: 0 S: 6	H: 3 LOB: 1 BB: 0 P: 6		R: 0 E: 0 K: 2 S: 7	H: 0 LOB: 0 BB: 0 P: 7	1B: 7 2B: 2 3B: 0 HR: 0	SF: 0 SAC: 1 DP: 1 HBP: 0	WP: 0 PB: 0 SB: 3 CS: 0	PA: 36			
PITCHER	IP	WLS	BF	H	R	ER	SO	BB	IBB	HBP	BLK	WP	HR	S	P	ERA	WHIP									
John Montefusco, R ERA: 2.92 Gary Lavelle, L ERA: 9.95 Dave Heaverlo, R ERA: 4.5	(1, 1)	7.0	L	27	6	3	3	6	1	0	0	0	0	0	38	42	3.86	1.000								
	(8, 1)	1.0		6	3	2	2	0	0	0	0	0	0	0	6	6	18.00	3.000								
	(9, 1)	1.0		3	0	0	0	2	0	0	0	0	0	7	7	0.00	0.000									

AB	34
R	5
H	9
RBI	5
BB	1
SO	8
LOB	12



Batter	1	2	3	4	5	6	7	8	9	AB	R	H	RBI	BB	SO	LOB	BOTTOM									
Von Joshua, L OBP: 0.279, SLG: 0.310 Gary Lavelle, S OBP: 0.200, SLG: 0.200 Steve Ontiveros, S OBP: 0.265, SLG: 0.138 (1, 8) (8, 1) (9, 5)	0-0 F8		0-0 F7		0-0 1-2 1B		0-0 FC3-6 1-2		0-0 F4-3	4	0	1	0	0	0	1	Cincinnati Reds @ San Francisco Giants Candlestick Park, San Francisco, CA Wed May 19 1976, 10:05 PM EDT Att: 23,591 - Unknown									
Derrel Thomas, S OBP: 0.313, SLG: 0.319 (1, 4)	4-0 BLK 1B BB		0-0 4-3		0-0 F8		0-0 F8		4	1	1	0	1	0	3											
Bobby Murcer, L OBP: 0.361, SLG: 0.358 (1, 9)	0-0 F8 1-2		0-0 3-1		0-0 FC4 FC1-6 1B		0-3 K		5	1	1	0	0	1	2											
Gary Matthews, R OBP: 0.331, SLG: 0.414 (1, 7)	0-0 S 2H 1B		0-0 P4		4-0 FC4 1-2 BB		0-0 5-3		4	0	1	1	1	0	1											
Willie Montanez, L OBP: 0.351, SLG: 0.394 (1, 3)	0-0 3-1 1-2		0-0 S 1B		0-0 FC4 1-2 FC1-6		0-0 1B 1B		4	0	2	0	0	0	3											
Chris Speier, R OBP: 0.358, SLG: 0.344 (1, 6)		0-0 F3		0-0 4-3 1-2		0-0 FC1-6 1-2		0-0 FC6-4 1B	4	0	1	1	0	0	2											
Ken Reitz, R OBP: 0.333, SLG: 0.333 Dave Heaverlo, R (1, 5) (9, 1)	0-0 F8		0-0 6-3		0-0 F7		0-0 FC6-4 1-2		4	0	0	0	0	0	3											
Dave Rader, L OBP: 0.270, SLG: 0.310 (1, 2)	0-0 3-1		0-0 FC3-6 1B		0-0 4-3		0-0 3B BB		3	1	1	0	1	0	0											
John Montefusco, R OBP: 0.227, SLG: 0.211 Glenn Adams, L OBP: 0.235, SLG: 0.294 Larry Herndon, R OBP: 0.400, SLG: 0.412 (1, 1) (7, PH) (7, PR) (8, 8)		0-3 K		0-0 FC3-6 1B		0-0 FC3-6 1B		0-0 F4-3 3B	2	0	0	0	0	1	1											
Inning Stats	R: 1 E: 0 K: 0 S: 4	H: 1 LOB: 1 BB: 1 P: 8	R: 0 E: 0 K: 0 S: 3	H: 0 LOB: 0 BB: 0 P: 3	R: 0 E: 0 K: 1 S: 5	H: 0 LOB: 0 BB: 0 P: 5	R: 0 E: 0 K: 0 S: 4	H: 1 LOB: 1 BB: 0 P: 4	R: 0 E: 0 K: 0 S: 4	H: 1 LOB: 1 BB: 1 P: 8	R: 0 E: 0 K: 1 S: 7	H: 1 LOB: 2 BB: 0 P: 4	R: 0 E: 0 K: 1 S: 7	H: 2 LOB: 0 BB: 0 P: 7	R: 2 E: 0 K: 0 S: 5	H: 2 LOB: 1 BB: 1 P: 9		1B: 9 2B: 0 3B: 1 HR: 0	SF: 0 SAC: 0 DP: 0 HBP: 0	WP: 0 PB: 0 SB: 2 CS: 0	PA: 40					
PITCHER	IP	WLS	BF	H	R	ER	SO	BB	IBB	HBP	BLK	WP	HR	S	P	ERA	WHIP									
Santo Alcala, R ERA: 3.91 Will McEnaney, L ERA: 6.57 Rawly Eastwick, R ERA: 2.45	(1, 1)	6.1	W	27	6	2	2	1	2	0	0	1	0	0	27	35	2.84	1.263								
	(7, 1)	1.1		6	2	0	0	1	0	0	0	0	0	0	8	8	0.00	1.500								
	(8, 1)	1.1	S	7	2	2	2	0	1	0	0	0	0	6	10	13.50	2.250									

AB	37
R	4
H	10
RBI	4
BB	3
SO	2
LOB	16



Batter	1	2	3	4	5	6	7	8	9	AB	R	H	RBI	BB	SO	LOB	TOP					
Pete Rose, S OBP: 0.482, SLG: 0.531 (1.5)										3	1	2	0	2	0	1	Cincinnati Reds @ San Francisco Giants Candlestick Park, San Francisco, CA Thu May 20 1976, 6:33 AM EDT Att: 6,439 - Unknown					
Dave Concepcion, R OBP: 0.309, SLG: 0.356 (1.6)										4	2	1	0	1	1	4						
Joe Morgan, L OBP: 0.462, SLG: 0.545 (1.4)										5	1	1	1	0	0	3						
Johnny Bench, R OBP: 0.339, SLG: 0.505 (1.2)										4	0	1	1	0	0	0						
Tony Perez, R OBP: 0.323, SLG: 0.412 (1.3)										4	0	2	0	0	0	0						
George Foster, R OBP: 0.358, SLG: 0.452 (1.8) (6.7)										4	1	2	1	0	0	4						
Bob Bailey, R Ken Griffey, L OBP: 0.387, SLG: 0.476 (6. PH) (6.9)										1	0	0	1	0	0	0						
Ed Arbrister, R OBP: 0.364, SLG: 0.364 (6. PH) Cesar Geronimo, L OBP: 0.389, SLG: 0.449 (6.8)										2	0	1	0	0	0	2						
Don Gullett, S Paul Shatter, R John Youngblood, R Pat Darcy, R Mike Lutz, L Fred Norman, L Dan Driener, L Will McManey, L Willie Montanez, L Don Gullett, S Don Gullett, S										8	0	0	0	0	0	0						
Inning Stats	R: 0 E: 0 K: 1 S: 5	H: 1 LOB: 0 BB: 0 P: 5	R: 0 E: 0 K: 0 S: 3	H: 1 LOB: 0 BB: 0 P: 3	R: 0 E: 0 K: 0 S: 4	H: 1 LOB: 1 BB: 0 P: 4	R: 2 E: 0 K: 0 S: 6	H: 3 LOB: 2 BB: 1 P: 10	R: 2 E: 1 K: 0 S: 5	H: 2 LOB: 0 BB: 0 P: 5	R: 0 E: 0 K: 0 S: 4	H: 2 LOB: 1 BB: 0 P: 4	R: 0 E: 0 K: 0 S: 3	H: 0 LOB: 1 BB: 1 P: 7	R: 1 E: 0 K: 0 S: 4	H: 1 LOB: 0 BB: 0 P: 4		R: 0 E: 0 K: 0 S: 4	H: 1 LOB: 2 BB: 1 P: 8	1B: 10 2B: 3 3B: 0 HR: 1	SF: 1 SAC: 0 DP: 2 HBP: 0	WP: 0 PB: 0 SB: 0 CS: 1
PITCHER	IP WLS BF H R ER SO BB IBB HBP BLK WP HR S P ERA WHIP																					
Mike Caldwell, L ERA: 4.45 (1.1)	5.0	22	8	4	2	1	1	0	0	0	0	0	0	23	27	3.60	1.800					
Charlie Williams, R ERA: 1.35 (6.1)	2.0	8	2	0	0	0	1	0	0	0	0	0	0	7	11	0.00	1.500					
Dave Heaverlo, R ERA: 4.56 (8.1)	1.2	W	8	2	1	1	0	1	0	0	0	0	1	7	11	5.40	1.800					
Gary Lavelle, L ERA: 0.95 (9.1)	0.1	S	1	0	0	0	0	0	0	0	0	0	0	1	1	0.00	0.000					

Batter	1	2	3	4	5	6	7	8	9	AB	R	H	RBI	BB	SO	LOB	BOTTOM			
Larry Herndon, R OBP: 0.440, SLG: 0.455 (1.8)										5	1	3	0	0	0	2	Cincinnati Reds @ San Francisco Giants Candlestick Park, San Francisco, CA Thu May 20 1976, 6:33 AM EDT Att: 6,439 - Unknown			
Derrel Thomas, S OBP: 0.317, SLG: 0.324 (1.4)										4	1	2	0	0	1	1				
Gary Matthews, R OBP: 0.327, SLG: 0.409 (1.7)										4	1	1	1	0	0	4				
Bobby Murcer, L OBP: 0.368, SLG: 0.362 (1.9)										4	1	2	0	1	2	2				
Chris Speier, R OBP: 0.359, SLG: 0.346 (1.6)										5	0	2	2	0	1	3				
Willie Montanez, L OBP: 0.352, SLG: 0.401 (1.3)										5	1	2	0	0	0	5				
Ken Reitz, R OBP: 0.315, SLG: 0.338 (1.5)										4	1	2	1	0	1	3				
Mike Sadek, R OBP: 0.357, SLG: 0.385 (1.2)										3	0	1	0	1	0	4				
Mike Caldwell, R Chris Speier, R Charlie Williams, R Steve Ontiveros, S Dave Heaverlo, R Gary Lavelle, S										2	0	1	0	0	0	2				
Inning Stats	R: 3 E: 0 K: 0 S: 7	H: 4 LOB: 2 BB: 1 P: 11	R: 0 E: 0 K: 1 S: 7	H: 2 LOB: 2 BB: 0 P: 7	R: 0 E: 0 K: 1 S: 5	H: 1 LOB: 0 BB: 0 P: 5	R: 2 E: 0 K: 0 S: 7	H: 4 LOB: 2 BB: 0 P: 7	R: 0 E: 1 K: 1 S: 5	H: 0 LOB: 0 BB: 0 P: 5	R: 0 E: 0 K: 1 S: 6	H: 1 LOB: 2 BB: 1 P: 10	R: 1 E: 1 K: 0 S: 6	H: 3 LOB: 2 BB: 0 P: 6	R: 0 E: 0 K: 0 S: 6	H: 0 LOB: 2 BB: 0 P: 6		1B: 16 2B: 2 3B: 0 HR: 0	SF: 1 SAC: 1 DP: 1 HBP: 0	WP: 0 PB: 0 SB: 0 CS: 1
PITCHER	IP WLS BF H R ER SO BB IBB HBP BLK WP HR S P ERA WHIP																			
Don Gullett, L ERA: 2.67 (1.1)	0.2	6	2	0	0	1	0	0	0	0	0	8	10	0.00	1.500					
Pedro Garbon, R ERA: 5.4 (3.1)	2.0	8	3	0	0	2	0	0	0	0	0	12	12	9.00	2.000					
Pat Darcy, R ERA: 5.72 (5.1)	2.0	10	4	2	2	1	0	0	0	0	0	12	12	9.00	2.000					
Fred Norman, L ERA: 4.34 (7.1)	2.0	L	11	4	1	1	1	0	1	0	0	12	16	4.50	2.000					





Batter	1	2	3	4	5	6	7	8	9	AB	R	H	RBI	BB	SO	LOB	TOP				
Rowland Office, L OBP: 0.338, SLG: 0.286										3	2	2	0	3	1	0	Atlanta Braves @ San Francisco Giants Candlestick Park, San Francisco, CA Sun May 23 1976, 6:33 AM EDT Unknown				
Lee Lacy, R OBP: 0.284, SLG: 0.352										6	1	2	1	0	1	4					
Jimmy Wynn, R OBP: 0.369, SLG: 0.359										2	2	0	0	3	0	2					
Darrell Evans, L OBP: 0.348, SLG: 0.213										0	1	0	0	0	0	0					
Dave May, L OBP: 0.196, SLG: 0.326										1	0	0	0	1	1	0					
Cito Gaston, R OBP: 0.435, SLG: 0.550										2	1	2	2	1	0	0					
Biff Pocoroba, S OBP: 0.311, SLG: 0.309										5	1	2	1	0	0	5					
Darrel Chaney, S OBP: 0.343, SLG: 0.290										5	0	3	1	0	0	1					
Jerry Royster, R OBP: 0.270, SLG: 0.230										4	0	1	1	1	1	2					
Dick Ruthven, R OBP: 0.217, SLG: 0.182										4	1	0	0	0	1	4					
Elias Sosa, R OBP: 0.250, SLG: 0.250										1	0	0	0	0	0	1					
Inning Stats	R: 1 E: 1 K: 0 S: 3	H: 1 LOB: 2 BB: 3 P: 15	R: 0 E: 0 K: 0 S: 6	H: 3 LOB: 3 BB: 1 P: 10	R: 0 E: 0 K: 1 S: 7	H: 3 LOB: 2 BB: 0 P: 7	R: 5 E: 0 K: 0 S: 7	H: 4 LOB: 1 BB: 2 P: 15	R: 2 E: 1 K: 1 S: 7	H: 2 LOB: 1 BB: 1 P: 11	R: 0 E: 0 K: 2 S: 5	H: 0 LOB: 0 BB: 0 P: 5	R: 0 E: 0 K: 0 S: 3	H: 0 LOB: 1 BB: 2 P: 7	R: 0 E: 0 K: 0 S: 2	H: 0 LOB: 1 BB: 2 P: 10	1B: 13 2B: 1 3B: 0 HR: 0	SF: 0 SAC: 0 DP: 2 HBP: 0	WP: 1 PB: 0 CS: 1	PA: 47	
PITCHER	IP WLS BF H R ER SO BB IBB HBP BLK WP HR S P ERA WHIP	IP WLS BF H R ER SO BB IBB HBP BLK WP HR S P ERA WHIP	IP WLS BF H R ER SO BB IBB HBP BLK WP HR S P ERA WHIP	IP WLS BF H R ER SO BB IBB HBP BLK WP HR S P ERA WHIP	IP WLS BF H R ER SO BB IBB HBP BLK WP HR S P ERA WHIP	IP WLS BF H R ER SO BB IBB HBP BLK WP HR S P ERA WHIP	IP WLS BF H R ER SO BB IBB HBP BLK WP HR S P ERA WHIP	IP WLS BF H R ER SO BB IBB HBP BLK WP HR S P ERA WHIP	IP WLS BF H R ER SO BB IBB HBP BLK WP HR S P ERA WHIP	IP WLS BF H R ER SO BB IBB HBP BLK WP HR S P ERA WHIP	IP WLS BF H R ER SO BB IBB HBP BLK WP HR S P ERA WHIP	IP WLS BF H R ER SO BB IBB HBP BLK WP HR S P ERA WHIP	IP WLS BF H R ER SO BB IBB HBP BLK WP HR S P ERA WHIP	IP WLS BF H R ER SO BB IBB HBP BLK WP HR S P ERA WHIP	IP WLS BF H R ER SO BB IBB HBP BLK WP HR S P ERA WHIP	IP WLS BF H R ER SO BB IBB HBP BLK WP HR S P ERA WHIP	IP WLS BF H R ER SO BB IBB HBP BLK WP HR S P ERA WHIP	IP WLS BF H R ER SO BB IBB HBP BLK WP HR S P ERA WHIP	IP WLS BF H R ER SO BB IBB HBP BLK WP HR S P ERA WHIP	IP WLS BF H R ER SO BB IBB HBP BLK WP HR S P ERA WHIP	IP WLS BF H R ER SO BB IBB HBP BLK WP HR S P ERA WHIP



Batter	1	2	3	4	5	6	7	8	9	AB	R	H	RBI	BB	SO	LOB	BOTTOM					
Von Joshua, L OBP: 0.276, SLG: 0.311										4	1	2	0	0	1	1	Atlanta Braves @ San Francisco Giants Candlestick Park, San Francisco, CA Sun May 23 1976, 6:33 AM EDT Unknown					
Derrel Thomas, S OBP: 0.311, SLG: 0.318										3	0	0	0	0	0	2						
Larry Hemdon, R OBP: 0.452, SLG: 0.444										1	0	0	1	0	0	0						
Bobby Murcer, L OBP: 0.374, SLG: 0.361										2	0	0	0	1	1	0						
Marc Hill, R OBP: 0.273, SLG: 0.381										1	0	0	0	0	1	0						
Gary Matthews, R OBP: 0.317, SLG: 0.388										3	0	0	0	0	1	3						
Chris Arnold, R OBP: 0.192, SLG: 0.240										1	0	0	0	0	0	0						
Willie Montanez, L OBP: 0.353, SLG: 0.420										3	1	1	1	0	1	3						
John D'Acquisto, R OBP: 0.500, SLG: 0.500										0	0	0	0	0	0	0						
Glenn Adams, L OBP: 0.250, SLG: 0.300										1	0	0	0	0	0	0						
Chris Speier, R OBP: 0.345, SLG: 0.322										3	0	0	0	1	0	0						
Ken Reitz, R OBP: 0.293, SLG: 0.313										3	0	0	0	0	0	1						
Dave Rader, L OBP: 0.272, SLG: 0.312										3	0	0	0	0	0	0						
Ed Halicki, R OBP: 0.267, SLG: 0.250										1	0	1	0	0	0	0						
Mike Caldwell, R OBP: 0.111, SLG: 0.111										0	0	0	0	0	0	0						
Dave Heaverlo, L OBP: 0.111, SLG: 0.111										0	0	0	0	0	0	0						
Steve Ontiveros, S OBP: 0.226, SLG: 0.176										2	0	1	0	0	0	0						
Inning Stats	R: 0 E: 0 K: 2 S: 7	H: 0 LOB: 0 BB: 0 P: 7	R: 0 E: 0 K: 1 S: 5	H: 0 LOB: 0 BB: 0 P: 5	R: 0 E: 0 K: 0 S: 4	H: 1 LOB: 1 BB: 0 P: 4	R: 0 E: 0 K: 0 S: 3	H: 0 LOB: 0 BB: 0 P: 3	R: 1 E: 0 K: 0 S: 3	H: 1 LOB: 0 BB: 1 P: 7	R: 0 E: 0 K: 1 S: 7	H: 2 LOB: 3 BB: 1 P: 11	R: 0 E: 0 K: 0 S: 3	H: 0 LOB: 0 BB: 0 P: 3	R: 1 E: 0 K: 1 S: 6	H: 1 LOB: 0 BB: 0 P: 6	R: 0 E: 0 K: 0 S: 3	H: 0 LOB: 0 BB: 0 P: 3	1B: 2 2B: 2 3B: 0 HR: 1	SF: 0 SAC: 0 DP: 1 HBP: 0	WP: 0 PB: 1 SB: 0 CS: 0	PA: 33
PITCHER	IP WLS BF H R ER SO BB IBB HBP BLK WP HR S P ERA WHIP	IP WLS BF H R ER SO BB IBB HBP BLK WP HR S P ERA WHIP	IP WLS BF H R ER SO BB IBB HBP BLK WP HR S P ERA WHIP	IP WLS BF H R ER SO BB IBB HBP BLK WP HR S P ERA WHIP	IP WLS BF H R ER SO BB IBB HBP BLK WP HR S P ERA WHIP	IP WLS BF H R ER SO BB IBB HBP BLK WP HR S P ERA WHIP	IP WLS BF H R ER SO BB IBB HBP BLK WP HR S P ERA WHIP	IP WLS BF H R ER SO BB IBB HBP BLK WP HR S P ERA WHIP	IP WLS BF H R ER SO BB IBB HBP BLK WP HR S P ERA WHIP	IP WLS BF H R ER SO BB IBB HBP BLK WP HR S P ERA WHIP	IP WLS BF H R ER SO BB IBB HBP BLK WP HR S P ERA WHIP	IP WLS BF H R ER SO BB IBB HBP BLK WP HR S P ERA WHIP	IP WLS BF H R ER SO BB IBB HBP BLK WP HR S P ERA WHIP	IP WLS BF H R ER SO BB IBB HBP BLK WP HR S P ERA WHIP	IP WLS BF H R ER SO BB IBB HBP BLK WP HR S P ERA WHIP	IP WLS BF H R ER SO BB IBB HBP BLK WP HR S P ERA WHIP	IP WLS BF H R ER SO BB IBB HBP BLK WP HR S P ERA WHIP	IP WLS BF H R ER SO BB IBB HBP BLK WP HR S P ERA WHIP	IP WLS BF H R ER SO BB IBB HBP BLK WP HR S P ERA WHIP	IP WLS BF H R ER SO BB IBB HBP BLK WP HR S P ERA WHIP	IP WLS BF H R ER SO BB IBB HBP BLK WP HR S P ERA WHIP	



Batter	1	2	3	4	5	6	7	8	9	10	AB	R	H	RBI	BB	SO	LOB	TOP								
Rowland Office, L OBP: 0.340, SLG: 0.290 (1, 8)	3-1		F5			E 1B		SH 1B		K	5	0	2	0	0	1	0	Atlanta Braves @ San Francisco Giants Candlestick Park, San Francisco, CA Sun May 23 1976, 6:38 AM EDT Att: 15,383 - Unknown AB 30 R 0 H 3 RBI 0 BB 3 SO 5 LOB 12 								
Marty Perez, R OBP: 0.329, SLG: 0.373 (1, 4) (9, 6)	F8			6-3		E9 1-2		SH		F9	4	0	0	0	0	0	1									
Jimmy Wynn, R OBP: 0.366, SLG: 0.351 (1, 7) BB				K		K		L5			3	0	0	0	1	2	4									
Darrell Evans, L OBP: 0.338, SLG: 0.205 (1, 3)	F6			1-4-3		K		F8			0	0	0	0	0	0	0									
Dave May, L OBP: 0.200, SLG: 0.304 (1, 9)		F6			4-0 BB BB	FC6-4 BB		5-3		4-3	3	0	0	0	1	0	2									
Biff Pocoreba, S OBP: 0.320, SLG: 0.297 (1, 2)		F8				FC6-4 S 1-2		F6		4-3	4	0	0	0	0	0	1									
Darrel Chaney, S OBP: 0.339, SLG: 0.309 (1, 6) (9, 5)		L3				K				F8	4	0	1	0	0	1	1									
Jerry Royster, R OBP: 0.271, SLG: 0.226 Lee Lacy, R OBP: 0.281, SLG: 0.349 (1, 5) (9, PH) (9, 4)			2-3			5-3					2	0	0	0	1	0	1									
Phil Niekro, R OBP: 0.080, SLG: 0.080 Ken Henderson, S OBP: 0.362, SLG: 0.458 Max Leon, R (1, 1) (10, PH) (10, 1)			F9			4-3		2-3			1	0	0	0	0	0	0									
						4-3				F9	0	0	0	0	0	0	0									
Inning Stats	R: 0 E: 0 K: 0 S: 3	H: 0 LOB: 1 BB: 1 P: 7	R: 0 E: 0 K: 0 S: 3	H: 0 LOB: 0 BB: 0 P: 3	R: 0 E: 0 K: 0 S: 3	H: 0 LOB: 0 BB: 0 P: 3	R: 0 E: 0 K: 1 S: 5	H: 0 LOB: 0 BB: 0 P: 5	R: 0 E: 0 K: 1 S: 5	H: 0 LOB: 1 BB: 1 P: 9	R: 0 E: 0 K: 0 S: 4	H: 1 LOB: 2 BB: 1 P: 8	R: 0 E: 0 K: 0 S: 5	H: 1 LOB: 2 BB: 0 P: 5	R: 0 E: 0 K: 1 S: 5	H: 0 LOB: 0 BB: 0 P: 5	R: 0 E: 0 K: 1 S: 5	H: 0 LOB: 0 BB: 0 P: 5	1B: 2 2B: 0 3B: 1 HR: 0	SF: 0 SAC: 1 DP: 0 HBP: 0	WP: 0 PA: 38 PB: 0 SB: 1 CS: 0					
PITCHER John Montefusco, R ERA: 2.51 (1, 1)	IP 10.0	WLS W 38	BF H 3	R 0	ER 0	SO 6	BB 2	IBB 1	HBP 0	BLK 0	WP 0	HR 0	S 47	P 59	ERA 0.00	WHIP 0.500										

Batter	1	2	3	4	5	6	7	8	9	10	AB	R	H	RBI	BB	SO	LOB	BOTTOM								
Larry Hemdon, R OBP: 0.500, SLG: 0.516 (1, 8)	6-3					6-4-3 1B				SH1-4 1B	4	0	3	0	0	0	0	Atlanta Braves @ San Francisco Giants Candlestick Park, San Francisco, CA Sun May 23 1976, 6:38 AM EDT Att: 15,383 - Unknown AB 33 R 1 H 5 RBI 1 BB 3 SO 3 LOB 16 								
Chris Speier, R OBP: 0.343, SLG: 0.315 (1, 6) S	K			2B		6-4-3 1-2		SH1-4 1-2		FC HBP	3	0	0	1	1	1	3									
Bobby Murcer, L OBP: 0.371, SLG: 0.353 (1, 9)	4-1			BB		F4		4-3			3	0	0	0	1	0	3									
Wille Montanez, L OBP: 0.345, SLG: 0.410 (1, 3)		L6		F2				4-3		F8	4	0	0	0	0	0	4									
Steve Ontveros, S OBP: 0.233, SLG: 0.156 (1, 7)		F5		G3				4-3		G3	4	0	0	0	0	0	4									
Ken Reitz, R OBP: 0.286, SLG: 0.305 (1, 5)		F6				F9		5-3			4	0	0	0	0	0	0									
Chris Arnold, R OBP: 0.214, SLG: 0.259 Derrel Thomas, S OBP: 0.314, SLG: 0.320 (1, 4) (8, 4)			F8			G6-4-3 1B		4-3		HBP FC 3-4-3 1B	2	0	1	0	0	0	0									
Marc Hill, R OBP: 0.261, SLG: 0.364 Von Joshua, L OBP: 0.274, SLG: 0.309 Mike Sadek, R OBP: 0.357, SLG: 0.385 Glenn Adams, L OBP: 0.238, SLG: 0.286 (1, 2) (8, PH) (9, 2) (10, PH)		F6		G6-4-3 1-2				F7		3-4-3	2	0	0	0	0	0	1									
John Montefusco, R OBP: 0.200, SLG: 0.182 Dave Rader, L OBP: 0.280, SLG: 0.312 (1, 1) (10, PH)			K			1-3		K		FC HBP IBB	3	0	0	0	0	2	0									
											0	0	0	0	1	0	0									
Inning Stats	R: 0 E: 0 K: 1 S: 5	H: 0 LOB: 0 BB: 0 P: 5	R: 0 E: 0 K: 0 S: 3	H: 0 LOB: 0 BB: 0 P: 3	R: 0 E: 0 K: 1 S: 5	H: 0 LOB: 0 BB: 0 P: 5	R: 0 E: 0 K: 0 S: 4	H: 1 LOB: 2 BB: 1 P: 8	R: 0 E: 0 K: 0 S: 3	H: 1 LOB: 0 BB: 0 P: 3	R: 0 E: 0 K: 0 S: 4	H: 1 LOB: 2 BB: 1 P: 8	R: 1 E: 0 K: 0 S: 4	H: 1 LOB: 3 BB: 1 P: 9	1B: 4 2B: 1 3B: 0 HR: 0	SF: 0 SAC: 1 DP: 1 HBP: 1	WP: 0 PA: 38 PB: 0 SB: 0 CS: 0									
PITCHER Phil Niekro, R ERA: 3.65 Max Leon, R ERA: 1.08 (1, 1) (10, 1)	IP 9.0	WLS L 6	BF H 1	R 0	ER 1	SO 3	BB 1	IBB 1	HBP 0	BLK 0	WP 0	HR 0	S 36	P 44	ERA 0.00	WHIP 1.500										

Batter	1	2	3	4	5	6	7	8	9	AB	R	H	RBI	BB	SO	LOB	TOP				
Greg Gross, L OBP: 0.347, SLG: 0.320 (1, 9)	6-3		FC6-4		4-3		6-3		FC6-4	5	0	0	0	0	0	2					
Rob Andrews, R OBP: 0.308, SLG: 0.286 (1, 4)			FC					6-3	F8	5	0	2	0	0	0	2					
Cesar Cedeno, R OBP: 0.338, SLG: 0.511 (1, 8)	FC4-6		F7		6-3			F8		4	0	0	0	0	0	4					
Bob Watson, R OBP: 0.372, SLG: 0.424 (1, 3)	CS	F8	FC6-4			K			1B BB	4	0	1	0	0	1	2					
Jose Cruz, L OBP: 0.350, SLG: 0.333 (1, 7)		F7		4-3					1B	2	0	1	0	2	0	0					
Enos Cabell, R OBP: 0.336, SLG: 0.380 (1, 5)		S		F8		G6-3			1B	4	1	3	0	0	0	1					
Skip Jutze, R OBP: 0.133, SLG: 0.163 (1, 2)	E6			4-3		G6-3			F8	4	0	0	0	0	0	6					
Roger Metzger, S OBP: 0.318, SLG: 0.333 (1, 6)	FC4-6			3-1					6-3	4	0	0	0	0	0	2					
Mike Cosgrove, L OBP: 0.352, SLG: 0.111 (3, PH) Art Howe, R OBP: 0.214, SLG: 0.167 (3, 1) Gene Pentz, R OBP: 0.285, SLG: 0.281 (5, PH) Larry Milbourne, S OBP: 0.225, SLG: 0.232 (7, 1) Tom Griffin, R OBP: 0.362, SLG: 0.522 (9, PH) Wilbur Howard, S OBP: 0.225, SLG: 0.232 (7, 1) Paul Siebert, L OBP: 0.284, SLG: 0.167 (7, 1) Leon Roberts, R OBP: 0.362, SLG: 0.522 (9, PH)			FC6-4		4-3		F8		FC6-4	0	0	0	0	0	0	0					
Inning Stats	R: 0 E: 0 K: 0 S: 3	H: 1 LOB: 0 BB: 0 P: 3	R: 1 E: 1 K: 0 S: 5	H: 1 LOB: 1 BB: 0 P: 5	R: 0 E: 0 K: 0 S: 4	H: 0 LOB: 2 BB: 1 P: 8	R: 0 E: 0 K: 0 S: 3	H: 0 LOB: 1 BB: 1 P: 7	R: 0 E: 0 K: 1 S: 6	H: 2 LOB: 1 BB: 0 P: 6	R: 0 E: 0 K: 0 S: 3	H: 0 LOB: 0 BB: 0 P: 3	R: 0 E: 0 K: 0 S: 5	H: 2 LOB: 3 BB: 1 P: 9	R: 0 E: 0 K: 0 S: 4	H: 1 LOB: 1 BB: 0 P: 4	1B: 8 2B: 0 3B: 0 HR: 0	SF: 0 SAC: 0 DP: 1 HBP: 0	WP: 0 PB: 0 SB: 1 CS: 1	PA: 39	
PITCHER	IP WLS BF H R ER SO BB IBB HBP BLK WP HR S P ERA WHIP	8.0 W 34 7 1 0 1 3 0 0 0 0 0 4 4 0.00 1.250	1.0 4 1 0 0 0 0 0 0 0 0 0 0 4 4 0.00 1.000																		

Houston Astros @ San Francisco Giants
Candlestick Park, San Francisco, CA
Mon May 24 1976, 6:33 AM EDT
Unknown

AB 35
R 1
H 8
RBI 0
BB 3
SO 1
LOB 19



Batter	1	2	3	4	5	6	7	8	9	AB	R	H	RBI	BB	SO	LOB	BOTTOM			
Larry Herndon, R OBP: 0.550, SLG: 0.647 (1, 8)	1B SH5-3			4-3		S				3	2	3	1	1	0	0				
Derrel Thomas, S OBP: 0.308, SLG: 0.314 (1, 4)	SH5-3	F8		4-3		5-3				3	0	0	0	0	0	2				
Chris Speier, R OBP: 0.347, SLG: 0.315 (1, 6)	2B	K				K				3	1	1	0	1	2	1				
Bobby Murcer, L OBP: 0.374, SLG: 0.353 (1, 9)	2B SF7		4-3	3-1				CS		3	1	1	1	1	0	2				
Gary Matthews, R OBP: 0.327, SLG: 0.396 (1, 7)				1B		F9				2	1	1	1	2	0	1				
Willie Montanez, L OBP: 0.348, SLG: 0.415 (1, 3)			F8		E9			F6		3	0	1	1	1	0	1				
Ken Reitz, R OBP: 0.291, SLG: 0.312 (1, 5)	SF7			1B		4-3				3	0	2	1	0	0	1				
Marc Hill, R OBP: 0.240, SLG: 0.333 (1, 2)	F8		F4		F7			F3		4	0	0	0	0	0	6				
Rob Dressler, R (1, 1)										3	0	0	0	0	1	0				
Chris Arnold, R OBP: 0.207, SLG: 0.250 (8, PH)		4-3			F3					1	0	0	0	0	0	1				
Gary Lavelle, S OBP: 0.200, SLG: 0.200 (9, 1)						K		G4-6-3		0	0	0	0	0	0	0				
Inning Stats	R: 3 E: 0 K: 0 S: 6	H: 3 LOB: 2 BB: 2 P: 14	R: 1 E: 0 K: 1 S: 6	H: 1 LOB: 0 BB: 0 P: 6	R: 0 E: 0 K: 0 S: 4	H: 1 LOB: 2 BB: 1 P: 8	R: 0 E: 0 K: 0 S: 4	H: 1 LOB: 1 BB: 1 P: 8	R: 1 E: 1 K: 0 S: 3	H: 1 LOB: 1 BB: 1 P: 7	R: 0 E: 0 K: 2 S: 8	H: 1 LOB: 0 BB: 0 P: 8	R: 0 E: 0 K: 0 S: 2	H: 0 LOB: 0 BB: 1 P: 6	R: 0 E: 0 K: 0 S: 3	H: 1 LOB: 0 BB: 0 P: 3	1B: 6 2B: 2 3B: 0 HR: 1	SF: 1 SAC: 1 DP: 1 HBP: 0	WP: 0 PB: 0 SB: 1 CS: 1	PA: 36
PITCHER	IP WLS BF H R ER SO BB IBB HBP BLK WP HR S P ERA WHIP	2.0 L 12 4 4 4 1 2 0 0 0 0 0 0 8 16 0.00 2.000	2.0 10 2 0 0 0 2 0 0 0 0 0 0 8 16 0.00 2.000	2.0 8 2 1 1 2 1 0 0 0 0 0 0 11 15 4.50 1.500	2.0 6 1 0 0 0 1 0 0 0 0 0 0 5 9 0.00 1.000															

Houston Astros @ San Francisco Giants
Candlestick Park, San Francisco, CA
Mon May 24 1976, 6:33 AM EDT
Unknown

AB 28
R 5
H 9
RBI 5
BB 6
SO 3
LOB 15



Batter	1	2	3	4	5	6	7	8	9	AB	R	H	RBI	BB	SO	LOB	TOP										
Wilbur Howard, S OBP: 0.231, SLG: 0.280 (1, 9)	0-0 SH1-3 E 1B	0-0 1-2 2-3 3-H 1B		0-3 K			0-0 E4 1B SF7	0-0 2-H HR		5	3	3	3	0	1	0											
Rob Andrews, R OBP: 0.321, SLG: 0.288 (1, 4)	0-0 SH1-3 1-2 1B	0-0 F9			0-0 5-3		0-0 SF7 1B	4-0 1B BB		3	0	1	0	1	0	3											
Cesar Cedeno, R OBP: 0.340, SLG: 0.518 (1, 8)	0-0 E6 2-H CS	0-0 F8			0-0 3-1 3B 2B		0-0 SF7	0-0 1-2 1B		4	1	2	1	0	0	3											
Bob Watson, R OBP: 0.378, SLG: 0.422 (1, 3)	4-0 1-2 BB		0-0 1B 1B		0-0 3-1 2-3		0-0 BB	0-0 F9		3	0	1	0	2	0	3											
Leon Roberts, R OBP: 0.380, SLG: 0.543 Jose Cruz, L (7, PH) OBP: 0.343, SLG: 0.326 (7, 7)	0-0 2-3		0-0 F8		0-0 3B		0-0 F7		0-0 4-3	3	0	1	1	0	0	2											
Enos Cabell, R OBP: 0.338, SLG: 0.381 (1, 5)		0-0 BB FC1-2 1B	0-0 1-3 1B		0-0 6-3		0-0 K		0-0 F9	5	0	2	0	0	1	3											
Skip Jutze, R OBP: 0.160, SLG: 0.170 (1, 2)		0-0 FC1-2 1-2 1B	0-0 6-3		0-0 F8			4-0 SH3-4 HR BB	0-0 4-3	4	2	1	0	1	0	1											
Roger Metzger, S OBP: 0.318, SLG: 0.329 (1, 6)		4-0 1B FC1-2 2-3 BB		0-0 F9		0-0 F7		0-0 SH3-4		2	0	0	0	1	0	0											
J.R. Richard, R OBP: 0.231, SLG: 0.034 Paul Siebert, L (5, PH) Larry Milbourne, S OBP: 0.226, SLG: 0.279 Joe Niekro, R OBP: 0.295, SLG: 0.299 Jerry Davanon, R OBP: 0.292, SLG: 0.285 Ken Forsch, R OBP: 0.333, SLG: 0.333 (8, 1)	0-0 FC1-2 1-2 2-3 3-H		0-0 5-3		0-0 5-3		0-0 6-3			2	0	0	0	0	0	3											
Inning Stats	R: 1 E: 1 K: 0 S: 4	H: 1 LOB: 1 BB: 1 P: 8	R: 1 E: 0 K: 0 S: 6	H: 3 LOB: 3 BB: 1 P: 10	R: 0 E: 0 K: 0 S: 4	H: 2 LOB: 1 BB: 0 P: 4	R: 0 E: 0 K: 1 S: 5	H: 0 LOB: 0 BB: 0 P: 5	R: 1 E: 0 K: 0 S: 5	H: 2 LOB: 1 BB: 0 P: 5	R: 0 E: 0 K: 0 S: 3	H: 0 LOB: 0 BB: 0 P: 3	R: 1 E: 1 K: 1 S: 7	H: 1 LOB: 2 BB: 1 P: 11	R: 2 E: 0 K: 0 S: 5	H: 2 LOB: 2 BB: 2 P: 13	R: 0 E: 0 K: 0 S: 3	H: 0 LOB: 0 BB: 0 P: 3	1B: 8 2B: 1 3B: 1 HR: 1	SF: 1 SAC: 2 DP: 0 HBP: 0	WP: 0 PB: 0 SB: 0 CS: 1	PA: 43					
PITCHER	IP	WLS	BF	H	R	ER	SO	BB	IBB	HBP	BLK	WP	HR	S	P	ERA	WHIP										
Mike Caldwell, L ERA: 4.75 Charlie Williams, R ERA: 1.54 Randy Moffitt, R ERA: 2.86 Gary Lavelle, L ERA: 1.36 Dave Heaverlo, R ERA: 3.94	(1, 1)	5.0	24	8	3	2	1	2	0	0	0	0	0	24	32	3.60	2.000										

Houston Astros @ San Francisco Giants
Candlestick Park, San Francisco, CA
Tue May 25 1976, 10:05 PM EDT
Att: 2,903 - Unknown

AB	35
R	6
H	11
RBI	5
BB	5
SO	2
LOB	21



Batter	1	2	3	4	5	6	7	8	9	AB	R	H	RBI	BB	SO	LOB	BOTTOM										
Larry Herndon, R OBP: 0.533, SLG: 0.615 (1, 8)	0-0 5-3		0-0 1B		0-0 BB HR 1B	0-0 F8	0-0 4-3			5	1	2	0	0	0	3											
Derrel Thomas, S OBP: 0.311, SLG: 0.308 (1, 4)	4-0 CS BB		0-0 4-3		4-0 HR BB	0-3 K		0-0 4-3		3	1	0	0	2	1	1											
Bobby Murcer, L OBP: 0.385, SLG: 0.382 (1, 9)	0-0 1-2 1B			0-3 K	0-0 1-H 2-H 3-H HR	4-0 BB		0-0 HR 1B		4	2	3	4	1	1	0											
Gary Matthews, R OBP: 0.324, SLG: 0.386 (1, 7)	0-0 F8		0-0 F2		4-0 E 1B BB	0-0 F9		0-3 K		4	1	0	0	1	1	3											
Willie Montanez, L OBP: 0.361, SLG: 0.450 (1, 3)		0-0 3-3 1B		0-0 BB 1B	0-0 E4 1B 1B		0-0 SH1-3 2B	0-0 1-H HR		5	1	4	2	0	0	1											
Chris Speier, R OBP: 0.350, SLG: 0.316 (1, 6)		0-3 K		4-0 FC5-4 BB	0-0 1-2 2-H 1B		0-0 SH1-3	0-0 5-3		3	0	1	1	1	1												
Ken Reitz, R OBP: 0.290, SLG: 0.306 (1, 5)		0-0 8-3		0-0 FC5-4	4-0 1-2 2-3 1B		0-3 K			3	0	0	0	1	1	4											
Marc Hill, R OBP: 0.235, SLG: 0.327 Dave Rader, L (5, PH) OBP: 0.234, SLG: 0.308 (6, 2)			0-3 K		0-0 BB HR BB		4-0 BB IBB			1	0	0	0	0	1	0											
Mike Caldwell, R OBP: 0.160, SLG: 0.100 Von Jacoby, S OBP: 0.272, SLG: 0.307 Chris Carpenter, R OBP: 0.295, SLG: 0.299 Charlie Williams, R Randy Moffitt, R Steve Ontiveros, S OBP: 0.226, SLG: 0.199 Gary Lavelle, S OBP: 0.292, SLG: 0.285 Dave Heaverlo, R (8, 1)	(1, 1)	4.1	23	4	1	0	1	0	1	0	0	0	0	0	0	0											
Inning Stats	R: 0 E: 0 K: 0 S: 3	H: 1 LOB: 1 BB: 1 P: 7	R: 0 E: 0 K: 1 S: 5	H: 1 LOB: 0 BB: 0 P: 5	R: 0 E: 0 K: 1 S: 6	H: 1 LOB: 1 BB: 0 P: 6	R: 0 E: 0 K: 1 S: 6	H: 1 LOB: 2 BB: 1 P: 10	R: 5 E: 1 K: 2 S: 11	H: 3 LOB: 3 BB: 4 P: 27	R: 0 E: 0 K: 1 S: 5	H: 0 LOB: 1 BB: 1 P: 9	R: 0 E: 0 K: 1 S: 6	H: 1 LOB: 3 BB: 2 P: 14	R: 2 E: 0 K: 1 S: 7	H: 2 LOB: 0 BB: 0 P: 7	1B: 7 2B: 2 3B: 0 HR: 2	SF: 0 SAC: 1 DP: 1 HBP: 0	WP: 0 PB: 0 SB: 0 CS: 1	PA: 42							
PITCHER	IP	WLS	BF	H	R	ER	SO	BB	IBB	HBP	BLK	WP	HR	S	P	ERA	WHIP										
J.R. Richard, R ERA: 3.15 Paul Siebert, L ERA: 2.57 Joe Niekro, R ERA: 3.69 Ken Forsch, R ERA: 2.0	(1, 1)	4.1	23	4	1	0	1	0	1	0	0	0	0	5	9	0.00	1.500										

Houston Astros @ San Francisco Giants
Candlestick Park, San Francisco, CA
Tue May 25 1976, 10:05 PM EDT
Att: 2,903 - Unknown

AB	32
R	7
H	10
RBI	7
BB	9
SO	8
LOB	20



Batter	1	2	3	4	5	6	7	8	9	AB	R	H	RBI	BB	SO	LOB	TOP			
Greg Gross, L OBP: 0.355, SLG: 0.338 (1, 9)										5	1	3	1	0	0	1	Houston Astros @ San Francisco Giants Candlestick Park, San Francisco, CA Wed May 26 1976, 6:33 AM EDT Att: 3,115 - Unknown			
Rob Andrews, R OBP: 0.344, SLG: 0.316 (1, 4)										5	1	3	0	0	0	3				
Cesar Cedeno, R OBP: 0.336, SLG: 0.507 (1, 8)										5	1	1	1	0	0	6				
Bob Watson, R OBP: 0.374, SLG: 0.422 (1, 3)										5	0	1	2	0	0	4				
Jose Cruz, L OBP: 0.346, SLG: 0.323 (1, 7)										4	0	1	0	1	2	1				
Enos Cabell, R OBP: 0.340, SLG: 0.377 (1, 5)										4	0	1	0	1	0	2				
Skip Jutze, R OBP: 0.167, SLG: 0.176 (1, 2)										4	0	1	0	0	0	3				
Roger Metzger, S OBP: 0.323, SLG: 0.324 (1, 6)									2	1	0	0	2	0	1					
Larry Dierker, R OBP: 0.283, SLG: 0.053 (5, 1)										2	0	0	0	0	2	1				
Paul Siebert, L OBP: 0.229, SLG: 0.277 (5, 1)										0	0	0	0	0	0	0				
Gene Pentz, R OBP: 0.229, SLG: 0.277 (5, 1)										0	0	0	0	0	0	0				
Wilbur Howard, S OBP: 0.229, SLG: 0.277 (5, 1)										0	0	0	0	0	0	0				
Tom Griffin, R OBP: 0.229, SLG: 0.277 (5, 1)										0	0	0	0	0	0	0				
Ken Boswell, L OBP: 0.203, SLG: 0.260 (8, 1)										0	0	0	0	0	0	0				
Mike Cosgrove, L OBP: 0.203, SLG: 0.260 (8, 1)										0	0	0	0	0	0	0				
Joaquin Andujar, S OBP: 0.203, SLG: 0.260 (8, 1)										0	0	0	0	0	0	0				
Inning Stats	R: 1 E: 0 K: 0 S: 5	H: 3 LOB: 2 BB: 1 P: 9	R: 0 E: 0 K: 1 S: 5	H: 0 LOB: 0 BB: 0 P: 5	R: 0 E: 0 K: 1 S: 5	H: 3 LOB: 2 BB: 0 P: 5	R: 0 E: 0 K: 1 S: 6	H: 1 LOB: 1 BB: 0 P: 6	R: 2 E: 1 K: 1 S: 8	H: 2 LOB: 2 BB: 1 P: 12	R: 0 E: 0 K: 1 S: 6	H: 1 LOB: 1 BB: 0 P: 6	R: 1 E: 0 K: 0 S: 4	H: 1 LOB: 1 BB: 1 P: 8	R: 0 E: 0 K: 0 S: 3	H: 0 LOB: 0 BB: 0 P: 3	1B: 10 2B: 2 3B: 0 HR: 0	SF: 0 SAC: 0 DP: 1 HBP: 0	WP: 0 PB: 0 SB: 0 CS: 0	PA: 42
PITCHER	IP WLS BF H R ER SO BB IBB HBP BLK WP HR S P ERA WHIP																			
Jim Barr, R ERA: 3.86 (1, 1)	5.0 W 25 9 3 2 3 1 1 0 0 0 0 0 29 37 3.60 2.000																			
Randy Moffitt, R ERA: 2.78 (6, 1)	4.0 S 17 3 1 1 2 2 0 0 0 1 0 0 19 27 2.25 1.250																			




Batter	1	2	3	4	5	6	7	8	9	AB	R	H	RBI	BB	SO	LOB	BOTTOM			
Larry Herndon, R OBP: 0.510, SLG: 0.581 (1, 8)										4	1	1	0	0	0	3	Houston Astros @ San Francisco Giants Candlestick Park, San Francisco, CA Wed May 26 1976, 6:33 AM EDT Att: 3,115 - Unknown			
Derrel Thomas, S OBP: 0.313, SLG: 0.306 (1, 4)										4	2	1	0	1	0	1				
Bobby Murcer, L OBP: 0.391, SLG: 0.381 (1, 9)										3	1	1	2	2	0	1				
Gary Matthews, R OBP: 0.326, SLG: 0.401 (1, 7)										4	2	1	3	0	1	3				
Willie Montanez, L OBP: 0.372, SLG: 0.466 (1, 3)										5	1	4	2	0	0	0				
Chris Speier, R OBP: 0.346, SLG: 0.318 (1, 6)										5	1	1	2	0	3	5				
Ken Reitz, R OBP: 0.293, SLG: 0.323 (1, 5)										4	1	1	1	1	0	1				
Dave Rader, L OBP: 0.287, SLG: 0.300 (1, 2)										2	0	0	0	0	0	0				
Chris Arnold, R OBP: 0.226, SLG: 0.241 (5, PH)										0	0	0	0	1	0	0				
Randy Moffitt, R OBP: 0.500, SLG: 0.500 (6, 1)										1	1	1	0	0	0	0				
Jim Barr, R OBP: 0.316, SLG: 0.133 (1, 1)										2	0	0	0	0	1	0				
Mike Sadek, R OBP: 0.400, SLG: 0.385 (5, PH)										0	1	0	1	1	0	0				
Inning Stats	R: 1 E: 0 K: 1 S: 7	H: 2 LOB: 2 BB: 1 P: 11	R: 1 E: 0 K: 0 S: 4	H: 1 LOB: 0 BB: 0 P: 4	R: 0 E: 0 K: 1 S: 4	H: 0 LOB: 0 BB: 0 P: 5	R: 0 E: 0 K: 1 S: 5	H: 0 LOB: 0 BB: 0 P: 5	R: 5 E: 0 K: 1 S: 9	H: 4 LOB: 1 BB: 1 P: 14	R: 0 E: 0 K: 1 S: 5	H: 0 LOB: 0 BB: 0 P: 5	R: 0 E: 0 K: 1 S: 5	H: 0 LOB: 0 BB: 0 P: 5	R: 0 E: 0 K: 1 S: 3	H: 0 LOB: 0 BB: 0 P: 3	1B: 7 2B: 2 3B: 0 HR: 2	SF: 0 SAC: 1 DP: 0 HBP: 2	WP: 0 PB: 0 SB: 0 CS: 0	PA: 43
PITCHER	IP WLS BF H R ER SO BB IBB HBP BLK WP HR S P ERA WHIP																			
Larry Dierker, R ERA: 4.39 (1, 1)	4.2 L 24 7 6 6 2 2 1 0 0 0 0 0 25 34 11.57 1.929																			
Paul Siebert, L ERA: 2.57 (5, 1)	0.0 3 0 0 0 0 2 1 0 0 0 0 0 0 12 " " " "																			
Gene Pentz, R ERA: (5, 1)	0.1 1 0 0 0 0 0 0 0 0 0 0 0 0 1 1 0.00 0.000																			
Tom Griffin, R ERA: 5.4 (6, 1)	2.0 6 0 0 0 0 2 0 0 0 0 0 0 0 10 10 0.00 0.000																			
Mike Cosgrove, L ERA: 5.22 (8, 1)	0.1 5 2 4 4 0 1 0 1 0 0 0 0 3 8 108.00 9.000																			



Batter	1	2	3	4	5	6	7	8	9	AB	R	H	RBI	BB	SO	LOB	TOP			
Larry Herndon, R (1,8) OBP: 0.509, SLG: 0.574	0-0 4-3			0-0 5-3		0-0 1-2 1B		0-0 1-2 1B		4	0	2	0	0	0	0				
Derrel Thomas, S (1,4) OBP: 0.306, SLG: 0.299	0-0 P3			0-0 6-3		0-0 F9		0-0 F7		4	0	0	0	0	0	4				
Bobby Murcer, L (1,9) OBP: 0.383, SLG: 0.372	0-0 F6			0-0 L6			0-0 4-3	0-3 K		4	0	0	0	0	1	2				
Gary Matthews, R (1,7) OBP: 0.330, SLG: 0.400		0-0 G3-6-3 1B			0-0 6-3		4-0 1B 1B BB	0-0 L4		3	1	1	0	1	0	2				
Willie Montanez, L (1,3) OBP: 0.375, SLG: 0.463		0-0 G3-6-3 1-2			0-0 4-3		0-0 1B 1-2 1B	4-0 1B BB		3	0	1	0	1	0	1				
Chris Speier, R (1,6) OBP: 0.344, SLG: 0.317		0-0 L9			0-3 K		0-0 F9	0-0 G4-3 1B		4	0	1	0	0	1	2				
Ken Reitz, R (1,5) OBP: 0.298, SLG: 0.327			0-0 F7			0-0 FC3-6 1B	0-0 1-3 2-H 1B	0-3 K		4	0	2	1	0	1	2				
Marc Hill, R (1,2) OBP: 0.222, SLG: 0.308			0-0 F3			0-0 FC3-6 1B	0-0 L9	0-0 G4-3		3	0	0	0	0	0	3				
Glenn Adams, L (9, PH) OBP: 0.227, SLG: 0.273						1-2		1-2		1	0	0	0	0	0	2				
Ed Halicki, R (1,1) OBP: 0.313, SLG: 0.214			0-0 F4			0-3 K		4-0 1B BB		2	0	0	0	0	1	1				
Chris Arnold, R (8, PH) OBP: 0.250, SLG: 0.241										0	0	0	0	1	0	0				
Dave Heaverlo, R (8, 1)										0	0	0	0	0	0	0				
Inning Stats	R: 0 E: 0 K: 0 S: 3	H: 0 LOB: 0 BB: 0 P: 3	R: 0 E: 0 K: 0 S: 3	H: 1 LOB: 0 BB: 0 P: 3	R: 0 E: 0 K: 0 S: 3	H: 0 LOB: 0 BB: 0 P: 3	R: 0 E: 0 K: 0 S: 5	H: 0 LOB: 0 BB: 0 P: 5	R: 0 E: 0 K: 1 S: 7	H: 2 LOB: 2 BB: 0 P: 7	R: 1 E: 0 K: 0 S: 5	H: 2 LOB: 2 BB: 1 P: 9	R: 0 E: 0 K: 1 S: 6	H: 1 LOB: 2 BB: 1 P: 10	R: 0 E: 0 K: 1 S: 5	H: 1 LOB: 1 BB: 1 P: 9	1B: 7 2B: 0 3B: 0 HR: 0	SF: 0 SAC: 0 DP: 2 HBP: 0	WP: 0 PB: 0 SB: 0 CS: 0	PA: 35
PITCHER	IP WLS BF H R ER SO BB IBB HBP BLK WP HR S P ERA WHIP																			
Brent Strom, L (1,1) ERA: 3.63	7.0 W 27 5 1 1 2 2 0 0 0 0 0 29 37 1.29 1.000																			
Butch Metzger, R (8,1) ERA: 0.86	2.0 S 8 2 0 0 2 1 0 0 0 0 0 0 11 15 0.00 1.500																			

San Francisco Giants @ San Diego Padres
San Diego Stadium, San Diego, CA
Thu May 27 1976, 10:05 PM EDT
Att: 7,739 - Unknown


AB 32
R 1
H 7
RBI 1
BB 3
SO 4
LOB 19



Batter	1	2	3	4	5	6	7	8	9	AB	R	H	RBI	BB	SO	LOB	BOTTOM			
Jerry Turner, L (1,7) OBP: 0.284, SLG: 0.382	0-0 G3		0-0 L9		0-0 F5		0-0 4-3			4	0	0	0	0	0	3				
Luis Melendez, R (8,7) OBP: 0.111, SLG: 0.111										0	0	0	0	0	0	0				
Tito Fuentes, S (1,4) OBP: 0.284, SLG: 0.309	0-0 G3			0-0 1B E	0-0 F8		0-0 G3			4	1	1	0	0	0	3				
Willie Davis, L (1,8) OBP: 0.318, SLG: 0.438	0-0 E5 1B			0-0 E9 S SF9 1B	0-0 G3		0-0 F9			4	1	2	0	0	0	3				
Willie McCovey, L (1,3) OBP: 0.259, SLG: 0.269	0-3 K			0-0 L3		0-0 F5		0-0 CS 1B		4	0	1	0	0	1	2				
Mike Ivie, R (8, PR) OBP: 0.290, SLG: 0.341				2-3						0	0	0	0	0	0	0				
Dave Winfield, R (1,9) OBP: 0.349, SLG: 0.463		0-3 K2-3		0-0 SF9		0-0 2B 1B		0-0 F8		3	1	1	1	0	1	1				
Doug Rader, R (1,5) OBP: 0.410, SLG: 0.555		4-0 G5-4-3 BB		0-3 K		0-0 1-H 2B		0-0 F8		3	0	1	1	1	1	1				
Fred Kendall, R (1,2) OBP: 0.277, SLG: 0.244		0-0 G5-4-3 1-2			0-0 SH 1B	0-0 F2		0-0 CS		3	0	1	0	0	0	2				
Enzo Hernandez, R (1,6) OBP: 0.403, SLG: 0.389			0-3 K		0-0 SH 1B	4-0 IBB				2	0	1	0	1	1	0				
Brent Strom, R (1,1) OBP: 0.200, SLG: 0.118			0-0 6-3		0-0 SH 1B	0-0 5-3				2	0	0	0	0	0	2				
Butch Metzger, R (8,1) ERA: 3.82					1-2 2-3					0	0	0	0	0	0	0				
Inning Stats	R: 0 E: 1 K: 1 S: 6	H: 1 LOB: 1 BB: 0 P: 6	R: 0 E: 0 K: 1 S: 4	H: 0 LOB: 0 BB: 1 P: 8	R: 0 E: 0 K: 1 S: 5	H: 0 LOB: 0 BB: 0 P: 5	R: 2 E: 1 K: 1 S: 7	H: 2 LOB: 0 BB: 0 P: 7	R: 0 E: 1 K: 0 S: 6	H: 2 LOB: 3 BB: 0 P: 6	R: 1 E: 0 K: 0 S: 5	H: 2 LOB: 2 BB: 1 P: 9	R: 0 E: 0 K: 0 S: 3	H: 0 LOB: 0 BB: 0 P: 3	R: 0 E: 0 K: 0 S: 3	H: 1 LOB: 1 BB: 0 P: 3	1B: 7 2B: 1 3B: 0 HR: 0	SF: 1 SAC: 1 DP: 1 HBP: 0	WP: 0 PB: 0 SB: 1 CS: 1	PA: 34
PITCHER	IP WLS BF H R ER SO BB IBB HBP BLK WP HR S P ERA WHIP																			
Ed Halicki, R (1,1) ERA: 5.81	7.0 L 30 7 3 2 4 1 0 0 0 0 0 0 36 44 2.57 1.143																			
Dave Heaverlo, R (8,1) ERA: 3.82	1.0 3 1 0 0 0 0 0 0 0 0 0 0 3 3 0.00 1.000																			

San Francisco Giants @ San Diego Padres
San Diego Stadium, San Diego, CA
Thu May 27 1976, 10:05 PM EDT
Att: 7,739 - Unknown

AB 29
R 3
H 8
RBI 2
BB 2
SO 4
LOB 17



Batter	1	2	3	4	5	6	7	8	9	AB	R	H	RBI	BB	SO	LOB	TOP	
Larry Herndon, R OBP: 0.517, SLG: 0.596 (1, 8)										5	1	3	1	0	0	2	San Francisco Giants @ San Diego Padres San Diego Stadium, San Diego, CA Fri May 28 1976, 10:05 PM EDT Att: 13,289 - Unknown	
Derrel Thomas, S OBP: 0.319, SLG: 0.311 (1, 4)										3	1	2	0	2	1	2		
Bobby Murcer, L OBP: 0.373, SLG: 0.361 (1, 9)										5	0	0	1	0	0	6		
Gary Matthews, R OBP: 0.323, SLG: 0.393 (1, 7)										3	0	0	1	0	1	2		
Willie Montanez, L OBP: 0.372, SLG: 0.456 (1, 3)										3	1	0	0	1	0	2		
Chris Speier, R OBP: 0.344, SLG: 0.323 (1, 6)										3	1	1	0	0	0	1		
Ken Reitz, R OBP: 0.302, SLG: 0.337 (1, 5)										4	1	2	1	0	0	1		
Dave Rader, L OBP: 0.286, SLG: 0.289 (1, 2)										3	0	0	0	1	0	2		
John Montefusco, R OBP: 0.241, SLG: 0.231 (1, 1)										4	0	2	1	0	0	0		
Inning Stats	R: 2 E: 1 K: 0 S: 6	H: 2 LOB: 1 BB: 0 P: 6	R: 0 E: 0 K: 0 S: 3	H: 1 LOB: 0 BB: 0 P: 3	R: 0 E: 0 K: 0 S: 4	H: 0 LOB: 0 BB: 0 P: 3	R: 0 E: 0 K: 0 S: 3	H: 0 LOB: 0 BB: 1 P: 6	R: 1 E: 0 K: 0 S: 4	H: 1 LOB: 2 BB: 2 P: 12	R: 0 E: 0 K: 1 S: 5	H: 0 LOB: 1 BB: 1 P: 9	R: 2 E: 0 K: 1 S: 9	H: 4 LOB: 2 BB: 0 P: 9	1B: 6 2B: 4 3B: 0 HR: 0	SF: 1 SAC: 1 DP: 2 HBP: 0	WP: 1 PB: 0 SB: 2 CS: 1	PA: 40
PITCHER	IP WLS BF H R ER SO BB IBB HBP BLK WP HR S P ERA WHIP																	
Alan Foster, R ERA: 2.35 (1, 1)	6.0 L 22 5 2 1 0 1 0 0 0 0 1 0 21 25 1.50 1.000																	
Dan Spillner, R ERA: 2.77 (7, 1)	2.0 10 1 1 1 1 2 1 0 0 0 0 0 9 21 4.50 1.500																	
Dave Tomlin, L ERA: 6.87 (9, 1)	0.1 5 4 2 2 0 0 0 0 0 0 0 0 5 5 54.00 12.000																	
Ken Reynolds, L ERA: 3.6 (9, 1)	0.2 2 0 0 0 0 1 0 0 0 0 0 0 4 4 0.00 0.000																	

Batter	1	2	3	4	5	6	7	8	9	AB	R	H	RBI	BB	SO	LOB	BOTTOM			
Jerry Turner, L OBP: 0.271, SLG: 0.363 (1, 7)										4	0	0	0	0	1	1	San Francisco Giants @ San Diego Padres San Diego Stadium, San Diego, CA Fri May 28 1976, 10:05 PM EDT Att: 13,289 - Unknown			
Dave Tomlin, L (9, 1)										0	0	0	0	0	0	0				
Ken Reynolds, L (9, 1)										0	0	0	0	0	0	0				
Tito Fuentes, S OBP: 0.290, SLG: 0.314 (1, 4)										4	0	2	0	0	0	0				
Willie Davis, L OBP: 0.316, SLG: 0.434 (1, 8)										4	0	1	0	0	0	2				
Willie McCovey, L OBP: 0.247, SLG: 0.256 (1, 3)										4	0	0	0	0	1	3				
Dave Winfield, R OBP: 0.347, SLG: 0.453 (1, 9)										3	0	0	0	1	1	2				
Doug Rader, R OBP: 0.401, SLG: 0.541 (1, 5)										3	0	0	0	0	1	2				
Fred Kendall, R OBP: 0.273, SLG: 0.240 (1, 2)										2	0	0	0	0	0	1				
Ted Kubiak, S OBP: 0.364, SLG: 0.379 (8, PH) (9, 6)										1	0	0	0	0	0	0				
Enzo Hernandez, R OBP: 0.391, SLG: 0.375 (8, PH) (9, 2)										2	0	0	0	0	0	1				
Mike Ivie, R OBP: 0.287, SLG: 0.337 (8, PH) (9, 2)										1	0	0	0	0	0	0				
Bob Davis, R OBP: 0.143, SLG: 0.150 (8, PH) (9, 7)										0	0	0	0	0	0	0				
Alan Foster, R (1, 1)										1	0	0	0	0	0	0				
Gene Locklear, L OBP: 0.268, SLG: 0.263 (6, PH) (7, 1)										1	0	0	0	0	0	0				
Dan Spillner, R OBP: 0.286, SLG: 0.091 (8, PH) (9, 7)										0	0	0	0	0	0	0				
Merv Rettenmund, R OBP: 0.449, SLG: 0.447 (8, PH) (9, 7)										0	0	0	0	1	0	0				
Inning Stats	R: 0 E: 0 K: 0 S: 3	H: 0 LOB: 0 BB: 0 P: 3	R: 0 E: 0 K: 1 S: 5	H: 0 LOB: 0 BB: 0 P: 5	R: 0 E: 0 K: 0 S: 3	H: 0 LOB: 0 BB: 0 P: 3	R: 0 E: 0 K: 0 S: 4	H: 1 LOB: 1 BB: 0 P: 4	R: 0 E: 0 K: 1 S: 5	H: 0 LOB: 0 BB: 0 P: 5	R: 0 E: 0 K: 0 S: 4	H: 1 LOB: 1 BB: 0 P: 4	R: 0 E: 0 K: 0 S: 3	H: 0 LOB: 1 BB: 1 P: 7	R: 0 E: 0 K: 1 S: 6	H: 1 LOB: 1 BB: 0 P: 6	1B: 3 2B: 0 3B: 0 HR: 0	SF: 0 SAC: 0 DP: 0 HBP: 0	WP: 0 PB: 0 SB: 1 CS: 0	PA: 32
PITCHER	IP WLS BF H R ER SO BB IBB HBP BLK WP HR S P ERA WHIP																			
John Montefusco, R ERA: 2.23 (1, 1)	9.0 W 32 3 0 0 4 2 0 0 0 0 0 0 38 46 0.00 0.556																			



Batter	1	2	3	4	5	6	7	8	9	AB	R	H	RBI	BB	SO	LOB	TOP					
Larry Herndon, R OBP: 0.492, SLG: 0.554 (1, 8)	E5 1B		F4		L8		F8		G4-6-3 BB	4	0	0	0	1	0	4	San Francisco Giants @ San Diego Padres San Diego Stadium, San Diego, CA Sat May 29 1976, 10:05 PM EDT Att: 13,790 - Unknown livebaseballscores.com					
Derrel Thomas, S OBP: 0.321, SLG: 0.314 (1, 4)			F8				3-1		G4-6-3 1-2	5	0	2	0	0	0	5						
Bobby Murcer, L OBP: 0.376, SLG: 0.357 (1, 9)			K		F2				FC6-4 IBB	2	0	0	0	2	1	3						
Gary Matthews, R OBP: 0.321, SLG: 0.386 Randy Moffitt, R OBP: 0.500, SLG: 0.500 Dave Heaverlo, R (8, 1)	F8						K		FC6-4 1-2	3	0	0	0	0	1	5						
Willie Montanez, L OBP: 0.370, SLG: 0.451 (1, 3)	4-3									0	0	0	0	0	0	0						
Chris Speier, R OBP: 0.347, SLG: 0.327 (1, 6)										4	0	1	0	0	0	3						
Ken Reitz, R OBP: 0.296, SLG: 0.330 (1, 5)										4	0	2	0	0	1	1						
Dave Rader, L OBP: 0.287, SLG: 0.291 Mike Sadek, R OBP: 0.400, SLG: 0.385 (7, PR)										4	0	0	0	0	0	4						
Steve Ontiveros, S OBP: 0.244, SLG: 0.154 (9, PH)										3	0	1	0	0	0	1						
Rob Dressler, R OBP: 0.400, SLG: 0.400 Von Joshua, L OBP: 0.281, SLG: 0.323 (7, PH)										0	0	0	0	0	0	0						
Inning Stats	R: 0 E: 1 K: 0 S: 4	H: 1 LOB: 2 BB: 1 P: 8	R: 0 E: 0 K: 0 S: 3	H: 1 LOB: 0 BB: 0 P: 3	R: 0 E: 0 K: 1 S: 6	H: 1 LOB: 1 BB: 0 P: 6	R: 0 E: 0 K: 0 S: 3	H: 0 LOB: 1 BB: 1 P: 7	R: 0 E: 0 K: 0 S: 5	H: 2 LOB: 2 BB: 0 P: 5	R: 0 E: 0 K: 1 S: 6	H: 2 LOB: 1 BB: 0 P: 6	R: 0 E: 0 K: 0 S: 5	H: 2 LOB: 3 BB: 1 P: 9	R: 0 E: 0 K: 1 S: 5	H: 0 LOB: 0 BB: 0 P: 5	R: 0 E: 0 K: 0 S: 3	H: 1 LOB: 1 BB: 1 P: 7	1B: 9 2B: 1 3B: 0 HR: 0	SF: 0 SAC: 0 DP: 3 HBP: 0	WP: 0 PB: 0 SB: 0 CS: 0	PA: 38
PITCHER Dave Freisleben, R ERA:	IP: 9.0 WLS: W BF: 38 H: 10 R: 0 ER: 0 SO: 3 BB: 3 IBB: 1 HBP: 0 BLK: 1 WP: 0 HR: 0 S: 40 P: 56 ERA: 0.00 WHIP: 1.444															PITCHER						

Batter	1	2	3	4	5	6	7	8	9	AB	R	H	RBI	BB	SO	LOB	BOTTOM			
Enzo Hernandez, R OBP: 0.388, SLG: 0.362 (1, 6)	4-3		SH3		L6					2	0	0	0	1	0	0	San Francisco Giants @ San Diego Padres San Diego Stadium, San Diego, CA Sat May 29 1976, 10:05 PM EDT Att: 13,790 - Unknown livebaseballscores.com			
Tito Fuentes, S OBP: 0.282, SLG: 0.308 (1, 4)			FC4-5		F7					3	0	0	1	0	0	1				
Willie Davis, L OBP: 0.315, SLG: 0.429 (1, 8)			4-3							4	0	1	0	0	0	2				
Willie McCovey, L OBP: 0.258, SLG: 0.279 Mike Ivie, R OBP: 0.297, SLG: 0.337 (8, PR)										4	0	2	0	0	0	1				
Dave Winfield, R OBP: 0.350, SLG: 0.455 (1, 9)										0	0	0	0	0	0	0				
Doug Rader, R OBP: 0.404, SLG: 0.548 (1, 5)										4	1	2	0	0	0	2				
Jerry Turner, L OBP: 0.361, SLG: 0.361 Luis Melendez, R OBP: 0.111, SLG: 0.111 (9, 7)										4	1	2	0	0	1	3				
Fred Kendall, R OBP: 0.269, SLG: 0.236 Gene Locklear, L OBP: 0.262, SLG: 0.256 Bob Davis, R OBP: 0.136, SLG: 0.143 (8, 2)										3	1	1	1	1	0	3				
Dave Freisleben, R OBP: 0.250, SLG: 0.250 (1, 1)										0	0	0	0	0	0	0				
Inning Stats	R: 0 E: 0 K: 0 S: 3	H: 0 LOB: 0 BB: 0 P: 3	R: 1 E: 0 K: 1 S: 7	H: 2 LOB: 1 BB: 0 P: 7	R: 0 E: 0 K: 0 S: 4	H: 1 LOB: 1 BB: 0 P: 4	R: 0 E: 0 K: 0 S: 4	H: 1 LOB: 2 BB: 1 P: 8	R: 0 E: 0 K: 0 S: 3	H: 0 LOB: 0 BB: 0 P: 3	R: 0 E: 0 K: 0 S: 3	H: 1 LOB: 0 BB: 0 P: 3	R: 3 E: 2 K: 1 S: 8	H: 2 LOB: 1 BB: 1 P: 12	R: 0 E: 0 K: 2 S: 9	H: 2 LOB: 3 BB: 0 P: 9		1B: 7 2B: 3 3B: 0 HR: 0	SF: 1 SAC: 1 DP: 1 HBP: 0	WP: 0 PB: 0 SB: 1 CS: 0
PITCHER Rob Dressler, R ERA: 4.2 Randy Moffitt, R ERA: 3.24 Dave Heaverlo, R ERA: 3.69	IP: 6.0 WLS: L BF: 23 H: 5 R: 1 ER: 2 SO: 1 BB: 0 IBB: 1 HBP: 0 BLK: 0 WP: 0 HR: 0 S: 24 P: 28 ERA: 1.50 WHIP: 0.833															PITCHER				

Batter	1	2	3	4	5	6	7	8	9	10	AB	R	H	RBI	BB	SO	LOB				
Larry Hemdon, R OBP: 0.471, SLG: 0.525 (1,8)	2-3	F9			FC4 1B		F8			5-3	5	0	1	0	0	0	3				
Derrel Thomas, S OBP: 0.313, SLG: 0.305 (1,4)	4-3		5-3		FC4 E		F9			1-3	5	1	0	0	0	0	1				
Chris Speier, R OBP: 0.340, SLG: 0.320 (1,6)	6-3		4-3		5-3			5-3			4	0	0	0	0	0	0				
Bobby Murcer, L OBP: 0.373, SLG: 0.354 (1,9)			G3		F8			5-3			4	0	1	0	0	0	0				
Gary Matthews, R OBP: 0.325, SLG: 0.388 (1,7)		FC4-6 E		2-3 1B		6-3				6-3 SH1-3 1B	4	2	2	0	0	0	1				
Willie Montanez, L OBP: 0.368, SLG: 0.444 (1,3)		1-3		F3		4-3				SH1-3	3	0	0	0	0	0	2				
Ken Reitz, R OBP: 0.289, SLG: 0.322 (1,5)		E6 1B		2-3		1-3				6-3	4	0	0	0	0	0	2				
Mike Sadek, R OBP: 0.412, SLG: 0.400 (1,2)		1B		1B			5-3			6-3	4	0	2	1	0	0	1				
Mike Caldwell, R OBP: 0.167, SLG: 0.167 Charlie Williams, R OBP: 0.247, SLG: 0.233 Chris Arnold, R OBP: 0.200, SLG: 0.200 Gary Lavelle, S OBP: 0.200, SLG: 0.200 (1,1) (5,1) (10,PH) (10,1)		1B		F8			5-3			F9	2	0	1	0	0	0	1				
Inning Stats	R: 0 E: 0 K: 0 S: 3	H: 0 LOB: 0 BB: 0 P: 3	R: 1 E: 2 K: 0 S: 7	H: 3 LOB: 3 BB: 0 P: 7	R: 0 E: 0 K: 0 S: 3	H: 0 LOB: 0 BB: 0 P: 3	R: 1 E: 0 K: 0 S: 5	H: 2 LOB: 1 BB: 0 P: 3	R: 1 E: 1 K: 0 S: 4	H: 1 LOB: 0 BB: 0 P: 4	R: 0 E: 0 K: 0 S: 3	H: 0 LOB: 0 BB: 0 P: 3	R: 0 E: 0 K: 0 S: 3	H: 0 LOB: 0 BB: 0 P: 3	R: 0 E: 0 K: 0 S: 4	H: 1 LOB: 1 BB: 0 P: 4	R: 0 E: 0 K: 0 S: 3	H: 0 LOB: 0 BB: 0 P: 3	1B: 7 2B: 0 3B: 0 HR: 0	SF: 0 SAC: 1 DP: 0 HBP: 0	WP: 0 PA: 38 PB: 0 SB: 0 CS: 0
PITCHER Randy Jones, L ERA: 2.11 (1,1)	IP 10.0	WLS W 38	BF H 7	R R 3	ER ER 1	SO SO 0	BB BB 0	IBB IBB 0	HBP HBP 0	BLK BLK 0	WP WP 0	HR HR 0	S S 38	P P 38	ERA 0.90	WHIP 0.700					

TOP

San Francisco Giants @ San Diego Padres
San Diego Stadium, San Diego, CA
Sun May 30 1976, 6:33 AM EDT
Att: 36,750 - Unknown

AB	37
R	3
H	7
RBI	1
BB	0
SO	0
LOB	11

GIANTS


Batter	1	2	3	4	5	6	7	8	9	10	AB	R	H	RBI	BB	SO	LOB				
Enzo Hernandez, R OBP: 0.389, SLG: 0.365 (1,6)	G6-4-3 1B		5-3		CS 1B		1-3			E5 1B	5	0	2	1	0	0	0				
Tito Fuentes, S OBP: 0.286, SLG: 0.311 (1,4)	G6-4-3 1-2			6-3	2B 1B		G3			1B	5	1	2	0	0	0	1				
Willie Davis, L OBP: 0.317, SLG: 0.434 (1,8)	4-3			G3	1-3 2B		F8			1B	5	0	2	1	0	0	0				
Dave Winfield, R OBP: 0.348, SLG: 0.449 (1,9)		6-3		FC6-4 1B	F6		F5				4	0	1	0	0	0	2				
Doug Rader, R OBP: 0.355, SLG: 0.531 (1,5)		1-6-3		FC6-4 1-2		1-3			F8		4	0	0	0	0	0	1				
Merv Rettenmund, R OBP: 0.453, SLG: 0.439 (1,7)					HR BB	6-3			K		3	1	1	0	1	1	0				
Mike Ivie, R OBP: 0.296, SLG: 0.378 (1,3)		4-3			HR	5-3			1B		4	1	2	2	0	0	1				
Fred Kendall, R OBP: 0.268, SLG: 0.236 (1,2)			F8		SH1-4 1B		L9			L7	4	1	1	0	0	0	1				
Randy Jones, R OBP: 0.118, SLG: 0.032 (1,1)			6-3		SH1-4 1B		F5			F9	3	0	0	0	0	0	0				
Inning Stats	R: 0 E: 0 K: 0 S: 3	H: 1 LOB: 1 BB: 0 P: 3	R: 0 E: 0 K: 0 S: 4	H: 1 LOB: 1 BB: 0 P: 4	R: 0 E: 0 K: 0 S: 3	H: 0 LOB: 0 BB: 0 P: 3	R: 0 E: 0 K: 0 S: 4	H: 1 LOB: 1 BB: 0 P: 4	R: 3 E: 0 K: 0 S: 7	H: 5 LOB: 2 BB: 1 P: 11	R: 0 E: 0 K: 0 S: 3	H: 0 LOB: 0 BB: 0 P: 3	R: 0 E: 0 K: 0 S: 3	H: 0 LOB: 0 BB: 0 P: 3	R: 0 E: 0 K: 1 S: 6	H: 1 LOB: 1 BB: 0 P: 6	R: 1 E: 1 K: 0 S: 4	H: 2 LOB: 1 BB: 0 P: 4	1B: 9 2B: 1 3B: 0 HR: 1	SF: 0 SAC: 1 DP: 1 HBP: 0	WP: 0 PA: 39 PB: 0 SB: 0 CS: 1
PITCHER Mike Caldwell, L ERA: 4.89 Charlie Williams, R ERA: 1.3 Gary Lavelle, L ERA: 1.34 (1,1) (5,1) (10,1)	IP 4.2	WLS L 14	BF H 4	R R 1	ER ER 0	SO SO 0	BB BB 0	IBB IBB 0	HBP HBP 0	BLK BLK 0	WP WP 0	HR HR 0	S S 16	P P 16	ERA 0.00	WHIP 0.231					

BOTTOM

San Francisco Giants @ San Diego Padres
San Diego Stadium, San Diego, CA
Sun May 30 1976, 6:33 AM EDT
Att: 36,750 - Unknown

AB	37
R	4
H	11
RBI	4
BB	1
SO	1
LOB	6

SD

Batter	1	2	3	4	5	6	7	8	9	AB	R	H	RBI	BB	SO	LOB	TOP					
Larry Herndon, R OBP: 0.438, SLG: 0.479 (1, 8)	0-0 6-3		0-0 F3		0-0 6-3		0-0 F8		0-0 1B S 1B	5	1	1	0	0	0	3	San Francisco Giants @ Los Angeles Dodgers Dodger Stadium, Los Angeles, CA Tue Jun 01 1976, 7:05 PM PDT Att: 20,398 - Unknown					
Derrel Thomas, S OBP: 0.311, SLG: 0.309 (1, 4)	0-0 F9		0-0 F2		0-0 4-3		0-0 F9		0-0 1-3 1B S 1B	5	1	1	0	0	0	3						
Bobby Murcer, L OBP: 0.368, SLG: 0.342 (1, 9)	0-0 L9		0-0 6-3			0-3 K		4-0 E BB	4-0 1-2 1B BB	3	1	0	0	2	1	3						
Gary Matthews, R OBP: 0.332, SLG: 0.385 (1, 7)		0-3 K		0-0 4-3 S 1B		0-0 S 1B		0-3 K2-3	0-0 1-3 1B	5	2	3	2	0	2	1						
Willie Montanez, L OBP: 0.369, SLG: 0.447 (1, 3)		0-0 F6 1B		0-0 4-3		0-0 1-3 1B		0-0 E5	0-0 2-H 3-H 1B	5	1	2	1	0	0	3						
Chris Speier, R OBP: 0.343, SLG: 0.330 (1, 6)		0-0 F6 1-2		0-0 6-3 1B		0-0 F2		0-0 3-H F8		4	0	1	1	0	0	3						
Ken Reitz, R OBP: 0.300, SLG: 0.333 (1, 5)			0-0 SH S 1B		0-0 6-3		0-0 2-H 1B		0-0 6-3		4	0	2	1	0	2						
Dave Rader, L OBP: 0.286, SLG: 0.281 (1, 2)			4-0 SH BB		0-0 F5		0-0 F9		0-0 F7		3	0	0	0	1	2						
Ed Halicki, R OBP: 0.263, SLG: 0.176 (1, 1)			0-0 SH 1-2 2-3		0-3 K		0-3 K		0-3 K		3	0	0	0	0	3						
Inning Stats	R: 0 E: 0 K: 0 S: 3	H: 0 LOB: 0 BB: 0 P: 3	R: 0 E: 0 K: 1 S: 5	H: 1 LOB: 0 BB: 0 P: 5	R: 0 E: 0 K: 0 S: 5	H: 1 LOB: 3 BB: 1 P: 9	R: 1 E: 0 K: 0 S: 5	H: 2 LOB: 1 BB: 0 P: 5	R: 0 E: 0 K: 1 S: 5	H: 0 LOB: 0 BB: 0 P: 5	R: 2 E: 0 K: 1 S: 8	H: 3 LOB: 1 BB: 0 P: 8	R: 0 E: 0 K: 1 S: 5	H: 0 LOB: 1 BB: 1 P: 10	R: 1 E: 2 K: 1 S: 6	H: 0 LOB: 1 BB: 1 P: 10		R: 2 E: 0 K: 1 S: 8	H: 3 LOB: 2 BB: 1 P: 12	1B: 10 2B: 0 3B: 0 HR: 0	SF: 0 SAC: 1 DP: 0 HBP: 0	WP: 0 PB: 0 SB: 5 CS: 0
PITCHER Don Sutton, R ERA: 4.77 (1, 1)	IP: 9.0 WLS: L BF: 41	H: 10 R: 6 ER: 5 SO: 6	BB: 3 IBB: 0 HBP: 0 BLK: 0	WP: 0 HR: 0 S: 50 P: 62	ERA: 5.00 WHIP: 1.444	PITCHER																

Batter	1	2	3	4	5	6	7	8	9	AB	R	H	RBI	BB	SO	LOB	BOTTOM		
Davey Lopes, R OBP: 0.301, SLG: 0.330 (1, 4)	0-3 K			0-0 S 1B		0-3 K			0-0 E5 L1-3	4	0	1	0	0	2	0	San Francisco Giants @ Los Angeles Dodgers Dodger Stadium, Los Angeles, CA Tue Jun 01 1976, 7:05 PM PDT Att: 20,398 - Unknown		
Bill Buckner, L OBP: 0.309, SLG: 0.417 (1, 7)	0-0 F6			0-0 F8 1-2		0-0 F3			0-0 L1-3 1-2	4	0	0	0	0	2				
Steve Garvey, R OBP: 0.352, SLG: 0.422 (1, 3)	0-3 K			0-0 F7		0-0 1B				3	0	1	0	0	1	1			
Ron Cey, R OBP: 0.407, SLG: 0.515 (1, 5)		0-0 F9		0-0 6-3		0-3 K				3	0	0	0	0	1	2			
Joe Ferguson, R OBP: 0.335, SLG: 0.417 (1, 9)		0-0 F3			0-0 6-3		0-0 5-3			3	0	0	0	0	0	1			
Dusty Baker Jr., R OBP: 0.308, SLG: 0.309 (1, 8)		0-0 F7			0-0 4-3			4-0 L1-3 BB		2	0	0	0	1	0	0			
Steve Yeager, R OBP: 0.259, SLG: 0.432 Henry Cruz, L OBP: 0.284, SLG: 0.468 Eliee Rodriguez, R OBP: 0.636, SLG: 0.500 (1, 2)			0-0 F8		0-3 K			0-3 K		2	0	0	0	0	1	0			
Bill Russell, R OBP: 0.297, SLG: 0.383 Danny Walton, R OBP: 0.200, SLG: 0.111 (1, 6)			0-0 F6			0-0 4-3		0-0 L1-3 1-2		2	0	0	0	0	0	0			
Rick Auerbach, R OBP: 0.200, SLG: 0.111 (9, 6)			0-0 F6			0-0 4-3				1	0	0	0	0	0	1			
Don Sutton, R OBP: 0.192, SLG: 0.130 Ed Goodson, L OBP: 0.300, SLG: 0.382 (1, 1)			0-0 F3			0-0 6-3			0-0 F7	2	0	0	0	0	0	0			
Inning Stats	R: 0 E: 0 K: 2 S: 7	H: 0 LOB: 0 BB: 0 P: 7	R: 0 E: 0 K: 0 S: 3	H: 0 LOB: 0 BB: 0 P: 3	R: 0 E: 0 K: 0 S: 4	H: 1 LOB: 1 BB: 0 P: 4	R: 0 E: 0 K: 1 S: 5	H: 0 LOB: 0 BB: 0 P: 5	R: 0 E: 0 K: 1 S: 6	H: 1 LOB: 1 BB: 0 P: 6	R: 0 E: 0 K: 1 S: 4	H: 0 LOB: 0 BB: 1 P: 8	R: 0 E: 1 K: 0 S: 3	H: 0 LOB: 0 BB: 0 P: 3	1B: 2 2B: 2 3B: 0 HR: 0	SF: 0 SAC: 0 DP: 2 HBP: 0	WP: 0 PB: 0 SB: 1 CS: 0	PA: 29	
PITCHER Ed Halicki, R ERA: 4.96 (1, 1)	IP: 9.0 WLS: W BF: 29	H: 2 R: 0 ER: 0 SO: 6	BB: 1 IBB: 0 HBP: 0 BLK: 0	WP: 0 HR: 0 S: 40 P: 44	ERA: 0.00 WHIP: 0.333	PITCHER													



Batter	1	2	3	4	5	6	7	8	9	AB	R	H	RBI	BB	SO	LOB	TOP					
Larry Herndon, R OBP: 0.424, SLG: 0.462	F8		1B		4-3		F8		6-3	5	0	1	1	0	0	1	San Francisco Giants @ Los Angeles Dodgers Dodger Stadium, Los Angeles, CA Wed Jun 02 1976, 7:05 PM PDT Att: 22,109 - Unknown					
Derrel Thomas, S OBP: 0.310, SLG: 0.307	F6		F9				4-3		3-H	4	0	1	0	0	0	1						
John D'Acquisto, R OBP: 0.500, SLG: 0.500	F6									0	0	0	0	0	0	0						
Steve Ontiveros, S OBP: 0.251, SLG: 0.175									2-3	1	0	1	0	0	0	0						
Bobby Murcer, L OBP: 0.366, SLG: 0.358	K									3	1	1	1	0	1	1						
Chris Arnold, R OBP: 0.250, SLG: 0.242				HR	F7					2	0	0	0	0	0	2						
Gary Matthews, R OBP: 0.330, SLG: 0.379										3	0	0	0	1	0	1						
Willie Montanez, L OBP: 0.367, SLG: 0.443	K									4	0	1	0	0	1	1						
Chris Speier, R OBP: 0.347, SLG: 0.332	F7									2	0	1	0	1	0	0						
Craig Robinson, R OBP: 0.750, SLG: 0.750										1	0	0	0	0	0	1						
Ken Reitz, R OBP: 0.304, SLG: 0.337			K							4	1	2	0	0	1	1	AB 37 R 3 H 10 RBI 3 BB 2 SO 5 LOB 17					
Dave Rader, L OBP: 0.284, SLG: 0.312				HR	F3					4	1	1	1	0	0	5						
John Montefusco, R OBP: 0.233, SLG: 0.222										1	0	0	0	0	1	0						
Dave Heaverlo, R OBP: 0.167, SLG: 0.167										0	0	0	0	0	0	0						
Mike Caldwell, R OBP: 0.275, SLG: 0.275										0	0	0	0	0	0	0						
Glenn Adams, L OBP: 0.192, SLG: 0.192										1	0	0	0	0	1	3						
Charlie Williams, R OBP: 0.441, SLG: 0.441										0	0	0	0	0	0	0						
Gary Thomasson, L OBP: 0.333, SLG: 0.333										2	0	1	0	0	0	0						
Inning Stats	R: 0 E: 0 K: 1 S: 5	H: 0 LOB: 0 BB: 0 P: 5	R: 0 E: 0 K: 1 S: 5	H: 0 LOB: 0 BB: 0 P: 5	R: 1 E: 0 K: 2 S: 9	H: 2 LOB: 1 BB: 0 P: 9	R: 1 E: 0 K: 1 S: 7	H: 2 LOB: 2 BB: 2 P: 15	R: 0 E: 0 K: 0 S: 4	H: 1 LOB: 1 BB: 0 P: 4	R: 0 E: 0 K: 0 S: 4	H: 0 LOB: 1 BB: 0 P: 4	R: 0 E: 0 K: 0 S: 3	H: 0 LOB: 0 BB: 0 P: 3	R: 0 E: 0 K: 0 S: 4	H: 1 LOB: 1 BB: 0 P: 4	R: 1 E: 0 K: 0 S: 6	H: 3 LOB: 2 BB: 0 P: 6	1B: 7 2B: 1 3B: 0 HR: 2	SF: 0 SAC: 0 DP: 0 HBP: 0	WP: 0 PB: 0 SB: 0 CS: 0	PA: 39
PITCHER Rick Rhoden, R ERA: 2.93	IP: 9.0 WLS: W BF: 39 H: 10 R: 3 ER: 3 SO: 5 BB: 2 IBB: 0 HBP: 0 BLK: 0 WP: 0 HR: 2 S: 47 P: 55 ERA: 3.00 WHIP: 1.333															PITCHER	IP: 9.0 WLS: W BF: 39 H: 10 R: 3 ER: 3 SO: 5 BB: 2 IBB: 0 HBP: 0 BLK: 0 WP: 0 HR: 2 S: 47 P: 55 ERA: 3.00 WHIP: 1.333					

Batter	1	2	3	4	5	6	7	8	9	AB	R	H	RBI	BB	SO	LOB	BOTTOM			
Davey Lopes, R OBP: 0.306, SLG: 0.343	1B	F7	1B	FC6-4		4-3			K	5	1	2	1	0	0	2	San Francisco Giants @ Los Angeles Dodgers Dodger Stadium, Los Angeles, CA Wed Jun 02 1976, 7:05 PM PDT Att: 22,109 - Unknown			
Ted Sizemore, R OBP: 0.278, SLG: 0.264	2B		1B	1-2						1	0	0	0	0	1	0				
Bill Buckner, L OBP: 0.311, SLG: 0.417	F3	FC6-4	F7	1B						5	0	2	0	0	0	3				
Steve Garvey, R OBP: 0.353, SLG: 0.426	K	FC6-4								5	1	2	1	0	1	5				
Ed Goodson, L OBP: 0.300, SLG: 0.382		1-2	1B	1-2						0	0	0	0	0	0	0				
Ron Cey, R OBP: 0.412, SLG: 0.517										5	1	3	2	0	0	2				
Rick Auerbach, R OBP: 0.200, SLG: 0.111	1B		1B	F8						0	0	0	0	0	0	0				
Joe Ferguson, R OBP: 0.337, SLG: 0.413	1B		F9	FC4-6	F8					4	1	1	0	1	0	2				
Dusty Baker Jr., R OBP: 0.320, SLG: 0.319	F5			FC4-6						4	1	3	0	1	0	2				
Joe Simpson, L OBP: 0.125, SLG: 0.125			2B	1B	FC4-6					0	0	0	0	0	0	0				
Henry Cruz, L OBP: 0.278, SLG: 0.463		F7	SH	FC4-6	F7					5	2	1	2	0	0	5	AB 43 R 11 H 18 RBI 11 BB 2 SO 2 LOB 22			
Bill Russell, R OBP: 0.301, SLG: 0.391			E4							5	3	2	1	0	0	1				
Rick Rhoden, R OBP: 0.292, SLG: 0.333	1B	1B	SH	FC6-4						4	1	2	4	0	0	0				
Inning Stats	R: 1 E: 0 K: 1 S: 8	H: 3 LOB: 2 BB: 0 P: 8	R: 1 E: 0 K: 0 S: 6	H: 3 LOB: 2 BB: 0 P: 6	R: 5 E: 1 K: 0 S: 10	H: 5 LOB: 2 BB: 0 P: 10	R: 3 E: 0 K: 0 S: 6	H: 3 LOB: 2 BB: 2 P: 14	R: 0 E: 0 K: 0 S: 4	H: 1 LOB: 1 BB: 0 P: 4	R: 0 E: 0 K: 0 S: 3	H: 0 LOB: 0 BB: 0 P: 3	R: 1 E: 0 K: 0 S: 6	H: 3 LOB: 2 BB: 0 P: 6	R: 0 E: 0 K: 1 S: 5	H: 0 LOB: 0 BB: 0 P: 5	1B: 14 2B: 4 3B: 0 HR: 0	SF: 0 SAC: 1 DP: 0 HBP: 0	WP: 0 PB: 0 SB: 1 CS: 0	PA: 46
PITCHER John Montefusco, R ERA: 2.71	IP: 2.1 WLS: L BF: 16 H: 5 R: 5 ER: 5 SO: 1 BB: 0 IBB: 0 HBP: 0 BLK: 0 WP: 0 HR: 0 S: 18 P: 18 ERA: 19.29 WHIP: 3.857															PITCHER	IP: 2.1 WLS: L BF: 16 H: 5 R: 5 ER: 5 SO: 1 BB: 0 IBB: 0 HBP: 0 BLK: 0 WP: 0 HR: 0 S: 18 P: 18 ERA: 19.29 WHIP: 3.857			
Dave Heaverlo, R ERA: 3.58	IP: 0.0 WLS: 0 BF: 3 H: 1 R: 1 ER: 1 SO: 0 BB: 0 IBB: 0 HBP: 0 BLK: 0 WP: 0 HR: 0 S: 3 P: 3 ERA: 0.00 WHIP: 1.500															PITCHER	IP: 0.0 WLS: 0 BF: 3 H: 1 R: 1 ER: 1 SO: 0 BB: 0 IBB: 0 HBP: 0 BLK: 0 WP: 0 HR: 0 S: 3 P: 3 ERA: 0.00 WHIP: 1.500			
Mike Caldwell, L ERA: 4.50	IP: 0.2 WLS: 0 BF: 1 H: 1 R: 1 ER: 1 SO: 0 BB: 0 IBB: 0 HBP: 0 BLK: 0 WP: 0 HR: 0 S: 3 P: 3 ERA: 9.00 WHIP: 2.000															PITCHER	IP: 0.2 WLS: 0 BF: 1 H: 1 R: 1 ER: 1 SO: 0 BB: 0 IBB: 0 HBP: 0 BLK: 0 WP: 0 HR: 0 S: 3 P: 3 ERA: 9.00 WHIP: 2.000			
Charlie Williams, R ERA: 2.05	IP: 3.0 WLS: 15 BF: 15 H: 4 R: 3 ER: 3 SO: 2 BB: 0 IBB: 0 HBP: 0 BLK: 0 WP: 0 HR: 0 S: 13 P: 21 ERA: 4.50 WHIP: 1.500															PITCHER	IP: 3.0 WLS: 15 BF: 15 H: 4 R: 3 ER: 3 SO: 2 BB: 0 IBB: 0 HBP: 0 BLK: 0 WP: 0 HR: 0 S: 13 P: 21 ERA: 4.50 WHIP: 1.500			
John D'Acquisto, R ERA: 5.97	IP: 2.0 WLS: 9 BF: 9 H: 3 R: 1 ER: 1 SO: 1 BB: 0 IBB: 0 HBP: 0 BLK: 0 WP: 0 HR: 0 S: 11 P: 11 ERA: 4.50 WHIP: 1.500															PITCHER	IP: 2.0 WLS: 9 BF: 9 H: 3 R: 1 ER: 1 SO: 1 BB: 0 IBB: 0 HBP: 0 BLK: 0 WP: 0 HR: 0 S: 11 P: 11 ERA: 4.50 WHIP: 1.500			

Batter	1	2	3	4	5	6	7	8	9	10	AB	R	H	RBI	BB	SO	LOB	
Larry Herndon, R OBP: 0.411, SLG: 0.446 (1, 8)											5	0	1	0	0	1	2	
Derrel Thomas, S OBP: 0.312, SLG: 0.306 (1, 4)											4	1	1	0	1	0	0	
Chris Speier, R OBP: 0.349, SLG: 0.339 (1, 6)												5	1	2	0	0	0	
Bobby Murcer, L OBP: 0.304, SLG: 0.356 (1, 9)												4	0	1	1	0	2	
Gary Matthews, R OBP: 0.332, SLG: 0.376 (1, 7)												4	0	1	1	1	0	
Willie Montanez, L OBP: 0.350, SLG: 0.434 (1, 3)												4	0	0	0	0	5	
Ken Reitz, R OBP: 0.313, SLG: 0.347 (1, 5)												3	0	2	0	1	0	
Mike Sadek, R OBP: 0.390, SLG: 0.361 (1, 2)												4	0	0	0	0	5	
Rob Dressler, R OBP: 0.250, SLG: 0.250 (8, 1)											3	0	0	0	0	2	2	
Randy Moffitt, R OBP: 0.657, SLG: 0.667 (9, PH)											0	0	0	0	0	0	0	
Steve Ontiveros, S OBP: 0.255, SLG: 0.171 (9, 1)											1	0	0	0	0	1	0	
Gary Lavelle, S OBP: 0.200, SLG: 0.200 (9, 1)											0	0	0	0	0	0	0	
Inning Stats	R: 0 E: 0 K: 1 S: 7	H: 2 LOB: 3 BB: 1 P: 11	R: 0 E: 0 K: 1 S: 6	H: 1 LOB: 1 BB: 0 P: 6	R: 2 E: 0 K: 1 S: 5	H: 2 LOB: 2 BB: 2 P: 13	R: 0 E: 0 K: 0 S: 4	H: 1 LOB: 1 BB: 0 P: 4	R: 0 E: 0 K: 0 S: 4	H: 1 LOB: 1 BB: 0 P: 4	R: 0 E: 0 K: 0 S: 3	H: 0 LOB: 0 BB: 0 P: 3	R: 0 E: 0 K: 2 S: 7	H: 0 LOB: 0 BB: 0 P: 7	R: 0 E: 0 K: 1 S: 5	H: 0 LOB: 0 BB: 0 P: 5	1B: 6 2B: 2 3B: 0 HR: 0	SF: 1 SAC: 0 DP: 1 HBP: 0
PITCHER	IP 7.0	WLS 32	BF 8	H 2	R 2	ER 2	SO 3	BB 3	IBB 0	HBP 0	BLK 0	WP 0	HR 0	S 35	P 47	ERA 2.57	WHIP 1.571	
Tommy John, L ERA: 3.23																		
Charlie Hough, R ERA: 2.09																		

TOP

San Francisco Giants @ Los Angeles Dodgers
Dodger Stadium, Los Angeles, CA
Thu Jun 03 1976, 7:05 PM PDT
Att: 26,968 - Unknown

livebaseballscorecards.com

AB	37
R	2
H	8
RBI	2
BB	3
SO	6
LOB	21

GIANTS

WP: 0	PA: 41
PB: 0	
SB: 0	
CS: 0	

Batter	1	2	3	4	5	6	7	8	9	10	AB	R	H	RBI	BB	SO	LOB					
Davey Lopes, R OBP: 0.310, SLG: 0.346 (1, 4)											5	0	2	0	0	1	0					
Bill Buckner, L OBP: 0.318, SLG: 0.421 (1, 7)											5	0	3	1	0	0	0					
Steve Garvey, R OBP: 0.354, SLG: 0.426 (1, 3)											5	1	2	0	0	1	4					
Ron Cey, R OBP: 0.422, SLG: 0.520 (1, 5)												3	1	2	0	2	0					
Joe Ferguson, R OBP: 0.341, SLG: 0.411 (1, 2)												3	0	1	0	1	2					
Dusty Baker Jr., R OBP: 0.317, SLG: 0.312 (1, 8)												4	0	0	0	1	0					
Henny Cruz, L OBP: 0.263, SLG: 0.437 (1, 9)												4	0	0	0	0	4					
Manny Mota, R OBP: 0.353, SLG: 0.333 (10, PH)											1	0	0	0	0	0	2					
Joe Simpson, L OBP: 0.125, SLG: 0.125 (10, PR)											0	0	0	0	0	0	0					
Bill Russell, R OBP: 0.304, SLG: 0.392 (1, 6)												5	1	2	1	0	0					
Tommy John, R OBP: 0.150, SLG: 0.105 (7, PH)											1	0	0	0	0	0	0					
Ed Goodson, L OBP: 0.293, SLG: 0.371 (8, 1)											1	0	0	0	0	0	0					
Charlie Hough, R OBP: 0.250, SLG: 0.250 (8, 1)											1	0	0	0	0	0	0					
Inning Stats	R: 0 E: 0 K: 1 S: 6	H: 1 LOB: 2 BB: 1 P: 10	R: 0 E: 0 K: 0 S: 3	H: 0 LOB: 0 BB: 0 P: 3	R: 0 E: 0 K: 1 S: 6	H: 1 LOB: 1 BB: 0 P: 6	R: 0 E: 0 K: 0 S: 3	H: 1 LOB: 1 BB: 0 P: 7	R: 1 E: 0 K: 0 S: 6	H: 3 LOB: 2 BB: 0 P: 6	R: 0 E: 0 K: 0 S: 3	H: 0 LOB: 0 BB: 0 P: 3	R: 0 E: 0 K: 0 S: 3	H: 1 LOB: 0 BB: 0 P: 3	R: 1 E: 1 K: 0 S: 6	H: 2 LOB: 3 BB: 1 P: 10	R: 0 E: 0 K: 1 S: 6	H: 1 LOB: 1 BB: 0 P: 6	R: 1 E: 1 K: 0 S: 4	H: 2 LOB: 3 BB: 1 P: 8	1B: 12 2B: 0 3B: 0 HR: 0	SF: 0 SAC: 2 DP: 1 HBP: 0
PITCHER	IP 7.1	WLS 32	BF 9	H 2	R 0	ER 0	SO 2	BB 3	IBB 0	HBP 0	BLK 0	WP 0	HR 0	S 33	P 45	ERA 1.23	WHIP 1.636					
Rob Dressler, R ERA: 3.22																						
Randy Moffitt, R ERA: 3.0																						
Gary Lavelle, L ERA: 1.69																						

BOTTOM

San Francisco Giants @ Los Angeles Dodgers
Dodger Stadium, Los Angeles, CA
Thu Jun 03 1976, 7:05 PM PDT
Att: 26,968 - Unknown

livebaseballscorecards.com

AB	38
R	3
H	12
RBI	2
BB	4
SO	3
LOB	21

DODGERS

WP: 0	PA: 45
PB: 0	
SB: 1	
CS: 1	

Batter	1	2	3	4	5	6	7	8	9	AB	R	H	RBI	BB	SO	LOB	TOP					
Dave Cash, R OBP: 0.357, SLG: 0.372	G1		6-3		FC1-6 1B		F9		BB BB 4-0 BB	4	0	1	0	1	0	0	Philadelphia Phillies @ San Francisco Giants Candlestick Park, San Francisco, CA Fri Jun 04 1976, 10:05 PM EDT Att: 7,374 - Unknown					
Larry Bowa, S OBP: 0.339, SLG: 0.335	F9		FC2-6 BB		FC1-6 1B E		F7		FC5	4	1	0	0	1	0	3						
Mike Schmidt, R OBP: 0.420, SLG: 0.650			FC2-6 HBP		FC5-4 1B				E3	4	0	2	0	0	0	1						
Greg Luzinski, R OBP: 0.337, SLG: 0.474	F9		HBP		FC5-4 1-2 2H				F8	3	0	0	0	0	0	3						
Jay Johnstone, L OBP: 0.386, SLG: 0.513			F9		3-1				F9	4	0	1	0	0	0	4						
Gary Maddox, R OBP: 0.369, SLG: 0.449					K				1-3	4	0	1	0	0	1	1						
Bobby Tolan, L OBP: 0.323, SLG: 0.472									FC5 2B	4	0	2	0	0	1	2						
Bob Boone, R OBP: 0.408, SLG: 0.440					F8				F9	4	0	0	0	0	1	4						
Jim Lonborg, R OBP: 0.288, SLG: 0.240					F9				F7	2	0	0	0	0	0	3						
Tim McCarver, L OBP: 0.457, SLG: 0.464	F3									1	0	0	0	0	0	0						
Ron Schueler, R OBP: 0.385, SLG: 0.226										0	0	0	0	0	0	0						
Tom Hutton, L OBP: 0.385, SLG: 0.226										1	0	0	0	0	0	1						
Inning Stats	R: 0 E: 0 K: 0 S: 4	H: 1 LOB: 1 BB: 0 P: 4	R: 0 E: 0 K: 2 S: 9	H: 2 LOB: 0 BB: 0 P: 9	R: 0 E: 0 K: 1 S: 3	H: 0 LOB: 2 BB: 1 P: 8	R: 0 E: 0 K: 1 S: 6	H: 1 LOB: 1 BB: 0 P: 6	R: 1 E: 1 K: 0 S: 5	H: 2 LOB: 1 BB: 0 P: 5	R: 0 E: 0 K: 0 S: 3	H: 0 LOB: 0 BB: 0 P: 3	R: 0 E: 0 K: 0 S: 3	H: 0 LOB: 1 BB: 0 P: 3	R: 0 E: 1 K: 0 S: 4	H: 0 LOB: 1 BB: 0 P: 4	R: 0 E: 0 K: 0 S: 4	H: 1 LOB: 2 BB: 1 P: 8	1B: 5 2B: 2 3B: 0 HR: 0	SF: 0 SAC: 0 DP: 0 HBP: 1	WP: 0 PB: 0 SB: 0 CS: 0	PA: 38
PITCHER Jim Barr, R ERA: 2.99	IP: 9.0 WLS: W BF: 38 H: 7 R: 1 ER: 0 SO: 3 BB: 2 IBB: 0 HBP: 1 BLK: 0 WP: 0 HR: 0 S: 41 P: 50 ERA: 0.00 WHIP: 1.000															PITCHER						

Batter	1	2	3	4	5	6	7	8	9	AB	R	H	RBI	BB	SO	LOB	BOTTOM					
Larry Herndon, R OBP: 0.404, SLG: 0.448	SH3-4 SF8 2B	F2		FC4-6 S		6-3				4	1	1	0	0	0	1	Philadelphia Phillies @ San Francisco Giants Candlestick Park, San Francisco, CA Fri Jun 04 1976, 10:05 PM EDT Att: 7,374 - Unknown					
Derrel Thomas, S OBP: 0.313, SLG: 0.307	SH3-4 2-3	F9		5-3					S 1B	3	0	1	0	0	0	1						
Bobby Murcer, L OBP: 0.362, SLG: 0.361	SF8 3-H								F7	3	0	1	1	0	1	1						
Gary Matthews, R OBP: 0.330, SLG: 0.374	1B 1B			F9					K	4	1	1	0	0	2	2						
Willie Montanez, L OBP: 0.362, SLG: 0.435	1B 2B 1B								K	2	1	1	0	0	1	1						
Steve Ontiveros, S OBP: 0.265, SLG: 0.209	1B 2B 1B			K					6-3	2	1	1	0	0	0	1						
Chris Speier, R OBP: 0.356, SLG: 0.354	1B 2B 1B								5-3	3	1	2	2	0	0	0						
Ken Reitz, R OBP: 0.311, SLG: 0.345	2B 1B			6-3					F8	4	0	1	0	0	0	3						
Dave Rader, L OBP: 0.292, SLG: 0.340									1-3	4	0	2	2	0	0	0						
Jim Barr, R OBP: 0.250, SLG: 0.100				6-3						3	0	0	0	0	0	1						
Inning Stats	R: 4 E: 0 K: 0 S: 8	H: 6 LOB: 2 BB: 0 P: 8	R: 0 E: 0 K: 0 S: 3	H: 0 LOB: 0 BB: 0 P: 3	R: 0 E: 0 K: 1 S: 6	H: 1 LOB: 2 BB: 0 P: 7	R: 0 E: 0 K: 0 S: 4	H: 1 LOB: 1 BB: 0 P: 4	R: 1 E: 0 K: 2 S: 9	H: 2 LOB: 1 BB: 0 P: 9	R: 0 E: 0 K: 0 S: 3	H: 0 LOB: 0 BB: 0 P: 3	R: 0 E: 0 K: 1 S: 6	H: 1 LOB: 1 BB: 0 P: 6	R: 0 E: 0 K: 0 S: 3	H: 0 LOB: 0 BB: 0 P: 3	R: 0 E: 0 K: 0 S: 3	H: 0 LOB: 0 BB: 0 P: 3	1B: 5 2B: 5 3B: 1 HR: 0	SF: 1 SAC: 1 DP: 0 HBP: 1	WP: 0 PB: 0 SB: 0 CS: 0	PA: 35
PITCHER Jim Lonborg, R ERA: 2.63 Ron Schueler, R ERA: 6.23	IP: 6.0 WLS: L BF: 28 H: 10 R: 5 ER: 5 SO: 3 BB: 0 IBB: 5 HBP: 1 BLK: 0 WP: 0 HR: 0 S: 33 P: 34 ERA: 7.50 WHIP: 1.667															PITCHER						

Batter	1	2	3	4	5	6	7	8	9	AB	R	H	RBI	BB	SO	LOB	TOP					
Dave Cash, R OBP: 0.362, SLG: 0.378 (1, 4)										5	0	3	0	0	0	2	Philadelphia Phillies @ San Francisco Giants Candlestick Park, San Francisco, CA Sat Jun 05 1976, 6:33 AM EDT Att: 9,439 - Unknown					
Larry Bowa, S OBP: 0.342, SLG: 0.335 (9, PH)										3	0	1	1	1	0	0						
Greg Luzinski, R OBP: 0.335, SLG: 0.471 (1, 5)										4	0	1	0	0	0	2						
Mike Schmidt, R OBP: 0.417, SLG: 0.641 (1, 9)										4	0	0	0	0	1	4						
Jay Johnstone, L OBP: 0.375, SLG: 0.496 (1, 3)										4	0	2	0	0	1	2						
Dick Allen, R OBP: 0.400, SLG: 0.488 (1, 7)										4	1	1	0	0	0	2						
Bobby Tolan, L OBP: 0.328, SLG: 0.473 (1, 8)										3	0	2	0	1	0	0						
Garry Maddox, R OBP: 0.378, SLG: 0.453 (1, 2)										4	0	1	1	0	1	4						
Tim McCarver, L OBP: 0.436, SLG: 0.438 (1, 1)										1	0	0	0	0	0	2						
Steve Carlton, L OBP: 0.043, SLG: 0.043 (7, PH)										1	1	1	0	0	0	0						
Johnny Oates, L OBP: 0.371, SLG: 0.571 (7, 1)										0	0	0	0	0	0	0						
Gene Garber, R OBP: 0.600, SLG: 0.333 (9, PH)										1	0	0	0	0	0	0						
Tom Hutton, L OBP: 0.375, SLG: 0.219 (9, PH)										1	0	0	0	0	0	0						
Inning Stats	R: 0 E: 0 K: 0 S: 3	H: 2 LOB: 1 BB: 1 P: 7	R: 1 E: 0 K: 1 S: 8	H: 3 LOB: 2 BB: 0 P: 8	R: 0 E: 0 K: 0 S: 3	H: 0 LOB: 0 BB: 0 P: 3	R: 0 E: 0 K: 1 S: 7	H: 2 LOB: 2 BB: 0 P: 7	R: 0 E: 0 K: 0 S: 3	H: 0 LOB: 0 BB: 0 P: 3	R: 0 E: 0 K: 1 S: 6	H: 1 LOB: 2 BB: 1 P: 10	R: 1 E: 0 K: 0 S: 6	H: 3 LOB: 3 BB: 0 P: 6	R: 0 E: 0 K: 0 S: 3	H: 0 LOB: 0 BB: 0 P: 3	R: 0 E: 0 K: 0 S: 3	H: 1 LOB: 0 BB: 0 P: 3	1B: 11 2B: 2 3B: 0 HR: 0	SF: 0 SAC: 1 DP: 2 HBP: 0	WP: 0 PB: 0 SB: 2 CS: 1	PA: 38
PITCHER	IP WLS BF H R ER SO BB IBB HBP BLK WP HR S P ERA WHIP																					
Ed Halicki, R ERA: 4.79 (7, 1)	6.0 W 29 11 2 2 3 2 0 0 0 0 0 0 33 41 3.00 2.167																					
Randy Moffitt, R ERA: 2.77 (7, 1)	3.0 S 9 1 0 0 0 0 0 0 0 0 0 0 9 9 0.00 0.333																					

AB	35
R	2
H	12
RBI	2
BB	2
SO	3
LOB	19



Batter	1	2	3	4	5	6	7	8	9	AB	R	H	RBI	BB	SO	LOB	BOTTOM					
Larry Herndon, R OBP: 0.398, SLG: 0.451 (1, 8)										4	0	1	0	0	0	1	Philadelphia Phillies @ San Francisco Giants Candlestick Park, San Francisco, CA Sat Jun 05 1976, 6:33 AM EDT Att: 9,439 - Unknown					
Derrel Thomas, S OBP: 0.311, SLG: 0.305 (1, 4)										4	0	1	0	0	1	2						
Gary Matthews, R OBP: 0.329, SLG: 0.376 (1, 7)										4	0	1	1	0	0	2						
Bobby Murcer, L OBP: 0.364, SLG: 0.364 (1, 9)										4	2	2	0	0	0	1						
Chris Speier, R OBP: 0.356, SLG: 0.354 (1, 6)										3	0	1	0	0	1	0						
Willie Montanez, L OBP: 0.364, SLG: 0.436 (1, 3)										4	0	2	0	0	0	3						
Ken Reitz, R OBP: 0.319, SLG: 0.368 (1, 5)										4	1	3	3	0	0	1						
Marc Hill, R OBP: 0.207, SLG: 0.286 (8, PH)										3	0	0	0	0	0	2						
Glenn Adams, L OBP: 0.240, SLG: 0.280 (9, 2)										1	0	0	0	0	1	2						
Mike Sadek, R OBP: 0.390, SLG: 0.361 (1, 1)										0	0	0	0	0	0	0						
Ed Halicki, R OBP: 0.286, SLG: 0.211 (7, 1)										2	1	1	0	0	1	0						
Randy Moffitt, R OBP: 0.500, SLG: 0.500 (7, 1)										1	0	0	0	0	0	0						
Inning Stats	R: 0 E: 0 K: 0 S: 3	H: 0 LOB: 0 BB: 0 P: 3	R: 2 E: 0 K: 0 S: 5	H: 3 LOB: 0 BB: 0 P: 5	R: 1 E: 0 K: 0 S: 5	H: 2 LOB: 1 BB: 0 P: 5	R: 0 E: 0 K: 0 S: 4	H: 1 LOB: 1 BB: 0 P: 4	R: 0 E: 0 K: 1 S: 6	H: 1 LOB: 1 BB: 0 P: 6	R: 1 E: 0 K: 0 S: 5	H: 2 LOB: 1 BB: 0 P: 5	R: 0 E: 0 K: 1 S: 6	H: 1 LOB: 1 BB: 0 P: 6	R: 0 E: 0 K: 2 S: 9	H: 2 LOB: 2 BB: 0 P: 9	R: 0 E: 0 K: 2 S: 9	H: 0 LOB: 0 BB: 0 P: 3	1B: 9 2B: 2 3B: 0 HR: 1	SF: 0 SAC: 1 DP: 1 HBP: 0	WP: 1 PB: 0 SB: 0 CS: 0	PA: 35
PITCHER	IP WLS BF H R ER SO BB IBB HBP BLK WP HR S P ERA WHIP																					
Steve Carlton, L ERA: 3.72 (7, 1)	6.0 L 26 9 4 4 4 1 0 0 0 0 0 0 1 28 28 6.00 1.500																					
Gene Garber, R ERA: 3.23 (7, 1)	2.0 9 3 0 0 3 0 0 0 0 0 0 0 15 15 0.00 1.500																					

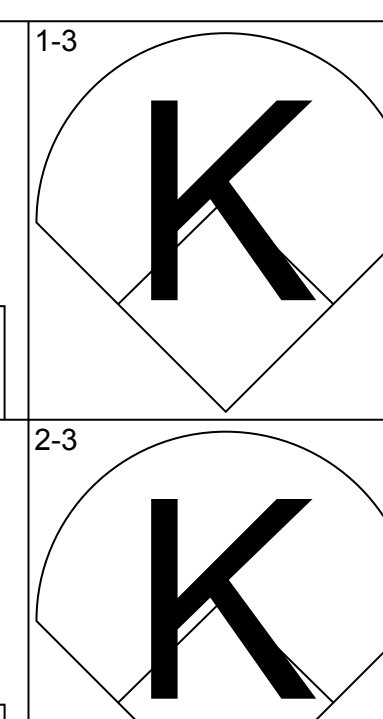
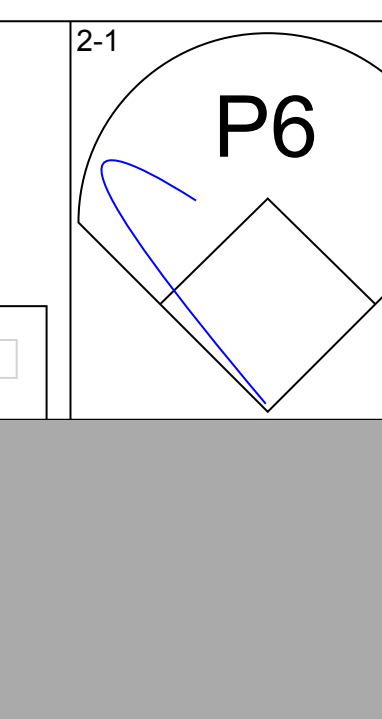
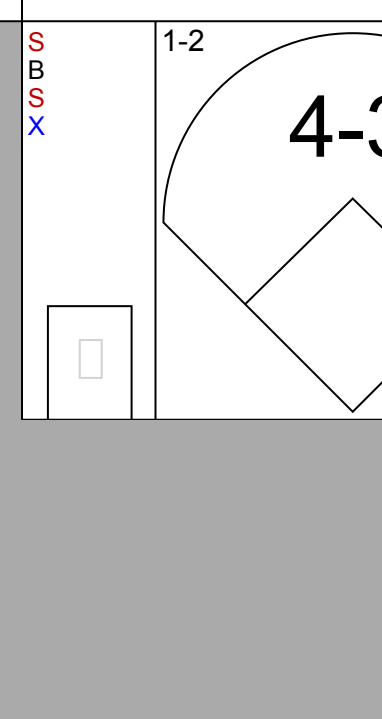
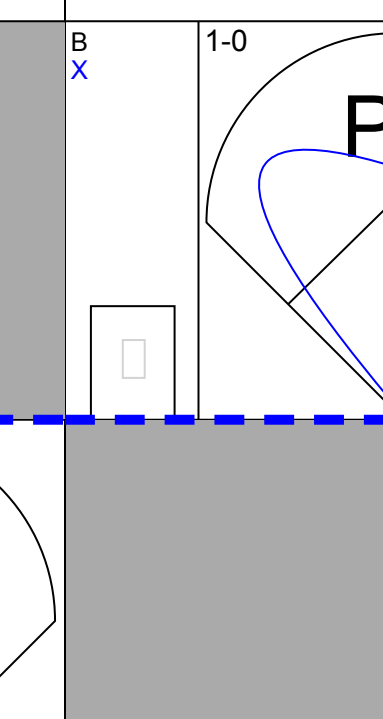
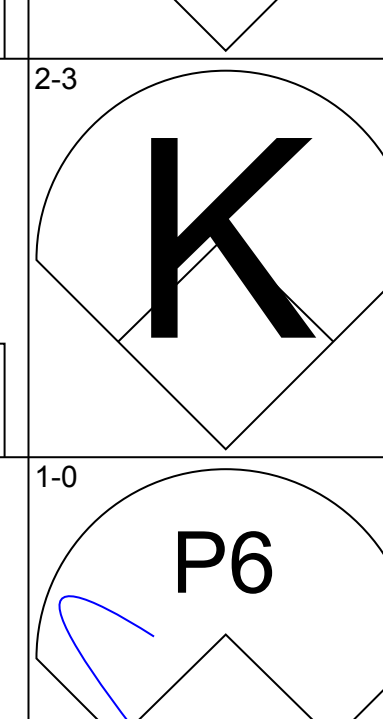
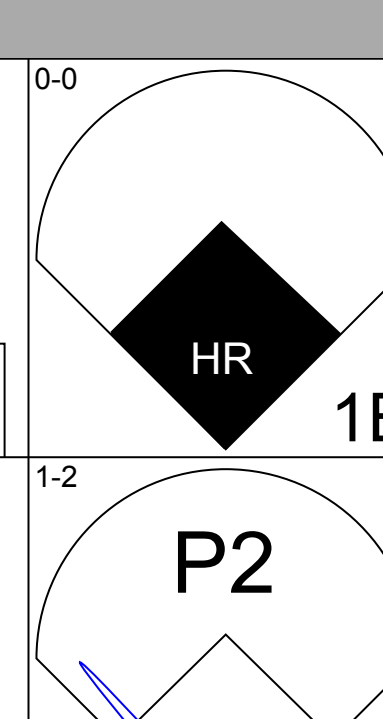
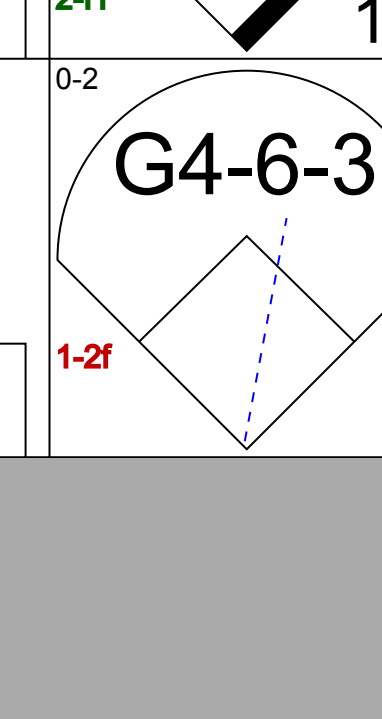
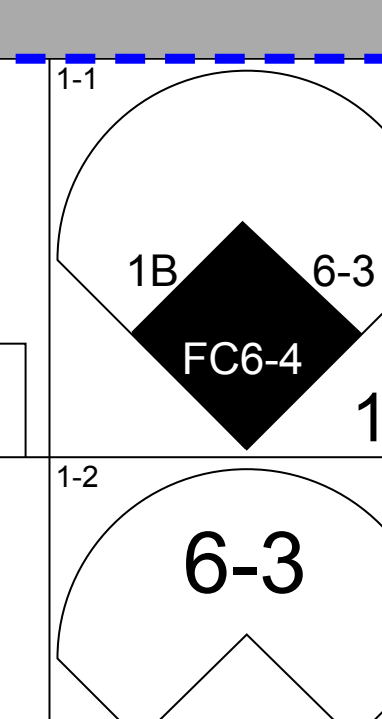
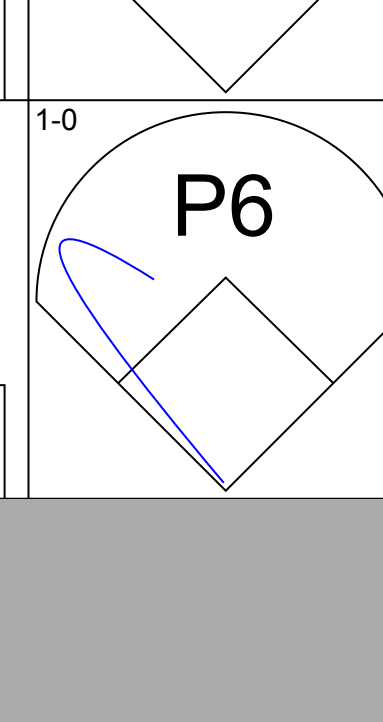
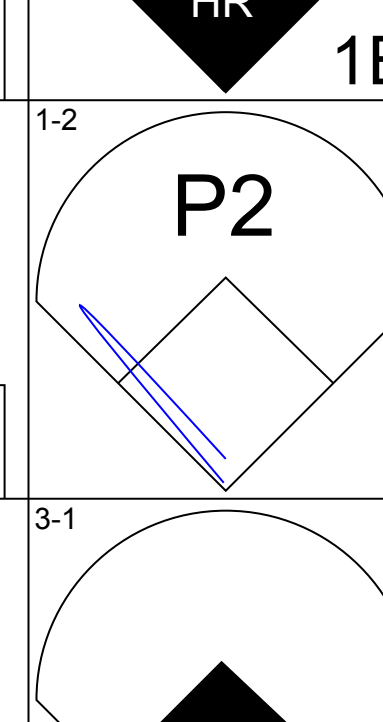
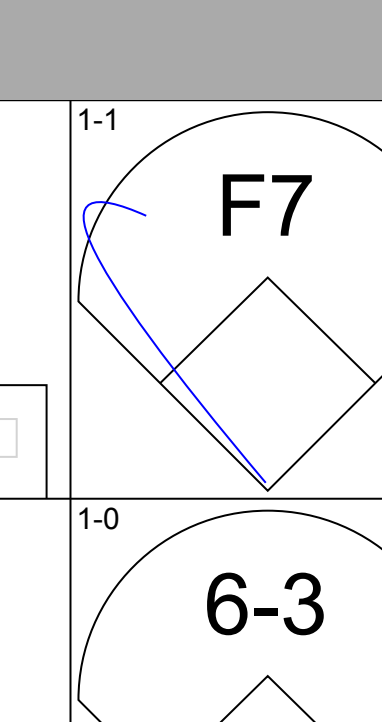
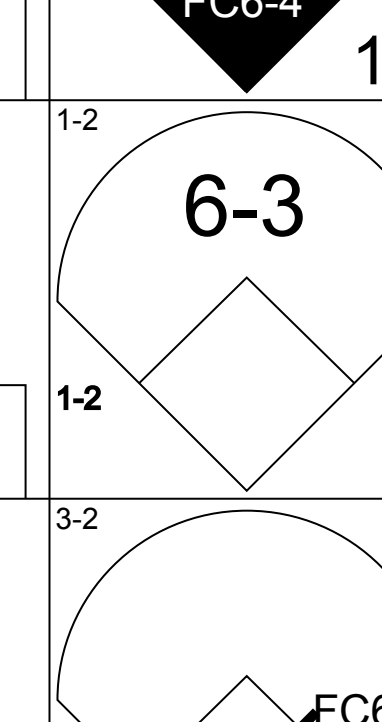
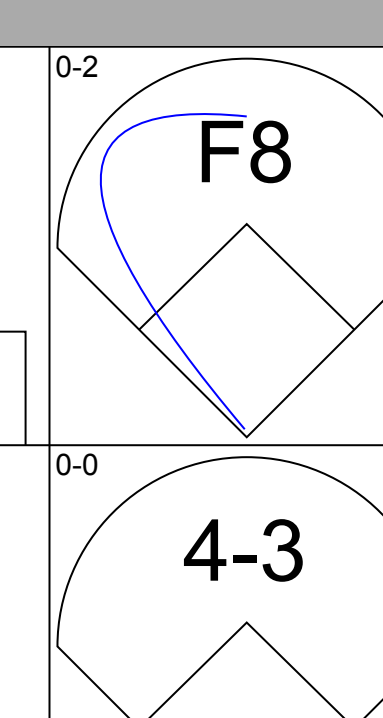
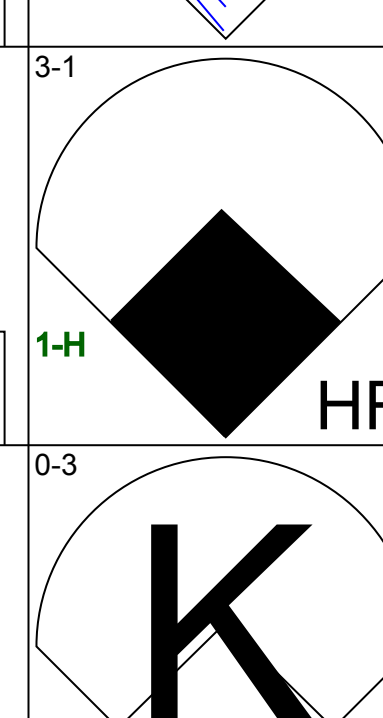
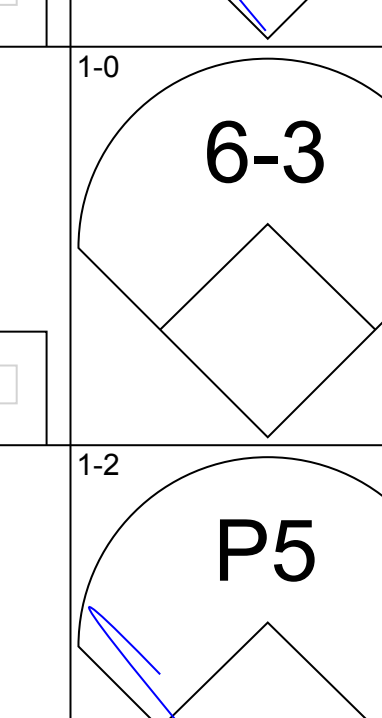
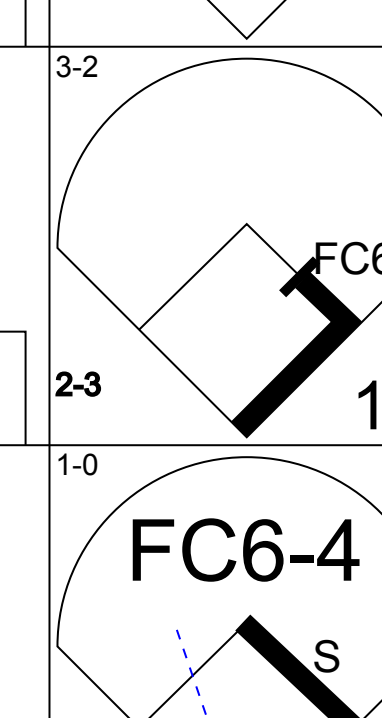
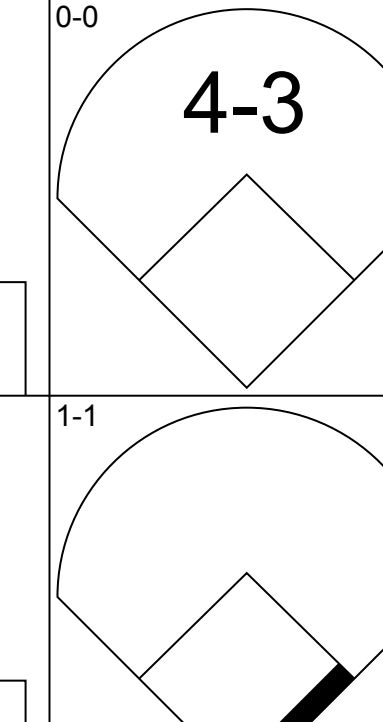
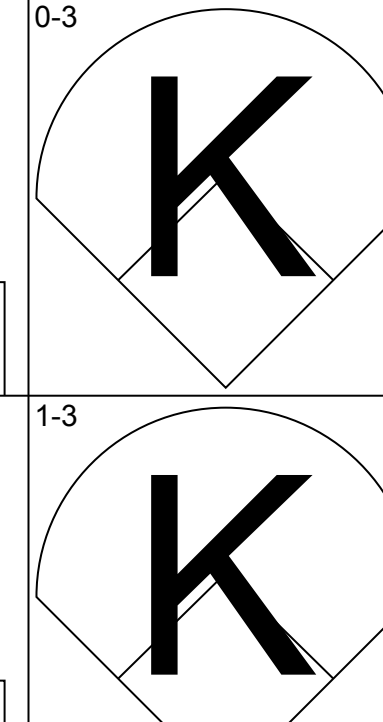
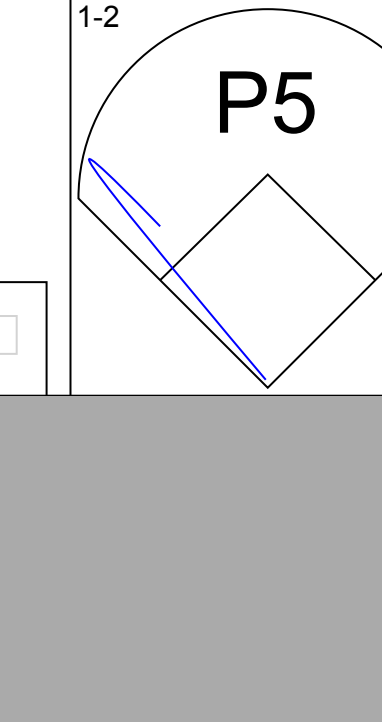
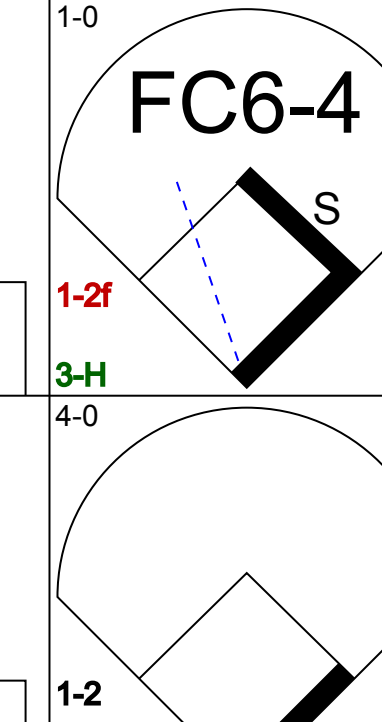
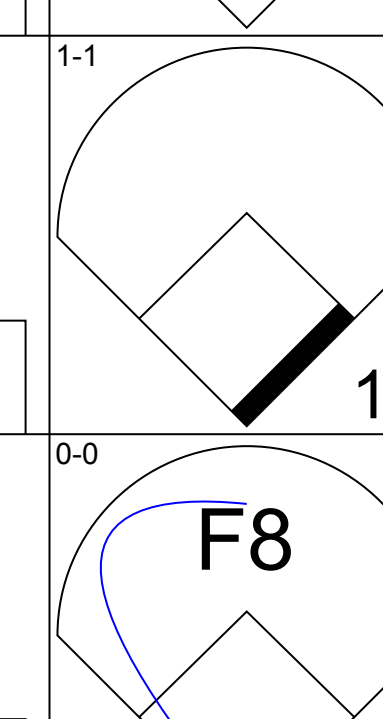
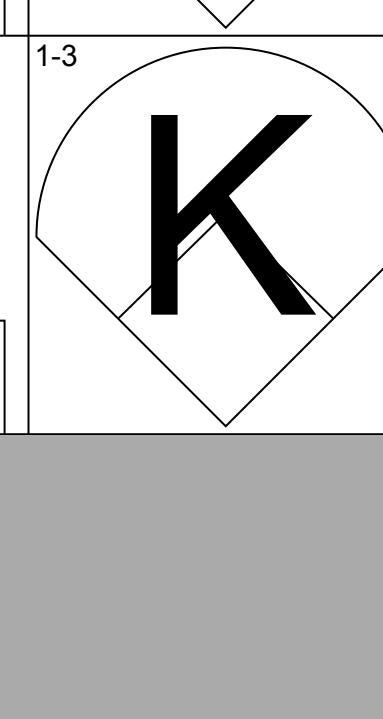
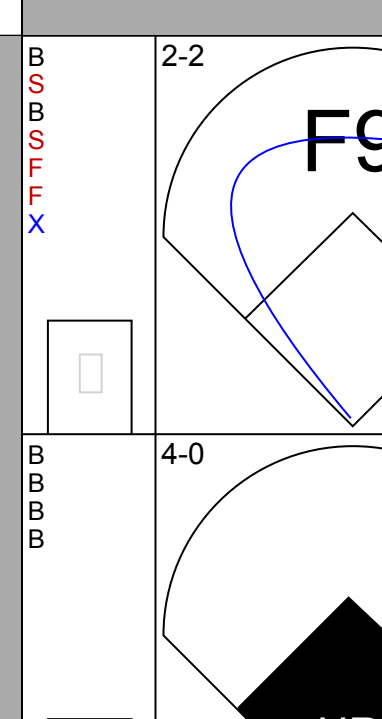
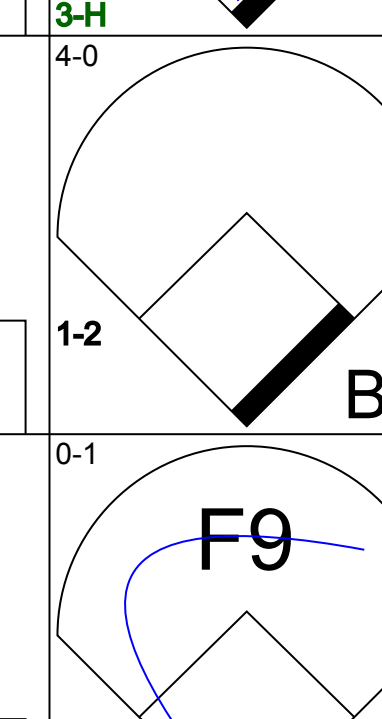
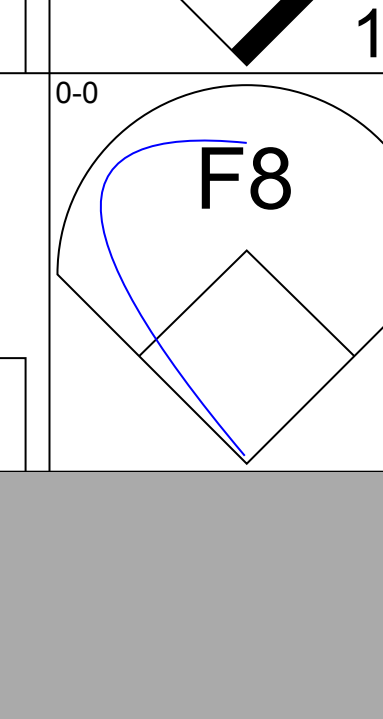
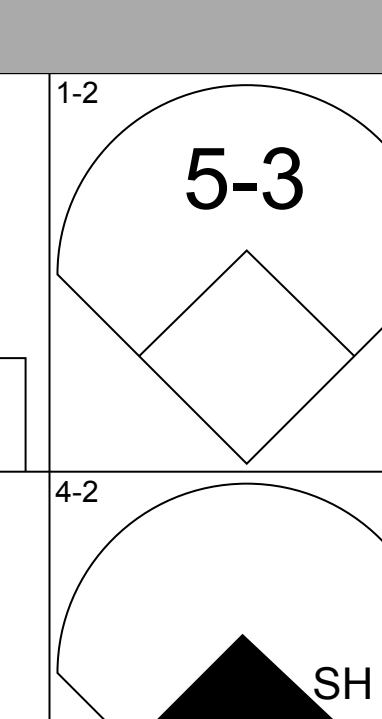
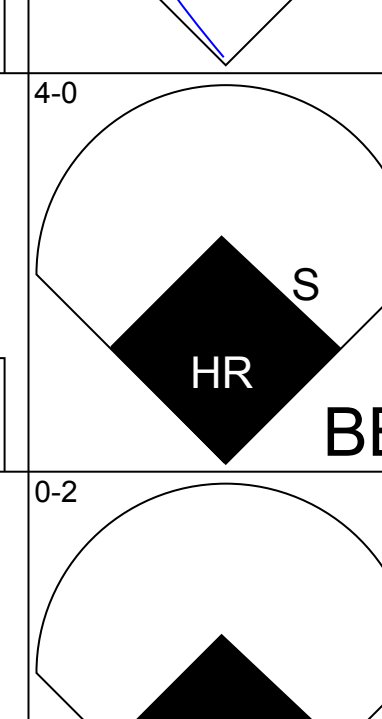
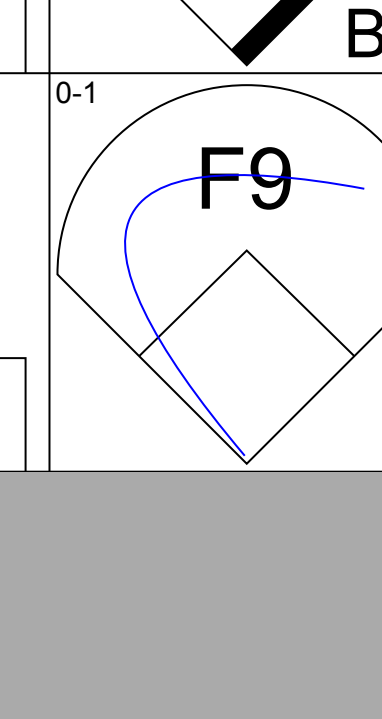
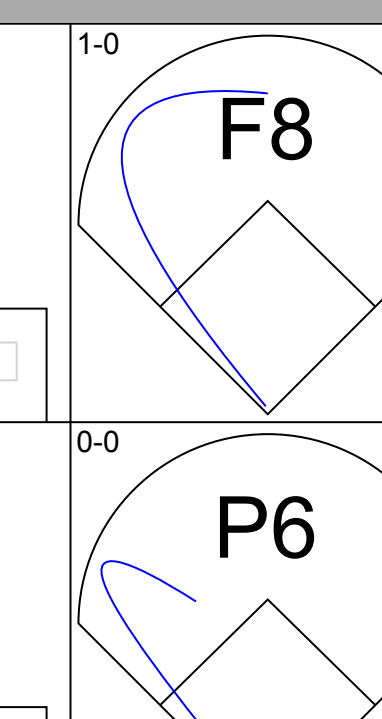
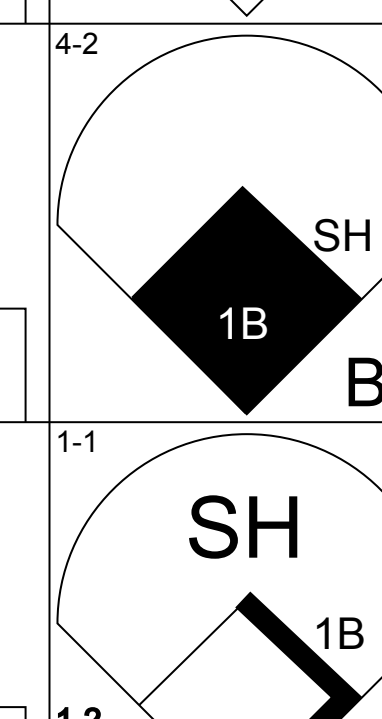
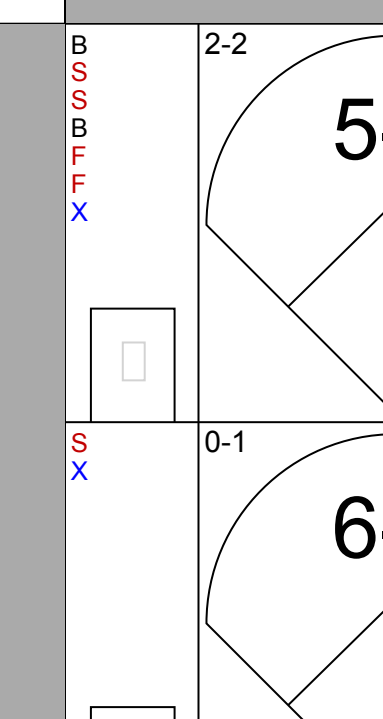
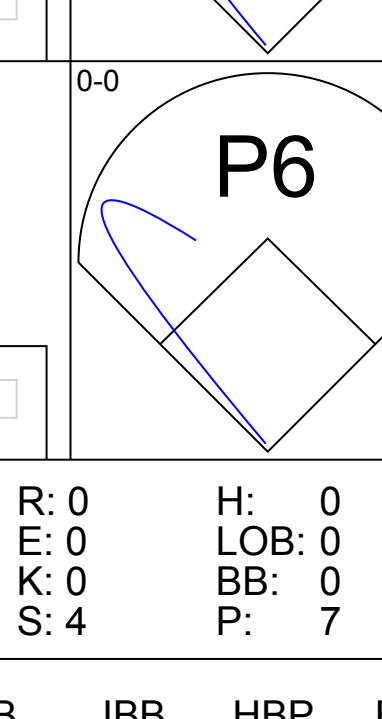
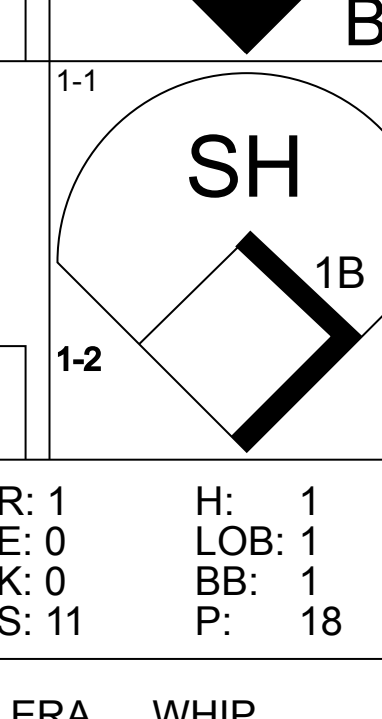
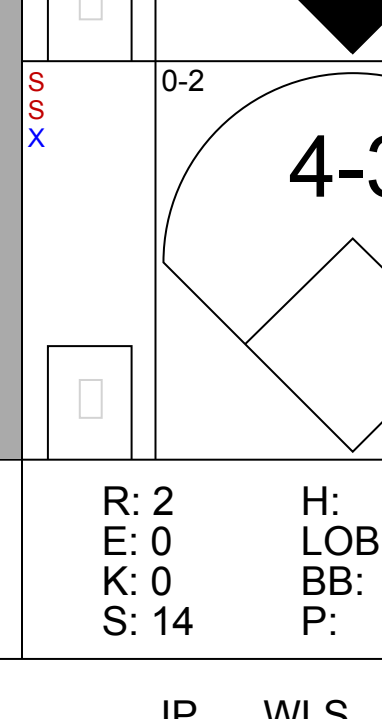
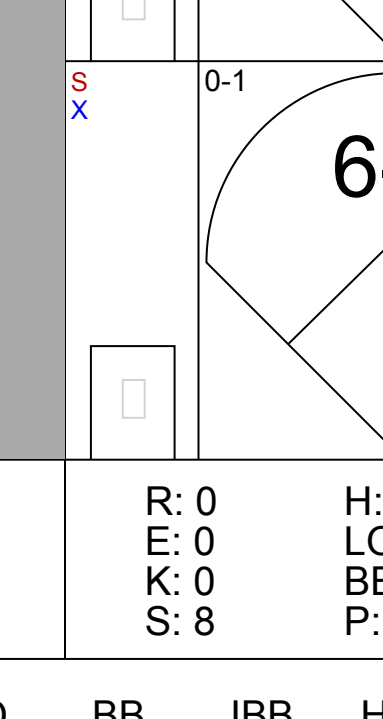
AB	34
R	4
H	12
RBI	4
BB	0
SO	4
LOB	14



Batter	1	2	3	4	5	6	7	8	9	AB	R	H	RBI	BB	SO	LOB	TOP										
Dave Cash, R OBP: 0.354, SLG: 0.368 (1, 4)										5	0	0	0	0	0	4	Philadelphia Phillies @ San Francisco Giants Candlestick Park, San Francisco, CA Sun Jun 06 1976, 6:33 AM EDT Att: 30,218 - Unknown										
Larry Bowa, S OBP: 0.333, SLG: 0.326 (1, 6)										5	0	0	0	0	1	5											
Mike Schmidt, R OBP: 0.411, SLG: 0.634 (1, 5)										5	1	1	0	0	2	0											
Greg Luzinski, R OBP: 0.339, SLG: 0.475 Jerry Martin, R OBP: 0.346, SLG: 0.417 (8, PR) (8, 8)										3	1	1	0	1	2	0											
Dick Allen, R OBP: 0.404, SLG: 0.483 Tom Hutton, L OBP: 0.366, SLG: 0.212 (1, 3) (8, 3)										3	1	1	1	1	1	1											
Jay Johnstone, L OBP: 0.376, SLG: 0.492 (1, 9)										5	2	2	1	0	0	2											
Bobby Tolan, L OBP: 0.327, SLG: 0.469 (1, 8) (8, 7)										3	2	1	0	1	0	0											
Bob Boone, R OBP: 0.411, SLG: 0.438 (1, 2)										3	1	1	2	1	1	0											
Jim Kaat, L OBP: 0.269, SLG: 0.458 (1, 1)										4	0	3	3	0	0	0											
Inning Stats	R: 0 E: 0 K: 1 S: 5	H: 0 LOB: 0 BB: 0 P: 5	R: 0 E: 0 K: 2 S: 7	H: 0 LOB: 0 BB: 0 P: 7	R: 0 E: 0 K: 0 S: 4	H: 1 LOB: 0 BB: 0 P: 4	R: 0 E: 0 K: 2 S: 7	H: 0 LOB: 0 BB: 0 P: 7	R: 0 E: 0 K: 0 S: 2	H: 0 LOB: 0 BB: 1 P: 6	R: 0 E: 0 K: 1 S: 5	H: 0 LOB: 0 BB: 0 P: 5	R: 5 E: 1 K: 0 S: 7	H: 4 LOB: 2 BB: 3 P: 19	R: 4 E: 1 K: 1 S: 11	H: 5 LOB: 3 BB: 0 P: 11		R: 0 E: 0 K: 1 S: 6	H: 1 LOB: 1 BB: 0 P: 6	1B: 6 2B: 5 3B: 0 HR: 0	SF: 0 SAC: 0 DP: 1 HBP: 0	WP: 0 PB: 0 SB: 0 CS: 0	PA: 42				
PITCHER	IP	WLS	BF	H	R	ER	SO	BB	IBB	HBP	BLK	WP	HR	S	P	ERA	WHIP										
John Montefusco, R ERA: 2.92 (1, 1)	6.1	L	26	4	5	4	6	3	1	0	0	0	0	34	50	5.68	1.105										
Gary Lavelle, L ERA: 1.95 (7, 1)	0.2		3	1	0	0	0	0	0	0	0	0	0	3	3	0.00	1.500										
Dave Heaverlo, R ERA: 4.32 (8, 1)	0.2		6	4	4	3	0	0	0	0	0	0	0	6	6	40.50	6.000										
Mike Caldwell, L ERA: 4.69 (8, 1)	1.1		7	2	0	0	2	0	0	0	0	0	0	11	11	0.00	1.500										

Batter	1	2	3	4	5	6	7	8	9	AB	R	H	RBI	BB	SO	LOB	BOTTOM										
Larry Herndon, R OBP: 0.402, SLG: 0.453 (1, 8)										4	1	2	0	0	0	0	Philadelphia Phillies @ San Francisco Giants Candlestick Park, San Francisco, CA Sun Jun 06 1976, 6:33 AM EDT Att: 30,218 - Unknown										
Derrel Thomas, S OBP: 0.306, SLG: 0.300 (1, 4)										4	0	0	0	0	2												
Gary Matthews, R OBP: 0.328, SLG: 0.384 (1, 7)										4	0	1	1	0	0	1											
Chris Speier, R OBP: 0.349, SLG: 0.347 (1, 6)										4	0	0	0	0	2	2											
Willie Montanez, L OBP: 0.358, SLG: 0.428 (1, 3)										4	0	0	0	0	0	0											
Ken Reitz, R OBP: 0.318, SLG: 0.365 (1, 5)										4	0	1	0	0	0	0											
Gary Thomasson, L OBP: 0.462, SLG: 0.636 (1, 9)										4	1	3	0	0	0	0											
Marc Hill, R OBP: 0.213, SLG: 0.339 (1, 2)										3	1	1	2	0	0	3											
John Montefusco, R OBP: 0.250, SLG: 0.241 Gary Lavelle, S OBP: 0.200, SLG: 0.200 Chris Arnold, R OBP: 0.243, SLG: 0.235 Dave Heaverlo, R (8, 1) Mike Caldwell, L OBP: 0.367, SLG: 0.167 (8, 1)										2	0	1	0	0	0	0											
Inning Stats	R: 0 E: 0 K: 1 S: 6	H: 1 LOB: 1 BB: 0 P: 6	R: 0 E: 0 K: 0 S: 4	H: 2 LOB: 1 BB: 0 P: 4	R: 1 E: 0 K: 1 S: 7	H: 2 LOB: 1 BB: 0 P: 7	R: 0 E: 0 K: 0 S: 4	H: 1 LOB: 1 BB: 0 P: 4	R: 0 E: 0 K: 0 S: 3	H: 1 LOB: 0 BB: 0 P: 3	R: 0 E: 0 K: 0 S: 3	H: 0 LOB: 0 BB: 0 P: 3	R: 2 E: 0 K: 0 S: 5	H: 2 LOB: 0 BB: 0 P: 5	R: 0 E: 0 K: 0 S: 3	H: 0 LOB: 0 BB: 0 P: 3		R: 0 E: 0 K: 0 S: 3	H: 0 LOB: 0 BB: 0 P: 3	1B: 7 2B: 0 3B: 1 HR: 1	SF: 0 SAC: 0 DP: 1 HBP: 0	WP: 1 PB: 0 SB: 0 CS: 0	PA: 34				
PITCHER	IP	WLS	BF	H	R	ER	SO	BB	IBB	HBP	BLK	WP	HR	S	P	ERA	WHIP										
Jim Kaat, L ERA: 3.5 (1, 1)	9.0	W	34	9	3	3	2	0	0	0	0	1	1	38	38	3.00	1.000										

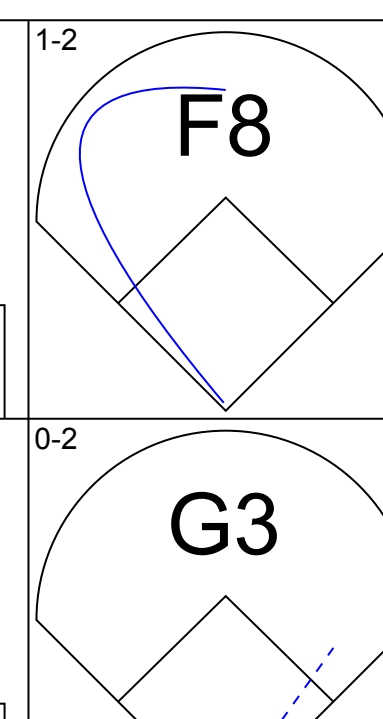
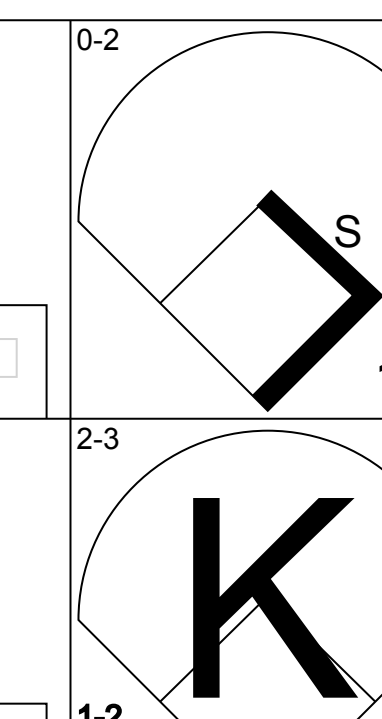
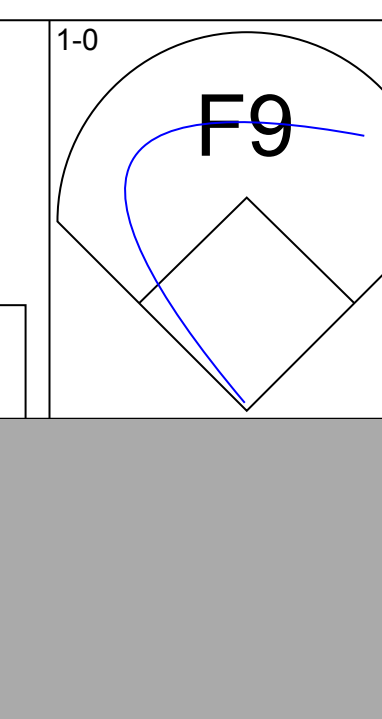
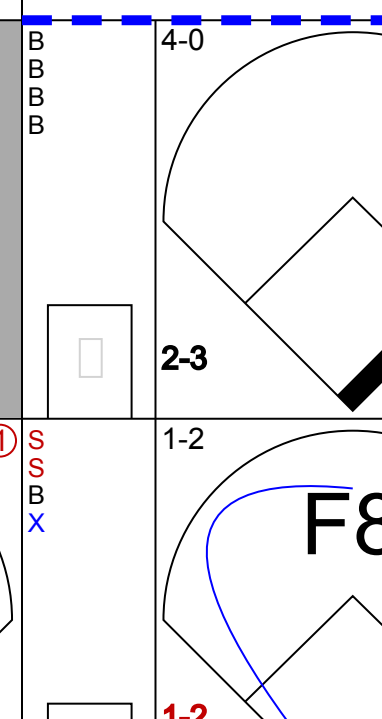
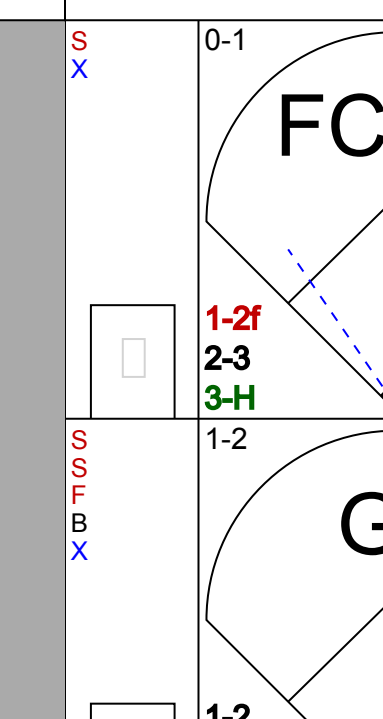
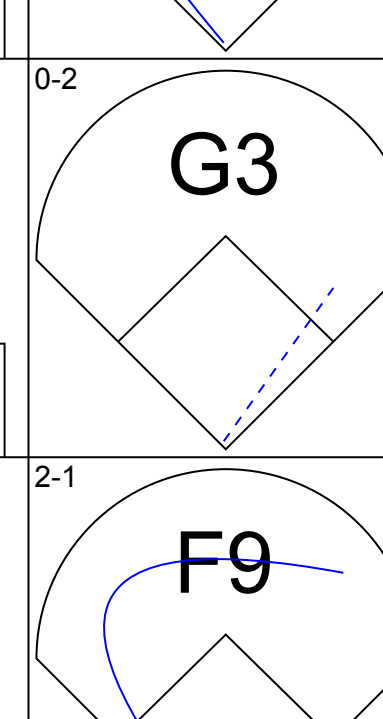
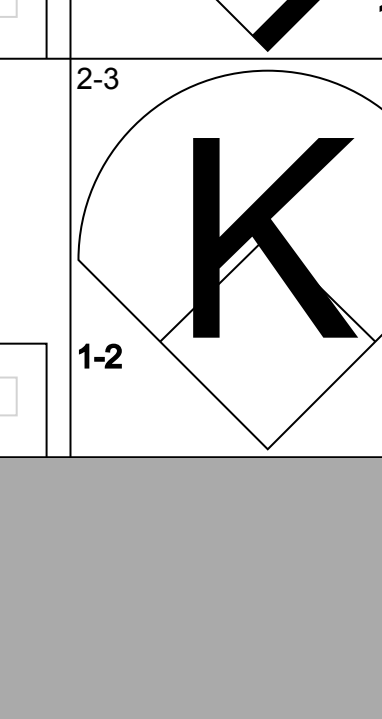
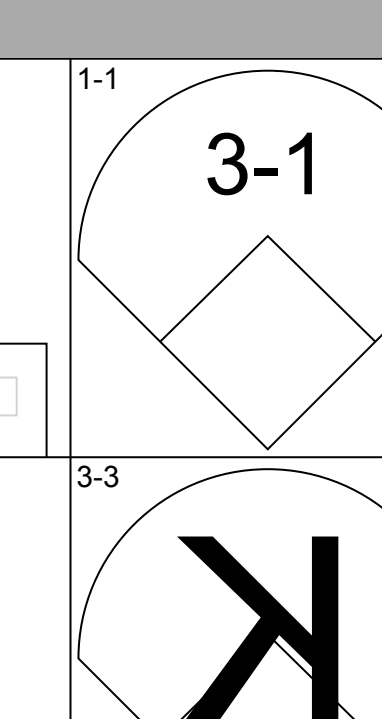
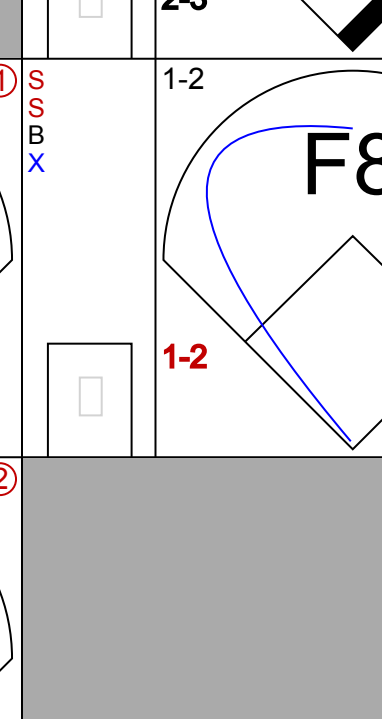
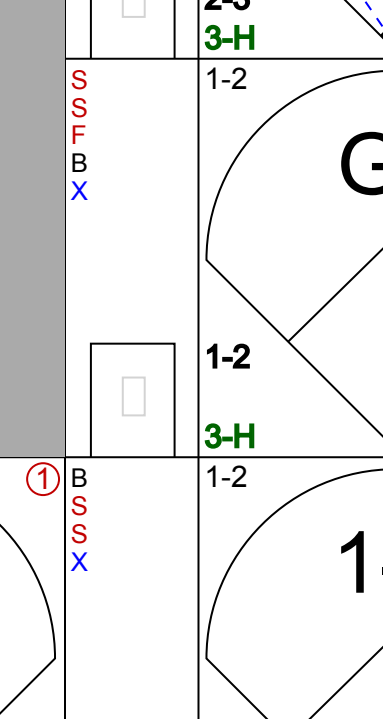
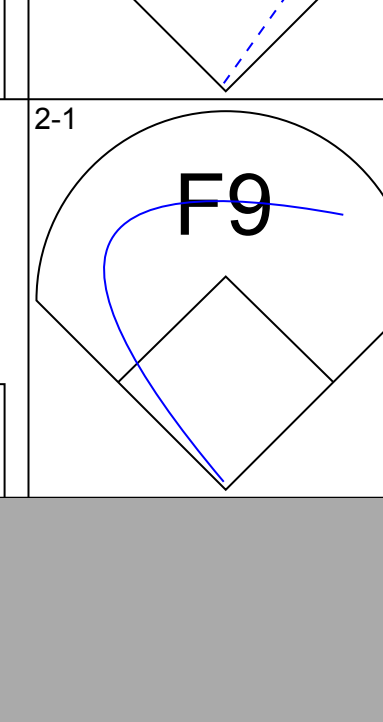
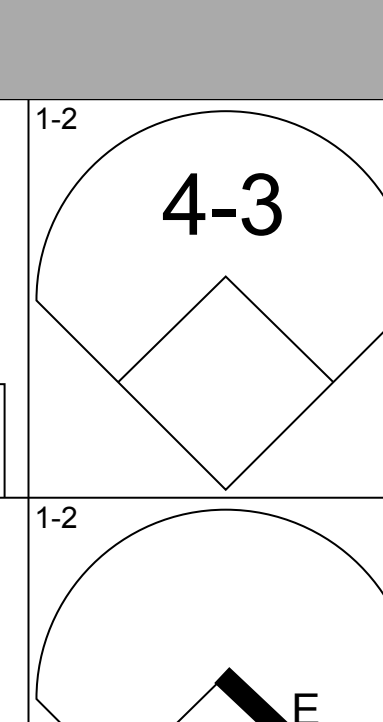
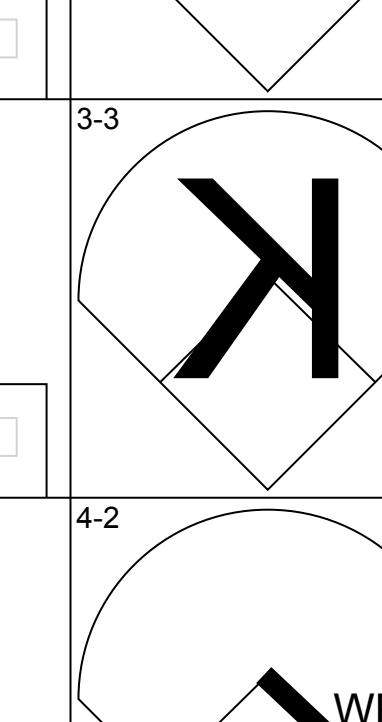
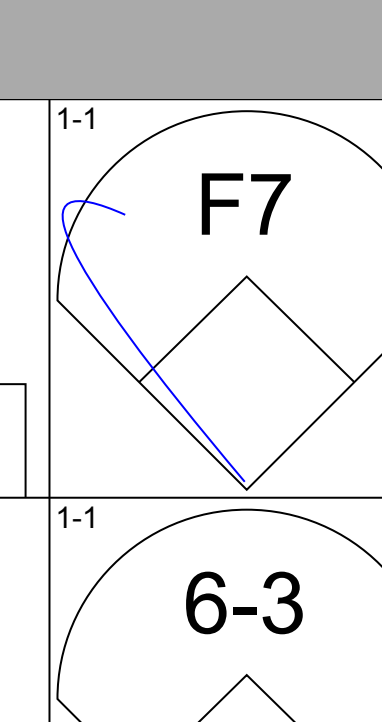
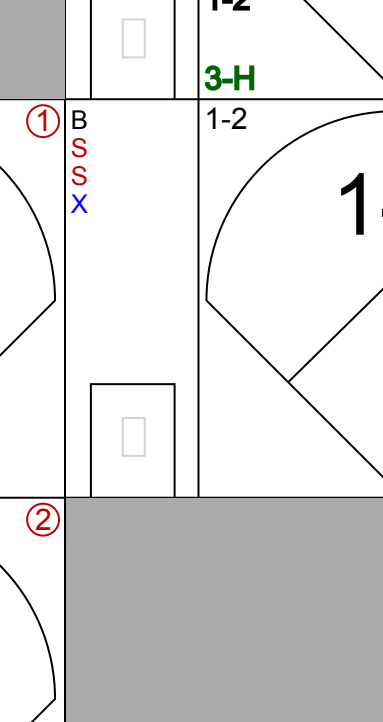
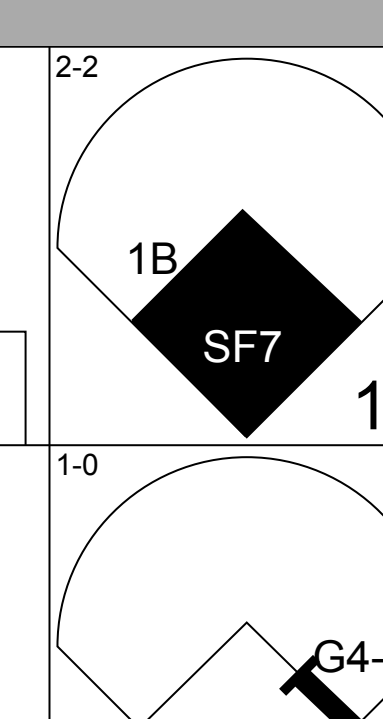
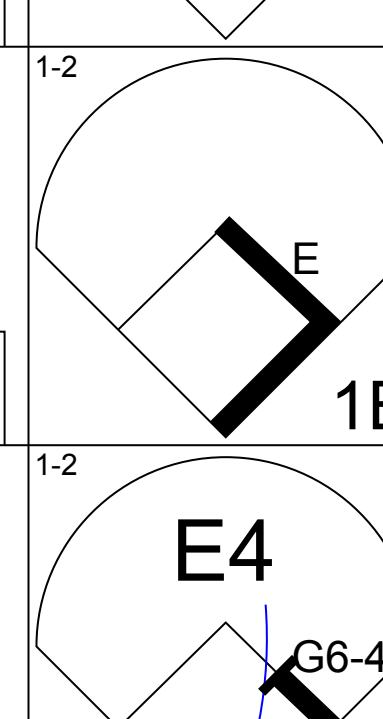
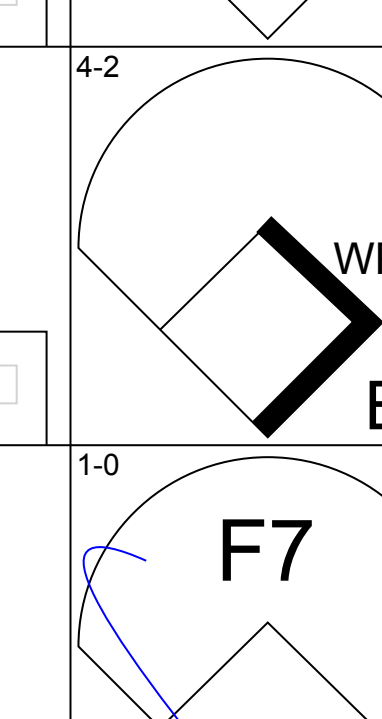
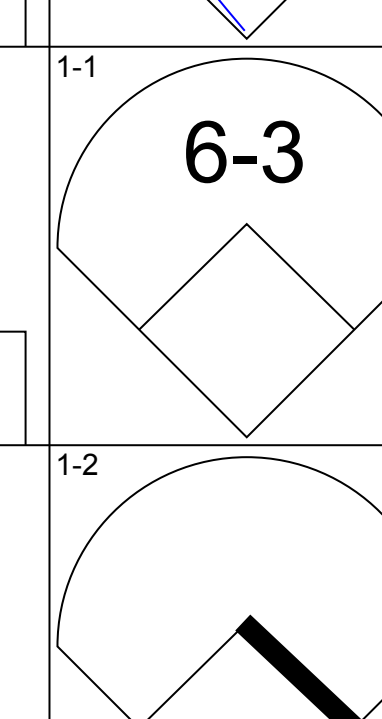
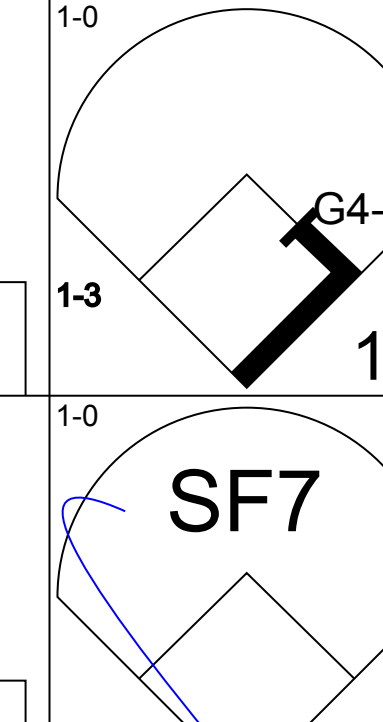
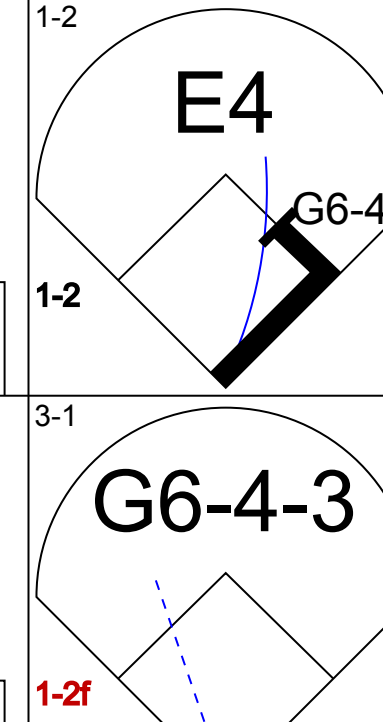
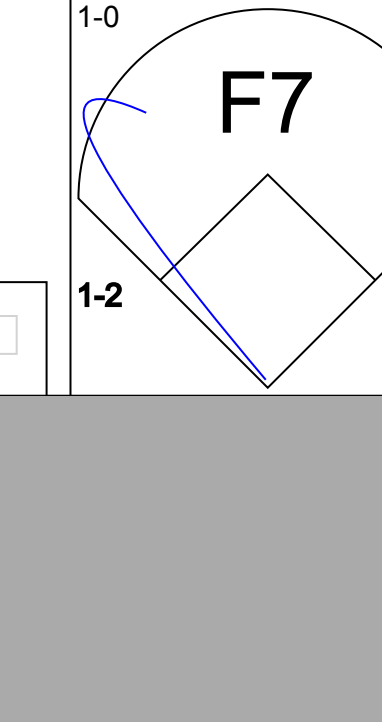
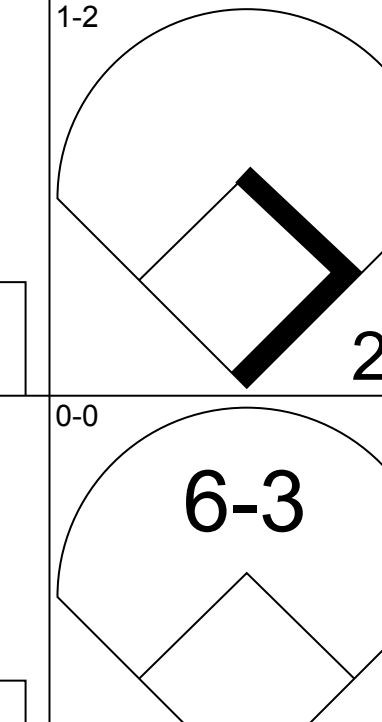
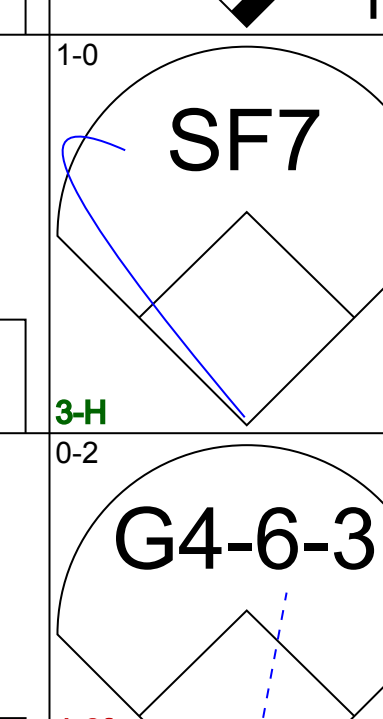
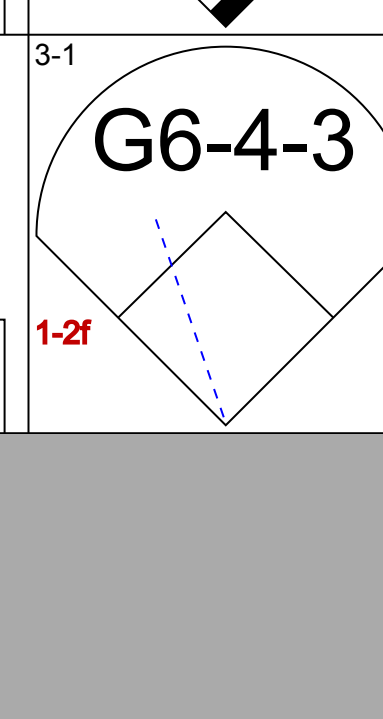
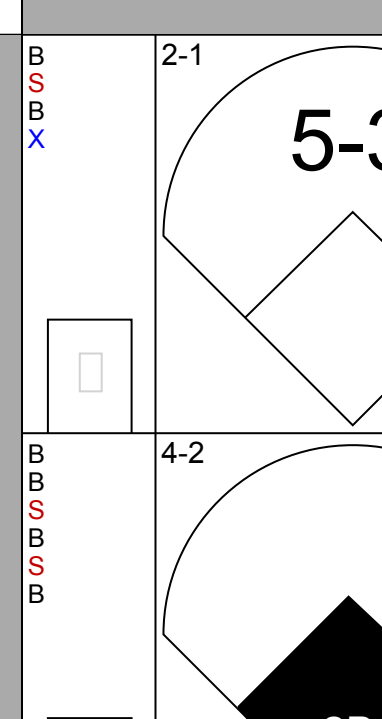

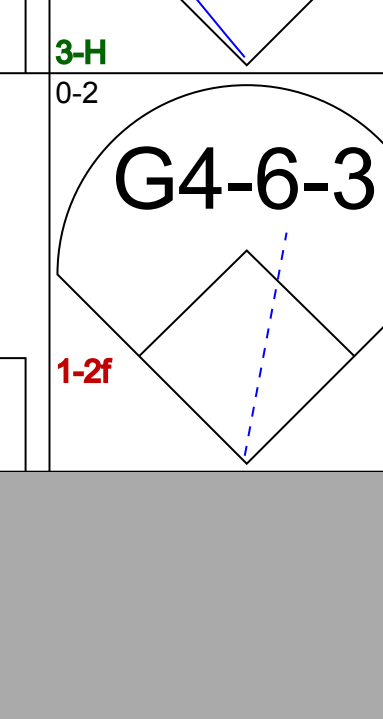
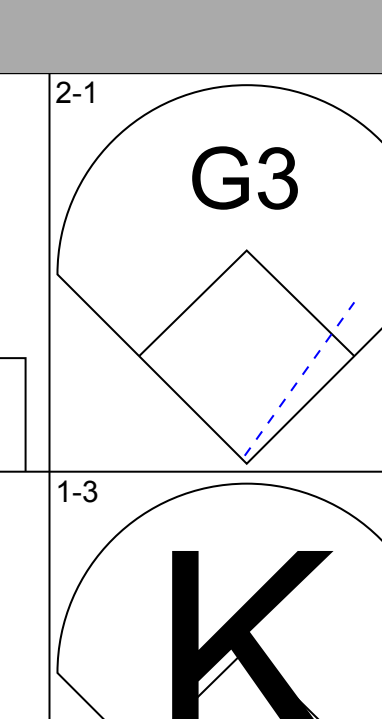
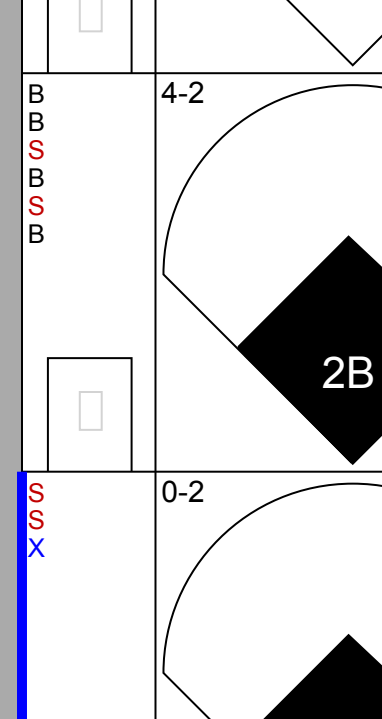
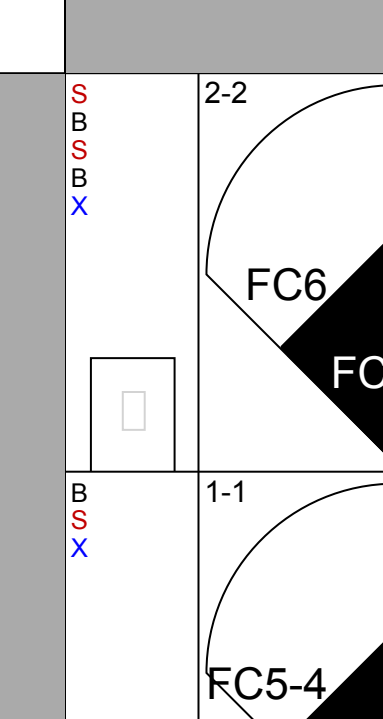
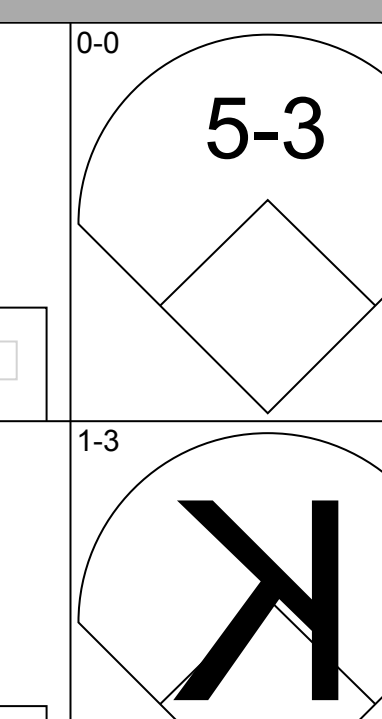
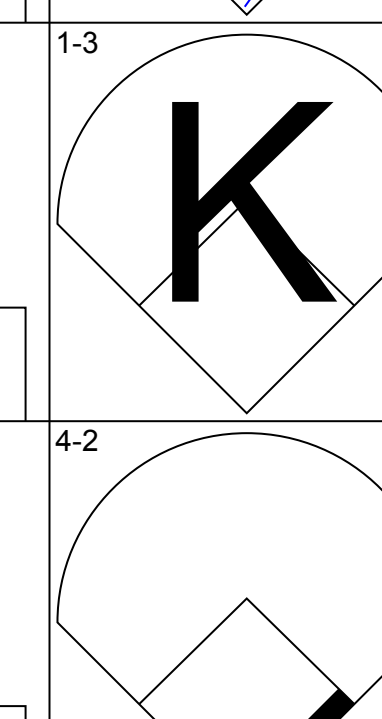
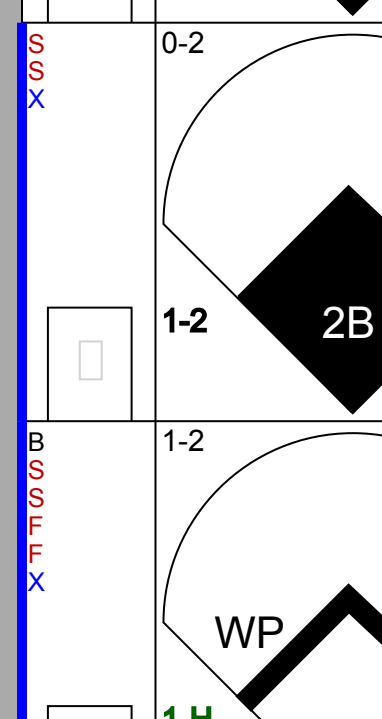
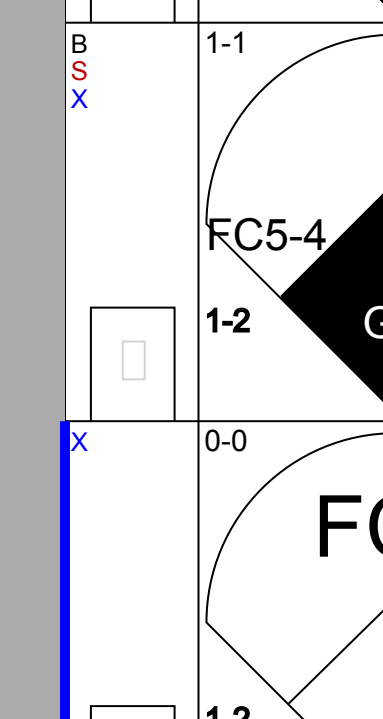
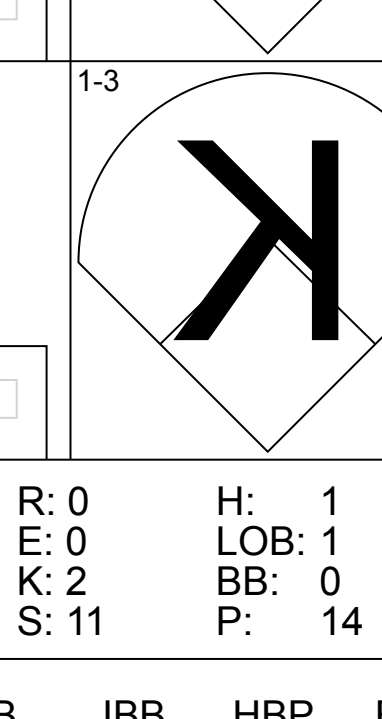
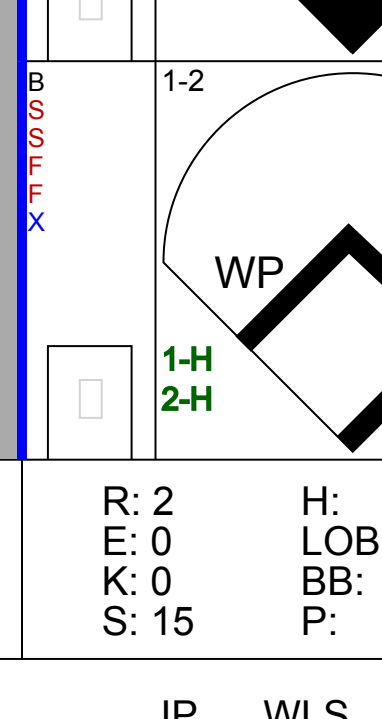
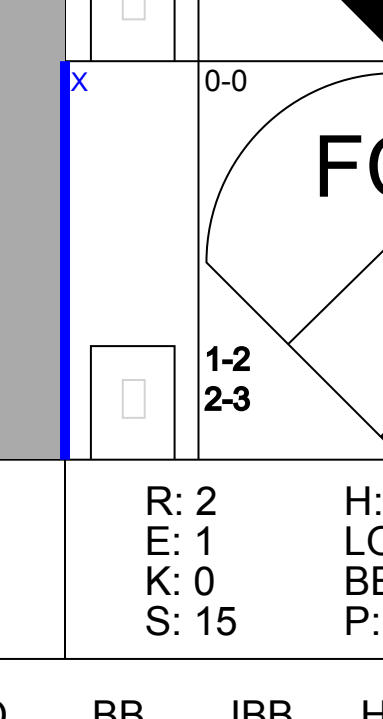


Batter	1	2	3	4	5	6	7	8	9	AB	R	H	RBI	BB	SO	LOB	TOP							
Jerry White, S OBP: 0.313, SLG: 0.341 (1, 8)										5	0	1	1	0	1	0								
Gary Roenick, R OBP: 0.167, SLG: 0.167 (1, 9)										4	2	2	0	0	1	2								
Tim Foli, R OBP: 0.283, SLG: 0.433 (1, 6)										4	0	0	0	0	0	2								
Andre Thornton, R OBP: 0.331, SLG: 0.385 (1, 3)										4	1	2	2	0	0	0								
Larry Parrish, R OBP: 0.284, SLG: 0.337 (1, 5)										4	0	0	1	0	1	1								
Mike Jorgensen, L OBP: 0.322, SLG: 0.351 (1, 7)										3	0	1	0	1	1	0								
Pete Mackanin, R OBP: 0.257, SLG: 0.363 Pepe Frias, R OBP: 0.286, SLG: 0.308 (1, 4) (7, 4)										2	1	0	0	1	0	1								
Barry Foote, R OBP: 0.276, SLG: 0.383 (1, 2)										3	2	1	2	1	0	0								
Don Carrithers, R Dale Murray, R (1, 1) (7, 1)										2	0	0	0	0	0	0								
Inning Stats	R: 0 E: 0 K: 2 S: 9	H: 0 LOB: 0 BB: 0 P: 13	R: 0 E: 0 K: 0 S: 8	H: 1 LOB: 1 BB: 0 P: 9	R: 0 E: 0 K: 0 S: 4	H: 0 LOB: 0 BB: 0 P: 7	R: 2 E: 0 K: 2 S: 13	H: 2 LOB: 0 BB: 0 P: 18	R: 1 E: 0 K: 0 S: 11	H: 1 LOB: 1 BB: 1 P: 18	R: 0 E: 0 K: 0 S: 6	H: 0 LOB: 0 BB: 0 P: 9	R: 2 E: 0 K: 0 S: 14	H: 1 LOB: 0 BB: 1 P: 21	R: 1 E: 0 K: 0 S: 15	H: 2 LOB: 2 BB: 1 P: 25	R: 0 E: 0 K: 0 S: 8	H: 0 LOB: 0 BB: 0 P: 11	1B: 5 2B: 0 3B: 0 HR: 2	SF: 0 SAC: 1 DP: 1 HBP: 0	WP: 0 PB: 0 SB: 2 CS: 0	PA: 37		
PITCHER	IP WLS BF H R ER SO BB IBB HBP BLK WP HR S P ERA WHIP	Ed Halicki, R ERA: 4.94 Gary Lavelle, L ERA: 1.79	7.0 L 28 5 5 5 4 2 0 0 0 0 2 65 95 6.43 1.000	2.0 9 2 1 1 0 1 0 0 0 0 0 23 36 4.50 1.500	PITCHER	IP WLS BF H R ER SO BB IBB HBP BLK WP HR S P ERA WHIP																		

Montreal Expos @ San Francisco Giants
Candlestick Park, San Francisco, CA
Thu Jun 10 1976, 6:33 AM EDT
Att: 2,321 - Unknown

AB	33
R	6
H	7
RBI	6
BB	3
SO	4
LOB	8



Batter	1	2	3	4	5	6	7	8	9	AB	R	H	RBI	BB	SO	LOB	BOTTOM						
Larry Herndon, R OBP: 0.402, SLG: 0.440 (1, 8)										4	0	1	1	1	0	3							
Steve Ontiveros, S OBP: 0.236, SLG: 0.184 (1, 5)										5	0	0	1	0	1	5							
Bobby Murcer, L OBP: 0.367, SLG: 0.365 (1, 9)										5	0	0	0	0	1	2							
Gary Matthews, R OBP: 0.337, SLG: 0.390 (1, 7)										3	1	2	0	1	0	0							
Gary Thomasson, L OBP: 0.421, SLG: 0.588 (1, 3)										4	0	2	0	0	0	2							
Chris Speier, R OBP: 0.343, SLG: 0.335 (1, 6)										3	0	0	1	0	0	3							
Dave Rader, L OBP: 0.316, SLG: 0.343 (1, 2)										3	2	1	0	1	0	1							
Craig Robinson, R OBP: 0.545, SLG: 0.556 Derrel Thomas, S OBP: 0.319, SLG: 0.307 (1, 4) (7, PH) (8, 4)										2	2	2	0	0	0	0							
Ed Halicki, R Willie Montanez, L Jim Burt, L Gary Lavelle, L Glenn Adams, L Mike Sadek, R (1, 1) (7, PH) (7, PH) (8, 1) (8, PH) (8, PH)										1	0	0	0	1	1	0							
Inning Stats	R: 0 E: 0 K: 0 S: 8	H: 0 LOB: 0 BB: 0 P: 11	R: 1 E: 0 K: 0 S: 8	H: 2 LOB: 0 BB: 0 P: 12	R: 0 E: 0 K: 2 S: 11	H: 1 LOB: 1 BB: 0 P: 14	R: 0 E: 1 K: 0 S: 15	H: 1 LOB: 1 BB: 0 P: 21	R: 0 E: 0 K: 1 S: 8	H: 0 LOB: 1 BB: 1 P: 16	R: 0 E: 0 K: 1 S: 12	H: 0 LOB: 1 BB: 1 P: 21	R: 2 E: 0 K: 0 S: 15	H: 2 LOB: 2 BB: 2 P: 27	R: 0 E: 0 K: 0 S: 11	H: 1 LOB: 1 BB: 0 P: 14	R: 2 E: 1 K: 0 S: 15	H: 2 LOB: 2 BB: 0 P: 20	1B: 7 2B: 2 3B: 0 HR: 0	SF: 1 SAC: 0 DP: 2 HBP: 0	WP: 2 PB: 0 SB: 1 CS: 1	PA: 39	
PITCHER	IP WLS BF H R ER SO BB IBB HBP BLK WP HR S P ERA WHIP	Don Carrithers, R ERA: 3.83 Dale Murray, R ERA: 3.32	6.1 W 27 6 3 3 4 6 3 3 4 1 0 29 42 3.38 1.500	PITCHER	IP WLS BF H R ER SO BB IBB HBP BLK WP HR S P ERA WHIP																		

Montreal Expos @ San Francisco Giants
Candlestick Park, San Francisco, CA
Thu Jun 10 1976, 6:33 AM EDT
Att: 2,321 - Unknown

AB	34
R	5
H	9
RBI	5
BB	4
SO	4
LOB	18



Batter	1	2	3	4	5	6	7	8	9	AB	R	H	RBI	BB	SO	LOB	TOP		
Bud Harrelson, S (1,6) OBP: 0.367, SLG: 0.281	0-0 5-3		0-0 6-3			0-3 K			0-0 4-3	4	0	0	0	0	1	1			
Felix Milten, R (1,4) OBP: 0.312, SLG: 0.339	0-0 5-3			0-0 5-3		0-0 F7			0-0 F9	4	0	0	0	0	0	1			
Joe Torre, R (1,3) OBP: 0.355, SLG: 0.454	0-3 K			0-0 F8		0-0 6-3			0-0 F8	4	0	0	0	0	1	1			
Dave Kingman, R (1,9) OBP: 0.279, SLG: 0.557		0-0 2B		0-3 K					0-3 K	3	0	1	0	0	2	0			
John Milner, L (1,7) OBP: 0.386, SLG: 0.526		0-3 K			0-0 F9				0-0 P5	3	0	0	0	0	1	1			
Wayne Garrett, L (1,5) OBP: 0.355, SLG: 0.316		0-3 K			0-0 F9				0-0 G3	3	0	0	0	0	1	1			
Del Unser, L (1,8) OBP: 0.271, SLG: 0.335		0-0 F7			0-0 1B				0-0 G3	3	0	1	0	0	0	1			
Jerry Grote, R (1,2) OBP: 0.358, SLG: 0.303			0-0 5-3		0-3 K				0-0 P6	3	0	0	0	0	1	1			
Jerry Koosman, R (1,1) OBP: 0.333, SLG: 0.381			0-3 K			0-0 2B			0-3 K	1	0	0	0	0	1	0			
Bruce Boicclair, L (6,PH) OBP: 0.397, SLG: 0.441										1	0	1	0	0	0	0			
Rick Baldwin, L (6,PH) OBP: 1.000, SLG: 1.000										0	0	0	0	0	0	0			
Ed Kranepool, L (8,PH) OBP: 0.321, SLG: 0.363										1	0	0	0	0	1	0			
Bob Myrick, R (8,1)										0	0	0	0	0	0	0			
Inning Stats	R: 0 E: 0 K: 1 S: 5	H: 0 LOB: 0 BB: 0 P: 5	R: 0 E: 0 K: 2 S: 8	H: 1 LOB: 1 BB: 0 P: 8	R: 0 E: 0 K: 1 S: 5	H: 0 LOB: 0 BB: 0 P: 5	R: 0 E: 0 K: 1 S: 5	H: 0 LOB: 0 BB: 0 P: 5	R: 0 E: 0 K: 1 S: 6	H: 1 LOB: 1 BB: 0 P: 6	R: 0 E: 0 K: 1 S: 5	H: 0 LOB: 0 BB: 0 P: 5	R: 0 E: 0 K: 1 S: 5	H: 0 LOB: 0 BB: 0 P: 5	R: 0 E: 0 K: 0 S: 3	H: 0 LOB: 0 BB: 0 P: 3	1B: 1 2B: 2 3B: 0 HR: 0	SF: 0 SAC: 0 DP: 0 HBP: 0	WP: 0 PA: 30
PITCHER John Montefusco, R (1,1) ERA: 2.65	IP: 9.0 WLS: W BF: 30 H: 3 R: 0 ER: 0 SO: 9 BB: 0 IBB: 0 HBP: 0 BLK: 0 WP: 0 HR: 0 S: 48 P: 48 ERA: 0.00 WHIP: 0.333																		

New York Mets @ San Francisco Giants
Candlestick Park, San Francisco, CA
Fri Jun 11, 1976, 10:05 PM EDT
Att: 6,121 - Unknown

AB	30
R	0
H	3
RBI	0
BB	0
SO	9
LOB	7



Batter	1	2	3	4	5	6	7	8	9	AB	R	H	RBI	BB	SO	LOB	BOTTOM		
Larry Herndon, R (1,8) OBP: 0.413, SLG: 0.459	4-0 SH1-4 HR BB	0-0 3B		0-0 5-3		4-0 S BB				2	1	1	0	2	0	0			
Craig Robinson, R (1,4) OBP: 0.500, SLG: 0.455	0-0 SH1-4 1-2	0-0 F8		4-0 CS BB		0-3 K				2	0	0	0	1	1	2			
Gary Matthews, R (1,7) OBP: 0.336, SLG: 0.385	4-0 HR BB	0-3 K		0-0 F9 1-2		0-3 K				3	1	0	0	1	2	2			
Bobby Murcer, L (1,9) OBP: 0.365, SLG: 0.377	0-0 HR		0-0 F8		0-0 F8		0-0 F9			4	1	1	3	0	0	0			
Chris Speier, R (1,6) OBP: 0.341, SLG: 0.330	0-3 K		4-0 WP 1B BB		0-0 6-3		0-0 6-3			3	0	0	0	1	1	0			
Ken Reitz, R (1,5) OBP: 0.315, SLG: 0.359	0-0 P6		0-0 WP 1B		0-0 1B			0-0 G3		4	0	2	0	0	0	0			
Gary Thomasson, L (1,3) OBP: 0.391, SLG: 0.524		0-0 HR 1B	0-3 K		0-0 G3			0-0 F9		4	1	1	0	0	1	3			
Marc Hill, R (1,2) OBP: 0.246, SLG: 0.385		0-0 HR	4-0 1-2 2-3 IBB		0-3 K		0-0 4-3		0-0 1-3	3	1	1	2	1	0	0			
John Montefusco, R (1,1) OBP: 0.229, SLG: 0.219		0-3 K	0-3 K		0-3 K					3	0	0	0	0	3	3			
Inning Stats	R: 3 E: 0 K: 1 S: 6	H: 1 LOB: 2 BB: 2 P: 14	R: 2 E: 0 K: 2 S: 10	H: 3 LOB: 1 BB: 0 P: 10	R: 0 E: 0 K: 2 S: 8	H: 1 LOB: 3 BB: 2 P: 16	R: 0 E: 0 K: 0 S: 2	H: 0 LOB: 1 BB: 1 P: 6	R: 0 E: 0 K: 0 S: 4	H: 1 LOB: 1 BB: 0 P: 4	R: 0 E: 0 K: 2 S: 7	H: 0 LOB: 1 BB: 1 P: 11	R: 0 E: 0 K: 1 S: 5	H: 0 LOB: 0 BB: 0 P: 5	R: 0 E: 0 K: 0 S: 3	H: 0 LOB: 0 BB: 0 P: 3	1B: 3 2B: 0 3B: 1 HR: 2	SF: 0 SAC: 1 DP: 0 HBP: 0	WP: 1 PA: 35
PITCHER Jerry Koosman, L (1,1) ERA: 3.87	IP: 5.0 WLS: L BF: 25 H: 5 R: 5 ER: 5 SO: 5 BB: 4 IBB: 1 HBP: 0 BLK: 0 WP: 1 HR: 2 S: 30 P: 50 ERA: 9.00 WHIP: 2.000																		
Rick Baldwin, R (6,1) ERA: 3.0	IP: 2.0 WLS: 7 BF: 7 H: 0 R: 0 ER: 0 SO: 3 BB: 1 IBB: 0 HBP: 0 BLK: 0 WP: 0 HR: 0 S: 12 P: 16 ERA: 0.00 WHIP: 0.500																		
Bob Myrick, L (8,1) ERA:	IP: 1.0 WLS: 3 BF: 3 H: 0 R: 0 ER: 0 SO: 0 BB: 0 IBB: 0 HBP: 0 BLK: 0 WP: 0 HR: 0 S: 3 P: 3 ERA: 0.00 WHIP: 0.000																		

New York Mets @ San Francisco Giants
Candlestick Park, San Francisco, CA
Fri Jun 11, 1976, 10:05 PM EDT
Att: 6,121 - Unknown

AB	28
R	5
H	6
RBI	5
BB	6
SO	8
LOB	10



Batter	1	2	3	4	5	6	7	8	9	AB	R	H	RBI	BB	SO	LOB	TOP										
Wayne Garrett, L (1, 5) OBP: 0.346, SLG: 0.307	0-0 4-3	0-0 4-3		0-3 K			0-0 3-1		0-0 G3	5	0	0	0	0	1	4	New York Mets @ San Francisco Giants Candlestick Park, San Francisco, CA Sat Jun 12 1976, 6:33 AM EDT Att: 6,272 - Unknown										
Felix Milten, R (1, 4) OBP: 0.314, SLG: 0.333	4-0 4-3 BB		0-0 F3	0-0 G5-3			4-0 1B BB		0-0 5-3	3	0	0	0	2	0	2											
Joe Torre, R (1, 3) OBP: 0.345, SLG: 0.440	0-0 4-3		0-0 4-3		0-3 K		0-3 K			4	0	0	0	0	2	2											
Dave Kingman, R (1, 9) OBP: 0.283, SLG: 0.555	0-0 6-3		0-0 E3		4-0 BB		0-0 1B			3	1	1	0	1	0	1											
John Milner, L (1, 7) OBP: 0.383, SLG: 0.525		0-0 4-3	0-0 WP		0-0 G4-6-3		0-0 F9			4	0	1	1	0	0	3											
Ron Hodges, L (1, 2) OBP: 0.397, SLG: 0.403		4-0 BB	4-0 BB			4-0 WP		0-0 F9		0	1	0	0	1	0	0											
Jerry Grote, R (3, PH) OBP: 0.363, SLG: 0.301		BB	BB			BB		BB		1	1	0	0	2	0	0											
Del Unser, L (1, 8) OBP: 0.270, SLG: 0.330		4-0 FC4-6	0-0 F8			0-0 6-3		0-0 F9		3	0	0	0	1	0	3											
Bud Harrelson, S (1, 6) OBP: 0.373, SLG: 0.279		4-0 FC4-6		4-0 G5-3		0-0 SH1-3		0-3 K		1	0	0	1	2	1	0											
Craig Swan, R (1, 1) OBP: 0.182, SLG: 0.100		0-0 FC4-6		4-0 BB		0-3 K			0-0 P3	3	0	0	1	1	1	2											
Inning Stats	R: 0 E: 0 K: 0 S: 3	H: 0 LOB: 1 BB: 1 P: 7	R: 1 E: 0 K: 0 S: 3	H: 0 LOB: 2 BB: 3 P: 15	R: 1 E: 1 K: 0 S: 5	H: 1 LOB: 2 BB: 1 P: 9	R: 0 E: 0 K: 1 S: 4	H: 0 LOB: 1 BB: 2 P: 12	R: 0 E: 0 K: 1 S: 4	H: 1 LOB: 2 BB: 1 P: 8	R: 1 E: 0 K: 1 S: 5	H: 0 LOB: 0 BB: 1 P: 9	R: 0 E: 0 K: 1 S: 6	H: 1 LOB: 0 BB: 0 P: 10	R: 0 E: 0 K: 1 S: 5	H: 0 LOB: 0 BB: 0 P: 5	R: 0 E: 0 K: 0 S: 3	H: 0 LOB: 0 BB: 0 P: 3	1B: 1 2B: 1 3B: 0 HR: 0	SF: 0 SAC: 1 DP: 2 HBP: 0	WP: 2 PB: 2 SB: 0 CS: 0	PA: 38					
PITCHER	IP	WLS	BF	H	R	ER	SO	BB	IBB	HBP	BLK	WP	HR	S	P	ERA	WHIP										
John D'Acquisto, R (1, 1) ERA: 7.33	6.0	L	27	1	3	2	3	9	0	0	0	2	0	24	60	3.00	1.667										
Randy Moffitt, R (7, 1) ERA: 2.59	2.0		8	1	0	0	2	1	0	0	0	0	0	11	15	0.00	1.000										
Dave Heaverlo, R (9, 1) ERA: 4.21	1.0		3	0	0	0	0	0	0	0	0	0	0	3	3	0.00	0.000										

AB	27
R	3
H	2
RBI	3
BB	10
SO	5
LOB	17



Batter	1	2	3	4	5	6	7	8	9	AB	R	H	RBI	BB	SO	LOB	BOTTOM										
Larry Herndon, R (1, 8) OBP: 0.408, SLG: 0.452	0-0 6-3	0-3 K			0-0 5-3		0-0 F9			4	0	1	0	0	1	3	New York Mets @ San Francisco Giants Candlestick Park, San Francisco, CA Sat Jun 12 1976, 6:33 AM EDT Att: 6,272 - Unknown										
Dave Radler, L (1, 2) OBP: 0.305, SLG: 0.330	0-0 6-3	0-0 F8			0-0 3-1		0-3 K			4	0	0	0	0	1	4											
Bobby Murcer, L (1, 9) OBP: 0.363, SLG: 0.372	4-0 FC4-6		0-0 F9		0-0 3-1			0-0 G3		3	0	0	0	1	0	0											
Gary Matthews, R (1, 7) OBP: 0.335, SLG: 0.387	0-3 K		0-0 2B		0-0 F9		0-0 F2			4	0	1	0	0	1	2											
Gary Thomasson, L (1, 3) OBP: 0.385, SLG: 0.478	0-0 FC4-6		0-0 F7		4-0 BB		0-0 1B			2	0	0	0	1	0	3											
Randy Moffitt, R (7, 1) OBP: 0.500, SLG: 0.500										0	0	0	0	0	0	0											
Glenn Adams, L (8, PH) OBP: 0.259, SLG: 0.296										1	0	1	0	0	0	0											
Dave Heaverlo, R (9, 1) ERA: 4.21										0	0	0	0	0	0	0											
Chris Speier, R (1, 6) OBP: 0.340, SLG: 0.333		0-0 E7	0-0 F8		0-3 K		0-3 K			4	1	1	0	0	2	3											
Ken Reitz, R (1, 5) OBP: 0.314, SLG: 0.362		0-0 1B		0-0 F5		0-0 4-3			0-0 5-3	4	0	1	1	0	0	1											
Craig Robinson, R (1, 4) OBP: 0.438, SLG: 0.385		0-0 K		0-3 K		4-0 FC4-6			0-3 K	2	0	0	0	0	2	1											
Derrel Thomas, S (7, PH) OBP: 0.320, SLG: 0.305										1	0	0	0	1	1	0											
John D'Acquisto, R (1, 1) OBP: 0.500, SLG: 0.500					0-3 K		0-0 FC4-6			2	0	1	0	0	1	0											
Willie Montanez, L (7, 3) OBP: 0.358, SLG: 0.427							0-0 FC4-6		0-0 5-3	2	0	0	0	0	0	1											
Inning Stats	R: 0 E: 0 K: 1 S: 6	H: 1 LOB: 2 BB: 1 P: 10	R: 1 E: 1 K: 2 S: 10	H: 3 LOB: 0 BB: 0 P: 10	R: 0 E: 0 K: 0 S: 4	H: 1 LOB: 1 BB: 0 P: 4	R: 0 E: 0 K: 2 S: 7	H: 0 LOB: 0 BB: 0 P: 7	R: 0 E: 0 K: 0 S: 3	H: 0 LOB: 0 BB: 0 P: 3	R: 0 E: 0 K: 1 S: 5	H: 0 LOB: 1 BB: 1 P: 9	R: 0 E: 0 K: 1 S: 5	H: 0 LOB: 1 BB: 1 P: 9	R: 0 E: 0 K: 1 S: 6	H: 1 LOB: 1 BB: 0 P: 6	R: 0 E: 0 K: 1 S: 5	H: 0 LOB: 0 BB: 0 P: 5	1B: 3 2B: 3 3B: 0 HR: 0	SF: 0 SAC: 0 DP: 0 HBP: 0	WP: 0 PB: 0 SB: 0 CS: 0	PA: 36					
PITCHER	IP	WLS	BF	H	R	ER	SO	BB	IBB	HBP	BLK	WP	HR	S	P	ERA	WHIP										
Craig Swan, R (1, 1) ERA: 4.19	9.0	W	36	6	1	1	9	3	0	0	0	0	0	51	63	1.00	1.000										



Batter	1	2	3	4	5	6	7	8	9	AB	R	H	RBI	BB	SO	LOB	TOP		
Mike Phillips, L (1,6) OBP: 0.309, SLG: 0.253	0-0 4-3		0-0 4-3			0-0 E3 SH1-4 1B	0-0 4-3		0-0 F5	5	1	0	0	0	0	5			
Felix Milan, R (1,4) OBP: 0.310, SLG: 0.328	0-0 4-3		0-0 F4			0-0 SH1-4		0-3 K		3	0	0	0	0	1	0			
John Milner, L (1,7) OBP: 0.380, SLG: 0.517	0-0 4-3			0-0 3-1		0-0 1B		0-0 F9		4	0	1	2	0	0	0			
Dave Kingman, R (1,9) OBP: 0.278, SLG: 0.545		0-0 1-3		0-0 5-3		0-0 F7		0-0 4-3		4	0	0	0	0	0	1			
Ed Kranepool, L (1,3) OBP: 0.325, SLG: 0.368		0-0 1B E 2B		0-0 G3		0-0 G3			4-0 BB 5-3 BB	3	1	1	0	1	0	1			
Del Unser, L (1,8) OBP: 0.270, SLG: 0.328		0-0 2-3 1B E			0-0 F8		0-0 4-3		0-0 5-3 1-2	4	0	1	0	0	0	1			
Wayne Garrett, L (1,5) OBP: 0.344, SLG: 0.302		0-0 E3 G4-6-3		0-0 4-3		0-0 G3		4-0 BB BB		3	0	0	1	1	0	1			
Jerry Grote, R (1,2) OBP: 0.360, SLG: 0.320		0-0 G4-6-3		0-0 F2				0-3 K		4	1	1	1	0	1	4			
Mickey Lolich, S (1,1) OBP: 0.269, SLG: 0.208			0-0 5-3			0-0 E6 SH1-4 1B E		4-0 BB		2	1	0	0	1	0	0			
Bob Apodaca, R (7,1) OBP: 0.429, SLG: 0.500								0-0 1-2 2-3 BB		0	0	0	0	1	0	0			
Inning Stats	R: 0 E: 0 K: 0 S: 3	H: 0 LOB: 0 BB: 0 P: 3	R: 1 E: 1 K: 0 S: 5	H: 2 LOB: 1 BB: 0 P: 5	R: 0 E: 0 K: 0 S: 3	H: 0 LOB: 0 BB: 0 P: 3	R: 0 E: 0 K: 0 S: 3	H: 0 LOB: 0 BB: 0 P: 3	R: 2 E: 2 K: 0 S: 6	H: 1 LOB: 1 BB: 0 P: 6	R: 1 E: 0 K: 0 S: 4	H: 1 LOB: 1 BB: 1 P: 8	R: 0 E: 0 K: 1 S: 5	H: 0 LOB: 0 BB: 0 P: 5	R: 0 E: 0 K: 1 S: 5	H: 0 LOB: 3 BB: 3 P: 17	1B: 2 2B: 1 3B: 0 HR: 1	SF: 0 SAC: 1 DP: 1 HBP: 0	WP: 0 PA: 37 PB: 0 SB: 0 CS: 0
PITCHER	IP WLS BF H R ER SO BB IBB HBP BLK WP HR S P ERA WHIP	IP WLS BF H R ER SO BB IBB HBP BLK WP HR S P ERA WHIP																	
Rob Dressler, R (1,1) ERA: 3.86	7.0 L 28 4 4 2 0	2.0 9 0 0 0 2																	
Gary Lavelle, L (8,1) ERA: 1.71	2.0 9 0 0 0 2	0.0 0 0 0 0 2																	

New York Mets @ San Francisco Giants
Candlestick Park, San Francisco, CA
Sun Jun 13 1976, 6:33 AM EDT
Unknown

AB 32
R 4
H 4
RBI 4
BB 4
SO 2
LOB 13

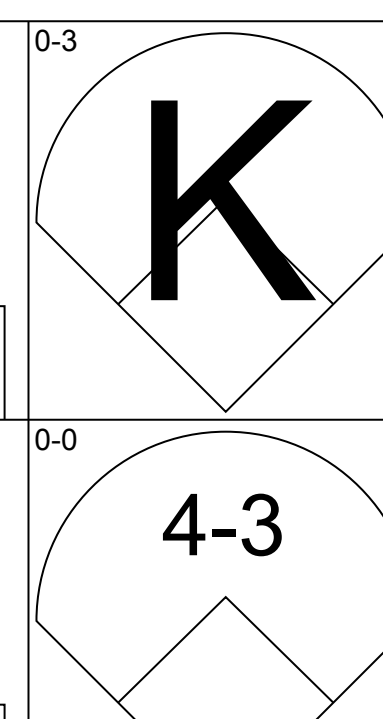
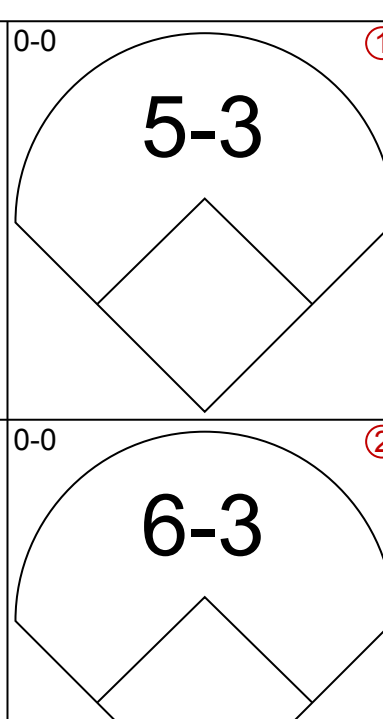
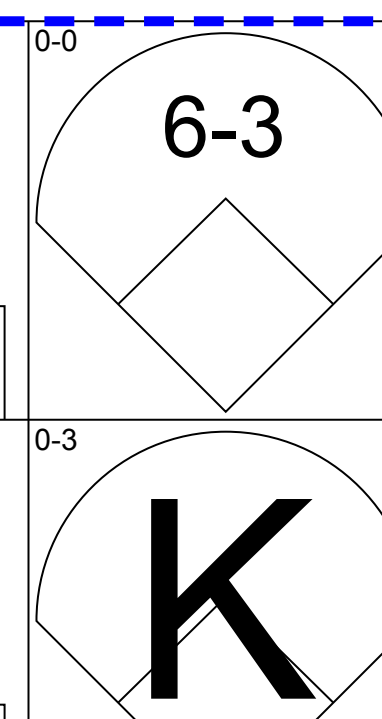
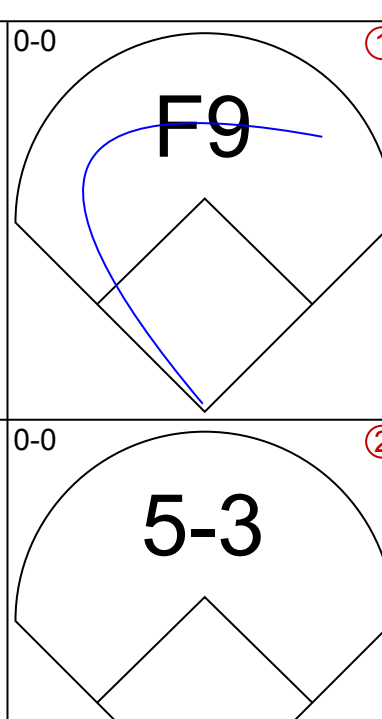
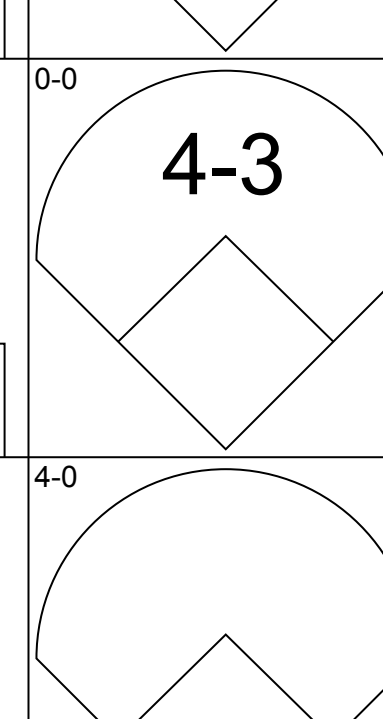
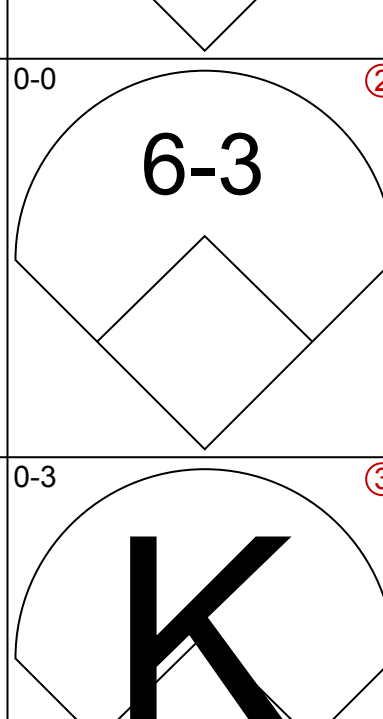
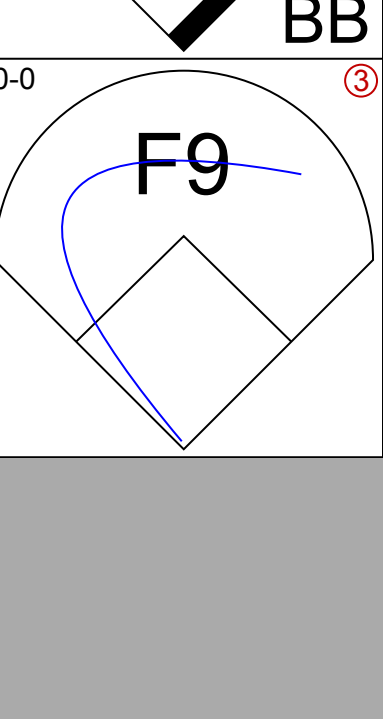
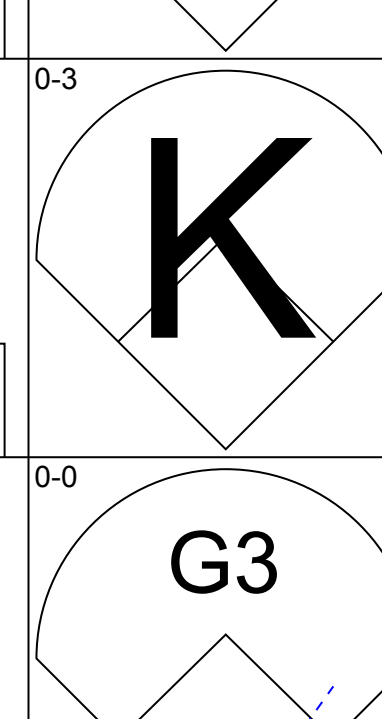
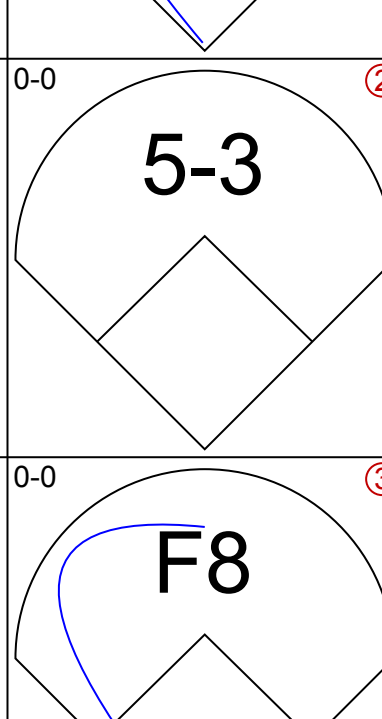
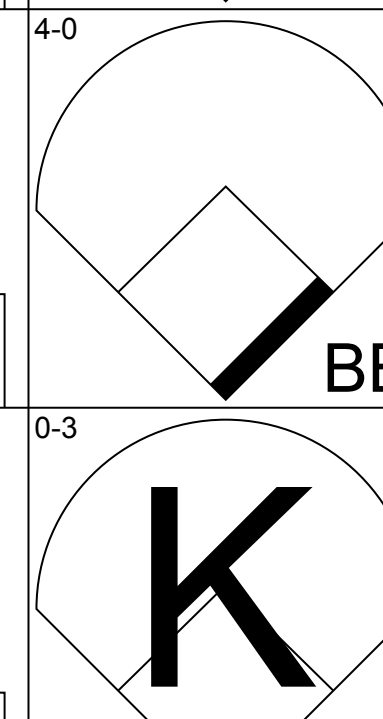

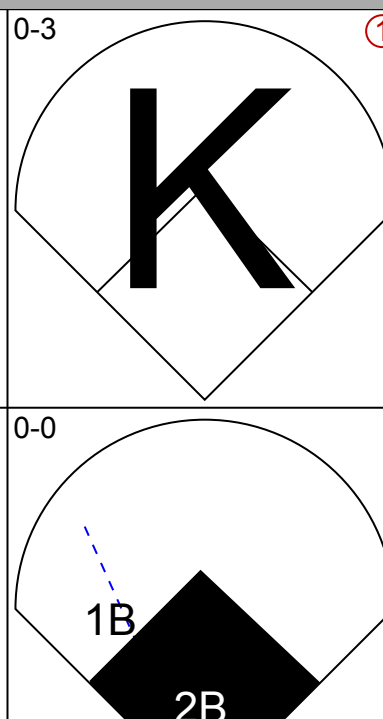
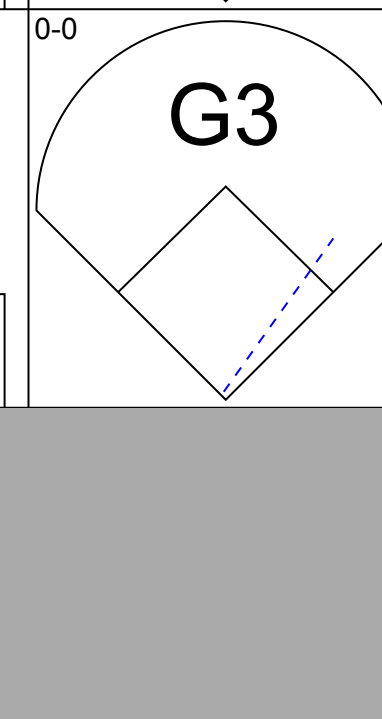
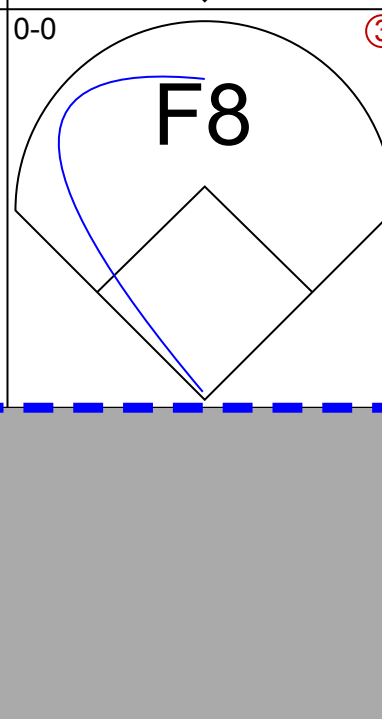
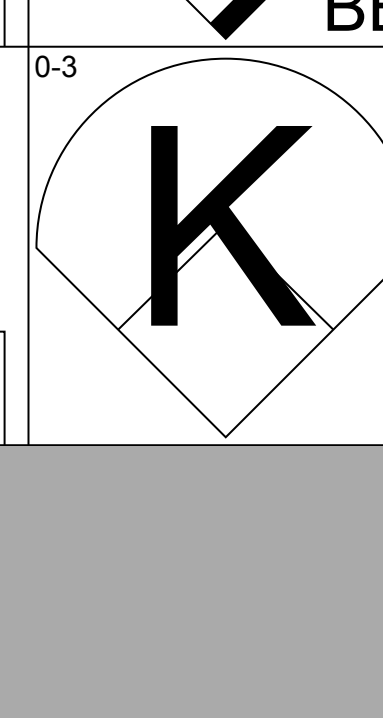
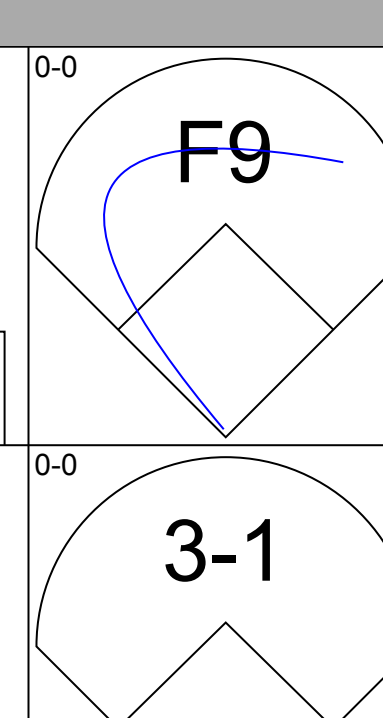
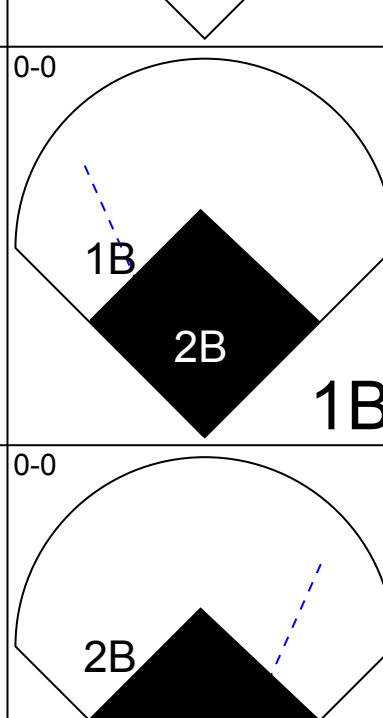
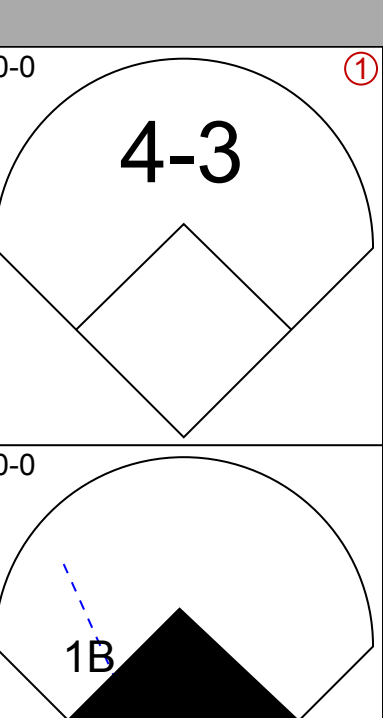
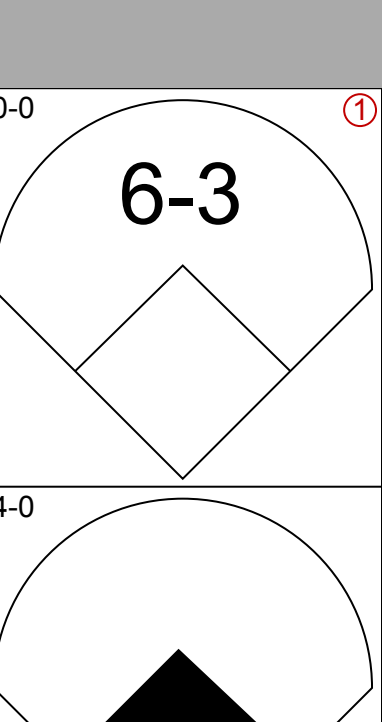
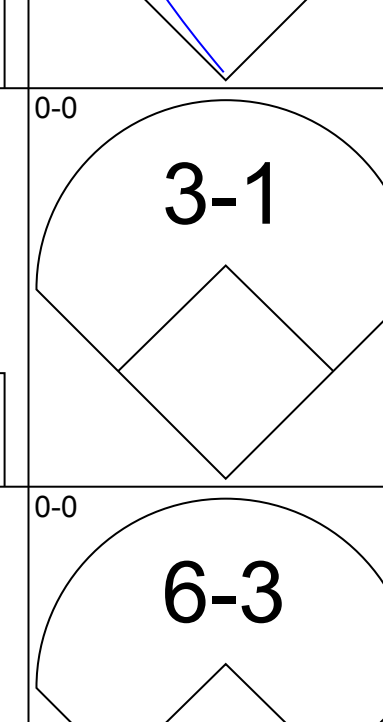
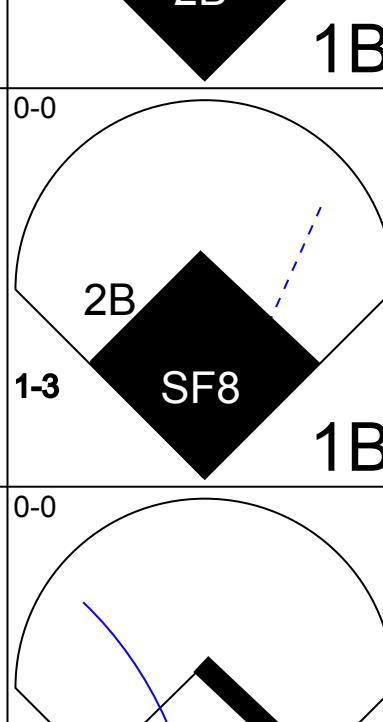
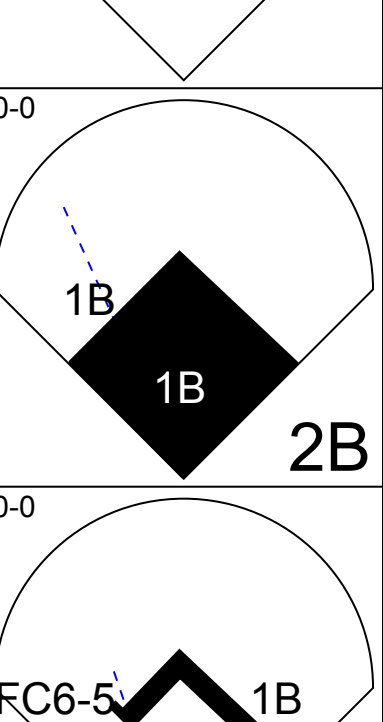
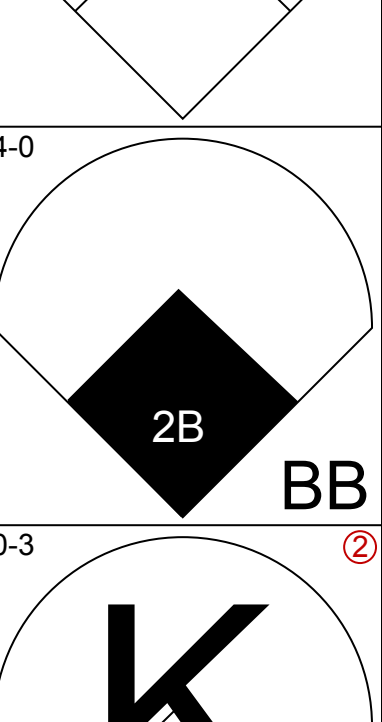
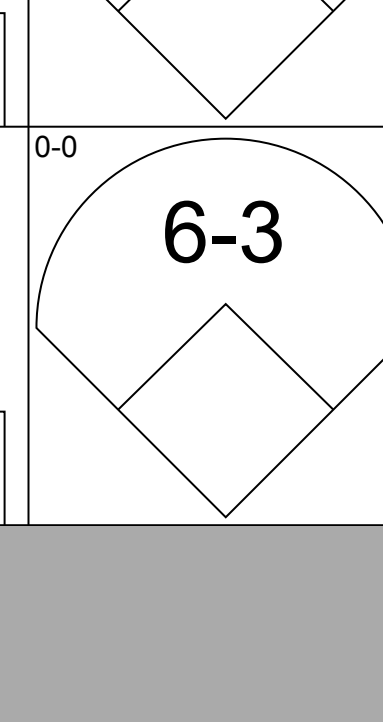
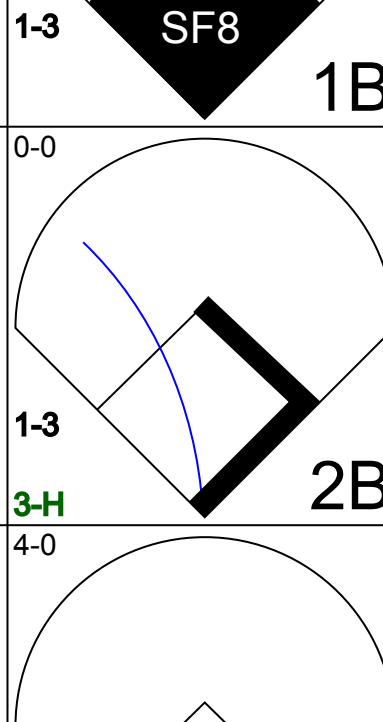
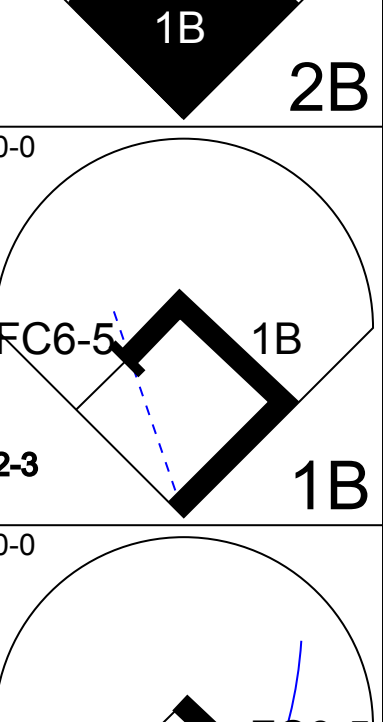
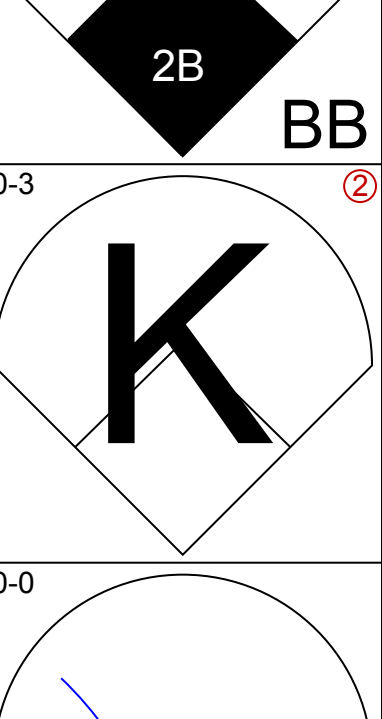
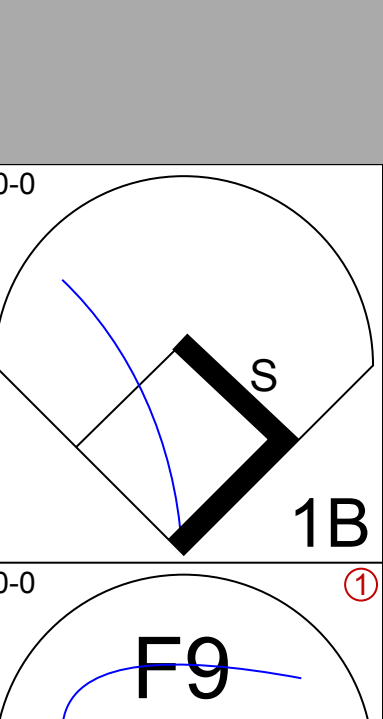
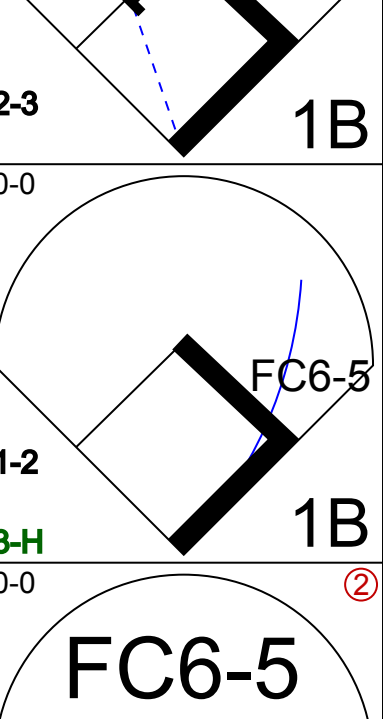
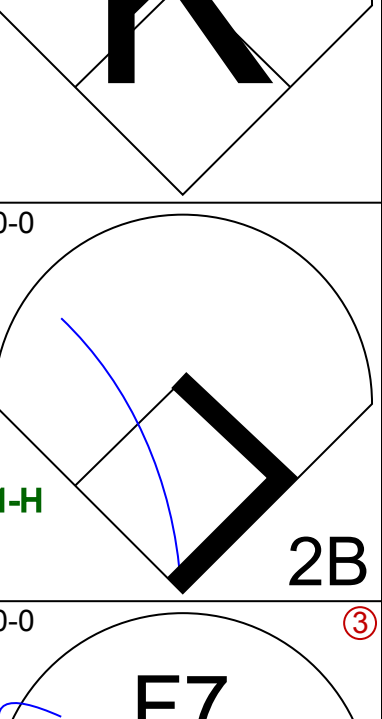
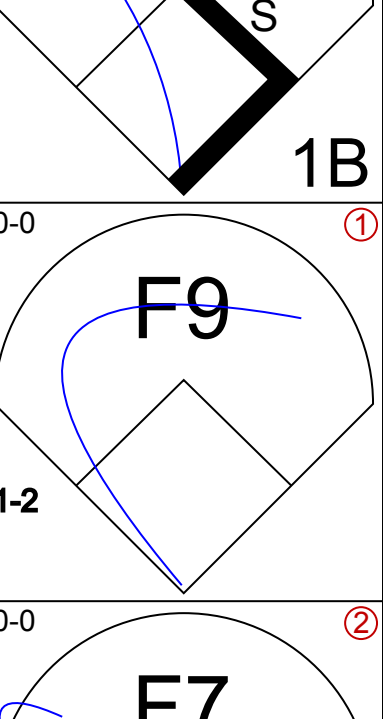
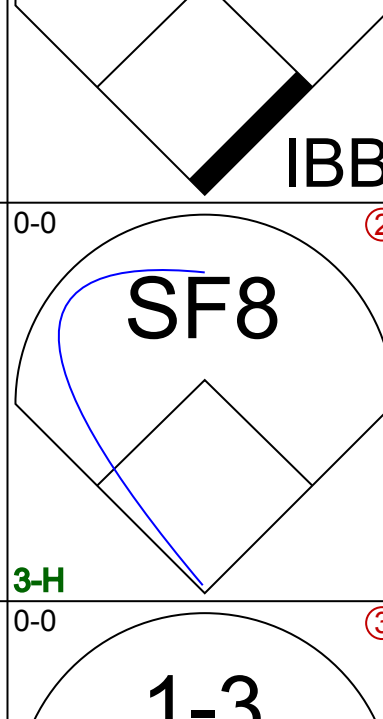
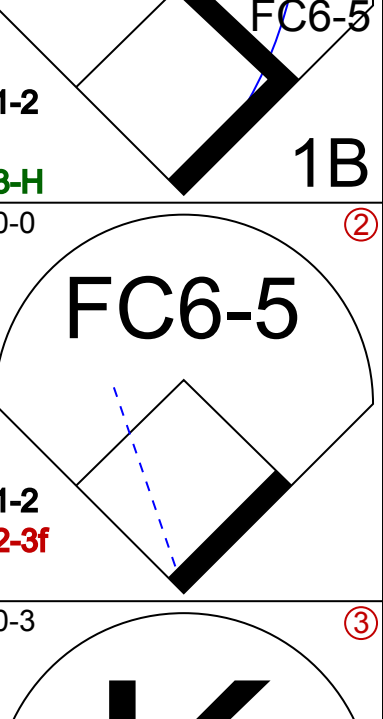
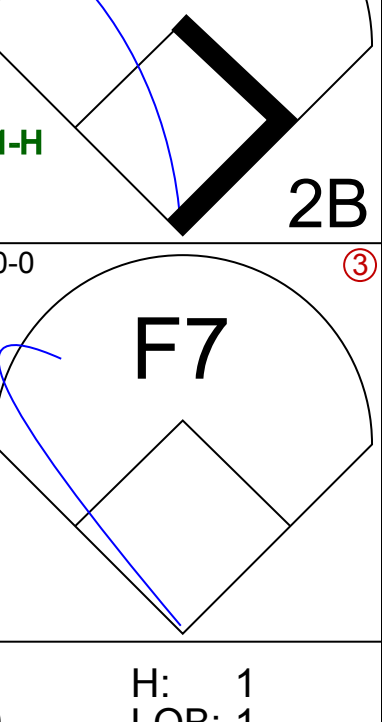
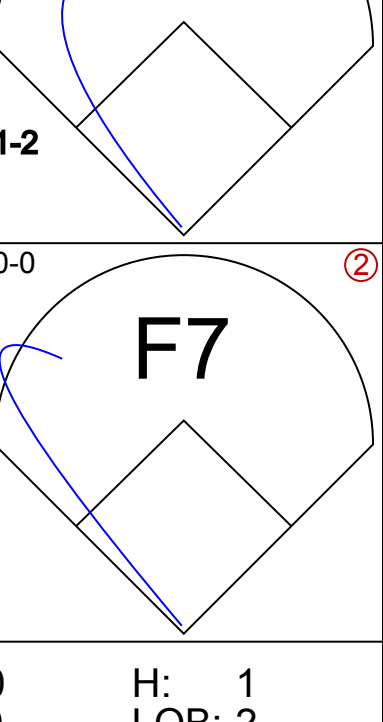
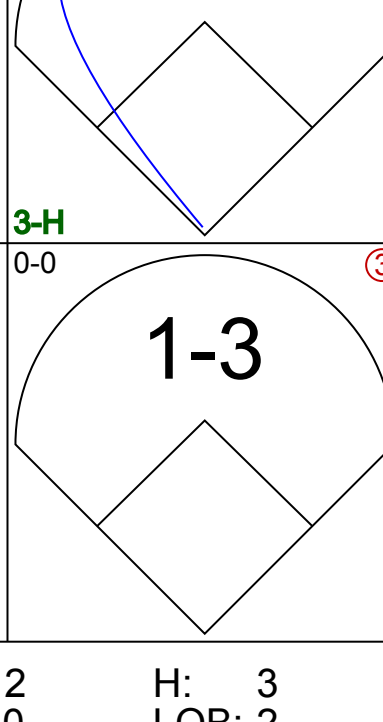
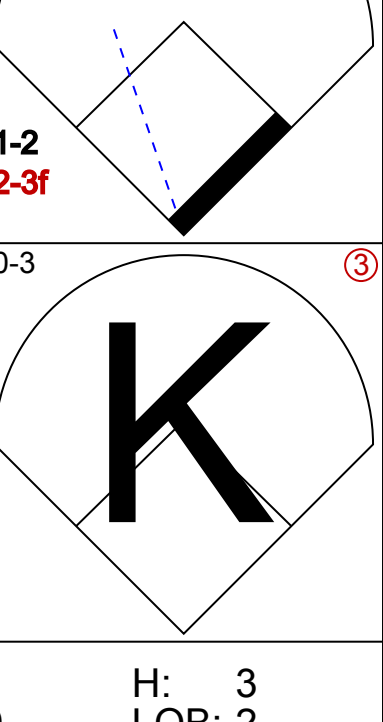


Batter	1	2	3	4	5	6	7	8	9	AB	R	H	RBI	BB	SO	LOB	BOTTOM				
Larry Herndon, R (1,8) OBP: 0.411, SLG: 0.454	0-0 E 1B		0-0 L5-3 1B			0-0 F9		0-0 6-3		4	1	2	0	0	0	1					
Chris Arnold, R (1,4) OBP: 0.286, SLG: 0.282	0-0 E8 1B FC4-6		0-0 L5-3 1B			0-0 G3 1B		0-3 K		4	1	2	0	0	1	1					
Gary Matthews, R (1,7) OBP: 0.337, SLG: 0.389	0-0 FC4-6 1B		0-0 F7			0-0 F9		0-0 1B		4	0	2	1	0	0	1					
Bobby Murcer, L (1,9) OBP: 0.357, SLG: 0.365	0-0 FC4-6 FC5-4		0-0 F9			0-0 G3		0-0 G3		4	0	0	1	0	0	3					
Chris Speier, R (1,6) OBP: 0.335, SLG: 0.327	0-0 F8		0-0 F8			0-0 F8		0-3 K		4	0	0	0	0	1	2					
Ken Reitz, R (1,5) OBP: 0.314, SLG: 0.358	0-0 FC5-4		0-0 6-3			4-0 G6-3 BB BB		0-0 F8		2	0	0	0	1	0	1					
Derrel Thomas, S (7, FR) OBP: 0.318, SLG: 0.304	0-0 FC5-4							0-0 F8		1	0	0	0	0	0	0					
Gary Thomasson, L (1,3) OBP: 0.367, SLG: 0.423		0-0 F9			0-3 K		4-0 G6-3 BB		0-0 F7	3	0	0	0	1	1	0					
Marc Hill, R (1,2) OBP: 0.254, SLG: 0.379		0-0 F8						0-0 G6-3		1	0	0	0	1	0	0					
Steve Ontiveros, S (7, PH) OBP: 0.232, SLG: 0.180								0-0 G6-3		1	0	0	0	0	0	2					
Gary Lavelle, S (8,1) OBP: 0.200, SLG: 0.200								0-0 1-2 2-3 BB		0	0	0	0	0	0	0					
Rob Dressler, R (1,1) OBP: 0.182, SLG: 0.182		0-3 K						0-3 K		2	0	0	0	0	2	1					
Willie Montanez, L (7, PH) OBP: 0.357, SLG: 0.425								0-3 K		1	0	0	0	0	1	2					
Mike Sadek, R (8,2) OBP: 0.390, SLG: 0.361								0-3 K		0	0	0	0	0	0	0					
Inning Stats	R: 2 E: 1 K: 0 S: 6	H: 3 LOB: 1 BB: 0 P: 6	R: 0 E: 0 K: 1 S: 5	H: 0 LOB: 0 BB: 0 P: 5	R: 0 E: 0 K: 0 S: 3	H: 1 LOB: 0 BB: 0 P: 3	R: 0 E: 0 K: 0 S: 3	H: 0 LOB: 0 BB: 0 P: 3	R: 0 E: 0 K: 2 S: 7	H: 0 LOB: 1 BB: 1 P: 11	R: 0 E: 0 K: 0 S: 4	H: 1 LOB: 1 BB: 0 P: 4	R: 0 E: 0 K: 1 S: 4	H: 0 LOB: 2 BB: 2 P: 12	R: 0 E: 0 K: 1 S: 6	H: 1 LOB: 1 BB: 0 P: 6	R: 0 E: 0 K: 1 S: 5	H: 0 LOB: 0 BB: 0 P: 5	1B: 6 2B: 1 3B: 0 HR: 0	SF: 0 SAC: 0 DP: 2 HBP: 0	WP: 0 PA: 34 PB: 0 SB: 0 CS: 0
PITCHER	IP WLS BF H R ER SO BB IBB HBP BLK WP HR S P ERA WHIP	IP WLS BF H R ER SO BB IBB HBP BLK WP HR S P ERA WHIP																			
Mickey Lolich, L (1,1) ERA: 3.03	6.0 W 25 5 2 2 3	3.0 S 9 1 0 0 3																			
Bob Apodaca, R (7,1) ERA: 1.66	3.0 S 9 1 0 0 3	0.0 0 0 0 0 0																			

New York Mets @ San Francisco Giants
Candlestick Park, San Francisco, CA
Sun Jun 13 1976, 6:33 AM EDT
Unknown

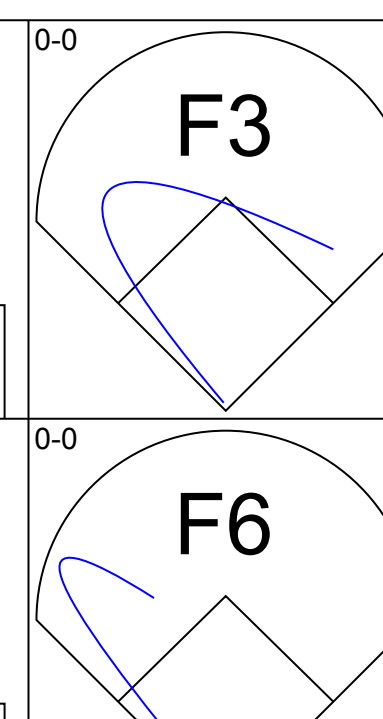
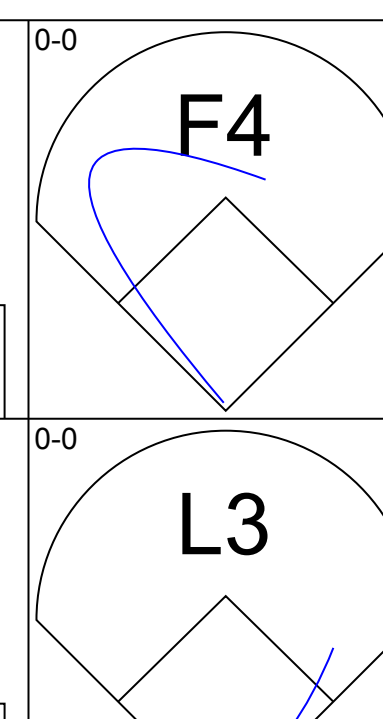
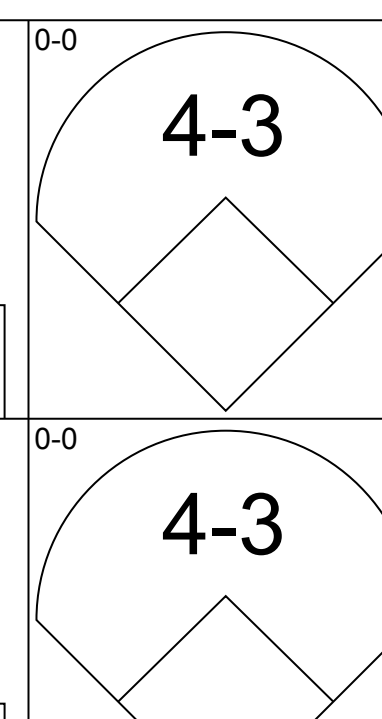
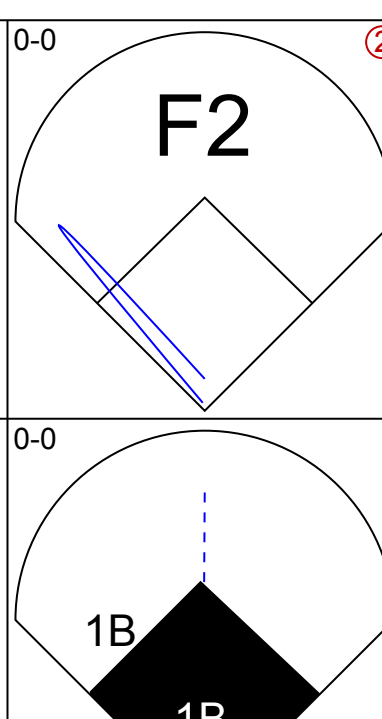
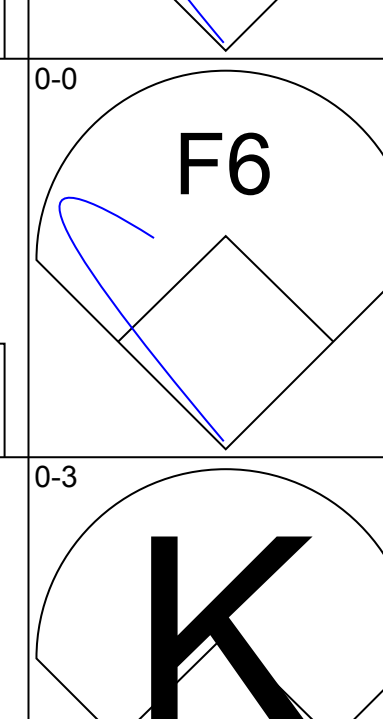
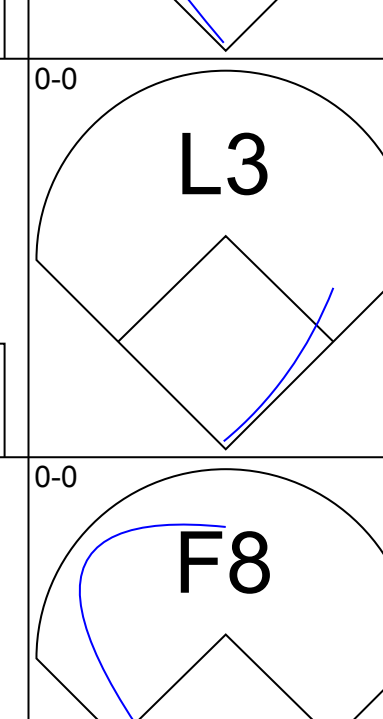
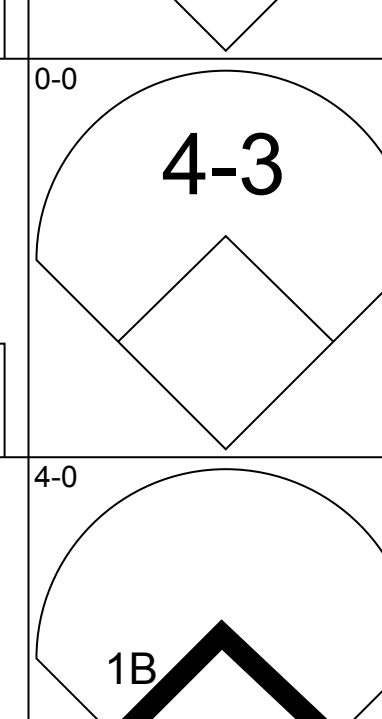
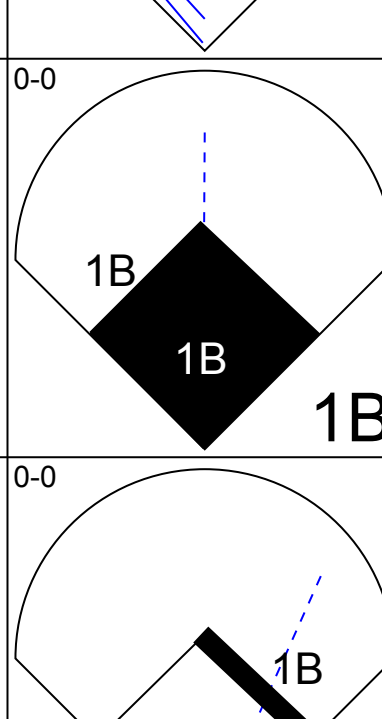
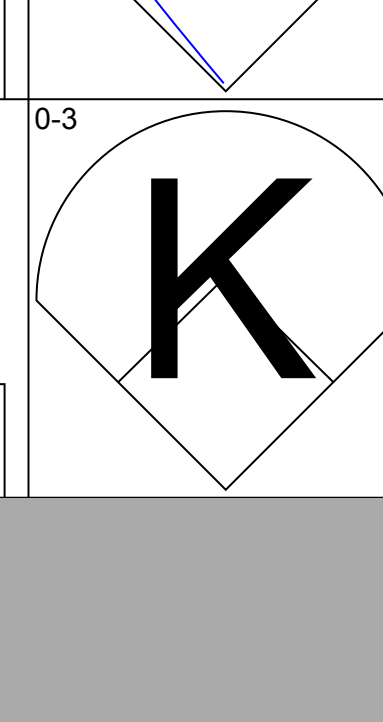
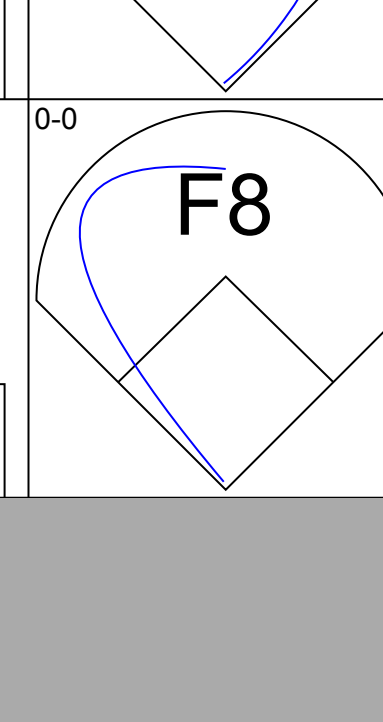
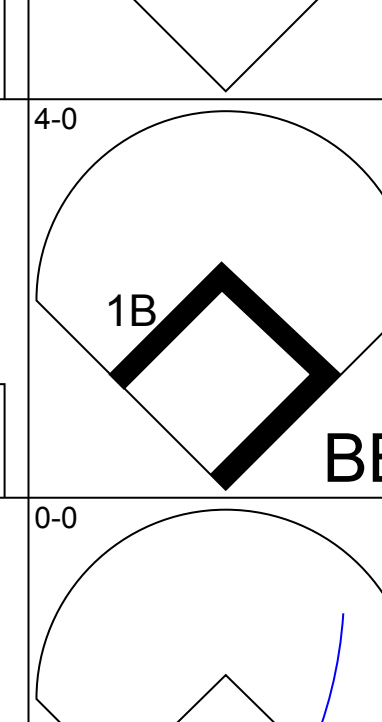
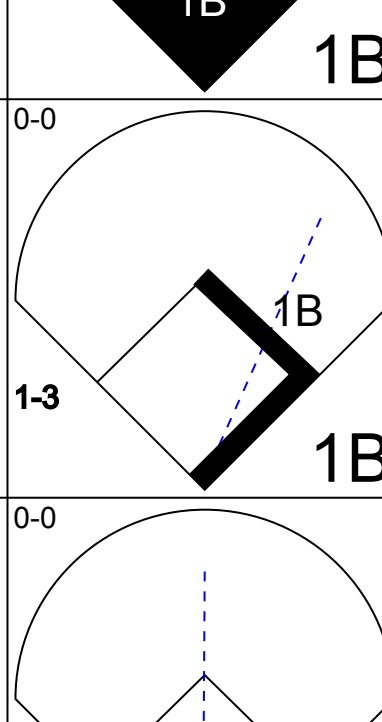
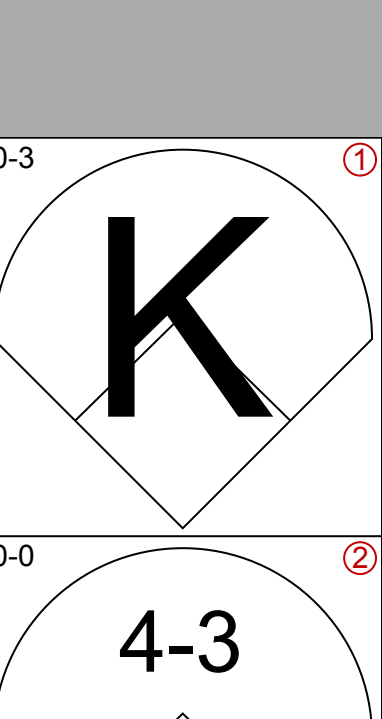
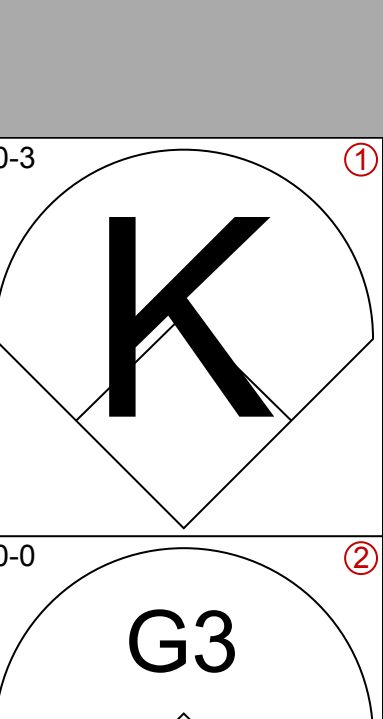
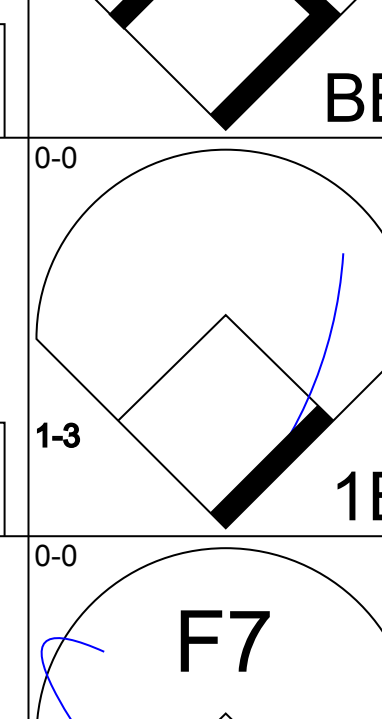
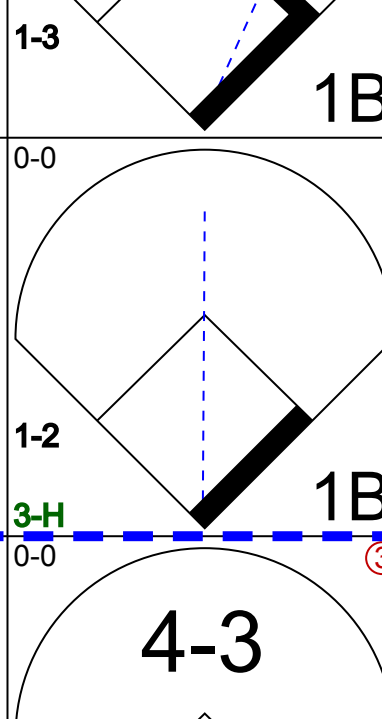
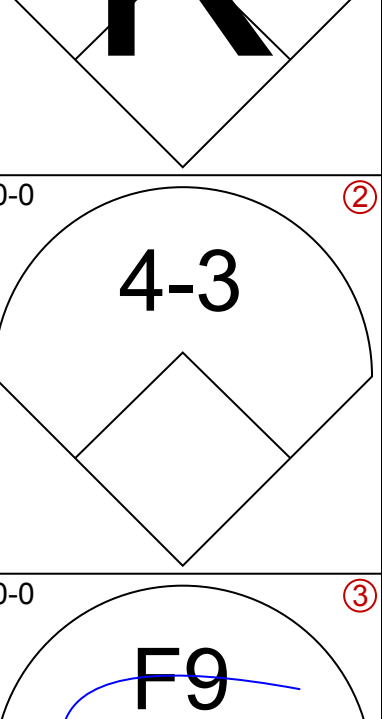
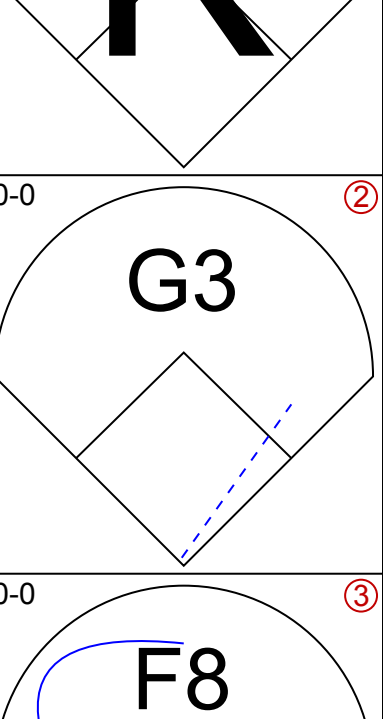
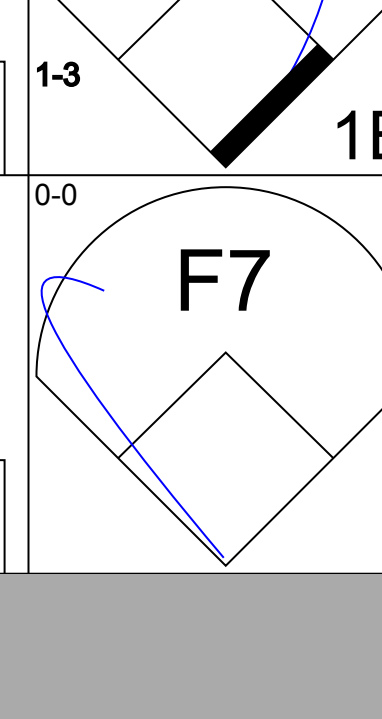
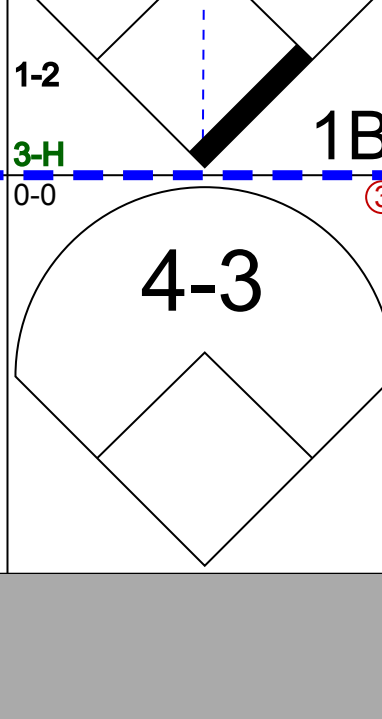
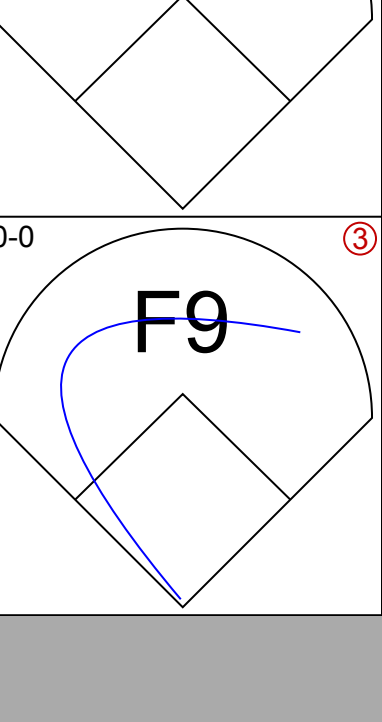
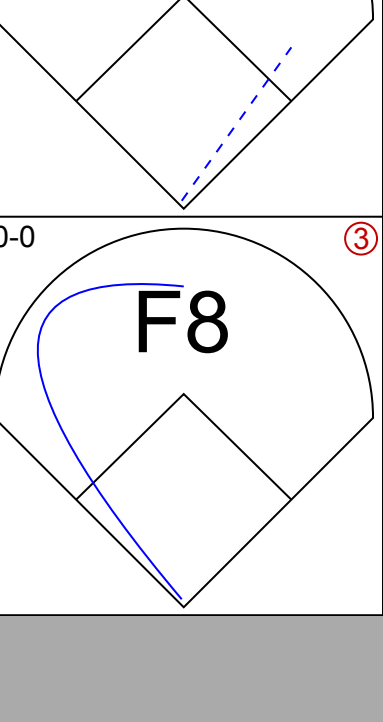
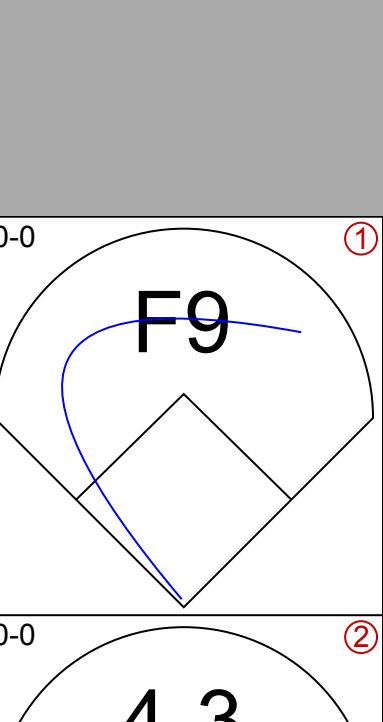
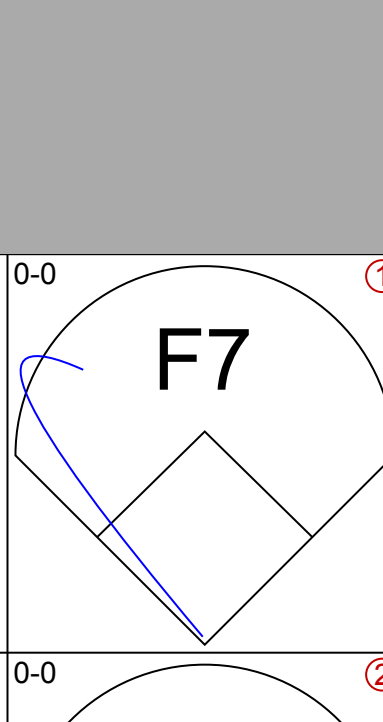
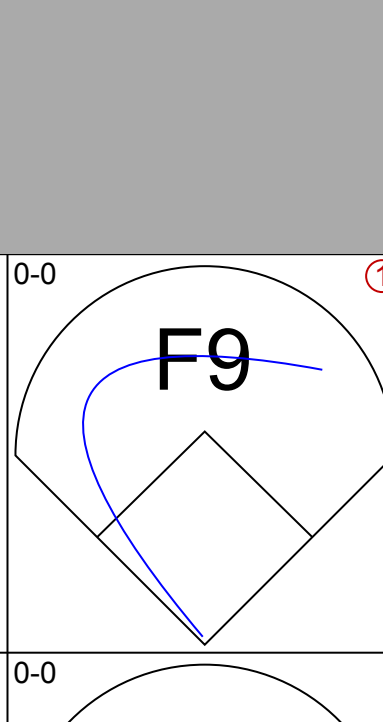
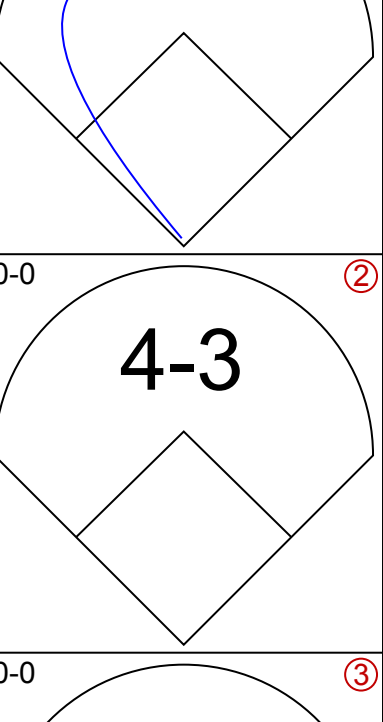
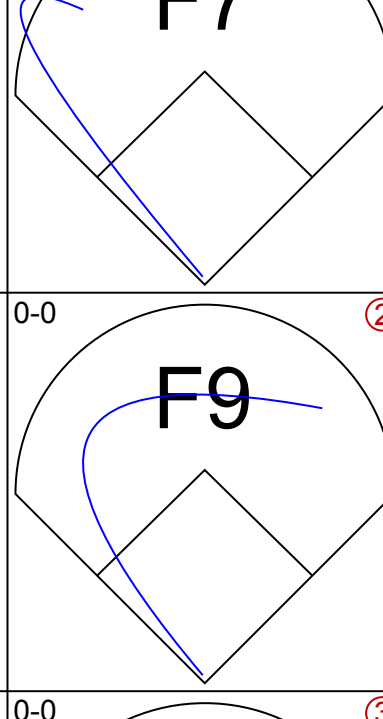
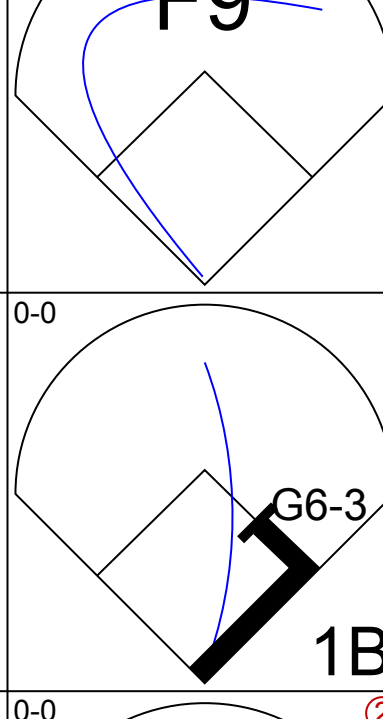
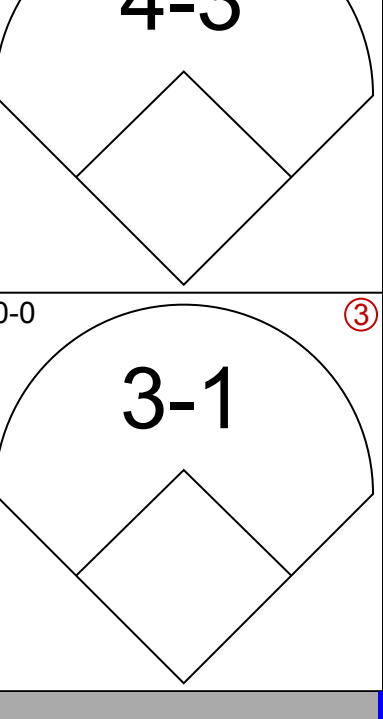
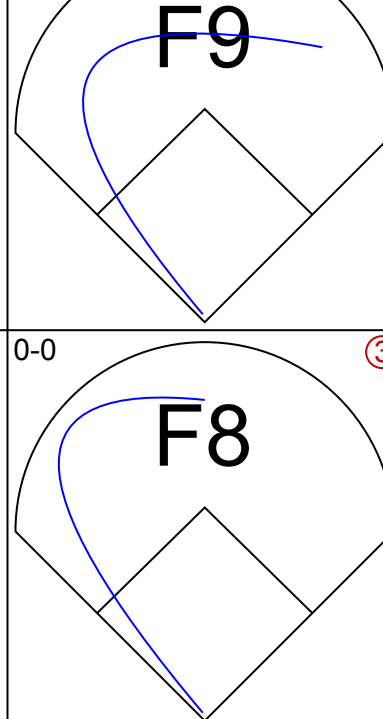
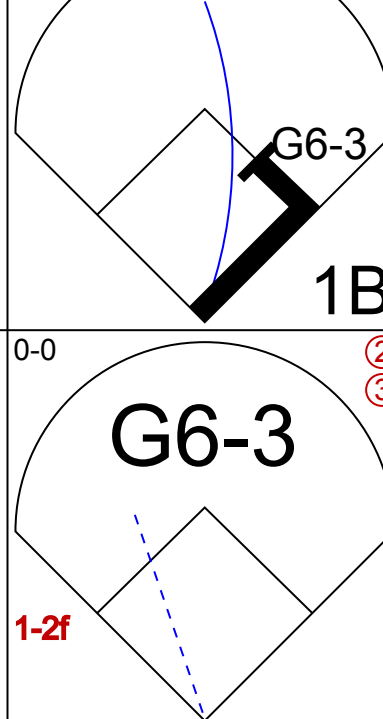
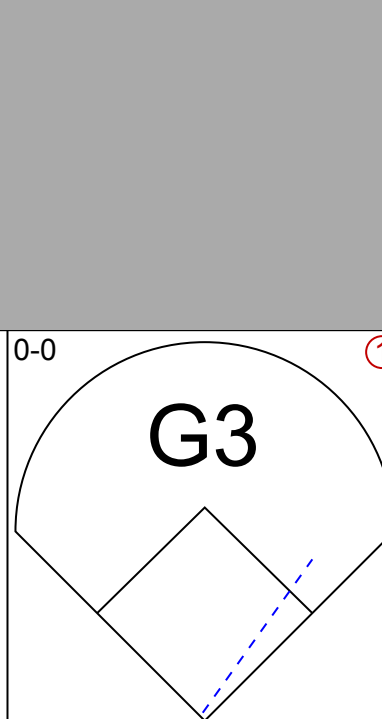
AB 31
R 2
H 6
RBI 2
BB 3
SO 6
LOB 14



Batter	1	2	3	4	5	6	7	8	9	AB	R	H	RBI	BB	SO	LOB	TOP																					
Bud Harrelson, S OBP: 0.367, SLG: 0.270 (1, 6)										4	0	0	0	1	1	0	New York Mets @ San Francisco Giants Candlestick Park, San Francisco, CA Sun Jun 13 1976, 6:38 AM EDT Att: 18,644 - Unknown																					
Felix Milan, R OBP: 0.303, SLG: 0.320 (1, 4)										5	0	0	0	0	1	2																						
John Milner, L OBP: 0.374, SLG: 0.503 (1, 7)										4	0	0	0	1	2	0																						
Dave Kingman, R OBP: 0.278, SLG: 0.541 (1, 9)										4	1	1	0	0	1	1																						
Ed Kranepool, L OBP: 0.328, SLG: 0.376 (1, 3)										4	2	2	0	0	0	0																						
Del Unser, L OBP: 0.279, SLG: 0.338 (1, 8)										3	1	2	1	1	0	0																						
Wayne Garrett, L OBP: 0.352, SLG: 0.308 (1, 5)										3	0	2	1	1	1	1																						
Jerry Grote, R OBP: 0.358, SLG: 0.327 (1, 2)										3	0	1	2	0	0	3																						
Tom Seaver, R OBP: 0.154, SLG: 0.057 Skip Lockwood, R OBP: 0.500, SLG: 0.400 (1, 1) (9, 1)										4	0	0	0	0	1	6																						
Inning Stats	R: 0 E: 0 K: 2 S: 7	H: 0 LOB: 1 BB: 1 P: 11	R: 1 E: 0 K: 1 S: 6	H: 1 LOB: 1 BB: 1 P: 10	R: 0 E: 0 K: 1 S: 5	H: 0 LOB: 0 BB: 0 P: 5	R: 0 E: 0 K: 0 S: 3	H: 0 LOB: 0 BB: 0 P: 3	R: 0 E: 0 K: 1 S: 4	H: 1 LOB: 2 BB: 1 P: 8	R: 2 E: 0 K: 1 S: 8	H: 3 LOB: 2 BB: 1 P: 12	R: 0 E: 0 K: 1 S: 5	H: 0 LOB: 0 BB: 0 P: 5	R: 1 E: 0 K: 1 S: 8	H: 3 LOB: 2 BB: 0 P: 8	R: 0 E: 0 K: 0 S: 3	H: 0 LOB: 0 BB: 0 P: 3	1B: 5 2B: 3 3B: 0 HR: 0	SF: 1 SAC: 0 DP: 0 HBP: 0	WP: 0 PA: 39 PB: 0 SB: 1 CS: 0																	
PITCHER	IP	WLS	BF	H	R	ER	SO	BB	IBB	HBP	BLK	WP	HR	S	P	ERA	WHIP	PITCHER				IP	WLS	BF	H	R	ER	SO	BB	IBB	HBP	BLK	WP	HR	S	P	ERA	WHIP
Jim Barr, R ERA: 3.01 Mike Caldwell, L ERA: 4.33	(1, 1) 6.0	L 27	5 3	3 3	5 5	3 3	5 5	3 3	1 1	0 0	0 0	0 0	0 0	0 0	33 16	49 16	4.50 3.00	1.333 1.000																				

AB	34
R	4
H	8
RBI	4
BB	4
SO	7
LOB	13



Batter	1	2	3	4	5	6	7	8	9	AB	R	H	RBI	BB	SO	LOB	BOTTOM																					
Larry Herndon, R OBP: 0.398, SLG: 0.439 (1, 8)										4	0	0	0	0	0	0	New York Mets @ San Francisco Giants Candlestick Park, San Francisco, CA Sun Jun 13 1976, 6:38 AM EDT Att: 18,644 - Unknown																					
Derrel Thomas, S OBP: 0.317, SLG: 0.303 (1, 4)										4	1	1	0	0	0	0																						
Bobby Murcer, L OBP: 0.360, SLG: 0.364 (1, 9)										3	0	1	0	1	1	0																						
Gary Matthews, R OBP: 0.340, SLG: 0.391 (1, 7)										4	0	2	1	0	2	0																						
Willie Montanez, L OBP: 0.351, SLG: 0.417 (1, 3)										4	0	0	0	0	0	4																						
Chris Speier, R OBP: 0.331, SLG: 0.323 (1, 6)										3	0	0	0	0	0	0																						
Ken Reitz, R OBP: 0.310, SLG: 0.354 (1, 5)										3	0	0	0	0	0	0																						
Dave Rader, L OBP: 0.306, SLG: 0.330 (1, 2)										3	0	1	0	0	0	0																						
Jim Barr, R OBP: 0.250, SLG: 0.125 Gary Thomasson, L OBP: 0.355, SLG: 0.407 Mike Caldwell, R OBP: 0.167, SLG: 0.167 Glenn Adams, L OBP: 0.250, SLG: 0.286 (1, 1) (6, PH) (7, 1) (8, PH)										1	0	0	0	0	0	0																						
Inning Stats	R: 0 E: 0 K: 1 S: 5	H: 0 LOB: 0 BB: 0 P: 5	R: 0 E: 0 K: 1 S: 5	H: 0 LOB: 0 BB: 0 P: 5	R: 0 E: 0 K: 0 S: 3	H: 0 LOB: 0 BB: 0 P: 3	R: 0 E: 0 K: 0 S: 3	H: 0 LOB: 0 BB: 0 P: 3	R: 0 E: 0 K: 0 S: 4	H: 1 LOB: 0 BB: 0 P: 3	R: 0 E: 0 K: 0 S: 4	H: 1 LOB: 2 BB: 1 P: 8	R: 0 E: 0 K: 0 S: 3	H: 0 LOB: 0 BB: 0 P: 3	R: 1 E: 0 K: 0 S: 6	H: 3 LOB: 2 BB: 0 P: 6	1B: 5 2B: 0 3B: 0 HR: 0	SF: 0 SAC: 0 DP: 1 HBP: 0	WP: 0 PA: 32 PB: 0 SB: 0 CS: 0																			
PITCHER	IP	WLS	BF	H	R	ER	SO	BB	IBB	HBP	BLK	WP	HR	S	P	ERA	WHIP	PITCHER				IP	WLS	BF	H	R	ER	SO	BB	IBB	HBP	BLK	WP	HR	S	P	ERA	WHIP
Tom Seaver, R ERA: 2.9 Skip Lockwood, R ERA: 2.56	(1, 1) 8.2	W 31	5 1	1 1	3 3	1 1	3 3	1 1	0 0	0 0	0 0	0 0	0 0	1 1	36 40	1.04 0.692	0.692																					



Batter	1	2	3	4	5	6	7	8	9	AB	R	H	RBI	BB	SO	LOB	TOP																	
Larry Herndon, R OBP: 0.401, SLG: 0.437 (1, 8)										3	1	0	1	1	1		San Francisco Giants @ Philadelphia Phillies Veterans Stadium, Philadelphia, PA Tue Jun 15 1976, 7:05 PM EDT Att: 28,564 - Unknown																	
Marty Perez, R OBP: 0.294, SLG: 0.310 Charlie Williams, R (7, 1)										4	0	0	0	0	1	2																		
Gary Matthews, R OBP: 0.346, SLG: 0.415 (1, 7)										4	1	3	1	0	0	0																		
Bobby Murcer, L OBP: 0.358, SLG: 0.362 (1, 9)										4	0	1	1	0	2	2																		
Chris Speier, R OBP: 0.327, SLG: 0.319 Chris Arnold, R OBP: 0.279, SLG: 0.275 (6, 5) (7, 4)										3	0	0	0	0	0	4																		
Ken Reitz, R OBP: 0.314, SLG: 0.358 Derrel Thomas, S OBP: 0.316, SLG: 0.301 (6, PR) (6, 6)										3	0	2	0	0	0	2																		
Darrell Evans, L OBP: 0.312, SLG: 0.189 (7, 5)										4	0	0	0	0	0	2																		
Marc Hill, R OBP: 0.240, SLG: 0.357 (1, 2)										4	0	0	0	0	1	2																		
Ed Halicki, R OBP: 0.265, SLG: 0.190 Dave Heaverlo, R OBP: 0.246, SLG: 0.196 Steve Ontiveros, S OBP: 0.425, SLG: 0.197 Mike Caldwell, L OBP: 0.333, SLG: 0.376 (7, 3)										1	0	0	0	0	1	1																		
Inning Stats	R: 0 E: 0 K: 2 S: 9	H: 2 LOB: 2 BB: 0 P: 9	R: 0 E: 0 K: 1 S: 6	H: 1 LOB: 1 BB: 0 P: 6	R: 1 E: 0 K: 0 S: 5	H: 2 LOB: 2 BB: 1 P: 9	R: 0 E: 0 K: 1 S: 6	H: 1 LOB: 1 BB: 0 P: 6	R: 0 E: 0 K: 1 S: 5	H: 0 LOB: 0 BB: 0 P: 5	R: 0 E: 0 K: 1 S: 6	H: 1 LOB: 1 BB: 0 P: 6	R: 0 E: 0 K: 0 S: 3	H: 0 LOB: 0 BB: 0 P: 3	R: 1 E: 0 K: 0 S: 4	H: 1 LOB: 0 BB: 0 P: 4		R: 0 E: 0 K: 0 S: 3	H: 0 LOB: 0 BB: 0 P: 3	1B: 6 2B: 1 3B: 0 HR: 1	SF: 0 SAC: 0 DP: 0 HBP: 0	WP: 0 PB: 0 SB: 0 CS: 0	PA: 36											
PITCHER	IP WLS BF H R ER SO BB IBB HBP BLK WP HR S P ERA WHIP																																	
Steve Carlton, L ERA: 3.83 Ron Schueler, R ERA: 4.85	(1, 1) (8, 1)	7.0 2.0	W 7	29 1	7 1	1 1	6 0	1 0	0 0	0 0	0 0	0 0	0 0	0 1	40 7	44 7	1.29 4.50	1.143 0.500																

Batter	1	2	3	4	5	6	7	8	9	AB	R	H	RBI	BB	SO	LOB	BOTTOM																	
Dave Cash, R OBP: 0.362, SLG: 0.356 (1, 4)										5	2	2	0	0	0	3	San Francisco Giants @ Philadelphia Phillies Veterans Stadium, Philadelphia, PA Tue Jun 15 1976, 7:05 PM EDT Att: 28,564 - Unknown																	
Larry Bowa, S OBP: 0.311, SLG: 0.304 (1, 6)										4	0	1	1	0	0	2																		
Mike Schmidt, R OBP: 0.423, SLG: 0.614 Terry Harmon, R OBP: 0.407, SLG: 0.417 (6, 5)										2	3	1	0	2	0	1																		
Greg Luzinski, R OBP: 0.339, SLG: 0.467 Jerry Martin, R OBP: 0.364, SLG: 0.419 (9, 7)										4	1	1	0	1	1	3																		
Jay Johnstone, L OBP: 0.372, SLG: 0.490 (1, 9)										4	1	2	4	0	0	2																		
Gary Maddox, R OBP: 0.373, SLG: 0.452 (1, 8)										3	1	1	4	0	0	2																		
Tom Hutton, L OBP: 0.385, SLG: 0.318 (1, 3)										4	0	1	1	0	0	1																		
Tim McCarver, L OBP: 0.451, SLG: 0.410 Ron Schueler, R ERA: 4.85 (8, 1)										2	0	0	0	2	0	2																		
Steve Carlton, L OBP: 0.100, SLG: 0.100 Johnny Oates, L OBP: 0.462, SLG: 0.417 (7, PH) (8, 2)										3	2	1	0	0	0	2																		
Inning Stats	R: 3 E: 0 K: 0 S: 6	H: 3 LOB: 2 BB: 2 P: 14	R: 5 E: 0 K: 1 S: 9	H: 4 LOB: 0 BB: 1 P: 13	R: 0 E: 0 K: 0 S: 3	H: 0 LOB: 1 BB: 1 P: 7	R: 1 E: 0 K: 0 S: 5	H: 2 LOB: 1 BB: 0 P: 5	R: 1 E: 0 K: 0 S: 4	H: 1 LOB: 1 BB: 1 P: 8	R: 0 E: 0 K: 0 S: 3	H: 0 LOB: 0 BB: 0 P: 3	R: 0 E: 1 K: 0 S: 4	H: 0 LOB: 1 BB: 0 P: 4	R: 0 E: 0 K: 0 S: 3	H: 0 LOB: 0 BB: 0 P: 3		1B: 8 2B: 1 3B: 0 HR: 1	SF: 1 SAC: 1 DP: 0 HBP: 0	WP: 0 PB: 0 SB: 3 CS: 0	PA: 40													
PITCHER	IP WLS BF H R ER SO BB IBB HBP BLK WP HR S P ERA WHIP																																	
Ed Halicki, R ERA: 5.47 Dave Heaverlo, R ERA: 4.7 Mike Caldwell, L ERA: 4.42 Charlie Williams, R ERA: 1.89	(1, 1) (2, 1) (4, 1) (7, 1)	1.0 2.0 3.0 2.0	L 10	5 2	5 3	5 2	0 2	0 3	0 3	0 2	0 0	0 0	0 0	0 0	0 0	0 0	0 0	0.00 13.50 6.00 0.00																

Batter	1	2	3	4	5	6	7	8	9	AB	R	H	RBI	BB	SO	LOB	TOP
Larry Herndon, R (1,8) OBP: 0.390, SLG: 0.423	0-0 6-3		0-0 6-3			0-0 F9		0-0 F8	0-0 F8	4	0	0	0	0	0	0	San Francisco Giants @ Philadelphia Phillies Veterans Stadium, Philadelphia, PA Wed Jun 16 1976, 7:05 PM EDT Att: 28,966 - Unknown livebaseballscores.com
Marty Perez, R (1,4) OBP: 0.292, SLG: 0.368	0-0 1B			0-0 5-3		0-0 F9		0-0 F7	0-0 F7	4	0	1	0	0	0	0	
Gary Matthews, R (1,7) OBP: 0.348, SLG: 0.416	0-0 F9			0-0 1B			0-0 F8		0-0 1B	4	0	2	0	0	0	1	
Chris Speier, R (1,6) OBP: 0.322, SLG: 0.313	0-0 6-3		0-0 G6-4-3				0-0 5-3		0-0 F8	4	0	0	0	0	0	3	
Gary Thomasson, L (1,9) OBP: 0.306, SLG: 0.344		0-0 4-3			0-0 4-3		0-0 4-3			3	0	0	0	0	0	0	
Ken Reitz, R (1,5) OBP: 0.319, SLG: 0.363		0-0 5-3			4-0 BB			0-0 1-3	0-0 SF8	2	1	1	0	1	0	0	
Darrell Evans, L (1,3) OBP: 0.307, SLG: 0.185		0-0 5-3			0-3 K			0-0 1-3		3	0	0	0	0	1	2	
Marc Hill, R (1,2) OBP: 0.231, SLG: 0.347			0-0 F9			0-0 F8		0-0 SF8		2	0	0	1	0	0	1	
John Montefusco, R (1,1) OBP: 0.222, SLG: 0.212			0-0 5-3			0-3 K		0-3 K		1	0	0	0	0	0	0	
Derrel Thomas, S (6, PH) OBP: 0.315, SLG: 0.300										1	0	0	0	0	1	0	
Randy Moffitt, R (6, PH) OBP: 0.500, SLG: 0.500										0	0	0	0	0	0	0	
Chris Arnold, R (8, PH) OBP: 0.273, SLG: 0.268										1	0	0	0	0	1	0	
Gary Lavelle, S (8, 1) OBP: 0.200, SLG: 0.200										0	0	0	0	0	0	0	
Inning Stats	R: 0 E: 0 K: 0 S: 4	H: 1 LOB: 1 BB: 0 P: 4	R: 0 E: 0 K: 0 S: 3	H: 0 LOB: 0 BB: 0 P: 3	R: 0 E: 0 K: 0 S: 3	H: 1 LOB: 0 BB: 0 P: 3	R: 0 E: 0 K: 1 S: 5	H: 0 LOB: 1 BB: 1 P: 9	R: 0 E: 0 K: 0 S: 3	H: 0 LOB: 0 BB: 0 P: 3	R: 1 E: 0 K: 1 S: 6	H: 1 LOB: 0 BB: 0 P: 6	R: 0 E: 0 K: 0 S: 4	H: 1 LOB: 1 BB: 0 P: 4	1B: 3 2B: 1 3B: 0 HR: 0	SF: 1 SAC: 0 DP: 1 HBP: 0	WP: 0 PA: 31 PB: 0 SB: 1 CS: 0
PITCHER Jim Kaat, L (1,1) ERA: 3.07	IP: 9.0 WLS: W BF: 31 H: 4 R: 1 ER: 1 SO: 3 BB: 1 IBB: 0 HBP: 0 BLK: 0 WP: 0 HR: 0 S: 36 P: 40 ERA: 1.00 WHIP: 0.556																

Batter	1	2	3	4	5	6	7	8	9	AB	R	H	RBI	BB	SO	LOB	BOTTOM		
Dave Cash, R (1,4) OBP: 0.367, SLG: 0.369	0-0 1B		0-0 F8			0-0 F9		0-0 P4		5	2	3	0	0	0	2	San Francisco Giants @ Philadelphia Phillies Veterans Stadium, Philadelphia, PA Wed Jun 16 1976, 7:05 PM EDT Att: 28,966 - Unknown livebaseballscores.com		
Larry Bowa, S (1,6) OBP: 0.319, SLG: 0.310	0-0 1B		0-0 1B		4-0 E		0-0 SH6-3			2	2	2	1	1	0	0			
Mike Schmidt, R (1,5) OBP: 0.416, SLG: 0.602	0-0 F2		0-0 F8		0-0 E1		0-0 F8			4	0	0	0	0	0	5			
Greg Luzinski, R (1,7) OBP: 0.338, SLG: 0.462	0-0 F3		0-0 F3		0-0 SF8			4-0 HR		2	0	0	1	1	0	4			
Jerry Martin, R (8, PR) OBP: 0.364, SLG: 0.419	0-0 F3		0-0 F3		3-H K			0-0 HR		0	1	0	0	0	0	0			
Dick Allen, R (1,3) OBP: 0.378, SLG: 0.484	0-0 5-3		0-0 1B		1-2 K			1-H HR		4	1	2	4	0	1	3			
Tom Hutton, L (9, 3) OBP: 0.385, SLG: 0.318			2-H 3-H 1B							0	0	0	0	0	0	0			
Jay Johnstone, L (1,9) OBP: 0.371, SLG: 0.486		0-0 F8	0-0 F7			0-0 FC6-4		0-0 F9		3	0	1	0	0	0	1			
Ollie Brown, R (8, PH) OBP: 0.402, SLG: 0.494			1-2			0-0 FC6-4				1	0	0	0	0	0	1			
Garry Maddox, R (1,8) OBP: 0.376, SLG: 0.464		0-0 2B		0-3 K		0-0 FC6-4		0-0 2B		4	0	2	0	0	1	1			
Bob Boone, R (1,2) OBP: 0.406, SLG: 0.439		0-0 F7		0-0 6-3		0-0 G6-4-3		4-0 BB		3	0	0	0	1	0	2			
Jim Kaat, L (1,1) OBP: 0.219, SLG: 0.367		0-3 K		0-0 4-3			0-0 F8	0-0 F9		4	0	0	0	0	1	3			
Inning Stats	R: 0 E: 0 K: 0 S: 5	H: 2 LOB: 2 BB: 0 P: 5	R: 0 E: 0 K: 1 S: 6	H: 1 LOB: 1 BB: 0 P: 6	R: 2 E: 0 K: 0 S: 6	H: 3 LOB: 1 BB: 0 P: 6	R: 0 E: 0 K: 1 S: 5	H: 0 LOB: 0 BB: 0 P: 5	R: 1 E: 1 K: 1 S: 6	H: 0 LOB: 1 BB: 1 P: 10	R: 0 E: 0 K: 0 S: 3	H: 1 LOB: 0 BB: 0 P: 3	R: 1 E: 0 K: 0 S: 4	H: 1 LOB: 0 BB: 0 P: 4	R: 2 E: 0 K: 0 S: 5	H: 2 LOB: 2 BB: 2 P: 13	1B: 6 2B: 2 3B: 1 HR: 1	SF: 1 SAC: 1 DP: 1 HBP: 0	WP: 0 PA: 37 PB: 0 SB: 3 CS: 0
PITCHER John Montefusco, R (1,1) ERA: 2.7	IP: 5.0 WLS: L BF: 23 H: 6 R: 3 ER: 2 SO: 3 BB: 1 IBB: 0 HBP: 0 BLK: 0 WP: 0 HR: 0 S: 28 P: 32 ERA: 3.60 WHIP: 1.400																		
Randy Moffitt, R (6, 1) ERA: 2.68	IP: 2.0 WLS: 7 BF: 2 H: 1 ER: 1 SO: 0 BB: 0 IBB: 0 HBP: 0 BLK: 0 WP: 0 HR: 0 S: 7 P: 7 ERA: 4.50 WHIP: 1.000																		
Gary Lavelle, L (8, 1) ERA: 2.05	IP: 1.0 WLS: 7 BF: 2 H: 2 ER: 2 SO: 0 BB: 0 IBB: 0 HBP: 0 BLK: 0 WP: 0 HR: 1 S: 5 P: 13 ERA: 18.00 WHIP: 4.000																		

Batter	1	2	3	4	5	6	7	8	9	AB	R	H	RBI	BB	SO	LOB	TOP
Larry Herndon, R (1,8) OBP: 0.376, SLG: 0.406	5-3			K		K		6-3		4	0	0	0	0	2	1	San Francisco Giants @ New York Mets Shea Stadium, Flushing, NY Fri Jun 18 1976, 7:05 PM EDT Att: 30,888 - Unknown livebaseballscorecards.com
Derrel Thomas, S (1,4) OBP: 0.317, SLG: 0.309	F6			FC4-6 BB		3B		F9		3	0	1	1	1	0	0	
Bobby Murcer, L (1,9) OBP: 0.358, SLG: 0.360	F5			FC4-6 1-2		K		F7		4	0	0	0	0	1	2	
Gary Matthews, R (1,7)		6-3		F8		5-3		F8		4	0	0	0	0	0	2	
Darrell Evans, L (1,3) OBP: 0.306, SLG: 0.204		4-3				HR		1-3		3	1	1	1	0	0	0	
Ken Reitz, R (1,5) OBP: 0.314, SLG: 0.357				K		5-3		6-3		3	0	0	0	0	1	0	
Dave Rader, L (1,2) OBP: 0.305, SLG: 0.322				F8		BB		F7		2	0	0	0	1	0	0	
Marty Perez, R (1,6) OBP: 0.283, SLG: 0.297				F6		9-3		6-3		3	0	0	0	0	0	1	
Rob Dressler, R (1,1) OBP: 0.154, SLG: 0.154				K		K		F8		2	1	0	0	0	2	0	
Gary Thomasson, L (8, PH) OBP: 0.289, SLG: 0.324						3B				1	0	0	0	0	0	0	
Gary Lavelle, S (8, 1) OBP: 0.200, SLG: 0.200										0	0	0	0	0	0	0	
Inning Stats	R: 0 E: 0 K: 0 S: 3	H: 0 LOB: 0 BB: 0 P: 3	R: 0 E: 0 K: 1 S: 5	H: 0 LOB: 0 BB: 0 P: 5	R: 0 E: 0 K: 1 S: 5	H: 0 LOB: 1 BB: 1 P: 9	R: 1 E: 0 K: 0 S: 3	H: 1 LOB: 0 BB: 1 P: 7	R: 0 E: 0 K: 0 S: 3	H: 0 LOB: 0 BB: 0 P: 3	R: 0 E: 0 K: 0 S: 3	H: 0 LOB: 0 BB: 0 P: 3	R: 0 E: 0 K: 0 S: 3	H: 0 LOB: 0 BB: 0 P: 3	1B: 0 2B: 1 3B: 1 HR: 1	SF: 0 SAC: 0 DP: 1 HBP: 0	WP: 1 PA: 31 CS: 0
PITCHER Tom Seaver, R (1,1) ERA: 2.83	IP: 9.0 WLS: W BF: 31 H: 2 R: 2 ER: 2 SO: 6 BB: 2 IBB: 0 HBP: 0 BLK: 0 WP: 1 HR: 1 S: 41 P: 49 ERA: 2.00 WHIP: 0.444																

Batter	1	2	3	4	5	6	7	8	9	AB	R	H	RBI	BB	SO	LOB	BOTTOM		
Bruce Boisclair, L (1,9) OBP: 0.373, SLG: 0.422	F8			G3	L9					4	0	1	0	0	0	1	San Francisco Giants @ New York Mets Shea Stadium, Flushing, NY Fri Jun 18 1976, 7:05 PM EDT Att: 30,888 - Unknown livebaseballscorecards.com		
John Milner, L (1,7) OBP: 0.376, SLG: 0.518	K			HR		FC4-6 BB		CS	3-1	3	1	1	1	1	1	0			
Wayne Garrett, L (1,5) OBP: 0.351, SLG: 0.307	F8			2B		FC4-6 HR		6-3		4	1	1	0	0	0	1			
Ed Kranepool, L (1,3) OBP: 0.338, SLG: 0.397		L3		BB		HR		1-3		3	1	1	2	1	0	0			
Del Unser, L (1,8) OBP: 0.274, SLG: 0.333		4-3		K		5-3		1B		3	0	1	0	0	1	2			
Jerry Grote, R (1,2) OBP: 0.340, SLG: 0.310		6-3		K		5-3				3	0	0	0	0	1	3			
Felix Millan, R (1,4) OBP: 0.308, SLG: 0.318				K		F7				3	0	1	0	0	1	1			
Bud Harrelson, S (1,6) OBP: 0.358, SLG: 0.273				3-1		FC4-6 SH1-4		F8		3	0	0	0	0	0	1			
Tom Seaver, R (1,1) OBP: 0.146, SLG: 0.054				F9		SH1-4		6-3		2	0	0	0	0	0	0			
Inning Stats	R: 0 E: 0 K: 1 S: 5	H: 0 LOB: 0 BB: 0 P: 5	R: 0 E: 0 K: 0 S: 3	H: 0 LOB: 0 BB: 0 P: 3	R: 0 E: 0 K: 1 S: 5	H: 0 LOB: 0 BB: 0 P: 5	R: 1 E: 0 K: 2 S: 9	H: 2 LOB: 1 BB: 1 P: 13	R: 0 E: 0 K: 0 S: 4	H: 1 LOB: 1 BB: 0 P: 4	R: 2 E: 0 K: 0 S: 5	H: 2 LOB: 1 BB: 1 P: 9	R: 0 E: 0 K: 0 S: 3	H: 1 LOB: 0 BB: 0 P: 3	R: 0 E: 0 K: 0 S: 3	H: 0 LOB: 0 BB: 0 P: 3		1B: 3 2B: 1 3B: 0 HR: 2	SF: 0 SAC: 1 DP: 0 HBP: 0
PITCHER Rob Dressler, R (1,1) ERA: 3.86	IP: 7.0 WLS: L BF: 28 H: 6 R: 3 ER: 3 SO: 4 BB: 2 IBB: 0 HBP: 0 BLK: 0 WP: 0 HR: 2 S: 34 P: 42 ERA: 3.86 WHIP: 1.143																		
Gary Lavelle, L (8, 1) ERA: 2.16	IP: 1.0 WLS: 3 BF: 0 H: 0 R: 0 ER: 0 SO: 0 BB: 0 IBB: 0 HBP: 0 BLK: 0 WP: 0 HR: 0 S: 3 P: 3 ERA: 0.00 WHIP: 0.000																		

Batter	1	2	3	4	5	6	7	8	9	AB	R	H	RBI	BB	SO	LOB	TOP																						
Larry Herndon, R OBP: 0.370, SLG: 0.406 (1, 8)	G3	L3-6		F4					K	5	0	1	1	0	1	3																							
Derrel Thomas, S OBP: 0.311, SLG: 0.303 (1, 4)	6-3		K	FC6-4		F6			4-3	5	0	0	0	0	1	2																							
Gary Matthews, R OBP: 0.346, SLG: 0.419 (1, 7)					E4	1-3				5	0	3	0	0	0	1																							
Bobby Murcer, L OBP: 0.353, SLG: 0.354 (1, 9)	K		F3		3-1				CS	4	0	0	0	0	2	3																							
Ken Reitz, R OBP: 0.313, SLG: 0.355 (1, 5)		BB	F8		F3				1-3	4	1	1	0	0	0	2																							
Darrell Evans, L OBP: 0.310, SLG: 0.201 (1, 3)		1B		K					F7	2	1	0	0	2	1	0																							
Marc Hill, R OBP: 0.244, SLG: 0.368 (1, 2)		SH2-4		HR	F8				K	4	1	2	1	0	1	2																							
Marty Perez, R OBP: 0.298, SLG: 0.348 (1, 6)		L3-6		HR					F9	4	2	3	3	0	0	0																							
Jim Barr, R OBP: 0.258, SLG: 0.115 (1, 1)		SH2-4		FC6-4		K			5-3	2	0	0	0	1	1	1																							
Inning Stats	R: 0 E: 0 K: 1 S: 6	H: 1 LOB: 1 BB: 0 P: 6	R: 2 E: 0 K: 0 S: 5	H: 3 LOB: 1 BB: 1 P: 9	R: 0 E: 0 K: 1 S: 6	H: 1 LOB: 1 BB: 0 P: 6	R: 2 E: 0 K: 1 S: 7	H: 2 LOB: 1 BB: 1 P: 11	R: 0 E: 1 K: 0 S: 4	H: 0 LOB: 2 BB: 1 P: 8	R: 1 E: 0 K: 1 S: 7	H: 2 LOB: 1 BB: 0 P: 7	R: 0 E: 0 K: 1 S: 5	H: 0 LOB: 0 BB: 0 P: 5	R: 0 E: 0 K: 1 S: 5	H: 0 LOB: 0 BB: 0 P: 5	R: 0 E: 0 K: 1 S: 5	H: 1 LOB: 0 BB: 0 P: 5	1B: 5 2B: 5 3B: 0 HR: 1	SF: 0 SAC: 1 DP: 1 HBP: 0	WP: 0 PB: 0 SB: 0 CS: 1	PA: 40																	
PITCHER	IP	WLS	BF	H	R	ER	SO	BB	IBB	HBP	BLK	WP	HR	S	P	ERA	WHIP	PITCHER					IP	WLS	BF	H	R	ER	SO	BB	IBB	HBP	BLK	WP	HR	S	P	ERA	WHIP
Mickey Lolich, L ERA: 3.32 (1, 1)	4.0	L	20	7	4	4	3	2	0	0	0	0	1	24	32	9.00	2.250																						
Bob Apodaca, R ERA: 1.94 (5, 1)	4.0		16	2	1	1	3	0	1	0	0	0	0	21	25	2.25	0.500																						
Ken Sanders, R ERA: 1.77 (9, 1)	1.0		3	1	0	0	1	0	0	0	0	0	0	5	5	0.00	1.000																						

San Francisco Giants @ New York Mets
Shea Stadium, Flushing, NY
Sat Jun 19 1976, 3:33 AM EDT
Att: 24,897 - Unknown

AB	35
R	5
H	10
RBI	5
BB	3
SO	7
LOB	14



Batter	1	2	3	4	5	6	7	8	9	AB	R	H	RBI	BB	SO	LOB	BOTTOM																						
Felix Millan, R OBP: 0.307, SLG: 0.316 (1, 4)	F8		L9			G3-6-3		G4-6-3		4	0	1	0	0	0	2																							
John Milner, L OBP: 0.370, SLG: 0.509 (1, 7)	F8		F5			G3-6-3			F7	3	0	0	0	0	0	2																							
Bruce Boisclair, L OBP: 0.382, SLG: 0.431 (8, 7)									1B	1	0	1	0	0	0	0																							
Dave Kingman, R OBP: 0.277, SLG: 0.532 (1, 9)	F9				1-3	F7			F7	4	0	0	0	0	0	1																							
Ed Kranepool, L OBP: 0.336, SLG: 0.394 (1, 3)		4-3				F7			4-3	4	0	1	0	0	0	0																							
Wayne Garrett, L OBP: 0.346, SLG: 0.303 (1, 5)		G3		K		F8				3	0	0	0	0	1	1																							
Del Unser, L OBP: 0.276, SLG: 0.347 (1, 8)				F8						3	0	2	0	0	0	1																							
Jerry Grote, R OBP: 0.335, SLG: 0.304 (1, 2)		F8				F9			F8	3	0	0	0	0	0	2																							
Bud Harrelson, S OBP: 0.358, SLG: 0.274 (1, 6)			SH1-4			F7			6-3	3	0	1	0	0	0	0																							
Mickey Lolich, S OBP: 0.269, SLG: 0.208 (1, 1)			SH1-4							0	0	0	0	0	0	0																							
Bob Apodaca, R OBP: 0.375, SLG: 0.429 (5, 1)						5-3				1	0	0	0	0	0	0																							
Mike Vail, R OBP: 0.500, SLG: 0.500 (6, PH)									G4-6-3	1	0	1	0	0	0	0																							
Leon Brown, R OBP: 0.250, SLG: 0.258 (8, PR)										0	0	0	0	0	0	0																							
Ken Sanders, R (9, 1)										0	0	0	0	0	0	0																							
Inning Stats	R: 0 E: 0 K: 0 S: 3	H: 0 LOB: 0 BB: 0 P: 3	R: 0 E: 0 K: 0 S: 4	H: 1 LOB: 1 BB: 0 P: 4	R: 0 E: 0 K: 0 S: 4	H: 1 LOB: 1 BB: 0 P: 4	R: 0 E: 0 K: 1 S: 6	H: 1 LOB: 1 BB: 0 P: 6	R: 0 E: 0 K: 0 S: 3	H: 0 LOB: 0 BB: 0 P: 3	R: 0 E: 0 K: 0 S: 3	H: 1 LOB: 1 BB: 0 P: 3	R: 0 E: 0 K: 0 S: 4	H: 1 LOB: 1 BB: 0 P: 4	R: 0 E: 0 K: 0 S: 3	H: 1 LOB: 0 BB: 0 P: 3	R: 0 E: 0 K: 0 S: 3	H: 1 LOB: 0 BB: 0 P: 3	1B: 5 2B: 2 3B: 0 HR: 0	SF: 0 SAC: 1 DP: 2 HBP: 0	WP: 0 PB: 0 SB: 0 CS: 0	PA: 31																	
PITCHER	IP	WLS	BF	H	R	ER	SO	BB	IBB	HBP	BLK	WP	HR	S	P	ERA	WHIP	PITCHER					IP	WLS	BF	H	R	ER	SO	BB	IBB	HBP	BLK	WP	HR	S	P	ERA	WHIP
Jim Barr, R ERA: 2.74 (1, 1)	9.0	W	31	7	0	0	1	0	0	0	0	0	0	33	33	0.00	0.778																						

San Francisco Giants @ New York Mets
Shea Stadium, Flushing, NY
Sat Jun 19 1976, 3:33 AM EDT
Att: 24,897 - Unknown

AB	30
R	0
H	7
RBI	0
BB	0
SO	1
LOB	9




Batter	1	2	3	4	5	6	7	8	9	AB	R	H	RBI	BB	SO	LOB	TOP					
Larry Herndon, R (1, 8) OBP: 0.375, SLG: 0.405										5	1	2	2	1	2	4	San Francisco Giants @ New York Mets Shea Stadium, Flushing, NY Sun Jun 20 1976, 3:33 AM EDT Att: 28,752 - Unknown					
Marty Perez, R (1, 4) OBP: 0.302, SLG: 0.367										5	2	2	0	0	0	3						
Derrel Thomas, S (1, 9) OBP: 0.309, SLG: 0.305										5	1	1	1	0	2	1						
Gary Matthews, R (1, 7) OBP: 0.347, SLG: 0.418										5	0	2	1	0	1	2						
Chris Speier, R (1, 6) OBP: 0.322, SLG: 0.311										5	0	2	0	0	1	4						
Ken Reitz, R (1, 5) OBP: 0.311, SLG: 0.352										5	1	1	2	0	1	4						
Darrell Evans, L (1, 3) OBP: 0.323, SLG: 0.223										3	2	2	0	2	0	0						
Marc Hill, R (1, 2) OBP: 0.253, SLG: 0.375										4	2	1	0	1	1	3						
Ed Halicki, R (1, 1) OBP: 0.333, SLG: 0.250										3	0	2	3	0	0	1						
Randy Moffitt, R (8, 1) OBP: 0.400, SLG: 0.400										1	0	0	0	0	1	1						
Inning Stats	R: 5 E: 0 K: 0 S: 8	H: 5 LOB: 2 BB: 2 P: 16	R: 1 E: 0 K: 2 S: 9	H: 2 LOB: 1 BB: 0 P: 9	R: 1 E: 0 K: 0 S: 5	H: 2 LOB: 1 BB: 0 P: 5	R: 0 E: 0 K: 0 S: 4	H: 1 LOB: 1 BB: 0 P: 4	R: 1 E: 0 K: 0 S: 4	H: 1 LOB: 1 BB: 1 P: 8	R: 0 E: 0 K: 1 S: 6	H: 1 LOB: 1 BB: 0 P: 6	R: 1 E: 0 K: 1 S: 7	H: 2 LOB: 1 BB: 0 P: 7	R: 0 E: 0 K: 2 S: 8	H: 1 LOB: 1 BB: 0 P: 8	R: 0 E: 0 K: 3 S: 9	H: 0 LOB: 1 BB: 1 P: 13	1B: 10 2B: 4 3B: 1 HR: 0	SF: 0 SAC: 1 DP: 0 HBP: 0	WP: 1 PB: 0 SB: 0 CS: 0	PA: 46
PITCHER	IP WLS BF H R ER SO BB IBB HBP BLK WP HR S P ERA WHIP																					
Jon Matlack, L (1, 1) ERA: 2.8	3.0 L 20 9 7 7 2 1 1 0 0 0 1 0 22 30 21.00 3.333																					
Ken Sanders, R (4, 1) ERA: 2.01	2.0 9 2 1 1 0 1 0 0 0 0 0 0 8 12 4.50 1.500																					
Bob Myrick, L (6, 1) ERA: 1.8	2.0 9 3 1 1 2 0 0 0 0 0 0 0 13 12 4.50 1.500																					
Skip Lockwood, R (8, 1) ERA: 2.09	2.0 8 1 0 0 5 1 0 0 0 0 0 0 17 21 0.00 1.000																					


Batter	1	2	3	4	5	6	7	8	9	AB	R	H	RBI	BB	SO	LOB	BOTTOM					
Wayne Garrett, L (1, 5) OBP: 0.345, SLG: 0.298										3	0	0	0	1	1	1	San Francisco Giants @ New York Mets Shea Stadium, Flushing, NY Sun Jun 20 1976, 3:33 AM EDT Att: 28,752 - Unknown					
Felix Milan, R (1, 4) OBP: 0.306, SLG: 0.315										4	0	1	0	0	0	0						
Dave Kingman, R (1, 9) OBP: 0.273, SLG: 0.524										4	0	0	0	0	0	2						
Ed Kranepool, L (1, 7) OBP: 0.335, SLG: 0.396										4	0	1	0	0	0	1						
Joe Torre, R (1, 3) OBP: 0.346, SLG: 0.427										3	1	0	0	1	1	1						
Del Unser, L (1, 8) OBP: 0.282, SLG: 0.350										4	1	2	0	0	1	0						
Jerry Grote, R (1, 2) OBP: 0.335, SLG: 0.304										0	0	0	0	0	0	0						
Jay Kleven, R (2, PH) (3, 2)										3	0	0	0	0	1	3						
Bud Harrelson, S (1, 6) OBP: 0.363, SLG: 0.284										2	0	1	2	1	1	0						
Jon Matlack, L (1, 1) ERA: 2.83	7.0 W 27 5 2 2 4 3 0 0 0 0 0 0 32 44 2.57 1.143																					
Ed Halicki, R (8, 1) ERA: 5.23	2.0 6 0 0 0 1 0 0 0 0 0 0 0 8 8 0.00 0.000																					
PITCHER	IP WLS BF H R ER SO BB IBB HBP BLK WP HR S P ERA WHIP																					
Randy Moffitt, R (8, 1) ERA: 2.64	2.0 6 0 0 0 1 0 0 0 0 0 0 0 8 8 0.00 0.000																					
Inning Stats	R: 0 E: 0 K: 0 S: 3	H: 1 LOB: 1 BB: 1 P: 7	R: 0 E: 0 K: 1 S: 5	H: 1 LOB: 0 BB: 0 P: 5	R: 0 E: 0 K: 2 S: 7	H: 0 LOB: 0 BB: 0 P: 7	R: 0 E: 0 K: 0 S: 3	H: 0 LOB: 0 BB: 0 P: 3	R: 2 E: 0 K: 1 S: 7	H: 2 LOB: 1 BB: 1 P: 11	R: 0 E: 0 K: 0 S: 4	H: 1 LOB: 1 BB: 0 P: 4	R: 0 E: 0 K: 0 S: 3	H: 0 LOB: 1 BB: 1 P: 7	R: 0 E: 0 K: 0 S: 3	H: 0 LOB: 0 BB: 0 P: 3	R: 0 E: 0 K: 1 S: 5	H: 0 LOB: 0 BB: 0 P: 5	1B: 3 2B: 2 3B: 0 HR: 0	SF: 0 SAC: 0 DP: 2 HBP: 0	WP: 0 PB: 0 SB: 0 CS: 0	PA: 33



Batter	1	2	3	4	5	6	7	8	9	AB	R	H	RBI	BB	SO	LOB	TOP			
Larry Herndon, R OBP: 0.372, SLG: 0.401	F9						F9		F8	4	0	1	0	0	0	0	San Francisco Giants @ San Diego Padres San Diego Stadium, San Diego, CA Mon Jun 21 1976, 10:05 PM EDT Att: 10,627 - Unknown livebaseballscorecards.com			
Mike Caldwell, R OBP: 0.167, SLG: 0.167			BB			L9				0	0	0	0	0	0	0				
Dave Rader, L OBP: 0.302, SLG: 0.319			BB							1	0	0	0	0	0	0				
Marty Perez, R OBP: 0.308, SLG: 0.361	4-0									2	0	0	0	2	1	0				
Mike Sadek, R OBP: 0.390, SLG: 0.361						4-3			4-3	0	0	0	0	0	0	0				
Glenn Adams, L OBP: 0.233, SLG: 0.267			BB				K			1	0	0	0	0	0	0				
Gary Matthews, R OBP: 0.349, SLG: 0.420										4	0	2	0	0	1	2				
Bobby Murcer, L OBP: 0.355, SLG: 0.354										3	0	1	0	1	1	2				
Darrell Evans, L OBP: 0.321, SLG: 0.224										4	1	1	0	0	0	7				
Chris Speier, R OBP: 0.318, SLG: 0.306										4	0	0	0	0	0	3				
Ken Reitz, R OBP: 0.310, SLG: 0.354										4	0	1	1	0	2	2				
Steve Ontiveros, S OBP: 0.246, SLG: 0.196										0	0	0	0	0	0	0				
Marc Hill, R OBP: 0.247, SLG: 0.366										2	0	0	0	0	0	0				
Derrel Thomas, S OBP: 0.311, SLG: 0.306										2	1	1	0	0	0	1				
John Montefusco, R OBP: 0.211, SLG: 0.200										2	0	0	0	0	2	1				
Dave Heaverlo, L OBP: 0.300, SLG: 0.417										0	0	0	0	0	0	0				
Gary Thomasson, L OBP: 0.300, SLG: 0.417										2	1	1	2	0	1	0				
Inning Stats	R: 0 E: 0 K: 1 S: 6	H: 1 LOB: 2 BB: 1 P: 10	R: 0 E: 1 K: 2 S: 8	H: 0 LOB: 1 BB: 0 P: 8	R: 0 E: 0 K: 0 S: 3	H: 1 LOB: 2 BB: 2 P: 11	R: 0 E: 0 K: 0 S: 3	H: 0 LOB: 0 BB: 0 P: 3	R: 0 E: 0 K: 1 S: 5	H: 2 LOB: 2 BB: 0 P: 7	R: 2 E: 0 K: 2 S: 9	H: 2 LOB: 1 BB: 0 P: 9	R: 1 E: 0 K: 0 S: 5	H: 2 LOB: 0 BB: 0 P: 5	R: 0 E: 0 K: 1 S: 5	H: 0 LOB: 0 BB: 0 P: 5	1B: 6 2B: 1 3B: 0 HR: 1	SF: 0 SAC: 0 DP: 1 HBP: 0	WP: 0 PB: 0 SB: 0 CS: 0	PA: 38
PITCHER Dave Freisleben, R ERA: 1.52	IP: 9.0 WLS: W BF: 38 H: 8 R: 3 ER: 3 SO: 8 BB: 3 IBB: 0 HBP: 0 BLK: 0 WP: 0 HR: 1 S: 51 P: 63 ERA: 3.00 WHIP: 1.222																			

Batter	1	2	3	4	5	6	7	8	9	AB	R	H	RBI	BB	SO	LOB	BOTTOM				
Johnny Grubb, L OBP: 0.436, SLG: 0.443										4	2	2	1	0	0	2	San Francisco Giants @ San Diego Padres San Diego Stadium, San Diego, CA Mon Jun 21 1976, 10:05 PM EDT Att: 10,627 - Unknown livebaseballscorecards.com				
Luis Melendez, R OBP: 0.203, SLG: 0.197		4-3								0	0	0	0	0	0	0					
Tito Fuentes, S OBP: 0.306, SLG: 0.336										3	0	2	0	0	0	0					
Willie Davis, L OBP: 0.306, SLG: 0.412										4	1	3	2	0	0	1					
Willie McCovey, L OBP: 0.285, SLG: 0.339										4	0	0	0	0	0	3					
Mike Ivie, R OBP: 0.303, SLG: 0.415										0	0	0	0	0	0	0					
Dave Winfield, R OBP: 0.370, SLG: 0.491										4	3	3	0	0	0	0					
Ted Kubiak, S OBP: 0.388, SLG: 0.366										3	0	2	0	0	0	0					
Hector Torres, R OBP: 0.296, SLG: 0.360										4	0	1	1	0	0	3					
Fred Kendall, R OBP: 0.276, SLG: 0.244										3	0	0	0	0	1	3					
Dave Freisleben, R OBP: 0.357, SLG: 0.500										3	0	1	1	0	0	1					
Inning Stats	R: 1 E: 0 K: 0 S: 4	H: 2 LOB: 0 BB: 0 P: 4	R: 1 E: 0 K: 1 S: 8	H: 3 LOB: 2 BB: 0 P: 8	R: 0 E: 0 K: 0 S: 3	H: 2 LOB: 0 BB: 0 P: 3	R: 1 E: 0 K: 0 S: 5	H: 2 LOB: 1 BB: 0 P: 5	R: 2 E: 0 K: 0 S: 5	H: 2 LOB: 0 BB: 0 P: 5	R: 0 E: 0 K: 0 S: 3	H: 1 LOB: 0 BB: 0 P: 3	R: 0 E: 0 K: 0 S: 4	H: 1 LOB: 1 BB: 0 P: 4	R: 1 E: 1 K: 0 S: 4	H: 1 LOB: 0 BB: 0 P: 4		1B: 10 2B: 2 3B: 1 HR: 2	SF: 0 SAC: 2 DP: 2 HBP: 0	WP: 0 PB: 0 SB: 0 CS: 0	PA: 34
PITCHER John Montefusco, R ERA: 2.99	IP: 5.0 WLS: L BF: 23 H: 11 R: 5 ER: 5 SO: 11 BB: 0 IBB: 0 HBP: 0 BLK: 0 WP: 0 HR: 2 S: 25 P: 25 ERA: 9.00 WHIP: 2.200																				
Dave Heaverlo, R ERA: 4.59	IP: 1.0 WLS: 0 BF: 3 H: 1 R: 0 ER: 0 SO: 0 BB: 0 IBB: 0 HBP: 0 BLK: 0 WP: 0 HR: 0 S: 3 P: 3 ERA: 0.00 WHIP: 1.000																				
Mike Caldwell, L ERA: 4.27	IP: 2.0 WLS: 0 BF: 8 H: 2 R: 1 ER: 0 SO: 0 BB: 0 IBB: 0 HBP: 0 BLK: 0 WP: 0 HR: 0 S: 8 P: 8 ERA: 0.00 WHIP: 1.000																				

Batter	1	2	3	4	5	6	7	8	9	AB	R	H	RBI	BB	SO	LOB	TOP	
Larry Herndon, R OBP: 0.369, SLG: 0.394 (1, 8)	4-3	K			3-1			BB		3	0	0	0	1	1	2	<p>San Francisco Giants @ San Diego Padres San Diego Stadium, San Diego, CA Tue Jun 22 1976, 10:05 PM EDT Att: 29,940 - Unknown</p> <p>AB 30 R 2 H 4 RBI 2 BB 2 SO 4 LOB 6</p> 	
Marty Perez, R OBP: 0.299, SLG: 0.349 (1, 4)	6-3		6-3			F9		L7		4	0	0	0	0	0	1		
Gary Matthews, R OBP: 0.345, SLG: 0.413 (1, 7)	F8		F8			5-3		L6		4	0	0	0	0	0	0		
Bobby Murcer, L OBP: 0.351, SLG: 0.348 (1, 9)		1-3	K			F9		G3		4	0	0	0	0	1	0		
Chris Speier, R OBP: 0.317, SLG: 0.305 (1, 6)		1B			L7			6-3		4	1	1	0	0	0	0		
Ken Reitz, R OBP: 0.310, SLG: 0.354 (1, 5)		FC6-4			4-3			5-3		3	1	1	0	0	0	0		
Darrell Evans, L OBP: 0.322, SLG: 0.226 (1, 3)					K			K		3	0	1	1	0	2	0		
Marc Hill, R OBP: 0.250, SLG: 0.357 (8, PR)										2	0	0	0	1	0	2		
Mike Sadek, R OBP: 0.300, SLG: 0.361 (8, 2)		FC6-4			5-3			G3-6-3		0	0	0	0	0	0	0		
John D'Acquisto, R OBP: 0.375, SLG: 0.375 (1, 1)										2	0	1	1	0	0	0		
Gary Lavelle, S OBP: 0.200, SLG: 0.200 (7, 1)										0	0	0	0	0	0	0		
Dave Heaverlo, R OBP: 0.309, SLG: 0.305 (8, PH)										0	0	0	0	0	0	0		
Derrel Thomas, S OBP: 0.309, SLG: 0.305 (8, 1)										1	0	0	0	0	0	1		
Mike Caldwell, R OBP: 0.167, SLG: 0.167 (8, 1)										0	0	0	0	0	0	0		
Inning Stats	R: 0 E: 0 K: 0 S: 3	H: 0 LOB: 0 BB: 0 P: 3	R: 2 E: 0 K: 1 S: 9	H: 4 LOB: 2 BB: 0 P: 9	R: 0 E: 0 K: 1 S: 5	H: 0 LOB: 0 BB: 0 P: 5	R: 0 E: 0 K: 1 S: 5	H: 0 LOB: 0 BB: 0 P: 5	R: 0 E: 0 K: 1 S: 5	H: 0 LOB: 0 BB: 0 P: 5	R: 0 E: 0 K: 0 S: 2	H: 0 LOB: 1 BB: 2 P: 10	R: 0 E: 0 K: 0 S: 3	H: 0 LOB: 0 BB: 0 P: 3	1B: 4 2B: 0 3B: 0 HR: 0	SF: 0 SAC: 0 DP: 1 HBP: 0		WP: 0 PB: 0 SB: 0 CS: 0
PITCHER Randy Jones, L ERA: 2.45 (1, 1)	IP: 9.0 WLS: W BF: 32 H: 4 R: 2 ER: 2 SO: 4 BB: 2 IBB: 0 HBP: 0 BLK: 0 WP: 0 HR: 0 S: 38 P: 46 ERA: 2.00 WHIP: 0.667															PITCHER		

Batter	1	2	3	4	5	6	7	8	9	AB	R	H	RBI	BB	SO	LOB	BOTTOM		
Enzo Hernandez, R OBP: 0.342, SLG: 0.321 (1, 6)	SH1-3		CS		F9		F7			3	0	1	0	1	0	2	<p>San Francisco Giants @ San Diego Padres San Diego Stadium, San Diego, CA Tue Jun 22 1976, 10:05 PM EDT Att: 29,940 - Unknown</p> <p>AB 28 R 4 H 8 RBI 3 BB 4 SO 2 LOB 15</p> 		
Tito Fuentes, S OBP: 0.313, SLG: 0.353 (1, 4)	SH1-3		SH3-4							1	1	1	2	1	0	0			
Willie Davis, L OBP: 0.305, SLG: 0.406 (1, 8)	4-3		F4				F9			3	0	0	0	1	0	2			
Willie McCovey, L OBP: 0.284, SLG: 0.331 (7, PR)	F2				F8		4-3			3	0	0	0	1	0	4			
Mike Ivie, R OBP: 0.303, SLG: 0.415 (8, 3)										0	0	0	0	0	0	0			
Dave Winfield, R OBP: 0.372, SLG: 0.496 (1, 9)			F6							4	1	2	0	0	1	1			
Johnny Grubb, L OBP: 0.432, SLG: 0.453 (9, 7)										3	1	1	0	0	1	1			
Luis Melendez, R OBP: 0.203, SLG: 0.197 (1, 5)										0	0	0	0	0	0	0			
Ted Kubiak, S OBP: 0.374, SLG: 0.349 (1, 5)			F7		F7		G3			4	0	0	0	0	0	3			
Fred Kendall, R OBP: 0.281, SLG: 0.256 (1, 2)										4	0	2	1	0	0	0			
Randy Jones, R OBP: 0.125, SLG: 0.067 (1, 1)										3	1	1	0	0	0	2			
Inning Stats	R: 0 E: 0 K: 0 S: 3	H: 0 LOB: 1 BB: 1 P: 7	R: 1 E: 0 K: 0 S: 5	H: 2 LOB: 1 BB: 0 P: 5	R: 0 E: 0 K: 0 S: 3	H: 1 LOB: 0 BB: 0 P: 3	R: 0 E: 0 K: 0 S: 4	H: 1 LOB: 1 BB: 0 P: 4	R: 0 E: 1 K: 0 S: 4	H: 1 LOB: 3 BB: 2 P: 12	R: 1 E: 0 K: 0 S: 4	H: 1 LOB: 2 BB: 1 P: 11	R: 2 E: 0 K: 1 S: 5	H: 0 LOB: 0 BB: 0 P: 5	1B: 4 2B: 3 3B: 0 HR: 1	SF: 0 SAC: 3 DP: 0 HBP: 0		WP: 0 PB: 0 SB: 1 CS: 1	PA: 35
PITCHER John D'Acquisto, R ERA: 5.95 (7, 1)	IP: 6.1 WLS: L BF: 28 H: 7 R: 3 ER: 3 SO: 3 BB: 3 IBB: 0 HBP: 0 BLK: 0 WP: 0 HR: 0 S: 25 P: 37 ERA: 4.26 WHIP: 1.579															PITCHER			
Gary Lavelle, L ERA: 2.32 (7, 1)	IP: 0.1 WLS: L BF: 3 H: 1 R: 1 ER: 1 SO: 1 BB: 0 IBB: 0 HBP: 0 BLK: 0 WP: 0 HR: 1 S: 2 P: 6 ERA: 27.00 WHIP: 6.000																		
Dave Heaverlo, R ERA: 4.54 (8, 1)	IP: 0.1 WLS: L BF: 1 H: 0 R: 0 ER: 0 SO: 1 BB: 0 IBB: 0 HBP: 0 BLK: 0 WP: 0 HR: 0 S: 3 P: 3 ERA: 0.00 WHIP: 0.000																		
Mike Caldwell, L ERA: 4.2 (8, 1)	IP: 1.0 WLS: L BF: 3 H: 0 R: 0 ER: 0 SO: 1 BB: 0 IBB: 0 HBP: 0 BLK: 0 WP: 0 HR: 0 S: 5 P: 5 ERA: 0.00 WHIP: 0.000																		

Batter	1	2	3	4	5	6	7	8	9	AB	R	H	RBI	BB	SO	LOB	TOP					
Enzo Hernandez, R (1, 6) OBP: 0.327, SLG: 0.306 Merv Rettenmund, R (9, PH) OBP: 0.381, SLG: 0.333										5	0	1	0	0	1	2	San Diego Padres @ San Francisco Giants Candlestick Park, San Francisco, CA Wed Jun 23 1976, 10:05 PM EDT Att: 15,571 - Unknown livebaseballscorecards.com					
Ted Kubiak, S (1, 4) OBP: 0.381, SLG: 0.359 Butch Metzger, R (8, 1)										5	0	3	0	0	0	2						
Willie Davis, L (1, 8) OBP: 0.309, SLG: 0.414										5	0	0	0	0	0	6						
Dave Winfield, R (1, 9) OBP: 0.371, SLG: 0.494										5	2	2	0	0	1	2						
Johnny Grubb, L (1, 7) OBP: 0.451, SLG: 0.472										5	2	1	0	0	0	2						
Mike Ivie, R (1, 3) OBP: 0.324, SLG: 0.449										5	2	4	3	0	0	0						
Doug Rader, R (1, 5) OBP: 0.346, SLG: 0.411										4	1	2	1	1	0	2						
Fred Kendall, R (1, 2) OBP: 0.284, SLG: 0.256 Willie McCovey, L (9, PH) OBP: 0.295, SLG: 0.348 Luis Melendez, R (9, FR) OBP: 0.203, SLG: 0.197										3	0	0	1	1	0	2						
Dave Tomlin, L (1, 1) Rich Folkers, L (3, 1) Jerry Turner, L (4, PH) Ken Reynolds, L (4, 1) Gene Locklear, L (6, PH) Dan Spillner, R (6, 1) Tito Fuentes, S (8, PH) OBP: 0.332, SLG: 0.351										1	0	0	0	0	0	0						
Inning Stats	R: 0 E: 0 K: 1 S: 5	H: 0 LOB: 0 BB: 0 P: 5	R: 0 E: 0 K: 0 S: 4	H: 1 LOB: 1 BB: 0 P: 4	R: 0 E: 0 K: 0 S: 5	H: 2 LOB: 2 BB: 0 P: 5	R: 2 E: 1 K: 0 S: 6	H: 2 LOB: 1 BB: 0 P: 6	R: 0 E: 0 K: 0 S: 3	H: 0 LOB: 2 BB: 2 P: 11	R: 0 E: 0 K: 1 S: 6	H: 1 LOB: 1 BB: 0 P: 6	R: 3 E: 1 K: 0 S: 8	H: 4 LOB: 2 BB: 0 P: 8	R: 2 E: 0 K: 1 S: 9	H: 4 LOB: 2 BB: 0 P: 9		1B: 13 2B: 2 3B: 0 HR: 0	SF: 0 SAC: 0 DP: 0 HBP: 0	WP: 0 PB: 0 SB: 0 CS: 0	PA: 46	
PITCHER	IP WLS BF H R ER SO BB IBB HBP BLK WP HR S P ERA WHIP	7.0 W 34 10 5 3 2 2 0 0 0 0 0 0 36 44 3.86 1.714	1.1 S 10 5 2 2 0 0 0 0 0 0 0 0 10 10 13.50 3.750	0.2 S 2 0 0 0 1 0 0 0 0 0 0 0 4 4 0.00 0.000	PITCHER																	
Jim Barr, R (1, 1) ERA: 2.81																						
John Montefusco, R (8, 1) ERA: 3.12																						
Dave Heaverlo, R (9, 1) ERA: 4.32																						
Batter	1	2	3	4	5	6	7	8	9	AB	R	H	RBI	BB	SO	LOB	BOTTOM					
Gary Thomasson, L (1, 8) OBP: 0.313, SLG: 0.477 Larry Hemdon, R (6, FR) OBP: 0.365, SLG: 0.389										4	0	2	0	0	1	0	San Diego Padres @ San Francisco Giants Candlestick Park, San Francisco, CA Wed Jun 23 1976, 10:05 PM EDT Att: 15,571 - Unknown livebaseballscorecards.com					
Marty Perez, R (1, 4) OBP: 0.308, SLG: 0.351										5	2	2	0	0	1	2						
Gary Matthews, R (1, 7) OBP: 0.352, SLG: 0.417										2	2	2	0	2	0	0						
Bobby Murcer, L (1, 9) OBP: 0.355, SLG: 0.357										2	1	1	3	2	0	2						
Chris Speier, R (1, 6) OBP: 0.318, SLG: 0.306										3	1	1	1	1	0	2						
Ken Reitz, R (1, 5) OBP: 0.315, SLG: 0.356										3	1	1	0	1	0	3						
Darrell Evans, L (1, 3) OBP: 0.329, SLG: 0.281										4	1	1	4	0	0	1						
Mike Sadek, R (1, 2) OBP: 0.356, SLG: 0.325										4	0	0	0	0	0	0						
Jim Barr, R (1, 1) OBP: 0.235, SLG: 0.103 John Montefusco, R (8, 1) OBP: 0.205, SLG: 0.194 Dave Heaverlo, R (9, 1)										3	0	0	0	0	1	0						
Inning Stats	R: 3 E: 0 K: 0 S: 7	H: 4 LOB: 1 BB: 0 P: 7	R: 0 E: 0 K: 1 S: 5	H: 0 LOB: 0 BB: 0 P: 5	R: 5 E: 0 K: 1 S: 8	H: 3 LOB: 0 BB: 2 P: 16	R: 0 E: 0 K: 0 S: 3	H: 1 LOB: 3 BB: 3 P: 15	R: 0 E: 0 K: 0 S: 4	H: 2 LOB: 2 BB: 1 P: 8	R: 0 E: 0 K: 0 S: 3	H: 0 LOB: 0 BB: 0 P: 3	R: 0 E: 0 K: 1 S: 5	H: 0 LOB: 0 BB: 0 P: 5	R: 0 E: 0 K: 1 S: 5	H: 0 LOB: 0 BB: 0 P: 5		1B: 6 2B: 3 3B: 0 HR: 2	SF: 0 SAC: 0 DP: 1 HBP: 0	WP: 0 PB: 0 SB: 0 CS: 0	PA: 38	
PITCHER	IP WLS BF H R ER SO BB IBB HBP BLK WP HR S P ERA WHIP	2.0 L 12 5 5 5 1 1 0 0 0 0 1 7 11 27.00 2.000	1.0 6 2 3 3 1 0 1 0 0 0 0 1 7 11 27.00 2.000	2.0 9 1 0 0 0 3 0 0 0 0 0 6 18 0.00 2.000	2.0 8 2 0 0 0 0 1 0 0 0 0 7 11 0.00 1.000	1.0 3 0 0 0 1 0 0 0 0 0 5 5 0.00 0.000	PITCHER															
Dave Tomlin, L (1, 1) ERA: 6.75																						
Rich Folkers, L (3, 1) ERA: 5.4																						
Ken Reynolds, L (4, 1) ERA: 4.05																						
Dan Spillner, R (6, 1) ERA: 3.51																						
Butch Metzger, R (8, 1) ERA: 1.82																						

Batter	1	2	3	4	5	6	7	8	9	AB	R	H	RBI	BB	SO	LOB	TOP				
Enzo Hernandez, R (1, 6) OBP: 0.325, SLG: 0.304 Willie Davis, L (9, PH) OBP: 0.312, SLG: 0.417	K		5-3		F2			1B	1B	4	0	1	0	0	1	0	San Diego Padres @ San Francisco Giants Candlestick Park, San Francisco, CA Thu Jun 24 1976, 6:33 AM EDT Att: 3,167 - Unknown livebaseballscores.com				
Tito Fuentes, S (1, 4) OBP: 0.305, SLG: 0.345	F7		4-3		G3			E4	SF7	4	0	0	1	0	0	1					
Johnny Grubb, L (1, 7) OBP: 0.448, SLG: 0.461	F6		1B		L9			1B	K	4	0	1	0	1	1	2					
Willie McCovey, L (1, 3) OBP: 0.298, SLG: 0.372		HR	1B		F3			F6	4-3	5	1	2	1	0	0	5					
Dave Winfield, R (1, 9) OBP: 0.369, SLG: 0.490		2B	1B		F3			G5-4-3		4	1	1	0	0	0	5					
Ted Kubiak, S (1, 5) OBP: 0.394, SLG: 0.379		2B			K				1B	3	1	2	1	1	1	0					
Luis Melendez, R (1, 8) OBP: 0.192, SLG: 0.186	9-5				6-3			G1-6-3	E4	4	1	0	0	0	0	3					
Fred Kendall, R (1, 2) OBP: 0.289, SLG: 0.257					F9			E9	1B	3	1	1	0	0	0	0					
Alan Foster, R (1, 1) Ken Reynolds, L (1, 1) Dan Spillner, R (6, 1) Rich Folkers, L (6, 1) Mike Ivie, R (7, PH) Dave Tomlin, L (7, 1) Merv Rettenmund, R (9, PH)	4-3				F9			F9	1B	0	0	0	0	0	0	0					
Inning Stats	R: 0 E: 0 K: 1 S: 5	H: 0 LOB: 0 BB: 0 P: 5	R: 2 E: 0 K: 0 S: 5	H: 3 LOB: 1 BB: 0 P: 6	R: 0 E: 0 K: 0 S: 4	H: 1 LOB: 2 BB: 1 P: 8	R: 0 E: 0 K: 1 S: 5	H: 0 LOB: 0 BB: 0 P: 5	R: 0 E: 0 K: 0 S: 3	H: 0 LOB: 0 BB: 0 P: 3	R: 0 E: 0 K: 0 S: 3	H: 0 LOB: 1 BB: 1 P: 7	R: 0 E: 1 K: 0 S: 5	H: 2 LOB: 2 BB: 0 P: 5	R: 3 E: 1 K: 1 S: 10	H: 4 LOB: 2 BB: 0 P: 10		1B: 8 2B: 2 3B: 0 HR: 1	SF: 1 SAC: 0 DP: 3 HBP: 1	WP: 0 PB: 0 SB: 0 CS: 0	PA: 40
PITCHER	IP	WLS	BF	H	R	ER	SO	BB	IBB	HBP	BLK	WP	HR	S	P	ERA	WHIP				
Charlie Williams, R (1, 1) ERA: 2.08	6.0	W	23	4	2	2	2	1	0	1	0	0	1	25	30	3.00	0.833				
Mike Caldwell, L (7, 1) ERA: 4.35	2.0		13	5	3	2	0	1	0	0	0	0	0	12	16	9.00	3.000				
Dave Heaverlo, R (9, 1) ERA: 4.29	0.1		2	1	0	0	0	0	0	0	0	0	0	2	2	0.00	3.000				
Gary Lavelle, L (9, 1) ERA: 2.29	0.2	S	2	0	0	0	1	0	0	0	0	0	0	4	4	0.00	0.000				

Batter	1	2	3	4	5	6	7	8	9	AB	R	H	RBI	BB	SO	LOB	BOTTOM				
Gary Thomasson, L (1, 8) OBP: 0.327, SLG: 0.468 Mike Caldwell, R (7, 1) OBP: 0.154, SLG: 0.154 Dave Heaverlo, R (9, 1) OBP: 0.200, SLG: 0.200	4-3	1B			F8	3B	6-3			3	1	1	2	1	0	0	San Diego Padres @ San Francisco Giants Candlestick Park, San Francisco, CA Thu Jun 24 1976, 6:33 AM EDT Att: 3,167 - Unknown livebaseballscores.com				
Derrel Thomas, S (1, 4) OBP: 0.315, SLG: 0.320	1B	F4			5-3	1B		1B		5	1	3	2	0	0	2					
Gary Matthews, R (1, 7) OBP: 0.356, SLG: 0.418	K				1B	1B		F8		4	1	2	1	1	1	2					
Bobby Murcer, L (1, 9) OBP: 0.352, SLG: 0.354	G3				K	2B		F3		5	0	1	0	0	2	4					
Darrell Evans, L (1, 3) OBP: 0.330, SLG: 0.290		4-3			K			F5		5	1	2	1	0	1	1					
Chris Speier, R (1, 6) OBP: 0.318, SLG: 0.303		1B			K					2	1	0	0	1	1	2					
Ken Reitz, R (1, 5) OBP: 0.322, SLG: 0.373		1B			1B	2B		F8		4	2	3	1	0	0	0					
Marc Hill, R (1, 2) OBP: 0.255, SLG: 0.360 Glenn Adams, L (6, PH) OBP: 0.258, SLG: 0.323 Larry Herndon, R (6, FR) OBP: 0.368, SLG: 0.399		1B			1B	3B				2	0	2	0	0	0	0					
Charlie Williams, R (1, 1) Steve Ontiveros, S (6, PH) Mike Sadek, R (7, 2) OBP: 0.348, SLG: 0.317		1B			1B	2B				1	0	1	1	0	0	0					
Inning Stats	R: 0 E: 0 K: 1 S: 6	H: 1 LOB: 1 BB: 0 P: 6	R: 2 E: 0 K: 1 S: 8	H: 3 LOB: 2 BB: 1 P: 12	R: 0 E: 0 K: 2 S: 6	H: 0 LOB: 0 BB: 1 P: 10	R: 0 E: 0 K: 1 S: 8	H: 2 LOB: 1 BB: 0 P: 8	R: 0 E: 0 K: 1 S: 6	H: 1 LOB: 1 BB: 0 P: 6	R: 0 E: 0 K: 1 S: 6	H: 1 LOB: 1 BB: 0 P: 4	R: 0 E: 0 K: 0 S: 4	H: 1 LOB: 1 BB: 0 P: 4	1B: 10 2B: 5 3B: 2 HR: 0	SF: 0 SAC: 1 DP: 1 HBP: 0		WP: 0 PB: 0 SB: 0 CS: 2	PA: 41		
PITCHER	IP	WLS	BF	H	R	ER	SO	BB	IBB	HBP	BLK	WP	HR	S	P	ERA	WHIP				
Alan Foster, R (1, 1) ERA: 2.2	0.1	L	23	8	4	4	7	2	0	0	0	0	0	35	43	7.20	2.000				
Ken Reynolds, L (1, 1) ERA: 4.68	5.0		23	8	4	4	7	2	0	0	0	0	0	35	43	7.20	2.000				
Dan Spillner, R (6, 1) ERA: 4.03	0.1		5	3	3	3	1	0	1	0	0	0	0	6	10	81.00	9.000				
Rich Folkers, L (6, 1) ERA: 5.33	0.1		3	2	1	1	0	0	0	0	0	0	0	3	3	27.00	6.000				
Dave Tomlin, L (7, 1) ERA: 6.26	2.0		8	2	0	0	1	0	0	0	0	0	0	10	10	0.00	1.000				



Batter	1	2	3	4	5	6	7	8	9	AB	R	H	RBI	BB	SO	LOB	TOP			
Gary Thomasson, L (1,8) OBP: 0.304, SLG: 0.431 Mike Sadek, R (8,2) OBP: 0.348, SLG: 0.317	0-0 4-3			0-0 F8		0-0 F6		0-0 1-3		4	0	0	0	0	0	1				
Derrel Thomas, S (1,4) OBP: 0.314, SLG: 0.318	0-0 G3			0-3 K			0-0 F8		0-0 SH3 1B	4	1	1	0	0	1	0				
Gary Matthews, R (1,7) OBP: 0.353, SLG: 0.413	0-0 5-3			0-0 E5			0-0 F7		0-0 SH3	3	0	0	0	0	0	0				
Bobby Murcer, L (1,9) OBP: 0.354, SLG: 0.354		0-0 F9		0-0 4-3			0-0 BB 1B		4-0 BB 1B	3	0	1	0	1	0	1				
Darrell Evans, L (1,3) OBP: 0.329, SLG: 0.285		0-0 F7			0-0 4-3		4-0 BB 1B		0-0 F9	3	0	0	0	1	0	2				
Chris Speier, R (1,6) OBP: 0.318, SLG: 0.302		0-0 6-3			0-3 K		0-0 BB		0-0 1-2 2-H 1B	4	0	1	1	0	1	2				
Ken Reitz, R (1,5) OBP: 0.317, SLG: 0.368			0-0 6-3		0-0 F7			0-0 F9	0-0 F9	4	0	0	0	0	0	2				
Marc Hill, R (1,2) OBP: 0.250, SLG: 0.352 Glenn Adams, L (8, PH) OBP: 0.291, SLG: 0.344 Larry Herndon, R (8,8) OBP: 0.368, SLG: 0.399				0-0 F4		0-3 K		0-0 1B		2	0	0	0	0	1	0				
Ed Halicki, R (1,1) OBP: 0.300, SLG: 0.222			0-3 K		0-3 K			0-0 F3		3	0	0	0	0	2	1				
Inning Stats	R: 0 E: 0 K: 0 S: 3	H: 0 LOB: 0 BB: 0 P: 3	R: 0 E: 0 K: 0 S: 3	H: 0 LOB: 0 BB: 0 P: 3	R: 0 E: 0 K: 1 S: 5	H: 0 LOB: 0 BB: 0 P: 5	R: 0 E: 1 K: 1 S: 6	H: 0 LOB: 1 BB: 0 P: 6	R: 0 E: 0 K: 1 S: 5	H: 0 LOB: 0 BB: 0 P: 5	R: 0 E: 0 K: 0 S: 4	H: 1 LOB: 2 BB: 1 P: 8	R: 0 E: 0 K: 0 S: 4	H: 1 LOB: 1 BB: 0 P: 4	R: 1 E: 0 K: 0 S: 5	H: 2 LOB: 2 BB: 1 P: 9	1B: 4 2B: 0 3B: 0 HR: 0	SF: 0 SAC: 1 DP: 0 HBP: 0	WP: 0 PB: 0 SB: 0 CS: 0	PA: 34
PITCHER Burt Hooton, R (1,1) ERA: 4.06	IP: 9.0 WLS: L BF: 34	H: 4 R: 1 ER: 1 SO: 5	BB: 2 IBB: 0 HBP: 0 BLK: 0	WP: 0 HR: 0 S: 42 P: 50	ERA: 1.00 WHIP: 0.667															

San Francisco Giants @ Los Angeles Dodgers
 Dodger Stadium, Los Angeles, CA
 Fri Jun 25 1976, 7:05 PM PDT
 Att: 32,596 - Unknown

AB	31
R	1
H	4
RBI	1
BB	2
SO	5
LOB	9

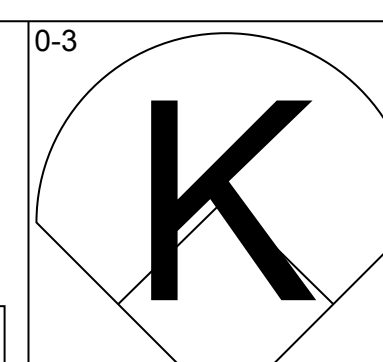
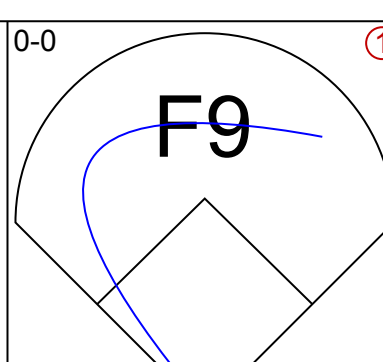
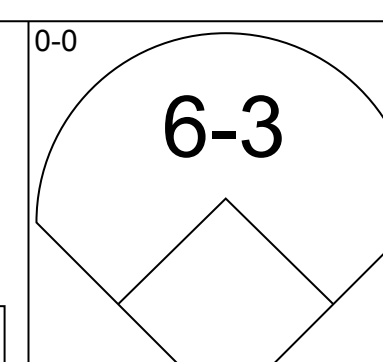
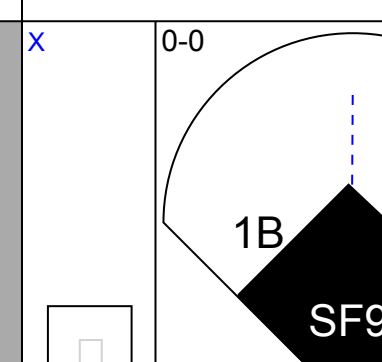
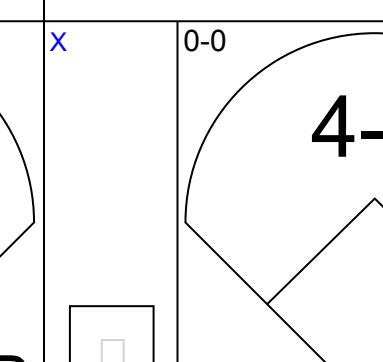
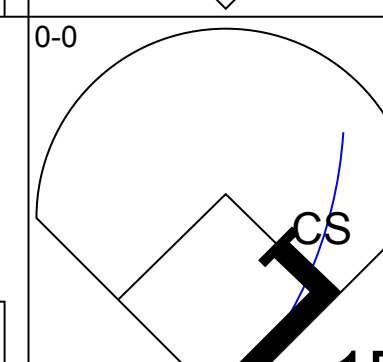
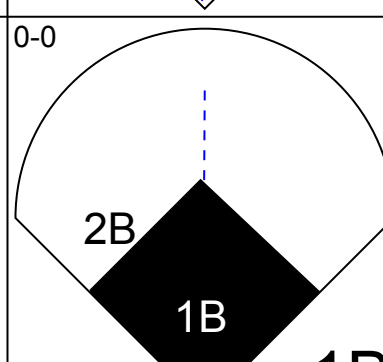
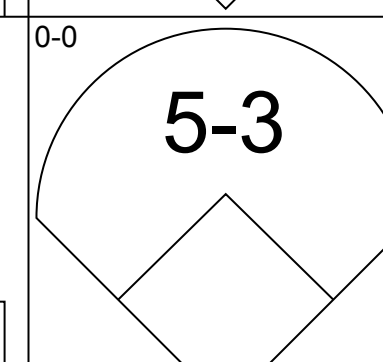
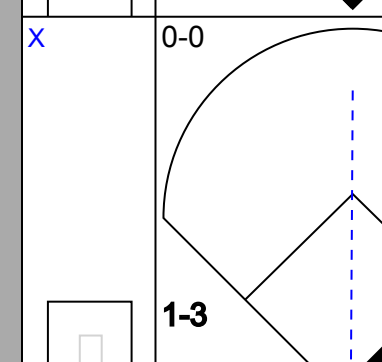
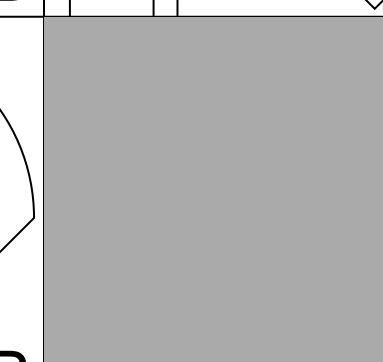
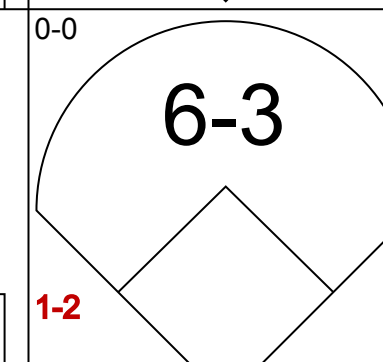
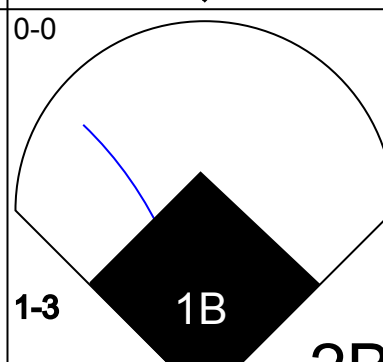
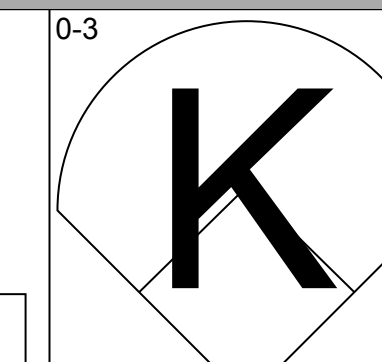
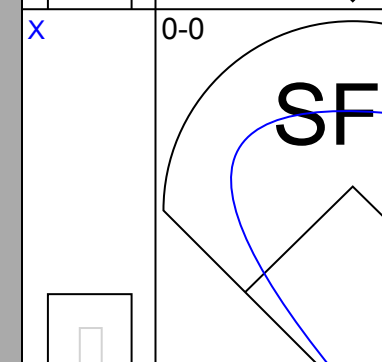
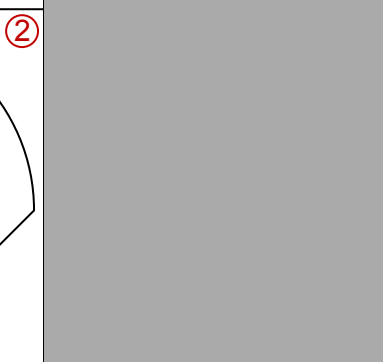
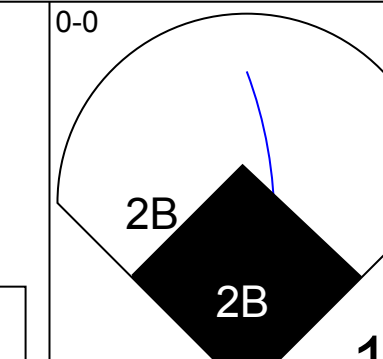
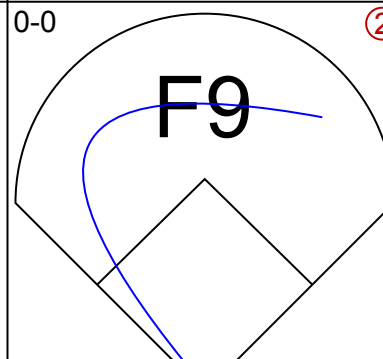
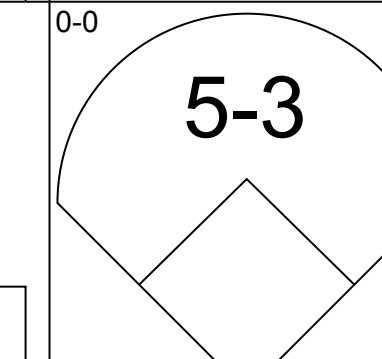
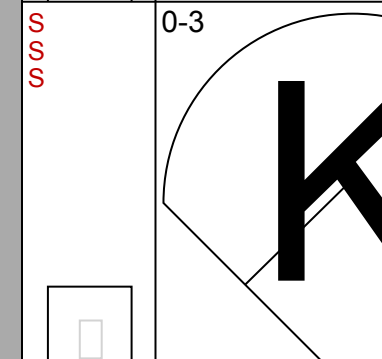
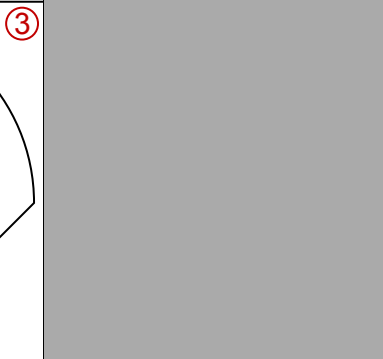

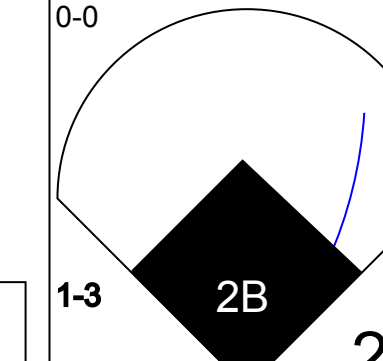
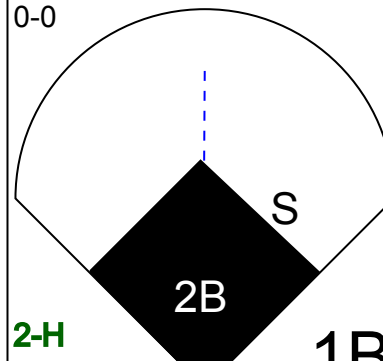
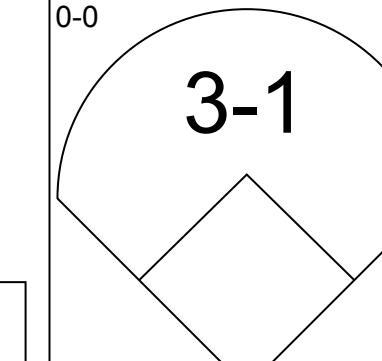
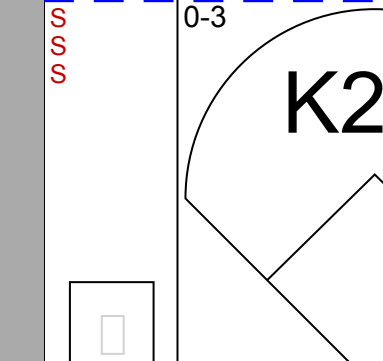
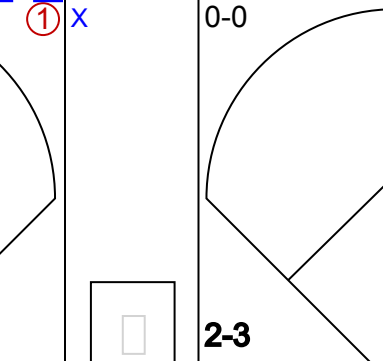

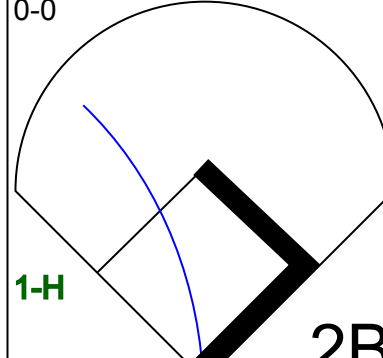
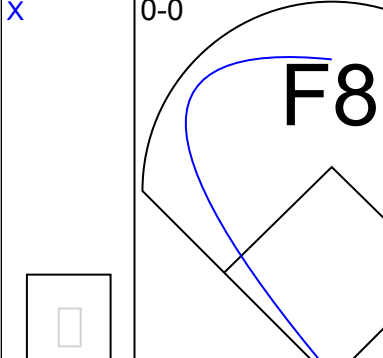
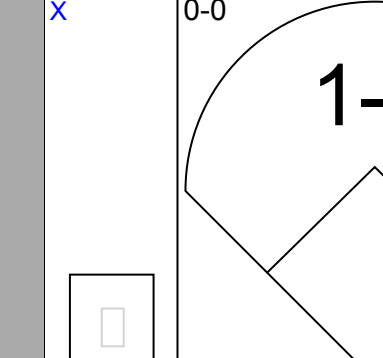
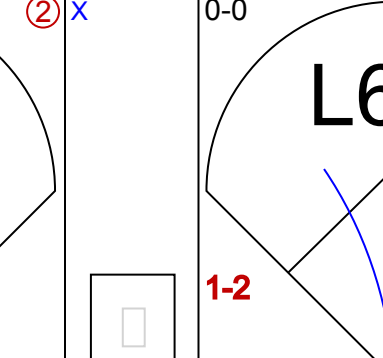

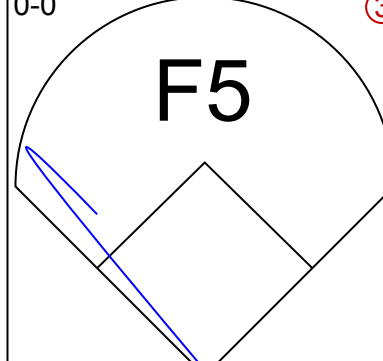

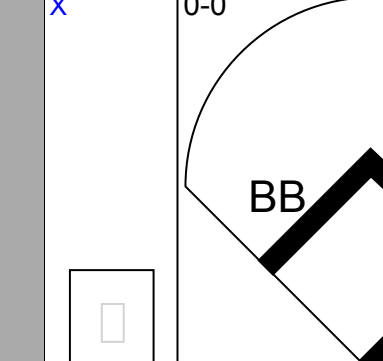
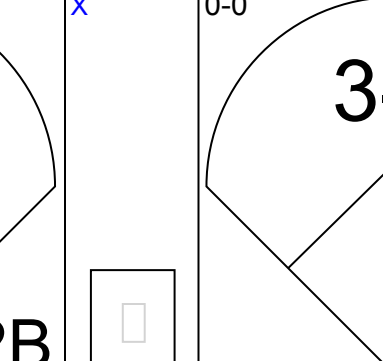

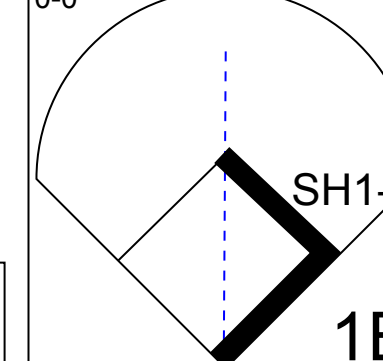
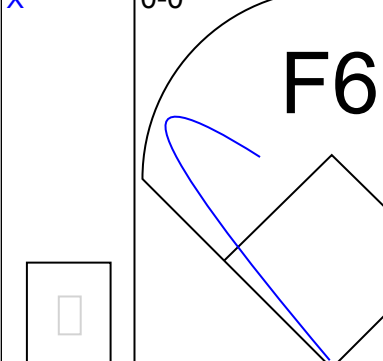
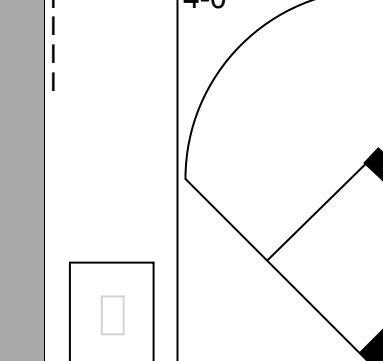

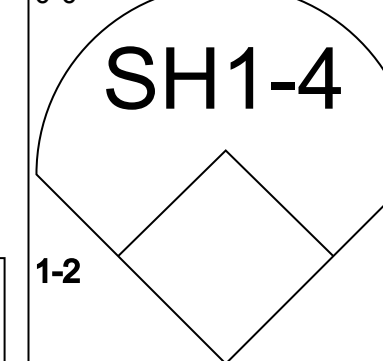
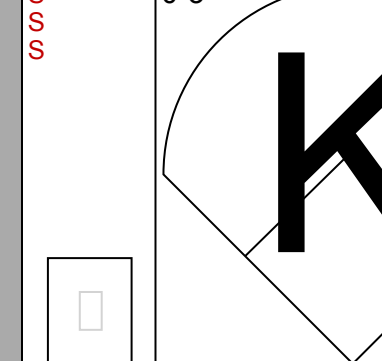
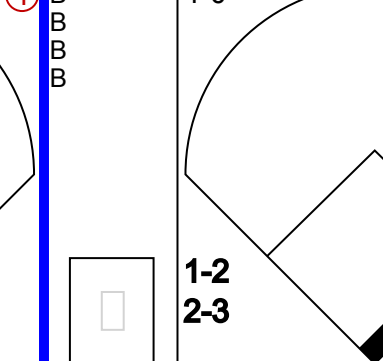


Batter	1	2	3	4	5	6	7	8	9	AB	R	H	RBI	BB	SO	LOB	BOTTOM					
Bill Buckner, L (1,7) OBP: 0.327, SLG: 0.405	0-0 S 1B		0-0 4-1			0-0 F4		0-0 4-3		4	0	1	0	0	0	1						
Ted Sizemore, R (1,4) OBP: 0.279, SLG: 0.280 Davey Lopes, R (9, FR) OBP: 0.316, SLG: 0.317	0-3 K		0-0 6-3			0-0 BB 1B		0-0 BB 1B	0-0 BB 1-3 1B	4	0	2	0	0	1	1						
Steve Garvey, R (1,3) OBP: 0.341, SLG: 0.432	0-3 K			0-0 F9		0-3 K		0-0 1-3	0-0 1-2 1B	4	0	0	0	0	2	3						
Reggie Smith, S (1,9) OBP: 0.270, SLG: 0.383	0-3 K			0-0 F5			0-0 F5		0-0 BB 1B	4	0	1	0	0	1	1						
Ed Goodson, L (1,5) OBP: 0.219, SLG: 0.263		0-3 K		0-3 K			0-0 F2		0-3 K	4	0	0	0	0	3	3						
Bill Russell, R (1,6) OBP: 0.322, SLG: 0.389		0-0 S 1B			0-0 5-3		0-0 6-3		4-0 IBB	3	0	1	0	1	0	0						
Dusty Baker Jr., R (1,8) OBP: 0.302, SLG: 0.293 Manny Mota, R (9, PH) OBP: 0.294, SLG: 0.290	0-0 F9				0-0 BB 1B			0-0 4-3	0-3 K	3	0	1	0	0	0	1						
Steve Yeager, R (1,2) OBP: 0.301, SLG: 0.371	0-3 K				0-0 5-3-6			0-0 FC1-8 1B		3	0	1	0	0	1	2						
Burt Hooton, R (1,1) OBP: 0.258, SLG: 0.214			0-3 K			0-0 F5		0-0 FC1-6	0-0 FC1-6	3	0	0	0	0	1	1						
Inning Stats	R: 0 E: 0 K: 3 S: 10	H: 1 LOB: 1 BB: 0 P: 10	R: 0 E: 0 K: 2 S: 8	H: 1 LOB: 1 BB: 0 P: 8	R: 0 E: 0 K: 1 S: 5	H: 0 LOB: 0 BB: 0 P: 5	R: 0 E: 0 K: 1 S: 5	H: 0 LOB: 0 BB: 0 P: 5	R: 0 E: 0 K: 0 S: 3	H: 1 LOB: 0 BB: 0 P: 3	R: 0 E: 0 K: 1 S: 6	H: 1 LOB: 1 BB: 0 P: 6	R: 0 E: 0 K: 0 S: 3	H: 0 LOB: 0 BB: 0 P: 3	R: 0 E: 0 K: 0 S: 4	H: 1 LOB: 1 BB: 0 P: 4	R: 0 E: 0 K: 2 S: 9	H: 2 LOB: 3 BB: 1 P: 13	1B: 7 2B: 1 3B: 0 HR: 0	SF: 0 SAC: 0 DP: 1 HBP: 0	WP: 0 PB: 0 SB: 2 CS: 0	PA: 34
PITCHER Ed Halicki, R (1,1) ERA: 4.71	IP: 9.0 WLS: W BF: 34	H: 7 R: 0 ER: 0 SO: 10	BB: 0 IBB: 1 HBP: 0 BLK: 0	WP: 0 HR: 0 S: 53 P: 57	ERA: 0.00 WHIP: 0.778																	

San Francisco Giants @ Los Angeles Dodgers
 Dodger Stadium, Los Angeles, CA
 Fri Jun 25 1976, 7:05 PM PDT
 Att: 32,596 - Unknown

AB	33
R	0
H	7
RBI	0
BB	1
SO	10
LOB	16

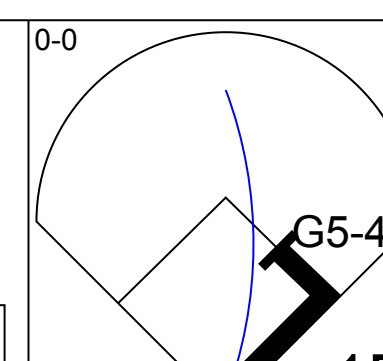
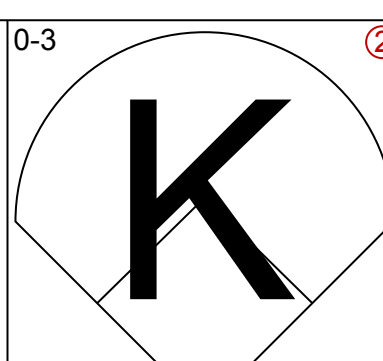
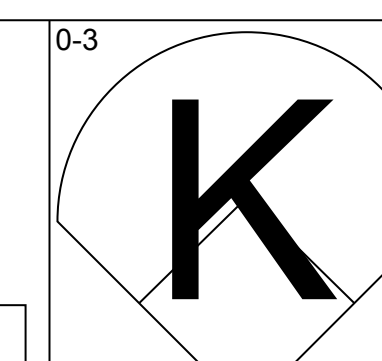
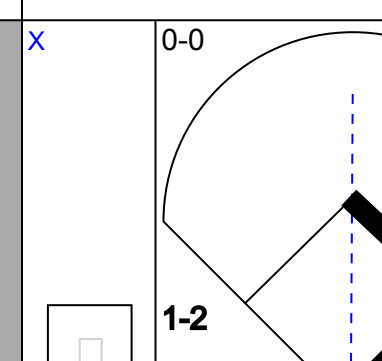
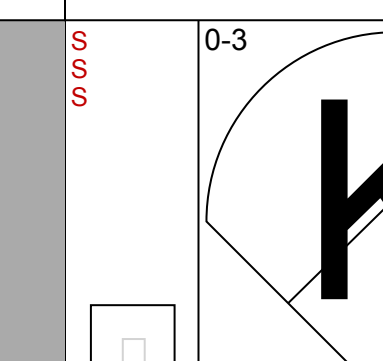
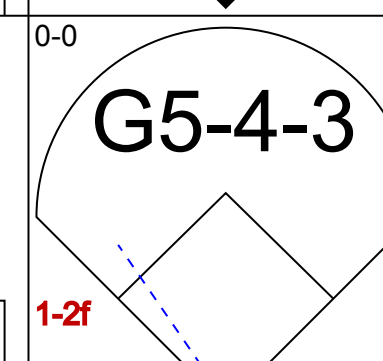
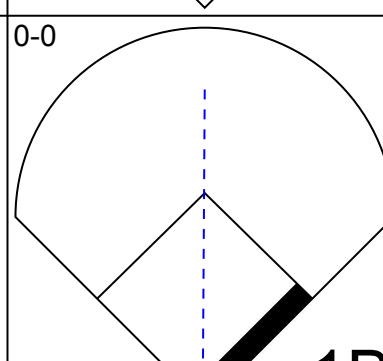
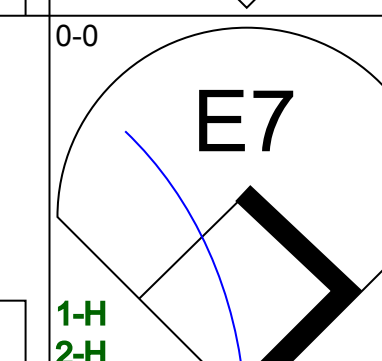
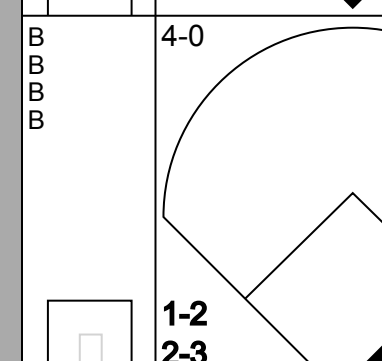
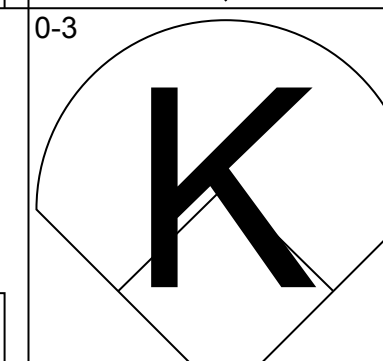
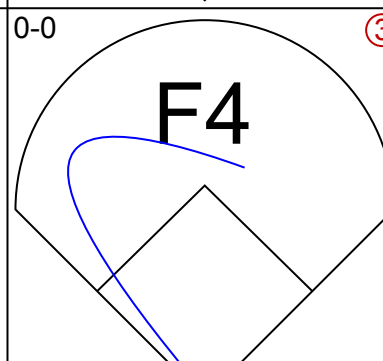
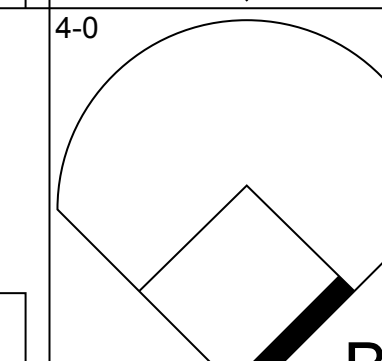
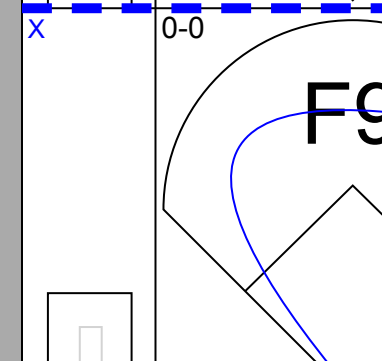
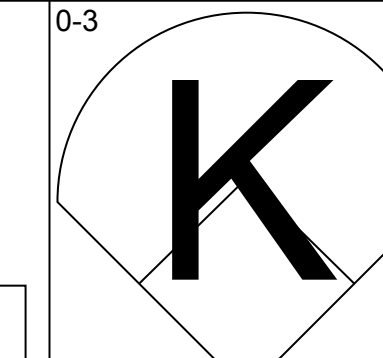
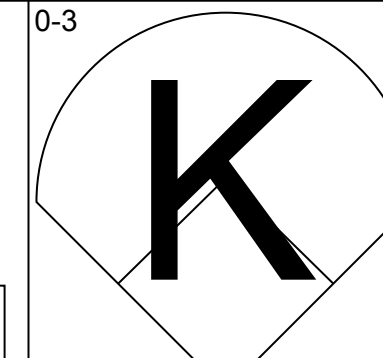
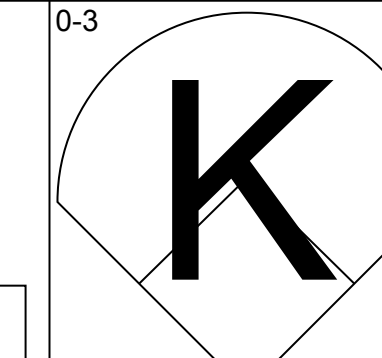
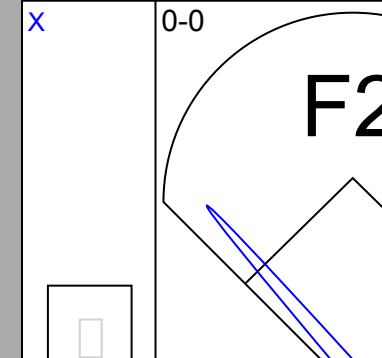
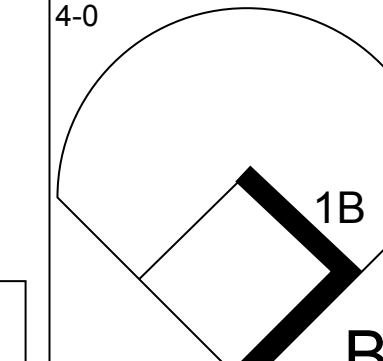
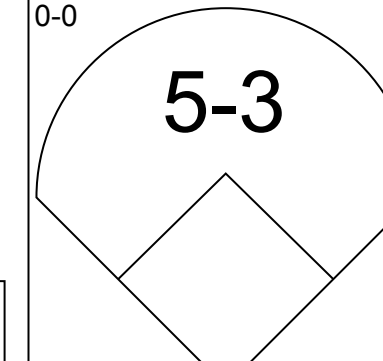
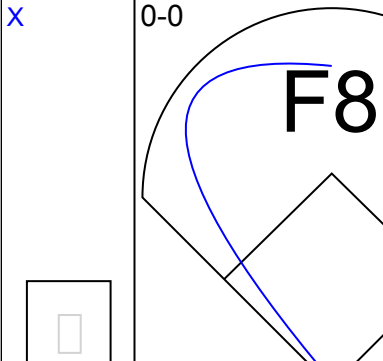
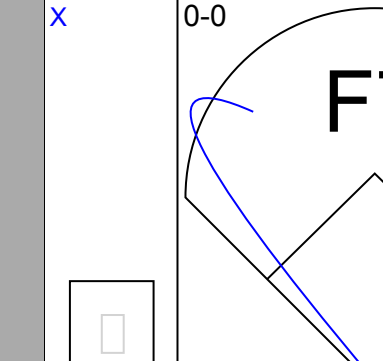
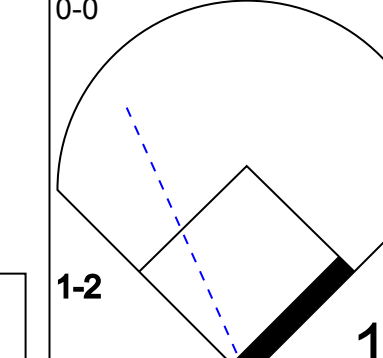
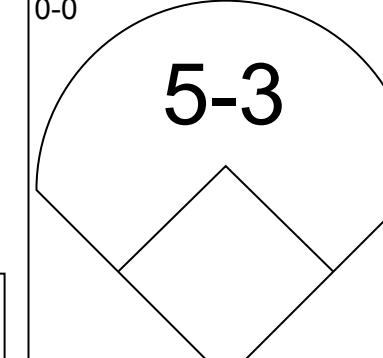
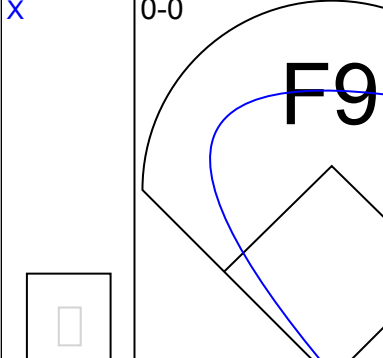
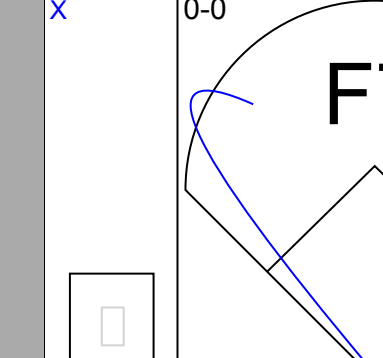
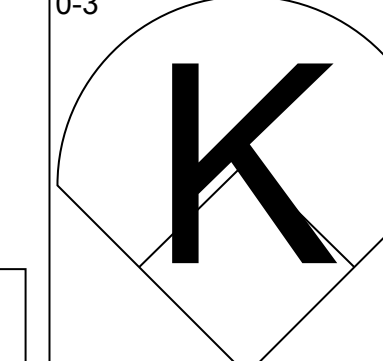
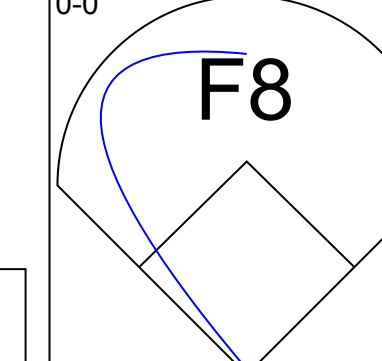
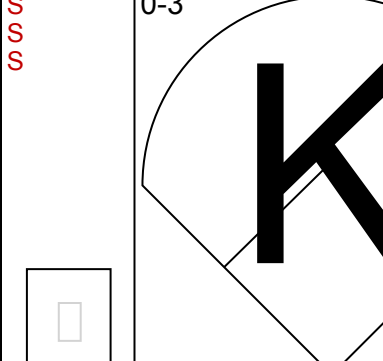
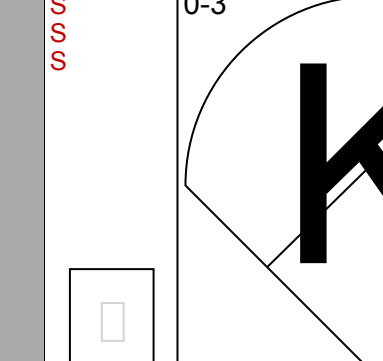
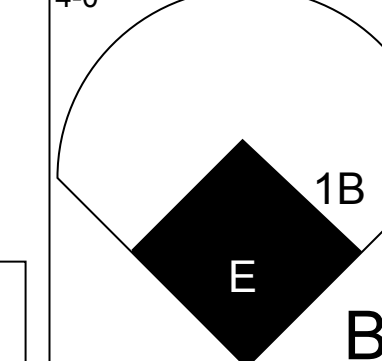
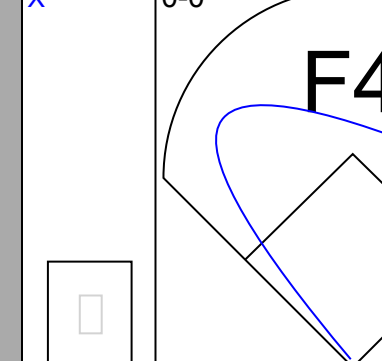
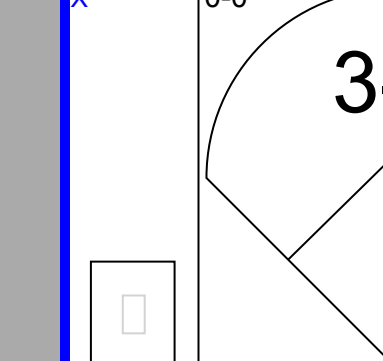


Batter	1	2	3	4	5	6	7	8	9	AB	R	H	RBI	BB	SO	LOB	TOP					
Enos Cabell, R OBP: 0.333, SLG: 0.364 (1, 5)										5	1	1	0	0	1	4						
Rob Andrews, R OBP: 0.377, SLG: 0.381 (1, 4)										5	2	4	0	0	0	1						
Cesar Cedeno, R OBP: 0.337, SLG: 0.461 (1, 8)										4	2	2	1	0	1	1						
Bob Watson, R OBP: 0.359, SLG: 0.419 (1, 3)										5	1	2	2	0	1	3						
Jose Cruz, L OBP: 0.388, SLG: 0.387 (1, 9)										5	2	3	2	0	1	0						
Cliff Johnson, R OBP: 0.368, SLG: 0.392 Wilbur Howard, S OBP: 0.235, SLG: 0.270 (6, 7)										3	0	2	3	0	0	0						
Ed Herrmann, L OBP: 0.294, SLG: 0.316 (1, 2)										5	0	1	0	0	0	3						
Roger Metzger, S OBP: 0.312, SLG: 0.295 (1, 6)										3	0	1	0	1	0	1						
Mike Cosgrove, L OBP: 0.150, SLG: 0.056 Ken Forsch, R OBP: 0.400, SLG: 0.250 (7, 1)										2	0	0	0	0	1	1						
Inning Stats	R: 0 E: 0 K: 1 S: 5	H: 1 LOB: 0 BB: 0 P: 5	R: 2 E: 0 K: 0 S: 6	H: 3 LOB: 1 BB: 0 P: 6	R: 3 E: 0 K: 0 S: 7	H: 4 LOB: 1 BB: 0 P: 7	R: 0 E: 0 K: 0 S: 4	H: 1 LOB: 1 BB: 0 P: 4	R: 0 E: 0 K: 1 S: 5	H: 0 LOB: 0 BB: 0 P: 5	R: 0 E: 0 K: 0 S: 3	H: 0 LOB: 0 BB: 0 P: 3	R: 1 E: 0 K: 2 S: 9	H: 2 LOB: 1 BB: 0 P: 9	R: 0 E: 0 K: 1 S: 6	H: 1 LOB: 3 BB: 2 P: 14	R: 2 E: 0 K: 0 S: 6	H: 4 LOB: 1 BB: 0 P: 6	1B: 10 2B: 7 3B: 0 HR: 0	SF: 1 SAC: 1 DP: 1 HBP: 0	WP: 0 PB: 0 SB: 1 CS: 1	PA: 43
PITCHER	IP	WLS	BF	H	R	ER	SO	BB	IBB	HBP	BLK	WP	HR	S	P	ERA	WHIP					
Rob Dressler, R ERA: 4.98 Dave Heaverlo, R ERA: 4.03 Charlie Williams, R ERA: 2.14 Mike Caldwell, L ERA: 4.76	(1, 1)	(3, 1)	(6, 1)	(8, 1)																		

Houston Astros @ San Francisco Giants
Candlestick Park, San Francisco, CA
Mon Jun 28 1976, 10:05 PM EDT
Att: 2,604 - Unknown

AB	39
R	8
H	16
RBI	8
BB	2
SO	5
LOB	16



Batter	1	2	3	4	5	6	7	8	9	AB	R	H	RBI	BB	SO	LOB	BOTTOM				
Larry Herndon, R OBP: 0.376, SLG: 0.405 (1, 8)										5	0	2	0	0	3	2					
Marty Perez, R OBP: 0.310, SLG: 0.345 (1, 4)										3	0	1	0	1	0	1					
Gary Matthews, R OBP: 0.354, SLG: 0.427 (1, 7)										3	0	0	0	1	1	4					
Bobby Murcer, L OBP: 0.352, SLG: 0.382 (1, 9)										4	0	0	0	0	3	5					
Chris Speier, R OBP: 0.315, SLG: 0.295 (1, 6)										3	0	0	0	1	0	0					
Ken Reitz, R OBP: 0.314, SLG: 0.360 (1, 5)										4	0	1	0	0	0	0					
Darrell Evans, L OBP: 0.325, SLG: 0.279 (1, 3)										4	0	0	0	0	3	2					
Marc Hill, R OBP: 0.245, SLG: 0.333 Glenn Adams, L OBP: 0.294, SLG: 0.382 (9, PH)										2	1	0	0	1	1	2					
Rob Dressler, R ERA: 4.63 Dave Heaverlo, R ERA: 4.03 Chris Arnold, R ERA: 2.14 Charlie Williams, R ERA: 2.14 Derrel Thomas, S ERA: 2.25 Jim Barr, R ERA: 2.25 Mike Caldwell, L ERA: 4.76 Gary Thomasson, L ERA: 4.76	(1, 1)	(3, 1)	(6, PH)	(8, 1)	(7, PH)	(8, 1)	(9, PH)														
Inning Stats	R: 0 E: 0 K: 1 S: 5	H: 1 LOB: 2 BB: 1 P: 14	R: 0 E: 0 K: 2 S: 8	H: 1 LOB: 1 BB: 0 P: 8	R: 0 E: 0 K: 1 S: 5	H: 0 LOB: 0 BB: 0 P: 5	R: 2 E: 1 K: 2 S: 9	H: 1 LOB: 2 BB: 2 P: 17	R: 0 E: 0 K: 1 S: 5	H: 0 LOB: 0 BB: 0 P: 5	R: 0 E: 0 K: 0 S: 4	H: 1 LOB: 3 BB: 2 P: 12	R: 0 E: 0 K: 1 S: 5	H: 0 LOB: 0 BB: 0 P: 5	R: 0 E: 0 K: 1 S: 5	H: 0 LOB: 0 BB: 0 P: 5	1B: 5 2B: 0 3B: 0 HR: 0	SF: 0 SAC: 0 DP: 1 HBP: 0	WP: 0 PB: 0 SB: 0 CS: 0	PA: 37	
PITCHER	IP	WLS	BF	H	R	ER	SO	BB	IBB	HBP	BLK	WP	HR	S	P	ERA	WHIP				
Mike Cosgrove, L ERA: 4.63 Ken Forsch, R ERA: 1.72	(1, 1)	(7, 1)																			

Houston Astros @ San Francisco Giants
Candlestick Park, San Francisco, CA
Mon Jun 28 1976, 10:05 PM EDT
Att: 2,604 - Unknown

AB	32
R	2
H	5
RBI	0
BB	5
SO	12
LOB	16



Batter	1	2	3	4	5	6	7	8	9	AB	R	H	RBI	BB	SO	LOB	TOP			
Enos Cabell, R OBP: 0.335, SLG: 0.365 (1, 5)										5	1	2	0	0	0	0				
Rob Andrews, R OBP: 0.372, SLG: 0.376 (1, 4)										5	1	1	0	0	1	2				
Cesar Cedeno, R OBP: 0.332, SLG: 0.453 (1, 8)										4	0	0	0	0	1	3				
Bob Watson, R OBP: 0.358, SLG: 0.417 (1, 3)										4	1	1	0	0	1	4				
Jose Cruz, L OBP: 0.390, SLG: 0.386 (1, 9)										3	1	1	2	1	1	3				
Cliff Johnson, R OBP: 0.371, SLG: 0.402 (1, 7)										3	0	1	2	1	0	2				
Wilbur Howard, S OBP: 0.235, SLG: 0.270 (8, 7)										0	0	0	0	0	0	0				
Ed Herrmann, L OBP: 0.292, SLG: 0.306 (1, 2)										3	0	0	0	1	0	4				
Roger Metzger, S OBP: 0.307, SLG: 0.290 (1, 6)										4	0	0	0	0	0	1				
Larry Dierker, R OBP: 0.121, SLG: 0.121 (1, 1)										4	0	0	0	0	0	0				
Inning Stats	R: 1 E: 2 K: 1 S: 8	H: 1 LOB: 3 BB: 1 P: 12	R: 0 E: 0 K: 0 S: 3	H: 0 LOB: 0 BB: 0 P: 3	R: 0 E: 0 K: 1 S: 5	H: 0 LOB: 1 BB: 2 P: 5	R: 0 E: 0 K: 0 S: 2	H: 0 LOB: 0 BB: 0 P: 10	R: 0 E: 0 K: 1 S: 5	H: 1 LOB: 1 BB: 0 P: 6	R: 0 E: 0 K: 0 S: 3	H: 0 LOB: 0 BB: 0 P: 3	R: 3 E: 1 K: 0 S: 7	H: 3 LOB: 1 BB: 0 P: 7	R: 0 E: 1 K: 0 S: 4	H: 1 LOB: 1 BB: 0 P: 4	1B: 5 2B: 0 3B: 1 HR: 0	SF: 0 SAC: 0 DP: 0 HBP: 0	WP: 0 PB: 0 SB: 0 CS: 0	PA: 38
PITCHER Jim Barr, R ERA: 2.59 (1, 1)	IP: 9.0 WLS: L BF: 38	H: 6 R: 4 ER: 0 SO: 4	BB: 3 IBB: 0 HBP: 0 BLK: 0	WP: 0 HR: 0 S: 43 P: 55	ERA: 0.00 WHIP: 1.000															

Houston Astros @ San Francisco Giants
Candlestick Park, San Francisco, CA
Tue Jun 29 1976, 10:05 PM EDT
Att.: 4,133 - Unknown

AB	35
R	4
H	6
RBI	4
BB	3
SO	4
LOB	19

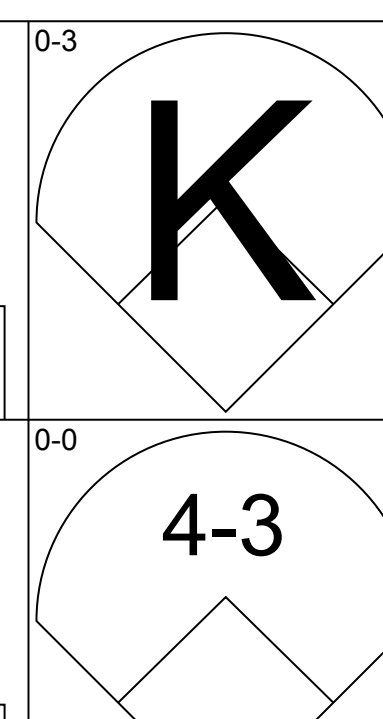
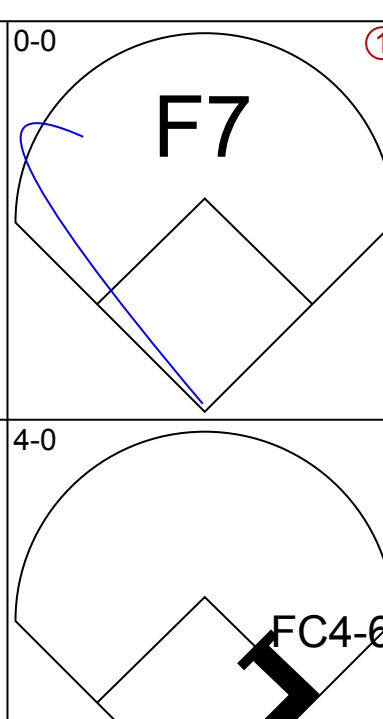
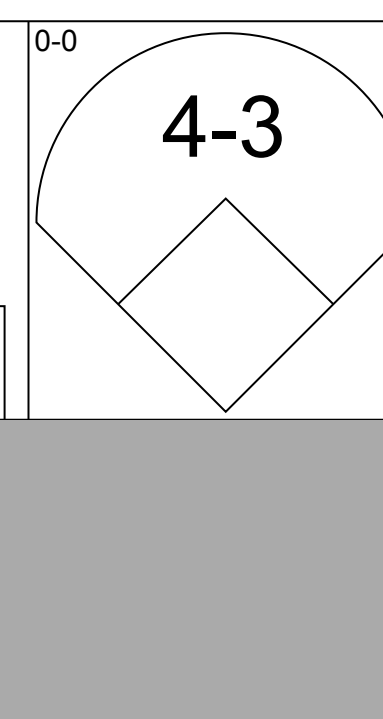
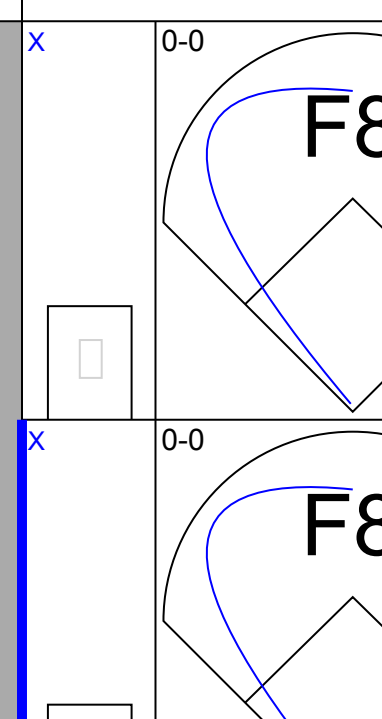
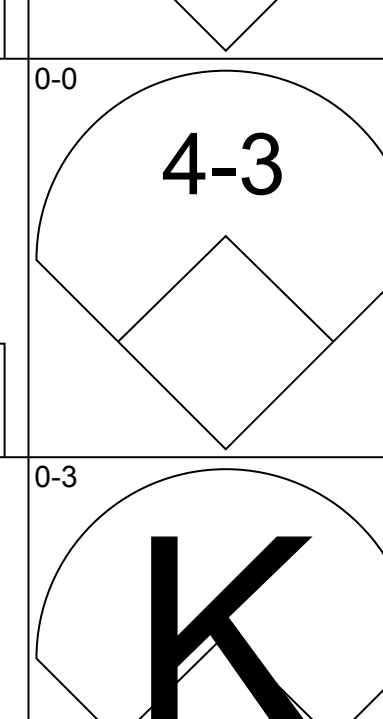
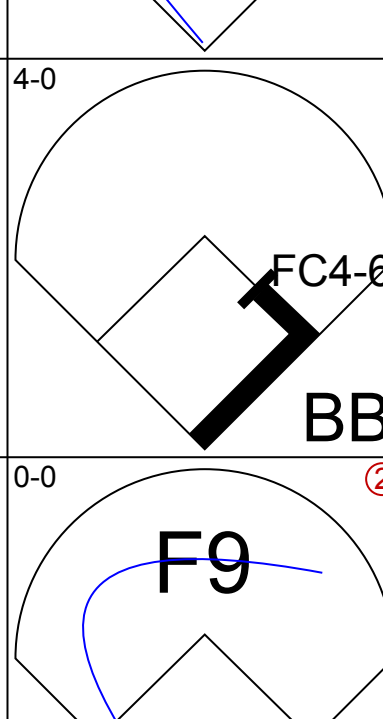
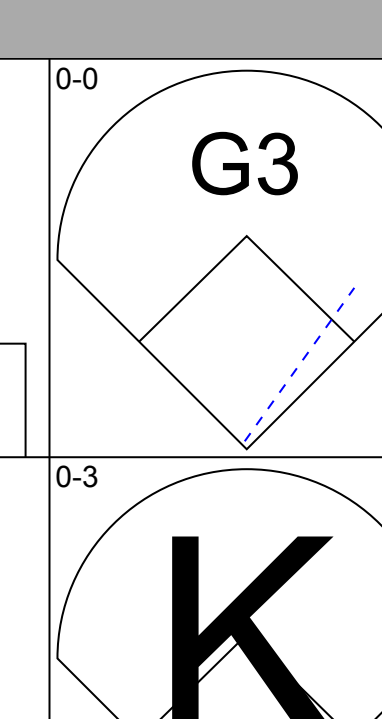
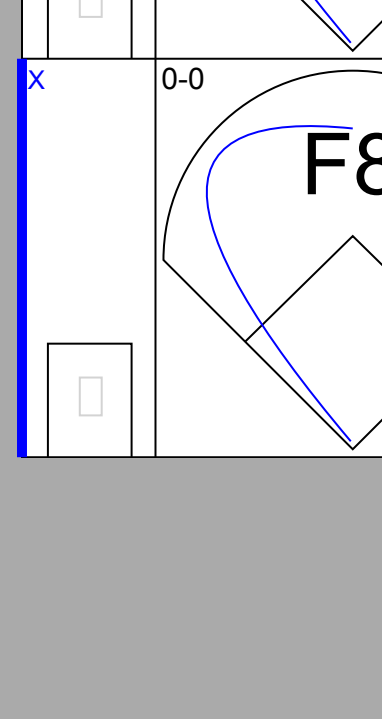
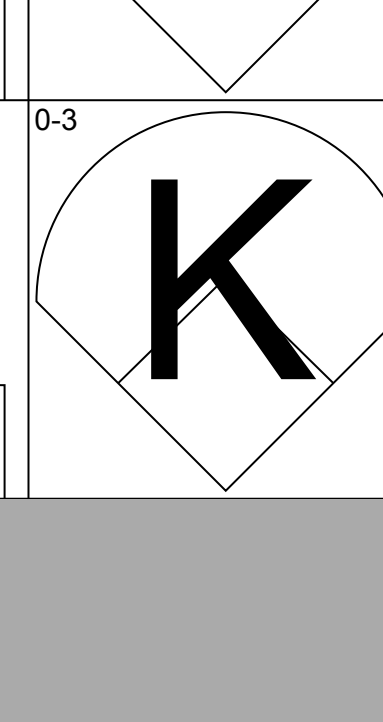
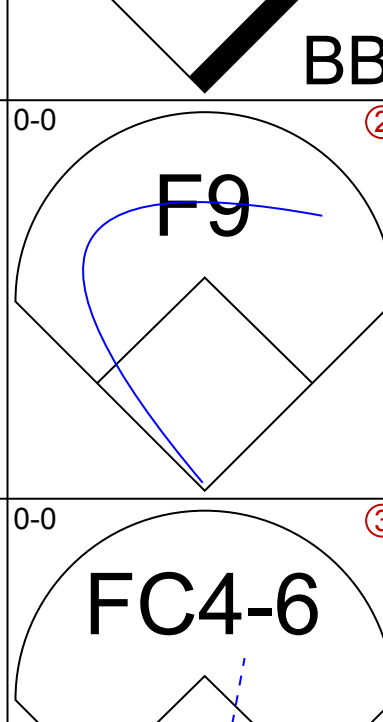
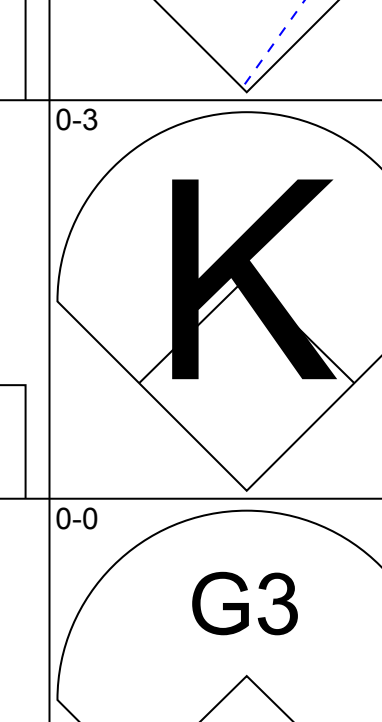
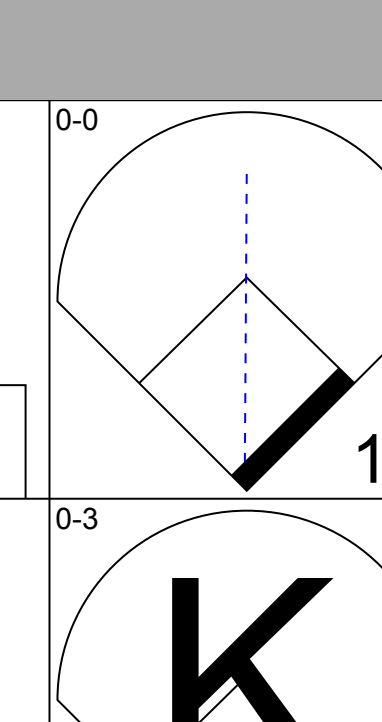
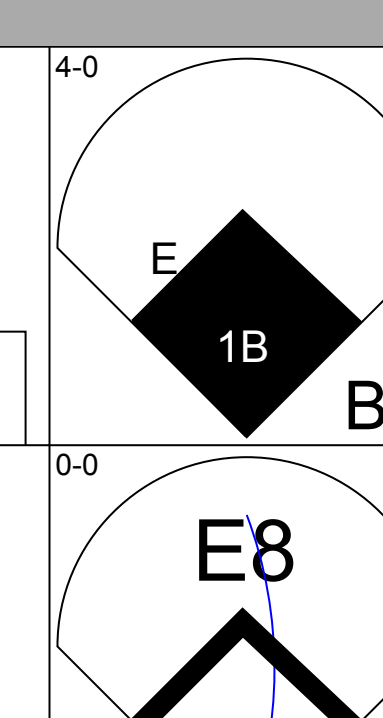
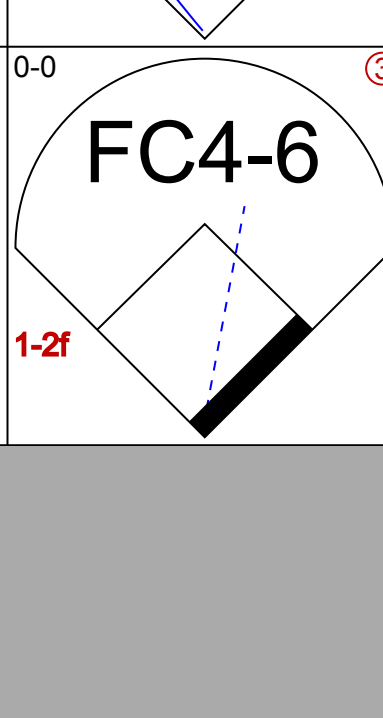
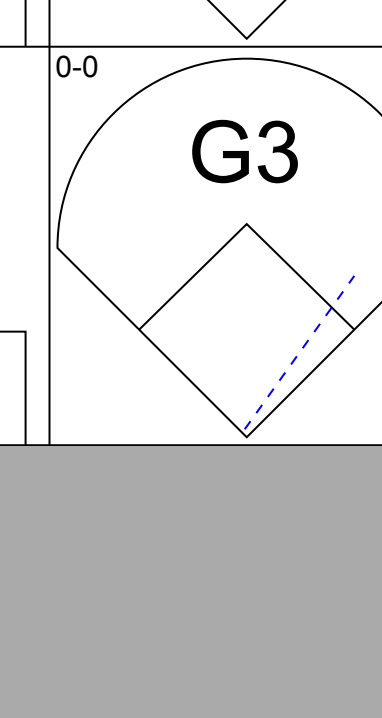
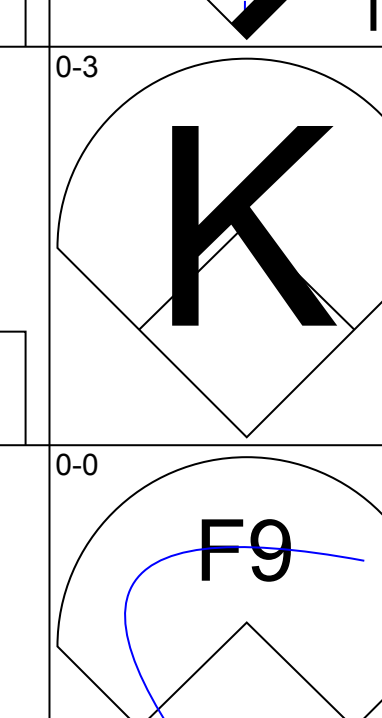
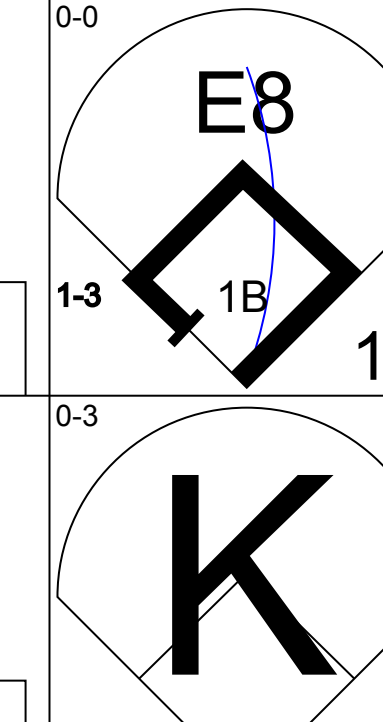
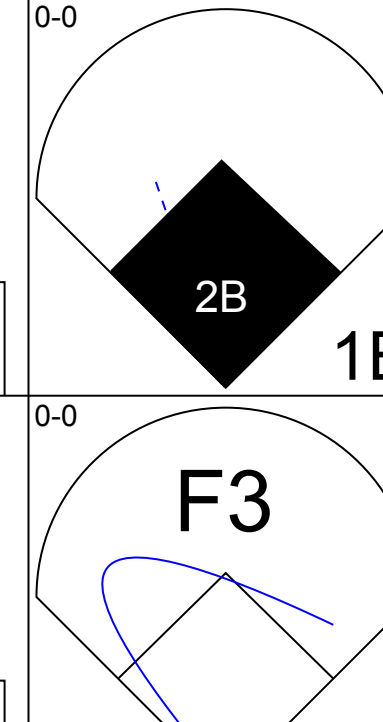
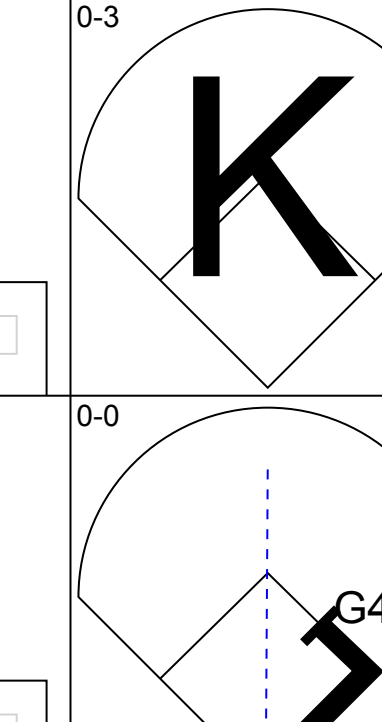
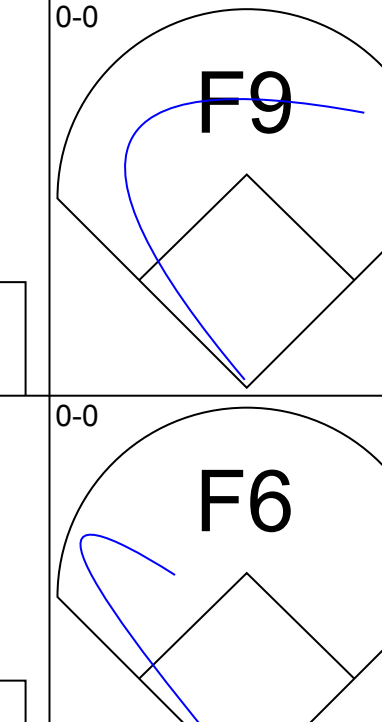

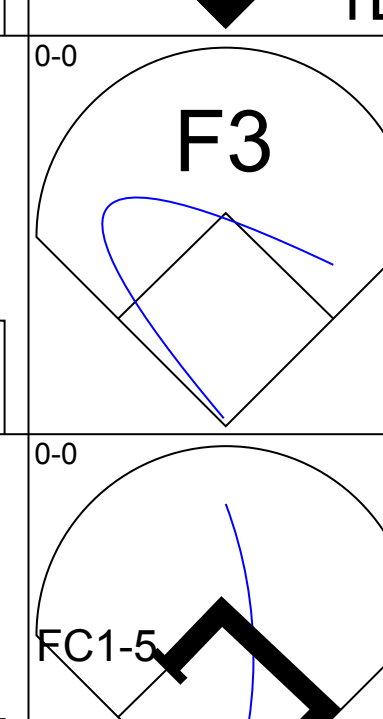
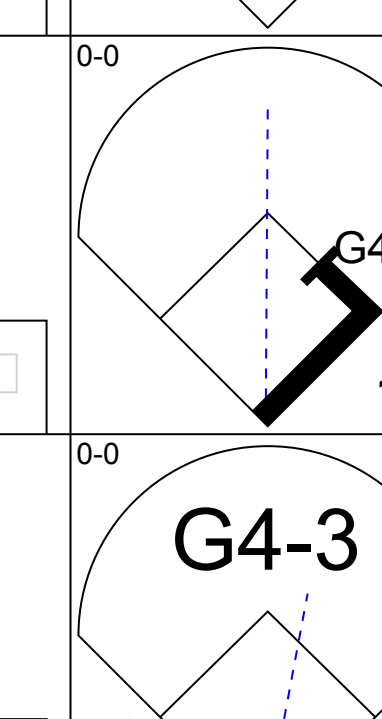
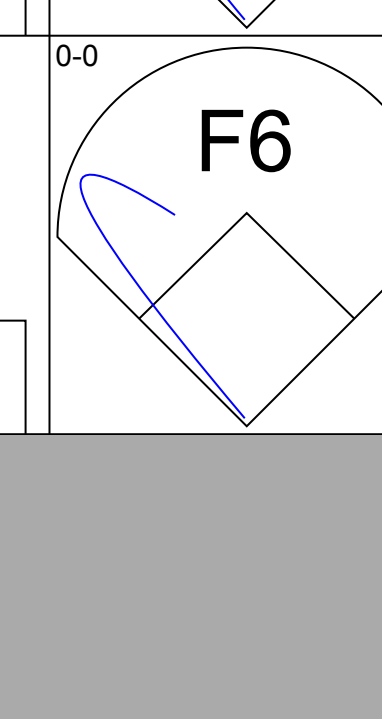
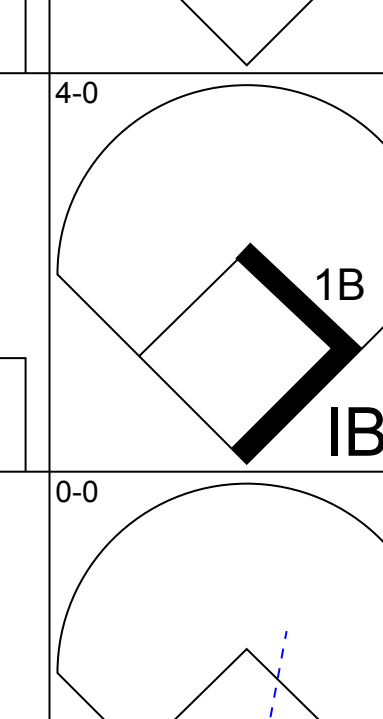
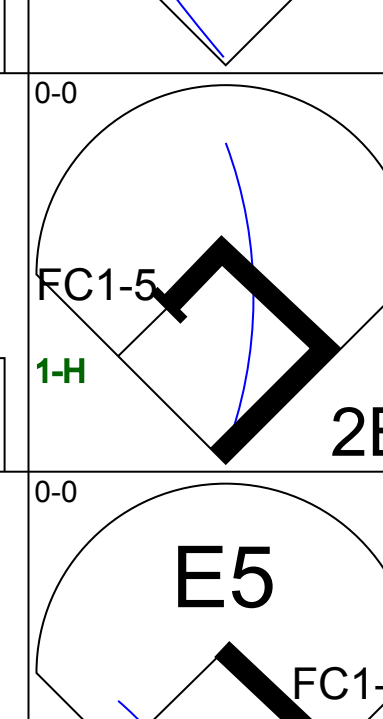
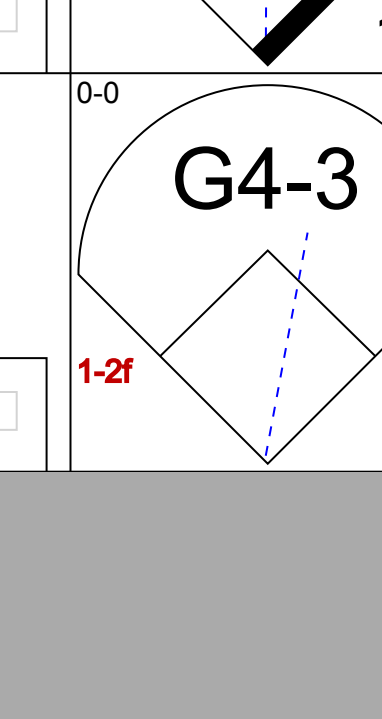
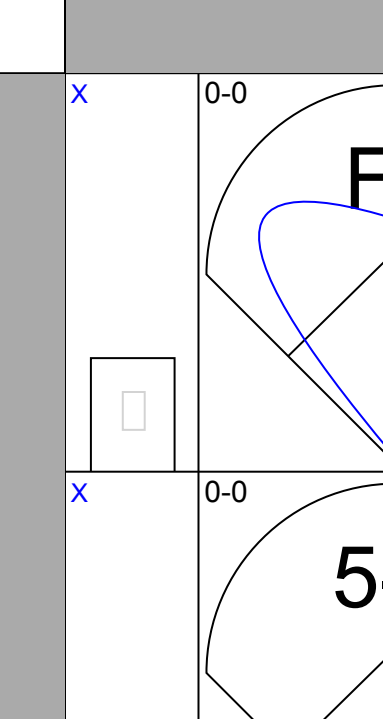
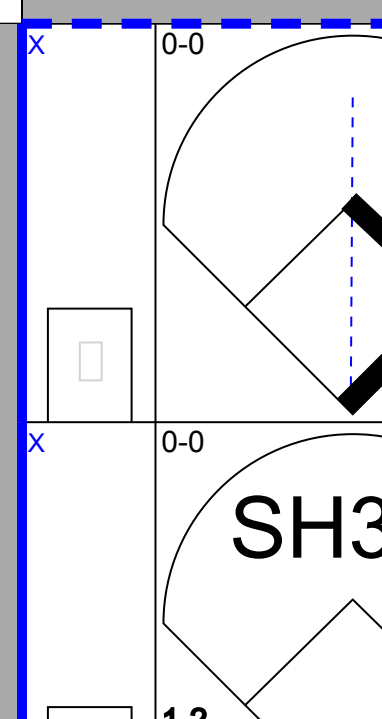
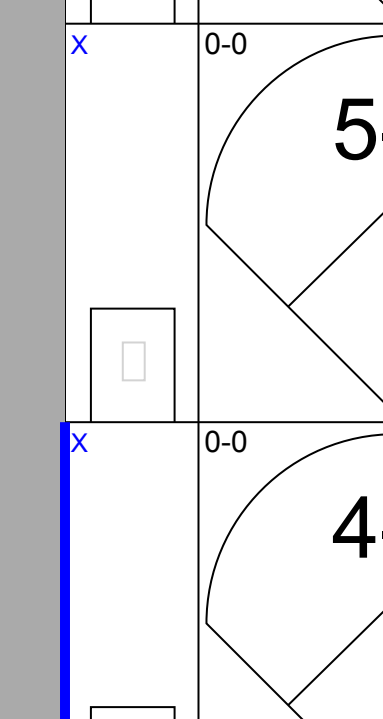
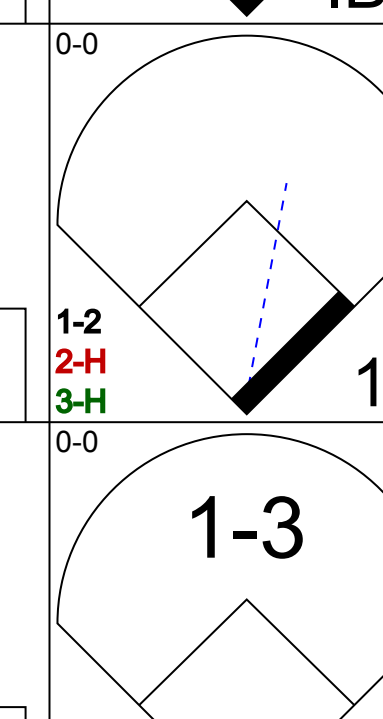
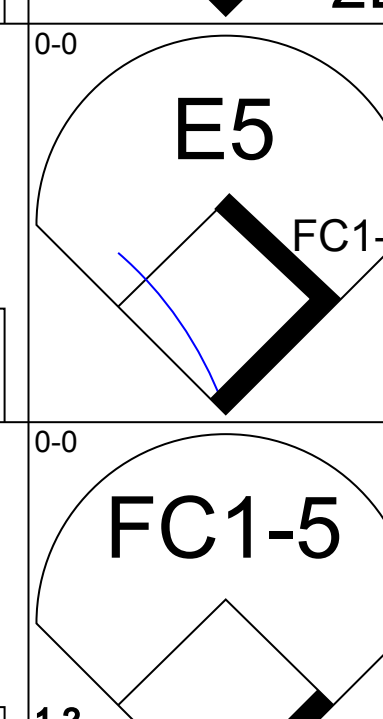
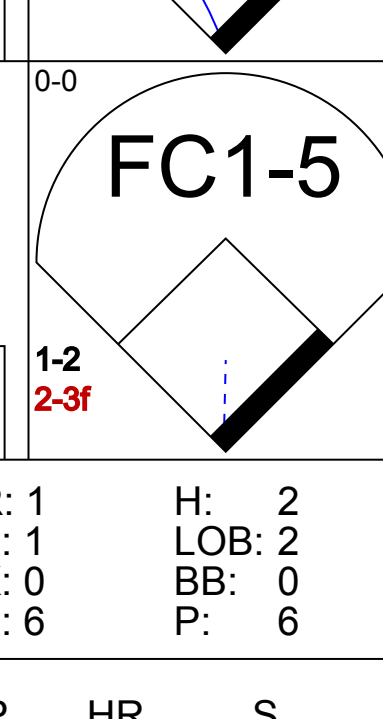
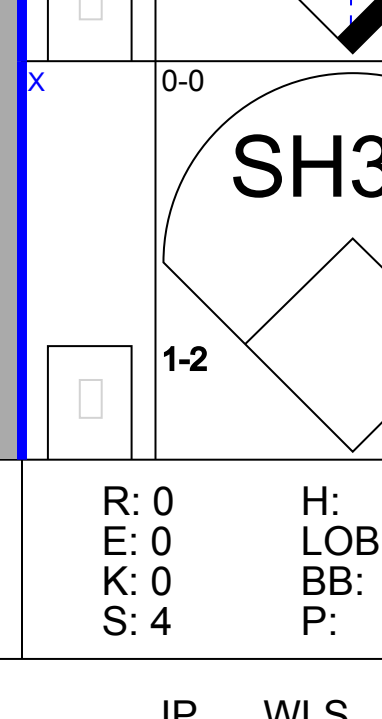
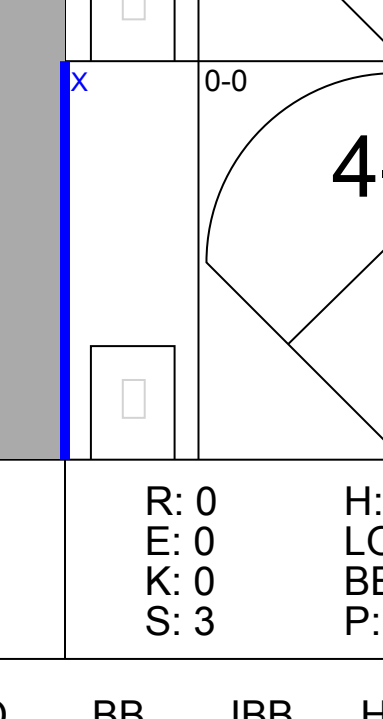
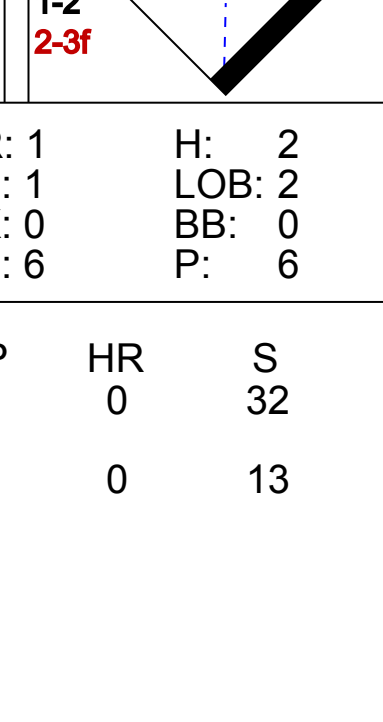


Batter	1	2	3	4	5	6	7	8	9	AB	R	H	RBI	BB	SO	LOB	BOTTOM					
Gary Thomasson, L OBP: 0.303, SLG: 0.443 (1, 8)										4	1	1	0	0	1	2						
Larry Hemdon, R OBP: 0.376, SLG: 0.405 (8, 8)										0	0	0	0	0	0	0						
Marty Perez, R OBP: 0.316, SLG: 0.347 (1, 4)										2	0	1	0	1	0	0						
Gary Matthews, R OBP: 0.353, SLG: 0.423 (1, 7)										3	0	0	0	1	2	3						
Bobby Murcer, L OBP: 0.354, SLG: 0.384 (1, 9)										4	0	2	1	0	0	1						
Darrell Evans, L OBP: 0.328, SLG: 0.280 (1, 3)										3	2	1	0	1	0	2						
Chris Speier, R OBP: 0.317, SLG: 0.295 (1, 6)										3	0	1	0	0	0	2						
Ken Reitz, R OBP: 0.310, SLG: 0.357 (1, 5)										3	0	0	1	0	1	2						
Dave Rader, L OBP: 0.299, SLG: 0.323 (1, 2)										4	0	1	1	0	2	1						
Jim Barr, R OBP: 0.216, SLG: 0.094 (1, 1)										3	0	0	0	0	2	3						
Glenn Adams, L OBP: 0.286, SLG: 0.371 (8, PH)										1	0	0	0	0	0	0						
Inning Stats	R: 0 E: 0 K: 1 S: 6	H: 1 LOB: 1 BB: 0 P: 6	R: 1 E: 0 K: 1 S: 6	H: 1 LOB: 2 BB: 1 P: 11	R: 0 E: 0 K: 1 S: 4	H: 0 LOB: 0 BB: 1 P: 8	R: 1 E: 0 K: 1 S: 7	H: 2 LOB: 1 BB: 0 P: 7	R: 1 E: 0 K: 0 S: 4	H: 2 LOB: 1 BB: 0 P: 4	R: 0 E: 0 K: 0 S: 3	H: 0 LOB: 0 BB: 0 P: 3	R: 0 E: 0 K: 2 S: 7	H: 0 LOB: 0 BB: 0 P: 7	R: 0 E: 0 K: 0 S: 4	H: 1 LOB: 2 BB: 1 P: 8	R: 0 E: 0 K: 2 S: 7	H: 0 LOB: 0 BB: 0 P: 7	1B: 7 2B: 1 3B: 0 HR: 0	SF: 1 SAC: 1 DP: 1 HBP: 1	WP: 0 PB: 0 SB: 1 CS: 1	PA: 36
PITCHER Larry Dierker, R ERA: 4.33 (1, 1)	IP: 9.0 WLS: W BF: 36	H: 7 R: 3 ER: 3 SO: 8	BB: 3 IBB: 0 HBP: 1 BLK: 0	WP: 0 HR: 0 S: 48 P: 61	ERA: 3.00 WHIP: 1.111																	

Houston Astros @ San Francisco Giants
Candlestick Park, San Francisco, CA
Tue Jun 29 1976, 10:05 PM EDT
Att.: 4,133 - Unknown

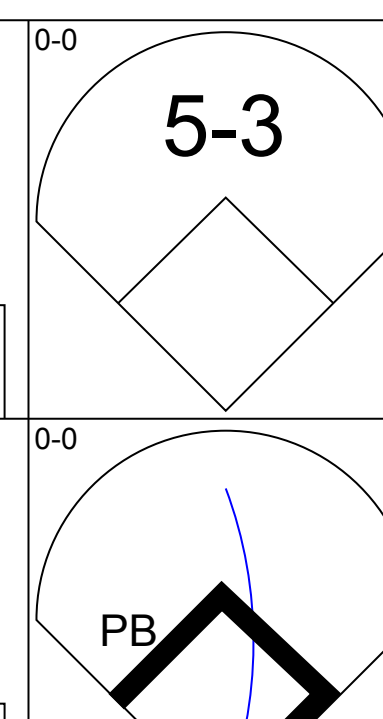
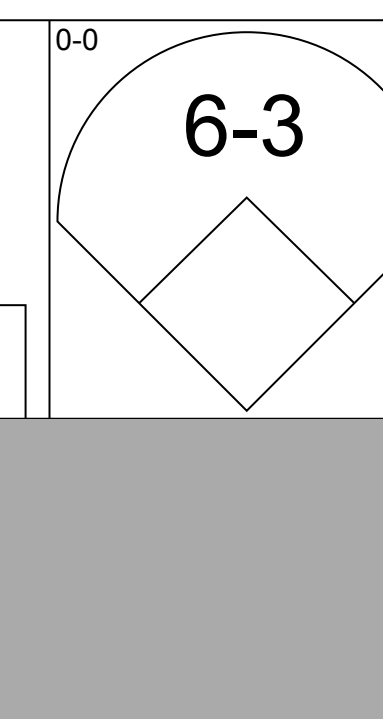
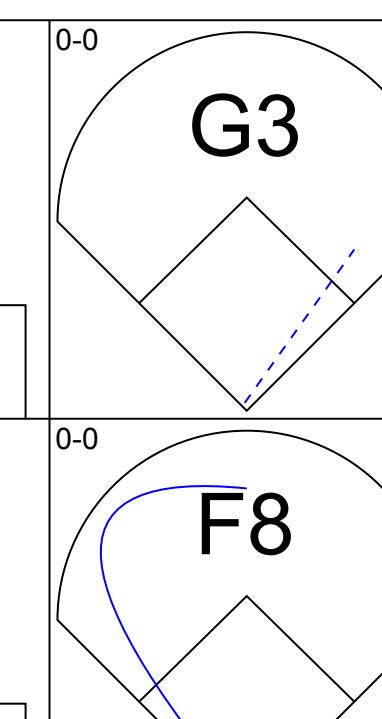
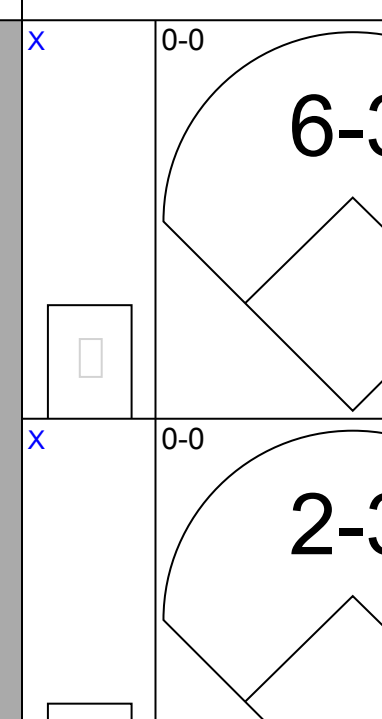
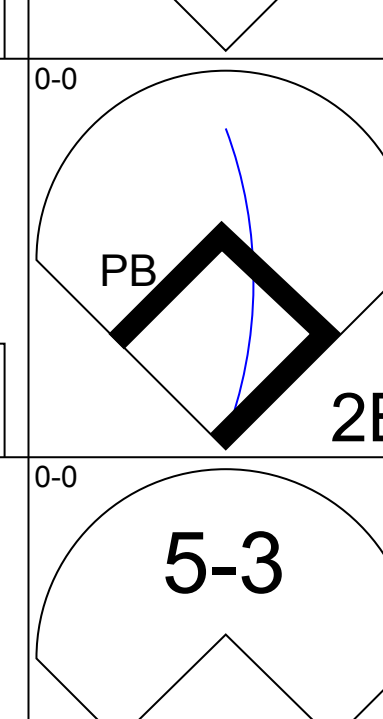
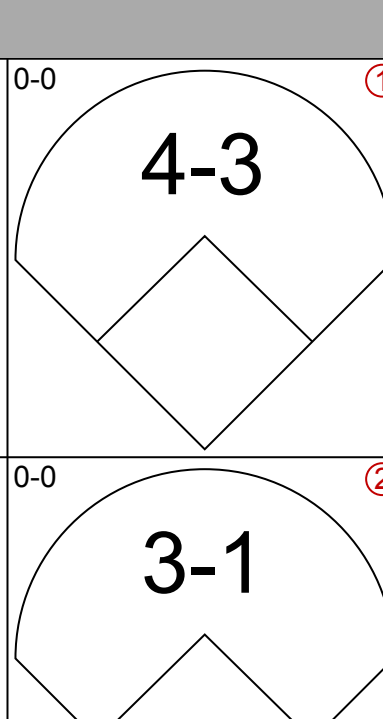
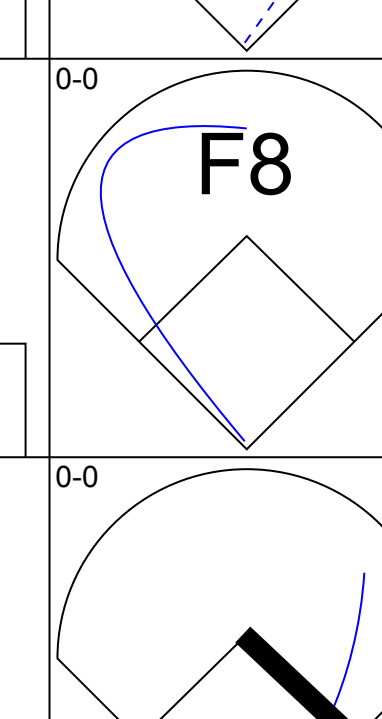
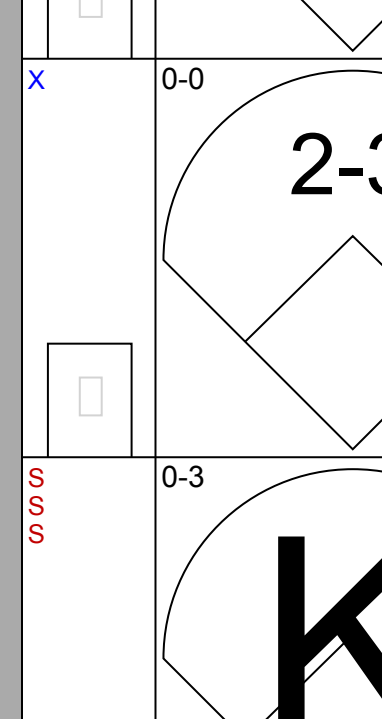
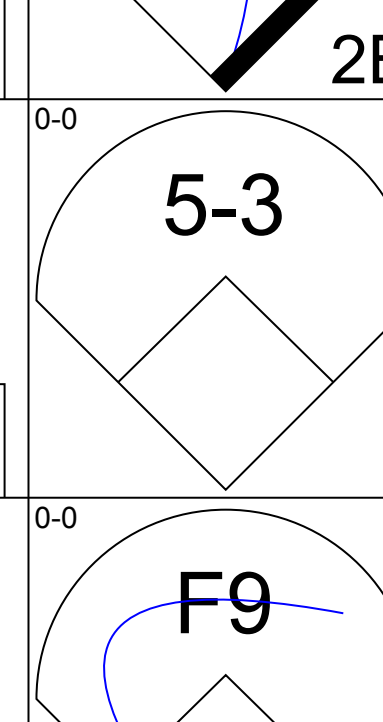
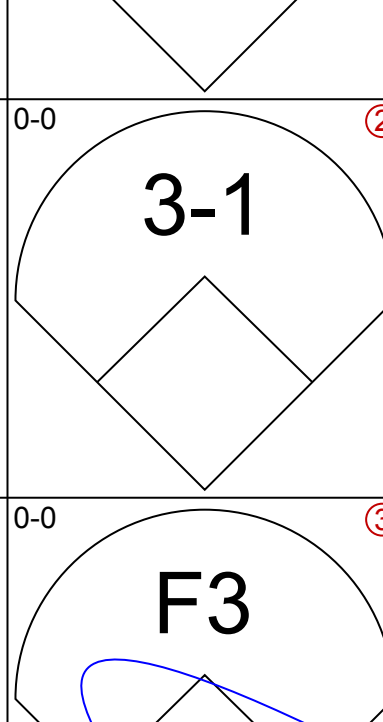
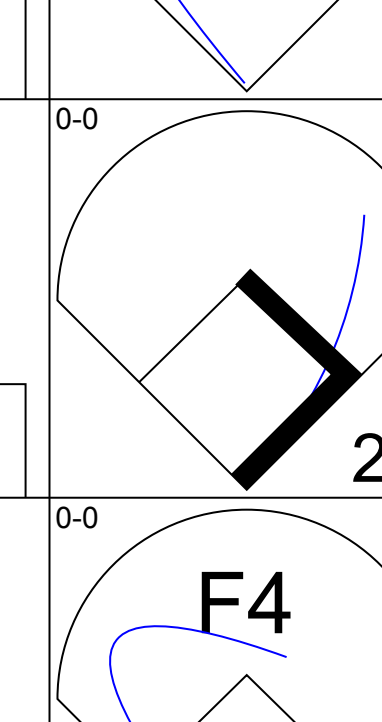
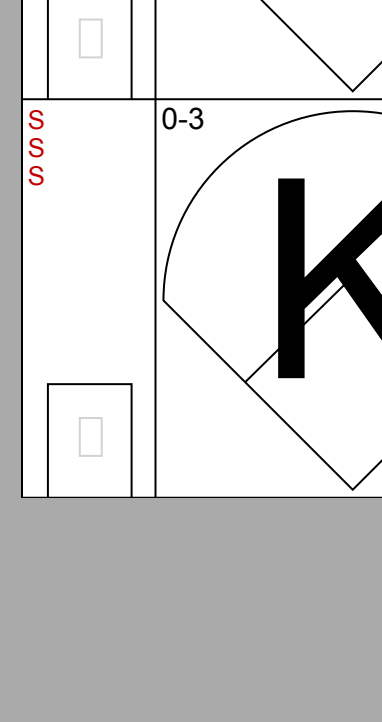
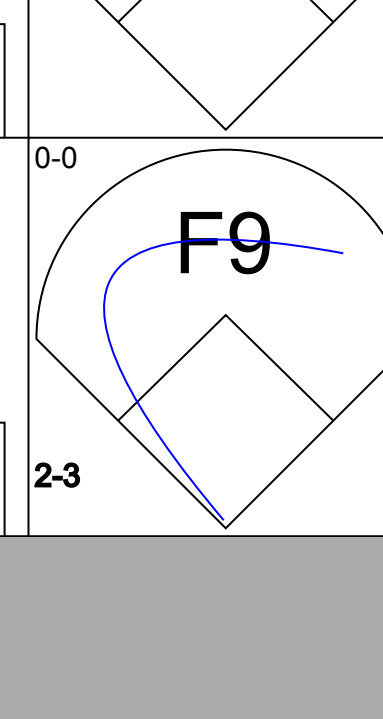
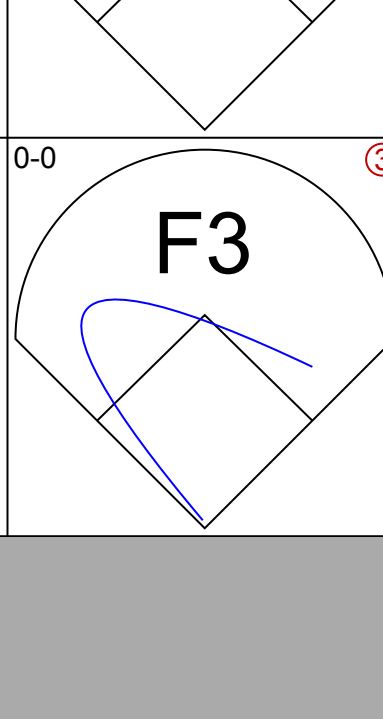
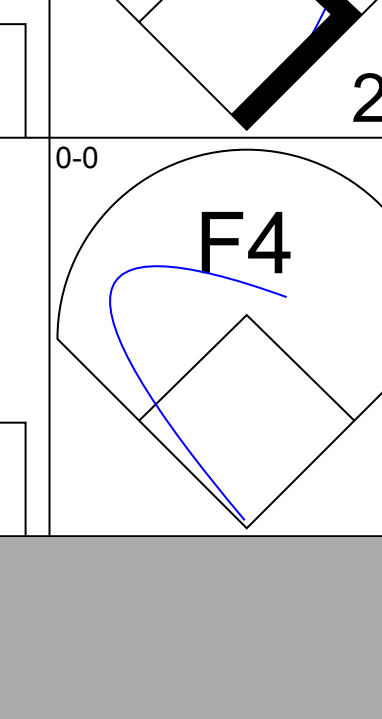
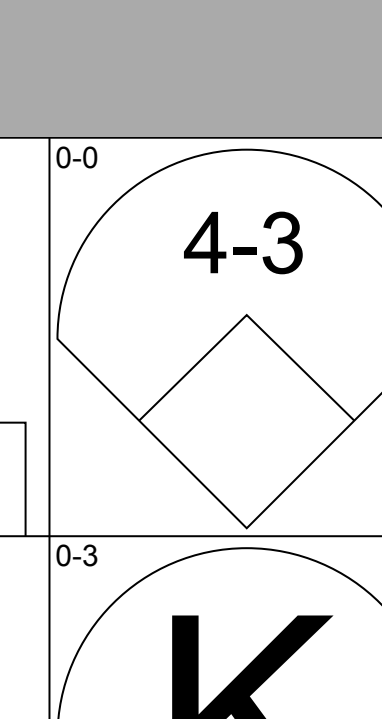
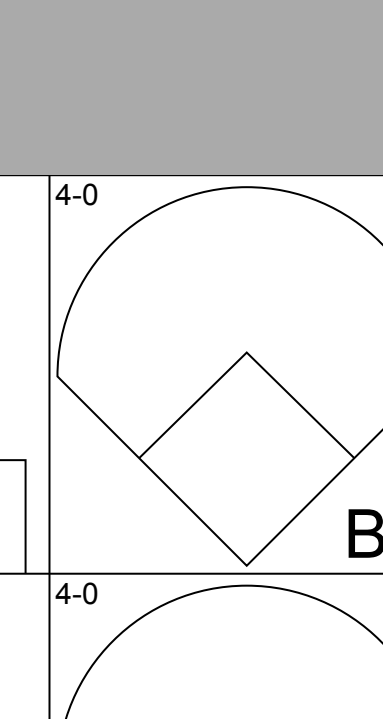
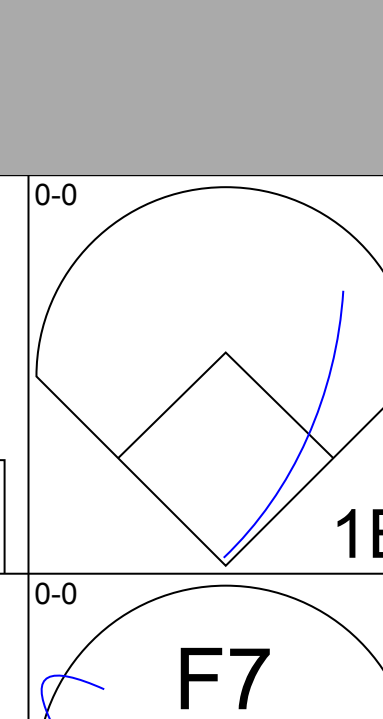
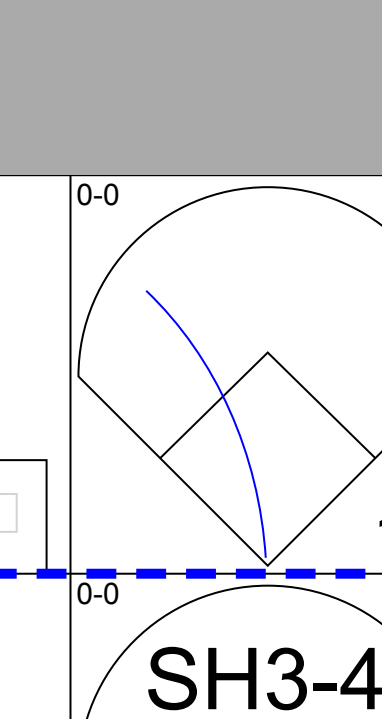
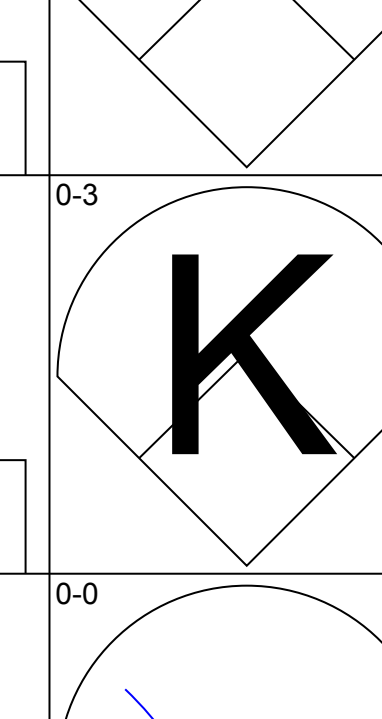
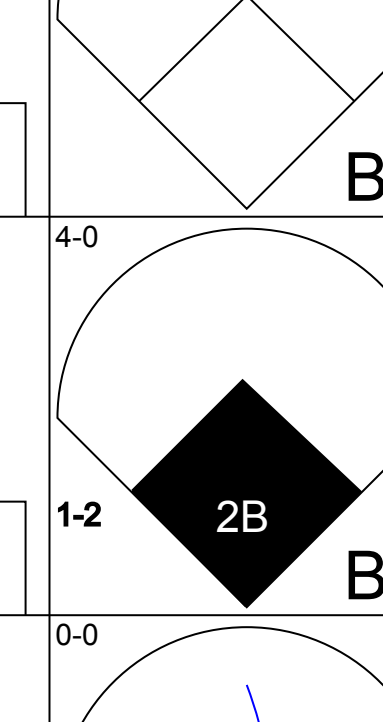
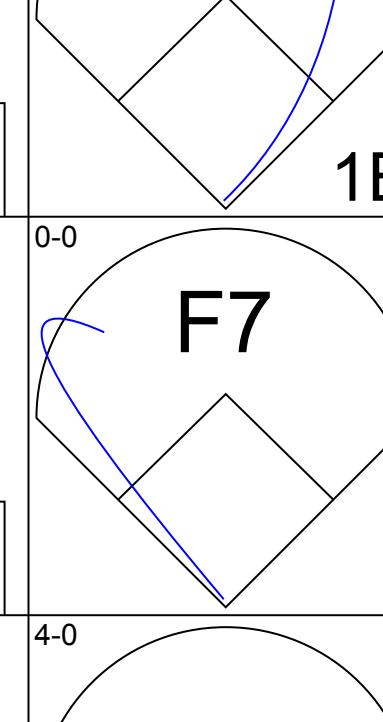
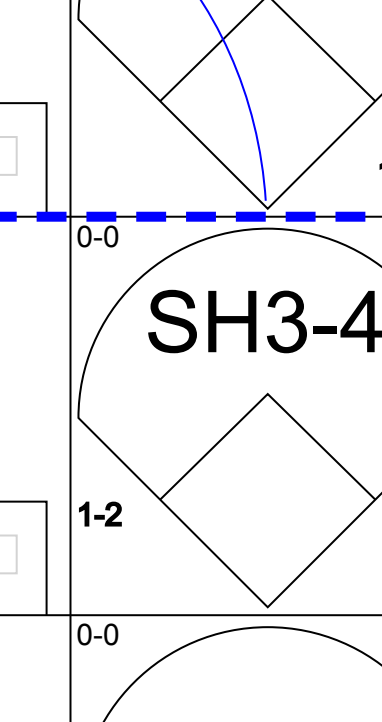
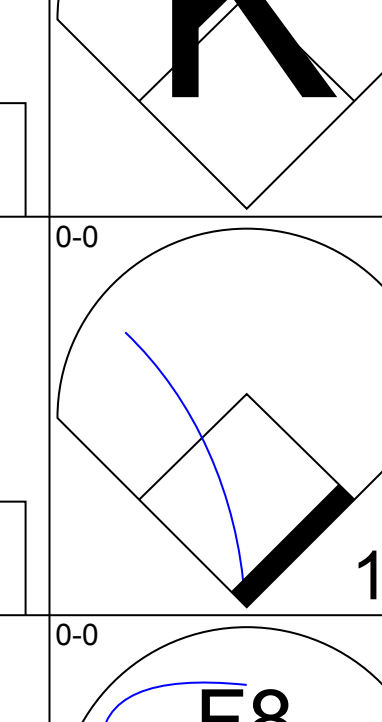
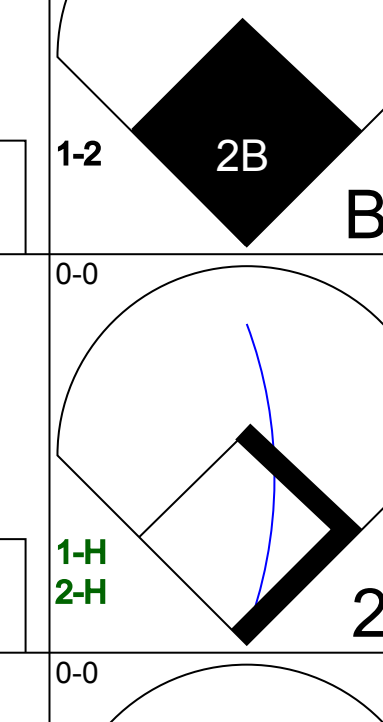
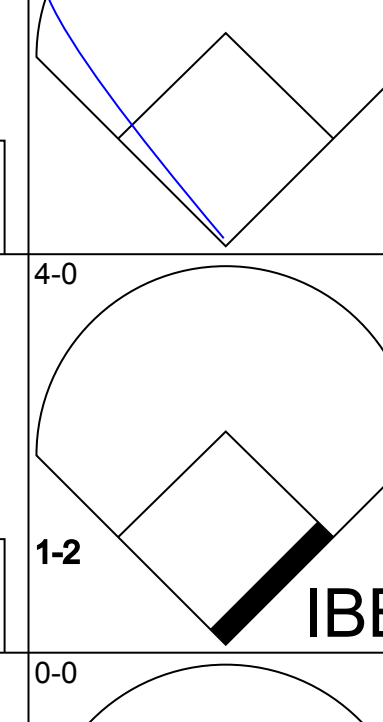
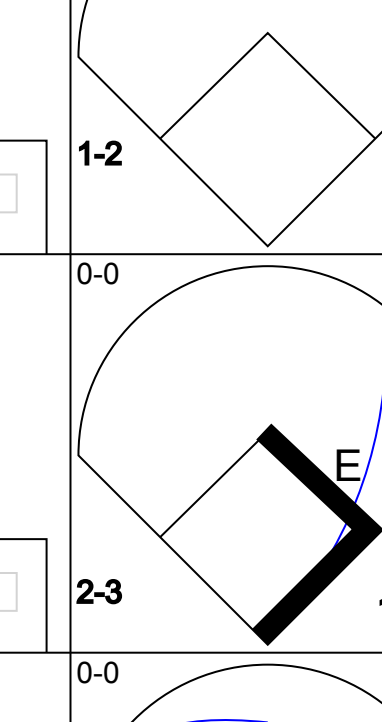
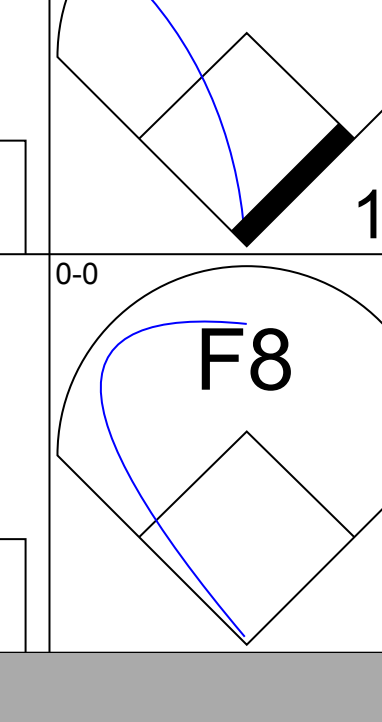
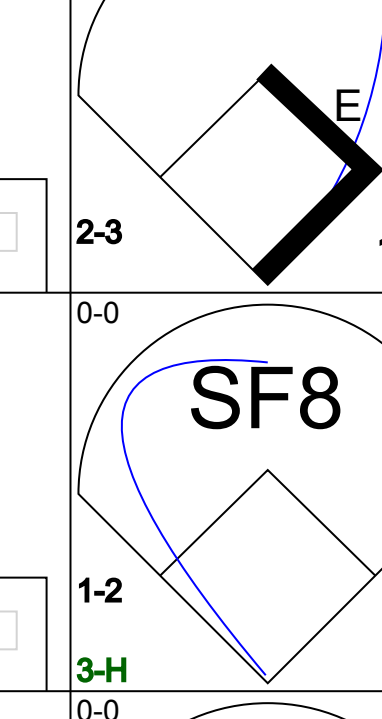
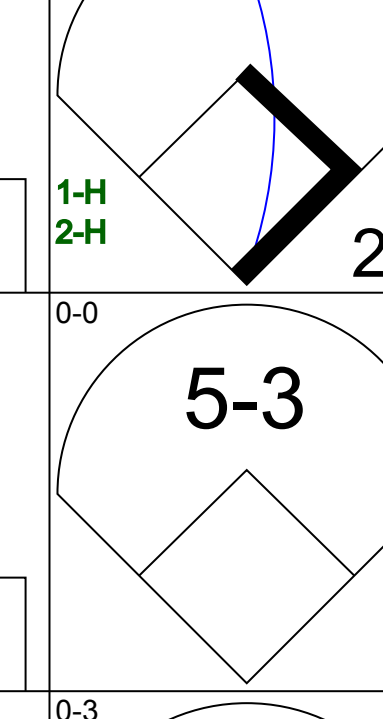
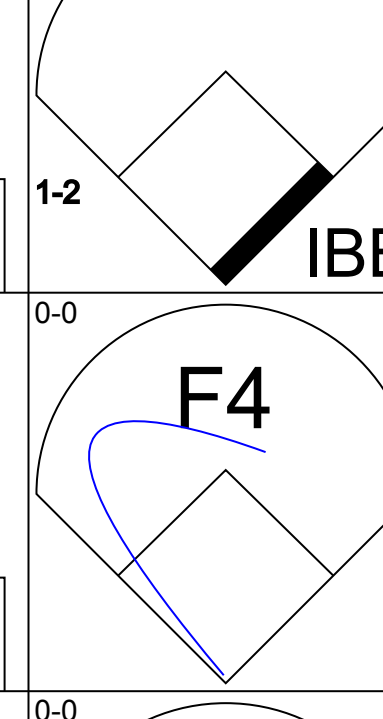
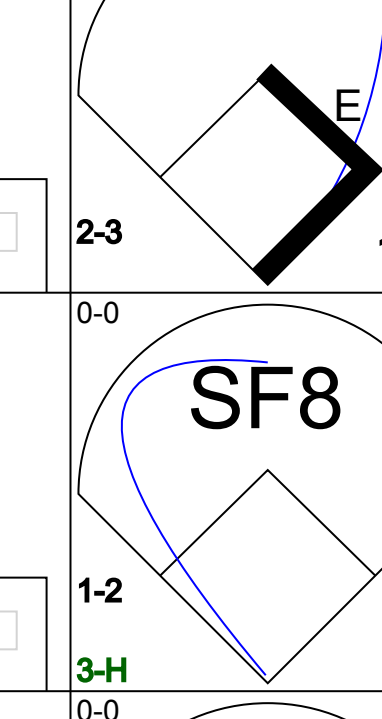
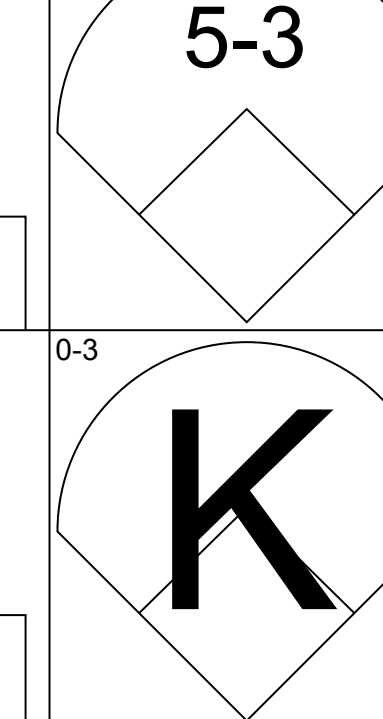
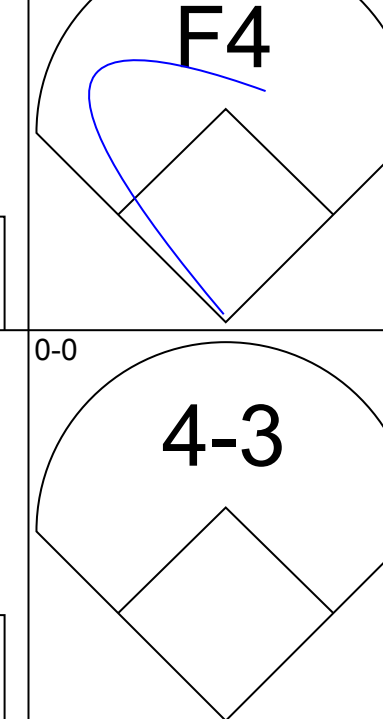
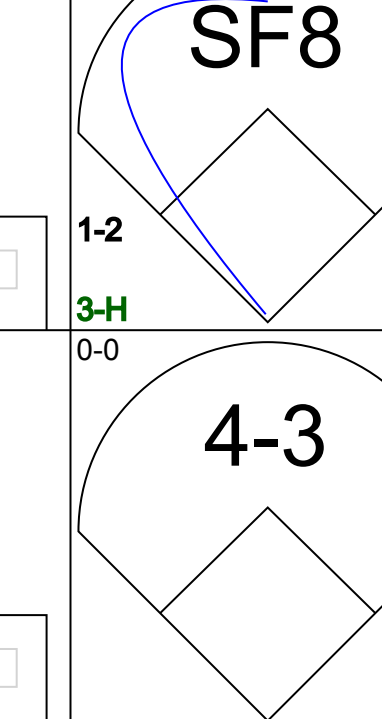
AB	30
R	3
H	7
RBI	3
BB	3
SO	8
LOB	16



Batter	1	2	3	4	5	6	7	8	9	AB	R	H	RBI	BB	SO	LOB	TOP			
Rowland Office, L OBP: 0.383, SLG: 0.408										4	0	0	0	0	1	3	Atlanta Braves @ San Francisco Giants Candlestick Park, San Francisco, CA Sun Jul 04 1976, 6:33 AM EDT Att: 8,693 - Unknown			
Craig Robinson, R OBP: 0.344, SLG: 0.240										2	0	0	0	1	0	0				
Tom Paciorek, R OBP: 0.347, SLG: 0.418										1	0	0	0	0	0	1				
Rod Gilbreath, R OBP: 0.363, SLG: 0.451										0	0	0	0	0	0	0				
Jimmy Wynn, R OBP: 0.401, SLG: 0.407										4	0	1	0	0	2	1				
Willie Montanez, L OBP: 0.362, SLG: 0.449										3	1	0	0	1	1	2				
Ken Henderson, S OBP: 0.359, SLG: 0.405										4	1	2	0	0	1	1				
Earl Williams, R OBP: 0.291, SLG: 0.401										4	0	1	0	0	1	4				
Darrel Chaney, S OBP: 0.340, SLG: 0.348										3	0	1	1	1	0	1				
Rob Belloir, R OBP: 0.455, SLG: 0.556										2	0	1	1	0	0	1				
Dave May, L OBP: 0.310, SLG: 0.306										1	0	1	0	0	0	0				
Jerry Royster, R OBP: 0.306, SLG: 0.309										1	0	0	0	0	0	0				
Frank LaCorte, R OBP: 0.397, SLG: 0.444										2	0	0	0	0	0	4				
Mike Marshall, R OBP: 0.317, SLG: 0.362										0	0	0	0	0	0	0				
Cito Gaston, R OBP: 0.397, SLG: 0.444										1	0	0	0	0	0	0				
Inning Stats	R: 0 E: 0 K: 2 S: 7	H: 0 LOB: 0 BB: 0 P: 7	R: 1 E: 1 K: 1 S: 6	H: 2 LOB: 2 BB: 2 P: 14	R: 0 E: 0 K: 0 S: 3	H: 0 LOB: 1 BB: 1 P: 7	R: 1 E: 1 K: 0 S: 6	H: 2 LOB: 2 BB: 0 P: 6	R: 0 E: 0 K: 1 S: 5	H: 1 LOB: 0 BB: 0 P: 5	R: 0 E: 0 K: 1 S: 4	H: 1 LOB: 1 BB: 0 P: 4	R: 0 E: 0 K: 1 S: 6	H: 0 LOB: 0 BB: 0 P: 3	R: 0 E: 0 K: 0 S: 3	H: 0 LOB: 0 BB: 0 P: 3	1B: 6 2B: 1 3B: 0 HR: 0	SF: 0 SAC: 1 DP: 1 HBP: 0	WP: 0 PB: 0 SB: 0 CS: 0	PA: 36
PITCHER	IP WLS BF H R ER SO BB IBB HBP BLK WP HR S P ERA WHIP																			
Rob Dressler, R ERA: 4.75	(1, 1) 6.0 W 25 5 2 2 5 2 1 0 0 0 0 0 0 32 44 3.00 1.167																			
Randy Moffitt, R ERA: 2.6	(7, 1) 3.0 S 11 2 0 0 1 0 0 0 0 0 0 0 0 13 13 0.00 0.667																			

AB	32
R	2
H	7
RBI	2
BB	3
SO	6
LOB	18



Batter	1	2	3	4	5	6	7	8	9	AB	R	H	RBI	BB	SO	LOB	BOTTOM			
Larry Herndon, R OBP: 0.366, SLG: 0.390										4	0	0	0	0	0	1	Atlanta Braves @ San Francisco Giants Candlestick Park, San Francisco, CA Sun Jul 04 1976, 6:33 AM EDT Att: 8,693 - Unknown			
Marty Perez, R OBP: 0.326, SLG: 0.353										4	0	1	0	0	0	0				
Gary Matthews, R OBP: 0.355, SLG: 0.428										4	0	1	0	0	1	1				
Bobby Murcer, L OBP: 0.345, SLG: 0.376										4	0	0	0	0	0	2				
Darrell Evans, L OBP: 0.341, SLG: 0.290										3	0	2	0	1	1	0				
Ken Reitz, R OBP: 0.317, SLG: 0.362										2	1	1	0	1	0	1				
Chris Speier, R OBP: 0.319, SLG: 0.295										3	0	2	2	1	0	1				
Mike Sadek, R OBP: 0.333, SLG: 0.302										2	0	0	0	0	0	3				
Gary Thomasson, L OBP: 0.290, SLG: 0.400										0	0	0	1	0	0	0				
Marc Hill, R OBP: 0.245, SLG: 0.333										0	0	0	0	0	0	0				
Rob Dressler, R OBP: 0.176, SLG: 0.176										2	0	0	0	0	1	3				
Glenn Adams, L OBP: 0.263, SLG: 0.342										1	0	0	0	0	0	1				
Randy Moffitt, R OBP: 0.333, SLG: 0.333										0	0	0	0	0	0	0				
Inning Stats	R: 0 E: 0 K: 0 S: 4	H: 1 LOB: 1 BB: 0 P: 4	R: 2 E: 0 K: 1 S: 6	H: 1 LOB: 1 BB: 2 P: 14	R: 0 E: 0 K: 0 S: 3	H: 0 LOB: 0 BB: 0 P: 3	R: 0 E: 0 K: 0 S: 4	H: 1 LOB: 2 BB: 1 P: 8	R: 0 E: 0 K: 0 S: 4	H: 1 LOB: 1 BB: 0 P: 4	R: 1 E: 1 K: 0 S: 5	H: 2 LOB: 1 BB: 0 P: 5	R: 0 E: 0 K: 1 S: 5	H: 0 LOB: 0 BB: 0 P: 5	R: 0 E: 0 K: 1 S: 6	H: 1 LOB: 1 BB: 0 P: 6	1B: 4 2B: 3 3B: 0 HR: 0	SF: 1 SAC: 1 DP: 0 HBP: 0	WP: 0 PB: 1 SB: 1 CS: 0	PA: 34
PITCHER	IP WLS BF H R ER SO BB IBB HBP BLK WP HR S P ERA WHIP																			
Frank LaCorte, R ERA: 7.27	(1, 1) 5.0 L 23 5 3 3 3 1 2 1 0 0 0 0 0 22 34 5.40 1.400																			
Mike Marshall, R ERA: 4.26	(6, 1) 3.0 11 2 0 0 2 0 0 0 0 0 0 0 0 15 15 0.00 0.667																			



Batter	1	2	3	4	5	6	7	8	9	AB	R	H	RBI	BB	SO	LOB	TOP				
Gary Thomasson, L OBP: 0.287, SLG: 0.400 (1, 8)	F8		BB 1B 1-3 2-H		1B 1B		4-3	4-3		5	1	2	2	0	0	1	San Francisco Giants @ St. Louis Cardinals Busch Stadium, St. Louis, MO Tue Jul 06 1976, 7:05 PM CDT Att: 11,326 - Unknown				
Marty Perez, R OBP: 0.346, SLG: 0.370 (1, 4)	F3		BB 1-2 3-H		1B 1B		1B	BB		4	0	3	1	1	0	0					
Gary Matthews, R OBP: 0.352, SLG: 0.423 Larry Herndon, R OBP: 0.360, SLG: 0.393 (1, 7) (7, 8)	F9		F8		FC3-6 1-2 2-H		P4	K		4	0	1	1	0	0	3					
Bobby Murcer, L OBP: 0.349, SLG: 0.381 John D'Acquisto, R OBP: 0.333, SLG: 0.333 Chris Arnold, R OBP: 0.298, SLG: 0.295 (1, 9) (7, 1) (9, PH)		K	BB 1-2 2-3		F8		F9		4-3 1B	3	0	0	0	1	1	3					
Darrell Evans, L OBP: 0.337, SLG: 0.300 Dave Heaverlo, R (5, 1) Glenn Adams, L OBP: 0.293, SLG: 0.390 (7, 9)	F2		P6		FC3-6 1-2			4-3 1B	4-3	3	0	0	0	0	0	5					
Ken Reitz, R OBP: 0.317, SLG: 0.365 (1, 5)	P5				6-3			F8		5	1	2	1	0	0	1					
Chris Speier, R OBP: 0.311, SLG: 0.286 (1, 6)			E4 1B		6-3		L5	F7	F8	5	1	0	0	0	0	3					
Dave Rader, L OBP: 0.316, SLG: 0.336 (1, 2)			E6 1B		6-3		G3-6-3 2-3	PB BB 4-3 BB		3	2	1	0	1	0	1					
Ed Halicki, R OBP: 0.286, SLG: 0.194 Charlie Williams, R OBP: 0.222, SLG: 0.317 Derrel Thomas, S OBP: 0.222, SLG: 0.317 Mike Caldwell, L OBP: 0.222, SLG: 0.194 Steve Ontiveros, S OBP: 0.242, SLG: 0.162 (1, 1) (1, 1) (3, PH) (3, 1) (5, PH) (5, 3)			K		3-1		G3-6-3 1-2	4-3 PB WP BB		0	0	0	0	0	0	0					
Inning Stats	R: 0 E: 0 K: 0 S: 3	H: 0 LOB: 0 BB: 0 P: 3	R: 0 E: 0 K: 1 S: 5	H: 0 LOB: 0 BB: 0 P: 5	R: 2 E: 2 K: 1 S: 9	H: 2 LOB: 3 BB: 1 P: 13	R: 0 E: 0 K: 0 S: 3	H: 0 LOB: 0 BB: 0 P: 3	R: 1 E: 0 K: 0 S: 6	H: 3 LOB: 2 BB: 0 P: 6	R: 0 E: 0 K: 0 S: 4	H: 2 LOB: 1 BB: 0 P: 4	R: 0 E: 0 K: 0 S: 4	H: 1 LOB: 1 BB: 0 P: 4	R: 4 E: 0 K: 1 S: 7	H: 2 LOB: 1 BB: 3 P: 19		R: 0 E: 0 K: 0 S: 4	H: 1 LOB: 1 BB: 0 P: 4	1B: 9 2B: 2 3B: 0 HR: 0	SF: 0 SAC: 0 DP: 1 HBP: 0
PITCHER	IP WLS BF H R ER SO BB IBB HBP BLK WP HR S P ERA WHIP																				
Bob Forsch, R ERA: 3.66 (1, 1)	7.1 W 36 10 7 5 2 3 0 0 0 0 0 0 37 49 6.14 1.773																				
John Curtis, L ERA: 4.68 (8, 1)	1.2 7 1 0 0 1 1 0 0 0 1 0 8 12 0.00 1.200																				

Batter	1	2	3	4	5	6	7	8	9	AB	R	H	RBI	BB	SO	LOB	BOTTOM		
Jerry Mumphrey, S OBP: 0.364, SLG: 0.411 (1, 8)			5-4-3 1B		1B 2B					5	3	4	1	0	0	2	San Francisco Giants @ St. Louis Cardinals Busch Stadium, St. Louis, MO Tue Jul 06 1976, 7:05 PM CDT Att: 11,326 - Unknown		
Don Kessinger, S OBP: 0.325, SLG: 0.331 Lee Richard, R OBP: 0.111, SLG: 0.059 (1, 6) (8, 6)			5-4-3 1-2		2B WP 1B			K		5	2	3	0	0	0	3			
Lou Brock, L OBP: 0.315, SLG: 0.361 Mike Anderson, R OBP: 0.380, SLG: 0.349 (1, 7) (7, 7)			K		F7					5	1	2	3	0	1	5			
Ted Simmons, S OBP: 0.347, SLG: 0.372 Joe Ferguson, R OBP: 0.311, SLG: 0.353 (1, 2) (8, 2)	BB BB 1-3 3-H	F8		5-3	WP 2B		F9			5	2	2	3	0	0	2			
Willie Crawford, L OBP: 0.395, SLG: 0.498 (1, 9)	BB BB 1-2			HR	2B		F8			4	2	3	2	1	0	0			
Keith Hernandez, L OBP: 0.300, SLG: 0.260 (1, 3)	BB BB 1-2 2-3			E4	4-3		1-6-3			3	1	0	0	2	0	1			
Hector Cruz, R OBP: 0.243, SLG: 0.324 (1, 5)	SH 1-3 2-H 3-H	F7		K		4-3	5-3			5	1	1	2	0	1	3			
Mike Tyson, R OBP: 0.314, SLG: 0.416 (1, 4)	G3 SH 1-2 3-H	5-3		5-3		P5				5	0	2	1	0	0	3			
Bob Forsch, R OBP: 0.182, SLG: 0.188 John Curtis, L OBP: 0.276, SLG: 0.259 (1, 1) (8, 1)	SH 1-2 2-3		6-3		K		1B BB 1B	G4-6-3 1-2		3	1	1	0	0	1	0			
Inning Stats	R: 7 E: 1 K: 0 S: 10	H: 6 LOB: 2 BB: 2 P: 18	R: 0 E: 0 K: 0 S: 4	H: 1 LOB: 2 BB: 1 P: 8	R: 0 E: 0 K: 1 S: 6	H: 1 LOB: 1 BB: 0 P: 6	R: 1 E: 1 K: 1 S: 7	H: 1 LOB: 1 BB: 0 P: 7	R: 3 E: 0 K: 0 S: 8	H: 3 LOB: 1 BB: 0 P: 9	R: 2 E: 0 K: 0 S: 7	H: 4 LOB: 2 BB: 0 P: 7	R: 0 E: 0 K: 0 S: 3	H: 0 LOB: 0 BB: 0 P: 3	R: 0 E: 0 K: 1 S: 6	H: 2 LOB: 1 BB: 0 P: 6		1B: 13 2B: 4 3B: 0 HR: 1	SF: 0 SAC: 1 DP: 1 HBP: 1
PITCHER	IP WLS BF H R ER SO BB IBB HBP BLK WP HR S P ERA WHIP																		
Ed Halicki, R ERA: 5.1 (1, 1)	0.0 L 7 5 7 7 0 0 2 0 0 0 0 0 5 13 ∞ ∞																		
Charlie Williams, R ERA: 1.91 (1, 1)	2.0 10 2 0 0 0 1 0 0 0 0 0 0 9 13 0.00 1.500																		
Mike Caldwell, L ERA: 4.74 (3, 1)	2.0 9 2 1 1 2 0 0 0 0 0 1 13 13 4.50 1.000																		
Dave Heaverlo, R ERA: 4.62 (5, 1)	2.0 14 7 5 5 1 0 0 0 1 0 1 0 15 16 22.50 3.500																		
John D'Acquisto, R ERA: 5.47 (7, 1)	2.0 7 2 0 0 1 0 0 0 0 0 0 0 9 9 0.00 1.000																		

Batter	1	2	3	4	5	6	7	8	9	AB	R	H	RBI	BB	SO	LOB	TOP			
Gary Thomasson, L (1, 8) OBP: 0.271, SLG: 0.382	K		4-3		4-3		K		K	5	0	0	0	0	3	2	San Francisco Giants @ Chicago Cubs Wrigley Field, Chicago, IL Fri Jul 09 1976, 3:33 AM CDT Att: 11,382 - Sunny - 84 F			
Marty Perez, R (1, 4) OBP: 0.339, SLG: 0.357 Charlie Williams, R (7, 1)	F8		6-3		F9		4-3			4	0	0	0	0	0	0				
Gary Matthews, R (1, 7) OBP: 0.353, SLG: 0.419	K		1B			1B		K		3	1	1	0	1	2	0				
Bobby Murcer, L (1, 9) OBP: 0.349, SLG: 0.387		F8 1B	2B	L9		1B		L3		4	2	2	0	0	0	1				
Darrell Evans, L (1, 3) OBP: 0.338, SLG: 0.314	F8					1B		4-3		3	0	1	0	1	0	1				
Ken Reitz, R (1, 5) OBP: 0.324, SLG: 0.369					F6					4	0	3	3	0	0	1				
Chris Speier, R (1, 6) OBP: 0.309, SLG: 0.283					L8					3	0	1	0	1	0	3				
Marc Hill, R (1, 2) OBP: 0.257, SLG: 0.340 Glenn Adams, L (9, PH) OBP: 0.286, SLG: 0.381	F3				F5					3	0	0	0	0	1	4				
Rob Dressler, R (1, 1) OBP: 0.181, SLG: 0.158 Randy Moffitt, R (6, 1) OBP: 0.333, SLG: 0.333 Mike Caldwell, L (6, 1) OBP: 0.154, SLG: 0.154 Dave Heaverlo, R (6, 1) OBP: 0.221, SLG: 0.315 Derrel Thomas, S (7, PH) OBP: 0.321, SLG: 0.315	F8									2	0	0	0	0	1	2				
Inning Stats	R: 0 E: 0 K: 2 S: 7	H: 0 LOB: 0 BB: 0 P: 7	R: 1 E: 0 K: 0 S: 5	H: 2 LOB: 2 BB: 1 P: 9	R: 0 E: 0 K: 0 S: 4	H: 1 LOB: 1 BB: 0 P: 4	R: 0 E: 0 K: 0 S: 4	H: 1 LOB: 1 BB: 0 P: 4	R: 0 E: 0 K: 1 S: 5	H: 0 LOB: 0 BB: 0 P: 5	R: 2 E: 0 K: 1 S: 6	H: 2 LOB: 1 BB: 0 P: 14	R: 0 E: 0 K: 1 S: 5	H: 0 LOB: 0 BB: 0 P: 5	R: 0 E: 0 K: 2 S: 9	H: 2 LOB: 2 BB: 0 P: 9		1B: 7 2B: 2 3B: 0 HR: 0	SF: 0 SAC: 0 DP: 1 HBP: 0	WP: 0 PB: 0 SB: 2 CS: 0
PITCHER	IP	WLS	BF	H	R	ER	SO	BB	IBB	HBP	BLK	WP	HR	S	P	ERA	WHIP			
Ray Burris, R (1, 1) ERA: 4.33	5.0		24	6	3	3	3	3	0	0	0	0	0	27	39	5.40	1.800			
Bruce Sutter, R (6, 1) ERA: 1.6	4.0	W	13	2	0	0	5	0	0	0	0	0	0	23	23	0.00	0.500			

Batter	1	2	3	4	5	6	7	8	9	AB	R	H	RBI	BB	SO	LOB	BOTTOM			
Rick Monday, L (1, 8) OBP: 0.368, SLG: 0.523	HR		4-3			K		F5		5	1	2	2	0	1	5	San Francisco Giants @ Chicago Cubs Wrigley Field, Chicago, IL Fri Jul 09 1976, 3:33 AM CDT Att: 11,382 - Sunny - 84 F			
Jose Cardenal, R (1, 7) OBP: 0.347, SLG: 0.422	G5-4-3 BB				F4	F6				3	0	1	0	1	0	4				
Bill Madlock, R (1, 5) OBP: 0.392, SLG: 0.488	G5-4-3 1-2		K			3B		G6-4-3 BB		2	1	0	0	2	1	2				
Jerry Morales, R (1, 9) OBP: 0.298, SLG: 0.384					F4	F7		G6-4-3 1-2		4	0	1	0	0	0	2				
Ralph LaCock, L (1, 3) OBP: 0.328, SLG: 0.385	F9				F8			K		4	1	1	1	0	1	1				
Manny Trillo, R (1, 4) OBP: 0.304, SLG: 0.311			6-3		6-3			F8		3	1	0	0	1	0	0				
Steve Swisher, R (1, 2) OBP: 0.305, SLG: 0.351						SH1-4 1B		1B		4	1	3	1	0	0	0				
Dave Rosello, R (1, 6) OBP: 0.373, SLG: 0.294					SH1-4	E4				3	0	1	0	0	0	2				
Ray Burris, R (1, 1) OBP: 0.162, SLG: 0.139 Bruce Sutter, R (6, 1)					6-3					2	0	0	0	0	0	1				
Inning Stats	R: 1 E: 0 K: 0 S: 4	H: 2 LOB: 1 BB: 1 P: 8	R: 0 E: 0 K: 0 S: 3	H: 0 LOB: 0 BB: 0 P: 3	R: 0 E: 0 K: 1 S: 6	H: 1 LOB: 1 BB: 0 P: 6	R: 0 E: 0 K: 0 S: 3	H: 0 LOB: 0 BB: 0 P: 3	R: 1 E: 0 K: 0 S: 5	H: 2 LOB: 1 BB: 0 P: 5	R: 3 E: 2 K: 1 S: 8	H: 2 LOB: 3 BB: 3 P: 20	R: 0 E: 0 K: 1 S: 4	H: 0 LOB: 1 BB: 1 P: 8	R: 0 E: 0 K: 1 S: 7	H: 2 LOB: 2 BB: 0 P: 7		1B: 7 2B: 0 3B: 1 HR: 1	SF: 0 SAC: 1 DP: 2 HBP: 0	WP: 0 PB: 0 SB: 2 CS: 0
PITCHER	IP	WLS	BF	H	R	ER	SO	BB	IBB	HBP	BLK	WP	HR	S	P	ERA	WHIP			
Rob Dressler, R (1, 1) ERA: 4.88	5.1	L	23	6	4	4	1	2	0	0	0	0	0	23	31	6.75	1.500			
Randy Moffitt, R (6, 1) ERA: 2.77	0.0		4	1	1	1	0	2	0	0	0	0	0	2	10	-	-			
Mike Caldwell, L (6, 1) ERA: 4.72	0.1		1	0	0	0	1	0	0	0	0	0	0	3	3	0.00	0.000			
Dave Heaverlo, R (6, 1) ERA: 4.59 Charlie Williams, R (7, 1) ERA: 1.84	0.1		1	0	0	0	0	0	0	0	0	0	0	1	1	0.00	0.000			
2.0	8		2	0	0	0	2	1	0	0	0	0	0	11	15	0.00	1.500			

AB	34
R	3
H	8
RBI	3
BB	3
SO	8
LOB	18




Batter	1	2	3	4	5	6	7	8	9	AB	R	H	RBI	BB	SO	LOB	TOP				
Gary Thomasson, L OBP: 0.267, SLG: 0.366 (1, 8)	0-3 K		0-3 K		0-0 G3		0-0 4-3	4-0 BB		4	0	0	0	1	2	0	San Francisco Giants @ Chicago Cubs Wrigley Field, Chicago, IL Sat Jul 10 1976, 3:33 AM CDT Att: 16,247 - Sunny - 92 F				
Marty Perez, R OBP: 0.345, SLG: 0.364 (1, 4)	0-0 1B HR		0-0 FC6-4 1B			0-0 F8	0-0 BB 6-3 1B	0-0 F8		5	1	3	0	0	0	2					
Gary Matthews, R OBP: 0.353, SLG: 0.421 (1, 7)	0-0 1-2 HR 1B		0-0 FC6-4 1-2			0-0 1B 2B	0-0 6-3 1-2		0-0 L9	5	2	2	0	0	0	2					
Bobby Murcer, L OBP: 0.353, SLG: 0.399 (1, 9)	0-0 2-H 2B HR		0-0 G3			0-0 2-H 2B 1B	4-0 BB IBB		0-0 G3	4	2	2	4	1	0	1					
Darrell Evans, L OBP: 0.340, SLG: 0.317 (1, 3)	0-0 L9			0-3 K		0-0 1-H 1B 2B	4-0 1-2 2-3 BB		0-3 K	4	1	1	1	1	2	0					
Ken Reitz, R OBP: 0.324, SLG: 0.368 (1, 5)	0-0 L7			0-0 6-3		0-0 2-H CS 1B	0-0 F9			4	0	1	1	0	0	3					
Chris Speier, R OBP: 0.311, SLG: 0.286 (1, 6)		0-0 L9		0-0 F8		0-0 1-2 BB 1B		0-0 SH1-4 1B		4	0	2	0	0	0	0					
Marc Hill, R OBP: 0.259, SLG: 0.333 (1, 2)		0-3 K			0-0 F7	4-0 1-2 BB		0-0 SH1-4 1-2		2	0	0	0	1	1	0					
Jim Barr, R OBP: 0.267, SLG: 0.366 (1, 1)			0-0 5-3		0-0 F5	0-0 4-3		0-3 K		1	0	0	0	0	0	0					
Steve Renko, R ERA: 5.25 (1, 1)	R: 3 E: 0 K: 1 S: 8	H: 3 LOB: 0 BB: 0 P: 8	R: 0 E: 0 K: 1 S: 5	H: 0 LOB: 0 BB: 0 P: 5	R: 0 E: 0 K: 1 S: 6	H: 1 LOB: 1 BB: 0 P: 6	R: 0 E: 0 K: 1 S: 5	H: 0 LOB: 0 BB: 0 P: 5	R: 0 E: 0 K: 0 S: 3	H: 0 LOB: 0 BB: 0 P: 3	R: 3 E: 0 K: 0 S: 7	H: 5 LOB: 2 BB: 1 P: 11	R: 0 E: 0 K: 0 S: 4	H: 1 LOB: 3 BB: 2 P: 12	R: 0 E: 0 K: 1 S: 6	H: 1 LOB: 2 BB: 1 P: 10		R: 0 E: 0 K: 1 S: 5	H: 0 LOB: 0 BB: 0 P: 5	1B: 8 2B: 2 3B: 0 HR: 1	SF: 0 SAC: 1 DP: 0 HBP: 0
PITCHER	IP	WLS	BF	H	R	ER	SO	BB	IBB	HBP	BLK	WP	HR	S	P	ERA	WHIP				
Steve Renko, R ERA: 5.25 (1, 1)	5.1		23	7	6	6	4	0	0	0	0	0	1	31	31	10.12	1.312				
Joe Coleman, R ERA: 5.04 (6, 1)	1.1		9	3	0	0	0	2	1	0	0	0	0	6	18	0.00	3.750				
Mike Garman, R ERA: 5.85 (7, 1)	0.1		1	0	0	0	0	0	0	0	0	0	0	1	1	0.00	0.000				
Oscar Zamora, R ERA: 4.2 (8, 1)	0.1		2	1	0	0	0	0	0	0	0	0	0	2	2	0.00	3.000				
Darold Knowles, L ERA: 3.38 (8, 1)	1.2	W	6	0	0	0	2	1	0	0	0	0	0	9	13	0.00	0.600				
Batter	1	2	3	4	5	6	7	8	9	AB	R	H	RBI	BB	SO	LOB	BOTTOM				
Rick Monday, L OBP: 0.370, SLG: 0.521 (1, 8)	0-0 6-3 2B 1B		0-3 K		0-0 3-1			4-0 BB		3	1	1	0	1	1	0	San Francisco Giants @ Chicago Cubs Wrigley Field, Chicago, IL Sat Jul 10 1976, 3:33 AM CDT Att: 16,247 - Sunny - 92 F				
Jose Cardenal, R OBP: 0.346, SLG: 0.422 (1, 7)	0-0 6-3 1-2		0-0 F8 1B 2B		0-0 5-3		0-0 F9			4	1	1	0	0	0	2					
Bill Madlock, R OBP: 0.393, SLG: 0.502 (1, 5)	0-0 2-H 1B 2B		0-0 F8 2-3		0-0 5-3			0-0 HR		4	2	2	2	0	0	1					
Jerry Morales, R OBP: 0.297, SLG: 0.383 (1, 9)	0-0 6-3		0-0 FC2-6 1B		0-0 F8			0-3 K		4	0	1	1	0	1	1					
Ralph LaCock, L OBP: 0.333, SLG: 0.389 (1, 3)	0-0 2-H 2B 1B		0-0 FC2-6 1-2 HR		0-3 K			0-0 3B 1B		4	3	2	1	0	1	1					
Manny Trillo, R OBP: 0.309, SLG: 0.337 (1, 4)	0-0 1-H 2B		0-0 1-H HR		0-0 F9			0-0 1-H 3B		4	1	3	4	0	0	0					
Steve Swisher, R OBP: 0.304, SLG: 0.346 (1, 2)	0-3 K		0-0 6-3		0-0 1-3			4-0 BB		3	0	0	0	1	1	1					
Dave Rosello, R OBP: 0.371, SLG: 0.294 (1, 6)		0-0 5-3		0-0 G4-6-3 1B			0-0 F8	0-3 K		4	0	1	0	0	1	2					
Steve Renko, R ERA: 5.25 (1, 1)	R: 3 E: 0 K: 1 S: 9	H: 4 LOB: 1 BB: 0 P: 9	R: 0 E: 0 K: 1 S: 5	H: 0 LOB: 0 BB: 0 P: 5	R: 3 E: 0 K: 0 S: 6	H: 3 LOB: 0 BB: 0 P: 6	R: 0 E: 0 K: 0 S: 3	H: 1 LOB: 0 BB: 0 P: 3	R: 0 E: 0 K: 1 S: 5	H: 0 LOB: 0 BB: 0 P: 5	R: 0 E: 0 K: 0 S: 3	H: 0 LOB: 1 BB: 1 P: 7	R: 2 E: 0 K: 2 S: 10	H: 3 LOB: 2 BB: 1 P: 14	R: 0 E: 0 K: 2 S: 8	H: 0 LOB: 0 BB: 0 P: 8		1B: 5 2B: 3 3B: 1 HR: 2	SF: 0 SAC: 0 DP: 1 HBP: 0	WP: 0 PA: 36 PB: 0 SB: 0 CS: 0	
PITCHER	IP	WLS	BF	H	R	ER	SO	BB	IBB	HBP	BLK	WP	HR	S	P	ERA		WHIP			
Jim Barr, R ERA: 3.14 (3, 1)	2.2		15	7	6	6	2	0	0	0	0	0	0	4	4	0.00	0.750				
Dave Heaverlo, R ERA: 4.47 (5, 1)	1.0		3	0	0	0	0	0	0	0	0	0	0	3	3	0.00	0.000				
Gary Lavelle, L ERA: 2.43 (6, 1)	2.0		7	0	0	0	1	1	0	0	0	0	0	8	12	0.00	0.500				
Randy Moffitt, R ERA: 3.07 (8, 1)	0.1	L	4	3	2	2	1	0	0	0	0	0	1	6	6	54.00	9.000				
Charlie Williams, R ERA: 1.81 (8, 1)	0.2		3	0	0	0	1	1	0	0	0	0	0	4	8	0.00	1.500				


AB	36
R	6
H	11
RBI	6
BB	4
SO	6
LOB	11



AB	34
R	8
H	11
RBI	8
BB	2
SO	5
LOB	11



Batter	1	2	3	4	5	6	7	8	9	AB	R	H	RBI	BB	SO	LOB	TOP										
Larry Herndon, R OBP: 0.353, SLG: 0.385 (1, 8)	F3		6-3		F9			F8		4	0	0	0	0	0	0	San Francisco Giants @ Chicago Cubs Wrigley Field, Chicago, IL Sun Jul 11 1976, 3:33 AM CDT Att: 20,070 - Cloudy - 88 F										
Marty Perez, R OBP: 0.343, SLG: 0.361 (1, 4)	F8		F4			6-3			E5 F8 1B	4	1	1	0	0	0												
Gary Matthews, R OBP: 0.352, SLG: 0.429 (1, 7)	HR		L5			F9			F8	4	1	1	1	0	0	1											
Bobby Murcer, L OBP: 0.355, SLG: 0.398 Gary Thomasson, L OBP: 0.297, SLG: 0.366 (1, 9)	1B				F8				1B	3	0	1	0	1	0	0											
Darrell Evans, L OBP: 0.338, SLG: 0.316 (1, 3)	G3					F3			1B IBB	0	0	0	0	0	0	0											
Ken Reitz, R OBP: 0.326, SLG: 0.369 (1, 5)									1B FC5-4	4	0	1	1	0	0	1											
Chris Speier, R OBP: 0.308, SLG: 0.282 (1, 6)									1B FC5-4	4	0	0	0	0	0	4											
Marc Hill, R OBP: 0.261, SLG: 0.333 (1, 2)									1-2 FC5-4	4	0	2	0	0	0	2											
Ed Halicki, R OBP: 0.263, SLG: 0.176 (1, 1)										3	0	0	0	0	1	2											
										3	0	0	0	0	1	2											
Inning Stats	R: 1 E: 0 K: 0 S: 5	H: 2 LOB: 1 BB: 0 P: 5	R: 0 E: 0 K: 1 S: 6	H: 1 LOB: 1 BB: 0 P: 6	R: 0 E: 0 K: 0 S: 3	H: 0 LOB: 0 BB: 0 P: 3	R: 0 E: 0 K: 0 S: 4	H: 1 LOB: 1 BB: 0 P: 4	R: 0 E: 0 K: 0 S: 3	H: 0 LOB: 0 BB: 0 P: 3	R: 0 E: 0 K: 0 S: 3	H: 0 LOB: 0 BB: 0 P: 3	R: 0 E: 1 K: 0 S: 5	H: 2 LOB: 2 BB: 1 P: 9	1B: 6 2B: 0 3B: 0 HR: 1	SF: 0 SAC: 0 DP: 1 HBP: 0		WP: 0 PA: 34 PB: 0 SB: 0 CS: 0									
PITCHER	IP	WLS	BF	H	R	ER	SO	BB	IBB	HBP	BLK	WP	HR	S	P	ERA	WHIP										
Steve Stone, R ERA: 0.51 (1, 1)	6.0	L	22	5	1	1	1	0	0	0	0	0	1	24	24	1.50	0.833										
Bruce Sutter, R ERA: 1.75 (7, 1)	2.1		9	1	1	1	0	0	1	0	0	0	0	8	12	3.86	0.429										
Darold Knowles, L ERA: 3.38 (9, 1)	0.0		1	1	0	0	0	0	0	0	0	0	0	1	1	∞	∞										
Joe Coleman, R ERA: 5.0 (9, 1)	0.2		2	0	0	0	0	0	0	0	0	0	0	2	2	0.00	0.000										

Batter	1	2	3	4	5	6	7	8	9	AB	R	H	RBI	BB	SO	LOB	BOTTOM										
Rick Monday, L OBP: 0.366, SLG: 0.514 (1, 8)	L4			F6		F5			4-3	4	0	0	0	0	0	0	San Francisco Giants @ Chicago Cubs Wrigley Field, Chicago, IL Sun Jul 11 1976, 3:33 AM CDT Att: 20,070 - Cloudy - 88 F										
Jose Cardenal, R OBP: 0.345, SLG: 0.420 (1, 7)	6-3			6-3					L9	4	0	1	0	0	0	0											
Bill Madlock, R OBP: 0.391, SLG: 0.498 (1, 5)	F4			F4					1B	2	0	0	0	0	0	0											
Jerry Morales, R OBP: 0.294, SLG: 0.379 (1, 9)										3	0	0	0	0	1	1											
Ralph LaCock, L OBP: 0.341, SLG: 0.385 (1, 3)										1	0	0	0	2	1	1											
Manny Trillo, R OBP: 0.307, SLG: 0.333 (1, 4)										3	0	0	0	0	0	2											
Steve Swisher, R OBP: 0.368, SLG: 0.346 Mick Kelleher, R OBP: 0.270, SLG: 0.280 (8, PR) (9, 6)										3	0	1	0	0	0	1											
Dave Rosello, R OBP: 0.368, SLG: 0.291 Champ Summers, L OBP: 0.317, SLG: 0.333 George Mitterwald, R OBP: 0.270, SLG: 0.311 (1, 6) (8, PH) (9, 2)										0	0	0	0	0	0	0											
Steve Stone, R OBP: 0.295, SLG: 0.250 Joe Wallis, S OBP: 0.286, SLG: 0.340 Bruce Sutter, R OBP: 0.317, SLG: 0.147 Darold Knowles, L OBP: 0.143, SLG: 0.143 Joe Coleman, R OBP: 0.257, SLG: 0.276 (1, 1) (6, PH) (7, 1) (9, 1) (9, 1) (9, PH)										1	0	0	0	0	0	0											
										2	0	0	0	0	0	0											
Inning Stats	R: 0 E: 0 K: 0 S: 3	H: 0 LOB: 0 BB: 0 P: 3	R: 0 E: 0 K: 0 S: 2	H: 0 LOB: 0 BB: 1 P: 6	R: 0 E: 0 K: 0 S: 3	H: 0 LOB: 0 BB: 0 P: 3	R: 0 E: 0 K: 0 S: 3	H: 0 LOB: 1 BB: 0 P: 7	R: 0 E: 0 K: 2 S: 8	H: 0 LOB: 0 BB: 0 P: 3	R: 0 E: 0 K: 0 S: 3	H: 1 LOB: 1 BB: 0 P: 3	R: 0 E: 0 K: 0 S: 3	H: 0 LOB: 0 BB: 0 P: 3	1B: 2 2B: 0 3B: 0 HR: 0	SF: 0 SAC: 1 DP: 2 HBP: 0		WP: 0 PA: 29 PB: 0 SB: 1 CS: 0									
PITCHER	IP	WLS	BF	H	R	ER	SO	BB	IBB	HBP	BLK	WP	HR	S	P	ERA	WHIP										
Ed Halicki, R ERA: 4.68 (1, 1)	9.0	W	29	2	0	0	2	2	0	0	0	0	0	31	39	0.00	0.444										

Batter	1	2	3	4	5	6	7	8	9	AB	R	H	RBI	BB	SO	LOB	TOP					
Dave Cash, R OBP: 0.341, SLG: 0.348 (1, 4)	5-3		F9	G5-2-3			5-3		FC6-4	5	0	0	0	0	0	4	Philadelphia Phillies @ San Francisco Giants Candlestick Park, San Francisco, CA Thu Jul 15 1976, 6:33 AM EDT Att: 5,759 - Unknown					
Larry Bowa, S OBP: 0.284, SLG: 0.284 (1, 6)	F9		P5				6-3		5-3	5	0	0	0	0	1	1						
Mike Schmidt, R OBP: 0.410, SLG: 0.602 (1, 5)	5-3				6-3					4	1	2	1	0	0	0						
Greg Luzinski, R OBP: 0.359, SLG: 0.498 (1, 7)					6-3				5-3	4	0	1	0	0	0	1						
Dick Allen, R OBP: 0.368, SLG: 0.507 (1, 3)										3	2	2	1	1	0	1						
Jay Johnstone, L OBP: 0.383, SLG: 0.454 (6, PH)										2	1	2	0	0	0	0						
Jerry Martin, R OBP: 0.405, SLG: 0.447 (6, 9)										2	1	1	0	0	1	1						
Garry Maddox, R OBP: 0.379, SLG: 0.480 (1, 8)										4	0	1	0	0	0	4						
Tim McCarver, L OBP: 0.450, SLG: 0.403 (1, 2)										4	0	2	3	0	0	2						
Steve Carlton, L OBP: 0.188, SLG: 0.170 (1, 1)										3	0	1	0	0	1	0						
Inning Stats	R: 0 E: 0 K: 0 S: 3	H: 0 LOB: 0 BB: 0 P: 3	R: 0 E: 0 K: 0 S: 5	H: 2 LOB: 2 BB: 0 P: 5	R: 0 E: 0 K: 1 S: 5	H: 0 LOB: 0 BB: 0 P: 5	R: 3 E: 0 K: 0 S: 7	H: 5 LOB: 2 BB: 0 P: 8	R: 0 E: 0 K: 1 S: 5	H: 0 LOB: 0 BB: 0 P: 5	R: 2 E: 0 K: 0 S: 5	H: 3 LOB: 0 BB: 0 P: 5	R: 0 E: 0 K: 1 S: 4	H: 1 LOB: 1 BB: 1 P: 4	R: 0 E: 0 K: 1 S: 4	H: 0 LOB: 0 BB: 1 P: 8	R: 0 E: 0 K: 0 S: 4	H: 1 LOB: 1 BB: 0 P: 4	1B: 8 2B: 2 3B: 0 HR: 2	SF: 0 SAC: 0 DP: 1 HBP: 1	WP: 0 PB: 0 SB: 0 CS: 1	PA: 38
PITCHER	IP	WLS	BF	H	R	ER	SO	BB	IBB	HBP	BLK	WP	HR	S	P	ERA	WHIP					
Jim Barr, R ERA: 3.27 (1, 1)	3.1		17	7	3	3	1	0	0	0	0	0	2	19	19	8.10	2.100					
Mike Caldwell, L ERA: 4.55 (4, 1)	3.2	L	14	4	2	2	1	0	0	1	0	0	0	15	16	4.91	1.091					
Dave Heaverlo, R ERA: 4.3 (8, 1)	2.0		7	1	0	0	1	1	0	0	0	0	0	8	12	0.00	1.000					

Batter	1	2	3	4	5	6	7	8	9	AB	R	H	RBI	BB	SO	LOB	BOTTOM					
Larry Herndon, R OBP: 0.356, SLG: 0.389 (1, 8)	F3		K							3	0	1	1	1	1	1	Philadelphia Phillies @ San Francisco Giants Candlestick Park, San Francisco, CA Thu Jul 15 1976, 6:33 AM EDT Att: 5,759 - Unknown					
Marty Perez, R OBP: 0.337, SLG: 0.353 (1, 4)	4-3									4	0	0	0	0	3							
Gary Matthews, R OBP: 0.354, SLG: 0.428 (1, 7)	K									3	1	1	0	1	2	0						
Bobby Murcer, L OBP: 0.356, SLG: 0.407 (1, 9)										3	1	1	2	1	0	3						
Ken Reitz, R OBP: 0.322, SLG: 0.365 (1, 5)										4	0	0	0	0	0	1						
Chris Speier, R OBP: 0.307, SLG: 0.282 (1, 6)										4	0	1	0	0	0	0						
Darrell Evans, L OBP: 0.341, SLG: 0.316 (1, 3)										3	1	1	0	1	0	1						
Marc Hill, R OBP: 0.260, SLG: 0.324 (1, 2)										3	0	0	0	1	0	2						
Jim Barr, R OBP: 0.200, SLG: 0.086 (1, 1)										0	0	0	0	0	0	0						
Mike Caldwell, R OBP: 0.143, SLG: 0.143 (7, PH)										1	0	0	0	0	1	2						
Chris Arnold, R OBP: 0.286, SLG: 0.283 (8, 1)										1	0	0	0	0	1	0						
Dave Heaverlo, L OBP: 0.285, SLG: 0.362 (9, PH)										0	0	0	0	0	0	0						
Gary Thomasson, L OBP: 0.265, SLG: 0.362 (9, PH)										1	0	0	0	0	1	1						
Inning Stats	R: 0 E: 0 K: 1 S: 5	H: 0 LOB: 0 BB: 1 P: 6	R: 0 E: 0 K: 0 S: 2	H: 0 LOB: 0 BB: 1 P: 6	R: 0 E: 0 K: 1 S: 5	H: 0 LOB: 1 BB: 1 P: 9	R: 2 E: 0 K: 0 S: 5	H: 2 LOB: 0 BB: 0 P: 5	R: 1 E: 0 K: 1 S: 7	H: 2 LOB: 3 BB: 2 P: 15	R: 0 E: 0 K: 0 S: 3	H: 0 LOB: 0 BB: 0 P: 3	R: 0 E: 0 K: 1 S: 5	H: 0 LOB: 1 BB: 1 P: 9	R: 0 E: 0 K: 1 S: 5	H: 0 LOB: 0 BB: 0 P: 5	R: 0 E: 0 K: 1 S: 6	H: 1 LOB: 1 BB: 0 P: 6	1B: 3 2B: 1 3B: 0 HR: 1	SF: 0 SAC: 1 DP: 0 HBP: 0	WP: 0 PB: 0 SB: 0 CS: 1	PA: 36
PITCHER	IP	WLS	BF	H	R	ER	SO	BB	IBB	HBP	BLK	WP	HR	S	P	ERA	WHIP					
Steve Carlton, L ERA: 3.49 (1, 1)	9.0	W	36	5	3	3	6	5	0	0	1	0	1	43	63	3.00	1.111					



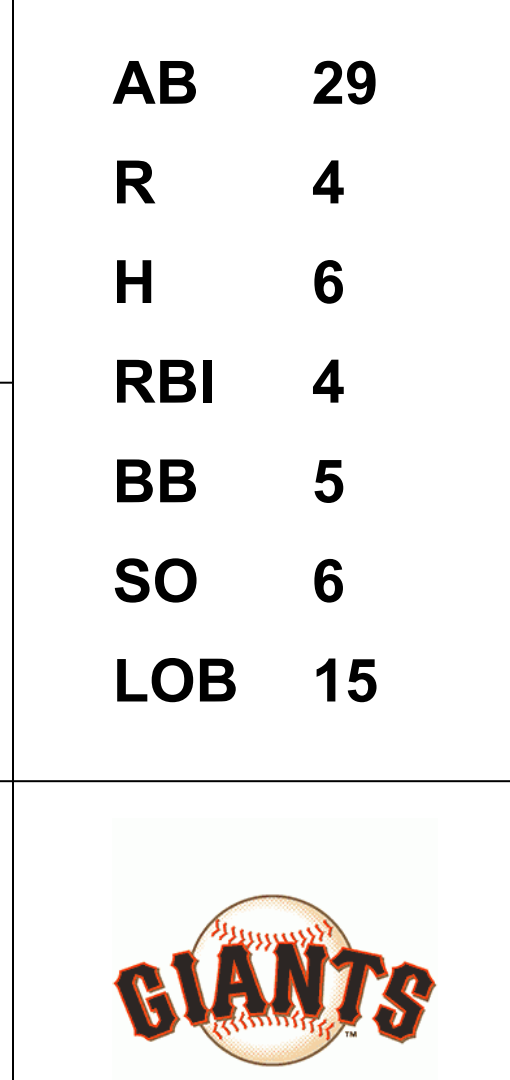
Batter	1	2	3	4	5	6	7	8	9	AB	R	H	RBI	BB	SO	LOB	TOP			
Dave Cash, R OBP: 0.340, SLG: 0.347 (1, 4)	5-3			5-3		FC3-6 1B		6-3		4	0	1	0	0	0	1	Philadelphia Phillies @ San Francisco Giants Candlestick Park, San Francisco, CA Fri Jul 16 1976, 10:05 PM EDT Att: 7,330 - Unknown			
Larry Bowa, S OBP: 0.284, SLG: 0.283 (1, 6)	4-3					FC3-6 5-3 1-2		F5		4	0	1	0	0	0	2				
Mike Schmidt, R OBP: 0.406, SLG: 0.594 (1, 5)	K			K		5-3			F4	4	0	0	0	0	2	2				
Greg Luzinski, R OBP: 0.358, SLG: 0.495 Jerry Martin, R OBP: 0.405, SLG: 0.447 (9, PR) (9, 7)		F7		5-3		K			G6-4-3 1B	4	0	1	0	0	1	2				
Dick Allen, R OBP: 0.366, SLG: 0.502 (1, 3)		K				1B			G6-4-3 1B	4	0	1	0	0	2	1				
Jay Johnstone, L OBP: 0.383, SLG: 0.452 (1, 9)		F3				1B				3	0	1	0	0	1	0				
Garry Maddox, R OBP: 0.375, SLG: 0.474 (1, 8)				F9		F8				3	0	0	0	0	0	2				
Bob Boone, R OBP: 0.392, SLG: 0.438 (1, 2)				F8		K				3	0	1	0	0	1	2				
Jim Kaat, L OBP: 0.216, SLG: 0.313 (1, 1)				3-1		4-3				3	0	0	0	0	1	3				
Inning Stats	R: 0 E: 0 K: 1 S: 5	H: 0 LOB: 0 BB: 0 P: 5	R: 0 E: 0 K: 1 S: 5	H: 0 LOB: 0 BB: 0 P: 5	R: 0 E: 0 K: 0 S: 3	H: 0 LOB: 0 BB: 0 P: 3	R: 0 E: 0 K: 1 S: 6	H: 1 LOB: 1 BB: 0 P: 6	R: 0 E: 0 K: 1 S: 7	H: 2 LOB: 2 BB: 0 P: 7	R: 0 E: 0 K: 2 S: 6	H: 0 LOB: 0 BB: 0 P: 7	R: 0 E: 0 K: 1 S: 6	H: 1 LOB: 1 BB: 0 P: 6	R: 0 E: 0 K: 0 S: 3	H: 1 LOB: 1 BB: 0 P: 3	1B: 6 2B: 0 3B: 0 HR: 0	SF: 0 SAC: 0 DP: 1 HBP: 0	WP: 0 PB: 0 SB: 1 CS: 0	PA: 32
PITCHER Ed Halicki, R ERA: 4.32 (1, 1)	IP: 9.0 WLS: W BF: 32 H: 6 R: 0 ER: 0 SO: 8 BB: 0 IBB: 0 HBP: 0 BLK: 0 WP: 0 HR: 0 S: 48 P: 48 ERA: 0.00 WHIP: 0.667															PITCHER				

Batter	1	2	3	4	5	6	7	8	9	AB	R	H	RBI	BB	SO	LOB	BOTTOM					
Larry Herndon, R OBP: 0.354, SLG: 0.387 (1, 8)	6-3		F3			FC6-5 SH1-4 1B		F8		4	0	1	0	0	0	1	Philadelphia Phillies @ San Francisco Giants Candlestick Park, San Francisco, CA Fri Jul 16 1976, 10:05 PM EDT Att: 7,330 - Unknown					
Marty Perez, R OBP: 0.332, SLG: 0.348 (1, 4)	F6		FC4-6 FC5-6 1-2			SH1-4		F8		3	0	0	0	0	0	1						
Gary Matthews, R OBP: 0.353, SLG: 0.426 (1, 7)			FC5-6 1-2			FC6-5		4-3		4	0	1	0	0	0	2						
Bobby Murcer, L OBP: 0.355, SLG: 0.415 (1, 9)	3-1					F9			HR	4	1	1	1	0	0	2						
Ken Reitz, R OBP: 0.322, SLG: 0.364 (1, 5)		F9				F8				3	0	1	0	0	0	0						
Chris Speier, R OBP: 0.307, SLG: 0.283 (1, 6)						G5-4-3 1B				3	0	1	0	0	0	1						
Darrell Evans, L OBP: 0.337, SLG: 0.312 (1, 3)						G5-4-3		5-3		3	0	1	0	0	0	1						
Marc Hill, R OBP: 0.254, SLG: 0.316 (1, 2)								3-1		3	0	0	0	0	0	1						
Marc Hill, R OBP: 0.254, SLG: 0.316 (1, 2)								F3		3	0	0	0	0	0	1						
Ed Halicki, R OBP: 0.268, SLG: 0.189 (1, 1)								5-3		3	0	1	0	0	0	0						
Inning Stats	R: 0 E: 0 K: 0 S: 4	H: 1 LOB: 1 BB: 0 P: 4	R: 0 E: 1 K: 0 S: 4	H: 1 LOB: 1 BB: 0 P: 4	R: 0 E: 0 K: 0 S: 4	H: 1 LOB: 1 BB: 0 P: 4	R: 0 E: 0 K: 0 S: 3	H: 1 LOB: 0 BB: 0 P: 3	R: 0 E: 0 K: 0 S: 4	H: 0 LOB: 0 BB: 0 P: 4	R: 0 E: 0 K: 0 S: 3	H: 1 LOB: 1 BB: 0 P: 4	R: 0 E: 0 K: 0 S: 3	H: 0 LOB: 0 BB: 0 P: 3	R: 0 E: 0 K: 0 S: 3	H: 0 LOB: 0 BB: 0 P: 3	R: 1 E: 0 K: 0 S: 3	H: 1 LOB: 0 BB: 0 P: 3	1B: 5 2B: 0 3B: 0 HR: 1	SF: 0 SAC: 1 DP: 1 HBP: 0	WP: 0 PB: 0 SB: 0 CS: 0	PA: 31
PITCHER Jim Kaat, L ERA: 2.79 (1, 1)	IP: 8.2 WLS: L BF: 31 H: 6 R: 1 ER: 1 SO: 0 BB: 0 IBB: 0 HBP: 0 BLK: 0 WP: 0 HR: 1 S: 31 P: 31 ERA: 1.04 WHIP: 0.692															PITCHER						

Batter	1	2	3	4	5	6	7	8	9	AB	R	H	RBI	BB	SO	LOB	TOP					
Dave Cash, R (1,4) OBP: 0.342, SLG: 0.348										4	1	2	0	0	0	0	Philadelphia Phillies @ San Francisco Giants Candlestick Park, San Francisco, CA Sat Jul 17 1976, 6:33 AM EDT Att: 8,909 - Unknown					
Larry Bowa, S (1,6) OBP: 0.284, SLG: 0.289										4	0	1	1	0	0	1						
Mike Schmidt, R (1,5) OBP: 0.402, SLG: 0.586										4	0	0	0	0	0	1						
Greg Luzinski, R (1,7) OBP: 0.354, SLG: 0.490										3	0	0	0	0	0	0						
Dick Allen, R (1,3) OBP: 0.365, SLG: 0.505										3	0	1	0	0	1	0						
Jay Johnstone, L (1,9) OBP: 0.383, SLG: 0.451										3	0	1	0	0	0	0						
Garry Maddox, R (1,8) OBP: 0.372, SLG: 0.469										3	0	0	0	0	2	2						
Bob Boone, R (1,2) OBP: 0.388, SLG: 0.432										3	0	0	0	0	1	0						
Tom Underwood, R (1,1) OBP: 0.200, SLG: 0.111										1	0	0	0	0	1	0						
Bobby Tolan, L (6, PH) OBP: 0.287, SLG: 0.381										1	0	0	0	0	0	0						
Gene Garber, R (6, PH) OBP: 0.500, SLG: 0.250										0	0	0	0	0	0	0						
Tim McCarver, L (8, PH) OBP: 0.444, SLG: 0.397										1	0	0	0	0	0	0						
Tug McGraw, R (8, 1)										0	0	0	0	0	0	0						
Inning Stats	R: 0 E: 0 K: 0 S: 3	H: 1 LOB: 0 BB: 0 P: 3	R: 0 E: 0 K: 0 S: 3	H: 0 LOB: 0 BB: 0 P: 3	R: 0 E: 0 K: 2 S: 7	H: 0 LOB: 0 BB: 0 P: 7	R: 0 E: 0 K: 0 S: 3	H: 0 LOB: 0 BB: 0 P: 3	R: 0 E: 0 K: 0 S: 4	H: 2 LOB: 1 BB: 0 P: 4	R: 0 E: 0 K: 1 S: 7	H: 2 LOB: 1 BB: 0 P: 7	R: 0 E: 0 K: 1 S: 5	H: 0 LOB: 0 BB: 0 P: 5	R: 0 E: 0 K: 1 S: 5	H: 0 LOB: 0 BB: 0 P: 5	R: 0 E: 0 K: 0 S: 3	H: 0 LOB: 0 BB: 0 P: 3	1B: 3 2B: 1 3B: 1 HR: 0	SF: 0 SAC: 0 DP: 2 HBP: 0	WP: 0 PB: 0 SB: 0 CS: 0	PA: 30
PITCHER John Montefusco, R (1,1) ERA: 2.99	IP: 9.0 WLS: W BF: 30 H: 5 R: 1 ER: 1 SO: 5 BB: 0 IBB: 0 HBP: 0 BLK: 0 WP: 0 HR: 0 S: 40 P: 40 ERA: 1.00 WHIP: 0.556															PITCHER	IP: 9.0 WLS: W BF: 30 H: 5 R: 1 ER: 1 SO: 5 BB: 0 IBB: 0 HBP: 0 BLK: 0 WP: 0 HR: 0 S: 40 P: 40 ERA: 1.00 WHIP: 0.556					

Batter	1	2	3	4	5	6	7	8	9	AB	R	H	RBI	BB	SO	LOB	BOTTOM					
Larry Herndon, R (1,8) OBP: 0.352, SLG: 0.384										4	0	1	2	0	2	1	Philadelphia Phillies @ San Francisco Giants Candlestick Park, San Francisco, CA Sat Jul 17 1976, 6:33 AM EDT Att: 8,909 - Unknown					
Marty Perez, R (1,4) OBP: 0.330, SLG: 0.342										3	0	0	0	1	0	2						
Gary Matthews, R (1,7) OBP: 0.352, SLG: 0.423										4	1	1	0	0	1	1						
Bobby Murcer, L (1,9) OBP: 0.354, SLG: 0.413										4	1	1	0	0	0	2						
Ken Reitz, R (1,5) OBP: 0.324, SLG: 0.366										4	1	2	1	0	1	1						
Chris Speier, R (1,6) OBP: 0.310, SLG: 0.283										3	1	1	1	1	0	1						
Darrell Evans, L (1,3) OBP: 0.339, SLG: 0.309										2	0	0	0	2	1	2						
Marc Hill, R (1,2) OBP: 0.246, SLG: 0.305										4	0	0	0	0	0	5						
John Montefusco, R (1,1) OBP: 0.184, SLG: 0.156										1	0	0	0	1	1	0						
Inning Stats	R: 0 E: 0 K: 0 S: 3	H: 0 LOB: 0 BB: 0 P: 3	R: 3 E: 0 K: 0 S: 7	H: 4 LOB: 2 BB: 1 P: 11	R: 1 E: 0 K: 0 S: 4	H: 2 LOB: 0 BB: 0 P: 4	R: 0 E: 0 K: 1 S: 5	H: 0 LOB: 1 BB: 1 P: 9	R: 0 E: 0 K: 0 S: 4	H: 0 LOB: 1 BB: 0 P: 4	R: 0 E: 0 K: 1 S: 5	H: 0 LOB: 0 BB: 0 P: 5	R: 0 E: 0 K: 3 S: 9	H: 0 LOB: 1 BB: 1 P: 13	R: 0 E: 0 K: 1 S: 5	H: 0 LOB: 2 BB: 2 P: 13		R: 0 E: 0 K: 0 S: 3	H: 0 LOB: 0 BB: 0 P: 3	1B: 6 2B: 0 3B: 0 HR: 0	SF: 0 SAC: 1 DP: 1 HBP: 0	WP: 0 PB: 0 SB: 1 CS: 0
PITCHER Tom Underwood, L (1,1) ERA: 3.69	IP: 5.0 WLS: L BF: 23 H: 6 R: 4 ER: 4 SO: 4 BB: 2 IBB: 0 HBP: 0 BLK: 0 WP: 0 HR: 0 S: 23 P: 31 ERA: 7.20 WHIP: 1.600															PITCHER	IP: 5.0 WLS: L BF: 23 H: 6 R: 4 ER: 4 SO: 4 BB: 2 IBB: 0 HBP: 0 BLK: 0 WP: 0 HR: 0 S: 23 P: 31 ERA: 7.20 WHIP: 1.600					
Gene Garber, R (6, 1) ERA: 3.44	2.0 7 0 0 0 4 1 0 0 0 0 0 14 18 0.00 0.500																					
Tug McGraw, L (8, 1) ERA: 3.06	1.0 5 0 0 0 1 2 0 0 0 0 0 5 13 0.00 2.000																					

AB	30
R	1
H	5
RBI	1
BB	0
SO	5
LOB	4



Batter	1	2	3	4	5	6	7	8	9	AB	R	H	RBI	BB	SO	LOB	TOP			
Bake McBride, L OBP: 0.387, SLG: 0.424 (1, 8)										4	0	1	0	0	1	1	St. Louis Cardinals @ San Francisco Giants Candlestick Park, San Francisco, CA Sun Jul 18 1976, 6:33 AM EDT Unknown			
Don Kessinger, S OBP: 0.322, SLG: 0.318 (1, 6)										2	0	0	0	1	0					
Lou Brock, L OBP: 0.318, SLG: 0.361 (1, 7)										4	1	1	0	0	1	3				
Ted Simmons, S OBP: 0.361, SLG: 0.384 (1, 2)										4	1	2	0	0	0	2				
Willie Crawford, L OBP: 0.394, SLG: 0.508 (1, 9)										3	0	1	0	1	1	4				
Keith Hernandez, L OBP: 0.300, SLG: 0.306 (1, 3)										3	0	1	2	0	0	2				
Joe Ferguson, R OBP: 0.318, SLG: 0.364 (9, PH)										1	0	0	0	0	0	0				
Mike Tyson, R OBP: 0.342, SLG: 0.468 (1, 4)										1	1	1	1	0	0	0				
Vic Harris, S OBP: 0.298, SLG: 0.341 (3, 4)										3	1	1	0	0	0	0				
Hector Cruz, R OBP: 0.234, SLG: 0.304 (1, 5)										4	0	1	1	0	0	0				
Pete Falcone, L OBP: 0.125, SLG: 0.067 (1, 1)										1	0	0	0	0	0	0				
Mike Anderson, R OBP: 0.401, SLG: 0.383 (7, PH)										1	0	0	0	0	0	0				
Bill Greif, R (7, 1)										0	0	0	0	0	0	0				
Inning Stats	R: 0 E: 1 K: 0 S: 4	H: 1 LOB: 1 BB: 0 P: 4	R: 1 E: 0 K: 0 S: 4	H: 2 LOB: 0 BB: 0 P: 4	R: 0 E: 0 K: 0 S: 3	H: 0 LOB: 0 BB: 0 P: 3	R: 0 E: 0 K: 0 S: 3	H: 0 LOB: 1 BB: 0 P: 7	R: 1 E: 0 K: 0 S: 4	H: 2 LOB: 0 BB: 0 P: 4	R: 2 E: 0 K: 0 S: 5	H: 3 LOB: 1 BB: 0 P: 5	R: 0 E: 0 K: 0 S: 3	H: 0 LOB: 0 BB: 0 P: 3	R: 0 E: 0 K: 0 S: 3	H: 0 LOB: 0 BB: 0 P: 3	1B: 7 2B: 2 3B: 0 HR: 1	SF: 0 SAC: 1 DP: 3 HBP: 0	WP: 0 PB: 0 SB: 1 CS: 0	PA: 35
PITCHER	IP WLS BF H R ER SO BB IBB HBP BLK WP HR S P ERA WHIP																			
Jim Barr, R ERA: 3.39 (1, 1)	6.0 W 24 8 4 4 0 1 1 0 0 0 0 1 23 27 6.00 1.500																			
Gary Lavelle, L ERA: 2.32 (7, 1)	3.0 S 11 1 0 0 3 1 0 0 0 0 0 0 16 20 0.00 0.667																			

Batter	1	2	3	4	5	6	7	8	9	AB	R	H	RBI	BB	SO	LOB	BOTTOM	
Larry Herndon, R OBP: 0.350, SLG: 0.381 (1, 8)										4	1	1	0	0	1	3	St. Louis Cardinals @ San Francisco Giants Candlestick Park, San Francisco, CA Sun Jul 18 1976, 6:33 AM EDT Unknown	
Marty Perez, R OBP: 0.329, SLG: 0.340 (1, 4)										4	1	1	0	0	0	1		
Gary Matthews, R OBP: 0.353, SLG: 0.424 (1, 7)										4	1	2	0	0	0	2		
Bobby Murcer, L OBP: 0.358, SLG: 0.424 (1, 9)										3	1	2	3	1	0	1		
Ken Reitz, R OBP: 0.320, SLG: 0.363 (1, 5)										3	0	0	1	0	1	3		
Chris Speier, R OBP: 0.306, SLG: 0.280 (1, 6)										4	0	0	0	0	0	1		
Darrell Evans, L OBP: 0.341, SLG: 0.314 (1, 3)										3	1	1	0	1	0	0		
Marc Hill, R OBP: 0.246, SLG: 0.305 (1, 2)										0	0	0	0	0	0	0		
Mike Sadek, R OBP: 0.333, SLG: 0.289 (1, 2)										2	0	0	0	1	0	0		
Jim Barr, R OBP: 0.220, SLG: 0.111 (1, 1)										1	0	1	0	0	0	0		
Chris Arnold, R OBP: 0.280, SLG: 0.283 (6, PH)										0	0	0	1	0	0	0		
Gary Lavelle, S OBP: 0.200, SLG: 0.200 (7, 1)										0	0	0	0	0	0	0		
Inning Stats	R: 2 E: 1 K: 0 S: 6	H: 2 LOB: 1 BB: 0 P: 6	R: 0 E: 0 K: 1 S: 6	H: 1 LOB: 1 BB: 0 P: 6	R: 0 E: 0 K: 1 S: 6	H: 1 LOB: 2 BB: 0 P: 11	R: 2 E: 0 K: 0 S: 5	H: 2 LOB: 0 BB: 0 P: 5	R: 1 E: 0 K: 0 S: 4	H: 1 LOB: 0 BB: 0 P: 4	R: 0 E: 0 K: 0 S: 3	H: 1 LOB: 1 BB: 1 P: 7	R: 0 E: 0 K: 0 S: 3	H: 0 LOB: 0 BB: 0 P: 3	1B: 6 2B: 1 3B: 0 HR: 1	SF: 2 SAC: 2 DP: 1 HBP: 0	WP: 1 PB: 0 SB: 2 CS: 0	PA: 35
PITCHER	IP WLS BF H R ER SO BB IBB HBP BLK WP HR S P ERA WHIP																	
Pete Falcone, L ERA: 4.06 (1, 1)	6.0 L 28 7 5 4 2 2 2 0 0 0 0 1 30 38 6.00 1.500																	
Bill Greif, R ERA: 5.45 (7, 1)	2.0 7 1 0 0 0 1 0 0 0 0 0 0 6 10 0.00 1.000																	

AB	31
R	4
H	9
RBI	4
BB	2
SO	3
LOB	12




Batter	1	2	3	4	5	6	7	8	9	AB	R	H	RBI	BB	SO	LOB	TOP										
Bake McBride, L OBP: 0.383, SLG: 0.423 (1, 8)										5	0	2	0	0	1	1	St. Louis Cardinals @ San Francisco Giants Candlestick Park, San Francisco, CA Mon Jul 19 1976, 6:33 AM EDT Att: 1,587 - Unknown										
Don Kessinger, S OBP: 0.315, SLG: 0.315 (1, 6)										5	1	1	0	0	1	4											
Lou Brock, L OBP: 0.315, SLG: 0.357 (1, 7)										5	0	1	2	0	0	2											
Ted Simmons, S OBP: 0.365, SLG: 0.389 (1, 2)										4	0	1	0	1	0	1											
Willie Crawford, L OBP: 0.396, SLG: 0.506 Joe Ferguson, R OBP: 0.322, SLG: 0.367 (9, PH)										2	0	0	0	2	0	3											
Keith Hernandez, L OBP: 0.306, SLG: 0.302 (1, 3)										2	1	0	0	2	1	1											
Vic Harris, S OBP: 0.299, SLG: 0.333 (1, 4)										3	0	1	0	1	1	2											
Hector Cruz, R OBP: 0.235, SLG: 0.300 (1, 5)										3	0	0	0	1	1	2											
Bob Forsch, R OBP: 0.162, SLG: 0.167 Eddie Solomon, R (6, 1)										2	0	0	0	0	1	2											
Ron Fairly, L OBP: 0.389, SLG: 0.310 John Curtis, L OBP: 0.276, SLG: 0.259 Jerry Mumphrey, S OBP: 0.359, SLG: 0.379 (9, PH)										0	0	0	0	0	0	0											
Inning Stats	R: 0 E: 1 K: 1 S: 6	H: 0 LOB: 2 BB: 1 P: 10	R: 1 E: 0 K: 0 S: 4	H: 2 LOB: 2 BB: 2 P: 12	R: 0 E: 0 K: 0 S: 3	H: 0 LOB: 0 BB: 2 P: 11	R: 0 E: 0 K: 2 S: 7	H: 0 LOB: 0 BB: 0 P: 7	R: 0 E: 0 K: 1 S: 5	H: 1 LOB: 1 BB: 0 P: 4	R: 0 E: 0 K: 1 S: 5	H: 0 LOB: 0 BB: 0 P: 5	R: 0 E: 0 K: 1 S: 6	H: 1 LOB: 1 BB: 0 P: 6	R: 0 E: 0 K: 1 S: 5	H: 0 LOB: 2 BB: 2 P: 13	R: 2 E: 0 K: 2 S: 9	H: 2 LOB: 1 BB: 1 P: 13	1B: 4 2B: 2 3B: 0 HR: 0	SF: 0 SAC: 0 DP: 0 HBP: 0	WP: 1 PB: 2 SB: 1 CS: 0	PA: 41					
PITCHER	IP	WLS	BF	H	R	ER	SO	BB	IBB	HBP	BLK	WP	HR	S	P	ERA	WHIP										
John D'Acquisto, R ERA: 5.88 Mike Caldwell, L ERA: 4.5	(1, 1) (9, 1)	8.0 1.0	W 5	L 2	R 1	ER 0	SO 6	BB 0	IBB 0	HBP 0	BLK 0	WP 1	HR 0	S 40	P 72	2.25 0.00	1.500 2.000										

Batter	1	2	3	4	5	6	7	8	9	AB	R	H	RBI	BB	SO	LOB	BOTTOM										
Gary Thomasson, L OBP: 0.280, SLG: 0.361 Larry Herndon, R OBP: 0.350, SLG: 0.377 (7, 8)										2	2	0	0	2	1	1	St. Louis Cardinals @ San Francisco Giants Candlestick Park, San Francisco, CA Mon Jul 19 1976, 6:33 AM EDT Att: 1,587 - Unknown										
Marty Perez, R OBP: 0.336, SLG: 0.347 (1, 4)										5	0	3	1	0	0	2											
Gary Matthews, R OBP: 0.355, SLG: 0.426 (1, 7)										4	1	3	1	0	1	2											
Bobby Murcer, L OBP: 0.355, SLG: 0.415 (1, 9)										3	1	0	0	1	2	6											
Darrell Evans, L OBP: 0.345, SLG: 0.325 (1, 3)										3	0	0	1	1	0	0											
Ken Reitz, R OBP: 0.315, SLG: 0.356 (1, 5)										4	0	1	1	0	0	1											
Chris Speier, R OBP: 0.305, SLG: 0.277 (1, 6)										3	0	0	0	1	1	1											
Dave Rader, L OBP: 0.315, SLG: 0.331 (1, 2)										4	0	1	0	0	0	0											
John D'Acquisto, R OBP: 0.385, SLG: 0.462 Mike Caldwell, R OBP: 0.143, SLG: 0.143 (9, 1)										4	1	2	0	0	1	2											
Inning Stats	R: 0 E: 0 K: 2 S: 8	H: 2 LOB: 0 BB: 0 P: 8	R: 0 E: 0 K: 0 S: 3	H: 0 LOB: 0 BB: 0 P: 3	R: 1 E: 1 K: 0 S: 6	H: 3 LOB: 2 BB: 0 P: 6	R: 0 E: 0 K: 1 S: 6	H: 2 LOB: 2 BB: 1 P: 10	R: 3 E: 1 K: 1 S: 6	H: 1 LOB: 1 BB: 3 P: 18	R: 1 E: 0 K: 2 S: 9	H: 2 LOB: 1 BB: 1 P: 13	R: 0 E: 0 K: 0 S: 3	H: 0 LOB: 0 BB: 0 P: 3	R: 0 E: 0 K: 0 S: 4	H: 1 LOB: 1 BB: 0 P: 4		1B: 9 2B: 2 3B: 0 HR: 0	SF: 0 SAC: 0 DP: 0 HBP: 0	WP: 1 PB: 0 SB: 0 CS: 1	PA: 38						
PITCHER	IP	WLS	BF	H	R	ER	SO	BB	IBB	HBP	BLK	WP	HR	S	P	ERA	WHIP										
Bob Forsch, R ERA: 3.85 Eddie Solomon, R ERA: 3.38 John Curtis, L ERA: 4.48	(1, 1) (6, 1) (7, 1)	5.1 0.2 2.0	L 2	W 0	R 0	ER 0	SO 2	BB 0	IBB 0	HBP 0	BLK 0	WP 0	HR 0	S 6	P 6	6.75 0.00 0.00	2.625 0.000 0.500										

Batter	1	2	3	4	5	6	7	8	9	AB	R	H	RBI	BB	SO	LOB	TOP										
Rick Monday, L OBP: 0.395, SLG: 0.508 (1, 8)	L7		L8			F5		1B 1B IBB		3	1	0	0	1	0	1	Chicago Cubs @ San Francisco Giants Candlestick Park, San Francisco, CA Tue Jul 20 1976, 10:05 PM EDT Att: 9,241 - Cloudy - 48 F										
Joe Wallis, S OBP: 0.279, SLG: 0.330 (1, 7)	F9			B1		K		1B 1-3 2-H 3-H		4	0	1	2	0	1	1											
Bill Madlock, R OBP: 0.390, SLG: 0.492 (1, 5)	1B			F7		4-3		1B 1-2 3-H		4	0	2	1	0	0	0											
Champ Summers, L OBP: 0.295, SLG: 0.308 (1, 9)	5-3			4-1		K		F9		4	0	0	0	0	1	3											
Larry Bittner, L OBP: 0.250, SLG: 0.268 (1, 3)		F8			F3		4-3		6-3	4	0	0	0	0	0	0											
Manny Trillo, R OBP: 0.307, SLG: 0.332 (1, 4)		G6-4-3 1B			F6			2B SH3-4 1B	5-3	4	1	2	0	0	0	0											
Steve Swisher, R OBP: 0.297, SLG: 0.337 (1, 2)		G6-4-3 1-2			1-3			SH3-4 1-2	K	3	0	0	0	0	1	1											
Mick Kelleher, R OBP: 0.283, SLG: 0.311 (1, 6)			5-3			SH3-4 2B		1B 2-3 2B		3	1	2	0	0	0	0											
Rick Reuschel, R OBP: 0.313, SLG: 0.238 (1, 1)			3-1			SH3-4 2-3		5-3		2	0	0	0	0	0	2											
Joe Coleman, R OBP: 0.143, SLG: 0.143 (9, 1)										0	0	0	0	0	0	0											
Darold Knowles, L OBP: 0.444, SLG: 0.167 (9, 1)										0	0	0	0	0	0	0											
Inning Stats	R: 0 E: 0 K: 0 S: 4	H: 1 LOB: 1 BB: 0 P: 4	R: 0 E: 0 K: 0 S: 3	H: 1 LOB: 0 BB: 0 P: 3	R: 0 E: 0 K: 0 S: 3	H: 0 LOB: 0 BB: 0 P: 3	R: 0 E: 0 K: 0 S: 3	H: 0 LOB: 0 BB: 0 P: 3	R: 0 E: 0 K: 1 S: 6	H: 1 LOB: 1 BB: 0 P: 6	R: 0 E: 0 K: 1 S: 5	H: 0 LOB: 0 BB: 0 P: 5	R: 0 E: 0 K: 0 S: 7	H: 4 LOB: 2 BB: 1 P: 11	R: 0 E: 0 K: 1 S: 5	H: 0 LOB: 0 BB: 0 P: 5	1B: 5 2B: 2 3B: 0 HR: 0	SF: 0 SAC: 2 DP: 1 HBP: 0	WP: 0 PB: 0 SB: 0 CS: 0	PA: 34							
PITCHER	IP	WLS	BF	H	R	ER	SO	BB	IBB	HBP	BLK	WP	HR	S	P	ERA	WHIP										
Ed Halicki, R ERA: 4.25 (1, 1)	8.0	L	31	7	3	3	2	0	1	0	0	0	0	34	38	3.38	0.875										
Charlie Williams, R ERA: 1.78 (9, 1)	1.0		3	0	0	0	1	0	0	0	0	0	0	5	5	0.00	0.000										

AB 31
R 3
H 7
RBI 3
BB 1
SO 3
LOB 8



Batter	1	2	3	4	5	6	7	8	9	AB	R	H	RBI	BB	SO	LOB	BOTTOM										
Gary Thomasson, L OBP: 0.270, SLG: 0.347 (1, 8)	3-1		K			G6-3 1-2		G3		4	0	0	0	0	1	2	Chicago Cubs @ San Francisco Giants Candlestick Park, San Francisco, CA Tue Jul 20 1976, 10:05 PM EDT Att: 9,241 - Cloudy - 48 F										
Marty Perez, R OBP: 0.339, SLG: 0.346 (1, 4)	K			6-3			SH3-4 1B	2B 6-3 BB		3	1	1	0	1	1	0											
Gary Matthews, R OBP: 0.355, SLG: 0.428 (1, 7)	6-3			K			SH3-4 1-2	6-3 2B		3	0	1	0	0	1	0											
Bobby Murcer, L OBP: 0.354, SLG: 0.411 (1, 9)		5-3		F7			IBB	6-3		3	0	0	1	1	0	1											
Darrell Evans, L OBP: 0.340, SLG: 0.320 (1, 3)		F7			4-3			K		4	0	0	0	0	2	3											
Ken Reitz, R OBP: 0.312, SLG: 0.352 (1, 5)		F8			1-3			K		4	0	0	0	0	2	3											
Chris Speier, R OBP: 0.305, SLG: 0.283 (1, 6)			4-3			4-3		SF9 3B		3	1	1	0	0	0	0											
Dave Rader, L OBP: 0.315, SLG: 0.329 (1, 2)				SH3-4 BB		L6		SF9 3-H		1	0	0	1	1	0	0											
Ed Halicki, R OBP: 0.286, SLG: 0.189 (1, 1)				SH3-4		G6-3 BB		1-3		0	0	0	0	1	0	0											
Glenn Adams, L OBP: 0.279, SLG: 0.372 (8, PH)										1	0	0	0	0	0	0											
Charlie Williams, R ERA: 3.21 (9, 1)										0	0	0	0	0	0	0											
Inning Stats	R: 0 E: 0 K: 1 S: 5	H: 0 LOB: 0 BB: 0 P: 5	R: 0 E: 0 K: 0 S: 3	H: 0 LOB: 0 BB: 0 P: 3	R: 0 E: 0 K: 1 S: 5	H: 0 LOB: 1 BB: 1 P: 9	R: 0 E: 0 K: 1 S: 5	H: 0 LOB: 0 BB: 0 P: 5	R: 0 E: 0 K: 0 S: 2	H: 0 LOB: 0 BB: 1 P: 6	R: 0 E: 0 K: 2 S: 8	H: 1 LOB: 2 BB: 1 P: 12	R: 1 E: 0 K: 0 S: 4	H: 1 LOB: 0 BB: 0 P: 4	R: 1 E: 0 K: 2 S: 8	H: 1 LOB: 1 BB: 1 P: 12	1B: 1 2B: 1 3B: 1 HR: 0	SF: 1 SAC: 2 DP: 1 HBP: 0	WP: 0 PB: 0 SB: 0 CS: 0	PA: 33							
PITCHER	IP	WLS	BF	H	R	ER	SO	BB	IBB	HBP	BLK	WP	HR	S	P	ERA	WHIP										
Rick Reuschel, R ERA: 4.25 (1, 1)	8.0	W	28	2	1	1	5	2	1	0	0	0	0	35	47	1.12	0.500										
Joe Coleman, R ERA: 4.94 (9, 1)	0.0		2	1	1	1	0	1	0	0	0	0	0	1	5	∞	∞										
Darold Knowles, L ERA: 3.21 (9, 1)	1.0	S	3	0	0	0	2	0	0	0	0	0	0	7	7	0.00	0.000										

AB 26
R 2
H 3
RBI 2
BB 4
SO 7
LOB 9



Batter	1	2	3	4	5	6	7	8	9	AB	R	H	RBI	BB	SO	LOB	TOP																					
Larry Herndon, R OBP: 0.349, SLG: 0.369 (1, 8)	F8		F4		BB 1B HBP		BB		6-3	3	1	0	0	1	0	1	San Francisco Giants @ Houston Astros Astrodome, Houston, TX Fri Jul 23 1976, 8:05 PM EDT Att: 25,782 - Dome - 72 F																					
Marty Perez, R OBP: 0.345, SLG: 0.346 (1, 6)	K		BB BB		BB 1B BB		K			2	0	0	0	2	2	1																						
Gary Matthews, R OBP: 0.358, SLG: 0.427 (1, 7)	BB		BB BB		G4-6-3 BB		5-3			2	0	1	2	2	0	1																						
Bobby Murcer, L OBP: 0.352, SLG: 0.409 (1, 9)	G3		G4-6-3		G4-6-3 1B				F5	4	0	0	0	0	0	5																						
Darrell Evans, L OBP: 0.341, SLG: 0.319 (1, 3)		S E 1B			4-3		F2		4-3	4	1	1	0	0	0	0																						
Ken Reitz, R OBP: 0.308, SLG: 0.350 (1, 5)	K		K		4-3		4-3		K	4	0	0	0	0	3	1																						
Dave Rader, L OBP: 0.308, SLG: 0.321 (1, 2)		E1 1-H			4-3				6-3	4	0	1	0	0	0	0																						
Bruce Miller, R OBP: 0.250, SLG: 0.250 (1, 4)	K				F8		F7		SH1-4 1B	4	0	1	0	0	1	2																						
Jim Barr, R OBP: 0.227, SLG: 0.154 (1, 1)	K				BB 1B 2B		K		SH1-4	3	1	1	0	0	2	1																						
Inning Stats	R: 0 E: 0 K: 1 S: 5	H: 0 LOB: 1 BB: 1 P: 9	R: 1 E: 1 K: 3 S: 11	H: 1 LOB: 1 BB: 0 P: 11	R: 0 E: 0 K: 1 S: 2	H: 0 LOB: 1 BB: 2 P: 10	R: 0 E: 0 K: 1 S: 5	H: 0 LOB: 0 BB: 0 P: 5	R: 2 E: 0 K: 0 S: 4	H: 2 LOB: 1 BB: 1 P: 9	R: 0 E: 0 K: 2 S: 4	H: 1 LOB: 1 BB: 0 P: 4	R: 0 E: 0 K: 1 S: 7	H: 0 LOB: 1 BB: 1 P: 11	R: 0 E: 0 K: 1 S: 5	H: 0 LOB: 0 BB: 0 P: 5	R: 0 E: 0 K: 0 S: 4	H: 1 LOB: 1 BB: 0 P: 4	1B: 4 2B: 1 3B: 0 HR: 0	SF: 0 SAC: 1 DP: 2 HBP: 1	WP: 0 PB: 0 SB: 1 CS: 0	PA: 37																
PITCHER	IP	WLS	BF	H	R	ER	SO	BB	IBB	HBP	BLK	WP	HR	S	P	ERA	WHIP	PITCHER				IP	WLS	BF	H	R	ER	SO	BB	IBB	HBP	BLK	WP	HR	S	P	ERA	WHIP
J.R. Richard, R ERA: 2.73 (1, 1)	8.0	L	33	4	3	2	8	5	0	1	0	0	0	43	64	2.25	1.125																					
Gene Pentz, R ERA: 3.51 (9, 1)	1.0		4	1	0	0	0	0	0	0	0	0	0	4	4	0.00	1.000																					

AB	30
R	3
H	5
RBI	2
BB	5
SO	8
LOB	12



Batter	1	2	3	4	5	6	7	8	9	AB	R	H	RBI	BB	SO	LOB	BOTTOM																					
Greg Gross, L OBP: 0.351, SLG: 0.328 (1, 9)	4-3		6-3			F8			G4-6-3 1B	4	0	1	0	0	0	0	San Francisco Giants @ Houston Astros Astrodome, Houston, TX Fri Jul 23 1976, 8:05 PM EDT Att: 25,782 - Dome - 72 F																					
Rob Andrews, R OBP: 0.330, SLG: 0.327 (1, 4)	4-3				F8		4-3		G4-6-3	4	0	0	0	0	0	1																						
Cesar Cedeno, R OBP: 0.351, SLG: 0.494 (1, 8)					F9		5-3		F8	4	0	1	0	0	0	0																						
Bob Watson, R OBP: 0.361, SLG: 0.421 (1, 3)	5-3				F9				1B	3	0	1	0	0	0	1																						
Jose Cruz, L OBP: 0.390, SLG: 0.394 (1, 7)		1-3			F9		F7			3	0	0	0	0	0	1																						
Enos Cabell, R OBP: 0.332, SLG: 0.363 (1, 5)		6-3			F6				1B	3	0	1	0	0	0	0																						
Ed Herrmann, L OBP: 0.285, SLG: 0.331 (1, 2)					F9		1-3		F7	3	0	0	0	0	0	1																						
Roger Metzger, S OBP: 0.323, SLG: 0.305 (1, 6)			1-3			6-3			F8	3	0	0	0	0	0	1																						
J.R. Richard, R OBP: 0.113, SLG: 0.131 (1, 1)					6-3				F9	2	0	0	0	0	0	0																						
Ken Boswell, L OBP: 0.310, SLG: 0.333 (8, PH)						4-3				1	0	0	0	0	0	1																						
Gene Pentz, R OBP: 0.400, SLG: 0.250 (9, 1)										0	0	0	0	0	0	0																						
Inning Stats	R: 0 E: 0 K: 0 S: 4	H: 1 LOB: 1 BB: 0 P: 4	R: 0 E: 0 K: 0 S: 3	H: 0 LOB: 0 BB: 0 P: 3	R: 0 E: 0 K: 0 S: 3	H: 0 LOB: 0 BB: 0 P: 3	R: 0 E: 0 K: 0 S: 3	H: 0 LOB: 0 BB: 0 P: 3	R: 0 E: 0 K: 0 S: 4	H: 1 LOB: 1 BB: 0 P: 4	R: 0 E: 0 K: 0 S: 4	H: 1 LOB: 0 BB: 0 P: 4	R: 0 E: 0 K: 0 S: 3	H: 1 LOB: 0 BB: 0 P: 3	R: 0 E: 0 K: 0 S: 3	H: 1 LOB: 1 BB: 0 P: 3	1B: 4 2B: 0 3B: 0 HR: 0	SF: 0 SAC: 0 DP: 1 HBP: 0	WP: 0 PB: 0 SB: 0 CS: 0	PA: 30																		
PITCHER	IP	WLS	BF	H	R	ER	SO	BB	IBB	HBP	BLK	WP	HR	S	P	ERA	WHIP	PITCHER				IP	WLS	BF	H	R	ER	SO	BB	IBB	HBP	BLK	WP	HR	S	P	ERA	WHIP
Jim Barr, R ERA: 3.18 (1, 1)	9.0	W	30	4	0	0	0	0	0	0	0	0	0	30	30	0.00	0.444																					



Batter	1	2	3	4	5	6	7	8	9	10	11	12	13	AB	R	H	RBI	BB	SO	LOB	TOP						
Larry Herndon, R (1, 8) OBP: 0.341, SLG: 0.367 Gary Thomasson, L (10, PH) OBP: 0.283, SLG: 0.388 (10, 8)	4-3		1B		4-3		F3			HR		SH1-4 1B		4	0	1	0	0	0	0	0						
Marty Perez, R (1, 6) OBP: 0.342, SLG: 0.343 (8, 4)	6-3		1B		4-3		F9			6-3		SH1-4 1B		5	0	1	0	0	0	0	0						
Gary Matthews, R (1, 7) OBP: 0.355, SLG: 0.422	6-3		1B				F8		5-3		1B	F9		6	0	1	0	0	0	0	3						
Bobby Murcer, L (1, 9) OBP: 0.354, SLG: 0.407		K		1B 4-3		1B 2B	1-3		K		F8	FC4-6 1BB		4	2	1	0	2	2	1							
Ken Reitz, R (1, 5) OBP: 0.306, SLG: 0.347	6-3		1B		1-3		1-3		F7		5-3	FC4-6 1B		6	0	1	0	0	0	0	4						
Darrell Evans, L (1, 3) OBP: 0.341, SLG: 0.321			2B		4-3		2B		F7		F9		4-3	5	1	1	1	1	0	1							
Bruce Miller, R (1, 4) OBP: 0.286, SLG: 0.429 Chris Speier, R (8, 6) OBP: 0.307, SLG: 0.281	F4		F4		F4		2B		6-3		FC6-4 BB		1B BB	3	0	1	2	0	0	2							
Marc Hill, R (8, 9) OBP: 0.29, SLG: 0.303 Jim Barr, R (8, 9) OBP: 0.29, SLG: 0.303 Randy Acosta, R (8, 9) OBP: 0.29, SLG: 0.303 Mike Casper, R (8, 9) OBP: 0.29, SLG: 0.303 Charlie Williams, R (8, 9) OBP: 0.29, SLG: 0.303 Glenn Adams, L (11, PH) OBP: 0.29, SLG: 0.303 John Montalvo, R (11, PH) OBP: 0.29, SLG: 0.303 Dave Heaverlo, R (11, PH) OBP: 0.29, SLG: 0.303			5-3		F9		K				FC6-4 1B		1B BB	4	0	1	0	0	1	2							
Rob Dressler, R (7, 1) OBP: 0.174, SLG: 0.174 Gary Lavelle, L (8, PH) OBP: 0.29, SLG: 0.303 Chris Arnold, R (8, PH) OBP: 0.29, SLG: 0.303 Mike Salsky, R (8, 2) OBP: 0.29, SLG: 0.303 Dave Heaverlo, R (11, PH) OBP: 0.29, SLG: 0.303			1B		F6		P3		F8		F7		G1-6-3 1B	3	0	1	0	0	0	0							
Inning Stats	R: 0 E: 0 K: 0 S: 3	H: 0 LOB: 0 BB: 0 P: 3	R: 0 E: 0 K: 1 S: 6	H: 1 LOB: 1 BB: 0 P: 6	R: 0 E: 0 K: 0 S: 5	H: 3 LOB: 2 BB: 0 P: 5	R: 1 E: 0 K: 0 S: 5	H: 2 LOB: 1 BB: 0 P: 5	R: 0 E: 0 K: 0 S: 3	H: 0 LOB: 0 BB: 0 P: 3	R: 0 E: 0 K: 1 S: 6	H: 1 LOB: 1 BB: 0 P: 4	R: 1 E: 0 K: 0 S: 5	H: 2 LOB: 1 BB: 1 P: 5	R: 0 E: 0 K: 0 S: 4	H: 1 LOB: 2 BB: 1 P: 8	R: 0 E: 0 K: 0 S: 3	H: 1 LOB: 1 BB: 1 P: 7	R: 0 E: 0 K: 0 S: 3	H: 1 LOB: 1 BB: 1 P: 7	1B: 9 2B: 2 3B: 0 HR: 1	SF: 0 SAC: 1 DP: 1 HBP: 0	W/P: 0 PB: 0 SB: 0 CS: 0	PA: 54			
PITCHER	IP 7.0	WLS 29	BF 7	H 3	R 3	ER 3	SO 2	BB 2	IBB 0	HBP 0	BLK 0	WP 0	HR 0	S 31	P 39	ERA 3.86	WHIP 1.286										
Mike Cosgrove, L (1, 1) ERA: 5.04	2.0	7	1	0	0	1	0	0	0	0	0	0	0	9	9	0.00	0.500										
Joe Sambito, L (8, 1) ERA: 3.86	2.0	9	2	1	1	0	0	1	0	0	0	0	1	8	12	4.50	1.500										
Ken Forsch, R (10, 1) ERA: 2.33	2.0	W	9	2	0	0	0	1	1	0	0	0	0	7	15	0.00	1.500										
Gene Pentz, R (12, 1) ERA: 3.35																											

San Francisco Giants @ Houston Astros
Astrodome, Houston, TX
Sat Jul 24 1976, 8:05 PM EDT
Dome - 72 F

AB 48
R 4
H 12
RBI 4
BB 5
SO 3
LOB 18



Batter	1	2	3	4	5	6	7	8	9	10	11	12	13	AB	R	H	RBI	BB	SO	LOB	BOTTOM						
Greg Gross, L (1, 9) OBP: 0.356, SLG: 0.336	G1-6-3 BB	1-3		F7			BB SF9 1B		K				1B SF7 2B	6	2	3	0	1	1	2							
Rob Andrews, R (1, 4) OBP: 0.328, SLG: 0.326	G1-6-3 1-2		FC5 4-3 1B		3-1		FC4 SF9 BB		4-3		P3		1B 1B	7	0	2	1	0	0	4							
Cesar Cedeno, R (1, 8) OBP: 0.356, SLG: 0.493	BB S 1B		4-3		5-3		1-2 2-3 BB		E9		1B		K 1B	5	0	2	0	2	1	1							
Bob Watson, R (1, 3) OBP: 0.359, SLG: 0.417	1-2 BB BB		5-3		F8		SF9						K K	3	0	0	2	2	1	1							
Jose Cruz, L (7, PH) OBP: 0.303, SLG: 0.303 Cilt Johnson, R (8, 1) OBP: 0.29, SLG: 0.303 Joe Sambito, L (8, 1) OBP: 0.29, SLG: 0.303 Ken Forsch, R (10, 1) OBP: 0.29, SLG: 0.303 Mike Casper, R (8, 9) OBP: 0.29, SLG: 0.303 Wilbur Howard, R (11, PH) OBP: 0.29, SLG: 0.303 Gene Pentz, R (12, 1) OBP: 0.29, SLG: 0.303	1-2 2-3 BB		4-3		4-3		K		4-3		F4		1-3	1	0	0	0	0	0	0							
Enos Cabell, R (1, 5) OBP: 0.330, SLG: 0.360	4-3		FC5		1-3		1-3		6-3				1-3	6	1	1	0	0	0	5							
Ed Herrmann, L (1, 2) OBP: 0.293, SLG: 0.349 Skip Jutze, R (12, PH) OBP: 0.200, SLG: 0.250 (13, 2)			FC4-6 HBP		F7		6-3					SH3-4		3	1	1	1	0	0	0							
Roger Metzger, S (1, 6) OBP: 0.320, SLG: 0.300			FC4-6 SH3-4 1-2		G3		5-3		6-3			6-3		5	0	0	0	1	0	2							
Mike Cosgrove, L (1, 1) OBP: 0.160, SLG: 0.087 Leon Roberts, R (7, PH) OBP: 0.281, SLG: 0.517 (8, 7)			SH3-4		E3		1B FC4 2B		K			1B FC4 1B		1	0	0	0	0	0	0							
Inning Stats	R: 0 E: 0 K: 0 S: 3	H: 1 LOB: 3 BB: 3 P: 15	R: 0 E: 0 K: 0 S: 3	H: 0 LOB: 1 BB: 0 P: 4	R: 0 E: 0 K: 0 S: 4	H: 1 LOB: 2 BB: 1 P: 8	R: 0 E: 1 K: 0 S: 4	H: 0 LOB: 1 BB: 0 P: 4	R: 0 E: 0 K: 1 S: 6	H: 1 LOB: 2 BB: 1 P: 6	R: 0 E: 0 K: 1 S: 6	H: 1 LOB: 2 BB: 1 P: 10	R: 1 E: 0 K: 0 S: 7	H: 3 LOB: 2 BB: 0 P: 6	R: 0 E: 0 K: 2 S: 7	H: 0 LOB: 0 BB: 0 P: 7	R: 0 E: 0 K: 0 S: 2	H: 0 LOB: 2 BB: 1 P: 7	R: 1 E: 0 K: 0 S: 3	H: 2 LOB: 2 BB: 1 P: 7	1B: 8 2B: 2 3B: 0 HR: 1	SF: 2 SAC: 2 DP: 2 HBP: 2	W/P: 0 PB: 0 SB: 1 CS: 0	PA: 58			
PITCHER	IP 6.1	WLS 30	BF 4	H 2	R 1	ER 1	SO 4	BB 5	IBB 0	HBP 1	BLK 0	WP 0	HR 0	S 24	P 45	ERA 1.42	WHIP 1.421										
Rob Dressler, R (1, 1) ERA: 4.37	1.2	6	1	1	1	2	0	0	0	0	0	0	0	10	10	5.40	0.600										
Gary Lavelle, L (7, 1) ERA: 2.63	1.0	6	2	1	1	1	0	0	0	0	0	0	0	7	11	9.00	2.000										
Randy Moffitt, R (8, 1) ERA: 3.1	0.2	2	0	0	0	0	0	0	0	0	0	0	0	2	2	0.00	0.000										
Mike Caldwell, L (10, 1) ERA: 4.46	0.1	3	2	0	0	0	0	0	0	0	0	0	0	3	3	0.00	6.000										
Dave Heaverlo, R (11, 1) ERA: 4.37	2.1	WLS L	BF 11	H 2	R 1	ER 1	SO 2	BB 1	IBB 1	HBP 1	BLK 0	WP 0	HR 0	S 12	P 21	ERA 3.86	WHIP 1.286										

San Francisco Giants @ Houston Astros
Astrodome, Houston, TX
Sat Jul 24 1976, 8:05 PM EDT
Dome - 72 F

AB 44
R 5
H 11
RBI 5
BB 8
SO 5
LOB 21



Batter	1	2	3	4	5	6	7	8	9	AB	R	H	RBI	BB	SO	LOB	TOP				
Gary Thomasson, L (1,8) OBP: 0.282, SLG: 0.377 Larry Herndon, R (8,8) OBP: 0.346, SLG: 0.365	4-0 S 1B 1B BB	0-0 4-3			0-0 1-3		0-3 K		0-0 1-3	3	1	0	0	1	1	1	San Francisco Giants @ Houston Astros Astrodome, Houston, TX Sat Jul 24 1976, 8:05 PM EDT Att: 22,621 - Dome - 72 F				
Marty Perez, R (1,6) OBP: 0.343, SLG: 0.341	0-0 F8 1B 1-2 1B		0-0 5-3		4-0 BB		0-0 6-3		0-0 4-3	4	1	1	0	1	0	1					
Gary Matthews, R (1,7) OBP: 0.352, SLG: 0.418	0-3 K 2-3		0-3 K		0-3 K		0-0 5-3			4	0	0	0	0	3	4					
Bobby Murcer, L (1,9) OBP: 0.353, SLG: 0.405	0-0 1B 1-2 3-H 1B		0-0 G3		0-3 K			0-0 F7		4	0	1	1	0	1	1					
Darrell Evans, L (1,3) OBP: 0.340, SLG: 0.320	0-0 F8 2-3			0-0 G1-6-3 1B E 1B		0-0 F9		0-0 5-3		4	1	1	0	0	0	2					
Ken Reitz, R (1,5) OBP: 0.310, SLG: 0.350	0-0 FC6 1-3 3-H 1B			0-0 G1-6-3 1B		0-0 F7		4-0 BB		3	0	2	1	1	0	0					
Dave Rader, L (1,2) OBP: 0.303, SLG: 0.311	0-0 FC6 1-2			0-0 G1-6-3		4-0 BB		0-0 4-3		3	0	0	0	1	0	5					
Bruce Miller, R (1,4) OBP: 0.300, SLG: 0.400 Chris Speier, R (7,6) OBP: 0.309, SLG: 0.292		0-0 G6-3 1B		0-0 E5		0-0 6-3			0-0 HR	3	0	1	0	0	0	1					
John D'Acquisto, R (1,1) OBP: 0.333, SLG: 0.400 Glenn Adams, L (7,PH) OBP: 0.289, SLG: 0.378 Mike Caldwell, R (7,1) OBP: 0.133, SLG: 0.133		0-0 G6-3		0-3 K			0-0 6-3 1B		0-0 5-3	2	0	0	0	0	1	2					
Inning Stats	R: 2 E: 0 K: 1 S: 8	H: 3 LOB: 2 BB: 1 P: 12	R: 0 E: 0 K: 0 S: 3	H: 1 LOB: 0 BB: 0 P: 3	R: 0 E: 0 K: 1 S: 5	H: 0 LOB: 0 BB: 0 P: 5	R: 1 E: 1 K: 1 S: 7	H: 2 LOB: 1 BB: 0 P: 7	R: 0 E: 0 K: 2 S: 7	H: 0 LOB: 1 BB: 1 P: 11	R: 0 E: 0 K: 1 S: 6	H: 1 LOB: 1 BB: 0 P: 6	R: 0 E: 0 K: 0 S: 3	H: 0 LOB: 1 BB: 1 P: 7	R: 1 E: 0 K: 0 S: 4	H: 1 LOB: 0 BB: 0 P: 4		1B: 7 2B: 0 3B: 0 HR: 1	SF: 0 SAC: 0 DP: 2 HBP: 0	WP: 0 PB: 0 SB: 1 CS: 0	PA: 38
PITCHER	IP 7.0	WLS L	BF 30	H 7	R 3	ER 2	SO 6	BB 3	IBB 0	HBP 0	BLK 0	WP 0	HR 0	S 39	P 51	ERA 2.57	WHIP 1.429				
Dan Larson, R (1,1) ERA: 1.69 Joe Sambito, L (8,1) ERA: 3.86																					

AB	34
R	4
H	8
RBI	3
BB	4
SO	6
LOB	17



Batter	1	2	3	4	5	6	7	8	9	AB	R	H	RBI	BB	SO	LOB	BOTTOM				
Greg Gross, L (1,9) OBP: 0.358, SLG: 0.336	0-0 4-3		0-0 1B			4-0 BB BB		0-0 6-3		3	0	1	0	1	0	0	San Francisco Giants @ Houston Astros Astrodome, Houston, TX Sat Jul 24 1976, 8:05 PM EDT Att: 22,621 - Dome - 72 F				
Rob Andrews, R (1,4) OBP: 0.326, SLG: 0.325	0-0 1B		0-0 G3			0-3 K		0-0 6-3		4	0	1	0	0	1	2					
Jose Cruz, L (1,8) OBP: 0.391, SLG: 0.387	0-0 F8			4-0 BB		0-0 F8		0-0 G3		3	0	0	0	1	0	2					
Leon Roberts, R (1,7) OBP: 0.378, SLG: 0.506	0-0 F9			0-3 K		4-0 BB		1-2 BB		3	0	0	0	1	2	2					
Enos Cabell, R (1,5) OBP: 0.332, SLG: 0.358		0-3 K		0-3 K		4-0 BB		4-0 S BB		2	0	0	0	2	2	1					
Cliff Johnson, R (1,3) OBP: 0.354, SLG: 0.373		0-0 F6		0-0 F6		0-0 6-3		0-0 F4		4	0	0	0	0	0	5					
Ed Herrmann, L (1,2) OBP: 0.294, SLG: 0.349 Skip Jutze, R (7,PR) OBP: 0.198, SLG: 0.256	0-0 F8				0-0 F7		0-0 G4-6-3 1B		0-0 5-3	3	0	1	0	0	0	0					
Roger Metzger, S (1,6) OBP: 0.317, SLG: 0.297			0-3 K		0-0 F8		0-0 F8			3	0	0	0	0	1	1					
Dan Larson, R (1,1) Cesar Cedeno, R (7,PH) OBP: 0.355, SLG: 0.491 Joe Sambito, L (8,1)			0-0 1-3		0-0 3-1		0-0 G4-6-3			2	0	0	0	0	0	0					
Inning Stats	R: 0 E: 0 K: 0 S: 4	H: 1 LOB: 0 BB: 0 P: 4	R: 0 E: 0 K: 1 S: 5	H: 0 LOB: 0 BB: 0 P: 5	R: 0 E: 0 K: 2 S: 7	H: 0 LOB: 1 BB: 1 P: 11	R: 0 E: 0 K: 1 S: 5	H: 0 LOB: 3 BB: 3 P: 17	R: 0 E: 0 K: 0 S: 3	H: 1 LOB: 1 BB: 0 P: 3	R: 0 E: 0 K: 0 S: 3	H: 0 LOB: 0 BB: 0 P: 3	R: 0 E: 0 K: 1 S: 5	H: 0 LOB: 1 BB: 1 P: 9	1B: 3 2B: 0 3B: 0 HR: 0	SF: 0 SAC: 0 DP: 1 HBP: 0		WP: 0 PB: 0 SB: 1 CS: 0	PA: 34		
PITCHER	IP 6.0	WLS S	BF 10	H 1	R 0	ER 0	SO 5	BB 4	IBB 0	HBP 0	BLK 0	WP 0	HR 0	S 30	P 46	ERA 0.00	WHIP 1.000				
John D'Acquisto, R (1,1) ERA: 5.31 Mike Caldwell, L (7,1) ERA: 4.29																					



Batter	1	2	3	4	5	6	7	8	9	10	AB	R	H	RBI	BB	SO	LOB	TOP	
Gary Thomasson, L (1, 8) OBP: 0.281, SLG: 0.373 (10, 7)											4	0	1	0	0	0	1		
Marty Perez, R (1, 4) OBP: 0.337, SLG: 0.335											4	0	0	0	0	0	2		
Bobby Murcer, L (1, 9) OBP: 0.354, SLG: 0.406											4	0	2	0	0	0	0		
Darrell Evans, L (1, 3) OBP: 0.339, SLG: 0.319											4	0	1	0	0	0	2		
Glenn Adams, L (1, 7) OBP: 0.298, SLG: 0.367 Larry Hemdon, R (10, PR) OBP: 0.346, SLG: 0.365 (10, 8)											4	0	1	0	0	0	3		
Chris Speler, R (1, 6) OBP: 0.309, SLG: 0.290											2	0	0	0	1	0	0		
Bruce Miller, R (1, 5) OBP: 0.231, SLG: 0.308											3	0	0	0	0	0	2		
Marc Hill, R (1, 2) OBP: 0.241, SLG: 0.296											3	0	0	0	0	1	0		
Ed Halicki, R (1, 1) OBP: 0.289, SLG: 0.200											3	0	1	0	0	1	0		
Inning Stats	R: 0 E: 0 K: 0 S: 3	H: 1 LOB: 0 BB: 0 P: 3	R: 0 E: 0 K: 0 S: 3	H: 1 LOB: 0 BB: 0 P: 3	R: 0 E: 0 K: 1 S: 5	H: 0 LOB: 0 BB: 0 P: 5	R: 0 E: 0 K: 0 S: 3	H: 0 LOB: 0 BB: 0 P: 3	R: 0 E: 0 K: 0 S: 4	H: 1 LOB: 1 BB: 0 P: 4	R: 0 E: 0 K: 1 S: 5	H: 0 LOB: 0 BB: 0 P: 5	R: 0 E: 0 K: 0 S: 3	H: 1 LOB: 0 BB: 0 P: 3	R: 0 E: 0 K: 0 S: 3	H: 1 LOB: 1 BB: 0 P: 3	1B: 6 2B: 2 3B: 0 HR: 0	SF: 0 SAC: 0 DP: 3 HBP: 0	WP: 0 PA: 34
PITCHER Bo McLaughlin, R (1, 1) ERA: 0.58	IP: 10.0 W: 10 L: 0 BF: 32 H: 6 R: 0 ER: 0 SO: 2 BB: 1 IBB: 0 HBP: 0 BLK: 0 WP: 0 HR: 0 S: 35 P: 39 ERA: 0.00 WHIP: 0.700																		

San Francisco Giants @ Houston Astros
Astrodome, Houston, TX
Sun Jul 25 1976, 4:33 AM EDT
Att. 11,035 - Dome - 72 F

AB	31
R	0
H	6
RBI	0
BB	1
SO	2
LOB	10



Batter	1	2	3	4	5	6	7	8	9	10	AB	R	H	RBI	BB	SO	LOB	BOTTOM	
Greg Gross, L (1, 9) OBP: 0.359, SLG: 0.336											3	0	1	1	1	0	0		
Enos Cabell, R (1, 5) OBP: 0.328, SLG: 0.354											4	0	0	0	0	2	2		
Cesar Cedeno, R (1, 8) OBP: 0.356, SLG: 0.490											3	0	1	0	1	2	0		
Bob Watson, R (1, 3) OBP: 0.361, SLG: 0.417											3	0	1	0	1	1	2		
Jose Cruz, L (1, 7) OBP: 0.385, SLG: 0.380											4	0	0	0	0	0	5		
Ed Herrmann, L (1, 2) OBP: 0.293, SLG: 0.347 Wilbur Howard, S (10, PR) OBP: 0.235, SLG: 0.288											4	0	1	0	0	2	1		
Rob Andrews, R (1, 4) OBP: 0.327, SLG: 0.322											3	0	0	0	1	0	0		
Roger Metzger, S (1, 6) OBP: 0.313, SLG: 0.293											4	0	0	0	0	1	2		
Bo McLaughlin, R (1, 1) Ken Boswell, L (10, PH) OBP: 0.315, SLG: 0.329											3	0	0	0	0	1	0		
Inning Stats	R: 0 E: 0 K: 0 S: 4	H: 2 LOB: 2 BB: 1 P: 8	R: 0 E: 0 K: 1 S: 5	H: 0 LOB: 0 BB: 0 P: 5	R: 0 E: 0 K: 2 S: 7	H: 0 LOB: 1 BB: 1 P: 11	R: 0 E: 0 K: 1 S: 5	H: 0 LOB: 0 BB: 0 P: 5	R: 0 E: 0 K: 0 S: 3	H: 0 LOB: 0 BB: 0 P: 3	R: 0 E: 0 K: 1 S: 5	H: 0 LOB: 0 BB: 0 P: 5	R: 0 E: 0 K: 2 S: 7	H: 0 LOB: 0 BB: 0 P: 7	R: 1 E: 0 K: 0 S: 3	H: 1 LOB: 2 BB: 2 P: 11	1B: 4 2B: 0 3B: 0 HR: 0	SF: 1 SAC: 0 DP: 0 HBP: 0	WP: 0 PA: 37
PITCHER Ed Halicki, R (1, 1) ERA: 4.03	IP: 9.2 W: 9 L: 0 BF: 37 H: 4 R: 1 ER: 1 SO: 9 BB: 4 IBB: 1 HBP: 0 BLK: 0 WP: 0 HR: 0 S: 50 P: 70 ERA: 0.93 WHIP: 0.828																		

San Francisco Giants @ Houston Astros
Astrodome, Houston, TX
Sun Jul 25 1976, 4:33 AM EDT
Att. 11,035 - Dome - 72 F

AB	31
R	1
H	4
RBI	1
BB	5
SO	9
LOB	12



Batter	1	2	3	4	5	6	7	8	9	AB	R	H	RBI	BB	SO	LOB	TOP				
Larry Herndon, R (1.8)										5	0	2	0	0	0	2					
Marty Perez, R (1.4)										3	0	0	0	0	0	3					
Bruce Miller, R (6.4)										1	0	0	0	0	0	0					
Gary Matthews, R (1.7)										4	0	0	0	0	1	2					
Bobby Murcer, L (1.9)										0	0	0	0	1	0	0					
Gary Thomsson, L (3.9)										3	0	0	0	0	1	0					
Ken Reitz, R (1.5)										4	1	2	0	0	0	1					
Darrell Evans, L (1.3)										3	1	1	0	1	2	1					
Chris Speier, R (1.6)										4	1	0	0	0	1	3					
Marc Hill, R (1.2)										3	0	1	1	1	0	2					
John Montefusco, R (1.1)										0	0	0	0	0	0	0					
Mike Caldwell, L (4.1)										0	0	0	0	0	0	0					
Charlie Williams, R (4.1)										1	0	0	0	0	0	0					
Chris Arnold, R (6. PH)										0	0	0	0	0	0	0					
Dave Heaverlo, R (8.1)										0	0	0	0	0	0	0					
Steve Ontiveros, S (8. PH)										1	0	1	0	0	0	0					
Inning Stats	R: 0 E: 0 K: 1 S: 5	H: 1 LOB: 0 BB: 0 P: 5	R: 0 E: 0 K: 1 S: 5	H: 0 LOB: 1 BB: 1 P: 9	R: 0 E: 0 K: 0 S: 4	H: 1 LOB: 2 BB: 1 P: 8	R: 0 E: 0 K: 2 S: 7	H: 0 LOB: 0 BB: 0 P: 7	R: 0 E: 0 K: 1 S: 5	H: 0 LOB: 0 BB: 0 P: 5	R: 0 E: 0 K: 0 S: 3	H: 2 LOB: 2 BB: 0 P: 7	R: 0 E: 0 K: 0 S: 3	H: 0 LOB: 0 BB: 0 P: 3	R: 0 E: 0 K: 0 S: 3	H: 0 LOB: 0 BB: 0 P: 3	R: 3 E: 1 K: 0 S: 7	H: 3 LOB: 2 BB: 1 P: 11	1B: 7 2B: 0 3B: 0 HR: 0	SF: 0 SAC: 1 DP: 1 HBP: 0	WP: 0 PA: 37 PB: 0 SB: 0 CS: 0
PITCHER Fred Norman, L (1.1) ERA: 2.38	IP: 9.0 WLS: W BF: 37 H: 7 R: 3 ER: 0 SO: 6 BB: 3 IBB: 0 HBP: 0 BLK: 0 WP: 0 HR: 0 S: 46 P: 58 ERA: 0.00 WHIP: 1.11															PITCHER	IP: 9.0 WLS: W BF: 37 H: 7 R: 3 ER: 0 SO: 6 BB: 3 IBB: 0 HBP: 0 BLK: 0 WP: 0 HR: 0 S: 46 P: 58 ERA: 0.00 WHIP: 1.11				

San Francisco Giants @ Cincinnati Reds
Riverfront Stadium, Cincinnati, OH
Mon Jul 26 1976, 7:05 PM EDT
Att: 27,656 - Unknown

AB 33
R 3
H 7
RBI 1
BB 3
SO 6
LOB 14



Batter	1	2	3	4	5	6	7	8	9	AB	R	H	RBI	BB	SO	LOB	BOTTOM		
Pete Rose, S (1.5)										5	2	2	1	0	1	0			
Ken Griffey, L (1.9)										4	3	2	0	1	0	0			
Joe Morgan, L (1.4)										4	2	2	2	1	0	1			
George Foster, R (1.7)										4	2	4	1	1	0	0			
Dan Driessen, L (1.3)										5	0	4	3	0	0	2			
Cesar Geronimo, L (1.8)										2	0	2	1	2	0	0			
Bill Plummer, R (1.2)										5	0	0	0	0	1	13			
Doug Flynn, R (1.6)										5	0	0	0	0	1	7			
Fred Norman, S (1.1)										4	0	0	0	0	2	0			
Inning Stats	R: 2 E: 0 K: 0 S: 7	H: 4 LOB: 2 BB: 0 P: 7	R: 0 E: 0 K: 2 S: 7	H: 0 LOB: 0 BB: 0 P: 7	R: 1 E: 0 K: 1 S: 6	H: 1 LOB: 3 BB: 3 P: 18	R: 3 E: 0 K: 1 S: 10	H: 5 LOB: 3 BB: 0 P: 11	R: 0 E: 0 K: 0 S: 3	H: 0 LOB: 0 BB: 0 P: 3	R: 0 E: 0 K: 1 S: 5	H: 0 LOB: 2 BB: 2 P: 11	R: 0 E: 0 K: 0 S: 7	H: 0 LOB: 1 BB: 0 P: 7	R: 3 E: 0 K: 0 S: 7	H: 5 LOB: 1 BB: 0 P: 7	1B: 12 2B: 3 3B: 0 HR: 1	SF: 0 SAC: 0 DP: 2 HBP: 1	WP: 0 PA: 44 PB: 0 SB: 0 CS: 0
PITCHER John Montefusco, R (1.1) ERA: 2.99	IP: 3.0 WLS: L BF: 17 H: 5 R: 3 ER: 3 SO: 3 BB: 2 IBB: 0 HBP: 1 BLK: 0 WP: 0 HR: 0 S: 20 P: 32 ERA: 81.00 WHIP: 15.000															PITCHER	IP: 3.0 WLS: L BF: 17 H: 5 R: 3 ER: 3 SO: 3 BB: 2 IBB: 0 HBP: 1 BLK: 0 WP: 0 HR: 0 S: 20 P: 32 ERA: 81.00 WHIP: 15.000		
Mike Caldwell, L (4.1) ERA: 4.61	0.1 5 3 3 1 0 0 0 0 0 0 8 9 0.00 0.545																		
Charlie Williams, R (4.1) ERA: 1.65	3.2 1 0 0 1 1 1 0 0 0 0 13 21 0.00 0.545																		
Dave Heaverlo, R (8.1) ERA: 4.76	1.0 7 5 3 3 0 0 0 0 0 0 7 7 27.00 5.000																		

San Francisco Giants @ Cincinnati Reds
Riverfront Stadium, Cincinnati, OH
Mon Jul 26 1976, 7:05 PM EDT
Att: 27,656 - Unknown

AB 38
R 9
H 16
RBI 8
BB 5
SO 5
LOB 23



Batter	1	2	3	4	5	6	7	8	9	AB	R	H	RBI	BB	SO	LOB	TOP								
Gary Thomasson, L (1, 8) OBP: 0.271, SLG: 0.373	F7			B1-3	SH3	G3		3-1		5	1	1	1	0	0	2	San Francisco Giants @ Cincinnati Reds Riverfront Stadium, Cincinnati, OH Tue Jul 27 1976, 7:05 PM EDT Att: 26,046 - Unknown livebaseballscorecards.com								
Marty Perez, R (1, 4) OBP: 0.328, SLG: 0.325	F3			F8	SH3			P4		4	0	0	1	0	0	0									
Gary Matthews, R (1, 7) OBP: 0.349, SLG: 0.410	6-3			K	S			1B		3	1	0	0	2	1	0									
Bobby Murcer, L (1, 9) OBP: 0.357, SLG: 0.406		G3						1B		3	1	1	0	1	1	1									
Larry Herndon, R (7, PR) OBP: 0.346, SLG: 0.364					K			6-3		1	1	0	0	0	0	0									
Darrell Evans, L (1, 3) OBP: 0.344, SLG: 0.335	F8				HR	1B		6-3		5	2	3	3	0	1	0									
Ken Reitz, R (1, 5) OBP: 0.314, SLG: 0.353	F7				1B	S		6-3		4	1	2	1	0	0	2									
Chris Speier, R (1, 6) OBP: 0.308, SLG: 0.287			6-3		2B	E		F9		3	1	1	0	1	0	2									
Dave Rader, L (1, 2) OBP: 0.302, SLG: 0.315			F5		E6	F8		F8		4	1	1	1	0	0	4									
Jim Barr, R (1, 1) OBP: 0.234, SLG: 0.167			4-3		SH2-4					3	0	1	1	0	0	0									
Gary Lavelle, S (8, 1) OBP: 0.200, SLG: 0.200					SH2-4			F8		0	0	0	0	0	0	0									
Inning Stats	R: 0 E: 0 K: 0 S: 3	H: 0 LOB: 0 BB: 0 P: 3	R: 0 E: 0 K: 0 S: 3	H: 0 LOB: 0 BB: 0 P: 3	R: 0 E: 0 K: 0 S: 3	H: 0 LOB: 0 BB: 0 P: 3	R: 0 E: 0 K: 1 S: 5	H: 0 LOB: 0 BB: 0 P: 5	R: 0 E: 0 K: 0 S: 6	H: 0 LOB: 0 BB: 0 P: 6	R: 1 E: 0 K: 0 S: 6	H: 3 LOB: 2 BB: 0 P: 6	R: 2 E: 0 K: 0 S: 5	H: 2 LOB: 2 BB: 2 P: 13	R: 0 E: 0 K: 0 S: 3	H: 0 LOB: 0 BB: 0 P: 3	R: 0 E: 0 K: 1 S: 5	H: 0 LOB: 0 BB: 0 P: 5	1B: 7 2B: 1 3B: 1 HR: 1	SF: 0 SAC: 2 DP: 0 HBP: 0	WP: 0 PB: 0 SB: 2 CS: 0	PA: 41			
PITCHER	IP	WLS	BF	H	R	ER	SO	BB	IBB	HBP	BLK	WP	HR	S	P	ERA	WHIP								
Jack Billingham, R (1, 1) ERA: 5.21	4.1	L	19	5	6	6	1	1	0	0	0	0	0	4	8	12.46	1.385								
Pedro Borbon, R (5, 1) ERA: 3.14	0.2		3	0	0	0	1	1	0	0	0	0	0	4	8	0.00	1.500								
Rich Hinton, L (6, 1) ERA: 8.62	2.0		13	5	3	3	0	2	0	0	0	0	0	11	19	13.50	3.500								
Will McEnaney, L (8, 1) ERA: 4.05	2.0		6	0	0	0	1	0	0	0	0	0	0	8	8	0.00	0.000								

Batter	1	2	3	4	5	6	7	8	9	AB	R	H	RBI	BB	SO	LOB	BOTTOM								
Pete Rose, S (1, 5) OBP: 0.430, SLG: 0.476	FC4-6		K		4-3			G1	FC6-4	5	1	2	0	0	1	1	San Francisco Giants @ Cincinnati Reds Riverfront Stadium, Cincinnati, OH Tue Jul 27 1976, 7:05 PM EDT Att: 26,046 - Unknown livebaseballscorecards.com								
Ken Griffey, L (1, 9) OBP: 0.406, SLG: 0.451	FC4-6		1B		6-3			G1	4-3	4	1	1	0	1	0	2									
Joe Morgan, L (1, 4) OBP: 0.444, SLG: 0.586	FC4-6		SF9		4-3			2B		4	1	2	1	0	0	2									
George Foster, R (1, 8) OBP: 0.385, SLG: 0.565	K		SF9		5-3			1-3		3	0	0	1	0	1	3									
Dan Driessen, L (1, 7) OBP: 0.407, SLG: 0.441			4-3		F8			2B		2	1	0	0	2	0	1									
Tony Perez, R (1, 3) OBP: 0.320, SLG: 0.432	6-3				6-3			P4		4	0	1	2	0	0	3									
Dave Concepcion, R (1, 6) OBP: 0.332, SLG: 0.395		1-3			1-3			F9		4	0	1	0	0	0	1									
Bill Plummer, R (1, 2) OBP: 0.345, SLG: 0.480		P4			6-3			F7		4	0	1	0	0	0	1									
Jack Billingham, R (1, 1) OBP: 0.300, SLG: 0.297			F9		F7			1-3		1	0	0	0	0	0	0									
Pedro Borbon, R (5, 1) OBP: 0.400, SLG: 0.600										0	0	0	0	0	0	0									
Joel Youngblood, R (5, PR) OBP: 0.280, SLG: 0.302										0	0	0	0	0	0	0									
Rich Hinton, L (6, 1) ERA: 8.62										0	0	0	0	0	0	0									
Mike Lum, L (7, PR) OBP: 0.340, SLG: 0.398										0	0	0	0	0	0	1									
Will McEnaney, L (8, 1) ERA: 4.05										0	0	0	0	0	0	0									
Bob Bailey, R (9, PR) OBP: 0.360, SLG: 0.582										0	0	0	0	0	0	1									
Inning Stats	R: 0 E: 0 K: 1 S: 6	H: 1 LOB: 3 BB: 2 P: 14	R: 0 E: 0 K: 0 S: 3	H: 0 LOB: 0 BB: 0 P: 3	R: 1 E: 0 K: 1 S: 7	H: 2 LOB: 1 BB: 0 P: 7	R: 0 E: 0 K: 0 S: 3	H: 0 LOB: 0 BB: 0 P: 3	R: 0 E: 0 K: 0 S: 3	H: 0 LOB: 0 BB: 0 P: 3	R: 0 E: 0 K: 0 S: 4	H: 1 LOB: 1 BB: 0 P: 4	R: 3 E: 0 K: 0 S: 6	H: 3 LOB: 1 BB: 1 P: 10	R: 0 E: 0 K: 0 S: 4	H: 1 LOB: 1 BB: 0 P: 4	1B: 5 2B: 3 3B: 0 HR: 0	SF: 1 SAC: 0 DP: 0 HBP: 0	WP: 0 PB: 0 SB: 2 CS: 0	PA: 38					
PITCHER	IP	WLS	BF	H	R	ER	SO	BB	IBB	HBP	BLK	WP	HR	S	P	ERA	WHIP								
Jim Barr, R (1, 1) ERA: 3.25	7.2	W	33	7	4	4	2	3	0	0	0	0	0	34	46	4.70	1.304								
Gary Lavelle, L (8, 1) ERA: 2.98	1.1		5	1	0	0	0	0	0	0	0	0	0	5	5	0.00	0.750								

Batter	1	2	3	4	5	6	7	8	9	AB	R	H	RBI	BB	SO	LOB	TOP					
Gary Thomasson, L (1.8) OBP: 0.281, SLG: 0.374										5	1	2	0	0	0	2	San Francisco Giants @ Cincinnati Reds Riverfront Stadium, Cincinnati, OH Wed Jul 28 1976, 7:05 PM EDT Att: 28,053 - Unknown					
Bruce Miller, R (1.4) OBP: 0.359, SLG: 0.263										5	1	1	0	1	1	4						
Gary Matthews, R (1.7) OBP: 0.353, SLG: 0.412										5	2	3	1	1	0	2						
Bobby Murcer, L (1.9) OBP: 0.359, SLG: 0.408										5	2	2	0	1	0	6						
Darrell Evans, L (1.3) OBP: 0.348, SLG: 0.335										3	1	1	2	2	0	2						
Ken Reitz, R (1.5) OBP: 0.315, SLG: 0.353										3	0	1	3	1	0	1						
Chris Speier, R (1.6) OBP: 0.309, SLG: 0.289										5	0	2	1	0	0	7						
Dave Rader, L (1.2) OBP: 0.305, SLG: 0.318										5	0	2	0	0	1	4						
John D'Acquisto, R (1.1) OBP: 0.333, SLG: 0.389										3	0	1	0	0	2	2						
Gary Lavelle, S (7.1) OBP: 0.167, SLG: 0.167										1	0	0	0	0	1	0						
Inning Stats	R: 3 E: 0 K: 0 S: 5	H: 3 LOB: 1 BB: 2 P: 13	R: 0 E: 0 K: 1 S: 6	H: 1 LOB: 1 BB: 0 P: 6	R: 2 E: 0 K: 1 S: 9	H: 4 LOB: 2 BB: 0 P: 9	R: 2 E: 1 K: 0 S: 6	H: 2 LOB: 2 BB: 1 P: 10	R: 0 E: 0 K: 1 S: 6	H: 1 LOB: 1 BB: 0 P: 6	R: 0 E: 0 K: 1 S: 4	H: 1 LOB: 2 BB: 1 P: 8	R: 0 E: 0 K: 0 S: 4	H: 1 LOB: 1 BB: 0 P: 4	R: 0 E: 0 K: 1 S: 6	H: 1 LOB: 2 BB: 0 P: 7	1B: 14 2B: 1 3B: 0 HR: 0	SF: 1 SAC: 1 DP: 1 HBP: 1	WP: 1 PB: 0 SB: 3 CS: 0	PA: 49		
PITCHER	IP WLS BF H R ER SO BB IBB HBP BLK WP HR S P ERA WHIP	IP WLS BF H R ER SO BB IBB HBP BLK WP HR S P ERA WHIP																				
Santo Alcala, R (1.1) ERA: 4.4	2.2	L	17	8	5	5	1	2	0	0	0	1	1	0	17	25	16.88	3.750				
Pedro Borbon, R (3.1) ERA: 3.04	2.1		12	3	2	0	2	1	0	0	0	0	0	0	15	19	0.00	1.714				
Rich Hinton, L (6.1) ERA: 7.64	2.0		11	2	0	0	1	2	1	0	0	0	0	0	10	22	0.00	2.000				
Rawly Eastwick, R (8.1) ERA: 2.54	2.0		9	2	0	0	1	0	0	1	0	0	0	0	10	11	0.00	1.000				
Batter	1	2	3	4	5	6	7	8	9	AB	R	H	RBI	BB	SO	LOB	BOTTOM					
Pete Rose, S (1.5) OBP: 0.425, SLG: 0.470										5	0	0	0	0	1	3	San Francisco Giants @ Cincinnati Reds Riverfront Stadium, Cincinnati, OH Wed Jul 28 1976, 7:05 PM EDT Att: 28,053 - Unknown					
Ken Griffey, L (1.9) OBP: 0.407, SLG: 0.450										3	0	1	0	1	0	1						
Joe Morgan, L (1.4) OBP: 0.439, SLG: 0.578										4	0	0	0	0	0	4						
George Foster, R (1.8) OBP: 0.381, SLG: 0.559										4	0	0	0	0	0	3						
Dan Driessen, L (1.7) OBP: 0.398, SLG: 0.429										4	0	0	0	0	0	2						
Tony Perez, R (1.3) OBP: 0.322, SLG: 0.431										3	0	1	0	0	0	0						
Dave Concepcion, R (1.6) OBP: 0.334, SLG: 0.399										4	0	2	0	0	0	3						
Bill Plummer, R (1.2) OBP: 0.342, SLG: 0.471										4	0	1	0	0	1	3						
Santo Alcala, R (1.1) OBP: 0.167, SLG: 0.167										1	0	0	0	0	0	2						
Pedro Borbon, R (3.1) ERA: 3.04										0	0	0	0	0	0	0						
Joel Youngblood, R (5.9) OBP: 0.277, SLG: 0.295										1	0	0	0	0	0	1						
Rich Hinton, L (6.1) ERA: 7.64										0	0	0	0	0	0	0						
Mike Lum, L (7.9) OBP: 0.344, SLG: 0.398										0	0	0	0	1	0	0						
Rawly Eastwick, R (8.1) ERA: 2.54										0	0	0	0	0	0	0						
Bob Bailey, R (9.9) OBP: 0.365, SLG: 0.576										1	0	0	0	0	0	1						
Inning Stats	R: 0 E: 0 K: 0 S: 4	H: 1 LOB: 1 BB: 0 P: 4	R: 0 E: 0 K: 0 S: 5	H: 2 LOB: 2 BB: 0 P: 5	R: 0 E: 0 K: 0 S: 3	H: 0 LOB: 0 BB: 0 P: 3	R: 0 E: 0 K: 0 S: 3	H: 0 LOB: 0 BB: 0 P: 3	R: 0 E: 0 K: 0 S: 4	H: 1 LOB: 1 BB: 0 P: 4	R: 0 E: 1 K: 0 S: 4	H: 0 LOB: 3 BB: 1 P: 9	R: 0 E: 1 K: 0 S: 4	H: 0 LOB: 2 BB: 1 P: 8	R: 0 E: 0 K: 0 S: 3	H: 0 LOB: 0 BB: 0 P: 3	R: 0 E: 0 K: 2 S: 8	H: 1 LOB: 1 BB: 0 P: 8	1B: 4 2B: 1 3B: 0 HR: 0	SF: 0 SAC: 0 DP: 0 HBP: 1	WP: 0 PB: 0 SB: 0 CS: 0	PA: 37
PITCHER	IP WLS BF H R ER SO BB IBB HBP BLK WP HR S P ERA WHIP	IP WLS BF H R ER SO BB IBB HBP BLK WP HR S P ERA WHIP																				
John D'Acquisto, R (1.1) ERA: 4.83	6.1	W	27	4	0	0	0	2	0	0	1	0	0	0	24	33	0.00	0.947				
Gary Lavelle, L (7.1) ERA: 2.49	2.2		10	1	0	0	2	0	0	0	0	0	0	14	14	0.00	0.375					

AB	40
R	7
H	15
RBI	7
BB	6
SO	5
LOB	30



AB	34
R	0
H	5
RBI	0
BB	2
SO	2
LOB	23



Batter	1	2	3	4	5	6	7	8	9	AB	R	H	RBI	BB	SO	LOB	TOP					
Davey Lopes, R OBP: 0.328, SLG: 0.356										5	2	2	0	0	0	2						
Ted Sizemore, R OBP: 0.306, SLG: 0.308										5	0	0	0	0	0	1						
Reggie Smith, S OBP: 0.294, SLG: 0.437										4	1	1	1	1	1	1						
Ron Cey, R OBP: 0.397, SLG: 0.469										2	0	0	0	2	1	2						
Steve Garvey, R OBP: 0.353, SLG: 0.426										4	0	1	0	0	1	3						
Bill Buckner, L OBP: 0.310, SLG: 0.381										4	0	1	1	0	0	1						
Bill Russell, R OBP: 0.333, SLG: 0.395										4	0	1	0	0	0	3						
Steve Yeager, R OBP: 0.301, SLG: 0.384										4	0	2	0	0	0	0						
Burt Hooton, R WP: 0.26, SLG: 0.154										2	0	0	0	0	0	1						
Danny Walton, R OBP: 0.288, SLG: 0.214										0	0	0	0	0	0	0						
Charlie Hough, R OBP: 0.289, SLG: 0.333										0	0	0	0	0	0	0						
Ed Goodson, L OBP: 0.293, SLG: 0.289										0	0	0	0	0	0	0						
Elias Sosa, R OBP: 0.143, SLG: 0.143										0	0	0	0	0	0	0						
Inning Stats	R: 1 E: 0 K: 2 S: 9	H: 2 LOB: 1 BB: 0 P: 9	R: 0 E: 0 K: 1 S: 7	H: 2 LOB: 2 BB: 0 P: 7	R: 1 E: 0 K: 0 S: 5	H: 2 LOB: 2 BB: 1 P: 9	R: 1 E: 1 K: 0 S: 5	H: 1 LOB: 1 BB: 0 P: 5	R: 0 E: 0 K: 0 S: 3	H: 0 LOB: 0 BB: 1 P: 7	R: 0 E: 0 K: 0 S: 3	H: 0 LOB: 0 BB: 0 P: 3	R: 0 E: 0 K: 1 S: 5	H: 0 LOB: 1 BB: 1 P: 9	R: 0 E: 0 K: 0 S: 4	H: 1 LOB: 1 BB: 0 P: 4	R: 0 E: 0 K: 1 S: 5	H: 0 LOB: 0 BB: 0 P: 5	1B: 6 2B: 1 3B: 1 HR: 0	SF: 0 SAC: 0 DP: 0 HBP: 0	WP: 1 PB: 0 SB: 1 CS: 0	PA: 39
PITCHER	IP WLS BF H R ER SO BB IBB HBP BLK WP HR S P ERA WHIP																					
Ed Halicki, R ERA: 4.08	(1, 1)	2.2	13	4	2	2	3	1	0	0	0	0	1	0	18	22	6.75	1.875				
Charlie Williams, R ERA: 1.61	(3, 1)	1.1	W	8	3	1	0	0	0	0	0	0	0	0	8	8	0.00	2.250				
Randy Moffitt, R ERA: 2.86	(5, 1)	5.0	S	18	1	0	0	2	2	0	0	0	0	0	20	28	0.00	0.600				

Los Angeles Dodgers @ San Francisco Giants
Candlestick Park, San Francisco, CA
Fri Jul 30 1976, 10:05 PM EDT
Att: 15,667 - Unknown

AB 36
R 3
H 8
RBI 2
BB 3
SO 5
LOB 16





Batter	1	2	3	4	5	6	7	8	9	AB	R	H	RBI	BB	SO	LOB	BOTTOM					
Gary Thomasson, L OBP: 0.288, SLG: 0.373										3	1	1	2	1	0	2						
Larry Hemdon, R OBP: 0.346, SLG: 0.364										0	0	0	0	0	0	0						
Marty Perez, R OBP: 0.328, SLG: 0.325										3	0	1	0	0	1	2						
Gary Matthews, R OBP: 0.355, SLG: 0.421										4	1	2	3	0	0	0						
Bobby Murcer, L OBP: 0.358, SLG: 0.407										4	0	1	0	0	1	2						
Darrell Evans, L OBP: 0.347, SLG: 0.331										3	0	0	0	1	1	3						
Ken Reitz, R OBP: 0.314, SLG: 0.354										4	0	1	0	0	1	4						
Chris Speier, R OBP: 0.311, SLG: 0.289										3	1	1	0	0	0	1						
Dave Rader, L OBP: 0.309, SLG: 0.322										4	1	2	0	0	0	1						
Ed Halicki, R OBP: 0.289, SLG: 0.200	(1, 1)									0	0	0	0	0	0	0						
Charlie Williams, R ERA: 4.42	(3, 1)									0	1	0	0	0	0	0						
Glenn Adams, L OBP: 0.289, SLG: 0.387	(4, PH)									0	0	0	0	0	0	0						
Chris Arnold, R OBP: 0.259, SLG: 0.260	(4, PH)									0	0	0	0	0	0	2						
Randy Moffitt, R OBP: 0.250, SLG: 0.250	(5, 1)									2	0	0	0	0	1	1						
Inning Stats	R: 0 E: 0 K: 0 S: 3	H: 0 LOB: 0 BB: 0 P: 3	R: 0 E: 0 K: 0 S: 3	H: 1 LOB: 0 BB: 0 P: 3	R: 3 E: 0 K: 1 S: 9	H: 4 LOB: 0 BB: 0 P: 10	R: 0 E: 0 K: 0 S: 5	H: 2 LOB: 2 BB: 0 P: 5	R: 0 E: 0 K: 2 S: 7	H: 0 LOB: 2 BB: 1 P: 12	R: 0 E: 0 K: 1 S: 5	H: 0 LOB: 1 BB: 1 P: 9	R: 0 E: 0 K: 0 S: 3	H: 0 LOB: 0 BB: 0 P: 3	R: 0 E: 0 K: 0 S: 3	H: 0 LOB: 0 BB: 0 P: 3	1B: 7 2B: 1 3B: 0 HR: 1	SF: 0 SAC: 1 DP: 1 HBP: 2	WP: 0 PB: 1 SB: 0 CS: 0	PA: 36		
PITCHER	IP WLS BF H R ER SO BB IBB HBP BLK WP HR S P ERA WHIP																					
Burt Hooton, R ERA: 4.16	(1, 1)	3.1	L	17	7	5	5	1	0	0	0	0	0	0	9	9	0.00	1.200				
Stan Wall, L ERA: 4.42	(4, 1)	1.2		7	2	0	0	1	0	0	0	0	0	0	9	9	0.00	1.200				
Charlie Hough, R ERA: 2.49	(6, 1)	2.0		9	0	0	0	3	2	0	1	0	0	0	12	21	0.00	1.000				
Elias Sosa, R ERA: 4.89	(8, 1)	1.0		3	0	0	0	0	0	0	0	0	0	0	3	3	0.00	0.000				

Los Angeles Dodgers @ San Francisco Giants
Candlestick Park, San Francisco, CA
Fri Jul 30 1976, 10:05 PM EDT
Att: 15,667 - Unknown

AB 31
R 5
H 9
RBI 5
BB 2
SO 5
LOB 18




Batter	1	2	3	4	5	6	7	8	9	AB	R	H	RBI	BB	SO	LOB	TOP										
Davey Lopes, R OBP: 0.322, SLG: 0.349 (1, 4)	F6			F9	F4			4-3	F2	5	0	0	0	0	0	4	Los Angeles Dodgers @ San Francisco Giants Candlestick Park, San Francisco, CA Sat Jul 31 1976, 10:05 PM EDT Att: 16,863 - Unknown										
Bill Buckner, L OBP: 0.309, SLG: 0.380 (1, 7)	F7			6-3				F8		4	0	1	0	0	0	0											
Reggie Smith, S OBP: 0.296, SLG: 0.438 (1, 9)	K									4	0	2	0	0	1	1											
Steve Garvey, R OBP: 0.352, SLG: 0.424 (1, 3)		4-3		F8						4	0	1	0	0	1	2											
Ron Cey, R OBP: 0.393, SLG: 0.463 (1, 5)	F8				F9				F9	4	0	0	0	0	1	1											
Bill Russell, R OBP: 0.335, SLG: 0.399 (1, 6)	K									4	2	2	0	0	1	0											
Lee Lacy, R OBP: 0.319, SLG: 0.379 (1, 8)				F8	5-3			5-3		4	0	1	0	0	0	1											
Steve Yeager, R OBP: 0.304, SLG: 0.396 (1, 2)				K						4	1	2	2	0	2	2											
Doug Rau, L OBP: 0.319, SLG: 0.205 (5, PH) Ed Gooden, L OBP: 0.241, SLG: 0.278 (5, 1) Al Downing, L OBP: 0.258, SLG: 0.304 (7, PH) Henry Cruz, R OBP: 0.327, SLG: 0.323 (7, 1) Charlie Hough, R OBP: 0.370, SLG: 0.371 (8, PH)				6-3						1	0	0	0	0	0	0											
Inning Stats	R: 0 E: 0 K: 1 S: 5	H: 0 LOB: 0 BB: 0 P: 5	R: 0 E: 0 K: 1 S: 5	H: 0 LOB: 0 BB: 0 P: 5	R: 0 E: 0 K: 1 S: 5	H: 0 LOB: 0 BB: 0 P: 5	R: 0 E: 0 K: 0 S: 4	H: 1 LOB: 1 BB: 0 P: 4	R: 1 E: 0 K: 0 S: 6	H: 3 LOB: 2 BB: 0 P: 6	R: 0 E: 0 K: 1 S: 6	H: 2 LOB: 1 BB: 0 P: 6	R: 1 E: 0 K: 1 S: 6	H: 1 LOB: 0 BB: 0 P: 6	R: 0 E: 0 K: 1 S: 6	H: 1 LOB: 1 BB: 0 P: 6		R: 1 E: 0 K: 1 S: 8	H: 3 LOB: 2 BB: 0 P: 8	1B: 9 2B: 1 3B: 0 HR: 1	SF: 0 SAC: 0 DP: 1 HBP: 0	WP: 0 PA: 37 PB: 0 SB: 0 CS: 0					
PITCHER John Montefusco, R ERA: 2.99 (1, 1)	IP	WLS	BF	H	R	ER	SO	BB	IBB	HBP	BLK	WP	HR	S	P	ERA	WHIP										

Batter	1	2	3	4	5	6	7	8	9	AB	R	H	RBI	BB	SO	LOB	BOTTOM										
Larry Herndon, R OBP: 0.348, SLG: 0.371 (1, 8)	K			F9						4	2	2	0	0	1	0	Los Angeles Dodgers @ San Francisco Giants Candlestick Park, San Francisco, CA Sat Jul 31 1976, 10:05 PM EDT Att: 16,863 - Unknown										
Marty Perez, R OBP: 0.331, SLG: 0.332 (1, 4)										4	1	2	0	0	1	1											
Gary Matthews, R OBP: 0.358, SLG: 0.423 (1, 7)										3	1	2	2	1	0	0											
Bobby Murcer, L OBP: 0.362, SLG: 0.415 (1, 9)										2	1	1	3	1	0	0											
Ken Reitz, R OBP: 0.314, SLG: 0.353 (1, 5)										4	1	1	0	0	0	5											
Chris Speier, R OBP: 0.311, SLG: 0.289 (1, 6)										4	0	1	0	0	1	0											
Darrell Evans, L OBP: 0.343, SLG: 0.328 (1, 3)										3	0	0	1	0	0	0											
Marc Hill, R OBP: 0.243, SLG: 0.290 (1, 2) Mike Sadek, R OBP: 0.339, SLG: 0.300 (8, 2)										3	0	0	0	0	0	0											
John Montefusco, R OBP: 0.164, SLG: 0.137 (1, 1)										3	0	0	0	0	1	0											
Inning Stats	R: 4 E: 0 K: 1 S: 9	H: 5 LOB: 0 BB: 0 P: 9	R: 1 E: 0 K: 0 S: 5	H: 2 LOB: 3 BB: 1 P: 10	R: 0 E: 0 K: 0 S: 3	H: 0 LOB: 0 BB: 0 P: 3	R: 1 E: 0 K: 0 S: 5	H: 2 LOB: 2 BB: 1 P: 9	R: 0 E: 0 K: 0 S: 3	H: 0 LOB: 0 BB: 0 P: 3	R: 0 E: 0 K: 2 S: 7	H: 0 LOB: 0 BB: 0 P: 7	R: 0 E: 0 K: 0 S: 3	H: 0 LOB: 0 BB: 0 P: 3	R: 0 E: 0 K: 1 S: 5	H: 0 LOB: 0 BB: 0 P: 5		1B: 6 2B: 3 3B: 0 HR: 1	SF: 1 SAC: 0 DP: 1 HBP: 1	WP: 1 PA: 35 PB: 0 SB: 2 CS: 0							
PITCHER Doug Rau, L ERA: 3.06 (5, 1) Al Downing, L ERA: 7.13 (7, 1) Charlie Hough, R ERA: 2.44 (7, 1)	IP	WLS	BF	H	R	ER	SO	BB	IBB	HBP	BLK	WP	HR	S	P	ERA	WHIP										

Batter	1	2	3	4	5	6	7	8	9	AB	R	H	RBI	BB	SO	LOB	TOP										
Davey Lopes, R OBP: 0.320, SLG: 0.343 (1, 4)										4	0	0	0	1	0	2	Los Angeles Dodgers @ San Francisco Giants Candlestick Park, San Francisco, CA Sun Aug 01 1976, 6:33 AM EDT Unknown										
Bill Buckner, L OBP: 0.315, SLG: 0.386 (1, 7)										4	3	3	0	1	0	1											
Reggie Smith, S OBP: 0.296, SLG: 0.435 Dusty Baker Jr., R OBP: 0.313, SLG: 0.306 (1, 9)										4	0	1	0	0	0	3											
Steve Garvey, R OBP: 0.348, SLG: 0.420 (1, 3)										4	0	0	0	0	0	4											
Ron Cey, R OBP: 0.394, SLG: 0.462 (1, 5)										3	0	1	1	1	1	0											
Bill Russell, R OBP: 0.334, SLG: 0.398 (1, 6)										4	0	1	1	0	0	2											
Lee Lacy, R OBP: 0.322, SLG: 0.381 (1, 8)										4	1	2	0	0	0	4											
Steve Yeager, R OBP: 0.300, SLG: 0.391 (1, 2)										4	0	0	0	0	1	2											
Don Sutton, R OBP: 0.182, SLG: 0.102 Charlie Hough, R OBP: 0.267, SLG: 0.333 (1, 1)										4	0	1	1	0	1	1											
Inning Stats	R: 0 E: 0 K: 0 S: 3	H: 1 LOB: 0 BB: 0 P: 3	R: 0 E: 0 K: 1 S: 5	H: 0 LOB: 0 BB: 0 P: 5	R: 0 E: 0 K: 2 S: 8	H: 1 LOB: 1 BB: 0 P: 8	R: 1 E: 0 K: 0 S: 3	H: 1 LOB: 0 BB: 1 P: 7	R: 1 E: 0 K: 0 S: 5	H: 2 LOB: 1 BB: 0 P: 5	R: 1 E: 1 K: 0 S: 6	H: 3 LOB: 2 BB: 0 P: 6	R: 0 E: 0 K: 0 S: 3	H: 0 LOB: 0 BB: 0 P: 3	R: 1 E: 1 K: 0 S: 5	H: 1 LOB: 2 BB: 1 P: 9	R: 0 E: 0 K: 0 S: 3	H: 0 LOB: 1 BB: 1 P: 7	1B: 8 2B: 1 3B: 0 HR: 0	SF: 0 SAC: 0 DP: 1 HBP: 0	WP: 0 PB: 0 SB: 1 CS: 0	PA: 38					
PITCHER	IP	WLS	BF	H	R	ER	SO	BB	IBB	HBP	BLK	WP	HR	S	P	ERA	WHIP										
Jim Barr, R ERA: 3.3 (1, 1)	6.0	L	25	8	3	3	3	1	0	0	0	0	0	30	34	4.50	1.500										
Randy Moffitt, R ERA: 2.77 (7, 1)	2.0		9	1	1	0	0	1	0	0	0	0	0	8	12	0.00	1.000										
Dave Heaverlo, R ERA: 4.68 (9, 1)	1.0		4	0	0	0	0	1	0	0	0	0	0	3	7	0.00	1.000										

AB	35
R	4
H	9
RBI	3
BB	3
SO	3
LOB	19



Batter	1	2	3	4	5	6	7	8	9	AB	R	H	RBI	BB	SO	LOB	BOTTOM										
Gary Thomasson, L OBP: 0.306, SLG: 0.397 (1, 8)										5	0	4	1	0	0	0	Los Angeles Dodgers @ San Francisco Giants Candlestick Park, San Francisco, CA Sun Aug 01 1976, 6:33 AM EDT Unknown										
Marty Perez, R OBP: 0.332, SLG: 0.331 (1, 4)										4	0	1	0	1	0	3											
Gary Matthews, R OBP: 0.359, SLG: 0.421 (1, 7)										4	0	1	0	1	2	5											
Bobby Murcer, L OBP: 0.360, SLG: 0.412 (1, 9)										5	0	1	0	0	1	6											
Darrell Evans, L OBP: 0.341, SLG: 0.323 (1, 3)										4	0	0	0	1	2	4											
Ken Reitz, R OBP: 0.311, SLG: 0.349 (1, 5)										4	0	0	0	0	0	3											
Chris Speier, R OBP: 0.310, SLG: 0.288 (1, 6)										4	0	1	0	0	0	1											
Dave Rader, L OBP: 0.313, SLG: 0.331 (1, 2)										4	1	2	0	0	0	1											
Jim Barr, R OBP: 0.224, SLG: 0.159 Steve Ontiveros, S OBP: 0.246, SLG: 0.190 Randy Moffitt, R OBP: 0.250, SLG: 0.250 Glenn Adams, L OBP: 0.280, SLG: 0.360 Dave Heaverlo, R OBP: 0.333, SLG: 0.333 (1, 1)										2	0	0	0	0	1	3											
Inning Stats	R: 0 E: 0 K: 2 S: 8	H: 1 LOB: 1 BB: 0 P: 8	R: 0 E: 1 K: 1 S: 7	H: 1 LOB: 2 BB: 0 P: 7	R: 0 E: 0 K: 0 S: 3	H: 1 LOB: 3 BB: 3 P: 15	R: 1 E: 0 K: 1 S: 8	H: 2 LOB: 2 BB: 0 P: 8	R: 0 E: 0 K: 1 S: 5	H: 0 LOB: 0 BB: 0 P: 5	R: 0 E: 0 K: 0 S: 3	H: 0 LOB: 2 BB: 0 P: 3	R: 0 E: 0 K: 0 S: 5	H: 2 LOB: 2 BB: 0 P: 5	R: 0 E: 0 K: 0 S: 4	H: 1 LOB: 1 BB: 0 P: 4	R: 0 E: 0 K: 1 S: 7	H: 2 LOB: 2 BB: 0 P: 7	1B: 8 2B: 3 3B: 0 HR: 0	SF: 0 SAC: 0 DP: 1 HBP: 0	WP: 1 PB: 0 SB: 0 CS: 1	PA: 41					
PITCHER	IP	WLS	BF	H	R	ER	SO	BB	IBB	HBP	BLK	WP	HR	S	P	ERA	WHIP										
Don Sutton, R ERA: 4.19 (1, 1)	8.0		38	10	1	1	5	3	0	0	0	0	0	45	57	1.12	1.625										
Charlie Hough, R ERA: 2.41 (9, 1)	1.0	S	3	0	0	0	1	0	0	0	0	0	0	5	5	0.00	0.000										

AB	38
R	1
H	10
RBI	1
BB	3
SO	6
LOB	27



Batter	1	2	3	4	5	6	7	8	9	AB	R	H	RBI	BB	SO	LOB	TOP		
Pete Rose, S OBP: 0.421, SLG: 0.466 (1, 5)	0-0 6-3		0-0 F8		0-0 F7		0-0 3B 1B	0-0 BB FC1-2 1-2 2-3 3-H 1B		5	1	2	1	0	0	0			
Ken Griffey, L OBP: 0.410, SLG: 0.462 (1, 9)	4-0 BB		0-0 F8 2B		0-0 4-3		0-0 1-H 3B	0-0 FC1-2 BB 1-2 2-3 3-H 1B		4	0	2	1	1	0	3			
Joe Morgan, L OBP: 0.443, SLG: 0.584 (1, 4)	0-0 F7		0-0 F8		0-0 4-3		0-0 P4	0-0 FC6 BB 1-2 2-3 3-H 1B		4	0	0	1	1	0	3			
George Foster, R OBP: 0.386, SLG: 0.576 (1, 7)	0-3 K		0-3 K		0-0 5-3		0-0 FC6 1B			5	1	1	0	0	2	5			
Dan Driessen, L OBP: 0.398, SLG: 0.415 (1, 3)		0-0 4-3		0-0 G3		0-0 4-3		0-0 1B 1B 1-2 1B	0-0 F8	5	1	1	0	0	0	0			
Johnny Bench, R OBP: 0.360, SLG: 0.415 (1, 2)		0-0 BB 1B		0-0 G3		0-0 1B		0-0 1B 1B 1-2 2-H 1B	0-0 6-3	5	1	3	1	0	0	0			
Cesar Geronimo, L OBP: 0.397, SLG: 0.446 (1, 8)		4-0 1-2 BB		0-0 1B		0-0 G3		0-3 K	0-0 1B	4	0	2	0	1	1	3			
Doug Flynn, R OBP: 0.318, SLG: 0.337 (1, 6)		0-0 F9		0-0 1-2 1B		0-0 F9		0-0 1B 1B 1-2 2-3 FC1-2 1B	0-0 1-3 1B	5	0	3	0	0	0	2			
Pat Zachry, R OBP: 0.214, SLG: 0.154 (7, PH)		0-3 K		0-0 4-3		0-0 F3		0-0 FC1-2 1B 1-2 2-3 3-H 1B	0-0 6-3	2	0	0	0	0	1	4			
Mike Lumb, L OBP: 0.307, SLG: 0.394 (7, PH)										1	0	0	0	0	0	0			
Will McEnaney, L OBP: 0.284, SLG: 0.357 (7, PH)										0	0	0	0	0	0	0			
Bob Bailey, R OBP: 0.298, SLG: 0.358 (8, PH)										1	0	1	1	0	0	0			
Ed Armbrister, R OBP: 0.289, SLG: 0.346 (8, PH)										0	1	0	0	0	0	0			
Pedro Borbon, R OBP: 0.208, SLG: 0.308 (8, PH)										1	0	0	0	0	0	2			
Inning Stats	R: 0 E: 0 K: 1 S: 5	H: 0 LOB: 1 BB: 1 P: 9	R: 0 E: 0 K: 1 S: 6	H: 1 LOB: 2 BB: 1 P: 10	R: 0 E: 0 K: 1 S: 6	H: 1 LOB: 1 BB: 0 P: 6	R: 0 E: 0 K: 0 S: 5	H: 2 LOB: 2 BB: 0 P: 5	R: 0 E: 0 K: 0 S: 3	H: 1 LOB: 1 BB: 0 P: 4	R: 1 E: 0 K: 0 S: 5	H: 2 LOB: 1 BB: 0 P: 5	R: 4 E: 0 K: 1 S: 11	H: 6 LOB: 3 BB: 1 P: 15	R: 0 E: 0 K: 0 S: 5	H: 2 LOB: 2 BB: 0 P: 5	1B: 13 2B: 1 3B: 1 HR: 0	SF: 0 SAC: 0 DP: 0 HBP: 0	WP: 0 PA: 45 PB: 0 SB: 0 CS: 0
PITCHER	IP WLS BF H R ER SO BB IBB HBP BLK WP HR S P ERA WHIP																		
John D'Acquisto, R ERA: 4.88 (1, 1)	7.0 L 33 10 4 4 3 2 0 0 0 0 0 0 0 37 45 5.14 1.714																		
Gary Lavelle, L ERA: 2.84 (8, 1)	0.1 2 1 0 0 1 0 0 0 0 0 0 0 4 4 0.00 3.000																		
Randy Moffitt, R ERA: 2.74 (8, 1)	0.2 5 2 1 1 0 1 0 0 0 0 0 0 4 8 13.50 4.500																		
Charlie Williams, R ERA: 1.51 (9, 1)	1.0 5 2 0 0 0 0 0 0 0 0 0 0 5 5 0.00 2.000																		

Cincinnati Reds @ San Francisco Giants
Candlestick Park, San Francisco, CA
Mon Aug 02 1976, 10:05 PM EDT
Att: 6,502 - Unknown

AB 42
R 5
H 15
RBI 5
BB 3
SO 4
LOB 22



Batter	1	2	3	4	5	6	7	8	9	AB	R	H	RBI	BB	SO	LOB	BOTTOM				
Gary Thomasson, L OBP: 0.307, SLG: 0.396 (1, 8)	0-0 F9		0-3 K		0-0 E9 SH1-3 7-2 1B		0-3 K			4	0	1	0	0	2	1					
Marty Perez, R OBP: 0.330, SLG: 0.329 (1, 4)	0-3 K		4-0 G1-4-3 BB		0-0 SH1-3		0-0 4-1			2	0	0	0	1	1	0					
Gary Matthews, R OBP: 0.358, SLG: 0.419 (1, 7)	0-3 K		0-0 G1-4-3		0-0 7-2		0-0 F3-6-3 1B			4	0	1	0	0	1	2					
Bobby Murcer, L OBP: 0.357, SLG: 0.408 (1, 9)		0-3 K		0-0 4-3		0-0 FC1-6 1B		0-0 F3-6-3		4	0	1	0	0	1	1					
Darrell Evans, L OBP: 0.336, SLG: 0.315 (1, 3)		0-0 F8		0-0 1-3		0-0 FC1-6 E		0-0 FC		3	0	0	0	0	0	1					
Ken Reitz, R OBP: 0.307, SLG: 0.345 (1, 5)		0-0 F9		0-0 F9		0-0 FC		0-0 F6-4-3		3	0	0	0	0	0	1					
Chris Speier, R OBP: 0.314, SLG: 0.291 (1, 6)			0-0 F6-3		0-0 2B 1B		0-0 F6-4-3			3	1	1	0	0	0	2					
Dave Rader, L OBP: 0.325, SLG: 0.348 (1, 2)			4-0 SH3-4 BB		0-0 1-H 2B		0-3 K			2	0	1	1	1	1	0					
John D'Acquisto, R OBP: 0.316, SLG: 0.368 (1, 1)			0-0 SH3-4		0-3 K		0-0 F7			1	0	0	0	0	1	1					
Gary Lavelle, S OBP: 0.167, SLG: 0.167 (8, 1)										0	0	0	0	0	0	0					
Randy Moffitt, R OBP: 0.250, SLG: 0.250 (8, 1)										0	0	0	0	0	0	0					
Glenn Adams, L OBP: 0.289, SLG: 0.346 (8, PH)										1	0	0	0	0	0	0					
Charlie Williams, R ERA: 3.04 (9, 1)										0	0	0	0	0	0	0					
Inning Stats	R: 0 E: 0 K: 2 S: 7	H: 0 LOB: 0 BB: 0 P: 7	R: 0 E: 0 K: 1 S: 5	H: 0 LOB: 0 BB: 0 P: 5	R: 0 E: 0 K: 1 S: 5	H: 0 LOB: 1 BB: 1 P: 9	R: 0 E: 0 K: 0 S: 2	H: 0 LOB: 0 BB: 1 P: 6	R: 1 E: 0 K: 1 S: 7	H: 2 LOB: 1 BB: 0 P: 7	R: 0 E: 1 K: 0 S: 3	H: 1 LOB: 1 BB: 0 P: 3	R: 0 E: 1 K: 0 S: 4	H: 1 LOB: 1 BB: 0 P: 4	R: 0 E: 0 K: 2 S: 7	H: 0 LOB: 0 BB: 0 P: 7	R: 0 E: 0 K: 0 S: 3	H: 1 LOB: 0 BB: 0 P: 3	1B: 4 2B: 2 3B: 0 HR: 0	SF: 0 SAC: 2 DP: 4 HBP: 0	WP: 0 PA: 31 PB: 0 SB: 0 CS: 0
PITCHER	IP WLS BF H R ER SO BB IBB HBP BLK WP HR S P ERA WHIP																				
Pat Zachry, R ERA: 2.76 (7, 1)	1.0 W 4 1 0 0 0 0 0 0 0 0 0 0 4 4 0.00 1.000																				
Will McEnaney, L ERA: 3.97 (8, 1)	2.0 6 1 0 0 2 0 0 0 0 0 0 0 10 10 0.00 0.500																				

Cincinnati Reds @ San Francisco Giants
Candlestick Park, San Francisco, CA
Mon Aug 02 1976, 10:05 PM EDT
Att: 6,502 - Unknown

AB 27
R 1
H 5
RBI 1
BB 2
SO 7
LOB 9



Batter	1	2	3	4	5	6	7	8	9	AB	R	H	RBI	BB	SO	LOB	TOP									
Pete Rose, S OBP: 0.422, SLG: 0.467 Doug Flynn, R OBP: 0.316, SLG: 0.335	(1, 5) 0-3 K		(1, 5) 0-0 1B WP 2-H		(1, 5) 0-0 1B 1B	(1, 5) 0-0 4-3		(1, 5) 0-0 FC 3B		4	1	2	1	0	1	0	Cincinnati Reds @ San Francisco Giants Candlestick Park, San Francisco, CA Tue Aug 03 1976, 10:05 PM EDT Att: 6,994 - Unknown									
Ken Griffey, L OBP: 0.412, SLG: 0.469	(1, 9) 0-0 6-3		(1, 9) 0-0 1-3		(1, 9) 0-0 1B 1B	(1, 9) 0-0 1B		(1, 9) 0-0 3B 1-H 2-H		5	2	3	2	0	0	1										
Joe Morgan, L OBP: 0.445, SLG: 0.591 Bob Bailey, R OBP: 0.358, SLG: 0.557	(1, 4) 0-0 4-3		(1, 4) 0-0 FC5-4 1B		(1, 4) 0-0 1B 1B	(1, 4) 0-0 F7		(1, 4) 0-0 3B		5	1	3	1	0	0	1										
George Foster, R OBP: 0.384, SLG: 0.571		(1, 8) 0-0 F9	(1, 8) 0-0 FC5-4 1-2		(1, 8) 0-0 1B 1B		(1, 8) 0-0 1-3	(1, 8) 0-0 K		5	0	1	1	0	1	3										
Johnny Bench, R OBP: 0.364, SLG: 0.419	(1, 2) 0-0 2B			(1, 2) 0-0 5-3 1B	(1, 2) 0-0 K		(1, 2) 0-0 5-3	(1, 2) 0-0 BB		4	1	2	0	1	1	3										
Tony Perez, R OBP: 0.327, SLG: 0.435	(1, 3) 0-0 6-3			(1, 3) 0-0 5-3 1-2	(1, 3) 0-0 K		(1, 3) 0-0 F9	(1, 3) 0-0 F7		5	0	0	0	0	1	7										
Dave Concepcion, R OBP: 0.339, SLG: 0.401	(1, 6) 0-0 4-3			(1, 6) 0-0 1B	(1, 6) 0-0 E8 FC6-4 1-3 2-H 3-H		(1, 6) 0-0 SH5-4 BB FC	(1, 6) 0-0 5-3		5	1	3	3	0	0	1										
Ed Armbrister, R OBP: 0.383, SLG: 0.553 Mike Lum, L OBP: 0.362, SLG: 0.400	(1, 7) 0-0 WP SH1-4 1B		(1, 7) 0-0 F9	(1, 7) 0-0 FC6-4 1-2			(1, 7) 0-0 SH5-4 SH5-4 1-2 3B BB	(1, 7) 0-0 G5-4-3 1B		3	1	1	0	0	0	3										
Jack Billingham, R OBP: 0.279, SLG: 0.275	(1, 1) 0-0 SH1-4 1-2		(1, 1) 0-0 6-3		(1, 1) 0-0 K		(1, 1) 0-0 SH5-4 1-2 2-3	(1, 1) 0-0 G5-4-3 1-2		3	0	0	0	0	1	2										
Inning Stats	R: 0 E: 0 K: 1 S: 5	H: 0 LOB: 0 BB: 0 P: 5	R: 0 E: 0 K: 0 S: 4	H: 1 LOB: 1 BB: 0 P: 4	R: 1 E: 0 K: 0 S: 6	H: 3 LOB: 2 BB: 0 P: 6	R: 1 E: 0 K: 0 S: 5	H: 2 LOB: 1 BB: 0 P: 5	R: 3 E: 1 K: 2 S: 12	H: 5 LOB: 2 BB: 0 P: 12	R: 0 E: 0 K: 1 S: 6	H: 1 LOB: 1 BB: 0 P: 6	R: 0 E: 0 K: 0 S: 3	H: 0 LOB: 0 BB: 0 P: 3	R: 4 E: 0 K: 1 S: 9	H: 3 LOB: 2 BB: 2 P: 17		R: 0 E: 0 K: 0 S: 3	H: 1 LOB: 0 BB: 0 P: 3	1B: 13 2B: 1 3B: 2 HR: 0	SF: 0 SAC: 2 DP: 1 HBP: 0	WP: 2 PB: 0 SB: 0 CS: 0	PA: 45			
PITCHER	IP	WLS	BF	H	R	ER	SO	BB	IBB	HBP	BLK	WP	HR	S	P	ERA	WHIP									
Mike Caldwell, L ERA: 4.93	(1, 1)	4.0	L	21	9	5	5	1	0	0	0	0	2	0	23	23	11.25	2.250								
Dave Heaverlo, R ERA: 4.6	(5, 1)	2.0		9	3	0	0	3	0	0	0	0	0	0	15	15	0.00	1.500								
Charlie Williams, R ERA: 2.01	(7, 1)	3.0		15	4	4	4	1	2	0	0	0	0	0	15	23	12.00	2.000								

AB	41
R	9
H	16
RBI	9
BB	2
SO	5
LOB	22



Batter	1	2	3	4	5	6	7	8	9	AB	R	H	RBI	BB	SO	LOB	BOTTOM									
Larry Herndon, R OBP: 0.347, SLG: 0.369	(1, 8) 0-0 6-3			(1, 8) 0-0 K		(1, 8) 0-0 5-3 1B		(1, 8) 0-0 F9		4	0	1	0	0	1	0	Cincinnati Reds @ San Francisco Giants Candlestick Park, San Francisco, CA Tue Aug 03 1976, 10:05 PM EDT Att: 6,994 - Unknown									
Marty Perez, R OBP: 0.326, SLG: 0.325 Charlie Williams, R OBP: 0.284, SLG: 0.340	(1, 4) 0-0 4-3			(1, 4) 0-0 F9		(1, 4) 0-0 5-3 1-2		(1, 4) 0-0 G3		3	0	0	0	0	0	1										
Gary Thomasson, L OBP: 0.306, SLG: 0.387	(1, 9) 0-0 F6			(1, 9) 0-0 4-3		(1, 9) 0-0 FC6-4 BB		(1, 9) 0-0 F7		3	0	0	0	1	0	0										
Gary Matthews, R OBP: 0.355, SLG: 0.415	(1, 7) 0-0 E7			(1, 7) 0-0 F7		(1, 7) 0-0 FC6-4 1-2		(1, 7) 0-0 K		4	0	0	0	0	1	2										
Darrell Evans, L OBP: 0.336, SLG: 0.313	(1, 3) 0-0 6-3			(1, 3) 0-0 4-3		(1, 3) 0-0 G6-4-3 BB				2	0	0	0	1	0	0										
Ken Reitz, R OBP: 0.308, SLG: 0.345	(1, 5) 0-0 F2			(1, 5) 0-0 1B		(1, 5) 0-0 G6-4-3 1-2				3	0	1	0	0	0	1										
Chris Speier, R OBP: 0.314, SLG: 0.291	(1, 6) 0-0 6-3			(1, 6) 0-0 1-2 1B		(1, 6) 0-0 F6				3	0	1	0	0	0	0										
Dave Rader, L OBP: 0.320, SLG: 0.342	(1, 2) 0-0 4-3			(1, 2) 0-0 F8				(1, 2) 0-0 F7		3	0	0	0	0	0	2										
Mike Caldwell, R OBP: 0.125, SLG: 0.125 Dave Heaverlo, R OBP: 0.333, SLG: 0.333 Bruce Miller, R OBP: 0.227, SLG: 0.238	(1, 1) 0-0 K			(1, 1) 0-0 F8		(1, 1) 0-0 6-3				1	0	0	0	0	1	0										
Inning Stats	R: 0 E: 0 K: 0 S: 3	H: 0 LOB: 0 BB: 0 P: 3	R: 0 E: 1 K: 0 S: 3	H: 0 LOB: 0 BB: 0 P: 3	R: 0 E: 0 K: 1 S: 5	H: 0 LOB: 0 BB: 0 P: 5	R: 0 E: 0 K: 1 S: 5	H: 0 LOB: 0 BB: 0 P: 5	R: 0 E: 0 K: 0 S: 4	H: 2 LOB: 2 BB: 1 P: 8	R: 0 E: 0 K: 0 S: 2	H: 0 LOB: 0 BB: 1 P: 6	R: 0 E: 0 K: 0 S: 3	H: 0 LOB: 0 BB: 0 P: 3	R: 0 E: 0 K: 1 S: 5	H: 0 LOB: 0 BB: 0 P: 5		1B: 3 2B: 0 3B: 0 HR: 0	SF: 0 SAC: 0 DP: 1 HBP: 0	WP: 0 PB: 0 SB: 0 CS: 0	PA: 31					
PITCHER	IP	WLS	BF	H	R	ER	SO	BB	IBB	HBP	BLK	WP	HR	S	P	ERA	WHIP									
Jack Billingham, R ERA: 4.82	(1, 1)	9.0	W	31	3	0	0	3	2	0	0	0	0	0	35	43	0.00	0.556								

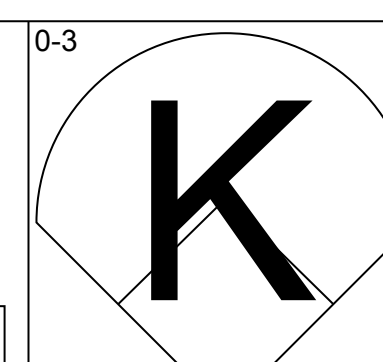
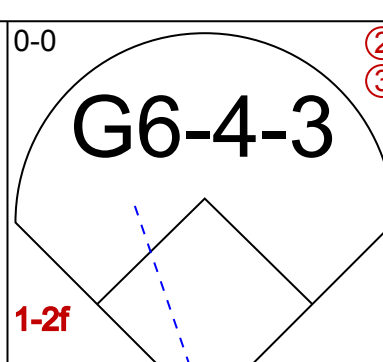
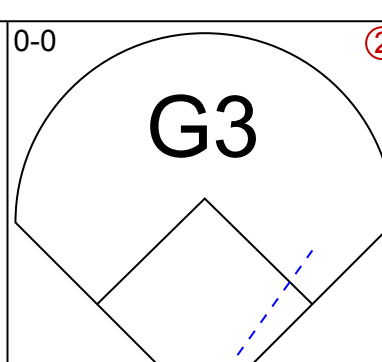
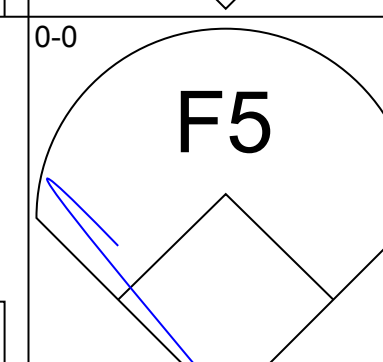
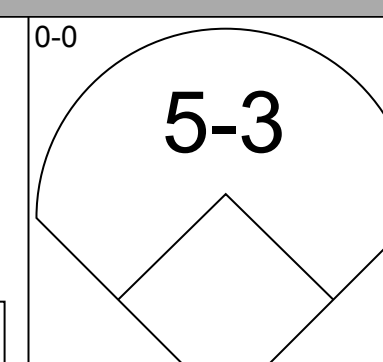
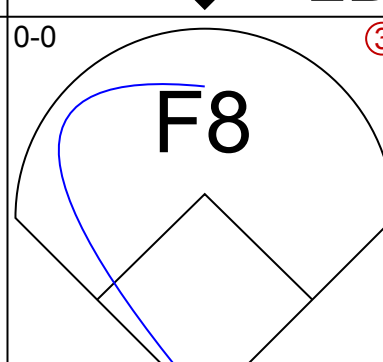
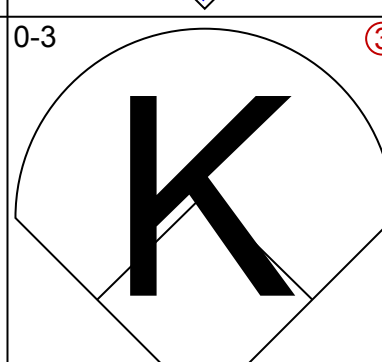
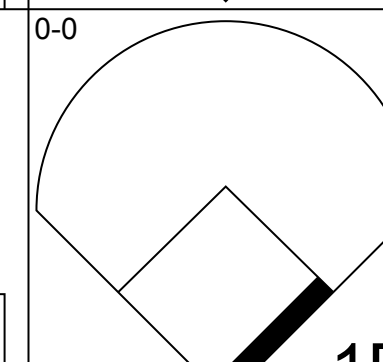
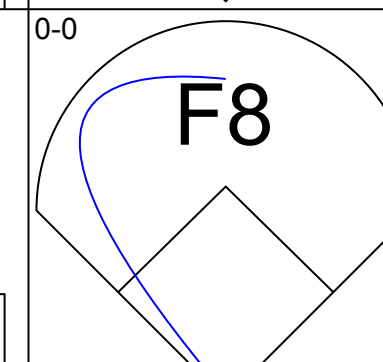
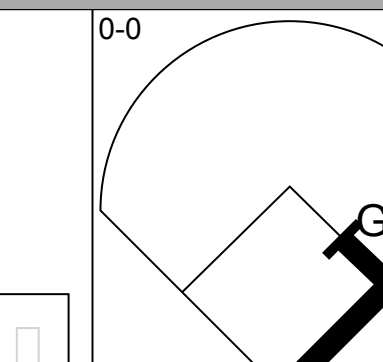
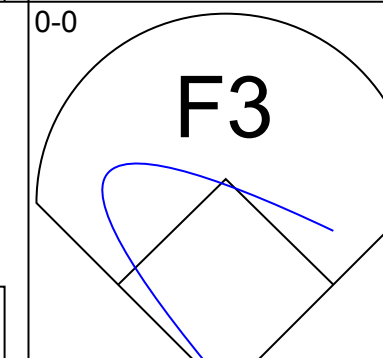
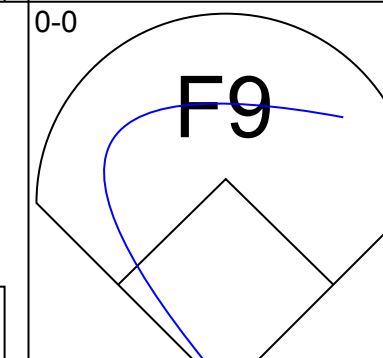
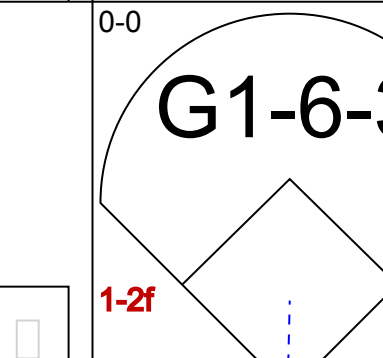
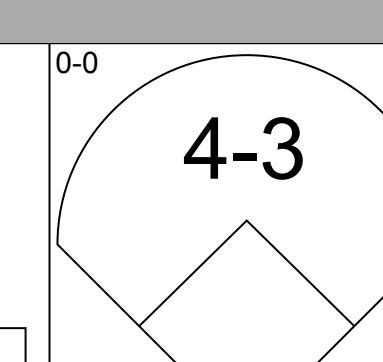
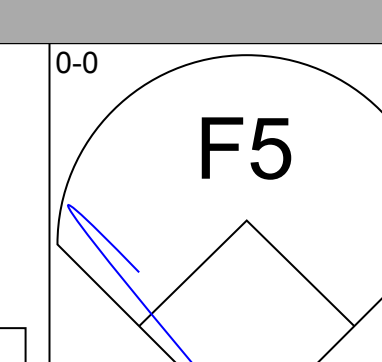
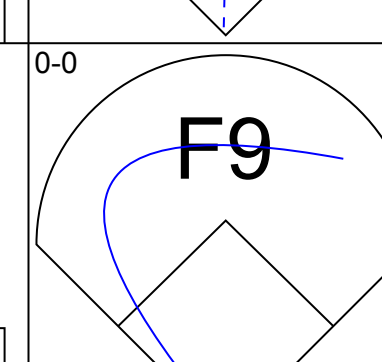

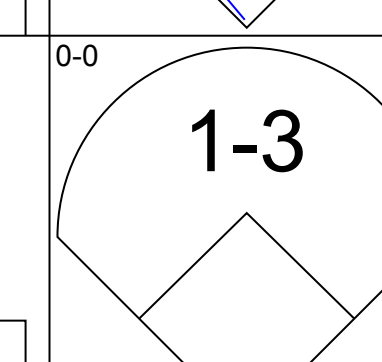
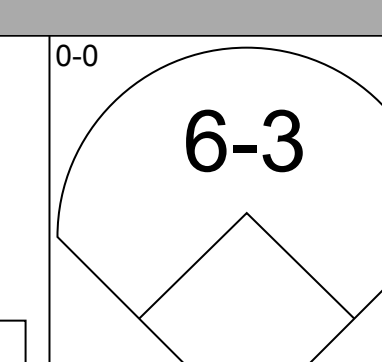

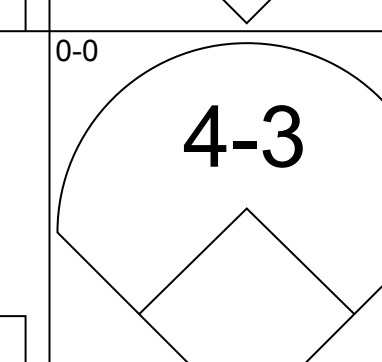
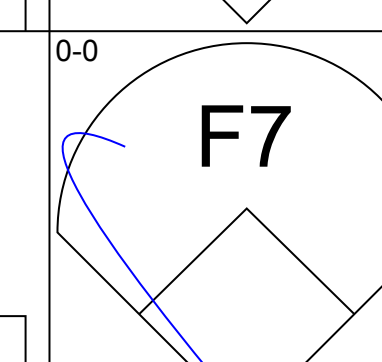
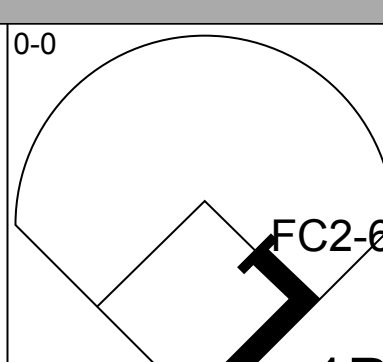
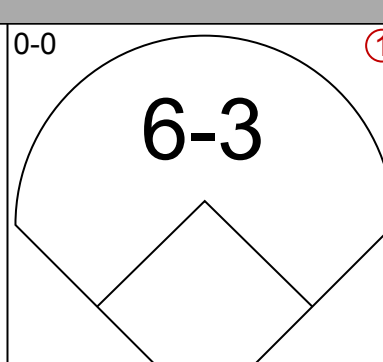
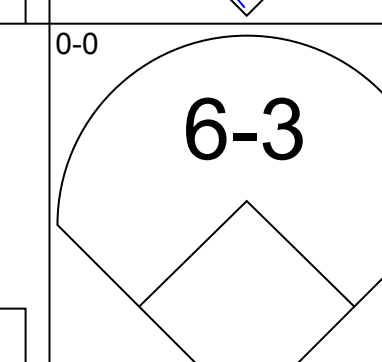
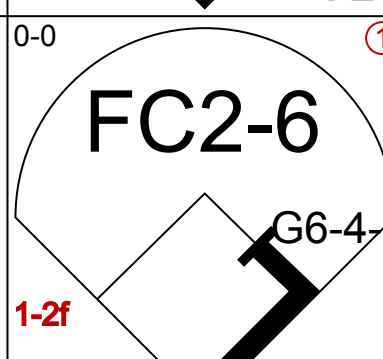
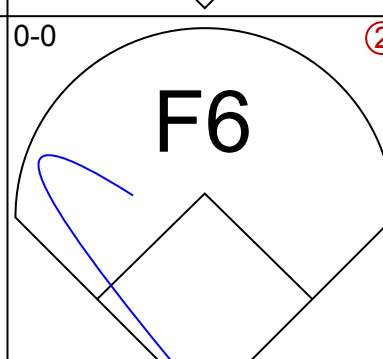
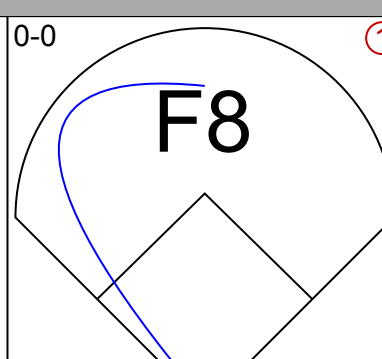



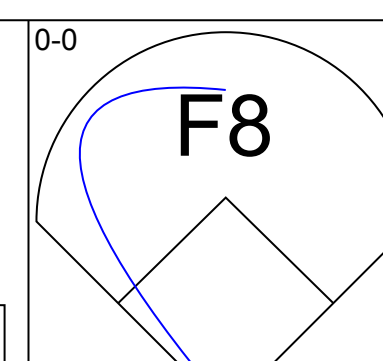
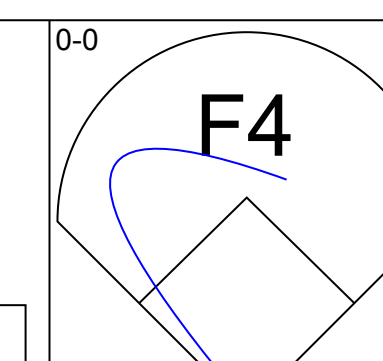
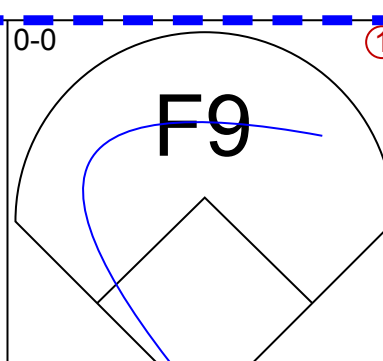
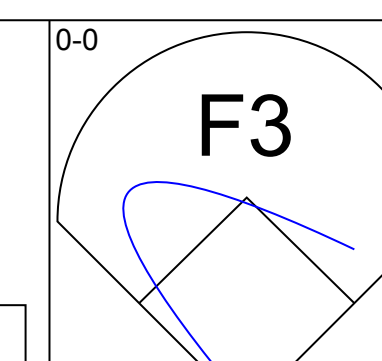
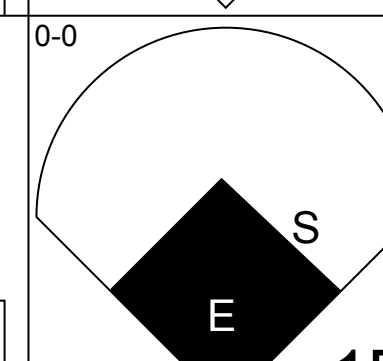
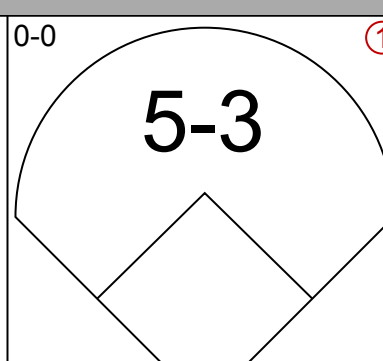
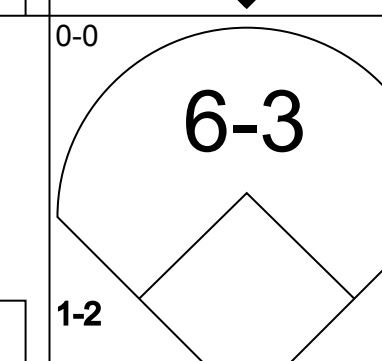
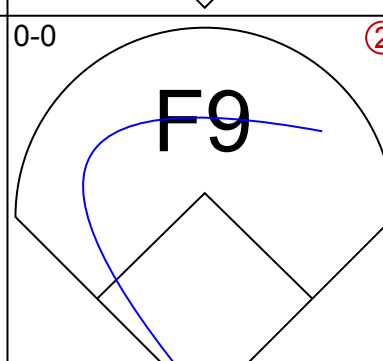
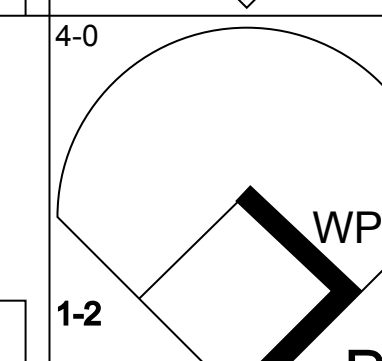
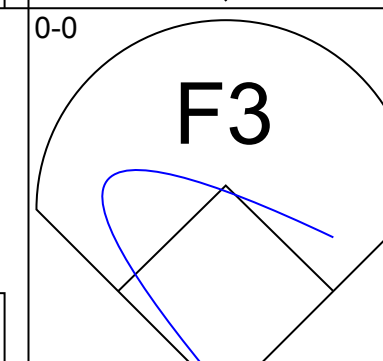
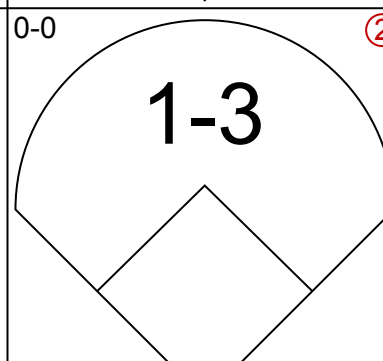
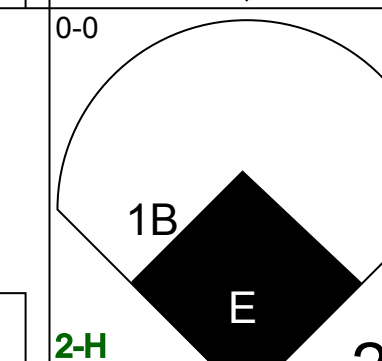
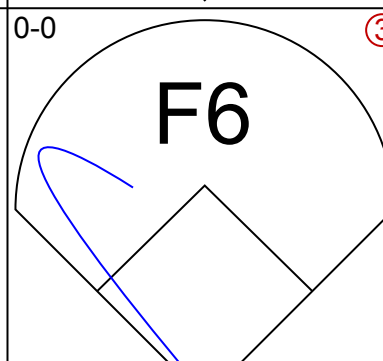
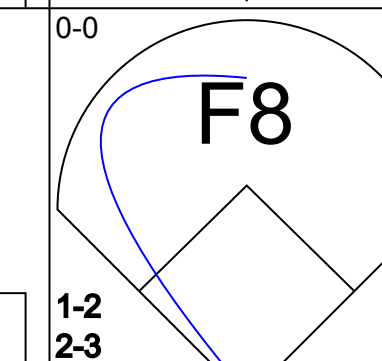
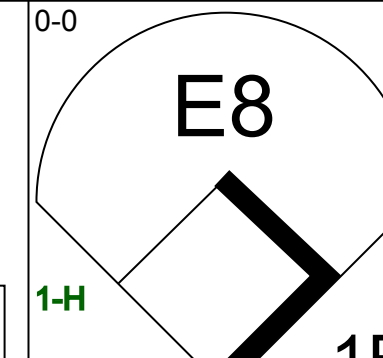
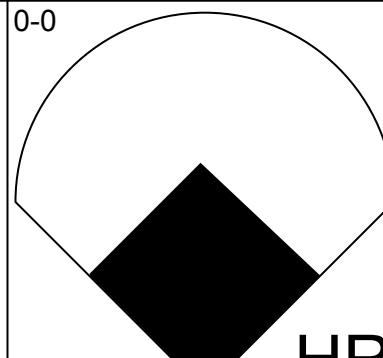
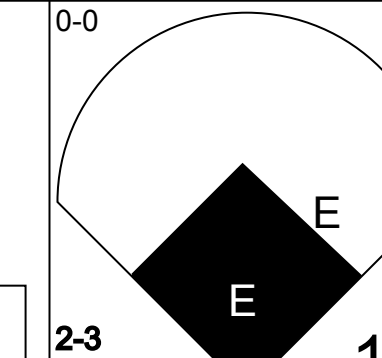
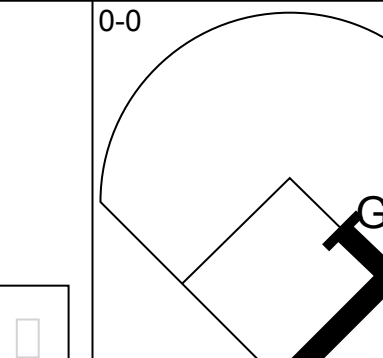
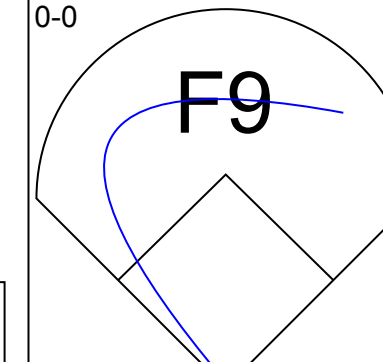
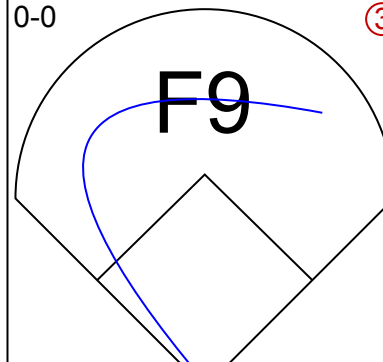
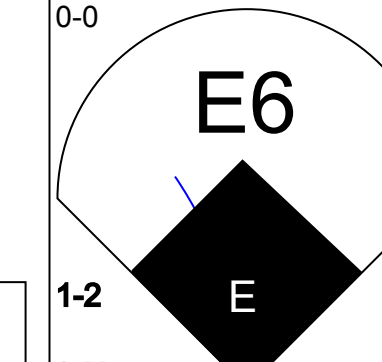
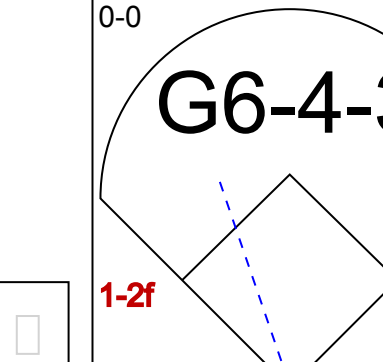
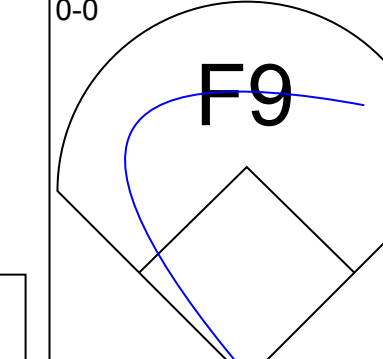
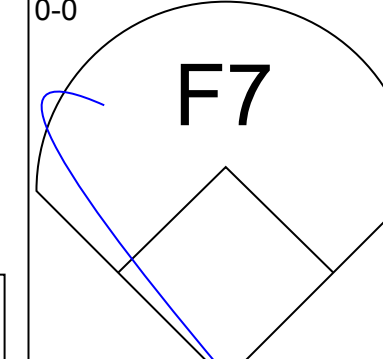
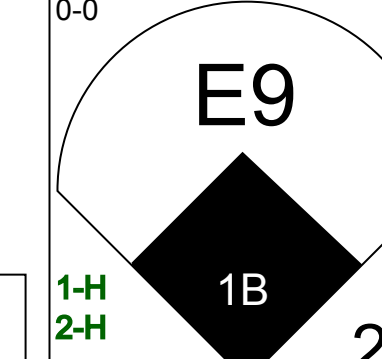

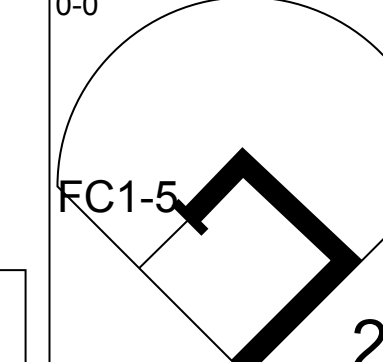
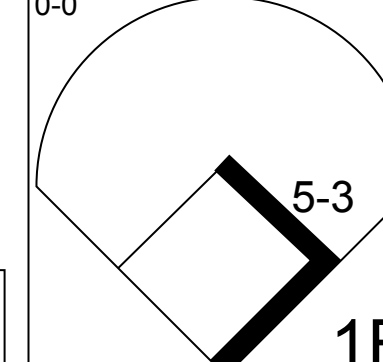
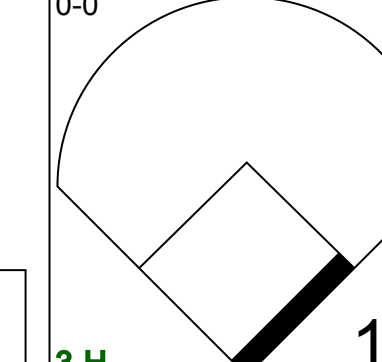
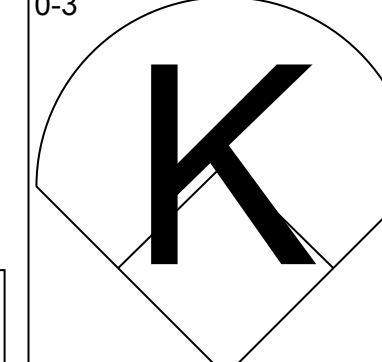
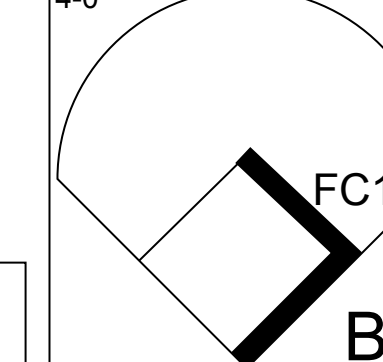
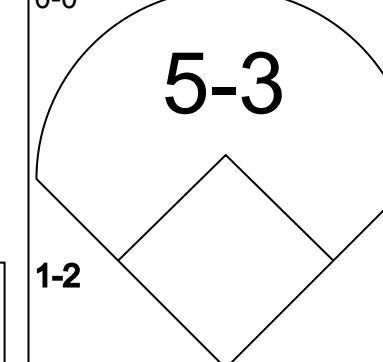
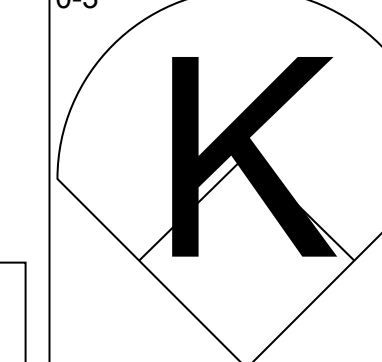
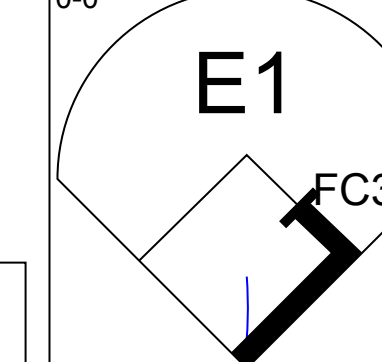

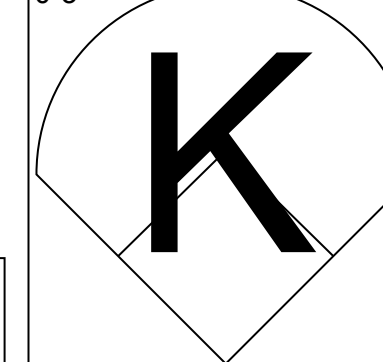
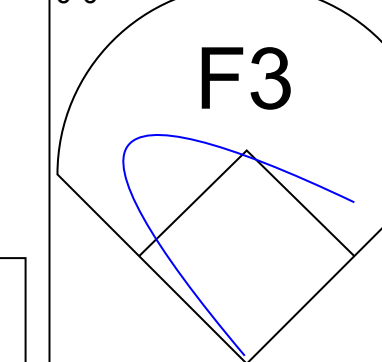
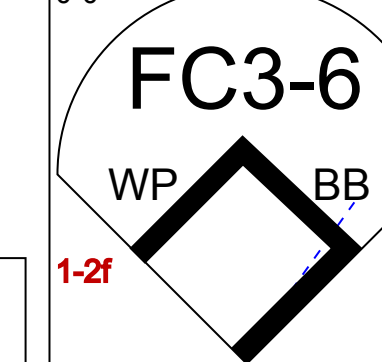
Batter	1	2	3	4	5	6	7	8	9	AB	R	H	RBI	BB	SO	LOB	TOP										
Pete Rose, S OBP: 0.422, SLG: 0.466 (1, 5)	0-0 4-3	0-3 K		0-0 F7			0-0 G3 1B		0-0 FC6 1B	5	0	2	0	0	1	3	Cincinnati Reds @ San Francisco Giants Candlestick Park, San Francisco, CA Wed Aug 04 1976, 6:33 AM EDT Att: 10,054 - Unknown										
Ken Griffey, L OBP: 0.410, SLG: 0.464 (1, 9)	4-0 1B BB		0-0 5-3		0-0 3-1		0-0 G3 1-2		0-0 FC6 1-2	4	0	0	0	1	0	2											
Joe Morgan, L OBP: 0.448, SLG: 0.591 (1, 4)	0-0 1-3 S 1B		0-0 2B 1B		0-0 P5		4-0 BB BB			3	1	2	0	1	0	0											
George Foster, R OBP: 0.380, SLG: 0.565 (1, 8)	0-3 K 1-2		0-3 K 1B		0-0 5-3		0-3 K BB			4	0	0	0	0	3	5											
Dan Driessen, L OBP: 0.395, SLG: 0.417 (1, 3)	0-0 F8		0-0 1-H 2B		0-0 P6		0-3 K			4	0	1	1	0	1	2											
Johnny Bench, R OBP: 0.365, SLG: 0.420 (1, 2)		0-0 1B 1B		0-0 P6		0-0 1B		0-0 6-3		4	0	2	0	0	0	1											
Mike Lum, L OBP: 0.350, SLG: 0.384 (1, 7)		0-0 P4		0-0 F9		0-0 F2		0-0 P5		4	0	0	0	0	0	2											
Dave Concepcion, R OBP: 0.338, SLG: 0.402 (1, 6)		0-0 F3		0-0 4-3 2B		0-0 F9		0-3 K		4	0	1	0	0	1	2											
Gary Nolan, R OBP: 0.133, SLG: 0.103 (1, 1)		0-0 1-2 1B		0-0 4-3		0-0 F9		0-0 F7		2	0	1	0	0	0	1											
Cesar Geronimo, L OBP: 0.396, SLG: 0.444 (7, PH)				0-0 4-3						1	0	0	0	0	0	0											
Manny Sarmiento, R OBP: 0.375, SLG: 0.542 (9, PH)				0-0 2-3						0	0	0	0	0	0	0											
Ed Arbrister, R OBP: 0.375, SLG: 0.542 (9, PH)										1	0	0	0	0	0	0											
Inning Stats	R: 0 E: 0 K: 1 S: 6	H: 1 LOB: 2 BB: 1 P: 10	R: 0 E: 0 K: 1 S: 7	H: 2 LOB: 2 BB: 0 P: 7	R: 1 E: 0 K: 1 S: 7	H: 2 LOB: 1 BB: 0 P: 7	R: 0 E: 0 K: 0 S: 4	H: 1 LOB: 1 BB: 0 P: 4	R: 0 E: 0 K: 0 S: 3	H: 0 LOB: 0 BB: 0 P: 3	R: 0 E: 0 K: 0 S: 4	H: 1 LOB: 1 BB: 0 P: 4	R: 0 E: 0 K: 1 S: 6	H: 1 LOB: 2 BB: 1 P: 10	R: 0 E: 0 K: 1 S: 5	H: 0 LOB: 0 BB: 0 P: 5	R: 0 E: 0 K: 1 S: 6	H: 1 LOB: 1 BB: 0 P: 6	1B: 7 2B: 2 3B: 0 HR: 0	SF: 0 SAC: 0 DP: 0 HBP: 0	WP: 0 PB: 0 SB: 1 CS: 1	PA: 38					
PITCHER	IP	WLS	BF	H	R	ER	SO	BB	IBB	HBP	BLK	WP	HR	S	P	ERA	WHIP										
John Montefusco, R ERA: 2.9 (1, 1)	8.0	W	34	8	1	1	5	2	0	0	0	0	0	42	50	1.12	1.250										
Randy Moffitt, R ERA: 2.7 (9, 1)	1.0	S	4	1	0	0	1	0	0	0	0	0	0	6	6	0.00	1.000										

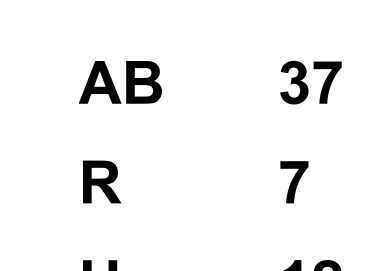


Batter	1	2	3	4	5	6	7	8	9	AB	R	H	RBI	BB	SO	LOB	BOTTOM										
Larry Herndon, R OBP: 0.349, SLG: 0.371 (1, 8)	0-0 S HR 1B		0-0 F8 S 1B 1B		0-0 6-3		0-0 P1			4	2	2	0	0	0	0	Cincinnati Reds @ San Francisco Giants Candlestick Park, San Francisco, CA Wed Aug 04 1976, 6:33 AM EDT Att: 10,054 - Unknown										
Chris Speier, R OBP: 0.311, SLG: 0.288 (1, 6)	0-0 F3		0-0 F8 1-3		0-0 1-3		0-0 5-3			4	0	0	0	0	0	2											
Gary Thomasson, L OBP: 0.311, SLG: 0.390 (1, 9)	0-0 F8 1-2		0-0 3-H 1B		0-0 S 1B		0-0 F8			4	0	2	1	0	0	1											
Gary Matthews, R OBP: 0.359, SLG: 0.426 (1, 7)	0-0 2-H HR		0-0 4-3		4-0 1-2 BB		0-0 1B 2B			3	2	2	2	1	0	1											
Darrell Evans, L OBP: 0.335, SLG: 0.313 (1, 3)	0-0 6-3			0-0 F8 F9		0-0 F9		0-0 2-H 1B		4	0	1	1	0	0	2											
Ken Reitz, R OBP: 0.307, SLG: 0.346 (1, 5)		0-3 K		0-0 2B		0-0 F6		0-3 K		4	0	1	0	0	2	1											
Dave Rader, L OBP: 0.319, SLG: 0.340 (1, 2)		0-0 P1		0-0 F6		0-0 F6 0-3 1B		0-0 F8		4	0	1	0	0	0	2											
Bruce Miller, R OBP: 0.250, SLG: 0.227 (1, 4)		0-3 K		4-0 FC6-4 IBB		0-0 9-3 1-2				1	0	0	0	1	1	0											
Glenn Adams, L OBP: 0.259, SLG: 0.333 (6, PH)										1	0	0	0	0	0	1											
Marty Perez, R OBP: 0.326, SLG: 0.325 (7, 4)										0	0	0	0	0	0	0											
John Montefusco, R OBP: 0.155, SLG: 0.130 (1, 1)			0-3 K		0-0 FC6-4		0-3 K			3	0	0	0	0	2	2											
Randy Moffitt, R OBP: 0.250, SLG: 0.250 (9, 1)										0	0	0	0	0	0	0											
Inning Stats	R: 2 E: 0 K: 0 S: 5	H: 2 LOB: 0 BB: 0 P: 5	R: 0 E: 0 K: 2 S: 7	H: 0 LOB: 0 BB: 0 P: 7	R: 1 E: 0 K: 1 S: 7	H: 2 LOB: 1 BB: 0 P: 7	R: 0 E: 0 K: 0 S: 4	H: 1 LOB: 2 BB: 1 P: 8	R: 0 E: 0 K: 0 S: 3	H: 1 LOB: 0 BB: 0 P: 3	R: 0 E: 0 K: 1 S: 5	H: 0 LOB: 0 BB: 0 P: 5	R: 0 E: 0 K: 1 S: 7	H: 2 LOB: 1 BB: 0 P: 7	1B: 6 2B: 3 3B: 0 HR: 1	SF: 0 SAC: 0 DP: 1 HBP: 0	WP: 0 PB: 0 SB: 3 CS: 0	PA: 34									
PITCHER	IP	WLS	BF	H	R	ER	SO	BB	IBB	HBP	BLK	WP	HR	S	P	ERA	WHIP										
Gary Nolan, R ERA: 3.32 (1, 1)	6.0	L	26	7	3	3	3	1	0	0	0	0	0	30	38	4.50	1.333										
Manny Sarmiento, R ERA: 1.6 (7, 1)	2.0		8	2	1	1	2	0	0	0	0	0	0	12	12	4.50	1.000										



Batter	1	2	3	4	5	6	7	8	9	AB	R	H	RBI	BB	SO	LOB	TOP		
Gary Thomasson, L (1, 8) OBP: 0.320, SLG: 0.425										4	0	1	0	0	1	1	San Francisco Giants @ Atlanta Braves Atlanta-Fulton County Stadium, Atlanta, GA Fri Aug 06 1976, 7:05 PM EDT Att: 6,633 - Unknown		
Marty Perez, R (1, 4) OBP: 0.324, SLG: 0.323										4	0	0	0	0	1	1			
Gary Matthews, R (1, 7) OBP: 0.358, SLG: 0.424										3	0	2	0	0	0	0			
Bobby Murcer, L (1, 9) OBP: 0.354, SLG: 0.403										3	0	0	0	0	0	2			
Darrell Evans, L (1, 3) OBP: 0.329, SLG: 0.305										0	0	0	0	0	0	0			
Ken Reitz, R (1, 5) OBP: 0.304, SLG: 0.343										3	0	0	0	0	0	0			
Dave Rader, L (1, 2) OBP: 0.318, SLG: 0.338										3	0	0	0	0	0	0			
Johnnie LeMaster, R (1, 6) OBP: 0.286, SLG: 0.286										3	0	1	0	0	0	0			
Rob Dressler, R (1, 1) OBP: 0.154, SLG: 0.154 Dave Heaverlo, R (5, 1) OBP: 0.333, SLG: 0.333 Glen Adams, L (6, PH) OBP: 0.252, SLG: 0.252 Mike Caldwell, L (6, 1) OBP: 0.491, SLG: 0.491 Charlie Williams, R (6, 1) OBP: 0.370, SLG: 0.287										1	0	0	0	0	0	1			
Inning Stats	R: 0 E: 0 K: 1 S: 6	H: 1 LOB: 1 BB: 0 P: 6	R: 0 E: 0 K: 0 S: 3	H: 0 LOB: 0 BB: 0 P: 3	R: 0 E: 0 K: 0 S: 3	H: 1 LOB: 0 BB: 0 P: 3	R: 0 E: 0 K: 0 S: 3	H: 0 LOB: 0 BB: 0 P: 3	R: 0 E: 0 K: 0 S: 4	H: 1 LOB: 1 BB: 0 P: 4	R: 0 E: 0 K: 0 S: 3	H: 1 LOB: 0 BB: 0 P: 3	R: 0 E: 0 K: 0 S: 3	H: 0 LOB: 0 BB: 0 P: 3	R: 0 E: 0 K: 1 S: 5	H: 0 LOB: 0 BB: 0 P: 5		1B: 3 2B: 1 3B: 0 HR: 0	SF: 0 SAC: 0 DP: 2 HBP: 0
PITCHER Carl Morton, R (1, 1) ERA: 4.45	IP: 9.0 WLS: W BF: 29 H: 4 R: 0 ER: 0 SO: 2 BB: 0 IBB: 0 HBP: 0 BLK: 0 WP: 0 HR: 0 S: 33 P: 33 ERA: 0.00 WHIP: 0.444																	PITCHER	

Batter	1	2	3	4	5	6	7	8	9	AB	R	H	RBI	BB	SO	LOB	BOTTOM		
Jerry Royster, R (1, 5) OBP: 0.323, SLG: 0.321										5	1	1	0	0	0	3	San Francisco Giants @ Atlanta Braves Atlanta-Fulton County Stadium, Atlanta, GA Fri Aug 06 1976, 7:05 PM EDT Att: 6,633 - Unknown		
Rod Gilbreath, R (1, 4) OBP: 0.336, SLG: 0.378										4	1	1	0	1	0	1			
Jimmy Wynn, R (1, 8) OBP: 0.382, SLG: 0.385										5	1	1	1	0	0	3			
Willie Montanez, L (1, 3) OBP: 0.350, SLG: 0.425										4	2	4	2	0	0	0			
Ken Henderson, S (1, 9) OBP: 0.361, SLG: 0.396										4	1	0	1	0	0	3			
Darrel Chaney, S (1, 6) OBP: 0.355, SLG: 0.368										4	1	2	2	0	0	0			
Cito Gaston, R (1, 7) OBP: 0.448, SLG: 0.604										4	0	3	1	0	1	1			
Biff Pocoroba, S (1, 2) OBP: 0.307, SLG: 0.269										3	0	0	0	1	1	2			
Carl Morton, R (1, 1) OBP: 0.175, SLG: 0.139										4	0	0	0	0	1	5			
Inning Stats	R: 1 E: 1 K: 0 S: 5	H: 2 LOB: 1 BB: 0 P: 5	R: 0 E: 0 K: 0 S: 4	H: 1 LOB: 2 BB: 1 P: 8	R: 1 E: 0 K: 0 S: 4	H: 1 LOB: 0 BB: 0 P: 4	R: 0 E: 0 K: 1 S: 6	H: 1 LOB: 1 BB: 0 P: 6	R: 5 E: 2 K: 1 S: 11	H: 5 LOB: 1 BB: 0 P: 11	R: 0 E: 0 K: 0 S: 3	H: 0 LOB: 0 BB: 0 P: 3	R: 0 E: 0 K: 1 S: 6	H: 2 LOB: 1 BB: 0 P: 6	R: 0 E: 1 K: 0 S: 4	H: 0 LOB: 2 BB: 1 P: 8	1B: 8 2B: 3 3B: 0 HR: 1	SF: 0 SAC: 0 DP: 1 HBP: 0	WP: 1 PA: 39 PB: 0 SB: 2 CS: 0
PITCHER Rob Dressler, R (1, 1) ERA: 4.48 Dave Heaverlo, R (5, 1) ERA: 4.55 Mike Caldwell, L (6, 1) ERA: 4.91 Charlie Williams, R (8, 1) ERA: 1.98	IP: 4.1 WLS: L BF: 24 H: 7 R: 0 ER: 5 SO: 1 BB: 0 IBB: 0 HBP: 0 BLK: 0 WP: 0 HR: 0 S: 25 P: 29 ERA: 10.38 WHIP: 2.308																	PITCHER	



Batter	1	2	3	4	5	6	7	8	9	AB	R	H	RBI	BB	SO	LOB	TOP					
Larry Herndon, R (1, 8) OBP: 0.346, SLG: 0.380	0-3 K ①		0-0 6-3 ③		0-0 FC4-6 ③		0-0 FC6-4 ③			4	0	0	0	0	1	4	San Francisco Giants @ Atlanta Braves Atlanta-Fulton County Stadium, Atlanta, GA Sun Aug 08 1976, 3:33 AM EDT Unknown					
Marty Perez, R (1, 4) OBP: 0.322, SLG: 0.328	0-3 K ②			0-0 F9 ①		0-0 5-3 ①		0-0 4-3 ①	4	0	0	0	0	1	0							
Gary Matthews, R (1, 7) OBP: 0.360, SLG: 0.423	4-0 BB ③			0-0 5-3 ②		0-0 1-3 ②		0-0 CS 1B ②	3	0	1	0	1	0	0							
Bobby Murcer, L (1, 9) OBP: 0.352, SLG: 0.400	0-3 K ③			0-0 2B 1B ③		0-0 F7 ③		0-0 1B ②	4	1	2	0	0	1	1							
Gary Thomasson, L (1, 3) OBP: 0.316, SLG: 0.419		0-0 F3 ①		0-0 2B ③		4-0 S SH1-4 BB ①		0-0 F8 ③	3	0	1	1	1	0	1							
Ken Reitz, R (1, 5) OBP: 0.302, SLG: 0.341		0-0 F8 ②		0-0 F9 ③		0-0 SH1-4 ①		0-0 5-3 ①	3	0	0	0	0	0	1							
Dave Rader, L (1, 2) OBP: 0.316, SLG: 0.332		0-0 F5 ③			0-0 F7 ①		4-0 BB IBB ②		0-0 F8 ②	3	0	0	0	1	0							
Johnnie LeMaster, R (1, 6) OBP: 0.333, SLG: 0.417			0-0 G3 ①		0-0 5-3 ②		0-3 K ②		0-3 K ③	2	0	0	0	0	0							
Darrell Evans, L (7, PH) OBP: 0.328, SLG: 0.304										0	0	0	0	0	0							
Randy Moffitt, R (7, 1) OBP: 0.222, SLG: 0.222										0	0	0	0	0	0							
Gary Lavelle, S (8, 1) OBP: 0.125, SLG: 0.125										1	0	0	0	0	1	0						
Ed Hallicki, R (1, 1) OBP: 0.289, SLG: 0.200			0-3 K ②							0	0	0	0	0	0							
Charlie Williams, R (1, 1) OBP: 0.236, SLG: 0.167					0-0 FC4-6 ①					2	0	1	0	0	1	0						
Chris Speier, R (7, PH) OBP: 0.316, SLG: 0.291										0	0	0	0	1	0	0						
Inning Stats	R: 0 E: 0 K: 3 S: 9	H: 0 LOB: 1 BB: 1 P: 13	R: 0 E: 0 K: 0 S: 3	H: 0 LOB: 0 BB: 0 P: 3	R: 0 E: 0 K: 1 S: 5	H: 0 LOB: 0 BB: 0 P: 5	R: 1 E: 0 K: 0 S: 5	H: 2 LOB: 1 BB: 0 P: 5	R: 0 E: 0 K: 0 S: 4	H: 1 LOB: 1 BB: 0 P: 4	R: 0 E: 0 K: 0 S: 3	H: 0 LOB: 0 BB: 0 P: 3	R: 0 E: 0 K: 1 S: 5	H: 0 LOB: 3 BB: 3 P: 17	R: 0 E: 0 K: 0 S: 4	H: 2 LOB: 1 BB: 0 P: 4	R: 0 E: 0 K: 1 S: 5	H: 0 LOB: 0 BB: 0 P: 5	1B: 4 2B: 1 3B: 0 HR: 0	SF: 0 SAC: 1 DP: 0 HBP: 0	WP: 0 PB: 0 SB: 2 CS: 1	PA: 35
PITCHER Dick Ruthven, R (1, 1) ERA: 3.12	IP: 9.0 WLS: W BF: 35 H: 5 R: 1 ER: 1 SO: 6 BB: 3 IBB: 1 HBP: 0 BLK: 0 WP: 0 HR: 0 S: 43 P: 59 ERA: 1.00 WHIP: 0.889															PITCHER						

Batter	1	2	3	4	5	6	7	8	9	AB	R	H	RBI	BB	SO	LOB	BOTTOM					
Jerry Royster, R (1, 5) OBP: 0.323, SLG: 0.323	1-0 F4 ①		0-0 6-3 ②		0-0 1B ③			0-0 FC6-5 SH3-4 1B ①	0-0 1B ②	5	0	3	1	0	0	0	San Francisco Giants @ Atlanta Braves Atlanta-Fulton County Stadium, Atlanta, GA Sun Aug 08 1976, 3:33 AM EDT Unknown					
Rod Gilbreath, R (1, 4) OBP: 0.343, SLG: 0.376	4-0 BB ③		4-0 CS BB ③		0-0 1-3 ③			0-0 SH3-4 ①	1-2 2-3 3-4 ①	1	0	0	0	2	0	1						
Jimmy Wynn, R (1, 8) OBP: 0.382, SLG: 0.379	0-0 F7 ②		0-0 CS ③	0-0 6-3 ①		0-3 K ①		4-0 S FC6-5 BB ②		3	0	0	0	1	1							
Willie Montanez, L (1, 3) OBP: 0.344, SLG: 0.417	0-0 F7 ③			0-0 4-3 ②		0-0 F8 ②		0-0 FC6-5 ②	1-2 2-3 ③	4	0	0	0	0	3							
Ken Henderson, S (1, 9) OBP: 0.367, SLG: 0.396		0-0 F9 1-3 1B ①		4-0 BB ③		4-0 BB ③		0-3 K ③		2	0	1	0	2	1	2						
Darrel Chaney, S (1, 6) OBP: 0.355, SLG: 0.368		0-0 1-3 ①		0-0 F5 ③		0-3 K ③			BB S 1B ①	4	1	1	0	0	1	3						
Cito Gaston, R (1, 7) OBP: 0.424, SLG: 0.607	0-0 F9 ②				0-0 HR ①		0-3 K ①		0-0 B1 ①	4	1	1	1	0	1	2						
Vic Correll, R (1, 2) OBP: 0.336, SLG: 0.319	0-0 F9 ③				0-0 6-3 ①		0-0 F5 ②		4-0 1B BB ①	3	0	0	0	1	0	1						
Dick Ruthven, R (1, 1) OBP: 0.230, SLG: 0.175			0-3 K ①		0-0 5-3 ②		0-3 K ③		4-0 1B BB ①	3	0	0	0	0	2	0						
Tom Paciorek, R (9, PH) OBP: 0.360, SLG: 0.413									1-2 2-3 ③	0	0	0	0	1	0	0						
Mike Eden, S (9, PR)										0	0	0	0	0	0	0						
Inning Stats	R: 0 E: 0 K: 0 S: 3	H: 0 LOB: 1 BB: 1 P: 8	R: 0 E: 0 K: 0 S: 4	H: 1 LOB: 0 BB: 0 P: 4	R: 0 E: 0 K: 1 S: 4	H: 0 LOB: 0 BB: 1 P: 8	R: 0 E: 0 K: 0 S: 3	H: 0 LOB: 1 BB: 1 P: 7	R: 1 E: 0 K: 0 S: 5	H: 2 LOB: 1 BB: 0 P: 5	R: 0 E: 0 K: 2 S: 7	H: 0 LOB: 0 BB: 1 P: 11	R: 0 E: 0 K: 2 S: 7	H: 0 LOB: 0 BB: 0 P: 7	R: 0 E: 0 K: 1 S: 6	H: 1 LOB: 2 BB: 1 P: 10	R: 1 E: 0 K: 0 S: 3	H: 2 LOB: 3 BB: 2 P: 11	1B: 5 2B: 0 3B: 0 HR: 1	SF: 0 SAC: 1 DP: 0 HBP: 0	WP: 0 PB: 0 SB: 2 CS: 1	PA: 38
PITCHER Ed Hallicki, R (1, 1) ERA: 4.08	IP: 0.0 WLS: 0 BF: 24 H: 3 R: 0 ER: 0 SO: 0 BB: 4 IBB: 0 HBP: 0 BLK: 0 WP: 0 HR: 1 S: 26 P: 43 ERA: 1.50 WHIP: 1.167															PITCHER						
Charlie Williams, R (1, 1) ERA: 1.94	IP: 6.0 WLS: 3 BF: 24 H: 3 R: 1 ER: 1 SO: 3 BB: 4 IBB: 0 HBP: 0 BLK: 0 WP: 0 HR: 1 S: 26 P: 43 ERA: 1.50 WHIP: 1.167															PITCHER						
Randy Moffitt, R (7, 1) ERA: 2.51	IP: 1.1 WLS: 6 BF: 1 H: 0 R: 0 ER: 0 SO: 2 BB: 1 IBB: 0 HBP: 0 BLK: 0 WP: 0 HR: 0 S: 9 P: 13 ERA: 0.00 WHIP: 1.500															PITCHER						
Gary Lavelle, L (8, 1) ERA: 2.99	IP: 1.0 WLS: L BF: 7 H: 2 R: 1 ER: 1 SO: 1 BB: 2 IBB: 0 HBP: 0 BLK: 0 WP: 0 HR: 0 S: 7 P: 15 ERA: 9.00 WHIP: 4.000															PITCHER						



Batter	1	2	3	4	5	6	7	8	9	AB	R	H	RBI	BB	SO	LOB	TOP								
Larry Herndon, R OBP: 0.350, SLG: 0.383 (1, 8)										3	0	2	0	0	0	0	San Francisco Giants @ Atlanta Braves Atlanta-Fulton County Stadium, Atlanta, GA Sun Aug 08 1976, 3:38 AM EDT Att: 9,912 - Unknown livebaseballscorecards.com								
Marty Perez, R OBP: 0.318, SLG: 0.325 (1, 4)										3	0	0	1	0	2	2									
Gary Matthews, R OBP: 0.363, SLG: 0.423 Darrell Evans, L OBP: 0.328, SLG: 0.304 (1, 7) (7, 3)										2	1	1	0	2	0	1									
Bobby Murcer, L OBP: 0.351, SLG: 0.398 (1, 9)										4	1	1	0	0	0	3									
Gary Thomasson, L OBP: 0.315, SLG: 0.411 (1, 3) (7, 7)										3	1	0	0	1	0	2									
Ken Reitz, R OBP: 0.304, SLG: 0.342 (1, 5)										4	0	2	3	0	0	0									
Johnnie LetMaster, R OBP: 0.250, SLG: 0.313 (1, 6)										4	0	0	0	0	1	2									
Mike Sadek, R OBP: 0.333, SLG: 0.283 (1, 2)										3	1	0	0	1	1	0									
John Montefusco, R OBP: 0.164, SLG: 0.125 (1, 1)										2	0	0	0	1	2	0									
Inning Stats	R: 0 E: 0 K: 0 S: 3	H: 1 LOB: 1 BB: 1 P: 7	R: 0 E: 0 K: 0 S: 3	H: 0 LOB: 0 BB: 0 P: 3	R: 0 E: 0 K: 2 S: 7	H: 0 LOB: 0 BB: 0 P: 7	R: 2 E: 1 K: 1 S: 7	H: 2 LOB: 1 BB: 1 P: 11	R: 0 E: 0 K: 1 S: 5	H: 0 LOB: 1 BB: 1 P: 9	R: 1 E: 0 K: 0 S: 4	H: 2 LOB: 1 BB: 1 P: 8	R: 1 E: 0 K: 0 S: 4	H: 1 LOB: 1 BB: 1 P: 8	R: 0 E: 0 K: 0 S: 3	H: 0 LOB: 0 BB: 0 P: 3	R: 0 E: 0 K: 2 S: 7	H: 0 LOB: 0 BB: 0 P: 7	1B: 6 2B: 0 3B: 0 HR: 0	SF: 1 SAC: 2 DP: 2 HBP: 0	WP: 0 PB: 0 SB: 2 CS: 0	PA: 36			
PITCHER	IP	WLS	BF	H	R	ER	SO	BB	IBB	HBP	BLK	WP	HR	S	P	ERA	WHIP								
Frank LaCorte, R ERA: 7.22 (1, 1)	7.0	L	30	6	4	4	4	5	0	0	0	0	0	33	53	5.14	1.571								
Mike Beard, L ERA: 2.16 (8, 1)	1.0		3	0	0	0	0	0	0	0	0	0	0	3	3	0.00	0.000								
Adrian Devine, R ERA: 4.75 (9, 1)	1.0		3	0	0	0	2	0	0	0	0	0	0	7	7	0.00	0.000								

Batter	1	2	3	4	5	6	7	8	9	AB	R	H	RBI	BB	SO	LOB	BOTTOM								
Jerry Royster, R OBP: 0.322, SLG: 0.322 (1, 5)										4	0	1	0	0	0	1	San Francisco Giants @ Atlanta Braves Atlanta-Fulton County Stadium, Atlanta, GA Sun Aug 08 1976, 3:38 AM EDT Att: 9,912 - Unknown livebaseballscorecards.com								
Rod Gilbreath, R OBP: 0.338, SLG: 0.368 (1, 4)										4	0	0	0	0	1	3									
Jimmy Wynn, R OBP: 0.383, SLG: 0.377 Adrian Devine, R ERA: 4.75 (1, 8) (9, 1)										2	0	0	0	2	1	1									
Willie Montanez, L OBP: 0.341, SLG: 0.413 (1, 3)										4	0	0	0	0	1	2									
Ken Henderson, S OBP: 0.366, SLG: 0.394 (1, 9) (9, 8)										4	1	1	0	0	0	0									
Darrel Chaney, S OBP: 0.352, SLG: 0.365 (1, 6)										3	0	0	0	0	0	0									
Cito Gaston, R OBP: 0.406, SLG: 0.578 (1, 7)										3	0	0	0	0	2	1									
Biff Pocoroba, S OBP: 0.313, SLG: 0.282 (1, 2)										3	0	2	1	0	0	0									
Frank LaCorte, R OBP: 0.111, SLG: 0.111 Mike Beard, L Dave May, L OBP: 0.288, SLG: 0.273 (1, 1) (8, 1) (9, PH) (9, 9)										2	0	0	0	0	1	2									
Inning Stats	R: 0 E: 0 K: 2 S: 7	H: 0 LOB: 1 BB: 1 P: 11	R: 1 E: 0 K: 0 S: 5	H: 2 LOB: 1 BB: 0 P: 5	R: 0 E: 0 K: 1 S: 3	H: 0 LOB: 1 BB: 1 P: 7	R: 0 E: 0 K: 1 S: 5	H: 0 LOB: 0 BB: 0 P: 5	R: 0 E: 0 K: 1 S: 6	H: 2 LOB: 1 BB: 0 P: 6	R: 0 E: 0 K: 1 S: 5	H: 0 LOB: 0 BB: 0 P: 5	R: 0 E: 0 K: 1 S: 5	H: 0 LOB: 0 BB: 0 P: 5	R: 0 E: 1 K: 0 S: 4	H: 0 LOB: 1 BB: 0 P: 4	R: 0 E: 0 K: 0 S: 3	H: 0 LOB: 0 BB: 0 P: 3	1B: 3 2B: 2 3B: 0 HR: 0	SF: 0 SAC: 1 DP: 1 HBP: 0	WP: 0 PB: 0 SB: 1 CS: 0	PA: 33			
PITCHER	IP	WLS	BF	H	R	ER	SO	BB	IBB	HBP	BLK	WP	HR	S	P	ERA	WHIP								
John Montefusco, R ERA: 2.81 (1, 1)	9.0	W	33	4	1	1	6	2	0	0	0	0	0	43	51	1.00	0.667								

Batter	1	2	3	4	5	6	7	8	9	AB	R	H	RBI	BB	SO	LOB	TOP					
Larry Herndon, R OBP: 0.348, SLG: 0.381 (1, 8)	1-2 F8			3-2 6-3	1-0 1B			0-1 1-3		4	0	1	1	0	0	0	San Francisco Giants @ Montreal Expos Jarry Park, Montreal, QB Mon Aug 09 1976, 7:05 PM EDT Att: 7,103 - Unknown - 68 F					
Marty Perez, R OBP: 0.317, SLG: 0.321 (1, 4)	2-2 4-3			1-3 K	0-0 F3			4-0 1B BB		3	0	0	0	1	1	3						
Gary Thomasson, L OBP: 0.319, SLG: 0.413 (1, 7)	0-0 1-3			3-0 1B		0-1 F7		0-0 1-3 1B		4	0	2	0	0	0	0						
Bobby Murcer, L OBP: 0.348, SLG: 0.395 (1, 9)		3-2 4-3		1-0 F9		2-0 F9		1-3 K		4	0	0	0	0	1	3						
Darrell Evans, L OBP: 0.330, SLG: 0.303 (1, 3)		2-2 L9			4-1 WP 1B BB	4-1 FC6-4 BB		1-0 P6		2	1	0	0	2	0	2						
Ken Reitz, R OBP: 0.304, SLG: 0.341 (1, 5)		2-2 5-3			0-2 1B WP	0-0 FC6-4			0-2 3-1	4	0	1	0	0	0	1						
Chris Speier, R OBP: 0.313, SLG: 0.288 (1, 6)			0-0 4-1		3-2 F9		2-2 F9		2-1 F9	4	0	0	0	0	0	2						
Dave Rader, L OBP: 0.314, SLG: 0.327 (1, 2)			2-1 5-3		4-0 1B BB		1-0 3-1		2-1 F8	3	0	0	0	1	0	0						
Mike Sadek, R OBP: 0.333, SLG: 0.283 (9, 2)					1-2 2-3 BB					0	0	0	0	0	0	0						
Jim Barr, R OBP: 0.204, SLG: 0.143 (1, 1)			0-2 F9		1-3 K		1-1 F8			3	0	0	0	0	1	3						
Inning Stats	R: 0 E: 0 K: 0 S: 7	H: 0 LOB: 0 BB: 0 P: 10	R: 0 E: 0 K: 0 S: 13	H: 0 LOB: 0 BB: 0 P: 20	R: 0 E: 0 K: 0 S: 6	H: 0 LOB: 0 BB: 0 P: 8	R: 0 E: 0 K: 1 S: 8	H: 1 LOB: 1 BB: 0 P: 16	R: 1 E: 0 K: 1 S: 13	H: 2 LOB: 3 BB: 2 P: 26	R: 0 E: 0 K: 0 S: 5	H: 0 LOB: 1 BB: 1 P: 11	R: 0 E: 0 K: 0 S: 6	H: 0 LOB: 0 BB: 0 P: 10	R: 0 E: 0 K: 1 S: 8	H: 1 LOB: 2 BB: 1 P: 14	R: 0 E: 0 K: 0 S: 7	H: 0 LOB: 0 BB: 0 P: 11	1B: 4 2B: 0 3B: 0 HR: 0	SF: 0 SAC: 0 DP: 0 HBP: 0	WP: 1 PB: 0 CS: 0	PA: 35
PITCHER Don Stanhouse, R ERA: 2.61 (1, 1)	IP: 9.0 WLS: W BF: 35 H: 4 R: 1 ER: 1 SO: 3 BB: 4 IBB: 0 HBP: 0 BLK: 0 WP: 1 HR: 0 S: 73 P: 126 ERA: 1.00 WHIP: 0.889															PITCHER						

AB	31
R	1
H	4
RBI	1
BB	4
SO	3
LOB	14



Batter	1	2	3	4	5	6	7	8	9	AB	R	H	RBI	BB	SO	LOB	BOTTOM					
Warren Cromartie, L OBP: 0.500, SLG: 0.500 (1, 9)	1-1 5-3 1B		2-0 1B 1B		1-1 F7		1-1 F7			4	1	2	0	0	0	0	San Francisco Giants @ Montreal Expos Jarry Park, Montreal, QB Mon Aug 09 1976, 7:05 PM EDT Att: 7,103 - Unknown - 68 F					
Wayne Garrett, L OBP: 0.354, SLG: 0.308 (1, 4)	1-1 5-3		1-1 G5-3 1B		0-1 1B			1-1 3-1		4	0	2	0	0	0	1						
Ellis Valentine, R OBP: 0.333, SLG: 0.400 (1, 8)	2-2 L8		0-0 1-2 2-3 1B		1-0 1-2 1B			2-2 6-3		4	0	2	0	0	0	1						
Gary Carter, R OBP: 0.288, SLG: 0.310 (1, 2)	1-1 FC6-4 1B		0-0 G5-3		1-2 F8			1-2 1-3		4	0	1	1	0	0	5						
Earl Williams, R OBP: 0.286, SLG: 0.368 (1, 3)	2-2 FC6-4			0-1 6-3		2-0 5-3			0-1 SH1-4 1B 1B	4	0	1	0	0	0	1						
Jerry White, S OBP: 0.308, SLG: 0.316 (9, PR)										0	1	0	0	0	0	0						
Tim Foli, R OBP: 0.275, SLG: 0.384 (1, 6)		0-0 5-3		1-0 4-3		1-1 G3		1-2 1B SH1-4 1B		4	0	1	0	0	0	0						
Del Unser, L OBP: 0.270, SLG: 0.356 (1, 7)		0-1 4-3		0-1 FC6-4 1B		1-1 1-3		0-0 SH1-4		3	0	1	0	0	0	0						
Larry Parrish, R OBP: 0.279, SLG: 0.329 (1, 5)		1-1 L5		0-2 FC6-4			3-3 K		2-2 F7	4	0	0	0	0	1	4						
Don Stanhouse, R OBP: 0.359, SLG: 0.314 (1, 1)			2-3 K		1-3 K		1-0 F3		0-0 1B	3	0	0	0	0	2	0						
Jose Morales, R OBP: 0.342, SLG: 0.504 (9, PH)								2-3 3H 1B		1	0	1	1	0	0	0						
Inning Stats	R: 1 E: 0 K: 0 S: 12	H: 2 LOB: 1 BB: 0 P: 19	R: 0 E: 0 K: 0 S: 5	H: 0 LOB: 0 BB: 0 P: 6	R: 0 E: 0 K: 1 S: 8	H: 3 LOB: 2 BB: 0 P: 13	R: 0 E: 0 K: 0 S: 8	H: 1 LOB: 1 BB: 0 P: 9	R: 0 E: 0 K: 0 S: 14	H: 2 LOB: 2 BB: 0 P: 18	R: 0 E: 0 K: 0 S: 5	H: 0 LOB: 0 BB: 0 P: 9	R: 0 E: 0 K: 1 S: 6	H: 0 LOB: 0 BB: 0 P: 11	R: 0 E: 0 K: 0 S: 8	H: 0 LOB: 0 BB: 0 P: 12	R: 0 E: 0 K: 0 S: 11	H: 3 LOB: 2 BB: 0 P: 14	1B: 11 2B: 0 3B: 0 HR: 0	SF: 0 SAC: 1 DP: 1 HBP: 0	WP: 0 PB: 0 SB: 0 CS: 0	PA: 36
PITCHER Jim Barr, R ERA: 3.16 (1, 1)	IP: 8.2 WLS: L BF: 36 H: 11 R: 2 ER: 2 SO: 3 BB: 0 IBB: 0 HBP: 0 BLK: 0 WP: 0 HR: 0 S: 77 P: 111 ERA: 2.08 WHIP: 1.269															PITCHER						

AB	35
R	2
H	11
RBI	2
BB	0
SO	3
LOB	12



Batter	1	2	3	4	5	6	7	8	9	AB	R	H	RBI	BB	SO	LOB	TOP											
Chris Speier, R OBP: 0.312, SLG: 0.286 (1, 6)	2-0 6-3		4-2 FC6-4 1B 1-2 BB		2-1 F9		1-3 K			3	0	0	0	1	1	2												
Marty Perez, R OBP: 0.316, SLG: 0.320 (1, 4)	2-2 5-3		2-1 FC6-4 1B 1-2 2-3			3-2 5-3		1-0 F8		4	0	1	0	0	0	0												
Gary Matthews, R OBP: 0.362, SLG: 0.421 (1, 7)	2-1 F8		2-1 FC6-4 1-2 2-3			3-3 K		1-1 E9 FC3-2 1B		4	0	1	0	0	1	2												
Gary Thomasson, L OBP: 0.317, SLG: 0.409 (1, 8)		2-2 PB 1B 1B	2-3 K			1-3 K		2-1 FC3-2		4	1	1	0	0	2	3												
Bobby Murcer, L OBP: 0.345, SLG: 0.391 (1, 9)		1-3 K		1-1 G3			2-0 F9	3-H 1-0 4-3		4	0	0	0	0	1	2												
Darrell Evans, L OBP: 0.329, SLG: 0.302 (1, 3)	0-0 L5-4 1B 1-2			2-2 F8			2-1 E3 2B	2-0 G3		4	1	1	0	0	0	0												
Ken Reitz, R OBP: 0.308, SLG: 0.347 Johnnie LeMaster, R OBP: 0.250, SLG: 0.313 (9, PR)	2-1 1-2 2-H 1B			0-3 K			0-0 4-3 2B	1-0 G6-4-3 1B		4	0	3	2	0	1	0												
Mike Sadek, R OBP: 0.323, SLG: 0.273 Steve Ontiveros, S OBP: 0.239, SLG: 0.183 Dave Heaverlo, R OBP: 0.333, SLG: 0.333 Mike Caldwell, R OBP: 0.125, SLG: 0.125 Chris Arnold, R OBP: 0.255, SLG: 0.255 (7, PH)	0-0 L5-4			1-1 6-3			2-0 4-3	1-0 G6-4-3		2	0	0	0	0	0	2												
Rob Dressler, R OBP: 0.179, SLG: 0.148 Glenn Adams, L OBP: 0.268, SLG: 0.327 Dave Rader, L OBP: 0.314, SLG: 0.327 (7, PH)			2-1 1B BB HBP		1-0 F3		4-2 BB			1	0	0	0	0	0	0												
Inning Stats	R: 0 E: 0 K: 0 S: 7	H: 0 LOB: 0 BB: 0 P: 13	R: 1 E: 0 K: 1 S: 10	H: 3 LOB: 1 BB: 0 P: 15	R: 0 E: 0 K: 1 S: 10	H: 1 LOB: 2 BB: 1 P: 22	R: 0 E: 0 K: 1 S: 8	H: 0 LOB: 0 BB: 0 P: 11	R: 0 E: 0 K: 0 S: 5	H: 0 LOB: 0 BB: 0 P: 9	R: 0 E: 0 K: 0 S: 11	H: 0 LOB: 0 BB: 0 P: 18	R: 1 E: 1 K: 1 S: 11	H: 1 LOB: 2 BB: 1 P: 22	R: 0 E: 1 K: 0 S: 6	H: 1 LOB: 1 BB: 0 P: 11	R: 0 E: 0 K: 0 S: 3	H: 1 LOB: 1 BB: 0 P: 7	1B: 6 2B: 2 3B: 0 HR: 0	SF: 0 SAC: 0 DP: 2 HBP: 1	WP: 0 PB: 1 SB: 0 CS: 0	PA: 35						
PITCHER	IP	WLS	BF	H	R	ER	SO	BB	IBB	HBP	BLK	WP	HR	S	P	ERA	WHIP											
Don Carrithers, R ERA: 4.04 Steve Rogers, R ERA: 3.47	(1, 1)	8.1	W	34	7	2	0	6	2	0	1	0	0	0	70	126	0.00	1.080										
(9, 1)	0.2	S	1	0	0	0	0	0	0	0	0	0	0	1	2	0.00	0.000											

San Francisco Giants @ Montreal Expos
Jarry Park, Montreal, QB
Tue Aug 10 1976, 7:05 PM EDT
Att: 10,775 - Unknown - 75 F

AB 32
R 2
H 7
RBI 2
BB 2
SO 6
LOB 13



Batter	1	2	3	4	5	6	7	8	9	AB	R	H	RBI	BB	SO	LOB	BOTTOM										
Warren Cromartie, L OBP: 0.375, SLG: 0.375 (1, 9)	1-2 F7		3-1 1-6-3			0-2 CS 1B		2-2 F8		4	0	1	0	0	0	1											
Wayne Garrett, L OBP: 0.350, SLG: 0.304 (1, 4)	2-2 6-3		0-0 L8			2-1 F6 1-2		1-0 G3		4	0	0	0	0	0	2											
Ellis Valentine, R OBP: 0.333, SLG: 0.399 (1, 8)	1-2 F9			2-1 G3			0-1 FC1-6 1B			3	0	1	0	0	0	0											
Gary Carter, R OBP: 0.288, SLG: 0.311 (1, 2)		0-2 G5-4-3 1B		1-1 5-3			0-0 FC1-6 3B			3	1	1	0	0	0	1											
Earl Williams, R OBP: 0.287, SLG: 0.376 Jerry White, S OBP: 0.308, SLG: 0.316 Mike Jorgensen, L OBP: 0.342, SLG: 0.349 (7, PR)		2-0 G5-4-3		1-3 K			0-0 1-H 3B			3	0	1	1	0	1	1											
Tim Foli, R OBP: 0.273, SLG: 0.381 (1, 6)	0-0 1-3				0-0 F9		0-1 P4			3	0	0	0	0	0	1											
Del Unser, L OBP: 0.270, SLG: 0.356 (1, 7)			0-2 HR 1B		3-2 F5		1-3 K			3	1	1	0	0	1	1											
Larry Parrish, R OBP: 0.282, SLG: 0.341 (1, 5)			1-2 HR		3-2 6-3			3-1 1B		3	1	2	2	0	0	0											
Don Carrithers, R OBP: 0.067, SLG: 0.133 Steve Rogers, R OBP: 0.104, SLG: 0.104 (9, 1)			0-1 6-3		1-2 F9		1-3 K			3	0	0	0	0	1	1											
Inning Stats	R: 0 E: 0 K: 0 S: 10	H: 0 LOB: 0 BB: 0 P: 14	R: 0 E: 0 K: 0 S: 5	H: 1 LOB: 0 BB: 0 P: 7	R: 2 E: 0 K: 0 S: 12	H: 2 LOB: 0 BB: 0 P: 16	R: 0 E: 0 K: 1 S: 7	H: 0 LOB: 0 BB: 0 P: 11	R: 0 E: 0 K: 0 S: 9	H: 0 LOB: 0 BB: 0 P: 15	R: 0 E: 0 K: 0 S: 10	H: 1 LOB: 0 BB: 0 P: 13	R: 1 E: 0 K: 1 S: 9	H: 2 LOB: 1 BB: 0 P: 10	R: 0 E: 0 K: 1 S: 11	H: 1 LOB: 1 BB: 0 P: 18	1B: 5 2B: 0 3B: 1 HR: 1	SF: 0 SAC: 0 DP: 1 HBP: 0	WP: 0 PB: 0 SB: 0 CS: 1	PA: 29							
PITCHER	IP	WLS	BF	H	R	ER	SO	BB	IBB	HBP	BLK	WP	HR	S	P	ERA	WHIP										
Rob Dressler, R ERA: 4.38 Dave Heaverlo, R ERA: 4.55 Mike Caldwell, L ERA: 4.74	(1, 1)	6.0	L	4	2	1	1	0	0	0	0	0	0	6	6	13.50	3.000										
(7, 1)	0.2	L	4	2	1	1	0	0	0	0	0	0	0	6	6	13.50	3.000										
(7, 1)	1.1		5	1	0	0	2	0	0	0	0	0	0	14	22	0.00	0.750										

San Francisco Giants @ Montreal Expos
Jarry Park, Montreal, QB
Tue Aug 10 1976, 7:05 PM EDT
Att: 10,775 - Unknown - 75 F

AB 29
R 3
H 7
RBI 3
BB 0
SO 3
LOB 8



Batter	1	2	3	4	5	6	7	8	9	AB	R	H	RBI	BB	SO	LOB	TOP			
Larry Herndon, R OBP: 0.347, SLG: 0.379	1-2 L3		2-0 F6			1-0 F3		0-2 1B 1B		4	1	1	0	0	0	2				
Marty Perez, R OBP: 0.318, SLG: 0.323	1-0 F8			1-1 1B SF7 1B		2-2 F9		3-2 1B 1-2 1B		4	1	2	0	0	0	0				
Gary Matthews, R OBP: 0.363, SLG: 0.422	1-0 6-3			2-1 1B 1-2 1B		1-0 F8		1-1 1B 1-2 2-H 1B		4	0	2	1	0	0	0				
Bobby Murcer, L OBP: 0.345, SLG: 0.389		1-2 4-1		2-1 1B 1-2 2-3 1B		1-2 F7		0-0 P6		4	0	1	0	0	0	2				
Ken Reitz, R OBP: 0.309, SLG: 0.348		0-0 5-3		3-2 SF7			4-2 L3 BB		0-1 3B 1B	2	1	1	1	1	0	0				
Gary Thomasson, L OBP: 0.311, SLG: 0.400		0-0 F9		3-H 1-0 L3		1-0 L3		2-3 K		4	0	0	0	0	1	4				
Johnnie LetMaster, R OBP: 0.250, SLG: 0.400			2-2 F5		2-2 F2		1-1 5-3		0-1 K 1-H 3B	4	0	1	1	0	0	0				
Mike Sadek, R OBP: 0.318, SLG: 0.271			2-1 6-3		2-2 SH1-4 1B			2-1 4-3		4	0	1	0	0	0	1				
John D'Acquisto, R OBP: 0.276, SLG: 0.333			4-2 BB		1-2 SH1-4			2-3 K		0	0	0	0	1	0	0				
Mike Caldwell, L ERA: 4.95					1-2					0	0	0	0	0	0	0				
Charlie Williams, R ERA: 2.02										0	0	0	0	0	0	0				
Chris Armistead, R OBP: 0.286, SLG: 0.299										1	0	0	0	0	0	1				
Gary Lavelle, L ERA: 2.95										0	0	0	0	0	0	0				
Chris Spolar, R OBP: 0.302, SLG: 0.295										1	0	0	0	0	0	1				
Inning Stats	R: 0 E: 0 K: 0 S: 5	H: 0 LOB: 0 BB: 0 P: 8	R: 0 E: 0 K: 0 S: 5	H: 0 LOB: 0 BB: 0 P: 6	R: 0 E: 0 K: 0 S: 9	H: 0 LOB: 1 BB: 1 P: 19	R: 1 E: 0 K: 0 S: 11	H: 3 LOB: 1 BB: 0 P: 20	R: 0 E: 0 K: 0 S: 7	H: 0 LOB: 0 BB: 0 P: 11	R: 0 E: 0 K: 0 S: 8	H: 0 LOB: 0 BB: 1 P: 14	R: 1 E: 0 K: 1 S: 15	H: 3 LOB: 2 BB: 0 P: 23	R: 1 E: 0 K: 1 S: 10	H: 2 LOB: 1 BB: 0 P: 14	1B: 8 2B: 2 3B: 1 HR: 0	SF: 1 SAC: 1 DP: 2 HBP: 0	WP: 0 PB: 0 SB: 0 CS: 0	PA: 36
PITCHER Woodie Fryman, L ERA: 3.53	IP: 9.0 WLS: W BF: 36 H: 9 R: 3 ER: 3 SO: 2 BB: 2 IBB: 0 HBP: 0 BLK: 0 WP: 0 HR: 0 S: 81 P: 132 ERA: 3.00 WHIP: 1.222											PITCHER	IP: 9.0 WLS: W BF: 36 H: 9 R: 3 ER: 3 SO: 2 BB: 2 IBB: 0 HBP: 0 BLK: 0 WP: 0 HR: 0 S: 81 P: 132 ERA: 3.00 WHIP: 1.222							

San Francisco Giants @ Montreal Expos
 Jarry Park, Montreal, QB
 Wed Aug 11 1976, 7:05 PM EDT
 Att: 16,490 - Unknown - 77 F

AB	32
R	3
H	9
RBI	3
BB	2
SO	2
LOB	10



Batter	1	2	3	4	5	6	7	8	9	AB	R	H	RBI	BB	SO	LOB	BOTTOM			
Warren Cromartie, L OBP: 0.308, SLG: 0.308	0-1 G3		0-1 S 1B			1-2 F8		0-0 F8		3-2 6-3										
Wayne Garrett, L OBP: 0.352, SLG: 0.306	2-1 F5		3-2 1-H 1B																	
Ellis Valentine, R OBP: 0.333, SLG: 0.404	2-3 K			0-0 6-3				0-1 SH 1B 2B 1-2 2B		2-2 2B										
Earl Williams, R OBP: 0.286, SLG: 0.374		0-2 L7		1-0 1B				0-3 K		3-1 L6										
Larry Parrish, R OBP: 0.285, SLG: 0.346		3-2 L7		1-3 K				2-2 2B 1-3 2-H 2B 1B		2-0 6-3 2-H 2B										
Tim Foli, R OBP: 0.272, SLG: 0.383		3-2 F7		0-2 5-3				0-1 1-H 1B 2B 3-H 2B		0-1 6-3										
Del Unser, L OBP: 0.270, SLG: 0.354			2-0 F8			0-0 F6		2-H 3B 1B												
Gary Carter, R OBP: 0.292, SLG: 0.338			0-2 HR			0-1 F8		1-1 2-H 1B 3B		1-1 1-4-3										
Woodie Fryman, R OBP: 0.146, SLG: 0.128			0-0 6-3			2-2 1B		0-2 3-H 1B		0-0 6-3										
Inning Stats	R: 0 E: 0 K: 1 S: 8	H: 0 LOB: 0 BB: 0 P: 12	R: 0 E: 0 K: 0 S: 11	H: 0 LOB: 0 BB: 0 P: 17	R: 2 E: 0 K: 0 S: 11	H: 3 LOB: 1 BB: 0 P: 16	R: 0 E: 0 K: 1 S: 9	H: 1 LOB: 1 BB: 0 P: 11	R: 0 E: 0 K: 0 S: 9	H: 1 LOB: 1 BB: 0 P: 12	R: 6 E: 1 K: 1 S: 24	H: 6 LOB: 1 BB: 0 P: 30	R: 1 E: 0 K: 0 S: 12	H: 2 LOB: 1 BB: 0 P: 21	R: 0 E: 0 K: 0 S: 7	H: 0 LOB: 0 BB: 0 P: 11	1B: 8 2B: 3 3B: 1 HR: 1	SF: 0 SAC: 1 DP: 0 HBP: 0	WP: 0 PB: 0 SB: 3 CS: 0	PA: 37
PITCHER John D'Acquisto, R ERA: 4.9	IP: 5.1 WLS: L BF: 24 H: 8 R: 6 ER: 5 SO: 3 BB: 0 IBB: 0 HBP: 0 BLK: 0 WP: 0 HR: 1 S: 63 P: 88 ERA: 8.44 WHIP: 1.500											PITCHER	IP: 5.1 WLS: L BF: 24 H: 8 R: 6 ER: 5 SO: 3 BB: 0 IBB: 0 HBP: 0 BLK: 0 WP: 0 HR: 1 S: 63 P: 88 ERA: 8.44 WHIP: 1.500							
Mike Caldwell, L ERA: 4.95	0.0 L 2 2 1 1 0 0 0 0 0 0 0 3 4 -																			
Charlie Williams, R ERA: 2.02	1.2 8 3 2 2 1 0 0 0 0 0 0 18 27 10.80 1.800																			
Gary Lavelle, L ERA: 2.95	1.0 3 0 0 0 0 0 0 0 0 0 0 7 11 0.00 0.000																			

San Francisco Giants @ Montreal Expos
 Jarry Park, Montreal, QB
 Wed Aug 11 1976, 7:05 PM EDT
 Att: 16,490 - Unknown - 77 F

AB	36
R	9
H	13
RBI	9
BB	0
SO	4
LOB	10



Batter	1	2	3	4	5	6	7	8	9	AB	R	H	RBI	BB	SO	LOB	TOP										
Larry Herndon, R OBP: 0.345, SLG: 0.377 (1, 8)										4	0	1	0	0	1	2	San Francisco Giants @ Philadelphia Phillies Veterans Stadium, Philadelphia, PA Fri Aug 13 1976, 7:05 PM EDT Att: 32,642 - Unknown										
Marty Perez, R OBP: 0.317, SLG: 0.322 (1, 4)										4	1	1	0	0	0	0											
Gary Matthews, R OBP: 0.367, SLG: 0.426 (1, 7)										3	1	2	1	1	0	0											
Gary Thomasson, L OBP: 0.310, SLG: 0.402 (1, 9)										4	0	1	0	0	1	3											
Ken Reitz, R OBP: 0.309, SLG: 0.349 (1, 5)										4	0	1	1	0	0	3											
Darrell Evans, L OBP: 0.328, SLG: 0.311 (1, 3)										4	1	1	1	0	1	1											
Johnnie LetMaster, R OBP: 0.250, SLG: 0.348 (1, 6)										3	0	0	0	1	2	0											
Mike Sadek, R OBP: 0.314, SLG: 0.270 (1, 2)										4	0	1	0	0	1	1											
John Montefusco, R OBP: 0.172, SLG: 0.121 (1, 1)										2	0	0	0	1	0	1											
Inning Stats	R: 1 E: 0 K: 1 S: 7	H: 2 LOB: 1 BB: 0 P: 7	R: 0 E: 0 K: 1 S: 5	H: 0 LOB: 0 BB: 0 P: 5	R: 0 E: 0 K: 0 S: 3	H: 1 LOB: 0 BB: 0 P: 3	R: 0 E: 0 K: 0 S: 3	H: 1 LOB: 0 BB: 0 P: 3	R: 1 E: 0 K: 0 S: 4	H: 1 LOB: 1 BB: 1 P: 8	R: 0 E: 0 K: 1 S: 6	H: 0 LOB: 1 BB: 1 P: 10	R: 0 E: 0 K: 0 S: 5	H: 1 LOB: 1 BB: 0 P: 9	R: 0 E: 0 K: 0 S: 4	H: 1 LOB: 1 BB: 0 P: 4	R: 0 E: 0 K: 2 S: 8	H: 1 LOB: 1 BB: 0 P: 8	1B: 4 2B: 3 3B: 0 HR: 1	SF: 0 SAC: 1 DP: 1 HBP: 0	WP: 0 PB: 0 SB: 1 CS: 0	PA: 36					
PITCHER	IP	WLS	BF	H	R	ER	SO	BB	IBB	HBP	BLK	WP	HR	S	P	ERA	WHIP										
Jim Kaat, L ERA: 3.17 (1, 1)	6.0	L	24	6	3	3	3	2	0	0	0	0	1	28	36	4.50	1.333										
Ron Schueler, R ERA: 2.78 (7, 1)	1.0		4	0	0	0	1	1	0	0	0	0	0	5	9	0.00	1.000										
Gene Garber, R ERA: 2.39 (8, 1)	2.0		8	2	0	0	2	0	0	0	0	0	0	12	12	0.00	1.000										

Batter	1	2	3	4	5	6	7	8	9	AB	R	H	RBI	BB	SO	LOB	BOTTOM										
Dave Cash, R OBP: 0.330, SLG: 0.340 (1, 4)										4	0	2	0	0	0	0	San Francisco Giants @ Philadelphia Phillies Veterans Stadium, Philadelphia, PA Fri Aug 13 1976, 7:05 PM EDT Att: 32,642 - Unknown										
Larry Bowa, S OBP: 0.295, SLG: 0.298 (1, 6)										4	0	1	0	0	0	1											
Mike Schmidt, R OBP: 0.389, SLG: 0.562 (1, 5)										3	0	0	0	1	1	3											
Greg Luzinski, R OBP: 0.361, SLG: 0.486 (1, 7)										3	0	0	0	0	2	3											
Jay Johnstone, L OBP: 0.384, SLG: 0.465 (1, 9)										4	0	1	0	0	1	4											
Gary Maddox, R OBP: 0.372, SLG: 0.455 (1, 8)										4	0	1	0	0	0	1											
Tim McCarver, L OBP: 0.432, SLG: 0.408 (1, 2)										4	0	0	0	0	1	2											
Bobby Tolan, L OBP: 0.260, SLG: 0.337 (1, 3)										4	0	1	0	0	1	2											
Jim Kaat, L OBP: 0.194, SLG: 0.266 (1, 1)										2	0	0	0	0	2	2											
Ron Schueler, R (7, 1)										0	0	0	0	0	0	0											
Tony Taylor, R OBP: 0.333, SLG: 0.143 (7, PH)										1	0	0	0	0	1	0											
Gene Garber, R OBP: 0.500, SLG: 0.333 (8, 1)										0	0	0	0	0	0	0											
Inning Stats	R: 0 E: 0 K: 3 S: 11	H: 2 LOB: 2 BB: 0 P: 11	R: 0 E: 0 K: 2 S: 8	H: 1 LOB: 1 BB: 0 P: 8	R: 0 E: 0 K: 0 S: 3	H: 0 LOB: 2 BB: 1 P: 8	R: 0 E: 0 K: 1 S: 6	H: 1 LOB: 1 BB: 0 P: 6	R: 0 E: 0 K: 0 S: 3	H: 0 LOB: 0 BB: 0 P: 3	R: 0 E: 0 K: 1 S: 5	H: 0 LOB: 0 BB: 0 P: 5	R: 0 E: 0 K: 1 S: 5	H: 0 LOB: 0 BB: 0 P: 5	R: 0 E: 0 K: 0 S: 4	H: 1 LOB: 1 BB: 0 P: 4	R: 0 E: 0 K: 1 S: 6	H: 1 LOB: 1 BB: 0 P: 6	1B: 4 2B: 2 3B: 0 HR: 0	SF: 0 SAC: 0 DP: 0 HBP: 1	WP: 0 PB: 1 SB: 1 CS: 0	PA: 35					
PITCHER	IP	WLS	BF	H	R	ER	SO	BB	IBB	HBP	BLK	WP	HR	S	P	ERA	WHIP										
John Montefusco, R ERA: 2.67 (1, 1)	9.0	W	35	6	0	0	9	1	0	1	0	0	0	51	56	0.00	0.778										

Batter	1	2	3	4	5	6	7	8	9	AB	R	H	RBI	BB	SO	LOB	TOP										
Larry Herndon, R (1, 8) OBP: 0.340, SLG: 0.371	5-3	K			6-3		K			4	0	0	0	0	2	4	San Francisco Giants @ Philadelphia Phillies Veterans Stadium, Philadelphia, PA Sat Aug 14 1976, 7:05 PM EDT Att: 38,368 - Unknown										
Dave Heaverlo, R (7, 1) OBP: 0.333, SLG: 0.333										0	0	0	0	0	0	0											
Chris Speier, R (9, PH) OBP: 0.313, SLG: 0.285										0	0	0	0	1	0	0											
Marty Perez, R (1, 4) OBP: 0.314, SLG: 0.318	F4			F7		F7		K	4-3	3	0	0	0	0	0	0											
Steve Ontiveros, S (7, 8) OBP: 0.232, SLG: 0.177										2	0	0	0	0	1	3											
Gary Matthews, R (1, 7) OBP: 0.366, SLG: 0.426	F6			6-3		FC5-4		WP		3	0	1	0	0	0	0											
Glenn Adams, L (6, 7) OBP: 0.281, SLG: 0.339						1B		1B		1	0	1	0	0	0	0											
Gary Thomasson, L (1, 9) OBP: 0.313, SLG: 0.401		1B	BB	F8		K		G5-4-3	BB	3	1	1	0	1	1	1											
Ken Reitz, R (1, 5) OBP: 0.308, SLG: 0.347		BB	1B	F4		FC5-4		G5-4-3	BB	3	1	0	0	1	0	3											
Darrell Evans, L (1, 3) OBP: 0.325, SLG: 0.307	F5			4-3						4	0	0	0	0	0	2											
Johnnie LeMaster, R (1, 6) OBP: 0.280, SLG: 0.370				5-3						4	0	2	0	0	0	0											
Mike Sadek, R (1, 2) OBP: 0.324, SLG: 0.262						K		F3	BB	2	0	0	1	2	1	1											
Jim Barr, R (1, 1) OBP: 0.206, SLG: 0.143										0	0	0	1	0	0	0											
Mike Caldwell, R (4, 1) OBP: 0.125, SLG: 0.125										0	0	0	0	0	0	0											
Bruce Miller, R (5, PH) OBP: 0.246, SLG: 0.177										1	0	0	0	0	1	0											
Charlie Williams, R (5, 1) OBP: 0.258, SLG: 0.167	SF8									0	0	0	0	0	0	0											
Chris Arnold, R (7, PH) OBP: 0.170, SLG: 0.264										1	0	1	0	1	0	0											
Inning Stats	R: 0 E: 0 K: 0 S: 3	H: 0 LOB: 0 BB: 0 P: 3	R: 2 E: 0 K: 1 S: 7	H: 2 LOB: 2 BB: 2 P: 15	R: 0 E: 0 K: 0 S: 3	H: 0 LOB: 0 BB: 0 P: 3	R: 0 E: 0 K: 0 S: 3	H: 0 LOB: 0 BB: 0 P: 3	R: 0 E: 0 K: 2 S: 7	H: 1 LOB: 1 BB: 0 P: 6	R: 0 E: 0 K: 1 S: 7	H: 2 LOB: 2 BB: 0 P: 7	R: 0 E: 0 K: 1 S: 5	H: 1 LOB: 1 BB: 3 P: 9	R: 0 E: 0 K: 0 S: 3	H: 0 LOB: 3 BB: 3 P: 15	1B: 6 2B: 0 3B: 0 HR: 0	SF: 1 SAC: 0 DP: 1 HBP: 0	WP: 1 PB: 0 SB: 0 CS: 0	PA: 38							
PITCHER	IP	WLS	BF	H	R	ER	SO	BB	IBB	HBP	BLK	WP	HR	S	P	ERA	WHIP										
Steve Carlton, L (1, 1) ERA: 3.18	8.0	W	32	6	2	2	6	3	0	0	0	1	0	41	53	2.25	1.125										
Tug McGraw, L (9, 1) ERA: 2.97	1.0		6	0	0	0	0	3	0	0	0	0	0	3	15	0.00	3.000										

Batter	1	2	3	4	5	6	7	8	9	AB	R	H	RBI	BB	SO	LOB	BOTTOM										
Dave Cash, R (1, 4) OBP: 0.331, SLG: 0.345	5-3		G3	1B			G1	1-3		5	1	2	1	0	0	0	San Francisco Giants @ Philadelphia Phillies Veterans Stadium, Philadelphia, PA Sat Aug 14 1976, 7:05 PM EDT Att: 38,368 - Unknown										
Tony Taylor, R (8, 5) OBP: 0.300, SLG: 0.125				2B						1	0	0	0	0	0	1											
Larry Bowa, S (1, 6) OBP: 0.299, SLG: 0.301	F3			S	4-3			1B		5	1	3	1	0	0	2											
Mike Schmidt, R (1, 5) OBP: 0.390, SLG: 0.568	F7			1B	HR			1B		3	1	1	2	1	0	2											
Tom Hutton, L (7, 3) OBP: 0.367, SLG: 0.315				BB	HR					1	0	0	0	0	0	1											
Jay Johnstone, L (1, 9) OBP: 0.388, SLG: 0.469			F4							4	1	3	0	0	0	2											
Jerry Martin, R (7, 8) OBP: 0.333, SLG: 0.359			FC6-4					E	1B	1	0	1	0	0	0	0											
Ollie Brown, R (1, 7) OBP: 0.376, SLG: 0.432			FC6-4					E9	1B	4	3	1	0	1	1	4											
Gary Maddox, R (1, 8) OBP: 0.376, SLG: 0.458								HR	1B	4	2	3	0	0	1	2											
Terry Harmon, R (7, 5) OBP: 0.359, SLG: 0.417										1	1	1	0	0	0	0											
Tim McCarver, L (1, 2) OBP: 0.423, SLG: 0.427			FC4-6							5	1	1	3	0	0	5											
Bobby Tolan, L (1, 3) OBP: 0.269, SLG: 0.345										5	2	3	2	0	0	1											
Steve Carlton, L (1, 1) ERA: 3.4										3	0	0	0	0	1	0											
Bob Boone, R (8, PH) OBP: 0.373, SLG: 0.416										1	0	0	0	0	0	1											
Tug McGraw, R (9, 1) OBP: 0.167, SLG: 0.333			K							0	0	0	0	0	0	0											
Inning Stats	R: 0 E: 0 K: 0 S: 3	H: 0 LOB: 0 BB: 0 P: 3	R: 1 E: 1 K: 0 S: 5	H: 2 LOB: 1 BB: 0 P: 5	R: 0 E: 0 K: 1 S: 6	H: 1 LOB: 2 BB: 1 P: 10	R: 6 E: 0 K: 1 S: 11	H: 6 LOB: 1 BB: 1 P: 15	R: 2 E: 1 K: 0 S: 7	H: 3 LOB: 2 BB: 0 P: 7	R: 3 E: 0 K: 1 S: 8	H: 3 LOB: 0 BB: 0 P: 8	R: 0 E: 0 K: 0 S: 5	H: 2 LOB: 2 BB: 0 P: 5	R: 1 E: 0 K: 0 S: 5	H: 2 LOB: 1 BB: 0 P: 5	1B: 14 2B: 2 3B: 1 HR: 2	SF: 0 SAC: 1 DP: 0 HBP: 0	WP: 1 PB: 0 SB: 3 CS: 0	PA: 46							
PITCHER	IP	WLS	BF	H	R	ER	SO	BB	IBB	HBP	BLK	WP	HR	S	P	ERA	WHIP										
Jim Barr, R (1, 1) ERA: 3.4	3.2	L	21	8	7	6	1	2	0	0	0	0	0	4	4	0.00	3.000										
Mike Caldwell, L (4, 1) ERA: 4.93	0.1		2	1	0	0	1	0	0	0	0	0	0	4	4	0.00	3.000										
Charlie Williams, R (5, 1) ERA: 2.58	2.0		13	6	5	5	1	0	0	0	0	0	1	15	15	22.50	3.000										
Dave Heaverlo, R (7, 1) ERA: 4.64	2.0		10	4	1	1	0	0	0	0	0	1	0	10	10	4.50	2.000										



Batter	1	2	3	4	5	6	7	8	9	AB	R	H	RBI	BB	SO	LOB	TOP					
Larry Herndon, R OBP: 0.338, SLG: 0.368 (1, 8)	0-0 1-3	0-0 L6-3		0-0 F9			0-3 K		0-0 2B SF9 1B	5	1	1	0	0	1	2	San Francisco Giants @ Philadelphia Phillies Veterans Stadium, Philadelphia, PA Sun Aug 15 1976, 3:33 AM EDT Att: 28,316 - Unknown					
Marty Perez, R OBP: 0.319, SLG: 0.327 (1, 4)	0-0 BB 1B	0-0 3-H 1B			0-0 5-3		0-0 F2		0-0 1-3 HR 2B	5	1	3	2	0	0	0						
Gary Matthews, R OBP: 0.367, SLG: 0.424 (1, 7)	4-0 1-2 BB	0-0 P4			0-0 F4		0-3 K		0-0 HR 1B	4	1	1	0	1	1	1						
Gary Thomasson, L OBP: 0.306, SLG: 0.390 (1, 9)	0-0 F7		0-0 G3		0-0 L3			0-0 G3	0-3 K	5	0	0	0	0	1	5						
Ken Reitz, R OBP: 0.307, SLG: 0.345 (1, 5)	0-0 F9		4-0 BB			0-0 F3		0-0 5-3	0-0 SF9	3	0	0	1	1	0	2						
Darrell Evans, L OBP: 0.331, SLG: 0.332 (1, 3)		0-0 2B 1B		0-0 F8		0-0 HR		0-0 BB 1B	0-0 1-H HR	5	3	4	4	0	0	1						
Dave Rader, L OBP: 0.325, SLG: 0.340 (1, 2)		0-0 1B WP 2B		0-0 F9		0-0 S 1B		4-0 1-2 BB	0-0 1B	4	1	3	1	1	0	1						
Johnnie LeMaster, R OBP: 0.273, SLG: 0.344 (1, 6)		0-0 SH WP 1B 1B		0-0 F8		0-3 K		0-0 F9	0-0 L4	5	1	1	0	0	1	4						
Rob Dressler, R OBP: 0.172, SLG: 0.143 Glenn Adams, L OBP: 0.276, SLG: 0.333 Randy Moffitt, R OBP: 0.222, SLG: 0.222 Chris Speier, R OBP: 0.315, SLG: 0.289 Gary Lavelle, S OBP: 0.125, SLG: 0.125 (1, 1)		0-0 SH 1B		0-0 4-3		0-0 P4			0-0 1B 2B	1	0	0	0	0	0	0						
Inning Stats	R: 0 E: 0 K: 0 S: 4	H: 1 LOB: 2 BB: 1 P: 8	R: 3 E: 0 K: 0 S: 7	H: 4 LOB: 1 BB: 0 P: 7	R: 0 E: 0 K: 0 S: 3	H: 0 LOB: 0 BB: 0 P: 7	R: 0 E: 0 K: 0 S: 3	H: 0 LOB: 0 BB: 0 P: 3	R: 0 E: 0 K: 2 S: 7	H: 2 LOB: 1 BB: 0 P: 7	R: 0 E: 0 K: 1 S: 7	H: 0 LOB: 0 BB: 0 P: 7	R: 0 E: 0 K: 0 S: 4	H: 1 LOB: 2 BB: 1 P: 8	R: 5 E: 0 K: 1 S: 11	H: 6 LOB: 1 BB: 0 P: 11		1B: 9 2B: 4 3B: 0 HR: 2	SF: 1 SAC: 1 DP: 1 HBP: 0	WP: 1 PB: 0 CS: 1	PA: 44	
PITCHER	IP WLS BF H R ER SO BB IBB HBP BLK WP HR S P ERA WHIP	IP WLS BF H R ER SO BB IBB HBP BLK WP HR S P ERA WHIP	IP WLS BF H R ER SO BB IBB HBP BLK WP HR S P ERA WHIP	IP WLS BF H R ER SO BB IBB HBP BLK WP HR S P ERA WHIP	IP WLS BF H R ER SO BB IBB HBP BLK WP HR S P ERA WHIP	IP WLS BF H R ER SO BB IBB HBP BLK WP HR S P ERA WHIP	IP WLS BF H R ER SO BB IBB HBP BLK WP HR S P ERA WHIP	IP WLS BF H R ER SO BB IBB HBP BLK WP HR S P ERA WHIP	IP WLS BF H R ER SO BB IBB HBP BLK WP HR S P ERA WHIP	IP WLS BF H R ER SO BB IBB HBP BLK WP HR S P ERA WHIP	IP WLS BF H R ER SO BB IBB HBP BLK WP HR S P ERA WHIP	IP WLS BF H R ER SO BB IBB HBP BLK WP HR S P ERA WHIP	IP WLS BF H R ER SO BB IBB HBP BLK WP HR S P ERA WHIP	IP WLS BF H R ER SO BB IBB HBP BLK WP HR S P ERA WHIP	IP WLS BF H R ER SO BB IBB HBP BLK WP HR S P ERA WHIP	IP WLS BF H R ER SO BB IBB HBP BLK WP HR S P ERA WHIP	IP WLS BF H R ER SO BB IBB HBP BLK WP HR S P ERA WHIP	IP WLS BF H R ER SO BB IBB HBP BLK WP HR S P ERA WHIP	IP WLS BF H R ER SO BB IBB HBP BLK WP HR S P ERA WHIP	IP WLS BF H R ER SO BB IBB HBP BLK WP HR S P ERA WHIP	IP WLS BF H R ER SO BB IBB HBP BLK WP HR S P ERA WHIP	IP WLS BF H R ER SO BB IBB HBP BLK WP HR S P ERA WHIP

AB	39
R	9
H	14
RBI	8
BB	3
SO	4
LOB	17



Batter	1	2	3	4	5	6	7	8	9	AB	R	H	RBI	BB	SO	LOB	BOTTOM					
Dave Cash, R OBP: 0.328, SLG: 0.342 (1, 4)	0-0 4-3		0-0 4-3		0-0 3-1		0-3 K		0-0 4-3	5	0	0	0	0	1	2	San Francisco Giants @ Philadelphia Phillies Veterans Stadium, Philadelphia, PA Sun Aug 15 1976, 3:33 AM EDT Att: 28,316 - Unknown					
Larry Bowa, S OBP: 0.302, SLG: 0.305 (1, 6)	0-0 4-3		E SF7 1B					0-0 FC5-6 1B		4	1	3	0	0	0	0						
Mike Schmidt, R OBP: 0.391, SLG: 0.565 (1, 5)	4-0 CS BB		4-0 FC6-4 BB		0-0 F8			0-0 FC5-6 HR		2	1	0	0	2	0	2						
Jay Johnstone, L OBP: 0.384, SLG: 0.464 (1, 9)	0-0 CS	0-0 F9	0-0 SF7			0-3 K		0-0 L9		3	0	0	1	0	1	1						
Greg Luzinski, R OBP: 0.362, SLG: 0.496 Gene Garber, R OBP: 0.500, SLG: 0.333 Wayne Twitchell, R (1, 7)		0-0 1B 1B 2B	0-0 FC6-4			0-3 K		0-0 K		4	2	2	2	0	1	1						
Gary Maddox, R OBP: 0.374, SLG: 0.456 (1, 8)		0-0 S E 1B		0-0 6-3		0-3 K		0-3 K		4	1	1	0	0	2	0						
Tim McCarver, L OBP: 0.418, SLG: 0.421 (1, 2)		0-0 E7 WP 1B		0-0 F5			0-0 4-3		0-0 F8	4	0	1	1	0	0	0						
Bobby Tolan, L OBP: 0.265, SLG: 0.339 Ollie Brown, R OBP: 0.379, SLG: 0.436 (1, 3)		0-0 G3		0-0 F8			0-0 P3		0-0 1B	3	0	0	0	0	0	1						
Larry Christenson, R OBP: 0.206, SLG: 0.237 Tony Taylor, R OBP: 0.277, SLG: 0.111 Ron Reed, R OBP: 0.198, SLG: 0.211 Bob Boone, R OBP: 0.350, SLG: 0.448 Terry Harmon, R OBP: 0.390, SLG: 0.457 Tug McGraw, R OBP: 0.107, SLG: 0.333 Jerry Martin, R OBP: 0.326, SLG: 0.354 (1, 1)		0-0 3-1			0-3 K			0-3 K		0	0	0	0	0	0	0						
Inning Stats	R: 0 E: 0 K: 0 S: 2	H: 0 LOB: 0 BB: 1 P: 6	R: 2 E: 1 K: 0 S: 6	H: 3 LOB: 1 BB: 0 P: 6	R: 1 E: 1 K: 0 S: 4	H: 1 LOB: 1 BB: 1 P: 8	R: 0 E: 0 K: 0 S: 3	H: 0 LOB: 0 BB: 0 P: 3	R: 0 E: 0 K: 1 S: 6	H: 1 LOB: 1 BB: 0 P: 6	R: 0 E: 0 K: 3 S: 9	H: 0 LOB: 0 BB: 0 P: 9	R: 0 E: 0 K: 1 S: 6	H: 1 LOB: 1 BB: 0 P: 6	R: 2 E: 0 K: 1 S: 7	H: 2 LOB: 2 BB: 0 P: 7		R: 0 E: 0 K: 1 S: 6	H: 1 LOB: 1 BB: 0 P: 6	1B: 7 2B: 1 3B: 0 HR: 1	SF: 1 SAC: 0 DP: 0 HBP: 0	WP: 1 PB: 0 CS: 1
PITCHER	IP WLS BF H R ER SO BB IBB HBP BLK WP HR S P ERA WHIP	IP WLS BF H R ER SO BB IBB HBP BLK WP HR S P ERA WHIP	IP WLS BF H R ER SO BB IBB HBP BLK WP HR S P ERA WHIP	IP WLS BF H R ER SO BB IBB HBP BLK WP HR S P ERA WHIP	IP WLS BF H R ER SO BB IBB HBP BLK WP HR S P ERA WHIP	IP WLS BF H R ER SO BB IBB HBP BLK WP HR S P ERA WHIP	IP WLS BF H R ER SO BB IBB HBP BLK WP HR S P ERA WHIP	IP WLS BF H R ER SO BB IBB HBP BLK WP HR S P ERA WHIP	IP WLS BF H R ER SO BB IBB HBP BLK WP HR S P ERA WHIP	IP WLS BF H R ER SO BB IBB HBP BLK WP HR S P ERA WHIP	IP WLS BF H R ER SO BB IBB HBP BLK WP HR S P ERA WHIP	IP WLS BF H R ER SO BB IBB HBP BLK WP HR S P ERA WHIP	IP WLS BF H R ER SO BB IBB HBP BLK WP HR S P ERA WHIP	IP WLS BF H R ER SO BB IBB HBP BLK WP HR S P ERA WHIP	IP WLS BF H R ER SO BB IBB HBP BLK WP HR S P ERA WHIP	IP WLS BF H R ER SO BB IBB HBP BLK WP HR S P ERA WHIP	IP WLS BF H R ER SO BB IBB HBP BLK WP HR S P ERA WHIP	IP WLS BF H R ER SO BB IBB HBP BLK WP HR S P ERA WHIP	IP WLS BF H R ER SO BB IBB HBP BLK WP HR S P ERA WHIP	IP WLS BF H R ER SO BB IBB HBP BLK WP HR S P ERA WHIP	IP WLS BF H R ER SO BB IBB HBP BLK WP HR S P ERA WHIP	IP WLS BF H R ER SO BB IBB HBP BLK WP HR S P ERA WHIP

AB	34
R	5
H	9
RBI	4
BB	2
SO	7
LOB	9



Batter	1	2	3	4	5	6	7	8	9	AB	R	H	RBI	BB	SO	LOB	TOP					
Frank Taveras, R (1, 6) OBP: 0.319, SLG: 0.291										3	1	1	0	1	1	0	Pittsburgh Pirates @ San Francisco Giants Candlestick Park, San Francisco, CA Tue Aug 17 1976, 10:05 PM EDT Att: 9,215 - Unknown					
Omar Moreno, L (1, 8) OBP: 0.444, SLG: 0.609										2	2	1	1	1	0	0						
Richie Zisk, R (1, 7) OBP: 0.341, SLG: 0.468										4	1	2	2	0	0	0						
Dave Parker, L (1, 9) OBP: 0.332, SLG: 0.447										2	1	1	0	2	0	1						
Richie Hebner, L (1, 5) OBP: 0.309, SLG: 0.336										3	1	1	1	1	0	2						
Ed Kirkpatrick, L (1, 3) OBP: 0.314, SLG: 0.317										3	0	1	1	1	1	1						
Rennie Stennett, R (1, 4) OBP: 0.297, SLG: 0.358										4	0	0	0	0	0	4						
Duffy Dyer, R (1, 2) OBP: 0.328, SLG: 0.381										3	0	0	0	0	1	0						
Willie Stargell, R (9, PH) OBP: 0.331, SLG: 0.442										1	0	0	0	0	1	0						
Larry Demery, R (1, 1) OBP: 0.143, SLG: 0.053										2	0	0	0	0	0	0						
Ramon Hernandez, S (6, 1)										0	0	0	0	0	0	0						
Tommy Helms, R (7, PH) OBP: 0.333, SLG: 0.392										1	0	0	0	0	0	0						
Bob Moose, R (7, 1) OBP: 0.333, SLG: 0.889										0	0	0	0	0	0	0						
Bill Robinson, R (9, PH) OBP: 0.341, SLG: 0.569										1	0	0	0	0	1	0						
Inning Stats	R: 3 E: 0 K: 1 S: 6	H: 2 LOB: 1 BB: 3 P: 18	R: 0 E: 0 K: 0 S: 2	H: 0 LOB: 0 BB: 1 P: 6	R: 0 E: 1 K: 0 S: 4	H: 1 LOB: 1 BB: 0 P: 4	R: 0 E: 0 K: 1 S: 4	H: 0 LOB: 0 BB: 1 P: 8	R: 1 E: 0 K: 0 S: 4	H: 1 LOB: 0 BB: 0 P: 4	R: 0 E: 0 K: 0 S: 3	H: 0 LOB: 1 BB: 1 P: 7	R: 0 E: 0 K: 0 S: 3	H: 0 LOB: 0 BB: 0 P: 3	R: 2 E: 0 K: 1 S: 7	H: 3 LOB: 0 BB: 0 P: 7	R: 0 E: 0 K: 2 S: 7	H: 0 LOB: 0 BB: 0 P: 7	1B: 4 2B: 0 3B: 1 HR: 2	SF: 1 SAC: 0 DP: 3 HBP: 0	WP: 0 PB: 0 CS: 1	PA: 37
PITCHER	IP WLS BF H R ER SO BB IBB HBP BLK WP HR S P ERA WHIP																					
John D'Acquisto, R (1, 1) ERA: 4.97	6.0 25 4 4 4 2 6 0 0 0 0 0 1 23 47 6.00 1.667																					
Randy Moffitt, R (7, 1) ERA: 2.74	1.0 5 2 2 2 0 0 0 0 0 0 0 0 5 5 18.00 2.000																					
Gary Lavelle, L (8, 1) ERA: 2.99	1.0 W 3 1 0 0 1 0 0 0 0 0 0 1 5 5 0.00 1.000																					
Charlie Williams, R (9, 1) ERA: 2.54	1.0 S 3 0 0 0 2 0 0 0 0 0 0 0 7 7 0.00 0.000																					


Batter	1	2	3	4	5	6	7	8	9	AB	R	H	RBI	BB	SO	LOB	BOTTOM			
Gary Thomasson, L (1, 8) OBP: 0.313, SLG: 0.419										4	3	2	1	1	0	1	Pittsburgh Pirates @ San Francisco Giants Candlestick Park, San Francisco, CA Tue Aug 17 1976, 10:05 PM EDT Att: 9,215 - Unknown			
Charlie Williams, R (9, 1) OBP: 0.299, SLG: 0.167										0	0	0	0	0	0	0				
Marty Perez, R (1, 4) OBP: 0.320, SLG: 0.328										5	0	2	0	0	1	1				
Gary Matthews, R (1, 7) OBP: 0.367, SLG: 0.427										4	1	2	2	0	0	1				
Bobby Murcer, L (1, 9) OBP: 0.346, SLG: 0.391										3	1	1	1	1	0	1				
Ken Reitz, R (1, 5) OBP: 0.309, SLG: 0.348										4	0	2	1	0	0	2				
Darrell Evans, L (1, 3) OBP: 0.330, SLG: 0.331										4	1	1	0	0	0	4				
Dave Rader, L (1, 2) OBP: 0.328, SLG: 0.340										3	0	1	0	1	0	1				
Johnnie LeMaster, R (1, 6) OBP: 0.270, SLG: 0.333										4	0	1	1	0	1	2				
John D'Acquisto, R (1, 1) OBP: 0.333, SLG: 0.348										2	0	1	0	0	1	0				
Glen Adkins, L (9, PH) OBP: 0.276, SLG: 0.333										0	0	0	0	0	0	0				
Chris Spenser, R (9, PH) OBP: 0.214, SLG: 0.299										0	0	0	0	0	0	0				
Randy Moffitt, R (7, 1) ERA: 2.74										0	0	0	0	0	0	0				
Gary Lavelle, L (8, 1) ERA: 2.99										0	0	0	0	0	0	0				
Steve Ontiveros, S (8, PH) OBP: 0.343, SLG: 0.296										1	1	1	0	0	0	0				
Larry Herndon, R (9, 8) OBP: 0.336, SLG: 0.368										0	0	0	0	0	0	0				
Inning Stats	R: 2 E: 0 K: 0 S: 6	H: 3 LOB: 1 BB: 0 P: 6	R: 0 E: 0 K: 0 S: 3	H: 1 LOB: 1 BB: 1 P: 7	R: 0 E: 0 K: 0 S: 3	H: 0 LOB: 0 BB: 0 P: 3	R: 0 E: 0 K: 0 S: 4	H: 1 LOB: 1 BB: 0 P: 4	R: 1 E: 0 K: 2 S: 9	H: 2 LOB: 1 BB: 0 P: 9	R: 1 E: 0 K: 1 S: 7	H: 3 LOB: 2 BB: 0 P: 7	R: 1 E: 0 K: 0 S: 4	H: 1 LOB: 2 BB: 2 P: 12	R: 2 E: 1 K: 1 S: 8	H: 3 LOB: 1 BB: 0 P: 8	1B: 8 2B: 5 3B: 1 HR: 1	SF: 1 SAC: 0 DP: 2 HBP: 0	WP: 0 PB: 0 CS: 0	PA: 39
PITCHER	IP WLS BF H R ER SO BB IBB HBP BLK WP HR S P ERA WHIP																			
Larry Demery, R (1, 1) ERA: 3.49	5.1 26 10 4 4 2 1 0 0 0 0 0 0 29 33 6.75 2.062																			
Ramon Hernandez, L (6, 1) ERA: 3.67	0.2 1 0 0 0 1 0 0 0 0 0 0 0 3 3 0.00 0.000																			
Bob Moose, R (7, 1) ERA: 2.9	2.0 L 12 4 3 3 1 2 0 0 0 0 0 1 12 20 13.50 3.000																			



Batter	1	2	3	4	5	6	7	8	9	AB	R	H	RBI	BB	SO	LOB	TOP
Frank Taveras, R (1, 6) OBP: 0.325, SLG: 0.296	0-3 K	4-0 S BB				4-0 1B S 2B BB	0-0 4-3 1B 2B	0-0 2B 6-3 1B		3	3	2	0	2	1	0	
Omar Moreno, L (1, 8) OBP: 0.438, SLG: 0.607	0-0 F7	0-3 K				0-0 1-3 2B 1B	0-0 4-3	0-0 1-3 2B		5	1	2	1	0	1	3	
Richie Zisk, R (1, 7) OBP: 0.341, SLG: 0.469	0-3 K		0-0 F9			0-0 1B S 2B	0-0 WP 1B	0-0 6-3		5	2	2	4	0	1	1	
Willie Stargell, L (1, 3)		0-0 F8 1B 1B				0-0 1B S 2B	0-0 1B 1B	0-0 K		4	2	2	0	1	1	1	
Dave Parker, L (1, 9) OBP: 0.338, SLG: 0.456		0-0 1B 3B 1B				0-0 FC4-6 1B	0-0 G1-6-3			4	1	4	2	0	0	0	
Richie Hebner, L (1, 5) OBP: 0.308, SLG: 0.334		0-0 P6				0-0 FC4-6 1B	0-0 G1-6-3			4	0	1	0	0	1	5	
Rennie Stennett, R (1, 4) OBP: 0.297, SLG: 0.358		0-0 F8				0-0 5-3	0-0 SF9	0-0 PB 2B 1B		3	1	1	1	0	0	2	
Manny Sanguillen, R (1, 2) OBP: 0.338, SLG: 0.375		0-0 3B 1B				0-0 6-3	0-0 FC4-6	0-0 1B 2B		4	2	2	2	0	0	2	
Jim Rooker, R (1, 1) OBP: 0.260, SLG: 0.396		0-0 3B				0-3 K	0-3 K	0-3 K		4	0	1	2	0	3	3	
Inning Stats	R: 0 E: 0 K: 2 S: 7	H: 0 LOB: 0 BB: 0 P: 7	R: 3 E: 0 K: 1 S: 9	H: 4 LOB: 2 BB: 1 P: 13	R: 0 E: 0 K: 1 S: 6	H: 1 LOB: 1 BB: 0 P: 6	R: 0 E: 0 K: 1 S: 5	H: 0 LOB: 0 BB: 0 P: 5	R: 4 E: 0 K: 1 S: 10	H: 5 LOB: 2 BB: 1 P: 14	R: 2 E: 0 K: 0 S: 5	H: 3 LOB: 1 BB: 1 P: 9	R: 3 E: 0 K: 2 S: 11	H: 4 LOB: 1 BB: 0 P: 11			
PITCHER	IP WLS BF H R ER SO BB IBB HBP BLK WP HR S P ERA WHIP																
John Montefusco, R (1, 1) ERA: 2.95	4.0 L	22 8	7 7	5 5	3 3	2 1	0 0	0 0	0 1	0 0	30 23	38 27	15.75 15.00	2.500 3.333			
Mike Caldwell, L (5, 1) ERA: 5.25	3.0	18	9	5	5	3	1	0	0	0	1	0	23	27	15.00	3.333	

Pittsburgh Pirates @ San Francisco Giants
Candlestick Park, San Francisco, CA
Wed Aug 18 1976, 6:33 AM EDT
Att: 3,817 - Unknown

AB 36
R 12
H 17
RBI 12
BB 3
SO 8
LOB 17




WP: 1 PA: 40
PB: 2
SB: 3
CS: 0

Batter	1	2	3	4	5	6	7	8	9	AB	R	H	RBI	BB	SO	LOB	BOTTOM
Larry Herndon, R (1, 8) OBP: 0.334, SLG: 0.364	0-3 K		0-0 F9							3	0	0	0	0	1	0	
Marty Perez, R (1, 4) OBP: 0.320, SLG: 0.326	0-0 F9		4-0 BB							2	0	0	0	1	0	0	
Gary Matthews, R (1, 7) OBP: 0.369, SLG: 0.426	4-0 2B BB		0-0 F4							1	1	0	0	2	0	1	
Bobby Murcer, L (1, 9) OBP: 0.346, SLG: 0.393	0-0 1-H 2B		0-3 K							3	0	1	1	0	1	2	
Ken Reitz, R (1, 5) OBP: 0.307, SLG: 0.346	0-0 F6			0-0 L7						3	0	0	0	0	0	1	
Darrell Evans, L (1, 3) OBP: 0.330, SLG: 0.331		0-3 K		0-3 K						3	0	1	0	0	2	0	
Johnnie LeMaster, R (1, 6) OBP: 0.300, SLG: 0.368		0-0 2B		4-0 1B BB						2	0	1	0	1	0	1	
Dave Rader, L (1, 2) OBP: 0.328, SLG: 0.339		0-3 K		0-0 1-2 1B						3	0	1	0	0	1	2	
John Montefusco, R (1, 1) OBP: 0.167, SLG: 0.117		0-0 F9		0-3 K						2	0	0	0	0	1	3	
Mike Caldwell, R (5, 1) OBP: 0.125, SLG: 0.125										0	0	0	0	0	0	0	
Inning Stats	R: 1 E: 0 K: 1 S: 6	H: 1 LOB: 1 BB: 1 P: 10	R: 0 E: 0 K: 2 S: 8	H: 1 LOB: 1 BB: 0 P: 8	R: 0 E: 0 K: 1 S: 5	H: 0 LOB: 1 BB: 1 P: 9	R: 0 E: 0 K: 2 S: 8	H: 1 LOB: 2 BB: 1 P: 12	R: 0 E: 0 K: 0 S: 3	H: 0 LOB: 1 BB: 1 P: 7	R: 0 E: 0 K: 0 S: 4	H: 1 LOB: 1 BB: 0 P: 4					
PITCHER	IP WLS BF H R ER SO BB IBB HBP BLK WP HR S P ERA WHIP																
Jim Rooker, L (1, 1) ERA: 3.6	6.0 W	26 4	1 1	1 1	6 6	4 4	0 0	0 0	0 0	0 0	34 34	50 50	1.50 1.333				

Pittsburgh Pirates @ San Francisco Giants
Candlestick Park, San Francisco, CA
Wed Aug 18 1976, 6:33 AM EDT
Att: 3,817 - Unknown

AB 22
R 1
H 4
RBI 1
BB 4
SO 6
LOB 10



WP: 0 PA: 26
PB: 0
SB: 0
CS: 0

Batter	1	2	3	4	5	6	7	8	9	AB	R	H	RBI	BB	SO	LOB	TOP								
Frank Taveras, R OBP: 0.324, SLG: 0.295 (1, 6)	G3		FC6-4		F7		F8		3-1 1B	5	0	1	0	0	0	2	Pittsburgh Pirates @ San Francisco Giants Candlestick Park, San Francisco, CA Thu Aug 19 1976, 6:33 AM EDT Att: 2,709 - Unknown								
Omar Moreno, L OBP: 0.405, SLG: 0.545 (1, 8)	4-3		F7		1B		E3		3-1	5	0	1	0	0	0	2									
Richie Zisk, R OBP: 0.340, SLG: 0.467 Bill Robinson, R OBP: 0.340, SLG: 0.567 (1, 7) (8, 7)	F7		K		1B		6-3		K	4	0	1	1	0	1	2									
Willie Stargell, L OBP: 0.333, SLG: 0.443 (1, 3)		K			F8		L3			4	0	1	0	0	1	3									
Dave Parker, L OBP: 0.340, SLG: 0.456 (1, 9)		1B	4-3		6-3		4-3		FC6-4 1B	4	0	2	0	0	0	1									
Richie Hebner, L OBP: 0.307, SLG: 0.333 (1, 5)	4-3		FC1-5-6		2-3		BLK 1B		L8	4	0	1	0	0	0	3									
Rennie Stennett, R OBP: 0.299, SLG: 0.359 (1, 4)			L7		L7		BLK 1B		L7	4	0	2	0	0	0	2									
Manny Sanguillen, R OBP: 0.337, SLG: 0.374 Duffy Dyer, R OBP: 0.328, SLG: 0.375 (1, 2) (2, 2)	6-3				FC1-6 BB		K		FC6-4	1	0	0	0	0	0	2									
John Candelaria, L OBP: 0.262, SLG: 0.237 (1, 1)					FC1-6 1B		G1		4-3	2	0	0	0	1	1	3									
John Candelaria, L OBP: 0.262, SLG: 0.237 (1, 1)					FC6-4 1B				4-3	4	1	1	0	0	0	3									
Inning Stats	R: 0 E: 0 K: 0 S: 3	H: 0 LOB: 0 BB: 0 P: 3	R: 0 E: 0 K: 1 S: 7	H: 2 LOB: 2 BB: 0 P: 7	R: 0 E: 0 K: 1 S: 6	H: 1 LOB: 1 BB: 0 P: 6	R: 0 E: 0 K: 0 S: 4	H: 1 LOB: 1 BB: 0 P: 4	R: 1 E: 0 K: 0 S: 5	H: 2 LOB: 2 BB: 1 P: 9	R: 0 E: 0 K: 1 S: 7	H: 2 LOB: 2 BB: 0 P: 7	R: 0 E: 1 K: 0 S: 4	H: 0 LOB: 1 BB: 0 P: 4	R: 0 E: 0 K: 0 S: 4	H: 1 LOB: 1 BB: 0 P: 4	R: 0 E: 0 K: 1 S: 6	H: 1 LOB: 1 BB: 0 P: 6	1B: 9 2B: 1 3B: 0 HR: 0	SF: 0 SAC: 0 DP: 0 HBP: 0	WP: 0 PB: 0 SB: 3 CS: 0	PA: 39			
PITCHER	IP	WLS	BF	H	R	ER	SO	BB	IBB	HBP	BLK	WP	HR	S	P	ERA	WHIP								
Jim Barr, R ERA: 3.34 (1, 1)	6.0	L	27	8	1	1	3	1	0	0	1	0	0	32	36	1.50	1.500								
Randy Moffitt, R ERA: 2.63 (7, 1)	3.0		12	2	0	0	1	0	0	0	0	0	0	14	14	0.00	0.667								

Batter	1	2	3	4	5	6	7	8	9	AB	R	H	RBI	BB	SO	LOB	BOTTOM								
Larry Herndon, R OBP: 0.332, SLG: 0.361 (1, 8)	FC5-4 1B		1-3		K		F6		4-3	5	0	1	0	0	1	1	Pittsburgh Pirates @ San Francisco Giants Candlestick Park, San Francisco, CA Thu Aug 19 1976, 6:33 AM EDT Att: 2,709 - Unknown								
Marty Perez, R OBP: 0.319, SLG: 0.325 (1, 4)	F8		5-3 1B		L7		F2			4	0	1	0	0	0	2									
Gary Matthews, R OBP: 0.366, SLG: 0.422 (1, 7)	FC5-4 1B		5-3		5-3		F8			4	0	0	0	0	0	3									
Bobby Murcer, L OBP: 0.347, SLG: 0.393 (1, 9)	1B		4-0 BB		6-3		F4			3	0	1	0	1	0	0									
Ken Reitz, R OBP: 0.310, SLG: 0.352 Bruce Miller, R OBP: 0.240, SLG: 0.217 (1, 5) (8, PR) (9, 5)	FC6-4		FC6-4		1B		F9			4	0	3	0	0	0	2									
Darrell Evans, L OBP: 0.327, SLG: 0.327 (1, 3)	4-3		FC6-4		1B		F9			0	0	0	0	0	0	0									
Darrell Evans, L OBP: 0.327, SLG: 0.327 (1, 3)			F7		E3		F9			4	0	0	0	0	0	5									
Johnnie LeMaster, R OBP: 0.293, SLG: 0.357 (1, 6)			6-3		K		F3			4	0	1	0	0	1	4									
Dave Rader, L OBP: 0.327, SLG: 0.338 (1, 2)			L4-3		K					4	0	1	0	0	2	1									
Jim Barr, R OBP: 0.211, SLG: 0.157 Chris Speier, R OBP: 0.313, SLG: 0.288 Randy Moffitt, R OBP: 0.222, SLG: 0.222 Chris Arnold, R OBP: 0.271, SLG: 0.259 (1, 1) (6, PH) (7, 1) (9, PH)	K				F6					2	0	1	0	0	1	0									
Johnnie LeMaster, R OBP: 0.293, SLG: 0.357 (1, 6)					6-3					1	0	0	0	0	0	0									
Johnnie LeMaster, R OBP: 0.293, SLG: 0.357 (1, 6)										1	0	0	0	0	0	0									
Inning Stats	R: 0 E: 0 K: 0 S: 6	H: 3 LOB: 3 BB: 0 P: 6	R: 0 E: 0 K: 1 S: 5	H: 1 LOB: 0 BB: 0 P: 5	R: 0 E: 0 K: 1 S: 4	H: 1 LOB: 2 BB: 1 P: 8	R: 0 E: 0 K: 1 S: 5	H: 0 LOB: 0 BB: 0 P: 5	R: 0 E: 0 K: 1 S: 5	H: 0 LOB: 0 BB: 0 P: 6	R: 0 E: 1 K: 1 S: 8	H: 2 LOB: 3 BB: 0 P: 8	R: 0 E: 0 K: 0 S: 3	H: 0 LOB: 0 BB: 0 P: 3	R: 0 E: 0 K: 0 S: 4	H: 1 LOB: 2 BB: 0 P: 4	R: 0 E: 0 K: 1 S: 5	H: 0 LOB: 0 BB: 0 P: 5	1B: 8 2B: 2 3B: 0 HR: 0	SF: 0 SAC: 0 DP: 1 HBP: 0	WP: 0 PB: 0 SB: 1 CS: 0	PA: 37			
PITCHER	IP	WLS	BF	H	R	ER	SO	BB	IBB	HBP	BLK	WP	HR	S	P	ERA	WHIP								
John Candelaria, L ERA: 3.0 (1, 1)	9.0	W	37	9	0	0	5	1	0	0	0	0	0	46	50	0.00	1.111								

Batter	1	2	3	4	5	6	7	8	9	AB	R	H	RBI	BB	SO	LOB	TOP										
Warren Cromartie, L OBP: 0.231, SLG: 0.237 Bombo Rivera, R OBP: 0.336, SLG: 0.448	2-1 F7		0-0 3-1			0-0 3-1		0-2 F3		3	0	0	0	0	0	0											
Wayne Garrett, L OBP: 0.355, SLG: 0.307	0-2 F6			1-2 1B		4-2 BB		2-1 1B		3	0	2	0	1	0	0											
Ellis Valentine, R OBP: 0.337, SLG: 0.390	2-3 K			0-0 F7		1-3 K		2-3 K		4	0	0	0	0	3	4											
Earl Williams, R OBP: 0.279, SLG: 0.365		1-2 P6		1-3 K		4-2 HR BB		2-3 K		3	1	0	0	1	2	3											
Tim Foli, R OBP: 0.276, SLG: 0.380	0-2 F7			0-0 F7			0-1 F5		4-2 1B BB	3	0	0	0	1	0	2											
Larry Parrish, R OBP: 0.285, SLG: 0.361		0-2 HR			3-2 F7		2-1 HR		0-1 F7	4	2	2	3	0	0	1											
Del Unser, L OBP: 0.265, SLG: 0.348		0-3 K2-3			0-3 K		0-0 5-3		1-0 1B	4	0	1	0	0	2	0											
Gary Carter, R OBP: 0.275, SLG: 0.316			1-2 F7		1-1 6-3		2-2 6-3		0-0 F3	4	0	0	0	0	0	2											
Don Carrithers, R OBP: 0.294, SLG: 0.156 Jerry White, S OBP: 0.313, SLG: 0.315 Steve Dunning, R OBP: 0.302, SLG: 0.182 Jose Morales, R OBP: 0.262, SLG: 0.148 Pete Mackanin, R OBP: 0.252, SLG: 0.342 Dale Murray, R OBP: 0.245, SLG: 0.345			0-3 K			1-1 F8		1-0 1B 1B	3-1 F4	1	0	0	0	0	1	0											
Inning Stats	R: 0 E: 0 K: 1 S: 10	H: 0 LOB: 0 BB: 0 P: 14	R: 1 E: 0 K: 1 S: 14	H: 1 LOB: 0 BB: 0 P: 15	R: 0 E: 0 K: 1 S: 8	H: 0 LOB: 0 BB: 0 P: 9	R: 0 E: 0 K: 1 S: 10	H: 1 LOB: 1 BB: 0 P: 12	R: 0 E: 0 K: 1 S: 8	H: 0 LOB: 1 BB: 1 P: 14	R: 2 E: 0 K: 0 S: 10	H: 1 LOB: 0 BB: 1 P: 18	R: 0 E: 0 K: 2 S: 12	H: 2 LOB: 2 BB: 0 P: 19	R: 0 E: 0 K: 0 S: 10	H: 1 LOB: 2 BB: 1 P: 18	1B: 4 2B: 0 3B: 0 HR: 2	SF: 0 SAC: 0 DP: 0 HBP: 0	WP: 0 PB: 0 SB: 1 CS: 0	PA: 36							
PITCHER	IP	WLS	BF	H	R	ER	SO	BB	IBB	HBP	BLK	WP	HR	S	P	ERA	WHIP										
Ed Halicki, R ERA: 4.07	7.0	W	26	3	3	3	6	2	0	0	0	0	2	68	94	3.86	0.714										
Gary Lavelle, L ERA: 2.97	0.1		3	2	0	0	0	0	0	0	0	0	0	6	9	0.00	6.000										
Randy Moffitt, R ERA: 2.58	1.2	S	7	1	0	0	2	1	0	0	0	0	0	16	28	0.00	1.200										

Montreal Expos @ San Francisco Giants
Candlestick Park, San Francisco, CA
Fri Aug 20 1976, 10:05 PM EDT
Att: 2,319 - Unknown

AB	33
R	3
H	6
RBI	3
BB	3
SO	8
LOB	15



Batter	1	2	3	4	5	6	7	8	9	AB	R	H	RBI	BB	SO	LOB	BOTTOM										
Gary Thomasson, L OBP: 0.307, SLG: 0.410 Larry Hemdon, R OBP: 0.332, SLG: 0.361	0-0 E6 1B		0-0 3-1		2-0 G3		2-0 F8			4	0	0	0	0	0	0											
Marty Perez, R OBP: 0.324, SLG: 0.330	1-1 E7 1B			0-1 1B 1B	0-0 E8 F9 HR 1B		2-3 K			4	2	3	0	0	1	0											
Gary Matthews, R OBP: 0.367, SLG: 0.425	3-1 5-3-2			0-0 1B 2B	1-0 F9			0-0 HR 2B		4	2	2	0	0	0	3											
Bobby Murcer, L OBP: 0.348, SLG: 0.408	2-3 3-H 1-0 3-1			1-1 F8	2-2 HR			1-1 HR 2B		4	2	2	4	0	0	3											
Ken Reitz, R OBP: 0.310, SLG: 0.351		1-0 F9		1-2 2B 1B	2-2 5-3			1-0 4-3		4	0	1	0	0	0	0											
Darrell Evans, L OBP: 0.326, SLG: 0.329		2-2 G3		0-0 1B		3-3 K		0-1 4-3		4	0	1	2	0	1	0											
Dave Rader, L OBP: 0.325, SLG: 0.333		0-1 F8		1-3 2-H 3-H 4-0 1B		1-1 F8		0-1 L1		3	0	0	0	1	0	0											
Johnnie LeMaster, R OBP: 0.277, SLG: 0.333			0-0 F6		1-3 K		1-2 F9			3	0	0	0	0	1	3											
Ed Halicki, R OBP: 0.277, SLG: 0.190 Glenn Adams, L OBP: 0.271, SLG: 0.328 Gary Lavelle, S OBP: 0.125, SLG: 0.125 Randy Moffitt, R OBP: 0.222, SLG: 0.222			2-3 K	0-3 K			1-2 L5			2	0	0	0	0	2	3											
Inning Stats	R: 0 E: 2 K: 0 S: 6	H: 1 LOB: 1 BB: 0 P: 11	R: 0 E: 0 K: 0 S: 7	H: 0 LOB: 0 BB: 0 P: 10	R: 0 E: 0 K: 1 S: 5	H: 0 LOB: 0 BB: 0 P: 7	R: 2 E: 0 K: 2 S: 16	H: 4 LOB: 3 BB: 1 P: 23	R: 2 E: 1 K: 0 S: 10	H: 2 LOB: 0 BB: 0 P: 17	R: 0 E: 0 K: 1 S: 10	H: 0 LOB: 0 BB: 0 P: 15	R: 0 E: 0 K: 1 S: 8	H: 0 LOB: 0 BB: 0 P: 13	R: 2 E: 0 K: 0 S: 8	H: 2 LOB: 0 BB: 0 P: 10	1B: 5 2B: 3 3B: 0 HR: 2	SF: 0 SAC: 0 DP: 1 HBP: 0	WP: 0 PB: 0 SB: 0 CS: 0	PA: 34							
PITCHER	IP	WLS	BF	H	R	ER	SO	BB	IBB	HBP	BLK	WP	HR	S	P	ERA	WHIP										
Don Carrithers, R ERA: 4.29	5.0	L	23	7	4	4	3	0	0	0	0	0	0	18	28	0.00	0.000										
Steve Dunning, R ERA: 4.59	2.0		6	0	0	0	2	0	0	0	0	0	0	18	28	0.00	0.000										
Dale Murray, R ERA: 3.05	1.0		5	2	2	2	0	0	0	0	0	0	1	8	10	18.00	2.000										

Montreal Expos @ San Francisco Giants
Candlestick Park, San Francisco, CA
Fri Aug 20 1976, 10:05 PM EDT
Att: 2,319 - Unknown


AB	33
R	6
H	9
RBI	6
BB	1
SO	5
LOB	12



Batter	1	2	3	4	5	6	7	8	9	10	11	12	13	14	15	16	AB	R	H	RBI	BB	SO	LOB	TOP														
Jerry White, S OBP: 0.326, SLG: 0.318 (1, 7)	G6-4-3 BB		CS		1-B		BB	BB			FC1-6 SH BB		F9		G3		4	0	2	0	4	0	1															
Wayne Garrett, L OBP: 0.359, SLG: 0.307 (1, 4)	G6-4-3 BB		F8				F7	BB			SH FC1-6						4	0	1	0	3	1	3															
Bob Adams, R OBP: 0.325, SLG: 0.318 (1, 1)	G6-4-3		CS	L3			BB	L1			P4																											
Larry Parrish, R OBP: 0.286, SLG: 0.361 (1, 5)	L5			1-3 1B			K				FC1-6						8	1	3	0	0	1	4															
Tim Foli, R OBP: 0.276, SLG: 0.375 (1, 6)		L7		1-3 1B				1B			6-3						5	1	0	0	2	1	3															
Warren Cromartie, L OBP: 0.234, SLG: 0.229 (1, 9)				4-3			K										8	1	2	0	0	2	4															
Gary Carter, R OBP: 0.275, SLG: 0.315 (1, 2)		FC5-4 1B					F4										7	1	2	1	0	1	2															
Mike Jorgensen, L OBP: 0.349, SLG: 0.348 (7, 7)								1B									3	0	2	0	0	0	1															
Andre Thornton, R OBP: 0.320, SLG: 0.385 (8, 3)							FC1-6 1B				F7						3	0	0	0	1	0	4															
Steve Rogers, R OBP: 0.327, SLG: 0.111 (7, PH)																	2	0	0	0	0	0	1															
Jose Morales, R OBP: 0.309, SLG: 0.524 (7, 3)			6-3				FC1-6 1B										2	0	1	3	0	0	1															
Pete Mackanin, R OBP: 0.256, SLG: 0.342 (8, PR)																	0	0	0	0	0	0	0															
Del Unser, L OBP: 0.264, SLG: 0.346 (8, 8)																	2	0	0	0	0	0	0															
Inning Stats	R: 0 E: 0 K: 0 S: 6	H: 0 LOB: 1 BB: 2 P: 16	R: 0 E: 0 K: 0 S: 10	H: 1 LOB: 1 BB: 0 P: 16	R: 0 E: 0 K: 0 S: 5	H: 0 LOB: 0 BB: 1 P: 12	R: 0 E: 0 K: 0 S: 7	H: 1 LOB: 1 BB: 0 P: 9	R: 0 E: 0 K: 1 S: 12	H: 2 LOB: 3 BB: 1 P: 23	R: 0 E: 0 K: 1 S: 21	H: 4 LOB: 2 BB: 2 P: 35	R: 0 E: 0 K: 1 S: 6	H: 0 LOB: 0 BB: 0 P: 9	R: 0 E: 0 K: 0 S: 9	R: 0 E: 0 K: 1 S: 10	H: 1 LOB: 1 BB: 0 P: 17	R: 0 E: 0 K: 1 S: 7	H: 1 LOB: 1 BB: 0 P: 9	R: 0 E: 0 K: 1 S: 6	H: 0 LOB: 2 BB: 2 P: 14	R: 0 E: 0 K: 1 S: 7	H: 0 LOB: 0 BB: 0 P: 7	1B: 13 2B: 1 3B: 0 HR: 0	SF: 0 SAC: 3 DP: 2 HBP: 0	WP: 0 PB: 0 SB: 3 CS: 1	PA: 70											
PITCHER	IP 6.2	WLS 29	BF 7	H 0	R 0	ER 0	SO 2	BB 5	IBB 0	HBP 0	BLK 0	WP 0	HR 0	S 57	P 10	ERA 0.00	WHIP 1.800																					
John D'Acquisto, R ERA: 4.6											Rob Dressler, R ERA: 4.29	IP 1.0	WLS 1	BF 3	H 0	R 0	ER 0	SO 1	BB 0	IBB 0	HBP 0	BLK 0	WP 0	HR 0	S 7	P 7	ERA 0.00	WHIP 0.000										
Charlie Williams, R ERA: 3.01																																						
Gary Lavelle, L ERA: 2.87																																						
Dave Heaverlo, R ERA: 4.3																																						
Randy Moffitt, R ERA: 2.48																																						

Montreal Expos @ San Francisco Giants
Candlestick Park, San Francisco, CA
Sat Aug 21 1976, 6:33 AM EDT
Att: 3,647 - Unknown

AB 56
R 14
H 4
RBI 4
BB 10
SO 8
LOB 36



Batter	1	2	3	4	5	6	7	8	9	10	11	12	13	14	15	16	AB	R	H	RBI	BB	SO	LOB	BOTTOM														
Gary Thomasson, L OBP: 0.308, SLG: 0.405 (10, 3)	5-3 1B BB		4-3														5	2	1	0	1	2	0															
Randy Moffitt, R OBP: 0.290, SLG: 0.200 (13, 1)																	1	0	0	0	0	1	0															
Rob Dressler, R OBP: 0.172, SLG: 0.143 (16, 1)																	0	0	0	0	0	0	0															
Marty Perez, R OBP: 0.322, SLG: 0.327 (10, 5)	5-3		E5														3	0	0	0	0	0	1															
Ken Reitz, R OBP: 0.312, SLG: 0.353 (10, 5)																	3	0	2	0	0	0	0															
Gary Matthews, R OBP: 0.368, SLG: 0.425 (1, 7)	F4																7	1	2	0	0	2	3															
Bobby Murcer, L OBP: 0.349, SLG: 0.415 (1, 9)																	7	1	3	3	0	0	3															
Darrell Evans, L OBP: 0.325, SLG: 0.329 (1, 3)	4-3																4	0	1	0	0	0	2															
Larry Herndon, R OBP: 0.332, SLG: 0.361 (9, PR)																	3	1	1	1	0	0	0															
Chris Speier, R OBP: 0.310, SLG: 0.284 (10, 4)																	5	0	0	0	0	1	0															
Dave Rader, L OBP: 0.324, SLG: 0.332 (9, PR)																	4	0	1	1	0	0	0															
Mike Sadek, R OBP: 0.316, SLG: 0.254 (10, 2)																	2	0	0	0	0	1	0															
Johnnie LeMaster, R OBP: 0.245, SLG: 0.264 (1, 4)																	6	0	0	0	0	2	2															
John D'Acquisto, R ERA: 4.6											Chip Lang, R ERA: 4.5	IP 1.2	WLS 1	BF 7	H 2	R 1	ER 1	SO 1	BB 0	IBB 0	HBP 0	BLK 0	WP 0	HR 0	S 17	P 23	ERA 5.40	WHIP 1.200										
Chuck Taylor, R ERA: 3.2																																						
Dale Murray, R ERA: 3.08																																						
Joe Kerrigan, R ERA: 4.21																																						
Steve Dunning, R ERA: 4.46																																						
Inning Stats	R: 1 E: 0 K: 0 S: 10	H: 1 LOB: 1 BB: 1 P: 18	R: 0 E: 0 K: 1 S: 5	H: 0 LOB: 0 BB: 0 P: 7	R: 0 E: 0 K: 1 S: 7	H: 1 LOB: 2 BB: 0 P: 12	R: 0 E: 0 K: 1 S: 8	H: 0 LOB: 0 BB: 0 P: 10	R: 1 E: 0 K: 1 S: 9	H: 2 LOB: 1 BB: 0 P: 14	R: 0 E: 0 K: 0 S: 10	H: 0 LOB: 1 BB: 0 P: 6	R: 0 E: 0 K: 1 S: 15	R: 0 E: 0 K: 1 S: 6	H: 3 LOB: 1 BB: 0 P: 10	R: 0 E: 0 K: 1 S: 8	H: 2 LOB: 2 BB: 0 P: 11	R: 0 E: 0 K: 1 S: 8	H: 0 LOB: 0 BB: 0 P: 11	R: 0 E: 0 K: 2 S: 9	H: 0 LOB: 0 BB: 0 P: 13	R: 0 E: 0 K: 1 S: 4	H: 0 LOB: 0 BB: 0 P: 7	R: 0 E: 0 K: 1 S: 8	H: 2 LOB: 1 BB: 0 P: 14	1B: 29 2B: 1 3B: 0 HR: 1	SF: 0 SAC: 2 DP: 1 HBP: 0	WP: 0 PB: 0 SB: 0 CS: 0	PA: 59									
PITCHER	IP 6.0	WLS 23	BF 4	H 2	R 2	ER 2	SO 3	BB 1	IBB 0	HBP 0	BLK 0	WP 0	HR 0	S 45	P 70	ERA 3.00	WHIP 0.833																					
Steve Rogers, R ERA: 3.0											Chip Lang, R ERA: 4.5	IP 1.2	WLS 1	BF 7	H 2	R 1	ER 1	SO 1	BB 0	IBB 0	HBP 0	BLK 0	WP 0	HR 0	S 17	P 23	ERA 5.40	WHIP 1.200										

Montreal Expos @ San Francisco Giants
Candlestick Park, San Francisco, CA
Sat Aug 21 1976, 6:33 AM EDT
Att: 3,647 - Unknown

AB 56
R 11
H 5
RBI 5
BB 1
SO 9
LOB 12



Batter	1	2	3	4	5	6	7	8	9	AB	R	H	RBI	BB	SO	LOB	TOP								
Jerry White, S OBP: 0.327, SLG: 0.324 (1, 7)	2-2 BB 1B		1-1 F8		0-0 B5-3		2-2 FC6-4		2-2 8-4 2B	5	0	2	0	0	0	1	Montreal Expos @ San Francisco Giants Candlestick Park, San Francisco, CA Sun Aug 22 1976, 6:33 AM EDT Att: 5,126 - Unknown livebaseballscorecards.com								
Del Unser, L OBP: 0.266, SLG: 0.344 Dale Murray, R (7, 1)	1-2 F2		4-2 BB		4-1 BB		1-2 4-3		2-1 8-4	2	0	0	0	2	0	2									
Andre Thornton, R OBP: 0.319, SLG: 0.364 Chuck Taylor, R (9, 1)	4-1 BB		2-3 K		2-2 F5				1-0 HR 1B	3	1	1	0	1	1	2									
Wayne Garrett, L OBP: 0.360, SLG: 0.307 (1, 4)	1-2 BB		1-2 F2		0-0 F6				0-1 HR 1B	4	1	1	2	0	0	3									
Larry Parrish, R OBP: 0.286, SLG: 0.368 (1, 5)	2-2 F2		1-2 F3		1-0 4-3				0-1 HR 1B	4	0	1	0	0	0	2									
Warren Cromartie, L OBP: 0.235, SLG: 0.240 (1, 9)	0-0 F8				0-0 1B				0-1 4-3	4	0	1	0	0	0	2									
Mike Jorgensen, L OBP: 0.348, SLG: 0.346 Earl Williams, R OBP: 0.281, SLG: 0.366 (8, 3)	4-2 BB		0-0 F3		0-0 F7				0-1 1B	2	0	0	0	1	0	1									
Gary Carter, R OBP: 0.275, SLG: 0.314 (1, 2)	0-1 F5		2-3 K		2-3 K				0-2 L6	4	1	1	0	0	1	3									
Pepe Frias, R OBP: 0.224, SLG: 0.239 Jose Morales, R OBP: 0.394, SLG: 0.528 Steve Rogers, R OBP: 0.127, SLG: 0.111 Tim Foli, R OBP: 0.275, SLG: 0.374 (7, 6)	0-3 K		0-2 5-3		0-2 5-3				0-0 F5	2	0	0	0	0	1	2									
Woodie Fryman, R OBP: 0.140, SLG: 0.122 Ellis Valentine, R OBP: 0.332, SLG: 0.385 (7, 8)	1-3 K				0-1 6-3				2-1 4-3	2	0	0	0	0	1	1									
Inning Stats	R: 0 E: 0 K: 0 S: 11	H: 1 LOB: 2 BB: 1 P: 20	R: 0 E: 0 K: 2 S: 11	H: 0 LOB: 1 BB: 1 P: 16	R: 0 E: 0 K: 1 S: 15	H: 0 LOB: 1 BB: 1 P: 23	R: 0 E: 0 K: 1 S: 8	H: 1 LOB: 1 BB: 0 P: 11	R: 0 E: 0 K: 0 S: 7	H: 0 LOB: 0 BB: 0 P: 13	R: 0 E: 0 K: 0 S: 3	H: 0 LOB: 0 BB: 0 P: 4	R: 1 E: 0 K: 0 S: 19	H: 2 LOB: 1 BB: 0 P: 28	R: 2 E: 0 K: 0 S: 12	H: 3 LOB: 1 BB: 0 P: 13	R: 0 E: 0 K: 0 S: 7	H: 1 LOB: 0 BB: 0 P: 13	1B: 6 2B: 2 3B: 0 HR: 1	SF: 1 SAC: 0 DP: 1 HBP: 0	WP: 0 PB: 0 SB: 0 CS: 0	PA: 38			
PITCHER	IP WLS BF H R ER SO BB IBB HBP BLK WP HR S P ERA WHIP	7.0 W 31 6 3 3 4 4 0 0 0 0 1 77 119 3.86 1.429	2.0 W 7 2 0 0 0 0 0 0 0 0 0 16 22 0.00 1.000																						


Batter	1	2	3	4	5	6	7	8	9	AB	R	H	RBI	BB	SO	LOB	BOTTOM								
Larry Herndon, R OBP: 0.337, SLG: 0.368 (1, 8)	0-0 FC5-4 1B		2-2 5-3		2-3 K		2-0 2B		1-0 3-1 1B	5	1	3	1	0	1	0	Montreal Expos @ San Francisco Giants Candlestick Park, San Francisco, CA Sun Aug 22 1976, 6:33 AM EDT Att: 5,126 - Unknown livebaseballscorecards.com								
Johnnie LeMaster, R OBP: 0.232, SLG: 0.278 Gary Thomasson, L OBP: 0.300, SLG: 0.403 Marty Perez, R OBP: 0.321, SLG: 0.326 (8, 4)	0-1 FC5-4 HR		1-1 F7		3-2 F9		0-0 6-3		0-1 3-1	3	1	0	0	0	0	1									
Gary Matthews, R OBP: 0.368, SLG: 0.436 (1, 7)	3-2 HR		2-2 2B		2-3 K		3-0 5-3		2-2 1B	5	1	3	3	0	1	1									
Bobby Murcer, L OBP: 0.349, SLG: 0.412 (1, 9)	0-0 4-3		3-1 F6		1-2 F9				4-2 G6-3 1B BB	3	0	0	0	1	0	1									
Ken Reitz, R OBP: 0.318, SLG: 0.357 (1, 5)	1-1 1B				0-0 1B		4-2 BB		1-0 G6-3 1B	3	0	3	0	1	0	0									
Chris Speier, R OBP: 0.312, SLG: 0.285 (8, 6)	1-1 F6				0-0 G5-4-3 1B		4-1 BB		0-2 G6-3	3	0	1	0	1	0	3									
Darrell Evans, L OBP: 0.325, SLG: 0.326 (1, 3)			1-3 K		0-0 F3		3-2 G3		4-0 IBB	3	0	0	0	1	1	4									
Mike Sadek, R OBP: 0.304, SLG: 0.243 Dave Rader, L OBP: 0.323, SLG: 0.330 (8, 2)	0-0 F9		0-1 G5-4-3		0-1 G5-4-3		3-2 E3 SH1-4 2B		2-0 F7	3	1	0	0	0	0	2									
John Montefusco, R OBP: 0.162, SLG: 0.113 Gary Lavelle, S OBP: 0.125, SLG: 0.125 Glenn Adams, L OBP: 0.262, SLG: 0.317 (9, 1)	2-3 K				0-0 F4		1-2 SH1-4		0-0 F7	2	0	0	0	0	1	0									
Inning Stats	R: 2 E: 0 K: 0 S: 12	H: 3 LOB: 0 BB: 0 P: 17	R: 0 E: 0 K: 2 S: 7	H: 0 LOB: 0 BB: 0 P: 10	R: 0 E: 0 K: 0 S: 12	H: 1 LOB: 0 BB: 0 P: 20	R: 0 E: 0 K: 0 S: 5	H: 2 LOB: 1 BB: 0 P: 5	R: 0 E: 0 K: 1 S: 7	H: 0 LOB: 0 BB: 0 P: 12	R: 0 E: 0 K: 1 S: 15	H: 0 LOB: 2 BB: 2 P: 29	R: 1 E: 1 K: 0 S: 9	H: 1 LOB: 1 BB: 0 P: 18	R: 0 E: 0 K: 0 S: 9	H: 1 LOB: 2 BB: 2 P: 20		R: 1 E: 0 K: 0 S: 7	H: 2 LOB: 1 BB: 0 P: 10	1B: 7 2B: 2 3B: 0 HR: 1	SF: 0 SAC: 1 DP: 2 HBP: 0	WP: 0 PB: 0 SB: 1 CS: 0	PA: 39		
PITCHER	IP WLS BF H R ER SO BB IBB HBP BLK WP HR S P ERA WHIP	6.0 L 10 2 1 0 0 1 1 0 0 0 0 18 38 0.00 1.500	0.2 L 4 2 1 1 0 0 0 0 0 0 0 7 10 13.50 3.000																						



Batter	1	2	3	4	5	6	7	8	9	AB R H RBI BB SO LOB	TOP											
Bruce Boisclair, L (1, 8) OBP: 0.332, SLG: 0.323	4-0 5-3 E BB		0-0 4-3 1B		0-3 K 1-2		0-0 F9		0-3 K	4 1 1 0 1 2 1	New York Mets @ San Francisco Giants Candlestick Park, San Francisco, CA Tue Aug 24 1976, 10:05 PM EDT Att: 3,984 - Unknown											
Felix Milten, R (1, 4) OBP: 0.330, SLG: 0.338	0-0 5-3 1-2		0-0 4-3 1-2		0-0 E6 2H		0-0 1B		0-0 4-3	5 0 1 0 0 0 2												
John Milner, L (1, 7) Leon Brown, R (8, 8) OBP: 0.242, SLG: 0.266	0-0 5-3 2-3		0-0 F7		0-0 6-3		0-0 F7		0-3 K	4 0 0 0 0 0 4 1 0 0 0 0 1 0												
Ed Kranepool, L (1, 3) OBP: 0.334, SLG: 0.397	0-0 E9 3H			0-0 F8		0-0 F8		0-0 SH1-3 2B		4 1 1 0 0 0 0												
Mike Vail, R (1, 9) Pepe Mangual, R (7, 9) OBP: 0.360, SLG: 0.322	0-0 F9			0-0 K		0-0 2B FC5-2 1B		0-0 SH1-3 2-3		3 0 1 0 0 1 1 0 0 0 0 0 0 0												
Jerry Grote, R (1, 2) OBP: 0.352, SLG: 0.349		0-0 3-1		0-0 1B 2B		0-0 FC5-2 1-3 2B		4-0 BB IBB		3 1 2 0 1 0 0												
Roy Staiger, R (1, 5) OBP: 0.312, SLG: 0.335		0-0 F8		0-0 CS 1B		0-0 FC5-2 2-3 3H		0-0 SF9 3H		3 0 1 2 0 0 2												
Bud Harrelson, S (1, 6) OBP: 0.334, SLG: 0.279		0-0 4-3		0-0 CS 1-2	0-0 S E 1B	0-0 F7		4-0 BB		3 1 1 0 1 0 2												
Tom Seaver, R (1, 1) OBP: 0.194, SLG: 0.094			0-0 6-3		0-3 K		0-0 F8	0-3 K		4 0 0 0 0 2 3												
Inning Stats	R: 1 E: 1 K: 0 S: 4	H: 0 LOB: 1 BB: 1 P: 8	R: 0 E: 0 K: 0 S: 3	H: 0 LOB: 0 BB: 0 P: 3	R: 0 E: 0 K: 0 S: 4	H: 1 LOB: 1 BB: 0 P: 4	R: 1 E: 0 K: 1 S: 6	H: 2 LOB: 0 BB: 0 P: 6	R: 1 E: 1 K: 2 S: 9	H: 1 LOB: 1 BB: 0 P: 9		R: 0 E: 0 K: 0 S: 5	H: 2 LOB: 2 BB: 0 P: 5	R: 0 E: 0 K: 0 S: 4	H: 1 LOB: 1 BB: 0 P: 4	R: 1 E: 0 K: 1 S: 6	H: 1 LOB: 2 BB: 2 P: 14	R: 0 E: 0 K: 2 S: 7	H: 0 LOB: 0 BB: 0 P: 7	1B: 5 2B: 3 3B: 0 HR: 0	SF: 1 SAC: 1 DP: 0 HBP: 0	WP: 0 PB: 0 SB: 1 CS: 1
PITCHER	IP WLS BF H R ER SO BB IBB HBP BLK WP HR S P ERA WHIP											PITCHER	IP WLS BF H R ER SO BB IBB HBP BLK WP HR S P ERA WHIP									
Jim Barr, R (1, 1) ERA: 3.29	8.0 L 36 8 4 2 4 2 1 0 0 0 0 0 41 53 2.25 1.250																					
Mike Caldwell, L (9, 1) ERA: 5.2	1.0 3 0 0 0 2 0 0 0 0 0 0 0 7 7 0.00 0.000																					

Batter	1	2	3	4	5	6	7	8	9	AB R H RBI BB SO LOB	BOTTOM									
Gary Thomasson, L (1, 8) OBP: 0.310, SLG: 0.415	0-0 P6		0-0 3B			0-0 P6			0-0 BB 1B	4 0 2 0 0 0 0	New York Mets @ San Francisco Giants Candlestick Park, San Francisco, CA Tue Aug 24 1976, 10:05 PM EDT Att: 3,984 - Unknown									
Marty Perez, R (1, 4) OBP: 0.317, SLG: 0.322	0-0 G3		0-0 1-3			0-0 F7			0-0 F9	4 0 0 0 0 0 2										
Gary Matthews, R (1, 7) OBP: 0.365, SLG: 0.432	0-0 6-3			0-3 K		0-3 K			0-0 P4	4 0 0 0 0 2 1										
Bobby Murcer, L (1, 9) OBP: 0.350, SLG: 0.412		0-0 F8 S 1B		0-0 4-3		0-3 K		4-0 BB BBB	0-0 BB	3 0 1 0 1 1 0										
Ken Reitz, R (1, 5) OBP: 0.315, SLG: 0.354		0-3 K 1-2		0-0 F8		0-0 6-3		0-3 K		4 0 0 0 0 2 3										
Darrell Evans, L (1, 3) OBP: 0.322, SLG: 0.323		0-0 F8 2-3			0-0 F8		0-0 3-1			3 0 0 0 0 0 1										
Chris Speier, R (1, 6) OBP: 0.310, SLG: 0.283		0-3 K			0-0 L4			0-0 F3		3 0 0 0 0 1 1										
Dave Rader, L (1, 2) OBP: 0.323, SLG: 0.330			0-0 F9			0-0 1B		0-0 F9		3 0 1 0 0 0 0 0 0 0 0 0 0 0										
Mike Sadel, R (9, 2) OBP: 0.304, SLG: 0.243																				
Jim Barr, R (1, 1) OBP: 0.203, SLG: 0.151 Glenn Adams, L (8, PH) Mike Caldwell, R (9, 1) OBP: 0.125, SLG: 0.125			0-0 F9		0-0 F9		0-3 K		0-3 K	2 0 0 0 0 1 1 1 0 0 0 0 1 0 0 0 0 0 0 0 0										
Inning Stats	R: 0 E: 0 K: 0 S: 3	H: 0 LOB: 0 BB: 0 P: 3	R: 0 E: 0 K: 2 S: 8	H: 1 LOB: 1 BB: 0 P: 8	R: 0 E: 0 K: 0 S: 4	H: 1 LOB: 1 BB: 0 P: 4	R: 0 E: 0 K: 1 S: 5	H: 0 LOB: 0 BB: 0 P: 5	R: 0 E: 0 K: 1 S: 5	H: 0 LOB: 0 BB: 0 P: 5	R: 0 E: 0 K: 1 S: 5	H: 0 LOB: 2 BB: 0 P: 5	R: 0 E: 0 K: 1 S: 6	H: 1 LOB: 1 BB: 1 P: 10	R: 0 E: 0 K: 1 S: 6	H: 1 LOB: 2 BB: 1 P: 10	1B: 3 2B: 0 3B: 1 HR: 0	SF: 0 SAC: 0 DP: 0 HBP: 0	WP: 0 PB: 0 SB: 1 CS: 0	PA: 32
PITCHER	IP WLS BF H R ER SO BB IBB HBP BLK WP HR S P ERA WHIP											PITCHER	IP WLS BF H R ER SO BB IBB HBP BLK WP HR S P ERA WHIP							
Tom Seaver, R (1, 1) ERA: 2.51	9.0 W 32 4 0 0 8 1 0 0 0 0 0 0 47 51 0.00 0.556																			

AB	34
R	4
H	8
RBI	2
BB	3
SO	6
LOB	15



AB	31
R	0
H	4
RBI	0
BB	1
SO	8
LOB	9



Batter	1	2	3	4	5	6	7	8	9	AB	R	H	RBI	BB	SO	LOB	TOP					
Bruce Boicclair, L OBP: 0.326, SLG: 0.317 (1, 8)										4	1	0	0	0	2	2	New York Mets @ San Francisco Giants Candlestick Park, San Francisco, CA Wed Aug 25 1976, 6:33 AM EDT Att: 3,974 - Unknown					
Felix Milten, R OBP: 0.333, SLG: 0.342 (1, 4)										4	0	3	0	0	0	0						
John Milner, L OBP: 0.349, SLG: 0.438 (1, 7)										3	0	1	0	1	1	1						
Ed Kranepool, L OBP: 0.339, SLG: 0.404 (1, 3)										4	0	3	0	0	0	2						
Mike Vail, R OBP: 0.252, SLG: 0.284 (8, PH)										3	0	0	0	0	1	4						
Pepe Mangual, R OBP: 0.359, SLG: 0.321 (8, 9)										1	0	0	0	0	1	1						
Roy Staiger, R OBP: 0.307, SLG: 0.328 (1, 5)										4	0	0	0	0	1	1						
Ron Hodges, L OBP: 0.372, SLG: 0.387 (1, 2)										3	0	0	0	1	0	1						
Bud Harrelson, S OBP: 0.332, SLG: 0.277 (7, PH)										2	0	0	0	0	1	0						
Mike Phillips, L OBP: 0.335, SLG: 0.385 (7, 6)										2	0	1	0	0	0	1						
Mickey Lolich, S OBP: 0.231, SLG: 0.133 (5, PH)										1	0	0	0	0	1	0						
Jim Dwyer, L OBP: 0.263, SLG: 0.221 (5, 1)										1	0	0	0	0	0	0						
Nino Espinosa, R OBP: 0.283, SLG: 0.221 (5, 1)										0	0	0	0	0	0	0						
Bob Myrick, R OBP: 0.283, SLG: 0.221 (6, 1)										0	0	0	0	0	0	0						
Joe Torre, R OBP: 0.346, SLG: 0.397 (7, 1)										1	0	0	0	0	0	2						
Ken Sanders, R OBP: 0.286, SLG: 0.280 (9, PH)										0	0	0	0	0	0	0						
Leo Foster, R OBP: 0.286, SLG: 0.280 (9, PH)										1	0	0	0	0	1	1						
Inning Stats	R: 1 E: 1 K: 1 S: 6	H: 1 LOB: 1 BB: 1 P: 10	R: 0 E: 0 K: 2 S: 7	H: 0 LOB: 0 BB: 0 P: 7	R: 0 E: 0 K: 3 S: 10	H: 1 LOB: 1 BB: 0 P: 10	R: 0 E: 0 K: 0 S: 3	H: 1 LOB: 0 BB: 0 P: 3	R: 0 E: 0 K: 0 S: 3	H: 0 LOB: 0 BB: 0 P: 3	R: 0 E: 0 K: 1 S: 7	H: 3 LOB: 2 BB: 0 P: 7	R: 0 E: 0 K: 0 S: 4	H: 1 LOB: 2 BB: 1 P: 8	R: 0 E: 0 K: 1 S: 6	H: 1 LOB: 1 BB: 0 P: 6	R: 0 E: 1 K: 1 S: 6	H: 0 LOB: 1 BB: 0 P: 6	1B: 7 2B: 1 3B: 0 HR: 0	SF: 0 SAC: 0 DP: 2 HBP: 0	WP: 0 PB: 0 SB: 0 CS: 1	PA: 36
PITCHER	IP WLS BF H R ER SO BB IBB HBP BLK WP HR S P ERA WHIP																					
Ed Halicki, R ERA: 3.83 (1, 1)	9.0 W 36 8 1 0 9 2 0 0 0 0 0 0 52 60 0.00 1.111																					

Batter	1	2	3	4	5	6	7	8	9	AB	R	H	RBI	BB	SO	LOB	BOTTOM			
Larry Herndon, R OBP: 0.338, SLG: 0.367 (1, 8)										4	1	1	1	1	0	2	New York Mets @ San Francisco Giants Candlestick Park, San Francisco, CA Wed Aug 25 1976, 6:33 AM EDT Att: 3,974 - Unknown			
Johnnie LeMaster, R OBP: 0.230, SLG: 0.271 (1, 6)										5	0	1	2	0	1	3				
Gary Matthews, R OBP: 0.368, SLG: 0.442 (1, 7)										5	2	3	2	0	0	2				
Bobby Murcer, L OBP: 0.353, SLG: 0.417 (7, 3)										4	1	3	0	0	0	2				
Darrell Evans, L OBP: 0.322, SLG: 0.323 (7, 3)										0	0	0	0	0	0	0				
Ken Reitz, R OBP: 0.315, SLG: 0.355 (1, 5)										4	1	1	1	0	0	1				
Gary Thomasson, L OBP: 0.313, SLG: 0.418 (7, 9)										3	1	1	0	1	0	1				
Chris Speier, R OBP: 0.309, SLG: 0.283 (1, 4)										3	0	1	1	0	0	2				
Mike Sadek, R OBP: 0.313, SLG: 0.247 (1, 2)										3	1	1	0	1	0	2				
Ed Halicki, R OBP: 0.280, SLG: 0.200 (1, 1)										3	0	1	0	0	1	3				
Inning Stats	R: 1 E: 0 K: 0 S: 4	H: 2 LOB: 0 BB: 0 P: 4	R: 0 E: 0 K: 0 S: 4	H: 1 LOB: 1 BB: 0 P: 4	R: 0 E: 0 K: 0 S: 4	H: 1 LOB: 1 BB: 0 P: 4	R: 0 E: 0 K: 1 S: 6	H: 1 LOB: 1 BB: 0 P: 6	R: 0 E: 0 K: 0 S: 4	H: 1 LOB: 1 BB: 0 P: 4	R: 6 E: 1 K: 1 S: 10	H: 5 LOB: 2 BB: 3 P: 22	R: 0 E: 0 K: 0 S: 4	H: 1 LOB: 1 BB: 0 P: 4	R: 0 E: 0 K: 0 S: 4	H: 1 LOB: 1 BB: 0 P: 4	1B: 8 2B: 4 3B: 0 HR: 1	SF: 1 SAC: 1 DP: 0 HBP: 0	WP: 0 PB: 0 SB: 1 CS: 1	PA: 40
PITCHER	IP WLS BF H R ER SO BB IBB HBP BLK WP HR S P ERA WHIP																			
Mickey Lolich, L ERA: 2.97 (5, 1)	1.2 L 12 4 6 6 2 1 2 0 0 0 0 0 13 25 32.40 3.000																			
Nino Espinosa, R ERA: 3.7 (6, 1)	0.1 3 2 0 0 0 0 0 0 0 0 0 0 3 3 0.00 6.000																			
Bob Myrick, L ERA: 3.6 (7, 1)	2.0 8 2 0 0 0 0 0 0 0 0 0 0 8 8 0.00 1.000																			

Batter	1	2	3	4	5	6	7	8	9	AB	R	H	RBI	BB	SO	LOB	TOP			
Gary Thomasson, L (1, 8) OBP: 0.316, SLG: 0.429	F4		1B		K			SF8 2B		4	1	2	1	0	1	1	San Francisco Giants @ Pittsburgh Pirates Three Rivers Stadium, Pittsburgh, PA Fri Aug 27 1976, 7:05 PM EDT Att: 12,580 - Unknown			
Johnnie LaMaster, R (1, 6) OBP: 0.231, SLG: 0.270	4-3		2B			F6		F7		4	0	1	0	0	0	1				
Gary Matthews, R (1, 7) OBP: 0.367, SLG: 0.440	6-3		1B		K		FC5-4 BB	SF8		2	0	0	1	1	1	0				
Bobby Murcer, L (1, 9) OBP: 0.352, SLG: 0.416		F8				F8		G3		4	0	1	0	0	0	1				
Ken Reitz, R (1, 5) OBP: 0.312, SLG: 0.352	6-3		1B		L9		FC5-4			4	0	0	0	0	1	2				
Darrell Evans, L (1, 3) OBP: 0.322, SLG: 0.320	G3				K					3	0	0	0	1	1	1				
Chris Speier, R (1, 4) OBP: 0.309, SLG: 0.283			6-3							4	0	1	0	0	0	1				
Mike Sadek, R (1, 2) OBP: 0.318, SLG: 0.243										1	0	0	0	1	0	0				
Steve Ontiveros, S (7, PH) OBP: 0.250, SLG: 0.215			F9							1	0	1	0	0	0	0				
Dave Rader, L (7, 2) OBP: 0.326, SLG: 0.333					SH3-4 BB					1	0	1	0	0	0	0				
John Montefusco, R (1, 1) OBP: 0.174, SLG: 0.127										1	1	1	0	0	0	0				
Dave Heaverlo, R (6, 1) OBP: 0.333, SLG: 0.333					SH3-4					0	0	0	0	0	0	0				
Glenn Adams, L (7, PH) OBP: 0.254, SLG: 0.306										1	0	0	0	0	0	2				
Mike Caldwell, R (7, 1) OBP: 0.125, SLG: 0.125			2B							0	0	0	0	0	0	0				
Larry Hemdon, R (9, PH) OBP: 0.337, SLG: 0.366			1B							1	0	0	0	0	0	2				
Inning Stats	R: 0 E: 0 K: 0 S: 3	H: 0 LOB: 0 BB: 0 P: 3	R: 0 E: 0 K: 0 S: 3	H: 0 LOB: 0 BB: 0 P: 3	R: 1 E: 0 K: 0 S: 5	H: 3 LOB: 2 BB: 0 P: 5	R: 0 E: 0 K: 2 S: 8	H: 1 LOB: 1 BB: 0 P: 8	R: 0 E: 0 K: 1 S: 5	H: 0 LOB: 1 BB: 1 P: 9	R: 0 E: 0 K: 0 S: 3	H: 2 LOB: 1 BB: 0 P: 4	R: 1 E: 0 K: 0 S: 4	H: 1 LOB: 0 BB: 0 P: 4	R: 0 E: 0 K: 1 S: 6	H: 1 LOB: 2 BB: 1 P: 10	1B: 6 2B: 2 3B: 0 HR: 0	SF: 1 SAC: 1 DP: 1 HBP: 0	WP: 0 PB: 0 SB: 0 CS: 0	PA: 36
PITCHER Larry Demery, R (1, 1) ERA: 3.28	IP: 9.0 WLS: W BF: 36 H: 8 R: 2 ER: 2 SO: 4 BB: 3 IBB: 0 HBP: 0 BLK: 0 WP: 0 HR: 0 S: 41 P: 53 ERA: 2.00 WHIP: 1.222															PITCHER				

Batter	1	2	3	4	5	6	7	8	9	AB	R	H	RBI	BB	SO	LOB	BOTTOM			
Frank Taveras, R (1, 6) OBP: 0.322, SLG: 0.291	WP S HBP		K		F2			6-3		4	0	0	0	0	1	4	San Francisco Giants @ Pittsburgh Pirates Three Rivers Stadium, Pittsburgh, PA Fri Aug 27 1976, 7:05 PM EDT Att: 12,580 - Unknown			
Omar Moreno, L (1, 8) OBP: 0.391, SLG: 0.466	K		HR				S			5	2	2	0	0	1	3				
Richie Zisk, R (1, 7) OBP: 0.341, SLG: 0.481										3	2	2	3	1	0	1				
Dave Parker, L (1, 9) OBP: 0.340, SLG: 0.455	F4		F5							4	1	1	1	0	0	2				
Richie Hebner, L (1, 5) OBP: 0.301, SLG: 0.324	FC4-6									4	0	1	0	0	0	3				
Ed Kirkpatrick, L (1, 3) OBP: 0.320, SLG: 0.321										3	0	2	0	1	0	1				
Rennie Stennett, R (1, 4) OBP: 0.298, SLG: 0.357										4	0	2	1	0	0	2				
Manny Sanguillen, R (1, 2) OBP: 0.337, SLG: 0.382										4	0	0	0	0	0	3				
Larry Demery, R (1, 1) OBP: 0.179, SLG: 0.115										4	0	2	0	0	1	2				
Inning Stats	R: 0 E: 0 K: 1 S: 5	H: 0 LOB: 2 BB: 1 P: 10	R: 0 E: 0 K: 2 S: 9	H: 2 LOB: 2 BB: 0 P: 9	R: 2 E: 0 K: 0 S: 5	H: 3 LOB: 1 BB: 1 P: 9	R: 0 E: 0 K: 0 S: 3	H: 0 LOB: 0 BB: 0 P: 3	R: 3 E: 0 K: 0 S: 7	H: 4 LOB: 1 BB: 0 P: 7	R: 0 E: 0 K: 0 S: 4	H: 1 LOB: 1 BB: 0 P: 4	R: 0 E: 0 K: 0 S: 4	H: 1 LOB: 1 BB: 0 P: 4	R: 0 E: 1 K: 0 S: 4	H: 1 LOB: 1 BB: 0 P: 4		1B: 9 2B: 1 3B: 1 HR: 1	SF: 0 SAC: 0 DP: 0 HBP: 1	WP: 1 PB: 0 SB: 3 CS: 1
PITCHER John Montefusco, R (1, 1) ERA: 3.13	IP: 5.0 WLS: L BF: 26 H: 9 R: 5 ER: 5 SO: 3 BB: 2 IBB: 0 HBP: 1 BLK: 0 WP: 1 HR: 1 S: 29 P: 38 ERA: 9.00 WHIP: 2.200															PITCHER				
Dave Heaverlo, R (6, 1) ERA: 4.43	IP: 1.0 WLS: L BF: 4 H: 1 R: 0 ER: 0 SO: 0 BB: 0 IBB: 0 HBP: 0 BLK: 0 WP: 0 HR: 4 S: 4 P: 4 ERA: 0.00 WHIP: 1.000																			
Mike Caldwell, L (7, 1) ERA: 5.09	IP: 2.0 WLS: L BF: 8 H: 2 R: 0 ER: 0 SO: 0 BB: 0 IBB: 0 HBP: 0 BLK: 0 WP: 0 HR: 8 S: 8 P: 8 ERA: 0.00 WHIP: 1.000																			

Batter	1	2	3	4	5	6	7	8	9	AB	R	H	RBI	BB	SO	LOB	TOP					
Larry Herndon, R OBP: 0.332, SLG: 0.361 (1, 8)	0-0 6-3		0-0 6-3			0-0 F9		0-0 F9		4	0	0	0	0	0	2	San Francisco Giants @ Pittsburgh Pirates Three Rivers Stadium, Pittsburgh, PA Sat Aug 28 1976, 7:05 PM EDT Att: 11,043 - Unknown livebaseballscorecards.com					
Johnnie LaMaster, R OBP: 0.277, SLG: 0.254 Gary Lavelle, S OBP: 0.125, SLG: 0.125 (1, 6) (8, 1)	0-0 6-3			0-0 6-3		0-0 4-3		0-0 5-3		4	0	0	0	0	0	2						
Gary Matthews, R OBP: 0.366, SLG: 0.441 (1, 7)	0-0 4-3			0-0 4-3 2B			0-0 F9		0-0 1-3	4	0	1	0	0	0	0						
Bobby Murcer, L OBP: 0.352, SLG: 0.414 Glenn Adams, L OBP: 0.250, SLG: 0.302 (1, 9) (7, 9)		4-0 PB BB		0-0 4-3			0-0 G3		0-3 K	2	0	0	0	1	0	1						
Ken Reitz, R OBP: 0.310, SLG: 0.349 (1, 5)		0-0 F8		0-0 F3			0-0 6-3		0-0 F7	4	0	0	0	0	0	2						
Gary Thomasson, L OBP: 0.316, SLG: 0.425 (1, 3)		0-0 F9			0-0 F8			4-0 1B BB		2	1	0	0	1	0	1						
Chris Speier, R OBP: 0.309, SLG: 0.283 (1, 4) (8, 6)		0-0 F8			0-3 K			0-0 F9 1B		3	0	1	0	0	1	1						
Mike Sadek, R OBP: 0.318, SLG: 0.247 (1, 2)			0-0 F8		0-0 4-3			0-0 1-2 2H 1B		3	0	1	1	0	0	0						
John D'Acquisto, R Charlie Williams, R Bruce Miller, R Rob Dressler, R Chris Adams, R Dave Heaverlo, R Randy Moffitt, R Manny Sanguillen, R (1, 1) (1, 1) (3, 1) (6, 1) (7, 1)			0-3 K		0-0 4-3		0-0 4-3		0-0 F9	0	0	0	0	0	0	0						
Inning Stats	R: 0 E: 0 K: 0 S: 3	H: 0 LOB: 0 BB: 0 P: 3	R: 0 E: 0 K: 0 S: 3	H: 0 LOB: 1 BB: 1 P: 7	R: 0 E: 0 K: 1 S: 5	H: 0 LOB: 0 BB: 0 P: 5	R: 0 E: 0 K: 0 S: 4	H: 1 LOB: 1 BB: 0 P: 4	R: 0 E: 0 K: 1 S: 5	H: 0 LOB: 0 BB: 0 P: 5	R: 0 E: 0 K: 0 S: 3	H: 0 LOB: 0 BB: 0 P: 3	R: 0 E: 0 K: 0 S: 3	H: 0 LOB: 0 BB: 0 P: 3	R: 1 E: 0 K: 0 S: 5	H: 2 LOB: 2 BB: 1 P: 9	R: 0 E: 0 K: 1 S: 5	H: 0 LOB: 0 BB: 0 P: 5	1B: 2 2B: 1 3B: 0 HR: 0	SF: 0 SAC: 0 DP: 0 HBP: 0	WP: 0 PB: 1 SB: 0 CS: 0	PA: 32
PITCHER Jim Rooker, L ERA: 3.6 (1, 1)	IP: 9.0 WLS: W BF: 32 H: 3 R: 1 ER: 1 SO: 3 BB: 2 IBB: 0 HBP: 0 BLK: 0 WP: 0 HR: 0 S: 36 P: 44 ERA: 1.00 WHIP: 0.556															PITCHER Gary Lavelle, L ERA: 2.76 (8, 1)	IP: 1.0 WLS: L BF: 5 H: 1 R: 0 ER: 0 SO: 1 BB: 0 IBB: 0 HBP: 1 BLK: 0 WP: 0 HR: 0 S: 6 P: 7 ERA: 0.00 WHIP: 1.000					

Batter	1	2	3	4	5	6	7	8	9	AB	R	H	RBI	BB	SO	LOB	BOTTOM				
Frank Taveras, R OBP: 0.327, SLG: 0.297 (1, 6)	0-0 1B		0-0 1-2 2-3 1B		0-0 F9			0-0 HBP 1B		5	1	4	1	0	0	1	San Francisco Giants @ Pittsburgh Pirates Three Rivers Stadium, Pittsburgh, PA Sat Aug 28 1976, 7:05 PM EDT Att: 11,043 - Unknown livebaseballscorecards.com				
Omar Moreno, L OBP: 0.391, SLG: 0.443 (1, 8)	0-0 1-2 2-3 BB K		0-3 K		0-3 K		0-3 K	1-0 HBP 1B		3	1	0	0	1	3	4					
Richie Zisk, R OBP: 0.339, SLG: 0.477 (1, 7)	4-0 2B SF7 BB	0-0 F8		0-0 5-3		0-3 K		0-0 F8		4	1	0	0	1	1	2					
Dave Parker, L OBP: 0.339, SLG: 0.455 (1, 9)	0-0 1-3 2-H 3-H 1B 2B	0-0 F9		0-0 F7		0-0 6-3				4	1	1	2	0	0	0					
Richie Hebner, L OBP: 0.300, SLG: 0.322 (1, 5)	0-0 SF7	0-0 F7		4-0 BB		0-0 3-1				2	0	0	1	1	0	0					
Ed Kirkpatrick, L OBP: 0.326, SLG: 0.322 (1, 3)	4-0 1B E BB		0-0 1B 1B 1B		0-0 4-3		0-0 L5			3	1	1	0	1	0	1					
Rennie Stennett, R OBP: 0.298, SLG: 0.356 (1, 4)	0-0 1-3 2-H E 1B		0-0 F9		0-0 6-3		0-0 6-3			4	1	1	1	0	0	1					
Manny Sanguillen, R OBP: 0.338, SLG: 0.383 (1, 2)	0-0 E8 1B 1B		0-0 1B 1B		0-0 F7			0-0 F6		4	1	2	1	0	0	0					
Jim Rooker, R OBP: 0.246, SLG: 0.364 (1, 1)	0-0 5-3		0-0 F9		0-0 1B			0-3 K		4	0	1	0	0	1	3					
Inning Stats	R: 7 E: 1 K: 1 S: 10	H: 5 LOB: 1 BB: 3 P: 22	R: 0 E: 0 K: 0 S: 3	H: 0 LOB: 0 BB: 0 P: 3	R: 0 E: 0 K: 1 S: 8	H: 3 LOB: 3 BB: 0 P: 8	R: 0 E: 0 K: 0 S: 3	H: 0 LOB: 1 BB: 1 P: 7	R: 0 E: 0 K: 2 S: 7	H: 0 LOB: 0 BB: 0 P: 7	R: 0 E: 0 K: 0 S: 3	H: 0 LOB: 0 BB: 0 P: 3	R: 0 E: 0 K: 1 S: 6	H: 1 LOB: 2 BB: 0 P: 7	R: 0 E: 0 K: 1 S: 6	H: 1 LOB: 2 BB: 0 P: 7		1B: 9 2B: 1 3B: 0 HR: 0	SF: 1 SAC: 0 DP: 0 HBP: 1	WP: 0 PB: 0 SB: 2 CS: 0	PA: 39
PITCHER John D'Acquisto, R ERA: 5.01 Charlie Williams, R ERA: 2.95 Rob Dressler, R ERA: 4.15 Dave Heaverlo, R ERA: 4.37 Randy Moffitt, R ERA: 2.45 (1, 1) (1, 1) (3, 1) (6, 1) (7, 1)	IP: 1.2 WLS: L BF: 7 H: 2 R: 1 ER: 0 SO: 1 BB: 0 IBB: 0 HBP: 0 BLK: 0 WP: 0 HR: 0 S: 9 P: 16 ERA: 0.00 WHIP: 1.200															PITCHER Gary Lavelle, L ERA: 2.76 (8, 1)		IP: 1.0 WLS: L BF: 5 H: 1 R: 0 ER: 0 SO: 1 BB: 0 IBB: 0 HBP: 1 BLK: 0 WP: 0 HR: 0 S: 6 P: 7 ERA: 0.00 WHIP: 1.000			



Batter	1	2	3	4	5	6	7	8	9	AB	R	H	RBI	BB	SO	LOB	TOP					
Larry Herndon, R (1, 8) OBP: 0.337, SLG: 0.362	FC3-6 BB		CS 1B			F8			F8	3	0	1	0	1	0	0						
Marty Perez, R (1, 4) OBP: 0.314, SLG: 0.319	K		CS 1B				6-3			3	0	1	0	0	1	1						
Gary Matthews, R (1, 7) OBP: 0.365, SLG: 0.441	K						1-3			3	0	0	0	0	2	2						
Bobby Murcer, L (1, 9) OBP: 0.365, SLG: 0.411	FC3-6						5-3			3	0	0	0	0	0	1						
Ken Reitz, R (1, 5) OBP: 0.310, SLG: 0.348		K							K	3	0	0	0	0	2	0						
Chris Speier, R (1, 6) OBP: 0.304, SLG: 0.278		6-3							1-3	3	0	0	0	0	0	0						
Gary Thomasson, L (1, 3) OBP: 0.305, SLG: 0.407									P6	3	0	0	0	0	0	0						
Mike Sadek, R (1, 2) OBP: 0.302, SLG: 0.235									F8	3	0	0	0	0	0	0						
John Montefusco, R (1, 1) OBP: 0.183, SLG: 0.138 Chris Arnold, R (9, PH) OBP: 0.262, SLG: 0.250									F8	2	0	1	0	0	1	0						
			1B							1	0	0	0	0	0	0						
Inning Stats	R: 0 E: 0 K: 2 S: 7	H: 0 LOB: 1 BB: 1 P: 11	R: 0 E: 0 K: 1 S: 5	H: 0 LOB: 0 BB: 0 P: 5	R: 0 E: 0 K: 0 S: 3	H: 2 LOB: 0 BB: 0 P: 3	R: 0 E: 0 K: 1 S: 5	H: 1 LOB: 0 BB: 0 P: 5	R: 0 E: 0 K: 0 S: 3	H: 0 LOB: 0 BB: 0 P: 3	R: 0 E: 0 K: 1 S: 5	H: 0 LOB: 0 BB: 0 P: 5	R: 0 E: 0 K: 1 S: 3	H: 0 LOB: 0 BB: 0 P: 3	R: 0 E: 0 K: 0 S: 3	H: 0 LOB: 0 BB: 0 P: 3	R: 0 E: 0 K: 0 S: 3	H: 0 LOB: 0 BB: 0 P: 3	1B: 3 2B: 1 3B: 0 HR: 0	SF: 0 SAC: 0 DP: 1 HBP: 0	WP: 0 PB: 0 SB: 0 CS: 2	PA: 29
PITCHER Jerry Koosman, L (1, 1) ERA: 2.91	IP: 9.0 WLS: W BF: 28 H: 3 R: 0 ER: 0 SO: 6 BB: 1 IBB: 0 HBP: 0 BLK: 0 WP: 0 HR: 0 S: 39 P: 43 ERA: 0.00 WHIP: 0.444															PITCHER	IP: 9.0 WLS: W BF: 28 H: 3 R: 0 ER: 0 SO: 6 BB: 1 IBB: 0 HBP: 0 BLK: 0 WP: 0 HR: 0 S: 39 P: 43 ERA: 0.00 WHIP: 0.444					

San Francisco Giants @ New York Mets
Shea Stadium, Flushing, NY
Wed Sep 01 1976, 7:05 PM EDT
Att: 14,455 - Unknown

AB	27
R	0
H	3
RBI	0
BB	1
SO	6
LOB	4



Batter	1	2	3	4	5	6	7	8	9	AB	R	H	RBI	BB	SO	LOB	BOTTOM					
Bruce Boisclair, L (1, 8) OBP: 0.331, SLG: 0.347	K		CS 1B			G3			G3	4	0	1	0	0	1	1						
Felix Milan, R (1, 4) OBP: 0.335, SLG: 0.345	5-3									4	1	2	0	0	0	0						
John Milner, L (1, 7) OBP: 0.354, SLG: 0.440	4-3									3	0	1	1	1	0	0						
Dave Kingman, R (1, 9) OBP: 0.276, SLG: 0.517		K	P3						K	4	0	0	0	0	3	3						
Ed Kranepool, L (1, 3) OBP: 0.338, SLG: 0.397		HBP 1B	FC4-6						6-3	3	0	1	0	1	0	2						
Roy Staiger, R (1, 5) OBP: 0.295, SLG: 0.311		L9							K	4	0	0	0	0	1	3						
John Stearns, R (1, 2) OBP: 0.111, SLG: 0.111		HBP 1B							F7	3	0	1	0	0	0	0						
Bud Harrelson, S (1, 6) OBP: 0.335, SLG: 0.277		FC6-4 HBP								1	0	1	0	1	0	0						
Jerry Koosman, R (1, 1) OBP: 0.270, SLG: 0.279		FC6-4							K	3	0	0	0	0	2	5						
Inning Stats	R: 0 E: 0 K: 1 S: 5	H: 2 LOB: 3 BB: 0 P: 8	R: 0 E: 0 K: 0 S: 4	H: 2 LOB: 2 BB: 1 P: 8	R: 0 E: 0 K: 1 S: 5	H: 0 LOB: 0 BB: 1 P: 9	R: 0 E: 0 K: 2 S: 7	H: 0 LOB: 0 BB: 0 P: 7	R: 0 E: 0 K: 1 S: 6	H: 1 LOB: 1 BB: 0 P: 6	R: 1 E: 0 K: 1 S: 6	H: 2 LOB: 1 BB: 1 P: 10	R: 0 E: 0 K: 0 S: 6	H: 0 LOB: 0 BB: 0 P: 6	R: 0 E: 0 K: 0 S: 6	H: 0 LOB: 0 BB: 0 P: 6	R: 0 E: 0 K: 0 S: 6	H: 0 LOB: 0 BB: 0 P: 6	1B: 5 2B: 2 3B: 0 HR: 0	SF: 0 SAC: 0 DP: 1 HBP: 1	WP: 0 PB: 0 SB: 0 CS: 1	PA: 33
PITCHER John Montefusco, R (1, 1) ERA: 3.05	IP: 8.0 WLS: L BF: 33 H: 7 R: 1 ER: 1 SO: 7 BB: 2 IBB: 1 HBP: 1 BLK: 0 WP: 0 HR: 0 S: 43 P: 56 ERA: 1.12 WHIP: 1.125															PITCHER	IP: 8.0 WLS: L BF: 33 H: 7 R: 1 ER: 1 SO: 7 BB: 2 IBB: 1 HBP: 1 BLK: 0 WP: 0 HR: 0 S: 43 P: 56 ERA: 1.12 WHIP: 1.125					

San Francisco Giants @ New York Mets
Shea Stadium, Flushing, NY
Wed Sep 01 1976, 7:05 PM EDT
Att: 14,455 - Unknown

AB	29
R	1
H	7
RBI	1
BB	3
SO	7
LOB	14



Batter	1	2	3	4	5	6	7	8	9	AB	R	H	RBI	BB	SO	LOB	TOP						
Larry Herndon, R OBP: 0.338, SLG: 0.360 (1, 8)	6-3		1B BB	SH4-3		2B BB		4-3	4-3	4	2	1	0	1	0	1	San Francisco Giants @ New York Mets Shea Stadium, Flushing, NY Thu Sep 02 1976, 3:33 AM EDT Att: 8,007 - Unknown livebaseballscorecards.com						
Marty Perez, R OBP: 0.323, SLG: 0.331 (1, 4)	1B FC6-4 BB		BB SF8	HR BB		1B 2B		F9 2B		3	4	3	1	2	0	0							
Gary Matthews, R OBP: 0.365, SLG: 0.439 (1, 7)	FC6-4 1B		BB 1B	K		5-3		F9		4	1	1	0	1	1	3							
Bobby Murcer, L OBP: 0.354, SLG: 0.419 (1, 9)	FC6-4 1B		1B BB	HR		1B		BB		3	1	2	5	2	0	1							
Ken Reitz, R OBP: 0.309, SLG: 0.347 (1, 5)	1-3 1B		SF8	K		4-3		L7		4	0	1	1	0	1	3							
Gary Thomasson, L OBP: 0.304, SLG: 0.404 Darrell Evans, L OBP: 0.322, SLG: 0.319 (9, 3)	5-3		1-3 2-H 1B	6-3		K		1-3 1B		4	0	1	1	0	1	2							
Johnnie LetMaster, R OBP: 0.293, SLG: 0.296 (1, 6)		4-3	K	K		F4		1-3 1B		5	0	0	0	0	2	3							
Mike Sadek, R OBP: 0.307, SLG: 0.236 (1, 2)		5-3	5-3	5-3		F8		2-H 1B		4	0	1	1	1	0	2							
John D'Acquisto, R OBP: 0.296, SLG: 0.308 Charlie Williams, R OBP: 0.259, SLG: 0.143 Mike Caldwell, R OBP: 0.193, SLG: 0.211 Randy Moffitt, R OBP: 0.167, SLG: 0.167 (1, 1)		K		SH4-3 WP 2B		6-3		F7		1	0	0	0	0	1	0							
Inning Stats	R: 1 E: 0 K: 0 S: 5	H: 2 LOB: 2 BB: 1 P: 9	R: 0 E: 0 K: 1 S: 5	H: 0 LOB: 0 BB: 0 P: 5	R: 3 E: 0 K: 1 S: 8	H: 3 LOB: 2 BB: 2 P: 16	R: 3 E: 0 K: 2 S: 9	H: 2 LOB: 0 BB: 1 P: 13	R: 0 E: 0 K: 1 S: 5	H: 0 LOB: 0 BB: 0 P: 5	R: 2 E: 0 K: 0 S: 5	H: 2 LOB: 1 BB: 1 P: 9	R: 0 E: 0 K: 1 S: 4	H: 1 LOB: 2 BB: 1 P: 8	R: 1 E: 0 K: 0 S: 5	H: 2 LOB: 1 BB: 0 P: 5		1B: 8 2B: 3 3B: 0 HR: 1	SF: 1 SAC: 1 DP: 0 HBP: 0	WP: 1 PB: 0 CS: 0	PA: 46		
PITCHER	IP WLS BF H R ER SO BB IBB HBP BLK WP HR S P ERA WHIP	IP WLS BF H R ER SO BB IBB HBP BLK WP HR S P ERA WHIP	IP WLS BF H R ER SO BB IBB HBP BLK WP HR S P ERA WHIP	IP WLS BF H R ER SO BB IBB HBP BLK WP HR S P ERA WHIP	IP WLS BF H R ER SO BB IBB HBP BLK WP HR S P ERA WHIP	IP WLS BF H R ER SO BB IBB HBP BLK WP HR S P ERA WHIP	IP WLS BF H R ER SO BB IBB HBP BLK WP HR S P ERA WHIP	IP WLS BF H R ER SO BB IBB HBP BLK WP HR S P ERA WHIP	IP WLS BF H R ER SO BB IBB HBP BLK WP HR S P ERA WHIP	IP WLS BF H R ER SO BB IBB HBP BLK WP HR S P ERA WHIP	IP WLS BF H R ER SO BB IBB HBP BLK WP HR S P ERA WHIP	IP WLS BF H R ER SO BB IBB HBP BLK WP HR S P ERA WHIP	IP WLS BF H R ER SO BB IBB HBP BLK WP HR S P ERA WHIP	IP WLS BF H R ER SO BB IBB HBP BLK WP HR S P ERA WHIP	IP WLS BF H R ER SO BB IBB HBP BLK WP HR S P ERA WHIP	IP WLS BF H R ER SO BB IBB HBP BLK WP HR S P ERA WHIP	IP WLS BF H R ER SO BB IBB HBP BLK WP HR S P ERA WHIP	IP WLS BF H R ER SO BB IBB HBP BLK WP HR S P ERA WHIP	IP WLS BF H R ER SO BB IBB HBP BLK WP HR S P ERA WHIP	IP WLS BF H R ER SO BB IBB HBP BLK WP HR S P ERA WHIP	IP WLS BF H R ER SO BB IBB HBP BLK WP HR S P ERA WHIP	IP WLS BF H R ER SO BB IBB HBP BLK WP HR S P ERA WHIP	
Jon Matlack, L ERA: 2.86 (1, 1)	3.1 L	6 6	6 6	2 2	4 0	0 0	0 0	0 0	1 12	12 18	5.40 9.00	0.600 2.000											
Nino Espinosa, R ERA: 3.81 (4, 1)	1.2 6	1 1	1 1	3 3	0 0	0 0	0 0	0 0	1 12	12 18	5.40 9.00	0.600 2.000											
Ken Sanders, R ERA: 2.8 (6, 1)	2.0 10	2 2	2 2	1 1	2 0	0 0	0 0	0 0	0 4	4 8	0.00 2.000												
Bob Myrick, L ERA: 3.43 (8, 1)	1.0 5	1 0	0 0	0 0	1 0	0 0	0 0	0 0	0 4	4 8	0.00 2.000												
Bob Apodaca, R ERA: 3.01 (9, 1)	1.0 5	2 1	1 1	0 0	0 0	0 0	0 0	0 0	0 5	5 9	9.00 2.000												
PITCHER	IP WLS BF H R ER SO BB IBB HBP BLK WP HR S P ERA WHIP	IP WLS BF H R ER SO BB IBB HBP BLK WP HR S P ERA WHIP	IP WLS BF H R ER SO BB IBB HBP BLK WP HR S P ERA WHIP	IP WLS BF H R ER SO BB IBB HBP BLK WP HR S P ERA WHIP	IP WLS BF H R ER SO BB IBB HBP BLK WP HR S P ERA WHIP	IP WLS BF H R ER SO BB IBB HBP BLK WP HR S P ERA WHIP	IP WLS BF H R ER SO BB IBB HBP BLK WP HR S P ERA WHIP	IP WLS BF H R ER SO BB IBB HBP BLK WP HR S P ERA WHIP	IP WLS BF H R ER SO BB IBB HBP BLK WP HR S P ERA WHIP	IP WLS BF H R ER SO BB IBB HBP BLK WP HR S P ERA WHIP	IP WLS BF H R ER SO BB IBB HBP BLK WP HR S P ERA WHIP	IP WLS BF H R ER SO BB IBB HBP BLK WP HR S P ERA WHIP	IP WLS BF H R ER SO BB IBB HBP BLK WP HR S P ERA WHIP	IP WLS BF H R ER SO BB IBB HBP BLK WP HR S P ERA WHIP	IP WLS BF H R ER SO BB IBB HBP BLK WP HR S P ERA WHIP	IP WLS BF H R ER SO BB IBB HBP BLK WP HR S P ERA WHIP	IP WLS BF H R ER SO BB IBB HBP BLK WP HR S P ERA WHIP	IP WLS BF H R ER SO BB IBB HBP BLK WP HR S P ERA WHIP	IP WLS BF H R ER SO BB IBB HBP BLK WP HR S P ERA WHIP	IP WLS BF H R ER SO BB IBB HBP BLK WP HR S P ERA WHIP	IP WLS BF H R ER SO BB IBB HBP BLK WP HR S P ERA WHIP	IP WLS BF H R ER SO BB IBB HBP BLK WP HR S P ERA WHIP	
Bruce Boisclair, L OBP: 0.332, SLG: 0.345 (1, 8)	BB WP 1B	1B BB	K			G3		K		4	1	1	0	1	2	5	San Francisco Giants @ New York Mets Shea Stadium, Flushing, NY Thu Sep 02 1976, 3:33 AM EDT Att: 8,007 - Unknown livebaseballscorecards.com						
Felix Milten, R OBP: 0.336, SLG: 0.344 (1, 4)	WP BB	1B BB	6-3			F9		FC6-4 1B 2B		4	1	1	1	1	0	2							
John Milner, L OBP: 0.354, SLG: 0.438 (1, 7)	CS BB	L3	K			4-3		2B 1B		4	1	1	1	1	1	3							
Dave Kingman, R OBP: 0.274, SLG: 0.513 Pepe Manguual, R OBP: 0.359, SLG: 0.326 (1, 9)	5-3		K	K		4-3		2B		3	0	0	0	0	2	2							
Ed Kranepool, L OBP: 0.337, SLG: 0.395 Bob Myrick, R (8, 1)	6-3		BB FC3-2 1B			G3		F9		4	0	1	0	0	0	1							
Mike Phillips, L OBP: 0.332, SLG: 0.380 Bob Apodaca, R OBP: 0.200, SLG: 0.214 (8, 1)			BB FC3-2 1B			G3		F9		0	0	0	0	0	0	0							
Roy Staiger, R OBP: 0.297, SLG: 0.313 (1, 5)		P4	FC3-2 BB 1B			L4		P6		5	1	2	0	0	0	0							
John Stearns, R OBP: 0.217, SLG: 0.190 (1, 2)		F8	BB FC3-2 BB			FC6-4 BB		1B WP 2B		3	1	1	0	2	0	0							
Bud Harrelson, S OBP: 0.336, SLG: 0.277 (1, 6)		BB E 1B BB	FC3-2 BB			K		FC6-4 WP 1B		4	2	1	0	1	1	5							
Jon Matlack, L OBP: 0.266, SLG: 0.197 Nino Espinosa, R (4, 1)		E6				FC6-4				1	0	0	1	1	0	1							
Joe Torre, R OBP: 0.347, SLG: 0.394 Ken Sanders, R (6, 1)		1B BB				FC6-4		FC6-4 BB		1	0	0	0	0	0	2							
Leon Brown, R OBP: 0.254, SLG: 0.265 (8, 7)		1-2 BB	1-2 2-3 3-H BB							0	0	0	0	1	0	0							
Inning Stats	R: 1 E: 0 K: 0 S: 3	H: 1 LOB: 1 BB: 2 P: 11	R: 1 E: 1 K: 0 S: 5	H: 1 LOB: 3 BB: 2 P: 13	R: 1 E: 0 K: 2 S: 9	H: 2 LOB: 3 BB: 2 P: 17	R: 0 E: 0 K: 2 S: 7	H: 0 LOB: 0 BB: 0 P: 7	R: 0 E: 0 K: 1 S: 6	H: 1 LOB: 2 BB: 1 P: 10	R: 0 E: 0 K: 0 S: 3	H: 0 LOB: 0 BB: 0 P: 3	R: 0 E: 0 K: 0 S: 3	H: 0 LOB: 0 BB: 0 P: 3	R: 4 E: 0 K: 1 S: 9	H: 4 LOB: 1 BB: 1 P: 13	R: 0 E: 0 K: 0 S: 3	H: 0 LOB: 0 BB: 0 P: 3	1B: 7 2B: 2 3B: 0 HR: 0	SF: 0 SAC: 0 DP: 0 HBP: 0	WP: 3 PB: 0 CS: 1	PA: 44	
PITCHER	IP WLS BF H R ER SO BB IBB HBP BLK WP HR S P ERA WHIP	IP WLS BF H R ER SO BB IBB HBP BLK WP HR S P ERA WHIP	IP WLS BF H R ER SO BB IBB HBP BLK WP HR S P ERA WHIP	IP WLS BF H R ER SO BB IBB HBP BLK WP HR S P ERA WHIP	IP WLS BF H R ER SO BB IBB HBP BLK WP HR S P ERA WHIP	IP WLS BF H R ER SO BB IBB HBP BLK WP HR S P ERA WHIP	IP WLS BF H R ER SO BB IBB HBP BLK WP HR S P ERA WHIP	IP WLS BF H R ER SO BB IBB HBP BLK WP HR S P ERA WHIP	IP WLS BF H R ER SO BB IBB HBP BLK WP HR S P ERA WHIP	IP WLS BF H R ER SO BB IBB HBP BLK WP HR S P ERA WHIP	IP WLS BF H R ER SO BB IBB HBP BLK WP HR S P ERA WHIP	IP WLS BF H R ER SO BB IBB HBP BLK WP HR S P ERA WHIP	IP WLS BF H R ER SO BB IBB HBP BLK WP HR S P ERA WHIP	IP WLS BF H R ER SO BB IBB HBP BLK WP HR S P ERA WHIP	IP WLS BF H R ER SO BB IBB HBP BLK WP HR S P ERA WHIP	IP WLS BF H R ER SO BB IBB HBP BLK WP HR S P ERA WHIP	IP WLS BF H R ER SO BB IBB HBP BLK WP HR S P ERA WHIP	IP WLS BF H R ER SO BB IBB HBP BLK WP HR S P ERA WHIP	IP WLS BF H R ER SO BB IBB HBP BLK WP HR S P ERA WHIP	IP WLS BF H R ER SO BB IBB HBP BLK WP HR S P ERA WHIP	IP WLS BF H R ER SO BB IBB HBP BLK WP HR S P ERA WHIP	IP WLS BF H R ER SO BB IBB HBP BLK WP HR S P ERA WHIP	IP WLS BF H R ER SO BB IBB HBP BLK WP HR S P ERA WHIP
John D'Acquisto, R ERA: 5.08 (1, 1)	2.0 12	2 2	1 1	1 1	2 0	0 0	0 0	0 0	6 14	14 37	13.50 7.20	6.000 1.200											
Charlie Williams, R ERA: 3.04 (3, 1)	0.2 6	2 1	1 1	1 1	2 0	0 0	0 0	1 0	29 37	37 5	0.00 0.750												
Mike Caldwell, L ERA: 1.3 (3, 1)	5.0 W	21 4	4 4	4 5	2 0	0 0	0 0	1 0	29 37	37 5	0.00 0.750												
Randy Moffitt, R ERA: 2.43 (8, 1)	1.1 S	5 1	0 0	0 0	0 0	0 0	0 0	0 0	5 5	5 5	0.00 0.750												

Batter	1	2	3	4	5	6	7	8	9	AB	R	H	RBI	BB	SO	LOB	TOP				
Johnny Grubb, L OBP: 0.397, SLG: 0.410 (1, 7)										4	0	1	0	0	2	1	San Diego Padres @ San Francisco Giants Candlestick Park, San Francisco, CA Fri Sep 03 1976, 10:05 PM EDT Att: 1,981 - Unknown livebaseballscorecards.com				
Tito Fuentes, S OBP: 0.303, SLG: 0.328 (1, 4)										4	1	2	0	0	0	1					
Willie Davis, L OBP: 0.293, SLG: 0.379 (1, 8)										4	0	0	0	0	0	2					
Dave Winfield, R OBP: 0.362, SLG: 0.427 (1, 9)										4	1	1	0	0	0	1					
Mike Ivie, R OBP: 0.354, SLG: 0.421 (1, 3)										4	1	1	2	0	0	1					
Fred Kendall, R OBP: 0.303, SLG: 0.304 (1, 2)										3	0	1	1	0	0	0					
Doug Rader, R OBP: 0.315, SLG: 0.340 (1, 5)										3	0	0	0	0	1	1					
Enzo Hernandez, R OBP: 0.321, SLG: 0.321 (1, 6)										3	0	1	0	0	0	0					
Randy Jones, R OBP: 0.086, SLG: 0.045 Jerry Johnson, R (3, 1)										0	0	0	0	0	0	0					
Jerry Turner, L OBP: 0.312, SLG: 0.378 Butch Metzger, R (8, 1)										1	0	0	0	0	0	0					
										1	0	0	0	0	1	0					
										0	0	0	0	0	0	0					
Inning Stats	R: 0 E: 0 K: 0 S: 3	H: 1 LOB: 0 BB: 0 P: 3	R: 0 E: 0 K: 0 S: 3	H: 0 LOB: 0 BB: 0 P: 3	R: 0 E: 0 K: 1 S: 6	H: 1 LOB: 1 BB: 0 P: 6	R: 3 E: 1 K: 0 S: 6	H: 2 LOB: 0 BB: 0 P: 6	R: 0 E: 0 K: 1 S: 5	H: 0 LOB: 0 BB: 0 P: 5	R: 0 E: 0 K: 0 S: 4	H: 1 LOB: 1 BB: 0 P: 4	R: 0 E: 0 K: 0 S: 3	H: 1 LOB: 0 BB: 0 P: 3	R: 0 E: 0 K: 2 S: 8	H: 1 LOB: 1 BB: 0 P: 8	R: 0 E: 0 K: 0 S: 3	H: 0 LOB: 0 BB: 0 P: 3	1B: 6 2B: 1 3B: 1 HR: 0	SF: 1 SAC: 1 DP: 2 HBP: 0	WP: 0 PA: 33 PB: 0 SB: 0 CS: 0
PITCHER Jim Barr, R ERA: 3.17 (1, 1)	IP: 9.0 WLS: W BF: 33 H: 7 R: 3 ER: 1 SO: 4 BB: 0 IBB: 0 HBP: 0 BLK: 0 WP: 0 HR: 0 S: 41 P: 41 ERA: 1.00 WHIP: 0.778															PITCHER					

Batter	1	2	3	4	5	6	7	8	9	AB	R	H	RBI	BB	SO	LOB	BOTTOM				
Gary Thomasson, L OBP: 0.306, SLG: 0.402 (1, 3)										4	1	1	0	1	1	1	San Diego Padres @ San Francisco Giants Candlestick Park, San Francisco, CA Fri Sep 03 1976, 10:05 PM EDT Att: 1,981 - Unknown livebaseballscorecards.com				
Larry Herndon, R OBP: 0.338, SLG: 0.360 (8, 8)										0	0	0	0	0	0	0					
Marty Perez, R OBP: 0.327, SLG: 0.338 (1, 4)											5	3	3	0	0	1		2			
Gary Matthews, R OBP: 0.366, SLG: 0.439 Darrell Evans, L (5, PH)											1	0	0	1	1	0					
Darrell Evans, L OBP: 0.323, SLG: 0.318 (6, 3)											1	0	0	0	1	0					
Bobby Murcer, L OBP: 0.353, SLG: 0.418 (1, 9)										4	1	1	1	0	0	3					
Ken Reitz, R OBP: 0.311, SLG: 0.355 (1, 5)										3	1	2	4	0	0	1					
Jack Clark, R OBP: 0.500, SLG: 0.333 (6, 7)										3	1	1	0	1	1	1					
Gary Alexander, R (1, 2)										4	0	0	0	0	1	3					
Johnnie LeMaster, R OBP: 0.192, SLG: 0.224 (1, 6)										4	0	0	0	0	0	1					
Jim Barr, R OBP: 0.219, SLG: 0.224 (1, 1)										4	0	2	1	0	0	0					
Inning Stats	R: 4 E: 0 K: 0 S: 7	H: 4 LOB: 0 BB: 0 P: 7	R: 0 E: 0 K: 0 S: 3	H: 0 LOB: 0 BB: 0 P: 3	R: 1 E: 0 K: 1 S: 7	H: 2 LOB: 2 BB: 1 P: 11	R: 0 E: 0 K: 0 S: 3	H: 0 LOB: 0 BB: 0 P: 3	R: 1 E: 0 K: 1 S: 7	H: 2 LOB: 1 BB: 0 P: 7	R: 0 E: 0 K: 1 S: 6	H: 1 LOB: 1 BB: 0 P: 6	R: 0 E: 0 K: 1 S: 5	H: 0 LOB: 1 BB: 1 P: 9	R: 1 E: 0 K: 0 S: 4	H: 1 LOB: 2 BB: 2 P: 12	R: 0 E: 0 K: 0 S: 4	H: 1 LOB: 2 BB: 2 P: 12	1B: 6 2B: 2 3B: 1 HR: 1	SF: 1 SAC: 0 DP: 0 HBP: 0	WP: 0 PA: 38 PB: 0 SB: 1 CS: 0
PITCHER Randy Jones, L ERA: 2.74 Jerry Johnson, R ERA: 3.49 Butch Metzger, R ERA: 2.31	IP: 2.2 WLS: L BF: 15 H: 6 R: 5 ER: 5 SO: 0 BB: 1 IBB: 0 HBP: 0 BLK: 0 WP: 0 HR: 1 S: 14 P: 18 ERA: 16.88 WHIP: 2.625															PITCHER					

Batter	1	2	3	4	5	6	7	8	9	AB	R	H	RBI	BB	SO	LOB	TOP															
Johnny Grubb, L (1,5) OBP: 0.396, SLG: 0.409 Ted Kubiak, S (1,5) OBP: 0.317, SLG: 0.279										1	0	0	0	0	1	0	San Diego Padres @ San Francisco Giants Candlestick Park, San Francisco, CA Sat Sep 04 1976, 6:33 AM EDT Att: 4,546 - Unknown livebaseballscorecards.com															
Tito Fuentes, S (1,4) OBP: 0.302, SLG: 0.327										5	0	1	0	0	2	2																
Willie Davis, L (1,8) OBP: 0.295, SLG: 0.380										4	0	2	0	0	1	0																
Dave Winfield, R (1,9) OBP: 0.364, SLG: 0.430										2	1	1	0	2	0	2																
Mike Ivie, R (1,3) OBP: 0.354, SLG: 0.423										3	0	1	1	0	1	3																
Jerry Turner, L (1,7) OBP: 0.315, SLG: 0.377										3	1	1	0	1	0	2																
Fred Kendall, R (1,2) OBP: 0.302, SLG: 0.304										4	1	1	0	0	1	4																
Enzo Hernandez, R (1,6) OBP: 0.320, SLG: 0.323										4	0	1	2	0	0	0																
Tom Griffin, R (1,1) OBP: 0.100, SLG: 0.053 Butch Metzger, R (7,1)										3	0	0	0	0	1	1																
Merv Rettenmund, R (9, PH) OBP: 0.348, SLG: 0.300										0	0	0	0	0	0	0																
Inning Stats	R: 0 E: 0 K: 1 S: 5	H: 0 LOB: 0 BB: 0 P: 5	R: 0 E: 0 K: 1 S: 5	H: 0 LOB: 1 BB: 1 P: 9	R: 0 E: 0 K: 1 S: 5	H: 0 LOB: 0 BB: 0 P: 5	R: 1 E: 0 K: 2 S: 9	H: 2 LOB: 1 BB: 0 P: 9	R: 0 E: 0 K: 1 S: 5	H: 0 LOB: 0 BB: 0 P: 5	R: 0 E: 0 K: 0 S: 5	H: 2 LOB: 2 BB: 0 P: 5	R: 2 E: 0 K: 0 S: 6	H: 3 LOB: 1 BB: 0 P: 6	R: 0 E: 0 K: 0 S: 3	H: 1 LOB: 2 BB: 2 P: 11	R: 0 E: 0 K: 2 S: 8	H: 1 LOB: 1 BB: 0 P: 8	1B: 6 2B: 3 HR: 0	SF: 0 SAC: 1 DP: 1 HBP: 0	WP: 1 PB: 0 SB: 1 CS: 0	PA: 38										
PITCHER	IP WLS BF H R ER SO BB IBB HBP BLK WP HR S P ERA WHIP																															
Ed Halicki, R (1,1) ERA: 3.9	6.0	W 26	H 7	R 3	ER 3	SO 6	BB 1	IBB 0	HBP 0	BLK 0	WP 0	HR 0	S 37	P 41	ERA 4.50	WHIP 1.333																
Gary Lavelle, L (7,1) ERA: 2.72	1.0	W 3	H 0	R 0	ER 0	SO 0	BB 0	IBB 0	HBP 0	BLK 0	WP 1	HR 0	S 3	P 3	ERA 0.00	WHIP 0.000																
Randy Moffitt, R (8,1) ERA: 2.37	2.0	S 9	H 2	R 0	ER 0	SO 2	BB 1	IBB 1	HBP 0	BLK 0	WP 0	HR 0	S 11	P 19	ERA 0.00	WHIP 1.500																

Batter	1	2	3	4	5	6	7	8	9	AB	R	H	RBI	BB	SO	LOB	BOTTOM															
Gary Thomasson, L (1,8) OBP: 0.309, SLG: 0.405 Randy Moffitt, R (8,1) OBP: 0.167, SLG: 0.167										3	1	1	0	1	0	1	San Diego Padres @ San Francisco Giants Candlestick Park, San Francisco, CA Sat Sep 04 1976, 6:33 AM EDT Att: 4,546 - Unknown livebaseballscorecards.com															
Marty Perez, R (1,4) OBP: 0.326, SLG: 0.337										4	0	1	1	0	0	1																
Jack Clark, R (1,7) OBP: 0.375, SLG: 0.200										2	1	0	1	1	0	0																
Bobby Murcer, L (1,9) OBP: 0.355, SLG: 0.417										3	0	1	0	1	1	2																
Ken Reitz, R (1,5) OBP: 0.308, SLG: 0.352										4	0	0	0	0	1	4																
Darrell Evans, L (1,3) OBP: 0.324, SLG: 0.322										4	0	2	2	0	1	0																
Gary Alexander, R (1,2) OBP: 0.338, SLG: 0.360										3	1	0	0	1	0	3																
Johnnie LeMaster, R (1,6) OBP: 0.200, SLG: 0.231										2	1	1	0	0	0	1																
Ed Halicki, R (1,1) OBP: 0.259, SLG: 0.184 Gary Lavelle, S (7,1) OBP: 0.125, SLG: 0.125 Steve Ontiveros, S (7, PH) OBP: 0.247, SLG: 0.212 Larry Hemdon, R (8,8) OBP: 0.338, SLG: 0.360										2	0	0	0	0	1	2																
Inning Stats	R: 2 E: 0 K: 0 S: 5	H: 2 LOB: 2 BB: 2 P: 13	R: 0 E: 0 K: 1 S: 5	H: 1 LOB: 0 BB: 0 P: 5	R: 0 E: 0 K: 0 S: 4	H: 1 LOB: 1 BB: 0 P: 4	R: 0 E: 0 K: 0 S: 4	H: 1 LOB: 1 BB: 0 P: 4	R: 0 E: 0 K: 0 S: 3	H: 0 LOB: 0 BB: 0 P: 3	R: 0 E: 0 K: 1 S: 7	H: 0 LOB: 0 BB: 2 P: 15	R: 0 E: 0 K: 2 S: 7	H: 0 LOB: 0 BB: 0 P: 7	R: 0 E: 0 K: 2 S: 7	H: 0 LOB: 0 BB: 0 P: 7		1B: 4 2B: 2 3B: 0 HR: 0	SF: 1 SAC: 1 DP: 1 HBP: 0	WP: 1 PB: 0 SB: 1 CS: 0	PA: 34											
PITCHER	IP WLS BF H R ER SO BB IBB HBP BLK WP HR S P ERA WHIP																															
Tom Griffin, R (1,1) ERA: 5.28	6.0	L 26	H 5	R 4	ER 4	SO 4	BB 3	IBB 0	HBP 0	BLK 0	WP 1	HR 0	S 25	P 37	ERA 6.00	WHIP 1.333																
Butch Metzger, R (7,1) ERA: 2.20	2.0	8	H 1	R 0	ER 0	SO 3	BB 0	IBB 1	HBP 0	BLK 0	WP 0	HR 0	S 13	P 17	ERA 0.00	WHIP 0.500																



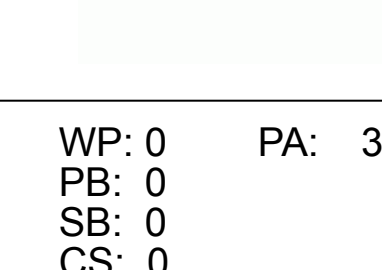
Batter	1	2	3	4	5	6	7	8	9	AB	R	H	RBI	BB	SO	LOB	TOP					
Jerry Turner, L (1, 7) OBP: 0.314, SLG: 0.372	L6		G3 SH3-4 BB		1-3			F6		3	0	0	0	1	0	0	San Diego Padres @ San Francisco Giants Candlestick Park, San Francisco, CA Sun Sep 05 1976, 6:33 AM EDT Unknown					
Enzo Hernandez, R (1, 6) OBP: 0.320, SLG: 0.326	F8		SH3-4					6-3		3	0	1	0	0	0	0						
Willie Davis, L (1, 8) OBP: 0.295, SLG: 0.379	1B		G3		K			3-1		4	0	1	0	0	1	2						
Dave Winfield, R (1, 9) OBP: 0.365, SLG: 0.430	1B		F6		L3			FC5-4 1B		4	0	2	0	0	0	1						
Mike Ivie, R (1, 3) OBP: 0.350, SLG: 0.418	1-3				F7			FC5-4 FC3-6		4	0	0	0	0	1	3						
Tito Fuentes, S (1, 4) OBP: 0.299, SLG: 0.324		L7			L9			FC3-6		4	0	0	0	0	0	1						
Johnny Grubb, L (1, 5) OBP: 0.394, SLG: 0.405	E1							G3		3	0	0	0	1	0	1						
Fred Kendall, R (1, 2) OBP: 0.300, SLG: 0.301	K				F3			G3		3	0	0	0	0	1	2						
Brent Strom, R (1, 1) OBP: 0.148, SLG: 0.109 (5, PH)	F7									1	0	0	0	0	0	1						
Hector Torres, R (5, PH) OBP: 0.255, SLG: 0.293					K			L8		1	0	0	0	0	1	0						
Jerry Johnson, R (5, 1)										0	0	0	0	0	0	0						
Ted Kubiak, S (7, PH)										1	0	0	0	0	0	0						
Dave Tomlin, L (7, 1)										0	0	0	0	0	0	0						
Inning Stats	R: 0 E: 0 K: 0 S: 5	H: 2 LOB: 2 BB: 0 P: 5	R: 0 E: 1 K: 1 S: 6	H: 0 LOB: 1 BB: 0 P: 6	R: 0 E: 0 K: 0 S: 3	H: 0 LOB: 1 BB: 1 P: 7	R: 0 E: 0 K: 0 S: 3	H: 0 LOB: 1 BB: 0 P: 7	R: 0 E: 0 K: 1 S: 5	H: 1 LOB: 1 BB: 0 P: 8	R: 0 E: 0 K: 1 S: 5	H: 0 LOB: 0 BB: 0 P: 5	R: 0 E: 0 K: 0 S: 3	H: 0 LOB: 0 BB: 0 P: 3	R: 0 E: 0 K: 0 S: 3	H: 1 LOB: 1 BB: 0 P: 4	R: 0 E: 0 K: 0 S: 4	H: 1 LOB: 1 BB: 0 P: 4	1B: 3 2B: 1 3B: 0 HR: 0	SF: 0 SAC: 1 DP: 0 HBP: 0	WP: 0 PB: 0 SB: 0 CS: 0	PA: 34
PITCHER John Montefusco, R (1, 1) ERA: 2.93	IP: 9.0 WLS: W BF: 34 H: 4 R: 0 ER: 0 SO: 4 BB: 2 IBB: 0 HBP: 0 BLK: 0 WP: 0 HR: 0 S: 40 P: 48 ERA: 0.00 WHIP: 0.667															PITCHER						

Batter	1	2	3	4	5	6	7	8	9	AB	R	H	RBI	BB	SO	LOB	BOTTOM			
Larry Herndon, R (1, 8) OBP: 0.340, SLG: 0.362	6-3		3B 1B	S 1B			L8			4	1	2	0	0	0	0	San Diego Padres @ San Francisco Giants Candlestick Park, San Francisco, CA Sun Sep 05 1976, 6:33 AM EDT Unknown			
Marty Perez, R (1, 4) OBP: 0.323, SLG: 0.333	4-3		F9	F8			1-3			4	0	0	0	0	0	2				
Gary Matthews, R (1, 7) OBP: 0.367, SLG: 0.443	1B		1B 3B	K			F3			4	1	2	1	0	1	1				
Ken Reitz, R (1, 5) OBP: 0.310, SLG: 0.353	1B		E 1B 1B				5-3			4	1	2	1	0	0	0				
Jack Clark, R (1, 9) OBP: 0.250, SLG: 0.111	K		E5 1B WP				F7			4	1	0	0	0	1	3				
Gary Alexander, R (1, 2) OBP: 0.250, SLG: 0.455	1B		K				6-3			4	1	2	1	0	1	2				
Gary Thomasson, L (1, 3) OBP: 0.309, SLG: 0.494	F6		1B				F4			3	0	1	1	0	0	1				
Darrell Evans, L (6, PH) OBP: 0.323, SLG: 0.322 (9, 3)			WP 1B				F4			1	0	0	0	0	1	0				
Johnnie LeMaster, R (1, 6) OBP: 0.193, SLG: 0.222	F9		F3				K			3	0	0	0	0	1	2				
John Montefusco, R (1, 1) OBP: 0.176, SLG: 0.132	K						K			3	0	0	0	0	3	1				
Inning Stats	R: 0 E: 0 K: 1 S: 7	H: 1 LOB: 2 BB: 0 P: 7	R: 4 E: 0 K: 1 S: 10	H: 4 LOB: 1 BB: 0 P: 10	R: 0 E: 0 K: 2 S: 8	H: 1 LOB: 1 BB: 0 P: 8	R: 0 E: 0 K: 0 S: 3	H: 0 LOB: 0 BB: 0 P: 3	R: 0 E: 0 K: 2 S: 7	H: 0 LOB: 0 BB: 0 P: 7	R: 0 E: 0 K: 0 S: 3	H: 0 LOB: 0 BB: 0 P: 3	R: 1 E: 0 K: 1 S: 6	H: 1 LOB: 0 BB: 0 P: 6	R: 0 E: 0 K: 0 S: 6	H: 1 LOB: 0 BB: 0 P: 6	1B: 7 2B: 0 3B: 1 HR: 1	SF: 0 SAC: 0 DP: 0 HBP: 0	WP: 1 PB: 0 SB: 1 CS: 0	PA: 34
PITCHER Brent Strom, L (1, 1) ERA: 3.3	IP: 4.0 WLS: L BF: 21 H: 8 R: 4 ER: 2 SO: 5 BB: 8 IBB: 4 HBP: 2 BLK: 5 WP: 1 HR: 0 S: 31 P: 31 ERA: 4.50 WHIP: 2.000															PITCHER				
Jerry Johnson, R (5, 1) ERA: 3.25	2.0 6 0 0 0 2 0 0 0 0 0 0 10 10 0.00 0.000																			
Dave Tomlin, L (7, 1) ERA: 3.32	2.0 7 1 1 1 1 0 0 0 0 0 0 1 9 9 4.50 0.500																			



Batter	1	2	3	4	5	6	7	8	9	AB	R	H	RBI	BB	SO	LOB	TOP																			
Enzo Hernandez, R OBP: 0.321, SLG: 0.323	F8		2B	6-3		6-3		6-3		3	1	0	0	2	0	4	San Diego Padres @ San Francisco Giants Candlestick Park, San Francisco, CA Sun Sep 05 1976, 6:38 AM EDT Att: 7,236 - Unknown																			
Ted Kubiak, S OBP: 0.313, SLG: 0.280	F7		2B	K		6-3		6-3		5	1	1	1	0	1	6																				
Jerry Turner, L OBP: 0.316, SLG: 0.377	G1		2B							5	1	2	1	0	0	0																				
Dave Winfield, R OBP: 0.366, SLG: 0.431		E2								4	1	2	0	0	0	0																				
Willie Davis, L OBP: 0.295, SLG: 0.379			1B							0	0	0	0	0	0	0																				
Mike Ivie, R OBP: 0.353, SLG: 0.416		FC6-4								2	1	0	0	3	0	2																				
Luis Melendez, R OBP: 0.252, SLG: 0.268			1B							5	0	1	1	0	0	6																				
Doug Rader, R OBP: 0.321, SLG: 0.354										4	1	3	2	1	0	1																				
Bob Davis, R OBP: 0.247, SLG: 0.241										4	0	2	0	0	0	1																				
Rick Sawyer, R OBP: 0.333, SLG: 0.286										1	0	0	0	0	0	0																				
Inning Stats	R: 0 E: 0 K: 0 S: 3	H: 0 LOB: 0 BB: 0 P: 3	R: 2 E: 1 K: 0 S: 5	H: 1 LOB: 0 BB: 0 P: 5	R: 2 E: 0 K: 0 S: 5	H: 3 LOB: 2 BB: 2 P: 13	R: 0 E: 0 K: 1 S: 6	H: 1 LOB: 2 BB: 1 P: 10	R: 0 E: 0 K: 0 S: 4	H: 1 LOB: 2 BB: 1 P: 8	R: 1 E: 0 K: 0 S: 4	H: 2 LOB: 0 BB: 0 P: 4	R: 0 E: 0 K: 0 S: 5	H: 2 LOB: 0 BB: 0 P: 5	R: 1 E: 0 K: 0 S: 4	H: 1 LOB: 1 BB: 1 P: 8	1B: 7 2B: 3 3B: 0 HR: 1	SF: 0 SAC: 4 DP: 1 HBP: 0	WP: 1 PA: 44 PB: 0 SB: 4 CS: 1																	
PITCHER	IP	WLS	BF	H	R	ER	SO	BB	IBB	HBP	BLK	WP	HR	S	P	ERA	WHIP	PITCHER		IP	WLS	BF	H	R	ER	SO	BB	IBB	HBP	BLK	WP	HR	S	P	ERA	WHIP
Rob Dressler, R ERA: 4.21	(1, 1)	3.0	L	17	5	4	2	0	2	1	0	0	0	1	14	26	6.00	2.333																		
Dave Heaverlo, R ERA: 4.24	(4, 1)	2.0		7	0	0	1	1	0	0	0	0	0	0	8	12	0.00	0.500																		
Charlie Williams, R ERA: 3.08	(6, 1)	2.0		9	3	1	1	0	1	0	0	0	1	0	8	12	4.50	2.000																		
Mike Caldwell, L ERA: 5.19	(8, 1)	2.0		10	3	1	1	0	0	1	0	0	0	0	9	13	4.50	1.500																		

Batter	1	2	3	4	5	6	7	8	9	AB	R	H	RBI	BB	SO	LOB	BOTTOM																				
Gary Thomasson, L OBP: 0.305, SLG: 0.398	F5		K					G3		4	0	0	0	0	2	2	San Diego Padres @ San Francisco Giants Candlestick Park, San Francisco, CA Sun Sep 05 1976, 6:38 AM EDT Att: 7,236 - Unknown																				
Marty Perez, R OBP: 0.322, SLG: 0.332	L9							F7		4	0	1	0	0	0	1																					
Gary Matthews, R OBP: 0.368, SLG: 0.444										4	0	2	0	0	0	2																					
Bobby Murcer, L OBP: 0.354, SLG: 0.415										3	0	0	0	1	0	2																					
Ken Reitz, R OBP: 0.307, SLG: 0.350	F7									4	0	0	0	0	1	2																					
Darrell Evans, L OBP: 0.323, SLG: 0.321										4	1	1	0	0	0	0																					
Gary Alexander, R OBP: 0.250, SLG: 0.357										3	0	0	0	1	1	1																					
Johnnie LeMaster, R OBP: 0.198, SLG: 0.226										3	0	1	1	0	0	1																					
Rob Dressler, R OBP: 0.167, SLG: 0.136	(1, 1)									1	0	0	0	0	1	1																					
Dave Heaverlo, R OBP: 0.333, SLG: 0.330	(4, 1)									0	0	0	0	0	0	0																					
Steve Ontiveros, S OBP: 0.257, SLG: 0.254	(5, PH)									1	0	1	0	0	0	0																					
Charlie Williams, R OBP: 0.286, SLG: 0.314	(6, 1)									0	0	0	0	0	0	0																					
Glenn Adams, L OBP: 0.246, SLG: 0.143	(7, PH)									1	0	0	0	0	1	0																					
Mike Caldwell, L OBP: 0.158, SLG: 0.211	(8, 1)									0	0	0	0	0	0	0																					
Inning Stats	R: 0 E: 0 K: 0 S: 4	H: 1 LOB: 2 BB: 1 P: 8	R: 1 E: 0 K: 2 S: 9	H: 2 LOB: 1 BB: 0 P: 9	R: 0 E: 0 K: 0 S: 3	H: 1 LOB: 0 BB: 0 P: 3	R: 0 E: 0 K: 0 S: 3	H: 0 LOB: 0 BB: 1 P: 7	R: 0 E: 0 K: 1 S: 6	H: 1 LOB: 1 BB: 0 P: 6	R: 0 E: 0 K: 0 S: 3	H: 0 LOB: 0 BB: 0 P: 3	R: 0 E: 0 K: 2 S: 7	H: 0 LOB: 0 BB: 0 P: 7	R: 0 E: 0 K: 0 S: 4	H: 1 LOB: 1 BB: 0 P: 4	R: 0 E: 0 K: 1 S: 5	H: 0 LOB: 0 BB: 0 P: 5	1B: 6 2B: 0 3B: 0 HR: 0	SF: 0 SAC: 0 DP: 1 HBP: 0	WP: 0 PA: 34 PB: 0 SB: 0 CS: 0																
PITCHER	IP	WLS	BF	H	R	ER	SO	BB	IBB	HBP	BLK	WP	HR	S	P	ERA	WHIP	PITCHER		IP	WLS	BF	H	R	ER	SO	BB	IBB	HBP	BLK	WP	HR	S	P	ERA	WHIP	
Rick Sawyer, R ERA: 2.25	(1, 1)	9.0	W	34	6	1	1	6	2	0	0	0	0	0	44	52	1.00	0.889																			



Batter	1	2	3	4	5	6	7	8	9	AB	R	H	RBI	BB	SO	LOB	TOP			
Jerry Royster, R (1, 5) OBP: 0.307, SLG: 0.297	4-0 BB	4-0 BB		4-0 BB		G3		0-0 4-3 1B		2	0	1	1	3	0	2				
Darrel Chaney, S (1, 6) OBP: 0.340, SLG: 0.354	4-0 BB	0-0 F9		0-0 F4			0-0 F7	0-0 F4		4	0	0	0	1	0	5				
Willie Montanez, L (1, 3) OBP: 0.340, SLG: 0.401	0-3 K		0-0 1B		0-0 4-3		0-0 FC3-6 1B	0-0 4-3		5	0	2	0	0	1	2				
Dave May, L (1, 7) OBP: 0.302, SLG: 0.270	0-3 K2-3		4-0 1B		0-3 K		0-0 FC3-6 1B	0-0 F9		4	1	0	0	1	2	3				
Adrian Devine, R (8, 1)			1-2 BB				1-2 1B			0	0	0	0	0	0	0				
Ken Henderson, S (1, 8) OBP: 0.362, SLG: 0.413		4-0 FC4 BB	0-3 K		0-0 F8		0-0 1B 1B	0-0 F9		4	0	1	0	1	1	2				
Tom Paciorek, R (1, 9) OBP: 0.324, SLG: 0.369		0-3 K	0-0 F8			0-0 FC6-5 1B	0-0 1B	0-0 5-3		5	0	2	1	0	1	3				
Rod Gilbreath, R (1, 4) OBP: 0.330, SLG: 0.344		0-0 FC4 1B	0-0 F8			0-0 FC6-5 1B	0-0 1B	0-0 3-1		5	1	2	0	0	0	3				
Pete Varney, R (1, 2) OBP: 0.260, SLG: 0.458		0-0 BB BB		0-0 5-3		0-0 FC6-5 1B	0-0 5-3			3	0	1	0	0	0	2				
Frank LaCorte, R (6, PR) OBP: 0.049, SLG: 0.048		1-3 BB 1B				1-2 2-3				0	0	0	0	0	0	0				
Vic Correll, R (6, 2) OBP: 0.328, SLG: 0.391										1	0	0	0	0	0	3				
Bruce Dal Canton, R (1, 1) OBP: 0.206, SLG: 0.252		4-0 BB		0-0 F6		0-3 K		0-0 HR		0	0	0	0	1	0	0				
Pablo Torrealba, L (2, 1) OBP: 0.265, SLG: 0.469										1	0	0	0	0	0	0				
Cito Gaston, R (6, PR) OBP: 0.265, SLG: 0.469										1	0	0	0	0	1	2				
Mike Beard, L (6, 1) OBP: 0.197, SLG: 0.187										0	0	0	0	0	0	0				
Max Leon, R (6, 1) OBP: 0.197, SLG: 0.187										0	0	0	0	0	0	0				
Jimmy Wynn, R (8, 7) OBP: 0.370, SLG: 0.374		1-2 BB								1	1	1	1	0	0	0				
Inning Stats	R: 0 E: 0 K: 2 S: 6	H: 0 LOB: 1 BB: 2 P: 14	R: 1 E: 0 K: 1 S: 6	H: 1 LOB: 3 BB: 3 P: 18	R: 0 E: 0 K: 1 S: 6	H: 1 LOB: 2 BB: 1 P: 10	R: 0 E: 0 K: 0 S: 3	H: 0 LOB: 1 BB: 1 P: 7	R: 0 E: 0 K: 1 S: 5	H: 2 LOB: 2 BB: 0 P: 7	R: 1 E: 0 K: 0 S: 7	H: 4 LOB: 3 BB: 0 P: 7	R: 1 E: 0 K: 0 S: 5	H: 2 LOB: 1 BB: 0 P: 5	R: 0 E: 0 K: 0 S: 3	H: 0 LOB: 0 BB: 3 P: 3	1B: 9 2B: 0 3B: 0 HR: 1	SF: 0 SAC: 0 DP: 0 HBP: 0	WP: 0 PB: 0 SB: 0 CS: 0	PA: 43
PITCHER	IP WLS BF H R ER SO BB IBB HBP BLK WP HR S P ERA WHIP																			
John D'Acquisto, R (1, 1) ERA: 5.07	1.2 10 1 1 1 3 5 0 0 0 0 0 0 11 31 5.40 3.600																			
Dave Heaverlo, R (2, 1) ERA: 4.22	0.1 1 0 0 0 0 0 0 0 0 0 0 0 1 1 0.00 0.000																			
Gary Lavelle, L (3, 1) ERA: 2.6	4.0 W 17 3 0 0 3 2 0 0 0 0 0 0 21 29 0.00 1.250																			
Randy Moffitt, R (7, 1) ERA: 2.45	1.0 7 4 1 1 0 0 0 0 0 0 0 0 7 7 9.00 4.000																			
Charlie Williams, R (8, 1) ERA: 3.19	0.0 2 2 1 1 0 0 0 0 0 0 0 0 1 2 2 = =																			
Mike Caldwell, L (8, 1) ERA: 5.08	2.0 S 6 0 0 0 0 0 0 0 0 0 0 0 6 6 0.00 0.000																			

Atlanta Braves @ San Francisco Giants
Candlestick Park, San Francisco, CA
Mon Sep 06 1976, 6:33 AM EDT
Att: 4,513 - Unknown

AB 36
R 3
H 10
RBI 3
BB 7
SO 6
LOB 27



Batter	1	2	3	4	5	6	7	8	9	AB	R	H	RBI	BB	SO	LOB	BOTTOM			
Jack Clark, R (1, 8) OBP: 0.375, SLG: 0.250	4-0 PB 1B	0-0 BB		0-0 G6-4-3 1B		K				3	1	2	1	1	1	3				
Marty Perez, R (1, 4) OBP: 0.321, SLG: 0.331	0-0 CS 1B	0-0 1B		0-0 P1			0-0 6-3			4	0	1	1	0	0	2				
Gary Matthews, R (1, 7) OBP: 0.369, SLG: 0.444	0-0 CS 1B		0-0 FC4-6 1B		0-0 G6-4-3 1B		0-0 6-3			4	0	2	0	0	0	1				
Bobby Murcer, L (1, 9) OBP: 0.351, SLG: 0.411	0-0 F4		0-3 K		0-3 K		0-3 K			4	0	0	0	0	3	3				
Charlie Williams, R (8, 1) OBP: 0.250, SLG: 0.143	1-2 2-3									0	0	0	0	0	0	0				
Mike Caldwell, R (8, 1) OBP: 0.199, SLG: 0.211										0	0	0	0	0	0	0				
Ken Reitz, R (1, 5) OBP: 0.307, SLG: 0.350	0-0 6-3		0-0 FC4-6 1B		0-0 F8		0-0 1B 1B	0-0 F1		4	1	1	0	0	0	2				
Darrell Evans, L (1, 3) OBP: 0.320, SLG: 0.317		0-3 K	0-0 F7		0-0 F8		0-0 F9			4	0	0	0	0	1	2				
Chris Speier, R (1, 6) OBP: 0.305, SLG: 0.278		4-0 FC5-4 BB		0-0 5-3		0-0 1B 1B		0-0 5-3		3	0	1	0	1	0	0				
Gary Alexander, R (1, 2) OBP: 0.263, SLG: 0.353		0-0 FC5-4 1B		0-0 F8		0-0 1B				3	1	1	1	0	0	2				
John D'Acquisto, R (1, 1) OBP: 0.206, SLG: 0.252		0-0 SF8		0-0 6-3		0-0 1B				0	0	0	0	0	0	0				
Dave Heaverlo, R (2, 1) OBP: 0.330, SLG: 0.330										0	0	0	0	0	0	0				
Steve Ontiveros, S (2, PR) OBP: 0.265, SLG: 0.294										0	0	0	1	0	0	0				
Gary Lavelle, S (3, 1) OBP: 0.265, SLG: 0.411										1	0	0	0	0	0	0				
Chris Arnold, R (6, PR) OBP: 0.197, SLG: 0.187										0	0	0	0	0	0	0				
Randy Moffitt, R (7, 1) OBP: 0.197, SLG: 0.187										0	0	0	0	0	0	0				
Larry Herndon, R (8, 8) OBP: 0.340, SLG: 0.362										0	0	0	0	0	0	0				
Inning Stats	R: 1 E: 0 K: 0 S: 4	H: 2 LOB: 1 BB: 1 P: 8	R: 2 E: 0 K: 1 S: 7	H: 1 LOB: 1 BB: 1 P: 11	R: 0 E: 0 K: 1 S: 6	H: 1 LOB: 1 BB: 0 P: 6	R: 0 E: 0 K: 0 S: 3	H: 0 LOB: 0 BB: 0 P: 3	R: 0 E: 0 K: 0 S: 3	H: 1 LOB: 3 BB: 0 P: 11	R: 0 E: 0 K: 2 S: 11	H: 4 LOB: 0 BB: 0 P: 11	R: 0 E: 0 K: 1 S: 5	H: 0 LOB: 0 BB: 0 P: 5	R: 0 E: 0 K: 0 S: 3	H: 0 LOB: 0 BB: 0 P: 3	1B: 9 2B: 0 3B: 0 HR: 0	SF: 1 SAC: 0 DP: 1 HBP: 0	WP: 0 PB: 2 SB: 3 CS: 2	PA: 34
PITCHER	IP WLS BF H R ER SO BB IBB HBP BLK WP HR S P ERA WHIP																			
Bruce Dal Canton, R (1, 1) ERA: 3.61	1.2 L 10 2 0 0 1 2 0 0 0 0 0 0 13 13 0.00 0.600																			
Pablo Torrealba, L (2, 1) ERA: 4.19	3.1 11 2 0 0 1 0 0 0 0 0 0 0 13 13 0.00 0.600																			
Mike Beard, L (6, 1) ERA: 0.56	0.2 5 3 1 1 1 0 0 0 0 0 0 0 7 7 13.50 4.500																			
Max Leon, R (6, 1) ERA: 3.25	1.1 5 1 0 0 2 0 0 0 0 0 0 0 9 9 0.00 0.750																			
Adrian Devine, R (8, 1) ERA: 3.7	1.0 3 0 0 0 0 0 0 0 0 0 0 0 3 3 0.00 0.000																			

Atlanta Braves @ San Francisco Giants
Candlestick Park, San Francisco, CA
Mon Sep 06 1976, 6:33 AM EDT
Att: 4,513 - Unknown

AB 31
R 3
H 9
RBI 4
BB 2
SO 5
LOB 15



Batter	1	2	3	4	5	6	7	8	9	AB	R	H	RBI	BB	SO	LOB	TOP				
Jerry Royster, R OBP: 0.308, SLG: 0.298 (1, 5)										5	0	2	1	0	0	2	Atlanta Braves @ San Francisco Giants Candlestick Park, San Francisco, CA Tue Sep 07 1976, 10:05 PM EDT Att: 1,452 - Unknown				
Darrel Chaney, S OBP: 0.339, SLG: 0.353 (1, 6)										4	0	1	0	0	1	3					
Jimmy Wynn, R OBP: 0.375, SLG: 0.371 (1, 7)										3	0	0	0	1	0	1					
Willie Montanez, L OBP: 0.340, SLG: 0.400 (1, 3)										4	0	1	0	0	0	3					
Ken Henderson, S OBP: 0.358, SLG: 0.409 (1, 8)										4	0	0	0	0	0	2					
Tom Paciorek, R OBP: 0.327, SLG: 0.368 (1, 9)										3	2	1	0	1	0	1					
Rod Gilbreath, R OBP: 0.329, SLG: 0.343 (1, 4)										4	1	1	0	0	0	1					
Vic Correll, R OBP: 0.323, SLG: 0.384 (9, PH)										3	0	0	0	0	0	3					
Dave May, L OBP: 0.306, SLG: 0.275 (9, PH)										1	0	1	1	0	0	0					
Phil Niekro, R OBP: 0.222, SLG: 0.291 (4, 1)										2	0	1	1	0	0	0					
Junior Moore, R OBP: 0.333, SLG: 0.250 (7, PH)										0	0	0	0	0	0	0					
Buzz Capra, R (7, 1)										1	0	0	0	0	0	1					
Cito Gaston, R OBP: 0.364, SLG: 0.464 (9, PH)										1	0	0	0	0	0	1					
Inning Stats	R: 0 E: 0 K: 1 S: 5	H: 1 LOB: 1 BB: 1 P: 9	R: 2 E: 0 K: 0 S: 6	H: 3 LOB: 2 BB: 1 P: 10	R: 0 E: 0 K: 0 S: 4	H: 1 LOB: 1 BB: 0 P: 4	R: 0 E: 0 K: 0 S: 3	H: 0 LOB: 0 BB: 0 P: 3	R: 0 E: 0 K: 0 S: 3	H: 0 LOB: 0 BB: 0 P: 3	R: 0 E: 1 K: 0 S: 4	H: 0 LOB: 1 BB: 0 P: 4	R: 0 E: 0 K: 0 S: 4	H: 1 LOB: 1 BB: 0 P: 4	R: 1 E: 1 K: 0 S: 5	H: 2 LOB: 1 BB: 0 P: 5	1B: 8 2B: 1 3B: 0 HR: 0	SF: 0 SAC: 0 DP: 1 HBP: 0	WP: 1 PB: 0 SB: 1 CS: 0	PA: 37	
PITCHER	IP	WLS	BF	H	R	ER	SO	BB	IBB	HBP	BLK	WP	HR	S	P	ERA	WHIP				
Jim Barr, R ERA: 3.17 (1, 1)	8.1	W	35	8	3	3	1	2	0	0	0	1	0	35	43	3.24	1.200				
Tommy Toms, R ERA: (9, 1)	0.2	S	2	0	0	0	0	0	0	0	0	0	0	2	2	0.00	0.000				

AB 35
R 3
H 8
RBI 3
BB 2
SO 1
LOB 18



Batter	1	2	3	4	5	6	7	8	9	AB	R	H	RBI	BB	SO	LOB	BOTTOM				
Jack Clark, R OBP: 0.381, SLG: 0.200 (7, 7)										3	1	0	0	2	0	0	Atlanta Braves @ San Francisco Giants Candlestick Park, San Francisco, CA Tue Sep 07 1976, 10:05 PM EDT Att: 1,452 - Unknown				
Marty Perez, R OBP: 0.323, SLG: 0.333 (1, 4)										4	0	2	2	0	1	2					
Gary Matthews, R OBP: 0.370, SLG: 0.446 (7, 8)										4	0	2	2	0	0	1					
Larry Herndon, R OBP: 0.340, SLG: 0.362 (1, 9)										2	0	1	0	2	0	1					
Bobby Murcer, L OBP: 0.354, SLG: 0.412 (1, 5)										4	0	0	0	0	0	5					
Ken Reitz, R OBP: 0.305, SLG: 0.347 (1, 3)										3	0	1	0	1	0	1					
Darrell Evans, L OBP: 0.321, SLG: 0.318 (1, 2)										3	1	0	0	1	1	2					
Gary Alexander, R OBP: 0.261, SLG: 0.300 (1, 6)										4	2	3	1	0	0	0					
Johnnie LeMaster, R OBP: 0.222, SLG: 0.250 (1, 1)										4	2	3	1	0	0	0					
Jim Barr, R OBP: 0.212, SLG: 0.217 (9, 1)										2	0	0	0	0	1	1					
Inning Stats	R: 0 E: 0 K: 0 S: 4	H: 1 LOB: 2 BB: 1 P: 8	R: 2 E: 0 K: 0 S: 4	H: 2 LOB: 2 BB: 2 P: 12	R: 0 E: 0 K: 0 S: 3	H: 1 LOB: 0 BB: 0 P: 3	R: 4 E: 0 K: 1 S: 8	H: 3 LOB: 2 BB: 3 P: 20	R: 0 E: 0 K: 1 S: 6	H: 1 LOB: 1 BB: 0 P: 6	R: 0 E: 0 K: 0 S: 3	H: 0 LOB: 0 BB: 0 P: 3	R: 0 E: 0 K: 0 S: 6	H: 1 LOB: 1 BB: 0 P: 6	R: 0 E: 0 K: 0 S: 3	H: 0 LOB: 0 BB: 0 P: 3	1B: 8 2B: 1 3B: 0 HR: 0	SF: 0 SAC: 2 DP: 1 HBP: 0	WP: 1 PB: 0 SB: 2 CS: 0	PA: 37	
PITCHER	IP	WLS	BF	H	R	ER	SO	BB	IBB	HBP	BLK	WP	HR	S	P	ERA	WHIP				
Phil Niekro, R ERA: 3.6 (4, 1)	2.1	L	9	1	0	0	1	1	0	0	0	0	0	10	14	0.00	0.857				
Pablo Torrealba, L ERA: 3.95 (7, 1)	2.0		7	1	0	0	1	0	0	0	0	0	0	9	9	0.00	0.500				

AB 29
R 4
H 9
RBI 5
BB 6
SO 3
LOB 13



Batter	1	2	3	4	5	6	7	8	9	10	11	AB	R	H	RBI	BB	SO	LOB	TOP						
Jack Clark, R OBP: 0.308, SLG: 0.150 Gary Lavelle, S OBP: 0.111, SLG: 0.111	6-3			K		F8			5-3		5-3	5	0	0	0	0	1	0							
Marty Perez, R OBP: 0.325, SLG: 0.333	1-3					5-3			FC6-4 BB			3	0	1	0	1	0	0							
Gary Matthews, R OBP: 0.367, SLG: 0.443	F8			F8		F8			FC6-4			4	0	0	0	0	0	2							
Bobby Murcer, L OBP: 0.353, SLG: 0.409		CS BB		F5		6-3			F3			3	0	0	0	1	0	1							
Ken Reitz, R OBP: 0.303, SLG: 0.344	F3					5-3			K			4	0	0	0	0	1	1							
Chris Speier, R OBP: 0.305, SLG: 0.278	F8								F3			4	0	1	0	0	0	0							
Gary Thomasson, L OBP: 0.308, SLG: 0.403 Larry Herndon, R OBP: 0.340, SLG: 0.362			4-3			G3						4	1	2	0	0	0	1							
Gary Alexander, R OBP: 0.231, SLG: 0.261 Mike Sadek, R OBP: 0.307, SLG: 0.236			K			K			G5-4-3 1B			3	0	0	0	0	2	2							
Ed Hallick, R OBP: 0.246, SLG: 0.173 Darrell Evans, L OBP: 0.321, SLG: 0.318				F9								3	0	0	0	0	1	0							
Inning Stats	R: 0 E: 0 K: 0 S: 3	H: 0 LOB: 0 BB: 0 P: 3	R: 0 E: 0 K: 0 S: 2	H: 0 LOB: 0 BB: 1 P: 6	R: 0 E: 0 K: 1 S: 5	H: 0 LOB: 0 BB: 0 P: 5	R: 0 E: 0 K: 1 S: 6	H: 1 LOB: 1 BB: 0 P: 6	R: 0 E: 0 K: 1 S: 6	H: 0 LOB: 0 BB: 0 P: 3	R: 0 E: 0 K: 0 S: 3	H: 0 LOB: 0 BB: 0 P: 3	R: 0 E: 0 K: 0 S: 3	H: 0 LOB: 0 BB: 0 P: 3	R: 0 E: 0 K: 1 S: 5	H: 0 LOB: 1 BB: 1 P: 9	R: 0 E: 0 K: 1 S: 5	H: 0 LOB: 0 BB: 0 P: 5	R: 0 E: 0 K: 0 S: 4	H: 1 LOB: 0 BB: 0 P: 4	1B: 3 2B: 1 3B: 0 HR: 0	SF: 1 SAC: 1 DP: 1 HBP: 0	WP: 0 PB: 0 SB: 0 CS: 1	PA: 37	
PITCHER	IP 8.0	WLS L	BF 26	H 3	R 0	ER 0	SO 3	BB 1	IBB 0	HBP 0	BLK 0	WP 0	HR 0	S 31	P 35	ERA 0.00	WHIP 0.500								
Al Downing, L ERA: 4.01 Charlie Hough, R ERA: 2.31	(1, 1)	(1, 1)	(9, 1)	(1, 1)	(1, 1)	(1, 1)	(2, 1)	(1, 0)	(0, 0)	(0, 0)	(0, 0)	(0, 0)	(0, 0)	(14, 18)	(3.00, 0.667)										

San Francisco Giants @ Los Angeles Dodgers
Dodger Stadium, Los Angeles, CA
Wed Sep 08 1976, 7:05 PM PDT
Att: 19,272 - Unknown

AB 33
R 1
H 4
RBI 1
BB 2
SO 5
LOB 7



Batter	1	2	3	4	5	6	7	8	9	10	11	AB	R	H	RBI	BB	SO	LOB	BOTTOM						
Davey Lopes, R OBP: 0.314, SLG: 0.311	K					6-3			K		6-3	5	0	1	0	0	2	2							
Bill Buckner, L OBP: 0.325, SLG: 0.380	L3					F3			F9			4	0	0	0	0	0	1							
Reggie Smith, S OBP: 0.300, SLG: 0.443	PB 2B			F3		G3					F7	4	0	1	0	0	0	0							
Steve Garvey, R OBP: 0.347, SLG: 0.445	K			F9		P4			F7		F7	4	0	0	0	0	1	1							
Ron Cey, R OBP: 0.388, SLG: 0.479		P6				K					F7	4	0	0	0	0	2	0							
John Hale, L OBP: 0.283, SLG: 0.200 Lee Lacy, R OBP: 0.321, SLG: 0.367		F5				4-3			P6			3	0	0	0	0	0	0							
Bill Russell, R OBP: 0.313, SLG: 0.363				F8		F7						4	0	1	0	0	1	1							
Kevin Pasley, R Ed Goodson, L OBP: 0.255, SLG: 0.292 Charlie Hough, R OBP: 0.263, SLG: 0.368 Manny Mota, R OBP: 0.367, SLG: 0.372						1-3			G4-6-3 1B			2	0	0	0	0	1	0							
Al Downing, R Sergio Robles, R Dusty Baker Jr., R OBP: 0.301, SLG: 0.311				K					F9			2	0	0	0	0	1	0							
Inning Stats	R: 0 E: 0 K: 2 S: 8	H: 1 LOB: 1 BB: 0 P: 8	R: 0 E: 0 K: 0 S: 3	H: 0 LOB: 0 BB: 0 P: 3	R: 0 E: 0 K: 2 S: 8	H: 1 LOB: 1 BB: 0 P: 8	R: 0 E: 0 K: 1 S: 5	H: 0 LOB: 0 BB: 0 P: 5	R: 0 E: 0 K: 0 S: 3	H: 0 LOB: 0 BB: 0 P: 3	R: 0 E: 0 K: 0 S: 3	H: 1 LOB: 0 BB: 0 P: 3	R: 0 E: 0 K: 2 S: 7	H: 0 LOB: 0 BB: 0 P: 7	R: 0 E: 0 K: 0 S: 3	H: 0 LOB: 0 BB: 0 P: 3	R: 0 E: 0 K: 1 S: 7	H: 2 LOB: 2 BB: 0 P: 7	1B: 4 2B: 1 3B: 0 HR: 0	SF: 0 SAC: 0 DP: 1 HBP: 0	WP: 0 PB: 1 SB: 1 CS: 0	PA: 37			
PITCHER	IP 10.0	WLS W	BF 32	H 3	R 0	ER 0	SO 8	BB 0	IBB 0	HBP 0	BLK 0	WP 0	HR 0	S 48	P 48	ERA 0.00	WHIP 0.300								
Ed Hallick, R ERA: 3.66 Gary Lavelle, L ERA: 2.57	(1, 1)	(1, 1)	(11, 1)	(1, 1)	(1, 1)	(1, 1)	(1, 1)	(1, 1)	(1, 1)	(1, 1)	(1, 1)	(1, 1)	(1, 1)	(1, 1)	(1, 1)	(1, 1)	(1, 1)	(1, 1)	(1, 1)						

San Francisco Giants @ Los Angeles Dodgers
Dodger Stadium, Los Angeles, CA
Wed Sep 08 1976, 7:05 PM PDT
Att: 19,272 - Unknown

AB 37
R 0
H 5
RBI 0
BB 0
SO 9
LOB 7



Batter	1	2	3	4	5	6	7	8	9	AB	R	H	RBI	BB	SO	LOB	TOP										
Pete Rose, S OBP: 0.409, SLG: 0.449 Pedro Borbon, R OBP: 0.222, SLG: 0.222	0-0 6-3		0-0 6-3		0-0 4-3	0-0 G6-4-3		4-0 2B BB		4	1	0	0	1	0	3	Cincinnati Reds @ San Francisco Giants Candlestick Park, San Francisco, CA Sat Sep 11 1976, 6:33 AM EDT Att: 6,900 - Unknown										
Dave Concepcion, R OBP: 0.336, SLG: 0.409	4-0 BB BB		0-0 1B		0-0 F3		4-0 CS S BB	0-0 PB 2B 1-H 2-H 3-H		3	0	2	3	2	0	0											
Joe Morgan, L OBP: 0.459, SLG: 0.621	0-0 F4		0-0 G3		4-0 1B BB	4-0 1B BB	0-3 K	4-0 S BB		3	1	0	0	2	1	3											
Johnny Bench, R OBP: 0.356, SLG: 0.414	4-0 1-2 BB			4-0 1B SF8 BB	0-0 1B BB	0-0 1B BB	4-0 FC6-4 BB	0-3 K		2	2	1	0	3	1	2											
George Foster, R OBP: 0.372, SLG: 0.541	0-3 K			0-0 1B	0-0 1B BB	0-0 1B BB	0-0 FC6-4	0-3 K		5	1	2	0	0	2	3											
Tony Perez, R OBP: 0.328, SLG: 0.448		0-0 5-3		0-3 K	0-0 BB 1B	0-0 BB 1B		0-0 6-3	0-0 HR	5	1	2	2	0	1	2											
Ed Arbrister, R OBP: 0.319, SLG: 0.291 Ken Griffey, L OBP: 0.392, SLG: 0.443	0-0 6-3		0-0 SF8		0-0 K	0-3 K		0-0 P4	0-0 3-1	1	0	0	1	0	0	0											
Bill Plummer, R OBP: 0.331, SLG: 0.430 Cesar Geronimo, L OBP: 0.285, SLG: 0.418	0-0 5-3		0-0 L6		0-0 BB 1B	0-0 BB 1B		0-0 6-3		4	0	2	2	0	0	1											
Jack Billingham, R OBP: 0.276, SLG: 0.291 Bob Bailey, R OBP: 0.356, SLG: 0.533 Joe Henderson, L OBP: 0.285, SLG: 0.269 Doug Flynn, R OBP: 0.315, SLG: 0.348			0-3 K2-3		0-3 K	4-0 G6-4-3 BB		0-0 BB 1B	0-0 BB 1B	2	0	0	0	0	2	0											
Inning Stats	R: 0 E: 0 K: 1 S: 5	H: 0 LOB: 2 P: 13	R: 0 E: 0 K: 0 S: 3	H: 0 LOB: 0 P: 3	R: 0 E: 0 K: 1 S: 6	H: 1 LOB: 1 BB: 0 P: 6	R: 1 E: 0 K: 1 S: 6	H: 1 LOB: 1 BB: 1 P: 10	R: 0 E: 0 K: 1 S: 5	H: 0 LOB: 0 BB: 0 P: 5	R: 3 E: 0 K: 1 S: 8	H: 4 LOB: 2 BB: 2 P: 16	R: 0 E: 0 K: 1 S: 4	H: 0 LOB: 1 BB: 2 P: 12	R: 3 E: 0 K: 1 S: 8	H: 3 LOB: 2 BB: 2 P: 16		R: 1 E: 0 K: 1 S: 6	H: 1 LOB: 0 BB: 0 P: 6	1B: 8 2B: 1 3B: 0 HR: 1	SF: 1 SAC: 0 DP: 1 HBP: 0	WP: 0 PB: 1 SB: 2 CS: 1	PA: 44				
PITCHER	IP	WLS	BF	H	R	ER	SO	BB	IBB	HBP	BLK	WP	HR	S	P	ERA	WHIP										
Frank Riccioli, L ERA: 7.2	5.0		23	4	4	4	4	4	0	0	0	0	0	27	43	7.20	1.600										
Dave Heaverlo, R ERA: 4.22	0.0	L	1	1	0	0	0	0	0	0	0	0	0	1	1	∞	∞										
Gary Lavelle, L ERA: 2.7	2.2		15	4	3	3	2	5	0	0	0	0	0	14	34	10.12	3.375										
Tommy Toms, R ERA: 7.71	0.1		1	0	0	0	1	0	0	0	0	0	0	3	3	0.00	0.000										
Rob Dressler, R ERA: 4.29	1.0		4	1	1	1	1	0	0	0	0	0	0	1	6	9.00	1.000										

Batter	1	2	3	4	5	6	7	8	9	AB	R	H	RBI	BB	SO	LOB	BOTTOM										
Jack Clark, R OBP: 0.333, SLG: 0.344	0-0 WP 1B	0-0 E4 1B		0-0 HR		0-0 F8		4-0 BB		4	2	2	1	1	0	1	Cincinnati Reds @ San Francisco Giants Candlestick Park, San Francisco, CA Sat Sep 11 1976, 6:33 AM EDT Att: 6,900 - Unknown										
Marty Perez, R OBP: 0.323, SLG: 0.329	0-0 FC4-6 1B	0-0 1B		0-0 F8		0-3 K		0-0 F8		5	0	2	2	0	1	1											
Bobby Murcer, L OBP: 0.354, SLG: 0.410	0-0 FC4-6	0-0 K			4-0 WP BB	0-0 1B		0-0 F7		4	1	1	0	1	1	3											
Gary Matthews, R OBP: 0.364, SLG: 0.438	0-0 F9		4-0 G3 S BB		0-0 F8	0-3 K		0-0 F8		4	0	0	0	1	1	3											
Gary Thomasson, L OBP: 0.309, SLG: 0.405 Ken Reitz, R OBP: 0.298, SLG: 0.338	0-0 P6		0-0 G3		0-0 P5		4-0 G4-6-3 BB		0-0 6-3	3	0	0	0	1	0	3											
Darrell Evans, L OBP: 0.322, SLG: 0.318		0-0 BB 1B		0-0 F5		4-0 WP BB		0-0 F5		3	0	1	0	1	0	2											
Chris Speier, R OBP: 0.308, SLG: 0.281		4-0 1B E BB		0-0 F8		4-0 BB BB		0-0 G4-6-3		2	1	0	0	2	0	2											
Dave Rader, L OBP: 0.328, SLG: 0.333		0-0 E 1B		0-0 L3		4-0 1-2 BB		0-0 F7		3	1	1	0	1	0	0											
Frank Riccioli, L ERA: 4.44 Dave Heaverlo, R ERA: 4.22 Gary Lavelle, L ERA: 2.7 Tommy Toms, R ERA: 7.71 Glenn Adams, L OBP: 0.292, SLG: 0.338 Rob Dressler, R ERA: 4.29		0-0 1-3		0-0 4-3		0-0 K		0-0 4-3		3	0	0	0	0	1	5											
Inning Stats	R: 1 E: 0 K: 0 S: 5	H: 2 LOB: 1 P: 5	R: 2 E: 1 K: 1 S: 8	H: 3 LOB: 1 BB: 1 P: 12	R: 0 E: 0 K: 0 S: 3	H: 0 LOB: 1 BB: 1 P: 7	R: 1 E: 0 K: 0 S: 4	H: 1 LOB: 0 BB: 0 P: 4	R: 1 E: 0 K: 1 S: 5	H: 0 LOB: 3 BB: 4 P: 21	R: 0 E: 0 K: 2 S: 8	H: 1 LOB: 1 BB: 0 P: 8	R: 0 E: 0 K: 0 S: 2	H: 0 LOB: 0 BB: 1 P: 6	R: 0 E: 0 K: 0 S: 3	H: 0 LOB: 1 BB: 1 P: 7		R: 0 E: 0 K: 0 S: 3	H: 0 LOB: 0 BB: 0 P: 3	1B: 6 2B: 0 3B: 0 HR: 1	SF: 0 SAC: 0 DP: 1 HBP: 0	WP: 4 PB: 0 SB: 2 CS: 0	PA: 41				
PITCHER	IP	WLS	BF	H	R	ER	SO	BB	IBB	HBP	BLK	WP	HR	S	P	ERA	WHIP										
Jack Billingham, R ERA: 4.44	5.0		27	6	5	3	2	6	0	0	0	0	0	25	49	5.40	2.400										
Joe Henderson, R ERA: 4.44	2.0	W	7	1	0	0	2	1	0	0	0	0	0	10	14	0.00	1.000										
Pedro Borbon, R ERA: 3.3	2.0	S	7	0	0	0	0	1	0	0	0	0	0	6	10	0.00	0.500										

Batter	1	2	3	4	5	6	7	8	9	AB	R	H	RBI	BB	SO	LOB	TOP					
Pete Rose, S OBP: 0.409, SLG: 0.447 (1,5)	0-0 4-3		0-0 4-3			0-0 FC4-6 1B		0-0 F7		4	0	1	0	0	0	0	Cincinnati Reds @ San Francisco Giants Candlestick Park, San Francisco, CA Sun Sep 12 1976, 6:33 AM EDT Unknown livebaseballscorecards.com					
Ken Griffey, L OBP: 0.393, SLG: 0.443 (1,9)	0-0 F7		0-0 CS 1B			0-0 FC4-6 1B		0-0 4-3		4	0	2	0	0	0	0						
Joe Morgan, L OBP: 0.458, SLG: 0.616 (1,4)	4-0 S BB		0-0 CS 1-2	0-0 G3		0-0 FC4-6 PO 1-2 2-3		0-0 F7		3	0	0	0	1	0	2						
Johnny Bench, R OBP: 0.354, SLG: 0.410 (1,2)	0-3 K 1-2		0-0 F4	0-0 F5		0-0 PO 1-2	0-3 K	0-0 F9		4	0	0	0	0	2	1						
Dan Driessen, L OBP: 0.376, SLG: 0.415 (1,7)		0-0 1B 1B					4-0 2B BB	0-0 F9		3	1	1	0	1	0	0						
Tony Perez, R OBP: 0.326, SLG: 0.445 (1,3)		0-0 F8			0-3 K		0-3 K			3	0	0	0	0	2	2						
Cesar Geronimo, L OBP: 0.387, SLG: 0.422 (1,8)		0-0 CS 1B			0-0 4-3		0-0 2B			3	0	2	1	0	0	0						
Doug Flynn, R OBP: 0.312, SLG: 0.344 (1,6)		0-0 F4-3			0-0 F6-3		0-0 F7			2	0	0	0	0	0	2						
Mike Lum, L OBP: 0.325, SLG: 0.347 (7, PH)										1	0	0	0	0	0	1						
Pedro Borbon, R OBP: 0.222, SLG: 0.222 (7, 1)										0	0	0	0	0	0	0						
Fred Norman, S OBP: 0.163, SLG: 0.149 (1, 1)				0-0 4-3				0-0 F8		2	0	0	0	0	0	0						
Dave Concepcion, R OBP: 0.336, SLG: 0.408 (7, 6)										1	0	0	0	0	0	0						
Inning Stats	R: 0 E: 0 K: 1 S: 5	H: 0 LOB: 1 BB: 1 P: 9	R: 0 E: 0 K: 0 S: 4	H: 2 LOB: 1 BB: 0 P: 4	R: 0 E: 0 K: 0 S: 3	H: 1 LOB: 0 BB: 0 P: 3	R: 0 E: 0 K: 0 S: 3	H: 0 LOB: 0 BB: 0 P: 3	R: 0 E: 0 K: 1 S: 5	H: 0 LOB: 0 BB: 0 P: 5	R: 0 E: 0 K: 0 S: 4	H: 2 LOB: 1 BB: 0 P: 4	R: 1 E: 0 K: 2 S: 8	H: 1 LOB: 1 BB: 1 P: 12	R: 0 E: 0 K: 0 S: 3	H: 0 LOB: 0 BB: 0 P: 3	R: 0 E: 0 K: 0 S: 3	H: 0 LOB: 0 BB: 0 P: 3	1B: 5 2B: 1 3B: 0 HR: 0	SF: 0 SAC: 0 DP: 0 HBP: 0	WP: 0 PB: 0 SB: 1 CS: 2	PA: 34
PITCHER Jim Barr, R ERA: 3.08 (1, 1)	IP: 9.0 WLS: W BF: 32 H: 6 R: 1 ER: 1 SO: 4 BB: 2 IBB: 0 HBP: 0 BLK: 0 WP: 0 HR: 0 S: 38 P: 46 ERA: 1.00 WHIP: 0.889															PITCHER						

Batter	1	2	3	4	5	6	7	8	9	AB	R	H	RBI	BB	SO	LOB	BOTTOM					
Larry Herndon, R OBP: 0.338, SLG: 0.355 (1,8)	0-3 K	0-3 K		0-3 K				0-0 6-3		4	0	0	0	0	3	1	Cincinnati Reds @ San Francisco Giants Candlestick Park, San Francisco, CA Sun Sep 12 1976, 6:33 AM EDT Unknown livebaseballscorecards.com					
Marty Perez, R OBP: 0.324, SLG: 0.333 (1,4)	0-0 S 1B 1B		0-0 1B 2B		0-0 F3		0-0 F9			4	2	2	0	0	0	0						
Gary Matthews, R OBP: 0.367, SLG: 0.441 (1,7)	0-0 S 1B 1B		0-0 2H 1B		0-0 F8		0-0 SH1-4 1B			4	1	3	1	0	0	0						
Jack Clark, R OBP: 0.310, SLG: 0.314 (1,9)	0-0 F7		0-0 F7		0-3 K		0-0 SH1-4			3	0	0	0	0	1	3						
Ken Reitz, R OBP: 0.297, SLG: 0.338 (1,5)	0-0 1H 2H 1B		0-0 F2		0-0 F6-3		0-0 F5			4	0	1	2	0	0	2						
Chris Speier, R OBP: 0.307, SLG: 0.281 (1,6)	0-0 F2		0-0 1B		0-0 5-3		0-0 F8			4	0	1	0	0	0	2						
Gary Thomasson, L OBP: 0.313, SLG: 0.498 (1,3)		0-0 FC6-4 1B		0-0 1-3		0-0 1B				3	0	2	0	0	0	2						
Darrell Evans, L OBP: 0.322, SLG: 0.318 (9, 3)										0	0	0	0	0	0	0						
Gary Alexander, R OBP: 0.206, SLG: 0.200 (1,2)		0-0 FC6-4 1-2		0-3 K		0-0 F9				3	0	0	0	0	1	2						
Jim Barr, R OBP: 0.203, SLG: 0.206 (1, 1)		0-0 F9		0-0 5-3			0-0 G3			3	0	0	0	0	0	1						
Inning Stats	R: 2 E: 0 K: 1 S: 8	H: 3 LOB: 1 BB: 0 P: 8	R: 0 E: 0 K: 1 S: 6	H: 1 LOB: 0 BB: 0 P: 6	R: 1 E: 0 K: 0 S: 6	H: 3 LOB: 2 BB: 0 P: 6	R: 0 E: 0 K: 2 S: 7	H: 0 LOB: 0 BB: 0 P: 7	R: 0 E: 0 K: 1 S: 5	H: 0 LOB: 0 BB: 0 P: 5	R: 0 E: 0 K: 0 S: 4	H: 1 LOB: 1 BB: 0 P: 4	R: 0 E: 0 K: 0 S: 3	H: 0 LOB: 0 BB: 0 P: 3	R: 0 E: 0 K: 0 S: 4	H: 1 LOB: 1 BB: 0 P: 4	R: 0 E: 0 K: 0 S: 4	H: 1 LOB: 1 BB: 0 P: 4	1B: 8 2B: 1 3B: 0 HR: 0	SF: 0 SAC: 1 DP: 0 HBP: 0	WP: 0 PB: 0 SB: 2 CS: 0	PA: 33
PITCHER Fred Norman, L ERA: 2.68 (7, 1)	IP: 6.0 WLS: L BF: 26 H: 8 R: 3 ER: 3 SO: 5 BB: 0 IBB: 0 HBP: 0 BLK: 0 WP: 0 HR: 0 S: 36 P: 36 ERA: 4.50 WHIP: 1.333															PITCHER						

Batter	1	2	3	4	5	6	7	8	9	10	11	AB	R	H	RBI	BB	SO	LOB	TOP							
Pete Rose, S OBP: 0.409, SLG: 0.448 (1, 5)												6	0	3	3	0	1	0								
Ken Griffey, L OBP: 0.394, SLG: 0.448 (1, 9)												6	0	3	1	0	0	3								
Dan Driessen, L OBP: 0.372, SLG: 0.424 Joe Henderson, L (8, 1)												5	1	1	1	0	0	7								
Bob Bailey, R OBP: 0.361, SLG: 0.538 Joel Youngblood, R OBP: 0.255, SLG: 0.269 Rawly Eastwick, R (11, 1)												5	1	1	1	0	0	7								
Cesar Geronimo, L OBP: 0.389, SLG: 0.427 (1, 8)												6	2	3	0	0	1									
Mike Lum, L OBP: 0.329, SLG: 0.344 Ed Armbrister, R OBP: 0.315, SLG: 0.429 (9, 7)												4	1	1	1	1	2									
Dave Concepcion, R OBP: 0.354, SLG: 0.406 (1, 6)												5	1	1	2	0	1	3								
Bill Plummer, R OBP: 0.331, SLG: 0.417 (1, 2)												4	2	0	0	2	1	5								
Doug Flynn, R OBP: 0.310, SLG: 0.339 (1, 4)												3	1	0	0	1	1	0								
Santo Alcala, R OBP: 0.179, SLG: 0.163 Manny Sarmiento, R (4, 1)												1	0	0	1	1	0	0								
Will McEnaney, L OBP: 0.375, SLG: 0.167 Joe Morgan, L OBP: 0.457, SLG: 0.615 Tony Perez, R OBP: 0.325, SLG: 0.444 (8, 3)												1	0	0	0	0	0	0								
Inning Stats	R: 0 E: 0 K: 0 S: 3	H: 1 LOB: 0 BB: 0 P: 3	R: 1 E: 0 K: 1 S: 6	H: 1 LOB: 0 BB: 0 P: 6	R: 0 E: 0 K: 1 S: 5	H: 0 LOB: 0 BB: 0 P: 5	R: 5 E: 2 K: 1 S: 10	H: 3 LOB: 3 BB: 3 P: 22	R: 0 E: 1 K: 1 S: 6	H: 0 LOB: 1 BB: 0 P: 6	R: 0 E: 0 K: 0 S: 5	H: 0 LOB: 2 BB: 1 P: 7	R: 0 E: 0 K: 0 S: 3	H: 0 LOB: 0 BB: 0 P: 3	R: 1 E: 0 K: 0 S: 6	H: 3 LOB: 2 BB: 0 P: 6	1B: 10 2B: 0 3B: 2 HR: 1	SF: 1 SAC: 1 DP: 0 HBP: 0	WP: 0 PB: 0 SB: 3 CS: 1	PA: 52						
PITCHER	Ed Halicki, R ERA: 3.7 (1, 1)	IP: 3.2 WLS: 19 BF: 19 H: 5 R: 6 ER: 2 SO: 3 BB: 0 IBB: 0 HBP: 0 BLK: 0 WP: 0 HR: 0 S: 22 P: 34 ERA: 4.91 WHIP: 2.182	IP: 0.1 WLS: 2 BF: 0 H: 0 R: 0 ER: 0 SO: 0 BB: 0 IBB: 0 HBP: 0 BLK: 0 WP: 0 HR: 0 S: 2 P: 2 ERA: 0.00 WHIP: 0.000	IP: 0.1 WLS: 7 BF: 0 H: 0 R: 0 ER: 0 SO: 2 BB: 0 IBB: 0 HBP: 0 BLK: 0 WP: 0 HR: 0 S: 11 P: 11 ERA: 0.00 WHIP: 0.000	IP: 1.0 WLS: 4 BF: 2 H: 2 R: 0 ER: 0 SO: 4 BB: 0 IBB: 0 HBP: 0 BLK: 0 WP: 0 HR: 4 S: 4 P: 4 ERA: 0.00 WHIP: 2.000	IP: 0.0 WLS: 2 BF: 1 H: 2 R: 2 ER: 0 SO: 1 BB: 0 IBB: 0 HBP: 0 BLK: 0 WP: 0 HR: 1 S: 5 P: 5 ERA: = WHIP: =	IP: 3.0 WLS: 12 BF: 2 H: 2 R: 0 ER: 0 SO: 1 BB: 0 IBB: 0 HBP: 0 BLK: 0 WP: 0 HR: 0 S: 13 P: 17 ERA: 0.00 WHIP: 1.000	IP: 1.0 WLS: 6 BF: 3 H: 1 R: 1 ER: 0 SO: 0 BB: 0 IBB: 0 HBP: 0 BLK: 0 WP: 0 HR: 6 S: 6 P: 6 ERA: 9.00 WHIP: 3.000																		
Rob Dressler, R ERA: 4.13 (8, 1)																										
Tommy Toms, R ERA: 8.1 (11, 1)																										
Batter	1	2	3	4	5	6	7	8	9	10	11	AB	R	H	RBI	BB	SO	LOB	BOTTOM							
Jack Clark, R OBP: 0.319, SLG: 0.400 (1, 8)												5	1	2	3	0	0	1								
Gary Lavelle, S OBP: 0.100, SLG: 0.100 (8, 1)												0	0	0	0	0	0	0								
Rob Dressler, R OBP: 0.167, SLG: 0.138 Chris Arnold, R OBP: 0.290, SLG: 0.270 Tommy Toms, R (11, 1)												0	0	0	0	0	0	0								
Johnnie LeMaster, R OBP: 0.229, SLG: 0.253 Dave Rader, L OBP: 0.331, SLG: 0.336 Marty Perez, R OBP: 0.323, SLG: 0.332 (7, 4)												3	0	1	0	0	2	2								
Gary Matthews, R OBP: 0.365, SLG: 0.437 (1, 7)												5	0	0	0	1	0	5								
Bobby Murcer, L OBP: 0.356, SLG: 0.412 (1, 9)												5	0	2	0	1	0	2								
Gary Thomasson, L OBP: 0.320, SLG: 0.420 (1, 3)												4	2	2	1	2	0	2								
Darrell Evans, L OBP: 0.322, SLG: 0.316 (4, 1)												2	1	0	0	1	1	0								
Mike Sadek, R OBP: 0.295, SLG: 0.226 Larry Harmon, R OBP: 0.336, SLG: 0.353 (8, 8)												1	0	0	0	0	0	1								
Chris Speier, R OBP: 0.311, SLG: 0.286 (1, 4)												6	2	4	0	0	0	0								
Gary Alexander, R OBP: 0.250, SLG: 0.286 (1, 2)												5	2	3	2	0	1	1								
Ed Halicki, R OBP: 0.240, SLG: 0.170 Mike Caldwell, L OBP: 0.248, SLG: 0.211 Dave Heaverlo, R OBP: 0.254, SLG: 0.303 Steve Cimberlin, R OBP: 0.303, SLG: 0.333 Charlie Williams, R OBP: 0.314, SLG: 0.342 Ken Rietz, R OBP: 0.346, SLG: 0.336 (8, 5)												1	0	0	0	0	0	1								
Inning Stats	R: 0 E: 0 K: 0 S: 4	H: 1 LOB: 1 BB: 0 P: 4	R: 1 E: 0 K: 0 S: 4	H: 1 LOB: 1 BB: 1 P: 8	R: 0 E: 0 K: 1 S: 6	H: 1 LOB: 1 BB: 1 P: 10	R: 2 E: 0 K: 2 S: 11	H: 4 LOB: 2 BB: 0 P: 11	R: 1 E: 0 K: 0 S: 4	H: 1 LOB: 0 BB: 0 P: 4	R: 2 E: 0 K: 0 S: 6	H: 3 LOB: 1 BB: 0 P: 6	R: 2 E: 1 K: 0 S: 6	H: 3 LOB: 1 BB: 0 P: 6	R: 0 E: 1 K: 0 S: 4	H: 0 LOB: 2 BB: 1 P: 8	R: 0 E: 0 K: 1 S: 5	H: 0 LOB: 0 BB: 0 P: 5	R: 0 E: 1 K: 1 S: 5	H: 0 LOB: 3 BB: 3 P: 17	R: 0 E: 0 K: 1 S: 5	H: 1 LOB: 0 BB: 0 P: 5	1B: 11 2B: 3 3B: 1 HR: 1	SF: 1 SAC: 0 DP: 1 HBP: 0	WP: 1 PB: 0 SB: 2 CS: 0	PA: 54
PITCHER	Santo Alcala, R ERA: 4.53 (1, 1)	IP: 3.1 WLS: 7 BF: 19 H: 4 R: 3 ER: 3 SO: 2 BB: 2 IBB: 0 HBP: 0 BLK: 0 WP: 0 HR: 0 S: 21 P: 29 ERA: 8.10 WHIP: 2.700	IP: 2.2 WLS: 4 BF: 12 H: 7 R: 3 ER: 3 SO: 1 BB: 0 IBB: 0 HBP: 0 BLK: 0 WP: 0 HR: 1 S: 14 P: 14 ERA: 10.12 WHIP: 1.500	IP: 1.0 WLS: 6 BF: 3 H: 2 R: 1 ER: 0 SO: 0 BB: 0 IBB: 0 HBP: 0 BLK: 0 WP: 0 HR: 0 S: 6 P: 6 ERA: 9.00 WHIP: 3.000	IP: 3.0 WLS: 14 BF: 1 H: 0 R: 0 ER: 0 SO: 2 BB: 1 IBB: 3 HBP: 0 BLK: 0 WP: 1 HR: 0 S: 14 P: 30 ERA: 0.00 WHIP: 0.667	IP: 1.0 WLS: 3 BF: 1 H: 0 R: 0 ER: 0 SO: 5 BB: 0 IBB: 0 HBP: 0 BLK: 0 WP: 0 HR: 5 S: 5 P: 5 ERA: 0.00 WHIP: 1.000																				

Cincinnati Reds @ San Francisco Giants
Candlestick Park, San Francisco, CA
Sun Sep 12 1976, 10:05 PM EDT
Att: 26,023 - Unknown

AB	45
R	9
H	13
RBI	9
BB	5
SO	6
LOB	26



Cincinnati Reds @ San Francisco Giants
Candlestick Park, San Francisco, CA
Sun Sep 12 1976, 10:05 PM EDT
Att: 26,023 - Unknown

AB	47
R	8
H	16
RBI	7
BB	6
SO	6
LOB	24



Batter	1	2	3	4	5	6	7	8	9	AB	R	H	RBI	BB	SO	LOB	TOP																
Jack Clark, R OBP: 0.281, SLG: 0.360 (1, 8)										5	1	1	0	0	0	3	San Francisco Giants @ San Diego Padres San Diego Stadium, San Diego, CA Tue Sep 14 1976, 10:05 PM EDT Att: 3,961 - Unknown livebaseballscorecards.com																
Marty Perez, R OBP: 0.335, SLG: 0.334 Johnnie LeMaster, R OBP: 0.226, SLG: 0.253 (1, 4) (9, PR) (9, 6)										4	1	1	0	1	1	1																	
Gary Matthews, R OBP: 0.364, SLG: 0.432 (1, 7)										5	2	1	0	0	1	4																	
Bobby Murcer, L OBP: 0.355, SLG: 0.420 (1, 9)										5	2	2	4	0	0	3																	
Ken Reitz, R OBP: 0.295, SLG: 0.335 (1, 5)										5	1	1	1	0	0	1																	
Chris Speier, R OBP: 0.310, SLG: 0.283 (1, 6) (9, 4)										5	0	1	0	0	0	1																	
Gary Thomasson, L OBP: 0.322, SLG: 0.418 (1, 3)										5	0	3	1	0	0	1																	
Gary Alexander, R OBP: 0.271, SLG: 0.268 (1, 2)										2	0	1	0	2	0	0																	
Bob Knepper, L Rob Dressler, R Mike Caldwell, L Dave Heaverlo, R Charlie Williams, R Darrell Evans, L Randy Moffitt, R (1, 1) (5, 1) (5, 1) (5, 1) (7, 1) (5, PH) (8, 1) (8, 1)										3	0	0	0	0	1	3																	
Inning Stats	R: 3 E: 1 K: 0 S: 6	H: 3 LOB: 2 BB: 1 P: 10	R: 0 E: 0 K: 0 S: 3	H: 0 LOB: 0 BB: 0 P: 3	R: 0 E: 0 K: 1 S: 5	H: 0 LOB: 2 BB: 0 P: 5	R: 0 E: 0 K: 1 S: 6	H: 1 LOB: 1 BB: 1 P: 10	R: 2 E: 0 K: 0 S: 5	H: 2 LOB: 0 BB: 0 P: 5	R: 0 E: 0 K: 1 S: 6	H: 0 LOB: 1 BB: 0 P: 7	R: 0 E: 2 K: 1 S: 6	H: 0 LOB: 1 BB: 0 P: 6	R: 0 E: 0 K: 0 S: 5	H: 2 LOB: 2 BB: 1 P: 9		R: 2 E: 0 K: 0 S: 6	H: 3 LOB: 1 BB: 0 P: 6	1B: 8 2B: 1 3B: 0 HR: 2	SF: 0 SAC: 0 DP: 0 HBP: 0	WP: 2 PB: 0 SB: 1 CS: 0	PA: 43										
PITCHER	IP WLS BF H R ER SO BB IBB HBP BLK WP HR S P ERA WHIP																																
Brent Strom, L ERA: 3.36 (1, 1)	5.0	23	6	5	3	2	1	1	0	0	0	2	1	25	33	5.40	1.400																
Jerry Johnson, R ERA: 3.34 (6, 1)	1.0	4	0	0	0	0	1	0	0	0	0	0	0	3	7	0.00	1.000																
Dave Freisleben, R ERA: 3.7 (7, 1)	1.2	9	2	0	0	1	1	0	0	0	0	0	0	10	14	0.00	1.800																
Butch Metzger, R ERA: 2.25 (8, 1)	1.0	L	6	3	2	2	0	0	0	0	0	0	1	6	6	18.00	3.000																
Dave Tomlin, L ERA: 3.29 (9, 1)	0.1	1	0	0	0	0	0	0	0	0	0	0	0	1	1	0.00	0.000																

Batter	1	2	3	4	5	6	7	8	9	AB	R	H	RBI	BB	SO	LOB	BOTTOM																
Johnny Grubb, L OBP: 0.390, SLG: 0.387 (1, 7)										4	0	0	1	1	2	1	San Francisco Giants @ San Diego Padres San Diego Stadium, San Diego, CA Tue Sep 14 1976, 10:05 PM EDT Att: 3,961 - Unknown livebaseballscorecards.com																
Bill Almon, R OBP: 0.500, SLG: 0.800 (1, 6)										5	1	3	2	0	1	1																	
Merv Rettenmund, R OBP: 0.359, SLG: 0.336 (1, 9)										5	1	2	1	0	1	3																	
Doug Rader, R OBP: 0.329, SLG: 0.363 Enzo Hernandez, R OBP: 0.317, SLG: 0.319 (1, 5) (9, PR)										5	1	2	0	0	1	2																	
Bobby Valentine, R OBP: 0.500, SLG: 0.429 (1, 3)										5	0	2	1	0	0	3																	
Luis Melendez, R OBP: 0.241, SLG: 0.256 Willie Davis, L OBP: 0.299, SLG: 0.379 (1, 8) (6, PH)										2	0	0	0	0	0	0																	
Fred Kendall, R OBP: 0.298, SLG: 0.301 Jerry Turner, L OBP: 0.321, SLG: 0.384 (1, 2) (9, PH)										3	1	2	0	1	0	2																	
Mike Champion, R Butch Metzger, R Dave Tomlin, L (1, 4) (8, 1) (9, 1)										3	1	0	0	1	0	4																	
Brent Strom, R Ted Kubiak, R Jerry Johnson, R Tito Fuentes, S Dave Heaverlo, R Hector Torres, R (1, 1) (5, PH) (5, 1) (6, PH) (7, 1) (8, 4)										1	0	0	0	0	0	0																	
Inning Stats	R: 0 E: 1 K: 0 S: 5	H: 1 LOB: 2 BB: 0 P: 5	R: 0 E: 0 K: 0 S: 2	H: 0 LOB: 0 BB: 1 P: 6	R: 0 E: 0 K: 1 S: 6	H: 1 LOB: 1 BB: 0 P: 6	R: 0 E: 0 K: 0 S: 3	H: 0 LOB: 0 BB: 0 P: 3	R: 0 E: 0 K: 1 S: 6	H: 1 LOB: 0 BB: 0 P: 6	R: 6 E: 0 K: 1 S: 11	H: 6 LOB: 2 BB: 2 P: 19	R: 0 E: 0 K: 1 S: 7	H: 2 LOB: 2 BB: 0 P: 7	R: 0 E: 0 K: 1 S: 5	H: 0 LOB: 0 BB: 0 P: 5		R: 0 E: 0 K: 0 S: 5	H: 2 LOB: 2 BB: 0 P: 5	1B: 12 2B: 1 3B: 0 HR: 0	SF: 0 SAC: 0 DP: 1 HBP: 0	WP: 1 PB: 0 SB: 0 CS: 0	PA: 43										
PITCHER	IP WLS BF H R ER SO BB IBB HBP BLK WP HR S P ERA WHIP																																
Bob Knepper, L ERA: 4.28 (1, 1)	5.0	23	7	4	4	2	1	0	0	0	0	0	0	3	7	0.00	3.000																
Mike Caldwell, L ERA: 4.98 (6, 1)	0.0	1	0	0	0	0	1	0	0	0	0	0	0	4	4	∞	∞																
Dave Heaverlo, R ERA: 3.98 (6, 1)	0.1	2	1	2	2	1	0	0	0	0	0	0	0	4	4	54.00	3.000																
Charlie Williams, R ERA: 3.11 (7, 1)	1.0	5	2	0	0	1	0	0	0	0	0	0	0	7	7	0.00	2.000																

Batter	1	2	3	4	5	6	7	8	9	AB	R	H	RBI	BB	SO	LOB	TOP								
Jack Clark, R (1, 8) OBP: 0.281, SLG: 0.351 Larry Hemdon, R (9, 8) OBP: 0.337, SLG: 0.354	3-1		4-3		F7		PO 2H 1B			4	0	1	1	0	0	2									
Marty Perez, R (1, 4) OBP: 0.326, SLG: 0.343	G3			G6-4-3 1B		HR	PO 2-3	F8		4	1	2	1	0	0	0									
Gary Matthews, R (1, 7) OBP: 0.362, SLG: 0.430	F9			G6-4-3 1-2		6-3		K		4	0	0	0	0	1	1									
Bobby Murcer, L (1, 9) OBP: 0.357, SLG: 0.424		4-3		G3				F8		3	0	0	0	1	0	0									
Gary Thomasson, L (1, 3) OBP: 0.317, SLG: 0.409 Darrell Evans, L (9, 3) OBP: 0.323, SLG: 0.315	L3				5-3		F8		2B 1B	4	1	1	0	0	0	1									
Ken Reitz, R (1, 5) OBP: 0.296, SLG: 0.339					1B 2B		FC5-4 1-2	F7		4	1	2	0	0	0	2									
Chris Speier, R (1, 6) OBP: 0.311, SLG: 0.285	4-3				1B					3	1	2	1	1	0	1									
Gary Alexander, R (1, 2) OBP: 0.268, SLG: 0.265			4-3		1B					4	0	1	1	0	1	2									
Jim Barr, R (1, 1) OBP: 0.194, SLG: 0.197 Randy Moffitt, R (8, 1) OBP: 0.154, SLG: 0.154			6-3		1B			P5		4	0	1	1	0	1	2									
					P2			P2		3	0	0	0	0	0	3									
										1	0	0	0	0	0	1									
Inning Stats	R: 0 E: 0 K: 0 S: 3	H: 0 LOB: 0 BB: 0 P: 3	R: 0 E: 0 K: 0 S: 4	H: 1 LOB: 1 BB: 0 P: 4	R: 0 E: 0 K: 0 S: 3	H: 0 LOB: 0 BB: 0 P: 3	R: 0 E: 0 K: 0 S: 3	H: 1 LOB: 0 BB: 0 P: 3	R: 1 E: 0 K: 0 S: 6	H: 3 LOB: 2 BB: 0 P: 6	R: 1 E: 0 K: 0 S: 4	H: 1 LOB: 1 BB: 1 P: 8	R: 1 E: 0 K: 1 S: 5	H: 1 LOB: 0 BB: 1 P: 9	R: 0 E: 0 K: 1 S: 5	H: 0 LOB: 0 BB: 0 P: 5	R: 1 E: 0 K: 0 S: 5	H: 2 LOB: 1 BB: 0 P: 5	1B: 6 2B: 2 HR: 1	SF: 0 SAC: 0 DP: 1 HBP: 0	WP: 0 PB: 0 SB: 0 CS: 0	PA: 37			
PITCHER	IP	WLS	BF	H	R	ER	SO	BB	IBB	HBP	BLK	WP	HR	S	P	ERA	WHIP								
Jack Billingham, R (1, 1) ERA: 4.42	7.0	L	28	7	3	3	1	2	0	0	0	0	1	28	36	3.86	1.286								
Manny Sarmiento, R (8, 1) ERA: 2.39	2.0		8	2	1	1	1	0	0	0	0	0	0	10	10	4.50	1.000								

San Francisco Giants @ Cincinnati Reds
Riverfront Stadium, Cincinnati, OH
Fri Sep 17 1976, 7:05 PM EDT
Att: 29,522 - Unknown

livebaseballscorecards.com

AB 34
R 4
H 9
RBI 4
BB 2
SO 2
LOB 13

GIANTS

Batter	1	2	3	4	5	6	7	8	9	AB	R	H	RBI	BB	SO	LOB	BOTTOM								
Pete Rose, S (1, 5) OBP: 0.411, SLG: 0.452	F7		4-0 S 2-3 BB					6-3	4-3	4	0	1	0	1	0	1									
Ken Griffey, L (1, 9) OBP: 0.398, SLG: 0.455	F7		1-6-3 1-2		L1			1B 2B 1B		4	1	1	0	0	0	3									
Joe Morgan, L (1, 4) OBP: 0.448, SLG: 0.598	4-3			1B S 1B		G3		2B SF7 1B		4	1	2	0	0	0	0									
Tony Perez, R (1, 3) OBP: 0.328, SLG: 0.448 Ed Ambrister, R (8, PR) OBP: 0.316, SLG: 0.405 Johnny Bench, R (9, 3) OBP: 0.355, SLG: 0.405		6-3		F8 1-2		1-3		1-3 3-H 2B		4	0	1	1	0	0	1									
George Foster, R (1, 7) OBP: 0.370, SLG: 0.537		K		F8		6-3		SF7		3	0	0	1	0	1	1									
Cesar Geronimo, L (1, 8) OBP: 0.385, SLG: 0.422		4-3						F8	F8	4	0	1	0	0	0	1									
Dave Concepcion, R (1, 6) OBP: 0.337, SLG: 0.497					6-3			F9		4	0	1	0	0	0	2									
Bill Plummer, R (1, 2) OBP: 0.336, SLG: 0.419				P4						4	0	2	0	0	0	1									
Jack Billingham, R (1, 1) OBP: 0.271, SLG: 0.286 Mike Lum, L (7, PH) OBP: 0.327, SLG: 0.341 Manny Sarmiento, R (8, 1) OBP: 0.355, SLG: 0.405 Dan Driessen, L (8, PH) OBP: 0.371, SLG: 0.422				SH1						1	0	0	0	0	0	0									
										1	0	0	0	0	0	1									
										0	0	0	0	0	0	0									
										1	0	0	0	0	0	1									
Inning Stats	R: 0 E: 0 K: 0 S: 3	H: 0 LOB: 0 BB: 0 P: 3	R: 0 E: 0 K: 1 S: 5	H: 0 LOB: 0 BB: 0 P: 5	R: 0 E: 0 K: 0 S: 4	H: 1 LOB: 2 BB: 1 P: 8	R: 0 E: 0 K: 0 S: 5	H: 2 LOB: 2 BB: 0 P: 5	R: 0 E: 0 K: 0 S: 4	H: 1 LOB: 1 BB: 0 P: 4	R: 0 E: 0 K: 0 S: 3	H: 0 LOB: 0 BB: 0 P: 3	R: 0 E: 0 K: 0 S: 4	H: 1 LOB: 1 BB: 0 P: 4	R: 2 E: 0 K: 0 S: 6	H: 3 LOB: 1 BB: 0 P: 6	R: 0 E: 0 K: 0 S: 4	H: 1 LOB: 1 BB: 0 P: 4	1B: 8 2B: 1 3B: 0 HR: 0	SF: 1 SAC: 1 DP: 0 HBP: 0	WP: 1 PB: 1 SB: 2 CS: 0	PA: 37			
PITCHER	IP	WLS	BF	H	R	ER	SO	BB	IBB	HBP	BLK	WP	HR	S	P	ERA	WHIP								
Jim Barr, R (1, 1) ERA: 3.06	7.1	W	31	8	2	2	1	1	0	0	0	0	0	32	36	0.00	0.600								
Randy Moffitt, R (8, 1) ERA: 2.32	1.2	S	6	1	0	0	0	0	0	0	0	1	0	6	6	0.00	0.600								

San Francisco Giants @ Cincinnati Reds
Riverfront Stadium, Cincinnati, OH
Fri Sep 17 1976, 7:05 PM EDT
Att: 29,522 - Unknown

livebaseballscorecards.com

AB 34
R 2
H 9
RBI 2
BB 1
SO 1
LOB 12

REDS

Batter	1	2	3	4	5	6	7	8	9	AB	R	H	RBI	BB	SO	LOB	TOP										
Jack Clark, R (1, 8) OBP: 0.288, SLG: 0.369	F9							F9		4	0	1	0	0	0	0	San Francisco Giants @ Cincinnati Reds Riverfront Stadium, Cincinnati, OH Sun Sep 19 1976, 3:33 AM EDT Att: 38,099 - Unknown livebaseballscorecards.com										
Marty Perez, R (1, 4) OBP: 0.328, SLG: 0.342		3B						G3		3	1	0	0	1	0	1											
Gary Matthews, R (1, 7) OBP: 0.360, SLG: 0.429										4	0	1	1	0	1	0											
Bobby Murcer, L (1, 9) OBP: 0.358, SLG: 0.421		2B								3	0	0	0	0	0	0											
Gary Thomasson, L (1, 3) OBP: 0.322, SLG: 0.426										4	0	1	0	0	0	2											
Ken Reitz, R (1, 5) OBP: 0.293, SLG: 0.334										4	0	0	0	0	0	3											
Chris Speier, R (1, 6) OBP: 0.310, SLG: 0.297										3	1	1	1	0	0	0											
Gary Alexander, R (1, 2) OBP: 0.270, SLG: 0.255										3	0	0	0	0	0	0											
John Montefusco, R (1, 1) OBP: 0.175, SLG: 0.123										2	0	0	0	0	2	0											
Derrel Thomas, S (8, PH) OBP: 0.319, SLG: 0.314										1	0	0	0	0	1	0											
Mike Caldwell, R (8, 1) OBP: 0.158, SLG: 0.211										0	0	0	0	0	0	0											
Inning Stats	R: 1 E: 0 K: 0 S: 4	H: 1 LOB: 2 BB: 1 P: 9	R: 1 E: 0 K: 1 S: 7	H: 2 LOB: 1 BB: 0 P: 7	R: 0 E: 0 K: 0 S: 3	H: 0 LOB: 0 BB: 0 P: 3	R: 0 E: 0 K: 0 S: 3	H: 0 LOB: 0 BB: 0 P: 3	R: 0 E: 0 K: 1 S: 5	H: 0 LOB: 0 BB: 0 P: 5	R: 0 E: 0 K: 0 S: 3	H: 0 LOB: 0 BB: 0 P: 3	R: 0 E: 0 K: 1 S: 5	H: 0 LOB: 0 BB: 0 P: 5	R: 0 E: 0 K: 1 S: 6	H: 1 LOB: 1 BB: 0 P: 6	1B: 1 2B: 1 3B: 1 HR: 1	SF: 0 SAC: 0 DP: 0 HBP: 1	WP: 0 PB: 0 SB: 0 CS: 0	PA: 33							
PITCHER	IP	WLS	BF	H	R	ER	SO	BB	IBB	HBP	BLK	WP	HR	S	P	ERA	WHIP										
Gary Nolan, R (1, 1) ERA: 3.55	7.0	W	26	3	2	2	2	1	0	1	0	0	1	28	33	2.57	0.571										
Rawly Eastwick, R (8, 1) ERA: 2.13	2.0	S	7	1	0	0	2	0	0	0	0	0	0	11	11	0.00	0.500										

Batter	1	2	3	4	5	6	7	8	9	AB	R	H	RBI	BB	SO	LOB	BOTTOM										
Pete Rose, S (1, 5) OBP: 0.412, SLG: 0.459										4	2	3	1	0	1	1	San Francisco Giants @ Cincinnati Reds Riverfront Stadium, Cincinnati, OH Sun Sep 19 1976, 3:33 AM EDT Att: 38,099 - Unknown livebaseballscorecards.com										
Ken Griffey, L (1, 9) OBP: 0.396, SLG: 0.452										4	1	2	1	0	0	2											
Joe Morgan, L (1, 4) OBP: 0.448, SLG: 0.596										3	1	2	1	0	0	0											
Dan Driessen, L (1, 3) OBP: 0.365, SLG: 0.414										4	0	0	1	0	0	3											
Cesar Geronimo, L (1, 8) OBP: 0.382, SLG: 0.419										3	0	0	1	0	0	1											
Mike Lum, L (1, 7) OBP: 0.325, SLG: 0.338										4	0	1	0	0	0	0											
Bill Plummer, R (1, 2) OBP: 0.321, SLG: 0.399										4	0	0	0	0	2	2											
Doug Flynn, R (1, 6) OBP: 0.311, SLG: 0.343										3	1	2	0	0	0	0											
Gary Nolan, R (1, 1) OBP: 0.132, SLG: 0.108										2	0	0	0	0	0	1											
Ed Ambrister, R (7, PH) OBP: 0.316, SLG: 0.405										0	0	0	0	0	0	0											
Rawly Eastwick, R (8, 1) ERA: 4.94										0	0	0	0	0	0	0											
Inning Stats	R: 3 E: 1 K: 0 S: 6	H: 3 LOB: 0 BB: 0 P: 6	R: 1 E: 0 K: 1 S: 7	H: 2 LOB: 1 BB: 0 P: 7	R: 0 E: 0 K: 0 S: 3	H: 0 LOB: 0 BB: 0 P: 3	R: 0 E: 0 K: 0 S: 3	H: 0 LOB: 0 BB: 0 P: 3	R: 1 E: 0 K: 0 S: 5	H: 2 LOB: 1 BB: 0 P: 5	R: 0 E: 0 K: 1 S: 5	H: 0 LOB: 0 BB: 0 P: 5	R: 0 E: 0 K: 1 S: 6	H: 1 LOB: 1 BB: 0 P: 6	R: 0 E: 0 K: 0 S: 5	H: 2 LOB: 2 BB: 0 P: 5	1B: 6 2B: 4 3B: 0 HR: 0	SF: 2 SAC: 1 DP: 0 HBP: 0	WP: 0 PB: 0 SB: 0 CS: 0	PA: 34							
PITCHER	IP	WLS	BF	H	R	ER	SO	BB	IBB	HBP	BLK	WP	HR	S	P	ERA	WHIP										
John Montefusco, R (1, 1) ERA: 2.95	7.0	L	29	8	5	4	3	0	0	0	0	0	0	35	35	5.14	1.143										
Mike Caldwell, L (8, 1) ERA: 4.94	1.0		5	2	0	0	0	0	0	0	0	0	0	5	5	0.00	2.000										

Batter	1	2	3	4	5	6	7	8	9	AB	R	H	RBI	BB	SO	LOB	TOP										
Davey Lopes, R OBP: 0.330, SLG: 0.324 (1, 4)	L5		4-3	3B			6-3		K	5	0	1	0	0	1	0	Los Angeles Dodgers @ San Francisco Giants Candlestick Park, San Francisco, CA Tue Sep 21 1976, 10:05 PM EDT Att: 3,370 - Unknown livebaseballscorecards.com										
Bill Buckner, L OBP: 0.332, SLG: 0.395 Joe Simpson, L OBP: 0.087, SLG: 0.087 (1, 7) (9, 7)	4-3		3-1	2B			6-3		3B	5	1	3	0	0	0	1											
Reggie Smith, S OBP: 0.309, SLG: 0.455 (1, 9)	1B		3-1				F7		IBB	4	0	1	0	1	0	2											
Steve Garvey, R OBP: 0.356, SLG: 0.452 (1, 3)	F9		2-3				1-3		G3	4	0	0	0	1	1	3											
Ron Cey, R OBP: 0.389, SLG: 0.476 Glenn Burke, R OBP: 0.423, SLG: 0.391 (1, 5) (8, 8)		WP	4-0				1-3		K	3	2	2	1	1	0	0											
Bill Russell, R OBP: 0.306, SLG: 0.349 (1, 6)	L5		E6				1-3		HR	4	0	0	0	0	0	3											
John Hale, L OBP: 0.239, SLG: 0.203 Ivan De Jesus, R OBP: 0.268, SLG: 0.297 (1, 8) (8, 5)		FC4-6	F7				F8		BB	2	0	1	1	2	0	3											
Kevin Pasley, R OBP: 0.297, SLG: 0.265 (1, 2)	F8		2H	1B			F8		BB	4	0	0	0	0	0	3											
Doug Rau, L OBP: 0.239, SLG: 0.153 Charlie Hough, R OBP: 0.250, SLG: 0.350 (1, 1) (8, 1)	FC4-6		1-2				1-3		K	3	0	0	0	0	0	1											
Inning Stats	R: 0 E: 0 K: 0 S: 4	H: 1 LOB: 1 BB: 0 P: 4	R: 1 E: 0 K: 0 S: 5	H: 2 LOB: 1 BB: 0 P: 5	R: 1 E: 1 K: 0 S: 5	H: 1 LOB: 3 BB: 2 P: 13	R: 0 E: 0 K: 0 S: 4	H: 1 LOB: 1 BB: 0 P: 4	R: 0 E: 0 K: 0 S: 3	H: 0 LOB: 0 BB: 0 P: 3	R: 0 E: 0 K: 0 S: 2	H: 0 LOB: 0 BB: 1 P: 6	R: 0 E: 0 K: 0 S: 4	H: 1 LOB: 1 BB: 0 P: 4	R: 1 E: 0 K: 0 S: 4	H: 1 LOB: 2 BB: 1 P: 8		R: 0 E: 0 K: 3 S: 10	H: 1 LOB: 2 BB: 1 P: 14	1B: 4 2B: 1 3B: 2 HR: 1	SF: 0 SAC: 0 DP: 0 HBP: 0	WP: 1 PB: 0 SB: 2 CS: 0	PA: 40				
PITCHER	IP	WLS	BF	H	R	ER	SO	BB	IBB	HBP	BLK	WP	HR	S	P	ERA	WHIP										
Jim Barr, R ERA: 3.05 Randy Moffitt, R ERA: 2.36 (1, 1) (8, 1)	7.0	L	30	6	2	2	0	3	0	0	0	1	0	27	39	2.57	1.286										

Batter	1	2	3	4	5	6	7	8	9	AB	R	H	RBI	BB	SO	LOB	BOTTOM										
Jack Clark, R OBP: 0.289, SLG: 0.358 (1, 8)	F8		FC6-4				SH3-4		S	2	0	0	0	1	0	1	Los Angeles Dodgers @ San Francisco Giants Candlestick Park, San Francisco, CA Tue Sep 21 1976, 10:05 PM EDT Att: 3,370 - Unknown livebaseballscorecards.com										
Marty Perez, R OBP: 0.325, SLG: 0.338 (1, 4)	F8						F8		BB	4	0	0	0	0	0	2											
Gary Matthews, R OBP: 0.358, SLG: 0.425 (1, 7)	K						F8		F2	4	0	0	0	0	1	2											
Bobby Murcer, L OBP: 0.357, SLG: 0.425 (1, 9)		G3					K		K	4	1	1	1	0	2	1											
Ken Reitz, R OBP: 0.295, SLG: 0.336 Johnnie LeMaster, R OBP: 0.226, SLG: 0.253 (1, 5) (7, PH) (8, 6)							1-3		F9	3	0	2	0	0	0	0											
Darrell Evans, L OBP: 0.322, SLG: 0.314 (9, PH)		G6-4-3					FC6-4		1B	1	0	0	0	0	0	0											
Chris Speier, R OBP: 0.308, SLG: 0.295 (1, 6) (8, 5)		G6-4-3					F9		P3	4	0	0	0	0	0	2											
Gary Thomasson, L OBP: 0.324, SLG: 0.432 (1, 3)							F8		3B	3	0	1	0	1	0	0											
Gary Alexander, R OBP: 0.284, SLG: 0.293 (1, 2)							F9		BB	3	1	1	0	1	0	2											
Jim Barr, R OBP: 0.216, SLG: 0.221 Chris Arnold, R OBP: 0.266, SLG: 0.266 Randy Moffitt, R OBP: 0.154, SLG: 0.154 Glenn Adams, L OBP: 0.250, SLG: 0.299 (1, 1) (7, PH) (8, 1) (9, PH)							1B		3B	2	0	2	1	0	0	0											
Inning Stats	R: 0 E: 0 K: 1 S: 5	H: 0 LOB: 0 BB: 0 P: 5	R: 0 E: 0 K: 0 S: 3	H: 1 LOB: 0 BB: 0 P: 3	R: 0 E: 0 K: 0 S: 4	H: 1 LOB: 1 BB: 0 P: 4	R: 0 E: 0 K: 1 S: 5	H: 0 LOB: 0 BB: 0 P: 5	R: 0 E: 0 K: 0 S: 3	H: 0 LOB: 0 BB: 0 P: 3	R: 1 E: 0 K: 0 S: 7	H: 2 LOB: 1 BB: 1 P: 11	R: 0 E: 0 K: 1 S: 5	H: 0 LOB: 1 BB: 1 P: 9	R: 0 E: 0 K: 0 S: 4	H: 1 LOB: 2 BB: 1 P: 8	1B: 4 2B: 0 3B: 2 HR: 1	SF: 0 SAC: 1 DP: 1 HBP: 0	WP: 0 PB: 0 SB: 1 CS: 0	PA: 36							
PITCHER	IP	WLS	BF	H	R	ER	SO	BB	IBB	HBP	BLK	WP	HR	S	P	ERA	WHIP										
Doug Rau, L ERA: 2.57 Charlie Hough, R ERA: 2.19 (1, 1) (8, 1)	7.0	S	8	1	0	0	1	1	0	0	0	0	0	9	13	0.00	1.000										

Batter	1	2	3	4	5	6	7	8	9	AB	R	H	RBI	BB	SO	LOB	TOP					
Bill Buckner, L (1, 7) OBP: 0.333, SLG: 0.397	0-0 4-3		0-0 4-3 3H		0-0 3-1		0-0 2H 1B			4	0	2	2	0	0	0	Los Angeles Dodgers @ San Francisco Giants Candlestick Park, San Francisco, CA Wed Sep 22 1976, 10:05 PM EDT Att: 3,529 - Unknown livebaseballscorecards.com					
Davey Lopes, R (1, 4) OBP: 0.327, SLG: 0.321	0-0 1-3		0-0 4-3 2-3			0-0 F9		0-0 F3		4	0	0	0	0	0	1						
Reggie Smith, S (1, 9) OBP: 0.308, SLG: 0.451	0-0 F8		0-0 F8			4-0 FC6-4 WP BB		0-3 K		3	0	0	0	1	1	1						
Steve Garvey, R (1, 3) OBP: 0.354, SLG: 0.449		0-0 6-3		0-0 5-3		0-0 E5 FC6-4		0-0 F8		4	0	0	0	0	0	1						
Ron Cey, R (1, 5) OBP: 0.392, SLG: 0.478		0-0		0-0		0-0 FC6-4			4-0 SH2-4 1B BB	3	0	2	0	1	0	2						
Ivan De Jesus, R (9, PR) OBP: 0.268, SLG: 0.297						1-2 2-3				0	1	0	0	0	0	0						
Bill Russell, R (1, 6) OBP: 0.305, SLG: 0.347		0-3 K		0-0 F7		0-0 F7			0-0 SH2-4 1-2	3	0	0	0	0	1	4						
Glenn Burke, R (1, 8) OBP: 0.433, SLG: 0.444		0-3 K		0-0 5-3					0-0 1B 2B	4	1	2	1	0	1	2						
Kevin Pasley, R (1, 2) OBP: 0.306, SLG: 0.306			0-0 SH5-4 2B 2B		0-0 F9		0-0 P6		0-0 F9	2	1	1	0	0	0	0						
Manny Mota, R (7, PH) OBP: 0.370, SLG: 0.360					0-0 F9					1	0	0	0	0	0	1						
Eliee Rodriguez, R (7, 2) OBP: 0.391, SLG: 0.203										1	0	0	0	0	0	1						
Don Sutton, R (1, 1) OBP: 0.151, SLG: 0.100			0-0 SH5-4 2-3		0-0 L4		0-0 F9			2	0	0	0	0	0	1						
Inning Stats	R: 0 E: 0 K: 0 S: 3	H: 0 LOB: 0 BB: 0 P: 3	R: 0 E: 0 K: 2 S: 8	H: 1 LOB: 1 BB: 0 P: 8	R: 1 E: 0 K: 0 S: 5	H: 2 LOB: 1 BB: 0 P: 5	R: 0 E: 0 K: 0 S: 4	H: 1 LOB: 1 BB: 0 P: 4	R: 0 E: 0 K: 0 S: 3	H: 0 LOB: 0 BB: 0 P: 3	R: 0 E: 1 K: 0 S: 4	H: 0 LOB: 2 BB: 1 P: 8	R: 1 E: 0 K: 0 S: 4	H: 2 LOB: 1 BB: 0 P: 4	R: 0 E: 0 K: 1 S: 5	H: 0 LOB: 0 BB: 0 P: 5	R: 1 E: 0 K: 0 S: 3	H: 1 LOB: 1 BB: 1 P: 7	1B: 4 2B: 3 3B: 0 HR: 0	SF: 0 SAC: 2 DP: 0 HBP: 0	WP: 1 PB: 0 SB: 0 CS: 0	PA: 35
PITCHER	IP WLS BF H R ER SO BB IBB HBP BLK WP HR S P ERA WHIP																					
Bob Knepper, L (1, 1) ERA: 3.79	7.0 L 28 6 2 2 2 1 0 0 0 1 0 31 35 2.57 1.000																					
Gary Lavelle, L (8, 1) ERA: 2.75	2.0 7 1 1 1 1 1 0 0 0 0 0 8 12 4.50 1.000																					

Batter	1	2	3	4	5	6	7	8	9	AB	R	H	RBI	BB	SO	LOB	BOTTOM					
Jack Clark, R (1, 8) OBP: 0.296, SLG: 0.375	0-0 F5		0-0 P6		0-0 E 2B		0-0 FC4-6 1B		0-3 K	5	0	2	0	0	1	1	Los Angeles Dodgers @ San Francisco Giants Candlestick Park, San Francisco, CA Wed Sep 22 1976, 10:05 PM EDT Att: 3,529 - Unknown livebaseballscorecards.com					
Marty Perez, R (1, 4) OBP: 0.324, SLG: 0.337	0-0 6-3		0-0 BB 1B		0-0 E6 BB 2-3		0-0 FC4-6 1-2			4	0	1	0	0	0	2						
Gary Matthews, R (1, 7) OBP: 0.359, SLG: 0.425	0-3 K		0-0 BB 1B		4-0 1-2 BB		0-3 K			3	0	1	0	1	2	1						
Bobby Murcer, L (1, 9) OBP: 0.358, SLG: 0.425		0-0 G4-6-3 1B S 1B	4-0 1-2 2-3 BB		0-0 L7		0-0 F8			3	1	1	0	1	0	3						
Gary Thomasson, L (1, 3) OBP: 0.323, SLG: 0.429		0-0 G4-6-3 1-2 1B	0-3 K		0-0 F8		0-0 F7			4	0	1	0	0	1	6						
Ken Reitz, R (1, 5) OBP: 0.293, SLG: 0.333		0-0 G4-6-3 1-2 2-3		0-0 F9		0-0 F7		0-0 F5		4	0	0	0	0	0	2						
Chris Speier, R (1, 6) OBP: 0.307, SLG: 0.293		4-0 BB 3H		0-0 F7		0-3 K		0-0 5-3		3	0	0	0	1	1	0						
Gary Alexander, R (1, 2) OBP: 0.268, SLG: 0.274		0-0 F9		0-0 F8		0-0 F8		0-0 F8		4	0	0	0	0	0	1						
Bob Knepper, L (1, 1) ERA: 3.14			0-0 P6		0-0 F9		0-0 P6		4-0 BB	2	0	0	0	0	0	0						
Glenn Adams, L (7, PH) OBP: 0.249, SLG: 0.294										1	0	0	0	0	0	0						
Gary Lavelle, S (8, 1) OBP: 0.083, SLG: 0.083										0	0	0	0	0	0	0						
Darrell Evans, L (8, PH) OBP: 0.324, SLG: 0.314										0	0	0	0	1	0	0						
Inning Stats	R: 0 E: 0 K: 1 S: 5	H: 0 LOB: 0 BB: 0 P: 5	R: 1 E: 0 K: 0 S: 4	H: 2 LOB: 1 BB: 1 P: 8	R: 0 E: 0 K: 1 S: 7	H: 2 LOB: 3 BB: 1 P: 11	R: 0 E: 0 K: 0 S: 3	H: 0 LOB: 0 BB: 0 P: 3	R: 0 E: 1 K: 0 S: 5	H: 1 LOB: 3 BB: 1 P: 9	R: 0 E: 0 K: 1 S: 6	H: 0 LOB: 0 BB: 0 P: 5	R: 0 E: 0 K: 0 S: 3	H: 1 LOB: 1 BB: 0 P: 6	R: 0 E: 0 K: 0 S: 3	H: 0 LOB: 0 BB: 0 P: 3	R: 0 E: 0 K: 1 S: 5	H: 0 LOB: 1 BB: 1 P: 9	1B: 5 2B: 1 3B: 0 HR: 0	SF: 0 SAC: 0 DP: 1 HBP: 0	WP: 0 PB: 0 SB: 1 CS: 0	PA: 37
PITCHER	IP WLS BF H R ER SO BB IBB HBP BLK WP HR S P ERA WHIP																					
Don Sutton, R (1, 1) ERA: 3.14	9.0 W 37 6 1 1 5 4 0 0 0 0 0 43 59 1.00 1.111																					

Batter	1	2	3	4	5	6	7	8	9	AB	R	H	RBI	BB	SO	LOB	TOP						
Davey Lopes, R OBP: 0.330, SLG: 0.321 (1, 4)										3	1	1	0	2	0	1	Los Angeles Dodgers @ San Francisco Giants Candlestick Park, San Francisco, CA Thu Sep 23 1976, 10:05 PM EDT Att: 3,149 - Unknown						
Bill Buckner, L OBP: 0.333, SLG: 0.397 (1, 7)										3	0	1	1	1	0	1							
Reggie Smith, S OBP: 0.307, SLG: 0.448 (1, 9)										5	1	1	1	0	2	5							
Steve Garvey, R OBP: 0.355, SLG: 0.451 (1, 3)										4	0	2	0	0	0	0							
Ron Cey, R OBP: 0.389, SLG: 0.474 (1, 5)										4	0	0	1	0	1	2							
John Hays, L OBP: 0.290, SLG: 0.195 (1, 8)										3	0	0	0	1	0	2							
Ivan De Jesus, R OBP: 0.244, SLG: 0.268 (1, 6)										4	0	0	0	0	3	2							
Kevin Pasley, R OBP: 0.326, SLG: 0.325 (1, 2)										4	1	2	0	0	0	0							
Burt Hooton, R OBP: 0.154, SLG: 0.119 (1, 1)										3	1	0	0	0	0	2							
Inning Stats	R: 2 E: 0 K: 0 S: 6	H: 3 LOB: 1 BB: 0 P: 6	R: 2 E: 1 K: 1 S: 7	H: 1 LOB: 1 BB: 1 P: 11	R: 0 E: 0 K: 2 S: 7	H: 0 LOB: 1 BB: 1 P: 11	R: 0 E: 0 K: 1 S: 6	H: 1 LOB: 2 BB: 1 P: 10	R: 0 E: 0 K: 0 S: 4	H: 1 LOB: 1 BB: 0 P: 8	R: 0 E: 0 K: 0 S: 3	H: 0 LOB: 0 BB: 0 P: 3	R: 0 E: 0 K: 1 S: 5	H: 0 LOB: 0 BB: 0 P: 5	R: 0 E: 0 K: 0 S: 3	H: 0 LOB: 0 BB: 0 P: 3	1B: 6 2B: 1 3B: 0 HR: 0	SF: 1 SAC: 1 DP: 0 HBP: 0	WP: 1 PB: 0 SB: 5 CS: 0	PA: 39			
PITCHER John Montefusco, R ERA: 2.95 Tommy Toms, R ERA: 4.26	IP: 6.0 WLS: L BF: 30	H: 7 R: 4 ER: 2 SO: 5	BB: 4 IBB: 0 HBP: 0 BLK: 0	WP: 1 HR: 0 S: 36 P: 52	ERA: 3.00 WHIP: 1.833	PITCHER														IP: 3.0 WLS: 9 BF: 9 H: 0 R: 0 ER: 0 SO: 1	BB: 0 IBB: 0 HBP: 0 BLK: 0	WP: 0 HR: 0 S: 11 P: 11	ERA: 0.00 WHIP: 0.000

AB 33
R 4
H 7
RBI 3
BB 4
SO 6
LOB 15



Batter	1	2	3	4	5	6	7	8	9	AB	R	H	RBI	BB	SO	LOB	BOTTOM						
Jack Clark, R OBP: 0.294, SLG: 0.408 (1, 8)										4	1	1	1	0	2	1	Los Angeles Dodgers @ San Francisco Giants Candlestick Park, San Francisco, CA Thu Sep 23 1976, 10:05 PM EDT Att: 3,149 - Unknown						
Marty Perez, R OBP: 0.324, SLG: 0.335 (1, 4)										3	0	0	0	1	1	0							
Gary Matthews, R OBP: 0.360, SLG: 0.426 (1, 7)										4	0	2	0	0	0	0							
Bobby Murcer, L OBP: 0.356, SLG: 0.422 (1, 9)										4	0	0	0	0	0	4							
Gary Thomasson, L OBP: 0.319, SLG: 0.423 (1, 3)										4	0	0	0	0	0	3							
Ken Reitz, R OBP: 0.292, SLG: 0.332 (1, 5)										3	0	0	0	0	0	0							
Chris Speier, R OBP: 0.305, SLG: 0.291 (1, 6)										3	0	0	0	0	0	0							
Gary Alexander, R OBP: 0.260, SLG: 0.266 (8, PH) Dave Rader, L OBP: 0.332, SLG: 0.335 (9, 2)										2	0	0	0	0	1	0							
John Montefusco, R OBP: 0.173, SLG: 0.122 (6, PH) Derrel Thomas, S OBP: 0.319, SLG: 0.313 Tommy Toms, R Darrell Evans, L OBP: 0.325, SLG: 0.314 (9, PH)										1	0	0	0	0	1	0							
Inning Stats	R: 0 E: 0 K: 0 S: 4	H: 1 LOB: 0 BB: 0 P: 4	R: 0 E: 0 K: 0 S: 3	H: 0 LOB: 0 BB: 0 P: 3	R: 1 E: 0 K: 3 S: 10	H: 1 LOB: 0 BB: 0 P: 10	R: 0 E: 0 K: 0 S: 3	H: 0 LOB: 0 BB: 0 P: 3	R: 0 E: 0 K: 1 S: 5	H: 0 LOB: 0 BB: 0 P: 5	R: 0 E: 0 K: 0 S: 3	H: 0 LOB: 0 BB: 0 P: 3	R: 0 E: 0 K: 0 S: 3	H: 0 LOB: 0 BB: 0 P: 3	R: 0 E: 0 K: 1 S: 6	H: 1 LOB: 3 BB: 2 P: 14	1B: 2 2B: 0 3B: 0 HR: 1	SF: 0 SAC: 0 DP: 0 HBP: 0	WP: 0 PB: 0 SB: 0 CS: 0	PA: 32			
PITCHER Burt Hooton, R ERA: 3.39	IP: 9.0 WLS: W BF: 32	H: 3 R: 1 ER: 1 SO: 5	BB: 2 IBB: 0 HBP: 0 BLK: 0	WP: 0 HR: 1 S: 40 P: 48	ERA: 1.00 WHIP: 0.556	PITCHER														IP: 9.0 WLS: 9 BF: 32 H: 3 R: 1 ER: 1 SO: 5	BB: 2 IBB: 0 HBP: 0 BLK: 0	WP: 0 HR: 1 S: 40 P: 48	ERA: 1.00 WHIP: 0.556

AB 30
R 1
H 3
RBI 1
BB 2
SO 5
LOB 8



Batter	1	2	3	4	5	6	7	8	9	AB	R	H	RBI	BB	SO	LOB	TOP					
Rob Andrews, R OBP: 0.314, SLG: 0.302 (1, 4)										5	2	3	1	1	0	0	Houston Astros @ San Francisco Giants Candlestick Park, San Francisco, CA Fri Sep 24 1976, 10:05 PM EDT Att: 1,596 - Unknown					
Enos Cabell, R OBP: 0.311, SLG: 0.334 (1, 5)										6	1	1	2	0	3	4						
Cesar Cedeno, R OBP: 0.359, SLG: 0.459 (1, 8)										6	1	4	2	0	0	0						
Bob Watson, R OBP: 0.376, SLG: 0.461 Joe Sambito, L OBP: 0.400, SLG: 0.250 (7, 1)										3	2	2	1	1	0	2						
Leon Roberts, R OBP: 0.352, SLG: 0.448 (1, 7)										4	1	2	2	0	0	3						
Cliff Johnson, R OBP: 0.354, SLG: 0.403 (7, 3)										4	2	1	3	1	0	4						
Jose Cruz, L OBP: 0.376, SLG: 0.405 (1, 9)										3	2	2	1	2	0	0						
Roger Metzger, S OBP: 0.288, SLG: 0.274 (1, 6)										5	1	0	1	0	1	3						
J.R. Richard, R OBP: 0.125, SLG: 0.161 Ken Boswell, L OBP: 0.310, SLG: 0.353 Skip Jutze, R OBP: 0.186, SLG: 0.239 (7, PH)										3	1	0	0	0	1	1						
Inning Stats	R: 0 E: 0 K: 1 S: 5	H: 0 LOB: 0 BB: 0 P: 5	R: 1 E: 0 K: 0 S: 5	H: 3 LOB: 1 BB: 0 P: 5	R: 0 E: 0 K: 1 S: 5	H: 1 LOB: 0 BB: 0 P: 5	R: 3 E: 1 K: 0 S: 12	H: 8 LOB: 2 BB: 1 P: 16	R: 0 E: 0 K: 0 S: 3	H: 0 LOB: 0 BB: 0 P: 3	R: 1 E: 0 K: 1 S: 7	H: 2 LOB: 1 BB: 0 P: 7	R: 4 E: 0 K: 1 S: 7	H: 1 LOB: 2 BB: 4 P: 23	R: 0 E: 0 K: 0 S: 3	H: 0 LOB: 1 BB: 1 P: 7	R: 0 E: 0 K: 1 S: 5	H: 0 LOB: 0 BB: 0 P: 5	1B: 11 2B: 3 3B: 1 HR: 1	SF: 2 SAC: 0 DP: 2 HBP: 0	WP: 3 PB: 1 SB: 0 CS: 0	PA: 48
PITCHER	IP	WLS	BF	H	R	ER	SO	BB	IBB	HBP	BLK	WP	HR	S	P	ERA	WHIP					
Frank Riccielli, L ERA: 6.0 (1, 1)	3.0	L	15	8	5	5	2	0	0	0	0	0	1	19	19	15.00	2.667					
Dave Heaverlo, R ERA: 4.44 (4, 1)	0.1		6	4	3	3	0	0	0	0	0	0	0	6	6	81.00	12.000					
Rob Dressler, R ERA: 4.26 (4, 1)	2.2		11	2	2	2	1	0	1	0	0	0	0	12	16	6.75	0.750					
John D'Acquisto, R ERA: 5.31 (7, 1)	2.0		13	1	4	4	1	5	0	0	0	2	0	10	30	18.00	3.000					
Tommy Toms, R ERA: 3.69 (9, 1)	1.0		3	0	0	0	1	0	0	0	0	0	0	5	5	0.00	0.000					

Batter	1	2	3	4	5	6	7	8	9	AB	R	H	RBI	BB	SO	LOB	BOTTOM				
Jack Clark, R OBP: 0.300, SLG: 0.425 (1, 8)										4	0	2	1	0	2	2	Houston Astros @ San Francisco Giants Candlestick Park, San Francisco, CA Fri Sep 24 1976, 10:05 PM EDT Att: 1,596 - Unknown				
Derrel Thomas, S OBP: 0.323, SLG: 0.313 (1, 4)										3	1	1	0	2	0	1					
Gary Matthews, R OBP: 0.369, SLG: 0.424 Larry Herndon, R OBP: 0.335, SLG: 0.352 (1, 7)										2	0	0	0	1	2	1					
Bobby Murcer, L OBP: 0.357, SLG: 0.424 Steve Ontiveros, S OBP: 0.244, SLG: 0.214 (7, 7)										2	1	1	1	1	0	2					
Gary Thomasson, L OBP: 0.318, SLG: 0.420 (1, 3)										5	0	1	1	0	0	3					
Darrell Evans, L OBP: 0.326, SLG: 0.316 (1, 5)										4	1	1	0	1	1	1					
Chris Speier, R OBP: 0.305, SLG: 0.291 (1, 6)										4	0	1	0	0	1	2					
Dave Rader, L OBP: 0.335, SLG: 0.332 (1, 2)										2	2	0	1	2	0	1					
Frank Riccielli, L OBP: 0.167, SLG: 0.167 Dave Heaverlo, R OBP: 0.333, SLG: 0.333 Rob Dressler, R OBP: 0.187, SLG: 0.133 Glenn Adams, L OBP: 0.292, SLG: 0.326 John D'Acquisto, R OBP: 0.202, SLG: 0.202 Chris Arnold, R OBP: 0.202, SLG: 0.202 Tommy Toms, R OBP: 0.186, SLG: 0.239 (1, 1)										1	0	1	0	0	0	0					
Inning Stats	R: 0 E: 0 K: 0 S: 4	H: 1 LOB: 2 BB: 1 P: 8	R: 0 E: 0 K: 1 S: 5	H: 1 LOB: 2 BB: 2 P: 13	R: 2 E: 1 K: 3 S: 11	H: 2 LOB: 1 BB: 1 P: 15	R: 0 E: 0 K: 1 S: 5	H: 0 LOB: 0 BB: 0 P: 5	R: 0 E: 0 K: 0 S: 3	H: 0 LOB: 0 BB: 0 P: 3	R: 0 E: 0 K: 2 S: 8	H: 0 LOB: 2 BB: 2 P: 16	R: 0 E: 0 K: 0 S: 3	H: 0 LOB: 0 BB: 0 P: 3	1B: 6 2B: 3 3B: 0 HR: 0	SF: 1 SAC: 0 DP: 1 HBP: 0	WP: 1 PB: 0 SB: 3 CS: 0	PA: 42			
PITCHER	IP	WLS	BF	H	R	ER	SO	BB	IBB	HBP	BLK	WP	HR	S	P	ERA	WHIP				
J.R. Richard, R ERA: 2.9 (1, 1)	6.0	W	30	8	4	4	7	5	0	0	0	1	0	39	59	6.00	2.167				
Joe Sambito, L ERA: 3.69 (7, 1)	3.0	S	12	1	1	1	2	2	0	0	0	1	0	14	22	3.00	1.000				



Batter	1	2	3	4	5	6	7	8	9	AB	R	H	RBI	BB	SO	LOB	TOP								
Alex Taveras, R (1,6) OBP: 0.278, SLG: 0.235										4	0	1	0	0	0	1	Houston Astros @ San Francisco Giants Candlestick Park, San Francisco, CA Sat Sep 25 1976, 6:33 AM EDT Att: 2,432 - Unknown								
Enos Cabell, R (1,5) OBP: 0.310, SLG: 0.333										2	0	0	0	0	1	1									
Art Howe, R (3,5) OBP: 0.333, SLG: 0.188										1	0	0	0	1	0	0									
Cesar Cedeno, R (1,8) OBP: 0.357, SLG: 0.456										4	0	0	0	0	0	2									
Bob Watson, R (1,3) OBP: 0.378, SLG: 0.462										3	0	2	0	0	0	0									
Cliff Johnson, R (6,3) OBP: 0.356, SLG: 0.405										1	0	1	0	0	0	0									
Jose Cruz, L (1,7) OBP: 0.375, SLG: 0.402										3	0	0	0	1	0	2									
Greg Gross, L (1,9) OBP: 0.377, SLG: 0.331										4	0	1	0	0	0	4									
Rob Andrews, R (1,4) OBP: 0.311, SLG: 0.299										4	0	0	0	0	0	4									
Ed Herrmann, L (1,2) OBP: 0.282, SLG: 0.290										1	0	1	0	2	0	0									
Bo McLaughlin, R (1,1) Mike Cosgrove, L (5,1) Wilbur Howard, R (7,9) Gilberto Rondon, R (7,1) Joe Niekro, R (7,1) Gene Peritz, R (8,1) OBP: 0.333, SLG: 0.290										1	0	0	0	0	1	3									
Inning Stats	R: 0 E: 0 K: 1 S: 5	H: 1 LOB: 0 BB: 0 P: 5	R: 0 E: 0 K: 1 S: 6	H: 1 LOB: 3 BB: 2 P: 14	R: 0 E: 0 K: 0 S: 3	H: 0 LOB: 0 BB: 0 P: 3	R: 0 E: 0 K: 0 S: 4	H: 1 LOB: 1 BB: 0 P: 4	R: 0 E: 0 K: 0 S: 4	H: 1 LOB: 2 BB: 1 P: 8	R: 0 E: 0 K: 0 S: 3	H: 0 LOB: 0 BB: 0 P: 3	R: 0 E: 0 K: 0 S: 2	H: 0 LOB: 0 BB: 1 P: 6	R: 0 E: 0 K: 0 S: 3	H: 0 LOB: 1 BB: 0 P: 4	R: 0 E: 0 K: 0 S: 4	H: 1 LOB: 1 BB: 0 P: 4	1B: 6 2B: 1 3B: 0 HR: 0	SF: 0 SAC: 1 DP: 3 HBP: 0	WP: 0 PB: 0 SB: 1 CS: 0	PA: 34			
PITCHER Jim Barr, R (1,1) ERA: 2.93	IP: 9.0 WLS: W BF: 34 H: 6 R: 0 ER: 0 SO: 2 BB: 3 IBB: 1 HBP: 0 BLK: 0 WP: 0 HR: 0 S: 34 P: 50 ERA: 0.00 WHIP: 1.000																								

Batter	1	2	3	4	5	6	7	8	9	AB	R	H	RBI	BB	SO	LOB	BOTTOM								
Jack Clark, R (1,8) OBP: 0.305, SLG: 0.435										5	2	2	0	0	2	1	Houston Astros @ San Francisco Giants Candlestick Park, San Francisco, CA Sat Sep 25 1976, 6:33 AM EDT Att: 2,432 - Unknown								
Marty Perez, R (1,4) OBP: 0.320, SLG: 0.332										4	0	0	1	0	0	2									
Gary Matthews, R (1,7) OBP: 0.362, SLG: 0.442										4	3	3	5	0	0	0									
Darrell Evans, L (8,3) OBP: 0.326, SLG: 0.316										0	0	0	0	0	0	0									
Bobby Murcer, L (1,9) OBP: 0.358, SLG: 0.423										3	1	1	0	1	0	0									
Larry Herndon, R (8,8) OBP: 0.335, SLG: 0.352										0	0	0	0	0	0	0									
Gary Thomasson, L (1,3) OBP: 0.317, SLG: 0.424										4	1	1	1	0	0	1									
Ken Reitz, R (1,5) OBP: 0.292, SLG: 0.330										3	0	0	0	1	0	1									
Chris Speier, R (1,6) OBP: 0.306, SLG: 0.291										3	1	1	0	1	0	1									
Dave Rader, L (1,2) OBP: 0.337, SLG: 0.335										4	1	2	1	0	1	3									
Jim Barr, R (1,1) OBP: 0.218, SLG: 0.250										4	1	1	2	0	1	1									
Inning Stats	R: 2 E: 0 K: 0 S: 5	H: 2 LOB: 0 BB: 0 P: 5	R: 0 E: 0 K: 0 S: 3	H: 0 LOB: 0 BB: 0 P: 3	R: 0 E: 0 K: 2 S: 7	H: 0 LOB: 0 BB: 0 P: 7	R: 1 E: 0 K: 0 S: 4	H: 1 LOB: 0 BB: 0 P: 4	R: 3 E: 0 K: 1 S: 8	H: 3 LOB: 0 BB: 0 P: 8	R: 2 E: 0 K: 0 S: 6	H: 3 LOB: 1 BB: 0 P: 6	R: 2 E: 0 K: 1 S: 7	H: 2 LOB: 3 BB: 3 P: 19	R: 0 E: 0 K: 0 S: 3	H: 0 LOB: 0 BB: 0 P: 3	1B: 5 2B: 1 3B: 2 HR: 3	SF: 1 SAC: 0 DP: 0 HBP: 0	WP: 1 PB: 0 SB: 0 CS: 0	PA: 38					
PITCHER Bo McLaughlin, R (1,1) ERA: 2.85 Mike Cosgrove, L (5,1) ERA: 5.52 Gilberto Rondon, R (7,1) ERA: 5.7 Joe Niekro, R (7,1) ERA: 3.36 Gene Peritz, R (8,1) ERA: 2.97	IP: 4.0 WLS: L BF: 18 H: 6 R: 6 ER: 6 SO: 2 BB: 0 IBB: 0 HBP: 0 BLK: 0 WP: 1 HR: 2 S: 22 P: 22 ERA: 13.50 WHIP: 1.500																								

Batter	1	2	3	4	5	6	7	8	9	AB	R	H	RBI	BB	SO	LOB	TOP					
Larry Herndon, R OBP: 0.336, SLG: 0.353 (1, 8)										5	0	2	1	0	1	0	San Francisco Giants @ Atlanta Braves Atlanta-Fulton County Stadium, Atlanta, GA Wed Sep 29 1976, 7:05 PM EDT Att: 1,369 - Unknown					
Marty Perez, R OBP: 0.315, SLG: 0.322 (1, 4)										5	0	0	0	0	1	2						
Gary Matthews, R OBP: 0.358, SLG: 0.437 (1, 7)										5	2	2	0	0	0	1						
Bobby Murcer, L OBP: 0.362, SLG: 0.433 (1, 9)										4	2	2	1	1	0	0						
Gary Alexander, R OBP: 0.269, SLG: 0.265 (1, 2)										4	2	1	0	1	0	3						
Gary Thomasson, L OBP: 0.328, SLG: 0.434 (1, 3)										4	0	2	2	0	2							
Derrel Thomas, S OBP: 0.321, SLG: 0.311 (1, 5)										4	1	1	1	0	0	4						
Johnnie LeMaster, R OBP: 0.237, SLG: 0.298 (1, 6)										3	2	2	3	0	1	0						
John Montefusco, R OBP: 0.165, SLG: 0.115 (1, 1)										4	0	0	1	0	1	2						
Inning Stats	R: 0 E: 0 K: 0 S: 3	H: 1 LOB: 0 BB: 0 P: 3	R: 4 E: 0 K: 1 S: 10	H: 5 LOB: 1 BB: 0 P: 10	R: 0 E: 0 K: 0 S: 4	H: 1 LOB: 2 BB: 1 P: 8	R: 3 E: 2 K: 0 S: 6	H: 2 LOB: 1 BB: 1 P: 10	R: 0 E: 0 K: 1 S: 5	H: 0 LOB: 0 BB: 0 P: 5	R: 0 E: 0 K: 0 S: 3	H: 0 LOB: 0 BB: 0 P: 3	R: 0 E: 0 K: 1 S: 5	H: 0 LOB: 0 BB: 0 P: 5	R: 1 E: 0 K: 1 S: 7	H: 2 LOB: 1 BB: 0 P: 7	1B: 8 2B: 3 3B: 1 HR: 0	SF: 1 SAC: 0 DP: 1 HBP: 0	WP: 0 PB: 0 SB: 0 CS: 0	PA: 41		
PITCHER	IP WLS BF	H R ER	SO BB IBB HBP BLK	WP HR S P	ERA WHIP	PITCHER														ERA WHIP		
Jamie Easterly, L ERA: 4.91 (1, 1)	1.2	L	10	6	4	4	1	0	0	0	0	0	0	0	0	0	0	0	12	12	21.60	3.600
Preston Hanna, R ERA: 4.91 (2, 1)	2.1		14	4	4	3	0	2	0	0	0	0	0	0	0	0	0	0	12	20	11.57	2.571
Rick Camp, R ERA: 3.18 (5, 1)	2.0		6	0	0	0	1	0	0	0	0	0	0	0	0	0	0	0	8	8	0.00	0.000
Buzz Capra, R ERA: 8.68 (7, 1)	3.0		11	2	1	1	2	0	0	0	0	0	0	0	0	0	0	0	15	15	3.00	0.667

AB	38
R	9
H	12
RBI	9
BB	2
SO	4
LOB	14



Batter	1	2	3	4	5	6	7	8	9	AB	R	H	RBI	BB	SO	LOB	BOTTOM					
Jerry Royster, R OBP: 0.312, SLG: 0.301 (1, 5)										3	0	0	0	1	0	0	San Francisco Giants @ Atlanta Braves Atlanta-Fulton County Stadium, Atlanta, GA Wed Sep 29 1976, 7:05 PM EDT Att: 1,369 - Unknown					
Rod Gilbreath, R OBP: 0.336, SLG: 0.337 (1, 4)										3	0	0	0	0	1	1						
Willie Montanez, L OBP: 0.354, SLG: 0.417 (1, 3)										3	0	0	0	0	0	1						
Dave May, L OBP: 0.303, SLG: 0.311 (1, 7)										3	0	0	0	0	1	1						
Brian Asselstine, L OBP: 0.231, SLG: 0.333 (1, 8)										3	0	0	0	0	0	0						
Tom Paciorek, R OBP: 0.338, SLG: 0.381 (1, 9)										3	0	0	0	0	0	0						
Dale Murphy, R OBP: 0.300, SLG: 0.296 (1, 2)										3	0	0	0	0	1	0						
Darrel Chaney, S OBP: 0.327, SLG: 0.335 Buzz Capra, R (7, 1)										2	0	0	0	0	0	0						
Jimmy Wynn, R OBP: 0.377, SLG: 0.369 (9, PH)										1	0	0	0	0	1	0						
Jamie Easterly, L Preston Hanna, R Rick Camp, R Pat Rockett, R Cito Gaston, R										0	0	0	0	0	0	0						
Inning Stats	R: 0 E: 0 K: 0 S: 3	H: 0 LOB: 0 BB: 0 P: 3	R: 0 E: 0 K: 0 S: 3	H: 0 LOB: 0 BB: 0 P: 3	R: 0 E: 0 K: 0 S: 3	H: 0 LOB: 1 BB: 1 P: 7	R: 0 E: 0 K: 1 S: 5	H: 0 LOB: 0 BB: 0 P: 5	R: 0 E: 0 K: 0 S: 3	H: 0 LOB: 0 BB: 0 P: 3	R: 0 E: 0 K: 2 S: 7	H: 0 LOB: 0 BB: 0 P: 7	R: 0 E: 0 K: 0 S: 3	H: 0 LOB: 0 BB: 0 P: 3	R: 0 E: 0 K: 1 S: 5	H: 0 LOB: 0 BB: 0 P: 5	1B: 0 2B: 0 3B: 0 HR: 0	SF: 0 SAC: 0 DP: 0 HBP: 0	WP: 0 PB: 0 SB: 0 CS: 0	PA: 28		
PITCHER	IP WLS BF	H R ER	SO BB IBB HBP BLK	WP HR S P	ERA WHIP	PITCHER														ERA WHIP		
John Montefusco, R ERA: 2.84 (1, 1)	9.0	W	28	0	0	0	4	1	0	0	0	0	0	0	0	0	0	0	35	39	0.00	0.111



Batter	1	2	3	4	5	6	7	8	9	AB	R	H	RBI	BB	SO	LOB	TOP										
Larry Herndon, R OBP: 0.338, SLG: 0.354 (1, 8)	0-0 5-3		0-0 4-3			0-0 4-3 HR 1B		0-0 4-3 1B		4	1	2	0	0	0	0											
Derrel Thomas, S OBP: 0.317, SLG: 0.306 (1, 4)	0-0 F9		0-0 4-3			0-0 4-3 1-2		0-0 4-3		4	0	0	0	0	0	2											
Gary Matthews, R OBP: 0.359, SLG: 0.443 (1, 7)	0-0 1-3			0-0 5-3		0-0 4-3 HR 2H			0-0 E7 1B	4	1	2	2	0	0	0											
Gary Thomasson, L OBP: 0.325, SLG: 0.429 (1, 3)		0-0 F5		0-0 F2		0-0 4-3			0-0 F7	4	0	0	0	0	0	1											
Jack Clark, R OBP: 0.278, SLG: 0.388 (1, 9)		0-0 HR 1B		0-0 6-3			0-0 2-3		0-0 1-3	4	1	1	0	0	0	1											
Ken Reitz, R OBP: 0.293, SLG: 0.333 Chris Arnold, R OBP: 0.241, SLG: 0.211 (5, PH) (5, 5)		0-0 F8 1-2			0-0 F8		0-0 4-3		0-0 F9	1	0	0	0	0	0	1											
Gary Alexander, R OBP: 0.272, SLG: 0.310 (1, 2)		0-0 HR 2H			0-0 F9		0-0 F9			3	1	1	2	0	0	0											
Johnnie LeMaster, R OBP: 0.230, SLG: 0.289 (1, 6)		0-0 1-3			0-0 6-3			0-0 F8		3	0	0	0	0	0	0											
Jim Barr, R OBP: 0.213, SLG: 0.243 Steve Ontiveros, S OBP: 0.241, SLG: 0.211 Randy Moffitt, R OBP: 0.143, SLG: 0.143 (8, PH) (8, 1)			0-3 K			0-3 K		0-0 4-3		2	0	0	0	0	2	0											
Inning Stats	R: 0 E: 0 K: 0 S: 3	H: 0 LOB: 0 BB: 0 P: 3	R: 2 E: 0 K: 0 S: 5	H: 2 LOB: 0 BB: 0 P: 5	R: 0 E: 0 K: 1 S: 5	H: 0 LOB: 0 BB: 0 P: 5	R: 0 E: 0 K: 0 S: 3	H: 0 LOB: 0 BB: 0 P: 3	R: 0 E: 0 K: 1 S: 7	H: 2 LOB: 0 BB: 0 P: 7	R: 0 E: 0 K: 0 S: 3	H: 0 LOB: 0 BB: 0 P: 3	R: 0 E: 0 K: 0 S: 4	H: 1 LOB: 1 BB: 0 P: 4	R: 0 E: 1 K: 0 S: 4	H: 1 LOB: 1 BB: 0 P: 4	1B: 4 2B: 0 3B: 0 HR: 2	SF: 0 SAC: 0 DP: 0 HBP: 0	WP: 0 PA: 33 PB: 0 SB: 1 CS: 0								
PITCHER	IP	WLS	BF	H	R	ER	SO	BB	IBB	HBP	BLK	WP	HR	S	P	ERA	WHIP										
Mark Lemongello, R ERA: 2.79 Gene Pentz, R ERA: 2.97	(1, 1) (8, 1)	7.0 S	25 8	4 2	4 0	4 0	2 0	0 0	0 0	0 0	0 0	0 0	2 8	29 8	29 8	5.14 0.00	0.571 1.000										

San Francisco Giants @ Houston Astros
Astrodome, Houston, TX
Fri Oct 01 1976, 8:05 PM EDT
Att.: 5,196 - Dome


AB 33
R 4
H 6
RBI 4
BB 0
SO 2
LOB 6



Batter	1	2	3	4	5	6	7	8	9	AB	R	H	RBI	BB	SO	LOB	BOTTOM										
Wilbur Howard, S OBP: 0.245, SLG: 0.293 (1, 7)	0-3 K		0-0 G4-6-3 1B		0-0 1-3		0-0 E1 1B			4	1	1	0	0	1	1											
Alex Taveras, R OBP: 0.250, SLG: 0.217 (1, 6)	0-0 6-3		0-0 G4-6-3 1-2		0-0 E4 1B		0-0 1B 2H			4	1	2	2	0	0	1											
Cesar Cedeno, R OBP: 0.359, SLG: 0.457 (1, 8)	0-0 2B		0-0 S 1B		0-0 6-3		0-0 6-3 1B		0-0 1-3 1B	4	1	3	0	0	0	1											
Cliff Johnson, R OBP: 0.356, SLG: 0.395 (1, 3)	4-0 BB		0-0 6-3 1-2		0-0 6-3		0-0 F8 1B		0-0 1-3 1B	3	0	1	2	1	0	1											
Art Howe, R OBP: 0.286, SLG: 0.172 (1, 5)	0-0 F7			0-0 6-3		0-0 6-3		0-0 5-3		4	0	0	0	0	0	2											
Al Javier, R OBP: 0.289, SLG: 0.208 Leon Roberts, R OBP: 0.347, SLG: 0.443 Greg Gross, L OBP: 0.376, SLG: 0.332 (9, 9)		0-0 FC6-4 1B		0-0 6-3		0-0 6-3		0-0 6-3		2	0	1	0	0	0	0											
Larry Milbourne, S OBP: 0.319, SLG: 0.276 (1, 4)		0-0 FC6-4 1-2		0-0 5-3		0-0 6-3		0-0 E6 4-3 4-1 1B		4	1	2	0	0	0	1											
Ed Herrmann, L OBP: 0.274, SLG: 0.283 (1, 2)		0-0 F4			0-0 G3 E 2B		0-0 4-3 2-3		0-0 F9	4	1	1	0	0	0	3											
Mark Lemongello, R Ken Boswell, L OBP: 0.296, SLG: 0.336 Gene Pentz, R OBP: 0.333, SLG: 0.200 (7, PH) (8, 1)		0-0 4-3			0-0 G3 2-3		0-0 4-1 3H			2	0	0	0	0	0	2											
Inning Stats	R: 0 E: 0 K: 1 S: 6	H: 1 LOB: 2 BB: 1 P: 10	R: 0 E: 0 K: 0 S: 4	H: 1 LOB: 1 BB: 0 P: 4	R: 0 E: 0 K: 0 S: 4	H: 2 LOB: 1 BB: 0 P: 4	R: 0 E: 0 K: 0 S: 3	H: 0 LOB: 0 BB: 0 P: 3	R: 1 E: 1 K: 0 S: 5	H: 2 LOB: 1 BB: 0 P: 5	R: 0 E: 0 K: 0 S: 3	H: 0 LOB: 0 BB: 0 P: 3	R: 4 E: 2 K: 0 S: 7	H: 4 LOB: 1 BB: 0 P: 7	R: 0 E: 0 K: 0 S: 4	H: 1 LOB: 1 BB: 0 P: 4	1B: 9 2B: 2 3B: 0 HR: 0	SF: 0 SAC: 0 DP: 1 HBP: 0	WP: 0 PA: 35 PB: 0 SB: 2 CS: 0								
PITCHER	IP	WLS	BF	H	R	ER	SO	BB	IBB	HBP	BLK	WP	HR	S	P	ERA	WHIP										
Jim Barr, R ERA: 2.89 Randy Moffitt, R ERA: 2.27	(1, 1) (8, 1)	7.0 L	31 4	10 1	5 0	1 0	1 0	0 0	0 0	0 0	0 0	0 0	4 4	32 4	36 4	1.29 0.00	1.571 1.000										

San Francisco Giants @ Houston Astros
Astrodome, Houston, TX
Fri Oct 01 1976, 8:05 PM EDT
Att.: 5,196 - Dome

AB 34
R 5
H 11
RBI 5
BB 1
SO 1
LOB 12



Batter	1	2	3	4	5	6	7	8	9	AB	R	H	RBI	BB	SO	LOB	TOP
Larry Herndon, R OBP: 0.337, SLG: 0.356 (1, 8)										4	1	1	0	0	2	0	San Francisco Giants @ Houston Astros Astrodome, Houston, TX Sat Oct 02 1976, 4:33 AM EDT Att: 7,612 - Dome
Derrel Thomas, S OBP: 0.313, SLG: 0.301 (1, 4)										4	0	0	0	0	0	1	
Gary Thomasson, L OBP: 0.321, SLG: 0.424 (1, 3)										4	0	0	1	0	0	0	
Glenn Adams, L OBP: 0.253, SLG: 0.297 (1, 7)										4	0	1	0	0	0	0	
Jack Clark, R OBP: 0.277, SLG: 0.382 (1, 9)										4	0	1	0	0	3	0	
Steve Ontiveros, S OBP: 0.244, SLG: 0.216 (1, 5)										3	0	1	0	0	2	2	
Gary Alexander, R OBP: 0.274, SLG: 0.301 (1, 2)										2	0	0	0	1	2	1	
Johnnie LeMaster, R OBP: 0.223, SLG: 0.280 (1, 6)										3	0	0	0	0	2	1	
Rob Dressler, R OBP: 0.186, SLG: 0.129 Charlie Williams, R OBP: 0.222, SLG: 0.125 Frank Ricciardi, L OBP: 0.187, SLG: 0.167 Chris Armstrong, R OBP: 0.246 Tommy Toms, R OBP: 0.191, SLG: 0.211 Mike Caldwell, L OBP: 0.333, SLG: 0.333 John D'Acquisto, R OBP: 0.266, SLG: 0.266 (1, 1)										1	0	0	0	0	1	0	
Inning Stats	R: 1 E: 0 K: 1 S: 8	H: 3 LOB: 2 BB: 0 P: 8	R: 0 E: 0 K: 3 S: 9	H: 0 LOB: 0 BB: 0 P: 9	R: 0 E: 0 K: 0 S: 3	H: 1 LOB: 1 BB: 0 P: 3	R: 0 E: 0 K: 2 S: 7	H: 0 LOB: 0 BB: 0 P: 7	R: 0 E: 0 K: 0 S: 3	H: 0 LOB: 1 BB: 1 P: 13	R: 0 E: 0 K: 1 S: 5	H: 0 LOB: 0 BB: 0 P: 5	R: 0 E: 0 K: 1 S: 5	H: 0 LOB: 0 BB: 0 P: 5	1B: 3 2B: 1 3B: 0 HR: 0	SF: 0 SAC: 0 DP: 0 HBP: 0	
PITCHER J.R. Richard, R ERA: 2.75 (1, 1)	IP: 9.0 WLS: W BF: 32 H: 4 R: 1 ER: 1 SO: 13 BB: 1 IBB: 0 HBP: 0 BLK: 0 WP: 0 HR: 0 S: 57 P: 61 ERA: 1.00 WHIP: 0.556											PITCHER	IP: 9.0 WLS: W BF: 32 H: 4 R: 1 ER: 1 SO: 13 BB: 1 IBB: 0 HBP: 0 BLK: 0 WP: 0 HR: 0 S: 57 P: 61 ERA: 1.00 WHIP: 0.556				

Batter	1	2	3	4	5	6	7	8	9	AB	R	H	RBI	BB	SO	LOB	BOTTOM		
Rob Andrews, R OBP: 0.312, SLG: 0.300 (1, 4)										5	1	3	1	0	0	2	San Francisco Giants @ Houston Astros Astrodome, Houston, TX Sat Oct 02 1976, 4:33 AM EDT Att: 7,612 - Dome		
Enos Cabell, R OBP: 0.309, SLG: 0.329 (1, 5)										5	1	1	0	0	0	3			
Cesar Cedeño, R OBP: 0.357, SLG: 0.454 (1, 8)										4	1	0	0	1	0	4			
Bob Watson, R OBP: 0.377, SLG: 0.458 Ken Boswell, L OBP: 0.301, SLG: 0.341 Art Howe, R OBP: 0.286, SLG: 0.172 (1, 3)										3	1	1	2	0	0	0			
Jose Cruz, L OBP: 0.377, SLG: 0.401 (1, 7)										4	2	2	1	1	0	2			
Cliff Johnson, R OBP: 0.359, SLG: 0.399 (1, 2)										4	1	2	2	1	0	2			
Greg Gross, L OBP: 0.375, SLG: 0.329 (1, 9)										4	0	0	0	0	0	4			
Roger Metzger, S OBP: 0.286, SLG: 0.270 (1, 6)										4	2	1	0	0	0	2			
J.R. Richard, R OBP: 0.146, SLG: 0.210 (1, 1)										4	1	3	3	0	0	0			
Inning Stats	R: 0 E: 0 K: 0 S: 3	H: 0 LOB: 0 BB: 0 P: 3	R: 4 E: 1 K: 0 S: 8	H: 4 LOB: 2 BB: 0 P: 9	R: 1 E: 0 K: 0 S: 2	H: 0 LOB: 0 BB: 2 P: 10	R: 0 E: 0 K: 0 S: 4	H: 1 LOB: 1 BB: 0 P: 4	R: 0 E: 0 K: 0 S: 5	H: 2 LOB: 2 BB: 0 P: 5	R: 4 E: 0 K: 0 S: 8	H: 5 LOB: 1 BB: 0 P: 8	R: 0 E: 1 K: 0 S: 4	H: 1 LOB: 1 BB: 0 P: 4	R: 1 E: 0 K: 0 S: 4	H: 1 LOB: 1 BB: 1 P: 8		1B: 12 2B: 1 3B: 0 HR: 1	SF: 0 SAC: 0 DP: 2 HBP: 1
PITCHER Rob Dressler, R ERA: 4.43 Charlie Williams, R ERA: 2.96 Frank Ricciardi, L ERA: 5.63 Tommy Toms, R ERA: 6.23 Mike Caldwell, L ERA: 4.86 (1, 1)	IP: 2.0 WLS: L BF: 12 H: 4 R: 4 ER: 3 SO: 0 BB: 0 IBB: 0 HBP: 0 BLK: 0 WP: 0 HR: 0 S: 11 P: 12 ERA: 13.50 WHIP: 2.000											PITCHER John D'Acquisto, R ERA: 5.35 (8, 1)	IP: 1.0 WLS: L BF: 5 H: 1 R: 1 ER: 1 SO: 0 BB: 1 IBB: 0 HBP: 0 BLK: 0 WP: 0 HR: 0 S: 4 P: 8 ERA: 9.00 WHIP: 2.000						

AB	31
R	1
H	4
RBI	1
BB	1
SO	13
LOB	5

AB	38
R	10
H	14
RBI	9
BB	3
SO	0
LOB	19

