

San Francisco Giants - 1977

Batter	1	2	3	4	5	6	7	8	9	AB R H RBI BB SO LOB	TOP											
Gary Thomasson, L (1, 8) OBP: 0.250, SLG: 1.000	0-0 HR	0-3 K			0-3 K			0-0 3-1		4 1 1 1 0 2 2	San Francisco Giants @ Los Angeles Dodgers Dodger Stadium, Los Angeles, CA Thu Apr 07 1977, 3:33 AM PST Att: 51,022 - Unknown livebaseballscorecards.com											
Rob Andrews, R (1, 4)	0-0 F9		0-0 E5 G6-4-3		0-0 F9		0-0 6-3		4 0 0 0 0 0 0													
Bill Madlock, R (1, 5)	0-0 6-3		0-0 G6-4-3 1-2f		0-0 F8		0-0 5-3		4 0 0 0 0 0 1													
Darrell Evans, L (1, 7) OBP: 0.750, SLG: 1.000	0-0 2B		4-0 BB		4-0 BB L4-3		0-0 F8		2 0 1 0 2 0 0													
Willie McCovey, L (1, 3) SS	0-3 K		0-0 4-3		0-0 L4-3 1-2		0-3 K		4 0 0 0 0 2 3													
Terry Whitfield, L (1, 9)		0-0 F8		0-0 3-1		0-0 F8		0-0 5-3	4 0 0 0 0 0 0													
Chris Speier, R (1, 6)		0-0 5-3		0-3 K		0-0 6-3			3 0 0 0 0 1 0													
Marc Hill, R (1, 2) OBP: 0.667, SLG: 0.500		4-0 BB 1B		0-0 1B		0-0 P4			2 0 1 0 1 0 0													
John Montefusco, R (1, 1) OBP: 0.500, SLG: 0.500		0-0 1B		0-3 K		0-0 4-3			2 0 1 0 0 1 1													
Derrel Thomas, S (7, PH)									1 0 0 0 0 0 0													
Charlie Williams, R (7, 1)									0 0 0 0 0 0 0													
Gary Lavelle, S (7, 1)		1-2 1B							0 0 0 0 0 0 0													
Inning Stats	R: 1 E: 0 K: 1 S: 7	H: 2 LOB: 1 BB: 0 P: 7	R: 0 E: 0 K: 1 S: 6	H: 1 LOB: 2 BB: 1 P: 10	R: 0 E: 1 K: 0 S: 3	H: 0 LOB: 1 BB: 1 P: 7	R: 0 E: 0 K: 2 S: 8	H: 1 LOB: 1 BB: 0 P: 8	R: 0 E: 0 K: 1 S: 5	H: 0 LOB: 0 BB: 0 P: 5	R: 0 E: 0 K: 0 S: 2	H: 0 LOB: 0 BB: 1 P: 6	R: 0 E: 0 K: 0 S: 3	H: 0 LOB: 0 BB: 0 P: 3	R: 0 E: 0 K: 0 S: 3	H: 0 LOB: 0 BB: 0 P: 3	R: 0 E: 0 K: 1 S: 5	H: 0 LOB: 0 BB: 0 P: 5	1B: 2 2B: 2 3B: 0 HR: 1	SF: 0 SAC: 0 DP: 2 HBP: 0	WP: 0 PB: 0 SB: 0 CS: 0	PA: 33
PITCHER Don Sutton, R (1, 1) ERA: 1.0	IP: 9.0 WLS: W BF: 33 H: 4 R: 1 ER: 1 SO: 6 BB: 3 IBB: 0 HBP: 0 BLK: 0 WP: 0 HR: 1 S: 42 P: 54 ERA: 1.00 WHIP: 0.778											PITCHER	IP: 9.0 WLS: W BF: 33 H: 4 R: 1 ER: 1 SO: 6 BB: 3 IBB: 0 HBP: 0 BLK: 0 WP: 0 HR: 1 S: 42 P: 54 ERA: 1.00 WHIP: 0.778									



Batter	1	2	3	4	5	6	7	8	9	AB R H RBI BB SO LOB	TOP											
Larry Herndon, R OBP: 0.250, SLG: 0.500 (1, 8)	0-0 G3		0-0 P4		0-0 2-H 2B		0-3 K			4 0 1 1 0 1 2	San Francisco Giants @ Los Angeles Dodgers Dodger Stadium, Los Angeles, CA Sat Apr 09 1977, 6:05 PM PST Att: 40,878 - Unknown livebaseballscorecards.com											
Rob Andrews, R Terry Cornutt, R Randy Moffitt, R (1, 4) (7, 1) (7, 1)	0-0 5-3		0-0 F8		0-0 5-3		0-0 G3			4 0 0 0 0 0 3 0 0 0 0 0 0 0 0 0 0 0 0 0 0												
Bill Madlock, R OBP: 0.250, SLG: 0.375 (1, 5)	0-0 FC6-4 1B			0-0 2B		0-0 5-3		0-0 P4		4 0 2 0 0 0 0												
Jack Clark, R (1, 9)	0-0 FC6-4 1-2f			0-0 6-3		0-0 5-3		0-3 K		4 0 0 0 0 1 2												
Randy Elliott, R (1, 7)		0-0 5-3		0-0 5-3		1-0 2B HBP		0-0 F8		3 1 0 0 0 0 1												
Willie McCovey, L OBP: 0.125, SLG: 0.250 (1, 3)		0-0 F9		0-0 P6		0-0 1-H 2B		0-3 K		4 0 1 1 0 1 1												
Johnnie LeMaster, R (1, 6)		0-0 F8			0-0 4-3	0-0 5-3		0-3 K		4 0 0 0 0 1 1												
Marc Hill, R OBP: 0.714, SLG: 0.833 (1, 2)			0-0 1B		0-0 2B SH3-4 1B		0-0 2B		0-0 F3	4 1 3 0 0 0 0												
Jim Barr, R John Curtis, L Derrel Thomas, S (1, 1) (5, 1) (7, PH) (7, 4)			0-3 K		0-0 SH3-4 1-2		0-0 F4			1 0 0 0 0 1 1 0 0 0 0 0 0 0 1 0 0 0 0 0 1												
Inning Stats	R: 0 E: 0 K: 0 S: 4	H: 1 LOB: 1 BB: 0 P: 4	R: 0 E: 0 K: 0 S: 3	H: 0 LOB: 0 BB: 0 P: 3	R: 0 E: 0 K: 1 S: 6	H: 1 LOB: 1 BB: 0 P: 6	R: 0 E: 0 K: 0 S: 4	H: 1 LOB: 1 BB: 0 P: 4	R: 1 E: 0 K: 0 S: 5	H: 2 LOB: 1 BB: 0 P: 5		R: 1 E: 0 K: 0 S: 4	H: 1 LOB: 1 BB: 0 P: 5	R: 0 E: 0 K: 1 S: 6	H: 1 LOB: 1 BB: 0 P: 6	R: 0 E: 0 K: 1 S: 5	H: 0 LOB: 0 BB: 0 P: 5	R: 0 E: 0 K: 2 S: 7	H: 0 LOB: 0 BB: 0 P: 7	1B: 3 2B: 4 3B: 0 HR: 0	SF: 0 SAC: 1 DP: 0 HBP: 1	WP: 0 PB: 0 SB: 0 CS: 0
PITCHER Doug Rau, L ERA: 3.0 Charlie Hough, R ERA:	IP 6.0 3.0	WLS W S	BF 26 9	H 7 0	R 2 0	ER 2 0	SO 1 4	BB 0 0	IBB 0 0	HBP 1 0	BLK 0 0	WP 0 0	HR 0 0	S 27 17	P 28 17	ERA 3.00 0.00	WHIP 1.167 0.000					



Batter	1	2	3	4	5	6	7	8	9
Davey Lopes, R OBP: 0.300, SLG: 0.400 (1, 4)	0-0 L9		0-0 1B 2B		0-0 CS 1B	0-0 G6-4-3 1B	0-0 5-3		
Bill Russell, R OBP: 0.400, SLG: 0.667 (8, PR) Ted Martinez, R (9, 6)	0-3 K		0-0 2-H 3-H 1B		0-0 1-2 1B 2B	0-0 G6-4-3 1-2f		0-0 E1 SF8 1B	
Reggie Smith, S OBP: 0.556, SLG: 0.400 Lee Lacy, R (9, 7)	4-0 CS BB		0-0 1-3		0-0 2-H 2B 1B		4-0 SH5-3 1B SF8 BB	0-0 3-H SF8	
Ron Cey, R OBP: 0.556, SLG: 0.750 (1, 5)	0-0 CS 1-2	0-0 1B	0-0 6-3		0-0 1-H FC5-4 2B		0-0 1-2 SF8 SH5-3 BB 1B	0-0 5-3	
Steve Garvey, R OBP: 0.500, SLG: 0.429 (1, 3)		0-0 P4		0-0 2B 1B 1B	4-0 FC5-4 IBB		0-0 1-2 2-3 SH5-3	0-0 5-3	
Rick Monday, L OBP: 0.250, SLG: 0.286 (1, 8)		0-0 F8		0-0 1-3 1B 2B	0-0 1-2f 2-3 FC5-4 BB		4-0 BB SF8 IBB		
Dusty Baker Jr., R OBP: 0.500, SLG: 0.400 John Hale, L (8, 7) (9, 9)		0-0 6-3		0-0 2-H 3-H 1B	4-0 1-2 BB		0-0 1-2 2-3 3-H SF8		
Steve Yeager, R OBP: 0.500, SLG: 0.429 (1, 2)			0-0 2B 1B 1B	0-0 1-2f FC6-4	0-3 K		4-0 BB IBB		
Doug Rau, L Charlie Hough, R (7, 1)			0-3 K	0-0 1-3		0-0 6-3	4-0 1-2 2-3 3-H BB		

Inning Stats	R: 0 E: 0 K: 1 S: 4	H: 0 LOB: 0 BB: 1 P: 8	R: 0 E: 0 K: 0 S: 4	H: 1 LOB: 1 BB: 0 P: 4	R: 2 E: 0 K: 1 S: 8	H: 3 LOB: 1 BB: 0 P: 8	R: 1 E: 0 K: 0 S: 5	H: 3 LOB: 1 BB: 0 P: 5	R: 2 E: 0 K: 1 S: 8	H: 4 LOB: 3 BB: 2 P: 16	R: 0 E: 0 K: 0 S: 3	H: 1 LOB: 0 BB: 0 P: 3	R: 2 E: 0 K: 0 S: 4	H: 1 LOB: 3 BB: 4 P: 20	R: 1 E: 1 K: 0 S: 4	H: 1 LOB: 1 BB: 0 P: 4
1B: 10 2B: 4 3B: 0 HR: 0	SF: 2 SAC: 1 DP: 1 HBP: 0	WP: 0 PB: 0 SB: 0 CS: 2														

PITCHER	IP	WLS	BF	H	R	ER	SO	BB	IBB	HBP	BLK	WP	HR	S	P	ERA	WHIP
Jim Barr, R ERA: 10.38 (1, 1)	4.1	L	22	11	5	5	2	1	1	0	0	0	0	25	29	10.38	2.769
John Curtis, L ERA: (5, 1)	1.2		7	1	0	0	1	1	1	0	0	0	0	7	15	0.00	1.200
Terry Cornutt, R ERA: 54.0 (7, 1)	0.1		4	1	2	2	0	1	1	0	0	0	0	2	10	54.00	6.000
Randy Moffitt, R ERA: (7, 1)	1.2		8	1	1	0	0	1	1	0	0	0	0	6	14	0.00	1.200

BOTTOM

San Francisco Giants @ Los Angeles Dodgers
 Dodger Stadium, Los Angeles, CA
 Sat Apr 09 1977, 6:05 PM PST
 Att. 40,878 - Unknown

AB	31
R	8
H	14
RBI	8
BB	7
SO	3
LOB	19



Batter	1	2	3	4	5	6	7	8	9	AB R H RBI BB SO LOB	TOP											
Gary Thomasson, L OBP: 0.222, SLG: 0.500 (1, 8) (7, 7)	0-0 G3		0-0 G1-6-3		0-0 B2	0-3 K		4-0 1B IBB		4 0 0 0 1 1 4												
Rob Andrews, R OBP: 0.231, SLG: 0.167 (1, 4)	0-0 S E 1B		0-0 F9		4-0 1B BB		0-0 6-3	0-0 1B FC6-4		4 1 2 1 1 0 0												
Bill Madlock, R OBP: 0.308, SLG: 0.462 (1, 5)	0-0 P6 1-2			0-0 1B 1B	0-3 K		0-0 HR 2B	0-0 FC6-4		5 2 2 0 0 1 5												
Darrell Evans, L OBP: 0.667, SLG: 1.143 (1, 7) (7, 3)	0-0 E4 PO 2-H 1B			0-0 F8	0-0 1B		0-0 HR		0-0 6-3	5 1 3 3 0 0 1												
Willie McCovey, L OBP: 0.167, SLG: 0.250 Larry Herndon, R OBP: 0.400, SLG: 1.200 (1, 3) (7, 8)	0-0 PO 2-3	0-0 4-3		0-0 1B BB 1B	0-3 K		0-0 F8		0-0 HR	4 1 1 0 0 1 2 1 1 1 1 0 0 0												
Terry Whitfield, L OBP: 0.333, SLG: 0.143 (1, 9)		0-0 S 1B		4-0 1B BB		4-0 SH2-4 SH BB	0-0 F8		0-0 4-3	3 0 1 0 2 0 0												
Johnnie LeMaster, R OBP: 0.250, SLG: 0.143 (1, 6)		0-3 K		0-0 1B G6-4-3		0-0 SH SH2-4		4-0 1B SH1-4 BB	0-0 F7	3 1 1 2 1 1 1												
Marc Hill, R OBP: 0.500, SLG: 0.556 (1, 2)		0-0 6-3		0-0 G6-4-3		0-3 K		0-0 SH1-4		3 0 0 0 0 1 5												
Ed Halicki, R OBP: 0.667, SLG: 0.667 Randy Moffitt, R (9, 1)			0-0 G1-6-3 1B		0-0 BB 1B	0-0 SH2-4		0-0 6-3		3 1 2 0 0 0 1 0 0 0 0 0 0 0												
Inning Stats	R: 1 E: 1 K: 0 S: 4	H: 2 LOB: 0 BB: 0 P: 4	R: 0 E: 0 K: 1 S: 6	H: 1 LOB: 1 BB: 0 P: 6	R: 0 E: 0 K: 0 S: 3	H: 1 LOB: 0 BB: 0 P: 3	R: 2 E: 0 K: 0 S: 5	H: 3 LOB: 1 BB: 1 P: 9	R: 1 E: 0 K: 2 S: 9	H: 2 LOB: 2 BB: 1 P: 13	R: 0 E: 1 K: 2 S: 8	H: 0 LOB: 2 BB: 1 P: 12	R: 2 E: 0 K: 0 S: 5	H: 2 LOB: 0 BB: 0 P: 5	R: 1 E: 0 K: 0 S: 4	H: 1 LOB: 2 BB: 2 P: 12	R: 1 E: 0 K: 0 S: 4	H: 1 LOB: 0 BB: 0 P: 4	1B: 10 2B: 1 3B: 0 HR: 2	SF: 0 SAC: 3 DP: 2 HBP: 0	WP: 0 PB: 0 SB: 2 CS: 0	PA: 44
PITCHER	IP WLS BF H R ER SO BB IBB HBP BLK WP HR S P ERA WHIP											PITCHER	IP WLS BF H R ER SO BB IBB HBP BLK WP HR S P ERA WHIP									
Burt Hooton, R ERA: 4.5 (1, 1)	4.0 L 17 7 3 2 1 1 0 0 0 0 0 18 22 4.50 2.000																					
Al Downing, L ERA: 4.5 (5, 1)	2.0 11 2 1 1 4 2 0 0 0 0 0 0 17 25 4.50 2.000																					
Stan Wall, L ERA: 18.0 (7, 1)	1.0 5 2 2 2 0 0 0 0 0 0 0 1 5 5 18.00 2.000																					
Mike Garman, R ERA: 9.0 (8, 1)	1.0 6 1 1 1 0 1 1 0 0 0 0 0 4 12 9.00 2.000																					
Elias Sosa, R ERA: 9.0 (9, 1)	1.0 4 1 1 1 0 0 0 0 0 0 0 1 4 4 9.00 1.000																					

San Francisco Giants @ Los Angeles Dodgers
Dodger Stadium, Los Angeles, CA
Sun Apr 10 1977, 3:33 AM PST
Att. 25,335 - Unknown

livebaseballscorecards.com

AB	35
R	8
H	13
RBI	7
BB	5
SO	5
LOB	19



Batter	1	2	3	4	5	6	7	8	9	AB	R	H	RBI	BB	SO	LOB
Davey Lopes, R (1, 4) OBP: 0.200, SLG: 0.267	0-0 6-3		0-0 F8		0-0 5-3		0-0 F7	0-0 6-3		5	0	0	0	0	0	0
Bill Russell, R (1, 6) OBP: 0.400, SLG: 0.571	0-0 4-3		0-0 E6 2B		0-0 5-3		0-0 2B 6-3 1B		0-0 1B 1B	5	2	2	0	0	0	0
Reggie Smith, S (1, 9) OBP: 0.571, SLG: 0.700	0-3 K		0-0 1-H 2B		0-0 F8		0-0 6-3 1-3 2B 2B		0-0 1-2 1B	5	1	3	1	0	1	0
Ron Cey, R (1, 5) OBP: 0.429, SLG: 0.538		0-0 6-3	0-3 K		0-0 2B 1B	0-0 6-3	0-0 2-3 3-H 2B	0-3 K	0-3 K	5	0	1	1	0	2	4
Steve Garvey, R (1, 3) OBP: 0.462, SLG: 0.455		4-0 1B BB		0-0 6-3		0-3 K	0-0 2B	0-3 K	0-3 K	4	0	1	1	1	2	3
Rick Monday, L (1, 8) OBP: 0.385, SLG: 0.455		0-0 1-2 1B		4-0 1B BB		0-0 1-3 2B	0-0 F8	0-0 4-3	0-0 4-3	4	0	2	0	1	0	3
Dusty Baker Jr., R (1, 7) OBP: 0.417, SLG: 0.667		0-3 K		0-0 P6		0-0 L6		0-0 HR		4	1	1	1	0	1	5
Steve Yeager, R (1, 2) OBP: 0.500, SLG: 0.400		0-3 K		0-0 1-2 1B		4-0 BB		0-0 F8		3	0	1	0	1	1	2
Burt Hooton, R (1, 1) Boog Powell, L (4, PH) Al Downing, R (5, 1) Ed Goodson, L (6, PH) Stan Wall, L (7, 1) Mike Garman, R (8, 1) Johnny Oates, L (8, PH) Elias Sosa, R (9, 1)		0-3 K	0-3 K	0-3 K		0-0 F7		0-0 F8		1	0	0	0	0	1	0

BOTTOM

San Francisco Giants @ Los Angeles Dodgers
Dodger Stadium, Los Angeles, CA
 Sun Apr 10 1977, 3:33 AM PST
 Att. 25,335 - Unknown

AB	39
R	4
H	11
RBI	4
BB	3
SO	9
LOB	22



Inning Stats	R: 0	H: 0	E: 0	K: 1	S: 5	R: 0	H: 1	E: 0	K: 2	S: 8	R: 1	H: 1	E: 1	K: 2	S: 9	R: 0	H: 1	E: 0	K: 1	S: 6	R: 0	H: 0	E: 0	K: 0	S: 3	R: 2	H: 3	E: 0	K: 0	S: 6	R: 1	H: 1	E: 0	K: 0	S: 4	R: 0	H: 2	E: 0	K: 2	S: 9	1B: 6	SF: 0	2B: 4	SAC: 0	3B: 0	DP: 0	HR: 1	HBP: 0	WP: 0	PA: 42	PB: 0	SB: 1	CS: 0
PITCHER	IP	WLS	BF	H	R	ER	SO	BB	IBB	HBP	BLK	WP	HR	S	P	ERA	WHIP																																				
Ed Halicki, R (1, 1) ERA: 3.38	8.0	W	39	11	4	3	7	3	0	0	0	0	1	50	62	3.38	1.750																																				
Randy Moffitt, R (9, 1) ERA:	1.0	S	3	0	0	0	2	0	0	0	0	0	0	7	7	0.00	0.000																																				

Batter	1	2	3	4	5	6	7	8	9	AB R H RBI BB SO LOB	TOP											
Larry Herndon, R (1, 8) OBP: 0.333, SLG: 0.778	0-0 6-3		0-0 6-3		0-0 FC6-4			0-0 1B 1B		4 0 1 0 0 0 2	San Francisco Giants @ San Diego Padres San Diego Stadium, San Diego, CA Tue Apr 12 1977, 9:05 PM EST Att: 45,375 - Unknown livebaseballscorecards.com											
Rob Andrews, R (1, 4) OBP: 0.235, SLG: 0.188	0-0 1-3			0-0 6-3		0-0 4-3		0-0 1B G5-4-3		4 0 1 0 0 0 0												
Bill Madlock, R (1, 5) OBP: 0.235, SLG: 0.353	0-0 F7			0-0 5-3		0-0 E5		0-0 1B G5-4-3		4 0 0 0 0 0 2												
Jack Clark, R (1, 9) OBP: 0.250, SLG: 0.375		0-0 2B		0-0 6-3		0-0 G6-4-3			0-0 HR 1B	4 1 2 0 0 0 1												
Willie McCovey, L (1, 3) OBP: 0.313, SLG: 0.625		0-0 L3			0-0 1B 1B 2B		0-0 FC5-4 1B		0-0 HR 1-H	4 2 3 2 0 0 1												
Randy Elliott, R (1, 7) Gary Thomasson, L (9, PH) OBP: 0.200, SLG: 0.444		0-0 F8			0-0 F7		0-0 F8		0-3 K	3 0 0 0 0 0 3 1 0 0 0 0 1 0												
Chris Speier, R (1, 6) OBP: 0.143, SLG: 0.143		0-0 6-3			0-0 1B 1B		0-0 FC5-4		0-0 5-3	4 0 1 0 0 0 2												
Mike Sadek, R (1, 2) OBP: 0.333, SLG: 0.333 Darrell Evans, L (9, PH) OBP: 0.600, SLG: 1.000			0-0 L7		0-0 1B FC6-4		0-0 F7		0-3 K	3 0 1 1 0 0 1 1 0 0 0 0 1 0												
Lynn McGlothen, L (1, 1) Derrel Thomas, S (5, PH) Charlie Williams, R (5, 1) Tom Heintzelman, R (8, PH) Terry Cornutt, R (8, 1)			0-0 L6		0-3 K			0-0 F9		1 0 0 0 0 0 0 1 0 0 0 0 1 2 0 0 0 0 0 0 0 1 0 0 0 0 0 0 0 0 0 0 0 0 0												
Inning Stats	R: 0 E: 0 K: 0 S: 3	H: 0 LOB: 0 BB: 0 P: 3	R: 0 E: 0 K: 0 S: 4	H: 1 LOB: 1 BB: 0 P: 4	R: 0 E: 0 K: 0 S: 3	H: 0 LOB: 0 BB: 0 P: 3	R: 0 E: 0 K: 0 S: 3	H: 0 LOB: 0 BB: 0 P: 3	R: 1 E: 0 K: 1 S: 8	H: 3 LOB: 2 BB: 0 P: 8		R: 0 E: 1 K: 0 S: 3	H: 0 LOB: 0 BB: 0 P: 3	R: 0 E: 0 K: 0 S: 4	H: 1 LOB: 1 BB: 0 P: 4	R: 0 E: 0 K: 0 S: 4	H: 2 LOB: 1 BB: 0 P: 4	R: 2 E: 0 K: 2 S: 9	H: 2 LOB: 0 BB: 0 P: 9	1B: 6 2B: 2 3B: 0 HR: 1	SF: 0 SAC: 0 DP: 2 HBP: 0	WP: 0 PB: 0 SB: 0 CS: 0
PITCHER	IP WLS BF H R ER SO BB IBB HBP BLK WP HR S P ERA WHIP																					
Randy Jones, L (1, 1) ERA: 4.85	8.0 W 32 9 3 3 1 0 0 0 0 0 0 1 34 34 3.38 1.125																					
Rollie Fingers, R (9, 1) ERA:	1.0 S 3 0 0 0 2 0 0 0 0 0 0 0 7 7 0.00 0.000																					



Batter	1	2	3	4	5	6	7	8	9
Gene Richards, L (1, 7) OBP: 0.375, SLG: 0.316	4-0 1B FC6-4 BB		0-3 K		0-0 6-3		0-0 G3		
Mike Champion, R (1, 4) OBP: 0.375, SLG: 0.300	0-0 FC6-4 1-3 1B		0-3 K		0-0 4-3			0-0 5-3	
Dave Winfield, R (1, 9) OBP: 0.435, SLG: 0.476	0-0 FC6-4 G3 1-2f 3-H			0-0 F8		0-0 6-3		0-0 F2	
George Hendrick, R (1, 8) OBP: 0.478, SLG: 0.500	0-0 G3 1-3			0-0 F4		0-0 F8		0-0 5-3	
Gene Tenace, R (1, 2) OBP: 0.455, SLG: 0.684		0-0 F2		4-0 1B HR BB		0-0 F7			
Mike Ivie, R (1, 3) OBP: 0.455, SLG: 0.762		0-0 5-3		0-0 1-2 HR 1B		0-0 F4			
Doug Rader, R (1, 5) OBP: 0.476, SLG: 0.706		0-0 1B		0-0 1-H 2-H HR		4-0 1B BB			
Bill Almon, R (1, 6) OBP: 0.190, SLG: 0.190		0-0 F9		0-3 K		0-0 F9			
Randy Jones, R (1, 1) OBP: 0.400, SLG: 0.250			0-3 K		0-3 K		0-0 1-2 1B		
Rollie Fingers, R (9, 1)									

Inning Stats	R: 1	H: 1	E: 1	K: 0	S: 3	LOB: 1	BB: 1	P: 7	R: 0	H: 1	E: 0	K: 0	S: 4	LOB: 1	BB: 0	P: 4	R: 0	H: 0	E: 0	K: 3	S: 9	LOB: 0	BB: 0	P: 9	R: 3	H: 2	E: 0	K: 1	S: 7	LOB: 0	BB: 1	P: 11	R: 0	H: 0	E: 0	K: 1	S: 5	LOB: 0	BB: 0	P: 5	R: 0	H: 0	E: 0	K: 0	S: 3	LOB: 0	BB: 0	P: 3	R: 0	H: 1	E: 0	K: 0	S: 4	LOB: 2	BB: 1	P: 8	R: 0	H: 0	E: 0	K: 0	S: 3	LOB: 0	BB: 0	P: 3
--------------	------	------	------	------	------	--------	-------	------	------	------	------	------	------	--------	-------	------	------	------	------	------	------	--------	-------	------	------	------	------	------	------	--------	-------	-------	------	------	------	------	------	--------	-------	------	------	------	------	------	------	--------	-------	------	------	------	------	------	------	--------	-------	------	------	------	------	------	------	--------	-------	------

PITCHER	IP	WLS	BF	H	R	ER	SO	BB	IBB	HBP	BLK	WP	HR	S	P	ERA	WHIP
Lynn McGlothen, R (1, 1) ERA: 9.0	4.0	L	17	4	4	4	4	2	0	0	0	0	1	23	31	9.00	1.500
Charlie Williams, R (5, 1) ERA: 5.4	3.0		11	1	0	0	1	1	0	0	0	0	0	12	16	0.00	0.667
Terry Comutt, R (8, 1) ERA: 13.5	1.0		3	0	0	0	0	0	0	0	0	0	0	3	3	0.00	0.000

AB R H RBI BB SO LOB

3	1	0	0	1	1	2
4	0	1	0	0	1	0
4	0	0	1	0	0	1
4	0	0	0	0	0	1
2	1	0	0	1	0	0
3	1	1	0	0	0	0
2	1	2	3	1	0	0
3	0	0	0	0	1	2
3	0	1	0	0	2	0
0	0	0	0	0	0	0

1B: 4	SF: 0	WP: 0	PA: 31
2B: 0	SAC: 0	PB: 0	
3B: 0	DP: 0	SB: 0	
HR: 1	HBP: 0	CS: 0	

AB	R	H	RBI	BB	SO	LOB	WP	PA	ERA	WHIP
28	4	5	4	3	5	6				

San Francisco Giants @ San Diego Padres
 San Diego Stadium, San Diego, CA
 Tue Apr 12 1977, 9:05 PM EST
 Att. 45,375 - Unknown

livebaseballscorecards.com

AB	28
R	4
H	5
RBI	4
BB	3
SO	5
LOB	6



Batter	1	2	3	4	5	6	7	8	9	AB R H RBI BB SO LOB	TOP	
Gary Thomasson, L OBP: 0.214, SLG: 0.462 (1, 8) (8, 7)	0-0 F5		0-0 G3		0-3 K		0-0 2B			4 0 1 0 0 1 2		
Rob Andrews, R OBP: 0.238, SLG: 0.158 (1, 4) BBB	4-0 BB			0-0 5-3		0-0 L6	0-0 4-3			3 0 0 0 1 0 1		
Bill Madlock, R OBP: 0.286, SLG: 0.524 (1, 5) X	0-0 F7			0-0 HR		0-0 1B SF7 1B		0-0 5-3		4 2 2 1 0 0 1		
Darrell Evans, L OBP: 0.500, SLG: 0.750 (1, 7) (8, 3) X	0-0 4-3			0-0 4-3		0-0 1B SF7 1B		0-3 K		4 1 1 0 0 1 1		
Willie McCovey, L OBP: 0.250, SLG: 0.526 Larry Herndon, R OBP: 0.333, SLG: 0.778 (1, 3) (8, 8)		0-0 L4		0-0 G3		0-0 SF7		0-3 K		3 0 0 1 0 1 0 0 0 0 0 0 0 0		
Terry Whitfield, L OBP: 0.462, SLG: 0.400 (1, 9) X		0-0 6-3			0-0 E 1B FC5-2 1B	0-0 1B IBB		0-0 9-5		3 0 2 0 1 0 0		
Johnnie LeMaster, R OBP: 0.250, SLG: 0.182 (1, 6) X		0-0 1-3			0-0 F8	0-0 1B		0-0 9-5		4 0 1 1 0 0 2		
Marc Hill, R OBP: 0.571, SLG: 0.615 (1, 2) X			0-0 L8		0-0 E9 FC5-2 1B		0-0 1B		0-0 1B	4 0 3 0 0 0 0		
John Montefusco, R OBP: 0.167, SLG: 0.167 (1, 1) X			0-3 K		0-0 FC5-2		0-0 6-3		0-3 K	4 0 0 0 0 2 3		
Inning Stats	R: 0 H: 0 E: 0 LOB: 1 K: 0 BB: 1 S: 3 P: 7	R: 0 H: 0 E: 0 LOB: 0 K: 0 BB: 0 S: 3 P: 3	R: 0 H: 0 E: 0 LOB: 0 K: 1 BB: 0 S: 5 P: 5	R: 1 H: 1 E: 0 LOB: 0 K: 0 BB: 0 S: 4 P: 4	R: 0 H: 2 E: 1 LOB: 2 K: 1 BB: 0 S: 7 P: 7	R: 2 H: 3 E: 0 LOB: 2 K: 0 BB: 1 S: 5 P: 9	R: 0 H: 2 E: 0 LOB: 1 K: 0 BB: 0 S: 4 P: 4	R: 0 H: 0 E: 0 LOB: 0 K: 2 BB: 0 S: 7 P: 7	R: 0 H: 2 E: 0 LOB: 1 K: 1 BB: 0 S: 6 P: 6	1B: 7 SF: 1 2B: 3 SAC: 0 3B: 0 DP: 1 HR: 1 HBP: 0	WP: 0 PA: 36 PB: 0 SB: 1 CS: 0	
PITCHER Rick Sawyer, R ERA: 4.5 Butch Metzger, R ERA: 3.0 Dave Tomlin, L ERA:	IP WLS BF H R ER SO BB IBB HBP BLK WP HR S P ERA WHIP											PITCHER IP WLS BF H R ER SO BB IBB HBP BLK WP HR S P ERA WHIP
	(1, 1) 6.0 L 25 6 3 3 2 1 1 0 0 0 1 27 35 4.50 1.167											
	(7, 1) 1.0 4 2 0 0 0 0 0 0 0 0 0 4 4 0.00 2.000											
	(8, 1) 2.0 7 2 0 0 0 3 0 0 0 0 0 0 13 13 0.00 1.000											

San Francisco Giants @ San Diego Padres
San Diego Stadium, San Diego, CA
Wed Apr 13 1977, 9:05 PM EST
Att. 13,230 - Unknown

AB	33
R	3
H	10
RBI	3
BB	2
SO	5
LOB	10



Batter	1	2	3	4	5	6	7	8	9	AB	R	H	RBI	BB	SO	LOB
Gene Richards, L (1, 7) OBP: 0.321, SLG: 0.261	0-3 K ①		0-0 F7 ②		0-0 F4 ②			0-3 K ①		4	0	0	0	0	2	3
Mike Champion, R (1, 4) OBP: 0.321, SLG: 0.250	0-3 K ②		0-3 K ③		0-3 K ③			0-0 6-3 ②		4	0	0	0	0	3	3
Dave Winfield, R (1, 9) OBP: 0.370, SLG: 0.400	0-0 1-3 ③			0-0 5-3 ①		0-0 F9 ①		0-0 4-3 ③		4	0	0	0	0	0	0
George Hendrick, R (1, 8) OBP: 0.481, SLG: 0.478		0-0 F6 ①		4-0 BB		0-0 6-3 ②		0-0 1B		3	0	1	0	1	0	0
Gene Tenace, R (1, 2) OBP: 0.385, SLG: 0.565		0-0 L5 ②		0-3 K ②		0-0 F5 ③		0-0 F7 ①		4	0	0	0	0	1	2
Mike Ivie, R (1, 3) OBP: 0.385, SLG: 0.640		0-0 6-3 ③		0-0 4-3 ③			0-0 F8 ①	0-0 P3 ②		4	0	0	0	0	0	2
Doug Rader, R (1, 5) OBP: 0.520, SLG: 0.737			4-0 SH BB		0-0 6-3 1B 2B		4-0 BB	0-3 K ③		2	1	1	0	2	1	1
Bill Almon, R (1, 6) OBP: 0.174, SLG: 0.174			0-0 F7 ①		0-0 6-3 ①		0-0 F9 ②			2	0	0	0	0	0	2
Jerry Turner, L (7, PH)					2-3					1	0	0	0	0	0	1
Enzo Hernandez, R (8, 6)										0	0	0	0	0	0	0
Rick Sawyer, R (1, 1) OBP: 1.000, SLG: 1.000			0-0 SH		0-0 3-H 1B		0-3 K ③			1	0	1	1	0	0	0
Butch Metzger, R (7, 1)										0	0	0	0	0	0	0
Bobby Valentine, R (7, PH)										1	0	0	0	0	1	1
Dave Tomlin, L (8, 1)										0	0	0	0	0	0	0

Inning Stats	R: 0	H: 0	E: 0	K: 2	S: 7	LOB: 0	BB: 0	P: 7	R: 0	H: 0	E: 0	K: 0	S: 3	LOB: 0	BB: 0	P: 3	R: 0	H: 0	E: 0	K: 1	S: 6	LOB: 2	BB: 1	P: 10	R: 0	H: 0	E: 0	K: 1	S: 5	LOB: 1	BB: 1	P: 9	R: 1	H: 2	E: 0	K: 1	S: 7	LOB: 1	BB: 0	P: 7	R: 0	H: 0	E: 0	K: 0	S: 3	LOB: 0	BB: 0	P: 3	R: 0	H: 0	E: 0	K: 1	S: 5	LOB: 1	BB: 1	P: 9	R: 0	H: 0	E: 0	K: 1	S: 5	LOB: 0	BB: 0	P: 5	R: 0	H: 0	E: 0	K: 1	S: 5	LOB: 0	BB: 0	P: 5	R: 0	H: 1	E: 0	K: 1	S: 6	LOB: 1	BB: 0	P: 6	1B: 2	2B: 1	3B: 0	HR: 0	SF: 0	SAC: 1	DP: 0	HBP: 0	WP: 0	PB: 0	SB: 0	CS: 0	PA: 34	ERA	WHIP
PITCHER John Montefusco, R (1, 1) ERA: 1.8	IP	WLS	BF	H	R	ER	SO	BB	IBB	HBP	BLK	WP	HR	S	P	ERA	WHIP																																																																														
	9.0	W	34	3	1	1	8	3	0	0	0	0	0	47	59	1.00	0.667																																																																														


BOTTOM

San Francisco Giants @ San Diego Padres
San Diego Stadium, San Diego, CA

Wed Apr 13 1977, 9:05 PM EST
Att. 13,230 - Unknown

livebaseballscorecards.com

AB	30
R	1
H	3
RBI	1
BB	3
SO	8
LOB	15



Batter	1	2	3	4	5	6	7	8	9	AB R H RBI BB SO LOB	TOP						
Gary Thomasson, L OBP: 0.263, SLG: 0.444 (1, 8) X (8, 7)	0-0 F8 ①		0-0 CS 1B X		0-0 G3 ① X		0-0 FC1-6 1B X		0-0 F9 ① X	5 0 2 0 0 0 0	San Francisco Giants @ San Diego Padres San Diego Stadium, San Diego, CA Thu Apr 14 1977, 6:33 AM EST Att: 17,743 - Unknown livebaseballscorecards.com						
Rob Andrews, R OBP: 0.308, SLG: 0.143 (1, 4) X	0-0 4-3 ②		4-0 HR BB 1-2 X		4-0 BLK 1B BB X		0-0 FC1-6 FC5-4 1-2f X		4-0 G5-4-3 BB X	2 2 0 0 3 0 1							
Bill Madlock, R OBP: 0.308, SLG: 0.615 (1, 5) X	0-0 F9 ③		0-0 HR 1-H X		0-0 S 1B 1B 1-H X		0-0 FC5-4 1B 1B 1-2f X		0-0 G5-4-3 ② ③ 1-2f X	5 3 2 3 0 0 2							
Darrell Evans, L OBP: 0.556, SLG: 0.813 Larry Herndon, R OBP: 0.333, SLG: 0.778 (1, 7) (8, 8)		0-0 2B 2B X	0-0 G3-6-3 1B X		0-0 F8 1-2 X		0-0 HR 1B 1-H X			4 2 3 1 0 0 1 0 0 0 0 0 0 0							
Willie McCovey, L OBP: 0.292, SLG: 0.652 (1, 3) X	0-0 F7 ①		0-0 G3-6-3 ② ③ 1-2f X		0-0 1B 2-H X		0-0 HR X			4 1 2 3 0 0 2							
Terry Whitfield, L OBP: 0.412, SLG: 0.429 (1, 9) X	0-0 2B 2-H ② X			0-0 F7 ① X		0-0 4-3 ③ X		0-0 4-1 ③ X		4 0 1 1 0 0 1							
Chris Speier, R OBP: 0.182, SLG: 0.182 (1, 6) X	0-0 1B 1B X			0-0 6-3 ② X		0-0 F9 ① X		0-3 K ① S S X		4 0 1 0 0 1 0							
Marc Hill, R OBP: 0.556, SLG: 0.563 (1, 2) X	0-0 1B 1-2 X			4-0 BB BB BB BB X		0-0 F9 ② X		0-0 F3 ② X		3 0 1 0 1 0 0							
Jim Barr, R (1, 1) X	0-0 1-3 ③ X			0-3 K ③ S S X		0-0 1-3 ③ X		0-0 6-3 ③ X		4 0 0 0 0 1 3							
Inning Stats	R: 0 E: 0 K: 0 S: 3 H: 0 LOB: 0 BB: 0 P: 3	R: 1 E: 0 K: 0 S: 6 H: 4 LOB: 2 BB: 0 P: 6	R: 2 E: 0 K: 0 S: 4 H: 3 LOB: 0 BB: 1 P: 8	R: 0 E: 0 K: 1 S: 5 H: 0 LOB: 1 BB: 1 P: 9	R: 2 E: 0 K: 0 S: 5 H: 2 LOB: 1 BB: 1 P: 9	R: 0 E: 0 K: 0 S: 3 H: 0 LOB: 0 BB: 0 P: 3	R: 3 E: 0 K: 0 S: 6 H: 3 LOB: 0 BB: 0 P: 6	R: 0 E: 0 K: 1 S: 5 H: 0 LOB: 0 BB: 0 P: 5	R: 0 E: 0 K: 0 S: 2 H: 0 LOB: 0 BB: 1 P: 6	1B: 8 2B: 2 3B: 0 HR: 2 SF: 0 SAC: 0 DP: 2 HBP: 0	WP: 0 PB: 0 SB: 1 CS: 1 PA: 39						
PITCHER	IP WLS BF H R ER SO BB IBB HBP BLK WP HR S P ERA WHIP												PITCHER	IP WLS BF H R ER SO BB IBB HBP BLK WP HR S P ERA WHIP			
Dave Freisleben, R ERA: 5.79 (1, 1)	2.1 L	12 6	3 3	3 3	0 0	1 0	0 0	0 0	0 0	0 0	0 0	0 0	1 1	15 11	11.57 3.000		
Tom Griffin, R ERA: 7.71 (3, 1)	2.1	11 3	2 2	2 1	1 2	0 0	0 0	0 0	0 0	0 0	0 0	0 0	11 19	7.71 2.143			
Dave Tomlin, L ERA: (5, 1)	0.1	1 0	0 0	0 0	0 0	0 0	0 0	0 0	0 0	0 0	0 0	1 1	0.00 0.000				
Victor Bernal, R ERA: 10.13 (6, 1)	2.0	9 3	3 3	3 0	0 0	0 0	0 0	0 0	0 0	0 0	0 0	1 9	9 9	13.50 1.500			
Butch Metzger, R ERA: 1.8 (8, 1)	2.0	6 0	0 0	0 0	1 1	0 0	0 0	0 0	0 0	0 0	0 0	7 11	0.00 0.500				

Batter	1	2	3	4	5	6	7	8	9	AB R H RBI BB SO LOB
Gene Richards, L (1, 3) OBP: 0.303, SLG: 0.286	0-0 6-3		0-0 FC6-4			0-0 6-3	0-0 6-3		0-0 2B	5 0 1 0 0 0 1
Mike Champion, R (1, 4) OBP: 0.303, SLG: 0.214	0-3 K			0-0 5-3		0-0 6-3		4-0 1B BB	0-3 K	4 1 0 0 1 2 2
Jerry Turner, L (1, 7) OBP: 0.300, SLG: 0.556	0-0 4-3			0-0 3B 1B		0-0 HR		4-0 1B BB	0-0 F9	4 2 2 1 1 0 2
Dave Winfield, R (1, 9) OBP: 0.323, SLG: 0.345		0-3 K		0-3 K		0-0 E1 HBP		0-0 L9		4 0 0 0 0 2 3
George Hendrick, R (1, 8) OBP: 0.484, SLG: 0.538		0-0 6-3		0-0 1-H 3B		1-0 1-2 HBP		0-3 K		3 0 1 1 0 1 2
Gene Tenace, R (1, 2) OBP: 0.367, SLG: 0.519		0-3 K		0-3 K		0-0 F9		0-0 1-3 2-H 1B		4 0 1 1 0 2 3
Mike Ivie, R (1, 5) OBP: 0.333, SLG: 0.552			0-0 E5 FC6-4		0-0 F9		0-0 F9	0-0 6-3		4 0 0 0 0 0 2
Bill Almon, R (1, 6) OBP: 0.154, SLG: 0.154			0-3 K		0-0 6-3		0-3 K		0-0 2B 1B	3 0 0 0 0 2 1
Gary Sutherland, R (9, PH) OBP: 1.000, SLG: 1.000			0-3 K		0-0 6-3		0-0 HR		0-3 K	1 0 1 0 0 0 0
Dave Freisleben, R (1, 1)			0-3 K		0-0 6-3				0-3 K	0 0 0 0 0 0 0
Tom Griffin, R (3, 1)										1 0 0 0 0 0 1 1
Dave Tomlin, L (5, 1)										0 0 0 0 0 0 0 0
Bobby Valentine, R (5, PH)										1 0 0 0 0 0 0 0
Victor Bernal, R (6, 1)										0 0 0 0 0 0 0 0
Merv Rettenmund, R (7, PH) OBP: 0.500, SLG: 2.000										1 1 1 1 0 0 0 0
Butch Metzger, R (8, 1)										0 0 0 0 0 0 0 0
Doug Rader, R (9, PH) OBP: 0.500, SLG: 0.700										1 0 0 0 0 0 1 1

BOTTOM

San Francisco Giants @ San Diego Padres
 San Diego Stadium, San Diego, CA
 Thu Apr 14 1977, 6:33 AM EST
 Att. 17,743 - Unknown

livebaseballscorecards.com

AB	36
R	4
H	7
RBI	4
BB	2
SO	11
LOB	18



Inning Stats	R: 0	H: 0	E: 0	LOB: 0	K: 1	BB: 0	S: 5	P: 5	R: 0	H: 0	E: 0	LOB: 0	K: 2	BB: 0	S: 7	P: 7	R: 0	H: 0	E: 1	LOB: 1	K: 2	BB: 0	S: 8	P: 8	R: 1	H: 2	E: 0	LOB: 1	K: 2	BB: 0	S: 9	P: 9	R: 0	H: 0	E: 0	LOB: 0	K: 0	BB: 0	S: 3	P: 3	R: 1	H: 1	E: 1	LOB: 2	K: 0	BB: 0	S: 5	P: 6	R: 1	H: 1	E: 0	LOB: 0	K: 1	BB: 0	S: 6	P: 6	R: 1	H: 1	E: 0	LOB: 2	K: 1	BB: 2	S: 6	P: 14	R: 0	H: 2	E: 0	LOB: 2	K: 2	BB: 0	S: 9	P: 9	1B: 3	SF: 0	2B: 1	SAC: 0	3B: 1	DP: 0	HR: 2	HBP: 1	WP: 0	PA: 39	PB: 0	SB: 0	CS: 0	ERA	WHIP
PITCHER Jim Barr, R (1, 1) ERA: 5.4	IP	WLS	BF	H	R	ER	SO	BB	IBB	HBP	BLK	WP	HR	S	P	ERA	WHIP	IP	WLS	BF	H	R	ER	SO	BB	IBB	HBP	BLK	WP	HR	S	P	ERA	WHIP																																																					

Batter	1	2	3	4	5	6	7	8	9	AB R H RBI BB SO LOB
Larry Herndon, R (1, 8) OBP: 0.357, SLG: 0.714	0-0 F8		0-0 2B		0-0 1B		0-0 L6		0-0 4-3	5 0 2 0 0 0 1
Rob Andrews, R (1, 4) OBP: 0.333, SLG: 0.200	0-0 1B		0-0 F9		0-0 L4		0-0 1B			4 0 2 0 0 0 3
Bill Madlock, R (1, 5) OBP: 0.300, SLG: 0.567	0-3 K			0-0 F7		0-0 1B	0-0 P6			4 0 1 0 0 1 3
Jack Clark, R (1, 9) OBP: 0.250, SLG: 0.417	0-0 6-3			0-0 2B		0-0 P5		0-0 P4		4 0 1 0 0 0 2
Willie McCovey, L (1, 3) OBP: 0.321, SLG: 0.600		4-0 BB		4-0 BB		0-3 K		0-0 G3		2 0 0 0 2 1 1
Randy Elliott, R (1, 7) OBP: 0.182, SLG: 0.100		0-0 G6-4-3		0-0 G6-3		0-0 P4		0-0 1B		4 0 1 0 0 0 4
Chris Speier, R (1, 6) OBP: 0.200, SLG: 0.267		0-0 F7			0-0 F2		0-0 1B 2B	0-3 K		4 1 1 0 0 1 1
Marc Hill, R (1, 2) OBP: 0.455, SLG: 0.450			0-0 F3		0-0 L3		0-0 F8		0-0 5-3	4 0 0 0 0 0 1
Ed Halicki, R Tom Heintzelman, R Charlie Williams, R Darnell Thomas, S John Curtis, L Mike Sadek, R Terry Cornutt, R Gary Lavelle, S Darnell Evans, L			0-0 4-3		0-0 1B		0-0 1B		0-0 F8	0 0 0 0 0 0 0 1 0 0 0 0 0 0 0 0 0 0 0 0 0 1 0 1 0 0 0 0 0 0 0 0 0 0 0 1 0 1 1 0 0 0 0 0 0 0 0 0 0 0 0 0 0 0 0 0 1 0 0 0 0 0 0

BOTTOM

Los Angeles Dodgers @ San Francisco Giants
Candlestick Park, San Francisco, CA
 Fri Apr 15 1977, 6:33 AM EST
 Att. 37,813 - Unknown

livebaseballscorecards.com

AB	35
R	1
H	10
RBI	1
BB	2
SO	3
LOB	16



Inning Stats	R: 0	H: 1	E: 0	K: 1	S: 6	LOB: 1	BB: 0	P: 6	R: 0	H: 0	E: 0	K: 0	S: 2	LOB: 0	BB: 1	P: 6	R: 0	H: 1	E: 0	K: 0	S: 4	LOB: 1	BB: 0	P: 4	R: 0	H: 2	E: 0	K: 0	S: 5	LOB: 2	BB: 0	P: 5	R: 0	H: 1	E: 0	K: 1	S: 6	LOB: 1	BB: 0	P: 6	R: 1	H: 3	E: 0	K: 0	S: 6	LOB: 2	BB: 0	P: 6	R: 0	H: 1	E: 0	K: 1	S: 6	LOB: 1	BB: 0	P: 6	R: 0	H: 0	E: 0	K: 0	S: 3	LOB: 0	BB: 0	P: 3	1B: 7	SF: 0	2B: 3	SAC: 0	3B: 0	DP: 2	HR: 0	HBP: 0	WP: 0	PA: 37
PITCHER	IP	WLS	BF	H	R	ER	SO	BB	IBB	HBP	BLK	WP	HR	S	P	ERA	WHIP	PITCHER	IP	WLS	BF	H	R	ER	SO	BB	IBB	HBP	BLK	WP	HR	S	P	ERA	WHIP																																							
Doug Rau, L (1, 1) ERA: 2.08	7.0		30	9	1	1	2	2	0	0	0	0	0	32	40	1.29	1.571	Charlie Hough, R (8, 1) ERA: 1.5	2.0		7	1	0	0	1	0	0	0	0	0	9	9	0.00	0.500																																								

Batter	1	2	3	4	5	6	7	8	9	AB R H RBI BB SO LOB	TOP											
Davey Lopes, R OBP: 0.425, SLG: 0.375 (1, 4) X	0-0 6-3 ①		X 0-0 F8 ① X	0-0 1B		B B B B 4-0 CS BB		X 0-0 FC1-2 S 1B ②		4 1 1 0 1 0 1												
Bill Russell, R OBP: 0.350, SLG: 0.421 (1, 6) X	0-0 6-3 ②		X 0-0 6-3 ② X	0-0 P6 ③		0-0 CS ③ X	0-0 6-3 ① X	0-0 1B ③ H		5 0 1 1 0 0 1												
Reggie Smith, S OBP: 0.513, SLG: 0.867 (1, 9) X	0-0 HR		X 0-0 2B		X 0-0 P6 ①		X 0-0 F9 ② X	0-0 F7 ③		5 1 2 1 0 0 1												
Ron Cey, R OBP: 0.538, SLG: 0.677 (1, 5) X	0-0 1B 1B		B B B B 4-0 BB		B B B B 4-0 FC6-4 BB		B B B B 4-0 BB 1B BB	B B B B 4-0 WP 2B BB		1 1 1 0 4 0 0												
Steve Garvey, R OBP: 0.297, SLG: 0.371 (1, 3) X	0-0 1-2 1B		X 0-0 P3 ③		X 0-0 FC6-4 BB ②		X 0-0 FC5 BB 1B ③	X 0-0 L7 ①		5 0 2 0 0 0 4												
Rick Monday, L OBP: 0.417, SLG: 0.548 (1, 8) S S S	0-3 K ③		S S S 0-3 K ①		B B B B 4-0 1-2 BB ③		B B B B 4-0 1-2 2-3 BB ③	X 0-0 2B ② H		3 0 1 1 2 2 2												
Dusty Baker Jr., R OBP: 0.406, SLG: 0.481 John Hale, L OBP: 0.500, SLG: 0.333 (1, 7) (7, 7)		X 0-0 F7 ①	X 0-0 2B 1B		X 0-0 F8 ③		X 0-0 FC5 2-3f ③		4-0 G5-4-3 IBB	4 1 1 0 0 0 5 0 0 0 0 1 0 0												
Steve Yeager, R OBP: 0.552, SLG: 0.833 (1, 2)		X 0-0 F2 ②	X 0-0 SH5-3 2B ① H		X 0-0 6-3 ①		X 0-0 SH1-3 FC1-2 2B ①	X 0-0 G5-4-3 ② ③		5 1 2 1 0 0 2												
Burt Hooton, R (1, 1)		X 0-0 6-3 ③	X 0-0 SH5-3 ② ③ H		X 0-0 6-3 ②		X 0-0 SH1-3 ① 2-3			2 0 0 1 0 0 0												
Inning Stats	R: 1 E: 0 K: 1 S: 8	H: 3 LOB: 2 BB: 0 P: 8	R: 0 E: 0 K: 0 S: 3	H: 0 LOB: 0 BB: 0 P: 3	R: 0 E: 0 K: 0 S: 4	H: 1 LOB: 2 BB: 1 P: 8	R: 2 E: 0 K: 1 S: 8	H: 3 LOB: 1 BB: 0 P: 8	R: 0 E: 0 K: 0 S: 3	H: 0 LOB: 2 BB: 2 P: 11	R: 0 E: 0 K: 0 S: 2	H: 0 LOB: 0 BB: 1 P: 6	R: 0 E: 0 K: 0 S: 4	H: 1 LOB: 3 BB: 2 P: 12	R: 1 E: 0 K: 0 S: 5	H: 2 LOB: 1 BB: 0 P: 5	R: 1 E: 0 K: 0 S: 3	H: 1 LOB: 1 BB: 2 P: 11	1B: 6 2B: 4 3B: 0 HR: 1	SF: 0 SAC: 2 DP: 1 HBP: 0	WP: 1 PB: 0 SB: 1 CS: 1	PA: 45
PITCHER	IP WLS BF H R ER SO BB IBB HBP BLK WP HR S P ERA WHIP																					
Lynn McGlothen, R ERA: 6.3 (1, 1)	6.0 L 28 7 3 3 2 4 0 0 0 0 0 1 28 44 4.50 1.833																					
John Curtis, L ERA: 1.8 (7, 1)	1.1 8 2 1 1 0 2 0 0 0 0 0 0 6 14 6.75 3.000																					
Randy Moffitt, R ERA: (8, 1)	0.2 3 1 0 0 0 0 0 0 0 0 0 0 3 3 0.00 1.500																					
Terry Cornutt, R ERA: 10.8 (9, 1)	1.0 5 1 1 1 0 1 1 0 0 1 0 3 11 9.00 2.000																					

Los Angeles Dodgers @ San Francisco Giants
 Candlestick Park, San Francisco, CA
 Sat Apr 16 1977, 6:33 AM EST
 Att. 15,519 - Unknown

livebaseballscores.com

AB	34
R	5
H	11
RBI	5
BB	8
SO	2
LOB	16



TOP

San Francisco Giants @ Houston Astros
Astrodome, Houston, TX

Tue Apr 19 1977, 7:05 PM EST
Att. 8,572 - Dome

livebaseballscorecards.com

AB	37
R	7
H	11
RBI	7
BB	4
SO	5
LOB	16



AB R H RBI BB SO LOB

5	0	0	0	0	1	2
5	0	1	1	0	0	0
4	2	2	0	0	0	2
5	1	1	0	0	0	3
3	2	2	2	1	0	0
1	0	0	0	0	1	1
4	1	3	1	1	1	0
3	0	1	1	1	1	1
3	1	0	1	1	0	4
4	0	1	1	0	1	3
0	0	0	0	0	0	0

Batter	1	2	3	4	5	6	7	8	9
Derrel Thomas, S OBP: 0.250, SLG: 0.333 (1, 6)	0-0 4-3	0-0 F5		0-0 F4		0-3 K		0-0 G3	
Rob Andrews, R OBP: 0.357, SLG: 0.314 (1, 4)	0-0 6-3	0-0 1-2 2-H 1B		0-0 4-3		0-0 F9		0-0 1-3	
Bill Madlock, R OBP: 0.295, SLG: 0.488 (1, 5)	0-0 E6	0-0 1-3			0-0 BLK 1B 1B	1-0 1B HBP 1B		0-0 E7 1B 1B	
Darrell Evans, L OBP: 0.448, SLG: 0.692 (1, 7) (6, 3)	0-0 F8		0-0 F9		0-0 F7 1-2	0-0 1B 1B		0-0 F6	
Willie McCovey, L OBP: 0.425, SLG: 0.588 Larry Herndon, R OBP: 0.300, SLG: 0.550 (1, 3) (6, 8)		0-0 2B FC6-4 1B	0-0 G3		4-0 1B 1B BB	0-0 2-H 3-H 1B		0-3 K	
Jack Clark, R OBP: 0.318, SLG: 0.429 (1, 9)		0-0 FC6-4 1B 2B	4-0 E BB		0-0 BB 1B 1B 1-2 2-H		0-3 K	0-0 CS 1B 2-H	
Gary Thomasson, L OBP: 0.345, SLG: 0.519 (1, 8) (6, 7)		4-0 FC6-4 BB	0-0 E4		0-0 BB 1B 1-2 2-H		0-3 K	0-0 CS 1-2	
Mike Sadek, R OBP: 0.375, SLG: 0.286 (1, 2)		0-0 FC6-4 1B 1-2f 2-3 3-H	0-0 F9		4-0 BB 1-2 2-3		0-0 F9		
Jim Barr, R OBP: 0.111, SLG: 0.111 Gary Lavelle, S (8, 1)		0-0 1B 1B 1-2 3-H		0-0 F7	0-3 K		0-0 3-1		

Inning Stats	R: 0	H: 0	E: 1	K: 0	S: 4	P: 4	R: 3	H: 4	E: 0	K: 0	S: 7	P: 11	R: 0	H: 0	E: 1	K: 0	S: 4	P: 8	R: 0	H: 0	E: 0	K: 0	S: 3	P: 3	R: 1	H: 3	E: 0	K: 1	S: 7	P: 15	R: 2	H: 2	E: 0	K: 1	S: 6	P: 7	R: 0	H: 0	E: 0	K: 2	S: 7	P: 7	R: 0	H: 0	E: 0	K: 0	S: 3	P: 3	R: 1	H: 2	E: 1	K: 1	S: 6	P: 6	1B: 10	SF: 0	2B: 1	SAC: 0	3B: 0	DP: 0	HR: 0	HBP: 1	WP: 0	PA: 43	PB: 0	SB: 0	CS: 1
--------------	------	------	------	------	------	------	------	------	------	------	------	-------	------	------	------	------	------	------	------	------	------	------	------	------	------	------	------	------	------	-------	------	------	------	------	------	------	------	------	------	------	------	------	------	------	------	------	------	------	------	------	------	------	------	------	--------	-------	-------	--------	-------	-------	-------	--------	-------	--------	-------	-------	-------

PITCHER	IP	WLS	BF	H	R	ER	SO	BB	IBB	HBP	BLK	WP	HR	S	P	ERA	WHIP
Joaquin Andujar, R ERA: 4.41 (1, 1)	4.2		25	7	4	4	0	3	0	0	1	0	0	22	34	7.71	2.143
Floyd Bannister, L ERA: 13.5 (5, 1)	1.1	L	7	2	2	2	2	1	0	1	0	0	0	9	14	13.50	2.250
Dan Larson, R ERA: (7, 1)	2.0		6	0	0	0	2	0	0	0	0	0	0	10	10	0.00	0.000
Joe Sambito, L ERA: 5.4 (9, 1)	1.0		4	2	1	0	1	0	0	0	0	0	0	6	6	0.00	2.000

Batter	1	2	3	4	5	6	7	8	9	AB	R	H	RBI	BB	SO	LOB
Cesar Cedeno, R OBP: 0.235, SLG: 0.267 (1, 8)	0-0 F7		0-0 4-3 2B		0-0 6-3			0-0 5-3		4	0	1	0	0	0	0
Enos Cabell, R OBP: 0.300, SLG: 0.313 (1, 5)	0-0 1B		0-0 1-3		0-0 F9			0-0 F9		4	0	1	0	0	0	1
Jose Cruz, L OBP: 0.298, SLG: 0.349 (1, 9)	0-0 F9		0-0 4-3		0-0 5-3			0-0 F5		4	0	0	0	0	0	2
Bob Watson, R OBP: 0.404, SLG: 0.359 Art Gardner, L OBP: 0.190, SLG: 0.150 (1, 3) (9, PR)	4-0 1-2 BB		0-0 F7		0-0 G3			4-0 SH1-4 BB		2	0	0	0	2	0	1
Joe Ferguson, R OBP: 0.425, SLG: 0.571 (1, 2)	0-3 K			0-0 1B	0-0 F9		0-0 F9	0-0 SH1-4		3	0	1	0	0	1	2
Cliff Johnson, R OBP: 0.433, SLG: 0.667 (1, 7)		0-3 K		0-0 F9	0-0 F7			0-0 F9		4	0	0	0	0	1	3
Art Howe, R OBP: 0.400, SLG: 0.250 Willie Crawford, L OBP: 0.529, SLG: 0.417 (1, 4) (9, PH)		4-0 4-3 BB		0-0 1-3 1B	0-0 F9		0-0 F9	4-0 BB		2	0	1	0	1	0	0
Roger Metzger, S OBP: 0.229, SLG: 0.242 Julio Gonzalez, R OBP: 0.261, SLG: 0.261 (1, 6) (9, PH)		0-0 4-3		0-0 F8	0-0 F9		0-0 F9	0-0 G3		3	0	0	0	0	0	3
Mark Lemongello, R Joe Sambito, L OBP: 0.500, SLG: 0.500 (1, 1) (8, 1)		0-0 4-3		0-0 F6	0-0 4-3					1	0	0	0	0	0	2

BOTTOM

San Francisco Giants @ Houston Astros
Astrodome, Houston, TX
Wed Apr 20 1977, 7:05 PM EST
Att: 8,693 - Dome

livebaseballscorecards.com

AB	30
R	0
H	4
RBI	0
BB	4
SO	2
LOB	17



Inning Stats	R: 0	H: 1	E: 0	K: 1	S: 6	LOB: 2	BB: 1	P: 10	R: 0	H: 0	E: 0	K: 1	S: 5	LOB: 1	BB: 1	P: 9	R: 0	H: 1	E: 0	K: 0	S: 4	LOB: 1	BB: 0	P: 4	R: 0	H: 2	E: 0	K: 0	S: 5	LOB: 2	BB: 0	P: 5	R: 0	H: 0	E: 0	K: 0	S: 3	LOB: 0	BB: 0	P: 3	R: 0	H: 0	E: 0	K: 0	S: 3	LOB: 0	BB: 0	P: 3	R: 0	H: 0	E: 0	K: 0	S: 3	LOB: 0	BB: 0	P: 3	R: 0	H: 0	E: 0	K: 0	S: 3	LOB: 0	BB: 0	P: 3	R: 0	H: 0	E: 0	K: 0	S: 3	LOB: 0	BB: 0	P: 3	R: 0	H: 0	E: 0	K: 0	S: 3	LOB: 2	BB: 2	P: 11	1B: 3	SF: 0	2B: 1	SAC: 1	3B: 0	DP: 0	HR: 0	HBP: 0	WP: 0	PA: 35
--------------	------	------	------	------	------	--------	-------	-------	------	------	------	------	------	--------	-------	------	------	------	------	------	------	--------	-------	------	------	------	------	------	------	--------	-------	------	------	------	------	------	------	--------	-------	------	------	------	------	------	------	--------	-------	------	------	------	------	------	------	--------	-------	------	------	------	------	------	------	--------	-------	------	------	------	------	------	------	--------	-------	------	------	------	------	------	------	--------	-------	-------	-------	-------	-------	--------	-------	-------	-------	--------	-------	--------

PITCHER	IP	WLS	BF	H	R	ER	SO	BB	IBB	HBP	BLK	WP	HR	S	P	ERA	WHIP
Ed Halicki, R ERA: 3.5 (1, 1)	7.0	W	27	4	0	0	2	2	0	0	0	0	0	29	37	0.00	0.857
Randy Moffitt, R ERA: 3.38 (8, 1)	1.2		6	0	0	0	0	1	0	0	0	0	0	5	9	0.00	0.600
Gary Lavelle, L ERA: (9, 1)	0.1	S	2	0	0	0	0	1	0	0	0	0	0	1	5	0.00	3.000

BOTTOM

San Francisco Giants @ Montreal Expos
Olympic Stadium, Montreal, QB

Fri Apr 22 1977, 3:33 AM EST
Att: 10,358 - Unknown

livebaseballscorecards.com

AB	36
R	3
H	8
RBI	2
BB	7
SO	4
LOB	22



WP	1	PA	44
PB	0		
SB	1		
CS	1		

AB R H RBI BB SO LOB

3	0	2	1	2	0	0
5	0	0	0	0	0	8
4	0	2	0	1	0	0
4	1	0	0	1	2	2
5	0	0	0	0	0	4
4	0	0	0	0	0	1
1	0	0	0	0	0	2
3	2	2	0	1	1	0
4	0	2	1	1	0	1
2	0	0	0	0	0	2
0	0	0	0	0	0	2
0	0	0	0	0	0	0
0	0	0	0	0	0	0
1	0	0	0	0	1	2
0	0	0	0	0	0	0
0	0	0	0	0	0	0
0	0	0	0	0	0	0
1B: 6	SF: 0					
2B: 2	SAC: 0					
3B: 0	DP: 0					
HR: 0	HBP: 1					

Batter	1	2	3	4	5	6	7	8	9	10															
Dave Cash, R (1, 4) OBP: 0.431, SLG: 0.457	0-0 5-3		0-0 2-H 1B		4-0 1-2 BB		4-0 1-2 BB		0-0 1-2 2-3 1B																
Tim Foli, R (1, 6) OBP: 0.143, SLG: 0.224	0-0 F7		0-0 F7		0-0 F8		0-0 2-3		0-0 6-3																
Ellis Valentine, R (1, 9) OBP: 0.319, SLG: 0.595	0-0 F9			0-0 1-3		0-0 S 1B		4-0 CS BB		0-0 FC2-5 2B															
Tony Perez, R (1, 3) OBP: 0.298, SLG: 0.500		0-0 5-3		0-3 K		0-0 1-2 5-3		0-3 K		4-0 6-3 FC2-5 1B IBB															
Larry Parrish, R (1, 5) OBP: 0.263, SLG: 0.256		0-0 F7		0-0 F7		0-0 F8		0-0 F2		0-0 FC2-5 1B 6-3															
Warren Cromartie, L (1, 7) OBP: 0.341, SLG: 0.488 Jose Morales, R (10, PH)		0-0 F8			0-0 F8		0-0 F7		0-0 1-3	0-0 6-3															
Gary Carter, R (1, 2) OBP: 0.455, SLG: 0.784			0-0 1B 2B		0-0 E8 WP 1B		0-3 K		1-0 1B 1B HBP	4-0 1B IBB															
Andre Dawson, R (1, 8) OBP: 0.267, SLG: 0.220			0-0 F4		4-0 FC3-6 IBB		0-0 F4		0-0 1-2 1B	0-0 1-2 2-3 3-H 1B															
Steve Rogers, R (1, 1) Mike Jorgensen, L (7, PH) Will McEnaney, L (8, 1) Del Unser, L (9, PH) Bill Atkinson, L (10, 1) Dan Warthen, S (10, 1)			0-0 F9		0-0 FC3-6 BB		4-0 BB BB		0-3 K																
Inning Stats	R: 0 E: 0 K: 0 S: 3	H: 0 LOB: 0 BB: 0 P: 3	R: 0 E: 0 K: 0 S: 3	H: 0 LOB: 0 BB: 0 P: 3	R: 1 E: 0 K: 0 S: 5	H: 2 LOB: 1 BB: 0 P: 5	R: 0 E: 0 K: 1 S: 5	H: 0 LOB: 0 BB: 0 P: 5	R: 0 E: 0 K: 0 S: 4	H: 1 LOB: 2 BB: 2 P: 12	R: 0 E: 0 K: 0 S: 4	H: 1 LOB: 1 BB: 0 P: 4	R: 0 E: 0 K: 1 S: 5	H: 0 LOB: 2 BB: 2 P: 13	R: 0 E: 0 K: 1 S: 4	H: 0 LOB: 0 BB: 1 P: 8	R: 0 E: 0 K: 1 S: 7	H: 2 LOB: 3 BB: 0 P: 8	R: 1 E: 0 K: 0 S: 4	H: 2 LOB: 3 BB: 2 P: 12	1B: 6 2B: 2 3B: 0 HR: 0	SF: 0 SAC: 0 DP: 0 HBP: 1			
PITCHER	IP	WLS	BF	H	R	ER	SO	BB	IBB	HBP	BLK	WP	HR	S	P	ERA	WHIP								
Lynn McGlothen, R (1, 1) ERA: 5.14	4.0		14	2	1	1	1	1	0	0	0	0	0	16	16	2.25	0.500								
Charlie Williams, R (5, 1) ERA: 3.86	3.0		15	2	1	1	1	3	1	0	0	1	0	13	29	3.00	1.667								
Randy Moffitt, R (8, 1) ERA: 2.45	2.0		9	2	0	0	2	1	0	1	0	0	0	11	16	0.00	1.500								
Gary Lavelle, L (10, 1) ERA: 1.23	0.2	L	6	2	1	1	0	0	2	0	0	0	0	4	12	13.50	3.000								

BOTTOM

San Francisco Giants @ Montreal Expos
Olympic Stadium, Montreal, QB
Sat Apr 23 1977, 3:33 AM EST
Att. 19,377 - Unknown

livebaseballscorecards.com

AB	34
R	1
H	9
RBI	2
BB	1
SO	5
LOB	10



WP:	0	PA:	36
PB:	0	SB:	0
CS:	0		

AB R H RBI BB SO LOB

4 0 1 0 0 0 1

4 0 2 0 0 0 1

4 0 2 0 0 0 2

3 0 0 1 0 1 2

4 0 1 0 0 0 1

4 0 1 0 0 0 1

3 0 0 0 1 1 1

4 1 1 0 0 0 1

0	0	0	0	0	0	0	0
1	0	0	0	0	1	0	0
1	0	0	0	0	1	0	0
0	0	0	0	0	0	0	0
1	0	1	1	0	0	0	0
0	0	0	0	0	0	0	0
1	0	0	0	0	1	0	0

1B:	4	SF:	1
2B:	5	SAC:	0
3B:	0	DP:	0
HR:	0	HBP:	0

Batter	1	2	3	4	5	6	7	8	9
Dave Cash, R OBP: 0.418, SLG: 0.460 (1, 4)	0-0 F8 ①		0-0 2B		0-0 4-3 ③		0-0 FC6 ③ 1-2f		
Tim Foli, R OBP: 0.170, SLG: 0.283 (1, 6)	0-0 2B		0-0 F2 ②			0-0 F9 ①		0-0 2B	
Ellis Valentine, R OBP: 0.333, SLG: 0.587 (1, 9)	0-0 F3 ②		0-0 F8 ③			0-0 1B		0-0 1B 2-3	
Tony Perez, R OBP: 0.275, SLG: 0.468 (1, 3)	0-3 K ③			0-0 6-3 ①		0-0 F9 ②		0-0 SF9 ①	
Larry Parrish, R OBP: 0.280, SLG: 0.255 (1, 5)		0-0 F9 ①		0-0 F4 ②		0-0 F3 ③		0-0 1B 3-H 1-3	
Warren Cromartie, L OBP: 0.333, SLG: 0.489 (1, 7)		0-0 F8 ②		0-0 2B		0-0 F7 ①		0-0 F7 ③	
Gary Carter, R OBP: 0.438, SLG: 0.725 (1, 2)		4-0 BB FC5-4 BB		0-0 6-3 ③		0-0 F5 ②			0-3 K ①
Andre Dawson, R OBP: 0.265, SLG: 0.244 (1, 8)		0-0 FC5-4 ③ 1-2f			0-0 F2 ①		0-0 1B 2B		0-0 G3 ②
Jackie Brown, R Jeff Terpko, R Mike Jorgensen, L Dan Warthen, S Jose Morales, R Joe Kerrigan, R Wayne Garrett, L			0-3 K ①		0-3 K ②		0-0 2-H 1B FC6		0-3 K ③

Inning Stats	R: 0 H: 1 E: 0 K: 1 S: 6	R: 0 H: 0 E: 0 K: 0 S: 3	R: 0 H: 1 E: 0 K: 1 S: 6	R: 0 H: 1 E: 0 K: 0 S: 4	R: 0 H: 0 E: 0 K: 1 S: 5	R: 0 H: 1 E: 0 K: 0 S: 4	R: 1 H: 2 E: 0 K: 0 S: 5	R: 1 H: 3 E: 0 K: 0 S: 5	R: 0 H: 0 E: 0 K: 2 S: 7
--------------	--------------------------	--------------------------	--------------------------	--------------------------	--------------------------	--------------------------	--------------------------	--------------------------	--------------------------

PITCHER	IP	WLS	BF	H	R	ER	SO	BB	IBB	HBP	BLK	WP	HR	S	P	ERA	WHIP
John Montefusco, R ERA: 2.1	9.0	W	36	9	2	2	5	1	0	0	0	0	0	45	49	2.00	1.111

Batter	1	2	3	4	5	6	7	8	9	AB R H RBI BB SO LOB	TOP
Derrel Thomas, S (1, 6) OBP: 0.333, SLG: 0.296	0-0 1-3 4-3 1B		0-0 F7	0-0 S 1B		0-0 1-3 2-H			0-0 SF8 1B 1-2	5 0 3 1 0 0 1	
Rob Andrews, R (1, 4) OBP: 0.300, SLG: 0.250	0-0 4-3 1-2		0-0 4-3	0-0 5-3 1-2				0-0 F8	0-0 SF8 1B 1-2 2-3	5 0 1 0 0 0 3	
Bill Madlock, R (1, 5) OBP: 0.333, SLG: 0.458	0-0 1-3 2-3			0-0 HR 1B	0-0 G3-6-3 1B			0-0 5-3	0-0 SF8 1-2 2-3 3-H	4 1 2 1 0 0 1	
Darrell Evans, L (1, 7) OBP: 0.438, SLG: 0.548 (8, 3)	0-0 6-3			0-0 F5	0-0 F8			0-0 G3	4-0 IBB	4 0 0 0 1 0 3	
Willie McCovey, L (1, 3) OBP: 0.368, SLG: 0.627 Gary Lavelle, S (8, 1)		0-0 F9		0-0 HR	0-0 G3-6-3 1-2f			0-0 F4	0-0 G3	4 1 1 2 0 0 1 1 0 0 0 0 0 3	
Jack Clark, R (1, 9) OBP: 0.316, SLG: 0.405		0-0 4-3		0-0 F9				0-0 F8		4 1 1 0 0 0 0	
Gary Thomasson, L (1, 8) OBP: 0.422, SLG: 0.553 (8, 7)		4-0 FC6-4 BB		4-0 1B 1B BB				0-0 F8		1 1 0 0 3 0 0	
Marc Hill, R (1, 2) OBP: 0.382, SLG: 0.375 Johnnie LeMaster, R (9, PR) OBP: 0.176, SLG: 0.125 Mike Sadek, R (9, 2) OBP: 0.278, SLG: 0.188		0-0 FC6-4 1-2f		0-0 1B 1B				0-0 F8 1-2 2-3	0-0 FC2-6 1B	4 1 2 0 0 0 3 0 0 0 0 0 0 0 0 0 0 0 0 0 0	
Jim Barr, R (1, 1) OBP: 0.167, SLG: 0.167 Larry Herndon, R (8, 8) OBP: 0.273, SLG: 0.500			0-0 F2	0-0 1B 1B 1-2 2-H				0-0 5-3 2-3 3-H	0-0 FC2-6 1B 1B 1-2f SF8	3 0 1 2 0 0 1 1 1 0 0 0 0 1	
Inning Stats	R: 0 H: 1 E: 0 LOB: 1 K: 0 BB: 0 S: 4 P: 4	R: 0 H: 0 E: 0 LOB: 1 K: 0 BB: 1 S: 3 P: 7	R: 0 H: 0 E: 0 LOB: 0 K: 0 BB: 0 S: 3 P: 3	R: 4 H: 5 E: 0 LOB: 2 K: 0 BB: 1 S: 8 P: 12	R: 0 H: 1 E: 0 LOB: 0 K: 0 BB: 0 S: 3 P: 3	R: 1 H: 1 E: 1 LOB: 1 K: 0 BB: 1 S: 4 P: 8	R: 0 H: 0 E: 0 LOB: 0 K: 0 BB: 0 S: 3 P: 3	R: 0 H: 0 E: 0 LOB: 0 K: 0 BB: 0 S: 3 P: 3	R: 1 H: 3 E: 0 LOB: 3 K: 0 BB: 1 S: 6 P: 10	1B: 10 SF: 1 2B: 0 SAC: 0 3B: 0 DP: 1 HR: 1 HBP: 0	WP: 0 PA: 41 PB: 0 SB: 1 CS: 0
PITCHER Don Stanhouse, R (1, 1) ERA: 5.14 Bill Atkinson, R (6, 1) ERA: Will McEnaney, L (7, 1) ERA: 4.38	IP WLS BF H R ER SO BB IBB HBP BLK WP HR S P ERA WHIP	5.0 L 25 8 5 4 0 3 0 0 0 0 0 1 22 34 7.20 2.200	1.0 3 0 0 0 0 0 0 0 0 0 0 0 3 3 0.00 0.000	3.0 13 3 1 1 0 0 1 0 0 0 0 0 12 16 3.00 1.000	PITCHER IP WLS BF H R ER SO BB IBB HBP BLK WP HR S P ERA WHIP						

San Francisco Giants @ Montreal Expos
 Olympic Stadium, Montreal, QB
 Sun Apr 24 1977, 3:33 AM EDT
 Att: 16,836 - Unknown

livebaseballscorecards.com

AB	36
R	6
H	11
RBI	6
BB	4
SO	0
LOB	17



BOTTOM

San Francisco Giants @ Montreal Expos
 Olympic Stadium, Montreal, QB
 Sun Apr 24 1977, 3:33 AM EDT
 Att. 16,836 - Unknown

livebaseballscorecards.com

AB	35
R	5
H	10
RBI	4
BB	2
SO	0
LOB	16



WP: 0	PA: 39
PB: 0	SB: 0
CS: 0	

AB R H RBI BB SO LOB

5	1	1	0	0	0	2
4	0	1	1	0	0	0
5	1	1	0	0	0	1
4	1	2	1	0	0	1
4	1	2	0	0	0	2
2	0	1	1	1	0	0
1	0	0	0	0	0	1
3	0	0	0	1	0	4
3	1	1	1	0	0	2
2	0	1	0	0	0	1
0	0	0	0	0	0	0
1	0	0	0	0	0	1
0	0	0	0	0	0	0
1	0	0	0	0	0	1


1B: 6	SF: 2
2B: 4	SAC: 0
3B: 0	DP: 0
HR: 0	HBP: 0

Batter	1	2	3	4	5	6	7	8	9
Dave Cash, R (1, 4) OBP: 0.400, SLG: 0.436	0-0 F8	0-0 5-3			0-0 F9		0-0 1-3		0-0 E9 SF9 1B
Tim Foli, R (1, 6) OBP: 0.172, SLG: 0.298	0-0 5-3		0-0		0-0 1-3		0-0 6-3		0-0 SF9
Warren Cromartie, L (1, 7) OBP: 0.321, SLG: 0.481	0-0 2B		0-0 1-3		0-0 F7		0-0 1-3		0-0 1-3
Tony Perez, R (1, 3) OBP: 0.291, SLG: 0.490	0-0 2B		0-0 FC1-5-4			0-0 1B 2B 1B		0-0 6-3	
Larry Parrish, R (1, 5) OBP: 0.296, SLG: 0.275	0-0 F9		0-0 F8			0-0 2B 1-2 SF9 1B		0-0 1B	
Del Unser, L (1, 9) OBP: 0.333, SLG: 0.400		0-0 F7		4-0 FC5-4 BB		0-0 SF9 1-3 2-H 2B		0-0 F9	
Sam Mejias, R (8, PH) (9, 9)									
Gary Carter, R (1, 2) OBP: 0.423, SLG: 0.674		4-0 1B BB		0-0 F7		0-0 F2		0-0 4-3	
Andre Dawson, R (1, 8) OBP: 0.264, SLG: 0.250		0-0 F6		0-0 FC5-4 1-2f		0-0 SF9 2-3 3-H		0-0 1B E 1B	
Don Stanhouse, R (1, 1) OBP: 0.500, SLG: 0.429		0-0		0-0 F7		0-0 F8		0-0 F9	
Bill Atkinson, L (6, 1) OBP: 1.000, SLG: 1.000									
Jose Morales, R (6, PH) OBP: 0.200, SLG: 0.200									
Will McEnaney, L (7, 1)		1-2							
Barry Foote, R (9, PH)		1B							

Inning Stats	R: 1	H: 2	E: 0	K: 0	S: 5	H: 2	LOB: 1	BB: 0	P: 5	R: 0	H: 1	E: 0	K: 0	S: 4	H: 1	LOB: 2	BB: 1	P: 8	R: 0	H: 1	E: 0	K: 0	S: 4	R: 0	H: 0	E: 0	K: 0	S: 3	R: 0	H: 0	E: 0	K: 0	S: 3	R: 2	H: 3	E: 0	K: 0	S: 6	R: 0	H: 0	E: 0	K: 0	S: 3	R: 0	H: 1	E: 1	K: 0	S: 5	R: 2	H: 2	E: 1	K: 0	S: 5
--------------	------	------	------	------	------	------	--------	-------	------	------	------	------	------	------	------	--------	-------	------	------	------	------	------	------	------	------	------	------	------	------	------	------	------	------	------	------	------	------	------	------	------	------	------	------	------	------	------	------	------	------	------	------	------	------

PITCHER	IP	WLS	BF	H	R	ER	SO	BB	IBB	HBP	BLK	WP	HR	S	P	ERA	WHIP
Jim Barr, R (1, 1) ERA: 4.88	7.1	W	32	8	3	3	0	2	0	0	0	0	0	30	38	3.68	1.364
Gary Lavelle, L (8, 1) ERA: 1.0	1.2	S	7	2	2	0	0	0	0	0	0	0	0	7	7	0.00	1.200

PITCHER	IP	WLS	BF	H	R	ER	SO	BB	IBB	HBP	BLK	WP	HR	S	P	ERA	WHIP
---------	----	-----	----	---	---	----	----	----	-----	-----	-----	----	----	---	---	-----	------

Batter	1	2	3	4	5	6	7	8	9	10	11	12	13	AB R H RBI BB SO LOB	TOP																		
Julio Gonzalez, R (1, 4) OBP: 0.326, SLG: 0.378	0-3 K		0-3 K			0-0 3B	0-0 G3		0-0 6-3			0-0 F9		6 1 1 0 0 2 1	<p>Houston Astros @ San Francisco Giants Candlestick Park, San Francisco, CA</p> <p>Tue Apr 26 1977, 10:05 PM EDT Att: 3,967 - Unknown</p> <p>livebaseballscorecards.com</p> <p>AB 48 R 4 H 12 RBI 4 BB 6 SO 10 LOB 22</p> 																		
Enos Cabell, R (1, 5) OBP: 0.320, SLG: 0.431	0-0 F9		0-0 F8			0-0 1B	0-0 1B		0-0 F3			0-0 2B		6 1 3 2 0 0 0																			
Cesar Cedeno, R (1, 8) OBP: 0.293, SLG: 0.212	4-0 S BB					0-0 1B	4-0 FC4-6 IBB					4-0 2B BB		3 0 1 1 3 0 0																			
Willie Crawford, L (1, 7) OBP: 0.394, SLG: 0.444	0-0 4-3					0-0 1B	0-0 FC4-6					0-0 F8		4 0 1 0 0 0 3																			
Ken Forsch, R (7, 1)														1 0 0 0 0 1 0																			
Ken Boswell, L (12, PH) OBP: 0.556, SLG: 0.714														1 0 0 0 0 0 1																			
Joe Sambito, L (12, 1) OBP: 0.500, SLG: 0.500	1-2					1-2 1B	1-2f					1-2		0 0 0 0 0 0 0																			
Jose Cruz, L (1, 9) OBP: 0.329, SLG: 0.400						0-3 K								6 0 2 0 0 2 2																			
Bob Watson, R (1, 3) OBP: 0.348, SLG: 0.310						0-3 K	0-0 F8		0-0 6-3			0-0 F9		5 0 0 0 1 1 3																			
Joe Ferguson, R (1, 2) OBP: 0.414, SLG: 0.511						4-0 FC6 BB	0-3 K		4-0 G4-3 IBB			0-3 K		4 1 1 1 2 2 4																			
Roger Metzger, S (1, 6) OBP: 0.250, SLG: 0.289						0-0 F8			0-0 G3 1B			0-0 FC6-4 1B		3 1 1 0 0 1 2																			
Rob Sperring, R (7, 6) OBP: 0.280, SLG: 0.280						0-0 F8			0-0 G4-3			0-0 1B		3 0 2 0 0 0 2																			
Mark Lemongello, R (1, 1) Art Gardner, L (7, PH) Cliff Johnson, R (7, PH) OBP: 0.389, SLG: 0.667						0-0 FC6	0-0 F4		0-3 K			0-0 FC6-4		2 0 0 0 0 0 1																			
						1-2f						1-2f		0 0 0 0 0 0 0																			
														4 0 0 0 0 1 3																			
Inning Stats	R: 0 E: 0 K: 1 S: 5	H: 0 LOB: 1 BB: 1 P: 9	R: 0 E: 0 K: 1 S: 5	H: 1 LOB: 1 BB: 1 P: 9	R: 0 E: 0 K: 1 S: 5	H: 0 LOB: 0 BB: 0 P: 5	R: 0 E: 0 K: 1 S: 3	H: 0 LOB: 1 BB: 1 P: 9	R: 2 E: 0 K: 2 S: 11	H: 4 LOB: 2 BB: 0 P: 11	R: 1 E: 0 K: 0 S: 5	H: 2 LOB: 2 BB: 1 P: 9	R: 0 E: 0 K: 1 S: 5	H: 0 LOB: 0 BB: 0 P: 5	R: 0 E: 0 K: 1 S: 7	H: 0 LOB: 0 BB: 0 P: 7	R: 0 E: 0 K: 1 S: 6	H: 1 LOB: 1 BB: 0 P: 6	R: 0 E: 0 K: 0 S: 3	H: 1 LOB: 1 BB: 1 P: 7	R: 1 E: 0 K: 0 S: 5	H: 2 LOB: 1 BB: 0 P: 5	1B: 8 2B: 2 3B: 1 HR: 1	SF: 0 SAC: 0 DP: 2 HBP: 0	WP: 0 PB: 0 SB: 3 CS: 1	PA: 54							
PITCHER	IP WLS BF H R ER SO BB IBB HBP BLK WP HR S P ERA WHIP																																
Ed Halicki, R (1, 1) ERA: 3.75	6.0	26	6	3	3	6	3	0	0	0	0	0	0	0	0	35	47	4.50	1.500														
John Curtis, L (7, 1) ERA: 1.5	1.0	5	1	0	0	0	0	1	0	0	0	0	0	0	0	4	8	0.00	1.000														
Gary Lavelle, L (8, 1) ERA: 0.75	3.0	10	1	0	0	3	0	1	0	0	0	0	0	0	0	15	19	0.00	0.333														
Randy Moffitt, R (11, 1) ERA: 1.93	2.0	8	2	0	0	1	1	0	0	0	0	0	0	0	0	9	13	0.00	1.500														
Charlie Williams, R (13, 1) ERA: 4.35	1.0	L 5	2	1	1	4	0	0	0	0	0	0	0	0	0	5	5	9.00	2.000														

Batter	1	2	3	4	5	6	7	8	9	10	11	12	13	AB R H RBI BB SO LOB
Derrel Thomas, S (1, 6) OBP: 0.306, SLG: 0.250	4-0 BB 1B BB	0-0 F3			0-0 F9			0-0 4-3		0-0 F9		0-0 6-3		5 1 0 0 1 0 3
Rob Andrews, R (1, 4) OBP: 0.333, SLG: 0.286	4-0 1B BB		0-0 F3			0-0 2B		0-0 FC4-6 1B		0-3 K		4-0 G4-6-3 BB		4 2 2 0 2 1 0
Bill Madlock, R (1, 5) OBP: 0.319, SLG: 0.431	0-0 1B 1B		0-0 4-3			0-0 6-3		0-0 FC4-6 1-2f		0-0 F9		0-0 G4-6-3 1-2f		6 0 1 1 0 0 3
Darrell Evans, L (1, 7) OBP: 0.407, SLG: 0.521	0-0 F7		0-0 F5			0-0 2B		0-0 F3		0-0 E4		0-0 F8		6 0 1 1 0 0 3
Willie McCovey, L (1, 3) OBP: 0.355, SLG: 0.582	0-0 F7			0-0 F9		4-0 G4-3 IBB			0-0 F9		0-0 4-3			4 0 0 0 1 0 3
Jack Clark, R (1, 9) OBP: 0.326, SLG: 0.390	0-0 1B		0-0 F6			0-0 G4-3 1-2f		0-3 K		4-0 SH1-4 BB				4 0 1 1 1 1 2
Gary Thomasson, L (1, 8) OBP: 0.388, SLG: 0.500	0-3 K		0-0 G3				0-3 K		0-0 F8		0-0 SH1-4			4 0 0 0 0 2 2
Marc Hill, R (1, 2) OBP: 0.359, SLG: 0.333		0-0 F3			0-0 5-3		0-0 F8		0-0 F9		4-0 4-3 IBB			4 0 0 0 1 0 0
Johnnie LeMaster, R (12, PR) OBP: 0.176, SLG: 0.125														0 0 0 0 0 0 0
Mike Sadek, R (13, 2) OBP: 0.278, SLG: 0.188														0 0 0 0 0 0 0
Ed Halicki, R (1, 1) OBP: 0.288, SLG: 0.286		0-3 K			0-0 F7		0-0 G3		0-0 F9		0-0 4-3			2 0 0 0 0 0 1 0
John Curtis, L (7, 1) OBP: 0.325, SLG: 0.381														0 0 0 0 0 0 0 0
Terry Whitfield, L (7, PH) OBP: 0.325, SLG: 0.381														1 0 0 0 0 0 0 0
Gary Lavelle, S (8, 1) OBP: 0.191, SLG: 0.059														0 0 0 0 0 0 0 0
Randy Elliott, R (10, PH) OBP: 0.191, SLG: 0.059														1 0 0 0 0 0 0 0
Randy Moffitt, R (11, 1) OBP: 0.291, SLG: 0.478														0 0 0 0 0 0 0 0
Larry Hemdon, R (12, PH) OBP: 0.291, SLG: 0.478														1 0 0 0 0 0 0 2
Charlie Williams, R (13, 1) OBP: 0.291, SLG: 0.478														0 0 0 0 0 0 0 0

Inning Stats	R: 2	H: 2	E: 0	LOB: 2	K: 1	P: 7	S: 7	R: 0	H: 0	E: 0	LOB: 0	K: 1	P: 5	S: 5	R: 0	H: 0	E: 0	LOB: 0	K: 0	P: 3	S: 3	R: 0	H: 0	E: 0	LOB: 0	K: 0	P: 3	R: 1	H: 2	E: 0	LOB: 1	K: 0	P: 4	S: 4	R: 0	H: 1	E: 0	LOB: 1	K: 0	P: 4	S: 4	R: 0	H: 0	E: 0	LOB: 0	K: 1	P: 5	S: 5	R: 0	H: 1	E: 0	LOB: 1	K: 0	P: 4	S: 4	R: 0	H: 0	E: 0	LOB: 0	K: 0	P: 5	S: 5	R: 0	H: 0	E: 1	LOB: 1	K: 1	P: 6	S: 6	R: 0	H: 0	E: 0	LOB: 3	K: 0	P: 11	S: 3	R: 0	H: 0	E: 0	LOB: 0	K: 0	P: 6	S: 2	R: 0	H: 0	E: 0	LOB: 0	K: 0	P: 6	S: 2	R: 0	H: 0	E: 0	LOB: 0	K: 0	P: 6	S: 2	1B: 3	SF: 0	2B: 2	SAC: 1	3B: 0	DP: 2	HR: 0	HBP: 0	WP: 0	PA: 49
PITCHER	IP	WLS	BF	H	R	ER	SO	BB	IBB	HBP	BLK	WP	HR	S	P	ERA	WHIP																																																																																										
Mark Lemongello, R (1, 1) ERA: 4.94	6.0		24	4	3	3	2	2	1	0	0	0	0	25	37	4.50	1.000																																																																																										
Ken Forsch, R (7, 1) ERA: 3.14	5.0		17	1	0	0	3	0	0	0	0	0	0	23	23	0.00	0.200																																																																																										
Joe Sambito, L (12, 1) ERA: 2.45	2.0	W	8	0	0	0	0	2	1	0	0	0	0	5	17	0.00	1.000																																																																																										

BOTTOM

Houston Astros @ San Francisco Giants
Candlestick Park, San Francisco, CA

Tue Apr 26 1977, 10:05 PM EDT
Att. 3,967 - Unknown

livebaseballscorecards.com

AB	42
R	3
H	5
RBI	3
BB	6
SO	5
LOB	18



Batter	1	2	3	4	5	6	7	8	9	AB	R	H	RBI	BB	SO	LOB	TOP										
Julio Gonzalez, R (1, 6) OBP: 0.300, SLG: 0.347	0-0 5-3	0-0 5-3		0-0 5-3			0-0 4-3			4	0	0	0	0	0	0											
Enos Cabell, R (1, 5) OBP: 0.329, SLG: 0.434	0-0 E7 1B		0-0 F8	0-0 WP 1B			0-3 K			4	1	2	0	0	1	0											
Cesar Cedeno, R (1, 8) OBP: 0.267, SLG: 0.189	0-3 K		0-0 5-3	0-0 6-3			0-0 4-3			4	0	0	0	0	1	2											
Willie Crawford, L (1, 7) Art Gardner, L (8, 7) OBP: 0.405, SLG: 0.433 OBP: 0.208, SLG: 0.174	0-0 1B BB 1B		4-0 1B BB				0-0 F3	0-0 G3		3	1	1	1	1	0	0											
Jose Cruz, L (1, 9) OBP: 0.338, SLG: 0.397	4-0 1B BB		0-0 1B 1B				0-0 6-3	0-0 F6		3	0	1	0	1	0	0											
Bob Watson, R (1, 3) OBP: 0.356, SLG: 0.323	0-0 1B		0-0 BB 1B				0-0 6-3	0-0 F8		4	0	2	1	0	0	0											
Joe Ferguson, R (1, 2) OBP: 0.403, SLG: 0.480	0-3 K		4-0 FC6-4 BB				0-0 5-3	0-0 F7		3	0	0	0	1	1	3											
Rob Sperring, R (1, 4) Ken Boswell, L (9, PH) OBP: 0.250, SLG: 0.250 OBP: 0.500, SLG: 0.625		0-0 F9	0-0 FC6-4				0-0 6-3	0-0 G3		3	0	0	0	0	0	3											
J.R. Richard, R (1, 1) Cliff Johnson, R (9, PH) OBP: 0.378, SLG: 0.645		0-3 K		0-3 K			0-0 F2	0-0 F8		3	0	0	0	0	2	0											
Inning Stats	R: 1 E: 1 K: 2 S: 10	H: 3 LOB: 3 BB: 1 P: 14	R: 0 E: 0 K: 1 S: 5	H: 0 LOB: 0 BB: 0 P: 5	R: 1 E: 0 K: 0 S: 5	H: 2 LOB: 3 BB: 2 P: 13	R: 0 E: 0 K: 1 S: 6	H: 1 LOB: 1 BB: 0 P: 6	R: 0 E: 0 K: 0 S: 3	H: 0 LOB: 0 BB: 0 P: 3	R: 0 E: 0 K: 1 S: 5	H: 0 LOB: 0 BB: 0 P: 5	R: 0 E: 0 K: 0 S: 3	H: 0 LOB: 0 BB: 0 P: 3	R: 0 E: 0 K: 0 S: 3	H: 0 LOB: 0 BB: 0 P: 3	1B: 6 2B: 0 3B: 0 HR: 0	SF: 0 SAC: 0 DP: 0 HBP: 0	WP: 1 PB: 0 SB: 0 CS: 0	PA: 36							
PITCHER	IP	WLS	BF	H	R	ER	SO	BB	IBB	HBP	BLK	WP	HR	S	P	ERA	WHIP										
Lynn McGlothen, R (1, 1) ERA: 4.5	6.0		27	6	2	2	4	3	0	0	0	1	0	32	44	3.00	1.500										
Dave Heaverlo, R (7, 1) ERA:	1.0		3	0	0	0	1	0	0	0	0	0	0	5	5	0.00	0.000										
Randy Moffitt, R (8, 1) ERA: 1.59	2.0	W	6	0	0	0	0	0	0	0	0	0	0	6	6	0.00	0.000										

Houston Astros @ San Francisco Giants
 Candlestick Park, San Francisco, CA
 Wed Apr 27 1977, 10:05 PM EDT
 Att. 2,240 - Unknown

livebaseballscorecards.com

AB 33
 R 2
 H 6
 RBI 2
 BB 3
 SO 5
 LOB 8



Batter	1	2	3	4	5	6	7	8	9	AB R H RBI BB SO LOB	TOP											
Julio Gonzalez, R (1, 6) OBP: 0.309, SLG: 0.340	0-0 5-3		4-0 1B BB		0-0 PB SF7 1B		0-0 4-3		0-0 G1-6-3 1-2f	4 1 1 0 1 0 1												
Enos Cabell, R (1, 5) OBP: 0.346, SLG: 0.449 Art Howe, R (3, 5) OBP: 0.500, SLG: 0.750	0-0 CS 1B		0-0 1-3 1B		0-0 SF7 1H		0-0 2B 1B		0-0 FC5 2B	2 0 2 0 0 0 0 2 0 2 1 0 0 0												
Cesar Cedeno, R (1, 8) OBP: 0.280, SLG: 0.220	0-0 F2		0-0 F8		0-0 F1		0-0 1-H 2B		4-0 IBB	4 0 1 0 1 0 3												
Willie Crawford, L (1, 7) OBP: 0.390, SLG: 0.394 Art Gardner, L (7, 7) OBP: 0.200, SLG: 0.167	0-0 CS 1-2	0-0 1-3	0-0 F8		0-0 F6		4-0 FC6-4 BB		0-0 FC5 2-3f	3 0 0 0 1 0 2 1 0 0 0 0 0 2												
Jose Cruz, L (1, 9) OBP: 0.321, SLG: 0.375		0-0 E6 HR		0-3 K		0-3 K	0-0 FC6-4 1-2f			4 1 0 0 0 2 2												
Bob Watson, R (1, 3) OBP: 0.364, SLG: 0.394		0-0 1-H HR		0-0 F5		0-0 3-1 2B		0-0 3-1		4 1 2 2 0 0 0												
Ed Herrmann, L (1, 2) OBP: 0.214, SLG: 0.154		0-0 4-3		0-0 E4 1B		0-0 3-1		0-0 F9		4 0 0 0 0 0 1												
Rob Sperring, R (1, 4) OBP: 0.281, SLG: 0.258		0-0 5-3		0-0 1-2 1B		4-0 IBB		0-0 F3		3 0 1 0 1 0 0												
Joaquin Andujar, S (1, 1) OBP: 0.300, SLG: 0.300 Joe Sambito, L (9, 1) OBP: 0.500, SLG: 0.500 Ken Forsch, R (9, 1)			0-3 K	0-3 K	0-3 K	0-3 K			0-0 G1-6-3 1B	4 0 1 0 0 3 4 0 0 0 0 0 0 0 0 0 0 0 0 0 0												
Inning Stats	R: 0 E: 0 K: 0 S: 3	H: 1 LOB: 0 BB: 0 P: 3	R: 2 E: 1 K: 0 S: 5	H: 1 LOB: 0 BB: 0 P: 5	R: 0 E: 0 K: 1 S: 6	H: 1 LOB: 2 BB: 1 P: 10	R: 0 E: 1 K: 2 S: 9	H: 1 LOB: 2 BB: 0 P: 9	R: 1 E: 0 K: 0 S: 4	H: 1 LOB: 0 BB: 0 P: 4	R: 0 E: 0 K: 2 S: 8	H: 1 LOB: 2 BB: 1 P: 12	R: 0 E: 0 K: 0 S: 4	H: 2 LOB: 2 BB: 1 P: 8	R: 0 E: 0 K: 0 S: 3	H: 0 LOB: 0 BB: 0 P: 3	R: 0 E: 0 K: 0 S: 4	H: 2 LOB: 2 BB: 1 P: 8	1B: 6 2B: 3 3B: 0 HR: 1	SF: 1 SAC: 0 DP: 1 HBP: 0	WP: 0 PB: 2 SB: 0 CS: 1	PA: 41
PITCHER	IP WLS BF H R ER SO BB IBB HBP BLK WP HR S P ERA WHIP																					
John Montefusco, R (1, 1) ERA: 2.0	6.0 L 27 6 3 1 5 1 1 0 0 0 1 35 43 1.50 1.167																					
Charlie Williams, R (7, 1) ERA: 3.65	2.0 8 2 0 0 0 1 0 0 0 0 0 7 11 0.00 1.500																					
John Curtis, L (9, 1) ERA: 1.29	1.0 5 2 0 0 0 0 1 0 0 0 0 4 8 0.00 2.000																					

Houston Astros @ San Francisco Giants
 Candlestick Park, San Francisco, CA
 Thu Apr 28 1977, 6:33 AM EDT
 Att. 3,153 - Unknown

livebaseballscorecards.com

AB	35
R	3
H	10
RBI	3
BB	4
SO	5
LOB	15



BOTTOM

Houston Astros @ San Francisco Giants
Candlestick Park, San Francisco, CA

Thu Apr 28 1977, 6:33 AM EDT
Att. 3,153 - Unknown

livebaseballscorecards.com

AB	30
R	1
H	5
RBI	1
BB	2
SO	3
LOB	14



WP	0	PA	33
PB	0	SB	0
CS	0		

AB R H RBI BB SO LOB

3	0	0	0	1	0	0
4	0	3	0	0	0	1
4	0	0	0	0	0	4
3	1	2	0	1	0	0
4	0	0	0	0	2	5
3	0	0	1	0	0	3
3	0	0	0	0	0	1
3	0	0	0	0	0	0
1	0	0	0	0	0	0
1	0	0	0	0	1	0
0	0	0	0	0	0	0
1	0	0	0	0	0	0
0	0	0	0	0	0	0

Batter	1	2	3	4	5	6	7	8	9
Derrel Thomas, S OBP: 0.295, SLG: 0.231 (1, 4)	0-0 4-3 ①		0-0 4-3 ③			4-0 BB ②		0-0 4-3 ③	
Tim Foli, R OBP: 0.206, SLG: 0.323 (1, 6)	0-0 G6-4-3 1B		0-0 G4-6-3 1B			0-0 F3		0-0 1B 1B	
Bill Madlock, R OBP: 0.299, SLG: 0.397 (1, 5)	0-0 G6-4-3 1-2f		0-0 G4-6-3 1-2f			0-0 1-3		0-0 F5	
Darrell Evans, L OBP: 0.419, SLG: 0.564 (1, 7)		4-0 3-1 BB		0-0 1B		0-0 E6 G3 SF8		0-0 1-2 1B	
Willie McCovey, L OBP: 0.343, SLG: 0.540 (1, 3)		0-0 3-1 1-2		0-3 K		0-0 G3 2-3		0-3 K	
Jack Clark, R OBP: 0.333, SLG: 0.383 (1, 9)		0-0 1-3				0-0 F8		0-0 SF8	
Gary Thomasson, L OBP: 0.357, SLG: 0.438 (1, 8)		0-0 F5				0-0 3-1		0-0 F9	
Mike Sadek, R OBP: 0.238, SLG: 0.158 (1, 2)			0-0 4-3 ①			0-0 4-3 ③		0-0 F8 ①	
John Montefusco, R OBP: 0.231, SLG: 0.167 (1, 1)			0-0 F8 ②			0-3 K		0-0 F8 ②	
Rob Andrews, R OBP: 0.338, SLG: 0.271 (6, PH)									
Charlie Williams, R (7, 1)									
Terry Whitfield, L OBP: 0.346, SLG: 0.348 (8, PH)									
John Curtis, L (9, 1)									

Inning Stats	R: 0	H: 1	E: 0	LOB: 0	K: 0	S: 3	P: 3	R: 0	H: 0	E: 0	LOB: 1	K: 0	S: 3	P: 7	R: 0	H: 2	E: 0	LOB: 1	K: 1	S: 6	P: 6	R: 0	H: 0	E: 0	LOB: 0	K: 0	S: 3	P: 3	R: 1	H: 0	E: 1	LOB: 0	K: 0	S: 4	P: 4	R: 0	H: 0	E: 0	LOB: 0	K: 0	S: 3	P: 3	R: 0	H: 2	E: 0	LOB: 2	K: 1	S: 7	P: 7
--------------	------	------	------	--------	------	------	------	------	------	------	--------	------	------	------	------	------	------	--------	------	------	------	------	------	------	--------	------	------	------	------	------	------	--------	------	------	------	------	------	------	--------	------	------	------	------	------	------	--------	------	------	------

PITCHER	IP	WLS	BF	H	R	ER	SO	BB	IBB	HBP	BLK	WP	HR	S	P	ERA	WHIP
Joaquin Andujar, R ERA: 3.94 (1, 1)	8.1	W	31	5	1	0	2	2	0	0	0	0	0	33	41	0.00	0.840
Joe Sambito, L ERA: 2.4 (9, 1)	0.1	S	1	0	0	0	1	0	0	0	0	0	0	3	3	0.00	0.000
Ken Forsch, R ERA: 3.07 (9, 1)	0.1	S	1	0	0	0	0	0	0	0	0	0	0	1	1	0.00	0.000

PITCHER	IP	WLS	BF	H	R	ER	SO	BB	IBB	HBP	BLK	WP	HR	S	P	ERA	WHIP
---------	----	-----	----	---	---	----	----	----	-----	-----	-----	----	----	---	---	-----	------

Batter	1	2	3	4	5	6	7	8	9	AB R H RBI BB SO LOB	TOP											
Garry Maddox, R (1, 8) OBP: 0.250, SLG: 0.431	0-0 E8 3B 1B	0-0 F8			0-0 5-3	0-0 P3			0-0 F9	5 1 1 0 0 0 2												
Richie Hebner, L (1, 3) OBP: 0.250, SLG: 0.750	0-0 2B 3B		0-0 4-3		0-0 F9		0-0 4-3			4 1 1 1 0 0 0												
Mike Schmidt, R (1, 5) OBP: 0.302, SLG: 0.418	0-0 1B 4-3 2B		0-0 6-3			0-0 2B SF9 1B	0-0 6-3			4 2 2 1 0 0 0												
Greg Luzinski, R (1, 7) OBP: 0.387, SLG: 0.649	0-0 6-3 4-3 2-3 1B		0-0 P6			0-0 1B 1-3 2B	0-3 K			4 1 2 0 0 1 0												
Jay Johnstone, L (1, 9) OBP: 0.319, SLG: 0.333	0-0 4-3			0-0 G3		0-0 SF9		0-0 F9		2 0 0 2 0 0 1												
Jerry Martin, R (8, PH) OBP: 0.250, SLG: 0.118	1-2 3-H									1 0 0 0 0 0 0												
Tim McCarver, L (1, 2) OBP: 0.438, SLG: 0.429	0-0 6-3			0-0 S 1B		0-0 3-H 1B CS 1B		0-0 F8		4 0 2 0 0 0 1												
Bob Boone, R (9, 2) OBP: 0.302, SLG: 0.263	2-3									0 0 0 0 0 0 0												
Ted Sizemore, R (1, 4) OBP: 0.341, SLG: 0.405	0-0 L5			0-0 F8		0-0 1-3 3-H 1B CS 1B		0-0 F8		4 1 1 1 0 0 2												
Terry Harmon, R (1, 6)		0-0 F8		0-3 K		0-0 1-2 1B BB			0-3 K	3 0 0 0 1 2 1												
Steve Carlton, L (1, 1) OBP: 0.385, SLG: 0.417			0-0 1-3		0-0 G3		0-0 1-3 2-H 1B		0-0 F9	4 0 1 1 0 0 0												
Ron Reed, R (9, 1)										0 0 0 0 0 0 0												
Inning Stats	R: 3 E: 1 K: 0 S: 7	H: 4 LOB: 1 BB: 0 P: 7	R: 0 E: 0 K: 0 S: 3	H: 0 LOB: 0 BB: 0 P: 3	R: 0 E: 0 K: 0 S: 3	H: 0 LOB: 0 BB: 0 P: 3	R: 0 E: 0 K: 1 S: 6	H: 1 LOB: 1 BB: 0 P: 6	R: 0 E: 0 K: 0 S: 3	H: 0 LOB: 0 BB: 0 P: 3	R: 3 E: 0 K: 0 S: 7	H: 5 LOB: 2 BB: 1 P: 11	R: 0 E: 0 K: 1 S: 5	H: 0 LOB: 0 BB: 0 P: 5	R: 0 E: 0 K: 0 S: 3	H: 0 LOB: 0 BB: 0 P: 3	R: 0 E: 0 K: 1 S: 5	H: 0 LOB: 0 BB: 0 P: 5	1B: 7 2B: 2 3B: 1 HR: 0	SF: 1 SAC: 0 DP: 0 HBP: 0	WP: 0 PB: 0 SB: 1 CS: 2	PA: 37
PITCHER	IP WLS BF H R ER SO BB IBB HBP BLK WP HR S P ERA WHIP																					
Jim Barr, R (1, 1) ERA: 5.73	5.1 L 25 9 6 6 1 0 0 0 0 0 0 0 27 27 10.12 1.688																					
Dave Heaverlo, R (6, 1) ERA:	1.2 6 1 0 0 1 1 0 0 0 0 0 7 11 0.00 1.200																					
Gary Lavelle, L (8, 1) ERA: 0.64	2.0 6 0 0 0 1 0 0 0 0 0 0 8 8 0.00 0.000																					

Philadelphia Phillies @ San Francisco Giants
 Candlestick Park, San Francisco, CA
 Fri Apr 29 1977, 10:05 PM EDT
 Att. 4,440 - Unknown

livebaseballscorecards.com

AB	35
R	6
H	10
RBI	6
BB	1
SO	3
LOB	7



Batter	1	2	3	4	5	6	7	8	9	AB	R	H	RBI	BB	SO	LOB
Derrel Thomas, S OBP: 0.286, SLG: 0.227 (1, 4)	0-0 F7		0-0 E 3-4 SF9 1B		0-0 P6		0-0 5-3		0-0 F7	5	1	1	0	0	0	0
Tim Foli, R OBP: 0.235, SLG: 0.358 (1, 6)	0-0 BB 1B		0-0 3-4		0-0 F8		0-0 3B 2B		0-0 1B	5	1	3	0	0	0	2
Bill Madlock, R OBP: 0.317, SLG: 0.442 (1, 5)	4-0 G5-4-3 BB		0-0 E2 S 1B		0-0 2B		0-0 2-H 3B		0-0 F9	4	1	2	1	1	0	2
Jack Clark, R OBP: 0.309, SLG: 0.360 (1, 9)	0-0 G5-4-3 1-2f		0-0 SF9		0-0 6-3		0-0 6-3			3	0	0	1	0	0	4
Willie McCovey, L OBP: 0.338, SLG: 0.522 (1, 3)		0-3 K	0-0 1-H 1B		0-0 P5		0-3 K			4	0	1	1	0	2	0
Larry Herndon, R OBP: 0.333, SLG: 0.538 (1, 8)		0-0 G1-6-3 1B	0-0 F9		0-0 2B		4-0 4-3 S BB			3	0	2	0	1	0	1
Darrell Evans, L OBP: 0.394, SLG: 0.525 (1, 7)		0-0 G1-6-3 1-2f		0-3 K		0-0 G3		0-0 4-3 1-3		4	0	0	0	0	1	3
Marc Hill, R OBP: 0.319, SLG: 0.364 (1, 2)			0-0 HR		0-0 F8		0-0 F9		0-0 5-3	4	1	1	1	0	0	2
Jim Barr, R OBP: 0.214, SLG: 0.154 (1, 1)			4-0 BB		0-3 K				0-3 K	1	1	0	0	1	1	0
Dave Heaverlo, R (6, 1)										0	0	0	0	0	0	0
Rob Andrews, R OBP: 0.333, SLG: 0.267 (7, PH)			3-4 E 1B							1	0	0	0	0	0	0
Gary Lavelle, S (8, 1)										0	0	0	0	0	0	0
Randy Elliott, R OBP: 0.105, SLG: 0.056 (9, PH)										1	0	0	0	0	1	0

Inning Stats	R: 0	H: 1	R: 0	H: 1	R: 4	H: 3	R: 0	H: 1	R: 0	H: 1	R: 1	H: 2	R: 0	H: 0	R: 0	H: 1	1B: 5	SF: 1	WP: 0	PA: 39
	E: 0	LOB: 1	E: 0	LOB: 0	E: 1	LOB: 1	E: 0	LOB: 1	E: 0	LOB: 1	E: 0	LOB: 1	E: 0	LOB: 1	E: 0	LOB: 1	2B: 3 <td>SAC: 0 <td>PB: 0 <td></td> </td></td>	SAC: 0 <td>PB: 0 <td></td> </td>	PB: 0 <td></td>	
	K: 0	BB: 1	K: 1	BB: 0	K: 0	BB: 1	K: 2	BB: 0	K: 0	BB: 0	K: 0	BB: 0	K: 1	BB: 1	K: 1	BB: 0	3B: 1	DP: 2 <td>SB: 2 <td></td> </td>	SB: 2 <td></td>	
	S: 3	P: 7	S: 5	P: 5	S: 7	P: 11	S: 7	P: 7	S: 4	P: 4	S: 5	P: 5	S: 5	P: 9	S: 6	P: 6	HR: 1	HBP: 0 <td>CS: 0</td> <td></td>	CS: 0	

PITCHER	IP	WLS	BF	H	R	ER	SO	BB	IBB	HBP	BLK	WP	HR	S	P	ERA	WHIP
Steve Carlton, L ERA: 2.94 (1, 1)	8.2	W	38	10	5	2	5	3	0	0	0	0	1	45	57	2.08	1.500
Ron Reed, R ERA: 5.4 (9, 1)	0.1	S	1	0	0	0	0	0	0	0	0	0	0	1	1	0.00	0.000

BOTTOM

Philadelphia Phillies @ San Francisco Giants
Candlestick Park, San Francisco, CA
Fri Apr 29 1977, 10:05 PM EDT
Att. 4,440 - Unknown

livebaseballscorecards.com

AB	35
R	5
H	10
RBI	4
BB	3
SO	5
LOB	14



Batter	1	2	3	4	5	6	7	8	9	AB R H RBI BB SO LOB	TOP											
Garry Maddox, R (1, 8) OBP: 0.260, SLG: 0.429	0-3 K		0-3 K		0-0 E6 1-H 2-H 2B 1B		0-0 1B S 1B		0-0 5-3	5 2 2 1 0 2 1												
Richie Hebner, L (1, 3) OBP: 0.333, SLG: 0.667 Jerry Martin, R (9, 9) OBP: 0.250, SLG: 0.118	0-0 F7		0-3 K		0-0 2B		0-0 1B BB 1B		0-0 P5	5 0 2 1 0 1 1 0 0 0 0 0 0 0												
Mike Schmidt, R (1, 5) OBP: 0.299, SLG: 0.397	0-0 4-3			0-3 K	0-3 K		4-0 L4-6 1B BB			3 0 0 0 0 1 2 1												
Greg Luzinski, R (1, 7) OBP: 0.379, SLG: 0.623		0-3 K		0-0 F8	0-0 F8		0-0 1B			4 0 1 1 0 1 1												
Jay Johnstone, L (1, 9) OBP: 0.294, SLG: 0.306 Tom Hutton, L (9, 3) OBP: 0.200, SLG: 0.200		0-0 F8		0-0 F7		0-0 F8	L4-6 2-3			4 0 0 0 0 0 3 0 0 0 0 0 0 0												
Bob Boone, R (1, 2) OBP: 0.319, SLG: 0.333		0-3 K			0-0 5-3	0-0 3B		0-0 FC6-4 1B		4 0 2 0 0 1 0												
Ted Sizemore, R (1, 4) OBP: 0.356, SLG: 0.400			0-0 F9		0-0 1B BB 1B	4-0 G4-6-3 IBB		0-0 FC6-4 G1-6-3		3 1 1 0 1 0 1												
Terry Harmon, R (1, 6) OBP: 0.375, SLG: 0.667			0-0 HR		4-0 1B BB	0-0 G4-6-3		0-0 G1-6-3		3 2 1 1 1 0 3												
Randy Lerch, L (1, 1) OBP: 0.400, SLG: 0.444 Ron Reed, R (8, 1)			4-0 BB		0-0 1B E 1B		0-0 4-3		0-0 5-3	2 1 1 1 1 0 0 1 0 0 0 0 0 0												
Inning Stats	R: 0 E: 0 K: 1 S: 5	H: 0 LOB: 0 BB: 0 P: 5	R: 0 E: 0 K: 2 S: 7	H: 0 LOB: 0 BB: 0 P: 7	R: 1 E: 0 K: 2 S: 8	H: 1 LOB: 1 BB: 1 P: 12	R: 0 E: 0 K: 1 S: 5	H: 0 LOB: 0 BB: 0 P: 5	R: 4 E: 1 K: 1 S: 9	H: 4 LOB: 1 BB: 1 P: 13	R: 0 E: 0 K: 0 S: 3	H: 1 LOB: 1 BB: 1 P: 7	R: 1 E: 0 K: 0 S: 5	H: 3 LOB: 2 BB: 1 P: 9	R: 0 E: 0 K: 0 S: 3	H: 1 LOB: 0 BB: 0 P: 3	R: 0 E: 0 K: 0 S: 3	H: 0 LOB: 0 BB: 0 P: 3	1B: 7 2B: 2 3B: 1 HR: 1	SF: 0 SAC: 0 DP: 3 HBP: 0	WP: 0 PB: 0 SB: 1 CS: 0	PA: 38
PITCHER	IP WLS BF H R ER SO BB IBB HBP BLK WP HR S P ERA WHIP																				PITCHER	IP WLS BF H R ER SO BB IBB HBP BLK WP HR S P ERA WHIP
Ed Halicki, R (1, 1) ERA: 4.45	4.1 L 20 5 5 4 6 2 0 0 0 0 1 30 38 8.31 1.615																					
Charlie Williams, R (5, 1) ERA: 3.21	1.2 6 1 0 0 1 0 0 1 0 0 0 0 7 11 0.00 0.600																					
John Curtis, L (7, 1) ERA: 2.0	2.0 9 4 1 1 0 1 0 0 0 0 0 0 8 12 4.50 2.500																					
Terry Cornutt, R (9, 1) ERA: 8.31	1.0 3 0 0 0 0 0 0 0 0 0 0 0 3 3 0.00 0.000																					

Philadelphia Phillies @ San Francisco Giants
 Candlestick Park, San Francisco, CA
 Sat Apr 30 1977, 6:33 AM EDT
 Att. 6,216 - Unknown

livebaseballscorecards.com

AB	34
R	6
H	10
RBI	5
BB	4
SO	7
LOB	11




Batter	1	2	3	4	5	6	7	8	9	AB R H RBI BB SO LOB	TOP			
Garry Maddox, R (1, 8) OBP: 0.282, SLG: 0.440	0-0 G4-6-3 1B	0-0 1-2 1B		0-0 1-2 SF8 1B		0-3 K			0-0 6-3	5 1 3 1 0 1 0				
Richie Hebner, L (1, 3) OBP: 0.357, SLG: 0.571 Tom Hutton, L (9, PR) OBP: 0.200, SLG: 0.200 (9, 3)	0-0 G4-6-3 1-2f	0-0 L8		0-0 3-H 2-H FC4-6 1B		0-3 K			0-0 1B	5 0 2 1 0 1 3 0 0 0 0 0 0 0				
Mike Schmidt, R (1, 5) OBP: 0.306, SLG: 0.393	0-0 1B		4-0 1B S SF7 BB	0-0 3-H SF8			0-0 L7		0-3 K	3 1 1 1 1 1 1				
Greg Luzinski, R (1, 7) OBP: 0.357, SLG: 0.585 Jerry Martin, R (7, 7) OBP: 0.250, SLG: 0.118	0-3 K		0-3 1-2 K	0-0 1-2f FC4-6			0-0 6-3		0-0 6-3	4 0 0 0 0 2 3 0 0 0 0 0 0 0				
Jay Johnstone, L (1, 9) OBP: 0.309, SLG: 0.340		0-0 6-3	0-0 2-3 CS 1B		0-0 1B 2B		0-0 4-3			4 1 2 0 0 0 0				
Bob Boone, R (1, 2) OBP: 0.333, SLG: 0.378		0-0 5-3 1B 2B	0-0 3-H SF7		0-0 2-H G6-4-3 1B			0-0 6-3		3 1 2 2 0 0 0				
Ted Sizemore, R (1, 4) OBP: 0.367, SLG: 0.409		0-0 5-3 1B 1B	0-0 1-2 CS	0-0 1B 1B	0-0 1-2f G6-4-3		0-0 F8		0-0 F8	4 2 2 0 0 0 1				
Terry Harmon, R (1, 6) OBP: 0.333, SLG: 0.500		0-0 5-3 1-2 2-3 1B		0-0 1-3 1B 1B	0-0 F9		0-0 F8		0-0 F8	4 1 1 0 0 0 2				
Larry Christenson, R (1, 1) OBP: 0.273, SLG: 0.273		0-0 2-H 3-H 1B		0-3 K		0-0 6-3			0-0 F8	4 0 1 2 0 1 2				
Inning Stats	R: 0 E: 0 K: 1 S: 6 H: 2 LOB: 1 BB: 0 P: 6	R: 2 E: 0 K: 0 S: 7 H: 4 LOB: 2 BB: 0 P: 7	R: 1 E: 0 K: 1 S: 5 H: 1 LOB: 0 BB: 1 P: 9	R: 3 E: 0 K: 1 S: 9 H: 4 LOB: 1 BB: 0 P: 9	R: 1 E: 0 K: 0 S: 4 H: 2 LOB: 0 BB: 0 P: 4	R: 0 E: 0 K: 2 S: 7 H: 0 LOB: 0 BB: 0 P: 7	R: 0 E: 0 K: 0 S: 3 H: 0 LOB: 0 BB: 0 P: 3	R: 0 E: 0 K: 0 S: 3 H: 0 LOB: 0 BB: 0 P: 3	R: 0 E: 0 K: 1 S: 6 H: 1 LOB: 1 BB: 0 P: 6	1B: 12 SF: 2 2B: 2 SAC: 0 3B: 0 DP: 2 HR: 0 HBP: 0	WP: 0 PA: 40 PB: 0 SB: 1 CS: 1			
PITCHER	IP WLS BF H R ER SO BB IBB HBP BLK WP HR S P ERA WHIP												PITCHER	IP WLS BF H R ER SO BB IBB HBP BLK WP HR S P ERA WHIP
Lynn McGlothen, R (1, 1) ERA: 6.17	3.1 L 19 10 6 6 3 1 0 0 0 0 0 0 24 28 16.20 3.300													
Dave Heaverlo, R (4, 1) ERA: 2.08	1.2 7 3 1 1 0 0 0 0 0 0 0 0 7 7 5.40 1.800													
Terry Cornutt, R (6, 1) ERA: 4.91	3.0 9 0 0 0 2 0 0 0 0 0 0 0 13 13 0.00 0.000													
Charlie Williams, R (9, 1) ERA: 3.0	1.0 4 1 0 0 1 0 0 0 0 0 0 0 6 6 0.00 1.000													

Philadelphia Phillies @ San Francisco Giants
 Candlestick Park, San Francisco, CA
 Sun May 01 1977, 6:33 AM EDT
 Att. 16,272 - Unknown

livebaseballscorecards.com

AB	36
R	7
H	14
RBI	7
BB	1
SO	6
LOB	12



Batter	1	2	3	4	5	6	7	8	9	AB R H RBI BB SO LOB	TOP														
Dave Cash, R (1, 4) OBP: 0.354, SLG: 0.390	0-0 5-3		0-0 P4		0-0 FC6-4		0-0 FC5-2		0-0 4-3	5 1 1 0 0 0 1	<p>Montreal Expos @ San Francisco Giants Candlestick Park, San Francisco, CA</p> <p>Tue May 03 1977, 10:05 PM EDT Att. 2,584 - Unknown</p> <p>livebaseballscorecards.com</p> <table> <tr><td>AB</td><td>38</td></tr> <tr><td>R</td><td>3</td></tr> <tr><td>H</td><td>11</td></tr> <tr><td>RBI</td><td>2</td></tr> <tr><td>BB</td><td>3</td></tr> <tr><td>SO</td><td>4</td></tr> <tr><td>LOB</td><td>22</td></tr> </table> 	AB	38	R	3	H	11	RBI	2	BB	3	SO	4	LOB	22
AB	38																								
R	3																								
H	11																								
RBI	2																								
BB	3																								
SO	4																								
LOB	22																								
Chris Speier, R (1, 6) OBP: 0.294, SLG: 0.394	0-0 E6		0-0		4-0 FC6-4		0-0 FC5-2		0-0	4 2 2 0 1 0 2															
Ellis Valentine, R (1, 9) OBP: 0.355, SLG: 0.632	0-0 4-3		0-3 K		0-0 FC6-4		0-0		0-3 K	5 0 2 1 0 2 3															
Tony Perez, R (1, 3) OBP: 0.355, SLG: 0.522	0-0 4-3		0-0 F8				0-0 E2		4-0	4 0 2 1 1 0 2															
Del Unser, L (1, 8) OBP: 0.176, SLG: 0.375	0-3 K			0-0 4-3		0-0 F8		0-0 F7	0-0 FC4	5 0 0 0 0 1 6															
Gary Carter, R (1, 2) OBP: 0.406, SLG: 0.700		0-0 6-3		4-0		0-0 4-1		0-0 6-3		1 0 0 0 0 0 0															
Barry Foote, R (4, PH) (4, 2)				BB		1-2				2 0 0 0 1 0 1															
Warren Cromartie, L (1, 7) OBP: 0.301, SLG: 0.444		0-0 F7		0-0 F8		0-0 6-3		0-0		4 0 1 0 0 0 2															
Larry Parrish, R (1, 5) OBP: 0.247, SLG: 0.229		0-0		0-0 F9			0-0 E5		0-0 4-3	4 0 2 0 0 0 2															
Don Stanhouse, R (1, 1) OBP: 0.462, SLG: 0.417		0-0 FC4-6			0-0		0-3 K		0-0 5-3	3 0 1 0 0 1 2															
Will McEnaney, L (7, 1)										1 0 0 0 0 0 1															
Bill Atkinson, L (9, 1) OBP: 1.000, SLG: 1.000										0 0 0 0 0 0 0															
Inning Stats	R: 1 E: 1 K: 1 S: 7	H: 1 LOB: 1 BB: 0 P: 7	R: 0 E: 0 K: 0 S: 4	H: 1 LOB: 1 BB: 0 P: 4	R: 0 E: 0 K: 1 S: 6	H: 1 LOB: 1 BB: 1 P: 6	R: 0 E: 0 K: 0 S: 3	H: 0 LOB: 1 BB: 1 P: 7	R: 0 E: 0 K: 0 S: 3	H: 1 LOB: 1 BB: 1 P: 7	R: 0 E: 0 K: 0 S: 4	H: 1 LOB: 1 BB: 0 P: 4	R: 2 E: 2 K: 1 S: 9	H: 4 LOB: 2 BB: 0 P: 9	R: 0 E: 0 K: 0 S: 4	H: 1 LOB: 1 BB: 0 P: 4	R: 0 E: 0 K: 1 S: 6	H: 1 LOB: 2 BB: 1 P: 10	1B: 8 2B: 3 3B: 0 HR: 0	SF: 0 SAC: 0 DP: 0 HBP: 0	WP: 1 PB: 0 SB: 1 CS: 1	PA: 41			
PITCHER	IP WLS BF H R ER SO BB IBB HBP BLK WP HR S P ERA WHIP																								
John Montefusco, R (1, 1) ERA: 1.88	7.0 L 32 9 3 1 3 2 0 0 0 0 0 0 36 44 1.29 1.571																								
Gary Lavelle, L (8, 1) ERA: 0.56	2.0 9 2 0 0 1 0 1 0 0 1 0 10 14 0.00 1.000																								

BOTTOM

Montreal Expos @ San Francisco Giants
 Candlestick Park, San Francisco, CA
 Tue May 03 1977, 10:05 PM EDT
 Att. 2,584 - Unknown

livebaseballscorecards.com

AB	33
R	2
H	7
RBI	1
BB	5
SO	8
LOB	18



WP : 0	PA : 38
PB : 0	
SB : 2	
CS : 0	

AB R H RBI BB SO LOB

3	0	1	1	2	1	1
5	0	0	0	0	0	6
4	1	1	0	0	0	1
3	0	2	0	1	0	0
3	0	0	0	1	1	2
4	0	0	0	0	2	3
4	1	2	0	0	0	0
2	0	0	0	1	1	1
1	0	1	0	0	0	0
0	0	0	0	0	0	0
2	0	0	0	0	2	1
0	0	0	0	0	0	0
1	0	0	0	0	0	1
0	0	0	0	0	0	0
1	0	0	0	0	1	2

Batter	1	2	3	4	5	6	7	8	9
Derrel Thomas, S (1, 4) OBP: 0.306, SLG: 0.236	4-0 BB S BB	0-3 K			0-0 F3		4-0 G5-4 BB		0-0 1B
Tim Foli, R (1, 6) OBP: 0.235, SLG: 0.321	0-0 F3		0-0 F7		0-0 F4		0-0 G5-4		0-0 6-3
Bill Madlock, R (1, 5) OBP: 0.319, SLG: 0.432	0-0 F4		0-0 F8			0-0 1B G4-6-3 1B		0-0 F5	
Darrell Evans, L (1, 7) OBP: 0.397, SLG: 0.500	4-0 BB BB		0-0 1B			0-0 1B G4-6-3 1B		0-0 G3	
Willie McCovey, L (1, 3) OBP: 0.329, SLG: 0.527	4-0 1-2 2-3 BB		0-0 F7			0-0 1-2 3-H G4-6-3		0-3 K	
Jack Clark, R (1, 9) OBP: 0.286, SLG: 0.328	0-3 K			0-0 G3		0-3 K		0-0 6-3	
Gary Thomasson, L (1, 8) OBP: 0.338, SLG: 0.421		0-0 S 1B		0-0 F3			0-0 F9		0-0 2B 1B 2B
Mike Sadek, R (1, 2) OBP: 0.259, SLG: 0.167		0-0 L1		0-3 K			4-0 BB BB		0-0 1B 2B
Randy Elliott, R (9, PH) OBP: 0.160, SLG: 0.292									0-0 2-3 2B
Johnie LefMaster, R (9, PR) OBP: 0.176, SLG: 0.125									0-3 K
John Montefusco, R (1, 1) OBP: 0.200, SLG: 0.143		0-3 K			0-3 K		0-0 F8		0-3 K
Terry Whitfield, L (7, PH) OBP: 0.367, SLG: 0.407									
Larry Herndon, R (7, PH) OBP: 0.273, SLG: 0.438									
Gary Lavelle, S (8, 1)									
Marc Hill, R (9, PH) OBP: 0.314, SLG: 0.354									

Inning Stats	R: 0 E: 0 K: 1 S: 5	H: 0 LOB: 3 BB: 3 P: 17	R: 0 E: 0 K: 2 S: 8	H: 1 LOB: 1 BB: 0 P: 8	R: 0 E: 0 K: 0 S: 4	H: 1 LOB: 1 BB: 0 P: 4	R: 0 E: 0 K: 1 S: 5	H: 0 LOB: 0 BB: 0 P: 5	R: 0 E: 0 K: 1 S: 5	H: 0 LOB: 0 BB: 0 P: 5	R: 1 E: 0 K: 1 S: 6	H: 2 LOB: 0 BB: 0 P: 6	R: 0 E: 0 K: 0 S: 3	H: 0 LOB: 2 BB: 2 P: 11	R: 0 E: 0 K: 1 S: 5	H: 0 LOB: 0 BB: 0 P: 5	R: 1 E: 0 K: 1 S: 8	H: 3 LOB: 3 BB: 0 P: 8	1B: 5 2B: 2 3B: 0 HR: 0	SF: 0 SAC: 0 DP: 1 HBP: 0	WP: 0 PB: 0 SB: 2 CS: 0	PA: 38
--------------	------------------------------	----------------------------------	------------------------------	---------------------------------	------------------------------	---------------------------------	------------------------------	---------------------------------	------------------------------	---------------------------------	------------------------------	---------------------------------	------------------------------	----------------------------------	------------------------------	---------------------------------	------------------------------	---------------------------------	----------------------------------	------------------------------------	----------------------------------	--------

PITCHER	IP	WLS	BF	H	R	ER	SO	BB	IBB	HBP	BLK	WP	HR	S	P	ERA	WHIP
Don Stanhouse, R (1, 1) ERA: 3.93	6.1	W	26	4	1	1	6	4	0	0	0	0	0	34	50	1.42	1.263
Will McEnaney, L (7, 1) ERA: 4.11	2.0		9	2	1	1	1	1	0	0	0	0	0	10	14	4.50	1.500
Bill Atkinson, R (9, 1) ERA:	0.2	S	3	1	0	0	1	0	0	0	0	0	0	5	5	0.00	1.500

Batter	1	2	3	4	5	6	7	8	9	AB R H RBI BB SO LOB	TOP	
Dave Cash, R (1, 4) OBP: 0.337, SLG: 0.370	0-0 5-3		0-0 6-3			0-3 K		0-0 5-3		4 0 0 0 0 1 0	Montreal Expos @ San Francisco Giants Candlestick Park, San Francisco, CA Wed May 04 1977, 6:33 AM EDT Att. 2,213 - Unknown	
Chris Speier, R (1, 6) OBP: 0.289, SLG: 0.361	0-0 F8		0-3 K			0-0 4-3		4-0 1B BB		3 0 0 0 1 1 0		
Ellis Valentine, R (1, 9) OBP: 0.364, SLG: 0.623	0-0 F8				0-0 F8	0-0 E5 1B		0-0 1-2 1B		4 0 2 0 0 0 0		
Tony Perez, R (1, 3) OBP: 0.338, SLG: 0.493		0-0 F8		0-0 F4		0-0 F6		0-0 F8		4 0 0 0 0 0 3		
Warren Cromartie, L (1, 7) OBP: 0.312, SLG: 0.447		0-0 1-3		0-0 1B			0-0 G3 1B		0-0 F8	4 0 2 0 0 0 0		
Larry Parrish, R (1, 5) OBP: 0.247, SLG: 0.219		4-0 2B 1B BB		0-0 F2			0-0 F8		0-0 G3	3 1 0 0 1 0 2		
Del Unser, L (1, 8) OBP: 0.190, SLG: 0.400		0-0 1-3 1B 2B			0-0 1-3		0-0 G3		0-3 K	4 0 1 0 0 1 1		
Barry Foote, R (1, 2) OBP: 0.286, SLG: 0.167		0-0 2-H 3-H 1B			0-3 K		0-0 4-3			3 0 1 1 0 1 1		
Gerry Hannahs, L (1, 1) Mike Jorgensen, L (8, PH) Dan Warthen, S (8, 1) Joe Kerrigan, R (8, 1)			0-3 K		0-0 6-3			0-0 F7		2 0 0 0 0 1 0 1 0		
Inning Stats	R: 0 E: 0 K: 0 S: 3 H: 0 LOB: 0 BB: 0 P: 3	R: 1 E: 0 K: 0 S: 4 H: 2 LOB: 2 BB: 1 P: 8	R: 0 E: 0 K: 2 S: 7 H: 0 LOB: 0 BB: 0 P: 7	R: 0 E: 0 K: 0 S: 4 H: 1 LOB: 1 BB: 0 P: 4	R: 0 E: 0 K: 1 S: 5 H: 0 LOB: 0 BB: 0 P: 5	R: 0 E: 1 K: 1 S: 6 H: 1 LOB: 1 BB: 0 P: 6	R: 0 E: 0 K: 0 S: 4 H: 1 LOB: 1 BB: 0 P: 4	R: 0 E: 0 K: 0 S: 4 H: 1 LOB: 2 BB: 1 P: 8	R: 0 E: 0 K: 1 S: 5 H: 0 LOB: 0 BB: 0 P: 5	1B: 5 2B: 1 3B: 0 HR: 0 SF: 0 SAC: 0 DP: 0 HBP: 0	WP: 0 PB: 0 SB: 0 CS: 0 PA: 34	
PITCHER Jim Barr, R (1, 1) ERA: 4.71	IP WLS BF H R ER SO BB IBB HBP BLK WP HR S P ERA WHIP	9.0 W 34 6 1 1 5 2 0 0 0 0 0 0 42 50 1.00 0.889										

livebaseballscorecards.com

AB	32
R	1
H	6
RBI	1
BB	2
SO	5
LOB	7



Batter	1	2	3	4	5	6	7	8	9
Larry Herndon, R OBP: 0.289, SLG: 0.432 (1, 8)	0-0 FC1-2 1B	0-0 1-3		0-0 1-2 1B		0-0 FC4-6 1-2f		0-3 K	
Derrel Thomas, S OBP: 0.303, SLG: 0.237 (1, 4)	0-0 1B FC1-2 1B		0-0 F7	0-3 K			0-0 F8		
Jack Clark, R OBP: 0.269, SLG: 0.306 (1, 9)	0-0 FC1-2 1B		0-0 E5 1B 4-3 1B	0-0 F5			0-0 5-3		
Bill Madlock, R OBP: 0.316, SLG: 0.424 (1, 5)	0-0 1B		0-0 4-3		0-0 F8		0-0 E7		
Willie McCovey, L OBP: 0.349, SLG: 0.532 Johnnie LeMaster, R OBP: 0.176, SLG: 0.125 Darrell Evans, L OBP: 0.397, SLG: 0.500 (1, 3) (8, PR) (9, 3)	0-0 1B G6-4-3		0-0 1B	0-0 F8			0-0 F8	4-0 PB 1B BB	
Randy Elliott, R OBP: 0.207, SLG: 0.321 (1, 7)	0-0 G6-4-3		0-0 1B	0-0 F9			0-0 F9	0-0 4-3 1B 1B	
Tim Foli, R OBP: 0.224, SLG: 0.305 (1, 6)		0-0 F8	0-0 F8			0-0 F7		0-0 4-3	
Marc Hill, R OBP: 0.309, SLG: 0.333 (1, 2)		4-0 SH3-4 BB		0-0 F5		0-3 K		0-0 5-3	
Jim Barr, R OBP: 0.353, SLG: 0.267 (1, 1)		0-0 SH3-4		0-0 1B		4-0 FC4-6 BB		0-0 1B	

Inning Stats	R: 2	H: 4	E: 0	K: 0	S: 6	LOB: 1	BB: 0	P: 6	R: 0	H: 0	E: 0	K: 0	S: 3	LOB: 1	BB: 1	P: 7	R: 1	H: 2	E: 1	K: 0	S: 6	LOB: 2	BB: 0	P: 6	R: 0	H: 2	E: 0	K: 1	S: 7	LOB: 2	BB: 0	P: 7	R: 0	H: 0	E: 0	K: 0	S: 3	LOB: 0	BB: 0	P: 3	R: 0	H: 0	E: 0	K: 1	S: 5	LOB: 1	BB: 1	P: 9	R: 0	H: 0	E: 1	K: 0	S: 3	LOB: 1	BB: 0	P: 3	R: 2	H: 2	E: 0	K: 1	S: 7	LOB: 1	BB: 1	P: 11
--------------	------	------	------	------	------	--------	-------	------	------	------	------	------	------	--------	-------	------	------	------	------	------	------	--------	-------	------	------	------	------	------	------	--------	-------	------	------	------	------	------	------	--------	-------	------	------	------	------	------	------	--------	-------	------	------	------	------	------	------	--------	-------	------	------	------	------	------	------	--------	-------	-------

AB	5	R	0	H	2	RBI	0	BB	0	SO	0	LOB	3
AB	4	R	1	H	1	RBI	0	BB	0	SO	1	LOB	2
AB	4	R	2	H	0	RBI	0	BB	0	SO	0	LOB	4
AB	4	R	0	H	1	RBI	0	BB	0	SO	0	LOB	1
AB	3	R	0	H	2	RBI	2	BB	1	SO	0	LOB	0
AB	4	R	1	H	2	RBI	2	BB	0	SO	0	LOB	2
AB	4	R	0	H	0	RBI	0	BB	0	SO	0	LOB	4
AB	3	R	0	H	0	RBI	0	BB	1	SO	1	LOB	2
AB	2	R	0	H	2	RBI	1	BB	1	SO	0	LOB	0

PITCHER	IP	WLS	BF	H	R	ER	SO	BB	IBB	HBP	BLK	WP	HR	S	P	ERA	WHIP
Gerry Hannahs, L ERA: 3.58 (1, 1)	7.0	L	31	8	3	2	2	2	2	0	0	0	0	33	41	2.57	1.429
Dan Warthen, L ERA: 6.75 (8, 1)	0.0		2	1	2	2	0	1	0	0	0	0	0	1	5	∞	∞
Joe Kerrigan, R ERA: 2.61 (8, 1)	1.0		4	1	0	0	1	0	0	0	0	0	0	6	6	0.00	1.000

BOTTOM

Montreal Expos @ San Francisco Giants
Candlestick Park, San Francisco, CA

Wed May 04 1977, 6:33 AM EDT
Att. 2,213 - Unknown

AB	33
R	5
H	10
RBI	5
BB	3
SO	3
LOB	18

livebaseballscorecards.com



WP: 0	PA: 37
PB: 1	SB: 0
CS: 0	

Batter	1	2	3	4	5	6	7	8	9	AB R H RBI BB SO LOB	TOP											
Dave Cash, R OBP: 0.330, SLG: 0.360 (1, 4) X	0-0 F8	0-0 F8		0-0 FC6 1-2f		0-0 E8 1H 2H 3H 1B			0-3 K	5 0 1 2 0 1 2												
Chris Speier, R OBP: 0.302, SLG: 0.333 (1, 6) B B B	4-0 E 1B BB		0-0 4-3		4-0 CS BB	0-0 1-3			0-0 6-3	3 0 0 0 2 0 1												
Ellis Valentine, R OBP: 0.338, SLG: 0.576 (1, 9) X	0-0 F8		0-3 K		0-0 F8	0-0			0-3 K	5 0 0 0 0 2 3												
Tony Perez, R OBP: 0.333, SLG: 0.481 Mike Jorgensen, L (7, 3)	0-0 E7 1-3 1B		0-0 F8		0-0 F6				0-0 F7	4 0 1 0 0 0 1 0 0 0 0 0 0 0												
Del Unser, L OBP: 0.240, SLG: 0.458 (1, 7) X	0-0 6-3			0-0 2B 2B	0-0 CS 1-2	0-0 2B 1B			0-0 G3	4 2 2 0 0 0 2												
Gary Carter, R OBP: 0.411, SLG: 0.719 (1, 2) X		0-0 F7		0-0 1B 2B 2-H		0-0 1B 2B 1-3			0-0 5-3	4 2 2 1 0 0 0												
Andre Dawson, R OBP: 0.268, SLG: 0.277 (1, 8) X		0-0 F5		0-3 K		0-0 FC6 BB 1B 2-3 3-H			0-3 K	4 0 1 1 0 2 1												
Larry Parrish, R OBP: 0.259, SLG: 0.237 (1, 5) X		0-0 1B 2B		0-0 F4		4-0 1B BB 1-2			0-0 F7	3 2 1 0 1 0 1												
Steve Rogers, R OBP: 0.176, SLG: 0.176 (1, 1) X		0-0 1B		0-0 FC6 1B 2-H		0-0 FC6 1B 1-2 2-3f			0-3 K	4 1 2 2 0 1 3												
Inning Stats	R: 0 E: 1 K: 0 S: 4	H: 1 LOB: 2 BB: 1 P: 8	R: 1 E: 0 K: 0 S: 5	H: 2 LOB: 1 BB: 0 P: 5	R: 0 E: 0 K: 1 S: 5	H: 0 LOB: 0 BB: 0 P: 5	R: 2 E: 0 K: 1 S: 8	H: 3 LOB: 1 BB: 0 P: 8	R: 0 E: 0 K: 0 S: 2	H: 0 LOB: 0 BB: 1 P: 6	R: 4 E: 1 K: 0 S: 7	H: 4 LOB: 1 BB: 1 P: 11	R: 0 E: 0 K: 0 S: 3	H: 0 LOB: 0 BB: 0 P: 3	R: 0 E: 0 K: 2 S: 7	H: 0 LOB: 0 BB: 0 P: 7	R: 0 E: 0 K: 2 S: 7	H: 0 LOB: 0 BB: 0 P: 7	1B: 6 2B: 4 3B: 0 HR: 0	SF: 0 SAC: 0 DP: 0 HBP: 0	WP: 0 PB: 0 SB: 0 CS: 1	PA: 40
PITCHER	IP WLS BF H R ER SO BB IBB HBP BLK WP HR S P ERA WHIP																					
Ed Halicki, R ERA: 4.05 (1, 1)	5.0 L 22 6 3 1 2 2 0 0 0 0 0 0 24 32 1.80 1.600																					
Charlie Williams, R ERA: 4.8 (6, 1)	0.0 4 3 4 3 0 1 0 0 0 0 0 0 3 7 ∞ ∞																					
Dave Heaverlo, R ERA: 1.42 (6, 1)	2.0 7 1 0 0 0 0 0 0 0 0 0 0 7 7 0.00 0.500																					
Terry Cornutt, R ERA: 3.86 (8, 1)	2.0 6 0 0 0 0 4 0 0 0 0 0 0 14 14 0.00 0.000																					

Montreal Expos @ San Francisco Giants
 Candlestick Park, San Francisco, CA
 Thu May 05 1977, 6:33 AM EDT
 Att. 1,805 - Unknown

livebaseballscorecards.com

AB	36
R	7
H	10
RBI	6
BB	3
SO	6
LOB	14



Batter	1	2	3	4	5	6	7	8	9	AB R H RBI BB SO LOB
Larry Herndon, R OBP: 0.256, SLG: 0.381 (1, 8)	0-0 F4		0-0 F3		0-0 5-3		0-0 G6-4-3		0-0 F8	5 0 0 0 0 0 4
Derrel Thomas, S OBP: 0.286, SLG: 0.222 (1, 4)	0-0 6-3		0-0 5-3		0-3 K		0-0 F7			4 0 0 0 0 1 2
Bill Madlock, R OBP: 0.324, SLG: 0.427 (1, 5)	0-0 1B WP 1B			0-0 F9		0-0 F7		0-0 6-3 WP 1B		4 0 2 0 0 0 0
Darrell Evans, L OBP: 0.402, SLG: 0.493 (1, 7)	0-0 1-3 1B			4-0 1B BB		0-0 F5		0-0 6-3		3 0 1 0 1 0 1
Willie McCovey, L OBP: 0.356, SLG: 0.531 (1, 3)	0-3 K			0-0 1-2 1B		0-0 1B		0-0 5-3		4 0 2 0 0 1 3
Gary Thomasson, L OBP: 0.319, SLG: 0.393 (1, 9)		0-0 6-3		0-0 F5		0-0 F7		0-0 4-3		4 0 0 0 0 0 4
Tim Foli, R OBP: 0.236, SLG: 0.349 (1, 6)		0-0 F9		0-0 F8			0-0 2B		0-0 3B	4 0 2 0 0 0 2
Marc Hill, R OBP: 0.305, SLG: 0.327 (1, 2)		0-0 F8			0-0 1-3		0-0 G6-4-3 1B 2-3 1B		0-0 5-3	4 0 1 0 0 0 1
Ed Halicki, R OBP: 0.222, SLG: 0.222 (5, PH) Rob Andrews, R OBP: 0.351, SLG: 0.279 Charlie Williams, R (6, 1) Dave Heaverlo, R (6, 1) Terry Whitfield, L OBP: 0.387, SLG: 0.429 (7, PH) Terry Cornutt, R (8, 1) Jack Clark, R OBP: 0.285, SLG: 0.302 (9, PH)			0-0 F7		4-0 PB 5-3 BB		0-0 G6-4-3 1B 1-2 3-H 1B		0-0 F7	1 0 0 0 0 0 0 0 0 0 0 0 1 0 0 0 0 0 0 0 0 0 0 0 0 0 0 0 0 0 0 1 0 1 1 0 0 0 0 0 0 0 0 0 0 0 0 1 0 0 0 0 0 0 1

Inning Stats	R: 0	H: 2	E: 0	LOB: 2	K: 1	P: 7	R: 0	H: 0	E: 0	LOB: 0	K: 0	P: 3	R: 0	H: 0	E: 0	LOB: 0	K: 0	P: 3	R: 0	H: 1	E: 0	LOB: 2	K: 0	P: 8	R: 0	H: 0	E: 0	LOB: 1	K: 1	P: 9	R: 0	H: 1	E: 0	LOB: 1	K: 0	P: 4	R: 1	H: 3	E: 0	LOB: 1	K: 0	P: 5	R: 0	H: 1	E: 0	LOB: 1	K: 0	P: 4	R: 0	H: 1	E: 0	LOB: 1	K: 0	P: 4	R: 0	H: 1	E: 0	LOB: 1	K: 0	P: 4
1B: 7	2B: 1	3B: 1	HR: 0	SF: 0	SAC: 0	DP: 1	HBP: 0	WP: 2	PA: 37	ERA: 1.34	WHIP: 1.222	IP: 9.0	WLS: W	BF: 37	H: 9	R: 1	ER: 1	SO: 2	BB: 2	IBB: 0	HBP: 0	BLK: 0	WP: 2	HR: 0	S: 39	P: 47	ERA: 1.00	WHIP: 1.222	IP: 9.0	WLS: W	BF: 37	H: 9	R: 1	ER: 1	SO: 2	BB: 2	IBB: 0	HBP: 0	BLK: 0	WP: 2	HR: 0	S: 39	P: 47	ERA: 1.00	WHIP: 1.222															

BOTTOM

Montreal Expos @ San Francisco Giants
Candlestick Park, San Francisco, CA
Thu May 05 1977, 6:33 AM EDT
Att. 1,805 - Unknown

livebaseballscorecards.com

AB	35
R	0
H	9
RBI	1
BB	2
SO	2
LOB	18



Batter	1	2	3	4	5	6	7	8	9	AB R H RBI BB SO LOB	TOP											
Lee Mazzilli, S (1, 8) OBP: 0.357, SLG: 0.306	0-0 4-3		0-0 2B		0-0 CS 1B		0-0 F7			4 0 2 0 0 0 0	New York Mets @ San Francisco Giants Candlestick Park, San Francisco, CA Fri May 06 1977, 10:05 PM EDT Att. 5,872 - Unknown livebaseballscorecards.com											
Felix Millan, R (1, 4) OBP: 0.253, SLG: 0.253	0-0 F8		0-0 6-3		0-0 1-2 4-3 1B			0-0 F9		4 0 1 0 0 0 1												
Bruce Boicclair, L (1, 9) OBP: 0.367, SLG: 0.444	0-0 1B 1B		0-3 K		0-0 1-2 4-3			0-0 BB 1B		4 0 2 0 0 1 2												
Dave Kingman, R (1, 3) OBP: 0.333, SLG: 0.531	0-0 1-2 1B			B B B B 4-0 E 1B HR BB	0-3 K			0-3 K		3 1 1 0 1 2 2												
John Milner, L (1, 7) OBP: 0.255, SLG: 0.395	0-0 G3			X 0-0 E9 1-3 HR 1B		X 0-0 F6		B B B B 4-0 1-2 BB		3 1 1 0 1 0 2												
John Stearns, R (1, 2) OBP: 0.333, SLG: 0.426		X 0-0 6-3		X 0-0 HR		X 0-0 F8		X 0-0 F8		4 1 1 3 0 0 2												
Mike Phillips, L (1, 5) OBP: 0.194, SLG: 0.200		X 0-0 4-1		X 0-0 2-H 3-H HR		X 0-0 F9		X 0-0 F8		4 0 0 0 0 1 0												
Bud Harrelson, S (1, 6) OBP: 0.230, SLG: 0.130 Ed Kranepool, L (9, PH) OBP: 0.311, SLG: 0.483		X 0-0 F8		X 0-0 5-3		X 0-0 6-3		X 0-0 4-3		3 0 0 0 0 0 0 1 0 0 0 0 0 0												
Craig Swan, R (1, 1) Lenny Randle, S (7, PH) OBP: 0.364, SLG: 0.500 Bob Apodaca, R (7, 1) Bob Myrick, R (7, 1) Mike Vail, R (9, PH) OBP: 0.424, SLG: 0.407			0-3 K	0-0 5-3		X 0-0 F8		X 0-3 K		2 0 0 0 0 1 0 1 0 1 0 0 0 0 1 0												
Inning Stats	R: 0 E: 0 K: 0 S: 5	H: 2 LOB: 2 BB: 0 P: 5	R: 0 E: 0 K: 0 S: 3	H: 0 LOB: 0 BB: 0 P: 3	R: 0 E: 0 K: 2 S: 8	H: 1 LOB: 1 BB: 0 P: 8	R: 3 E: 1 K: 0 S: 5	H: 2 LOB: 0 BB: 1 P: 9	R: 0 E: 0 K: 1 S: 6	H: 2 LOB: 1 BB: 0 P: 6		R: 0 E: 0 K: 1 S: 5	H: 0 LOB: 0 BB: 0 P: 5	R: 0 E: 0 K: 0 S: 3	H: 0 LOB: 0 BB: 0 P: 3	R: 0 E: 0 K: 1 S: 6	H: 1 LOB: 2 BB: 1 P: 10	R: 0 E: 0 K: 1 S: 5	H: 0 LOB: 0 BB: 0 P: 5	1B: 6 2B: 1 3B: 0 HR: 1	SF: 0 SAC: 0 DP: 0 HBP: 0	WP: 0 PB: 0 SB: 0 CS: 1
PITCHER Lynn McGlothen, R (1, 1) ERA: 5.29	IP 9.0	WLS W	BF 36	H 8	R 3	ER 3	SO 6	BB 2	IBB 0	HBP 0	BLK 0	WP 0	HR 1	S 46	P 54	ERA 3.00	WHIP 1.111					



Batter	1	2	3	4	5	6	7	8	9	AB R H RBI BB SO LOB	TOP	
Lenny Randle, S OBP: 0.438, SLG: 0.533 (1, 4) X	0-0 1B WP SF8 1B		0-0 WP 3B S 1B	0-0 1-2 2-H G6-4-3 1B		0-0 3-4			0-0 4-3	5 2 3 1 0 0 1		
John Stearns, R OBP: 0.338, SLG: 0.452 (1, 2) X	0-0 FC6-4 1-3 1B		0-0 1-H SF8 3B	0-0 1-2f			0-0 F8		0-0 4-3	5 1 2 1 0 0 2		
John Milner, L OBP: 0.269, SLG: 0.391 (1, 7) X	0-0 FC6-4 1-2f		0-0 3-H SF8		4-0 BB BB BB BB FC5-4 BB		0-0 BB 1B		0-0 3-1	3 0 1 1 1 0 2		
Dave Kingman, R OBP: 0.330, SLG: 0.518 (1, 9) X	0-0 SF8 3-H		0-0 5-3		0-0 1-2f FC5-4 FC4-6		4-0 1-2 BB			2 0 0 1 1 0 1		
Ed Kranepool, L OBP: 0.308, SLG: 0.468 (1, 3) X	0-0 P4			0-0 E 1B 1B		0-0 1-2f FC4-6		0-0 F9		4 1 1 0 0 0 4		
Mike Phillips, L OBP: 0.200, SLG: 0.205 (1, 6) (4, 5)		0-0 F8		0-0 1-2 E 1B		0-0 F7		0-0 F8		4 1 1 0 0 0 3		
Lee Mazzilli, S OBP: 0.363, SLG: 0.307 (1, 8)		0-0 L5		0-0 F7		0-0 CS 1B		4-0 BB BB BB BB G4-6-3 BB		3 0 1 0 1 0 2		
Roy Staiger, R OBP: 0.229, SLG: 0.328 (1, 5)		0-0 4-3		0-0 E4 1B		4-0 1-2 BB		0-0 G4-6-3		2 1 0 0 0 0 2		
Bud Harrelson, S OBP: 0.238, SLG: 0.127 (4, 6)				1-2 2-3 1B				0-0 1-2f		1 0 0 0 1 0 1		
Jerry Koosman, R OBP: 0.118, SLG: 0.125 (1, 1)			0-3 K	0-0 1-2 2-H 3-H 1B		0-3 K		0-0 5-3		4 0 1 2 0 2 1		
Inning Stats	R: 1 E: 0 K: 0 S: 5 H: 2 LOB: 1 BB: 0 P: 5	R: 0 E: 0 K: 0 S: 3 H: 0 LOB: 0 BB: 0 P: 3	R: 2 E: 0 K: 1 S: 7 H: 2 LOB: 0 BB: 0 P: 7	R: 3 E: 1 K: 0 S: 7 H: 4 LOB: 1 BB: 0 P: 7	R: 0 E: 0 K: 0 S: 3 H: 0 LOB: 1 BB: 1 P: 7	R: 0 E: 0 K: 1 S: 5 H: 1 LOB: 1 BB: 1 P: 9	R: 0 E: 0 K: 0 S: 4 H: 1 LOB: 2 BB: 1 P: 8	R: 0 E: 0 K: 0 S: 2 H: 0 LOB: 0 BB: 1 P: 6	R: 0 E: 0 K: 0 S: 3 H: 0 LOB: 0 BB: 0 P: 3	1B: 9 2B: 0 3B: 1 HR: 0 SF: 2 SAC: 0 DP: 2 HBP: 0	WP: 2 PB: 0 SB: 1 CS: 1 PA: 39	
PITCHER	IP WLS BF H R ER SO BB IBB HBP BLK WP HR S P ERA WHIP											
John Montefusco, R ERA: 2.72 (1, 1)	3.1 L 19 8 6 5 1 0 0 0 0 0 2 0 21 21 13.50 2.400											
Terry Cornutt, R ERA: 3.0 (4, 1)	2.2 9 1 0 0 1 2 0 0 0 0 0 0 9 17 0.00 1.125											
Dave Heaverlo, R ERA: 1.08 (7, 1)	2.0 8 1 0 0 0 2 0 0 0 0 0 0 6 14 0.00 1.500											
Charlie Williams, R ERA: 4.5 (9, 1)	1.0 3 0 0 0 0 0 0 0 0 0 0 0 3 3 0.00 0.000											

New York Mets @ San Francisco Giants
 Candlestick Park, San Francisco, CA
 Sat May 07 1977, 6:33 AM EDT
 Att. 5,245 - Unknown

livebaseballscorecards.com

AB	33
R	6
H	10
RBI	6
BB	4
SO	2
LOB	19



Batter	1	2	3	4	5	6	7	8	9	AB R H RBI BB SO LOB
Larry Herndon, R OBP: 0.255, SLG: 0.347 (1, 8)	0-3 K		0-3 K			0-0 6-3		4-0 BB		3 0 0 0 1 2 0
Derrel Thomas, S OBP: 0.286, SLG: 0.229 Dave Heaverlo, R (7, 1)	0-0 F9			0-0 E 5-3 1B		0-3 K		0-0 F6		3 0 1 0 0 1 0 0 0 0 0 0 0 0 1 0 0 0 0 0 2 0 0 0 0 0 0 0
Gary Thomasson, L OBP: 0.314, SLG: 0.387 Charlie Williams, R (9, 1)										
Jack Clark, R OBP: 0.264, SLG: 0.288 (1, 9)	4-0 BB			0-0 5-3 1-2			0-0 F9		0-0 F8	3 0 0 0 1 0 1
Bill Madlock, R OBP: 0.336, SLG: 0.422 (1, 5)	0-0 F6			0-0 P2			0-0 1B		0-0 F7	4 0 1 0 0 0 2
Willie McCovey, L OBP: 0.347, SLG: 0.500 (1, 3)		0-3 K		0-0 F7 2-3			0-0 F5		0-3 K	4 0 0 0 0 2 2
Randy Elliott, R OBP: 0.188, SLG: 0.290 (1, 7)		0-0 F9			0-3 K		0-0 5-3			3 0 0 0 0 1 1
Tim Foli, R OBP: 0.229, SLG: 0.344 (1, 6)		0-0 6-3			0-0 6-3			0-0 F9 2B		3 0 1 0 0 0 0
Marc Hill, R OBP: 0.288, SLG: 0.355 (1, 2)			0-0 F9		0-0 5-3			0-0 F9		3 0 0 0 0 0 1
John Montefusco, R OBP: 0.188, SLG: 0.133 Terry Cornutt, R (4, 1)			0-3 K			0-0 1-3		0-0 F9		1 0 0 0 0 1 0 0 0 0 0 0 0 0 2 0 0 0 0 0 1
Rob Andrews, R OBP: 0.342, SLG: 0.270 (7, 4)										

Inning Stats	R: 0 E: 0 K: 1 S: 5	H: 0 LOB: 1 BB: 1 P: 9	R: 0 E: 0 K: 1 S: 5	H: 0 LOB: 0 BB: 0 P: 5	R: 0 E: 0 K: 2 S: 7	H: 0 LOB: 0 BB: 0 P: 7	R: 0 E: 1 K: 0 S: 4	H: 1 LOB: 1 BB: 0 P: 4	R: 0 E: 0 K: 1 S: 5	H: 0 LOB: 0 BB: 0 P: 5	R: 0 E: 0 K: 1 S: 5	H: 0 LOB: 0 BB: 0 P: 5	R: 0 E: 0 K: 0 S: 4	H: 1 LOB: 1 BB: 0 P: 4	R: 0 E: 0 K: 0 S: 4	H: 1 LOB: 2 BB: 1 P: 8	R: 0 E: 0 K: 1 S: 5	H: 0 LOB: 0 BB: 0 P: 5	1B: 2 2B: 1 3B: 0 HR: 0	SF: 0 SAC: 0 DP: 0 HBP: 0	WP: 0 PB: 0 SB: 0 CS: 0	PA: 32
PITCHER Jerry Koosman, L ERA: 2.31 (1, 1)	IP 9.0 WLS W BF 32 H 3 R 0 ER 0 SO 7 BB 2 IBB 0 HBP 0 BLK 0 WP 0 HR 0 S 44 P 52 ERA 0.00 WHIP 0.556																					


BOTTOM

New York Mets @ San Francisco Giants
Candlestick Park, San Francisco, CA

Sat May 07 1977, 6:33 AM EDT
Att. 5,245 - Unknown

livebaseballscorecards.com

AB	30
R	0
H	3
RBI	0
BB	2
SO	7
LOB	10



Batter	1	2	3	4	5	6	7	8	9	AB R H RBI BB SO LOB	TOP											
Lenny Randle, S (1, 5) OBP: 0.400, SLG: 0.474	0-0 G3		0-0 F9		0-0 CS 1B			0-0 F8		4 0 1 0 0 0 1												
John Stearns, R (1, 2) OBP: 0.321, SLG: 0.429	0-0 F9		0-0 F9		0-0 CS 1-2	0-0 L5		0-0 6-3		4 0 0 0 0 0 1												
John Milner, L (1, 7) OBP: 0.286, SLG: 0.440	0-0 1B		0-0 E6			0-0 F9			0-0 1B 3B	4 1 2 0 0 0 0												
Dave Kingman, R (1, 9) OBP: 0.326, SLG: 0.506	0-3 K		0-0 F7			0-0 F2			0-0 E BB 1B 3-H	4 0 1 1 0 1 2												
Ed Kranepool, L (1, 3) OBP: 0.309, SLG: 0.462		0-0 4-3 E 1B		0-0 4-3			0-0 F8		0-0 F9	3 1 1 0 0 0 0												
Joe Torre, R (9, PH) OBP: 0.219, SLG: 0.367										1 0 0 0 0 0 1												
Mike Phillips, L (1, 6) OBP: 0.186, SLG: 0.190		0-0 4-3		0-0 L7			0-0 4-3		0-3 K	3 0 0 0 0 0 1												
Mike Vail, R (9, PH) OBP: 0.412, SLG: 0.393		1-2								1 0 0 0 0 1 1												
Lee Mazzilli, S (1, 8) OBP: 0.368, SLG: 0.319		0-0 E8 FC6-2 2B 2-H		0-3 K			0-0 1-3		4-0 E BB 1-2	3 0 1 1 1 1 0												
Felix Millan, R (1, 4) OBP: 0.253, SLG: 0.253		0-0 FC6-2				0-0 F8			0-0 FC5 FC6-4 1-2 2-3	4 0 1 0 0 0 3												
Nino Espinosa, R (1, 1) OBP: 0.200, SLG: 0.200		0-3 K				0-0 5-3		0-3 K	0-0 FC6-4 1-2f	2 0 0 0 0 1 1												
Bob Myrick, R (5, 1)										0 0 0 0 0 0 0												
Bruce Boicclair, L (8, PH)										1 0 0 0 0 1 1												
Bob Apodaca, R (8, 1)										0 0 0 0 0 0 0												
Jerry Grote, R (9, PH)										1 0 0 0 0 0 3												
Inning Stats	R: 0 E: 0 K: 1 S: 6	H: 1 LOB: 1 BB: 0 P: 6	R: 1 E: 1 K: 1 S: 7	H: 2 LOB: 1 BB: 0 P: 7	R: 0 E: 1 K: 0 S: 4	H: 0 LOB: 1 BB: 0 P: 4	R: 0 E: 0 K: 1 S: 5	H: 0 LOB: 0 BB: 0 P: 5	R: 0 E: 0 K: 0 S: 3	H: 1 LOB: 0 BB: 0 P: 3	R: 0 E: 0 K: 0 S: 3	H: 0 LOB: 0 BB: 0 P: 3	R: 0 E: 0 K: 0 S: 3	H: 0 LOB: 0 BB: 0 P: 3	R: 0 E: 0 K: 1 S: 6	H: 1 LOB: 1 BB: 0 P: 6	R: 1 E: 1 K: 1 S: 8	H: 2 LOB: 3 BB: 1 P: 12	1B: 5 2B: 1 3B: 1 HR: 0	SF: 0 SAC: 0 DP: 0 HBP: 0	WP: 0 PB: 0 SB: 0 CS: 1	PA: 37
PITCHER	IP WLS BF H R ER SO BB IBB HBP BLK WP HR S P ERA WHIP																					
Jim Barr, R (1, 1) ERA: 4.32	8.0 W 31 7 2 2 4 0 0 0 0 0 0 0 39 39 2.25 0.875																					
Gary Lavelle, L (9, 1) ERA: 0.54	0.2 4 0 0 0 1 1 0 0 0 0 0 0 5 9 0.00 1.500																					
Randy Moffitt, R (9, 1) ERA: 1.54	0.1 S 1 0 0 0 0 0 0 0 0 0 0 0 1 1 0.00 0.000																					

New York Mets @ San Francisco Giants
 Candlestick Park, San Francisco, CA
 Sun May 08 1977, 6:33 AM EDT
 Unknown

livebaseballscorecards.com

AB	35
R	2
H	7
RBI	2
BB	1
SO	5
LOB	15



Batter	1	2	3	4	5	6	7	8	9	AB R H RBI BB SO LOB
Tim Foli, R OBP: 0.240, SLG: 0.366 (1, 6)	0-0 FC6-4 E 1B	0-0 1B 3B		0-0 4-3 1-3		0-0 1-2 1B 1B				4 3 3 0 0 0 1
Rob Andrews, R OBP: 0.363, SLG: 0.303 (1, 4)	0-0 FC6-4 1-2 1B	0-0 3-H 1B		0-0 SF7		0-0 1-2 2-H 1B 1B				3 1 3 3 0 0 0
Jack Clark, R OBP: 0.263, SLG: 0.286 (1, 9)	0-0 FC6-4 1-2f 2-3 E	0-0 F7		0-0 F9		0-0 1-2 2-H 1B 1B				4 2 1 1 0 0 3
Bill Madlock, R OBP: 0.356, SLG: 0.415 (1, 5)	4-0 1-2 E IBB	0-3 K			0-0 1-3	0-0 E7 1-H 2-H 1B				3 1 1 1 1 1 1
Willie McCovey, L OBP: 0.358, SLG: 0.505 (1, 3)	0-0 E4		0-0 L3		0-0 1-3	4-0 BB				3 0 0 1 1 0 0
Gary Thomasson, L OBP: 0.324, SLG: 0.394 (6, PR) (7, 3)	6-3 1-H 2-H 3-H									0 0 0 0 0 0 0
Larry Herndon, R OBP: 0.255, SLG: 0.377 (1, 8)	0-0 6-3 2-3		0-0 3B		0-0 5-3	0-0 F8				4 0 1 0 0 0 3
Darrell Evans, L OBP: 0.419, SLG: 0.475 (1, 7)	0-3 K		4-0 BB			0-0 G3				2 0 0 0 1 1 1
Mike Sadek, R OBP: 0.233, SLG: 0.148 (1, 2)			0-0 F2	0-0 F8		0-0 P4				3 0 0 0 0 0 2
John Curtis, L OBP: 1.000, SLG: 1.667 (1, 1)		0-0 E8 3B		0-0 4-3 WP SF7 1B		0-0 1B 1B				3 3 3 0 0 0 0

Inning Stats	R: 3	H: 2	E: 1	LOB: 1	K: 1	P: 12	R: 2	H: 3	E: 1	LOB: 1	K: 1	P: 8	R: 0	H: 1	E: 0	LOB: 1	K: 0	P: 7	R: 1	H: 1	E: 0	LOB: 0	K: 0	P: 4	R: 0	H: 0	E: 0	LOB: 0	K: 0	P: 3	R: 4	H: 5	E: 1	LOB: 2	K: 0	P: 12
	1B: 9	SF: 1	2B: 0	SAC: 0	3B: 3	DP: 0	HR: 0	HBP: 0	WP: 1	PA: 33																										

PITCHER	IP	WLS	BF	H	R	ER	SO	BB	IBB	HBP	BLK	WP	HR	S	P	ERA	WHIP
Jon Matlack, L ERA: 4.89 (1, 1)	5.2	L	31	12	10	7	2	1	1	0	0	1	0	33	41	11.12	2.294
Bob Apodaca, R ERA: 3.38 (6, 1)	0.1		2	0	0	0	0	1	0	0	0	0	0	1	5	0.00	3.000


BOTTOM

New York Mets @ San Francisco Giants
 Candlestick Park, San Francisco, CA

Sun May 08 1977, 6:38 AM EDT
 Att. 15,645 - Overcast

livebaseballscorecards.com

AB 29
R 10
H 12
RBI 6
BB 3
SO 2
LOB 11



Batter	1	2	3	4	5	6	7	8	9	AB R H RBI BB SO LOB	TOP	
Tim Foli, R OBP: 0.241, SLG: 0.362 (1, 6) X	0-0 F9 ①		0-0 F9 ③			0-0 6-3 ②		0-0 1-2 1B		4 0 1 0 0 0 0		
Rob Andrews, R OBP: 0.357, SLG: 0.300 (1, 4) X	0-0 F8 ②			0-0 FC6-4 1B		0-0 E4		0-0 F8 ③		4 0 1 0 0 0 2		
Jack Clark, R OBP: 0.250, SLG: 0.270 (1, 9) X	0-0 4-3			0-0 FC6-4 1-2f		0-0 F8 ③			0-0 F8 ①	4 0 0 0 0 0 2		
Bill Madlock, R OBP: 0.344, SLG: 0.400 (1, 5) X		0-0 F7 ①		0-0 F5 ②		0-0 5-3 ①			0-0 F4 ②	4 0 0 0 0 0 1		
Willie McCovey, L OBP: 0.355, SLG: 0.505 (1, 3) X		0-0 2B		0-0 4-3		0-3 K ②			0-0 F7 ③	4 0 1 0 0 1 1		
Larry Herndon, R OBP: 0.241, SLG: 0.357 (1, 8) X		0-3 K ②			0-0 1-3 ①		0-0 F7 ③			3 0 0 0 0 1 1		
Darrell Evans, L OBP: 0.406, SLG: 0.458 (1, 7) X		0-0 G3 ③			0-0 F9 ②			0-0 3-1 ①		3 0 0 0 0 0 1		
Marc Hill, R OBP: 0.288, SLG: 0.348 (1, 2) X			0-0 5-3 ①		0-0 F9 ③			0-0 F8 ②		3 0 0 0 0 0 0		
Terry Cornutt, R (1, 1) Johnnie LeMaster, R (3, PH) OBP: 0.167, SLG: 0.118 Charlie Williams, R (3, 1) Derrel Thomas, S (6, PH) OBP: 0.289, SLG: 0.237 Dave Heaverlo, R (6, 1) Randy Elliott, R (8, PH) OBP: 0.212, SLG: 0.313 Randy Moffitt, R (8, 1)			0-3 K ②		0-0 F8 ①			0-0 1B		0 0 0 0 0 0 0 1 0 0 0 0 0 1 0 0 0 0 0 0 0 0 0 1 0 0 0 0 0 0 0 0 0 0 0 0 0 0 0 1 0 1 0 0 0 0 0 0 0 0 0 0 0 0 0		
Inning Stats	R: 0 H: 0 E: 0 LOB: 0 K: 0 BB: 0 S: 3 P: 3	R: 0 H: 1 E: 0 LOB: 1 K: 1 BB: 0 S: 6 P: 6	R: 0 H: 0 E: 0 LOB: 0 K: 1 BB: 0 S: 5 P: 5	R: 0 H: 1 E: 0 LOB: 1 K: 0 BB: 0 S: 4 P: 4	R: 0 H: 0 E: 0 LOB: 0 K: 0 BB: 0 S: 3 P: 3	R: 0 H: 0 E: 1 LOB: 1 K: 0 BB: 0 S: 4 P: 4	R: 0 H: 0 E: 0 LOB: 0 K: 1 BB: 0 S: 5 P: 5	R: 0 H: 2 E: 0 LOB: 2 K: 0 BB: 0 S: 5 P: 5	R: 0 H: 0 E: 0 LOB: 0 K: 0 BB: 0 S: 3 P: 3	1B: 3 SF: 0 2B: 1 SAC: 0 3B: 0 DP: 0 HR: 0 HBP: 0	WP: 0 PA: 32 PB: 0 SB: 0 CS: 0	
PITCHER Steve Carlton, L (1, 1) ERA: 2.98	IP WLS BF H R ER SO BB IBB HBP BLK WP HR S P ERA WHIP											
	9.0 W 32 4 0 0 3 0 0 0 0 0 0 0 38 38 0.00 0.444											

San Francisco Giants @ Philadelphia Phillies
Veterans Stadium, Philadelphia, PA
Tue May 10 1977, 7:05 PM EDT
Att. 16,121 - Unknown

livebaseballscorecards.com

AB	32
R	0
H	4
RBI	0
BB	0
SO	3
LOB	8



Batter	1	2	3	4	5	6	7	8	9	AB	R	H	RBI	BB	SO	LOB
Garry Maddox, R OBP: 0.265, SLG: 0.380 (1, 8)	0-0 F8		0-0 F9		0-0 F7		0-3 K			4	0	0	0	0	1	2
Larry Bowa, S OBP: 0.326, SLG: 0.382 (1, 6)	0-0 SF8 3B		0-0 3-1		0-0 BB 1-2 1B		0-3 K			4	1	2	0	0	1	1
Jay Johnstone, L OBP: 0.392, SLG: 0.400 (1, 9)	0-0 SF8 3-H		0-0 L6		4-0 BB 1-2 2-3 G6-4-3 BB		0-0 F7			2	0	0	1	1	0	1
Greg Luzinski, R OBP: 0.343, SLG: 0.602 Tom Hutton, L OBP: 0.231, SLG: 0.231 (1, 7) (9, 3)	0-0 HR			0-0 FC3-6 2B	0-0 G6-4-3 1-2f		0-3 K			4	1	2	1	0	1	3
Richie Hebner, L OBP: 0.372, SLG: 0.421 Jerry Martin, R OBP: 0.278, SLG: 0.281 (1, 3) (9, 7)	0-0 L3			0-3 K		0-0 CS 1B	0-3 K			4	0	1	0	0	1	1
Mike Schmidt, R OBP: 0.343, SLG: 0.494 (1, 5)		0-0 L6		4-0 FC3-6 BB		0-0 HR	0-0 F8			3	1	1	1	1	0	0
Tim McCarver, L OBP: 0.423, SLG: 0.667 (1, 2)		0-0 P6		0-0 FC3-6 1-2f 2-3		0-0 F7				3	0	0	0	0	0	2
Ted Sizemore, R OBP: 0.382, SLG: 0.412 (1, 4)		0-0 2B		0-0 6-3		0-0 1-3				3	0	1	0	0	0	2
Steve Carlton, L OBP: 0.389, SLG: 0.438 (1, 1)		0-3 K			4-0 BB 1B BB		0-0 2B			2	0	1	0	1	1	1

BOTTOM

San Francisco Giants @ Philadelphia Phillies
Veterans Stadium, Philadelphia, PA
Tue May 10 1977, 7:05 PM EDT
Att. 16,121 - Unknown

livebaseballscores.com

AB	29
R	3
H	8
RBI	3
BB	3
SO	5
LOB	13



Inning	R	H	E	K	S	IP	WLS	BF	H	R	ER	SO	BB	IBB	HBP	BLK	WP	HR	S	P	ERA	WHIP
1	2	2	0	5	5	2.0	L	9	3	2	2	1	0	0	0	0	0	1	11	11	9.00	1.500
2	0	1	0	1	6	3.0		13	2	0	0	1	3	0	0	0	0	0	12	24	0.00	1.667
3	0	0	0	1	3	2.0		8	3	1	1	2	0	0	0	0	0	1	12	12	4.50	1.500
4	0	0	0	0	5	1.0		3	0	0	0	1	0	0	0	0	0	0	5	5	0.00	0.000

PITCHER	IP	WLS	BF	H	R	ER	SO	BB	IBB	HBP	BLK	WP	HR	S	P	ERA	WHIP
Terry Cornutt, R ERA: 3.86 (1, 1)	2.0	L	9	3	2	2	1	0	0	0	0	0	1	11	11	9.00	1.500
Charlie Williams, R ERA: 3.79 (3, 1)	3.0		13	2	0	0	1	3	0	0	0	0	0	12	24	0.00	1.667
Dave Heaverlo, R ERA: 1.74 (6, 1)	2.0		8	3	1	1	2	0	0	0	0	0	1	12	12	4.50	1.500
Randy Moffitt, R ERA: 1.42 (8, 1)	1.0		3	0	0	0	1	0	0	0	0	0	0	5	5	0.00	0.000

1B: 2	SF: 1	WP: 0	PA: 33
2B: 3	SAC: 0	PB: 0	
3B: 1	DP: 1	SB: 0	
HR: 2	HBP: 0	CS: 1	

PITCHER	IP	WLS	BF	H	R	ER	SO	BB	IBB	HBP	BLK	WP	HR	S	P	ERA	WHIP
Terry Cornutt, R ERA: 3.86 (1, 1)	2.0	L	9	3	2	2	1	0	0	0	0	0	1	11	11	9.00	1.500
Charlie Williams, R ERA: 3.79 (3, 1)	3.0		13	2	0	0	1	3	0	0	0	0	0	12	24	0.00	1.667
Dave Heaverlo, R ERA: 1.74 (6, 1)	2.0		8	3	1	1	2	0	0	0	0	0	1	12	12	4.50	1.500
Randy Moffitt, R ERA: 1.42 (8, 1)	1.0		3	0	0	0	1	0	0	0	0	0	0	5	5	0.00	0.000

Batter	1	2	3	4	5	6	7	8	9	AB R H RBI BB SO LOB	TOP
Tim Foli, R OBP: 0.241, SLG: 0.367 (1, 6) X	0-0 F3		0-0 6-3		0-0	0-0	0-0 4-3			4 0 1 0 0 0 0	
Rob Andrews, R OBP: 0.352, SLG: 0.297 (1, 4) X	0-0 FC6 WP 1B		0-0 F4		0-0	0-0 F9		0-0 5-3		4 0 1 0 0 0 1	
Jack Clark, R OBP: 0.250, SLG: 0.269 (1, 9) X	0-0 FC6 E S 1-3			0-0 HR 1B		0-0 E7 F8 1B		0-0 6-3		4 2 1 0 0 0 1	
Bill Madlock, R OBP: 0.341, SLG: 0.421 (1, 5) S S	0-3 K 1-3			0-0 1-H HR		0-0 F8 2-3		0-0 F9		4 1 1 2 0 1 2	
Willie McCovey, L OBP: 0.377, SLG: 0.525 (1, 3)		0-0		4-0		0-0			4-0	2 1 2 1 2 0 0	
Johnnie LeMaster, R OBP: 0.167, SLG: 0.118 (9, PR)				G4-6-3 BB		0-0 FC5-4 1B			G6-4-3 CI BB	0 0 0 0 0 0 0	
Darrell Evans, L OBP: 0.406, SLG: 0.458 (9, 3)						3-H				0 0 0 0 0 0 0	
Larry Herndon, R OBP: 0.230, SLG: 0.339 (1, 8) X	0-0 1-3			0-0 G4-6-3 1-2f		0-0 F2			0-1 CI G6-4-3	3 0 0 0 0 0 3	
Randy Elliott, R OBP: 0.194, SLG: 0.294 (1, 7)						0-0					
Gary Thomasson, L OBP: 0.320, SLG: 0.388 (9, PH) (9, 7) X	0-0 SF8			0-0 F8		0-0 FC5-4 1-2f			0-0 G6-4-3 1-2f 2-3	2 0 0 1 0 0 1	
Marc Hill, R OBP: 0.273, SLG: 0.329 (1, 2) X	0-0 4-3					0-0 5-3			0-0 6-3	1 0 0 0 0 0 2	
Lynn McGlothen, L OBP: 0.083, SLG: 0.083 (1, 1) S S			0-3 K			0-0 3-1			0-3 K	4 0 0 0 0 1 2	
										3 0 0 0 0 2 0	
Inning Stats	R: 0 H: 1 E: 0 LOB: 1 K: 1 BB: 0 S: 6 P: 6	R: 1 H: 1 E: 0 LOB: 0 K: 0 BB: 0 S: 4 P: 4	R: 0 H: 0 E: 0 LOB: 0 K: 1 BB: 0 S: 5 P: 5	R: 2 H: 2 E: 0 LOB: 0 K: 0 BB: 1 S: 4 P: 8	R: 0 H: 1 E: 0 LOB: 1 K: 0 BB: 0 S: 4 P: 4	R: 1 H: 1 E: 1 LOB: 1 K: 0 BB: 0 S: 5 P: 5	R: 0 H: 0 E: 0 LOB: 0 K: 2 BB: 0 S: 7 P: 7	R: 0 H: 0 E: 0 LOB: 0 K: 0 BB: 0 S: 3 P: 3	R: 0 H: 0 E: 1 LOB: 2 K: 0 BB: 1 S: 3 P: 7	1B: 3 SF: 1 2B: 2 SAC: 0 3B: 0 DP: 2 HR: 1 HBP: 0	WP: 1 PA: 35 PB: 0 SB: 1 CS: 0
PITCHER	IP WLS BF H R ER SO BB IBB HBP BLK WP HR S P ERA WHIP										
Randy Lerch, L ERA: 2.89 (1, 1)	7.0 L 28 6 4 3 4 1 0 0 0 1 1 35 39 3.86 1.000										
Ron Reed, R ERA: 3.0 (8, 1)	2.0 7 0 0 0 0 1 0 0 0 0 0 6 10 0.00 0.500										

San Francisco Giants @ Philadelphia Phillies
Veterans Stadium, Philadelphia, PA
Wed May 11 1977, 7:05 PM EDT
Att. 18,482 - Unknown

livebaseballscorecards.com

AB	31
R	4
H	6
RBI	4
BB	2
SO	4
LOB	12



Batter	1	2	3	4	5	6	7	8	9	AB	R	H	RBI	BB	SO	LOB
Garry Maddox, R OBP: 0.274, SLG: 0.393 (1, 8)	0-0 1B G6-4-3 2B	0-0 4-3		0-0 F8			0-0 E7 1B 1B			4	1	2	0	0	0	3
Larry Bowa, S OBP: 0.333, SLG: 0.388 (1, 6)	0-0 G6-4-3 2-3 1B		0-0 F8		0-0 F8		0-0 2-3 1B			4	0	2	0	0	0	0
Jay Johnstone, L OBP: 0.385, SLG: 0.382 (1, 9)	4-0 1-2 G6-4-3 BB		0-0 4-3		0-0 4-3		0-0 F7			3	0	0	0	1	0	2
Greg Luzinski, R OBP: 0.330, SLG: 0.577 (1, 7)	0-0 G6-4-3 1-2 2-3 3-H		0-0 F9		0-0 F9			0-3 K		4	0	0	0	0	1	2
Richie Hebner, L OBP: 0.383, SLG: 0.488 (1, 3)	4-0 BB			0-0 HR		0-0 4-3		0-0 F7		3	1	1	1	1	0	0
Mike Schmidt, R OBP: 0.330, SLG: 0.473 (1, 5)	0-0 F8			0-0 F8		0-0 5-3		0-3 K		4	0	0	0	0	1	2
Bob Boone, R OBP: 0.359, SLG: 0.377 (1, 2)		0-0 5-3		0-0 5-3		0-0 6-3			0-3 K	4	0	0	0	0	1	0
Ted Sizemore, R OBP: 0.388, SLG: 0.408 (1, 4)		4-0 CS BB		0-0 BB 1B			0-0 F7		0-0 1-3	3	0	1	0	1	0	0
Randy Lerch, L OBP: 0.333, SLG: 0.308 (1, 1)		0-0 F8		4-0 BB			0-0 P6		0-3 K	1	0	0	0	1	0	1
Tim McCarver, L OBP: 0.407, SLG: 0.640 (7, PH)										1	0	0	0	0	0	0
Ron Reed, R (8, 1)										0	0	0	0	0	0	0
Tom Hutton, L OBP: 0.214, SLG: 0.214 (9, PH)		1-2		1-2 BB						1	0	0	0	0	1	0

Inning Stats	R: 1 E: 0 K: 0 S: 4	H: 2 LOB: 2 BB: 2 P: 12	R: 0 E: 0 K: 0 S: 3	H: 0 LOB: 1 BB: 1 P: 7	R: 0 E: 0 K: 0 S: 3	H: 0 LOB: 0 BB: 0 P: 3	R: 1 E: 0 K: 0 S: 5	H: 2 LOB: 2 BB: 1 P: 9	R: 0 E: 0 K: 0 S: 3	H: 0 LOB: 0 BB: 0 P: 3	R: 0 E: 0 K: 0 S: 3	H: 0 LOB: 0 BB: 0 P: 3	R: 0 E: 1 K: 0 S: 5	H: 2 LOB: 2 BB: 0 P: 5	R: 0 E: 0 K: 2 S: 7	H: 0 LOB: 0 BB: 0 P: 7	R: 0 E: 0 K: 2 S: 7	H: 0 LOB: 0 BB: 0 P: 7	1B: 4 2B: 1 3B: 0 HR: 1	SF: 0 SAC: 0 DP: 1 HBP: 0	WP: 0 PB: 0 SB: 0 CS: 1	PA: 36
---------------------	------------------------------	----------------------------------	------------------------------	---------------------------------	------------------------------	---------------------------------	------------------------------	---------------------------------	------------------------------	---------------------------------	------------------------------	---------------------------------	------------------------------	---------------------------------	------------------------------	---------------------------------	------------------------------	---------------------------------	----------------------------------	------------------------------------	----------------------------------	--------

PITCHER Lynn McGlothen, R ERA: 4.57 (1, 1)	IP 9.0	WLS W	BF 36	H 6	R 2	ER 2	SO 4	BB 4	IBB 0	HBP 0	BLK 0	WP 0	HR 1	S 40	P 56	ERA 2.00	WHIP 1.111	PITCHER	IP	WLS	BF	H	R	ER	SO	BB	IBB	HBP	BLK	WP	HR	S	P	ERA	WHIP
--	-----------	----------	----------	--------	--------	---------	---------	---------	----------	----------	----------	---------	---------	---------	---------	-------------	---------------	----------------	----	-----	----	---	---	----	----	----	-----	-----	-----	----	----	---	---	-----	------

BOTTOM

San Francisco Giants @ Philadelphia Phillies
Veterans Stadium, Philadelphia, PA
Wed May 11 1977, 7:05 PM EDT
Att. 18,482 - Unknown

AB	32
R	2
H	6
RBI	1
BB	4
SO	4
LOB	10



livebaseballscorecards.com

Batter	1	2	3	4	5	6	7	8	9	AB R H RBI BB SO LOB	TOP	
Terry Whitfield, L (1, 9) OBP: 0.386, SLG: 0.500	0-0 BLK 1B		0-0 F7			0-0 6-3		0-3 K		4 0 1 0 0 1 1		
Derrel Thomas, S (1, 4) OBP: 0.276, SLG: 0.225	0-0 F8		0-3 K			0-0 5-3		0-0 F9		4 0 0 0 0 1 1		
Darrell Evans, L (1, 7) OBP: 0.400, SLG: 0.442	1-0 G5-4-3 1-2 HBP				0-0 F8		0-0 F8		0-3 K	3 0 0 0 0 1 0		
Bill Madlock, R (1, 5) OBP: 0.338, SLG: 0.415	0-0 G5-4-3 1-2f				0-0 5-3		0-0 G4-6-3 1B		0-0 6-3	4 0 1 0 0 0 2		
Willie McCovey, L (1, 3) OBP: 0.385, SLG: 0.524		0-0 1B			4-0 BB		0-0 G4-6-3 1-2f			2 0 1 0 1 0 1		
Gary Thomasson, L (1, 8) OBP: 0.308, SLG: 0.371		0-0 F9			0-3 K		0-0 3-1			3 0 0 0 0 1 2		
Tim Foli, R (1, 6) OBP: 0.235, SLG: 0.357		0-0 F4			0-0 5-3		0-0 F4			3 0 0 0 0 0 1		
Mike Sadek, R (1, 2) OBP: 0.219, SLG: 0.138 Marc Hill, R (8, PH) OBP: 0.282, SLG: 0.329 (8, 2)		0-0 F7			0-0 4-3		4-0 BB			2 0 0 0 0 0 1 0 0 0 0 1 0 0		
John Montefusco, R (1, 1) OBP: 0.167, SLG: 0.118 Jack Clark, R (8, PH) OBP: 0.247, SLG: 0.266 Gary Lavelle, S (8, 1)			0-3 K		0-3 K		0-3 K			2 0 0 0 0 2 0 1 0 0 0 0 1 1 0 0 0 0 0 0 0		
Inning Stats	R: 0 H: 1 E: 0 LOB: 1 K: 0 BB: 0 S: 3 P: 4	R: 0 H: 1 E: 0 LOB: 1 K: 0 BB: 0 S: 4 P: 4	R: 0 H: 0 E: 0 LOB: 0 K: 2 BB: 0 S: 7 P: 7	R: 0 H: 0 E: 0 LOB: 1 K: 1 BB: 1 S: 5 P: 9	R: 0 H: 0 E: 0 LOB: 0 K: 1 BB: 0 S: 5 P: 5	R: 0 H: 0 E: 0 LOB: 0 K: 0 BB: 0 S: 3 P: 3	R: 0 H: 1 E: 0 LOB: 0 K: 0 BB: 0 S: 3 P: 3	R: 0 H: 0 E: 0 LOB: 1 K: 2 BB: 1 S: 7 P: 11	R: 0 H: 0 E: 0 LOB: 0 K: 1 BB: 0 S: 5 P: 5	1B: 3 SF: 0 2B: 0 SAC: 0 3B: 0 DP: 2 HR: 0 HBP: 1	WP: 0 PA: 31 PB: 0 SB: 0 CS: 0	
PITCHER Larry Christenson, R (1, 1) ERA: 4.62	IP WLS BF H R ER SO BB IBB HBP BLK WP HR S P ERA WHIP											PITCHER IP WLS BF H R ER SO BB IBB HBP BLK WP HR S P ERA WHIP

San Francisco Giants @ Philadelphia Phillies
Veterans Stadium, Philadelphia, PA
Thu May 12 1977, 7:05 PM EDT
Att. 23,103 - Unknown

livebaseballscorecards.com

AB 28
R 0
H 3
RBI 0
BB 2
SO 7
LOB 10



Batter	1	2	3	4	5	6	7	8	9	AB	R	H	RBI	BB	SO	LOB
Garry Maddox, R OBP: 0.273, SLG: 0.388 (1, 8)	0-0 1B 2B 1B		0-3 K		0-0 F8			0-0 F9		4	1	1	0	0	1	0
Larry Bowa, S OBP: 0.319, SLG: 0.369 (1, 6)	0-0 F7		0-0 4-3		0-0 P6			0-0 F9		4	0	0	0	0	0	1
Jay Johnstone, L OBP: 0.378, SLG: 0.375 (1, 9)	0-0 2B 1-3 4-3 1B		0-0 F7			0-0 4-3		0-0 4-3		4	1	1	0	0	0	0
Greg Luzinski, R OBP: 0.330, SLG: 0.580 (1, 7)	0-0 1-3 2B		0-3 K		0-0 F8			0-0 F8		3	0	1	1	0	1	0
Richie Hebner, L OBP: 0.380, SLG: 0.500 (1, 3)	0-0 4-3		0-0 2B		0-0 G3			0-0 G3		3	0	1	1	0	0	1
Mike Schmidt, R OBP: 0.339, SLG: 0.505 (1, 5)	0-3 K		4-0 IBB			0-0 HR				2	1	1	1	1	1	1
Bob Boone, R OBP: 0.346, SLG: 0.361 (1, 2)		0-0 F8		0-0 F7		0-0 F8				3	0	0	0	0	0	2
Ted Sizemore, R OBP: 0.373, SLG: 0.392 (1, 4)		0-3 K		0-3 K		0-0 6-3				3	0	0	0	0	2	2
Larry Christenson, R OBP: 0.214, SLG: 0.214 (1, 1)		0-3 K		0-3 K			0-3 K			3	0	0	0	0	3	0

Inning Stats	R: 2	H: 3	E: 0	LOB: 1	K: 1	P: 8	R: 0	H: 0	E: 0	LOB: 0	K: 2	P: 7	R: 0	H: 0	E: 0	LOB: 0	K: 1	P: 5	R: 0	H: 1	E: 0	LOB: 2	K: 2	P: 12	R: 0	H: 0	E: 0	LOB: 0	K: 1	P: 5	R: 0	H: 0	E: 0	LOB: 0	K: 0	P: 3	R: 1	H: 1	E: 0	LOB: 0	K: 1	P: 6	R: 0	H: 0	E: 0	LOB: 0	K: 0	P: 3																	
PITCHER	IP	WLS	BF	H	R	ER	SO	BB	IBB	HBP	BLK	WP	HR	S	P	ERA	WHIP																			IP	WLS	BF	H	R	ER	SO	BB	IBB	HBP	BLK	WP	HR	S	P	ERA	WHIP													
John Montefusco, R ERA: 2.87 (1, 1)	7.0	L	27	5	3	3	8	0	0	0	0	0	1	42	46	3.86	0.714																																																
Gary Lavelle, L ERA: 0.51 (8, 1)	1.0		3	0	0	0	0	0	0	0	0	0	0	3	3	0.00	0.000																																																

BOTTOM

San Francisco Giants @ Philadelphia Phillies
Veterans Stadium, Philadelphia, PA
Thu May 12 1977, 7:05 PM EDT
Att. 23,103 - Unknown

livebaseballscorecards.com

AB	29
R	3
H	5
RBI	3
BB	1
SO	8
LOB	7



WP: 0	PA: 30
PB: 0	CS: 0
SB: 0	
1B: 2	SF: 0
2B: 2	SAC: 0
3B: 0	DP: 0
HR: 1	HBP: 0

Batter	1	2	3	4	5	6	7	8	9	AB R H RBI BB SO LOB	TOP											
Tim Foli, R OBP: 0.233, SLG: 0.350 (1, 6) X (8, 7)	0-0 F7 ①		0-0 P6 ②			0-0 5-3 ① X	0-0 1B ① X		0-0 F7 ② X	5 0 1 0 0 0 2	San Francisco Giants @ Cincinnati Reds Riverfront Stadium, Cincinnati, OH Fri May 13 1977, 7:05 PM EDT Att. 32,539 - Unknown livebaseballscorecards.com											
Rob Andrews, R OBP: 0.333, SLG: 0.278 (1, 4) S (8, 7)	0-3 K ②		0-0 L3 ③			0-0 6-3 ② X	0-0 F9 ③		0-0 L8 ③	5 0 0 0 0 1 3												
Jack Clark, R OBP: 0.247, SLG: 0.265 (1, 9) X (8, 7)	0-0 L6 ③			0-0 F9 ①		0-0 F8 ③		0-0 BB 1B		4 0 1 0 0 0 0												
Bill Madlock, R OBP: 0.328, SLG: 0.402 (1, 5) S (8, 6)		0-3 K ①		0-0 6-3 ②			0-0 F5-3 ① X	0-0 F7 ①		4 0 0 0 0 1 1												
Willie McCovey, L OBP: 0.397, SLG: 0.528 Johnnie LeMaster, R OBP: 0.167, SLG: 0.118 (1, 3) (8, PR) (8, 6)		0-0 FC6-4 1B		0-0 1B			0-0 F8 ② BB BB	4-0 G6-3 BB		3 0 2 0 1 0 0 0 0 0 0 0 0 0												
Larry Herndon, R OBP: 0.231, SLG: 0.333 (1, 8) X (8, 3)		0-0 FC6-4 BB 1B 1-2f		0-0 4-3 ③			0-0 1B BB HR 1B	0-0 G6-3 1-2f		4 1 1 0 0 0 4												
Darrell Evans, L OBP: 0.413, SLG: 0.437 (1, 7) (8, 3)		4-0 1B BB 1-2			0-0 F9 ①		4-0 1B HR BB		4-0 1B BB	1 1 0 0 3 0 0												
Marc Hill, R OBP: 0.296, SLG: 0.342 Gary Thomasson, L OBP: 0.316, SLG: 0.380 (1, 2) (9, PH)		0-0 1B 1-3 2-H			0-0 5-3 ②		0-0 1B HR 1B 1-2 2-3		0-0 1B	3 1 2 0 0 0 0 1 0 1 0 0 0 0												
Jim Barr, R OBP: 0.316, SLG: 0.235 John Curtis, L OBP: 0.750, SLG: 1.250 Terry Whitfield, L OBP: 0.378, SLG: 0.488 Terry Cornutt, R Randy Elliott, R OBP: 0.216, SLG: 0.400 Dave Hiseverfo, R Gary Lavelle, S Derrel Thomas, S OBP: 0.270, SLG: 0.222 (1, 1) (2, 1) (5, PH) (5, 1) (7, PH) (7, 1) (7, 1) (9, PH)			0-3 K ①		0-3 K ③				0-0 L4 ①	0 0 0 0 0 0 0 1 0 0 0 0 1 0 1 0 0 0 0 1 0 0 0 0 0 0 0 0 1 1 1 4 0 0 0 0 0 0 0 0 0 0 0 0 0 0 0 0 0 1 0 0 0 0 0 2												
Inning Stats	R: 0 E: 0 K: 1 S: 5	H: 0 LOB: 0 BB: 0 P: 5	R: 0 E: 0 K: 1 S: 6	H: 2 LOB: 2 BB: 1 P: 10	R: 0 E: 0 K: 1 S: 5	H: 0 LOB: 0 BB: 0 P: 5	R: 0 E: 0 K: 0 S: 4	H: 1 LOB: 1 BB: 0 P: 4	R: 0 E: 0 K: 1 S: 5	H: 0 LOB: 0 BB: 0 P: 5	R: 0 E: 0 K: 0 S: 3	H: 0 LOB: 0 BB: 0 P: 3	R: 4 E: 0 K: 0 S: 7	H: 4 LOB: 1 BB: 1 P: 11	R: 0 E: 0 K: 0 S: 3	H: 1 LOB: 2 BB: 1 P: 7	R: 0 E: 0 K: 0 S: 4	H: 1 LOB: 2 BB: 1 P: 8	1B: 8 2B: 0 3B: 0 HR: 1	SF: 0 SAC: 0 DP: 1 HBP: 0	WP: 0 PB: 0 SB: 0 CS: 0	PA: 38
PITCHER	IP WLS BF H R ER SO BB IBB HBP BLK WP HR S P ERA WHIP																					
Fred Norman, L ERA: 3.61 Rawly Eastwick, R ERA: 1.85 (1, 1) (7, 1)	6.2 W 27 6 4 4 4 2 0 0 0 0 0 1 33 41 5.40 1.200																					



BOTTOM

San Francisco Giants @ Cincinnati Reds
Riverfront Stadium, Cincinnati, OH

Fri May 13 1977, 7:05 PM EDT
Att. 32,539 - Unknown

livebaseballscorecards.com

AB	32
R	6
H	10
RBI	6
BB	4
SO	6
LOB	14



WP	0	PA	37
PB	0		
SB	2		
CS	0		

AB	3	R	2	H	2	RBI	0	BB	1	SO	0	LOB	0
	1	0	0	0	0	0	0	0	0	1			

3	1	2	1	1	0	2							
---	---	---	---	---	---	---	--	--	--	--	--	--	--

3	1	1	2	0	0	2							
---	---	---	---	---	---	---	--	--	--	--	--	--	--

4	0	2	1	0	0	3							
---	---	---	---	---	---	---	--	--	--	--	--	--	--

3	0	0	0	1	0	1							
---	---	---	---	---	---	---	--	--	--	--	--	--	--

4	1	1	0	0	0	2							
---	---	---	---	---	---	---	--	--	--	--	--	--	--

3	1	1	2	1	1	0							
---	---	---	---	---	---	---	--	--	--	--	--	--	--

4	0	0	0	0	3	2							
---	---	---	---	---	---	---	--	--	--	--	--	--	--

3	0	1	0	0	1	0							
---	---	---	---	---	---	---	--	--	--	--	--	--	--

1	0	0	0	0	1	1							
---	---	---	---	---	---	---	--	--	--	--	--	--	--

1B	4	SF	0	WP	0	PA	37
2B	5	SAC	0	PB	0		
3B	0	DP	1	SB	2		
HR	1	HBP	1	CS	0		

Batter	1	2	3	4	5	6	7	8	9
Pete Rose, S (1, 5) OBP: 0.424, SLG: 0.469 Doug Flynn, R (7, 5) OBP: 0.100, SLG: 0.100	0-0 2B 1B	4-0 G4-6-3 1-2 BB		0-0 2B		0-0 6-3		0-0 F9	
Ken Griffey, L (1, 9) OBP: 0.376, SLG: 0.472	0-0 2B	0-0 G4-6-3 1-2 2-3		0-0 F8 2B			4-0 FC4-6 BB		
Joe Morgan, L (1, 4) OBP: 0.422, SLG: 0.455	0-0 2B	1-0 HBP		0-0 F8 2-3			0-0 FC4-6 1B		
Dan Driessen, L (1, 3) OBP: 0.324, SLG: 0.448	0-0 2B	0-0 G3		0-0 P1			0-0 1B		
George Foster, R (1, 7) OBP: 0.362, SLG: 0.478	0-0 5-3		0-0 F9		0-0 4-3		4-0 IBB		
Cesar Geronimo, L (1, 8) OBP: 0.250, SLG: 0.343	0-0 HR 1B		0-0 1-3		0-0 G3		0-0 5-3		
Dave Concepcion, R (1, 6) OBP: 0.280, SLG: 0.301	0-0 HR		4-0 BB		0-3 K			0-0 E6	
Bill Plummer, R (1, 2) OBP: 0.172, SLG: 0.148	0-3 K		0-3 K			0-0 F8		0-3 K	
Fred Norman, S (1, 1) OBP: 0.188, SLG: 0.188 Rawly Eastwick, R (7, 1) OBP: 0.500, SLG: 0.500		0-0 G4-6-3 BB 1B		0-0 4-3		0-3 K		0-3 K	

Inning Stats	R: 5	H: 6	E: 0	LOB: 0	K: 1	S: 10	P: 10	R: 0	H: 1	E: 0	LOB: 2	K: 0	S: 3	P: 8	R: 0	H: 0	E: 0	LOB: 1	K: 1	S: 5	P: 9	R: 1	H: 2	E: 0	LOB: 1	K: 0	S: 5	P: 5	R: 0	H: 0	E: 0	LOB: 0	K: 1	S: 5	P: 5	R: 0	H: 1	E: 0	LOB: 2	K: 0	S: 3	P: 11	R: 0	H: 0	E: 1	LOB: 1	K: 2	S: 8	P: 8
--------------	------	------	------	--------	------	-------	-------	------	------	------	--------	------	------	------	------	------	------	--------	------	------	------	------	------	------	--------	------	------	------	------	------	------	--------	------	------	------	------	------	------	--------	------	------	-------	------	------	------	--------	------	------	------

PITCHER	IP	WLS	BF	H	R	ER	SO	BB	IBB	HBP	BLK	WP	HR	S	P	ERA	WHIP
Jim Barr, R (1, 1) ERA: 5.12	1.0		10	7	5	5	1	1	0	0	0	0	0	11	15	45.00	8.000
John Curtis, L (2, 1) ERA: 1.47	3.0		12	2	1	1	1	1	0	1	0	0	0	12	17	3.00	1.000
Terry Cornutt, R (5, 1) ERA: 3.38	2.0		6	0	0	0	2	0	0	0	0	0	0	10	10	0.00	0.000
Dave Heaverlo, R (7, 1) ERA: 1.74	0.0		1	0	0	0	0	1	0	0	0	0	0	4	4	∞	∞
Gary Lavelle, L (7, 1) ERA: 0.46	2.0		8	1	0	0	2	0	1	0	0	0	0	11	15	0.00	0.500

Batter	1	2	3	4	5	6	7	8	9	AB R H RBI BB SO LOB	TOP														
Derrel Thomas, S (1, 4) OBP: 0.261, SLG: 0.212	0-3 K		0-0 F2		0-3 K			0-3 K		4 0 0 0 0 3 2															
Bill Madlock, R (1, 5) OBP: 0.333, SLG: 0.405	0-0 5-3			0-0 F8 1B SF8 1B		0-0 1-3		0-0 1B		4 1 2 0 0 0 0															
Darrell Evans, L (1, 7) (9, 3) OBP: 0.407, SLG: 0.429	0-0 P4			0-0 F8 1B 1-2		0-0 F7		0-0 F7		4 0 1 0 0 0 0															
Terry Whitfield, L (1, 9) OBP: 0.354, SLG: 0.455		0-0 F8		0-0 F8		0-0 L6		0-0 1B 1B		3 0 0 0 0 0 2															
Jack Clark, R (9, PH) (9, 9) OBP: 0.256, SLG: 0.274				1-2 2-3				1B 1B		1 1 1 0 0 0 0															
Willie McCovey, L (1, 3) OBP: 0.400, SLG: 0.523		0-0 4-3		4-0			0-3 K	0-0 1B SH3-4 1B		3 0 1 0 1 1 0															
Larry Herndon, R (9, PR) (9, 8) OBP: 0.231, SLG: 0.333				IBB				1-3		0 1 0 0 0 0 0															
Randy Elliott, R (9, 7) OBP: 0.216, SLG: 0.400				IBB				1B		0 0 0 0 0 0 0															
Gary Thomasson, L (1, 8) (9, 7) (9, 8) OBP: 0.313, SLG: 0.370		0-0 F8		0-0 SF8			0-0 F8	4-0 SH3-4 1B IBB		2 0 0 1 1 0 0															
Tim Foli, R (1, 6) OBP: 0.242, SLG: 0.380			0-0 HR	0-0 P6			0-0 6-3	0-0 SH3-4 1B 1-2 2-3 3-H		4 1 2 2 0 0 2															
Marc Hill, R (1, 2) OBP: 0.298, SLG: 0.333			0-0 6-3		0-0 F9			4-0 SH3-4 1B BB		2 0 0 0 1 0 0															
Johnnie LeMaster, R (8, PR) OBP: 0.167, SLG: 0.118								0-0 SH3-4		0 0 0 0 0 0 0															
Mike Sadek, R (8, 2) OBP: 0.219, SLG: 0.138								1-2 2-3 3-H		0 0 0 1 0 0 0															
Ed Halicki, R (1, 1) OBP: 0.182, SLG: 0.182		0-0 1-4-3		0-0 1-4-3		0-0 5-3		0-0 SH3-4		2 0 0 0 0 0 0															
John Curtis, L (6, 1) OBP: 0.750, SLG: 1.250								0-0 K		0 0 0 0 0 0 0															
Randy Moffitt, R (6, 1) OBP: 0.333, SLG: 0.278								1-2		0 0 0 0 0 0 0															
Rob Andrews, R (8, PH) OBP: 0.333, SLG: 0.278										0 0 0 0 0 0 0															
Gary Lavelle, S (8, 1)										1 0 0 0 0 1 2															
Inning Stats	R: 0 E: 0 K: 1 S: 5	H: 0 LOB: 0 BB: 0 P: 5	R: 0 E: 0 K: 0 S: 3	H: 0 LOB: 0 BB: 0 P: 3	R: 1 E: 0 K: 0 S: 4	H: 1 LOB: 0 BB: 0 P: 4	R: 1 E: 0 K: 0 S: 5	H: 2 LOB: 2 BB: 1 P: 9	R: 0 E: 0 K: 1 S: 5	H: 0 LOB: 0 BB: 0 P: 5	R: 0 E: 0 K: 0 S: 3	H: 0 LOB: 0 BB: 0 P: 3	R: 0 E: 0 K: 1 S: 5	H: 0 LOB: 0 BB: 0 P: 5	R: 0 E: 0 K: 1 S: 5	H: 1 LOB: 2 BB: 1 P: 9	R: 2 E: 0 K: 1 S: 8	H: 3 LOB: 2 BB: 1 P: 12	1B: 6 2B: 0 3B: 0 HR: 1	SF: 1 SAC: 2 DP: 0 HBP: 0	WP: 0 PB: 0 SB: 0 CS: 0	PA: 36			
PITCHER	IP WLS BF H R ER SO BB IBB HBP BLK WP HR S P ERA WHIP																								
Santo Alcalá, R (1, 1) ERA: 5.74	6.0		22	3	2	2	2	0	1	0	0	0	1	25	29	3.00	0.500								
Woodie Fryman, L (7, 1) ERA: 6.39	2.1	L	10	3	2	2	2	1	0	0	0	0	0	13	17	7.71	1.714								
Pedro Borbon, R (9, 1) ERA: 2.19	0.2		4	1	0	0	1	0	1	0	0	0	0	5	9	0.00	1.500								

San Francisco Giants @ Cincinnati Reds
Riverfront Stadium, Cincinnati, OH

Sat May 14 1977, 7:05 PM EDT
Att: 32,682 - Unknown

AB	30
R	4
H	7
RBI	4
BB	3
SO	5
LOB	8



Batter	1	2	3	4	5	6	7	8	9	AB R H RBI BB SO LOB	TOP		
Derrel Thomas, S (1, 4) OBP: 0.250, SLG: 0.202	0-0 6-3		0-0 6-3		0-0 F9			0-0 F7		4 0 0 0 0 0 0	San Francisco Giants @ Cincinnati Reds Riverfront Stadium, Cincinnati, OH Sun May 15 1977, 3:33 AM EDT Att: 30,616 - Unknown livebaseballscorecards.com		
Bill Madlock, R (1, 5) OBP: 0.338, SLG: 0.438	0-0 FC6-5 2B		0-0 HR		0-0 5-3			0-0 1-3		4 1 2 1 0 0 0			
Darrell Evans, L (1, 7) OBP: 0.402, SLG: 0.415	4-0 BB FC6-5 BB		0-0 F2		0-0 3-1			0-0 3-1		3 0 0 0 1 0 0			
Terry Whitfield, L (1, 9) OBP: 0.346, SLG: 0.500	0-0 FC6-5 BB 1-2 2-3f		0-0 HR		0-0 1-3			0-0 F5		4 1 1 1 0 0 2			
Willie McCovey, L (1, 3) OBP: 0.403, SLG: 0.514	4-0 1-2 2-3 BB		4-0 BB		0-3 K			0-0 4-3		2 0 0 0 2 1 0			
Gary Thomasson, L (1, 8) OBP: 0.299, SLG: 0.351	0-0 3-1		0-0 4-3		0-0 F8			0-0 P3		4 0 0 0 0 0 4			
Tim Foli, R (1, 6) OBP: 0.244, SLG: 0.379		0-0 F8		0-0 F7			0-0 1B			3 0 1 0 0 0 0			
Marc Hill, R (1, 2) OBP: 0.287, SLG: 0.321		0-0 L7		0-0 6-3			0-0 5-3			3 0 0 0 0 0 0			
Lynn McGlothen, L (1, 1) OBP: 0.071, SLG: 0.071 Rob Andrews, R (7, PH) OBP: 0.330, SLG: 0.275 Dave Heaverlo, R (7, 1)		0-0 4-3		0-3 K			0-0 F8			2 0 0 0 0 1 0 1 0 0 0 0 0 0 0 0 0 0 0 0 0			
Inning Stats	R: 0 H: 1 E: 0 LOB: 3 K: 0 BB: 2 S: 4 P: 12	R: 0 H: 0 E: 0 LOB: 0 K: 0 BB: 0 S: 3 P: 3	R: 2 H: 2 E: 0 LOB: 1 K: 0 BB: 1 S: 5 P: 9	R: 0 H: 0 E: 0 LOB: 0 K: 1 BB: 0 S: 5 P: 5	R: 0 H: 0 E: 0 LOB: 0 K: 0 BB: 0 S: 3 P: 3	R: 0 H: 0 E: 0 LOB: 0 K: 1 BB: 0 S: 5 P: 5	R: 0 H: 1 E: 0 LOB: 0 K: 0 BB: 0 S: 3 P: 3	R: 0 H: 0 E: 0 LOB: 0 K: 0 BB: 0 S: 3 P: 3	R: 0 H: 0 E: 0 LOB: 0 K: 0 BB: 0 S: 3 P: 3	1B: 1 SF: 0 2B: 1 SAC: 0 3B: 0 DP: 0 HR: 2 HBP: 0	WP: 0 PA: 33 PB: 0 SB: 0 CS: 0		
PITCHER	IP WLS BF H R ER SO BB IBB HBP BLK WP HR S P ERA WHIP											PITCHER	IP WLS BF H R ER SO BB IBB HBP BLK WP HR S P ERA WHIP
Gary Nolan, R (1, 1) ERA: 1.5	7.0 W 27 4 2 2 2 3 0 0 0 0 0 2 28 40 2.57 1.000												
Rawly Eastwick, R (8, 1) ERA: 1.71	2.0 6 0 0 0 0 0 0 0 0 0 0 0 6 6 0.00 0.000												

Batter	1	2	3	4	5	6	7	8	9	AB R H RBI BB SO LOB	TOP									
Tim Foli, R (1, 6) OBP: 0.254, SLG: 0.382	0-0 CS 1B			0-0 P5			0-0 1-3		0-0 5-3	4 0 1 0 0 0 0										
Derrel Thomas, S (1, 8) OBP: 0.250, SLG: 0.206 (8, 7)	0-0 E5 L5-3 1-2			0-0 6-3			0-3 K		0-0 FC5-4 1B	4 0 1 0 0 1 1										
Jack Clark, R (1, 9) OBP: 0.255, SLG: 0.264	0-0 L5-3 1-2			0-0 F7			0-0 1B		0-0 P4	4 0 1 0 0 0 2										
Bill Madlock, R (1, 5) OBP: 0.342, SLG: 0.434		0-0 CS 1B		0-3 K		0-0 K	0-0 P4		0-0 FC5-4 1-2f	4 0 1 0 0 1 2										
Willie McCovey, L (1, 3) OBP: 0.390, SLG: 0.492 Johnnie LeMaster, R (8, PR) OBP: 0.167, SLG: 0.118 Mike Sadek, R (8, 2) OBP: 0.200, SLG: 0.125		0-3 K 1-2		0-0 4-3		0-0 4-3		0-0 SH FC3-2 1B		3 0 1 0 0 1 1 0 0 0 0 0 0 0 0 0 0 0 0 0 0										
Marc Hill, R (1, 2) OBP: 0.278, SLG: 0.310 Larry Herndon, R (8, PR) OBP: 0.231, SLG: 0.333 (8, 8)		0-3 K		0-0 F4				0-0 SH FC3-2 1-3		2 0 0 0 0 1 0 0 0 0 0 0 0 0										
Darrell Evans, L (1, 7) OBP: 0.388, SLG: 0.398 (8, 3)			0-0 F7			0-3 K		0-3 K		3 0 0 0 0 2 2										
Rob Andrews, R (1, 4) OBP: 0.310, SLG: 0.256			0-0 F8			0-0 F4		0-0 FC3-2 1-2 3-H		3 0 0 0 0 0 2										
Jim Barr, R (1, 1) OBP: 0.286, SLG: 0.211 Randy Elliott, R (8, PH) OBP: 0.195, SLG: 0.359 Gary Lavelle, S (8, 1)			0-3 K			0-0 5-3		0-0 4-3		2 0 0 0 0 1 0 1 0 0 0 0 0 2 0 0 0 0 0 0 0										
Inning Stats	R: 0 E: 1 K: 0 S: 3	H: 1 LOB: 0 BB: 0 P: 3	R: 0 E: 0 K: 2 S: 7	H: 1 LOB: 0 BB: 0 P: 7	R: 0 E: 0 K: 1 S: 5	H: 0 LOB: 0 BB: 0 P: 5	R: 0 E: 0 K: 0 S: 3	H: 0 LOB: 0 BB: 0 P: 3	R: 0 E: 0 K: 1 S: 5	H: 0 LOB: 0 BB: 0 P: 5	R: 0 E: 0 K: 1 S: 6	H: 1 LOB: 1 BB: 0 P: 6	R: 0 E: 1 K: 1 S: 7	H: 1 LOB: 2 BB: 0 P: 7	R: 0 E: 0 K: 0 S: 4	H: 1 LOB: 1 BB: 0 P: 4	1B: 5 2B: 2 3B: 0 HR: 0	SF: 0 SAC: 1 DP: 2 HBP: 0	WP: 0 PB: 0 SB: 0 CS: 2	PA: 31
PITCHER Jon Matlack, L (1, 1) ERA: 3.43	IP: 9.0 WLS: W BF: 31 H: 5 R: 0 ER: 0 SO: 7 BB: 0 IBB: 0 HBP: 0 BLK: 0 WP: 0 HR: 0 S: 45 P: 45 ERA: 0.00 WHIP: 0.556											PITCHER	IP: 9.0 WLS: W BF: 31 H: 5 R: 0 ER: 0 SO: 7 BB: 0 IBB: 0 HBP: 0 BLK: 0 WP: 0 HR: 0 S: 45 P: 45 ERA: 0.00 WHIP: 0.556							

San Francisco Giants @ New York Mets
 Shea Stadium, Flushing, NY
 Wed May 18 1977, 7:05 PM EDT
 Att. 7,131 - Unknown

AB	30
R	0
H	5
RBI	0
BB	0
SO	7
LOB	12



livebaseballscorecards.com

BOTTOM

San Francisco Giants @ New York Mets
Shea Stadium, Flushing, NY
Wed May 18 1977, 7:05 PM EDT
Att. 7,131 - Unknown

livebaseballscores.com

AB	30
R	2
H	7
RBI	1
BB	0
SO	4
LOB	10



WP	1	PA	30
PB	0	SB	0
CS	1		

AB R H RBI BB SO LOB

4	1	3	0	0	0	0			
4	0	1	1	0	0	1			
3	0	0	0	0	0	0			
1	0	0	0	0	1	2			
3	0	1	0	0	0	0			
3	0	0	0	0	1	1			
3	0	0	0	0	0	1			
2	0	1	0	0	0	1			
1	0	1	0	0	0	0			
3	1	0	0	0	0	2			
3	0	0	0	0	2	2			
1B: 5	SF: 0	2B: 2	SAC: 0	3B: 0	DP: 0	HR: 0	HBP: 0	WP: 1	PA: 30

Batter	1	2	3	4	5	6	7	8	9
Lenny Randle, S (1, 4) OBP: 0.438, SLG: 0.565	0-0 CS 1B		0-0 E7 WP 2B			0-0 F7		0-0 1B 1-2 1B	
Jerry Grote, R (1, 5) OBP: 0.348, SLG: 0.317 (9, 2)	0-0 1-4-3 1-2		0-0 5-3 3-H			0-0 6-3		0-0 1-3 2-H 1B	
John Milner, L (1, 7) OBP: 0.311, SLG: 0.485 Bruce Boisclair, L (8, 7) OBP: 0.352, SLG: 0.365	0-0 G3			0-0 4-3		0-0 F8		0-3 K	
Dave Kingman, R (1, 9) OBP: 0.301, SLG: 0.467		0-0 FC4-6 1B		0-0 F8		0-0 6-3			
Ed Kranepool, L (1, 3) OBP: 0.319, SLG: 0.494		0-3 K		0-0 G3		0-0 P4			
Lee Mazzilli, S (1, 8) OBP: 0.336, SLG: 0.298		0-0 FC4-6 1-2f		0-0 4-3		0-0 F8			
Ron Hodges, L (1, 2) OBP: 0.286, SLG: 0.308 Roy Staiger, R (8, PH) OBP: 0.247, SLG: 0.343 (9, 5)		0-0 1-3		0-0 G3 2B		0-0 FC5-4 1B		0-0 FC5-4 1B	
Bud Harrelson, S (1, 6) OBP: 0.225, SLG: 0.141			0-0 G3		0-0 G3 2-3		0-0 FC5-4 1B 1-2f		
Jon Mattack, L (1, 1) OBP: 0.150, SLG: 0.056			0-0 P3		0-3 K		0-3 K		

Inning Stats	R: 0	H: 1	E: 0	LOB: 0	K: 0	S: 3	P: 3	R: 0	H: 1	E: 0	LOB: 1	K: 1	S: 6	P: 6	R: 1	H: 1	E: 1	LOB: 0	K: 0	S: 4	P: 4	R: 0	H: 0	E: 0	LOB: 0	K: 0	S: 3	P: 3	R: 0	H: 1	E: 0	LOB: 1	K: 1	S: 6	P: 6	R: 0	H: 0	E: 0	LOB: 0	K: 0	S: 3	P: 3	R: 0	H: 0	E: 0	LOB: 0	K: 0	S: 3	P: 3	R: 1	H: 3	E: 0	LOB: 2	K: 2	S: 10	P: 10
--------------	------	------	------	--------	------	------	------	------	------	------	--------	------	------	------	------	------	------	--------	------	------	------	------	------	------	--------	------	------	------	------	------	------	--------	------	------	------	------	------	------	--------	------	------	------	------	------	------	--------	------	------	------	------	------	------	--------	------	-------	-------

PITCHER	IP	WLS	BF	H	R	ER	SO	BB	IBB	HBP	BLK	WP	HR	S	P	ERA	WHIP
Jim Barr, R (1, 1) ERA: 4.5	7.0	L	24	4	1	0	2	0	0	0	0	1	0	28	28	0.00	0.571
Gary Lavelle, L (8, 1) ERA: 0.77	1.0		6	3	1	1	2	0	0	0	0	0	0	10	10	9.00	3.000

PITCHER	IP	WLS	BF	H	R	ER	SO	BB	IBB	HBP	BLK	WP	HR	S	P	ERA	WHIP
---------	----	-----	----	---	---	----	----	----	-----	-----	-----	----	----	---	---	-----	------

San Francisco Giants @ New York Mets
 Shea Stadium, Flushing, NY
 Thu May 19 1977, 7:05 PM EDT
 Att. 8,080 - Unknown

livebaseballscorecards.com

AB	35
R	3
H	7
RBI	3
BB	1
SO	8
LOB	12



WP:	0	PA:	36
PB:	0		
SB:	0		
CS:	0		

AB R H RBI BB SO LOB

4	0	0	0	0	0	1
4	0	1	0	0	0	1
4	1	1	0	0	0	1
4	1	1	3	0	1	0
3	0	1	0	1	0	0
0	0	0	0	0	0	0
4	0	1	0	0	2	1
4	0	1	0	0	0	3
3	0	0	0	0	1	3
0	0	0	0	0	0	0
1	0	0	0	0	1	1
2	0	0	0	0	2	0
1	1	1	0	0	0	0
1	0	0	0	0	1	1

Batter	1	2	3	4	5	6	7	8	9
Derrel Thomas, S (1, 4) OBP: 0.241, SLG: 0.198	0-0 F8		0-0 F5			0-0 P5		0-0 F9	
Bill Madlock, R (1, 5) OBP: 0.340, SLG: 0.429	0-0 5-3			0-0 F8		0-0 1B		0-0 F3	
Darrell Evans, L (1, 7) OBP: 0.383, SLG: 0.392 (8, 3)	0-0 F4			0-0 F8		0-0 F3		0-0 HR 1B	
Terry Whitfield, L (1, 9) OBP: 0.339, SLG: 0.538 (8, 8)		0-0 F8		0-0 4-3			0-3 K	0-0 HR	
Willie McCovey, L (1, 3) OBP: 0.393, SLG: 0.496 Randy Moffitt, R (8, 1)		0-0 1-3 2B			0-0 F7		4-0 1B BB	0-0 F9	
Gary Thomasson, L (1, 8) OBP: 0.297, SLG: 0.346 (8, 7)		0-0 1-3			0-3 K		0-0 1-2 1B		0-3 K
Tim Foli, R (1, 6) OBP: 0.254, SLG: 0.385		0-0 2-3			0-0 2B		0-0 F7		0-0 E5
Marc Hill, R (1, 2) OBP: 0.269, SLG: 0.299 John Curtis, L (7, 1) OBP: 0.750, SLG: 1.250 Jack Clark, R (8, 9) OBP: 0.253, SLG: 0.261			0-3 K		0-0 5-3		0-0 6-3		0-3 K
Ed Halicki, R (1, 1) OBP: 0.154, SLG: 0.154 Mike Sadek, R (7, 2) OBP: 0.222, SLG: 0.152 Randy Elliott, R (9, PH) OBP: 0.190, SLG: 0.350			0-3 K			0-3 K		0-0 HR 1B	0-3 K

Inning Stats	R: 0	H: 0	E: 0	K: 0	S: 3	P: 3	R: 0	H: 1	E: 0	K: 0	S: 4	P: 4	R: 0	H: 0	E: 0	K: 2	S: 7	P: 7	R: 0	H: 0	E: 0	K: 0	S: 3	P: 3	R: 0	H: 1	E: 0	K: 1	S: 6	P: 6	R: 0	H: 1	E: 0	K: 1	S: 6	P: 6	R: 0	H: 1	E: 0	K: 1	S: 6	P: 10	R: 3	H: 3	E: 0	K: 0	S: 6	P: 6	R: 0	H: 0	E: 1	K: 3	S: 10	P: 10	1B: 4	SF: 0	2B: 2	SAC: 0	3B: 0	DP: 0	HR: 1	HBP: 0	WP: 0	PA: 36
--------------	------	------	------	------	------	------	------	------	------	------	------	------	------	------	------	------	------	------	------	------	------	------	------	------	------	------	------	------	------	------	------	------	------	------	------	------	------	------	------	------	------	-------	------	------	------	------	------	------	------	------	------	------	-------	-------	-------	-------	-------	--------	-------	-------	-------	--------	-------	--------

PITCHER	IP	WLS	BF	H	R	ER	SO	BB	IBB	HBP	BLK	WP	HR	S	P	ERA	WHIP
Jackson Todd, R (1, 1) ERA: 2.03	7.2	W	31	7	3	3	5	1	0	0	0	0	1	40	44	3.52	1.043
Skip Lockwood, R (8, 1) ERA: 5.27	1.1	S	5	0	0	0	3	0	0	0	0	0	0	11	11	0.00	0.000

PITCHER	IP	WLS	BF	H	R	ER	SO	BB	IBB	HBP	BLK	WP	HR	S	P	ERA	WHIP
---------	----	-----	----	---	---	----	----	----	-----	-----	-----	----	----	---	---	-----	------

Batter	1	2	3	4	5	6	7	8	9	AB R H RBI BB SO LOB	TOP																										
Tim Foli, R OBP: 0.252, SLG: 0.379 (1, 6)	0-0 3B 1B		0-0 F3	0-0 L5		0-0 F8			0-0 F9	5 1 1 0 0 0 3																											
Derrel Thomas, S OBP: 0.248, SLG: 0.226 (1, 4)	0-0 1-H SF9 3B		0-0 5-3	0-0 F3			0-0 F9		0-0 1B 1B	5 2 2 1 0 0 2																											
Bill Madlock, R OBP: 0.342, SLG: 0.428 (1, 5)	0-0 4-3		0-0 BB 1B		0-0 6-3		0-0 4-3		0-0 1B 2B 1B	5 1 2 0 0 0 1																											
Jack Clark, R OBP: 0.260, SLG: 0.263 (1, 9)	0-0 SF9		4-0 FC6-4 BB		0-3 K		0-3 K		0-0 1-2 2B 1B	3 1 1 2 1 2 0																											
Darrell Evans, L OBP: 0.392, SLG: 0.406 (1, 3)	4-0 BB		0-0 FC6-4		0-0 E5			0-0 SH3-4 1B	0-0 1-H 2-H 1B 2B	4 1 2 2 1 0 2																											
Larry Herndon, R OBP: 0.246, SLG: 0.343 (1, 8)	0-0 G3			0-0 FC1-5 BLK 1B		0-0 F9		0-0 SH3-4 1-2	0-0 2-H 1B	4 0 2 1 0 0 2																											
Terry Whitfield, L OBP: 0.328, SLG: 0.500 (1, 7)		0-0 F2		4-0 FC1-5 1-2 1B BB		0-0 6-3		0-0 6-3	0-0 4-3	4 1 0 0 1 0 2																											
Marc Hill, R OBP: 0.268, SLG: 0.297 (1, 2)		0-0 6-3		0-0 FC1-5 1-2 2-3f 1B		0-0 SH1-4 1B		0-3 K		4 0 1 0 0 1 3																											
Lynn McGlothen, L OBP: 0.071, SLG: 0.071 Charlie Williams, R Randy Elliott, R OBP: 0.230, SLG: 0.366 John Curtis, L OBP: 0.750, SLG: 1.250 Gary Lavelle, S Rob Andrews, R OBP: 0.397, SLG: 0.253 Randy Moffitt, R		0-0 F7		0-0 1-2 2-H 1B		0-0 SH1-4		0-3 K		0 0 0 0 0 0 0 1 0 0 0 0 0 0 1 0 1 1 0 0 0 0 0 0 0 0 0 0 0 0 0 0 0 0 0 1 0 0 0 0 1 0 0 0 0 0 0 0 0																											
Inning Stats	R: 2 E: 0 K: 0 S: 5	H: 2 LOB: 1 BB: 1 P: 9	R: 0 E: 0 K: 0 S: 3	H: 0 LOB: 0 BB: 0 P: 3	R: 0 E: 0 K: 0 S: 4	H: 1 LOB: 2 BB: 1 P: 8	R: 1 E: 0 K: 0 S: 5	H: 2 LOB: 2 BB: 1 P: 9	R: 0 E: 1 K: 1 S: 6	H: 0 LOB: 1 BB: 0 P: 6	R: 0 E: 0 K: 0 S: 4	H: 1 LOB: 1 BB: 0 P: 4	R: 0 E: 0 K: 1 S: 5	H: 0 LOB: 0 BB: 0 P: 5	R: 0 E: 0 K: 1 S: 6	H: 1 LOB: 1 BB: 0 P: 6	R: 4 E: 0 K: 1 S: 10	H: 5 LOB: 1 BB: 0 P: 10	1B: 10 2B: 1 3B: 1 HR: 0	SF: 1 SAC: 2 DP: 0 HBP: 0	WP: 0 PB: 0 SB: 0 CS: 0	PA: 43															
PITCHER	IP WLS BF H R ER SO BB IBB HBP BLK WP HR S P ERA WHIP																				PITCHER	IP WLS BF H R ER SO BB IBB HBP BLK WP HR S P ERA WHIP															
Pete Falcone, L ERA: 5.17 (1, 1)	6.0		28	6	3	3	1	3	0	0	1	0	0	27	39	4.50	1.500																				
Clay Carroll, R ERA: 2.61 (7, 1)	1.1		5	1	0	0	1	0	0	0	0	0	0	7	7	0.00	0.750																				
Al Hrabosky, L ERA: 5.14 (8, 1)	1.1	L	8	4	4	4	2	0	0	0	0	0	0	12	12	27.00	3.000																				
John Urrea, R ERA: 2.63 (9, 1)	0.1		2	1	0	0	0	0	0	0	0	0	0	2	2	0.00	3.000																				

San Francisco Giants @ St. Louis Cardinals
 Busch Stadium, St. Louis, MO
 Fri May 20 1977, 7:05 PM CDT
 Att: 22,497 - Unknown

livebaseballscorecards.com

AB 37
 R 7
 H 12
 RBI 7
 BB 3
 SO 4
 LOB 15



Batter	1	2	3	4	5	6	7	8	9	AB	R	H	RBI	BB	SO	LOB
Lou Brock, L OBP: 0.336, SLG: 0.455 Clay Carroll, R Al Hrabosky, R John Urrea, R	0-0 4-3 BB	4-0 FC6-4 BB			0-3 K	0-0 1B		0-0 3-1		3	0	1	1	1	1	0
Garry Templeton, S OBP: 0.304, SLG: 0.389	0-0 3B 2B	0-0 FC6-4 1-2f			0-0 5-3		0-0 FC5-6 1B		0-0 F8 1B 1B	5	2	3	0	0	0	1
Bake McBride, L OBP: 0.264, SLG: 0.419 Tony Scott, S OBP: 0.449, SLG: 0.474	0-0 1B 3B		0-0 4-3		0-0 1B 2B		0-0 FC5-6 1-2f		0-0 1B 1B	4	1	2	1	0	0	1
Ted Simmons, S OBP: 0.443, SLG: 0.605	0-0 2B 1B		0-0 4-1		4-0 1B IBB		0-0 F9 1-2		0-0 F8 2-3	4	1	1	1	1	0	3
Keith Hernandez, L OBP: 0.457, SLG: 0.598	0-0 1H 2B		0-0 F8		0-0 1-2 2-H 1B		0-0 6-3		0-0 1-2 3-H 1B	5	0	3	2	0	0	1
Jerry Mumphrey, S OBP: 0.485, SLG: 0.649	0-0 L7			0-0 1-3		0-0 6-3		0-3 K	0-0 F8	5	0	0	0	0	1	3
Ken Reitz, R OBP: 0.292, SLG: 0.423	0-0 F9			0-0 F7		0-0 1B 2B		0-0 FC5-4 1B	0-0 F7	5	1	2	0	0	0	3
Mike Tyson, R OBP: 0.263, SLG: 0.227		0-0 F7		0-0 WP 2B		0-3 K		0-0 FC5-4 1-2f		4	0	1	0	0	1	2
Pete Falcone, L OBP: 0.071, SLG: 0.071 Hector Cruz, R OBP: 0.370, SLG: 0.359		0-0 F7		0-3 K		4-0 1B BB		4-0 IBB		2	0	0	0	0	1	1
										0	0	0	0	2	0	0


Inning Stats	R: 3	H: 4	E: 0	LOB: 1	K: 0	BB: 0	S: 7	R: 0	H: 0	E: 0	LOB: 1	K: 0	BB: 1	S: 3	R: 0	H: 0	E: 0	LOB: 0	K: 0	BB: 0	S: 3	R: 0	H: 2	E: 0	LOB: 2	K: 1	BB: 1	S: 6	R: 1	H: 2	E: 0	LOB: 2	K: 1	BB: 1	S: 6	R: 0	H: 1	E: 0	LOB: 1	K: 0	BB: 0	S: 4	R: 0	H: 1	E: 1	LOB: 2	K: 1	BB: 1	S: 6	R: 1	H: 3	E: 0	LOB: 2	K: 0	BB: 0	S: 6	P: 6	1B: 8	2B: 5	3B: 1	HR: 0	SF: 0	SAC: 0	DP: 0	HBP: 0	WP: 1	PA: 43
--------------	------	------	------	--------	------	-------	------	------	------	------	--------	------	-------	------	------	------	------	--------	------	-------	------	------	------	------	--------	------	-------	------	------	------	------	--------	------	-------	------	------	------	------	--------	------	-------	------	------	------	------	--------	------	-------	------	------	------	------	--------	------	-------	------	------	-------	-------	-------	-------	-------	--------	-------	--------	-------	--------

PITCHER	IP	WLS	BF	H	R	ER	SO	BB	IBB	HBP	BLK	WP	HR	S	P	ERA	WHIP
Lynn McGlothen, R ERA: 5.29	(1, 1)	0.1	5	4	3	3	0	0	0	0	0	0	0	5	5	81.00	12.000
Charlie Williams, R ERA: 3.32	(1, 1)	2.2	9	0	0	0	0	1	0	0	0	0	0	8	12	0.00	0.375
John Curtis, L ERA: 1.61	(4, 1)	2.2	13	4	1	1	3	1	1	0	0	1	0	17	25	3.38	1.875
Gary Lavelle, L ERA: 0.7	(6, 1)	2.1	10	3	0	0	1	0	1	0	0	0	0	11	15	0.00	1.286
Randy Moffitt, R ERA: 1.69	(9, 1)	1.0	6	3	1	1	0	0	0	0	0	0	0	6	6	9.00	3.000

BOTTOM

San Francisco Giants @ St. Louis Cardinals
Busch Stadium, St. Louis, MO
 Fri May 20 1977, 7:05 PM CDT
 Att. 22,497 - Unknown

AB	39
R	5
H	14
RBI	5
BB	4
SO	4
LOB	17



Batter	1	2	3	4	5	6	7	8	9	AB R H RBI BB SO LOB	TOP										
Derrel Thomas, S OBP: 0.254, SLG: 0.234 (1, 4) (5, 6)	0-0 G4-6-3 1B	0-3 K		0-0 4-3 1B		0-0 L5			0-0 F9	5 0 2 0 0 1 2	<p>San Francisco Giants @ St. Louis Cardinals</p> <p>Busch Stadium, St. Louis, MO</p> <p>Sat May 21 1977, 3:33 AM CDT</p> <p>Att. 15,546 - Unknown</p>										
Bill Madlock, R OBP: 0.350, SLG: 0.433 (1, 5)	0-0 G4-6-3 1B		0-0 1B HBP 4-1 1B	0-0 1-2 1B			0-0 F9	0-0 L4	5 1 3 0 0 0 1												
Darrell Evans, L OBP: 0.388, SLG: 0.394 (1, 7)	0-0 G4-6-3 1-2f 2-3		1-0 4-1 1B HBP 1-2	0-0 4-3 2-3			0-0 L9		3 0 0 0 0 0 4												
Terry Whitfield, L OBP: 0.338, SLG: 0.550 (1, 9)	0-3 K		0-0 4-1 1B 1-2 2-3		0-0 HR		0-0 4-3		4 1 2 1 0 1 1												
Willie McCovey, L OBP: 0.389, SLG: 0.484 (1, 3)		4-0 2B BB	0-3 K		0-0 F9			0-0 F8	3 1 0 0 1 1 3												
Gary Thomasson, L OBP: 0.295, SLG: 0.353 (1, 8)		0-0 2B	0-0 4-1		0-0 F9			0-0 F7	4 1 1 1 0 0 2												
Johnnie LeMaster, R OBP: 0.143, SLG: 0.100 Terry Cornutt, R (8, 1)		0-3 K	0-3 K		0-0 5-3			0-0 F7	3 0 0 0 0 2 4 0 0 0 0 0 0 0												
Mike Sadek, R OBP: 0.250, SLG: 0.243 (1, 2)		0-0 2B		0-0 F9		0-0 6-3		0-0 2B	4 0 2 2 0 0 0												
John Montefusco, R OBP: 0.182, SLG: 0.286 John Curtis, L OBP: 0.750, SLG: 1.250 Rob Andrews, R OBP: 0.301, SLG: 0.247 Dave Heaverlo, R (5, 1) Jack Clark, R OBP: 0.257, SLG: 0.260 (8, PH)	0-0 F9	0-0 F9		0-0 HR		0-0 5-3		0-0 F8	2 1 1 1 0 0 1 0 0 0 0 0 0 0 2 0 0 0 0 0 1 0 0 0 0 0 0 0 1 0 0 0 0 0 0												
Inning Stats	R: 0 E: 0 K: 1 S: 6	H: 2 LOB: 1 BB: 0 P: 6	R: 2 E: 0 K: 2 S: 9	H: 2 LOB: 1 BB: 1 P: 13	R: 1 E: 0 K: 2 S: 9	H: 2 LOB: 2 BB: 0 P: 10	R: 1 E: 0 K: 0 S: 5	H: 3 LOB: 1 BB: 0 P: 5	R: 1 E: 0 K: 0 S: 4	H: 1 LOB: 0 BB: 0 P: 4		R: 0 E: 0 K: 0 S: 3	H: 0 LOB: 0 BB: 0 P: 3	R: 0 E: 0 K: 0 S: 3	H: 0 LOB: 0 BB: 0 P: 3	R: 0 E: 0 K: 0 S: 4	H: 1 LOB: 1 BB: 0 P: 4	1B: 6 2B: 3 3B: 0 HR: 2	SF: 0 SAC: 0 DP: 1 HBP: 1	WP: 0 PB: 0 SB: 0 CS: 0	PA: 38
PITCHER	IP WLS BF H R ER SO BB IBB HBP BLK WP HR S P ERA WHIP																				
John Denny, R ERA: 3.75 Clay Carroll, R ERA: 2.19	(1, 1) (6, 1)	5.0 W 25 10 5 5 5 1 0 1 0 0 2 33 38 9.00 2.200																			

livebaseballscorecards.com

AB	36
R	5
H	11
RBI	5
BB	1
SO	5
LOB	19



Batter	1	2	3	4	5	6	7	8	9	AB R H RBI BB SO LOB	TOP									
Derrel Thomas, S (1, 4) OBP: 0.262, SLG: 0.230	4-0 BB 1B	4-0 BB			x 0-0 F8		x 0-0 4-3			2 1 0 0 2 0 1	San Francisco Giants @ St. Louis Cardinals Busch Stadium, St. Louis, MO Sun May 22 1977, 3:33 AM CDT Att. 43,824 - Unknown									
Bill Madlock, R (1, 5) OBP: 0.347, SLG: 0.425	4-0 1B 1-2 BB	x 0-0 G3			x 0-0 F7		x 0-0 6-3			3 0 0 0 1 0 1										
Darrell Evans, L (1, 7) OBP: 0.376, SLG: 0.381	x 0-0 P4		x 0-0 F8		x 0-0 F9		x 0-0 F7			4 0 0 0 0 0 2										
Terry Whitfield, L (1, 9) OBP: 0.348, SLG: 0.547	x 0-0 P6		x 0-0 F3		x 0-0 G4-6-3 1B		x 0-0 1B			4 0 2 0 0 0 2										
Willie McCovey, L (1, 3) OBP: 0.392, SLG: 0.484	x 0-0 BB 1-3 2-H 1B		x 0-0 1B		x 0-0 P4		x 0-0 F8			4 0 2 1 0 0 2										
Gary Lavelle, S (8, 1)										0 0 0 0 0 0 0										
Gary Thomasson, L (1, 8) OBP: 0.303, SLG: 0.386	4-0 1-2 BB			x 0-0 HR		x 0-0 G4-6-3		x 0-0 P6		3 1 1 1 1 0 1										
Tim Foli, R (1, 6) OBP: 0.252, SLG: 0.371	x 0-0 P3			BB 4-0 G6-3 BB		x 0-0 E4 CS		x 0-0 5-3		3 0 0 0 1 0 3										
Marc Hill, R (1, 2) OBP: 0.267, SLG: 0.305		x 0-0 6-3		x 0-0 G6-3		0-0 K 1-2		x 0-0 2B		4 0 1 0 0 1 2										
Jim Barr, R (1, 1) OBP: 0.292, SLG: 0.227			x 0-0 6-3		x 0-0 F8		x 0-0 PB 1B			3 0 1 0 0 0 0										
Larry Herndon, R (8, 8) OBP: 0.243, SLG: 0.338								0-0 K		1 0 0 0 0 1 1										
Inning Stats	R: 1 E: 0 K: 0 S: 4	H: 1 LOB: 3 BB: 3 P: 16	R: 0 E: 0 K: 0 S: 3	H: 0 LOB: 1 BB: 1 P: 7	R: 0 E: 0 K: 0 S: 3	H: 1 LOB: 1 BB: 1 P: 3	R: 1 E: 0 K: 0 S: 3	H: 1 LOB: 0 BB: 1 P: 7	R: 0 E: 0 K: 0 S: 3	H: 1 LOB: 0 BB: 0 P: 3	R: 0 E: 1 K: 1 S: 6	H: 1 LOB: 1 BB: 0 P: 6	R: 0 E: 0 K: 0 S: 4	H: 1 LOB: 1 BB: 0 P: 4	R: 0 E: 0 K: 1 S: 6	H: 1 LOB: 1 BB: 0 P: 6	1B: 5 2B: 1 3B: 0 HR: 1	SF: 0 SAC: 0 DP: 2 HBP: 0	WP: 0 PB: 1 SB: 0 CS: 1	PA: 36
PITCHER	IP WLS BF H R ER SO BB IBB HBP BLK WP HR S P ERA WHIP																			
Larry Dierker, R (1, 1) ERA: 3.6	5.0 L 21 3 2 2 0 5 0 0 0 0 0 1 16 36 3.60 1.600																			
Buddy Schultz, L (6, 1) ERA: 1.31	2.0 7 2 0 0 1 0 0 0 0 0 0 9 9 0.00 1.000																			
Butch Metzger, R (8, 1) ERA: 5.11	2.0 8 2 0 0 1 0 0 0 0 0 0 10 10 0.00 1.000																			

livebaseballscorecards.com

AB	31
R	2
H	7
RBI	2
BB	5
SO	2
LOB	15



Batter	1	2	3	4	5	6	7	8	9	AB	R	H	RBI	BB	SO	LOB
Lou Brock, L OBP: 0.339, SLG: 0.458 (1, 7)	0-3 K		0-0 4-3			0-0 L8		0-0 G6-4-3 1B		4	0	1	0	0	1	1
Garry Templeton, S OBP: 0.299, SLG: 0.379 (1, 6)	0-0 3-1		0-0 4-3			0-0 4-3 BLK 1B		0-0 G6-4-3 1-2f		4	0	1	0	0	0	2
Tony Scott, S OBP: 0.442, SLG: 0.463 (1, 8)	0-0 S 1B				0-0 P6		0-0 4-3	4-0 BB		3	0	1	0	1	0	1
Ted Simmons, S OBP: 0.431, SLG: 0.585 (1, 2)	0-0 6-3 1-2				0-0 P3		0-0 F8	0-0 P3		4	0	0	0	0	0	3
Keith Hernandez, L OBP: 0.438, SLG: 0.575 (1, 3)		0-0 L7			0-0 F9			0-0 G3		4	0	0	0	0	1	0
Jerry Mumphrey, S OBP: 0.447, SLG: 0.585 (1, 9)		0-0 F8			0-0 K		0-0 4-3	0-3 K		4	0	0	0	0	2	0
Ken Reitz, R OBP: 0.297, SLG: 0.428 (1, 5)		0-0 P4			0-0 FC6-4 1B		0-0 1B	0-0 1B		4	0	2	0	0	0	0
Don Kessinger, S OBP: 0.359, SLG: 0.304 (1, 4)			0-0 4-3 SH1-4 1B		0-0 FC6-4 1-2f		0-0 1B	0-0 FC4-6 1B		3	0	2	0	0	0	1
Larry Dierker, R (1, 1)			0-0 SH1-4		0-0 F9		0-0 FC4-6 1-2f			0	0	0	0	0	0	0
Joel Youngblood, R (5, PH)										1	0	0	0	0	0	1
Buddy Schultz, R (6, 1)										0	0	0	0	0	0	0
Bake McBride, L (7, PH)										1	0	0	0	0	0	2
Butch Metzger, R (8, 1)										0	0	0	0	0	0	0

Inning Stats	R: 0	H: 1	E: 0	K: 1	S: 6	LOB: 1	BB: 0	P: 6	R: 0	H: 0	E: 0	K: 0	S: 3	LOB: 0	BB: 0	P: 3	R: 0	H: 0	E: 0	K: 0	S: 3	LOB: 0	BB: 0	P: 3	R: 0	H: 1	E: 0	K: 1	S: 6	LOB: 1	BB: 0	P: 6	R: 0	H: 1	E: 0	K: 0	S: 4	LOB: 2	BB: 0	P: 5	R: 0	H: 1	E: 0	K: 0	S: 3	LOB: 1	BB: 1	P: 7	R: 0	H: 0	E: 0	K: 2	S: 7	LOB: 0	BB: 0	P: 7	1B: 7	2B: 0	3B: 0	HR: 0	SF: 0	SAC: 1	DP: 1	HBP: 0	WP: 0	PB: 0	SB: 1	CS: 0	PA: 34
--------------	------	------	------	------	------	--------	-------	------	------	------	------	------	------	--------	-------	------	------	------	------	------	------	--------	-------	------	------	------	------	------	------	--------	-------	------	------	------	------	------	------	--------	-------	------	------	------	------	------	------	--------	-------	------	------	------	------	------	------	--------	-------	------	-------	-------	-------	-------	-------	--------	-------	--------	-------	-------	-------	-------	--------

PITCHER	IP	WLS	BF	H	R	ER	SO	BB	IBB	HBP	BLK	WP	HR	S	P	ERA	WHIP
Jim Barr, R (1, 1)	7.0	W	27	6	0	0	2	0	0	0	1	0	0	31	31	0.00	0.857
Gary Lavelle, L (8, 1)	2.0	S	7	1	0	0	2	1	0	0	0	0	0	10	14	0.00	1.000

BOTTOM

San Francisco Giants @ St. Louis Cardinals
Busch Stadium, St. Louis, MO
 Sun May 22 1977, 3:33 AM CDT
 Att. 43,824 - Unknown

livebaseballscores.com

AB	32
R	0
H	7
RBI	0
BB	1
SO	4
LOB	11



Batter	1	2	3	4	5	6	7	8	9	AB R H RBI BB SO LOB	TOP									
Derrel Thomas, S OBP: 0.260, SLG: 0.229 (1, 4)	4-3			F3		F2				5 0 1 0 0 0 4										
Bill Madlock, R OBP: 0.349, SLG: 0.424 (1, 5)	1-3	0-0 WP 1B	0-0 6-3	4-3		F9		F2		5 1 2 0 0 0 2										
Darrell Evans, L OBP: 0.377, SLG: 0.371 (1, 7) (7, 3)	4-0 1B 1-2 1B BB		0-0 F8		0-0 G3		0-0 G3	4-0 1-2 BB		3 1 0 0 2 0 0										
Terry Whitfield, L OBP: 0.351, SLG: 0.536 (1, 9)	0-0 1B 1-3 2-H 1B		0-0 4-3		0-0 F7		0-0 2B 1B	0-0 F8		5 2 2 1 0 0 3										
Willie McCovey, L OBP: 0.401, SLG: 0.500 Larry Herndon, R OBP: 0.254, SLG: 0.362 (1, 3) (7, PR) (7, 8)	0-0 1B 1-3 3-H 1B		0-3 K		0-0 1B		0-0 CS 1-H 2B	0-0 4-3 SF9 2B		4 1 3 2 0 1 0 1 1 1 0 0 0 0										
Gary Thomasson, L OBP: 0.317, SLG: 0.398 (1, 8) (7, 7)	0-0 1B 1-3 3-H 1B		0-0 E1 CS		0-0 WP 1B		0-0 2-3 1B	0-0 4-3		5 1 3 1 0 0 1										
Tim Foli, R OBP: 0.250, SLG: 0.367 (1, 6)	0-0 1B 1-3 3-H 1B		0-3 K		0-0 P4		0-0 F2	0-0 SF9		4 0 1 2 0 1 5										
Marc Hill, R OBP: 0.264, SLG: 0.310 (1, 2)	0-0 6-3			0-0 2B		0-0 6-3		0-0 F9	0-0 3-H 5-3	5 0 1 1 0 0 1										
Ed Halicki, R OBP: 0.235, SLG: 0.250 Gary Lavelle, S (8, 1)	4-0 BB		0-0 B3-4		0-0 K					3 0 1 0 1 1 1 0 0 0 0 0 0 0										
Inning Stats	R: 5 E: 0 K: 0 S: 8	H: 5 LOB: 2 BB: 2 P: 16	R: 0 E: 0 K: 0 S: 3	H: 0 LOB: 0 BB: 0 P: 3	R: 0 E: 1 K: 2 S: 7	H: 0 LOB: 1 BB: 0 P: 7	R: 0 E: 0 K: 0 S: 4	H: 1 LOB: 1 BB: 0 P: 4	R: 0 E: 0 K: 1 S: 6	H: 1 LOB: 1 BB: 0 P: 6	R: 1 E: 0 K: 0 S: 5	H: 3 LOB: 2 BB: 0 P: 5	R: 0 E: 0 K: 0 S: 5	H: 2 LOB: 3 BB: 1 P: 9	R: 1 E: 0 K: 0 S: 4	H: 1 LOB: 0 BB: 0 P: 4	1B: 11 2B: 5 3B: 0 HR: 0	SF: 1 SAC: 0 DP: 1 HBP: 0	WP: 2 PB: 0 SB: 1 CS: 2	PA: 44
PITCHER	IP WLS BF H R ER SO BB IBB HBP BLK WP HR S P ERA WHIP																			
Eric Rasmussen, R ERA: 4.14 (1, 1)	0.1 L 6 4 5 5 0 1 0 0 0 1 0 5 9 135.00 15.000																			
John Urrea, R ERA: 2.2 (1, 1)	4.2 19 4 0 0 2 1 0 0 0 1 0 22 26 0.00 1.071																			
Clay Carroll, R ERA: 2.36 (6, 1)	2.0 9 4 1 1 1 0 0 0 0 0 0 11 11 4.50 2.000																			
Butch Metzger, R ERA: 5.06 (8, 1)	2.0 10 3 1 1 0 1 0 0 0 0 0 9 13 4.50 2.000																			

San Francisco Giants @ St. Louis Cardinals
 Busch Stadium, St. Louis, MO
 Mon May 23 1977, 7:05 PM CDT
 Att. 9,800 - Unknown

livebaseballscorecards.com

AB	40
R	7
H	15
RBI	7
BB	3
SO	3
LOB	17



Batter	1	2	3	4	5	6	7	8	9	AB	R	H	RBI	BB	SO	LOB	TOP										
Pete Rose, S (1, 5) OBP: 0.401, SLG: 0.473	0-0 G4-6-3 1B		0-0 G6-4-3 1-2f		4-0 1B BB		0-0 HR			3	1	2	1	1	0	1											
Ken Griffey, L (1, 9) OBP: 0.378, SLG: 0.456	0-0 G4-6-3 1-2f		0-0 F8		0-0 1B		0-0 F8			4	0	1	0	0	0	1											
Joe Morgan, L (1, 4) OBP: 0.426, SLG: 0.472	0-0 F2				0-0 F7		0-0 F7		0-0 S 1B	4	1	1	0	0	0	2											
Johnny Bench, R (1, 2) OBP: 0.307, SLG: 0.521		0-0 6-3			0-0 HR 2B		0-0 6-3		0-0 G5-4-3 1-H 1B	4	1	2	1	0	0	0											
George Foster, R (1, 8) OBP: 0.369, SLG: 0.482		0-0 HR			0-0 HR		0-3 K		0-0 G5-4-3 1-2f	4	2	2	3	0	1	1											
Bob Bailey, R (1, 7) OBP: 0.333, SLG: 0.357		0-3 K			0-0 5-3		0-0 1B		0-0 CS 1B	4	0	2	0	0	1	0											
Ed Arbrister, R (8, PR) OBP: 0.381, SLG: 0.556		0-0 K			0-0 CS 1B		0-3 K		0-0 CS	0	0	0	0	0	0	0											
Dave Concepcion, R (1, 6) OBP: 0.305, SLG: 0.308		0-0 1B			0-0 CS 1B		0-3 K		0-0 CS 1-2	4	0	3	0	0	1	1											
Dan Driessen, L (1, 3) OBP: 0.343, SLG: 0.440		0-0 F8			0-0 CS 1-2		0-0 4-3		0-0 F7	4	0	0	0	0	0	2											
Tom Hume, R (1, 1) OBP: 0.308, SLG: 0.308			0-0 G6-4-3 1B				0-0 3-1		0-0 F9	0	0	0	0	0	0	0											
Woodie Fryman, R (1, 1) OBP: 0.308, SLG: 0.308									0-0 F9	1	0	1	0	0	0	0											
Champ Summers, L (5, PH) OBP: 0.153, SLG: 0.033										1	0	0	0	0	0	0											
Mike Caldwell, R (5, 1) OBP: 1.000, SLG: 2.000										1	0	0	0	0	0	0											
Ray Knight, R (7, PH) OBP: 0.286, SLG: 0.429										1	0	0	0	0	0	0											
Dale Murray, R (7, 1) OBP: 0.286, SLG: 0.429										0	0	0	0	0	0	0											
Doug Flynn, R (9, PH) OBP: 0.118, SLG: 0.188										1	0	0	0	0	0	0											
Inning Stats	R: 0 E: 0 K: 0 S: 3	H: 1 LOB: 0 BB: 0 P: 3	R: 1 E: 0 K: 1 S: 7	H: 2 LOB: 1 BB: 0 P: 7	R: 0 E: 0 K: 0 S: 3	H: 1 LOB: 0 BB: 0 P: 3	R: 2 E: 0 K: 0 S: 5	H: 3 LOB: 0 BB: 0 P: 5	R: 0 E: 0 K: 0 S: 4	H: 1 LOB: 2 BB: 1 P: 8	R: 0 E: 0 K: 2 S: 8	H: 1 LOB: 1 BB: 0 P: 8	R: 1 E: 0 K: 0 S: 4	H: 1 LOB: 0 BB: 0 P: 4	R: 1 E: 0 K: 0 S: 4	H: 3 LOB: 1 BB: 0 P: 4	R: 0 E: 0 K: 0 S: 3	H: 1 LOB: 0 BB: 0 P: 3	1B: 10 2B: 1 3B: 0 HR: 3	SF: 0 SAC: 0 DP: 4 HBP: 0	WP: 0 PB: 0 SB: 1 CS: 2	PA: 38					
PITCHER	IP	WLS	BF	H	R	ER	SO	BB	IBB	HBP	BLK	WP	HR	S	P	ERA	WHIP										
John Curtis, L (1, 1) ERA: 2.96	4.0		16	7	3	3	1	0	0	0	0	0	2	18	18	6.75	1.750										
Charlie Williams, R (5, 1) ERA: 3.65	3.0	W	14	4	2	2	2	1	0	0	0	0	1	17	21	6.00	1.667										
Randy Moffitt, R (8, 1) ERA: 1.59	1.0		4	3	0	0	0	0	0	0	0	0	0	4	4	0.00	3.000										
Gary Lavelle, L (9, 1) ERA: 0.59	1.0	S	2	0	0	0	0	0	0	0	0	0	0	2	2	0.00	0.000										

Cincinnati Reds @ San Francisco Giants
 Candlestick Park, San Francisco, CA
 Wed May 25 1977, 10:05 PM EDT
 Att. 7,041 - Unknown

livebaseballscorecards.com

AB	35
R	5
H	14
RBI	5
BB	1
SO	3
LOB	8



Batter	1	2	3	4	5	6	7	8	9
Derrel Thomas, S OBP: 0.267, SLG: 0.238 (1, 4)	0-0 2B 1B	0-0 6-3		4-0 BB BB 1-2 BB		0-0 G3			
Bill Madlock, R OBP: 0.358, SLG: 0.441 (1, 5)	0-0 2B 2B	0-0 WP 2B		0-0 F7		0-0 1B			
Darrell Evans, L OBP: 0.380, SLG: 0.378 (1, 7)	0-0 HR 2B	0-0 F8		4-0 BB BB 1-2 2-3		0-0 4-3			
Terry Whitfield, L OBP: 0.351, SLG: 0.521 Charlie Williams, R Randy Moffitt, R Gary Lavelle, S (1, 9) (5, 1) (8, 1) (9, 1)	4-0 HR BB	0-0 WP		4-0 FC6-4 BB		0-0 F8			
Willie McCovey, L OBP: 0.391, SLG: 0.485 (1, 3)	0-0 F8		0-3 K	0-0 FC6-4		0-0 P6			
Gary Thomasson, L OBP: 0.315, SLG: 0.423 (1, 8)	0-0 HR		0-3 K		0-0 4-3		0-3 K		
Tim Foli, R OBP: 0.244, SLG: 0.358 (1, 6)	0-0 P6		0-0 4-3		0-0 P4		0-0 4-3		
Marc Hill, R OBP: 0.264, SLG: 0.301 (1, 2)	0-3 K			0-0 F8		0-0 6-3		0-3 K	
John Curtis, L OBP: 0.600, SLG: 1.000 Jack Clark, R OBP: 0.262, SLG: 0.258 (1, 1) (4, PH) (5, 9)	0-3 K			4-0 BB BB BB BB		0-0 F8		0-0 5-3	

Inning Stats	R: 5	H: 4	E: 0	LOB: 1	K: 2	P: 16	R: 0	H: 1	E: 0	LOB: 0	K: 0	P: 3	R: 0	H: 0	E: 0	LOB: 0	K: 2	P: 7	R: 1	H: 0	E: 0	LOB: 3	K: 0	P: 19	R: 0	H: 0	E: 0	LOB: 0	K: 0	P: 3	R: 0	H: 1	E: 0	LOB: 1	K: 0	P: 4	R: 0	H: 0	E: 0	LOB: 0	K: 1	P: 5	R: 0	H: 0	E: 0	LOB: 0	K: 1	P: 5
	S: 12	BB: 1	S: 3	BB: 0	S: 7	S: 3	S: 3	S: 3	S: 4	S: 5	S: 5	S: 5	S: 5	S: 5	S: 5	S: 5	S: 5	S: 5	S: 5	S: 5	S: 5	S: 5	S: 5	S: 5	S: 5	S: 5	S: 5	S: 5	S: 5	S: 5	S: 5	S: 5	S: 5	S: 5	S: 5	S: 5	S: 5	S: 5	S: 5	S: 5	S: 5	S: 5	S: 5	S: 5	S: 5	S: 5	S: 5	S: 5

PITCHER	IP	WLS	BF	H	R	ER	SO	BB	IBB	HBP	BLK	WP	HR	S	P	ERA	WHIP
Tom Hume, R ERA: 135.0 (1, 1)	0.1	L	6	4	5	5	0	1	0	0	0	0	1	5	9	135.00	15.000
Woodie Fryman, L ERA: 5.77 (1, 1)	3.2		17	1	1	1	4	4	0	0	0	2	0	20	36	2.46	1.364
Mike Caldwell, L ERA: 3.24 (5, 1)	2.0		7	1	0	0	0	0	0	0	0	0	0	7	7	0.00	0.500
Dale Murray, R ERA: 5.66 (7, 1)	2.0		6	0	0	0	2	0	0	0	0	0	0	10	10	0.00	0.000

AB R H RBI BB SO LOB

4	1	2	0	0	0	2
3	1	2	1	1	0	1
3	1	1	2	1	0	1
3	1	0	0	1	1	4
1	0	0	0	0	0	0
0	0	0	0	0	0	0
0	0	0	0	0	0	0
4	0	0	0	0	2	2
4	1	1	3	0	0	0
4	0	0	0	0	1	0
3	1	0	0	1	1	0
1	0	0	0	0	1	1
1	0	0	0	1	0	0

AB	31	R	6	H	6	RBI	6	BB	5	SO	6	LOB	11				
WP	2	PA	36	PB	0	SB	0	CS	0	SF	0	SAC	0	DP	0	HBP	0

Cincinnati Reds @ San Francisco Giants
 Candlestick Park, San Francisco, CA
 Wed May 25 1977, 10:05 PM EDT
 Att. 7,041 - Unknown

livebaseballscorecards.com

AB	31
R	6
H	6
RBI	6
BB	5
SO	6
LOB	11



Batter	1	2	3	4	5	6	7	8	9	AB R H RBI BB SO LOB	TOP																									
Pete Rose, S (1, 5) OBP: 0.395, SLG: 0.461	0-0 3-1		0-0 4-3		0-0 6-3		0-0 F9	4-0 1-2 IBB		4 0 0 0 1 0 0																										
Ken Griffey, L (1, 9) OBP: 0.373, SLG: 0.448	0-0 F7		0-3 K		0-0 2-3 1B		0-0 6-3	0-0 4-3		5 0 1 0 0 1 2																										
Joe Morgan, L (1, 4) OBP: 0.431, SLG: 0.500	0-0 F7		0-0 HR		0-0 2-3 1B		0-0 S 1B		0-0 3-1	5 1 3 1 0 0 0																										
Johnny Bench, R (1, 2) OBP: 0.303, SLG: 0.504		0-0 3-1	0-3 K		0-0 2-3		4-0 1-2 IBB		0-3 K	4 0 0 0 1 2 2																										
Dan Driessen, L (1, 3) OBP: 0.353, SLG: 0.458		0-3 K		0-0 2B 1B		4-0 BB		0-0 4-3	0-0 3B	4 1 2 0 1 1 2																										
George Foster, R (1, 7) OBP: 0.370, SLG: 0.486		0-0 HR 1B		0-0 4-3 1-H 2B		0-3 K		0-3 K	0-0 4-3	5 1 2 1 0 2 4																										
Cesar Geronimo, L (1, 8) OBP: 0.276, SLG: 0.378		0-0 HR		0-0 4-3		0-0 6-3		4-0 1B E BB		3 2 1 2 1 0 1																										
Dave Concepcion, R (1, 6) OBP: 0.310, SLG: 0.308		4-0 S BB		0-0 P4		0-0 F9		0-0 FC6-4 1B		3 0 1 0 1 0 1																										
Gary Nolan, R (1, 1) OBP: 0.125, SLG: 0.125 Mike Caldwell, R (5, 1) OBP: 1.000, SLG: 2.000 Dale Murray, R (5, 1) Bob Bailey, R (8, PH) OBP: 0.343, SLG: 0.345 Ed Armbrister, R (8, PR) OBP: 0.381, SLG: 0.556 Pedro Borbon, R (8, 1) OBP: 0.600, SLG: 0.800		0-0 F8		0-0 6-3		0-0 6-3		0-0 FC6-4 S 1-2f 2-H		2 0 0 0 0 0 2 0 0 0 0 0 0 0 1 0 0 0 0 0 0 1 0 0 0 0 0 1 0 0 0 0 0 0 0 0 0 0 0 0 0 0																										
Inning Stats	R: 0 E: 0 K: 0 S: 3	H: 0 LOB: 0 BB: 0 P: 3	R: 2 E: 0 K: 1 S: 7	H: 2 LOB: 1 BB: 1 P: 11	R: 1 E: 0 K: 2 S: 8	H: 1 LOB: 0 BB: 0 P: 8	R: 1 E: 0 K: 0 S: 5	H: 2 LOB: 1 BB: 0 P: 5	R: 0 E: 0 K: 1 S: 7	H: 2 LOB: 3 BB: 1 P: 11	R: 0 E: 0 K: 0 S: 4	H: 1 LOB: 2 BB: 1 P: 8	R: 1 E: 1 K: 1 S: 6	H: 1 LOB: 2 BB: 2 P: 14	R: 0 E: 0 K: 1 S: 6	H: 1 LOB: 1 BB: 0 P: 6	1B: 6 2B: 1 3B: 1 HR: 2	SF: 0 SAC: 0 DP: 0 HBP: 0	WP: 0 PB: 0 SB: 3 CS: 0	PA: 42																
PITCHER	IP WLS BF H R ER SO BB IBB HBP BLK WP HR S P ERA WHIP																																			
John Montefusco, R (1, 1) ERA: 3.92	2.0		9	2	2	2	1	1	0	0	0	0	1	10	14	9.00	1.500																			
Terry Cornutt, R (3, 1) ERA: 3.6	2.0		9	3	2	2	2	0	0	0	0	0	1	13	13	9.00	1.500																			
Dave Heaverlo, R (5, 1) ERA: 1.56	2.0		9	2	0	0	1	1	0	0	0	0	0	10	14	0.00	1.500																			
Gary Lavelle, L (7, 1) ERA: 0.55	2.0	W	11	2	1	0	1	1	2	0	0	0	0	10	22	0.00	1.500																			
Randy Moffitt, R (9, 1) ERA: 1.5	1.0	S	4	1	0	0	1	0	0	0	0	0	0	6	6	0.00	1.000																			

Cincinnati Reds @ San Francisco Giants
 Candlestick Park, San Francisco, CA
 Thu May 26 1977, 10:05 PM EDT
 Att. 5,702 - Unknown

livebaseballscorecards.com

AB	37
R	5
H	10
RBI	4
BB	5
SO	6
LOB	15



Batter	1	2	3	4	5	6	7	8	9	AB	R	H	RBI	BB	SO	LOB				
Derrel Thomas, S OBP: 0.274, SLG: 0.246 (1, 4)	0-0 4-3 1B	0-0 F5		0-0 3-H 1B		0-0 6-3 1-2		0-0 SH1-4 1-2		4	1	2	1	0	0	2				
Bill Madlock, R OBP: 0.365, SLG: 0.445 (1, 5)	0-0 F9		0-0 F9 1B 2B	0-0 5-3 1-2		4-0 1B BB		4-0 FC9-6 IBB		3	1	1	0	2	0	2				
Darrell Evans, L OBP: 0.381, SLG: 0.379 (1, 7) (8, 3)	0-0 4-3 1-2		0-3 K		0-0 1B G1-2-3 1B	0-0 1-2 2-H 1B		0-0 FC9-6 1B		5	0	2	0	0	1	4				
Terry Whitfield, L OBP: 0.378, SLG: 0.539 (1, 9)	0-0 1B		0-0 F9 2-3		0-0 1-3 1B		0-0 2B SF9 1B	0-0 FC6-4 1B		5	1	4	2	0	0	1				
Willie McCovey, L OBP: 0.400, SLG: 0.496 Larry Herndon, R OBP: 0.250, SLG: 0.357 (1, 3) (7, PR) (8, 8)	0-0 F7		0-0 1B		4-0 IBB		0-0 SF9 1-3 2B	0-0 FC6-4		3	0	2	1	1	0	1				
Gary Thomasson, L OBP: 0.313, SLG: 0.410 (1, 8) (8, 7)		0-0 F5	0-0 4-3		0-3 K		4-0 G4-6-3 IBB			3	0	0	0	1	1	4				
Tim Foli, R OBP: 0.250, SLG: 0.377 (1, 6)		0-0 E SH3-4 2B		0-0 4-1 1B 2B	0-0 G1-2-3		0-0 SF9			3	2	2	1	0	0	3				
Marc Hill, R OBP: 0.264, SLG: 0.301 Mike Sadek, R OBP: 0.227, SLG: 0.220 (1, 2) (2, PH) (3, 2)		0-0 E3 SH3-4		0-0 4-1		0-0 2-3	0-0 G4-6-3			0	0	0	0	0	0	0				
John Montefusco, R OBP: 0.182, SLG: 0.286 Terry Cornutt, R OBP: 0.259, SLG: 0.255 Jack Clark, R Dave Heaverlo, R Rob Andrews, R OBP: 0.306, SLG: 0.247 Gary Lavelle, S Vic Harris, S OBP: 1.000, SLG: 1.000 Randy Moffitt, R (1, 1) (3, 1) (4, PH) (5, 1) (6, PH) (7, 1) (8, PH) (9, 1)		0-0 SH3-4		0-0 F3		4-0 1B BB		0-0 FC9-6 SH1-4 1B		0	0	0	1	0	0	0				
Inning Stats	R: 1 E: 0 K: 0 S: 5	H: 2 LOB: 1 BB: 0 P: 5	R: 1 E: 1 K: 0 S: 5	H: 1 LOB: 1 BB: 0 P: 5	R: 1 E: 0 K: 1 S: 7	H: 2 LOB: 1 BB: 0 P: 7	R: 1 E: 0 K: 0 S: 5	H: 2 LOB: 1 BB: 0 P: 5	R: 0 E: 0 K: 1 S: 6	H: 2 LOB: 2 BB: 1 P: 10	R: 0 E: 0 K: 0 S: 3	H: 1 LOB: 2 BB: 2 P: 11	R: 1 E: 0 K: 0 S: 4	H: 2 LOB: 2 BB: 1 P: 8	R: 1 E: 0 K: 0 S: 5	H: 2 LOB: 2 BB: 1 P: 9	1B: 10 2B: 4 3B: 0 HR: 0	SF: 1 SAC: 2 DP: 2 HBP: 0	WP: 0 PB: 0 SB: 1 CS: 0	PA: 41

BOTTOM

Cincinnati Reds @ San Francisco Giants
Candlestick Park, San Francisco, CA
Thu May 26 1977, 10:05 PM EDT
Att. 5,702 - Unknown

livebaseballscorecards.com

AB	33
R	6
H	14
RBI	6
BB	5
SO	2
LOB	25



PITCHER	IP	WLS	BF	H	R	ER	SO	BB	IBB	HBP	BLK	WP	HR	S	P	ERA	WHIP
Gary Nolan, R ERA: 2.74 (1, 1)	4.0		22	9	4	3	1	0	0	0	0	0	0	24	24	6.75	2.250
Mike Caldwell, L ERA: 3.18 (5, 1)	0.1		2	0	0	0	1	0	1	0	0	0	0	3	7	0.00	0.000
Dale Murray, R ERA: 5.4 (5, 1)	2.2		11	3	1	1	0	2	1	0	0	0	0	8	20	3.38	1.875
Pedro Borbon, R ERA: 2.81 (8, 1)	1.0	L	6	2	1	1	0	0	1	0	0	0	0	5	9	9.00	2.000

Batter	1	2	3	4	5	6	7	8	9	10	AB	R	H	RBI	BB	SO	LOB	TOP								
Jerry Royster, R (1, 6) <small>OBP: 0.303, SLG: 0.269</small> Willie Montañez, L (7, PH) <small>OBP: 0.282, SLG: 0.407</small> Craig Robinson, R (7, PR) <small>OBP: 0.286, SLG: 0.286</small> Rod Gilbreath, R (8, PH) <small>OBP: 0.268, SLG: 0.227</small>	0-3 K		0-0 F4		0-0 FC3-6 1B		0-0 1B G3 SF9 1B	0-3 K			3	0	1	0	0	1	0									
Darrel Chaney, S (1, 4) <small>OBP: 0.286, SLG: 0.333</small>	0-0 E7 F8 1B		0-0 F5		0-0 FC3-6 FC5-4		0-0 G3		0-0 F4		5	0	1	1	0	0	4									
Junior Moore, R (1, 5) <small>OBP: 0.361, SLG: 0.361</small>	0-0 F8 2-3		0-0 F8		0-0 FC5-4		0-0 E SF9 1B		0-3 K		5	0	1	1	0	1	3									
Cito Gaston, R (1, 9) <small>OBP: 0.275, SLG: 0.250</small>	0-3 K						0-0 5-3		0-0 SF9		4	0	2	1	0	1	1									
Gary Matthews, R (1, 7) <small>OBP: 0.382, SLG: 0.516</small>		0-0 6-3					0-0 F6		0-0 E5		5	0	0	0	0	1	4									
Biff Poceroba, S (1, 2) <small>OBP: 0.352, SLG: 0.477</small>		0-0 5-3					0-0 2B		0-0 F8		5	0	1	0	0	0	3									
Tom Paciorek, R (1, 3) <small>OBP: 0.287, SLG: 0.391</small>		0-0 1B 1B					0-0 F8		0-3 K		5	0	1	0	0	2	2									
Barry Bonnell, R (1, 8) <small>OBP: 0.507, SLG: 0.500</small>		0-0 FC5-4 1B					0-0 FC3-6 1B		0-0 1B G3 1B		5	1	5	0	0	0	0									
Phil Niekro, R (1, 1) <small>OBP: 0.231, SLG: 0.200</small> Joe Nolan, L (7, PH) <small>OBP: 0.333, SLG: 0.444</small> Max Leon, R (7, PR) <small>OBP: 0.468, SLG: 0.500</small> Don Collins, R (7, 1) Dave Campbell, R (8, 1) Jamie Easterly, L (10, PH) <small>OBP: 0.300, SLG: 0.500</small> Buzz Capra, R (10, 1)	0-0 FC5-4		0-0 P1-2				0-0 G3 1B 1B		0-0 SH3		2	0	0	0	0	0	3									
Inning Stats	R: 0 E: 1 K: 2 S: 8	H: 1 LOB: 1 BB: 0 P: 8	R: 0 E: 0 K: 0 S: 5	H: 2 LOB: 2 BB: 0 P: 5	R: 0 E: 0 K: 0 S: 3	H: 0 LOB: 0 BB: 0 P: 3	R: 0 E: 0 K: 1 S: 6	H: 1 LOB: 1 BB: 0 P: 6	R: 0 E: 0 K: 0 S: 5	H: 2 LOB: 2 BB: 0 P: 5	R: 0 E: 0 K: 0 S: 4	H: 1 LOB: 1 BB: 0 P: 4	R: 3 E: 1 K: 0 S: 8	H: 4 LOB: 2 BB: 0 P: 8	R: 0 E: 0 K: 2 S: 8	H: 1 LOB: 1 BB: 0 P: 8	R: 0 E: 0 K: 2 S: 8	H: 1 LOB: 1 BB: 0 P: 8	R: 0 E: 0 K: 0 S: 4	H: 1 LOB: 1 BB: 0 P: 4	1B: 12 2B: 2 3B: 0 HR: 0	SF: 1 SAC: 1 DP: 0 HBP: 0	WP: 0 PB: 0 SB: 0 CS: 0	PA: 45		
PITCHER	IP WLS BF H R ER SO BB IBB HBP BLK WP HR S P ERA WHIP																									
Jim Barr, R (1, 1) <small>ERA: 4.04</small> Randy Moffitt, R (7, 1) <small>ERA: 1.31</small> Charlie Williams, R (10, 1) <small>ERA: 3.51</small>	6.1 2.2 1.0	30 11 4	11 2 1	3 0 0	3 0 0	3 4 0	3 0 0	3 4 4	36 19 4	4.26 0.00 0.00	1.737 0.750 1.000															

Atlanta Braves @ San Francisco Giants
 Candlestick Park, San Francisco, CA
 Fri May 27 1977, 10:05 PM EDT
 Att: 3,842 - Unknown

livebaseballscorecards.com

AB 43
 R 3
 H 14
 RBI 3
 BB 0
 SO 7
 LOB 22



Batter	1	2	3	4	5	6	7	8	9	AB R H RBI BB SO LOB	TOP											
Jerry Royster, R (1, 6) OBP: 0.302, SLG: 0.268	0-3 K		0-0 F6			0-0 F8		0-0 S 1B		4 0 1 2 0 1 0												
Darrel Chaney, S (1, 4) OBP: 0.283, SLG: 0.316	0-0 6-3			0-0 4-1			0-0 F7	4-0 1-2 IBB		3 0 0 0 1 0 0												
Junior Moore, R (1, 5) OBP: 0.357, SLG: 0.356	0-0 1B			0-0 4-3			0-3 K	0-0 F2		4 0 1 0 0 1 2												
Willie Montanez, L (1, 3) OBP: 0.281, SLG: 0.400	0-3 K			0-0 4-3			0-0 1B		0-3 K	4 0 1 0 0 2 1												
Gary Matthews, R (1, 7) OBP: 0.371, SLG: 0.500		0-3 K			0-0 F7				0-0 F9	4 0 0 0 0 1 1												
Biff Pocoroba, S (1, 2) OBP: 0.357, SLG: 0.477		0-0 F8			0-0 F6			0-0 SH1-3 1B 1B	0-0 E 1B	4 1 2 0 0 0 0												
Tom Paciorek, R (1, 9) OBP: 0.278, SLG: 0.378		0-0 F5			0-3 K			0-0 F4	0-0 E5 IBB	4 0 0 0 0 1 2												
Barry Bonnell, R (1, 8) OBP: 0.507, SLG: 0.492			0-3 K			0-0 6-3		0-0 SH1-3 1B 1B	4-0 1-2 IBB	3 1 1 0 1 1 0												
Jamie Easterly, L (1, 1) OBP: 0.250, SLG: 0.417			0-3 K			0-0 F6		0-0 SH1-3	0-0 3-1	2 0 0 0 0 1 0												
Rick Camp, R (8, 1)								1-2 2-3		1 0 0 0 0 0 3												
Inning Stats	R: 0 E: 0 K: 2 S: 8	H: 1 LOB: 1 BB: 0 P: 8	R: 0 E: 0 K: 1 S: 5	H: 0 LOB: 0 BB: 0 P: 5	R: 0 E: 0 K: 2 S: 7	H: 0 LOB: 0 BB: 0 P: 7	R: 0 E: 0 K: 0 S: 3	H: 0 LOB: 0 BB: 0 P: 3	R: 0 E: 0 K: 1 S: 5	H: 0 LOB: 0 BB: 0 P: 5	R: 0 E: 0 K: 0 S: 3	H: 0 LOB: 0 BB: 0 P: 3	R: 0 E: 0 K: 1 S: 6	H: 1 LOB: 1 BB: 0 P: 6	R: 2 E: 0 K: 0 S: 6	H: 3 LOB: 2 BB: 1 P: 10	R: 0 E: 1 K: 1 S: 7	H: 1 LOB: 3 BB: 1 P: 11	1B: 6 2B: 0 3B: 0 HR: 0	SF: 0 SAC: 1 DP: 0 HBP: 0	WP: 0 PB: 0 SB: 1 CS: 0	PA: 36
PITCHER	IP WLS BF H R ER SO BB IBB HBP BLK WP HR S P ERA WHIP																					
Ed Halicki, R (1, 1) ERA: 3.75	8.0 L 30 5 2 2 7 0 1 0 0 0 0 0 43 47 2.25 0.625																					
Gary Lavelle, L (9, 1) ERA: 0.53	1.0 6 1 0 0 1 0 1 0 0 0 0 0 7 11 0.00 1.000																					

Atlanta Braves @ San Francisco Giants
 Candlestick Park, San Francisco, CA
 Sat May 28 1977, 6:33 AM EDT
 Att. 5,810 - Unknown

livebaseballscorecards.com

AB	33
R	2
H	6
RBI	2
BB	2
SO	8
LOB	9



Batter	1	2	3	4	5	6	7	8	9	AB	R	H	RBI	BB	SO	LOB
Tim Foli, R OBP: 0.249, SLG: 0.380 (1, 6)	0-0 F4		0-0 F6			0-0 6-3		0-0 F8		4	0	0	0	0	0	1
Rob Andrews, R OBP: 0.315, SLG: 0.242 (1, 4)	0-0 F9			0-0 F9		4-0 BB		4-0 BB		2	0	0	0	2	0	0
Bill Madlock, R OBP: 0.363, SLG: 0.433 (1, 5)	0-3 K			0-0 4-3		0-0 F6		0-0 BB		4	0	1	1	0	1	1
Jack Clark, R OBP: 0.274, SLG: 0.272 (1, 9)		0-0 FC5-6 1B		0-0 1B		0-0 6-3		0-0 G6-4-3 1B		4	0	2	0	0	0	2
Willie McCovey, L OBP: 0.401, SLG: 0.490 (1, 3)		0-0 FC5-6		0-3 K		0-0 1B			0-0 1-3	3	0	1	0	0	1	2
Derrel Thomas, S OBP: 0.264, SLG: 0.237 (7, PR)										0	0	0	0	0	0	0
Mike Sadek, R OBP: 0.222, SLG: 0.214 (8, 2)										0	0	0	0	0	0	0
Terry Whitfield, L OBP: 0.364, SLG: 0.524 (9, PH)										1	0	0	0	0	0	0
Larry Herndon, R OBP: 0.260, SLG: 0.351 (1, 8)		0-0 FC5-6-4 1-2f		0-3 K		0-0 1B		0-0 F7		4	0	1	0	0	1	1
Gary Thomasson, L OBP: 0.322, SLG: 0.406 (1, 7)		0-3 K		0-0 4-3		0-0 F2		0-0 G3		4	0	0	0	0	1	3
Ken Rudolph, R OBP: 0.366, SLG: 0.362 (1, 2)			0-0 4-3		0-0 F9		0-0 4-3			2	0	0	0	0	0	0
Darrell Evans, L OBP: 0.366, SLG: 0.362 (7, PH)										1	0	0	0	0	0	2
Ed Halicki, R OBP: 0.211, SLG: 0.222 (1, 1)			0-0 6-3			0-0 4-3				2	0	0	0	0	0	0
Vic Harris, S OBP: 0.667, SLG: 1.000 (8, PH)										1	1	1	0	0	0	0
Gary Lavelle, S (9, 1)								0-0 1B 2B		0	0	0	0	0	0	0

Inning Stats	R: 0	H: 0	E: 0	K: 1	S: 5	R: 0	H: 1	E: 0	K: 1	S: 6	R: 0	H: 0	E: 0	K: 0	S: 3	R: 0	H: 1	E: 0	K: 1	S: 6	R: 0	H: 0	E: 0	K: 1	S: 5	R: 0	H: 0	E: 0	K: 0	S: 3	R: 0	H: 2	E: 0	K: 0	S: 4	R: 1	H: 2	E: 0	K: 0	S: 4	R: 0	H: 0	E: 0	K: 0	S: 3	1B: 5	SF: 0	2B: 1	SAC: 0	3B: 0	DP: 1	HR: 0	HBP: 0	WP: 0	PA: 34
--------------	------	------	------	------	------	------	------	------	------	------	------	------	------	------	------	------	------	------	------	------	------	------	------	------	------	------	------	------	------	------	------	------	------	------	------	------	------	------	------	------	------	------	------	------	------	-------	-------	-------	--------	-------	-------	-------	--------	-------	--------

PITCHER	IP	WLS	BF	H	R	ER	SO	BB	IBB	HBP	BLK	WP	HR	S	P	ERA	WHIP
Jamie Easterly, L ERA: 5.05 (1, 1)	7.0	W	27	5	1	1	4	1	0	0	0	0	0	34	38	1.29	0.857
Rick Camp, R ERA: 3.32 (8, 1)	2.0	S	7	1	0	0	0	1	0	0	0	0	0	6	10	0.00	1.000

BOTTOM

Atlanta Braves @ San Francisco Giants
Candlestick Park, San Francisco, CA
 Sat May 28 1977, 6:33 AM EDT
 Att. 5,810 - Unknown

livebaseballscorecards.com

AB	32
R	1
H	6
RBI	1
BB	2
SO	4
LOB	12



BOTTOM

Atlanta Braves @ San Francisco Giants
Candlestick Park, San Francisco, CA
Sun May 29 1977, 6:33 AM EDT
Att. 4,242 - Unknown

livebaseballscorecards.com

AB 38
R 3
H 11
RBI 3
BB 4
SO 7
LOB 20



WP: 0 PA: 43
PB: 0
SB: 1
CS: 0

AB R H RBI BB SO LOB

4 0 3 0 0 0 1

5 0 0 0 0 0 5

4 0 2 0 1 0 2

5 0 1 1 0 3 3

3 1 1 0 2 1 2

5 0 1 0 0 1 4

5 0 0 1 0 0 2

3 1 1 0 0 2 1

1 0 0 0 0 0 0

1 1 1 0 0 0 0

0 0 0 0 0 0 0

1 0 1 1 0 0 0

0 0 0 0 0 0 0

0 0 0 0 0 1 0 0 0

0 0 0 0 0 0 0 0 0

1B: 10 SF: 0
2B: 1 SAC: 1
3B: 0 DP: 1
HR: 0 HBP: 0

Batter	1	2	3	4	5	6	7	8	9	10
Rob Andrews, R (1, 4) OBP: 0.330, SLG: 0.263	0-0 FC5-4 1B		0-0 G5-4-3 1B		0-0 SH2-4 1-2	0-0 5-3			0-0 1-2 1B	
Bill Madlock, R (1, 5) OBP: 0.354, SLG: 0.420	0-0 FC5-4 1B 1-2f		0-0 G5-4-3 1-2f		0-0 5-3		0-0 5-3		0-0 F3	
Darrell Evans, L (1, 3) OBP: 0.373, SLG: 0.366	0-0 FC5 1-3 1B		0-0 S 1B		4-0 1B BB		0-0 F8		0-0 F7	
Terry Whitfield, L (1, 9) OBP: 0.355, SLG: 0.506	0-3 K		0-3 K 1-2		0-0 1-2 2-H 1B		0-3 K			0-0 4-3
Gary Thomasson, L (1, 7) OBP: 0.333, SLG: 0.404	4-0 IBB			0-0 1B	0-3 K			0-0 F5		4-0 1B E BB
Larry Herndon, R (1, 8) OBP: 0.256, SLG: 0.342	0-0 FC5 2-3f			0-3 K		0-0 F5		0-0 5-3		0-0 1-3 E 1B
Tim Foli, R (1, 6) OBP: 0.241, SLG: 0.369		0-0 5-3		0-0 P5		0-0 5-3		0-0 F9		0-0 1-2 3-H E6
Ken Rudolph, R (1, 2) OBP: 0.250, SLG: 0.143		0-3 K		0-3 K		0-0 2B 1B			0-0 F5	
Vic Harris, S (9, PH) OBP: 0.500, SLG: 0.750										
Mike Sadek, R (10, 2) OBP: 0.222, SLG: 0.214										
John Curtis, L (1, 1) Charlie Williams, R (1, 1) Darrell Thomas, S (1, 1) Terry Corbett, R (1, 1) Jack Clark, R (1, 1) Randy Moffitt, R (1, 1) Randy Elliott, R (1, 1) Jim Shaw, R (1, 1) Gary Lavette, S (1, 1)		0-0 1-3			0-0 SH2-4 1B 1B	0-0 1-H 2B			4-0 1B BB	

Inning Stats	R: 0	H: 2	E: 0	K: 1	S: 7	R: 0	H: 0	E: 0	K: 1	S: 5	R: 0	H: 2	E: 0	K: 1	S: 6	R: 0	H: 1	E: 0	K: 2	S: 8	R: 1	H: 2	E: 0	K: 1	S: 7	R: 1	H: 2	E: 0	K: 0	S: 5	R: 0	H: 0	E: 0	K: 1	S: 5	R: 0	H: 0	E: 0	K: 0	S: 3	R: 0	H: 1	E: 0	K: 0	S: 4	R: 1	H: 1	E: 1	K: 0	S: 3	1B: 10	2B: 1	3B: 0	HR: 0	SF: 0	SAC: 1	DP: 1	HBP: 0	WP: 0	PA: 43
--------------	------	------	------	------	------	------	------	------	------	------	------	------	------	------	------	------	------	------	------	------	------	------	------	------	------	------	------	------	------	------	------	------	------	------	------	------	------	------	------	------	------	------	------	------	------	------	------	------	------	------	--------	-------	-------	-------	-------	--------	-------	--------	-------	--------

PITCHER	IP	WLS	BF	H	R	ER	SO	BB	IBB	HBP	BLK	WP	HR	S	P	ERA	WHIP
Max Leon, R (1, 1) ERA: 4.46	6.0		28	9	2	2	6	1	1	0	0	0	0	38	46	3.00	1.667
Don Collins, L (7, 1) ERA: 5.3	1.0		3	0	0	0	1	0	0	0	0	0	0	5	5	0.00	0.000
Dave Campbell, R (8, 1) ERA: 2.45	2.1	L	12	2	1	1	0	2	0	0	0	0	0	10	18	3.86	1.714

Batter	1	2	3	4	5	6	7	8	9	AB	R	H	RBI	BB	SO	LOB	TOP										
Gene Richards, L (1, 7) OBP: 0.326, SLG: 0.311 Dan Spliner, R (7, 1) Dave Tomlin, L (7, 1) Merv Rettenmund, R (8, PH) Dave Wehrmeister, R (8, 1) Rolie Fingers, R (9, 1)	0-0 4-3		0-0 4-3			0-0 B3	4-0 1B 2B IBB	0-0 L6-4 1B		3	1	0	0	1	0	1											
Bill Almon, R (1, 6) OBP: 0.273, SLG: 0.297	0-3 K			0-3 K		0-0 6-3	0-0 1-3 2-H 2B 1B	0-0 1-2 1B		5	1	2	1	0	2	0											
Mike Ivie, R (1, 3) OBP: 0.318, SLG: 0.438	0-0 F8			0-0 F3			0-0 2B	0-0 L6-4		5	1	2	2	0	0	2											
Dave Winfield, R (1, 9) OBP: 0.369, SLG: 0.557		0-0 6-3		0-0 1B 3B			0-0 F7		0-0 6-3	5	1	1	0	0	1	2											
George Hendrick, R (1, 8) OBP: 0.392, SLG: 0.484 Gary Sutherland, R (9, PH) Luis Melendez, R (9, PR)		0-0 F9		0-0 1B			4-0 2B BB	0-0 HR	0-0 G5-3 BB 1B	3	2	2	2	1	0	0											
Gene Tenace, R (1, 2) OBP: 0.385, SLG: 0.373 Bob Davis, R (9, 2) OBP: 0.204, SLG: 0.260		0-0 F8				0-0 F2	0-3 K	0-0 F4	4-0 1-2 BB	4	0	0	0	1	1	2											
Doug Rader, R (1, 5) OBP: 0.415, SLG: 0.477			4-0 CS BB		0-0 F7		0-0 1-H 2-H 2B 2B	0-0 E1 1B E	0-0 G5-3	4	2	1	2	1	0	2											
Mike Champion, R (1, 4) OBP: 0.283, SLG: 0.301			0-3 K		0-0 5-3		4-0 2B IBB	0-0 E 1B 1B		3	2	1	0	1	1	1											
Bob Owchinko, L (1, 1) Bobby Valentine, R (6, PH) Rick Sawyer, R (6, 1) Jerry Turner, L (7, PH)			4-0 BB		0-0 F3		0-0 1-H 2-H 1B 2B	0-0 E8 1B		0	0	0	0	1	0	0											
Inning Stats	R: 0 E: 0 K: 1 S: 5	H: 0 LOB: 0 BB: 0 P: 5	R: 0 E: 0 K: 0 S: 3	H: 0 LOB: 0 BB: 0 P: 3	R: 0 E: 0 K: 1 S: 4	H: 0 LOB: 1 BB: 2 P: 12	R: 1 E: 0 K: 1 S: 6	H: 2 LOB: 1 BB: 0 P: 6	R: 0 E: 0 K: 0 S: 3	H: 0 LOB: 0 BB: 0 P: 3	R: 7 E: 0 K: 2 S: 12	H: 5 LOB: 1 BB: 3 P: 24	R: 4 E: 2 K: 0 S: 8	H: 4 LOB: 1 BB: 0 P: 8	R: 0 E: 0 K: 0 S: 3	H: 1 LOB: 1 BB: 1 P: 7	1B: 6 2B: 6 3B: 1 HR: 1	SF: 0 SAC: 0 DP: 3 HBP: 0	WP: 0 PB: 0 SB: 0 CS: 1	PA: 43							
PITCHER	IP	WLS	BF	H	R	ER	SO	BB	IBB	HBP	BLK	WP	HR	S	P	ERA	WHIP										
Lynn McGlothen, R (1, 1) ERA: 5.8	6.2	L	29	6	8	7	4	3	2	0	0	0	0	32	52	9.45	1.350										
Randy Moffitt, R (7, 1) ERA: 1.5	0.1		2	1	0	0	1	0	0	0	0	0	0	4	4	0.00	3.000										
Terry Cornutt, R (8, 1) ERA: 3.52	2.0		12	5	4	1	0	1	0	0	0	0	1	11	15	4.50	3.000										

San Diego Padres @ San Francisco Giants
 Candlestick Park, San Francisco, CA
 Mon May 30 1977, 6:33 AM EDT
 Unknown

AB	37
R	12
H	12
RBI	11
BB	6
SO	5
LOB	11



Batter	1	2	3	4	5	6	7	8	9	AB R H RBI BB SO LOB	TOP																									
Gene Richards, L (1, 7) OBP: 0.323, SLG: 0.311	0-3 K		0-0 6-3	0-0 E3 1B		0-0 G6-3		0-0 SH1-4 1B 2B	0-0 3-1	6 1 1 0 0 1 3	San Diego Padres @ San Francisco Giants Candlestick Park, San Francisco, CA Mon May 30 1977, 6:38 AM EDT Att: 25,807 - Unknown																									
Bill Almon, R (1, 6) OBP: 0.273, SLG: 0.296	0-0 5-3		0-0 2B 1B	0-3 K		0-0 E5 2B		0-0 SH1-4 2B		4 2 1 0 0 1 3																										
Mike Ivie, R (1, 3) OBP: 0.340, SLG: 0.479	0-0 2B		0-0 4-3 1B 1-H	0-0 1B 1-2 2-H 3-H		0-0 2B 1-H		0-0 WP E 1B		5 2 5 4 0 0 0																										
Dave Winfield, R (1, 9) OBP: 0.370, SLG: 0.553	0-0 F9		0-0 4-3 2B			0-0 4-3		0-0 WP E 1B		5 2 2 0 0 0 3																										
George Hendrick, R (1, 8) OBP: 0.398, SLG: 0.503		0-0 G3	0-0 1B 3-H			0-0 E9 4-3 1B		4-0 E B1-5 IBB		4 1 2 2 1 0 1																										
Doug Rader, R (1, 5) OBP: 0.410, SLG: 0.465		1-0 BB HBP	0-0 F8			0-3 K		0-0 L4	0-0 E4	4 0 0 1 0 1 4																										
Mike Champion, R (1, 4) OBP: 0.281, SLG: 0.298		0-0 F9		0-0 5-3	0-0 4-3			0-0 1B 1B	0-0 B1-5	5 0 1 1 0 0 4																										
Bob Davis, R (1, 2) OBP: 0.228, SLG: 0.269		4-0 BB		0-0 E 1B 1B	0-0 L3			0-0 L4-3 1B	0-3 K	2 1 1 0 1 0 1																										
Jerry Turner, L (7, PH) OBP: 0.336, SLG: 0.431		0-0 BB		0-0 E 1B 1B						1 0 1 0 0 0 0																										
Gene Tenace, R (7, 2) OBP: 0.383, SLG: 0.370		0-3 K		0-0 E 1B 1B						1 0 0 0 0 1 0																										
John D'Acquisto, R Dan Spillner, R Dave Roberts, R Dave Tomlin, L Merv Rettenmund, R Rick Sutcliffe, R Gary Sutherland, R Dave Wehrmeister, R Bob Ojchinko, L Bobby Valentine, R Rolie Fingers, R		0-3 K		0-0 E 1B 1B						0 0 0 0 0 0 0 1 2																										
Inning Stats	R: 0 E: 0 K: 1 S: 6	H: 1 LOB: 1 BB: 0 P: 6	R: 0 E: 0 K: 1 S: 5	H: 0 LOB: 2 BB: 1 P: 10	R: 2 E: 0 K: 0 S: 6	H: 3 LOB: 1 BB: 0 P: 6	R: 1 E: 1 K: 1 S: 8	H: 3 LOB: 2 BB: 0 P: 8	R: 1 E: 1 K: 1 S: 7	H: 1 LOB: 1 BB: 0 P: 7	R: 1 E: 1 K: 0 S: 5	H: 2 LOB: 1 BB: 0 P: 5	R: 1 E: 0 K: 0 S: 5	H: 3 LOB: 1 BB: 0 P: 5	R: 3 E: 1 K: 0 S: 6	H: 3 LOB: 1 BB: 1 P: 10	R: 0 E: 0 K: 1 S: 5	H: 0 LOB: 0 BB: 0 P: 5	1B: 11 2B: 6 3B: 0 HR: 1	SF: 0 SAC: 1 DP: 3 HBP: 1	WP: 1 PB: 0 SB: 0 CS: 0	PA: 46														
PITCHER	IP WLS BF H R ER SO BB IBB HBP BLK WP HR S P ERA WHIP																																			
Bob Knepper, L (1, 1) ERA: 6.0	3.0		15	4	2	2	2	1	0	1	0	0	0	17	22	6.00	1.667																			
Dave Heaverlo, R (4, 1) ERA: 1.74	3.1		18	7	4	1	2	0	0	0	0	0	1	22	22	2.70	2.100																			
Charlie Williams, R (7, 1) ERA: 3.45	1.0		5	3	1	1	0	0	0	0	0	0	5	5	9.00	3.000																				
Randy Moffitt, R (8, 1) ERA: 1.82	0.2	L	5	2	2	1	0	0	1	0	0	1	0	4	8	13.50	3.000																			
John Curtis, L (9, 1) ERA: 2.87	1.0		3	0	0	0	1	0	0	0	0	0	5	5	0.00	0.000																				

livebaseballscorecards.com

AB	42
R	9
H	16
RBI	8
BB	2
SO	5
LOB	23



Batter	1	2	3	4	5	6	7	8	9	AB	R	H	RBI	BB	SO	LOB
Rob Andrews, R (1, 4) OBP: 0.336, SLG: 0.262	0-0 BB 1B	4-0 BB	0-0 CS 1B			0-0 L6		0-0 6-3		4	1	2	1	1	0	1
Derrel Thomas, S (1, 5) OBP: 0.295, SLG: 0.268	4-0 1B BB	4-0 BB	0-0 CS 1B			0-0 HR 1B		0-0 G3		3	1	2	1	2	0	0
Gary Thomasson, L (1, 3) OBP: 0.346, SLG: 0.430	0-3 K	0-3 K				0-0 HR		0-0 1B		5	1	2	2	0	3	6
Terry Whitfield, L (1, 7) OBP: 0.357, SLG: 0.500 Randy Elliott, R (8, PH) OBP: 0.213, SLG: 0.341	0-0 F5		0-0 BB 1B E 1B			0-0 4-3		0-3 K		4	1	1	0	0	1	3
Jack Clark, R (1, 9) OBP: 0.286, SLG: 0.342	0-0 1B		0-0 E BB 1B			0-0 6-3				5	1	3	1	0	0	0
Larry Herndon, R (1, 8) OBP: 0.261, SLG: 0.322	0-3 K		4-0 E E BB G3-6-1					0-3 K		4	1	0	0	1	3	4
Tim Foli, R (1, 6) OBP: 0.228, SLG: 0.348			0-0 F5			0-0 6-3		0-0 L7		5	1	0	0	0	0	2
Marc Hill, R (1, 2) OBP: 0.263, SLG: 0.299 Mike Sadek, R (4, 2) OBP: 0.213, SLG: 0.205			0-0 E5			0-0 F9		0-0 4-3		2	0	1	1	0	0	2
Bob Knepper, L (1, 1) Darrell Evans, L (3, PH) Dave Heaverlo, R (4, 1) Charlie Williams, R (7, 1) Randy Moffitt, R (8, 1) Bill Madlock, R (8, PH) John Curtis, L (9, 1)			0-0 SH3-4			0-0 L8		0-0 PB G3 2B		0	0	0	0	0	0	0

Inning Stats	R: 1	H: 2	E: 0	LOB: 2	K: 2	S: 9	P: 13	R: 0	H: 1	E: 0	LOB: 3	K: 1	S: 6	P: 14	R: 4	H: 3	E: 2	LOB: 0	K: 0	S: 6	R: 0	H: 2	E: 0	LOB: 2	K: 2	S: 9	R: 0	H: 0	E: 0	LOB: 0	K: 0	S: 3	R: 2	H: 2	E: 0	LOB: 0	K: 0	S: 5	R: 0	H: 0	E: 0	LOB: 0	K: 1	S: 5	R: 1	H: 2	E: 0	LOB: 1	K: 1	S: 7	R: 0	H: 0	E: 0	LOB: 0	K: 1	S: 5	R: 0	H: 0	E: 0	LOB: 0	K: 1	S: 5	R: 0	H: 0	E: 0	LOB: 0	K: 1	S: 5	R: 0	H: 0	E: 0	LOB: 0	K: 1	S: 5
--------------	------	------	------	--------	------	------	-------	------	------	------	--------	------	------	-------	------	------	------	--------	------	------	------	------	------	--------	------	------	------	------	------	--------	------	------	------	------	------	--------	------	------	------	------	------	--------	------	------	------	------	------	--------	------	------	------	------	------	--------	------	------	------	------	------	--------	------	------	------	------	------	--------	------	------	------	------	------	--------	------	------

PITCHER	IP	WLS	BF	H	R	ER	SO	BB	IBB	HBP	BLK	WP	HR	S	P	ERA	WHIP
John D'Acquisto, R (1, 1) ERA: 4.74	2.0		17	5	5	2	3	4	0	0	0	0	0	19	35	9.00	4.500
Dan Spillner, R (3, 1) ERA: 4.18	1.0		2	1	0	0	0	0	0	0	0	0	0	2	2	0.00	1.000
Dave Tomlin, L (4, 1) ERA: 2.83	2.0		8	2	0	0	2	0	0	0	0	0	0	12	12	0.00	1.000
Rick Sawyer, R (6, 1) ERA: 5.43	1.0		5	2	2	2	0	0	0	0	0	0	1	5	5	18.00	2.000
Dave Wehmeister, R (7, 1) ERA: 5.59	1.2	W	7	2	1	1	1	0	0	0	0	0	0	9	9	5.40	1.200

BOTTOM

San Diego Padres @ San Francisco Giants
Candlestick Park, San Francisco, CA

Mon May 30 1977, 6:38 AM EDT
Att. 25,807 - Unknown

AB	38
R	8
H	12
RBI	6
BB	4
SO	8
LOB	21

livebaseballscores.com



WP: 0	PA: 44
PB: 1	
SB: 1	
CS: 1	

Batter	1	2	3	4	5	6	7	8	9	AB R H RBI BB SO LOB	TOP	
Gene Richards, L (1, 7) OBP: 0.321, SLG: 0.310 Merv Rettenmund, R (9, PH) OBP: 0.468, SLG: 0.552 (9, 7)	0-0 6-3		0-0 5-3		0-3 K			0-0 FC5-4 SH1-4 E 1B	0-3 K	4 1 1 0 0 1 1 1 0 0 0 0 1 2	San Diego Padres @ San Francisco Giants Candlestick Park, San Francisco, CA Tue May 31 1977, 10:05 PM EDT Att. 2,107 - Unknown livebaseballscorecards.com	
Bill Almon, R (1, 6) OBP: 0.272, SLG: 0.295	0-0 CS 1B		0-0 5-3			0-0 6-3		0-0 SH1-4 1-2	0-0 FC5-4 1-2f	4 0 1 0 0 0 3 3 0 2 0 1 0 0 0 0 0 0 0 0 0		
Mike Ivie, R (1, 3) OBP: 0.350, SLG: 0.483 Gene Tenace, R (8, PR) OBP: 0.383, SLG: 0.370 (8, 3)	0-0 1-2 1B			0-0 G1-6-3 E 1B		0-0 5-3		4-0 FC5-4 IBB		4 1 1 0 0 1 4		
Dave Winfield, R (1, 9) OBP: 0.368, SLG: 0.547	0-3 K			0-0 E6 G1-6-3 1-2		0-0 1B		0-0 FC5-4 1-2f 2-3		4 0 0 0 0 0 3		
George Hendrick, R (1, 8) OBP: 0.389, SLG: 0.491		0-0 4-3		0-0 G1-6-3 1-2f 2-3		0-0 1-3		0-0 E5 1-H 3-H		3 0 1 0 0 0 1 0 1 0 0 0 0 0 1 0 0 0 0 0 2 0 0 0 0 0 0 0		
Doug Rader, R (1, 5) OBP: 0.408, SLG: 0.462 Luis Melendez, R (7, PR) Dave Tomlin, L (7, 1) OBP: 0.333, SLG: 0.333 Rollie Fingers, R (9, 1)		0-0 F8		0-0 6-3			0-0 SH1-4 1B	0-0 1-3		3 1 1 0 0 0 0		
Mike Champion, R (1, 4) OBP: 0.282, SLG: 0.298		0-0 4-3			0-0 E9 1B		0-0 SH1-4 1-2		0-0 FC1-6 1B	2 0 1 1 0 0 0 2 0 1 1 0 0 1		
Bob Davis, R (1, 2) OBP: 0.237, SLG: 0.278 Gary Sutherland, R (7, PH) OBP: 0.486, SLG: 0.625 (7, 5)			0-0 6-3		0-0 K 1B		0-0 G4-6-3 2-H 1B		0-0 FC1-6 1B 1-2f	2 0 1 0 0 1 1 1 0 0 0 0 0 1 1 0 1 0 0 0 0		
Tom Griffin, R (1, 1) OBP: 0.105, SLG: 0.316 Jerry Turner, L (7, PH) OBP: 0.333, SLG: 0.427 Dave Roberts, R (7, 2) OBP: 0.263, SLG: 0.306			0-0 2B		0-3 K 1-2		0-0 G4-6-3 1-2f		0-0 FC5-4 1B			
Inning Stats	R: 0 H: 2 E: 0 LOB: 1 K: 1 BB: 0 S: 6 P: 6	R: 0 H: 0 E: 0 LOB: 0 K: 0 BB: 0 S: 3 P: 3	R: 0 H: 1 E: 0 LOB: 1 K: 0 BB: 0 S: 4 P: 4	R: 0 H: 1 E: 1 LOB: 1 K: 0 BB: 0 S: 4 P: 4	R: 1 H: 1 E: 1 LOB: 0 K: 2 BB: 0 S: 8 P: 8	R: 0 H: 1 E: 0 LOB: 1 K: 0 BB: 0 S: 4 P: 4	R: 1 H: 2 E: 0 LOB: 1 K: 0 BB: 0 S: 4 P: 4	R: 2 H: 1 E: 1 LOB: 2 K: 0 BB: 1 S: 5 P: 9	R: 0 H: 2 E: 0 LOB: 2 K: 1 BB: 0 S: 7 P: 7	1B: 10 SF: 0 2B: 1 SAC: 2 3B: 0 DP: 2 HR: 0 HBP: 0		WP: 0 PA: 38 PB: 0 SB: 0 CS: 1
PITCHER Jim Barr, R (1, 1) ERA: 3.74 Gary Lavelle, L (9, 1) ERA: 0.5	IP WLS BF H R ER SO BB IBB HBP BLK WP HR S P ERA WHIP	8.0 L 33 9 4 1 3 0 1 0 0 0 0 0 38 42 1.12 1.125	1.0 5 2 0 0 1 0 0 0 0 0 0 0 7 7 0.00 2.000	PITCHER								IP WLS BF H R ER SO BB IBB HBP BLK WP HR S P ERA WHIP

Batter	1	2	3	4	5	6	7	8	9	AB	R	H	RBI	BB	SO	LOB
Derrel Thomas, S OBP: 0.305, SLG: 0.270 (1, 6)	4-0 CS BB		4-0 FC3-6 1B FC3-6 BB		0-0 F9		0-0 G4-6-3 1B		0-0 1-3	3	1	1	0	2	0	1
Bill Madlock, R OBP: 0.356, SLG: 0.430 (1, 5)	0-0 F2 1-2		0-0 FC3-6 1B		0-0 4-3 2B		0-0 G4-6-3 1-2f			4	0	2	0	0	0	2
Gary Thomasson, L OBP: 0.350, SLG: 0.453 (1, 7)	0-0 HR		0-0 FC3-6 FC3-6 1-2f 2-3		4-0 4-3 BB		0-0 4-3			3	1	1	1	1	0	2
Terry Whitfield, L OBP: 0.347, SLG: 0.484 Jack Clark, R OBP: 0.296, SLG: 0.339 (1, 9) (8, PH) (9, 9)	0-3 K		0-0 FC3-6 1-2f 3-H		0-0 4-3		0-0 5-3			3	0	0	1	0	1	3
Willie McCovey, L OBP: 0.398, SLG: 0.480 (1, 3)		0-0 F6	0-0 F7		4-0 IBB		0-0 F8			3	0	0	0	1	0	1
Larry Herndon, R OBP: 0.250, SLG: 0.308 (1, 8)		0-3 K		0-3 K		0-0 F4		0-0 6-3		4	0	0	0	0	2	3
Rob Andrews, R OBP: 0.341, SLG: 0.271 (1, 4)		0-0 1B 1B		0-0 F8		0-0 F9		0-0 K 1B		4	0	2	0	0	0	0
Marc Hill, R OBP: 0.274, SLG: 0.309 Vic Harris, S OBP: 0.500, SLG: 0.600 (1, 2) (9, PH)		0-0 1B		0-0 FC5-4 1B		0-0 F9		0-3 K		3	0	2	0	0	0	0
Jim Barr, R OBP: 0.241, SLG: 0.185 Gary Lavelle, S OBP: 0.380, SLG: 0.417 (1, 1) (9, 1) (9, PH)		0-0 1-3		0-0 FC5-4 1-2f		0-0 5-3		0-0 F9		1	0	0	0	0	0	0
	R: 1 E: 0 K: 1 S: 5	H: 1 LOB: 0 BB: 1 P: 9	R: 0 E: 0 K: 1 S: 7	H: 2 LOB: 2 BB: 0 P: 7	R: 1 E: 0 K: 0 S: 4	H: 1 LOB: 1 BB: 1 P: 8	R: 0 E: 0 K: 1 S: 6	H: 1 LOB: 3 BB: 2 P: 12	R: 0 E: 0 K: 0 S: 3	H: 0 LOB: 0 BB: 0 P: 3	R: 0 E: 0 K: 0 S: 3	H: 1 LOB: 0 BB: 0 P: 3	R: 0 E: 0 K: 1 S: 6	H: 1 LOB: 1 BB: 0 P: 6	1B: 6 2B: 1 3B: 0 HR: 1	SF: 0 SAC: 0 DP: 1 HBP: 0

BOTTOM

San Diego Padres @ San Francisco Giants
Candlestick Park, San Francisco, CA

Tue May 31 1977, 10:05 PM EDT
Att. 2,107 - Unknown


livebaseballscorecards.com

AB	33
R	2
H	8
RBI	2
BB	4
SO	4
LOB	17

GIANTS

WP: 0	PA: 37
PB: 0	
SB: 0	
CS: 1	

Inning Stats																
PITCHER																
IP	WLS	BF	H	R	ER	SO	BB	IBB	HBP	BLK	WP	HR	S	P	ERA	WHIP
Tom Griffin, R ERA: 4.98 (1, 1)	6.0	27	6	2	2	3	3	1	0	0	0	1	29	45	3.00	1.500
Dave Tomlin, L ERA: 2.68 (7, 1)	2.0	7	2	0	0	0	0	0	0	0	0	0	7	7	0.00	1.000
Rollie Fingers, R ERA: 2.25 (9, 1)	1.0	3	0	0	0	1	0	0	0	0	0	0	5	5	0.00	0.000

Batter	1	2	3	4	5	6	7	8	9	AB R H RBI BB SO LOB	TOP											
Gene Richards, L (1, 8) OBP: 0.320, SLG: 0.309	0-0 4-3		0-3 K			0-0 F6		0-0 1B		4 0 1 0 0 1 0	San Diego Padres @ San Francisco Giants Candlestick Park, San Francisco, CA Wed Jun 01 1977, 6:33 AM EDT Att. 2,890 - Unknown livebaseballscorecards.com AB 33 R 0 H 6 RBI 0 BB 1 SO 11 LOB 15 											
Bill Almon, R (1, 6) OBP: 0.272, SLG: 0.294	0-0 1B		0-0 5-3			0-0 E6 BB		0-0 F9		4 0 1 0 0 0 0												
Jerry Turner, L (1, 7) OBP: 0.331, SLG: 0.415	0-0 F7			0-0 6-3		4-0 1-2 BB		0-0 4-3		3 0 0 0 1 0 1												
Dave Winfield, R (1, 9) OBP: 0.366, SLG: 0.542	0-3 K			0-0 F7		0-3 K			0-0 1B	4 0 1 0 0 2 3												
Gene Tenace, R (1, 3) OBP: 0.376, SLG: 0.361		0-0 6-3		0-3 K		0-3 K			0-3 K	4 0 0 0 0 3 3												
Doug Rader, R (1, 5) OBP: 0.407, SLG: 0.466		0-0 F9			0-0 F5		0-0 2B		0-3 K	3 0 1 0 0 0 0												
Luis Melendez, R (7, PR)										0 0 0 0 0 0 0												
Dave Roberts, R (7, 2) OBP: 0.256, SLG: 0.297										1 0 0 0 0 1 1												
Mike Champion, R (1, 4) OBP: 0.287, SLG: 0.309		0-0 2B			0-0 1B		0-3 K		0-3 K	3 0 2 0 0 1 1												
George Hendrick, R (9, PH) OBP: 0.387, SLG: 0.488										1 0 0 0 0 1 1												
Bob Davis, R (1, 2) OBP: 0.230, SLG: 0.268		0-3 K			0-0 F8		0-0 F7			2 0 0 0 0 1 2												
Gary Sutherland, R (7, PH) OBP: 0.472, SLG: 0.606										1 0 0 0 0 0 1												
Bob Shirley, R (1, 1) OBP: 0.167, SLG: 0.091			0-3 K			0-0 5-3		0-0 F7		2 0 0 0 0 1 1												
Mike Ivie, R (7, PH) OBP: 0.348, SLG: 0.479										1 0 0 0 0 0 1												
Dan Spillner, R (7, 1)										0 0 0 0 0 0 0												
Inning Stats	R: 0 E: 0 K: 1 S: 6	H: 1 LOB: 1 BB: 0 P: 6	R: 0 E: 0 K: 1 S: 6	H: 1 LOB: 1 BB: 0 P: 6	R: 0 E: 0 K: 2 S: 7	H: 0 LOB: 0 BB: 0 P: 7	R: 0 E: 0 K: 1 S: 5	H: 0 LOB: 0 BB: 0 P: 5	R: 0 E: 0 K: 0 S: 4	H: 1 LOB: 1 BB: 0 P: 4	R: 0 E: 1 K: 2 S: 8	H: 0 LOB: 2 BB: 1 P: 12	R: 0 E: 0 K: 1 S: 6	H: 1 LOB: 1 BB: 0 P: 6	R: 0 E: 0 K: 0 S: 3	H: 1 LOB: 0 BB: 0 P: 3	R: 0 E: 0 K: 3 S: 10	H: 1 LOB: 1 BB: 0 P: 10	1B: 4 2B: 2 3B: 0 HR: 0	SF: 0 SAC: 0 DP: 0 HBP: 0	WP: 0 PB: 0 SB: 0 CS: 0	PA: 34
PITCHER Ed Halicki, R (1, 1) ERA: 3.26	IP 9.0 WLS W BF 34 H 6 R 0 ER 0 SO 11 BB 1 IBB 0 HBP 0 BLK 0 WP 0 HR 0 S 55 P 59 ERA 0.00 WHIP 0.778											PITCHER	IP WLS BF H R ER SO BB IBB HBP BLK WP HR S P ERA WHIP									

Batter	1	2	3	4	5	6	7	8	9
Rob Andrews, R OBP: 0.354, SLG: 0.297 (1, 4) X	0-0 G4-6-3 1B		0-0 E5			0-0 FC5-4 1B 1B		0-0 1B 2B	
Derrel Thomas, S OBP: 0.310, SLG: 0.276 (1, 7) X	0-0 G4-6-3 1-2f		0-0 F3			0-0 FC5-4 1-2 1B		0-0 G4-6-3 2-H 1B	
Bill Madlock, R OBP: 0.349, SLG: 0.421 (1, 5) X	0-0 6-3				0-0 F5	0-0 FC5-4 E 1-2f 2-3 1B		0-0 G4-6-3 1-2f	
Jack Clark, R OBP: 0.297, SLG: 0.339 (1, 9) X		0-0 F8		0-0 5-3		0-0 E9 1-3 3-H 1B			
Willie McCovey, L OBP: 0.397, SLG: 0.473 (1, 3) X		4-0 BB		0-0 4-1		0-0 4-3			
Tim Foli, R OBP: 0.230, SLG: 0.348 (1, 6) X		0-0 F5			0-0 F8		0-0 CS 1B		
Larry Herndon, R OBP: 0.253, SLG: 0.309 (1, 8) X		0-0 F9			0-0 K 1B		0-0 5-3 1-2		
Marc Hill, R OBP: 0.267, SLG: 0.301 (1, 2) X			0-0 4-3		0-3 K 1-2		0-0 4-3		
Ed Halicki, R OBP: 0.182, SLG: 0.190 (1, 1) X			0-0 F9			0-3 K		0-0 4-3	

Inning Stats	R: 0	H: 1	E: 0	LOB: 0	K: 0	S: 3	P: 3	R: 0	H: 0	E: 0	LOB: 1	K: 0	S: 3	P: 7	R: 0	H: 0	E: 1	LOB: 1	K: 0	S: 4	P: 4	R: 0	H: 0	E: 0	LOB: 0	K: 0	S: 3	P: 3	R: 0	H: 1	E: 0	LOB: 0	K: 1	S: 5	P: 5	R: 1	H: 3	E: 1	LOB: 2	K: 1	S: 8	P: 8	R: 0	H: 1	E: 0	LOB: 0	K: 0	S: 3	P: 3	R: 1	H: 2	E: 0	LOB: 0	K: 0	S: 4	P: 4
	0	1	0	0	0	3	3	0	0	0	1	0	3	7	0	0	1	1	0	4	4	0	0	0	0	3	3	0	0	0	1	0	0	5	5	1	3	8	8	0	1	0	3	3	1	2	4	4	0	0	0	4	4			

PITCHER	IP	WLS	BF	H	R	ER	SO	BB	IBB	HBP	BLK	WP	HR	S	P	ERA	WHIP
Bob Shirley, L ERA: 3.71 (1, 1)	6.0	L	23	5	1	1	2	1	0	0	0	0	0	26	30	1.50	1.000
Dan Spillner, R ERA: 4.21 (7, 1)	2.0		7	3	1	1	0	0	0	0	0	0	0	7	7	4.50	1.500

BOTTOM

San Diego Padres @ San Francisco Giants
Candlestick Park, San Francisco, CA

Wed Jun 01 1977, 6:33 AM EDT
Att. 2,890 - Unknown

AB	R	H	RBI	BB	SO	LOB
4	2	3	0	0	0	0
4	0	2	1	0	0	2
4	0	0	0	0	0	3
3	0	1	1	0	0	0
2	0	0	0	1	0	2
3	0	1	0	0	0	1
3	0	1	0	0	0	2
3	0	0	0	0	1	1
3	0	0	0	0	1	0

AB	29
R	2
H	8
RBI	2
BB	1
SO	2
LOB	11

GIANTS

WP	PA
0	30

Batter	1	2	3	4	5	6	7	8	9	AB R H RBI BB SO LOB	TOP																
Derrel Thomas, S (1, 4) OBP: 0.319, SLG: 0.282	0-0 CS 1B		0-0 F8		1-0 FC6-4 HBP		0-0 1B 1B		0-0 4-3	4 0 2 0 0 0 2	San Francisco Giants @ Atlanta Braves Atlanta-Fulton County Stadium, Atlanta, GA Fri Jun 03 1977, 7:05 PM EDT Unknown livebaseballscorecards.com																
Bill Madlock, R (1, 5) OBP: 0.346, SLG: 0.415	0-0 CS 1B		0-0 FC5-4		0-0 FC6-4		0-0 F9		0-0 F8	5 0 1 0 0 0 4																	
Darrell Evans, L (1, 7) OBP: 0.381, SLG: 0.413	0-0 F8				0-0 F6 BB		0-0 1-3 1B		0-0 F8	4 0 1 0 1 0 1																	
Terry Whitfield, L (1, 9) OBP: 0.333, SLG: 0.465	0-0 CS 1-2	0-0 F7		0-0 4-3		0-0 F7		0-3 K		4 0 0 0 0 1 4																	
Willie McCovey, L (1, 3) OBP: 0.393, SLG: 0.487		0-3 K		0-0 HR		0-0 4-3		0-0 4-3		4 1 1 1 0 1 0																	
Gary Thomasson, L (1, 8) OBP: 0.362, SLG: 0.492		4-0 BB		0-0 HR		0-0 2B		0-0 4-3		3 1 2 1 1 0 0																	
Tim Foli, R (1, 6) OBP: 0.236, SLG: 0.351		0-0 5-3		0-0 1B		0-0 F3		0-0 FC6-4 1B		4 0 2 0 0 0 2																	
Ken Rudolph, R (1, 2) OBP: 0.308, SLG: 0.250			0-0 FC5-4 1B		0-0 G3		0-0 F5		0-0 FC6-4	3 0 1 0 0 0 2																	
Marc Hill, R (8, PH) OBP: 0.264, SLG: 0.298								0-0 1-2f		1 0 0 0 0 0 1																	
Lynn McGlothen, L (1, 1) OBP: 0.063, SLG: 0.063			0-0 F2		0-0 L1		0-0 5-3		0-0 F8 4-3 WP 1B	1 0 0 0 0 0 0 1																	
Charlie Williams, R (3, 1)										0 0 0 0 0 0 0 0																	
Vic Harris, S (5, PH) OBP: 0.429, SLG: 0.500										1 0 0 0 0 0 0 0																	
Dave Heaverlo, R (5, 1)										0 0 0 0 0 0 0 0																	
Rob Andrews, R (7, PH) OBP: 0.381, SLG: 0.295										1 0 0 0 0 0 0 0																	
Terry Corntutt, R (7, 1)										0 0 0 0 0 0 0 0																	
Jack Clark, R (9, PH) OBP: 0.302, SLG: 0.345										1 1 1 0 0 0 0 0																	
Inning Stats	R: 0 E: 0 K: 0 S: 3	H: 2 LOB: 0 BB: 0 P: 3	R: 0 E: 0 K: 1 S: 5	H: 0 LOB: 1 BB: 1 P: 9	R: 0 E: 0 K: 0 S: 4	H: 1 LOB: 1 BB: 0 P: 4	R: 2 E: 0 K: 0 S: 6	H: 3 LOB: 1 BB: 0 P: 6	R: 0 E: 1 K: 0 S: 3	H: 0 LOB: 2 BB: 1 P: 8	R: 0 E: 0 K: 1 S: 7	H: 2 LOB: 2 BB: 0 P: 7	R: 0 E: 0 K: 0 S: 4	H: 1 LOB: 1 BB: 0 P: 4	R: 0 E: 0 K: 1 S: 4	H: 1 LOB: 1 BB: 0 P: 4	R: 1 E: 0 K: 0 S: 4	H: 1 LOB: 0 BB: 0 P: 4	1B: 8 2B: 1 3B: 0 HR: 2	SF: 0 SAC: 0 DP: 0 HBP: 1	WP: 1 PB: 0 SB: 0 CS: 2	PA: 40					
PITCHER	IP WLS BF H R ER SO BB IBB HBP BLK WP HR S P ERA WHIP																										
Max Leon, R (1, 1) ERA: 4.39	4.2		20	6	2	2	1	1	0	1	0	0	2	20	25	3.86	1.500										
Don Collins, L (5, 1) ERA: 5.04	3.1	W	16	5	1	1	1	1	0	0	0	0	0	17	21	2.70	1.800										
Rick Camp, R (9, 1) ERA: 3.63	1.0	S	3	0	0	0	0	0	0	0	0	1	0	3	3	0.00	0.000										



Batter	1	2	3	4	5	6	7	8	9
Jerry Royster, R OBP: 0.317, SLG: 0.284 (1, 6)	0-0 6-3		0-0 F4	0-0 CS 1B		0-0 F7			
Darrel Chaney, S OBP: 0.321, SLG: 0.329 (1, 4)	0-0 2B		4-0 HR BB	0-0 F8 1-2			4-0 1B BB		
Willie Montanez, L OBP: 0.300, SLG: 0.434 (1, 3)	0-0 P6		0-0 1-H HR		0-0 HR 1B		0-0 1-2 1B		
Jeff Burroughs, R OBP: 0.380, SLG: 0.521 (1, 9)	0-0 5-3		0-0 2B G5-2-3 1B		0-0 F9		0-0 F8		
Gary Matthews, R OBP: 0.360, SLG: 0.493 (1, 7)		0-0 F8	0-0 1-3 2B		0-0 1-H HR		0-0 F9		
Biff Pocoroba, S OBP: 0.364, SLG: 0.455 (1, 2)		0-0 F4	4-0 IBB		0-0 F9		0-0 4-3		
Junior Moore, R OBP: 0.348, SLG: 0.372 (1, 5)		0-0 1B S	0-0 G5-2-3 3-Hr		0-0 F6			0-0 6-3	
Barry Bonnell, R OBP: 0.457, SLG: 0.432 (1, 8)		0-0 1-H 1B		0-0 5-3		0-0 F7		0-0 6-3	
Max Leon, R OBP: 0.400, SLG: 0.429 (1, 1)		0-0 F3		0-0 1B S		0-3 K		0-0 2-3	
Don Collins, R (5, 1)									
Rick Camp, R (9, 1)									

AB	R	H	RBI	BB	SO	LOB
4	0	1	0	0	0	0
2	1	1	0	2	0	2
4	2	3	2	0	0	1
4	0	1	0	0	0	4
4	1	2	2	0	0	2
3	0	0	0	1	0	2
4	1	1	0	0	0	3
4	0	1	1	0	0	0
2	0	1	0	0	0	1
2	0	0	0	0	1	0
0	0	0	0	0	0	0

BOTTOM

San Francisco Giants @ Atlanta Braves
Atlanta-Fulton County Stadium, Atlanta, GA
Fri Jun 03 1977, 7:05 PM EDT
Unknown

livebaseballscorecards.com

AB	33
R	5
H	11
RBI	5
BB	3
SO	1
LOB	15



1B: 7	SF: 0	WP: 0	PA: 36
2B: 2	SAC: 0	PB: 0	
3B: 0	DP: 1	SB: 2	
HR: 2	HBP: 0	CS: 1	

Inning Stats														
R	H	E	K	S	P	IP	WLS	BF	H	R	ER	SO	BB	IBB
0	1	0	4	4	4	2.1	L	14	6	3	3	0	1	0
1	2	0	5	5	5	1.2		6	2	0	0	0	0	1
2	3	0	5	13	13	2.0		8	2	2	2	1	0	0
0	2	0	4	4	4	2.0		8	1	0	0	0	1	0
2	3	0	5	13	13	2.1		14	6	3	3	0	1	0
0	1	0	4	4	4	1.2		6	2	0	0	0	0	1
0	2	0	5	13	13	2.0		8	2	2	2	1	0	0
0	2	0	4	4	4	2.0		8	1	0	0	0	1	0

PITCHER														
IP	WLS	BF	H	R	ER	SO	BB	IBB	HBP	BLK	WP	HR	S	P
2.1	L	14	6	3	3	0	1	0	0	0	0	1	13	17
1.2		6	2	0	0	0	0	1	0	0	0	0	5	9
2.0		8	2	2	2	1	0	0	0	0	0	1	10	10
2.0		8	1	0	0	0	1	0	0	0	0	0	7	11

ERA	WHIP
6.04	3.000
3.26	1.200
2.38	1.000
3.24	1.000

Batter	1	2	3	4	5	6	7	8	9	AB R H RBI BB SO LOB	TOP																
Rob Andrews, R (1, 4) OBP: 0.346, SLG: 0.291	0-0 E 1B	0-0 F8		0-0 FC5-4		0-0 F6		0-0 F4		5 1 1 0 0 0 2																	
Bill Madlock, R (1, 5) OBP: 0.347, SLG: 0.415	0-0 E5 1B		0-0 F8		0-0 1B HR	0-0 1B		0-0 5-3		5 1 2 0 0 0 1																	
Darrell Evans, L (1, 7) OBP: 0.387, SLG: 0.415	0-0 G1 1B		0-0 4-1 1B		0-0 F9	0-0 F9			4-0 BB G4-6-3	4 0 2 1 1 0 2																	
Terry Whitfield, L (1, 9) OBP: 0.327, SLG: 0.452	0-3 K		0-0 4-1		0-0 1B HR		0-0 3-1		0-0 G4-6-3	5 1 1 0 0 1 4																	
Willie McCovey, L (1, 3) OBP: 0.388, SLG: 0.497	0-0 G1		0-0 F8		0-0 1B HR		0-3 K		0-0 6-3	5 1 1 3 0 1 3																	
Gary Thomasson, L (1, 8) OBP: 0.366, SLG: 0.488	0-3 K			0-0 1B 1-3		0-0 BB		0-3 K		3 0 1 0 1 2 2																	
Tim Foli, R (1, 6) OBP: 0.241, SLG: 0.360		0-0 1B 2B		0-0 1-3		0-0 F7		0-0 E6 1B HR		4 2 2 0 0 0 2																	
Marc Hill, R (1, 2) OBP: 0.264, SLG: 0.297		0-0 G4-6-3 1B		0-0 F7		0-0 F9		0-0 F9		4 0 1 1 0 0 3																	
Bob Knepper, L (1, 1) Charlie Williams, R (4, 1) Derrel Thomas, S (6, PH) Randy Moffitt, R (6, 1) Jack Clark, R (8, PH) Gary Lavelle, S (8, 1)		0-0 G4-6-3		4-0 BB FC5-4		0-0 3-1		0-0 HR		1 0 0 0 0 1 0 1 0 0 0 0 0 0 0 0 1 0 0 0 0 0 0 0 0 0 0 0 0 0 0 0 1 1 1 2 0 0 0 0 0 0 0 0 0 0 0 0																	
Inning Stats	R: 1 H: 2 E: 1 LOB: 2 K: 2 BB: 0 S: 10 P: 10	R: 1 H: 2 E: 0 LOB: 0 K: 0 BB: 0 S: 4 P: 4	R: 0 H: 1 E: 0 LOB: 1 K: 0 BB: 0 S: 4 P: 4	R: 0 H: 1 E: 0 LOB: 2 K: 0 BB: 1 S: 4 P: 8	R: 3 H: 3 E: 0 LOB: 1 K: 0 BB: 1 S: 6 P: 10	R: 0 H: 1 E: 0 LOB: 1 K: 2 BB: 0 S: 4 P: 4	R: 0 H: 0 E: 0 LOB: 0 K: 2 BB: 0 S: 7 P: 7	R: 2 H: 2 E: 1 LOB: 0 K: 0 BB: 0 S: 5 P: 5	R: 0 H: 0 E: 0 LOB: 0 K: 0 BB: 1 S: 2 P: 6	1B: 9 SF: 0 2B: 1 SAC: 0 3B: 0 DP: 2 HR: 2 HBP: 0	WP: 0 PA: 41 PB: 0 SB: 0 CS: 0																
PITCHER	IP WLS BF H R ER SO BB IBB HBP BLK WP HR S P ERA WHIP											PITCHER	IP WLS BF H R ER SO BB IBB HBP BLK WP HR S P ERA WHIP														
Andy Messersmith, R (1, 1) ERA: 4.25	8.0	38	12	7	6	4	2	0	0	0	0	0	2	44	52	6.75	1.750										
Rick Camp, R (9, 1) ERA: 3.54	1.0	W	3	0	0	0	0	1	0	0	0	0	0	2	6	0.00	1.000										

San Francisco Giants @ Atlanta Braves
Atlanta-Fulton County Stadium, Atlanta, GA

Fri Jun 03 1977, 7:05 PM EDT
Att. 13,284 - Unknown

livebaseballscorecards.com

AB 38
R 7
H 12
RBI 7
BB 3
SO 4
LOB 20



Batter	1	2	3	4	5	6	7	8	9	AB	R	H	RBI	BB	SO	LOB
Jerry Royster, R (1, 6) OBP: 0.320, SLG: 0.303 Cito Gaston, R (8, PH) OBP: 0.268, SLG: 0.243 Craig Robinson, R (9, 6) OBP: 0.286, SLG: 0.286	0-3 K		0-0 FC4 1B	0-0 HR		0-3 K		0-0 E4 SH1-4		4	1	2	2	0	2	0
Barry Bonnell, R (1, 8) OBP: 0.458, SLG: 0.440	0-3 K		0-0 FC4	4-0 BB		0-0 2B		0-0 SH1-4		3	0	1	0	1	1	2
Willie Montanez, L (1, 3) OBP: 0.296, SLG: 0.418	0-0 3-1		0-3 K	0-0 G3		4-0 FC6-4 BB		0-0 5-3		4	0	0	0	1	1	4
Jeff Burroughs, R (1, 9) OBP: 0.371, SLG: 0.508		0-0 5-3		0-0 F9	0-0 F9	0-0 FC6-4		0-3 K		5	0	0	0	0	1	3
Gary Matthews, R (1, 7) OBP: 0.367, SLG: 0.490		4-0 5-3 BB		0-3 K	4-0 HR BB		0-3 K		0-0 1B SF8 1B	3	2	1	0	2	2	0
Vic Correll, R (1, 2) OBP: 0.372, SLG: 0.544		0-0 5-3		4-0 1B HR BB	0-0 1B HR		0-3 K		0-0 F6	4	2	1	2	1	1	2
Junior Moore, R (1, 5) OBP: 0.358, SLG: 0.389		0-0 6-3		0-0 1B HR	0-0 4-3		0-0 2B		0-0 1B IBB 1B	5	1	3	0	0	0	1
Rod Gilbreath, R (1, 4) OBP: 0.305, SLG: 0.254			4-0 FC4 1B BB	0-0 1B HR	0-0 6-3		4-0 BB		4-0 1B IBB	2	1	1	3	3	0	0
Andy Messersmith, R (1, 1) OBP: 0.174, SLG: 0.143 Rick Camp, R (9, 1) Tom Paciorek, R (9, PH) OBP: 0.273, SLG: 0.375			0-3 K	4-0 HR BB		0-3 K	0-3 K		0-0 SF8	3	1	0	0	1	3	3

Inning Stats	R: 0	H: 0	E: 0	K: 2	S: 7	R: 0	H: 0	E: 0	K: 0	S: 3	R: 0	H: 1	E: 0	K: 2	S: 8	R: 5	H: 3	E: 0	K: 1	S: 8	R: 2	H: 1	E: 0	K: 0	S: 4	R: 0	H: 1	E: 0	K: 3	S: 10	R: 0	H: 0	E: 1	K: 1	S: 6	R: 1	H: 2	E: 0	K: 0	S: 4	1B: 4	SF: 1	3B: 0	HR: 3
	LOB: 0	BB: 0	P: 7	LOB: 1	BB: 1	P: 7	LOB: 2	BB: 1	P: 12	LOB: 3	BB: 3	P: 20	LOB: 0	BB: 1	P: 8	LOB: 2	BB: 1	P: 12	LOB: 2	BB: 1	P: 14	LOB: 1	BB: 0	P: 6	LOB: 2	BB: 1	P: 8	LOB: 1	BB: 0	P: 6	LOB: 2	BB: 2	P: 8	1B: 2	SF: 1	SAC: 1	DP: 0	HBP: 0						

PITCHER	IP	WLS	BF	H	R	ER	SO	BB	IBB	HBP	BLK	WP	HR	S	P	ERA	WHIP
Bob Knepper, L (1, 1) ERA: 9.45	3.2		19	4	5	5	5	4	0	0	0	0	2	25	41	12.27	2.182
Charlie Williams, R (4, 1) ERA: 3.69	1.1		7	1	2	2	0	2	0	0	0	0	1	5	13	13.50	2.250
Randy Moffitt, R (6, 1) ERA: 1.69	2.0		10	2	0	0	5	2	0	0	0	0	0	18	26	0.00	2.000
Gary Lavelle, L (8, 1) ERA: 0.72	1.2	L	9	2	1	1	1	0	1	0	0	0	0	10	14	5.40	1.200

BOTTOM

San Francisco Giants @ Atlanta Braves
Atlanta-Fulton County Stadium, Atlanta, GA

Fri Jun 03 1977, 7:05 PM EDT
Att. 13,284 - Unknown

livebaseballscorecards.com

AB	34
R	8
H	9
RBI	8
BB	9
SO	11
LOB	15

WP: 0 PA: 45
PB: 0 SB: 0
CS: 0



Batter	1	2	3	4	5	6	7	8	9	AB R H RBI BB SO LOB	TOP
Rob Andrews, R (1, 4) OBP: 0.350, SLG: 0.292	0-0 CS 1B		0-3 K		0-0 G5-4-3 1-2f			4-0 G3 1B BB		3 0 1 0 1 1 2	San Francisco Giants @ Atlanta Braves Atlanta-Fulton County Stadium, Atlanta, GA Sat Jun 04 1977, 7:05 PM EDT Att. 13,818 - Unknown livebaseballscorecards.com
Terry Whitfield, L (1, 7) OBP: 0.333, SLG: 0.454	0-3 K 1-2		0-3 K			0-0 1B		0-0 G3 1B		4 0 2 0 0 2 2	
Jack Clark, R (1, 9) OBP: 0.306, SLG: 0.366	4-0 2B BB		0-3 K			0-0 F3		0-0 G3		3 0 0 0 1 1 4	
Darrell Evans, L (1, 5) OBP: 0.384, SLG: 0.417	0-0 1-3 2B			0-0 F4		0-0 F7		0-3 K2-3		4 0 1 0 0 1 3	
Willie McCovey, L (1, 3) OBP: 0.385, SLG: 0.509	0-3 K2-3			0-0 HR		0-0 F7			0-3 K	4 1 1 1 0 2 3	
Gary Thomasson, L (1, 8) OBP: 0.356, SLG: 0.472		0-3 K		0-0 F6		0-0 F3			0-0 F6	4 0 0 0 0 1 0	
Tim Foli, R (1, 6) OBP: 0.237, SLG: 0.354		0-0 F9		0-0 6-3		0-0 6-3			0-0 F8	3 0 0 0 0 0 0	
Vic Harris, S (8, 6) OBP: 0.375, SLG: 0.429										1 0 0 0 0 0 0	
Mike Sadek, R (1, 2) OBP: 0.220, SLG: 0.213		0-0 F9			0-0 FC4 1B		0-0 F4			3 0 1 0 0 0 0	
John Curtis, L (1, 1) OBP: 0.500, SLG: 0.833			4-0 BB		0-0 FC4 G5-4-3 1-2f			0-3 K		0 0 0 0 0 0 0	
Dave Heaverlo, R (2, 1)										0 0 0 0 1 0 0	
Derrel Thomas, S (5, PH) OBP: 0.315, SLG: 0.278										1 0 0 0 0 0 1	
Terry Cornutt, R (5, 1)										1 0 0 0 0 1 0	
Inning Stats	R: 0 E: 0 K: 2 S: 8 H: 2 LOB: 2 BB: 1 P: 12	R: 0 E: 0 K: 1 S: 5 H: 0 LOB: 0 BB: 0 P: 5	R: 0 E: 0 K: 3 S: 9 H: 0 LOB: 1 BB: 1 P: 13	R: 1 E: 0 K: 0 S: 4 H: 1 LOB: 0 BB: 0 P: 4	R: 0 E: 0 K: 0 S: 3 H: 1 LOB: 0 BB: 0 P: 3	R: 0 E: 0 K: 0 S: 4 H: 1 LOB: 1 BB: 0 P: 4	R: 0 E: 0 K: 0 S: 3 H: 0 LOB: 0 BB: 0 P: 3	R: 0 E: 0 K: 2 S: 8 H: 1 LOB: 2 BB: 1 P: 12	R: 0 E: 0 K: 1 S: 5 H: 0 LOB: 0 BB: 0 P: 5	1B: 4 2B: 1 3B: 0 HR: 1 SF: 0 SAC: 0 DP: 1 HBP: 0	WP: 0 PB: 0 SB: 0 CS: 1 PA: 34
PITCHER Phil Niekro, R (1, 1) ERA: 5.42	IP WLS BF H R ER SO BB IBB HBP BLK WP HR S P ERA WHIP										
	9.0 W 34 6 1 1 9 3 0 0 0 0 1 49 61 1.00 1.000										

San Francisco Giants @ Atlanta Braves
Atlanta-Fulton County Stadium, Atlanta, GA
Sat Jun 04 1977, 7:05 PM EDT
Att. 13,818 - Unknown

AB 31
R 1
H 6
RBI 1
BB 3
SO 9
LOB 15



Batter	1	2	3	4	5	6	7	8	9
Jerry Royster, R OBP: 0.326, SLG: 0.300 (1, 6)	4-0 1B HR 1B BB	0-0 F9		4-0 G4-6-3 BB	4-0 BB			0-0 6-3	
Barry Bonnell, R OBP: 0.446, SLG: 0.427 (1, 8)	0-0 1-2 HR 1B	0-0 F8		0-0 G4-6-3 1-2f	0-0 6-3			0-0 5-3	
Willie Montanez, L OBP: 0.311, SLG: 0.425 (1, 3)	0-0 1-2 2-3 HR 1B	4-0 2B BB			0-0 2B E 1B			0-0 3-1	
Jeff Burroughs, R OBP: 0.373, SLG: 0.528 (1, 9)	0-0 1-H 2-H 3-H HR	0-0 1-3 2B			0-0 F8			0-0 F7	
Gary Matthews, R OBP: 0.365, SLG: 0.490 (1, 7)	0-0 4-3	0-3 K			0-0 1-3 E 2B			0-0 F8	
Vic Correll, R OBP: 0.378, SLG: 0.529 (1, 2)	4-0 BB BB		0-0 5-3		4-0 E 5-3 IBB			0-3 K	
Junior Moore, R OBP: 0.348, SLG: 0.377 (1, 5)	0-0 F9		0-3 K		0-0 E4 5-3 1-3 2-H 3-H			0-0 5-3	
Rod Gilbreath, R OBP: 0.311, SLG: 0.250 (1, 4)	4-0 1-2 BB		0-0 6-3		4-0 5-3 IBB			0-0 F8	
Phil Niekro, R OBP: 0.182, SLG: 0.156 (1, 1)	0-0 F8			0-0 F6	0-0 5-3 1-2 2-3 3-H			0-0 1-3	

Inning Stats	R: 4 E: 0 K: 0 S: 6	H: 3 LOB: 2 BB: 3 P: 18	R: 0 E: 0 K: 1 S: 6	H: 1 LOB: 2 BB: 1 P: 10	R: 0 E: 0 K: 1 S: 5	H: 0 LOB: 0 BB: 0 P: 5	R: 0 E: 0 K: 0 S: 2	H: 0 LOB: 0 BB: 1 P: 6	R: 3 E: 1 K: 0 S: 6	H: 2 LOB: 3 BB: 3 P: 18	R: 0 E: 0 K: 0 S: 3	H: 0 LOB: 0 BB: 0 P: 3	R: 0 E: 0 K: 1 S: 5	H: 0 LOB: 0 BB: 0 P: 5	R: 0 E: 0 K: 0 S: 3	H: 0 LOB: 0 BB: 0 P: 3
--------------	------------------------------	----------------------------------	------------------------------	----------------------------------	------------------------------	---------------------------------	------------------------------	---------------------------------	------------------------------	----------------------------------	------------------------------	---------------------------------	------------------------------	---------------------------------	------------------------------	---------------------------------

PITCHER	IP	WLS	BF	H	R	ER	SO	BB	IBB	HBP	BLK	WP	HR	S	P	ERA	WHIP
John Curtis, L ERA: 3.82 (1, 1)	1.2	L	13	4	4	4	0	4	0	0	0	0	1	9	25	21.60	4.800
Dave Heaverlo, R ERA: 2.16 (2, 1)	2.1		7	0	0	0	2	1	0	0	0	0	0	10	14	0.00	0.429
Terry Cornutt, R ERA: 3.1 (5, 1)	4.0		18	2	3	1	1	1	2	0	0	0	0	17	29	2.25	0.750

BOTTOM

San Francisco Giants @ Atlanta Braves
Atlanta-Fulton County Stadium, Atlanta, GA

Sat Jun 04 1977, 7:05 PM EDT
Att. 13,818 - Unknown

AB	R	H	RBI	BB	SO	LOB
2	1	0	0	3	0	0
5	1	1	0	0	0	4
3	2	2	0	1	0	0
4	1	2	4	0	0	1
4	1	1	0	0	1	2
2	1	0	0	2	1	0
4	0	0	1	0	1	2
2	0	0	0	2	0	0
4	0	0	1	0	0	4

AB	30
R	7
H	6
RBI	6
BB	8
SO	3
LOB	13

WP: 0 PA: 38
PB: 0
SB: 0
CS: 0



PITCHER	IP	WLS	BF	H	R	ER	SO	BB	IBB	HBP	BLK	WP	HR	S	P	ERA	WHIP
---------	----	-----	----	---	---	----	----	----	-----	-----	-----	----	----	---	---	-----	------

San Francisco Giants @ Atlanta Braves
 Atlanta-Fulton County Stadium, Atlanta, GA

Sun Jun 05 1977, 3:33 AM EDT
 Att. 7,464 - Unknown

AB	37
R	10
H	13
RBI	7
BB	5
SO	4
LOB	17



WP	2	PA	46
PB	0		
SB	0		
CS	0		

Batter	1	2	3	4	5	6	7	8	9	AB R H RBI BB SO LOB
Rob Andrews, R (1, 4) OBP: 0.356, SLG: 0.290	0-0 1B E	4-0 2B BB	4-0 BB FC6-4			0-0 F6	0-0 6-3		0-0 1-3	4 2 1 0 2 0 4
Derrel Thomas, S (1, 3) OBP: 0.318, SLG: 0.281	0-0 1B FC4-6	0-0 SF9	0-0 SF8			4-0 E BB		0-0 4-3		2 1 1 2 1 0 0
Bill Madlock, R (1, 5) OBP: 0.344, SLG: 0.415	0-0 1B FC4-6	0-0 2B	0-0 FC6-4			0-0 F8		0-0 F8		5 1 1 2 0 0 4
Jack Clark, R (1, 9) OBP: 0.302, SLG: 0.359	0-0 1B FC6-5	0-0 6-3		0-0 5-3		0-0 E5		0-0 5-3		5 0 1 1 0 0 1
Randy Elliott, R (1, 7) OBP: 0.231, SLG: 0.367	0-0 FC6-5		0-0 1B 2B	0-3 K		0-0 F2		0-0 WP SH1-3 1B		5 1 2 0 0 1 2
Larry Herndon, R (1, 8) OBP: 0.262, SLG: 0.337	0-0 4-3		0-0 1B 1B WP	0-3 K			0-0 SF8 3B	0-0 SH1-3		4 2 2 1 0 1 1
Tim Foli, R (1, 6) OBP: 0.238, SLG: 0.354		0-0 6-3	0-0 WP 1B SF8		0-0 F8		0-0 SF8	4-0 WP BB		3 1 1 1 0 0 0
Charlie Williams, R (7, 1)										0 0 0 0 0 0 0
Randy Moffitt, R (7, 1)										0 0 0 0 0 0 0
Gary Thomasson, L (9, PH) OBP: 0.360, SLG: 0.472			1-2 1B							0 0 0 0 1 0 0
Ken Rudolph, R (9, 2) OBP: 0.308, SLG: 0.250										0 0 0 0 0 0 0
Mike Sadek, R (1, 2) OBP: 0.259, SLG: 0.275		0-0 1B SF9	0-0 WP 1B		0-0 F8		0-0 F8	0-3 K		4 1 3 0 0 0 0
Darrell Evans, L (9, PH) OBP: 0.382, SLG: 0.414			1-2 2-3 1B					1-2 2-3 K		1 0 0 0 0 1 2
Gary Lavelle, S (9, 1)										0 0 0 0 0 0 0
Ed Halicki, R (1, 1) OBP: 0.200, SLG: 0.208		0-0 2B BB	0-0 F4		0-3 K		0-0 F8	4-0 BB		3 1 1 0 0 1 2
Vic Harris, S (7, PH) OBP: 0.400, SLG: 0.375			1-2 2-3 3-H							1 0 0 0 1 0 1

Inning Stats	R: 2	H: 3	E: 1	K: 0	S: 6	P: 6	R: 3	H: 3	E: 0	K: 0	S: 6	P: 10	R: 3	H: 4	E: 0	K: 0	S: 7	P: 11	R: 0	H: 0	E: 0	K: 2	S: 7	P: 7	R: 0	H: 0	E: 0	K: 1	S: 5	P: 5	R: 1	H: 0	E: 1	K: 0	S: 4	P: 8	R: 1	H: 2	E: 0	K: 0	S: 5	P: 5	R: 0	H: 0	E: 0	K: 0	S: 3	P: 3	R: 0	H: 1	E: 0	K: 1	S: 6	P: 14	1B: 9	SF: 3	2B: 3	SAC: 1	3B: 1	DP: 0	HR: 0	HBP: 0	WP: 2	PA: 46
--------------	------	------	------	------	------	------	------	------	------	------	------	-------	------	------	------	------	------	-------	------	------	------	------	------	------	------	------	------	------	------	------	------	------	------	------	------	------	------	------	------	------	------	------	------	------	------	------	------	------	------	------	------	------	------	-------	-------	-------	-------	--------	-------	-------	-------	--------	-------	--------

PITCHER	IP	WLS	BF	H	R	ER	SO	BB	IBB	HBP	BLK	WP	HR	S	P	ERA	WHIP
Jamie Easterly, L (1, 1) ERA: 5.83	1.2	L	12	6	5	4	0	1	0	0	0	0	0	11	15	21.60	4.200
Bob Johnson, R (2, 1) ERA: 7.25	0.1		5	4	3	3	0	0	0	0	0	0	0	5	5	81.00	12.000
Buzz Capra, R (3, 1) ERA: 6.65	4.0		15	0	1	0	3	2	0	0	0	1	0	19	27	0.00	0.500
Dave Campbell, R (7, 1) ERA: 2.81	1.0		5	2	1	1	0	0	0	0	0	0	0	5	5	9.00	2.000
Rick Camp, R (8, 1) ERA: 3.38	2.0		9	1	0	0	1	2	0	0	0	1	0	9	17	0.00	1.500

PITCHER	IP	WLS	BF	H	R	ER	SO	BB	IBB	HBP	BLK	WP	HR	S	P	ERA	WHIP
---------	----	-----	----	---	---	----	----	----	-----	-----	-----	----	----	---	---	-----	------

BOTTOM

San Francisco Giants @ Atlanta Braves
Atlanta-Fulton County Stadium, Atlanta, GA

livebaseballscorecards.com

AB 43
R 9
H 15
RBI 9
BB 3
SO 6
LOB 22



WP: 0 PA: 46
PB: 0
SB: 0
CS: 0

Sun Jun 05 1977, 3:33 AM EDT
Att. 7,464 - Unknown

AB R H RBI BB SO LOB

5 2 1 2 1 0 5

5 1 2 5 0 1 0

5 0 3 0 0 0 3

5 0 1 0 0 1 3

5 1 1 0 0 2 1

4 2 2 0 1 0 1

5 1 1 0 0 1 3

4 1 2 1 0 0 3

1 0 1 0 0 0 0

0 0 0 0 0 0 0

1 0 1 1 0 0 0

0 0 0 0 1 0 0

1 0 0 0 0 1 0

0 0 0 0 0 0 0

1 1 0 0 0 0 2

0 0 0 0 0 0 0

1 0 0 0 0 0 1

1B: 11 SF: 0

2B: 1 SAC: 0

3B: 0 DP: 0

HR: 3 HBP: 0

1B: 11 SF: 0

2B: 1 SAC: 0

3B: 0 DP: 0

HR: 3 HBP: 0

1B: 11 SF: 0

2B: 1 SAC: 0

3B: 0 DP: 0

HR: 3 HBP: 0

1B: 11 SF: 0

2B: 1 SAC: 0

3B: 0 DP: 0

HR: 3 HBP: 0

1B: 11 SF: 0

2B: 1 SAC: 0

3B: 0 DP: 0

HR: 3 HBP: 0

1B: 11 SF: 0

2B: 1 SAC: 0

3B: 0 DP: 0

HR: 3 HBP: 0

1B: 11 SF: 0

2B: 1 SAC: 0

3B: 0 DP: 0

HR: 3 HBP: 0

1B: 11 SF: 0

2B: 1 SAC: 0

3B: 0 DP: 0

HR: 3 HBP: 0

1B: 11 SF: 0

2B: 1 SAC: 0

3B: 0 DP: 0

HR: 3 HBP: 0

1B: 11 SF: 0

2B: 1 SAC: 0

3B: 0 DP: 0

HR: 3 HBP: 0

1B: 11 SF: 0

2B: 1 SAC: 0

3B: 0 DP: 0

HR: 3 HBP: 0

1B: 11 SF: 0

2B: 1 SAC: 0

3B: 0 DP: 0

HR: 3 HBP: 0

1B: 11 SF: 0

2B: 1 SAC: 0

3B: 0 DP: 0

HR: 3 HBP: 0

1B: 11 SF: 0

2B: 1 SAC: 0

3B: 0 DP: 0

HR: 3 HBP: 0

1B: 11 SF: 0

2B: 1 SAC: 0

3B: 0 DP: 0

HR: 3 HBP: 0

1B: 11 SF: 0

2B: 1 SAC: 0

3B: 0 DP: 0

HR: 3 HBP: 0

1B: 11 SF: 0

2B: 1 SAC: 0

3B: 0 DP: 0

HR: 3 HBP: 0

1B: 11 SF: 0

2B: 1 SAC: 0

3B: 0 DP: 0

HR: 3 HBP: 0

1B: 11 SF: 0

2B: 1 SAC: 0

3B: 0 DP: 0

HR: 3 HBP: 0

1B: 11 SF: 0

2B: 1 SAC: 0

3B: 0 DP: 0

HR: 3 HBP: 0

1B: 11 SF: 0

2B: 1 SAC: 0

3B: 0 DP: 0

HR: 3 HBP: 0

1B: 11 SF: 0

2B: 1 SAC: 0

3B: 0 DP: 0

HR: 3 HBP: 0

1B: 11 SF: 0

2B: 1 SAC: 0

3B: 0 DP: 0

HR: 3 HBP: 0

1B: 11 SF: 0

2B: 1 SAC: 0

3B: 0 DP: 0

HR: 3 HBP: 0

1B: 11 SF: 0

2B: 1 SAC: 0

3B: 0 DP: 0

HR: 3 HBP: 0

1B: 11 SF: 0

2B: 1 SAC: 0

3B: 0 DP: 0

HR: 3 HBP: 0

1B: 11 SF: 0

2B: 1 SAC: 0

3B: 0 DP: 0

HR: 3 HBP: 0

1B: 11 SF: 0

2B: 1 SAC: 0

3B: 0 DP: 0

HR: 3 HBP: 0

1B: 11 SF: 0

2B: 1 SAC: 0

3B: 0 DP: 0

HR: 3 HBP: 0

1B: 11 SF: 0

2B: 1 SAC: 0

3B: 0 DP: 0

HR: 3 HBP: 0

1B: 11 SF: 0

2B: 1 SAC: 0

3B: 0 DP: 0

HR: 3 HBP: 0

1B: 11 SF: 0

2B: 1 SAC: 0

3B: 0 DP: 0

HR: 3 HBP: 0

1B: 11 SF: 0

2B: 1 SAC: 0

3B: 0 DP: 0

HR: 3 HBP: 0

1B: 11 SF: 0

2B: 1 SAC: 0

3B: 0 DP: 0

HR: 3 HBP: 0

1B: 11 SF: 0

2B: 1 SAC: 0

3B: 0 DP: 0

HR: 3 HBP: 0

1B: 11 SF: 0

2B: 1 SAC: 0

3B: 0 DP: 0

HR: 3 HBP: 0

1B: 11 SF: 0

2B: 1 SAC: 0

3B: 0 DP: 0

HR: 3 HBP: 0

1B: 11 SF: 0

2B: 1 SAC: 0

3B: 0 DP: 0

HR: 3 HBP: 0

1B: 11 SF: 0

2B: 1 SAC: 0

3B: 0 DP: 0

HR: 3 HBP: 0

1B: 11 SF: 0

2B: 1 SAC: 0

3B: 0 DP: 0

HR: 3 HBP: 0

1B: 11 SF: 0

2B: 1 SAC: 0

3B: 0 DP: 0

HR: 3 HBP: 0

1B: 11 SF: 0

2B: 1 SAC: 0

3B: 0 DP: 0

HR: 3 HBP: 0

1B: 11 SF: 0

2B: 1 SAC: 0

3B: 0 DP: 0

HR: 3 HBP: 0

1B: 11 SF: 0

2B: 1 SAC: 0

3B: 0 DP: 0

HR: 3 HBP: 0

1B: 11 SF: 0

2B: 1 SAC: 0

3B: 0 DP: 0

HR: 3 HBP: 0

1B: 11 SF: 0

2B: 1 SAC: 0

3B: 0 DP: 0

HR: 3 HBP: 0

1B: 11 SF: 0

2B: 1 SAC: 0

3B: 0 DP: 0

HR: 3 HBP: 0

1B: 11 SF: 0

2B: 1 SAC: 0

3B: 0 DP: 0

HR: 3 HBP: 0

1B: 11 SF: 0

2B: 1 SAC: 0

3B: 0 DP: 0

HR: 3 HBP: 0

1B: 11 SF: 0

2B: 1 SAC: 0

3B: 0 DP: 0

HR: 3 HBP: 0

1B: 11 SF: 0

2B: 1 SAC: 0

3B: 0 DP: 0

HR: 3 HBP: 0

1B: 11 SF: 0

2B: 1 SAC: 0

3B: 0 DP: 0

HR: 3 HBP: 0

1B: 11 SF: 0

2B: 1 SAC: 0

3B: 0 DP: 0

HR: 3 HBP: 0

1B: 11 SF: 0

2B: 1 SAC: 0

3B: 0 DP: 0

HR: 3 HBP: 0

1B: 11 SF: 0

2B: 1 SAC: 0

3B: 0 DP: 0

HR: 3 HBP: 0

1B: 11 SF: 0

2B: 1 SAC: 0

3B: 0 DP: 0

HR: 3 HBP: 0

1B: 11 SF: 0

2B: 1 SAC: 0

3B: 0 DP: 0

HR: 3 HBP: 0

1B: 11 SF: 0

2B: 1 SAC: 0

3B: 0 DP: 0

HR: 3 HBP: 0

1B: 11 SF: 0

2B: 1 SAC: 0

3B: 0 DP: 0

HR: 3 HBP: 0

1B: 11 SF: 0

2B: 1 SAC: 0

3B: 0 DP: 0

HR: 3 HBP: 0

1B: 11 SF: 0

2B: 1 SAC: 0

3B: 0 DP: 0

HR: 3 HBP: 0

1B: 11 SF: 0

2B: 1 SAC: 0

3B: 0 DP: 0

Batter	1	2	3	4	5	6	7	8	9	10	11	12	AB R H RBI BB SO LOB	TOP		
Rob Andrews, R OBP: 0.355, SLG: 0.287 (1, 4)	F8 1B BB 4-0		F9 1B 0-0		F9 0-0			G6-4-3 0-0			K 0-3	4-3 0-0	5 0 1 0 1 1 3			
Tim Foli, R OBP: 0.237, SLG: 0.350 (1, 6)	F8 0-0		L8 0-0			6-3 0-0				FC5-4 1B 0-0	P3 0-0		5 0 1 0 0 0 2			
Bill Madlock, R OBP: 0.345, SLG: 0.414 Terry Whitfield, L OBP: 0.333, SLG: 0.454 (1, 5) (12, 7)	F8 1B 0-0 1-2		G1-4-3 0-0			F8 0-0				FC5-4 0-0 1-2f	E1 1B 0-0		5 0 2 0 0 0 2 0 0 0 0 0 0 0			
Jack Clark, R OBP: 0.292, SLG: 0.346 (1, 9)	F8 0-0 1-2 2-3			L4 0-0		6-3 0-0				6-3 0-0	F8 0-0		5 0 0 0 0 0 4			
Willie McCovey, L OBP: 0.385, SLG: 0.521 (1, 3)				6-3 0-0				K 0-3				F5 0-0	4 1 1 1 1 1 0			
Randy Elliott, R OBP: 0.236, SLG: 0.365 Gary Thomasson, L OBP: 0.362, SLG: 0.469 (1, 7) (9, PH) (9, 7) (12, 8)				F8 0-0				6-3 0-0		5-3 0-0		2B BB 4-0	3 0 1 0 0 0 0 1 1 0 0 1 0 2			
Larry Herndon, R OBP: 0.282, SLG: 0.333 Darrell Evans, L OBP: 0.385, SLG: 0.425 (1, 8) (12, PH) (12, 5)								6-3 1B 0-0			K 0-3	2B 2B 0-0 1-H	4 0 1 0 0 2 1 1 1 1 1 0 0 0			
Mike Sadek, R OBP: 0.271, SLG: 0.304 (1, 2)				L8 0-0		6-3 0-0 1-2				FC1-6 1B 0-0	K 0-3	2B 0-0 2-H	5 0 2 1 0 1 2			
Bob Knepper, L Gary Lavelle, S (1, 1) (9, 1)						L9 0-0				FC1-6 0-0 1-2f	K 0-3	K 0-3	3 0 0 0 0 1 3 2 0 0 0 0 2 1			
Inning Stats	R: 0 H: 1 E: 0 LOB: 1 K: 0 BB: 1 S: 3 P: 7	R: 1 H: 2 E: 0 LOB: 1 K: 2 BB: 0 S: 9 P: 9	R: 0 H: 1 E: 0 LOB: 0 K: 0 BB: 0 S: 3 P: 3	R: 0 H: 0 E: 0 LOB: 0 K: 0 BB: 0 S: 3 P: 3	R: 0 H: 1 E: 0 LOB: 1 K: 0 BB: 0 S: 4 P: 4	R: 0 H: 0 E: 0 LOB: 0 K: 1 BB: 0 S: 3 P: 3	R: 0 H: 0 E: 0 LOB: 0 K: 1 BB: 0 S: 5 P: 5	R: 0 H: 1 E: 0 LOB: 0 K: 0 BB: 0 S: 3 P: 3	R: 0 H: 1 E: 1 LOB: 2 K: 0 BB: 1 S: 4 P: 8	R: 0 H: 0 E: 0 LOB: 0 K: 3 BB: 0 S: 9 P: 9	R: 0 H: 1 E: 1 LOB: 1 K: 1 BB: 0 S: 6 P: 6	R: 2 H: 2 E: 0 LOB: 1 K: 1 BB: 1 S: 7 P: 11	1B: 7 SF: 0 2B: 2 SAC: 0 3B: 0 DP: 2 HR: 1 HBP: 0	WP: 0 PA: 46 PB: 0 SB: 0 CS: 0		
PITCHER	IP WLS BF H R ER SO BB IBB HBP BLK WP HR S P ERA WHIP															
John Candelaria, L ERA: 1.56 (1, 1)	8.0	28	6	1	1	0	3	1	0	0	0	0	0	0	1.12	0.875
Bruce Kison, R ERA: 4.48 (9, 1)	0.2	4	1	0	0	0	0	1	0	0	0	0	0	0.00	1.500	
Grant Jackson, L ERA: 3.26 (9, 1)	0.1	1	0	0	0	0	0	0	0	0	0	0	0	0.00	0.000	
Rich Gossage, R ERA: 1.48 (10, 1)	3.0	L 13	3	2	2	5	1	0	0	0	0	0	0	6.00	1.333	

San Francisco Giants @ Pittsburgh Pirates
Three Rivers Stadium, Pittsburgh, PA
Mon Jun 06 1977, 7:05 PM EDT
Att: 6,635 - Unknown

AB	43
R	3
H	10
RBI	3
BB	3
SO	8
LOB	20



Batter	1	2	3	4	5	6	7	8	9	10	11	12
Frank Taveras, R OBP: 0.325, SLG: 0.306 Mario Mendoza, R OBP: 0.125, SLG: 0.125	4-0 F7 S BB		4-0 2-3 PB BB			0-0 F8		4-0 FC5-4 BB		0-0 6-3		0-0 1-3
Phil Garner, R OBP: 0.284, SLG: 0.368	0-0 F7 1-3		0-0 2-3			0-0 6-3		0-0 FC5-4 1-2f		0-3 K		
Dave Parker, L OBP: 0.396, SLG: 0.574	0-3 K		0-0 G3			1-0 2B HBP		0-0 G3		0-0 4-3		
Al Oliver, L OBP: 0.348, SLG: 0.512	0-0 3-1			0-0 F7		0-0 2B		0-0 FC4-6 2B		0-0 L8		
Bill Robinson, R OBP: 0.311, SLG: 0.475		0-0 F6		0-0 F3		0-3 K		0-0 F8		0-3 K		
Willie Stargell, L OBP: 0.394, SLG: 0.613 Omar Moreno, L OBP: 0.277, SLG: 0.307		0-3 K		0-0 L9			0-3 K	4-0 FC4-6 BB		0-3 K		
Rennie Stennett, R OBP: 0.367, SLG: 0.397		0-0 1B			0-0 1B		0-0 F9	0-0 FC4-6 1-2f 3-H				0-3 K
Duffy Dyer, R OBP: 0.440, SLG: 0.408		0-0 5-3			0-0 1B		0-0 6-3	0-0 IBB				0-0 1B
John Candelaria, L OBP: 0.240, SLG: 0.174 Tommy Helms, R			0-0 6-3			0-0 4-3		0-0 6-3	0-3 K			0-3 K
Bruce Kison, R OBP: 0.280, SLG: 0.417 Grant Jackson, S OBP: 0.500, SLG: 1.000 Fernando Gonzalez, R OBP: 0.240, SLG: 0.391 Rich Cossiga, R OBP: 0.400, SLG: 0.800 Ken Machuta, R OBP: 0.167, SLG: 0.167												

AB	R	H	RBI	BB	SO	LOB
1	0	0	0	3	0	0
2	0	0	0	0	0	1
5	0	0	0	0	1	3
4	0	0	0	0	1	3
5	1	2	0	0	0	1
5	0	0	0	0	2	3
3	0	0	0	1	2	0
1	0	0	0	0	1	0
5	0	2	1	0	1	1
4	0	2	0	1	0	1
2	0	0	0	0	0	0
1	0	0	0	0	0	0
0	0	0	0	0	0	0
0	0	0	0	0	0	0
1	0	0	0	0	1	2
0	0	0	0	0	0	0
1	0	0	0	0	1	1

WP	PA
0	46
1	
2	
0	

Inning Stats	R	H	E	K	S	H	LOB	BB	P	R	H	E	K	S	H	LOB	BB	P	ERA	WHIP
	0	0	0	1	9	1	1	0	6	0	0	0	1	6	0	0	0	3	1.08	0.960
	0	0	0	1	9	0	0	0	6	0	0	0	1	6	0	0	0	3	0.00	0.545

WP	PA
0	46
1	
2	
0	

BOTTOM

San Francisco Giants @ Pittsburgh Pirates
Three Rivers Stadium, Pittsburgh, PA
Mon Jun 06 1977, 7:05 PM EDT
Att. 6,635 - Unknown

livebaseballscorecards.com

AB	40
R	1
H	6
RBI	1
BB	5
SO	10
LOB	16



Batter	1	2	3	4	5	6	7	8	9	AB R H RBI BB SO LOB	TOP														
Rob Andrews, R (1, 4) OBP: 0.369, SLG: 0.311	4-0 2B 1B BB	0-0 1B		4-0 SH 1B BB		0-0 1B 3B		0-0 F8		3 3 2 0 2 0 0															
Terry Whitfield, L (1, 9) OBP: 0.331, SLG: 0.455	0-0 1B 1-3 SF8 2B	0-0 4-3		0-0 SH 1B		0-3 K		0-0 F6		4 2 1 0 0 1 2															
Bill Madlock, R (1, 5) OBP: 0.350, SLG: 0.419	0-0 2B 1B		0-0 PB 2B 1B	0-0 1B		0-3 K		0-0 F7		5 2 3 3 0 1 1															
Darrell Evans, L (1, 7) OBP: 0.391, SLG: 0.436	0-0 SF8		0-0 1B 1-H FC1-2 2B	0-0 F5		0-0 1B		4-0 E BB		3 0 2 3 1 0 0															
Willie McCovey, L (1, 3) OBP: 0.386, SLG: 0.517	0-0 F7		0-0 FC1-2 BB 1B	0-0 FC6-4 1B		0-3 K		0-0 F7		5 0 2 0 0 1 3															
Gary Thomasson, L (1, 8) OBP: 0.363, SLG: 0.470	0-0 1-H 2B		4-0 FC1-2 BB 1-2	0-0 FC6-4		0-0 E3 FC6-4		0-0 P6		4 0 1 1 1 0 2															
Tim Foli, R (1, 6) OBP: 0.231, SLG: 0.341	0-0 5-3		0-0 P4	0-0 6-3		0-0 FC6-4		0-0 F6		5 0 0 0 0 0 6															
Mike Sadek, R (1, 2) OBP: 0.254, SLG: 0.283		0-0 6-3	0-0 FC1-2	0-3 K		0-0 F7		0-0 F7		4 0 0 0 0 1 4															
Jim Barr, R (1, 1) OBP: 0.212, SLG: 0.161		0-0 F4	0-0 6-3	0-0 6-3		0-0 P3				4 0 0 0 0 0 4															
Randy Moffitt, R (7, 1)										0 0 0 0 0 0 0															
Inning Stats	R: 3 E: 0 K: 0 S: 6	H: 3 LOB: 1 BB: 1 P: 10	R: 0 E: 0 K: 0 S: 4	H: 1 LOB: 1 BB: 0 P: 4	R: 1 E: 0 K: 0 S: 6	H: 3 LOB: 3 BB: 1 P: 10	R: 2 E: 1 K: 0 S: 5	H: 2 LOB: 1 BB: 1 P: 9	R: 0 E: 0 K: 1 S: 5	H: 0 LOB: 0 BB: 0 P: 5	R: 1 E: 0 K: 3 S: 11	H: 2 LOB: 1 BB: 0 P: 11	R: 0 E: 1 K: 0 S: 4	H: 0 LOB: 1 BB: 0 P: 4	R: 0 E: 0 K: 0 S: 3	H: 0 LOB: 0 BB: 0 P: 3	R: 0 E: 1 K: 0 S: 3	H: 0 LOB: 1 BB: 1 P: 7	1B: 7 2B: 3 3B: 1 HR: 0	SF: 1 SAC: 1 DP: 0 HBP: 0	WP: 0 PB: 1 SB: 0 CS: 0	PA: 43			
PITCHER	IP	WLS	BF	H	R	ER	SO	BB	IBB	HBP	BLK	WP	HR	S	P	ERA	WHIP								
Larry Demery, R (1, 1) ERA: 5.58	2.0	L	14	7	4	4	0	1	0	0	0	0	0	13	17	18.00	4.000								
Terry Forster, L (3, 1) ERA: 3.78	5.0		22	4	3	2	4	2	0	0	0	0	0	28	36	3.60	1.200								
Grant Jackson, L (8, 1) ERA: 2.95	2.0		7	0	0	0	0	1	0	0	0	0	0	6	10	0.00	0.500								

San Francisco Giants @ Pittsburgh Pirates
 Three Rivers Stadium, Pittsburgh, PA
 Tue Jun 07 1977, 7:05 PM EDT
 Att. 6,795 - Unknown

livebaseballscorecards.com

AB	37
R	7
H	11
RBI	7
BB	4
SO	4
LOB	22




Batter	1	2	3	4	5	6	7	8	9	AB	R	H	RBI	BB	SO	LOB
Phil Garner, R OBP: 0.289, SLG: 0.388 (1, 5) (8, 6)	0-0 G3 FC4-6 2B		0-0 4-3		0-3 K		0-0 G3 2-H 3B			4	2	2	1	0	1	0
Ed Ott, L OBP: 0.388, SLG: 0.321 (1, 2) (8, 6)	0-0 G3 2-3		0-0 2B			0-0 F7	0-0 G3 3-H			4	0	1	1	0	0	1
Dave Parker, L OBP: 0.394, SLG: 0.565 (1, 9) BB BB BB	4-0 FC4-6 BB		0-0 P5			0-0 4-3	0-0 4-3			3	0	0	0	1	0	1
Al Oliver, L OBP: 0.340, SLG: 0.500 (1, 8) (8, 7)	0-0 FC4-6 1-2f 3-H			0-0 4-3		0-0 5-3		0-0 4-3		4	0	0	1	0	0	1
Willie Stargell, L OBP: 0.388, SLG: 0.635 (1, 3) SS SS SS	0-3 K			4-0 BB			0-0 HR	0-3 K		3	1	1	1	1	2	1
Bill Robinson, R OBP: 0.309, SLG: 0.476 (1, 7) (8, 5)		0-0 5-3		0-3 K			0-0 2B 2B	0-3 K		4	1	1	0	0	2	1
Rennie Stennett, R OBP: 0.365, SLG: 0.399 (1, 4)		0-0 4-3		0-0 6-3			0-0 2B 2B		0-0 6-3	4	1	1	1	0	0	1
Mario Mendoza, R OBP: 0.100, SLG: 0.100 Omar Moreno, L OBP: 0.274, SLG: 0.303 (7, PH) (8, 8)		0-0 F9			0-0 F9		0-3 K		0-0 F7	2	0	0	0	0	0	0
Larry Demery, R OBP: 0.231, SLG: 0.385 Terry Forster, L OBP: 0.333, SLG: 0.333 Ed Kirkpatrick, L OBP: 0.306, SLG: 0.296 Grant Jackson, S OBP: 0.500, SLG: 1.000 Duffy Dyer, R OBP: 0.437, SLG: 0.404 (9, PH)			0-0 1-3		0-0 L8		0-0 3B 2B		0-0 1-3	2	0	0	0	0	0	1

Inning Stats	R: 1	H: 1	E: 0	K: 1	S: 6	LOB: 1	BB: 1	P: 10	R: 0	H: 0	E: 0	K: 0	S: 3	LOB: 0	BB: 0	P: 3	R: 0	H: 0	E: 0	K: 1	S: 4	LOB: 1	BB: 0	P: 4	R: 0	H: 0	E: 0	K: 1	S: 5	LOB: 0	BB: 0	P: 5	R: 0	H: 0	E: 0	K: 0	S: 3	LOB: 0	BB: 0	P: 7	R: 0	H: 0	E: 0	K: 2	S: 7	LOB: 0	BB: 0	P: 7	R: 0	H: 0	E: 0	K: 0	S: 3	LOB: 0	BB: 0	P: 3	1B: 0	2B: 5	3B: 1	SF: 0	SAC: 0	DP: 0	HBP: 0	WP: 0	PB: 0	SB: 0	CS: 0	PA: 36
PITCHER	IP	WLS	BF	H	R	ER	SO	BB	IBB	HBP	BLK	WP	HR	S	P	ERA	WHIP																			IP	WLS	BF	H	R	ER	SO	BB	IBB	HBP	BLK	WP	HR	S	P	ERA	WHIP																
Jim Barr, R ERA: 3.99 Randy Moffitt, R ERA: 2.05	(1, 1)	6.1	W	27	6	5	5	4	2	0	0	0	0	33	41	7.11	1.263																			(7, 1)	2.2	S	9	1	1	1	2	0	0	0	0	0	0	0	13	13	3.38	0.375														

BOTTOM

San Francisco Giants @ Pittsburgh Pirates
 Three Rivers Stadium, Pittsburgh, PA
 Tue Jun 07 1977, 7:05 PM EDT
 Att. 6,795 - Unknown

AB	34
R	6
H	7
RBI	6
BB	2
SO	6
LOB	7



Batter	1	2	3	4	5	6	7	8	9	AB R H RBI BB SO LOB	TOP									
Rob Andrews, R (1, 4) OBP: 0.373, SLG: 0.311	0-0 L4		0-0 6-3			0-0 E9 2B 1B		4-0 1B SH3-4 BB		3 1 1 0 1 0 0										
Derrel Thomas, S (1, 3) OBP: 0.312, SLG: 0.276 (3, 5)	0-0 F9			0-0 F8		0-0 6-3		0-0 SH3-4		3 0 0 0 0 0 1										
Bill Madlock, R (1, 5) OBP: 0.349, SLG: 0.417 Darrell Evans, L (1, 5) OBP: 0.396, SLG: 0.443 (3, 3)	0-0 F8			4-0 BB		0-0 2B		0-0 F8		1 0 0 0 0 0 0 2 1 1 1 1 0 1										
Jack Clark, R (1, 9) OBP: 0.304, SLG: 0.387		0-0 HR		0-0 F3		0-0 2B		0-0 1B		4 1 3 2 0 0 1										
Randy Elliott, R (1, 7) OBP: 0.224, SLG: 0.345 Gary Thomasson, L (8, PH) OBP: 0.361, SLG: 0.466 (8, 7)		0-0 F8		0-0 F8		0-0 F7		0-0 F7		3 0 0 0 0 0 1 1 0 0 0 0 0 2										
Larry Herndon, R (1, 8) OBP: 0.261, SLG: 0.330		0-0 F4		0-0 F8		0-0 1B		0-0 G3		4 0 1 0 0 0 0										
Tim Foli, R (1, 6) OBP: 0.227, SLG: 0.335		0-0 F3		0-0 F8		0-0 F3		0-0 F9		4 0 0 0 0 0 1										
Mike Sadek, R (1, 2) OBP: 0.269, SLG: 0.302			0-0 5-3		0-0 2B		0-0 F9		4-0 BB	3 0 1 0 1 0 1										
John Curtis, L (1, 1) OBP: 0.333, SLG: 0.556 Charlie Williams, R (7, 1) Gary Lavelle, S (8, 1)			0-3 K		0-3 K		0-0 F7		0-0 6-3	3 0 0 0 0 2 2 0 0 0 0 0 0 0 1 0 0 0 0 0 1										
Inning Stats	R: 0 E: 0 K: 0 S: 3	H: 0 LOB: 0 BB: 0 P: 3	R: 1 E: 0 K: 0 S: 4	H: 1 LOB: 0 BB: 0 P: 4	R: 0 E: 0 K: 1 S: 5	H: 0 LOB: 0 BB: 0 P: 5	R: 0 E: 0 K: 1 S: 6	H: 1 LOB: 1 BB: 1 P: 6	R: 2 E: 1 K: 0 S: 5	H: 3 LOB: 0 BB: 0 P: 5	R: 0 E: 0 K: 0 S: 4	H: 1 LOB: 1 BB: 0 P: 4	R: 0 E: 0 K: 0 S: 4	H: 1 LOB: 2 BB: 1 P: 8	R: 0 E: 0 K: 0 S: 3	H: 0 LOB: 1 BB: 1 P: 7	1B: 3 2B: 3 3B: 0 HR: 1	SF: 0 SAC: 1 DP: 0 HBP: 0	WP: 0 PB: 0 SB: 0 CS: 0	PA: 36
PITCHER	IP WLS BF H R ER SO BB IBB HBP BLK WP HR S P ERA WHIP																			
Jim Rooker, L (1, 1) ERA: 3.03	7.0 L 27 6 3 3 2 1 0 0 0 0 0 1 30 34 3.86 1.000																			
Rich Gossage, R (8, 1) ERA: 1.41	2.0 9 1 0 0 0 2 0 0 0 0 0 0 7 15 0.00 1.500																			

San Francisco Giants @ Pittsburgh Pirates
 Three Rivers Stadium, Pittsburgh, PA
 Wed Jun 08 1977, 7:05 PM EDT
 Att. 6,995 - Unknown

livebaseballscorecards.com

AB	32
R	3
H	7
RBI	3
BB	3
SO	2
LOB	11



BOTTOM

San Francisco Giants @ Pittsburgh Pirates
Three Rivers Stadium, Pittsburgh, PA
Wed Jun 08 1977, 7:05 PM EDT
Att. 6,995 - Unknown

livebaseballscores.com

AB 34
R 2
H 10
RBI 2
BB 3
SO 4
LOB 13



WP: 1 PA: 38
PB: 0
SB: 2
CS: 2

AB R H RBI BB SO LOB

5	1	2	1	0	0	1
3	0	0	0	0	0	2
1	0	0	0	0	0	1
0	0	0	0	0	0	0
3	0	2	1	1	0	0
4	0	1	0	0	0	2
3	0	0	0	1	0	1
4	0	0	0	0	2	2
4	0	2	0	0	0	1
3	1	1	0	1	1	1
2	0	1	0	0	1	2
1	0	0	0	0	0	0
0	0	0	0	0	0	0
1	0	1	0	0	0	0
0	0	0	0	0	0	0

Batter	1	2	3	4	5	6	7	8	9
Frank Taveras, R (1, 6) OBP: 0.327, SLG: 0.309	0-0 F3		0-0 3-1 2B 1B		0-0 F9		0-0 CS 1B		0-0 4-3
Phil Garner, R (1, 5) Ed Ott, L (7, PH) Rich Gossage, R (8, 1) OBP: 0.284, SLG: 0.381 OBP: 0.382, SLG: 0.315 OBP: 0.400, SLG: 0.600	0-0 6-3		0-0 3-1		0-0 5-3		0-0 F7		
Dave Parker, L (1, 9) OBP: 0.400, SLG: 0.571	4-0 CS BB		0-0 3-H 2B		0-0 1B			0-0 L7	
Al Oliver, L (1, 8) OBP: 0.339, SLG: 0.494	0-0 CS	0-0 L7	0-0 4-3		0-0 L7			0-0 F9 WP 1B	
Bill Robinson, R (1, 7) OBP: 0.307, SLG: 0.462		4-0 3-4-1 BB		0-0 5-3		0-0 5-3		0-0 F9	
Willie Stargell, L (1, 3) OBP: 0.385, SLG: 0.610		0-0 3-4-1		0-3 K		0-0 F7		0-3 K	
Rennie Stennett, R (1, 4) OBP: 0.368, SLG: 0.401		0-0 F9		0-0 1B 1B		0-0 1B		0-0 F9	
Duffy Dyer, R (1, 2) OBP: 0.438, SLG: 0.402			4-0 1B BB	0-0 1-2 1B		0-0 6-3		0-3 K	
Jim Rooker, R (1, 1) Tommy Helms, R (7, PH) Mario Mendoza, R (8, 5) Fernando Gonzalez, R (9, PH) Omar Moreno, L (9, PR) OBP: 0.292, SLG: 0.227 OBP: 0.100, SLG: 0.100 OBP: 0.269, SLG: 0.417 OBP: 0.274, SLG: 0.303			0-0 3-1 1B	0-3 K			0-0 6-3		0-0 1B

Inning Stats	R: 0	H: 0	E: 0	K: 0	S: 2	LOB: 0	BB: 1	P: 6
	R: 0	H: 0	E: 0	K: 0	S: 3	LOB: 1	BB: 1	P: 7
	R: 2	H: 3	E: 0	K: 0	S: 5	LOB: 1	BB: 1	P: 9
	R: 0	H: 2	E: 0	K: 2	S: 9	LOB: 2	BB: 0	P: 9
	R: 0	H: 1	E: 0	K: 0	S: 4	LOB: 1	BB: 0	P: 4
	R: 0	H: 1	E: 0	K: 0	S: 4	LOB: 1	BB: 0	P: 4
	R: 0	H: 1	E: 0	K: 0	S: 3	LOB: 0	BB: 0	P: 3
	R: 0	H: 1	E: 0	K: 1	S: 6	LOB: 1	BB: 0	P: 6
	R: 0	H: 1	E: 0	K: 1	S: 6	LOB: 2	BB: 0	P: 6

PITCHER	IP	WLS	BF	H	R	ER	SO	BB	IBB	HBP	BLK	WP	HR	S	P	ERA	WHIP
John Curtis, L (1, 1) ERA: 3.66	6.1	W	28	8	2	2	2	3	0	0	0	0	0	29	41	2.84	1.737
Charlie Williams, R (7, 1) ERA: 3.55	0.2		1	0	0	0	0	0	0	0	0	0	0	1	1	0.00	0.000
Gary Lavelle, L (8, 1) ERA: 0.61	2.0	S	8	2	0	0	2	0	0	0	0	1	0	12	12	0.00	1.000

Batter	1	2	3	4	5	6	7	8	9	10	11	AB R H RBI BB SO LOB	TOP																	
Rob Andrews, R (1, 4) OBP: 0.367, SLG: 0.307	2-2 5-3			2-3 K		X 0-0 1-2 1B		X 0-0 1-2f FC4-6		X 0-0 B2-3		5 0 1 0 0 1 2	San Francisco Giants @ Chicago Cubs Wrigley Field, Chicago, IL Thu Jun 09 1977, 3:33 AM CDT Att. 9,772 - Sunny - 53 F																	
Terry Whitfield, L (1, 9) OBP: 0.325, SLG: 0.444	0-0 6-3			0-0 6-3		X 0-0 4-3		X 2-2 1-3 E2 1B		X 0-3 K		5 0 1 0 0 1 3																		
Bill Madlock, R (1, 5) OBP: 0.354, SLG: 0.418	0-0 6-3			0-0 5-3		X 0-0 E5 1B		X 4-0 IBB		X 0-0 FC1-6 1B		4 0 2 0 1 0 0																		
Darrell Evans, L (1, 7) OBP: 0.385, SLG: 0.429			0-3 K		X 0-0 3-1		X 0-0 L7		X 0-0 F8		X 0-0 FC1-6 FC6-4	5 0 0 0 0 1 5																		
Willie McCovey, L (1, 3) OBP: 0.383, SLG: 0.509			0-3 K		X 0-2 6-3		X 0-3 K		B 4-0 FC1-6 BB		X 1-2 FC6-4 CS	3 0 0 0 1 2 1																		
Larry Herndon, R (9, PR) OBP: 0.259, SLG: 0.327			0-3 K		X 0-0 4-3		X 4-0 IBB		X 0-0 FC1-6 CS		X 0-0 CS	3 0 0 0 1 1 1																		
Gary Thomasson, L (1, 8) OBP: 0.358, SLG: 0.456			0-3 K		X 0-0 4-3		X 4-0 IBB		X 0-2 5-3		X 0-0 L8	4 0 0 0 0 0 3																		
Tim Foli, R (1, 6) OBP: 0.223, SLG: 0.329			X 0-0 F8		X 0-0 P3		X 0-0 L4		X 0-2 5-3		X 0-0 L8	3 0 1 0 1 0 0																		
Mike Sadek, R (1, 2) OBP: 0.282, SLG: 0.303			X 0-0 4-3		X 0-0 1B 1B		X 4-0 FC4-6 BB		X 0-0 L8		X 0-0 L8	3 0 1 0 1 0 0																		
Ed Halicki, R (1, 1) OBP: 0.179, SLG: 0.185			X 0-3 K		X 0-0 P6		X 0-0 B1		X 2-2 2B		X 2-2 2B	3 0 0 0 0 1 2																		
Gary Lavelle, S (9, 1)												0 0 0 0 0 0 0																		
Derrel Thomas, S (10, PH) OBP: 0.316, SLG: 0.287												1 0 1 0 0 0 0																		
Randy Moffitt, R (10, 1)												0 0 0 0 0 0 0																		
Charlie Williams, R (11, 1)												0 0 0 0 0 0 0																		
Inning Stats	R: 0 E: 0 K: 0 S: 6	H: 0 LOB: 0 BB: 0 P: 8	R: 0 E: 0 K: 3 S: 9	H: 0 LOB: 0 BB: 0 P: 9	R: 0 E: 0 K: 1 S: 5	H: 0 LOB: 0 BB: 0 P: 5	R: 0 E: 0 K: 1 S: 6	H: 0 LOB: 0 BB: 0 P: 8	R: 0 E: 0 K: 0 S: 6	H: 0 LOB: 0 BB: 0 P: 6	R: 0 E: 1 K: 1 S: 5	H: 2 LOB: 2 BB: 0 P: 5	R: 0 E: 1 K: 1 S: 6	H: 1 LOB: 2 BB: 1 P: 10	R: 0 E: 1 K: 0 S: 7	H: 1 LOB: 3 BB: 2 P: 17	R: 0 E: 0 K: 0 S: 4	H: 0 LOB: 1 BB: 1 P: 8	R: 0 E: 0 K: 1 S: 9	H: 1 LOB: 1 BB: 0 P: 11	R: 0 E: 0 K: 0 S: 6	H: 1 LOB: 0 BB: 0 P: 7	1B: 5 2B: 1 3B: 0 HR: 0	SF: 0 SAC: 0 DP: 0 HBP: 0	WP: 0 PB: 0 SB: 0 CS: 2	PA: 42				
PITCHER	IP WLS BF H R ER SO BB IBB HBP BLK WP HR S P ERA WHIP														IP WLS BF H R ER SO BB IBB HBP BLK WP HR S P ERA WHIP															
Bill Bonham, R (1, 1) ERA: 3.68	9.1	36	5	0	0	6	2	2	0	0	0	0	0	59	83	0.00	0.750													
Bruce Sutter, R (10, 1) ERA: 0.86	1.2	5	1	0	0	1	0	0	0	0	0	0	0	10	11	0.00	0.600													

AB	37
R	0
H	6
RBI	0
BB	4
SO	7
LOB	18



WP: 0	PA: 42
PB: 0	
SB: 0	
CS: 2	

Batter	1	2	3	4	5	6	7	8	9	10	11	AB R H RBI BB SO LOB
Ivan De Jesus, R OBP: 0.328, SLG: 0.353 (1, 6)	F2			K		F8			FC1-6 1B		SH IBB	4 0 1 0 1 1 1
Larry Biittner, L OBP: 0.338, SLG: 0.379 (1, 7) (10, 3)	F9					L8			FC1-6 G4-6-3		SH IBB	3 0 0 0 2 0 2
Bill Buckner, L OBP: 0.333, SLG: 0.393 Bruce Sutter, R Jose Cardenal, R OBP: 0.297, SLG: 0.250 (1, 3) (10, 1) (11, PH)	4-3			F8		F8		6-3	G4-6-3		SH	4 0 0 0 0 0 2 0 0 0 0 0 0 0 0 0 0 1 0 0 0
Bobby Murcer, L OBP: 0.363, SLG: 0.444 (1, 9)		F9		K		F7		F7		F7		4 0 0 0 0 1 1
Jerry Morales, R OBP: 0.363, SLG: 0.451 (1, 8)		K			P4			F7		F7		3 0 1 0 1 1 0
Manny Trillo, R OBP: 0.427, SLG: 0.545 (1, 4)			5-3		P4			L7		FC4-6 1B		4 0 0 0 0 0 2
Steve Ontiveros, S OBP: 0.433, SLG: 0.416 (1, 5)				K		K			P6		G3	4 0 0 0 0 2 1
George Mitterwald, R OBP: 0.328, SLG: 0.394 Mick Kelleher, R OBP: 0.250, SLG: 0.300 (1, 2) (11, PR)					P6			1-3	K		SH1-3 SH	4 0 1 0 0 1 0 0 1 0 0 0 0 0
Bill Bonham, R OBP: 0.185, SLG: 0.222 Greg Gross, L OBP: 0.321, SLG: 0.303 (1, 1) (10, 7)				K				L9			SH1-3	3 0 1 0 0 1 0 0 0 0 0 0 0 0

BOTTOM	
San Francisco Giants @ Chicago Cubs Wrigley Field, Chicago, IL Thu Jun 09 1977, 3:33 AM CDT Att. 9,772 - Sunny - 53 F	
AB 33 R 1 H 4 RBI 1 BB 4 SO 7 LOB 9	

Inning Stats		PITCHER																PITCHER		IP WLS BF H R ER SO BB IBB HBP BLK WP HR S P ERA WHIP															
R: 0 E: 0 K: 0 S: 3	H: 0 LOB: 0 BB: 0 P: 3	R: 0 E: 0 K: 1 S: 5	H: 0 LOB: 0 BB: 0 P: 5	R: 0 E: 0 K: 2 S: 8	H: 0 LOB: 0 BB: 0 P: 9	R: 0 E: 0 K: 2 S: 9	H: 0 LOB: 1 BB: 1 P: 15	R: 0 E: 0 K: 1 S: 5	H: 0 LOB: 0 BB: 0 P: 5	R: 0 E: 0 K: 0 S: 4	H: 1 LOB: 1 BB: 0 P: 4	R: 0 E: 0 K: 0 S: 7	H: 0 LOB: 1 BB: 1 P: 11	R: 0 E: 0 K: 1 S: 8	H: 0 LOB: 0 BB: 0 P: 9	R: 0 E: 0 K: 0 S: 3	H: 1 LOB: 0 BB: 0 P: 3	R: 0 E: 0 K: 0 S: 7	H: 1 LOB: 1 BB: 0 P: 8	R: 1 E: 0 K: 0 S: 3	H: 1 LOB: 3 BB: 2 P: 11	1B: 3 2B: 1 3B: 0 HR: 0	SF: 0 SAC: 2 DP: 1 HBP: 0	WP: 0 PB: 0 SB: 0 CS: 0	PA: 39										
PITCHER Ed Halicki, R (1, 1) ERA: 3.04 Gary Lavelle, L (9, 1) ERA: 0.6 Randy Moffitt, R (10, 1) ERA: 2.27 Charlie Williams, R (11, 1) ERA: 3.51																																			

Batter	1	2	3	4	5	6	7	8	9	AB R H RBI BB SO LOB	TOP	
Rob Andrews, R (1, 4) OBP: 0.365, SLG: 0.306 Charlie Williams, R (7, 1)	0-0 CS 1B		0-3 K			0-0 6-3	3-2 5-3			4 0 1 0 0 1 2 0 0 0 0 0 0 0		
Bill Madlock, R (1, 5) OBP: 0.348, SLG: 0.411	0-2 F9 1-2		0-0 6-3			0-0 F8		0-0 5-3		4 0 0 0 0 0 1		
Gary Thomasson, L (1, 8) OBP: 0.361, SLG: 0.453	4-0 1B BB		0-0 4-3			0-0 1B		0-0 G3		3 0 1 0 1 0 0		
Darrell Evans, L (1, 7) OBP: 0.383, SLG: 0.425	0-0 1-3 1B			0-0 P4		0-0 4-3		0-3 K		4 0 1 0 0 1 1		
Willie McCovey, L (1, 3) OBP: 0.380, SLG: 0.500	4-0 IBB			0-0 G3			0-0 E4 1B WP		0-3 K	3 1 0 0 1 1 0		
Jack Clark, R (1, 9) OBP: 0.296, SLG: 0.376	0-3 K			0-0 F8			1-3 K		0-0 5-3	4 0 0 0 0 2 4		
Tim Foli, R (1, 6) OBP: 0.219, SLG: 0.323		0-0 1-3			0-0 5-3		2-2 L5 1-2		1-2 G3	4 0 0 0 0 0 1		
Mike Sadek, R (1, 2) OBP: 0.274, SLG: 0.294 Derrel Thomas, S (7, PH) OBP: 0.320, SLG: 0.287		0-0 1-3			0-0 4-3		4-2 1B BB			2 0 0 0 0 0 0 0 0 0 0 1 0 0		
Bob Knepper, L (1, 1) Terry Whitfield, L (7, PH) OBP: 0.331, SLG: 0.449 Ken Rudolph, R (7, 2) OBP: 0.308, SLG: 0.250		0-3 K			0-3 K		0-0 1-2 2-H 1B			2 0 0 0 0 2 0 1 0 1 1 0 0 0 0 0 0 0 0 0 0		
Inning Stats	R: 0 H: 2 E: 0 LOB: 3 K: 1 BB: 2 S: 10 P: 18	R: 0 H: 0 E: 0 LOB: 0 K: 1 BB: 0 S: 5 P: 5	R: 0 H: 0 E: 0 LOB: 0 K: 1 BB: 0 S: 5 P: 5	R: 0 H: 0 E: 0 LOB: 0 K: 0 BB: 0 S: 3 P: 3	R: 0 H: 0 E: 0 LOB: 0 K: 1 BB: 0 S: 5 P: 5	R: 0 H: 1 E: 0 LOB: 1 K: 0 BB: 0 S: 4 P: 4	R: 1 H: 1 E: 1 LOB: 2 K: 1 BB: 1 S: 17 P: 27	R: 0 H: 0 E: 0 LOB: 0 K: 1 BB: 0 S: 5 P: 5	R: 0 H: 0 E: 0 LOB: 0 K: 1 BB: 0 S: 8 P: 9	1B: 4 SF: 0 2B: 0 SAC: 0 3B: 0 DP: 0 HR: 0 HBP: 0	WP: 1 PA: 34 PB: 0 SB: 0 CS: 1	
PITCHER Rick Reuschel, R (1, 1) ERA: 2.8	IP WLS BF H R ER SO BB IBB HBP BLK WP HR S P ERA WHIP	9.0 W 34 4 1 0 7 2 1 0 0 1 0 62 81 0.00 0.667										
PITCHER	IP WLS BF H R ER SO BB IBB HBP BLK WP HR S P ERA WHIP											

San Francisco Giants @ Chicago Cubs
 Wrigley Field, Chicago, IL
 Fri Jun 10 1977, 3:33 AM CDT
 Att. 12,642 - Overcast - 62 F

AB	31
R	1
H	4
RBI	1
BB	3
SO	7
LOB	9



Batter	1	2	3	4	5	6	7	8	9	AB	R	H	RBI	BB	SO	LOB
--------	---	---	---	---	---	---	---	---	---	----	---	---	-----	----	----	-----

Ivan De Jesus, R <small>OBP: 0.328, SLG: 0.356</small> (1, 6)										4	2	2	0	0	0	2
Larry Bittner, L <small>OBP: 0.341, SLG: 0.387</small> (1, 3)										4	1	2	1	0	1	1
Gene Clines, R <small>OBP: 0.435, SLG: 0.493</small> Greg Gross, L <small>OBP: 0.329, SLG: 0.303</small> (7, PH) (8, 7)										2	0	0	0	1	0	1
Bobby Murcer, L <small>OBP: 0.366, SLG: 0.451</small> (1, 9)										4	0	2	1	0	0	4
Jerry Morales, R <small>OBP: 0.365, SLG: 0.453</small> (1, 8)										4	0	2	1	0	0	1
Manny Trillo, R <small>OBP: 0.424, SLG: 0.538</small> (1, 4)										4	0	1	0	0	1	4
Steve Ontiveros, S <small>OBP: 0.424, SLG: 0.405</small> (1, 5)										4	0	0	0	0	0	1
George Mitterwald, R <small>OBP: 0.328, SLG: 0.392</small> (1, 2)										3	0	1	0	0	0	1
Rick Reuschel, R <small>OBP: 0.200, SLG: 0.276</small> (1, 1)										3	0	0	0	0	2	2

Inning Stats	R: 1	H: 2	E: 0	K: 1	S: 10	LOB: 2	BB: 1	P: 15	R: 0	H: 0	E: 1	K: 1	S: 6	LOB: 1	BB: 0	P: 6	R: 0	H: 2	E: 0	K: 0	S: 5	LOB: 2	BB: 0	P: 5	R: 0	H: 1	E: 0	K: 0	S: 7	LOB: 1	BB: 0	P: 8	R: 1	H: 2	E: 0	K: 0	S: 4	LOB: 0	BB: 0	P: 4	R: 0	H: 1	E: 0	K: 0	S: 3	LOB: 0	BB: 0	P: 3	R: 1	H: 2	E: 0	K: 1	S: 9	LOB: 1	BB: 1	P: 13	R: 0	H: 0	E: 0	K: 1	S: 5	LOB: 0	BB: 0	P: 5
--------------	------	------	------	------	-------	--------	-------	-------	------	------	------	------	------	--------	-------	------	------	------	------	------	------	--------	-------	------	------	------	------	------	------	--------	-------	------	------	------	------	------	------	--------	-------	------	------	------	------	------	------	--------	-------	------	------	------	------	------	------	--------	-------	-------	------	------	------	------	------	--------	-------	------

PITCHER	IP	WLS	BF	H	R	ER	SO	BB	IBB	HBP	BLK	WP	HR	S	P	ERA	WHIP
Bob Knepper, L <small>ERA: 4.29</small> (1, 1)	6.0	L	26	8	2	2	2	1	0	0	0	0	0	35	41	3.00	1.500
Charlie Williams, R <small>ERA: 3.57</small> (7, 1)	2.0		8	2	1	1	2	1	0	0	0	0	0	14	18	4.50	1.500

BOTTOM

San Francisco Giants @ Chicago Cubs
 Wrigley Field, Chicago, IL
 Fri Jun 10 1977, 3:33 AM CDT
 Att: 12,642 - Overcast - 62 F

AB	32
R	3
H	10
RBI	3
BB	2
SO	4
LOB	17



1B:	8	SF:	0	WP:	0	PA:	34
2B:	2	SAC:	0	PB:	0		
3B:	0	DP:	1	SB:	1		
HR:	0	HBP:	0	CS:	2		

livebaseballscorecards.com

Batter	1	2	3	4	5	6	7	8	9	AB R H RBI BB SO LOB	TOP			
Rob Andrews, R (1, 4) OBP: 0.362, SLG: 0.304	0-0 6-3		0-0 CS 1B		0-0 L9			0-0 5-3		4 0 1 0 0 0 0				
Derrel Thomas, S (1, 6) OBP: 0.318, SLG: 0.281	0-0 L8		2-2 4-3 1-2			4-0 1B 4-1 BB		0-0 F8		3 1 0 0 1 0 1				
Bill Madlock, R (1, 5) OBP: 0.351, SLG: 0.412	0-0 F2		1-2 5-3			0-0 1-3 4-1 1B		0-0 1B		4 0 2 0 0 0 0				
Darrell Evans, L (1, 7) OBP: 0.375, SLG: 0.415		0-3 K		0-0 4-3		0-0 4-1 1-2 3-H		0-0 L9		4 0 0 1 0 1 2				
Willie McCovey, L (1, 3) OBP: 0.388, SLG: 0.517 Larry Herndon, R (9, PR) OBP: 0.259, SLG: 0.327		0-0 HR		4-0 2B 7-2 BB		0-3 K		4-0 1B BB		2 1 1 1 2 1 1 0 0 0 0 0 0 0				
Gary Thomasson, L (1, 8) OBP: 0.371, SLG: 0.490		0-0 HR		0-0 1-3 2B		0-0 4-3		0-0 1B		4 1 3 1 0 0 1				
Terry Whitfield, L (1, 9) OBP: 0.328, SLG: 0.443		0-0 5-3 1B		1-2 7-2 3-H		0-0 4-3		0-3 K		4 0 1 0 0 1 4				
Marc Hill, R (1, 2) OBP: 0.256, SLG: 0.287		0-0 5-3 1-2		0-0 6-3		0-0 6-3		0-3 K		4 0 0 0 0 1 3				
Jim Barr, R (1, 1) OBP: 0.206, SLG: 0.156 Dave Heaverlo, R (4, 1) Randy Elliott, R (7, PH) OBP: 0.220, SLG: 0.339 Gary Lavelle, S (7, 1) Jack Clark, R (9, PH) OBP: 0.294, SLG: 0.373		0-3 K		0-3 K		3-2 5-3		0-0 5-3		1 0 0 0 0 1 1 1 0 0 0 0 1 0 1 0 0 0 0 0 0 0 0 0 0 0 0 0 1 0 0 0 0 0 2				
Inning Stats	R: 0 E: 0 K: 0 S: 3 H: 0 LOB: 0 BB: 0 P: 3	R: 2 E: 0 K: 2 S: 10 H: 3 LOB: 1 BB: 0 P: 10	R: 0 E: 0 K: 0 S: 9 H: 1 LOB: 0 BB: 0 P: 12	R: 0 E: 0 K: 0 S: 6 H: 1 LOB: 1 BB: 1 P: 11	R: 0 E: 0 K: 1 S: 5 H: 0 LOB: 0 BB: 0 P: 5	R: 1 E: 0 K: 1 S: 6 H: 1 LOB: 1 BB: 1 P: 10	R: 0 E: 0 K: 0 S: 6 H: 0 LOB: 0 BB: 0 P: 9	R: 0 E: 0 K: 0 S: 4 H: 1 LOB: 1 BB: 0 P: 4	R: 0 E: 0 K: 2 S: 8 H: 1 LOB: 2 BB: 1 P: 12	1B: 5 2B: 2 3B: 0 HR: 2 SF: 0 SAC: 0 DP: 1 HBP: 0	WP: 0 PB: 0 SB: 0 CS: 1 PA: 36			
PITCHER	IP WLS BF H R ER SO BB IBB HBP BLK WP HR S P ERA WHIP												PITCHER	IP WLS BF H R ER SO BB IBB HBP BLK WP HR S P ERA WHIP
Ray Burris, R (1, 1) ERA: 4.27	3.1 15 5 2 2 2 1 0 0 0 0 2 24 31 5.40 1.800													
Willie Hernandez, L (4, 1) ERA: 1.82	4.2 W 16 2 1 1 2 1 0 0 0 0 0 25 33 1.93 0.643													
Bruce Sutter, R (9, 1) ERA: 0.84	1.0 S 5 1 0 0 2 1 0 0 0 0 0 8 12 0.00 2.000													

San Francisco Giants @ Chicago Cubs
 Wrigley Field, Chicago, IL
 Sat Jun 11 1977, 3:33 AM CDT
 Att: 32,411 - Overcast - 65 F

livebaseballscorecards.com

AB	33
R	3
H	8
RBI	3
BB	3
SO	6
LOB	15



Batter	1	2	3	4	5	6	7	8	9
Ivan De Jesus, R OBP: 0.333, SLG: 0.362 (1, 6)	0-0 1B FC4-6	2-2 1B 1-2 2-3 3-H		2-2 6-3			0-0 1B FC2-6	0-3 K	
Larry Bittner, L OBP: 0.340, SLG: 0.384 (1, 7)	0-0 1B FC4-6	0-0 L5		0-0 F9			0-0 1B FC2-6 FC4-6 2B 1-2f		
Bill Buckner, L OBP: 0.329, SLG: 0.385 (1, 3)	0-0 1B FC4-6 1-2f 3-H	0-0 F9			0-0 F8		0-0 1B FC4-6 1-2		
Bobby Murcer, L OBP: 0.368, SLG: 0.462 (1, 9)	0-0 3B 1-H		0-0 1B F9		0-0 F7		0-0 2B FC4-6 1-2f 2-3		
Jerry Morales, R OBP: 0.368, SLG: 0.459 (1, 8)	0-0 6-3		0-0 1B G6-3		0-3 K		0-0 2B 1-H 3-H		
Manny Trillo, R OBP: 0.415, SLG: 0.527 (1, 4)	0-0 1-3		3-2 1B F9 2-3		0-0 4-3		0-0 F9		
Steve Ontiveros, S OBP: 0.426, SLG: 0.408 (1, 5)		0-0 1B 1B	0-0 1B G6-3 1-2f		0-0 1B F9		0-0 1B F8		
George Mitterwald, R OBP: 0.331, SLG: 0.401 (1, 2)		3-2 1B BB L5 1B		3-2 2B SH1-3		0-0 F9		0-0 E6	
Ray Burris, R OBP: 0.188, SLG: 0.233 (1, 1)		4-0 1B		0-0 SH1-3		0-0 F2		0-0 L7	
Willie Hernandez, L (4, 1)									
Gene Clines, R OBP: 0.430, SLG: 0.486 (8, PH)									
Bruce Sutter, R (9, 1)									

Inning Stats	R: 2	H: 3	E: 0	LOB: 1	K: 0	S: 6	P: 6	R: 1	H: 3	E: 0	LOB: 2	K: 0	S: 12	P: 21	R: 0	H: 2	E: 0	LOB: 1	K: 0	S: 7	P: 10	R: 0	H: 1	E: 0	LOB: 1	K: 0	S: 10	P: 15	R: 0	H: 0	E: 0	LOB: 0	K: 1	S: 5	P: 5	R: 0	H: 1	E: 0	LOB: 1	K: 0	S: 4	P: 4	R: 2	H: 3	E: 0	LOB: 1	K: 0	S: 6	P: 6	R: 0	H: 0	E: 1	LOB: 1	K: 1	S: 6	P: 6
--------------	------	------	------	--------	------	------	------	------	------	------	--------	------	-------	-------	------	------	------	--------	------	------	-------	------	------	------	--------	------	-------	-------	------	------	------	--------	------	------	------	------	------	------	--------	------	------	------	------	------	------	--------	------	------	------	------	------	------	--------	------	------	------

PITCHER	IP	WLS	BF	H	R	ER	SO	BB	IBB	HBP	BLK	WP	HR	S	P	ERA	WHIP
Jim Barr, R ERA: 4.16 (1, 1)	3.0		17	9	3	3	0	1	0	0	0	0	0	29	44	9.00	3.333
Dave Heaverlo, R ERA: 1.93 (4, 1)	3.0		10	1	0	0	1	0	0	0	0	0	0	15	17	0.00	0.333
Gary Lavelle, L ERA: 0.96 (7, 1)	2.0	L	10	3	2	2	1	0	0	0	0	0	0	12	12	9.00	1.500


BOTTOM

San Francisco Giants @ Chicago Cubs
 Wrigley Field, Chicago, IL
 Sat Jun 11 1977, 3:33 AM CDT
 Att: 32,411 - Overcast - 65 F

AB	R	H	RBI	BB	SO	LOB
5	1	3	1	0	1	2
4	1	1	0	0	0	5
4	1	1	1	0	0	3
4	1	2	1	0	0	2
4	0	2	2	0	1	1
4	0	0	0	0	0	4
4	1	2	0	0	0	2
4	0	2	0	0	0	1
0	0	0	0	1	0	0
1	0	0	0	0	0	1
1	0	0	0	0	0	1
0	0	0	0	0	0	0

AB	35
R	5
H	13
RBI	5
BB	1
SO	2
LOB	22

livebaseballscorecards.com



WP	PA
0	37
PB	0
SB	0
CS	0

Batter	1	2	3	4	5	6	7	8	9	AB R H RBI BB SO LOB	TOP																									
Rob Andrews, R (1, 4) OBP: 0.363, SLG: 0.303	0-0 4-3		0-0 E 1B	0-0 6-3		0-0 4-3			4-0 WP SH2-4 BB	4 1 1 0 1 0 3																										
Derrel Thomas, S (1, 6) OBP: 0.317, SLG: 0.280	0-0 P8		0-0 F2	0-2 2-3 3-H 1B		0-0 L7			0-0 SH2-4	4 0 1 1 0 0 2																										
Bill Madlock, R (1, 5) OBP: 0.352, SLG: 0.414	0-0 1B		0-0 CS E 1B	0-0 SF8			0-0 6-3		0-0 1-3	4 0 2 1 0 0 1																										
Darrell Evans, L (1, 7) OBP: 0.366, SLG: 0.403	0-0 G3		0-0 E3	0-0 4-3			3-3 K		0-3 K	5 0 0 0 0 2 4																										
Willie McCovey, L (1, 3) OBP: 0.385, SLG: 0.511		0-0 P4	0-3 K		0-0 G5-4-3 1B		0-0 F8			4 0 1 0 0 1 2																										
Gary Thomasson, L (1, 8) OBP: 0.374, SLG: 0.493		0-0 2B		4-2 1B BB		0-0 F9		0-0 G3		3 1 1 0 1 0 1																										
Terry Whitfield, L (1, 9) OBP: 0.333, SLG: 0.444		0-3 K		0-0 1-2 SH 1B		0-0 G5-4-3		0-0 S 1B		4 1 2 0 0 1 2																										
Marc Hill, R (1, 2) OBP: 0.271, SLG: 0.296		4-0 IBB		0-0 SH 1B 1B		0-0 SH2-4 BLK 1B		1-2 L7		3 1 2 1 1 0 1																										
John Curtis, L (1, 1) OBP: 0.300, SLG: 0.500		0-3 K		0-0 SH 1B SF8		0-0 SH2-4		0-0 L7		1 1 0 0 0 1 2																										
Terry Cornutt, R (5, 1) OBP: 0.292, SLG: 0.371										0 0 0 0 0 0 0																										
Charlie Williams, R (7, 1)										0 0 0 0 0 0 0																										
Jack Clark, R (8, PH)										1 0 0 0 0 0 1																										
Gary Lavelle, S (8, 1)										0 0 0 0 0 0 0																										
Dave Heaverlo, R (8, 1)										0 0 0 0 0 0 0																										
Inning Stats	R: 0 E: 0 K: 0 S: 4	H: 1 LOB: 1 BB: 0 P: 4	R: 0 E: 0 K: 2 S: 8	H: 1 LOB: 2 BB: 1 P: 12	R: 1 E: 1 K: 1 S: 7	H: 2 LOB: 2 BB: 0 P: 7	R: 4 E: 1 K: 0 S: 13	H: 3 LOB: 1 BB: 1 P: 17	R: 0 E: 0 K: 0 S: 3	H: 1 LOB: 0 BB: 0 P: 3	R: 0 E: 0 K: 1 S: 7	H: 0 LOB: 0 BB: 0 P: 10	R: 0 E: 0 K: 0 S: 8	H: 1 LOB: 1 BB: 0 P: 9	R: 0 E: 0 K: 1 S: 5	H: 0 LOB: 1 BB: 1 P: 9	1B: 9 2B: 2 3B: 0 HR: 0	SF: 1 SAC: 3 DP: 2 HBP: 0	WP: 1 PB: 0 SB: 1 CS: 1	PA: 40																
PITCHER	IP WLS BF H R ER SO BB IBB HBP BLK WP HR S P ERA WHIP																																			
Mike Krukow, R (1, 1) ERA: 5.4	3.0		17	6	4	2	3	1	1	0	0	0	0	24	32	6.00	2.333																			
Donnie Moore, R (4, 1) ERA: 3.38	2.0		8	2	1	0	0	0	0	0	0	0	0	11	11	0.00	1.000																			
Paul Reuschel, R (6, 1) ERA: 1.32	2.0		7	1	0	0	1	0	0	0	1	0	0	11	14	0.00	0.500																			
Bruce Sutter, R (8, 1) ERA: 0.81	2.0	W	8	1	0	0	1	1	0	0	0	1	0	13	18	0.00	1.000																			

San Francisco Giants @ Chicago Cubs
Wrigley Field, Chicago, IL

Sun Jun 12 1977, 3:33 AM CDT
Att. 27,038 - Overcast - 53 F

livebaseballscorecards.com

AB	33
R	5
H	10
RBI	3
BB	3
SO	5
LOB	19



BOTTOM

San Francisco Giants @ Chicago Cubs

Wrigley Field, Chicago, IL

Sun Jun 12 1977, 3:33 AM CDT

Att. 27,038 - Overcast - 53 F

livebaseballscores.com

AB	34
R	6
H	15
RBI	6
BB	6
SO	3
LOB	24



WP:	1	PA:	42
PB:	0	SB:	0
CS:	0		

AB R H RBI BB SO LOB

4	1	1	0	1	1	2	
5	1	3	0	0	0	2	
4	1	2	0	1	0	2	
0	0	0	0	0	0	0	
0	0	0	0	0	0	0	
3	1	1	1	1	0	3	
4	1	3	1	1	0	2	
5	1	3	1	0	0	4	
3	0	1	1	1	1	5	
3	0	1	2	1	0	3	
0	0	0	0	0	0	0	
1	0	0	0	0	1	0	
1	0	0	0	0	0	1	
0	0	0	0	0	0	0	
1	0	0	0	0	0	0	
0	0	0	0	0	0	0	
1B:	13	SF:	1	WP:	1	PA:	42
2B:	2	SAC:	1	PB:	0	SB:	0
3B:	0	DP:	1	CS:	0		
HR:	0	HBP:	0				

Batter	1	2	3	4	5	6	7	8	9
Ivan De Jesus, R (1, 6) OBP: 0.335, SLG: 0.364	4-0 1B BB	3-2 F8		0-0 F9	0-3 K			0-0 1B 2B	
Gene Clines, R (1, 7) OBP: 0.440, SLG: 0.493	2-2 L1-3 1-2	0-0 L8		0-0 1B		0-0 1B FC5-2		0-0 E8 SF9 1B	
Bill Buckner, L (1, 3) OBP: 0.347, SLG: 0.406	0-0 4-3		0-0 G3 1B	0-0 L8		0-0 1B FC5-2		4-2 1B	
Mick Kelleher, R (8, PR) OBP: 0.250, SLG: 0.300								2-3 BB	
Larry Bittner, L (9, 3) OBP: 0.340, SLG: 0.384	2-3								
Bobby Murcer, L (1, 9) OBP: 0.369, SLG: 0.460	4-0 1B 1B BB		0-0 G3		0-0 1B 1B	1-2 P5		0-0 SF9	
Jerry Morales, R (1, 8) OBP: 0.379, SLG: 0.465	0-0 1B 1-2 3-H		4-0 1B IBB		0-0 4-3 1B 1B	0-0 FC5-2 1B		0-0 3-H 1B	
Manny Trillo, R (1, 4) OBP: 0.420, SLG: 0.529	0-0 1B 1-2 2-3		0-0 P9		0-0 1B 4-3 1B	0-0 1B 1-2 2-H		2-2 P4	
Steve Ontiveros, S (1, 5) OBP: 0.427, SLG: 0.406	0-3 K		0-0 1B 1-2 3-H		0-0 4-3 1B		4-2 G6-4-3 BB		
George Mitterwald, R (1, 2) OBP: 0.335, SLG: 0.400		4-0 F8 SH3-4 BB	0-0 F9		0-0 4-3 WP 1B	0-0 G6-4-3		3-2 G6-4-3	
Mike Krukow, R (1, 1) OBP: 0.176, SLG: 0.235		0-0 SH3-4		0-3 K	0-0 4-3		0-0 5-3		
Donnie Moore, L (4, 1)									
Greg Gross, L (5, PH) OBP: 0.326, SLG: 0.299									
Paul Reuschel, R (6, 1)									
Bobby Darwin, R (7, PH) OBP: 0.167, SLG: 0.250									
Bruce Sutter, R (8, 1)									

Inning Stats	R	H	E	K	S	R	H	E	K	S	R	H	E	K	S	R	H	E	K	S	R	H	E	K	S
1	1	2	0	10	2	0	0	0	5	6	3	4	0	1	9	0	3	0	9	0	0	1	3	0	16
2	0	0	0	6	13	0	0	0	0	6	0	0	0	0	9	0	0	0	0	0	0	0	0	0	10
3	1	2	0	5	9	0	1	0	0	6	3	4	0	1	9	0	0	0	0	0	0	0	0	0	16
4	0	0	0	6	6	0	0	0	0	6	0	0	0	0	9	0	3	0	10	0	0	0	0	0	10
5	0	0	0	5	6	0	0	0	0	6	0	0	0	0	9	0	0	0	0	0	0	0	0	0	10
6	0	0	0	6	6	0	0	0	0	6	0	0	0	0	9	0	3	0	10	0	0	0	0	0	10
7	0	0	0	5	7	0	0	0	0	7	0	0	0	0	9	0	0	0	0	0	0	0	0	0	16
8	1	3	2	13	19	2	3	0	1	16	1	3	0	1	19	0	0	0	0	0	0	0	0	0	19
9	0	0	0	0	0	0	0	0	0	0	0	0	0	0	0	0	0	0	0	0	0	0	0	0	19

PITCHER	IP	WLS	BF	H	R	ER	SO	BB	IBB	HBP	BLK	WP	HR	S	P	ERA	WHIP
John Curtis, L (1, 1) ERA: 4.33	4.1		25	8	5	5	2	3	1	0	0	0	0	31	52	10.38	2.538
Terry Cornutt, R (5, 1) ERA: 2.93	1.2		9	4	0	0	1	1	0	0	0	1	0	17	22	0.00	3.000
Charlie Williams, R (7, 1) ERA: 3.47	1.0		2	0	0	0	0	0	0	0	0	0	0	6	9	0.00	0.000
Gary Lavelle, L (8, 1) ERA: 1.13	0.2	L	5	3	1	1	0	1	0	0	0	0	0	8	12	13.50	6.000
Dave Heaverlo, R (8, 1) ERA: 1.91	0.1		1	0	0	0	0	0	0	0	0	0	0	5	7	0.00	0.000

Batter	1	2	3	4	5	6	7	8	9	AB R H RBI BB SO LOB	TOP											
Bake McBride, L (1, 8) OBP: 0.297, SLG: 0.425	0-0 6-3			0-0 F9		0-3 K		0-0 P6		4 0 0 0 0 1 2												
Garry Templeton, S (1, 6) OBP: 0.329, SLG: 0.439	0-0 P4			0-0 1B		0-0 2B			0-0 6-3	4 0 2 1 0 0 0												
Lou Brock, L (1, 7) OBP: 0.342, SLG: 0.425	0-0 4-3			0-0 F7		0-0 P6			0-3 K	4 0 0 0 0 1 2												
Hector Cruz, R (1, 9) OBP: 0.382, SLG: 0.415		0-0 5-3		0-3 K			0-3 K		0-0 L6	4 0 0 0 0 2 1												
Keith Hernandez, L (1, 3) OBP: 0.419, SLG: 0.505		4-0 BB			0-0 P5		0-0 G3			2 0 0 0 1 0 0												
Dave Rader, L (1, 2) OBP: 0.387, SLG: 0.536		0-0 8-3			0-0 F8		0-0 4-3			3 0 0 0 0 0 1												
Joel Youngblood, R (1, 5) OBP: 0.267, SLG: 0.259			0-0 F9		0-0 P4			0-0 4-3		3 0 0 0 0 0 0												
Mike Tyson, R (1, 4) OBP: 0.298, SLG: 0.274			0-0 F7		4-0 SH1-4 2B BB			0-0 2B		2 1 1 0 1 0 0												
Bob Forsch, R (1, 1) OBP: 0.281, SLG: 0.300			0-3 K			0-0 SH1-4		0-3 K		1 0 0 0 0 1 0												
Buddy Schultz, R (5, 1) OBP: 0.333, SLG: 0.200										0 0 0 0 0 0 0												
Jerry Mumphrey, S (8, PH) OBP: 0.417, SLG: 0.528										1 0 0 0 0 1 1												
Al Hrabosky, R (8, 1)										0 0 0 0 0 0 0												
Inning Stats	R: 0 E: 0 K: 0 S: 3	H: 0 LOB: 0 BB: 0 P: 3	R: 0 E: 0 K: 0 S: 2	H: 0 LOB: 0 BB: 1 P: 6	R: 0 E: 0 K: 1 S: 5	H: 0 LOB: 0 BB: 0 P: 5	R: 0 E: 0 K: 1 S: 6	H: 1 LOB: 1 BB: 0 P: 6	R: 0 E: 0 K: 0 S: 3	H: 0 LOB: 0 BB: 0 P: 3	R: 1 E: 0 K: 1 S: 6	H: 1 LOB: 1 BB: 1 P: 10	R: 0 E: 0 K: 1 S: 5	H: 0 LOB: 0 BB: 0 P: 5	R: 0 E: 0 K: 1 S: 6	H: 1 LOB: 1 BB: 0 P: 6	R: 0 E: 0 K: 1 S: 5	H: 0 LOB: 0 BB: 0 P: 5	1B: 1 2B: 3 3B: 0 HR: 0	SF: 0 SAC: 1 DP: 1 HBP: 0	WP: 0 PB: 0 SB: 0 CS: 0	PA: 31
PITCHER Ed Halicki, R (1, 1) ERA: 2.84	IP: 9.0 WLS: W BF: 31 H: 3 R: 1 ER: 1 SO: 6 BB: 2 IBB: 0 HBP: 0 BLK: 0 WP: 0 HR: 0 S: 41 P: 49 ERA: 1.00 WHIP: 0.556											PITCHER	IP: 9.0 WLS: W BF: 31 H: 3 R: 1 ER: 1 SO: 6 BB: 2 IBB: 0 HBP: 0 BLK: 0 WP: 0 HR: 0 S: 41 P: 49 ERA: 1.00 WHIP: 0.556									

St. Louis Cardinals @ San Francisco Giants
 Candlestick Park, San Francisco, CA
 Tue Jun 14 1977, 10:05 PM EDT
 Att. 9,407 - Unknown

livebaseballscorecards.com

AB	28
R	1
H	3
RBI	1
BB	2
SO	6
LOB	7



Batter	1	2	3	4	5	6	7	8	9
Derrel Thomas, S OBP: 0.324, SLG: 0.286 (1, 4)	4-0 1B SF9 BB		0-0 HBP 2B 1B	0-0 E S 2-H 1B		0-0 F9		0-0 5-3 1-2	
Bill Madlock, R Vic Harris, S OBP: 0.333, SLG: 0.300 (1, 5) (6, PH) (7, 5)	0-0 L1-3 1B		1-0 2B HBP	0-0 5-3 1-3		0-3 K		0-3 K	
Darrell Evans, L OBP: 0.359, SLG: 0.397 (1, 7)	0-0 SF9		0-0 F7			0-3 K		0-3 K	
Gary Thomasson, L OBP: 0.376, SLG: 0.497 (1, 8) (8, 3)	0-0 L1-3 1-2		0-0 2B 1-H 2-H			4-0 1B BB		0-0 F5	
Willie McCovey, L Larry Herndon, R OBP: 0.259, SLG: 0.327 (1, 3) (7, PR) (8, 8)		0-0 F8	0-0 L9			0-0 1B BB E 1B		0-0 1B	
Terry Whitfield, L Jack Clark, R OBP: 0.295, SLG: 0.368 (1, 9) (5, PH) (6, 9)		0-0 4-3 1B 1B	0-0 4-3			4-0 E 1-2 BB		0-0 P4	
Tim Foli, R OBP: 0.219, SLG: 0.321 (1, 6)		0-0 4-3 1-2		0-0 6-3		0-0 E7 1-3 2-H 3-H 1B		0-0 F8	
Marc Hill, R OBP: 0.277, SLG: 0.302 (1, 2)		0-0 1B 2-H		0-0 P3		0-3 K		0-0 5-3 1B	
Ed Halicki, R OBP: 0.188, SLG: 0.226 (1, 1)		0-0 5-3		0-0 1B 2B		0-3 K		0-3 K	

Inning Stats	R: 1	H: 1	E: 0	K: 0	S: 3	LOB: 0	BB: 1	P: 7	R: 1	H: 2	E: 0	K: 0	S: 5	LOB: 1	BB: 0	P: 5	R: 2	H: 2	E: 0	K: 0	S: 5	LOB: 1	BB: 0	P: 6	R: 1	H: 2	E: 0	K: 0	S: 5	LOB: 1	BB: 0	P: 5	R: 2	H: 2	E: 1	K: 3	S: 11	LOB: 2	BB: 2	P: 19	R: 0	H: 0	E: 0	K: 2	S: 7	LOB: 0	BB: 0	P: 7	R: 0	H: 1	E: 0	K: 0	S: 4	LOB: 1	BB: 0	P: 4	R: 0	H: 1	E: 0	K: 2	S: 8	LOB: 1	BB: 0	P: 8
--------------	------	------	------	------	------	--------	-------	------	------	------	------	------	------	--------	-------	------	------	------	------	------	------	--------	-------	------	------	------	------	------	------	--------	-------	------	------	------	------	------	-------	--------	-------	-------	------	------	------	------	------	--------	-------	------	------	------	------	------	------	--------	-------	------	------	------	------	------	------	--------	-------	------

PITCHER		IP	WLS	BF	H	R	ER	SO	BB	IBB	HBP	BLK	WP	HR	S	P	ERA	WHIP
Bob Forsch, R ERA: 4.36	(1, 1)	4.1	L	23	8	7	6	1	2	0	1	0	0	0	22	31	12.46	2.308
Buddy Schultz, L ERA: 1.41	(5, 1)	2.2		11	2	0	0	4	1	0	0	0	0	0	18	22	0.00	1.125
Al Hrabosky, L ERA: 3.57	(8, 1)	1.0		4	1	0	0	2	0	0	0	0	0	8	8	0.00	1.000	

BOTTOM

St. Louis Cardinals @ San Francisco Giants
Candlestick Park, San Francisco, CA


Tue Jun 14 1977, 10:05 PM EDT
Att. 9,407 - Unknown

AB	R	H	RBI	BB	SO	LOB
4	2	2	1	1	0	1
2	1	1	0	0	0	1
2	0	0	0	0	2	1
3	0	0	1	0	2	2
3	1	1	2	1	0	1
4	1	2	0	0	0	1
0	0	0	0	0	0	0
2	1	1	0	0	0	1
1	0	0	0	1	0	1
4	0	1	1	0	0	2
4	0	2	1	0	1	2
4	1	1	0	0	2	4

AB	33
R	7
H	11
RBI	6
BB	3
SO	7
LOB	17

livebaseballscorecards.com

WP	PA
0	38
PB	0
SB	1
CS	0



Batter	1	2	3	4	5	6	7	8	9	AB R H RBI BB SO LOB	TOP																
Jerry Mumphrey, S OBP: 0.430, SLG: 0.550 (1, 8) (4, 7)	0-0 G1		4-0 BB	0-0 1B L6-5 2B			0-0 E7 1B 2B	0-0 S 1B		4 1 3 2 1 0 0																	
Garry Templeton, S OBP: 0.335, SLG: 0.440 (1, 6)	0-0 5-3		0-3 K	0-0 S 1B			0-0 1B 2B 1B	4-0 1-2 IBB		4 1 2 2 1 1 2																	
Hector Cruz, R OBP: 0.381, SLG: 0.420 Butch Metzger, R John Urrea, R OBP: 0.375, SLG: 0.167 (1, 7) (4, 1) (5, 1)	0-0 F9			0-0 HR 2B L6-5			0-3 K	0-0 4-3		3 1 1 0 0 0 2 0 0 0 0 0 0 0 2 0 0 0 0 1 3																	
Ted Simmons, S OBP: 0.410, SLG: 0.526 (1, 2)		0-0 F8		0-0 HR	0-0 1-3		0-0 1-2 2B 1B		0-0 4-3 WP 1B 1B	5 2 3 2 0 0 0																	
Keith Hernandez, L OBP: 0.418, SLG: 0.507 (1, 3)		0-3 K		0-0 2B 1B	0-3 K		0-0 1-1 2B		0-0 4-3	5 1 2 2 0 2 1																	
Ken Reitz, R OBP: 0.335, SLG: 0.518 (1, 5)		0-0 5-3		0-0 FC1-5 1-H 2B	0-0 F7		0-3 K		0-0 E 1B	5 0 2 1 0 1 1																	
Mike Anderson, R OBP: 0.245, SLG: 0.391 (1, 9)			0-3 K	4-0 BB FC1-5 2B BB		0-0 G3	0-0 F9		0-0 E4	4 1 0 0 1 1 2																	
Mike Tyson, R OBP: 0.295, SLG: 0.272 (1, 4)			0-0 SH3-4 1B	0-0 FC1-5 BB 2B		0-3 K		0-0 F9	0-0 F8	5 1 1 0 0 1 4																	
Pete Falcone, L OBP: 0.192, SLG: 0.240 Clay Carroll, R Bake McBride, L OBP: 0.298, SLG: 0.418 (1, 1) (3, 1) (4, PH) (4, 8)		0-0 SH3-4		4-0 2B 1B BB		0-0 P4		0-0 4-3		0 0 0 0 0 0 0 0 0 0 0 0 0 0 2 1 0 0 1 0 0																	
Inning Stats	R: 0 E: 0 K: 0 S: 3	H: 0 LOB: 0 BB: 0 P: 3	R: 0 E: 0 K: 1 S: 5	H: 0 LOB: 0 BB: 0 P: 5	R: 0 E: 0 K: 2 S: 8	H: 1 LOB: 2 BB: 1 P: 12	R: 6 E: 0 K: 0 S: 8	H: 6 LOB: 1 BB: 2 P: 16	R: 0 E: 0 K: 1 S: 5	H: 0 LOB: 0 BB: 0 P: 5	R: 3 E: 1 K: 2 S: 11	H: 4 LOB: 1 BB: 0 P: 11	R: 0 E: 0 K: 0 S: 4	H: 1 LOB: 2 BB: 1 P: 8	R: 0 E: 1 K: 0 S: 5	H: 2 LOB: 2 BB: 0 P: 5	1B: 8 2B: 6 3B: 0 HR: 1	SF: 0 SAC: 1 DP: 1 HBP: 0	WP: 1 PB: 0 SB: 2 CS: 0	PA: 44							
PITCHER	IP	WLS	BF	H	R	ER	SO	BB	IBB	HBP	BLK	WP	HR	S	P	ERA	WHIP										
Bob Knepper, L ERA: 5.25 Charlie Williams, R ERA: 3.86 Dave Heaverlo, R ERA: 1.84 Randy Moffitt, R ERA: 2.86 Terry Cornutt, R ERA: 2.84	(1, 1) (4, 1) (5, 1) (6, 1) (9, 1)	3.0 1.0 1.0 3.0 1.0	15 6 3 15 5	5 2 0 5 2	4 2 0 3 0	4 2 0 3 0	3 0 1 3 0	1 2 0 0 0	0 0 0 1 0	0 0 0 0 0	0 0 0 0 0	0 0 0 0 1	0 0 0 0 0	1 4 5 20 5	24 12 5 24 5	12.00 18.00 0.00 9.00 0.00	2.000 4.000 0.000 1.667 2.000										

St. Louis Cardinals @ San Francisco Giants
 Candlestick Park, San Francisco, CA
 Wed Jun 15 1977, 10:05 PM EDT
 Att. 3,204 - Unknown

livebaseballscorecards.com

AB 39
 R 9
 H 14
 RBI 9
 BB 4
 SO 7
 LOB 15



Batter	1	2	3	4	5	6	7	8	9	AB	R	H	RBI	BB	SO	LOB
Rob Andrews, R OBP: 0.364, SLG: 0.301 (1, 4)	0-0 5-3		0-0 1B E 1B	4-0 1B BB		0-3 K			0-0 F8	4	1	1	0	1	1	0
Derrel Thomas, S OBP: 0.337, SLG: 0.312 (1, 7) (4, 8)	0-0 3B		0-0 E FC6-4 1B	0-0 1-3 1B		0-0 5-3			0-0 FC6-4 1B	5	1	4	0	0	0	0
Bill Madlock, R OBP: 0.352, SLG: 0.410 (1, 5)	0-0 P3		0-0 FC6-4 1-3 2-H 1B	0-0 4-3		0-0 F8			0-0 FC6-4 1-2f	5	0	1	1	0	0	4
Jack Clark, R OBP: 0.292, SLG: 0.362 (1, 9)	0-0 L9		0-0 5-3		0-0 BB E 1B 1B		0-0 4-3		0-0 F9	5	1	1	0	0	0	4
Willie McCovey, L OBP: 0.389, SLG: 0.508 (1, 3)		0-0 F8	4-0 FC6-4 IBB		0-0 E BB SF8 1B		0-0 L5			3	1	1	0	1	0	0
Larry Herndon, R OBP: 0.265, SLG: 0.327 Darrell Evans, L OBP: 0.358, SLG: 0.392 (1, 8) (3, PH) (4, 7)		4-0 WP HR BB	0-0 FC6-4 1-2f 2-3 3-H		4-0 SF8 E BB		0-0 G3			0	1	0	0	1	0	0
Tim Foli, R OBP: 0.216, SLG: 0.316 Terry Cornutt, R (9, 1)		0-0 6-3 1-2	0-0 5-3		0-0 E6 CS 1-2 2-3 3-H		0-0 E7 G3-6			4	0	0	1	0	0	5
Marc Hill, R OBP: 0.277, SLG: 0.326 (1, 2)		0-0 HR		0-3 K	0-0 SF8 2-3 3-H		0-0 G3-6-1 1-2f			3	1	1	3	0	1	1
Bob Knepper, L Charlie Williams, R Terry Whitfield, L Dave Heaverlo, R Gary Thomasson, L Randy Moffitt, R Vic Harris, S (1, 1) (4, 1) (4, PH) (5, 1) (5, PH) (6, 1) (8, PH) (9, 6)		0-3 K		0-3 K	0-3 K		0-0 5-3			1	0	0	0	0	1	0

Inning Stats	R: 0	H: 1	E: 0	LOB: 1	K: 0	P: 4	R: 2	H: 1	E: 0	LOB: 0	K: 1	P: 10	R: 2	H: 3	E: 1	LOB: 2	K: 0	P: 10	R: 0	H: 1	E: 0	LOB: 2	K: 2	P: 12	R: 2	H: 2	E: 1	LOB: 2	K: 1	P: 11	R: 0	H: 0	E: 0	LOB: 0	K: 0	P: 5	R: 0	H: 0	E: 0	LOB: 0	K: 0	P: 3	R: 0	H: 0	E: 1	LOB: 0	K: 0	P: 3	R: 0	H: 0	E: 0	LOB: 0	K: 0	P: 3	R: 0	H: 1	E: 0	LOB: 1	K: 0	P: 4	1B: 7	SF: 1	2B: 1	SAC: 0	3B: 1	DP: 2	HR: 1	HBP: 0	WP: 1	PA: 40
--------------	------	------	------	--------	------	------	------	------	------	--------	------	-------	------	------	------	--------	------	-------	------	------	------	--------	------	-------	------	------	------	--------	------	-------	------	------	------	--------	------	------	------	------	------	--------	------	------	------	------	------	--------	------	------	------	------	------	--------	------	------	------	------	------	--------	------	------	-------	-------	-------	--------	-------	-------	-------	--------	-------	--------

PITCHER	IP	WLS	BF	H	R	ER	SO	BB	IBB	HBP	BLK	WP	HR	S	P	ERA	WHIP
Pete Falcone, L ERA: 4.93	(1, 1)	2.0		5	4	4	1	1	0	0	0	1	1	13	17	18.00	3.000
Clay Carroll, R ERA: 2.16	(3, 1)	1.0	4	0	0	0	0	0	1	0	0	0	0	3	7	0.00	0.000
Butch Metzger, R ERA: 4.81	(4, 1)	1.0	9	3	2	2	2	2	0	0	0	0	0	11	19	18.00	5.000
John Urrea, R ERA: 3.09	(5, 1)	5.0	W	15	1	0	0	2	0	0	0	0	0	19	19	0.00	0.200

BOTTOM

St. Louis Cardinals @ San Francisco Giants
Candlestick Park, San Francisco, CA
Wed Jun 15 1977, 10:05 PM EDT
Att. 3,204 - Unknown

livebaseballscorecards.com

AB	35
R	6
H	9
RBI	6
BB	4
SO	5
LOB	18



Batter	1	2	3	4	5	6	7	8	9	AB R H RBI BB SO LOB	TOP
Lou Brock, L (1, 7) OBP: 0.340, SLG: 0.418 Butch Metzger, R (8, 1)	4-0 CS BB		0-0 6-3 2-3			0-3 K		0-3 K		3 0 0 0 1 2 1 0 0 0 0 0 0 0	St. Louis Cardinals @ San Francisco Giants Candlestick Park, San Francisco, CA Thu Jun 16 1977, 6:33 AM EDT Att. 5,621 - Unknown
Garry Templeton, S (1, 6) OBP: 0.331, SLG: 0.434 Al Hrabosky, R (6, 1) Mike Anderson, R (8, 9)	0-0 5-3 1-2		0-0 L8			0-0 F8		0-0 4-3	3 0 0 0 0 0 2 0 0 0 0 0 0 0 1 0 0 0 0 0 0		
Jerry Mumphrey, S (1, 8) OBP: 0.425, SLG: 0.541	0-0 S 1B			0-3 K		0-3 K		0-0 6-3	4 0 1 0 0 2 0		
Hector Cruz, R (1, 9) OBP: 0.384, SLG: 0.430	0-0 P3 1-2		0-0 1-3				0-0 G4-6-3 BB 1B	0-0 2B	4 1 2 0 0 0 1		
Ted Simmons, S (1, 2) OBP: 0.412, SLG: 0.528		0-0 4-1		0-3 K			4-0 BB BB BB BB 1-2 G4-6-3 BB	0-0 2B	3 0 1 1 1 1 0		
Keith Hernandez, L (1, 3) OBP: 0.416, SLG: 0.502		0-0 G5-4-3 1B		0-3 K			0-0 G4-6-3 1-2 2-3	0-0 4-3	4 0 1 0 0 1 3		
Ken Reitz, R (1, 5) OBP: 0.331, SLG: 0.511		0-0 G5-4-3 1-2		0-0 6-3			0-0 6-3		3 0 0 0 0 0 2		
Mike Tyson, R (1, 4) OBP: 0.302, SLG: 0.279			0-0 6-3 SH1-4 1B					0-0 4-3	3 0 2 0 0 0 0		
Larry Dierker, R (1, 1) Clay Carroll, R (2, 1) Don Kessinger, S (6, 6) OBP: 0.323, SLG: 0.268			0-0 SH1-4 1-2					0-0 1-3	0 0 0 0 0 0 0 1 0 0 0 0 0 1 1 0 0 0 0 0 0		
Inning Stats	R: 0 H: 1 E: 0 LOB: 1 K: 0 BB: 1 S: 3 P: 7	R: 0 H: 1 E: 0 LOB: 0 K: 0 BB: 0 S: 3 P: 3	R: 0 H: 1 E: 0 LOB: 1 K: 0 BB: 0 S: 4 P: 4	R: 0 H: 0 E: 0 LOB: 0 K: 2 BB: 0 S: 7 P: 7	R: 0 H: 1 E: 0 LOB: 1 K: 1 BB: 0 S: 6 P: 6	R: 0 H: 0 E: 0 LOB: 0 K: 2 BB: 0 S: 7 P: 7	R: 0 H: 1 E: 0 LOB: 1 K: 0 BB: 1 S: 3 P: 7	R: 0 H: 0 E: 0 LOB: 0 K: 1 BB: 0 S: 5 P: 5	R: 1 H: 2 E: 0 LOB: 1 K: 0 BB: 0 S: 5 P: 5	1B: 5 SF: 0 2B: 2 SAC: 1 3B: 0 DP: 2 HR: 0 HBP: 0	
PITCHER Jim Barr, R (1, 1) ERA: 3.87	IP WLS BF H R ER SO BB IBB HBP BLK WP HR S P ERA WHIP										

livebaseballscorecards.com

AB	30
R	1
H	7
RBI	1
BB	2
SO	6
LOB	10



Batter	1	2	3	4	5	6	7	8	9	AB	R	H	RBI	BB	SO	LOB
Bill Madlock, R (1, 5) OBP: 0.355, SLG: 0.413	0-0 F8 4-3 2B	4-0 FC3-2 IBB		0-0 3-1			0-0 3-1			3	1	1	0	1	0	0
Derrel Thomas, S (1, 6) OBP: 0.335, SLG: 0.311	0-0 F8 2-3	0-0 FC3-2 1-2 2-3 3-Hf			0-0 F8		0-0 2B 1B			4	1	1	0	0	0	4
Darrell Evans, L (1, 7) OBP: 0.356, SLG: 0.395	0-0 4-3 3-H	0-0 4-3			0-0 F7		0-0 1-H 2B			4	0	1	2	0	0	3
Gary Thomasson, L (1, 8) OBP: 0.383, SLG: 0.510	0-0 2B		0-3 K		0-0 E8 2B		4-0 BB			3	1	2	0	1	1	0
Willie McCovey, L (1, 3) OBP: 0.382, SLG: 0.497	0-0 4-3		0-3 K		0-0 F8		0-3 K			4	0	0	0	0	2	3
Terry Whitfield, L (1, 9) OBP: 0.345, SLG: 0.481		0-0 1B 2B	0-0 1B		0-3 K		0-0 HR			4	2	3	1	0	1	0
Rob Andrews, R (1, 4) OBP: 0.362, SLG: 0.300		0-0 SH1-4 FC3-2 2-H 1B	0-0 F9		0-0 F9		0-0 5-3			4	0	1	1	0	0	1
Marc Hill, R (1, 2) OBP: 0.276, SLG: 0.319		4-0 FC3-2 SH1-4 1-2 BB		0-0 L5		0-0 5-3		0-0 F8		3	0	0	0	1	0	0
Jim Barr, R (1, 1) OBP: 0.189, SLG: 0.143		0-0 SH1-4 1-2 2-3		0-0 G3		0-0 P3		0-3 K		3	0	0	0	0	1	0

Inning Stats	R: 1	H: 2	E: 0	K: 0	S: 5	LOB: 1	BB: 0	P: 5	R: 1	H: 2	E: 0	K: 0	S: 5	LOB: 3	BB: 2	P: 13	R: 0	H: 1	E: 0	K: 2	S: 8	LOB: 1	BB: 0	P: 8	R: 0	H: 0	E: 0	K: 0	S: 3	LOB: 0	BB: 0	P: 3	R: 1	H: 1	E: 1	K: 0	S: 4	LOB: 0	BB: 0	P: 4	R: 0	H: 0	E: 0	K: 1	S: 5	LOB: 0	BB: 0	P: 5	R: 1	H: 2	E: 0	K: 1	S: 7	LOB: 2	BB: 1	P: 11	R: 1	H: 1	E: 0	K: 1	S: 6	LOB: 0	BB: 0	P: 6
--------------	------	------	------	------	------	--------	-------	------	------	------	------	------	------	--------	-------	-------	------	------	------	------	------	--------	-------	------	------	------	------	------	------	--------	-------	------	------	------	------	------	------	--------	-------	------	------	------	------	------	------	--------	-------	------	------	------	------	------	------	--------	-------	-------	------	------	------	------	------	--------	-------	------


PITCHER	IP	WLS	BF	H	R	ER	SO	BB	IBB	HBP	BLK	WP	HR	S	P	ERA	WHIP
Larry Dierker, R (1, 1) ERA: 4.5	1.0	L	8	4	2	2	0	1	0	0	0	0	0	7	11	18.00	5.000
Clay Carroll, R (2, 1) ERA: 1.97	4.0		15	2	1	0	2	0	1	0	0	0	0	18	22	0.00	0.500
Al Hrabosky, L (6, 1) ERA: 3.62	2.0		9	2	1	1	2	1	0	0	0	0	0	12	16	4.50	1.500
Butch Metzger, R (8, 1) ERA: 4.91	1.0		4	1	1	1	1	0	0	0	0	0	0	6	6	9.00	1.000

BOTTOM

St. Louis Cardinals @ San Francisco Giants
 Candlestick Park, San Francisco, CA
 Thu Jun 16 1977, 6:33 AM EDT
 Att. 5,621 - Unknown

AB	32
R	5
H	9
RBI	4
BB	3
SO	5
LOB	11

WP: 0 PA: 36
 PB: 0
 SB: 1
 CS: 0



PITCHER	IP	WLS	BF	H	R	ER	SO	BB	IBB	HBP	BLK	WP	HR	S	P	ERA	WHIP
---------	----	-----	----	---	---	----	----	----	-----	-----	-----	----	----	---	---	-----	------

Batter	1	2	3	4	5	6	7	8	9	AB R H RBI BB SO LOB	TOP																									
Frank Taveras, R (1, 6) OBP: 0.312, SLG: 0.290	0-0 1-3		0-0 F8		0-0 5-3		0-3 K		0-0 FC4-6	5 0 0 1 0 1 1	Pittsburgh Pirates @ San Francisco Giants Candlestick Park, San Francisco, CA Fri Jun 17 1977, 10:05 PM EDT Att. 4,789 - Unknown																									
Rennie Stennett, R (1, 4) OBP: 0.379, SLG: 0.406	0-0 4-3			0-0 3B 1B	0-0 1B		0-0 4-3	0-0 1-3 BB	4 1 2 0 1 0 0																											
Dave Parker, L (1, 9) OBP: 0.405, SLG: 0.572	0-0 1B			0-0 1B 3B	0-0 1B		0-0 F7	0-3 K	5 1 3 1 0 1 2																											
Bill Robinson, R (1, 5) (6, 3)	0-0 F9			0-0 G6-4-3 BB 1B	0-0 6-3			0-3 K	4 0 1 1 0 1 3																											
Al Oliver, L (1, 7) OBP: 0.326, SLG: 0.454		0-0 F9		0-0 G6-4-3 BB		0-0 1B S 1B		0-0 F9	3 0 1 0 1 0 0																											
Duffy Dyer, R (1, 2) OBP: 0.430, SLG: 0.374		0-0 F8		0-0 G6-4-3		0-3 K		0-3 K	4 0 0 0 0 2 3																											
Jim Fregosi, R (1, 3) OBP: 0.316, SLG: 0.364		0-0 F9		0-0 S IBB		0-3 K		4-0 E 1B FC4-6 BB	1 0 0 0 1 0 0																											
Jerry Hairston, S (6, PH) OBP: 0.424, SLG: 0.393						1-2 K			1 0 0 0 0 1 1																											
Phil Garner, R (6, 5) OBP: 0.279, SLG: 0.354									0 1 0 0 1 0 0																											
Omar Moreno, L (1, 8) OBP: 0.289, SLG: 0.318			0-0 F8		0-3 K		0-0 1B	0-3 K	3 0 1 0 0 1 2																											
Mario Mendoza, R (9, PH) OBP: 0.143, SLG: 0.214					1-2 K		2-3 1B		1 0 0 0 0 1 1																											
Jerry Reuss, L (1, 1) OBP: 0.267, SLG: 0.276			0-0 6-3		0-0 L7		0-0 6-3	0-0 E3	3 0 0 0 0 0 2																											
Fernando Gonzalez, R (9, PH) OBP: 0.306, SLG: 0.438								1-3 FC4-6 1B	1 0 1 0 0 0 0																											
Inning Stats	R: 0 E: 0 K: 0 S: 4	H: 1 LOB: 1 BB: 0 P: 4	R: 0 E: 0 K: 0 S: 3	H: 0 LOB: 0 BB: 0 P: 3	R: 0 E: 0 K: 0 S: 3	H: 0 LOB: 0 BB: 0 P: 3	R: 2 E: 0 K: 1 S: 7	H: 3 LOB: 2 BB: 2 P: 15	R: 0 E: 0 K: 2 S: 9	H: 2 LOB: 2 BB: 0 P: 9	R: 0 E: 0 K: 1 S: 5	H: 0 LOB: 0 BB: 0 P: 5	R: 0 E: 0 K: 2 S: 7	H: 0 LOB: 0 BB: 0 P: 7	R: 1 E: 1 K: 2 S: 8	H: 1 LOB: 2 BB: 2 P: 16	1B: 8 2B: 0 3B: 1 HR: 0	SF: 0 SAC: 0 DP: 1 HBP: 0	WP: 0 PB: 0 SB: 3 CS: 0	PA: 39																
PITCHER	IP WLS BF H R ER SO BB IBB HBP BLK WP HR S P ERA WHIP																																			
John Curtis, L (1, 1) ERA: 4.25	5.0		22	6	2	2	1	1	1	0	0	0	0	22	30	3.60	1.400																			
Dave Heaverlo, R (6, 1) ERA: 1.72	2.0	W	8	2	0	0	3	0	0	0	0	0	0	14	14	0.00	1.000																			
Gary Lavelle, L (8, 1) ERA: 1.09	2.0	S	9	1	1	0	4	2	0	0	0	0	0	15	23	0.00	1.500																			

livebaseballscorecards.com

AB	35
R	3
H	9
RBI	3
BB	4
SO	8
LOB	15



Batter	1	2	3	4	5	6	7	8	9
Rob Andrews, R OBP: 0.370, SLG: 0.311 (1, 4)	0-0 5-3		0-0 1B		0-0 1B		0-0 1B		
Derrel Thomas, S OBP: 0.328, SLG: 0.306 (1, 8)	0-0 5-3		0-0 4-3		0-0 FC6-4		0-0 SF7		
Bill Madlock, R OBP: 0.361, SLG: 0.435 (1, 5)	0-0 1B			0-0 1B 2B		0-0 HR	0-0 6-3		
Jack Clark, R OBP: 0.297, SLG: 0.386 (1, 9)	0-0 4-3		0-3 K	0-0 1B	0-0 1B	0-0 HR	0-0 1B	0-0 G4-6-3	
Willie McCovey, L OBP: 0.380, SLG: 0.492 (1, 3)		0-3 K	0-0 1B	0-0 1B	0-3 K	0-0 K	0-0 G4-6-3	0-0 1B	
Randy Elliott, R OBP: 0.238, SLG: 0.350 (1, 7)		0-0 G6-4-3 1B	0-0 1B	0-0 1B	0-3 K	0-0 K	0-0 4-3		
Tim Foli, R OBP: 0.213, SLG: 0.311 (1, 6)		0-0 G6-4-3	0-0 L9	0-0 L9	0-0 5-3	0-0 5-3			
Marc Hill, R OBP: 0.270, SLG: 0.312 (1, 2)			0-0 4-3		0-0 6-3		0-0 F7		
John Curtis, L OBP: 0.273, SLG: 0.455 (1, 1)			0-3 K		0-3 K		0-0 E4		
Vic Harris, S OBP: 0.286, SLG: 0.250 (5, PH)									
Dave Heaverlo, R (6, 1)									
Larry Herndon, R OBP: 0.272, SLG: 0.352 (7, PH)									
Gary Lavelle, S (8, 1)									

Inning Stats	R: 0	H: 1	E: 0	LOB: 1	K: 0	BB: 0	S: 4	P: 4
	R: 0	H: 1	E: 0	LOB: 0	K: 1	BB: 0	S: 5	P: 5
	R: 0	H: 1	E: 0	LOB: 1	K: 1	BB: 0	S: 6	P: 6
	R: 0	H: 3	E: 0	LOB: 2	K: 1	BB: 0	S: 7	P: 7
	R: 0	H: 1	E: 0	LOB: 1	K: 1	BB: 0	S: 6	P: 6
	R: 2	H: 2	E: 0	LOB: 0	K: 2	BB: 0	S: 9	P: 9
	R: 2	H: 2	E: 2	LOB: 0	K: 0	BB: 0	S: 5	P: 5
	R: 0	H: 1	E: 0	LOB: 0	K: 0	BB: 0	S: 3	P: 3

PITCHER	IP	WLS	BF	H	R	ER	SO	BB	IBB	HBP	BLK	WP	HR	S	P	ERA	WHIP
Jerry Reuss, L ERA: 4.06 (1, 1)	8.0	L	33	12	4	3	6	0	0	0	0	0	2	45	45	3.38	1.500

AB R H RBI BB SO LOB

4	1	3	0	0	0	0
3	0	0	1	0	0	2
4	1	3	1	0	0	0
4	1	2	1	0	1	2
4	0	1	0	0	2	1
4	0	2	0	0	1	0
3	0	0	0	0	0	3
3	0	0	0	0	0	0
1	0	0	0	0	1	0
1	0	0	0	0	1	0
0	0	0	0	0	0	0
1	1	1	0	0	0	0
0	0	0	0	0	0	0

1B: 8	SF: 1	WP: 0	PA: 33
2B: 1	SAC: 0	PB: 0	
3B: 1	DP: 2	SB: 1	
HR: 2	HBP: 0	CS: 0	

AB	32
R	4
H	12
RBI	3
BB	0
SO	6
LOB	8



Pittsburgh Pirates @ San Francisco Giants
Candlestick Park, San Francisco, CA
Fri Jun 17 1977, 10:05 PM EDT
Att. 4,789 - Unknown

livebaseballscorecards.com

Batter	1	2	3	4	5	6	7	8	9	10	11	12	AB R H RBI BB SO LOB	TOP
Rennie Stennett, R OBP: 0.382, SLG: 0.406	F3		FC6-4			1-4-3 SF8 1B		F9		1-2 1B		FC6-4 IBB	5 1 2 0 1 0 2	Pittsburgh Pirates @ San Francisco Giants Candlestick Park, San Francisco, CA Sat Jun 18 1977, 6:33 AM EDT Att. 10,231 - Unknown
Bill Robinson, R OBP: 0.322, SLG: 0.521 Phil Garner, R OBP: 0.278, SLG: 0.353	K		F6			1-4-3		HR		G3		FC6-4	5 1 1 2 0 1 4 1 0 0 0 0 0 2	
Dave Parker, L OBP: 0.405, SLG: 0.575	2-6 1B				F5	SF8		K			1B SF8 2B		4 1 2 1 0 1 0	
Al Oliver, L OBP: 0.332, SLG: 0.457	2-6				F5	4-3							5 0 3 0 0 0 0	
Willie Stargell, L OBP: 0.364, SLG: 0.570													3 0 1 1 0 2 2	
Ed Ott, L OBP: 0.377, SLG: 0.365 Duffy Dyer, R OBP: 0.425, SLG: 0.368													3 0 0 0 0 0 2 2 0 0 0 0 0 2	
Omar Moreno, L OBP: 0.287, SLG: 0.315													5 0 1 0 0 2 1	
Frank Taveras, R OBP: 0.314, SLG: 0.296 Jerry Hairston, S OBP: 0.441, SLG: 0.393 Mario Mendoza, R OBP: 0.188, SLG: 0.250													2 1 1 0 0 0 0 0 1 0 0 1 0 0 2 0 1 0 0 1 1	
Bruce Kison, R OBP: 0.299, SLG: 0.385 Grant Jackson, S OBP: 0.300, SLG: 1.000 Bobby Tolán, L OBP: 0.269, SLG: 0.174 Kent Tekulve, R OBP: 0.400, SLG: 0.400 Jim Fregosi, R OBP: 0.368, SLG: 0.353 Rich Gossage, R OBP: 0.368, SLG: 0.429 Terry Forster, L OBP: 0.286, SLG: 0.286													1 0 0 1 0 0 0 0 0 0 0 0 0 0 1 0 0 0 0 0 1 1 0 0 0 0 0 0 0 1 1 0 0 0 0 0 0 0 1 0 0 0 0 0 0 0 0 1 1 0 0 0 0 0 0 1	
Inning Stats	R: 0 H: 1 E: 0 LOB: 1 K: 1 BB: 0 S: 5 P: 5	R: 0 H: 1 E: 0 LOB: 0 K: 1 BB: 0 S: 5 P: 5	R: 1 H: 1 E: 0 LOB: 1 K: 0 BB: 0 S: 5 P: 5	R: 0 H: 1 E: 0 LOB: 1 K: 0 BB: 0 S: 4 P: 4	R: 0 H: 0 E: 0 LOB: 0 K: 1 BB: 0 S: 5 P: 5	R: 1 H: 1 E: 0 LOB: 0 K: 0 BB: 0 S: 4 P: 4	R: 2 H: 1 E: 0 LOB: 0 K: 2 BB: 1 S: 8 P: 12	R: 0 H: 1 E: 0 LOB: 0 K: 1 BB: 0 S: 5 P: 5	R: 0 H: 2 E: 0 LOB: 2 K: 1 BB: 0 S: 7 P: 7	R: 1 H: 2 E: 0 LOB: 0 K: 0 BB: 0 S: 4 P: 4	R: 0 H: 1 E: 0 LOB: 2 K: 1 BB: 1 S: 6 P: 10	1B: 8 SF: 2 2B: 4 SAC: 1 3B: 0 DP: 3 HR: 1 HBP: 1	WP: 0 PA: 48 PB: 0 SB: 3 CS: 2	
PITCHER	IP WLS BF H R ER SO BB IBB HBP BLK WP HR S P ERA WHIP													
Ed Halicki, R ERA: 2.97	(1, 1) 8.0													
Gary Lavelle, L ERA: 1.2	(9, 1) 3.0													
Randy Moffitt, R ERA: 2.78	(12, 1) 1.0													

AB	41
R	5
H	12
RBI	5
BB	2
SO	8
LOB	19



Batter	1	2	3	4	5	6	7	8	9	10	11	12	AB	R	H	RBI	BB	SO	LOB
Bill Madlock, R OBP: 0.356, SLG: 0.429 (1, 5)	0-0 6-3	0-0 F5			0-0 1-3		0-0 SH5-3 1B		0-0 F4		0-0 F4		6	0	1	0	0	0	1
Terry Whitfield, L OBP: 0.347, SLG: 0.474 (1, 9)	0-0 3-1		0-0 6-3			0-0 WP SF7 1B	0-0 SH5-3		0-0 4-3			4-0 SH3-4 HR BB	4	2	1	0	1	0	0
Darrell Evans, L OBP: 0.357, SLG: 0.388 (1, 7) (10, 3)	4-0 S BB		0-0 4-3			4-0 S 2B BB	0-0 6-3			0-0 L8		0-0 SH3-4	3	1	0	0	2	0	1
Gary Thomasson, L OBP: 0.376, SLG: 0.516 (1, 8) (10, 7)	0-0 L7		0-0 4-3			0-3 K	0-0 1-3			0-3 K		0-0 2-H HR	6	1	1	2	0	2	4
Willie McCovey, L OBP: 0.386, SLG: 0.493 (1, 3)		0-0 2B FC1-2-5 1B		0-3 K		4-0 2B IBB		4-0 SH2-4 BB		0-0 S 1B			2	0	1	0	2	1	0
Larry Herndon, R OBP: 0.278, SLG: 0.358 (10, 8)													1	0	1	0	0	0	0
Derrel Thomas, S OBP: 0.328, SLG: 0.306 (11, 8)													0	0	0	0	0	0	0
Tim Foli, R OBP: 0.213, SLG: 0.316 (1, 6)		0-0 FC1-2-5 1B		0-0 F8		0-0 SF7		0-0 SH2-4		0-0 F8			3	1	1	1	0	0	1
Rob Andrews, R OBP: 0.368, SLG: 0.309 (1, 4)		0-0 FC1-2-5 2B		0-3 K		0-0 3-H		4-0 G5-4-3 IBB					1	1	0	0	0	0	2
Vic Harris, S OBP: 0.333, SLG: 0.333 (4, PH) (5, 4)		2-3 3-H 1B				1-3 2-H 2B							3	0	1	1	1	2	0
Marc Hill, R OBP: 0.276, SLG: 0.312 (1, 2)		0-0 FC6-4 1B				0-0 G3		0-0 G5-4-3					3	0	1	2	1	0	2
Gary Lavelle, S (9, 1)													0	0	0	0	0	0	0
Jack Clark, R OBP: 0.301, SLG: 0.409 (11, PH)		2-H 3-H 1B											1	1	1	1	0	0	0
Randy Moffitt, R (12, 1)													0	0	0	0	0	0	0
Ed Halicki, R OBP: 0.171, SLG: 0.206 (1, 1)		0-0 FC6-4				0-3 K		0-3 K		0-3 K			3	0	0	0	0	1	4
Mike Sadek, R OBP: 0.267, SLG: 0.286 (9, 2)		1-2f 1B				0-0 F4							2	0	0	0	0	1	0

Inning Stats	R: 0	H: 0	E: 0	K: 0	S: 3	H: 0	LOB: 1	P: 7	R: 2	H: 3	E: 0	K: 0	S: 6	H: 0	LOB: 0	P: 3	R: 0	H: 0	E: 0	K: 0	S: 3	H: 0	LOB: 0	P: 7	R: 0	H: 0	E: 0	K: 1	S: 5	H: 1	LOB: 1	P: 4	R: 0	H: 0	E: 0	K: 0	S: 2	H: 0	LOB: 1	P: 10	R: 0	H: 0	E: 0	K: 1	S: 5	H: 0	LOB: 0	P: 5	R: 0	H: 1	E: 0	K: 1	S: 6	H: 1	LOB: 1	P: 6	R: 1	H: 1	E: 0	K: 1	S: 6	H: 1	LOB: 0	P: 6	R: 2	H: 1	E: 0	K: 0	S: 2	H: 1	LOB: 0	P: 6	1B: 5	2B: 2	3B: 0	HR: 2	SF: 1	SAC: 3	DP: 1	HBP: 0	WP: 2	PA: 49
--------------	------	------	------	------	------	------	--------	------	------	------	------	------	------	------	--------	------	------	------	------	------	------	------	--------	------	------	------	------	------	------	------	--------	------	------	------	------	------	------	------	--------	-------	------	------	------	------	------	------	--------	------	------	------	------	------	------	------	--------	------	------	------	------	------	------	------	--------	------	------	------	------	------	------	------	--------	------	-------	-------	-------	-------	-------	--------	-------	--------	-------	--------

PITCHER	IP	WLS	BF	H	R	ER	SO	BB	IBB	HBP	BLK	WP	HR	S	P	ERA	WHIP
Bruce Kison, R ERA: 4.62 (1, 1)	5.2		25	5	4	4	4	2	1	0	0	1	0	30	42	6.35	1.235
Grant Jackson, L ERA: 2.78 (6, 1)	1.1		6	1	0	0	0	0	1	0	0	0	0	5	9	0.00	0.750
Kent Tekulve, R ERA: 2.41 (8, 1)	2.0		7	0	0	0	1	1	1	0	0	0	0	7	15	0.00	0.500
Rich Gossage, R ERA: 1.44 (10, 1)	2.0		8	2	1	1	2	0	0	0	0	0	1	12	12	4.50	1.000
Terry Forster, L ERA: 6.35 (12, 1)	0.1	L	3	1	2	2	0	1	0	0	0	0	1	2	6	54.00	6.000

BOTTOM

Pittsburgh Pirates @ San Francisco Giants
Candlestick Park, San Francisco, CA

Sat Jun 18 1977, 6:33 AM EDT
Att: 10,231 - Unknown

livebaseballscorecards.com

AB	38
R	7
H	9
RBI	7
BB	7
SO	7
LOB	15



Batter	1	2	3	4	5	6	7	8	9
Rob Andrews, R OBP: 0.378, SLG: 0.324 (1, 4)	0-0 1B 1B	0-0 1B		0-0 5-3 1-2			0-0 SH1-4 HR 1B		
Derrel Thomas, S OBP: 0.330, SLG: 0.324 (1, 5) Vic Harris, S OBP: 0.368, SLG: 0.438 (6, 5)	0-0 1B 1B	0-3 K		0-0 F7			0-0 SH1-4 1-2		
Darrell Evans, L OBP: 0.360, SLG: 0.403 (1, 7)	4-0 1B BB	0-0 F8			0-0 F9		0-0 2-H HR		
Gary Thomasson, L OBP: 0.378, SLG: 0.512 (1, 8)	0-0 E9 1B	0-0 F9			4-0 4-3 S BB		0-3 K		
Willie McCovey, L OBP: 0.386, SLG: 0.486 (1, 3)	0-0 1B		0-3 K		0-0 4-3		0-0 F8		
Terry Whitfield, L OBP: 0.338, SLG: 0.461 (1, 9)	0-0 F8		0-0 F7		0-3 K		0-0 F8		
Tim Foli, R OBP: 0.211, SLG: 0.314 (1, 6)	0-0 1B 2B		0-0 6-3			0-0 6-3	0-3 K		
Mike Sadek, R OBP: 0.278, SLG: 0.338 (1, 2)	0-0 1B			0-0 6-3		0-0 F6	0-0 HR		
Charlie Williams, R OBP: 0.250, SLG: 0.250 (1, 1) Dave Heaverlo, R (6, 1) Randy Moffitt, R (8, 1)	0-0 3-1			0-0 WP 1B		0-0 6-3	0-0 4-3		

AB	R	H	RBI	BB	SO	LOB
4	2	3	0	0	0	1
3	1	1	0	0	1	2
0	0	0	0	0	0	0
3	2	1	2	1	0	1
3	1	1	2	1	1	1
4	0	1	0	0	1	1
4	0	0	0	0	1	1
4	1	1	0	0	1	0
4	1	2	2	0	0	0
2	0	1	0	0	0	1
1	0	0	0	0	0	0
1	0	0	0	0	0	0

BOTTOM

Pittsburgh Pirates @ San Francisco Giants
Candlestick Park, San Francisco, CA
Sun Jun 19 1977, 10:05 PM EDT
Att. 23,078 - Unknown

livebaseballscorecards.com

AB	33
R	8
H	11
RBI	6
BB	2
SO	5
LOB	8



Inning Stats	R: 5	H: 6	LOB: 1	K: 0	S: 8	P: 12	R: 0	H: 1	LOB: 1	K: 1	S: 6	R: 0	H: 0	LOB: 0	K: 1	S: 5	R: 0	H: 1	LOB: 1	K: 0	S: 4	R: 0	H: 0	LOB: 1	K: 1	S: 5	R: 0	H: 0	LOB: 0	K: 0	S: 3	R: 2	H: 2	LOB: 0	K: 1	S: 7	R: 1	H: 1	LOB: 0	K: 1	S: 6
PITCHER	IP	WLS	BF	H	R	ER	SO	BB	IBB	HBP	BLK	WP	HR	S	P	ERA	WHIP																								
Larry Demery, R ERA: 6.49 (1, 1)	0.2		7	5	5	5	0	1	0	0	0	0	0	6	10	67.50	9.000																								
Terry Forster, L ERA: 5.51 (1, 1)	4.1		17	3	0	0	3	1	0	0	0	1	0	22	26	0.00	0.923																								
Kent Tekulve, R ERA: 2.36 (6, 1)	1.0		3	0	0	0	0	0	0	0	0	0	0	3	3	0.00	0.000																								
Grant Jackson, L ERA: 3.65 (7, 1)	2.0	L	9	3	3	3	2	0	0	0	0	0	2	13	13	13.50	1.500																								

WP	HR	S	P	ERA	WHIP
1	0	1	36		
0	0	0			
0	0	0			
0	0	0			

Batter	1	2	3	4	5	6	7	8	9	10	11	12	AB	R	H	RBI	BB	SO	LOB	TOP						
Ivan De Jesus, R (1, 6) Mick Kelleher, R (7, 6) OBP: 0.329, SLG: 0.359 OBP: 0.304, SLG: 0.435	0-0 6-3		0-0 1-2 1B		4-2 1B BB		0-0 4-3		0-0 E 1B 2B 1B	0-3 K		3-2 1-H 3B	3	1	1	0	1	0	0							
Larry Blittner, L (1, 7) Bobby Darwin, R (9, PH) Donnie Moore, L (9, 1) Dave Rosello, R (12, PH) Rick Reuschel, R (12, 1) OBP: 0.332, SLG: 0.372 OBP: 0.200, SLG: 0.267 OBP: 0.200, SLG: 0.200 OBP: 0.275, SLG: 0.314 OBP: 0.206, SLG: 0.273	0-3 K		0-0 F8		0-0 1B HR 1B		0-0 3-1		1-2 E 2B 1B	0-0 1B		0-0 L7	4	1	1	0	0	1	2							
Bill Buckner, L (1, 3) OBP: 0.295, SLG: 0.337	0-0 P6		0-0 L8		0-0 1-2 2-H HR 1B				0-0 F9	0-0 E4 2B		0-0 F9	6	2	1	1	0	0	6							
Bobby Murcer, L (1, 9) OBP: 0.376, SLG: 0.484		0-0 1-2-3	3-2 F7		0-0 1-H 2-H HR				3-2 HR 2B	0-0 S 2B		0-0 F8	6	2	3	6	0	0	2							
Jerry Morales, R (1, 8) OBP: 0.382, SLG: 0.463		4-0 FC5-4 BB		2-3 K	0-0 5-3				0-0 2-H HR	4-0 2-3 IBB		4-2 G5-4-3 BB	3	1	1	2	3	1	0							
Manny Trillo, R (1, 4) OBP: 0.417, SLG: 0.530		0-0 FC5-4 E		0-0 P7		0-0 F9		1-0 HBP	0-3 K			0-0 1-2f G5-4-3	5	0	0	0	0	1	4							
Steve Ontiveros, S (1, 5) OBP: 0.385, SLG: 0.356		1-2 E3		0-0 4-3		3-2 4-3		2-3 K	0-0 F8			0-0 F8	6	0	0	0	0	1	4							
Steve Swisher, R (1, 2) OBP: 0.239, SLG: 0.372		0-3 K		0-0 4-3		0-3 K		0-0 F8		0-0 F3		0-3 K	6	0	0	0	0	3	3							
Ray Burris, R (1, 1) Willie Hernandez, L (6, 1) Greg Gross, L (7, PH) Paul Reuschel, R (7, 1) Bruce Sutter, R (8, 1) Gene Clines, R (9, PH) Joe Wallis, S (9, 8) OBP: 0.200, SLG: 0.242 OBP: 0.333, SLG: 0.296			0-0 1B 1B		0-0 F9		0-3 K		0-0 L9	4-0 1B BB		4-0 3B BB	2	0	1	0	0	0	0							
Inning Stats	R: 0 E: 0 K: 1 S: 5	H: 0 LOB: 0 BB: 0 P: 5	R: 0 E: 1 K: 1 S: 9	H: 0 LOB: 2 BB: 1 P: 14	R: 0 E: 0 K: 0 S: 8	H: 2 LOB: 2 BB: 0 P: 11	R: 0 E: 0 K: 1 S: 6	H: 0 LOB: 0 BB: 0 P: 8	R: 4 E: 0 K: 1 S: 10	H: 3 LOB: 0 BB: 1 P: 14	R: 0 E: 0 K: 1 S: 8	H: 0 LOB: 0 BB: 0 P: 5	R: 2 E: 0 K: 1 S: 13	H: 2 LOB: 1 BB: 0 P: 19	R: 3 E: 1 K: 1 S: 12	H: 3 LOB: 2 BB: 1 P: 17	R: 0 E: 0 K: 1 S: 6	H: 1 LOB: 2 BB: 1 P: 10	R: 0 E: 0 K: 0 S: 5	H: 0 LOB: 0 BB: 1 P: 9	R: 1 E: 0 K: 1 S: 11	H: 1 LOB: 1 BB: 1 P: 18	1B: 7 2B: 2 3B: 1 HR: 2	SF: 0 SAC: 0 DP: 1 HBP: 1	WP: 0 PB: 0 SB: 1 CS: 0	PA: 56
PITCHER	IP	WLS	BF	H	R	ER	SO	BB	IBB	HBP	BLK	WP	HR	S	P	ERA	WHIP									
Jim Barr, R (1, 1) ERA: 4.11	7.1		33	7	6	6	5	2	0	0	0	0	2	57	78	7.36	1.227									
Gary Lavelle, L (8, 1) ERA: 1.49	1.2		10	3	3	2	2	0	1	0	0	0	0	19	26	10.80	1.800									
Randy Moffitt, R (10, 1) ERA: 2.54	2.0		8	1	0	0	1	2	0	0	0	0	0	11	19	0.00	1.500									
Terry Cornutt, R (12, 1) ERA: 3.03	1.0	L	5	1	1	1	1	1	0	0	0	0	0	11	18	9.00	2.000									

Chicago Cubs @ San Francisco Giants
Candlestick Park, San Francisco, CA
Mon Jun 20 1977, 10:05 PM EDT
Att: 4,344 - Unknown - 61 F

AB	49
R	10
H	12
RBI	10
BB	6
SO	9
LOB	23



Batter	1	2	3	4	5	6	7	8	9	10	11	12	AB	R	H	RBI	BB	SO	LOB	
Rob Andrews, R OBP: 0.385, SLG: 0.326 (1, 4)	0-0 1-3	0-0 FC5												5	3	2	0	2	1	4
Terry Whitfield, L OBP: 0.338, SLG: 0.455 Jack Clark, R OBP: 0.305, SLG: 0.451 (1, 9) (6, PH) (7, 9)	0-0 4-3		0-0 4-3											2	0	0	0	1	0	0
Darrell Evans, L OBP: 0.358, SLG: 0.399 (1, 7) (8, 3)	0-0 1B		0-0 F8											7	1	2	1	0	0	6
Gary Thomasson, L OBP: 0.375, SLG: 0.500 (1, 8) (8, 7) (9, 8)	0-0 L9		1-2 1B											6	0	1	1	1	1	6
Willie McCovey, L OBP: 0.388, SLG: 0.486 Derrel Thomas, S OBP: 0.330, SLG: 0.325 (1, 3) (7, PR) (8, 8) (9, 6)		0-0 4-3	0-0 G3											4	0	2	1	0	0	1
Bill Madlock, R OBP: 0.361, SLG: 0.431 (1, 5)		0-0 1B		0-0 G6-4-3										5	0	2	0	1	0	2
Tim Foli, R OBP: 0.211, SLG: 0.313 Randy Elliott, R OBP: 0.246, SLG: 0.354 (1, 6) (9, 7)		0-0 1-3		0-0 F7										4	0	1	0	0	0	5
Marc Hill, R OBP: 0.284, SLG: 0.310 Mike Sadek, R OBP: 0.275, SLG: 0.333 (1, 2) (6, PR) (7, 2)		4-0 FC5		0-0 G6-4-3										1	0	0	0	2	0	1
Gary Lavelle, S OBP: 0.330, SLG: 0.412 Vic Harris, S OBP: 0.273, SLG: 0.455 Randy Moffitt, R OBP: 0.273, SLG: 0.455 John Curtis, L OBP: 0.273, SLG: 0.455 Terry Cornutt, R OBP: 0.273, SLG: 0.455 (8, 1) (9, PH) (10, 1) (11, PH) (12, 1)		0-0 IBB		0-0 1-2f										0	0	0	0	0	0	0
Jim Barr, R OBP: 0.231, SLG: 0.189 Gary Alexander, R OBP: 0.429, SLG: 0.333 (1, 1) (8, 2)		0-0 1B		0-0 1-2										2	1	2	0	0	0	0


Inning Stats	R: 0	H: 1	E: 0	LOB: 1	K: 0	BB: 0	S: 4	R: 0	H: 2	E: 0	LOB: 3	K: 0	BB: 1	S: 5	R: 0	H: 1	E: 0	LOB: 1	K: 0	BB: 0	S: 8	R: 0	H: 1	E: 0	LOB: 0	K: 0	BB: 0	S: 3	R: 2	H: 3	E: 0	LOB: 3	K: 0	BB: 2	S: 10	R: 3	H: 1	E: 0	LOB: 1	K: 0	BB: 2	S: 4	R: 0	H: 2	E: 0	LOB: 1	K: 0	BB: 0	S: 7	R: 3	H: 3	E: 2	LOB: 1	K: 1	BB: 0	S: 9	R: 1	H: 1	E: 1	LOB: 2	K: 2	BB: 1	S: 9	R: 0	H: 0	E: 0	LOB: 0	K: 1	BB: 0	S: 5	R: 0	H: 0	E: 0	LOB: 0	K: 1	BB: 0	S: 5	R: 0	H: 0	E: 0	LOB: 1	K: 1	BB: 1	S: 5	R: 0	H: 0	E: 0	LOB: 1	K: 0	BB: 1	S: 8	R: 0	H: 0	E: 0	LOB: 1	K: 0	BB: 1	S: 8	1B: 13	2B: 1	3B: 0	HR: 1	SF: 0	SAC: 2	DP: 1	HBP: 0	WP: 0	PA: 59
--------------	------	------	------	--------	------	-------	------	------	------	------	--------	------	-------	------	------	------	------	--------	------	-------	------	------	------	------	--------	------	-------	------	------	------	------	--------	------	-------	-------	------	------	------	--------	------	-------	------	------	------	------	--------	------	-------	------	------	------	------	--------	------	-------	------	------	------	------	--------	------	-------	------	------	------	------	--------	------	-------	------	------	------	------	--------	------	-------	------	------	------	------	--------	------	-------	------	------	------	------	--------	------	-------	------	------	------	------	--------	------	-------	------	--------	-------	-------	-------	-------	--------	-------	--------	-------	--------

PITCHER	IP	WLS	BF	H	R	ER	SO	BB	IBB	HBP	BLK	WP	HR	S	P	ERA	WHIP
Ray Burris, R ERA: 4.37 (1, 1)	5.1		28	8	4	4	0	4	1	0	0	0	0	31	53	6.75	2.250
Willie Hernandez, L ERA: 2.17 (6, 1)	0.2		3	1	1	1	0	0	0	0	0	0	1	3	3	13.50	1.500
Paul Reuschel, R ERA: 1.26 (7, 1)	1.1		6	3	1	0	0	0	0	0	0	0	0	9	11	0.00	2.250
Bruce Sutter, R ERA: 0.75 (8, 1)	0.2		5	2	2	0	1	0	0	0	0	0	0	7	7	0.00	3.000
Donnie Moore, R ERA: 3.44 (9, 1)	3.0	W	13	1	1	0	4	2	0	0	0	0	0	19	27	0.00	1.000

Chicago Cubs @ San Francisco Giants
Candlestick Park, San Francisco, CA
Mon Jun 20 1977, 10:05 PM EDT
Att. 4,344 - Unknown - 61 F

livebaseballscorecards.com

AB	49
R	9
H	15
RBI	9
BB	8
SO	5
LOB	29



Batter	1	2	3	4	5	6	7	8	9	AB R H RBI BB SO LOB	TOP											
Ivan De Jesus, R (1, 6) OBP: 0.331, SLG: 0.359 Mick Kelleher, R (6, 6) OBP: 0.292, SLG: 0.417 (7, 4)	0-0 E7 1B SF9	3-2 WP BB 1-2 WP 1B	0-0 6-3		4-0 FC6-4 BB 1-2		0-0 FC5 2-3f			3 2 1 1 1 0 0 1 0 0 0 0 0 2												
Gene Clines, R (1, 7) OBP: 0.423, SLG: 0.495	0-0 1-3 1B	4-0 WP WP 1-2 2-3 BB		0-0 L5-3	0-0 FC6-4 1-2f			0-0 L7		4 0 1 0 1 0 2												
Bill Buckner, L (1, 3) OBP: 0.300, SLG: 0.366 Larry Bittner, L (8, 3) OBP: 0.332, SLG: 0.372	0-0 SF9 3-H	4-0 WP BB 1-2 2-3 3-H		0-0 HR		0-0 F2		0-0 4-3		3 1 1 2 1 0 0 0 0 0 0 0 0 0												
Bobby Murcer, L (1, 9) OBP: 0.373, SLG: 0.475	0-0 P6 3-H	4-0 BB 1-2 2-3 3-H		0-0 F7		0-0 4-3		0-0 F9		4 0 0 0 1 0 1												
Jerry Morales, R (1, 8) OBP: 0.374, SLG: 0.452	0-0 L6	0-0 P4		0-0 P6		2-2 L8			0-0 6-3	5 0 0 0 0 0 4												
Manny Trillo, R (1, 4) OBP: 0.415, SLG: 0.525 Dave Rosello, R (7, PR) OBP: 0.268, SLG: 0.306 (7, 6)		2B 1B P4			0-0 L9		0-0 E5 FC5 1B		0-0 L6	4 1 1 0 0 0 3 1 0 0 0 0 0 0												
Steve Ontiveros, S (1, 5) OBP: 0.389, SLG: 0.380		2B 2B 3-1			0-0 HR		0-3 K		4-2 FC5-4 BB	4 2 2 1 1 1 4												
Steve Swisher, R (1, 2) OBP: 0.255, SLG: 0.396		1B 1B 2B 2-H 3-H	0-0 6-3		0-0 BB 1B		0-3 K		0-0 FC5-4 1-2f	5 1 2 2 0 1 2												
Mike Krukow, R (1, 1) OBP: 0.217, SLG: 0.261 Steve Renko, R (7, 1)		BB 1B 1B 2-3 WP	0-0 4-3		0-0 L6		0-0 1-2 1B			4 1 2 0 0 0 1 0 0 0 0 0 0 0												
Inning Stats	R: 1 E: 1 K: 0 S: 5	H: 1 LOB: 1 BB: 0 P: 5	R: 5 E: 0 K: 0 S: 11	H: 5 LOB: 3 BB: 3 P: 26	R: 0 E: 0 K: 0 S: 3	H: 0 LOB: 0 BB: 0 P: 3	R: 1 E: 0 K: 0 S: 4	H: 1 LOB: 0 BB: 0 P: 4	R: 1 E: 0 K: 0 S: 5	H: 2 LOB: 2 BB: 1 P: 9	R: 0 E: 0 K: 0 S: 7	H: 0 LOB: 0 BB: 0 P: 9	R: 0 E: 1 K: 2 S: 10	H: 1 LOB: 2 BB: 0 P: 10	R: 0 E: 0 K: 0 S: 3	H: 0 LOB: 0 BB: 0 P: 3	R: 0 E: 0 K: 0 S: 6	H: 0 LOB: 1 BB: 1 P: 10	1B: 6 2B: 2 3B: 0 HR: 2	SF: 1 SAC: 0 DP: 0 HBP: 0	WP: 2 PB: 0 SB: 0 CS: 0	PA: 44
PITCHER	IP WLS BF H R ER SO BB IBB HBP BLK WP HR S P ERA WHIP																					
John Curtis, L (1, 1) ERA: 5.07	1.0 L 10 6 6 5 0 0 0 0 0 0 0 0 13 16 45.00 6.000																					
Lynn McGlothen, R (2, 1) ERA: 6.04	0.0 3 0 0 0 0 3 0 0 0 0 2 0 0 12 ∞ ∞																					
Dave Heaverlo, R (2, 1) ERA: 2.31	5.0 19 3 2 2 0 1 0 0 0 0 0 2 22 28 3.60 0.800																					
Terry Cornutt, R (7, 1) ERA: 2.86	2.0 8 1 0 0 2 0 0 0 0 0 0 0 13 13 0.00 0.500																					
Charlie Williams, R (9, 1) ERA: 4.15	1.0 4 0 0 0 0 1 0 0 0 0 0 0 6 10 0.00 1.000																					

Chicago Cubs @ San Francisco Giants
Candlestick Park, San Francisco, CA
Tue Jun 21 1977, 10:05 PM EDT
Att. 17,610 - Unknown - 60 F

livebaseballscorecards.com

AB	38
R	8
H	10
RBI	6
BB	5
SO	2
LOB	19



Batter	1	2	3	4	5	6	7	8	9	AB	R	H	RBI	BB	SO	LOB
Bill Madlock, R OBP: 0.356, SLG: 0.424 (1, 5)	0-0 F9		0-0 4-3			0-0 L9-3		0-0 F9		4	0	0	0	0	0	2
Derrel Thomas, S OBP: 0.326, SLG: 0.320 Terry Cornutt, R (1, 6) (7, 1)	0-0 L4			0-3 K		0-0 6-3		0-3 K		3	0	0	0	0	1	0
Vic Harris, S OBP: 0.333, SLG: 0.389 Charlie Williams, R OBP: 0.250, SLG: 0.250 (8, PH) (9, 1)					0-0 6-3		4-0 1B 2B BB	0-0 P5		3	1	0	0	1	1	0
Darrell Evans, L OBP: 0.356, SLG: 0.393 (1, 7)	0-3 K				0-0 6-3		0-0 1B 2B 1B	0-0 P3		4	1	2	0	0	0	0
Gary Thomasson, L OBP: 0.377, SLG: 0.500 (1, 8)		0-0 6-3		0-0 1B		1-2 2B 1B		2-3 K		4	0	1	0	0	2	1
Willie McCovey, L OBP: 0.386, SLG: 0.481 (1, 3)		1-3 K		0-0 L9		1-2 2B 1B		0-0 F8		4	0	2	2	0	0	0
Terry Whitfield, L OBP: 0.342, SLG: 0.463 (1, 9)		0-0 4-3			0-0 FC5-4 1B		1-3 2-H 3-H 2B			4	0	2	2	0	0	0
Rob Andrews, R OBP: 0.379, SLG: 0.320 (1, 4)			0-0 6-3		0-0 FC5-4 G6-3 1-2f		0-0 F8			3	0	0	0	0	0	3
Gary Alexander, R OBP: 0.400, SLG: 0.250 (1, 2)			4-2 BB		0-0 G6-3 1-2f		0-0 L9			2	0	0	0	1	0	3
John Curtis, L OBP: 0.273, SLG: 0.455 Lynn McGlothen, L OBP: 0.063, SLG: 0.063 Dave Heaverlo, R (1, 1) (2, 1) (2, 1)			0-3 K			0-0 L9-3 1B		0-0 5-3		0	0	0	0	0	0	0
Jack Clark, R OBP: 0.309, SLG: 0.454 Johnnie LeMaster, R OBP: 0.136, SLG: 0.095 (6, PH) (7, 6)										1	0	0	0	0	1	1
										1	0	1	0	0	0	0
										1	0	0	0	0	0	2

Inning Stats	R: 0	H: 0	E: 0	K: 1	S: 5	LOB: 0	BB: 0	P: 5	R: 0	H: 0	E: 0	K: 1	S: 7	LOB: 0	BB: 0	P: 8	R: 0	H: 0	E: 0	K: 1	S: 8	LOB: 1	BB: 1	P: 12	R: 0	H: 1	E: 0	K: 1	S: 6	LOB: 1	BB: 0	P: 6	R: 0	H: 1	E: 0	K: 0	S: 3	LOB: 0	BB: 0	P: 3	R: 0	H: 1	E: 0	K: 0	S: 3	LOB: 0	BB: 0	P: 3	R: 2	H: 3	E: 0	K: 0	S: 9	LOB: 2	BB: 1	P: 14	R: 0	H: 0	E: 0	K: 1	S: 5	LOB: 0	BB: 0	P: 5	R: 0	H: 0	E: 0	K: 1	S: 6	LOB: 0	BB: 0	P: 8	1B: 5	SF: 0	2B: 2	SAC: 0	3B: 0	DP: 2	HR: 0	HBP: 0	WP: 0	PA: 33
PITCHER	IP	WLS	BF	H	R	ER	SO	BB	IBB	HBP	BLK	WP	HR	S	P	ERA	WHIP																																																																	
Mike Krukow, R ERA: 5.02 (1, 1)	6.0	W	24	6	2	2	4	2	0	0	0	0	0	38	48	3.00	1.333																																																																	
Steve Renko, R ERA: 2.0 (7, 1)	3.0	S	9	0	0	0	2	0	0	0	0	0	0	14	16	0.00	0.000																																																																	

BOTTOM

Chicago Cubs @ San Francisco Giants
Candlestick Park, San Francisco, CA

Tue Jun 21 1977, 10:05 PM EDT
Att: 17,610 - Unknown - 60 F

AB	31
R	2
H	6
RBI	2
BB	2
SO	6
LOB	12



WP: 0	PA: 33
PB: 0	SB: 0
CS: 0	

ERA	WHIP

Batter	1	2	3	4	5	6	7	8	9	AB R H RBI BB SO LOB	TOP									
Mick Kelleher, R OBP: 0.250, SLG: 0.357 (1, 6)	0-0 F7	0-0 F9			0-0 4-3			0-0 F8		4 0 0 0 0 0 1										
Larry Bittner, L OBP: 0.335, SLG: 0.392 (1, 7)	1-2 HR		0-0 F7		0-0 F9			0-0 G3 1B 2B		4 2 2 1 0 0 0										
Bill Buckner, L OBP: 0.298, SLG: 0.362 (1, 3)	0-0 L8		0-0 F9			0-0 S 1B		0-0 G3		4 0 1 0 0 0 1										
Bobby Murcer, L OBP: 0.375, SLG: 0.476 (1, 9)	0-0 1B		0-0 L9			0-3 K 1-2		0-0 S 1B		4 0 2 1 0 1 1										
Jerry Morales, R OBP: 0.372, SLG: 0.462 (1, 8)	0-3 K			0-0 HR		2-3 K		0-0 F2		4 1 1 1 0 2 3										
Manny Trillo, R OBP: 0.408, SLG: 0.516 (1, 4)		2-2 F9		0-0 F8		0-0 F2			0-0 6-3	4 0 0 0 0 0 1										
Steve Ontiveros, S OBP: 0.387, SLG: 0.374 (1, 5)		0-0 G3		0-0 4-3			0-0 F8		4-0 BB	3 0 0 0 1 0 0										
Steve Swisher, R OBP: 0.255, SLG: 0.404 (1, 2)		0-0 1B 2B		0-0 F8			0-0 1-3		0-0 L7	4 1 1 0 0 0 1										
Bill Bonham, R OBP: 0.212, SLG: 0.242 Bruce Sutter, R (7, 1)		0-0 2-H 1B			0-0 6-3		0-3 K		0-0 5-3	3 0 1 1 0 1 0 1 0 0 0 0 0 1										
Inning Stats	R: 1 E: 0 K: 1 S: 10	H: 2 LOB: 1 BB: 0 P: 11	R: 1 E: 0 K: 0 S: 9	H: 2 LOB: 1 BB: 0 P: 11	R: 0 E: 0 K: 0 S: 3	H: 0 LOB: 0 BB: 0 P: 3	R: 1 E: 0 K: 0 S: 4	H: 1 LOB: 0 BB: 0 P: 4	R: 0 E: 0 K: 2 S: 10	H: 1 LOB: 1 BB: 0 P: 12	R: 0 E: 0 K: 1 S: 5	H: 0 LOB: 0 BB: 0 P: 5	R: 1 E: 0 K: 0 S: 5	H: 2 LOB: 1 BB: 0 P: 5	R: 0 E: 0 K: 0 S: 3	H: 0 LOB: 1 BB: 1 P: 7	1B: 4 2B: 2 3B: 0 HR: 2	SF: 0 SAC: 0 DP: 0 HBP: 0	WP: 0 PB: 0 SB: 2 CS: 0	PA: 36
PITCHER	IP WLS BF H R ER SO BB IBB HBP BLK WP HR S P ERA WHIP																			
Ed Halicki, R ERA: 3.06 (1, 1)	6.0 L 24 6 3 3 3 0 0 0 0 0 2 39 44 4.50 1.000																			
Charlie Williams, R ERA: 4.06 (7, 1)	1.0 3 0 0 0 1 0 0 0 0 0 0 5 5 0.00 0.000																			
Randy Moffitt, R ERA: 2.63 (8, 1)	2.0 9 2 1 1 0 1 0 0 0 0 0 8 12 4.50 1.500																			

Chicago Cubs @ San Francisco Giants
Candlestick Park, San Francisco, CA
Wed Jun 22 1977, 6:33 AM EDT
Att. 7,000 - Sunny - 77 F

livebaseballscorecards.com

AB	35
R	4
H	8
RBI	4
BB	1
SO	4
LOB	9



Batter	1	2	3	4	5	6	7	8	9	10	11	AB R H RBI BB SO LOB	BOTTOM														
Wilbur Howard, S OBP: 0.233, SLG: 0.259 (1, 8)	0-0 E 1B 3B 1B	0-0 1-3 1-2		0-3 K			0-0 F9		0-3 K		4-0 1B 2B BB	5 2 1 0 1 2 1	San Francisco Giants @ Houston Astros Astrodome, Houston, TX Fri Jun 24 1977, 8:05 PM EDT Att. 13,119 - Dome														
Enos Cabell, R OBP: 0.316, SLG: 0.435 (1, 5)	0-0 1-2 3B 1B	4-0 IBB		0-0 F9			0-0 6-3		0-0 1-3		0-0 2B 1B	5 1 2 0 1 0 0															
Jose Cruz, L OBP: 0.321, SLG: 0.405 (1, 9)	0-3 K 2-3	0-0 G3			0-0 4-3		0-0 F7		0-0 1-3		0-0 1-3 2B	6 0 1 1 0 1 4															
Joe Ferguson, R OBP: 0.386, SLG: 0.450 Cesar Cedeño, R OBP: 0.285, SLG: 0.257 Ed Herrmann, L OBP: 0.289, SLG: 0.262 (1, 2) (8, PR) (9, 2)	4-0 1-2 3B BB		0-0 5-3		0-0 F8		0-0 E4 1B		0-0 CS 1B			3 1 0 0 1 0 0 0 1 0 0 0 0 0 1 0 1 0 0 0 0															
Bob Watson, R OBP: 0.352, SLG: 0.496 Art Gardner, L OBP: 0.190, SLG: 0.171 Joe Sambito, L OBP: 0.200, SLG: 0.200 (1, 3) (8, PR) (9, 1)	0-0 1-2 3B		0-0 1B 2B		0-0 HR		0-0 BB SH3-4 G5-2-3 1B		0-0 6-3		0-0 1-2	4 1 4 5 0 0 0 0 0 0 0 0 0 0 1 0 0 0 0 0 1															
Jim Fuller, R OBP: 0.185, SLG: 0.407 (1, 7)	0-0 5-3		0-3 K		0-3 K		0-0 SH3-4		0-0 E6			4 0 0 0 0 2 2															
Art Howe, R OBP: 0.362, SLG: 0.453 (1, 4)	0-0 5-3		0-0 2-3 1B		0-0 P5		4-0 BB BB		4-0 BB IBB		4-0 IBB	3 0 1 0 2 0 1															
Julio Gonzalez, R OBP: 0.284, SLG: 0.335 (1, 6)		0-0 5-3	0-0 F9		0-0 1-3		4-0 BB BB		0-0 1-3		0-0 1-2 2-3 BB	4 0 0 0 1 0 4															
Dan Larson, R OBP: 0.250, SLG: 0.250 Gene Pentz, R (5, 1) Ken Boswell, L OBP: 0.313, SLG: 0.268 Craig Cacek, R OBP: 0.143, SLG: 0.077 (8, PH) (8, PH) (9, 3)		0-0 1-3 1B		0-0 6-3		0-0 F8		0-0 G5-2-3 3-Hr		0-0 5-3		2 0 1 0 0 0 0 1 0 0 0 0 0 0 0 0 0 0 0 0 0 2 0 0 0 0 0 3															
Inning Stats	R: 3 E: 1 K: 1 S: 8	H: 3 LOB: 1 BB: 1 P: 12	R: 0 E: 0 K: 0 S: 4	H: 1 LOB: 2 BB: 1 P: 8	R: 0 E: 0 K: 1 S: 7	H: 2 LOB: 2 BB: 0 P: 7	R: 0 E: 0 K: 1 S: 5	H: 0 LOB: 0 BB: 0 P: 5	R: 1 E: 0 K: 1 S: 6	H: 1 LOB: 0 BB: 0 P: 6	R: 0 E: 0 K: 0 S: 3	H: 0 LOB: 0 BB: 0 P: 3		R: 0 E: 0 K: 0 S: 3	H: 0 LOB: 0 BB: 0 P: 3	R: 1 E: 1 K: 0 S: 4	H: 1 LOB: 2 BB: 2 P: 12	R: 0 E: 0 K: 1 S: 5	H: 0 LOB: 0 BB: 0 P: 5	R: 0 E: 1 K: 0 S: 4	H: 1 LOB: 2 BB: 1 P: 8	R: 1 E: 0 K: 0 S: 3	H: 2 LOB: 2 BB: 1 P: 7	1B: 7 2B: 2 3B: 1 HR: 1	SF: 0 SAC: 1 DP: 1 HBP: 0	WP: 0 PB: 0 SB: 1 CS: 1	PA: 48
PITCHER	IP	WLS	BF	H	R	ER	SO	BB	IBB	HBP	BLK	WP		HR	S	P	ERA	WHIP									
Bob Knepper, L ERA: 4.05 (1, 1)	7.0		31	7	5	4	4	1	1	0	0	0	1	37	45	5.14	1.143										
Randy Moffitt, R ERA: 2.61 (8, 1)	0.1		4	1	0	0	0	2	0	0	0	0	0	2	10	0.00	9.000										
Gary Lavelle, L ERA: 1.42 (8, 1)	2.2		9	1	0	0	1	0	1	0	0	0	0	10	14	0.00	0.375										
Tommy Toms, R ERA: 27.0 (11, 1)	0.1	L	4	2	1	1	0	1	0	0	0	0	0	3	7	27.00	9.000										

livebaseballscores.com

AB	41
R	6
H	11
RBI	6
BB	6
SO	5
LOB	16



Batter	1	2	3	4	5	6	7	8	9	10	AB R H RBI BB SO LOB	TOP															
Bill Madlock, R OBP: 0.349, SLG: 0.423 (1, 5)	0-3 K		0-0 G4-3			0-0 G3-6-3 1B		0-0 6-3	0-0 F7		5 0 1 0 0 1 3	San Francisco Giants @ Houston Astros Astrodome, Houston, TX Sat Jun 25 1977, 8:05 PM EDT Unknown															
Derrel Thomas, S OBP: 0.329, SLG: 0.313 (1, 6) (7, 8)	0-0 G3		0-0 F6			0-0 G3-6-3		0-0 8-4 1B		0-0 4-3	5 0 1 0 0 0 1																
Darrell Evans, L OBP: 0.364, SLG: 0.411 (1, 7)	0-0 1B			0-0 F7		0-0 1B		0-0 1-2 1B		0-0 G3	5 0 3 0 0 0 0																
Gary Thomasson, L OBP: 0.372, SLG: 0.486 (1, 8) (7, 3)	0-0 G3			0-0 3-1		0-0 F7		0-0 8-4		0-0 1B	5 0 1 0 0 0 4																
Willie McCovey, L OBP: 0.391, SLG: 0.493 Johnnie LeMaster, R OBP: 0.107, SLG: 0.074 (1, 3) (7, PR) (7, 6)		0-0 G3		0-0 HR		0-0 SH1-4 SF3 1B		0-0 F3		0-0 G3	3 1 2 1 0 0 0 2 1 0 0 0 0 1																
Terry Whitfield, L OBP: 0.350, SLG: 0.468 (1, 9)		4-0 BB		0-0 4-3		0-0 SH1-4 1-2 1B		0-0 6-3 1B			3 1 2 0 1 0 0																
Rob Andrews, R OBP: 0.368, SLG: 0.307 (1, 4)		0-0 4-3			0-3 K		0-0 SH1-4		0-0 6-3		3 0 0 0 0 1 2																
Marc Hill, R OBP: 0.295, SLG: 0.313 Mike Sadek, R OBP: 0.268, SLG: 0.325 (1, 2) (9, PR) (9, 2)	0-3 K		0-0 F6		0-0 F6		0-0 SF3		0-0 BB 1B		3 0 1 2 0 1 1 0 0 0 0 0 0 0																
Jim Barr, R OBP: 0.244, SLG: 0.205 Jack Clark, R OBP: 0.303, SLG: 0.436 Dave Heaverlo, R Vic Harris, S OBP: 0.364, SLG: 0.389 Randy Moffitt, R (1, 1) (7, PH) (7, 1) (9, PH) (9, 1)			0-0 G4-3 1B		0-0 F7		0-3 K		0-0 BB 1-2 BB		2 0 1 0 0 0 0 1 0 0 0 0 1 2 0 0 0 0 0 0 0 0 0 0 0 1 0 0 0 0 0 0 0 0 0																
Inning Stats	R: 0 E: 0 K: 1 S: 6	H: 1 LOB: 1 BB: 0 P: 6	R: 0 E: 0 K: 1 S: 5	H: 0 LOB: 1 BB: 1 P: 9	R: 0 E: 0 K: 0 S: 3	H: 1 LOB: 0 BB: 0 P: 3	R: 1 E: 0 K: 0 S: 4	H: 1 LOB: 0 BB: 0 P: 4	R: 0 E: 0 K: 1 S: 5	H: 0 LOB: 0 BB: 0 P: 5	R: 0 E: 0 K: 0 S: 4		H: 2 LOB: 1 BB: 0 P: 4	R: 1 E: 0 K: 1 S: 7	H: 2 LOB: 2 BB: 0 P: 7	R: 0 E: 0 K: 0 S: 4	H: 2 LOB: 1 BB: 0 P: 4	R: 1 E: 0 K: 0 S: 5	H: 2 LOB: 2 BB: 1 P: 9	R: 0 E: 0 K: 0 S: 4	H: 1 LOB: 1 BB: 0 P: 4	1B: 10 2B: 2 3B: 0 HR: 1	SF: 1 SAC: 1 DP: 3 HBP: 0	WP: 0 PB: 0 SB: 0 CS: 0	PA: 41		
PITCHER	IP WLS BF H R ER SO BB IBB HBP BLK WP HR S P ERA WHIP																										
J.R. Richard, R ERA: 3.24 Joe Niekro, R ERA: 2.64	(1, 1) (7, 1)	6.0 W	24 17	7 5	2 1	2 1	3 1	0 0	0 0	0 0	0 0	0 0	29 18	33 22	3.00 2.25	1.333 1.500											

AB	37
R	3
H	12
RBI	3
BB	2
SO	4
LOB	14



livebaseballscores.com

Batter	1	2	3	4	5	6	7	8	9	10	AB R H RBI BB SO LOB
Wilbur Howard, S (1, 8) OBP: 0.234, SLG: 0.258 Ken Boswell, L (10, PH) OBP: 0.327, SLG: 0.286											4 1 1 0 0 1 2 1 0 1 1 0 0 0
Enos Cabell, R (1, 5) OBP: 0.315, SLG: 0.430											3 1 0 0 1 0 1
Jose Cruz, L (1, 9) OBP: 0.327, SLG: 0.416											3 0 2 2 1 0 0
Bob Watson, R (1, 3) OBP: 0.350, SLG: 0.489											3 0 0 0 0 0 3
Art Howe, R (1, 4) OBP: 0.360, SLG: 0.455											4 1 1 0 0 0 1
Jim Fuller, R (1, 7) OBP: 0.194, SLG: 0.419											4 0 1 1 0 2 0
Julio Gonzalez, R (1, 6) OBP: 0.263, SLG: 0.333											4 1 1 0 0 0 1
Ed Hermann, L (1, 2) OBP: 0.292, SLG: 0.250											2 0 0 0 0 0 0
J.R. Richard, R (1, 1) OBP: 0.211, SLG: 0.378 Joe Niekro, R (7, 1) OBP: 0.222, SLG: 0.222 Art Gardner, L (10, PH) OBP: 0.209, SLG: 0.171											2 0 2 0 0 0 0 1 0 0 0 0 0 1 0 0 0 0 1 0 0


Inning Stats	R: 2	H: 2	E: 0	K: 0	S: 4	P: 8	R: 0	H: 0	E: 0	K: 0	S: 3	P: 3	R: 0	H: 1	E: 0	K: 0	S: 3	P: 3	R: 1	H: 2	E: 0	K: 0	S: 4	P: 8	R: 0	H: 1	E: 0	K: 0	S: 4	P: 4	R: 0	H: 1	E: 0	K: 1	S: 5	P: 6	R: 0	H: 0	E: 0	K: 1	S: 5	P: 5	R: 0	H: 0	E: 0	K: 1	S: 4	P: 5	R: 0	H: 2	E: 0	K: 0	S: 3	P: 7	1B: 6	2B: 2	3B: 1	HR: 0	SF: 0	SAC: 1	DP: 2	HBP: 2	WP: 0	PA: 37
--------------	------	------	------	------	------	------	------	------	------	------	------	------	------	------	------	------	------	------	------	------	------	------	------	------	------	------	------	------	------	------	------	------	------	------	------	------	------	------	------	------	------	------	------	------	------	------	------	------	------	------	------	------	------	------	-------	-------	-------	-------	-------	--------	-------	--------	-------	--------

PITCHER	IP	WLS	BF	H	R	ER	SO	BB	IBB	HBP	BLK	WP	HR	S	P	ERA	WHIP
Jim Barr, R (1, 1) ERA: 4.14	6.0		23	7	3	3	0	2	0	0	0	0	0	21	29	4.50	1.500
Dave Heaverlo, R (7, 1) ERA: 2.2	2.0		7	0	0	0	2	0	0	1	0	0	0	10	11	0.00	0.000
Randy Moffitt, R (9, 1) ERA: 2.74	1.1	L	7	2	1	1	1	0	1	1	0	0	0	7	12	6.75	1.500

BOTTOM

San Francisco Giants @ Houston Astros
 Astrodome, Houston, TX
 Sat Jun 25 1977, 8:05 PM EDT
 Unknown

AB	31
R	4
H	9
RBI	4
BB	3
SO	3
LOB	9



Batter	1	2	3	4	5	6	7	8	9	AB R H RBI BB SO LOB	TOP	
Bill Madlock, R (1, 5) OBP: 0.346, SLG: 0.419	0-0 F8		0-0 F7	0-0 1B		0-0 F7		0-0 F8		5 0 1 1 0 0 1		
Derrel Thomas, S (1, 6) OBP: 0.322, SLG: 0.306	0-0 F7		0-0 E1 1B	0-0 5-3			0-0 4-3		0-0 4-3	5 0 0 0 0 0 2		
Darrell Evans, L (1, 7) OBP: 0.361, SLG: 0.406	0-0 1B		0-0 F8		0-0 3-1		0-0 F8		0-3 K	5 0 1 0 0 1 1		
Gary Thomasson, L (1, 8) OBP: 0.372, SLG: 0.484	0-3 K		0-0 1B	0-3 1B	0-0 F4		0-0 2B 1B		0-0 4-3	5 1 2 0 0 1 1		
Willie McCovey, L (1, 3) OBP: 0.389, SLG: 0.487		0-0 F4	0-3 K		0-0 6-3		4-0 2B E BB			3 1 0 0 1 1 2		
Terry Whitfield, L (1, 9) OBP: 0.353, SLG: 0.475		0-0 F7		0-0 L3-6 1B		0-0 F8	0-0 E9 2B			4 0 2 1 0 0 0		
Rob Andrews, R (1, 4) OBP: 0.370, SLG: 0.313		4-0 1B BB		0-0 L3-6 1-2		0-0 1B FC7-2-4 2B	0-0 F4			3 1 1 0 1 0 2		
Mike Sadek, R (1, 2) OBP: 0.291, SLG: 0.338		0-0 FC5-4 1B		4-0 1B BB		0-0 FC7-2-4 1B		0-0 F9		3 1 2 0 1 0 0		
Charlie Williams, R (1, 1) OBP: 0.286, SLG: 0.286 Gary Alexander, R (8, PH) OBP: 0.308, SLG: 0.182 Gary Lavelle, S (8, 1)		0-0 FC5-4 1-2f		0-0 1B		0-0 FC7-2-4 1-2f 3-H		0-0 F4		3 0 1 1 0 0 3 1 0 0 0 0 0 0 0 0 0 0 0 0 0		
Inning Stats	R: 0 E: 0 K: 1 S: 6 H: 1 LOB: 1 BB: 0 P: 6	R: 0 E: 0 K: 0 S: 4 H: 1 LOB: 2 BB: 1 P: 8	R: 0 E: 1 K: 1 S: 7 H: 1 LOB: 2 BB: 0 P: 7	R: 1 E: 0 K: 0 S: 5 H: 3 LOB: 2 BB: 1 P: 9	R: 0 E: 0 K: 0 S: 3 H: 0 LOB: 0 BB: 0 P: 3	R: 1 E: 0 K: 0 S: 5 H: 2 LOB: 1 BB: 0 P: 5	R: 2 E: 1 K: 0 S: 5 H: 2 LOB: 1 BB: 1 P: 9	R: 0 E: 0 K: 0 S: 3 H: 0 LOB: 0 BB: 0 P: 3	R: 0 E: 0 K: 1 S: 5 H: 0 LOB: 0 BB: 0 P: 5	1B: 8 2B: 3 3B: 0 HR: 0 SF: 0 SAC: 0 DP: 1 HBP: 0	WP: 0 PB: 0 SB: 1 CS: 0 PA: 40	
PITCHER Mark Lemongello, R (1, 1) ERA: 4.28 Bo McLaughlin, R (9, 1) ERA: 4.4	IP 8.0 WLS L BF 37 H 10 R 4 ER 3 SO 2 BB 3 IBB 0 HBP 0 BLK 0 WP 0 HR 0 S 38 P 50 ERA 3.38 WHIP 1.625	IP 1.0 WLS L BF 3 H 0 R 0 ER 0 SO 1 BB 0 IBB 0 HBP 0 BLK 0 WP 0 HR 0 S 5 P 5 ERA 0.00 WHIP 0.000	PITCHER IP WLS BF H R ER SO BB IBB HBP BLK WP HR S P ERA WHIP									

San Francisco Giants @ Houston Astros
Astrodome, Houston, TX
Sat Jun 25 1977, 8:05 PM EDT
Att. 20,475 - Dome

livebaseballscorecards.com

AB	37
R	4
H	10
RBI	3
BB	3
SO	3
LOB	12



Batter	1	2	3	4	5	6	7	8	9	AB R H RBI BB SO LOB	TOP											
Bill Madlock, R (1, 5) OBP: 0.348, SLG: 0.420	0-0 G6-3 1B		0-0 F9		0-0 5-3			0-0 1-2 1B		4 0 2 0 0 0 2												
Derrel Thomas, S (1, 6) OBP: 0.316, SLG: 0.300	0-0 G6-3 1-2f			0-3 K		0-0 1-3		0-3 K		4 0 0 0 0 2 3												
Darrell Evans, L (1, 3) OBP: 0.355, SLG: 0.399	0-0 4-3			0-0 F9		0-3 K		0-0 G3		4 0 0 0 0 1 2												
Gary Thomasson, L (1, 8) OBP: 0.370, SLG: 0.485		0-3 K		0-0 3-1		0-0 3-1		0-0 2B		4 0 1 0 0 1 0												
Jack Clark, R (1, 9) OBP: 0.296, SLG: 0.426		0-0 6-3			0-3 K		0-0 5-3	0-0 6-3		4 0 0 0 0 1 0												
Terry Whitfield, L (1, 7) OBP: 0.351, SLG: 0.466		0-0 1-3			1-0 1B SF8 HBP		0-0 6-3	0-3 K		3 1 0 0 0 1 0												
Vic Harris, S (1, 4) OBP: 0.400, SLG: 0.429			0-0 1B		0-0 2B 1B		0-3 K			3 1 2 0 0 1 0												
Marc Hill, R (1, 2) OBP: 0.290, SLG: 0.309			0-0 F9		0-0 SF8			0-0 6-3		2 0 0 1 0 0 1												
Ed Halicki, R (1, 1) OBP: 0.205, SLG: 0.263			0-3 K		0-0 2B			0-0 1B 1B		3 0 2 1 0 1 1												
Inning Stats	R: 0 E: 0 K: 0 S: 3	H: 1 LOB: 0 BB: 0 P: 3	R: 0 E: 0 K: 1 S: 5	H: 0 LOB: 0 BB: 0 P: 5	R: 0 E: 0 K: 1 S: 6	H: 1 LOB: 1 BB: 0 P: 6	R: 0 E: 0 K: 1 S: 5	H: 0 LOB: 0 BB: 0 P: 5	R: 2 E: 0 K: 1 S: 7	H: 2 LOB: 1 BB: 0 P: 8	R: 0 E: 0 K: 1 S: 5	H: 0 LOB: 0 BB: 0 P: 5	R: 0 E: 0 K: 1 S: 5	H: 0 LOB: 0 BB: 0 P: 5	R: 0 E: 0 K: 1 S: 7	H: 2 LOB: 2 BB: 0 P: 7	R: 0 E: 0 K: 1 S: 5	H: 1 LOB: 0 BB: 0 P: 5	1B: 5 2B: 2 3B: 0 HR: 0	SF: 1 SAC: 0 DP: 1 HBP: 1	WP: 0 PB: 0 SB: 0 CS: 0	PA: 33
PITCHER	IP WLS BF H R ER SO BB IBB HBP BLK WP HR S P ERA WHIP																					
Ken Forsch, R (1, 1) ERA: 3.13	8.0 L 30 6 2 2 7 0 0 1 0 0 0 0 43 44 2.25 0.750																					
Bo McLaughlin, R (9, 1) ERA: 4.3	1.0 3 1 0 0 1 0 0 0 0 0 0 0 5 5 0.00 1.000																					

San Francisco Giants @ Houston Astros
 Astrodome, Houston, TX
 Sun Jun 26 1977, 4:33 AM EDT
 Att. 10,057 - Unknown

AB	31
R	2
H	7
RBI	2
BB	0
SO	8
LOB	9



Batter	1	2	3	4	5	6	7	8	9	AB	R	H	RBI	BB	SO	LOB
Cesar Cedeno, R (1, 8) OBP: 0.292, SLG: 0.262	1-0 CS HBP		0-0 CS S 1B		0-0 F6			0-0 FC5-4 1B		3	0	2	0	0	0	2
Enos Cabell, R (1, 5) OBP: 0.310, SLG: 0.419	0-0 F8 1-2		0-3 K 1-3					0-0 FC5-4 1-2f		4	0	0	0	0	1	3
Jose Cruz, L (1, 9) OBP: 0.332, SLG: 0.416	0-0 E 1B				0-0 F8				0-0 G3	4	0	1	0	0	0	0
Bob Watson, R (1, 3) OBP: 0.344, SLG: 0.477	0-3 K 1-2				0-0 6-3			0-0 F5	0-0 4-3	4	0	0	0	0	1	1
Art Howe, R (1, 4) OBP: 0.362, SLG: 0.451					0-0 F8				0-0 K 1B	4	0	1	0	0	0	0
Jim Fuller, R (1, 7) OBP: 0.184, SLG: 0.395					0-3 K				0-3 K	4	0	1	0	0	2	1
Julio Gonzalez, R (1, 6) OBP: 0.279, SLG: 0.328					0-0 6-3					3	0	0	0	0	1	1
Ed Herrmann, L (1, 2) OBP: 0.278, SLG: 0.260					0-0 F9				0-0 G3	3	0	1	0	0	0	1
Ken Forsch, R (1, 1) OBP: 0.200, SLG: 0.111					0-3 K				0-0 5-3	1	0	0	0	1	1	0
Art Gardner, L (8, PH) OBP: 0.205, SLG: 0.167										1	0	0	0	0	0	0
Bo McLaughlin, R (9, 1)										0	0	0	0	0	0	0

Inning Stats	R: 0 E: 1 K: 1 S: 5	H: 1 LOB: 1 BB: 0 P: 6	R: 0 E: 0 K: 1 S: 6	H: 1 LOB: 1 BB: 0 P: 6	R: 0 E: 0 K: 2 S: 7	H: 1 LOB: 0 BB: 0 P: 7	R: 0 E: 0 K: 0 S: 3	H: 0 LOB: 0 BB: 0 P: 3	R: 0 E: 0 K: 1 S: 6	H: 1 LOB: 2 BB: 1 P: 10	R: 0 E: 0 K: 0 S: 3	H: 0 LOB: 0 BB: 0 P: 3	R: 0 E: 0 K: 0 S: 3	H: 0 LOB: 0 BB: 0 P: 3	R: 0 E: 0 K: 0 S: 4	H: 1 LOB: 1 BB: 0 P: 4	R: 0 E: 0 K: 1 S: 6	H: 1 LOB: 1 BB: 0 P: 6	1B: 4 2B: 2 3B: 0 HR: 0	SF: 0 SAC: 0 DP: 0 HBP: 1	WP: 0 PB: 0 SB: 1 CS: 2	PA: 33
PITCHER Ed Halicki, R (1, 1) ERA: 2.82	IP 9.0	WLS W	BF 33	H 6	R 0	ER 0	SO 6	BB 1	IBB 0	HBP 1	BLK 0	WP 0	HR 0	S 43	P 48	ERA 0.00	WHIP 0.778					
PITCHER	IP	WLS	BF	H	R	ER	SO	BB	IBB	HBP	BLK	WP	HR	S	P	ERA	WHIP					


BOTTOM

San Francisco Giants @ Houston Astros
Astrodome, Houston, TX

Sun Jun 26 1977, 4:33 AM EDT
Att. 10,057 - Unknown

livebaseballscorecards.com

AB	31
R	0
H	6
RBI	0
BB	1
SO	6
LOB	9



Batter	1	2	3	4	5	6	7	8	9	10	11	AB R H RBI BB SO LOB	TOP	
Rob Andrews, R (1, 4) OBP: 0.368, SLG: 0.311												5 0 2 0 0 1 3	<p>San Francisco Giants @ Cincinnati Reds</p> <p>Riverfront Stadium, Cincinnati, OH</p> <p>Wed Jun 29 1977, 7:05 PM EDT</p> <p>Att. 34,503 - Unknown</p>	
Terry Whitfield, L (1, 7) OBP: 0.341, SLG: 0.453												5 0 0 0 0 2 6		
Darrell Evans, L (1, 5) Johnnie LeMaster, R (4, 6) OBP: 0.359, SLG: 0.409 OBP: 0.125, SLG: 0.129												2 0 1 0 0 0 1 3 1 1 0 0 0 2		
Gary Thomasson, L (1, 8) OBP: 0.360, SLG: 0.466												5 0 0 0 0 3 4		
Willie McCovey, L (1, 3) OBP: 0.393, SLG: 0.508												4 0 0 0 1 3 2		
Jack Clark, R (1, 9) OBP: 0.289, SLG: 0.426												5 0 1 1 0 0 4		
Vic Harris, S (1, 6) OBP: 0.436, SLG: 0.618												4 2 1 0 1 0 1		
Marc Hill, R (1, 2) Mike Sadek, R (7, PR) OBP: 0.298, SLG: 0.337 OBP: 0.295, SLG: 0.341												3 1 2 2 0 1 0 2 0 1 0 0 0 0		
Jim Barr, R (1, 1) Dave Heaverlo, R (6, 1) Derrel Thomas, S (9, PH) Gary Lavelle, S (9, 1) Bill Madlock, R (11, PH) John Curtis, L (11, 1) OBP: 0.233, SLG: 0.195 OBP: 0.322, SLG: 0.302 OBP: 0.345, SLG: 0.426 OBP: 0.250, SLG: 0.417												2 0 1 0 0 0 0 0 0 0 0 0 0 0 0 0		
Inning Stats	R: 0 H: 2 E: 0 LOB: 3 K: 2 BB: 1 S: 9 P: 13	R: 0 H: 0 E: 0 LOB: 0 K: 1 BB: 0 S: 5 P: 5	R: 0 H: 1 E: 0 LOB: 0 K: 0 BB: 0 S: 3 P: 3	R: 0 H: 0 E: 0 LOB: 0 K: 2 BB: 0 S: 7 P: 7	R: 2 H: 2 E: 0 LOB: 0 K: 1 BB: 0 S: 7 P: 7	R: 0 H: 0 E: 1 LOB: 1 K: 1 BB: 0 S: 6 P: 6	R: 1 H: 1 E: 0 LOB: 2 K: 0 BB: 1 S: 4 P: 8	R: 1 H: 2 E: 0 LOB: 1 K: 1 BB: 0 S: 7 P: 7	R: 0 H: 1 E: 1 LOB: 2 K: 1 BB: 0 S: 7 P: 7	R: 0 H: 0 E: 0 LOB: 0 K: 1 BB: 0 S: 5 P: 5	R: 0 H: 0 E: 0 LOB: 0 K: 0 BB: 0 S: 3 P: 3	1B: 5 SF: 0 2B: 3 SAC: 2 3B: 0 DP: 1 HR: 1 HBP: 0		WP: 1 PA: 45 PB: 0 SB: 0 CS: 0
PITCHER	IP WLS BF H R ER SO BB IBB HBP BLK WP HR S P ERA WHIP													
Tom Seaver, R (1, 1) ERA: 2.9	8.0 34 8 4 4 8 1 1 0 0 1 1 48 56 4.50 1.125													
Pedro Borbon, R (9, 1) ERA: 2.79	2.0 8 1 0 0 2 0 0 0 0 0 0 12 12 0.00 0.500													
Dale Murray, R (11, 1) ERA: 4.1	1.0 W 3 0 0 0 0 0 0 0 0 0 0 3 3 0.00 0.000													

livebaseballscorecards.com

AB	41
R	4
H	9
RBI	3
BB	2
SO	10
LOB	23



Batter	1	2	3	4	5	6	7	8	9	AB R H RBI BB SO LOB	TOP											
Rob Andrews, R (1, 4) OBP: 0.361, SLG: 0.303	0-0 F9		0-0 6-3			0-0 5-3	0-0 5-3		0-3 K	5 0 0 0 0 1 0												
Vic Harris, S (1, 5) OBP: 0.465, SLG: 0.611	0-0 F7			4-0 BB		4-0 2B BB		0-0 HR BB 1B		2 2 1 0 2 0 0												
Gary Alexander, R (1, 9) OBP: 0.278, SLG: 0.250	0-3 K		0-3 K			0-0 BB BB 2B		0-3 K		4 1 1 1 0 3 2												
Jack Clark, R (1, 8) OBP: 0.298, SLG: 0.423		4-0 1B S BB		0-0 F7		4-0 BB BB BB		4-0 HR BB 1-2		1 1 0 0 3 0 1												
Randy Elliott, R (1, 7) OBP: 0.260, SLG: 0.353		0-0 CS 1B		0-0 F7		4-0 BB BB 1-2 2-3		0-0 F8		3 0 1 0 1 0 3												
Gary Thomasson, L (1, 3) OBP: 0.362, SLG: 0.478		0-3 K 1-2			0-3 K	4-0 BB 1-2 2-3 3-H		0-0 HR 1-H 2-H		3 1 1 4 1 2 2												
Johnnie LeMaster, R (1, 6) OBP: 0.111, SLG: 0.114		0-3 K			0-0 F8	0-0 F7		0-0 4-3		4 0 0 0 0 1 4												
Marc Hill, R (1, 2) OBP: 0.295, SLG: 0.333			0-0 F8				0-0 F8		0-3 K	2 0 0 0 0 0 0												
Terry Cornutt, R (5, 1)					0-0 6-3					0 0 0 0 0 0 0												
Mike Sadek, R (7, PH) OBP: 0.292, SLG: 0.337										1 0 0 0 0 0 0												
Tommy Toms, R (7, 1)										0 0 0 0 0 0 0												
Terry Whitfield, L (9, PH) OBP: 0.339, SLG: 0.451										1 0 0 0 0 1 0												
Ed Halicki, R (1, 1) OBP: 0.200, SLG: 0.256			0-3 K			0-0 F9	0-3 K		0-0 F8	1 0 0 0 0 1 0												
Ken Rudolph, R (5, 2) OBP: 0.250, SLG: 0.200										3 0 0 0 0 1 0												
Inning Stats	R: 0 E: 0 K: 1 S: 5	H: 0 LOB: 0 BB: 0 P: 5	R: 0 E: 0 K: 2 S: 7	H: 1 LOB: 1 BB: 1 P: 11	R: 0 E: 0 K: 1 S: 5	H: 0 LOB: 0 BB: 0 P: 5	R: 0 E: 0 K: 1 S: 5	H: 0 LOB: 1 BB: 1 P: 9	R: 0 E: 0 K: 1 S: 5	H: 0 LOB: 0 BB: 0 P: 5	R: 2 E: 0 K: 0 S: 4	H: 1 LOB: 3 BB: 4 P: 20	R: 0 E: 0 K: 1 S: 5	H: 0 LOB: 0 BB: 0 P: 5	R: 3 E: 0 K: 1 S: 7	H: 2 LOB: 0 BB: 1 P: 11	R: 0 E: 0 K: 2 S: 7	H: 0 LOB: 0 BB: 0 P: 7	1B: 2 2B: 2 3B: 0 HR: 1	SF: 0 SAC: 0 DP: 1 HBP: 0	WP: 0 PB: 0 SB: 1 CS: 1	PA: 37
PITCHER	IP WLS BF H R ER SO BB IBB HBP BLK WP HR S P ERA WHIP																					
Woodie Fryman, L (1, 1) ERA: 5.58	6.0 W 25 2 2 2 6 6 0 0 0 0 0 0 31 55 3.00 1.333																					
Joe Henderson, R (7, 1) ERA: 14.29	1.2 8 2 3 3 2 1 0 0 0 0 1 11 15 16.20 1.800																					
Dale Murray, R (8, 1) ERA: 3.99	1.1 S 4 0 0 0 2 0 0 0 0 0 0 8 8 0.00 0.000																					

San Francisco Giants @ Cincinnati Reds
Riverfront Stadium, Cincinnati, OH
Thu Jun 30 1977, 3:33 AM EDT
Att. 36,901 - Unknown

AB	30
R	5
H	4
RBI	5
BB	7
SO	10
LOB	12



Batter	1	2	3	4	5	6	7	8	9	AB R H RBI BB SO LOB	TOP													
Davey Lopes, R OBP: 0.375, SLG: 0.416 (1, 4)	0-0 F8		0-0 F7	0-0 3B	0-0 1B			0-3 K	0-0 FC6-4	6 0 2 2 0 1 2														
Bill Russell, R OBP: 0.306, SLG: 0.371 (1, 6)	0-0 5-3		0-0 P6	0-0 5-3	0-0 P4			0-0 F7		5 0 0 0 0 0 2														
Reggie Smith, S OBP: 0.437, SLG: 0.578 (1, 9)	0-0 FC6-4 1B		0-0 BB 1B		0-0 HR 1B			0-0 1B 3B		5 2 4 0 0 1 0														
Ron Cey, R OBP: 0.407, SLG: 0.536 (1, 5)	0-0 FC6-4		4-0 BB		0-0 HR			0-0 HR 1B		4 2 2 3 1 0 1														
Steve Garvey, R OBP: 0.352, SLG: 0.562 (1, 3)		0-0 2B	0-0 F8		0-0 6-3			0-0 HR		5 1 2 2 0 0 2														
Rick Monday, L OBP: 0.363, SLG: 0.434 (1, 8)		4-0 BB		0-0 3-1	0-0 1B 3B 1B			0-0 F5		4 1 2 0 1 0 0														
Dusty Baker Jr., R OBP: 0.358, SLG: 0.509 (1, 7)		0-3 K		0-0 E9 2B 1B	0-0 1-2 3B 1B			0-0 F8		5 2 2 0 0 1 3														
Steve Yeager, R OBP: 0.379, SLG: 0.495 Johnny Oates, L OBP: 0.358, SLG: 0.355 (1, 2) (6, 2)		0-0 F8		0-0 F8 3B 2B	0-0 1-1 1B 3B			0-0 F9		3 2 2 3 0 0 2 2 0 1 0 0 0 0														
Doug Rau, L OBP: 0.167, SLG: 0.150 Boog Powell, L OBP: 0.419, SLG: 0.280 Mike Garman, R (9, 1) (9, 1)		0-0 1-3		0-0 F8	0-3 K			0-0 4-3	0-0 P6	4 0 0 0 0 1 4 1 0 0 0 0 0 2 0 0 0 0 0 0 0														
Inning Stats	R: 0 E: 0 K: 0 S: 4	H: 1 LOB: 1 BB: 0 P: 4	R: 0 E: 0 K: 1 S: 6	H: 1 LOB: 2 BB: 1 P: 10	R: 0 E: 0 K: 0 S: 4	H: 1 LOB: 1 BB: 0 P: 8	R: 2 E: 1 K: 0 S: 6	H: 3 LOB: 1 BB: 0 P: 6	R: 5 E: 0 K: 1 S: 11	H: 6 LOB: 1 BB: 0 P: 11	R: 0 E: 0 K: 1 S: 5	H: 0 LOB: 0 BB: 0 P: 5	R: 0 E: 0 K: 0 S: 3	H: 0 LOB: 0 BB: 0 P: 3	R: 0 E: 0 K: 1 S: 5	H: 0 LOB: 0 BB: 0 P: 5	R: 3 E: 0 K: 0 S: 8	H: 5 LOB: 2 BB: 0 P: 8	1B: 10 2B: 2 3B: 3 HR: 2	SF: 0 SAC: 0 DP: 0 HBP: 0	WP: 0 PB: 0 SB: 1 CS: 0	PA: 46		
PITCHER	IP WLS BF H R ER SO BB IBB HBP BLK WP HR S P ERA WHIP																							
Charlie Williams, R ERA: 4.37 Dave Heaverlo, R ERA: 2.44 Randy Moffitt, R ERA: 3.2 Terry Cornutt, R ERA: 3.6	(1, 1) 4.1 L 25 10 6 6 1 2 0 0 0 0 0 1 25 33 12.46 2.769	(5, 1) 1.2 7 2 1 1 2 0 0 0 0 0 0 11 11 5.40 1.200	(7, 1) 2.0 8 2 2 2 1 0 0 0 0 0 0 10 10 9.00 1.000	(9, 1) 1.0 6 3 1 1 0 0 0 0 0 0 1 6 6 9.00 3.000																				

Los Angeles Dodgers @ San Francisco Giants
 Candlestick Park, San Francisco, CA
 Fri Jul 01 1977, 10:05 PM EDT
 Att: 13,801 - Unknown

livebaseballscorecards.com

AB	44
R	10
H	17
RBI	10
BB	2
SO	4
LOB	18



Batter	1	2	3	4	5	6	7	8	9	AB R H RBI BB SO LOB	TOP											
Davey Lopes, R OBP: 0.377, SLG: 0.414 (1, 4) X	0-0 E HR 1B	4-0 3B BB		0-0 F8		0-0 4-3		4-0 E S 1B BB	0-0 FC6-4 1-2f	4 3 1 0 2 0 3												
Bill Russell, R OBP: 0.311, SLG: 0.381 (1, 6) X	0-0 E7 HR 1-3	0-0 1-H 2-H SF8 3B		0-0 2-H 1B		0-0 2B 1B		0-0 F8 1-3		5 3 3 3 0 0 2												
Reggie Smith, S OBP: 0.434, SLG: 0.577 (1, 9) S S S	0-3 K	0-0 SF8		0-0 5-3		0-0 1-H 2B		0-0 1-3		4 0 1 2 0 1 4												
Ron Cey, R OBP: 0.404, SLG: 0.530 (1, 5) S S S	0-3 K	0-0 6-3		0-0 5-3		0-0 F8		0-0 3-H FC6-4 1B		5 0 1 1 0 1 3												
Steve Garvey, R OBP: 0.356, SLG: 0.579 (1, 3) X	0-0 2-H 3-H HR		0-0 P4		0-0 1B 1B		0-0 SF9 3B	0-0 FC6-4 1-2f		5 2 3 3 0 0 1												
Dusty Baker Jr., R OBP: 0.357, SLG: 0.507 (1, 7) X	0-0 1B		0-0 F8		0-3 K		0-0 SF9 3-H	0-0 F8		3 0 1 1 0 1 1												
John Hale, L OBP: 0.400, SLG: 0.333 (7, 7)										1 0 0 0 0 0 0												
Glenn Burke, R OBP: 0.268, SLG: 0.256 (1, 8) X	0-0 6-3		0-3 K2-3		0-0 1-2 1B		0-3 K		0-0 E 1B	5 0 2 0 0 2 1												
Johnny Oates, L OBP: 0.375, SLG: 0.354 (1, 2) X		0-0 SH1-4 3B 1B		4-0 SH1-4 1B BB		0-0 4-1		4-0 BB BB	0-0 E3 FC6-4 1-2	3 2 1 0 2 0 3												
Burt Hooton, R OBP: 0.200, SLG: 0.229 (1, 1) X		0-0 SH1-4 1-2		0-0 SH1-4 1-2		0-0 F7		0-0 F5	0-3 K	3 0 0 0 0 1 3												
Inning Stats	R: 3 E: 1 K: 2 S: 11	H: 3 LOB: 1 BB: 0 P: 11	R: 3 E: 0 K: 0 S: 5	H: 2 LOB: 0 BB: 1 P: 9	R: 0 E: 0 K: 1 S: 5	H: 0 LOB: 0 BB: 0 P: 5	R: 1 E: 0 K: 0 S: 4	H: 1 LOB: 1 BB: 1 P: 8	R: 0 E: 0 K: 1 S: 7	H: 2 LOB: 2 BB: 0 P: 7	R: 1 E: 0 K: 0 S: 5	H: 2 LOB: 1 BB: 0 P: 5	R: 1 E: 0 K: 1 S: 6	H: 1 LOB: 1 BB: 1 P: 10	R: 1 E: 0 K: 0 S: 4	H: 1 LOB: 1 BB: 1 P: 8	R: 0 E: 1 K: 1 S: 7	H: 1 LOB: 2 BB: 0 P: 7	1B: 9 2B: 1 3B: 2 HR: 1	SF: 2 SAC: 2 DP: 0 HBP: 0	WP: 0 PB: 0 SB: 1 CS: 0	PA: 46
PITCHER	IP WLS BF H R ER SO BB IBB HBP BLK WP HR S P ERA WHIP																				PITCHER	IP WLS BF H R ER SO BB IBB HBP BLK WP HR S P ERA WHIP
Bob Knepper, L ERA: 4.24 (1, 1)	6.0 L 31 10 8 5 4 2 0 0 0 0 1 37 45 7.50 2.000																					
Terry Cornutt, R ERA: 3.86 (7, 1)	2.0 10 2 2 2 1 2 0 0 0 0 0 10 18 9.00 2.000																					
Tommy Toms, R ERA: 2.08 (9, 1)	1.0 5 1 0 0 0 1 0 0 0 0 0 0 7 7 0.00 1.000																					

Los Angeles Dodgers @ San Francisco Giants
 Candlestick Park, San Francisco, CA
 Sat Jul 02 1977, 10:05 PM EDT
 Att: 15,140 - Unknown

livebaseballscorecards.com

AB	38
R	10
H	13
RBI	10
BB	4
SO	6
LOB	21



Batter	1	2	3	4	5	6	7	8	9	AB	R	H	RBI	BB	SO	LOB
Bill Madlock, R (1, 5) Johnnie LeMaster, R (7, 5) OBP: 0.347, SLG: 0.442 OBP: 0.108, SLG: 0.111	0-0 P6		0-0 F8			0-3 K		0-0 6-3		3	0	0	0	0	1	1
Terry Whitfield, L (1, 9) OBP: 0.346, SLG: 0.455	0-3 K		0-0 1B			0-0 1B		0-0 2B		4	1	3	1	0	1	0
Darrell Evans, L (1, 7) OBP: 0.365, SLG: 0.432	0-0 P6					0-0 1B		0-0 2B		4	1	3	2	0	0	0
Gary Thomasson, L (1, 8) OBP: 0.355, SLG: 0.467		0-0 P6				0-0 1B		0-0 F7		4	0	1	0	0	1	3
Willie McCovey, L (1, 3) Terry Cornutt, R (7, 1) Tommy Toms, R (9, 1) Randy Elliott, R (9, PH) OBP: 0.394, SLG: 0.500 OBP: 0.269, SLG: 0.356		4-0 BB				0-0 G1-6-3		0-0 F5		2	0	0	0	1	0	3
Vic Harris, S (1, 6) OBP: 0.431, SLG: 0.568		0-0 P4				0-0 1B		0-0 FC4-6		0	0	0	0	0	0	0
Rob Andrews, R (1, 4) Derrel Thomas, S (7, PH) OBP: 0.355, SLG: 0.298 OBP: 0.320, SLG: 0.300		0-0 F9				0-0 P6		0-0 4-3		4	0	0	0	0	0	2
Gary Alexander, R (1, 2) OBP: 0.261, SLG: 0.238						0-0 F8		0-0 K		2	0	0	0	0	0	1
Bob Knepper, L (1, 1) Jack Clark, R (7, 9) OBP: 0.235, SLG: 0.188 OBP: 0.295, SLG: 0.418						0-0 FC1-6		0-0 K		2	0	0	0	0	1	1
						0-0 1B		0-0 P4		1	0	0	0	0	0	0

Inning Stats	R: 0	H: 0	E: 0	K: 1	S: 5	R: 0	H: 0	E: 0	K: 0	S: 3	R: 1	H: 2	E: 0	K: 0	S: 4	R: 1	H: 2	E: 0	K: 0	S: 4	R: 0	H: 0	E: 0	K: 1	S: 5	R: 0	H: 2	E: 0	K: 2	S: 7	R: 1	H: 2	E: 0	K: 0	S: 5	R: 0	H: 1	E: 0	K: 0	S: 4	1B: 7	2B: 1	3B: 0	HR: 1	SF: 0	SAC: 0	DP: 1	HBP: 0	WP: 0	PB: 1	SB: 0	CS: 0	PA: 35
PITCHER Burt Hooton, R (1, 1) ERA: 2.71	IP: 9.0	WLS: W	BF: 35	H: 9	R: 3	ER: 2	SO: 6	BB: 1	IBB: 0	HBP: 0	BLK: 0	WP: 0	HR: 1	S: 46	P: 50	ERA: 2.00	WHIP: 1.111																																				
PITCHER	IP	WLS	BF	H	R	ER	SO	BB	IBB	HBP	BLK	WP	HR	S	P	ERA	WHIP																																				

Los Angeles Dodgers @ San Francisco Giants
Candlestick Park, San Francisco, CA

Sat Jul 02 1977, 10:05 PM EDT
Att. 15,140 - Unknown

AB	34
R	3
H	9
RBI	3
BB	1
SO	6
LOB	13



Batter	1	2	3	4	5	6	7	8	9	AB R H RBI BB SO LOB	TOP	
Davey Lopes, R (1, 4) OBP: 0.370, SLG: 0.404	0-0 6-3	0-0 G6-4-3		0-3 K		0-0 FC6-4 1B E	0-3 K		0-0 L8	6 1 0 0 0 2 6	<p>Los Angeles Dodgers @ San Francisco Giants Candlestick Park, San Francisco, CA</p> <p>Sun Jul 03 1977, 6:33 AM EDT Att: 33,251 - Unknown</p> <p>livebaseballscorecards.com</p>	
Bill Russell, R (1, 6) OBP: 0.315, SLG: 0.385	0-0 1B 6-3 3B 1B	0-0 L4			0-0 2B 1B	0-0 E8 1H 2B 1B	0-0 FC6-4			5 3 3 0 0 0 2		
Reggie Smith, S (1, 9) OBP: 0.438, SLG: 0.580	0-0 6-3		4-0 BB BB		0-0 2B	4-0 2B IBB		0-0 P1		2 2 1 0 2 0 1		
Glenn Burke, R (6, 9) OBP: 0.262, SLG: 0.250	1-2				1-3 2B					1 0 0 0 0 0 0		
Ron Cey, R (1, 5) OBP: 0.413, SLG: 0.546	0-0 3B 1B		0-0 1B		0-0 6-3 2B	0-0 1B 2B		0-0 G6-4-3 1B		5 2 5 4 0 0 0		
Steve Garvey, R (1, 3) OBP: 0.356, SLG: 0.582	0-0 1B 3B		0-3 K		0-0 6-3	0-0 1B		0-0 G6-4-3		5 1 2 3 0 1 4		
Rick Monday, L (1, 8) OBP: 0.363, SLG: 0.431	0-0 2B 1B		0-3 K		0-0 F9	0-3 K		0-0 FC1-6 BB		4 1 1 1 1 2 4		
John Hale, L (1, 7) OBP: 0.400, SLG: 0.355	0-0 1B 2B		0-3 K		0-0 F7		0-0 E 1B 1B	0-0 FC1-6 1B		5 0 2 1 0 1 4		
Johnny Oates, L (1, 2) OBP: 0.364, SLG: 0.343	0-0 4-3			0-0 1-3		0-0 L4	0-0 F8	0-0 1B	0-0 1B	5 0 1 0 0 0 2		
Tommy John, R (1, 1) OBP: 0.216, SLG: 0.216		0-0 G6-4-3 1B		0-0 6-3		0-0 FC6-4 1B	0-0 E8 FC6-4 1B	0-3 K		3 0 2 0 0 0 0		
Ed Goddson, L (7, PH) OBP: 0.233, SLG: 0.345										1 0 1 0 0 0 0		
Charlie Hough, R (7, 1) OBP: 0.111, SLG: 0.235										0 0 0 0 0 0 0		
Stan Wall, L (8, 1)										0 0 0 0 0 0 0		
Dusty Baker Jr., R (9, PH) OBP: 0.355, SLG: 0.506										1 0 0 0 0 1 2		
Mike Garman, R (9, 1)										0 0 0 0 0 0 0		
Inning Stats	R: 4 H: 5 E: 0 LOB: 1 K: 0 BB: 0 S: 8 P: 8	R: 0 H: 1 E: 0 LOB: 0 K: 0 BB: 0 S: 3 P: 3	R: 0 H: 1 E: 0 LOB: 2 K: 3 BB: 1 S: 10 P: 14	R: 0 H: 0 E: 0 LOB: 0 K: 1 BB: 0 S: 5 P: 5	R: 2 H: 3 E: 0 LOB: 1 K: 0 BB: 0 S: 6 P: 6	R: 4 H: 4 E: 1 LOB: 1 K: 1 BB: 1 S: 9 P: 13	R: 0 H: 2 E: 1 LOB: 2 K: 1 BB: 0 S: 7 P: 7	R: 0 H: 1 E: 0 LOB: 0 K: 0 BB: 0 S: 3 P: 3	R: 0 H: 1 E: 0 LOB: 2 K: 1 BB: 1 S: 6 P: 10	1B: 13 SF: 0 2B: 4 SAC: 0 3B: 1 DP: 2 HR: 0 HBP: 0	WP: 0 PA: 46 PB: 0 SB: 0 CS: 0	
PITCHER	IP WLS BF H R ER SO BB IBB HBP BLK WP HR S P ERA WHIP											
Jim Barr, R (1, 1) ERA: 4.72	5.2 L 31 13 10 10 4 1 1 0 0 0 0 0 37 45 15.88 2.471											
Dave Heaverlo, R (6, 1) ERA: 2.32	2.1 10 4 0 0 2 0 0 0 0 0 0 0 14 14 0.00 1.714											
John Curtis, L (9, 1) ERA: 6.58	0.1 3 1 0 0 0 1 0 0 0 0 0 0 2 6 0.00 6.000											
Gary Lavelle, L (9, 1) ERA: 1.37	0.2 2 0 0 0 0 1 0 0 0 0 0 0 4 4 0.00 0.000											



Batter	1	2	3	4	5	6	7	8	9	AB	R	H	RBI	BB	SO	LOB
Gary Thomasson, L OBP: 0.355, SLG: 0.479 (1, 8) (6, 3)	0-0 L8 1B	0-3 K 1B			0-0 6-3 1B		0-0 HR 1B	0-0 1B		5	1	2	2	0	1	0
Vic Harris, S OBP: 0.411, SLG: 0.531 (1, 4)	0-0 BB 1B	0-0 F7 1B			0-0 6-3 1B		0-0 G3 1B	0-0 F9 1B		5	0	1	0	0	0	1
Bill Madlock, R OBP: 0.348, SLG: 0.443 Darrell Evans, L OBP: 0.364, SLG: 0.430 (1, 5) (8, 5)	0-0 BB 1B		0-0 6-3 1B		0-0 1B 1B		0-3 K 1B		0-0 3-1 1B	4	0	2	0	0	1	0
Jack Clark, R OBP: 0.302, SLG: 0.416 (1, 9)	4-0 FC6-4 BB		0-0 4-3 1B		0-0 1-2 1B			4-0 BB 2B BB	0-0 4-3 1B	3	1	1	0	2	0	0
Willie McCovey, L OBP: 0.389, SLG: 0.494 Dave Heaverlo, R OBP: 0.292, SLG: 0.238 Gary Alexander, R OBP: 0.280, SLG: 0.417 John Curtis, L OBP: 0.280, SLG: 0.417 Gary Lavelle, S OBP: 0.322, SLG: 0.300 (1, 3) (8, 1) (8, PH) (9, 1) (9, 1) (9, PH)	0-3 K 1B		0-0 1-3 1B		0-0 4-3 1B			4-0 BB 2B BB	4-0 BB BB	3	0	0	0	0	1	5
Randy Elliott, R OBP: 0.253, SLG: 0.333 (1, 7)	0-0 FC6-4 1-2f		0-0 6-3 1B		0-0 5-3 1B			0-3 K 1B	0-0 F8 1B	5	0	0	0	0	1	6
Marc Hill, R OBP: 0.302, SLG: 0.353 (1, 2)		0-0 HR		0-0 E6 FC5-4		0-0 P5 1B		4-0 2B 4-3 BB		3	2	1	1	1	0	0
Johnnie LeMaster, R OBP: 0.146, SLG: 0.225 (1, 6)		0-0 1-3 3B		0-0 F7 1B		0-0 P6 1B		0-0 4-3 1B 2B		4	2	2	2	0	0	1
Jim Barr, R OBP: 0.222, SLG: 0.186 Terry Whitfield, L OBP: 0.342, SLG: 0.450 (1, 1) (6, 8)		0-0 1-3 1B		0-0 FC5-4 1-2f			0-0 G3 1B	0-0 4-3 1B		2	0	0	1	0	0	1

Inning Stats	R: 0	H: 2	E: 0	LOB: 3	K: 1	BB: 1	S: 7	R: 2	H: 2	E: 0	LOB: 0	K: 1	BB: 0	S: 7	R: 0	H: 0	E: 0	LOB: 0	K: 0	BB: 0	S: 3	R: 0	H: 2	E: 0	LOB: 2	K: 0	BB: 0	S: 5	R: 0	H: 0	E: 0	LOB: 0	K: 1	BB: 0	S: 3	R: 1	H: 1	E: 0	LOB: 0	K: 1	BB: 0	S: 6	R: 4	H: 2	E: 0	LOB: 1	K: 1	BB: 3	S: 7	R: 0	H: 0	E: 0	LOB: 1	K: 0	BB: 1	S: 3	1B: 5	SF: 0	2B: 1	SAC: 0	3B: 1	DP: 0	HR: 2	HBP: 0	WP: 0	PA: 42
--------------	------	------	------	--------	------	-------	------	------	------	------	--------	------	-------	------	------	------	------	--------	------	-------	------	------	------	------	--------	------	-------	------	------	------	------	--------	------	-------	------	------	------	------	--------	------	-------	------	------	------	------	--------	------	-------	------	------	------	------	--------	------	-------	------	-------	-------	-------	--------	-------	-------	-------	--------	-------	--------

PITCHER	IP	WLS	BF	H	R	ER	SO	BB	IBB	HBP	BLK	WP	HR	S	P	ERA	WHIP
Tommy John, L ERA: 3.48 (1, 1)	6.0	W	26	6	2	2	2	1	0	0	0	0	1	29	33	3.00	1.167
Charlie Hough, R ERA: 3.39 (7, 1)	1.1		9	2	5	5	2	3	0	0	0	0	1	10	22	33.75	3.750
Stan Wall, L ERA: 5.34 (8, 1)	0.2		3	1	0	0	0	0	0	0	0	0	0	3	3	0.00	1.500
Mike Garman, R ERA: 2.35 (9, 1)	1.0	S	4	0	0	0	0	1	0	0	0	0	0	3	7	0.00	1.000

Los Angeles Dodgers @ San Francisco Giants
Candlestick Park, San Francisco, CA
 Sun Jul 03 1977, 6:33 AM EDT
 Att. 33,251 - Unknown

AB	37
R	7
H	9
RBI	7
BB	5
SO	4
LOB	15

livebaseballscorecards.com



Batter	1	2	3	4	5	6	7	8	9	AB R H RBI BB SO LOB	TOP											
Davey Lopes, R (1, 4) OBP: 0.369, SLG: 0.406	0-3 K		0-0 SH3	0-0 P6		0-0 2B		0-0 5-3		4 0 1 0 0 1 2	<p>Los Angeles Dodgers @ San Francisco Giants</p> <p>Candlestick Park, San Francisco, CA</p> <p>Mon Jul 04 1977, 6:33 AM EDT</p> <p>Att: 14,777 - Unknown</p>											
John Hale, L (1, 7) OBP: 0.375, SLG: 0.328	0-3 K		0-0 4-3	0-0 L3		0-3 K		0-0 6-3		5 0 0 0 0 2 5												
Reggie Smith, S (1, 9) OBP: 0.440, SLG: 0.585	4-0 PO 1B BB		4-0 1B IBB		0-3 K		0-0 1B 3B	0-0 F7		3 1 1 0 2 1 0												
Ron Cey, R (1, 5) OBP: 0.418, SLG: 0.549	0-0 1-2 1B		0-0 1-2 1B		1-0 HBP		0-0 1B 1B	0-3 K		4 0 3 2 0 1 0												
Steve Garvey, R (1, 3) OBP: 0.354, SLG: 0.576	0-0 PO	0-0 F3	0-0 F9		0-3 K		0-0 1-2 1B	0-3 K		5 0 1 0 0 2 3												
Rick Monday, L (1, 8) OBP: 0.364, SLG: 0.443		0-0 F2		0-0 HR	0-3 K		0-0 1-2 2-3 1B	0-0 6-3		5 1 2 1 0 1 1												
Ted Martinez, R (1, 6) OBP: 0.310, SLG: 0.439		0-0 6-3		0-0 E5		0-0 4-3	0-0 P6			3 0 0 0 0 0 0												
Ed Goodson, L (7, PH) OBP: 0.226, SLG: 0.333				0-0 1B						1 0 0 0 0 0 3												
Bill Russell, R (7, 6) OBP: 0.315, SLG: 0.385										0 0 0 0 0 0 0												
Johnny Oates, L (1, 2) OBP: 0.383, SLG: 0.405			0-0 HR	0-0 SH1-4 1B		0-0 FC3-6 1B	0-0 F8			4 1 3 1 0 0 3												
Don Sutton, R (1, 1) OBP: 0.250, SLG: 0.243			0-0 4-3 SH3 1B	0-0 SH1-4		0-0 FC3-6 2B	0-0 FC6-4			3 1 1 0 0 0 4												
Inning Stats	R: 0 E: 0 K: 2 S: 7	H: 1 LOB: 1 BB: 1 P: 11	R: 0 E: 0 K: 0 S: 3	H: 0 LOB: 0 BB: 0 P: 3	R: 2 E: 0 K: 0 S: 6	H: 3 LOB: 2 BB: 1 P: 10	R: 1 E: 1 K: 0 S: 6	H: 2 LOB: 2 BB: 0 P: 6	R: 0 E: 0 K: 3 S: 9	H: 0 LOB: 1 BB: 0 P: 10	R: 0 E: 0 K: 1 S: 7	H: 2 LOB: 2 BB: 0 P: 7	R: 1 E: 0 K: 0 S: 7	H: 4 LOB: 3 BB: 0 P: 7	R: 0 E: 0 K: 0 S: 3	H: 0 LOB: 0 BB: 0 P: 3	R: 0 E: 0 K: 2 S: 7	H: 0 LOB: 0 BB: 0 P: 7	1B: 8 2B: 1 3B: 1 HR: 2	SF: 0 SAC: 2 DP: 0 HBP: 1	WP: 0 PB: 0 SB: 1 CS: 0	PA: 43
PITCHER	IP WLS BF H R ER SO BB IBB HBP BLK WP HR S P ERA WHIP																				PITCHER	IP WLS BF H R ER SO BB IBB HBP BLK WP HR S P ERA WHIP
Ed Halicki, R (1, 1) ERA: 3.31	6.0 L 33 12 4 4 6 1 1 1 0 0 2 42 51 6.00 2.167																					
Terry Cornutt, R (7, 1) ERA: 3.83	0.1 1 0 0 0 0 0 0 0 0 0 0 0 1 1 0.00 0.000																					
John Curtis, L (7, 1) ERA: 6.49	0.2 2 0 0 0 0 0 0 0 0 0 0 0 2 2 0.00 0.000																					
Randy Moffitt, R (8, 1) ERA: 3.06	2.0 6 0 0 0 0 2 0 0 0 0 0 0 10 10 0.00 0.000																					

livebaseballscorecards.com

AB	37
R	4
H	12
RBI	4
BB	2
SO	8
LOB	21



Batter	1	2	3	4	5	6	7	8	9	10	11	12	AB R H RBI BB SO LOB
Rob Andrews, R OBP: 0.350, SLG: 0.291 (1, 4) X	0-0 F9 BB		4-0 BB		0-0 F4		0-0 G3		0-0 5-3		0-0 F3		5 0 0 0 1 0 1
Derrel Thomas, S OBP: 0.317, SLG: 0.299 (1, 8) X (9, 3) (11, 8)	0-0 F8 1B 2B		0-0 F9		0-0 5-3		0-3 K		0-0 F2		0-0 G3		6 1 1 0 0 1 2
Bill Madlock, R OBP: 0.347, SLG: 0.442 (1, 5) X	0-0 F8 2-3		0-0 F7			0-0 FC3-6 1B		0-0 5-3					6 1 3 0 0 0 3
Jack Clark, R OBP: 0.302, SLG: 0.405 (1, 9) X	0-0 1B		0-0 F8			4-0 FC3-6 1-2 BB		0-0 E6 1B SF8					5 1 1 1 1 1 3
Willie McCovey, L OBP: 0.388, SLG: 0.490 Johnnie LeMaster, R OBP: 0.133, SLG: 0.205 (8, PR) (9, 6) Darrell Evans, L OBP: 0.374, SLG: 0.433 (10, PH) (11, 3) X	0-0 F6			0-0 1-3		0-0 FC3-6 1-2 2-3		0-0 1-3 1B					4 0 1 0 0 0 3 0 0 0 0 0 0 0 1 0 1 1 1 0 0
Randy Elliott, R OBP: 0.258, SLG: 0.329 (1, 7) X		4-0 BB		0-0 FC6-4 1B		0-3 K		0-0 SF8 3-H		0-0 FC1-6 1-2 BB		0-0 F9	4 0 1 1 1 1 4
Vic Harris, S OBP: 0.348, SLG: 0.441 (1, 6) X (9, 8) (11, 6)		0-0 FC6-4 1-2 E		0-0 F7		0-0 F2		0-0 F2		0-0 F8		0-0 F5	6 0 0 0 0 0 7
Mike Sadek, R OBP: 0.280, SLG: 0.312 (1, 2) X		0-3 K 1-2		0-0 FC6-4 1-2			4-0 BB 2B	0-0 P2		0-0 G3			4 1 0 0 1 1 4
Charlie Williams, R Gary Alexander, R Randy Moffitt, R Gary Thompson, L John Montefusco, R Marc Hill, R Gary Landolt, R Terry Whitfield, L Dave Heaverlo, R (1, 7) X (9, 8) (11, 8)		0-0 6-3		0-0 L1		0-0 G3 1-H 2B			0-0 HR		0-0 F8		1 0 0 0 0 0 0 1 1 0 0 0 0 0 0 0 0 0 0 0 0 0 0 0 1 0 1 1 0 0 0 0 1 0 0 0 0 0 0 0 0 1 1 1 1 1 0 0 0 0 0 0 0 0 0 0 0 0 0 0 0 0 0 0 0

Inning Stats	R: 1	H: 2	E: 0	LOB: 1	K: 0	P: 5	R: 0	H: 0	E: 1	LOB: 1	K: 1	P: 9	R: 0	H: 0	E: 0	LOB: 1	K: 0	P: 7	R: 0	H: 1	E: 0	LOB: 1	K: 0	P: 4	R: 0	H: 0	E: 0	LOB: 0	K: 1	P: 3	R: 0	H: 1	E: 0	LOB: 1	K: 1	P: 10	R: 1	H: 1	E: 1	LOB: 1	K: 0	P: 5	R: 0	H: 1	E: 1	LOB: 1	K: 0	P: 7	R: 0	H: 0	E: 0	LOB: 1	K: 0	P: 3	R: 1	H: 2	E: 0	LOB: 1	K: 0	P: 5	R: 1	H: 2	E: 0	LOB: 1	K: 0	P: 5	1B: 6	2B: 3	3B: 0	HR: 1	SF: 1	SAC: 0	DP: 0	HBP: 0	WP: 0	PA: 52
PITCHER	IP	WLS	BF	H	R	ER	SO	BB	IBB	HBP	BLK	WP	HR	S	P	ERA	WHIP																																																											
Bob Shirley, L ERA: 3.42	(1, 1)	7.0		32	6	3	2	3	4	0	0	0	0	0	34	50	2.57	1.429																																																										
Dave Tomlin, L ERA: 4.13	(8, 1)	1.0		4	1	1	1	0	0	0	0	0	0	1	4	4	9.00	1.000																																																										
Rollie Fingers, R ERA: 3.11	(9, 1)	2.0		8	1	0	0	1	1	0	0	0	0	0	9	13	0.00	1.000																																																										
Dan Spillner, R ERA: 2.93	(11, 1)	2.0	W	8	2	1	1	0	0	0	0	0	0	0	8	8	4.50	1.000																																																										

San Diego Padres @ San Francisco Giants
 Candlestick Park, San Francisco, CA
 Wed Jul 06 1977, 10:05 PM EDT
 Att. 2,597 - Unknown

AB 46
 R 5
 H 10
 RBI 5
 BB 5
 SO 4
 LOB 28

Batter	1	2	3	4	5	6	7	8	9	AB R H RBI BB SO LOB	TOP											
George Hendrick, R (1, 8) OBP: 0.357, SLG: 0.436	0-0 F9		4-0 BB			0-3 K		0-0 1B		3 0 1 0 1 1 0	San Diego Padres @ San Francisco Giants Candlestick Park, San Francisco, CA Thu Jul 07 1977, 10:05 PM EDT Att. 3,181 - Unknown livebaseballscorecards.com											
Tucker Ashford, R (1, 5) OBP: 0.250, SLG: 0.353	0-3 K		0-0 4-3			0-0 F4		0-0 1-3		4 0 0 0 0 1 3												
Mike Ivie, R (1, 3) OBP: 0.344, SLG: 0.430	0-0 6-3					0-0 F8			4-0 BB	3 0 0 0 1 0 0												
Dave Winfield, R (1, 9) OBP: 0.354, SLG: 0.526		0-0 F3				0-0 F9			0-0 F7	4 0 0 0 0 0 1												
Dave Kingman, R (1, 7) OBP: 0.268, SLG: 0.382		0-3 K				0-3 K			0-0 L3	4 0 0 0 0 2 1												
Gene Tenace, R (1, 2) OBP: 0.413, SLG: 0.419		0-0 5-3				0-0 1B G4-6-3				2 1 1 0 1 0 0												
Bill Almon, R (1, 6) OBP: 0.287, SLG: 0.307			0-0 5-3			0-0 1B G4-6-3				3 0 1 0 0 0 1												
Mike Champion, R (1, 4) OBP: 0.276, SLG: 0.309			0-0 SH1-4 1B			0-0 G4-6-3				3 0 2 0 0 0 1												
Bob Owchinko, L (1, 1) OBP: 0.263, SLG: 0.125 Merv Rettenmund, R (8, PH) OBP: 0.454, SLG: 0.541 Rick Sawyer, R (8, 1) OBP: 0.348, SLG: 0.167			0-0 SH1-4			0-0 F7		0-0 G6-4-3		1 0 0 0 0 0 0 1 0 0 0 0 0 1 0 0 0 0 0 0 0												
Inning Stats	R: 0 E: 0 K: 1 S: 5	H: 0 LOB: 0 BB: 0 P: 5	R: 0 E: 0 K: 1 S: 5	H: 0 LOB: 0 BB: 0 P: 5	R: 0 E: 0 K: 0 S: 4	H: 1 LOB: 2 BB: 1 P: 8	R: 0 E: 0 K: 1 S: 5	H: 0 LOB: 0 BB: 0 P: 5	R: 1 E: 0 K: 0 S: 4	H: 2 LOB: 0 BB: 0 P: 4	R: 0 E: 0 K: 0 S: 5	H: 0 LOB: 0 BB: 0 P: 5	R: 0 E: 0 K: 0 S: 3	H: 0 LOB: 1 BB: 1 P: 7	R: 0 E: 0 K: 0 S: 4	H: 2 LOB: 1 BB: 0 P: 4	R: 0 E: 0 K: 0 S: 2	H: 0 LOB: 0 BB: 1 P: 6	1B: 4 2B: 2 3B: 0 HR: 0	SF: 0 SAC: 1 DP: 3 HBP: 0	WP: 0 PB: 0 SB: 0 CS: 0	PA: 32
PITCHER	IP WLS BF H R ER SO BB IBB HBP BLK WP HR S P ERA WHIP																					
Bob Knepper, L (1, 1) ERA: 3.81	8.0 W 29 5 1 1 4 2 0 0 0 0 0 0 35 43 1.12 0.875																					
Randy Moffitt, R (9, 1) ERA: 3.42	1.0 3 0 0 0 0 1 0 0 0 0 0 0 2 6 0.00 1.000																					

San Diego Padres @ San Francisco Giants
 Candlestick Park, San Francisco, CA
 Thu Jul 07 1977, 10:05 PM EDT
 Att. 3,181 - Unknown

AB	28
R	1
H	5
RBI	0
BB	3
SO	4
LOB	8



Batter	1	2	3	4	5	6	7	8	9
Bill Madlock, R (1, 5) <small>OBP: 0.351, SLG: 0.441</small>	4-0 		0-0 		0-0 		4-0 	0-0 	
Derrel Thomas, S (1, 8) <small>OBP: 0.323, SLG: 0.310</small>	0-0 		0-0 		0-0 		0-0 		
Darrell Evans, L (1, 7) <small>OBP: 0.372, SLG: 0.439</small>	0-3 		0-0 		0-3 		0-0 		
Jack Clark, R (1, 9) <small>OBP: 0.301, SLG: 0.399</small>	0-0 		0-3 		4-0 		0-0 		
Willie McCovey, L (1, 3) <small>OBP: 0.386, SLG: 0.484</small> Randy Moffitt, R (9, 1)	0-0 			4-0 	0-3 		0-0 		
Vic Harris, S (1, 4) <small>OBP: 0.357, SLG: 0.476</small>		0-0 		0-0 		0-0 	0-0 		
Marc Hill, R (1, 2) <small>OBP: 0.299, SLG: 0.368</small>		0-0 		0-0 		0-0 	0-0 		
Johnnie LeMaster, R (1, 6) <small>OBP: 0.143, SLG: 0.191</small>		0-0 		0-0 		0-0 	4-0 		
Bob Knepper, L (1, 1) <small>OBP: 0.200, SLG: 0.158</small> Gary Thomasson, L (8, PH) <small>OBP: 0.355, SLG: 0.480</small> (9, 3)			0-3 	0-0 		0-0 	0-0 		

Inning Stats	R: 1	H: 1	R: 0	H: 0	R: 1	H: 2	R: 1	H: 1	R: 0	H: 1	R: 0	H: 0	R: 2	H: 2
	E: 0	LOB: 1	E: 0	LOB: 0	E: 0	LOB: 1	E: 0	LOB: 1	E: 0	LOB: 2	E: 1	LOB: 1	E: 0	LOB: 1
	K: 1	BB: 1	K: 0	BB: 0	K: 2	BB: 0	K: 0	BB: 1	K: 0	BB: 0	K: 0	BB: 1	K: 0	BB: 1
	S: 6	P: 10	S: 3	P: 3	S: 9	P: 9	S: 4	P: 8	S: 8	P: 12	S: 4	P: 4	S: 5	P: 9

PITCHER	IP	WLS	BF	H	R	ER	SO	BB	IBB	HBP	BLK	WP	HR	S	P	ERA	WHIP
Bob Owchinko, L (1, 1) <small>ERA: 5.28</small>	7.0	L	31	5	3	3	5	4	0	0	0	1	0	37	53	3.86	1.286
Rick Sawyer, R (8, 1) <small>ERA: 5.67</small>	1.0		6	2	2	2	0	1	0	0	0	0	0	5	9	18.00	3.000

BOTTOM

San Diego Padres @ San Francisco Giants
 Candlestick Park, San Francisco, CA

Thu Jul 07 1977, 10:05 PM EDT
 Att. 3,181 - Unknown

AB	R	H	RBI	BB	SO	LOB
3	2	1	0	2	0	1
2	0	2	1	0	0	0
4	0	1	1	0	2	3
3	0	0	0	1	1	3
3	1	0	0	1	1	3
0	0	0	0	0	0	0
4	1	2	0	0	0	0
3	0	0	1	0	0	1
3	1	0	0	1	0	1
3	0	0	0	0	1	2
1	0	1	2	0	0	0

AB	29
R	5
H	7
RBI	5
BB	5
SO	5
LOB	14

GIANTS

1B	3	SF	1	WP	1	PA	37
2B	3	SAC	2	PB	0		
3B	1	DP	0	SB	2		
HR	0	HBP	0	CS	0		

Batter	1	2	3	4	5	6	7	8	9	AB R H RBI BB SO LOB	TOP
Rowland Office, L OBP: 0.299, SLG: 0.326 (1, 8) X	0-0 F8		0-0 HR 1B		0-3 K			4-0 BB		3 1 1 0 1 1 0	
Junior Moore, R OBP: 0.326, SLG: 0.340 Jerry Royster, R OBP: 0.295, SLG: 0.271 (1, 5) B B B (8, 5) B	4-0 BB		0-0 F8			0-0 5-3		0-0 G3		3 0 0 0 1 0 2 0 0 0 0 0 0 0	
Willie Montanez, L OBP: 0.353, SLG: 0.519 (1, 3) X	0-0 F9		0-0 HR 1-H			0-0 F9			0-3 K	4 1 1 2 0 1 1	
Jeff Burroughs, R OBP: 0.372, SLG: 0.505 (1, 9) X	0-0 F8		0-0 G3			0-0 F8			0-3 K	4 0 0 0 0 1 1	
Gary Matthews, R OBP: 0.357, SLG: 0.460 (1, 7) X		0-0 5-3		0-0 1-3			0-0 F8		0-0 1B	4 0 1 0 0 0 0	
Biff Pocoroba, S OBP: 0.394, SLG: 0.482 (1, 2) X		0-0 S 1B		0-0 1-3			0-0 F8		0-0 4-3	4 0 1 0 0 0 1	
Rod Gilbreath, R OBP: 0.323, SLG: 0.314 (1, 4) X		0-0 F3		0-0 4-3			0-0 F9			3 0 0 0 0 0 1	
Darrel Chaney, S OBP: 0.276, SLG: 0.321 (1, 6) X		0-0 6-3 1-2			0-0 F9			0-0 F8		3 0 0 0 0 0 1	
Phil Niekro, R OBP: 0.203, SLG: 0.193 (1, 1) X			0-0 F3		0-0 F7			0-0 5-3		3 0 0 0 0 0 0	
Inning Stats	R: 0 E: 0 K: 0 S: 3 H: 0 LOB: 1 BB: 1 P: 7	R: 0 E: 0 K: 0 S: 4 H: 1 LOB: 1 BB: 0 P: 4	R: 2 E: 0 K: 0 S: 5 H: 2 LOB: 0 BB: 0 P: 5	R: 0 E: 0 K: 0 S: 3 H: 0 LOB: 0 BB: 0 P: 3	R: 0 E: 0 K: 1 S: 5 H: 0 LOB: 0 BB: 0 P: 5	R: 0 E: 0 K: 0 S: 3 H: 0 LOB: 0 BB: 0 P: 3	R: 0 E: 0 K: 0 S: 3 H: 0 LOB: 0 BB: 0 P: 3	R: 0 E: 0 K: 0 S: 3 H: 0 LOB: 1 BB: 1 P: 7	R: 0 E: 0 K: 2 S: 8 H: 1 LOB: 1 BB: 0 P: 8	1B: 3 2B: 0 3B: 0 HR: 1 SF: 0 SAC: 0 DP: 0 HBP: 0	WP: 0 PB: 0 SB: 1 CS: 0 PA: 33
PITCHER Jim Barr, R ERA: 4.57 Gary Lavelle, L ERA: 1.31	IP WLS BF H R ER SO BB IBB HBP BLK WP HR S P ERA WHIP 8.0 29 3 2 2 1 2 0 0 0 0 0 1 29 37 2.25 0.625 1.0 4 1 0 0 2 0 0 0 0 0 0 0 8 8 0.00 1.000	PITCHER IP WLS BF H R ER SO BB IBB HBP BLK WP HR S P ERA WHIP									

Atlanta Braves @ San Francisco Giants
Candlestick Park, San Francisco, CA

AB	31
R	2
H	4
RBI	2
BB	2
SO	3
LOB	7



Fri Jul 08 1977, 10:05 PM EDT
Att. 2,684 - Unknown

livebaseballscorecards.com

Batter	1	2	3	4	5	6	7	8	9	AB	R	H	RBI	BB	SO	LOB
Bill Madlock, R OBP: 0.352, SLG: 0.441 (1, 5)	0-0 S E 1B		0-0 5-3		0-0 FC1-6 1B		0-3 K			4	1	2	0	0	1	0
Derrel Thomas, S OBP: 0.318, SLG: 0.304 (1, 8)	0-0 E3 1-H		0-3 K		0-0 FC1-6 CS 1-2			0-3 K		4	0	0	0	0	2	1
Darrell Evans, L OBP: 0.370, SLG: 0.435 (1, 7)	0-0 4-3		0-0 E5 WP		0-0 CS 1-2	0-0 S BB 4-3 1B		0-0 F9		4	1	1	0	0	0	1
Gary Thomasson, L OBP: 0.353, SLG: 0.474 (1, 3)	0-0 G3		0-3 K 2-3		0-0 CS 1-2	4-0 S BB 4-3 1B		0-3 K		3	0	0	0	1	2	2
Terry Whitfield, L OBP: 0.337, SLG: 0.436 (1, 9)	0-0 6-3			0-0 F7		0-0 F8			0-0 F9	4	0	0	0	0	0	3
Vic Harris, S OBP: 0.351, SLG: 0.455 (1, 4)		0-0 F8		0-0 G3		0-0 4-3			4-0 S BB 2B BB	3	1	0	1	1	0	1
Marc Hill, R OBP: 0.303, SLG: 0.367 (1, 2)		0-0 F8		0-0 1B		0-0 6-3			4-0 2B 1B IBB	3	0	1	0	1	0	1
Johnnie LeMaster, R OBP: 0.154, SLG: 0.200 Jack Clark, R OBP: 0.304, SLG: 0.407 (9, PH)		0-0 1B		0-0 F8		0-0 F7			0-0 F7 1-3 2-H 2B	3	0	1	0	0	0	1
Jim Barr, R OBP: 0.208, SLG: 0.174 Gary Lavelle, S (9, 1)		0-3 K			0-3 K		0-0 6-3			1	0	1	1	0	0	0

Inning Stats	R: 1	H: 1	E: 1	K: 0	S: 5	LOB: 1	BB: 0	P: 5	R: 0	H: 1	E: 0	K: 1	S: 6	LOB: 1	BB: 0	P: 6	R: 0	H: 0	E: 1	K: 2	S: 8	LOB: 1	BB: 0	P: 8	R: 0	H: 1	E: 0	K: 1	S: 5	LOB: 0	BB: 0	P: 5	R: 1	H: 1	E: 0	K: 0	S: 4	LOB: 1	BB: 1	P: 8	R: 0	H: 0	E: 0	K: 1	S: 5	LOB: 0	BB: 0	P: 5	R: 0	H: 0	E: 0	K: 2	S: 7	LOB: 0	BB: 0	P: 7	R: 1	H: 1	E: 0	K: 0	S: 2	LOB: 2	BB: 2	P: 10	1B: 5	SF: 0	2B: 1	SAC: 0	3B: 0	DP: 0	HR: 0	HBP: 0
PITCHER Phil Niekro, R ERA: 4.38 (1, 1)	IP	WLS	BF	H	R	ER	SO	BB	IBB	HBP	BLK	WP	HR	S	P	ERA	WHIP	IP	WLS	BF	H	R	ER	SO	BB	IBB	HBP	BLK	WP	HR	S	P	ERA	WHIP	IP	WLS	BF	H	R	ER	SO	BB	IBB	HBP	BLK	WP	HR	S	P	ERA	WHIP																					

BOTTOM

Atlanta Braves @ San Francisco Giants
Candlestick Park, San Francisco, CA

Fri Jul 08 1977, 10:05 PM EDT
Att. 2,684 - Unknown

livebaseballscorecards.com

AB	32
R	3
H	6
RBI	2
BB	3
SO	7
LOB	11

GIANTS

WP: 1	PA: 36
PB: 0	SB: 4
CS: 1	

Batter	1	2	3	4	5	6	7	8	9	10	11	AB R H RBI BB SO LOB	TOP																			
Rowland Office, L (1, 8) OBP: 0.295, SLG: 0.321	0-0 4-3	0-0 3-1			0-0 1B 1B		0-0 4-3		0-0 F7		0-3 K	6 1 1 0 0 1 3	<p>Atlanta Braves @ San Francisco Giants</p> <p>Candlestick Park, San Francisco, CA</p> <p>Sat Jul 09 1977, 6:33 AM EDT</p> <p>Att: 3,699 - Unknown</p>																			
Gary Matthews, R (1, 7) OBP: 0.357, SLG: 0.456	0-0 F8				0-3 K		0-0 6-3		0-0 1B 1B		0-0 6-3	5 0 1 0 1 1 1																				
Willie Montanez, L (1, 3) OBP: 0.360, SLG: 0.519	0-3 K				4-0 1B BB		0-0 FC6-4 1B		0-0 1B 1B		4-0 BB	4 0 2 1 2 1 1																				
Jeff Burroughs, R (1, 9) OBP: 0.374, SLG: 0.503					0-0 F7		0-0 1B		0-0 S		0-3 K	5 1 2 1 1 1 3																				
Biff Pocaroba, S (1, 2) OBP: 0.394, SLG: 0.477					0-0 F9		0-0 F7		0-0 F9			4 1 1 0 1 0 4																				
Junior Moore, R (1, 5) OBP: 0.328, SLG: 0.341					0-0 4-3		0-0 E6 1B		0-0 1-3			5 0 2 1 0 0 4																				
Rod Gilbreath, R (1, 4) OBP: 0.319, SLG: 0.309					0-0 F8		0-3 K		0-0 F9		0-0 6-3	3 0 0 0 0 2 1																				
Joe Nolan, L (8, PH) OBP: 0.444, SLG: 0.417					0-0 F9		0-3 K		0-0 5-3		0-0 K	0 0 0 0 0 0 0																				
Cito Gaston, R (8, PH) OBP: 0.286, SLG: 0.404					0-0 5-3		0-0 F8		0-0 1B 2B		0-0 4-3	1 0 0 0 0 0 1																				
Jerry Royster, R (8, 4) OBP: 0.294, SLG: 0.270												1 0 0 0 0 0 0																				
Darrel Chaney, S (1, 6) OBP: 0.277, SLG: 0.317												2 0 0 0 1 1 0																				
Tom Paciorek, R (8, PH) OBP: 0.275, SLG: 0.369												1 0 0 0 0 0 1																				
Craig Robinson, R (8, 6) OBP: 0.273, SLG: 0.286												1 0 1 0 0 0 0																				
Don Collins, R (1, 1) OBP: 0.267, SLG: 0.400												0 0 0 0 0 0 0																				
Buzz Capra, R (1, 1) OBP: 0.200, SLG: 0.077												2 0 0 0 0 0 1 2																				
Dave Campbell, R (5, 1) OBP: 0.265, SLG: 0.292												0 0 0 0 0 0 0																				
Brian Asselstine, L (6, PH) OBP: 0.295, SLG: 0.400												1 0 0 0 0 0 0																				
Max Leon, R (6, 1) OBP: 0.379, SLG: 0.400												0 0 0 0 0 0 0																				
Rick Camp, R (7, 1) OBP: 0.325, SLG: 0.483												0 0 0 0 0 0 0																				
Vic Correll, R (8, PH) OBP: 0.267, SLG: 0.400												1 1 1 0 0 0 0																				
Jamie Easterly, L (9, 1) OBP: 0.267, SLG: 0.400												1 0 0 0 0 0 1																				
Inning Stats	R: 0 E: 0 K: 1 S: 5	H: 0 LOB: 0 BB: 0 P: 5	R: 2 E: 1 K: 2 S: 9	H: 2 LOB: 2 BB: 2 P: 17	R: 0 E: 0 K: 0 S: 3	H: 0 LOB: 0 BB: 0 P: 3	R: 0 E: 0 K: 0 S: 3	H: 0 LOB: 0 BB: 0 P: 3	R: 1 E: 0 K: 1 S: 7	H: 2 LOB: 2 BB: 1 P: 11	R: 0 E: 0 K: 2 S: 7	H: 0 LOB: 0 BB: 0 P: 7	R: 0 E: 0 K: 0 S: 4	H: 1 LOB: 1 BB: 0 P: 4	R: 0 E: 1 K: 0 S: 4	H: 1 LOB: 1 BB: 0 P: 4	R: 1 E: 0 K: 0 S: 6	H: 4 LOB: 2 BB: 0 P: 6	R: 0 E: 0 K: 0 S: 4	H: 1 LOB: 1 BB: 0 P: 4	R: 0 E: 0 K: 2 S: 7	H: 0 LOB: 1 BB: 1 P: 11	1B: 9 2B: 2 3B: 0 HR: 0	SF: 0 SAC: 0 DP: 0 HBP: 0	WP: 0 PB: 0 SB: 2 CS: 0	PA: 49						
PITCHER	IP WLS BF H R ER SO BB IBB HBP BLK WP HR S P ERA WHIP																															
Ed Halicki, R (1, 1) ERA: 3.32	5.0		24	4	3	2	4	5	0	0	0	0	0	0	0	27	47	3.60	1.800													
Dave Heaverlo, R (6, 1) ERA: 2.18	2.1		9	2	0	0	2	0	0	0	0	0	0	0	0	13	13	0.00	0.857													
Gary Lavelle, L (8, 1) ERA: 1.41	1.2		8	4	1	1	0	0	0	0	0	0	0	0	8	8	5.40	2.400														
Randy Moffitt, R (10, 1) ERA: 3.29	2.0	W	8	1	0	0	2	1	0	0	0	0	0	0	11	15	0.00	1.000														

livebaseballscorecards.com

AB	43
R	4
H	11
RBI	3
BB	6
SO	8
LOB	22



Batter	1	2	3	4	5	6	7	8	9	AB R H RBI BB SO LOB	TOP																			
Rowland Office, L OBP: 0.294, SLG: 0.316 (1, 8) X	0-0 4-3		0-0 F7			4-0 FC6-4 BB		0-3 K		3 0 0 0 1 1 0	<p>Atlanta Braves @ San Francisco Giants</p> <p>Candlestick Park, San Francisco, CA</p> <p>Sun Jul 10 1977, 6:33 AM EDT Unknown</p>																			
Gary Matthews, R OBP: 0.352, SLG: 0.449 (1, 7) X	0-0 6-3			0-0 6-3		0-0 FC6-4		0-3 K		4 0 0 0 0 1 1																				
Willie Montanez, L OBP: 0.359, SLG: 0.519 (1, 3) X	0-0 4-3			0-0 4-3		0-0 F9		0-0 2B		4 0 1 0 0 0 1																				
Jeff Burroughs, R OBP: 0.373, SLG: 0.500 (1, 9)		0-0 1B 1B		0-0 1-3			0-0 6-3	0-3 K		4 0 1 0 0 1 1																				
Biff Pocoroba, S OBP: 0.391, SLG: 0.473 (1, 2)			0-0 F9		0-0 2-3		0-0 1B 2B 1B	0-0 4-3		4 1 1 0 0 0 1																				
Junior Moore, R OBP: 0.335, SLG: 0.346 (1, 5)		0-0 1B 1B			4-0 BB		0-0 1B 2B 1B	0-0 F5		3 1 2 0 1 0 0																				
Darrel Chaney, S OBP: 0.270, SLG: 0.308 (1, 6) (7, 4)		0-0 G6-4-3 1-2		0-0 K		0-3 K	0-0 F7	0-0 F8		4 0 0 0 0 1 5																				
Jerry Royster, R OBP: 0.292, SLG: 0.269 (1, 4) Joe Nolan, L OBP: 0.464, SLG: 0.480 (7, PH) Craig Robinson, R OBP: 0.273, SLG: 0.286 (7, PR) (7, 6)			0-3 K		0-0 4-3		0-0 1-H 2-H 2B			2 0 0 0 0 1 1 1 0 1 2 0 0 0 0 0 0 0 0 0 0																				
Dick Ruthven, R OBP: 0.250, SLG: 0.313 (1, 1) Brian Asselstine, L OBP: 0.250, SLG: 0.286 (6, PH) Steve Kline, R (6, 1) Cito Gaston, R OBP: 0.281, SLG: 0.396 (7, PH) Dave Campbell, R (7, 1)			0-0 5-3			0-0 F8	0-0 5-3			1 0 0 0 0 0 0 1 0 0 0 0 0 0 0 0 0 0 0 0 0 1 0 0 0 0 0 1 0 0 0 0 0 0 0																				
Inning Stats	R: 0 E: 0 K: 0 S: 3	H: 0 LOB: 0 BB: 0 P: 3	R: 0 E: 0 K: 0 S: 4	H: 2 LOB: 1 BB: 0 P: 4	R: 0 E: 0 K: 1 S: 5	H: 0 LOB: 0 BB: 0 P: 5	R: 0 E: 0 K: 0 S: 3	H: 0 LOB: 0 BB: 0 P: 3	R: 0 E: 0 K: 1 S: 5	H: 0 LOB: 1 BB: 1 P: 9		R: 2 E: 0 K: 0 S: 6	H: 3 LOB: 1 BB: 0 P: 6	R: 0 E: 0 K: 3 S: 10	H: 1 LOB: 1 BB: 0 P: 10	R: 0 E: 0 K: 0 S: 3	H: 0 LOB: 0 BB: 0 P: 3	1B: 4 2B: 2 3B: 0 HR: 0	SF: 0 SAC: 0 DP: 1 HBP: 0	WP: 0 PB: 0 SB: 0 CS: 0	PA: 34									
PITCHER Charlie Williams, R ERA: 3.75 (1, 1)	IP 9.0	WLS W	BF 34	H 6	R 2	ER 2	SO 5	BB 2	IBB 0	HBP 0	BLK 0	WP 0	HR 0	S 42	P 50	ERA 2.00	WHIP 0.889													
											PITCHER	IP	WLS	BF	H	R	ER	SO	BB	IBB	HBP	BLK	WP	HR	S	P	ERA	WHIP		

livebaseballscorecards.com

AB	32
R	2
H	6
RBI	2
BB	2
SO	5
LOB	11



Batter	1	2	3	4	5	6	7	8	9
Bill Madlock, R OBP: 0.356, SLG: 0.449 (1, 5)	0-0 6-3		0-0 HR	4-0 IBB		0-3 K		0-0 F8	
Derrel Thomas, S OBP: 0.310, SLG: 0.296 (1, 8)	0-3 K		0-0 F8	0-0 F9		0-0 F5		0-0 F6	
Darrell Evans, L OBP: 0.369, SLG: 0.430 (1, 7)	0-0 F7		0-0 F7		0-0 4-3	0-0 1B			
Jack Clark, R OBP: 0.310, SLG: 0.407 (1, 9)		0-0 F8	0-0 S 1B		4-0 1B E BB	0-0 F3			
Willie McCovey, L OBP: 0.387, SLG: 0.484 (1, 3)		0-0 BB E 1B	0-0 G3		0-0 1B E 1B		0-0 F9		
Vic Harris, S OBP: 0.349, SLG: 0.425 (1, 4)		4-0 E SF9 BB		0-0 G3	0-0 E4 1B 1B		0-0 F9		
Marc Hill, R OBP: 0.311, SLG: 0.363 (1, 2)		0-0 E5 SF9		0-0 2B 1B	4-0 1B BB		0-0 6-3		
Johnnie LeMaster, R OBP: 0.203, SLG: 0.255 (1, 6)		0-0 SF9		0-0 1B 2B	0-0 1B		0-0 F9		
Charlie Williams, R OBP: 0.250, SLG: 0.250 (1, 1)		0-3 K		0-0 P5	0-0 4-3		0-0 WP 1B		

Inning Stats	R: 0	H: 0	E: 0	K: 1	S: 5	LOB: 0	BB: 0	P: 5
	R: 2	H: 1	E: 1	K: 1	S: 7	LOB: 1	BB: 1	P: 11
	R: 1	H: 2	E: 0	K: 0	S: 5	LOB: 1	BB: 0	P: 5
	R: 0	H: 2	E: 0	K: 0	S: 5	LOB: 3	BB: 1	P: 9
	R: 2	H: 3	E: 1	K: 0	S: 5	LOB: 2	BB: 2	P: 13
	R: 0	H: 1	E: 0	K: 1	S: 6	LOB: 1	BB: 0	P: 6
	R: 0	H: 0	E: 0	K: 0	S: 3	LOB: 0	BB: 0	P: 3
	R: 0	H: 1	E: 0	K: 0	S: 4	LOB: 1	BB: 0	P: 4

PITCHER	IP	WLS	BF	H	R	ER	SO	BB	IBB	HBP	BLK	WP	HR	S	P	ERA	WHIP
Dick Ruthven, R ERA: 3.04 (1, 1)	5.0	L	27	8	5	1	2	3	1	0	0	0	1	27	43	1.80	2.200
Steve Kline, R ERA: 5.79 (6, 1)	1.0		4	1	0	0	1	0	0	0	0	0	0	6	6	0.00	1.000
Dave Campbell, R ERA: 4.34 (7, 1)	2.0		7	1	0	0	0	0	0	0	0	1	0	7	7	0.00	0.500

AB R H RBI BB SO LOB

4	1	1	1	1	1	1
5	0	0	0	0	1	4
4	0	1	0	0	0	0
3	1	1	0	1	0	1
4	1	2	0	0	0	1
3	2	1	1	1	0	0
3	0	1	0	1	0	1
3	0	2	2	0	0	0
4	0	1	0	0	1	5

AB	R	H	RBI	BB	SO	LOB
33	5	10	4	4	3	13

WP	HR	S	P	ERA	WHIP
1	0	0	0	0	0


Atlanta Braves @ San Francisco Giants
Candlestick Park, San Francisco, CA

Sun Jul 10 1977, 6:33 AM EDT
Unknown

livebaseballscorecards.com

WP: 1	PA: 38
PB: 0	SB: 1
CS: 0	



Batter	1	2	3	4	5	6	7	8	9	AB R H RBI BB SO LOB	TOP																									
Rowland Office, L OBP: 0.288, SLG: 0.310 (1, 8)	0-0 F7			0-0 E3 1B	0-0 F7		0-0 1-3			4 1 0 0 0 0 0																										
Gary Matthews, R OBP: 0.351, SLG: 0.446 (1, 7)	0-0 F7			0-0 1B FC5	0-0 4-3		0-0 F8			4 0 1 0 0 0 0 0 0 0 0 0 0 0																										
Willie Montanez, L OBP: 0.361, SLG: 0.526 (1, 3)	0-0 F7			0-0 1B FC5 3B 1B		0-0 E 3B		0-0 F6		4 2 2 1 0 0 0																										
Jeff Burroughs, R OBP: 0.369, SLG: 0.494 (1, 9)		0-3 K		0-0 FC5 1B 3B		0-0 E1		0-0 1-3		4 1 0 0 0 1 2																										
Joe Nolan, L OBP: 0.452, SLG: 0.464 (1, 2)		0-0 4-3		0-0 3B 1B		0-0 F7		0-0 F9		3 1 1 0 0 0 1 1 0 0 0 0 0 0																										
Vic Correll, R OBP: 0.323, SLG: 0.459 (8, PH)				1-2 2-3 3B 1B																																
Junior Moore, R OBP: 0.338, SLG: 0.355 (1, 5)		0-0 F8		0-0 3B		4-0 BB			0-0 5-3	3 0 1 3 1 0 0																										
Darrel Chaney, S OBP: 0.265, SLG: 0.302 (1, 6)			0-0 F6	0-0 F7		0-0 F9		0-3 K		3 0 0 0 0 0 3 1 0 0 0 0 1 0	AB 34 R 5 H 5 RBI 4 BB 1 SO 4 LOB 9																									
Rod Gilbreath, R OBP: 0.318, SLG: 0.308 (9, PH)																																				
Jerry Royster, R OBP: 0.289, SLG: 0.265 (1, 4)			0-0 6-3	0-0 F6		0-3 K		0-0 5-3		4 0 0 0 0 1 3																										
Eddie Solomon, R (1, 1)			0-3 K			0-0 F8		0-0 F7		1 0 0 0 0 1 0 0 0 0 0 0 0 0 1 0 1 0 0 0 0 0 0																										
Dave Campbell, R (4, 1)																																				
Brian Assettine, L (5, PH)																																				
Steve Hargan, R (5, 1)																																				
Steve Kline, R (5, 1)																																				
Max Leon, R (5, 1)																																				
Tom Paolotek, R (7, PH)																																				
Tom Paolotek, R (7, 7)																																				
Inning Stats	R: 0 E: 0 K: 0 S: 3	H: 0 LOB: 0 BB: 0 P: 3	R: 0 E: 0 K: 1 S: 5	H: 0 LOB: 0 BB: 0 P: 5	R: 0 E: 0 K: 1 S: 5	H: 0 LOB: 0 BB: 0 P: 5	R: 4 E: 1 K: 0 S: 8	H: 4 LOB: 1 BB: 0 P: 8	R: 0 E: 0 K: 0 S: 3	H: 0 LOB: 0 BB: 0 P: 3	R: 1 E: 1 K: 1 S: 7	H: 1 LOB: 2 BB: 1 P: 11	R: 0 E: 0 K: 0 S: 3	H: 0 LOB: 0 BB: 0 P: 3	R: 0 E: 0 K: 1 S: 5	H: 0 LOB: 0 BB: 0 P: 5	1B: 3 2B: 0 3B: 2 HR: 0	SF: 0 SAC: 0 DP: 0 HBP: 0	WP: 0 PB: 0 SB: 0 CS: 0	PA: 35																
PITCHER	IP WLS BF H R ER SO BB IBB HBP BLK WP HR S P ERA WHIP																																			
John Montefusco, R (1, 1)	4.0		17	4	4	3	2	0	0	0	0	0	0	21	21	6.75	1.000																			
Dave Heaverlo, R (5, 1)	1.0	W	3	0	0	0	0	0	0	0	0	0	0	3	3	0.00	0.000																			
Terry Cornutt, R (6, 1)	2.0		9	1	1	1	1	1	0	0	0	0	0	10	14	4.50	1.000																			
John Curtis, L (8, 1)	2.0		6	0	0	0	1	0	0	0	0	0	0	8	8	0.00	0.000																			

Atlanta Braves @ San Francisco Giants
Candlestick Park, San Francisco, CA
Sun Jul 10 1977, 6:38 AM EDT
Att: 17,819 - Unknown

livebaseballscorecards.com



Batter	1	2	3	4	5	6	7	8	9	AB	R	H	RBI	BB	SO	LOB
Bill Madlock, R (1, 5) OBP: 0.361, SLG: 0.449 Terry Cornutt, R (6, 1) Jack Clark, R (7, PH) OBP: 0.308, SLG: 0.406 (8, 9)	0-0 6-3		0-0 1B	4-0 1B S BB	4-0 1B 1B BB		0-0 6-3			2	2	1	0	2	0	0
Derrel Thomas, S (1, 8) OBP: 0.311, SLG: 0.298	0-0 F7		0-0 4-3	0-0 1B S 1B	0-0 1B 2B 1B		0-0 4-3			5	2	2	3	0	0	1
Terry Whitfield, L (1, 9) OBP: 0.345, SLG: 0.458 Dave Heaverlo, R (5, 1) Randy Elliott, R (5, PH) OBP: 0.272, SLG: 0.333 (6, 7)	0-0 F9			0-0 SF9 3B	0-0 2B 1B		4-0			3	1	2	1	0	0	0
Gary Thomasson, L (1, 7) OBP: 0.348, SLG: 0.471 (5, 9) (8, 3)		0-0 2B		0-0 K	0-0 F3		0-0 4-3			5	0	2	2	0	1	3
Willie McCovey, L (1, 3) OBP: 0.385, SLG: 0.480 John Curtis, L (8, 1) OBP: 0.308, SLG: 0.417		0-0 F7		0-0 SF9	0-0 1B 1B BB			4-0 1B 1B BB		2	1	0	1	1	0	3
Vic Harris, S (1, 4) OBP: 0.364, SLG: 0.436		0-0 F5		0-0 1B E 1B	0-0 FC6-4 1B WP 1B		0-0 6-3			5	2	3	0	0	0	1
Johnnie LeMaster, R (1, 6) OBP: 0.219, SLG: 0.267		0-0 F9		0-0 1B E 1B	0-0 FC6-4 1B		0-0 F8			5	1	2	0	0	0	3
Mike Sadek, R (1, 2) OBP: 0.286, SLG: 0.316		0-0 F5		0-0 1B E4 1B	0-0 F5		0-0	0-0 G6-3 1B		5	1	2	0	0	0	4
John Montefusco, R (1, 1) OBP: 0.174, SLG: 0.273 Darrell Evans, L (4, PH) OBP: 0.368, SLG: 0.427 (5, 7) (6, 5)			0-3 K	0-0 1B BB 1B	0-0 FC6-4 1B WP		0-0 F8		0-0 G6-3	1	0	0	0	0	1	0
				0-0 1B BB 1B	0-0 FC6-4 1B WP		0-0 F8			4	2	1	2	0	0	6

Inning Stats	R: 0	H: 0	E: 0	K: 0	S: 3	L: 0	LOB: 0	BB: 0	P: 3	R: 0	H: 1	E: 0	K: 0	S: 4	R: 0	H: 1	E: 0	K: 1	S: 6	R: 7	H: 6	E: 1	K: 1	S: 12	R: 5	H: 5	E: 0	K: 0	S: 8	R: 0	H: 1	E: 0	K: 0	S: 4	R: 0	H: 0	E: 0	K: 0	S: 3	R: 0	H: 2	E: 0	K: 0	S: 4
--------------	------	------	------	------	------	------	--------	-------	------	------	------	------	------	------	------	------	------	------	------	------	------	------	------	-------	------	------	------	------	------	------	------	------	------	------	------	------	------	------	------	------	------	------	------	------

PITCHER	IP	WLS	BF	H	R	ER	SO	BB	IBB	HBP	BLK	WP	HR	S	P	ERA	WHIP
Eddie Solomon, R (1, 1) ERA: 2.45	3.2		20	7	7	1	2	1	0	0	0	0	0	23	27	2.46	2.182
Dave Campbell, R (4, 1) ERA: 4.3	0.1		2	1	0	0	0	0	0	0	0	0	0	2	2	0.00	3.000
Steve Hargan, R (5, 1) ERA: 6.6	0.0		3	2	3	3	0	1	0	0	0	0	0	2	6	∞	∞
Steve Kline, R (5, 1) ERA: 6.52	0.2		6	3	2	2	0	1	0	0	0	1	0	5	9	27.00	6.000
Max Leon, R (5, 1) ERA: 4.43	1.1		5	1	0	0	0	0	0	0	0	0	0	5	5	0.00	0.750

BOTTOM

Atlanta Braves @ San Francisco Giants
Candlestick Park, San Francisco, CA

Sun Jul 10 1977, 6:38 AM EDT
Att. 17,819 - Unknown

AB	39
R	12
H	16
RBI	9
BB	5
SO	2
LOB	21



1B	2B	3B	HR	SF	SAC	DP	HBP	WP	PA	ERA	WHIP
13	1	1	0	1	0	1	0	1	45	0.00	2.000

Batter	1	2	3	4	5	6	7	8	9	AB R H RBI BB SO LOB	TOP		
Bill Madlock, R (1, 5) OBP: 0.361, SLG: 0.445	0-0 F7	0-0 5-3		0-0 1-3		4-0 IBB		4-0 1B BB		3 1 0 0 2 0 2	San Francisco Giants @ San Diego Padres San Diego Stadium, San Diego, CA Mon Jul 11 1977, 10:05 PM EDT Att: 11,109 - Unknown		
Derrel Thomas, S (1, 8) OBP: 0.309, SLG: 0.293	0-0 4-3		0-0 5-3	0-0 5-3		0-0 F6		4-0 1B BB		4 0 0 0 1 0 3			
Darrell Evans, L (1, 7) OBP: 0.365, SLG: 0.423	0-0 E6 CS		0-0 F8		0-0 F9	0-0 G3		0-0 1B		5 0 1 1 0 0 3			
Jack Clark, R (1, 9) OBP: 0.314, SLG: 0.405	0-0 CS 1-2	0-0 1B WP 1B	4-0 1B BB		0-3 K		0-0 F8	4-0 IBB		3 2 1 0 2 1 0			
Willie McCovey, L (1, 3) OBP: 0.386, SLG: 0.479			0-0 K	0-0 BB 1B		0-0 F7		0-0 G3		5 0 2 0 0 1 4			
Gary Thomasson, L (8, 3) OBP: 0.348, SLG: 0.471		1-2 K	1-3 BB 1B							0 0 0 0 0 0 0			
Vic Harris, S (1, 4) OBP: 0.386, SLG: 0.434		0-0 F3	0-0 BB 1B			0-0 2B 1B			0-3 K	5 1 2 1 0 1 2			
Rob Andrews, R (9, 4) OBP: 0.350, SLG: 0.291			1-2 BB 1B				0-0 F3			0 0 0 0 0 0 0			
Marc Hill, R (1, 2) OBP: 0.318, SLG: 0.371		0-0 1B 1B	4-0 BB			0-0 1B 2B	0-0 5-3		0-0 4-3	4 1 2 2 1 0 1			
Johnnie LeMaster, R (1, 6) OBP: 0.246, SLG: 0.308		0-0 1B 1B	0-3 K			0-0 SH1-3 1B		0-0 1-6 2B		5 0 3 0 0 1 3			
Bob Knepper, L (1, 1) OBP: 0.227, SLG: 0.190		0-0 1B		0-0 F4		0-0 SH1-3		0-0 1-6		2 0 1 1 0 0 0			
Randy Moffitt, R (7, 1)		1-3 2-H 1B						2-3f		1 0 0 0 0 0 1			
Inning Stats	R: 0 H: 0 E: 1 LOB: 0 K: 0 BB: 0 S: 3 P: 3	R: 2 H: 4 E: 0 LOB: 2 K: 1 BB: 0 S: 9 P: 9	R: 1 H: 2 E: 0 LOB: 3 K: 1 BB: 2 S: 7 P: 15	R: 0 H: 0 E: 0 LOB: 0 K: 0 BB: 0 S: 3 P: 3	R: 0 H: 0 E: 0 LOB: 0 K: 1 BB: 0 S: 5 P: 5	R: 1 H: 3 E: 0 LOB: 3 K: 0 BB: 1 S: 6 P: 10	R: 0 H: 1 E: 0 LOB: 1 K: 0 BB: 0 S: 4 P: 4	R: 1 H: 2 E: 0 LOB: 3 K: 0 BB: 3 S: 4 P: 16	R: 0 H: 0 E: 0 LOB: 0 K: 1 BB: 0 S: 5 P: 5	1B: 10 SF: 0 2B: 3 SAC: 1 3B: 0 DP: 1 HR: 0 HBP: 0	WP: 1 PA: 45 PB: 0 SB: 0 CS: 1		
PITCHER	IP WLS BF H R ER SO BB IBB HBP BLK WP HR S P ERA WHIP											PITCHER	IP WLS BF H R ER SO BB IBB HBP BLK WP HR S P ERA WHIP
Bob Shirley, L (1, 1) ERA: 3.52	7.0 L 34 10 4 4 3 2 1 0 0 0 1 0 37 49 5.14 1.714												
Rick Sawyer, R (8, 1) ERA: 5.76	0.2 4 1 1 1 0 2 0 0 0 0 0 0 2 10 13.50 4.500												
Dave Tomlin, L (8, 1) ERA: 3.88	1.1 6 1 0 0 1 0 0 1 0 0 0 0 7 11 0.00 0.750												

livebaseballscorecards.com

AB	37
R	5
H	12
RBI	5
BB	6
SO	4
LOB	19



Batter	1	2	3	4	5	6	7	8	9	AB R H RBI BB SO LOB
Bill Almon, R OBP: 0.292, SLG: 0.312 (1, 6)	0-0 F8		0-0 F8		0-0 F9		4-0 1B 1B BB		0-3 K	4 0 0 0 1 1 2
Gene Tenace, R OBP: 0.409, SLG: 0.402 (1, 2)	0-0 F4		0-0 F2		0-3 K		0-0 1B 1B		4-0 FC6-4 BB	4 0 1 0 1 1 1
Mike Ivie, R OBP: 0.348, SLG: 0.440 (1, 3)	0-0 3B		0-0 2B		0-0 5-3		0-0 G6-4-3 1B		0-0 FC6-4	5 0 3 1 0 0 2
Dave Winfield, R OBP: 0.349, SLG: 0.533 (1, 9)	4-0 BB		4-0 BB		0-3 K		0-0 G6-4-3 1-2f			2 0 0 0 2 1 3
Dave Kingman, R OBP: 0.265, SLG: 0.376 (1, 7)	0-0 F4		0-3 K		0-3 K			0-0 L5		4 0 0 0 0 2 5
George Hendrick, R OBP: 0.361, SLG: 0.435 (1, 8)		0-0 F6		0-0 F8		0-0 1B		0-0 5-3		4 0 1 0 0 0 0
Tucker Ashford, R OBP: 0.255, SLG: 0.327 (1, 5)		0-0 F8		0-0 1B		0-0 1-3		0-0 L5		4 0 1 0 0 0 1
Mike Champion, R OBP: 0.271, SLG: 0.302 (1, 4)		0-0 6-3		0-3 K			0-0 3-1		0-0 FC4 1B	2 0 0 0 0 1 1
Gary Sutherland, R OBP: 0.351, SLG: 0.373 (7, PH)				0-3 K						1 0 0 0 0 0 0
Gene Richards, L OBP: 0.342, SLG: 0.340 (9, PH)				0-3 K						1 0 1 0 0 0 0
Bob Shirley, R OBP: 0.143, SLG: 0.100 (1, 1)			0-0 2B		0-3 K				0-0 FC4	2 0 1 0 0 1 1
Merv Rettenmund, R OBP: 0.460, SLG: 0.551 (7, PH)			0-0 1B				0-0 1B 1B		0-0 BB	1 1 1 0 0 0 0
Rick Sawyer, R OBP: 0.333, SLG: 0.158 (8, 1)									1-2f	0 0 0 0 0 0 0
Dave Tomlin, L OBP: 0.333, SLG: 0.333 (8, 1)										0 0 0 0 0 0 0
Jerry Turner, L OBP: 0.345, SLG: 0.432 (9, PH)										1 0 0 0 0 0 1

Inning Stats	R: 0	H: 1	E: 0	K: 0	S: 4	LOB: 2	BB: 1	P: 8	R: 0	H: 0	E: 0	K: 0	S: 3	LOB: 0	BB: 0	P: 3	R: 0	H: 2	E: 0	K: 1	S: 7	LOB: 3	BB: 1	P: 11	R: 0	H: 1	E: 0	K: 2	S: 8	LOB: 1	BB: 0	P: 8	R: 0	H: 0	E: 0	K: 1	S: 5	LOB: 0	BB: 0	P: 5	R: 0	H: 1	E: 0	K: 2	S: 8	LOB: 1	BB: 0	P: 8	R: 1	H: 3	E: 0	K: 0	S: 5	LOB: 2	BB: 1	P: 9	R: 0	H: 0	E: 0	K: 0	S: 3	LOB: 0	BB: 0	P: 3	R: 0	H: 1	E: 0	K: 1	S: 6	LOB: 2	BB: 1	P: 10	1B: 7	SF: 0	2B: 1	SAC: 0	3B: 1	DP: 1	HR: 0	HBP: 0	WP: 0	PA: 39
--------------	------	------	------	------	------	--------	-------	------	------	------	------	------	------	--------	-------	------	------	------	------	------	------	--------	-------	-------	------	------	------	------	------	--------	-------	------	------	------	------	------	------	--------	-------	------	------	------	------	------	------	--------	-------	------	------	------	------	------	------	--------	-------	------	------	------	------	------	------	--------	-------	------	------	------	------	------	------	--------	-------	-------	-------	-------	-------	--------	-------	-------	-------	--------	-------	--------

PITCHER	IP	WLS	BF	H	R	ER	SO	BB	IBB	HBP	BLK	WP	HR	S	P	ERA	WHIP
Bob Knepper, L ERA: 3.58 (1, 1)	6.1	W	30	8	1	1	6	3	0	0	0	0	0	39	51	1.42	1.737
Randy Moffitt, R ERA: 3.13 (7, 1)	2.2	S	9	1	0	0	1	1	0	0	0	0	0	10	14	0.00	0.750

BOTTOM

San Francisco Giants @ San Diego Padres
San Diego Stadium, San Diego, CA
Mon Jul 11 1977, 10:05 PM EDT
Att. 11,109 - Unknown

livebaseballscorecards.com

AB	35
R	1
H	9
RBI	1
BB	4
SO	7
LOB	17



Batter	1	2	3	4	5	6	7	8	9	AB R H RBI BB SO LOB	TOP
Bill Madlock, R (1, 5) OBP: 0.364, SLG: 0.447	0-0 BB 1B 1B		0-0 FC5-4 1B		0-0 PB 1B 1B	0-0 F8			0-0 G6-4-3 1-2f	5 1 3 0 0 0 2	San Francisco Giants @ San Diego Padres San Diego Stadium, San Diego, CA Tue Jul 12 1977, 10:05 PM EDT Att. 10,708 - Unknown livebaseballscorecards.com
Derrel Thomas, S (1, 8) OBP: 0.305, SLG: 0.289	0-3 K		0-0 FC5-4 2B		0-3 K		0-0 G3		4 1 0 0 0 2 3		
Darrell Evans, L (1, 7) OBP: 0.367, SLG: 0.425	4-0 1B 1-2 BB		0-0 2B		0-0 F7		0-0 4-3		3 0 1 1 1 0 1		
Jack Clark, R (1, 9) OBP: 0.317, SLG: 0.406	0-0 1-3 2-H 1B		0-0 6-3		0-0 1B 1B		0-3 K		4 1 2 1 0 1 1		
Willie McCovey, L (1, 3) OBP: 0.384, SLG: 0.475	0-3 K		0-3 K		0-0 1B 1-2 1B		0-0 F7		4 0 1 0 0 2 3		
Marc Hill, R (1, 2) OBP: 0.316, SLG: 0.368		0-3 K		0-0 6-3	0-0 1-3 2-H 1B		0-3 K		4 0 1 1 0 2 0		
Rob Andrews, R (1, 4) OBP: 0.356, SLG: 0.300		0-0 1B		0-0 1-3 1B		0-0 FC6-4 1B		0-0 F9	4 0 3 0 0 0 0		
Johnnie LeMaster, R (1, 6) OBP: 0.233, SLG: 0.290		0-3 K		0-0 1-3		0-0 FC6-4 1-2f		0-3 K	4 0 0 0 0 2 3		
Jim Barr, R (1, 1) OBP: 0.200, SLG: 0.167		0-0 F8		0-0 5-3		0-0 F7		4-0 BB	2 0 0 0 0 0 2		
Dave Heaverlo, R (5, 1)									0 0 0 0 0 0 0		
Terry Whitfield, L (6, PH) OBP: 0.343, SLG: 0.456									1 0 0 0 0 0 1		
John Curtis, L (6, 1) OBP: 0.308, SLG: 0.417									0 0 0 0 0 0 0		
Gary Thomasson, L (9, PH) OBP: 0.350, SLG: 0.471									0 0 0 0 1 0 0		
Inning Stats	R: 0 H: 2 E: 0 LOB: 2 K: 2 BB: 1 S: 8 P: 12	R: 0 H: 1 E: 0 LOB: 1 K: 2 BB: 0 S: 8 P: 8	R: 1 H: 2 E: 0 LOB: 1 K: 1 BB: 0 S: 7 P: 7	R: 0 H: 1 E: 0 LOB: 1 K: 0 BB: 0 S: 4 P: 4	R: 2 H: 4 E: 0 LOB: 2 K: 1 BB: 0 S: 8 P: 8	R: 0 H: 1 E: 0 LOB: 1 K: 0 BB: 0 S: 4 P: 4	R: 0 H: 0 E: 0 LOB: 0 K: 1 BB: 0 S: 5 P: 5	R: 0 H: 0 E: 0 LOB: 0 K: 1 BB: 0 S: 5 P: 5	R: 0 H: 0 E: 0 LOB: 0 K: 1 BB: 1 S: 4 P: 8	1B: 10 SF: 0 2B: 1 SAC: 0 3B: 0 DP: 1 HR: 0 HBP: 0	WP: 0 PA: 37 PB: 1 SB: 0 CS: 0
PITCHER Bob Owchinko, L (1, 1) ERA: 5.29 Dan Spillner, R (6, 1) ERA: 2.97	IP WLS BF H R ER SO BB IBB HBP BLK WP HR S P ERA WHIP	5.0 W 24 10 3 3 6 1 0 0 0 0 0 0 35 39 5.40 2.200	4.0 S 13 1 0 0 3 1 0 0 0 0 0 0 18 22 0.00 0.500	PITCHER IP WLS BF H R ER SO BB IBB HBP BLK WP HR S P ERA WHIP							



Batter	1	2	3	4	5	6	7	8	9
Gene Richards, L (1, 8) OBP: 0.342, SLG: 0.340	4-0 1B BB	0-0 SF7		0-0 G3	0-0 1B			0-0 4-3	
Bill Almon, R (1, 6) OBP: 0.294, SLG: 0.313	0-0 1B SF8	0-0 1B		0-0 F9	0-0 1-3			0-0 F8	
Mike Ivie, R (1, 3) OBP: 0.344, SLG: 0.434	0-0 F3	0-0 F7			0-0 6-3			0-0 F8	
Dave Winfield, R (1, 9) OBP: 0.353, SLG: 0.535	0-0 WP 1B		0-0 F8 1B		0-0 HR 1B			0-0 4-3	
Jerry Turner, L (1, 7) OBP: 0.343, SLG: 0.450	0-0 SF8		0-3 K		0-0 HR			0-0 F9	
Dave Roberts, R (1, 2) OBP: 0.286, SLG: 0.328	0-0 6-3		0-0 F8		0-0 1B 1B			0-0 6-3	
Tucker Ashford, R (1, 5) OBP: 0.237, SLG: 0.304		0-0 6-3	0-0 F9		0-0 F6			0-3 K	
Mike Champion, R (1, 4) OBP: 0.277, SLG: 0.308		0-0 E 1B SF7 1B		0-0 G3 SH1-4 1B	0-0 1B 1B			0-3 K	
Bob Owchinko, L (1, 1) OBP: 0.300, SLG: 0.176 Dave Kingman, R (5, PH) OBP: 0.267, SLG: 0.379 Dan Spillner, R (6, 1)		0-0 E6 1B		0-0 SH1-4	0-0 1B 1B			0-3 K	

Inning Stats	R: 2	H: 2	E: 0	K: 5	S: 5	LOB: 1	BB: 1	P: 9	R: 1	H: 3	E: 1	K: 0	S: 6	LOB: 2	BB: 0	P: 6	R: 0	H: 1	E: 0	K: 1	S: 6	LOB: 1	BB: 0	P: 6	R: 0	H: 1	E: 0	K: 0	S: 4	LOB: 1	BB: 0	P: 4	R: 4	H: 6	E: 0	K: 0	S: 9	LOB: 2	BB: 0	P: 9	R: 0	H: 0	E: 0	K: 0	S: 3	LOB: 0	BB: 0	P: 3	R: 0	H: 0	E: 0	K: 2	S: 7	LOB: 0	BB: 0	P: 7	R: 0	H: 0	E: 0	K: 1	S: 5	LOB: 0	BB: 0	P: 5
--------------	------	------	------	------	------	--------	-------	------	------	------	------	------	------	--------	-------	------	------	------	------	------	------	--------	-------	------	------	------	------	------	------	--------	-------	------	------	------	------	------	------	--------	-------	------	------	------	------	------	------	--------	-------	------	------	------	------	------	------	--------	-------	------	------	------	------	------	------	--------	-------	------

AB	R	H	RBI	BB	SO	LOB
3	1	1	2	1	0	1
5	1	2	0	0	0	3
4	0	0	0	0	0	4
4	1	3	1	0	0	0
3	1	1	3	0	1	1
4	1	1	0	0	0	2
4	0	0	0	0	1	2
4	2	3	0	0	1	0
1	0	1	0	0	0	0
1	0	1	1	0	0	0
1	0	0	0	0	1	0

BOTTOM

San Francisco Giants @ San Diego Padres
 San Diego Stadium, San Diego, CA
 Tue Jul 12 1977, 10:05 PM EDT
 Att. 10,708 - Unknown

AB	34
R	7
H	13
RBI	7
BB	1
SO	4
LOB	13



PITCHER	IP	WLS	BF	H	R	ER	SO	BB	IBB	HBP	BLK	WP	HR	S	P	ERA	WHIP
Jim Barr, R (1, 1) ERA: 4.88	4.2	L	27	12	7	7	1	1	0	0	0	1	1	28	32	13.50	2.786
Dave Heaverlo, R (5, 1) ERA: 2.13	0.1		2	1	0	0	0	0	0	0	0	0	0	2	2	0.00	3.000
John Curtis, L (6, 1) ERA: 5.93	3.0		9	0	0	0	3	0	0	0	0	0	0	15	15	0.00	0.000

WP	HR	S	P	ERA	WHIP
1	1	7	38		
0	0	0	0		
0	0	0	0		

livebaseballscorecards.com

Batter	1	2	3	4	5	6	7	8	9	AB R H RBI BB SO LOB	TOP									
Terry Whitfield, L OBP: 0.340, SLG: 0.449 (1, 8) (8, 7)	0-0 4-3	0-0 6-3			0-0 F8		0-0 1B		0-0 4-3	5 0 1 0 0 0 0	San Francisco Giants @ San Diego Padres San Diego Stadium, San Diego, CA Wed Jul 13 1977, 10:05 PM EDT Att. 11,000 - Unknown livebaseballscorecards.com									
Gary Thomasson, L OBP: 0.348, SLG: 0.463 (1, 7) (8, 3)	4-0 1B BB	0-0 F7			0-0 F7		0-0 L9		0-3 K	4 1 0 0 1 1 2										
Darrell Evans, L OBP: 0.362, SLG: 0.419 (1, 5)	0-0 F8	0-0 F9			0-0 F9		0-0 4-3			4 0 0 0 0 0 3										
Jack Clark, R OBP: 0.320, SLG: 0.421 (1, 9)	0-0 BB BB 1-3 2B 1B		0-0 5-3			0-0 HR		0-3 K		4 2 2 1 0 1 0										
Willie McCovey, L OBP: 0.385, SLG: 0.474 Derrel Thomas, S OBP: 0.305, SLG: 0.289 (1, 3) (8, PR) (8, 8)	4-0 BB BB 1-2 2B BB		0-3 K		0-3 K		0-0 1B 4-3 1B			3 1 1 0 1 2 0 0 1 0 0 0 0 0										
Marc Hill, R OBP: 0.320, SLG: 0.368 (1, 2)	4-0 2B BB 1-2 2-3 3-H		0-0 5-3		0-3 K		0-0 1B 4-3 1B			3 0 1 1 1 1 0										
Rob Andrews, R OBP: 0.355, SLG: 0.303 (1, 4)	0-0 1-3 2-H 3-H 2B			0-0 4-3		0-0 F4		0-0 4-3		4 0 1 3 0 0 1										
Johnnie LeMaster, R OBP: 0.234, SLG: 0.278 (1, 6)	4-0 IBB			0-0 5-3		0-0 5-3		0-3 K		3 0 0 0 1 1 2										
Ed Halicki, R OBP: 0.191, SLG: 0.222 Gary Lavelle, S (1, 1) (9, 1)	0-0 F7			0-3 K		4-0 1B BB		0-0 6-3		3 0 0 0 1 1 3 0 0 0 0 0 0 0										
Inning Stats	R: 3 E: 0 K: 0 S: 5	H: 2 LOB: 3 BB: 4 P: 21	R: 0 E: 0 K: 0 S: 3	H: 0 LOB: 0 BB: 0 P: 3	R: 0 E: 0 K: 1 S: 5	H: 0 LOB: 0 BB: 0 P: 5	R: 0 E: 0 K: 1 S: 5	H: 0 LOB: 0 BB: 0 P: 5	R: 1 E: 0 K: 2 S: 8	H: 1 LOB: 0 BB: 0 P: 8	R: 0 E: 0 K: 0 S: 4	H: 1 LOB: 2 BB: 1 P: 8	R: 1 E: 0 K: 2 S: 9	H: 2 LOB: 2 BB: 0 P: 9	R: 0 E: 0 K: 1 S: 5	H: 0 LOB: 0 BB: 0 P: 5	1B: 4 2B: 1 3B: 0 HR: 1	SF: 0 SAC: 0 DP: 0 HBP: 0	WP: 0 PB: 0 SB: 0 CS: 0	PA: 38
PITCHER	IP WLS BF H R ER SO BB IBB HBP BLK WP HR S P ERA WHIP																			
Tom Griffin, R ERA: 5.03 (1, 1)	7.0 L 30 4 4 4 4 4 4 1 0 0 0 1 33 53 5.14 1.143																			
Rollie Fingers, R ERA: 3.0 (8, 1)	2.0 8 2 1 1 3 0 0 0 0 0 0 0 14 14 4.50 1.000																			



Batter	1	2	3	4	5	6	7	8	9	AB	R	H	RBI	BB	SO	LOB
Gene Richards, L (1, 8) OBP: 0.338, SLG: 0.336	0-0 4-3		0-0 F8		0-0 6-3			0-0 4-3		4	0	0	0	0	0	1
Bill Almon, R (1, 6) OBP: 0.291, SLG: 0.309	0-0 F8		0-3 K			0-0 2-3		0-0 5-3		4	0	0	0	0	1	1
Mike Ivie, R (1, 3) OBP: 0.346, SLG: 0.438	0-0 F7			0-0 4-3 2B		0-0 F3		0-0 G6-4-3 1B		4	2	2	0	0	0	0
Dave Winfield, R (1, 9) OBP: 0.355, SLG: 0.535		0-0 4-3 S 4-1 1B		0-3 K		0-0 6-3		0-0 G6-4-3 1B		4	1	2	0	0	1	1
Jerry Turner, L (1, 7) OBP: 0.341, SLG: 0.444		0-0 4-3 1-3		0-0 4-3 2-3		0-0 E 1B		0-0 G6-4-3		4	1	1	0	0	0	4
Dave Roberts, R (1, 2) OBP: 0.297, SLG: 0.368		0-0 4-1 3-H		0-0 2B		0-0 F6 1-2		0-0 2B		4	0	2	3	0	0	1
Bob Davis, R (9, PR) OBP: 0.237, SLG: 0.236										0	0	0	0	0	0	0
Tucker Ashford, R (1, 5) OBP: 0.226, SLG: 0.288		0-3 K		0-0 3-1		0-0 E4 FC5-4		0-0 K		3	0	0	0	0	1	1
George Hendrick, R (9, PH) OBP: 0.360, SLG: 0.434										1	0	0	0	0	1	1
Mike Champion, R (1, 4) OBP: 0.275, SLG: 0.306			0-0 3-1		0-0 F5		0-0 FC5-4			2	0	0	0	0	0	0
Dave Kingman, R (7, PH) OBP: 0.266, SLG: 0.377										1	0	0	0	0	0	1
Rollie Fingers, R (8, 1)										0	0	0	0	0	0	0
Tom Griffin, R (1, 1) OBP: 0.135, SLG: 0.361			0-0 K		0-0 F8		0-0 CS		0-0 6-3		2	0	1	0	0	0
Merv Rettenmund, R (7, PH) OBP: 0.456, SLG: 0.544										1	0	0	0	0	0	0
Gary Sutherland, R (9, 4) OBP: 0.351, SLG: 0.373										0	0	0	0	0	0	0

Inning Stats	R: 0	H: 0	E: 0	K: 0	S: 3	R: 1	H: 1	E: 0	K: 1	S: 6	R: 0	H: 1	E: 0	K: 1	S: 6	R: 1	H: 2	E: 0	K: 1	S: 7	R: 0	H: 0	E: 0	K: 0	S: 3	R: 1	H: 1	E: 1	K: 0	S: 4	R: 0	H: 0	E: 0	K: 0	S: 3	R: 1	H: 3	E: 0	K: 1	S: 7	1B: 4	SF: 0	2B: 4	SAC: 0	3B: 0	DP: 1	HR: 0	HBP: 0	WP: 0	PA: 35
PITCHER	IP	WLS	BF	H	R	ER	SO	BB	IBB	HBP	BLK	WP	HR	S	P	ERA	WHIP																			ERA	WHIP													
Ed Halicki, R (1, 1) ERA: 3.33	8.0	W	30	6	4	3	3	0	0	0	0	0	0	36	36	3.38	0.750																																	
Gary Lavelle, L (9, 1) ERA: 1.39	1.0	S	4	2	0	0	1	0	0	0	0	0	0	6	6	0.00	2.000																																	


BOTTOM

San Francisco Giants @ San Diego Padres
San Diego Stadium, San Diego, CA

Wed Jul 13 1977, 10:05 PM EDT
Att. 11,000 - Unknown

livebaseballscorecards.com

AB	34
R	4
H	8
RBI	3
BB	0
SO	4
LOB	11



San Francisco Giants @ Atlanta Braves
Atlanta-Fulton County Stadium, Atlanta, GA

Fri Jul 15 1977, 7:05 PM EDT
Att. 8,966 - Unknown

livebaseballscorecards.com

AB	31
R	2
H	5
RBI	2
BB	4
SO	1
LOB	12



WP:	0	PA:	35
PB:	0		
SB:	0		
CS:	0		

Batter	1	2	3	4	5	6	7	8	9	AB	R	H	RBI	BB	SO	LOB
Bill Madlock, R (1, 5) OBP: 0.363, SLG: 0.443	F9			F9		BB 4-0	FC6-4			3	0	0	0	1	0	2
Gary Thomasson, L (1, 9) OBP: 0.346, SLG: 0.463 Randy Moffitt, R (7, 1)	4-3			2B		F9	F6			4	0	1	0	0	0	4
Darrell Evans, L (1, 7) OBP: 0.361, SLG: 0.415	F3			6-3		BB 4-0		6-3		3	0	0	0	1	0	1
Terry Whitfield, L (1, 8) OBP: 0.333, SLG: 0.441		3-1		6-3		F7		F7		4	0	0	0	0	0	4
Willie McCovey, L (1, 3) OBP: 0.384, SLG: 0.469		F4			BB 4-0		1-5-3	4-3		3	0	0	0	1	0	0
Marc Hill, R (1, 2) OBP: 0.318, SLG: 0.371		K				G6-3		4-3		4	1	1	0	0	1	1
Rob Andrews, R (1, 4) OBP: 0.353, SLG: 0.302				6-3		F9		F3		4	1	1	0	0	0	0
Johnnie LeMaster, R (1, 6) OBP: 0.228, SLG: 0.270 Jack Clark, R (7, PH) OBP: 0.322, SLG: 0.419				1-3		F6		F8		2	0	0	0	0	0	0
John Montefusco, R (1, 1) OBP: 0.167, SLG: 0.261 Gary Alexander, R (6, PH) OBP: 0.333, SLG: 0.333 Charlie Williams, R (6, 1) OBP: 0.250, SLG: 0.250 Derrel Thomas, S (7, PH) OBP: 0.307, SLG: 0.291				F8		BB 4-0	FC6-4			1	0	0	0	0	0	0
						BB 4-0	FC6-4			1	0	1	0	0	0	0
						BB 4-0	FC6-4			0	0	0	0	0	0	0
						BB 4-0	FC6-4			1	0	1	2	0	0	0

Inning Stats	R: 0	H: 0	E: 0	LOB: 0	K: 0	BB: 0	S: 3	P: 3	R: 0	H: 0	E: 0	LOB: 0	K: 1	BB: 0	S: 5	P: 5	R: 0	H: 0	E: 0	LOB: 0	K: 0	BB: 0	S: 3	P: 3	R: 0	H: 1	E: 0	LOB: 1	K: 0	BB: 0	S: 4	P: 4	R: 0	H: 0	E: 0	LOB: 0	K: 0	BB: 1	S: 2	P: 6	R: 0	H: 1	E: 0	LOB: 3	K: 0	BB: 2	S: 4	P: 12	R: 2	H: 3	E: 0	LOB: 2	K: 0	BB: 1	S: 6	P: 10	R: 0	H: 0	E: 0	LOB: 0	K: 0	BB: 0	S: 3	P: 3	R: 0	H: 0	E: 0	LOB: 0	K: 0	BB: 0	S: 3	P: 3	R: 0	H: 0	E: 0	LOB: 0	K: 0	BB: 0	S: 3	P: 3	1B: 3	SF: 0	2B: 2	SAC: 0	3B: 0	DP: 1	HR: 0	HBP: 0	WP: 0	PA: 35
--------------	------	------	------	--------	------	-------	------	------	------	------	------	--------	------	-------	------	------	------	------	------	--------	------	-------	------	------	------	------	------	--------	------	-------	------	------	------	------	------	--------	------	-------	------	------	------	------	------	--------	------	-------	------	-------	------	------	------	--------	------	-------	------	-------	------	------	------	--------	------	-------	------	------	------	------	------	--------	------	-------	------	------	------	------	------	--------	------	-------	------	------	-------	-------	-------	--------	-------	-------	-------	--------	-------	--------

PITCHER	IP	WLS	BF	H	R	ER	SO	BB	IBB	HBP	BLK	WP	HR	S	P	ERA	WHIP
Eddie Solomon, R (1, 1) ERA: 0.93	6.0	W	22	2	0	0	1	3	0	0	0	0	0	21	33	0.00	0.833
Jamie Easterly, L (7, 1) ERA: 6.14	0.1		3	2	2	2	0	0	0	0	0	0	0	3	3	54.00	6.000
Dave Campbell, R (7, 1) ERA: 4.46	0.0		2	1	0	0	0	1	0	0	0	0	0	1	5	∞	∞
Rick Camp, R (7, 1) ERA: 3.41	2.2	S	8	0	0	0	0	0	0	0	0	0	0	8	8	0.00	0.000

PITCHER	IP	WLS	BF	H	R	ER	SO	BB	IBB	HBP	BLK	WP	HR	S	P	ERA	WHIP
---------	----	-----	----	---	---	----	----	----	-----	-----	-----	----	----	---	---	-----	------

Batter	1	2	3	4	5	6	7	8	9
Rowland Office, L OBP: 0.293, SLG: 0.308 (1, 8)	0-0 F9		0-0 1B	0-0 F8		0-3 K			
Junior Moore, R OBP: 0.333, SLG: 0.343 Jerry Royster, R OBP: 0.287, SLG: 0.263 (1, 5) (8, 5)	0-0 4-3		0-0 F8		0-0 6-3		0-0 3-4-1		
Willie Montanez, L OBP: 0.358, SLG: 0.523 (1, 3)	0-0 1B 1B		0-3 K		0-0 F7		0-0 5-3		
Jeff Burroughs, R OBP: 0.366, SLG: 0.483 (1, 9)	0-0 1-2 1B		0-3 K		0-0 2B 1B		4-0 BB		
Biff Pocaroba, S OBP: 0.380, SLG: 0.453 (1, 2)	0-0 F7		0-0 3-1		0-0 1-3 2B		0-0 4-3		
Brian Asselstine, L OBP: 0.254, SLG: 0.310 (1, 7)		0-0 F3		0-0 HR		0-0 4-3		0-0 F7	
Darrel Chaney, S OBP: 0.272, SLG: 0.313 (1, 6)		0-0 F8		0-0 2B E 1B		0-0 6-3		0-0 F9	
Rod Gilbreath, R OBP: 0.319, SLG: 0.318 (1, 4)		0-3 K		0-0 E8 E 2B		0-0 F9		0-0 1B	
Eddie Solomon, R OBP: 0.333, SLG: 0.333 Gary Matthews, R OBP: 0.350, SLG: 0.447 Jamie Easterly, L OBP: 0.267, SLG: 0.400 Dave Campbell, R Rick Camp, R (1, 1) (6, PH) (7, 1) (7, 1) (7, 1)			0-0 F3	0-0 E4 1B		0-0 2B		0-0 F8	

Inning Stats	R: 0 E: 0 K: 0 S: 5	H: 2 LOB: 2 BB: 0 P: 5	R: 0 E: 0 K: 1 S: 5	H: 0 LOB: 0 BB: 0 P: 5	R: 0 E: 0 K: 1 S: 6	H: 1 LOB: 1 BB: 0 P: 6	R: 3 E: 2 K: 1 S: 9	H: 4 LOB: 1 BB: 0 P: 9	R: 0 E: 0 K: 0 S: 5	H: 2 LOB: 2 BB: 0 P: 5	R: 0 E: 0 K: 1 S: 6	H: 1 LOB: 1 BB: 0 P: 6	R: 0 E: 0 K: 0 S: 3	H: 0 LOB: 1 BB: 1 P: 7	R: 0 E: 0 K: 0 S: 4	H: 1 LOB: 1 BB: 0 P: 4
--------------	------------------------------	---------------------------------	------------------------------	---------------------------------	------------------------------	---------------------------------	------------------------------	---------------------------------	------------------------------	---------------------------------	------------------------------	---------------------------------	------------------------------	---------------------------------	------------------------------	---------------------------------

PITCHER	IP	WLS	BF	H	R	ER	SO	BB	IBB	HBP	BLK	WP	HR	S	P	ERA	WHIP
John Montefusco, R ERA: 3.94 (1, 1)	5.0	L	24	9	3	2	3	0	0	0	0	0	1	30	30	3.60	1.800
Charlie Williams, R ERA: 3.69 (6, 1)	1.0		4	1	0	0	1	0	0	0	0	0	0	6	6	0.00	1.000
Randy Moffitt, R ERA: 3.02 (7, 1)	2.0		8	1	0	0	0	1	0	0	0	0	0	7	11	0.00	1.000

AB	R	H	RBI	BB	SO	LOB
4	0	1	0	0	1	2
4	0	0	0	0	0	1
0	0	0	0	0	0	0
4	0	1	0	0	1	1
3	0	2	0	1	1	0
4	0	1	0	0	0	3
4	1	1	1	0	0	2
4	1	1	0	0	0	0
4	1	2	0	0	1	0
2	0	1	1	0	0	0
1	0	1	0	0	0	0
0	0	0	0	0	0	0
0	0	0	0	0	0	0
1	0	0	0	0	0	1

WP	PA	3B	SF	SAC	DP	HBP
0	36	0	0	0	0	0

San Francisco Giants @ Atlanta Braves
Atlanta-Fulton County Stadium, Atlanta, GA
Fri Jul 15 1977, 7:05 PM EDT
Att. 8,966 - Unknown

AB	35
R	3
H	11
RBI	2
BB	1
SO	4
LOB	10



livebaseballscores.com

Batter	1	2	3	4	5	6	7	8	9	AB R H RBI BB SO LOB	TOP	
Terry Whitfield, L (1, 9) OBP: 0.330, SLG: 0.432 (8, 7)	0-3 K2-3	0-0 5-3			0-3 K		4-0 G6-3 BB		0-0 3-1	4 0 0 0 1 2 3		
Derrel Thomas, S (1, 8) OBP: 0.306, SLG: 0.290	0-0 4-3		0-0 1-3		0-0 F2		0-0 G6-3 1-2f		0-0 BB 1B	5 1 1 0 0 0 2		
Darrell Evans, L (1, 5) OBP: 0.358, SLG: 0.409	0-3 K		0-3 K		0-0 L1			0-0 F5	4-0 BB 1B	4 0 0 0 1 2 1		
Gary Thomasson, L (1, 7) OBP: 0.357, SLG: 0.472 (8, 3)		0-0 1B 2B	4-0 PB BB		4-0 FC7-5 S BB		4-0 1B FC4-6 BB	0-0 BB 1B	0-0 1B	2 2 2 1 3 0 0		
Willie McCovey, L (1, 3) OBP: 0.385, SLG: 0.467 Jack Clark, R (8, 9) OBP: 0.320, SLG: 0.417		4-0 FC6-4 1B BB	0-0 F5 1-3		0-0 F9		0-0 FC4-6 1B	0-3 K		3 1 1 0 1 0 2 1 0 0 0 0 1 2		
Gary Alexander, R (1, 2) OBP: 0.387, SLG: 0.370		0-0 FC6-4 1B		0-0 CS 1B		4-0 FC7-5 IBB		0-0 FC4-6 S		3 0 2 2 1 0 1		
Rob Andrews, R (1, 4) OBP: 0.355, SLG: 0.307		0-0 FC6-4 1B		0-0 5-3-5 1-2		0-0 FC7-5 1-2 2-3f		4-0 1-2 BB		3 0 1 0 1 0 4		
Johnnie LeMaster, R (1, 6) OBP: 0.229, SLG: 0.269		0-0 1B		0-0 5-3-5 2-3f		0-0 F7		0-0 4-3		4 0 1 1 0 0 5		
Bob Knepper, L (1, 1) OBP: 0.250, SLG: 0.217 Dave Heaverlo, R (6, 1) Randy Elliott, R (7, PH) OBP: 0.269, SLG: 0.329 Gary Lavelle, S (7, 1)		0-3 K			0-0 1B			0-0 4-3	0-0 2-3	2 0 1 0 0 1 2 0 0 0 0 0 0 0 1 0 0 0 0 0 0 1 0 0 0 0 0 0		
Inning Stats	R: 0 H: 0 E: 0 LOB: 0 K: 2 BB: 0 S: 7 P: 7	R: 2 H: 3 E: 0 LOB: 2 K: 1 BB: 1 S: 8 P: 12	R: 0 H: 0 E: 0 LOB: 1 K: 1 BB: 1 S: 5 P: 9	R: 0 H: 2 E: 0 LOB: 0 K: 0 BB: 0 S: 3 P: 3	R: 0 H: 1 E: 0 LOB: 1 K: 1 BB: 0 S: 6 P: 6	R: 0 H: 0 E: 0 LOB: 2 K: 0 BB: 2 S: 3 P: 11	R: 0 H: 0 E: 0 LOB: 0 K: 0 BB: 1 S: 2 P: 6	R: 1 H: 1 E: 0 LOB: 2 K: 0 BB: 2 S: 4 P: 12	R: 1 H: 2 E: 0 LOB: 2 K: 1 BB: 1 S: 7 P: 11	1B: 7 SF: 0 2B: 3 SAC: 0 3B: 0 DP: 2 HR: 0 HBP: 0	WP: 0 PA: 41 PB: 2 SB: 2 CS: 1	
PITCHER Phil Niekro, R (1, 1) ERA: 4.32	IP WLS BF H R ER SO BB IBB HBP BLK WP HR S P ERA WHIP	9.0 L 41 9 4 4 6 7 1 0 0 0 0 0 45 77 4.00 1.778										

San Francisco Giants @ Atlanta Braves
Atlanta-Fulton County Stadium, Atlanta, GA

Sat Jul 16 1977, 7:05 PM EDT
Att. 14,965 - Unknown

livebaseballscorecards.com

AB 33
R 4
H 9
RBI 4
BB 8
SO 6
LOB 22



Batter	1	2	3	4	5	6	7	8	9	AB	R	H	RBI	BB	SO	LOB
Junior Moore, R OBP: 0.328, SLG: 0.338 (1, 5)	0-0 6-3		0-0 6-3			0-0 6-3		0-0 F7		4	0	0	0	0	0	0
Rod Gilbreath, R OBP: 0.322, SLG: 0.319 (1, 4)	4-0 BB		0-0 F9			0-0 BB 1B		0-0 4-3		3	0	1	0	1	0	0
Willie Montanez, L OBP: 0.353, SLG: 0.515 (1, 3)	0-0 F8		0-0 F9			0-3 K		0-3 K		4	0	0	0	0	2	2
Jeff Burroughs, R OBP: 0.365, SLG: 0.481 (1, 9)	0-3 K			0-0 F8		0-0 BB 1B		0-0 F8		4	0	1	0	0	1	1
Gary Matthews, R OBP: 0.349, SLG: 0.443 (1, 7)		0-3 K		0-0 4-3		4-0 BB 1B		0-0 F3		3	0	0	0	1	1	0
Vic Correll, R OBP: 0.325, SLG: 0.455 Biff Pocaroba, S OBP: 0.377, SLG: 0.449 (1, 2) (6, PH) (7, 2)		4-0 BB		0-3 K		0-0 F7		0-0 4-3		1	0	0	0	1	1	0
Rowland Office, L OBP: 0.294, SLG: 0.305 (1, 8)		4-0 BB			0-0 F6		0-3 K			2	0	0	0	1	1	0
Craig Robinson, R OBP: 0.231, SLG: 0.240 Jerry Royster, R OBP: 0.286, SLG: 0.262 (1, 6) (7, PH) (8, 6)		0-3 K			0-0 F8		0-0 F5			2	0	0	0	0	1	2
Phil Niekro, R OBP: 0.185, SLG: 0.175 (1, 1)		0-0 4-3			0-0 5-3		0-0 6-3			1	0	0	0	0	0	2

Inning Stats	R: 0	H: 0	E: 0	K: 1	S: 5	LOB: 1	BB: 1	P: 9	R: 0	H: 0	E: 0	K: 2	S: 7	LOB: 2	BB: 2	P: 15	R: 0	H: 0	E: 0	K: 0	S: 3	LOB: 0	BB: 0	P: 3	R: 0	H: 2	E: 0	K: 1	S: 7	LOB: 3	BB: 1	P: 11	R: 0	H: 0	E: 0	K: 1	S: 5	LOB: 0	BB: 0	P: 5	R: 0	H: 0	E: 0	K: 1	S: 5	LOB: 0	BB: 0	P: 5	R: 0	H: 0	E: 0	K: 0	S: 3	LOB: 0	BB: 0	P: 3
--------------	------	------	------	------	------	--------	-------	------	------	------	------	------	------	--------	-------	-------	------	------	------	------	------	--------	-------	------	------	------	------	------	------	--------	-------	-------	------	------	------	------	------	--------	-------	------	------	------	------	------	------	--------	-------	------	------	------	------	------	------	--------	-------	------

PITCHER	IP	WLS	BF	H	R	ER	SO	BB	IBB	HBP	BLK	WP	HR	S	P	ERA	WHIP
Bob Knepper, L ERA: 3.3 (1, 1)	5.2	W	23	2	0	0	5	4	0	0	0	0	0	29	45	0.00	1.059
Dave Heaverlo, R ERA: 2.11 (6, 1)	0.1		1	0	0	0	0	0	0	0	0	0	0	1	1	0.00	0.000
Gary Lavelle, L ERA: 1.33 (7, 1)	3.0	S	9	0	0	0	2	0	0	0	0	0	0	13	13	0.00	0.000

BOTTOM

San Francisco Giants @ Atlanta Braves
Atlanta-Fulton County Stadium, Atlanta, GA

Sat Jul 16 1977, 7:05 PM EDT
Att. 14,965 - Unknown

AB	29
R	0
H	2
RBI	0
BB	4
SO	7
LOB	10

WP: 0 PA: 33
PB: 1
SB: 1
CS: 0



PITCHER	IP	WLS	BF	H	R	ER	SO	BB	IBB	HBP	BLK	WP	HR	S	P	ERA	WHIP
---------	----	-----	----	---	---	----	----	----	-----	-----	-----	----	----	---	---	-----	------

Batter	1	2	3	4	5	6	7	8	9	AB	R	H	RBI	BB	SO	LOB
Rowland Office, L OBP: 0.296, SLG: 0.304 (1, 8)	0-0 1B 2B 1B	0-0 4-3		0-0 6-3		0-0 F7		4-0 5-3 1B BB	0-0 SH1-4	4	2	1	0	1	0	0
Gary Matthews, R OBP: 0.355, SLG: 0.449 (1, 7)	0-0 F8	0-0 6-3		0-0 1B			0-0 HR 2B	0-0 5-3 1B 1B	4-0 G3 IBB	5	2	3	0	1	0	1
Willie Montanez, L OBP: 0.356, SLG: 0.526 (1, 3)	0-0 2B 1B 1B	0-0 HR 1B		0-0 F9			0-0 2-H HR	0-0 5-3	0-0 G3	6	3	3	3	0	0	5
Jeff Burroughs, R OBP: 0.368, SLG: 0.493 Brian Asselstine, L OBP: 0.254, SLG: 0.310 (1, 9) (8, PR) (9, 9)	0-0 1B SF9 2B	0-0 HR		0-0 F9			0-0 F7	4-0 1B BB		4	2	2	3	1	0	0
Biff Pocaroba, S OBP: 0.381, SLG: 0.450 (1, 2)	4-0 SF9 1B IBB	0-0 G3					0-0 F7	0-0 1B		4	0	2	2	1	0	0
Junior Moore, R OBP: 0.327, SLG: 0.336 Jerry Royster, R OBP: 0.285, SLG: 0.261 (1, 5) (7, PR) (8, 5)	0-0 SF9 1B		0-0 F7		0-3 K		0-0 E6 2B	0-0 F8		4	0	1	1	0	1	1
Darrel Chaney, S OBP: 0.270, SLG: 0.317 (1, 6)	0-0 SF9		0-0 F3		0-0 6-3		0-0 1-H 2B	0-0 F7		4	0	1	2	0	0	3
Rod Gilbreath, R OBP: 0.327, SLG: 0.316 (1, 4)	4-0 IBB		0-3 K			0-0 F6	4-0 IBB		4-0 SH1-4 E G3 BB	2	1	0	0	3	1	0
Buzz Capra, R OBP: 0.158, SLG: 0.059 Rick Camp, R Dave Campbell, R Steve Hargan, R Max Leon, R OBP: 0.353, SLG: 0.375 (1, 1) (7, 1) (8, 1) (8, 1) (9, 1)	0-0 F8		0-0 1-3			0-0 F4	0-3 K		0-0 E3 G3 SH1-4	3	0	0	0	0	0	3

Inning Stats	R: 3	H: 4	E: 0	K: 0	S: 7	LOB: 3	BB: 2	P: 15	R: 2	H: 2	E: 0	K: 0	S: 5	LOB: 0	BB: 0	P: 5	R: 0	H: 0	E: 0	K: 1	S: 5	LOB: 0	BB: 0	P: 5	R: 0	H: 1	E: 0	K: 0	S: 4	LOB: 1	BB: 0	P: 6	R: 0	H: 0	E: 0	K: 0	S: 3	LOB: 0	BB: 0	P: 3	R: 3	H: 3	E: 1	K: 1	S: 9	LOB: 2	BB: 1	P: 13	R: 2	H: 2	E: 0	K: 0	S: 5	LOB: 2	BB: 2	P: 13	R: 1	H: 0	E: 1	K: 0	S: 3	LOB: 3	BB: 2	P: 11	1B: 8	2B: 3	3B: 0	HR: 2	SF: 1	SAC: 1	DP: 0	HBP: 0	WP: 0	PB: 0	SB: 0	CS: 0	PA: 48
--------------	------	------	------	------	------	--------	-------	-------	------	------	------	------	------	--------	-------	------	------	------	------	------	------	--------	-------	------	------	------	------	------	------	--------	-------	------	------	------	------	------	------	--------	-------	------	------	------	------	------	------	--------	-------	-------	------	------	------	------	------	--------	-------	-------	------	------	------	------	------	--------	-------	-------	-------	-------	-------	-------	-------	--------	-------	--------	-------	-------	-------	-------	--------

PITCHER	IP	WLS	BF	H	R	ER	SO	BB	IBB	HBP	BLK	WP	HR	S	P	ERA	WHIP
Jim Barr, R ERA: 5.1 (1, 1)	3.0		17	6	5	5	1	0	2	0	0	0	1	17	25	15.00	2.000
Charlie Williams, R ERA: 3.59 (4, 1)	2.0		8	2	0	0	1	0	0	0	0	0	0	10	10	0.00	1.000
Dave Heaverlo, R ERA: 2.35 (6, 1)	2.0		11	3	3	2	1	0	1	0	0	0	1	12	16	9.00	1.500
John Curtis, L ERA: 6.09 (8, 1)	0.0		1	0	1	1	0	1	0	0	0	0	0	4	4	∞	∞
Randy Moffitt, R ERA: 3.12 (8, 1)	1.0		6	2	1	1	0	1	0	0	0	0	0	5	9	9.00	3.000

PITCHER	IP	WLS	BF	H	R	ER	SO	BB	IBB	HBP	BLK	WP	HR	S	P	ERA	WHIP
Lynn McGlothen, R ERA: 5.97 (9, 1)	0.2		5	0	1	0	0	1	1	0	0	0	0	3	11	0.00	1.500


BOTTOM

San Francisco Giants @ Atlanta Braves
Atlanta-Fulton County Stadium, Atlanta, GA

Sun Jul 17 1977, 3:33 AM EDT
Att. 8,452 - Unknown

AB	39
R	11
H	13
RBI	11
BB	7
SO	3
LOB	18

livebaseballscores.com



Batter	1	2	3	4	5	6	7	8	9	AB R H RBI BB SO LOB	TOP																
Bake McBride, L (1, 9) OBP: 0.329, SLG: 0.454 Jerry Martin, R (6, PH) OBP: 0.352, SLG: 0.479	0-0 F6			0-0 F7		0-0 1B 3B		0-0 E5		3 1 1 1 0 0 0 2 0 1 3 0 0 0																	
Larry Bowa, S (1, 6) OBP: 0.329, SLG: 0.368	0-0 F6			0-0 F6		0-0 1B		4-0 BB		3 1 1 1 2 0 0																	
Mike Schmidt, R (1, 5) OBP: 0.396, SLG: 0.623	0-0 F5			0-3 K		0-0 1B BB		0-0 F8		4 1 0 0 1 1 3																	
Greg Luzinski, R (1, 7) OBP: 0.382, SLG: 0.622		0-0 F8			0-0 5-3	0-0 F4	0-0 E5		0-0 F8	5 1 1 0 0 0 2																	
Richie Hebner, L (1, 3) OBP: 0.406, SLG: 0.514		0-0 F8			0-0 1B	0-0 1B 1B	0-0 F7		0-0 E	5 1 3 1 0 0 1																	
Garry Maddox, R (1, 8) OBP: 0.309, SLG: 0.422		0-0 F8			0-0 F4	0-0 F4	0-0 2B		0-0 E4	5 0 1 1 0 0 4																	
Bob Boone, R (1, 2) OBP: 0.345, SLG: 0.431			0-3 K		4-0 1B	0-0 E	4-0 BB		0-0 G4-6-3	3 1 1 1 2 1 2																	
Ted Sizemore, R (1, 4) OBP: 0.324, SLG: 0.345			0-0 F8		0-0 F8	0-0 E6	0-0 G6-4-3			4 1 1 0 0 0 4																	
Jim Lonborg, R (1, 1) OBP: 0.158, SLG: 0.111 Tom Hutton, L (6, PH) OBP: 0.326, SLG: 0.333 Gene Garber, R (6, 1)			0-0 F7			0-0 3B		0-3 K		1 0 0 0 0 0 0 0 2 0 0 2 0 0 1 0 0 0 0 1 0																	
Inning Stats	R: 0 E: 0 K: 0 S: 3	H: 0 LOB: 0 BB: 0 P: 3	R: 0 E: 0 K: 0 S: 3	H: 0 LOB: 0 BB: 0 P: 3	R: 0 E: 0 K: 1 S: 5	H: 0 LOB: 0 BB: 0 P: 5	R: 0 E: 0 K: 1 S: 5	H: 1 LOB: 2 BB: 1 P: 8	R: 8 E: 1 K: 0 S: 9	H: 6 LOB: 2 BB: 4 P: 25	R: 1 E: 1 K: 0 S: 4	H: 2 LOB: 1 BB: 1 P: 8	R: 0 E: 1 K: 1 S: 5	H: 0 LOB: 1 BB: 1 P: 9	R: 0 E: 1 K: 0 S: 4	H: 1 LOB: 1 BB: 0 P: 4	1B: 7 2B: 1 3B: 2 HR: 0	SF: 0 SAC: 0 DP: 2 HBP: 0	WP: 0 PB: 0 SB: 2 CS: 1	PA: 43							
PITCHER	IP	WLS	BF	H	R	ER	SO	BB	IBB	HBP	BLK	WP	HR	S	P	ERA	WHIP										
Ed Halicki, R (1, 1) ERA: 3.57	5.2		25	5	6	6	2	3	0	0	0	0	0	26	38	9.53	1.412										
Charlie Williams, R (6, 1) ERA: 3.84	0.0	L	2	1	0	0	0	1	0	0	0	0	0	1	5	∞	∞										
John Curtis, L (6, 1) ERA: 6.09	0.0		2	1	2	2	0	1	0	0	0	0	0	1	5	∞	∞										
Randy Moffitt, R (6, 1) ERA: 3.1	0.1		1	0	0	0	0	0	0	0	0	0	0	1	1	0.00	0.000										
Dave Heaverlo, R (7, 1) ERA: 2.28	2.0		9	2	1	0	1	2	0	0	0	0	0	9	17	0.00	2.000										
PITCHER	IP	WLS	BF	H	R	ER	SO	BB	IBB	HBP	BLK	WP	HR	S	P	ERA	WHIP										
Gary Lavelle, L (9, 1) ERA: 1.31	1.0		4	1	0	0	0	0	0	0	0	0	0	4	4	0.00	1.000										

Philadelphia Phillies @ San Francisco Giants
Candlestick Park, San Francisco, CA

Thu Jul 21 1977, 10:05 PM EDT
Att. 5,771 - Unknown

AB	36
R	9
H	10
RBI	8
BB	7
SO	3
LOB	16



BOTTOM

Philadelphia Phillies @ San Francisco Giants
Candlestick Park, San Francisco, CA
Thu Jul 21 1977, 10:05 PM EDT
Att. 5,771 - Unknown

livebaseballscorecards.com

AB 38
R 6
H 11
RBI 6
BB 2
SO 3
LOB 14



WP: 0 PA: 40
PB: 0
SB: 2
CS: 0

AB R H RBI BB SO LOB

4 1 2 0 1 0 1

5 1 1 0 0 0 3

4 1 0 0 1 0 2

5 2 2 4 0 0 2

4 0 1 0 0 0 1

4 1 1 2 0 0 1

4 0 2 0 0 0 0

3 0 0 0 0 1 3

1 0 1 0 0 0 0

2 0 0 0 0 2 0

0 0 0 0 0 0 0

0 0 0 0 0 0 0

0 0 0 0 0 0 0

1 0 1 0 0 0 0

0 0 0 0 0 0 0

1 0 0 0 0 0 0

0 0 0 0 0 0 1

0 0 0 0 0 0 0

0 0 0 0 0 0 0

1B: 7 SF: 0

2B: 2 SAC: 0

3B: 0 DP: 0

HR: 2 HBP: 0

WP: 0 PA: 40

PB: 0

SB: 2

CS: 0

1B: 7 SF: 0

2B: 2 SAC: 0

3B: 0 DP: 0

HR: 2 HBP: 0

WP: 0 PA: 40

PB: 0

SB: 2

CS: 0

1B: 7 SF: 0

2B: 2 SAC: 0

3B: 0 DP: 0

HR: 2 HBP: 0

WP: 0 PA: 40

PB: 0

SB: 2

CS: 0

1B: 7 SF: 0

2B: 2 SAC: 0

3B: 0 DP: 0

HR: 2 HBP: 0

WP: 0 PA: 40

PB: 0

SB: 2

CS: 0

1B: 7 SF: 0

2B: 2 SAC: 0

3B: 0 DP: 0

HR: 2 HBP: 0

WP: 0 PA: 40

PB: 0

SB: 2

CS: 0

1B: 7 SF: 0

2B: 2 SAC: 0

3B: 0 DP: 0

HR: 2 HBP: 0

WP: 0 PA: 40

PB: 0

SB: 2

CS: 0

1B: 7 SF: 0

2B: 2 SAC: 0

3B: 0 DP: 0

HR: 2 HBP: 0

WP: 0 PA: 40

PB: 0

SB: 2

CS: 0

1B: 7 SF: 0

2B: 2 SAC: 0

3B: 0 DP: 0

HR: 2 HBP: 0

WP: 0 PA: 40

PB: 0

SB: 2

CS: 0

1B: 7 SF: 0

2B: 2 SAC: 0

3B: 0 DP: 0

HR: 2 HBP: 0

WP: 0 PA: 40

PB: 0

SB: 2

CS: 0

1B: 7 SF: 0

2B: 2 SAC: 0

3B: 0 DP: 0

HR: 2 HBP: 0

WP: 0 PA: 40

PB: 0

SB: 2

CS: 0

1B: 7 SF: 0

2B: 2 SAC: 0

3B: 0 DP: 0

HR: 2 HBP: 0

WP: 0 PA: 40

PB: 0

SB: 2

CS: 0

1B: 7 SF: 0

2B: 2 SAC: 0

3B: 0 DP: 0

HR: 2 HBP: 0

WP: 0 PA: 40

PB: 0

SB: 2

CS: 0

1B: 7 SF: 0

2B: 2 SAC: 0

3B: 0 DP: 0

HR: 2 HBP: 0

WP: 0 PA: 40

PB: 0

SB: 2

CS: 0

1B: 7 SF: 0

2B: 2 SAC: 0

3B: 0 DP: 0

HR: 2 HBP: 0

WP: 0 PA: 40

PB: 0

SB: 2

CS: 0

1B: 7 SF: 0

2B: 2 SAC: 0

3B: 0 DP: 0

HR: 2 HBP: 0

WP: 0 PA: 40

PB: 0

SB: 2

CS: 0

1B: 7 SF: 0

2B: 2 SAC: 0

3B: 0 DP: 0

HR: 2 HBP: 0

WP: 0 PA: 40

PB: 0

SB: 2

CS: 0

1B: 7 SF: 0

2B: 2 SAC: 0

3B: 0 DP: 0

HR: 2 HBP: 0

WP: 0 PA: 40

PB: 0

SB: 2

CS: 0

1B: 7 SF: 0

2B: 2 SAC: 0

3B: 0 DP: 0

HR: 2 HBP: 0

WP: 0 PA: 40

PB: 0

SB: 2

CS: 0

1B: 7 SF: 0

2B: 2 SAC: 0

3B: 0 DP: 0

HR: 2 HBP: 0

WP: 0 PA: 40

PB: 0

SB: 2

CS: 0

1B: 7 SF: 0

2B: 2 SAC: 0

3B: 0 DP: 0

HR: 2 HBP: 0

WP: 0 PA: 40

PB: 0

SB: 2

CS: 0

1B: 7 SF: 0

2B: 2 SAC: 0

3B: 0 DP: 0

HR: 2 HBP: 0

WP: 0 PA: 40

PB: 0

SB: 2

CS: 0

1B: 7 SF: 0

2B: 2 SAC: 0

3B: 0 DP: 0

HR: 2 HBP: 0

WP: 0 PA: 40

PB: 0

SB: 2

CS: 0

1B: 7 SF: 0

2B: 2 SAC: 0

3B: 0 DP: 0

HR: 2 HBP: 0

WP: 0 PA: 40

PB: 0

SB: 2

CS: 0

1B: 7 SF: 0

2B: 2 SAC: 0

3B: 0 DP: 0

HR: 2 HBP: 0

WP: 0 PA: 40

PB: 0

SB: 2

CS: 0

1B: 7 SF: 0

2B: 2 SAC: 0

3B: 0 DP: 0

HR: 2 HBP: 0

WP: 0 PA: 40

PB: 0

SB: 2

CS: 0

1B: 7 SF: 0

2B: 2 SAC: 0

3B: 0 DP: 0

HR: 2 HBP: 0

WP: 0 PA: 40

PB: 0

SB: 2

CS: 0

1B: 7 SF: 0

2B: 2 SAC: 0

3B: 0 DP: 0

HR: 2 HBP: 0

WP: 0 PA: 40

PB: 0

SB: 2

CS: 0

1B: 7 SF: 0

2B: 2 SAC: 0

3B: 0 DP: 0

HR: 2 HBP: 0

WP: 0 PA: 40

PB: 0

SB: 2

CS: 0

1B: 7 SF: 0

2B: 2 SAC: 0

3B: 0 DP: 0

HR: 2 HBP: 0

WP: 0 PA: 40

PB: 0

SB: 2

CS: 0

1B: 7 SF: 0

2B: 2 SAC: 0

3B: 0 DP: 0

HR: 2 HBP: 0

WP: 0 PA: 40

PB: 0

SB: 2

CS: 0

1B: 7 SF: 0

2B: 2 SAC: 0

3B: 0 DP: 0

HR: 2 HBP: 0

WP: 0 PA: 40

PB: 0

SB: 2

CS: 0

1B: 7 SF: 0

2B: 2 SAC: 0

3B: 0 DP: 0

HR: 2 HBP: 0

WP: 0 PA: 40

PB: 0

SB: 2

CS: 0

1B: 7 SF: 0

Batter	1	2	3	4	5	6	7	8	9	AB R H RBI BB SO LOB	TOP
Bake McBride, L (1, 9) OBP: 0.327, SLG: 0.455 Jerry Martin, R (9, PH) OBP: 0.350, SLG: 0.476	0-0 3-1		0-0 F8	0-0 FC6-4			0-0 1B S 2B		0-0 L5	4 1 1 0 0 0 1 1 0 0 0 0 0 1	
Larry Bowa, S (1, 6) OBP: 0.332, SLG: 0.372	0-0 E S FC6-2 1B		0-0 2B 1B			0-0 F8	0-0 S 2-3 1B		0-0 G4-6-3	5 0 3 0 0 0 1	
Mike Schmidt, R (1, 5) OBP: 0.397, SLG: 0.624	0-0 FC6-2 E S 1-H		0-0 1-3 2B			0-0 6-3	4-0 BB BB BB BB 1-3 BB			3 0 1 0 1 0 1	
Greg Luzinski, R (1, 7) OBP: 0.380, SLG: 0.616	0-3 K 1-3		0-0 F3			4-0 BB	0-0 F7			3 0 0 0 1 1 5	
Richie Hebner, L (1, 3) OBP: 0.405, SLG: 0.510 Davey Johnson, R (7, PH) OBP: 0.385, SLG: 0.582 Ron Reed, R (7, 1) OBP: 0.091, SLG: 0.182		0-0 4-3	4-0 IBB			0-3 K	0-0 F8			2 0 0 0 1 1 1 1 0 0 0 0 0 2 0 0 0 0 0 0 0	
Garry Maddox, R (1, 8) OBP: 0.309, SLG: 0.422		0-0 4-3 1B 2B	0-3 K			0-0 F8		0-3 K		4 1 1 0 0 2 3	
Tim McCarver, L (1, 2) OBP: 0.386, SLG: 0.457 Bob Boone, R (7, 2) OBP: 0.344, SLG: 0.430		0-0 4-3		0-0 FC6-4 1B		0-0 6-3		0-3 K		3 0 1 0 0 0 1 1 0 0 0 0 1 0	
Ted Sizemore, R (1, 4) OBP: 0.323, SLG: 0.343		0-0 3-H 1B	0-0 P3			0-3 K		0-0 F3		4 0 1 1 0 1 1	
Steve Carlton, L (1, 1) OBP: 0.213, SLG: 0.241 Tom Hutton, L (7, PH) OBP: 0.319, SLG: 0.325 Ollie Brown, R (9, PH) OBP: 0.274, SLG: 0.400		0-3 K	0-0 P2			0-0 F7		0-0 G4-6-3 1B		2 0 0 0 0 1 2 1 0 0 0 0 0 0 1 0 1 0 0 0 0	
Inning Stats	R: 0 E: 0 K: 1 S: 6 H: 1 LOB: 1 BB: 0 P: 6	R: 1 E: 0 K: 1 S: 7 H: 2 LOB: 1 BB: 0 P: 7	R: 0 E: 0 K: 1 S: 7 H: 2 LOB: 3 BB: 1 P: 11	R: 0 E: 0 K: 0 S: 4 H: 1 LOB: 1 BB: 0 P: 4	R: 0 E: 0 K: 1 S: 5 H: 0 LOB: 1 BB: 1 P: 9	R: 0 E: 0 K: 1 S: 5 H: 0 LOB: 0 BB: 0 P: 5	R: 1 E: 0 K: 0 S: 5 H: 2 LOB: 2 BB: 1 P: 9	R: 0 E: 0 K: 2 S: 7 H: 0 LOB: 0 BB: 0 P: 7	R: 0 E: 0 K: 0 S: 3 H: 1 LOB: 0 BB: 0 P: 3	1B: 6 2B: 3 3B: 0 HR: 0 SF: 0 SAC: 0 DP: 1 HBP: 0	WP: 0 PB: 0 SB: 5 CS: 0 PA: 38
PITCHER John Montefusco, R (1, 1) ERA: 3.84 Gary Lavelle, L (7, 1) ERA: 1.27	IP 6.2 WLS W BF 31 H 8 R 2 ER 2 SO 5 BB 2 IBB 1 HBP 0 BLK 0 WP 0 HR 0 S 38 P 50 ERA 2.70 WHIP 1.500	IP 2.1 WLS S BF 7 H 1 R 0 ER 0 SO 2 BB 0 IBB 0 HBP 0 BLK 0 WP 0 HR 0 S 11 P 11 ERA 0.00 WHIP 0.429	PITCHER IP WLS BF H R ER SO BB IBB HBP BLK WP HR S P ERA WHIP								

Philadelphia Phillies @ San Francisco Giants
 Candlestick Park, San Francisco, CA
 Fri Jul 22 1977, 10:05 PM EDT
 Att. 6,064 - Unknown

livebaseballscorecards.com

AB	35
R	2
H	9
RBI	1
BB	3
SO	7
LOB	19



Batter	1	2	3	4	5	6	7	8	9	AB R H RBI BB SO LOB	TOP											
Jerry Martin, R (1, 9) OBP: 0.341, SLG: 0.463	0-0 6-3		0-0 6-3		0-0 4-3	0-0 1-3		0-0 G4-6-3 1B		4 0 0 0 0 0 0												
Jay Johnstone, L (8, PH) OBP: 0.355, SLG: 0.482								1-2 2-3 3-H		1 0 1 1 0 0 0												
Larry Bowa, S (1, 6) OBP: 0.331, SLG: 0.369	0-0 6-3		0-0 5-3		0-0 1B BB 1B		0-0 F8	0-0 G4-6-3 1-2f		5 1 1 0 0 0 3												
Mike Schmidt, R (1, 5) OBP: 0.406, SLG: 0.640	4-0 S BB		0-0 3B		4-0 1B BB 1B		0-0 3B		4-0 G1 G3 BB	2 0 2 0 3 0 0												
Greg Luzinski, R (1, 7) OBP: 0.382, SLG: 0.613	0-3 K2-3		4-0 BB		0-0 1B 1B		0-0 5-3		0-0 G3	3 0 1 0 1 1 2												
Tom Hutton, L (7, 3) OBP: 0.313, SLG: 0.317	1-2				1-2 2-3 1B				1-2	1 0 0 0 0 0 1												
Davey Johnson, R (1, 3) OBP: 0.389, SLG: 0.611		0-0 HR		0-0 1-3		0-0 1B		0-3 K	0-0 G1	4 1 2 2 0 1 3												
Tug McGraw, R (7, 1) OBP: 0.250, SLG: 0.250					1-2 2-H 3-H 1B				2-3	1 0 0 0 0 0 1												
Garry Maddox, R (1, 8) OBP: 0.313, SLG: 0.423		0-0 G6-4-3 1B		0-0 F7		4-0 HR BB		0-0 SH5-4 S 1B	0-3 K	4 2 2 0 1 1 1												
Bob Boone, R (1, 2) OBP: 0.349, SLG: 0.444		0-0 F9		0-0 L4-3 1B		0-0 HR		4-0 1B SH5-4 BB		3 1 2 2 1 0 1												
Ted Sizemore, R (1, 4) OBP: 0.320, SLG: 0.340		0-0 G6-4-3		0-0 L4-3		0-0 F7		0-0 SH5-4		3 0 0 0 0 0 2												
Larry Christenson, R (1, 1) OBP: 0.186, SLG: 0.220			0-0 HR		0-0 1-3		0-3 K	4-0 1B IBB		3 1 1 1 0 1 0												
Bake McBride, L (7, 9) OBP: 0.330, SLG: 0.455										0 0 0 0 1 0 0												
Inning Stats	R: 0 E: 0 K: 1 S: 5	H: 0 LOB: 1 BB: 1 P: 9	R: 1 E: 0 K: 0 S: 4	H: 2 LOB: 0 BB: 0 P: 4	R: 1 E: 0 K: 0 S: 5	H: 2 LOB: 2 BB: 1 P: 9	R: 0 E: 0 K: 0 S: 3	H: 1 LOB: 0 BB: 0 P: 3	R: 1 E: 0 K: 0 S: 5	H: 3 LOB: 2 BB: 1 P: 9	R: 2 E: 0 K: 1 S: 6	H: 1 LOB: 0 BB: 1 P: 10	R: 0 E: 0 K: 1 S: 6	H: 1 LOB: 1 BB: 0 P: 6	R: 1 E: 0 K: 0 S: 4	H: 2 LOB: 2 BB: 2 P: 12	R: 0 E: 0 K: 1 S: 5	H: 0 LOB: 1 BB: 1 P: 9	1B: 7 2B: 1 3B: 2 HR: 3	SF: 0 SAC: 1 DP: 3 HBP: 0	WP: 0 PB: 0 SB: 2 CS: 0	PA: 42
PITCHER	IP WLS BF H R ER SO BB IBB HBP BLK WP HR S P ERA WHIP																					
Bob Knepper, L (1, 1) ERA: 3.43	5.0 L 23 8 3 3 1 3 0 0 0 0 2 22 34 5.40 2.200																					
Charlie Williams, R (6, 1) ERA: 4.01	1.1 7 2 2 2 1 1 0 0 0 0 1 8 12 13.50 2.250																					
Dave Heaverlo, R (7, 1) ERA: 2.25	0.2 2 0 0 0 1 0 0 0 0 0 0 4 4 0.00 0.000																					
Randy Moffitt, R (8, 1) ERA: 3.15	2.0 10 2 1 1 1 2 1 0 0 0 0 9 21 4.50 2.000																					

Philadelphia Phillies @ San Francisco Giants
Candlestick Park, San Francisco, CA

Sat Jul 23 1977, 6:33 AM EDT
Att. 7,958 - Unknown

livebaseballscorecards.com

AB	34
R	6
H	12
RBI	6
BB	7
SO	4
LOB	14



Batter	1	2	3	4	5	6	7	8	9	AB R H RBI BB SO LOB	TOP											
Dave Cash, R OBP: 0.338, SLG: 0.355 (1, 4) X	0-0 4-3		0-0 F9			0-0 F9			0-0 F8	4 0 0 0 0 0 1												
Chris Speier, R OBP: 0.328, SLG: 0.332 (1, 6) X	0-0 G6-3 1B			4-0 L6-3 BB			0-0 G3		0-0 F9	3 0 1 0 1 0 0												
Ellis Valentine, R OBP: 0.354, SLG: 0.537 (1, 9) X	0-0 G6-3		0-0 L6-3				0-0 S 2B			3 0 1 0 0 0 2												
Sam Mejias, R OBP: 0.333, SLG: 0.600 (7, 9)	1-2f		1-2							0 0 0 0 0 0 0												
Tony Perez, R OBP: 0.333, SLG: 0.428 (1, 3) X		0-0 F7		0-0 3B			0-0 E6 G1-6-3			3 0 1 0 0 0 1												
Gary Carter, R OBP: 0.338, SLG: 0.488 (1, 2) SSS		0-3 K			0-0 4-3		0-0 G1-6-3			3 0 0 0 0 1 2												
Warren Cromartie, L OBP: 0.338, SLG: 0.434 (1, 7) X		0-0 4-3			0-0 F9			0-3 K		3 0 0 0 0 1 0												
Andre Dawson, R OBP: 0.330, SLG: 0.498 (1, 8) SSS			0-0 4-3		0-3 K			0-0 6-3		3 0 0 0 0 1 0												
Wayne Garrett, L OBP: 0.355, SLG: 0.364 (1, 5) X			0-0 SH1-4 1B			0-0 G3		0-0 6-3		3 0 1 0 0 0 0												
Wayne Twitchell, R OBP: 0.200, SLG: 0.174 (1, 1) X			0-0 SH1-4			0-3 K			0-0 F4	1 0 0 0 0 1 0												
Del Unser, L OBP: 0.348, SLG: 0.476 (9, PH) X			1-2							1 0 0 0 0 0 0												
Inning Stats	R: 0 E: 0 K: 0 S: 3	H: 1 LOB: 0 BB: 0 P: 3	R: 0 E: 0 K: 1 S: 5	H: 0 LOB: 0 BB: 0 P: 5	R: 0 E: 0 K: 0 S: 4	H: 1 LOB: 1 BB: 0 P: 4	R: 0 E: 0 K: 0 S: 2	H: 1 LOB: 1 BB: 1 P: 6	R: 0 E: 0 K: 1 S: 5	H: 0 LOB: 0 BB: 0 P: 5	R: 0 E: 1 K: 0 S: 4	H: 1 LOB: 1 BB: 0 P: 4	R: 0 E: 0 K: 1 S: 5	H: 0 LOB: 0 BB: 0 P: 5	R: 0 E: 0 K: 0 S: 3	H: 0 LOB: 0 BB: 0 P: 3	R: 0 E: 0 K: 0 S: 3	H: 0 LOB: 0 BB: 0 P: 3	1B: 2 2B: 2 3B: 1 HR: 0	SF: 0 SAC: 1 DP: 3 HBP: 0	WP: 0 PB: 0 SB: 1 CS: 0	PA: 29
PITCHER Jim Barr, R ERA: 4.79 (1, 1)	IP: 9.0 WLS: W BF: 29 H: 4 R: 0 ER: 0 SO: 4 BB: 1 IBB: 0 HBP: 0 BLK: 0 WP: 0 HR: 0 S: 36 P: 40 ERA: 0.00 WHIP: 0.556											PITCHER	IP: 9.0 WLS: W BF: 29 H: 4 R: 0 ER: 0 SO: 4 BB: 1 IBB: 0 HBP: 0 BLK: 0 WP: 0 HR: 0 S: 36 P: 40 ERA: 0.00 WHIP: 0.556									

Montreal Expos @ San Francisco Giants
Candlestick Park, San Francisco, CA
Sun Jul 24 1977, 6:33 AM EDT
Unknown

AB	27
R	0
H	4
RBI	0
BB	1
SO	4
LOB	6



WP: 0	PA: 29
PB: 0	
SB: 1	
CS: 0	

livebaseballscores.com

Batter	1	2	3	4	5	6	7	8	9	10	11	12	AB	R	H	RBI	BB	SO	LOB	TOP						
Dave Cash, R OBP: 0.338, SLG: 0.353 (1, 4)	4-0 CS BB		0-0 4-3	0-0 6-3		0-0 F8			0-0 1B		0-0 6-3		5	0	1	0	1	0	2							
Chris Speier, R OBP: 0.328, SLG: 0.330 (1, 6)	4-0 BB		0-0 BB E HBP 1B	0-0 F9			0-0 6-3		0-0 F9			0-0 4-3	5	1	1	0	1	0	1							
Ellis Valentine, R OBP: 0.351, SLG: 0.530 (1, 9)	0-3 K		0-0 E1 HBP BB BB		0-0 F2		0-3 K			0-0 FC1-6 1B		0-0 F8	6	1	1	0	0	2	2							
Tony Perez, R OBP: 0.334, SLG: 0.425 (1, 3)	0-3 K		4-0 BB HBP 1B BB		0-3 K		0-0 F7			0-0 FC1-6 1B		0-0 4-3	4	1	1	0	1	2	1							
Pete Mackanin, R OBP: 0.292, SLG: 0.378 (10, PR)													0	0	0	0	0	0	0							
Sam Mejias, R OBP: 0.326, SLG: 0.585 (10, 8)													1	0	0	0	0	0	0							
Warren Cromartie, L OBP: 0.333, SLG: 0.428 (1, 7)		0-0 F9	0-0 F8		0-0 F6			0-0 6-3		0-0 FC1-6			5	0	0	0	0	0	5							
Gary Carter, R OBP: 0.339, SLG: 0.485 (1, 2)		0-0 BB 1B	1-0 BB HBP			0-0 E6 4-3		0-3 K		0-3 K			4	1	1	1	0	2	2							
Del Unser, L OBP: 0.351, SLG: 0.470 (1, 8)		4-0 BB 1B	4-0 BB HBP			0-0 4-3		0-0 F8		0-0 F4			2	0	0	1	2	0	1							
Jose Morales, R OBP: 0.209, SLG: 0.275 (10, PH)		1-2 BB	1-2 BB			2-3							1	0	0	0	0	2								
Wayne Garrett, L OBP: 0.368, SLG: 0.374 (1, 5)		0-0 1B	0-0 1B			4-0 IBB			0-0 F7		0-3 K		2	0	2	2	1	0	0							
Larry Parrish, R OBP: 0.309, SLG: 0.382 (9, PH)		1-2 2-H	1-3 2-H 3-H										2	0	0	0	0	1	0							
Don Stanhouse, R OBP: 0.243, SLG: 0.306 (1, 1)		0-3 K		0-0 F4		0-3 K			0-0 1-3		0-0 3-1		2	0	0	0	0	1	2							
Santo Alcala, R OBP: 0.050, SLG: 0.200 (4, 1)													1	0	0	0	0	1	2							
Andre Dawson, R OBP: 0.329, SLG: 0.496 (9, PH)													1	0	0	0	0	0	0							
Bill Atkinson, L OBP: 0.250, SLG: 0.250 (9, 1)													0	0	0	0	0	0	0							
Will McEnaney, L OBP: 0.250, SLG: 0.250 (9, 1)													1	0	0	0	0	0	0							
Inning Stats	R: 0 E: 0 K: 2 S: 6	H: 0 LOB: 1 BB: 2 P: 14	R: 0 E: 0 K: 1 S: 6	H: 2 LOB: 2 BB: 1 P: 10	R: 4 E: 1 K: 0 S: 5	H: 2 LOB: 2 BB: 2 P: 14	R: 0 E: 0 K: 0 S: 3	H: 0 LOB: 0 BB: 0 P: 3	R: 0 E: 0 K: 1 S: 5	H: 0 LOB: 2 BB: 1 P: 10	R: 0 E: 0 K: 1 S: 5	H: 0 LOB: 0 BB: 0 P: 5	R: 0 E: 0 K: 1 S: 5	H: 0 LOB: 0 BB: 0 P: 5	R: 0 E: 0 K: 1 S: 7	H: 2 LOB: 2 BB: 7 P: 7	R: 0 E: 0 K: 1 S: 5	H: 0 LOB: 0 BB: 0 P: 5	R: 0 E: 0 K: 0 S: 3	H: 0 LOB: 0 BB: 0 P: 3	1B: 7 2B: 0 3B: 0 HR: 0	SF: 0 SAC: 0 DP: 0 HBP: 1	WP: 0 PB: 0 SB: 0 CS: 1	PA: 49		
PITCHER	IP WLS BF H R ER SO BB IBB HBP BLK WP HR S P ERA WHIP																									
Lynn McGlothen, R ERA: 5.7 (1, 1)	2.2																									
Dave Heaverlo, R ERA: 2.24 (3, 1)	0.1																									
Charlie Williams, R ERA: 3.91 (4, 1)	2.0																									
Randy Moffitt, R ERA: 3.05 (6, 1)	2.0																									
Gary Lavelle, L ERA: 1.23 (8, 1)	3.0																									
John Curtis, L ERA: 5.88 (11, 1)	2.0																									

Montreal Expos @ San Francisco Giants
Candlestick Park, San Francisco, CA
Sun Jul 24 1977, 6:38 AM EDT
Att. 21,155 - Unknown

livebaseballscores.com

AB	42
R	4
H	7
RBI	4
BB	6
SO	9
LOB	20



Batter	1	2	3	4	5	6	7	8	9	AB R H RBI BB SO LOB	TOP	
Dave Cash, R OBP: 0.336, SLG: 0.351 (1, 4) X	0-0 S 1B		0-0 6-3	0-0 6-3		0-0 F9		0-0 6-3		5 0 1 0 0 0 4		
Chris Speier, R OBP: 0.329, SLG: 0.329 (1, 6) S S S	0-3 K		0-0 F5		0-0 F9		0-0 1B		4-0 1B BB	4 0 1 0 1 1 1		
Ellis Valentine, R OBP: 0.349, SLG: 0.534 (1, 9) S S S	0-3 K		0-0 HR		0-0 E4 FC6-4		0-0 F7		0-3 K	5 1 1 1 0 2 3		
Tony Perez, R OBP: 0.335, SLG: 0.423 (1, 3) B B B	4-0 FC6-4 1-2 BB		0-3 K		0-0 FC6-4 1-2f		0-0 F9		0-0 G6-4-3 1-3 1B	4 0 1 0 1 1 2		
Gary Carter, R OBP: 0.334, SLG: 0.477 (1, 2) X	0-0 FC6-4 1-2f				0-0 F7		0-0 FC6-4 1-2f		0-0 F7	5 0 0 0 0 0 6		
Warren Cromartie, L OBP: 0.335, SLG: 0.431 (1, 7) X		0-0 F8			0-0 1B 2B		0-0 SH5-4 F9 1B		0-0 F4	4 1 2 0 0 0 0		
Andre Dawson, R OBP: 0.328, SLG: 0.496 (1, 8) X		0-0 2B			0-0 5-3		0-0 F9 1-2		0-0 1-3	4 0 1 0 0 0 2		
Wayne Garrett, L OBP: 0.378, SLG: 0.376 (1, 5) X		0-0 F7			0-0 1B 2-H 1B		4-0 SH5-4 IBB		1-0 HR HBP	2 1 1 1 1 0 1		
Steve Rogers, R OBP: 0.159, SLG: 0.117 (1, 1) S S S		0-3 K			0-0 1B		0-0 SH5-4		0-0 HR	2 0 1 0 0 1 1		
Joe Kerrigan, R (7, 1)										0 0 0 0 0 0 0		
Del Unser, L OBP: 0.355, SLG: 0.491 (8, PH)										1 1 1 2 0 0 0		
Will McEnaney, L (8, 1)										0 0 0 0 0 0 0		
Bill Atkinson, L OBP: 0.250, SLG: 0.250 (9, 1) X										0 0 0 0 0 0 0		
Inning Stats	R: 0 H: 1 E: 0 LOB: 2 K: 2 BB: 1 S: 8 P: 12	R: 0 H: 1 E: 0 LOB: 1 K: 1 BB: 0 S: 6 P: 6	R: 1 H: 1 E: 0 LOB: 0 K: 1 BB: 0 S: 6 P: 6	R: 1 H: 3 E: 0 LOB: 2 K: 0 BB: 0 S: 6 P: 6	R: 0 H: 0 E: 1 LOB: 1 K: 0 BB: 0 S: 4 P: 4	R: 0 H: 1 E: 0 LOB: 2 K: 0 BB: 1 S: 4 P: 8	R: 0 H: 1 E: 0 LOB: 1 K: 0 BB: 0 S: 4 P: 4	R: 2 H: 1 E: 0 LOB: 0 K: 0 BB: 0 S: 4 P: 5	R: 0 H: 1 E: 0 LOB: 1 K: 1 BB: 1 S: 5 P: 9	1B: 6 SF: 0 2B: 2 SAC: 1 3B: 0 DP: 1 HR: 2 HBP: 1	WP: 0 PA: 41 PB: 0 SB: 1 CS: 0	
PITCHER Ed Halicki, R (1, 1) ERA: 3.52 Dave Heaverlo, R (8, 1) ERA: 2.45	IP WLS BF H R ER SO BB IBB HBP BLK WP HR S P ERA WHIP											PITCHER IP WLS BF H R ER SO BB IBB HBP BLK WP HR S P ERA WHIP

Montreal Expos @ San Francisco Giants
 Candlestick Park, San Francisco, CA
 Mon Jul 25 1977, 10:05 PM EDT
 Att. 2,340 - Unknown

AB	36
R	4
H	10
RBI	4
BB	3
SO	5
LOB	20



WP: 0	PA: 41
PB: 0	
SB: 1	
CS: 0	

BOTTOM

Montreal Expos @ San Francisco Giants
 Candlestick Park, San Francisco, CA
 Mon Jul 25 1977, 10:05 PM EDT
 Att. 2,340 - Unknown

livebaseballscorecards.com

AB	34
R	3
H	7
RBI	3
BB	5
SO	6
LOB	21



WP: 1	PA: 39
PB: 0	
SB: 0	
CS: 0	

AB	R	H	RBI	BB	SO	LOB
4	0	0	0	1	0	4
5	0	1	0	0	1	4
0	0	0	0	1	0	0
4	0	0	0	0	2	3
3	0	0	0	1	1	1
4	0	1	0	0	1	1
3	1	0	0	1	0	3
4	0	2	0	0	0	1
0	1	0	0	0	0	0
2	0	0	0	1	0	2
0	0	0	0	0	0	0
1	1	1	3	0	0	0
2	0	1	0	0	1	1
1	0	1	0	0	0	0
0	0	0	0	0	0	0
1	0	0	0	0	0	1

Batter	1	2	3	4	5	6	7	8	9
Rob Andrews, R OBP: 0.356, SLG: 0.308 (1, 4)	0-0 F8		0-0 F8		0-0 FC6-4		0-0 FC6-5		4-0 BB
Derrel Thomas, S OBP: 0.305, SLG: 0.308 (1, 8)	0-0 G3		0-3 K			0-0 WP BB 2B	0-0 F8		0-0 F8 BB
Bill Madlock, R OBP: 0.370, SLG: 0.442 Gary Thomasson, L OBP: 0.346, SLG: 0.464 (1, 5) (2, 7)	4-0 FC4 BB		0-0 1-3			0-3 K 2-3		0-0 4-3	0-3 K
Jack Clark, R OBP: 0.331, SLG: 0.430 (1, 9)	0-0 FC4			0-3 K		4-0 FC BB		0-0 F3	
Willie McCovey, L OBP: 0.380, SLG: 0.475 (1, 3)		0-0 3-1 2B		0-3 K		0-0 FC 1-3		0-0 G3	
Darrell Evans, L OBP: 0.351, SLG: 0.405 (1, 7) (2, 5)		0-0 3-1		0-0 F5		0-0 F8		4-0 1B HR BB	
Tim Foli, R OBP: 0.226, SLG: 0.350 Johnnie LeMaster, R OBP: 0.239, SLG: 0.267 (1, 6) (9, PR)		0-0 F5			0-0 1B		0-0 5-3	0-0 1B	0-0 1B
Marc Hill, R OBP: 0.314, SLG: 0.370 Mike Sadek, R OBP: 0.292, SLG: 0.323 (1, 2) (7, PR) (8, 2)		0-0 5-3			0-0 FC5-4 FC6-4		4-0 FC6-5 1B BB	0-0 HR	0-0 HR
Gary Alexander, R OBP: 0.422, SLG: 0.417 (9, PH)					0-3 K		0-0 FC6-5 1B	0-0 6-3	
Ed Halicki, R OBP: 0.196, SLG: 0.224 Terry Whitfield, L OBP: 0.333, SLG: 0.433 Dave Heaverlo, R (8, 1) Vic Harris, S OBP: 0.354, SLG: 0.416 (9, PH)			0-0 1B						

Inning Stats	R: 0	H: 0	E: 0	K: 3	S: 3	H: 0	LOB: 1	BB: 1	P: 7	R: 0	H: 1	E: 0	K: 0	S: 4	R: 0	H: 1	E: 0	K: 1	S: 6	R: 0	H: 0	E: 0	K: 2	S: 7	R: 0	H: 1	E: 0	K: 1	S: 6	R: 0	H: 1	E: 0	K: 1	S: 6	R: 0	H: 1	E: 0	K: 1	S: 6	R: 0	H: 0	E: 0	K: 1	S: 6	R: 0	H: 1	E: 0	K: 0	S: 4	R: 0	H: 0	E: 0	K: 0	S: 3	R: 3	H: 2	E: 0	K: 1	S: 7	R: 0	H: 2	E: 0	K: 1	S: 7	1B: 4	2B: 2	3B: 0	HR: 1	SF: 0	SAC: 0	DP: 0	HBP: 0	WP: 1	PA: 39
--------------	------	------	------	------	------	------	--------	-------	------	------	------	------	------	------	------	------	------	------	------	------	------	------	------	------	------	------	------	------	------	------	------	------	------	------	------	------	------	------	------	------	------	------	------	------	------	------	------	------	------	------	------	------	------	------	------	------	------	------	------	------	------	------	------	------	-------	-------	-------	-------	-------	--------	-------	--------	-------	--------

PITCHER	IP	WLS	BF	H	R	ER	SO	BB	IBB	HBP	BLK	WP	HR	S	P	ERA	WHIP
Steve Rogers, R ERA: 2.67 (1, 1)	6.0		24	4	0	0	5	2	0	0	0	1	0	32	40	0.00	1.000
Joe Kerrigan, R ERA: 2.35 (7, 1)	1.0		5	1	0	0	0	1	0	0	0	0	0	4	8	0.00	2.000
Will McEnaney, L ERA: 4.19 (8, 1)	1.0		5	1	2	2	0	1	0	0	0	0	0	4	8	18.00	2.000
Bill Atkinson, R ERA: 3.83 (9, 1)	1.0	S	5	1	1	1	1	1	0	0	0	0	1	6	10	9.00	2.000

New York Mets @ San Francisco Giants
 Candlestick Park, San Francisco, CA

Tue Jul 26 1977, 10:05 PM EDT
 Att. 9,897 - Unknown

livebaseballscorecards.com

AB	34
R	8
H	14
RBI	8
BB	5
SO	7
LOB	17



WP	1	PA	46
PB	0		
SB	0		
CS	1		

AB R H RBI BB SO LOB

5	2	3	0	0	0	1
4	2	3	1	0	0	2
2	1	0	1	2	1	2
4	1	1	0	1	2	4
3	0	1	2	0	1	0
4	1	2	1	0	0	2
4	1	2	1	1	1	2
3	0	0	2	1	0	1
4	0	2	0	0	1	3
1	0	0	0	0	1	0
1B	12	SF	3			
2B	0	SAC	2			
3B	2	DP	0			
HR	0	HBP	1			

Batter	1	2	3	4	5	6	7	8	9										
Lenny Randle, S (1, 5) OBP: 0.388, SLG: 0.415	0-0 F8		0-0 FC6-4 3B		0-0 CS 1B		0-0 SH3 1B	0-0 1B											
Felix Millan, R (1, 4) OBP: 0.256, SLG: 0.290	0-0 1B		0-0 SF8 3B		0-0 CS	0-0 1B BB SF8 1B	0-0 SH3	0-0 4-3											
Steve Henderson, R (1, 7) OBP: 0.359, SLG: 0.518	0-0 F7		0-0 SF8			4-0 1-4-3 1B BB	0-3 K	4-0 BB											
John Milner, L (1, 3) OBP: 0.359, SLG: 0.451	0-0 F6		0-3 K			0-0 BB 1-4-3 1B	4-0 1B 1B IBB	0-3 K											
John Stearns, R (1, 2) OBP: 0.389, SLG: 0.473		1-0 SH3 1B HBP		0-3 K		0-0 SF8	0-0 E 1B 1B	0-0 F9											
Bruce Boisclair, L (1, 9) OBP: 0.330, SLG: 0.383		0-0 SH3		0-0 F7		0-0 3-H 1-4-3	0-0 E6	0-0 3B 1B											
Lee Mazzilli, S (1, 8) OBP: 0.321, SLG: 0.295		0-0 2-H 1B		0-0 3-1		4-0 BB IBB	0-3 K	0-0 1-H SF9 3B											
Doug Flynn, R (1, 6) OBP: 0.200, SLG: 0.226		0-0 F3				0-0 F9	4-0 1-2 2-3 3-H BB	0-0 F9	0-0 SF9										
Pat Zachry, R (1, 1) OBP: 0.179, SLG: 0.158			0-0 FC6-4 1B		0-0 6-3		0-3 K	0-0 1B WP 1B	0-3 K										
Bob Apodaca, R (8, 1) OBP: 0.500, SLG: 0.500																			
Inning Stats	R: 0 E: 0 K: 0 S: 4 H: 1 LOB: 1 BB: 0 P: 4	R: 0 E: 0 K: 0 S: 3 H: 1 LOB: 1 BB: 0 P: 4	R: 2 E: 0 K: 1 S: 7 H: 2 LOB: 0 BB: 0 P: 7	R: 0 E: 0 K: 1 S: 5 H: 0 LOB: 0 BB: 0 P: 5	R: 0 E: 0 K: 1 S: 3 H: 1 LOB: 0 BB: 0 P: 3	R: 2 E: 0 K: 1 S: 7 H: 2 LOB: 3 BB: 3 P: 19	R: 2 E: 1 K: 2 S: 10 H: 3 LOB: 2 BB: 1 P: 14	R: 0 E: 0 K: 1 S: 7 H: 2 LOB: 3 BB: 1 P: 11	R: 2 E: 0 K: 1 S: 7 H: 2 LOB: 0 BB: 0 P: 7										
PITCHER	IP WLS BF H R ER SO BB IBB HBP BLK WP HR S P ERA WHIP																		
John Montefusco, R (1, 1) ERA: 4.16	6.2 L 33 10 6 6 4 2 2 1 0 0 0 36 53 8.10 1.800																		
Gary Lavelle, L (7, 1) ERA: 1.22	0.1 1 0 0 0 1 0 0 0 0 0 0 3 3 0.00 0.000																		
John Curtis, L (8, 1) ERA: 5.98	2.0 11 4 2 2 2 1 0 0 0 1 0 14 18 9.00 2.500																		

Batter	1	2	3	4	5	6	7	8	9	AB	R	H	RBI	BB	SO	LOB
Rob Andrews, R OBP: 0.353, SLG: 0.306 (1, 4)	0-0 F8		0-0 FC3-6 1B		0-0 F3		0-0 FC5-4 1-2f 2-3		0-0 F8	5	0	1	0	0	0	2
Derrel Thomas, S OBP: 0.307, SLG: 0.316 (1, 8)	0-0 F9		0-0 FC3-6 1-2f 2-3		0-0 1B		0-3 K		0-0 3B	5	0	2	0	0	1	4
Darrell Evans, L OBP: 0.346, SLG: 0.398 (1, 5)	0-0 F2		0-0 4-1		0-3 K		0-3 K		0-0 3-1	5	0	0	0	0	2	4
Jack Clark, R OBP: 0.330, SLG: 0.431 (1, 9)		0-3 K		0-0 F8		0-3 K		0-0 1B 2B		4	1	1	0	0	2	0
Willie McCovey, L OBP: 0.379, SLG: 0.482 (1, 3)		0-0 4-3		0-0 HR		0-0 G3		0-0 1B E5		4	1	1	1	0	0	1
Terry Whitfield, L OBP: 0.332, SLG: 0.434 (1, 7)		0-0 E4 FC6-4		0-0 1B 2B		0-0 F7		0-0 F8		4	1	1	0	0	0	2
Tim Foli, R OBP: 0.230, SLG: 0.352 (1, 6)		0-0 FC6-4 1-2f		0-0 1-3		0-0 FC5-4 1B		0-0 1-3 2-H 1B		4	0	2	1	0	0	2
Marc Hill, R OBP: 0.321, SLG: 0.377 (1, 2)			0-0 FC3-6 SH3-4 1B	0-0 2-H 1B	0-0 FC5-4 1B		0-0 FC5-4 1B	0-0 F3		4	0	3	1	0	0	2
John Montefusco, R OBP: 0.148, SLG: 0.231 (1, 1)			0-0 SH3-4		0-3 K		0-3 K		0-3 K	1	0	0	0	0	1	0
Gary Lavelle, S (7, 1)										0	0	0	0	0	0	0
Gary Thomasson, L (7, PH)										1	0	0	0	0	1	2
John Curtis, L (8, 1)			1-2							0	0	0	0	0	0	0
Vic Harris, S (9, PH)										1	0	0	0	0	1	0

Inning Stats	R: 0	H: 0	E: 0	K: 0	S: 3	R: 0	H: 0	E: 1	K: 1	S: 6	R: 0	H: 2	E: 0	K: 0	S: 5	R: 2	H: 3	E: 0	K: 0	S: 5	R: 0	H: 1	E: 0	K: 2	S: 8	R: 0	H: 0	E: 0	K: 1	S: 5	R: 0	H: 2	E: 1	K: 1	S: 8	R: 1	H: 2	E: 1	K: 1	S: 8	R: 0	H: 1	E: 0	K: 1	S: 6	1B: 7	2B: 2	3B: 1	SF: 0	SAC: 1	DP: 0	HBP: 0	WP: 0	PA: 39
PITCHER	IP	WLS	BF	H	R	ER	SO	BB	IBB	HBP	BLK	WP	HR	S	P	ERA	WHIP																																					
Pat Zachry, R (1, 1) ERA: 4.3	7.2	W	34	10	3	2	7	0	0	0	0	0	1	48	48	2.35	1.304																																					
Bob Apodaca, R (8, 1) ERA: 2.66	1.1	S	5	1	0	0	1	0	0	0	0	0	0	7	7	0.00	0.750																																					

BOTTOM

New York Mets @ San Francisco Giants
Candlestick Park, San Francisco, CA

Tue Jul 26 1977, 10:05 PM EDT
Att. 9,897 - Unknown

AB	38
R	3
H	11
RBI	3
BB	0
SO	8
LOB	19



BOTTOM

New York Mets @ San Francisco Giants
Candlestick Park, San Francisco, CA

Wed Jul 27 1977, 6:33 AM EDT
Att. 4,406 - Unknown

livebaseballscorecards.com

AB	28
R	4
H	3
RBI	3
BB	5
SO	5
LOB	8



WP:	0	PA:	34
PB:	1	SB:	0
CS:	0		

AB R H RBI BB SO LOB

3 1 1 0 1 1 0

4 0 0 0 0 0 2

3 1 0 0 1 1 0

2 2 1 0 2 0 0

3 0 0 1 0 1 3

4 0 1 2 0 0 1

4 0 0 0 0 0 1

2 0 0 0 1 0 0

0	0	0	0	0	0	0	0
0	0	0	0	0	0	0	0
1	0	0	0	0	0	0	1
0	0	0	0	0	0	0	0
1	0	0	0	0	0	1	0
0	0	0	0	0	0	0	0
1	0	0	0	0	0	1	0
0	0	0	0	0	0	0	0

1B:	1	SF:	1
2B:	1	SAC:	0
3B:	1	DP:	1
HR:	0	HBP:	0

Batter	1	2	3	4	5	6	7	8	9
Rob Andrews, R OBP: 0.355, SLG: 0.306 (1, 4)	0-0 P4 ①		0-0 1B ③			4-0 BB BB BB PB BB ①	0-3 K ③		
Derrel Thomas, S OBP: 0.303, SLG: 0.312 (1, 8)	0-0 5-3 ②		0-0 F8 ③			0-0 F6 ①		0-0 F8 ①	
Vic Harris, S OBP: 0.346, SLG: 0.398 (1, 5)	0-3 K ③			0-0 P5 ①		4-0 BB BB BB PB BB 1-2 2B BB ①		0-0 F8 ②	
Jack Clark, R OBP: 0.336, SLG: 0.440 (1, 9)		0-0 SF9 3B ①		4-0 BB BB BB BB ②		4-0 BB BB BB PB BB 1-2 2-3 2B BB ②		0-0 F9 ③	
Gary Thomasson, L OBP: 0.340, SLG: 0.457 (1, 3)		0-0 SF9 ①		0-0 P3 ②		0-3 K 1-2 2-3 3-H ②		0-0 P5 ①	
Randy Elliott, R OBP: 0.278, SLG: 0.364 (1, 7)		0-0 3-H P4 ②		0-0 P3 ③		0-0 2B 2-H 3-H ③		0-0 F8 ②	
Tim Foli, R OBP: 0.227, SLG: 0.347 (1, 6)		0-0 F7 ③			0-0 F5 ①	0-0 5-3 ③		0-0 F6-3 ③	
Gary Alexander, R OBP: 0.417, SLG: 0.395 (1, 2)			4-0 BB BB BB F6-4-3 BB ①		0-0 F2 ②		0-0 F3 ①		
Bob Knepper, L OBP: 0.240, SLG: 0.208 (1, 1)			0-0 F6-4-3 ①		0-3 K ③		0-3 K ②		
Charlie Williams, R OBP: 0.250, SLG: 0.250 (3, 1)									
Bill Madlock, R OBP: 0.369, SLG: 0.441 (3, PH)									
Dave Heaverlo, R (4, 1)									
Marc Hill, R OBP: 0.320, SLG: 0.375 (5, PH)									
Randy Moffitt, R (6, 1)									
Terry Whitfield, L OBP: 0.331, SLG: 0.432 (7, PH)									
Gary Lavelle, S (8, 1)									

Inning Stats	R: 0	H: 0	E: 0	K: 1	S: 5	WLS	BF	H	R	ER	SO	BB	IBB	HBP	BLK	WP	HR	S	P	ERA	WHIP
	0	0	0	1	5		18	2	1	1	2	2	0	0	0	0	0	20	28	1.80	0.800
	1	1	0	0	4			1	3	3	1	3	0	0	0	0	0	5	17	40.50	6.000
	0	0	0	0	0			0	0	0	0	0	0	0	0	0	0	1	1	0.00	0.000
	0	0	0	0	0			0	0	0	2	0	0	0	0	0	0	13	13	0.00	0.000

PITCHER	IP	WLS	BF	H	R	ER	SO	BB	IBB	HBP	BLK	WP	HR	S	P	ERA	WHIP
Jon Matlack, L ERA: 3.92 (1, 1)	5.0		18	2	1	1	2	2	0	0	0	0	0	20	28	1.80	0.800
Paul Siebert, L ERA: 5.59 (6, 1)	0.2		6	1	3	3	1	3	0	0	0	0	0	5	17	40.50	6.000
Rick Baldwin, R ERA: 4.34 (6, 1)	0.1		1	0	0	0	0	0	0	0	0	0	0	1	1	0.00	0.000
Skip Lockwood, R ERA: 3.52 (7, 1)	3.0	S	9	0	0	0	2	0	0	0	0	0	0	13	13	0.00	0.000

Batter	1	2	3	4	5	6	7	8	9	AB R H RBI BB SO LOB	TOP											
Rob Andrews, R (1, 4) OBP: 0.356, SLG: 0.308	0-0 P6		0-0 SH1-3 1B	0-3 K		0-0 2-3 1B		0-0 E8 1B		5 1 2 0 0 1 0												
Derrel Thomas, S (1, 8) OBP: 0.305, SLG: 0.321	0-0 F9		0-0 SH1-3 1-2		0-0 F8 3B			0-0 FC5-4 1B		4 0 2 0 0 0 2												
Bill Madlock, R (1, 5) OBP: 0.367, SLG: 0.438	0-0 F4		0-0 FC4-6 2-3 1B		0-0 6-3		0-0 5-3	0-0 FC5-4 1-2f 1B		5 0 1 0 0 0 3												
Jack Clark, R (1, 9) OBP: 0.344, SLG: 0.448		0-0 HR 3B	4-0 FC4-6 1-2 BB		4-0 BB		0-3 K		4-0 BB	2 1 1 0 3 1 0												
Willie McCovey, L (1, 3) OBP: 0.377, SLG: 0.489		0-0 HR	0-0 FC4-6 1-2f 2-3 3-H S		0-0 F8 3-H		0-0 4-3		0-0 P1	4 1 1 3 0 0 4												
Darrell Evans, L (8, 3) OBP: 0.345, SLG: 0.397										1 0 0 0 0 0 1												
Randy Elliott, R (1, 7) OBP: 0.274, SLG: 0.356		0-0 L1-3 1B	0-0 F7 1-2			0-3 K		0-3 K	0-0 L7	5 0 1 0 0 2 3												
Tim Foli, R (1, 6) OBP: 0.234, SLG: 0.361		0-0 L1-3 1-2		0-0 HR		4-0 2B 6-3 BB		0-0 SH1-3 E 1B	0-0 F7	4 3 2 1 1 0 2												
Marc Hill, R (1, 2) OBP: 0.327, SLG: 0.384		4-0 BB		0-0 F2		0-0 1B 1-3 2B		0-0 SH1-3 E 1B		3 1 2 0 1 0 0												
Jim Barr, R (1, 1) OBP: 0.200, SLG: 0.154		0-0 F8		0-0 6-3		0-0 6-3 3-H		0-0 SH1-3 1-2 2-3		3 0 0 1 0 0 2												
Inning Stats	R: 0 E: 0 K: 0 S: 3	H: 0 LOB: 0 BB: 0 P: 3	R: 2 E: 0 K: 0 S: 5	H: 3 LOB: 1 BB: 1 P: 9	R: 1 E: 0 K: 0 S: 5	H: 2 LOB: 2 BB: 1 P: 9	R: 1 E: 0 K: 1 S: 6	H: 1 LOB: 0 BB: 0 P: 6	R: 0 E: 0 K: 0 S: 3	H: 1 LOB: 1 BB: 1 P: 7	R: 1 E: 0 K: 1 S: 7	H: 2 LOB: 2 BB: 1 P: 11	R: 0 E: 0 K: 1 S: 5	H: 0 LOB: 0 BB: 0 P: 5	R: 2 E: 1 K: 1 S: 9	H: 3 LOB: 2 BB: 0 P: 9	R: 0 E: 0 K: 0 S: 3	H: 0 LOB: 1 BB: 1 P: 7	1B: 7 2B: 2 3B: 2 HR: 2	SF: 0 SAC: 2 DP: 1 HBP: 0	WP: 0 PB: 0 SB: 1 CS: 0	PA: 43
PITCHER	IP WLS BF H R ER SO BB IBB HBP BLK WP HR S P ERA WHIP																					
Randy Lerch, L (1, 1) ERA: 5.2	4.0 L 19 6 4 4 1 2 2 0 0 0 0 2 19 27 9.00 2.000																					
Warren Brusstar, R (5, 1) ERA: 2.68	3.0 13 3 1 1 2 2 0 0 0 0 0 0 15 23 3.00 1.667																					
Ron Reed, R (8, 1) ERA: 2.76	2.0 11 3 2 0 1 1 0 0 0 0 0 0 12 16 0.00 2.000																					

San Francisco Giants @ Philadelphia Phillies
Veterans Stadium, Philadelphia, PA
Fri Jul 29 1977, 7:05 PM EDT
Att: 32,449 - Unknown

livebaseballscorecards.com

AB	36
R	7
H	12
RBI	5
BB	5
SO	4
LOB	17



Batter	1	2	3	4	5	6	7	8	9	AB R H RBI BB SO LOB	TOP									
Rob Andrews, R (1, 4) OBP: 0.351, SLG: 0.303	0-0 6-3	0-0 F8			0-0 5-3			0-0 5-3		4 0 0 0 0 0 2	San Francisco Giants @ Philadelphia Phillies Veterans Stadium, Philadelphia, PA Sat Jul 30 1977, 7:05 PM EDT Att: 35,197 - Unknown									
Derrel Thomas, S (1, 8) OBP: 0.304, SLG: 0.330	0-0 HR		0-0 F8			0-0 5-3		0-0 4-3		4 1 1 1 0 0 1										
Bill Madlock, R (1, 5) OBP: 0.364, SLG: 0.433	0-0 F9		0-0 F4			0-0 L7			0-0 5-3	4 0 0 0 0 0 0										
Jack Clark, R (1, 9) OBP: 0.343, SLG: 0.443	0-0 6-3		0-0 5-3			4-0 BB		0-3 K		3 0 0 0 1 1 0										
Willie McCovey, L (1, 3) OBP: 0.376, SLG: 0.484		4-0 BB BB G5-2-3 BB		0-0 G3		0-0 P6		0-0 F7		3 0 0 0 1 0 1										
Randy Elliott, R (1, 7) Terry Whitfield, L (7, PH) OBP: 0.329, SLG: 0.430		4-0 BB BB G5-2-3 1-2 2B BB		0-0 5-3			0-0 4-3			1 1 0 0 1 0 0 1 0 0 0 0 0 0										
Tim Foli, R (1, 6) OBP: 0.235, SLG: 0.358		4-0 BB BB G5-2-3 1-2 2-3 2B BB		0-0 F8			0-0 5-3			2 1 0 0 1 0 0										
Marc Hill, R (1, 2) OBP: 0.323, SLG: 0.378		0-0 G5-2-3 1-2 2-3 3-H 2B		0-0 5-3			0-0 4-3			3 0 0 0 0 0 3										
Lynn McGlothen, L (1, 1) Charlie Williams, R (4, 1) Gary Thomasson, L (8, PH) Randy Moffitt, R (8, 1)		0-0 2B		0-0 F9			0-0 CS 3B			1 0 1 2 0 0 0 1 0 0 0 0 0 0 1 0 1 0 0 0 0 0 0 0 0 0 0 0										
Inning Stats	R: 1 E: 0 K: 0 S: 4	H: 1 LOB: 0 BB: 0 P: 4	R: 2 E: 0 K: 0 S: 3	H: 1 LOB: 1 BB: 3 P: 15	R: 0 E: 0 K: 0 S: 3	H: 0 LOB: 0 BB: 0 P: 3	R: 0 E: 0 K: 0 S: 3	H: 0 LOB: 0 BB: 0 P: 3	R: 0 E: 0 K: 0 S: 3	H: 0 LOB: 1 BB: 1 P: 7		R: 0 E: 0 K: 0 S: 3	H: 0 LOB: 0 BB: 0 P: 3	R: 0 E: 0 K: 1 S: 5	H: 1 LOB: 0 BB: 0 P: 5	R: 0 E: 0 K: 1 S: 5	H: 0 LOB: 0 BB: 0 P: 5	1B: 0 2B: 1 3B: 1 HR: 1	SF: 0 SAC: 0 DP: 1 HBP: 0	WP: 0 PB: 0 SB: 0 CS: 1
PITCHER	IP WLS BF H R ER SO BB IBB HBP BLK WP HR S P ERA WHIP																			
Steve Carlton, L (1, 1) ERA: 3.02	6.0 W 23 2 3 3 0 4 0 0 0 0 1 19 35 4.50 1.000																			
Gene Garber, R (7, 1) ERA: 3.08	3.0 S 9 1 0 0 1 0 0 0 0 0 0 0 11 11 0.00 0.333																			

livebaseballscorecards.com

AB	28
R	3
H	3
RBI	3
BB	4
SO	1
LOB	7



Batter	1	2	3	4	5	6	7	8	9
Jay Johnstone, L (1, 9) OBP: 0.357, SLG: 0.483	4-0 BB 9-3		0-0 G4-6-3 1-2f 3-H		0-0 4-3			0-0 HR 3B	
Larry Bowa, S (1, 6) OBP: 0.331, SLG: 0.369	0-0 9-3 1-2f		0-0 1B		0-0 4-3			4-0 HR BB	
Mike Schmidt, R (1, 5) OBP: 0.387, SLG: 0.599	0-0 F8		0-0 P6		0-3 K			4-0 HR IBB	
Greg Luzinski, R (1, 7) OBP: 0.391, SLG: 0.627		0-0 F7		0-0 HR 1B		0-0 F8		0-0 HR	
Jerry Martin, R (9, 7) OBP: 0.326, SLG: 0.437								1-H 2-H 3-H	
Richie Hebner, L (1, 3) OBP: 0.393, SLG: 0.506		0-0 L4		0-0 HR		0-0 F7		0-0 F8	
Terry Harmon, R (9, 4) OBP: 0.308, SLG: 0.391				1-H					
Garry Maddox, R (1, 8) OBP: 0.310, SLG: 0.423		0-0 3B		0-0 F9		0-0 1-3		0-0 SF7 3B	
Tim McCarver, L (1, 2) OBP: 0.397, SLG: 0.456		0-0 F8		0-0 1B 2B			0-0 F9	0-0 SF7	
Bob Boone, R (8, 2) OBP: 0.342, SLG: 0.436								3-H	
Ted Sizemore, R (1, 4) OBP: 0.325, SLG: 0.340		0-0 1B G4-6-3		0-0 CS 1B		0-0 5-3		0-0 F3	
Tom Hutton, L (8, PH) OBP: 0.321, SLG: 0.326			0-0 1B G4-6-3	2-H	0-0 F8		0-3 K		
Steve Carlton, L (1, 1) OBP: 0.215, SLG: 0.242			1-3	1-2					
Gene Garber, R (7, 1) OBP: 0.215, SLG: 0.242									

AB	R	H	RBI	BB	SO	LOB
3	1	1	0	1	0	1
3	1	1	0	1	0	1
3	1	0	0	1	1	1
4	2	2	4	0	0	0
0	0	0	0	0	0	0
4	1	1	2	0	0	0
0	0	0	0	0	0	0
4	1	2	0	0	0	0
3	1	1	0	0	0	1
0	0	0	1	0	0	0
3	1	2	1	0	0	0
1	0	0	0	0	0	0
2	0	1	0	0	0	1
1	0	0	0	0	1	0

WP	HR	S	P	ERA	WHIP
0	1	0	1	10.80	2.700
0	0	0	0	0.00	0.000
0	1	6	14	45.00	4.000

1B	2B	3B	HR	SF	SAC	DP	HBP
5	2	3	2	1	0	2	0

WP	HR	S	P	ERA	WHIP
0	1	0	1	10.80	2.700
0	0	0	0	0.00	0.000
0	1	6	14	45.00	4.000

San Francisco Giants @ Philadelphia Phillies
Veterans Stadium, Philadelphia, PA
 Sat Jul 30 1977, 7:05 PM EDT
 Att. 35,197 - Unknown

livebaseballscorecards.com

AB	31
R	9
H	11
RBI	8
BB	3
SO	2
LOB	5



INNING STATS														
R	H	E	K	S	R	H	E	K	S	R	H	E	K	S
0	0	0	2	6	0	1	0	0	4	0	3	0	1	6
0	0	0	1	6	1	0	0	0	5	0	4	0	0	6
0	0	0	0	4	1	0	0	0	5	0	3	0	0	6
0	0	0	0	6	0	0	0	0	6	0	4	0	0	6
0	0	0	0	5	0	0	0	0	5	0	0	0	0	5
0	0	0	0	5	0	0	0	0	5	0	0	0	0	5
0	0	0	0	5	0	0	0	0	5	0	0	0	0	5
0	0	0	0	5	0	0	0	0	5	0	0	0	0	5
0	0	0	0	5	0	0	0	0	5	0	0	0	0	5
0	0	0	0	5	0	0	0	0	5	0	0	0	0	5

PITCHER														
IP	WLS	BF	H	R	ER	SO	BB	IBB	HBP	BLK	WP	HR	S	P
3.1	L	17	8	4	4	0	1	0	0	0	0	1	16	20
4.1		10	0	0	0	2	0	0	0	0	0	0	14	14
8.1		8	3	5	5	0	1	1	0	0	0	1	6	14

Batter	1	2	3	4	5	6	7	8	9	AB R H RBI BB SO LOB	TOP					
Bill Madlock, R (1, 5) OBP: 0.362, SLG: 0.430	0-0 5-3	0-0 FC5			0-3 K		0-0 6-3 1B		0-0 6-3	5 0 1 0 0 1 3						
Derrel Thomas, S (1, 8) OBP: 0.303, SLG: 0.326	0-0 F9		0-0 F8		1-0 FC5-4 HBP		0-0 6-3 1-2		0-0 6-3	4 0 0 0 0 0 1						
Darrell Evans, L (1, 7) OBP: 0.346, SLG: 0.399	0-0 1B		0-0 5-3		0-0 FC5-4		0-0 P4		0-0 BB 1B	1 0 1 0 0 0 0 4 0 1 0 0 0 3						
Jack Clark, R (1, 9) OBP: 0.341, SLG: 0.440	0-0 1B		0-0 G3		1-2		4-0 BB		4-0 BB	3 1 2 0 2 0 0						
Gary Thomasson, L (1, 3) OBP: 0.349, SLG: 0.472	0-0 1B		0-0 G3		0-0 HR 2B		0-0 BB		1-2 BB	3 1 2 0 2 0 0						
Terry Whitfield, L (1, 9) OBP: 0.332, SLG: 0.445		0-0 5-3		0-0 CS 1B		0-0 HR 2-H		0-0 4-3	0-3 K	4 1 2 2 0 0 2 0 0 0 0 0 0 0 1 0 0 0 0 1 2						
Gary Lavelle, S (7, 1)																
Willie McCovey, L (9, PH) OBP: 0.375, SLG: 0.482																
Vic Harris, S (1, 4) OBP: 0.352, SLG: 0.396		0-0 6-3 WP 1B		0-0 P6		0-3 K		4-0 SH2-4 1B BB		3 2 1 0 1 1 1						
Tim Foli, R (1, 6) OBP: 0.232, SLG: 0.354		0-0 6-3		0-3 K		0-0 6-3		0-0 SH2-4		3 0 0 0 0 1 2						
Gary Alexander, R (1, 2) OBP: 0.442, SLG: 0.429		0-0 FC5 1B		0-0 CS		0-0 SH5-3 1B		0-0 FC5-4 1B		4 0 3 0 0 0 1						
Ed Halicki, R (1, 1) OBP: 0.208, SLG: 0.235		0-0 3-H		0-0 CS		0-0 SH5-3 1B		0-0 FC5-4 1B		2 0 1 0 0 0 1						
Randy Elliott, R (7, 7) OBP: 0.284, SLG: 0.358		0-0 1-2 1B		0-0 SH5-3		0-0 FC5-4		0-0 1-2 1B		1 0 1 1 0 0 0						
Inning Stats	R: 0 E: 0 K: 0 S: 4 H: 2 LOB: 2 BB: 0 P: 4	R: 1 E: 0 K: 0 S: 6 H: 3 LOB: 2 BB: 0 P: 6	R: 0 E: 0 K: 0 S: 3 H: 0 LOB: 0 BB: 0 P: 3	R: 0 E: 0 K: 1 S: 5 H: 1 LOB: 0 BB: 0 P: 5	R: 0 E: 0 K: 1 S: 6 H: 1 LOB: 2 BB: 0 P: 7	R: 2 E: 0 K: 1 S: 8 H: 3 LOB: 1 BB: 0 P: 8	R: 0 E: 0 K: 0 S: 4 H: 1 LOB: 2 BB: 1 P: 8	R: 1 E: 0 K: 0 S: 3 H: 1 LOB: 1 BB: 1 P: 7	R: 0 E: 0 K: 1 S: 6 H: 1 LOB: 2 BB: 1 P: 10	1B: 11 2B: 1 3B: 0 HR: 1 SF: 0 SAC: 2 DP: 0 HBP: 1	WP: 1 PB: 0 SB: 1 CS: 1 PA: 42					
PITCHER	IP WLS BF H R ER SO BB IBB HBP BLK WP HR S P ERA WHIP															
Jim Lonborg, R (1, 1) ERA: 4.0	6.2	30	11	3	3	3	0	0	1	0	1	1	35	36	4.05	1.650
Tug McGraw, L (7, 1) ERA: 2.63	1.1	W	6	1	1	1	0	2	0	0	0	0	4	12	6.75	2.250
Ron Reed, R (9, 1) ERA: 2.72	1.0	S	5	1	0	0	1	1	0	0	0	0	6	10	0.00	2.000

San Francisco Giants @ Philadelphia Phillies
 Veterans Stadium, Philadelphia, PA
 Sun Jul 31 1977, 3:33 AM EDT
 Att: 42,013 - Unknown

AB	35
R	4
H	13
RBI	3
BB	3
SO	4
LOB	16



livebaseballscorecards.com

Batter	1	2	3	4	5	6	7	8	9
Jay Johnstone, L OBP: 0.356, SLG: 0.478 (1, 9)	0-3 K ①		0-3 K ②			0-0 2B 1B ①	0-3 K ③		
Larry Bowa, S OBP: 0.328, SLG: 0.365 (1, 6)	0-0 F9 ②		0-0 1-3 ③			0-0 1-3 ①		0-3 K ①	
Mike Schmidt, R OBP: 0.388, SLG: 0.610 (1, 5)	0-3 K ③			0-0 HR ①		0-0 2B ②		0-0 F9 ②	
Greg Luzinski, R OBP: 0.392, SLG: 0.643 (1, 7)		0-0 HR ①		0-3 K ②		0-3 K ②		0-0 HR ③	
Richie Hebner, L OBP: 0.399, SLG: 0.519 (1, 3)		0-0 HR ①		4-0 CS BB ②		4-0 IBB ③		0-3 K ③	
Tug McGraw, R OBP: 0.333, SLG: 0.333 (7, 1)									
Jerry Martin, R OBP: 0.324, SLG: 0.434 (8, PH)									
Ron Reed, R OBP: 0.091, SLG: 0.182 (9, 1)									
Garry Maddox, R OBP: 0.308, SLG: 0.420 (1, 8)		0-3 K ①		0-0 F9 ②③		0-0 F9 ③			
Bob Boone, R OBP: 0.342, SLG: 0.433 (1, 2)		0-3 K ②			0-0 F7 ①		4-0 FC3-6 BB ①		
Ted Sizemore, R OBP: 0.322, SLG: 0.336 (1, 4)		0-0 F7 ③			0-0 F8 ②		0-0 FC3-6 S ①		
Jim Lonborg, R OBP: 0.125, SLG: 0.087 (1, 1)			0-0 P6 ①				0-0 F3 ②		
Tom Hutton, L OBP: 0.321, SLG: 0.326 (7, 3)									
Davey Johnson, R OBP: 0.383, SLG: 0.563 (8, 3)									


Inning Stats		R: 0	H: 0	E: 0	K: 2	S: 7	R: 2	H: 2	E: 0	K: 2	S: 9	R: 0	H: 0	E: 0	K: 1	S: 5	R: 1	H: 1	E: 0	K: 1	S: 5	R: 0	H: 0	E: 0	K: 1	S: 5	R: 1	H: 2	E: 0	K: 1	S: 7	R: 0	H: 0	E: 0	K: 1	S: 5	R: 1	H: 1	E: 0	K: 2	S: 8	R: 1	H: 1	E: 0	K: 2	S: 8											
PITCHER	IP	WLS	BF	H	R	ER	SO	BB	IBB	HBP	BLK	WP	HR	S	P	ERA	WHIP													PITCHER	IP	WLS	BF	H	R	ER	SO	BB	IBB	HBP	BLK	WP	HR	S	P	ERA	WHIP										
Ed Halicki, R ERA: 3.61 (1, 1)	6.1		26	5	4	4	8	2	1	0	0	0	3	39	51	5.68	1.105																																								
Gary Lavelle, L ERA: 1.38 (7, 1)	1.2	L	6	1	1	1	3	0	0	0	0	0	1	12	12	5.40	0.600																																								

BOTTOM

San Francisco Giants @ Philadelphia Phillies
Veterans Stadium, Philadelphia, PA
Sun Jul 31 1977, 3:33 AM EDT
Att. 42,013 - Unknown

AB	29
R	5
H	6
RBI	5
BB	3
SO	11
LOB	8

livebaseballscorecards.com



1B:	1	SF:	0	WP:	0	PA:	32
2B:	1	SAC:	0	PB:	0		
3B:	0	DP:	0	SB:	1		
HR:	4	HBP:	0	CS:	1		

Batter	1	2	3	4	5	6	7	8	9	AB R H RBI BB SO LOB	TOP											
Bill Madlock, R (1, 5) OBP: 0.359, SLG: 0.425	0-0 F4		0-0 S 2-H 1B			0-0 F5		0-0 1-3 1B		4 0 2 1 0 0 0												
Derrel Thomas, S (1, 8) OBP: 0.299, SLG: 0.319 Jack Clark, R (8, PH) OBP: 0.343, SLG: 0.440 Gary Lavelle, S (8, 1)	0-3 K		0-3 K			0-0 4-3		0-0 F4		3 0 0 0 0 2 1 1 0 0 0 0 0 2 0 0 0 0 0 0 0												
Darrell Evans, L (1, 7) OBP: 0.345, SLG: 0.396	0-0 1B		0-0 F2			0-0 G3			0-0 4-3	4 0 1 0 0 0 1												
Gary Thomasson, L (1, 9) OBP: 0.345, SLG: 0.466	0-0 F3				0-0 F9				0-0 1B FC4-6 1B	4 1 1 0 0 1 1												
Willie McCovey, L (1, 3) OBP: 0.375, SLG: 0.497 Johnnie LeMaster, R (9, PR) OBP: 0.239, SLG: 0.267		0-0 F3			0-0 F7			0-0 G3	0-0 1B FC4-6 1B	4 0 1 0 0 0 0 0 0 0 0 0 0 0												
Vic Harris, S (1, 4) OBP: 0.342, SLG: 0.389		0-3 K			0-0 F2			0-0 F9	0-0 FC4-6	4 0 0 1 0 1 1												
Tim Foli, R (1, 6) OBP: 0.234, SLG: 0.349		0-0 F7				0-0 F8			0-0 F8	0 0 0 0 0 0 0												
Marc Hill, R (1, 2) OBP: 0.319, SLG: 0.373			0-0 SH2-4 1B 1B			0-3 K			0-0 5-3	3 1 1 0 0 1 0												
Jim Barr, R (1, 1) OBP: 0.196, SLG: 0.151 Terry Whitfield, L (8, PH) OBP: 0.328, SLG: 0.438			0-0 SH2-4			0-3 K			0-0 1B 1B	1 0 0 0 0 1 0 1 0 1 0 0 0 0												
Inning Stats	R: 0 E: 0 K: 1 S: 6	H: 1 LOB: 1 BB: 0 P: 6	R: 0 E: 0 K: 1 S: 5	H: 0 LOB: 0 BB: 0 P: 5	R: 1 E: 0 K: 1 S: 7	H: 2 LOB: 1 BB: 0 P: 7	R: 0 E: 0 K: 0 S: 3	H: 0 LOB: 0 BB: 0 P: 3	R: 0 E: 0 K: 2 S: 7	H: 0 LOB: 0 BB: 0 P: 7	R: 0 E: 0 K: 0 S: 3	H: 0 LOB: 0 BB: 0 P: 3	R: 0 E: 0 K: 1 S: 5	H: 0 LOB: 0 BB: 0 P: 5	R: 0 E: 0 K: 0 S: 5	H: 2 LOB: 2 BB: 0 P: 5	R: 1 E: 0 K: 0 S: 5	H: 2 LOB: 1 BB: 0 P: 5	1B: 7 2B: 0 3B: 0 HR: 0	SF: 0 SAC: 1 DP: 0 HBP: 0	WP: 0 PB: 0 SB: 1 CS: 0	PA: 34
PITCHER	IP WLS BF H R ER SO BB IBB HBP BLK WP HR S P ERA WHIP												PITCHER	IP WLS BF H R ER SO BB IBB HBP BLK WP HR S P ERA WHIP								
Jackie Brown, R (1, 1) ERA: 3.7	8.1 W 32 7 2 2 6 0 0 0 0 0 0 0 44 44 2.16 0.840																					
Don Stanhouse, R (9, 1) ERA: 4.21	0.2 S 2 0 0 0 0 0 0 0 0 0 0 0 2 2 0.00 0.000																					

San Francisco Giants @ Montreal Expos
Olympic Stadium, Montreal, QB
Wed Aug 03 1977, 7:05 PM EDT
Att: 16,812 - Unknown

AB	29
R	2
H	7
RBI	2
BB	0
SO	6
LOB	6



livebaseballscores.com

Batter	1	2	3	4	5	6	7	8	9
Dave Cash, R OBP: 0.335, SLG: 0.348 (1, 4)	0-3 K	0-0 1B		0-0 FC3-6			0-3 K		
Chris Speier, R OBP: 0.322, SLG: 0.340 (1, 6)	0-3 K	0-0 F8		0-0 F9			0-0 F9		
Ellis Valentine, R OBP: 0.344, SLG: 0.514 (1, 9)	0-0 5-3		0-0 HR		0-0 F9		0-0 1-3		
Tony Perez, R OBP: 0.353, SLG: 0.439 (1, 3)		0-0 1B	0-0 4-3 1B		0-3 K		0-0 F7		
Andre Dawson, R OBP: 0.334, SLG: 0.502 (1, 8)		0-0 1B	0-3 K		0-0 F8		0-0 F3		
Warren Cromartie, L OBP: 0.323, SLG: 0.411 (1, 7)		0-0 E	0-0 4-3		0-0 1B		0-0 1B		
Gary Carter, R OBP: 0.334, SLG: 0.473 (1, 2)		0-0 E3	0-0 F7		0-0 F8		0-0 F8		
Wayne Garrett, L OBP: 0.376, SLG: 0.367 (1, 5)		0-0 FC6-2	0-0 G3		0-0 F7				
Jackie Brown, R OBP: 0.159, SLG: 0.140 (1, 1)		0-0 1B	0-0 FC3-6		0-3 K				
Don Stanhouse, R OBP: 0.243, SLG: 0.306 (9, 1)		0-0 1B							

AB	R	H	RBI	BB	SO	LOB
4	0	1	1	0	2	1
4	0	0	0	0	1	3
4	1	1	1	0	0	0
4	1	2	0	0	1	0
4	1	1	1	0	1	1
4	0	3	0	0	0	1
4	0	0	0	0	0	4
3	1	0	0	0	0	3
3	0	2	0	0	1	1
0	0	0	0	0	0	0

BOTTOM

San Francisco Giants @ Montreal Expos
Olympic Stadium, Montreal, QB

Wed Aug 03 1977, 7:05 PM EDT
Att. 16,812 - Unknown

livebaseballscorecards.com

AB	34
R	4
H	10
RBI	3
BB	0
SO	6
LOB	14



Inning Stats	R: 0	H: 0	E: 0	K: 2	S: 7	H: 0	LOB: 0	BB: 0	P: 7	R: 3	H: 5	E: 1	K: 0	S: 8	R: 1	H: 2	E: 0	K: 1	S: 7	R: 0	H: 1	E: 0	K: 0	S: 4	R: 0	H: 0	E: 0	K: 1	S: 5	R: 0	H: 1	E: 0	K: 1	S: 6	R: 0	H: 0	E: 0	K: 1	S: 5	R: 0	H: 1	E: 0	K: 0	S: 6	R: 0	H: 0	E: 0	K: 0	S: 5	R: 0	H: 1	E: 0	K: 0	S: 4	R: 0	H: 0	E: 0	K: 0	S: 4
PITCHER	IP	WLS	BF	H	R	ER	SO	BB	IBB	HBP	BLK	WP	HR	S	P	ERA	WHIP																																										
Jim Barr, R ERA: 4.54 (1, 1)	7.0	L	30	9	4	4	6	0	0	0	0	0	1	42	42	5.14	1.286																																										
Gary Lavelle, L ERA: 1.37 (8, 1)	1.0		4	1	0	0	0	0	0	0	0	0	0	4	4	0.00	1.000																																										

WP	PA	ERA	WHIP
0	34		

Batter	1	2	3	4	5	6	7	8	9	AB R H RBI BB SO LOB	TOP																								
Bill Madlock, R (1, 5) OBP: 0.360, SLG: 0.426	0-0 F8			0-0 1B 2B 1B	0-0 F6-3			0-0 G3 SH1-4 1B		4 1 2 0 0 0 0																									
Derrel Thomas, S (1, 8) OBP: 0.302, SLG: 0.326	4-0 CS BB			0-0 F3	0-0			0-0 SH1-4		2 0 1 0 1 0 1																									
Darrell Evans, L (1, 7) OBP: 0.344, SLG: 0.394	0-0 F9			0-0 2B 1-3 BB 1B	0-0 F8			0-0 G3		4 1 1 0 0 0 3																									
Gary Thomasson, L (1, 9) OBP: 0.344, SLG: 0.467		0-0 F7		0-0 BB 1-3 FC5-2 2B 3-H		0-0 L9		0-0 F6		4 0 1 1 0 0 1																									
Willie McCovey, L (1, 3) OBP: 0.373, SLG: 0.492		0-0 F6		4-0 FC5-2 BB IBB		0-0 P5			0-0 4-3	3 0 0 0 1 0 0																									
Vic Harris, S (1, 4) OBP: 0.339, SLG: 0.378		0-0 F9		4-0 FC5-2 1-2 2-3 3-H BB		0-0 G3			0-3 K	3 0 0 1 1 1 0																									
Tim Foli, R (1, 6) OBP: 0.234, SLG: 0.347			0-0 F8	0-0 FC5-2			0-0 F8		0-0	4 0 1 0 0 0 3																									
Johnnie LeMaster, R (9, PR) OBP: 0.239, SLG: 0.267				1-2 2-3 3-H						0 0 0 0 0 0 0	AB 31																								
Gary Alexander, R (1, 2) OBP: 0.400, SLG: 0.440			0-0 F8	0-3 K			0-0 P4		0-3 K	4 0 0 0 0 2 4	R 2																								
Lynn McGlothen, L (1, 1) OBP: 0.105, SLG: 0.158			0-3 K				0-0 F8			2 0 0 0 0 1 0	H 6																								
Charlie Williams, R (6, 1) OBP: 0.231, SLG: 0.231										0 0 0 0 0 0 0	RBI 2																								
Randy Elliott, R (7, PH) OBP: 0.288, SLG: 0.389										1 0 0 0 0 0 0	BB 3																								
Gary Lavelle, S (7, 1)										0 0 0 0 0 0 0	SO 4																								
											LOB 12																								
Inning Stats	R: 0 E: 0 K: 0 S: 2	H: 0 LOB: 0 BB: 1 P: 6	R: 0 E: 0 K: 0 S: 3	H: 0 LOB: 0 BB: 0 P: 3	R: 0 E: 0 K: 1 S: 5	H: 0 LOB: 0 BB: 0 P: 5	R: 2 E: 0 K: 1 S: 8	H: 3 LOB: 3 BB: 2 P: 16	R: 0 E: 0 K: 0 S: 4	H: 1 LOB: 1 BB: 0 P: 4	R: 0 E: 0 K: 0 S: 3	H: 0 LOB: 0 BB: 0 P: 3	R: 0 E: 0 K: 0 S: 4	H: 1 LOB: 1 BB: 0 P: 4	R: 0 E: 0 K: 2 S: 8	H: 1 LOB: 1 BB: 0 P: 8	1B: 4 2B: 1 3B: 1 HR: 0	SF: 0 SAC: 1 DP: 0 HBP: 0	WP: 0 PB: 0 SB: 0 CS: 1	PA: 35															
PITCHER	IP WLS BF H R ER SO BB IBB HBP BLK WP HR S P ERA WHIP																																		
Craig Swan, R (1, 1) ERA: 3.81	7.1		29	5	2	2	2	2	2	2	0	0	30	42	2.46	0.955																			
Bob Myrick, L (8, 1) ERA: 2.62	1.2	W	6	1	0	0	2	0	0	0	0	0	10	10	0.00	0.600																			

San Francisco Giants @ New York Mets
 Shea Stadium, Flushing, NY
 Fri Aug 05 1977, 7:05 PM EDT
 Att: 15,747 - Unknown

livebaseballscorecards.com



BOTTOM

San Francisco Giants @ New York Mets
Shea Stadium, Flushing, NY
Fri Aug 05 1977, 7:05 PM EDT
Att. 15,747 - Unknown

livebaseballscorecards.com

AB	32
R	3
H	10
RBI	3
BB	5
SO	2
LOB	17



WP:	0	PA:	38
PB:	0	SB:	0
CS:	0		

AB R H RBI BB SO LOB

3 0 1 1 2 0 1

5 1 1 0 0 0 6

3 0 2 0 1 0 0

2 0 0 0 2 0 1

4 0 1 1 0 1 3
0 0 0 0 0 0 0

4 0 0 0 0 1 3

4 1 1 0 0 0 3

4 1 2 1 0 0 0

2 0 1 0 0 0 0
1 0 1 0 0 0 0

1B:	7	SF:	0
2B:	3	SAC:	1
3B:	0	DP:	1
HR:	0	HBP:	0

Batter	1	2	3	4	5	6	7	8	9
Lenny Randle, S OBP: 0.395, SLG: 0.423 (1, 5)	0-0 F7 BB	4-0 BB			0-0 L8 BB	4-0 BB		0-0 2B 1-3 2-H	
Felix Millan, R OBP: 0.275, SLG: 0.306 (1, 4)	0-0 1B 1B	0-0 4-3			0-0 FC6-4 2B 1-2f	0-0 F9		0-0 4-3	
Steve Henderson, R OBP: 0.369, SLG: 0.547 (1, 7)	0-0 1B 1-3 1B		4-0 BB G4-6-3		0-0 2B 1-3		0-0 L3		
John Milner, L OBP: 0.369, SLG: 0.433 (1, 3)	4-0 1B 1-2 BB		0-0 G4-6-3 1-2f		4-0 IBB		0-0 3-1		
Mike Vail, R OBP: 0.332, SLG: 0.438 Bob Myrick, R (8, 1)	0-0 1B 1-2 2-3 3-H		0-3 K		0-0 5-3		0-0 6-3		
John Stearns, R OBP: 0.387, SLG: 0.454 (1, 2)	0-0 F5		0-3 K		0-0 6-3		0-0 5-3		
Lee Mazzilli, S OBP: 0.329, SLG: 0.309 (1, 8)	0-0 G1		0-0 G3		0-0 1B 2B		0-0 P4		
Doug Flynn, R OBP: 0.245, SLG: 0.272 (1, 6)		0-0 F8	0-0 F1-3		0-0 SH3 1B 2-H		0-0 1B 2B 1B		
Craig Swan, R OBP: 0.147, SLG: 0.147 Joel Youngblood, R OBP: 0.356, SLG: 0.316 (8, 9)		0-0 F8			0-0 FC6-4 1B	0-0 SH3 1-2		0-0 1B 1-2	

Inning Stats	R: 1	H: 3	E: 0	LOB: 3	K: 0	BB: 1	S: 6	P: 10
	R: 0	H: 0	E: 0	LOB: 1	K: 0	BB: 1	S: 3	P: 7
	R: 0	H: 0	E: 0	LOB: 0	K: 1	BB: 1	S: 4	P: 8
	R: 0	H: 0	E: 0	LOB: 0	K: 1	BB: 0	S: 5	P: 5
	R: 0	H: 2	E: 0	LOB: 3	K: 0	BB: 1	S: 5	P: 9
	R: 1	H: 2	E: 0	LOB: 2	K: 0	BB: 1	S: 5	P: 9
	R: 0	H: 0	E: 0	LOB: 0	K: 0	BB: 0	S: 3	P: 3
	R: 1	H: 3	E: 0	LOB: 2	K: 0	BB: 0	S: 6	P: 6

PITCHER	IP	WLS	BF	H	R	ER	SO	BB	IBB	HBP	BLK	WP	HR	S	P	ERA	WHIP
Lynn McGlothen, R ERA: 5.74 (1, 1)	5.2		28	7	2	2	2	4	1	0	0	0	0	27	47	3.18	1.941
Charlie Williams, R ERA: 4.39 (6, 1)	0.1		1	0	0	0	0	0	0	0	0	0	0	1	1	0.00	0.000
Gary Lavelle, L ERA: 1.44 (7, 1)	2.0	L	9	3	1	1	0	0	0	0	0	0	0	9	9	4.50	1.500

WP	HR	S	P	ERA	WHIP
0	0	1	0	0	0

Batter	1	2	3	4	5	6	7	8	9	AB R H RBI BB SO LOB	TOP		
Bill Madlock, R (1, 5) OBP: 0.356, SLG: 0.421	0-0 F3	0-0 4-3			0-0 1-3	0-0 F6		0-3 K		5 0 0 0 0 1 4			
Darrell Evans, L (1, 7) OBP: 0.348, SLG: 0.405 Randy Moffitt, R (8, 1)	0-0 HR		4-0 1B BB		0-0 P5		0-0 1B 2B 1B	0-0 3-1		4 2 2 1 1 0 0 0 0 0 0 0 0 0			
Jack Clark, R (1, 9) OBP: 0.344, SLG: 0.451	0-0 HR		0-0 F9		0-0 F8		0-0 1B 2B 1B		0-0 F6	5 2 2 1 0 0 1			
Willie McCovey, L (1, 3) OBP: 0.375, SLG: 0.495 Derrel Thomas, S (7, PR) OBP: 0.301, SLG: 0.325	0-0 F6		0-0 F8			0-0 1B 1B 2B 1B	0-0 F4-6-3 1-H 2-H 1B 2B		0-0 F9	4 1 2 2 0 0 1 1 1 0 0 0 0 0			
Gary Thomasson, L (1, 8) OBP: 0.350, SLG: 0.470	0-0 1B		0-0 1B		0-0 1B 2B 1B	0-0 F4-6-3 1B IBB		0-3 K		4 1 3 0 1 1 0			
Vic Harris, S (1, 4) OBP: 0.336, SLG: 0.374	0-0 1B		0-0 F9		0-0 F5	0-0 F4-6-3				4 0 1 0 0 0 6			
Tim Foli, R (1, 6) OBP: 0.241, SLG: 0.356		0-0 F9 2B		0-0 5-3	0-0 2B 1B	0-0 1B				4 0 3 1 0 0 0			
Marc Hill, R (1, 2) OBP: 0.318, SLG: 0.375		0-0 F9		0-0 5-3	0-0 2B	0-0 F1				4 0 1 2 0 0 3			
Ed Halicki, R (1, 1) OBP: 0.196, SLG: 0.222 Randy Elliott, R (8, PH) OBP: 0.294, SLG: 0.394		0-3 K		0-0 F6	0-0 F2			0-0 CS 1B		3 0 0 0 0 1 3 1 0 1 0 0 0 0			
Inning Stats	R: 2 H: 4 E: 0 LOB: 2 K: 0 BB: 0 S: 6 P: 6	R: 0 H: 1 E: 0 LOB: 1 K: 1 BB: 0 S: 6 P: 6	R: 0 H: 1 E: 0 LOB: 2 K: 0 BB: 1 S: 4 P: 8	R: 0 H: 0 E: 0 LOB: 0 K: 0 BB: 0 S: 3 P: 3	R: 0 H: 0 E: 0 LOB: 0 K: 0 BB: 0 S: 3 P: 3	R: 2 H: 4 E: 0 LOB: 2 K: 0 BB: 0 S: 7 P: 7	R: 3 H: 4 E: 0 LOB: 2 K: 0 BB: 1 S: 6 P: 10	R: 0 H: 1 E: 0 LOB: 0 K: 1 BB: 0 S: 5 P: 5	R: 0 H: 0 E: 0 LOB: 0 K: 1 BB: 0 S: 5 P: 5	1B: 10 SF: 0 2B: 4 SAC: 0 3B: 0 DP: 2 HR: 2 HBP: 0	WP: 0 PA: 41 PB: 0 SB: 0 CS: 1		
PITCHER	IP WLS BF H R ER SO BB IBB HBP BLK WP HR S P ERA WHIP											PITCHER	IP WLS BF H R ER SO BB IBB HBP BLK WP HR S P ERA WHIP
Pat Zachry, R (1, 1) ERA: 4.61	5.1 L 26 10 4 4 1 1 0 0 0 0 0 2 27 31 6.75 2.062												
Rick Baldwin, R (6, 1) ERA: 5.35	1.2 9 4 3 3 0 0 0 1 0 0 0 0 8 12 16.20 2.400												
Paul Siebert, L (8, 1) ERA: 3.86	2.0 6 1 0 0 0 2 0 0 0 0 0 0 10 10 0.00 0.500												

San Francisco Giants @ New York Mets
Shea Stadium, Flushing, NY
Sat Aug 06 1977, 7:05 PM EDT
Att: 13,899 - Unknown

AB	39
R	7
H	15
RBI	7
BB	2
SO	3
LOB	18



livebaseballscorecards.com

San Francisco Giants @ New York Mets
 Shea Stadium, Flushing, NY
 Sun Aug 07 1977, 3:33 AM EDT
 Att: 15,826 - Unknown

AB	37
R	7
H	12
RBI	7
BB	5
SO	4
LOB	25

WP	0	PA	44
PB	0		
SB	1		
CS	1		

1B	8	SF	1
2B	3	SAC	0
3B	1	DP	1
HR	0	HBP	1



Batter	1	2	3	4	5	6	7	8	9	AB	R	H	RBI	BB	SO	LOB	TOP							
Bill Madlock, R (1, 5) OBP: 0.354, SLG: 0.416	0-0 F8	0-0 5-3		H 1-0 G3 HBP	0-0 G5-4-3		0-3 K			4	0	0	0	0	1	6								
Derrel Thomas, S (1, 8) OBP: 0.303, SLG: 0.326	0-0 1B 1B		0-0 F8	0-0 G3		0-0 CS 1B		0-0 F6		5	1	2	0	0	0	2								
Jack Clark, R (1, 9) OBP: 0.342, SLG: 0.446	0-0 1B 1B		0-0 F5	0-0 5-3		0-3 K		0-0 F7		5	0	1	0	0	1	4								
Randy Elliott, R (1, 7) OBP: 0.306, SLG: 0.412	0-0 FC6-4 1B		0-0 5-3		0-0 2B BB 1B		0-3 K		0-0 2B	5	1	3	1	0	1	0								
Gary Thomasson, L (1, 3) OBP: 0.354, SLG: 0.472	0-0 F7			4-0 1B 1B BB	0-0 BB E 2B		4-0 SF9 BB		0-3 K	3	3	1	0	2	1	3								
Vic Harris, S (1, 4) OBP: 0.338, SLG: 0.376	0-0 FC6-4			0-0 1B 2B 1B	0-0 P4		0-0 4-3		0-0 F8	2	0	1	0	0	0	2								
Rob Andrews, R (4, PR) OBP: 0.347, SLG: 0.299	0-0 1-2f			1-2 2B 1B			1-3			3	1	0	0	0	0	3								
Tim Foli, R (1, 6) OBP: 0.247, SLG: 0.356		0-0 F3		0-0 2B 1B	4-0 E BB IBB		4-0 1B BB		0-0 F7	3	1	1	1	2	0	0								
Gary Alexander, R (1, 2) OBP: 0.415, SLG: 0.509		0-0 3B		0-0 1-H 2-H 2B	4-0 1-2 2-3 3-H BB		0-0 SF9		0-0 F6-3	3	0	2	4	1	0	0								
John Montefusco, R (1, 1) OBP: 0.171, SLG: 0.212		0-0 5-3		0-0 6-3	0-0 E6		0-0 1-2 2-3 3-H 1B			4	0	1	1	0	0	5								
Gary Lavelle, S (7, 1)										0	0	0	0	0	0	0								
Inning Stats	R: 1 E: 0 K: 0 S: 6	H: 3 LOB: 2 BB: 0 P: 6	R: 0 E: 0 K: 0 S: 4	H: 1 LOB: 1 BB: 0 P: 4	R: 0 E: 0 K: 0 S: 3	H: 0 LOB: 0 BB: 0 P: 3	R: 3 E: 0 K: 0 S: 6	H: 3 LOB: 3 BB: 1 P: 11	R: 2 E: 1 K: 0 S: 5	H: 2 LOB: 2 BB: 2 P: 13	R: 0 E: 0 K: 2 S: 7	H: 1 LOB: 0 BB: 0 P: 7	R: 1 E: 0 K: 1 S: 6	H: 1 LOB: 2 BB: 2 P: 14	R: 0 E: 0 K: 1 S: 6	H: 1 LOB: 1 BB: 0 P: 6	R: 0 E: 0 K: 0 S: 3	H: 0 LOB: 0 BB: 0 P: 3	1B: 8 2B: 3 3B: 1 HR: 0	SF: 1 SAC: 0 DP: 1 HBP: 1	WP: 0 PB: 0 SB: 1 CS: 1	PA: 44		
PITCHER	IP	WLS	BF	H	R	ER	SO	BB	IBB	HBP	BLK	WP	HR	S	P	ERA	WHIP							
Jon Mattack, L (1, 1) ERA: 3.95	1.0		6	3	1	1	0	0	0	0	0	0	0	6	6	9.00	3.000							
Bob Apodaca, R (2, 1) ERA: 3.36	3.1	L	20	6	5	5	0	2	1	1	0	0	0	16	29	13.50	2.400							
Rick Baldwin, R (5, 1) ERA: 5.25	0.2		2	0	0	0	0	0	0	0	0	0	0	2	2	0.00	0.000							
Bob Myrick, L (6, 1) ERA: 2.7	2.0		9	2	1	1	3	2	0	0	0	0	0	13	21	4.50	2.000							
Paul Siebert, L (8, 1) ERA: 3.38	2.0		7	1	0	0	1	0	0	0	0	0	0	9	9	0.00	0.500							

livebaseballscorecards.com

BOTTOM

San Francisco Giants @ New York Mets
Shea Stadium, Flushing, NY
Sun Aug 07 1977, 3:33 AM EDT
Att. 15,826 - Unknown

livebaseballscorecards.com

AB	33
R	4
H	6
RBI	4
BB	4
SO	3
LOB	14



WP:	1	PA:	38
PB:	0	SB:	1
CS:	0		

AB	R	H	RBI	BB	SO	LOB
4	2	2	1	1	0	0
2	0	1	2	2	0	0
0	0	0	0	0	0	0
1	0	0	0	0	1	0
4	0	0	0	0	1	4
3	0	1	0	0	0	1
0	0	0	0	1	0	0
3	0	0	0	0	0	2
1	0	0	0	0	0	3
3	1	0	0	0	0	1
1	0	0	0	0	0	0
4	0	1	0	0	0	1
4	1	1	0	0	0	2
0	0	0	0	0	0	0
1	0	0	0	0	0	0
0	0	0	0	0	0	0
0	0	0	1	0	0	0
0	0	0	0	0	0	0
2	0	0	0	0	1	0

Batter	1	2	3	4	5	6	7	8	9
Lenny Randle, S OBP: 0.393, SLG: 0.428 (1, 5)	0-0 HR		0-0 4-3		4-0 2B BB		0-0 FC1-2 1B		0-0 F9
Felix Millan, R OBP: 0.287, SLG: 0.316 Paul Siebert, L (8, 1)	0-0 5-3			4-0 BB	0-0 2B		4-0 BB FC1-2 BB		0-3 K
Jerry Grote, R OBP: 0.321, SLG: 0.304 (9, PH)					1-H 2B		1-3 BB		
Steve Henderson, R OBP: 0.352, SLG: 0.519 (1, 7)	0-0 L4			0-3 K	0-0 6-3		0-0 FC1-2 BB		
Ed Kranepool, L OBP: 0.333, SLG: 0.482 Mike Vail, R OBP: 0.335, SLG: 0.438 (7, PH) (8, 9)	0-0 6-3			0-0 F5		0-0 FC6-5 2B	4-0 BB		
Bruce Boisclair, L OBP: 0.332, SLG: 0.383 John Stearns, R OBP: 0.386, SLG: 0.452 (8, 3) (9, 2)		0-0 4-3		0-0 F7		0-0 FC6-5 1B	0-0 F2		
Ron Hodges, L OBP: 0.333, SLG: 0.340 Doug Flynn, R OBP: 0.245, SLG: 0.272 (9, 6)		0-0 F7			0-0 E5 1B SF9	0-0 F8		0-0 F9	
Lee Mazzilli, S OBP: 0.326, SLG: 0.305 (1, 8)		0-0 F5			0-0 F9	0-0 1B		0-0 F6	
Bobby Valentine, R OBP: 0.229, SLG: 0.231 (9, 3)			0-0 F8		0-0 SF9 2B 1B	0-0 4-3		0-0 F8	
Jon Matlack, L OBP: 0.183, SLG: 0.070 Bob Apodaca, R OBP: 0.250, SLG: 0.250 Rick Baldwin, L (5, 1) John Milner, L OBP: 0.367, SLG: 0.432 Bob Myrick, R (6, 1) Joel Youngblood, R OBP: 0.344, SLG: 0.305 (7, PH) (8, 4)			0-0 5-3		0-0 SF9		0-3 K		0-0 F9

Inning Stats	R: 1	H: 1	E: 0	LOB: 0	K: 0	S: 4	P: 4	R: 0	H: 0	E: 0	LOB: 0	K: 0	S: 3	P: 3	R: 0	H: 0	E: 0	LOB: 0	K: 0	S: 3	R: 0	H: 0	E: 0	LOB: 1	K: 1	S: 5	P: 9	R: 3	H: 2	E: 1	LOB: 1	K: 0	S: 6	P: 10	R: 0	H: 2	E: 0	LOB: 2	K: 0	S: 5	P: 5	R: 0	H: 1	E: 0	LOB: 3	K: 1	S: 6	P: 14	R: 0	H: 0	E: 0	LOB: 0	K: 0	S: 3	P: 3	R: 0	H: 0	E: 0	LOB: 0	K: 1	S: 5	P: 5	1B: 3	SF: 1	2B: 2	SAC: 0	3B: 0	DP: 0	HR: 1	HBP: 0	WP: 1	PA: 38
--------------	------	------	------	--------	------	------	------	------	------	------	--------	------	------	------	------	------	------	--------	------	------	------	------	------	--------	------	------	------	------	------	------	--------	------	------	-------	------	------	------	--------	------	------	------	------	------	------	--------	------	------	-------	------	------	------	--------	------	------	------	------	------	------	--------	------	------	------	-------	-------	-------	--------	-------	-------	-------	--------	-------	--------

PITCHER	IP	WLS	BF	H	R	ER	SO	BB	IBB	HBP	BLK	WP	HR	S	P	ERA	WHIP
John Montefusco, R ERA: 3.71 (1, 1)	6.2	W	30	6	4	1	2	3	0	0	0	1	1	31	43	1.35	1.350
Gary Lavelle, L ERA: 1.4 (7, 1)	2.1	S	8	0	0	0	1	1	0	0	0	0	0	9	13	0.00	0.429

PITCHER	IP	WLS	BF	H	R	ER	SO	BB	IBB	HBP	BLK	WP	HR	S	P	ERA	WHIP
---------	----	-----	----	---	---	----	----	----	-----	-----	-----	----	----	---	---	-----	------

Batter	1	2	3	4	5	6	7	8	9	AB R H RBI BB SO LOB	TOP									
Terry Puhl, L (1, 7) OBP: 0.333, SLG: 0.333 Rob Sperring, R (9, PH) OBP: 0.218, SLG: 0.178	0-0 F8		0-0 2B			0-0 FC6-4 1B		0-0 FC4-6 1B	0-0 1B	4 0 3 0 0 0 0 1 0 1 0 0 0 0										
Enos Cabell, R (1, 5) OBP: 0.302, SLG: 0.423	0-0 F9		0-0 1-3			0-0 F5		0-0 FC4-6 1B	0-0 1B	5 1 1 1 0 0 3										
Cesar Cedeno, R (1, 8) OBP: 0.327, SLG: 0.368	0-0 5-3		0-0 F8			0-0 FC6-4 2B		0-0 FC6-4 1B	0-0 F8	5 1 1 0 0 0 4										
Bob Watson, R (1, 3) OBP: 0.357, SLG: 0.486		0-0 4-3		0-0 4-3		0-0 2B		0-0 FC6-4 1B		4 0 2 2 0 0 0										
Jose Cruz, L (1, 9) OBP: 0.363, SLG: 0.471		4-0 BB		0-0 6-3		0-0 6-3		0-0 FC6-4		3 0 0 0 1 0 3										
Art Howe, R (1, 4) OBP: 0.336, SLG: 0.423		0-0 1B		0-0 F8			0-0 CS 1B	0-0 F7		4 0 2 0 0 0 2										
Ed Herrmann, L (1, 2) OBP: 0.309, SLG: 0.308 Julio Gonzalez, R (7, PR) OBP: 0.293, SLG: 0.329		0-0 1B			0-0 L6-3 1B		0-0 CS 1B		4-0 1B	3 0 3 0 0 0 0 0 1 0 0 1 0 0	AB 37 R 3 H 13 RBI 3 BB 2 SO 3 LOB 21									
Roger Metzger, S (1, 6) OBP: 0.258, SLG: 0.251 Ken Boswell, L (7, PH) OBP: 0.284, SLG: 0.253 Bo McLaughlin, R (7, 1) Wilbur Howard, S (9, PH) OBP: 0.258, SLG: 0.303		0-0 3-1		0-0 L6-3		0-0 K		0-3 K	0-3 K	2 0 0 0 0 0 3 1 0 0 0 0 1 2 0 0 0 0 0 0 0 1 0 0 0 0 1 1										
Joe Niekro, R (1, 1) OBP: 0.174, SLG: 0.136 Joe Ferguson, R (7, PH) OBP: 0.361, SLG: 0.435			0-3 K		0-0 6-3		0-0 3-1		0-0 F8	2 0 0 0 0 1 0 2 0 0 0 0 0 3										
Inning Stats	R: 0 E: 0 K: 0 S: 3	H: 0 LOB: 0 BB: 0 P: 3	R: 0 E: 0 K: 0 S: 4	H: 2 LOB: 2 BB: 1 P: 8	R: 0 E: 0 K: 1 S: 6	H: 1 LOB: 1 BB: 0 P: 6	R: 0 E: 0 K: 0 S: 3	H: 1 LOB: 0 BB: 0 P: 3	R: 1 E: 0 K: 0 S: 5	H: 2 LOB: 1 BB: 0 P: 5	R: 0 E: 0 K: 1 S: 6	H: 2 LOB: 2 BB: 0 P: 6	R: 1 E: 0 K: 0 S: 6	H: 3 LOB: 2 BB: 0 P: 6	R: 1 E: 0 K: 1 S: 7	H: 2 LOB: 2 BB: 1 P: 11	1B: 11 2B: 4 3B: 0 HR: 0	SF: 0 SAC: 0 DP: 2 HBP: 0	WP: 0 PB: 0 SB: 0 CS: 3	PA: 39
PITCHER	IP WLS BF H R ER SO BB IBB HBP BLK WP HR S P ERA WHIP																			
Jim Barr, R (1, 1) ERA: 4.45	7.1 W 30 10 2 2 2 1 0 0 0 0 0 0 33 37 2.46 1.500																			
Randy Moffitt, R (8, 1) ERA: 3.57	0.0 1 1 0 0 0 0 0 0 0 0 0 0 1 1 ∞ ∞																			
Gary Lavelle, L (8, 1) ERA: 1.47	1.2 S 8 2 1 1 1 1 0 0 0 0 0 0 9 13 5.40 1.800																			

Houston Astros @ San Francisco Giants
Candlestick Park, San Francisco, CA
Tue Aug 09 1977, 10:05 PM EDT
Unknown

livebaseballscores.com



Batter	1	2	3	4	5	6	7	8	9
Derrel Thomas, S OBP: 0.307, SLG: 0.331 (1, 8)	0-0 F7		0-0 5-3 1B		0-0 1B BLK G6-4-3 1B		0-0 CS 1B		
Rob Andrews, R OBP: 0.352, SLG: 0.303 (1, 4)	0-0 1B		4-0 5-3 1B BB		0-0 1B G6-4-3		0-0 CS 1-2	0-0 F7	
Bill Madlock, R OBP: 0.353, SLG: 0.415 (1, 5)	0-0 F7		0-0 5-3		0-0 G6-4-3			0-0 1B	
Willie McCovey, L OBP: 0.376, SLG: 0.495 (1, 3)	0-3 K		0-0 1B 2-H 3-H		0-0 1B			0-0 F8	
Gary Thomasson, L OBP: 0.355, SLG: 0.471 (1, 9)		4-0 BB G1-6-3		0-0 1B S		0-0 F5		0-0 F9	
Darrell Evans, L OBP: 0.345, SLG: 0.401 (1, 7)		0-0 G1-6-3		0-0 F9		0-0 F8			
Tim Foli, R OBP: 0.248, SLG: 0.359 (1, 6)		0-0 2B		0-0 F7		0-0 6-3			
Marc Hill, R OBP: 0.318, SLG: 0.374 (1, 2)		0-3 K		0-0 1B 2-H			0-0 4-3		
Jim Barr, R OBP: 0.186, SLG: 0.143 (1, 1)			0-3 K	0-3 K			0-0 6-3		
Randy Moffitt, R (8, 1)									
Gary Lavelle, S (8, 1)									

AB	R	H	RBI	BB	SO	LOB
4	2	3	0	0	0	0
3	1	2	0	1	0	0
4	0	1	0	0	0	4
4	0	2	2	0	1	2
3	1	1	0	1	0	1
3	0	0	0	0	0	2
3	0	1	0	0	0	1
3	0	1	1	0	1	1
3	0	0	0	0	2	1
0	0	0	0	0	0	0
0	0	0	0	0	0	0

BOTTOM

Houston Astros @ San Francisco Giants
 Candlestick Park, San Francisco, CA
 Tue Aug 09 1977, 10:05 PM EDT
 Unknown

livebaseballscorecards.com

AB	30
R	4
H	11
RBI	3
BB	2
SO	4
LOB	12



1B: 10	SF: 0
2B: 1	SAC: 0
3B: 0	DP: 2
HR: 0	HBP: 0

WP: 0	PA: 33
PB: 0	
SB: 2	
CS: 1	

Inning Stats		R: 0	H: 1	E: 0	LOB: 1	K: 1	BB: 0	S: 6	P: 6
Joe Niekro, R (1, 1)		6.0	9	0	4	1	0	4	2.78
Bo McLaughlin, R (7, 1)		2.0	2	0	0	0	0	0	4.57

PITCHER	IP	WLS	BF	H	R	ER	SO	BB	IBB	HBP	BLK	WP	HR	S	P	ERA	WHIP
Joe Niekro, R	6.0	L	25	9	4	4	4	2	0	0	1	0	0	31	39	6.00	1.833
Bo McLaughlin, R	2.0		7	2	0	0	0	0	0	0	0	0	0	7	7	0.00	1.000

Batter	1	2	3	4	5	6	7	8	9	AB R H RBI BB SO LOB	TOP																						
Wilbur Howard, S (1, 7) OBP: 0.258, SLG: 0.301	0-0 6-3		0-3 K		0-0 F4		0-0 1-2 1B			4 0 1 0 0 1 1	Houston Astros @ San Francisco Giants Candlestick Park, San Francisco, CA Tue Aug 09 1977, 10:05 PM EDT Att: 10,010 - Unknown livebaseballscorecards.com																						
Enos Cabell, R (1, 5) OBP: 0.300, SLG: 0.419	0-0 F9		0-0 6-3		0-0 F8		0-0 4-3			4 0 0 0 0 0 3																							
Cesar Cedeno, R (1, 8) OBP: 0.326, SLG: 0.365	4-0 S BB			0-0 F7		0-0 F8		0-0 F8		3 0 0 0 1 0 0																							
Bob Watson, R (1, 3) OBP: 0.358, SLG: 0.485	4-0 1-3 BB			0-0 6-3		0-0 1-3		0-0 FC6-4 1B		3 0 1 0 1 0 0																							
Joe Ferguson, R (1, 2) OBP: 0.363, SLG: 0.437	0-0 F8			4-0 WP BB		0-0 2B		0-3 K		3 0 1 0 1 1 3																							
Art Howe, R (1, 4) OBP: 0.335, SLG: 0.418		0-0 5-3		4-0 1-2 BB		0-3 K		0-0 FC6-4 1-2f		3 0 0 0 1 1 2																							
Jose Cruz, L (1, 9) OBP: 0.360, SLG: 0.467		0-3 K		0-3 K		0-0 4-3		0-0 F9		4 0 0 0 0 2 2																							
Roger Metzger, S (1, 6) Bo McLaughlin, R (7, 1) Jim Fuller, R (9, PH) OBP: 0.228, SLG: 0.290		0-0 F9			0-0 G3		0-0 4-3		0-3 K	3 0 0 0 0 0 0 0 0 0 0 0 0 0 1 0 0 0 0 1 0																							
Gene Pentz, R (1, 1) Ken Boswell, L (5, PH) Ken Forsch, R (5, 1) Rob Sperring, R (7, PH) (7, 6) OBP: 0.225, SLG: 0.187			0-3 K		4-0 BB BB BB BB BB		0-0 1B 1B		0-0 F8	1 0 0 0 0 1 0 0 0 0 0 1 0 0 0 0 0 0 0 0 0 2 0 1 0 0 0 0																							
Inning Stats	R: 0 E: 0 K: 0 S: 3	H: 0 LOB: 2 BB: 2 P: 11	R: 0 E: 0 K: 1 S: 5	H: 0 LOB: 0 BB: 0 P: 5	R: 0 E: 0 K: 2 S: 7	H: 0 LOB: 0 BB: 0 P: 7	R: 0 E: 0 K: 1 S: 5	H: 0 LOB: 2 BB: 2 P: 13	R: 0 E: 0 K: 0 S: 3	H: 0 LOB: 1 BB: 1 P: 7		R: 0 E: 0 K: 1 S: 6	H: 1 LOB: 1 BB: 0 P: 6	R: 0 E: 0 K: 0 S: 5	H: 2 LOB: 2 BB: 0 P: 5	R: 0 E: 0 K: 1 S: 6	H: 1 LOB: 1 BB: 0 P: 6	R: 0 E: 0 K: 1 S: 5	H: 0 LOB: 0 BB: 0 P: 5	1B: 3 2B: 1 3B: 0 HR: 0	SF: 0 SAC: 0 DP: 0 HBP: 0	WP: 1 PB: 0 SB: 2 CS: 0	PA: 36										
PITCHER Bob Knepper, L (1, 1) ERA: 3.31	IP 9.0	WLS W	BF 36	H 4	R 0	ER 0	SO 7	BB 5	IBB 0	HBP 0	BLK 0	WP 1	HR 0	S 45	P 65	ERA 0.00	WHIP 1.000																
											PITCHER	IP	WLS	BF	H	R	ER	SO	BB	IBB	HBP	BLK	WP	HR	S	P	ERA	WHIP					



Batter	1	2	3	4	5	6	7	8	9	AB R H RBI BB SO LOB	TOP									
Terry Puhl, L (1, 7) x OBP: 0.316, SLG: 0.315	0-0 5-3		x 0-0 F8		x 0-0 F9		x 0-0 F8	0-0 5-3		5 0 0 0 0 0 2										
Enos Cabell, R (1, 5) x Rob Sperring, R (7, 5) OBP: 0.303, SLG: 0.424 OBP: 0.222, SLG: 0.184	0-0 2B 6-3 1B		x 0-0 E7 2B		x 0-0 HR 1B		x 0-0 1-3		0-3 K	4 2 3 0 0 0 0 1 0 0 0 0 1 0										
Cesar Cedeno, R (1, 8) x OBP: 0.329, SLG: 0.379	0-0 1-3 2B		x 0-0 F2		x 0-0 1-H HR		x 0-0 5-3		0-0 1B S SF7 1B	5 2 3 2 0 0 1										
Bob Watson, R (1, 3) x OBP: 0.357, SLG: 0.481	0-0 6-3			x 0-0 F8	x 0-0 4-3			0-0 F9	0-0 BB 1B	5 0 1 1 0 0 1										
Jose Cruz, L (1, 9) x OBP: 0.358, SLG: 0.467	0-0 F9			x 0-0 E 2B	x 0-0 G3			0-0 4-3	0-0 SF7	4 1 1 1 0 0 1										
Joe Ferguson, R (1, 2) OBP: 0.368, SLG: 0.436		B B B B		B B B B		S S S		4-0 K 1B BB	4-0 BB 1B	1 2 0 0 4 1 0										
Art Howe, R (1, 4) OBP: 0.336, SLG: 0.425		x 0-0 F4		x 0-0 E4 FC6 1-3 2-H		x 0-0 3B		0-0 1B 1B	0-3 K	5 1 2 0 0 1 4										
Roger Metzger, S (1, 6) OBP: 0.259, SLG: 0.254		x 0-0 G4-6-3 1-2f		x 0-0 SF8 3-H		x 0-0 1B		0-0 1B 1B		3 0 2 2 0 0 1										
J.R. Richard, R (1, 1) OBP: 0.210, SLG: 0.311		x 0-0 F8		x 0-0 FC6 1-2f		x 0-0 F8		0-0 1B 1-2 3-H		3 0 0 0 0 0 2										
Ken Boswell, L (8, PH) OBP: 0.300, SLG: 0.263										1 0 1 1 0 0 0										
Joe Sambito, L (8, 1) OBP: 0.182, SLG: 0.182										0 0 0 0 0 0 0										
Ken Forsch, R (9, 1) OBP: 0.143, SLG: 0.077										0 0 0 0 0 0 0										
Inning Stats	R: 1 E: 0 K: 0 S: 5	H: 2 LOB: 1 BB: 0 P: 5	R: 0 E: 0 K: 0 S: 2	H: 0 LOB: 0 BB: 1 P: 6	R: 0 E: 1 K: 0 S: 4	H: 1 LOB: 1 BB: 1 P: 9	R: 2 E: 1 K: 0 S: 5	H: 2 LOB: 0 BB: 0 P: 5	R: 0 E: 0 K: 1 S: 6	H: 2 LOB: 1 BB: 0 P: 6	R: 0 E: 0 K: 0 S: 3	H: 0 LOB: 0 BB: 0 P: 3	R: 2 E: 0 K: 0 S: 6	H: 3 LOB: 2 BB: 1 P: 10	R: 1 E: 0 K: 2 S: 9	H: 2 LOB: 2 BB: 1 P: 13	1B: 8 2B: 3 3B: 1 HR: 1	SF: 2 SAC: 0 DP: 1 HBP: 0	WP: 0 PB: 0 SB: 1 CS: 0	PA: 43
PITCHER	IP WLS BF H R ER SO BB IBB HBP BLK WP HR S P ERA WHIP																			
Lynn McGlothen, R (1, 1) ERA: 5.72	5.0 L 23 6 5 3 0 2 0 0 0 0 0 1 21 29 5.40 1.600																			
Dave Heaverlo, R (6, 1) ERA: 2.58	2.0 7 2 0 0 1 0 0 0 0 0 0 0 9 9 0.00 1.000																			
Randy Moffitt, R (8, 1) ERA: 3.89	1.1 10 5 3 3 1 1 0 0 0 0 0 0 11 15 20.25 4.500																			
Charlie Williams, R (9, 1) ERA: 4.35	0.2 3 0 0 0 1 1 0 0 0 0 0 0 4 8 0.00 1.500																			

Houston Astros @ San Francisco Giants
 Candlestick Park, San Francisco, CA
 Wed Aug 10 1977, 10:05 PM EDT
 Att. 2,607 - Unknown

livebaseballscorecards.com

AB	37
R	8
H	13
RBI	7
BB	4
SO	3
LOB	12



Batter	1	2	3	4	5	6	7	8	9	AB	R	H	RBI	BB	SO	LOB
Derrel Thomas, S (1, 8) OBP: 0.303, SLG: 0.325	0-3 K	0-3 K			0-0 G3	0-0 F9		0-0 F9		5	0	0	0	0	2	4
Rob Andrews, R (1, 4) OBP: 0.360, SLG: 0.312	0-0 BB BB 1B			4-0 G4-6-3 BB	0-0 1-6-3	0-0 1B 1B		0-0 6-3		4	0	2	1	1	0	1
Bill Madlock, R (1, 5) OBP: 0.354, SLG: 0.413	4-0 BB 1-2 BB			0-0 G4-6-3 1-2f	0-0 E5 HR	0-0 1B		0-0 6-3		4	1	1	0	1	0	2
Willie McCovey, L (1, 3) OBP: 0.376, SLG: 0.501	4-0 1-2 2-3 BB			0-0 F5	0-0 HR	0-0 G3			0-3 K	4	1	1	2	1	1	2
Jack Clark, R (1, 9) OBP: 0.345, SLG: 0.442	0-0 G5-4-3 1-2f			0-3 K	4-0 1B 1B BB		0-0 5-3		0-0 BB 1B 1B	4	1	1	0	1	1	3
Gary Thomasson, L (1, 7) OBP: 0.354, SLG: 0.465		0-3 K		0-0 F5	0-0 1B 1B		0-0 3-1		0-0 BB 1B	3	0	1	0	0	1	0
Jim Barr, R (5, PR) OBP: 0.158, SLG: 0.143									1-2 BB 1B	0	0	0	0	0	0	0
Dave Heaverlo, R (6, 1)										0	0	0	0	0	0	0
Darrell Evans, L (7, PH) OBP: 0.340, SLG: 0.396										1	0	0	0	0	0	0
Randy Moffitt, R (8, 1)										0	0	0	0	0	0	0
Charlie Williams, R (9, 1) OBP: 0.231, SLG: 0.231										0	0	0	0	0	0	0
Gary Alexander, R (9, PH) OBP: 0.414, SLG: 0.500										1	0	1	0	0	0	0
Tim Foli, R (1, 6) OBP: 0.251, SLG: 0.359		0-0 6-3		0-0 1B	0-0 1B 1B		0-3 K		0-0 F8	5	0	2	1	0	1	2
Marc Hill, R (1, 2) OBP: 0.321, SLG: 0.371		4-0 BB BB		0-0 F3	0-0 6-3			4-0 HR BB	4-0 BB BB	2	0	0	0	2	0	3
Mike Sadek, R (8, PR) OBP: 0.299, SLG: 0.323									1-2 2-3 BB	0	1	0	0	1	0	0
Lynn McGlothen, L (1, 1) OBP: 0.150, SLG: 0.158		4-0 BB BB			0-0 G3 1-6-3 2B		0-0 5-3		0-0 F7	0	0	0	0	1	0	0
Terry Whitfield, L (5, PH) OBP: 0.332, SLG: 0.444										2	1	1	0	0	0	0
Randy Elliott, R (8, PH) OBP: 0.310, SLG: 0.440		1-2 BB						1-2 2-3 HR		2	1	1	2	0	0	3

Inning Stats	R: 0	H: 1	E: 0	K: 1	S: 5	LOB: 2	BB: 2	P: 13	R: 0	H: 0	E: 0	K: 2	S: 7	LOB: 2	BB: 2	P: 15	R: 0	H: 0	E: 0	K: 0	S: 2	LOB: 0	BB: 1	P: 6	R: 0	H: 1	E: 0	K: 1	S: 6	LOB: 1	BB: 0	P: 6	R: 4	H: 4	E: 1	K: 0	S: 8	LOB: 2	BB: 1	P: 12	R: 0	H: 2	E: 0	K: 1	S: 5	LOB: 2	BB: 0	P: 5	R: 0	H: 0	E: 0	K: 1	S: 5	LOB: 0	BB: 0	P: 5	R: 2	H: 1	E: 0	K: 0	S: 4	LOB: 1	BB: 1	P: 8	R: 0	H: 2	E: 0	K: 1	S: 7	LOB: 3	BB: 1	P: 11	1B: 8	SF: 0	2B: 1	SAC: 0	3B: 0	DP: 2	HR: 2	HBP: 0	WP: 0	PA: 45
--------------	------	------	------	------	------	--------	-------	-------	------	------	------	------	------	--------	-------	-------	------	------	------	------	------	--------	-------	------	------	------	------	------	------	--------	-------	------	------	------	------	------	------	--------	-------	-------	------	------	------	------	------	--------	-------	------	------	------	------	------	------	--------	-------	------	------	------	------	------	------	--------	-------	------	------	------	------	------	------	--------	-------	-------	-------	-------	-------	--------	-------	-------	-------	--------	-------	--------

PITCHER	IP	WLS	BF	H	R	ER	SO	BB	IBB	HBP	BLK	WP	HR	S	P	ERA	WHIP
J.R. Richard, R (1, 1) ERA: 2.98	7.0	W	34	8	4	1	5	6	0	0	0	0	1	38	62	1.29	2.000
Joe Sambito, L (8, 1) ERA: 2.18	1.1		8	3	2	2	1	1	0	0	0	0	1	9	13	13.50	3.000
Ken Forsch, R (9, 1) ERA: 2.61	0.2	S	3	0	0	0	0	1	0	0	0	0	0	2	6	0.00	1.500

BOTTOM

Houston Astros @ San Francisco Giants
Candlestick Park, San Francisco, CA

Wed Aug 10 1977, 10:05 PM EDT
Att. 2,607 - Unknown

AB	37
R	6
H	11
RBI	6
BB	8
SO	6
LOB	20

livebaseballscores.com



Houston Astros @ San Francisco Giants
 Candlestick Park, San Francisco, CA

Thu Aug 11 1977, 6:33 AM EDT
 Att. 3,393 - Unknown

AB	38
R	7
H	10
RBI	6
BB	5
SO	8
LOB	15



Batter	1	2	3	4	5	6	7	8	9	AB	R	H	RBI	BB	SO	LOB
Terry Puhl, L (1, 7) OBP: 0.330, SLG: 0.323	0-0 F2		4-0 S 1B BB		0-0 2B 1B		0-0 FC4-6 1B	0-0 F7		4	2	2	0	1	0	0
Enos Cabell, R (1, 5) OBP: 0.307, SLG: 0.426	0-0 4-3 1B		0-0 S E 1B		0-0 2B 1B		0-0 FC4-6 2B	0-0 F9		5	3	3	1	0	0	1
Cesar Cedeno, R (1, 8) OBP: 0.333, SLG: 0.390	0-0 4-3 1-2		0-3 K		0-0 2B		0-0 1B 2B	0-0 2B		5	1	3	3	0	1	1
Bob Watson, R (1, 3) OBP: 0.355, SLG: 0.476	0-0 F3		0-3 K		0-0 F9		4-0 1B 1B IBB	0-3 K		4	1	0	0	1	2	3

Jose Cruz, L (1, 9) OBP: 0.357, SLG: 0.464		0-3 K		0-3 K		0-0 F9	0-0 BB 1B 1B		0-0 F9	5	0	1	1	0	2	0
Joe Ferguson, R (1, 2) OBP: 0.364, SLG: 0.429		0-0 F3		0-0 6-3		0-0 E1 4-3 S	0-0 F6		0-3 K	5	0	0	0	0	1	2
Art Howe, R (1, 4) OBP: 0.340, SLG: 0.424		4-0 BB		0-0 4-3		4-0 4-3 BB	0-0 BB 1B		0-0 F9	3	0	1	1	2	0	0
Roger Metzger, S (1, 6) OBP: 0.259, SLG: 0.250		0-0 4-3				0-0 4-3	0-0 4-3 BB			3	0	0	0	1	0	3

Mark Lemongello, R (1, 1) OBP: 0.061, SLG: 0.061			0-3 K		0-0 6-3		0-0 4-3		0-3 K	2	0	0	0	0	1	0
Wilbur Howard, S (6, PH) OBP: 0.256, SLG: 0.298										1	0	0	0	0	0	2
Dan Larson, R (6, 1) OBP: 0.304, SLG: 0.273										1	0	0	0	0	1	3
Joe Sambito, L (9, 1) OBP: 0.182, SLG: 0.182										0	0	0	0	0	0	0

Inning Stats	R: 0	H: 1	E: 0	LOB: 1	K: 0	BB: 0	S: 4	P: 4	R: 0	H: 0	E: 0	LOB: 1	K: 1	BB: 1	S: 5	P: 9	R: 2	H: 1	E: 0	LOB: 0	K: 3	BB: 1	S: 10	P: 14	R: 0	H: 0	E: 0	LOB: 0	K: 1	BB: 0	S: 5	P: 5	R: 2	H: 3	E: 0	LOB: 1	K: 0	BB: 0	S: 6	P: 6	R: 0	H: 0	E: 1	LOB: 2	K: 0	BB: 1	S: 4	P: 8	R: 3	H: 4	E: 0	LOB: 3	K: 1	BB: 2	S: 9	P: 17	R: 0	H: 1	E: 0	LOB: 1	K: 1	BB: 0	S: 5	P: 6	R: 0	H: 0	E: 0	LOB: 0	K: 1	BB: 0	S: 5	P: 5	1B: 7	SF: 0	2B: 3	SAC: 0	3B: 0	DP: 0	HR: 0	HBP: 0	WP: 0	PA: 43
--------------	------	------	------	--------	------	-------	------	------	------	------	------	--------	------	-------	------	------	------	------	------	--------	------	-------	-------	-------	------	------	------	--------	------	-------	------	------	------	------	------	--------	------	-------	------	------	------	------	------	--------	------	-------	------	------	------	------	------	--------	------	-------	------	-------	------	------	------	--------	------	-------	------	------	------	------	------	--------	------	-------	------	------	-------	-------	-------	--------	-------	-------	-------	--------	-------	--------

PITCHER	IP	WLS	BF	H	R	ER	SO	BB	IBB	HBP	BLK	WP	HR	S	P	ERA	WHIP
Ed Halicki, R (1, 1) ERA: 3.6	6.0		27	5	4	3	5	3	0	0	0	0	0	34	46	4.50	1.333
Gary Lavelle, L (7, 1) ERA: 1.75	0.2	L	8	4	3	3	0	1	1	0	0	0	0	6	14	40.50	7.500
Randy Moffitt, R (7, 1) ERA: 3.82	1.1		5	1	0	0	2	0	0	0	0	0	0	9	9	0.00	0.750
Dave Heaverlo, R (9, 1) ERA: 2.54	1.0		3	0	0	0	1	0	0	0	0	0	0	5	5	0.00	0.000

PITCHER	IP	WLS	BF	H	R	ER	SO	BB	IBB	HBP	BLK	WP	HR	S	P	ERA	WHIP
---------	----	-----	----	---	---	----	----	----	-----	-----	-----	----	----	---	---	-----	------

BOTTOM

Houston Astros @ San Francisco Giants
Candlestick Park, San Francisco, CA
Thu Aug 11 1977, 6:33 AM EDT
Att. 3,393 - Unknown

livebaseballscorecards.com

AB 35
R 5
H 9
RBI 4
BB 3
SO 1
LOB 15



WP: 0 PA: 40
PB: 0
SB: 1
CS: 0

AB R H RBI BB SO LOB

4 1 1 0 1 0 2

4 0 0 0 0 0 3

1 0 0 0 0 0 1

5 0 1 0 0 0 1

5 1 2 0 0 0 2

3 0 0 0 1 0 4

4 1 1 1 0 0 1

4 1 2 0 0 0 1

2 1 1 3 1 0 0

2 0 1 0 0 0 0
0 0 0 0 0 0 0
0 0 0 0 0 0 0
0 0 0 0 0 0 0
1 0 0 0 0 1 0
0 0 0 0 0 0 0

1B: 5 SF: 1
2B: 4 SAC: 1
3B: 0 DP: 1
HR: 1 HBP: 0

Batter	1	2	3	4	5	6	7	8	9
Bill Madlock, R OBP: 0.354, SLG: 0.414 (1, 5)	0-0 F3		0-0 E	0-0 F8		0-0 F7			4-0 FC3-6 BB
Rob Andrews, R OBP: 0.356, SLG: 0.307 (1, 4) Gary Thomasson, L (9, PH) OBP: 0.353, SLG: 0.464	0-0 5-3		0-0 3-1	0-0 F9		0-0 4-3			0-0 FC3-6
Jack Clark, R OBP: 0.343, SLG: 0.438 (1, 9)	0-0 1B		0-0 E5		0-0 F2				0-0 F8
Willie McCovey, L OBP: 0.377, SLG: 0.503 (1, 3)	0-0 1B		0-0 F4		0-0 2B				0-0 F8
Darrell Evans, L OBP: 0.339, SLG: 0.393 (1, 7)	0-0 F9		0-0 F9		0-0 F9				4-0 BB
Terry Whitfield, L OBP: 0.331, SLG: 0.444 (1, 8)		0-0 E6		0-0 4-3		0-0 2B			0-0 1-4-3
Tim Foli, R OBP: 0.254, SLG: 0.361 (1, 6)		0-0 SF8-4		0-0 HR		0-0 F8			0-0 4-3
Gary Alexander, R OBP: 0.419, SLG: 0.550 (1, 2)		0-0 SF8-4		0-0 HR		4-0 SH3-4 BB			0-0 5-3
Ed Halicki, R OBP: 0.237, SLG: 0.232 (6, PH) Mike Sadek, R OBP: 0.299, SLG: 0.323 (7, 1) Gary Lavelle, S OBP: 0.302, SLG: 0.324 (7, 1) Randy Moffitt, R OBP: 0.302, SLG: 0.324 (8, PH) Derrel Thomas, S OBP: 0.302, SLG: 0.324 (9, 1) Dave Heaverlo, R		0-0 5-3		0-0 1B		0-0 SH3-4			0-3 K

Inning Stats	R: 0	H: 2	E: 0	LOB: 2	K: 0	BB: 0	S: 5	P: 5
	R: 1	H: 1	E: 1	LOB: 0	K: 0	BB: 0	S: 4	P: 4
	R: 1	H: 1	E: 1	LOB: 1	K: 0	BB: 0	S: 5	P: 5
	R: 2	H: 3	E: 0	LOB: 1	K: 0	BB: 0	S: 6	P: 6
	R: 1	H: 2	E: 0	LOB: 1	K: 0	BB: 0	S: 5	P: 5
	R: 0	H: 0	E: 0	LOB: 1	K: 0	BB: 1	S: 3	P: 7
	R: 0	H: 0	E: 0	LOB: 1	K: 0	BB: 1	S: 3	P: 7
	R: 0	H: 0	E: 0	LOB: 0	K: 1	BB: 0	S: 5	P: 5

PITCHER	IP	WLS	BF	H	R	ER	SO	BB	IBB	HBP	BLK	WP	HR	S	P	ERA	WHIP
Mark Lemongello, R ERA: 3.79 (1, 1)	5.0		25	9	5	3	0	0	0	0	0	0	1	25	25	5.40	1.800
Dan Larson, R ERA: 5.73 (6, 1)	3.2	W	14	0	0	0	1	3	0	0	0	0	0	13	25	0.00	0.818
Joe Sambito, L ERA: 2.17 (9, 1)	0.1	S	1	0	0	0	0	0	0	0	0	0	0	1	1	0.00	0.000

Batter	1	2	3	4	5	6	7	8	9	AB R H RBI BB SO LOB	TOP									
Pete Rose, S (1, 5) OBP: 0.380, SLG: 0.442	0-0 G4-6-3 1B		0-0 S 1B			0-0 F9		0-0 FC6		4 0 2 0 0 0 1	Cincinnati Reds @ San Francisco Giants Candlestick Park, San Francisco, CA Fri Aug 12 1977, 10:05 PM EDT Att. 9,240 - Unknown livebaseballscorecards.com									
Ken Griffey, L (1, 9) OBP: 0.377, SLG: 0.465	0-0 G4-6-3 1-2f		0-3 K			0-3 K		0-0 BB 1B	4 1 1 0 0 2 2											
Joe Morgan, L (1, 4) OBP: 0.423, SLG: 0.479	0-0 F7			4-0 S SF8 BB		0-0 F8		4-0 BB BB 1B BB	2 1 0 0 2 0 0											
Dan Driessen, L (1, 3) OBP: 0.377, SLG: 0.479		0-0 F8		0-0 4-3		0-0 G3		0-3 K	4 0 0 0 0 1 3											
Johnny Bench, R (1, 2) OBP: 0.344, SLG: 0.567		0-3 K		0-0 SF8		0-0 F9		0-0 F9	3 0 0 1 0 1 2											
Mike Lum, L (1, 7) OBP: 0.240, SLG: 0.337		0-0		0-3 3-H K		0-3 K		0-0	3 1 1 1 0 2 0											
Bob Bailey, R (9, PH) OBP: 0.354, SLG: 0.421								1-2 2-H 1B	1 0 1 1 0 0 0											
Ed Arbrister, R (9, PR) OBP: 0.359, SLG: 0.473		HR							0 0 0 0 0 0 0											
Cesar Geronimo, L (1, 8) OBP: 0.322, SLG: 0.385		0-3 K			0-0 F8		0-3 K	0-3 K	3 0 0 0 0 2 0											
Ray Knight, R (9, PH) OBP: 0.339, SLG: 0.462									1 0 0 0 0 1 2											
Dave Concepcion, R (1, 6) OBP: 0.327, SLG: 0.376			0-3 K		0-0 F3		0-0 F9		3 0 0 0 0 1 0											
Mario Soto, R (1, 1) OBP: 0.275, SLG: 0.468			0-0 F9		0-3 K		0-0 FC6 1B		2 0 0 0 0 1 0											
Champ Summers, L (8, PH) OBP: 0.275, SLG: 0.468									1 0 1 0 0 0 0											
Dale Murray, R (8, 1) OBP: 0.100, SLG: 0.100									0 0 0 0 0 0 0											
Inning Stats	R: 0 E: 0 K: 0 S: 3	H: 1 LOB: 0 BB: 0 P: 3	R: 1 E: 0 K: 2 S: 8	H: 1 LOB: 0 BB: 0 P: 8	R: 0 E: 0 K: 2 S: 8	H: 1 LOB: 1 BB: 0 P: 8	R: 1 E: 0 K: 1 S: 5	H: 0 LOB: 0 BB: 1 P: 9	R: 0 E: 0 K: 1 S: 5	H: 0 LOB: 0 BB: 0 P: 5	R: 0 E: 0 K: 1 S: 5	H: 0 LOB: 0 BB: 0 P: 5	R: 0 E: 0 K: 1 S: 6	H: 1 LOB: 1 BB: 0 P: 6	R: 1 E: 0 K: 2 S: 9	H: 2 LOB: 2 BB: 1 P: 13	1B: 5 2B: 0 3B: 0 HR: 1	SF: 1 SAC: 0 DP: 1 HBP: 0	WP: 0 PB: 0 SB: 2 CS: 0	PA: 34
PITCHER	IP WLS BF H R ER SO BB IBB HBP BLK WP HR S P ERA WHIP																			
John Montefusco, R (1, 1) ERA: 3.69	8.0 W 30 5 3 3 9 2 0 0 0 0 0 1 46 54 3.38 0.875																			
Gary Lavelle, L (9, 1) ERA: 1.74	0.2 3 1 0 0 1 0 0 0 0 0 0 0 5 5 0.00 1.500																			
Randy Moffitt, R (9, 1) ERA: 3.8	0.1 S 1 0 0 0 1 0 0 0 0 0 0 0 3 3 0.00 0.000																			



Batter	1	2	3	4	5	6	7	8	9	AB	R	H	RBI	BB	SO	LOB
Derrel Thomas, S OBP: 0.307, SLG: 0.333 (1, 8)	4-0 HBP 1B WP BB	0-0 6-3			0-0 SF8 3B		0-0 1B			3	2	2	1	1	0	1
Rob Andrews, R OBP: 0.355, SLG: 0.308 (1, 4)	0-0 WP HBP 1-2 1B		0-0 F8		0-0 SF8 3B		0-0 F8			3	0	1	1	0	0	1
Bill Madlock, R OBP: 0.356, SLG: 0.414 Darrell Evans, L OBP: 0.337, SLG: 0.389 (1, 5) (2, 5)	1-0 WP 1-2 2-3 HBP		0-0 F4		0-0 F9			0-0 F5		0	0	0	0	0	0	0
Willie McCovey, L OBP: 0.373, SLG: 0.497 (1, 3)	0-3 K		0-0 F7		0-0 F7			0-3 K		4	0	0	0	0	2	3
Jack Clark, R OBP: 0.338, SLG: 0.432 (1, 9)	0-3 K 1-2 2-3 3-H			0-3 K		0-0 F6		0-0 6-3		4	0	0	0	0	2	2
Gary Thomasson, L OBP: 0.350, SLG: 0.459 (1, 7)	0-0 G3			0-0 F6		0-0 F9				3	0	0	0	0	0	2
Tim Foli, R OBP: 0.252, SLG: 0.358 (1, 6)		0-0 F7		0-0 6-3			0-0 F5			3	0	0	0	0	0	0
Gary Alexander, R OBP: 0.442, SLG: 0.645 (1, 2)		4-0 SH1-4 BB			0-0 3B 3B		0-0 HR			2	2	2	1	1	0	0
John Montefusco, R OBP: 0.162, SLG: 0.200 Gary Lavelle, S Randy Moffitt, R (1, 1) (9, 1) (9, 1)		0-0 SH1-4 1-2			0-0 4-3		0-0 F9			2	0	0	0	0	0	1

Inning Stats	R: 1	H: 1	E: 0	K: 2	S: 8	LOB: 2	BB: 1	P: 13	R: 0	H: 0	E: 0	K: 0	S: 3	LOB: 1	BB: 1	P: 7	R: 0	H: 0	E: 0	K: 0	S: 3	LOB: 0	BB: 0	P: 3	R: 0	H: 0	E: 0	K: 1	S: 5	LOB: 0	BB: 0	P: 5	R: 2	H: 2	E: 0	K: 0	S: 5	LOB: 0	BB: 0	P: 5	R: 0	H: 0	E: 0	K: 0	S: 3	LOB: 0	BB: 0	P: 3	R: 1	H: 2	E: 0	K: 0	S: 5	LOB: 1	BB: 0	P: 5	R: 0	H: 0	E: 0	K: 1	S: 5	LOB: 0	BB: 0	P: 5
PITCHER	IP	WLS	BF	H	R	ER	SO	BB	IBB	HBP	BLK	WP	HR	S	P	ERA	WHIP																																															
Mario Soto, R ERA: 3.28 (1, 1)	7.0	L	29	5	4	4	3	2	0	1	0	1	1	32	41	5.14	1.000																																															
Dale Murray, R ERA: 4.85 (8, 1)	1.0		3	0	0	0	1	0	0	0	0	0	0	5	5	0.00	0.000																																															

BOTTOM

Cincinnati Reds @ San Francisco Giants
Candlestick Park, San Francisco, CA

Fri Aug 12 1977, 10:05 PM EDT
Att. 9,240 - Unknown

livebaseballscorecards.com

AB	27
R	4
H	5
RBI	3
BB	2
SO	4
LOB	10



WP: 1	PA: 32
PB: 0	SB: 0
CS: 0	

Batter	1	2	3	4	5	6	7	8	9	AB R H RBI BB SO LOB	TOP									
Pete Rose, S (1, 5) OBP: 0.377, SLG: 0.438	0-0 4-3			0-0 4-3		0-0 FC6-4 L6-3			0-0 F7	4 0 0 0 0 0 1										
Ken Griffey, L (1, 9) OBP: 0.378, SLG: 0.465	0-0 F8			4-0 BB		0-0 L6-3			0-0 BB 1B 3B 1B	3 1 1 0 1 0 1										
Joe Morgan, L (1, 4) OBP: 0.424, SLG: 0.479	0-0 F7			0-0 F8			0-0 4-3 1B		0-0 BB 3B 1B	4 1 2 0 0 0 1										
Dan Driessen, L (1, 3) OBP: 0.374, SLG: 0.475		0-0 F9		0-0 F9			0-0 4-3		4-0 BB 3B BB	3 0 0 0 0 0 2										
Bob Bailey, R (9, PH) OBP: 0.364, SLG: 0.421							1-2		1-2 2-3 BB	0 1 0 0 1 0 0										
Johnny Bench, R (1, 2) OBP: 0.346, SLG: 0.571		0-0 5-3			4-0 BB BB 1B BB		0-0 5-3		0-0 1-H 2-H 3-H 3B	3 0 1 3 1 0 0										
Mike Lum, L (1, 7) OBP: 0.230, SLG: 0.323		0-0 F7			0-0 F8			0-0 F6	0-0 G3	4 0 0 0 0 0 2										
Cesar Geronimo, L (1, 8) OBP: 0.322, SLG: 0.384			0-0 4-3		0-0 G5-4-3 1B			0-0 F7		3 0 1 0 0 0 0										
Dave Concepcion, R (1, 6) OBP: 0.324, SLG: 0.373			0-0 5-3		0-0 G5-4-3			0-0 F7		3 0 0 0 0 0 2										
Paul Moskau, R (1, 1) OBP: 0.333, SLG: 0.474			0-0 1-3			0-0 FC6-4 1B			0-0 G3	2 0 1 0 0 0 0										
Dale Murray, R (8, 1) OBP: 0.100, SLG: 0.100										0 0 0 0 0 0 0										
Champ Summers, L (9, PH) OBP: 0.269, SLG: 0.458										1 0 0 0 0 0 0										
Pedro Borbon, R (9, 1) OBP: 0.211, SLG: 0.263										0 0 0 0 0 0 0										
Inning Stats	R: 0 E: 0 K: 0 S: 3	H: 0 LOB: 0 BB: 0 P: 3	R: 0 E: 0 K: 0 S: 3	H: 0 LOB: 0 BB: 0 P: 3	R: 0 E: 0 K: 0 S: 3	H: 0 LOB: 1 BB: 1 P: 7	R: 0 E: 0 K: 0 S: 3	H: 1 LOB: 1 BB: 1 P: 7	R: 0 E: 0 K: 0 S: 3	H: 1 LOB: 0 BB: 0 P: 3	R: 0 E: 0 K: 0 S: 3	H: 1 LOB: 0 BB: 0 P: 3	R: 0 E: 0 K: 0 S: 3	H: 0 LOB: 0 BB: 0 P: 3	R: 3 E: 0 K: 0 S: 6	H: 3 LOB: 1 BB: 1 P: 10	1B: 5 2B: 1 3B: 1 HR: 0	SF: 0 SAC: 0 DP: 2 HBP: 0	WP: 0 PB: 0 SB: 0 CS: 0	PA: 33
PITCHER	IP WLS BF H R ER SO BB IBB HBP BLK WP HR S P ERA WHIP																			
Jim Barr, R (1, 1) ERA: 4.33	8.2 L 30 5 2 2 0 2 0 0 0 0 0 0 0 28 36 2.08 0.808																			
Gary Lavelle, L (9, 1) ERA: 1.83	0.1 3 1 1 1 0 1 0 0 0 0 0 0 0 2 6 27.00 6.000																			

Cincinnati Reds @ San Francisco Giants
 Candlestick Park, San Francisco, CA
 Sat Aug 13 1977, 6:33 AM EDT
 Att: 14,917 - Unknown

AB	30
R	3
H	6
RBI	3
BB	3
SO	0
LOB	9



Batter	1	2	3	4	5	6	7	8	9	AB	R	H	RBI	BB	SO	LOB
Derrel Thomas, S (1, 8) OBP: 0.308, SLG: 0.332	4-0 1B CS BB	0-3 K		0-0 1B			0-3 K		0-0 G4-6-3 1-2f	4	0	1	0	1	2	2
Rob Andrews, R (1, 4) OBP: 0.355, SLG: 0.307	0-0 1-3 CS 1B		0-0 1-6-3	0-0 G3			0-3 K		4-0 BB	4	0	1	0	1	1	1
Gary Thomasson, L (1, 7) OBP: 0.351, SLG: 0.457	0-3 1-2 K		4-0 1B BB			0-0 4-3	0-0 1B 1B		0-0 F8	4	0	1	0	1	1	3
Willie McCovey, L (1, 3) OBP: 0.377, SLG: 0.499	4-0 3-H IBB		0-0 1-3 BB 1B			0-0 F5	0-0 1-3 1B			3	0	2	0	1	0	0
Jack Clark, R (1, 9) OBP: 0.340, SLG: 0.429	0-3 K		4-0 1-2 FC6-4 BB			4-0 BB BB	0-0 F9			2	0	0	0	2	1	4
Darrell Evans, L (1, 5) OBP: 0.336, SLG: 0.388		0-0 3-1	0-3 K			0-0 4-3		0-0 G1-6-3 1B		4	0	1	0	0	1	4
Tim Foli, R (1, 6) OBP: 0.252, SLG: 0.360		0-0 2B 2B	0-0 FC6-4 1-2f			0-0 F9		0-0 G1-6-3 1-2f		4	1	1	0	0	0	4
Gary Alexander, R (1, 2) OBP: 0.420, SLG: 0.606		0-3 K		0-0 2-3		0-0 F8		0-3 K		4	0	0	0	0	2	1
Jim Barr, R (1, 1) OBP: 0.194, SLG: 0.169		0-0 2B		0-0 F8		0-0 F9			0-0 G4-6-3 1B	3	0	1	1	0	0	0
Gary Lavelle, S (9, 1)										0	0	0	0	0	0	0
Terry Whitfield, L (9, PH) OBP: 0.333, SLG: 0.447		2-H 2B								1	0	1	0	0	0	0

Inning Stats	R: 0	H: 1	E: 0	K: 2	S: 7	H: 1	LOB: 2	BB: 2	P: 15	R: 1	H: 2	E: 0	K: 2	S: 9	R: 0	H: 1	E: 0	K: 1	S: 6	R: 0	H: 1	E: 0	K: 1	S: 6	R: 0	H: 0	E: 0	K: 0	S: 3	R: 0	H: 2	E: 0	K: 2	S: 9	R: 0	H: 1	E: 0	K: 1	S: 5	R: 0	H: 1	E: 0	K: 0	S: 3	R: 0	H: 1	E: 0	K: 0	S: 3	1B: 7	2B: 3	3B: 0	HR: 0	SF: 0	SAC: 0	DP: 3	HBP: 0	WP: 0	PA: 39
--------------	------	------	------	------	------	------	--------	-------	-------	------	------	------	------	------	------	------	------	------	------	------	------	------	------	------	------	------	------	------	------	------	------	------	------	------	------	------	------	------	------	------	------	------	------	------	------	------	------	------	------	-------	-------	-------	-------	-------	--------	-------	--------	-------	--------

PITCHER	IP	WLS	BF	H	R	ER	SO	BB	IBB	HBP	BLK	WP	HR	S	P	ERA	WHIP
Paul Moskau, R (1, 1) ERA: 4.25	7.2		34	8	1	1	7	4	1	0	0	0	0	43	63	1.17	1.565
Dale Murray, R (8, 1) ERA: 4.83	0.1	W	1	0	0	0	1	0	0	0	0	0	0	3	3	0.00	0.000
Pedro Borbon, R (9, 1) ERA: 2.74	1.0	S	4	1	0	0	0	1	0	0	0	0	0	3	7	0.00	2.000

BOTTOM

Cincinnati Reds @ San Francisco Giants
 Candlestick Park, San Francisco, CA
 Sat Aug 13 1977, 6:33 AM EDT
 Att. 14,917 - Unknown

livebaseballscores.com

AB	33
R	1
H	9
RBI	1
BB	6
SO	8
LOB	19



Batter	1	2	3	4	5	6	7	8	9	AB R H RBI BB SO LOB	TOP																											
Pete Rose, S (1, 5) OBP: 0.376, SLG: 0.436	0-0 6-3		4-0 BB		0-0 G4-6-3			0-0 5-3		3 0 0 0 1 0 1	Cincinnati Reds @ San Francisco Giants Candlestick Park, San Francisco, CA Sun Aug 14 1977, 6:33 AM EDT Unknown																											
Dave Concepcion, R (1, 6) OBP: 0.326, SLG: 0.372	0-0 5-3		4-0 BB		0-0 L1			4-0 BB		2 0 0 0 2 0 0																												
Johnny Bench, R (1, 2) OBP: 0.345, SLG: 0.566	4-0 BB		0-0 BB		0-0 G6-4-3			0-0 FC6-4		3 0 0 0 1 0 3																												
George Foster, R (1, 8) OBP: 0.375, SLG: 0.634	0-0 F3				0-0 FC6-5			0-0 FC6-4		4 0 1 0 0 0 2																												
Bob Bailey, R (1, 3) OBP: 0.371, SLG: 0.407		4-0 BB			0-0 6-3			0-0 4-3		2 0 0 0 2 0 1																												
Ray Knight, R (1, 7) OBP: 0.350, SLG: 0.464		0-0 BB			0-0 FC6-5			0-0 FC6-4		4 1 2 0 0 0 2																												
Ed Arbrister, R (1, 9) OBP: 0.353, SLG: 0.475		0-0 1B			0-0 2B			0-0 1B		4 0 1 1 0 1 3																												
Rick Auerbach, R (1, 4) OBP: 0.167, SLG: 0.100		0-0 2B			0-3 K			0-0 G6-3		3 0 0 0 0 2 2																												
Doug Capilla, L (1, 1) OBP: 0.091, SLG: 0.048		0-3 K			0-0 1B			0-3 K		1 0 0 0 0 1 0																												
Dale Murray, R (4, 1) OBP: 0.182, SLG: 0.182										1 0 1 0 0 0 0																												
Mike Lum, L (7, PH) OBP: 0.228, SLG: 0.319										1 0 0 0 0 1 0																												
Manny Sarmiento, R (7, 1)										0 0 0 0 0 0 0																												
Inning Stats	R: 0 E: 0 K: 0 S: 3	H: 0 LOB: 1 BB: 1 P: 7	R: 0 E: 0 K: 0 S: 3	H: 1 LOB: 1 BB: 1 P: 7	R: 0 E: 0 K: 1 S: 4	H: 0 LOB: 1 BB: 2 P: 12	R: 1 E: 0 K: 1 S: 7	H: 2 LOB: 1 BB: 0 P: 7	R: 0 E: 0 K: 0 S: 3	H: 1 LOB: 0 BB: 0 P: 3	R: 0 E: 0 K: 3 S: 9	H: 0 LOB: 0 BB: 0 P: 9	R: 0 E: 0 K: 0 S: 3	H: 0 LOB: 1 BB: 1 P: 7	R: 0 E: 0 K: 0 S: 3	H: 1 LOB: 0 BB: 0 P: 3	1B: 3 2B: 2 3B: 0 HR: 0	SF: 0 SAC: 0 DP: 4 HBP: 0	WP: 0 PB: 0 SB: 0 CS: 0	PA: 34																		
PITCHER Bob Knepper, L (1, 1) ERA: 3.11	IP 9.0	WLS W	BF 34	H 5	R 1	ER 1	SO 5	BB 6	IBB 0	HBP 0	BLK 0	WP 0	HR 0	S 38	P 62	ERA 1.00	WHIP 1.222				PITCHER	IP	WLS	BF	H	R	ER	SO	BB	IBB	HBP	BLK	WP	HR	S	P	ERA	WHIP

livebaseballscorecards.com

AB 28
R 1
H 5
RBI 1
BB 6
SO 5
LOB 14



Batter	1	2	3	4	5	6	7	8	9	AB R H RBI BB SO LOB
Derrel Thomas, S (1, 8) OBP: 0.310, SLG: 0.334	0-0 1B 1B		0-0 4-3	0-0 1-3 2-H 1B		0-0 6-3				4 0 2 1 0 0 0
Rob Andrews, R (1, 4) OBP: 0.357, SLG: 0.309	0-0 1-3 1B		0-0 FC6-4 1B	0-0 L3		0-0 4-3				4 0 2 0 0 0 2
Bill Madlock, R (1, 5) OBP: 0.355, SLG: 0.412	0-3 K		0-0 FC6-4 1-2f		0-0 CS 1B	0-0 6-3				4 0 1 0 0 1 2
Jack Clark, R (1, 9) OBP: 0.342, SLG: 0.426	0-0 P4			4-0 WP HR BB	4-0 1-2 HR BB		0-3 K			2 2 0 0 2 1 1
Willie McCovey, L (1, 3) OBP: 0.378, SLG: 0.507		0-0 4-3		0-0 1-H HR	0-0 1-2 HR 1B		0-0 F9			4 2 2 2 0 0 0
Randy Elliott, R (1, 7) OBP: 0.305, SLG: 0.432		0-3 K		0-0 5-3	0-0 1-H 2-H HR		0-3 K			2 0 0 0 0 1 0
Darrell Evans, L (5, PH) OBP: 0.337, SLG: 0.397										2 1 1 3 0 1 0
Tim Foli, R (1, 6) OBP: 0.254, SLG: 0.359		4-0 BB 1B		0-0 BB 1B	0-0 P4		0-0 F8			3 1 1 0 1 0 0
Gary Alexander, R (1, 2) OBP: 0.424, SLG: 0.594		0-3 K		4-0 1B 1-2 BB	0-0 1B		0-3 K			3 0 1 0 1 2 1
Bob Knepper, L (1, 1) OBP: 0.235, SLG: 0.212			0-3 K	0-3 K	0-0 4-3		0-0 F6			4 0 0 0 0 2 3

Inning Stats	R: 0 E: 0 K: 1 S: 6	H: 2 LOB: 1 BB: 0 P: 6	R: 0 E: 0 K: 2 S: 7	H: 0 LOB: 1 BB: 1 P: 11	R: 0 E: 0 K: 1 S: 6	H: 1 LOB: 1 BB: 0 P: 6	R: 3 E: 0 K: 1 S: 8	H: 3 LOB: 2 BB: 2 P: 16	R: 3 E: 0 K: 0 S: 6	H: 4 LOB: 1 BB: 1 P: 10	R: 0 E: 0 K: 0 S: 3	H: 0 LOB: 0 BB: 0 P: 3	R: 0 E: 0 K: 2 S: 7	H: 0 LOB: 0 BB: 0 P: 7	R: 0 E: 0 K: 1 S: 5	H: 0 LOB: 0 BB: 0 P: 5	1B: 8 2B: 0 3B: 0 HR: 2	SF: 0 SAC: 0 DP: 0 HBP: 0
--------------	------------------------------	---------------------------------	------------------------------	----------------------------------	------------------------------	---------------------------------	------------------------------	----------------------------------	------------------------------	----------------------------------	------------------------------	---------------------------------	------------------------------	---------------------------------	------------------------------	---------------------------------	----------------------------------	------------------------------------

PITCHER	IP	WLS	BF	H	R	ER	SO	BB	IBB	HBP	BLK	WP	HR	S	P	ERA	WHIP
Doug Capilla, L (1, 1) ERA: 5.27	3.2	L	19	6	3	3	5	3	0	0	0	1	1	26	38	7.36	2.455
Dale Murray, R (4, 1) ERA: 5.02	2.1		11	4	3	3	0	1	0	0	0	0	1	10	14	11.57	2.143
Manny Sarmiento, R (7, 1) ERA: 4.05	2.0		6	0	0	0	3	0	0	0	0	0	0	12	12	0.00	0.000

BOTTOM

Cincinnati Reds @ San Francisco Giants
Candlestick Park, San Francisco, CA

Sun Aug 14 1977, 6:33 AM EDT
Unknown

AB	32
R	6
H	10
RBI	6
BB	4
SO	8
LOB	9

WP: 1 PA: 36
PB: 0 SB: 0 CS: 1



PITCHER	IP	WLS	BF	H	R	ER	SO	BB	IBB	HBP	BLK	WP	HR	S	P	ERA	WHIP
---------	----	-----	----	---	---	----	----	----	-----	-----	-----	----	----	---	---	-----	------

Batter	1	2	3	4	5	6	7	8	9	AB R H RBI BB SO LOB	TOP											
Pete Rose, S (1, 5) OBP: 0.374, SLG: 0.433 Ray Knight, R (8, 5) OBP: 0.350, SLG: 0.464	0-0 F7	0-0 F9			0-0 HR 1B		0-0 G3	0-0 L1-3		5 1 1 0 0 0 2 0 0 0 0 0 0 0												
Joe Morgan, L (1, 4) OBP: 0.426, SLG: 0.495	4-0 S BB		0-0 1-3		0-0 HR		0-0 HR		0-0 F5	4 2 2 5 1 0 0												
Ken Griffey, L (1, 9) OBP: 0.380, SLG: 0.465	4-0 1-2 BB		0-0 1B		0-0 F6		0-0 G3		0-0 1B	4 0 2 0 1 0 0												
Dan Driessen, L (1, 3) OBP: 0.372, SLG: 0.470	0-0 F7		0-0 F6		0-0 4-3		4-0 E HR BB		0-0 F8	4 1 0 0 1 0 3												
Mike Lum, L (1, 7) OBP: 0.217, SLG: 0.303	0-3 K			0-0 6-3	0-0 F6		0-0 E6 HR		0-0 5-3	5 1 0 0 0 1 4												
Cesar Geronimo, L (1, 8) OBP: 0.323, SLG: 0.392		0-3 K		4-0 G1-6-3 BB		0-0 F4	0-0 HR			3 1 1 3 1 1 0												
Dave Concepcion, R (1, 6) Rick Auerbach, R (7, 6) OBP: 0.167, SLG: 0.100		0-0 5-3 1B 1B		0-0 G1-6-3		4-0 BB	0-0 F8			3 1 1 0 1 0 1 0 0 0 0 0 0 0												
Bill Plummer, R (1, 2) OBP: 0.264, SLG: 0.242		0-0 5-3			0-0 E5 1B HR		0-0 F8		0-0 F3	4 1 0 0 0 0 2												
Fred Norman, S (1, 1) OBP: 0.158, SLG: 0.111		0-0 1B			4-0 HR 1B BB		0-0 4-3		4-0 L1-3 BB	2 1 1 1 2 0 1												
Inning Stats	R: 0 E: 0 K: 1 S: 5	H: 0 LOB: 2 BB: 2 P: 13	R: 1 E: 0 K: 1 S: 7	H: 2 LOB: 1 BB: 0 P: 7	R: 0 E: 0 K: 0 S: 3	H: 1 LOB: 0 BB: 0 P: 3	R: 0 E: 0 K: 0 S: 2	H: 0 LOB: 0 BB: 1 P: 6	R: 4 E: 1 K: 0 S: 6	H: 2 LOB: 0 BB: 1 P: 10	R: 0 E: 0 K: 0 S: 3	H: 0 LOB: 1 BB: 1 P: 7	R: 4 E: 1 K: 0 S: 6	H: 2 LOB: 0 BB: 1 P: 10	R: 0 E: 0 K: 0 S: 2	H: 0 LOB: 0 BB: 1 P: 6	R: 0 E: 0 K: 0 S: 4	H: 1 LOB: 1 BB: 0 P: 4	1B: 5 2B: 1 3B: 0 HR: 3	SF: 0 SAC: 0 DP: 2 HBP: 0	WP: 0 PB: 0 SB: 1 CS: 0	PA: 41
PITCHER	IP WLS BF H R ER SO BB IBB HBP BLK WP HR S P ERA WHIP																					
Charlie Williams, R (1, 1) ERA: 4.52	5.0 L 23 5 5 4 2 4 0 0 0 0 1 23 39 7.20 1.800																					
Lynn McGlothen, R (6, 1) ERA: 5.68	2.0 11 2 4 1 0 2 0 0 0 0 2 9 17 4.50 2.000																					
John Curtis, L (8, 1) ERA: 5.97	1.0 3 0 0 0 0 1 0 0 0 0 0 2 6 0.00 1.000																					
Dave Heaverlo, R (9, 1) ERA: 2.5	1.0 4 1 0 0 0 0 0 0 0 0 0 4 4 0.00 1.000																					

Cincinnati Reds @ San Francisco Giants
Candlestick Park, San Francisco, CA
 Sun Aug 14 1977, 6:38 AM EDT
 Att: 37,943 - Unknown

livebaseballscorecards.com

AB	34
R	9
H	8
RBI	9
BB	7
SO	2
LOB	13



Batter	1	2	3	4	5	6	7	8	9	AB R H RBI BB SO LOB	TOP	
Derrel Thomas, S (1, 8) OBP: 0.307, SLG: 0.337	0-0 6-3	0-0 E8 1B		0-0 HR		4-0 G1-6-3 BB		0-0 FC4-6		4 2 1 1 1 0 2		
Rob Andrews, R (1, 4) OBP: 0.358, SLG: 0.312	0-0 6-3	0-0 2B 1B		0-0 E 1B		0-0 G1-6-3		0-0 5-3		5 1 2 2 0 0 1		
Bill Madlock, R (1, 5) OBP: 0.360, SLG: 0.420	0-0 1B	0-0 1-3 2B		0-0 E 1B		0-0 F3		0-0 L5		5 0 3 0 0 0 0		
Willie McCovey, L (1, 3) OBP: 0.373, SLG: 0.500	0-3 K	0-0 F8		0-0 E3		0-3 K		0-0 F9		5 0 0 0 0 2 4		
Gary Thomasson, L (1, 7) OBP: 0.354, SLG: 0.456		0-0 HR 2B		0-0 6-3		0-0 G3		0-3 K		4 1 1 0 0 1 2		
Terry Whitfield, L (1, 9) OBP: 0.331, SLG: 0.454		0-0 HR		0-0 F7		0-0 L6		0-0 4-3		4 1 1 2 0 0 0		
Tim Foli, R (1, 6) OBP: 0.253, SLG: 0.356		0-0 1-3		0-0 6-3		0-0 FC4 1B		0-0 F7		4 0 1 0 0 0 0		
Gary Alexander, R (1, 2) OBP: 0.407, SLG: 0.560		0-0 FC4-6 1B		0-0 P4		0-3 K		0-0 4-3		4 0 1 0 0 1 1		
Ed Halicki, R (1, 1) OBP: 0.210, SLG: 0.220		0-0 FC4-6 1B		0-3 K		0-0 FC4		4-0 FC4-6 BB		3 1 0 0 1 1 2		
Gary Lavelle, S (9, 1)										0 0 0 0 0 0 0		
Inning Stats	R: 0 E: 0 K: 1 S: 6 H: 1 LOB: 1 BB: 0 P: 6	R: 4 E: 1 K: 0 S: 9 H: 5 LOB: 2 BB: 0 P: 9	R: 0 E: 0 K: 0 S: 3 H: 0 LOB: 0 BB: 0 P: 3	R: 2 E: 1 K: 1 S: 9 H: 3 LOB: 2 BB: 0 P: 9	R: 0 E: 0 K: 1 S: 6 H: 1 LOB: 1 BB: 0 P: 6	R: 0 E: 0 K: 0 S: 2 H: 0 LOB: 0 BB: 1 P: 6	R: 0 E: 0 K: 2 S: 7 H: 0 LOB: 0 BB: 0 P: 7	R: 0 E: 0 K: 0 S: 3 H: 0 LOB: 1 BB: 1 P: 7	R: 0 E: 0 K: 0 S: 3 H: 0 LOB: 0 BB: 0 P: 3	1B: 6 2B: 2 3B: 0 HR: 2 SF: 0 SAC: 0 DP: 1 HBP: 0	WP: 0 PB: 0 SB: 0 CS: 0 PA: 40	
PITCHER	IP WLS BF H R ER SO BB IBB HBP BLK WP HR S P ERA WHIP											
Rick Rhoden, R (1, 1) ERA: 3.9	3.2 L 21 9 6 3 2 0 0 0 0 0 0 2 25 25 7.36 2.455											
Elias Sosa, R (4, 1) ERA: 2.53	1.1 6 1 0 0 1 0 0 0 0 0 0 0 8 8 0.00 0.750											
Charlie Hough, R (6, 1) ERA: 3.33	2.0 6 0 0 0 2 1 0 0 0 0 0 0 9 13 0.00 0.500											
Mike Garman, R (8, 1) ERA: 2.19	2.0 7 0 0 0 0 1 0 0 0 0 0 0 6 10 0.00 0.500											

San Francisco Giants @ Los Angeles Dodgers
 Dodger Stadium, Los Angeles, CA
 Mon Aug 15 1977, 7:05 PM PDT
 Att: 37,522 - Unknown

livebaseballscorecards.com

AB	38
R	6
H	10
RBI	5
BB	2
SO	5
LOB	12




Batter	1	2	3	4	5	6	7	8	9	AB	R	H	RBI	BB	SO	LOB
Davey Lopes, R OBP: 0.366, SLG: 0.406 (1, 4)	0-0 5-3		0-0 HR 1B		0-0 1-3			0-0 L4		4	1	1	0	0	0	0
Bill Russell, R OBP: 0.308, SLG: 0.375 (1, 6)	0-0 L7		0-0 HR		0-0 F7			0-0 5-3		4	1	1	2	0	0	0
Reggie Smith, S OBP: 0.426, SLG: 0.555 (1, 9)	0-3 K		0-0 F7			0-0 P3		0-0 F8		4	0	0	0	0	1	0
Ron Cey, R OBP: 0.367, SLG: 0.478 (1, 5)		0-0 F9		0-0 F7		0-0 F8			0-3 K	4	0	0	0	0	1	0
Boog Powell, L OBP: 0.431, SLG: 0.256 (1, 3)		0-0 FC5-4 1B		4-0 BB		0-0 4-3			0-3 K	3	0	1	0	1	1	0
Rick Monday, L OBP: 0.354, SLG: 0.411 (1, 8)		0-3 K		0-3 K			0-0 P4		4-0 1B BB	3	0	0	0	0	2	2
Steve Garvey, R OBP: 0.324, SLG: 0.497 (9, PH)										0	0	0	0	1	0	0
Dusty Baker Jr., R OBP: 0.338, SLG: 0.463 (1, 7)		0-0 FC5-4 1-2f		0-0 4-3			4-0 FC4-6 BB		0-0 1-2 1B	3	0	1	0	1	0	2
Johnny Oates, L OBP: 0.328, SLG: 0.358 (1, 2)			0-0 3-1		0-3 K		0-0 FC4-6 1-2f		0-0 L1	3	0	0	0	0	1	1
Steve Yeager, R OBP: 0.334, SLG: 0.438 (9, PH)										1	0	0	0	0	0	2
Rick Rhoden, R OBP: 0.213, SLG: 0.361 (1, 1)			0-0 F7		0-0 HR		0-0 1-3			1	0	0	0	0	0	0
Elias Sosa, R OBP: 0.333, SLG: 0.333 (4, 1)										0	0	0	0	0	0	0
Lee Lacy, R OBP: 0.302, SLG: 0.446 (5, PH)										1	1	1	1	0	0	0
Charlie Hough, R OBP: 0.166, SLG: 0.222 (6, 1)										0	0	0	0	0	0	0
Manny Mota, R OBP: 0.667, SLG: 0.478 (7, PH)										1	0	0	0	0	0	1
Mike Garman, R (8, 1)										0	0	0	0	0	0	0

Inning Stats	R: 0	H: 0	E: 0	K: 1	S: 5	H: 0	LOB: 0	BB: 0	P: 5	R: 0	H: 1	E: 0	K: 1	S: 6	H: 2	LOB: 1	BB: 0	P: 6	R: 2	H: 2	E: 0	K: 0	S: 5	H: 0	LOB: 0	BB: 0	P: 5	R: 0	H: 0	E: 0	K: 1	S: 5	H: 0	LOB: 1	BB: 1	P: 9	R: 1	H: 1	E: 0	K: 1	S: 6	H: 0	LOB: 0	BB: 0	P: 6	R: 0	H: 0	E: 0	K: 0	S: 3	H: 0	LOB: 0	BB: 0	P: 3	R: 0	H: 0	E: 0	K: 0	S: 3	H: 0	LOB: 1	BB: 1	P: 7	R: 0	H: 0	E: 0	K: 0	S: 3	H: 0	LOB: 0	BB: 0	P: 3	R: 0	H: 1	E: 0	K: 2	S: 8	H: 1	LOB: 2	BB: 1	P: 12	1B: 3	SF: 0	2B: 0	SAC: 0	3B: 0	DP: 0	HR: 2	HBP: 0	WP: 0	PA: 35	PB: 0	SB: 1	CS: 0	ERA	WHIP
PITCHER	IP	WLS	BF	H	R	ER	SO	BB	IBB	HBP	BLK	WP	HR	S	P	ERA	WHIP																																																																															
Ed Halicki, R ERA: 3.58 (1, 1)	8.2	W	34	5	3	3	6	3	0	0	0	0	2	43	55	3.12	0.923																																																																															
Gary Lavelle, L ERA: 1.83 (9, 1)	0.1	S	1	0	0	0	0	0	0	0	0	0	0	1	1	0.00	0.000																																																																															

BOTTOM

San Francisco Giants @ Los Angeles Dodgers
Dodger Stadium, Los Angeles, CA
 Mon Aug 15 1977, 7:05 PM PDT
 Att. 37,522 - Unknown

AB	32
R	3
H	5
RBI	3
BB	3
SO	6
LOB	8



Batter	1	2	3	4	5	6	7	8	9	AB R H RBI BB SO LOB	TOP						
Derrel Thomas, S (1, 8) OBP: 0.309, SLG: 0.345	0-3 K		0-0 F7		4-0 BB			0-0 HR		3 1 1 1 1 1 0							
Rob Andrews, R (1, 4) OBP: 0.357, SLG: 0.315	0-0 1B 2B		0-0 F3		0-0 6-3			0-0 4-3		4 1 1 0 0 0 3							
Bill Madlock, R (1, 5) OBP: 0.359, SLG: 0.419 Johnnie LeMaster, R (9, 6) OBP: 0.232, SLG: 0.258	0-0 CS 1B			0-0 1-3		0-3 K		0-0 F9		4 0 1 1 0 1 0 0 0 0 0 0 0 0							
Gary Thomasson, L (1, 7) OBP: 0.350, SLG: 0.450	0-0 F7			0-0 4-3		0-0 G3			0-3 K2-3	4 0 0 0 0 1 1							
Darrell Evans, L (1, 3) OBP: 0.335, SLG: 0.394		0-0 FC6-4 1B		0-0 G3		0-0 F9			0-3 K	4 0 1 0 0 1 0							
Terry Whitfield, L (1, 9) OBP: 0.326, SLG: 0.447		0-0 F8			0-3 K		0-0 4-3		0-0 E1 FC6-4	4 0 0 0 0 1 1							
Tim Foli, R (1, 6) OBP: 0.250, SLG: 0.352		0-3 K			0-0 6-3		0-0 F8		0-0 FC6-4	4 0 0 0 0 1 2							
Gary Alexander, R (1, 2) OBP: 0.404, SLG: 0.551		0-0 FC6-4			0-0 BB E 1B		0-3 K			3 0 1 0 0 1 1							
John Montefusco, R (1, 1) OBP: 0.150, SLG: 0.184 Randy Moffitt, R (9, 1)			0-3 K		0-0 E6 BB			0-0 F3		3 0 0 0 0 1 1 0 0 0 0 0 0 0							
Inning Stats	R: 1 H: 2 E: 0 LOB: 0 K: 1 BB: 0 S: 6 P: 6	R: 0 H: 1 E: 0 LOB: 1 K: 1 BB: 0 S: 6 P: 6	R: 0 H: 0 E: 0 LOB: 0 K: 1 BB: 0 S: 5 P: 5	R: 0 H: 0 E: 0 LOB: 0 K: 0 BB: 0 S: 3 P: 3	R: 0 H: 1 E: 1 LOB: 3 K: 1 BB: 1 S: 7 P: 11	R: 0 H: 0 E: 0 LOB: 0 K: 1 BB: 0 S: 5 P: 5	R: 0 H: 0 E: 0 LOB: 0 K: 1 BB: 0 S: 5 P: 5	R: 1 H: 1 E: 0 LOB: 0 K: 0 BB: 0 S: 4 P: 4	R: 0 H: 0 E: 1 LOB: 1 K: 2 BB: 0 S: 8 P: 8	1B: 3 SF: 0 2B: 1 SAC: 0 3B: 0 DP: 0 HR: 1 HBP: 0	WP: 0 PA: 34 PB: 0 SB: 0 CS: 1						
PITCHER	IP WLS BF H R ER SO BB IBB HBP BLK WP HR S P ERA WHIP																
Burt Hooton, R (1, 1) ERA: 2.64	8.0	30	5	2	2	6	1	0	0	0	0	0	1	41	45	2.25	0.750
Lance Rautzhan, L (9, 1) ERA: 3.12	1.0	W	4	0	0	0	2	0	0	0	0	0	0	8	8	0.00	0.000

San Francisco Giants @ Los Angeles Dodgers
Dodger Stadium, Los Angeles, CA
Tue Aug 16 1977, 7:05 PM PDT
Att: 27,679 - Unknown

livebaseballscorecards.com

AB	33
R	2
H	5
RBI	2
BB	1
SO	8
LOB	9



Batter	1	2	3	4	5	6	7	8	9	AB R H RBI BB SO LOB	TOP									
Derrel Thomas, S OBP: 0.306, SLG: 0.342 (1, 8) X	0-0 G3		0-3 K			0-0 4-3			0-0 P6	4 0 0 0 0 1 0	<p>San Francisco Giants @ Los Angeles Dodgers Dodger Stadium, Los Angeles, CA</p> <p>Thu Aug 18 1977, 3:33 AM PDT Att: 15,955 - Unknown</p>									
Rob Andrews, R OBP: 0.353, SLG: 0.311 (1, 4) X	0-0 L3		0-0 1-3			0-0 F8			0-0 5-3	4 0 0 0 0 0 0										
Darrell Evans, L OBP: 0.337, SLG: 0.392 (1, 5) BBB	4-0 S BB			0-0 P6			0-3 K		4-0 BB BB	2 0 0 0 2 1 0										
Gary Thomasson, L OBP: 0.352, SLG: 0.448 (1, 3) BBB	4-0 1-2 BB			0-0 F5			0-0 4-3		4-0 1-2 BB	2 0 0 0 2 0 0										
Jack Clark, R OBP: 0.343, SLG: 0.423 (1, 9) X	0-0 L7			0-0 5-3			0-0 5-3		0-3 K	4 0 0 0 0 1 4										
Terry Whitfield, L OBP: 0.322, SLG: 0.441 (1, 7) X		0-0 P6			0-0 4-3			0-0 F5		3 0 0 0 0 0 0										
Tim Foli, R OBP: 0.248, SLG: 0.348 Johnnie LeMaster, R OBP: 0.232, SLG: 0.258 (1, 6) (8, 6)		0-3 K			0-0 P6			0-3 K		3 0 0 0 0 2 0 0 0 0 0 0 0 0										
Marc Hill, R OBP: 0.318, SLG: 0.368 (1, 2) X		0-0 4-3			0-0 L9			0-0 1B		3 0 1 0 0 0 0										
Jim Barr, R OBP: 0.190, SLG: 0.167 Dave Heaverlo, R OBP: 0.450, SLG: 0.544 Gary Alexander, R OBP: 0.286, SLG: 0.286 Charlie Williams, R OBP: 0.372, SLG: 0.499 Willie McCovey, L OBP: 0.190, SLG: 0.158 (1, 1) (4, 1) (6, PH) (6, 1) (8, PH) (8, 1)			0-3 K			0-3 K		0-0 F2		1 0 0 0 0 1 0 0 0 0 0 0 0 0 1 0 0 0 0 1 0 0 0 0 0 0 0 0 1 0 0 0 0 0 1 0 0 0 0 0 0 0										
Inning Stats	R: 0 E: 0 K: 0 S: 3	H: 0 LOB: 2 BB: 2 P: 11	R: 0 E: 0 K: 1 S: 5	H: 0 LOB: 0 BB: 0 P: 5	R: 0 E: 0 K: 2 S: 7	H: 0 LOB: 0 BB: 0 P: 7	R: 0 E: 0 K: 0 S: 3	H: 0 LOB: 0 BB: 0 P: 3	R: 0 E: 0 K: 1 S: 5	H: 0 LOB: 0 BB: 0 P: 5	R: 0 E: 0 K: 1 S: 5	H: 1 LOB: 1 BB: 0 P: 6	R: 0 E: 0 K: 1 S: 5	H: 0 LOB: 2 BB: 2 P: 13	1B: 1 2B: 0 3B: 0 HR: 0	SF: 0 SAC: 0 DP: 0 HBP: 0	WP: 0 PB: 0 SB: 1 CS: 0	PA: 32		
PITCHER Don Sutton, R ERA: 3.24 (1, 1)	IP 9.0	WLS W	BF 32	H 1	R 0	ER 0	SO 7	BB 4	IBB 0	HBP 0	BLK 0	WP 0	HR 0	S 42	P 58	ERA 0.00	WHIP 0.556			
PITCHER		IP	WLS	BF	H	R	ER	SO	BB	IBB	HBP	BLK	WP	HR	S	P	ERA	WHIP		

livebaseballscorecards.com

AB	28
R	0
H	1
RBI	0
BB	4
SO	7
LOB	5



Batter	1	2	3	4	5	6	7	8	9	AB	R	H	RBI	BB	SO	LOB
Davey Lopes, R OBP: 0.370, SLG: 0.414 (1, 4)	0-0 4-3	0-0 HR		0-0 1B		4-0 BB		0-0 4-3		4	1	2	3	1	0	0
Bill Russell, R OBP: 0.306, SLG: 0.373 (1, 6)	0-0 G3 2B	0-0 4-3		0-0 L4-6		0-0 G6-4-3		0-0 F7		5	0	1	0	0	0	3
Reggie Smith, S OBP: 0.429, SLG: 0.564 (1, 9)	0-0 G3		0-0 HR		4-0 1B 1B SF7 BB	0-0 1B		0-0 1B		3	2	2	1	1	0	1
Ron Cey, R OBP: 0.368, SLG: 0.477 (1, 5)	4-0 BB		0-0 F3		0-0 1B 2B 1B	0-0 1B		0-0 FC5-4 1B		2	0	1	0	1	0	0
Ted Martinez, R OBP: 0.317, SLG: 0.388 (5, PR) (6, 5)										1	1	1	0	0	0	0
Steve Garvey, R OBP: 0.321, SLG: 0.491 (1, 3)	0-0 P4		0-0 1-3		0-0 2B 1B	0-0 FC5-4				4	0	1	0	0	0	4
Rick Monday, L OBP: 0.353, SLG: 0.411 (1, 8)		0-3 K	0-0 4-3		0-0 SF7		0-0 L7			2	0	0	1	0	1	0
Glenn Burke, R OBP: 0.273, SLG: 0.286 (6, 8)										1	0	0	0	0	0	0
Dusty Baker Jr., R OBP: 0.339, SLG: 0.469 (1, 7)		0-0 6-3		0-0 1B 3B	0-0 2B	0-0 5-3				4	1	2	1	0	0	0
Steve Yeager, R OBP: 0.333, SLG: 0.432 (1, 2)		0-0 HR 1B		0-0 6-3	4-0 IBB	0-3 K				3	1	1	0	1	1	1
Don Sutton, R OBP: 0.259, SLG: 0.226 (1, 1)		4-0 HR BB		0-0 L4-6 1B	0-0 F8	0-0 F9				3	1	1	1	1	0	2

Inning Stats	R: 0	H: 1	E: 0	LOB: 2	K: 0	BB: 1	S: 4	P: 8	R: 3	H: 2	E: 1	LOB: 0	K: 1	BB: 1	S: 7	P: 11	R: 1	H: 1	E: 0	LOB: 0	K: 0	BB: 0	S: 4	P: 4	R: 1	H: 3	E: 0	LOB: 1	K: 0	BB: 0	S: 5	P: 5	R: 2	H: 3	E: 0	LOB: 2	K: 0	BB: 2	S: 5	P: 13	R: 0	H: 2	E: 0	LOB: 2	K: 0	BB: 1	S: 4	P: 8	R: 0	H: 0	E: 0	LOB: 0	K: 1	BB: 0	S: 3	P: 3	R: 0	H: 0	E: 0	LOB: 0	K: 0	BB: 0	S: 3	P: 3
--------------	------	------	------	--------	------	-------	------	------	------	------	------	--------	------	-------	------	-------	------	------	------	--------	------	-------	------	------	------	------	------	--------	------	-------	------	------	------	------	------	--------	------	-------	------	-------	------	------	------	--------	------	-------	------	------	------	------	------	--------	------	-------	------	------	------	------	------	--------	------	-------	------	------

PITCHER	IP	WLS	BF	H	R	ER	SO	BB	IBB	HBP	BLK	WP	HR	S	P	ERA	WHIP
Jim Barr, R ERA: 4.5 (1, 1)	3.1	L	19	7	5	5	1	2	0	0	0	0	2	19	27	13.50	2.700
Dave Heaverlo, R ERA: 2.7 (4, 1)	1.2		8	3	2	2	0	1	1	0	0	0	0	6	14	10.80	2.400
Charlie Williams, R ERA: 4.42 (6, 1)	2.0		8	2	0	0	1	1	0	0	0	0	0	9	13	0.00	1.500
Lynn McGlothen, R ERA: 5.61 (8, 1)	1.0		3	0	0	0	0	0	0	0	0	0	0	3	3	0.00	0.000

BOTTOM

San Francisco Giants @ Los Angeles Dodgers
Dodger Stadium, Los Angeles, CA
Thu Aug 18 1977, 3:33 AM PDT
Att. 15,955 - Unknown

AB	32
R	7
H	12
RBI	7
BB	5
SO	2
LOB	11



WP	HR	S	P	ERA	WHIP
3	1	1	1	1	0

Batter	1	2	3	4	5	6	7	8	9	AB	R	H	RBI	BB	SO	LOB	TOP																					
Derrel Thomas, S (1, 8) OBP: 0.305, SLG: 0.346	0-0 L6		0-0 6-3			0-0 F9		0-0 SF9 3B		4	1	1	0	0	0	0																						
Rob Andrews, R (1, 4) OBP: 0.349, SLG: 0.308	0-0 5-3			0-0 L6		0-0 5-3		0-0 SF9		3	0	0	1	0	0	0																						
Jack Clark, R (1, 9) OBP: 0.342, SLG: 0.424	0-0 F8			0-0 F7		0-0 2B		0-0 1-3		4	0	1	0	0	0	0																						
Willie McCovey, L (1, 3) OBP: 0.376, SLG: 0.497		4-0 BB		4-0 BB		0-3 K		4-0 BB		1	0	0	0	3	1	1																						
Jim Barr, R (8, PR) OBP: 0.190, SLG: 0.167										0	0	0	0	0	0	0																						
Gary Thomasson, L (8, 3) OBP: 0.352, SLG: 0.448										0	0	0	0	0	0	0																						
Randy Elliott, R (1, 7) OBP: 0.287, SLG: 0.405		0-3 K		0-0 F7				0-0 F8	0-0 F9	4	0	0	0	0	1	3																						
Darrell Evans, L (1, 5) OBP: 0.336, SLG: 0.390		0-0 F9			0-3 K			0-0 1B 1B	0-0 G3	4	0	1	0	0	1	1																						
Tim Foli, R (1, 6) OBP: 0.245, SLG: 0.344		0-3 K			0-0 F6			0-0 F7	0-0 5-3	4	0	0	0	0	1	2																						
Gary Alexander, R (1, 2) OBP: 0.408, SLG: 0.549			0-0 6-3		0-0 1B			0-0 1B	0-3 K	3	0	2	0	0	0	0																						
John Curtis, L (7, 1) OBP: 0.308, SLG: 0.417										0	0	0	0	0	0	0																						
Vic Harris, S (9, PH) OBP: 0.336, SLG: 0.373										1	0	0	0	0	1	0																						
Bob Knepper, L (1, 1) OBP: 0.229, SLG: 0.206			0-0 4-3		0-0 F7			0-0 F7		1	0	0	0	0	0	0																						
Charlie Williams, R (3, 1) OBP: 0.286, SLG: 0.286										0	0	0	0	0	0	0																						
Bill Madlock, R (5, PH) OBP: 0.356, SLG: 0.418										1	0	0	0	0	0	1																						
Dave Heaverlo, R (5, 1)										0	0	0	0	0	0	0																						
Marc Hill, R (7, PH) OBP: 0.316, SLG: 0.366										1	0	0	0	0	0	2																						
Inning Stats	R: 0 E: 0 K: 0 S: 3	H: 0 LOB: 0 BB: 0 P: 3	R: 0 E: 0 K: 2 S: 7	H: 0 LOB: 1 BB: 1 P: 11	R: 0 E: 0 K: 0 S: 3	H: 0 LOB: 0 BB: 0 P: 3	R: 0 E: 0 K: 0 S: 3	H: 0 LOB: 1 BB: 1 P: 7	R: 0 E: 0 K: 1 S: 6	H: 1 LOB: 1 BB: 0 P: 6	R: 0 E: 0 K: 1 S: 6	H: 1 LOB: 1 BB: 0 P: 6	R: 0 E: 0 K: 0 S: 5	H: 2 LOB: 2 BB: 0 P: 5	R: 1 E: 0 K: 0 S: 4	H: 1 LOB: 1 BB: 1 P: 8	R: 0 E: 0 K: 1 S: 5	H: 0 LOB: 0 BB: 0 P: 5	1B: 3 2B: 1 3B: 1 HR: 0	SF: 1 SAC: 0 DP: 0 HBP: 0	WP: 0 PB: 0 SB: 0 CS: 0	PA: 35																
PITCHER John Candelaria, L (1, 1) ERA: 2.63	IP 9.0	WLS W	BF 35	H 5	R 1	ER 1	SO 5	BB 3	IBB 0	HBP 0	BLK 0	WP 0	HR 0	S 42	P 54	ERA 1.00	WHIP 0.889																					
																	PITCHER					IP	WLS	BF	H	R	ER	SO	BB	IBB	HBP	BLK	WP	HR	S	P	ERA	WHIP

San Francisco Giants @ Pittsburgh Pirates
 Three Rivers Stadium, Pittsburgh, PA
 Fri Aug 19 1977, 7:05 PM EDT
 Att: 16,831 - Unknown

AB	31
R	1
H	5
RBI	1
BB	3
SO	5
LOB	10



Batter	1	2	3	4	5	6	7	8	9
Frank Taveras, R OBP: 0.296, SLG: 0.300 (1, 6)	4-0 S HR BB		0-0 S 1B	0-3 K		0-0 6-3		0-3 K	
Phil Garner, R OBP: 0.310, SLG: 0.442 (1, 5)	0-3 K		0-0 BB FC6-4 1B	0-0 6-3		0-3 K			
Dave Parker, L OBP: 0.399, SLG: 0.548 (1, 9)	0-0 4-3		0-0 F8	0-0 F8			4-0 1B BB		
Bill Robinson, R OBP: 0.344, SLG: 0.549 (1, 3)	0-0 HR		4-0 FC6-4 S BB		0-0 6-3		0-3 K		
Al Oliver, L OBP: 0.329, SLG: 0.470 (1, 7)	0-0 1B		4-0 FC6-4 BB		0-0 3-1		0-3 K		
Rennie Stennett, R OBP: 0.374, SLG: 0.427 (1, 4)	0-0 5-3		0-0 FC6-4 BB S		0-0 F8		0-0 1B		
Duffy Dyer, R OBP: 0.383, SLG: 0.336 (1, 2)		0-0 1-3	4-0 BB BB			0-0 E 3B		0-3 K	
Omar Moreno, L OBP: 0.293, SLG: 0.358 (1, 8)		0-0 4-3	4-0 FC5-4 BB			0-0 L3		0-0 F7	
John Candelaria, L OBP: 0.233, SLG: 0.293 (1, 1)		0-0 4-3	0-0 FC5-4			0-0 E7 1B		0-3 K	

Inning Stats	R: 2	H: 2	E: 0	K: 1	S: 7	LOB: 1	BB: 1	P: 11
	R: 0	H: 0	E: 0	K: 0	S: 3	LOB: 0	BB: 0	P: 3
	R: 3	H: 2	E: 0	K: 0	S: 5	LOB: 3	BB: 4	P: 21
	R: 0	H: 0	E: 0	K: 1	S: 5	LOB: 0	BB: 0	P: 5
	R: 0	H: 0	E: 0	K: 0	S: 3	LOB: 0	BB: 0	P: 3
	R: 1	H: 2	E: 1	K: 1	S: 7	LOB: 1	BB: 0	P: 7
	R: 0	H: 1	E: 0	K: 3	S: 10	LOB: 2	BB: 1	P: 14
	R: 0	H: 0	E: 0	K: 2	S: 7	LOB: 0	BB: 0	P: 7

PITCHER															PITCHER																			
IP	WLS	BF	H	R	ER	SO	BB	IBB	HBP	BLK	WP	HR	S	P	ERA	WHIP	IP	WLS	BF	H	R	ER	SO	BB	IBB	HBP	BLK	WP	HR	S	P	ERA	WHIP	
Bob Knepper, L (1, 1)	2.1	L	14	4	5	5	1	3	0	0	0	0	1	13	25	19.29	3.000																	
Charlie Williams, R (3, 1)	1.2		7	0	0	0	1	2	0	0	0	0	0	7	15	0.00	1.200																	
Dave Heaverlo, R (5, 1)	2.0		8	2	1	1	1	0	0	0	0	0	0	10	10	4.50	1.000																	
John Curtis, L (7, 1)	2.0		8	1	0	0	5	1	0	0	0	0	0	17	21	0.00	1.000																	

AB R H RBI BB SO LOB

4 2 1 0 1 2 1

4 1 1 1 0 2 2

3 0 0 0 1 0 2

3 2 1 2 1 1 1

3 0 1 0 1 1 1

4 0 1 1 0 0 3

3 1 1 0 1 1 2

3 0 0 0 1 0 1

4 0 1 1 0 1 3

1B: 4	SF: 0	WP: 0	PA: 37
2B: 1	SAC: 0	PB: 0	
3B: 1	DP: 0	SB: 4	
HR: 1	HBP: 0	CS: 0	

San Francisco Giants @ Pittsburgh Pirates
 Three Rivers Stadium, Pittsburgh, PA
 Fri Aug 19 1977, 7:05 PM EDT
 Att. 16,831 - Unknown

AB	31
R	6
H	7
RBI	5
BB	6
SO	8
LOB	16



WP: 0	PA: 37
PB: 0	
SB: 4	
CS: 0	

BOTTOM

San Francisco Giants @ Pittsburgh Pirates
Three Rivers Stadium, Pittsburgh, PA

Sat Aug 20 1977, 7:05 PM EDT
Att. 15,947 - Unknown

livebaseballscorecards.com

AB	36
R	1
H	9
RBI	1
BB	1
SO	4
LOB	20



WP:	0	PA:	38
PB:	0		
SB:	2		
CS:	0		

AB	R	H	RBI	BB	SO	LOB
3	0	0	0	0	0	2
1	0	0	0	0	0	1
0	0	0	0	0	0	0
1	0	0	0	0	0	1

5	0	1	0	0	0	2
---	---	---	---	---	---	---

4	0	0	0	0	0	1
---	---	---	---	---	---	---

4	1	2	0	0	1	1
---	---	---	---	---	---	---

4	0	2	1	0	0	1
---	---	---	---	---	---	---

4	0	3	0	0	0	1
---	---	---	---	---	---	---

4	0	0	0	0	2	6
---	---	---	---	---	---	---

3	0	1	0	0	1	1
---	---	---	---	---	---	---

0	0	0	0	0	0	0
1	0	0	0	0	0	0
1	0	0	0	0	0	2
0	0	0	0	0	0	0
0	0	0	0	0	0	0
0	0	0	0	1	0	0
0	0	0	0	0	0	0
1	0	0	0	0	0	1

1B:	7	SF:	0
2B:	2	SAC:	0
3B:	0	DP:	0
HR:	0	HBP:	1

Batter	1	2	3	4	5	6	7	8	9
Frank Taveras, R (1, 6) OBP: 0.294, SLG: 0.298	0-0 F9		0-0 1-3		0-0 F3		0-0 F7		0-0 F4
Ed Ott, L (7, PH) OBP: 0.355, SLG: 0.413									
Terry Forster, L (8, 1) OBP: 0.211, SLG: 0.316									
Jim Fregosi, R (9, PH) OBP: 0.406, SLG: 0.500									
Phil Garner, R (1, 5) OBP: 0.309, SLG: 0.440	0-0 FC3-6 1B		0-0 F9			0-0 5-3	0-0 F9		0-0 F8
Dave Parker, L (1, 9) OBP: 0.396, SLG: 0.544	0-0 FC3-6 1-2f			0-0 4-3		0-0 F9		0-0 G3	
Bill Robinson, R (1, 3) OBP: 0.346, SLG: 0.552	0-3 K 1-2			0-0 P4		0-0 1B 2B		0-0 1B 1B	
Al Oliver, L (1, 7) OBP: 0.331, SLG: 0.470		0-0 1B		0-0 F9		0-0 1B 2-H		0-0 F4	
Rennie Stennett, R (1, 4) OBP: 0.377, SLG: 0.432		0-0 F9			0-0 2B	0-0 1B		0-0 1B	
Omar Moreno, L (1, 8) OBP: 0.290, SLG: 0.354		0-0 F9		0-3 K	0-3 K			0-0 P5	
Duffy Dyer, R (1, 2) OBP: 0.385, SLG: 0.336		0-3 K			1-0 HBP		0-0 F9		0-0 1B
Odell Jones, R (1, 1) OBP: 0.192, SLG: 0.160			0-0 F2		0-0 F7		4-0 BB		0-0 F9
Grant Jackson, S (3, 1) OBP: 0.308, SLG: 0.385									
Bobby Tolien, L (5, PH) OBP: 0.241, SLG: 0.321									
Larry Demery, R (6, 1) OBP: 0.176, SLG: 0.294									
Jerry Hairston, S (7, PH) OBP: 0.229, SLG: 0.354									
Mario Mendoza, R (8, 8) OBP: 0.240, SLG: 0.280									
Fernando Gonzalez, R (9, PH) OBP: 0.317, SLG: 0.411									

Inning Stats	R: 0	H: 1	R: 0	H: 1	R: 0	H: 0	R: 0	H: 1	R: 1	H: 3	R: 0	H: 0	R: 0	H: 2	R: 0	H: 1	1B: 7	SF: 0
	E: 0	LOB: 1	E: 0	LOB: 1	E: 0	LOB: 0	E: 0	LOB: 2	E: 0	LOB: 2	E: 0	LOB: 1	E: 0	LOB: 2	E: 0	LOB: 1	2B: 2	SAC: 0
	K: 1	BB: 0	K: 1	BB: 0	K: 0	BB: 0	K: 1	BB: 0	K: 1	BB: 0	K: 0	BB: 1	K: 0	BB: 0	K: 0	BB: 0	3B: 0	DP: 0
	S: 6	P: 6	S: 6	P: 6	S: 3	P: 3	S: 6	P: 7	S: 8	P: 8	S: 3	P: 7	S: 5	P: 5	S: 4	P: 4	HR: 0	HBP: 1

PITCHER	IP	WLS	BF	H	R	ER	SO	BB	IBB	HBP	BLK	WP	HR	S	P	ERA	WHIP
Ed Halicki, R (1, 1) ERA: 3.45	9.0	W	38	9	1	1	4	1	0	1	0	0	0	44	49	1.00	1.111

PITCHER	IP	WLS	BF	H	R	ER	SO	BB	IBB	HBP	BLK	WP	HR	S	P	ERA	WHIP
---------	----	-----	----	---	---	----	----	----	-----	-----	-----	----	----	---	---	-----	------

Batter	1	2	3	4	5	6	7	8	9	AB	R	H	RBI	BB	SO	LOB	TOP								
Jack Clark, R (1, 9) OBP: 0.340, SLG: 0.420	0-0 5-3 1B	0-0 F8			0-0 F7	0-0 F3		0-0 L4		5	1	1	0	0	0	5									
Rob Andrews, R (1, 4) OBP: 0.353, SLG: 0.310	0-0 5-3 1-2		0-0 G4-6-3 1B		0-0 6-3	0-0 6-3		4-0 HR BB		4	1	1	0	1	0	4									
Darrell Evans, L (1, 5) OBP: 0.347, SLG: 0.419	0-0 1B 2-H		0-0 G4-6-3 1B		0-3 K		0-0 HBP 2B	0-0 1-H HR		5	1	4	3	0	1	0									
Willie McCovey, L (1, 3) OBP: 0.369, SLG: 0.486	0-0 F5		0-0 G4-6-3 1-2f 2-3		0-0 F8		0-3 K	0-0 4-3		5	0	0	0	0	1	4									
Gary Thomasson, L (1, 7) OBP: 0.354, SLG: 0.452	0-3 K		0-0 4-3		0-0 HR		4-0 HBP BB	0-0 F8		4	1	1	1	1	1	2									
Terry Whitfield, L (1, 8) OBP: 0.323, SLG: 0.439		0-0 2-3		0-0 FC5-4 1B		0-0 BB 2B		0-3 K	0-0 3-1	5	1	2	0	0	1	2									
Gary Alexander, R (1, 2) OBP: 0.408, SLG: 0.535		0-0 1-3		0-0 FC5-4 1-2f		0-0 BB 1B	1-0 1-2 2-3 HBP	0-0 4-3		4	0	1	0	0	0	1									
Johnnie LeMaster, R (1, 6) OBP: 0.237, SLG: 0.256		4-0 BB BB		0-0 F5		4-0 BB BB		0-0 F5		1	0	0	0	1	0	1									
Bill Madlock, R (6, PH) OBP: 0.360, SLG: 0.418				0-0 FC5-4 1-2f		1-2 2-3 BB				0	0	0	0	1	0	0									
Tim Foli, R (6, 6) OBP: 0.244, SLG: 0.346				0-0 FC5-4 1-2f		1-2 2-3 3-H BB				1	0	0	0	0	0	3									
John Montefusco, R (1, 1) OBP: 0.167, SLG: 0.179		4-0 BB BB		0-0 FC5-4 1-2f				0-3 K		1	0	0	0	1	0	1									
Derrel Thomas, S (6, PH) OBP: 0.311, SLG: 0.349										0	0	0	1	1	0	0									
Gary Lavelle, S (6, 1) OBP: 0.285, SLG: 0.402										0	0	0	0	0	0	0									
Randy Elliott, R (8, PH) OBP: 0.388, SLG: 0.417										1	0	0	0	0	1	0									
John Curtis, L (8, 1) OBP: 0.388, SLG: 0.417										0	0	0	0	0	0	0									
Randy Moffitt, R (8, 1) OBP: 0.388, SLG: 0.417										0	0	0	0	0	0	0									
Inning Stats	R: 1 E: 0 K: 1 S: 7	H: 2 LOB: 1 BB: 0 P: 7	R: 0 E: 0 K: 0 S: 3	H: 0 LOB: 2 BB: 2 P: 11	R: 0 E: 0 K: 0 S: 4	H: 2 LOB: 1 BB: 0 P: 4	R: 0 E: 0 K: 0 S: 4	H: 1 LOB: 1 BB: 0 P: 4	R: 0 E: 0 K: 1 S: 5	H: 0 LOB: 0 BB: 0 P: 5	R: 2 E: 0 K: 0 S: 6	H: 3 LOB: 3 BB: 2 P: 14	R: 0 E: 0 K: 2 S: 8	H: 1 LOB: 3 BB: 1 P: 13	R: 2 E: 0 K: 1 S: 6	H: 1 LOB: 0 BB: 1 P: 10	R: 0 E: 0 K: 0 S: 3	H: 0 LOB: 0 BB: 0 P: 3	1B: 6 2B: 2 3B: 0 HR: 2	SF: 0 SAC: 0 DP: 1 HBP: 1	WP: 0 PB: 0 SB: 0 CS: 0	PA: 43			
PITCHER	IP	WLS	BF	H	R	ER	SO	BB	IBB	HBP	BLK	WP	HR	S	P	ERA	WHIP								
Bruce Kison, R (1, 1) ERA: 4.83	5.1		25	8	3	3	2	2	0	0	0	0	1	27	35	5.06	1.875								
Rich Gossage, R (6, 1) ERA: 1.87	2.2	L	15	2	2	2	3	4	0	1	0	0	1	16	33	6.75	2.250								
Kent Tekulve, R (9, 1) ERA: 3.31	1.0		3	0	0	0	0	0	0	0	0	0	0	3	3	0.00	0.000								

San Francisco Giants @ Pittsburgh Pirates
 Three Rivers Stadium, Pittsburgh, PA
 Sun Aug 21 1977, 3:33 AM EDT
 Att: 32,232 - Unknown

AB	36
R	5
H	10
RBI	5
BB	6
SO	5
LOB	23



Batter	1	2	3	4	5	6	7	8	9	AB R H RBI BB SO LOB
Frank Taveras, R (1, 6) OBP: 0.292, SLG: 0.295 Jerry Hairston, S (9, PH) OBP: 0.320, SLG: 0.348	0-0 5-3	0-0 L1			0-0 6-3		0-0 4-3		0-3 K	4 0 0 0 0 0 2 1 0 0 0 0 1 0
Phil Garner, R (1, 5) OBP: 0.310, SLG: 0.439	0-0 S S E 1B	0-0 S 1B			0-0 E6 1B		0-0 F8		0-0 5-3	5 1 2 2 0 0 0
Dave Parker, L (1, 9) OBP: 0.397, SLG: 0.545	0-0 E 1B	0-0 F7			0-0 FC4 1B			0-0 SH3 BB 1B	0-0 E6	5 1 3 0 0 0 1
Bill Robinson, R (1, 3) OBP: 0.344, SLG: 0.546	0-3 K		0-0 5-3		0-0 F2			4-0 G3 SH3 BB	0-0 F7	4 0 0 0 1 1 4
Al Oliver, L (1, 7) OBP: 0.331, SLG: 0.468	4-0 BB		0-0 F5		0-0 FC4			0-0 SH3		2 0 0 0 1 0 2
Rennie Stennett, R (1, 4) OBP: 0.376, SLG: 0.430 Terry Forster, L (8, PR) OBP: 0.211, SLG: 0.316 Fernando Gonzalez, R (9, 5) OBP: 0.317, SLG: 0.411	0-0 5-3		0-0 F9		0-0 6-3			0-0 G3 1B		4 0 1 1 0 0 2 0 0 0 0 0 0 0 0 0 0 0 0 0 0
Omar Moreno, L (1, 8) OBP: 0.290, SLG: 0.352 Ed Ott, L (8, PH) OBP: 0.354, SLG: 0.411 Kent Tekulve, R (9, 1) OBP: 0.200, SLG: 0.200		1-0 S 1B HBP		0-0 F9		0-0 4-3		0-0 G3		2 1 0 0 0 0 0 1 0 0 0 0 0 2 0 0 0 0 0 0 0
Duffy Dyer, R (1, 2) OBP: 0.386, SLG: 0.333		4-0 S 1B BB		0-0 6-3		0-0 6-3		4-0 BB		2 1 0 0 2 0 0
Bruce Kison, R (1, 1) OBP: 0.228, SLG: 0.291 Rich Gossage, R (6, 1) OBP: 0.211, SLG: 0.263 Bobby Tolan, L (8, PH) OBP: 0.238, SLG: 0.316		0-3 K		0-3 K			0-3 K	0-0 4-3		2 0 0 0 0 2 2 1 0 0 0 0 1 0 1 0 0 0 0 0 3

Inning Stats	R: 1	H: 2	E: 0	K: 1	S: 7	H: 2	LOB: 2	BB: 1	P: 11	R: 2	H: 1	E: 0	K: 1	S: 6	H: 1	LOB: 1	BB: 1	P: 11	R: 0	H: 0	E: 0	K: 0	S: 3	R: 0	H: 0	E: 0	K: 1	S: 5	H: 1	LOB: 2	BB: 0	P: 5	R: 0	H: 0	E: 0	K: 0	S: 3	R: 0	H: 0	E: 0	K: 1	S: 5	H: 2	LOB: 3	BB: 2	P: 13	R: 0	H: 0	E: 1	K: 1	S: 6	H: 0	LOB: 1	BB: 0	P: 6	1B: 6	2B: 0	3B: 0	HR: 0	SF: 0	SAC: 1	DP: 0	HBP: 1	WP: 0	PB: 0	SB: 6	CS: 0	PA: 40
--------------	------	------	------	------	------	------	--------	-------	-------	------	------	------	------	------	------	--------	-------	-------	------	------	------	------	------	------	------	------	------	------	------	--------	-------	------	------	------	------	------	------	------	------	------	------	------	------	--------	-------	-------	------	------	------	------	------	------	--------	-------	------	-------	-------	-------	-------	-------	--------	-------	--------	-------	-------	-------	-------	--------

PITCHER	IP	WLS	BF	H	R	ER	SO	BB	IBB	HBP	BLK	WP	HR	S	P	ERA	WHIP
John Montefusco, R (1, 1) ERA: 3.52	5.0		23	4	3	2	3	2	0	1	0	0	0	26	35	3.60	1.200
Gary Lavelle, L (6, 1) ERA: 1.79	2.0	W	6	0	0	0	1	0	0	0	0	0	0	8	8	0.00	0.000
John Curtis, L (8, 1) ERA: 5.89	0.1		3	1	1	1	0	1	0	0	0	0	0	2	6	27.00	6.000
Randy Moffitt, R (8, 1) ERA: 3.68	1.2	S	8	1	0	0	1	1	0	0	0	0	0	9	13	0.00	1.200


BOTTOM

San Francisco Giants @ Pittsburgh Pirates
Three Rivers Stadium, Pittsburgh, PA

Sun Aug 21 1977, 3:33 AM EDT
Att. 32,232 - Unknown

livebaseballscorecards.com

AB	34
R	4
H	6
RBI	3
BB	4
SO	5
LOB	18



Batter	1	2	3	4	5	6	7	8	9
Ivan De Jesus, R OBP: 0.318, SLG: 0.338 (1, 6)	0-0 4-3 2B	0-0 F8			0-0 1-6-3		4-0 L4-6-3 IBB		
Greg Gross, L OBP: 0.374, SLG: 0.398 (1, 7) Gene Clines, R OBP: 0.387, SLG: 0.425 (7, PH) (8, 7)	0-0 4-3 2-3 2B		0-0 G4-6-3 1B		0-0 4-3		0-0 L4-6-3 1-2		
Bill Buckner, L OBP: 0.345, SLG: 0.495 (1, 3)	0-0 3-H 2B		0-0 G4-6-3 1-2f		1-2 6-3		0-0 L8		
Jerry Morales, R OBP: 0.387, SLG: 0.472 (1, 8)	4-0 BB		0-0 P3		0-0 L6		0-0 P4		
Bobby Murcer, L OBP: 0.374, SLG: 0.492 (1, 9)	0-0 F8		0-0 L9		0-0 L9		3-2 HR		
Steve Ontiveros, S OBP: 0.387, SLG: 0.429 (1, 5)	0-0 L7		0-0 1B 2B		2-3 K		0-0 L6		
Dave Rosello, R OBP: 0.305, SLG: 0.306 (1, 4) Mike Sember, R OBP: 0.333, SLG: 0.333 (3, 4)		0-0 2B 3B		0-0 F3		0-0 2B 1B			
George Mitterwald, R OBP: 0.309, SLG: 0.402 (1, 2)		0-0 3-H 2B		0-0 2-3 1B		0-0 F7			
Rick Reuschel, R OBP: 0.221, SLG: 0.273 (1, 1) Willie Hernandez, L OBP: 0.077, SLG: 0.077 (9, 1)		0-3 K		0-0 1-3		0-0 1-3 2B			

AB	R	H	RBI	BB	SO	LOB
3	1	1	0	1	0	0
3	0	1	0	0	0	1
1	0	0	0	0	0	3
4	0	1	1	0	0	1
3	0	0	0	1	0	0
4	1	1	1	0	0	2
4	0	1	0	0	1	2
1	1	1	0	0	0	0
2	0	1	0	0	0	1
3	0	2	1	0	0	1
3	0	1	0	0	1	2
0	0	0	0	0	0	0

AB	R	H	RBI	BB	SO	LOB
31	3	10	3	2	2	13

Inning Stats		R: 1	H: 2	E: 0	LOB: 2	K: 0	BB: 1	S: 5	R: 1	H: 2	E: 0	LOB: 0	K: 1	BB: 0	S: 6	R: 0	H: 1	E: 0	LOB: 0	K: 0	BB: 0	S: 3	R: 0	H: 2	E: 0	LOB: 2	K: 0	BB: 0	S: 5	R: 0	H: 0	E: 0	LOB: 0	K: 0	BB: 0	S: 6	R: 0	H: 0	E: 0	LOB: 0	K: 1	BB: 0	S: 8	R: 0	H: 2	E: 0	LOB: 2	K: 0	BB: 1	S: 4	R: 1	H: 1	E: 0	LOB: 0	K: 0	BB: 0	S: 7
PITCHER		IP	WLS	BF	H	R	ER	SO	BB	IBB	HBP	BLK	WP	HR	S	P	ERA	WHIP																																							
Jim Barr, R ERA: 4.5	(1, 1)	4.0	L	18	7	2	2	1	1	0	0	0	0	0	19	23	4.50	2.000																																							
Charlie Williams, R ERA: 4.23	(5, 1)	2.1		10	2	0	0	1	0	1	0	0	0	0	17	24	0.00	0.857																																							
Gary Lavelle, L ERA: 1.85	(7, 1)	1.2		5	1	1	1	0	0	0	0	0	0	1	8	11	5.40	0.600																																							

BOTTOM

San Francisco Giants @ Chicago Cubs
 Wrigley Field, Chicago, IL
 Mon Aug 22 1977, 3:33 AM CDT
 Att: 19,085 - Sunny - 75 F

livebaseballscorecards.com



Batter	1	2	3	4	5	6	7	8	9	10	11	12	13	AB R H RBI BB SO LOB	TOP																
Derrel Thomas, S OBP: 0.311, SLG: 0.347 (1, 8)	F7		G6-4-3 BB		FC5 E 1B		1-3			SH3-4		6-3		4 1 1 0 1 0 0	<p>San Francisco Giants @ Chicago Cubs Wrigley Field, Chicago, IL</p> <p>Tue Aug 23 1977, 3:33 AM CDT Att. 23,347 - Overcast - 71 F</p>																
Rob Andrews, R OBP: 0.346, SLG: 0.303 (1, 4)	4-3		G6-4-3 1-2f		FC5 E SF7		4-3			L8		K		6 1 0 0 0 1 5																	
Bill Madlock, R OBP: 0.362, SLG: 0.420 (1, 5)	5-3				E6					6-3		BB IBB		5 0 0 0 1 0 1																	
Willie McCovey, L OBP: 0.371, SLG: 0.487 Gary Thomasson, L (10, PR) OBP: 0.352, SLG: 0.446 (10, 3)			6-3 2B		SF7					K		BB		3 0 1 1 1 1 0 1 0 0 0 0 0 0																	
Jack Clark, R OBP: 0.342, SLG: 0.415 (1, 9)			F9		K					3-1		K		4 2 0 0 2 2 5																	
Darrell Evans, L OBP: 0.350, SLG: 0.416 (1, 7)			6-3		E					P8		1B		5 0 2 0 1 0 1																	
Tim Lincecum, R OBP: 0.246, SLG: 0.345 (1, 6)			L1		E5					4-3		1B		6 0 2 1 0 0 2																	
Gary Alexander, R OBP: 0.408, SLG: 0.539 Dave Heaverlo, R OBP: 0.283, SLG: 0.398 Randy Elliott, R OBP: 0.331, SLG: 0.367 Randy Moffitt, R OBP: 0.250, SLG: 0.250 (1, 2) (6, 1) (9, PH) (9, 1) (10, 1) (11, PH) (11, 1)			2B		6-3					K		B2		3 0 1 0 0 0 2 0 0 0 0 0 0 0 1 0 0 0 0 0 1 0 0 0 0 0 0 0 0 0 0 0 0 0 0 1 0 0 0 0 0 2 1 0 0 0 0 0 2																	
Bob Knepper, L OBP: 0.216, SLG: 0.194 Marc Hill, R OBP: 0.313, SLG: 0.361 Mike Sadek, R OBP: 0.296, SLG: 0.320 (1, 1) (6, 2) (10, PR) (10, 2)			5-3		F9					BB SH3-4 1B		G4-6-3		2 0 0 0 0 0 1 2 0 1 0 0 0 0 1 0 0 0 0 0 2																	
Inning Stats	R: 0 E: 0 K: 0 S: 3	H: 0 LOB: 0 BB: 0 P: 3	R: 0 E: 0 K: 0 S: 4	H: 1 LOB: 1 BB: 0 P: 4	R: 0 E: 0 K: 0 S: 3	H: 1 LOB: 1 BB: 1 P: 7	R: 1 E: 1 K: 0 S: 8	H: 1 LOB: 2 BB: 1 P: 13	R: 2 E: 1 K: 1 S: 12	H: 1 LOB: 0 BB: 0 P: 15	R: 0 E: 0 K: 0 S: 3	H: 0 LOB: 0 BB: 0 P: 3	R: 0 E: 0 K: 1 S: 7	H: 0 LOB: 0 BB: 0 P: 10		R: 0 E: 0 K: 1 S: 9	H: 0 LOB: 0 BB: 0 P: 10	R: 0 E: 0 K: 1 S: 6	H: 1 LOB: 3 BB: 2 P: 14	R: 0 E: 0 K: 0 S: 4	H: 2 LOB: 1 BB: 0 P: 4	R: 0 E: 0 K: 1 S: 6	H: 0 LOB: 0 BB: 0 P: 6	R: 1 E: 0 K: 0 S: 3	H: 1 LOB: 1 BB: 2 P: 11	1B: 6 2B: 3 3B: 0 HR: 0	SF: 1 SAC: 1 DP: 3 HBP: 0	WP: 0 PB: 0 SB: 1 CS: 0	PA: 53		
PITCHER	IP WLS BF H R ER SO BB IBB HBP BLK WP HR S P ERA WHIP	4.1 21 4 3 0 0 3 2 0 0 0 0 0 0 26 38 0.00 1.385	5.0 16 1 0 0 3 0 0 0 0 0 0 0 0 28 32 0.00 0.200	0.2 4 0 0 0 1 1 1 0 0 0 0 0 4 12 0.00 1.500	2.0 7 2 0 0 1 0 0 0 0 0 0 0 10 10 0.00 1.000	0.1 L 4 1 1 1 0 2 0 0 0 0 0 0 2 10 27.00 9.000	PITCHER	IP WLS BF H R ER SO BB IBB HBP BLK WP HR S P ERA WHIP	0.2 1 0 0 0 0 0 0 0 0 0 0 0 0 1 1 0.00 0.000																						

livebaseballscorecards.com

AB	45
R	4
H	8
RBI	2
BB	6
SO	5
LOB	23



Batter	1	2	3	4	5	6	7	8	9	10	11	12	13	AB R H RBI BB SO LOB
Ivan De Jesus, R (1, 6) OBP: 0.317, SLG: 0.334	0-0 L8	0-0 L7			4-0 1B BB		0-0 5-3			0-0 B3		0-0 6-3		5 0 0 0 1 0 3
Jose Cardenal, R (1, 7) OBP: 0.352, SLG: 0.367	0-0 F9		0-0 5-3		0-0 1B		0-0 L3			0-0 IBB 1B		4-0 BB		5 0 2 0 1 0 0
Bill Buckner, L (1, 3) OBP: 0.341, SLG: 0.486	0-0 G3		0-0 G3		0-0 F7			0-2 P6		4-0 IBB		0-0 G3		5 0 0 0 1 0 3
Jerry Morales, R (1, 8) OBP: 0.368, SLG: 0.474		0-0 1B 1B	0-3 K			0-0 F9 1B 2B		0-0 P6		0-0 F3			0-0 1B 1B	6 2 3 0 0 1 3
Bobby Murcer, L (1, 9) OBP: 0.370, SLG: 0.485		0-0 F2		0-0 L9		0-0 F9		0-0 F5		0-0 G3			0-0 L8	6 0 0 0 0 0 6
Steve Ontiveros, S (1, 5) OBP: 0.388, SLG: 0.430		0-0 1B 1B		0-0 P6		0-0 1B			0-0 F7		0-0 G4-6-3 1B		0-0 F9	6 1 3 1 0 0 1
Manny Trillo, R (1, 4) OBP: 0.333, SLG: 0.391		0-0 1B 1B		0-0 5-3		0-3 K			0-0 K		0-0 B2		0-0 1B	6 0 2 1 0 2 2
George Mitterwald, R (1, 2) OBP: 0.304, SLG: 0.395		0-3 K			0-0 F6	0-3 K			0-0 F8		0-0 G4-6-3		1-2 3-1	5 0 0 0 0 2 4
Larry Bittner, L (13, PH) OBP: 0.335, SLG: 0.402											1-2 2-H			1 0 0 0 0 0 2
Ray Burris, R (1, 1) OBP: 0.242, SLG: 0.310		0-0			0-0 3-1		0-0 5-3			4-0 1B BB		0-0 L9		1 0 1 1 0 0 0
Dave Roberts, L (5, 1) OBP: 0.143, SLG: 0.143														2 0 0 0 0 0 0
Bruce Sutter, R (10, 1) OBP: 0.200, SLG: 0.111														0 0 0 0 0 0 0
Greg Gross, L (10, PH) OBP: 0.378, SLG: 0.398														0 0 0 0 1 0 0
Willie Hernandez, L (11, 1) OBP: 0.077, SLG: 0.077														0 0 0 0 0 0 0
Gene Clines, R (12, PH) OBP: 0.398, SLG: 0.423														1 0 0 0 0 0 0
Paul Reuschel, R (13, 1) OBP: 0.398, SLG: 0.423														0 0 0 0 0 0 0
Dave Giusti, R (13, 1) OBP: 0.398, SLG: 0.423														0 0 0 0 0 0 0


Inning Stats	R: 0	H: 0	E: 0	LOB: 0	K: 0	P: 3	R: 2	H: 4	E: 0	LOB: 2	K: 1	P: 9	R: 0	H: 0	E: 0	LOB: 0	K: 1	P: 5	R: 0	H: 0	E: 0	LOB: 0	K: 0	P: 3	R: 0	H: 0	E: 0	LOB: 1	K: 2	P: 9	R: 0	H: 0	E: 0	LOB: 0	K: 0	P: 3	R: 0	H: 0	E: 0	LOB: 0	K: 0	P: 6	R: 0	H: 0	E: 0	LOB: 0	K: 1	P: 15	R: 0	H: 1	E: 0	LOB: 0	K: 0	P: 3	R: 0	H: 0	E: 0	LOB: 0	K: 0	P: 7	R: 0	H: 2	E: 0	LOB: 2	K: 0	P: 9	1B: 10	SF: 0	2B: 1	SAC: 0	3B: 0	DP: 1	HR: 0	HBP: 0	WP: 0	PA: 53
--------------	------	------	------	--------	------	------	------	------	------	--------	------	------	------	------	------	--------	------	------	------	------	------	--------	------	------	------	------	------	--------	------	------	------	------	------	--------	------	------	------	------	------	--------	------	------	------	------	------	--------	------	-------	------	------	------	--------	------	------	------	------	------	--------	------	------	------	------	------	--------	------	------	--------	-------	-------	--------	-------	-------	-------	--------	-------	--------

PITCHER	IP	WLS	BF	H	R	ER	SO	BB	IBB	HBP	BLK	WP	HR	S	P	ERA	WHIP
Bob Knepper, L (1, 1) ERA: 3.55	5.1		24	7	3	3	2	1	0	0	0	0	0	27	31	5.06	1.500
Dave Heaverlo, R (6, 1) ERA: 2.65	2.2		8	0	0	0	2	0	0	0	0	0	0	15	15	0.00	0.000
Randy Moffitt, R (9, 1) ERA: 3.6	1.2		8	1	0	0	1	1	1	0	0	0	0	13	26	0.00	1.200
Gary Lavelle, L (10, 1) ERA: 1.84	0.1		1	0	0	0	0	0	0	0	0	0	0	1	1	0.00	0.000
Charlie Williams, R (11, 1) ERA: 4.1	3.0	W	12	3	0	0	0	1	0	0	0	0	0	14	19	0.00	1.333

BOTTOM

San Francisco Giants @ Chicago Cubs
 Wrigley Field, Chicago, IL
 Tue Aug 23 1977, 3:33 AM CDT
 Att: 23,347 - Overcast - 71 F

AB	49
R	3
H	11
RBI	3
BB	4
SO	5
LOB	24



PITCHER	IP	WLS	BF	H	R	ER	SO	BB	IBB	HBP	BLK	WP	HR	S	P	ERA	WHIP
---------	----	-----	----	---	---	----	----	----	-----	-----	-----	----	----	---	---	-----	------

Batter	1	2	3	4	5	6	7	8	9	AB R H RBI BB SO LOB	TOP		
Derrel Thomas, S (1, 8) OBP: 0.313, SLG: 0.362	0-0 HR		0-0 4-3		0-0 1-H 3B			0-3 K		4 1 2 2 0 1 0	San Francisco Giants @ St. Louis Cardinals Busch Stadium, St. Louis, MO Wed Aug 24 1977, 7:05 PM CDT Att: 15,764 - Unknown		
Vic Harris, S (1, 4) OBP: 0.328, SLG: 0.358	0-3 K			0-0 F8	0-3 K			4-0 BB		3 0 0 0 1 2 1			
Bill Madlock, R (1, 5) OBP: 0.361, SLG: 0.420	0-0 P4			0-0 2B		0-0 F7		0-0 F9		4 0 1 0 0 0 1			
Willie McCovey, L (1, 3) OBP: 0.370, SLG: 0.483	0-3 K			0-0 6-3		4-0 FC4-6 BB		0-0 1-3		3 0 0 0 1 1 2			
Gary Thomasson, L (1, 7) Randy Elliott, R (9, PH) OBP: 0.352, SLG: 0.444 OBP: 0.281, SLG: 0.395		0-0 3-1		4-0 FC3-6 BB		0-0 FC4-6 1-2f		0-0 F8		2 0 0 0 1 0 1 1 0 0 0 0 0 0			
Terry Whitfield, L (1, 9) Jack Clark, R (9, PH) OBP: 0.318, SLG: 0.432 OBP: 0.341, SLG: 0.414		0-0 1-3		0-0 FC3-6 1-2f		0-0 G3		0-0 F8		3 0 0 0 0 0 3 1 0 0 0 0 0 0			
Tim Foli, R (1, 6) OBP: 0.243, SLG: 0.341		0-0 4-3			0-0 4-3		0-0 F7		0-0 F7	4 0 0 0 0 0 0			
Marc Hill, R (1, 2) OBP: 0.314, SLG: 0.361			0-0 F8		0-0 3B 1B		0-0 F9			3 1 1 0 0 0 0			
Ed Halicki, R (1, 1) Gary Lavelle, S (8, 1) OBP: 0.188, SLG: 0.197			0-0 5-3		0-0 F9		0-0 F7			3 0 0 0 0 0 1 0 0 0 0 0 0 0			
Inning Stats	R: 1 H: 1 E: 0 LOB: 0 K: 2 BB: 0 S: 8 P: 8	R: 0 H: 0 E: 0 LOB: 0 K: 0 BB: 0 S: 3 P: 3	R: 0 H: 0 E: 0 LOB: 0 K: 0 BB: 0 S: 3 P: 3	R: 0 H: 1 E: 0 LOB: 2 K: 0 BB: 1 S: 4 P: 8	R: 1 H: 2 E: 0 LOB: 1 K: 1 BB: 0 S: 7 P: 7	R: 0 H: 0 E: 0 LOB: 1 K: 0 BB: 1 S: 3 P: 7	R: 0 H: 0 E: 0 LOB: 0 K: 0 BB: 0 S: 3 P: 3	R: 0 H: 0 E: 0 LOB: 1 K: 1 BB: 1 S: 5 P: 9	R: 0 H: 0 E: 0 LOB: 0 K: 0 BB: 0 S: 3 P: 3	1B: 1 SF: 0 2B: 1 SAC: 0 3B: 1 DP: 0 HR: 1 HBP: 0		WP: 0 PA: 34 PB: 0 SB: 0 CS: 0	
PITCHER	IP WLS BF H R ER SO BB IBB HBP BLK WP HR S P ERA WHIP											PITCHER	IP WLS BF H R ER SO BB IBB HBP BLK WP HR S P ERA WHIP
John Urea, R (1, 1) ERA: 2.67	7.2 W 30 4 2 2 4 3 0 0 0 0 0 1 35 47 2.35 0.913												
Al Hrabosky, L (8, 1) ERA: 4.23	1.1 S 4 0 0 0 0 0 0 0 0 0 0 0 4 4 0.00 0.000												

livebaseballscorecards.com

AB	31
R	2
H	4
RBI	2
BB	3
SO	4
LOB	9



Batter	1	2	3	4	5	6	7	8	9	AB	R	H	RBI	BB	SO	LOB
Lou Brock, L OBP: 0.303, SLG: 0.339 Rick Bosetti, R OBP: 0.400, SLG: 0.400	0-3 K	0-0 L6		0-0 4-3			0-0 3-1			4	0	0	0	0	1	2
Jerry Mumphrey, S OBP: 0.381, SLG: 0.429	0-0 3B		0-0 4-3	0-0 P6			0-0 1-6-3			4	1	1	0	0	0	2
Garry Templeton, S OBP: 0.333, SLG: 0.438	0-0 1B		0-0 4-3		0-3 K		0-0 F9			4	1	1	1	0	1	0
Ted Simmons, S OBP: 0.421, SLG: 0.522	0-0 1B		4-0 FC4-6		4-0 BB			0-0 F8		2	0	1	1	2	0	0
Keith Hernandez, L OBP: 0.384, SLG: 0.452	4-0 BB		0-0 FC4-6		0-0 F7			0-0 4-3		3	0	0	0	1	0	2
Mike Anderson, R OBP: 0.313, SLG: 0.390	0-3 K			4-0 WP	0-0 P6			0-0 1-3		3	1	0	0	1	1	3
Ken Reitz, R OBP: 0.307, SLG: 0.430	0-3 K			0-0 6-3			0-0 F7			3	0	0	0	0	1	3
Mike Tyson, R OBP: 0.286, SLG: 0.339		0-0 P6		4-0 WP	0-0 F7					2	0	0	0	1	0	0
John Urrea, R OBP: 0.357, SLG: 0.143 Al Hrabosky, R		0-0 G3		4-0 BB	4-0 4-3		0-0 6-3			2	0	0	0	1	0	0
				1-2 BB						0	0	0	0	0	0	0
Inning Stats	R: 2 E: 0 K: 3 S: 12	H: 3 LOB: 2 BB: 1 P: 16	R: 0 E: 0 K: 0 S: 3	H: 0 LOB: 0 BB: 0 P: 3	R: 0 E: 0 K: 0 S: 3	H: 0 LOB: 1 BB: 1 P: 7	R: 1 E: 0 K: 0 S: 3	H: 0 LOB: 2 BB: 3 P: 15	R: 0 E: 0 K: 1 S: 5	H: 0 LOB: 1 BB: 1 P: 9	R: 0 E: 0 K: 0 S: 3	H: 0 LOB: 0 BB: 0 P: 3	R: 0 E: 0 K: 0 S: 3	H: 0 LOB: 0 BB: 0 P: 3	R: 0 E: 0 K: 0 S: 3	H: 0 LOB: 0 BB: 0 P: 3
PITCHER	IP WLS BF H R ER SO	IP WLS BF H R ER SO	IP WLS BF H R ER SO	IP WLS BF H R ER SO	IP WLS BF H R ER SO	IP WLS BF H R ER SO	IP WLS BF H R ER SO	IP WLS BF H R ER SO	IP WLS BF H R ER SO	IP WLS BF H R ER SO	IP WLS BF H R ER SO	IP WLS BF H R ER SO	IP WLS BF H R ER SO	IP WLS BF H R ER SO	IP WLS BF H R ER SO	IP WLS BF H R ER SO
Ed Halicki, R ERA: 3.47 Gary Lavelle, L ERA: 1.82	(1, 1) 7.0 L 30 3 3 3 4	(8, 1) 1.0 3 0 0 0 0 0														

BOTTOM

San Francisco Giants @ St. Louis Cardinals
 Busch Stadium, St. Louis, MO
 Wed Aug 24 1977, 7:05 PM CDT
 Att. 15,764 - Unknown

livebaseballscores.com

AB	27
R	3
H	3
RBI	2
BB	6
SO	4
LOB	12



WP: 1	PA: 33
PB: 0	
SB: 1	
CS: 0	

Batter	1	2	3	4	5	6	7	8	9	AB R H RBI BB SO LOB	TOP																
Derrel Thomas, S (1, 8) OBP: 0.311, SLG: 0.360	0-3 K		0-0 F9		0-3 K		0-0 G5-4-3 1B		0-0 G1-6-3	5 0 1 1 0 2 4	San Francisco Giants @ St. Louis Cardinals Busch Stadium, St. Louis, MO Thu Aug 25 1977, 7:05 PM CDT Att: 15,841 - Unknown																
Tim Foli, R (1, 6) OBP: 0.241, SLG: 0.337	0-0 F7		0-0 L4		0-0 FC6-4		0-0 G5-4-3			4 0 0 0 0 0 4																	
Bill Madlock, R (1, 5) OBP: 0.360, SLG: 0.419	0-3 K			0-0 F8		0-0 F7		0-0 L6-4 SH5-4 1B		4 0 1 0 0 1 0																	
Jack Clark, R (1, 9) OBP: 0.341, SLG: 0.422		0-0 F8		0-0 HR		0-0 6-3		0-0 SH5-4		3 1 1 1 0 0 0																	
Willie McCovey, L (1, 3) OBP: 0.369, SLG: 0.479 Gary Thomasson, L (8, PR) OBP: 0.352, SLG: 0.444 (8, 3)	0-3 K		0-0 F7		0-3 K		4-0 IBB			3 0 0 0 1 2 0 0 0 0 0 0 0 0																	
Randy Elliott, R (1, 7) OBP: 0.287, SLG: 0.421	0-0 1B		0-0 HR		0-0 6-3		0-0 L6-4			4 1 2 1 0 0 2																	
Vic Harris, S (1, 4) OBP: 0.326, SLG: 0.354	0-3 K		0-3 K		0-0 1B 1B		0-0 1-3 1B 1B		0-0 1-3	4 1 1 0 0 2 1																	
Gary Alexander, R (1, 2) OBP: 0.418, SLG: 0.543		4-0 SH3-4 BB		0-3 K		0-0 1B 1B		0-0 BB 1B		3 1 2 0 1 1 0																	
John Montefusco, R (1, 1) OBP: 0.205, SLG: 0.220 Gary Lavelle, S (7, 1) Darrell Evans, L (9, PH) OBP: 0.351, SLG: 0.416 Randy Moffitt, R (9, 1)		0-0 SH3-4		0-0 FC6-4 1B		0-0 1B 1B		4-0 G1-6-3 BB		2 0 2 1 0 0 0 0 0 0 0 0 0 0 0 0 0 0 1 0 0 0 0 0 0 0 0 0																	
Inning Stats	R: 0 E: 0 K: 2 S: 7	H: 0 LOB: 0 BB: 0 P: 7	R: 0 E: 0 K: 2 S: 8	H: 1 LOB: 1 BB: 0 P: 8	R: 0 E: 0 K: 0 S: 3	H: 0 LOB: 1 BB: 1 P: 7	R: 2 E: 0 K: 1 S: 7	H: 2 LOB: 0 BB: 0 P: 7	R: 0 E: 0 K: 2 S: 8	H: 1 LOB: 1 BB: 0 P: 8		R: 0 E: 0 K: 1 S: 5	H: 0 LOB: 0 BB: 0 P: 5	R: 2 E: 0 K: 0 S: 6	H: 4 LOB: 1 BB: 0 P: 6	R: 0 E: 0 K: 0 S: 3	H: 1 LOB: 1 BB: 1 P: 7	R: 0 E: 0 K: 0 S: 3	H: 1 LOB: 1 BB: 1 P: 7	1B: 8 2B: 1 3B: 0 HR: 2	SF: 0 SAC: 2 DP: 3 HBP: 0	WP: 0 PB: 0 SB: 0 CS: 0	PA: 37				
PITCHER	IP WLS BF H R ER SO BB IBB HBP BLK WP HR S P ERA WHIP																										
Buddy Schultz, L (1, 1) ERA: 1.48	5.0		20	4	2	2	7	1	0	0	0	0	2	33	37	3.60	1.000										
Butch Metzger, R (6, 1) ERA: 3.26	2.0	L	9	4	2	2	1	0	0	0	0	0	0	11	11	9.00	2.000										
Clay Carroll, R (8, 1) ERA: 2.11	2.0		8	2	0	0	0	1	1	0	0	0	0	6	14	0.00	1.500										

livebaseballscorecards.com

AB	32
R	4
H	10
RBI	4
BB	3
SO	8
LOB	11



BOTTOM

San Francisco Giants @ St. Louis Cardinals
Busch Stadium, St. Louis, MO
Thu Aug 25 1977, 7:05 PM CDT
Att. 15,841 - Unknown

livebaseballscorecards.com

AB 32
R 2
H 9
RBI 2
BB 2
SO 7
LOB 17



WP: 0 PA: 35
PB: 0
SB: 3
CS: 2

AB R H RBI BB SO LOB

4 2 2 0 0 0 2

4 0 1 0 0 0 2

4 0 2 1 0 0 2

3 0 0 0 1 0 3

3 0 1 1 1 1 1

3 0 0 0 0 2 4

1 0 0 0 0 0 0

4 0 1 0 0 1 0

4 0 2 0 0 1 1

1 0 0 0 0 1 1

0 0 0 0 0 0 0

1 0 0 0 0 1 1

0 0 0 0 0 0 0

0 0 0 0 0 0 0

0 0 0 0 0 0 0

1B: 8 SF: 0

2B: 1 SAC: 1

3B: 0 DP: 1

HR: 0 HBP: 0

Table with 10 columns (Batter 1-9) and 10 rows of player statistics. Each cell contains a batting order diagram and player information. Batter 1: Lou Brock, Jerry Mumphrey, Garry Templeton, Ted Simmons, Keith Hernandez, Mike Anderson, Dave Rader. Batter 2: Ken Reitz, Mike Tyson, Buddy Schultz, Butch Metzger, Dane Iorg, Clay Carroll. Batter 3: Lou Brock, Jerry Mumphrey, Garry Templeton, Ted Simmons, Keith Hernandez, Mike Anderson, Dave Rader. Batter 4: Ken Reitz, Mike Tyson, Buddy Schultz, Butch Metzger, Dane Iorg, Clay Carroll. Batter 5: Lou Brock, Jerry Mumphrey, Garry Templeton, Ted Simmons, Keith Hernandez, Mike Anderson, Dave Rader. Batter 6: Ken Reitz, Mike Tyson, Buddy Schultz, Butch Metzger, Dane Iorg, Clay Carroll. Batter 7: Lou Brock, Jerry Mumphrey, Garry Templeton, Ted Simmons, Keith Hernandez, Mike Anderson, Dave Rader. Batter 8: Ken Reitz, Mike Tyson, Buddy Schultz, Butch Metzger, Dane Iorg, Clay Carroll. Batter 9: Lou Brock, Jerry Mumphrey, Garry Templeton, Ted Simmons, Keith Hernandez, Mike Anderson, Dave Rader.

Inning Stats table with columns for R, H, E, K, S and rows for each batter.

PITCHER table with columns for IP, WLS, BF, H, R, ER, SO, BB, IBB, HBP, BLK, WP, HR, S, P, ERA, WHIP and rows for John Montefusco, Gary Lavelle, Randy Moffitt.

Batter	1	2	3	4	5	6	7	8	9	AB R H RBI BB SO LOB	TOP											
Ivan De Jesus, R (1, 6) OBP: 0.320, SLG: 0.336	0-3 K	4-0 1B BB			0-0 F7	0-0 G3		0-3 K		4 0 0 0 1 2 2												
Greg Gross, L (1, 7) OBP: 0.395, SLG: 0.448	0-0 4-3	0-0 1B			0-0 HR 1B		0-0 E 1B		0-3 K	4 1 3 0 0 0 0 1 0 0 0 0 1 0												
Jose Cardenal, R (9, PH) OBP: 0.347, SLG: 0.360		1-2 2-H 1B					0-0 E 1B															
Bill Buckner, L (1, 3) OBP: 0.335, SLG: 0.471	0-0 1B		0-0 P5		0-0 L4		0-0 E 1B		0-0 4-3	5 0 1 0 0 0 2												
Jerry Morales, R (1, 8) OBP: 0.364, SLG: 0.472	0-0 3-1		0-0 P4		0-0 HR		0-0 G6-4-3		4-0 BB BB	4 1 1 2 1 0 3												
Bobby Murcer, L (1, 9) OBP: 0.375, SLG: 0.489		0-0 1B 2B	0-0 S 1B		3-2 F7		4-0 IBB		4-0 BB 1-2	3 1 2 0 2 0 0												
Steve Ontiveros, S (1, 5) OBP: 0.389, SLG: 0.444		0-0 6-3	0-0 F7			0-0 HR	0-0 F8		0-0 L3	5 1 1 1 0 0 6												
Manny Trillo, R (1, 4) OBP: 0.339, SLG: 0.397		4-0 S 1B BB		0-0 G6-3 1B		4-0 BB 5-3		0-0 SH2-4 1B		2 1 2 0 2 0 0												
Steve Swisher, R (1, 2) OBP: 0.238, SLG: 0.315		0-3 K		0-0 G6-3		0-0 5-3		0-0 SH2-4		3 0 0 0 0 1 4												
Rick Reuschel, R (1, 1) OBP: 0.225, SLG: 0.275		0-0 BB 1B		0-0 F8		0-0 F8		0-3 K		3 0 1 2 0 0 1 1 0 0 0 0 1 1 0 0 0 0 0 0 0 0 0 0 0 0 0 0												
Gene Clines, R (8, PH) OBP: 0.379, SLG: 0.415		2-H 3-H																				
Willie Hernandez, L (8, 1) OBP: 0.077, SLG: 0.077																						
Bruce Sutter, R (8, 1) OBP: 0.200, SLG: 0.111																						
Inning Stats	R: 0 E: 0 K: 1 S: 6	H: 1 LOB: 1 BB: 0 P: 6	R: 2 E: 0 K: 1 S: 7	H: 3 LOB: 2 BB: 2 P: 15	R: 0 E: 0 K: 0 S: 4	H: 1 LOB: 1 BB: 0 P: 4	R: 0 E: 0 K: 0 S: 3	H: 1 LOB: 0 BB: 0 P: 3	R: 2 E: 1 K: 0 S: 8	H: 2 LOB: 0 BB: 0 P: 11	R: 1 E: 0 K: 0 S: 4	H: 1 LOB: 1 BB: 1 P: 8	R: 0 E: 1 K: 0 S: 4	H: 1 LOB: 2 BB: 1 P: 8	R: 0 E: 0 K: 2 S: 8	H: 1 LOB: 1 BB: 0 P: 8	R: 0 E: 0 K: 1 S: 5	H: 0 LOB: 2 BB: 2 P: 13	1B: 8 2B: 1 3B: 0 HR: 2	SF: 0 SAC: 1 DP: 2 HBP: 0	WP: 0 PB: 0 SB: 2 CS: 0	PA: 42
PITCHER	IP WLS BF H R ER SO BB IBB HBP BLK WP HR S P ERA WHIP																					
Jim Barr, R (1, 1) ERA: 4.57	5.0 L 23 8 4 4 2 2 0 0 0 0 0 1 28 39 7.20 2.000																					
Charlie Williams, R (6, 1) ERA: 4.1	2.0 10 2 1 1 0 1 1 0 0 0 0 1 8 16 4.50 1.500																					
Dave Heaverlo, R (8, 1) ERA: 2.62	1.0 4 1 0 0 2 0 0 0 0 0 0 0 8 8 0.00 1.000																					
John Curtis, L (9, 1) ERA: 5.81	1.0 5 0 0 0 1 2 0 0 0 0 0 0 5 13 0.00 2.000																					

Chicago Cubs @ San Francisco Giants
Candlestick Park, San Francisco, CA

Fri Aug 26 1977, 10:05 PM EDT
Att: 4,719 - Unknown - 62 F

livebaseballscorecards.com

AB	35
R	5
H	11
RBI	5
BB	6
SO	5
LOB	19



Batter	1	2	3	4	5	6	7	8	9	AB	R	H	RBI	BB	SO	LOB
Derrel Thomas, S OBP: 0.316, SLG: 0.364 (1, 8)	2-2 5-3 1B		0-0 BLK 1B		0-0 F7			0-0 1B 1B		4	1	3	0	0	0	1
Tim Foli, R OBP: 0.241, SLG: 0.336 (1, 6) (9, 4)	0-0 5-3 1-2		0-0 5-3 1-2			0-0 6-3		0-0 1B 1B		4	0	1	0	0	0	2
Darrell Evans, L OBP: 0.348, SLG: 0.411 (1, 5)	0-0 F8		0-0 4-1			0-0 F7		0-0 F8		4	0	0	0	0	0	4
Willie McCovey, L OBP: 0.370, SLG: 0.479 Johnnie LeMaster, R OBP: 0.237, SLG: 0.256 (1, 3) (8, PR) (9, 6)	0-0 6-3			0-0 G4-6-3 1B		0-3 K		0-0 1-2 1B		4	0	2	1	0	1	1
Gary Thomasson, L OBP: 0.353, SLG: 0.447 (1, 7) (9, 3)		0-0 6-3 SF8 2B		0-0 G4-6-3 1-2f		0-0 FC6-4 1B		0-0 F8		4	1	2	0	0	0	3
Terry Whitfield, L OBP: 0.315, SLG: 0.427 Randy Elliott, R OBP: 0.285, SLG: 0.418 (1, 9) (8, PH) (9, 7)		0-0 6-3 2-3		0-0 4-3		0-0 F5		0-0 4-3		3	0	0	0	0	0	2
Vic Harris, S OBP: 0.324, SLG: 0.354 (1, 4) (9, 9)		0-0 SF8 3-H			0-0 K		0-0 FC6-4 1B		0-0 F5	3	0	1	1	0	0	1
Marc Hill, R OBP: 0.313, SLG: 0.359 (1, 2)		0-0 6-3			0-3 K		0-0 K		0-0 6-3	4	0	1	0	0	1	1
Jim Barr, R OBP: 0.188, SLG: 0.161 Jack Clark, R OBP: 0.340, SLG: 0.421 Charlie Williams, R OBP: 0.250, SLG: 0.250 Bill Madlock, R OBP: 0.359, SLG: 0.418 Dave Heaverlo, R OBP: 0.338, SLG: 0.417 John Curtis, L OBP: 0.338, SLG: 0.417 Gary Alexander, R OBP: 0.414, SLG: 0.538 (1, 1) (5, PH) (6, 1) (7, PH) (8, 1) (9, 1) (9, PH)			0-0 F8		0-3 K		0-3 K		0-3 K	1	0	0	0	0	0	0

Inning Stats	R: 0	H: 1	E: 0	LOB: 1	K: 0	BB: 0	S: 7	R: 1	H: 1	E: 0	LOB: 0	K: 0	BB: 0	S: 4	R: 0	H: 1	E: 0	LOB: 1	K: 0	BB: 0	S: 4	R: 0	H: 1	E: 0	LOB: 0	K: 0	BB: 0	S: 3	R: 0	H: 1	E: 0	LOB: 1	K: 2	BB: 0	S: 8	R: 0	H: 0	E: 0	LOB: 0	K: 1	BB: 0	S: 5	R: 0	H: 2	E: 0	LOB: 2	K: 1	BB: 0	S: 7	R: 1	H: 3	E: 0	LOB: 2	K: 0	BB: 0	S: 6	R: 0	H: 0	E: 0	LOB: 0	K: 1	BB: 0	S: 5	1B: 9	SF: 1	2B: 1	SAC: 0	3B: 0	DP: 1	HR: 0	HBP: 0	WP: 0	PA: 36
--------------	------	------	------	--------	------	-------	------	------	------	------	--------	------	-------	------	------	------	------	--------	------	-------	------	------	------	------	--------	------	-------	------	------	------	------	--------	------	-------	------	------	------	------	--------	------	-------	------	------	------	------	--------	------	-------	------	------	------	------	--------	------	-------	------	------	------	------	--------	------	-------	------	-------	-------	-------	--------	-------	-------	-------	--------	-------	--------

PITCHER	IP	WLS	BF	H	R	ER	SO	BB	IBB	HBP	BLK	WP	HR	S	P	ERA	WHIP
Rick Reuschel, R ERA: 2.7 (1, 1)	7.0	W	27	7	1	1	4	0	0	0	1	0	0	38	40	1.29	1.000
Willie Hernandez, L ERA: 2.75 (8, 1)	0.2	S	5	3	1	1	0	0	0	0	0	0	0	5	5	13.50	4.500
Bruce Sutter, R ERA: 1.03 (8, 1)	1.1	S	4	0	0	0	1	0	0	0	0	0	0	6	6	0.00	0.000

BOTTOM

Chicago Cubs @ San Francisco Giants
Candlestick Park, San Francisco, CA

livebaseballscorecards.com

AB 35
R 2
H 10
RBI 2
BB 0
SO 5
LOB 20



Fri Aug 26 1977, 10:05 PM EDT
Att. 4,719 - Unknown - 62 F

Batter	1	2	3	4	5	6	7	8	9	AB R H RBI BB SO LOB	TOP									
Ivan De Jesus, R (1, 6) OBP: 0.319, SLG: 0.335	0-0 S E 1B	0-0 P4			0-0 F8			0-0 G4-6-3 1-2f		4 1 1 0 0 0 3										
Jose Cardenal, R (1, 7) OBP: 0.340, SLG: 0.352	0-0 F8	0-0 FC5 2-3f			0-3 K			0-0 F5		4 0 0 0 0 1 3										
Bill Buckner, L (1, 3) OBP: 0.334, SLG: 0.468	0-0 F2 1-2				0-0 3-1			0-0 L6	0-0 FC3-6 1B	4 0 1 0 0 0 1										
Jerry Morales, R (1, 8) OBP: 0.361, SLG: 0.468	0-0 E4 1B 2-H				0-0 6-3			0-0 F8	0-0 F9	4 0 0 0 0 0 1										
Bobby Murcer, L (1, 9) OBP: 0.374, SLG: 0.487	0-0 1-3 1B				0-3 K			0-0 P3	0-0 FC3-6 FC6-4 1-2f	4 0 1 0 0 1 1										
Steve Ontiveros, S (1, 5) OBP: 0.386, SLG: 0.440	0-0 1-3				0-0 5-3				2-2 FC6-4 1-2f	4 0 0 0 0 1 3										
Manny Trillo, R (1, 4) OBP: 0.339, SLG: 0.395		0-0 E1 FC1-6			4-0 CS BB			0-0 P4		2 0 0 0 1 0 0										
Steve Swisher, R (1, 2) OBP: 0.233, SLG: 0.309		0-0 FC1-6 FC5 BB 1-2f			0-0 F3			0-0 F7		3 0 0 0 0 0 2										
Ray Burris, R (1, 1) OBP: 0.250, SLG: 0.305		4-0 CS BB			0-0 CS 1-2			0-0 L4 G4-6-3		1 0 0 0 1 1 0										
Gene Clines, R (8, PH) OBP: 0.378, SLG: 0.413					0-3 K					1 0 0 0 0 0 0										
Paul Reuschel, R (8, 1)										0 0 0 0 0 0 0										
Willie Hernandez, L (8, 1) OBP: 0.077, SLG: 0.077										0 0 0 0 0 0 0										
Dave Giusti, R (8, 1)										0 0 0 0 0 0 0										
Inning Stats	R: 1 E: 1 K: 0 S: 6	H: 2 LOB: 2 BB: 0 P: 6	R: 0 E: 1 K: 0 S: 4	H: 0 LOB: 2 BB: 1 P: 8	R: 0 E: 0 K: 1 S: 5	H: 0 LOB: 0 BB: 0 P: 5	R: 0 E: 0 K: 0 S: 2	H: 0 LOB: 0 BB: 1 P: 6	R: 0 E: 0 K: 2 S: 7	H: 0 LOB: 0 BB: 0 P: 7	R: 0 E: 0 K: 1 S: 3	H: 0 LOB: 0 BB: 0 P: 3	R: 0 E: 1 K: 0 S: 3	H: 0 LOB: 0 BB: 0 P: 3	R: 0 E: 0 K: 0 S: 7	H: 1 LOB: 1 BB: 0 P: 9	1B: 3 2B: 0 3B: 0 HR: 0	SF: 0 SAC: 0 DP: 1 HBP: 0	WP: 0 PB: 0 SB: 1 CS: 1	PA: 34
PITCHER Bob Knepper, L (1, 1) ERA: 3.28	IP: 9.0 WLS: W BF: 33 H: 3 R: 1 ER: 0 SO: 4 BB: 2 IBB: 0 HBP: 0 BLK: 0 WP: 0 HR: 0 S: 44 P: 57 ERA: 0.00 WHIP: 0.556																			

Chicago Cubs @ San Francisco Giants
Candlestick Park, San Francisco, CA

Sat Aug 27 1977, 6:33 AM EDT
Att. 6,587 - Sunny - 73 F

livebaseballscorecards.com

AB 31
R 1
H 3
RBI 0
BB 2
SO 4
LOB 14



Batter	1	2	3	4	5	6	7	8	9
Derrel Thomas, S OBP: 0.314, SLG: 0.362 (1, 8)	2-2 F2		0-0 4-3		0-0 G3			0-0 1B	
Tim Foli, R OBP: 0.238, SLG: 0.332 (1, 6)	2-2 6-3			0-0 F8	0-0 F9			0-0 F8	
Bill Madlock, R OBP: 0.363, SLG: 0.421 (1, 5)	0-0 1B			0-0 4-3		1-2 FC1-6 1B		0-0 3B 1B	
Darrell Evans, L OBP: 0.349, SLG: 0.413 (1, 3)	0-0 P7			0-0 1B 2B		0-0 FC1-6 CS		4-0 3B BB	
Jack Clark, R OBP: 0.341, SLG: 0.428 (1, 9)		0-0 F7		0-0 3B 1B		0-0 G3		0-0 1B 3B	
Gary Thomasson, L OBP: 0.357, SLG: 0.455 (1, 7)		3-2 4-3		0-0 1-H 3B			0-0 SH3-4 1B	4-0 1B BB	
Vic Harris, S OBP: 0.331, SLG: 0.356 (1, 4)		0-0 L9		4-0 FC6-4 BB			0-0 SH3-4 1B	0-0 1B 1B	
Marc Hill, R OBP: 0.312, SLG: 0.357 (1, 2)			0-0 P6	0-0 FC6-4			0-0 P6	0-0 1B 1B	
Bob Knepper, L OBP: 0.220, SLG: 0.200 (1, 1)			0-0 F8		0-0 1-3		2-3 K	0-0 1-3 2-H 1B	

Inning Stats	R: 0 E: 0 K: 10 S: 10	H: 1 LOB: 1 BB: 0 P: 14	R: 0 E: 0 K: 8 S: 8	H: 0 LOB: 0 BB: 0 P: 11	R: 0 E: 0 K: 3 S: 3	H: 0 LOB: 0 BB: 0 P: 3	R: 2 E: 0 K: 6 S: 6	H: 3 LOB: 2 BB: 1 P: 10	R: 0 E: 0 K: 3 S: 3	H: 0 LOB: 0 BB: 0 P: 3	R: 0 E: 0 K: 6 S: 6	H: 1 LOB: 0 BB: 0 P: 7	R: 0 E: 0 K: 1 S: 9	H: 1 LOB: 1 BB: 0 P: 11	R: 5 E: 0 K: 8 S: 8	H: 6 LOB: 2 BB: 2 P: 16
--------------	--------------------------------	----------------------------------	------------------------------	----------------------------------	------------------------------	---------------------------------	------------------------------	----------------------------------	------------------------------	---------------------------------	------------------------------	---------------------------------	------------------------------	----------------------------------	------------------------------	----------------------------------

PITCHER	IP	WLS	BF	H	R	ER	SO	BB	IBB	HBP	BLK	WP	HR	S	P	ERA	WHIP
Ray Burris, R ERA: 4.91 (1, 1)	7.0	L	27	6	2	2	1	1	0	0	0	0	0	45	59	2.57	1.000
Paul Reuschel, R ERA: 4.04 (8, 1)	0.2		5	3	3	3	0	1	0	0	0	0	0	4	8	40.50	6.000
Willie Hernandez, L ERA: 2.95 (8, 1)	0.0		2	1	0	0	0	1	0	0	0	0	0	1	5	∞	∞
Dave Giusti, R ERA: 2.82 (8, 1)	0.1		3	2	2	2	0	0	0	0	0	0	0	3	3	54.00	6.000

AB	R	H	RBI	BB	SO	LOB
5	0	1	0	0	0	2
4	0	0	0	0	0	1
4	1	3	0	0	0	0
3	2	1	0	1	0	2
4	2	2	3	0	0	1
3	1	2	1	1	0	0
2	1	1	1	1	0	0
4	0	1	1	0	0	3
4	0	1	1	0	1	1


WP	HR	S	P	ERA	WHIP
0	0	0	0	0	0

Chicago Cubs @ San Francisco Giants
Candlestick Park, San Francisco, CA
Sat Aug 27 1977, 6:33 AM EDT
Att. 6,587 - Sunny - 73 F

AB	33
R	7
H	12
RBI	7
BB	3
SO	1
LOB	10



1B	9	SF	0	WP	0	PA	37
2B	1	SAC	1	PB	0		
3B	2	DP	0	SB	0		
HR	0	HBP	0	CS	1		

Batter	1	2	3	4	5	6	7	8	9	AB R H RBI BB SO LOB	TOP														
Ivan De Jesus, R OBP: 0.322, SLG: 0.341 (1, 6) X	0-0 1B S		0-0 P7		0-0 1B		0-0 2B 1-3			4 0 3 0 0 0 0	<p>Chicago Cubs @ San Francisco Giants Candlestick Park, San Francisco, CA</p> <p>Sun Aug 28 1977, 6:33 AM EDT Att. 21,622 - Sunny - 73 F</p> <p>livebaseballscorecards.com</p> <table border="1"> <tr><td>AB</td><td>35</td></tr> <tr><td>R</td><td>1</td></tr> <tr><td>H</td><td>10</td></tr> <tr><td>RBI</td><td>1</td></tr> <tr><td>BB</td><td>0</td></tr> <tr><td>SO</td><td>3</td></tr> <tr><td>LOB</td><td>14</td></tr> </table> 	AB	35	R	1	H	10	RBI	1	BB	0	SO	3	LOB	14
AB	35																								
R	1																								
H	10																								
RBI	1																								
BB	0																								
SO	3																								
LOB	14																								
Greg Gross, L OBP: 0.392, SLG: 0.443 (1, 9) X (4, 8)	0-0 P8		0-0 L7		0-0 1B 1-3		0-0 4-3			4 0 1 0 0 0 3															
Bill Buckner, L OBP: 0.333, SLG: 0.465 (1, 3) X	0-0 P6 1-2		0-0 L7		0-0 3-1			0-0 1B G5-4-3		4 0 1 0 0 0 3															
Jerry Morales, R OBP: 0.360, SLG: 0.465 Jose Cardenal, R OBP: 0.337, SLG: 0.348 (1, 8) X (4, 9)	0-0 6-3			0-0 F5		0-0 F8		0-0 G5-4-3 1-2f		2 0 0 0 0 0 1 2 0 0 0 0 0 1															
Steve Ontiveros, S OBP: 0.383, SLG: 0.436 (1, 5) X		0-0 F5		0-0 4-3		0-0 4-3		0-0 4-1		4 0 0 0 0 0 0															
Larry Bittner, L OBP: 0.337, SLG: 0.404 (1, 7) X		0-0 2B		0-0 1B		0-0 L8		0-0 L8		4 1 2 0 0 0 0															
Manny Trillo, R OBP: 0.341, SLG: 0.398 (1, 4) X		0-0 2B 5-3 2-H		0-3 K			0-0 1B FC5-4		0-0 6-3	4 0 2 1 0 1 1															
George Mitterwald, R OBP: 0.301, SLG: 0.390 (1, 2) X		0-0 2B 5-3 2-3			0-0 1B B1-6-4		0-0 1B FC5-4 1-2f		0-3 K	4 0 1 0 0 1 2															
Dave Roberts, L OBP: 0.125, SLG: 0.125 Pete Broberg, R Gene Clines, R OBP: 0.376, SLG: 0.410 Dennis Lamp, R OBP: 1.000, SLG: 1.000 (1, 1) X (4, 1) (7, PH) (7, 1)		0-0 F3			0-0 K 1-2f		0-3 K			1 0 0 0 0 0 1 1 0 0 0 0 0 1 1 0 0 0 0 1 1 0 0 0 0 0 0 0															
Inning Stats	R: 0 E: 0 K: 0 S: 4 H: 1 LOB: 1 BB: 0 P: 4	R: 1 E: 0 K: 0 S: 5 H: 2 LOB: 1 BB: 0 P: 5	R: 0 E: 0 K: 0 S: 3 H: 0 LOB: 0 BB: 0 P: 3	R: 0 E: 0 K: 1 S: 6 H: 1 LOB: 1 BB: 0 P: 6	R: 0 E: 0 K: 0 S: 5 H: 3 LOB: 2 BB: 0 P: 5	R: 0 E: 0 K: 0 S: 3 H: 0 LOB: 0 BB: 0 P: 3	R: 0 E: 0 K: 1 S: 7 H: 2 LOB: 2 BB: 0 P: 7	R: 0 E: 0 K: 0 S: 3 H: 1 LOB: 0 BB: 0 P: 3	R: 0 E: 0 K: 1 S: 5 H: 0 LOB: 0 BB: 0 P: 5	1B: 7 2B: 3 3B: 0 HR: 0 SF: 0 SAC: 0 DP: 2 HBP: 0	WP: 0 PB: 0 SB: 1 CS: 0 PA: 35														
PITCHER Ed Halicki, R ERA: 3.36 (1, 1)	IP: 9.0 WLS: W BF: 35 H: 10 R: 1 ER: 1 SO: 3 BB: 0 IBB: 0 HBP: 0 BLK: 0 WP: 0 HR: 0 S: 41 P: 41 ERA: 1.00 WHIP: 1.111											PITCHER IP: WLS: BF: H: R: ER: SO: BB: IBB: HBP: BLK: WP: HR: S: P: ERA: WHIP													

Batter	1	2	3	4	5	6	7	8	9
Derrel Thomas, S OBP: 0.316, SLG: 0.366 (1, 8)	0-3 K		0-0 4-3 2B	0-0 1-3 2B		0-0 4-1			
Tim Foli, R OBP: 0.236, SLG: 0.329 (1, 6)	0-0 6-3		0-0 4-3	0-0 6-3			0-0 6-3		
Bill Madlock, R OBP: 0.366, SLG: 0.425 (1, 5)	0-0 2B		4-0 2B IBB		0-0 1B 1B		0-0 1-3		
Willie McCovey, L OBP: 0.371, SLG: 0.485 (1, 3)	0-3 K		0-0 PB 2B		0-0 F2		0-0 2B		
Darrell Evans, L OBP: 0.349, SLG: 0.413 (7, PR) (8, 3)			1-H 2-H 2B						
Jack Clark, R OBP: 0.340, SLG: 0.426 (1, 9)		0-0 5-3	0-3 K		0-0 1-3 1B		0-0 4-3		
Gary Thomasson, L OBP: 0.354, SLG: 0.450 (1, 7)		0-0 1-3		0-0 F7	0-0 G3-6-3		0-0 F7		
Vic Harris, S OBP: 0.329, SLG: 0.360 (1, 4)		0-0 F8		0-0 6-3 1B 2B		0-0 4-3		0-0 4-3	
Gary Alexander, R OBP: 0.417, SLG: 0.531 (1, 2)			0-0 1B SH5-4 4-3 1B	0-0 6-3		4-0 SH1-4 BB		0-3 K	
Ed Halicki, R OBP: 0.200, SLG: 0.209 (1, 1)			0-0 SH5-4	0-0 2B 1B		0-0 SH1-4			

Inning Stats	R: 0	H: 1	E: 0	K: 2	S: 8	LOB: 1	BB: 0	P: 8	R: 0	H: 0	E: 0	K: 0	S: 3	LOB: 0	BB: 0	P: 3	R: 3	H: 3	E: 0	K: 1	S: 8	LOB: 1	BB: 1	P: 12	R: 1	H: 3	E: 0	K: 0	S: 6	LOB: 2	BB: 0	P: 6	R: 0	H: 2	E: 0	K: 0	S: 4	LOB: 1	BB: 0	P: 4	R: 0	H: 0	E: 0	K: 0	S: 3	LOB: 1	BB: 1	P: 7	R: 0	H: 1	E: 0	K: 0	S: 4	LOB: 1	BB: 0	P: 4	R: 0	H: 0	E: 0	K: 1	S: 5	LOB: 0	BB: 0	P: 5
--------------	------	------	------	------	------	--------	-------	------	------	------	------	------	------	--------	-------	------	------	------	------	------	------	--------	-------	-------	------	------	------	------	------	--------	-------	------	------	------	------	------	------	--------	-------	------	------	------	------	------	------	--------	-------	------	------	------	------	------	------	--------	-------	------	------	------	------	------	------	--------	-------	------

PITCHER	IP	WLS	BF	H	R	ER	SO	BB	IBB	HBP	BLK	WP	HR	S	P	ERA	WHIP
Dave Roberts, L ERA: 4.73 (1, 1)	3.2	L	19	7	4	4	3	0	0	0	0	0	0	24	28	9.82	1.909
Pete Broberg, R ERA: 4.5 (4, 1)	2.1		9	2	0	0	0	1	0	0	0	0	0	8	12	0.00	1.286
Dennis Lamp, R ERA: 5.59 (7, 1)	2.0		7	1	0	0	1	0	0	0	0	0	0	9	9	0.00	0.500

BOTTOM

Chicago Cubs @ San Francisco Giants
Candlestick Park, San Francisco, CA

Sun Aug 28 1977, 6:33 AM EDT
Att. 21,622 - Sunny - 73 F

AB	31
R	4
H	10
RBI	4
BB	2
SO	4
LOB	11

1B: 5	SF: 0	WP: 0	PA: 35
2B: 5	SAC: 2	PB: 1	
3B: 0	DP: 1	SB: 0	
HR: 0	HBP: 0	CS: 0	

PITCHER	IP	WLS	BF	H	R	ER	SO	BB	IBB	HBP	BLK	WP	HR	S	P	ERA	WHIP
---------	----	-----	----	---	---	----	----	----	-----	-----	-----	----	----	---	---	-----	------

Batter	1	2	3	4	5	6	7	8	9	AB R H RBI BB SO LOB	TOP			
Frank Taveras, R OBP: 0.302, SLG: 0.312 (1, 6) X	0-0 1B 3B	0-0 F9		0-0 F9			0-0 S S 1B	0-3 K		5 1 2 0 0 1 2				
Phil Garner, R OBP: 0.320, SLG: 0.439 (1, 4) X	0-0 WP S SF8 1B		4-0 1B S 2B BB		0-0 FC1-5 1B		0-0 F8		0-0 S 1B	4 2 3 1 1 0 1				
Dave Parker, L OBP: 0.400, SLG: 0.545 (1, 9) X	0-0 SF8 1-H		0-0 F8		0-0 1B FC1-5 1B		4-0 S IBB		0-0 5-3 1-2	3 0 1 1 1 0 2				
Bill Robinson, R OBP: 0.345, SLG: 0.541 (1, 3) X	0-0 2B		0-0 2B 1-3 1B		0-0 FC1-5 1B 1-2 2-3f		0-3 K 1-2 2-3		0-3 K S S S	5 0 2 0 0 2 5				
Al Oliver, L OBP: 0.339, SLG: 0.476 (1, 7) X	0-0 F5		0-0 1-3 2B		0-0 G4-6-3 1B 1-2 2-3		4-0 FC5-4 IBB		4-0 IBB	3 0 2 1 2 0 1				
Fernando Gonzalez, R OBP: 0.320, SLG: 0.405 (1, 5) X	0-0 F9		0-3 K S S S		0-0 G4-6-3 1-2f		0-0 FC5-4 1-2f		0-3 K S S S	5 0 0 0 0 2 11				
Ed Ott, L OBP: 0.335, SLG: 0.390 (1, 2) X		0-0 F7	0-0 F5			0-0 4-3		0-0 F8		4 0 0 0 0 0 2				
Omar Moreno, L OBP: 0.294, SLG: 0.365 (1, 8) X		0-3 K S S S		0-0 4-3		0-0 F7		0-0 3B		4 0 1 0 0 1 0				
John Candelaria, L OBP: 0.231, SLG: 0.286 (1, 1) X		0-0 1B		0-0 6-3		0-0 6-3		0-0 4-3		4 0 1 0 0 0 1				
Inning Stats	R: 2 E: 0 K: 0 S: 6 H: 3 LOB: 1 BB: 0 P: 6	R: 0 E: 0 K: 1 S: 6 H: 1 LOB: 1 BB: 0 P: 6	R: 1 E: 0 K: 1 S: 7 H: 2 LOB: 2 BB: 1 P: 11	R: 0 E: 0 K: 0 S: 3 H: 0 LOB: 0 BB: 0 P: 3	R: 0 E: 0 K: 0 S: 5 H: 3 LOB: 2 BB: 0 P: 5	R: 0 E: 0 K: 0 S: 3 H: 0 LOB: 0 BB: 0 P: 3	R: 0 E: 0 K: 1 S: 6 H: 1 LOB: 3 BB: 2 P: 14	R: 0 E: 0 K: 1 S: 6 H: 1 LOB: 1 BB: 0 P: 6	R: 0 E: 0 K: 2 S: 8 H: 1 LOB: 2 BB: 1 P: 12	1B: 8 2B: 2 3B: 2 HR: 0 SF: 1 SAC: 0 DP: 1 HBP: 0	WP: 1 PB: 0 SB: 6 CS: 0 PA: 42			
PITCHER	IP WLS BF H R ER SO BB IBB HBP BLK WP HR S P ERA WHIP												PITCHER	IP WLS BF H R ER SO BB IBB HBP BLK WP HR S P ERA WHIP
John Montefusco, R ERA: 3.54 (1, 1)	6.0 L 27 9 3 3 2 1 0 0 0 0 1 0 30 34 4.50 1.667													
Charlie Williams, R ERA: 4.02 (7, 1)	2.0 10 2 0 0 2 0 2 0 0 0 0 0 12 20 0.00 1.000													
Randy Moffitt, R ERA: 3.51 (9, 1)	1.0 5 1 0 0 2 0 1 0 0 0 0 0 8 12 0.00 1.000													

Pittsburgh Pirates @ San Francisco Giants
 Candlestick Park, San Francisco, CA
 Tue Aug 30 1977, 10:05 PM EDT
 Att: 12,699 - Unknown

AB	37
R	3
H	12
RBI	3
BB	4
SO	6
LOB	25



Batter	1	2	3	4	5	6	7	8	9	AB R H RBI BB SO LOB	TOP													
Frank Taveras, R (1, 6) <small>OBP: 0.300, SLG: 0.309</small> Bobby Tolan, L (8, PH) <small>OBP: 0.230, SLG: 0.305</small> Mario Mendoza, R (8, 6) <small>OBP: 0.234, SLG: 0.253</small>	0-0 F3	0-0 F9			0-0 P4			0-0 6-3		3 0 0 0 0 0 1 1 0 0 0 0 0 1 0 0 0 0 0 0 0	Pittsburgh Pirates @ San Francisco Giants Candlestick Park, San Francisco, CA Wed Aug 31 1977, 6:33 AM EDT Att. 4,267 - Unknown													
Phil Garner, R (1, 4) <small>OBP: 0.317, SLG: 0.435</small>	0-0 F7		0-0 4-3			0-3 K		0-0 4-3		4 0 0 0 0 1 1														
Dave Parker, L (1, 9) <small>OBP: 0.401, SLG: 0.544</small>	0-0 F7			CS 1B		4-0 FC6-4 BB		0-0 1-3		3 0 1 0 1 0 1														
Bill Robinson, R (1, 3) <small>OBP: 0.344, SLG: 0.546</small>		0-0 HR		1-2 K		0-0 FC6-4		0-0 F8		4 1 1 1 0 1 2														
Al Oliver, L (1, 7) <small>OBP: 0.337, SLG: 0.472</small>		0-0 F1		0-0 4-3		0-0 F5		0-0 F7		4 0 0 0 0 0 1														
Fernando Gonzalez, R (1, 5) <small>OBP: 0.324, SLG: 0.414</small>		0-0 F8 S 2B		0-3 K		0-0 F9		0-0 2B 1B		4 1 2 0 0 1 0														
Ed Ott, L (1, 2) <small>OBP: 0.337, SLG: 0.393</small>		4-0 S 1B BB		0-0 1-3		0-0 F4		0-0 1-3 2B		3 1 1 0 1 0 0														
Omar Moreno, L (1, 8) <small>OBP: 0.296, SLG: 0.366</small>		0-0 F8 2-3			0-0 CS 1B		0-0 PO 1B	0-3 K		4 0 2 0 0 1 4														
Bruce Kison, R (1, 1) <small>OBP: 0.274, SLG: 0.350</small> Grant Jackson, S (6, 1) <small>OBP: 0.308, SLG: 0.385</small> Jerry Hairston, S (7, PH) <small>OBP: 0.250, SLG: 0.348</small> Rich Gossage, R (7, 1) <small>OBP: 0.290, SLG: 0.300</small> Jim Fregosi, R (8, PH) <small>OBP: 0.384, SLG: 0.481</small> Terry Forster, L (8, 1) <small>OBP: 0.211, SLG: 0.316</small> Kent Tekulovic, R (8, 1) <small>OBP: 0.273, SLG: 0.273</small>		0-0 1-H 3-H 1B			0-0 F8		0-0 PO	0-0 E5 4-3 6-3		2 0 1 1 0 0 1 0 1 0														
Inning Stats	R: 0 E: 0 K: 0 S: 3	H: 0 LOB: 0 BB: 0 P: 3	R: 3 E: 0 K: 0 S: 6	H: 3 LOB: 1 BB: 1 P: 10	R: 0 E: 0 K: 1 S: 5	H: 1 LOB: 0 BB: 0 P: 5	R: 0 E: 0 K: 1 S: 5	H: 0 LOB: 0 BB: 0 P: 5	R: 0 E: 0 K: 0 S: 3	H: 1 LOB: 0 BB: 0 P: 3		R: 0 E: 0 K: 1 S: 5	H: 0 LOB: 1 BB: 1 P: 9	R: 0 E: 0 K: 0 S: 3	H: 1 LOB: 0 BB: 0 P: 3	R: 0 E: 1 K: 0 S: 4	H: 0 LOB: 1 BB: 0 P: 4	R: 0 E: 0 K: 1 S: 7	H: 2 LOB: 2 BB: 0 P: 7	1B: 5 2B: 2 3B: 0 HR: 1	SF: 0 SAC: 0 DP: 0 HBP: 0	WP: 0 PB: 0 SB: 2 CS: 2	PA: 36	
PITCHER Jim Barr, R (1, 1) <small>ERA: 4.5</small>	IP 9.0	WLS W	BF 35	H 8	R 3	ER 3	SO 4	BB 2	IBB 0	HBP 0	BLK 0	WP 0	HR 1	S 41	P 49	ERA 3.00	WHIP 1.111						ERA 3.00	WHIP 1.111

AB	33
R	3
H	8
RBI	2
BB	2
SO	4
LOB	12



Batter	1	2	3	4	5	6	7	8	9	AB	R	H	RBI	BB	SO	LOB	
Derrel Thomas, S OBP: 0.315, SLG: 0.372 (1, 8)	0-0 5-3		0-0 F5		0-0 SF8		0-0 4-3			3	0	0	1	0	0	0	
Tim Foli, R OBP: 0.239, SLG: 0.332 (1, 6)	0-0 F8 1B HR 1B		0-0 G5-4-3 1B		0-3 K		0-0 F3			4	1	2	0	0	1	0	
Bill Madlock, R OBP: 0.364, SLG: 0.422 (1, 5)	0-0 1-2 HR 1B		0-0 G5-4-3 1-2f		0-0 BB 1B BB 1B		0-0 6-3			4	2	2	0	0	0	1	
Willie McCovey, L OBP: 0.365, SLG: 0.476 (1, 3)	0-0 F8 2-3			0-0 F7		0-0 F8		0-0 G3		4	0	0	0	0	0	3	
Darrell Evans, L OBP: 0.355, SLG: 0.426 (1, 7)	0-0 1-H 3-H HR			0-0 3-6 BB 1B		0-0 BB BB 1-2 1B		0-0 E SH3 1B		4	2	4	3	0	0	0	
Gary Thomasson, L OBP: 0.354, SLG: 0.448 (1, 9)	0-0 F9			4-0 BB BB 1-2 BB		0-3 K		0-0 SH3 E9 1B		1	0	0	0	1	0	0	
Jack Clark, R OBP: 0.340, SLG: 0.423 (6, PH) (7, 9)				1-2 BB		0-3 K		1-3 SH3 E9 1B		2	0	1	0	0	1	2	
Vic Harris, S OBP: 0.327, SLG: 0.348 (1, 4)		0-0 G3		0-0 3-6 2-3f		4-0 BB BB 1-2 2-3 BB		4-0 SH3 BB		2	0	0	0	2	0	2	
Mike Sadek, R OBP: 0.306, SLG: 0.333 (1, 2)		0-0 F9			0-0 SH1-4 SF8 2B		4-0 1-2 2-3 3-H BB		0-0 SH3		2	1	1	2	1	0	0
Jim Barr, R OBP: 0.176, SLG: 0.154 (1, 1)		0-3 K			0-0 SH1-4 2-3		0-3 K		0-3 K		3	0	0	0	0	3	5

Inning Stats	R: 3	H: 3	E: 0	K: 0	S: 6	LOB: 0	BB: 0	P: 6	R: 0	H: 0	E: 0	K: 1	S: 5	LOB: 0	BB: 0	P: 5	R: 0	H: 1	E: 0	K: 0	S: 3	LOB: 0	BB: 0	P: 3	R: 0	H: 1	E: 0	K: 0	S: 3	LOB: 1	BB: 1	P: 7	R: 1	H: 1	E: 0	K: 1	S: 6	LOB: 0	BB: 0	P: 6	R: 1	H: 2	E: 0	K: 2	S: 9	LOB: 3	BB: 2	P: 17	R: 0	H: 0	E: 0	K: 0	S: 3	LOB: 0	BB: 0	P: 3	R: 1	H: 2	E: 1	K: 1	S: 7	LOB: 2	BB: 1	P: 11
--------------	------	------	------	------	------	--------	-------	------	------	------	------	------	------	--------	-------	------	------	------	------	------	------	--------	-------	------	------	------	------	------	------	--------	-------	------	------	------	------	------	------	--------	-------	------	------	------	------	------	------	--------	-------	-------	------	------	------	------	------	--------	-------	------	------	------	------	------	------	--------	-------	-------

PITCHER	IP	WLS	BF	H	R	ER	SO	BB	IBB	HBP	BLK	WP	HR	S	P	ERA	WHIP
Bruce Kison, R ERA: 4.79 (1, 1)	5.1	L	23	8	5	5	2	1	0	0	0	0	1	26	30	8.44	1.688
Grant Jackson, L ERA: 3.82 (6, 1)	0.2		4	0	0	0	2	2	0	0	0	0	0	6	14	0.00	3.000
Rich Gossage, R ERA: 1.95 (7, 1)	1.0		3	0	0	0	0	0	0	0	0	0	0	3	3	0.00	0.000
Terry Forster, L ERA: 5.21 (8, 1)	0.1		4	2	1	1	0	1	0	0	0	0	0	3	7	27.00	9.000
Kent Tekulve, R ERA: 3.16 (8, 1)	0.2		2	0	0	0	1	0	0	0	0	0	0	4	4	0.00	0.000

BOTTOM

Pittsburgh Pirates @ San Francisco Giants
Candlestick Park, San Francisco, CA

Wed Aug 31 1977, 6:33 AM EDT
Att. 4,267 - Unknown

AB	29
R	6
H	10
RBI	6
BB	4
SO	5
LOB	13

livebaseballscores.com



WP: 0	PA: 36
PB: 0	
SB: 0	
CS: 0	

Batter	1	2	3	4	5	6	7	8	9	AB R H RBI BB SO LOB	TOP	
Rick Bosetti, R (1, 7) OBP: 0.333, SLG: 0.286 Dane Iorg, L (9, PH) OBP: 0.240, SLG: 0.239 Mike Phillips, L (9, PR) OBP: 0.237, SLG: 0.254 (9, 4)	0-0 F8		0-3 K		0-0 F9		0-0 P4		0-0 E 1-H 2B	4 0 0 0 0 1 0 1 0 1 1 0 0 0 0 1 0 0 0 0 0	St. Louis Cardinals @ San Francisco Giants Candlestick Park, San Francisco, CA Fri Sep 02 1977, 10:05 PM EDT Att. 3,329 - Unknown livebaseballscorecards.com	
Garry Templeton, S (1, 6) OBP: 0.330, SLG: 0.438	0-0 5-3		0-0 1B WP 1B		0-0 6-3		0-0 G3		0-0 E8 1B 2B	5 1 2 1 0 0 0		
Keith Hernandez, L (1, 3) OBP: 0.386, SLG: 0.454	0-0 FC6-4 1B		0-0 1-3 1B		0-3 K			0-0 SF8 2B	0-0 F7	5 1 3 0 0 1 2		
Ted Simmons, S (1, 2) OBP: 0.417, SLG: 0.506 Butch Metzger, R (9, 1)	0-0 FC6-4 1-2f		0-3 K			0-3 K		0-0 4-3 2-3 2B	0-0 1B	5 0 1 1 0 2 4 0 0 0 0 0 0 0		
Ken Reitz, R (1, 5) OBP: 0.302, SLG: 0.420		0-0 5-3		0-0 P6		0-0 BB 1B		0-0 SF8 3-H	0-3 K	4 0 1 1 0 1 2		
Jerry Mumphrey, S (1, 8) OBP: 0.362, SLG: 0.431		0-0 S 1B		0-0 E6 HR		0-0 F8		0-0 3B		4 1 2 0 0 0 1		
Hector Cruz, R (1, 9) OBP: 0.340, SLG: 0.363		0-3 K 1-2		0-0 1-H HR		4-0 FC6-4 BB		0-3 K		3 1 1 2 1 2 2		
Mike Tyson, R (1, 4) OBP: 0.293, SLG: 0.337 Lou Brock, L (9, PH) OBP: 0.301, SLG: 0.333 (9, 7)		0-3 K		0-0 6-3		0-0 FC6-4 1-2f			0-0 F5	3 0 0 0 0 1 3 1 0 0 0 0 0 0		
John Denny, R (1, 1) OBP: 0.143, SLG: 0.122 Mike Anderson, R (7, PH) OBP: 0.303, SLG: 0.368 Buddy Schultz, R (7, 1) OBP: 0.250, SLG: 0.182 Dave Rader, L (9, PH) OBP: 0.323, SLG: 0.388 (9, 2)			0-0 G3		0-0 F9		0-0 6-3		0-0 2B 1B	2 0 0 0 0 0 0 1 0 0 0 0 0 0 0 0 0 0 0 0 0 1 1 1 0 0 0 0		
Inning Stats	R: 0 H: 1 E: 0 LOB: 1 K: 0 BB: 0 S: 4 P: 4	R: 0 H: 1 E: 0 LOB: 1 K: 2 BB: 0 S: 8 P: 8	R: 0 H: 2 E: 0 LOB: 2 K: 2 BB: 0 S: 9 P: 9	R: 2 H: 1 E: 1 LOB: 0 K: 0 BB: 0 S: 5 P: 5	R: 0 H: 0 E: 0 LOB: 0 K: 1 BB: 0 S: 5 P: 5	R: 0 H: 1 E: 0 LOB: 2 K: 1 BB: 1 S: 6 P: 10	R: 0 H: 0 E: 0 LOB: 0 K: 0 BB: 0 S: 3 P: 3	R: 1 H: 2 E: 0 LOB: 1 K: 1 BB: 0 S: 7 P: 7	R: 3 H: 4 E: 1 LOB: 2 K: 1 BB: 0 S: 9 P: 9	1B: 8 SF: 1 2B: 2 SAC: 0 3B: 1 DP: 0 HR: 1 HBP: 0		WP: 1 PA: 41 PB: 0 SB: 1 CS: 0
PITCHER Bob Knepper, L (1, 1) ERA: 3.23 Randy Moffitt, R (8, 1) ERA: 3.69 Gary Lavelle, L (9, 1) ERA: 1.87	IP WLS BF H R ER SO BB IBB HBP BLK WP HR S P ERA WHIP											
	7.1 0 31 7 3 2 6 1 0 0 0 1 1 42 46 2.46 1.091											
	1.0 L 6 3 2 2 1 0 0 0 0 0 0 0 8 8 18.00 3.000											
	0.2 4 2 1 1 1 0 0 0 0 0 0 0 6 6 13.50 3.000											

St. Louis Cardinals @ San Francisco Giants
Candlestick Park, San Francisco, CA
 Fri Sep 02 1977, 10:05 PM EDT
 Att. 3,329 - Unknown

AB	39
R	6
H	12
RBI	6
BB	1
SO	8
LOB	14



Batter	1	2	3	4	5	6	7	8	9	AB R H RBI BB SO LOB
Derrel Thomas, S (1, 8) OBP: 0.316, SLG: 0.372	0-0 6-3 5-3 1B		0-0 F7		0-0 1B		0-0 F3		0-0 G3	5 0 2 1 0 0 2
Tim Foli, R (1, 6) OBP: 0.239, SLG: 0.332	0-0 5-3 1-2			0-0 1B	0-3 K		0-0 F8			4 0 1 0 0 1 3
Bill Madlock, R (1, 5) OBP: 0.363, SLG: 0.422	0-0 6-3 2-3			0-0 1B		0-0 HR 2B		0-3 K		4 1 1 0 0 1 1
Willie McCovey, L (1, 3) OBP: 0.364, SLG: 0.474	0-0 P5			0-0 BB 1B		0-0 F7		0-3 K		4 0 1 0 0 1 2
Darrell Evans, L (1, 7) OBP: 0.356, SLG: 0.424		0-0 4-3		4-0 1-2 BB		4-0 HR BB		0-0 F7		2 1 0 0 2 0 0
Gary Thomasson, L (1, 9) OBP: 0.356, SLG: 0.457		0-3 K		0-3 K		0-0 HR		0-0 BB 1B		4 1 2 3 0 2 2
Vic Harris, S (1, 4) OBP: 0.329, SLG: 0.357 Rob Andrews, R (5, PR) OBP: 0.343, SLG: 0.300 (6, 4)		0-0 F8			0-0 G3 1B 2B	0-0 6-3		0-0 F2		2 0 1 0 0 0 0 2 1 0 0 0 0 1
Mike Sadek, R (1, 2) OBP: 0.298, SLG: 0.324 Terry Whitfield, L (9, PH) OBP: 0.317, SLG: 0.427			0-0 5-3		0-0 G3	0-0 F8		4-0 BB 1-2 BB		3 0 0 0 0 0 1 0 0 0 0 1 0 0
Bob Knepper, L (1, 1) OBP: 0.205, SLG: 0.186 Randy Moffitt, R (8, 1) Gary Lavelle, S (9, 1) Jack Clark, R (9, PH) OBP: 0.339, SLG: 0.421			0-0 4-3		0-0 F8		0-3 K	0-0 F8		3 0 0 0 0 1 1 0 0 0 0 0 0 0 0 0 0 0 0 0 0 1 0 0 0 0 0 2

Inning Stats	R: 0 E: 0 K: 0 S: 4	H: 1 LOB: 1 BB: 0 P: 4	R: 0 E: 0 K: 1 S: 5	H: 0 LOB: 0 BB: 0 P: 5	R: 0 E: 0 K: 0 S: 3	H: 0 LOB: 0 BB: 0 P: 3	R: 0 E: 0 K: 1 S: 6	H: 2 LOB: 2 BB: 1 P: 10	R: 1 E: 0 K: 1 S: 7	H: 2 LOB: 2 BB: 0 P: 7	R: 3 E: 0 K: 0 S: 5	H: 2 LOB: 0 BB: 1 P: 9	R: 0 E: 0 K: 1 S: 5	H: 0 LOB: 0 BB: 0 P: 5	R: 0 E: 0 K: 2 S: 7	H: 0 LOB: 0 BB: 0 P: 7	R: 0 E: 0 K: 0 S: 4	H: 1 LOB: 2 BB: 1 P: 8	1B: 5 2B: 2 3B: 0 HR: 1	SF: 0 SAC: 0 DP: 0 HBP: 0	WP: 0 PB: 0 SB: 0 CS: 0	PA: 37
--------------	------------------------------	---------------------------------	------------------------------	---------------------------------	------------------------------	---------------------------------	------------------------------	----------------------------------	------------------------------	---------------------------------	------------------------------	---------------------------------	------------------------------	---------------------------------	------------------------------	---------------------------------	------------------------------	---------------------------------	----------------------------------	------------------------------------	----------------------------------	--------

PITCHER	IP	WLS	BF	H	R	ER	SO	BB	IBB	HBP	BLK	WP	HR	S	P	ERA	WHIP
John Denny, R (1, 1) ERA: 4.37	6.0		26	7	4	4	3	2	0	0	0	0	1	30	38	6.00	1.500
Buddy Schultz, L (7, 1) ERA: 1.52	2.0	W	6	0	0	0	3	0	0	0	0	0	0	12	12	0.00	0.000
Butch Metzger, R (9, 1) ERA: 3.3	1.0	S	5	1	0	0	0	1	0	0	0	0	0	4	8	0.00	2.000


BOTTOM

St. Louis Cardinals @ San Francisco Giants
Candlestick Park, San Francisco, CA

Fri Sep 02 1977, 10:05 PM EDT
Att. 3,329 - Unknown

livebaseballscorecards.com

AB	34
R	4
H	8
RBI	4
BB	3
SO	6
LOB	15



Batter	1	2	3	4	5	6	7	8	9	AB R H RBI BB SO LOB	TOP											
Lou Brock, L (1, 7) OBP: 0.302, SLG: 0.337 Rick Bosetti, R (7, 7) OBP: 0.303, SLG: 0.258	0-0 6-3		0-0 2-H 2B		0-0 G3		0-3 K		0-0 FC1-5 1B 2B	4 0 1 1 0 1 0 1 1 0 0 0 0 1	St. Louis Cardinals @ San Francisco Giants Candlestick Park, San Francisco, CA Sun Sep 04 1977, 6:33 AM EDT Att. 8,228 - Unknown livebaseballscorecards.com											
Jerry Mumphrey, S (1, 8) OBP: 0.374, SLG: 0.421	0-0 F9		0-0 1-3		0-3 K		0-0 1-3		0-0 1-3 2B 1B	5 1 1 0 0 1 1												
Keith Hernandez, L (1, 3) OBP: 0.388, SLG: 0.466	0-0 G3			4-0 PB FC BB		0-0 FC1-6-5 2B		0-0 4-3	0-0 1-H 3-H 2B	4 1 2 2 1 0 0												
Ted Simmons, S (1, 9) OBP: 0.414, SLG: 0.502 Mike Anderson, R (6, PR) OBP: 0.299, SLG: 0.363 (6, 9)		0-0 3-1		0-0 4-3		0-0 FC1-6-5 1B 2B		0-3 K	0-0 5-3	3 0 0 0 0 0 2 2 1 0 0 0 1 1												
Dave Rader, L (1, 2) OBP: 0.327, SLG: 0.389		0-0 P3		0-0 FC 2B		0-0 1-2 2B 1B		0-0 E S 2B 1B		4 3 2 1 0 0 0												
Ken Reitz, R (1, 5) OBP: 0.305, SLG: 0.429		0-3 K		0-0 FC6-5 1-H 2B		0-0 1-H 2-H 2B		0-0 1-H 2B		4 0 3 4 0 1 0												
Mike Phillips, L (1, 6) OBP: 0.238, SLG: 0.242			0-0 F7		0-0 FC6-5 S		1-0 G6-4-3 HBP		0-0 P5	3 0 0 0 0 0 2												
Mike Tyson, R (1, 4) OBP: 0.296, SLG: 0.338			4-0 SH1-4 2B BB		0-3 K		0-0 G6-4-3 1-2f		0-0 FC1-5 SH1-4 1B	3 1 1 0 1 1 3												
John Urrea, R (1, 1) OBP: 0.333, SLG: 0.154			0-0 SH1-4 1-2		0-0 6-3		0-0 3-1		0-0 SH1-4 1-2	2 0 0 0 0 0 0												
Inning Stats	R: 0 E: 0 K: 0 S: 3	H: 0 LOB: 0 BB: 0 P: 3	R: 0 E: 0 K: 1 S: 5	H: 0 LOB: 0 BB: 0 P: 5	R: 1 E: 0 K: 0 S: 4	H: 1 LOB: 1 BB: 1 P: 8	R: 2 E: 0 K: 1 S: 7	H: 1 LOB: 1 BB: 1 P: 11	R: 0 E: 0 K: 1 S: 5	H: 0 LOB: 0 BB: 0 P: 5	R: 2 E: 0 K: 0 S: 5	H: 3 LOB: 2 BB: 0 P: 6	R: 0 E: 0 K: 1 S: 5	H: 0 LOB: 0 BB: 0 P: 5	R: 1 E: 0 K: 1 S: 7	H: 2 LOB: 1 BB: 0 P: 7	R: 2 E: 0 K: 0 S: 6	H: 3 LOB: 1 BB: 0 P: 6	1B: 4 2B: 6 3B: 0 HR: 0	SF: 0 SAC: 2 DP: 1 HBP: 1	WP: 0 PB: 1 SB: 2 CS: 0	PA: 40
PITCHER	IP WLS BF H R ER SO BB IBB HBP BLK WP HR S P ERA WHIP																				PITCHER	IP WLS BF H R ER SO BB IBB HBP BLK WP HR S P ERA WHIP
John Montefusco, R (1, 1) ERA: 3.64	6.0 L 26 5 5 4 3 2 0 1 0 0 0 29 38 6.00 1.167																					
John Curtis, L (7, 1) ERA: 5.72	1.0 3 0 0 0 1 0 0 0 0 0 0 5 5 0.00 0.000																					
Dave Heaverlo, R (8, 1) ERA: 2.86	2.0 11 5 3 3 1 0 0 0 0 0 0 13 13 13.50 2.500																					



Batter	1	2	3	4	5	6	7	8	9	AB R H RBI BB SO LOB
Gary Thomasson, L (1, 8) OBP: 0.354, SLG: 0.453	0-0 BB 1B		0-0 6-3 S 1B		0-0 F8			0-0 G3		4 1 2 0 0 0 0
Rob Andrews, R (1, 4) OBP: 0.344, SLG: 0.298	4-0 1B 1-2 BB		0-0 6-3 1-3		0-0 G3			0-0 4-3		3 0 0 0 1 0 1
Bill Madlock, R (1, 5) OBP: 0.365, SLG: 0.434	0-0 1-3 2-H 1B		4-0 G3-6-3 BB		0-0 F8			0-0 F8		3 0 1 1 1 0 0
Willie McCovey, L (1, 3) OBP: 0.366, SLG: 0.481	0-3 K		0-0 G3-6-3 1-2f		0-0 G3 1B			0-0 HR		4 1 2 1 0 1 3
Darrell Evans, L (1, 7) OBP: 0.354, SLG: 0.425	0-0 F7			0-3 K		0-0 G3 1-2		0-0 G3		4 0 0 0 0 1 2
Jack Clark, R (1, 9) OBP: 0.335, SLG: 0.417		0-0 P5		0-0 P4		0-0 F8		0-0 F8		4 0 0 0 0 0 1
Gary Alexander, R (1, 2) OBP: 0.415, SLG: 0.510		0-0 1B		4-0 BB			0-3 K	0-0 4-3		3 0 1 0 1 1 0
Johnnie LeMaster, R (1, 6) OBP: 0.245, SLG: 0.247		0-0 F8		0-0 F5			0-3 K			3 0 0 0 0 1 2
John Montefusco, R (1, 1) OBP: 0.191, SLG: 0.205		0-3 K			0-3 K		0-0 P6			2 0 0 0 0 2 1
John Curtis, L (7, 1) OBP: 0.308, SLG: 0.417										0 0 0 0 0 0 0
Terry Whitfield, L (7, PH) OBP: 0.315, SLG: 0.424										1 0 0 0 0 0 0
Dave Heaverlo, R (8, 1)										0 0 0 0 0 0 0

Inning Stats	R: 1	H: 2	E: 0	K: 1	S: 6	LOB: 1	BB: 1	P: 10	R: 0	H: 1	E: 0	K: 1	S: 6	LOB: 1	BB: 0	P: 6	R: 0	H: 1	E: 0	K: 0	S: 3	LOB: 1	BB: 1	P: 7	R: 0	H: 0	E: 0	K: 1	S: 5	LOB: 0	BB: 0	P: 5	R: 0	H: 1	E: 0	K: 0	S: 4	LOB: 1	BB: 0	P: 4	R: 0	H: 0	E: 0	K: 2	S: 7	LOB: 0	BB: 0	P: 7	R: 0	H: 0	E: 0	K: 0	S: 3	LOB: 0	BB: 0	P: 3	R: 1	H: 1	E: 0	K: 0	S: 4	LOB: 0	BB: 0	P: 4	1B: 5	2B: 0	3B: 0	HR: 1	SF: 0	SAC: 0	DP: 1	HBP: 0	WP: 0	PB: 0	SB: 1	CS: 0	PA: 34
PITCHER John Ureca, R (1, 1) ERA: 2.69	IP	WLS	BF	H	R	ER	SO	BB	IBB	HBP	BLK	WP	HR	S	P	ERA	WHIP	IP	WLS	BF	H	R	ER	SO	BB	IBB	HBP	BLK	WP	HR	S	P	ERA	WHIP	IP	WLS	BF	H	R	ER	SO	BB	IBB	HBP	BLK	WP	HR	S	P	ERA	WHIP																										


BOTTOM

St. Louis Cardinals @ San Francisco Giants
Candlestick Park, San Francisco, CA

Sun Sep 04 1977, 6:33 AM EDT
Att. 8,228 - Unknown

livebaseballscorecards.com

AB	31
R	2
H	6
RBI	2
BB	3
SO	6
LOB	10



San Francisco Giants @ Atlanta Braves
 Atlanta-Fulton County Stadium, Atlanta, GA

Mon Sep 05 1977, 7:05 PM EDT
 Att. 2,262 - Unknown

livebaseballscorecards.com



AB	29
R	0
H	3
RBI	0
BB	3
SO	4
LOB	12

Batter	1	2	3	4	5	6	7	8	9	AB	R	H	RBI	BB	SO	LOB
Derrel Thomas, S (1, 8) OBP: 0.315, SLG: 0.370	0-0 4-3			4-0 CS BB		0-0 F8		0-0 E6		3	0	0	0	1	0	1
Rob Andrews, R (1, 4) OBP: 0.343, SLG: 0.298	0-0 G6-4-3 1B			0-0 F8 1-2		0-0 FC6-4 1-2f		0-0 6-3		4	0	1	0	0	0	3
Bill Madlock, R (1, 5) OBP: 0.364, SLG: 0.433	0-0 G6-4-3 1-2f			0-0 F8			0-0 BB 1B		0-0 F5	4	0	1	0	0	0	1
Willie McCovey, L (1, 3) OBP: 0.362, SLG: 0.477		0-0 F8			0-0 4-3		0-0 F7		0-0 F4	4	0	0	0	0	0	1
Darrell Evans, L (1, 7) OBP: 0.353, SLG: 0.421		0-3 K		4-0 BB BB BB F7 BB		0-0 F5		0-0 F7	3	0	0	0	1	1	1	
Gary Thomasson, L (1, 9) OBP: 0.354, SLG: 0.451		0-3 K		0-0 F7 1-2		4-0 BB BB BB BB F7 BB FC6 BB			2	0	0	0	1	1	1	
Tim Foli, R (1, 6) OBP: 0.239, SLG: 0.331			0-0 1-3		0-0 5-3		0-0 FC6 1-2f			3	0	0	0	0	0	3
Johnnie LeMaster, R (7, 6) OBP: 0.245, SLG: 0.247										0	0	0	0	0	0	0
Marc Hill, R (1, 2) OBP: 0.311, SLG: 0.357			0-0 F3		0-0 FC6-4 1B			0-0 4-3	3	0	1	0	0	0	0	
Jim Barr, R (1, 1) OBP: 0.176, SLG: 0.154			0-3 K		0-3 K			0-0 5-3	0	0	0	0	0	0	0	0
John Curtis, L (1, 1) OBP: 0.286, SLG: 0.385									1	0	0	0	0	1	0	
Charlie Williams, R (3, 1) OBP: 0.250, SLG: 0.250									0	0	0	0	0	0	0	
Terry Whitfield, L (6, PH) OBP: 0.314, SLG: 0.422									1	0	0	0	0	1	1	
Dave Heaverlo, R (6, 1) OBP: 0.314, SLG: 0.422									0	0	0	0	0	0	0	
Jack Clark, R (8, PH) OBP: 0.334, SLG: 0.415									1	0	0	0	0	0	0	
Lynn McGlothen, L (8, 1) OBP: 0.150, SLG: 0.158									0	0	0	0	0	0	0	

Batter	1	2	3	4	5	6	7	8	9													
Inning Stats	R: 0 E: 0 K: 0 S: 3	H: 1 LOB: 0 BB: 0 P: 3	R: 0 E: 0 K: 2 S: 7	H: 0 LOB: 0 BB: 0 P: 7	R: 0 E: 0 K: 1 S: 5	H: 0 LOB: 0 BB: 0 P: 5	R: 0 E: 0 K: 0 S: 2	H: 0 LOB: 0 BB: 1 P: 6	R: 0 E: 0 K: 0 S: 3	H: 0 LOB: 1 BB: 1 P: 7	R: 0 E: 0 K: 1 S: 6	H: 1 LOB: 1 BB: 0 P: 6	R: 0 E: 0 K: 0 S: 4	H: 1 LOB: 2 BB: 1 P: 8	R: 0 E: 1 K: 0 S: 4	H: 0 LOB: 1 BB: 0 P: 4	R: 0 E: 0 K: 0 S: 3	H: 0 LOB: 0 BB: 0 P: 3	1B: 3 2B: 0 3B: 0 HR: 0	SF: 0 SAC: 0 DP: 1 HBP: 0	WP: 0 PB: 0 SB: 0 CS: 1	PA: 32

PITCHER	IP	WLS	BF	H	R	ER	SO	BB	IBB	HBP	BLK	WP	HR	S	P	ERA	WHIP
Dick Ruthven, R (1, 1) ERA: 3.72	9.0	W	32	3	0	0	4	3	0	0	0	0	0	37	49	0.00	0.667

Batter	1	2	3	4	5	6	7	8	9	AB	R	H	RBI	BB	SO	LOB
Jerry Royster, R OBP: 0.276, SLG: 0.263 (1, 4)	0-0 1B 1B	0-0 F4		0-0 F9			0-3 K			4	1	1	0	0	1	0
Rowland Office, L OBP: 0.293, SLG: 0.317 (1, 8)	0-0 G5-3 1-3 1B 1B		0-0 1-3		0-0 G3		0-0 2B			4	0	2	0	0	0	0
Jeff Burroughs, R OBP: 0.362, SLG: 0.517 (1, 9)	0-0 G5-3 1-2 1B 1B		0-0 BB SF7 1B		0-0 F8		0-0 F8			4	2	2	1	0	0	1
Willie Montanez, L OBP: 0.321, SLG: 0.456 (1, 3)	0-0 G5-3 1-2 2-3f 1B		0-0 BB 1B		0-0 2B		0-0 F2			4	0	2	0	0	0	2
Biff Pocaroba, S OBP: 0.386, SLG: 0.438 (1, 2)	0-0 2B 1B		4-0 FC6-4 BB		0-0 F8		0-0 CS 1B			3	1	2	1	1	0	1
Gary Matthews, R OBP: 0.352, SLG: 0.433 (1, 7)	0-0 1-H 2B		0-0 SF7		0-0 4-3		0-3 K			3	0	1	2	0	1	1
Barry Bonnell, R OBP: 0.362, SLG: 0.339 (1, 5)	0-3 K2-3		0-0 FC6-4		0-0 4-3		0-0 F9			3	0	0	0	0	1	3
Pat Rockett, R OBP: 0.356, SLG: 0.323 (1, 6)		0-0 CS 1B		0-0 5-3		0-0 F9				3	0	1	0	0	0	0
Dick Ruthven, R OBP: 0.316, SLG: 0.444 (1, 1)		0-3 K		0-0 6-3		0-0 6-3				3	0	0	0	0	1	1

Inning Stats	R: 3	H: 5	E: 0	LOB: 1	K: 1	P: 9	R: 0	H: 1	E: 0	LOB: 0	K: 1	P: 5	R: 1	H: 2	E: 0	LOB: 2	K: 0	P: 9	R: 0	H: 0	E: 0	LOB: 0	K: 0	P: 3	R: 0	H: 1	E: 0	LOB: 1	K: 0	P: 4	R: 0	H: 0	E: 0	LOB: 0	K: 0	P: 3	R: 0	H: 1	E: 0	LOB: 1	K: 1	P: 6	R: 0	H: 1	E: 0	LOB: 0	K: 1	P: 5	
	S: 9		S: 5		S: 5		S: 5		S: 3		S: 4		S: 3		S: 6		S: 5		S: 5		S: 6		S: 5		S: 5		S: 5		S: 5		S: 4		S: 3		S: 6		S: 5		S: 5		S: 5		S: 5		S: 5		S: 5		S: 5

PITCHER	IP	WLS	BF	H	R	ER	SO	BB	IBB	HBP	BLK	WP	HR	S	P	ERA	WHIP
Jim Barr, R ERA: 4.55 (1, 1)	0.0	L	1	1	1	1	0	0	0	0	0	0	0	1	1	∞	∞
John Curtis, L ERA: 5.91 (1, 1)	2.1		13	7	3	3	2	1	0	0	0	0	0	16	20	11.57	3.429
Charlie Williams, R ERA: 3.81 (3, 1)	2.2		9	1	0	0	0	0	0	0	0	0	0	9	9	0.00	0.375
Dave Heaverlo, R ERA: 2.79 (6, 1)	2.0		7	1	0	0	1	0	0	0	0	0	0	9	9	0.00	0.500
Lynn McGlothen, R ERA: 5.54 (8, 1)	1.0		3	1	0	0	1	0	0	0	0	0	0	5	5	0.00	1.000


BOTTOM

San Francisco Giants @ Atlanta Braves
Atlanta-Fulton County Stadium, Atlanta, GA

Mon Sep 05 1977, 7:05 PM EDT
Att. 2,262 - Unknown

AB	31
R	4
H	11
RBI	4
BB	1
SO	4
LOB	9

WP: 0 PA: 33
PB: 0
SB: 0
CS: 2



PITCHER	IP	WLS	BF	H	R	ER	SO	BB	IBB	HBP	BLK	WP	HR	S	P	ERA	WHIP
1B: 8	SF: 1	WP: 0	PA: 33														
2B: 3	SAC: 0	PB: 0															
3B: 0	DP: 1	SB: 0															
HR: 0	HBP: 0	CS: 2															

Batter	1	2	3	4	5	6	7	8	9	AB R H RBI BB SO LOB
Jerry Royster, R (1, 4) OBP: 0.276, SLG: 0.262	0-0 6-3		0-0 4-3			0-0 F9		0-0 FC3-8 1B		4 0 1 0 0 0 1
Barry Bonnell, R (1, 8) OBP: 0.357, SLG: 0.335	0-0 F9		0-3 K			0-0 F7		0-0 FC3-6 FC6 1-2f 3-H		4 0 0 1 0 1 2
Jeff Burroughs, R (1, 9) OBP: 0.361, SLG: 0.514	0-3 K			4-0 G6-4-3 BB		0-0 F9		0-0 F8		3 0 0 0 1 1 1
Willie Montanez, L (1, 3) OBP: 0.319, SLG: 0.452		0-0 4-3		0-0 G6-4-3 1-2f			0-0 4-3	0-0 FC6 1-2f		4 0 0 0 0 0 2
Gary Matthews, R (1, 7) OBP: 0.351, SLG: 0.430		4-0 CS BB		0-3 K			0-0 E6 1B SF8		0-0 5-3	3 1 0 0 1 1 0
Junior Moore, R (1, 5) OBP: 0.322, SLG: 0.342		0-0 1-2 1B		0-3 K			0-0 1-3 1B		0-0 F9	4 0 2 0 0 1 0
Vic Correll, R (1, 2) OBP: 0.315, SLG: 0.406		0-0 4-3			0-0 2B		0-0 SF8 3-H		0-0 F8	3 0 1 1 0 0 1
Pat Rockett, R (1, 6) OBP: 0.355, SLG: 0.328			0-0 4-3 2B		0-0 5-3		0-0 F7			3 0 1 0 0 0 2
Eddie Solomon, R Don Collins, R Craig Robinson, R Rick Campisi, R Tom Placierek, R Duane Thelms, R Mike Davey, R Rod Giltbreath, R Max Leoni, R			0-0 F9		0-0 5-3			4-0 1B FC3-6 BB		0 0 0 0 0 0 0 0 0 0 0 0 0 0 0 0 1 0 0 0 0 0 0 1 0 0 0 0 0 0 0 0 1 0 0 0 0 0 0 1 0 0 0 0 0 0 0 0 0 0 0 0 0 0 0 0 0 0 1 0 0 0 1 0 0 0 0 0 0 0 0 0 0

BOTTOM

San Francisco Giants @ Atlanta Braves
Atlanta-Fulton County Stadium, Atlanta, GA

livebaseballscorecards.com

AB	30
R	2
H	5
RBI	2
BB	3
SO	4
LOB	11



WP: 0	PA: 34
PB: 0	
SB: 0	
CS: 1	

Inning Stats	R: 0	H: 0	E: 0	K: 1	S: 5	R: 0	H: 1	E: 0	K: 0	S: 3	R: 0	H: 1	E: 0	K: 1	S: 6	R: 0	H: 0	E: 0	K: 1	S: 4	R: 0	H: 1	E: 0	K: 1	S: 6	R: 0	H: 0	E: 0	K: 0	S: 3	R: 1	H: 1	E: 1	K: 0	S: 5	R: 1	H: 1	E: 0	K: 0	S: 4	R: 0	H: 0	E: 0	K: 0	S: 3																						
IP	9.0	WLS	W	BF	34	H	5	R	2	ER	1	SO	4	BB	3	IBB	0	HBP	0	BLK	0	WP	0	HR	0	S	39	P	51	ERA	1.00	WHIP	0.889	IP		WLS		BF		H		R		ER		SO		BB		IBB		HBP		BLK		WP		HR		S		P		ERA		WHIP	

PITCHER
Bob Knepper, L (1, 1)
ERA: 3.08

Tue Sep 06 1977, 7:05 PM EDT
Att. 877 - Unknown

Batter	1	2	3	4	5	6	7	8	9	AB R H RBI BB SO LOB	TOP	
Derrel Thomas, S (1, 8) OBP: 0.319, SLG: 0.375 Terry Whitfield, L (6, 8) OBP: 0.313, SLG: 0.420	0-0 BB 2B 1B	4-0 CS BB		0-0 L4		0-0 F7		0-0 F7		3 1 1 0 1 0 0 1 0 0 0 0 0 2		
Rob Andrews, R (1, 4) OBP: 0.347, SLG: 0.300	4-0 2B BB	0-0 F8		0-3 K		0-0 F9		0-0 E6 1B		4 1 1 0 1 1 1		
Darrell Evans, L (1, 5) OBP: 0.354, SLG: 0.426	0-0 F7		0-0 HR 1B		0-0 BB 1B		0-0 F7		0-0 L4		5 1 2 0 0 0 3	
Willie McCovey, L (1, 3) OBP: 0.366, SLG: 0.495	0-0 E 1B 2B		0-0 1-H HR		0-3 K		0-0 G3		0-0 L7		5 2 2 4 0 1 2	
Jack Clark, R (1, 9) OBP: 0.336, SLG: 0.413	0-3 K		0-3 K		4-0 1-2 BB		0-0 F9		0-0 5-3		4 0 0 0 1 2 2	
Gary Thomasson, L (1, 7) OBP: 0.351, SLG: 0.453	4-0 E 1B IBB		0-0 F8		0-0 F7		0-0 F7		0-0 F7		3 0 0 0 1 0 2	
Tim Foli, R (1, 6) OBP: 0.241, SLG: 0.332	0-0 E6 1B 1-2 2-3		0-0 FC5-4 1B		0-0 P4		0-0 1B S 1B				4 0 2 0 0 0 4	
Marc Hill, R (1, 2) OBP: 0.309, SLG: 0.352	0-0 1-2 2-H 3-H 1B		0-0 FC5-4 1-2f		0-0 P6		0-0 1-3 1B				4 0 2 1 0 0 1	
Ed Halicki, R (1, 1) OBP: 0.211, SLG: 0.260 Gary Lavelle, S (6, 1)		0-0 F8		0-0 1-3		0-0 HR		0-3 K		3 1 1 1 0 0 0 1 0 0 0 0 1 2		
Inning Stats	R: 3 H: 3 E: 1 LOB: 2 K: 1 BB: 2 S: 8 P: 16	R: 0 H: 0 E: 0 LOB: 0 K: 0 BB: 1 S: 2 P: 6	R: 2 H: 3 E: 0 LOB: 1 K: 1 BB: 0 S: 8 P: 8	R: 0 H: 0 E: 0 LOB: 0 K: 1 BB: 0 S: 5 P: 5	R: 0 H: 1 E: 0 LOB: 2 K: 1 BB: 1 S: 6 P: 10	R: 1 H: 1 E: 0 LOB: 0 K: 0 BB: 0 S: 4 P: 4	R: 0 H: 0 E: 0 LOB: 0 K: 0 BB: 0 S: 3 P: 3	R: 0 H: 2 E: 0 LOB: 2 K: 1 BB: 0 S: 7 P: 7	R: 0 H: 1 E: 1 LOB: 1 K: 0 BB: 0 S: 4 P: 4	1B: 8 SF: 0 2B: 1 SAC: 0 3B: 0 DP: 0 HR: 2 HBP: 0	WP: 0 PA: 41 PB: 0 SB: 1 CS: 1	
PITCHER Mario Soto, R (1, 1) ERA: 4.53 Manny Sarmiento, R (5, 1) ERA: 3.04 Pedro Borbon, R (7, 1) ERA: 3.06 Dale Murray, R (9, 1) ERA: 4.93	IP WLS BF H R ER SO BB IBB HBP BLK WP HR S P ERA WHIP 4.0 L 20 6 5 4 3 2 1 0 0 0 1 23 35 9.00 2.000 2.0 9 2 1 1 1 1 0 0 0 0 1 10 14 4.50 1.500 2.0 8 2 0 0 1 0 0 0 0 0 0 10 10 0.00 1.000 1.0 4 1 0 0 0 0 0 0 0 0 0 4 4 0.00 1.000	PITCHER IP WLS BF H R ER SO BB IBB HBP BLK WP HR S P ERA WHIP										

San Francisco Giants @ Cincinnati Reds
 Riverfront Stadium, Cincinnati, OH
 Wed Sep 07 1977, 7:05 PM EDT
 Att: 19,351 - Unknown

AB	37
R	6
H	11
RBI	6
BB	4
SO	5
LOB	19



WP: 0	PA: 41
PB: 0	
SB: 1	
CS: 1	

BOTTOM

San Francisco Giants @ Cincinnati Reds
Riverfront Stadium, Cincinnati, OH

livebaseballscorecards.com

AB	34
R	3
H	8
RBI	3
BB	3
SO	10
LOB	19



WP:	0	PA:	40
PB:	0	SB:	0
CS:	0		

Wed Sep 07 1977, 7:05 PM EDT
Att. 19,351 - Unknown

AB R H RBI BB SO LOB

4	0	1	0	1	0	3
5	1	1	0	0	1	7
5	1	1	2	0	2	1
4	1	1	1	1	1	1
4	0	1	0	0	2	1
3	0	1	0	1	1	2
3	0	1	0	0	1	1
0	0	0	0	0	0	0
3	0	0	0	0	1	1
0	0	0	0	0	0	0
1	0	0	0	0	0	1
0	0	0	0	0	0	0
1	0	1	0	0	0	0
0	0	0	0	0	0	0
0	0	0	0	0	0	0
1	0	0	0	0	0	0
0	0	0	0	0	0	0

1B:	5	SF:	0
2B:	0	SAC:	1
3B:	1	DP:	0
HR:	2	HBP:	2

WP:	0	PA:	40
PB:	0	SB:	0
CS:	0		

IP	WLS	BF	H	R	ER	SO	BB	IBB	HBP	BLK	WP	HR	S	P	ERA	WHIP
Ed Halicki, R	(1, 1)	5.2	W	28	7	3	3	6	2	0	2	0	36	46	4.76	1.588
Gary Lavelle, L	(6, 1)	3.1	S	12	1	0	0	4	1	0	0	0	19	23	0.00	0.600

Batter	1	2	3	4	5	6	7	8	9
Pete Rose, S OBP: 0.371, SLG: 0.438 (1, 5)	0-0 F7 X	0-0 F7 X		4-0 BB BBB		0-0 F7 X			0-0 FC6-4 1B
Ken Griffey, L OBP: 0.387, SLG: 0.463 (1, 9)	0-0 HR 3B	0-0 6-3		0-0 F7 X		0-3 K SS			0-0 FC6-4 2-3 1-2f
Joe Morgan, L OBP: 0.427, SLG: 0.505 (1, 4)	0-0 HR 3-H		0-0 P5 X		0-3 K SS		0-3 K SS		0-0 2-3 1-2
George Foster, R OBP: 0.371, SLG: 0.627 (1, 7)	0-3 K SS		0-0 2-3 X		0-0 HR X		4-0 FC5-4 BB		0-0 F9 X
Dan Driessen, L OBP: 0.367, SLG: 0.459 (1, 3)	0-0 1B X		0-0 F7 X		0-3 K SS		0-3 K SS		
Johnny Bench, R OBP: 0.348, SLG: 0.560 (1, 2)	0-3 K SS			0-0 SH1-3 1B	4-0 BB BBB		0-0 FC5-4 1-2f		
Cesar Geronimo, L OBP: 0.317, SLG: 0.381 (1, 8)		1-0 HBP HBP		0-0 SH1-3 1B	0-0 1-3 X			0-3 K SS	
Dave Concepcion, R OBP: 0.321, SLG: 0.364 Rick Auerbach, R OBP: 0.188, SLG: 0.148 (1, 6) (2, 6)		0-0 P4 X		0-0 SH1-3 1-2 2-3		0-3 K SS		0-0 F9 X	
Mario Soto, R OBP: 0.188, SLG: 0.077 Mike Lurie, L OBP: 0.211, SLG: 0.289 Manny Sarmiento, R OBP: 0.350, SLG: 0.449 Ed Arbrister, R OBP: 0.200, SLG: 0.250 Pedro Borbon, R OBP: 0.343, SLG: 0.453 Ray Knight, R OBP: 0.182, SLG: 0.182 (1, 1) (4, PH) (5, 1) (6, PH) (7, 1) (8, PH) (9, 1)		1-0 HBP 1-2 HBP		0-3 K SS		0-0 1B X		0-0 G3 X	

Inning Stats	R: 2	H: 3	E: 0	K: 2	S: 10	LOB: 1	BB: 0	P: 10	R: 0	H: 0	E: 0	K: 0	S: 3	LOB: 2	BB: 0	P: 5	R: 0	H: 0	E: 0	K: 0	S: 3	LOB: 0	BB: 0	P: 3	R: 0	H: 2	E: 0	K: 1	S: 7	LOB: 3	BB: 1	P: 11	R: 1	H: 1	E: 0	K: 2	S: 8	LOB: 1	BB: 1	P: 12	R: 0	H: 1	E: 0	K: 2	S: 8	LOB: 1	BB: 0	P: 8	R: 0	H: 0	E: 0	K: 2	S: 7	LOB: 1	BB: 1	P: 11	R: 0	H: 0	E: 0	K: 1	S: 5	LOB: 0	BB: 0	P: 5	R: 0	H: 1	E: 0	K: 0	S: 4	LOB: 1	BB: 0	P: 4
--------------	------	------	------	------	-------	--------	-------	-------	------	------	------	------	------	--------	-------	------	------	------	------	------	------	--------	-------	------	------	------	------	------	------	--------	-------	-------	------	------	------	------	------	--------	-------	-------	------	------	------	------	------	--------	-------	------	------	------	------	------	------	--------	-------	-------	------	------	------	------	------	--------	-------	------	------	------	------	------	------	--------	-------	------

PITCHER	IP	WLS	BF	H	R	ER	SO	BB	IBB	HBP	BLK	WP	HR	S	P	ERA	WHIP
Ed Halicki, R	(1, 1)	5.2	W	28	7	3	3	6	2	0	2	0	36	46	4.76	1.588	
Gary Lavelle, L	(6, 1)	3.1	S	12	1	0	0	4	1	0	0	0	19	23	0.00	0.600	

PITCHER	IP	WLS	BF	H	R	ER	SO	BB	IBB	HBP	BLK	WP	HR	S	P	ERA	WHIP
Ed Halicki, R	(1, 1)	5.2	W	28	7	3	3	6	2	0	2	0	36	46	4.76	1.588	
Gary Lavelle, L	(6, 1)	3.1	S	12	1	0	0	4	1	0	0	0	19	23	0.00	0.600	

San Francisco Giants @ Cincinnati Reds
Riverfront Stadium, Cincinnati, OH

Thu Sep 08 1977, 7:05 PM EDT
Att: 18,379 - Unknown

livebaseballscorecards.com

AB	36
R	5
H	9
RBI	4
BB	2
SO	6
LOB	12



WP:	0	PA:	38
PB:	0		
SB:	0		
CS:	0		

AB R H RBI BB SO LOB

TOP

Batter	1	2	3	4	5	6	7	8	9
Gary Thomasson, L (1, 7) OBP: 0.354, SLG: 0.453	4-0 1B BLK BB	0-3 K			0-0 F9		0-0 FC6-4 1B		0-0 1B
Rob Andrews, R (1, 4) OBP: 0.345, SLG: 0.299	0-0 6-3 BLK 1-3 HR 1B		0-0 F8		0-0 F9		0-0 FC6-4		0-0 1-3
Darrell Evans, L (1, 5) OBP: 0.351, SLG: 0.422	0-0 6-3 1-3 3-H		0-3 K			0-0 G3		0-0 P6	
Willie McCovey, L (1, 3) OBP: 0.369, SLG: 0.511	0-0 HR 3-H		4-0 BB			0-0 HR		0-0 6-3	
Jack Clark, R (1, 9) OBP: 0.333, SLG: 0.409	0-0 F8		0-0 F8			0-0 F5		0-0 F7	
Terry Whitfield, L (1, 8) OBP: 0.316, SLG: 0.428	0-0 3B		0-0 4-3			0-3 K			0-0 1B 1B
Tim Foli, R (1, 6) OBP: 0.241, SLG: 0.332	0-0 6-3		0-0 P3				0-0 F7		0-0 1B 1B
Johnnie LeMaster, R (9, PR) OBP: 0.245, SLG: 0.240									
Marc Hill, R (1, 2) OBP: 0.309, SLG: 0.352		0-0 P4					0-0 FC5-4 1B		0-0 P6
Mike Sadek, R (7, PR) OBP: 0.298, SLG: 0.324									
Derrel Thomas, S (9, PH) OBP: 0.319, SLG: 0.374									
Randy Moffitt, R (9, 1)									
Charlie Williams, R (1, 1) OBP: 0.235, SLG: 0.235		0-3 K			0-3 K		0-0 FC5-4 1B		0-3 K
Vic Harris, S (5, PH) OBP: 0.327, SLG: 0.354									
John Curtis, L (5, 1) OBP: 0.296, SLG: 0.385									
Bill Madlock, R (7, PH) OBP: 0.363, SLG: 0.432									
Dave Heaverlo, R (7, 1) OBP: 0.363, SLG: 0.432									
Gary Alexander, R (9, PH) OBP: 0.411, SLG: 0.505									

4	1	2	1	1	1	0
5	1	1	0	0	0	4
4	0	0	0	0	1	1
3	2	2	3	1	0	0
4	0	0	0	0	0	1
4	1	2	0	0	1	0
4	0	1	0	0	0	1
0	0	0	0	0	0	0
3	0	1	0	0	0	0
0	0	0	0	0	0	0
1	0	0	0	0	0	2
0	0	0	0	0	0	0
1	0	0	0	0	0	1
1	0	0	0	0	1	0
1	0	0	0	0	0	0
1	0	0	0	0	0	0
1	0	0	0	0	0	0
1	0	0	0	0	1	2

Inning Stats	R: 3	H: 3	E: 0	K: 0	S: 6	P: 10	R: 0	H: 0	E: 0	K: 2	S: 7	P: 7	R: 0	H: 0	E: 0	K: 1	S: 5	P: 9	R: 0	H: 0	E: 0	K: 0	S: 3	P: 3	R: 0	H: 0	E: 0	K: 1	S: 5	P: 5	R: 1	H: 1	E: 0	K: 1	S: 6	P: 6	R: 0	H: 2	E: 0	K: 0	S: 5	P: 5	R: 0	H: 0	E: 0	K: 0	S: 3	P: 3	R: 1	H: 3	E: 0	K: 1	S: 8	P: 8	1B: 6	SF: 0	2B: 0	SAC: 0	3B: 1	DP: 0	HR: 2	HBP: 0	WP: 0	PA: 38
--------------	------	------	------	------	------	-------	------	------	------	------	------	------	------	------	------	------	------	------	------	------	------	------	------	------	------	------	------	------	------	------	------	------	------	------	------	------	------	------	------	------	------	------	------	------	------	------	------	------	------	------	------	------	------	------	-------	-------	-------	--------	-------	-------	-------	--------	-------	--------

PITCHER	IP	WLS	BF	H	R	ER	SO	BB	IBB	HBP	BLK	WP	HR	S	P	ERA	WHIP
Paul Moskau, R (1, 1) ERA: 4.25	6.0		24	4	4	4	5	2	0	0	1	0	2	32	40	6.00	1.000
Pedro Borbon, R (7, 1) ERA: 3.06	3.0	W	14	5	1	1	1	0	0	0	0	0	0	16	16	3.00	1.667

PITCHER	IP	WLS	BF	H	R	ER	SO	BB	IBB	HBP	BLK	WP	HR	S	P	ERA	WHIP
---------	----	-----	----	---	---	----	----	----	-----	-----	-----	----	----	---	---	-----	------

BOTTOM

San Francisco Giants @ Cincinnati Reds
Riverfront Stadium, Cincinnati, OH

livebaseballscorecards.com

AB	31
R	6
H	8
RBI	6
BB	6
SO	2
LOB	12



WP:	0	PA:	40
PB:	0	SB:	4
CS:	1		

Thu Sep 08 1977, 7:05 PM EDT
Att. 18,379 - Unknown

AB R H RBI BB SO LOB

5	1	1	0	0	0	0
4	0	1	0	0	0	0
2	2	0	0	3	0	1
3	1	1	1	1	0	1
3	1	1	2	1	0	2
4	1	2	2	0	1	2
2	0	2	1	1	0	0
4	0	0	0	0	1	5
2	0	0	0	0	0	0
1	0	0	0	0	0	1
0	0	0	0	0	0	0
1	0	0	0	0	0	0

1B:	7	SF:	1
2B:	2	SAC:	2
3B:	0	DP:	1
HR:	0	HBP:	0

Batter	1	2	3	4	5	6	7	8	9
Pete Rose, S OBP: 0.370, SLG: 0.436 (1, 5)	0-0 1-3	0-0 6-3		0-0 F7			0-0 SH1-3 1B		0-0 E3 1B SF8
Ken Griffey, L OBP: 0.386, SLG: 0.462 (1, 9)	0-0 6-3	0-0 F7		0-0 6-3			0-0 SH1-3 1-2		0-0 IBB 1B
Joe Morgan, L OBP: 0.429, SLG: 0.503 (1, 4)	4-0 2B S BB		4-0 1B 5-3 S BB		0-0 P4		0-0 L9		4-0 IBB 1-2
George Foster, R OBP: 0.371, SLG: 0.625 (1, 7)	4-0 2B 1-2 BB		0-0 5-3 1-3 1B		0-0 F8		0-0 5-3		0-0 SF8 3-H
Dan Driessen, L OBP: 0.368, SLG: 0.460 (1, 3)	0-0 E 1-H 2-H 2B		0-0 F5		0-0 4-3			4-0 CS BB	
Johnny Bench, R OBP: 0.349, SLG: 0.559 (1, 2)	0-0 E8 1B 1B		0-0 5-3 1-2 3-H		0-0 SH1-4 1B		0-3 K 1-2		
Cesar Geronimo, L OBP: 0.322, SLG: 0.384 (1, 8)	0-0 S 2-H 1B		0-0 IBB		0-0 SH1-4 1-2		0-0 1B		
Rick Auerbach, R OBP: 0.167, SLG: 0.129 (1, 6)	0-0 P3 1-2		0-0 5-3		0-3 K S		0-0 F3		
Paul Moskau, R OBP: 0.313, SLG: 0.379 (1, 1)		0-0 5-3		0-0 F8		0-0 L4		0-0 4-3	
Bob Bailey, R OBP: 0.378, SLG: 0.420 (6, PH)									
Pedro Borbon, R OBP: 0.200, SLG: 0.250 (7, 1)									
Mike Lum, L OBP: 0.209, SLG: 0.267 (9, PH)									

Inning Stats	R: 4	H: 3	E: 1	LOB: 1	K: 0	P: 14	R: 0	H: 0	E: 0	LOB: 0	K: 0	P: 3	R: 1	H: 1	E: 0	LOB: 2	K: 0	P: 12	R: 0	H: 0	E: 0	LOB: 0	K: 0	P: 3	R: 0	H: 0	E: 0	LOB: 0	K: 0	P: 3	R: 0	H: 1	E: 0	LOB: 1	K: 1	P: 6	R: 0	H: 1	E: 0	LOB: 1	K: 0	P: 4	R: 0	H: 1	E: 0	LOB: 1	K: 1	P: 9	R: 1	H: 1	E: 1	LOB: 2	K: 0	P: 8
--------------	------	------	------	--------	------	-------	------	------	------	--------	------	------	------	------	------	--------	------	-------	------	------	------	--------	------	------	------	------	------	--------	------	------	------	------	------	--------	------	------	------	------	------	--------	------	------	------	------	------	--------	------	------	------	------	------	--------	------	------

PITCHER	IP	WLS	BF	H	R	ER	SO	BB	IBB	HBP	BLK	WP	HR	S	P	ERA	WHIP
Charlie Williams, R ERA: 4.0 (1, 1)	4.0		20	4	5	4	0	3	1	0	0	0	0	16	32	9.00	1.750
John Curtis, L ERA: 5.75 (5, 1)	2.0		7	1	0	0	1	0	0	0	0	0	0	9	9	0.00	0.500
Dave Heaverlo, R ERA: 2.72 (7, 1)	2.0		8	2	0	0	1	1	0	0	0	0	0	9	13	0.00	1.500
Randy Moffitt, R ERA: 3.57 (9, 1)	0.2	L	5	1	1	0	0	0	1	0	0	0	0	4	8	0.00	1.500

Batter	1	2	3	4	5	6	7	8	9	AB R H RBI BB SO LOB	TOP	
Derrel Thomas, S OBP: 0.316, SLG: 0.371 (1, 8) X	0-0 F4 ①		0-0 G3 ①		0-0 1-4-3 ③			0-3 K ②		4 0 0 0 0 1 0	San Francisco Giants @ Houston Astros Astrodome, Houston, TX Fri Sep 09 1977, 8:05 PM EDT Att: 10,019 - Unknown livebaseballscorecards.com	
Rob Andrews, R OBP: 0.349, SLG: 0.302 (1, 4) X	0-0 5-3 ②		0-0 FC5-4 1B ②			4-0 4-3 6-3 BB ①		0-0 FC6-4 1B ③		3 0 2 0 1 0 0		
Bill Madlock, R OBP: 0.362, SLG: 0.430 (1, 5) X	0-0 1B ③		0-0 FC5-4 1-2f ②			0-0 6-3 1-2 ①		0-0 FC6-4 1-2f ③		4 0 1 0 0 0 3		
Willie McCovey, L OBP: 0.366, SLG: 0.506 (1, 3) X	0-0 4-3 ③		0-0 6-3 ③			0-0 4-3 2-3 ②		0-3 K SS ①		4 0 0 0 0 1 3		
Darrell Evans, L OBP: 0.350, SLG: 0.418 (1, 7) X		4-0 FC1-6 BB ①		0-0 F4 ①		0-0 F9 ③		0-0 F8 ②		3 0 0 0 1 0 1		
Gary Thomasson, L OBP: 0.351, SLG: 0.449 (1, 9) X		0-0 FC1-6 5-3 1-2f 1B ①		0-3 K SS ②			0-0 G3 ①		0-3 K SS ③			4 1 0 0 0 2 1
Tim Foli, R OBP: 0.240, SLG: 0.329 (1, 6) X		0-0 5-3 1-2 ②		0-0 F7 ③			0-0 5-3 ②			3 0 0 0 0 0 1		
Mike Sadek, R OBP: 0.299, SLG: 0.324 (1, 2) X		0-0 2-H 1B ③			0-0 5-3 ①		0-0 5-3 ③			3 0 1 1 0 0 0		
Jim Barr, R OBP: 0.171, SLG: 0.149 Dave Heaverlo, R (6, 1) Terry Whitfield, L OBP: 0.315, SLG: 0.427 (8, PH) John Curtis, L OBP: 0.286, SLG: 0.385 (8, 1) X		0-0 1-3 ③			0-0 F8 ②			0-0 4-3 ①		2 0 0 0 0 0 1 0 0 0 0 0 0 0 1 0 0 0 0 0 0 0 0 0 0 0 0 0		
Inning Stats	R: 0 H: 1 E: 0 LOB: 1 K: 0 BB: 0 S: 4 P: 4	R: 1 H: 1 E: 0 LOB: 1 K: 0 BB: 1 S: 4 P: 8	R: 0 H: 1 E: 1 LOB: 1 K: 0 BB: 0 S: 4 P: 4	R: 0 H: 0 E: 0 LOB: 0 K: 1 BB: 0 S: 5 P: 5	R: 0 H: 0 E: 0 LOB: 0 K: 0 BB: 0 S: 3 P: 3	R: 0 H: 0 E: 0 LOB: 1 K: 0 BB: 1 S: 3 P: 7	R: 0 H: 0 E: 0 LOB: 0 K: 0 BB: 0 S: 3 P: 3	R: 0 H: 1 E: 0 LOB: 1 K: 1 BB: 0 S: 6 P: 6	R: 0 H: 0 E: 0 LOB: 0 K: 2 BB: 0 S: 7 P: 7	1B: 4 SF: 0 2B: 0 SAC: 0 3B: 0 DP: 0 HR: 0 HBP: 0	WP: 0 PA: 33 PB: 0 SB: 0 CS: 0	
PITCHER Joe Niekro, R ERA: 2.8 (1, 1)	IP WLS BF H R ER SO BB IBB HBP BLK WP HR S P ERA WHIP											
	9.0 W 33 4 1 1 4 2 0 0 0 0 0 0 39 47 1.00 0.667											



Batter	1	2	3	4	5	6	7	8	9	AB	R	H	RBI	BB	SO	LOB
Terry Puhl, L OBP: 0.389, SLG: 0.401 (1, 7)	4-0 BB 1B	4-0 BB BB		0-3 K		0-0 BLK E 1B	0-0 F7			3	1	1	0	2	1	1
Enos Cabell, R OBP: 0.315, SLG: 0.450 (1, 5) (7, 3)	0-0 F8	0-3 K		0-0 6-3		0-0 E7 1B 1B	0-0 1-3			5	1	1	1	0	1	5
Cesar Cedeno, R OBP: 0.329, SLG: 0.400 (1, 8)	0-0 1-2 1B		0-0 5-3	0-3 K		0-3 K		0-0 CS WP 1B		5	0	2	0	0	2	1
Jose Cruz, L OBP: 0.386, SLG: 0.462 (1, 9)	0-0 F8		0-0 HR		0-0 F7	4-0 1B 1B IBB		0-3 K 1-3		4	2	1	1	1	1	3
Bob Watson, R OBP: 0.354, SLG: 0.467 Danny Walton, R OBP: 0.667, SLG: 0.667 Rob Sperring, R OBP: 0.255, SLG: 0.240 (1, 3) (6, PH) (6, PR) (7, 5)	0-3 K		0-0 4-3		0-0 6-3	0-0 1B 1B	0-0 1-2 3-H 1B 1B	0-0 1B 1B		3	0	0	0	0	1	2
Joe Ferguson, R OBP: 0.379, SLG: 0.431 (1, 2)		0-0 SH3-4 1B 1B	4-0 BB 1B BB		0-0 3B 1B	0-0 1-2 2-H 1B		0-3 K		4	2	3	1	1	1	1
Art Howe, R OBP: 0.341, SLG: 0.417 (1, 4)		0-0 SH3-4 1B 1-2 1B BB	4-0 1B BB		0-0 3B 1-2 3B	0-3 K				3	0	2	1	1	1	2
Roger Metzger, S OBP: 0.286, SLG: 0.281 (1, 6)		0-0 F7	0-0 1-3 2-H 1B		0-3 K		0-0 2B			4	0	2	1	0	1	3
Joe Niekro, R OBP: 0.167, SLG: 0.125 (1, 1)		0-0 SH3-4 1-2 2-3	0-0 F9			0-0 F8	0-3 K			3	0	0	0	0	1	3

Inning Stats	R: 0	H: 1	E: 0	K: 1	S: 6	LOB: 2	BB: 1	P: 10	R: 0	H: 2	E: 0	K: 1	S: 7	LOB: 3	BB: 1	P: 11	R: 2	H: 2	E: 0	K: 0	S: 5	LOB: 2	BB: 2	P: 13	R: 0	H: 0	E: 0	K: 2	S: 7	LOB: 0	BB: 0	P: 7	R: 1	H: 2	E: 0	K: 1	S: 7	LOB: 1	BB: 0	P: 7	R: 3	H: 4	E: 1	K: 2	S: 11	LOB: 2	BB: 1	P: 15	R: 0	H: 1	E: 0	K: 1	S: 6	LOB: 1	BB: 0	P: 6	R: 0	H: 2	E: 0	K: 2	S: 8	LOB: 1	BB: 0	P: 8
PITCHER	IP	WLS	BF	H	R	ER	SO	BB	IBB	HBP	BLK	WP	HR	S	P	ERA	WHIP																																															
Jim Barr, R ERA: 4.65 (1, 1)	5.1	L	29	9	5	5	5	4	0	0	1	0	0	35	51	8.44	2.438																																															
Dave Heaverlo, R ERA: 2.77 (6, 1)	1.2		9	3	1	1	3	0	1	0	0	0	0	14	18	5.40	1.800																																															
John Curtis, L ERA: 5.67 (8, 1)	1.0		4	2	0	0	2	0	0	0	0	1	0	8	8	0.00	2.000																																															

BOTTOM

San Francisco Giants @ Houston Astros
Astrodome, Houston, TX

Fri Sep 09 1977, 8:05 PM EDT
Att. 10,019 - Unknown

AB	36
R	6
H	14
RBI	6
BB	5
SO	10
LOB	21

WP: 1 PA: 42
PB: 0
SB: 0
CS: 1



1B	2B	3B	HR	SF	SAC	DP	HBP	WP	HR	S	P	ERA	WHIP
11	1	1	1	0	1	0	0	1	0	0	0		

Batter	1	2	3	4	5	6	7	8	9	AB R H RBI BB SO LOB	TOP									
Derrel Thomas, S (1, 8) OBP: 0.315, SLG: 0.370	0-0 F5		0-0 1B		0-0 4-3			0-0 6-3		4 0 1 0 0 0 2										
Rob Andrews, R (1, 4) OBP: 0.346, SLG: 0.298	0-0 5-3		0-0 5-3			0-0 6-3			0-0 4-3	4 0 0 0 0 0 1										
Bill Madlock, R (1, 5) OBP: 0.362, SLG: 0.429	0-0 F6			0-0 F5		0-0 G3			0-0 1B	4 0 1 0 0 0 0										
Willie McCovey, L (1, 3) OBP: 0.365, SLG: 0.502		4-0 BB		0-0 3-1		0-0 G3			0-3 K	3 0 0 0 1 1 1										
Darrell Evans, L (1, 7) OBP: 0.347, SLG: 0.414		0-3 K		0-0 G3			0-0 4-3		0-0 F8	4 0 0 0 0 1 2										
Gary Thomasson, L (1, 9) OBP: 0.348, SLG: 0.445		0-0 F6			0-0 F7		0-0 3-1			3 0 0 0 0 0 1										
Tim Foli, R (1, 6) OBP: 0.240, SLG: 0.329		0-0 5-3			0-0 FC1-6 1B		0-0 F9			3 0 1 0 0 0 1										
Marc Hill, R (1, 2) OBP: 0.306, SLG: 0.348			0-0 5-3		0-0 FC1-6 BB			0-0 6-3		3 0 0 0 0 0 1										
Bob Knepper, L (1, 1) OBP: 0.220, SLG: 0.188			0-0 1-3		4-0 BB			0-0 F4		1 0 0 0 1 0 0										
Dave Heaverlo, R (7, 1)										0 0 0 0 0 0 0										
Gary Lavelle, S (7, 1)										0 0 0 0 0 0 0										
Jack Clark, R (7, 9) OBP: 0.332, SLG: 0.408					1-2 BB					1 0 0 0 0 0 0										
Inning Stats	R: 0 E: 0 K: 0 S: 3	H: 0 LOB: 0 BB: 0 P: 3	R: 0 E: 0 K: 1 S: 5	H: 0 LOB: 1 BB: 1 P: 9	R: 0 E: 0 K: 0 S: 4	H: 1 LOB: 1 BB: 0 P: 4	R: 0 E: 0 K: 0 S: 3	H: 0 LOB: 0 BB: 0 P: 3	R: 0 E: 0 K: 0 S: 4	H: 1 LOB: 2 BB: 1 P: 8	R: 0 E: 0 K: 0 S: 3	H: 0 LOB: 0 BB: 0 P: 3	R: 0 E: 0 K: 0 S: 3	H: 0 LOB: 0 BB: 0 P: 3	R: 0 E: 0 K: 1 S: 6	H: 1 LOB: 1 BB: 0 P: 6	1B: 3 2B: 0 3B: 0 HR: 0	SF: 0 SAC: 0 DP: 0 HBP: 0	WP: 0 PB: 0 SB: 1 CS: 0	PA: 32
PITCHER	IP WLS BF H R ER SO BB IBB HBP BLK WP HR S P ERA WHIP																			IP WLS BF H R ER SO BB IBB HBP BLK WP HR S P ERA WHIP
Mark Lemongello, R (1, 1) ERA: 3.63	7.0 W 25 2 0 0 1 2 0 0 0 0 0 25 33 0.00 0.571																			
Joe Sambito, L (8, 1) ERA: 2.3	2.0 S 7 1 0 0 1 0 0 0 0 0 0 9 9 0.00 0.500																			

San Francisco Giants @ Houston Astros
 Astrodome, Houston, TX
 Sat Sep 10 1977, 8:05 PM EDT
 Att. 14,382 - Unknown

livebaseballscorecards.com

AB	30
R	0
H	3
RBI	0
BB	2
SO	2
LOB	9



Batter	1	2	3	4	5	6	7	8	9	AB R H RBI BB SO LOB	TOP	
Derrel Thomas, S (1, 8) OBP: 0.317, SLG: 0.375	0-0 F7			0-0 4-3		0-0 1B 3B		0-0 1B 1B		4 2 2 0 0 0 0	San Francisco Giants @ Houston Astros Astrodome, Houston, TX Sun Sep 11 1977, 4:33 AM EDT Att: 10,063 - Unknown livebaseballscorecards.com	
Rob Andrews, R (1, 4) OBP: 0.345, SLG: 0.298	0-0 6-3			0-0 F4		0-0 5-3		0-0 1B		4 0 1 1 0 0 1		
Bill Madlock, R (1, 5) OBP: 0.361, SLG: 0.427	0-0 5-3			0-0 6-3		0-0 CS 1B		0-0 F5		4 0 1 1 0 0 1		
Willie McCovey, L (1, 3) OBP: 0.367, SLG: 0.506 Terry Whitfield, L (7, PR) OBP: 0.314, SLG: 0.425 (7, 7)		0-3 K			0-0 PB 2B	0-0 CS 1B			0-0 6-3	3 0 2 0 0 1 0 1 0 0 0 0 0 0		
Darrell Evans, L (1, 7) OBP: 0.344, SLG: 0.411 (7, 3)		0-0 G3			0-0 F8		0-0 6-3		0-0 F9	4 0 0 0 0 0 2		
Gary Thomasson, L (1, 9) OBP: 0.350, SLG: 0.443		0-0 3-1			4-0 PB BB		4-0 S BB		0-0 1-3	2 0 0 0 2 0 0		
Tim Foli, R (1, 6) OBP: 0.239, SLG: 0.327			0-3 K		0-0 F8		0-0 4-3			3 0 0 0 0 1 3		
Marc Hill, R (1, 2) OBP: 0.303, SLG: 0.345			0-0 F6		0-0 6-3			0-0 6-3		3 0 0 0 0 0 2		
Ed Halicki, R (1, 1) OBP: 0.203, SLG: 0.250 Gary Lavelle, S (8, 1)			0-3 K			0-3 K		0-3 K		3 0 0 0 0 3 0 0 0 0 0 0 0 0		
Inning Stats	R: 0 H: 0 E: 0 LOB: 0 K: 0 BB: 0 S: 3 P: 3	R: 0 H: 0 E: 0 LOB: 0 K: 1 BB: 0 S: 5 P: 5	R: 0 H: 0 E: 0 LOB: 0 K: 2 BB: 0 S: 7 P: 7	R: 0 H: 0 E: 0 LOB: 0 K: 0 BB: 0 S: 3 P: 3	R: 0 H: 1 E: 0 LOB: 2 K: 0 BB: 1 S: 4 P: 8	R: 1 H: 2 E: 0 LOB: 0 K: 1 BB: 0 S: 6 P: 6	R: 0 H: 1 E: 0 LOB: 2 K: 0 BB: 1 S: 3 P: 7	R: 1 H: 2 E: 1 LOB: 1 K: 1 BB: 0 S: 7 P: 7	R: 0 H: 0 E: 0 LOB: 0 K: 0 BB: 0 S: 3 P: 3	1B: 4 SF: 0 2B: 1 SAC: 0 3B: 1 DP: 0 HR: 0 HBP: 0	WP: 0 PA: 34 PB: 1 SB: 1 CS: 2	
PITCHER Joaquin Andujar, R (1, 1) ERA: 3.29 Gene Pentz, R (9, 1) ERA: 4.38	IP WLS BF H R ER SO BB IBB HBP BLK WP HR S P ERA WHIP											PITCHER IP WLS BF H R ER SO BB IBB HBP BLK WP HR S P ERA WHIP
	8.0 L 30 6 2 1 5 2 0 0 0 0 0 0 38 46 1.12 1.000											
	1.0 3 0 0 0 0 0 0 0 0 0 0 0 0 3 3 0.00 0.000											



Batter	1	2	3	4	5	6	7	8	9	AB R H RBI BB SO LOB	TOP									
Jerry Royster, R (1, 4) OBP: 0.273, SLG: 0.257	0-0 F8		4-0 CS BB		0-0 1B	0-3 K			0-3 K2-3	4 0 1 0 1 2 3										
Rowland Office, L (1, 8) OBP: 0.301, SLG: 0.332	0-0 G3		0-0 FC5-4 1B		0-0 1B 1B			0-0 F7	0-3 K	5 1 2 0 0 1 0										
Jeff Burroughs, R (1, 9) OBP: 0.365, SLG: 0.523	4-0 BB		0-0 FC5-4 1B		0-0 1B 1B			0-3 K		3 0 1 0 1 1 1										
Willie Montanez, L (1, 3) OBP: 0.319, SLG: 0.451	0-0 4-3		0-0 5-3		0-0 1B			0-0 1B		4 0 2 1 0 0 2										
Gary Matthews, R (1, 7) OBP: 0.363, SLG: 0.433		1-0 WP HR HBP		0-0 8-4-5 BB 1B		0-0 1B 6-3 1B		0-0 4-3		3 1 2 0 0 0 1										
Biff Pocaroba, S (1, 2) OBP: 0.394, SLG: 0.445		0-0 1-H HR		4-0 1-2 BB		0-0 F7		0-0 F4		3 1 1 2 1 0 1										
Junior Moore, R (1, 5) OBP: 0.319, SLG: 0.340		0-0 4-3		0-0 8-4-5 2-3f		0-0 6-3 1-2		0-0 5-3		4 0 0 0 0 0 3										
Pat Rockett, R (1, 6) OBP: 0.367, SLG: 0.327		0-0 F2		0-0 F7		4-0 1B IBB		0-3 K		3 0 0 0 1 1 1										
Phil Niekro, R (1, 1) OBP: 0.165, SLG: 0.168		0-0 5-3			0-0 6-3	0-0 1-2 2-3 1B			0-0 F7	4 0 1 0 0 0 0										
Inning Stats	R: 0 E: 0 K: 0 S: 3	H: 0 LOB: 1 BB: 1 P: 7	R: 2 E: 0 K: 0 S: 4	H: 1 LOB: 0 BB: 0 P: 5	R: 0 E: 0 K: 0 S: 3	H: 1 LOB: 1 BB: 1 P: 7	R: 1 E: 0 K: 0 S: 5	H: 4 LOB: 2 BB: 0 P: 5	R: 0 E: 0 K: 1 S: 7	H: 2 LOB: 3 BB: 1 P: 11	R: 0 E: 0 K: 1 S: 6	H: 1 LOB: 1 BB: 0 P: 6	R: 0 E: 0 K: 1 S: 5	H: 0 LOB: 0 BB: 0 P: 5	R: 0 E: 0 K: 2 S: 7	H: 0 LOB: 0 BB: 0 P: 7	1B: 9 2B: 1 3B: 0 HR: 1	SF: 0 SAC: 0 DP: 1 HBP: 1	WP: 1 PB: 0 SB: 0 CS: 1	PA: 38
PITCHER	IP WLS BF H R ER SO BB IBB HBP BLK WP HR S P ERA WHIP																			
Charlie Williams, R (1, 1) ERA: 4.06	5.0 L 22 7 3 3 0 3 0 0 1 0 1 1 18 31 5.40 2.000																			
Dave Heaverlo, R (6, 1) ERA: 2.71	2.0 10 3 0 0 2 0 1 0 0 0 0 0 13 17 0.00 1.500																			
John Curtis, L (8, 1) ERA: 5.52	2.0 6 0 0 0 3 0 0 0 0 0 0 0 12 12 0.00 0.000																			

Atlanta Braves @ San Francisco Giants
 Candlestick Park, San Francisco, CA
 Mon Sep 12 1977, 10:05 PM EDT
 Att. 1,092 - Unknown

livebaseballscorecards.com

AB	33
R	3
H	10
RBI	3
BB	4
SO	5
LOB	12



Batter	1	2	3	4	5	6	7	8	9	AB	R	H	RBI	BB	SO	LOB
Derrel Thomas, S OBP: 0.320, SLG: 0.377 (1, 8)	0-3 K		0-0 CS 1B		0-0 E5 1B			4-0 WP 1B BB		3	1	2	0	1	1	0
Rob Andrews, R OBP: 0.344, SLG: 0.296 (1, 4)	4-0 2-3 S BB		0-0 F7 1-2		0-0 F4			0-0 F8		3	0	0	0	1	0	3
Bill Madlock, R OBP: 0.358, SLG: 0.424 (1, 5)	0-0 2-3 1-3		0-0 F7				0-0 F7		0-0 F8	4	0	0	0	0	0	2
Gary Thomasson, L OBP: 0.351, SLG: 0.444 (1, 7)	0-0 F6			0-3 K			0-0 WP 1B		0-0 1-H 1B	4	0	2	1	0	1	1
Jack Clark, R OBP: 0.331, SLG: 0.406 (1, 9)		0-0 E 1B		0-0 F8			0-0 F7 1-2		0-0 F8	4	0	1	0	0	0	2
Darrell Evans, L OBP: 0.344, SLG: 0.409 (1, 3)		0-0 F7		0-0 1B		0-3 K2-3			0-0 F9	4	0	1	0	0	1	2
Johnnie LeMaster, R OBP: 0.239, SLG: 0.233 Terry Whitfield, L OBP: 0.313, SLG: 0.424 (9, PH)		0-0 E4 1-2		0-3 K			0-0 F4		0-3 K	3	0	0	0	0	1	2
Mike Sadek, R OBP: 0.289, SLG: 0.313 (1, 2)		0-0 F4					0-0 F8		0-0 F8	4	0	0	0	0	0	2
Charlie Williams, R OBP: 0.222, SLG: 0.222 Vic Harris, S OBP: 0.323, SLG: 0.352 Dave Heaverlo, R Skip James, L John Curtis, L OBP: 0.286, SLG: 0.385 (1, 1) (5, PH) (6, 1) (7, PH) (8, 1)		0-0 F4					0-0 F3		0-3 K	1	0	0	0	0	0	2

Inning Stats	R: 0	H: 0	E: 0	K: 1	S: 5	R: 0	H: 1	E: 1	K: 0	S: 5	R: 0	H: 1	E: 0	K: 0	S: 3	R: 0	H: 1	E: 0	K: 2	S: 8	R: 0	H: 1	E: 1	K: 0	S: 4	R: 0	H: 1	E: 0	K: 1	S: 6	R: 0	H: 0	E: 0	K: 1	S: 5	R: 1	H: 1	E: 0	K: 0	S: 4	R: 0	H: 0	E: 0	K: 1	S: 5	1B: 6	2B: 0	3B: 0	HR: 0	SF: 0	SAC: 0	DP: 0	HBP: 0	WP: 2	PB: 0	SB: 1	CS: 1	PA: 35
PITCHER Phil Niekro, R ERA: 3.85 (1, 1)	IP	WLS	BF	H	R	ER	SO	BB	IBB	HBP	BLK	WP	HR	S	P	ERA	WHIP																																									

BOTTOM


Atlanta Braves @ San Francisco Giants
Candlestick Park, San Francisco, CA

Mon Sep 12 1977, 10:05 PM EDT
Att. 1,092 - Unknown

livebaseballscorecards.com

AB 33
R 1
H 6
RBI 1
BB 2
SO 6
LOB 16



Batter	1	2	3	4	5	6	7	8	9	10	11	AB R H RBI BB SO LOB	TOP														
Jerry Royster, R (1, 4) OBP: 0.274, SLG: 0.259 Brian Asselstine, L (10, PH) OBP: 0.250, SLG: 0.292 Rod Gilbreath, R (10, 4) OBP: 0.321, SLG: 0.349	0-0 3-1 1B	0-0 F7		0-0 FC6-4 PO			0-0 1B BB 1B	0-0 FC5-4		0-3 K		5 1 2 1 0 0 4 1 0 0 0 0 1 0 0 0 0 0 0 0 0	<p>Atlanta Braves @ San Francisco Giants</p> <p>Candlestick Park, San Francisco, CA</p> <p>Tue Sep 13 1977, 10:05 PM EDT Att: 1,029 - Unknown</p> <p>livebaseballscorecards.com</p> <p>AB 47 R 7 H 16 RBI 6 BB 4 SO 8 LOB 27</p> 														
Rowland Office, L (1, 8) OBP: 0.299, SLG: 0.329 Junior Moore, R (7, PH) OBP: 0.321, SLG: 0.346	0-0 3-1 1-2	0-0 P4		0-0 PO	0-0 6-3		0-0 F9		0-0 E 1B		0-0 2B	3 0 0 0 0 0 2 3 1 2 0 0 0 1															
Jeff Burroughs, R (1, 9) OBP: 0.366, SLG: 0.522	0-0 1-3 2-H 1B		0-0 6-3		0-0 5-3		4-0 1B 1-2 BB		0-0 E6 4-3 1-H 1B		0-3 K	5 1 2 1 1 1 1															
Willie Montanez, L (1, 3) OBP: 0.319, SLG: 0.449	0-0 1-3 1-2		0-0 4-3		0-0 5-3		0-0 G4-3 1-2 2-3 1B		0-0 4-3		4-0 IBB	5 0 1 0 1 0 2															
Gary Matthews, R (1, 7) OBP: 0.364, SLG: 0.437	0-0 3B 2-H 1B		0-0 5-3			0-0 2B 3B	0-0 G4-3 1-2f		4-0 IBB		0-3 K	5 2 2 1 1 1 5															
Dale Murphy, R (1, 2) OBP: 0.500, SLG: 1.167	0-0 1-H 3B		0-0 6-3			0-0 2B 3-H		0-0 1B FC5-4 2B	0-3 K		0-0 F7	6 1 3 2 0 1 4															
Barry Bonnell, R (1, 5) OBP: 0.360, SLG: 0.334 (7, 8)	0-0 P4		0-0 BB E FC6-4 1B			0-0 K 3-H		0-0 2-3 FC5-4 1B	0-3 K			5 1 2 0 0 2 4															
Pat Rockett, R (1, 6) OBP: 0.363, SLG: 0.324		0-0 1-3		0-0 E6 FC6-4 BB 1-2 1B		0-0 5-3		0-0 FC5-4 FC5-4 1-2f		0-0 6-3		5 0 1 1 0 0 2															
Mickey Mahler, S (1, 1) OBP: 1.000, SLG: 2.000 Buzz Capra, R (4, 1) OBP: 0.189, SLG: 0.118 Mike Davey, R (5, 1) Tom Paciorek, R (6, PH) OBP: 0.363, SLG: 0.354 Max Leon, R (6, 1) OBP: 0.300, SLG: 0.316 Cito Gaston, R (8, PH) OBP: 0.307, SLG: 0.432 Dave Campbell, R (8, 1)		0-0 2B		4-0 FC6-4 1-2 2-3 BB		0-3 K 3-H		0-0 F9		0-3 K		1 0 1 0 1 0 0 0 0 0 0 0 0 0 0 0 0 0 0 0 0 1 0 0 0 0 0 1 0 0 0 0 0 0 0 1 0 0 0 0 0 0 1 0 0 0 0 0 1 1 0 0 0 0 1 0															
Inning Stats	R: 3 E: 0 K: 0 S: 7	H: 4 LOB: 1 BB: 0 P: 7	R: 0 E: 0 K: 0 S: 4	H: 1 LOB: 1 BB: 0 P: 4	R: 0 E: 0 K: 0 S: 3	H: 0 LOB: 0 BB: 0 P: 3	R: 1 E: 1 K: 0 S: 4	H: 2 LOB: 1 BB: 1 P: 8	R: 0 E: 0 K: 0 S: 3	H: 0 LOB: 0 BB: 0 P: 3	R: 1 E: 0 K: 2 S: 9	H: 2 LOB: 1 BB: 0 P: 9		R: 0 E: 0 K: 0 S: 4	H: 2 LOB: 2 BB: 1 P: 8	R: 1 E: 0 K: 0 S: 5	H: 2 LOB: 1 BB: 0 P: 5	R: 1 E: 1 K: 2 S: 9	H: 2 LOB: 2 BB: 1 P: 13	R: 0 E: 0 K: 2 S: 7	H: 0 LOB: 0 BB: 0 P: 7	R: 0 E: 0 K: 2 S: 8	H: 1 LOB: 2 BB: 1 P: 12	1B: 10 2B: 4 3B: 2 HR: 0	SF: 0 SAC: 0 DP: 1 HBP: 0	WP: 0 PB: 0 SB: 0 CS: 0	PA: 52
PITCHER	IP WLS BF H R ER SO BB IBB HBP BLK WP HR S P ERA WHIP														IP WLS BF H R ER SO BB IBB HBP BLK WP HR S P ERA WHIP												
Jim Barr, R (1, 1) ERA: 4.75	5.0		24	9	5	5	0	1	0	0	0	0	0	0	23	27	9.00	2.000									
Gary Lavelle, L (6, 1) ERA: 1.94	3.1		17	6	2	1	2	1	1	0	0	0	0	0	19	27	2.70	2.100									
Randy Moffitt, R (9, 1) ERA: 3.46	2.2	W	10	1	0	0	6	0	1	0	0	0	0	0	21	25	0.00	0.375									

Batter	1	2	3	4	5	6	7	8	9	10	11	AB R H RBI BB SO LOB	BOTTOM														
Derrel Thomas, S OBP: 0.325, SLG: 0.391 (1, 8)	0-0 HR		0-3 K		0-0 2B 3B	0-0 F8			0-0 1B		4-0 1B BB IBB	5 2 3 1 1 1 0	Atlanta Braves @ San Francisco Giants Candlestick Park, San Francisco, CA Tue Sep 13 1977, 10:05 PM EDT Att: 1,029 - Unknown livebaseballscores.com														
Rob Andrews, R OBP: 0.348, SLG: 0.298 (1, 4)	4-0 HBP BB		0-0 1B 2B		4-0 2B 3B BB		0-0 5-3		0-0 P4		4-0 1B BB	3 2 1 0 3 0 1															
Bill Madlock, R OBP: 0.360, SLG: 0.427 (1, 5)	0-3 K		0-0 G1-6-3 1B		0-0 3B 2B		0-0 5-3		0-0 F9		0-0 1B	6 1 3 3 0 1 2															
Willie McCovey, L OBP: 0.366, SLG: 0.503 Skip James, L (7, PR) (8, 3)	0-0 F8		0-0 G1-6-3 1-2f		0-3 K		0-0 1B				0-0 F8	4 0 1 0 0 1 4 1 0 0 0 0 0 0															
Jack Clark, R OBP: 0.334, SLG: 0.414 (1, 9)	1-0 HBP			0-0 HR	4-0 3B BB		0-3 K				0-0 P6	3 2 1 1 1 1 1															
Randy Elliott, R OBP: 0.281, SLG: 0.420 (1, 7)	0-0 P3			0-0 P4	0-0 FC8-2 3B			0-0 F8			0-0 6-3	5 0 1 3 0 0 2															
Marc Hill, R OBP: 0.301, SLG: 0.341 Mike Sadek, R OBP: 0.287, SLG: 0.310 (8, PH) (9, 2)		0-3 K		0-0 F7	0-0 FC8-2			0-0 F8			0-0 P4	3 0 0 0 0 1 1 1 0 0 0 0 0 0 1 0 0 0 0 0 0															
Gary Thomasson, L OBP: 0.350, SLG: 0.443 (11, PH)																											
Johnnie LeMaster, R OBP: 0.239, SLG: 0.226 Randy Moffitt, R (9, 1)		0-0 1-3		4-0 BB		0-0 5-3		0-0 F3			4-0 BB S 1B BB	3 0 0 0 1 0 0 0 0 0 0 0 0 0 0 1 0 0 1 0 0															
Darrell Evans, L OBP: 0.345, SLG: 0.409 (11, PH)																											
Jim Barr, R OBP: 0.167, SLG: 0.145 Gary Lavelle, S (6, 1)		0-0 5-3		0-0 F7		0-0 6-3			0-0 F8		0-0 P3	2 0 0 0 0 0 1 1 0 0 0 0 0 0 2 0 0 0 0 0 1															
Tim Foli, R OBP: 0.238, SLG: 0.325 (9, 6)																											
Inning Stats	R: 1 E: 0 K: 1 S: 6	H: 1 LOB: 2 BB: 1 P: 11	R: 0 E: 0 K: 1 S: 5	H: 0 LOB: 0 BB: 0 P: 5	R: 1 E: 0 K: 1 S: 6	H: 2 LOB: 0 BB: 0 P: 6	R: 1 E: 0 K: 0 S: 4	H: 1 LOB: 1 BB: 1 P: 8	R: 4 E: 0 K: 1 S: 7	H: 3 LOB: 0 BB: 2 P: 15	R: 0 E: 0 K: 0 S: 3	H: 0 LOB: 0 BB: 0 P: 3	R: 0 E: 0 K: 1 S: 6	H: 1 LOB: 1 BB: 0 P: 6	R: 0 E: 0 K: 0 S: 3	H: 0 LOB: 0 BB: 0 P: 3	R: 0 E: 0 K: 0 S: 4	H: 1 LOB: 1 BB: 0 P: 4	R: 0 E: 0 K: 0 S: 3	H: 0 LOB: 0 BB: 0 P: 3	R: 1 E: 0 K: 0 S: 3	H: 1 LOB: 3 BB: 3 P: 15	1B: 4 2B: 3 3B: 2 HR: 2	SF: 0 SAC: 0 DP: 2 HBP: 1	WP: 0 PB: 0 SB: 1 CS: 0	PA: 48	
PITCHER	IP	WLS	BF	H	R	ER	SO	BB	IBB	HBP	BLK	WP	HR	S	P	ERA	WHIP										
Mickey Mahler, L ERA: 7.36 (1, 1)	3.2		17	4	3	3	3	2	0	1	0	0	2	20	29	7.36	1.636										
Buzz Capra, R ERA: 5.56 (4, 1)	0.1		4	2	3	3	0	1	0	0	0	0	0	3	7	81.00	9.000										
Mike Davey, L ERA: 4.5 (5, 1)	1.0		4	1	1	1	1	1	0	0	0	0	0	5	9	9.00	2.000										
Max Leon, R ERA: 4.09 (6, 1)	2.0		7	1	0	0	1	0	0	0	0	0	0	9	9	0.00	0.500										
Dave Campbell, R ERA: 3.0 (8, 1)	3.2	L	16	2	1	1	0	2	1	0	0	0	0	13	25	2.46	1.091										



Batter	1	2	3	4	5	6	7	8	9	AB R H RBI BB SO LOB	TOP
Wilbur Howard, S (1, 7) <small>OBP: 0.264, SLG: 0.305</small>	0-0 F2		0-0 F8			0-0 6-3			0-0 F3	4 0 0 0 0 0 1	Houston Astros @ San Francisco Giants Candlestick Park, San Francisco, CA Wed Sep 14 1977, 10:05 PM EDT Att. 1,033 - Unknown
Enos Cabell, R (1, 5) <small>OBP: 0.317, SLG: 0.452</small>	0-0 F9			0-0 4-3 1B 4-3 1B		0-0 CS 1B		0-0 1B 1B	4 2 3 0 0 0 0		
Cesar Cedeno, R (1, 8) <small>OBP: 0.340, SLG: 0.449</small>	0-3 K			0-0 4-3 4-3 1B 1-2		0-0 F2 1-2		0-0 1B 1B 1-2	4 0 2 0 0 1 1		
Bob Watson, R (1, 3) <small>OBP: 0.353, SLG: 0.473</small>		0-0 F7		0-0 4-3 1-2 2-3		0-0 F3		0-0 F3	4 0 0 0 0 0 4		
Art Howe, R (1, 4) Julio Gonzalez, R (9, PR) <small>OBP: 0.334, SLG: 0.406</small> <small>OBP: 0.291, SLG: 0.326</small>	0-0 5-3			0-0 4-3 2-3 3-H		0-0 6-3		0-0 1B 1-3 2-H	4 0 1 2 0 0 1 0 0 0 0 0 0 0		
Jose Cruz, L (1, 9) <small>OBP: 0.363, SLG: 0.471</small>	0-0 5-3			0-0 F5		0-0 F7		0-0 F6	4 0 0 0 0 0 3		
Ed Herrmann, L (1, 2) <small>OBP: 0.339, SLG: 0.336</small>			4-0 4-3 BB		0-0 4-3		0-0 4-3		2 0 0 0 1 0 0		
Roger Metzger, S (1, 6) Joe Ferguson, R (8, PH) Mike Fischlin, R (8, 6) <small>OBP: 0.280, SLG: 0.268</small> <small>OBP: 0.379, SLG: 0.435</small>			0-0 4-3 1-2		0-0 F9		0-3 K		2 0 0 0 0 0 1 1 0 0 0 0 1 0 0 0 0 0 0 0 0		
Joe Niekro, R (1, 1) Danny Walton, R (8, PH) Bo McLaughlin, R (8, 1) <small>OBP: 0.159, SLG: 0.119</small> <small>OBP: 0.429, SLG: 0.429</small>			0-0 F8		0-0 F9		0-3 K		2 0 0 0 0 0 1 1 0 0 0 0 1 0 0 0 0 0 0 0 0		
Inning Stats	R: 0 H: 0 E: 0 LOB: 0 K: 1 BB: 0 S: 5 P: 5	R: 0 H: 0 E: 0 LOB: 0 K: 0 BB: 0 S: 3 P: 3	R: 0 H: 0 E: 0 LOB: 1 K: 0 BB: 1 S: 3 P: 7	R: 1 H: 2 E: 0 LOB: 1 K: 0 BB: 0 S: 5 P: 5	R: 0 H: 0 E: 0 LOB: 0 K: 0 BB: 0 S: 3 P: 3	R: 0 H: 1 E: 0 LOB: 0 K: 0 BB: 0 S: 3 P: 3	R: 0 H: 0 E: 0 LOB: 0 K: 0 BB: 0 S: 3 P: 3	R: 0 H: 0 E: 0 LOB: 0 K: 2 BB: 0 S: 7 P: 7	R: 1 H: 3 E: 0 LOB: 2 K: 0 BB: 0 S: 6 P: 6	1B: 6 SF: 0 2B: 0 SAC: 0 3B: 0 DP: 0 HR: 0 HBP: 0	
PITCHER Bob Knepper, L (1, 1) <small>ERA: 3.02</small> Dave Heaverlo, R (9, 1) <small>ERA: 2.7</small> John Curtis, L (9, 1) <small>ERA: 5.5</small>	IP WLS BF H R ER SO BB IBB HBP BLK WP HR S P ERA WHIP 8.1 W 30 5 2 2 3 1 0 0 0 0 0 0 35 39 2.16 0.720 0.1 2 1 0 0 0 0 0 0 0 0 0 0 2 2 0.00 3.000 0.1 S 1 0 0 0 0 0 0 0 0 0 0 0 1 1 0.00 0.000	PITCHER IP WLS BF H R ER SO BB IBB HBP BLK WP HR S P ERA WHIP									

AB	32
R	2
H	6
RBI	2
BB	1
SO	3
LOB	12



Batter	1	2	3	4	5	6	7	8	9	AB R H RBI BB SO LOB	TOP										
Terry Puhl, L (1, 7) OBP: 0.388, SLG: 0.386	0-0 F9 PB 1B	0-0 1-2 2-3 1B			0-0 FC3-6 1B	0-0 F8			0-0 1B FC 1B	5 2 3 0 0 0 2	<p>Houston Astros @ San Francisco Giants</p> <p>Candlestick Park, San Francisco, CA</p> <p>Thu Sep 15 1977, 10:05 PM EDT</p> <p>Att. 1,612 - Unknown</p>										
Enos Cabell, R (1, 5) OBP: 0.314, SLG: 0.448	0-3 K	0-0 F8			0-0 F8		0-0 6-3	0-3 K	5 0 0 0 0 2 6												
Cesar Cedeno, R (1, 8) OBP: 0.341, SLG: 0.449	0-0 F9			0-0 5-3	0-0 1-2 1B		0-0 F6	0-0 PB FC 1B	5 0 2 0 0 0 1												
Jose Cruz, L (1, 9) OBP: 0.364, SLG: 0.470	0-0 S 1B			0-0 F8	0-0 3-1		0-0 HR 1B	0-0 FC PB	5 1 2 2 0 0 3												
Bob Watson, R (1, 3) OBP: 0.353, SLG: 0.480	0-3 K			0-0 5-3		0-0 HR 2B	0-0 1-H HR	0-3 K	5 2 2 2 0 2 3												
Ed Herrmann, L (1, 2) OBP: 0.357, SLG: 0.376		0-0 1B 1B 1B		0-0 G6-4-3 1B		0-0 2-H HR	0-0 F9	4-0 FC6-4 IBB	4 1 3 2 1 0 0												
Art Howe, R (1, 4) OBP: 0.335, SLG: 0.411		0-0 1B 1B		0-0 F7		0-0 3B	0-0 6-3	0-0 FC6-4	5 0 2 0 0 0 4												
Roger Metzger, S (1, 6) OBP: 0.275, SLG: 0.264		0-3 K		0-0 G6-4-3		0-0 4-3	0-0 F9		4 0 0 0 0 1 4												
Dan Larson, R (1, 1) OBP: 0.250, SLG: 0.222		0-0 F3			0-0 FC3-6 1B	0-0 F9	0-0 6-3		1 0 0 0 0 0 2												
Art Gardner, L (5, PH) OBP: 0.206, SLG: 0.156									1 0 1 0 0 0 0												
Tom Dixon, R (5, 1)									0 0 0 0 0 0 0												
Ken Boswell, L (6, PH) OBP: 0.287, SLG: 0.253									1 0 0 0 0 0 1												
Gene Pentz, R (6, 1)									1 0 0 0 0 0 0												
Inning Stats	R: 1 E: 0 K: 2 S: 9	H: 2 LOB: 1 BB: 0 P: 9	R: 0 E: 0 K: 1 S: 8	H: 3 LOB: 3 BB: 0 P: 8	R: 0 E: 0 K: 0 S: 3	H: 0 LOB: 0 BB: 0 P: 3	R: 0 E: 0 K: 0 S: 3	H: 1 LOB: 0 BB: 0 P: 3	R: 0 E: 0 K: 0 S: 5	H: 2 LOB: 2 BB: 0 P: 5	R: 2 E: 0 K: 0 S: 6	H: 3 LOB: 1 BB: 0 P: 6	R: 2 E: 0 K: 0 S: 5	H: 2 LOB: 0 BB: 0 P: 5	R: 0 E: 0 K: 0 S: 3	H: 0 LOB: 0 BB: 0 P: 3	R: 1 E: 0 K: 2 S: 10	H: 2 LOB: 3 BB: 1 P: 14	1B: 11 2B: 1 3B: 1 HR: 2	SF: 0 SAC: 0 DP: 1 HBP: 0	WP: 0 PA: 43 PB: 2 SB: 1 CS: 0
PITCHER	IP WLS BF H R ER SO BB IBB HBP BLK WP HR S P ERA WHIP												PITCHER	IP WLS BF H R ER SO BB IBB HBP BLK WP HR S P ERA WHIP							
Ed Halicki, R (1, 1) ERA: 3.38	7.0 L 33 13 5 4 3 0 0 0 0 0 2 39 39 5.14 1.857																				
Charlie Williams, R (8, 1) ERA: 4.07	2.0 10 2 1 1 2 0 1 0 0 0 0 13 17 4.50 1.000																				

livebaseballscorecards.com

AB	42
R	6
H	15
RBI	6
BB	1
SO	5
LOB	26



Batter	1	2	3	4	5	6	7	8	9	AB	R	H	RBI	BB	SO	LOB
Derrel Thomas, S OBP: 0.323, SLG: 0.390 (1, 8)	0-0 4-3		0-0 F8 S 1B	0-0 2B			0-0 4-3			4	0	2	0	0	0	0
Rob Andrews, R OBP: 0.344, SLG: 0.295 (1, 4)	0-0 F8		0-3 K 1-2	0-0 F9			0-0 4-3			4	0	0	0	0	1	2
Darrell Evans, L OBP: 0.347, SLG: 0.414 (1, 5)	0-0 1B		0-0 F8 2-3		4-0 BB FC5-4			0-0 F2		3	0	1	0	1	0	1
Willie McCovey, L OBP: 0.364, SLG: 0.498 (1, 3)	0-0 4-3		4-0 BB FC5-4		0-0 F8			0-0 F3		3	0	0	0	1	0	2
Jack Clark, R OBP: 0.330, SLG: 0.407 (1, 9)		0-0 F8 S 1B	0-0 FC5-4 1-2f		0-0 FC5-4 CS			0-3 K		4	1	1	0	0	1	3
Gary Thomasson, L OBP: 0.349, SLG: 0.438 (1, 7)	0-0 F8 1-3			0-0 WP S 1B	0-0 CS	0-0 F7		0-3 K		4	1	1	0	0	1	1
Tim Foli, R OBP: 0.238, SLG: 0.324 (1, 6)	0-0 6-3 1B			0-0 F4			0-0 F4		0-0 F3	4	0	1	1	0	0	1
Mike Sadek, R OBP: 0.302, SLG: 0.316 (1, 2)	0-0 6-3			4-0 WP S SF8 BB		0-0 F9		4-0 BB		2	1	0	0	2	0	1
Ed Halicki, R OBP: 0.198, SLG: 0.247 (1, 1)	0-0 6-3			0-0 SF8			0-0 4-3		0-0 F9	1	0	0	0	1	0	0
Terry Whitfield, L OBP: 0.311, SLG: 0.422 (7, PH)				1-H 3-H						1	0	0	0	0	0	0
Charlie Williams, R OBP: 0.222, SLG: 0.222 (8, 1)										0	0	0	0	0	0	0
Bill Madlock, R OBP: 0.359, SLG: 0.426 (9, PH)										1	0	0	0	0	0	1

Inning Stats	R: 0	H: 1	E: 0	K: 0	S: 4	P: 4	R: 1	H: 2	E: 0	K: 0	S: 5	P: 5	R: 0	H: 1	E: 0	K: 1	S: 6	R: 2	H: 2	E: 0	K: 0	S: 5	P: 9	R: 0	H: 0	E: 0	K: 0	S: 2	R: 0	H: 0	E: 0	K: 0	S: 3	R: 0	H: 0	E: 0	K: 1	S: 5	R: 0	H: 0	E: 0	K: 1	S: 5	R: 0	H: 0	E: 0	K: 1	S: 5	R: 0	H: 0	E: 0	K: 1	S: 5	1B: 5	SF: 1	2B: 1	SAC: 0	3B: 0	DP: 0	HR: 0	HBP: 0	WP: 2	PA: 37
--------------	------	------	------	------	------	------	------	------	------	------	------	------	------	------	------	------	------	------	------	------	------	------	------	------	------	------	------	------	------	------	------	------	------	------	------	------	------	------	------	------	------	------	------	------	------	------	------	------	------	------	------	------	------	-------	-------	-------	--------	-------	-------	-------	--------	-------	--------

PITCHER	IP	WLS	BF	H	R	ER	SO	BB	IBB	HBP	BLK	WP	HR	S	P	ERA	WHIP
Dan Larson, R ERA: 5.74 (1, 1)	4.0		20	6	3	3	1	2	0	0	0	2	0	20	28	6.75	2.000
Tom Dixon, R ERA: 3.38 (5, 1)	1.0		3	0	0	0	0	1	0	0	0	0	0	2	6	0.00	1.000
Gene Pentz, R ERA: 4.0 (6, 1)	4.0	W	13	0	0	0	2	1	0	0	0	0	0	16	20	0.00	0.250

BOTTOM

Houston Astros @ San Francisco Giants
Candlestick Park, San Francisco, CA

Thu Sep 15 1977, 10:05 PM EDT
Att. 1,612 - Unknown

livebaseballscorecards.com

AB	31
R	3
H	6
RBI	2
BB	4
SO	3
LOB	13



Batter	1	2	3	4	5	6	7	8	9	AB	R	H	RBI	BB	SO	LOB	TOP	
Pete Rose, S (1, 5) OBP: 0.374, SLG: 0.436 Ray Knight, R (9, 5) OBP: 0.296, SLG: 0.387	0-0 FC1-6 1B	0-0 1-H 2-H 1B			0-0 2B 1B		0-0 G1 1B			4	0	3	1	0	0	0		
Ken Griffey, L (1, 9) OBP: 0.386, SLG: 0.467	0-3 K		0-0 2B 1B		0-0 G3 1-H E 2B		0-0 F7			4	2	2	0	0	1	1		
Joe Morgan, L (1, 4) OBP: 0.425, SLG: 0.490	0-0 FC1-6 FC6-4 1-2f		0-0 F9		0-0 G3 2-3			0-3 K		4	0	0	0	0	1	3		
George Foster, R (1, 7) OBP: 0.377, SLG: 0.624	0-0 FC6-4 1-2f		0-0 F8		0-0 E4 3-H			0-0 3B 1B		4	1	1	0	0	0	2		
Dan Driessen, L (1, 3) OBP: 0.369, SLG: 0.465		0-0 1B 1B 2B	0-0 1-H 2B		0-0 F7			0-0 L1-5 3B		4	1	3	2	0	0	1		
Johnny Bench, R (1, 2) OBP: 0.354, SLG: 0.558 Bill Plummer, R (4, 2) OBP: 0.250, SLG: 0.209		0-0 1B 1B 2-3	0-3 K			4-0 BB G5-4-3		0-0 L1-5		2	1	1	0	0	1	1		
Dave Concepcion, R (1, 6) OBP: 0.329, SLG: 0.373		0-0 1-2 3-H 1B 1B		0-0 5-3		0-0 G5-4-3 1-2f			0-0 CS 1B	4	0	2	1	0	0	1		
Cesar Geronimo, L (1, 8) OBP: 0.319, SLG: 0.384		0-0 F6		0-3 K		0-0 G3			0-0 F9	4	0	0	0	0	1	3		
Doug Capilla, L (1, 1) OBP: 0.088, SLG: 0.063 Champ Summers, L (7, PH) OBP: 0.231, SLG: 0.352 Tom Hume, R (7, 1) OBP: 0.200, SLG: 0.800 Angel Torres, L (8, 1) Pedro Borbon, R (8, 1) OBP: 0.190, SLG: 0.238		0-3 K		0-3 K			0-0 3-1		0-3 K 1-2	2	0	0	0	0	2	2		
Inning Stats	R: 0 E: 0 K: 1 S: 6 H: 1 LOB: 1 BB: 0 P: 6	R: 2 E: 0 K: 1 S: 8 H: 4 LOB: 2 BB: 0 P: 8	R: 1 E: 0 K: 1 S: 7 H: 2 LOB: 1 BB: 0 P: 7	R: 0 E: 0 K: 2 S: 7 H: 0 LOB: 0 BB: 0 P: 7	R: 1 E: 1 K: 0 S: 5 H: 2 LOB: 1 BB: 0 P: 5	R: 0 E: 0 K: 0 S: 2 H: 0 LOB: 0 BB: 1 P: 6	R: 0 E: 0 K: 0 S: 3 H: 0 LOB: 0 BB: 0 P: 3	R: 1 E: 0 K: 1 S: 6 H: 2 LOB: 0 BB: 0 P: 6	R: 0 E: 0 K: 1 S: 5 H: 1 LOB: 1 BB: 0 P: 5	1B: 8 2B: 5 3B: 1 HR: 0 SF: 0 SAC: 0 DP: 3 HBP: 0	WP: 0 PB: 0 SB: 0 CS: 1	PA: 36						
PITCHER	IP	WLS	BF	H	R	ER	SO	BB	IBB	HBP	BLK	WP	HR	S	P	ERA	WHIP	
Greg Minton, R (1, 1) ERA: 3.86	7.0	L	29	9	4	3	5	1	0	0	0	0	0	38	42	3.86	1.429	
Dave Heaverlo, R (8, 1) ERA: 2.77	1.0		4	2	1	1	1	0	0	0	0	0	0	6	6	9.00	2.000	
Randy Moffitt, R (9, 1) ERA: 3.42	1.0		3	1	0	0	1	0	0	0	0	0	0	5	5	0.00	1.000	

Cincinnati Reds @ San Francisco Giants
 Candlestick Park, San Francisco, CA
 Fri Sep 16 1977, 10:05 PM EDT
 Att. 3,014 - Unknown

AB	35
R	5
H	12
RBI	4
BB	1
SO	7
LOB	16



WP: 0	PA: 36
PB: 0	
SB: 0	
CS: 1	

Batter	1	2	3	4	5	6	7	8	9	AB R H RBI BB SO LOB
Derrel Thomas, S OBP: 0.322, SLG: 0.387 (1, 8)	0-3 K	0-0 F7			4-0 BB		0-0 6-3		0-3 K	4 0 0 0 1 2 2
Tim Foli, R OBP: 0.237, SLG: 0.321 (1, 6)	4-0 WP 1B BB		0-0 4-3		0-0 F9		0-0 F7		0-0 G3	4 0 0 0 1 0 1
Bill Madlock, R OBP: 0.359, SLG: 0.428 (1, 4)	0-0 WP 1-2 1B		0-3 K		0-0 P6			0-0 1B WP 2B	0-0 F9	5 1 2 0 0 1 1
Willie McCovey, L OBP: 0.364, SLG: 0.500 Skip James, L (1, 3) (5, 3)	0-3 K		0-0 2B		4-0 1-2 BB			4-0 WP 1B 1B BB		2 0 1 0 0 1 2 0 1 0 0 2 0 0
Randy Elliott, R OBP: 0.280, SLG: 0.415 (1, 7)	0-0 6-3		0-0 F9		0-0 F9			0-0 1B WP SF8 1B		4 1 1 0 0 0 5
Darrell Evans, L OBP: 0.345, SLG: 0.410 (1, 5)		0-0 4-3		0-0 3-1		0-0 F8		0-3 K		4 0 0 0 0 1 2
Gary Thomasson, L OBP: 0.353, SLG: 0.440 (1, 9)		0-3 K		4-0 WP BB		0-0 G6-4-3 1B		0-0 1B		3 0 2 1 1 1 0
Marc Hill, R OBP: 0.300, SLG: 0.339 (1, 2)		4-0 BB BB		0-0 5-3		0-0 G6-4-3 1-2f		0-0 SF8		2 0 0 1 1 0 2
Greg Minton, S (1, 1)		4-0 BB BB		0-3 K			0-3 K	0-3 K		1 0 0 0 1 1 1 1 0 0 0 0 1 0 0 0 0 0 0 0 0 1 0 0 0 0 1 1 0 0 0 0 0 0 0
Vic Harris, S OBP: 0.323, SLG: 0.349 (7, PH)										
Dave Heaverlo, R (8, 1)										
Jack Clark, R OBP: 0.329, SLG: 0.406 (8, PH)										
Randy Moffitt, R (9, 1)										

Inning Stats	R: 0 E: 0 K: 2 S: 8	H: 1 LOB: 2 BB: 1 P: 12	R: 0 E: 0 K: 1 S: 5	H: 0 LOB: 2 BB: 2 P: 13	R: 0 E: 0 K: 1 S: 6	H: 1 LOB: 1 BB: 0 P: 6	R: 0 E: 0 K: 1 S: 5	H: 0 LOB: 1 BB: 1 P: 9	R: 0 E: 0 K: 0 S: 3	H: 1 LOB: 0 BB: 0 P: 3	R: 0 E: 0 K: 1 S: 5	H: 0 LOB: 0 BB: 0 P: 5	R: 3 E: 0 K: 2 S: 10	H: 3 LOB: 1 BB: 1 P: 14	R: 0 E: 0 K: 1 S: 5	H: 0 LOB: 0 BB: 0 P: 5	1B: 4 2B: 2 3B: 0 HR: 0	SF: 1 SAC: 0 DP: 1 HBP: 0
--------------	------------------------------	----------------------------------	------------------------------	----------------------------------	------------------------------	---------------------------------	------------------------------	---------------------------------	------------------------------	---------------------------------	------------------------------	---------------------------------	-------------------------------	----------------------------------	------------------------------	---------------------------------	----------------------------------	------------------------------------

PITCHER	IP	WLS	BF	H	R	ER	SO	BB	IBB	HBP	BLK	WP	HR	S	P	ERA	WHIP
Doug Capilla, L ERA: 4.61 (1, 1)	6.0	W	26	3	0	0	5	6	0	0	0	2	0	30	54	0.00	1.500
Tom Hume, R ERA: 8.7 (7, 1)	1.0		6	2	3	3	1	1	0	0	0	0	0	7	11	27.00	3.000
Angel Torres, L ERA: 4.15 (8, 1)	0.1		2	1	0	0	1	0	0	0	0	1	0	4	4	0.00	3.000
Pedro Borbon, R ERA: 3.24 (8, 1)	1.2	S	5	0	0	0	2	0	0	0	0	0	0	9	9	0.00	0.000


BOTTOM

Cincinnati Reds @ San Francisco Giants
Candlestick Park, San Francisco, CA

Fri Sep 16 1977, 10:05 PM EDT
Att. 3,014 - Unknown

AB	31
R	3
H	6
RBI	2
BB	7
SO	9
LOB	17

WP: 3 PA: 39
PB: 0
SB: 0
CS: 0



livebaseballscorecards.com

Batter	1	2	3	4	5	6	7	8	9	10	AB R H RBI BB SO LOB	TOP												
Pete Rose, S (1, 5) OBP: 0.376, SLG: 0.437	0-0 G3		0-0 3-1		0-0 1B		0-0 FC5-2 1B 1-2 E 1B		0-0 1-3	0-0 BB 1B	6 1 3 1 0 0 2	Cincinnati Reds @ San Francisco Giants Candlestick Park, San Francisco, CA Sat Sep 17 1977, 6:33 AM EDT Att: 5,870 - Unknown												
Ken Griffey, L (1, 9) OBP: 0.389, SLG: 0.467	0-0 4-3		0-0 3-H 3-H 1B		0-0 F9		0-0 1-2 2-3 E FC5-2 1B		4-0 IBB	4-0 BB	4 1 2 1 2 0 1													
Joe Morgan, L (1, 4) OBP: 0.423, SLG: 0.488	0-0 3-1		0-0 1-3			0-0 4-3	0-0 FC5-2		0-3 K	0-3 K	2 0 0 0 0 0 0 1													
Angel Torres, L (3, 1)											0 0 0 0 0 0 0 0													
Cham Summers, L (6, PH) OBP: 0.228, SLG: 0.347											1 0 0 0 0 0 0 0													
Dale Murray, R (6, 1) OBP: 0.195, SLG: 0.182											0 0 0 0 0 0 0 0													
Bob Bailey, R (7, PH) OBP: 0.352, SLG: 0.385											1 1 0 0 0 0 0 3													
Dan Dumoulin, R (7, 1) OBP: 0.175, SLG: 0.179											0 0 0 0 0 0 0 0													
Jack Billingham, R (7, 1) OBP: 0.182, SLG: 0.227											1 0 0 0 0 0 1 2													
Pedro Borbon, R (9, 1)											1 0 0 0 0 0 1 2													
George Foster, R (1, 7) OBP: 0.379, SLG: 0.628		0-0 L6 2B		0-0 4-3		0-0 1B 1B	0-0 E9 1-H 2-H 3-H 2B		0-3 K		5 0 3 3 0 1 2													
Dan Driessen, L (1, 3) OBP: 0.371, SLG: 0.465	0-0 L6		0-0 6-3 BB		4-0 1-3 1B		0-3 K			0-0 1B HR 1B	4 1 2 0 1 1 2													
Dave Concepcion, R (1, 6) OBP: 0.328, SLG: 0.371	0-0 4-3		0-0 6-3		0-3 K		0-0 F9		0-0 1-2 HR 1B		5 1 1 0 0 1 3													
Cesar Geronimo, L (1, 8) OBP: 0.320, SLG: 0.385			0-0 SH1 1B 3-1 1B		0-0 F9		0-3 K		0-0 CS 1B		2 1 1 0 0 0 1													
Johnny Bench, R (6, PH) OBP: 0.353, SLG: 0.556										0-0 F2	3 0 1 0 0 1 4													
Bill Plummer, R (1, 2) OBP: 0.250, SLG: 0.211			0-0 3-1 SH1 1B 1B		0-0 6-3		0-3 K		0-3 K		4 1 1 0 0 2 1													
Mike Lum, L (8, 7) OBP: 0.212, SLG: 0.293										0-0 HR	1 1 1 3 0 0 0													
Mario Soto, R (1, 1) OBP: 0.188, SLG: 0.077			0-0 SH1		0-0 F9		4-0 1B FC5-2 BB		4-0 1-3 BB		0 0 0 0 0 0 0 0													
Ed Armbrister, R (3, PH) OBP: 0.337, SLG: 0.431										0-0 5-3	0 0 0 0 0 0 0 0													
Rick Auerbach, R (3, 4) OBP: 0.196, SLG: 0.195											0 0 0 0 0 0 0 0													
Ray Knight, R (4, 4) OBP: 0.306, SLG: 0.377											2 0 0 0 2 0 0													
Inning Stats	R: 0 E: 0 K: 0 S: 3	H: 0 LOB: 0 BB: 0 P: 3	R: 0 E: 0 K: 0 S: 3	H: 1 LOB: 0 BB: 0 P: 3	R: 2 E: 0 K: 0 S: 6	H: 3 LOB: 1 BB: 0 P: 6	R: 0 E: 0 K: 0 S: 3	H: 0 LOB: 1 BB: 1 P: 7	R: 0 E: 0 K: 2 S: 9	H: 2 LOB: 2 BB: 0 P: 9	R: 3 E: 1 K: 2 S: 10	H: 3 LOB: 1 BB: 1 P: 14	R: 0 E: 0 K: 1 S: 5	H: 1 LOB: 0 BB: 0 P: 5	R: 0 E: 0 K: 2 S: 7	H: 0 LOB: 2 BB: 2 P: 15	R: 3 E: 0 K: 1 S: 9	H: 4 LOB: 2 BB: 1 P: 13	1B: 12 2B: 3 3B: 0 HR: 1	SF: 0 SAC: 1 DP: 1 HBP: 0	WP: 0 PB: 0 SB: 0 CS: 1	PA: 48		
PITCHER	IP WLS BF H R ER SO BB IBB HBP BLK WP HR S P ERA WHIP																							
Jim Barr, R (1, 1) ERA: 4.72	5.1																							
Gary Lavelle, L (6, 1) ERA: 2.13	2.2																							
Randy Moffitt, R (9, 1) ERA: 3.65	2.0	L																						

livebaseballscorecards.com

AB 42
R 8
H 15
RBI 8
BB 5
SO 8
LOB 24



BOTTOM

Cincinnati Reds @ San Francisco Giants
Candlestick Park, San Francisco, CA
Sat Sep 17 1977, 6:33 AM EDT
Att. 5,870 - Unknown

livebaseballscorecards.com

AB 34
R 6
H 10
RBI 6
BB 9
SO 5
LOB 22



WP: 2 PA: 47
PB: 0
SB: 1
CS: 0

AB R H RBI BB SO LOB

6 2 4 1 0 0 2

3 0 1 1 2 1 1

3 0 0 0 1 1 2

3 0 0 0 1 0 4

0 0 0 0 0 0 0

1 0 0 0 0 0 3

5 1 1 0 0 0 5

2 1 1 0 1 0 0

1 1 1 0 1 0 0

3 1 2 3 1 0 0

1 0 0 0 0 0 1

1 0 0 0 0 1 0

1 0 0 0 0 0 2

0 0 0 0 0 0 0

0 0 0 1 0 0 0

1B: 5 SF: 1
2B: 2 SAC: 3
3B: 1 DP: 3
HR: 2 HBP: 0

Batter	1	2	3	4	5	6	7	8	9	10
Terry Whitfield, L (1, 8) OBP: 0.318, SLG: 0.444	0-0 HR	0-0 4-3		0-0 F8			0-0 SH1-4 SH 1B		0-0 3B 1B	0-0 2B
Gary Thomasson, L (1, 9) OBP: 0.355, SLG: 0.444	0-3 K		4-0 WP BB		4-0 FC6-4 BB		0-0 SH G5-3 SH1-4 1-2		0-0 3B 1-H	0-0 4-3 2-3
Bill Madlock, R (1, 4) OBP: 0.359, SLG: 0.425	0-3 K		0-0 F7 1-3		0-0 FC6-4 4-3 1-2f		0-0 SH1-4 1-2 2-3		4-0 IBB IBB	
Darrell Evans, L (1, 5) OBP: 0.345, SLG: 0.407	0-0 3-1		0-3 K		0-0 4-3 1-2		4-0 IBB		4-0 G4-6-3 IBB	
Randy Elliott, R (1, 7) OBP: 0.280, SLG: 0.407		0-0 1-3	0-0 F3		4-0 FC5-4 IBB		0-0 G5-3 2-3f		0-0 F7	
Johnnie LeMaster, R (8, 6) OBP: 0.235, SLG: 0.222										
Derrel Thomas, S (9, PH) OBP: 0.322, SLG: 0.386										
Skip James, L (1, 3) OBP: 0.333, SLG: 0.286		0-0 HR 2B		0-0 4-3		0-0 FC5-4 1-2f		0-0 4-3	0-0 G4-6-3 1-2f	
Tim Foli, R (1, 6) OBP: 0.240, SLG: 0.322		4-0 HR BB		0-0 E S 1B		0-0 F8		4-0 1B BB		0-0 E1 5-3 SF9 1B
Jack Clark, R (8, 9) OBP: 0.333, SLG: 0.408										
Marc Hill, R (1, 2) OBP: 0.305, SLG: 0.352		0-0 HR		4-0 SH1-4 BB		0-0 F8		0-0 G1-6-3 1B		0-0 5-3
Mike Sadek, R (8, PR) OBP: 0.300, SLG: 0.314		1-H 2-H HR		1-3 SH1-4 BB		0-0 F8		1-3 G1-6-3 1B		0-0 2-3
Jim Barr, R (1, 1) OBP: 0.164, SLG: 0.143		0-3 K		0-0 SH1-4		0-3 K		0-0 G1-6-3 1-2f		0-0 SF9 3-H
Gary Lavelle, S (6, 1)										
Willie McCovey, L (8, PH) OBP: 0.364, SLG: 0.499										
Randy Moffitt, R (9, 1)										
Vic Harris, S (10, PH) OBP: 0.321, SLG: 0.349										

Inning Stats	R: 1	H: 1	E: 0	K: 2	S: 8	H: 0	LOB: 0	P: 8	R: 3	H: 2	E: 0	K: 1	S: 7	R: 0	H: 0	E: 0	K: 1	S: 5	R: 0	H: 1	E: 0	K: 0	S: 4	R: 0	H: 0	E: 0	K: 1	S: 5	R: 0	H: 1	E: 0	K: 0	S: 4	R: 0	H: 1	E: 0	K: 0	S: 3	R: 0	H: 2	E: 0	K: 0	S: 3	R: 1	H: 2	E: 0	K: 0	S: 4	R: 1	H: 2	E: 0	K: 0	S: 5	R: 0	H: 2	E: 1	K: 0	S: 5	1B: 5	SF: 1	2B: 2	SAC: 3	3B: 1	DP: 3	HR: 2	HBP: 0	WP: 2	PA: 47
--------------	------	------	------	------	------	------	--------	------	------	------	------	------	------	------	------	------	------	------	------	------	------	------	------	------	------	------	------	------	------	------	------	------	------	------	------	------	------	------	------	------	------	------	------	------	------	------	------	------	------	------	------	------	------	------	------	------	------	------	-------	-------	-------	--------	-------	-------	-------	--------	-------	--------

PITCHER	IP	WLS	BF	H	R	ER	SO	BB	IBB	HBP	BLK	WP	HR	S	P	ERA	WHIP
Mario Soto, R (1, 1) ERA: 5.34	2.0		10	3	4	4	3	1	0	0	0	0	2	15	19	18.00	2.000
Angel Torres, L (3, 1) ERA: 2.45	3.0		14	1	0	0	1	3	1	0	0	1	0	12	28	0.00	1.333
Dale Murray, R (6, 1) ERA: 4.93	1.0		3	0	0	0	1	0	0	0	0	0	0	5	5	0.00	0.000
Dan Dumoulin, R (7, 1) ERA: 13.5	0.1		4	1	0	0	0	0	1	0	0	0	0	3	7	0.00	3.000
Jack Billingham, R (7, 1) ERA: 5.23	1.2		9	3	1	1	0	1	2	0	0	0	0	6	18	5.40	2.400
PITCHER	IP	WLS	BF	H	R	ER	SO	BB	IBB	HBP	BLK	WP	HR	S	P	ERA	WHIP
Pedro Borbon, R (9, 1) ERA: 3.26	2.0		7	2	1	1	0	0	0	0	0	0	0	7	7	4.50	1.000

Batter	1	2	3	4	5	6	7	8	9	AB R H RBI BB SO LOB	TOP											
Pete Rose, S (1, 5) OBP: 0.374, SLG: 0.435	0-0 L1		0-0 F8 1B		0-0 5-3		0-3 K		0-0 F9	5 0 1 0 0 1 0												
Ken Griffey, L (1, 9) OBP: 0.390, SLG: 0.466	0-3 K		0-0 1-2 1B		0-3 K			4-0 1B BB		3 1 1 0 1 2 0												
Dave Concepcion, R (1, 6) OBP: 0.328, SLG: 0.370	0-0 S 1B		0-0 F8 2-3		0-0 F9			0-0 5-3 1-2		4 0 1 0 0 0 3												
George Foster, R (1, 8) OBP: 0.379, SLG: 0.625 (8, 7)	4-0 1-2 BB		0-0 4-3		0-0 4-3			4-0 1B IBB		2 0 0 0 2 0 1												
Johnny Bench, R (1, 7) OBP: 0.353, SLG: 0.552 Cesar Geronimo, L (8, 8) OBP: 0.320, SLG: 0.385	0-3 K			4-0 SH3 BB		0-3 K		0-0 F8		3 0 0 0 1 2 4 0 0 0 0 0 0 0												
Ray Knight, R (1, 4) OBP: 0.318, SLG: 0.380		4-0 S BB		0-0 SH3 1-2		0-3 K		0-0 1-2 2-H 1B		2 0 1 1 1 1 0												
Dan Driessen, L (1, 3) OBP: 0.370, SLG: 0.462			0-0 F9		4-0 FC6 BB		0-3 K		0-0 6-3	3 0 0 0 1 1 3												
Don Werner, R (1, 2) OBP: 0.111, SLG: 0.444			0-0 F8 1-2		0-0 F8		0-0 HR		0-0 5-3	4 1 1 1 0 0 3												
Paul Moskau, R (1, 1) OBP: 0.286, SLG: 0.344 Dale Murray, R (8, 1) OBP: 0.182, SLG: 0.182 Bob Bailey, R (9, PH) OBP: 0.348, SLG: 0.380 Pedro Borbon, R (9, 1) OBP: 0.182, SLG: 0.227			0-0 G3		0-0 FC6 1-2f		0-0 L1		0-0 P6	3 0 0 0 0 0 3 0 0 0 0 0 0 0 1 0 0 0 0 0 0 0 0 0 0 0 0 0												
Inning Stats	R: 0 E: 0 K: 2 S: 8	H: 1 LOB: 2 BB: 1 P: 12	R: 0 E: 0 K: 0 S: 3	H: 0 LOB: 1 BB: 1 P: 7	R: 0 E: 0 K: 0 S: 4	H: 2 LOB: 1 BB: 0 P: 4	R: 0 E: 0 K: 0 S: 3	H: 0 LOB: 2 BB: 2 P: 11	R: 0 E: 0 K: 1 S: 5	H: 0 LOB: 0 BB: 0 P: 5	R: 0 E: 0 K: 2 S: 7	H: 0 LOB: 0 BB: 0 P: 7	R: 1 E: 0 K: 2 S: 8	H: 1 LOB: 0 BB: 0 P: 8	R: 1 E: 0 K: 0 S: 4	H: 1 LOB: 2 BB: 2 P: 12	R: 0 E: 0 K: 0 S: 3	H: 0 LOB: 0 BB: 0 P: 3	1B: 4 2B: 0 3B: 0 HR: 1	SF: 0 SAC: 1 DP: 0 HBP: 0	WP: 0 PB: 0 SB: 2 CS: 0	PA: 37
PITCHER Bob Knepper, L (1, 1) ERA: 2.96	IP: 9.0 WLS: W BF: 37 H: 5 R: 2 ER: 2 SO: 7 BB: 5 IBB: 1 HBP: 0 BLK: 0 WP: 0 HR: 1 S: 45 P: 69 ERA: 2.00 WHIP: 1.111											PITCHER IP: WLS: BF: H: R: ER: SO: BB: IBB: HBP: BLK: WP: HR: S: P: ERA: WHIP:										

Cincinnati Reds @ San Francisco Giants
Candlestick Park, San Francisco, CA
 Sun Sep 18 1977, 6:33 AM EDT
 Att: 24,426 - Unknown

AB	30
R	2
H	5
RBI	2
BB	6
SO	7
LOB	17



Batter	1	2	3	4	5	6	7	8	9	AB R H RBI BB SO LOB
Derrel Thomas, S OBP: 0.322, SLG: 0.386 (1, 8) (9, 6)	0-0 1B 1B		0-0 F6		0-0 G3		0-0 F9		0-0 1B 1B	5 1 2 0 0 0 1
Gary Thomasson, L OBP: 0.358, SLG: 0.447 (1, 9) (9, 7)	0-0 1-3 1B		0-3 K		4-0 S BB			0-0 1B 1B 2B	0-0 F7	4 1 2 0 1 1 1
Bill Madlock, R OBP: 0.361, SLG: 0.427 (1, 4)	0-0 P3		0-0 S 1B		0-0 F9			0-0 1B SF8 1B	0-0 1B 1B	5 1 3 0 0 0 3
Willie McCovey, L OBP: 0.364, SLG: 0.497 (1, 3)	0-3 K		4-0 1-2 BB			0-0 P3		0-0 F2	0-0 1-2 1B	4 0 1 1 1 1 4
Darrell Evans, L OBP: 0.344, SLG: 0.406 (1, 5)	0-0 F8		0-0 P6			0-0 F8		0-0 SF8 E 1B		4 0 1 1 0 0 4
Terry Whitfield, L OBP: 0.317, SLG: 0.438 (1, 7) (9, 8)		0-0 CS 1B		0-3 K		0-3 K		0-0 E6 FC6-4		4 0 1 0 0 2 2
Marc Hill, R OBP: 0.308, SLG: 0.353 (1, 2)		0-0 FC6-4 1-2 1B		4-0 CS BB			0-0 F8	0-0 SF8		2 0 1 1 1 0 0
Johnnie LeMaster, R OBP: 0.230, SLG: 0.216 Jack Clark, R OBP: 0.332, SLG: 0.407 (8, PH) (9, 9)		0-3 K		0-3 K			0-0 F7	0-0 FC6-4		3 0 0 0 0 2 2 1 0 0 0 0 0 2
Bob Knepper, L OBP: 0.232, SLG: 0.208 Vic Harris, S OBP: 0.319, SLG: 0.347 (1, 1) (9, PH)		0-0 FC6-4		0-3 K			4-0 BB		0-0 F9	2 0 0 0 1 1 1 1 0 0 0 0 0 0

Inning Stats	R: 0 E: 0 K: 1 S: 7	H: 2 LOB: 2 BB: 0 P: 7	R: 0 E: 0 K: 1 S: 6	H: 2 LOB: 1 BB: 0 P: 6	R: 0 E: 0 K: 1 S: 6	H: 1 LOB: 2 BB: 1 P: 10	R: 0 E: 0 K: 2 S: 6	H: 0 LOB: 1 BB: 1 P: 10	R: 0 E: 0 K: 1 S: 5	H: 0 LOB: 1 BB: 1 P: 9	R: 0 E: 0 K: 1 S: 5	H: 0 LOB: 0 BB: 0 P: 5	R: 0 E: 0 K: 0 S: 3	H: 0 LOB: 1 BB: 1 P: 7	R: 2 E: 1 K: 0 S: 7	H: 3 LOB: 2 BB: 0 P: 7	R: 1 E: 0 K: 0 S: 5	H: 3 LOB: 2 BB: 0 P: 5	1B: 10 2B: 2 3B: 0 HR: 0	SF: 1 SAC: 0 DP: 1 HBP: 0
--------------	------------------------------	---------------------------------	------------------------------	---------------------------------	------------------------------	----------------------------------	------------------------------	----------------------------------	------------------------------	---------------------------------	------------------------------	---------------------------------	------------------------------	---------------------------------	------------------------------	---------------------------------	------------------------------	---------------------------------	-----------------------------------	------------------------------------

BOTTOM

Cincinnati Reds @ San Francisco Giants
Candlestick Park, San Francisco, CA

Sun Sep 18 1977, 6:33 AM EDT
Att. 24,426 - Unknown

AB	35
R	3
H	11
RBI	3
BB	4
SO	7
LOB	20



PITCHER	IP	WLS	BF	H	R	ER	SO	BB	IBB	HBP	BLK	WP	HR	S	P	ERA	WHIP
Paul Moskau, R ERA: 4.52 (1, 1)	7.1		32	8	2	1	7	4	0	0	0	0	0	42	58	1.23	1.636
Dale Murray, R ERA: 4.9 (8, 1)	0.2		3	0	0	0	0	0	0	0	0	0	0	3	3	0.00	0.000
Pedro Borbon, R ERA: 3.32 (9, 1)	0.2	L	5	3	1	1	0	0	0	0	0	0	0	5	5	13.50	4.500

Batter	1	2	3	4	5	6	7	8	9	AB R H RBI BB SO LOB	TOP									
Davey Lopes, R (1, 4) OBP: 0.377, SLG: 0.412	0-0 6-3		0-0 F2		0-0 E9 2B			4-0 BB G5-4-3		3 0 1 0 1 0 0	<p>Los Angeles Dodgers @ San Francisco Giants</p> <p>Candlestick Park, San Francisco, CA</p> <p>Tue Sep 20 1977, 10:05 PM EDT</p> <p>Att. 7,359 - Unknown</p> <p>livebaseballscorecards.com</p>									
Bill Russell, R (1, 6) OBP: 0.303, SLG: 0.358	0-0 F6		0-0 1B		0-0 5-3			0-0 G5-4-3 1-2f		4 0 1 0 0 0 2										
Reggie Smith, S (1, 9) OBP: 0.430, SLG: 0.575	0-3 K		0-0 F8		0-0 F8			0-0 3-4-1		4 0 0 0 0 1 1										
Ron Cey, R (1, 5) OBP: 0.358, SLG: 0.470		0-0 F8	0-0 F7		0-0 F3			0-0 L8		4 0 0 0 0 0 1										
Steve Garvey, R (1, 3) OBP: 0.329, SLG: 0.493		0-0 2B 1B		0-0 CS 1B		0-0 5-3		0-0 4-3		4 1 2 0 0 0 0										
Dusty Baker Jr., R (1, 7) OBP: 0.361, SLG: 0.503		0-0 HR 2B		0-0 F5 1-2		0-0 F9		0-0 5-3		4 1 1 1 0 0 1										
Rick Monday, L (1, 8) OBP: 0.339, SLG: 0.393		0-0 HR		0-3 K		0-0 F7				3 1 1 2 0 1 0										
Glenn Burke, R (7, 8) OBP: 0.281, SLG: 0.306		2-H HR								0 0 0 0 0 0 0										
Steve Yeager, R (1, 2) OBP: 0.336, SLG: 0.444		0-0 F8		0-0 5-3		0-0 2B				3 0 1 0 0 0 0										
Tommy John, R (1, 1) OBP: 0.218, SLG: 0.240		0-0 5-3		0-0 6-3		0-0 F2				3 0 0 0 0 0 1										
Lance Rautzhan, R (9, 1)										0 0 0 0 0 0 0										
Inning Stats	R: 0 E: 0 K: 1 S: 5	H: 0 LOB: 0 BB: 0 P: 5	R: 3 E: 0 K: 0 S: 6	H: 3 LOB: 0 BB: 0 P: 6	R: 0 E: 0 K: 0 S: 4	H: 1 LOB: 1 BB: 0 P: 4	R: 0 E: 1 K: 0 S: 4	H: 1 LOB: 1 BB: 0 P: 4	R: 0 E: 0 K: 0 S: 3	H: 0 LOB: 0 BB: 0 P: 3	R: 0 E: 0 K: 0 S: 4	H: 1 LOB: 1 BB: 0 P: 4	R: 0 E: 0 K: 0 S: 2	H: 0 LOB: 0 BB: 1 P: 6	R: 0 E: 0 K: 0 S: 3	H: 0 LOB: 0 BB: 0 P: 3	1B: 3 2B: 3 3B: 0 HR: 1	SF: 0 SAC: 0 DP: 1 HBP: 0	WP: 0 PB: 0 SB: 1 CS: 1	PA: 33
PITCHER	IP WLS BF H R ER SO BB IBB HBP BLK WP HR S P ERA WHIP																			
Ed Halicki, R (1, 1) ERA: 3.38	8.0 L 30 7 3 3 2 1 0 0 0 0 0 1 33 37 3.38 1.000																			
Dave Heaverlo, R (9, 1) ERA: 2.74	1.0 3 0 0 0 0 0 0 0 0 0 0 0 3 3 0.00 0.000																			



Batter	1	2	3	4	5	6	7	8	9	AB	R	H	RBI	BB	SO	LOB
Derrel Thomas, S (1, 8) OBP: 0.322, SLG: 0.385	0-0 PB FC5-2 1B	0-3 K2-3			0-0 5-3			0-3 K 1-2		4	0	1	0	0	2	2
Darrell Evans, L (1, 5) OBP: 0.344, SLG: 0.403	4-0 FC5-2 1-3 BB		0-0 F9		0-0 F9			0-0 G3 2-3		3	0	0	0	1	0	1
Bill Madlock, R (1, 4) OBP: 0.360, SLG: 0.426	0-0 FC5-2 1-3 3-H		0-0 1B					0-0 F8		4	0	1	0	0	0	3
Willie McCovey, L (1, 3) OBP: 0.361, SLG: 0.492	0-0 F5		0-3 K					0-0 F7		4	0	0	0	0	1	3
Jack Clark, R (1, 9) OBP: 0.333, SLG: 0.411	4-0 BB		0-0 1-3					0-0 6-3		3	1	1	0	1	0	1
Randy Elliott, R (1, 7) OBP: 0.273, SLG: 0.396	0-0 F9				0-0 6-3					4	0	0	0	0	0	4
Marc Hill, R (1, 2) OBP: 0.313, SLG: 0.360		0-0 SH5-4 1B			0-0 2B					3	0	2	0	1	0	0
Mike Sadek, R (9, PR) OBP: 0.300, SLG: 0.314										0	0	0	0	0	0	0
Johnnie LeMaster, R (1, 6) OBP: 0.224, SLG: 0.211		0-3 K			0-3 K					3	0	0	0	0	2	1
Gary Alexander, R (9, PH) OBP: 0.416, SLG: 0.510										1	0	1	1	0	0	0
Ed Halicki, R (1, 1) OBP: 0.195, SLG: 0.244		0-0 SH5-4								1	0	0	0	0	0	0
Vic Harris, S (8, PH) OBP: 0.323, SLG: 0.347										0	0	0	0	1	0	0
Dave Heaverlo, R (9, 1)										0	0	0	0	0	0	0
Gary Thomasson, L (9, PH) OBP: 0.357, SLG: 0.446		0-0 1-2			0-0 5-3			4-0 G3 WP BB		1	0	0	0	0	1	2

BOTTOM	
Los Angeles Dodgers @ San Francisco Giants Candlestick Park, San Francisco, CA Tue Sep 20 1977, 10:05 PM EDT Att. 7,359 - Unknown	
AB 31 R 1 H 6 RBI 1 BB 4 SO 6 LOB 17	
Inning Stats R: 0 H: 1 E: 0 LOB: 3 K: 0 BB: 2 S: 4 P: 12 R: 0 H: 1 E: 0 LOB: 1 K: 2 BB: 0 S: 8 P: 8 R: 0 H: 1 E: 0 LOB: 1 K: 1 BB: 0 S: 6 P: 6 R: 0 H: 1 E: 0 LOB: 0 K: 1 BB: 0 S: 5 P: 5 R: 0 H: 0 E: 0 LOB: 0 K: 0 BB: 0 S: 3 P: 3 R: 0 H: 0 E: 0 LOB: 0 K: 0 BB: 0 S: 3 P: 3 R: 0 H: 0 E: 0 LOB: 1 K: 1 BB: 1 S: 5 P: 9 R: 1 H: 2 E: 0 LOB: 2 K: 1 BB: 1 S: 7 P: 11 1B: 4 SF: 0 2B: 1 SAC: 1 3B: 1 DP: 0 HR: 0 HBP: 0	WP: 1 PA: 36 PB: 2 SB: 0 CS: 0
PITCHER Tommy John, L (1, 1) ERA: 2.66 Lance Rautzhan, L (9, 1) ERA: 4.5	PITCHER IP WLS BF H R ER SO BB IBB HBP BLK WP HR S P ERA WHIP 8.2 W 35 6 1 1 5 4 0 0 0 1 0 41 57 1.04 1.154 0.1 S 1 0 0 0 1 0 0 0 0 0 0 3 3 0.00 0.000

livebaseballscores.com

Batter	1	2	3	4	5	6	7	8	9	AB R H RBI BB SO LOB	TOP	
Rafael Landestoy, S OBP: 0.500, SLG: 0.333 (1, 4)	0-0 4-3		0-0 E 2B 1B		0-0 1-3			4-0 BB		3 1 1 0 1 0 0	<p>Los Angeles Dodgers @ San Francisco Giants Candlestick Park, San Francisco, CA</p> <p>Wed Sep 21 1977, 10:05 PM EDT Att. 5,299 - Unknown</p> <p>livebaseballscorecards.com</p>	
Ron Washington, R OBP: 0.385, SLG: 0.333 (1, 6)	0-0 WP BLK FC4-6 1B		0-0 E5 1-3 2B		0-0 1-3			0-0 F9		4 1 1 0 0 0 2		
Dusty Baker Jr., R OBP: 0.362, SLG: 0.504 (1, 7)	4-0 FC4-6 WP 1-2 WP BB		0-0 1-2 2B 3-H		0-0 G3			0-0 F7		3 2 1 1 1 0 1		
Steve Garvey, R OBP: 0.331, SLG: 0.494 (1, 3) Ed Goodson, L OBP: 0.189, SLG: 0.250 (6, 3)	4-0 FC4-6 1-2 2-3 BB		0-0 2-H 2B		0-0 5-3			0-0 L6		2 0 1 1 1 0 0 1 0 0 0 0 0 1		
Vic Davalillo, L OBP: 0.324, SLG: 0.378 (1, 9) Joe Simpson, L OBP: 0.200, SLG: 0.077 (6, 9) Jeffrey Leonard, R OBP: 0.500, SLG: 0.833 (9, PH)	0-0 FC4-6 WP 1-2f 2-3 3-H		0-0 F4		0-0 4-3			0-0 L1		3 0 0 1 0 0 3 0 0 0 0 0 0 0 1 0 0 0 0 0 0		
Lee Lacy, R OBP: 0.297, SLG: 0.413 (1, 5)	0-0 6-3 1-2 3-H		0-0 F7		0-0 F3			0-0 F9		4 0 0 0 0 0 2		
Glenn Burke, R OBP: 0.280, SLG: 0.305 (1, 8)		0-0 F8		0-0 F6			0-0 F7		0-0 1B	4 0 1 0 0 0 0		
Johnny Oates, L OBP: 0.319, SLG: 0.360 (1, 2) Steve Yeager, R OBP: 0.335, SLG: 0.443 (9, PH)		0-0 4-3		0-0 F2			0-0 G4-6-3 1B		0-0 G3	3 0 1 0 0 0 0 1 0 0 0 0 0 1		
Doug Rau, L OBP: 0.211, SLG: 0.159 (1, 1) Rick Monday, L OBP: 0.338, SLG: 0.392 (7, PH) Charlie Hough, R OBP: 0.150, SLG: 0.263 (7, 1) Lance Rautzhan, R (7, 1) Bobby Castillo, R (8, 1)		0-0 4-3		0-0 F7			0-0 G4-6-3 1-2f			2 0 0 0 0 0 0 1 0 0 0 0 0 1 0		
Inning Stats	R: 2 H: 1 E: 0 LOB: 1 K: 0 BB: 2 S: 4 P: 12	R: 0 H: 0 E: 0 LOB: 0 K: 0 BB: 0 S: 3 P: 3	R: 2 H: 3 E: 1 LOB: 1 K: 0 BB: 0 S: 6 P: 6	R: 0 H: 0 E: 0 LOB: 0 K: 0 BB: 0 S: 3 P: 3	R: 0 H: 0 E: 0 LOB: 0 K: 0 BB: 0 S: 3 P: 3	R: 0 H: 0 E: 0 LOB: 0 K: 0 BB: 0 S: 3 P: 3	R: 0 H: 1 E: 0 LOB: 0 K: 0 BB: 0 S: 3 P: 3	R: 0 H: 0 E: 0 LOB: 1 K: 0 BB: 1 S: 3 P: 7	R: 0 H: 1 E: 0 LOB: 1 K: 0 BB: 0 S: 4 P: 4	1B: 4 SF: 0 2B: 2 SAC: 0 3B: 0 DP: 1 HR: 0 HBP: 0	WP: 2 PA: 35 PB: 0 SB: 0 CS: 0	
PITCHER Greg Minton, R ERA: 4.5 (1, 1) Gary Lavelle, L ERA: 2.09 (8, 1)	IP WLS BF H R ER SO BB IBB HBP BLK WP HR S P ERA WHIP											PITCHER IP WLS BF H R ER SO BB IBB HBP BLK WP HR S P ERA WHIP



Batter	1	2	3	4	5	6	7	8	9	AB	R	H	RBI	BB	SO	LOB
Derrel Thomas, S OBP: 0.321, SLG: 0.383 (1, 8)	0-0 F9	0-3 K		0-0 1-3			0-0 FC5-2 1B	0-0 L3		5	0	1	0	0	1	2
Rob Andrews, R OBP: 0.347, SLG: 0.304 (1, 4)	0-0 1B 3B		0-0 1B BB 1B		0-0 F8		0-0 FC5-2 BB 1B	0-0 5-3		5	1	3	0	0	0	0
Darrell Evans, L OBP: 0.349, SLG: 0.406 (1, 5)	0-0 BB 1B		4-0 1B BB		0-0 1B		4-0 FC5-2 BB BB			2	1	2	1	2	0	0
Jack Clark, R OBP: 0.333, SLG: 0.408 (1, 9)	4-0 1-2 BB		0-3 K		0-0 F3		0-0 FC5-2 BB 1B			3	1	0	0	1	1	6
Randy Elliott, R OBP: 0.272, SLG: 0.392 (1, 7)	0-0 F2		0-0 G6-4-3 1B		0-3 K		0-0 FC5-2 BB 1B			4	1	1	0	0	1	6
Gary Alexander, R OBP: 0.419, SLG: 0.500 (1, 2)	0-0 F9		0-0 G6-4-3 1B			4-0 E S BB	4-0 1B BB			2	1	0	1	2	0	5
Skip James, L OBP: 0.385, SLG: 0.364 (1, 3)		0-0 SH1-3 1B		0-3 K		0-0 F9	0-0 1B			4	0	2	2	0	1	0
Johnnie LeMaster, R OBP: 0.217, SLG: 0.203 (1, 6)		0-3 K		0-0 F5		0-3 K	0-0 4-3			4	0	0	0	0	2	3
Greg Minton, S OBP: 0.500, SLG: 0.333 (1, 1)		0-0 SH1-3		0-0 1B		0-3 K		0-0 1-3		2	0	1	0	0	1	0
Gary Lavelle, S (8, 1)										1	0	0	0	0	0	0

Inning Stats	R: 1	H: 2	E: 0	K: 0	S: 5	R: 0	H: 1	E: 0	K: 2	S: 8	R: 0	H: 2	E: 0	K: 1	S: 6	R: 0	H: 1	E: 0	K: 1	S: 6	R: 1	H: 0	E: 1	K: 2	S: 7	R: 3	H: 3	E: 0	K: 0	S: 3	R: 0	H: 0	E: 0	K: 0	S: 3
	LOB: 2	BB: 1	P: 9	LOB: 1	BB: 0	P: 8	LOB: 2	BB: 1	P: 10	LOB: 1	BB: 0	LOB: 1	BB: 0	P: 6	LOB: 0	BB: 1	P: 11	LOB: 2	BB: 2	P: 14	LOB: 0	BB: 0	P: 3	LOB: 0	BB: 0	P: 3	SF: 0	SAC: 1	DP: 1	HBP: 0	WP: 0	PA: 38	ERA	WHIP	

PITCHER	IP	WLS	BF	H	R	ER	SO	BB	IBB	HBP	BLK	WP	HR	S	P	ERA	WHIP
Doug Rau, L ERA: 3.49 (1, 1)	6.0		27	7	2	1	7	3	0	0	0	0	0	38	50	1.50	1.667
Charlie Hough, R ERA: 3.59 (7, 1)	0.2	L	6	2	3	3	0	2	0	0	0	0	0	4	12	40.50	6.000
Lance Rautzhan, L ERA: 4.42 (7, 1)	0.1		2	1	0	0	0	0	0	0	0	0	0	2	2	0.00	3.000
Bobby Castillo, R ERA: 4.91 (8, 1)	1.0		3	0	0	0	0	0	0	0	0	0	0	3	3	0.00	0.000

BOTTOM

Los Angeles Dodgers @ San Francisco Giants
Candlestick Park, San Francisco, CA

Wed Sep 21 1977, 10:05 PM EDT
Att. 5,299 - Unknown

AB	32
R	5
H	10
RBI	4
BB	5
SO	7
LOB	22

livebaseballscorecards.com



Batter	1	2	3	4	5	6	7	8	9	AB R H RBI BB SO LOB	TOP																
Derrel Thomas, S (1, 8) OBP: 0.321, SLG: 0.386	0-3 K	0-0 F6		0-0 2B		0-0 G3			0-0 SH1-4 1B	5 1 2 1 0 1 1																	
Gary Thomasson, L (1, 7) OBP: 0.356, SLG: 0.443	4-0 1B BB		0-3 K	0-3 K			0-3 K		0-0 SH1-4 1-2	3 0 0 0 1 3 1																	
Bill Madlock, R (1, 4) OBP: 0.360, SLG: 0.425	0-0 1-2 1B		0-0 L8		0-0 S 1B		0-0 4-3		0-0 4-3 2-3	5 0 2 0 0 0 1																	
Willie McCovey, L (1, 3) Skip James, L (7, PR) OBP: 0.429, SLG: 0.417	0-3 K		0-3 K		4-0 1-2 BB		0-0 2B		0-0 HBP BB BB 1B	3 0 1 0 1 2 2 1 1 1 1 0 0 0																	
Darrell Evans, L (1, 5) OBP: 0.349, SLG: 0.403	0-3 K			4-0 2B BB	0-0 F6		0-0 F6		4-0 BB HBP BB	3 1 0 0 2 1 5																	
Terry Whitfield, L (1, 9) OBP: 0.322, SLG: 0.442		0-0 6-3		0-0 SH1 2B	0-0 F3			0-0 B2-6-3 1B	1-0 BB HBP	4 1 2 1 0 0 2																	
Marc Hill, R (1, 2) OBP: 0.314, SLG: 0.358		0-0 2B 1B		0-0 5-3 2-3	0-3 K			0-0 B2-6-3 1-2f	4-0 BB	4 1 1 1 1 1 4																	
Johnnie LeMaster, R (1, 6) OBP: 0.231, SLG: 0.215		0-3 K		4-0 SH1 2B BB		0-0 K 2B		4-0 BB	0-0 5-3	3 1 1 0 2 1 4																	
Jim Barr, R (1, 1) OBP: 0.173, SLG: 0.167		0-0 2B		0-0 SH1		0-3 K		0-3 K		2 0 1 2 0 1 1																	
Gary Lavelle, S (7, 1)										0 0 0 0 0 0 0																	
Jack Clark, R (8, PH) OBP: 0.332, SLG: 0.407										1 0 0 0 0 1 1																	
Dave Heaverlo, R (8, 1)										0 0 0 0 0 0 0																	
Inning Stats	R: 0 E: 0 K: 3 S: 10	H: 1 LOB: 2 BB: 1 P: 14	R: 1 E: 0 K: 1 S: 7	H: 2 LOB: 1 BB: 0 P: 7	R: 0 E: 0 K: 2 S: 7	H: 0 LOB: 0 BB: 0 P: 7	R: 3 E: 0 K: 1 S: 7	H: 2 LOB: 1 BB: 2 P: 15	R: 0 E: 0 K: 1 S: 6	H: 1 LOB: 2 BB: 1 P: 10	R: 0 E: 0 K: 1 S: 5	H: 1 LOB: 0 BB: 0 P: 5	R: 0 E: 0 K: 1 S: 6	H: 1 LOB: 1 BB: 0 P: 6	R: 0 E: 0 K: 1 S: 5	H: 1 LOB: 1 BB: 1 P: 9	R: 2 E: 0 K: 0 S: 5	H: 2 LOB: 3 BB: 2 P: 14	1B: 6 2B: 5 3B: 0 HR: 0	SF: 0 SAC: 2 DP: 1 HBP: 1	WP: 0 PB: 0 SB: 1 CS: 0	PA: 44					
PITCHER	IP	WLS	BF	H	R	ER	SO	BB	IBB	HBP	BLK	WP	HR	S	P	ERA	WHIP										
John D'Acquisto, R (1, 1) ERA: 6.08	3.2		19	5	4	4	6	3	0	0	0	0	0	28	40	9.82	2.182										
Tom Griffin, R (4, 1) ERA: 4.49	2.1		9	2	0	0	3	1	0	0	0	0	0	14	18	0.00	1.286										
Dave Tomlin, L (7, 1) ERA: 3.0	1.0		4	1	0	0	1	0	0	0	0	0	0	6	6	0.00	1.000										
Dan Spillner, R (8, 1) ERA: 3.63	1.2	L	9	3	2	2	1	2	0	0	0	0	0	9	17	10.80	3.000										
Rick Sawyer, R (9, 1) ERA: 5.84	0.1		3	0	0	0	0	1	0	1	0	0	0	1	6	0.00	3.000										

San Francisco Giants @ San Diego Padres
San Diego Stadium, San Diego, CA

AB	34
R	6
H	11
RBI	6
BB	7
SO	11
LOB	22



Fri Sep 23 1977, 10:05 PM EDT
Att. 5,271 - Unknown

Batter	1	2	3	4	5	6	7	8	9	AB R H RBI BB SO LOB
Gene Richards, L (1, 3) OBP: 0.357, SLG: 0.380	0-0 4-3 3B	0-0 L3		4-0 S BB			0-0 S 1B		0-0 6-3	4 1 2 0 1 0 3
Bill Almon, R (1, 6) OBP: 0.303, SLG: 0.339	0-0 L8		0-0 F8	0-0 F6 1-2			0-0 F4 1-2			4 0 0 0 0 0 4
Jerry Turner, L (1, 7) OBP: 0.323, SLG: 0.413	0-0 4-3		0-0 1B		0-0 F9		0-0 F6			4 0 1 1 0 0 1
George Hendrick, R (1, 8) OBP: 0.380, SLG: 0.478	0-0 5-3 3-H		0-0 F3		0-0 F7			0-0 2B		4 0 1 0 0 0 1
Dave Winfield, R (1, 9) OBP: 0.335, SLG: 0.466		0-0 BB 5-3 1B	0-0 F7		0-0 5-3			0-0 6-3		4 0 1 0 0 0 2
Gene Tenace, R (1, 2) OBP: 0.409, SLG: 0.399		0-0 5-3		0-3 K		0-0 F8		0-0 5-3		4 0 0 0 0 1 2
Mike Champion, R (1, 4) OBP: 0.275, SLG: 0.294		4-0 BB BB		0-0 S BB E 1B		0-0 F8		0-0 6-3		3 1 1 0 1 0 1
Tucker Ashford, R (1, 5) OBP: 0.288, SLG: 0.338		0-3 K		4-0 S 1-2 BB		0-0 F7		0-3 K		3 0 0 0 1 2 2
Dave Freisleben, R (1, 1) OBP: 0.200, SLG: 0.162		4-0 BB BB		0-3 K		0-0 F7		0-0 F7		1 0 0 0 1 1 1
Dave Tomlin, L (7, 1) OBP: 0.286, SLG: 0.286										0 0 0 0 0 0 0
Merv Rettenmund, R (7, PH) OBP: 0.434, SLG: 0.452										1 0 0 0 0 0 0
Rollie Fingers, R (8, 1) OBP: 0.050, SLG: 0.050										0 0 0 0 0 0 0
Mike Ivie, R (9, PH) OBP: 0.332, SLG: 0.402		1-2 2-3 BB		1-3 2-H						1 0 0 0 0 0 0

Inning Stats	R: 1	H: 1	E: 0	LOB: 0	K: 0	S: 4	R: 0	H: 1	E: 0	LOB: 1	K: 0	S: 4	R: 0	H: 1	E: 0	LOB: 2	K: 2	S: 8	R: 0	H: 0	E: 0	LOB: 0	K: 0	S: 3	R: 0	H: 0	E: 0	LOB: 0	K: 0	S: 3	R: 0	H: 1	E: 0	LOB: 1	K: 0	S: 4	R: 0	H: 0	E: 0	LOB: 0	K: 1	S: 5	R: 0	H: 0	E: 0	LOB: 0	K: 0	S: 5	1B: 4	SF: 0	2B: 1	SAC: 0	3B: 1	DP: 0	HR: 0	HBP: 0	WP: 0	PA: 37
--------------	------	------	------	--------	------	------	------	------	------	--------	------	------	------	------	------	--------	------	------	------	------	------	--------	------	------	------	------	------	--------	------	------	------	------	------	--------	------	------	------	------	------	--------	------	------	------	------	------	--------	------	------	-------	-------	-------	--------	-------	-------	-------	--------	-------	--------

PITCHER	IP	WLS	BF	H	R	ER	SO	BB	IBB	HBP	BLK	WP	HR	S	P	ERA	WHIP
John Montefusco, R (1, 1) ERA: 3.56	6.0		26	4	2	1	3	4	0	0	0	0	0	28	44	1.50	1.333
Charlie Williams, R (7, 1) ERA: 4.0	2.0	W	8	2	0	0	0	0	0	0	0	0	0	8	8	0.00	1.000
Randy Moffitt, R (9, 1) ERA: 3.61	1.0	S	3	0	0	0	1	0	0	0	0	0	0	5	5	0.00	0.000

BOTTOM

San Francisco Giants @ San Diego Padres
San Diego Stadium, San Diego, CA

livebaseballscores.com

AB	33
R	2
H	6
RBI	1
BB	4
SO	4
LOB	17



Sat Sep 24 1977, 10:05 PM EDT
Att. 7,777 - Unknown

Batter	1	2	3	4	5	6	7	8	9	AB R H RBI BB SO LOB	TOP	
Derrel Thomas, S (1, 8) OBP: 0.322, SLG: 0.381	4-0 BB G4-6-3		0-0 G3-6-3 1-2f			0-0 5-3		0-0 4-3		3 0 0 0 1 0 1	San Francisco Giants @ San Diego Padres San Diego Stadium, San Diego, CA Sun Sep 25 1977, 6:33 AM EDT Att: 17,379 - Unknown livebaseballscorecards.com	
Rob Andrews, R (1, 4) OBP: 0.343, SLG: 0.300	0-0 G4-6-3 1-2f			0-0 5-3		0-0 F9		0-0 6-3		4 0 0 0 0 0 1		
Jack Clark, R (1, 9) OBP: 0.332, SLG: 0.409	0-0 F8			0-0 4-3		0-0 1B			0-0 6-3	4 0 1 0 0 0 0		
Willie McCovey, L (1, 3) OBP: 0.364, SLG: 0.491		0-0 F9		0-0 E4 1B		0-0 G3			0-0 FC5-4 1B	4 0 2 0 0 0 1 0 0 0 0 0 0 0		
Jim Barr, R (9, PR) OBP: 0.173, SLG: 0.167												
Randy Elliott, R (1, 7) OBP: 0.276, SLG: 0.411		0-0 6-3		0-0 6-3			0-0 HR		0-0 FC5-4 1B	4 1 1 1 0 0 2		
Vic Harris, S (1, 5) OBP: 0.343, SLG: 0.388		0-0 1B			0-0 HR		0-0 G3-6-3 1B		0-0 1B	4 1 4 1 0 0 0		
Gary Alexander, R (1, 2) OBP: 0.409, SLG: 0.478		0-0 4-3		0-3 K	0-0 K	0-0 G3-6-3 1-2f		0-0 F8		4 0 0 0 0 1 4		
Johnnie LeMaster, R (1, 6) OBP: 0.220, SLG: 0.203			0-3 K		0-0 5-3		0-0 F9			3 0 0 0 0 1 0 0 0 0 0 0 0 0		
John Curtis, L (7, 1) OBP: 0.286, SLG: 0.385												
Bob Knepper, L (1, 1) OBP: 0.246, SLG: 0.208			4-0 BB		0-0 6-3			0-0 6-3		0 0 0 0 0 1 0 0 0 0 0 0 0 0 0 0 1 0 0 0 0 0 0 0 0 0 0 0 0 0 0 0 1 0 0 0 0 0 0 0 0 0 0 0 0 0 0 0		
Dave Heaverlo, R (3, 1) OBP: 0.350, SLG: 0.404												
Darrell Evans, L (5, PH) OBP: 0.150, SLG: 0.158												
Lynn McGlothen, L (5, 1) OBP: 0.248, SLG: 0.321												
Tim Foli, R (7, 9) OBP: 0.248, SLG: 0.321												
Randy Moffitt, R (7, 1)												
Inning Stats	R: 0 H: 0 E: 0 LOB: 0 K: 0 BB: 1 S: 2 P: 6	R: 0 H: 1 E: 0 LOB: 1 K: 0 BB: 0 S: 4 P: 4	R: 0 H: 0 E: 0 LOB: 0 K: 1 BB: 1 S: 4 P: 8	R: 0 H: 1 E: 1 LOB: 1 K: 0 BB: 0 S: 4 P: 4	R: 1 H: 1 E: 0 LOB: 0 K: 1 BB: 0 S: 6 P: 6	R: 0 H: 1 E: 0 LOB: 1 K: 0 BB: 0 S: 4 P: 4	R: 1 H: 2 E: 0 LOB: 0 K: 0 BB: 0 S: 4 P: 4	R: 0 H: 0 E: 0 LOB: 0 K: 0 BB: 0 S: 3 P: 3	R: 0 H: 2 E: 0 LOB: 2 K: 0 BB: 0 S: 5 P: 5	1B: 6 SF: 0 2B: 0 SAC: 0 3B: 0 DP: 3 HR: 2 HBP: 0	WP: 0 PA: 34 PB: 0 SB: 0 CS: 0	
PITCHER Bob Owchinko, L (1, 1) ERA: 4.23	IP WLS BF H R ER SO BB IBB HBP BLK WP HR S P ERA WHIP											PITCHER IP WLS BF H R ER SO BB IBB HBP BLK WP HR S P ERA WHIP



Batter	1	2	3	4	5	6	7	8	9	AB R H RBI BB SO LOB
Gene Richards, L (1, 7) OBP: 0.357, SLG: 0.379	0-0 CS 1B		4-0 S 1B BB	0-0 G1		0-0 FC7-4 BB 1-2f	0-0 6-3			4 1 1 0 1 0 3
Bill Almon, R (1, 6) OBP: 0.305, SLG: 0.338	0-0 F9		4-0 1B HR BB	0-3 K		4-0 BB		4-0 BB 2B BB		2 2 0 0 3 1 1
Mike Ivie, R (1, 3) OBP: 0.331, SLG: 0.400	0-3 K 1-2		0-0 HR 1B 2-H	0-3 K		0-3 K		0-3 K		5 1 1 1 0 4 4
George Hendrick, R (1, 8) OBP: 0.383, SLG: 0.491		0-0 HR	0-0 HR 1-H 2-H		0-0 F3		0-0 BB 1B	4-0 2B BB		4 3 3 4 1 0 0
Dave Winfield, R (1, 9) OBP: 0.334, SLG: 0.462		0-0 F8	0-3 K		0-0 F9		4-0 BB 1B WP BB	0-3 K		4 1 0 0 1 2 2
Gene Tenace, R (1, 2) OBP: 0.413, SLG: 0.410		0-0 2B 2B	0-0 F5		0-0 2B		0-0 WP BB 1B	0-0 K 1-H 2-H		5 1 4 2 0 0 0
Mike Champion, R (1, 4) OBP: 0.277, SLG: 0.294		0-0 5-3	0-0 E 1B		0-3 K		4-0 WP BB 1-2 2-3			3 0 1 0 1 1 2
Tucker Ashford, R (1, 5) OBP: 0.291, SLG: 0.342		0-0 2B	0-0 E5			4-0 FC7-4 BB	0-0 F4			3 0 1 1 1 0 3
Bob Owchinko, L (1, 1) OBP: 0.151, SLG: 0.082		0-3 K	0-0 L4			0-3 K	0-3 K			4 0 0 0 0 3 6

Inning Stats	R: 0 E: 0 K: 1 S: 5	H: 1 LOB: 0 BB: 0 P: 5	R: 2 E: 0 K: 1 S: 8	H: 3 LOB: 1 BB: 0 P: 8	R: 4 E: 1 K: 1 S: 9	H: 3 LOB: 2 BB: 2 P: 17	R: 0 E: 0 K: 2 S: 7	H: 0 LOB: 0 BB: 0 P: 7	R: 0 E: 0 K: 1 S: 6	H: 1 LOB: 1 BB: 0 P: 6	R: 0 E: 0 K: 2 S: 7	H: 0 LOB: 2 BB: 2 P: 15	R: 2 E: 0 K: 1 S: 7	H: 2 LOB: 2 BB: 2 P: 15	R: 1 E: 0 K: 2 S: 7	H: 1 LOB: 2 BB: 2 P: 15
1B: 5 2B: 4 3B: 0 HR: 2	SF: 0 SAC: 0 DP: 0 HBP: 0	WP: 1 PB: 0 SB: 1 CS: 1	PA: 42													

PITCHER	IP	WLS	BF	H	R	ER	SO	BB	IBB	HBP	BLK	WP	HR	S	P	ERA	WHIP
Bob Knepper, L (1, 1) ERA: 3.26	2.0	L	13	6	6	6	2	2	0	0	0	0	2	15	23	27.00	4.000
Dave Heaverlo, R (3, 1) ERA: 2.62	2.0		8	1	0	0	3	0	0	0	0	0	0	14	14	0.00	0.500
Lynn McGlothen, R (5, 1) ERA: 5.63	2.0		13	3	2	2	3	4	0	0	0	0	0	15	31	9.00	3.500
Randy Moffitt, R (7, 1) ERA: 3.59	0.1		1	0	0	0	0	0	0	0	0	1	0	1	1	0.00	0.000
John Curtis, L (7, 1) ERA: 5.49	1.2		7	1	1	1	3	2	0	0	0	0	0	11	19	5.40	1.800

BOTTOM

San Francisco Giants @ San Diego Padres
 San Diego Stadium, San Diego, CA
 Sun Sep 25 1977, 6:33 AM EDT
 Att. 17,379 - Unknown

livebaseballscorecards.com

AB	34
R	9
H	11
RBI	8
BB	8
SO	11
LOB	21



Batter	1	2	3	4	5	6	7	8	9	AB R H RBI BB SO LOB	TOP											
Derrel Thomas, S OBP: 0.324, SLG: 0.382 (1, 8) X	0-0 BB S 1B		4-0 1B BB	0-0 F8			0-0 S 2B 1B	0-0 3-1		4 2 2 0 1 0 1												
Rob Andrews, R OBP: 0.344, SLG: 0.301 (1, 4) X	0-0 F8		0-0 BB 1B G6-3 1B			0-0 5-3	0-3 K		0-0 HR 1B	5 2 2 0 0 1 2												
Gary Thomasson, L OBP: 0.358, SLG: 0.452 (1, 7) S (7, 3) S	0-3 K		0-0 G6-3 BB 1-2 1B			4-0 1B SF9 BB	0-0 HR 2B		0-0 HR	4 3 3 4 1 1 1												
Willie McCovey, L OBP: 0.368, SLG: 0.500 Randy Elliott, R OBP: 0.274, SLG: 0.409 (1, 3) B (7, 7) B	4-0 BB BB		4-0 G6-3 1-2 2-3 BB			0-0 1-3 1B	0-0 2-H HR		0-0 F7	2 1 2 2 2 0 0 1 0 0 0 0 0 0												
Terry Whitfield, L OBP: 0.328, SLG: 0.443 (1, 9) B B	4-0 1-2 2-3 BB		0-0 G6-3 1-2 2-3 3-H BB			0-0 SF9	0-3 K		4-0 9-3 BB	2 0 0 1 2 1 2												
Vic Harris, S OBP: 0.333, SLG: 0.376 (1, 5) X	0-0 G3		0-0 4-3			0-3 K	0-3 K		0-0 9-3	5 0 0 0 0 2 6												
Tim Foli, R OBP: 0.237, SLG: 0.318 (1, 6)		0-0 6-3		0-0 5-3		0-0 4-3		0-0 F8		4 0 0 0 0 0 0												
Marc Hill, R OBP: 0.313, SLG: 0.356 (1, 2)		0-3 K		0-0 6-3		0-0 F8		0-0 1-3		4 0 0 0 0 1 0												
Ed Halicki, R OBP: 0.209, SLG: 0.284 (1, 1)		0-0 P4		4-0 BB		0-0 5-3		0-0 HR		3 1 1 1 1 0 0												
Inning Stats	R: 0 E: 0 K: 1 S: 6	H: 1 LOB: 3 BB: 2 P: 14	R: 0 E: 0 K: 1 S: 5	H: 0 LOB: 0 BB: 0 P: 5	R: 2 E: 0 K: 0 S: 4	H: 2 LOB: 1 BB: 2 P: 12	R: 0 E: 0 K: 0 S: 3	H: 0 LOB: 1 BB: 1 P: 7	R: 1 E: 0 K: 1 S: 6	H: 1 LOB: 1 BB: 1 P: 10	R: 0 E: 0 K: 0 S: 3	H: 0 LOB: 0 BB: 0 P: 3	R: 3 E: 0 K: 3 S: 12	H: 3 LOB: 0 BB: 0 P: 12	R: 1 E: 0 K: 0 S: 4	H: 1 LOB: 0 BB: 0 P: 4	R: 2 E: 0 K: 0 S: 4	H: 2 LOB: 0 BB: 1 P: 8	1B: 6 2B: 2 3B: 0 HR: 3	SF: 1 SAC: 0 DP: 2 HBP: 0	WP: 0 PB: 0 SB: 2 CS: 0	PA: 42
PITCHER	IP WLS BF H R ER SO BB IBB HBP BLK WP HR S P ERA WHIP																					
Rick Rhoden, R ERA: 3.74 (1, 1)	6.1 L 31 7 6 6 4 6 0 0 0 0 0 1 33 57 8.53 2.053																					
Bobby Castillo, R ERA: 5.06 (7, 1)	1.2 6 1 1 1 2 0 0 0 0 0 0 1 10 10 5.40 0.600																					
Hank Webb, R ERA: 7.71 (9, 1)	1.0 5 2 2 2 0 1 0 0 0 0 0 1 4 8 18.00 3.000																					

San Francisco Giants @ Los Angeles Dodgers
 Dodger Stadium, Los Angeles, CA
 Mon Sep 26 1977, 7:05 PM PDT
 Att. 9,926 - Unknown

AB	34
R	9
H	10
RBI	8
BB	7
SO	6
LOB	12



WP: 0	PA: 42
-------	--------

ERA	WHIP
-----	------

Batter	1	2	3	4	5	6	7	8	9	AB	R	H	RBI	BB	SO	LOB
Davey Lopes, R (1, 4) Rafael Landestoy, S (7, 4) OBP: 0.374, SLG: 0.409 OBP: 0.462, SLG: 0.364	0-0 P4 ①		0-0 1B 2B			0-0 4-3 ①		0-0 F9 ③		3	1	1	0	0	0	0
Bill Russell, R (1, 6) Ron Washington, R (7, 6) OBP: 0.303, SLG: 0.359 OBP: 0.429, SLG: 0.385	0-0 6-3 ②		0-0 1B 2-H			0-0 6-3 ②			0-0 G5-3 1B 1B	3	0	1	1	0	0	0
Reggie Smith, S (1, 9) Joe Simpson, L (7, 9) OBP: 0.426, SLG: 0.568 OBP: 0.222, SLG: 0.125	0-0 P5 ③		0-0 P4 ③			0-0 F7 ③			0-0 G5-3 1B 1-2	3	0	0	0	0	0	1
Ron Cey, R (1, 5) Jeffrey Leonard, R (8, 7) OBP: 0.352, SLG: 0.458 OBP: 0.429, SLG: 0.714		0-0 F5 ①		0-0 F8 ①			0-0 6-3 ①		0-0 G5-3 ① ②	3	0	0	0	0	0	0
Steve Garvey, R (1, 3) Ed Goodson, L (8, 3) OBP: 0.334, SLG: 0.494 OBP: 0.185, SLG: 0.245		0-0 G3 S 1B		0-0 F9 ②			0-0 F9 ②		0-3 K 1-2 2-3f	3	0	1	0	0	0	0
Rick Monday, L (1, 8) OBP: 0.335, SLG: 0.386		0-0 G3 1-3 ②		0-0 6-3 ③			0-0 6-3 ③			3	0	0	0	0	0	1
Lee Lacy, R (1, 7) OBP: 0.304, SLG: 0.426 (8, 5)		0-0 F8 ③			0-0 4-3 ①			0-0 F9 ①		3	0	0	0	0	0	1
Johnny Oates, L (1, 2) Jerry Grote, R (4, 2) OBP: 0.317, SLG: 0.358 OBP: 0.324, SLG: 0.300			0-0 4-3 ①		0-0 P4 ②			0-0 FC6-4 1B		1	0	0	0	0	0	0
Rick Rhoden, R (1, 1) Bobby Castillo, R (7, 1) Manny Mota, R (8, PH) Hank Webb, R (9, 1) OBP: 0.234, SLG: 0.390 OBP: 0.523, SLG: 0.412			0-3 K ②		0-0 F7 ③			0-0 FC6-4 1-2f ②		2	0	0	0	0	1	0
										0	0	0	0	0	0	0
										1	0	0	0	0	0	0
										2	0	1	0	0	0	0
										0	0	0	0	0	0	0
										1	0	0	0	0	0	1
										0	0	0	0	0	0	0


Inning Stats	R: 0	H: 0	E: 0	K: 0	S: 3	R: 0	H: 1	E: 0	K: 0	S: 4	R: 1	H: 2	E: 0	K: 1	S: 7	R: 0	H: 0	E: 0	K: 0	S: 3	R: 0	H: 0	E: 0	K: 0	S: 3	R: 0	H: 0	E: 0	K: 0	S: 3	R: 0	H: 1	E: 0	K: 0	S: 4	R: 0	H: 2	E: 0	K: 1	S: 6	1B: 5	2B: 1	3B: 0	HR: 0	SF: 0	SAC: 0	DP: 1	HBP: 0	WP: 0	PB: 0	SB: 1	CS: 0	PA: 32					
PITCHER Ed Halicki, R (1, 1) ERA: 3.29	IP: 9.0	WLS: W	BF: 32	H: 6	R: 1	ER: 1	SO: 2	BB: 0	IBB: 0	HBP: 0	BLK: 0	WP: 0	HR: 0	S: 36	P: 36	ERA: 1.00	WHIP: 0.667													IP: 9.0	WLS: W	BF: 32	H: 6	R: 1	ER: 1	SO: 2	BB: 0	IBB: 0	HBP: 0	BLK: 0	WP: 0	HR: 0	S: 36	P: 36	ERA: 1.00	WHIP: 0.667												

BOTTOM

San Francisco Giants @ Los Angeles Dodgers
 Dodger Stadium, Los Angeles, CA
 Mon Sep 26 1977, 7:05 PM PDT
 Att. 9,926 - Unknown

livebaseballscores.com

AB 32
R 1
H 6
RBI 1
BB 0
SO 2
LOB 8



Batter	1	2	3	4	5	6	7	8	9	AB R H RBI BB SO LOB	TOP											
Gary Thomasson, L (1, 7) OBP: 0.357, SLG: 0.448	0-3 K		4-0 1B BB		0-3 K	0-0 F8			0-0 L7	4 0 0 0 1 2 3												
Rob Andrews, R (1, 4) OBP: 0.347, SLG: 0.305	0-0 1B		0-3 K		0-0 1B			0-0 F9	0-0 1B	5 0 3 0 0 1 2												
Jack Clark, R (1, 9) OBP: 0.330, SLG: 0.406	0-0 L7		0-0 1B		0-0 F7			0-0 4-3	0-0 G5-3	5 0 1 0 0 0 4												
Willie McCovey, L (1, 3) OBP: 0.369, SLG: 0.500	0-0 1B		0-0 4-3		0-0 F3			0-0 1B		4 0 2 0 0 0 4												
Vic Harris, S (1, 5) OBP: 0.337, SLG: 0.379		0-0 1B CS		0-3 K		0-0 FC6-4 1B		0-3 K		4 1 2 0 0 2 1												
Terry Whitfield, L (1, 8) OBP: 0.327, SLG: 0.441		0-0 F7		0-0 3-1		0-0 FC6-4 1B		0-0 F5		4 0 1 0 0 0 1												
Tim Foli, R (1, 6) OBP: 0.238, SLG: 0.320		0-0 6-3		0-0 1B 2B		0-0 FC6-4 FC4-6		0-0 F8		4 1 1 0 0 0 2												
Mike Sadek, R (1, 2) OBP: 0.299, SLG: 0.311			0-0 F7		0-0 FC6-4 1B			0-0 F3		4 0 1 2 0 0 1												
Jim Barr, R (1, 1) OBP: 0.169, SLG: 0.162			0-0 E5		0-0 FC6-4			0-0 G5-3 1B		2 0 0 0 0 0 1												
Gary Alexander, R (6, PH) OBP: 0.413, SLG: 0.482			1B BB		1-2f					1 0 1 0 0 0 0												
Dave Heaverlo, R (6, 1)										0 0 0 0 0 0 0												
Randy Elliott, R (9, PH) OBP: 0.278, SLG: 0.412										1 0 1 0 0 0 0												
Johnnie LeMaster, R (9, PR) OBP: 0.220, SLG: 0.203										0 0 0 0 0 0 0												
Inning Stats	R: 0 E: 0 K: 1 S: 6	H: 2 LOB: 1 BB: 0 P: 6	R: 0 E: 0 K: 0 S: 3	H: 1 LOB: 0 BB: 0 P: 3	R: 0 E: 1 K: 1 S: 7	H: 1 LOB: 3 BB: 1 P: 11	R: 1 E: 0 K: 1 S: 7	H: 2 LOB: 1 BB: 0 P: 7	R: 0 E: 0 K: 1 S: 6	H: 1 LOB: 1 BB: 0 P: 6	R: 1 E: 0 K: 0 S: 6	H: 3 LOB: 2 BB: 0 P: 6	R: 0 E: 0 K: 1 S: 6	H: 1 LOB: 1 BB: 0 P: 6	R: 0 E: 0 K: 0 S: 3	H: 0 LOB: 0 BB: 0 P: 3	R: 0 E: 0 K: 0 S: 4	H: 2 LOB: 1 BB: 0 P: 4	1B: 12 2B: 1 3B: 0 HR: 0	SF: 0 SAC: 0 DP: 1 HBP: 0	WP: 0 PB: 0 SB: 0 CS: 1	PA: 39
PITCHER	IP WLS BF H R ER SO BB IBB HBP BLK WP HR S P ERA WHIP																				PITCHER	IP WLS BF H R ER SO BB IBB HBP BLK WP HR S P ERA WHIP
Doug Rau, L (1, 1) ERA: 3.43	8.1 W 38 13 2 2 5 1 0 0 0 0 0 47 51 2.16 1.680																				Mike Garman, R (9, 1) ERA: 2.82	0.2 S 1 0 0 0 0 0 0 0 0 0 0 1 1 0.00 0.000

San Francisco Giants @ Los Angeles Dodgers
 Dodger Stadium, Los Angeles, CA
 Tue Sep 27 1977, 7:05 PM PDT
 Att. 16,852 - Unknown

livebaseballscorecards.com

AB	38
R	2
H	13
RBI	2
BB	1
SO	5
LOB	19



Batter	1	2	3	4	5	6	7	8	9	AB	R	H	RBI	BB	SO	LOB
Davey Lopes, R OBP: 0.373, SLG: 0.407 (1, 4)	0-0 4-3	0-0 G5-4-3 2-H 1B			0-0 5-3		0-3 K			4	0	1	1	0	1	0
Bill Russell, R OBP: 0.303, SLG: 0.358 (1, 6)	0-0 5-3	0-0 G5-4-3 1-2f			0-0 6-3			0-0 4-3 S 1B		4	1	1	0	0	0	1
Reggie Smith, S OBP: 0.426, SLG: 0.565 (1, 9)	4-0 BB		0-0 6-3		0-0 1-3			0-0 4-3		2	0	0	0	1	0	0
Joe Simpson, L OBP: 0.211, SLG: 0.118 (6, 9)								1-3		1	0	0	0	0	0	1
Ron Cey, R OBP: 0.350, SLG: 0.455 (1, 5)	0-0 F8		0-0 F8		0-0 F4			0-0 CS 1B		3	0	0	0	0	0	1
Jerry Grote, R OBP: 0.329, SLG: 0.305 (7, 5)								3-H 1B		1	0	1	1	0	0	0
Steve Garvey, R OBP: 0.335, SLG: 0.498 (1, 3)		0-0 HR	0-0 F8		0-0 1B			0-0 6-3		4	1	2	1	0	0	1
								1-2								
Dusty Baker Jr., R OBP: 0.365, SLG: 0.511 (1, 7)		1-0 HR HBP		0-0 FC3-6 1B		0-0 L7				2	1	1	0	0	0	1
Rick Monday, L OBP: 0.335, SLG: 0.393 (1, 8)		0-0 HR		0-0 FC3-6 1-2f		0-0 F7				3	1	1	2	0	0	2
Steve Yeager, R OBP: 0.335, SLG: 0.445 (1, 2)		0-0 SH1-4 1B		0-0 F4			0-3 K			3	1	1	0	0	1	1
Johnny Oates, L OBP: 0.317, SLG: 0.358 (8, 2)										0	0	0	0	0	0	0
Doug Rau, L OBP: 0.205, SLG: 0.155 (1, 1)		0-0 SH1-4		0-0 4-3			0-0 G3			2	0	0	0	0	0	1
Mike Garman, R (9, 1)										0	0	0	0	0	0	0

Inning Stats	R: 0	H: 0	E: 0	K: 0	S: 3	R: 4	H: 4	E: 0	K: 0	S: 6	R: 0	H: 0	E: 0	K: 0	S: 3	R: 0	H: 0	E: 0	K: 0	S: 3	R: 0	H: 1	E: 0	K: 0	S: 4	R: 0	H: 1	E: 0	K: 2	S: 7	R: 1	H: 2	E: 0	K: 0	S: 4	R: 0	H: 0	E: 0	K: 2	S: 7	R: 0	H: 0	E: 0	K: 0	S: 4	R: 0	H: 0	E: 0	K: 0	S: 4
	0	0	0	0	3	4	4	0	0	6	0	0	0	0	3	0	1	0	0	4	0	0	0	1	0	4	0	0	0	7	1	2	0	4	0	0	0	4	0	0	0	4	0	0	0	4	0	0	0	4

PITCHER	IP	WLS	BF	H	R	ER	SO	BB	IBB	HBP	BLK	WP	HR	S	P	ERA	WHIP
Jim Barr, R ERA: 4.79 (1, 1)	5.0	L	21	5	4	4	0	1	0	1	0	0	2	19	24	7.20	1.200
Dave Heaverlo, R ERA: 2.63 (6, 1)	3.0		11	3	1	1	2	0	0	0	0	0	0	15	15	3.00	1.000

BOTTOM

San Francisco Giants @ Los Angeles Dodgers
Dodger Stadium, Los Angeles, CA
 Tue Sep 27 1977, 7:05 PM PDT
 Att. 16,852 - Unknown

AB	29
R	5
H	8
RBI	5
BB	1
SO	2
LOB	9



WP	PA	3B	SF	SAC	DP	HBP
0	32	0	0	1	1	1

Batter	1	2	3	4	5	6	7	8	9	AB R H RBI BB SO LOB	TOP	
Gary Thomasson, L (1, 7) OBP: 0.354, SLG: 0.444	0-0 G3			0-3 K	0-0 F7			0-0 4-3		4 0 0 0 0 1 2	San Francisco Giants @ Los Angeles Dodgers Dodger Stadium, Los Angeles, CA Wed Sep 28 1977, 7:05 PM PDT Att: 19,537 - Unknown	
Rob Andrews, R (1, 4) OBP: 0.348, SLG: 0.305	0-0 F8			4-0 1B BB		0-0 5-3		0-0 1B 1B		3 0 1 0 1 0 0		
Jack Clark, R (1, 9) OBP: 0.330, SLG: 0.404	0-3 K			0-0 1-2 1B		0-0 5-3		0-0 F8		4 0 1 0 0 1 1		
Willie McCovey, L (1, 3) OBP: 0.370, SLG: 0.506 Skip James, L (8, PR) OBP: 0.429, SLG: 0.417 (8, 3)		0-0 L8		0-3 K		0-0 HR		0-0 1-3 1B		4 1 2 1 0 1 2 0 0 0 0 0 0 0		
Terry Whitfield, L (1, 8) OBP: 0.323, SLG: 0.435		0-0 F7		0-0 F2		0-0 4-3		0-0 5-3		4 0 0 0 0 0 4		
Vic Harris, S (1, 5) OBP: 0.330, SLG: 0.370		0-0 4-3			0-0 4-3		0-0 F4		0-0 4-3	4 0 0 0 0 0 0		
Tim Foli, R (1, 6) OBP: 0.238, SLG: 0.320 Johnnie LeMaster, R (2, 6) OBP: 0.222, SLG: 0.206 Darrell Evans, L (9, PH) OBP: 0.350, SLG: 0.403			0-0 F8		0-0 E FC1-2 1B		0-0 F2		0-0 L3	0 0 0 0 0 0 0 3 0 1 0 0 0 0 1 0 0 0 0 0 0		
Marc Hill, R (1, 2) OBP: 0.312, SLG: 0.354			0-3 K2-3		0-0 E6 FC1-2 1-3 1B		0-0 1B		0-0 6-3	4 0 1 0 0 1 1		
John Montefusco, R (1, 1) OBP: 0.173, SLG: 0.184			0-3 K		0-0 FC1-2 1-2 3-H		0-3 K			3 0 0 0 0 2 3		
Inning Stats	R: 0 H: 0 E: 0 LOB: 0 K: 1 BB: 0 S: 5 P: 5	R: 0 H: 0 E: 0 LOB: 0 K: 0 BB: 0 S: 3 P: 3	R: 0 H: 0 E: 0 LOB: 0 K: 2 BB: 0 S: 7 P: 7	R: 0 H: 1 E: 0 LOB: 2 K: 2 BB: 1 S: 8 P: 12	R: 0 H: 1 E: 1 LOB: 2 K: 0 BB: 0 S: 5 P: 5	R: 1 H: 1 E: 0 LOB: 0 K: 0 BB: 0 S: 4 P: 4	R: 0 H: 1 E: 0 LOB: 1 K: 1 BB: 0 S: 6 P: 6	R: 0 H: 2 E: 0 LOB: 2 K: 0 BB: 0 S: 5 P: 5	R: 0 H: 0 E: 0 LOB: 0 K: 0 BB: 0 S: 3 P: 3	1B: 5 SF: 0 2B: 0 SAC: 0 3B: 0 DP: 0 HR: 1 HBP: 0		WP: 0 PA: 35 PB: 0 SB: 0 CS: 0
PITCHER Charlie Hough, R (1, 1) ERA: 3.35 Dennis Lewallyn, R (6, 1) ERA: 2.4	IP WLS BF H R ER SO BB IBB HBP BLK WP HR S P ERA WHIP	5.0 W 19 2 0 0 5 1 0 0 0 0 0 0 28 32 0.00 0.600	4.0 S 16 4 1 1 1 0 0 0 0 0 0 1 18 18 2.25 1.000	PITCHER								IP WLS BF H R ER SO BB IBB HBP BLK WP HR S P ERA WHIP

livebaseballscorecards.com

AB	34
R	1
H	6
RBI	1
BB	1
SO	6
LOB	13



Batter	1	2	3	4	5	6	7	8	9
Derrel Thomas, S OBP: 0.327, SLG: 0.382 (1, 8) BB (4, 6)	4-0 G1-6-3 E BB	0-0 1-2 3-H 2B 1B	0-0 F8			4-0 S BB		0-0 F8	
Rob Andrews, R OBP: 0.346, SLG: 0.304 (1, 4) X	0-0 E6 G1-6-3 1-2	0-0 1-2 2-3 2B 1B		0-3 K		0-0 F9 1-2		0-0 F3	
Gary Thomasson, L OBP: 0.355, SLG: 0.446 (1, 7) X	0-0 G1-6-3 1-2f 2-3	0-0 1-H 2-H 3-H 1B 2B		0-0 S 1B		0-3 K			
Willie McCovey, L OBP: 0.369, SLG: 0.504 Skip James, L OBP: 0.429, SLG: 0.417 (1, 3) (8, 3) X	0-0 F6	0-0 2-H 1B		0-3 K 1-2		0-3 K			
Darrell Evans, L OBP: 0.349, SLG: 0.408 (1, 5)		E5 SF9 4-3		0-0 4-3			0-0 HR		
Terry Whitfield, L OBP: 0.328, SLG: 0.437 (1, 9) (4, 8) X		0-0 E9 SF9 1B 2-3 1B	0-0 F2		0-0 G5-4-3 1B		4-0 BB		
Vic Harris, S OBP: 0.332, SLG: 0.370 Jack Clark, R OBP: 0.328, SLG: 0.402 (1, 6) (4, 9) X		0-0 SF9 2-3 3-H 1B BB	4-0 E BB		0-0 F3		0-0 F8		
Gary Alexander, R OBP: 0.401, SLG: 0.466 (1, 2)		0-3 K	0-3 K		0-0 G5-4-3 1-2f		0-3 K		
Bob Knepper, L OBP: 0.250, SLG: 0.200 Dave Heaverlo, R (7, 1) BB BB BB		4-0 1B 2B 1B BB	0-0 E3 1-2			0-3 K		0-0 4-3	

Inning Stats	R: 0	H: 0	E: 1	K: 0	S: 3	LOB: 1	BB: 1	P: 7
	R: 6	H: 5	E: 2	K: 1	S: 11	LOB: 1	BB: 1	P: 15
	R: 0	H: 0	E: 1	K: 1	S: 6	LOB: 2	BB: 1	P: 10
	R: 0	H: 1	E: 0	K: 2	S: 8	LOB: 1	BB: 0	P: 8
	R: 0	H: 1	E: 0	K: 0	S: 3	LOB: 0	BB: 0	P: 3
	R: 0	H: 0	E: 0	K: 2	S: 7	LOB: 1	BB: 1	P: 11
	R: 1	H: 1	E: 0	K: 2	S: 8	LOB: 1	BB: 1	P: 12
	R: 0	H: 0	E: 0	K: 0	S: 3	LOB: 0	BB: 0	P: 3

PITCHER	IP	WLS	BF	H	R	ER	SO	BB	IBB	HBP	BLK	WP	HR	S	P	ERA	WHIP
Dave Freisleben, R ERA: 4.61 (1, 1)	2.0	L	14	5	6	0	1	2	0	0	0	0	0	14	22	0.00	3.500
Tom Griffin, R ERA: 4.46 (3, 1)	1.0		5	0	0	0	1	1	0	0	0	0	0	6	10	0.00	1.000
Dave Tomlin, L ERA: 3.04 (4, 1)	2.0		7	2	0	0	2	0	0	0	0	0	0	11	11	0.00	1.000
Dan Spillner, R ERA: 3.61 (6, 1)	2.0		9	1	1	1	4	2	0	0	0	0	1	15	23	4.50	1.500
Rollie Fingers, R ERA: 2.99 (8, 1)	1.0		3	0	0	0	0	0	0	0	0	0	0	3	3	0.00	0.000

BOTTOM

AB	R	H	RBI	BB	SO	LOB
3	1	1	1	2	0	2
5	1	1	0	0	1	2
4	1	2	3	0	1	3
4	0	1	1	0	2	2
0	0	0	0	0	0	0
4	2	1	1	0	0	2
3	1	2	0	1	0	0
0	0	0	1	1	0	0
2	0	0	0	0	0	2
4	0	0	0	0	3	4
2	1	0	0	1	1	1
1	0	0	0	0	0	0

San Diego Padres @ San Francisco Giants
Candlestick Park, San Francisco, CA

AB 32
R 7
H 8
RBI 7
BB 5
SO 8
LOB 18

WP: 0 **PA: 38**
PB: 0
SB: 2
CS: 0

GIANTS

Fri Sep 30 1977, 10:05 PM EDT
Att. 1,864 - Unknown

livebaseballscorecards.com

Batter	1	2	3	4	5	6	7	8	9	AB R H RBI BB SO LOB	TOP																						
Gene Richards, L OBP: 0.359, SLG: 0.382 (1, 3) (5, 8)	0-0 F2		0-0 FC5-4 2B		0-0 F5		0-0 1B			4 1 1 0 0 0 1	San Diego Padres @ San Francisco Giants Candlestick Park, San Francisco, CA Sat Oct 01 1977, 6:33 AM EDT Att. 2,549 - Unknown																						
Pat Scanlon, L OBP: 0.310, SLG: 0.280 (1, 5)	0-0 F9		0-0 HR 2B		0-0 HR		0-3 K			4 2 2 2 0 1 1																							
Jerry Turner, L OBP: 0.320, SLG: 0.418 (1, 7)	0-0 1B		0-0 HR		0-0 F3		0-3 K			4 1 2 2 0 1 0																							
George Hendrick, R OBP: 0.382, SLG: 0.493 Dave Roberts, R OBP: 0.268, SLG: 0.323 (1, 8) (5, 2)	0-0 F9 1-2		0-0 2B		0-0 F7		0-0 F7			3 0 1 0 0 0 1 1 0 0 0 0 0 0																							
Dave Winfield, R OBP: 0.332, SLG: 0.461 (1, 9)		0-0 1-3	0-0 F3		0-0 F7		4-0 BB			3 0 0 0 1 0 1																							
Gene Tenace, R OBP: 0.414, SLG: 0.411 (1, 2) (5, 3)		0-0 F5		0-0 2B		0-3 K		0-0 6-3		4 0 1 0 0 1 1																							
Mike Champion, R OBP: 0.273, SLG: 0.288 (1, 4)		0-0 F9		0-0 F9		0-0 F9			0-0 6-3	4 0 0 0 0 0 1																							
Tucker Ashford, R OBP: 0.283, SLG: 0.331 (1, 6)			0-0 F9		0-0 5-3		0-0 F3		0-0 6-3	4 0 0 0 0 0 1																							
Bob Ovwchinko, L OBP: 0.191, SLG: 0.092 Merv Rettenmund, R OBP: 0.432, SLG: 0.444 Tom Griffin, R OBP: 0.150, SLG: 0.333 Mike Ivie, R OBP: 0.326, SLG: 0.395 Dan Spillner, R OBP: 0.286, SLG: 0.118 Dave Tomlin, L OBP: 0.286, SLG: 0.296 Gary Sutherland, R OBP: 0.291, SLG: 0.301 (1, 1) (3, PH) (3, 1) (7, PH) (7, 1) (8, 1) (9, PH)			4-0 FC5-4 BB		0-3 K		0-3 K		0-0 F3	0 0 0 0 0 0 0 0 0 0 0 0 1 0 0 1 0 0 0 0 0 1 1 1 0 0 0 0 0 1 0 0 0 0 0 0 0 0 0 0 0 0 0 0 0 0 0 1 0 0 0 0 0 0 0																							
Inning Stats	R: 0 E: 0 K: 0 S: 4	H: 1 LOB: 1 BB: 0 P: 4	R: 0 E: 0 K: 0 S: 3	H: 0 LOB: 0 BB: 0 P: 3	R: 3 E: 0 K: 0 S: 6	H: 3 LOB: 1 BB: 1 P: 10	R: 0 E: 0 K: 1 S: 6	H: 1 LOB: 1 BB: 0 P: 6	R: 1 E: 0 K: 0 S: 4	H: 1 LOB: 0 BB: 0 P: 4		R: 0 E: 0 K: 1 S: 5	H: 0 LOB: 0 BB: 0 P: 5	R: 0 E: 0 K: 2 S: 8	H: 1 LOB: 1 BB: 0 P: 8	R: 0 E: 0 K: 1 S: 5	H: 0 LOB: 1 BB: 1 P: 9	R: 0 E: 0 K: 0 S: 3	H: 0 LOB: 0 BB: 0 P: 3	1B: 2 2B: 3 3B: 0 HR: 2	SF: 0 SAC: 0 DP: 0 HBP: 0	WP: 0 PB: 0 SB: 3 CS: 0	PA: 36										
PITCHER Ed Halicki, R ERA: 3.32 (1, 1)	IP 9.0	WLS W	BF 36	H 7	R 4	ER 4	SO 5	BB 2	IBB 0	HBP 0	BLK 0	WP 0	HR 2	S 44	P 52	ERA 4.00	WHIP 1.000																
											PITCHER	IP	WLS	BF	H	R	ER	SO	BB	IBB	HBP	BLK	WP	HR	S	P	ERA	WHIP					

livebaseballscorecards.com

AB	34
R	4
H	7
RBI	4
BB	2
SO	5
LOB	8



Batter	1	2	3	4	5	6	7	8	9	AB R H RBI BB SO LOB
Derrel Thomas, S OBP: 0.329, SLG: 0.380 (1, 6)										4 3 1 1 2 0 2
Rob Andrews, R OBP: 0.348, SLG: 0.306 (1, 4)										4 1 1 3 2 0 2
Jack Clark, R OBP: 0.330, SLG: 0.405 (1, 9)										5 1 2 1 1 0 3
Willie McCovey, L OBP: 0.368, SLG: 0.502 Skip James, L OBP: 0.353, SLG: 0.333 (1, 3) (3, 3)										2 0 0 0 0 0 1 3 0 0 0 0 1 5
Darrell Evans, L OBP: 0.351, SLG: 0.416 (1, 5)										3 3 2 3 1 0 0
Marc Hill, R OBP: 0.316, SLG: 0.366 (1, 2)										4 2 2 3 1 0 1
Gary Thomasson, L OBP: 0.357, SLG: 0.451 (1, 7)										4 1 2 1 1 1 2
Terry Whitfield, L OBP: 0.332, SLG: 0.438 (1, 8)										4 1 2 1 1 0 1
Ed Halicki, R OBP: 0.211, SLG: 0.294 (1, 1)										4 1 1 0 0 0 3

Inning Stats	R: 8	H: 7	E: 1	K: 0	S: 11	LOB: 1	BB: 1	P: 15	R: 1	H: 1	E: 0	K: 0	S: 4	LOB: 1	BB: 1	P: 8	R: 0	H: 1	E: 0	K: 0	S: 4	LOB: 2	BB: 1	P: 8	R: 0	H: 0	E: 0	K: 0	S: 3	LOB: 0	BB: 0	P: 3	R: 1	H: 1	E: 0	K: 0	S: 4	LOB: 2	BB: 2	P: 12	R: 2	H: 2	E: 0	K: 2	S: 9	LOB: 2	BB: 2	P: 17	R: 0	H: 0	E: 1	K: 0	S: 4	LOB: 2	BB: 1	P: 8
--------------	------	------	------	------	-------	--------	-------	-------	------	------	------	------	------	--------	-------	------	------	------	------	------	------	--------	-------	------	------	------	------	------	------	--------	-------	------	------	------	------	------	------	--------	-------	-------	------	------	------	------	------	--------	-------	-------	------	------	------	------	------	--------	-------	------

PITCHER	IP	WLS	BF	H	R	ER	SO	BB	IBB	HBP	BLK	WP	HR	S	P	ERA	WHIP
Bob Owchinko, L ERA: 4.45 (1, 1)	2.0	L	17	8	9	5	0	2	0	0	0	0	1	15	23	22.50	5.000
Tom Griffin, R ERA: 4.46 (3, 1)	4.0		19	3	2	2	0	4	0	0	1	0	1	15	31	4.50	1.750
Dan Spillner, R ERA: 3.73 (7, 1)	1.0		7	2	2	2	2	2	0	0	0	0	0	9	17	18.00	4.000
Dave Tomlin, L ERA: 3.01 (8, 1)	1.0		5	0	0	0	0	1	0	0	0	0	0	4	8	0.00	1.000

BOTTOM

San Diego Padres @ San Francisco Giants
Candlestick Park, San Francisco, CA

Sat Oct 01 1977, 6:33 AM EDT
Att. 2,549 - Unknown

AB	37
R	13
H	13
RBI	13
BB	9
SO	2
LOB	20

WP: 0	PA: 48
PB: 1	
SB: 0	
CS: 0	

Batter	1	2	3	4	5	6	7	8	9	AB R H RBI BB SO LOB	TOP		
Gene Richards, L (1, 3) OBP: 0.363, SLG: 0.390 Mike Ivie, R (7, 3) OBP: 0.326, SLG: 0.395	0-0 CS 1B	0-0 S 1B		0-0 3B			0-0 4-3 1B		0-0 F8	4 0 4 0 0 0 0 1 0 0 0 0 0 1	San Diego Padres @ San Francisco Giants Candlestick Park, San Francisco, CA Sun Oct 02 1977, 6:33 AM EDT Att. 17,320 - Unknown livebaseballscorecards.com		
Pat Scanlon, L (1, 5) OBP: 0.297, SLG: 0.266	0-3 K 1-2	0-0 F9 1-2		0-0 F6			0-0 4-3 1-2			4 0 0 0 0 1 5			
Jerry Turner, L (1, 7) OBP: 0.316, SLG: 0.412 Merv Rettenmund, R (7, 7) OBP: 0.432, SLG: 0.444	0-0 F3		0-0 3-1				0-0 4-3			4 0 0 0 0 0 0 0 0 0 0 0 0 0			
George Hendrick, R (1, 8) OBP: 0.381, SLG: 0.492		0-0 3B 1B		0-0 F7			0-0 6-3		0-0 2-3	4 1 1 0 0 0 0			
Dave Winfield, R (1, 9) OBP: 0.335, SLG: 0.467		0-0 1B 3B 1-H		0-0 E 2B		4-0 BB		0-0 5-3		3 1 2 1 1 0 0			
Gene Tenace, R (1, 2) OBP: 0.415, SLG: 0.410		4-0 S E BB		4-0 2-3 BB		0-0 4-3		0-3 K		2 1 0 0 2 1 1			
Mike Champion, R (1, 4) OBP: 0.271, SLG: 0.286		0-0 F8		0-0 6-3			0-0 F6		0-0 F9	4 0 0 0 0 0 4			
Tucker Ashford, R (1, 6) OBP: 0.278, SLG: 0.325		0-0 F8 1-2		0-0 F9		0-3 K		0-3 F9		4 0 0 0 0 1 2			
Bob Shirley, R (1, 1) OBP: 0.145, SLG: 0.149		0-0 E5 1B 2-H 3-H		0-3 K		0-3 K		0-0 1B		4 0 2 1 0 2 0			
Inning Stats	R: 0 H: 1 E: 0 LOB: 0 K: 1 BB: 0 S: 5 P: 5	R: 3 H: 4 E: 1 LOB: 2 K: 0 BB: 1 S: 7 P: 11	R: 0 H: 1 E: 1 LOB: 2 K: 0 BB: 1 S: 4 P: 8	R: 0 H: 1 E: 0 LOB: 1 K: 1 BB: 0 S: 6 P: 6	R: 0 H: 0 E: 0 LOB: 1 K: 0 BB: 1 S: 3 P: 7	R: 0 H: 0 E: 0 LOB: 0 K: 2 BB: 0 S: 7 P: 7	R: 0 H: 1 E: 0 LOB: 0 K: 0 BB: 0 S: 3 P: 3	R: 0 H: 0 E: 0 LOB: 0 K: 1 BB: 0 S: 5 P: 5	R: 0 H: 1 E: 0 LOB: 1 K: 0 BB: 0 S: 4 P: 4	1B: 6 SF: 0 2B: 1 SAC: 0 3B: 2 DP: 0 HR: 0 HBP: 0	WP: 0 PA: 37 PB: 0 SB: 2 CS: 1		
PITCHER	IP WLS BF H R ER SO BB IBB HBP BLK WP HR S P ERA WHIP											PITCHER	IP WLS BF H R ER SO BB IBB HBP BLK WP HR S P ERA WHIP
Jim Barr, R (1, 1) ERA: 4.76	7.0 L 30 8 3 3 4 3 0 0 0 0 0 0 35 47 3.86 1.571												
Gary Lavelle, L (8, 1) ERA: 2.05	2.0 7 1 0 0 1 0 0 0 0 0 0 0 9 9 0.00 0.500												

Batter	1	2	3	4	5	6	7	8	9	AB	R	H	RBI	BB	SO	LOB
Derrel Thomas, S OBP: 0.328, SLG: 0.379 (1, 5)	0-0 5-3 ①		0-0 G5-4-3 1B		0-0 F6		0-3 K2-3 ②			4	0	1	0	0	1	0
Rob Andrews, R OBP: 0.345, SLG: 0.303 (1, 4)	0-0 6-3 ②		0-0 G5-4-3 ① ② 1-2f		0-0 5-3		0-0 F4 ③			4	0	0	0	0	0	1
Jack Clark, R OBP: 0.332, SLG: 0.407 (1, 9)	0-0 2B		0-0 E3		4-0 BB		0-3 K ①			3	0	1	0	1	1	0
Willie McCovey, L OBP: 0.367, SLG: 0.500 Randy Elliott, R OBP: 0.275, SLG: 0.407 (1, 3) (4, 7)	0-0 F9 ③		0-0 F8 ③		0-0 F7 ③		0-0 F3 ②		0-0 F3 ②	2	0	0	0	0	0	2
Terry Whitfield, L OBP: 0.329, SLG: 0.433 (1, 8)		0-0 6-3 ①		0-0 F7 ①		0-3 K ①		0-0 4-3 ③		4	0	0	0	0	1	0
Gary Thomasson, L OBP: 0.358, SLG: 0.451 (1, 7) (4, 3)		4-0 BB BB		0-0 FC5-4 1B		0-0 G3 ②		0-3 K ①		3	0	1	0	1	1	0
Johnnie LeMaster, R OBP: 0.223, SLG: 0.201 (1, 6)		4-0 BB BB		0-0 FC5-4 1B 1-2f		0-3 K ③		0-0 5-3 ②		3	0	0	0	1	1	1
Mike Sadek, R OBP: 0.297, SLG: 0.310 (1, 2)		0-0 F6 ②		0-0 1-2 1B		0-0 4-3 ①		0-0 F9 ③		4	0	1	0	0	0	2
Jim Barr, R OBP: 0.165, SLG: 0.158 Gary Alexander, R OBP: 0.406, SLG: 0.496 Gary Lavelle, S (1, 1) (7, PH) (8, 1)		0-3 K ③		0-0 F2 ③		0-0 HR				2	0	0	0	0	1	4
										1	1	1	1	0	0	0
										0	0	0	0	0	0	0

Inning Stats	R: 0	H: 1	E: 0	LOB: 1	K: 0	BB: 0	S: 4	P: 4	R: 0	H: 0	E: 0	LOB: 2	K: 1	BB: 2	S: 5	P: 13	R: 0	H: 1	E: 1	LOB: 1	K: 0	BB: 0	S: 4	P: 4	R: 0	H: 2	E: 0	LOB: 2	K: 0	BB: 0	S: 5	P: 5	R: 0	H: 0	E: 0	LOB: 0	K: 2	BB: 0	S: 7	P: 7	R: 1	H: 1	E: 0	LOB: 0	K: 1	BB: 0	S: 6	P: 6	R: 0	H: 0	E: 0	LOB: 0	K: 1	BB: 0	S: 5	P: 5	R: 0	H: 0	E: 0	LOB: 0	K: 1	BB: 0	S: 5	P: 5	1B: 3	SF: 0	2B: 1	SAC: 0	3B: 0	DP: 1	HR: 1	HBP: 0	WP: 0	PA: 35
PITCHER Bob Shirley, L ERA: 3.7 (1, 1)	IP	WLS	BF	H	R	ER	SO	BB	IBB	HBP	BLK	WP	HR	S	P	ERA	WHIP	IP	WLS	BF	H	R	ER	SO	BB	IBB	HBP	BLK	WP	HR	S	P	ERA	WHIP																																								

BOTTOM

San Diego Padres @ San Francisco Giants
Candlestick Park, San Francisco, CA

Sun Oct 02 1977, 6:33 AM EDT
Att. 17,320 - Unknown

AB	32
R	1
H	5
RBI	1
BB	3
SO	6
LOB	11

