

San Francisco Giants - 1977

Batter	1	2	3	4	5	6	7	8	9	AB	R	H	RBI	BB	SO	LOB	TOP			
Gary Thomasson, L (1, 8) OBP: 0.250, SLG: 1.000	0-0 HR	0-3 K			0-3 K			0-0 3-1		4	1	1	1	0	2	2	San Francisco Giants @ Los Angeles Dodgers Dodger Stadium, Los Angeles, CA Thu Apr 07 1977, 3:33 AM PST Att: 51,022 - Unknown livebaseballscorecards.com			
Rob Andrews, R (1, 4)	0-0 F9		0-0 E5 G6-4-3		0-0 F9			0-0 6-3		4	0	0	0	0	0	0				
Bill Madlock, R (1, 5)	0-0 6-3		0-0 G6-4-3 1-2		0-0 F8			0-0 5-3		4	0	0	0	0	0	1				
Darrell Evans, L (1, 7) OBP: 0.750, SLG: 1.000	0-0 2B		4-0 BB		4-0 L4-3 BB			0-0 F8		2	0	1	0	2	0	0				
Willie McCovey, L (1, 3)	0-3 K		0-0 4-3		0-0 L4-3 1-2			0-3 K		4	0	0	0	0	2	3				
Terry Whitfield, L (1, 9)		0-0 F8		0-0 3-1				0-0 F8		4	0	0	0	0	0	0				
Chris Speier, R (1, 6)		0-0 5-3		0-3 K				0-0 6-3		3	0	0	0	0	1	0				
Marc Hill, R (1, 2) OBP: 0.667, SLG: 0.500		4-0 1B BB		0-0 1B				0-0 P4		2	0	1	0	1	0	0				
John Montefusco, R (1, 1) OBP: 0.500, SLG: 0.500		0-0 1B		0-3 K				0-0 4-3		2	0	1	0	0	1	1				
Derrel Thomas, S (7, PH)										1	0	0	0	0	0	0				
Charlie Williams, R (7, 1)										0	0	0	0	0	0	0				
Gary Lavelle, S (7, 1)		1-2 1B								0	0	0	0	0	0	0				
Inning Stats	R: 1 E: 0 K: 1 S: 7	H: 2 LOB: 1 BB: 0 P: 7	R: 0 E: 0 K: 1 S: 6	H: 1 LOB: 2 BB: 1 P: 10	R: 0 E: 1 K: 0 S: 3	H: 0 LOB: 1 BB: 1 P: 7	R: 0 E: 0 K: 2 S: 8	H: 1 LOB: 1 BB: 0 P: 8	R: 0 E: 0 K: 1 S: 5	H: 0 LOB: 0 BB: 1 P: 5	R: 0 E: 0 K: 0 S: 2	H: 0 LOB: 0 BB: 1 P: 6	R: 0 E: 0 K: 0 S: 3	H: 0 LOB: 0 BB: 0 P: 3	R: 0 E: 0 K: 1 S: 5	H: 0 LOB: 0 BB: 0 P: 5	1B: 2 2B: 2 3B: 0 HR: 1	SF: 0 SAC: 0 DP: 2 HBP: 0	WP: 0 PB: 0 SB: 0 CS: 0	PA: 33
PITCHER	IP WLS BF H R ER SO BB IBB HBP BLK WP HR S P ERA WHIP																			
Don Sutton, R (1, 1) ERA: 1.0	9.0 W 33 4 1 1 6 3 0 0 0 0 1 42 54 1.00 0.778																			

Batter	1	2	3	4	5	6	7	8	9	AB	R	H	RBI	BB	SO	LOB	BOTTOM			
Davey Lopes, R (1, 4)	0-0 L4		0-0 FC5-4 F9 S 1-2		0-3 K			0-0 F9	0-0 1-3	5	0	0	0	0	1	4	San Francisco Giants @ Los Angeles Dodgers Dodger Stadium, Los Angeles, CA Thu Apr 07 1977, 3:33 AM PST Att: 51,022 - Unknown livebaseballscorecards.com			
Bill Russell, R (1, 6) OBP: 0.200, SLG: 0.500	0-0 L7		0-0 F9 1-3		0-0 SF8			0-0 BB 1B 2B	0-0 P6	4	1	1	1	0	0	1				
Reggie Smith, S (1, 9) OBP: 0.500, SLG: 0.333	0-0 2B 1B		0-0 F8		0-0 F7			4-0 BB 1B IBB		3	2	1	0	1	0	3				
Ron Cey, R (1, 5) OBP: 0.500, SLG: 0.667	0-0 1H 2B			0-0 6-3				4-0 1B 2B BB		3	0	1	1	1	0	0				
Steve Garvey, R (1, 3) OBP: 0.500, SLG: 0.500	0-3 K			0-3 K				0-0 BB 1B	0-0 BB 1B	4	1	2	2	0	2	1				
Rick Monday, L (1, 8)		0-0 6-3		0-3 K				1-3 2H 3H 1B	0-3 L8	4	0	0	0	0	2	3				
Dusty Baker Jr., R (1, 7) ERA: 3.0		0-0 F7			0-0 BB 1B SF8			4-0 BB 1B	0-0 BB	3	1	1	0	1	0	1				
John Hale, L (7, PR) (8, 7)					0-0 BB 1B			1-2 BB		0	0	0	0	0	0	0				
Steve Yeager, R (1, 2) OBP: 0.500, SLG: 0.500	0-3 K		0-3 K		0-0 BB 1B			0-0 F9		4	0	2	1	0	1	3				
Don Sutton, R (1, 1) OBP: 0.500, SLG: 0.333			0-0 FC5-4 1B		4-0 1-2 2-3 BB			0-3 K	0-3 K	3	0	1	0	1	2	2				
Inning Stats	R: 1 E: 0 K: 1 S: 7	H: 2 LOB: 1 BB: 0 P: 7	R: 0 E: 0 K: 1 S: 5	H: 0 LOB: 0 BB: 0 P: 5	R: 0 E: 0 K: 0 S: 4	H: 1 LOB: 1 BB: 0 P: 4	R: 0 E: 0 K: 2 S: 7	H: 0 LOB: 0 BB: 0 P: 7	R: 1 E: 0 K: 1 S: 7	H: 2 LOB: 2 BB: 1 P: 11	R: 1 E: 1 K: 1 S: 8	H: 2 LOB: 2 BB: 0 P: 8	R: 2 E: 0 K: 1 S: 7	H: 2 LOB: 3 BB: 3 P: 19	R: 0 E: 0 K: 1 S: 5	H: 0 LOB: 0 BB: 0 P: 5	1B: 7 2B: 2 3B: 0 HR: 0	SF: 1 SAC: 0 DP: 0 HBP: 0	WP: 0 PB: 0 SB: 1 CS: 0	PA: 38
PITCHER	IP WLS BF H R ER SO BB IBB HBP BLK WP HR S P ERA WHIP																			
John Montefusco, R (1, 1) ERA: 3.0	6.0 L 27 7 3 2 6 1 0 0 0 0 0 38 42 3.00 1.333																			
Charlie Williams, R (7, 1) ERA: 54.0	0.1 5 2 2 2 0 1 1 0 0 0 0 3 11 54.00 9.000																			
Gary Lavelle, L (7, 1) ERA:	1.2 6 0 0 0 2 1 0 0 0 0 0 9 13 0.00 0.600																			

Batter	1	2	3	4	5	6	7	8	9	AB	R	H	RBI	BB	SO	LOB	TOP																		
Larry Herndon, R OBP: 0.250, SLG: 0.500	G3		P4				K			4	0	1	1	0	1	2	San Francisco Giants @ Los Angeles Dodgers Dodger Stadium, Los Angeles, CA Sat Apr 09 1977, 6:05 PM PST Att: 40,878 - Unknown																		
Rob Andrews, R Terry Cornutt, R Randy Moffitt, R	5-3		F8		5-3		G3			4	0	0	0	0	0	3																			
Bill Madlock, R OBP: 0.250, SLG: 0.375	FC6-4 1B			2B		5-3		P4		4	0	2	0	0	0																				
Jack Clark, R	FC6-4 1-2			6-3		5-3		K		4	0	0	0	0	1	2																			
Randy Elliott, R		5-3		5-3		2B HBP		F8		3	1	0	0	0	0	1																			
Willie McCovey, L OBP: 0.125, SLG: 0.250		F9		P6		2B		K		4	0	1	1	0	1	1																			
Johnnie LetMaster, R		F8			4-3	5-3		K		4	0	0	0	0	1	1																			
Marc Hill, R OBP: 0.714, SLG: 0.833					SH3-4 2B 1B			F3		4	1	3	0	0	0	0																			
Jim Barr, R John Curtis, L Derrel Thomas, S			K		SH3-4 1-2		F4			1	0	0	0	0	1	1																			
Inning Stats	R: 0 E: 0 K: 0 S: 4	H: 1 LOB: 1 BB: 0 P: 4	R: 0 E: 0 K: 0 S: 3	H: 0 LOB: 0 BB: 0 P: 3	R: 0 E: 0 K: 1 S: 6	H: 1 LOB: 1 BB: 0 P: 6	R: 0 E: 0 K: 0 S: 4	H: 1 LOB: 1 BB: 0 P: 4	R: 1 E: 0 K: 0 S: 5	H: 2 LOB: 1 BB: 0 P: 5	R: 1 E: 0 K: 0 S: 4	H: 1 LOB: 1 BB: 0 P: 5	R: 0 E: 0 K: 1 S: 6	H: 1 LOB: 1 BB: 0 P: 6	R: 0 E: 0 K: 2 S: 7	H: 0 LOB: 0 BB: 0 P: 7		R: 0 E: 0 K: 2 S: 7	H: 0 LOB: 0 BB: 0 P: 7	1B: 3 2B: 4 3B: 0 HR: 0	SF: 0 SAC: 1 DP: 0 HBP: 1	WP: 0 PB: 0 SB: 0 CS: 0	PA: 35												
PITCHER	IP WLS BF H R ER SO BB IBB HBP BLK WP HR S P ERA WHIP	IP WLS BF H R ER SO BB IBB HBP BLK WP HR S P ERA WHIP																																	
Doug Rau, L ERA: 3.0	6.0	W	26	7	2	2	1	0	0	0	0	0	0	0	0	27	28	3.00	1.167																
Charlie Hough, R ERA:	3.0	S	9	0	0	0	4	0	0	0	0	0	0	0	0	17	17	0.00	0.000																

Batter	1	2	3	4	5	6	7	8	9	AB	R	H	RBI	BB	SO	LOB	BOTTOM																		
Davey Lopes, R OBP: 0.300, SLG: 0.400	L9		1B 2B			CS 1B		5-3		5	1	3	0	0	0	3	San Francisco Giants @ Los Angeles Dodgers Dodger Stadium, Los Angeles, CA Sat Apr 09 1977, 6:05 PM PST Att: 40,878 - Unknown																		
Bill Russell, R OBP: 0.400, SLG: 0.667 Ted Martinez, R	K		1B		1B 2B	G6-4-3 1B		E1 SF8 1B		5	1	3	2	0	1	1																			
Reggie Smith, S Lee Lacy, R	CS BB		1-3		2B 1B	1-2		SF8 1B		2	2	1	2	2	0	1																			
Ron Cey, R OBP: 0.556, SLG: 0.750	CS 1-2		6-3		2B 1B	FC5-4 1-2 1-2		SF8 SH5-3 BB 1B		5	1	3	1	0	0	2																			
Steve Garvey, R OBP: 0.500, SLG: 0.429		P4		2B 1B 1B		FC5-4 IBB		SH5-3 5-3		3	0	1	0	1	0	2																			
Rick Monday, L OBP: 0.250, SLG: 0.286	F8			1B 2B		FC5-4 BB		BB SF8 IBB		3	1	1	0	1	0	3																			
Dusty Baker Jr., R John Hale, L		6-3		1B 2B		FC6-4 1B		SF8 1-2 2-3 3-H		2	0	1	2	1	0	1																			
Steve Yeager, R OBP: 0.500, SLG: 0.429			2B 1B		FC6-4 1-2		K			3	1	1	0	1	1	4																			
Doug Rau, L Charlie Hough, R			K		1-3		6-3			3	0	0	0	0	1	2																			
Inning Stats	R: 0 E: 0 K: 1 S: 4	H: 0 LOB: 0 BB: 1 P: 8	R: 0 E: 0 K: 0 S: 4	H: 1 LOB: 1 BB: 0 P: 4	R: 2 E: 0 K: 1 S: 8	H: 3 LOB: 1 BB: 0 P: 8	R: 1 E: 0 K: 0 S: 5	H: 3 LOB: 1 BB: 0 P: 5	R: 2 E: 0 K: 1 S: 8	H: 4 LOB: 3 BB: 2 P: 16	R: 0 E: 0 K: 0 S: 3	H: 1 LOB: 0 BB: 0 P: 3	R: 2 E: 0 K: 0 S: 4	H: 1 LOB: 3 BB: 4 P: 20	R: 1 E: 1 K: 0 S: 4	H: 1 LOB: 1 BB: 0 P: 4		R: 1 E: 1 K: 0 S: 4	H: 1 LOB: 1 BB: 0 P: 4	1B: 10 2B: 4 3B: 0 HR: 0	SF: 2 SAC: 1 DP: 1 HBP: 0	WP: 0 PB: 0 SB: 0 CS: 2	PA: 42												
PITCHER	IP WLS BF H R ER SO BB IBB HBP BLK WP HR S P ERA WHIP	IP WLS BF H R ER SO BB IBB HBP BLK WP HR S P ERA WHIP																																	
Jim Barr, R ERA: 10.38	1.1	L	22	11	5	5	2	1	1	0	0	0	0	0	0	7	15	0.00	1.200																
John Curtis, L ERA:	5.1		7	1	0	0	1	1	1	0	0	0	0	0	0	2	10	54.00	6.000																
Terry Cornutt, R ERA: 54.0	7.1		4	1	2	2	0	1	1	0	0	0	0	0	0	2	10	54.00	6.000																
Randy Moffitt, R ERA:	7.1		8	1	1	0	0	1	1	0	0	0	0	0	0	6	14	0.00	1.200																

Batter	1	2	3	4	5	6	7	8	9	AB	R	H	RBI	BB	SO	LOB	TOP								
Larry Herndon, R OBP: 0.333, SLG: 0.778	6-3		6-3		FC6-4			1B		4	0	1	0	0	0	2	<p>San Francisco Giants @ San Diego Padres</p> <p>San Diego Stadium, San Diego, CA</p> <p>Tue Apr 12 1977, 9:05 PM EST</p> <p>Att: 45,375 - Unknown</p> <p>livebaseballscores.com</p>								
Rob Andrews, R OBP: 0.235, SLG: 0.188	1-3			6-3		4-3		1B		4	0	1	0	0	0	0									
Bill Madlock, R OBP: 0.235, SLG: 0.353	F7			5-3		E5		G5-4-3		4	0	0	0	0	2										
Jack Clark, R OBP: 0.250, SLG: 0.375				6-3		G6-4-3			HR	4	1	2	0	0	1										
Willie McCovey, L OBP: 0.313, SLG: 0.625	L3					1B		FC5-4	HR	4	2	3	2	0	1										
Randy Elliott, R	F8				F7		F8			3	0	0	0	0	3										
Gary Thomasson, L OBP: 0.200, SLG: 0.444									K	1	0	0	0	1	0										
Chris Speier, R OBP: 0.143, SLG: 0.143	6-3				1B		FC5-4		5-3	4	0	1	0	0	2										
Mike Sadek, R OBP: 0.333, SLG: 0.333			L7				F7		K	3	0	1	1	0	1										
Darrell Evans, L OBP: 0.600, SLG: 1.000					1B					1	0	0	0	0	1										
Lynn McGlothen, L			L6							1	0	0	0	0	0										
Derrel Thomas, S										1	0	0	0	0	1										
Charlie Williams, R										0	0	0	0	0	0										
Tom Heintzelman, R										1	0	0	0	0	0										
Terry Cornutt, R										0	0	0	0	0	0										
Inning Stats	R: 0 E: 0 K: 0 S: 3	H: 0 LOB: 0 BB: 0 P: 3	R: 0 E: 0 K: 0 S: 4	H: 1 LOB: 1 BB: 0 P: 4	R: 0 E: 0 K: 0 S: 3	H: 0 LOB: 0 BB: 0 P: 3	R: 0 E: 0 K: 0 S: 3	H: 0 LOB: 0 BB: 0 P: 3	R: 1 E: 0 K: 1 S: 8	H: 3 LOB: 2 BB: 0 P: 8	R: 0 E: 1 K: 0 S: 3	H: 0 LOB: 0 BB: 0 P: 3	R: 0 E: 0 K: 0 S: 4	H: 1 LOB: 1 BB: 0 P: 4	R: 0 E: 0 K: 0 S: 4	H: 2 LOB: 1 BB: 0 P: 4	R: 2 E: 0 K: 2 S: 9	H: 2 LOB: 0 BB: 0 P: 9	1B: 6 2B: 2 3B: 0 HR: 1	SF: 0 SAC: 0 DP: 2 HBP: 0	WP: 0 PB: 0 SB: 0 CS: 0	PA: 35			
PITCHER	IP	WLS	BF	H	R	ER	SO	BB	IBB	HBP	BLK	WP	HR	S	P	ERA	WHIP								
Randy Jones, L ERA: 4.85	8.0	W	32	9	3	3	1	0	0	0	0	0	1	34	34	3.38	1.125								
Rollie Fingers, R ERA:	1.0	S	3	0	0	0	2	0	0	0	0	0	0	7	7	0.00	0.000								

Batter	1	2	3	4	5	6	7	8	9	AB	R	H	RBI	BB	SO	LOB	BOTTOM								
Gene Richards, L OBP: 0.375, SLG: 0.316	1B		K		6-3		G3			3	1	0	0	1	1	2	<p>San Francisco Giants @ San Diego Padres</p> <p>San Diego Stadium, San Diego, CA</p> <p>Tue Apr 12 1977, 9:05 PM EST</p> <p>Att: 45,375 - Unknown</p> <p>livebaseballscores.com</p>								
Mike Champion, R OBP: 0.375, SLG: 0.300	FC6-4		K		4-3			5-3		4	0	1	0	0	1	0									
Dave Winfield, R OBP: 0.435, SLG: 0.476	FC6-4			F8		6-3		F2		4	0	0	1	0	1										
George Hendrick, R OBP: 0.478, SLG: 0.500	G3			F4		F8		5-3		4	0	0	0	0	1										
Gene Tenace, R OBP: 0.455, SLG: 0.684		F2		1B		F7				2	1	0	0	1	0										
Mike Ivie, R OBP: 0.455, SLG: 0.762		5-3		HR			F4			3	1	1	0	0	0										
Doug Rader, R OBP: 0.476, SLG: 0.706				HR				1B		2	1	2	3	1	0										
Bill Almon, R OBP: 0.190, SLG: 0.190				HR				BB		3	0	0	0	0	1										
Randy Jones, R OBP: 0.400, SLG: 0.250										3	0	1	0	0	2										
Rollie Fingers, R ERA:										0	0	0	0	0	0										
Inning Stats	R: 1 E: 1 K: 0 S: 3	H: 1 LOB: 1 BB: 1 P: 7	R: 0 E: 0 K: 0 S: 4	H: 1 LOB: 0 BB: 0 P: 4	R: 0 E: 0 K: 3 S: 9	H: 0 LOB: 0 BB: 0 P: 9	R: 3 E: 0 K: 1 S: 7	H: 2 LOB: 1 BB: 1 P: 11	R: 0 E: 0 K: 1 S: 5	H: 0 LOB: 0 BB: 0 P: 5	R: 0 E: 0 K: 0 S: 3	H: 0 LOB: 0 BB: 0 P: 3	R: 0 E: 0 K: 0 S: 4	H: 1 LOB: 2 BB: 1 P: 8	R: 0 E: 0 K: 0 S: 3	H: 0 LOB: 0 BB: 0 P: 3	1B: 4 2B: 0 3B: 0 HR: 1	SF: 0 SAC: 0 DP: 0 HBP: 0	WP: 0 PB: 0 SB: 0 CS: 0	PA: 31					
PITCHER	IP	WLS	BF	H	R	ER	SO	BB	IBB	HBP	BLK	WP	HR	S	P	ERA	WHIP								
Lynn McGlothen, R ERA: 9.0	4.0	L	17	4	4	4	4	2	0	0	0	0	1	23	31	9.00	1.500								
Charlie Williams, R ERA: 5.4	3.0		11	1	0	0	1	1	0	0	0	0	0	12	16	0.00	0.667								
Terry Cornutt, R ERA: 13.5	1.0		3	0	0	0	0	0	0	0	0	0	0	3	3	0.00	0.000								

Batter	1	2	3	4	5	6	7	8	9	AB	R	H	RBI	BB	SO	LOB	TOP								
Gary Thomasson, L (1,8) OBP: 0.214, SLG: 0.462	F5		G3		K		2B			4	0	1	0	0	1	2	San Francisco Giants @ San Diego Padres San Diego Stadium, San Diego, CA Wed Apr 13 1977, 9:05 PM EST Att: 13,230 - Unknown livebaseballscorecards.com								
Rob Andrews, R (1,4) OBP: 0.238, SLG: 0.158	BB			5-3		L6	4-3			3	0	0	0	1	0	1									
Bill Madlock, R (1,5) OBP: 0.286, SLG: 0.524	F7			HR		1B SF7	1B		5-3	4	2	2	1	0	0	1									
Darrell Evans, L (1,7) OBP: 0.500, SLG: 0.750	4-3			4-3		SF7 1B	1B		K	4	1	1	0	0	1	1									
Willie McCovey, L (1,3) OBP: 0.250, SLG: 0.526 Larry Herndon, R (8,8) OBP: 0.333, SLG: 0.778		L4		G3		SF7	1B		K	3	0	0	1	0	1	0									
Terry Whitfield, L (1,9) OBP: 0.482, SLG: 0.400		6-3				E 1B FC5-2	1B		9-5	3	0	2	0	1	0	0									
Johnnie LetMaster, R (1,6) OBP: 0.250, SLG: 0.182			1-3			F8	1B		9-5	4	0	1	1	0	0	2									
Marc Hill, R (1,2) OBP: 0.571, SLG: 0.615				L8		E9 FC5-2	1B			4	0	3	0	0	0	0									
John Montefusco, R (1,1) OBP: 0.167, SLG: 0.167				K		FC5-2			K	4	0	0	0	0	2	3									
Inning Stats	R: 0 E: 0 K: 0 S: 3	H: 0 LOB: 1 BB: 1 P: 7	R: 0 E: 0 K: 0 S: 3	H: 0 LOB: 0 BB: 0 P: 3	R: 0 E: 0 K: 1 S: 5	H: 0 LOB: 0 BB: 0 P: 5	R: 1 E: 0 K: 0 S: 4	H: 1 LOB: 0 BB: 0 P: 4	R: 0 E: 1 K: 1 S: 7	H: 2 LOB: 2 BB: 0 P: 7	R: 2 E: 0 K: 0 S: 5	H: 3 LOB: 2 BB: 1 P: 9	R: 0 E: 0 K: 0 S: 4	H: 2 LOB: 1 BB: 0 P: 4	R: 0 E: 0 K: 2 S: 7	H: 0 LOB: 0 BB: 0 P: 7	R: 0 E: 0 K: 1 S: 6	H: 2 LOB: 1 BB: 0 P: 6	1B: 7 2B: 3 3B: 0 HR: 1	SF: 1 SAC: 0 DP: 1 HBP: 0	WP: 0 PB: 0 SB: 1 CS: 0	PA: 36			
PITCHER	IP	WLS	BF	H	R	ER	SO	BB	IBB	HBP	BLK	WP	HR	S	P	ERA	WHIP								
Rick Sawyer, R (1,1) ERA: 4.5	6.0	L	25	6	3	3	2	1	1	0	0	0	1	27	35	4.50	1.167								
Butch Metzger, R (7,1) ERA: 3.0	1.0		4	2	0	0	0	0	0	0	0	0	0	4	4	0.00	2.000								
Dave Tomlin, L (8,1) ERA:	2.0		7	2	0	0	3	0	0	0	0	0	0	13	13	0.00	1.000								

Batter	1	2	3	4	5	6	7	8	9	AB	R	H	RBI	BB	SO	LOB	BOTTOM								
Gene Richards, L (1,7) OBP: 0.321, SLG: 0.261	K		F7		F4			K		4	0	0	0	0	2	3	San Francisco Giants @ San Diego Padres San Diego Stadium, San Diego, CA Wed Apr 13 1977, 9:05 PM EST Att: 13,230 - Unknown livebaseballscorecards.com								
Mike Champion, R (1,4) OBP: 0.321, SLG: 0.250	K		K		K			6-3		4	0	0	0	0	3	3									
Dave Winfield, R (1,9) OBP: 0.370, SLG: 0.400	1-3			5-3		F9		4-3		4	0	0	0	0	0	0									
George Hendrick, R (1,8) OBP: 0.481, SLG: 0.478		F6		BB		6-3			1B	3	0	1	0	1	0	0									
Gene Tenace, R (1,2) OBP: 0.385, SLG: 0.565		L5		K		F5		F7		4	0	0	0	0	1	2									
Mike Ivie, R (1,3) OBP: 0.385, SLG: 0.640		6-3		4-3			F8		P3	4	0	0	0	0	0	2									
Doug Rader, R (1,5) OBP: 0.520, SLG: 0.737			SH BB		6-3 1B				K	2	1	1	0	2	1	1									
Bill Almon, R (1,6) OBP: 0.174, SLG: 0.174 Jerry Turner, L (7,PH) Enzo Hernandez, R (8,6)			F7		6-3			F9		2	0	0	0	0	0	2									
Rick Sawyer, R (1,1) OBP: 1.000, SLG: 1.000 Butch Metzger, R (7,1) Bobby Valentine, R (7,PH) Dave Tomlin, L (8,1)			SH					K		1	0	1	1	0	0	0									
Inning Stats	R: 0 E: 0 K: 2 S: 7	H: 0 LOB: 0 BB: 0 P: 7	R: 0 E: 0 K: 0 S: 3	H: 0 LOB: 0 BB: 0 P: 3	R: 0 E: 1 K: 1 S: 6	H: 0 LOB: 2 BB: 1 P: 10	R: 0 E: 0 K: 1 S: 5	H: 0 LOB: 1 BB: 1 P: 9	R: 0 E: 0 K: 0 S: 3	H: 0 LOB: 0 BB: 0 P: 3	R: 0 E: 0 K: 1 S: 5	H: 0 LOB: 1 BB: 1 P: 9	R: 0 E: 0 K: 1 S: 5	H: 0 LOB: 0 BB: 0 P: 5	R: 0 E: 0 K: 1 S: 6	H: 1 LOB: 1 BB: 0 P: 6	1B: 2 2B: 1 3B: 0 HR: 0	SF: 0 SAC: 1 DP: 0 HBP: 0	WP: 0 PB: 0 SB: 0 CS: 0	PA: 34					
PITCHER	IP	WLS	BF	H	R	ER	SO	BB	IBB	HBP	BLK	WP	HR	S	P	ERA	WHIP								
John Montefusco, R (1,1) ERA: 1.8	9.0	W	34	3	1	1	8	3	0	0	0	0	0	47	59	1.00	0.667								

Batter	1	2	3	4	5	6	7	8	9	AB	R	H	RBI	BB	SO	LOB	TOP				
Gary Thomasson, L OBP: 0.263, SLG: 0.444	F8		CS 1B		G3		FC1-6 1B		F9	5	0	2	0	0	0	0	San Francisco Giants @ San Diego Padres San Diego Stadium, San Diego, CA Thu Apr 14 1977, 6:33 AM EST Att: 17,743 - Unknown livebaseballscorecards.com				
Rob Andrews, R OBP: 0.306, SLG: 0.143	4-3		HR BB		BLK 1B BB		FC1-6 FC5-4 1-2		G5-4-3 BB	2	2	0	0	3	0	1					
Bill Madlock, R OBP: 0.308, SLG: 0.615	F9		HR		S 1B 1B		FC5-4 1B 1-2		G5-4-3	5	3	2	3	0	0	2					
Darrell Evans, L OBP: 0.556, SLG: 0.813 Larry Herndon, R OBP: 0.333, SLG: 0.778		2B 2B	G3-6-3 1B		F8 1-2		HR 1B			4	2	3	1	0	0	1					
Willie McCovey, L OBP: 0.292, SLG: 0.652	F7		G3-6-3 1-2				HR			0	0	0	0	0	0	0					
Terry Whitfield, L OBP: 0.412, SLG: 0.429					F7 2-H		2B			4	1	2	3	0	0	2					
Chris Speier, R OBP: 0.182, SLG: 0.182										4	0	1	0	0	1	0					
Marc Hill, R OBP: 0.556, SLG: 0.563										3	0	1	0	1	0	0					
Jim Barr, R OBP: 0.182, SLG: 0.182										4	0	0	0	0	1	3					
Inning Stats	R: 0 E: 0 K: 0 S: 3	H: 0 LOB: 0 BB: 0 P: 3	R: 1 E: 0 K: 0 S: 6	H: 4 LOB: 2 BB: 0 P: 6	R: 2 E: 0 K: 0 S: 4	H: 3 LOB: 0 BB: 1 P: 8	R: 0 E: 0 K: 1 S: 5	H: 0 LOB: 1 BB: 1 P: 9	R: 2 E: 0 K: 0 S: 5	H: 2 LOB: 1 BB: 0 P: 9	R: 0 E: 0 K: 0 S: 3	H: 0 LOB: 0 BB: 0 P: 3	R: 3 E: 0 K: 0 S: 6	H: 3 LOB: 0 BB: 0 P: 6	R: 0 E: 0 K: 1 S: 5	H: 0 LOB: 0 BB: 1 P: 5		R: 0 E: 0 K: 0 S: 2	H: 0 LOB: 0 BB: 1 P: 6	1B: 8 2B: 2 3B: 0 HR: 2	SF: 0 SAC: 0 DP: 2 HBP: 0
PITCHER	IP	WLS	BF	H	R	ER	SO	BB	IBB	HBP	BLK	WP	HR	S	P	ERA	WHIP				
Dave Freisleben, R ERA: 5.79	2.1	L	12	6	3	3	0	1	0	0	0	0	1	11	15	11.57	3.000				
Tom Griffin, R ERA: 7.71	2.1		11	3	2	2	1	2	0	0	1	0	0	11	19	7.71	2.143				
Dave Tomlin, L ERA:	0.1		1	0	0	0	0	0	0	0	0	0	0	1	1	0.00	0.000				
Victor Bernal, R ERA: 10.13	2.0		9	3	3	3	0	0	0	0	0	0	1	9	9	13.50	1.500				
Butch Metzger, R ERA: 1.8	2.0		6	0	0	0	1	1	0	0	0	0	0	7	11	0.00	0.500				

Batter	1	2	3	4	5	6	7	8	9	AB	R	H	RBI	BB	SO	LOB	BOTTOM				
Gene Richards, L OBP: 0.303, SLG: 0.286	6-3		FC6-4 1-2				6-3			5	0	1	0	0	0	1	San Francisco Giants @ San Diego Padres San Diego Stadium, San Diego, CA Thu Apr 14 1977, 6:33 AM EST Att: 17,743 - Unknown livebaseballscorecards.com				
Mike Champion, R OBP: 0.303, SLG: 0.214	K				5-3		6-3		BB BB K	4	1	0	0	1	2	2					
Jerry Turner, L OBP: 0.300, SLG: 0.556	4-3				3B 1B		HR		BB 1B BB F9	4	2	2	1	1	0	2					
Dave Winfield, R OBP: 0.323, SLG: 0.345					K		K		E1 HBP	4	0	0	0	0	2	3					
George Hendrick, R OBP: 0.484, SLG: 0.538					6-3				K	3	0	1	1	0	1	2					
Gene Tenace, R OBP: 0.387, SLG: 0.519					K		1-H 3B		K	4	0	1	1	0	2	3					
Mike Ivie, R OBP: 0.333, SLG: 0.552									F9 1-3 2-H 1B	4	0	0	0	0	0	2					
Bill Almon, R OBP: 0.154, SLG: 0.154 Gary Sutherland, R OBP: 1.000, SLG: 1.000					E5 FC6-4		F9		F9	3	0	0	0	0	2	1					
Dave Freisleben, R Tom Griffin, R Dave Tomlin, L Bobby Valentine, R Victor Bernal, R Merv Rettenmund, R Butch Metzger, R Doug Rader, R					K		6-3		2B 1B K	1	0	1	0	0	0	0					
Inning Stats	R: 0 E: 0 K: 1 S: 5	H: 0 LOB: 0 BB: 0 P: 5	R: 0 E: 0 K: 2 S: 7	H: 0 LOB: 0 BB: 0 P: 7	R: 0 E: 1 K: 2 S: 8	H: 0 LOB: 1 BB: 0 P: 8	R: 1 E: 0 K: 2 S: 9	H: 2 LOB: 1 BB: 0 P: 9	R: 0 E: 0 K: 0 S: 3	H: 0 LOB: 0 BB: 0 P: 3	R: 1 E: 1 K: 0 S: 5	H: 1 LOB: 2 BB: 0 P: 6	R: 1 E: 0 K: 1 S: 6	H: 1 LOB: 0 BB: 0 P: 6	R: 1 E: 0 K: 1 S: 6	H: 1 LOB: 2 BB: 2 P: 14		R: 0 E: 0 K: 2 S: 9	H: 2 LOB: 2 BB: 0 P: 9	1B: 3 2B: 1 3B: 1 HR: 2	SF: 0 SAC: 0 DP: 0 HBP: 1
PITCHER	IP	WLS	BF	H	R	ER	SO	BB	IBB	HBP	BLK	WP	HR	S	P	ERA	WHIP				
Jim Barr, R ERA: 5.4	9.0	W	39	7	4	3	11	2	0	1	0	0	2	58	67	3.00	1.000				

Batter	1	2	3	4	5	6	7	8	9	AB	R	H	RBI	BB	SO	LOB	TOP										
Derrel Thomas, S OBP: 0.250, SLG: 0.333 (1, 6)	0-0 4-3	0-0 F5		0-0 F4		0-3 K		0-0 G3		5	0	0	0	0	1	2	San Francisco Giants @ Houston Astros Astrodome, Houston, TX Tue Apr 19 1977, 7:05 PM EST Att: 8,572 - Dome livebaseballscorecards.com										
Rob Andrews, R OBP: 0.357, SLG: 0.314 (1, 4)	0-0 6-3	0-0 1-2 2-H 1B		0-0 4-3		0-0 F9		0-0 1-3		5	0	1	1	0	0	0											
Bill Madlock, R OBP: 0.295, SLG: 0.488 (1, 5)	0-0 E6	0-0 1-3			0-0 BLK 1B	1-0 1B HBP		0-0 E7 1B		4	2	2	0	0	0	2											
Darrell Evans, L OBP: 0.448, SLG: 0.692 (1, 7) (6, 3)	0-0 F8		0-0 F9		0-0 F7	0-0 1B		0-0 F6		5	1	1	0	0	0	3											
Willie McCovey, L OBP: 0.425, SLG: 0.588 Larry Herndon, R OBP: 0.300, SLG: 0.550 (1, 3) (6, 8)		0-0 2B FC6-4 1B	0-0 G3		4-0 1B BB	0-0 1B		0-3 K		3	2	2	2	1	0	0											
Jack Clark, R OBP: 0.318, SLG: 0.429 (1, 9)	0-0 FC6-4 1B	4-0 E BB	4-0 E BB		0-0 BB 1B	1-2 2-H 1B	0-3 K	0-0 CS 1B		4	1	3	1	1	1	0											
Gary Thomasson, L OBP: 0.345, SLG: 0.519 (1, 8) (6, 7)	4-0 FC6-4 BB	0-0 E4	0-0 E4		0-0 BB 1B	1-2 2-H 1B	0-3 K	0-0 CS		3	0	1	1	1	1	1											
Mike Sadek, R OBP: 0.375, SLG: 0.286 (1, 2)	0-0 FC6-4 1B	0-0 F9	0-0 F9		4-0 BB	1-2 2-3 BB	0-0 F9			3	1	0	1	1	0	4											
Jim Barr, R OBP: 0.111, SLG: 0.111 Gary Lavelle, S (1, 1) (8, 1)	0-0 1-2 3-H 1B		0-0 F7		0-0 F7	0-3 K		0-0 3-1		4	0	1	1	0	1	3											
Inning Stats	R: 0 E: 1 K: 0 S: 4	H: 0 LOB: 1 BB: 0 P: 4	R: 3 E: 0 K: 0 S: 7	H: 4 LOB: 2 BB: 1 P: 11	R: 0 E: 0 K: 0 S: 4	H: 0 LOB: 0 BB: 0 P: 8	R: 0 E: 0 K: 0 S: 3	H: 0 LOB: 0 BB: 0 P: 3	R: 1 E: 0 K: 1 S: 7	H: 3 LOB: 3 BB: 2 P: 15	R: 2 E: 0 K: 1 S: 6	H: 2 LOB: 1 BB: 0 P: 7	R: 0 E: 0 K: 2 S: 7	H: 0 LOB: 0 BB: 0 P: 7	R: 0 E: 0 K: 0 S: 3	H: 0 LOB: 0 BB: 0 P: 3		R: 1 E: 1 K: 1 S: 6	H: 2 LOB: 0 BB: 0 P: 6	1B: 10 2B: 1 3B: 0 HR: 0	SF: 0 SAC: 0 DP: 0 HBP: 1	WP: 0 PB: 0 SB: 0 CS: 1	PA: 43				
PITCHER	IP	WLS	BF	H	R	ER	SO	BB	IBB	HBP	BLK	WP	HR	S	P	ERA	WHIP										
Joaquin Andujar, R ERA: 4.41 (1, 1)	4.2		25	7	4	4	0	3	0	0	1	0	0	22	34	7.71	2.143										
Floyd Bannister, L ERA: 13.5 (5, 1)	1.1	L	7	2	2	2	2	1	0	1	0	0	0	9	14	13.50	2.250										
Dan Larson, R ERA: (7, 1)	2.0		6	0	0	0	2	0	0	0	0	0	0	10	10	0.00	0.000										
Joe Sambito, L ERA: 5.4 (9, 1)	1.0		4	2	1	0	1	0	0	0	0	0	0	6	6	0.00	2.000										

Batter	1	2	3	4	5	6	7	8	9	AB	R	H	RBI	BB	SO	LOB	BOTTOM										
Cesar Cedeno, R OBP: 0.231, SLG: 0.182 (1, 8)	0-0 1B 2B		4-0 FC4-6 BB	0-0 6-3		0-0 FC4-6 CS		0-0 F6		4	1	1	0	1	0	3	San Francisco Giants @ Houston Astros Astrodome, Houston, TX Tue Apr 19 1977, 7:05 PM EST Att: 8,572 - Dome livebaseballscorecards.com										
Enos Cabell, R OBP: 0.304, SLG: 0.318 (1, 5)	0-0 4-3 2-H 1B		0-0 FC4-6 1B		0-0 S E 1B	0-0 CS	0-0 4-3	0-0 4-3		5	2	2	1	0	0	1											
Jose Cruz, L OBP: 0.326, SLG: 0.385 (1, 9)	0-3 K		0-0 F7		0-0 F7			0-0 1B		5	0	2	0	0	1	3											
Bob Watson, R OBP: 0.395, SLG: 0.378 (1, 3)	0-0 4-3		0-0 1-H 1B		0-0 F8		0-0 1B	0-3 K		5	0	2	1	0	1	3											
Joe Ferguson, R OBP: 0.432, SLG: 0.594 (1, 2)	0-0 F2		0-0 5-3		4-0 1B BB		0-0 F7	0-3 K		4	0	0	0	1	1	5											
Cliff Johnson, R OBP: 0.500, SLG: 0.800 (1, 7)	0-0 F7		0-0 5-3 E 1B		0-0 1-2 3-H 1B		0-0 F8			4	1	2	1	0	0	2											
Rob Sperring, R OBP: 0.200, SLG: 0.200 Ken Boswell, L OBP: 0.667, SLG: 1.000 (1, 4) (8, PH) (9, 4)	0-0 1B		0-0 L5		0-0 K		4-0 BB			3	0	1	0	0	1	3											
Roger Metzger, S OBP: 0.250, SLG: 0.267 Art Howe, R (8, PH) (9, 6)	0-0 F7		0-0 5-3		0-0 FC4-6 1B		0-0 F3			3	0	1	0	0	0	2											
Joaquin Andujar, S OBP: 0.406, SLG: 0.400 Floyd Bannister, L OBP: 0.150, SLG: 0.150 Dan Larson, R OBP: 0.150, SLG: 0.150 Leon Roberts, R Joe Sambito, L OBP: 0.500, SLG: 0.500 (1, 1) (5, 1) (8, PH) (7, 1) (8, PH) (9, 1)	0-3 K		0-0 E8		0-0 2-H 1B		0-3 K			2	0	1	1	0	1	1											
Inning Stats	R: 1 E: 0 K: 1 S: 7	H: 2 LOB: 1 BB: 0 P: 7	R: 0 E: 0 K: 1 S: 6	H: 1 LOB: 1 BB: 0 P: 6	R: 1 E: 1 K: 0 S: 4	H: 1 LOB: 1 BB: 1 P: 8	R: 1 E: 1 K: 0 S: 5	H: 2 LOB: 2 BB: 0 P: 11	R: 0 E: 0 K: 0 S: 3	H: 1 LOB: 0 BB: 0 P: 3	R: 0 E: 0 K: 0 S: 5	H: 2 LOB: 2 BB: 0 P: 5	R: 0 E: 0 K: 1 S: 5	H: 0 LOB: 1 BB: 1 P: 9	R: 0 E: 0 K: 2 S: 8	H: 1 LOB: 0 BB: 0 P: 8		1B: 11 2B: 1 3B: 0 HR: 0	SF: 0 SAC: 0 DP: 0 HBP: 0	WP: 0 PB: 0 SB: 3 CS: 1	PA: 42						
PITCHER	IP	WLS	BF	H	R	ER	SO	BB	IBB	HBP	BLK	WP	HR	S	P	ERA	WHIP										
Jim Barr, R ERA: 5.31 (1, 1)	7.0		34	11	4	4	3	3	0	0	0	0	0	37	49	5.14	2.000										
Gary Lavelle, L ERA: (8, 1)	2.0	S	7	1	0	0	3	0	0	0	0	0	0	13	13	0.00	0.500										

Batter	1	2	3	4	5	6	7	8	9	AB	R	H	RBI	BB	SO	LOB	TOP		
Derrel Thomas, S (1, 6) OBP: 0.200, SLG: 0.267	0-0 1-3		0-0 4-3			0-0 G2		0-0 SH3-4		3	0	0	0	0	0	1			
Rob Andrews, R (1, 4) OBP: 0.346, SLG: 0.308	0-0 4-3			0-3 K		0-0 F6		0-0 1B		4	0	1	1	0	1	0			
Bill Madlock, R (1, 5) OBP: 0.333, SLG: 0.511	0-0 CS 1B			0-0 1B		0-0 1B		0-0 E6 1B		4	0	3	0	0	0	0			
Darrell Evans, L (1, 7) OBP: 0.424, SLG: 0.633	0-0 CS	0-0 F8		0-0 F8		0-0 F6		0-0 1B		4	0	1	0	0	0	2			
Larry Hemdon, R (9, 8) OBP: 0.300, SLG: 0.550	1-2 CS					1-2 F6		1-2 1B		0	0	0	0	0	0	0			
Willie McCovey, L (1, 3) OBP: 0.386, SLG: 0.526		0-3 K		0-0 6-3			0-0 F8	0-0 F7		4	0	0	0	0	1	3			
Jack Clark, R (1, 9) OBP: 0.306, SLG: 0.440		0-0 F4				0-0 6-3		0-0 F5		4	0	1	0	0	0	0			
Gary Thomasson, L (1, 8) OBP: 0.394, SLG: 0.533			4-0 1-3 BB		0-0 6-3 1B		0-0 G3	0-0 1B		3	0	2	0	1	0	1			
Mike Sadek, R (1, 2) OBP: 0.250, SLG: 0.182			0-0 1-3		0-0 6-3		0-0 4-3	0-0 F9		4	0	0	0	0	0	4			
Ed Halicki, R (1, 1) OBP: 0.400, SLG: 0.400			0-3 K		0-0 5-3			0-0 F4		2	0	0	0	0	1	2			
Terry Whitfield, L (8, PH) OBP: 0.409, SLG: 0.421								SH3-4 1B		1	1	1	0	0	0	0			
Randy Moffitt, R (8, 1) OBP: 0.409, SLG: 0.421										1	0	0	0	0	0	1			
Gary Lavelle, S (9, 1) OBP: 0.400, SLG: 0.400										0	0	0	0	0	0	0			
Inning Stats	R: 0 E: 0 K: 0 S: 3	H: 1 LOB: 0 BB: 0 P: 3	R: 0 E: 0 K: 1 S: 5	H: 0 LOB: 0 BB: 0 P: 5	R: 0 E: 0 K: 1 S: 5	H: 0 LOB: 1 BB: 1 P: 9	R: 0 E: 0 K: 1 S: 6	H: 1 LOB: 1 BB: 0 P: 6	R: 0 E: 0 K: 0 S: 4	H: 1 LOB: 1 BB: 0 P: 4	R: 0 E: 0 K: 0 S: 4	H: 1 LOB: 1 BB: 0 P: 4	R: 1 E: 1 K: 0 S: 6	H: 3 LOB: 2 BB: 0 P: 6	R: 0 E: 0 K: 0 S: 4	H: 1 LOB: 1 BB: 0 P: 4	1B: 8 2B: 1 3B: 0 HR: 0	SF: 0 SAC: 1 DP: 0 HBP: 0	WP: 0 PA: 37 PB: 0 SB: 1 CS: 0
PITCHER	IP	WLS	BF	H	R	ER	SO	BB	IBB	HBP	BLK	WP	HR	S	P	ERA	WHIP		
Mark Lemongello, R (1, 1) ERA: 5.09	7.2	L	31	8	1	1	3	1	0	0	1	0	0	36	40	1.17	1.174		
Joe Sambito, L (8, 1) ERA: 4.5	1.1		5	1	0	0	0	0	0	0	0	0	0	5	5	0.00	0.750		

San Francisco Giants @ Houston Astros
Astrodome, Houston, TX
Wed Apr 20 1977, 7:05 PM EST
Att: 8,693 - Dome

AB	34
R	1
H	9
RBI	1
BB	1
SO	3
LOB	14



Batter	1	2	3	4	5	6	7	8	9	AB	R	H	RBI	BB	SO	LOB	BOTTOM		
Cesar Cedeno, R (1, 8) OBP: 0.235, SLG: 0.267	0-0 F7		0-0 4-3 2B		0-0 6-3			0-0 5-3		4	0	1	0	0	0	0			
Enos Cabell, R (1, 5) OBP: 0.300, SLG: 0.313	0-0 S 1B		0-0 1-3		0-0 F9			0-0 F9		4	0	1	0	0	0	1			
Jose Cruz, L (1, 9) OBP: 0.298, SLG: 0.349	0-0 F9		0-0 4-3		0-0 5-3			0-0 F5		4	0	0	0	0	0	2			
Bob Watson, R (1, 3) OBP: 0.404, SLG: 0.359	4-0 BB		0-0 F7			0-0 G3		4-0 SH1-4 BB		2	0	0	0	2	0	1			
Art Gardner, L (9, PR) OBP: 0.190, SLG: 0.150	1-2 BB					0-0 F9		0-0 SH1-4		0	0	0	0	0	0	0			
Joe Ferguson, R (1, 2) OBP: 0.425, SLG: 0.571	0-3 K			0-0 1B 1B		0-0 F9		0-0 SH1-4		3	0	1	0	0	1	2			
Cliff Johnson, R (1, 7) OBP: 0.433, SLG: 0.667		0-3 K		0-0 F9		0-0 F7		0-0 F9		4	0	0	0	0	1	3			
Art Howe, R (1, 4) OBP: 0.400, SLG: 0.250		4-0 BB		0-0 1B				4-0 BB		2	0	1	0	1	0	0			
Willie Crawford, L (9, PH) OBP: 0.529, SLG: 0.417			4-0 BB		1-3 1B			0-0 BB		0	0	0	0	1	0	0			
Roger Metzger, S (1, 6) OBP: 0.229, SLG: 0.242		0-0 4-3		0-0 F8		0-0 F9		0-0 G3		3	0	0	0	0	0	3			
Julio Gonzalez, R (9, PH) OBP: 0.261, SLG: 0.261		1-2 4-3						0-0 BB		1	0	0	0	0	0	2			
Mark Lemongello, R (1, 1) OBP: 0.500, SLG: 0.500		0-0 4-3		0-0 F6			0-0 4-3			3	0	0	0	0	0	3			
Inning Stats	R: 0 E: 0 K: 1 S: 6	H: 1 LOB: 2 BB: 1 P: 10	R: 0 E: 0 K: 1 S: 5	H: 0 LOB: 1 BB: 1 P: 9	R: 0 E: 0 K: 0 S: 4	H: 1 LOB: 1 BB: 0 P: 4	R: 0 E: 0 K: 0 S: 5	H: 2 LOB: 2 BB: 0 P: 5	R: 0 E: 0 K: 0 S: 3	H: 0 LOB: 0 BB: 0 P: 3	R: 0 E: 0 K: 0 S: 3	H: 0 LOB: 0 BB: 0 P: 3	R: 0 E: 0 K: 0 S: 3	H: 0 LOB: 2 BB: 2 P: 11	R: 0 E: 0 K: 0 S: 3	H: 0 LOB: 2 BB: 2 P: 11	1B: 3 2B: 1 3B: 0 HR: 0	SF: 0 SAC: 1 DP: 0 HBP: 0	WP: 0 PA: 35 PB: 0 SB: 1 CS: 0
PITCHER	IP	WLS	BF	H	R	ER	SO	BB	IBB	HBP	BLK	WP	HR	S	P	ERA	WHIP		
Ed Halicki, R (1, 1) ERA: 3.5	7.0	W	27	4	0	0	2	2	0	0	0	0	0	29	37	0.00	0.857		
Randy Moffitt, R (8, 1) ERA: 3.38	1.2		6	0	0	0	0	1	0	0	0	0	0	5	9	0.00	0.600		
Gary Lavelle, L (9, 1) ERA:	0.1	S	2	0	0	0	0	1	0	0	0	0	0	1	5	0.00	3.000		

San Francisco Giants @ Houston Astros
Astrodome, Houston, TX
Wed Apr 20 1977, 7:05 PM EST
Att: 8,693 - Dome

AB	30
R	0
H	4
RBI	0
BB	4
SO	2
LOB	17



Batter	1	2	3	4	5	6	7	8	9	10	AB	R	H	RBI	BB	SO	LOB	TOP									
Derrel Thomas, S OBP: 0.250, SLG: 0.263 (1.6)											4	0	1	0	1	1	0	San Francisco Giants @ Montreal Expos Olympic Stadium, Montreal, QB Fri Apr 22 1977, 3:33 AM EST Att: 10,358 - Unknown									
Rob Andrews, R OBP: 0.320, SLG: 0.279 (1.4)											4	0	0	0	0	0	1										
Bill Madlock, R OBP: 0.321, SLG: 0.471 (1.5)											4	0	0	0	0	0	2										
Darrell Evans, L OBP: 0.447, SLG: 0.618 (10.3)											4	1	2	0	1	1	1										
Willie McCovey, L OBP: 0.399, SLG: 0.605 Gary Lavelle, S (10.1)											5	1	2	2	0	1	3										
Jack Clark, R OBP: 0.333, SLG: 0.448 (1.9)											4	0	2	0	0	2	1										
Gary Thomasson, L OBP: 0.378, SLG: 0.500 (10.7)											4	0	1	0	0	1	3										
Mike Sadek, R OBP: 0.214, SLG: 0.154 Randy Elliott, R OBP: 0.119, SLG: 0.063 Marc Hill, R OBP: 0.367, SLG: 0.357 (7.2)											2	0	0	0	0	0	1										
Lynn McGlothen, L OBP: 0.342, SLG: 0.493 Terry Whiffle, L OBP: 0.342, SLG: 0.493 Charlie Williams, R OBP: 0.342, SLG: 0.493 Chris Speier, R OBP: 0.342, SLG: 0.493 Randy Moffitt, R OBP: 0.342, SLG: 0.493 Larry Herndon, R OBP: 0.342, SLG: 0.493 (10.9)											1	0	0	0	0	0	0										
Inning Stats	R: 0 E: 0 K: 1 S: 5	H: 0 LOB: 0 BB: 0 P: 5	R: 0 E: 0 K: 2 S: 8	H: 2 LOB: 1 BB: 0 P: 8	R: 0 E: 0 K: 1 S: 6	H: 1 LOB: 1 BB: 0 P: 6	R: 0 E: 0 K: 0 S: 3	H: 0 LOB: 0 BB: 0 P: 3	R: 0 E: 0 K: 1 S: 5	H: 1 LOB: 1 BB: 0 P: 4	R: 0 E: 0 K: 0 S: 4	H: 0 LOB: 0 BB: 0 P: 6	R: 0 E: 0 K: 0 S: 5	H: 1 LOB: 1 BB: 0 P: 4	R: 0 E: 0 K: 0 S: 3	H: 0 LOB: 0 BB: 0 P: 3	R: 2 E: 0 K: 1 S: 8		H: 3 LOB: 1 BB: 0 P: 8	R: 0 E: 1 K: 1 S: 6	H: 0 LOB: 3 BB: 2 P: 14	1B: 6 2B: 1 3B: 0 HR: 1	SF: 0 SAC: 0 DP: 0 HBP: 1	WP: 0 PB: 0 SB: 0 CS: 0	PA: 41		
PITCHER	IP 7.0	WLS 26	BF 5	H 0	R 0	ER 0	SO 5	BB 0	IBB 0	HBP 1	BLK 0	WP 0	HR 0	S 35	P 36	ERA 0.00	WHIP 0.714										
Steve Rogers, R ERA: 1.35																											
Will McEnaney, L ERA: 4.82																											
Bill Atkinson, R ERA: 4.82																											
Dan Warthen, L ERA: 5.4																											
PITCHER	IP 2.0	WLS 9	BF 3	H 2	R 2	ER 1	SO 1	BB 0	IBB 0	HBP 0	BLK 0	WP 0	HR 1	S 11	P 11	ERA 9.00	WHIP 1.500										
Steve Rogers, R ERA: 1.35																											
Will McEnaney, L ERA: 4.82																											
Bill Atkinson, R ERA: 4.82																											
Dan Warthen, L ERA: 5.4																											
Batter	1	2	3	4	5	6	7	8	9	10	AB	R	H	RBI	BB	SO	LOB	BOTTOM									
Dave Cash, R OBP: 0.431, SLG: 0.457 (1.4)											3	0	2	1	2	0	0	San Francisco Giants @ Montreal Expos Olympic Stadium, Montreal, QB Fri Apr 22 1977, 3:33 AM EST Att: 10,358 - Unknown									
Tim Foli, R OBP: 0.143, SLG: 0.224 (1.6)											5	0	0	0	0	0	8										
Ellis Valentine, R OBP: 0.319, SLG: 0.595 (1.9)											4	0	2	0	1	0	0										
Tony Perez, R OBP: 0.298, SLG: 0.500 (1.3)											4	1	0	0	1	2	2										
Larry Parrish, R OBP: 0.263, SLG: 0.256 (1.5)											5	0	0	0	0	0	4										
Warren Cromartie, L OBP: 0.341, SLG: 0.488 Jose Morales, R (10. PH)											4	0	0	0	0	0	1										
Gary Carter, R OBP: 0.455, SLG: 0.784 (1.2)											3	2	2	0	1	1	0										
Andre Dawson, R OBP: 0.267, SLG: 0.220 (1.8)											4	0	2	1	1	0	1										
Steve Rogers, R ERA: 5.14 Mike Jorgensen, L ERA: 3.95 Will McEnaney, L ERA: 4.82 Del Unser, L ERA: 2.49 Bill Atkinson, R OBP: 0.342, SLG: 0.493 Dan Warthen, S ERA: 1.23 (10.1)											2	0	0	0	0	0	2										
Inning Stats	R: 0 E: 0 K: 0 S: 3	H: 0 LOB: 0 BB: 0 P: 3	R: 0 E: 0 K: 0 S: 3	H: 0 LOB: 0 BB: 0 P: 3	R: 1 E: 0 K: 0 S: 5	H: 2 LOB: 1 BB: 0 P: 5	R: 0 E: 0 K: 1 S: 5	H: 0 LOB: 0 BB: 0 P: 5	R: 1 E: 1 K: 0 S: 4	H: 1 LOB: 2 BB: 2 P: 12	R: 0 E: 0 K: 0 S: 4	H: 1 LOB: 1 BB: 0 P: 4	R: 0 E: 0 K: 1 S: 5	H: 0 LOB: 2 BB: 2 P: 13	R: 0 E: 0 K: 1 S: 4	H: 0 LOB: 0 BB: 1 P: 8	R: 0 E: 0 K: 1 S: 7		H: 2 LOB: 3 BB: 0 P: 8	R: 1 E: 0 K: 0 S: 4	H: 2 LOB: 3 BB: 2 P: 12	1B: 6 2B: 2 3B: 0 HR: 0	SF: 0 SAC: 0 DP: 0 HBP: 1	WP: 1 PB: 0 SB: 1 CS: 1	PA: 44		
PITCHER	IP 4.0	WLS 14	BF 2	H 1	R 1	ER 1	SO 1	BB 0	IBB 0	HBP 0	BLK 0	WP 1	HR 0	S 16	P 16	ERA 2.25	WHIP 0.500										
Lynn McGlothen, R ERA: 5.14																											
Charlie Williams, R ERA: 3.95																											
Randy Moffitt, R ERA: 2.49																											
Gary Lavelle, L ERA: 1.23																											
PITCHER	IP 3.0	WLS 15	BF 2	H 1	R 1	ER 1	SO 1	BB 0	IBB 0	HBP 0	BLK 0	WP 0	HR 0	S 13	P 29	ERA 3.00	WHIP 1.667										
Lynn McGlothen, R ERA: 5.14																											
Charlie Williams, R ERA: 3.95																											
Randy Moffitt, R ERA: 2.49																											
Gary Lavelle, L ERA: 1.23																											

AB	37
R	2
H	8
RBI	2
BB	2
SO	7
LOB	15

AB	36
R	3
H	8
RBI	2
BB	7
SO	4
LOB	22

WP: 0	PA: 41
PB: 0	
SB: 0	
CS: 0	

WP: 1	PA: 44
PB: 0	
SB: 1	
CS: 1	



livebaseballs.com

livebaseballs.com

Batter	1	2	3	4	5	6	7	8	9	AB	R	H	RBI	BB	SO	LOB	TOP										
Derrel Thomas, S (1, 6) OBP: 0.280, SLG: 0.227										3	1	0	0	2	1	3											
Rob Andrews, R (1, 4) OBP: 0.205, SLG: 0.255										4	1	0	0	1	2	5											
Bill Madlock, R (1, 5) OBP: 0.328, SLG: 0.455										4	1	1	1	1	0	1											
Darrell Evans, L (1, 7) OBP: 0.465, SLG: 0.605										4	0	2	1	1	0	1											
Larry Herndon, R (9, 8) OBP: 0.296, SLG: 0.524										0	0	0	0	0	0	0											
Willie McCovey, L (1, 3) OBP: 0.377, SLG: 0.596										4	0	1	1	0	1	3											
Jack Clark, R (1, 9) OBP: 0.324, SLG: 0.424										4	0	1	0	0	0	1											
Gary Thomasson, L (1, 8) OBP: 0.390, SLG: 0.568										3	1	1	1	1	0	2											
Mike Sadek, R (1, 2) OBP: 0.278, SLG: 0.188										3	0	1	0	1	0	2											
John Montefusco, R (1, 1) OBP: 0.250, SLG: 0.182										3	0	1	0	1	2	1											
Inning Stats	R: 2 E: 0 K: 1 S: 7	H: 2 LOB: 1 BB: 1 P: 11	R: 1 E: 0 K: 2 S: 8	H: 1 LOB: 0 BB: 0 P: 8	R: 1 E: 0 K: 1 S: 7	H: 2 LOB: 2 BB: 1 P: 11	R: 0 E: 0 K: 1 S: 6	H: 1 LOB: 1 BB: 0 P: 6	R: 0 E: 0 K: 0 S: 2	H: 0 LOB: 3 BB: 3 P: 15	R: 0 E: 0 K: 0 S: 2	H: 0 LOB: 0 BB: 1 P: 6	R: 0 E: 1 K: 0 S: 4	H: 1 LOB: 2 BB: 1 P: 8	R: 0 E: 0 K: 1 S: 5	H: 0 LOB: 0 BB: 0 P: 5	1B: 6 2B: 1 3B: 0 HR: 1	SF: 0 SAC: 0 DP: 2 HBP: 0	WP: 0 PB: 0 SB: 3 CS: 1	PA: 40							
PITCHER	IP	WLS	BF	H	R	ER	SO	BB	IBB	HBP	BLK	WP	HR	S	P	ERA	WHIP										
Jackie Brown, R (1, 1) ERA: 3.83	2.1	L	13	4	4	4	3	2	0	0	0	0	1	17	25	15.43	2.571										
Jeff Terpko, R (3, 1) ERA: 4.91	2.2	10	3	0	0	2	1	0	0	0	0	0	0	13	17	0.00	1.500										
Dan Warthen, L (6, 1) ERA: 3.38	2.0	9	0	0	0	0	4	0	0	0	0	0	0	5	21	0.00	2.000										
Joe Kerrigan, R (8, 1) ERA: 1.08	2.0	8	1	0	0	1	1	0	0	0	0	0	0	9	13	0.00	1.000										

San Francisco Giants @ Montreal Expos
Olympic Stadium, Montreal, QB
Sat Apr 23 1977, 3:33 AM EST
Att: 19,377 - Unknown

AB	32
R	4
H	8
RBI	4
BB	8
SO	6
LOB	19

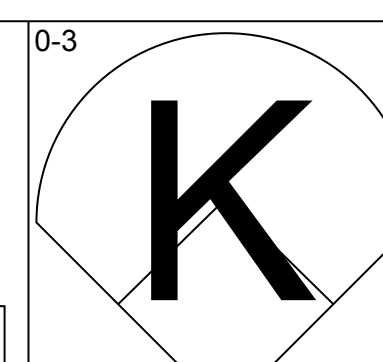
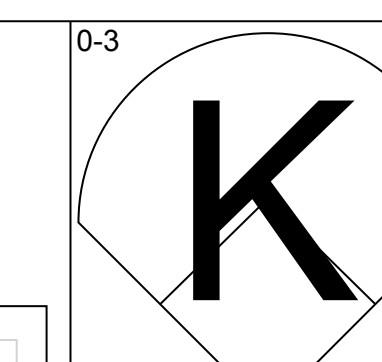
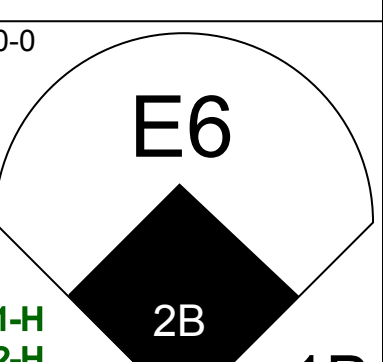
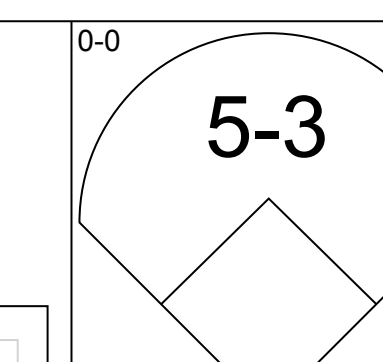
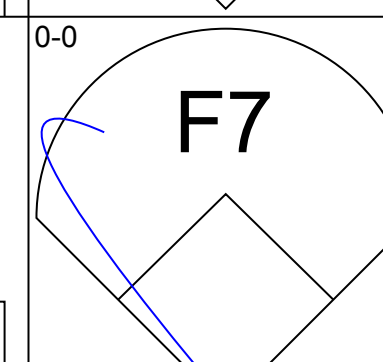
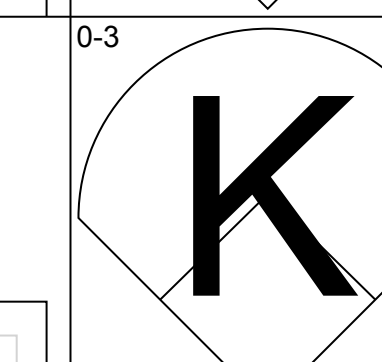
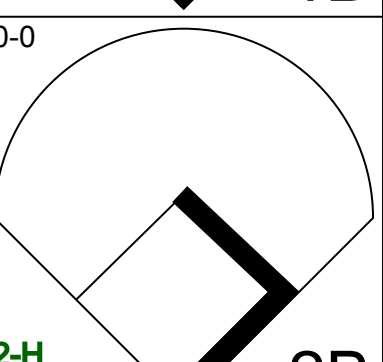
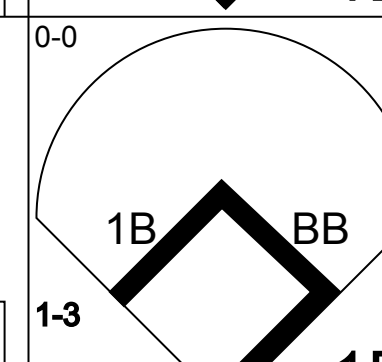
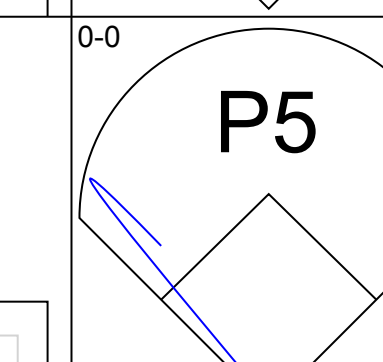
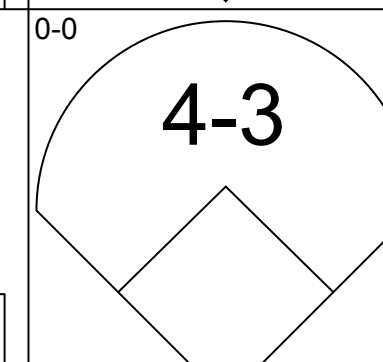
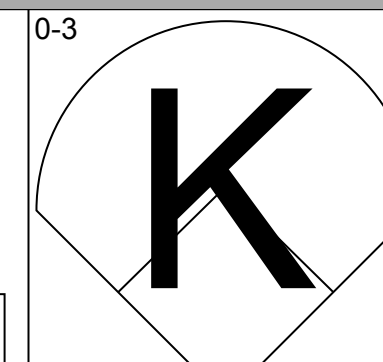
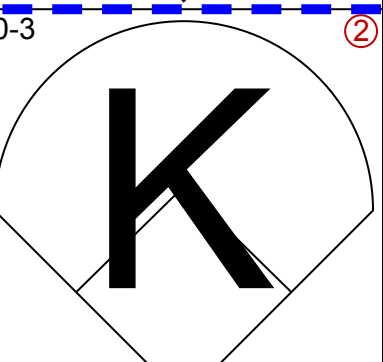
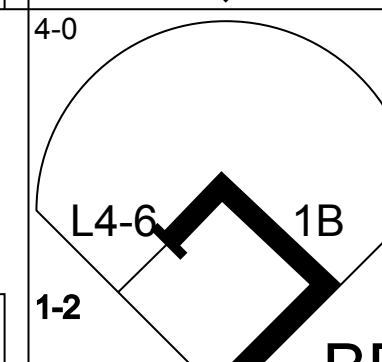
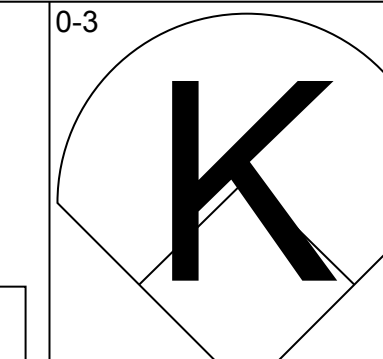
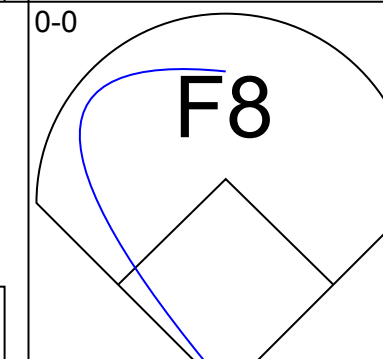
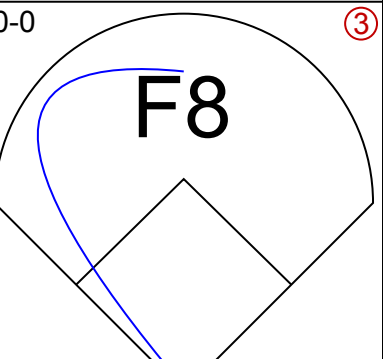
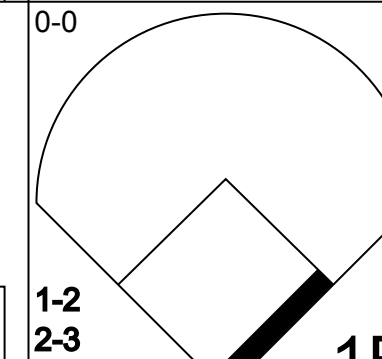
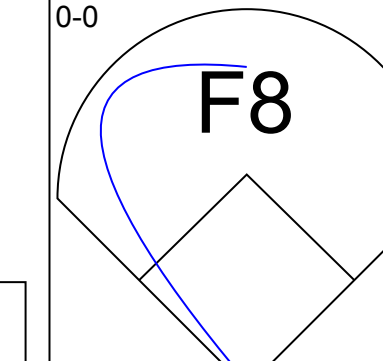
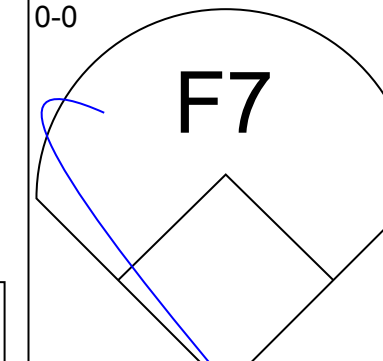
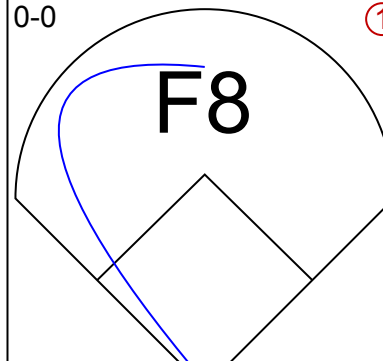
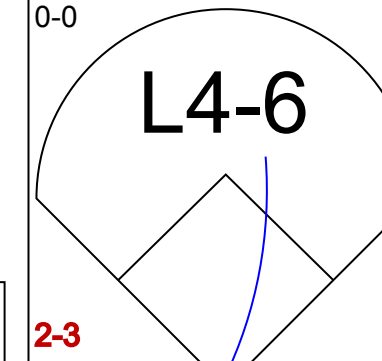
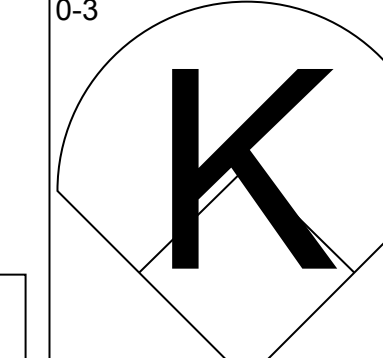
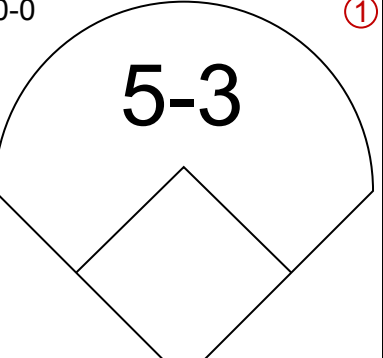
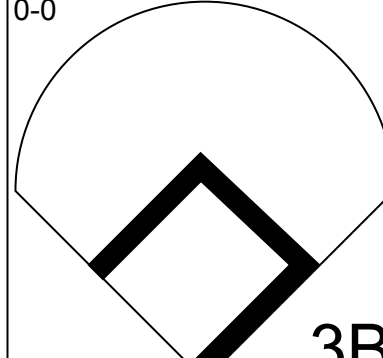
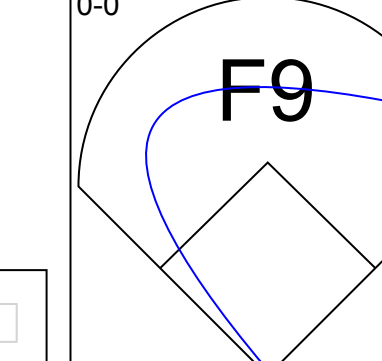
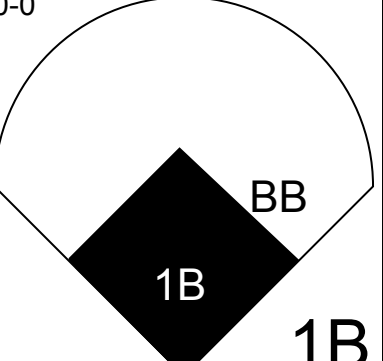
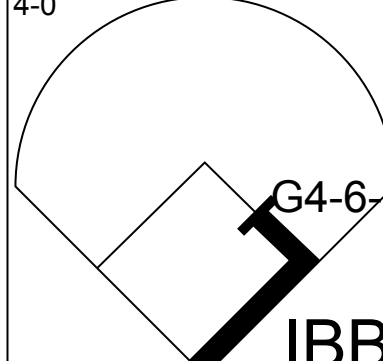


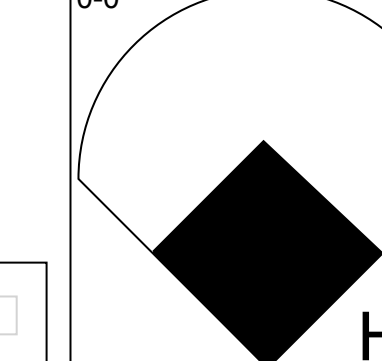
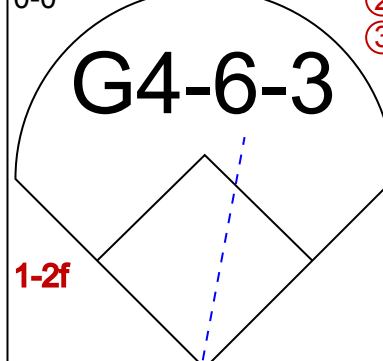
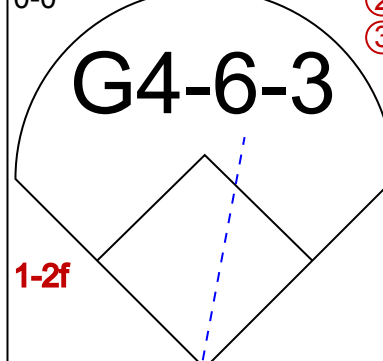


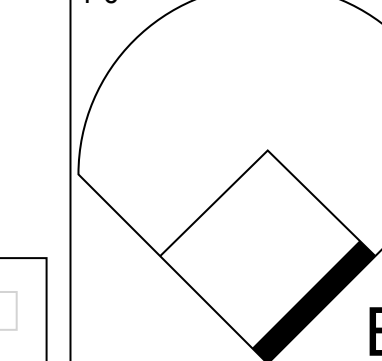
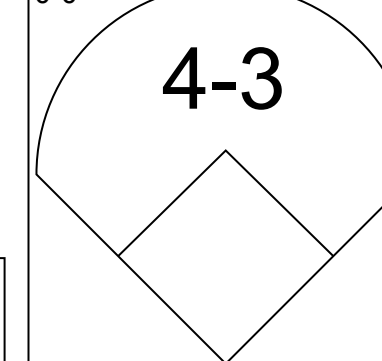

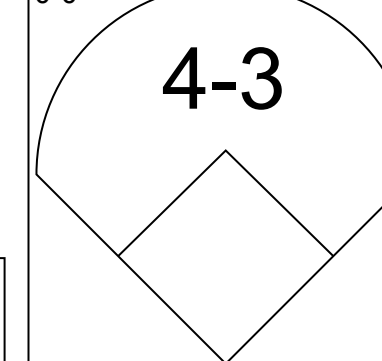
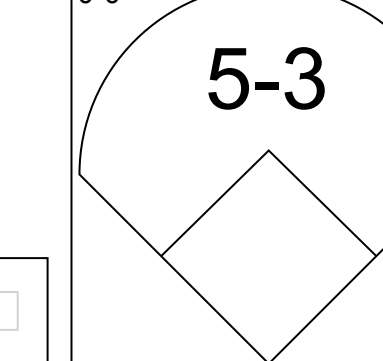


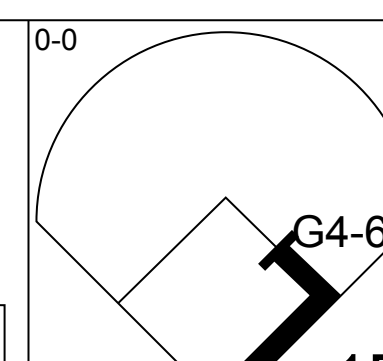
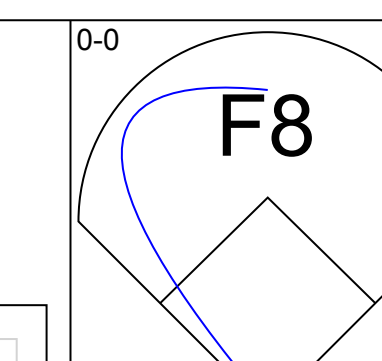
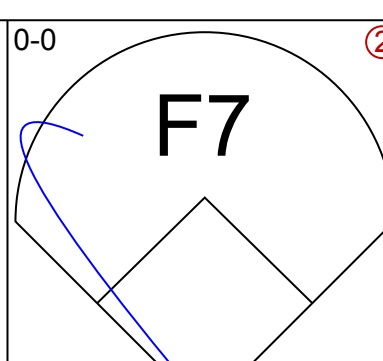
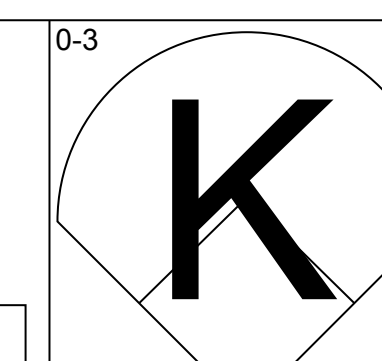
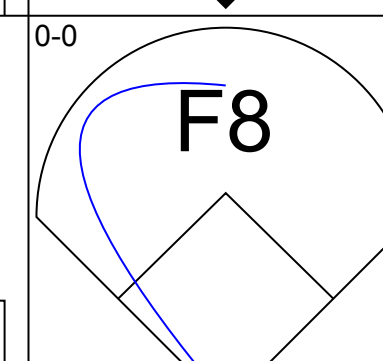
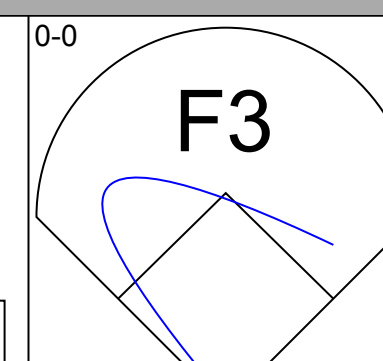
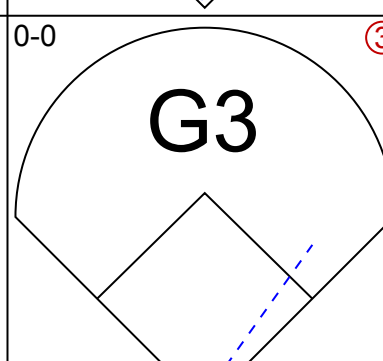
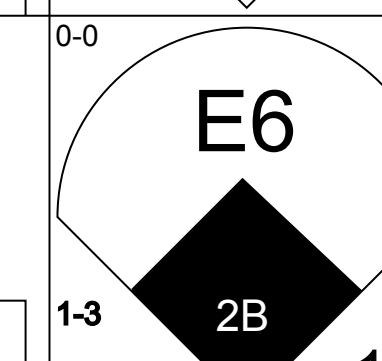
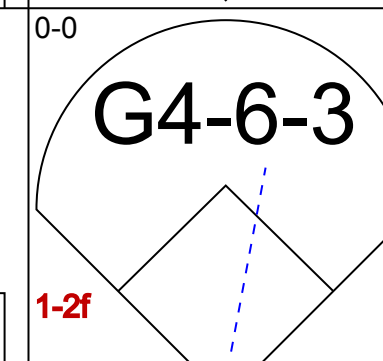
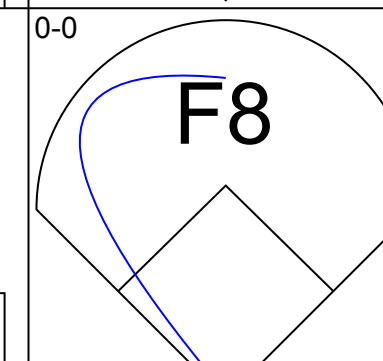
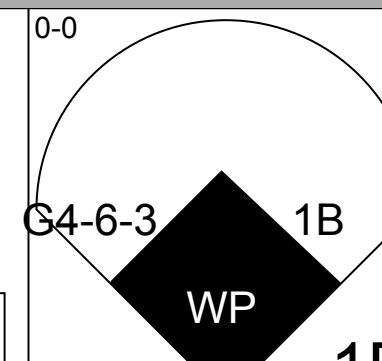
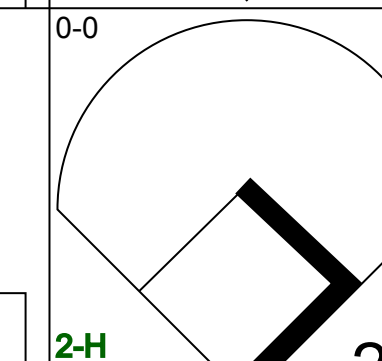
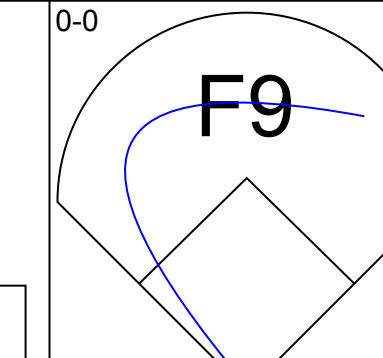
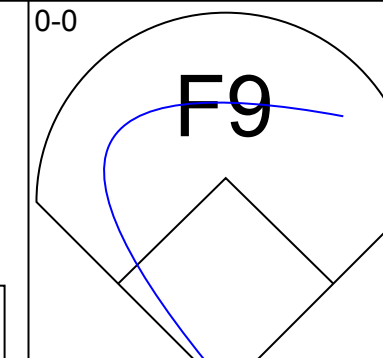
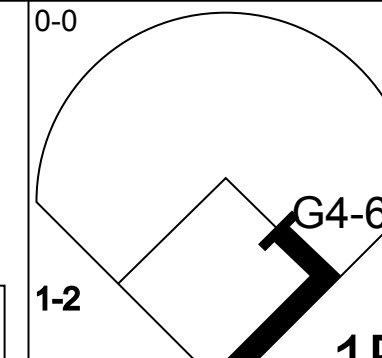
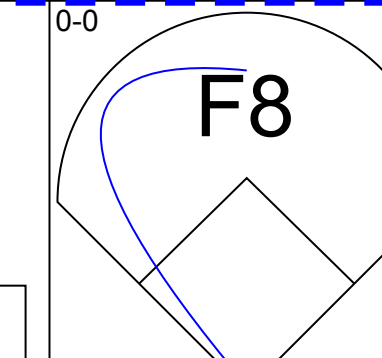
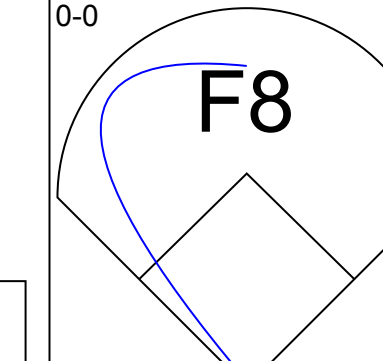
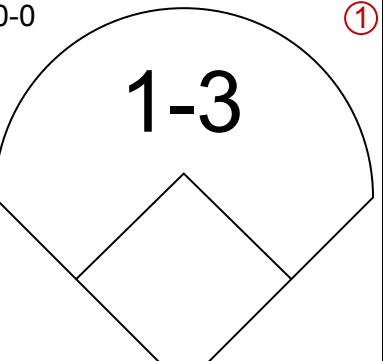
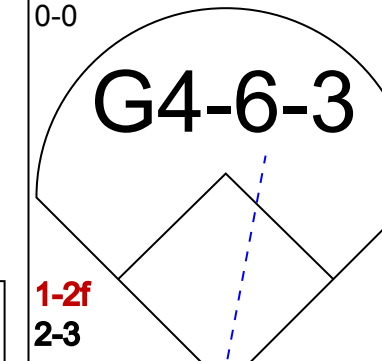
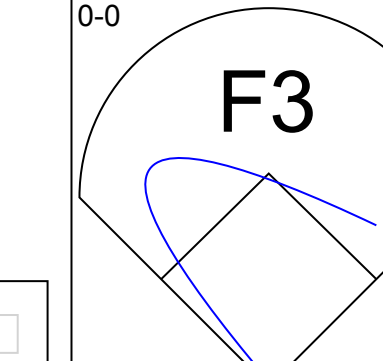
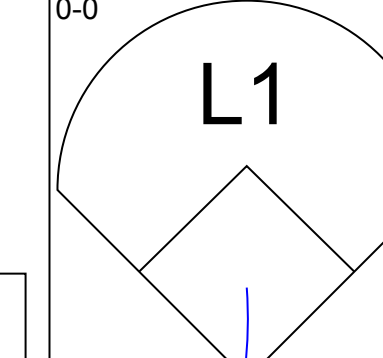
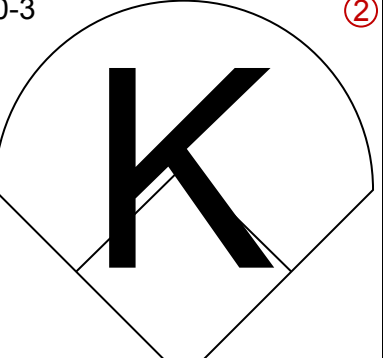
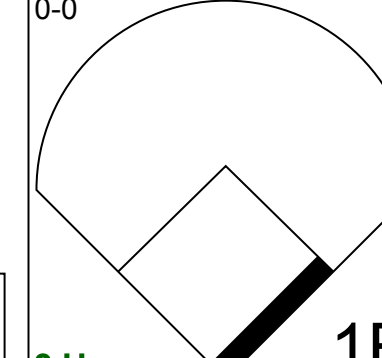
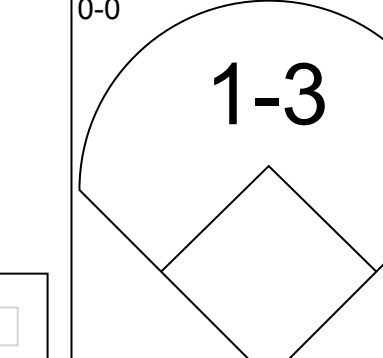
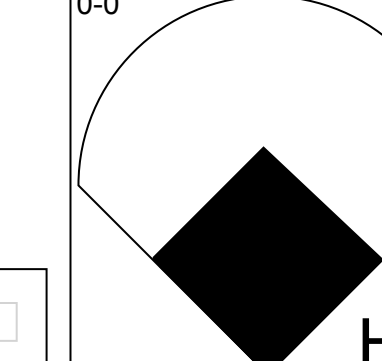
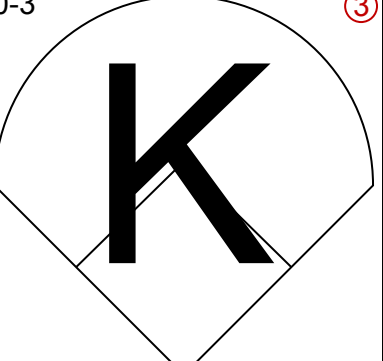
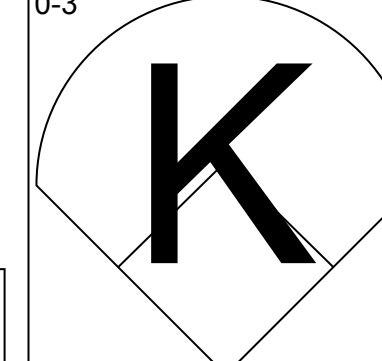
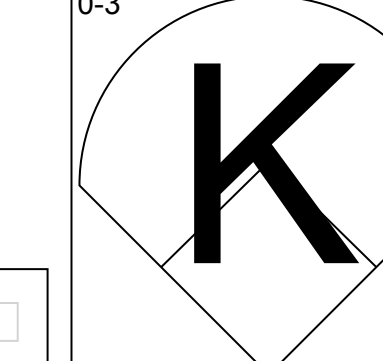
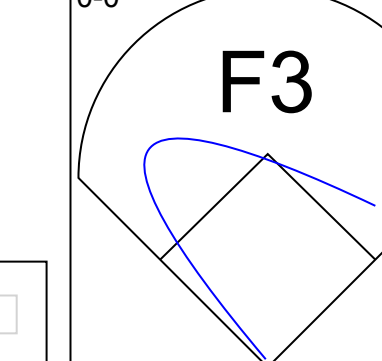
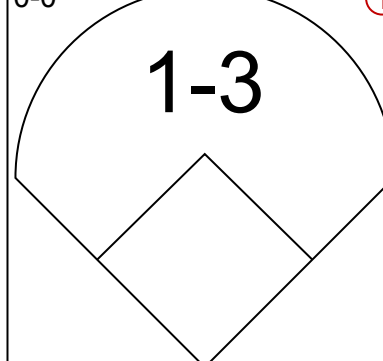
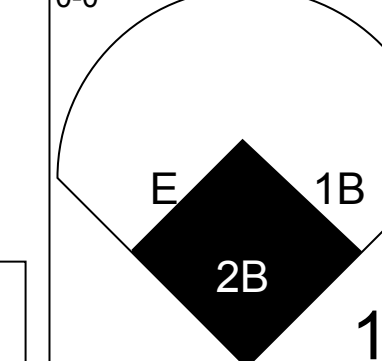
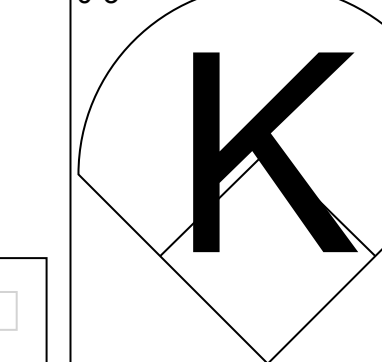
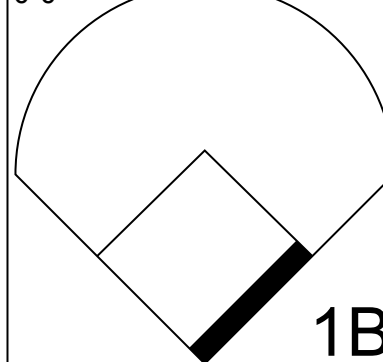
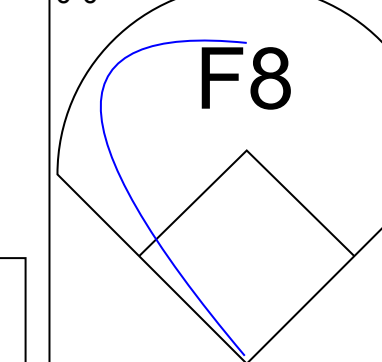
Batter	1	2	3	4	5	6	7	8	9	AB	R	H	RBI	BB	SO	LOB	BOTTOM										
Dave Cash, R (1, 4) OBP: 0.418, SLG: 0.460										4	0	1	0	0	0	1											
Tim Foli, R (1, 6) OBP: 0.170, SLG: 0.283										4	0	2	0	0	0	1											
Ellis Valentine, R (1, 9) OBP: 0.333, SLG: 0.587										4	0	2	0	0	0	2											
Tony Perez, R (1, 3) OBP: 0.275, SLG: 0.468										3	0	0	1	0	1	2											
Larry Parrish, R (1, 5) OBP: 0.280, SLG: 0.255										4	0	1	0	0	0	1											
Warren Cromartie, L (1, 7) OBP: 0.333, SLG: 0.459										4	0	1	0	0	0	1											
Gary Carter, R (1, 2) OBP: 0.436, SLG: 0.725										3	0	0	0	1	1	1											
Andre Dawson, R (1, 8) OBP: 0.265, SLG: 0.244										4	1	1	0	0	0	1											
Jackie Brown, R (1, 1) Jeff Terpko, R (3, 1) Mike Jorgensen, L (5, PH) Dan Warthen, S (6, 1) Jose Morales, R (7, PH) Joe Kerrigan, R (8, 1) Wayne Garrett, L (9, PH)										0	0	0	0	0	0	0											
Inning Stats	R: 0 E: 0 K: 1 S: 6	H: 1 LOB: 1 BB: 0 P: 6	R: 0 E: 0 K: 0 S: 3	H: 0 LOB: 1 BB: 1 P: 7	R: 0 E: 0 K: 1 S: 6	H: 1 LOB: 1 BB: 0 P: 6	R: 0 E: 0 K: 0 S: 4	H: 1 LOB: 1 BB: 0 P: 4	R: 0 E: 0 K: 0 S: 5	H: 0 LOB: 0 BB: 0 P: 5	R: 0 E: 0 K: 0 S: 4	H: 1 LOB: 1 BB: 0 P: 4	R: 1 E: 0 K: 0 S: 5	H: 2 LOB: 1 BB: 0 P: 5	R: 1 E: 0 K: 0 S: 5	H: 3 LOB: 1 BB: 0 P: 5	R: 0 E: 0 K: 2 S: 7	H: 0 LOB: 0 BB: 0 P: 7	1B: 4 2B: 5 3B: 0 HR: 0	SF: 1 SAC: 0 DP: 0 HBP: 0	WP: 0 PB: 0 SB: 0 CS: 0	PA: 36					
PITCHER	IP	WLS	BF	H	R	ER	SO	BB	IBB	HBP	BLK	WP	HR	S	P	ERA	WHIP										
John Montefusco, R (1, 1) ERA: 2.1	9.0	W	36	9	2	2	5	1	0	0	0	0	0	45	49	2.00	1.111										

San Francisco Giants @ Montreal Expos
Olympic Stadium, Montreal, QB
Sat Apr 23 1977, 3:33 AM EST
Att: 19,377 - Unknown

AB	34
R	1
H	9
RBI	2
BB	1
SO	5
LOB	10



Batter	1	2	3	4	5	6	7	8	9	AB	R	H	RBI	BB	SO	LOB	TOP					
Garry Maddox, R OBP: 0.260, SLG: 0.429 (1, 8)										5	2	2	1	0	2	1	Philadelphia Phillies @ San Francisco Giants Candlestick Park, San Francisco, CA Sat Apr 30 1977, 6:33 AM EDT Att: 6,216 - Unknown					
Richie Hebner, L OBP: 0.333, SLG: 0.667 Jerry Martin, R OBP: 0.250, SLG: 0.118 (1, 3) (9, 9)										5	0	2	1	0	1	1						
Mike Schmidt, R OBP: 0.299, SLG: 0.397 (1, 5)										3	0	0	0	1	2	1						
Greg Luzinski, R OBP: 0.379, SLG: 0.623 (1, 7)										4	0	1	1	0	1	1						
Jay Johnstone, L OBP: 0.294, SLG: 0.306 Tom Hutton, L OBP: 0.200, SLG: 0.200 (1, 9) (9, 3)										4	0	0	0	0	0	3						
Bob Boone, R OBP: 0.318, SLG: 0.333 (1, 2)										4	0	2	0	0	1	0						
Ted Sizemore, R OBP: 0.356, SLG: 0.400 (1, 4)										3	1	1	0	1	0	1						
Terry Harmon, R OBP: 0.375, SLG: 0.667 (1, 6)										3	2	1	1	1	0	3						
Randy Lerch, L OBP: 0.400, SLG: 0.444 Ron Reed, R (8, 1)										2	1	1	1	1	0	0						
Inning Stats	R: 0 E: 0 K: 1 S: 5	H: 0 LOB: 0 BB: 0 P: 5	R: 0 E: 0 K: 2 S: 7	H: 0 LOB: 0 BB: 0 P: 7	R: 1 E: 0 K: 2 S: 8	H: 1 LOB: 1 BB: 1 P: 12	R: 0 E: 0 K: 1 S: 5	H: 0 LOB: 0 BB: 0 P: 5	R: 4 E: 1 K: 1 S: 9	H: 4 LOB: 1 BB: 1 P: 13	R: 0 E: 0 K: 0 S: 3	H: 1 LOB: 1 BB: 1 P: 7	R: 1 E: 0 K: 0 S: 5	H: 3 LOB: 2 BB: 1 P: 9	R: 0 E: 0 K: 0 S: 3	H: 1 LOB: 0 BB: 0 P: 3		R: 0 E: 0 K: 0 S: 3	H: 0 LOB: 0 BB: 0 P: 3	1B: 7 2B: 2 3B: 1 HR: 1	SF: 0 SAC: 0 DP: 3 HBP: 0	WP: 0 PB: 0 SB: 1 CS: 0
PITCHER	IP WLS BF H R ER SO BB IBB HBP BLK WP HR S P ERA WHIP																					
Ed Halicki, R ERA: 4.45 Charlie Williams, R ERA: 3.21 John Curtis, L ERA: 2.0 Terry Cornutt, R ERA: 8.31 (1, 1) (5, 1) (7, 1) (9, 1)	4.1 L 20 5 5 4 6 2 0 0 0 0 0 1 30 38 8.31 1.615																					

Batter	1	2	3	4	5	6	7	8	9	AB	R	H	RBI	BB	SO	LOB	BOTTOM					
Derrel Thomas, S OBP: 0.283, SLG: 0.229 (1, 4)										4	0	1	0	0	1	2	Philadelphia Phillies @ San Francisco Giants Candlestick Park, San Francisco, CA Sat Apr 30 1977, 6:33 AM EDT Att: 6,216 - Unknown					
Tim Lincecum, R OBP: 0.236, SLG: 0.352 (1, 6)										4	1	1	0	0	0	2						
Bill Madlock, R OBP: 0.326, SLG: 0.457 (1, 5)										4	1	2	2	0	0	1						
Jack Clark, R OBP: 0.305, SLG: 0.352 (1, 9)										4	0	1	0	0	0	1						
Larry Herndon, R OBP: 0.290, SLG: 0.467 (1, 8)										4	0	0	0	0	0	2						
Darrell Evans, L OBP: 0.386, SLG: 0.508 (1, 3)										4	0	1	0	0	1	0						
Randy Elliott, R OBP: 0.130, SLG: 0.227 (1, 7)										4	1	1	1	0	3	1						
Marc Hill, R OBP: 0.320, SLG: 0.362 (1, 2)										3	1	1	0	0	0	0						
Ed Halicki, R OBP: 0.250, SLG: 0.250 Charlie Williams, R Rob Andrews, R John Curtis, L Gary Thomasson, L Terry Cornutt, R (1, 1) (5, 1) (6, PH) (7, 1) (8, PH) (9, 1)										1	0	0	0	0	1	0						
Inning Stats	R: 0 E: 0 K: 0 S: 3	H: 1 LOB: 0 BB: 0 P: 3	R: 0 E: 0 K: 0 S: 3	H: 0 LOB: 0 BB: 0 P: 3	R: 1 E: 0 K: 1 S: 6	H: 1 LOB: 0 BB: 0 P: 6	R: 0 E: 0 K: 0 S: 3	H: 0 LOB: 0 BB: 0 P: 3	R: 0 E: 0 K: 2 S: 7	H: 0 LOB: 0 BB: 0 P: 7	R: 0 E: 0 K: 0 S: 4	H: 1 LOB: 1 BB: 0 P: 4	R: 1 E: 0 K: 1 S: 7	H: 3 LOB: 1 BB: 0 P: 7	R: 2 E: 1 K: 1 S: 8	H: 3 LOB: 1 BB: 0 P: 8		R: 0 E: 0 K: 1 S: 5	H: 0 LOB: 0 BB: 0 P: 5	1B: 7 2B: 1 3B: 0 HR: 1	SF: 0 SAC: 0 DP: 2 HBP: 0	WP: 1 PB: 0 SB: 0 CS: 0
PITCHER	IP WLS BF H R ER SO BB IBB HBP BLK WP HR S P ERA WHIP																					
Randy Lerch, L ERA: 2.35 Ron Reed, R ERA: 4.66 (1, 1) (8, 1)	1.1 S 4 0 0 0 1 0 0 0 0 0 0 0 6 6 0.00 0.000																					

AB	34
R	6
H	10
RBI	5
BB	4
SO	7
LOB	11



AB	34
R	4
H	9
RBI	3
BB	0
SO	6
LOB	10



Batter	1	2	3	4	5	6	7	8	9	AB	R	H	RBI	BB	SO	LOB	TOP																		
Garry Maddox, R OBP: 0.282, SLG: 0.440 (1, 8)										5	1	3	1	0	1	0	Philadelphia Phillies @ San Francisco Giants Candlestick Park, San Francisco, CA Sun May 01 1977, 6:33 AM EDT Att: 16,272 - Unknown																		
Richie Hebner, L OBP: 0.357, SLG: 0.571 Tom Hutton, L OBP: 0.200, SLG: 0.200 (9, FR) (9, 3)										5	0	2	1	0	1	3																			
Mike Schmidt, R OBP: 0.306, SLG: 0.393 (1, 5)										3	1	1	1	1	1	1																			
Greg Luzinski, R OBP: 0.357, SLG: 0.585 Jerry Martin, R OBP: 0.250, SLG: 0.118 (7, 7)										4	0	0	0	0	2	3																			
Jay Johnstone, L OBP: 0.309, SLG: 0.340 (1, 9)										4	1	2	0	0	0	0																			
Bob Boone, R OBP: 0.333, SLG: 0.378 (1, 2)										3	1	2	2	0	0	0																			
Ted Sizemore, R OBP: 0.367, SLG: 0.409 (1, 4)										4	2	2	0	0	0	1																			
Terry Harmon, R OBP: 0.333, SLG: 0.500 (1, 6)										4	1	1	0	0	0	2																			
Larry Christenson, R OBP: 0.273, SLG: 0.273 (1, 1)										4	0	1	2	0	1	2																			
Inning Stats	R: 0 E: 0 K: 1 S: 6	H: 2 LOB: 1 BB: 0 P: 6	R: 2 E: 0 K: 0 S: 7	H: 4 LOB: 2 BB: 0 P: 7	R: 1 E: 0 K: 1 S: 5	H: 1 LOB: 0 BB: 1 P: 9	R: 3 E: 0 K: 1 S: 9	H: 4 LOB: 1 BB: 0 P: 9	R: 1 E: 0 K: 0 S: 4	H: 2 LOB: 0 BB: 0 P: 4	R: 0 E: 0 K: 2 S: 7	H: 0 LOB: 0 BB: 0 P: 7	R: 0 E: 0 K: 0 S: 3	H: 0 LOB: 0 BB: 0 P: 3	R: 0 E: 0 K: 0 S: 3	H: 0 LOB: 0 BB: 0 P: 3		R: 0 E: 0 K: 1 S: 6	H: 1 LOB: 1 BB: 0 P: 6	1B: 12 2B: 2 3B: 0 HR: 0	SF: 2 SAC: 0 DP: 2 HBP: 0	WP: 0 PB: 0 SB: 1 CS: 1	PA: 40												
PITCHER	IP	WLS	BF	H	R	ER	SO	BB	IBB	HBP	BLK	WP	HR	S	P	ERA	WHIP																		
Lynn McGlothen, R ERA: 6.17 Dave Heaverlo, R ERA: 2.08 Terry Cornutt, R ERA: 4.91 Charlie Williams, R ERA: 3.0	(1, 1)	3.1	L	19	10	6	6	3	1	0	0	0	0	0	24	28	16.20	3.300																	
																		PITCHER	IP	WLS	BF	H	R	ER	SO	BB	IBB	HBP	BLK	WP	HR	S	P	ERA	WHIP

Batter	1	2	3	4	5	6	7	8	9	AB	R	H	RBI	BB	SO	LOB	BOTTOM								
Derrel Thomas, S OBP: 0.281, SLG: 0.231 (1, 4)										4	0	1	0	0	0	0	Philadelphia Phillies @ San Francisco Giants Candlestick Park, San Francisco, CA Sun May 01 1977, 6:33 AM EDT Att: 16,272 - Unknown								
Tim Foli, R OBP: 0.250, SLG: 0.342 (1, 6)										2	0	0	0	2	0	1									
Bill Madlock, R OBP: 0.322, SLG: 0.440 (1, 5)										3	0	0	0	1	1	3									
Darrell Evans, L OBP: 0.378, SLG: 0.493 (1, 7)										4	1	1	0	0	0	2									
Willie McCovey, L OBP: 0.333, SLG: 0.549 (1, 3)										4	1	1	2	0	0	0									
Gary Thomasson, L OBP: 0.328, SLG: 0.396 (1, 8)										4	0	0	0	0	3	0									
Terry Whitfield, L OBP: 0.367, SLG: 0.407 (1, 9)										4	0	2	0	0	0	0									
Mike Sadek, R OBP: 0.250, SLG: 0.182 Charlie Williams, R Larry Herndon, R OBP: 0.281, SLG: 0.452 (9, PH)										3	0	1	0	0	0	1									
Lynn McGlothen, L Dave Heaverlo, R Randy Elliott, R Terry Cornutt, R Ken Rudolph, R (9, 2)										1	0	0	0	0	1	0									
Inning Stats	R: 0 E: 0 K: 0 S: 2	H: 0 LOB: 0 BB: 1 P: 6	R: 0 E: 0 K: 1 S: 5	H: 0 LOB: 0 BB: 0 P: 5	R: 0 E: 0 K: 1 S: 5	H: 0 LOB: 0 BB: 0 P: 5	R: 0 E: 0 K: 0 S: 3	H: 0 LOB: 1 BB: 1 P: 7	R: 0 E: 0 K: 1 S: 6	H: 2 LOB: 2 BB: 0 P: 5	R: 0 E: 0 K: 1 S: 6	H: 1 LOB: 1 BB: 0 P: 6	R: 0 E: 0 K: 1 S: 6	H: 1 LOB: 1 BB: 0 P: 6	R: 0 E: 0 K: 0 S: 3	H: 0 LOB: 1 BB: 1 P: 7		R: 2 E: 0 K: 1 S: 7	H: 2 LOB: 0 BB: 0 P: 7	1B: 4 2B: 1 3B: 0 HR: 1	SF: 0 SAC: 0 DP: 1 HBP: 0	WP: 0 PB: 0 SB: 0 CS: 0	PA: 35		
PITCHER	IP	WLS	BF	H	R	ER	SO	BB	IBB	HBP	BLK	WP	HR	S	P	ERA	WHIP								
Larry Christenson, R ERA: 4.45 (1, 1)	9.0	W	35	6	2	2	5	3	0	0	0	0	1	42	54	2.00	1.000								

Batter	1	2	3	4	5	6	7	8	9	AB	R	H	RBI	BB	SO	LOB	TOP							
Dave Cash, R OBP: 0.354, SLG: 0.390	5-3		P4		FC6-4		1B FC5-2		4-3	5	1	1	0	0	0	1	Montreal Expos @ San Francisco Giants Candlestick Park, San Francisco, CA Tue May 03 1977, 10:05 PM EDT Att: 2,584 - Unknown							
Chris Speier, R OBP: 0.294, SLG: 0.394	E6		2B		FC6-4		1B FC5-2		WP S	4	2	2	0	1	0	2								
Ellis Valentine, R OBP: 0.355, SLG: 0.632	4-3		K		FC6-4		1B E		K	5	0	2	1	0	2	3								
Tony Perez, R OBP: 0.355, SLG: 0.522	4-3		F8				E2		FC4	4	0	2	1	1	0	2								
Del Unser, L OBP: 0.176, SLG: 0.375	K				4-3		F8		FC4	5	0	0	0	0	1	6								
Gary Carter, R OBP: 0.406, SLG: 0.700		6-3								1	0	0	0	0	0	0								
Barry Foote, R					BB		4-1			2	0	0	0	1	0	1								
Warren Cromartie, L OBP: 0.301, SLG: 0.444		F7			F8		6-3		4-3	4	0	1	0	0	0	2								
Larry Parrish, R OBP: 0.247, SLG: 0.229					F9		E5		4-3	4	0	2	0	0	0	2								
Don Stanhouse, R OBP: 0.462, SLG: 0.417		FC4-6					1B FC5-2		4-3	3	0	1	0	0	1	2								
Willi McEnaney, L		FC4-6					K		5-3	1	0	0	0	0	0	1								
Bill Atkinson, L OBP: 1.000, SLG: 1.000					FC6-4					0	0	0	0	0	0	0								
Inning Stats	R: 1 E: 1 K: 1 S: 7	H: 1 LOB: 1 BB: 0 P: 7	R: 0 E: 0 K: 0 S: 4	H: 1 LOB: 1 BB: 0 P: 4	R: 0 E: 0 K: 1 S: 6	H: 1 LOB: 1 BB: 0 P: 6	R: 0 E: 0 K: 0 S: 3	H: 0 LOB: 1 BB: 1 P: 7	R: 0 E: 0 K: 0 S: 3	H: 1 LOB: 1 BB: 1 P: 7	R: 0 E: 0 K: 0 S: 4	H: 1 LOB: 1 BB: 0 P: 4	R: 2 E: 2 K: 1 S: 9	H: 4 LOB: 2 BB: 0 P: 9	R: 0 E: 0 K: 0 S: 4	H: 1 LOB: 1 BB: 0 P: 4	R: 0 E: 0 K: 1 S: 6	H: 1 LOB: 2 BB: 1 P: 10	1B: 8 2B: 3 3B: 0 HR: 0	SF: 0 SAC: 0 DP: 0 HBP: 0	WP: 1 PB: 0 CS: 1	PA: 41		
PITCHER	IP WLS BF H R ER SO BB IBB HBP BLK WP HR S P ERA WHIP	7.0 L 32 9 3 1 3 2 0 0 0 0 0 36 44 1.29 1.571	2.0 9 2 0 0 1 0 1 0 0 1 0 10 14 0.00 1.000																					

AB	38
R	3
H	11
RBI	2
BB	3
SO	4
LOB	22



Batter	1	2	3	4	5	6	7	8	9	AB	R	H	RBI	BB	SO	LOB	BOTTOM						
Derrel Thomas, S OBP: 0.306, SLG: 0.236	BB S	K			F3		G5-4			3	0	1	1	2	1	1	Montreal Expos @ San Francisco Giants Candlestick Park, San Francisco, CA Tue May 03 1977, 10:05 PM EDT Att: 2,584 - Unknown						
Tim Foli, R OBP: 0.235, SLG: 0.321	F3		F7		F4		G5-4		6-3	5	0	0	0	0	0	6							
Bill Madlock, R OBP: 0.319, SLG: 0.432	F4		F8				1B		F5	4	1	1	0	0	0	1							
Darrell Evans, L OBP: 0.397, SLG: 0.500	BB						G4-6-3		G3	3	0	2	0	1	0	0							
Willie McCovey, L OBP: 0.329, SLG: 0.527			F7				G4-6-3		K	3	0	0	0	1	1	2							
Jack Clark, R OBP: 0.286, SLG: 0.328	K				G3		K		6-3	4	0	0	0	0	2	3							
Gary Thomasson, L OBP: 0.338, SLG: 0.421					F3				2B	4	1	2	0	0	0	0							
Mike Sadek, R OBP: 0.259, SLG: 0.167									2B	2	0	0	0	1	1	1							
Randy Elliott, R OBP: 0.160, SLG: 0.292		L1			K				1B	1	0	1	0	0	0	0							
Johnnie LeMaster, R OBP: 0.176, SLG: 0.125									2B	0	0	0	0	0	0	0							
John Montefusco, R OBP: 0.200, SLG: 0.143									1B	2	0	0	0	0	2	1							
Terry Whitfield, L OBP: 0.367, SLG: 0.407									K	0	0	0	0	0	0	0							
Larry Herndon, R OBP: 0.273, SLG: 0.438									K	1	0	0	0	0	0	1							
Gary Lavelle, S									K	0	0	0	0	0	0	0							
Marc Hill, R OBP: 0.314, SLG: 0.354									K	1	0	0	0	0	1	2							
Inning Stats	R: 0 E: 0 K: 1 S: 5	H: 0 LOB: 3 BB: 3 P: 17	R: 0 E: 0 K: 2 S: 8	H: 1 LOB: 1 BB: 0 P: 8	R: 0 E: 0 K: 0 S: 4	H: 1 LOB: 1 BB: 0 P: 4	R: 0 E: 0 K: 1 S: 5	H: 0 LOB: 0 BB: 0 P: 5	R: 0 E: 0 K: 1 S: 5	H: 0 LOB: 0 BB: 0 P: 5	R: 1 E: 0 K: 1 S: 6	H: 3 LOB: 3 BB: 0 P: 8	R: 0 E: 0 K: 1 S: 5	H: 0 LOB: 0 BB: 0 P: 5	R: 1 E: 0 K: 1 S: 8	H: 3 LOB: 3 BB: 0 P: 8	1B: 5 2B: 2 3B: 0 HR: 0	SF: 0 SAC: 0 DP: 1 HBP: 0	WP: 0 PB: 0 CS: 0	PA: 38			
PITCHER	IP WLS BF H R ER SO BB IBB HBP BLK WP HR S P ERA WHIP	6.1 W 26 4 1 1 1 4 0 0 0 0 0 10 14 4.50 1.263	0.2 S 3 1 0 0 1 0 0 0 0 0 5 5 0.00 1.500																				

AB	33
R	2
H	7
RBI	1
BB	5
SO	8
LOB	18



Batter	1	2	3	4	5	6	7	8	9	AB	R	H	RBI	BB	SO	LOB	TOP			
Dave Cash, R OBP: 0.337, SLG: 0.370 (1, 4)	0-0 5-3		0-0 6-3			0-3 K		0-0 5-3		4	0	0	0	0	1	0	Montreal Expos @ San Francisco Giants Candlestick Park, San Francisco, CA Wed May 04 1977, 6:33 AM EDT Att: 2,213 - Unknown AB 32 R 1 H 6 RBI 1 BB 2 SO 5 LOB 7			
Chris Speier, R OBP: 0.289, SLG: 0.361 (1, 6)	0-0 F8		0-3 K			0-0 4-3		4-0 1B BB		3	0	0	0	1	1	0				
Ellis Valentine, R OBP: 0.364, SLG: 0.623 (1, 9)	0-0 F8			0-0 F8		0-0 E5 1B		0-0 1-2 1B		4	0	2	0	0	0	0				
Tony Perez, R OBP: 0.338, SLG: 0.493 (1, 3)		0-0 F8		0-0 F4		0-0 F6		0-0 F8		4	0	0	0	0	0	3				
Warren Cromartie, L OBP: 0.312, SLG: 0.447 (1, 7)		0-0 1-3		0-0 1B			0-0 G3 1B		0-0 F8	4	0	2	0	0	0	0				
Larry Parrish, R OBP: 0.247, SLG: 0.219 (1, 5)		4-0 2B 1B BB		0-0 F2			0-0 F8		0-0 G3	3	1	0	0	1	0	2				
Del Unser, L OBP: 0.190, SLG: 0.400 (1, 8)		0-0 1-3 1B 2B			0-0 1-3		0-0 G3		0-3 K	4	0	1	0	0	1	1				
Barry Foote, R OBP: 0.286, SLG: 0.167 (1, 2)		0-0 2H 3H 1B			0-3 K		0-0 4-3			3	0	1	1	0	1	1				
Gerry Hannahs, L (8, PH)			0-3 K					0-0 F7		2	0	0	0	0	1	0				
Mike Jorgensen, L Dan Warthen, S Joe Kerrigan, R (8, 1)					0-0 6-3					1	0	0	0	0	0	0				
										0	0	0	0	0	0	0				
										0	0	0	0	0	0	0				
Inning Stats	R: 0 E: 0 K: 0 S: 3	H: 0 LOB: 0 BB: 0 P: 3	R: 1 E: 0 K: 0 S: 4	H: 2 LOB: 2 BB: 1 P: 8	R: 0 E: 0 K: 2 S: 7	H: 0 LOB: 0 BB: 0 P: 7	R: 0 E: 0 K: 0 S: 4	H: 1 LOB: 1 BB: 0 P: 4	R: 0 E: 0 K: 1 S: 5	H: 0 LOB: 0 BB: 0 P: 5	R: 0 E: 1 K: 1 S: 6	H: 1 LOB: 1 BB: 0 P: 6	R: 0 E: 0 K: 0 S: 4	H: 1 LOB: 2 BB: 1 P: 8	R: 0 E: 0 K: 1 S: 5	H: 0 LOB: 0 BB: 0 P: 5	1B: 5 2B: 1 3B: 0 HR: 0	SF: 0 SAC: 0 DP: 0 HBP: 0	WP: 0 PB: 0 SB: 0 CS: 0	PA: 34
PITCHER Jim Barr, R ERA: 4.71 (1, 1)	IP: 9.0 WLS: W BF: 34 H: 6 R: 1 ER: 1 SO: 5 BB: 2 IBB: 0 HBP: 0 BLK: 0 WP: 0 HR: 0 S: 42 P: 50 ERA: 1.00 WHIP: 0.889															PITCHER IP: WLS: BF: H: R: ER: SO: BB: IBB: HBP: BLK: WP: HR: S: P: ERA: WHIP				

Batter	1	2	3	4	5	6	7	8	9	AB	R	H	RBI	BB	SO	LOB	BOTTOM			
Larry Herndon, R OBP: 0.289, SLG: 0.432 (1, 8)	0-0 1B FC1-2 1B		0-0 1-3		0-0 1-2 1B		0-0 FC4-6 1-2		0-3 K	5	0	2	0	0	1	3	Montreal Expos @ San Francisco Giants Candlestick Park, San Francisco, CA Wed May 04 1977, 6:33 AM EDT Att: 2,213 - Unknown AB 33 R 5 H 10 RBI 5 BB 3 SO 3 LOB 18			
Derrel Thomas, S OBP: 0.303, SLG: 0.237 (1, 4)	0-0 1B FC1-2 1B		0-0 F7		0-3 K		0-0 F8			4	1	1	0	0	1	2				
Jack Clark, R OBP: 0.269, SLG: 0.306 (1, 9)	0-0 FC1-2 1B		0-0 E5 1B 4-3 1B		0-0 F5		0-0 5-3			4	2	0	0	0	0	4				
Bill Madlock, R OBP: 0.316, SLG: 0.424 (1, 5)	0-0 1B		0-0 4-3		0-0 F8		0-0 E7			4	0	1	0	0	0	1				
Willie McCovey, L OBP: 0.349, SLG: 0.532 Johnnie LeMaster, R OBP: 0.176, SLG: 0.125 Darrell Evans, L OBP: 0.397, SLG: 0.500 (8, PR) (9, 3)	0-0 G6-4-3 1B		0-0 1B		0-0 F8			4-0 PB BB		3	0	2	2	1	0	0				
Randy Elliott, R OBP: 0.207, SLG: 0.321 (1, 7)	0-0 G6-4-3 1B		0-0 1B		0-0 F9			0-0 4-3 1B 1B		4	1	2	2	0	0	2				
Tim Foli, R OBP: 0.224, SLG: 0.305 (1, 6)		0-0 F8		0-0 F8		0-0 F7		0-0 4-3		4	0	0	0	0	0	4				
Marc Hill, R OBP: 0.309, SLG: 0.333 (1, 2)		4-0 SH3-4 BB		0-0 F5		0-3 K		0-0 5-3		3	0	0	0	1	1	2				
Jim Barr, R OBP: 0.353, SLG: 0.267 (1, 1)		0-0 SH3-4		0-0 1B		4-0 FC4-6 BB		0-0 3H 1B		2	0	2	1	1	0	0				
										1B: 10 2B: 0 3B: 0 HR: 0	SF: 0 SAC: 1 DP: 1 HBP: 0	WP: 0 PB: 1 SB: 0 CS: 0	PA: 37							
Inning Stats	R: 2 E: 0 K: 0 S: 6	H: 4 LOB: 1 BB: 0 P: 6	R: 0 E: 0 K: 0 S: 3	H: 0 LOB: 1 BB: 1 P: 7	R: 1 E: 1 K: 0 S: 6	H: 2 LOB: 2 BB: 0 P: 6	R: 0 E: 0 K: 1 S: 7	H: 2 LOB: 2 BB: 0 P: 7	R: 0 E: 0 K: 0 S: 3	H: 0 LOB: 0 BB: 0 P: 3	R: 0 E: 0 K: 1 S: 5	H: 0 LOB: 1 BB: 1 P: 9	R: 0 E: 1 K: 0 S: 3	H: 0 LOB: 1 BB: 0 P: 3	R: 2 E: 0 K: 1 S: 7	H: 2 LOB: 1 BB: 1 P: 11	1B: 10 2B: 0 3B: 0 HR: 0	SF: 0 SAC: 1 DP: 1 HBP: 0	WP: 0 PB: 1 SB: 0 CS: 0	PA: 37
PITCHER Gerry Hannahs, L ERA: 3.58 Dan Warthen, L ERA: 6.75 Joe Kerrigan, R ERA: 2.61 (1, 1) (8, 1) (8, 1)	IP: 7.0 WLS: L BF: 31 H: 8 R: 3 ER: 2 SO: 2 BB: 2 IBB: 0 HBP: 0 BLK: 0 WP: 0 HR: 0 S: 33 P: 41 ERA: 2.57 WHIP: 1.429															PITCHER IP: WLS: BF: H: R: ER: SO: BB: IBB: HBP: BLK: WP: HR: S: P: ERA: WHIP				

Batter	1	2	3	4	5	6	7	8	9	AB	R	H	RBI	BB	SO	LOB	TOP																					
Dave Cash, R OBP: 0.330, SLG: 0.360 (1, 4)	F8	F8	FC6	E8	K	5	0	1	2	0	1	2																										
Chris Spier, R OBP: 0.302, SLG: 0.333 (1, 6)	F8	4-3	4-3	1-3	6-3	3	0	0	0	2	0	1																										
Ellis Valentine, R OBP: 0.338, SLG: 0.576 (1, 9)	F8	K	F8	F8	K	5	0	0	0	0	2	3																										
Tony Perez, R OBP: 0.333, SLG: 0.481 Mike Jorgensen, L (7, 3)	E7	F8	F8	F6	F7	4	0	1	0	0	0	1																										
Del Unser, L OBP: 0.240, SLG: 0.458 (1, 7)	6-3	6-3	2B	CS	2B	4	2	2	0	0	0	2																										
Gary Carter, R OBP: 0.411, SLG: 0.719 (1, 2)	F7	F7	1B	2B	5-3	4	2	2	1	0	0	0																										
Andre Dawson, R OBP: 0.268, SLG: 0.277 (1, 8)	F5	F5	K	K	K	4	0	1	1	0	2	1																										
Larry Parrish, R OBP: 0.259, SLG: 0.237 (1, 5)	1B	1B	F4	1B	F7	3	2	1	0	1	0	1																										
Steve Rogers, R OBP: 0.176, SLG: 0.176 (1, 1)	1B	1B	FC6	FC6	FC6	4	1	2	2	0	1	3																										
Inning Stats	R: 0 E: 1 K: 0 S: 4	H: 1 LOB: 2 BB: 1 P: 8	R: 1 E: 0 K: 0 S: 5	H: 2 LOB: 1 BB: 0 P: 5	R: 0 E: 0 K: 1 S: 5	H: 0 LOB: 0 BB: 0 P: 5	R: 2 E: 0 K: 1 S: 8	H: 3 LOB: 1 BB: 0 P: 8	R: 0 E: 0 K: 0 S: 2	H: 0 LOB: 0 BB: 1 P: 6	R: 4 E: 1 K: 0 S: 7	H: 4 LOB: 1 BB: 1 P: 11	R: 0 E: 0 K: 0 S: 3	H: 0 LOB: 0 BB: 0 P: 3	R: 0 E: 0 K: 2 S: 7	H: 0 LOB: 0 BB: 0 P: 7	R: 0 E: 0 K: 2 S: 7	H: 0 LOB: 0 BB: 0 P: 7	1B: 6 2B: 4 3B: 0 HR: 0	SF: 0 SAC: 0 DP: 0 HBP: 0	WP: 0 PB: 0 CS: 1	PA: 40																
PITCHER	IP	WLS	BF	H	R	ER	SO	BB	IBB	HBP	BLK	WP	HR	S	P	ERA	WHIP	PITCHER				IP	WLS	BF	H	R	ER	SO	BB	IBB	HBP	BLK	WP	HR	S	P	ERA	WHIP
Ed Halicki, R ERA: 4.05 (1, 1)	5.0	L	22	6	3	1	2	2	0	0	0	0	0	24	32	1.80	1.600					5.0	L	22	6	3	1	2	2	0	0	0	0	0	24	32	1.80	1.600
Charlie Williams, R ERA: 4.8 (6, 1)	0.0		4	3	4	3	0	1	0	0	0	0	0	0	3	7	∞	∞					0.0		4	3	4	3	0	1	0	0	0	0	3	7	∞	∞
Dave Heaverlo, R ERA: 1.42 (6, 1)	2.0		7	1	0	0	0	0	0	0	0	0	0	7	7	0.00	0.500					2.0		7	1	0	0	0	0	0	0	0	7	7	0.00	0.500		
Terry Cornutt, R ERA: 3.86 (8, 1)	2.0		6	0	0	0	4	0	0	0	0	0	0	14	14	0.00	0.000					2.0		6	0	0	0	4	0	0	0	0	14	14	0.00	0.000		

Montreal Expos @ San Francisco Giants
Candlestick Park, San Francisco, CA
Thu May 05 1977, 6:33 AM EDT
Att: 1,805 - Unknown

AB	36
R	7
H	10
RBI	6
BB	3
SO	6
LOB	14



Batter	1	2	3	4	5	6	7	8	9	AB	R	H	RBI	BB	SO	LOB	BOTTOM																					
Larry Herndon, R OBP: 0.256, SLG: 0.381 (1, 8)	F4	F3	5-3	5-3	F8	5	0	0	0	0	0	4																										
Derrel Thomas, S OBP: 0.286, SLG: 0.222 (1, 4)	6-3	5-3	5-3	K	F7	4	0	0	0	0	1	2																										
Bill Madlock, R OBP: 0.324, SLG: 0.427 (1, 5)	1B	F9	F7	F7	6-3	4	0	2	0	0	0	0																										
Darrell Evans, L OBP: 0.402, SLG: 0.493 (1, 7)	1B	F5	1B	1B	6-3	3	0	1	0	1	0	1																										
Willie McCovey, L OBP: 0.356, SLG: 0.531 (1, 3)	K	F5	1B	1B	5-3	4	0	2	0	0	1	3																										
Gary Thomasson, L OBP: 0.318, SLG: 0.393 (1, 9)	6-3	F5	F7	F7	4-3	4	0	0	0	0	0	4																										
Tim Foli, R OBP: 0.236, SLG: 0.349 (1, 6)	F9	F8	F8	F8	2B	4	0	2	0	0	0	2																										
Marc Hill, R OBP: 0.305, SLG: 0.327 (1, 2)	F8	1-3	1-3	1B	5-3	4	0	1	0	0	0	1																										
Ed Halicki, R Rob Andrews, R Charlie Williams, R Dave Heaverlo, R Terry Whitfield, L Terry Cornutt, R Jack Clark, R	F7	F7	5-3	5-3	F7	1	0	0	0	0	0	0																										
Inning Stats	R: 0 E: 0 K: 1 S: 7	H: 2 LOB: 2 BB: 0 P: 7	R: 0 E: 0 K: 0 S: 3	H: 0 LOB: 0 BB: 0 P: 3	R: 0 E: 0 K: 0 S: 4	H: 1 LOB: 2 BB: 1 P: 8	R: 0 E: 0 K: 1 S: 5	H: 0 LOB: 1 BB: 1 P: 9	R: 0 E: 0 K: 0 S: 4	H: 1 LOB: 1 BB: 0 P: 4	R: 1 E: 0 K: 0 S: 5	H: 3 LOB: 1 BB: 0 P: 5	R: 0 E: 0 K: 0 S: 4	H: 1 LOB: 1 BB: 0 P: 4	R: 0 E: 0 K: 0 S: 4	H: 1 LOB: 1 BB: 0 P: 4	R: 0 E: 0 K: 0 S: 4	H: 1 LOB: 1 BB: 0 P: 4	1B: 7 2B: 1 3B: 1 HR: 0	SF: 0 SAC: 0 DP: 1 HBP: 0	WP: 2 PB: 1 CS: 0	PA: 37																
PITCHER	IP	WLS	BF	H	R	ER	SO	BB	IBB	HBP	BLK	WP	HR	S	P	ERA	WHIP	PITCHER				IP	WLS	BF	H	R	ER	SO	BB	IBB	HBP	BLK	WP	HR	S	P	ERA	WHIP
Steve Rogers, R ERA: 1.34 (1, 1)	9.0	W	37	9	1	1	2	2	0	0	0	2	0	39	47	1.00	1.222					9.0	W	37	9	1	1	2	2	0	0	0	2	47	1.00	1.222		

Montreal Expos @ San Francisco Giants
Candlestick Park, San Francisco, CA
Thu May 05 1977, 6:33 AM EDT
Att: 1,805 - Unknown

AB	35
R	0
H	9
RBI	1
BB	2
SO	2
LOB	18



Batter	1	2	3	4	5	6	7	8	9	AB	R	H	RBI	BB	SO	LOB	TOP			
Lee Mazzilli, S (1, 8) OBP: 0.397, SLG: 0.306	4-3						F7			4	0	2	0	0	0	0	New York Mets @ San Francisco Giants Candlestick Park, San Francisco, CA Fri May 06 1977, 10:05 PM EDT Att: 5,872 - Unknown livebaseballscorecards.com			
Felix Milten, R (1, 4) OBP: 0.253, SLG: 0.253	F8		6-3					F9		4	0	1	0	0	0	1				
Bruce Boisclair, L (1, 9) OBP: 0.367, SLG: 0.444	1B		K					BB		4	0	2	0	0	1	2				
Dave Kingman, R (1, 3) OBP: 0.333, SLG: 0.531	1B			HR				K		3	1	1	0	1	2	2				
John Milner, L (1, 7) OBP: 0.255, SLG: 0.395	G3			HR			F6			3	1	1	0	1	0	2				
John Stearns, R (1, 2) OBP: 0.333, SLG: 0.426		6-3		HR			F8			4	1	1	3	0	0	2				
Mike Phillips, L (1, 5) OBP: 0.194, SLG: 0.200	4-1						K			4	0	0	0	0	1	0				
Bud Harrelson, S (1, 6) OBP: 0.230, SLG: 0.130	F8							4-3		3	0	0	0	0	0	0				
Ed Kranepool, L (9, PH) OBP: 0.311, SLG: 0.483							6-3			1	0	0	0	0	0	0				
Craig Swan, R (1, 1) OBP: 0.364, SLG: 0.500			K				F8			2	0	0	0	0	1	0				
Lenny Randle, S (7, PH) OBP: 0.364, SLG: 0.500				5-3				K		1	0	0	0	0	0	0				
Bob Apodaca, R (7, 1) OBP: 0.311, SLG: 0.407										0	0	0	0	0	0	0				
Bob Myrick, R (7, 1) OBP: 0.311, SLG: 0.407										0	0	0	0	0	0	0				
Mike Vail, R (9, PH) OBP: 0.424, SLG: 0.407										1	0	0	0	0	1	0				
Inning Stats	R: 0 E: 0 K: 0 S: 5	H: 2 LOB: 2 BB: 0 P: 5	R: 0 E: 0 K: 0 S: 3	H: 0 LOB: 0 BB: 0 P: 3	R: 0 E: 0 K: 2 S: 8	H: 1 LOB: 1 BB: 0 P: 8	R: 3 E: 1 K: 0 S: 5	H: 2 LOB: 0 BB: 1 P: 9	R: 0 E: 0 K: 1 S: 6	H: 2 LOB: 1 BB: 0 P: 6	R: 0 E: 0 K: 1 S: 5	H: 0 LOB: 0 BB: 0 P: 5	R: 0 E: 0 K: 0 S: 3	H: 0 LOB: 2 BB: 1 P: 10	R: 0 E: 0 K: 1 S: 5	H: 0 LOB: 0 BB: 0 P: 5	1B: 6 2B: 1 3B: 0 HR: 1	SF: 0 SAC: 0 DP: 0 HBP: 0	WP: 0 PB: 0 SB: 0 CS: 1	PA: 36
PITCHER Lynn McClothen, R (1, 1) ERA: 5.29	IP: 9.0 WLS: W BF: 36 H: 8 R: 3 ER: 3 SO: 6 BB: 2 IBB: 0 HBP: 0 BLK: 0 WP: 0 HR: 1 S: 46 P: 54 ERA: 3.00 WHIP: 1.111															PITCHER				

Batter	1	2	3	4	5	6	7	8	9	AB	R	H	RBI	BB	SO	LOB	BOTTOM										
Terry Whitfield, L (1, 9) OBP: 0.371, SLG: 0.438	F7						E5			4	1	1	0	0	0	1	New York Mets @ San Francisco Giants Candlestick Park, San Francisco, CA Fri May 06 1977, 10:05 PM EDT Att: 5,872 - Unknown livebaseballscorecards.com										
Derrel Thomas, S (1, 4) OBP: 0.284, SLG: 0.224	F5						K			4	0	1	1	0	1	2											
Darrell Evans, L (1, 7) OBP: 0.407, SLG: 0.487	F8						F8			3	0	1	0	1	0	2											
Bill Madlock, R (1, 5) OBP: 0.340, SLG: 0.429		5-3								2	0	1	0	2	0	2											
Willie McCovey, L (1, 3) OBP: 0.362, SLG: 0.524	F7									3	1	1	0	1	0	2											
Gary Thomasson, L (7, PR) OBP: 0.319, SLG: 0.393										0	0	0	0	0	0	0											
Larry Hemdon, R (1, 8) OBP: 0.255, SLG: 0.370	5-3									4	1	1	0	0	1	4											
Tim Foli, R (1, 6) OBP: 0.226, SLG: 0.333	F7									4	0	0	0	0	1	3											
Marc Hill, R (1, 2) OBP: 0.302, SLG: 0.373			G3							4	1	1	3	0	0	0											
Lynn McClothen, L (1, 1) OBP: 0.111, SLG: 0.111	F6									4	1	1	0	0	1	0											
Inning Stats	R: 0 E: 0 K: 0 S: 3	H: 0 LOB: 0 BB: 0 P: 3	R: 0 E: 0 K: 0 S: 4	H: 1 LOB: 1 BB: 0 P: 4	R: 1 E: 0 K: 0 S: 6	H: 3 LOB: 2 BB: 0 P: 6	R: 3 E: 0 K: 1 S: 8	H: 3 LOB: 0 BB: 0 P: 8	R: 0 E: 0 K: 0 S: 2	H: 0 LOB: 1 BB: 2 P: 10	R: 0 E: 0 K: 1 S: 5	H: 0 LOB: 0 BB: 0 P: 5	R: 1 E: 1 K: 2 S: 9	H: 1 LOB: 3 BB: 2 P: 17	R: 0 E: 0 K: 0 S: 3	H: 0 LOB: 0 BB: 0 P: 3	1B: 6 2B: 1 3B: 0 HR: 1	SF: 0 SAC: 0 DP: 0 HBP: 0	WP: 1 PB: 0 SB: 1 CS: 1	PA: 36							
PITCHER Craig Swan, R (1, 1) ERA: 6.05	IP: 6.0 WLS: L BF: 26 H: 7 R: 4 ER: 4 SO: 2 BB: 2 IBB: 0 HBP: 0 BLK: 0 WP: 1 HR: 1 S: 28 P: 36 ERA: 6.00 WHIP: 1.500															PITCHER											
Bob Apodaca, R (7, 1) ERA: 4.05	0.2	5	1	1	0	1	0	1	0	6	10	0.00	1.500														
Bob Myrick, L (7, 1) ERA: 2.38	1.1	5	0	0	0	1	1	0	0	6	10	0.00	0.750														

Batter	1	2	3	4	5	6	7	8	9	AB	R	H	RBI	BB	SO	LOB	TOP										
Lenny Randle, S OBP: 0.400, SLG: 0.474	G3		F9					F8		4	0	1	0	0	0	1	New York Mets @ San Francisco Giants Candlestick Park, San Francisco, CA Sun May 08 1977, 6:33 AM EDT Unknown livebaseballscorecards.com										
John Stearns, R OBP: 0.321, SLG: 0.429	F9		F9			CS	L5	6-3		4	0	0	0	0	0	1											
John Milner, L OBP: 0.286, SLG: 0.440			E6				F9			4	1	2	0	0	0	0											
Dave Kingman, R OBP: 0.326, SLG: 0.506	K		F7				F2			4	0	1	1	0	1	2											
Ed Kranepool, L OBP: 0.309, SLG: 0.462										3	1	1	0	0	0	0											
Joe Torre, R OBP: 0.219, SLG: 0.367		4-3					F8			1	0	0	0	0	0	1											
Mike Phillips, L OBP: 0.186, SLG: 0.190		4-3					4-3			3	0	0	0	0	0	1											
Mike Vail, R OBP: 0.412, SLG: 0.393								K		1	0	0	0	0	1	1											
Lee Mazzilli, S OBP: 0.368, SLG: 0.319		E8					1-3			3	0	1	1	1	1	0											
Felix Millan, R OBP: 0.253, SLG: 0.253		FC6-2					F8			4	0	1	0	0	0	3											
Nino Espinosa, R										2	0	0	0	0	1	1											
Bob Myrick, R										0	0	0	0	0	0	0											
Bruce Boisclair, L OBP: 0.360, SLG: 0.435										1	0	0	0	0	1	1											
Bob Apodaca, R										0	0	0	0	0	0	0											
Jerry Grote, R OBP: 0.200, SLG: 0.200										1	0	0	0	0	0	3											
Inning Stats	R: 0 E: 0 K: 1 S: 6	H: 1 LOB: 1 BB: 0 P: 6	R: 1 E: 1 K: 1 S: 7	H: 2 LOB: 1 BB: 0 P: 7	R: 0 E: 1 K: 0 S: 4	H: 0 LOB: 1 BB: 0 P: 4	R: 0 E: 0 K: 1 S: 5	H: 0 LOB: 0 BB: 0 P: 5	R: 0 E: 0 K: 0 S: 3	H: 1 LOB: 0 BB: 0 P: 3	R: 0 E: 0 K: 0 S: 3	H: 0 LOB: 0 BB: 0 P: 3	R: 0 E: 0 K: 0 S: 3	H: 0 LOB: 0 BB: 0 P: 3	R: 0 E: 0 K: 1 S: 6	H: 1 LOB: 1 BB: 0 P: 6		R: 1 E: 1 K: 1 S: 8	H: 2 LOB: 3 BB: 1 P: 12	1B: 5 2B: 1 3B: 1 HR: 0	SF: 0 SAC: 0 DP: 0 HBP: 0	WP: 0 PB: 0 SB: 0 CS: 1	PA: 37				
PITCHER	IP	WLS	BF	H	R	ER	SO	BB	IBB	HBP	BLK	WP	HR	S	P	ERA	WHIP	PITCHER									
Jim Barr, R ERA: 4.32	8.0	W	31	7	2	2	4	0	0	0	0	0	0	39	39	2.25	0.875										
Gary Lavelle, L ERA: 0.54	0.2		4	0	0	0	1	1	0	0	0	0	0	5	9	0.00	1.500										
Randy Moffitt, R ERA: 1.54	0.1	S	1	0	0	0	0	0	0	0	0	0	0	1	1	0.00	0.000										

Batter	1	2	3	4	5	6	7	8	9	AB	R	H	RBI	BB	SO	LOB	BOTTOM											
Terry Whitfield, L OBP: 0.400, SLG: 0.528	4-3									4	0	2	1	1	1	0	New York Mets @ San Francisco Giants Candlestick Park, San Francisco, CA Sun May 08 1977, 6:33 AM EDT Unknown livebaseballscorecards.com											
Derrel Thomas, S OBP: 0.293, SLG: 0.240			1B							5	0	2	0	0	1	4												
Darrell Evans, L OBP: 0.422, SLG: 0.487			2B							2	0	1	0	2	1	1												
Bill Madlock, R OBP: 0.351, SLG: 0.417										1	1	0	0	2	0	2												
Willie McCovey, L OBP: 0.363, SLG: 0.522										4	1	3	1	0	0	3												
Larry Herndon, R OBP: 0.255, SLG: 0.347										0	0	0	0	0	0	0												
Gary Thomasson, L OBP: 0.324, SLG: 0.394										4	1	2	0	0	1	3												
Tim Foli, R OBP: 0.220, SLG: 0.330										4	0	0	0	0	0	5												
Marc Hill, R OBP: 0.300, SLG: 0.364										4	1	2	1	0	0	1												
Jim Barr, R OBP: 0.316, SLG: 0.235										2	0	0	0	0	2	1												
Gary Lavelle, S										0	0	0	0	0	0	0												
Randy Moffitt, R										0	0	0	0	0	0	0												
Inning Stats	R: 0 E: 0 K: 0 S: 3	H: 1 LOB: 1 BB: 1 P: 7	R: 1 E: 0 K: 1 S: 7	H: 2 LOB: 0 BB: 0 P: 7	R: 0 E: 0 K: 0 S: 4	H: 2 LOB: 2 BB: 1 P: 8	R: 2 E: 0 K: 0 S: 6	H: 3 LOB: 1 BB: 0 P: 6	R: 0 E: 0 K: 1 S: 5	H: 1 LOB: 2 BB: 1 P: 10	R: 0 E: 0 K: 2 S: 7	H: 0 LOB: 0 BB: 0 P: 7	R: 1 E: 0 K: 1 S: 6	H: 2 LOB: 1 BB: 1 P: 10	R: 0 E: 0 K: 1 S: 6	H: 1 LOB: 2 BB: 1 P: 10		1B: 9 2B: 2 3B: 1 HR: 0	SF: 0 SAC: 2 DP: 2 HBP: 1	WP: 0 PB: 1 SB: 1 CS: 2	PA: 38							
PITCHER	IP	WLS	BF	H	R	ER	SO	BB	IBB	HBP	BLK	WP	HR	S	P	ERA		WHIP	PITCHER									
Nino Espinosa, R ERA: 3.13	4.1	L	23	9	3	2	1	2	1	1	0	0	0	21	34	4.15		2.538										
Bob Myrick, L ERA: 2.57	2.2		10	2	1	1	4	1	0	0	0	0	0	17	21	3.38		1.125										
Bob Apodaca, R ERA: 3.52	1.0		5	1	0	0	1	1	0	0	0	0	0	6	10	0.00	2.000											

Batter	1	2	3	4	5	6	7	8	9	AB	R	H	RBI	BB	SO	LOB	TOP
Lenny Randle, S (1,4) OBP: 0.348, SLG: 0.409	5-3		P4		FC6-4					3	0	0	0	0	0	2	New York Mets @ San Francisco Giants Candlestick Park, San Francisco, CA Sun May 08 1977, 6:38 AM EDT Att: 15,645 - Overcast livebaseballscorecards.com
Leo Foster, R (1,5) OBP: 0.250, SLG: 0.182	E4		F4			F8				3	0	0	0	0	0	1	
Joe Torre, R (1,3) OBP: 0.200, SLG: 0.333	F9			F9		6-3				3	0	0	0	0	0	1	
Dave Kingman, R (1,9) OBP: 0.316, SLG: 0.489	K			F4		F3				3	0	0	0	0	1	1	
Mike Vail, R (1,7) OBP: 0.405, SLG: 0.452		K						6-3		3	0	1	0	0	1	0	
Lee Mazzilli, S (1,8) OBP: 0.361, SLG: 0.312		F9		6-3						2	0	0	0	0	0	1	
Jerry Grote, R (1,2) OBP: 0.235, SLG: 0.235		F3				FC6-4				2	0	1	0	0	0	0	
Bud Harrelson, S (1,6) OBP: 0.231, SLG: 0.123			F9		F3					2	0	0	0	0	0	1	
Jon Matlack, L (1,1) OBP: 0.214, SLG: 0.083						F7				1	0	0	0	1	0	1	
Bob Apodaca, R (6,1)										0	0	0	0	0	0	0	
Inning Stats	R: 0 E: 1 K: 1 S: 6	H: 0 LOB: 1 BB: 0 P: 6	R: 0 E: 0 K: 1 S: 5	H: 0 LOB: 0 BB: 0 P: 5	R: 0 E: 0 K: 0 S: 3	H: 0 LOB: 1 BB: 1 P: 7	R: 0 E: 0 K: 0 S: 4	H: 1 LOB: 1 BB: 0 P: 4	R: 0 E: 0 K: 0 S: 4	H: 1 LOB: 1 BB: 0 P: 4	R: 0 E: 0 K: 0 S: 3	H: 0 LOB: 0 BB: 0 P: 3	R: 0 E: 0 K: 0 S: 1	H: 0 LOB: 0 BB: 0 P: 1			
PITCHER John Curtis, L (1,1) ERA: 1.17	IP: 6.1 WLS: W BF: 23 H: 2 R: 0 ER: 0 SO: 2 BB: 1 IBB: 0 HBP: 0 BLK: 0 WP: 0 HR: 0 S: 26 P: 30 ERA: 0.00 WHIP: 0.474																

AB 22
R 0
H 2
RBI 0
BB 1
SO 2
LOB 8



WP: 0 PA: 23
PB: 0
SB: 0
CS: 0

Batter	1	2	3	4	5	6	7	8	9	AB	R	H	RBI	BB	SO	LOB	BOTTOM
Tim Lincecum, R (1,6) OBP: 0.240, SLG: 0.366	FC6-4 E 1B	1B 3B		4-3		1B 1B				4	3	3	0	0	0	1	New York Mets @ San Francisco Giants Candlestick Park, San Francisco, CA Sun May 08 1977, 6:38 AM EDT Att: 15,645 - Overcast livebaseballscorecards.com
Rob Andrews, R (1,4) OBP: 0.393, SLG: 0.303	FC6-4 1B	1B		SF7		1B 1B				3	1	3	3	0	0	0	
Jack Clark, R (1,9) OBP: 0.263, SLG: 0.286	FC6-4 E 1B	F7		F9		1B 1B				4	2	1	1	0	0	3	
Bill Madlock, R (1,5) OBP: 0.356, SLG: 0.415	E IBB	K		1-3		E7 1B				3	1	1	1	1	1	1	
Willie McCovey, L (1,3) OBP: 0.358, SLG: 0.505	E4		L3		1-3					3	0	0	1	1	0	0	
Gary Thomasson, L (6, PR) OBP: 0.324, SLG: 0.394	6-3					BB				0	0	0	0	0	0	0	
Larry Hemdon, R (1,8) OBP: 0.255, SLG: 0.377	6-3				5-3	F8				4	0	1	0	0	0	3	
Darrell Evans, L (1,7) OBP: 0.419, SLG: 0.475	K					G3				2	0	0	0	1	1	1	
Mike Sadek, R (1,2) OBP: 0.233, SLG: 0.148		F2	F8			P4				3	0	0	0	0	0	2	
John Curtis, L (1,1) OBP: 1.000, SLG: 1.667		E8		4-3 WP SF7		1B 1B				3	3	3	0	0	0	0	
Inning Stats	R: 3 E: 1 K: 1 S: 8	H: 2 LOB: 1 BB: 1 P: 12	R: 2 E: 1 K: 1 S: 8	H: 3 LOB: 1 BB: 0 P: 8	R: 0 E: 0 K: 0 S: 3	H: 1 LOB: 1 BB: 1 P: 7	R: 1 E: 0 K: 0 S: 4	H: 1 LOB: 0 BB: 0 P: 4	R: 0 E: 0 K: 0 S: 3	H: 0 LOB: 0 BB: 0 P: 3	R: 4 E: 1 K: 0 S: 8	H: 5 LOB: 2 BB: 1 P: 12					
PITCHER Jon Matlack, L (1,1) ERA: 4.89	IP: 5.2 WLS: L BF: 31 H: 12 R: 10 ER: 7 SO: 2 BB: 1 IBB: 1 HBP: 0 BLK: 0 WP: 1 HR: 0 S: 33 P: 41 ERA: 11.12 WHIP: 2.294																
Bob Apodaca, R (6,1) ERA: 3.35	IP: 0.1 WLS: L BF: 2 H: 0 R: 0 ER: 0 SO: 0 BB: 1 IBB: 0 HBP: 0 BLK: 0 WP: 0 HR: 0 S: 1 P: 5 ERA: 0.00 WHIP: 3.000																

AB 29
R 10
H 12
RBI 6
BB 3
SO 2
LOB 11



WP: 1 PA: 33
PB: 0
SB: 1
CS: 0

Batter	1	2	3	4	5	6	7	8	9	AB	R	H	RBI	BB	SO	LOB	TOP					
Tim Foli, R OBP: 0.241, SLG: 0.362 (1, 6)										4	0	1	0	0	0	0	San Francisco Giants @ Philadelphia Phillies Veterans Stadium, Philadelphia, PA Tue May 10 1977, 7:05 PM EDT Att: 16,121 - Unknown					
Rob Andrews, R OBP: 0.357, SLG: 0.300 (1, 4)										4	0	1	0	0	0	2						
Jack Clark, R OBP: 0.250, SLG: 0.270 (1, 9)										4	0	0	0	0	2							
Bill Madlock, R OBP: 0.344, SLG: 0.400 (1, 5)										4	0	0	0	0	1							
Willie McCovey, L OBP: 0.355, SLG: 0.505 (1, 3)										4	0	1	0	0	1	1						
Larry Hemdon, R OBP: 0.241, SLG: 0.357 (1, 8)										3	0	0	0	0	1	1						
Darrell Evans, L OBP: 0.406, SLG: 0.458 (1, 7)										3	0	0	0	0	1	1						
Marc Hill, R OBP: 0.288, SLG: 0.348 (1, 2)										3	0	0	0	0	0	0						
Terry Cornutt, R Johnnie LeMaster, R Charlie Williams, R Derrel Thomas, S Dave Heaverlo, R Randy Elliott, R Randy Moffitt, R										0	0	0	0	0	0	0						
Inning Stats	R: 0 E: 0 K: 0 S: 3	H: 0 LOB: 0 BB: 0 P: 3	R: 0 E: 0 K: 1 S: 6	H: 1 LOB: 1 BB: 0 P: 6	R: 0 E: 0 K: 1 S: 5	H: 0 LOB: 0 BB: 0 P: 5	R: 0 E: 0 K: 0 S: 4	H: 1 LOB: 1 BB: 0 P: 4	R: 0 E: 0 K: 0 S: 3	H: 0 LOB: 0 BB: 0 P: 3	R: 0 E: 1 K: 0 S: 4	H: 0 LOB: 1 BB: 0 P: 4	R: 0 E: 0 K: 1 S: 5	H: 0 LOB: 0 BB: 0 P: 5	R: 0 E: 0 K: 0 S: 5	H: 2 LOB: 2 BB: 0 P: 5		R: 0 E: 0 K: 0 S: 3	H: 0 LOB: 0 BB: 0 P: 3	1B: 3 2B: 1 3B: 0 HR: 0	SF: 0 SAC: 0 DP: 0 HBP: 0	WP: 0 PB: 0 SB: 0 CS: 0
PITCHER Steve Carlton, L ERA: 2.98 (1, 1)	IP: 9.0 WLS: W BF: 32 H: 4 R: 0 ER: 0 SO: 3 BB: 0 IBB: 0 HBP: 0 BLK: 0 WP: 0 HR: 0 S: 38 P: 38 ERA: 0.00 WHIP: 0.444															PITCHER						

Batter	1	2	3	4	5	6	7	8	9	AB	R	H	RBI	BB	SO	LOB	BOTTOM			
Garry Maddox, R OBP: 0.265, SLG: 0.380 (1, 8)										4	0	0	0	0	1	2	San Francisco Giants @ Philadelphia Phillies Veterans Stadium, Philadelphia, PA Tue May 10 1977, 7:05 PM EDT Att: 16,121 - Unknown			
Larry Bowa, S OBP: 0.326, SLG: 0.382 (1, 6)										4	1	2	0	0	1	1				
Jay Johnstone, L OBP: 0.392, SLG: 0.400 (1, 9)										2	0	0	1	1	0	1				
Greg Luzinski, R OBP: 0.343, SLG: 0.602 (1, 7)										4	1	2	1	0	1	3				
Tom Hutton, L OBP: 0.231, SLG: 0.231 (9, 3)										0	0	0	0	0	0	0				
Richie Hebner, L OBP: 0.372, SLG: 0.421 (1, 3)										4	0	1	0	0	1	1				
Jerry Martin, R OBP: 0.278, SLG: 0.281 (9, 7)										0	0	0	0	0	0	0				
Mike Schmidt, R OBP: 0.343, SLG: 0.494 (1, 5)										3	1	1	1	1	0	0				
Tim McCarver, L OBP: 0.423, SLG: 0.667 (1, 2)										3	0	0	0	0	2					
Ted Sizemore, R OBP: 0.382, SLG: 0.412 (1, 4)										3	0	1	0	0	2					
Steve Carlton, L OBP: 0.389, SLG: 0.438 (1, 1)										2	0	1	0	1	1	1				
Inning Stats	R: 2 E: 0 K: 0 S: 5	H: 2 LOB: 0 BB: 0 P: 5	R: 0 E: 0 K: 1 S: 6	H: 1 LOB: 1 BB: 0 P: 6	R: 0 E: 0 K: 0 S: 3	H: 0 LOB: 0 BB: 0 P: 3	R: 0 E: 0 K: 1 S: 6	H: 1 LOB: 2 BB: 1 P: 10	R: 0 E: 0 K: 0 S: 3	H: 1 LOB: 2 BB: 2 P: 11	R: 1 E: 0 K: 0 S: 4	H: 2 LOB: 0 BB: 0 P: 4	R: 0 E: 0 K: 2 S: 8	H: 1 LOB: 1 BB: 0 P: 8	R: 0 E: 0 K: 1 S: 5	H: 0 LOB: 0 BB: 0 P: 5	1B: 2 2B: 3 3B: 1 HR: 2	SF: 1 SAC: 0 DP: 1 HBP: 0	WP: 0 PB: 0 SB: 0 CS: 1	PA: 33
PITCHER Terry Cornutt, R ERA: 3.88 Charlie Williams, R ERA: 3.79 Dave Heaverlo, R ERA: 1.74 Randy Moffitt, R ERA: 1.42	IP: 2.0 WLS: L BF: 9 H: 3 R: 2 ER: 2 SO: 2 BB: 0 IBB: 0 HBP: 0 BLK: 0 WP: 0 HR: 1 S: 11 P: 11 ERA: 9.00 WHIP: 1.500															PITCHER				

AB	32
R	0
H	4
RBI	0
BB	0
SO	3
LOB	8



AB	29
R	3
H	8
RBI	3
BB	3
SO	5
LOB	13



Batter	1	2	3	4	5	6	7	8	9	AB	R	H	RBI	BB	SO	LOB	TOP											
Tim Foli, R OBP: 0.241, SLG: 0.367 (1, 6)										4	0	1	0	0	0	0	San Francisco Giants @ Philadelphia Phillies Veterans Stadium, Philadelphia, PA Wed May 11 1977, 7:05 PM EDT Att: 18,482 - Unknown											
Rob Andrews, R OBP: 0.352, SLG: 0.297 (1, 4)										4	0	1	0	0	0	1												
Jack Clark, R OBP: 0.250, SLG: 0.269 (1, 9)										4	2	1	0	0	0	1												
Bill Madlock, R OBP: 0.341, SLG: 0.421 (1, 5)										4	1	1	2	0	1	2												
Willie McCovey, L OBP: 0.377, SLG: 0.525 Johnnie LeMaster, R OBP: 0.157, SLG: 0.119 Darrell Evans, L OBP: 0.406, SLG: 0.458 (9, 3)										2	1	2	1	2	0	0												
Larry Hemdon, R OBP: 0.230, SLG: 0.339 (1, 8)										3	0	0	0	0	0	3												
Randy Elliott, R OBP: 0.194, SLG: 0.294 Gary Thomasson, L OBP: 0.320, SLG: 0.388 (9, PH)										2	0	0	1	0	0	1												
Marc Hill, R OBP: 0.273, SLG: 0.329 (1, 2)										4	0	0	0	0	1	2												
Lynn McGlothen, L OBP: 0.083, SLG: 0.083 (1, 1)										3	0	0	0	0	2	0												
Inning Stats	R: 0 E: 0 K: 1 S: 6	H: 1 LOB: 1 BB: 0 P: 6	R: 1 E: 0 K: 0 S: 4	H: 1 LOB: 0 BB: 0 P: 4	R: 0 E: 0 K: 1 S: 5	H: 0 LOB: 0 BB: 0 P: 5	R: 2 E: 0 K: 0 S: 4	H: 2 LOB: 0 BB: 1 P: 8	R: 0 E: 0 K: 0 S: 4	H: 1 LOB: 1 BB: 0 P: 4	R: 1 E: 1 K: 0 S: 5	H: 1 LOB: 1 BB: 0 P: 5	R: 0 E: 0 K: 2 S: 7	H: 0 LOB: 0 BB: 0 P: 7	R: 0 E: 0 K: 0 S: 3	H: 0 LOB: 0 BB: 0 P: 3		R: 0 E: 1 K: 0 S: 3	H: 0 LOB: 2 BB: 1 P: 7	1B: 3 2B: 2 3B: 0 HR: 1	SF: 1 SAC: 0 DP: 2 HBP: 0	WP: 1 PB: 0 SB: 1 CS: 0	PA: 35					
PITCHER	IP	WLS	BF	H	R	ER	SO	BB	IBB	HBP	BLK	WP	HR	S	P	ERA	WHIP											
Randy Lerch, L ERA: 2.89 Ron Reed, R ERA: 3.0	(1, 1)	7.0	L	28	6	4	3	4	1	0	0	0	1	1	35	39	3.86	1.000										

Batter	1	2	3	4	5	6	7	8	9	AB	R	H	RBI	BB	SO	LOB	BOTTOM											
Garry Maddox, R OBP: 0.274, SLG: 0.393 (1, 8)										4	1	2	0	0	0	3	San Francisco Giants @ Philadelphia Phillies Veterans Stadium, Philadelphia, PA Wed May 11 1977, 7:05 PM EDT Att: 18,482 - Unknown											
Larry Bowa, S OBP: 0.333, SLG: 0.388 (1, 6)										4	0	2	0	0	0	0												
Jay Johnstone, L OBP: 0.385, SLG: 0.382 (1, 9)										3	0	0	0	1	0	2												
Greg Luzinski, R OBP: 0.330, SLG: 0.577 (1, 7)										4	0	0	0	0	1	2												
Richie Hebner, L OBP: 0.383, SLG: 0.488 (1, 3)										3	1	1	1	1	0	0												
Mike Schmidt, R OBP: 0.330, SLG: 0.473 (1, 5)										4	0	0	0	0	1	2												
Bob Boone, R OBP: 0.359, SLG: 0.377 (1, 2)										4	0	0	0	0	1	0												
Ted Sizemore, R OBP: 0.388, SLG: 0.408 (1, 4)										3	0	1	0	1	0	0												
Randy Lerch, L OBP: 0.333, SLG: 0.308 Tim McCarver, L OBP: 0.407, SLG: 0.640 Ron Reed, R OBP: 0.214, SLG: 0.214 (9, PH)										1	0	0	0	1	0	1												
Inning Stats	R: 1 E: 0 K: 0 S: 4	H: 2 LOB: 2 BB: 2 P: 12	R: 0 E: 0 K: 0 S: 3	H: 0 LOB: 1 BB: 1 P: 7	R: 0 E: 0 K: 0 S: 3	H: 0 LOB: 0 BB: 0 P: 3	R: 1 E: 0 K: 0 S: 5	H: 2 LOB: 2 BB: 1 P: 9	R: 0 E: 0 K: 0 S: 3	H: 0 LOB: 0 BB: 0 P: 3	R: 0 E: 0 K: 0 S: 3	H: 0 LOB: 0 BB: 0 P: 3	R: 0 E: 1 K: 2 S: 7	H: 2 LOB: 2 BB: 0 P: 5	R: 0 E: 0 K: 2 S: 7	H: 0 LOB: 0 BB: 0 P: 7		R: 0 E: 0 K: 2 S: 7	H: 0 LOB: 0 BB: 0 P: 7	1B: 4 2B: 1 3B: 0 HR: 1	SF: 0 SAC: 0 DP: 1 HBP: 0	WP: 0 PB: 0 SB: 0 CS: 1	PA: 36					
PITCHER	IP	WLS	BF	H	R	ER	SO	BB	IBB	HBP	BLK	WP	HR	S	P	ERA	WHIP											
Lynn McGlothen, R ERA: 4.57	(1, 1)	9.0	W	36	6	2	2	4	4	0	0	0	0	1	40	56	2.00	1.111										

AB	31
R	4
H	6
RBI	4
BB	2
SO	4
LOB	12



AB	32
R	2
H	6
RBI	1
BB	4
SO	4
LOB	10



Batter	1	2	3	4	5	6	7	8	9	AB	R	H	RBI	BB	SO	LOB	TOP				
Terry Whitfield, L (1,9) OBP: 0.386, SLG: 0.500										4	0	1	0	0	1	1	San Francisco Giants @ Philadelphia Phillies Veterans Stadium, Philadelphia, PA Thu May 12 1977, 7:05 PM EDT Att: 23,103 - Unknown				
Derrel Thomas, S (1,4) OBP: 0.276, SLG: 0.225										4	0	0	0	0	1	1					
Darrell Evans, L (1,7) OBP: 0.400, SLG: 0.442										3	0	0	0	0	1	0					
Bill Madlock, R (1,5) OBP: 0.338, SLG: 0.415										4	0	1	0	0	0	2					
Willie McCovey, L (1,3) OBP: 0.385, SLG: 0.524										2	0	1	0	1	0	1					
Gary Thomasson, L (1,8) OBP: 0.308, SLG: 0.371										3	0	0	0	0	1	2					
Tim Foli, R (1,6) OBP: 0.235, SLG: 0.357										3	0	0	0	0	0	1					
Mike Sadek, R (1,2) OBP: 0.219, SLG: 0.138 (8, PH)										2	0	0	0	0	0	1					
Marc Hill, R (8, PH) OBP: 0.292, SLG: 0.329 (8, 2)										0	0	0	0	1	0	0					
John Montefusco, R (1,1) OBP: 0.167, SLG: 0.118 (8, PH)										2	0	0	0	0	2	0					
Jack Clark, R (8, PH) OBP: 0.247, SLG: 0.266 (8, 1)										1	0	0	0	0	1	1					
Gary Lavelle, S (8, 1)										0	0	0	0	0	0	0					
Inning Stats	R: 0 E: 0 K: 0 S: 3	H: 1 LOB: 1 BB: 0 P: 4	R: 0 E: 0 K: 0 S: 4	H: 1 LOB: 1 BB: 0 P: 4	R: 0 E: 0 K: 2 S: 7	H: 0 LOB: 0 BB: 0 P: 7	R: 0 E: 0 K: 1 S: 5	H: 0 LOB: 1 BB: 1 P: 9	R: 0 E: 0 K: 1 S: 5	H: 0 LOB: 0 BB: 0 P: 5	R: 0 E: 0 K: 0 S: 3	R: 0 E: 0 K: 0 S: 3	H: 1 LOB: 0 BB: 0 P: 3	R: 0 E: 0 K: 2 S: 7	H: 0 LOB: 1 BB: 1 P: 11	R: 0 E: 0 K: 1 S: 5	H: 0 LOB: 0 BB: 0 P: 5	1B: 3 2B: 0 3B: 0 HR: 0	SF: 0 SAC: 0 DP: 2 HBP: 1	WP: 0 PB: 0 SB: 0 CS: 0	PA: 31
PITCHER Larry Christenson, R (1,1) ERA: 4.62	IP: 9.0 WLS: W BF: 31 H: 3 R: 0 ER: 0 SO: 7 BB: 2 IBB: 0 HBP: 1 BLK: 1 WP: 0 HR: 0 S: 42 P: 51 ERA: 0.00 WHIP: 0.556																				

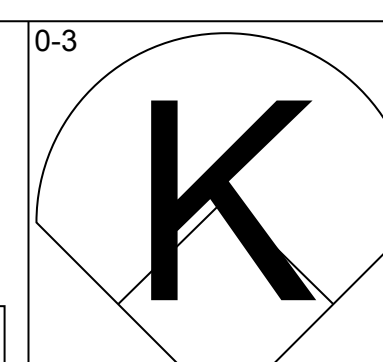
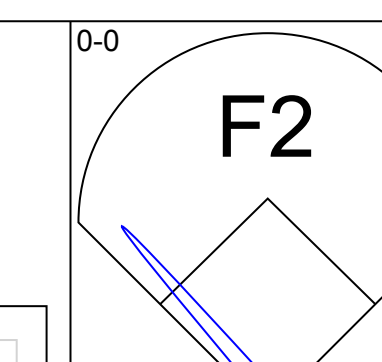
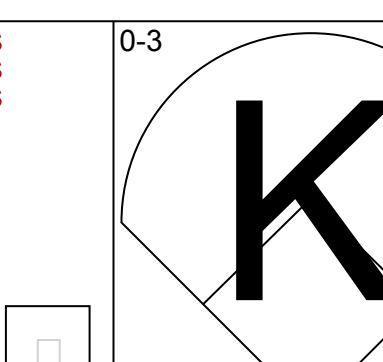
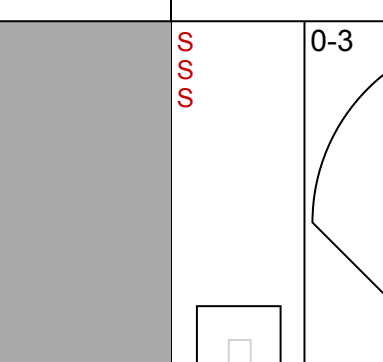
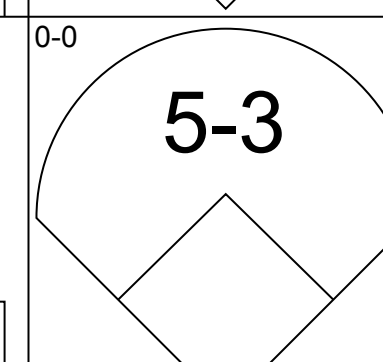
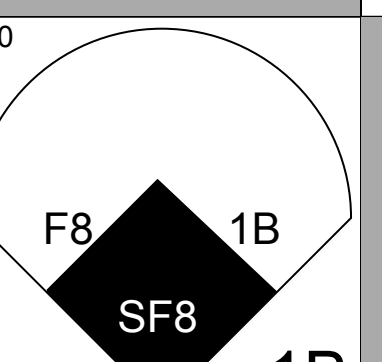
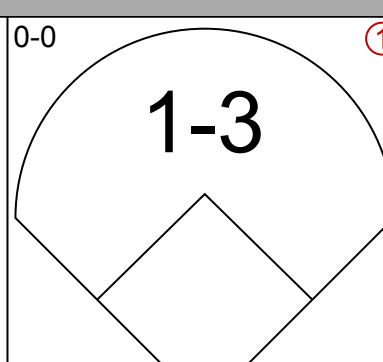
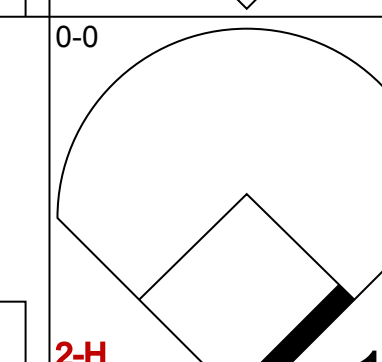
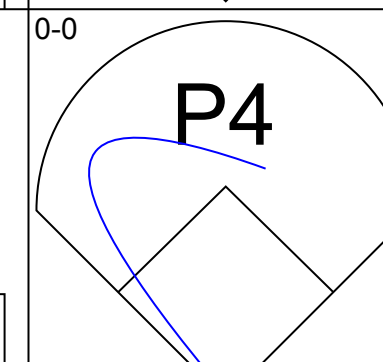
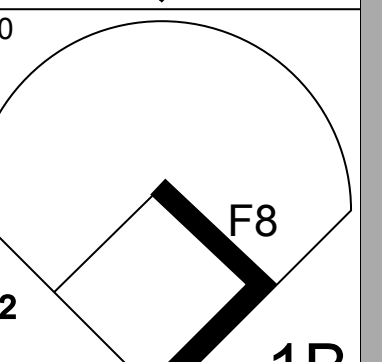
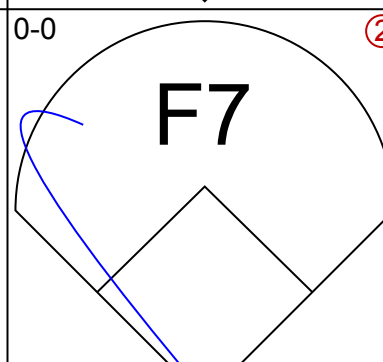
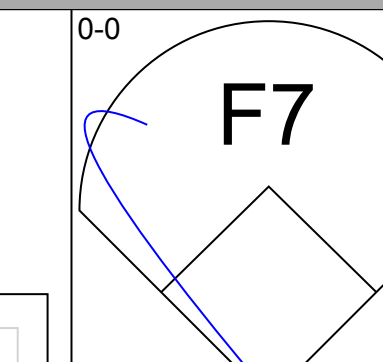
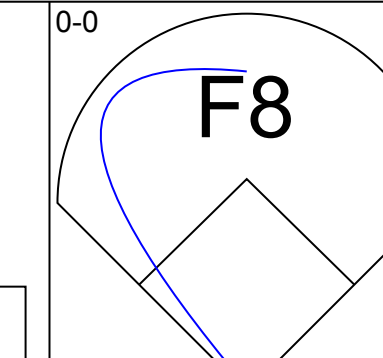
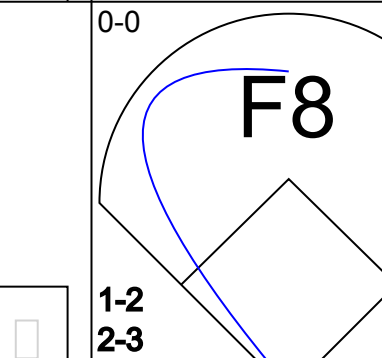
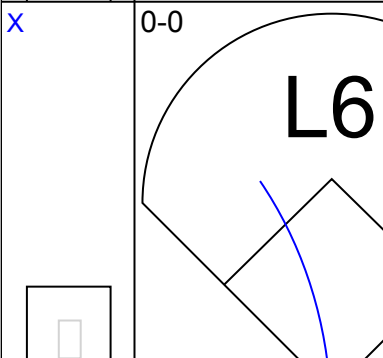
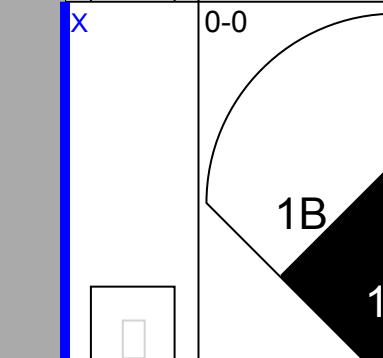
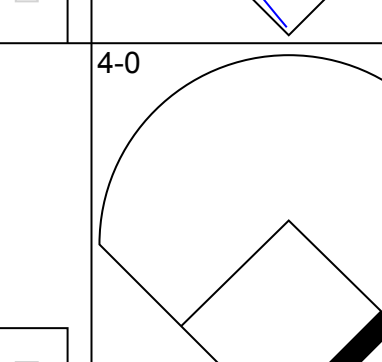
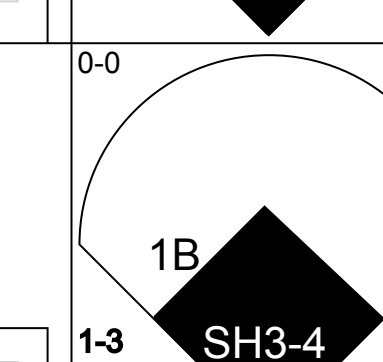
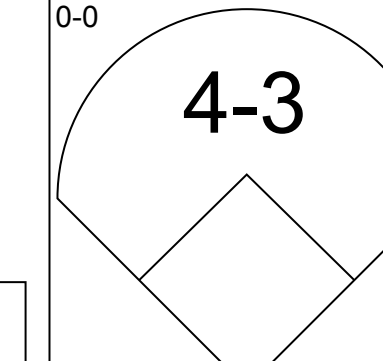
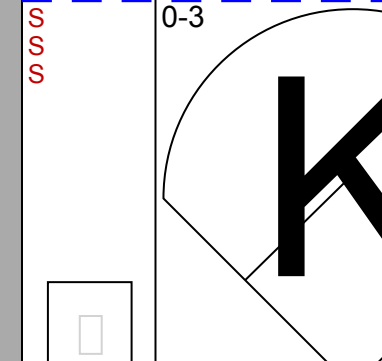
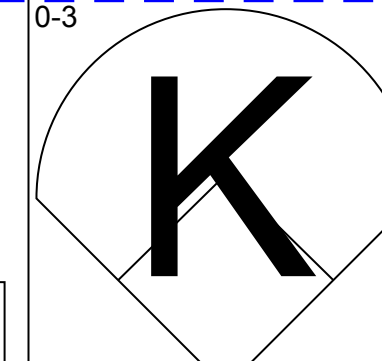
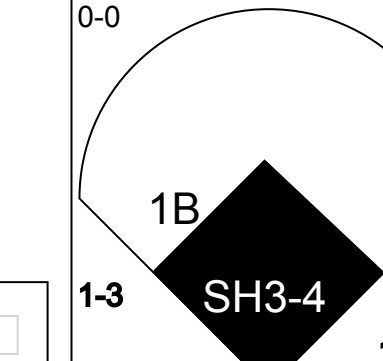
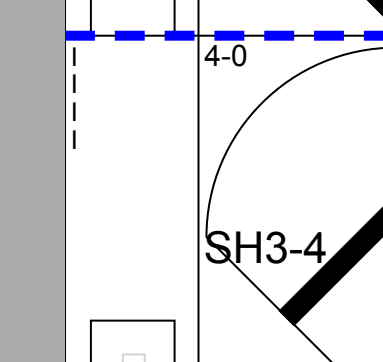
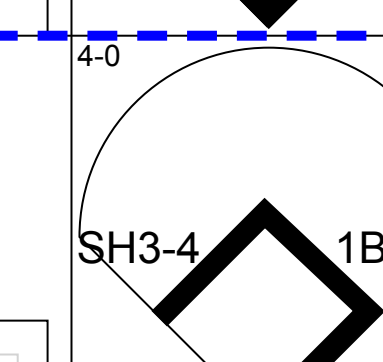
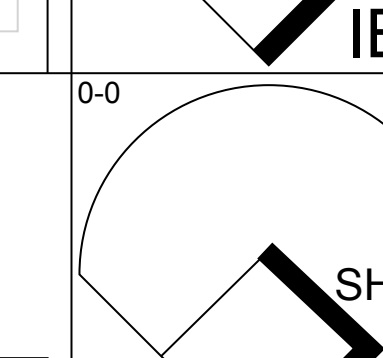
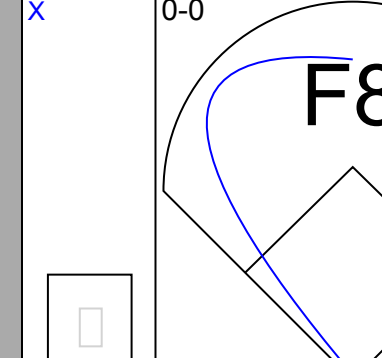
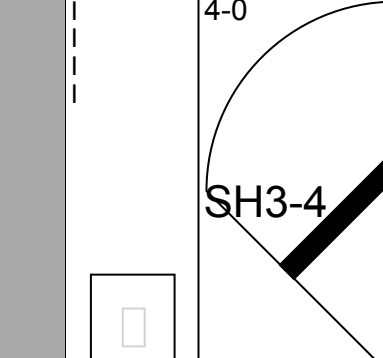
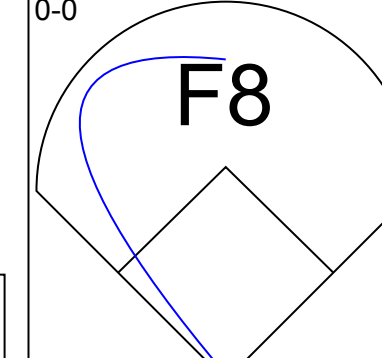
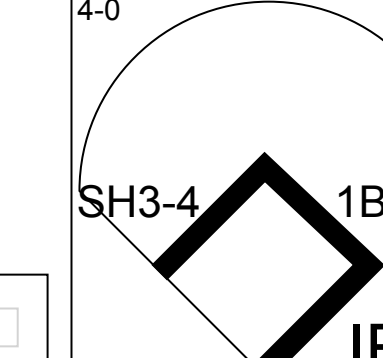
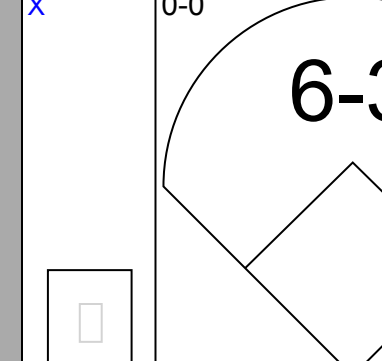
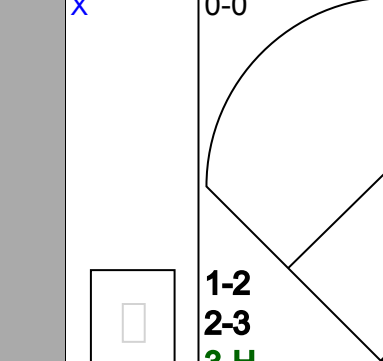
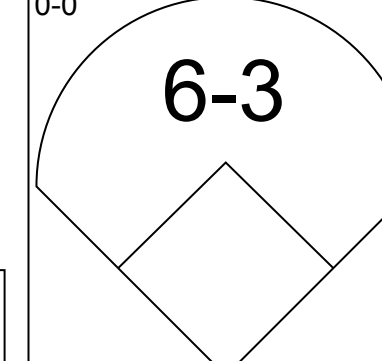
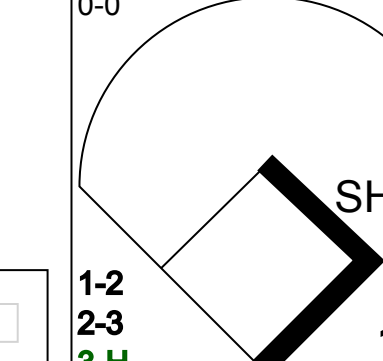
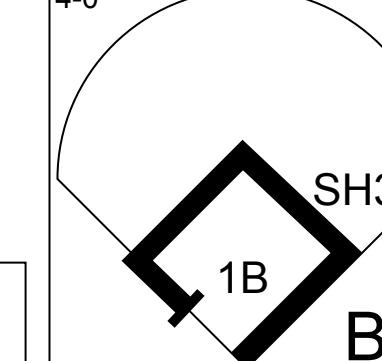
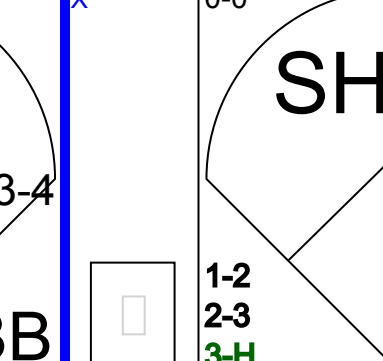
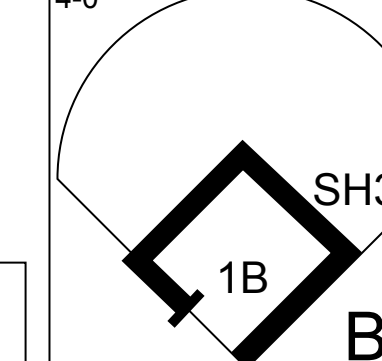
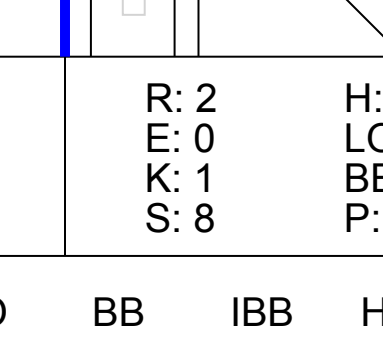
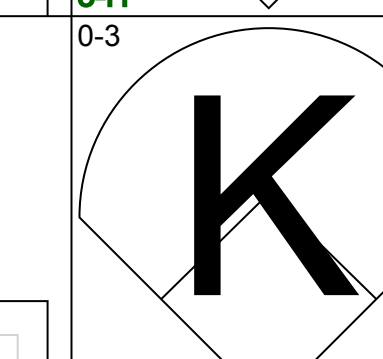
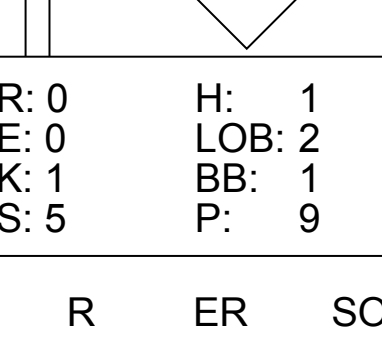
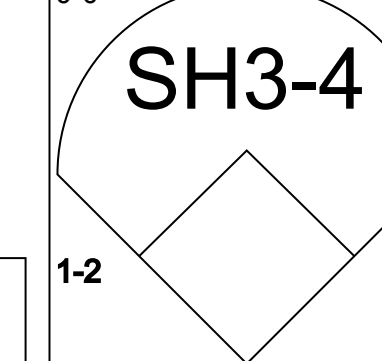
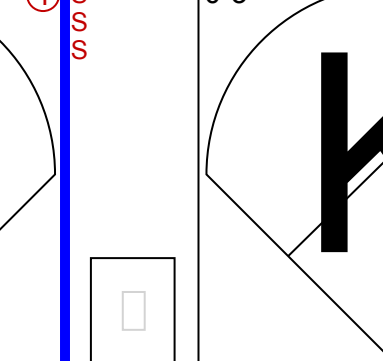
Batter	1	2	3	4	5	6	7	8	9	AB	R	H	RBI	BB	SO	LOB	BOTTOM				
Garry Maddox, R (1,8) OBP: 0.273, SLG: 0.388										4	1	1	0	0	1	0	San Francisco Giants @ Philadelphia Phillies Veterans Stadium, Philadelphia, PA Thu May 12 1977, 7:05 PM EDT Att: 23,103 - Unknown				
Larry Bowa, S (1,6) OBP: 0.319, SLG: 0.369										4	0	0	0	0	1	1					
Jay Johnstone, L (1,9) OBP: 0.378, SLG: 0.375										4	1	1	0	0	0	0					
Greg Luzinski, R (1,7) OBP: 0.330, SLG: 0.580										3	0	1	1	0	1	0					
Richie Hebner, L (1,3) OBP: 0.380, SLG: 0.500										3	0	1	1	0	0	1					
Mike Schmidt, R (1,5) OBP: 0.339, SLG: 0.505										2	1	1	1	1	1	1					
Bob Boone, R (1,2) OBP: 0.346, SLG: 0.361										3	0	0	0	0	2	2					
Ted Sizemore, R (1,4) OBP: 0.373, SLG: 0.392										3	0	0	0	0	2	2					
Larry Christenson, R (1,1) OBP: 0.214, SLG: 0.214										3	0	0	0	0	3	0					
Inning Stats	R: 2 E: 0 K: 1 S: 8	H: 3 LOB: 1 BB: 0 P: 8	R: 0 E: 0 K: 2 S: 7	H: 0 LOB: 0 BB: 0 P: 7	R: 0 E: 0 K: 1 S: 5	H: 0 LOB: 0 BB: 0 P: 5	R: 0 E: 0 K: 2 S: 8	H: 1 LOB: 2 BB: 1 P: 12	R: 0 E: 0 K: 1 S: 5	H: 0 LOB: 0 BB: 0 P: 5	R: 0 E: 0 K: 0 S: 3	R: 1 E: 0 K: 1 S: 6	H: 1 LOB: 0 BB: 0 P: 6	R: 0 E: 0 K: 0 S: 3	H: 0 LOB: 0 BB: 0 P: 3	R: 0 E: 0 K: 0 S: 3		H: 0 LOB: 0 BB: 0 P: 3	1B: 2 2B: 2 3B: 0 HR: 1	SF: 0 SAC: 0 DP: 0 HBP: 0	WP: 0 PB: 0 SB: 0 CS: 0
PITCHER John Montefusco, R (1,1) ERA: 2.87	IP: 7.0 WLS: L BF: 27 H: 5 R: 3 ER: 3 SO: 8 BB: 0 IBB: 1 HBP: 0 BLK: 0 WP: 0 HR: 1 S: 42 P: 46 ERA: 3.86 WHIP: 0.714																				
Gary Lavelle, L (8, 1) ERA: 0.51	IP: 1.0 WLS: L BF: 3 H: 0 R: 0 ER: 0 SO: 0 BB: 0 IBB: 0 HBP: 0 BLK: 0 WP: 0 HR: 0 S: 3 P: 3 ERA: 0.00 WHIP: 0.000																				

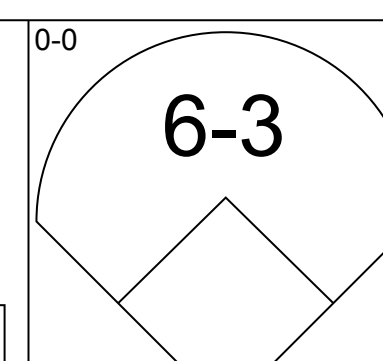
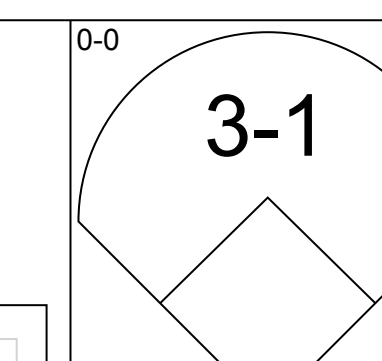
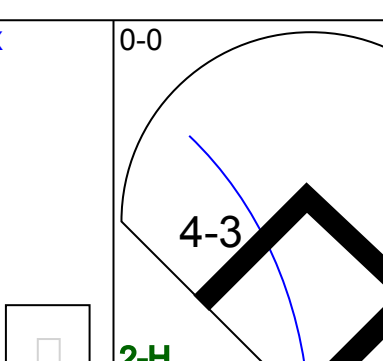
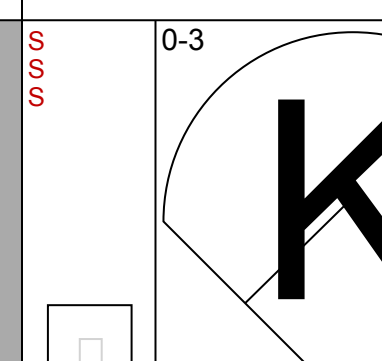
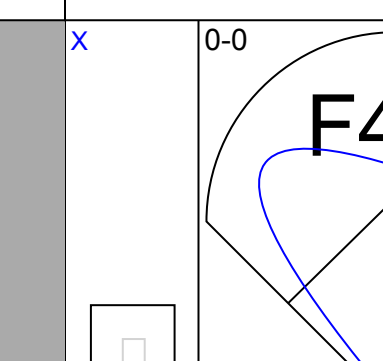
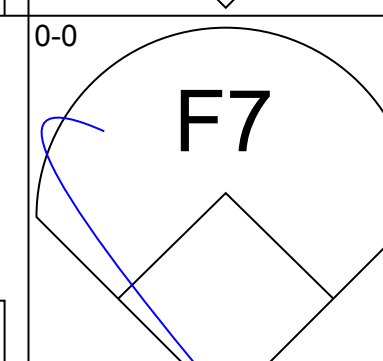
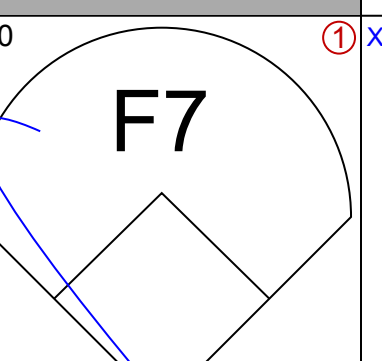
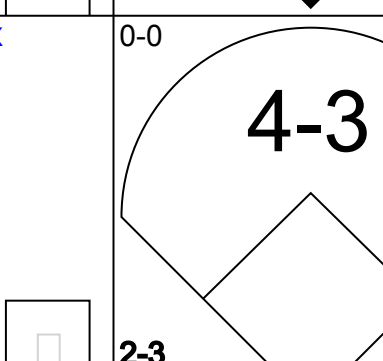
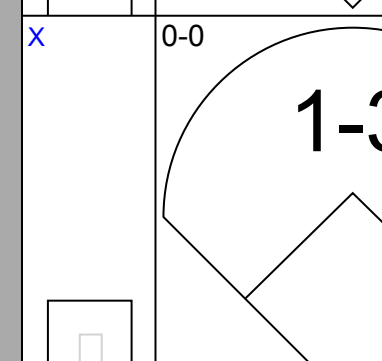
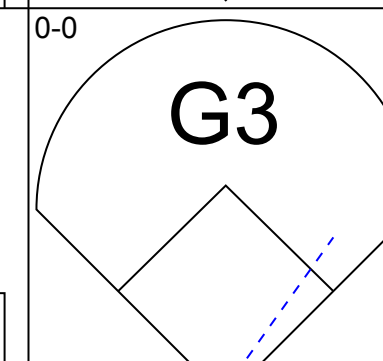
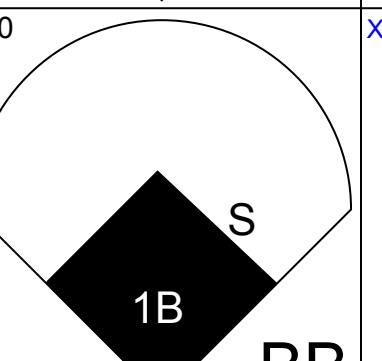
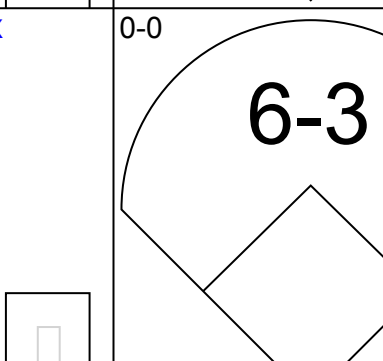
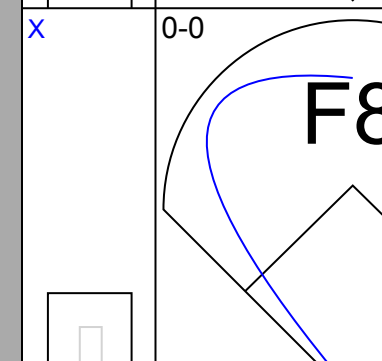
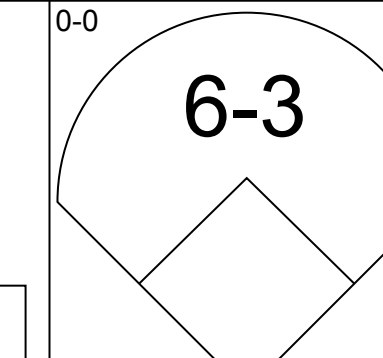
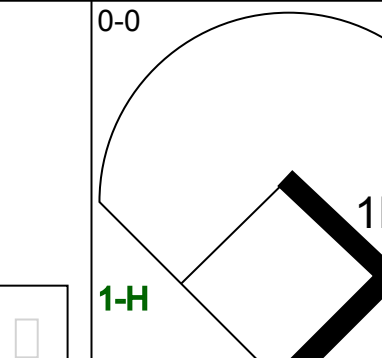
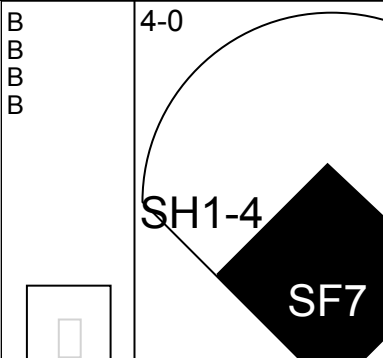
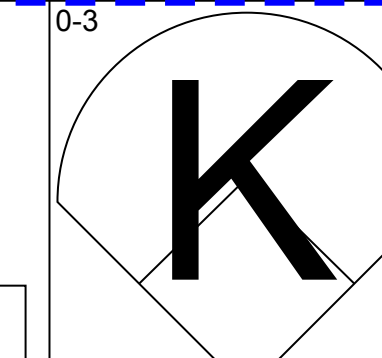
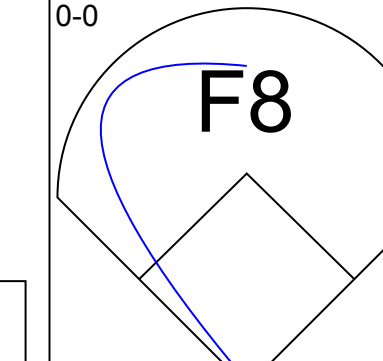
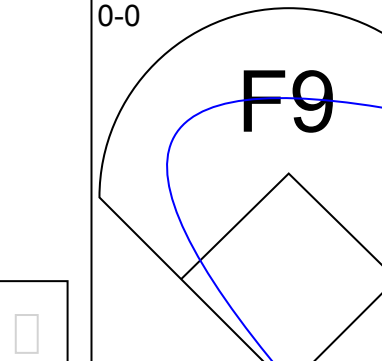
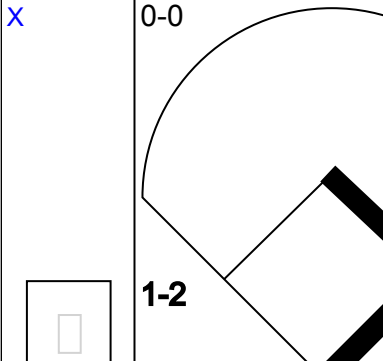
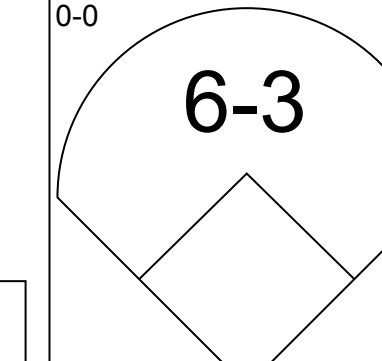
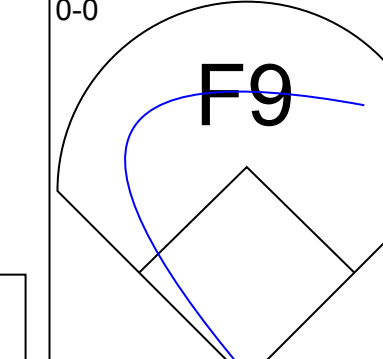
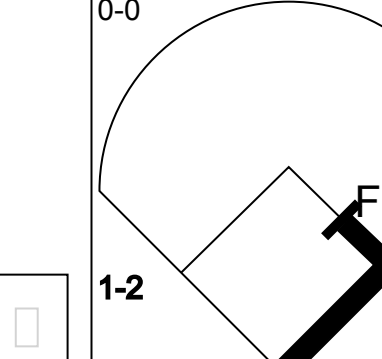
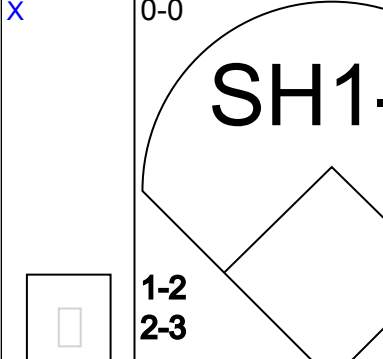
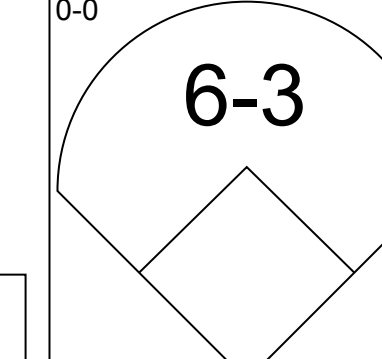
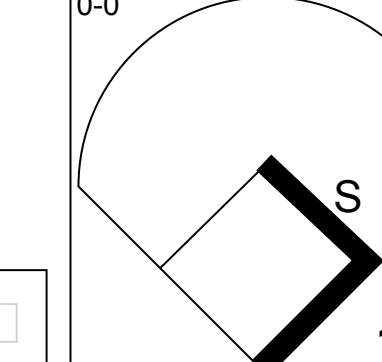
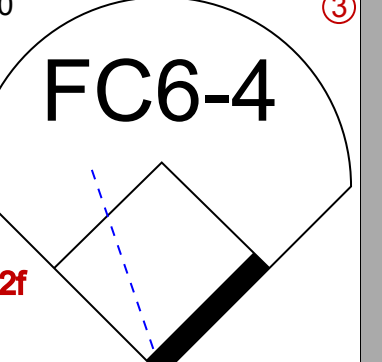
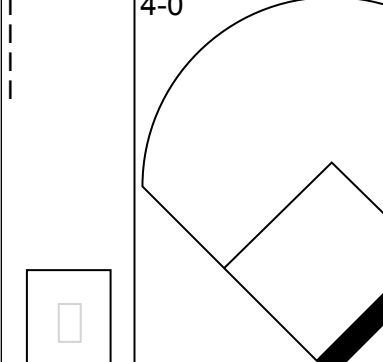
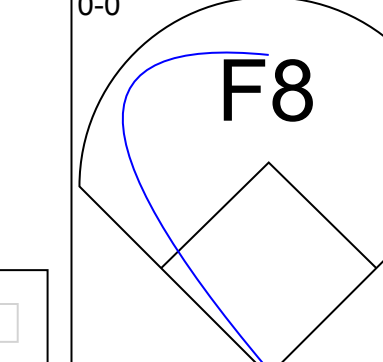
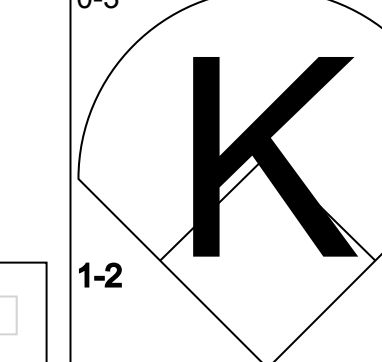
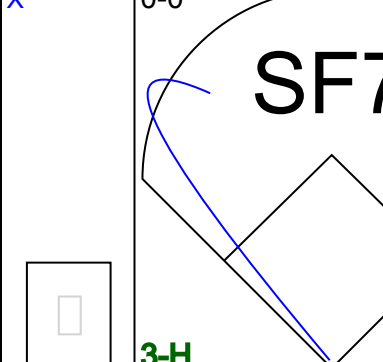
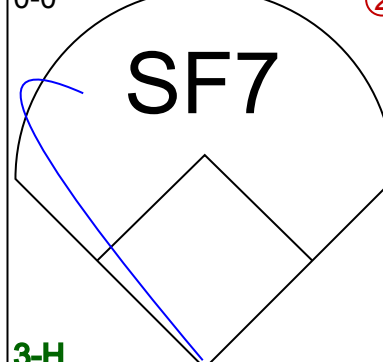
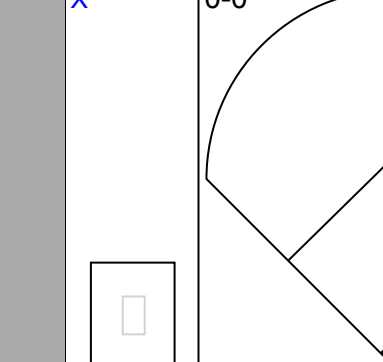
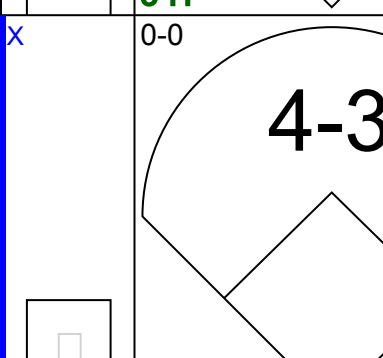
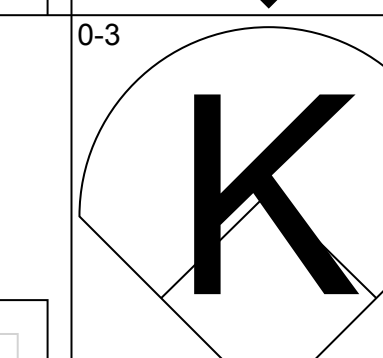
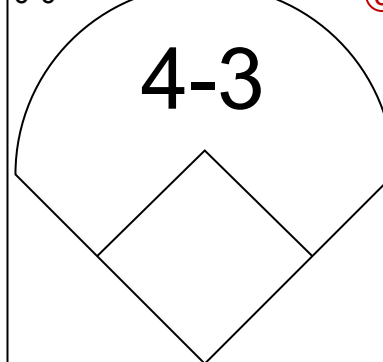
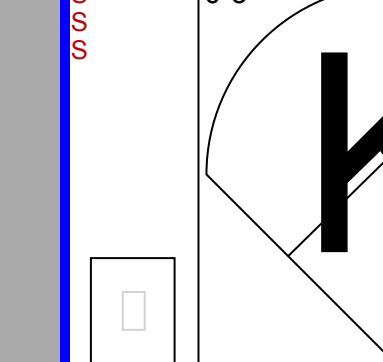
AB	28
R	0
H	3
RBI	0
BB	2
SO	7
LOB	10



Batter	1	2	3	4	5	6	7	8	9	AB	R	H	RBI	BB	SO	LOB	TOP																	
Tim Foli, R OBP: 0.233, SLG: 0.350 (1, 6)										5	0	1	0	0	0	2	San Francisco Giants @ Cincinnati Reds Riverfront Stadium, Cincinnati, OH Fri May 13 1977, 7:05 PM EDT Att: 32,539 - Unknown livebaseballscorecards.com																	
Rob Andrews, R OBP: 0.333, SLG: 0.278 (1, 4)										5	0	0	0	0	1	3																		
Jack Clark, R OBP: 0.247, SLG: 0.265 (1, 9)										4	0	1	0	0	0	0																		
Bill Madlock, R OBP: 0.328, SLG: 0.402 (1, 5)										4	0	0	0	0	1	1																		
Willie McCovey, L OBP: 0.397, SLG: 0.528 Johnnie LeMaster, R OBP: 0.167, SLG: 0.118 (1, 3) (8, 6)										3	0	2	0	1	0	0																		
Larry Hemdon, R OBP: 0.231, SLG: 0.333 (1, 8)										4	1	1	0	0	0	4																		
Darrell Evans, L OBP: 0.413, SLG: 0.437 (1, 7) (8, 3)										1	1	0	0	3	0	0																		
Marc Hill, R OBP: 0.296, SLG: 0.342 Gary Thomasson, L OBP: 0.316, SLG: 0.380 (1, 2) (9, PH)										3	1	2	0	0	0	0																		
Jim Barr, R John Curtis, L Terry Whittell, L Terry Cornutt, R Randy Elliott, R Dave Heaverlo, R Gary Lavelle, S Derrell Thomas, S (1, 1) (2, 1) (5, PH) (5, 1) (7, PH) (7, 1) (9, PH)										0	0	0	0	0	0	0																		
Inning Stats	R: 0 E: 0 K: 1 S: 5	H: 0 LOB: 0 BB: 0 P: 5	R: 0 E: 0 K: 1 S: 6	H: 2 LOB: 2 BB: 1 P: 10	R: 0 E: 0 K: 1 S: 5	H: 0 LOB: 0 BB: 0 P: 5	R: 0 E: 0 K: 0 S: 4	H: 1 LOB: 1 BB: 0 P: 4	R: 0 E: 0 K: 1 S: 5	H: 0 LOB: 0 BB: 0 P: 5	R: 0 E: 0 K: 0 S: 3	H: 0 LOB: 0 BB: 0 P: 3	R: 4 E: 0 K: 0 S: 7	H: 4 LOB: 1 BB: 1 P: 11	R: 0 E: 0 K: 0 S: 3	H: 1 LOB: 2 BB: 1 P: 7		R: 0 E: 0 K: 0 S: 4	H: 1 LOB: 2 BB: 1 P: 8	1B: 8 2B: 0 3B: 0 HR: 1	SF: 0 SAC: 0 DP: 1 HBP: 0	WP: 0 PA: 38 PB: 0 SB: 0 CS: 0												
PITCHER	IP WLS BF H R ER SO BB IBB HBP BLK WP HR S P ERA WHIP																																	
Fred Norman, L ERA: 3.61 Rawly Eastwick, R ERA: 1.85	(1, 1) (7, 1)	6.2 S	27 11	6 3	4 0	4 0	4 0	2 2	0 0	0 0	0 0	0 0	0 0	0 9	33 17	41 17	5.40 0.00	1.200 2.143																

Batter	1	2	3	4	5	6	7	8	9	AB	R	H	RBI	BB	SO	LOB	BOTTOM																		
Pete Rose, S OBP: 0.424, SLG: 0.469 Doug Flynn, R OBP: 0.100, SLG: 0.100 (1, 5) (7, 5)										3	2	2	0	1	0	0	San Francisco Giants @ Cincinnati Reds Riverfront Stadium, Cincinnati, OH Fri May 13 1977, 7:05 PM EDT Att: 32,539 - Unknown livebaseballscorecards.com																		
Ken Griffey, L OBP: 0.376, SLG: 0.472 (1, 9)										3	1	2	1	1	0	2																			
Joe Morgan, L OBP: 0.422, SLG: 0.455 (1, 4)										3	1	1	2	0	0	2																			
Dan Driessen, L OBP: 0.324, SLG: 0.448 (1, 3)										4	0	2	1	0	0	3																			
George Foster, R OBP: 0.362, SLG: 0.478 (1, 7)										3	0	0	0	1	0	1																			
Cesar Geronimo, L OBP: 0.250, SLG: 0.343 (1, 8)										4	1	1	0	0	0	2																			
Dave Concepcion, R OBP: 0.280, SLG: 0.301 (1, 6)										3	1	1	2	1	1	0																			
Bill Plummer, R OBP: 0.172, SLG: 0.148 (1, 2)										4	0	0	0	0	3	2																			
Fred Norman, S OBP: 0.188, SLG: 0.188 Rawly Eastwick, R OBP: 0.500, SLG: 0.500 (1, 1) (7, 1)										3	0	1	0	0	1	0																			
Inning Stats	R: 5 E: 0 K: 1 S: 10	H: 6 LOB: 0 BB: 0 P: 10	R: 0 E: 0 K: 0 S: 3	H: 1 LOB: 2 BB: 1 P: 8	R: 0 E: 0 K: 1 S: 5	H: 0 LOB: 1 BB: 1 P: 9	R: 1 E: 0 K: 0 S: 5	H: 2 LOB: 1 BB: 0 P: 5	R: 0 E: 0 K: 1 S: 5	H: 0 LOB: 0 BB: 0 P: 5	R: 0 E: 0 K: 1 S: 5	H: 0 LOB: 0 BB: 0 P: 5	R: 0 E: 0 K: 0 S: 3	H: 1 LOB: 2 BB: 2 P: 11	R: 0 E: 1 K: 2 S: 8	H: 0 LOB: 1 BB: 0 P: 8		1B: 4 2B: 5 3B: 0 HR: 1	SF: 0 SAC: 0 DP: 1 HBP: 1	WP: 0 PA: 37 PB: 0 SB: 2 CS: 0															
PITCHER	IP WLS BF H R ER SO BB IBB HBP BLK WP HR S P ERA WHIP																																		
Jim Barr, R John Curtis, L Terry Cornutt, R Dave Heaverlo, R Gary Lavelle, L	(1, 1) (2, 1) (5, 1) (7, 1) (7, 1)	1.0 3.0	7 12	10 2	1 1	5 1	1 1	1 1	0 0	0 0	0 0	0 0	0 0	0 0	0 0	0 0	0 4	45.00 3.00	8.000 1.000																

Batter	1	2	3	4	5	6	7	8	9	AB	R	H	RBI	BB	SO	LOB	TOP																	
Derrel Thomas, S (1, 4) OBP: 0.261, SLG: 0.212										4	0	0	0	0	3	2	San Francisco Giants @ Cincinnati Reds Riverfront Stadium, Cincinnati, OH Sat May 14 1977, 7:05 PM EDT Att: 32,682 - Unknown																	
Bill Madlock, R (1, 5) OBP: 0.333, SLG: 0.405										4	1	2	0	0	0	0																		
Darrell Evans, L (1, 7) OBP: 0.407, SLG: 0.429										4	0	1	0	0	0	0																		
Terry Whitfield, L (1, 9) OBP: 0.354, SLG: 0.455										3	0	0	0	0	0	2																		
Jack Clark, R (9, PH) OBP: 0.256, SLG: 0.274										1	1	1	0	0	0	0																		
Willie McCovey, L (1, 3) OBP: 0.400, SLG: 0.523										3	0	1	0	1	1	0																		
Larry Herndon, R (9, PR) OBP: 0.231, SLG: 0.333										0	1	0	0	0	0	0																		
Randy Elliott, R (9, 7) OBP: 0.216, SLG: 0.400										0	0	0	0	0	0	0																		
Gary Thomasson, L (1, 8) OBP: 0.313, SLG: 0.370										2	0	0	1	1	0	0																		
Tim Foli, R (1, 6) OBP: 0.242, SLG: 0.380										4	1	2	2	0	0	2																		
Marc Hill, R (1, 2) OBP: 0.298, SLG: 0.333										2	0	0	0	1	0	0																		
Johnnie LeMaster, R (8, PR) OBP: 0.167, SLG: 0.118										0	0	0	0	0	0	0																		
Mike Sadek, R (8, 2) OBP: 0.219, SLG: 0.138										0	0	0	1	0	0	0																		
Ed Halicki, R (1, 1) OBP: 0.182, SLG: 0.182										2	0	0	0	0	0	0																		
John Curtis, L (6, 1) OBP: 0.750, SLG: 1.250										0	0	0	0	0	0	0																		
Randy Moffitt, R (6, 1) OBP: 0.333, SLG: 0.278										0	0	0	0	0	0	0																		
Rob Andrews, R (8, PH) OBP: 0.333, SLG: 0.278										0	0	0	0	0	0	0																		
Gary Lavelle, S (8, 1)										1	0	0	0	0	1	2																		
Inning Stats	R: 0 E: 0 K: 1 S: 5	H: 0 LOB: 0 BB: 0 P: 5	R: 0 E: 0 K: 0 S: 3	H: 0 LOB: 0 BB: 0 P: 3	R: 1 E: 0 K: 0 S: 4	H: 1 LOB: 0 BB: 0 P: 4	R: 1 E: 0 K: 0 S: 5	H: 2 LOB: 2 BB: 1 P: 9	R: 0 E: 0 K: 1 S: 5	H: 0 LOB: 0 BB: 0 P: 5	R: 0 E: 0 K: 1 S: 5	H: 0 LOB: 0 BB: 0 P: 5	R: 0 E: 0 K: 1 S: 5	H: 1 LOB: 2 BB: 1 P: 9	R: 2 E: 0 K: 1 S: 8	H: 3 LOB: 2 BB: 1 P: 12	1B: 6 2B: 0 3B: 0 HR: 1	SF: 1 SAC: 2 DP: 0 HBP: 0	WP: 0 PA: 36 PB: 0 SB: 0 CS: 0															
PITCHER	IP WLS BF H R ER SO BB IBB HBP BLK WP HR S P ERA WHIP																																	
Santo Alcala, R (1, 1) ERA: 5.74	6.0		22	3	2	2	2	0	1	0	0	0	0	1	25	29	3.00	0.500																
Woodie Fryman, L (7, 1) ERA: 6.35	2.1	L	10	3	2	2	2	1	0	0	0	0	0	0	13	17	7.71	1.714																
Pedro Borbon, R (9, 1) ERA: 2.19	0.2		4	1	0	0	1	0	1	0	0	0	0	0	5	9	0.00	1.500																

Batter	1	2	3	4	5	6	7	8	9	AB	R	H	RBI	BB	SO	LOB	BOTTOM																
Pete Rose, S (1, 5) OBP: 0.419, SLG: 0.470										4	0	1	1	0	1	1	San Francisco Giants @ Cincinnati Reds Riverfront Stadium, Cincinnati, OH Sat May 14 1977, 7:05 PM EDT Att: 32,682 - Unknown																
Doug Flynn, R (8, 5) OBP: 0.091, SLG: 0.091										1	0	0	0	0	0	1																	
Ken Griffey, L (1, 9) OBP: 0.365, SLG: 0.457										4	0	0	0	0	0	1																	
Joe Morgan, L (1, 4) OBP: 0.417, SLG: 0.441										3	1	0	0	1	0	1																	
Mike Lum, L (1, 3) OBP: 0.278, SLG: 0.294										3	1	1	1	1	1	0																	
George Foster, R (1, 7) OBP: 0.359, SLG: 0.470										4	0	1	0	0	0	1																	
Cesar Geronimo, L (1, 8) OBP: 0.252, SLG: 0.343										3	0	1	0	0	0	0																	
Dave Concepcion, R (1, 6) OBP: 0.287, SLG: 0.302										3	0	1	0	1	0	2																	
Bill Plummer, R (1, 2) OBP: 0.212, SLG: 0.233										3	1	2	1	0	1	1																	
Ed Ambrister, R (9, PR) OBP: 0.438, SLG: 0.538										0	0	0	0	0	0	0																	
Santo Alcala, R (1, 1) OBP: 0.083, SLG: 0.083										2	0	0	0	0	2	2																	
Champ Summers, L (6, PH) OBP: 0.250, SLG: 0.250										1	0	0	0	0	0	2																	
Woodie Fryman, R (7, 1) OBP: 0.667, SLG: 1.000										0	0	0	0	0	0	0																	
Pedro Borbon, R (9, 1) OBP: 0.667, SLG: 1.000										0	0	0	0	0	0	0																	
Bob Bailey, R (9, PH) OBP: 0.313, SLG: 0.267										1	0	0	0	0	1	1																	
Inning Stats	R: 0 E: 0 K: 0 S: 3	H: 0 LOB: 0 BB: 0 P: 3	R: 0 E: 0 K: 0 S: 3	H: 0 LOB: 0 BB: 0 P: 3	R: 0 E: 0 K: 2 S: 8	H: 1 LOB: 1 BB: 0 P: 8	R: 1 E: 0 K: 0 S: 5	H: 2 LOB: 2 BB: 1 P: 9	R: 1 E: 0 K: 1 S: 7	H: 2 LOB: 1 BB: 0 P: 7	R: 1 E: 0 K: 0 S: 4	H: 1 LOB: 2 BB: 2 P: 12	R: 0 E: 0 K: 1 S: 5	H: 0 LOB: 0 BB: 0 P: 5	R: 0 E: 0 K: 1 S: 5	H: 0 LOB: 0 BB: 0 P: 5		R: 0 E: 0 K: 1 S: 6	H: 1 LOB: 1 BB: 0 P: 6	1B: 5 2B: 2 3B: 0 HR: 0	SF: 1 SAC: 1 DP: 0 HBP: 0	WP: 0 PA: 37 PB: 0 SB: 3 CS: 0											
PITCHER	IP WLS BF H R ER SO BB IBB HBP BLK WP HR S P ERA WHIP																																
Ed Halicki, R (1, 1) ERA: 4.23	5.0		23	6	3	3	3	2	0	0	0	0	0	27	35	5.40	1.600																
John Curtis, L (6, 1) ERA: 1.45	0.1		2	0	0	0	0	0	1	0	0	0	0	1	5	0.00	0.000																
Randy Moffitt, R (6, 1) ERA: 1.26	1.2		5	0	0	0	1	0	0	0	0	0	0	7	7	0.00	0.000																
Gary Lavelle, L (8, 1) ERA: 0.42	2.0	W	7	1	0	0	2	0	0	0	0	0	0	11	11	0.00	0.500																

Batter	1	2	3	4	5	6	7	8	9	AB	R	H	RBI	BB	SO	LOB	TOP					
Derrel Thomas, S OBP: 0.250, SLG: 0.204 (1, 8)	F8		F8			SH1-4 1B		F7		4	1	1	0	0	0	0	San Francisco Giants @ New York Mets Shea Stadium, Flushing, NY Tue May 17 1977, 7:05 PM EDT Att: 8,366 - Unknown					
Rob Andrews, R OBP: 0.320, SLG: 0.265 (1, 4)	F9		K			SH1-4		F9		3	0	0	0	0	1	0						
Bill Madlock, R OBP: 0.345, SLG: 0.439 Darrell Evans, L OBP: 0.398, SLG: 0.411 (1, 5) (6, 5)	FC5 BB			P4				F7		2	0	1	1	1	0	0						
Jack Clark, R OBP: 0.255, SLG: 0.264 (1, 9)				F2		K		F9		3	0	0	0	1	1	0						
Willie McCovey, L OBP: 0.391, SLG: 0.496 (1, 3)	FC5			K				K		4	0	0	0	0	3	2						
Randy Elliott, R OBP: 0.200, SLG: 0.368 (1, 7)		F9				F3		6-3		3	0	0	0	0	0	0						
Tim Foli, R OBP: 0.254, SLG: 0.386 (1, 6)		4-3				1-3 1B				3	0	2	0	0	0	0						
Mike Sadek, R OBP: 0.200, SLG: 0.125 Gary Lavelle, S Terry Cornutt, R (1, 2) (7, 1) (8, 1)		4-3				1-3		F4		3	0	0	0	0	0	2						
John Montefusco, R OBP: 0.150, SLG: 0.105 Randy Moffitt, R Marc Hill, R OBP: 0.284, SLG: 0.317 (1, 1) (7, 1) (7, 2)			K			F6		K		2	0	0	0	0	1	1						
Inning Stats	R: 0 E: 0 K: 0 S: 3	H: 0 LOB: 2 BB: 2 P: 11	R: 0 E: 0 K: 0 S: 3	H: 0 LOB: 0 BB: 0 P: 3	R: 0 E: 0 K: 2 S: 7	H: 0 LOB: 0 BB: 0 P: 7	R: 0 E: 0 K: 1 S: 5	H: 0 LOB: 0 BB: 0 P: 5	R: 0 E: 0 K: 1 S: 4	H: 1 LOB: 1 BB: 0 P: 4	R: 1 E: 0 K: 1 S: 6	H: 2 LOB: 0 BB: 0 P: 6	R: 0 E: 0 K: 1 S: 6	H: 1 LOB: 0 BB: 0 P: 6	R: 0 E: 0 K: 1 S: 5	H: 0 LOB: 0 BB: 0 P: 5		R: 0 E: 0 K: 1 S: 5	H: 0 LOB: 0 BB: 0 P: 5	1B: 4 2B: 0 3B: 0 HR: 0	SF: 0 SAC: 1 DP: 0 HBP: 0	WP: 0 PB: 0 SB: 0 CS: 0
PITCHER Jerry Kosman, L ERA: 2.15 (1, 1)	IP: 9.0 WLS: W BF: 32 H: 4 R: 1 ER: 1 SO: 7 BB: 2 IBB: 0 HBP: 0 BLK: 0 WP: 0 HR: 0 S: 44 P: 52 ERA: 1.00 WHIP: 0.667															PITCHER						

Batter	1	2	3	4	5	6	7	8	9	AB	R	H	RBI	BB	SO	LOB	BOTTOM					
Lenny Randle, S OBP: 0.409, SLG: 0.524 (1, 4)	F9		F7		1-3			1B E		5	1	2	0	0	0	0	San Francisco Giants @ New York Mets Shea Stadium, Flushing, NY Tue May 17 1977, 7:05 PM EDT Att: 8,366 - Unknown					
John Stearns, R OBP: 0.369, SLG: 0.417 Bruce Boicclair, L OBP: 0.357, SLG: 0.371 (1, 2) (7, 7)	6-3		K			FC6-4 BB		1B E		2	0	0	0	1	1	0						
John Milner, L OBP: 0.324, SLG: 0.508 Roy Staiger, R OBP: 0.236, SLG: 0.333 (1, 7) (7, 5)	2B			4-3		F9		1-3 2B E		3	0	1	0	0	0	1						
Dave Kingman, R OBP: 0.300, SLG: 0.471 (1, 9)				F7		FC6-4 HR		F2		5	1	1	0	0	0	6						
Ed Kranepool, L OBP: 0.330, SLG: 0.512 Joe Torre, R OBP: 0.186, SLG: 0.293 (1, 3) (7, PH) (8, 3)	F7				2B	HR		E4 2B 1-3		3	1	2	2	0	0	2						
Lee Mazzilli, S OBP: 0.343, SLG: 0.306 (1, 8)			CS 1B			HR		1-3		3	0	2	0	1	0	2						
Jerry Grote, R OBP: 0.357, SLG: 0.324 (1, 5) (7, 2)	F7			F8		2B		2B		2	1	0	0	2	0	3						
Bud Harrelson, S OBP: 0.234, SLG: 0.147 (1, 6)		6-3				BB		2B IBB		4	0	1	3	0	0	2						
Jerry Kosman, R OBP: 0.130, SLG: 0.273 (1, 1)			F6					K		4	1	1	1	0	1	1						
Inning Stats	R: 0 E: 0 K: 0 S: 5	H: 2 LOB: 2 BB: 0 P: 5	R: 0 E: 0 K: 0 S: 3	H: 1 LOB: 0 BB: 0 P: 3	R: 0 E: 0 K: 1 S: 5	H: 0 LOB: 0 BB: 0 P: 5	R: 0 E: 0 K: 0 S: 4	H: 1 LOB: 2 BB: 1 P: 8	R: 0 E: 0 K: 0 S: 3	H: 0 LOB: 0 BB: 0 P: 3	R: 2 E: 0 K: 0 S: 5	H: 2 LOB: 2 BB: 2 P: 13	R: 6 E: 1 K: 1 S: 11	H: 5 LOB: 1 BB: 1 P: 15	R: 0 E: 0 K: 1 S: 5	H: 1 LOB: 1 BB: 1 P: 9		R: 0 E: 0 K: 1 S: 5	H: 1 LOB: 1 BB: 1 P: 9	1B: 6 2B: 4 3B: 0 HR: 2	SF: 0 SAC: 0 DP: 1 HBP: 0	WP: 0 PB: 0 SB: 0 CS: 1
PITCHER John Montefusco, R ERA: 3.19 Randy Moffitt, R ERA: 1.23 Gary Lavelle, L ERA: 0.4 Terry Cornutt, R ERA: 3.18 (1, 1) (7, 1) (7, 1) (8, 1)	IP: 6.0 WLS: L BF: 29 H: 9 R: 5 ER: 4 SO: 1 BB: 3 IBB: 0 HBP: 0 BLK: 0 WP: 0 HR: 2 S: 28 P: 40 ERA: 6.00 WHIP: 2.000															PITCHER						

Batter	1	2	3	4	5	6	7	8	9	AB	R	H	RBI	BB	SO	LOB	TOP		
Tim Foli, R OBP: 0.254, SLG: 0.382 (1, 6)										4	0	1	0	0	0	0			
Derrel Thomas, S OBP: 0.250, SLG: 0.206 (1, 8) (8, 7)										4	0	1	0	0	0	1			
Jack Clark, R OBP: 0.255, SLG: 0.264 (1, 9)										4	0	1	0	0	0	2			
Bill Madlock, R OBP: 0.342, SLG: 0.434 (1, 5)										4	0	1	0	0	1	2			
Willie McCovey, L OBP: 0.390, SLG: 0.492 (8, PR)										3	0	1	0	0	1	1			
Johnnie LeMaster, R OBP: 0.177, SLG: 0.118 (8, 2)										0	0	0	0	0	0	0			
Mike Sadek, R OBP: 0.200, SLG: 0.125 (8, 2)										0	0	0	0	0	0	0			
Marc Hill, R OBP: 0.278, SLG: 0.310 (8, PR)										2	0	0	0	0	1	0			
Larry Herndon, R OBP: 0.231, SLG: 0.333 (8, 8)										0	0	0	0	0	0	0			
Darrell Evans, L OBP: 0.388, SLG: 0.398 (8, 3)										3	0	0	0	0	2	2			
Rob Andrews, R OBP: 0.310, SLG: 0.256 (1, 4)										3	0	0	0	0	0	2			
Jim Barr, R OBP: 0.286, SLG: 0.211 (8, PH)										2	0	0	0	0	1	0			
Randy Elliott, R OBP: 0.195, SLG: 0.359 (8, 1)										1	0	0	0	0	0	2			
Gary Lavelle, S (8, 1)										0	0	0	0	0	0	0			
Inning Stats	R: 0 E: 1 K: 0 S: 3	H: 1 LOB: 0 BB: 0 P: 3	R: 0 E: 0 K: 2 S: 7	H: 1 LOB: 0 BB: 0 P: 7	R: 0 E: 0 K: 1 S: 5	H: 0 LOB: 0 BB: 0 P: 5	R: 0 E: 0 K: 0 S: 3	H: 0 LOB: 0 BB: 0 P: 3	R: 0 E: 0 K: 1 S: 5	H: 0 LOB: 0 BB: 0 P: 5	R: 0 E: 0 K: 1 S: 6	H: 1 LOB: 1 BB: 0 P: 6	R: 0 E: 1 K: 1 S: 7	H: 1 LOB: 2 BB: 0 P: 7	R: 0 E: 0 K: 0 S: 4	H: 1 LOB: 1 BB: 0 P: 4	1B: 5 2B: 2 3B: 0 HR: 0	SF: 0 SAC: 1 DP: 2 HBP: 0	WP: 0 PA: 31 CS: 2
PITCHER Jon Matlack, L ERA: 3.43 (1, 1)	IP: 9.0 WLS: W BF: 31 H: 5 R: 0 ER: 0 SO: 7 BB: 0 IBB: 0 HBP: 0 BLK: 0 WP: 0 HR: 0 S: 45 P: 45 ERA: 0.00 WHIP: 0.556																		

San Francisco Giants @ New York Mets
Shea Stadium, Flushing, NY
Wed May 18, 1977, 7:05 PM EDT
Att: 7,131 - Unknown

AB 30
R 0
H 5
RBI 0
BB 0
SO 7
LOB 12

Batter	1	2	3	4	5	6	7	8	9	AB	R	H	RBI	BB	SO	LOB	BOTTOM		
Lenny Randle, S OBP: 0.438, SLG: 0.565 (1, 4)										4	1	3	0	0	0	0			
Jerry Grote, R OBP: 0.348, SLG: 0.317 (9, 2)										4	0	1	1	0	0	1			
John Milner, L OBP: 0.311, SLG: 0.485 (8, 7)										3	0	0	0	0	0	0			
Bruce Boisclair, L OBP: 0.352, SLG: 0.365 (8, 7)										1	0	0	0	0	1	2			
Dave Kingman, R OBP: 0.301, SLG: 0.467 (1, 9)										3	0	1	0	0	0	0			
Ed Kranepool, L OBP: 0.319, SLG: 0.494 (1, 3)										3	0	0	0	0	1	1			
Lee Mazzilli, S OBP: 0.336, SLG: 0.298 (1, 8)										3	0	0	0	0	0	1			
Ron Hodges, L OBP: 0.286, SLG: 0.308 (8, PH)										2	0	1	0	0	0	1			
Roy Staiger, R OBP: 0.247, SLG: 0.343 (9, 5)										1	0	1	0	0	0	0			
Bud Harrelson, S OBP: 0.225, SLG: 0.141 (1, 6)										3	1	0	0	0	0	2			
Jon Matlack, L OBP: 0.150, SLG: 0.056 (1, 1)										3	0	0	0	0	2	2			
Inning Stats	R: 0 E: 0 K: 0 S: 3	H: 1 LOB: 0 BB: 0 P: 3	R: 0 E: 0 K: 1 S: 6	H: 1 LOB: 1 BB: 0 P: 6	R: 1 E: 1 K: 0 S: 4	H: 1 LOB: 0 BB: 0 P: 4	R: 0 E: 0 K: 0 S: 3	H: 0 LOB: 0 BB: 0 P: 3	R: 0 E: 0 K: 0 S: 3	H: 0 LOB: 0 BB: 0 P: 3	R: 0 E: 0 K: 1 S: 3	H: 0 LOB: 0 BB: 0 P: 3	R: 0 E: 0 K: 2 S: 10	H: 3 LOB: 2 BB: 0 P: 10	R: 1 E: 0 K: 2 S: 10	H: 3 LOB: 2 BB: 0 P: 10	1B: 5 2B: 2 3B: 0 HR: 0	SF: 0 SAC: 0 DP: 0 HBP: 0	WP: 1 PA: 30 CS: 1
PITCHER Jim Barr, R ERA: 4.5 (8, 1)	IP: 7.0 WLS: L BF: 24 H: 4 R: 1 ER: 1 SO: 2 BB: 0 IBB: 0 HBP: 0 BLK: 0 WP: 0 HR: 0 S: 10 P: 10 ERA: 0.00 WHIP: 3.000																		

San Francisco Giants @ New York Mets
Shea Stadium, Flushing, NY
Wed May 18, 1977, 7:05 PM EDT
Att: 7,131 - Unknown

AB 30
R 2
H 7
RBI 1
BB 0
SO 4
LOB 10

Batter	1	2	3	4	5	6	7	8	9	AB	R	H	RBI	BB	SO	LOB	TOP				
Derrel Thomas, S (1.4) OBP: 0.241, SLG: 0.198	F8		F5			P5		F9		4	0	0	0	0	0	1	San Francisco Giants @ New York Mets Shea Stadium, Flushing, NY Thu May 19 1977, 7:05 PM EDT Att: 8,080 - Unknown				
Bill Madlock, R (1.5) OBP: 0.340, SLG: 0.429	5-3			F8				F3		4	0	1	0	0	0	1					
Darrell Evans, L (1.7) OBP: 0.383, SLG: 0.392	F4			F8		F3				4	1	1	0	0	0	1					
Terry Whitfield, L (1.9) OBP: 0.339, SLG: 0.538		F8		4-3			K			4	1	1	3	0	1	0					
Willie McCovey, L (1.3) OBP: 0.393, SLG: 0.496 Randy Moffitt, R (8.1)					F7			F9		3	0	1	0	1	0	0					
Gary Thomasson, L (1.8) OBP: 0.297, SLG: 0.346		1-3			K					0	0	0	0	0	0	0					
Tim Foli, R (1.6) OBP: 0.254, SLG: 0.385		1-3								4	0	1	0	0	2	1					
Marc Hill, R (1.2) OBP: 0.269, SLG: 0.299 John Curtis, L (7.1) OBP: 0.222, SLG: 1.250 Jack Clark, R (8.9) OBP: 0.253, SLG: 0.261										4	0	1	0	0	0	3					
Ed Halicki, R (1.1) OBP: 0.154, SLG: 0.154 Mike Sadek, R (7.2) OBP: 0.222, SLG: 0.152 Randy Elliott, R (9. PH) OBP: 0.190, SLG: 0.350										3	0	0	0	0	1	3					
Inning Stats	R: 0 E: 0 K: 0 S: 3	H: 0 LOB: 0 BB: 0 P: 3	R: 0 E: 0 K: 0 S: 4	H: 1 LOB: 1 BB: 0 P: 4	R: 0 E: 0 K: 2 S: 7	H: 0 LOB: 0 BB: 0 P: 7	R: 0 E: 0 K: 0 S: 3	H: 0 LOB: 0 BB: 0 P: 3	R: 0 E: 0 K: 1 S: 6	H: 1 LOB: 1 BB: 0 P: 6	R: 0 E: 0 K: 1 S: 6	H: 1 LOB: 2 BB: 1 P: 10	R: 3 E: 0 K: 0 S: 6	H: 3 LOB: 0 BB: 0 P: 6	R: 0 E: 1 K: 3 S: 10	H: 0 LOB: 1 BB: 0 P: 10		1B: 4 2B: 2 3B: 0 HR: 1	SF: 0 SAC: 0 DP: 0 HBP: 0	WP: 0 PB: 0 SB: 0 CS: 0	PA: 36
PITCHER	IP	WLS	BF	H	R	ER	SO	BB	IBB	HBP	BLK	WP	HR	S	P	ERA	WHIP				
Jackson Todd, R (1.1) ERA: 2.03	7.2	W	31	7	3	3	5	1	0	0	0	0	1	40	44	3.52	1.043				
Skip Lockwood, R (8.1) ERA: 5.27	1.1	S	5	0	0	0	3	0	0	0	0	0	0	11	11	0.00	0.000				

Batter	1	2	3	4	5	6	7	8	9	AB	R	H	RBI	BB	SO	LOB	BOTTOM				
Lenny Randle, S (1.4) OBP: 0.453, SLG: 0.620	F7		1-3							4	2	2	1	1	0	0	San Francisco Giants @ New York Mets Shea Stadium, Flushing, NY Thu May 19 1977, 7:05 PM EDT Att: 8,080 - Unknown				
Jerry Grote, R (1.5) OBP: 0.314, SLG: 0.283	4-3		5-3							5	0	0	0	0	2	5					
John Milner, L (1.7) OBP: 0.325, SLG: 0.536 Bruce Boisclair, L (7.7) OBP: 0.361, SLG: 0.365	F8									3	1	2	1	0	0	0					
Dave Kingman, R (1.9) OBP: 0.292, SLG: 0.452										4	1	0	0	0	1	3					
Ed Kranepool, L (1.3) OBP: 0.326, SLG: 0.495										4	0	2	0	0	1	2					
Lee Mazzilli, S (1.8) OBP: 0.340, SLG: 0.299										3	0	1	0	1	1	2					
Ron Hodges, L (1.2) OBP: 0.333, SLG: 0.353										4	0	2	1	0	1	3					
Bud Harrelson, S (1.6) OBP: 0.214, SLG: 0.133										4	0	0	0	0	0	5					
Jackson Todd, R (1.1) OBP: 0.333, SLG: 0.333 Skip Lockwood, R (8.1) OBP: 1.000, SLG: 1.000										3	0	1	0	0	0	0					
Inning Stats	R: 0 E: 0 K: 0 S: 3	H: 2 LOB: 2 BB: 0 P: 7	R: 0 E: 0 K: 1 S: 7	H: 0 LOB: 0 BB: 0 P: 7	R: 1 E: 0 K: 2 S: 8	H: 1 LOB: 1 BB: 1 P: 12	R: 1 E: 0 K: 0 S: 4	H: 1 LOB: 0 BB: 0 P: 4	R: 1 E: 0 K: 1 S: 8	H: 3 LOB: 2 BB: 0 P: 8	R: 1 E: 1 K: 1 S: 7	H: 2 LOB: 2 BB: 1 P: 11	R: 0 E: 0 K: 1 S: 7	H: 2 LOB: 3 BB: 1 P: 11	1B: 9 2B: 0 3B: 0 HR: 2	SF: 0 SAC: 0 DP: 0 HBP: 0		WP: 0 PB: 0 SB: 1 CS: 0	PA: 38		
PITCHER	IP	WLS	BF	H	R	ER	SO	BB	IBB	HBP	BLK	WP	HR	S	P	ERA	WHIP				
Ed Halicki, R (1.1) ERA: 4.2	6.2	L	31	9	4	3	5	2	0	0	1	0	2	39	47	4.05	1.650				
John Curtis, L (7.1) ERA: 1.37	1.0		6	2	0	0	0	1	0	0	0	0	0	5	9	0.00	3.000				
Randy Moffitt, R (8.1) ERA: 1.2	0.1		1	0	0	0	1	0	0	0	0	0	0	3	3	0.00	0.000				



Batter	1	2	3	4	5	6	7	8	9	AB	R	H	RBI	BB	SO	LOB	TOP																			
Derrel Thomas, S (1, 4) OBP: 0.254, SLG: 0.234 (5, 6)										5	0	2	0	0	1	2	San Francisco Giants @ St. Louis Cardinals Busch Stadium, St. Louis, MO Sat May 21 1977, 3:33 AM CDT Att: 15,546 - Unknown																			
Bill Madlock, R (1, 5) OBP: 0.350, SLG: 0.433										5	1	3	0	0	0	1																				
Darrell Evans, L (1, 7) OBP: 0.388, SLG: 0.394										3	0	0	0	0	0	4																				
Terry Whitfield, L (1, 9) OBP: 0.338, SLG: 0.550										4	1	2	1	0	1	1																				
Willie McCovey, L (1, 3) OBP: 0.389, SLG: 0.484										3	1	0	0	1	1	3																				
Gary Thomasson, L (1, 8) OBP: 0.295, SLG: 0.353										4	1	1	1	0	0	2																				
Johnnie LetMaster, R (1, 6) OBP: 0.143, SLG: 0.100 Terry Cornutt, R (8, 1)										3	0	0	0	0	2	4																				
Mike Sadek, R (1, 2) OBP: 0.250, SLG: 0.243										4	0	2	2	0	0	0																				
John Montefusco, R (1, 1) OBP: 0.182, SLG: 0.286 John Curtis, L (4, 1) OBP: 0.750, SLG: 1.250 Rob Andrews, R (5, 4) OBP: 0.301, SLG: 0.247 Dave Heaverlo, R (5, 1)										2	1	1	1	0	0	1																				
Jack Clark, R (8, PH) OBP: 0.257, SLG: 0.260										1	0	0	0	0	0	0																				
Inning Stats	R: 0 E: 0 K: 1 S: 6	H: 2 LOB: 1 BB: 0 P: 6	R: 2 E: 0 K: 2 S: 9	H: 2 LOB: 1 BB: 1 P: 13	R: 1 E: 0 K: 2 S: 9	H: 2 LOB: 2 BB: 0 P: 10	R: 1 E: 0 K: 0 S: 5	H: 3 LOB: 1 BB: 0 P: 5	R: 1 E: 0 K: 0 S: 4	H: 1 LOB: 2 BB: 0 P: 4	R: 0 E: 0 K: 0 S: 3	H: 0 LOB: 0 BB: 0 P: 3	R: 0 E: 0 K: 0 S: 3	H: 0 LOB: 0 BB: 0 P: 3	R: 0 E: 0 K: 0 S: 4	H: 1 LOB: 1 BB: 0 P: 4	1B: 6 2B: 3 3B: 0 HR: 2	SF: 0 SAC: 0 DP: 1 HBP: 1	WP: 0 PA: 38 PB: 0 SB: 0 CS: 0																	
PITCHER	IP	WLS	BF	H	R	ER	SO	BB	IBB	HBP	BLK	WP	HR	S	P	ERA	WHIP	PITCHER		IP	WLS	BF	H	R	ER	SO	BB	IBB	HBP	BLK	WP	HR	S	P	ERA	WHIP
John Denny, R (1, 1) ERA: 3.75	5.0	W	25	10	5	5	5	1	0	1	0	0	2	33	38	9.00	2.200																			
Clay Carroll, R (6, 1) ERA: 2.19	4.0	S	13	1	0	0	0	0	0	0	0	0	0	13	13	0.00	0.250																			

AB 36
R 5
H 11
RBI 5
BB 1
SO 5
LOB 19



Batter	1	2	3	4	5	6	7	8	9	AB	R	H	RBI	BB	SO	LOB	BOTTOM																			
Lou Brock, L (1, 7) OBP: 0.342, SLG: 0.465 Clay Carroll, R (6, 1)										4	1	2	0	0	1	0	San Francisco Giants @ St. Louis Cardinals Busch Stadium, St. Louis, MO Sat May 21 1977, 3:33 AM CDT Att: 15,546 - Unknown																			
Gary Templeton, S (1, 6) OBP: 0.300, SLG: 0.382										5	1	1	0	0	1	5																				
Bake McBride, L (1, 8) OBP: 0.274, SLG: 0.456 Mike Anderson, R (7, 9) OBP: 0.278, SLG: 0.375										4	1	2	2	0	1	3																				
Keith Hernandez, L (1, 3) OBP: 0.451, SLG: 0.595										4	0	1	1	0	2	3																				
Jerry Mumphrey, S (1, 9) OBP: 0.472, SLG: 0.623 (7, 7)										4	1	1	0	0	0	2																				
Dave Rader, L (1, 2) OBP: 0.471, SLG: 0.667										3	2	1	1	1	0	0																				
Ken Reitz, R (1, 5) OBP: 0.291, SLG: 0.425										4	1	1	0	0	1	1																				
Don Kessinger, S (1, 4) OBP: 0.344, SLG: 0.283										2	1	0	1	2	0	2																				
John Denny, R (1, 1) OBP: 0.174, SLG: 0.136 Tony Scott, S (5, PH) (6, 7) (7, 8)										2	0	1	2	0	0	1																				
Inning Stats	R: 2 E: 0 K: 2 S: 9	H: 2 LOB: 0 BB: 0 P: 9	R: 0 E: 0 K: 1 S: 5	H: 0 LOB: 1 BB: 1 P: 9	R: 1 E: 1 K: 1 S: 7	H: 1 LOB: 1 BB: 0 P: 7	R: 3 E: 1 K: 1 S: 9	H: 3 LOB: 2 BB: 1 P: 13	R: 2 E: 0 K: 0 S: 6	H: 3 LOB: 2 BB: 1 P: 10	R: 0 E: 0 K: 0 S: 3	H: 1 LOB: 0 BB: 0 P: 3	R: 0 E: 1 K: 0 S: 3	H: 0 LOB: 0 BB: 0 P: 3	R: 0 E: 0 K: 1 S: 5	H: 0 LOB: 0 BB: 0 P: 5		1B: 5 2B: 4 3B: 0 HR: 1	SF: 1 SAC: 0 DP: 2 HBP: 0	WP: 0 PA: 38 PB: 0 SB: 0 CS: 0																
PITCHER	IP	WLS	BF	H	R	ER	SO	BB	IBB	HBP	BLK	WP	HR	S	P	ERA	WHIP	PITCHER		IP	WLS	BF	H	R	ER	SO	BB	IBB	HBP	BLK	WP	HR	S	P	ERA	WHIP
John Montefusco, R (1, 1) ERA: 3.75	3.0	L	19	6	6	5	4	0	0	0	0	0	0	7	7	18.00	2.000																			
John Curtis, L (4, 1) ERA: 2.31	1.0		5	2	2	2	1	0	0	0	0	0	0	7	7	18.00	2.000																			
Dave Heaverlo, R (5, 1) ERA: 1.76	3.0		11	2	0	0	0	0	1	0	0	0	0	10	14	0.00	0.667																			
Terry Cornutt, R (8, 1) ERA: 3.0	1.0		3	0	0	0	1	0	0	0	0	0	0	5	5	0.00	0.000																			

AB 34
R 8
H 10
RBI 8
BB 3
SO 6
LOB 17



Batter	1	2	3	4	5	6	7	8	9	AB	R	H	RBI	BB	SO	LOB	TOP
Derrel Thomas, S (1,4) OBP: 0.262, SLG: 0.230	4-0 BB 1B	4-0 BB			0-0 F8		0-0 4-3			2	1	0	0	2	0	1	San Francisco Giants @ St. Louis Cardinals Busch Stadium, St. Louis, MO Sun May 22 1977, 3:33 AM CDT Att: 43,824 - Unknown
Bill Madlock, R (1,5) OBP: 0.347, SLG: 0.425	4-0 1B BB	0-0 G3			0-0 F7			0-0 6-3		3	0	0	0	1	0	1	
Darrell Evans, L (1,7) OBP: 0.376, SLG: 0.381	0-0 P4			0-0 F8		0-0 F9		0-0 F7		4	0	0	0	0	0	2	
Terry Whitfield, L (1,9) OBP: 0.348, SLG: 0.547	0-0 P6			0-0 F3		0-0 G4-6-3 1B		0-0 1B		4	0	2	0	0	0	2	
Willie McCovey, L (1,3) OBP: 0.392, SLG: 0.484 Gary Lavelle, S (8,1)	0-0 BB 1B			0-0 1B		0-0 P4		0-0 F8		4	0	2	1	0	0	2	
Gary Thomasson, L (1,8) OBP: 0.303, SLG: 0.386	4-0 1-2 BB			0-0 HR		0-0 G4-6-3 1-2		0-0 P6		3	1	1	1	1	0	1	
Tim Foli, R (1,6) OBP: 0.252, SLG: 0.371	0-0 P3			4-0 G6-3 BB		0-0 E4 CS		0-0 5-3		3	0	0	0	1	0	3	
Marc Hill, R (1,2) OBP: 0.267, SLG: 0.305		0-0 6-3		0-0 G6-3		0-3 K		0-0 2B		4	0	1	0	0	1	2	
Jim Barr, R (1,1) OBP: 0.292, SLG: 0.227 Larry Hemdon, R (8,8) OBP: 0.243, SLG: 0.338		0-0 6-3		0-0 F8		0-0 PB 1B		0-3 K		3	0	1	0	0	0	0	
Inning Stats	R: 1 E: 0 K: 0 S: 4	H: 1 LOB: 3 BB: 3 P: 16	R: 0 E: 0 K: 0 S: 3	H: 0 LOB: 1 BB: 1 P: 7	R: 0 E: 0 K: 0 S: 3	H: 1 LOB: 0 BB: 0 P: 3	R: 1 E: 0 K: 0 S: 3	H: 1 LOB: 0 BB: 0 P: 7	R: 0 E: 0 K: 1 S: 6	H: 1 LOB: 1 BB: 0 P: 6	R: 0 E: 0 K: 0 S: 4	H: 1 LOB: 1 BB: 0 P: 4	R: 0 E: 0 K: 1 S: 6	H: 1 LOB: 1 BB: 0 P: 6	1B: 5 2B: 1 3B: 0 HR: 1	SF: 0 SAC: 0 DP: 2 HBP: 0	
PITCHER	IP WLS BF H R ER SO BB IBB HBP BLK WP HR S P ERA WHIP																
Larry Dierker, R (1,1) ERA: 3.6	5.0 L 21 3 2 2 0 5 0 0 0 0 0 1 16 36 3.60 1.600																
Buddy Schultz, L (6,1) ERA: 1.31	2.0 7 2 0 0 1 0 0 0 0 0 0 9 9 0.00 1.000																
Butch Metzger, R (8,1) ERA: 5.11	2.0 8 2 0 0 1 0 0 0 0 0 0 10 10 0.00 1.000																

Batter	1	2	3	4	5	6	7	8	9	AB	R	H	RBI	BB	SO	LOB	BOTTOM				
Lou Brock, L (1,7) OBP: 0.339, SLG: 0.458	0-3 K		0-0 4-3			0-0 L8		0-0 G6-4-3 1B		4	0	1	0	0	1	1	San Francisco Giants @ St. Louis Cardinals Busch Stadium, St. Louis, MO Sun May 22 1977, 3:33 AM CDT Att: 43,824 - Unknown				
Gary Templeton, S (1,6) OBP: 0.299, SLG: 0.379	0-0 3-1		0-0 4-3			0-0 4-3 BLK 1B		0-0 G6-4-3 1-2		4	0	1	0	0	0	2					
Tony Scott, S (1,8) OBP: 0.442, SLG: 0.463	0-0 S 1B				0-0 P6		0-0 4-3	4-0 BB		3	0	1	0	1	0	1					
Ted Simmons, S (1,2) OBP: 0.431, SLG: 0.585	0-0 6-3				0-0 P3		0-0 F8	0-0 P3		4	0	0	0	0	0	3					
Keith Hernandez, L (1,3) OBP: 0.438, SLG: 0.575		0-0 L7		0-0 F9		0-0 G3		0-3 K		4	0	0	0	0	1	0					
Jerry Mumphrey, S (1,9) OBP: 0.447, SLG: 0.585		0-0 F8			0-3 K		0-0 4-3	0-3 K		4	0	0	0	0	2	0					
Ken Reitz, R (1,5) OBP: 0.297, SLG: 0.428		0-0 P4			0-0 FC6-4 1B		0-0 1B	0-0 F9		4	0	2	0	0	0	0					
Don Kessinger, S (1,4) OBP: 0.399, SLG: 0.304			0-0 4-3 SH1-4 1B		0-0 FC6-4 1-2		0-0 FC4-6 1B			3	0	2	0	0	0	1					
Larry Dierker, R (1,1) Joel Youngblood, R (5,PH) Buddy Schultz, R (6,1) Bake McBride, L (7,PH) Butch Metzger, R (8,1)			0-0 SH1-4		0-0 F9		0-0 FC4-6 1-2			0	0	0	0	0	0	0					
Inning Stats	R: 0 E: 0 K: 1 S: 6	H: 1 LOB: 1 BB: 0 P: 6	R: 0 E: 0 K: 0 S: 3	H: 0 LOB: 0 BB: 0 P: 3	R: 0 E: 0 K: 0 S: 4	H: 1 LOB: 1 BB: 0 P: 4	R: 0 E: 0 K: 0 S: 3	H: 0 LOB: 0 BB: 0 P: 3	R: 0 E: 0 K: 1 S: 6	H: 1 LOB: 1 BB: 0 P: 6	R: 0 E: 0 K: 0 S: 4	H: 2 LOB: 2 BB: 0 P: 4	R: 0 E: 0 K: 0 S: 5	H: 1 LOB: 1 BB: 0 P: 5	R: 0 E: 0 K: 0 S: 3	H: 1 LOB: 1 BB: 1 P: 7		R: 0 E: 0 K: 2 S: 7	H: 0 LOB: 0 BB: 0 P: 7	1B: 7 2B: 0 3B: 0 HR: 0	SF: 0 SAC: 1 DP: 1 HBP: 0
PITCHER	IP WLS BF H R ER SO BB IBB HBP BLK WP HR S P ERA WHIP																				
Jim Barr, R (1,1) ERA: 4.02	7.0 W 27 6 0 0 2 0 0 0 0 0 0 31 31 0.00 0.857																				
Gary Lavelle, L (8,1) ERA: 0.65	2.0 S 7 1 0 0 2 1 0 0 0 0 0 0 10 14 0.00 1.000																				

Batter	1	2	3	4	5	6	7	8	9	AB	R	H	RBI	BB	SO	LOB	TOP			
Pete Rose, S OBP: 0.395, SLG: 0.461 (1, 5)	0-0 3-1		0-0 4-3		0-0 6-3		0-0 F9	4-0 IBB		4	0	0	0	1	0	0	Cincinnati Reds @ San Francisco Giants Candlestick Park, San Francisco, CA Thu May 26 1977, 10:05 PM EDT Att: 5,702 - Unknown			
Ken Griffey, L OBP: 0.373, SLG: 0.448 (1, 9)	0-0 F7		0-3 K		0-0 2-3 1B		0-0 6-3	0-0 4-3		5	0	1	0	0	1	2				
Joe Morgan, L OBP: 0.431, SLG: 0.500 (1, 4)	0-0 F7		0-0 HR		0-0 2-3 1B		0-0 S 1B		0-0 3-1	5	1	3	1	0	0	0				
Johnny Bench, R OBP: 0.303, SLG: 0.504 (1, 2)		0-0 3-1	0-3 K		0-0 2-3		0-0 1-2 IBB		0-3 K	4	0	0	0	1	2	2				
Dan Driessen, L OBP: 0.353, SLG: 0.458 (1, 3)		0-3 K		0-0 2B 1B	0-3 BB		0-0 4-3		0-0 3B	4	1	2	0	1	1	2				
George Foster, R OBP: 0.370, SLG: 0.486 (1, 7)		0-0 HR 1B		0-0 4-3 1H 2B	0-3 K			0-3 K	0-0 4-3	5	1	2	1	0	2	4				
Cesar Geronimo, L OBP: 0.276, SLG: 0.378 (1, 8)		0-0 1H HR		0-0 4-3		0-0 6-3		4-0 1B BB		3	2	1	2	1	0	1				
Dave Concepcion, R OBP: 0.310, SLG: 0.308 (1, 6)		4-0 S BB		0-0 P4	0-0 F9		0-0 F9	0-0 FC6-4 1B		3	0	1	0	1	0	1				
Gary Nolan, R OBP: 0.125, SLG: 0.125 (5, 1) Mike Caldwell, L OBP: 0.200, SLG: 0.200 (5, 1) Dale Murray, R (5, 1) Bob Bailey, R OBP: 0.345, SLG: 0.345 (8, PH) Ed Armbrister, R OBP: 0.550, SLG: 0.550 (8, PH) Pedro Borbon, R OBP: 0.900, SLG: 0.900 (8, 1)	0-0 F8		0-0 6-3		0-0 6-3		0-0 6-3	0-0 FC6-4 S 1-2 2H		2	0	0	0	0	0	2				
Inning Stats	R: 0 E: 0 K: 0 S: 3	H: 0 LOB: 0 BB: 0 P: 3	R: 2 E: 0 K: 1 S: 7	H: 2 LOB: 1 BB: 1 P: 11	R: 1 E: 0 K: 2 S: 8	H: 1 LOB: 0 BB: 0 P: 8	R: 1 E: 0 K: 0 S: 5	H: 2 LOB: 1 BB: 0 P: 5	R: 0 E: 0 K: 1 S: 7	H: 2 LOB: 3 BB: 1 P: 11	R: 0 E: 0 K: 0 S: 4	H: 1 LOB: 2 BB: 1 P: 8	R: 1 E: 1 K: 1 S: 6	H: 1 LOB: 2 BB: 2 P: 14	R: 0 E: 0 K: 1 S: 6	H: 1 LOB: 1 BB: 0 P: 6	1B: 6 2B: 1 3B: 1 HR: 2	SF: 0 SAC: 0 DP: 0 HBP: 0	WP: 0 PB: 0 SB: 3 CS: 0	PA: 42
PITCHER	IP WLS BF H R ER SO BB IBB HBP BLK WP HR S P ERA WHIP																			
John Montefusco, R ERA: 3.92 (1, 1)	2.0	9	2	2	2	1	1	0	0	0	0	0	0	1	13	13	9.00	1.500		
Terry Cornutt, R ERA: 3.8 (3, 1)	2.0	9	3	2	2	2	0	0	0	0	0	0	1	13	13	9.00	1.500			
Dave Heaverlo, R ERA: 1.56 (5, 1)	2.0	9	2	0	0	1	1	0	0	0	0	0	0	10	14	0.00	1.500			
Gary Lavelle, L ERA: 0.55 (7, 1)	2.0	W	11	2	1	0	1	1	2	0	0	0	0	10	22	0.00	1.500			
Randy Moffitt, R ERA: 1.5 (9, 1)	1.0	S	4	1	0	0	1	0	0	0	0	0	0	6	6	0.00	1.000			

AB	37
R	5
H	10
RBI	4
BB	5
SO	6
LOB	15



Batter	1	2	3	4	5	6	7	8	9	AB	R	H	RBI	BB	SO	LOB	BOTTOM			
Derrel Thomas, S OBP: 0.274, SLG: 0.246 (1, 4)	0-0 4-3 1B		0-0 F5		0-0 S 1B		0-0 6-3	0-0 SH1-4		4	1	2	1	0	0	2	Cincinnati Reds @ San Francisco Giants Candlestick Park, San Francisco, CA Thu May 26 1977, 10:05 PM EDT Att: 5,702 - Unknown			
Bill Madlock, R OBP: 0.365, SLG: 0.445 (1, 5)	0-0 F9		0-0 F9 1B	0-0 5-3		0-0 1B BB		4-0 FC9-6 IBB		3	1	1	0	2	0	2				
Darrell Evans, L OBP: 0.381, SLG: 0.379 (1, 7) (8, 3)	0-0 4-3		0-3 K		0-0 1B G1-2-3		0-0 1B	0-0 FC9-6 1B		5	0	2	0	0	1	4				
Terry Whitfield, L OBP: 0.378, SLG: 0.539 (1, 9)	0-0 2H 1B		0-0 F9		0-0 1B		0-0 1B	0-0 FC6-4 1B		5	1	4	2	0	0	1				
Willie McCovey, L OBP: 0.400, SLG: 0.496 (1, 3) Larry Hemdon, R OBP: 0.250, SLG: 0.357 (7, PR) (8, 8)	0-0 F7		0-0 1B		0-0 IBB		0-0 IBB	0-0 FC6-4 1B		3	0	2	1	1	0	1				
Gary Thomasson, L OBP: 0.313, SLG: 0.410 (1, 8) (8, 7)		0-0 F5	0-0 4-3		0-0 K		0-0 K	4-0 G4-6-3 IBB		3	0	0	0	1	1	4				
Tim Foli, R OBP: 0.250, SLG: 0.377 (1, 6)		0-0 E SH3-4 2B		0-0 4-1 1B 2B	0-0 G1-2-3		0-0 SF9	0-0 FC6-4 SH1-4 1B		3	2	2	1	0	0	3				
Marc Hill, R OBP: 0.264, SLG: 0.301 (2, PH) Mike Sadek, R OBP: 0.227, SLG: 0.220 (3, 2)		0-0 E3 SH3-4		0-0 4-1		0-0 2-3		0-0 G4-6-3		0	0	0	0	0	0	0				
John Montefusco, R OBP: 0.180, SLG: 0.286 (3, 1) Terry Cornutt, R OBP: 0.286, SLG: 0.286 (4, PH) Jack Clark, R OBP: 0.326, SLG: 0.326 (5, 1) Dave Heaverlo, R OBP: 0.247, SLG: 0.247 (7, 1) Gary Lavelle, S (8, PH) Vic Harris, S OBP: 1.000, SLG: 1.000 (8, 1) Randy Moffitt, R (8, 1)	0-0 SH3-4		0-0 F3		0-0 6-3 1B BB		0-0 FC9-6 SH1-4 1B			0	0	0	1	0	0	0				
Inning Stats	R: 1 E: 0 K: 0 S: 5	H: 2 LOB: 1 BB: 0 P: 5	R: 1 E: 0 K: 0 S: 5	H: 1 LOB: 1 BB: 0 P: 5	R: 1 E: 0 K: 1 S: 7	H: 2 LOB: 1 BB: 0 P: 7	R: 1 E: 0 K: 0 S: 5	H: 2 LOB: 1 BB: 0 P: 5	R: 0 E: 0 K: 0 S: 6	H: 2 LOB: 2 BB: 1 P: 10	R: 0 E: 0 K: 0 S: 3	H: 1 LOB: 2 BB: 2 P: 11	R: 1 E: 0 K: 0 S: 4	H: 2 LOB: 2 BB: 1 P: 8	R: 1 E: 0 K: 0 S: 5	H: 2 LOB: 2 BB: 1 P: 9	1B: 10 2B: 4 3B: 0 HR: 0	SF: 1 SAC: 2 DP: 2 HBP: 0	WP: 0 PB: 0 SB: 1 CS: 0	PA: 41
PITCHER	IP WLS BF H R ER SO BB IBB HBP BLK WP HR S P ERA WHIP																			
Gary Nolan, R ERA: 2.74 (1, 1)	4.0	22	9	4	3	1	0	0	0	0	0	0	0	3	7	0.00	0.000			
Mike Caldwell, L ERA: 3.19 (5, 1)	0.1	2	0	0	0	1	0	1	0	0	0	0	0	3	7	0.00	0.000			
Dale Murray, R ERA: 5.4 (5, 1)	2.2	11	3	1	1	0	2	1	0	0	0	0	0	8	20	3.38	1.875			
Pedro Borbon, R ERA: 2.81 (8, 1)	1.0	L	6	2	1	1	0	1	0	0	0	0	0	5	9	9.00	2.000			

AB	33
R	6
H	14
RBI	6
BB	5
SO	2
LOB	25



Batter	1	2	3	4	5	6	7	8	9	AB	R	H	RBI	BB	SO	LOB	TOP			
Jerry Royster, R (1, 6) OBP: 0.302, SLG: 0.268	K		F6			F8		S 1B		4	0	1	2	0	1	0	Atlanta Braves @ San Francisco Giants Candlestick Park, San Francisco, CA Sat May 28 1977, 6:33 AM EDT Att: 5,810 - Unknown			
Darrel Chaney, S (1, 4) OBP: 0.283, SLG: 0.316	6-3			4-1			F7	1-2 IBB		3	0	0	0	1	0					
Junior Moore, R (1, 5) OBP: 0.357, SLG: 0.356				4-3			K	F2		4	0	1	0	0	1	2				
Willie Montanez, L (1, 3) OBP: 0.281, SLG: 0.400	K			4-3				1B	K	4	0	1	0	0	2	1				
Gary Matthews, R (1, 7) OBP: 0.371, SLG: 0.500		K				F7			F9	4	0	0	0	0	1	1				
Biff Pocoreba, S (1, 2) OBP: 0.357, SLG: 0.477		F8				F6		SH1-3 1B	E 1B	4	1	2	0	0	0	0				
Tom Paciorek, R (1, 9) OBP: 0.278, SLG: 0.378		F5				K		F4	E5 IBB	4	0	0	0	0	1	2				
Barry Bonnell, R (1, 8) OBP: 0.507, SLG: 0.492			K			6-3			SH1-3 1B	3	1	1	0	1	1	0				
Jamie Easterly, L (1, 1) OBP: 0.250, SLG: 0.417			K			F6		SH1-3	3-1	2	0	0	0	0	1	0	Braves			
Rick Camp, R (8, 1)								1-2 2-3		1	0	0	0	0	0	3				
Inning Stats	R: 0 E: 0 K: 2 S: 8	H: 1 LOB: 1 BB: 0 P: 8	R: 0 E: 0 K: 1 S: 5	H: 0 LOB: 0 BB: 0 P: 5	R: 0 E: 0 K: 2 S: 7	H: 0 LOB: 0 BB: 0 P: 7	R: 0 E: 0 K: 0 S: 3	H: 0 LOB: 0 BB: 0 P: 3	R: 0 E: 0 K: 1 S: 5	H: 0 LOB: 0 BB: 0 P: 5	R: 0 E: 0 K: 1 S: 6	H: 1 LOB: 1 BB: 0 P: 6	R: 2 E: 0 K: 0 S: 6	H: 3 LOB: 2 BB: 1 P: 10	R: 0 E: 1 K: 1 S: 7	H: 1 LOB: 3 BB: 1 P: 11	1B: 6 2B: 0 3B: 0 HR: 0	SF: 0 SAC: 1 DP: 0 HBP: 0	WP: 0 PB: 0 SB: 1 CS: 0	PA: 36
PITCHER	IP WLS BF H R ER SO BB IBB HBP BLK WP HR S P ERA WHIP																			
Ed Halicki, R (1, 1) ERA: 3.75	8.0 L 30 5 2 2 7 0 1 0 0 0 0 0 43 47 2.25 0.625																			
Gary Lavelle, L (9, 1) ERA: 0.53	1.0 6 1 0 0 1 0 1 0 0 0 0 0 7 11 0.00 1.000																			

Batter	1	2	3	4	5	6	7	8	9	AB	R	H	RBI	BB	SO	LOB	BOTTOM					
Tim Foli, R (1, 6) OBP: 0.249, SLG: 0.380	F4		F6			6-3		F8		4	0	0	0	0	0	1	Atlanta Braves @ San Francisco Giants Candlestick Park, San Francisco, CA Sat May 28 1977, 6:33 AM EDT Att: 5,810 - Unknown					
Rob Andrews, R (1, 4) OBP: 0.315, SLG: 0.242	F9			F9		BB		1B BB		2	0	0	0	2	0	0						
Bill Madlock, R (1, 5) OBP: 0.363, SLG: 0.433	K			4-3		F6		G6-4-3 1B		4	0	1	1	0	1	1						
Jack Clark, R (1, 9) OBP: 0.274, SLG: 0.272		FC5-6 1B				6-3		G6-4-3 1B		4	0	2	0	0	0	2						
Willie McCovey, L (1, 3) OBP: 0.401, SLG: 0.490		FC5-6								3	0	1	0	0	1	2						
Derrel Thomas, S (7, PR) OBP: 0.264, SLG: 0.237		FC5-6								0	0	0	0	0	0	0						
Mike Sadek, R (8, 2) OBP: 0.222, SLG: 0.214		FC5-6-4 1-2								0	0	0	0	0	0	0						
Terry Whitfield, L (9, PH) OBP: 0.364, SLG: 0.524		FC5-6-4 1-2								1	0	0	0	0	0	0						
Larry Hemdon, R (1, 8) OBP: 0.280, SLG: 0.351		FC5-6-4			K			F7		4	0	1	0	0	1	1						
Gary Thomasson, L (1, 7) OBP: 0.322, SLG: 0.406		K			4-3			G3		4	0	0	0	0	1	3						
Ken Rudolph, R (1, 2) OBP: 0.211, SLG: 0.222				4-3						2	0	0	0	0	0	0	GIANTS					
Darrell Evans, L (7, PH) OBP: 0.366, SLG: 0.362					F9					1	0	0	0	0	0	2						
Ed Halicki, R (1, 1) ERA: 5.05					6-3					2	0	0	0	0	0	0						
Vic Harris, S (8, PH) OBP: 0.667, SLG: 1.000						4-3				1	1	1	0	0	0	0						
Gary Lavelle, S (9, 1) ERA: 3.32								1B 2B		0	0	0	0	0	0	0						
Inning Stats	R: 0 E: 0 K: 1 S: 5	H: 0 LOB: 0 BB: 0 P: 5	R: 0 E: 0 K: 1 S: 6	H: 1 LOB: 1 BB: 0 P: 6	R: 0 E: 0 K: 0 S: 3	H: 0 LOB: 0 BB: 0 P: 3	R: 0 E: 0 K: 1 S: 6	H: 1 LOB: 1 BB: 0 P: 6	R: 0 E: 0 K: 0 S: 5	H: 0 LOB: 0 BB: 0 P: 5	R: 0 E: 0 K: 0 S: 3	H: 0 LOB: 1 BB: 1 P: 7	R: 0 E: 0 K: 0 S: 5	H: 2 LOB: 2 BB: 0 P: 5	R: 1 E: 0 K: 0 S: 4	H: 2 LOB: 1 BB: 1 P: 8	R: 0 E: 0 K: 0 S: 3	H: 0 LOB: 0 BB: 0 P: 3	1B: 5 2B: 1 3B: 0 HR: 0	SF: 0 SAC: 0 DP: 1 HBP: 0	WP: 0 PB: 0 SB: 0 CS: 0	PA: 34
PITCHER	IP WLS BF H R ER SO BB IBB HBP BLK WP HR S P ERA WHIP																					
Jamie Easterly, L (1, 1) ERA: 5.05	2.0 S 7 1 0 0 0 1 0 0 0 0 0 0 6 10 0.00 1.000																					
Rick Camp, R (8, 1) ERA: 3.32																						

Batter	1	2	3	4	5	6	7	8	9	10	AB	R	H	RBI	BB	SO	LOB	TOP
Jerry Royster, R OBP: 0.299, SLG: 0.266 (1, 6)	F8		F9	F8			FC1-5 1B		K		5	1	1	0	0	1	2	Atlanta Braves @ San Francisco Giants Candlestick Park, San Francisco, CA Sun May 29 1977, 6:33 AM EDT Att: 4,242 - Unknown livebaseballscorecards.com
Junior Moore, R OBP: 0.342, SLG: 0.340 (1, 5)	1-3		5-3		F8		FC1-5 1B		K		5	0	0	0	0	1	2	
Willie Montanez, L OBP: 0.309, SLG: 0.433 (1, 3)				3B				FC6-4 1B	4-3		5	1	4	1	0	0	0	
Jeff Burroughs, R OBP: 0.395, SLG: 0.538 (1, 9)					F8					K	4	0	1	1	1	2	3	
Gary Matthews, R OBP: 0.366, SLG: 0.489 (1, 7)											5	0	1	0	0	2	6	
Vic Cornell, R OBP: 0.386, SLG: 0.541 (1, 2)																		
Barry Bonnell, R OBP: 0.487, SLG: 0.471 (1, 8)																		
Rod Gilbreath, R OBP: 0.286, SLG: 0.223 (7, PH)																		
Biff Pocoroba, S OBP: 0.354, SLG: 0.473 (8, 1)																		
Dave Campbell, R (8, 1)																		
Max Leon, R OBP: 0.286, SLG: 0.417 (7, PH)																		
Joe Niekirk, L OBP: 0.354, SLG: 0.590 (7, PH)																		
Pat Rockoff, R OBP: 0.303, SLG: 0.295 (7, 1)																		
Don Collins, R OBP: 0.279, SLG: 0.310 (8, PH)																		
Darrel Cheney, S OBP: 0.279, SLG: 0.310 (8, 4)																		
Inning Stats	R: 0 E: 0 K: 1 S: 6	H: 1 LOB: 2 BB: 1 P: 10	R: 0 E: 0 K: 0 S: 4	H: 1 LOB: 1 BB: 0 P: 4	R: 1 E: 0 K: 1 S: 7	H: 2 LOB: 1 BB: 0 P: 7	R: 0 E: 0 K: 0 S: 3	H: 0 LOB: 0 BB: 0 P: 3	R: 0 E: 0 K: 0 S: 4	H: 1 LOB: 1 BB: 0 P: 4	R: 0 E: 0 K: 2 S: 7	H: 0 LOB: 0 BB: 0 P: 7	R: 0 E: 0 K: 1 S: 6	H: 1 LOB: 1 BB: 0 P: 6	1B: 8 2B: 2 3B: 1 HR: 0	SF: 0 SAC: 0 DP: 1 HBP: 0	WP: 0 PB: 1 SB: 0 CS: 0	PA: 43
PITCHER	IP WLS BF H R ER SO ERA WHIP	3.0 2.0 1.0 3.0 1.0 1.0 3.0 2.667	17 6 3 4 0 0 13 2.97	5 1 0 1 0 0 4 2.97	1 0 0 1 0 0 0 2.97	2 0 0 3 0 0 0 2.97	3 0 0 0 0 0 0 2.97	0 0 0 0 0 0 0 2.97	0 0 0 0 0 0 0 2.97	6 6 3 19 6 3.00	30 0.00 0.00 19 6 0.00	3.00 0.500 0.000 3.000 1.333 0.000	2.667	2.667				

Batter	1	2	3	4	5	6	7	8	9	10	AB	R	H	RBI	BB	SO	LOB	BOTTOM				
Rob Andrews, R OBP: 0.330, SLG: 0.263 (1, 4)	FC5-4 1B		G5-4-3 1B		SH2-4	5-3					4	0	3	0	0	0	1	Atlanta Braves @ San Francisco Giants Candlestick Park, San Francisco, CA Sun May 29 1977, 6:33 AM EDT Att: 4,242 - Unknown livebaseballscorecards.com				
Bill Madlock, R OBP: 0.354, SLG: 0.420 (1, 5)	FC5-4 1B		G5-4-3		5-3				F3		5	0	0	0	0	0	5					
Darrell Evans, L OBP: 0.373, SLG: 0.366 (1, 3)	FC5 1B		S 1B		1B	BB			F7		4	0	2	0	1	0	2					
Terry Whitfield, L OBP: 0.355, SLG: 0.506 (1, 9)	K		K								5	0	1	1	0	3	3					
Gary Thomasson, L OBP: 0.333, SLG: 0.404 (1, 7)											3	1	1	0	2	1	2					
Larry Hemdon, R OBP: 0.256, SLG: 0.342 (1, 8)	FC5										5	0	1	0	0	1	4					
Tim Foli, R OBP: 0.241, SLG: 0.369 (1, 6)																						
Ken Rudolph, R OBP: 0.250, SLG: 0.143 (1, 2)																						
Vic Harris, S OBP: 0.500, SLG: 0.750 (9, PH)																						
Mike Sadek, R OBP: 0.222, SLG: 0.214 (10, 2)																						
John Curtis, L ERA: 2.97																						
Charlie Williams, R ERA: 2.97																						
Terry Connett, R ERA: 3.49																						
Randy Moffitt, R ERA: 1.52																						
Gary Lavelle, L ERA: 0.52																						
Inning Stats	R: 0 E: 0 K: 1 S: 7	H: 2 LOB: 3 BB: 1 P: 11	R: 0 E: 0 K: 1 S: 5	H: 0 LOB: 0 BB: 0 P: 5	R: 0 E: 0 K: 1 S: 6	H: 2 LOB: 1 BB: 0 P: 6	R: 0 E: 0 K: 2 S: 8	H: 1 LOB: 1 BB: 0 P: 8	R: 1 E: 0 K: 1 S: 7	H: 2 LOB: 2 BB: 1 P: 11	R: 0 E: 0 K: 0 S: 5	H: 0 LOB: 0 BB: 0 P: 5	R: 0 E: 0 K: 0 S: 3	H: 0 LOB: 0 BB: 0 P: 3	R: 0 E: 0 K: 0 S: 4	H: 1 LOB: 2 BB: 1 P: 8	R: 1 E: 1 K: 0 S: 3	H: 1 LOB: 2 BB: 1 P: 7	1B: 10 2B: 1 3B: 0 HR: 0	SF: 0 SAC: 1 DP: 1 HBP: 0	WP: 0 PB: 0 SB: 1 CS: 0	PA: 43
PITCHER	IP WLS BF H R ER SO ERA WHIP	6.0 1.0 2.1 9 2 12 6 4.46	2 0 1 2 0 0 0 4.46	0 0 1 0 0 0 0 4.46	1 0 0 0 0 0 0 4.46	0 0 0 0 0 0 0 4.46	0 0 0 0 0 0 0 4.46	0 0 0 0 0 0 0 4.46	0 0 0 0 0 0 0 4.46	5 5 10 38 0.00 1.667	46 0.000 0.000 18 3.86 1.714	3.000 0.000 3.860 1.667	1.667	1.667								

Batter	1	2	3	4	5	6	7	8	9	AB	R	H	RBI	BB	SO	LOB	TOP			
Gene Richards, L OBP: 0.323, SLG: 0.311			6-3	E3		G6-3		SH1-4	3-1	6	1	1	0	0	1	3	San Diego Padres @ San Francisco Giants Candlestick Park, San Francisco, CA Mon May 30 1977, 6:38 AM EDT Att: 25,807 - Unknown			
Bill Almon, R OBP: 0.273, SLG: 0.296	5-3			K		E5		SH1-4		4	2	1	0	0	1	3				
Mike Ivey, R OBP: 0.340, SLG: 0.479										5	2	5	4	0	0	0				
Dave Winfield, R OBP: 0.370, SLG: 0.553	F9		4-3			4-3		WP		5	2	2	0	0	0	3				
George Hendrick, R OBP: 0.398, SLG: 0.503		G3								4	1	2	2	1	0	1				
Doug Rader, R OBP: 0.410, SLG: 0.465			F8			K		L4	E4	4	0	0	1	0	1	4				
Mike Champion, R OBP: 0.281, SLG: 0.298			F9		5-3	4-3			B1-5	5	0	1	1	0	0	4				
Bob Davis, R OBP: 0.228, SLG: 0.269										2	1	1	0	1	0	1				
Jerry Turner, L OBP: 0.336, SLG: 0.431						L3				1	0	1	0	0	0	0				
Gene Tenace, R OBP: 0.383, SLG: 0.370									K	1	0	0	0	0	1	0				
John D'Acquisto, R Dan Spillner, R Dave Roberts, R Dave Heaverlo, R Merv Rettenmund, R New Spillner, R Gary Schmitt, R Dave Winmeister, R Bob O'Connell, L Bobby Valentine, R Rollie Fingers, R									F3	1	0	0	0	0	0	0	2			
Inning Stats	R: 0 E: 0 K: 1 S: 6	H: 1 LOB: 1 BB: 0 P: 6	R: 0 E: 0 K: 1 S: 5	H: 0 LOB: 2 BB: 1 P: 10	R: 2 E: 0 K: 0 S: 6	H: 3 LOB: 1 BB: 0 P: 6	R: 1 E: 1 K: 1 S: 8	H: 3 LOB: 2 BB: 0 P: 8	R: 1 E: 1 K: 0 S: 5	H: 1 LOB: 1 BB: 0 P: 7	R: 1 E: 0 K: 0 S: 5	H: 3 LOB: 1 BB: 0 P: 5	R: 3 E: 1 K: 0 S: 6	H: 3 LOB: 1 BB: 1 P: 10	R: 0 E: 0 K: 1 S: 5	H: 0 LOB: 0 BB: 0 P: 5	1B: 11 2B: 6 3B: 0 HR: 1	SF: 0 SAC: 1 DP: 3 HBP: 1	WP: 1 PB: 0 SB: 0 CS: 0	PA: 46
PITCHER	IP WLS BF H R ER SO BB IBB HBP BLK WP HR S P ERA WHIP																			
Bob Knepper, L ERA: 6.0	(1, 1) 3.0 15 4 2 2 2 1 0 1 0 0 0 0 17 22 6.00 1.667																			
Dave Heaverlo, R ERA: 1.74	(4, 1) 3.1 18 7 4 1 2 0 0 0 0 0 0 1 22 2.70 2.100																			
Charlie Williams, R ERA: 3.45	(7, 1) 1.0 5 3 1 1 0 0 0 0 0 0 0 0 5 5 9.00 3.000																			
Randy Moffitt, R ERA: 1.82	(8, 1) 0.2 L 5 2 2 1 0 0 1 0 0 0 1 0 4 8 13.50 3.000																			
John Curtis, L ERA: 2.97	(9, 1) 1.0 3 0 0 0 1 0 0 0 0 0 0 0 5 5 0.00 0.000																			
Batter	1	2	3	4	5	6	7	8	9	AB	R	H	RBI	BB	SO	LOB	BOTTOM			
Rob Andrews, R OBP: 0.336, SLG: 0.262						L6		6-3		4	1	2	1	1	0	1	San Diego Padres @ San Francisco Giants Candlestick Park, San Francisco, CA Mon May 30 1977, 6:38 AM EDT Att: 25,807 - Unknown			
Derrel Thomas, S OBP: 0.295, SLG: 0.268			CS					G3		3	1	2	1	2	0	0				
Gary Thomasson, L OBP: 0.346, SLG: 0.430										5	1	2	2	0	3	6				
Terry Whitfield, L OBP: 0.357, SLG: 0.500										4	1	1	0	0	1	3				
Randy Elliott, R OBP: 0.215, SLG: 0.341	F5					4-3				1	0	0	0	0	1	1				
Jack Clark, R OBP: 0.298, SLG: 0.342										5	1	3	1	0	0	0				
Larry Hemdon, R OBP: 0.261, SLG: 0.322										4	1	0	0	1	3	4				
Tim Foli, R OBP: 0.228, SLG: 0.348										5	1	0	0	0	0	2				
Marc Hill, R OBP: 0.263, SLG: 0.299										2	0	1	1	0	0	2				
Mike Sadek, R OBP: 0.215, SLG: 0.205										2	0	0	0	0	0	0				
Bob Knepper, L Darrell Evans, L Dave Heaverlo, R Charlie Williams, R Randy Moffitt, R Bill Madlock, R John Curtis, L										0	0	0	0	0	0	0	2			
Inning Stats	R: 1 E: 0 K: 2 S: 9	H: 2 LOB: 2 BB: 1 P: 13	R: 0 E: 0 K: 1 S: 6	H: 1 LOB: 3 BB: 2 P: 14	R: 4 E: 2 K: 0 S: 6	H: 3 LOB: 0 BB: 1 P: 10	R: 0 E: 0 K: 2 S: 9	H: 2 LOB: 2 BB: 0 P: 9	R: 0 E: 0 K: 0 S: 3	H: 0 LOB: 0 BB: 0 P: 3	R: 2 E: 0 K: 0 S: 5	H: 2 LOB: 0 BB: 0 P: 5	R: 0 E: 0 K: 1 S: 5	H: 0 LOB: 1 BB: 0 P: 7	R: 0 E: 0 K: 1 S: 5	H: 0 LOB: 0 BB: 0 P: 5	1B: 10 2B: 1 3B: 0 HR: 1	SF: 0 SAC: 1 DP: 1 HBP: 0	WP: 0 PB: 1 SB: 1 CS: 1	PA: 44
PITCHER	IP WLS BF H R ER SO BB IBB HBP BLK WP HR S P ERA WHIP																			
John D'Acquisto, R ERA: 4.74	(1, 1) 2.0 17 5 5 2 3 4 0 0 0 0 0 0 19 35 9.00 4.500																			
Dan Spillner, R ERA: 4.18	(3, 1) 1.0 2 1 0 0 0 0 0 0 0 0 0 0 2 2 0.00 1.000																			
Dave Tomlin, L ERA: 2.83	(4, 1) 2.0 8 2 0 0 2 0 0 0 0 0 0 0 12 12 0.00 1.000																			
Rick Sawyer, R ERA: 5.43	(6, 1) 1.0 5 2 2 2 0 0 0 0 0 0 0 1 5 18.00 2.000																			
Dave Winmeister, R ERA: 5.58	(7, 1) 1.2 W 7 2 1 1 1 0 0 0 0 0 0 0 9 9 5.40 1.200																			
PITCHER	IP WLS BF H R ER SO BB IBB HBP BLK WP HR S P ERA WHIP																			
Bob Ovchinko, L ERA: 5.52	(8, 1) 0.1 0 0 0 0 1 0 0 0 0 0 0 0 0 0 0.00 0.000																			
Rollie Fingers, R ERA: 2.3	(9, 1) 1.0 S 3 0 0 0 1 0 0 0 0 0 0 0 5 5 0.00 0.000																			

Batter	1	2	3	4	5	6	7	8	9	AB	R	H	RBI	BB	SO	LOB	TOP					
Gene Richards, L (1, 8) OBP: 0.320, SLG: 0.309	0-0 4-3		0-3 K			0-0 F6		0-0 1B		4	0	1	0	0	1	0	San Diego Padres @ San Francisco Giants Candlestick Park, San Francisco, CA Wed Jun 01 1977, 6:33 AM EDT Att: 2,890 - Unknown livebaseballscorecards.com					
Bill Almon, R (1, 6) OBP: 0.272, SLG: 0.294	0-0 1B		0-0 5-3			0-0 E6 BB		0-0 F9		4	0	1	0	0	0	0						
Jerry Turner, L (1, 7) OBP: 0.331, SLG: 0.415	0-0 F7			0-0 6-3		4-0 1-2 BB		0-0 4-3		3	0	0	0	1	0	1						
Dave Winfield, R (1, 9) OBP: 0.366, SLG: 0.542	0-3 K			0-0 F7		0-3 K			0-0 1B	4	0	1	0	0	2	3						
Gene Tenace, R (1, 3) OBP: 0.376, SLG: 0.361		0-0 6-3		0-3 K		0-3 K			0-3 1B	4	0	0	0	0	3	3						
Doug Rader, R (1, 5) OBP: 0.407, SLG: 0.466 Luis Melendez, R (7, PR)	0-0 F9				0-0 F5				0-3 K	3	0	1	0	0	0	0						
Dave Roberts, R (7, 2) OBP: 0.256, SLG: 0.297							0-0 2B			1	0	0	0	0	1	1						
Mike Champion, R (1, 4) OBP: 0.287, SLG: 0.309 George Hendrick, R (9, PH)	0-0 2B				0-0 1B		0-3 K		0-3 K	3	0	2	0	0	1	1						
Bob Davis, R (1, 2) OBP: 0.230, SLG: 0.268 Gary Sutherland, R (7, PH)	0-3 K				0-0 F8		0-0 F7			2	0	0	0	0	1	2						
Bob Shirley, R (1, 1) OBP: 0.167, SLG: 0.091 Mike Ivie, R (7, PH) Dan Spillner, R (7, 1)			0-3 K		0-0 5-3		0-0 F7			1	0	0	0	0	0	1						
										0	0	0	0	0	0	0						
Inning Stats	R: 0 E: 0 K: 1 S: 6	H: 1 LOB: 1 BB: 0 P: 6	R: 0 E: 0 K: 1 S: 6	H: 1 LOB: 1 BB: 0 P: 6	R: 0 E: 0 K: 2 S: 7	H: 0 LOB: 0 BB: 0 P: 7	R: 0 E: 0 K: 1 S: 5	H: 0 LOB: 0 BB: 0 P: 5	R: 0 E: 0 K: 0 S: 4	H: 1 LOB: 1 BB: 0 P: 4	R: 0 E: 1 K: 2 S: 8	H: 0 LOB: 2 BB: 1 P: 12	R: 0 E: 0 K: 1 S: 6	H: 1 LOB: 1 BB: 0 P: 6	R: 0 E: 0 K: 0 S: 3	H: 1 LOB: 0 BB: 0 P: 3	R: 0 E: 0 K: 3 S: 10	H: 1 LOB: 1 BB: 0 P: 10	1B: 4 2B: 2 3B: 0 HR: 0	SF: 0 SAC: 0 DP: 0 HBP: 0	WP: 0 PB: 0 SB: 0 CS: 0	PA: 34
PITCHER Ed Halicki, R (1, 1) ERA: 3.26	IP: 9.0 WLS: W BF: 34 H: 6 R: 0 ER: 0 SO: 11 BB: 1 IBB: 0 HBP: 0 BLK: 0 WP: 0 HR: 0 S: 55 P: 59 ERA: 0.00 WHIP: 0.778															PITCHER						

Batter	1	2	3	4	5	6	7	8	9	AB	R	H	RBI	BB	SO	LOB	BOTTOM
Rob Andrews, R (1, 4) OBP: 0.354, SLG: 0.297	0-0 1B		0-0 E5			0-0 FC5-4 1B 1B		0-0 1B 2B		4	2	3	0	0	0	0	San Diego Padres @ San Francisco Giants Candlestick Park, San Francisco, CA Wed Jun 01 1977, 6:33 AM EDT Att: 2,890 - Unknown livebaseballscorecards.com
Derrel Thomas, S (1, 7) OBP: 0.310, SLG: 0.276	0-0 G4-6-3 1-2		0-0 F3			0-0 FC5-4 1B		0-0 G4-6-3 2H 1B		4	0	2	1	0	0	2	
Bill Madlock, R (1, 5) OBP: 0.349, SLG: 0.421	0-0 6-3			0-0 F5		0-0 FC5-4 E 1B 1-2 2-3		0-0 G4-6-3 1-2		4	0	0	0	0	0	3	
Jack Clark, R (1, 9) OBP: 0.297, SLG: 0.339		0-0 F8		0-0 5-3		0-0 E9 1-3 3H 1B		0-0 4-3		3	0	1	1	0	0	0	
Willie McCovey, L (1, 3) OBP: 0.397, SLG: 0.473		4-0 BB		0-0 4-1		0-0 4-3				2	0	0	0	1	0	2	
Tim Foli, R (1, 6) OBP: 0.230, SLG: 0.348		0-0 F5			0-0 F8		0-0 CS 1B			3	0	1	0	0	0	1	
Larry Hemdon, R (1, 8) OBP: 0.253, SLG: 0.309		0-0 F9			0-0 1B		0-0 5-3 1-2			3	0	1	0	0	0	2	
Marc Hill, R (1, 2) OBP: 0.267, SLG: 0.301			0-0 4-3		0-3 K 1-2		0-0 4-3			3	0	0	0	0	1	1	
Ed Halicki, R (1, 1) OBP: 0.182, SLG: 0.190			0-0 F9			0-3 K		0-0 4-3		3	0	0	0	0	1	0	
										1B: 7 2B: 1 3B: 0 HR: 0	SF: 0 SAC: 0 DP: 2 HBP: 0	WP: 0 PB: 0 SB: 0 CS: 1	PA: 30				
PITCHER Bob Shirley, L (1, 1) ERA: 3.71 Dan Spillner, R (7, 1) ERA: 4.21	IP: 6.0 WLS: L BF: 23 H: 5 R: 1 ER: 1 SO: 2 BB: 1 IBB: 0 HBP: 0 BLK: 0 WP: 0 HR: 0 S: 26 P: 30 ERA: 1.50 WHIP: 1.000															PITCHER	

Batter	1	2	3	4	5	6	7	8	9	AB	R	H	RBI	BB	SO	LOB	TOP				
Derrel Thomas, S (1,4) OBP: 0.319, SLG: 0.282	0-0 CS 1B		0-0 F8		1-0 FC6-4 HBP		0-0 1B		0-0 4-3	4	0	2	0	0	0	2					
Bill Madlock, R (1,5) OBP: 0.346, SLG: 0.415	0-0 CS 1B		0-0 FC5-4		0-0 FC6-4		0-0 F9		0-0 F8	5	0	1	0	0	0	4					
Darrell Evans, L (1,7) OBP: 0.361, SLG: 0.413	0-0 F8			0-0 F6	4-0 BB		0-0 1B		0-0 F8	4	0	1	0	1	0	1					
Terry Whitfield, L (1,9) OBP: 0.333, SLG: 0.465	0-0 CS 1-2	0-0 F7		0-0 4-3	0-0 F7		0-3 K			4	0	0	0	0	1	4					
Willie McCovey, L (1,3) OBP: 0.393, SLG: 0.487		0-3 K		0-0 HR		0-0 4-3		0-0 4-3		4	1	1	1	0	1	0					
Gary Thomasson, L (1,8) OBP: 0.362, SLG: 0.492		4-0 BB		0-0 HR		0-0 2B		0-0 4-3		3	1	2	1	1	0	0					
Tim Foli, R (1,6) OBP: 0.236, SLG: 0.351		0-0 5-3		0-0 1B		0-0 F3		0-0 FC6-4 1B		4	0	2	0	0	0	2					
Ken Rudolph, R (1,2) OBP: 0.308, SLG: 0.250			0-0 1B	0-0 G3		0-0 F5		0-0 FC6-4		3	0	1	0	0	0	2					
Marc Hill, R (8, PH) OBP: 0.294, SLG: 0.298			0-0 1B			0-0 F5		0-0 FC6-4		1	0	0	0	0	0	1					
Lynn McGlothen, L (1,1) OBP: 0.063, SLG: 0.063			0-0 F2		0-0 L1		0-0 5-3		0-0 F8 4-3 WP 1B	1	0	0	0	0	0	1					
Charlie Williams, R (3,1) OBP: 0.426, SLG: 0.500										0	0	0	0	0	0	0					
Vic Harris, S (5, PH) OBP: 0.285, SLG: 0.350										0	0	0	0	0	0	0					
Dave Heaverlo, R (5,1) OBP: 0.351, SLG: 0.295										0	0	0	0	0	0	0					
Rob Andrews, R (7, PH) OBP: 0.351, SLG: 0.295										0	0	0	0	0	0	0					
Terry Cornutt, R (7,1) OBP: 0.302, SLG: 0.345										1	1	1	0	0	0	0					
Jack Clark, R (9, PH) OBP: 0.302, SLG: 0.345										1	1	1	0	0	0	0					
Inning Stats	R: 0 E: 0 K: 0 S: 3	H: 2 LOB: 0 BB: 0 P: 3	R: 0 E: 0 K: 1 S: 5	H: 0 LOB: 1 BB: 1 P: 9	R: 0 E: 0 K: 0 S: 4	H: 1 LOB: 1 BB: 0 P: 4	R: 2 E: 0 K: 0 S: 6	H: 3 LOB: 1 BB: 0 P: 6	R: 0 E: 1 K: 0 S: 3	H: 0 LOB: 2 BB: 1 P: 8	R: 0 E: 0 K: 1 S: 4	H: 1 LOB: 1 BB: 0 P: 4	R: 0 E: 0 K: 0 S: 7	H: 2 LOB: 2 BB: 0 P: 7	R: 0 E: 0 K: 0 S: 4	H: 1 LOB: 1 BB: 0 P: 4	R: 1 E: 0 K: 0 S: 4	H: 1 LOB: 0 BB: 0 P: 4	1B: 8 2B: 1 3B: 0 HR: 2	SF: 0 SAC: 0 DP: 0 HBP: 1	WP: 1 PA: 40 PB: 0 SB: 0 CS: 2
PITCHER	IP	WLS	BF	H	R	ER	SO	BB	IBB	HBP	BLK	WP	HR	S	P	ERA	WHIP				
Max Leon, R (1,1) ERA: 4.39	4.2		20	6	2	2	1	1	0	1	0	0	2	20	25	3.86	1.500				
Don Collins, L (5,1) ERA: 5.04	3.1	W	16	5	1	1	1	1	0	0	0	0	0	17	21	2.70	1.800				
Rick Camp, R (9,1) ERA: 3.63	1.0	S	3	0	0	0	0	0	0	0	0	1	0	3	3	0.00	0.000				

San Francisco Giants @ Atlanta Braves
Atlanta-Fulton County Stadium, Atlanta, GA

AB 36
R 3
H 11
RBI 2
BB 2
SO 2
LOB 17



WP: 1 PA: 40
PB: 0 SB: 0 CS: 2

Fri Jun 03 1977, 7:05 PM EDT
Unknown

Batter	1	2	3	4	5	6	7	8	9	AB	R	H	RBI	BB	SO	LOB	BOTTOM				
Jerry Royster, R (1,6) OBP: 0.317, SLG: 0.284	0-0 6-3		0-0 F4	0-0 CS 1B		0-0 F7				4	0	1	0	0	0	0					
Darrel Chaney, S (1,4) OBP: 0.321, SLG: 0.329	0-0 2B		4-0 HR BB	0-0 F8		0-0 1B BB				2	1	1	0	2	0	2					
Willie Montanez, L (1,3) OBP: 0.300, SLG: 0.434	0-0 P6		0-0 1-H HR		0-0 HR 1B		0-0 1B			4	2	3	2	0	0	1					
Jeff Burroughs, R (1,9) OBP: 0.380, SLG: 0.521	0-0 5-3		0-0 2B G5-2-3 1B		0-0 F9		0-0 F8			4	0	1	0	0	0	4					
Gary Matthews, R (1,7) OBP: 0.360, SLG: 0.493		0-0 F8	0-0 1-3 2B		0-0 1-H HR		0-0 F9			4	1	2	2	0	0	2					
Biff Pocoroba, S (1,2) OBP: 0.394, SLG: 0.455		0-0 F4	0-0 1B IBB		0-0 F9		0-0 4-3			3	0	0	0	1	0	2					
Junior Moore, R (1,5) OBP: 0.348, SLG: 0.372		0-0 1B 1B	0-0 G5-2-3		0-0 F6		0-0 6-3			4	1	1	0	0	0	3					
Barry Bonnell, R (1,8) OBP: 0.457, SLG: 0.432		0-0 1-H 1B		0-0 5-3		0-0 F7		0-0 6-3		4	0	1	1	0	0	0					
Max Leon, R (1,1) OBP: 0.400, SLG: 0.429		0-0 F3		0-0 1B S 1B		0-3 K		0-0 2-3		2	0	1	0	0	0	1					
Don Collins, R (5,1)										2	0	0	0	0	1	0					
Rick Camp, R (9,1)										0	0	0	0	0	0	0					
Inning Stats	R: 0 E: 0 K: 0 S: 4	H: 1 LOB: 1 BB: 0 P: 4	R: 1 E: 0 K: 0 S: 5	H: 2 LOB: 0 BB: 0 P: 5	R: 2 E: 0 K: 0 S: 5	H: 3 LOB: 2 BB: 2 P: 13	R: 0 E: 0 K: 0 S: 4	H: 2 LOB: 0 BB: 0 P: 4	R: 2 E: 0 K: 0 S: 5	H: 2 LOB: 0 BB: 0 P: 5	R: 0 E: 0 K: 1 S: 5	H: 0 LOB: 0 BB: 0 P: 5	R: 0 E: 0 K: 0 S: 4	H: 1 LOB: 2 BB: 1 P: 8	R: 0 E: 0 K: 0 S: 3	H: 0 LOB: 0 BB: 0 P: 3	1B: 7 2B: 2 3B: 0 HR: 2	SF: 0 SAC: 0 DP: 1 HBP: 0	WP: 0 PA: 36 PB: 0 SB: 2 CS: 1		
PITCHER	IP	WLS	BF	H	R	ER	SO	BB	IBB	HBP	BLK	WP	HR	S	P	ERA	WHIP				
Lynn McGlothen, R (1,1) ERA: 6.04	2.1	L	14	6	3	3	0	1	0	0	0	0	1	13	17	11.57	3.000				
Charlie Williams, R (3,1) ERA: 3.26	1.2		6	2	0	0	0	0	1	0	0	0	0	5	9	0.00	1.200				
Dave Heaverlo, R (5,1) ERA: 2.38	2.0		8	2	2	2	1	0	0	0	0	0	1	10	10	9.00	1.000				
Terry Cornutt, R (7,1) ERA: 3.24	2.0		8	1	0	0	0	1	0	0	0	0	0	7	11	0.00	1.000				

San Francisco Giants @ Atlanta Braves
Atlanta-Fulton County Stadium, Atlanta, GA

AB 33
R 5
H 11
RBI 5
BB 3
SO 1
LOB 15



WP: 0 PA: 36
PB: 0 SB: 2 CS: 1

Fri Jun 03 1977, 7:05 PM EDT
Unknown

Batter	1	2	3	4	5	6	7	8	9	AB	R	H	RBI	BB	SO	LOB	TOP					
Rob Andrews, R OBP: 0.346, SLG: 0.291 (1, 4)										5	1	1	0	0	0	2	San Francisco Giants @ Atlanta Braves Atlanta-Fulton County Stadium, Atlanta, GA Fri Jun 03 1977, 7:05 PM EDT Att: 13,284 - Unknown					
Bill Madlock, R OBP: 0.347, SLG: 0.415 (1, 5)										5	1	2	0	0	0	1						
Darrell Evans, L OBP: 0.387, SLG: 0.415 (1, 7)										4	0	2	1	1	0	2						
Terry Whitfield, L OBP: 0.327, SLG: 0.452 (1, 9)										5	1	1	0	0	1	4						
Willie McCovey, L OBP: 0.388, SLG: 0.497 (1, 3)										5	1	1	3	0	1	3						
Gary Thomsson, L OBP: 0.366, SLG: 0.488 (1, 8)										3	0	1	0	1	2	2						
Tim Foli, R OBP: 0.241, SLG: 0.360 (1, 6)										4	2	2	0	0	0	2						
Marc Hill, R OBP: 0.264, SLG: 0.297 (1, 2)										4	0	1	1	0	0	3						
Bob Knepper, L OBP: 0.327, SLG: 0.280 (8, PH)										1	0	0	0	1	0	1						
Charlie Williams, R OBP: 0.327, SLG: 0.280 (8, PH)										0	0	0	0	0	0	0						
Derrel Thomas, S OBP: 0.327, SLG: 0.280 (8, PH)										0	0	0	0	0	0	0						
Randy Moffitt, R OBP: 0.327, SLG: 0.280 (8, PH)										0	0	0	0	0	0	0						
Jack Clark, R OBP: 0.327, SLG: 0.280 (8, PH)										0	0	0	0	0	0	0						
Gary Lavelle, S OBP: 0.327, SLG: 0.280 (8, PH)										0	0	0	0	0	0	0						
Inning Stats	R: 1 E: 1 K: 2 S: 10	H: 2 LOB: 2 BB: 0 P: 10	R: 1 E: 0 K: 0 S: 4	H: 2 LOB: 0 BB: 0 P: 4	R: 0 E: 0 K: 0 S: 4	H: 1 LOB: 1 BB: 0 P: 4	R: 0 E: 0 K: 0 S: 4	H: 1 LOB: 1 BB: 1 P: 8	R: 3 E: 0 K: 0 S: 6	H: 3 LOB: 1 BB: 1 P: 10	R: 0 E: 0 K: 0 S: 4	H: 1 LOB: 1 BB: 0 P: 4	R: 0 E: 0 K: 2 S: 7	H: 0 LOB: 0 BB: 0 P: 7	R: 2 E: 1 K: 0 S: 5	H: 2 LOB: 0 BB: 0 P: 5	R: 0 E: 0 K: 0 S: 2	H: 0 LOB: 0 BB: 1 P: 6	1B: 9 2B: 1 3B: 0 HR: 2	SF: 0 SAC: 0 DP: 2 HBP: 0	WP: 0 PB: 0 SB: 0 CS: 0	PA: 41
PITCHER	IP	WLS	BF	H	R	ER	SO	BB	IBB	HBP	BLK	WP	HR	S	P	ERA	WHIP					
Andy Messersmith, R ERA: 4.25 (1, 1)	8.0		38	12	7	6	4	2	0	0	0	0	2	44	52	6.75	1.750					
Rick Camp, R ERA: 3.54 (9, 1)	1.0	W	3	0	0	0	0	1	0	0	0	0	0	2	6	0.00	1.000					

Batter	1	2	3	4	5	6	7	8	9	AB	R	H	RBI	BB	SO	LOB	BOTTOM					
Jerry Royster, R OBP: 0.320, SLG: 0.303 (1, 6)										4	1	2	2	0	2	0	San Francisco Giants @ Atlanta Braves Atlanta-Fulton County Stadium, Atlanta, GA Fri Jun 03 1977, 7:05 PM EDT Att: 13,284 - Unknown					
Cito Gaston, R OBP: 0.288, SLG: 0.243 (8, PH)										1	0	0	0	0	0	0						
Craig Robinson, R OBP: 0.286, SLG: 0.286 (9, 6)										0	0	0	0	0	0	0						
Barry Bonnell, R OBP: 0.456, SLG: 0.440 (1, 8)										3	0	1	0	1	1	2						
Willie Montanez, L OBP: 0.296, SLG: 0.418 (1, 3)										4	0	0	0	1	1	4						
Jeff Burroughs, R OBP: 0.371, SLG: 0.508 (1, 9)										5	0	0	0	0	1	3						
Gary Matthews, R OBP: 0.367, SLG: 0.490 (1, 7)											3	2	1	0	2	2						
Vic Correll, R OBP: 0.372, SLG: 0.544 (1, 2)											4	2	1	2	1	2						
Junior Moore, R OBP: 0.358, SLG: 0.389 (1, 5)											5	1	3	0	0	1						
Rod Gilbreath, R OBP: 0.305, SLG: 0.254 (1, 4)											2	1	1	3	3	0						
Andy Messersmith, R OBP: 0.174, SLG: 0.143 (1, 1)										3	1	0	0	1	3	3						
Rick Camp, R (9, 1)										0	0	0	0	0	0	0						
Tom Pacliorek, R OBP: 0.273, SLG: 0.375 (9, PH)										0	0	0	1	0	0	0						
Inning Stats	R: 0 E: 0 K: 2 S: 7	H: 0 LOB: 0 BB: 0 P: 7	R: 0 E: 0 K: 0 S: 3	H: 0 LOB: 1 BB: 1 P: 7	R: 0 E: 0 K: 2 S: 8	H: 1 LOB: 2 BB: 1 P: 12	R: 5 E: 0 K: 1 S: 8	H: 3 LOB: 1 BB: 3 P: 20	R: 2 E: 0 K: 0 S: 4	H: 1 LOB: 0 BB: 1 P: 8	R: 0 E: 0 K: 2 S: 8	H: 1 LOB: 2 BB: 1 P: 12	R: 0 E: 0 K: 3 S: 10	H: 1 LOB: 2 BB: 1 P: 14	R: 0 E: 1 K: 1 S: 6	H: 0 LOB: 1 BB: 0 P: 6	R: 1 E: 0 K: 0 S: 4	H: 2 LOB: 2 BB: 1 P: 8	1B: 4 2B: 2 3B: 0 HR: 3	SF: 1 SAC: 1 DP: 0 HBP: 0	WP: 0 PB: 0 SB: 0 CS: 0	PA: 45
PITCHER	IP	WLS	BF	H	R	ER	SO	BB	IBB	HBP	BLK	WP	HR	S	P	ERA	WHIP					
Bob Knepper, L ERA: 9.45 (1, 1)	3.2		19	4	5	5	5	4	0	0	0	0	1	5	13	13.50	2.250					
Charlie Williams, R ERA: 3.69 (4, 1)	1.1		7	1	2	2	0	2	0	0	0	0	0	18	26	0.00	2.000					
Randy Moffitt, R ERA: 1.69 (6, 1)	2.0		10	2	0	0	5	2	0	0	0	0	0	10	14	5.40	1.200					
Gary Lavelle, L ERA: 0.72 (8, 1)	1.2	L	9	2	1	1	1	0	1	0	0	0	0	10	14	5.40	1.200					



Batter	1	2	3	4	5	6	7	8	9	AB	R	H	RBI	BB	SO	LOB	TOP					
Rob Andrews, R (1, 4) OBP: 0.350, SLG: 0.292	0-0 CS 1B		0-3 K		0-0 G5-4-3			4-0 G3 1B BB		3	0	1	0	1	1	2	San Francisco Giants @ Atlanta Braves Atlanta-Fulton County Stadium, Atlanta, GA Sat Jun 04 1977, 7:05 PM EDT Att: 13,818 - Unknown					
Terry Whitfield, L (1, 7) OBP: 0.333, SLG: 0.454	0-3 K		0-3 K			0-0 1B		0-0 G3 1B		4	0	2	0	0	2	2						
Jack Clark, R (1, 9) OBP: 0.306, SLG: 0.366	4-0 2B BB		0-3 K			0-0 F3		0-0 G3		3	0	0	0	1	1	4						
Darrell Evans, L (1, 5) OBP: 0.384, SLG: 0.417	0-0 1-3 2B			0-0 F4		0-0 F7		0-3 K2-3		4	0	1	0	0	1	3						
Willie McCovey, L (1, 3) OBP: 0.385, SLG: 0.509	0-3 K2-3			0-0 HR		0-0 F7			0-3 K	4	1	1	1	0	2	3						
Gary Thomasson, L (1, 8) OBP: 0.356, SLG: 0.472		0-3 K		0-0 F6			0-0 F3		0-0 F6	4	0	0	0	0	1	0						
Tim Foli, R (1, 6) OBP: 0.237, SLG: 0.354		0-0 F9		0-0 6-3			0-0 6-3		0-0 F8	3	0	0	0	0	0	0						
Vic Harris, S (8, 6) OBP: 0.375, SLG: 0.429										1	0	0	0	0	0	0						
Mike Sadek, R (1, 2) OBP: 0.220, SLG: 0.213		0-0 F9			0-0 FC4 1B		0-0 F4			3	0	1	0	0	0	0						
John Curtis, L (1, 1) OBP: 0.500, SLG: 0.833			4-0 BB		0-0 FC4			0-3 K		0	0	0	0	0	0	0						
Dave Heaverlo, R (2, 1)										0	0	0	0	1	0	0						
Derrel Thomas, S (5, PH) OBP: 0.315, SLG: 0.278										1	0	0	0	0	1	0						
Terry Cornutt, R (5, 1)										1	0	0	0	0	1	0						
Inning Stats	R: 0 E: 0 K: 2 S: 8	H: 2 LOB: 2 BB: 1 P: 12	R: 0 E: 0 K: 1 S: 5	H: 0 LOB: 0 BB: 0 P: 5	R: 0 E: 0 K: 3 S: 9	H: 0 LOB: 1 BB: 1 P: 13	R: 1 E: 0 K: 0 S: 4	H: 1 LOB: 0 BB: 0 P: 4	R: 0 E: 0 K: 0 S: 3	H: 1 LOB: 0 BB: 0 P: 3	R: 0 E: 0 K: 0 S: 4	H: 0 LOB: 0 BB: 0 P: 4	R: 0 E: 0 K: 0 S: 3	H: 0 LOB: 2 BB: 0 P: 3	R: 0 E: 0 K: 1 S: 8	H: 1 LOB: 0 BB: 1 P: 12	R: 0 E: 0 K: 1 S: 5	H: 0 LOB: 0 BB: 0 P: 5	1B: 4 2B: 1 3B: 0 HR: 1	SF: 0 SAC: 0 DP: 1 HBP: 0	WP: 0 PB: 0 SB: 0 CS: 1	PA: 34
PITCHER Phil Niekro, R (1, 1) ERA: 5.42	IP: 9.0 WLS: W BF: 34 H: 6 R: 1 ER: 1 SO: 9 BB: 3 IBB: 0 HBP: 0 BLK: 0 WP: 0 HR: 1 S: 49 P: 61 ERA: 1.00 WHIP: 1.000															PITCHER						

Batter	1	2	3	4	5	6	7	8	9	AB	R	H	RBI	BB	SO	LOB	BOTTOM			
Jerry Royster, R (1, 6) OBP: 0.326, SLG: 0.300	4-0 1B HR BB	0-0 F9		4-0 G4-6-3 BB	4-0 BB			0-0 6-3		2	1	0	0	3	0	0	San Francisco Giants @ Atlanta Braves Atlanta-Fulton County Stadium, Atlanta, GA Sat Jun 04 1977, 7:05 PM EDT Att: 13,818 - Unknown			
Barry Bonnell, R (1, 8) OBP: 0.446, SLG: 0.427	0-0 1-2 HR 1B	0-0 F8		0-0 G4-6-3 1-2	0-0 6-3			0-0 5-3		5	1	1	0	0	0	4				
Willie Montanez, L (1, 3) OBP: 0.311, SLG: 0.425	0-0 1-2 2-3 HR 1B	4-0 2B BB			0-0 2B E 1B	0-0 3-1				3	2	2	0	1	0	0				
Jeff Burroughs, R (1, 9) OBP: 0.373, SLG: 0.528	0-0 1-3 HR	0-0 1-3 2B			0-0 F8	0-0 F7				4	1	2	4	0	0	1				
Gary Matthews, R (1, 7) OBP: 0.365, SLG: 0.490	0-0 4-3	0-3 K			0-0 E 2B	0-0 F8				4	1	1	0	0	1	2				
Vic Correll, R (1, 2) OBP: 0.376, SLG: 0.529	4-0 BB BB		0-0 5-3		4-0 E 5-3 IBB		0-3 K			2	1	0	0	2	1	0				
Junior Moore, R (1, 5) OBP: 0.348, SLG: 0.377	0-0 F9		0-3 K		0-0 E4 5-3 1-3 2-H 3-H		0-0 5-3			4	0	0	1	0	1	2				
Rod Gilbreath, R (1, 4) OBP: 0.311, SLG: 0.250	4-0 1-2 BB		0-0 6-3		4-0 5-3 IBB		0-0 F8			2	0	0	0	2	0	0				
Phil Niekro, R (1, 1) OBP: 0.182, SLG: 0.156	0-0 F8			0-0 F6	0-0 5-3 1-2 2-3 3-H		0-0 1-3			4	0	0	1	0	0	4				
Inning Stats	R: 4 E: 0 K: 0 S: 6	H: 3 LOB: 3 BB: 3 P: 18	R: 0 E: 0 K: 1 S: 6	H: 1 LOB: 0 BB: 1 P: 10	R: 0 E: 0 K: 1 S: 5	H: 0 LOB: 0 BB: 0 P: 5	R: 0 E: 0 K: 0 S: 2	H: 0 LOB: 0 BB: 1 P: 6	R: 3 E: 1 K: 0 S: 6	H: 2 LOB: 3 BB: 3 P: 18	R: 0 E: 0 K: 0 S: 3	H: 0 LOB: 0 BB: 0 P: 3	R: 0 E: 0 K: 1 S: 5	H: 0 LOB: 0 BB: 0 P: 5	R: 0 E: 0 K: 0 S: 3	H: 0 LOB: 0 BB: 0 P: 3		1B: 3 2B: 2 3B: 0 HR: 1	SF: 0 SAC: 0 DP: 1 HBP: 0	WP: 0 PB: 0 SB: 0 CS: 0
PITCHER John Curtis, L (1, 1) ERA: 3.82	IP: 1.2 WLS: L BF: 13 H: 4 R: 4 ER: 4 SO: 0 BB: 4 IBB: 0 HBP: 0 BLK: 0 WP: 0 HR: 1 S: 9 P: 25 ERA: 21.60 WHIP: 4.800															PITCHER				
Dave Heaverlo, R (2, 1) ERA: 2.16	2.1 7 0 0 0 2 1 0 0 0 0 0 10 14 0.00 0.429																			
Terry Cornutt, R (5, 1) ERA: 3.1	4.0 18 2 3 1 1 1 2 0 0 0 0 17 29 2.25 0.750																			

Batter	1	2	3	4	5	6	7	8	9	AB	R	H	RBI	BB	SO	LOB	TOP								
Rob Andrews, R OBP: 0.356, SLG: 0.290 (1, 4)										4	2	1	0	2	0	4	San Francisco Giants @ Atlanta Braves Atlanta-Fulton County Stadium, Atlanta, GA Sun Jun 05 1977, 3:33 AM EDT Att: 7,464 - Unknown								
Derrel Thomas, S OBP: 0.318, SLG: 0.281 (1, 3)										2	1	1	2	1	0	0									
Bill Madlock, R OBP: 0.344, SLG: 0.415 (1, 5)										5	1	1	2	0	0	4									
Jack Clark, R OBP: 0.302, SLG: 0.359 (1, 9)										5	0	1	1	0	0	1									
Randy Elliott, R OBP: 0.231, SLG: 0.367 (1, 7)										5	1	2	0	0	1	2									
Larry Hemdon, R OBP: 0.282, SLG: 0.337 (1, 8)										4	2	2	1	0	1	1									
Tim Foli, R OBP: 0.238, SLG: 0.354 Charlie Williams, R (7, 1)										3	1	1	1	0	0	0		AB 37 R 10 H 13 RBI 7 BB 5 SO 4 LOB 17							
Randy Moffitt, R (7, 1)										0	0	0	0	0	0	0									
Gary Thomasson, L OBP: 0.300, SLG: 0.472 Ken Rudolph, R OBP: 0.308, SLG: 0.250 (9, PH)										0	0	0	0	1	0	0									
Mike Sadek, R OBP: 0.259, SLG: 0.275 Darrell Evans, L OBP: 0.382, SLG: 0.414 Gary Lavelle, S (9, 1)										4	1	3	0	0	0	0									
Ed Halicki, R OBP: 0.200, SLG: 0.208 Vic Harris, S OBP: 0.400, SLG: 0.375 (7, PH)										3	1	1	0	0	1	2									
Inning Stats	R: 2 E: 1 K: 0 S: 6	H: 3 LOB: 1 BB: 0 P: 6	R: 3 E: 0 K: 0 S: 6	H: 3 LOB: 1 BB: 1 P: 10	R: 3 E: 0 K: 0 S: 7	H: 4 LOB: 2 BB: 1 P: 11	R: 0 E: 0 K: 2 S: 7	H: 0 LOB: 0 BB: 0 P: 7	R: 0 E: 0 K: 1 S: 5	H: 0 LOB: 0 BB: 1 P: 5	R: 1 E: 1 K: 0 S: 4	H: 0 LOB: 1 BB: 1 P: 8	R: 1 E: 0 K: 0 S: 5	H: 2 LOB: 1 BB: 0 P: 5	R: 0 E: 0 K: 0 S: 3	H: 0 LOB: 0 BB: 0 P: 3	R: 0 E: 0 K: 1 S: 6	H: 1 LOB: 3 BB: 2 P: 14	1B: 9 2B: 3 3B: 1 HR: 0	SF: 3 SAC: 1 DP: 0 HBP: 0	WP: 2 PB: 0 CS: 0 SB: 0	PA: 46			
PITCHER	IP	WLS	BF	H	R	ER	SO	BB	IBB	HBP	BLK	WP	HR	S	P	ERA	WHIP								
Jamie Easterly, L ERA: 5.83 (1, 1)	1.2	L	12	6	5	4	0	1	0	0	0	0	0	11	15	21.60	4.200								
Bob Johnson, R ERA: 7.25 (2, 1)	0.1		5	4	3	3	0	0	0	0	0	0	0	5	5	81.00	12.000								
Buzz Capra, R ERA: 6.65 (3, 1)	4.0		15	0	1	0	3	2	0	0	0	1	0	19	27	0.00	0.500								
Dave Campbell, R ERA: 2.81 (7, 1)	1.0		5	2	1	1	0	0	0	0	0	0	0	5	5	9.00	2.000								
Rick Camp, R ERA: 3.38 (8, 1)	2.0		9	1	0	0	1	2	0	0	0	1	0	9	17	0.00	1.500								
Batter	1	2	3	4	5	6	7	8	9	AB	R	H	RBI	BB	SO	LOB	BOTTOM								
Jerry Royster, R OBP: 0.326, SLG: 0.313 (1, 6)										5	2	1	2	1	0	5	San Francisco Giants @ Atlanta Braves Atlanta-Fulton County Stadium, Atlanta, GA Sun Jun 05 1977, 3:33 AM EDT Att: 7,464 - Unknown								
Barry Bonnell, R OBP: 0.443, SLG: 0.457 (1, 8)										5	1	2	5	0	1	0									
Willie Montanez, L OBP: 0.323, SLG: 0.432 (1, 3)										5	0	3	0	0	0	3									
Jeff Burroughs, R OBP: 0.370, SLG: 0.520 (1, 9)										5	0	1	0	0	1	3									
Gary Matthews, R OBP: 0.360, SLG: 0.481 (1, 7)										5	1	1	0	0	2	1									
Biff Pocoroba, S OBP: 0.372, SLG: 0.464 (1, 2)										4	2	2	0	1	0	1									
Junior Moore, R OBP: 0.342, SLG: 0.370 (1, 5)										5	1	1	0	0	1	3		AB 43 R 9 H 15 RBI 9 BB 3 SO 6 LOB 22							
Darrel Chaney, S OBP: 0.329, SLG: 0.378 Cito Gaston, R OBP: 0.266, SLG: 0.263 Rod Gilbreath, R OBP: 0.311, SLG: 0.250 (9, PH)										4	1	2	1	0	0	3									
Jamie Easterly, L OBP: 0.288, SLG: 0.429 Bob Johnson, R ERA: 3.38 Buzz Capra, R ERA: 6.65 Pat Rockett, R OBP: 0.330, SLG: 0.290 Dave Campbell, R ERA: 2.81 Joe Nolan, L SLG: 0.495 Rick Camp, R ERA: 3.38 Vic Correll, R SLG: 0.521 (9, PH)										0	0	0	0	0	0	0		Braves							
Inning Stats	R: 0 E: 0 K: 0 S: 4	H: 1 LOB: 1 BB: 0 P: 4	R: 1 E: 0 K: 1 S: 7	H: 2 LOB: 2 BB: 1 P: 11	R: 0 E: 0 K: 2 S: 8	H: 1 LOB: 1 BB: 0 P: 8	R: 1 E: 1 K: 1 S: 8	H: 2 LOB: 3 BB: 1 P: 12	R: 0 E: 0 K: 0 S: 4	H: 1 LOB: 1 BB: 0 P: 4	R: 2 E: 0 K: 2 S: 10	H: 3 LOB: 1 BB: 0 P: 10	R: 1 E: 1 K: 0 S: 7	H: 3 LOB: 0 BB: 1 P: 11	R: 0 E: 0 K: 0 S: 3	H: 1 LOB: 0 BB: 0 P: 3			R: 0 E: 0 K: 0 S: 4	H: 1 LOB: 1 BB: 0 P: 4	1B: 11 2B: 1 3B: 0 HR: 3	SF: 0 SAC: 0 DP: 0 HBP: 0	WP: 0 PB: 0 CS: 0 SB: 0	PA: 46	
PITCHER	IP	WLS	BF	H	R	ER	SO	BB	IBB	HBP	BLK	WP	HR	S	P	ERA	WHIP								
Ed Halicki, R ERA: 3.38 (1, 1)	6.0	W	31	10	4	3	6	2	0	0	0	0	2	41	49	4.50	2.000								
Charlie Williams, R ERA: 3.62 (7, 1)	0.2		6	2	4	1	0	1	0	0	0	0	0	5	9	13.50	4.500								
Randy Moffitt, R ERA: 1.92 (7, 1)	1.1		5	2	1	0	0	0	0	0	0	0	1	5	5	0.00	1.500								
Gary Lavelle, L ERA: 0.7 (9, 1)	1.0	S	4	1	0	0	0	0	0	0	0	0	0	4	4	0.00	1.000								

Batter	1	2	3	4	5	6	7	8	9	AB	R	H	RBI	BB	SO	LOB	TOP				
Rob Andrews, R (1, 4) OBP: 0.369, SLG: 0.311	4-0 2B 1B BB	0-0 1B		4-0 SH 1B BB		0-0 1B 3B		0-0 F8		3	3	2	0	2	0	0					
Terry Whitfield, L (1, 9) OBP: 0.331, SLG: 0.455	0-0 1B SF8 2B	0-0 4-3		0-0 SH 1B		0-3 K		0-0 F6		4	2	1	0	0	1	2					
Bill Madlock, R (1, 5) OBP: 0.350, SLG: 0.419	0-0 2B 1B		0-0 PB 2B 1B	0-0 1B		0-3 K		0-0 F7		5	2	3	3	0	1	1					
Darrell Evans, L (1, 7) OBP: 0.391, SLG: 0.436	0-0 SF8		0-0 1B FC1-2 2B	0-0 F5		0-0 1B			4-0 E BB	3	0	2	3	1	0	0					
Willie McCovey, L (1, 3) OBP: 0.386, SLG: 0.517	0-0 F7		0-0 FC1-2 BB 1B	0-0 FC6-4 1B		0-3 K		0-0 F7		5	0	2	0	0	1	3					
Gary Thomasson, L (1, 8) OBP: 0.383, SLG: 0.470	0-0 1B 2B		0-0 FC1-2 BB 1B	0-0 FC6-4 1B			0-0 E3 FC6-4	0-0 P6		4	0	1	1	1	0	2					
Tim Foli, R (1, 6) OBP: 0.231, SLG: 0.341	0-0 5-3		0-0 P4		0-0 6-3		0-0 FC6-4 1-2	0-0 F6		5	0	0	0	0	0	6					
Mike Sadek, R (1, 2) OBP: 0.254, SLG: 0.283		0-0 6-3	0-0 FC1-2		0-3 K		0-0 F7			4	0	0	0	0	1	4					
Jim Barr, R (1, 1) OBP: 0.212, SLG: 0.161		0-0 F4	0-0 6-3		0-0 6-3		0-0 P3			4	0	0	0	0	0	4					
Randy Moffitt, R (7, 1)										0	0	0	0	0	0	0					
Inning Stats	R: 3 E: 0 K: 0 S: 6	H: 3 LOB: 1 BB: 1 P: 10	R: 0 E: 0 K: 0 S: 4	H: 1 LOB: 1 BB: 0 P: 4	R: 1 E: 0 K: 0 S: 6	H: 3 LOB: 1 BB: 1 P: 10	R: 2 E: 1 K: 0 S: 5	H: 2 LOB: 1 BB: 1 P: 9	R: 0 E: 0 K: 1 S: 11	H: 0 LOB: 0 BB: 0 P: 5	R: 1 E: 0 K: 3 S: 11	H: 2 LOB: 1 BB: 0 P: 11	R: 0 E: 0 K: 0 S: 3	H: 0 LOB: 0 BB: 0 P: 3	R: 0 E: 1 K: 0 S: 3	H: 0 LOB: 1 BB: 1 P: 7	1B: 7 2B: 3 3B: 1 HR: 0	SF: 1 SAC: 1 DP: 0 HBP: 0	WP: 0 PB: 1 SB: 0 CS: 0	PA: 43	
PITCHER	IP	WLS	BF	H	R	ER	SO	BB	IBB	HBP	BLK	WP	HR	S	P	ERA	WHIP				
Larry Demery, R (1, 1) ERA: 5.88	2.0	L	14	7	4	4	0	1	0	0	0	0	0	13	17	18.00	4.000				
Terry Forster, L (3, 1) ERA: 3.75	5.0		22	4	3	2	4	2	0	0	0	0	0	28	36	3.60	1.200				
Grant Jackson, L (8, 1) ERA: 2.95	2.0		7	0	0	0	0	1	0	0	0	0	0	6	10	0.00	0.500				

San Francisco Giants @ Pittsburgh Pirates
Three Rivers Stadium, Pittsburgh, PA
Tue Jun 07 1977, 7:05 PM EDT
Att: 6,795 - Unknown

AB 37
R 7
H 11
RBI 7
BB 4
SO 4
LOB 22

Batter	1	2	3	4	5	6	7	8	9	AB	R	H	RBI	BB	SO	LOB	BOTTOM				
Phil Garner, R (1, 5) OBP: 0.289, SLG: 0.388	0-0 G3 FC4-6 2B		0-0 4-3		0-3 K		0-0 G3 3B			4	2	2	1	0	1	0					
Ed Ott, L (1, 2) OBP: 0.388, SLG: 0.321	0-0 G3		0-0 2B			0-0 F7	0-0 G3			4	0	1	1	0	0	1					
Dave Parker, L (1, 9) OBP: 0.394, SLG: 0.565	4-0 FC4-6 BB		0-0 P5			0-0 4-3	0-0 4-3			3	0	0	0	1	0	1					
Al Oliver, L (1, 8) OBP: 0.340, SLG: 0.500	0-0 FC4-6		0-0 4-3			0-0 5-3		0-0 4-3		4	0	0	1	0	0	1					
Willie Stargell, L (1, 3) OBP: 0.398, SLG: 0.635	0-3 K		4-0 BB			0-0 HR	0-3 K	0-3 K		3	1	1	1	1	2	1					
Bill Robinson, R (1, 7) OBP: 0.309, SLG: 0.476		0-0 5-3		0-3 K		0-0 2B 2B	0-3 K			4	1	1	0	0	2	1					
Rennie Stennett, R (1, 4) OBP: 0.365, SLG: 0.399		0-0 4-3		0-0 6-3		0-0 2B 2B		0-0 6-3		4	1	1	1	0	0	1					
Mario Mendoza, R (1, 6) OBP: 0.100, SLG: 0.100		0-0 F9			0-0 F9		0-3 K		0-0 F7	2	0	0	0	0	0	0					
Omar Moreno, L (7, PH) OBP: 0.274, SLG: 0.303									0-0 F7	2	0	0	0	0	1	1					
Larry Demery, R (1, 1) OBP: 0.231, SLG: 0.385									0-0 1-3	0	0	0	0	0	0	0					
Terry Forster, L (3, 1) OBP: 0.333, SLG: 0.333									0-0 1-3	2	0	0	0	0	0	0					
Ed Kirkpatrick, L (7, PH) OBP: 0.306, SLG: 0.296										1	1	1	1	0	0	0					
Grant Jackson, S (8, 1) OBP: 0.500, SLG: 1.000										0	0	0	0	0	0	0					
Duffy Dyer, R (8, PH) OBP: 0.337, SLG: 0.404										1	0	0	0	0	0	0					
Inning Stats	R: 1 E: 0 K: 1 S: 6	H: 1 LOB: 1 BB: 1 P: 10	R: 0 E: 0 K: 0 S: 3	H: 0 LOB: 0 BB: 0 P: 3	R: 0 E: 0 K: 0 S: 4	H: 1 LOB: 1 BB: 0 P: 4	R: 0 E: 0 K: 1 S: 5	H: 0 LOB: 0 BB: 1 P: 9	R: 0 E: 0 K: 1 S: 3	H: 0 LOB: 0 BB: 0 P: 5	R: 5 E: 0 K: 1 S: 10	H: 5 LOB: 0 BB: 0 P: 10	R: 0 E: 0 K: 2 S: 7	H: 0 LOB: 0 BB: 0 P: 7	R: 0 E: 0 K: 0 S: 3	H: 0 LOB: 0 BB: 0 P: 3	1B: 0 2B: 5 3B: 1 HR: 1	SF: 0 SAC: 0 DP: 0 HBP: 0	WP: 0 PB: 0 SB: 0 CS: 0	PA: 36	
PITCHER	IP	WLS	BF	H	R	ER	SO	BB	IBB	HBP	BLK	WP	HR	S	P	ERA	WHIP				
Jim Barr, R (1, 1) ERA: 3.99	6.1	W	27	6	5	5	4	2	0	0	0	0	0	33	41	7.11	1.263				
Randy Moffitt, R (7, 1) ERA: 2.05	2.2	S	9	1	1	1	2	0	0	0	0	0	0	13	13	3.38	0.375				

San Francisco Giants @ Pittsburgh Pirates
Three Rivers Stadium, Pittsburgh, PA
Tue Jun 07 1977, 7:05 PM EDT
Att: 6,795 - Unknown

AB 34
R 6
H 7
RBI 6
BB 2
SO 6
LOB 7

Batter	1	2	3	4	5	6	7	8	9	AB	R	H	RBI	BB	SO	LOB	TOP		
Rob Andrews, R OBP: 0.373, SLG: 0.311 (1, 4)	L4		6-3			E9 2B 1B		1B SH3-4 BB		3	1	1	0	1	0	0			
Derrel Thomas, S OBP: 0.312, SLG: 0.276 (1, 3) (3, 5)	F9			F8		6-3		SH3-4		3	0	0	0	0	0	1			
Bill Madlock, R OBP: 0.349, SLG: 0.417 Darrell Evans, L OBP: 0.396, SLG: 0.443 (1, 5) (1, 5) (3, 3)	F8				BB	2B		F8		1	0	0	0	0	0	0			
Jack Clark, R OBP: 0.304, SLG: 0.387 (1, 9)		HR		F3		2B				4	1	3	2	0	0	1			
Randy Elliott, R OBP: 0.224, SLG: 0.345 Gary Thomasson, L OBP: 0.361, SLG: 0.466 (8, PH) (8, 7)	F8			F8		F7		F7		3	0	0	0	0	0	1			
Larry Hemdon, R OBP: 0.261, SLG: 0.330 (1, 8)	F4									4	0	1	0	0	0	0			
Tim Foli, R OBP: 0.227, SLG: 0.335 (1, 6)	F3									4	0	0	0	0	0	1			
Mike Sadek, R OBP: 0.269, SLG: 0.302 (1, 2)			5-3							3	0	1	0	1	0	1			
John Curtis, L OBP: 0.333, SLG: 0.556 Charlie Williams, R Gary Lavelle, S (7, 1) (8, 1)			K							3	0	0	0	0	2	2			
Inning Stats	R: 0 E: 0 K: 0 S: 3	H: 0 LOB: 0 BB: 0 P: 3	R: 1 E: 0 K: 0 S: 4	H: 1 LOB: 0 BB: 0 P: 4	R: 0 E: 0 K: 1 S: 5	H: 0 LOB: 0 BB: 0 P: 5	R: 0 E: 0 K: 0 S: 3	H: 0 LOB: 1 BB: 1 P: 7	R: 0 E: 0 K: 1 S: 6	H: 1 LOB: 1 BB: 0 P: 6	R: 2 E: 1 K: 0 S: 5	H: 3 LOB: 0 BB: 0 P: 5	R: 0 E: 0 K: 0 S: 4	H: 1 LOB: 2 BB: 0 P: 8	R: 0 E: 0 K: 0 S: 3	H: 0 LOB: 1 BB: 1 P: 7	1B: 3 2B: 3 3B: 0 HR: 1	SF: 0 SAC: 1 DP: 0 HBP: 0	WP: 0 PA: 36 PB: 0 CS: 0
PITCHER	IP	WLS	BF	H	R	ER	SO	BB	IBB	HBP	BLK	WP	HR	S	P	ERA	WHIP		
Jim Rooker, L ERA: 3.03 Rich Gossage, R ERA: 1.41	(1, 1) (8, 1)	7.0 9	L 27	6 1	3 0	3 0	2 0	1 2	0 0	0 0	0 0	0 0	1 0	30 7	34 15	3.86 0.00	1.000 1.500		

San Francisco Giants @ Pittsburgh Pirates
Three Rivers Stadium, Pittsburgh, PA
Wed Jun 08 1977, 7:05 PM EDT
Att: 6,995 - Unknown

AB 32
R 3
H 7
RBI 3
BB 3
SO 2
LOB 11



Batter	1	2	3	4	5	6	7	8	9	AB	R	H	RBI	BB	SO	LOB	BOTTOM		
Frank Taveras, R OBP: 0.327, SLG: 0.309 (1, 6)	F3		3-1 2B 1B						4-3	5	1	2	1	0	0	1			
Phil Garner, R OBP: 0.284, SLG: 0.381 Ed Ott, L OBP: 0.382, SLG: 0.315 Rich Gossage, R OBP: 0.400, SLG: 0.600 (1, 5) (7, PH) (8, 1)	6-3		3-1		5-3		F7			3	0	0	0	0	0	2			
Dave Parker, L OBP: 0.400, SLG: 0.571 (1, 9)										3	0	2	1	1	0	0			
Al Oliver, L OBP: 0.339, SLG: 0.494 (1, 8)	CS	L7	4-3		L7					4	0	1	0	0	0	2			
Bill Robinson, R OBP: 0.307, SLG: 0.462 (1, 7)				5-3		5-3				3	0	0	0	1	0	1			
Willie Stargell, L OBP: 0.385, SLG: 0.610 (1, 3)				K		F7				4	0	0	0	0	2	2			
Rennie Stennett, R OBP: 0.368, SLG: 0.401 (1, 4)										4	0	2	0	0	0	1			
Duffy Dyer, R OBP: 0.438, SLG: 0.402 (1, 2)										3	1	1	0	1	1	1			
Jim Rooker, R OBP: 0.292, SLG: 0.227 Tommy Helms, R Mario Mendoza, R OBP: 0.192, SLG: 0.100 Fernando Gonzalez, R OBP: 0.269, SLG: 0.417 Omar Moreno, L OBP: 0.274, SLG: 0.303 (1, 1) (7, PH) (8, 5) (8, PH) (9, PR)										2	0	1	0	0	1	2			
Inning Stats	R: 0 E: 0 K: 0 S: 2	H: 0 LOB: 1 BB: 1 P: 6	R: 0 E: 0 K: 0 S: 3	H: 0 LOB: 1 BB: 1 P: 7	R: 2 E: 0 K: 0 S: 5	H: 3 LOB: 1 BB: 1 P: 9	R: 0 E: 0 K: 2 S: 9	H: 2 LOB: 2 BB: 0 P: 9	R: 0 E: 0 K: 0 S: 4	H: 1 LOB: 1 BB: 0 P: 4	R: 0 E: 0 K: 0 S: 4	H: 1 LOB: 0 BB: 0 P: 3	R: 0 E: 0 K: 1 S: 6	H: 1 LOB: 1 BB: 0 P: 6	R: 0 E: 0 K: 1 S: 6	H: 1 LOB: 2 BB: 0 P: 6	1B: 9 2B: 1 3B: 0 HR: 0	SF: 0 SAC: 0 DP: 0 HBP: 0	WP: 1 PA: 38 PB: 0 SB: 2 CS: 2
PITCHER	IP	WLS	BF	H	R	ER	SO	BB	IBB	HBP	BLK	WP	HR	S	P	ERA	WHIP		
John Curtis, L ERA: 3.66 Charlie Williams, R ERA: 3.55 Gary Lavelle, L ERA: 0.61	(1, 1) (7, 1) (8, 1)	6.1 0.2 2.0	W S	28 1	2 0	2 0	2 0	2 0	2 0	2 0	2 0	1 0	0 0	0 0	0 2	0.00 0.00 0.00	1.737 1.737 1.000		

San Francisco Giants @ Pittsburgh Pirates
Three Rivers Stadium, Pittsburgh, PA
Wed Jun 08 1977, 7:05 PM EDT
Att: 6,995 - Unknown

AB 34
R 2
H 10
RBI 2
BB 3
SO 4
LOB 13



Batter	1	2	3	4	5	6	7	8	9	10	11	AB	R	H	RBI	BB	SO	LOB	TOP				
Rob Andrews, R OBP: 0.367, SLG: 0.307 (1, 4)	5-3 2-2			K 2-3		1B 0-0		FC4-6 0-0		B2-3 0-0		5	0	1	0	0	1	2					
Terry Whitfield, L OBP: 0.325, SLG: 0.444 (1, 9)	6-3 0-0			6-3 0-0		4-3 0-0		E2 0-0		K 0-3		5	0	1	0	0	1	3					
Bill Madlock, R OBP: 0.354, SLG: 0.416 (1, 5)	6-3 0-0			5-3 0-0				E5 0-0		1B 0-0		4	0	2	0	1	0	0					
Darrell Evans, L OBP: 0.385, SLG: 0.429 (9, 3)		K 0-3						L7 0-0		F8 0-0		5	0	0	0	0	1	5					
Willie McCovey, L OBP: 0.383, SLG: 0.509 Larry Herndon, R OBP: 0.259, SLG: 0.327 (9, PR) (9, 8)		K 0-3				6-3 0-2		K 0-3				3	0	0	0	1	2	1					
Gary Thomasson, L OBP: 0.359, SLG: 0.456 (9, 7)		K 0-3				4-3 0-0		1B 4-0		FC1-6 0-0		3	0	0	0	1	1	1					
Tim Foli, R OBP: 0.223, SLG: 0.329 (1, 6)						F8 0-0		P3 0-0		L4 0-0		4	0	0	0	0	0	3					
Mike Sadek, R OBP: 0.282, SLG: 0.303 (1, 2)						4-3 0-0		1B 0-0		FC4-6 4-0		3	0	1	0	1	0	0					
Ed Halicki, R OBP: 0.175, SLG: 0.185 Gary Lavelle, S (9, 1)						K 0-3		P6 0-0		B1 0-0		3	0	0	0	0	1	2					
Derrel Thomas, S OBP: 0.316, SLG: 0.287 Randy Moffitt, R (10, PH) Charlie Williams, R (11, 1)										2B 2-2		1	0	1	0	0	0	0					
Inning Stats	R: 0 E: 0 K: 0 S: 6	H: 0 LOB: 0 BB: 0 P: 8	R: 0 E: 0 K: 3 S: 9	H: 0 LOB: 0 BB: 0 P: 9	R: 0 E: 0 K: 1 S: 5	H: 0 LOB: 0 BB: 0 P: 5	R: 0 E: 0 K: 1 S: 6	H: 0 LOB: 0 BB: 0 P: 8	R: 0 E: 0 K: 0 S: 5	H: 2 LOB: 2 BB: 0 P: 5	R: 0 E: 1 K: 1 S: 6	H: 1 LOB: 2 BB: 1 P: 10	R: 0 E: 1 K: 0 S: 7	H: 1 LOB: 3 BB: 2 P: 17	R: 0 E: 0 K: 0 S: 4	H: 0 LOB: 1 BB: 1 P: 8	R: 0 E: 0 K: 1 S: 9	H: 1 LOB: 0 BB: 0 P: 7	1B: 5 2B: 1 3B: 0 HR: 0	SF: 0 SAC: 0 DP: 0 HBP: 0	WP: 0 PB: 0 SB: 0 CS: 2	PA: 42	
PITCHER	IP 9.1	WLS 5	BF 36	H 5	R 0	ER 0	SO 6	BB 2	IBB 2	HBP 0	BLK 0	WP 0	HR 0	S 59	P 83	ERA 0.00	WHIP 0.750						
Bill Bonham, R ERA: 3.68 Bruce Sutter, R ERA: 0.86 (10, 1)	1.2	W	5	1	0	0	1	0	0	0	0	0	0	10	11	0.00	0.600						

San Francisco Giants @ Chicago Cubs
Wrigley Field, Chicago, IL
Thu Jun 09 1977, 3:33 AM CDT
Att. 9,772 - Sunny - 53 F

AB 37
R 0
H 6
RBI 0
BB 4
SO 7
LOB 18



Batter	1	2	3	4	5	6	7	8	9	10	11	AB	R	H	RBI	BB	SO	LOB	BOTTOM				
Ivan De Jesus, R OBP: 0.325, SLG: 0.353 (1, 6)	F2 0-0			K 0-3		F8 0-0				FC1-6 0-0		4	0	1	0	1	1	1					
Larry Bittner, L OBP: 0.339, SLG: 0.379 (10, 3)	F9 0-0			BB 4-0		L8 0-0				FC1-6 0-0		3	0	0	0	2	0	2					
Bill Buckner, L OBP: 0.333, SLG: 0.393 Bruce Sutter, R (10, 1)	4-3 0-0			F8 0-0				6-3 0-0		G4-6-3 0-0		4	0	0	0	0	0	2					
Jose Cardenal, R OBP: 0.297, SLG: 0.250 (11, PH)				F8 0-0								4	0	0	0	0	0	0					
Bobby Murcer, L OBP: 0.363, SLG: 0.444 (1, 9)		F9 0-0		K 2-3				F7 0-0		F7 0-0		4	0	0	0	0	1	1					
Jerry Morales, R OBP: 0.363, SLG: 0.451 (1, 8)		K 0-3				P4 0-0		BB 4-2				3	0	1	0	1	1	0					
Manny Trillo, R OBP: 0.427, SLG: 0.545 (1, 4)		5-3 0-0				P4 0-0		L7 0-0		FC4-6 1-2		4	0	0	0	0	0	2					
Steve Ontiveros, S OBP: 0.433, SLG: 0.416 (1, 5)				K 0-3		K 0-3				P6 0-0		4	0	0	0	0	2	1					
George Mitterwald, R OBP: 0.328, SLG: 0.394 Mick Kelleher, R OBP: 0.250, SLG: 0.300 (11, PR)				P6 0-0		1-3 0-0		K 0-3				4	0	1	0	0	1	0					
Bill Bonham, R ERA: 0.222 Greg Gross, L OBP: 0.321, SLG: 0.303 (10, 7)				K 1-3				L9 1-2				3	0	1	0	0	1	0					
Inning Stats	R: 0 E: 0 K: 0 S: 3	H: 0 LOB: 0 BB: 0 P: 3	R: 0 E: 0 K: 1 S: 5	H: 0 LOB: 0 BB: 0 P: 5	R: 0 E: 0 K: 2 S: 8	H: 0 LOB: 0 BB: 0 P: 9	R: 0 E: 0 K: 2 S: 9	H: 0 LOB: 1 BB: 1 P: 15	R: 0 E: 0 K: 1 S: 5	H: 1 LOB: 1 BB: 0 P: 4	R: 0 E: 0 K: 0 S: 4	H: 0 LOB: 0 BB: 1 P: 11	R: 0 E: 0 K: 1 S: 8	H: 0 LOB: 0 BB: 0 P: 9	R: 0 E: 0 K: 0 S: 3	H: 1 LOB: 1 BB: 0 P: 8	R: 1 E: 0 K: 0 S: 3	H: 1 LOB: 3 BB: 2 P: 11	1B: 3 2B: 1 3B: 0 HR: 0	SF: 0 SAC: 2 DP: 1 HBP: 0	WP: 0 PB: 0 SB: 0 CS: 0	PA: 39	
PITCHER	IP 8.0	WLS 2	BF 28	H 2	R 0	ER 0	SO 7	BB 2	IBB 0	HBP 0	BLK 0	WP 0	HR 0	S 50	P 62	ERA 0.00	WHIP 0.500						
Ed Halicki, R ERA: 3.04 Gary Lavelle, L ERA: 0.6 Randy Moffitt, R ERA: 2.27 Charlie Williams, R ERA: 3.51 (11, 1)	1.0	L	5	2	1	1	0	0	0	0	0	0	0	8	9	9.00	2.000						

San Francisco Giants @ Chicago Cubs
Wrigley Field, Chicago, IL
Thu Jun 09 1977, 3:33 AM CDT
Att. 9,772 - Sunny - 53 F

AB 33
R 1
H 4
RBI 1
BB 4
SO 7
LOB 9



Batter	1	2	3	4	5	6	7	8	9	AB	R	H	RBI	BB	SO	LOB	TOP
Rob Andrews, R OBP: 0.365, SLG: 0.306 Charlie Williams, R (7, 1)	0-0 CS 1B		0-3 K			0-0 6-3	3-2 5-3			4	0	1	0	0	1	2	San Francisco Giants @ Chicago Cubs Wrigley Field, Chicago, IL Fri Jun 10 1977, 3:33 AM CDT Att: 12,642 - Overcast - 62 F
Bill Madlock, R OBP: 0.348, SLG: 0.411 (1, 5)	0-2 F9 1-2		0-0 6-3			0-0 F8		0-0 5-3		4	0	0	0	0	0	1	
Gary Thomasson, L OBP: 0.361, SLG: 0.453 (1, 8)	4-0 1B BB		0-0 4-3			0-0 1B		0-0 G3		3	0	1	0	1	0	0	
Darrell Evans, L OBP: 0.383, SLG: 0.425 (1, 7)	0-0 1-3 1B			0-0 P4		0-0 4-3		0-3 K		4	0	1	0	0	1	1	
Willie McCovey, L OBP: 0.380, SLG: 0.500 (1, 3)				0-0 G3				0-0 E4 WP 1B	0-3 K	3	1	0	0	1	1	0	
Jack Clark, R OBP: 0.296, SLG: 0.376 (1, 9)	0-3 K			0-0 F8				1-3 K	0-0 5-3	4	0	0	0	0	2	4	
Tim Foli, R OBP: 0.219, SLG: 0.323 (1, 6)		0-0 1-3			0-0 5-3			2-2 L5 1-2	1-2 G3	4	0	0	0	0	0	1	
Mike Sadek, R OBP: 0.274, SLG: 0.294 Derrel Thomas, S OBP: 0.320, SLG: 0.287 (7, PH) (7, 4)		0-0 1-3			0-0 4-3			4-2 1B BB		2	0	0	0	0	0	0	
Bob Knepper, L (1, 1) Terry Whitfield, L OBP: 0.331, SLG: 0.449 Ken Rudolph, R OBP: 0.308, SLG: 0.250 (7, PH) (7, 2)		0-3 K			0-3 K			0-0 1-2 2-H 1B		2	0	0	0	0	2	0	
Inning Stats	R: 0 E: 0 K: 1 S: 10	H: 2 LOB: 3 BB: 2 P: 18	R: 0 E: 0 K: 1 S: 5	H: 0 LOB: 0 BB: 0 P: 5	R: 0 E: 0 K: 0 S: 3	H: 0 LOB: 0 BB: 0 P: 3	R: 0 E: 0 K: 0 S: 4	H: 1 LOB: 1 BB: 0 P: 4	R: 1 E: 1 K: 1 S: 17	H: 1 LOB: 2 BB: 1 P: 27	R: 0 E: 0 K: 1 S: 5	H: 0 LOB: 0 BB: 0 P: 5	R: 0 E: 0 K: 1 S: 8	H: 0 LOB: 0 BB: 0 P: 9	1B: 4 2B: 0 3B: 0 HR: 0	SF: 0 SAC: 0 DP: 0 HBP: 0	
PITCHER Rick Reuschel, R ERA: 2.8 (1, 1)	IP: 9.0 WLS: W BF: 34 H: 4 R: 1 ER: 0 SO: 7 BB: 2 IBB: 1 HBP: 0 BLK: 0 WP: 1 HR: 0 S: 62 P: 81 ERA: 0.00 WHIP: 0.667																

Batter	1	2	3	4	5	6	7	8	9	AB	R	H	RBI	BB	SO	LOB	BOTTOM
Ivan De Jesus, R OBP: 0.328, SLG: 0.356 (1, 6)	0-0 S 1B			0-0 F9					0-0 2B 1B	4	2	2	0	0	0	2	San Francisco Giants @ Chicago Cubs Wrigley Field, Chicago, IL Fri Jun 10 1977, 3:33 AM CDT Att: 12,642 - Overcast - 62 F
Larry Bittner, L OBP: 0.341, SLG: 0.387 (1, 3)	0-3 K		0-0 F7		0-0 2B 1B		0-0 CS 1-H 2B			4	1	2	1	0	1	1	
Gene Clines, R OBP: 0.435, SLG: 0.493 Greg Gross, L OBP: 0.329, SLG: 0.303 (7, PH) (8, 7)	4-0 1B 1-2 BB		0-0 L9		0-0 L8		4-0 BB			2	0	0	0	1	0	1	
Bobby Murcer, L OBP: 0.366, SLG: 0.451 (1, 9)	0-0 F3		0-0 1B		0-0 CS 1-H 2B		0-2 4-3 2-3			4	0	2	1	0	0	4	
Jerry Morales, R OBP: 0.365, SLG: 0.453 (1, 8)	0-0 1-3 2-H 1B		0-0 1B		0-0 F9 2-3			0-0 6-3		4	0	2	1	0	0	1	
Manny Trillo, R OBP: 0.424, SLG: 0.538 (1, 4)	1-2 F8		0-0 F8			0-0 G5-4-3 1B		0-3 K		4	0	1	0	0	1	4	
Steve Ontiveros, S OBP: 0.424, SLG: 0.405 (1, 5)		0-0 E6 FC5-4		1-2 4-3		0-0 G5-4-3 1-2		0-0 4-3		4	0	0	0	0	0	1	
George Mitterwald, R OBP: 0.328, SLG: 0.392 (1, 2)		0-0 FC5-4 1-2		0-0 1B		0-0 P6				3	0	1	0	0	0	1	
Rick Reuschel, R OBP: 0.200, SLG: 0.276 (1, 1)		0-3 K		0-0 F7			0-3 K			3	0	0	0	0	2	2	
Inning Stats	R: 1 E: 0 K: 1 S: 10	H: 2 LOB: 2 BB: 1 P: 15	R: 0 E: 1 K: 1 S: 6	H: 0 LOB: 1 BB: 0 P: 6	R: 0 E: 0 K: 0 S: 7	H: 1 LOB: 1 BB: 0 P: 8	R: 1 E: 0 K: 0 S: 4	H: 2 LOB: 0 BB: 0 P: 4	R: 0 E: 0 K: 0 S: 3	H: 1 LOB: 1 BB: 1 P: 13	R: 0 E: 0 K: 1 S: 5	H: 0 LOB: 0 BB: 0 P: 5	1B: 8 2B: 2 3B: 0 HR: 0	SF: 0 SAC: 0 DP: 1 HBP: 0	WP: 0 PA: 34 PB: 0 SB: 1 CS: 2		
PITCHER Bob Knepper, L ERA: 4.25 Charlie Williams, R ERA: 3.57 (1, 1) (7, 1)	IP: 6.0 WLS: L BF: 26 H: 8 R: 2 ER: 2 SO: 2 BB: 2 IBB: 0 HBP: 0 BLK: 0 WP: 0 HR: 0 S: 35 P: 41 ERA: 4.50 WHIP: 1.500																



Batter	1	2	3	4	5	6	7	8	9	AB	R	H	RBI	BB	SO	LOB	TOP								
Rob Andrews, R (1, 4) OBP: 0.362, SLG: 0.304	0-0 6-3		0-0 CS 1B		0-0 L9			0-0 5-3		4	0	1	0	0	0	0									
Derrel Thomas, S (1, 6) OBP: 0.318, SLG: 0.281	0-0 L8		2-2 4-3			4-0 1B 4-1 BB		0-0 F8		3	1	0	0	1	0	1									
Bill Madlock, R (1, 5) OBP: 0.351, SLG: 0.412	0-0 F2		1-2 5-3			0-0 4-1 1B		0-0 1B		4	0	2	0	0	0	0									
Darrell Evans, L (1, 7) OBP: 0.375, SLG: 0.415		0-3 K		0-0 4-3		0-0 4-1		0-0 L9		4	0	0	1	0	1	2									
Willie McCovey, L (1, 3) OBP: 0.388, SLG: 0.517		0-0 HR		4-0 2B 7-2 BB		0-3 3-H K		4-0 1B BB		2	1	1	1	2	1	1									
Larry Hemendon, R (9, PR) OBP: 0.259, SLG: 0.327										0	0	0	0	0	0	0									
Gary Thomasson, L (1, 8) OBP: 0.371, SLG: 0.490		0-0 HR		0-0 1-3 2B		0-0 4-3		0-0 1-3 1B		4	1	3	1	0	0	1									
Terry Whitfield, L (1, 9) OBP: 0.328, SLG: 0.443		0-0 5-3 1B		1-2 7-2		0-0 4-3		0-3 K		4	0	1	0	0	1	4									
Marc Hill, R (1, 2) OBP: 0.256, SLG: 0.287		0-0 5-3			0-0 6-3		0-0 6-3		0-3 K	4	0	0	0	0	1	3									
Jim Barr, R (1, 1) OBP: 0.206, SLG: 0.156		0-3 K			0-3 K		3-2 5-3		0-0 5-3	1	0	0	0	0	1	1									
Dave Heaverlo, R (4, 1)										1	0	0	0	0	1	0									
Randy Elliott, R (7, PH) OBP: 0.220, SLG: 0.339										1	0	0	0	0	0	0									
Gary Lavelle, S (7, 1)										0	0	0	0	0	0	0									
Jack Clark, R (9, PH) OBP: 0.294, SLG: 0.373										1	0	0	0	0	0	2									
Inning Stats	R: 0 E: 0 K: 0 S: 3	H: 0 LOB: 0 BB: 0 P: 3	R: 2 E: 0 K: 2 S: 10	H: 3 LOB: 1 BB: 0 P: 10	R: 0 E: 0 K: 0 S: 9	H: 1 LOB: 0 BB: 0 P: 12	R: 0 E: 0 K: 0 S: 6	H: 1 LOB: 1 BB: 1 P: 11	R: 0 E: 0 K: 1 S: 5	H: 0 LOB: 0 BB: 0 P: 5	R: 1 E: 0 K: 1 S: 6	H: 1 LOB: 1 BB: 1 P: 10	R: 0 E: 0 K: 0 S: 6	H: 0 LOB: 0 BB: 0 P: 9	R: 0 E: 0 K: 0 S: 4	H: 1 LOB: 1 BB: 1 P: 4	R: 0 E: 0 K: 2 S: 8	H: 1 LOB: 2 BB: 1 P: 12	1B: 5 2B: 2 3B: 0 HR: 2	SF: 0 SAC: 0 DP: 1 HBP: 0	WP: 0 PB: 0 SB: 0 CS: 1	PA: 36			
PITCHER	IP	WLS	BF	H	R	ER	SO	BB	IBB	HBP	BLK	WP	HR	S	P	ERA	WHIP								
Ray Burris, R (1, 1) ERA: 4.27	3.1		15	5	2	2	2	1	0	0	0	0	2	24	31	5.40	1.800								
Willie Hernandez, L (4, 1) ERA: 1.82	4.2	W	16	2	1	1	2	1	0	0	0	0	0	25	33	1.93	0.643								
Bruce Sutter, R (9, 1) ERA: 0.84	1.0	S	5	1	0	0	2	1	0	0	0	0	0	8	12	0.00	2.000								

San Francisco Giants @ Chicago Cubs
Wrigley Field, Chicago, IL
Sat Jun 11 1977, 3:33 AM CDT
Att: 32,411 - Overcast - 65 F

AB 33
R 3
H 8
RBI 3
BB 3
SO 6
LOB 15



Batter	1	2	3	4	5	6	7	8	9	AB	R	H	RBI	BB	SO	LOB	BOTTOM								
Ivan De Jesus, R (1, 6) OBP: 0.333, SLG: 0.362	0-0 1B FC4-6	2-2 1-2 2-3 3-H 1B		2-2 6-3			0-0 FC2-6 1B	0-3 K		5	1	3	1	0	1	2									
Larry Bittner, L (1, 7) OBP: 0.340, SLG: 0.384	0-0 FC4-6 1B	0-0 L5		0-0 F9			0-0 FC2-6 FC4-6 1B 2B			4	1	1	0	0	0	5									
Bill Buckner, L (1, 3) OBP: 0.329, SLG: 0.385	0-0 FC4-6 1B	0-0 F9			0-0 F8		0-0 FC4-6 1B			4	1	1	1	0	0	3									
Bobby Murcer, L (1, 9) OBP: 0.368, SLG: 0.462	0-0 1-H 3B			0-0 F9 1B		0-0 F7	0-0 FC4-6 2B			4	1	2	1	0	0	2									
Jerry Morales, R (1, 8) OBP: 0.368, SLG: 0.459	0-0 6-3			0-0 G6-3 1B		0-3 K	0-0 1-H 2-3 2B			4	0	2	2	0	1	1									
Manny Trillo, R (1, 4) OBP: 0.415, SLG: 0.527	0-0 1-3			3-2 F9		0-0 4-3	0-0 F9			4	0	0	0	0	0	4									
Steve Ontiveros, S (1, 5) OBP: 0.426, SLG: 0.498		0-0 1B 1B		0-0 G6-3			0-0 1B			4	1	2	0	0	0	2									
George Mitterwald, R (1, 2) OBP: 0.331, SLG: 0.401		3-2 1B L5 1B		3-2 SH1-3 2B		0-0 F9		0-0 E6		4	0	2	0	0	0	1									
Ray Burris, R (1, 1) OBP: 0.188, SLG: 0.233		4-0 1B		0-0 SH1-3		0-0 F2		0-0 L7		0	0	0	0	1	0	0									
Willie Hernandez, L (4, 1)										1	0	0	0	0	0	1									
Geng Clines, R (8, PH) OBP: 0.432, SLG: 0.488										1	0	0	0	0	0	1									
Bruce Sutter, R (9, 1)		1-2 BB								0	0	0	0	0	0	0									
Inning Stats	R: 2 E: 0 K: 0 S: 6	H: 3 LOB: 2 BB: 1 P: 6	R: 1 E: 0 K: 0 S: 12	H: 3 LOB: 1 BB: 1 P: 21	R: 0 E: 0 K: 0 S: 7	H: 2 LOB: 1 BB: 0 P: 10	R: 0 E: 0 K: 0 S: 10	H: 1 LOB: 1 BB: 0 P: 15	R: 0 E: 0 K: 1 S: 5	H: 0 LOB: 0 BB: 0 P: 5	R: 0 E: 0 K: 0 S: 4	H: 1 LOB: 1 BB: 0 P: 4	R: 2 E: 0 K: 0 S: 6	H: 3 LOB: 1 BB: 0 P: 6	R: 0 E: 1 K: 1 S: 6	H: 0 LOB: 1 BB: 0 P: 6	1B: 10 2B: 3 3B: 1 HR: 0	SF: 0 SAC: 1 DP: 2 HBP: 0	WP: 0 PB: 0 SB: 0 CS: 0	PA: 37					
PITCHER	IP	WLS	BF	H	R	ER	SO	BB	IBB	HBP	BLK	WP	HR	S	P	ERA	WHIP								
Jim Barr, R (1, 1) ERA: 4.16	3.0		17	9	3	3	0	1	0	0	0	0	0	15	17	9.00	3.333								
Dave Heaverlo, R (4, 1) ERA: 1.93	3.0	L	10	1	0	0	1	0	0	0	0	0	0	12	12	9.00	1.500								
Gary Lavelle, L (7, 1) ERA: 0.96	2.0		10	3	2	2	1	0	0	0	0	0	0	12	12	9.00	1.500								

San Francisco Giants @ Chicago Cubs
Wrigley Field, Chicago, IL
Sat Jun 11 1977, 3:33 AM CDT
Att: 32,411 - Overcast - 65 F

AB 35
R 5
H 13
RBI 5
BB 1
SO 2
LOB 22



Batter	1	2	3	4	5	6	7	8	9	AB	R	H	RBI	BB	SO	LOB	TOP										
Rob Andrews, R OBP: 0.363, SLG: 0.303 (1, 4)	0-0 4-3		0-0 E 1B	0-0 6-3		0-0 4-3			4-0 WP SH2-4 BB	4	1	1	0	1	0	3	San Francisco Giants @ Chicago Cubs Wrigley Field, Chicago, IL Sun Jun 12 1977, 3:33 AM CDT Att: 27,038 - Overcast - 53 F										
Derrel Thomas, S OBP: 0.317, SLG: 0.280 (1, 6)	0-0 P8		0-0 F2	0-2 2-3 3-H 1B		0-0 L7		0-0 SH2-4	4	0	1	1	0	0	2												
Bill Madlock, R OBP: 0.352, SLG: 0.414 (1, 5)	0-0 1B		0-0 CS E 1-2 1B	0-0 SF8			0-0 6-3	0-0 1-3	4	0	2	1	0	0	1												
Darrell Evans, L OBP: 0.366, SLG: 0.403 (1, 7)	0-0 G3		0-0 E3	0-0 4-3			0-0 K	0-3 K	5	0	0	0	0	2	4												
Willie McCovey, L OBP: 0.385, SLG: 0.511 (1, 3)		0-0 P4	0-3 K		0-0 G5-4-3 1B		0-0 F8		4	0	1	0	0	1	2												
Gary Thomasson, L OBP: 0.374, SLG: 0.493 (1, 8)	0-0 2B			4-2 1B BB	0-0 F9		0-0 G3		3	1	1	0	1	0	1												
Terry Whitfield, L OBP: 0.333, SLG: 0.444 (1, 9)	0-3 K			0-0 SH 1B	0-0 G5-4-3		0-0 S 1B		4	1	2	0	0	1	2												
Marc Hill, R OBP: 0.271, SLG: 0.296 (1, 2)	4-0 IBB			0-0 SH 1B 1B		0-0 SH2-4 BLK 1B	1-2 L7		3	1	2	1	1	0	1												
John Curtis, L OBP: 0.300, SLG: 0.500 (5, 1) Terry Coruhis, R (5, 1) Charlie Williams, R (7, 1) Jack Clark, R OBP: 0.350, SLG: 0.371 (8, PH) Gary Lavelle, S (8, 1) Dave Heaverlo, R (8, 1)	0-3 K			0-0 SH 1B SF8		0-0 SH2-4	0-0 L7		1	1	0	0	0	1	2												
Inning Stats	R: 0 E: 0 K: 0 S: 4	H: 1 LOB: 1 BB: 0 P: 4	R: 0 E: 0 K: 2 S: 8	H: 1 LOB: 2 BB: 1 P: 12	R: 1 E: 1 K: 1 S: 7	H: 2 LOB: 2 BB: 0 P: 7	R: 4 E: 1 K: 0 S: 13	H: 3 LOB: 1 BB: 1 P: 17	R: 0 E: 0 K: 0 S: 3	H: 1 LOB: 0 BB: 0 P: 3	R: 0 E: 0 K: 1 S: 7	H: 0 LOB: 0 BB: 0 P: 10	R: 0 E: 0 K: 0 S: 8	H: 1 LOB: 1 BB: 0 P: 9	R: 0 E: 0 K: 1 S: 5	H: 0 LOB: 1 BB: 1 P: 9		1B: 9 2B: 2 3B: 0 HR: 0	SF: 1 SAC: 3 DP: 2 HBP: 0	WP: 1 PB: 0 SB: 1 CS: 1	PA: 40						
PITCHER	IP	WLS	BF	H	R	ER	SO	BB	IBB	HBP	BLK	WP	HR	S	P	ERA	WHIP										
Mike Krukow, R ERA: 5.4 (1, 1)	3.0		17	6	4	2	3	1	1	0	0	0	0	24	32	6.00	2.333										
Donnie Moore, R ERA: 3.39 (4, 1)	2.0		8	2	1	0	0	0	0	0	0	0	0	11	11	0.00	1.000										
Paul Reuschel, R ERA: 1.32 (6, 1)	2.0		7	1	0	0	1	0	0	0	1	0	0	11	14	0.00	0.500										
Bruce Sutter, R ERA: 0.81 (8, 1)	2.0	W	8	1	0	0	1	1	0	0	0	1	0	13	18	0.00	1.000										

Batter	1	2	3	4	5	6	7	8	9	AB	R	H	RBI	BB	SO	LOB	BOTTOM										
Ivan De Jesus, R OBP: 0.335, SLG: 0.364 (1, 6)	4-0 4-3 L1-3 1B BB		3-2 F8		0-0 F9		0-3 K		0-0 1B 2B	4	1	1	0	1	1	2	San Francisco Giants @ Chicago Cubs Wrigley Field, Chicago, IL Sun Jun 12 1977, 3:33 AM CDT Att: 27,038 - Overcast - 53 F										
Gene Clines, R OBP: 0.440, SLG: 0.493 (1, 7)	2-2 L1-3	0-0 L8		0-0 1B		0-0 1B FC5-2		0-0 E8 SF9	5	1	3	0	0	0	2												
Bill Buckner, L OBP: 0.347, SLG: 0.406 (6, PR) Mick Kelleher, R OBP: 0.250, SLG: 0.300 (9, 3) Larry Bittner, L OBP: 0.340, SLG: 0.384 (9, 3)	0-0 4-3		0-0 G3 1B 2B	0-0 L8		0-0 1B FC5-2	1-3 1B	0-0 2-3 BB	4	1	2	0	1	0	2												
Bobby Murcer, L OBP: 0.369, SLG: 0.460 (1, 9)	4-0 1B 1B BB		0-0 G3		0-0 1B 1B	1-2 P5		0-0 SF9	3	1	1	1	1	0	3												
Jerry Morales, R OBP: 0.379, SLG: 0.465 (1, 8)	0-0 1B		4-0 1B		0-0 4-3 1B 1B	0-0 FC5-2		0-0 1B	4	1	3	1	1	0	2												
Manny Trillo, R OBP: 0.420, SLG: 0.529 (1, 4)	0-0 1-2 2-3 1B		0-0 P9		0-0 1B 1B	0-0 1-2 2-H 1B	0-0 1-2 2-H 1B	2-2 P4	5	1	3	1	0	0	4												
Steve Ontiveros, S OBP: 0.427, SLG: 0.406 (1, 5)	0-3 K		0-0 1-2 2-3 1B		0-0 4-3		4-2 G6-4-3 BB		3	0	1	1	1	1	5												
George Mitterwald, R OBP: 0.335, SLG: 0.400 (1, 2)		4-0 F8 SH3-4 BB		0-0 F9		0-0 4-3 WP 1B	0-0 G6-4-3		3	0	1	2	1	0	3												
Mike Krukow, R ERA: 4.33 (4, 1) Donnie Moore, L ERA: 2.93 (5, PH) Greg Gross, L ERA: 3.47 (8, 1) Paul Reuschel, R (7, PH) Bobby Danvin, R ERA: 1.13 (8, 1) Bruce Sutter, R (8, 1)	0-0 SH3-4		0-0 1-2		0-3 K		0-0 4-3	0-0 5-3	0	0	0	0	0	0	0												
Inning Stats	R: 1 E: 0 K: 1 S: 10	H: 2 LOB: 3 BB: 2 P: 20	R: 0 E: 0 K: 0 S: 6	H: 0 LOB: 1 BB: 1 P: 13	R: 1 E: 0 K: 0 S: 5	H: 2 LOB: 2 BB: 1 P: 9	R: 0 E: 0 K: 1 S: 6	H: 1 LOB: 1 BB: 0 P: 6	R: 3 E: 0 K: 1 S: 9	H: 4 LOB: 1 BB: 0 P: 9	R: 0 E: 0 K: 0 S: 9	H: 3 LOB: 2 BB: 0 P: 10	R: 0 E: 0 K: 0 S: 9	H: 0 LOB: 0 BB: 1 P: 16	R: 1 E: 2 K: 0 S: 13	H: 3 LOB: 2 BB: 1 P: 19		1B: 13 2B: 2 3B: 0 HR: 0	SF: 1 SAC: 1 DP: 1 HBP: 0	WP: 1 PB: 0 SB: 0 CS: 0	PA: 42						
PITCHER	IP	WLS	BF	H	R	ER	SO	BB	IBB	HBP	BLK	WP	HR	S	P	ERA	WHIP										
John Curtis, L ERA: 4.33 (1, 1)	4.1		25	8	5	2	2	3	1	0	0	0	0	31	52	10.38	2.538										
Terry Coruhis, R ERA: 2.93 (5, 1)	1.2		9	4	0	0	1	1	0	0	0	1	0	17	22	0.00	3.000										
Charlie Williams, R ERA: 3.47 (7, 1)	1.0		2	0	0	0	0	0	0	0	0	0	0	6	9	0.00	0.000										
Gary Lavelle, L ERA: 1.13 (8, 1)	0.2	L	5	3	1	1	0	1	0	0	0	0	0	8	12	13.50	6.000										
Dave Heaverlo, R ERA: 1.91 (8, 1)	0.1		1	0	0	0	0	0	0	0	0	0	0	5	7	0.00	0.000										



Batter	1	2	3	4	5	6	7	8	9	AB	R	H	RBI	BB	SO	LOB	TOP		
Bake McBride, L OBP: 0.297, SLG: 0.425 (1, 8)	0-0 6-3			0-0 F9		0-3 K		0-0 P6		4	0	0	0	0	1	2			
Gary Templeton, S OBP: 0.329, SLG: 0.439 (1, 6)	0-0 P4			0-0 1B		0-0 2B			0-0 6-3	4	0	2	1	0	0	0			
Lou Brock, L OBP: 0.342, SLG: 0.425 (1, 7)	0-0 4-3			0-0 F7		0-0 P6			0-3 K	4	0	0	0	0	1	2			
Hector Cruz, R OBP: 0.382, SLG: 0.415 (1, 9)		0-0 5-3		0-3 K			0-3 K		0-0 L6	4	0	0	0	0	2	1			
Keith Hernandez, L OBP: 0.419, SLG: 0.505 (1, 3)		4-0 BB			0-0 P5		0-0 G3			2	0	0	0	1	0	0			
Dave Rader, L OBP: 0.387, SLG: 0.536 (1, 2)		0-0 8-3			0-0 F8		0-0 4-3			3	0	0	0	0	0	1			
Joel Youngblood, R OBP: 0.287, SLG: 0.259 (1, 5)			0-0 F9		0-0 P4			0-0 4-3		3	0	0	0	0	0	0			
Mike Tyson, R OBP: 0.298, SLG: 0.274 (1, 4)			0-0 F7		4-0 SH1-4 2B BB			0-0 2B		2	1	1	0	1	0	0			
Bob Forsch, R OBP: 0.281, SLG: 0.300 Buddy Schultz, R OBP: 0.333, SLG: 0.200 Jerry Mumphy, S OBP: 0.417, SLG: 0.528 Al Hrabosky, R (8, 1)			0-3 K		0-0 SH1-4 1-2		0-3 K			1	0	0	0	0	1	0			
Inning Stats	R: 0 E: 0 K: 0 S: 3	H: 0 LOB: 0 BB: 0 P: 3	R: 0 E: 0 K: 0 S: 2	H: 0 LOB: 0 BB: 1 P: 6	R: 0 E: 0 K: 1 S: 5	H: 0 LOB: 0 BB: 0 P: 5	R: 0 E: 0 K: 1 S: 6	H: 1 LOB: 1 BB: 0 P: 6	R: 0 E: 0 K: 0 S: 3	H: 0 LOB: 0 BB: 0 P: 3	R: 1 E: 0 K: 1 S: 6	H: 1 LOB: 1 BB: 1 P: 10	R: 0 E: 0 K: 1 S: 5	H: 1 LOB: 1 BB: 0 P: 6	R: 0 E: 0 K: 1 S: 5	H: 0 LOB: 0 BB: 0 P: 5	1B: 1 2B: 3 3B: 0 HR: 0	SF: 0 SAC: 1 DP: 1 HBP: 0	WP: 0 PA: 31 PB: 0 SB: 0 CS: 0
PITCHER Ed Halicki, R ERA: 2.84 (1, 1)	IP: 9.0 WLS: W BF: 31 H: 3 R: 1 ER: 1 SO: 6 BB: 2 IBB: 0 HBP: 0 BLK: 0 WP: 0 HR: 0 S: 41 P: 49 ERA: 1.00 WHIP: 0.556															PITCHER Ed Halicki, R ERA: 2.84 (1, 1)	IP: 9.0 WLS: W BF: 31 H: 3 R: 1 ER: 1 SO: 6 BB: 2 IBB: 0 HBP: 0 BLK: 0 WP: 0 HR: 0 S: 41 P: 49 ERA: 1.00 WHIP: 0.556		

St. Louis Cardinals @ San Francisco Giants
Candlestick Park, San Francisco, CA
Tue Jun 14 1977, 10:05 PM EDT
Att: 9,407 - Unknown

AB	28
R	1
H	3
RBI	1
BB	2
SO	6
LOB	7



Batter	1	2	3	4	5	6	7	8	9	AB	R	H	RBI	BB	SO	LOB	BOTTOM		
Derrel Thomas, S OBP: 0.324, SLG: 0.286 (1, 4)	4-0 1B SF9 BB		0-0 HBP 2B	0-0 E S 1B		0-0 F9		0-0 5-3		4	2	2	1	1	0	1			
Bill Madlock, R OBP: 0.395, SLG: 0.415 Vic Harris, S OBP: 0.333, SLG: 0.300 (6, PH)	0-0 L1-3 1B		1-0 2B HBP	0-0 5-3		0-3 K		0-3 K		2	1	1	0	0	0	1			
Darrell Evans, L OBP: 0.359, SLG: 0.397 (1, 7)	0-0 SF9		0-0 F7		0-3 K		0-3 K			3	0	0	1	0	2	2			
Gary Thomasson, L OBP: 0.376, SLG: 0.497 (8, 3)	0-0 L1-3		0-0 2B		4-0 1B BB		0-0 F5			3	1	1	2	1	0	1			
Willie McCovey, L OBP: 0.387, SLG: 0.511 Larry Hemdon, R OBP: 0.259, SLG: 0.327 (7, PR)		0-0 F8	0-0 L9		0-0 1B BB E 1B		0-0 1B			4	1	2	0	0	0	1			
Terry Whitfield, L OBP: 0.336, SLG: 0.445 Jack Clark, R OBP: 0.295, SLG: 0.368 (5, PH)		0-0 4-3 1B	0-0 4-3		4-0 E BB		0-0 P4			2	1	1	0	0	0	1			
Tim Foli, R OBP: 0.219, SLG: 0.321 (1, 6)		0-0 4-3		0-0 6-3		0-0 E7 1B		0-0 F8		4	0	1	1	0	0	2			
Marc Hill, R OBP: 0.277, SLG: 0.302 (1, 2)		0-0 1B		0-0 P3		0-3 K		0-0 5-3 1B		4	0	2	1	0	1	2			
Ed Halicki, R OBP: 0.188, SLG: 0.226 (1, 1)		0-0 5-3		0-0 1B 2B		0-3 K		0-3 K		4	1	1	0	0	2	4			
Inning Stats	R: 1 E: 0 K: 0 S: 3	H: 1 LOB: 0 BB: 1 P: 7	R: 1 E: 0 K: 0 S: 5	H: 2 LOB: 1 BB: 0 P: 5	R: 2 E: 0 K: 0 S: 5	H: 2 LOB: 1 BB: 0 P: 6	R: 1 E: 0 K: 0 S: 5	H: 2 LOB: 1 BB: 0 P: 5	R: 2 E: 1 K: 3 S: 11	H: 2 LOB: 2 BB: 2 P: 19	R: 0 E: 0 K: 2 S: 7	H: 0 LOB: 0 BB: 0 P: 7	R: 0 E: 0 K: 0 S: 4	H: 1 LOB: 1 BB: 0 P: 4	R: 0 E: 0 K: 2 S: 8	H: 1 LOB: 1 BB: 0 P: 8	1B: 9 2B: 3 3B: 0 HR: 0	SF: 1 SAC: 0 DP: 1 HBP: 1	WP: 0 PA: 38 PB: 0 SB: 1 CS: 0
PITCHER Bob Forsch, R ERA: 4.36 Buddy Schultz, L ERA: 1.41 Al Hrabosky, L ERA: 3.57 (8, 1)	IP: 4.1 WLS: L BF: 23 H: 8 R: 7 ER: 6 SO: 1 BB: 2 IBB: 0 HBP: 1 BLK: 0 WP: 0 HR: 0 S: 22 P: 31 ERA: 12.46 WHIP: 2.308															PITCHER Ed Halicki, R ERA: 2.84 (1, 1)	IP: 9.0 WLS: W BF: 31 H: 3 R: 1 ER: 1 SO: 6 BB: 2 IBB: 0 HBP: 0 BLK: 0 WP: 0 HR: 0 S: 41 P: 49 ERA: 1.00 WHIP: 0.556		

St. Louis Cardinals @ San Francisco Giants
Candlestick Park, San Francisco, CA
Tue Jun 14 1977, 10:05 PM EDT
Att: 9,407 - Unknown

AB	33
R	7
H	11
RBI	6
BB	3
SO	7
LOB	17



Batter	1	2	3	4	5	6	7	8	9	AB	R	H	RBI	BB	SO	LOB	TOP			
Rennie Stennett, R (1,4) OBP: 0.380, SLG: 0.403	4-3			G1-6-3 1B		6-3			F9	4	0	1	0	0	0	0				
Frank Taveras, R (1,6) OBP: 0.309, SLG: 0.291	K			G1-6-3 1-2f			5-3		L8	4	0	0	0	0	1	1				
Dave Parker, L (1,9) OBP: 0.408, SLG: 0.576	5-3			1B			FC5-4 1B			3	0	2	0	0	0	0				
Bill Robinson, R (1,3) OBP: 0.323, SLG: 0.517		G4-6-3 1B		L5			FC5-4 1-2f			3	0	1	0	0	0	2				
Al Oliver, L (1,7) OBP: 0.328, SLG: 0.451		G4-6-3 1-2f			6-3		G3			3	0	0	0	0	0	2				
Fernando Gonzalez, R (1,5) OBP: 0.282, SLG: 0.400	K				F8			F3		3	0	0	0	0	1	0				
Duffy Dyer, R (1,2) OBP: 0.417, SLG: 0.359			F3		6-3			6-3		3	0	0	0	0	0	0				
Omar Moreno, L (1,8) OBP: 0.288, SLG: 0.315			F7			G6-4-3 1B		L1		3	0	1	0	0	0	0				
Jim Rooker, R (1,1) OBP: 0.241, SLG: 0.185						G6-4-3 1-2f			F8	2	0	0	0	0	0	1				
Phil Garner, R (9, PH) OBP: 0.276, SLG: 0.351			5-3							1	0	0	0	0	0	0				
Inning Stats	R: 0 E: 0 K: 1 S: 5	H: 0 LOB: 0 BB: 0 P: 5	R: 0 E: 0 K: 1 S: 5	H: 1 LOB: 0 BB: 0 P: 5	R: 0 E: 0 K: 0 S: 3	H: 0 LOB: 0 BB: 0 P: 3	R: 0 E: 0 K: 0 S: 4	H: 2 LOB: 1 BB: 0 P: 4	R: 0 E: 0 K: 0 S: 3	H: 0 LOB: 0 BB: 0 P: 3	R: 0 E: 0 K: 0 S: 4	H: 1 LOB: 1 BB: 0 P: 4	R: 0 E: 0 K: 0 S: 3	H: 0 LOB: 0 BB: 0 P: 3	R: 0 E: 0 K: 0 S: 3	H: 0 LOB: 0 BB: 0 P: 3	1B: 5 2B: 0 3B: 0 HR: 0	SF: 0 SAC: 0 DP: 3 HBP: 0	WP: 0 PB: 0 SB: 0 CS: 0	PA: 29
PITCHER Bob Knepper, L (1,1) ERA: 3.82	IP: 9.0 WLS: W BF: 29 H: 5 R: 0 ER: 0 SO: 2 BB: 0 IBB: 0 HBP: 0 BLK: 0 WP: 0 HR: 0 S: 33 P: 33 ERA: 0.00 WHIP: 0.556															PITCHER Bob Knepper, L (1,1) ERA: 3.82	IP: 9.0 WLS: W BF: 29 H: 5 R: 0 ER: 0 SO: 2 BB: 0 IBB: 0 HBP: 0 BLK: 0 WP: 0 HR: 0 S: 33 P: 33 ERA: 0.00 WHIP: 0.556			

Pittsburgh Pirates @ San Francisco Giants
Candlestick Park, San Francisco, CA
Sun Jun 19 1977, 6:33 AM EDT
Unknown

AB 29
R 0
H 5
RBI 0
BB 0
SO 2
LOB 6



Batter	1	2	3	4	5	6	7	8	9	AB	R	H	RBI	BB	SO	LOB	BOTTOM			
Rob Andrews, R (1,4) OBP: 0.371, SLG: 0.314	F8					FC5				4	1	2	2	0	0	2				
Vic Harris, S (8,4) OBP: 0.368, SLG: 0.438				CS 1B	2H 1B	2-3f 1B		2H 2B		1	0	1	1	0	0	0				
Derrel Thomas, S (1,8) OBP: 0.330, SLG: 0.324	HR		K 1-2		1-2 2B		5-3	5-3		5	2	2	1	0	1	2				
Bill Madlock, R (1,5) OBP: 0.358, SLG: 0.431	F3			G4-3 BB	1H 2H 2B		F7			3	0	1	2	1	0	0				
Jack Clark, R (1,9) OBP: 0.300, SLG: 0.424	G1			G4-3 1-2f	6-3		HR			4	1	1	1	0	0	2				
Willie McCovey, L (1,3) OBP: 0.388, SLG: 0.490		F7					F8			3	0	1	0	1	0	0				
Randy Elliott, R (1,7) OBP: 0.239, SLG: 0.359		F8			G3		BB			4	1	1	0	0	0	2				
Tim Foli, R (1,6) OBP: 0.210, SLG: 0.311		F9					F7			4	0	0	0	0	0	1				
Gary Alexander, R (1,2) OBP: 0.750, SLG: 0.667			E9 SH5-3 1B		SH1-3 1B	FC5 1B IBB		SH1-3 2B 1B		3	3	2	0	1	0	0				
Bob Knepper, L (1,1) OBP: 0.222, SLG: 0.125			SH5-3 2-3		SH1-3 1-2			SH1-3 1-2		1	0	1	1	0	0	0				
Inning Stats	R: 1 E: 0 K: 0 S: 4	H: 1 LOB: 0 BB: 0 P: 4	R: 0 E: 0 K: 0 S: 3	H: 0 LOB: 0 BB: 0 P: 3	R: 1 E: 1 K: 1 S: 6	H: 1 LOB: 0 BB: 0 P: 6	R: 0 E: 0 K: 0 S: 3	H: 1 LOB: 1 BB: 1 P: 7	R: 3 E: 0 K: 0 S: 7	H: 4 LOB: 1 BB: 0 P: 7	R: 1 E: 0 K: 0 S: 5	H: 2 LOB: 2 BB: 1 P: 9	R: 1 E: 0 K: 0 S: 4	H: 1 LOB: 1 BB: 1 P: 8	R: 1 E: 0 K: 0 S: 5	H: 2 LOB: 1 BB: 0 P: 5	1B: 7 2B: 3 3B: 0 HR: 2	SF: 0 SAC: 3 DP: 1 HBP: 0	WP: 0 PB: 0 SB: 0 CS: 1	PA: 38
PITCHER Jim Rooker, L (1,1) ERA: 3.33	IP: 8.0 WLS: L BF: 38 H: 12 R: 8 ER: 7 SO: 1 BB: 2 IBB: 1 HBP: 0 BLK: 0 WP: 0 HR: 2 S: 37 P: 49 ERA: 7.88 WHIP: 1.750															PITCHER Jim Rooker, L (1,1) ERA: 3.33	IP: 8.0 WLS: L BF: 38 H: 12 R: 8 ER: 7 SO: 1 BB: 2 IBB: 1 HBP: 0 BLK: 0 WP: 0 HR: 2 S: 37 P: 49 ERA: 7.88 WHIP: 1.750			

Pittsburgh Pirates @ San Francisco Giants
Candlestick Park, San Francisco, CA
Sun Jun 19 1977, 6:33 AM EDT
Unknown

AB 32
R 8
H 12
RBI 8
BB 3
SO 1
LOB 9



Batter	1	2	3	4	5	6	7	8	9	AB	R	H	RBI	BB	SO	LOB	TOP																						
Rennie Stennett, R OBP: 0.376, SLG: 0.407 (1, 4)	0-0 4-3		0-0 2B 3B		0-3 K		0-0 L9	0-0 F4		5	1	1	1	0	1	1																							
Bill Robinson, R OBP: 0.327, SLG: 0.523 Grant Jackson, S OBP: 0.500, SLG: 1.000 Bobby Tolán, L OBP: 0.259, SLG: 0.167 (6, PH)	0-0 6-3		0-0 1B 2B		0-0 6-3		0-0 HR 1B		0-3 K	4	1	2	1	0	0	0																							
Dave Parker, L OBP: 0.411, SLG: 0.589 (1, 9)	0-0 L7		0-0 2-3 1B		0-0 1B		0-0 HR		0-0 3-1	5	1	3	2	0	0	0																							
Al Oliver, L OBP: 0.321, SLG: 0.440 (1, 7)		0-0 F6	0-0 F6		0-0 G3		0-0 3-1		0-0 L8	5	0	0	0	0	0	3																							
Willie Stargell, L OBP: 0.374, SLG: 0.569 (1, 3)		4-0 1B BB	0-0 G4-6-3 1-2			0-0 HR 1B				2	1	1	0	2	0	2																							
Ed Ott, L OBP: 0.383, SLG: 0.418 (1, 2)		0-0 1-2 1B		0-0 4-3		0-0 1-2 HR		0-0 1-3		4	1	2	2	0	0	1																							
Omar Moreno, L OBP: 0.287, SLG: 0.314 (1, 8)		0-0 F7		0-0 1-3 1B		0-0 F7		0-0 6-3		4	0	1	0	0	0	2																							
Frank Taveras, R OBP: 0.304, SLG: 0.286 (1, 6)		0-0 4-3		0-0 1-3		0-0 4-3		0-0 6-3		4	0	0	0	0	0	3																							
Larry Demery, R OBP: 0.231, SLG: 0.385 Terry Forster, L OBP: 0.333, SLG: 0.556 Jerry Hairston, S OBP: 0.429, SLG: 0.379 Kent Tekulve, R OBP: 0.400, SLG: 0.400 Phil Garner, R OBP: 0.279, SLG: 0.354 (7, 5)			0-0 3B 3B		0-3 K		0-0 F8		0-0 S 1B	0	0	0	0	0	0	0																							
Inning Stats	R: 0 E: 0 K: 0 S: 3	H: 0 LOB: 0 BB: 0 P: 3	R: 0 E: 0 K: 0 S: 4	H: 1 LOB: 2 BB: 1 P: 8	R: 2 E: 0 K: 0 S: 6	H: 4 LOB: 1 BB: 0 P: 6	R: 0 E: 0 K: 1 S: 6	H: 1 LOB: 1 BB: 0 P: 6	R: 0 E: 0 K: 0 S: 5	H: 2 LOB: 0 BB: 0 P: 5	R: 2 E: 0 K: 0 S: 5	H: 2 LOB: 1 BB: 1 P: 9	R: 0 E: 0 K: 0 S: 4	H: 1 LOB: 1 BB: 0 P: 4	R: 0 E: 0 K: 1 S: 5	H: 0 LOB: 0 BB: 0 P: 5	1B: 7 2B: 1 3B: 2 HR: 2	SF: 0 SAC: 0 DP: 1 HBP: 0	WP: 0 PB: 0 SB: 1 CS: 0	PA: 40																			
PITCHER	IP	WLS	BF	H	R	ER	SO	BB	IBB	HBP	BLK	WP	HR	S	P	ERA	WHIP	PITCHER				IP	WLS	BF	H	R	ER	SO	BB	IBB	HBP	BLK	WP	HR	S	P	ERA	WHIP	
Charlie Williams, R ERA: 4.25 Dave Heaverlo, R ERA: 2.12 Randy Moffitt, R ERA: 2.68	(1, 1)	5.0	24	9	4	4	2	1	0	0	0	0	1	27	31	7.20	2.000					(1, 1)	5.0	24	9	4	4	2	1	0	0	0	0	1	27	31	7.20	2.000	
	(6, 1)	2.2	W	12	3	2	2	0	1	0	0	0	0	1	11	15	6.75	1.500					(6, 1)	2.2	W	12	3	2	2	0	1	0	0	0	1	11	15	6.75	1.500
	(8, 1)	1.1	S	4	0	0	0	1	0	0	0	0	0	0	6	6	0.00	0.000					(8, 1)	1.1	S	4	0	0	0	1	0	0	0	0	6	6	0.00	0.000	

Pittsburgh Pirates @ San Francisco Giants
Candlestick Park, San Francisco, CA
Sun Jun 19 1977, 10:05 PM EDT
Att: 23,078 - Unknown

AB 38
R 6
H 12
RBI 6
BB 2
SO 3
LOB 13



Batter	1	2	3	4	5	6	7	8	9	AB	R	H	RBI	BB	SO	LOB	BOTTOM																					
Rob Andrews, R OBP: 0.378, SLG: 0.324 (1, 4)	0-0 1B 1B			0-0 5-3 1-2			0-0 SH1-4 HR 1B			4	2	3	0	0	0	1																						
Derrel Thomas, S OBP: 0.330, SLG: 0.324 Vic Harris, S OBP: 0.368, SLG: 0.438 (6, 5)	0-0 1-3 1B	0-3 K		0-0 F7			0-0 SH1-4			3	1	1	0	0	1	2																						
Darrell Evans, L OBP: 0.360, SLG: 0.403 (1, 7)	4-0 1-2 1B BB		0-0 F8		0-0 F9		0-0 2-H HR			3	2	1	2	1	0	1																						
Gary Thomasson, L OBP: 0.378, SLG: 0.512 (1, 8)	0-0 1-2 1B	0-0 F9		4-3 S BB		0-3 K				3	1	1	2	1	1	1																						
Willie McCovey, L OBP: 0.386, SLG: 0.486 (1, 3)	0-0 1B		0-3 K		0-0 4-3		0-0 F8			4	0	1	0	0	1	1																						
Terry Whitfield, L OBP: 0.338, SLG: 0.461 (1, 9)	0-0 F8		0-0 F7		0-3 K		0-0 F8			4	0	0	0	0	1	1																						
Tim Foli, R OBP: 0.211, SLG: 0.314 (1, 6)	0-0 1B 2B		0-0 6-3		0-0 6-3		0-3 K			4	1	1	0	0	1	0																						
Mike Sadek, R OBP: 0.278, SLG: 0.338 (1, 2)	0-0 2-H 1B		0-0 6-3		0-0 F6		0-0 HR			4	1	2	2	0	0	0																						
Charlie Williams, R OBP: 0.250, SLG: 0.250 Dave Heaverlo, R Randy Moffitt, R (8, 1)	0-0 3-1		0-0 WP 1B		0-0 6-3		0-0 4-3			2	0	1	0	0	0	1																						
Inning Stats	R: 5 E: 1 K: 0 S: 8	H: 6 LOB: 1 BB: 1 P: 12	R: 0 E: 0 K: 1 S: 6	H: 1 LOB: 0 BB: 0 P: 6	R: 0 E: 0 K: 1 S: 5	H: 0 LOB: 0 BB: 0 P: 5	R: 0 E: 0 K: 0 S: 4	H: 1 LOB: 1 BB: 0 P: 4	R: 0 E: 0 K: 1 S: 5	H: 0 LOB: 0 BB: 0 P: 3	R: 2 E: 0 K: 1 S: 7	H: 2 LOB: 0 BB: 0 P: 7	R: 1 E: 0 K: 1 S: 6	H: 1 LOB: 0 BB: 0 P: 6	R: 0 E: 0 K: 1 S: 5	H: 0 LOB: 0 BB: 0 P: 5	1B: 8 2B: 1 3B: 0 HR: 2	SF: 0 SAC: 1 DP: 0 HBP: 0	WP: 1 PB: 0 SB: 2 CS: 0	PA: 36																		
PITCHER	IP	WLS	BF	H	R	ER	SO	BB	IBB	HBP	BLK	WP	HR	S	P	ERA	WHIP	PITCHER				IP	WLS	BF	H	R	ER	SO	BB	IBB	HBP	BLK	WP	HR	S	P	ERA	WHIP
Larry Demery, R ERA: 6.49 Terry Forster, L ERA: 5.51 Kent Tekulve, R ERA: 2.36 Grant Jackson, L ERA: 3.85	(1, 1)	0.2	7	5	5	5	0	1	0	0	0	1	0	22	26	0.00	0.923					(1, 1)	4.1	17	3	0	0	3	1	0	0	0	1	0	22	26	0.00	0.923
	(6, 1)	1.0	3	0	0	0	0	0	0	0	0	0	0	3	3	0.00	0.000					(6, 1)	1.0	3	0	0	0	0	0	0	0	0	0	3	3	0.00	0.000	
	(7, 1)	2.0	L	9	3	3	2	0	0	0	0	0	2	13	13	13.50	1.500					(7, 1)	2.0	L	9	3	3	2	0	0	0	0	2	13	13	13.50	1.500	

Pittsburgh Pirates @ San Francisco Giants
Candlestick Park, San Francisco, CA
Sun Jun 19 1977, 10:05 PM EDT
Att: 23,078 - Unknown

AB 33
R 8
H 11
RBI 6
BB 2
SO 5
LOB 8



Batter	1	2	3	4	5	6	7	8	9	10	11	12	AB	R	H	RBI	BB	SO	LOB	TOP									
Ivan De Jesus, R OBP: 0.329, SLG: 0.359 Mick Kelleher, R OBP: 0.304, SLG: 0.435	6-3				1B		4-3		1B 2B	K		3B	3 1 1 0 1 0 0 3 1 2 1 0 1 1																
Larry Bittner, L OBP: 0.332, SLG: 0.372 Bobby Darwin, R OBP: 0.200, SLG: 0.267 Donnie Moore, L OBP: 0.200, SLG: 0.200 Dave Rosello, R OBP: 0.275, SLG: 0.314 Rick Reuschel, R OBP: 0.206, SLG: 0.273	K		F8		1B HR		3-1		1B 2B			L7	4 1 1 0 0 1 2 1 1 1 0 0 0 0 1 0 1 0 0 0 0 1 0 0 0 0 0 1 0 0 0 0 0 0 0																
Bill Buckner, L OBP: 0.295, SLG: 0.337	P6		L8		1B HR				F9	E4		F9	6 2 1 1 1 0 0 6																
Bobby Murcer, L OBP: 0.376, SLG: 0.484		1-2-3	F7		HR			HR	2B	2B		F8	6 2 3 6 0 0 2																
Jerry Morales, R OBP: 0.382, SLG: 0.463													3 1 1 2 3 1 0																
Manny Trillo, R OBP: 0.417, SLG: 0.530		FC5-4											5 0 0 0 0 1 4																
Steve Ontiveros, S OBP: 0.385, SLG: 0.356		E3											6 0 0 0 0 1 4																
Steve Swisher, R OBP: 0.239, SLG: 0.372		K											6 0 0 0 0 3 3																
Ray Burns, R OBP: 0.342 Willie Hernandez, L OBP: 0.333, SLG: 0.286 Paul Reuschel, R OBP: 0.275, SLG: 0.314 Bruce Sutter, R OBP: 0.206, SLG: 0.273 Gene Clines, R OBP: 0.338, SLG: 0.440													2 0 1 0 0 0 0 0 0 0 0 0 0 0 1 0 0 0 0 0 1 0 0 0 0 0 0 0 0 0 0 0 0 0 0 1 0 0 0 0 0 0 0 1 0 0 2 0 0																
Inning Stats	R: 0 E: 0 K: 1 S: 5	H: 0 LOB: 0 BB: 0 P: 5	R: 0 E: 1 K: 1 S: 9	H: 0 LOB: 2 BB: 1 P: 14	R: 0 E: 0 K: 0 S: 8	H: 2 LOB: 0 BB: 0 P: 11	R: 0 E: 0 K: 1 S: 6	H: 0 LOB: 0 BB: 0 P: 8	R: 4 E: 0 K: 0 S: 10	H: 3 LOB: 1 BB: 1 P: 14	R: 0 E: 0 K: 1 S: 5	H: 0 LOB: 0 BB: 0 P: 5	R: 2 E: 0 K: 13 S: 13	H: 2 LOB: 1 BB: 0 P: 19	R: 3 E: 1 K: 12 S: 12	H: 3 LOB: 2 BB: 1 P: 17	R: 0 E: 0 K: 1 S: 5	H: 1 LOB: 2 BB: 1 P: 10	R: 0 E: 0 K: 0 S: 5	H: 0 LOB: 0 BB: 0 P: 9	R: 1 E: 0 K: 1 S: 11	H: 1 LOB: 1 BB: 1 P: 18	1B: 7 2B: 2 3B: 1 HR: 2	SF: 0 2B: 2 DP: 1 HBP: 1	WP: 0 PB: 0 SB: 1 CS: 0	PA: 56			
PITCHER	IP WLS BF H R ER SO BB IBB HBP BLK WP HR S P ERA WHIP	IP WLS BF H R ER SO BB IBB HBP BLK WP HR S P ERA WHIP	IP WLS BF H R ER SO BB IBB HBP BLK WP HR S P ERA WHIP	IP WLS BF H R ER SO BB IBB HBP BLK WP HR S P ERA WHIP	IP WLS BF H R ER SO BB IBB HBP BLK WP HR S P ERA WHIP	IP WLS BF H R ER SO BB IBB HBP BLK WP HR S P ERA WHIP	IP WLS BF H R ER SO BB IBB HBP BLK WP HR S P ERA WHIP	IP WLS BF H R ER SO BB IBB HBP BLK WP HR S P ERA WHIP	IP WLS BF H R ER SO BB IBB HBP BLK WP HR S P ERA WHIP	IP WLS BF H R ER SO BB IBB HBP BLK WP HR S P ERA WHIP	IP WLS BF H R ER SO BB IBB HBP BLK WP HR S P ERA WHIP	IP WLS BF H R ER SO BB IBB HBP BLK WP HR S P ERA WHIP	IP WLS BF H R ER SO BB IBB HBP BLK WP HR S P ERA WHIP	IP WLS BF H R ER SO BB IBB HBP BLK WP HR S P ERA WHIP	IP WLS BF H R ER SO BB IBB HBP BLK WP HR S P ERA WHIP	IP WLS BF H R ER SO BB IBB HBP BLK WP HR S P ERA WHIP	IP WLS BF H R ER SO BB IBB HBP BLK WP HR S P ERA WHIP	IP WLS BF H R ER SO BB IBB HBP BLK WP HR S P ERA WHIP	IP WLS BF H R ER SO BB IBB HBP BLK WP HR S P ERA WHIP	IP WLS BF H R ER SO BB IBB HBP BLK WP HR S P ERA WHIP	IP WLS BF H R ER SO BB IBB HBP BLK WP HR S P ERA WHIP	IP WLS BF H R ER SO BB IBB HBP BLK WP HR S P ERA WHIP	IP WLS BF H R ER SO BB IBB HBP BLK WP HR S P ERA WHIP	IP WLS BF H R ER SO BB IBB HBP BLK WP HR S P ERA WHIP	IP WLS BF H R ER SO BB IBB HBP BLK WP HR S P ERA WHIP	IP WLS BF H R ER SO BB IBB HBP BLK WP HR S P ERA WHIP	IP WLS BF H R ER SO BB IBB HBP BLK WP HR S P ERA WHIP	IP WLS BF H R ER SO BB IBB HBP BLK WP HR S P ERA WHIP	IP WLS BF H R ER SO BB IBB HBP BLK WP HR S P ERA WHIP

Chicago Cubs @ San Francisco Giants
Candlestick Park, San Francisco, CA
Mon Jun 20 1977, 10:05 PM EDT
Att. 4,344 - Unknown - 61 F

AB 49
R 10
H 12
RBI 10
BB 6
SO 9
LOB 23



Batter	1	2	3	4	5	6	7	8	9	10	11	12	AB	R	H	RBI	BB	SO	LOB	BOTTOM										
Rob Andrews, R OBP: 0.365, SLG: 0.326	1-3	FC5			1B BB	HR		1B	2B			K	5 3 2 0 2 1 4																	
Terry Whitfield, L OBP: 0.338, SLG: 0.455 Jack Clark, R OBP: 0.305, SLG: 0.451	4-3		4-3		1B BB	HR		E5	1B	2B		6-3	2 0 0 0 1 0 0 4 2 2 4 0 0 1																	
Darrell Evans, L OBP: 0.358, SLG: 0.399	1B		F8		P4	G3		E4	1B	F5		L7	7 1 2 1 0 0 6																	
Gary Thomasson, L OBP: 0.375, SLG: 0.500	L9				1-3	F8		K				P7	6 0 1 1 1 1 6																	
Willie McCovey, L OBP: 0.388, SLG: 0.486 Derrel Thomas, S OBP: 0.330, SLG: 0.325		4-3	G3		BB			CS	1B	1B		K	4 0 2 1 0 0 1 3 0 1 2 0 1 1																	
Bill Madlock, R OBP: 0.361, SLG: 0.431		1B			1B			L8	5-3			5-3	5 0 2 0 1 0 2																	
Tim Foli, R OBP: 0.271, SLG: 0.313 Randy Elliott, R OBP: 0.246, SLG: 0.354		1B			1B			F7	L8			K	4 0 1 0 0 0 5 1 0 0 0 1 1 0																	
Marc Hill, R OBP: 0.226, SLG: 0.310 Mike Squires, R OBP: 0.275, SLG: 0.333 Gary Lavelle, S OBP: 0.232, SLG: 0.412 Vic Harris, S OBP: 0.232, SLG: 0.412 Randy Moffitt, R OBP: 0.232, SLG: 0.412 John Curtis, L OBP: 0.232, SLG: 0.412 Terry Cornutt, R OBP: 0.232, SLG: 0.412		FC5			G6-4-3	1B		F4	SH1-4			SH2-4	1 0 0 0 2 0 1 1 1 0 0 0 0 1 0 0 0 0 0 0 0 1 0 0 0 0 1 0																	
Jim Barr, R OBP: 0.231, SLG: 0.189 Gary Alexander, R OBP: 0.429, SLG: 0.333		1B			1B			F3	E4			P8	2 1 2 0 0 0 0 3 1 0 0 0 0 1																	
Inning Stats	R: 0 E: 0 K: 0 S: 4	H: 1 LOB: 1 BB: 0 P: 5	R: 0 E: 0 K: 0 S: 5	H: 2 LOB: 3 BB: 1 P: 9	R: 0 E: 0 K: 0 S: 3	H: 1 LOB: 1 BB: 0 P: 9	R: 0 E: 0 K: 0 S: 3	H: 1 LOB: 0 BB: 0 P: 3	R: 2 E: 0 K: 0 S: 10	H: 3 LOB: 3 BB: 2 P: 19	R: 3 E: 0 K: 0 S: 4	H: 1 LOB: 1 BB: 2 P: 12	R: 0 E: 0 K: 0 S: 7	H: 2 LOB: 0 BB: 0 P: 9	R: 3 E: 2 K: 2 S: 9	H: 3 LOB: 1 BB: 0 P: 13	R: 1 E: 1 K: 2 S: 9	H: 1 LOB: 2 BB: 1 P: 13	R: 0 E: 0 K: 1 S: 5	H: 0 LOB: 0 BB: 0 P: 5	R: 0 E: 0 K: 1 S: 5	H: 0 LOB: 1 BB: 1 P: 9	R: 0 E: 0 K: 0 S: 6	H: 0 LOB: 1 BB: 1 P: 14	1B: 13 2B: 1 3B: 0 HR: 1	SF: 0 SAC: 2 DP: 1 HBP: 0	WP: 0 PB: 0 SB: 0 CS: 1	PA: 59		
PITCHER	IP WLS BF H R ER SO BB IBB HBP BLK WP HR S P ERA WHIP	IP WLS BF H R ER SO BB IBB HBP BLK WP HR S P ERA WHIP	IP WLS BF H R ER SO BB IBB HBP BLK WP HR S P ERA WHIP	IP WLS BF H R ER SO BB IBB HBP BLK WP HR S P ERA WHIP	IP WLS BF H R ER SO BB IBB HBP BLK WP HR S P ERA WHIP	IP WLS BF H R ER SO BB IBB HBP BLK WP HR S P ERA WHIP	IP WLS BF H R ER SO BB IBB HBP BLK WP HR S P ERA WHIP	IP WLS BF H R ER SO BB IBB HBP BLK WP HR S P ERA WHIP	IP WLS BF H R ER SO BB IBB HBP BLK WP HR S P ERA WHIP	IP WLS BF H R ER SO BB IBB HBP BLK WP HR S P ERA WHIP	IP WLS BF H R ER SO BB IBB HBP BLK WP HR S P ERA WHIP	IP WLS BF H R ER SO BB IBB HBP BLK WP HR S P ERA WHIP	IP WLS BF H R ER SO BB IBB HBP BLK WP HR S P ERA WHIP	IP WLS BF H R ER SO BB IBB HBP BLK WP HR S P ERA WHIP	IP WLS BF H R ER SO BB IBB HBP BLK WP HR S P ERA WHIP	IP WLS BF H R ER SO BB IBB HBP BLK WP HR S P ERA WHIP	IP WLS BF H R ER SO BB IBB HBP BLK WP HR S P ERA WHIP	IP WLS BF H R ER SO BB IBB HBP BLK WP HR S P ERA WHIP	IP WLS BF H R ER SO BB IBB HBP BLK WP HR S P ERA WHIP	IP WLS BF H R ER SO BB IBB HBP BLK WP HR S P ERA WHIP	IP WLS BF H R ER SO BB IBB HBP BLK WP HR S P ERA WHIP	IP WLS BF H R ER SO BB IBB HBP BLK WP HR S P ERA WHIP	IP WLS BF H R ER SO BB IBB HBP BLK WP HR S P ERA WHIP	IP WLS BF H R ER SO BB IBB HBP BLK WP HR S P ERA WHIP	IP WLS BF H R ER SO BB IBB HBP BLK WP HR S P ERA WHIP	IP WLS BF H R ER SO BB IBB HBP BLK WP HR S P ERA WHIP	IP WLS BF H R ER SO BB IBB HBP BLK WP HR S P ERA WHIP	IP WLS BF H R ER SO BB IBB HBP BLK WP HR S P ERA WHIP	IP WLS BF H R ER SO BB IBB HBP BLK WP HR S P ERA WHIP	IP WLS BF H R ER SO BB IBB HBP BLK WP HR S P ERA WHIP

Chicago Cubs @ San Francisco Giants
Candlestick Park, San Francisco, CA
Mon Jun 20 1977, 10:05 PM EDT
Att. 4,344 - Unknown - 61 F

AB 49
R 9
H 15
RBI 9
BB 8
SO 5
LOB 29



Batter	1	2	3	4	5	6	7	8	9	AB	R	H	RBI	BB	SO	LOB	TOP										
Ivan De Jesus, R OBP: 0.331, SLG: 0.359 Mick Kelleher, R OBP: 0.292, SLG: 0.417	E7 1B SF9	WP BB 1B	6-3		FC6-4 BB		FC5 2-3f			3	2	1	1	1	0	0											
Gene Clines, R OBP: 0.423, SLG: 0.495		WP BB		L5-3	FC6-4			L7		4	0	1	0	1	0	2											
Bill Buckner, L OBP: 0.300, SLG: 0.366 Larry Blittner, L OBP: 0.332, SLG: 0.372	SF9	WP BB		HR		F2		4-3		3	1	1	2	1	0	0											
Bobby Murcer, L OBP: 0.373, SLG: 0.475	P6	BB		F7		4-3		F9		4	0	0	0	1	0	1											
Jerry Morales, R OBP: 0.374, SLG: 0.452	L6	P4		P6		L8			6-3	5	0	0	0	0	0	4											
Manny Trillo, R OBP: 0.415, SLG: 0.525 Dave Rosello, R OBP: 0.268, SLG: 0.306					L9		E5 FC5 1B		L6	4	1	1	0	0	0	3											
Steve Ontiveros, S OBP: 0.389, SLG: 0.380					HR		K		FC5-4 BB	4	2	2	1	1	1	4											
Steve Swisher, R OBP: 0.255, SLG: 0.396			6-3		BB 1B		K		FC5-4	5	1	2	2	0	1	2											
Mike Krukow, R OBP: 0.217, SLG: 0.261 Steve Renko, R OBP: 0.250, SLG: 0.250		BB 1B WP 1B	4-3		L6		L6			4	1	2	0	0	0	1											
Inning Stats	R: 1 E: 1 K: 0 S: 5	H: 1 LOB: 1 BB: 0 P: 5	R: 5 E: 0 K: 0 S: 11	H: 5 LOB: 3 BB: 3 P: 26	R: 0 E: 0 K: 0 S: 3	H: 0 LOB: 0 BB: 0 P: 3	R: 1 E: 0 K: 0 S: 4	H: 1 LOB: 2 BB: 1 P: 4	R: 1 E: 0 K: 0 S: 5	H: 2 LOB: 2 BB: 1 P: 9	R: 0 E: 0 K: 0 S: 7	H: 0 LOB: 0 BB: 0 P: 9	R: 0 E: 1 K: 2 S: 10	H: 1 LOB: 2 BB: 0 P: 10	R: 0 E: 0 K: 0 S: 3	H: 0 LOB: 0 BB: 0 P: 3	R: 0 E: 0 K: 0 S: 6	H: 0 LOB: 1 BB: 1 P: 10	1B: 6 2B: 2 3B: 0 HR: 2	SF: 1 SAC: 0 DP: 0 HBP: 0	WP: 2 PB: 2 SB: 0 CS: 0	PA: 44					
PITCHER	IP	WLS	BF	H	R	ER	SO	BB	IBB	HBP	BLK	WP	HR	S	P	ERA	WHIP										
John Curtis, L ERA: 5.07	(1, 1)	1.0	L	10	6	6	5	0	0	0	0	0	0	13	16	45.00	6.000										
Lynn McGlothen, R ERA: 6.04	(2, 1)	0.0		3	0	0	0	3	0	0	0	2	0	0	12	∞	∞										
Dave Heaverlo, R ERA: 2.31	(2, 1)	5.0		19	3	2	2	1	0	0	0	0	2	22	28	3.60	0.800										
Terry Comutt, R ERA: 2.86	(7, 1)	2.0		8	1	0	0	2	0	0	0	0	0	13	13	0.00	0.500										
Charlie Williams, R ERA: 4.15	(9, 1)	1.0		4	0	0	0	1	0	0	0	0	0	6	10	0.00	1.000										

Chicago Cubs @ San Francisco Giants
Candlestick Park, San Francisco, CA
Tue Jun 21 1977, 10:05 PM EDT
Att: 17,610 - Unknown - 60 F

AB	38
R	8
H	10
RBI	6
BB	5
SO	2
LOB	19



Batter	1	2	3	4	5	6	7	8	9	AB	R	H	RBI	BB	SO	LOB	BOTTOM										
Bill Madlock, R OBP: 0.356, SLG: 0.424	F9		4-3			L9-3 1-2		F9		4	0	0	0	0	0	2											
Derral Thomas, S OBP: 0.320, SLG: 0.320 Terry Comutt, R ERA: 6.04	L4			K		6-3		K		3	0	0	0	0	1	0											
Vic Harris, S OBP: 0.333, SLG: 0.389 Charlie Williams, R OBP: 0.250, SLG: 0.250				K				K		1	0	0	0	0	1	0											
Darrell Evans, L OBP: 0.356, SLG: 0.393				6-3			1B 2B BB	P5		3	1	0	0	1	1	0											
Gary Thomasson, L OBP: 0.377, SLG: 0.500		6-3			1B		1B 2B 1B		P3	4	1	2	0	0	0	0											
Willie McCovey, L OBP: 0.386, SLG: 0.481		K			L9		2B 1B		K	4	0	1	0	0	2	1											
Terry Whitfield, L OBP: 0.342, SLG: 0.463					4-3		1B FC5-4		F8	4	0	2	2	0	0	0											
Rob Andrews, R OBP: 0.379, SLG: 0.320			6-3			FC5-4 G6-3 1-2f		F8		3	0	0	0	0	0	3											
Gary Alexander, R OBP: 0.400, SLG: 0.250					BB	G6-3 1-2f		L9		2	0	0	0	1	0	3											
John Curtis, L OBP: 0.273, SLG: 0.455 Lynn McGlothen, L OBP: 0.053, SLG: 0.063 Dave Heaverlo, R ERA: 2.31					K					0	0	0	0	0	0	0											
Jack Clark, R OBP: 0.309, SLG: 0.454 Johnnie LeMaster, R OBP: 0.268, SLG: 0.306					K		L9-3 1B		5-3	1	0	1	0	0	0	1											
										1	0	0	0	0	0	2											
Inning Stats	R: 0 E: 0 K: 1 S: 5	H: 0 LOB: 0 BB: 0 P: 5	R: 0 E: 0 K: 1 S: 7	H: 0 LOB: 0 BB: 0 P: 8	R: 0 E: 0 K: 1 S: 8	H: 0 LOB: 1 BB: 1 P: 12	R: 0 E: 0 K: 1 S: 6	H: 1 LOB: 0 BB: 0 P: 6	R: 0 E: 0 K: 0 S: 3	H: 1 LOB: 0 BB: 0 P: 3	R: 0 E: 0 K: 0 S: 3	H: 1 LOB: 0 BB: 0 P: 3	R: 2 E: 0 K: 0 S: 9	H: 3 LOB: 2 BB: 1 P: 14	R: 0 E: 0 K: 1 S: 5	H: 0 LOB: 0 BB: 0 P: 5	R: 0 E: 0 K: 1 S: 6	H: 0 LOB: 0 BB: 0 P: 8	1B: 5 2B: 2 3B: 0 HR: 0	SF: 0 SAC: 0 DP: 2 HBP: 0	WP: 0 PB: 0 SB: 0 CS: 0	PA: 33					
PITCHER	IP	WLS	BF	H	R	ER	SO	BB	IBB	HBP	BLK	WP	HR	S	P	ERA	WHIP										
Mike Krukow, R ERA: 5.02	(1, 1)	6.0	W	24	6	2	2	4	2	0	0	0	0	14	16	3.00	1.333										
Steve Renko, R ERA: 2.0	(7, 1)	3.0	S	9	0	0	0	2	0	0	0	0	0	14	16	0.00	0.000										

Chicago Cubs @ San Francisco Giants
Candlestick Park, San Francisco, CA
Tue Jun 21 1977, 10:05 PM EDT
Att: 17,610 - Unknown - 60 F

AB	31
R	2
H	6
RBI	2
BB	2
SO	6
LOB	12



Batter	1	2	3	4	5	6	7	8	9	AB	R	H	RBI	BB	SO	LOB	TOP																			
Mick Kelleher, R OBP: 0.250, SLG: 0.357 (1, 6)	F7	F9			4-3			F8		4	0	0	0	0	0	1	Chicago Cubs @ San Francisco Giants Candlestick Park, San Francisco, CA Wed Jun 22 1977, 6:33 AM EDT Att: 7,000 - Sunny - 77 F																			
Larry Blittner, L OBP: 0.335, SLG: 0.392 (1, 7)	HR		F7		F9			G3 1B 2B		4	2	2	1	0	0	0																				
Bill Buckner, L OBP: 0.298, SLG: 0.362 (1, 3)	L8		F9					G3		4	0	1	0	0	0	1																				
Bobby Murcer, L OBP: 0.375, SLG: 0.476 (1, 9)	1B		L9					1B		4	0	2	1	0	1	1																				
Jerry Morales, R OBP: 0.372, SLG: 0.462 (1, 8)	K				HR			K		4	1	1	1	0	2	3																				
Manny Trillo, R OBP: 0.408, SLG: 0.516 (1, 4)		F9			F8			F2		4	0	0	0	0	0	1																				
Steve Ontiveros, S OBP: 0.387, SLG: 0.374 (1, 5)		G3			4-3			F8		3	0	0	0	1	0	0																				
Steve Swisher, R OBP: 0.255, SLG: 0.404 (1, 2)		1B 2B			F8			1-3		4	1	1	0	0	0	1																				
Bill Bonham, R OBP: 0.212, SLG: 0.242 Bruce Sutter, R (7, 1)		2H 1B			6-3			K		3	0	1	1	0	1	0																				
Inning Stats	R: 1 E: 0 K: 1 S: 10	H: 2 LOB: 1 BB: 0 P: 11	R: 1 E: 0 K: 0 S: 9	H: 2 LOB: 1 BB: 0 P: 11	R: 0 E: 0 K: 0 S: 3	H: 0 LOB: 0 BB: 0 P: 3	R: 1 E: 0 K: 0 S: 4	H: 1 LOB: 0 BB: 0 P: 4	R: 0 E: 0 K: 1 S: 10	H: 1 LOB: 0 BB: 0 P: 12	R: 0 E: 0 K: 1 S: 5	H: 0 LOB: 0 BB: 0 P: 5	R: 1 E: 0 K: 0 S: 5	H: 2 LOB: 1 BB: 0 P: 5	R: 0 E: 0 K: 0 S: 3	H: 0 LOB: 1 BB: 1 P: 7	1B: 4 2B: 2 3B: 0 HR: 2	SF: 0 SAC: 0 DP: 0 HBP: 0	WP: 0 PB: 0 SB: 2 CS: 0	PA: 36																
PITCHER	IP	WLS	BF	H	R	ER	SO	BB	IBB	HBP	BLK	WP	HR	S	P	ERA	WHIP	PITCHER		IP	WLS	BF	H	R	ER	SO	BB	IBB	HBP	BLK	WP	HR	S	P	ERA	WHIP
Ed Halicki, R ERA: 3.68 (1, 1)	6.0	L	24	6	3	3	3	0	0	0	0	0	2	39	44	4.50	1.000			6.0	L	24	6	3	3	3	0	0	0	0	0	2	39	44	4.50	1.000
Charlie Williams, R ERA: 4.06 (7, 1)	1.0		3	0	0	0	1	0	0	0	0	0	0	5	5	0.00	0.000			1.0		3	0	0	0	1	0	0	0	0	5	5	0.00	0.000		
Randy Moffitt, R ERA: 2.63 (8, 1)	2.0		9	2	1	1	0	1	0	0	0	0	0	8	12	4.50	1.500			2.0		9	2	1	1	0	1	0	0	0	8	12	4.50	1.500		

AB	35
R	4
H	8
RBI	4
BB	1
SO	4
LOB	9



Batter	1	2	3	4	5	6	7	8	9	AB	R	H	RBI	BB	SO	LOB	BOTTOM																			
Rob Andrews, R OBP: 0.381, SLG: 0.321 (1, 4)	G1-6-3 1B BB					4-3	L7			3	0	1	0	1	0	3	Chicago Cubs @ San Francisco Giants Candlestick Park, San Francisco, CA Wed Jun 22 1977, 6:33 AM EDT Att: 7,000 - Sunny - 77 F																			
Terry Whitfield, L OBP: 0.340, SLG: 0.457 (1, 8)	1-2 1B		3-1			4-3		K		4	0	1	0	0	1	1																				
Bill Madlock, R OBP: 0.355, SLG: 0.422 (1, 5)	G1-6-3 1-2 2-3				5-3		BB 1B BB	L5		4	1	1	0	0	0	2																				
Gary Thomasson, L OBP: 0.370, SLG: 0.489 (1, 3)	4-3				K		P6	K		4	0	0	0	0	2	2																				
Darrell Evans, L OBP: 0.354, SLG: 0.390 (1, 7)			G6-4-3 1B		4-3		F8			4	0	1	0	0	0	1																				
Jack Clark, R OBP: 0.507, SLG: 0.449 (1, 9)	F7				K		BB BB 1B	L7		4	1	1	0	0	1	1																				
Marc Hill, R OBP: 0.125, SLG: 0.087 Mike Sadek, R OBP: 0.272, SLG: 0.329 (7, PR) (8, 2)	G6-4-3 1-2				6-3		BB BB BB	5-3		2	0	0	0	1	0	1																				
Johnnie LeMaster, R OBP: 0.125, SLG: 0.087 Willie McCovey, L OBP: 0.388, SLG: 0.481 Jim Barr, R OBP: 0.231, SLG: 0.189 Randy Moffitt, R (8, 1)			5-3		P4		BB BB			2	0	0	0	0	0	0																				
Ed Halicki, R OBP: 0.167, SLG: 0.200 Gary Alexander, R OBP: 0.354, SLG: 0.222 Charlie Williams, R OBP: 0.250, SLG: 0.250 Derrel Thomas, S OBP: 0.329, SLG: 0.320 (8, 6)			K			K		1-2 2-3 3-H BB		1	0	0	0	0	1	0																				
Inning Stats	R: 0 E: 0 K: 0 S: 6	H: 1 LOB: 1 BB: 1 P: 11	R: 0 E: 0 K: 0 S: 3	H: 1 LOB: 0 BB: 0 P: 3	R: 0 E: 0 K: 1 S: 6	H: 1 LOB: 1 BB: 0 P: 6	R: 0 E: 0 K: 1 S: 5	H: 0 LOB: 0 BB: 0 P: 5	R: 0 E: 0 K: 1 S: 9	H: 0 LOB: 0 BB: 0 P: 12	R: 2 E: 0 K: 0 S: 8	H: 2 LOB: 3 BB: 3 P: 22	R: 0 E: 0 K: 2 S: 7	H: 0 LOB: 0 BB: 0 P: 7	R: 0 E: 0 K: 0 S: 3	H: 0 LOB: 0 BB: 0 P: 3	1B: 5 2B: 0 3B: 0 HR: 0	SF: 0 SAC: 0 DP: 2 HBP: 0	WP: 0 PB: 0 SB: 0 CS: 0	PA: 34																
PITCHER	IP	WLS	BF	H	R	ER	SO	BB	IBB	HBP	BLK	WP	HR	S	P	ERA	WHIP	PITCHER		IP	WLS	BF	H	R	ER	SO	BB	IBB	HBP	BLK	WP	HR	S	P	ERA	WHIP
Bill Bonham, R ERA: 3.63 (1, 1)	6.2	W	25	5	2	2	4	2	0	0	0	0	0	41	55	2.70	1.050			6.2	W	25	5	2	2	4	2	0	0	0	0	41	55	2.70	1.050	
Bruce Sutter, R ERA: 0.72 (7, 1)	2.1	S	9	0	0	0	2	2	0	0	0	0	0	11	19	0.00	0.857			2.1	S	9	0	0	0	2	2	0	0	0	11	19	0.00	0.857		

AB	30
R	2
H	5
RBI	2
BB	4
SO	6
LOB	11



Batter	1	2	3	4	5	6	7	8	9	10	AB	R	H	RBI	BB	SO	LOB	TOP				
Bill Madlock, R OBP: 0.349, SLG: 0.423 (1.5)	K		G4-3			G3-6-3 1B		6-3	F7		5	0	1	0	0	1	3	San Francisco Giants @ Houston Astros Astrodome, Houston, TX Sat Jun 25 1977, 8:05 PM EDT Unknown				
Derrel Thomas, S OBP: 0.329, SLG: 0.313 (7.8)	G3		F6			G3-6-3 1B		6-3 1B		4-3	5	0	1	0	0	0	1					
Darrell Evans, L OBP: 0.364, SLG: 0.411 (1.7)	1B					F7		6-3 1B		G3	5	0	3	0	0	0	0					
Gary Thomasson, L OBP: 0.372, SLG: 0.466 (7.3)	G3					F7		8-4 1B		1B	5	0	1	0	0	0	4					
Willie McCovey, L OBP: 0.391, SLG: 0.493 Johnnie LeMaster, R OBP: 0.107, SLG: 0.074 (7.6)		G3				SH1-4 1B			F3	G3	3	1	2	1	0	0	0					
Terry Whitfield, L OBP: 0.359, SLG: 0.468 (1.9)	4-3 BB					SH1-4 1B			6-3 1B		3	1	2	0	1	0	0					
Rob Andrews, R OBP: 0.368, SLG: 0.307 (1.4)	4-3					SH1-4 1B			6-3		3	0	0	0	0	1	2					
Marc Hill, R OBP: 0.295, SLG: 0.313 Mike Sadek, R OBP: 0.268, SLG: 0.325 (9.2)	K					SF3			BB		3	0	1	2	0	1	1					
Jim Barr, R OBP: 0.244, SLG: 0.205 Jack Clark, R OBP: 0.303, SLG: 0.436 Dave Heaverlo, R (7.1)						3-H 0-3 K			BB		2	0	1	0	0	0	0					
Vic Harris, S OBP: 0.354, SLG: 0.389 Randy Moffitt, R (9.1)			G4-3 1B			K			BB		0	0	0	0	1	0	0					
Inning Stats	R: 0 E: 0 K: 1 S: 6	H: 1 LOB: 1 BB: 0 P: 6	R: 0 E: 0 K: 1 S: 5	H: 0 LOB: 1 BB: 1 P: 9	R: 0 E: 0 K: 0 S: 3	H: 1 LOB: 0 BB: 0 P: 3	R: 1 E: 0 K: 0 S: 4	H: 1 LOB: 0 BB: 0 P: 4	R: 0 E: 0 K: 1 S: 5	H: 0 LOB: 0 BB: 0 P: 5	R: 0 E: 0 K: 1 S: 4	H: 2 LOB: 1 BB: 0 P: 7	R: 0 E: 0 K: 0 S: 4	H: 2 LOB: 1 BB: 0 P: 4	R: 1 E: 0 K: 0 S: 5	H: 2 LOB: 2 BB: 1 P: 9	R: 0 E: 0 K: 0 S: 4	H: 1 LOB: 1 BB: 0 P: 4	1B: 10 2B: 2 3B: 0 HR: 1	SF: 1 SAC: 1 DP: 3 HBP: 0	WP: 0 PB: 0 SB: 0 CS: 0	PA: 41
PITCHER	IP 6.0	WLS 24	BF 7	H 2	R 2	ER 2	SO 3	BB 1	IBB 0	HBP 0	BLK 0	WP 0	HR 1	S 29	P 33	ERA 3.00	WHIP 1.333					
J.R. Richard, R ERA: 3.24 Joe Niekro, R ERA: 2.64 (7.1)	4.0	W	17	5	1	1	1	1	0	0	0	0	0	18	22	2.25	1.500					

AB	37
R	3
H	12
RBI	3
BB	2
SO	4
LOB	14



Batter	1	2	3	4	5	6	7	8	9	10	AB	R	H	RBI	BB	SO	LOB	BOTTOM				
Wilbur Howard, S OBP: 0.234, SLG: 0.258 Ken Boswell, L OBP: 0.327, SLG: 0.286 (10. PH)	BB 3B 1B		G4-6-3			FC4-6 1B		K		1-2 2-H 1B	4	1	1	0	0	1	2	San Francisco Giants @ Houston Astros Astrodome, Houston, TX Sat Jun 25 1977, 8:05 PM EDT Unknown				
Enos Cabell, R OBP: 0.315, SLG: 0.430 (1.5)	BB 3B BB		5-3			F9		6-3			3	1	0	0	1	0	1					
Jose Cruz, L OBP: 0.327, SLG: 0.416 (1.9)	CS 3B					F8 BB		F9			3	0	2	2	1	0	0					
Bob Watson, R OBP: 0.350, SLG: 0.489 (1.3)	G3					F8 BB		F6		G5-4-3 HBP	3	0	0	0	0	0	3					
Art Howe, R OBP: 0.300, SLG: 0.455 (1.4)	F8					2B		5-3		G5-4-3 1-2	4	1	1	0	0	0	1					
Jim Fuller, R OBP: 0.184, SLG: 0.419 (1.7)	F4					2B		K		K	4	0	1	1	0	2	0					
Julio Gonzalez, R OBP: 0.283, SLG: 0.333 (1.6)	6-3					2B		F7		SH3-4 1B	4	1	1	0	0	0	1					
Ed Herrmann, L OBP: 0.282, SLG: 0.250 (1.2)	4-3					F8		HBP		SH3-4	2	0	0	0	0	0	0					
J.R. Richard, R OBP: 0.211, SLG: 0.378 Joe Niekro, R OBP: 0.222, SLG: 0.222 Art Gardner, L OBP: 0.209, SLG: 0.171 (10. PH)			G4-6-3 1B			FC4-6 1B		3-1		1B IBB	2	0	2	0	0	0	0					
Inning Stats	R: 2 E: 0 K: 0 S: 4	H: 2 LOB: 0 BB: 1 P: 8	R: 0 E: 0 K: 0 S: 3	H: 0 LOB: 0 BB: 0 P: 3	R: 0 E: 0 K: 0 S: 3	H: 1 LOB: 1 BB: 0 P: 3	R: 1 E: 0 K: 0 S: 4	H: 2 LOB: 1 BB: 1 P: 8	R: 0 E: 0 K: 0 S: 4	H: 1 LOB: 1 BB: 0 P: 4	R: 0 E: 0 K: 1 S: 5	H: 0 LOB: 0 BB: 0 P: 6	R: 0 E: 0 K: 1 S: 4	H: 0 LOB: 0 BB: 0 P: 5	R: 0 E: 0 K: 0 S: 4	H: 0 LOB: 0 BB: 0 P: 5	R: 1 E: 0 K: 0 S: 3		H: 2 LOB: 2 BB: 1 P: 7	1B: 6 2B: 2 3B: 1 HR: 0	SF: 0 SAC: 1 DP: 2 HBP: 2	WP: 0 PB: 0 SB: 2 CS: 2
PITCHER	IP 6.0	WLS 7	BF 0	H 0	R 0	ER 0	SO 2	BB 2	IBB 0	HBP 0	BLK 0	WP 0	HR 0	S 21	P 29	ERA 4.50	WHIP 1.500					
Jim Barr, R ERA: 4.14 Dave Heaverlo, R ERA: 2.2 Randy Moffitt, R ERA: 2.74 (9.1)	2.0	7	0	0	0	2	0	0	0	1	0	0	0	10	11	0.00	0.000					
	1.1	L	7	2	1	1	1	0	1	1	0	0	0	7	12	6.75	1.500					

AB	31
R	4
H	9
RBI	4
BB	3
SO	3
LOB	9



Batter	1	2	3	4	5	6	7	8	9	AB	R	H	RBI	BB	SO	LOB	TOP										
Bill Madlock, R OBP: 0.346, SLG: 0.419 (1, 5)										5	0	1	1	0	0	1	San Francisco Giants @ Houston Astros Astrodome, Houston, TX Sat Jun 25 1977, 8:05 PM EDT Att: 20,475 - Dome										
Derrel Thomas, S OBP: 0.322, SLG: 0.306 (1, 6)										5	0	0	0	0	2												
Darrell Evans, L OBP: 0.361, SLG: 0.406 (1, 7)										5	0	1	0	0	1												
Gary Thomasson, L OBP: 0.372, SLG: 0.484 (1, 8)										5	1	2	0	0	1												
Willie McCovey, L OBP: 0.389, SLG: 0.487 (1, 3)										3	1	0	0	1	2												
Terry Whitfield, L OBP: 0.353, SLG: 0.475 (1, 9)										4	0	2	1	0	0												
Rob Andrews, R OBP: 0.370, SLG: 0.313 (1, 4)										3	1	1	0	1	2												
Mike Sadek, R OBP: 0.291, SLG: 0.338 (1, 2)										3	1	2	0	1	0												
Charlie Williams, R OBP: 0.286, SLG: 0.296 (8, PH)										3	0	1	1	0	3												
Gary Alexander, R OBP: 0.309, SLG: 0.182 (8, PH)										1	0	0	0	0	0												
Gary Lavelle, S OBP: 0.309, SLG: 0.182 (8, 1)										0	0	0	0	0	0												
Inning Stats	R: 0 E: 0 K: 1 S: 6	H: 1 LOB: 1 BB: 0 P: 6	R: 0 E: 0 K: 0 S: 4	H: 1 LOB: 2 BB: 1 P: 8	R: 0 E: 1 K: 1 S: 7	H: 1 LOB: 2 BB: 0 P: 7	R: 1 E: 0 K: 0 S: 5	H: 3 LOB: 2 BB: 1 P: 9	R: 0 E: 0 K: 0 S: 3	H: 0 LOB: 0 BB: 0 P: 3	R: 1 E: 0 K: 0 S: 5	H: 2 LOB: 1 BB: 0 P: 5	R: 2 E: 1 K: 0 S: 5	H: 2 LOB: 1 BB: 1 P: 9	R: 0 E: 0 K: 0 S: 3	H: 0 LOB: 0 BB: 0 P: 3	R: 0 E: 0 K: 1 S: 5	H: 0 LOB: 0 BB: 0 P: 5	1B: 8 2B: 3 HR: 0	SF: 0 SAC: 0 DP: 1 HBP: 0	WP: 0 PB: 0 SB: 1 CS: 0	PA: 40					
PITCHER	IP	WLS	BF	H	R	ER	SO	BB	IBB	HBP	BLK	WP	HR	S	P	ERA	WHIP										
Mark Lemongello, R ERA: 4.28 (1, 1)	8.0	L	37	10	4	3	2	3	0	0	0	0	0	38	50	3.38	1.625										
Bo McLaughlin, R ERA: 4.4 (9, 1)	1.0	S	3	0	0	0	1	0	0	0	0	0	0	5	5	0.00	0.000										

Batter	1	2	3	4	5	6	7	8	9	AB	R	H	RBI	BB	SO	LOB	BOTTOM										
Wilbur Howard, S OBP: 0.235, SLG: 0.258 (1, 8)										4	0	1	0	0	0		San Francisco Giants @ Houston Astros Astrodome, Houston, TX Sat Jun 25 1977, 8:05 PM EDT Att: 20,475 - Dome										
Enos Cabell, R OBP: 0.314, SLG: 0.425 (1, 5)										3	1	0	0	0	1												
Jose Cruz, L OBP: 0.333, SLG: 0.419 (1, 9)										3	0	2	1	1	0												
Bob Watson, R OBP: 0.349, SLG: 0.485 (1, 3)										4	0	1	0	0	1												
Art Howe, R OBP: 0.365, SLG: 0.455 (1, 4)										2	0	1	0	0	2												
Jim Fuller, R OBP: 0.176, SLG: 0.382 (1, 7)										3	0	0	0	0	4												
Ed Herrmann, L OBP: 0.275, SLG: 0.234 (1, 2)										3	0	0	0	0	2												
Roger Metzger, S OBP: 0.226, SLG: 0.260 (8, PH)										2	0	0	0	0	0												
Julio Gonzalez, R OBP: 0.292, SLG: 0.332 (9, 6)										1	0	0	0	0	0												
Mark Lemongello, R OBP: 0.305, SLG: 0.448 (8, PH)										2	0	0	0	0	0												
Joe Ferguson, R OBP: 0.305, SLG: 0.448 (8, PH)										1	0	0	0	0	0												
Bo McLaughlin, R ERA: 1.37 (9, 1)										0	0	0	0	0	0												
Inning Stats	R: 1 E: 0 K: 0 S: 5	H: 2 LOB: 2 BB: 0 P: 6	R: 0 E: 0 K: 0 S: 3	H: 0 LOB: 0 BB: 0 P: 3	R: 0 E: 0 K: 1 S: 5	H: 2 LOB: 0 BB: 0 P: 5	R: 0 E: 0 K: 1 S: 5	H: 0 LOB: 1 BB: 0 P: 6	R: 0 E: 0 K: 0 S: 2	H: 0 LOB: 0 BB: 1 P: 6	R: 0 E: 0 K: 0 S: 3	H: 1 LOB: 0 BB: 0 P: 3	R: 0 E: 0 K: 0 S: 3	H: 0 LOB: 0 BB: 0 P: 3	R: 0 E: 0 K: 1 S: 5	H: 0 LOB: 0 BB: 0 P: 5	1B: 5 2B: 0 HR: 0	SF: 0 SAC: 0 DP: 1 HBP: 2	WP: 0 PB: 0 SB: 1 CS: 3	PA: 32							
PITCHER	IP	WLS	BF	H	R	ER	SO	BB	IBB	HBP	BLK	WP	HR	S	P	ERA	WHIP										
Charlie Williams, R ERA: 3.68 (1, 1)	7.0	W	25	5	1	1	2	1	0	2	0	0	0	8	8	1.29	0.857										
Gary Lavelle, L ERA: 1.37 (8, 1)	2.0	S	6	0	0	0	1	0	0	0	0	0	0	8	8	0.00	0.000										



Batter	1	2	3	4	5	6	7	8	9	AB	R	H	RBI	BB	SO	LOB	TOP								
Bill Madlock , R OBP: 0.348, SLG: 0.420 (1, 5)										4	0	2	0	0	0	2	San Francisco Giants @ Houston Astros Astrodome, Houston, TX Sun Jun 26 1977, 4:33 AM EDT Att: 10,057 - Unknown								
Derrel Thomas , S OBP: 0.316, SLG: 0.300 (1, 6)										4	0	0	0	0	2	3									
Darrell Evans , L OBP: 0.355, SLG: 0.399 (1, 3)										4	0	0	0	0	1	2									
Gary Thomasson , L OBP: 0.370, SLG: 0.485 (1, 8)										4	0	1	0	0	1	0									
Jack Clark , R OBP: 0.296, SLG: 0.426 (1, 9)										4	0	0	0	0	1	0									
Terry Whitfield , L OBP: 0.351, SLG: 0.466 (1, 7)										3	1	0	0	0	1	0									
Vic Harris , S OBP: 0.400, SLG: 0.429 (1, 4)										3	1	2	0	0	1	0									
Marc Hill , R OBP: 0.290, SLG: 0.309 (1, 2)										2	0	0	1	0	0	1									
Ed Halicki , R OBP: 0.205, SLG: 0.263 (1, 1)										3	0	2	1	0	1	1									
Inning Stats	R: 0 E: 0 K: 0 S: 3	H: 1 LOB: 0 BB: 0 P: 3	R: 0 E: 0 K: 1 S: 5	H: 0 LOB: 0 BB: 0 P: 5	R: 0 E: 0 K: 1 S: 6	H: 1 LOB: 1 BB: 0 P: 6	R: 0 E: 0 K: 1 S: 5	H: 0 LOB: 0 BB: 0 P: 5	R: 2 E: 0 K: 1 S: 7	H: 2 LOB: 1 BB: 0 P: 8	R: 0 E: 0 K: 1 S: 5	H: 0 LOB: 0 BB: 0 P: 5	R: 0 E: 0 K: 1 S: 5	H: 0 LOB: 0 BB: 0 P: 5	R: 0 E: 0 K: 1 S: 7	H: 2 LOB: 2 BB: 0 P: 7	R: 0 E: 0 K: 1 S: 5	H: 1 LOB: 0 BB: 0 P: 5	1B: 5 2B: 2 3B: 0 HR: 0	SF: 1 SAC: 0 DP: 1 HBP: 1	WP: 0 PB: 0 SB: 0 CS: 0	PA: 33			
PITCHER	IP	WLS	BF	H	R	ER	SO	BB	IBB	HBP	BLK	WP	HR	S	P	ERA	WHIP								
Ken Forsch , R ERA: 3.13 (1, 1)	8.0	L	30	6	2	2	7	0	0	1	0	0	0	43	44	2.25	0.750								
Bo McLaughlin , R ERA: 4.3 (9, 1)	1.0		3	1	0	0	1	0	0	0	0	0	0	5	5	0.00	1.000								

Batter	1	2	3	4	5	6	7	8	9	AB	R	H	RBI	BB	SO	LOB	BOTTOM								
Cesar Cedeno , R OBP: 0.292, SLG: 0.262 (1, 8)										3	0	2	0	0	0	2	San Francisco Giants @ Houston Astros Astrodome, Houston, TX Sun Jun 26 1977, 4:33 AM EDT Att: 10,057 - Unknown								
Enos Cabell , R OBP: 0.310, SLG: 0.419 (1, 5)										4	0	0	0	0	1	3									
Jose Cruz , L OBP: 0.332, SLG: 0.416 (1, 9)										4	0	1	0	0	0	0									
Bob Watson , R OBP: 0.344, SLG: 0.477 (1, 3)										4	0	0	0	0	1	1									
Art Howe , R OBP: 0.362, SLG: 0.451 (1, 4)										4	0	1	0	0	0	0									
Jim Fuller , R OBP: 0.184, SLG: 0.395 (1, 7)										4	0	1	0	0	2	1									
Julio Gonzalez , R OBP: 0.279, SLG: 0.328 (1, 6)										3	0	0	0	0	1	1									
Ed Herrmann , L OBP: 0.278, SLG: 0.260 (1, 2)										3	0	1	0	0	0	1									
Ken Forsch , R OBP: 0.200, SLG: 0.111 (1, 1)										1	0	0	0	1	1	0									
Art Gardner , L OBP: 0.205, SLG: 0.167 (8, PH)										1	0	0	0	0	0	0									
Bo McLaughlin , R ERA: 4.3 (9, 1)										0	0	0	0	0	0	0									
Inning Stats	R: 0 E: 1 K: 1 S: 5	H: 1 LOB: 1 BB: 0 P: 6	R: 0 E: 0 K: 1 S: 6	H: 1 LOB: 1 BB: 0 P: 6	R: 0 E: 0 K: 2 S: 7	H: 1 LOB: 0 BB: 0 P: 7	R: 0 E: 0 K: 0 S: 3	H: 0 LOB: 0 BB: 0 P: 3	R: 0 E: 0 K: 0 S: 3	H: 0 LOB: 0 BB: 0 P: 3	R: 0 E: 0 K: 0 S: 4	H: 1 LOB: 1 BB: 0 P: 4	R: 0 E: 0 K: 1 S: 6	H: 1 LOB: 1 BB: 0 P: 6	1B: 4 2B: 2 3B: 0 HR: 0	SF: 0 SAC: 0 DP: 0 HBP: 1	WP: 0 PB: 0 SB: 1 CS: 2	PA: 33							
PITCHER	IP	WLS	BF	H	R	ER	SO	BB	IBB	HBP	BLK	WP	HR	S	P	ERA	WHIP								
Ed Halicki , R ERA: 2.82 (1, 1)	9.0	W	33	6	0	0	6	1	0	1	0	0	0	43	48	0.00	0.778								

Batter	1	2	3	4	5	6	7	8	9	AB	R	H	RBI	BB	SO	LOB	TOP										
Bill Madlock, R OBP: 0.391, SLG: 0.433 Terry Cornutt, R (5, 1)	0-0 CS 1B		0-0 F3			0-0 2H HR	4-0 HBP BB HBP BB	0-0 6-3		3	1	2	2	0	0	0											
Derrel Thomas, S OBP: 0.318, SLG: 0.296 (6, 5)	0-3 K		0-3 K			0-0 F8	4-0 HBP HBP HR BB		4-0 BB	3	1	0	1	2	2	1											
Darrell Evans, L OBP: 0.356, SLG: 0.405 (6, 3)	0-0 F9		0-0 G3						0-0 F7	4	2	1	1	0	0	1											
Gary Thomasson, L OBP: 0.371, SLG: 0.482 (1, 8)		0-0 2B 1B			0-0 F7				0-0 F8	3	2	1	2	0	0	1											
Willie McCovey, L OBP: 0.391, SLG: 0.513 Gary Lavelle, S (6, 1)		0-0 G3			0-0 F8				0-3 K	4	2	5	0	0	1												
Terry Whitfield, L OBP: 0.352, SLG: 0.470 (6, 7)		0-0 2B			0-0 F7				0-0 4-3	5	1	2	1	0	0	0											
Vic Harris, S OBP: 0.433, SLG: 0.615 (6, 6)		0-3 K				0-0 6-3 HR 1B	0-0 1B 2B	0-0 HR	0-0 4-3	5	3	3	1	0	1	1											
Marc Hill, R OBP: 0.293, SLG: 0.308 (1, 2)		4-0 BB				0-0 6-3 1-2	0-0 BB HBP BB 1B	0-0 F3	0-0 F3	4	1	1	1	1	0	1											
John Curtis, L OBP: 0.226, SLG: 0.417 Dave Heaverlo, R Johnnie LeMaster, R OBP: 0.103, SLG: 0.071 Jack Clark, R OBP: 0.250, SLG: 0.421 (6, 9)		0-3 K				0-0 P6	0-3 K	0-3 K		1	0	0	0	0	1	2											
Inning Stats	R: 0 E: 0 K: 1 S: 5	H: 1 LOB: 0 BB: 0 P: 5	R: 1 E: 0 K: 2 S: 9	H: 2 LOB: 2 BB: 1 P: 13	R: 0 E: 0 K: 1 S: 5	H: 0 LOB: 0 BB: 0 P: 5	R: 0 E: 0 K: 0 S: 3	H: 0 LOB: 0 BB: 0 P: 3	R: 2 E: 0 K: 0 S: 5	H: 2 LOB: 0 BB: 0 P: 5	R: 10 E: 0 K: 1 S: 11	H: 6 LOB: 0 BB: 2 P: 21	R: 1 E: 0 K: 1 S: 6	H: 1 LOB: 0 BB: 0 P: 6	R: 0 E: 0 K: 1 S: 5	H: 0 LOB: 1 BB: 1 P: 9	R: 0 E: 0 K: 0 S: 3	H: 0 LOB: 0 BB: 0 P: 3	1B: 5 2B: 2 3B: 1 HR: 4	SF: 1 SAC: 0 DP: 0 HBP: 2	WP: 0 PA: 44 PB: 0 CS: 1						
PITCHER	IP	WLS	BF	H	R	ER	SO	BB	IBB	HBP	BLK	WP	HR	S	P	ERA	WHIP										
Jack Billingham, R ERA: 4.73 Joe Henderson, R ERA: 13.5 Joe Hoerner, L ERA: 15.0 Dale Murray, R ERA: 4.18 Pedro Borbon, R ERA: 2.89	5.1	L	25	9	7	7	4	1	0	0	0	0	2	32	36	11.81	1.875										

San Francisco Giants @ Cincinnati Reds
Riverfront Stadium, Cincinnati, OH
Mon Jun 27 1977, 7:05 PM EDT
Att: 27,188 - Unknown

AB 37
R 14
H 12
RBI 14
BB 4
SO 7
LOB 12

Batter	1	2	3	4	5	6	7	8	9	AB	R	H	RBI	BB	SO	LOB	BOTTOM										
Pete Rose, S OBP: 0.393, SLG: 0.457 (1, 5)	0-0 1B 2B	4-0 1B 2B S BB	0-0 F7			0-0 FC3-6 1B			0-0 4-3	5	2	3	0	1	0	1											
Ken Griffey, L OBP: 0.375, SLG: 0.469 (1, 9)	0-0 F8	0-0 B5	0-0 HR			0-0 FC3-6 1-2			0-0 6-3	6	1	1	2	0	0	4											
Joe Morgan, L OBP: 0.427, SLG: 0.496 (1, 4)	0-0 2B	0-0 2B	0-0 2B			0-0 F8			4-0 1B BB	5	3	4	0	1	0	1											
George Foster, R OBP: 0.380, SLG: 0.608 (1, 7)	4-0 2B	0-0 2B	0-0 3-1			0-0 5-3			0-0 1B BB	5	2	2	2	1	1	3											
Johnny Bench, R OBP: 0.325, SLG: 0.560 (1, 2)	0-0 2B	0-0 F8 2B			0-3 K				0-0 F7	5	0	2	4	0	1	2											
Dave Concepcion, R OBP: 0.324, SLG: 0.377 Dale Murray, R Ray Knight, R OBP: 0.417, SLG: 0.545 (6, 6)	0-3 K	0-0 F8			0-0 1-3				0-0 F9	4	0	0	0	0	1	2											
Dan Driessen, L OBP: 0.378, SLG: 0.481 (1, 3)	4-0 BB	0-0 1-3			0-0 2B				0-0 1B	4	0	2	0	1	1	1											
Cesar Geronimo, L OBP: 0.354, SLG: 0.428 (1, 8)	0-3 K		0-3 K		4-0 IBB				0-3 K	4	0	0	0	1	3	5											
Jack Billingham, R Joe Henderson, L Joe Hoerner, R Rick Auerbach, R Bob Bailey, R Pedro Borbon, R OBP: 0.400, SLG: 0.500 (6, 9)	0-3 K		0-0 K		0-3 K				0-0 F9	3	1	1	0	0	2	5											
Inning Stats	R: 3 E: 1 K: 3 S: 13	H: 3 LOB: 3 BB: 2 P: 21	R: 3 E: 0 K: 0 S: 6	H: 3 LOB: 1 BB: 1 P: 10	R: 2 E: 0 K: 1 S: 8	H: 3 LOB: 1 BB: 0 P: 8	R: 0 E: 0 K: 2 S: 8	H: 1 LOB: 2 BB: 1 P: 12	R: 0 E: 0 K: 0 S: 4	H: 0 LOB: 0 BB: 0 P: 5	R: 0 E: 0 K: 0 S: 4	H: 1 LOB: 1 BB: 0 P: 4	R: 1 E: 0 K: 1 S: 8	H: 3 LOB: 3 BB: 1 P: 12	R: 0 E: 0 K: 1 S: 6	H: 1 LOB: 1 BB: 0 P: 6	1B: 10 2B: 5 3B: 0 HR: 1	SF: 0 SAC: 0 DP: 0 HBP: 0	WP: 0 PA: 49 PB: 0 SB: 1 CS: 0								
PITCHER	IP	WLS	BF	H	R	ER	SO	BB	IBB	HBP	BLK	WP	HR	S	P	ERA	WHIP										
John Curtis, L ERA: 6.0 Dave Heaverlo, R ERA: 2.47 Terry Cornutt, R ERA: 2.78 Gary Lavelle, L ERA: 1.43	1.1		14	6	6	6	3	2	1	0	0	0	1	17	29	40.50	6.000										

San Francisco Giants @ Cincinnati Reds
Riverfront Stadium, Cincinnati, OH
Mon Jun 27 1977, 7:05 PM EDT
Att: 27,188 - Unknown

AB 44
R 9
H 16
RBI 9
BB 5
SO 9
LOB 27

Batter	1	2	3	4	5	6	7	8	9	AB	R	H	RBI	BB	SO	LOB	TOP					
Rob Andrews, R (1,4) OBP: 0.368, SLG: 0.308	0-0 BB 1B	0-0 6-3		0-0 F8		0-0 F8	0-0 6-3			5	0	1	0	0	0	4	San Francisco Giants @ Cincinnati Reds Riverfront Stadium, Cincinnati, OH Tue Jun 28 1977, 7:05 PM EDT Att: 21,959 - Unknown					
Derrel Thomas, S (1,8) OBP: 0.322, SLG: 0.302	4-0		0-0 F9 L7-2 2B		0-0 L6		0-0 F7		0-0 P3	2	0	1	0	1	0	0						
Gary Thomasson, L (5,8) OBP: 0.368, SLG: 0.477	1-2 BB									2	0	0	0	0	0	0						
Bill Madlock, R (1,5) OBP: 0.349, SLG: 0.427	0-3 K		0-0 F9 2-3		0-0 6-3		4-0 HR BB		0-0 F8	4	1	0	0	1	1	3						
Jack Clark, R (1,9) OBP: 0.291, SLG: 0.432	0-3 K		0-0 L7-2 3-H		0-0 F8		0-0 HR		0-3 K	5	1	1	2	0	2	3						
Willie McCovey, L (1,3) OBP: 0.396, SLG: 0.517	0-0 L4									2	1	1	0	2	0	2						
Johnnie LeMaster, R (7, PR) OBP: 0.103, SLG: 0.071										0	0	0	0	0	0	0						
Vic Harris, S (1,6) OBP: 0.441, SLG: 0.633		0-3 K								4	0	2	1	0	2	1						
Darrell Evans, L (1,7) OBP: 0.358, SLG: 0.404		0-0 E1 2B								3	1	1	0	1	0	2						
Marc Hill, R (1,2) OBP: 0.292, SLG: 0.313										4	0	1	1	0	0	4						
Ken Rudolph, R (8,2) OBP: 0.306, SLG: 0.250										0	0	0	0	0	0	0						
Bob Knepper, L (1,1) OBP: 0.267, SLG: 0.214										2	0	1	0	0	0	1						
Gary Anderson, R (5, PH) OBP: 0.288, SLG: 0.167										1	0	0	0	0	0	2						
Terry Cornutt, R (5,1) OBP: 0.295, SLG: 0.167										0	0	0	0	0	0	0						
John Curtis, L (7,1) OBP: 0.250, SLG: 0.417										0	0	0	0	0	0	0						
Randy Moffitt, R (7,1) OBP: 0.295, SLG: 0.417										0	0	0	0	0	0	0						
Terry Whitfield, L (5, PH) OBP: 0.205, SLG: 0.467										1	0	0	0	0	0	0						
Tommy Toms, R (8,1) OBP: 0.295, SLG: 0.467										0	0	0	0	0	0	0						
Inning Stats	R: 0 E: 0 K: 2 S: 8	H: 1 LOB: 2 BB: 1 P: 12	R: 1 E: 1 K: 1 S: 7	H: 1 LOB: 1 BB: 0 P: 7	R: 0 E: 0 K: 0 S: 3	H: 1 LOB: 0 BB: 0 P: 3	R: 0 E: 0 K: 1 S: 7	H: 2 LOB: 3 BB: 1 P: 11	R: 0 E: 0 K: 0 S: 3	H: 0 LOB: 0 BB: 0 P: 3	R: 1 E: 0 K: 0 S: 4	H: 2 LOB: 1 BB: 1 P: 8	R: 2 E: 0 K: 0 S: 5	H: 2 LOB: 2 BB: 2 P: 13	R: 0 E: 0 K: 0 S: 3	H: 0 LOB: 0 BB: 0 P: 5	R: 0 E: 0 K: 1 S: 5	H: 0 LOB: 0 BB: 0 P: 5	1B: 4 2B: 5 3B: 0 HR: 1	SF: 0 SAC: 0 DP: 2 HBP: 0	WP: 0 PB: 0 SB: 0 CS: 0	PA: 40
PITCHER	IP	WLS	BF	H	R	ER	SO	BB	IBB	HBP	BLK	WP	HR	S	P	ERA	WHIP					
Doug Capilla, L (1,1) ERA: 5.84	7.0	W	34	9	4	3	4	5	0	0	0	0	1	37	57	3.86	2.000					
Paul Moskau, R (8,1) ERA: 12.86	2.0		6	0	0	0	1	0	0	0	0	0	0	8	8	0.00	0.000					

AB	35
R	4
H	9
RBI	4
BB	5
SO	5
LOB	22



Batter	1	2	3	4	5	6	7	8	9	AB	R	H	RBI	BB	SO	LOB	BOTTOM				
Pete Rose, S (1,5) OBP: 0.396, SLG: 0.458	0-0 6-3		0-0 E 1B	0-0 E5 3B		0-0 FC4-6 2B 1B	4-0 HR IBB			4	4	2	0	1	0	0	San Francisco Giants @ Cincinnati Reds Riverfront Stadium, Cincinnati, OH Tue Jun 28 1977, 7:05 PM EDT Att: 21,959 - Unknown				
Ray Knight, R (8,5) OBP: 0.417, SLG: 0.545										0	0	0	0	0	0	0					
Ken Griffey, L (1,9) OBP: 0.375, SLG: 0.485	0-0 1-3		0-0 E3 SF7	0-0 2-H 3B		0-0 F8	1-H 2-H HR			5	2	2	4	0	0	2					
Joe Morgan, L (1,4) OBP: 0.433, SLG: 0.498	0-0		0-0 E4 FC5-4 HBP	4-0		4-0 FC4-6 BB	0-0 1B 2B 1B			3	1	2	0	2	0	1					
Rick Auerbach, R (8,4) OBP: 0.417, SLG: 0.545	0-0 S 1B		1-3 2-H			1-2 BB				0	0	0	0	0	0	0					
George Foster, R (1,8) OBP: 0.381, SLG: 0.603	0-0 L4		1-0 FC5-4 HBP	0-0 F9		0-0 FC4-6 2B	0-0 2B WP 1B			4	2	1	0	0	0	5					
Johnny Bench, R (1,2) OBP: 0.331, SLG: 0.586			0-0 F7	0-0 SF7		0-0	0-0			4	1	3	5	0	0	0					
Paul Moskau, R (8,1) OBP: 0.333, SLG: 1.333			3-H			1-H 3-H	1B 2B			0	0	0	0	0	0	0					
Dave Concepcion, R (1,6) OBP: 0.325, SLG: 0.375			4-0 2-3 S BB	0-0 FC5-4 S		0-0 F8	0-0 P4			4	0	1	0	1	0	3					
Dan Driessen, L (1,3) OBP: 0.378, SLG: 0.477			4-0 2-3 BB	0-3 K		0-3 K	0-3 K			4	0	1	0	1	3	2					
Ed Arbrister, R (1,7) OBP: 0.457, SLG: 0.621	0-0 2-3		0-0	0-3 K		0-0 E3	4-0 S HR BB		0-0 G4-6-3	4	1	0	0	1	1	3					
Doug Capilla, L (1,1) ERA: 3.8	0-3 K									3	0	0	0	0	2	3					
Mike Lum, L (7, PH) OBP: 0.166, SLG: 0.167										1	0	0	0	0	1	1					
Bill Plummer, R (8,2) OBP: 0.294, SLG: 0.228										1	0	0	0	0	1	0					
Inning Stats	R: 0 E: 0 K: 0 S: 4	H: 1 LOB: 1 BB: 0 P: 4	R: 0 E: 0 K: 1 S: 5	H: 0 LOB: 2 BB: 2 P: 13	R: 2 E: 2 K: 1 S: 8	H: 1 LOB: 2 BB: 0 P: 9	R: 1 E: 1 K: 2 S: 9	H: 1 LOB: 2 BB: 1 P: 13	R: 1 E: 1 K: 1 S: 7	H: 1 LOB: 1 BB: 0 P: 7	R: 2 E: 0 K: 0 S: 5	H: 2 LOB: 1 BB: 1 P: 9	R: 5 E: 0 K: 2 S: 11	H: 5 LOB: 2 BB: 2 P: 19	R: 0 E: 0 K: 1 S: 5	H: 1 LOB: 0 BB: 0 P: 5	1B: 7 2B: 2 3B: 1 HR: 2	SF: 1 SAC: 0 DP: 1 HBP: 1	WP: 1 PB: 0 SB: 4 CS: 0	PA: 45	
PITCHER	IP	WLS	BF	H	R	ER	SO	BB	IBB	HBP	BLK	WP	HR	S	P	ERA	WHIP				
Bob Knepper, L (1,1) ERA: 3.8	5.0	L	27	4	4	1	5	3	0	1	0	0	0	8	16	1.80	1.400				
Terry Cornutt, R (6,1) ERA: 3.41	1.1		8	2	3	3	1	2	0	0	0	0	0	8	16	20.25	3.000				
John Curtis, L (7,1) ERA: 6.49	0.1		4	2	2	2	1	0	1	0	0	0	1	5	9	54.00	6.000				
Randy Moffitt, R (7,1) ERA: 2.93	0.1		3	3	2	2	0	0	0	0	0	1	0	3	3	54.00	9.000				
Tommy Toms, R (8,1) ERA: 6.75	1.0		3	1	0	0	1	0	0	0	0	0	0	5	5	0.00	1.000				



Batter	1	2	3	4	5	6	7	8	9	10	11	AB	R	H	RBI	BB	SO	LOB	TOP							
Rob Andrews, R OBP: 0.368, SLG: 0.311 (1, 4)												5	0	2	0	0	1	3								
Terry Whitfield, L OBP: 0.341, SLG: 0.453 (1, 7)												5	0	0	0	0	2	6								
Darrell Evans, L OBP: 0.359, SLG: 0.409 Johnnie LeMaster, R OBP: 0.125, SLG: 0.129 (1, 5) (4, 6)													2	0	1	0	0	0	1							
Gary Thomasson, L OBP: 0.360, SLG: 0.466 (1, 8)												5	0	0	0	0	3	4								
Willie McCovey, L OBP: 0.393, SLG: 0.508 (1, 3)												4	0	0	0	1	3	2								
Jack Clark, R OBP: 0.289, SLG: 0.426 (1, 9)												5	0	1	1	0	0	4								
Vic Harris, S OBP: 0.436, SLG: 0.618 (1, 6) (4, 5)												4	2	1	0	1	0	1								
Marc Hill, R OBP: 0.298, SLG: 0.337 Mike Sadek, R OBP: 0.295, SLG: 0.341 (1, 2) (7, PR) (7, 2)												3	1	2	2	0	1	0								
Jim Barr, S OBP: 0.233, SLG: 0.196 Dave Heaverlo, R OBP: 0.322, SLG: 0.302 Gary Lavelle, S OBP: 0.346, SLG: 0.428 Bill Madlock, R OBP: 0.251, SLG: 0.417 (1, 1) (6, 1) (9, PH) (8, 1) (11, PH) (11, 1)												2	0	0	0	0	0	0								
Inning Stats	R: 0 E: 0 K: 2 S: 9	H: 2 LOB: 3 BB: 1 P: 13	R: 0 E: 0 K: 1 S: 5	H: 0 LOB: 0 BB: 0 P: 5	R: 0 E: 0 K: 0 S: 3	H: 1 LOB: 0 BB: 0 P: 3	R: 0 E: 0 K: 2 S: 7	H: 0 LOB: 0 BB: 0 P: 7	R: 2 E: 0 K: 1 S: 7	H: 2 LOB: 0 BB: 0 P: 7	R: 0 E: 1 K: 1 S: 6	H: 0 LOB: 1 BB: 0 P: 6	R: 1 E: 0 K: 0 S: 4	H: 1 LOB: 2 BB: 1 P: 8	R: 1 E: 0 K: 1 S: 7	H: 2 LOB: 1 BB: 0 P: 7	R: 0 E: 1 K: 1 S: 7	H: 1 LOB: 0 BB: 0 P: 7	R: 0 E: 0 K: 1 S: 5	H: 0 LOB: 0 BB: 0 P: 5	R: 0 E: 0 K: 0 S: 3	H: 0 LOB: 0 BB: 0 P: 3	1B: 5 2B: 3 3B: 0 HR: 1	SF: 0 SAC: 2 DP: 1 HBP: 0	WP: 1 PB: 0 SB: 0 CS: 0	PA: 45
PITCHER	IP ERA WLS BF H R ER SO BB IBB HBP BLK WP HR S P ERA WHIP	8.0 2.9 2 8 1 0 0 2 0 0 0 0 0 0 12 12 0.00 0.500	11.1 4.1 1 3 0 0 0 0 0 0 0 0 0 0 3 3 0.00 0.000	PITCHER										IP ERA WLS BF H R ER SO BB IBB HBP BLK WP HR S P ERA WHIP												
Tom Seaver, R ERA: 2.9 Pedro Borbon, R ERA: 2.79 Dale Murray, R ERA: 4.1																										
Batter	1	2	3	4	5	6	7	8	9	10	11	AB	R	H	RBI	BB	SO	LOB	BOTTOM							
Pete Rose, S OBP: 0.392, SLG: 0.450 (1, 5)												5	0	0	0	1	0	2								
Ken Griffey, L OBP: 0.393, SLG: 0.492 (1, 9)												4	2	3	0	2	0	0								
Joe Morgan, L OBP: 0.438, SLG: 0.500 (1, 4)												5	1	3	0	1	0	1								
Dan Driessen, L OBP: 0.381, SLG: 0.485 (1, 3)												4	1	1	3	2	2	5								
George Foster, R OBP: 0.381, SLG: 0.598 (1, 7)												4	0	1	0	1	0	7								
Cesar Geronimo, L OBP: 0.355, SLG: 0.427 (1, 8)												5	1	2	0	0	2	1								
Bill Plummer, R OBP: 0.292, SLG: 0.217 Bob Bailey, R OBP: 0.560, SLG: 0.425 Dale Murray, R (10, PH) (11, 1)												3	0	0	0	1	1	2								
Rick Auerbach, R OBP: 0.286, SLG: 0.200 Johnny Bench, R OBP: 0.329, SLG: 0.584 (1, 6) (10, PH) (11, 2)												3	0	1	1	0	0	2								
Tom Seaver, R ERA: 4.16 Mike Lum, L OBP: 0.152, SLG: 0.161 Pedro Borbon, R OBP: 0.400, SLG: 0.500 Ray Knight, R OBP: 0.440, SLG: 0.545 (1, 1) (8, PH) (9, 1) (10, PH) (11, 6)												2	0	1	0	0	0	1								
Inning Stats	R: 0 E: 0 K: 0 S: 4	H: 1 LOB: 2 BB: 1 P: 8	R: 1 E: 1 K: 0 S: 4	H: 1 LOB: 1 BB: 1 P: 8	R: 0 E: 0 K: 0 S: 3	H: 1 LOB: 1 BB: 1 P: 7	R: 0 E: 0 K: 1 S: 6	H: 1 LOB: 1 BB: 0 P: 6	R: 3 E: 0 K: 0 S: 8	H: 5 LOB: 2 BB: 0 P: 8	R: 0 E: 0 K: 1 S: 7	H: 2 LOB: 3 BB: 1 P: 11	R: 0 E: 0 K: 1 S: 5	H: 0 LOB: 0 BB: 0 P: 5	R: 0 E: 0 K: 1 S: 7	H: 0 LOB: 0 BB: 0 P: 5	R: 0 E: 0 K: 2 S: 7	H: 0 LOB: 1 BB: 1 P: 11	R: 0 E: 0 K: 0 S: 2	H: 0 LOB: 0 BB: 1 P: 6	R: 1 E: 0 K: 0 S: 1	H: 1 LOB: 3 BB: 3 P: 13	1B: 10 2B: 1 3B: 0 HR: 1	SF: 1 SAC: 1 DP: 1 HBP: 0	WP: 1 PB: 0 SB: 1 CS: 1	PA: 50
PITCHER	IP ERA WLS BF H R ER SO BB IBB HBP BLK WP HR S P ERA WHIP	5.1 4.16 2 8 0 0 0 3 0 0 0 0 0 0 14 14 0.00 0.000	9.1 1.58 2 7 0 0 0 2 2 0 0 0 0 0 9 17 0.00 1.000	11.1 6.62 0 4 1 1 1 0 3 0 0 0 1 0 1 13 27.00 12.000	PITCHER										IP ERA WLS BF H R ER SO BB IBB HBP BLK WP HR S P ERA WHIP											
Jim Barr, R ERA: 4.16 Dave Heaverlo, R ERA: 2.33 Gary Lavelle, L ERA: 1.38 John Curtis, L ERA: 6.62																										

San Francisco Giants @ Cincinnati Reds
Riverfront Stadium, Cincinnati, OH
Wed Jun 29 1977, 7:05 PM EDT
Att: 34,503 - Unknown

AB 41
R 4
H 9
RBI 3
BB 2
SO 10
LOB 23



San Francisco Giants @ Cincinnati Reds
Riverfront Stadium, Cincinnati, OH
Wed Jun 29 1977, 7:05 PM EDT
Att: 34,503 - Unknown

AB 38
R 5
H 12
RBI 4
BB 9
SO 6
LOB 21



Batter	1	2	3	4	5	6	7	8	9	AB	R	H	RBI	BB	SO	LOB	TOP										
Rob Andrews, R OBP: 0.361, SLG: 0.303 (1, 4)	F9		6-3			5-3	5-3		K	5	0	0	0	0	1	0	San Francisco Giants @ Cincinnati Reds Riverfront Stadium, Cincinnati, OH Thu Jun 30 1977, 3:33 AM EDT Att: 36,901 - Unknown livebaseballscorecards.com										
Vic Harris, S OBP: 0.465, SLG: 0.611 (1, 5)	F7			BB		2B		HR		2	2	1	0	2	0	0											
Gary Alexander, R OBP: 0.278, SLG: 0.250 (1, 9)	K			K		BB		K		4	1	1	1	0	3	2											
Jack Clark, R OBP: 0.298, SLG: 0.423 (1, 8)		1B		F7		BB		HR		1	1	0	0	3	0	1											
Randy Elliott, R OBP: 0.260, SLG: 0.353 (1, 7)		CS		F7		BB		F8		3	0	1	0	1	0	3											
Gary Thomasson, L OBP: 0.382, SLG: 0.478 (1, 3)	K									3	1	1	4	1	2	2											
Johnnie LetMaster, R OBP: 0.111, SLG: 0.114 (1, 6)	K			F8		F7		4-3		4	0	0	0	0	1	4											
Marc Hill, R OBP: 0.295, SLG: 0.333 (1, 2)				F8						2	0	0	0	0	0	0											
Terry Cornutt, R (5, 1)										0	0	0	0	0	0	0											
Mike Sadek, R OBP: 0.292, SLG: 0.337 (7, PH)										1	0	0	0	0	0	0											
Tommy Toms, R (7, 1)										0	0	0	0	0	0	0											
Terry Whitfield, L OBP: 0.339, SLG: 0.451 (9, PH)										1	0	0	0	0	1	0											
Ed Halicki, R OBP: 0.200, SLG: 0.256 (1, 1)				K						1	0	0	0	0	1	0											
Ken Rudolph, R OBP: 0.250, SLG: 0.200 (5, 2)						F9				3	0	0	0	0	1	0											
Inning Stats	R: 0 E: 0 K: 1 S: 5	H: 0 LOB: 0 BB: 0 P: 5	R: 0 E: 0 K: 2 S: 7	H: 1 LOB: 1 BB: 1 P: 11	R: 0 E: 0 K: 1 S: 5	H: 0 LOB: 0 BB: 0 P: 5	R: 0 E: 0 K: 1 S: 5	H: 0 LOB: 1 BB: 1 P: 9	R: 0 E: 0 K: 1 S: 5	H: 0 LOB: 0 BB: 0 P: 5	R: 2 E: 0 K: 0 S: 4	H: 1 LOB: 3 BB: 4 P: 20	R: 0 E: 0 K: 1 S: 5	H: 0 LOB: 0 BB: 0 P: 5	R: 3 E: 0 K: 1 S: 7	H: 2 LOB: 0 BB: 1 P: 11	R: 0 E: 0 K: 2 S: 7	H: 0 LOB: 0 BB: 0 P: 7	1B: 2 2B: 2 3B: 0 HR: 1	SF: 0 SAC: 0 DP: 1 HBP: 0	WP: 0 PA: 37 PB: 0 SB: 1 CS: 1						
PITCHER	IP	WLS	BF	H	R	ER	SO	BB	IBB	HBP	BLK	WP	HR	S	P	ERA	WHIP										
Woodie Fryman, L ERA: 5.58 (1, 1)	6.0	W	25	2	2	2	6	6	0	0	0	0	0	31	55	3.00	1.333										
Joe Henderson, R ERA: 14.29 (7, 1)	1.2		8	2	3	3	2	1	0	0	0	0	1	11	15	16.20	1.800										
Dale Murray, R ERA: 3.99 (8, 1)	1.1	S	4	0	0	0	2	0	0	0	0	0	0	8	8	0.00	0.000										

Batter	1	2	3	4	5	6	7	8	9	AB	R	H	RBI	BB	SO	LOB	BOTTOM										
Pete Rose, S OBP: 0.397, SLG: 0.444 (1, 5)	4-3			F8						4	0	0	0	0	1	2	San Francisco Giants @ Cincinnati Reds Riverfront Stadium, Cincinnati, OH Thu Jun 30 1977, 3:33 AM EDT Att: 36,901 - Unknown livebaseballscorecards.com										
Ray Knight, R OBP: 0.462, SLG: 0.565 (6, 5)		G3			K					1	1	1	0	0	0	0											
Ken Griffey, L OBP: 0.387, SLG: 0.490 (1, 9)	F9		4-3	BB		FC4-6		BB		3	1	1	0	2	0	0											
Joe Morgan, L OBP: 0.441, SLG: 0.496 (1, 4)	BB		BB	BB		BB		BB		2	5	0	0	3	0	3											
Dan Driessen, L OBP: 0.388, SLG: 0.490 (1, 3)	BB		BB	BB		BB		BB		4	2	3	4	1	0	2											
George Foster, R OBP: 0.381, SLG: 0.598 (1, 7)	BB		BB	BB		BB		BB		5	2	2	2	0	1	5											
Cesar Geronimo, L OBP: 0.356, SLG: 0.424 (1, 8)		P6		BB		BB		BB		4	0	1	3	1	0	2											
Bill Plummer, R OBP: 0.289, SLG: 0.206 (1, 2)				BB		BB		BB		3	0	0	0	1	1	4											
Johnny Bench, R OBP: 0.332, SLG: 0.586 (8, 2)				BB		BB		BB		1	0	1	1	0	0	0											
Rick Auerbach, R OBP: 0.333, SLG: 0.222 (1, 6)				BB		BB		BB		4	0	1	1	1	0	1											
Woodie Fryman, R OBP: 0.300, SLG: 0.300 (1, 1)				BB		BB		BB		2	0	0	0	0	0	2											
Joe Henderson, L (7, 1)				BB		BB		BB		1	0	0	0	0	0	0											
Dale Murray, R (8, 1)				BB		BB		BB		0	0	0	0	0	0	0											
Inning Stats	R: 1 E: 0 K: 1 S: 6	H: 1 LOB: 1 BB: 1 P: 10	R: 0 E: 0 K: 0 S: 3	H: 0 LOB: 2 BB: 2 P: 11	R: 3 E: 0 K: 0 S: 7	H: 4 LOB: 1 BB: 1 P: 11	R: 2 E: 0 K: 1 S: 6	H: 1 LOB: 2 BB: 3 P: 18	R: 0 E: 0 K: 1 S: 5	H: 0 LOB: 0 BB: 0 P: 5	R: 1 E: 1 K: 0 S: 4	H: 1 LOB: 1 BB: 1 P: 8	R: 0 E: 0 K: 0 S: 3	H: 0 LOB: 0 BB: 0 P: 3	R: 4 E: 2 K: 0 S: 7	H: 3 LOB: 1 BB: 1 P: 11	1B: 9 2B: 1 3B: 0 HR: 0	SF: 0 SAC: 1 DP: 0 HBP: 0	WP: 0 PA: 44 PB: 0 SB: 3 CS: 0								
PITCHER	IP	WLS	BF	H	R	ER	SO	BB	IBB	HBP	BLK	WP	HR	S	P	ERA	WHIP										
Ed Halicki, R ERA: 3.18 (1, 1)	4.0	L	25	6	6	6	2	6	1	0	0	0	0	22	50	13.50	3.000										
Terry Cornutt, R ERA: 3.69 (5, 1)	2.0		8	1	1	1	1	1	0	0	0	0	0	9	13	4.50	1.000										
Tommy Toms, R ERA: 2.7 (7, 1)	2.0		11	3	4	0	0	1	0	0	0	0	0	10	14	0.00	2.000										

Batter	1	2	3	4	5	6	7	8	9	AB	R	H	RBI	BB	SO	LOB	TOP				
Davey Lopes, R OBP: 0.377, SLG: 0.414 (1,4)										4	3	1	0	2	0	3	Los Angeles Dodgers @ San Francisco Giants Candlestick Park, San Francisco, CA Sat Jul 02 1977, 10:05 PM EDT Att: 15,140 - Unknown				
Bill Russell, R OBP: 0.311, SLG: 0.381 (1,6)										5	3	3	3	0	0	2					
Reggie Smith, S OBP: 0.434, SLG: 0.577 (1,9)										4	0	1	2	0	1	4					
Ron Cey, R OBP: 0.404, SLG: 0.530 (1,5)										5	0	1	1	0	1	3					
Steve Garvey, R OBP: 0.356, SLG: 0.579 (1,3)										5	2	3	3	0	0	1					
Dusty Baker Jr, R OBP: 0.357, SLG: 0.507 John Hale, L OBP: 0.400, SLG: 0.333 (1,7) (7,7)										3	0	1	1	0	1	1					
Glenn Burke, R OBP: 0.268, SLG: 0.256 (1,8)										5	0	2	0	0	2	1					
Johnny Oates, L OBP: 0.375, SLG: 0.354 (1,2)										3	2	1	0	2	0	3					
Burt Hooton, R OBP: 0.200, SLG: 0.229 (1,1)										3	0	0	0	0	1	3					
Inning Stats	R: 3 E: 1 K: 2 S: 11	H: 3 LOB: 1 BB: 0 P: 11	R: 3 E: 0 K: 0 S: 5	H: 2 LOB: 0 BB: 1 P: 9	R: 0 E: 0 K: 1 S: 5	H: 0 LOB: 0 BB: 1 P: 5	R: 1 E: 0 K: 0 S: 4	H: 1 LOB: 1 BB: 1 P: 8	R: 0 E: 0 K: 1 S: 7	H: 2 LOB: 2 BB: 0 P: 7	R: 1 E: 0 K: 1 S: 6	H: 1 LOB: 1 BB: 1 P: 10	R: 1 E: 0 K: 0 S: 4	H: 1 LOB: 1 BB: 1 P: 8	R: 0 E: 1 K: 1 S: 7	H: 1 LOB: 2 BB: 0 P: 7		1B: 9 2B: 1 3B: 2 HR: 1	SF: 2 SAC: 2 DP: 0 HBP: 0	WP: 0 PB: 0 SB: 1 CS: 0	PA: 46
PITCHER	IP WLS BF H R ER SO BB IBB HBP BLK WP HR S P ERA WHIP	IP WLS BF H R ER SO BB IBB HBP BLK WP HR S P ERA WHIP	IP WLS BF H R ER SO BB IBB HBP BLK WP HR S P ERA WHIP	IP WLS BF H R ER SO BB IBB HBP BLK WP HR S P ERA WHIP	IP WLS BF H R ER SO BB IBB HBP BLK WP HR S P ERA WHIP	IP WLS BF H R ER SO BB IBB HBP BLK WP HR S P ERA WHIP	IP WLS BF H R ER SO BB IBB HBP BLK WP HR S P ERA WHIP	IP WLS BF H R ER SO BB IBB HBP BLK WP HR S P ERA WHIP	IP WLS BF H R ER SO BB IBB HBP BLK WP HR S P ERA WHIP	IP WLS BF H R ER SO BB IBB HBP BLK WP HR S P ERA WHIP	IP WLS BF H R ER SO BB IBB HBP BLK WP HR S P ERA WHIP	IP WLS BF H R ER SO BB IBB HBP BLK WP HR S P ERA WHIP	IP WLS BF H R ER SO BB IBB HBP BLK WP HR S P ERA WHIP	IP WLS BF H R ER SO BB IBB HBP BLK WP HR S P ERA WHIP	IP WLS BF H R ER SO BB IBB HBP BLK WP HR S P ERA WHIP	IP WLS BF H R ER SO BB IBB HBP BLK WP HR S P ERA WHIP	IP WLS BF H R ER SO BB IBB HBP BLK WP HR S P ERA WHIP	IP WLS BF H R ER SO BB IBB HBP BLK WP HR S P ERA WHIP	IP WLS BF H R ER SO BB IBB HBP BLK WP HR S P ERA WHIP	IP WLS BF H R ER SO BB IBB HBP BLK WP HR S P ERA WHIP	IP WLS BF H R ER SO BB IBB HBP BLK WP HR S P ERA WHIP

AB 38
R 10
H 13
RBI 10
BB 4
SO 6
LOB 21

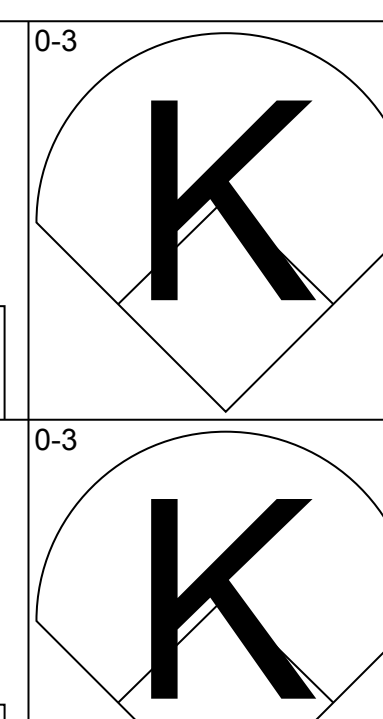
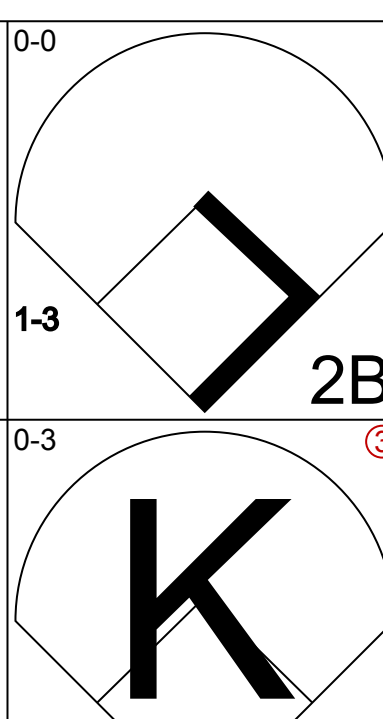
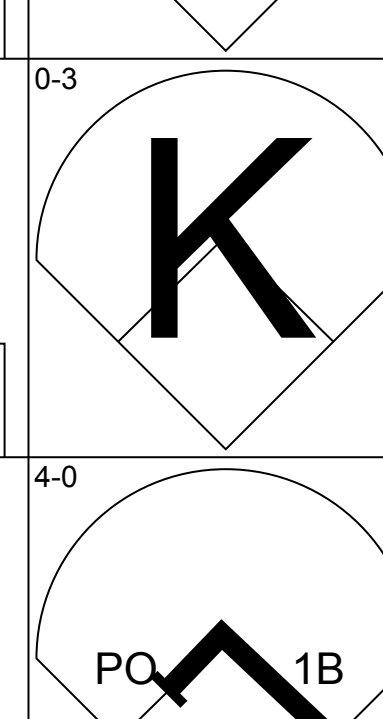

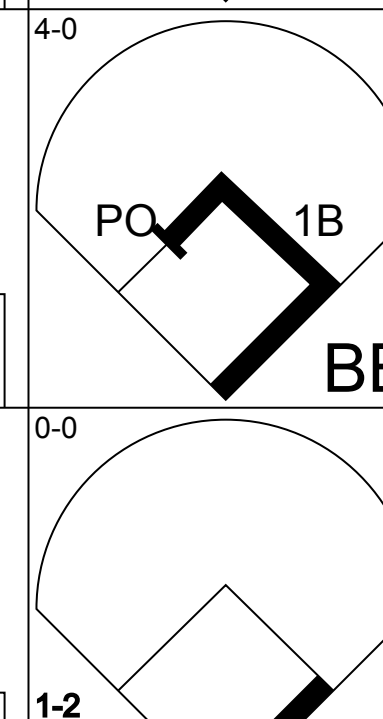
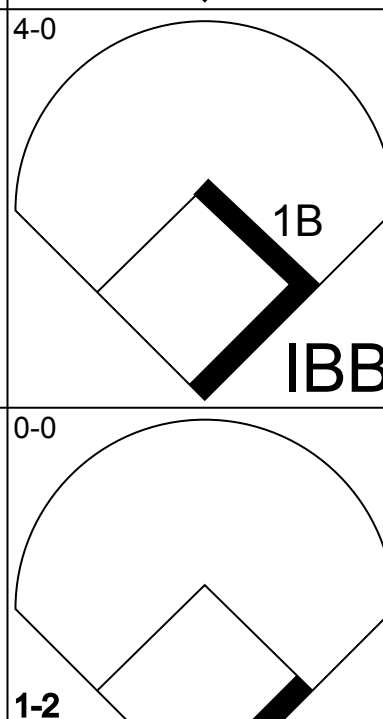
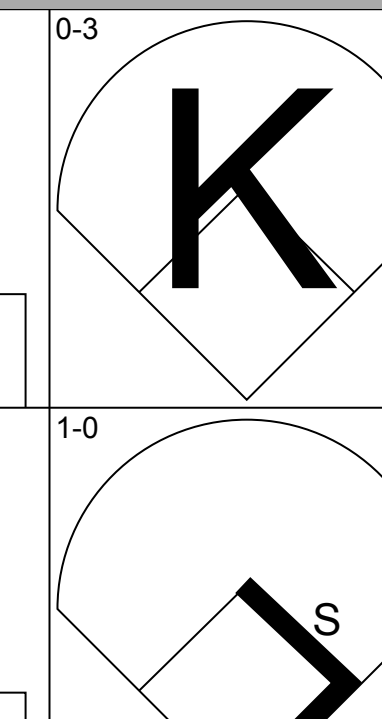
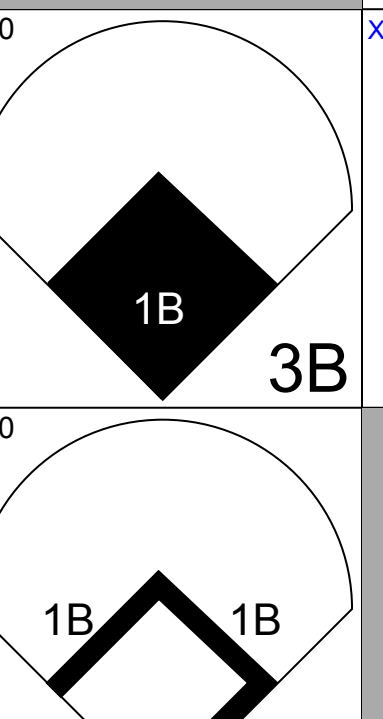
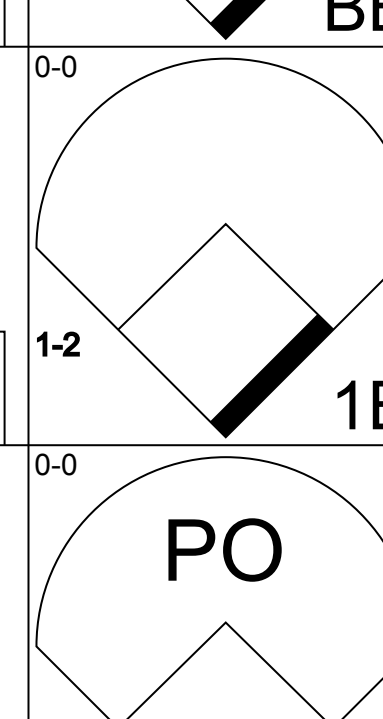
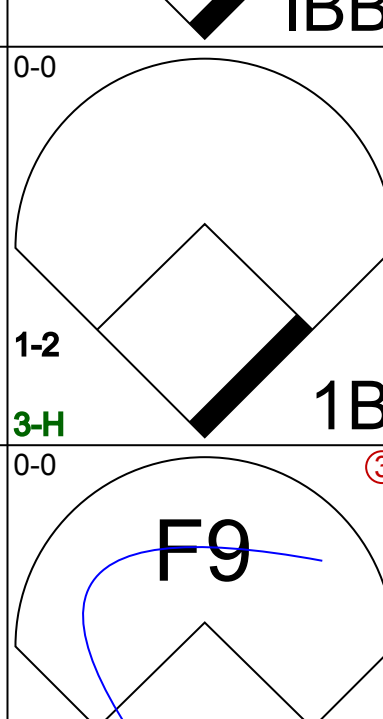
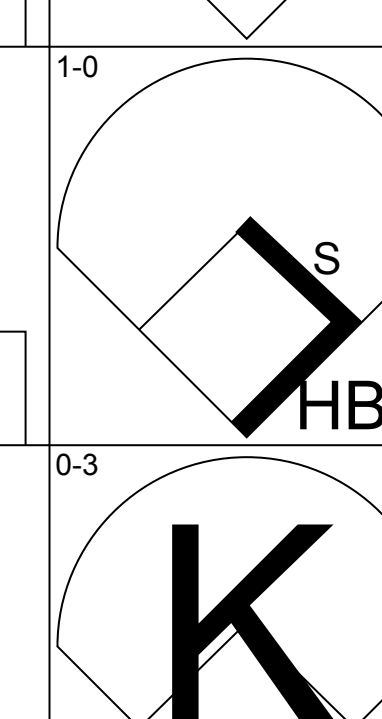
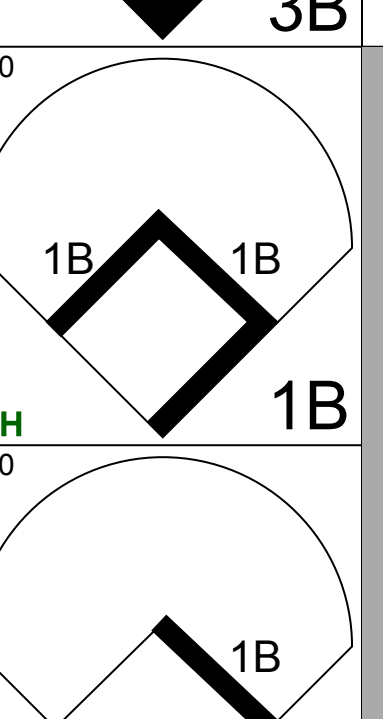
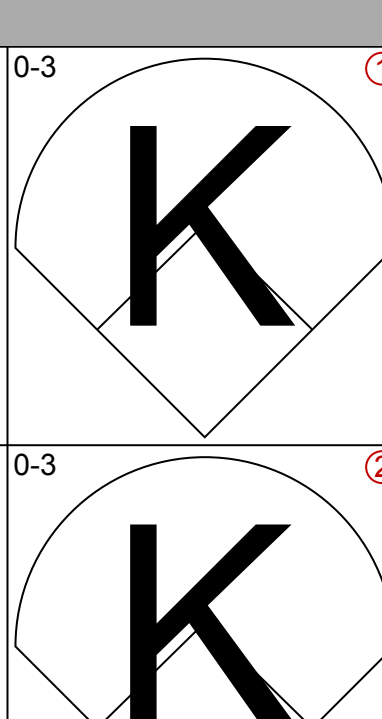
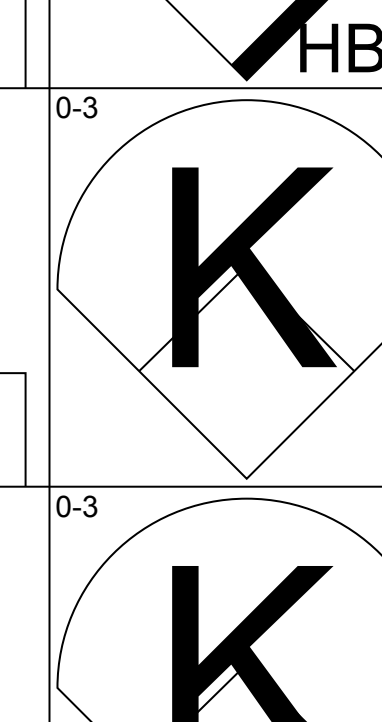
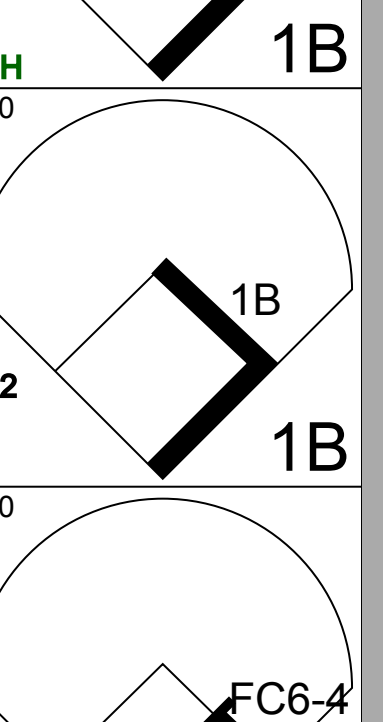
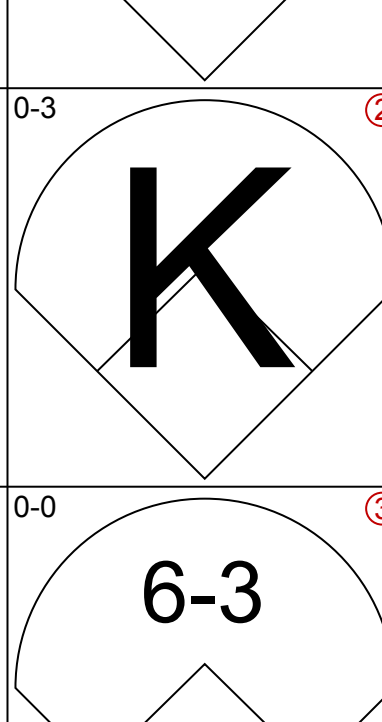
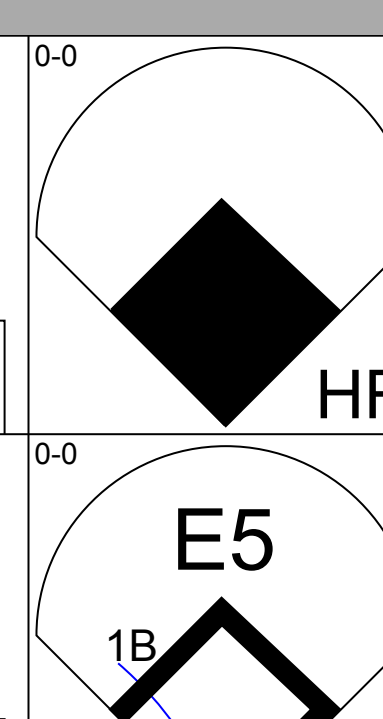
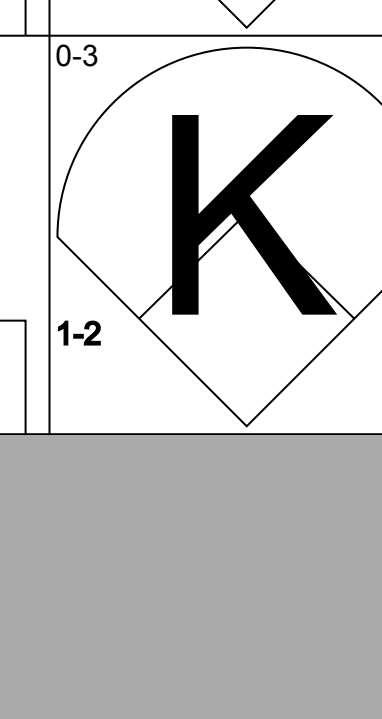
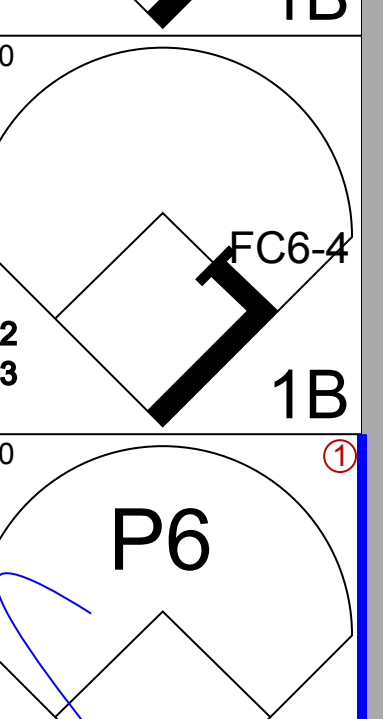
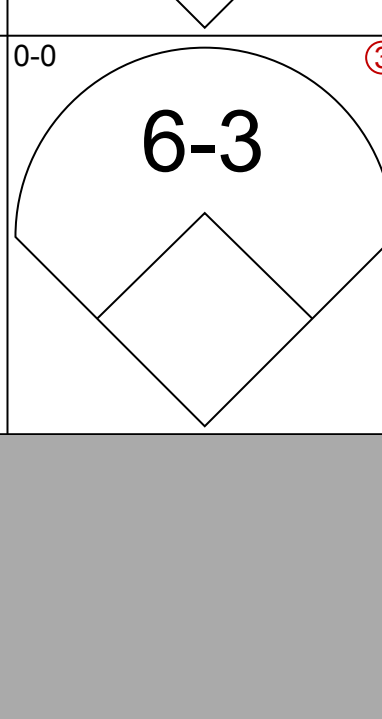
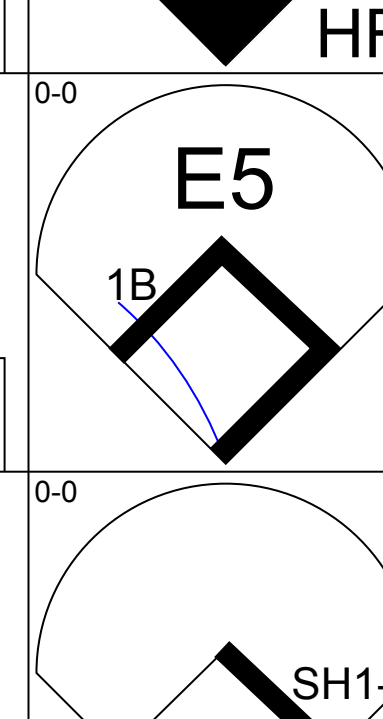
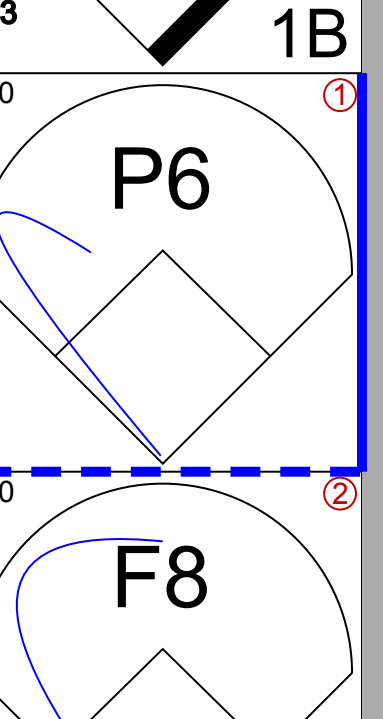
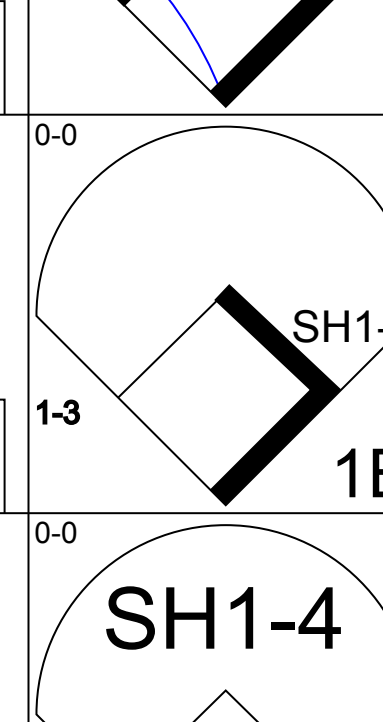
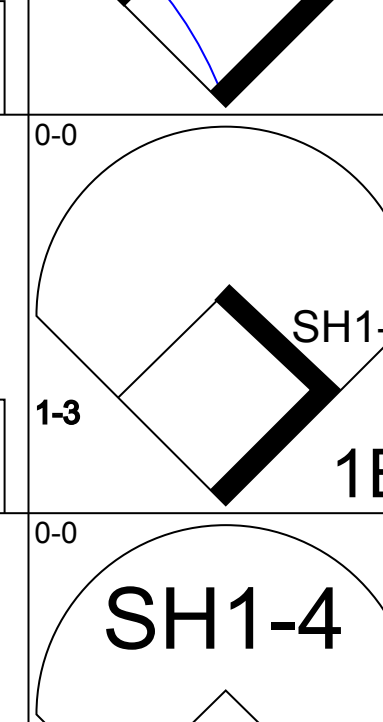
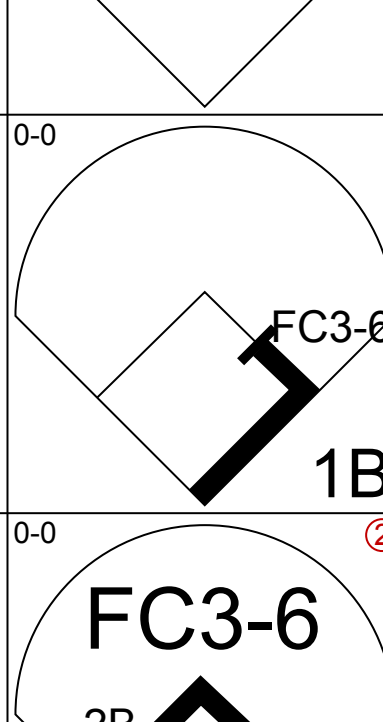
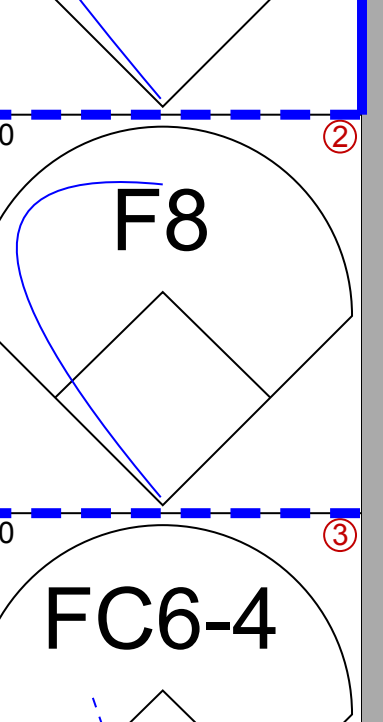
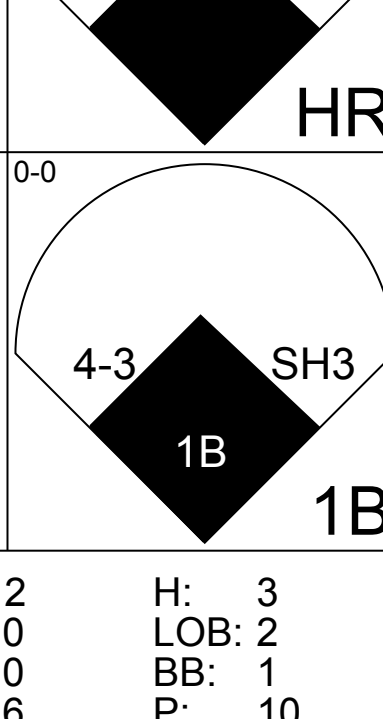
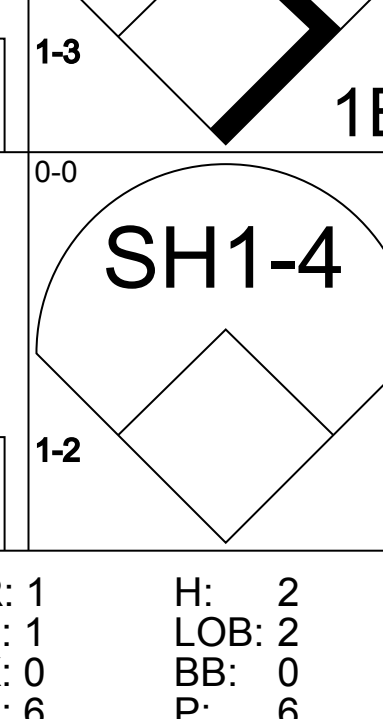
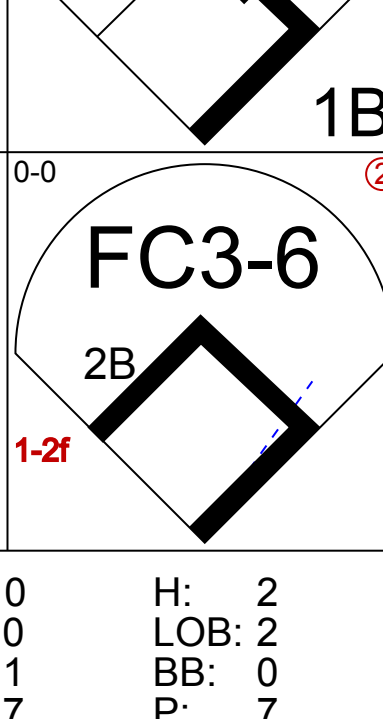
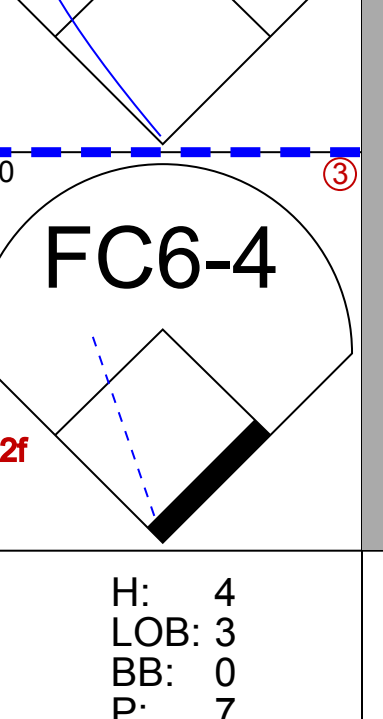


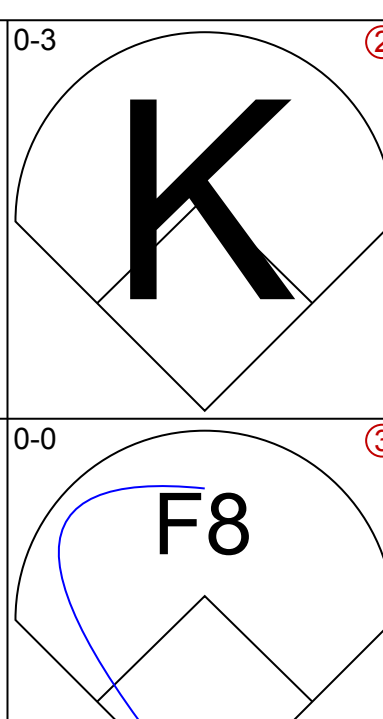
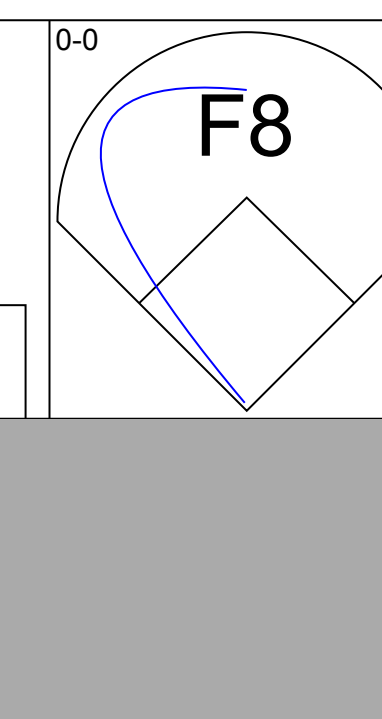
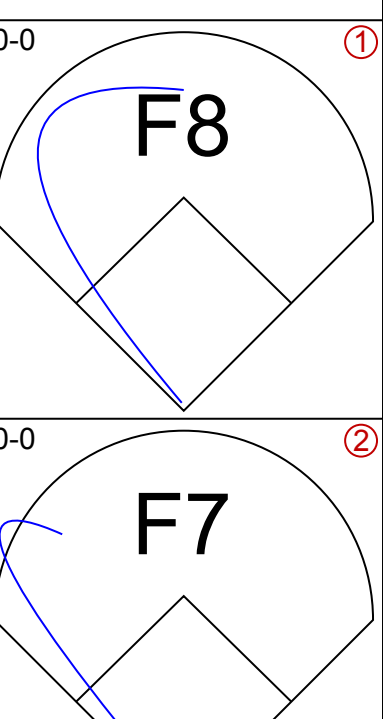
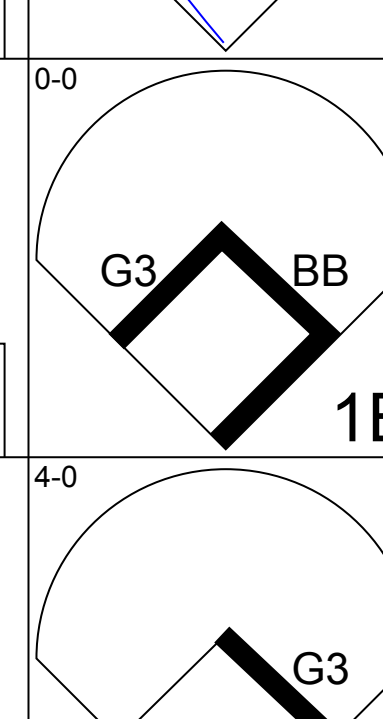
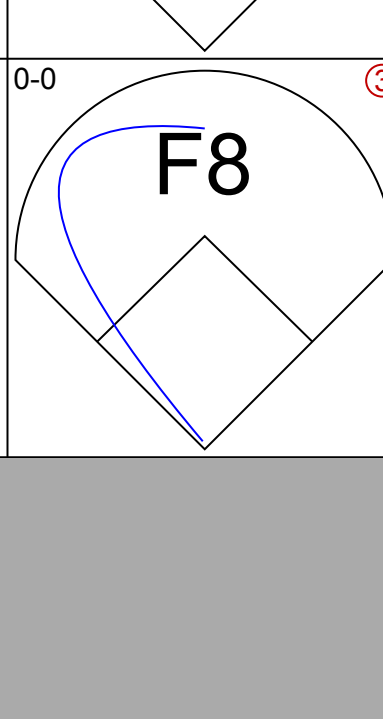
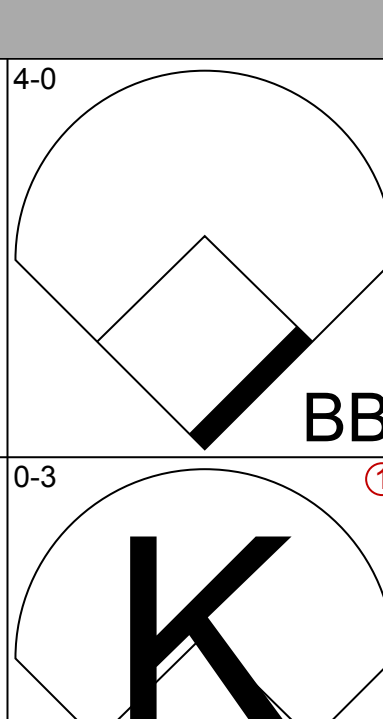
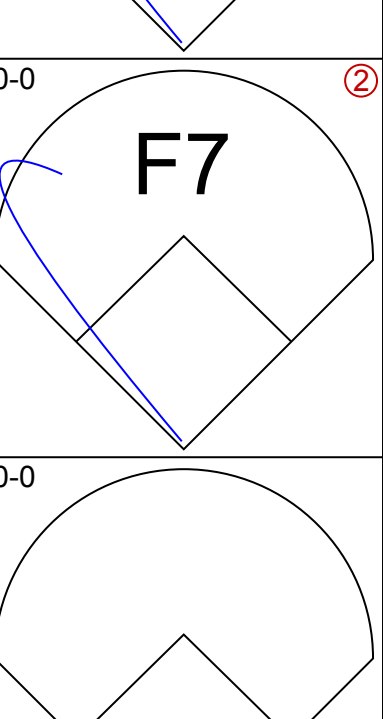
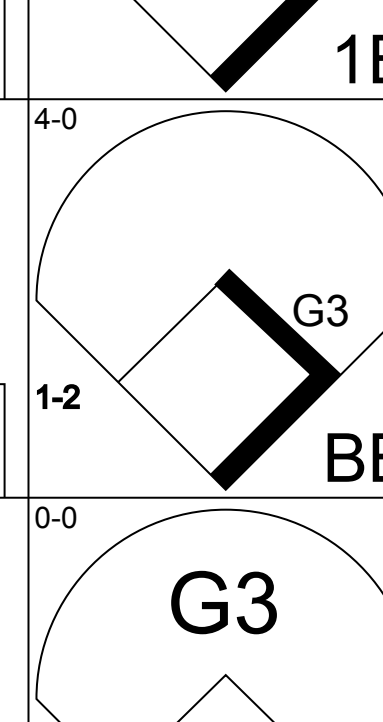
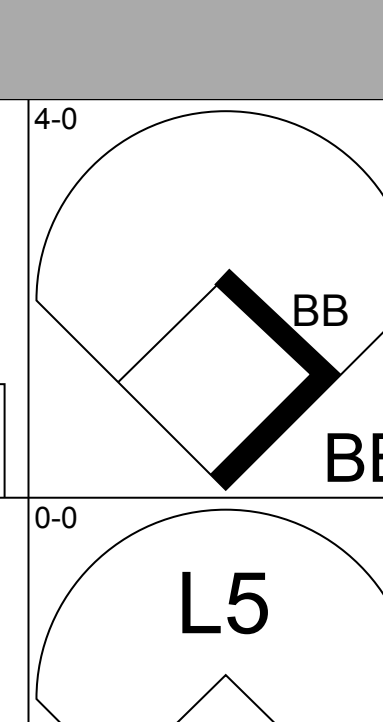
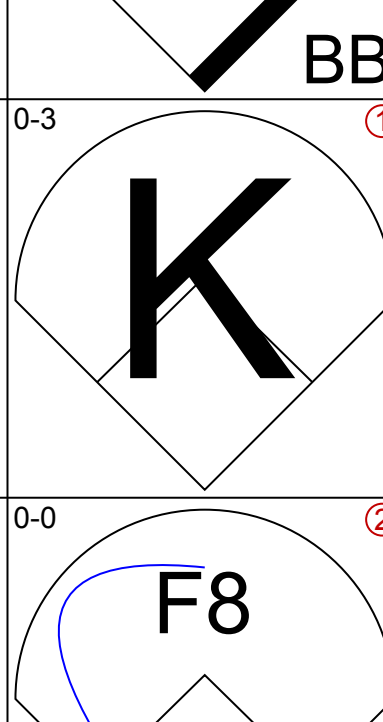
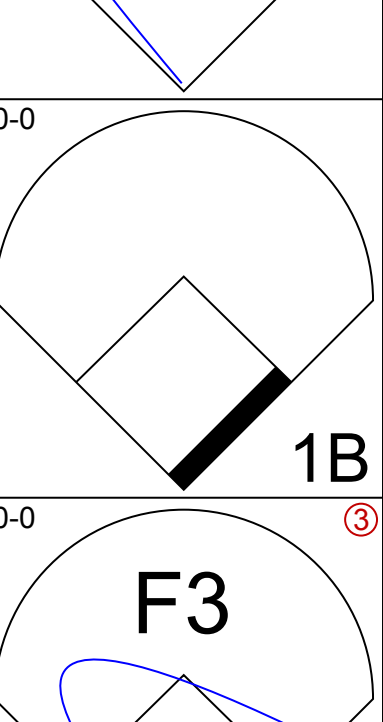
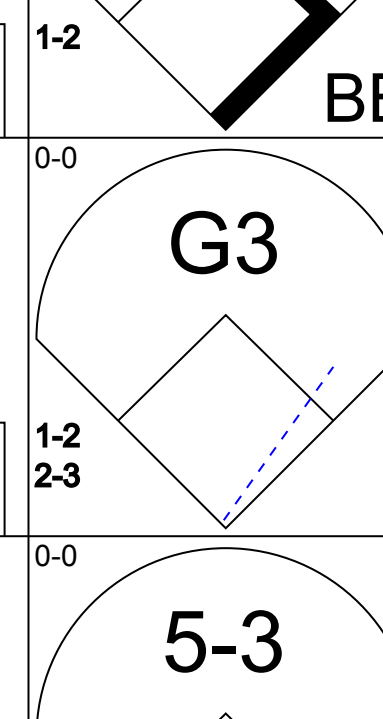
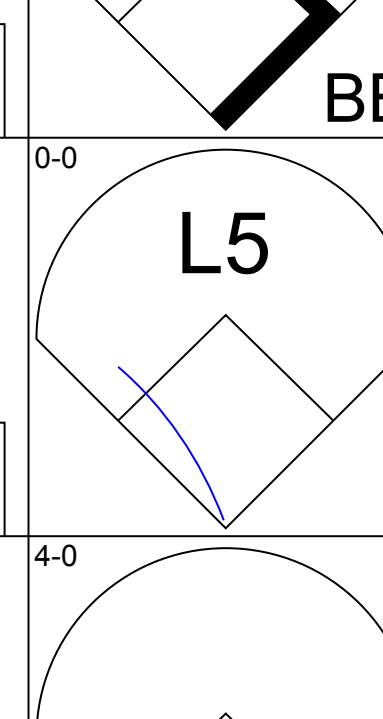
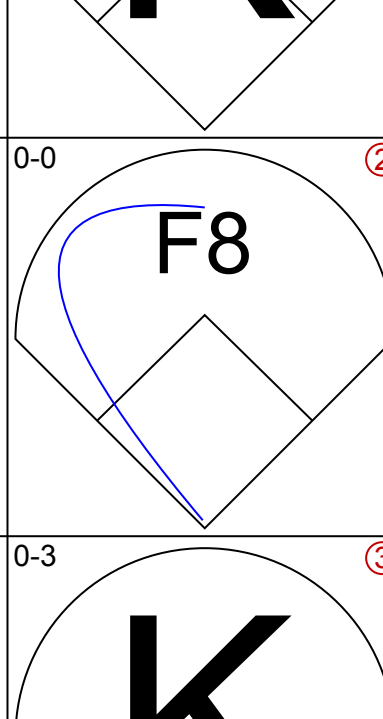
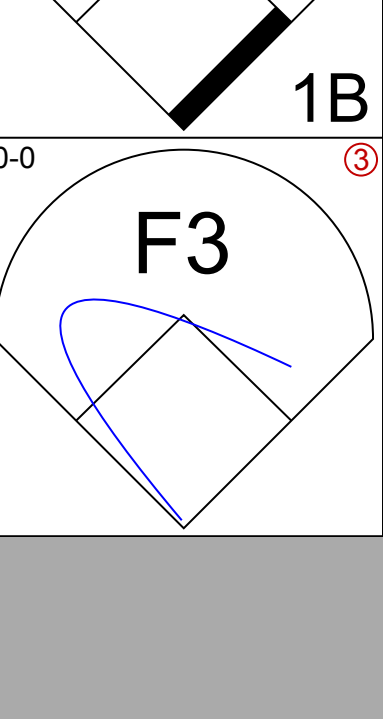
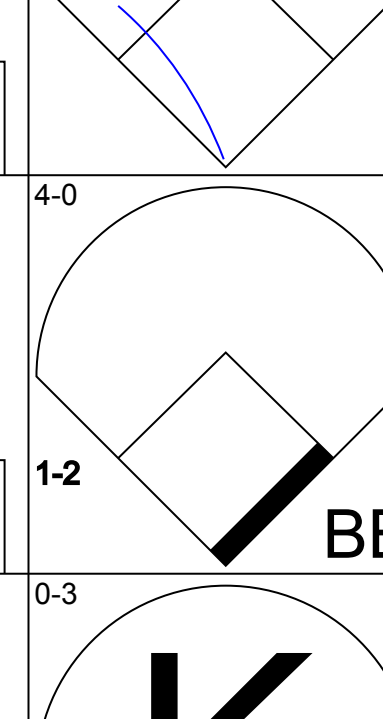
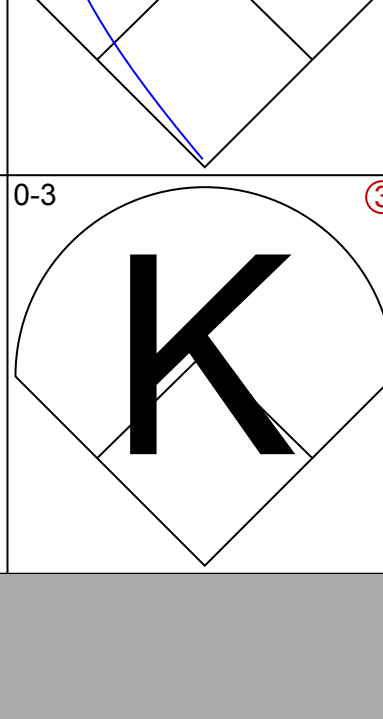
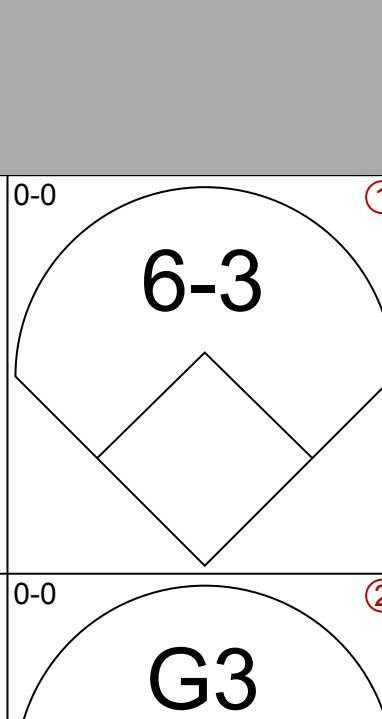
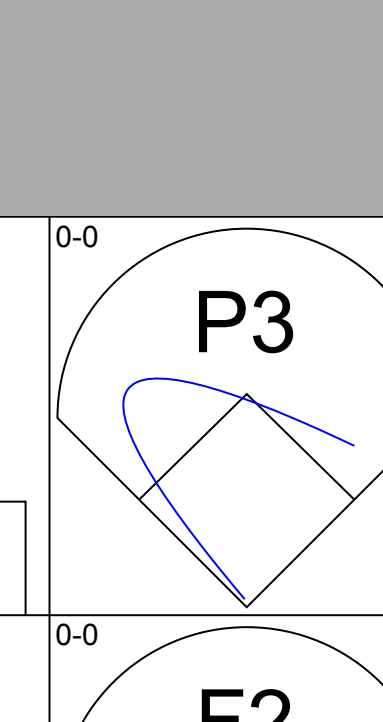
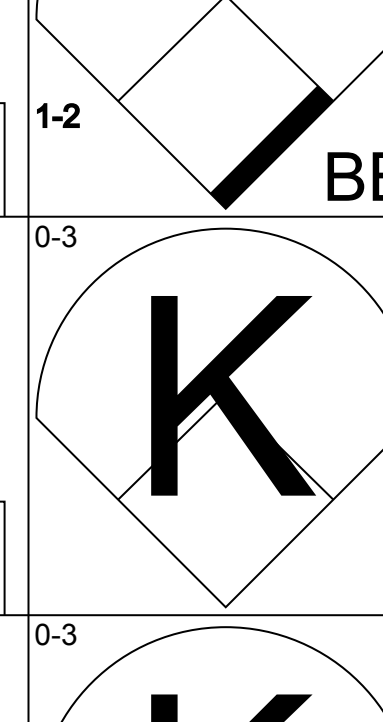
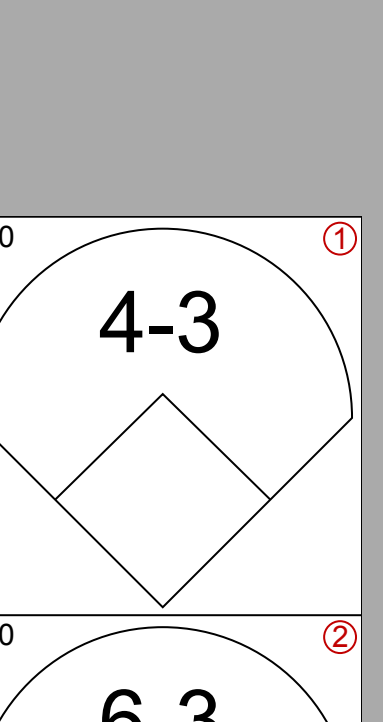
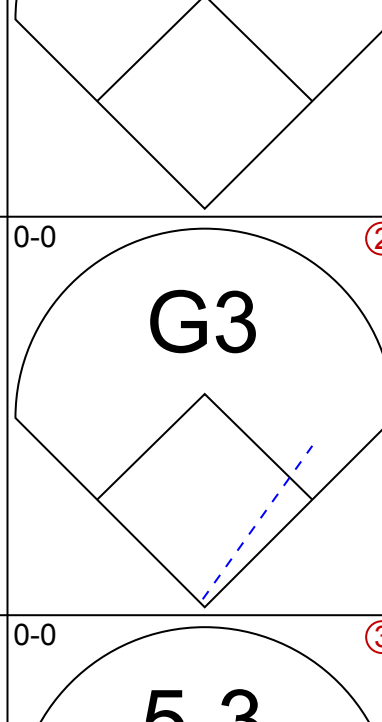
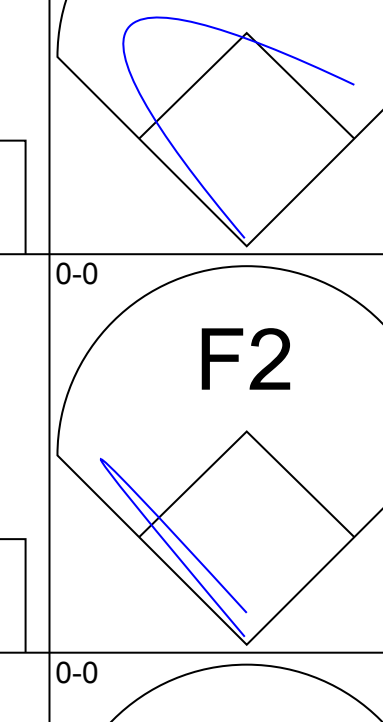
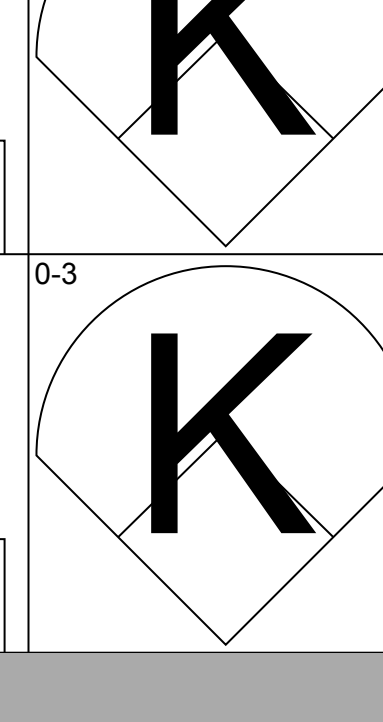
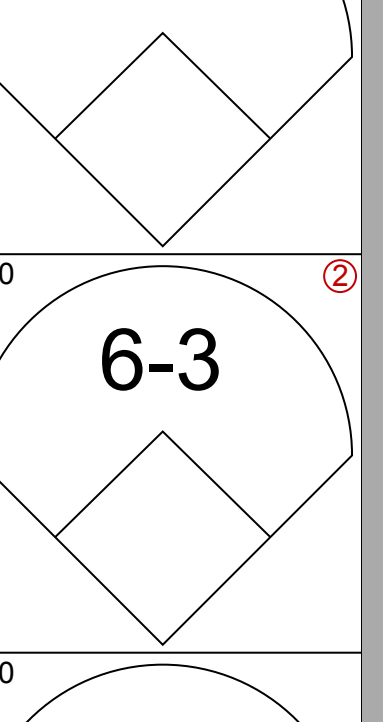
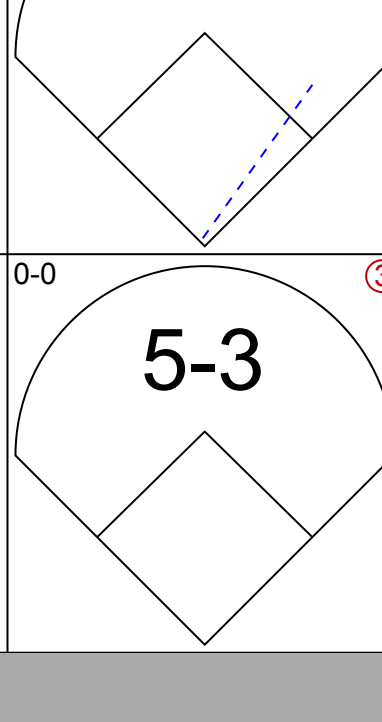
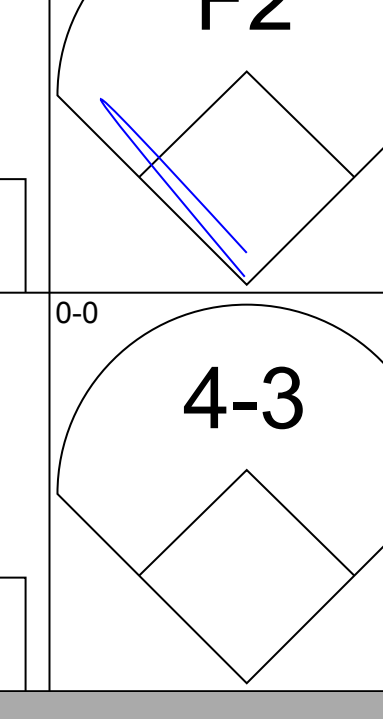
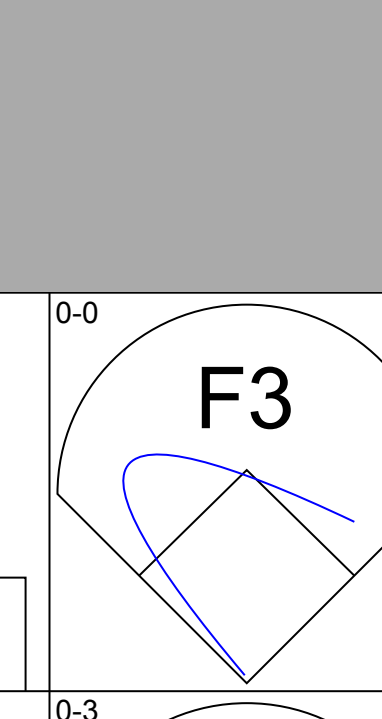
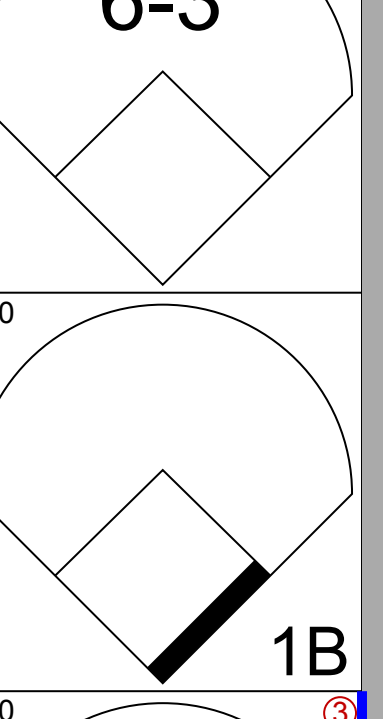
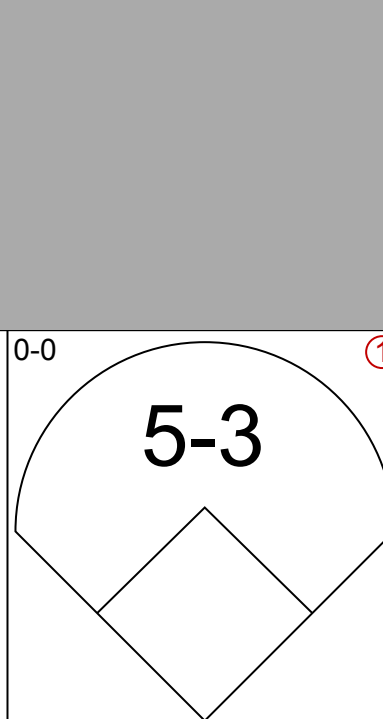
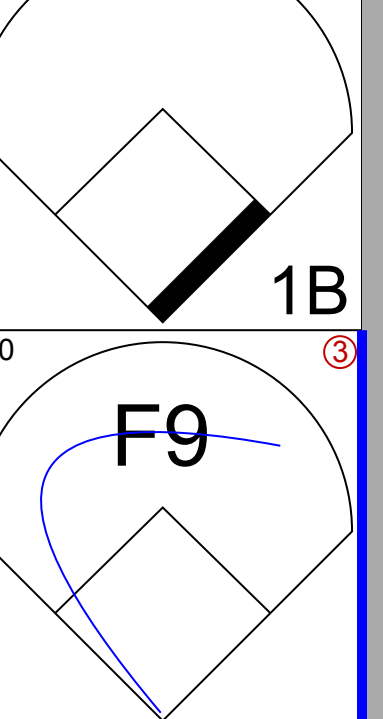
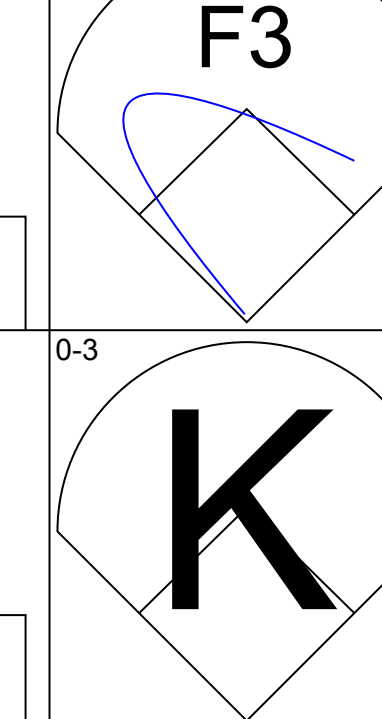
Batter	1	2	3	4	5	6	7	8	9	AB	R	H	RBI	BB	SO	LOB	BOTTOM				
Bill Madlock, R OBP: 0.347, SLG: 0.442 Johnnie LeMaster, R OBP: 0.169, SLG: 0.111 (1,5) (7,5)										3	0	0	0	0	1	1	Los Angeles Dodgers @ San Francisco Giants Candlestick Park, San Francisco, CA Sat Jul 02 1977, 10:05 PM EDT Att: 15,140 - Unknown				
Terry Whitfield, L OBP: 0.346, SLG: 0.455 (1,9) (7,7)										4	1	3	1	0	1	0					
Darrell Evans, L OBP: 0.365, SLG: 0.432 (1,7) (7,3)										4	1	3	2	0	0	0					
Gary Thomasson, L OBP: 0.355, SLG: 0.467 (1,8)										4	0	1	0	0	1	3					
Willie McCovey, L OBP: 0.394, SLG: 0.500 Terry Cornutt, R OBP: 0.355, SLG: 0.442 Tommy Toms, R OBP: 0.355, SLG: 0.442 Randy Elliott, R OBP: 0.269, SLG: 0.356 (1,3) (7,1) (9,1) (9,PH)										2	0	0	0	1	0	3					
Vic Harris, S OBP: 0.431, SLG: 0.568 (1,6)										4	0	0	0	0	2						
Rob Andrews, R OBP: 0.355, SLG: 0.298 Derrel Thomas, S OBP: 0.320, SLG: 0.300 (1,4) (7,PH) (8,4)										2	0	0	0	0	1						
Gary Alexander, R OBP: 0.261, SLG: 0.238 (1,2)										4	0	1	0	0	1						
Bob Knepper, L OBP: 0.235, SLG: 0.188 Jack Clark, R OBP: 0.295, SLG: 0.418 (1,1) (7,9)										2	1	0	0	0	1	1					
Inning Stats	R: 0 E: 0 K: 1 S: 5	H: 0 LOB: 0 BB: 0 P: 5	R: 0 E: 0 K: 0 S: 3	H: 0 LOB: 1 BB: 1 P: 7	R: 1 E: 0 K: 0 S: 4	H: 2 LOB: 1 BB: 0 P: 4	R: 1 E: 0 K: 0 S: 4	H: 2 LOB: 0 BB: 0 P: 4	R: 0 E: 0 K: 2 S: 9	H: 2 LOB: 2 BB: 0 P: 9	R: 0 E: 0 K: 2 S: 7	H: 0 LOB: 0 BB: 0 P: 7	R: 1 E: 0 K: 0 S: 5	H: 2 LOB: 1 BB: 0 P: 5	R: 0 E: 0 K: 0 S: 4	H: 1 LOB: 1 BB: 0 P: 4		1B: 7 2B: 1 3B: 0 HR: 1	SF: 0 SAC: 0 DP: 1 HBP: 0	WP: 0 PB: 1 SB: 0 CS: 0	PA: 35
PITCHER	IP WLS BF H R ER SO BB IBB HBP BLK WP HR S P ERA WHIP	IP WLS BF H R ER SO BB IBB HBP BLK WP HR S P ERA WHIP	IP WLS BF H R ER SO BB IBB HBP BLK WP HR S P ERA WHIP	IP WLS BF H R ER SO BB IBB HBP BLK WP HR S P ERA WHIP	IP WLS BF H R ER SO BB IBB HBP BLK WP HR S P ERA WHIP	IP WLS BF H R ER SO BB IBB HBP BLK WP HR S P ERA WHIP	IP WLS BF H R ER SO BB IBB HBP BLK WP HR S P ERA WHIP	IP WLS BF H R ER SO BB IBB HBP BLK WP HR S P ERA WHIP	IP WLS BF H R ER SO BB IBB HBP BLK WP HR S P ERA WHIP	IP WLS BF H R ER SO BB IBB HBP BLK WP HR S P ERA WHIP	IP WLS BF H R ER SO BB IBB HBP BLK WP HR S P ERA WHIP	IP WLS BF H R ER SO BB IBB HBP BLK WP HR S P ERA WHIP	IP WLS BF H R ER SO BB IBB HBP BLK WP HR S P ERA WHIP	IP WLS BF H R ER SO BB IBB HBP BLK WP HR S P ERA WHIP	IP WLS BF H R ER SO BB IBB HBP BLK WP HR S P ERA WHIP	IP WLS BF H R ER SO BB IBB HBP BLK WP HR S P ERA WHIP	IP WLS BF H R ER SO BB IBB HBP BLK WP HR S P ERA WHIP	IP WLS BF H R ER SO BB IBB HBP BLK WP HR S P ERA WHIP	IP WLS BF H R ER SO BB IBB HBP BLK WP HR S P ERA WHIP	IP WLS BF H R ER SO BB IBB HBP BLK WP HR S P ERA WHIP	IP WLS BF H R ER SO BB IBB HBP BLK WP HR S P ERA WHIP

AB 34
R 3
H 9
RBI 3
BB 1
SO 6
LOB 13



Batter	1	2	3	4	5	6	7	8	9	AB	R	H	RBI	BB	SO	LOB	TOP									
Davey Lopes, R OBP: 0.370, SLG: 0.404	6-3	G6-4-3		K		FC6-4	K		L8	6	1	0	0	0	2	6	Los Angeles Dodgers @ San Francisco Giants Candlestick Park, San Francisco, CA Sun Jul 03 1977, 6:33 AM EDT Att: 33,251 - Unknown									
Bill Russell, R OBP: 0.315, SLG: 0.385	1B	L4			2B	E8	FC6-4			5	3	3	0	0	0	2										
Reggie Smith, S Glenn Burke, R OBP: 0.282, SLG: 0.250	6-3			1B	BB			P1		2	2	1	0	2	0	1										
Ron Cey, R OBP: 0.413, SLG: 0.546	3B	1B				2B	IBB			5	2	5	4	0	0	0										
Steve Garvey, R OBP: 0.356, SLG: 0.582	1B	3B				2B	1B		G6-4-3	5	1	2	3	0	1	4										
Rick Monday, L OBP: 0.363, SLG: 0.431	2B	1B				F9	K			4	1	1	1	1	2	4										
John Hale, L OBP: 0.400, SLG: 0.355	2B					F7		E	1B	5	0	2	1	0	1	4										
Johnny Oates, L OBP: 0.364, SLG: 0.343	4-3			1-3		L4	F8			5	0	1	0	0	0	2										
Tommy John, R Ed Gooden, L Charlie Hough, R Stan Wall, L Dusty Baker Jr., R Mike Garman, R		G6-4-3		6-3			FC6-4	E8	FC6-4	3	0	2	0	0	0	0										
		1B					1B	1-3	1B	1	0	1	0	0	0	0										
Inning Stats	R: 4 E: 0 K: 0 S: 8	H: 5 LOB: 1 BB: 0 P: 8	R: 0 E: 0 K: 0 S: 3	H: 1 LOB: 0 BB: 0 P: 3	R: 0 E: 0 K: 3 S: 10	H: 1 LOB: 2 BB: 1 P: 14	R: 0 E: 0 K: 1 S: 5	H: 0 LOB: 0 BB: 0 P: 5	R: 2 E: 0 K: 0 S: 6	H: 3 LOB: 1 BB: 0 P: 6	R: 4 E: 1 K: 1 S: 9	H: 4 LOB: 1 BB: 1 P: 13	R: 0 E: 1 K: 1 S: 7	H: 2 LOB: 2 BB: 0 P: 7	R: 0 E: 0 K: 0 S: 3	H: 1 LOB: 0 BB: 0 P: 3	R: 0 E: 0 K: 1 S: 6	H: 1 LOB: 2 BB: 1 P: 10	1B: 13 2B: 4 3B: 1 HR: 0	SF: 0 SAC: 0 DP: 2 HBP: 0	WP: 0 PB: 0 SB: 0 CS: 0	PA: 46				
PITCHER	IP	WLS	BF	H	R	ER	SO	BB	IBB	HBP	BLK	WP	HR	S	P	ERA	WHIP									
Jim Barr, R ERA: 4.72	(1, 1)	5.2	L	31	13	10	10	4	1	1	0	0	0	0	37	45	15.88	2.471								
Dave Heaverlo, R ERA: 2.32	(6, 1)	2.1		10	4	0	0	2	0	0	0	0	0	14	14	0.00	1.714									
John Curtis, L ERA: 6.58	(9, 1)	0.1		3	1	0	0	0	1	0	0	0	0	2	6	0.00	6.000									
Gary Lavelle, L ERA: 1.37	(9, 1)	0.2		2	0	0	0	1	0	0	0	0	0	4	4	0.00	0.000									
Batter	1	2	3	4	5	6	7	8	9	AB	R	H	RBI	BB	SO	LOB	BOTTOM									
Gary Thomasson, L OBP: 0.355, SLG: 0.479	L8	K			6-3					5	1	2	2	0	1	0	Los Angeles Dodgers @ San Francisco Giants Candlestick Park, San Francisco, CA Sun Jul 03 1977, 6:33 AM EDT Att: 33,251 - Unknown									
Vic Harris, S OBP: 0.411, SLG: 0.531	BB	F7			6-3		G3	F9		5	0	1	0	0	0	1										
Bill Madlock, R Darrell Evans, L OBP: 0.364, SLG: 0.430	BB	1B		6-3		1B			3-1	4	0	2	0	0	1	0										
Jack Clark, R OBP: 0.302, SLG: 0.416	FC6-4	BB		4-3		1B			4-3	3	1	1	0	2	0	0										
Willie McCovey, L Dave Heaverlo, R Gary Alexander, R John Curtis, L Gary Lavelle, S Derrel Thomas, S	K			1-3		4-3				3	0	0	0	0	0	1										
Randy Elliott, R OBP: 0.283, SLG: 0.333	FC6-4				6-3		5-3			5	0	0	0	0	1	6										
Marc Hill, R OBP: 0.302, SLG: 0.353					E6		P5			3	2	1	1	1	0	0										
Johnnie LeMaster, R OBP: 0.146, SLG: 0.225					F7		P6			4	2	2	2	0	0	1										
Jim Barr, R Terry Whitfield, L OBP: 0.342, SLG: 0.450		1-3			FC5-4					2	0	0	1	0	0	1										
		3B					G3		4-3	2	0	0	1	0	0	1										
Inning Stats	R: 0 E: 0 K: 1 S: 7	H: 2 LOB: 3 BB: 1 P: 11	R: 2 E: 0 K: 1 S: 7	H: 2 LOB: 0 BB: 0 P: 7	R: 0 E: 0 K: 0 S: 3	H: 0 LOB: 0 BB: 0 P: 3	R: 0 E: 1 K: 0 S: 4	H: 0 LOB: 1 BB: 0 P: 4	R: 0 E: 0 K: 0 S: 5	H: 2 LOB: 2 BB: 0 P: 5	R: 0 E: 0 K: 0 S: 3	H: 0 LOB: 0 BB: 0 P: 3	R: 1 E: 0 K: 1 S: 6	H: 1 LOB: 0 BB: 0 P: 6	R: 4 E: 0 K: 1 S: 7	H: 2 LOB: 1 BB: 3 P: 19	R: 0 E: 0 K: 0 S: 3	H: 0 LOB: 1 BB: 1 P: 7	1B: 5 2B: 1 3B: 1 HR: 2	SF: 0 SAC: 0 DP: 0 HBP: 0	WP: 0 PB: 0 SB: 0 CS: 0	PA: 42				
PITCHER	IP	WLS	BF	H	R	ER	SO	BB	IBB	HBP	BLK	WP	HR	S	P	ERA	WHIP									
Tommy John, L ERA: 3.48	(1, 1)	6.0	W	26	6	2	2	2	1	0	0	0	0	1	29	33	3.00	1.167								
Charlie Hough, R ERA: 3.59	(7, 1)	1.1		9	2	5	5	2	3	0	0	0	0	1	10	22	33.75	3.750								
Stan Wall, L ERA: 5.34	(8, 1)	0.2		3	1	0	0	0	0	0	0	0	0	3	3	0.00	1.500									
Mike Garman, R ERA: 2.35	(9, 1)	1.0	S	4	0	0	0	0	1	0	0	0	0	3	7	0.00	1.000									

Batter	1	2	3	4	5	6	7	8	9	AB	R	H	RBI	BB	SO	LOB	TOP								
Davey Lopes, R OBP: 0.369, SLG: 0.406 (1, 4)			SH3 1-2	P6				5-3		4	0	1	0	0	1	2	Los Angeles Dodgers @ San Francisco Giants Candlestick Park, San Francisco, CA Mon Jul 04 1977, 6:33 AM EDT Att: 14,777 - Unknown								
John Hale, L OBP: 0.375, SLG: 0.328 (1, 7)			4-3 2-3	L3				6-3		5	0	0	0	0	2	5									
Reggie Smith, S OBP: 0.440, SLG: 0.585 (1, 9)								F7		3	1	1	0	2	1	0									
Ron Cey, R OBP: 0.418, SLG: 0.549 (1, 5)										4	0	3	2	0	1	0									
Steve Garvey, R OBP: 0.354, SLG: 0.576 (1, 3)	PO	F3	F9							5	0	1	0	0	2	3									
Rick Monday, L OBP: 0.354, SLG: 0.443 (1, 8)		F2								5	1	2	1	0	1	1									
Ted Martinez, R OBP: 0.310, SLG: 0.439 Ed Goodson, L OBP: 0.226, SLG: 0.333 Bill Russell, R OBP: 0.315, SLG: 0.385 (7, PH)	6-3					4-3				3	0	0	0	0	0	0									
Johnny Oates, L OBP: 0.383, SLG: 0.405 (1, 2)										4	1	3	1	0	0	3									
Don Sutton, R OBP: 0.250, SLG: 0.243 (1, 1)										3	1	1	0	0	0	4									
Inning Stats	R: 0 E: 0 K: 2 S: 7	H: 1 LOB: 1 BB: 1 P: 11	R: 0 E: 0 K: 0 S: 3	H: 0 LOB: 0 BB: 0 P: 3	R: 2 E: 0 K: 0 S: 6	H: 3 LOB: 2 BB: 1 P: 10	R: 1 E: 1 K: 0 S: 6	H: 2 LOB: 2 BB: 0 P: 6	R: 0 E: 0 K: 3 S: 9	H: 0 LOB: 1 BB: 0 P: 10	R: 0 E: 0 K: 1 S: 7	H: 2 LOB: 3 BB: 0 P: 7	R: 1 E: 0 K: 0 S: 7	H: 4 LOB: 3 BB: 0 P: 7	R: 0 E: 0 K: 0 S: 3	H: 0 LOB: 0 BB: 0 P: 3		R: 0 E: 0 K: 2 S: 7	H: 0 LOB: 0 BB: 0 P: 7	1B: 8 2B: 1 3B: 1 HR: 2	SF: 0 SAC: 2 DP: 0 HBP: 1	WP: 0 PB: 0 SB: 1 CS: 0	PA: 43		
PITCHER	IP	WLS	BF	H	R	ER	SO	BB	IBB	HBP	BLK	WP	HR	S	P	ERA	WHIP								
Ed Halicki, R ERA: 3.31 (1, 1)	6.0	L	33	12	4	4	6	1	1	1	0	0	2	42	51	6.00	2.167								
Terry Cornutt, R ERA: 3.53 (7, 1)	0.1		1	0	0	0	0	0	0	0	0	0	0	1	1	0.00	0.000								
John Curtis, L ERA: 6.49 Randy Moffitt, R ERA: 3.06 (8, 1)	2.0		6	0	0	0	2	0	0	0	0	0	0	10	10	0.00	0.000								

Batter	1	2	3	4	5	6	7	8	9	AB	R	H	RBI	BB	SO	LOB	BOTTOM								
Bill Madlock, R OBP: 0.344, SLG: 0.437 (1, 5)	P4									4	0	0	0	0	1	0	Los Angeles Dodgers @ San Francisco Giants Candlestick Park, San Francisco, CA Mon Jul 04 1977, 6:33 AM EDT Att: 14,777 - Unknown								
Terry Whitfield, L OBP: 0.345, SLG: 0.448 (1, 8)										3	0	1	0	1	0	0									
Darrell Evans, L OBP: 0.369, SLG: 0.431 (1, 3)										2	0	1	0	2	1	1									
Gary Thomasson, L OBP: 0.350, SLG: 0.471 (1, 7)										4	0	0	0	0	0	5									
Jack Clark, R OBP: 0.301, SLG: 0.410 (1, 9)	5-3									3	0	0	0	1	1	3									
Vic Harris, S OBP: 0.383, SLG: 0.491 (1, 4)										4	0	0	0	0	1	2									
Johnnie LetMaster, R OBP: 0.133, SLG: 0.265 (1, 6)										4	0	0	0	0	1	2									
Mike Sadek, R OBP: 0.284, SLG: 0.326 (1, 2)										3	0	1	0	0	0	0									
Ed Halicki, R OBP: 0.190, SLG: 0.244 Terry Cornutt, R (7, 1)										2	0	0	0	0	1	0									
John Curtis, L OBP: 0.250, SLG: 0.417 Derrel Thomas, S OBP: 0.321, SLG: 0.298 Randy Moffitt, R (8, 1)										0	0	0	0	0	0	0									
Inning Stats	R: 0 E: 0 K: 0 S: 4	H: 1 LOB: 2 BB: 1 P: 8	R: 0 E: 0 K: 0 S: 3	H: 0 LOB: 0 BB: 0 P: 3	R: 0 E: 0 K: 1 S: 5	H: 0 LOB: 0 BB: 0 P: 5	R: 0 E: 0 K: 2 S: 7	H: 0 LOB: 2 BB: 2 P: 15	R: 0 E: 0 K: 1 S: 5	H: 0 LOB: 0 BB: 0 P: 5	R: 0 E: 0 K: 2 S: 7	H: 0 LOB: 1 BB: 1 P: 11	R: 0 E: 0 K: 0 S: 4	H: 1 LOB: 1 BB: 0 P: 4	R: 0 E: 0 K: 0 S: 4	H: 1 LOB: 1 BB: 0 P: 4	R: 0 E: 0 K: 0 S: 3	H: 0 LOB: 0 BB: 0 P: 3	1B: 3 2B: 0 3B: 0 HR: 0	SF: 0 SAC: 0 DP: 0 HBP: 0	WP: 0 PB: 0 SB: 0 CS: 0	PA: 34			
PITCHER	IP	WLS	BF	H	R	ER	SO	BB	IBB	HBP	BLK	WP	HR	S	P	ERA	WHIP								
Don Sutton, R ERA: 2.57 (1, 1)	9.0	W	34	3	0	0	6	4	0	0	0	0	0	42	58	0.00	0.778								



Batter	1	2	3	4	5	6	7	8	9	AB	R	H	RBI	BB	SO	LOB	TOP			
George Hendrick, R (1, 8) OBP: 0.357, SLG: 0.436	F9		BB	4-0		K		1B		3	0	1	0	1	1	0	San Diego Padres @ San Francisco Giants Candlestick Park, San Francisco, CA Thu Jul 07 1977, 10:05 PM EDT Att: 3,181 - Unknown livebaseballscorecards.com			
Tucker Ashford, R (1, 5) OBP: 0.250, SLG: 0.353	K		4-3			F4		1-3		4	0	0	0	0	1	3				
Mike Ivie, R (1, 3) OBP: 0.344, SLG: 0.430	6-3					F8				3	0	0	0	1	0	0				
Dave Winfield, R (1, 9) OBP: 0.354, SLG: 0.526		F3				F9		4-3		4	0	0	0	0	0	1				
Dave Kingman, R (1, 7) OBP: 0.268, SLG: 0.382		K				K		F6		4	0	0	0	0	2	1				
Gene Tenace, R (1, 2) OBP: 0.413, SLG: 0.419		5-3								2	1	1	0	1	0	0				
Bill Almon, R (1, 6) OBP: 0.287, SLG: 0.307			5-3					1-3		3	0	1	0	0	0	1				
Mike Champion, R (1, 4) OBP: 0.276, SLG: 0.309						G4-6-3				3	0	2	0	0	0	1				
Bob Ovwchinko, L (1, 1) OBP: 0.263, SLG: 0.125										1	0	0	0	0	0	0				
Merv Rettenmund, R (8, PH) OBP: 0.454, SLG: 0.541			SH1-4					G6-4-3		1	0	0	0	0	0	1				
Rick Sawyer, R (8, 1) OBP: 0.348, SLG: 0.167			1B			F7				0	0	0	0	0	0	0				
Inning Stats	R: 0 E: 0 K: 1 S: 5	H: 0 LOB: 0 BB: 0 P: 5	R: 0 E: 0 K: 1 S: 5	H: 0 LOB: 0 BB: 0 P: 5	R: 0 E: 0 K: 0 S: 4	H: 1 LOB: 2 BB: 1 P: 8	R: 0 E: 0 K: 1 S: 5	H: 0 LOB: 0 BB: 0 P: 5	R: 1 E: 0 K: 0 S: 4	H: 2 LOB: 2 BB: 0 P: 4	R: 0 E: 0 K: 1 S: 5	H: 0 LOB: 1 BB: 0 P: 7	R: 0 E: 0 K: 0 S: 4	H: 2 LOB: 1 BB: 0 P: 4	R: 0 E: 0 K: 0 S: 2	H: 0 LOB: 0 BB: 1 P: 6	1B: 4 2B: 2 3B: 0 HR: 0	SF: 0 SAC: 1 DP: 3 HBP: 0	WP: 0 PB: 0 SB: 0 CS: 0	PA: 32
PITCHER	IP	WLS	BF	H	R	ER	SO	BB	IBB	HBP	BLK	WP	HR	S	P	ERA	WHIP			
Bob Knepper, L (1, 1) ERA: 3.81	8.0	W	29	5	1	1	4	2	0	0	0	0	0	35	43	1.12	0.875			
Randy Moffitt, R (9, 1) ERA: 3.42	1.0		3	0	0	0	0	1	0	0	0	0	0	2	6	0.00	1.000			

Batter	1	2	3	4	5	6	7	8	9	AB	R	H	RBI	BB	SO	LOB	BOTTOM			
Bill Madlock, R (1, 5) OBP: 0.351, SLG: 0.441	WP		SH1-3		5-3		4-3	FC6		3	2	1	0	2	0	1	San Diego Padres @ San Francisco Giants Candlestick Park, San Francisco, CA Thu Jul 07 1977, 10:05 PM EDT Att: 3,181 - Unknown livebaseballscorecards.com			
Derrel Thomas, S (1, 8) OBP: 0.323, SLG: 0.310			SH1-3				SH1-3			2	0	2	1	0	0	0				
Darrell Evans, L (1, 7) OBP: 0.372, SLG: 0.439	K						4-3			4	0	1	1	0	2	3				
Jack Clark, R (1, 9) OBP: 0.301, SLG: 0.399	F7		K2-3				F8			3	0	0	0	1	1	3				
Willie McCovey, L (1, 3) OBP: 0.386, SLG: 0.484	6-3							F8		3	1	0	0	1	1	3				
Randy Moffitt, R (9, 1) ERA: 3.42										0	0	0	0	0	0	0				
Vic Harris, S (1, 4) OBP: 0.357, SLG: 0.476		4-3					F2			4	1	2	0	0	0	0				
Marc Hill, R (1, 2) OBP: 0.299, SLG: 0.368		6-3					F9			3	0	0	1	0	0	1				
Johnnie LeMaster, R (1, 6) OBP: 0.143, SLG: 0.191		F4					E4			3	1	0	0	1	0	1				
Bob Knepper, L (1, 1) ERA: 5.28										3	0	0	0	0	1	2				
Gary Thomasson, L (8, PH) OBP: 0.355, SLG: 0.480			K				5-3			1	0	1	2	0	0	0				
Inning Stats	R: 1 E: 0 K: 1 S: 6	H: 1 LOB: 1 BB: 1 P: 10	R: 0 E: 0 K: 0 S: 3	H: 0 LOB: 0 BB: 0 P: 3	R: 1 E: 0 K: 2 S: 9	H: 2 LOB: 1 BB: 0 P: 9	R: 1 E: 0 K: 0 S: 4	H: 1 LOB: 1 BB: 1 P: 8	R: 0 E: 1 K: 0 S: 4	H: 0 LOB: 1 BB: 0 P: 4	R: 0 E: 0 K: 0 S: 3	H: 0 LOB: 1 BB: 1 P: 7	R: 2 E: 0 K: 0 S: 5	H: 2 LOB: 1 BB: 1 P: 9	R: 0 E: 0 K: 0 S: 2	H: 0 LOB: 0 BB: 1 P: 6	1B: 3 2B: 3 3B: 1 HR: 0	SF: 1 SAC: 2 DP: 0 HBP: 0	WP: 1 PB: 0 SB: 2 CS: 0	PA: 37
PITCHER	IP	WLS	BF	H	R	ER	SO	BB	IBB	HBP	BLK	WP	HR	S	P	ERA	WHIP			
Bob Ovwchinko, L (1, 1) ERA: 5.28	7.0	L	31	5	3	3	5	4	0	0	0	0	0	37	53	3.86	1.286			
Rick Sawyer, R (8, 1) ERA: 5.67	1.0		6	2	2	2	0	1	0	0	0	0	0	5	9	18.00	3.000			



Batter	1	2	3	4	5	6	7	8	9	AB	R	H	RBI	BB	SO	LOB	TOP					
Rowland Office, L OBP: 0.294, SLG: 0.316 (1, 8)	0-0 4-3		0-0 F7			4-0 FC6-4 BB		0-3 K		3	0	0	0	1	1	0	Atlanta Braves @ San Francisco Giants Candlestick Park, San Francisco, CA Sun Jul 10 1977, 6:33 AM EDT Unknown					
Gary Matthews, R OBP: 0.352, SLG: 0.449 (1, 7)	0-0 6-3			0-0 6-3		0-0 FC6-4 1-2		0-3 K		4	0	0	0	0	1	1						
Willie Montanez, L OBP: 0.359, SLG: 0.519 (1, 3)	0-0 4-3			0-0 4-3		0-0 F9		0-0 2B		4	0	1	0	0	0	1						
Jeff Burroughs, R OBP: 0.373, SLG: 0.500 (1, 9)		0-0 1B 1B		0-0 1-3			0-0 6-3	0-3 K		4	0	1	0	0	1	1						
Biff Pocoroba, S OBP: 0.391, SLG: 0.473 (1, 2)		0-0 F9			0-0 2-3		0-0 1B 2B 1B	0-0 4-3		4	1	1	0	0	0	1						
Junior Moore, R OBP: 0.335, SLG: 0.346 (1, 5)		0-0 G6-4-3 1-2 1B		4-0 BB		0-0 2B 1B		0-0 F5		3	1	2	0	1	0	0						
Darrel Chaney, S OBP: 0.270, SLG: 0.308 (7, 4)		0-0 G6-4-3 1-2		0-3 K		0-0 F7		0-0 F8		4	0	0	0	0	1	5						
Jerry Royster, R OBP: 0.292, SLG: 0.269 (7, PH)			0-3 K		0-0 4-3		0-0 2B			2	0	0	0	0	1	1						
Joe Nolan, L OBP: 0.464, SLG: 0.480 (7, FR)										1	0	1	2	0	0	0						
Craig Robinson, R OBP: 0.273, SLG: 0.286 (7, 6)										0	0	0	0	0	0	0						
Dick Ruthven, R OBP: 0.250, SLG: 0.313 (6, PH)										1	0	0	0	0	0	0						
Brian Asselstine, L OBP: 0.250, SLG: 0.296 (6, 1)			0-0 5-3							1	0	0	0	0	0	0						
Steve Kline, R (7, PH)										1	0	0	0	0	0	0						
Cito Gaston, R OBP: 0.281, SLG: 0.396 (7, 1)										1	0	0	0	0	0	1						
Dave Campbell, R (7, 1)										0	0	0	0	0	0	0						
Inning Stats	R: 0 E: 0 K: 0 S: 3	H: 0 LOB: 0 BB: 0 P: 3	R: 0 E: 0 K: 0 S: 4	H: 2 LOB: 1 BB: 0 P: 4	R: 0 E: 0 K: 1 S: 5	H: 0 LOB: 0 BB: 0 P: 5	R: 0 E: 0 K: 0 S: 3	H: 0 LOB: 0 BB: 0 P: 3	R: 0 E: 0 K: 1 S: 5	H: 0 LOB: 1 BB: 1 P: 9	R: 0 E: 0 K: 0 S: 3	H: 0 LOB: 1 BB: 1 P: 7	R: 2 E: 0 K: 0 S: 6	H: 3 LOB: 1 BB: 0 P: 6	R: 0 E: 0 K: 3 S: 10	H: 1 LOB: 1 BB: 0 P: 10	R: 0 E: 0 K: 0 S: 3	H: 0 LOB: 0 BB: 0 P: 3	1B: 4 2B: 2 3B: 0 HR: 0	SF: 0 SAC: 0 DP: 1 HBP: 0	WP: 0 PB: 0 SB: 0 CS: 0	PA: 34
PITCHER Charlie Williams, R ERA: 3.75 (1, 1)	IP: 9.0 WLS: W BF: 34 H: 6 R: 2 ER: 2 SO: 5 BB: 2 IBB: 0 HBP: 0 BLK: 0 WP: 0 HR: 0 S: 42 P: 50 ERA: 2.00 WHIP: 0.889															PITCHER						

Batter	1	2	3	4	5	6	7	8	9	AB	R	H	RBI	BB	SO	LOB	BOTTOM			
Bill Madlock, R OBP: 0.356, SLG: 0.449 (1, 5)	0-0 6-3		0-0 HR	4-0 IBB		0-3 K		0-0 F8 1-2		4	1	1	1	1	1	1	Atlanta Braves @ San Francisco Giants Candlestick Park, San Francisco, CA Sun Jul 10 1977, 6:33 AM EDT Unknown			
Derrel Thomas, S OBP: 0.310, SLG: 0.296 (1, 8)	0-3 K		0-0 F8	0-0 F9		0-0 F5		0-0 F6		5	0	0	0	0	1	4				
Darrell Evans, L OBP: 0.369, SLG: 0.430 (1, 7)	0-0 F7		0-0 F7		0-0 4-3	0-0 1B				4	0	1	0	0	0	0				
Jack Clark, R OBP: 0.310, SLG: 0.407 (1, 9)		0-0 F8	0-0 S 1B	4-0 1B E BB	0-0 F3					3	1	1	0	1	0	1				
Willie McCovey, L OBP: 0.387, SLG: 0.484 (1, 3)		0-0 BB E 1B	0-0 G3 1-2		0-0 1B 1B		0-0 F9			4	1	2	0	0	0	1				
Vic Harris, S OBP: 0.349, SLG: 0.425 (1, 4)		4-0 E SF9 BB		0-0 G3	0-0 E4 1B 1B		0-0 F9			3	2	1	1	1	0	0				
Marc Hill, R OBP: 0.311, SLG: 0.363 (1, 2)		0-0 E5 SF9 1-3 2-H		0-0 2B 1B	0-0 1B BB		0-0 6-3			3	0	1	0	1	0	1				
Johnnie LeMaster, R OBP: 0.203, SLG: 0.255 (1, 6)		0-0 SF9		0-0 2B 1B	0-0 1B 1B		0-0 F9			3	0	2	2	0	0	0				
Charlie Williams, R OBP: 0.250, SLG: 0.250 (1, 1)		0-3 K		0-0 P5	0-0 4-3		0-0 WP 1B			4	0	1	0	0	1	5				
Inning Stats	R: 0 E: 0 K: 1 S: 5	H: 0 LOB: 0 BB: 0 P: 5	R: 2 E: 1 K: 1 S: 7	H: 1 LOB: 1 BB: 1 P: 11	R: 1 E: 0 K: 0 S: 5	H: 2 LOB: 0 BB: 0 P: 5	R: 0 E: 0 K: 0 S: 5	H: 2 LOB: 3 BB: 1 P: 9	R: 2 E: 1 K: 0 S: 5	H: 3 LOB: 2 BB: 2 P: 13	R: 0 E: 0 K: 1 S: 6	H: 1 LOB: 1 BB: 0 P: 6	R: 0 E: 0 K: 0 S: 3	H: 0 LOB: 0 BB: 0 P: 3	R: 0 E: 0 K: 0 S: 4	H: 1 LOB: 1 BB: 0 P: 4		1B: 8 2B: 1 3B: 0 HR: 1	SF: 1 SAC: 0 DP: 0 HBP: 0	WP: 1 PB: 0 SB: 1 CS: 0
PITCHER Dick Ruthven, R ERA: 3.04 Steve Kline, R ERA: 5.79 Dave Campbell, R ERA: 4.34	IP: 5.0 WLS: L BF: 27 H: 8 R: 5 ER: 3 SO: 2 BB: 5 IBB: 1 HBP: 0 BLK: 0 WP: 0 HR: 1 S: 27 P: 43 ERA: 1.80 WHIP: 2.200															PITCHER				



Batter	1	2	3	4	5	6	7	8	9	AB	R	H	RBI	BB	SO	LOB	TOP																			
Rowland Office, L OBP: 0.288, SLG: 0.310	F7			E3 1B	F7		1-3			4	1	0	0	0	0	0	Atlanta Braves @ San Francisco Giants Candlestick Park, San Francisco, CA Sun Jul 10 1977, 6:38 AM EDT Att: 17,819 - Unknown																			
Gary Matthews, R OBP: 0.351, SLG: 0.446 Rick Camp, R	F7			1B FC5	4-3		F8			4	0	1	0	0	0	0																				
Willie Montanez, L OBP: 0.361, SLG: 0.526	F7			1B FC5 3B				F6		4	2	2	1	0	0	0																				
Jeff Burroughs, R OBP: 0.369, SLG: 0.494		K		FC5 1B 3B				1-3		4	1	0	0	0	1	2																				
Joe Nolan, L OBP: 0.452, SLG: 0.464 Vic Correll, R OBP: 0.323, SLG: 0.459	4-3			1-2 3B			F7	F9		3	1	1	0	0	0	1																				
Junior Moore, R OBP: 0.338, SLG: 0.355	F8			1-2 2-3 3B						1	0	0	0	0	0	0																				
Darrel Chaney, S OBP: 0.265, SLG: 0.302 Rod Gilbreath, R OBP: 0.318, SLG: 0.308			F6	F7			F9			3	0	0	0	0	0	3																				
Jerry Royster, R OBP: 0.289, SLG: 0.265			6-3	F6			K			1	0	0	0	0	1	0																				
Eddie Solomon, R Dave Campbell, R Brian Asseltine, L Steve Hargan, R Steve Kline, R Max Leon, R Tom Paciorek, R			K				F8	F7		1	0	0	0	0	1	0																				
Inning Stats	R: 0 E: 0 K: 0 S: 3	H: 0 LOB: 0 BB: 0 P: 3	R: 0 E: 0 K: 1 S: 5	H: 0 LOB: 0 BB: 0 P: 5	R: 0 E: 0 K: 1 S: 5	H: 0 LOB: 0 BB: 0 P: 5	R: 4 E: 1 K: 0 S: 8	H: 4 LOB: 1 BB: 0 P: 8	R: 0 E: 0 K: 0 S: 3	H: 0 LOB: 0 BB: 0 P: 3	R: 1 E: 1 K: 1 S: 7	H: 1 LOB: 2 BB: 1 P: 11	R: 0 E: 0 K: 0 S: 3	H: 0 LOB: 0 BB: 0 P: 3	R: 0 E: 0 K: 1 S: 5	H: 0 LOB: 0 BB: 0 P: 5		1B: 3 2B: 0 3B: 2 HR: 0	SF: 0 SAC: 0 DP: 0 HBP: 0	WP: 0 PA: 35 PB: 0 SB: 0 CS: 0																
PITCHER	IP	WLS	BF	H	R	ER	SO	BB	IBB	HBP	BLK	WP	HR	S	P	ERA	WHIP	PITCHER		IP	WLS	BF	H	R	ER	SO	BB	IBB	HBP	BLK	WP	HR	S	P	ERA	WHIP
John Montefusco, R ERA: 3.97	4.0		17	4	4	3	2	0	0	0	0	0	0	21	21	6.75	1.000																			
Dave Heaverlo, R ERA: 2.14	1.0	W	3	0	0	0	0	0	0	0	0	0	0	3	3	0.00	0.000																			
Terry Cornutt, R ERA: 3.86	2.0		9	1	1	1	1	1	0	0	0	0	0	10	14	4.50	1.000																			
John Curtis, L ERA: 6.26	2.0		6	0	0	0	1	0	0	0	0	0	0	8	8	0.00	0.000																			

Batter	1	2	3	4	5	6	7	8	9	AB	R	H	RBI	BB	SO	LOB	BOTTOM																			
Bill Madlock, R OBP: 0.361, SLG: 0.449 Terry Cornutt, R	6-3			1B	1B 2B		6-3			2	2	1	0	2	0	0	Atlanta Braves @ San Francisco Giants Candlestick Park, San Francisco, CA Sun Jul 10 1977, 6:38 AM EDT Att: 17,819 - Unknown																			
Jack Clark, R OBP: 0.308, SLG: 0.406				1B	1-2 2-3 3B					0	0	0	0	0	0	0																				
Derrel Thomas, S OBP: 0.311, SLG: 0.298	F7		4-3	S 1B	1-2 2H 3H 1B		4-3			5	2	2	3	0	0	1																				
Terry Whitfield, L OBP: 0.345, SLG: 0.458 Dave Heaverlo, R Randy Elliott, R OBP: 0.272, SLG: 0.333	F9			1-3 2H 3H 1B	2B 1B					3	1	2	1	0	0	0																				
Gary Thomasson, L OBP: 0.348, SLG: 0.471				K	1-2 2-3 3H 1B		4-3			5	0	2	2	0	1	3																				
Willie McCovey, L OBP: 0.385, SLG: 0.480 John Curtis, L OBP: 0.308, SLG: 0.417	F7			SF9	1-2 2-3 3H 1B			1B 1B BB		2	1	0	1	1	0	3																				
Vic Harris, S OBP: 0.364, SLG: 0.436	F5			1B E 1B	FC6-4 WP 1B		6-3			5	2	3	0	0	0	1																				
Johnnie LeMaster, R OBP: 0.219, SLG: 0.267	F9			E 1B 1B	1-2 2-3 3H 1B		F8			5	1	2	0	0	0	3																				
Mike Sadek, R OBP: 0.286, SLG: 0.316	F5			E4 BB 1B	F5					5	1	2	0	0	0	4																				
John Montefusco, R OBP: 0.174, SLG: 0.273 Darrell Evans, L OBP: 0.368, SLG: 0.427			K	1-2 3H 1B	FC6-4 WP 1B		F8			1	0	0	0	0	1	0																				
Inning Stats	R: 0 E: 0 K: 0 S: 3	H: 0 LOB: 0 BB: 0 P: 3	R: 0 E: 0 K: 0 S: 4	H: 1 LOB: 1 BB: 0 P: 4	R: 0 E: 0 K: 1 S: 6	H: 1 LOB: 1 BB: 0 P: 6	R: 7 E: 1 K: 1 S: 12	H: 6 LOB: 1 BB: 1 P: 16	R: 5 E: 0 K: 0 S: 8	H: 5 LOB: 2 BB: 2 P: 16	R: 0 E: 0 K: 0 S: 4	H: 1 LOB: 1 BB: 0 P: 4	R: 0 E: 0 K: 0 S: 3	H: 0 LOB: 1 BB: 1 P: 7	R: 0 E: 0 K: 0 S: 4	H: 2 LOB: 2 BB: 1 P: 8	1B: 13 2B: 2 3B: 1 HR: 0	SF: 1 SAC: 0 DP: 1 HBP: 0	WP: 1 PA: 45 PB: 0 SB: 2 CS: 0																	
PITCHER	IP	WLS	BF	H	R	ER	SO	BB	IBB	HBP	BLK	WP	HR	S	P	ERA	WHIP	PITCHER		IP	WLS	BF	H	R	ER	SO	BB	IBB	HBP	BLK	WP	HR	S	P	ERA	WHIP
Eddie Solomon, R ERA: 2.45	3.2	L	20	7	7	1	2	1	0	0	0	0	0	23	27	2.46	2.182																			
Dave Campbell, R ERA: 4.3	0.1		2	1	0	0	0	0	0	0	0	0	0	2	2	0.00	3.000																			
Steve Hargan, R ERA: 6.6	0.0		3	2	3	3	0	1	0	0	0	0	0	2	6	∞	∞																			
Steve Kline, R ERA: 6.5	0.2		6	3	2	2	0	1	0	0	0	1	0	5	9	27.00	6.000																			
Max Leon, R ERA: 4.43	1.1		5	1	0	0	0	0	0	0	0	0	0	5	5	0.00	0.750																			



Batter	1	2	3	4	5	6	7	8	9	AB	R	H	RBI	BB	SO	LOB	TOP								
Bill Madlock, R OBP: 0.361, SLG: 0.445 (1, 5)	F7	5-3		1-3				BB 1B BB		3	1	0	0	2	0	2	San Francisco Giants @ San Diego Padres San Diego Stadium, San Diego, CA Mon Jul 11 1977, 10:05 PM EDT Att: 11,109 - Unknown livebaseballscorecards.com								
Derrel Thomas, S OBP: 0.359, SLG: 0.293 (1, 8)	4-3		5-3	5-3		F6		1B BB		4	0	0	0	1	0	3									
Darrell Evans, L OBP: 0.365, SLG: 0.423 (1, 7)	E6		F8			F9	G3	1B		5	0	1	1	0	0	3									
Jack Clark, R OBP: 0.314, SLG: 0.405 (1, 9)	CS	WP 1B	1B BB			K	F8	1B IBB		3	2	1	0	2	1	0									
Willie McCovey, L OBP: 0.386, SLG: 0.479 Gary Thomasson, L OBP: 0.348, SLG: 0.471 (8, 3)		K	BB 1B			F7		G3		5	0	2	0	0	1	4									
Vic Harris, S OBP: 0.366, SLG: 0.434 Rob Andrews, R OBP: 0.350, SLG: 0.291 (9, 4)		F3	BB 1B				F3		K	5	1	2	1	0	1	2									
Marc Hill, R OBP: 0.318, SLG: 0.371 (1, 2)		1B 2H	1B BB			1B 1H	5-3		4-3	4	1	2	2	1	0	1									
Johnnie LeMaster, R OBP: 0.246, SLG: 0.308 (1, 6)		1B 1B	K			SH1-3 1B		4-3		5	0	3	0	0	1	3									
Bob Knepper, L OBP: 0.227, SLG: 0.190 Randy Moffitt, R (7, 1)		1B				SH1-3 1B		1-6		2	0	1	1	0	0	0									
	1B							1-6		1	0	0	0	0	0	1									
Inning Stats	R: 0 E: 1 K: 0 S: 3	H: 0 LOB: 0 BB: 0 P: 3	R: 2 E: 0 K: 1 S: 9	H: 4 LOB: 2 BB: 0 P: 9	R: 1 E: 0 K: 1 S: 7	H: 2 LOB: 3 BB: 2 P: 15	R: 0 E: 0 K: 0 S: 3	H: 0 LOB: 0 BB: 0 P: 3	R: 0 E: 0 K: 1 S: 5	H: 0 LOB: 0 BB: 0 P: 5	R: 1 E: 0 K: 0 S: 6	H: 3 LOB: 3 BB: 1 P: 10	R: 0 E: 0 K: 0 S: 4	H: 1 LOB: 1 BB: 0 P: 4	R: 1 E: 0 K: 0 S: 4	H: 2 LOB: 3 BB: 3 P: 16	R: 0 E: 0 K: 1 S: 5	H: 0 LOB: 0 BB: 0 P: 5	1B: 10 2B: 3 3B: 0 HR: 0	SF: 0 SAC: 1 DP: 1 HBP: 0	WP: 1 PB: 0 SB: 0 CS: 1	PA: 45			
PITCHER	IP	WLS	BF	H	R	ER	SO	BB	IBB	HBP	BLK	WP	HR	S	P	ERA	WHIP								
Bob Shirley, L ERA: 3.52 (1, 1)	7.0	L	34	10	4	4	3	2	1	0	0	1	0	37	49	5.14	1.714								
Rick Sawyer, R ERA: 5.75 (8, 1)	0.2		4	1	1	1	0	2	0	0	0	0	0	2	10	13.50	4.500								
Dave Tomlin, L ERA: 3.88 (8, 1)	1.1		6	1	0	0	1	0	1	0	0	0	0	7	11	0.00	0.750								

Batter	1	2	3	4	5	6	7	8	9	AB	R	H	RBI	BB	SO	LOB	BOTTOM								
Bill Almon, R OBP: 0.292, SLG: 0.312 (1, 6)	F8		F8		F9				K	4	0	0	0	1	1	2	San Francisco Giants @ San Diego Padres San Diego Stadium, San Diego, CA Mon Jul 11 1977, 10:05 PM EDT Att: 11,109 - Unknown livebaseballscorecards.com								
Gene Tenace, R OBP: 0.409, SLG: 0.402 (1, 2)	F4		F2		K			FC6-4 BB		4	0	1	0	1	1	1									
Mike Ivie, R OBP: 0.348, SLG: 0.440 (1, 3)			2B		5-3			FC6-4		5	0	3	1	0	0	2									
Dave Winfield, R OBP: 0.349, SLG: 0.533 (1, 9)	BB		BB			K	G6-4-3			2	0	0	0	2	1	3									
Dave Kingman, R OBP: 0.265, SLG: 0.376 (1, 7)	F4		K			K		L5		4	0	0	0	0	2	5									
George Hendrick, R OBP: 0.361, SLG: 0.435 (1, 8)		F6			F8			5-3		4	0	1	0	0	0	0									
Tucker Ashford, R OBP: 0.255, SLG: 0.327 (1, 5)		F8				1-3		L5		4	0	1	0	0	0	1									
Mike Champion, R OBP: 0.271, SLG: 0.302 Gary Sutherland, R OBP: 0.351, SLG: 0.373 (7, PH) (8, 4)		6-3			K			FC4 1B		2	0	0	0	0	1	1									
Gene Richards, L OBP: 0.342, SLG: 0.340 (9, PH)								FC4 1B		1	0	1	0	0	0	0									
Bob Shirley, R OBP: 0.143, SLG: 0.100 Merv Rettenmund, R OBP: 0.460, SLG: 0.551 Rick Sawyer, R OBP: 0.333, SLG: 0.158 Dave Tomlin, L OBP: 0.333, SLG: 0.333 Jervy Turner, L OBP: 0.345, SLG: 0.432 (9, PH)			2B 1B		K			FC4 BB 1B		2	0	1	0	0	1	1									
										1	1	1	0	0	0	0									
										0	0	0	0	0	0	0									
										1	0	0	0	0	0	1									
Inning Stats	R: 0 E: 0 K: 0 S: 4	H: 1 LOB: 2 BB: 1 P: 8	R: 0 E: 0 K: 0 S: 3	H: 0 LOB: 0 BB: 0 P: 3	R: 0 E: 0 K: 1 S: 7	H: 2 LOB: 3 BB: 1 P: 11	R: 0 E: 0 K: 2 S: 8	H: 1 LOB: 1 BB: 0 P: 8	R: 0 E: 0 K: 1 S: 5	H: 0 LOB: 0 BB: 0 P: 5	R: 1 E: 0 K: 0 S: 5	H: 3 LOB: 2 BB: 1 P: 9	R: 0 E: 0 K: 0 S: 3	H: 0 LOB: 0 BB: 0 P: 3	R: 0 E: 0 K: 1 S: 6	H: 1 LOB: 2 BB: 1 P: 10	1B: 7 2B: 1 3B: 1 HR: 0	SF: 0 SAC: 0 DP: 1 HBP: 0	WP: 0 PB: 0 SB: 0 CS: 0	PA: 39					
PITCHER	IP	WLS	BF	H	R	ER	SO	BB	IBB	HBP	BLK	WP	HR	S	P	ERA	WHIP								
Bob Knepper, L ERA: 3.58 (1, 1)	6.1	W	30	8	1	1	6	3	0	0	0	0	0	39	51	1.42	1.737								
Randy Moffitt, R ERA: 3.13 (7, 1)	2.2	S	9	1	0	0	1	1	0	0	0	0	0	10	14	0.00	0.750								

Batter	1	2	3	4	5	6	7	8	9	AB	R	H	RBI	BB	SO	LOB	TOP							
Bill Madlock, R (1.5) OBP: 0.364, SLG: 0.447	0-0 BB 1B		0-0 FC5-4 1B		0-0 PB 1B	0-0 F8			0-0 G6-4-3	5	1	3	0	0	0	2								
Derrel Thomas, S (1.8) OBP: 0.305, SLG: 0.289	0-3 K		0-0 FC5-4 2B		0-3 K				0-0 G3	4	1	0	0	0	2	3								
Darrell Evans, L (1.7) OBP: 0.367, SLG: 0.425	4-0 1B 1-2 BB		0-0 2B		0-0 F7				0-0 4-3	3	0	1	1	1	0	1								
Jack Clark, R (1.9) OBP: 0.317, SLG: 0.406	0-0 1-3 2H 1B		0-0 6-3		0-0 1B 1B				0-3 K	4	1	2	1	0	1	1								
Willie McCovey, L (1.3) OBP: 0.384, SLG: 0.475	0-3 K		0-3 K		0-0 1B 1-2 1B				0-0 F7	4	0	1	0	0	2	3								
Marc Hill, R (1.2) OBP: 0.316, SLG: 0.368		0-3 K		0-0 6-3		0-0 1B			0-3 K	4	0	1	1	0	2	0								
Rob Andrews, R (1.4) OBP: 0.356, SLG: 0.300		0-0 1B		0-0 1-3 1B		0-0 FC6-4 1B			0-0 F9	4	0	3	0	0	0	0								
Johnnie LeMaster, R (1.6) OBP: 0.233, SLG: 0.290		0-3 K		0-0 1-3		0-0 FC6-4 1-2			0-3 K	4	0	0	0	0	2	3								
Jim Barr, R (1.1) OBP: 0.200, SLG: 0.167		0-0 F8		0-0 5-3		0-0 F7			4-0 BB	2	0	0	0	0	0	2								
Dave Heaverlo, R (5.1)										0	0	0	0	0	0	0								
Terry Whitfield, L (6. PH) OBP: 0.343, SLG: 0.456										1	0	0	0	0	0	1								
John Curtis, L (6.1) OBP: 0.308, SLG: 0.417										0	0	0	0	0	0	0								
Gary Thomasson, L (9. PH) OBP: 0.350, SLG: 0.471										0	0	0	0	1	0	0								
Inning Stats	R: 0 E: 0 K: 2 S: 8	H: 2 LOB: 2 BB: 1 P: 12	R: 0 E: 0 K: 2 S: 8	H: 1 LOB: 1 BB: 0 P: 8	R: 1 E: 0 K: 1 S: 7	H: 2 LOB: 1 BB: 0 P: 7	R: 0 E: 0 K: 0 S: 4	H: 1 LOB: 1 BB: 0 P: 4	R: 2 E: 0 K: 1 S: 8	H: 4 LOB: 2 BB: 0 P: 8	R: 0 E: 0 K: 0 S: 4	H: 1 LOB: 1 BB: 0 P: 4	R: 0 E: 0 K: 1 S: 5	H: 0 LOB: 0 BB: 0 P: 5	R: 0 E: 0 K: 1 S: 5	H: 0 LOB: 0 BB: 0 P: 5	R: 0 E: 0 K: 1 S: 4	H: 0 LOB: 0 BB: 1 P: 8	1B: 10 2B: 1 3B: 0 HR: 0	SF: 0 SAC: 0 DP: 1 HBP: 0	WP: 0 PB: 1 SB: 0 CS: 0	PA: 37		
PITCHER	IP WLS BF H R ER SO BB IBB HBP BLK WP HR S P ERA WHIP	5.0 W 24 10 3 3 6 1 0 0 0 0 0 35 39 5.40 2.200	6.1 S 13 1 0 0 3 1 0 0 0 0 0 18 22 0.00 0.500																					

San Francisco Giants @ San Diego Padres
San Diego Stadium, San Diego, CA
Tue Jul 12, 1977, 10:05 PM EDT
Att: 10,708 - Unknown

livebaseballscorecards.com

AB 35
R 3
H 11
RBI 3
BB 2
SO 9
LOB 16




Batter	1	2	3	4	5	6	7	8	9	AB	R	H	RBI	BB	SO	LOB	BOTTOM							
Gene Richards, L (1.8) OBP: 0.342, SLG: 0.340	4-0 1B BB	0-0 SF7		0-0 G3	0-0 1-2 2H 1B			0-0 4-3		3	1	1	2	1	0	1								
Bill Almon, R (1.6) OBP: 0.294, SLG: 0.313	0-0 1B 1-2 SF8 1B	0-0 1B		0-0 F9	0-0 1-3			0-0 F8		5	1	2	0	0	0	3								
Mike Ivie, R (1.3) OBP: 0.344, SLG: 0.434	0-0 F3	0-0 F7			0-0 6-3	0-0 F8				4	0	0	0	0	0	4								
Dave Winfield, R (1.9) OBP: 0.353, SLG: 0.535	0-0 WP 1-3 2H 1B		0-0 F8 1B		0-0 HR 1B	0-0 4-3				4	1	3	1	0	0	0								
Jerry Turner, L (1.7) OBP: 0.343, SLG: 0.450	0-0 SF8		0-3 K		0-0 HR	0-0 F9				3	1	1	3	0	1	1								
Dave Roberts, R (1.2) OBP: 0.286, SLG: 0.328	0-0 6-3		0-0 F8		0-0 1B 1B			0-0 6-3		4	1	1	0	0	0	2								
Tucker Ashford, R (1.5) OBP: 0.237, SLG: 0.304		0-0 6-3	0-0 F9		0-0 F6			0-3 K		4	0	0	0	0	1	2								
Mike Champion, R (1.4) OBP: 0.277, SLG: 0.308		0-0 E 1B SF7 1B		0-0 G3 SH1-4 1B	0-0 1B 1B			0-3 K		4	2	3	0	0	1	0								
Bob Ovwchinko, L (1.1) OBP: 0.300, SLG: 0.176		0-0 E6 1B		0-0 SH1-4	0-0 1B			0-3 K		1	0	1	0	0	0	0								
Dave Kingman, R (5. PH) OBP: 0.267, SLG: 0.379		0-0 1B		0-0 1B	0-0 1-2 2H 1B					1	0	1	1	0	0	0								
Dan Spillner, R (6.1) OBP: 0.277, SLG: 0.379		0-0 1B		0-0 1B	0-0 1-2 2H 1B					1	0	0	0	0	1	0								
Inning Stats	R: 2 E: 0 K: 0 S: 5	H: 2 LOB: 1 BB: 1 P: 9	R: 1 E: 1 K: 0 S: 6	H: 3 LOB: 2 BB: 0 P: 6	R: 0 E: 0 K: 1 S: 6	H: 1 LOB: 1 BB: 0 P: 6	R: 0 E: 0 K: 0 S: 4	H: 1 LOB: 1 BB: 0 P: 4	R: 4 E: 0 K: 0 S: 9	H: 6 LOB: 2 BB: 0 P: 9	R: 0 E: 0 K: 0 S: 3	H: 0 LOB: 0 BB: 0 P: 3	R: 0 E: 0 K: 2 S: 7	H: 0 LOB: 0 BB: 0 P: 7	R: 0 E: 0 K: 1 S: 5	H: 0 LOB: 0 BB: 0 P: 5	R: 0 E: 0 K: 1 S: 5	1B: 12 2B: 0 3B: 0 HR: 1	SF: 2 SAC: 1 DP: 0 HBP: 0	WP: 1 PB: 0 SB: 0 CS: 0	PA: 38			
PITCHER	IP WLS BF H R ER SO BB IBB HBP BLK WP HR S P ERA WHIP	4.2 L 27 12 7 7 1 0 0 0 0 0 2 2 0.00 3.000	3.0 9 0 0 0 3 0 0 0 0 0 0 15 15 0.00 0.000																					

San Francisco Giants @ San Diego Padres
San Diego Stadium, San Diego, CA
Tue Jul 12, 1977, 10:05 PM EDT
Att: 10,708 - Unknown

livebaseballscorecards.com

AB 34
R 7
H 13
RBI 7
BB 1
SO 4
LOB 13



Batter	1	2	3	4	5	6	7	8	9	AB	R	H	RBI	BB	SO	LOB	TOP										
Bill Madlock, R OBP: 0.363, SLG: 0.443 (1, 5)	F9			F9		FC6-4				3	0	0	0	1	0	2	San Francisco Giants @ Atlanta Braves Atlanta-Fulton County Stadium, Atlanta, GA Fri Jul 15 1977, 7:05 PM EDT Att: 8,966 - Unknown										
Gary Thomasson, L OBP: 0.346, SLG: 0.463 Randy Moffitt, R (7, 1)	4-3			2B		F9	F6			4	0	1	0	0	0	4											
Darrell Evans, L OBP: 0.361, SLG: 0.415 (1, 7)	F3			6-3		BB		6-3		3	0	0	0	1	0	1											
Terry Whitfield, L OBP: 0.333, SLG: 0.441 (1, 8)		3-1		6-3		F7		F7		4	0	0	0	0	0	4											
Willie McCovey, L OBP: 0.394, SLG: 0.469 (1, 3)	F4				BB	BB	1-5-3	4-3		3	0	0	0	1	0	0											
Marc Hill, R OBP: 0.318, SLG: 0.371 (1, 2)	K			G6-3		BB		4-3		4	1	1	0	0	1	1											
Rob Andrews, R OBP: 0.353, SLG: 0.302 (1, 4)				F9		BB	BB	F3		4	1	1	0	0	0	0											
Johnnie LeMaster, R OBP: 0.228, SLG: 0.270 Jack Clark, R OBP: 0.322, SLG: 0.419 (7, PH) (7, 9)			1-3			F6	FC6-4	F8		2	0	0	0	0	0	0											
John Montefusco, R OBP: 0.167, SLG: 0.261 Gary Alexander, R OBP: 0.333, SLG: 0.333 Charlie Williams, R OBP: 0.250, SLG: 0.250 Derrel Thomas, S OBP: 0.307, SLG: 0.291 (7, PH) (7, 6)				F8		F9	BB	FC6-4		1	0	0	0	0	0	0											
Inning Stats	R: 0 E: 0 K: 0 S: 3	H: 0 LOB: 0 BB: 0 P: 3	R: 0 E: 0 K: 1 S: 5	H: 0 LOB: 0 BB: 0 P: 5	R: 0 E: 0 K: 0 S: 3	H: 0 LOB: 0 BB: 0 P: 3	R: 0 E: 0 K: 0 S: 4	H: 1 LOB: 1 BB: 0 P: 4	R: 0 E: 0 K: 0 S: 2	H: 0 LOB: 0 BB: 1 P: 6	R: 0 E: 0 K: 0 S: 4	H: 1 LOB: 3 BB: 2 P: 12	R: 0 E: 0 K: 0 S: 6	H: 3 LOB: 2 BB: 1 P: 10	R: 0 E: 0 K: 0 S: 3	H: 0 LOB: 0 BB: 0 P: 3		R: 0 E: 0 K: 0 S: 3	H: 0 LOB: 0 BB: 0 P: 3	1B: 3 2B: 2 3B: 0 HR: 0	SF: 0 SAC: 0 DP: 1 HBP: 0	WP: 0 PB: 0 SB: 0 CS: 0	PA: 35				
PITCHER	IP	WLS	BF	H	R	ER	SO	BB	IBB	HBP	BLK	WP	HR	S	P	ERA	WHIP										
Eddie Solomon, R ERA: 0.93 (1, 1)	6.0	W	22	2	0	0	1	3	0	0	0	0	0	21	33	0.00	0.833										
Jamie Easterly, L ERA: 6.14 (7, 1)	0.1		3	2	2	2	0	0	0	0	0	0	0	3	3	54.00	6.000										
Dave Campbell, R ERA: 4.46 (7, 1)	0.0	S	2	1	0	0	0	1	0	0	0	0	0	1	5	∞	∞										
Rick Camp, R ERA: 3.41 (7, 1)	2.2	S	8	0	0	0	0	0	0	0	0	0	0	8	8	0.00	0.000										


Batter	1	2	3	4	5	6	7	8	9	AB	R	H	RBI	BB	SO	LOB	BOTTOM										
Rowland Office, L OBP: 0.293, SLG: 0.308 (1, 8)	F9			F8		K				4	0	1	0	0	1	2	San Francisco Giants @ Atlanta Braves Atlanta-Fulton County Stadium, Atlanta, GA Fri Jul 15 1977, 7:05 PM EDT Att: 8,966 - Unknown										
Junior Moore, R OBP: 0.333, SLG: 0.343 Jerry Royster, R OBP: 0.287, SLG: 0.263 (8, 5)	4-3		1B	F8		6-3		3-4-1		4	0	0	0	0	0	1											
Willie Montanez, L OBP: 0.358, SLG: 0.523 (1, 3)	1B		K			F7		5-3		4	0	1	0	0	1	1											
Jeff Burroughs, R OBP: 0.366, SLG: 0.483 (1, 9)	1B		K		2B			BB		3	0	2	0	1	1	0											
Biff Pocoroba, S OBP: 0.380, SLG: 0.453 (1, 2)	F7			3-1		2B		4-3		4	0	1	0	0	0	3											
Brian Asselstine, L OBP: 0.254, SLG: 0.310 (1, 7)		F3		HR		4-3		F7		4	1	1	1	0	0	2											
Darrel Chaney, S OBP: 0.272, SLG: 0.313 (1, 6)	F8			2B		1B		F9		4	1	1	0	0	0	0											
Rod Gilbreath, R OBP: 0.319, SLG: 0.318 (1, 4)	K			E8		F9		1B		4	1	2	0	0	1	0											
Eddie Solomon, R OBP: 0.333, SLG: 0.333 Gary Matthews, R OBP: 0.350, SLG: 0.447 Jamie Easterly, L OBP: 0.267, SLG: 0.400 Dave Campbell, R (7, 1) Rick Camp, R (7, 1)			F3	E4		F3		F8		2	0	1	1	0	0	0											
Inning Stats	R: 0 E: 0 K: 0 S: 5	H: 2 LOB: 2 BB: 0 P: 5	R: 0 E: 0 K: 1 S: 5	H: 0 LOB: 0 BB: 0 P: 5	R: 0 E: 0 K: 1 S: 6	H: 1 LOB: 1 BB: 0 P: 6	R: 3 E: 2 K: 1 S: 9	H: 4 LOB: 1 BB: 0 P: 9	R: 0 E: 0 K: 0 S: 5	H: 2 LOB: 2 BB: 0 P: 5	R: 0 E: 0 K: 1 S: 6	H: 1 LOB: 1 BB: 0 P: 6	R: 0 E: 0 K: 0 S: 3	H: 0 LOB: 1 BB: 1 P: 7	R: 0 E: 0 K: 0 S: 4	H: 1 LOB: 1 BB: 0 P: 4		R: 0 E: 0 K: 0 S: 4	H: 1 LOB: 0 BB: 0 P: 4	1B: 7 2B: 3 3B: 0 HR: 1	SF: 0 SAC: 0 DP: 0 HBP: 0	WP: 0 PB: 0 SB: 0 CS: 0	PA: 36				
PITCHER	IP	WLS	BF	H	R	ER	SO	BB	IBB	HBP	BLK	WP	HR	S	P	ERA	WHIP										
John Montefusco, R ERA: 3.94 (6, PH)	5.0	L	24	9	3	2	3	0	0	0	0	0	0	30	30	3.60	1.800										
Charlie Williams, R ERA: 3.69 (7, 1)	1.0		4	1	0	0	1	0	0	0	0	0	0	6	6	0.00	1.000										
Randy Moffitt, R ERA: 9.02 (7, 1)	2.0		8	1	0	0	0	1	0	0	0	0	0	7	11	0.00	1.000										


AB	31
R	2
H	5
RBI	2
BB	4
SO	1
LOB	12



AB	35
R	3
H	11
RBI	2
BB	1
SO	4
LOB	10



Batter	1	2	3	4	5	6	7	8	9	AB	R	H	RBI	BB	SO	LOB	TOP					
Terry Whitfield, L OBP: 0.330, SLG: 0.432 (1, 9)	0-3 K2-3	0-0 5-3			0-3 K		4-0 G6-3 BB		0-0 3-1	4	0	0	0	1	2	3	<p>San Francisco Giants @ Atlanta Braves Atlanta-Fulton County Stadium, Atlanta, GA</p> <p>Sat Jul 16 1977, 7:05 PM EDT Att: 14,965 - Unknown</p> <p>livebaseballscorecards.com</p> <p>AB 33 R 4 H 9 RBI 4 BB 8 SO 6 LOB 22</p> 					
Derrel Thomas, S OBP: 0.306, SLG: 0.290 (1, 8)	0-0 4-3		0-0 1-3		0-0 F2		0-0 G6-3 1-2f		0-0 BB 1B	5	1	1	0	0	0	2						
Darrell Evans, L OBP: 0.358, SLG: 0.409 (1, 5)	0-3 K		0-3 K		0-0 L1			0-0 F5	4-0 BB 1B	4	0	0	0	1	2	1						
Gary Thomasson, L OBP: 0.357, SLG: 0.472 (8, 3)		0-0 1B 2B	4-0 PB BB		4-0 FC7-5 BB			4-0 1B FC4-6 BB	0-0 BB 1B	2	2	2	1	3	0	0						
Willie McCovey, L OBP: 0.385, SLG: 0.467 Jack Clark, R OBP: 0.320, SLG: 0.417 (1, 3) (8, 9)		4-0 FC6-4 1B BB	0-0 F5		0-0 F9			0-0 FC4-6 1B	0-3 K	3	1	1	0	1	0	2						
Gary Alexander, R OBP: 0.387, SLG: 0.370 (1, 2)		0-0 FC6-4 1B		0-0 CS 1B	4-0 FC7-5 IBB			0-0 FC4-6 S		3	0	2	2	1	0	1						
Rob Andrews, R OBP: 0.355, SLG: 0.307 (1, 4)		0-0 FC6-4 1B		0-0 5-3-5 2B	0-0 FC7-5			0-0 FC4-6 BB		3	0	1	0	1	0	4						
Johnnie LeMaster, R OBP: 0.229, SLG: 0.269 (1, 6)		0-0 1B		0-0 5-3-5	0-0 F7			0-0 4-3		4	0	1	1	0	0	5						
Bob Knepper, L OBP: 0.250, SLG: 0.217 Dave Heaverlo, R (6, 1) Randy Elliott, R OBP: 0.269, SLG: 0.329 Gary Lavelle, S (7, 1) (7, 1)		0-3 K			0-0 1B			0-0 4-3	0-0 2-3	2	0	1	0	0	1	2						
										0	0	0	0	0	0	0						
										1	0	0	0	0	0	0						
Inning Stats	R: 0 E: 0 K: 2 S: 7	H: 0 LOB: 0 BB: 0 P: 7	R: 2 E: 0 K: 1 S: 8	H: 3 LOB: 2 BB: 1 P: 12	R: 0 E: 0 K: 1 S: 5	H: 0 LOB: 1 BB: 1 P: 9	R: 0 E: 0 K: 0 S: 3	H: 2 LOB: 0 BB: 0 P: 3	R: 0 E: 0 K: 0 S: 3	H: 1 LOB: 1 BB: 0 P: 6	R: 0 E: 0 K: 0 S: 3	H: 0 LOB: 0 BB: 1 P: 11	R: 0 E: 0 K: 0 S: 2	H: 0 LOB: 0 BB: 1 P: 6	R: 1 E: 0 K: 0 S: 4	H: 1 LOB: 2 BB: 2 P: 12	R: 1 E: 0 K: 1 S: 7	H: 2 LOB: 2 BB: 1 P: 11	1B: 7 2B: 3 3B: 0 HR: 0	SF: 0 SAC: 0 DP: 2 HBP: 0	WP: 0 PB: 2 CS: 1	PA: 41
PITCHER Phil Niekro, R ERA: 4.32 (1, 1)	IP: 9.0 WLS: L BF: 41 H: 9 R: 4 ER: 4 SO: 6 BB: 7 IBB: 1 HBP: 0 BLK: 0 WP: 0 HR: 0 S: 45 P: 77 ERA: 4.00 WHIP: 1.778															PITCHER	IP: 9.0 WLS: L BF: 41 H: 9 R: 4 ER: 4 SO: 6 BB: 7 IBB: 1 HBP: 0 BLK: 0 WP: 0 HR: 0 S: 45 P: 77 ERA: 4.00 WHIP: 1.778					

Batter	1	2	3	4	5	6	7	8	9	AB	R	H	RBI	BB	SO	LOB	BOTTOM
Junior Moore, R OBP: 0.328, SLG: 0.338 (1, 5)	0-0 6-3		0-0 6-3			0-0 6-3		0-0 F7		4	0	0	0	0	0	0	<p>San Francisco Giants @ Atlanta Braves Atlanta-Fulton County Stadium, Atlanta, GA</p> <p>Sat Jul 16 1977, 7:05 PM EDT Att: 14,965 - Unknown</p> <p>livebaseballscorecards.com</p> <p>AB 29 R 0 H 2 RBI 0 BB 4 SO 7 LOB 10</p> 
Rod Gilbreath, R OBP: 0.322, SLG: 0.319 (1, 4)	4-0 S BB		0-0 F9			0-0 BB 1B		0-0 4-3		3	0	1	0	1	0	0	
Willie Montanez, L OBP: 0.353, SLG: 0.515 (1, 3)	0-0 F8 1-2		0-0 F9			0-3 K		0-3 K		4	0	0	0	0	2	2	
Jeff Burroughs, R OBP: 0.365, SLG: 0.481 (1, 9)	0-3 K			0-0 F8		0-0 BB 1B			0-0 F8	4	0	1	0	0	1	1	
Gary Matthews, R OBP: 0.349, SLG: 0.443 (1, 7)		0-3 K		0-0 4-3		4-0 1-2 2-3 BB			0-0 F3	3	0	0	0	1	1	0	
Vic Correll, R OBP: 0.325, SLG: 0.455 Biff Pocoroba, S OBP: 0.377, SLG: 0.449 (1, 2) (6, PH) (7, 2)		4-0 PB BB		0-3 K		0-0 F7			0-0 4-3	1	0	0	0	1	1	0	
Rowland Office, L OBP: 0.294, SLG: 0.305 (1, 8)		4-0 1-2 BB			0-0 F6		0-3 K			2	0	0	0	1	1	0	
Craig Robinson, R OBP: 0.231, SLG: 0.240 Jerry Royster, R OBP: 0.266, SLG: 0.262 (1, 6) (7, PH) (8, 6)		0-3 K			0-0 F8		0-0 F5			2	0	0	0	0	1	2	
Phil Niekro, R OBP: 0.185, SLG: 0.175 (1, 1)		0-0 4-3			0-0 5-3		0-0 6-3			3	0	0	0	0	0	2	
										1B: 2 2B: 0 3B: 0 HR: 0	SF: 0 SAC: 0 DP: 0 HBP: 0	WP: 0 PB: 1 CS: 0	PA: 33				
Inning Stats	R: 0 E: 0 K: 1 S: 5	H: 0 LOB: 1 BB: 1 P: 9	R: 0 E: 0 K: 2 S: 7	H: 0 LOB: 2 BB: 2 P: 15	R: 0 E: 0 K: 0 S: 3	H: 0 LOB: 0 BB: 0 P: 3	R: 0 E: 0 K: 1 S: 5	H: 0 LOB: 0 BB: 0 P: 5	R: 0 E: 0 K: 0 S: 3	H: 0 LOB: 0 BB: 0 P: 3	R: 0 E: 0 K: 1 S: 5	H: 0 LOB: 0 BB: 0 P: 5	R: 0 E: 0 K: 1 S: 3	H: 0 LOB: 0 BB: 0 P: 3	R: 0 E: 0 K: 0 S: 3	H: 0 LOB: 0 BB: 0 P: 3	
PITCHER Bob Knepper, L ERA: 3.3 Dave Heaverlo, R ERA: 2.11 Gary Lavelle, L ERA: 1.33 (1, 1) (6, 1) (7, 1)	IP: 5.2 WLS: W BF: 23 H: 2 R: 0 ER: 0 SO: 5 BB: 4 IBB: 0 HBP: 0 BLK: 0 WP: 0 HR: 0 S: 29 P: 45 ERA: 0.00 WHIP: 1.059															PITCHER	IP: 5.2 WLS: W BF: 23 H: 2 R: 0 ER: 0 SO: 5 BB: 4 IBB: 0 HBP: 0 BLK: 0 WP: 0 HR: 0 S: 29 P: 45 ERA: 0.00 WHIP: 1.059

Batter	1	2	3	4	5	6	7	8	9	AB	R	H	RBI	BB	SO	LOB	TOP																									
Terry Whitfield, L OBP: 0.330, SLG: 0.433 (1, 9) (2, 8)										4	0	1	1	1	1	0	6																									
Derrel Thomas, S OBP: 0.310, SLG: 0.294 (1, 8) (2, 4)										6	1	3	1	0	0	4																										
Darrell Evans, L OBP: 0.358, SLG: 0.411 (1, 5) (2, 9)										6	1	2	2	0	1	4																										
Gary Thomasson, L OBP: 0.358, SLG: 0.482 (1, 7) (2, 9) (8, 3)										5	1	2	3	0	2	4																										
Willie McCovey, L OBP: 0.385, SLG: 0.475 (1, 3) (8, 2) (9, 1)										4	1	1	1	1	1	3																										
Gary Alexander, R OBP: 0.400, SLG: 0.367 (1, 2) (8, 1) (8, 1)										3	0	1	0	1	2	4																										
Mike Sadek, R OBP: 0.292, SLG: 0.323 (9, PH) (9, 2)										0	0	0	0	0	0	0																										
Rob Andrews, R OBP: 0.305, SLG: 0.305 (1, 4) (2, 7)										1	0	0	0	0	0	0																										
Johnnie LeMaster, R OBP: 0.239, SLG: 0.277 (1, 6)										5	2	2	0	0	0	1																										
Jim Barr, R OBP: 0.216, SLG: 0.167 (4, PH) (4, 1) (6, PH) (6, 1) (8, 1) (8, 9)										0	0	0	0	0	0	0																										
Inning Stats	R: 0 E: 0 K: 3 S: 11	H: 2 LOB: 3 BB: 1 P: 15	R: 0 E: 0 K: 0 S: 3	H: 0 LOB: 1 BB: 0 P: 4	R: 0 E: 0 K: 1 S: 6	H: 1 LOB: 1 BB: 0 P: 6	R: 0 E: 0 K: 0 S: 4	H: 1 LOB: 2 BB: 1 P: 8	R: 2 E: 0 K: 0 S: 5	H: 2 LOB: 1 BB: 1 P: 9	R: 0 E: 0 K: 0 S: 3	H: 0 LOB: 1 BB: 1 P: 7	R: 0 E: 0 K: 2 S: 8	H: 1 LOB: 1 BB: 0 P: 8	R: 5 E: 1 K: 0 S: 8	H: 5 LOB: 0 BB: 0 P: 8	R: 3 E: 0 K: 0 S: 5	H: 3 LOB: 2 BB: 1 P: 10	1B: 11 2B: 2 3B: 0 HR: 2	SF: 1 SAC: 0 DP: 1 HBP: 2	WP: 3 PB: 0 SB: 1 CS: 0	PA: 48																				
PITCHER	IP	WLS	BF	H	R	ER	SO	BB	IBB	HBP	BLK	WP	HR	S	P	ERA	WHIP	PITCHER								IP	WLS	BF	H	R	ER	SO	BB	IBB	HBP	BLK	WP	HR	S	P	ERA	WHIP
Buzz Capra, R ERA: 5.35 (1, 1)	6.0		30	7	2	2	4	3	1	1	0	1	2	33	50	3.00	1.667									0.2	L	5	0	1	0	0	1	1	0	0	0	0	0.00	1.000		
Rick Camp, R ERA: 3.73 (7, 1)	1.1		8	4	4	3	2	0	0	0	0	2	0	12	12	20.25	3.000									0.2	L	5	0	1	0	0	1	1	0	0	0	0	0.00	1.500		
Dave Campbell, R ERA: 4.46 (8, 1)	0.0		2	1	1	0	0	0	0	0	0	0	0	2	2	∞	∞									0.2	L	5	0	1	0	0	1	1	0	0	0	0	0.00	1.500		
Steve Hargan, R ERA: 6.57 (8, 1)	0.2		3	1	2	2	0	1	0	0	0	0	0	2	6	27.00	3.000									0.2	L	5	0	1	0	0	1	1	0	0	0	0	0.00	1.500		
Max Leon, R ERA: 4.5 (9, 1)	1.0	W	5	2	1	1	0	0	0	1	0	0	0	4	5	9.00	2.000									0.2	L	5	0	1	0	0	1	1	0	0	0	0	0.00	1.500		
Rowland Office, L OBP: 0.296, SLG: 0.304 (1, 8)										4	2	1	0	1	0	0																										
Gary Matthews, R OBP: 0.355, SLG: 0.449 (1, 7)										5	2	3	0	1	0	1																										
Willie Montanez, L OBP: 0.356, SLG: 0.526 (1, 3)										6	3	3	3	0	0	5																										
Jeff Burroughs, R OBP: 0.368, SLG: 0.493 (8, PR) (9, 9)										4	2	2	3	1	0	0																										
Brian Asselstine, L OBP: 0.254, SLG: 0.310 (8, 9)										0	0	0	0	0	0	0																										
Biff Pocaroba, S OBP: 0.381, SLG: 0.450 (1, 2)										4	0	2	2	1	0	0																										
Junior Moore, R OBP: 0.327, SLG: 0.336 (1, 5) (7, PR)										4	0	1	1	0	1	1																										
Jerry Royster, R OBP: 0.285, SLG: 0.261 (7, PR)										1	1	0	0	0	0	2																										
Darrel Chaney, S OBP: 0.270, SLG: 0.317 (1, 6)										4	0	1	2	0	0	3																										
Rod Gilbreath, R OBP: 0.327, SLG: 0.316 (1, 4)										2	1	0	0	3	1	0																										
Buzz Capra, R OBP: 0.158, SLG: 0.059 (1, 1)										3	0	0	0	0	0	3																										
Rick Camp, R (7, 1)										1	0	0	0	0	1	2																										
Dave Campbell, R (8, 1)										0	0	0	0	0	0	0																										
Steve Hargan, R (8, 1)										0	0	0	0	0	0	0																										
Max Leon, R OBP: 0.353, SLG: 0.375 (9, 1)										1	0	0	0	0	0	1																										
Inning Stats	R: 3 E: 0 K: 0 S: 7	H: 4 LOB: 3 BB: 2 P: 15	R: 2 E: 0 K: 0 S: 5	H: 2 LOB: 0 BB: 0 P: 5	R: 0 E: 0 K: 1 S: 5	H: 0 LOB: 0 BB: 0 P: 5	R: 0 E: 0 K: 0 S: 4	H: 1 LOB: 1 BB: 0 P: 4	R: 0 E: 0 K: 0 S: 3	H: 0 LOB: 0 BB: 0 P: 3	R: 3 E: 1 K: 1 S: 9	H: 3 LOB: 2 BB: 1 P: 13	R: 2 E: 0 K: 0 S: 5	H: 2 LOB: 2 BB: 2 P: 13	R: 1 E: 1 K: 0 S: 3	H: 0 LOB: 3 BB: 2 P: 11	1B: 8 2B: 3 3B: 0 HR: 2	SF: 1 SAC: 1 DP: 0 HBP: 0	WP: 0 PB: 0 SB: 0 CS: 0	PA: 48																						
PITCHER	IP	WLS	BF	H	R	ER	SO	BB	IBB	HBP	BLK	WP	HR	S	P	ERA	WHIP	PITCHER								IP	WLS	BF	H	R	ER	SO	BB	IBB	HBP	BLK	WP	HR	S	P	ERA	WHIP
Jim Barr, R ERA: 5.1 (1, 1)	3.0		17	6	5	5	1	0	2	0	0	0	0	10	10	0.00	1.000									0.2	L	5	0	1	0	0	1	1	0	0	0	0.00	1.500			
Charlie Williams, R ERA: 3.59 (4, 1)	2.0		8	2	0	0	1	0	0	0	0	0	0	10	10	0.00	1.000									0.2	L	5	0	1	0	0	1	1	0	0	0	0.00	1.500			
Dave Heaverlo, R ERA: 2.25 (6, 1)	2.0		11	3	3	2	1	0	1	0	0	0	1	12	16	9.00	1.500									0.2	L	5	0	1	0	0	1	1	0	0	0	0.00	1.500			
John Curtis, L ERA: 6.09 (8, 1)	0.0		1	0	1	1	0	1	0	0	0	0	0	4	4	∞	∞									0.2	L	5	0	1	0	0	1	1	0	0	0	0.00	1.500			
Randy Moffitt, R ERA: 3.12 (8, 1)	1.0		6	2	1	1	0	1	0	0	0	0	0	5	9	9.00	3.000									0.2	L	5	0	1	0	0	1	1	0	0	0	0.00	1.500			

San Francisco Giants @ Atlanta Braves
Atlanta-Fulton County Stadium, Atlanta, GA
Sun Jul 17 1977, 3:33 AM EDT
Att: 8,452 - Unknown

AB 40
R 10
H 15
RBI 10
BB 5
SO 6
LOB 28



San Francisco Giants @ Atlanta Braves
Atlanta-Fulton County Stadium, Atlanta, GA
Sun Jul 17 1977, 3:33 AM EDT
Att: 8,452 - Unknown

AB 39
R 11
H 13
RBI 11
BB 7
SO 3
LOB 18



Batter	1	2	3	4	5	6	7	8	9	AB	R	H	RBI	BB	SO	LOB	TOP																				
Bake McBride, L (1, 9) OBP: 0.329, SLG: 0.454 Jerry Martin, R (6, PH) OBP: 0.352, SLG: 0.479	F6			F7				E5		3	1	1	1	0	0	0	Philadelphia Phillies @ San Francisco Giants Candlestick Park, San Francisco, CA Thu Jul 21 1977, 10:05 PM EDT Att: 5,771 - Unknown																				
Larry Bowa, S (1, 6) OBP: 0.329, SLG: 0.368	F6			F6						3	1	1	1	2	0	0																					
Mike Schmidt, R (1, 5) OBP: 0.396, SLG: 0.623	F5			K				F8		4	1	0	0	1	1	3																					
Greg Luzinski, R (1, 7) OBP: 0.382, SLG: 0.622		F8			5-3	F4	E5		F8	5	1	1	0	0	0	2																					
Richie Hebner, L (1, 3) OBP: 0.406, SLG: 0.514		F8								5	1	3	1	0	0	1																					
Gary Maddox, R (1, 8) OBP: 0.309, SLG: 0.422		F8								5	0	1	1	0	0	4																					
Bob Boone, R (1, 2) OBP: 0.345, SLG: 0.431			K							3	1	1	1	2	1	2																					
Ted Sizemore, R (1, 4) OBP: 0.324, SLG: 0.345			F8							4	1	1	0	0	0	4																					
Jim Lonborg, R (1, 1) OBP: 0.158, SLG: 0.111 Tom Hutton, L (6, PH) OBP: 0.326, SLG: 0.333 Gene Garber, R (6, 1)			F7							1	0	0	0	0	0	0																					
Inning Stats	R: 0 E: 0 K: 0 S: 3	H: 0 LOB: 0 BB: 0 P: 3	R: 0 E: 0 K: 0 S: 3	H: 0 LOB: 0 BB: 0 P: 3	R: 0 E: 0 K: 1 S: 5	H: 0 LOB: 0 BB: 0 P: 5	R: 0 E: 0 K: 1 S: 5	H: 0 LOB: 0 BB: 0 P: 5	R: 0 E: 0 K: 0 S: 4	H: 1 LOB: 2 BB: 1 P: 8	R: 0 E: 1 K: 0 S: 9	H: 6 LOB: 2 BB: 4 P: 25	R: 1 E: 1 K: 0 S: 4	H: 2 LOB: 1 BB: 1 P: 8	R: 0 E: 1 K: 1 S: 5	H: 0 LOB: 1 BB: 1 P: 9	R: 0 E: 1 K: 0 S: 4	H: 1 LOB: 1 BB: 0 P: 4	1B: 7 2B: 1 3B: 2 HR: 0	SF: 0 SAC: 0 DP: 2 HBP: 0	WP: 0 PB: 0 SB: 2 CS: 1	PA: 43															
PITCHER	IP	WLS	BF	H	R	ER	SO	BB	IBB	HBP	BLK	WP	HR	S	P	ERA	WHIP	PITCHER		IP	WLS	BF	H	R	ER	SO	BB	IBB	HBP	BLK	WP	HR	S	P	ERA	WHIP	
Ed Halicki, R (1, 1) ERA: 3.57 Charlie Williams, R (6, 1) ERA: 3.84 John Curtis, L (6, 1) ERA: 0.09 Randy Moffitt, R (6, 1) ERA: 3.1 Dave Heaverlo, R (7, 1) ERA: 2.28	5.2		25	5	6	6	2	3	0	0	0	0	0	26	38	9.53	1.412	Gary Lavelle, L (9, 1) ERA: 1.31		1.0		4	1	0	0	0	0	0	0	0	0	0	0	4	4	0.00	1.000

Batter	1	2	3	4	5	6	7	8	9	AB	R	H	RBI	BB	SO	LOB	BOTTOM																			
Bill Madlock, R (1, 5) OBP: 0.365, SLG: 0.443				5-3						4	1	2	0	1	0	1	Philadelphia Phillies @ San Francisco Giants Candlestick Park, San Francisco, CA Thu Jul 21 1977, 10:05 PM EDT Att: 5,771 - Unknown																			
Derrel Thomas, S (1, 8) OBP: 0.308, SLG: 0.293	1-3			4-3						5	1	1	0	0	0	3																				
Darrell Evans, L (1, 7) OBP: 0.355, SLG: 0.405	FC6-2									4	1	0	0	1	0	2																				
Gary Thomasson, L (1, 9) OBP: 0.359, SLG: 0.492	6-3									5	2	2	4	0	0	2																				
Willie McCovey, L (1, 3) OBP: 0.384, SLG: 0.472		4-3								4	0	1	0	0	0	1																				
Marc Hill, R (1, 2) OBP: 0.320, SLG: 0.383		6-3								4	1	1	2	0	0	1																				
Rob Andrews, R (1, 4) OBP: 0.356, SLG: 0.313										4	0	2	0	0	0	0																				
Johnnie LeMaster, R (1, 6) OBP: 0.231, SLG: 0.267 Tim Foli, R (8, PH) OBP: 0.214, SLG: 0.320			F3	F6						3	0	0	0	0	1	3																				
Ed Halicki, R (1, 1) ERA: 3.57 Charlie Williams, R (6, 1) ERA: 3.84 John Curtis, L (6, 1) ERA: 0.09 Randy Moffitt, R (6, 1) ERA: 3.1 Terry Whitfield, L (6, PH) OBP: 0.333, SLG: 0.438 Dave Heaverlo, R (7, 1) ERA: 2.28 Randy Elliott, R (6, PH) ERA: 3.3 Gary Lavelle, S (9, 1)			K	K						2	0	0	0	0	0	0																				
Inning Stats	R: 0 E: 0 K: 0 S: 4	H: 1 LOB: 1 BB: 0 P: 4	R: 0 E: 0 K: 0 S: 4	H: 1 LOB: 1 BB: 0 P: 4	R: 4 E: 0 K: 1 S: 9	H: 4 LOB: 2 BB: 2 P: 17	R: 0 E: 0 K: 1 S: 5	H: 0 LOB: 0 BB: 0 P: 5	R: 2 E: 0 K: 0 S: 5	H: 2 LOB: 0 BB: 0 P: 5	R: 0 E: 0 K: 1 S: 6	H: 1 LOB: 1 BB: 0 P: 6	R: 0 E: 0 K: 0 S: 3	H: 0 LOB: 0 BB: 0 P: 3	R: 0 E: 0 K: 0 S: 4	H: 1 LOB: 1 BB: 0 P: 4	R: 0 E: 0 K: 0 S: 4	H: 1 LOB: 1 BB: 0 P: 4	1B: 7 2B: 2 3B: 0 HR: 2	SF: 0 SAC: 0 DP: 0 HBP: 0	WP: 0 PB: 0 SB: 2 CS: 0	PA: 40														
PITCHER	IP	WLS	BF	H	R	ER	SO	BB	IBB	HBP	BLK	WP	HR	S	P	ERA	WHIP	PITCHER		IP	WLS	BF	H	R	ER	SO	BB	IBB	HBP	BLK	WP	HR	S	P	ERA	WHIP
Jim Lonborg, R (1, 1) ERA: 4.39 Gene Garber, R (6, 1) ERA: 3.3	5.0		25	3	0	0	1	0	0	0	0	0	0	17	17	0.00	0.750	Gary Lavelle, L (9, 1) ERA: 1.31		1.0		4	1	0	0	0	0	0	0	0	0	4	4	0.00	1.000	

Batter	1	2	3	4	5	6	7	8	9	AB	R	H	RBI	BB	SO	LOB	TOP			
Dave Cash, R OBP: 0.338, SLG: 0.355 (1,4)	0-0 4-3		0-0 F9			0-0 F9			0-0 F8	4	0	0	0	0	0	1	Montreal Expos @ San Francisco Giants Candlestick Park, San Francisco, CA Sun Jul 24 1977, 6:33 AM EDT Unknown livebaseballscorecards.com			
Chris Speier, R OBP: 0.328, SLG: 0.332 (1,6)	0-0 G6-3 1B			4-0 L6-3 BB			0-0 G3		0-0 F9	3	0	1	0	1	0	0				
Ellis Valentine, R OBP: 0.354, SLG: 0.537 (1,9)	0-0 G6-3			0-0 L6-3			0-0 S 2B			3	0	1	0	0	0	2				
Sam Mejias, R OBP: 0.333, SLG: 0.600 (7,9)	1-2			1-2						0	0	0	0	0	0	0				
Tony Perez, R OBP: 0.333, SLG: 0.428 (1,3)		0-0 F7		0-0 3B			0-0 E6 G1-6-3			3	0	1	0	0	0	1				
Gary Carter, R OBP: 0.338, SLG: 0.488 (1,2)	0-3 K				0-0 4-3		0-0 G1-6-3			3	0	0	0	0	1	2				
Warren Cromartie, L OBP: 0.338, SLG: 0.434 (1,7)	0-0 4-3				0-0 F9			0-3 K		3	0	0	0	0	1	0				
Andre Dawson, R OBP: 0.330, SLG: 0.498 (1,8)			0-0 4-3		0-3 K			0-0 6-3		3	0	0	0	0	1	0				
Wayne Garrett, L OBP: 0.355, SLG: 0.364 (1,5)			0-0 SH1-4 1B			0-0 G3		0-0 6-3		3	0	1	0	0	0	0				
Wayne Twitchell, R OBP: 0.200, SLG: 0.174 (1,1)			0-0 SH1-4			0-3 K			0-0 F4	1	0	0	0	0	1	0				
Del Unser, L OBP: 0.348, SLG: 0.476 (9, PH)			1-2							1	0	0	0	0	0	0				
Inning Stats	R: 0 E: 0 K: 0 S: 3	H: 1 LOB: 0 BB: 0 P: 3	R: 0 E: 0 K: 1 S: 5	H: 0 LOB: 0 BB: 0 P: 5	R: 0 E: 0 K: 0 S: 4	H: 1 LOB: 1 BB: 0 P: 4	R: 0 E: 0 K: 0 S: 2	H: 1 LOB: 1 BB: 1 P: 6	R: 0 E: 0 K: 1 S: 5	H: 0 LOB: 0 BB: 0 P: 5	R: 0 E: 1 K: 0 S: 4	H: 1 LOB: 1 BB: 0 P: 4	R: 0 E: 0 K: 1 S: 5	H: 0 LOB: 0 BB: 0 P: 5	R: 0 E: 0 K: 0 S: 3	H: 0 LOB: 0 BB: 0 P: 3	1B: 2 2B: 2 3B: 1 HR: 0	SF: 0 SAC: 1 DP: 3 HBP: 0	WP: 0 PB: 0 SB: 1 CS: 0	PA: 29
PITCHER Jim Barr, R ERA: 4.79 (1,1)	IP: 9.0 WLS: W BF: 29 H: 4 R: 0 ER: 0 SO: 4 BB: 1 IBB: 0 HBP: 0 BLK: 0 WP: 0 HR: 0 S: 36 P: 40 ERA: 0.00 WHIP: 0.556															PITCHER				

Batter	1	2	3	4	5	6	7	8	9	AB	R	H	RBI	BB	SO	LOB	BOTTOM			
Terry Whitfield, L OBP: 0.328, SLG: 0.428 (1,7)	0-0 4-3		0-0 1-3			0-3 K2-3		0-0 4-3		4	0	0	0	0	1	2	Montreal Expos @ San Francisco Giants Candlestick Park, San Francisco, CA Sun Jul 24 1977, 6:33 AM EDT Unknown livebaseballscorecards.com			
Derrel Thomas, S OBP: 0.309, SLG: 0.309 (1,8)	0-0 4-3			0-0 4-3		0-0 G3		0-0 2-3 IHR		4	1	1	2	0	0	1				
Bill Madlock, R OBP: 0.369, SLG: 0.443 (1,5)	0-0 F9			0-0 G4-6-3 1B			0-0 SH3 SH1-4 2B	0-0 1-3		4	1	2	0	0	0	0				
Gary Thomasson, L OBP: 0.357, SLG: 0.481 (1,9)		0-3 K		0-0 G4-6-3			0-0 SH3			2	0	0	0	0	1	1				
Willie McCovey, L OBP: 0.383, SLG: 0.476 (1,3)		0-3 K			0-0 F8		4-0 SH1-4 IBB			2	0	0	0	1	1	0				
Tim Foli, R OBP: 0.222, SLG: 0.348 (1,6)					0-0 6-3		0-0 SH1-4			2	0	1	1	0	0	0				
Marc Hill, R OBP: 0.315, SLG: 0.375 (1,2)		0-0 4-3			0-3 K		0-0 3-H F8			3	0	0	0	0	1	2				
Rob Andrews, R OBP: 0.358, SLG: 0.313 (1,4)			0-0 6-3			0-0 SH2-4 1B		4-0 4-3 SH1-4 IHR BB		2	1	1	0	1	0	0				
Jim Barr, R OBP: 0.212, SLG: 0.163 (1,1)			0-0 F6			0-0 SH2-4		0-0 SH1-4		1	0	0	0	0	0	0				
Inning Stats	R: 0 E: 0 K: 0 S: 3	H: 0 LOB: 0 BB: 0 P: 3	R: 0 E: 0 K: 2 S: 8	H: 1 LOB: 0 BB: 0 P: 8	R: 0 E: 0 K: 0 S: 3	H: 0 LOB: 0 BB: 0 P: 3	R: 0 E: 0 K: 0 S: 3	H: 1 LOB: 0 BB: 0 P: 3	R: 0 E: 0 K: 1 S: 5	H: 0 LOB: 0 BB: 0 P: 5	R: 1 E: 0 K: 0 S: 4	H: 1 LOB: 1 BB: 1 P: 8	R: 2 E: 0 K: 0 S: 4	H: 1 LOB: 0 BB: 1 P: 8	R: 0 E: 0 K: 0 S: 3	H: 0 LOB: 0 BB: 0 P: 3	1B: 3 2B: 1 3B: 0 HR: 1	SF: 0 SAC: 4 DP: 1 HBP: 0	WP: 0 PB: 0 SB: 0 CS: 0	PA: 30
PITCHER Wayne Twitchell, R ERA: 4.45 (1,1)	IP: 8.0 WLS: L BF: 30 H: 5 R: 3 ER: 3 SO: 4 BB: 1 IBB: 1 HBP: 0 BLK: 0 WP: 0 HR: 0 S: 36 P: 44 ERA: 3.38 WHIP: 0.750															PITCHER				

Batter	1	2	3	4	5	6	7	8	9	AB	R	H	RBI	BB	SO	LOB	TOP					
Dave Cash, R OBP: 0.336, SLG: 0.351 (1, 4)										5	0	1	0	0	0	4	Montreal Expos @ San Francisco Giants Candlestick Park, San Francisco, CA Mon Jul 25 1977, 10:05 PM EDT Att: 2,340 - Unknown livebaseballscorecards.com					
Chris Speier, R OBP: 0.329, SLG: 0.329 (1, 6)										4	0	1	0	1	1							
Ellis Valentine, R OBP: 0.349, SLG: 0.534 (1, 9)										5	1	1	1	0	2	3						
Tony Perez, R OBP: 0.335, SLG: 0.423 (1, 3)										4	0	1	0	1	1	2						
Gary Carter, R OBP: 0.334, SLG: 0.477 (1, 2)										5	0	0	0	0	0	6						
Warren Cromartie, L OBP: 0.335, SLG: 0.431 (1, 7)										4	1	2	0	0	0	0						
Andre Dawson, R OBP: 0.328, SLG: 0.496 (1, 8)										4	0	1	0	0	0	2						
Wayne Garrett, L OBP: 0.376, SLG: 0.376 (1, 5)										2	1	1	1	1	0	1						
Steve Rogers, R OBP: 0.159, SLG: 0.117 (1, 1)										2	0	1	0	0	1	1						
Joe Kerrigan, R (7, 1)										0	0	0	0	0	0	0						
Del Unser, L (8, PH) OBP: 0.355, SLG: 0.491 (8, 1)										1	1	1	2	0	0	0						
Will McEnaney, L (8, 1)										0	0	0	0	0	0	0						
Bill Atkinson, L OBP: 0.250, SLG: 0.250 (9, 1)										0	0	0	0	0	0	0						
Inning Stats	R: 0 E: 0 K: 2 S: 8	H: 1 LOB: 2 BB: 1 P: 12	R: 0 E: 0 K: 1 S: 6	H: 1 LOB: 1 BB: 0 P: 6	R: 1 E: 0 K: 1 S: 6	H: 1 LOB: 0 BB: 0 P: 6	R: 1 E: 0 K: 0 S: 6	H: 3 LOB: 2 BB: 0 P: 6	R: 0 E: 1 K: 0 S: 4	H: 0 LOB: 1 BB: 0 P: 4	R: 0 E: 0 K: 0 S: 4	H: 1 LOB: 2 BB: 1 P: 8	R: 0 E: 0 K: 0 S: 4	H: 1 LOB: 0 BB: 0 P: 4	R: 2 E: 0 K: 0 S: 4	H: 1 LOB: 0 BB: 0 P: 5	R: 0 E: 0 K: 1 S: 5	H: 1 LOB: 1 BB: 1 P: 9	1B: 6 2B: 2 3B: 0 HR: 2	SF: 0 SAC: 1 DP: 1 HBP: 1	WP: 0 PB: 0 CS: 1	PA: 41
PITCHER	IP: 7.0 WLS: L BF: 32	H: 8 R: 2 ER: 2 SO: 4	BB: 1 IBB: 1 HBP: 0 BLK: 0	WP: 0 HR: 1 S: 38 P: 46	ERA: 2.57 WHIP: 1.286																	ERA: 9.00 WHIP: 1.500

Batter	1	2	3	4	5	6	7	8	9	AB	R	H	RBI	BB	SO	LOB	BOTTOM														
Rob Andrews, R OBP: 0.356, SLG: 0.308 (1, 4)										4	0	0	0	1	0	4	Montreal Expos @ San Francisco Giants Candlestick Park, San Francisco, CA Mon Jul 25 1977, 10:05 PM EDT Att: 2,340 - Unknown livebaseballscorecards.com														
Derrel Thomas, S OBP: 0.305, SLG: 0.308 (1, 8)										5	0	1	0	0	1	4															
Bill Madlock, R OBP: 0.370, SLG: 0.442 (1, 5)										0	0	0	0	1	0	0															
Gary Thomasson, L OBP: 0.346, SLG: 0.464 (2, 7)										4	0	0	0	0	2	3															
Jack Clark, R OBP: 0.331, SLG: 0.430 (1, 9)										3	0	0	0	1	1	1															
Willie McCovey, L OBP: 0.380, SLG: 0.475 (1, 3)										4	0	1	0	0	1	1															
Darrell Evans, L OBP: 0.351, SLG: 0.405 (1, 7)										3	1	0	0	1	0	3															
Tim Foli, R OBP: 0.228, SLG: 0.350 (1, 6)										4	0	2	0	0	0	1															
Johnnie LeMaster, R OBP: 0.239, SLG: 0.267 (9, PR)										0	1	0	0	0	0	0															
Marc Hill, R OBP: 0.314, SLG: 0.370 (1, 2)										2	0	0	0	1	0	2															
Mike Sadek, R OBP: 0.292, SLG: 0.323 (7, PR)										0	0	0	0	0	0	0															
Gary Alexander, R OBP: 0.422, SLG: 0.417 (9, PH)										1	1	1	3	0	0	0															
Ed Halicki, R OBP: 0.196, SLG: 0.224 (1, 1)										2	0	1	0	0	1	1															
Terry Whitfield, L (7, PH) OBP: 0.333, SLG: 0.433 (8, 1)										1	0	1	0	0	0	0															
Dave Heaverlo, R (8, 1)										0	0	0	0	0	0	0															
Vic Harris, S (9, PH) OBP: 0.354, SLG: 0.416 (9, PH)										1	0	0	0	0	0	1															
Inning Stats	R: 0 E: 0 K: 0 S: 3	H: 0 LOB: 1 BB: 1 P: 7	R: 0 E: 0 K: 0 S: 4	H: 1 LOB: 0 BB: 0 P: 4	R: 0 E: 0 K: 1 S: 6	H: 1 LOB: 1 BB: 0 P: 6	R: 0 E: 0 K: 2 S: 7	H: 0 LOB: 0 BB: 0 P: 7	R: 0 E: 0 K: 1 S: 6	H: 1 LOB: 1 BB: 0 P: 6	R: 0 E: 0 K: 1 S: 6	H: 1 LOB: 2 BB: 1 P: 10	R: 0 E: 0 K: 0 S: 4	H: 1 LOB: 2 BB: 1 P: 8	R: 0 E: 0 K: 0 S: 3	H: 0 LOB: 0 BB: 0 P: 3	R: 3 E: 0 K: 1 S: 7	H: 2 LOB: 1 BB: 2 P: 15	1B: 4 2B: 2 3B: 0 HR: 1	SF: 0 SAC: 0 DP: 0 HBP: 0	WP: 1 PB: 0 CS: 0	PA: 39									
PITCHER	IP: 6.0 WLS: W BF: 24	H: 4 R: 0 ER: 0 SO: 5	BB: 2 IBB: 0 HBP: 0 BLK: 0	WP: 1 HR: 0 S: 32 P: 40	ERA: 0.00 WHIP: 1.000																	ERA: 0.00 WHIP: 2.000									
Steve Rogers, R (1, 1)	1.0	5	1	0	0	0	0	0	0	0	0	4	8	0.00	2.000																
Joe Kerrigan, R (7, 1)	1.0	5	1	2	2	0	1	0	0	0	0	4	8	18.00	2.000																
Will McEnaney, L (8, 1)	1.0	S	5	1	1	1	1	1	1	1	1	6	10	9.00	2.000																
Bill Atkinson, R (9, 1)	1.0	S	5	1	1	1	1	1	1	1	1	6	10	9.00	2.000																



Batter	1	2	3	4	5	6	7	8	9	AB	R	H	RBI	BB	SO	LOB	TOP								
Lenny Randle, S (1.5)	F8		FC6-4 3B			CS 1B	SH3 1B			5	2	3	0	0	0	1	New York Mets @ San Francisco Giants Candlestick Park, San Francisco, CA Tue Jul 26 1977, 10:05 PM EDT Att: 9,897 - Unknown								
Felix Milan, R (1.4)			SF8 3B		CS 1-2	1B SF8 1B	SH3	4-3		4	2	3	1	0	0	2									
Steve Henderson, R (1.7)	F7		SF8			1-4-3 1B BB	K			2	1	0	1	2	1	2									
John Milner, L (1.3)	F6		K			BB 1-2 2-3 1B	1B 1B	K		4	1	1	0	1	2	4									
John Stearns, R (1.2)		SH3 1B HBP		K		SF8	E 1B 1B		F9	3	0	1	2	0	1	0									
Bruce Boicclair, L (1.9)	SH3			F7		1-4-3	E6			4	1	2	1	0	0	2									
Lee Mazzilli, S (1.8)				3-1		BB IBB	K			4	1	2	1	1	1	2									
Doug Flynn, R (1.6)	F3							F9	SF9	3	0	0	2	1	0	1									
Pat Zachry, R (1.1) Bob Apodaca, R (8.1)			FC6-4 1B		6-3	K		1B WP 1B	K	4	0	2	0	0	1	3									
Inning Stats	R: 0 E: 0 K: 0 S: 4	H: 1 LOB: 1 BB: 0 P: 4	R: 0 E: 0 K: 0 S: 3	H: 1 LOB: 1 BB: 0 P: 4	R: 2 E: 0 K: 1 S: 7	H: 2 LOB: 0 BB: 0 P: 7	R: 0 E: 0 K: 1 S: 5	H: 0 LOB: 0 BB: 0 P: 5	R: 0 E: 0 K: 0 S: 3	H: 1 LOB: 0 BB: 0 P: 3	R: 2 E: 0 K: 1 S: 7	H: 2 LOB: 3 BB: 3 P: 19	R: 2 E: 1 K: 2 S: 10	H: 3 LOB: 2 BB: 1 P: 14	R: 0 E: 0 K: 1 S: 7	H: 2 LOB: 3 BB: 1 P: 11	R: 2 E: 0 K: 1 S: 7	H: 2 LOB: 0 BB: 0 P: 7	1B: 12 2B: 0 3B: 2 HR: 0	SF: 3 SAC: 2 DP: 0 HBP: 1	WP: 1 PB: 0 SB: 0 CS: 1	PA: 46			
PITCHER	IP WLS BF H R ER SO BB IBB HBP BLK WP HR S P ERA WHIP	IP WLS BF H R ER SO BB IBB HBP BLK WP HR S P ERA WHIP	IP WLS BF H R ER SO BB IBB HBP BLK WP HR S P ERA WHIP	IP WLS BF H R ER SO BB IBB HBP BLK WP HR S P ERA WHIP	IP WLS BF H R ER SO BB IBB HBP BLK WP HR S P ERA WHIP	IP WLS BF H R ER SO BB IBB HBP BLK WP HR S P ERA WHIP	IP WLS BF H R ER SO BB IBB HBP BLK WP HR S P ERA WHIP	IP WLS BF H R ER SO BB IBB HBP BLK WP HR S P ERA WHIP	IP WLS BF H R ER SO BB IBB HBP BLK WP HR S P ERA WHIP	IP WLS BF H R ER SO BB IBB HBP BLK WP HR S P ERA WHIP	IP WLS BF H R ER SO BB IBB HBP BLK WP HR S P ERA WHIP	IP WLS BF H R ER SO BB IBB HBP BLK WP HR S P ERA WHIP	IP WLS BF H R ER SO BB IBB HBP BLK WP HR S P ERA WHIP	IP WLS BF H R ER SO BB IBB HBP BLK WP HR S P ERA WHIP	IP WLS BF H R ER SO BB IBB HBP BLK WP HR S P ERA WHIP	IP WLS BF H R ER SO BB IBB HBP BLK WP HR S P ERA WHIP	IP WLS BF H R ER SO BB IBB HBP BLK WP HR S P ERA WHIP	IP WLS BF H R ER SO BB IBB HBP BLK WP HR S P ERA WHIP	IP WLS BF H R ER SO BB IBB HBP BLK WP HR S P ERA WHIP	IP WLS BF H R ER SO BB IBB HBP BLK WP HR S P ERA WHIP	IP WLS BF H R ER SO BB IBB HBP BLK WP HR S P ERA WHIP	IP WLS BF H R ER SO BB IBB HBP BLK WP HR S P ERA WHIP	IP WLS BF H R ER SO BB IBB HBP BLK WP HR S P ERA WHIP	IP WLS BF H R ER SO BB IBB HBP BLK WP HR S P ERA WHIP	IP WLS BF H R ER SO BB IBB HBP BLK WP HR S P ERA WHIP

AB	34
R	8
H	14
RBI	8
BB	5
SO	7
LOB	17



Batter	1	2	3	4	5	6	7	8	9	AB	R	H	RBI	BB	SO	LOB	BOTTOM							
Rob Andrews, R (1.4)	F8		FC3-6 1B		F3		FC5-4		F8	5	0	1	0	0	0	2	New York Mets @ San Francisco Giants Candlestick Park, San Francisco, CA Tue Jul 26 1977, 10:05 PM EDT Att: 9,897 - Unknown							
Derrel Thomas, S (1.8)	F9		FC3-6				K			5	0	2	0	0	1	4								
Darrell Evans, L (1.5)	F2		4-1		K					5	0	0	0	0	2	4								
Jack Clark, R (1.9)		K		F8		K				4	1	1	0	0	2	0								
Willie McCovey, L (1.3)	4-3			HR		G3		E5 1B		4	1	1	1	0	0	1								
Terry Whitfield, L (1.7)	E4		FC6-4	1B	2B	F7		F8		4	1	1	0	0	0	2								
Tim Foli, R (1.6)	FC6-4			1-3			FC5-4 1B			4	0	2	1	0	0	2								
Marc Hill, R (1.2)			FC3-6 SH3-4 1B	2H 1B			FC5-4 1B		F3	4	0	3	1	0	0	2								
John Montefusco, R (1.1) Gary Lavelle, S (7.1)	SH3-4				K					1	0	0	0	0	1	0								
Gary Thomasson, L (7. PH) John Curtis, L (8.1) Vic Harris, S (9. PH)										1	0	0	0	0	0	0								
Inning Stats	R: 0 E: 0 K: 0 S: 3	H: 0 LOB: 0 BB: 0 P: 3	R: 0 E: 1 K: 1 S: 6	H: 0 LOB: 1 BB: 0 P: 6	R: 0 E: 0 K: 0 S: 5	H: 2 LOB: 2 BB: 0 P: 5	R: 2 E: 0 K: 0 S: 5	H: 3 LOB: 1 BB: 0 P: 5	R: 0 E: 0 K: 2 S: 8	H: 1 LOB: 1 BB: 0 P: 8	R: 0 E: 0 K: 1 S: 5	H: 0 LOB: 0 BB: 0 P: 5	R: 0 E: 0 K: 2 S: 9	H: 2 LOB: 2 BB: 0 P: 9	R: 1 E: 1 K: 1 S: 8	H: 2 LOB: 2 BB: 0 P: 8	R: 0 E: 0 K: 1 S: 6	H: 1 LOB: 1 BB: 0 P: 6	1B: 7 2B: 2 3B: 1 HR: 1	SF: 0 SAC: 1 DP: 0 HBP: 0	WP: 0 PB: 0 SB: 0 CS: 0	PA: 39		
PITCHER	IP WLS BF H R ER SO BB IBB HBP BLK WP HR S P ERA WHIP	IP WLS BF H R ER SO BB IBB HBP BLK WP HR S P ERA WHIP	IP WLS BF H R ER SO BB IBB HBP BLK WP HR S P ERA WHIP	IP WLS BF H R ER SO BB IBB HBP BLK WP HR S P ERA WHIP	IP WLS BF H R ER SO BB IBB HBP BLK WP HR S P ERA WHIP	IP WLS BF H R ER SO BB IBB HBP BLK WP HR S P ERA WHIP	IP WLS BF H R ER SO BB IBB HBP BLK WP HR S P ERA WHIP	IP WLS BF H R ER SO BB IBB HBP BLK WP HR S P ERA WHIP	IP WLS BF H R ER SO BB IBB HBP BLK WP HR S P ERA WHIP	IP WLS BF H R ER SO BB IBB HBP BLK WP HR S P ERA WHIP	IP WLS BF H R ER SO BB IBB HBP BLK WP HR S P ERA WHIP	IP WLS BF H R ER SO BB IBB HBP BLK WP HR S P ERA WHIP	IP WLS BF H R ER SO BB IBB HBP BLK WP HR S P ERA WHIP	IP WLS BF H R ER SO BB IBB HBP BLK WP HR S P ERA WHIP	IP WLS BF H R ER SO BB IBB HBP BLK WP HR S P ERA WHIP	IP WLS BF H R ER SO BB IBB HBP BLK WP HR S P ERA WHIP	IP WLS BF H R ER SO BB IBB HBP BLK WP HR S P ERA WHIP	IP WLS BF H R ER SO BB IBB HBP BLK WP HR S P ERA WHIP	IP WLS BF H R ER SO BB IBB HBP BLK WP HR S P ERA WHIP	IP WLS BF H R ER SO BB IBB HBP BLK WP HR S P ERA WHIP	IP WLS BF H R ER SO BB IBB HBP BLK WP HR S P ERA WHIP	IP WLS BF H R ER SO BB IBB HBP BLK WP HR S P ERA WHIP	IP WLS BF H R ER SO BB IBB HBP BLK WP HR S P ERA WHIP	IP WLS BF H R ER SO BB IBB HBP BLK WP HR S P ERA WHIP

AB	38
R	3
H	11
RBI	3
BB	0
SO	8
LOB	19



Batter	1	2	3	4	5	6	7	8	9	AB	R	H	RBI	BB	SO	LOB	TOP				
Rob Andrews, R OBP: 0.356, SLG: 0.308 (1, 4)										5	1	2	0	0	1	0	San Francisco Giants @ Philadelphia Phillies Veterans Stadium, Philadelphia, PA Fri Jul 29 1977, 7:05 PM EDT Att: 32,449 - Unknown				
Derrel Thomas, S OBP: 0.305, SLG: 0.321 (1, 8)										4	0	2	0	0	0	2					
Bill Madlock, R OBP: 0.367, SLG: 0.438 (1, 5)										5	0	1	0	0	0	3					
Jack Clark, R OBP: 0.344, SLG: 0.448 (1, 9)										2	1	1	0	3	1	0					
Willie McCovey, L OBP: 0.377, SLG: 0.489 Darrell Evans, L OBP: 0.345, SLG: 0.397 (8, 3)										4	1	1	3	0	0	4					
Randy Elliott, R OBP: 0.274, SLG: 0.356 (1, 7)										5	0	1	0	0	2	3					
Tim Foli, R OBP: 0.234, SLG: 0.361 (1, 6)										4	3	2	1	1	0	2					
Marc Hill, R OBP: 0.327, SLG: 0.384 (1, 2)										3	1	2	0	1	0	0					
Jim Barr, R OBP: 0.200, SLG: 0.154 (1, 1)										3	0	0	1	0	0	2					
Inning Stats	R: 0 E: 0 K: 0 S: 3	H: 0 LOB: 0 BB: 0 P: 3	R: 2 E: 0 K: 0 S: 5	H: 3 LOB: 1 BB: 1 P: 9	R: 1 E: 0 K: 0 S: 5	H: 2 LOB: 2 BB: 1 P: 9	R: 1 E: 0 K: 1 S: 6	H: 1 LOB: 0 BB: 0 P: 6	R: 0 E: 0 K: 0 S: 3	H: 1 LOB: 1 BB: 1 P: 7	R: 0 E: 0 K: 1 S: 5	H: 0 LOB: 0 BB: 0 P: 5	R: 2 E: 1 K: 1 S: 9	H: 3 LOB: 2 BB: 0 P: 9	R: 0 E: 0 K: 0 S: 3	H: 0 LOB: 1 BB: 1 P: 7		1B: 7 2B: 2 3B: 2 HR: 2	SF: 0 SAC: 2 DP: 1 HBP: 0	WP: 0 PB: 0 SB: 1 CS: 0	PA: 43
PITCHER	IP	WLS	BF	H	R	ER	SO	BB	IBB	HBP	BLK	WP	HR	S	P	ERA	WHIP				
Randy Lerch, L ERA: 5.2 (1, 1)	4.0	L	19	6	4	4	1	2	0	0	0	0	2	19	27	9.00	2.000				
Warren Brusstar, R ERA: 2.99 (5, 1)	3.0		13	3	1	1	2	2	0	0	0	0	0	15	23	3.00	1.667				
Ron Reed, R ERA: 2.76 (8, 1)	2.0		11	3	2	0	1	1	0	0	0	0	0	12	16	0.00	2.000				

Batter	1	2	3	4	5	6	7	8	9	AB	R	H	RBI	BB	SO	LOB	BOTTOM					
Garry Maddox, R OBP: 0.309, SLG: 0.412 (1, 8)										4	0	0	0	0	0	1	San Francisco Giants @ Philadelphia Phillies Veterans Stadium, Philadelphia, PA Fri Jul 29 1977, 7:05 PM EDT Att: 32,449 - Unknown					
Larry Bowa, S OBP: 0.329, SLG: 0.369 (1, 6)										4	0	2	0	0	0	0						
Mike Schmidt, R OBP: 0.389, SLG: 0.604 (1, 5)										4	0	1	0	0	1	1						
Greg Luzinski, R OBP: 0.390, SLG: 0.619 (1, 7)										3	0	1	0	1	1	2						
Richie Hebner, L OBP: 0.395, SLG: 0.498 (9, 4)										4	0	0	0	0	0	5						
Jay Johnstone, L OBP: 0.355, SLG: 0.475 (1, 9)										4	0	1	0	0	0	0						
Bob Boone, R OBP: 0.343, SLG: 0.436 (1, 2)										4	0	2	0	0	0	1						
Ted Sizemore, R OBP: 0.322, SLG: 0.336 Davey Johnson, R OBP: 0.397, SLG: 0.569 (9, 3)										2	0	0	0	1	0	3						
Randy Lerch, L OBP: 0.175, SLG: 0.158 (4, PH) Tim McCraw, L OBP: 0.298, SLG: 0.450 (5, 1) Warren Brusstar, R OBP: 0.345, SLG: 0.397 (7, PH) Tom Hutton, S OBP: 0.295, SLG: 0.333 (8, 1) Ron Reed, R OBP: 0.295, SLG: 0.182 (9, PH) Ollie Brown, R OBP: 0.206, SLG: 0.387 (9, PH)										1	0	0	0	0	1	1						
Inning Stats	R: 0 E: 0 K: 1 S: 6	H: 1 LOB: 2 BB: 1 P: 10	R: 0 E: 0 K: 1 S: 5	H: 0 LOB: 1 BB: 1 P: 9	R: 0 E: 0 K: 0 S: 5	H: 2 LOB: 2 BB: 0 P: 5	R: 0 E: 1 K: 0 S: 4	H: 1 LOB: 1 BB: 0 P: 4	R: 0 E: 0 K: 0 S: 3	H: 0 LOB: 0 BB: 0 P: 3	R: 0 E: 0 K: 1 S: 5	H: 0 LOB: 0 BB: 0 P: 5	R: 0 E: 0 K: 0 S: 4	H: 2 LOB: 1 BB: 0 P: 4	R: 0 E: 0 K: 0 S: 4	H: 1 LOB: 1 BB: 0 P: 4		R: 0 E: 0 K: 1 S: 6	H: 1 LOB: 1 BB: 0 P: 6	1B: 7 2B: 2 3B: 0 HR: 0	SF: 0 SAC: 0 DP: 2 HBP: 0	WP: 0 PB: 0 SB: 1 CS: 0
PITCHER	IP	WLS	BF	H	R	ER	SO	BB	IBB	HBP	BLK	WP	HR	S	P	ERA	WHIP					
Jim Barr, R ERA: 4.51 (1, 1)	9.0	W	36	8	0	0	4	2	0	0	0	0	0	42	50	0.00	1.111					

Batter	1	2	3	4	5	6	7	8	9	AB	R	H	RBI	BB	SO	LOB	TOP										
Rob Andrews, R OBP: 0.391, SLG: 0.303 (1, 4)	6-3	F8			5-3			5-3		4	0	0	0	0	0	2	San Francisco Giants @ Philadelphia Phillies Veterans Stadium, Philadelphia, PA Sat Jul 30 1977, 7:05 PM EDT Att: 35,197 - Unknown										
Derrel Thomas, S OBP: 0.304, SLG: 0.330 (1, 8)	HR		F8			5-3		4-3		4	1	1	1	0	0	1											
Bill Madlock, R OBP: 0.364, SLG: 0.433 (1, 5)	F9		F4			L7			5-3	4	0	0	0	0	0	0											
Jack Clark, R OBP: 0.343, SLG: 0.443 (1, 9)	6-3		5-3			BB			K	3	0	0	0	1	1	0											
Willie McCovey, L OBP: 0.376, SLG: 0.484 (1, 3)		BB G5-2-3 BB			G3				F7	3	0	0	0	1	0	1											
Randy Elliott, R OBP: 0.278, SLG: 0.352 (7, PH)					5-3					1	1	0	0	1	0	0											
Terry Whitfield, L OBP: 0.329, SLG: 0.430 (7, 7)		G5-2-3 1-2 2B BB						4-3		1	0	0	0	0	0	0											
Tim Foli, R OBP: 0.235, SLG: 0.358 (1, 6)					F8			5-3		2	1	0	0	1	0	0											
Marc Hill, R OBP: 0.323, SLG: 0.378 (1, 2)								4-3		3	0	0	0	0	0	3											
Lynn McGlothen, L OBP: 0.118, SLG: 0.176 (1, 1)										1	0	1	2	0	0	0											
Charlie Williams, R OBP: 0.231, SLG: 0.231 (4, 1)										1	0	0	0	0	0	0											
Gary Thomasson, L OBP: 0.343, SLG: 0.466 (8, PH)										1	0	1	0	0	0	0											
Randy Moffitt, R OBP: 0.329, SLG: 0.430 (8, 1)										0	0	0	0	0	0	0											
Inning Stats	R: 1 E: 0 K: 0 S: 4	H: 1 LOB: 0 BB: 4 P: 4	R: 2 E: 0 K: 0 S: 3	H: 1 LOB: 1 BB: 3 P: 15	R: 0 E: 0 K: 0 S: 3	H: 0 LOB: 0 BB: 0 P: 3	R: 0 E: 0 K: 0 S: 3	H: 0 LOB: 0 BB: 0 P: 3	R: 0 E: 0 K: 0 S: 3	H: 0 LOB: 1 BB: 1 P: 7	R: 0 E: 0 K: 0 S: 3	H: 0 LOB: 0 BB: 0 P: 3	R: 0 E: 0 K: 0 S: 3	H: 1 LOB: 0 BB: 0 P: 3	R: 0 E: 0 K: 1 S: 5	H: 0 LOB: 0 BB: 0 P: 5	1B: 0 2B: 1 3B: 1 HR: 1	SF: 0 SAC: 0 DP: 1 HBP: 0	WP: 0 PB: 0 SB: 0 CS: 1	PA: 32							
PITCHER	IP	WLS	BF	H	R	ER	SO	BB	IBB	HBP	BLK	WP	HR	S	P	ERA	WHIP										
Steve Carlton, L ERA: 3.02 (1, 1)	6.0	W	23	2	3	3	0	4	0	0	0	0	1	19	35	4.50	1.000										
Gene Garber, R ERA: 3.08 (7, 1)	3.0	S	9	1	0	0	1	0	0	0	0	0	0	11	11	0.00	0.333										

AB 28
R 3
H 3
RBI 3
BB 4
SO 1
LOB 7



Batter	1	2	3	4	5	6	7	8	9	AB	R	H	RBI	BB	SO	LOB	BOTTOM										
Jay Johnstone, L OBP: 0.357, SLG: 0.483 (1, 9)			G4-6-3		4-3			HR		3	1	1	0	1	0	1	San Francisco Giants @ Philadelphia Phillies Veterans Stadium, Philadelphia, PA Sat Jul 30 1977, 7:05 PM EDT Att: 35,197 - Unknown										
Larry Bowa, S OBP: 0.331, SLG: 0.369 (1, 6)	BB				4-3			3B		3	1	1	0	1	0	1											
Mike Schmidt, R OBP: 0.387, SLG: 0.599 (1, 5)	9-3				4-3			BB		3	1	1	0	1	0	1											
Greg Luzinski, R OBP: 0.397, SLG: 0.627 (1, 7)								HR		4	2	2	4	0	0	0											
Jerry Martin, R OBP: 0.326, SLG: 0.437 (9, 7)		F7			HR			HR		0	0	0	0	0	0	0											
Richie Hebner, L OBP: 0.393, SLG: 0.506 (1, 3)								HR		4	1	1	2	0	0	0											
Terry Harmon, R OBP: 0.308, SLG: 0.391 (9, 4)		L4			HR			F8		0	0	0	0	0	0	0											
Gary Maddox, R OBP: 0.310, SLG: 0.423 (1, 8)					F9			SF7		4	1	2	0	0	0	0											
Tim McCarver, L OBP: 0.325, SLG: 0.456 (1, 2)								3B		3	1	1	0	0	0	1											
Bob Boone, R OBP: 0.342, SLG: 0.436 (8, 2)								F8		0	0	0	1	0	0	0											
Ted Sizemore, R OBP: 0.325, SLG: 0.340 (1, 4)								F3		3	1	2	1	0	0	0											
Tom Hutton, L OBP: 0.321, SLG: 0.326 (8, PH)										1	0	0	0	0	0	0											
Steve Carlton, L OBP: 0.215, SLG: 0.242 (1, 1)										2	0	1	0	0	0	1											
Gene Garber, R ERA: 3.74 (7, 1)										1	0	0	0	0	1	0											
Inning Stats	R: 0 E: 0 K: 0 S: 2	H: 0 LOB: 0 BB: 1 P: 6	R: 0 E: 0 K: 0 S: 4	H: 1 LOB: 1 BB: 0 P: 4	R: 1 E: 0 K: 0 S: 5	H: 3 LOB: 1 BB: 0 P: 5	R: 3 E: 0 K: 0 S: 6	H: 4 LOB: 0 BB: 0 P: 6	R: 0 E: 0 K: 1 S: 5	H: 0 LOB: 0 BB: 0 P: 5	R: 0 E: 0 K: 0 S: 3	H: 0 LOB: 0 BB: 0 P: 3	R: 0 E: 0 K: 1 S: 5	H: 0 LOB: 0 BB: 0 P: 5	R: 5 E: 0 K: 0 S: 6	H: 3 LOB: 0 BB: 2 P: 14	1B: 5 2B: 2 3B: 3 HR: 2	SF: 1 SAC: 0 DP: 2 HBP: 0	WP: 0 PB: 0 SB: 1 CS: 1	PA: 35							
PITCHER	IP	WLS	BF	H	R	ER	SO	BB	IBB	HBP	BLK	WP	HR	S	P	ERA	WHIP										
Lynn McGlothen, R ERA: 5.97 (1, 1)	3.1	L	17	8	4	4	0	1	0	0	0	0	0	14	20	10.80	2.700										
Charlie Williams, R ERA: 3.7 (4, 1)	3.2		10	0	0	0	2	0	0	0	0	0	0	14	14	0.00	0.000										
Randy Moffitt, R ERA: 3.74 (8, 1)	1.0		8	3	5	5	0	1	1	0	0	0	1	6	14	45.00	4.000										

AB 31
R 9
H 11
RBI 8
BB 3
SO 2
LOB 5



Batter	1	2	3	4	5	6	7	8	9	AB	R	H	RBI	BB	SO	LOB	TOP										
Bill Madlock, R OBP: 0.362, SLG: 0.430 (1, 5)	5-3	FC5							6-3	5	0	1	0	0	1	3	San Francisco Giants @ Philadelphia Phillies Veterans Stadium, Philadelphia, PA Sun Jul 31 1977, 3:33 AM EDT Att: 42,013 - Unknown										
Derrel Thomas, S OBP: 0.346, SLG: 0.326 (1, 8)	F9		F8						6-3	4	0	0	0	0	0	1											
Darrell Evans, L OBP: 0.346, SLG: 0.399 Jack Clark, R OBP: 0.341, SLG: 0.440 (1, 7) (1, 9)	1B		5-3						6-3	1	0	1	0	0	0	0											
Gary Thomasson, L OBP: 0.349, SLG: 0.472 (1, 3)	1B		G3						BB	4	0	1	0	0	0	3											
Terry Whitfield, L OBP: 0.332, SLG: 0.445 (1, 7) Gary Lavelle, S (7, 1) Willie McCovey, L OBP: 0.375, SLG: 0.482 (9, PH)	1B	5-3							K	4	1	2	2	0	0	2											
Vic Harris, S OBP: 0.352, SLG: 0.396 (1, 4)	1B								SH2-4	3	2	1	0	1	1	1											
Tim Foli, R OBP: 0.232, SLG: 0.354 (1, 6)	6-3								BB	3	0	0	0	0	1	2											
Gary Alexander, R OBP: 0.442, SLG: 0.429 (1, 2)	1B								F3	4	0	3	0	0	0	1											
Ed Halicki, R OBP: 0.208, SLG: 0.235 Randy Elliott, R OBP: 0.284, SLG: 0.358 (1, 1) (7, 7)	1B								1B	2	0	1	0	0	0	1											
Inning Stats	R: 0 E: 0 K: 0 S: 4	H: 2 LOB: 2 BB: 0 P: 4	R: 1 E: 0 K: 0 S: 6	H: 3 LOB: 2 BB: 0 P: 6	R: 0 E: 0 K: 0 S: 3	H: 0 LOB: 0 BB: 0 P: 3	R: 0 E: 0 K: 1 S: 5	H: 1 LOB: 0 BB: 0 P: 5	R: 0 E: 0 K: 1 S: 6	H: 1 LOB: 2 BB: 0 P: 7	R: 2 E: 0 K: 1 S: 8	H: 3 LOB: 1 BB: 0 P: 8	R: 0 E: 0 K: 0 S: 4	H: 1 LOB: 2 BB: 1 P: 8	R: 1 E: 0 K: 0 S: 3	H: 1 LOB: 1 BB: 1 P: 7		R: 0 E: 0 K: 1 S: 6	H: 1 LOB: 2 BB: 1 P: 10	1B: 11 2B: 1 3B: 0 HR: 1	SF: 0 SAC: 2 DP: 0 HBP: 1	WP: 1 PB: 0 SB: 1 CS: 1	PA: 42				
PITCHER	IP	WLS	BF	H	R	ER	SO	BB	IBB	HBP	BLK	WP	HR	S	P	ERA	WHIP										
Jim Lonborg, R ERA: 4.0 Tug McGraw, L ERA: 2.53 Ron Reed, R ERA: 2.72 (1, 1) (7, 1) (9, 1)	6.2		30	11	3	3	3	0	0	1	0	1	1	35	36	4.05	1.650										

Batter	1	2	3	4	5	6	7	8	9	AB	R	H	RBI	BB	SO	LOB	BOTTOM										
Jay Johnstone, L OBP: 0.356, SLG: 0.478 (1, 9)	K		K							4	1	1	0	0	3	1	San Francisco Giants @ Philadelphia Phillies Veterans Stadium, Philadelphia, PA Sun Jul 31 1977, 3:33 AM EDT Att: 42,013 - Unknown										
Larry Bowa, S OBP: 0.328, SLG: 0.365 (1, 6)	F9		1-3						K	4	0	0	0	0	1	1											
Mike Schmidt, R OBP: 0.388, SLG: 0.610 (1, 5)	K								F9	4	1	2	2	0	1	0											
Greg Luzinski, R OBP: 0.392, SLG: 0.643 (1, 7)									HR	4	2	2	2	0	2	1											
Richie Hebner, L OBP: 0.399, SLG: 0.519 Tug McGraw, R OBP: 0.333, SLG: 0.333 Jerry Martin, R OBP: 0.324, SLG: 0.434 Ron Reed, R OBP: 0.091, SLG: 0.182 (1, 3) (7, 1) (9, PH) (9, 1)									HR	1	1	1	1	2	0	0											
Gary Maddox, R OBP: 0.308, SLG: 0.420 (1, 8)	K								K	3	0	0	0	0	1	3											
Bob Boone, R OBP: 0.342, SLG: 0.433 (1, 2)	K								F7	2	0	0	0	1	1	0											
Ted Sizemore, R OBP: 0.322, SLG: 0.336 (1, 4)	F7								F8	3	0	0	0	0	0	1											
Jim Lonborg, R OBP: 0.125, SLG: 0.087 Tom Hutton, L OBP: 0.321, SLG: 0.326 Davey Johnson, R OBP: 0.383, SLG: 0.563 (1, 1) (7, 3) (7, PH) (8, 3)									P6	2	0	0	0	0	1	0											
Inning Stats	R: 0 E: 0 K: 2 S: 7	H: 0 LOB: 0 BB: 0 P: 7	R: 2 E: 0 K: 2 S: 9	H: 2 LOB: 0 BB: 0 P: 9	R: 0 E: 0 K: 1 S: 5	H: 0 LOB: 0 BB: 0 P: 5	R: 1 E: 0 K: 1 S: 5	H: 1 LOB: 0 BB: 1 P: 9	R: 0 E: 0 K: 1 S: 5	H: 0 LOB: 0 BB: 0 P: 5	R: 1 E: 0 K: 1 S: 7	H: 2 LOB: 2 BB: 1 P: 11	R: 0 E: 0 K: 1 S: 5	H: 0 LOB: 1 BB: 1 P: 9	R: 1 E: 0 K: 2 S: 8	H: 1 LOB: 0 BB: 0 P: 8		R: 0 E: 0 K: 1 S: 6	H: 1 LOB: 2 BB: 1 P: 10	1B: 1 2B: 1 3B: 0 HR: 4	SF: 0 SAC: 0 DP: 0 HBP: 0	WP: 0 PB: 0 SB: 1 CS: 1	PA: 32				
PITCHER	IP	WLS	BF	H	R	ER	SO	BB	IBB	HBP	BLK	WP	HR	S	P	ERA	WHIP										
Ed Halicki, R ERA: 3.61 Gary Lavelle, L ERA: 1.36 (1, 1) (7, 1)	6.1		26	5	4	4	3	2	0	0	0	0	1	12	12	5.40	0.600										

Batter	1	2	3	4	5	6	7	8	9	AB	R	H	RBI	BB	SO	LOB	TOP	
Bill Madlock, R (1, 5) OBP: 0.359, SLG: 0.425	F4		S 2H 1B			F5		1-3 1B		4	0	2	1	0	0	0	San Francisco Giants @ Montreal Expos Olympic Stadium, Montreal, QB Wed Aug 03 1977, 7:05 PM EDT Att: 16,812 - Unknown	
Derrel Thomas, S (1, 8) OBP: 0.299, SLG: 0.319	K		K			4-3		F4		3	0	0	0	0	2	1		
Jack Clark, R (8, PH) OBP: 0.343, SLG: 0.440			1-2							1	0	0	0	0	0	2		
Gary Lavelle, S (8, 1)										0	0	0	0	0	0	0		
Darrell Evans, L (1, 7) OBP: 0.345, SLG: 0.396	1B		F2			G3			4-3	4	0	1	0	0	0	1		
Gary Thomasson, L (1, 9) OBP: 0.345, SLG: 0.466	F3					F9			1B FC4-6 1B	4	1	1	0	0	1	1		
Willie McCovey, L (1, 3) OBP: 0.375, SLG: 0.497			F3			F7				4	0	1	0	0	0	0		
Johnnie LeMaster, R (8, PH) OBP: 0.239, SLG: 0.267									1-3 FC4-6 1B	0	0	0	0	0	0	0		
Vic Harris, S (1, 4) OBP: 0.342, SLG: 0.389	K					F2			FC4-6 1-2 3H 0-0	4	0	0	1	0	1	1		
Tim Foli, R (1, 6) OBP: 0.234, SLG: 0.349			F7			F8			F8	0	0	0	0	0	0	0		
Marc Hill, R (1, 2) OBP: 0.319, SLG: 0.373						K			5-3	3	1	1	0	0	1	0		
Jim Barr, R (1, 1) OBP: 0.196, SLG: 0.151										1	0	0	0	0	1	0		
Terry Whitfield, L (8, PH) OBP: 0.328, SLG: 0.438			SH2-4 1-2			K			1B	1	0	1	0	0	0	0		
Inning Stats	R: 0 E: 0 K: 1 S: 6	H: 1 LOB: 1 BB: 0 P: 6	R: 0 E: 0 K: 1 S: 5	H: 0 LOB: 0 BB: 0 P: 5	R: 1 E: 0 K: 1 S: 7	H: 2 LOB: 1 BB: 0 P: 7	R: 0 E: 0 K: 0 S: 3	H: 0 LOB: 0 BB: 0 P: 3	R: 0 E: 0 K: 0 S: 3	H: 0 LOB: 0 BB: 0 P: 3	R: 0 E: 0 K: 1 S: 5	H: 2 LOB: 2 BB: 0 P: 5	R: 1 E: 0 K: 0 S: 5	H: 2 LOB: 1 BB: 0 P: 5	1B: 7 2B: 0 3B: 0 HR: 0	SF: 0 SAC: 1 DP: 0 HBP: 0	WP: 0 PB: 0 SB: 1 CS: 0	PA: 34
PITCHER	IP WLS BF H R ER SO BB IBB HBP BLK WP HR S P ERA WHIP	8.1 W 32 7 2 2 6 0 0 0 0 0 0 44 44 2.16 0.840	0.2 S 2 0 0 0 0 0 0 0 0 0 0 2 2 0.00 0.000															

Batter	1	2	3	4	5	6	7	8	9	AB	R	H	RBI	BB	SO	LOB	BOTTOM			
Dave Cash, R (1, 4) OBP: 0.335, SLG: 0.348	K					FC3-6 1-2				4	0	1	1	0	2	1	San Francisco Giants @ Montreal Expos Olympic Stadium, Montreal, QB Wed Aug 03 1977, 7:05 PM EDT Att: 16,812 - Unknown			
Chris Speier, R (1, 6) OBP: 0.322, SLG: 0.340	K					F9				4	0	0	0	0	1	3				
Ellis Valentine, R (1, 9) OBP: 0.344, SLG: 0.514	5-3									4	1	1	1	0	0	0				
Tony Perez, R (1, 3) OBP: 0.353, SLG: 0.439										4	1	2	0	0	1	0				
Andre Dawson, R (1, 8) OBP: 0.334, SLG: 0.502										4	1	1	1	0	1	1				
Warren Cromartie, L (1, 7) OBP: 0.323, SLG: 0.411										4	0	3	0	0	0	1				
Gary Carter, R (1, 2) OBP: 0.334, SLG: 0.473										4	0	0	0	0	0	4				
Wayne Garrett, L (1, 5) OBP: 0.376, SLG: 0.367										3	1	0	0	0	3					
Jackie Brown, R (1, 1) OBP: 0.159, SLG: 0.140										3	0	2	0	0	1	1				
Don Stanhouse, R (9, 1) OBP: 0.243, SLG: 0.306										0	0	0	0	0	0	0				
Inning Stats	R: 0 E: 0 K: 2 S: 7	H: 0 LOB: 0 BB: 0 P: 7	R: 3 E: 1 K: 0 S: 8	H: 5 LOB: 2 BB: 0 P: 8	R: 1 E: 0 K: 1 S: 7	H: 2 LOB: 1 BB: 0 P: 7	R: 0 E: 0 K: 0 S: 4	H: 1 LOB: 1 BB: 0 P: 4	R: 0 E: 0 K: 1 S: 5	H: 0 LOB: 0 BB: 0 P: 5	R: 0 E: 0 K: 1 S: 6	H: 1 LOB: 1 BB: 0 P: 6	R: 0 E: 0 K: 1 S: 5	H: 0 LOB: 0 BB: 0 P: 5	R: 0 E: 0 K: 0 S: 4	H: 1 LOB: 1 BB: 0 P: 4	1B: 8 2B: 1 3B: 0 HR: 1	SF: 0 SAC: 0 DP: 0 HBP: 0	WP: 0 PB: 0 SB: 0 CS: 0	PA: 34
PITCHER	IP WLS BF H R ER SO BB IBB HBP BLK WP HR S P ERA WHIP	7.0 L 30 9 4 4 6 0 0 0 0 0 0 42 42 5.14 1.286	1.0 4 1 0 0 0 0 0 0 0 0 0 0 4 4 0.00 1.000																	



Batter	1	2	3	4	5	6	7	8	9	AB	R	H	RBI	BB	SO	LOB	TOP			
Bill Madlock, R (1.5) OBP: 0.360, SLG: 0.426	F8			1B	F6-3			G3 SH1-4 1B		4	1	2	0	0	0	0	San Francisco Giants @ New York Mets Shea Stadium, Flushing, NY Fri Aug 05 1977, 7:05 PM EDT Att: 15,747 - Unknown			
Derrel Thomas, S (1.8) OBP: 0.302, SLG: 0.326	CS BB			F3				SH1-4 1-2		2	0	1	0	1	0	1				
Darrell Evans, L (1.7) OBP: 0.344, SLG: 0.394	F9 1-2			2B BB 1B	F8			G3 2-3		4	1	1	0	0	0	3				
Gary Thomasson, L (1.9) OBP: 0.344, SLG: 0.467				BB FC5-2 2B				F6		4	0	1	1	0	0	1				
Willie McCovey, L (1.3) OBP: 0.373, SLG: 0.492	F6			FC5-2 BB IBB				4-3		3	0	0	0	1	0	0				
Vic Harris, S (1.4) OBP: 0.339, SLG: 0.378	F9			FC5-2 BB 1-2 2-3 3-H				K		3	0	0	1	1	1	0				
Tim Foli, R (1.6) Johnnie LetMaster, R (9. PR) OBP: 0.234, SLG: 0.347 OBP: 0.239, SLG: 0.267				F8	FC5-2 1-2 2-3 3-H			F8		4	0	1	0	0	0	3				
Gary Alexander, R (1.2) OBP: 0.400, SLG: 0.440				F8	K			P4		4	0	0	0	0	2	4				
Lynn McGlothen, L (1.1) OBP: 0.105, SLG: 0.158				K				F8		2	0	0	0	0	1	0				
Charlie Williams, R (6.1) Randy Elliott, R (7. PH) Gary Lavelle, S (7.1) OBP: 0.231, SLG: 0.231 OBP: 0.298, SLG: 0.389					4-3					0	0	0	0	0	0	0				
Inning Stats	R: 0 E: 0 K: 0 S: 2	H: 0 LOB: 0 BB: 1 P: 6	R: 0 E: 0 K: 0 S: 3	H: 0 LOB: 0 BB: 0 P: 3	R: 0 E: 0 K: 1 S: 5	H: 0 LOB: 0 BB: 0 P: 5	R: 2 E: 0 K: 1 S: 8	H: 3 LOB: 3 BB: 2 P: 16	R: 0 E: 0 K: 0 S: 4	H: 1 LOB: 1 BB: 0 P: 4	R: 0 E: 0 K: 0 S: 3	H: 0 LOB: 0 BB: 0 P: 3	R: 0 E: 0 K: 2 S: 4	H: 1 LOB: 1 BB: 0 P: 4	R: 0 E: 0 K: 2 S: 8	H: 1 LOB: 1 BB: 0 P: 8	1B: 4 2B: 1 3B: 1 HR: 0	SF: 0 SAC: 1 DP: 0 HBP: 0	WP: 0 PB: 0 SB: 0 CS: 1	PA: 35
PITCHER	IP WLS BF H R ER SO BB IBB HBP BLK WP HR S P ERA WHIP																			
Craig Swan, R (1.1) ERA: 3.81	7.1		29	5	2	2	2	2	2	1	0	0	0	0	0	0	2.46	0.955		
Bob Myrick, L (8.1) ERA: 2.62	1.2	W	6	1	0	0	2	0	0	0	0	0	0	0	10	10	0.00	0.600		

Batter	1	2	3	4	5	6	7	8	9	AB	R	H	RBI	BB	SO	LOB	BOTTOM			
Lenny Randle, S (1.5) OBP: 0.395, SLG: 0.423	F7	BB			L8	BB		1-3 2-H 2B		3	0	1	1	2	0	1	San Francisco Giants @ New York Mets Shea Stadium, Flushing, NY Fri Aug 05 1977, 7:05 PM EDT Att: 15,747 - Unknown			
Felix Milan, R (1.4) OBP: 0.275, SLG: 0.306	1B	4-3			FC6-4 2B 1-2	F9		4-3		5	1	1	0	0	0	6				
Steve Henderson, R (1.7) OBP: 0.369, SLG: 0.547	1B BB 1-3			G4-6-3 BB		2B		L3		3	0	2	0	1	0	0				
John Milner, L (1.3) OBP: 0.369, SLG: 0.433	1B 1-2			G4-6-3 1-2		IBB		3-1		2	0	0	0	2	0	1				
Mike Vail, R (1.9) Bob Myrick, R (8.1) OBP: 0.332, SLG: 0.438	1B 1-2 2-3 3-H			K		5-3		6-3		4	0	1	1	0	1	3				
John Stearns, R (1.2) OBP: 0.387, SLG: 0.454	F5			K		6-3		5-3		4	0	0	0	0	1	3				
Lee Mazzilli, S (1.8) OBP: 0.329, SLG: 0.309	G1			G3		1B 2B		P4		4	1	1	0	0	0	3				
Doug Flynn, R (1.6) OBP: 0.245, SLG: 0.272				F8	F1-3	SH3 2H 1B		1B 2B 1B		4	1	2	1	0	0	0				
Craig Swan, R (1.1) Joel Youngblood, R (8.9) OBP: 0.147, SLG: 0.147 OBP: 0.356, SLG: 0.316				F8		FC6-4 1B 1-2		2B 1B		2	0	1	0	0	0	0				
Inning Stats	R: 1 E: 0 K: 0 S: 6	H: 3 LOB: 3 BB: 1 P: 10	R: 0 E: 0 K: 0 S: 3	H: 0 LOB: 1 BB: 1 P: 7	R: 0 E: 0 K: 1 S: 4	H: 0 LOB: 0 BB: 1 P: 8	R: 0 E: 0 K: 1 S: 5	H: 0 LOB: 0 BB: 0 P: 5	R: 0 E: 0 K: 0 S: 5	H: 2 LOB: 3 BB: 1 P: 9	R: 1 E: 0 K: 0 S: 3	H: 2 LOB: 2 BB: 1 P: 9	R: 0 E: 0 K: 0 S: 3	H: 0 LOB: 0 BB: 0 P: 3	R: 1 E: 0 K: 0 S: 6	H: 3 LOB: 2 BB: 0 P: 6		1B: 7 2B: 3 3B: 0 HR: 0	SF: 0 SAC: 1 DP: 1 HBP: 0	WP: 0 PB: 0 SB: 0 CS: 0
PITCHER	IP WLS BF H R ER SO BB IBB HBP BLK WP HR S P ERA WHIP																			
Lynn McGlothen, R (1.1) ERA: 5.74	5.2		28	7	2	2	2	4	1	0	0	0	0	27	47	3.18	1.941			
Charlie Williams, R (6.1) ERA: 4.39	0.1		1	0	0	0	0	0	0	0	0	1	1	0.00	0.000					
Gary Lavelle, L (7.1) ERA: 1.44	2.0	L	9	3	1	1	0	0	0	0	0	9	9	4.50	1.500					

AB	31
R	2
H	6
RBI	2
BB	3
SO	4
LOB	12



AB	32
R	3
H	10
RBI	3
BB	5
SO	2
LOB	17



Batter	1	2	3	4	5	6	7	8	9	AB	R	H	RBI	BB	SO	LOB	TOP																			
Bill Madlock, R OBP: 0.356, SLG: 0.421 (1, 5)	F3	4-3			1-3	F6		K		5	0	0	0	0	1	4	San Francisco Giants @ New York Mets Shea Stadium, Flushing, NY Sat Aug 06 1977, 7:05 PM EDT Att: 13,899 - Unknown																			
Darrell Evans, L OBP: 0.348, SLG: 0.405 Randy Moffitt, R (8, 1)	HR		1B	BB	P5		2B	3-1		4	2	2	1	1	0	0																				
Jack Clark, R OBP: 0.344, SLG: 0.451 (1, 9)	HR		F9		F8		2B		F6	5	2	2	1	0	0	1																				
Willie McCovey, L OBP: 0.375, SLG: 0.495 Derrel Thomas, S OBP: 0.301, SLG: 0.325 (7, PR) (7, 8)	F6		F8		1B	2B	1B	F4-6-3	F9	4	1	2	2	0	0	1																				
Gary Thomasson, L OBP: 0.350, SLG: 0.470 (1, 8) (7, 3)	1B			1-3	1B	2B	1B	F4-6-3	K	4	1	3	0	1	1	0																				
Vic Harris, S OBP: 0.336, SLG: 0.374 (1, 4)	1B		F9		F5		F4-6-3			4	0	1	0	0	0	6																				
Tim Foli, R OBP: 0.241, SLG: 0.356 (1, 6)		F9			5-3	2B				4	0	3	1	0	0	0																				
Marc Hill, R OBP: 0.318, SLG: 0.375 (1, 2)	F9				5-3			F1		4	0	1	2	0	0	3																				
Ed Halicki, R OBP: 0.196, SLG: 0.222 Randy Elliott, R OBP: 0.294, SLG: 0.394 (8, PH) (8, 7)	K				F6				CS	3	0	0	0	0	1	3																				
Inning Stats	R: 2 E: 0 K: 0 S: 6	H: 4 LOB: 2 BB: 0 P: 6	R: 0 E: 0 K: 1 S: 6	H: 1 LOB: 1 BB: 0 P: 6	R: 0 E: 0 K: 0 S: 4	H: 1 LOB: 2 BB: 1 P: 8	R: 0 E: 0 K: 0 S: 3	H: 0 LOB: 0 BB: 0 P: 3	R: 0 E: 0 K: 0 S: 3	H: 0 LOB: 0 BB: 0 P: 3	R: 2 E: 0 K: 0 S: 7	H: 4 LOB: 2 BB: 0 P: 7	R: 3 E: 0 K: 0 S: 6	H: 4 LOB: 2 BB: 1 P: 10	R: 0 E: 0 K: 1 S: 5	H: 1 LOB: 0 BB: 0 P: 5	R: 0 E: 0 K: 1 S: 5	H: 0 LOB: 0 BB: 0 P: 5	1B: 10 2B: 4 3B: 0 HR: 2	SF: 0 SAC: 0 DP: 2 HBP: 0	WP: 0 PB: 0 SB: 0 CS: 1	PA: 41														
PITCHER	IP	WLS	BF	H	R	ER	SO	BB	IBB	HBP	BLK	WP	HR	S	P	ERA	WHIP	PITCHER		IP	WLS	BF	H	R	ER	SO	BB	IBB	HBP	BLK	WP	HR	S	P	ERA	WHIP
Pat Zachry, R ERA: 4.61 (1, 1)	5.1	L	26	10	4	4	1	1	0	0	0	0	2	27	31	6.75	2.062			5.1	L	26	10	4	4	1	1	0	0	0	0	2	27	31	6.75	2.062
Rick Baldwin, R ERA: 5.35 (6, 1)	1.2		9	4	3	3	0	0	1	0	0	0	0	8	12	16.20	2.400			1.2		9	4	3	3	0	0	1	0	0	0	8	12	16.20	2.400	
Paul Siebert, L ERA: 3.86 (8, 1)	2.0		6	1	0	0	2	0	0	0	0	0	0	10	10	0.00	0.500			2.0		6	1	0	0	2	0	0	0	0	0	10	10	0.00	0.500	

AB	39
R	7
H	15
RBI	7
BB	2
SO	3
LOB	18



Batter	1	2	3	4	5	6	7	8	9	AB	R	H	RBI	BB	SO	LOB	BOTTOM																			
Lenny Randle, S OBP: 0.390, SLG: 0.418 (1, 5)	G3		4-3		4-3		F8			4	0	0	0	0	0	3	San Francisco Giants @ New York Mets Shea Stadium, Flushing, NY Sat Aug 06 1977, 7:05 PM EDT Att: 13,899 - Unknown																			
Felix Milan, R OBP: 0.281, SLG: 0.312 (1, 4)	F9			6-3	1B	G6-4-3	1B	FC5-4	1B	4	0	3	0	0	0	0																				
Steve Henderson, R OBP: 0.360, SLG: 0.532 (1, 7)	K			6-3	1-2	G6-4-3	1-2	1B		4	1	0	0	0	1	3																				
Ed Kranepool, L OBP: 0.333, SLG: 0.479 (1, 3)		6-3		F8		F6		F8		4	0	0	0	0	0	2																				
Bruce Boisclair, L OBP: 0.337, SLG: 0.389 (1, 9)	K			4-3			E	1B	2H	4	1	2	1	0	1	1																				
Ron Hodges, L OBP: 0.354, SLG: 0.362 (1, 2)					SH		E	1B	F8	4	1	3	0	0	0	1																				
Lee Mazzilli, S OBP: 0.327, SLG: 0.306 (1, 8)	F7				SH		K		G3	3	0	0	0	0	1	3																				
Doug Flynn, R OBP: 0.247, SLG: 0.273 Bobby Valentine, R OBP: 0.229, SLG: 0.230 (1, 6) (8, 6)			F4-3		F3		E8	G3	4-3	3	0	1	1	0	0	2																				
Pat Zachry, R OBP: 0.163, SLG: 0.143 Rick Baldwin, L (6, 1)			K		K		G3		5-3	2	0	0	0	0	0	0																				
John Milner, L OBP: 0.368, SLG: 0.432 Paul Siebert, L (8, 1)					K					1	0	0	0	0	0	1																				
Joel Youngblood, R OBP: 0.352, SLG: 0.313 (8, PH)										0	0	0	0	0	0	0																				
Inning Stats	R: 0 E: 0 K: 1 S: 5	H: 0 LOB: 0 BB: 0 P: 5	R: 0 E: 0 K: 1 S: 6	H: 1 LOB: 1 BB: 0 P: 6	R: 0 E: 0 K: 1 S: 5	H: 0 LOB: 0 BB: 0 P: 5	R: 0 E: 0 K: 0 S: 4	H: 1 LOB: 1 BB: 0 P: 4	R: 0 E: 1 K: 1 S: 7	H: 1 LOB: 2 BB: 0 P: 7	R: 0 E: 0 K: 0 S: 3	H: 1 LOB: 0 BB: 0 P: 3	R: 2 E: 2 K: 1 S: 8	H: 3 LOB: 1 BB: 0 P: 8	R: 1 E: 1 K: 0 S: 5	H: 2 LOB: 1 BB: 0 P: 5	R: 0 E: 0 K: 0 S: 3	H: 0 LOB: 0 BB: 0 P: 3	1B: 9 2B: 0 3B: 0 HR: 0	SF: 0 SAC: 1 DP: 1 HBP: 0	WP: 0 PB: 0 SB: 0 CS: 0	PA: 36														
PITCHER	IP	WLS	BF	H	R	ER	SO	BB	IBB	HBP	BLK	WP	HR	S	P	ERA	WHIP	PITCHER		IP	WLS	BF	H	R	ER	SO	BB	IBB	HBP	BLK	WP	HR	S	P	ERA	WHIP
Ed Halicki, R ERA: 3.57 (1, 1)	7.0	W	28	7	2	2	5	0	0	0	0	0	0	8	8	0.00	1.000			7.0	W	28	7	2	2	5	0	0	0	0	0	8	8	0.00	1.000	
Randy Moffitt, R ERA: 3.57 (8, 1)	2.0		8	2	1	0	0	0	0	0	0	0	0	8	8	0.00	1.000			2.0		8	2	1	0	0	0	0	0	0	8	8	0.00	1.000		



Batter	1	2	3	4	5	6	7	8	9	AB	R	H	RBI	BB	SO	LOB	TOP										
Bill Madlock, R OBP: 0.354, SLG: 0.416 (1, 5)										4	0	0	0	0	1	6	San Francisco Giants @ New York Mets Shea Stadium, Flushing, NY Sun Aug 07 1977, 3:33 AM EDT Att: 15,826 - Unknown										
Derrel Thomas, S OBP: 0.303, SLG: 0.326 (1, 8)										5	1	2	0	0	0	2											
Jack Clark, R OBP: 0.342, SLG: 0.446 (1, 9)										5	0	1	0	0	1	4											
Randy Elliott, R OBP: 0.306, SLG: 0.412 (1, 7)										5	1	3	1	0	1	0											
Gary Thomasson, L OBP: 0.354, SLG: 0.472 (1, 3)										3	3	1	0	2	1	3											
Vic Harris, S OBP: 0.338, SLG: 0.376 Rob Andrews, R OBP: 0.347, SLG: 0.299 (4, PR)										2	0	1	0	0	0	2											
Tim Foli, R OBP: 0.247, SLG: 0.356 (1, 6)										3	1	1	1	2	0	0											
Gary Alexander, R OBP: 0.415, SLG: 0.509 (1, 2)										3	0	2	4	1	0	0											
John Montefusco, R OBP: 0.171, SLG: 0.212 Gary Lavelle, S (7, 1)										4	0	1	1	0	0	5											
Inning Stats	R: 1 E: 0 K: 0 S: 6	H: 3 LOB: 2 P: 6	R: 0 E: 0 K: 0 S: 4	H: 1 LOB: 1 BB: 0 P: 4	R: 0 E: 0 K: 0 S: 3	H: 0 LOB: 0 BB: 0 P: 3	R: 3 E: 0 K: 0 S: 6	H: 3 LOB: 3 BB: 1 P: 11	R: 2 E: 1 K: 0 S: 5	H: 2 LOB: 2 BB: 2 P: 13	R: 0 E: 0 K: 2 S: 7	H: 1 LOB: 0 BB: 0 P: 7	R: 1 E: 0 K: 1 S: 6	H: 1 LOB: 2 BB: 2 P: 14	R: 0 E: 0 K: 1 S: 6	H: 1 LOB: 1 BB: 0 P: 6		R: 0 E: 0 K: 0 S: 3	H: 0 LOB: 0 BB: 0 P: 3	1B: 8 2B: 3 3B: 1 HR: 0	SF: 1 SAC: 0 DP: 1 HBP: 1	WP: 0 PA: 44 CS: 1					
PITCHER	IP	WLS	BF	H	R	ER	SO	BB	IBB	HBP	BLK	WP	HR	S	P	ERA	WHIP										
Jon Matlack, L ERA: 3.95	(1, 1)	1.0		6	3	1	1	0	0	0	0	0	0	6	6	9.00	3.000										
Bob Apodaca, R ERA: 3.95	(2, 1)	3.1	L	20	6	5	5	0	2	1	1	0	0	16	29	13.50	2.400										
Rick Baldwin, R ERA: 5.25	(5, 1)	0.2		2	0	0	0	0	0	0	0	0	0	2	2	0.00	0.000										
Bob Myrick, L ERA: 2.7	(6, 1)	2.0		9	2	1	1	3	2	0	0	0	0	13	21	4.50	2.000										
Paul Siebert, L ERA: 3.39	(8, 1)	2.0		7	1	0	0	1	0	0	0	0	0	9	9	0.00	0.500										

Batter	1	2	3	4	5	6	7	8	9	AB	R	H	RBI	BB	SO	LOB	BOTTOM										
Lenny Randle, S OBP: 0.393, SLG: 0.428 (1, 5)										4	2	2	1	1	0	0	San Francisco Giants @ New York Mets Shea Stadium, Flushing, NY Sun Aug 07 1977, 3:33 AM EDT Att: 15,826 - Unknown										
Felix Milan, R OBP: 0.287, SLG: 0.316 Paul Siebert, L (8, 1)										2	0	1	2	2	0	0											
Jerry Grote, R OBP: 0.321, SLG: 0.304 (9, PH)										1	0	0	0	0	1	0											
Steve Henderson, R OBP: 0.352, SLG: 0.519 (1, 7)										4	0	0	0	0	1	4											
Ed Kranepool, L OBP: 0.333, SLG: 0.482 Mike Vail, R OBP: 0.335, SLG: 0.438 (7, PH)										3	0	1	0	0	0	1											
Bruce Boisclair, L OBP: 0.332, SLG: 0.383 John Stearns, R OBP: 0.386, SLG: 0.452 (8, 3)										3	0	0	0	0	0	2											
Ron Hodges, L OBP: 0.333, SLG: 0.340 Doug Flynn, R OBP: 0.245, SLG: 0.272 (8, PH)										3	1	0	0	0	0	1											
Lee Mazzilli, S OBP: 0.326, SLG: 0.305 (1, 8)										4	0	1	0	0	0	1											
Bobby Valentine, R OBP: 0.229, SLG: 0.231 (9, 3)										4	1	1	0	0	0	2											
Jon Matlack, L OBP: 0.163, SLG: 0.070 Bob Apodaca, R OBP: 0.206, SLG: 0.220 Rick Baldwin, L OBP: 0.351, SLG: 0.432 John Milner, L OBP: 0.341, SLG: 0.432 Bob Myrick, R OBP: 0.344, SLG: 0.336 (8, 4)										0	0	0	0	0	0	0											
Inning Stats	R: 1 E: 0 K: 0 S: 4	H: 1 LOB: 0 BB: 0 P: 4	R: 0 E: 0 K: 0 S: 3	H: 0 LOB: 0 BB: 0 P: 3	R: 0 E: 0 K: 1 S: 5	H: 0 LOB: 0 BB: 1 P: 9	R: 3 E: 1 K: 0 S: 6	H: 2 LOB: 1 BB: 1 P: 10	R: 0 E: 0 K: 0 S: 5	H: 2 LOB: 2 BB: 0 P: 5	R: 0 E: 0 K: 1 S: 6	H: 1 LOB: 3 BB: 2 P: 14	R: 0 E: 0 K: 0 S: 3	H: 0 LOB: 0 BB: 0 P: 3	R: 0 E: 0 K: 1 S: 5	H: 0 LOB: 0 BB: 0 P: 5	1B: 3 2B: 2 3B: 0 HR: 1	SF: 1 SAC: 0 DP: 0 HBP: 0	WP: 1 PA: 38 CS: 0								
PITCHER	IP	WLS	BF	H	R	ER	SO	BB	IBB	HBP	BLK	WP	HR	S	P	ERA	WHIP										
John Montefusco, R ERA: 3.71	(1, 1)	6.2	W	30	6	4	1	2	3	0	0	0	0	31	43	1.35	1.350										
Gary Lavelle, L ERA: 1.4	(7, 1)	2.1	S	8	0	0	0	1	1	0	0	0	0	9	13	0.00	0.429										



Batter	1	2	3	4	5	6	7	8	9	AB	R	H	RBI	BB	SO	LOB	TOP			
Terry Puhl, L (1, 7) OBP: 0.333, SLG: 0.333 Rob Sperring, R (9, PH) OBP: 0.218, SLG: 0.178	F8		2B			FC6-4 1B		FC4-6 1B	1B	4	0	3	0	0	0	0	Houston Astros @ San Francisco Giants Candlestick Park, San Francisco, CA Tue Aug 09 1977, 10:05 PM EDT Unknown livebaseballscorecards.com			
Enos Cabell, R (1, 5) OBP: 0.302, SLG: 0.423	F9		1-3			F5		FC4-6 1B	1B	5	1	1	1	0	0	3				
Cesar Cedeno, R (1, 8) OBP: 0.327, SLG: 0.368	5-3		F8			FC6-4 2B		FC6-4 1B	F8	5	1	1	0	0	0	4				
Bob Watson, R (1, 3) OBP: 0.357, SLG: 0.486		4-3		4-3		1B		FC6-4 1B		4	0	2	2	0	0	0				
Jose Cruz, L (1, 9) OBP: 0.363, SLG: 0.471		CS BB		6-3		6-3		FC6-4 1B		3	0	0	0	1	0	3				
Art Howe, R (1, 4) OBP: 0.336, SLG: 0.423		1B		F8				F7		4	0	2	0	0	0	2				
Ed Herrmann, L (1, 2) OBP: 0.309, SLG: 0.308 Julio Gonzalez, R (7, PH) OBP: 0.294, SLG: 0.329		1B		L6-3 1B				CS 1B	BB	3	0	3	0	0	0	0				
Roger Metzger, S (1, 6) OBP: 0.256, SLG: 0.251 Ken Boswell, L (7, PH) OBP: 0.294, SLG: 0.253 Bo McLaughlin, R (7, 1) Wilbur Howard, S (9, PH) OBP: 0.258, SLG: 0.303		3-1		L6-3				K	K	2	0	0	0	0	0	3				
Joe Niekro, R (1, 1) OBP: 0.174, SLG: 0.136 Joe Ferguson, R (7, PH) OBP: 0.361, SLG: 0.435				6-3				3-1	F8	2	0	0	0	0	1	0				
										2	0	0	0	0	0	3				
Inning Stats	R: 0 E: 0 K: 0 S: 3	H: 0 LOB: 0 BB: 0 P: 3	R: 0 E: 0 K: 0 S: 4	H: 2 LOB: 2 BB: 1 P: 8	R: 0 E: 0 K: 1 S: 6	H: 1 LOB: 1 BB: 0 P: 6	R: 0 E: 0 K: 0 S: 3	H: 0 LOB: 0 BB: 0 P: 3	R: 0 E: 0 K: 0 S: 3	H: 1 LOB: 1 BB: 0 P: 3	R: 1 E: 0 K: 0 S: 5	H: 2 LOB: 1 BB: 0 P: 5	R: 0 E: 0 K: 1 S: 6	H: 2 LOB: 2 BB: 0 P: 6	R: 1 E: 0 K: 0 S: 7	H: 3 LOB: 2 BB: 1 P: 11	1B: 11 2B: 4 3B: 0 HR: 0	SF: 0 SAC: 0 DP: 2 HBP: 0	WP: 0 PB: 0 SB: 0 CS: 3	PA: 39
PITCHER	IP WLS BF H R ER SO BB IBB HBP BLK WP HR S P ERA WHIP																			
Jim Barr, R (1, 1) ERA: 4.45	7.1 W 30 10 2 2 2 1 0 0 0 0 0 0 33 37 2.46 1.500																			
Randy Moffitt, R (8, 1) ERA: 3.57	0.0 1 1 0 0 0 0 0 0 0 0 0 0 1 1 ∞ ∞																			
Gary Lavelle, L (8, 1) ERA: 1.47	1.2 S 8 2 1 1 1 1 0 0 0 0 0 0 9 13 5.40 1.800																			

Batter	1	2	3	4	5	6	7	8	9	AB	R	H	RBI	BB	SO	LOB	BOTTOM			
Derrel Thomas, S (1, 8) OBP: 0.307, SLG: 0.331	F7		5-3 1B			1B BLK		CS 1B		4	2	3	0	0	0	0	Houston Astros @ San Francisco Giants Candlestick Park, San Francisco, CA Tue Aug 09 1977, 10:05 PM EDT Unknown livebaseballscorecards.com			
Rob Andrews, R (1, 4) OBP: 0.352, SLG: 0.303			5-3 1B			G6-4-3 1B		CS 1B	F7	3	1	2	0	1	0	0				
Bill Madlock, R (1, 5) OBP: 0.353, SLG: 0.415			5-3 1B			G6-4-3			1B	4	0	1	0	0	0	4				
Willie McCovey, L (1, 3) OBP: 0.376, SLG: 0.495									1B	4	0	2	2	0	1	2				
Gary Thomasson, L (1, 9) OBP: 0.355, SLG: 0.471									F5	3	1	1	0	1	0	1				
Darrell Evans, L (1, 7) OBP: 0.345, SLG: 0.401									F9	3	0	0	0	0	0	2				
Tim Foli, R (1, 6) OBP: 0.248, SLG: 0.359									F7	3	0	1	0	0	0	1				
Marc Hill, R (1, 2) OBP: 0.318, SLG: 0.374									2B	3	0	1	1	0	1	1				
Jim Barr, R (1, 1) OBP: 0.186, SLG: 0.143 Randy Moffitt, R (8, 1) Gary Lavelle, S (8, 1)									1B	3	0	0	0	0	2	1				
									6-3	0	0	0	0	0	0	0				
										0	0	0	0	0	0	0				
Inning Stats	R: 0 E: 0 K: 1 S: 6	H: 1 LOB: 1 BB: 0 P: 6	R: 0 E: 0 K: 1 S: 5	H: 1 LOB: 1 BB: 1 P: 9	R: 2 E: 0 K: 1 S: 6	H: 2 LOB: 1 BB: 1 P: 10	R: 1 E: 0 K: 1 S: 7	H: 2 LOB: 1 BB: 0 P: 7	R: 1 E: 0 K: 0 S: 4	H: 3 LOB: 1 BB: 0 P: 4	R: 0 E: 0 K: 0 S: 3	H: 0 LOB: 0 BB: 0 P: 3	R: 0 E: 0 K: 0 S: 3	H: 1 LOB: 0 BB: 0 P: 3	R: 0 E: 0 K: 0 S: 4	H: 1 LOB: 1 BB: 0 P: 4	1B: 10 2B: 1 3B: 0 HR: 0	SF: 0 SAC: 0 DP: 2 HBP: 0	WP: 0 PB: 0 SB: 2 CS: 1	PA: 33
PITCHER	IP WLS BF H R ER SO BB IBB HBP BLK WP HR S P ERA WHIP																			
Joe Niekro, R (1, 1) ERA: 2.78	6.0 L 25 9 4 4 4 2 0 0 0 1 0 0 31 39 6.00 1.833																			
Bo McLaughlin, R (7, 1) ERA: 4.57	2.0 7 2 0 0 0 0 0 0 0 0 0 0 7 7 0.00 1.000																			

Batter	1	2	3	4	5	6	7	8	9	AB	R	H	RBI	BB	SO	LOB	TOP			
Wilbur Howard, S OBP: 0.258, SLG: 0.301	0-0 6-3		0-3 K		0-0 F4		0-0 1B			4	0	1	0	0	1	1	Houston Astros @ San Francisco Giants Candlestick Park, San Francisco, CA Tue Aug 09 1977, 10:05 PM EDT Att: 10,010 - Unknown			
Enos Cabell, R OBP: 0.300, SLG: 0.419	0-0 F9		0-0 6-3		0-0 F8		0-0 4-3			4	0	0	0	0	0	3				
Cesar Cedeno, R OBP: 0.326, SLG: 0.365	4-0 S BB			0-0 F7		0-0 F8		0-0 F8		3	0	0	0	1	0	0				
Bob Watson, R OBP: 0.358, SLG: 0.485	4-0 1-3 BB			0-0 6-3		0-0 1-3		0-0 FC6-4 1B		3	0	1	0	1	0	0				
Joe Ferguson, R OBP: 0.363, SLG: 0.437	0-0 F8			4-0 WP BB		0-0 2B		0-3 K		3	0	1	0	1	1	3				
Art Howe, R OBP: 0.335, SLG: 0.418		0-0 5-3		4-0 1-2 BB		0-3 K		0-0 FC6-4 1-2		3	0	0	0	1	1	2				
Jose Cruz, L OBP: 0.360, SLG: 0.467		0-3 K		0-3 K			0-0 4-3		0-0 F9	4	0	0	0	0	2	2				
Roger Metzger, S OBP: 0.254, SLG: 0.247		0-0 F9			0-0 G3		0-0 4-3		0-3 K	3	0	0	0	0	0	0				
Bo McLaughlin, R										0	0	0	0	0	0	0				
Jim Fuller, R OBP: 0.228, SLG: 0.290										1	0	0	0	0	1	0				
Gene Pentz, R			0-3 K		4-0 BB				0-0 F8	1	0	0	0	0	1	0				
Ken Boswell, L OBP: 0.292, SLG: 0.253										0	0	0	0	1	0	0				
Ken Forsch, R OBP: 0.143, SLG: 0.077										0	0	0	0	0	0	0				
Rob Sperring, R OBP: 0.225, SLG: 0.187										2	0	1	0	0	0	0				
Inning Stats	R: 0 E: 0 K: 0 S: 3	H: 0 LOB: 2 BB: 2 P: 11	R: 0 E: 0 K: 1 S: 5	H: 0 LOB: 0 BB: 0 P: 5	R: 0 E: 0 K: 2 S: 7	H: 0 LOB: 0 BB: 0 P: 7	R: 0 E: 0 K: 1 S: 5	H: 0 LOB: 2 BB: 2 P: 13	R: 0 E: 0 K: 0 S: 6	H: 1 LOB: 1 BB: 0 P: 6	R: 0 E: 0 K: 0 S: 5	H: 2 LOB: 2 BB: 0 P: 5	R: 0 E: 0 K: 1 S: 6	H: 1 LOB: 1 BB: 0 P: 6	R: 0 E: 0 K: 1 S: 5	H: 0 LOB: 0 BB: 0 P: 5	1B: 3 2B: 1 3B: 0 HR: 0	SF: 0 SAC: 0 DP: 0 HBP: 0	WP: 1 PB: 0 SB: 2 CS: 0	PA: 36
PITCHER Bob Knepper, L ERA: 3.31	IP: 9.0 WLS: W BF: 36 H: 4 R: 0 ER: 0 SO: 7 BB: 5 IBB: 0 HBP: 0 BLK: 0 WP: 1 HR: 0 S: 45 P: 65 ERA: 0.00 WHIP: 1.000															PITCHER				

Batter	1	2	3	4	5	6	7	8	9	AB	R	H	RBI	BB	SO	LOB	BOTTOM			
Derrel Thomas, S OBP: 0.307, SLG: 0.330	0-0 BB 1B BB	0-0 F5	0-3 K			0-0 F5				4	1	1	0	0	1	4	Houston Astros @ San Francisco Giants Candlestick Park, San Francisco, CA Tue Aug 09 1977, 10:05 PM EDT Att: 10,010 - Unknown			
Rob Andrews, R OBP: 0.357, SLG: 0.309	0-0 BB 1B BB	0-0 WP 1B		0-3 K		0-0 1B				4	1	3	0	0	1	0				
Darrell Evans, L OBP: 0.341, SLG: 0.398	0-0 F7	0-0 SF9		0-0 F6		0-0 F9				3	0	0	1	0	0	4				
Gary Thomasson, L OBP: 0.354, SLG: 0.466	4-0 1B BB BB	0-0 F8		0-0 1-3		0-0 F8				3	0	0	0	1	0	1				
Jack Clark, R OBP: 0.344, SLG: 0.445	4-0 1B BB		0-0 5-3		0-3 K		0-0 G1-6-3 1B			3	0	1	1	1	1	0				
Terry Whitfield, L OBP: 0.331, SLG: 0.439	0-0 G6-4-3 1B		0-0 1B BLK 1B		0-0 F6		0-0 G1-6-3 1-2			4	1	2	1	0	0	1				
Tim Foli, R OBP: 0.248, SLG: 0.359	0-0 G6-4-3 1-2		0-0 BLK 1B		0-0 F5			0-3 K		3	0	1	0	0	0	3				
Johnnie LeMaster, R OBP: 0.237, SLG: 0.264			0-0 BLK 1B					0-0 K		1	0	0	0	0	1	0				
Gary Alexander, R OBP: 0.406, SLG: 0.491		0-0 E7 1B		0-0 BLK 1B		0-3 K		0-3 K		4	1	1	0	0	2	0				
Bob Knepper, L OBP: 0.267, SLG: 0.241		0-0 1B WP SF9 1B		0-3 K		0-0 1B		0-0 F5		4	1	2	1	0	1	2				
Inning Stats	R: 2 E: 0 K: 0 S: 5	H: 3 LOB: 2 BB: 2 P: 13	R: 2 E: 1 K: 0 S: 6	H: 2 LOB: 1 BB: 0 P: 6	R: 1 E: 1 K: 2 S: 10	H: 3 LOB: 2 BB: 0 P: 10	R: 0 E: 0 K: 1 S: 5	H: 0 LOB: 0 BB: 0 P: 5	R: 0 E: 0 K: 1 S: 7	H: 2 LOB: 2 BB: 0 P: 7	R: 0 E: 0 K: 0 S: 3	H: 1 LOB: 0 BB: 0 P: 3	R: 0 E: 0 K: 2 S: 7	H: 0 LOB: 0 BB: 0 P: 7	R: 0 E: 0 K: 2 S: 7	H: 0 LOB: 0 BB: 0 P: 7	1B: 11 2B: 0 3B: 0 HR: 0	SF: 1 SAC: 0 DP: 2 HBP: 0	WP: 2 PB: 0 SB: 0 CS: 0	PA: 36
PITCHER Gene Pentz, R ERA: 5.11	IP: 4.0 WLS: L BF: 22 H: 8 R: 5 ER: 3 SO: 3 BB: 2 IBB: 0 HBP: 0 BLK: 1 WP: 0 HR: 0 S: 26 P: 34 ERA: 6.75 WHIP: 2.500															PITCHER				
Ken Forsch, R ERA: 2.63	2.0	8	2	0	0	2	0	0	0	0	0	12	12	0.00	1.000					
Bo McLaughlin, R ERA: 4.43	2.0	6	1	0	0	2	0	0	0	0	0	10	10	0.00	0.500					

Batter	1	2	3	4	5	6	7	8	9	AB	R	H	RBI	BB	SO	LOB	TOP										
Terry Puhl, L OBP: 0.330, SLG: 0.323 (1, 7)	F2		1B BB				FC4-6 1B	F7		4	2	2	0	1	0	0	Houston Astros @ San Francisco Giants Candlestick Park, San Francisco, CA Thu Aug 11 1977, 6:33 AM EDT Attr: 3,393 - Unknown										
Enos Cabell, R OBP: 0.307, SLG: 0.426 (1, 5)	4-3 1B		S E 1B		2B 1B		FC4-6 2B	F9		5	3	3	1	0	0	1											
Cesar Cedeno, R OBP: 0.333, SLG: 0.390 (1, 8)	4-3 1-2		K				1B 2B			5	1	3	3	0	1	1											
Bob Watson, R OBP: 0.355, SLG: 0.476 (1, 3)	F3		K				1B 1B	K		4	1	0	0	1	2	3											
Jose Cruz, L OBP: 0.357, SLG: 0.464 (1, 9)		K		K			F9 BB 1B	F9		5	0	1	1	0	2	0											
Joe Ferguson, R OBP: 0.354, SLG: 0.429 (1, 2)	F3			6-3			E1 4-3 S	F6		5	0	0	0	0	1	2											
Art Howe, R OBP: 0.340, SLG: 0.424 (1, 4)				4-3			4-3 BB	F9		3	0	1	1	2	0	0											
Roger Metzger, S OBP: 0.259, SLG: 0.250 (1, 6)	4-3						4-3 1-2 2-3			3	0	0	0	1	0	3											
Mark Lemongello, R OBP: 0.061, SLG: 0.061 Wilbur Howard, S OBP: 0.256, SLG: 0.298 Dan Larson, R OBP: 0.304, SLG: 0.273 Joe Sambito, L OBP: 0.182, SLG: 0.182 (1, 1) (6, PH) (6, 1) (9, 1)			K				6-3 4-3	K		2	0	0	0	0	1	0											
Inning Stats	R: 0 E: 0 K: 0 S: 4	H: 1 LOB: 1 BB: 0 P: 4	R: 0 E: 0 K: 1 S: 5	H: 0 LOB: 1 BB: 1 P: 9	R: 2 E: 0 K: 3 S: 10	H: 1 LOB: 0 BB: 1 P: 14	R: 0 E: 0 K: 1 S: 5	H: 0 LOB: 0 BB: 0 P: 5	R: 2 E: 0 K: 0 S: 6	H: 3 LOB: 1 BB: 0 P: 6	R: 0 E: 1 K: 0 S: 4	H: 0 LOB: 2 BB: 1 P: 8	R: 3 E: 0 K: 1 S: 9	H: 4 LOB: 3 BB: 2 P: 17	R: 0 E: 0 K: 1 S: 6	H: 1 LOB: 1 BB: 0 P: 6		R: 0 E: 0 K: 1 S: 5	H: 0 LOB: 0 BB: 0 P: 5	1B: 7 2B: 3 3B: 0 HR: 0	SF: 0 SAC: 0 DP: 0 HBP: 0	WP: 0 PB: 0 SB: 4 CS: 0	PA: 43				
PITCHER	IP	WLS	BF	H	R	ER	SO	BB	IBB	HBP	BLK	WP	HR	S	P	ERA	WHIP										
Ed Halicki, R ERA: 3.8 Gary Lavelle, L ERA: 1.75 Randy Moffitt, R ERA: 3.82 Dave Heaverlo, R ERA: 2.54 (1, 1) (7, 1) (7, 1) (9, 1)	6.0		27	5	4	3	5	3	0	0	0	0	0	34	46	4.50	1.333										

AB 38
R 7
H 10
RBI 6
BB 5
SO 8
LOB 15



Batter	1	2	3	4	5	6	7	8	9	AB	R	H	RBI	BB	SO	LOB	BOTTOM										
Bill Madlock, R OBP: 0.354, SLG: 0.414 (1, 5)	F3		3-1 E 2B				F7		FC3-6 BB	4	1	1	0	1	0	2	Houston Astros @ San Francisco Giants Candlestick Park, San Francisco, CA Thu Aug 11 1977, 6:33 AM EDT Attr: 3,393 - Unknown										
Rob Andrews, R OBP: 0.356, SLG: 0.307 Gary Thomasson, L OBP: 0.353, SLG: 0.464 (1, 4) (9, PH)	5-3		3-1				4-3		FC3-6 1-2	4	0	0	0	0	0	3											
Jack Clark, R OBP: 0.343, SLG: 0.438 (1, 9)	1B		E5 S				F7		F8	5	0	1	0	0	0	1											
Willie McCovey, L OBP: 0.377, SLG: 0.503 (1, 3)			F4				4-3		F8	5	1	2	0	0	0	2											
Darrell Evans, L OBP: 0.339, SLG: 0.393 (1, 7)	F9		F9				F9		F8	3	0	0	0	1	0	4											
Terry Whitfield, L OBP: 0.331, SLG: 0.444 (1, 8)		E6 1B SF8-4		4-3			1-4-3			4	1	1	1	0	0	1											
Tim Foli, R OBP: 0.254, SLG: 0.361 (1, 6)							F8		4-3	4	1	2	0	0	0	1											
Gary Alexander, R OBP: 0.419, SLG: 0.550 (1, 2)		SF8-4					SH3-4 BB		5-3	2	1	1	3	1	0	0											
Ed Halicki, R Mike Garber, R Gary Lavelle, S Randy Moffitt, R Darrell Thomas, S Dave Heaverlo, R (1, 1) (6, PH) (7, 1) (7, 1) (8, PH) (9, 1)			5-3				SH3-4		K	2	0	1	0	0	0	0											
Inning Stats	R: 0 E: 0 K: 0 S: 5	H: 2 LOB: 2 BB: 0 P: 5	R: 1 E: 1 K: 0 S: 4	H: 1 LOB: 0 BB: 0 P: 4	R: 1 E: 1 K: 0 S: 5	H: 1 LOB: 1 BB: 0 P: 5	R: 2 E: 0 K: 0 S: 6	H: 3 LOB: 1 BB: 0 P: 6	R: 1 E: 0 K: 0 S: 5	H: 2 LOB: 1 BB: 0 P: 5	R: 0 E: 0 K: 0 S: 3	H: 0 LOB: 1 BB: 1 P: 7	R: 0 E: 0 K: 0 S: 3	H: 0 LOB: 1 BB: 1 P: 7	R: 0 E: 0 K: 1 S: 5	H: 0 LOB: 0 BB: 0 P: 5		R: 0 E: 0 K: 0 S: 3	H: 0 LOB: 1 BB: 1 P: 7	1B: 5 2B: 4 3B: 0 HR: 1	SF: 1 SAC: 1 DP: 1 HBP: 0	WP: 0 PB: 0 SB: 1 CS: 0	PA: 40				
PITCHER	IP	WLS	BF	H	R	ER	SO	BB	IBB	HBP	BLK	WP	HR	S	P	ERA	WHIP										
Mark Lemongello, R ERA: 3.79 Dan Larson, R ERA: 5.73 Joe Sambito, L ERA: 2.17 (1, 1) (6, 1) (9, 1)	5.0		25	9	5	3	0	0	0	0	0	0	0	13	25	0.00	0.818										

AB 35
R 5
H 9
RBI 4
BB 3
SO 1
LOB 15



Batter	1	2	3	4	5	6	7	8	9	AB	R	H	RBI	BB	SO	LOB	TOP			
Pete Rose, S OBP: 0.380, SLG: 0.442 (1,5) X	0-0 G4-6-3 1B		0-0 S 1B			0-0 F9		0-0 FC6		4	0	2	0	0	0	1				
Ken Griffey, L OBP: 0.377, SLG: 0.465 (1,9) X	0-0 G4-6-3 1-2		0-3 K			0-3 K			0-0 BB 1B	4	1	1	0	0	2	2				
Joe Morgan, L OBP: 0.423, SLG: 0.479 (1,4) X	0-0 F7			4-0 S SF8 BB		0-0 F8			4-0 1B BB	2	1	0	0	2	0	0				
Dan Driessen, L OBP: 0.377, SLG: 0.479 (1,3) X		0-0 F8		0-0 4-3			0-0 G3		0-3 K	4	0	0	0	0	1	3				
Johnny Bench, R OBP: 0.344, SLG: 0.567 (1,2) X		0-3 K		0-0 SF8			0-0 F9		0-0 F9	3	0	0	1	0	1	2				
Mike Lum, L OBP: 0.240, SLG: 0.337 (1,7) X		0-0		0-3 3-H K			0-3 K		0-0	3	1	1	1	0	2	0				
Bob Bailey, R OBP: 0.354, SLG: 0.421 (9, PH) X									1-2 2-H 1B	1	0	1	1	0	0	0				
Ed Armbrister, R OBP: 0.359, SLG: 0.473 (9, PR) X										0	0	0	0	0	0	0				
Cesar Geronimo, L OBP: 0.322, SLG: 0.385 (9, PH) X		0-3 K				0-0 F8		0-3 K	0-3 K	3	0	0	0	0	2	0				
Ray Knight, R OBP: 0.339, SLG: 0.462 (9, PH) X										1	0	0	0	0	1	2				
Dave Concepcion, R OBP: 0.327, SLG: 0.376 (1,6) X			0-3 K			0-0 F3		0-0 F9		3	0	0	0	0	1	0				
Mario Soto, R OBP: 0.100, SLG: 0.100 (8, PH) X						0-3 K		0-0 FC6 1B		2	0	0	0	0	1	0				
Champ Summers, L OBP: 0.275, SLG: 0.468 (8, PH) X										1	0	1	0	0	0	0				
Dale Murray, R OBP: 0.100, SLG: 0.100 (8, 1) X										0	0	0	0	0	0	0				
Inning Stats	R: 0 E: 0 K: 0 S: 3	H: 1 LOB: 0 BB: 0 P: 3	R: 1 E: 0 K: 2 S: 8	H: 1 LOB: 0 BB: 0 P: 8	R: 0 E: 0 K: 2 S: 8	H: 1 LOB: 1 BB: 0 P: 8	R: 1 E: 0 K: 1 S: 5	H: 0 LOB: 0 BB: 1 P: 9	R: 0 E: 0 K: 1 S: 5	H: 0 LOB: 0 BB: 0 P: 5	R: 0 E: 0 K: 1 S: 5	H: 0 LOB: 0 BB: 0 P: 5	R: 0 E: 0 K: 1 S: 6	H: 1 LOB: 1 BB: 0 P: 6	R: 1 E: 0 K: 2 S: 9	H: 2 LOB: 2 BB: 1 P: 13	1B: 5 2B: 0 3B: 0 HR: 1	SF: 1 SAC: 0 DP: 1 HBP: 0	WP: 0 PB: 0 SB: 2 CS: 0	PA: 34
PITCHER	IP	WLS	BF	H	R	ER	SO	BB	IBB	HBP	BLK	WP	HR	S	P	ERA	WHIP			
John Montefusco, R ERA: 3.69 (1,1)	8.0	W	30	5	3	3	9	2	0	0	0	0	1	46	54	3.38	0.875			
Gary Lavelle, L ERA: 1.74 (9,1)	0.2		3	1	0	0	1	0	0	0	0	0	0	5	5	0.00	1.500			
Randy Moffitt, R ERA: 3.8 (9,1)	0.1	S	1	0	0	0	1	0	0	0	0	0	0	3	3	0.00	0.000			

Cincinnati Reds @ San Francisco Giants
Candlestick Park, San Francisco, CA
Fri Aug 12 1977, 10:05 PM EDT
Att: 9,240 - Unknown

AB 31
R 3
H 6
RBI 3
BB 2
SO 11
LOB 10



Batter	1	2	3	4	5	6	7	8	9	AB	R	H	RBI	BB	SO	LOB	BOTTOM			
Derrel Thomas, S OBP: 0.307, SLG: 0.333 (1,8) B	4-0 HBP 1B WP BB	0-0 6-3								3	2	2	1	1	0	1				
Rob Andrews, R OBP: 0.355, SLG: 0.308 (1,4) X	0-0 WP HBP 1B		0-0 F8		0-0 3-H SF8 3B		0-0 F8			3	0	1	1	0	0	1				
Bill Madlock, R OBP: 0.356, SLG: 0.414 (1,5) H	1-0 WP HBP		0-0 F4		0-0 3-H F9			0-0 F5		0	0	0	0	0	0	0				
Darrell Evans, L OBP: 0.337, SLG: 0.389 (2,5) X	1-2 2-3 HBP		0-0 F7			0-0 F7		0-3 K		4	0	0	0	0	2	3				
Willie McCovey, L OBP: 0.373, SLG: 0.497 (1,3) X	0-3 K			0-3 K		0-0 F6		0-0 6-3		4	0	0	0	0	2	2				
Jack Clark, R OBP: 0.338, SLG: 0.432 (1,9) X	1-2 2-3 3-H					0-0 F6		0-0 F9		3	0	0	0	0	0	2				
Gary Thomasson, L OBP: 0.350, SLG: 0.459 (1,7) X	0-0 G3			0-0 F6		0-0 F9				3	0	0	0	0	0	2				
Tim Foli, R OBP: 0.252, SLG: 0.358 (1,6) X		0-0 F7		0-0 6-3			0-0 F5			3	0	0	0	0	0	0				
Gary Alexander, R OBP: 0.442, SLG: 0.645 (1,2) X		4-0 SH1-4 BB			0-0 3B 3B					2	2	2	1	1	0	0				
John Montefusco, R OBP: 0.162, SLG: 0.200 (1,1) X			0-0 SH1-4		0-0 4-3					2	0	0	0	0	0	1				
Gary Lavelle, S OBP: 0.359, SLG: 0.473 (9,1) X										0	0	0	0	0	0	0				
Randy Moffitt, R OBP: 0.359, SLG: 0.473 (9,1) X			1-2							0	0	0	0	0	0	0				
Inning Stats	R: 1 E: 0 K: 2 S: 8	H: 1 LOB: 2 BB: 1 P: 13	R: 0 E: 0 K: 0 S: 3	H: 0 LOB: 1 BB: 1 P: 7	R: 0 E: 0 K: 1 S: 5	H: 0 LOB: 0 BB: 0 P: 5	R: 0 E: 0 K: 1 S: 5	H: 0 LOB: 0 BB: 0 P: 5	R: 0 E: 0 K: 0 S: 3	H: 0 LOB: 0 BB: 0 P: 3	R: 1 E: 0 K: 0 S: 5	H: 2 LOB: 1 BB: 0 P: 5	R: 0 E: 0 K: 1 S: 5	H: 0 LOB: 0 BB: 0 P: 5	R: 0 E: 0 K: 1 S: 5	H: 0 LOB: 0 BB: 0 P: 5	1B: 2 2B: 0 3B: 2 HR: 1	SF: 1 SAC: 1 DP: 0 HBP: 1	WP: 1 PB: 0 SB: 0 CS: 0	PA: 32
PITCHER	IP	WLS	BF	H	R	ER	SO	BB	IBB	HBP	BLK	WP	HR	S	P	ERA	WHIP			
Mario Soto, R ERA: 3.28 (1,1)	7.0	L	29	5	4	4	3	2	0	1	0	0	0	32	41	5.14	1.000			
Dale Murray, R ERA: 4.85 (8,1)	1.0		3	0	0	0	1	0	0	0	0	0	0	5	5	0.00	0.000			

Cincinnati Reds @ San Francisco Giants
Candlestick Park, San Francisco, CA
Fri Aug 12 1977, 10:05 PM EDT
Att: 9,240 - Unknown

AB 27
R 4
H 5
RBI 3
BB 2
SO 4
LOB 10



Batter	1	2	3	4	5	6	7	8	9	AB	R	H	RBI	BB	SO	LOB	TOP										
Pete Rose, S OBP: 0.377, SLG: 0.438 (1, 5)	0-0 4-3			0-0 4-3		0-0 FC6-4 L6-3		0-0 F7	0-0 F7	4	0	0	0	0	0	1	Cincinnati Reds @ San Francisco Giants Candlestick Park, San Francisco, CA Sat Aug 13 1977, 6:33 AM EDT Att: 14,917 - Unknown										
Ken Griffey, L OBP: 0.378, SLG: 0.465 (1, 9)	0-0 F8			4-0 BB		0-0 L6-3		0-0 BB 1B	0-0 BB 1B	3	1	1	0	1	0	1											
Joe Morgan, L OBP: 0.424, SLG: 0.479 (1, 4)	0-0 F7			0-0 F8			0-0 1B	0-0 BB 1B	0-0 BB 1B	4	1	2	0	0	0	1											
Dan Driessen, L OBP: 0.374, SLG: 0.475 (9, PH) Bob Bailey, R OBP: 0.364, SLG: 0.421 (9, 3)		0-0 F9		0-0 F9			0-0 4-3	4-0 BB 1B	4-0 BB 1B	3	0	0	0	0	0	2											
Johnny Bench, R OBP: 0.346, SLG: 0.571 (1, 2)		0-0 5-3			4-0 BB 1B		0-0 5-3	0-0 BB 1B	0-0 BB	3	0	1	3	1	0	0											
Mike Lum, L OBP: 0.230, SLG: 0.323 (1, 7)		0-0 F7			0-0 BB 1B			0-0 BB 1B	1-2 3B	4	0	0	0	0	0	2											
Cesar Geronimo, L OBP: 0.322, SLG: 0.384 (1, 8)			0-0 4-3		0-0 G5-4-3 1B			0-0 F7		3	0	1	0	0	0	0											
Dave Concepcion, R OBP: 0.324, SLG: 0.373 (1, 6)			0-0 5-3		0-0 G5-4-3			0-0 F7		3	0	0	0	0	0	2											
Paul Moskau, R OBP: 0.333, SLG: 0.474 (1, 1) Dale Murray, R OBP: 0.100, SLG: 0.100 (9, PH) Champ Summers, L OBP: 0.269, SLG: 0.458 (9, PH) Pedro Borbon, R OBP: 0.211, SLG: 0.263 (9, 1)			0-0 1-3			0-0 FC6-4 1B			0-0 G3	2	0	1	0	0	0	0											
Inning Stats	R: 0 E: 0 K: 0 S: 3	H: 0 LOB: 0 BB: 0 P: 3	R: 0 E: 0 K: 0 S: 3	H: 0 LOB: 0 BB: 0 P: 3	R: 0 E: 0 K: 0 S: 3	H: 0 LOB: 1 BB: 1 P: 7	R: 0 E: 0 K: 0 S: 3	H: 1 LOB: 1 BB: 1 P: 7	R: 0 E: 0 K: 0 S: 3	H: 0 LOB: 0 BB: 0 P: 3	R: 0 E: 0 K: 0 S: 3	H: 0 LOB: 0 BB: 0 P: 3	R: 0 E: 0 K: 0 S: 3	H: 0 LOB: 0 BB: 0 P: 3	R: 3 E: 0 K: 0 S: 6	H: 3 LOB: 1 BB: 1 P: 10		1B: 5 2B: 1 3B: 1 HR: 0	SF: 0 SAC: 0 DP: 2 HBP: 0	WP: 0 PB: 0 SB: 0 CS: 0	PA: 33						
PITCHER	IP	WLS	BF	H	R	ER	SO	BB	IBB	HBP	BLK	WP	HR	S	P	ERA	WHIP										
Jim Barr, R ERA: 4.33 (1, 1)	8.2	L	30	5	2	2	0	2	0	0	0	0	0	28	36	2.08	0.808										
Gary Lavelle, L ERA: 1.83 (9, 1)	0.1		3	1	1	1	0	1	0	0	0	0	0	2	6	27.00	6.000										

AB	30
R	3
H	6
RBI	3
BB	3
SO	0
LOB	9



Batter	1	2	3	4	5	6	7	8	9	AB	R	H	RBI	BB	SO	LOB	BOTTOM										
Derrel Thomas, S OBP: 0.308, SLG: 0.332 (1, 8)	4-0 1B CS BB	0-3 K		0-0 1B			0-3 K		0-0 G4-6-3	4	0	1	0	1	2	2	Cincinnati Reds @ San Francisco Giants Candlestick Park, San Francisco, CA Sat Aug 13 1977, 6:33 AM EDT Att: 14,917 - Unknown										
Rob Andrews, R OBP: 0.335, SLG: 0.307 (1, 4)	0-0 CS 1B		0-0 1-6-3	0-0 G3			0-3 K		4-0 BB	4	0	1	0	1	1	1											
Gary Thomasson, L OBP: 0.351, SLG: 0.457 (1, 7)	0-3 K		4-0 1B BB		0-0 4-3		0-0 1B 1B		0-0 F8	4	0	1	0	1	1	3											
Willie McCovey, L OBP: 0.377, SLG: 0.499 (1, 3)	4-0 IBB		0-0 BB 1B		0-0 F5		0-0 1B			3	0	2	0	1	0	0											
Jack Clark, R OBP: 0.340, SLG: 0.429 (1, 9)	0-3 K		4-0 FC6-4 BB		4-0 BB		0-0 F9			2	0	0	0	2	1	4											
Darrell Evans, L OBP: 0.336, SLG: 0.388 (1, 5)		0-0 3-1	0-3 K		0-0 4-3			0-0 G1-6-3 1B		4	0	1	0	0	1	4											
Tim Foli, R OBP: 0.252, SLG: 0.360 (1, 6)		0-0 2B 2B	0-0 FC6-4			0-0 F9		0-0 G1-6-3	0-0 G1-6-3	4	1	1	0	0	0	4											
Gary Alexander, R OBP: 0.420, SLG: 0.606 (1, 2)		0-3 K		0-0 2-3			0-0 F8		0-3 K	4	0	0	0	0	2	1											
Jim Barr, R OBP: 0.194, SLG: 0.169 (1, 1) Gary Lavelle, S ERA: 4.53 (9, 1) Terry Whitfield, L OBP: 0.333, SLG: 0.447 (9, PH)		0-0 2B		0-0 F8			0-0 F9		0-0 G4-6-3 1B	3	0	1	1	0	0	0											
Inning Stats	R: 0 E: 0 K: 2 S: 7	H: 1 LOB: 2 BB: 2 P: 15	R: 1 E: 0 K: 2 S: 9	H: 2 LOB: 1 BB: 0 P: 9	R: 0 E: 0 K: 1 S: 6	H: 1 LOB: 3 BB: 2 P: 14	R: 0 E: 0 K: 0 S: 4	H: 1 LOB: 1 BB: 0 P: 4	R: 0 E: 0 K: 0 S: 3	H: 0 LOB: 0 BB: 0 P: 3	R: 0 E: 0 K: 2 S: 9	H: 2 LOB: 2 BB: 0 P: 9	R: 0 E: 0 K: 1 S: 5	H: 1 LOB: 0 BB: 0 P: 5	R: 0 E: 0 K: 0 S: 3	H: 1 LOB: 1 BB: 1 P: 7		1B: 7 2B: 3 3B: 0 HR: 0	SF: 0 SAC: 0 DP: 3 HBP: 0	WP: 0 PB: 0 SB: 0 CS: 2	PA: 39						
PITCHER	IP	WLS	BF	H	R	ER	SO	BB	IBB	HBP	BLK	WP	HR	S	P	ERA	WHIP										
Paul Moskau, R ERA: 4.25 (1, 1)	7.2		34	8	1	1	7	4	1	0	0	0	0	43	63	1.17	1.565										
Dale Murray, R ERA: 4.53 (8, 1)	0.1	W	1	0	0	0	1	0	0	0	0	0	0	3	3	0.00	0.000										
Pedro Borbon, R ERA: 2.74 (9, 1)	1.0	S	4	1	0	0	0	1	0	0	0	0	0	3	7	0.00	2.000										

AB	33
R	1
H	9
RBI	1
BB	6
SO	8
LOB	19



Batter	1	2	3	4	5	6	7	8	9	AB	R	H	RBI	BB	SO	LOB	TOP			
Pete Rose, S OBP: 0.376, SLG: 0.436 (1,5)	0-0 6-3		4-0 BB BB		0-0 G4-6-3			0-0 5-3		3	0	0	0	1	0	1	Cincinnati Reds @ San Francisco Giants Candlestick Park, San Francisco, CA Sun Aug 14 1977, 6:33 AM EDT Unknown			
Dave Concepcion, R OBP: 0.326, SLG: 0.372 (1,6)	0-0 5-3		4-0 G6-4-3 BB		0-0 L1			4-0 FC6-4 BB		2	0	0	0	2	0	0				
Johnny Bench, R OBP: 0.345, SLG: 0.566 (1,2)	4-0 BB		0-0 G6-4-3		0-0 F8			0-0 FC6-4 FC6-4		3	0	0	0	1	0	3				
George Foster, R OBP: 0.375, SLG: 0.634 (1,8)	0-0 F3			0-0 FC6-5 2B				0-0 4-3		4	0	1	0	0	0	2				
Bob Bailey, R OBP: 0.371, SLG: 0.407 (1,3)		4-0 G6-4-3 1B BB		0-0 6-3				4-0 FC6-4 BB		2	0	0	0	2	0	1				
Ray Knight, R OBP: 0.350, SLG: 0.464 (1,7)		0-0 G6-4-3 1B		0-0 FC6-5 2B				0-0 FC6-4		4	1	2	0	0	0	2				
Ed Armbrister, R OBP: 0.353, SLG: 0.475 (1,9)		0-0 G6-4-3		0-0 2B					0-0 G6-3 1B	4	0	1	1	0	1	3				
Rick Auerbach, R OBP: 0.167, SLG: 0.100 (1,4)		0-0 5-3		0-3 K						3	0	0	0	0	2	2				
Doug Capilla, L OBP: 0.091, SLG: 0.048 (1,1)			0-3 K		0-0 1B					1	0	0	0	0	1	0				
Dale Murray, R OBP: 0.162, SLG: 0.182 (4,1)										1	0	1	0	0	0	0				
Mike Lum, L OBP: 0.228, SLG: 0.319 (7, PH)										1	0	0	0	0	1	0				
Manny Sarmiento, R OBP: 0.228, SLG: 0.319 (7,1)										0	0	0	0	0	0	0				
Inning Stats	R: 0 E: 0 K: 0 S: 3	H: 0 LOB: 1 BB: 1 P: 7	R: 0 E: 0 K: 0 S: 3	H: 1 LOB: 1 BB: 1 P: 7	R: 0 E: 0 K: 1 S: 4	H: 0 LOB: 1 BB: 2 P: 12	R: 1 E: 0 K: 1 S: 7	H: 2 LOB: 1 BB: 0 P: 7	R: 0 E: 0 K: 0 S: 3	H: 1 LOB: 0 BB: 0 P: 3	R: 0 E: 0 K: 3 S: 9	H: 0 LOB: 0 BB: 0 P: 9	R: 0 E: 0 K: 0 S: 3	H: 0 LOB: 1 BB: 1 P: 7	R: 0 E: 0 K: 0 S: 3	H: 1 LOB: 0 BB: 0 P: 3	1B: 3 2B: 2 3B: 0 HR: 0	SF: 0 SAC: 0 DP: 4 HBP: 0	WP: 0 PB: 0 SB: 0 CS: 0	PA: 34
PITCHER Bob Knepper, L ERA: 3.11 (1,1)	IP: 9.0 WLS: W BF: 34 H: 5 R: 1 ER: 1 SO: 5 BB: 6 IBB: 0 HBP: 0 BLK: 0 WP: 0 HR: 0 S: 38 P: 62 ERA: 1.00 WHIP: 1.222															PITCHER				

Batter	1	2	3	4	5	6	7	8	9	AB	R	H	RBI	BB	SO	LOB	BOTTOM			
Derrel Thomas, S OBP: 0.310, SLG: 0.334 (1,8)	0-0 1B		0-0 4-3	0-0 1-3 2-H 1B		0-0 6-3				4	0	2	1	0	0	0	Cincinnati Reds @ San Francisco Giants Candlestick Park, San Francisco, CA Sun Aug 14 1977, 6:33 AM EDT Unknown			
Rob Andrews, R OBP: 0.357, SLG: 0.309 (1,4)	0-0 1B		0-0 FC6-4 1B	0-0 L3		0-0 4-3				4	0	2	0	0	0	2				
Bill Madlock, R OBP: 0.355, SLG: 0.412 (1,5)	0-3 K		0-0 FC6-4		0-0 CS 1B	0-0 6-3				4	0	1	0	0	1	2				
Jack Clark, R OBP: 0.342, SLG: 0.426 (1,9)	0-0 P4			4-0 WP HR BB	4-0 1-2 HR BB			0-3 K		2	2	0	0	2	1	1				
Willie McCovey, L OBP: 0.378, SLG: 0.507 (1,3)		0-0 4-3		0-0 1-H HR	0-0 1-2 HR 1B			0-0 F9		4	2	2	2	0	0	0				
Randy Elliott, R OBP: 0.305, SLG: 0.432 (1,7)		0-3 K		0-0 5-3		0-0 K				2	0	0	0	0	1	0				
Darrell Evans, L OBP: 0.337, SLG: 0.397 (6,7)				0-0 1-H 2-H HR				0-3 K		2	1	1	3	0	1	0				
Tim Foli, R OBP: 0.254, SLG: 0.359 (1,6)		4-0 BB		0-0 BB 1B				0-0 F8		3	1	1	0	1	0	0				
Gary Alexander, R OBP: 0.424, SLG: 0.594 (1,2)		0-3 K		4-0 1B 1B				0-3 K		3	0	1	0	1	2	1				
Bob Knepper, L OBP: 0.235, SLG: 0.212 (1,1)			0-3 K	0-3 K				0-0 F6		4	0	0	0	0	2	3				
Inning Stats	R: 0 E: 0 K: 1 S: 6	H: 2 LOB: 1 BB: 0 P: 6	R: 0 E: 0 K: 2 S: 7	H: 0 LOB: 1 BB: 1 P: 11	R: 0 E: 0 K: 1 S: 6	H: 1 LOB: 1 BB: 0 P: 6	R: 3 E: 0 K: 1 S: 8	H: 3 LOB: 2 BB: 2 P: 16	R: 3 E: 0 K: 0 S: 6	H: 4 LOB: 1 BB: 1 P: 10	R: 0 E: 0 K: 0 S: 3	H: 0 LOB: 0 BB: 0 P: 3	R: 0 E: 0 K: 2 S: 7	H: 0 LOB: 0 BB: 0 P: 7	R: 0 E: 0 K: 1 S: 5	H: 0 LOB: 0 BB: 0 P: 5	1B: 8 2B: 0 3B: 0 HR: 2	SF: 0 SAC: 0 DP: 0 HBP: 0	WP: 1 PB: 0 SB: 0 CS: 1	PA: 36
PITCHER Doug Capilla, L ERA: 5.27 (1,1)	IP: 3.2 WLS: L BF: 19 H: 6 R: 3 ER: 3 SO: 5 BB: 3 IBB: 0 HBP: 0 BLK: 0 WP: 1 HR: 1 S: 26 P: 38 ERA: 7.36 WHIP: 2.455															PITCHER				
Dale Murray, R ERA: 5.02 (4,1)	2.1 BF: 11 H: 4 R: 3 ER: 3 SO: 0 BB: 1 IBB: 0 HBP: 0 BLK: 0 WP: 0 HR: 1 S: 10 P: 14 ERA: 11.57 WHIP: 2.143																			
Manny Sarmiento, R ERA: 4.05 (7,1)	2.0 BF: 6 H: 0 R: 0 ER: 0 SO: 3 BB: 0 IBB: 0 HBP: 0 BLK: 0 WP: 0 HR: 0 S: 12 P: 12 ERA: 0.00 WHIP: 0.000																			



Batter	1	2	3	4	5	6	7	8	9	AB	R	H	RBI	BB	SO	LOB	TOP					
Pete Rose, S OBP: 0.374, SLG: 0.433 Ray Knight, R OBP: 0.350, SLG: 0.464	F7	F9			HR		G3	L1-3		5	1	1	0	0	0	2						
Joe Morgan, L OBP: 0.426, SLG: 0.495	S BB		1-3		HR		HR		F5	4	2	2	5	1	0	0						
Ken Griffey, L OBP: 0.380, SLG: 0.465	BB				HR		G3			4	0	2	0	1	0	0						
Dan Driessen, L OBP: 0.372, SLG: 0.470	BB						HR		1B	4	1	0	0	1	0	3						
Mike Lum, L OBP: 0.217, SLG: 0.303	K						HR		F8	5	1	0	0	0	1	4						
Cesar Geronimo, L OBP: 0.323, SLG: 0.392	K						F4			3	1	1	3	1	1	0						
Dave Concepcion, R OBP: 0.371, SLG: 0.371 Rick Auerbach, R OBP: 0.167, SLG: 0.100	5-3 1B						F8			3	1	1	0	1	0	1						
Bill Plummer, R OBP: 0.264, SLG: 0.242	5-3						F8			4	1	0	0	0	0	2						
Fred Norman, S OBP: 0.158, SLG: 0.111							4-3			2	1	1	1	2	0	1						
Inning Stats	R: 0 E: 0 K: 1 S: 5	H: 0 LOB: 2 BB: 2 P: 13	R: 1 E: 0 K: 1 S: 7	H: 2 LOB: 1 BB: 0 P: 7	R: 0 E: 0 K: 0 S: 3	H: 1 LOB: 0 BB: 0 P: 3	R: 0 E: 0 K: 0 S: 2	H: 0 LOB: 0 BB: 1 P: 6	R: 4 E: 1 K: 0 S: 6	H: 2 LOB: 0 BB: 1 P: 10	R: 0 E: 0 K: 0 S: 3	H: 0 LOB: 1 BB: 1 P: 7	R: 4 E: 1 K: 0 S: 6	H: 2 LOB: 0 BB: 1 P: 10	R: 0 E: 0 K: 0 S: 2	H: 0 LOB: 0 BB: 1 P: 6	R: 0 E: 0 K: 0 S: 4	H: 1 LOB: 1 BB: 0 P: 4	1B: 5 2B: 1 3B: 0 HR: 3	SF: 0 SAC: 0 DP: 2 HBP: 0	WP: 0 PB: 0 SB: 1 CS: 0	PA: 41
PITCHER	IP	WLS	BF	H	R	ER	SO	BB	IBB	HBP	BLK	WP	HR	S	P	ERA	WHIP					
Charlie Williams, R ERA: 4.52	(1, 1)	5.0	L	23	5	5	4	2	4	0	0	0	0	1	23	39	7.20	1.800				
Lynn McGlothen, R ERA: 5.68	(6, 1)	2.0		11	2	4	1	0	2	0	0	0	2	9	17	4.50	2.000					
John Curtis, L ERA: 5.97	(8, 1)	1.0		3	0	0	0	0	1	0	0	0	0	2	6	0.00	1.000					
Dave Heaverlo, R ERA: 2.5	(9, 1)	1.0		4	1	0	0	0	0	0	0	0	0	4	4	0.00	1.000					

Cincinnati Reds @ San Francisco Giants
Candlestick Park, San Francisco, CA
Sun Aug 14 1977, 6:38 AM EDT
Att: 37,943 - Unknown

AB	34
R	9
H	8
RBI	9
BB	7
SO	2
LOB	13



Batter	1	2	3	4	5	6	7	8	9	AB	R	H	RBI	BB	SO	LOB	BOTTOM					
Derrel Thomas, S OBP: 0.306, SLG: 0.330	F7	F9			F9		F8		F9	5	0	0	0	0	0	1						
Rob Andrews, R OBP: 0.356, SLG: 0.311	2B 1B						F9			5	0	2	0	0	0	0						
Bill Madlock, R OBP: 0.358, SLG: 0.416	2B						BB FC 1B		BB 1B BB	4	2	2	0	1	0	1						
Jack Clark, R OBP: 0.347, SLG: 0.429	IBB						FC BB SF8 1B		4-3 BB 1B	3	1	2	0	1	0	0						
Gary Thomasson, L OBP: 0.355, SLG: 0.455	F4						FC BB		4-3 BB	1	0	0	0	3	0	3						
Randy Elliott, R OBP: 0.295, SLG: 0.418	K						FC		K	4	0	0	1	0	2	9						
Marc Hill, R OBP: 0.317, SLG: 0.368 John Curtis, L OBP: 0.308, SLG: 0.417 Darrell Evans, L OBP: 0.336, SLG: 0.396 Dave Heaverlo, R OBP: 0.414, SLG: 0.577	F8						SF8		4-3	2	0	0	1	0	0	1						
Johnnie LeMaster, R OBP: 0.232, SLG: 0.258 Tim Foli, R OBP: 0.253, SLG: 0.357	6-3						K		F9	2	0	0	0	0	1	0						
Charlie Williams, R OBP: 0.286, SLG: 0.286 Terry Whitfield, L OBP: 0.332, SLG: 0.445 Lynn McGlothen, L OBP: 0.150, SLG: 0.158 Gary Alexander, R OBP: 0.414, SLG: 0.577							3-1		F9	1	0	0	0	0	0	0						
Inning Stats	R: 0 E: 0 K: 1 S: 7	H: 2 LOB: 3 BB: 1 P: 11	R: 0 E: 0 K: 0 S: 4	H: 1 LOB: 0 BB: 0 P: 4	R: 0 E: 0 K: 0 S: 3	H: 0 LOB: 0 BB: 0 P: 3	R: 0 E: 0 K: 0 S: 2	H: 0 LOB: 1 BB: 1 P: 6	R: 0 E: 0 K: 1 S: 5	H: 0 LOB: 0 BB: 0 P: 5	R: 2 E: 0 K: 0 S: 6	H: 2 LOB: 2 BB: 1 P: 10	R: 0 E: 0 K: 0 S: 3	H: 0 LOB: 0 BB: 0 P: 3	R: 1 E: 0 K: 1 S: 6	H: 1 LOB: 2 BB: 2 P: 14	R: 0 E: 0 K: 0 S: 4	H: 1 LOB: 1 BB: 0 P: 4	1B: 6 2B: 1 3B: 0 HR: 0	SF: 1 SAC: 0 DP: 1 HBP: 0	WP: 0 PB: 0 SB: 0 CS: 0	PA: 39
PITCHER	IP	WLS	BF	H	R	ER	SO	BB	IBB	HBP	BLK	WP	HR	S	P	ERA	WHIP					
Fred Norman, L ERA: 3.42	(1, 1)	9.0	W	39	7	3	3	3	4	1	0	0	0	40	60	3.00	1.222					

Cincinnati Reds @ San Francisco Giants
Candlestick Park, San Francisco, CA
Sun Aug 14 1977, 6:38 AM EDT
Att: 37,943 - Unknown

AB	33
R	3
H	7
RBI	3
BB	5
SO	3
LOB	21



Batter	1	2	3	4	5	6	7	8	9	AB	R	H	RBI	BB	SO	LOB	TOP								
Derrel Thomas, S OBP: 0.307, SLG: 0.337 (1, 8)	0-0 6-3	0-0 E8 1B		0-0 HR		4-0 G1-6-3 BB		0-0 FC4-6		4	2	1	1	1	0	2									
Rob Andrews, R OBP: 0.356, SLG: 0.312 (1, 4)	0-0 6-3	0-0 2B 1B		0-0 E 1B		0-0 G1-6-3		0-0 5-3		5	1	2	2	0	0	1									
Bill Madlock, R OBP: 0.360, SLG: 0.420 (1, 5)	0-0 1B	0-0 1-3 2B		0-0 E 1B		0-0 F3		0-0 L5		5	0	3	0	0	0	0									
Willie McCovey, L OBP: 0.373, SLG: 0.500 (1, 3)	0-3 K	0-0 F8		0-0 E3				0-0 F9		5	0	0	0	0	2	4									
Gary Thomasson, L OBP: 0.354, SLG: 0.456 (1, 7)		0-0 HR 2B	0-0 6-3	0-0 G3				0-3 K		4	1	1	0	0	1	2									
Terry Whitfield, L OBP: 0.331, SLG: 0.454 (1, 9)		0-0 HR	0-0 F7		0-0 L6			0-0 4-3		4	1	1	2	0	0	0									
Tim Foli, R OBP: 0.253, SLG: 0.356 (1, 6)		0-0 1-3	0-0 6-3		0-0 FC4 1B			0-0 F7		4	0	1	0	0	0	0									
Gary Alexander, R OBP: 0.407, SLG: 0.560 (1, 2)		0-0 FC4-6 1B		0-0 P4	0-3 K			0-0 4-3		4	0	1	0	0	1	1									
Ed Halicki, R OBP: 0.210, SLG: 0.220 (1, 1)		0-0 FC4-6 1B		0-3 K	0-0 FC4			4-0 FC4-6 BB		3	1	0	0	1	1	2									
Gary Lavelle, S (9, 1)										0	0	0	0	0	0	0									
Inning Stats	R: 0 E: 0 K: 1 S: 6	H: 1 LOB: 1 BB: 0 P: 6	R: 4 E: 1 K: 0 S: 9	H: 5 LOB: 2 BB: 0 P: 9	R: 0 E: 0 K: 0 S: 3	H: 0 LOB: 0 BB: 0 P: 3	R: 2 E: 1 K: 1 S: 9	H: 3 LOB: 2 BB: 0 P: 9	R: 0 E: 0 K: 1 S: 6	H: 1 LOB: 1 BB: 0 P: 6	R: 0 E: 0 K: 0 S: 2	H: 0 LOB: 0 BB: 0 P: 6	R: 0 E: 0 K: 2 S: 7	H: 0 LOB: 0 BB: 0 P: 7	R: 0 E: 0 K: 0 S: 3	H: 0 LOB: 1 BB: 1 P: 7	R: 0 E: 0 K: 0 S: 3	H: 0 LOB: 0 BB: 0 P: 3	1B: 6 2B: 2 3B: 0 HR: 2	SF: 0 SAC: 0 DP: 1 HBP: 0	WP: 0 PB: 0 SB: 0 CS: 0	PA: 40			
PITCHER	IP	WLS	BF	H	R	ER	SO	BB	IBB	HBP	BLK	WP	HR	S	P	ERA	WHIP								
Rick Rhoden, R ERA: 3.9 (1, 1)	3.2	L	21	9	6	3	2	0	0	0	0	0	2	25	25	7.36	2.455								
Elias Sosa, R ERA: 2.53 (4, 1)	1.1		6	1	0	0	1	0	0	0	0	0	0	8	8	0.00	0.750								
Charlie Hough, R ERA: 3.33 (6, 1)	2.0		6	0	0	0	2	1	0	0	0	0	0	9	13	0.00	0.500								
Mike Garman, R ERA: 2.19 (8, 1)	2.0		7	0	0	0	0	1	0	0	0	0	0	6	10	0.00	0.500								

San Francisco Giants @ Los Angeles Dodgers
 Dodger Stadium, Los Angeles, CA
 Mon Aug 15 1977, 7:05 PM PDT
 Att: 37,522 - Unknown

AB	38
R	6
H	10
RBI	5
BB	2
SO	5
LOB	12



Batter	1	2	3	4	5	6	7	8	9	AB	R	H	RBI	BB	SO	LOB	BOTTOM								
Davey Lopes, R OBP: 0.366, SLG: 0.406 (1, 4)	0-0 5-3		0-0 S HR 1B		0-0 1-3			0-0 L4		4	1	1	0	0	0	0									
Bill Russell, R OBP: 0.308, SLG: 0.375 (1, 6)	0-0 L7		0-0 1-H HR		0-0 F7			0-0 5-3		4	1	1	2	0	0	0									
Reggie Smith, S OBP: 0.426, SLG: 0.555 (1, 9)	0-3 K		0-0 F7		0-0 P3			0-0 F8		4	0	0	0	0	1	0									
Ron Cey, R OBP: 0.367, SLG: 0.478 (1, 5)		0-0 F9		0-0 F7		0-0 F8		0-3 K		4	0	0	0	0	1	0									
Boog Powell, L OBP: 0.431, SLG: 0.256 (1, 3)		0-0 FC5-4 1B		4-0 BB		0-0 4-3		0-3 K		3	0	1	0	1	1	0									
Rick Monday, L OBP: 0.354, SLG: 0.411 (1, 8)		0-3 K		0-3 K			0-0 P4	4-0 1B BB		3	0	0	0	0	2	2									
Steve Garvey, R OBP: 0.324, SLG: 0.497 (9, PH)										0	0	0	0	1	0	0									
Dusty Baker Jr., R OBP: 0.336, SLG: 0.463 (1, 7)		0-0 FC5-4		0-0 4-3			4-0 FC4-6 BB	0-0 1-2 1B		3	0	1	0	1	0	2									
Johnny Oates, L OBP: 0.328, SLG: 0.358 (1, 2)			0-0 3-1		0-3 K			0-0 L1		3	0	0	0	0	1	1									
Steve Yeager, R OBP: 0.334, SLG: 0.438 (9, PH)										1	0	0	0	0	0	2									
Rick Rhoden, R OBP: 0.213, SLG: 0.361 (1, 1)										1	0	0	0	0	0	0									
Elias Sosa, R OBP: 0.332, SLG: 0.333 (4, 1)										0	0	0	0	0	0	0									
Lee Lacy, R OBP: 0.302, SLG: 0.446 (5, PH)										1	1	1	1	0	0	0									
Charlie Hough, R OBP: 0.322, SLG: 0.222 (6, 1)										0	0	0	0	0	0	0									
Manny Mota, R OBP: 0.392, SLG: 0.478 (7, PH)										1	0	0	0	0	0	1									
Mike Garman, R (8, 1)										0	0	0	0	0	0	0									
Inning Stats	R: 0 E: 0 K: 1 S: 5	H: 0 LOB: 0 BB: 0 P: 5	R: 0 E: 0 K: 1 S: 6	H: 1 LOB: 1 BB: 0 P: 6	R: 2 E: 0 K: 0 S: 5	H: 2 LOB: 0 BB: 0 P: 5	R: 0 E: 0 K: 1 S: 5	H: 0 LOB: 1 BB: 1 P: 9	R: 1 E: 0 K: 1 S: 6	H: 1 LOB: 0 BB: 0 P: 6	R: 0 E: 0 K: 0 S: 3	H: 0 LOB: 0 BB: 0 P: 3	R: 0 E: 0 K: 0 S: 3	H: 0 LOB: 0 BB: 1 P: 7	R: 0 E: 0 K: 0 S: 3	H: 0 LOB: 0 BB: 0 P: 3	R: 0 E: 0 K: 2 S: 8	H: 1 LOB: 2 BB: 1 P: 12	1B: 3 2B: 0 3B: 0 HR: 2	SF: 0 SAC: 0 DP: 0 HBP: 0	WP: 0 PB: 0 SB: 1 CS: 0	PA: 35			
PITCHER	IP	WLS	BF	H	R	ER	SO	BB	IBB	HBP	BLK	WP	HR	S	P	ERA	WHIP								
Ed Halicki, R ERA: 3.58 (1, 1)	8.2	W	34	5	3	3	6	3	0	0	0	0	2	43	55	3.12	0.923								
Gary Lavelle, L ERA: 1.83 (9, 1)	0.1	S	1	0	0	0	0	0	0	0	0	0	0	1	1	0.00	0.000								

San Francisco Giants @ Los Angeles Dodgers
 Dodger Stadium, Los Angeles, CA
 Mon Aug 15 1977, 7:05 PM PDT
 Att: 37,522 - Unknown

AB	32
R	3
H	5
RBI	3
BB	3
SO	6
LOB	8



Batter	1	2	3	4	5	6	7	8	9	AB	R	H	RBI	BB	SO	LOB	TOP										
Derrel Thomas, S (1, 8) OBP: 0.309, SLG: 0.345	0-3 K		0-0 F7		4-0 BB			0-0 HR		3	1	1	1	1	1	0	San Francisco Giants @ Los Angeles Dodgers Dodger Stadium, Los Angeles, CA Tue Aug 16 1977, 7:05 PM PDT Att: 27,679 - Unknown										
Rob Andrews, R (1, 4) OBP: 0.357, SLG: 0.315	0-0 1B 2B		0-0 F3		0-0 6-3			0-0 4-3		4	1	1	0	0	0	3											
Bill Madlock, R (1, 5) OBP: 0.359, SLG: 0.419 Johnnie LeMaster, R (9, 6) OBP: 0.232, SLG: 0.258	0-0 CS 2H 1B			0-0 1-3		0-3 K		0-0 F9		4	0	1	1	0	1	0											
Gary Thomasson, L (1, 7) OBP: 0.350, SLG: 0.450	0-0 F7			0-0 4-3		0-0 G3		0-3 K2-3		4	0	0	0	0	1	1											
Darrell Evans, L (1, 3) OBP: 0.335, SLG: 0.394		0-0 FC6-4 1B		0-0 G3		0-0 F9		0-3 K		4	0	1	0	0	1	0											
Terry Whitfield, L (1, 9) OBP: 0.326, SLG: 0.447		0-0 F8			0-3 K		0-0 4-3	0-0 E1 FC6-4		4	0	0	0	0	1	1											
Tim Foli, R (1, 6) OBP: 0.250, SLG: 0.352		0-3 K			0-0 6-3		0-0 F8	0-0 FC6-4 1-2		4	0	0	0	0	1	2											
Gary Alexander, R (1, 2) OBP: 0.404, SLG: 0.551		0-0 FC6-4			0-0 BB E 1B		0-3 K			3	0	1	0	0	1	1											
John Montefusco, R (1, 1) OBP: 0.150, SLG: 0.184 Randy Moffitt, R (9, 1)			0-3 K		0-0 E6 BB			0-0 F3		3	0	0	0	0	1	1											
Inning Stats	R: 1 E: 0 K: 1 S: 6	H: 2 LOB: 0 BB: 0 P: 6	R: 0 E: 0 K: 1 S: 6	H: 1 LOB: 1 BB: 0 P: 6	R: 0 E: 0 K: 1 S: 5	H: 0 LOB: 0 BB: 0 P: 5	R: 0 E: 0 K: 0 S: 3	H: 0 LOB: 0 BB: 0 P: 3	R: 0 E: 1 K: 1 S: 7	H: 1 LOB: 3 BB: 1 P: 11	R: 0 E: 0 K: 1 S: 5	H: 0 LOB: 0 BB: 0 P: 5	R: 0 E: 0 K: 1 S: 5	H: 0 LOB: 0 BB: 0 P: 5	R: 1 E: 0 K: 0 S: 4	H: 1 LOB: 1 BB: 0 P: 4	R: 0 E: 1 K: 2 S: 8	H: 0 LOB: 1 BB: 0 P: 8	1B: 3 2B: 1 3B: 0 HR: 1	SF: 0 SAC: 0 DP: 0 HBP: 0	WP: 0 PB: 0 SB: 0 CS: 1	PA: 34					
PITCHER	IP	WLS	BF	H	R	ER	SO	BB	IBB	HBP	BLK	WP	HR	S	P	ERA	WHIP										
Burt Hooton, R (1, 1) ERA: 2.64	8.0		30	5	2	2	6	1	0	0	0	0	1	41	45	2.25	0.750										
Lance Rautzhan, L (9, 1) ERA: 3.12	1.0	W	4	0	0	0	2	0	0	0	0	0	0	8	8	0.00	0.000										

Batter	1	2	3	4	5	6	7	8	9	AB	R	H	RBI	BB	SO	LOB	BOTTOM										
Davey Lopes, R (1, 4) OBP: 0.367, SLG: 0.405	0-3 K		0-0 1B			4-0 SH1-3 E 1B BB		0-0 F8		3	1	1	0	1	1	0	San Francisco Giants @ Los Angeles Dodgers Dodger Stadium, Los Angeles, CA Tue Aug 16 1977, 7:05 PM PDT Att: 27,679 - Unknown										
Bill Russell, R (1, 6) OBP: 0.307, SLG: 0.373	0-3 K		0-0 F8		0-0 SH1-3		0-0 4-3			3	0	0	0	0	1	1											
Reggie Smith, S (1, 9) OBP: 0.426, SLG: 0.555	0-0 F9			0-0 6-3		0-0 S 1B		0-0 SH1-4 E 1B		4	1	2	1	0	0	0											
Ron Cey, R (1, 5) OBP: 0.367, SLG: 0.477		0-3 K		0-0 1B		0-0 F9		0-0 SH1-4		3	0	1	0	0	1	1											
Steve Garvey, R (1, 3) OBP: 0.322, SLG: 0.493		0-0 5-3		0-0 F9		0-3 K		0-3 K		4	0	0	0	0	2	3											
Rick Monday, L (1, 8) OBP: 0.356, SLG: 0.413 Glenn Burke, R (7, PR) OBP: 0.275, SLG: 0.288		0-0 1B		0-0 4-3		0-0 CS 1B		0-0 E5 1B		3	0	2	0	0	0	1											
Manny Mota, R (9, PH) OBP: 0.548, SLG: 0.458 Ted Martinez, R (9, PR) OBP: 0.311, SLG: 0.383		0-0 1B				0-0 2H 1B		0-0 1B		1	0	0	0	0	0	0											
Dusty Baker Jr., R (1, 7) OBP: 0.337, SLG: 0.461	0-0 6-3				0-0 F9		0-0 5-3	0-0 1B		4	0	1	1	0	0	2											
Steve Yeager, R (1, 2) OBP: 0.331, SLG: 0.433			0-0 F6		0-0 F6		0-0 F9			3	0	0	0	0	0	1											
Burt Hooton, R (1, 1) OBP: 0.173, SLG: 0.176 Boog Powell, L (8, PH) OBP: 0.423, SLG: 0.250 Lance Rautzhan, R (9, 1)			0-0 P6		0-0 F2			0-0 4-3		2	0	0	0	0	0	0											
Inning Stats	R: 0 E: 0 K: 2 S: 7	H: 0 LOB: 0 BB: 0 P: 7	R: 0 E: 0 K: 1 S: 6	H: 1 LOB: 1 BB: 0 P: 6	R: 0 E: 0 K: 0 S: 4	H: 1 LOB: 1 BB: 0 P: 4	R: 0 E: 0 K: 0 S: 4	H: 1 LOB: 1 BB: 0 P: 4	R: 0 E: 1 K: 1 S: 6	H: 1 LOB: 1 BB: 1 P: 10	R: 0 E: 0 K: 0 S: 3	H: 1 LOB: 1 BB: 0 P: 3	R: 0 E: 0 K: 0 S: 3	H: 0 LOB: 0 BB: 0 P: 3	R: 2 E: 1 K: 1 S: 7	H: 2 LOB: 2 BB: 0 P: 7	1B: 7 2B: 0 3B: 0 HR: 0	SF: 0 SAC: 2 DP: 0 HBP: 0	WP: 0 PB: 0 SB: 1 CS: 1	PA: 34							
PITCHER	IP	WLS	BF	H	R	ER	SO	BB	IBB	HBP	BLK	WP	HR	S	P	ERA	WHIP										
John Montefusco, R (1, 1) ERA: 3.52	8.0		30	6	2	1	4	1	0	0	0	0	0	37	41	1.12	0.875										
Randy Moffitt, R (9, 1) ERA: 3.77	0.2	L	4	1	1	0	1	0	0	0	0	0	0	6	6	0.00	1.500										

AB	33
R	2
H	5
RBI	2
BB	1
SO	8
LOB	9



Batter	1	2	3	4	5	6	7	8	9	AB	R	H	RBI	BB	SO	LOB	TOP			
Derrel Thomas, S OBP: 0.306, SLG: 0.342 (1, 8)	G3		K			4-3			P6	4	0	0	0	0	1	0	San Francisco Giants @ Los Angeles Dodgers Dodger Stadium, Los Angeles, CA Thu Aug 18 1977, 3:33 AM PDT Att: 15,955 - Unknown			
Rob Andrews, R OBP: 0.353, SLG: 0.311 (1, 4)	L3		1-3			F8			5-3	4	0	0	0	0	0	0				
Darrell Evans, L OBP: 0.337, SLG: 0.392 (1, 5)	BB				P6		K		BB	2	0	0	0	2	1	0				
Gary Thomasson, L OBP: 0.352, SLG: 0.448 (1, 3)	BB				F5		4-3		BB	2	0	0	0	2	0	0				
Jack Clark, R OBP: 0.343, SLG: 0.423 (1, 9)	L7				5-3		5-3		K	4	0	0	0	0	1	4				
Terry Whitfield, L OBP: 0.322, SLG: 0.441 (1, 7)						4-3			F5	3	0	0	0	0	0	0				
Tim Foli, R OBP: 0.248, SLG: 0.348 (1, 6)			K			P6			K	3	0	0	0	0	2	0				
Johnnie LeMaster, R OBP: 0.232, SLG: 0.258 (8, 6)										0	0	0	0	0	0	0				
Marc Hill, R OBP: 0.318, SLG: 0.368 (1, 2)						L9			1B	3	0	1	0	0	0	0				
Jim Barr, R OBP: 0.186, SLG: 0.187 (4, 1)									F2	1	0	0	0	0	1	0				
Dave Heaverlo, R OBP: 0.246, SLG: 0.254 (6, PH)										0	0	0	0	0	0	0				
Gary Alexander, R OBP: 0.246, SLG: 0.254 (6, PH)										0	0	0	0	0	1	0				
Charlie Williams, R OBP: 0.246, SLG: 0.254 (6, PH)										0	0	0	0	0	0	0				
Willie McCovey, L OBP: 0.375, SLG: 0.658 (8, PH)										0	0	0	0	0	0	1				
Lynn McGlothen, L OBP: 0.101, SLG: 0.106 (8, 1)										0	0	0	0	0	0	0				
Inning Stats	R: 0 E: 0 K: 0 S: 3	H: 0 LOB: 2 BB: 2 P: 11	R: 0 E: 0 K: 1 S: 5	H: 0 LOB: 0 BB: 0 P: 5	R: 0 E: 0 K: 2 S: 7	H: 0 LOB: 0 BB: 0 P: 7	R: 0 E: 0 K: 0 S: 3	H: 0 LOB: 0 BB: 0 P: 3	R: 0 E: 0 K: 1 S: 5	H: 0 LOB: 0 BB: 0 P: 5	R: 0 E: 0 K: 1 S: 5	H: 0 LOB: 0 BB: 0 P: 5	R: 0 E: 0 K: 1 S: 6	H: 1 LOB: 1 BB: 0 P: 6	R: 0 E: 0 K: 1 S: 5	H: 0 LOB: 2 BB: 2 P: 13	1B: 1 2B: 0 3B: 0 HR: 0	SF: 0 SAC: 0 DP: 0 HBP: 0	WP: 0 PB: 0 SB: 1 CS: 0	PA: 32
PITCHER Don Sutton, R ERA: 3.24 (1, 1)	IP: 9.0 WLS: W BF: 32 H: 1 R: 0 ER: 0 SO: 7 BB: 4 IBB: 0 HBP: 0 BLK: 0 WP: 0 HR: 0 S: 42 P: 58 ERA: 0.00 WHIP: 0.556															PITCHER				

Batter	1	2	3	4	5	6	7	8	9	AB	R	H	RBI	BB	SO	LOB	BOTTOM			
Davey Lopes, R OBP: 0.370, SLG: 0.414 (1, 4)	4-3					G6-4-3		4-3		4	1	2	3	1	0	0	San Francisco Giants @ Los Angeles Dodgers Dodger Stadium, Los Angeles, CA Thu Aug 18 1977, 3:33 AM PDT Att: 15,955 - Unknown			
Bill Russell, R OBP: 0.306, SLG: 0.373 (1, 6)	G3			L4-6		G6-4-3		F7		5	0	1	0	0	3	0				
Reggie Smith, S OBP: 0.429, SLG: 0.564 (1, 9)	G3					1B		1B		3	2	2	1	1	0	1				
Ron Cey, R OBP: 0.368, SLG: 0.477 (1, 5)						1B		1B		2	0	1	0	1	0	0				
Ted Martinez, R OBP: 0.317, SLG: 0.388 (6, PR) (6, 5)						2B		1B		1	1	1	0	0	0	0				
Steve Garvey, R OBP: 0.321, SLG: 0.491 (1, 3)	P4					2B		FC5-4		4	0	1	0	0	4	0				
Rick Monday, L OBP: 0.353, SLG: 0.411 (1, 8)										2	0	0	1	0	1	0				
Glenn Burke, R OBP: 0.273, SLG: 0.286 (6, 8)						SF7		L7		1	0	0	0	0	0	0				
Dusty Baker Jr., R OBP: 0.339, SLG: 0.469 (1, 7)										4	1	2	1	0	0	0				
Steve Yeager, R OBP: 0.333, SLG: 0.432 (1, 2)										3	1	1	0	1	1	1				
Don Sutton, R OBP: 0.259, SLG: 0.226 (1, 1)										3	1	1	1	1	0	2				
Inning Stats	R: 0 E: 0 K: 0 S: 4	H: 1 LOB: 2 BB: 1 P: 8	R: 3 E: 1 K: 1 S: 7	H: 2 LOB: 0 BB: 1 P: 11	R: 1 E: 0 K: 0 S: 4	H: 1 LOB: 0 BB: 0 P: 4	R: 1 E: 0 K: 0 S: 5	H: 3 LOB: 1 BB: 0 P: 5	R: 2 E: 0 K: 0 S: 5	H: 3 LOB: 2 BB: 2 P: 13	R: 0 E: 0 K: 0 S: 4	H: 2 LOB: 1 BB: 1 P: 8	R: 0 E: 0 K: 1 S: 5	H: 0 LOB: 0 BB: 0 P: 5	R: 0 E: 0 K: 0 S: 3	H: 0 LOB: 0 BB: 0 P: 3	1B: 7 2B: 3 3B: 1 HR: 2	SF: 1 SAC: 0 DP: 2 HBP: 0	WP: 0 PB: 0 SB: 0 CS: 0	PA: 38
PITCHER Jim Barr, R ERA: 4.5 (1, 1)	IP: 3.1 WLS: L BF: 19 H: 3 R: 1 ER: 5 SO: 5 BB: 2 IBB: 0 HBP: 0 BLK: 0 WP: 0 HR: 2 S: 6 P: 27 ERA: 10.80 WHIP: 2.700															PITCHER				
Dave Heaverlo, R ERA: 2.7 (4, 1)	IP: 1.2 WLS: L BF: 8 H: 3 R: 2 ER: 2 SO: 2 BB: 1 IBB: 0 HBP: 0 BLK: 0 WP: 0 HR: 0 S: 6 P: 14 ERA: 0.00 WHIP: 1.500															PITCHER				
Charlie Williams, R ERA: 4.42 (6, 1)	IP: 2.0 WLS: L BF: 8 H: 2 R: 0 ER: 0 SO: 1 BB: 0 IBB: 0 HBP: 0 BLK: 0 WP: 0 HR: 0 S: 9 P: 13 ERA: 0.00 WHIP: 0.000															PITCHER				
Lynn McGlothen, R ERA: 5.61 (8, 1)	IP: 1.0 WLS: L BF: 3 H: 0 R: 0 ER: 0 SO: 0 BB: 0 IBB: 0 HBP: 0 BLK: 0 WP: 0 HR: 0 S: 3 P: 3 ERA: 0.00 WHIP: 0.000															PITCHER				

Batter	1	2	3	4	5	6	7	8	9	AB	R	H	RBI	BB	SO	LOB	TOP			
Derrel Thomas, S (1, 8) OBP: 0.305, SLG: 0.346	L6		6-3			F9		SF9 3B		4	1	1	0	0	0	0				
Rob Andrews, R (1, 4) OBP: 0.348, SLG: 0.308	5-3			L6		5-3		SF9		3	0	0	1	0	0	0				
Jack Clark, R (1, 9) OBP: 0.342, SLG: 0.424	F8			F7				1-3		4	0	1	0	0	0	0				
Willie McCovey, L (1, 3) OBP: 0.376, SLG: 0.497		BB		BB				BB		1	0	0	0	3	1	1				
Jim Barr, R (8, PR) OBP: 0.190, SLG: 0.167				BB		K				0	0	0	0	0	0	0				
Gary Thomasson, L (8, 3) OBP: 0.352, SLG: 0.448				BB				BB		0	0	0	0	0	0	0				
Randy Elliott, R (1, 7) OBP: 0.287, SLG: 0.405		K		F7				F9		4	0	0	0	0	1	3				
Darrell Evans, L (1, 5) OBP: 0.336, SLG: 0.390						K				4	0	1	0	0	1	1				
Tim Foli, R (1, 6) OBP: 0.245, SLG: 0.344						F6		F7		4	0	0	0	0	1	2				
Gary Alexander, R (1, 2) OBP: 0.408, SLG: 0.549										3	0	2	0	0	0	0				
John Curtis, L (7, 1) OBP: 0.308, SLG: 0.417				6-3						0	0	0	0	0	0	0				
Vic Harris, S (9, PH) OBP: 0.336, SLG: 0.373										1	0	0	0	0	1	0				
Bob Knepper, L (1, 1) OBP: 0.229, SLG: 0.206										1	0	0	0	0	0	0				
Charlie Williams, R (3, 1) OBP: 0.286, SLG: 0.286										0	0	0	0	0	0	0				
Bill Mastlock, R (5, PH) OBP: 0.328, SLG: 0.418										1	0	0	0	0	0	1				
Dave Heaverlo, R (5, 1) OBP: 0.328, SLG: 0.418										0	0	0	0	0	0	0				
Marc Hill, R (7, PH) OBP: 0.316, SLG: 0.368										1	0	0	0	0	0	2				
Inning Stats	R: 0 E: 0 K: 0 S: 3	H: 0 LOB: 0 BB: 0 P: 3	R: 0 E: 0 K: 2 S: 7	H: 0 LOB: 1 BB: 1 P: 11	R: 0 E: 0 K: 0 S: 3	H: 0 LOB: 0 BB: 0 P: 3	R: 0 E: 0 K: 0 S: 3	H: 0 LOB: 1 BB: 1 P: 7	R: 0 E: 0 K: 1 S: 6	H: 1 LOB: 1 BB: 0 P: 6	R: 0 E: 0 K: 0 S: 5	H: 2 LOB: 2 BB: 0 P: 5	R: 1 E: 0 K: 0 S: 4	H: 1 LOB: 1 BB: 1 P: 8	R: 0 E: 0 K: 1 S: 5	H: 0 LOB: 0 BB: 0 P: 5	1B: 3 2B: 1 3B: 1 HR: 0	SF: 1 SAC: 0 DP: 0 HBP: 0	WP: 0 PB: 0 SB: 0 CS: 0	PA: 35
PITCHER	IP	WLS	BF	H	R	ER	SO	BB	IBB	HBP	BLK	WP	HR	S	P	ERA	WHIP			
John Candelaria, L (1, 1) ERA: 2.63	9.0	W	35	5	1	1	5	3	0	0	0	0	0	42	54	1.00	0.889			

San Francisco Giants @ Pittsburgh Pirates
Three Rivers Stadium, Pittsburgh, PA
Fri Aug 19 1977, 7:05 PM EDT
Att: 16,831 - Unknown

AB 31
R 1
H 5
RBI 1
BB 3
SO 5
LOB 10



Batter	1	2	3	4	5	6	7	8	9	AB	R	H	RBI	BB	SO	LOB	BOTTOM			
Frank Taveras, R (1, 6) OBP: 0.296, SLG: 0.300	4-3 HR		S 1B	K		6-3		K		4	2	1	0	1	2	1				
Phil Garner, R (1, 5) OBP: 0.310, SLG: 0.442	K		BB 1B	6-3		K				4	1	1	1	0	2	2				
Dave Parker, L (1, 9) OBP: 0.399, SLG: 0.548	4-3		F8	F8				1B BB		3	0	0	0	1	0	2				
Bill Robinson, R (1, 3) OBP: 0.344, SLG: 0.549	HR		FC6-4 S BB	6-3		K				3	2	1	2	1	1	1				
Al Oliver, L (1, 7) OBP: 0.329, SLG: 0.470	1B		FC6-4 BB	3-1		K				3	0	1	0	1	1	1				
Rennie Stennett, R (1, 4) OBP: 0.374, SLG: 0.427	5-3		FC6-4 BB S	F8				1B		4	0	1	1	0	0	3				
Duffy Dyer, R (1, 2) OBP: 0.383, SLG: 0.336		1-3	1-2 BB BB	6-3		E 3B		K		3	1	1	0	1	1	2				
Omar Moreno, L (1, 8) OBP: 0.293, SLG: 0.358		4-3	1-2 BB BB	L3				F7		3	0	0	0	1	0	1				
John Candelaria, L (1, 1) OBP: 0.233, SLG: 0.293		4-3	1-2 BB BB	E7 1B				K		4	0	1	1	0	1	3				
Inning Stats	R: 2 E: 0 K: 1 S: 7	H: 2 LOB: 1 BB: 1 P: 11	R: 0 E: 0 K: 0 S: 3	H: 0 LOB: 0 BB: 0 P: 3	R: 3 E: 0 K: 0 S: 5	H: 2 LOB: 3 BB: 4 P: 21	R: 0 E: 0 K: 1 S: 5	H: 0 LOB: 0 BB: 0 P: 5	R: 0 E: 0 K: 0 S: 3	H: 0 LOB: 0 BB: 0 P: 3	R: 1 E: 1 K: 3 S: 10	H: 2 LOB: 1 BB: 0 P: 14	R: 0 E: 0 K: 2 S: 7	H: 0 LOB: 0 BB: 0 P: 7	R: 0 E: 0 K: 2 S: 5	H: 0 LOB: 0 BB: 0 P: 5	1B: 4 2B: 1 3B: 1 HR: 1	SF: 0 SAC: 0 DP: 0 HBP: 0	WP: 0 PB: 0 SB: 4 CS: 0	PA: 37
PITCHER	IP	WLS	BF	H	R	ER	SO	BB	IBB	HBP	BLK	WP	HR	S	P	ERA	WHIP			
Bob Knepper, L (1, 1) ERA: 3.47	2.1	L	14	4	5	5	1	3	0	0	0	0	0	13	25	19.29	3.000			
Charlie Williams, R (3, 1) ERA: 4.34	1.2		7	0	0	0	1	2	0	0	0	0	0	7	15	0.00	1.200			
Dave Heaverlo, R (5, 1) ERA: 2.75	2.0		8	2	1	1	1	0	0	0	0	0	0	10	10	4.50	1.000			
John Curtis, L (7, 1) ERA: 5.79	2.0		8	1	0	0	5	1	0	0	0	0	0	17	21	0.00	1.000			

San Francisco Giants @ Pittsburgh Pirates
Three Rivers Stadium, Pittsburgh, PA
Fri Aug 19 1977, 7:05 PM EDT
Att: 16,831 - Unknown

AB 31
R 6
H 7
RBI 5
BB 6
SO 8
LOB 16



Batter	1	2	3	4	5	6	7	8	9	AB	R	H	RBI	BB	SO	LOB	TOP								
Derrel Thomas, S OBP: 0.308, SLG: 0.349 Jack Clark, R OBP: 0.342, SLG: 0.424	0-0 HR 5-3	0-0 1B 2H 1B 1B	0-0 1B 1B	0-0 4-3	0-0 1B 1B	0-0 1B 1B	0-0 1B 1B	0-0 1B 1B	0-3 K	0-0	5	1	3	1	0	1	0	0							
Rob Andrews, R OBP: 0.353, SLG: 0.310	0-0 5-3	0-0 1B 1B	0-0 1B 1B	0-0 1B 1B	4-0 1B BB	0-0 1B 1B	0-0 1B 1B	0-0 1B 1B	0-0 4-3	4	1	2	0	1	0	1									
Darrell Evans, L OBP: 0.341, SLG: 0.403	0-0 HR 2H	0-0 1B 1B	0-0 1B 1B	0-0 1B 1B	0-0 1B 1B	4-0 1B 1B	0-0 1B 1B	0-0 1B 1B	0-0 4-3	4	2	3	2	1	0	0									
Willie McCovey, L OBP: 0.374, SLG: 0.493	0-0 F7	0-0 1B 1B	0-0 1B 1B	0-3 K	0-0 1B 1B	0-0 1B 1B	0-0 1B 1B	0-3 K	0-3	5	0	1	1	0	2	3									
Gary Thomasson, L OBP: 0.353, SLG: 0.445	4-0 S BB	0-0 1B 1B	0-0 1B 1B	4-0 1-3 BB	0-0 F6	0-0 1B 1B	0-0 1B 1B	0-0 1-3	0-0	2	0	0	0	2	0	2									
Terry Whitfield, L OBP: 0.321, SLG: 0.436	0-0 F8	0-0 1B 1B	0-0 1-3	0-0 1-3	4-0 1-2 2-3 BB	0-0 1B 1B	0-0 1B 1B	0-0 L9	0-0	3	0	0	0	1	0	2									
Tim Foli, R OBP: 0.245, SLG: 0.347	0-0 1B 2B	0-0 1B 1B	0-0 F4	0-0 F4	0-0 SF7	0-0 1B 1B	0-0 1B 1B	0-0 L6	0-0	3	1	1	1	0	0	1									
Marc Hill, R OBP: 0.312, SLG: 0.360	0-0 F9	0-0 1B 1B	0-0 F8	0-0 F8	0-0 5-3	0-0 1B 1B	0-0 1B 1B	0-0 6-3	0-0	4	0	0	0	0	0	3									
Ed Halicki, R OBP: 0.197, SLG: 0.206	0-0 5-3	0-0 1B 1B	0-0 K	0-0 K	0-0 F9	0-0 1B 1B	0-0 1B 1B	0-3 K	0-3	4	0	0	0	0	2	1									
Inning Stats	R: 2 E: 0 K: 0 S: 5	H: 2 LOB: 1 BB: 1 P: 9	R: 1 E: 0 K: 0 S: 6	H: 4 LOB: 2 BB: 0 P: 6	R: 0 E: 0 K: 1 S: 5	H: 0 LOB: 1 BB: 1 P: 9	R: 0 E: 0 K: 1 S: 5	H: 0 LOB: 0 BB: 0 P: 5	R: 2 E: 0 K: 0 S: 5	H: 2 LOB: 2 BB: 2 P: 13	R: 0 E: 0 K: 0 S: 4	H: 0 LOB: 0 BB: 0 P: 8	R: 0 E: 0 K: 0 S: 3	H: 0 LOB: 0 BB: 0 P: 3	R: 0 E: 0 K: 1 S: 7	H: 0 LOB: 0 BB: 0 P: 7	R: 0 E: 0 K: 1 S: 5	H: 0 LOB: 0 BB: 0 P: 5	1B: 8 2B: 2 3B: 0 HR: 1	SF: 1 SAC: 0 DP: 1 HBP: 0	WP: 0 PB: 0 SB: 2 CS: 0	PA: 40			
PITCHER	IP	WLS	BF	H	R	ER	SO	BB	IBB	HBP	BLK	WP	HR	S	P	ERA	WHIP								
Odell Jones, R ERA: 5.03	2.0	L	12	6	3	3	0	1	0	0	0	0	1	11	15	13.50	3.500								
Grant Jackson, L ERA: 3.89	3.0		14	2	2	2	2	3	0	0	0	0	0	15	27	6.00	1.667								
Larry Demery, R ERA: 4.86	2.0		8	2	0	0	0	1	0	0	0	0	0	7	11	0.00	1.500								
Terry Forster, L ERA: 5.1	2.0		6	0	0	0	3	0	0	0	0	0	0	12	12	0.00	0.000								

San Francisco Giants @ Pittsburgh Pirates
Three Rivers Stadium, Pittsburgh, PA
Sat Aug 20 1977, 7:05 PM EDT
Att: 15,947 - Unknown

AB 34
R 5
H 10
RBI 5
BB 5
SO 5
LOB 13

Batter	1	2	3	4	5	6	7	8	9	AB	R	H	RBI	BB	SO	LOB	BOTTOM								
Frank Taveras, R OBP: 0.294, SLG: 0.298 Ed Ott, L OBP: 0.355, SLG: 0.413 Terry Forster, L OBP: 0.211, SLG: 0.316 Jim Fregosi, R OBP: 0.406, SLG: 0.500	0-0 F9	0-0 1B 1B	0-0 1-3	0-0 1-3	0-0 F3	0-0 1B 1B	0-0 F7	0-0 F4	0-0 F4	3	0	0	0	0	0	2									
Phil Garner, R OBP: 0.309, SLG: 0.440	0-0 FC3-6 1B	0-0 1B 1B	0-0 F9	0-0 F9	0-0 1B 1B	0-0 5-3	0-0 F9	0-0 F8	0-0	5	0	1	0	0	0	2									
Dave Parker, L OBP: 0.396, SLG: 0.544	0-0 FC3-6 1-2	0-0 1B 1B	0-0 1B 1B	0-0 4-3	0-0 F9	0-0 F9	0-0 F9	0-0 G3	0-0	4	0	0	0	0	0	1									
Bill Robinson, R OBP: 0.346, SLG: 0.552	0-3 K	0-0 1B 1B	0-0 1B 1B	0-0 P4	0-0 F9	0-0 1B 2B	0-0 1B 1B	0-0 1B 1B	0-0 F4	4	1	2	0	0	1	1									
Al Oliver, L OBP: 0.331, SLG: 0.470	0-0 1B 1B	0-0 1B 1B	0-0 1B 1B	0-0 F9	0-0 F9	0-0 1B 1B	0-0 1B 1B	0-0 F4	0-0	4	0	2	1	0	0	1									
Rennie Stennett, R OBP: 0.377, SLG: 0.432	0-0 F9	0-0 1B 1B	0-0 1B 1B	0-0 1B 1B	0-0 2B	0-0 1B 1B	0-0 1B 1B	0-0 1B 1B	0-0 1B 1B	4	0	3	0	0	0	1									
Omar Moreno, L OBP: 0.290, SLG: 0.354	0-0 F9	0-0 1B 1B	0-0 F9	0-0 F9	0-3 K	0-3 K	0-0 1B 1B	0-0 P5	0-0	4	0	0	0	0	2	6									
Duffy Dyer, R OBP: 0.385, SLG: 0.336	0-3 K	0-0 1B 1B	0-0 1B 1B	0-0 1B 1B	1-0 HBP	0-0 1B 1B	0-0 F9	0-0 1B 1B	0-0 1B 1B	3	0	1	0	0	1	1									
Odell Jones, R OBP: 0.192, SLG: 0.160 Grant Jackson, L OBP: 0.308, SLG: 0.385 Bobo, R OBP: 0.241, SLG: 0.321 Larry Demery, R OBP: 0.192, SLG: 0.294 Jerry Hairston, S OBP: 0.354, SLG: 0.354 Mario Mendoza, R OBP: 0.349, SLG: 0.295 Fernando González, R OBP: 0.371, SLG: 0.411	0-0 F2	0-0 1B 1B	0-0 1B 1B	0-0 F2	0-0 F7	0-0 1B 1B	0-0 1B 1B	0-0 F9	0-0 F9	0	0	0	0	0	0	0									
Inning Stats	R: 0 E: 0 K: 1 S: 6	H: 1 LOB: 1 BB: 0 P: 6	R: 0 E: 0 K: 1 S: 6	H: 1 LOB: 1 BB: 0 P: 6	R: 0 E: 0 K: 0 S: 3	H: 0 LOB: 0 BB: 0 P: 3	R: 0 E: 0 K: 0 S: 3	H: 0 LOB: 0 BB: 0 P: 3	R: 0 E: 0 K: 1 S: 6	H: 1 LOB: 2 BB: 0 P: 7	R: 1 E: 0 K: 0 S: 8	H: 3 LOB: 2 BB: 0 P: 8	R: 0 E: 0 K: 0 S: 3	H: 0 LOB: 1 BB: 1 P: 7	R: 0 E: 0 K: 0 S: 5	H: 2 LOB: 2 BB: 0 P: 5	R: 0 E: 0 K: 0 S: 4	H: 1 LOB: 1 BB: 0 P: 4	1B: 7 2B: 2 3B: 0 HR: 0	SF: 0 SAC: 0 DP: 0 HBP: 1	WP: 0 PB: 0 SB: 2 CS: 0	PA: 38			
PITCHER	IP	WLS	BF	H	R	ER	SO	BB	IBB	HBP	BLK	WP	HR	S	P	ERA	WHIP								
Ed Halicki, R ERA: 3.45	9.0	W	38	9	1	1	4	1	0	1	0	0	0	44	49	1.00	1.111								

San Francisco Giants @ Pittsburgh Pirates
Three Rivers Stadium, Pittsburgh, PA
Sat Aug 20 1977, 7:05 PM EDT
Att: 15,947 - Unknown

AB 36
R 1
H 9
RBI 1
BB 1
SO 4
LOB 20

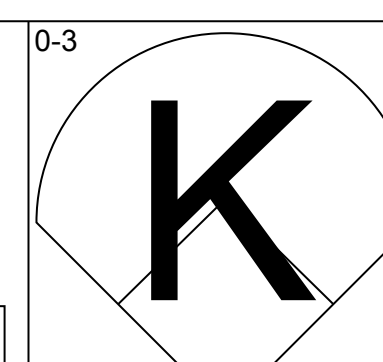
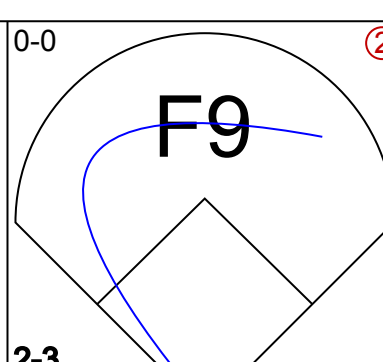
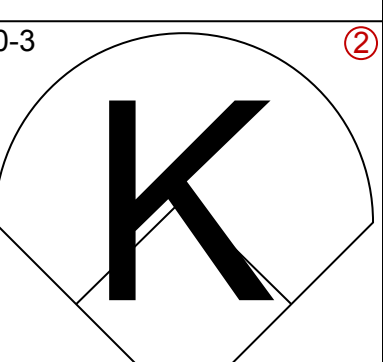
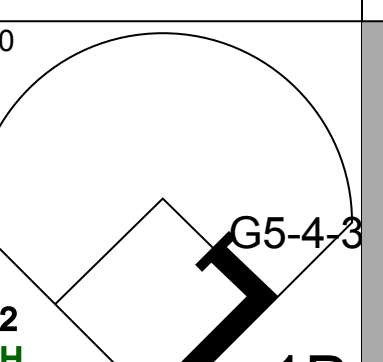
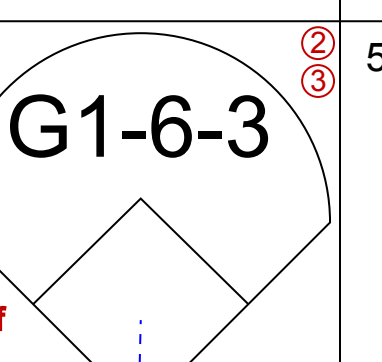
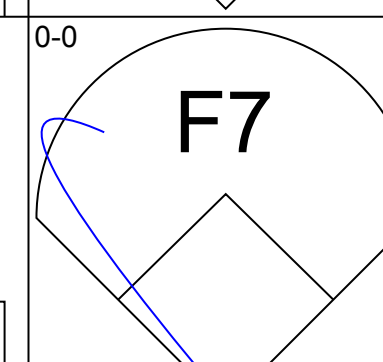
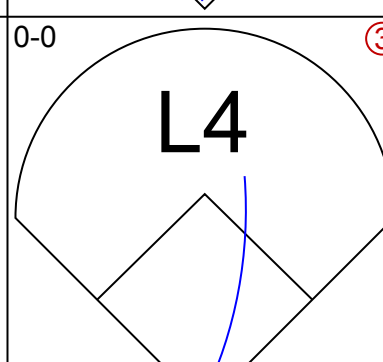
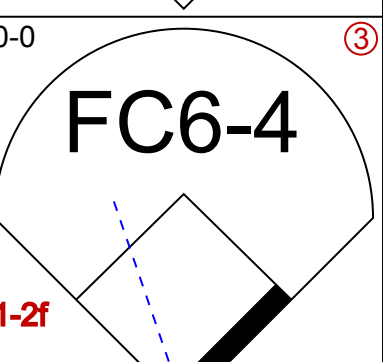
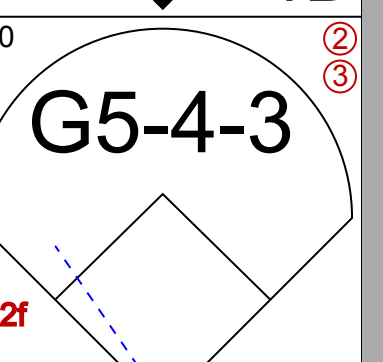
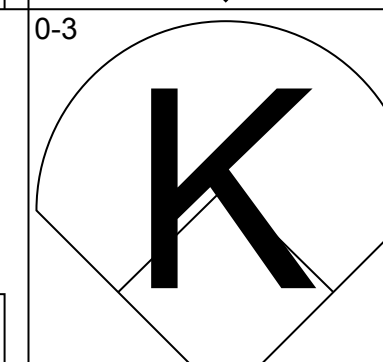
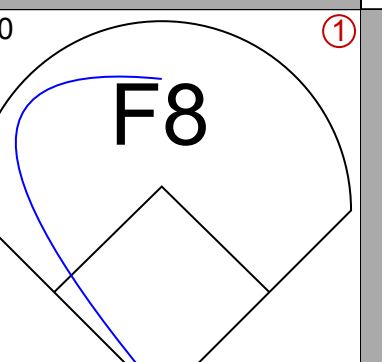
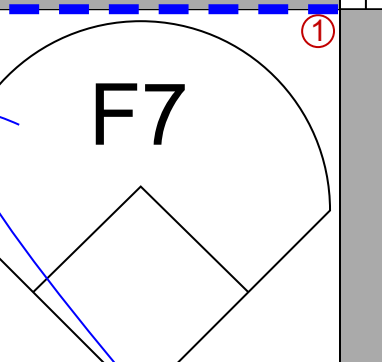
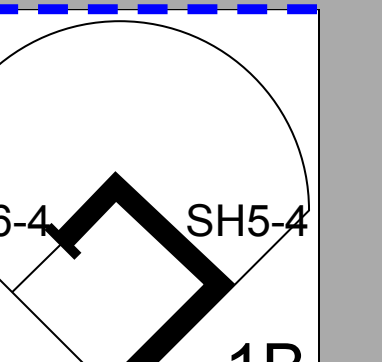
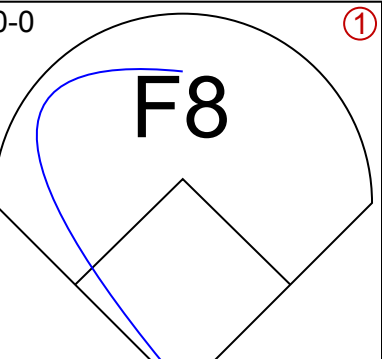
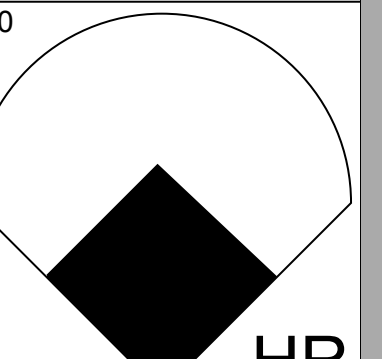
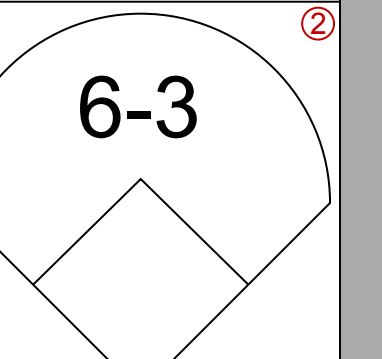
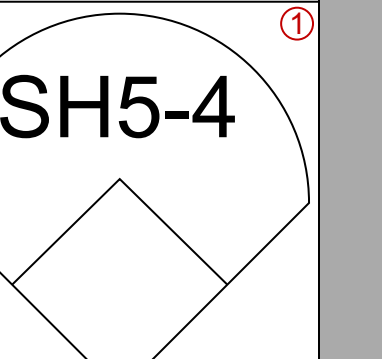

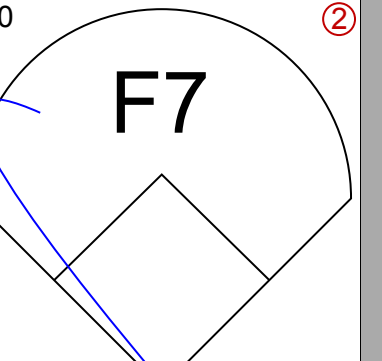
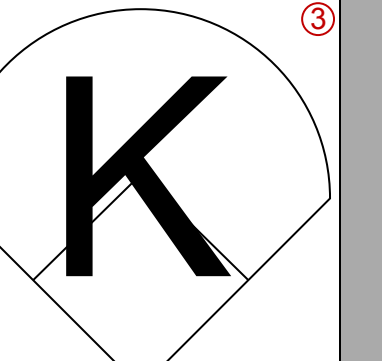
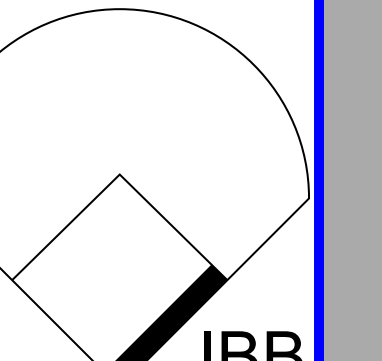
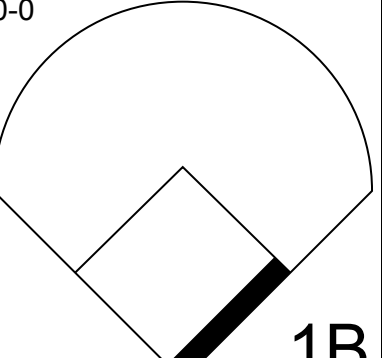
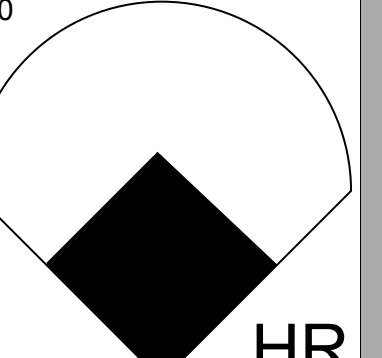
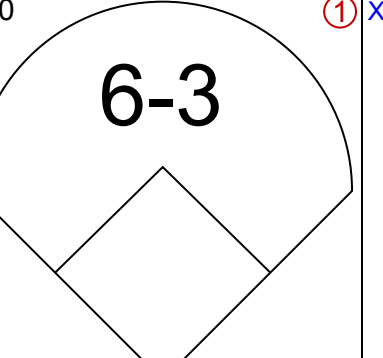
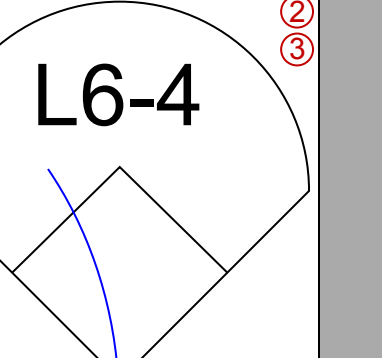


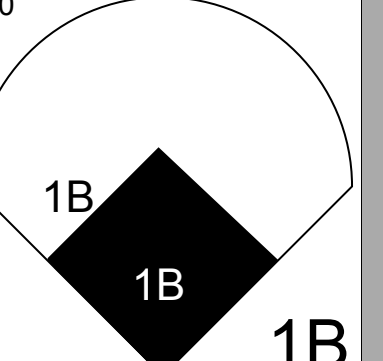
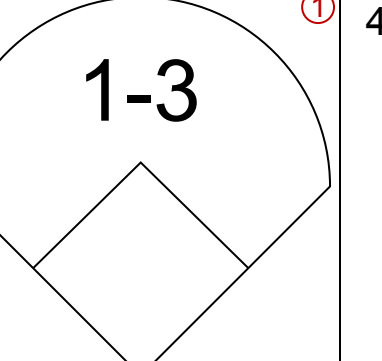
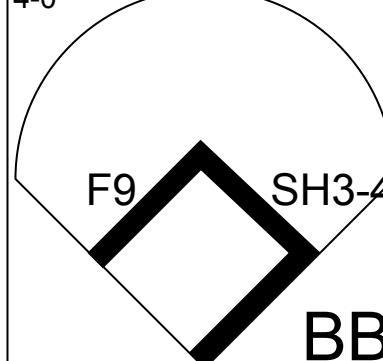
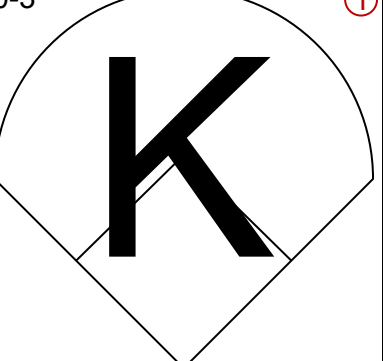
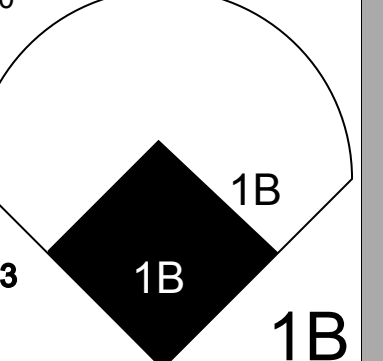
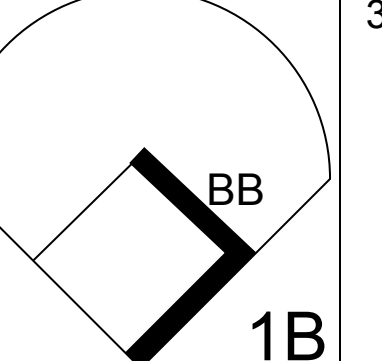
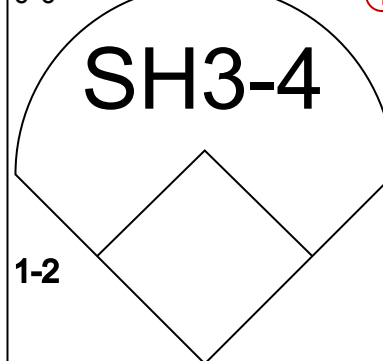
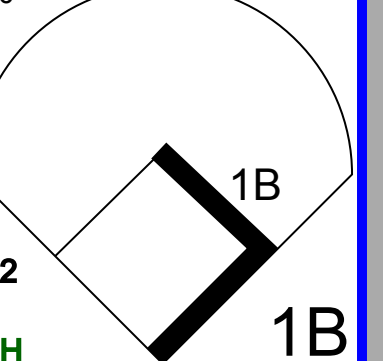
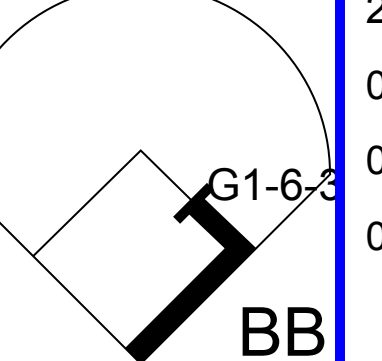

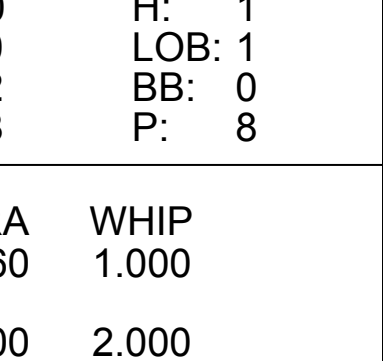
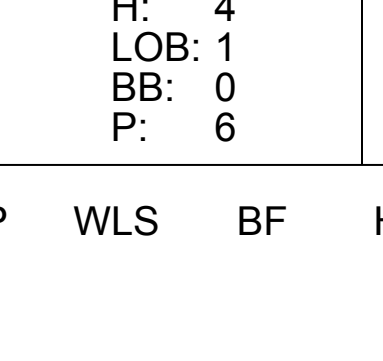
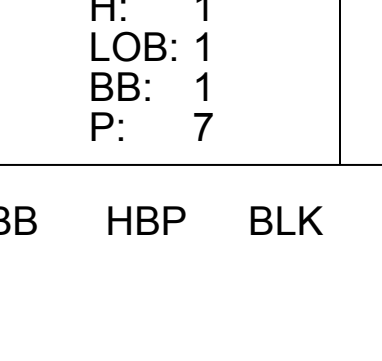
Batter	1	2	3	4	5	6	7	8	9	AB	R	H	RBI	BB	SO	LOB	TOP					
Bill Madlock , R (1, 5) OBP: 0.364, SLG: 0.424										5	0	4	0	0	0	2	San Francisco Giants @ Chicago Cubs Wrigley Field, Chicago, IL Mon Aug 22 1977, 3:33 AM CDT Att: 19,085 - Sunny - 75 F					
Rob Andrews , R (1, 4) OBP: 0.351, SLG: 0.368										5	1	1	1	0	0	4						
Darrell Evans , L (1, 7) OBP: 0.348, SLG: 0.416										3	0	0	0	2	1	2						
Willie McCovey , L (1, 3) OBP: 0.371, SLG: 0.485										3	0	1	0	1	1	5						
Gary Thomasson , L (1, 9) OBP: 0.353, SLG: 0.448										3	0	0	0	1	3	3						
Terry Whitfield , L (1, 8) OBP: 0.322, SLG: 0.437										4	0	1	1	0	1	3						
Tim Foli , R (1, 6) OBP: 0.244, SLG: 0.345										4	0	1	0	0	0	3						
Marc Hill , R (1, 2) OBP: 0.312, SLG: 0.360										3	0	1	0	0	0	1						
Mike Sadek , R (7, PR) OBP: 0.299, SLG: 0.323										0	0	0	0	0	0	0						
Vic Harris , S (9, PH) OBP: 0.333, SLG: 0.370										1	0	0	0	0	0	0						
Jim Barr , R (1, 1) OBP: 0.188, SLG: 0.164										1	0	0	0	0	1	0						
Jack Clark , R (5, PH) OBP: 0.342, SLG: 0.420										0	0	0	0	1	0	0						
Charlie Williams , R (5, 1) OBP: 0.287, SLG: 0.287										1	0	0	0	0	1	1						
Gary Lavelle , S (7, 1) OBP: 0.310, SLG: 0.348										0	0	0	0	0	0	0						
Derrel Thomas , S (9, PH) OBP: 0.310, SLG: 0.348										1	1	0	0	0	1	0						
Inning Stats	R: 0 E: 0 K: 0 S: 3	H: 1 LOB: 0 BB: 0 P: 3	R: 0 E: 0 K: 1 S: 5	H: 0 LOB: 1 BB: 1 P: 9	R: 0 E: 0 K: 1 S: 5	H: 1 LOB: 0 BB: 0 P: 5	R: 0 E: 0 K: 2 S: 8	H: 1 LOB: 2 BB: 1 P: 12	R: 0 E: 0 K: 0 S: 3	H: 1 LOB: 1 BB: 1 P: 7	R: 1 E: 0 K: 2 S: 12	H: 2 LOB: 2 BB: 1 P: 17	R: 0 E: 0 K: 1 S: 10	H: 2 LOB: 3 BB: 1 P: 15	R: 0 E: 0 K: 1 S: 5	H: 0 LOB: 0 BB: 0 P: 5	R: 1 E: 0 K: 1 S: 7	H: 1 LOB: 1 BB: 0 P: 7	1B: 8 2B: 1 3B: 0 HR: 0	SF: 0 SAC: 0 DP: 2 HBP: 0	WP: 1 PB: 0 SB: 0 CS: 1	PA: 40
PITCHER	IP	WLS	BF	H	R	ER	SO	BB	IBB	HBP	BLK	WP	HR	S	P	ERA	WHIP					
Rick Reuschel , R (1, 1) ERA: 2.76	8.2	W	38	9	2	2	9	5	0	0	0	1	0	57	79	2.08	1.615					
Willie Hernandez , L (9, 1) ERA: 2.66	0.1	S	1	0	0	0	0	0	0	0	0	0	0	1	1	0.00	0.000					

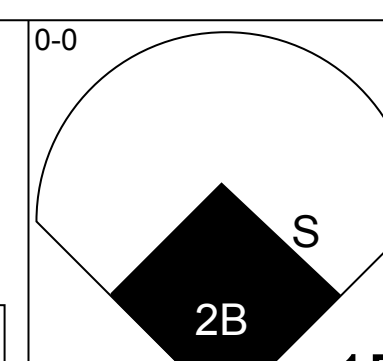
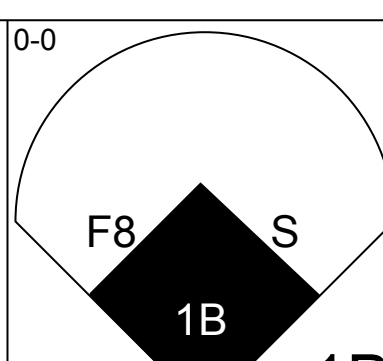
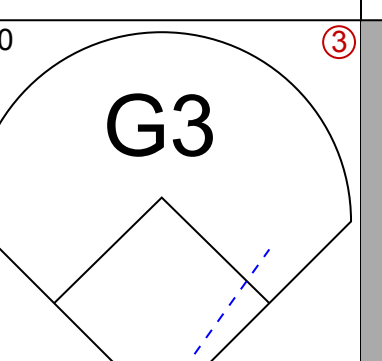
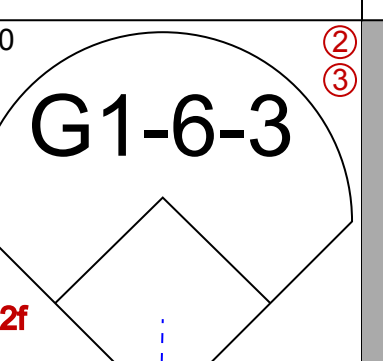
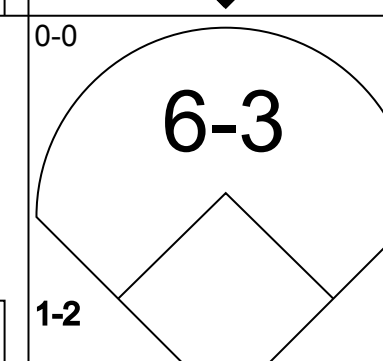
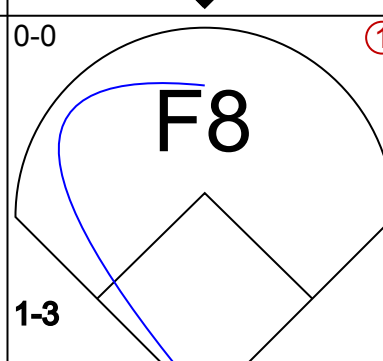
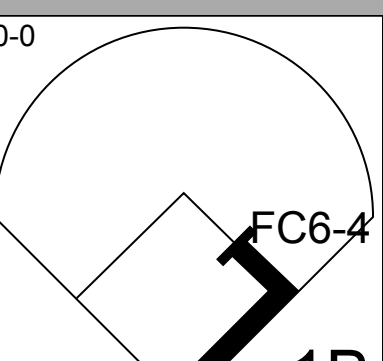
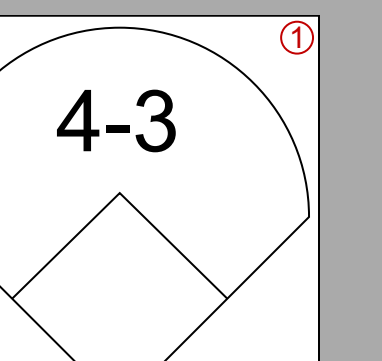
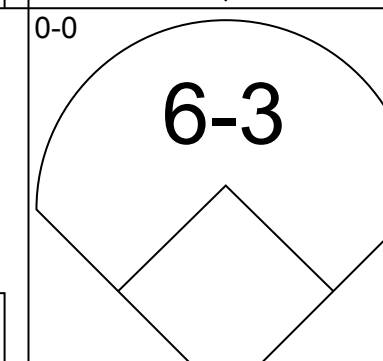
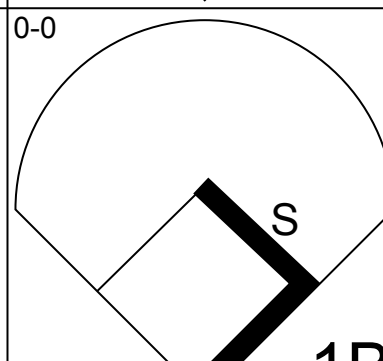
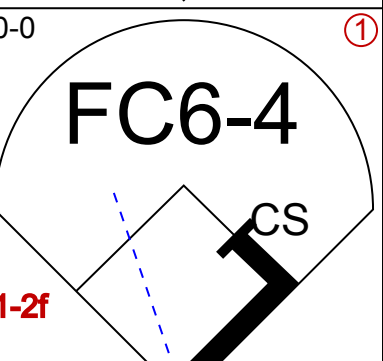
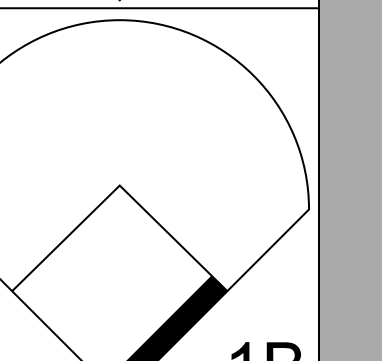
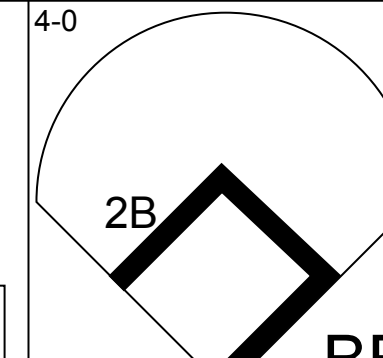
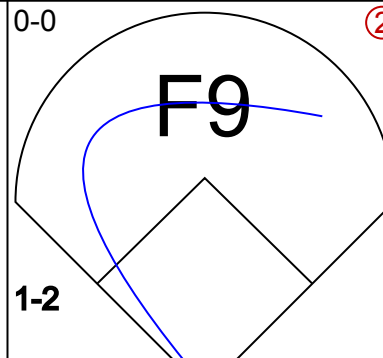
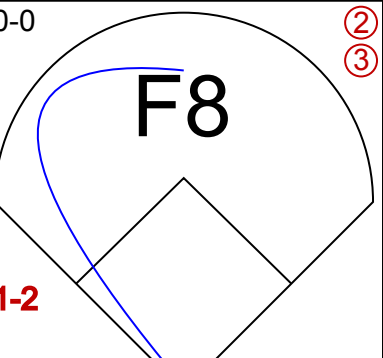
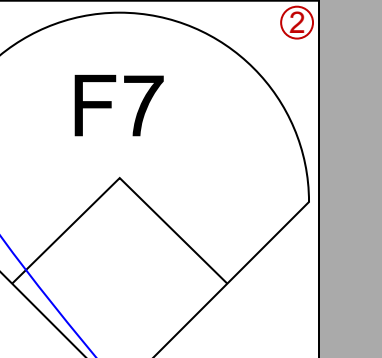
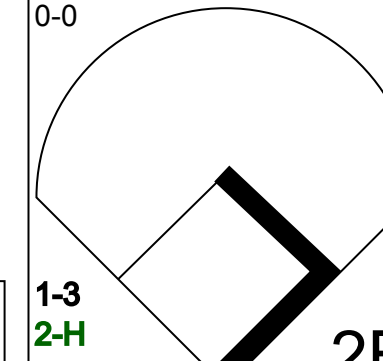
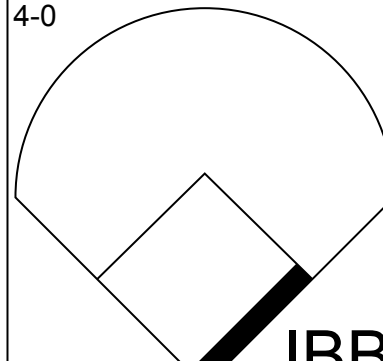

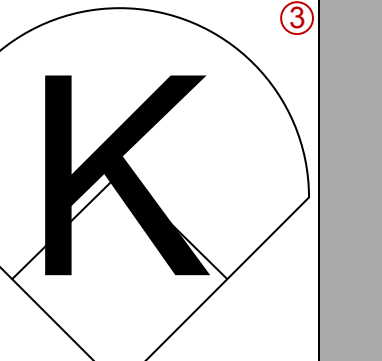
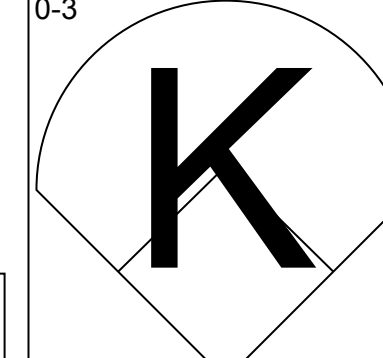
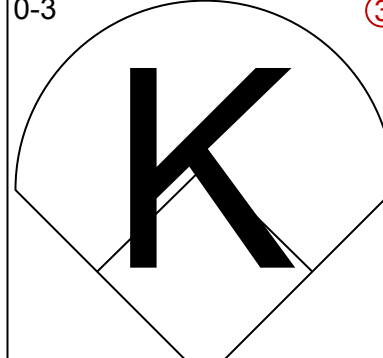
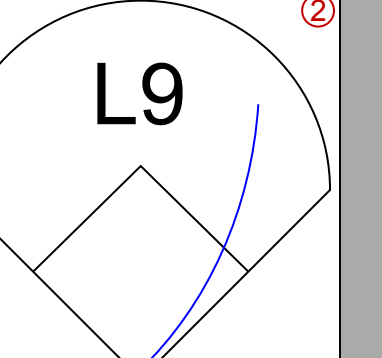
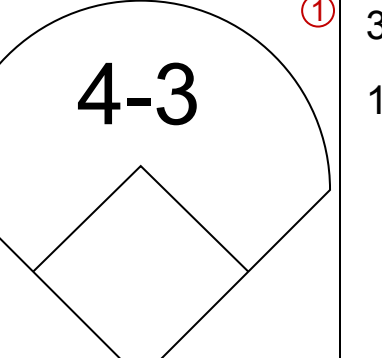
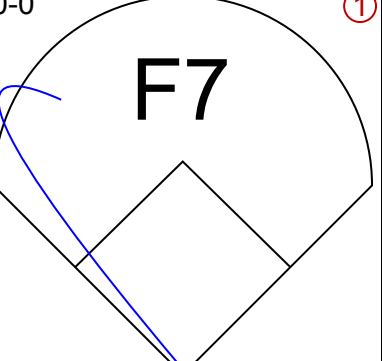
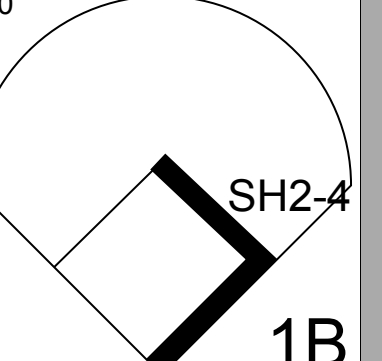
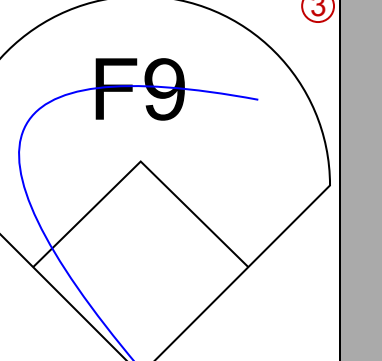
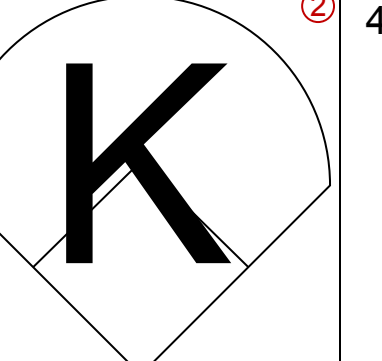
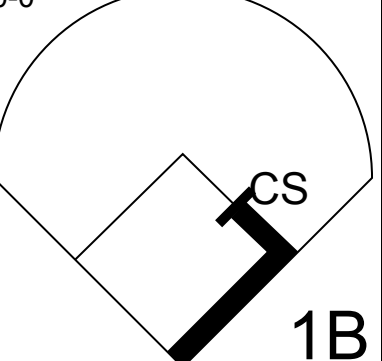
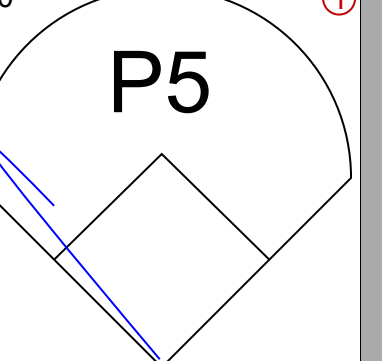
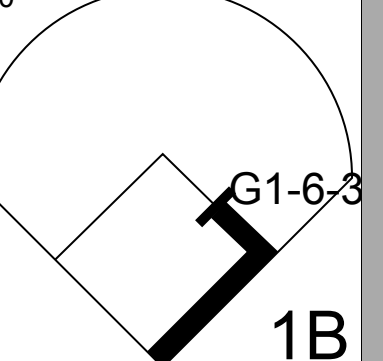
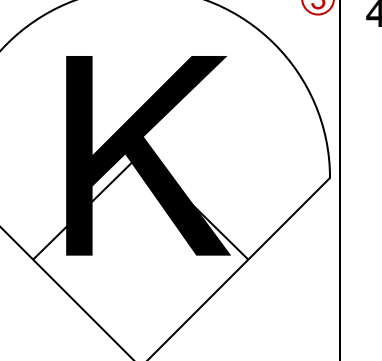

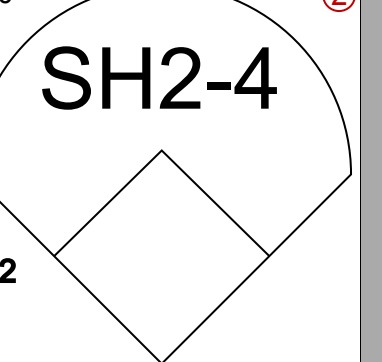
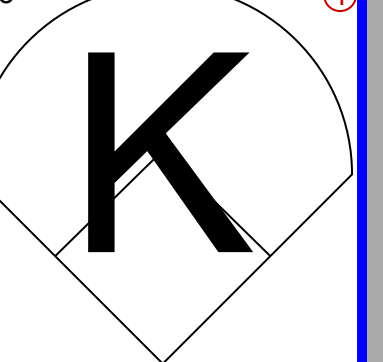
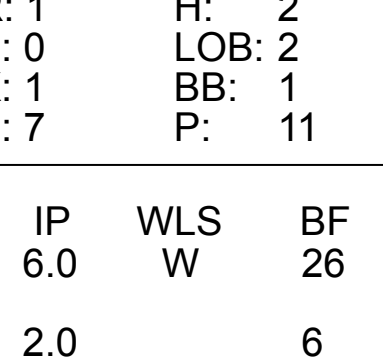
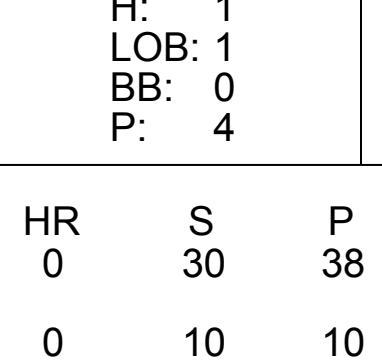
Batter	1	2	3	4	5	6	7	8	9	AB	R	H	RBI	BB	SO	LOB	BOTTOM				
Ivan De Jesus , R (1, 6) OBP: 0.318, SLG: 0.338										3	1	1	0	1	0	0	San Francisco Giants @ Chicago Cubs Wrigley Field, Chicago, IL Mon Aug 22 1977, 3:33 AM CDT Att: 19,085 - Sunny - 75 F				
Greg Gross , L (1, 7) OBP: 0.374, SLG: 0.398										3	0	1	0	0	0	1					
Gene Clines , R (7, PH) OBP: 0.387, SLG: 0.425										1	0	0	0	0	0	3					
Bill Buckner , L (1, 3) OBP: 0.345, SLG: 0.495										4	0	1	1	0	0	1					
Jerry Morales , R (1, 8) OBP: 0.367, SLG: 0.472										3	0	0	0	1	0	0					
Bobby Murcer , L (1, 9) OBP: 0.374, SLG: 0.492										4	1	1	1	0	0	2					
Steve Ontiveros , S (1, 5) OBP: 0.387, SLG: 0.429										4	0	1	0	0	1	2					
Dave Rosello , R (1, 4) ERA: 4.5										1	1	1	0	0	0	0					
Mike Sember , R (3, 4) OBP: 0.333, SLG: 0.333										2	0	1	0	0	0	1					
George Mitterwald , R (1, 2) OBP: 0.309, SLG: 0.402										3	0	2	1	0	0	1					
Rick Reuschel , R (1, 1) OBP: 0.221, SLG: 0.273										3	0	1	0	0	1	2					
Willie Hernandez , L (9, 1) OBP: 0.077, SLG: 0.077										0	0	0	0	0	0	0					
Inning Stats	R: 1 E: 0 K: 0 S: 5	H: 2 LOB: 2 BB: 1 P: 9	R: 1 E: 0 K: 1 S: 6	H: 2 LOB: 0 BB: 0 P: 6	R: 0 E: 0 K: 0 S: 3	H: 1 LOB: 0 BB: 0 P: 3	R: 0 E: 0 K: 0 S: 5	H: 2 LOB: 2 BB: 0 P: 5	R: 0 E: 0 K: 0 S: 6	H: 0 LOB: 0 BB: 0 P: 7	R: 0 E: 0 K: 1 S: 8	H: 0 LOB: 0 BB: 0 P: 10	R: 0 E: 0 K: 0 S: 4	H: 2 LOB: 2 BB: 1 P: 8	R: 1 E: 0 K: 0 S: 7	H: 1 LOB: 0 BB: 0 P: 10	1B: 3 2B: 5 3B: 1 HR: 1	SF: 0 SAC: 0 DP: 2 HBP: 0	WP: 0 PB: 0 SB: 0 CS: 0	PA: 33	
PITCHER	IP	WLS	BF	H	R	ER	SO	BB	IBB	HBP	BLK	WP	HR	S	P	ERA	WHIP				
Jim Barr , R (1, 1) ERA: 4.5	4.0	L	18	7	2	2	1	1	0	0	0	0	0	19	23	4.50	2.000				
Charlie Williams , R (5, 1) ERA: 4.23	2.1		10	2	0	0	1	0	1	0	0	0	0	17	24	0.00	0.857				
Gary Lavelle , L (7, 1) ERA: 1.85	1.2		5	1	1	1	0	0	0	0	0	0	1	8	11	5.40	0.600				



Batter	1	2	3	4	5	6	7	8	9	AB	R	H	RBI	BB	SO	LOB	TOP										
Derrel Thomas, S (1, 8) OBP: 0.313, SLG: 0.362	0-0 HR		0-0 4-3		0-0 1-H 3B			0-3 K		4	1	2	2	0	1	0	San Francisco Giants @ St. Louis Cardinals Busch Stadium, St. Louis, MO Wed Aug 24 1977, 7:05 PM CDT Att: 15,764 - Unknown										
Vic Harris, S (1, 4) OBP: 0.328, SLG: 0.358	0-3 K			0-0 F8	0-3 K			4-0 BB		3	0	0	0	1	2	1											
Bill Madlock, R (1, 5) OBP: 0.361, SLG: 0.420	0-0 P4			0-0 2B				0-0 F9		4	0	1	0	0	0	1											
Willie McCovey, L (1, 3) OBP: 0.370, SLG: 0.483	0-3 K			0-0 6-3				0-0 1-3		3	0	0	0	1	1	2											
Gary Thomasson, L (1, 7) OBP: 0.352, SLG: 0.444 Randy Elliott, R (9, PH) OBP: 0.281, SLG: 0.395		0-0 3-1		4-0 FC3-6 BB				0-0 FC4-6 BB		2	0	0	0	1	0	1											
Terry Whitfield, L (1, 9) OBP: 0.318, SLG: 0.432 Jack Clark, R (9, PH) OBP: 0.341, SLG: 0.414		0-0 1-3		0-0 FC3-6 1-2f				0-0 G3		3	0	0	0	0	0	3											
Tim Foli, R (1, 6) OBP: 0.243, SLG: 0.341		0-0 4-3						0-0 F7		4	0	0	0	0	0	0											
Marc Hill, R (1, 2) OBP: 0.314, SLG: 0.361			0-0 F8		0-0 3B 1B			0-0 F9		3	1	1	0	0	0	0											
Ed Halicki, R (1, 1) OBP: 0.188, SLG: 0.197 Gary Lavelle, S (8, 1)			0-0 5-3		0-0 F9			0-0 F7		3	0	0	0	0	0	1											
Inning Stats	R: 1 E: 0 K: 2 S: 8	H: 1 LOB: 0 BB: 0 P: 8	R: 0 E: 0 K: 0 S: 3	H: 0 LOB: 0 BB: 0 P: 3	R: 0 E: 0 K: 0 S: 3	H: 0 LOB: 0 BB: 0 P: 3	R: 0 E: 0 K: 0 S: 4	H: 1 LOB: 2 BB: 1 P: 8	R: 1 E: 0 K: 1 S: 7	H: 2 LOB: 1 BB: 0 P: 7	R: 0 E: 0 K: 0 S: 3	H: 0 LOB: 1 BB: 1 P: 7	R: 0 E: 0 K: 0 S: 3	H: 0 LOB: 0 BB: 0 P: 3	R: 0 E: 0 K: 1 S: 5	H: 0 LOB: 1 BB: 1 P: 9		R: 0 E: 0 K: 0 S: 3	H: 0 LOB: 0 BB: 0 P: 3	1B: 1 2B: 1 3B: 1 HR: 1	SF: 0 SAC: 0 DP: 0 HBP: 0	WP: 0 PB: 0 SB: 0 CS: 0	PA: 34				
PITCHER	IP	WLS	BF	H	R	ER	SO	BB	IBB	HBP	BLK	WP	HR	S	P	ERA	WHIP										
John Urrea, R (1, 1) ERA: 2.67 Al Hrabosky, L (8, 1) ERA: 4.23	7.2	W	30	4	2	2	4	3	0	0	0	0	1	35	47	2.35	0.913										

Batter	1	2	3	4	5	6	7	8	9	AB	R	H	RBI	BB	SO	LOB	BOTTOM										
Lou Brock, L (1, 7) OBP: 0.303, SLG: 0.339 Rick Bosetti, R (9, 7) OBP: 0.400, SLG: 0.400	0-3 K	0-0 L6		0-0 4-3 1-2 2-3				0-0 3-1		4	0	0	0	0	1	2	San Francisco Giants @ St. Louis Cardinals Busch Stadium, St. Louis, MO Wed Aug 24 1977, 7:05 PM CDT Att: 15,764 - Unknown										
Jerry Mumphrey, S (1, 8) OBP: 0.381, SLG: 0.429	0-0 3B		0-0 4-3	0-0 P6			0-0 1-6-3			4	1	1	0	0	0	2											
Garry Templeton, S (1, 6) OBP: 0.333, SLG: 0.438	0-0 1B 3B		0-0 4-3		0-3 K		0-0 F9			4	1	1	1	0	1	0											
Ted Simmons, S (1, 2) OBP: 0.421, SLG: 0.522	0-0 BB 1B		4-0 FC4-6 BB		4-0 BB			0-0 F8		2	0	1	1	2	0	0											
Keith Hernandez, L (1, 3) OBP: 0.384, SLG: 0.452	4-0 1-2 BB		0-0 FC4-6 1-2f		0-0 F7			0-0 4-3		3	0	0	0	1	0	2											
Mike Anderson, R (1, 9) OBP: 0.313, SLG: 0.390	0-3 K			4-0 6-3 WP BB	0-0 P6			0-0 1-3		3	1	0	0	1	1	3											
Ken Reitz, R (1, 5) OBP: 0.307, SLG: 0.430	0-3 K			0-0 6-3 1-3				0-0 F7		3	0	0	0	0	1	3											
Mike Tyson, R (1, 4) OBP: 0.286, SLG: 0.339		0-0 P6		4-0 4-3 WP BB				0-0 F7		2	0	0	0	1	0	0											
John Urrea, R (1, 1) OBP: 0.357, SLG: 0.143 Al Hrabosky, R (8, 1) ERA: 1.82		0-0 G3		4-0 1-2 3H BB				0-0 6-3		2	0	0	0	1	0	0											
Inning Stats	R: 2 E: 0 K: 3 S: 12	H: 3 LOB: 2 BB: 1 P: 16	R: 0 E: 0 K: 0 S: 3	H: 0 LOB: 0 BB: 0 P: 3	R: 0 E: 0 K: 0 S: 3	H: 0 LOB: 1 BB: 1 P: 7	R: 1 E: 0 K: 0 S: 3	H: 0 LOB: 2 BB: 3 P: 15	R: 0 E: 0 K: 1 S: 5	H: 0 LOB: 1 BB: 1 P: 9	R: 0 E: 0 K: 0 S: 3	H: 0 LOB: 0 BB: 0 P: 3	R: 0 E: 0 K: 0 S: 3	H: 0 LOB: 0 BB: 0 P: 3	R: 0 E: 0 K: 0 S: 3	H: 0 LOB: 0 BB: 0 P: 3		1B: 1 2B: 0 3B: 2 HR: 0	SF: 0 SAC: 0 DP: 0 HBP: 0	WP: 1 PB: 0 SB: 1 CS: 0	PA: 33						
PITCHER	IP	WLS	BF	H	R	ER	SO	BB	IBB	HBP	BLK	WP	HR	S	P	ERA	WHIP										
Ed Halicki, R (1, 1) ERA: 3.47 Gary Lavelle, L (8, 1) ERA: 1.82	7.0	L	30	3	3	3	4	6	0	0	0	0	0	3	3	3.86	1.286										

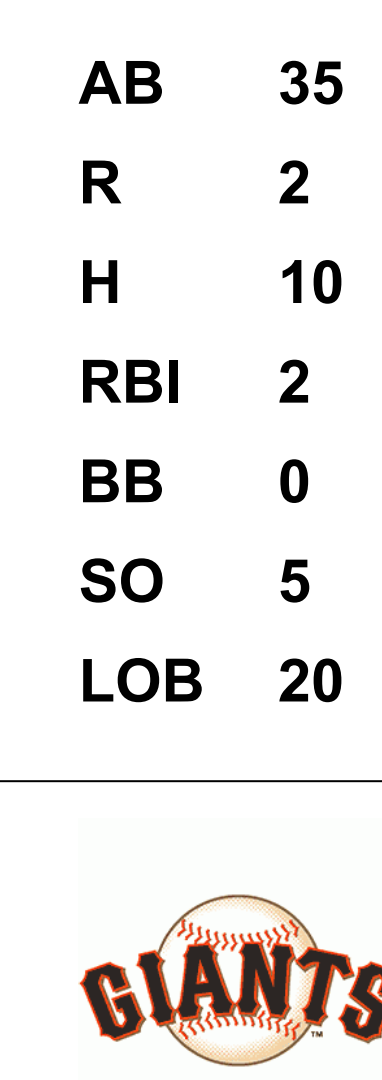
Batter	1	2	3	4	5	6	7	8	9	AB	R	H	RBI	BB	SO	LOB	TOP				
Derrel Thomas, S OBP: 0.311, SLG: 0.360 (1, 8)										5	0	1	1	0	2	4	San Francisco Giants @ St. Louis Cardinals Busch Stadium, St. Louis, MO Thu Aug 25 1977, 7:05 PM CDT Att: 15,841 - Unknown				
Tim Foli, R OBP: 0.241, SLG: 0.337 (1, 6)										4	0	0	0	0	0	4					
Bill Madlock, R OBP: 0.360, SLG: 0.419 (1, 5)										4	0	1	0	0	1	0					
Jack Clark, R OBP: 0.341, SLG: 0.422 (1, 9)										3	1	1	1	0	0	0					
Willie McCovey, L OBP: 0.369, SLG: 0.479 Gary Thomasson, L OBP: 0.352, SLG: 0.444 (8, PR) (8, 3)									3	0	0	0	1	2	0	0					
Randy Elliott, R OBP: 0.287, SLG: 0.421 (1, 7)									4	1	2	1	0	0	2						
Vic Harris, S OBP: 0.326, SLG: 0.354 (1, 4)									4	1	1	0	0	2	1						
Gary Alexander, R OBP: 0.418, SLG: 0.543 (1, 2)									3	1	2	0	1	1	0						
John Montefusco, R OBP: 0.205, SLG: 0.220 Gary Lavelle, S (7, 1)									2	0	2	1	0	0	0						
Darrell Evans, L OBP: 0.351, SLG: 0.416 Randy Moffitt, R (9, 1)									0	0	0	0	1	0	0						
Inning Stats	R: 0 E: 0 K: 2 S: 7	H: 0 LOB: 0 BB: 0 P: 7	R: 0 E: 0 K: 2 S: 8	H: 1 LOB: 1 BB: 0 P: 8	R: 0 E: 0 K: 0 S: 3	H: 0 LOB: 1 BB: 1 P: 7	R: 2 E: 0 K: 1 S: 7	H: 2 LOB: 0 BB: 0 P: 7	R: 0 E: 0 K: 2 S: 8	H: 1 LOB: 0 BB: 0 P: 8	R: 0 E: 0 K: 1 S: 5	H: 0 LOB: 0 BB: 0 P: 5	R: 2 E: 0 K: 0 S: 6	H: 4 LOB: 1 BB: 0 P: 6	R: 0 E: 0 K: 0 S: 3	H: 1 LOB: 1 BB: 1 P: 7	R: 0 E: 0 K: 0 S: 3	H: 1 LOB: 1 BB: 1 P: 7	1B: 8 2B: 1 3B: 0 HR: 2	SF: 0 SAC: 2 DP: 3 HBP: 0	WP: 0 PA: 37 PB: 0 SB: 0 CS: 0
PITCHER	IP	WLS	BF	H	R	ER	SO	BB	IBB	HBP	BLK	WP	HR	S	P	ERA	WHIP				
Buddy Schultz, L ERA: 1.48 (1, 1)	5.0		20	4	2	2	7	1	0	0	0	0	2	33	37	3.60	1.000				
Butch Metzger, R ERA: 3.25 (6, 1)	2.0	L	9	4	2	2	1	0	0	0	0	0	0	11	11	9.00	2.000				
Clay Carroll, R ERA: 2.11 (8, 1)	2.0		8	2	0	0	0	1	1	0	0	0	0	6	14	0.00	1.500				

Batter	1	2	3	4	5	6	7	8	9	AB	R	H	RBI	BB	SO	LOB	BOTTOM				
Lou Brock, L OBP: 0.305, SLG: 0.340 (1, 7)										4	2	2	0	0	0	2	San Francisco Giants @ St. Louis Cardinals Busch Stadium, St. Louis, MO Thu Aug 25 1977, 7:05 PM CDT Att: 15,841 - Unknown				
Jerry Mumphrey, S OBP: 0.380, SLG: 0.427 (1, 8)										4	0	1	0	0	0	2					
Garry Templeton, S OBP: 0.334, SLG: 0.438 (1, 6)										4	0	2	1	0	0	2					
Ted Simmons, S OBP: 0.419, SLG: 0.518 (1, 2)										3	0	0	0	1	0	3					
Keith Hernandez, L OBP: 0.385, SLG: 0.454 (1, 3)										3	0	1	1	1	1	1					
Mike Anderson, R OBP: 0.307, SLG: 0.381 Dave Rader, L OBP: 0.326, SLG: 0.385 (9, PH) (8, 1)									3	0	0	0	0	2	4						
Ken Reitz, R OBP: 0.307, SLG: 0.429 (1, 5)									4	0	1	0	0	1	0						
Mike Tyson, R OBP: 0.288, SLG: 0.341 (1, 4)									4	0	2	0	0	1	1						
Buddy Schultz, R OBP: 0.250, SLG: 0.182 Butch Metzger, R (6, 1)									1	0	0	0	0	1	1						
Dane Iorg, L OBP: 0.233, SLG: 0.220 Clay Carroll, R OBP: 0.091, SLG: 0.091 (8, 1)									0	0	0	0	0	0	0						
Inning Stats	R: 1 E: 0 K: 1 S: 7	H: 2 LOB: 2 BB: 1 P: 11	R: 0 E: 0 K: 1 S: 5	H: 1 LOB: 0 BB: 0 P: 5	R: 1 E: 0 K: 1 S: 7	H: 2 LOB: 2 BB: 1 P: 11	R: 0 E: 0 K: 0 S: 4	H: 1 LOB: 1 BB: 0 P: 4	R: 0 E: 0 K: 0 S: 3	H: 0 LOB: 0 BB: 0 P: 3	R: 0 E: 0 K: 0 S: 3	H: 0 LOB: 0 BB: 0 P: 3	R: 0 E: 0 K: 1 S: 5	H: 1 LOB: 0 BB: 0 P: 5	R: 0 E: 0 K: 1 S: 6	H: 1 LOB: 1 BB: 0 P: 6	R: 0 E: 0 K: 2 S: 7	H: 0 LOB: 0 BB: 0 P: 7	1B: 8 2B: 1 3B: 0 HR: 0	SF: 0 SAC: 1 DP: 1 HBP: 0	WP: 0 PA: 35 PB: 0 SB: 3 CS: 2
PITCHER	IP	WLS	BF	H	R	ER	SO	BB	IBB	HBP	BLK	WP	HR	S	P	ERA	WHIP				
John Montefusco, R ERA: 3.49 (1, 1)	6.0	W	26	8	2	2	3	1	1	0	0	0	0	30	38	3.00	1.500				
Gary Lavelle, L ERA: 1.79 (7, 1)	2.0		6	1	0	0	2	0	0	0	0	0	0	10	10	0.00	0.500				
Randy Moffitt, R ERA: 3.55 (9, 1)	1.0	S	3	0	0	0	2	0	0	0	0	0	0	7	7	0.00	0.000				

Batter	1	2	3	4	5	6	7	8	9	AB	R	H	RBI	BB	SO	LOB	TOP								
Ivan De Jesus, R OBP: 0.320, SLG: 0.336 (1, 6)	0-3 K	4-0 1B BB			0-0 F7	0-0 G3		0-3 K		4	0	0	0	1	2	2	Chicago Cubs @ San Francisco Giants Candlestick Park, San Francisco, CA Fri Aug 26 1977, 10:05 PM EDT Alt. 4,719 - Unknown - 62 F								
Greg Gross, L OBP: 0.395, SLG: 0.448 Jose Cardenal, R OBP: 0.347, SLG: 0.360 (9, PH) (9, 7)	0-0 4-3	0-0 1B			0-0 HR 1B		0-0 G6-4-3 E 1B	0-3 K	4	1	3	0	0	0	0	0									
Bill Buckner, L OBP: 0.335, SLG: 0.471 (1, 3)	0-0 1B		0-0 P5		0-0 L4		0-0 E1 G6-4-3	0-0 4-3	5	0	1	0	0	0	2										
Jerry Morales, R OBP: 0.364, SLG: 0.472 (1, 8)	0-0 3-1		0-0 P4		0-0 HR 1B		0-0 G6-4-3 1-2 2-3	4-0 BB BB	4	1	1	2	1	0	3										
Bobby Murcer, L OBP: 0.375, SLG: 0.489 (1, 9)		0-0 6-3 1B 2B	0-0 S 1B		0-0 F7		0-0 IBB	4-0 BB	3	1	2	0	2	0	0										
Steve Ontiveros, S OBP: 0.385, SLG: 0.444 (1, 5)	0-0 6-3	0-0 F7			0-0 HR		0-0 F8	0-0 L3	5	1	1	1	0	0	6										
Manny Trillo, R OBP: 0.339, SLG: 0.397 (1, 4)	4-0 S 1B BB		0-0 G6-3 1B		4-0 5-3 BB		0-0 SH2-4 1B		2	1	2	0	2	0	0										
Steve Swisher, R OBP: 0.238, SLG: 0.315 (1, 2)	0-3 K		0-0 G6-3		0-0 5-3		0-0 SH2-4		3	0	0	0	0	1	4										
Rick Reuschel, R OBP: 0.225, SLG: 0.275 Gene Clines, R OBP: 0.379, SLG: 0.415 Willie Hernandez, L OBP: 0.077, SLG: 0.077 Bruce Sutter, R OBP: 0.200, SLG: 0.111 (8, PH) (8, 1) (8, 1)	0-0 BB 1B		0-0 F8		0-0 F8		0-3 K		3	0	1	2	0	0	1										
Inning Stats	R: 0 E: 0 K: 1 S: 6	H: 1 LOB: 1 BB: 0 P: 6	R: 2 E: 0 K: 1 S: 7	H: 3 LOB: 2 BB: 2 P: 15	R: 0 E: 0 K: 0 S: 4	H: 1 LOB: 0 BB: 0 P: 4	R: 0 E: 0 K: 0 S: 3	H: 1 LOB: 0 BB: 0 P: 3	R: 2 E: 1 K: 0 S: 8	H: 2 LOB: 0 BB: 0 P: 11	R: 1 E: 0 K: 0 S: 4	H: 1 LOB: 1 BB: 1 P: 8	R: 0 E: 1 K: 0 S: 4	H: 1 LOB: 2 BB: 1 P: 8	R: 0 E: 0 K: 2 S: 8	H: 1 LOB: 2 BB: 0 P: 8		R: 0 E: 0 K: 1 S: 5	H: 0 LOB: 2 BB: 2 P: 13	1B: 8 2B: 1 3B: 0 HR: 2	SF: 0 SAC: 1 DP: 2 HBP: 0	WP: 0 PB: 0 SB: 2 CS: 0	PA: 42		
PITCHER	IP	WLS	BF	H	R	ER	SO	BB	IBB	HBP	BLK	WP	HR	S	P	ERA	WHIP								
Jim Barr, R ERA: 4.37 Charlie Williams, R ERA: 4.1 Dave Heaverlo, R ERA: 2.65 John Curtis, L ERA: 5.81	5.0	L	23	8	4	4	2	2	0	0	0	0	1	28	39	7.20	2.000								

Batter	1	2	3	4	5	6	7	8	9	AB	R	H	RBI	BB	SO	LOB	BOTTOM								
Derrel Thomas, S OBP: 0.316, SLG: 0.364 (1, 8)	2-2 5-3 1B		0-0 BLK 1B		0-0 F7			0-0 1B 1B		4	1	3	0	0	0	1	Chicago Cubs @ San Francisco Giants Candlestick Park, San Francisco, CA Fri Aug 26 1977, 10:05 PM EDT Alt. 4,719 - Unknown - 62 F								
Tim Foli, R OBP: 0.241, SLG: 0.336 (1, 6) (9, 4)	0-0 5-3		0-0 5-3			0-0 6-3		0-0 1B 1B		4	0	1	0	0	2										
Darrell Evans, L OBP: 0.348, SLG: 0.411 (1, 5)	0-0 F8		0-0 4-1			0-0 F7		0-0 F8		4	0	0	0	0	4										
Willie McCovey, L OBP: 0.370, SLG: 0.479 Johnnie LeMaster, R OBP: 0.237, SLG: 0.256 (8, PH) (9, 6)	0-0 6-3		0-0 G4-6-3 1B		0-0 K		0-0 1B 1B		4	0	2	1	0	1	1										
Gary Thomasson, L OBP: 0.353, SLG: 0.447 (1, 7) (9, 3)		0-0 6-3 SF8 2B	0-0 G4-6-3		0-0 F8		0-0 FC6-4 1B	0-0 F8	4	1	2	0	0	0	3										
Terry Whitfield, L OBP: 0.315, SLG: 0.427 Randy Elliott, R OBP: 0.285, SLG: 0.418 (8, PH) (9, 7)		0-0 6-3	0-0 4-3		0-0 F5		0-0 4-3		3	0	0	0	0	2											
Vic Harris, S OBP: 0.324, SLG: 0.354 (1, 4) (9, 9)	0-0 SF8		0-0 K		0-0 FC6-4 1B		0-0 F5		3	0	1	1	0	0	1										
Marc Hill, R OBP: 0.313, SLG: 0.359 (1, 2)	0-0 6-3		0-0 K		0-0 K		0-0 6-3		4	0	1	0	0	1	1										
Jim Barr, R Jack Clark, R Charlie Williams, R Bill Madlock, R Dave Heaverlo, R John Curtis, L Gary Alexander, R (8, PH) (5, PH) (8, 1) (7, PH) (8, 1) (9, 1) (9, PH)	0-0 F8		0-0 K		0-0 K		0-3 K		1	0	0	0	0	0	0										
Inning Stats	R: 0 E: 0 K: 0 S: 7	H: 1 LOB: 0 BB: 0 P: 9	R: 1 E: 0 K: 0 S: 4	H: 1 LOB: 0 BB: 0 P: 4	R: 0 E: 0 K: 0 S: 3	H: 1 LOB: 0 BB: 0 P: 3	R: 0 E: 0 K: 2 S: 8	H: 1 LOB: 1 BB: 0 P: 8	R: 0 E: 0 K: 1 S: 5	H: 0 LOB: 0 BB: 0 P: 5	R: 0 E: 0 K: 1 S: 7	H: 2 LOB: 2 BB: 0 P: 7	R: 1 E: 0 K: 0 S: 6	H: 3 LOB: 2 BB: 0 P: 6	R: 0 E: 0 K: 1 S: 5	H: 0 LOB: 0 BB: 0 P: 5		1B: 9 2B: 1 3B: 0 HR: 0	SF: 1 SAC: 0 DP: 1 HBP: 0	WP: 0 PB: 0 SB: 0 CS: 0	PA: 36				
PITCHER	IP	WLS	BF	H	R	ER	SO	BB	IBB	HBP	BLK	WP	HR	S	P	ERA	WHIP								
Rick Reuschel, R ERA: 2.7 Willie Hernandez, L ERA: 2.75 Bruce Sutter, R ERA: 1.03	7.0	W	27	7	1	1	4	0	0	0	0	0	0	38	40	1.29	1.000								

AB	35
R	5
H	11
RBI	5
BB	6
SO	5
LOB	19



Batter	1	2	3	4	5	6	7	8	9	AB	R	H	RBI	BB	SO	LOB	TOP			
Ivan De Jesus, R OBP: 0.319, SLG: 0.335										4	1	1	0	0	0	3	Chicago Cubs @ San Francisco Giants Candlestick Park, San Francisco, CA Sat Aug 27 1977, 6:33 AM EDT Att: 6,587 - Sunny - 73 F			
Jose Cardenal, R OBP: 0.340, SLG: 0.352										4	0	0	0	0	1	3				
Bill Buckner, L OBP: 0.334, SLG: 0.468										4	0	1	0	0	0	1				
Jerry Morales, R OBP: 0.361, SLG: 0.468										4	0	0	0	0	0	1				
Bobby Murcer, L OBP: 0.374, SLG: 0.487										4	0	1	0	0	1	1				
Steve Ontiveros, S OBP: 0.386, SLG: 0.440										4	0	0	0	0	1	3				
Manny Trillo, R OBP: 0.339, SLG: 0.395										2	0	0	0	1	0	0				
Steve Swisher, R OBP: 0.233, SLG: 0.309										3	0	0	0	0	0	2				
Ray Burris, R OBP: 0.250, SLG: 0.305										1	0	0	0	1	1	0				
Gene Clines, R OBP: 0.379, SLG: 0.413										1	0	0	0	0	0	0				
Paul Reuschel, R OBP: 0.077, SLG: 0.077										0	0	0	0	0	0	0				
Willie Hernandez, L OBP: 0.077, SLG: 0.077										0	0	0	0	0	0	0				
Dave Giusti, R OBP: 0.077, SLG: 0.077										0	0	0	0	0	0	0				
Inning Stats	R: 1 E: 1 K: 0 S: 6	H: 2 LOB: 2 BB: 0 P: 6	R: 0 E: 1 K: 0 S: 4	H: 0 LOB: 2 BB: 1 P: 8	R: 0 E: 0 K: 1 S: 5	H: 0 LOB: 0 BB: 0 P: 5	R: 0 E: 0 K: 0 S: 2	H: 0 LOB: 0 BB: 1 P: 6	R: 0 E: 0 K: 2 S: 7	H: 0 LOB: 0 BB: 0 P: 7	R: 0 E: 0 K: 0 S: 3	H: 0 LOB: 0 BB: 0 P: 3	R: 0 E: 0 K: 1 S: 7	H: 0 LOB: 0 BB: 0 P: 10	R: 0 E: 1 K: 0 S: 3	H: 1 LOB: 1 BB: 0 P: 3	1B: 3 2B: 0 3B: 0 HR: 0	SF: 0 SAC: 0 DP: 1 HBP: 0	WP: 0 PB: 0 SB: 1 CS: 1	PA: 34
PITCHER	IP: 9.0 WLS: W BF: 33 H: 3 R: 1 ER: 0 SO: 4 BB: 2 IBB: 0 HBP: 0 BLK: 0 WP: 0 HR: 0 S: 44 P: 57 ERA: 0.00 WHIP: 0.556																			

AB	31
R	1
H	3
RBI	0
BB	2
SO	4
LOB	14



Batter	1	2	3	4	5	6	7	8	9	AB	R	H	RBI	BB	SO	LOB	BOTTOM			
Derrel Thomas, S OBP: 0.314, SLG: 0.362										5	0	1	0	0	0	2	Chicago Cubs @ San Francisco Giants Candlestick Park, San Francisco, CA Sat Aug 27 1977, 6:33 AM EDT Att: 6,587 - Sunny - 73 F			
Tim Lincecum, R OBP: 0.238, SLG: 0.332										4	0	0	0	0	1					
Bill Madlock, R OBP: 0.363, SLG: 0.421										4	1	3	0	0	0					
Darrell Evans, L OBP: 0.349, SLG: 0.413										3	2	1	0	1	0	2				
Jack Clark, R OBP: 0.341, SLG: 0.428										4	2	2	3	0	0	1				
Gary Thomeason, L OBP: 0.397, SLG: 0.455										3	1	2	1	1	0	0				
Vic Harris, S OBP: 0.331, SLG: 0.356										2	1	1	1	1	0	0				
Marc Hill, R OBP: 0.312, SLG: 0.357										4	0	1	1	0	0	3				
Bob Knepper, L OBP: 0.220, SLG: 0.200										4	0	1	1	0	1	1				
Inning Stats	R: 0 E: 0 K: 0 S: 10	H: 1 LOB: 1 BB: 0 P: 14	R: 0 E: 0 K: 0 S: 8	H: 0 LOB: 0 BB: 0 P: 11	R: 0 E: 0 K: 0 S: 3	H: 0 LOB: 0 BB: 0 P: 3	R: 2 E: 0 K: 0 S: 6	H: 3 LOB: 2 BB: 1 P: 10	R: 0 E: 0 K: 0 S: 3	H: 0 LOB: 0 BB: 0 P: 3	R: 0 E: 0 K: 0 S: 6	H: 1 LOB: 0 BB: 0 P: 7	R: 0 E: 0 K: 1 S: 9	H: 1 LOB: 1 BB: 0 P: 11	R: 5 E: 0 K: 0 S: 8	H: 6 LOB: 2 BB: 2 P: 16		1B: 9 2B: 1 3B: 2 HR: 0	SF: 0 SAC: 1 DP: 0 HBP: 0	WP: 0 PB: 0 SB: 0 CS: 1
PITCHER	IP: 7.0 WLS: L BF: 27 H: 6 R: 2 ER: 2 SO: 1 BB: 2 IBB: 2 HBP: 2 BLK: 1 WP: 0 HR: 0 S: 45 P: 59 ERA: 2.57 WHIP: 1.000																			
Paul Reuschel, R ERA: 4.04	0.2	5	3	3	3	0	1	0	0	0	0	0	4	8	40.50	6.000				
Willie Hernandez, L ERA: 2.95	0.0	2	1	0	0	0	1	0	0	0	0	0	1	5	∞	∞				
Dave Giusti, R ERA: 2.82	0.1	3	2	2	2	0	0	0	0	0	0	0	3	3	54.00	6.000				



Batter	1	2	3	4	5	6	7	8	9	AB	R	H	RBI	BB	SO	LOB	TOP											
Frank Taveras, R OBP: 0.302, SLG: 0.312										5	1	2	0	0	1	2												
Phil Garner, R OBP: 0.320, SLG: 0.439										4	2	3	1	1	0	1												
Dave Parker, L OBP: 0.400, SLG: 0.545										3	0	1	1	1	0	2												
Bill Robinson, R OBP: 0.345, SLG: 0.541										5	0	2	0	0	2	5												
Al Oliver, L OBP: 0.339, SLG: 0.476										3	0	2	1	2	0	1												
Fernando Gonzalez, R OBP: 0.320, SLG: 0.405										5	0	0	0	0	2	11												
Ed Ott, L OBP: 0.335, SLG: 0.390										4	0	0	0	0	0	2												
Omar Moreno, L OBP: 0.294, SLG: 0.365										4	0	1	0	0	1	0												
John Candelaria, L OBP: 0.231, SLG: 0.286										4	0	1	0	0	0	1												
Inning Stats	R: 2 E: 0 K: 0 S: 6	H: 3 LOB: 1 BB: 0 P: 6	R: 0 E: 0 K: 1 S: 6	H: 1 LOB: 1 BB: 0 P: 6	R: 1 E: 0 K: 1 S: 7	H: 2 LOB: 2 BB: 1 P: 11	R: 0 E: 0 K: 0 S: 3	H: 0 LOB: 0 BB: 0 P: 3	R: 0 E: 0 K: 0 S: 5	H: 3 LOB: 2 BB: 0 P: 5	R: 0 E: 0 K: 1 S: 6	H: 1 LOB: 3 BB: 2 P: 14	R: 0 E: 0 K: 1 S: 6	H: 1 LOB: 1 BB: 0 P: 6	R: 0 E: 0 K: 2 S: 8	H: 1 LOB: 2 BB: 1 P: 12	1B: 8 2B: 2 3B: 2 HR: 0	SF: 1 SAC: 0 DP: 1 HBP: 0	WP: 1 PB: 0 SB: 6 CS: 0	PA: 42								
PITCHER	IP	WLS	BF	H	R	ER	SO	BB	IBB	HBP	BLK	WP	HR	S	P	ERA	WHIP											
John Montefusco, R ERA: 3.54	(1, 1)	6.0	L	27	9	3	3	2	1	0	0	0	1	0	30	34	4.50	1.667										
Charlie Williams, R ERA: 4.02	(7, 1)	2.0		10	2	0	0	2	0	2	0	0	0	0	12	20	0.00	1.000										
Randy Moffitt, R ERA: 3.51	(9, 1)	1.0		5	1	0	0	2	0	1	0	0	0	0	8	12	0.00	1.000										

Pittsburgh Pirates @ San Francisco Giants
Candlestick Park, San Francisco, CA
Tue Aug 30 1977, 10:05 PM EDT
Att: 12,699 - Unknown

Batter	1	2	3	4	5	6	7	8	9	AB	R	H	RBI	BB	SO	LOB	BOTTOM											
Derrel Thomas, S OBP: 0.318, SLG: 0.374										4	1	2	1	0	1	0												
Tim Lincecum, R OBP: 0.236, SLG: 0.331										4	0	1	0	0	0	1												
Bill Madlock, R OBP: 0.363, SLG: 0.421										4	0	0	0	0	0	1												
Jack Clark, R OBP: 0.339, SLG: 0.422										3	0	0	0	1	1	1												
Willie McCovey, L OBP: 0.369, SLG: 0.481										3	0	0	0	0	1	1												
Randy Elliott, R OBP: 0.286, SLG: 0.416										3	0	1	0	0	0	0												
Vic Harris, S OBP: 0.323, SLG: 0.353										3	0	0	0	0	0	1												
Gary Alexander, R OBP: 0.407, SLG: 0.515										3	0	0	0	0	1	0												
John Montefusco, R OBP: 0.200, SLG: 0.214	(1, 1)									1	0	0	0	0	1	0												
Rob Andrews, R OBP: 0.345, SLG: 0.302	(6, PH)									1	0	0	0	0	1	0												
Charlie Williams, R OBP: 0.250, SLG: 0.250	(7, 1)									0	0	0	0	0	0	0												
Darrell Evans, L OBP: 0.349, SLG: 0.412	(8, PH)									1	0	0	0	0	0	0												
Randy Moffitt, R ERA: 3.51	(9, 1)									0	0	0	0	0	0	0												
Inning Stats	R: 0 E: 0 K: 0 S: 3	H: 0 LOB: 0 BB: 0 P: 3	R: 0 E: 0 K: 0 S: 3	H: 1 LOB: 1 BB: 1 P: 7	R: 0 E: 0 K: 2 S: 8	H: 1 LOB: 1 BB: 0 P: 8	R: 0 E: 0 K: 1 S: 5	H: 0 LOB: 0 BB: 0 P: 5	R: 0 E: 0 K: 1 S: 5	H: 0 LOB: 0 BB: 0 P: 5	R: 1 E: 0 K: 1 S: 7	H: 2 LOB: 1 BB: 0 P: 7	R: 0 E: 0 K: 1 S: 5	H: 0 LOB: 0 BB: 0 P: 5	R: 0 E: 0 K: 1 S: 5	H: 0 LOB: 0 BB: 0 P: 5	1B: 2 2B: 1 3B: 0 HR: 1	SF: 0 SAC: 0 DP: 1 HBP: 0	WP: 0 PB: 0 SB: 0 CS: 0	PA: 31								
PITCHER	IP	WLS	BF	H	R	ER	SO	BB	IBB	HBP	BLK	WP	HR	S	P	ERA	WHIP											
John Candelaria, L ERA: 2.47	(1, 1)	9.0	W	31	4	1	1	6	1	0	0	0	0	1	42	46	1.00	0.556										

Pittsburgh Pirates @ San Francisco Giants
Candlestick Park, San Francisco, CA
Tue Aug 30 1977, 10:05 PM EDT
Att: 12,699 - Unknown



Batter	1	2	3	4	5	6	7	8	9	AB	R	H	RBI	BB	SO	LOB	TOP			
Frank Taveras, R (1, 6) OBP: 0.300, SLG: 0.309	F3	F9			P4			6-3		3	0	0	0	0	0	1	Pittsburgh Pirates @ San Francisco Giants Candlestick Park, San Francisco, CA Wed Aug 31 1977, 6:33 AM EDT Att: 4,267 - Unknown			
Bobby Tolán, L (8, PH) OBP: 0.230, SLG: 0.305										1	0	0	0	0	0	1				
Mario Mendoza, R (8, 6) OBP: 0.234, SLG: 0.253										0	0	0	0	0	0	0				
Phil Garner, R (1, 4) OBP: 0.317, SLG: 0.435	F7		4-3					4-3		4	0	0	0	0	1	1				
Dave Parker, L (1, 9) OBP: 0.401, SLG: 0.544	F7							1-3		3	0	1	0	1	0	1				
Bill Robinson, R (1, 3) OBP: 0.344, SLG: 0.546										4	1	1	1	0	1	2				
Al Oliver, L (1, 7) OBP: 0.337, SLG: 0.472	F1							F7		4	0	0	0	0	0	1				
Fernando Gonzalez, R (1, 5) OBP: 0.324, SLG: 0.414										4	1	2	0	0	1	0				
Ed Ott, L (1, 2) OBP: 0.337, SLG: 0.393										3	1	1	0	1	0	0				
Omar Moreno, L (1, 8) OBP: 0.296, SLG: 0.366										4	0	2	0	0	1	4				
Bruce Kison, R (1, 1) Grand slam, SLG: 0.350										2	0	1	1	0	0	1				
Jerry Hairston, L (6, PH) OBP: 0.306, SLG: 0.385										0	0	0	0	0	0	0				
Rich Gossage, R (7, 1) OBP: 0.320, SLG: 0.348										0	0	0	0	0	0	0				
Jim Fregosi, R (8, PH) OBP: 0.291, SLG: 0.445										1	0	0	0	0	0	0				
Terry Forster, L (8, 1) OBP: 0.284, SLG: 0.316										0	0	0	0	0	0	0				
Kent Tekulve, R (8, 1) OBP: 0.273, SLG: 0.273										0	0	0	0	0	0	0				
Inning Stats	R: 0 E: 0 K: 0 S: 3	H: 0 LOB: 0 BB: 0 P: 3	R: 3 E: 0 K: 0 S: 6	H: 3 LOB: 1 BB: 1 P: 10	R: 0 E: 0 K: 1 S: 5	H: 1 LOB: 0 BB: 0 P: 5	R: 0 E: 0 K: 1 S: 5	H: 0 LOB: 0 BB: 0 P: 5	R: 0 E: 0 K: 0 S: 3	H: 1 LOB: 1 BB: 1 P: 9	R: 0 E: 0 K: 0 S: 3	H: 1 LOB: 1 BB: 0 P: 3	R: 0 E: 1 K: 0 S: 4	H: 0 LOB: 1 BB: 0 P: 4	R: 0 E: 0 K: 1 S: 7	H: 2 LOB: 2 BB: 0 P: 7	1B: 5 2B: 2 3B: 0 HR: 1	SF: 0 SAC: 0 DP: 0 HBP: 0	WP: 0 PB: 0 SB: 2 CS: 2	PA: 36
PITCHER Jim Barr, R (1, 1) ERA: 4.5	IP: 9.0 WLS: W BF: 35 H: 8 R: 3 ER: 3 SO: 4 BB: 2 IBB: 0 HBP: 0 BLK: 0 WP: 0 HR: 1 S: 41 P: 49 ERA: 3.00 WHIP: 1.111																			

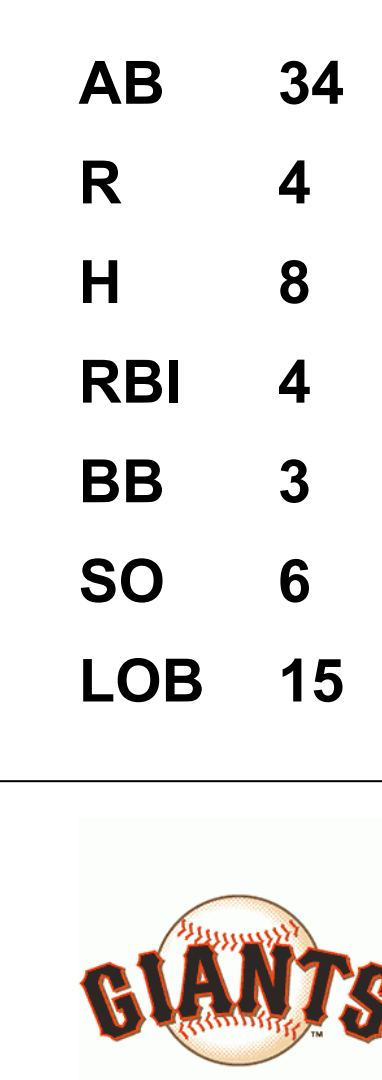
Batter	1	2	3	4	5	6	7	8	9	AB	R	H	RBI	BB	SO	LOB	BOTTOM	
Derrel Thomas, S (1, 8) OBP: 0.315, SLG: 0.372	5-3		F5		SF8		4-3			3	0	0	1	0	0	0	Pittsburgh Pirates @ San Francisco Giants Candlestick Park, San Francisco, CA Wed Aug 31 1977, 6:33 AM EDT Att: 4,267 - Unknown	
Tim Lincecum, R (1, 6) OBP: 0.239, SLG: 0.332										4	1	2	0	0	1	0		
Bill Madlock, R (1, 5) OBP: 0.364, SLG: 0.422										4	2	2	0	0	0	1		
Willie McCovey, L (1, 3) OBP: 0.365, SLG: 0.476	F8							G3		4	0	0	0	0	0	3		
Darrell Evans, L (1, 7) OBP: 0.355, SLG: 0.426										4	2	4	3	0	0	0		
Gary Thomsom, L (1, 9) OBP: 0.354, SLG: 0.448										1	0	0	0	1	0	0		
Jack Clark, R (6, PH) OBP: 0.340, SLG: 0.423	F9									2	0	1	0	0	1	2		
Vic Harris, S (1, 4) OBP: 0.327, SLG: 0.348										2	0	0	0	2	0	2		
Mike Sadek, R (1, 2) OBP: 0.306, SLG: 0.333										2	1	1	2	1	0	0		
Jim Barr, R (1, 1) OBP: 0.176, SLG: 0.154										3	0	0	0	0	3	5		
Inning Stats	R: 3 E: 0 K: 0 S: 6	H: 3 LOB: 0 BB: 0 P: 6	R: 0 E: 0 K: 1 S: 5	H: 0 LOB: 0 BB: 0 P: 5	R: 0 E: 0 K: 0 S: 3	H: 1 LOB: 1 BB: 1 P: 7	R: 0 E: 0 K: 0 S: 3	H: 1 LOB: 1 BB: 1 P: 7	R: 1 E: 0 K: 2 S: 9	H: 2 LOB: 2 BB: 2 P: 17	R: 0 E: 0 K: 0 S: 3	H: 0 LOB: 0 BB: 0 P: 3	R: 1 E: 1 K: 1 S: 7	H: 2 LOB: 2 BB: 1 P: 11	1B: 8 2B: 2 3B: 0 HR: 1	SF: 1 SAC: 2 DP: 2 HBP: 0	WP: 0 PB: 0 SB: 0 CS: 0	PA: 36
PITCHER Bruce Kison, R (1, 1) ERA: 4.79	IP: 5.1 WLS: L BF: 23 H: 5 R: 5 ER: 5 SO: 2 BB: 1 IBB: 0 HBP: 0 BLK: 0 WP: 0 HR: 1 S: 26 P: 30 ERA: 8.44 WHIP: 1.688																	
Grant Jackson, L (6, 1) ERA: 3.82	0.2	4	0	0	0	2	2	0	0	0	0	6	14	0.00	3.000			
Rich Gossage, R (7, 1) ERA: 1.95	1.0	3	0	0	0	0	0	0	0	0	3	3	0.00	0.000				
Terry Forster, L (8, 1) ERA: 5.21	0.1	4	2	1	1	0	1	0	0	0	3	7	27.00	9.000				
Kent Tekulve, R (8, 1) ERA: 3.16	0.2	2	0	0	0	1	0	0	0	0	4	4	0.00	0.000				



Batter	1	2	3	4	5	6	7	8	9	AB	R	H	RBI	BB	SO	LOB	TOP					
Rick Rosetti, R (1, 7) OBP: 0.333, SLG: 0.286										4	0	0	0	0	1	0	St. Louis Cardinals @ San Francisco Giants Candlestick Park, San Francisco, CA Fri Sep 02 1977, 10:05 PM EDT Att: 3,329 - Unknown					
Dane Iorg, L (9, PH) OBP: 0.240, SLG: 0.239										1	0	1	1	0	0	0						
Mike Phillips, L (9, PR) OBP: 0.237, SLG: 0.254										0	1	0	0	0	0	0						
Gary Templeton, S (1, 6) OBP: 0.330, SLG: 0.438										5	1	2	1	0	0	0						
Keith Hernandez, L (1, 3) OBP: 0.386, SLG: 0.454										5	1	3	0	0	1	2						
Ted Simmons, S (1, 2) OBP: 0.417, SLG: 0.506										5	0	1	1	0	2	4						
Butch Metzger, R (9, 1)										0	0	0	0	0	0	0						
Ken Reitz, R (1, 5) OBP: 0.302, SLG: 0.420										4	0	1	1	0	1	2						
Jerry Mumphrey, S (1, 8) OBP: 0.382, SLG: 0.431										4	1	2	0	0	0	1						
Hector Cruz, R (1, 9) OBP: 0.340, SLG: 0.363										3	1	1	2	1	2	2						
Mike Tyson, R (1, 4) OBP: 0.293, SLG: 0.337										3	0	0	0	0	1	3						
Lou Brock, L (9, PH) OBP: 0.301, SLG: 0.333										1	0	0	0	0	0	0						
John Denny, R (1, 1) OBP: 0.143, SLG: 0.122										2	0	0	0	0	0	0						
Mike Anderson, R (7, PH) OBP: 0.303, SLG: 0.368										1	0	0	0	0	0	0						
Buddy Schultz, R (7, 1) OBP: 0.250, SLG: 0.182										0	0	0	0	0	0	0						
Dave Rader, L (9, PH) OBP: 0.323, SLG: 0.388										1	1	1	0	0	0	0						
Inning Stats	R: 0 E: 0 K: 0 S: 4	H: 1 LOB: 1 BB: 0 P: 4	R: 0 E: 0 K: 2 S: 8	H: 1 LOB: 1 BB: 0 P: 8	R: 0 E: 0 K: 2 S: 9	H: 2 LOB: 2 BB: 0 P: 9	R: 2 E: 1 K: 0 S: 5	H: 1 LOB: 0 BB: 0 P: 5	R: 0 E: 0 K: 1 S: 5	H: 0 LOB: 0 BB: 0 P: 5	R: 0 E: 0 K: 1 S: 6	H: 1 LOB: 2 BB: 1 P: 10	R: 0 E: 0 K: 0 S: 3	H: 0 LOB: 0 BB: 0 P: 3	R: 1 E: 0 K: 1 S: 7	H: 2 LOB: 1 BB: 0 P: 7	R: 3 E: 1 K: 1 S: 9	H: 4 LOB: 2 BB: 0 P: 9	1B: 8 2B: 2 3B: 1 HR: 1	SF: 1 SAC: 0 DP: 0 HBP: 0	WP: 1 PB: 0 SB: 1 CS: 0	PA: 41
PITCHER	IP	WLS	BF	H	R	ER	SO	BB	IBB	HBP	BLK	WP	HR	S	P	ERA	WHIP					
Bob Knepper, L (1, 1) ERA: 3.23	7.1		31	7	3	2	6	1	0	0	0	1	1	42	46	2.46	1.091					
Randy Moffitt, R (8, 1) ERA: 3.69	1.0	L	6	3	2	2	1	0	0	0	0	0	0	8	8	18.00	3.000					
Gary Lavelle, L (9, 1) ERA: 1.87	0.2		4	2	1	1	1	0	0	0	0	0	0	6	6	13.50	3.000					

Batter	1	2	3	4	5	6	7	8	9	AB	R	H	RBI	BB	SO	LOB	BOTTOM				
Derrel Thomas, S (1, 8) OBP: 0.316, SLG: 0.372										5	0	2	1	0	0	2	St. Louis Cardinals @ San Francisco Giants Candlestick Park, San Francisco, CA Fri Sep 02 1977, 10:05 PM EDT Att: 3,329 - Unknown				
Tim Foli, R (1, 6) OBP: 0.239, SLG: 0.332										4	0	1	0	0	1	3					
Bill Madlock, R (1, 5) OBP: 0.363, SLG: 0.422										4	1	1	0	0	1	1					
Willie McCovey, L (1, 3) OBP: 0.364, SLG: 0.474										4	0	1	0	0	1	2					
Darrell Evans, L (1, 7) OBP: 0.356, SLG: 0.424										2	1	0	0	2	0	0					
Gary Thomasson, L (1, 9) OBP: 0.356, SLG: 0.457										4	1	2	3	0	2	2					
Vic Harris, S (1, 4) OBP: 0.329, SLG: 0.357										2	0	1	0	0	0	0					
Rob Andrews, R (5, PR) OBP: 0.343, SLG: 0.300										2	1	0	0	0	0	1					
Mike Sadek, R (1, 2) OBP: 0.298, SLG: 0.324										3	0	0	0	0	0	1					
Terry Whitfield, L (9, PH) OBP: 0.317, SLG: 0.427										0	0	0	0	1	0	0					
Bob Knepper, L (1, 1) OBP: 0.205, SLG: 0.186										3	0	0	0	0	1	1					
Randy Moffitt, R (8, 1)										0	0	0	0	0	0	0					
Gary Lavelle, S (9, 1)										0	0	0	0	0	0	0					
Jack Clark, R (9, PH) OBP: 0.339, SLG: 0.421										1	0	0	0	0	0	2					
Inning Stats	R: 0 E: 0 K: 0 S: 4	H: 1 LOB: 1 BB: 0 P: 4	R: 0 E: 0 K: 1 S: 5	H: 0 LOB: 0 BB: 0 P: 5	R: 0 E: 0 K: 1 S: 6	H: 2 LOB: 2 BB: 1 P: 10	R: 1 E: 0 K: 1 S: 7	H: 2 LOB: 0 BB: 0 P: 7	R: 3 E: 0 K: 0 S: 5	H: 2 LOB: 0 BB: 1 P: 9	R: 0 E: 0 K: 2 S: 7	H: 0 LOB: 0 BB: 0 P: 7	R: 0 E: 0 K: 2 S: 7	H: 0 LOB: 0 BB: 0 P: 7	R: 0 E: 0 K: 0 S: 4	H: 1 LOB: 2 BB: 1 P: 8	1B: 5 2B: 2 3B: 0 HR: 1	SF: 0 SAC: 0 DP: 0 HBP: 0	WP: 0 PB: 0 SB: 0 CS: 0	PA: 37	
PITCHER	IP	WLS	BF	H	R	ER	SO	BB	IBB	HBP	BLK	WP	HR	S	P	ERA	WHIP				
John Denny, R (1, 1) ERA: 4.37	6.0		26	7	4	4	3	2	0	0	0	0	0	30	38	6.00	1.500				
Buddy Schultz, L (7, 1) ERA: 1.52	2.0	W	6	0	0	0	3	0	0	0	0	0	0	12	12	0.00	0.000				
Butch Metzger, R (9, 1) ERA: 3.3	1.0	S	5	1	0	0	0	1	0	0	0	0	0	4	8	0.00	2.000				

AB 39
R 6
H 12
RBI 6
BB 1
SO 8
LOB 14



Batter	1	2	3	4	5	6	7	8	9	AB	R	H	RBI	BB	SO	LOB	TOP			
Derrel Thomas, S OBP: 0.315, SLG: 0.370	0-0 4-3			4-0 CS BB		0-0 F8		0-0 E6		3	0	0	0	1	0	1	San Francisco Giants @ Atlanta Braves Atlanta-Fulton County Stadium, Atlanta, GA Mon Sep 05 1977, 7:05 PM EDT Att: 2,262 - Unknown			
Rob Andrews, R OBP: 0.343, SLG: 0.298	0-0 G6-4-3 1B			0-0 F8 1-2		0-0 FC6-4 1-2		0-0 6-3		4	0	1	0	0	0	3				
Bill Madlock, R OBP: 0.364, SLG: 0.433	0-0 G6-4-3 1-2			0-0 F8			0-0 BB 1B		0-0 F5	4	0	1	0	0	0	1				
Willie McCovey, L OBP: 0.362, SLG: 0.477		0-0 F8			0-0 4-3		0-0 F7		0-0 F4	4	0	0	0	0	0	1				
Darrell Evans, L OBP: 0.353, SLG: 0.421		0-3 K		4-0 F7 BB		0-0 F5		0-0 F7	3	0	0	0	1	1	1					
Gary Thomasson, L OBP: 0.354, SLG: 0.451		0-3 K		0-0 F7 1-2		4-0 FC6 BB				2	0	0	0	1	1					
Tim Foli, R OBP: 0.239, SLG: 0.331			0-0 1-3		0-0 5-3		0-0 FC6 1-2			3	0	0	0	0	0	3				
Johnnie LeMaster, R OBP: 0.245, SLG: 0.247										0	0	0	0	0	0	0				
Marc Hill, R OBP: 0.311, SLG: 0.357			0-0 F3		0-0 FC6-4 1B			0-0 4-3		3	0	1	0	0	0	0				
Jim Barr, R OBP: 0.176, SLG: 0.154			0-3 K		0-3 K			0-0 5-3		0	0	0	0	0	0	0				
John Curtis, L OBP: 0.226, SLG: 0.250										0	0	0	0	0	0	0				
Charlie Williams, R OBP: 0.226, SLG: 0.250										0	0	0	0	0	0	0				
Terry Whitfield, L OBP: 0.150, SLG: 0.158										0	0	0	0	0	0	0				
Dave Heaverlo, R OBP: 0.150, SLG: 0.158										0	0	0	0	0	0	0				
Jack Clark, R OBP: 0.324, SLG: 0.413										0	0	0	0	0	0	0				
Lynn McGlothen, R OBP: 0.150, SLG: 0.158										0	0	0	0	0	0	0				
Inning Stats	R: 0 E: 0 K: 0 S: 3	H: 1 LOB: 0 BB: 0 P: 3	R: 0 E: 0 K: 2 S: 7	H: 0 LOB: 0 BB: 0 P: 7	R: 0 E: 0 K: 1 S: 5	H: 0 LOB: 0 BB: 1 P: 5	R: 0 E: 0 K: 0 S: 2	H: 0 LOB: 0 BB: 1 P: 6	R: 0 E: 0 K: 1 S: 6	H: 1 LOB: 1 BB: 0 P: 6	R: 0 E: 0 K: 0 S: 4	H: 1 LOB: 2 BB: 1 P: 8	R: 0 E: 1 K: 0 S: 4	H: 0 LOB: 1 BB: 0 P: 4	R: 0 E: 0 K: 0 S: 3	H: 0 LOB: 0 BB: 0 P: 3	1B: 3 2B: 0 3B: 0 HR: 0	SF: 0 SAC: 0 DP: 1 HBP: 0	WP: 0 PB: 0 SB: 0 CS: 1	PA: 32
PITCHER Dick Ruthven, R ERA: 3.72	IP: 9.0 WLS: W BF: 32 H: 3 R: 0 ER: 0 SO: 4 BB: 3 IBB: 0 HBP: 0 BLK: 0 WP: 0 HR: 0 S: 37 P: 49 ERA: 0.00 WHIP: 0.667															PITCHER				
Batter	1	2	3	4	5	6	7	8	9	AB	R	H	RBI	BB	SO	LOB	BOTTOM			
Jerry Royster, R OBP: 0.276, SLG: 0.263	0-0 1B 1B	0-0 F4		0-0 F9			0-3 K			4	1	1	0	0	1	0	San Francisco Giants @ Atlanta Braves Atlanta-Fulton County Stadium, Atlanta, GA Mon Sep 05 1977, 7:05 PM EDT Att: 2,262 - Unknown			
Rowland Office, L OBP: 0.293, SLG: 0.317	0-0 G5-3 1B 1-3		0-0 1-3		0-0 G3		0-0 2B			4	0	2	0	0	0	0				
Jeff Burroughs, R OBP: 0.362, SLG: 0.517	0-0 G5-3 1B 1-2 3H		0-0 BB SF7 1B		0-0 F8		0-0 F8			4	2	2	1	0	0	1				
Willie Montanez, L OBP: 0.321, SLG: 0.456	0-0 G5-3 1-2 2-3F		0-0 BB 1B		0-0 2B			0-0 F2		4	0	2	0	0	0	2				
Biff Pocoroba, S OBP: 0.386, SLG: 0.438	0-0 2B 1B		4-0 FC6-4 BB		0-0 F8			0-0 CS 1B		3	1	2	1	1	0	1				
Gary Matthews, R OBP: 0.352, SLG: 0.433	0-0 1H 2B		0-0 SF7 3H		0-0 4-3		0-0 4-3	0-3 K 1-2		3	0	1	2	0	1	1				
Barry Bonnell, R OBP: 0.362, SLG: 0.339	0-3 K2-3		0-0 FC6-4 1-2		0-0 4-3		0-0 4-3			3	0	0	0	0	1	3				
Pat Rockett, R OBP: 0.356, SLG: 0.323		0-0 CS 1B		0-0 5-3		0-0 F9				3	0	1	0	0	0	0				
Dick Ruthven, R OBP: 0.316, SLG: 0.444		0-3 K 1-2		0-0 6-3			0-0 6-3			3	0	0	0	0	1	1				
Inning Stats	R: 3 E: 0 K: 1 S: 9	H: 5 LOB: 1 BB: 0 P: 9	R: 0 E: 0 K: 1 S: 5	H: 1 LOB: 0 BB: 0 P: 5	R: 1 E: 0 K: 0 S: 5	H: 2 LOB: 2 BB: 1 P: 9	R: 0 E: 0 K: 0 S: 3	H: 0 LOB: 0 BB: 0 P: 3	R: 0 E: 0 K: 0 S: 3	H: 0 LOB: 0 BB: 0 P: 3	R: 0 E: 0 K: 1 S: 6	H: 1 LOB: 1 BB: 0 P: 6	R: 0 E: 0 K: 1 S: 5	H: 1 LOB: 0 BB: 0 P: 5	1B: 8 2B: 3 3B: 0 HR: 0	SF: 1 SAC: 0 DP: 1 HBP: 0		WP: 0 PB: 0 SB: 0 CS: 2	PA: 33	
PITCHER Jim Barr, R ERA: 4.55	IP: 0.0 WLS: L BF: 13 H: 7 R: 3 ER: 3 SO: 2 BB: 1 IBB: 0 HBP: 0 BLK: 0 WP: 0 HR: 0 S: 16 P: 20 ERA: 11.57 WHIP: 3.429															PITCHER				
John Curtis, L ERA: 5.91	2.1																			
Charlie Williams, R ERA: 5.81	2.2																			
Dave Heaverlo, R ERA: 2.79	2.0																			
Lynn McGlothen, R ERA: 5.54	1.0																			

Batter	1	2	3	4	5	6	7	8	9	AB	R	H	RBI	BB	SO	LOB	TOP						
Derrel Thomas, S OBP: 0.318, SLG: 0.375 (1,8)	0-0 4-3 WP 1B		0-0 2B 1B	0-0 F7		0-0 2B 2B	0-0 F9			5	3	3	0	0	0	0	San Francisco Giants @ Atlanta Braves Atlanta-Fulton County Stadium, Atlanta, GA Tue Sep 06 1977, 7:05 PM EDT Att: 877 - Unknown						
Rob Andrews, R OBP: 0.246, SLG: 0.301 (1,4)	0-0 4-3		4-0 2B HR BB	4-0 G4-6-3 BB		0-0 2B 2B		0-0 6-3		3	2	1	1	2	0	1							
Darrell Evans, L OBP: 0.353, SLG: 0.426 (1,5)	0-0 F4		0-0 HR 2B	0-0 G4-6-3		0-0 4-3 1B 2B		0-0 F6		5	2	2	3	0	0	2							
Willie McCovey, L OBP: 0.365, SLG: 0.487 (1,3)	0-0 FC5-4 1B		0-0 HR			0-0 4-3 1B		0-0 F4		2	1	2	4	0	0	0							
Terry Whitfield, L OBP: 0.314, SLG: 0.421 (4,7)	0-0 FC5-4 1B		0-0 HR			0-0 4-3 1B		0-0 F4		3	1	1	0	0	0	1							
Jack Clark, R OBP: 0.338, SLG: 0.418 (1,9)	0-0 FC5-4		0-0 BLK 1B			0-0 HR 1B			0-0 5-3	5	1	3	1	0	0	1							
Gary Thomasson, L OBP: 0.352, SLG: 0.456 (1,7)		0-0 F8	0-0 F6		0-0 SF8	0-0 HR		0-0 K		4	1	1	3	0	1	1							
Marc Hill, R OBP: 0.306, SLG: 0.350 (1,2)		0-0 5-3	0-0 F9		0-0 F6	0-3 K		0-0 5-3		5	0	0	0	0	1	2							
Johnnie LeMaster, R OBP: 0.245, SLG: 0.240 (1,6)		0-3 K	4-0 IBB		0-0 F3			0-0 5-3		3	0	0	0	1	1	1							
Bob Knepper, L OBP: 0.208, SLG: 0.191 (1,1)			0-0 1B			0-0 F8		0-0 6-3		4	1	1	0	0	0	2							
Inning Stats	R: 1 E: 0 K: 0 S: 5	H: 2 LOB: 1 BB: 0 P: 5	R: 0 E: 0 K: 1 S: 5	H: 0 LOB: 0 BB: 0 P: 5	R: 5 E: 0 K: 0 S: 8	H: 5 LOB: 2 BB: 2 P: 16	R: 0 E: 0 K: 0 S: 2	H: 0 LOB: 0 BB: 1 P: 6	R: 1 E: 1 K: 0 S: 5	H: 2 LOB: 1 BB: 0 P: 5	R: 5 E: 0 K: 1 S: 10	H: 5 LOB: 0 BB: 0 P: 10	R: 0 E: 0 K: 0 S: 3	H: 0 LOB: 0 BB: 0 P: 3	R: 0 E: 0 K: 1 S: 5	H: 0 LOB: 0 BB: 0 P: 5	1B: 8 2B: 4 3B: 0 HR: 2	SF: 1 SAC: 0 DP: 1 HBP: 0	WP: 1 PB: 0 SB: 0 CS: 0	PA: 43			
PITCHER	IP WLS BF H R ER SO	IP WLS BF H R ER SO	IP WLS BF H R ER SO	IP WLS BF H R ER SO	IP WLS BF H R ER SO	IP WLS BF H R ER SO	IP WLS BF H R ER SO	IP WLS BF H R ER SO	IP WLS BF H R ER SO	IP WLS BF H R ER SO	IP WLS BF H R ER SO	IP WLS BF H R ER SO	IP WLS BF H R ER SO	IP WLS BF H R ER SO	IP WLS BF H R ER SO	IP WLS BF H R ER SO	ERA WHIP	ERA WHIP					
Eddie Solomon, R ERA: 4.76 (1,1)	2.0 L	12 5	5 5	5 5	1 1	0 0	1 0	0 0	1 0	1 5	9 7	11 6	54.00 3.86	6.000 0.429				22.50 3.000	9.00 2.000	4.50 1.500	54.00 6.000	3.86 0.429	
Max Leon, R ERA: 4.31 (9,1)	1.0	3	0	0	0	1	0	0	0	0	0	0	0	0	1	0	0	0.00 0.000	0.00 0.000				

Batter	1	2	3	4	5	6	7	8	9	AB	R	H	RBI	BB	SO	LOB	BOTTOM					
Jerry Royster, R OBP: 0.276, SLG: 0.262 (1,4)	0-0 6-3		0-0 4-3			0-0 F9		0-0 FC3-6 1B		4	0	1	0	0	0	1	San Francisco Giants @ Atlanta Braves Atlanta-Fulton County Stadium, Atlanta, GA Tue Sep 06 1977, 7:05 PM EDT Att: 877 - Unknown					
Barry Bonnell, R OBP: 0.357, SLG: 0.335 (1,8)	0-0 F9		0-3 K			0-0 F7		0-0 FC3-6 FC6		4	0	0	1	0	1	2						
Jeff Burroughs, R OBP: 0.361, SLG: 0.514 (1,9)	0-3 K			4-0 G6-4-3 BB		0-0 F9		0-0 F8		3	0	0	0	1	1	1						
Willie Montanez, L OBP: 0.319, SLG: 0.452 (1,3)		0-0 4-3		0-0 G6-4-3		0-0 4-3		0-0 FC6		4	0	0	0	0	0	2						
Gary Matthews, R OBP: 0.351, SLG: 0.430 (1,7)		4-0 CS BB		0-3 K		0-0 E6 1B SF8		0-0 5-3		3	1	0	0	1	1	0						
Junior Moore, R OBP: 0.322, SLG: 0.342 (1,5)		0-0 1-2 1B			0-3 K		0-0 F9		0-0 F9	4	0	2	0	0	1	0						
Vic Correll, R OBP: 0.315, SLG: 0.406 (1,2)		0-0 4-3			0-0 2B		0-0 SF8		0-0 F8	3	0	1	1	0	0	1						
Pat Rockett, R OBP: 0.355, SLG: 0.328 (1,6)			0-0 4-3 2B		0-0 5-3		0-0 F7			3	0	1	0	0	0	2						
Inning Stats	R: 0 E: 0 K: 1 S: 5	H: 0 LOB: 0 BB: 0 P: 5	R: 0 E: 0 K: 0 S: 3	H: 1 LOB: 1 BB: 1 P: 7	R: 0 E: 0 K: 1 S: 6	H: 1 LOB: 1 BB: 0 P: 6	R: 0 E: 0 K: 1 S: 4	H: 0 LOB: 0 BB: 1 P: 8	R: 0 E: 0 K: 1 S: 6	H: 1 LOB: 1 BB: 0 P: 6	R: 0 E: 0 K: 0 S: 3	H: 0 LOB: 0 BB: 0 P: 3	R: 1 E: 1 K: 0 S: 5	H: 1 LOB: 1 BB: 0 P: 5	R: 1 E: 0 K: 0 S: 4	H: 1 LOB: 1 BB: 1 P: 8	R: 0 E: 0 K: 0 S: 3	H: 0 LOB: 0 BB: 0 P: 3	1B: 3 2B: 2 3B: 0 HR: 0	SF: 1 SAC: 0 DP: 1 HBP: 0	WP: 0 PB: 0 SB: 0 CS: 1	PA: 34
PITCHER	IP WLS BF H R ER SO	IP WLS BF H R ER SO	IP WLS BF H R ER SO	IP WLS BF H R ER SO	IP WLS BF H R ER SO	IP WLS BF H R ER SO	IP WLS BF H R ER SO	IP WLS BF H R ER SO	IP WLS BF H R ER SO	IP WLS BF H R ER SO	IP WLS BF H R ER SO	IP WLS BF H R ER SO	IP WLS BF H R ER SO	IP WLS BF H R ER SO	IP WLS BF H R ER SO	IP WLS BF H R ER SO	ERA WHIP	ERA WHIP				
Bob Knepper, L ERA: 3.08 (1,1)	9.0 W	34 5	2 2	1 1	4 4	3 3	0 0	0 0	0 0	39 51	1.00 0.889											

Batter	1	2	3	4	5	6	7	8	9	AB	R	H	RBI	BB	SO	LOB	TOP					
Derrel Thomas, S (1, 8) OBP: 0.319, SLG: 0.375 Terry Whitfield, L (6, 8) OBP: 0.313, SLG: 0.420	0-0 BB 2B 1B	4-0 CS BB		0-0 L4		0-0 F7		0-0 F7		3	1	1	0	1	0	0						
Rob Andrews, R (1, 4) OBP: 0.347, SLG: 0.300	4-0 2B BB	0-0 F8		0-3 K		0-0 F9			0-0 E6 1B	4	1	1	0	1	1	1						
Darrell Evans, L (1, 5) OBP: 0.354, SLG: 0.426	0-0 F7			0-0 HR 1B		0-0 BB 1B		0-0 F7		5	1	2	0	0	0	3						
Willie McCovey, L (1, 3) OBP: 0.366, SLG: 0.495	0-0 E 1B 2B			0-0 HR		0-3 K		0-0 G3		5	2	2	4	0	1	2						
Jack Clark, R (1, 9) OBP: 0.336, SLG: 0.413	0-3 K			0-3 K		4-0 BB		0-0 F9		4	0	0	0	1	2	2						
Gary Thomasson, L (1, 7) OBP: 0.351, SLG: 0.453	4-0 E 1B IBB			0-0 F8		0-0 F7		0-0 F7		3	0	0	0	1	0	2						
Tim Foli, R (1, 6) OBP: 0.241, SLG: 0.332	0-0 E6 1B			0-0 FC5-4 1B		0-0 P4		0-0 1B S		4	0	2	0	0	0	4						
Marc Hill, R (1, 2) OBP: 0.309, SLG: 0.352	0-0 1-2 2-3 1B			0-0 FC5-4		0-0 P6		0-0 1-3 1B		4	0	2	1	0	0	1						
Ed Halicki, R (1, 1) OBP: 0.211, SLG: 0.260 Gary Lavelle, S (6, 1)		0-0 F8		0-0 1-3		0-0 HR		0-3 K		3	1	1	1	0	0	0						
										1	0	0	0	0	1	2						
Inning Stats	R: 3 E: 1 K: 1 S: 8	H: 3 LOB: 2 BB: 2 P: 16	R: 0 E: 0 K: 0 S: 2	H: 0 LOB: 0 BB: 1 P: 6	R: 2 E: 0 K: 1 S: 8	H: 3 LOB: 1 BB: 0 P: 8	R: 0 E: 0 K: 1 S: 5	H: 0 LOB: 0 BB: 0 P: 5	R: 0 E: 0 K: 1 S: 6	H: 1 LOB: 2 BB: 1 P: 10	R: 1 E: 0 K: 0 S: 4	H: 1 LOB: 0 BB: 0 P: 4	R: 0 E: 0 K: 0 S: 3	H: 0 LOB: 0 BB: 0 P: 3	R: 0 E: 0 K: 1 S: 7	H: 2 LOB: 2 BB: 0 P: 7	R: 0 E: 1 K: 0 S: 4	H: 1 LOB: 1 BB: 0 P: 4	1B: 8 2B: 1 3B: 0 HR: 2	SF: 0 SAC: 0 DP: 0 HBP: 0	WP: 0 PB: 0 SB: 1 CS: 1	PA: 41
PITCHER	IP	WLS	BF	H	R	ER	SO	BB	IBB	HBP	BLK	WP	HR	S	P	ERA	WHIP					
Mario Soto, R (1, 1) ERA: 4.53	4.0	L	20	6	5	4	3	2	1	0	0	0	1	23	35	9.00	2.000					
Manny Sarmiento, R (5, 1) ERA: 3.04	2.0		9	2	1	1	1	1	0	0	0	0	1	10	14	4.50	1.500					
Pedro Borbon, R (7, 1) ERA: 3.06	2.0		8	2	0	0	1	0	0	0	0	0	0	10	10	0.00	1.000					
Dale Murray, R (9, 1) ERA: 4.93	1.0		4	1	0	0	0	0	0	0	0	0	0	4	4	0.00	1.000					

San Francisco Giants @ Cincinnati Reds
Riverfront Stadium, Cincinnati, OH
Wed Sep 07 1977, 7:05 PM EDT
Att: 19,351 - Unknown

AB	37
R	6
H	11
RBI	6
BB	4
SO	5
LOB	19



Batter	1	2	3	4	5	6	7	8	9	AB	R	H	RBI	BB	SO	LOB	BOTTOM				
Pete Rose, S (1, 5) OBP: 0.371, SLG: 0.438	0-0 F7	0-0 F7		4-0 BB		0-0 F7			0-0 FC6-4 1B	4	0	1	0	1	0	3					
Ken Griffey, L (1, 9) OBP: 0.387, SLG: 0.463	0-0 HR 3B	0-0 6-3		0-0 F7		0-3 K			0-0 FC6-4 2-3	5	1	1	0	0	1	7					
Joe Morgan, L (1, 4) OBP: 0.427, SLG: 0.505	0-0 HR			0-0 P5		0-3 K		0-3 K		5	1	1	2	0	2	1					
George Foster, R (1, 7) OBP: 0.371, SLG: 0.627	0-3 K			0-0 2-3		0-0 HR		4-0 FC5-4 BB		4	1	1	1	1	1	1					
Dan Driessen, L (1, 3) OBP: 0.367, SLG: 0.459	0-0 1B			0-0 F7		0-3 K		0-3 K		4	0	1	0	0	2	1					
Johnny Bench, R (1, 2) OBP: 0.348, SLG: 0.560	0-3 K			0-0 SH1-3 1B		4-0 BB		0-0 FC5-4		3	0	1	0	1	1	2					
Cesar Geronimo, L (1, 8) OBP: 0.317, SLG: 0.381		1-0 HBP HBP		0-0 SH1-3 1B		0-0 1-3		0-3 K		3	0	1	0	0	1	1					
Dave Concepcion, R (1, 6) OBP: 0.321, SLG: 0.364 Rick Auerbach, R (2, 6) OBP: 0.188, SLG: 0.148		0-0 P4		0-0 SH1-3				0-3 K		0	0	0	0	0	0	0					
				1-2 2-3				0-0 F9		3	0	0	0	0	1	1					
Mario Soto, R (1, 1) OBP: 0.188, SLG: 0.077 Mike Lutt, L (4, PH) OBP: 0.311, SLG: 0.392 Manny Sarmiento, R (5, 1) OBP: 0.387, SLG: 0.463 Ed Armbrister, R (6, PH) OBP: 0.326, SLG: 0.449 Pedro Borbon, R (7, 1) OBP: 0.303, SLG: 0.250 Ray Knight, R (8, PH) OBP: 0.343, SLG: 0.403 Dale Murray, R (9, 1) OBP: 0.162, SLG: 0.182		1-0 HBP		0-3 K		0-0 1B		0-0 G3		0	0	0	0	0	0	0					
Inning Stats	R: 2 E: 0 K: 2 S: 10	H: 3 LOB: 1 BB: 0 P: 10	R: 0 E: 0 K: 0 S: 3	H: 0 LOB: 0 BB: 0 P: 5	R: 0 E: 0 K: 1 S: 7	H: 2 LOB: 3 BB: 1 P: 11	R: 1 E: 0 K: 2 S: 8	H: 1 LOB: 1 BB: 1 P: 12	R: 0 E: 0 K: 2 S: 8	H: 1 LOB: 1 BB: 0 P: 8	R: 0 E: 0 K: 2 S: 7	H: 0 LOB: 1 BB: 1 P: 11	R: 0 E: 0 K: 1 S: 5	H: 0 LOB: 0 BB: 0 P: 5	R: 0 E: 0 K: 0 S: 4	H: 1 LOB: 1 BB: 0 P: 4	1B: 5 2B: 0 3B: 1 HR: 2	SF: 0 SAC: 1 DP: 0 HBP: 2	WP: 0 PB: 0 SB: 0 CS: 0	PA: 40	
PITCHER	IP	WLS	BF	H	R	ER	SO	BB	IBB	HBP	BLK	WP	HR	S	P	ERA	WHIP				
Ed Halicki, R (1, 1) ERA: 3.4	5.2	W	28	7	3	3	6	2	0	2	0	0	2	36	46	4.76	1.588				
Gary Lavelle, L (6, 1) ERA: 1.97	3.1	S	12	1	0	0	4	1	0	0	0	0	0	19	23	0.00	0.600				

San Francisco Giants @ Cincinnati Reds
Riverfront Stadium, Cincinnati, OH
Wed Sep 07 1977, 7:05 PM EDT
Att: 19,351 - Unknown

AB	34
R	3
H	8
RBI	3
BB	3
SO	10
LOB	19



Batter	1	2	3	4	5	6	7	8	9	AB	R	H	RBI	BB	SO	LOB	TOP								
Gary Thomasson, L OBP: 0.354, SLG: 0.453 (1, 7)	4-0 1B BLK BB	0-3 K			0-0 F9		0-0 FC6-4 1B	0-0 1B	0-0 1B	4	1	2	1	1	1	0	San Francisco Giants @ Cincinnati Reds Riverfront Stadium, Cincinnati, OH Thu Sep 08 1977, 7:05 PM EDT Att: 18,379 - Unknown livebaseballscorecards.com								
Rob Andrews, R OBP: 0.345, SLG: 0.299 (1, 4)	0-0 6-3 BLK HR 1B		0-0 F8		0-0 F9		0-0 FC6-4 1B	0-0 1-3	0-0 1B	5	1	1	0	0	0	4									
Darrell Evans, L OBP: 0.351, SLG: 0.422 (1, 5)	0-0 6-3		0-3 K		0-0 G3			0-0 P6		4	0	0	0	0	1	1									
Willie McCovey, L OBP: 0.369, SLG: 0.511 (1, 3)	0-0 HR		4-0 BB		0-0 HR			0-0 6-3		3	2	2	3	1	0	0									
Jack Clark, R OBP: 0.333, SLG: 0.409 (1, 9)	0-0 F8		0-0 F8		0-0 F5			0-0 F7		4	0	0	0	0	0	1									
Terry Whitfield, L OBP: 0.316, SLG: 0.428 (1, 8)	0-0 3B		0-0 4-3		0-3 K			0-0 1B	0-0 1B	4	1	2	0	0	1	0									
Tim Foli, R OBP: 0.241, SLG: 0.332 (9, PR)	0-0 6-3		0-0 P3		0-0 P3		0-0 F7	0-0 1B	0-0 1B	4	0	1	0	0	0	1									
Johnnie LetMaster, R OBP: 0.245, SLG: 0.240 (9, 6)	0-0 6-3		0-0 P4		0-0 P4		0-0 FC5-4 1B	0-0 P6	0-0 1B	0	0	0	0	0	0	0									
Marc Hill, R OBP: 0.309, SLG: 0.352 (7, PR)		0-0 P4		0-0 P4		0-0 FC5-4 1B	0-0 P6	0-0 P6	0-0 1B	3	0	1	0	0	0	0									
Mike Sadek, R OBP: 0.236, SLG: 0.324 (7, 2)		0-0 P4		0-0 P4		0-0 FC5-4 1B	0-0 P6	0-0 P6	0-0 1B	0	0	0	0	0	0	0									
Derrel Thomas, S OBP: 0.374, SLG: 0.374 (9, PH)		0-0 P4		0-0 P4		0-0 FC5-4 1B	0-0 P6	0-0 P6	0-0 1B	1	0	0	0	0	0	2									
Randy Moffitt, R (9, 1)		0-0 P4		0-0 P4		0-0 FC5-4 1B	0-0 P6	0-0 P6	0-0 1B	0	0	0	0	0	0	0									
Charlie Williams, R OBP: 0.235, SLG: 0.235 (5, PH)		0-3 K		0-3 K		0-0 FC5-4 1B	0-0 K	0-3 K	0-3 K	1	0	0	0	0	1	0									
Vic Harris, S OBP: 0.327, SLG: 0.354 (5, 1)		0-3 K		0-3 K		0-0 FC5-4 1B	0-0 K	0-3 K	0-3 K	1	0	0	0	0	1	0									
John Curtis, L OBP: 0.296, SLG: 0.385 (7, PH)		0-3 K		0-3 K		0-0 FC5-4 1B	0-0 K	0-3 K	0-3 K	0	0	0	0	0	0	1									
Bill Madlock, L OBP: 0.302, SLG: 0.442 (7, PH)		0-3 K		0-3 K		0-0 FC5-4 1B	0-0 K	0-3 K	0-3 K	0	0	0	0	0	0	1									
Dave Heaverlo, R OBP: 0.275, SLG: 0.442 (7, 1)		0-3 K		0-3 K		0-0 FC5-4 1B	0-0 K	0-3 K	0-3 K	0	0	0	0	0	0	1									
Gary Alexander, R OBP: 0.411, SLG: 0.535 (9, 2)		0-3 K		0-3 K		0-0 FC5-4 1B	0-0 K	0-3 K	0-3 K	1	0	0	0	0	1	2									
Inning Stats	R: 3 E: 0 K: 0 S: 6	H: 3 LOB: 1 BB: 1 P: 10	R: 0 E: 0 K: 2 S: 7	H: 0 LOB: 0 BB: 0 P: 7	R: 0 E: 0 K: 1 S: 5	H: 0 LOB: 1 BB: 1 P: 9	R: 0 E: 0 K: 0 S: 3	H: 0 LOB: 0 BB: 0 P: 3	R: 0 E: 0 K: 1 S: 5	H: 0 LOB: 0 BB: 0 P: 5	R: 1 E: 0 K: 1 S: 6	H: 1 LOB: 0 BB: 0 P: 6	R: 0 E: 0 K: 0 S: 5	H: 2 LOB: 2 BB: 0 P: 5	R: 0 E: 0 K: 0 S: 3	H: 0 LOB: 0 BB: 0 P: 3	R: 1 E: 0 K: 1 S: 8	H: 3 LOB: 2 BB: 0 P: 8	1B: 6 2B: 0 3B: 1 HR: 2	SF: 0 SAC: 0 DP: 0 HBP: 0	WP: 0 PB: 0 SB: 0 CS: 0	PA: 38			
PITCHER	IP	WLS	BF	H	R	ER	SO	BB	IBB	HBP	BLK	WP	HR	S	P	ERA	WHIP								
Paul Moskau, R ERA: 4.25 (1, 1)	6.0		24	4	4	4	5	2	0	0	1	0	2	32	40	6.00	1.000								
Pedro Borbon, R ERA: 3.05 (7, 1)	3.0	W	14	5	1	1	1	0	0	0	0	0	0	16	16	3.00	1.667								

Batter	1	2	3	4	5	6	7	8	9	AB	R	H	RBI	BB	SO	LOB	BOTTOM								
Pete Rose, S OBP: 0.370, SLG: 0.436 (1, 5)	0-0 1-3	0-0 6-3		0-0 F7			0-0 SH1-3 1B		0-0 E3 1B S SF8	5	1	1	0	0	0	0	San Francisco Giants @ Cincinnati Reds Riverfront Stadium, Cincinnati, OH Thu Sep 08 1977, 7:05 PM EDT Att: 18,379 - Unknown livebaseballscorecards.com								
Ken Griffey, L OBP: 0.386, SLG: 0.462 (1, 9)	0-0 6-3	0-0 F7		0-0 6-3			0-0 SH1-3 1B		0-0 1B	4	0	1	0	0	0	0									
Joe Morgan, L OBP: 0.429, SLG: 0.503 (1, 4)	4-0 2B BB		4-0 1B S 5-3 BB		0-0 P4		0-0 L9		4-0 1B	2	2	0	0	3	0	1									
George Foster, R OBP: 0.371, SLG: 0.625 (1, 7)	4-0 2B BB		0-0 5-3 1B		0-0 F8		0-0 5-3		0-0 SF8	3	1	1	1	1	0	1									
Dan Driessen, L OBP: 0.368, SLG: 0.460 (1, 3)	0-0 E 2B		0-0 F5		0-0 4-3			4-0 CS BB		3	1	1	2	1	0	2									
Johnny Bench, R OBP: 0.349, SLG: 0.559 (1, 2)	0-0 E8 1B		0-0 5-3		0-0 SH1-4 1B		0-0 K	0-3 K	0-0 1B	4	1	2	2	0	1	2									
Cesar Geronimo, L OBP: 0.322, SLG: 0.384 (1, 8)	0-0 2H 1B		0-0 IBB		0-0 SH1-4		0-0 1B		0-0 1B	2	0	2	1	1	0	0									
Rick Auerbach, R OBP: 0.167, SLG: 0.129 (1, 6)	0-0 P3		0-0 5-3		0-3 K			0-0 F3		4	0	0	0	0	1	5									
Paul Moskau, R OBP: 0.313, SLG: 0.379 (1, 1)		0-0 5-3		0-0 F8		0-0 L4		0-0 4-3		2	0	0	0	0	0	0									
Bob Bailey, R OBP: 0.378, SLG: 0.420 (6, PH)		0-0 5-3		0-0 F8		0-0 L4		0-0 4-3		1	0	0	0	0	0	1									
Pedro Borbon, R OBP: 0.200, SLG: 0.250 (7, 1)		0-0 5-3		0-0 F8		0-0 L4		0-0 4-3		0	0	0	0	0	0	0									
Mike Lum, L OBP: 0.209, SLG: 0.267 (9, PH)		0-0 5-3		0-0 F8		0-0 L4		0-0 4-3		1	0	0	0	0	0	0									
Inning Stats	R: 4 E: 1 K: 0 S: 6	H: 3 LOB: 1 BB: 2 P: 14	R: 0 E: 0 K: 0 S: 3	H: 0 LOB: 0 BB: 0 P: 3	R: 1 E: 0 K: 0 S: 4	H: 1 LOB: 2 BB: 2 P: 12	R: 0 E: 0 K: 0 S: 3	H: 0 LOB: 0 BB: 0 P: 3	R: 0 E: 0 K: 1 S: 6	H: 1 LOB: 1 BB: 0 P: 6	R: 0 E: 0 K: 0 S: 4	H: 1 LOB: 1 BB: 0 P: 4	R: 0 E: 0 K: 1 S: 5	H: 1 LOB: 1 BB: 1 P: 9	R: 1 E: 1 K: 0 S: 4	H: 1 LOB: 2 BB: 1 P: 8	1B: 7 2B: 2 3B: 0 HR: 0	SF: 1 SAC: 2 DP: 1 HBP: 0	WP: 0 PB: 0 SB: 4 CS: 1	PA: 40					
PITCHER	IP	WLS	BF	H	R	ER	SO	BB	IBB	HBP	BLK	WP	HR	S	P	ERA	WHIP								
Charlie Williams, R ERA: 4.0 (1, 1)	4.0		20	4	5	4	0	3	1	0	0	0	0	16	32	9.00	1.750								
John Curtis, L ERA: 5.75 (5, 1)	2.0		7	1	0	0	1	0	0	0	0	0	0	9	9	0.00	0.500								
Dave Heaverlo, R ERA: 2.75 (7, 1)	2.0		8	2	0	0	1	1	0	0	0	0	0	9	13	0.00	1.500								
Randy Moffitt, R ERA: 3.57 (9, 1)	0.2	L	5	1	1	0	0	0	1	0	0	0	0	4	8	0.00	1.500								

Batter	1	2	3	4	5	6	7	8	9	AB	R	H	RBI	BB	SO	LOB	TOP			
Derrel Thomas, S OBP: 0.316, SLG: 0.371 (1, 8)	F4		G3		1-4-3			K		4	0	0	0	0	1	0	San Francisco Giants @ Houston Astros Astrodome, Houston, TX Fri Sep 09 1977, 8:05 PM EDT Att: 10,019 - Unknown			
Rob Andrews, R OBP: 0.349, SLG: 0.302 (1, 4)	5-3		1B			BB		1B		3	0	2	0	1	0	0				
Bill Madlock, R OBP: 0.362, SLG: 0.430 (1, 5)	1B		FC5-4					FC6-4		4	0	1	0	0	0	3				
Willie McCovey, L OBP: 0.366, SLG: 0.506 (1, 3)	4-3		6-3						K	4	0	0	0	0	1	3				
Darrell Evans, L OBP: 0.350, SLG: 0.418 (1, 7)		BB	FC1-6		F4			F8		3	0	0	0	1	0	1				
Gary Thomasson, L OBP: 0.351, SLG: 0.449 (1, 9)		FC1-6	K					K		4	1	0	0	0	2	1				
Tim Foli, R OBP: 0.240, SLG: 0.329 (1, 6)	5-3		F7					5-3		3	0	0	0	0	0	1				
Mike Sadek, R OBP: 0.299, SLG: 0.324 (1, 2)		2H	1B		5-3			5-3		3	0	1	1	0	0	0				
Jim Barr, R OBP: 0.171, SLG: 0.149 (1, 1)			1-3					4-3		2	0	0	0	0	0	1				
Dave Heaverlo, R (6, 1)										0	0	0	0	0	0	0				
Terry Whitfield, L OBP: 0.315, SLG: 0.427 (8, PH)										1	0	0	0	0	0	0				
John Curtis, L OBP: 0.286, SLG: 0.385 (8, 1)										0	0	0	0	0	0	0				
Inning Stats	R: 0 E: 0 K: 0 S: 4	H: 1 LOB: 1 BB: 0 P: 4	R: 1 E: 0 K: 0 S: 4	H: 1 LOB: 1 BB: 1 P: 8	R: 0 E: 1 K: 0 S: 4	H: 0 LOB: 0 BB: 0 P: 4	R: 0 E: 0 K: 1 S: 5	H: 0 LOB: 0 BB: 0 P: 5	R: 0 E: 0 K: 0 S: 3	H: 0 LOB: 0 BB: 1 P: 7	R: 0 E: 0 K: 0 S: 3	H: 0 LOB: 0 BB: 0 P: 3	R: 0 E: 0 K: 1 S: 6	H: 1 LOB: 1 BB: 0 P: 6	R: 0 E: 0 K: 2 S: 7	H: 0 LOB: 0 BB: 0 P: 7	1B: 4 2B: 0 3B: 0 HR: 0	SF: 0 SAC: 0 DP: 0 HBP: 0	WP: 0 PB: 0 SB: 0 CS: 0	PA: 33
PITCHER Joe Niekro, R ERA: 2.8 (1, 1)	IP: 9.0 WLS: W BF: 33	H: 4 R: 1 ER: 1 SO: 4	BB: 2 IBB: 0 HBP: 0 BLK: 0	WP: 0 HR: 0 S: 39 P: 47	ERA: 1.00 WHIP: 0.667															

Batter	1	2	3	4	5	6	7	8	9	AB	R	H	RBI	BB	SO	LOB	BOTTOM			
Terry Puhl, L OBP: 0.389, SLG: 0.401 (1, 7)	1B				K					3	1	1	0	2	1	1	San Francisco Giants @ Houston Astros Astrodome, Houston, TX Fri Sep 09 1977, 8:05 PM EDT Att: 10,019 - Unknown			
Enos Cabell, R OBP: 0.315, SLG: 0.450 (1, 5)	F8		K		6-3					5	1	1	1	0	1	5				
Cesar Cedeno, R OBP: 0.329, SLG: 0.400 (1, 8)	1-2		5-3		K					5	0	2	0	0	2	1				
Jose Cruz, L OBP: 0.366, SLG: 0.462 (1, 9)	F8		HR			F7		K		4	2	1	1	1	1	3				
Bob Watson, R OBP: 0.354, SLG: 0.467 (1, 3)					4-3					3	0	0	0	0	1	2				
Danny Walton, R OBP: 0.607, SLG: 0.667 (6, PH)	K				6-3					1	0	1	1	0	0	0				
Rob Sperring, R OBP: 0.255, SLG: 0.240 (7, 5)						1B				1	0	1	0	0	0	0				
Joe Ferguson, R OBP: 0.379, SLG: 0.431 (1, 2)		SH3-4	1B		BB					4	2	3	1	1	1	1				
Art Howe, R OBP: 0.341, SLG: 0.417 (1, 4)		SH3-4	1B		1B					3	0	2	1	1	1	2				
Roger Metzger, S OBP: 0.286, SLG: 0.281 (1, 6)		F7								4	0	2	1	0	1	3				
Joe Niekro, R OBP: 0.167, SLG: 0.125 (1, 1)		SH3-4			F9					3	0	0	0	0	1	3				
Inning Stats	R: 0 E: 0 K: 1 S: 6	H: 1 LOB: 2 BB: 1 P: 10	R: 0 E: 0 K: 1 S: 7	H: 2 LOB: 3 BB: 1 P: 11	R: 2 E: 0 K: 0 S: 5	H: 2 LOB: 2 BB: 2 P: 13	R: 0 E: 0 K: 2 S: 7	H: 0 LOB: 0 BB: 0 P: 7	R: 1 E: 0 K: 1 S: 7	H: 2 LOB: 1 BB: 0 P: 7	R: 3 E: 1 K: 2 S: 11	H: 4 LOB: 2 BB: 1 P: 15	R: 0 E: 0 K: 1 S: 6	H: 1 LOB: 1 BB: 0 P: 6	R: 0 E: 0 K: 2 S: 8	H: 2 LOB: 1 BB: 0 P: 8	1B: 11 2B: 1 3B: 1 HR: 1	SF: 0 SAC: 1 DP: 0 HBP: 0	WP: 1 PB: 0 SB: 0 CS: 1	PA: 42
PITCHER Jim Barr, R ERA: 4.65 (1, 1)	IP: 5.1 WLS: L BF: 29	H: 9 R: 5 ER: 5 SO: 5	BB: 4 IBB: 0 HBP: 0 BLK: 0	WP: 0 HR: 1 S: 35 P: 51	ERA: 8.44 WHIP: 2.438															
Dave Heaverlo, R ERA: 2.77 (6, 1)	IP: 1.2 WLS: L BF: 9	H: 3 R: 1 ER: 1 SO: 3	BB: 0 IBB: 0 HBP: 0 BLK: 0	WP: 0 HR: 0 S: 14 P: 18	ERA: 5.40 WHIP: 1.800															
John Curtis, L ERA: 5.67 (8, 1)	IP: 1.0 WLS: L BF: 4	H: 2 R: 0 ER: 0 SO: 2	BB: 0 IBB: 0 HBP: 0 BLK: 0	WP: 1 HR: 0 S: 8 P: 8	ERA: 0.00 WHIP: 2.000															

Batter	1	2	3	4	5	6	7	8	9	AB	R	H	RBI	BB	SO	LOB	TOP				
Derrel Thomas, S (1, 8) OBP: 0.315, SLG: 0.370	F5		1B		4-3			6-3		4	0	1	0	0	0	2					
Rob Andrews, R (1, 4) OBP: 0.346, SLG: 0.298	5-3		5-3			6-3			4-3	4	0	0	0	0	0	1					
Bill Madlock, R (1, 5) OBP: 0.362, SLG: 0.429	F6			F5		G3			1B	4	0	1	0	0	0	0					
Willie McCovey, L (1, 3) OBP: 0.365, SLG: 0.502		S BB		3-1		G3			K	3	0	0	0	1	1						
Darrell Evans, L (1, 7) OBP: 0.347, SLG: 0.414	K			G3			4-3		F8	4	0	0	0	0	1	2					
Gary Thomasson, L (1, 9) OBP: 0.348, SLG: 0.445	F6				F7		3-1			3	0	0	0	0	0	1					
Tim Foli, R (1, 6) OBP: 0.240, SLG: 0.329	5-3				FC1-6 1B		F9			3	0	1	0	0	0	1					
Marc Hill, R (1, 2) OBP: 0.306, SLG: 0.348			5-3		FC1-6 BB			6-3		3	0	0	0	0	0	1					
Bob Knepper, L (1, 1) OBP: 0.220, SLG: 0.188			1-3					F4		1	0	0	0	1	0	0					
Dave Heaverlo, R (7, 1)										0	0	0	0	0	0	0					
Gary Lavelle, S (7, 1)										0	0	0	0	0	0	0					
Jack Clark, R (7, 9) OBP: 0.332, SLG: 0.408										1	0	0	0	0	0	0					
Inning Stats	R: 0 E: 0 K: 0 S: 3	H: 0 LOB: 0 BB: 0 P: 3	R: 0 E: 0 K: 1 S: 5	H: 0 LOB: 1 BB: 1 P: 9	R: 0 E: 0 K: 0 S: 4	H: 1 LOB: 1 BB: 0 P: 4	R: 0 E: 0 K: 0 S: 3	H: 0 LOB: 0 BB: 0 P: 3	R: 0 E: 0 K: 0 S: 4	H: 1 LOB: 2 BB: 1 P: 8	R: 0 E: 0 K: 0 S: 3	H: 0 LOB: 3 BB: 0 P: 3	R: 0 E: 0 K: 0 S: 3	H: 0 LOB: 0 BB: 0 P: 3	R: 0 E: 0 K: 1 S: 6	H: 1 LOB: 1 BB: 0 P: 6	1B: 3 2B: 0 3B: 0 HR: 0	SF: 0 SAC: 0 DP: 0 HBP: 0	WP: 0 PB: 0 SB: 1 CS: 0	PA: 32	
PITCHER	IP	WLS	BF	H	R	ER	SO	BB	IBB	HBP	BLK	WP	HR	S	P	ERA	WHIP				
Mark Lemongello, R (1, 1) ERA: 3.63	7.0	W	25	2	0	0	1	2	0	0	0	0	0	25	33	0.00	0.571				
Joe Sambito, L (8, 1) ERA: 2.3	2.0	S	7	1	0	0	1	0	0	0	0	0	0	9	9	0.00	0.500				

San Francisco Giants @ Houston Astros
Astrodome, Houston, TX
Sat Sep 10 1977, 8:05 PM EDT
Att: 14,382 - Unknown

AB 30
R 0
H 3
RBI 0
BB 2
SO 2
LOB 9



Batter	1	2	3	4	5	6	7	8	9	AB	R	H	RBI	BB	SO	LOB	BOTTOM				
Terry Puhl, L (1, 7) OBP: 0.383, SLG: 0.394	5-3		F9			F9	K			3	0	0	0	0	0	0					
Wilbur Howard, S (7, PH) OBP: 0.271, SLG: 0.314										1	0	0	0	0	1	3					
Enos Cabell, R (1, 5) OBP: 0.315, SLG: 0.449	K		F8			HR 1B	K			4	1	1	0	0	2	3					
Cesar Cedeno, R (1, 8) OBP: 0.331, SLG: 0.409				5-3		HR 1B		F6		4	1	2	2	0	0	0					
Bob Watson, R (1, 3) OBP: 0.353, SLG: 0.464		FC6-4 BB		F8		F7		4-3		3	0	0	0	1	0	0					
Joe Ferguson, R (1, 2) OBP: 0.380, SLG: 0.436	FC6-4							6-3		4	0	2	0	0	0	2					
Jose Cruz, L (1, 9) OBP: 0.386, SLG: 0.462			G3							3	0	1	0	0	1	1					
Art Howe, R (1, 4) OBP: 0.341, SLG: 0.416				5-3			K			3	0	1	0	0	1	0					
Roger Metzger, S (1, 6) OBP: 0.282, SLG: 0.277				4-3			F9			3	0	0	0	0	1	2					
Mark Lemongello, R (1, 1) OBP: 0.108, SLG: 0.125										2	0	0	0	0	1	0					
Mike Fischlin, R (7, PR)										0	0	0	0	0	0	0					
Joe Sambito, L (8, 1) OBP: 0.154, SLG: 0.154			K				F4			0	0	0	0	0	0	0					
Inning Stats	R: 0 E: 0 K: 1 S: 6	H: 1 LOB: 2 BB: 1 P: 10	R: 0 E: 0 K: 0 S: 3	H: 0 LOB: 0 BB: 0 P: 3	R: 0 E: 0 K: 1 S: 5	H: 0 LOB: 0 BB: 0 P: 5	R: 0 E: 0 K: 1 S: 6	H: 1 LOB: 1 BB: 0 P: 6	R: 0 E: 0 K: 1 S: 5	H: 0 LOB: 0 BB: 0 P: 5	R: 2 E: 0 K: 0 S: 5	H: 3 LOB: 1 BB: 0 P: 5	R: 0 E: 1 K: 3 S: 11	H: 2 LOB: 3 BB: 0 P: 12	R: 0 E: 0 K: 0 S: 3	H: 0 LOB: 0 BB: 0 P: 3	1B: 4 2B: 1 3B: 1 HR: 1	SF: 0 SAC: 0 DP: 0 HBP: 1	WP: 0 PB: 0 SB: 0 CS: 0	PA: 32	
PITCHER	IP	WLS	BF	H	R	ER	SO	BB	IBB	HBP	BLK	WP	HR	S	P	ERA	WHIP				
Bob Knepper, L (1, 1) ERA: 3.07	6.1	L	26	7	2	2	5	1	0	0	0	0	0	35	39	2.84	1.263				
Dave Heaverlo, R (7, 1) ERA: 2.77	0.0		1	0	0	0	0	0	0	1	0	0	0	1	1	∞	∞				
Gary Lavelle, L (7, 1) ERA: 1.94	1.2		5	0	0	0	2	0	0	0	0	0	0	9	9	0.00	0.000				

San Francisco Giants @ Houston Astros
Astrodome, Houston, TX
Sat Sep 10 1977, 8:05 PM EDT
Att: 14,382 - Unknown

AB 30
R 2
H 7
RBI 2
BB 1
SO 7
LOB 11



Batter	1	2	3	4	5	6	7	8	9	AB	R	H	RBI	BB	SO	LOB	TOP					
Derrel Thomas, S (1, 8) OBP: 0.317, SLG: 0.375	F7			4-3		1B 3B		1B E		4	2	2	0	0	0	0	San Francisco Giants @ Houston Astros Astrodome, Houston, TX Sun Sep 11 1977, 4:33 AM EDT Att: 10,063 - Unknown					
Rob Andrews, R (1, 4) OBP: 0.345, SLG: 0.298	6-3			F4		5-3		1B 1-H		4	0	1	1	0	0	1						
Bill Madlock, R (1, 5) OBP: 0.361, SLG: 0.427	5-3			6-3		CS 1B		F5		4	0	1	1	0	0	1						
Willie McCovey, L (1, 3) OBP: 0.367, SLG: 0.506		K				PB 2B		CS 1B		3	0	2	0	0	1	0						
Terry Whitfield, L (7, PR) OBP: 0.314, SLG: 0.425						1-2				1	0	0	0	0	0	0						
Darrell Evans, L (1, 7) OBP: 0.344, SLG: 0.411		G3				F8		6-3		4	0	0	0	0	0	2						
Gary Thomasson, L (1, 9) OBP: 0.350, SLG: 0.443						PB BB		S BB		2	0	0	0	2	0	0						
Tim Foli, R (1, 6) OBP: 0.239, SLG: 0.327			K			F8		4-3		3	0	0	0	0	1	3						
Marc Hill, R (1, 2) OBP: 0.303, SLG: 0.345				F6		6-3		6-3		3	0	0	0	0	0	2						
Ed Halicki, R (1, 1) OBP: 0.203, SLG: 0.250										3	0	0	0	0	3	0						
Gary Lavelle, S (8, 1)				K				K		0	0	0	0	0	0	0						
Inning Stats	R: 0 E: 0 K: 0 S: 3	H: 0 LOB: 0 BB: 0 P: 3	R: 0 E: 0 K: 1 S: 5	H: 0 LOB: 0 BB: 0 P: 5	R: 0 E: 0 K: 2 S: 7	H: 0 LOB: 0 BB: 0 P: 7	R: 0 E: 0 K: 0 S: 3	H: 0 LOB: 0 BB: 0 P: 3	R: 0 E: 0 K: 1 S: 4	H: 1 LOB: 2 BB: 1 P: 8	R: 1 E: 0 K: 1 S: 6	H: 2 LOB: 0 BB: 0 P: 6	R: 0 E: 0 K: 0 S: 3	H: 1 LOB: 2 BB: 1 P: 7	R: 1 E: 1 K: 1 S: 7	H: 2 LOB: 1 BB: 0 P: 7	R: 0 E: 0 K: 0 S: 3	H: 0 LOB: 0 BB: 0 P: 3	1B: 4 2B: 1 3B: 1 HR: 0	SF: 0 SAC: 0 DP: 0 HBP: 0	WP: 0 PB: 1 SB: 1 CS: 2	PA: 34
PITCHER	IP	WLS	BF	H	R	ER	SO	BB	IBB	HBP	BLK	WP	HR	S	P	ERA	WHIP					
Joaquin Andujar, R (1, 1) ERA: 3.29	8.0	L	30	6	2	1	5	2	0	0	0	0	0	38	46	1.12	1.000					
Gene Pentz, R (9, 1) ERA: 4.39	1.0	S	3	0	0	0	0	0	0	0	0	0	0	3	3	0.00	0.000					

Batter	1	2	3	4	5	6	7	8	9	AB	R	H	RBI	BB	SO	LOB	BOTTOM					
Terry Puhl, L (1, 7) OBP: 0.377, SLG: 0.388	F6					F7		F7		3	0	0	0	0	0	0	San Francisco Giants @ Houston Astros Astrodome, Houston, TX Sun Sep 11 1977, 4:33 AM EDT Att: 10,063 - Unknown					
Wilbur Howard, S (8, PH) OBP: 0.270, SLG: 0.312			6-3							1	0	0	0	0	0	1						
Enos Cabell, R (1, 5) OBP: 0.314, SLG: 0.453	5-3					K				4	1	1	1	0	1	0						
Cesar Cedeno, R (1, 8) OBP: 0.330, SLG: 0.412						F4				4	0	1	0	0	0	0						
Jose Cruz, L (1, 9) OBP: 0.364, SLG: 0.458	6-3					G3		5-3		4	0	0	0	0	1	1						
Danny Walton, R (1, 3) OBP: 0.500, SLG: 0.500						F7		F8		3	0	1	0	0	0	0						
Art Howe, R (1, 4) OBP: 0.338, SLG: 0.413						F7		F4		3	0	0	0	0	0	1						
Ed Herrmann, L (1, 2) OBP: 0.324, SLG: 0.352						F7		G3-6-3		3	0	2	0	0	0	0						
Roger Metzger, S (1, 6) OBP: 0.280, SLG: 0.275								1B		2	0	0	0	0	0	1						
Ken Boswell, L (8, PH) OBP: 0.350, SLG: 0.256								G3-6-3		1	0	0	0	0	0	1						
Gene Pentz, R (9, 1)										0	0	0	0	0	0	0						
Joaquin Andujar, S (1, 1) OBP: 0.240, SLG: 0.250										2	0	1	0	0	0	0						
Bob Watson, R (8, PH) OBP: 0.355, SLG: 0.465										1	0	1	0	0	0	0						
Mike Fischlin, R (8, PR) OBP: 0.355, SLG: 0.465										0	0	0	0	0	0	0						
Inning Stats	R: 0 E: 0 K: 0 S: 4	H: 1 LOB: 1 BB: 0 P: 4	R: 0 E: 0 K: 0 S: 4	H: 2 LOB: 1 BB: 0 P: 4	R: 1 E: 0 K: 0 S: 4	H: 2 LOB: 0 BB: 0 P: 4	R: 0 E: 0 K: 0 S: 3	H: 0 LOB: 0 BB: 0 P: 3	R: 0 E: 0 K: 1 S: 5	H: 0 LOB: 0 BB: 0 P: 5	R: 0 E: 0 K: 0 S: 3	H: 0 LOB: 0 BB: 0 P: 3	R: 0 E: 0 K: 0 S: 4	H: 2 LOB: 1 BB: 0 P: 4	R: 0 E: 0 K: 1 S: 5	H: 0 LOB: 0 BB: 0 P: 5	R: 0 E: 0 K: 1 S: 5	H: 0 LOB: 0 BB: 0 P: 5	1B: 5 2B: 0 3B: 1 HR: 1	SF: 0 SAC: 0 DP: 2 HBP: 0	WP: 0 PB: 0 SB: 0 CS: 0	PA: 31
PITCHER	IP	WLS	BF	H	R	ER	SO	BB	IBB	HBP	BLK	WP	HR	S	P	ERA	WHIP					
Ed Halicki, R (1, 1) ERA: 3.32	7.2	W	27	7	1	1	1	0	0	0	0	0	0	29	29	1.17	0.913					
Gary Lavelle, L (8, 1) ERA: 1.92	1.1	S	4	0	0	0	1	0	0	0	0	0	0	6	6	0.00	0.000					

Batter	1	2	3	4	5	6	7	8	9	AB R H RBI BB SO LOB	TOP							
Jerry Royster, R (1,4) OBP: 0.273, SLG: 0.257	F8		CS BB		1B	K			K2-3	4 0 1 0 1 2 3	Atlanta Braves @ San Francisco Giants Candlestick Park, San Francisco, CA Mon Sep 12 1977, 10:05 PM EDT Att: 1,092 - Unknown							
Rowland Office, L (1,8) OBP: 0.301, SLG: 0.332	G3		FC5-4 1B		1B 1B		F7		K	5 1 2 0 0 1 0								
Jeff Burroughs, R (1,9) OBP: 0.365, SLG: 0.523			FC5-4 1B		1B 1B		K			3 0 1 0 1 1 1								
Willie Montanez, L (1,3) OBP: 0.319, SLG: 0.451	4-3		5-3		1B					4 0 2 1 0 0 2								
Gary Matthews, R (1,7) OBP: 0.363, SLG: 0.433		WP HR HBP		8-4-5 BB 1B		1B 6-3 1B		4-3		3 1 2 0 0 0 1								
Biff Pocoroba, S (1,2) OBP: 0.394, SLG: 0.445		HR		4-0 BB		F7		F4		3 1 1 2 1 0 1								
Junior Moore, R (1,5) OBP: 0.319, SLG: 0.340		4-3		8-4-5 BB		6-3		5-3		4 0 0 0 0 0 3								
Pat Rockett, R (1,6) OBP: 0.367, SLG: 0.327		F2		F7		1B IBB		K		3 0 0 0 1 1 1								
Phil Niekro, R (1,1) OBP: 0.165, SLG: 0.168		5-3		6-3		1B		F7		4 0 1 0 0 0 0								
Inning Stats	R: 0 E: 0 K: 0 S: 3	H: 0 LOB: 1 BB: 1 P: 7	R: 2 E: 0 K: 0 S: 4	H: 1 LOB: 0 BB: 0 P: 5	R: 0 E: 0 K: 0 S: 3	H: 1 LOB: 1 BB: 1 P: 7	R: 1 E: 0 K: 0 S: 5	H: 4 LOB: 3 BB: 1 P: 11	R: 0 E: 0 K: 1 S: 6	H: 1 LOB: 1 BB: 0 P: 6	R: 0 E: 0 K: 1 S: 5	H: 0 LOB: 0 BB: 0 P: 5	R: 0 E: 0 K: 2 S: 7	H: 0 LOB: 0 BB: 0 P: 7	1B: 9 2B: 1 3B: 0 HR: 1	SF: 0 SAC: 0 DP: 1 HBP: 1	WP: 1 PB: 0 SB: 0 CS: 1	PA: 38
PITCHER	IP WLS BF H R ER SO BB IBB HBP BLK WP HR S P ERA WHIP											IP WLS BF H R ER SO BB IBB HBP BLK WP HR S P ERA WHIP						
Charlie Williams, R (1,1) ERA: 4.08	5.0 L 22 7 3 3 0 3 0 1 0 1 1 18 31 5.40 2.000																	
Dave Heaverlo, R (6,1) ERA: 2.71	2.0 10 3 0 0 2 0 1 0 0 0 0 13 17 0.00 1.500																	
John Curtis, L (8,1) ERA: 5.52	2.0 6 0 0 0 3 0 0 0 0 0 0 12 12 0.00 0.000																	

Batter	1	2	3	4	5	6	7	8	9	AB R H RBI BB SO LOB	BOTTOM									
Derrel Thomas, S (1,8) OBP: 0.320, SLG: 0.377	K		CS 1B		E5 1B			WP 1B BB		3 1 2 0 1 1 0	Atlanta Braves @ San Francisco Giants Candlestick Park, San Francisco, CA Mon Sep 12 1977, 10:05 PM EDT Att: 1,092 - Unknown									
Rob Andrews, R (1,4) OBP: 0.344, SLG: 0.296	2-3 S BB		F7 1B		F4		F8			3 0 0 0 1 0 3										
Bill Madlock, R (1,5) OBP: 0.358, SLG: 0.424	2-3		F7		F7		F8			4 0 0 0 0 0 2										
Gary Thomasson, L (1,7) OBP: 0.351, SLG: 0.444	F6			K		WP 1B		1B		4 0 2 1 0 1 1										
Jack Clark, R (1,9) OBP: 0.331, SLG: 0.406		E 1B		F8		F7		F8		4 0 1 0 0 0 2										
Darrell Evans, L (1,3) OBP: 0.344, SLG: 0.409		F7			1B	K2-3		F9		4 0 1 0 0 1 2										
Johnnie LeMaster, R (1,6) OBP: 0.239, SLG: 0.253		E4		K			F4			3 0 0 0 0 1 2										
Terry Whitfield, L (9,PH) OBP: 0.313, SLG: 0.424		1-2						K		1 0 0 0 0 1 0										
Mike Sadek, R (1,2) OBP: 0.289, SLG: 0.313		F4			F8		F8		F8	4 0 0 0 0 0 2										
Charlie Williams, R (1,1) OBP: 0.222, SLG: 0.222										1 0 0 0 0 0 2										
Vic Harris, S (6,PH) OBP: 0.353, SLG: 0.352		F4			F3					1 0 0 0 0 0 0										
Dave Heaverlo, R (6,1) OBP: 0.313, SLG: 0.424										0 0 0 0 0 0 0										
Skip James, L (7,PH) OBP: 0.286, SLG: 0.385										1 0 0 0 0 1 0										
John Curtis, L (8,1) OBP: 0.286, SLG: 0.385										0 0 0 0 0 0 0										
Inning Stats	R: 0 E: 0 K: 1 S: 5	H: 0 LOB: 1 BB: 1 P: 9	R: 0 E: 1 K: 0 S: 5	H: 1 LOB: 2 BB: 0 P: 5	R: 0 E: 0 K: 2 S: 8	H: 1 LOB: 1 BB: 0 P: 8	R: 0 E: 1 K: 0 S: 4	H: 1 LOB: 1 BB: 0 P: 4	R: 0 E: 0 K: 1 S: 6	H: 1 LOB: 1 BB: 0 P: 6	R: 0 E: 0 K: 1 S: 5	H: 0 LOB: 0 BB: 0 P: 5	R: 1 E: 0 K: 0 S: 4	H: 1 LOB: 1 BB: 1 P: 8	R: 0 E: 0 K: 1 S: 5	H: 0 LOB: 0 BB: 0 P: 5	1B: 6 2B: 0 3B: 0 HR: 0	SF: 0 SAC: 0 DP: 0 HBP: 0	WP: 2 PB: 0 SB: 1 CS: 1	PA: 35
PITCHER	IP WLS BF H R ER SO BB IBB HBP BLK WP HR S P ERA WHIP											IP WLS BF H R ER SO BB IBB HBP BLK WP HR S P ERA WHIP								
Phil Niekro, R (1,1) ERA: 3.85	9.0 W 35 6 1 0 6 2 0 0 0 2 2 45 53 0.00 0.889																			



Batter	1	2	3	4	5	6	7	8	9	10	11	AB	R	H	RBI	BB	SO	LOB	TOP							
Jerry Royster, R GAP: 0.274, SLG: 0.299 Brian Asselstine, L OBP: 0.290, SLG: 0.292 Rod Carter, R OBP: 0.321, SLG: 0.349	(1, 4) X 0-0 1B	(1, 4) X 0-0 F7	(1, 4) X 0-0 FC6-4	(1, 4) X 0-0 PO	(1, 4) X 0-0 6-3	(1, 4) X 0-0 1B	(1, 4) X 0-0 1B	(1, 4) X 0-0 FC5-4	(1, 4) X 0-0 K	(1, 4) X 0-0 K	(1, 4) X 0-0 K	5	1	2	1	0	0	4								
Rowland Office, L OBP: 0.299, SLG: 0.329 Junior Moore, R OBP: 0.321, SLG: 0.346	(1, 8) X 0-0 3-1	(1, 8) X 0-0 P4	(1, 8) X 0-0 6-3	(1, 8) X 0-0 PO	(1, 8) X 0-0 6-3	(1, 8) X 0-0 1B	(1, 8) X 0-0 F9	(1, 8) X 0-0 1B	(1, 8) X 0-0 E	(1, 8) X 0-0 E	(1, 8) X 0-0 2B	3	0	0	0	0	0	2								
Jeff Burroughs, R OBP: 0.366, SLG: 0.522	(1, 9) X 0-0 1-3	(1, 9) X 0-0 1B	(1, 9) X 0-0 6-3	(1, 9) X 0-0 6-3	(1, 9) X 0-0 5-3	(1, 9) X 0-0 1B	(1, 9) X 0-0 BB	(1, 9) X 0-0 1B	(1, 9) X 0-0 E6	(1, 9) X 0-0 E6	(1, 9) X 0-0 K	5	1	2	1	1	1	1								
Willie Montanez, L OBP: 0.319, SLG: 0.449	(1, 3) X 0-0 1-3	(1, 3) X 0-0 1B	(1, 3) X 0-0 4-3	(1, 3) X 0-0 4-3	(1, 3) X 0-0 5-3	(1, 3) X 0-0 1B	(1, 3) X 0-0 BB	(1, 3) X 0-0 1B	(1, 3) X 0-0 4-3	(1, 3) X 0-0 4-3	(1, 3) X 0-0 IBB	5	0	1	0	1	0	2								
Gary Matthews, R OBP: 0.364, SLG: 0.437	(1, 7) X 0-0 3B	(1, 7) X 0-0 1B	(1, 7) X 0-0 5-3	(1, 7) X 0-0 5-3	(1, 7) X 0-0 5-3	(1, 7) X 0-0 2B	(1, 7) X 0-0 3B	(1, 7) X 0-0 1B	(1, 7) X 0-0 1B	(1, 7) X 0-0 1B	(1, 7) X 0-0 K	5	2	2	1	1	1	5								
Dale Murphy, R OBP: 0.500, SLG: 1.167	(1, 2) X 0-0 1H	(1, 2) X 0-0 3B	(1, 2) X 0-0 6-3	(1, 2) X 0-0 6-3	(1, 2) X 0-0 6-3	(1, 2) X 0-0 2B	(1, 2) X 0-0 2B	(1, 2) X 0-0 FC5-4	(1, 2) X 0-0 K	(1, 2) X 0-0 K	(1, 2) X 0-0 F7	6	1	3	2	0	1	4								
Barry Bonnell, R OBP: 0.360, SLG: 0.334	(1, 5) X 0-0 P4	(1, 5) X 0-0 P4	(1, 5) X 0-0 BB	(1, 5) X 0-0 FC6-4	(1, 5) X 0-0 1B	(1, 5) X 0-0 K	(1, 5) X 0-0 K	(1, 5) X 0-0 FC5-4	(1, 5) X 0-0 K	(1, 5) X 0-0 K	(1, 5) X 0-0 K	5	1	2	0	0	2	4								
Pat Rockett, R OBP: 0.363, SLG: 0.324	(1, 6) X 0-0 1-3	(1, 6) X 0-0 1B	(1, 6) X 0-0 1-3	(1, 6) X 0-0 E6	(1, 6) X 0-0 FC6-4	(1, 6) X 0-0 1B	(1, 6) X 0-0 5-3	(1, 6) X 0-0 FC5-4	(1, 6) X 0-0 FC5-4	(1, 6) X 0-0 6-3	(1, 6) X 0-0 6-3	5	0	1	1	0	0	2								
Mickey Mahler, S OBP: 0.200 Buzz Capra, R OBP: 0.290, SLG: 0.116 Mike Davy, R OBP: 0.290, SLG: 0.334 Tom Padonak, R OBP: 0.290, SLG: 0.334 Max Leon, R OBP: 0.290, SLG: 0.334 Cito Gaston, R OBP: 0.290, SLG: 0.334 Dave Campbell, R OBP: 0.290, SLG: 0.334	(1, 1) X 0-0 2B	(1, 1) X 0-0 2B	(1, 1) X 0-0 2B	(1, 1) X 0-0 FC6-4	(1, 1) X 0-0 BB	(1, 1) X 0-0 K	(1, 1) X 0-0 K	(1, 1) X 0-0 F9	(1, 1) X 0-0 F9	(1, 1) X 0-0 K	(1, 1) X 0-0 K	1	0	1	0	1	0	0								
Inning Stats	R: 3 E: 0 K: 0 S: 7	H: 4 LOB: 1 BB: 0 P: 7	R: 0 E: 0 K: 0 S: 4	H: 1 LOB: 1 BB: 0 P: 4	R: 0 E: 0 K: 0 S: 3	H: 0 LOB: 0 BB: 0 P: 3	R: 1 E: 1 K: 0 S: 4	H: 2 LOB: 1 BB: 1 P: 8	R: 0 E: 0 K: 0 S: 9	H: 2 LOB: 1 BB: 0 P: 9	R: 0 E: 0 K: 0 S: 4	H: 2 LOB: 1 BB: 0 P: 5	R: 1 E: 1 K: 2 S: 9	H: 2 LOB: 2 BB: 1 P: 8	R: 0 E: 0 K: 0 S: 5	H: 2 LOB: 1 BB: 0 P: 5	R: 1 E: 1 K: 2 S: 9	H: 2 LOB: 2 BB: 1 P: 13	R: 0 E: 0 K: 2 S: 7	H: 0 LOB: 0 BB: 0 P: 7	R: 0 E: 0 K: 2 S: 8	H: 1 LOB: 2 BB: 1 P: 12	1B: 10 2B: 4 3B: 2 HR: 0	SF: 0 SAC: 0 DP: 1 HBP: 0	WP: 0 PB: 0 SB: 0 CS: 0	PA: 52
PITCHER	IP ERA WLS BF H R ER SO BB IBB HBP BLK WP HR S P ERA WHIP	5.0 4.75 3.1 17 6 2 1 2 1 1 0 0 0 0 19 27 2.70 2.100	5.0 4.75 3.1 17 6 2 1 2 1 1 0 0 0 0 19 27 2.70 2.100	5.0 4.75 3.1 17 6 2 1 2 1 1 0 0 0 0 19 27 2.70 2.100	5.0 4.75 3.1 17 6 2 1 2 1 1 0 0 0 0 19 27 2.70 2.100	5.0 4.75 3.1 17 6 2 1 2 1 1 0 0 0 0 19 27 2.70 2.100	5.0 4.75 3.1 17 6 2 1 2 1 1 0 0 0 0 19 27 2.70 2.100	5.0 4.75 3.1 17 6 2 1 2 1 1 0 0 0 0 19 27 2.70 2.100	5.0 4.75 3.1 17 6 2 1 2 1 1 0 0 0 0 19 27 2.70 2.100	5.0 4.75 3.1 17 6 2 1 2 1 1 0 0 0 0 19 27 2.70 2.100	5.0 4.75 3.1 17 6 2 1 2 1 1 0 0 0 0 19 27 2.70 2.100	5.0 4.75 3.1 17 6 2 1 2 1 1 0 0 0 0 19 27 2.70 2.100	5.0 4.75 3.1 17 6 2 1 2 1 1 0 0 0 0 19 27 2.70 2.100	5.0 4.75 3.1 17 6 2 1 2 1 1 0 0 0 0 19 27 2.70 2.100	5.0 4.75 3.1 17 6 2 1 2 1 1 0 0 0 0 19 27 2.70 2.100	5.0 4.75 3.1 17 6 2 1 2 1 1 0 0 0 0 19 27 2.70 2.100	5.0 4.75 3.1 17 6 2 1 2 1 1 0 0 0 0 19 27 2.70 2.100	5.0 4.75 3.1 17 6 2 1 2 1 1 0 0 0 0 19 27 2.70 2.100	5.0 4.75 3.1 17 6 2 1 2 1 1 0 0 0 0 19 27 2.70 2.100	5.0 4.75 3.1 17 6 2 1 2 1 1 0 0 0 0 19 27 2.70 2.100						

Atlanta Braves @ San Francisco Giants
Candlestick Park, San Francisco, CA
Tue Sep 13 1977, 10:05 PM EDT
Att: 1,029 - Unknown

AB 47
R 7
H 16
RBI 6
BB 4
SO 8
LOB 27



Batter	1	2	3	4	5	6	7	8	9	10	11	AB	R	H	RBI	BB	SO	LOB	BOTTOM					
Derrel Thomas, S OBP: 0.325, SLG: 0.391	(1, 8) X 0-0 HR	(1, 8) X 0-0 K	(1, 8) X 0-0 K	(1, 8) X 0-0 2B	(1, 8) X 0-0 3B	(1, 8) X 0-0 F8	(1, 8) X 0-0 1B	(1, 8) X 0-0 1B	(1, 8) X 0-0 1B	(1, 8) X 0-0 1B	(1, 8) X 0-0 1B	5	2	3	1	1	1	0						
Rob Andrews, R OBP: 0.349, SLG: 0.298	(1, 4) X 4-0 HBP	(1, 4) X 4-0 BB	(1, 4) X 4-0 1B	(1, 4) X 4-0 2B	(1, 4) X 4-0 3B	(1, 4) X 4-0 BB	(1, 4) X 4-0 5-3	(1, 4) X 4-0 5-3	(1, 4) X 4-0 P4	(1, 4) X 4-0 P4	(1, 4) X 4-0 1B	3	2	1	0	3	0	1						
Bill Madlock, R OBP: 0.380, SLG: 0.427	(1, 5) X 0-3 K	(1, 5) X 0-3 K	(1, 5) X 0-3 K	(1, 5) X 0-3 K	(1, 5) X 0-3 K	(1, 5) X 0-3 K	(1, 5) X 0-3 K	(1, 5) X 0-3 K	(1, 5) X 0-3 K	(1, 5) X 0-3 K	(1, 5) X 0-3 K	6	1	3	3	0	1	2						
Willie McCovey, L OBP: 0.366, SLG: 0.503 Skip James, L	(1, 3) X 0-0 F8	(1, 3) X 0-0 F8	(1, 3) X 0-0 G1-6-3	(1, 3) X 0-0 1B	(1, 3) X 0-0 1B	(1, 3) X 0-0 K	(1, 3) X 0-0 K	(1, 3) X 0-0 K	(1, 3) X 0-0 K	(1, 3) X 0-0 K	(1, 3) X 0-0 K	4	0	1	0	0	1	4						
Jack Clark, R OBP: 0.334, SLG: 0.414	(1, 9) X 1-0 HBP	(1, 9) X 1-0 HBP	(1, 9) X 1-0 HBP	(1, 9) X 1-0 HBP	(1, 9) X 1-0 HBP	(1, 9) X 1-0 HBP	(1, 9) X 1-0 HBP	(1, 9) X 1-0 HBP	(1, 9) X 1-0 HBP	(1, 9) X 1-0 HBP	(1, 9) X 1-0 HBP	3	2	1	1	1	1	1						
Randy Elliott, R OBP: 0.281, SLG: 0.420	(1, 7) X 0-0 P3	(1, 7) X 0-0 P3	(1, 7) X 0-0 P3	(1, 7) X 0-0 P3	(1, 7) X 0-0 P3	(1, 7) X 0-0 P3	(1, 7) X 0-0 P3	(1, 7) X 0-0 P3	(1, 7) X 0-0 P3	(1, 7) X 0-0 P3	(1, 7) X 0-0 P3	5	0	1	3	0	0	2						
Marc Hill, R OBP: 0.301, SLG: 0.341 Mike Sadek, R	(1, 2) X 0-0 K	(1, 2) X 0-0 K	(1, 2) X 0-0 K	(1, 2) X 0-0 K	(1, 2) X 0-0 K	(1, 2) X 0-0 K	(1, 2) X 0-0 K	(1, 2) X 0-0 K	(1, 2) X 0-0 K	(1, 2) X 0-0 K	(1, 2) X 0-0 K	3	0	0	0	0	1	1						
Gary Thomsson, L OBP: 0.350, SLG: 0.443	(1, 11) X 0-0 K	(1, 11) X 0-0 K	(1, 11) X 0-0 K	(1, 11) X 0-0 K	(1, 11) X 0-0 K	(1, 11) X 0-0 K	(1, 11) X 0-0 K	(1, 11) X 0-0 K	(1, 11) X 0-0 K	(1, 11) X 0-0 K	(1, 11) X 0-0 K	1	0	0	0	0	0	0						
Johnnie LeMaster, R OBP: 0.239, SLG: 0.228 Randy Moffitt, R	(1, 6) X 0-0 1-3	(1, 6) X 0-0 1-3	(1, 6) X 0-0 1-3	(1, 6) X 0-0 1-3	(1, 6) X 0-0 1-3	(1, 6) X 0-0 1-3	(1, 6) X 0-0 1-3	(1, 6) X 0-0 1-3	(1, 6) X 0-0 1-3	(1, 6) X 0-0 1-3	(1, 6) X 0-0 1-3	3	0	0	0	1	0	0						
Darrell Evans, L OBP: 0.345, SLG: 0.409	(1, 11) X 0-0 1-3	(1, 11) X 0-0 1-3	(1, 11) X 0-0 1-3	(1, 11) X 0-0 1-3	(1, 11) X 0-0 1-3	(1, 11) X 0-0 1-3	(1, 11) X 0-0 1-3	(1, 11) X 0-0 1-3	(1, 11) X 0-0 1-3	(1, 11) X 0-0 1-3	(1, 11) X 0-0 1-3	0	0	0	0	0	0	0						
Jim Barr, R OBP: 0.187, SLG: 0.145 Gary Lavelle, S	(1, 1) X 0-0 5-3	(1, 1) X 0-0 5-3	(1, 1) X 0-0 5-3	(1, 1) X 0-0 5-3	(1, 1) X 0-0 5-3	(1, 1) X 0-0 5-3	(1, 1) X 0-0 5-3	(1, 1) X 0-0 5-3	(1, 1) X 0-0 5-3	(1, 1) X 0-0 5-3	(1, 1) X 0-0 5-3	2	0	0	0	0	0	1						
Tim Folt, R OBP: 0.238, SLG: 0.325	(9, 6) X 0-0 5-3	(9, 6) X 0-0 5-3	(9, 6) X 0-0 5-3	(9, 6) X 0-0 5-3	(9, 6) X 0-0 5-3	(9, 6) X 0-0 5-3	(9, 6) X 0-0 5-3	(9, 6) X 0-0 5-3	(9, 6) X 0-0 5-3	(9, 6) X 0-0 5-3	(9, 6) X 0-0 5-3	2	0	0	0	0	0	1						
Inning Stats	R: 1 E: 0 K: 1 S: 6	H: 1 LOB: 2 BB: 1 P: 11	R: 0 E: 0 K: 1 S: 5	H: 0 LOB: 0 BB: 0 P: 5	R: 1 E: 0 K: 1 S: 6	H: 2 LOB: 0 BB: 0 P: 6	R: 1 E: 0 K: 0 S: 4	H: 1 LOB: 1 BB: 1 P: 8	R: 4 E: 0 K: 1 S: 7	H: 3 LOB: 0 BB: 2 P: 15	R: 0 E: 0 K: 0 S: 3	H: 0 LOB: 0 BB: 0 P: 3	R: 0 E: 0 K: 0 S: 3	H: 1 LOB: 1 BB: 0 P: 6	R: 0 E: 0 K: 0 S: 4	H: 1 LOB: 1 BB: 0 P: 4	R: 0 E: 0 K: 0 S: 3	H: 0 LOB: 0 BB: 0 P: 3	R: 1 E: 0 K: 0 S: 3	H: 1 LOB: 3 BB: 3 P: 15	1B: 4 2B: 3 3B: 2 HR: 2	SF: 0 SAC: 0 DP: 2 HBP: 1	WP: 0 PB: 0 SB: 0 CS: 0	PA: 48
PITCHER	IP ERA WLS BF H R ER SO BB IBB HBP BLK WP HR S P ERA WHIP	3.2 7.36 0.1 4 2 3 3 0 1 0 0 0 0 0 5 9 9 9.00 2.000	3.2 7.36 0.1 4 2 3 3 0 1 0 0 0 0 0 5 9 9 9.00 2.000	3.2 7.36 0.1 4 2 3 3 0 1 0 0 0 0 0 5 9 9 9.00 2.000	3.2 7.36 0.1 4 2 3 3 0 1 0 0 0 0 0 5 9 9 9.00 2.000	3.2 7.36 0.1 4 2 3 3 0 1 0 0 0 0 0 5 9 9 9.00 2.000	3.2 7.36 0.1 4 2 3 3 0 1 0 0 0 0 0 5 9 9 9.00 2.000	3.2 7.36 0.1 4 2 3 3 0 1 0 0 0 0 0 5 9 9 9.00 2.000	3.2 7.36 0.1 4 2 3 3 0 1 0 0 0 0 0 5 9 9 9.00 2.000	3.2 7.36 0.1 4 2 3 3 0 1 0 0 0 0 0 5 9 9 9.00 2.000	3.2 7.36 0.1 4 2 3 3 0 1 0 0 0 0 0 5 9 9 9.00 2.000	3.2 7.36 0.1 4 2 3 3 0 1 0 0 0 0 0 5 9 9 9.00 2.000	3.2 7.36 0.1 4 2 3 3 0 1 0 0 0 0 0 5 9 9 9.00 2.000	3.2 7.36 0.1 4 2 3 3 0 1 0 0 0 0 0 5 9 9 9.00 2.000	3.2 7.36 0.1 4 2 3 3 0 1 0 0 0 0 0 5 9 9 9.00 2.000	3.2 7.36 0.1 4 2 3 3 0 1 0 0 0 0 0 5 9 9 9.00 2.000	3.2 7.36 0.1 4 2 3 3 0 1 0 0 0 0 0 5 9 9 9.00 2.000	3.2 7.36 0.1 4 2 3 3 0 1 0 0 0 0 0 5 9 9 9.00 2.000	3.2 7.36 0.1 4 2 3 3 0 1 0 0 0 0 0 5 9 9 9.00 2.000	3.2 7.36 0.1 4 2 3 3 0 1 0 0 0 0 0 5 9 9 9.00 2.000				

Atlanta Braves @ San Francisco Giants
Candlestick Park, San Francisco, CA
Tue Sep 13 1977, 10:05 PM EDT
Att: 1,029 - Unknown

AB 40
R 8
H 10
RBI 8
BB 7
SO 5
LOB 13



Batter	1	2	3	4	5	6	7	8	9	AB	R	H	RBI	BB	SO	LOB	TOP										
Wilbur Howard, S OBP: 0.264, SLG: 0.305 (1,7)	F2		F8			6-3			F3	4	0	0	0	0	0	1	Houston Astros @ San Francisco Giants Candlestick Park, San Francisco, CA Wed Sep 14 1977, 10:05 PM EDT Att: 1,033 - Unknown livebaseballscorecards.com										
Enos Cabell, R OBP: 0.317, SLG: 0.452 (1,5)	F9			4-3 1B					1B	4	2	3	0	0	0	0											
Cesar Cedeno, R OBP: 0.340, SLG: 0.449 (1,8)	K			4-3 1B					1B	4	0	2	0	0	1	1											
Bob Watson, R OBP: 0.353, SLG: 0.473 (1,3)		F7		4-3					F3	4	0	0	0	0	0	4											
Art Howe, R OBP: 0.334, SLG: 0.406 (1,4)	5-3			4-3						4	0	1	2	0	0	1											
Julio Gonzalez, R OBP: 0.291, SLG: 0.326 (9, PR)				2-3 3-H					1B	0	0	0	0	0	0	0											
Jose Cruz, L OBP: 0.363, SLG: 0.471 (1,9)	5-3			F5					F6	4	0	0	0	0	0	3											
Ed Herrmann, L OBP: 0.339, SLG: 0.336 (1,2)			4-0 BB	4-3					4-3	2	0	0	0	1	0	0											
Roger Metzger, S OBP: 0.280, SLG: 0.268 (1,6)			4-3							2	0	0	0	0	0	1											
Joe Ferguson, R OBP: 0.370, SLG: 0.435 (8, PH)			1-2						K	1	0	0	0	0	1	0											
Mike Fischlin, R (8,6)										0	0	0	0	0	0	0											
Joe Niekro, R OBP: 0.199, SLG: 0.119 (1,1)			4-3							2	0	0	0	0	0	1											
Danny Walton, R OBP: 0.429, SLG: 0.429 (8, PH)			F8						K	1	0	0	0	0	1	0											
Bo McLaughlin, R (8,1)										0	0	0	0	0	0	0											
Inning Stats	R: 0 E: 0 K: 1 S: 5	H: 0 LOB: 0 BB: 0 P: 5	R: 0 E: 0 K: 0 S: 3	H: 0 LOB: 0 BB: 0 P: 3	R: 0 E: 0 K: 0 S: 3	H: 0 LOB: 1 BB: 1 P: 7	R: 1 E: 0 K: 0 S: 5	H: 2 LOB: 1 BB: 0 P: 5	R: 0 E: 0 K: 0 S: 3	H: 0 LOB: 0 BB: 0 P: 3	R: 0 E: 0 K: 0 S: 3	H: 0 LOB: 0 BB: 0 P: 3	R: 0 E: 0 K: 2 S: 7	H: 0 LOB: 0 BB: 0 P: 7	R: 1 E: 0 K: 0 S: 6	H: 3 LOB: 2 BB: 0 P: 6	1B: 6 2B: 0 3B: 0 HR: 0	SF: 0 SAC: 0 DP: 0 HBP: 0	WP: 0 PB: 0 SB: 0 CS: 1	PA: 33							
PITCHER	IP	WLS	BF	H	R	ER	SO	BB	IBB	HBP	BLK	WP	HR	S	P	ERA	WHIP										
Bob Knepper, L ERA: 3.02 (1,1)	8.1	W	30	5	2	2	3	1	0	0	0	0	0	35	39	2.16	0.720										
Dave Heaverlo, R ERA: 2.7 (9,1)	0.1		2	1	0	0	0	0	0	0	0	0	0	2	2	0.00	3.000										
John Curtis, L ERA: 5.5 (9,1)	0.1	S	1	0	0	0	0	0	0	0	0	0	0	1	1	0.00	0.000										

Batter	1	2	3	4	5	6	7	8	9	AB	R	H	RBI	BB	SO	LOB	BOTTOM										
Derrel Thomas, S OBP: 0.322, SLG: 0.387 (1,8)	F7		6-3						K	4	0	0	0	0	2	3	Houston Astros @ San Francisco Giants Candlestick Park, San Francisco, CA Wed Sep 14 1977, 10:05 PM EDT Att: 1,033 - Unknown livebaseballscorecards.com										
Rob Andrews, R OBP: 0.347, SLG: 0.298 (1,4)	6-3								G1	4	1	1	0	0	0	1											
Darrell Evans, L OBP: 0.346, SLG: 0.415 (1,5)	F9									4	1	2	1	0	0	0											
Willie McCovey, L OBP: 0.365, SLG: 0.501 (1,3)		K								4	0	1	1	0	1	1											
Skip James, L (9,3)										0	0	0	0	0	0	0											
Jack Clark, R OBP: 0.331, SLG: 0.409 (1,9)	F4									4	0	0	0	0	2	2											
Gary Thomasson, L OBP: 0.350, SLG: 0.440 (1,7)	1-3									2	1	0	0	1	0	1											
Mike Sadek, R OBP: 0.296, SLG: 0.322 (1,2)			4-0 BB							2	0	1	1	1	0	1											
Johnnie LeMaster, R OBP: 0.235, SLG: 0.222 (1,6)			4-3 SH1-4							2	0	0	0	0	0	1											
Bob Knepper, L OBP: 0.226, SLG: 0.216 (1,1)			SH1-4							3	0	1	0	0	0	2											
Dave Heaverlo, R (9,1)			4-3							0	0	0	0	0	0	0											
John Curtis, L OBP: 0.286, SLG: 0.385 (9,1)										0	0	0	0	0	0	0											
Inning Stats	R: 0 E: 0 K: 0 S: 3	H: 0 LOB: 0 BB: 0 P: 3	R: 0 E: 0 K: 1 S: 5	H: 0 LOB: 0 BB: 0 P: 5	R: 0 E: 0 K: 0 S: 3	H: 0 LOB: 1 BB: 1 P: 7	R: 0 E: 0 K: 0 S: 4	H: 1 LOB: 1 BB: 0 P: 4	R: 1 E: 0 K: 1 S: 6	H: 1 LOB: 1 BB: 1 P: 10	R: 2 E: 0 K: 1 S: 8	H: 3 LOB: 1 BB: 0 P: 8	R: 0 E: 0 K: 1 S: 6	H: 1 LOB: 1 BB: 0 P: 6	R: 0 E: 0 K: 1 S: 5	H: 0 LOB: 0 BB: 0 P: 5	1B: 3 2B: 2 3B: 1 HR: 0	SF: 0 SAC: 1 DP: 0 HBP: 0	WP: 0 PB: 1 SB: 1 CS: 0	PA: 32							
PITCHER	IP	WLS	BF	H	R	ER	SO	BB	IBB	HBP	BLK	WP	HR	S	P	ERA	WHIP										
Joe Niekro, R ERA: 2.85 (1,1)	7.0	L	29	6	3	3	4	2	0	0	0	0	0	35	43	3.86	1.143										
Bo McLaughlin, R ERA: 4.22 (8,1)	1.0		3	0	0	0	1	0	0	0	0	0	0	5	5	0.00	0.000										

Batter	1	2	3	4	5	6	7	8	9	AB	R	H	RBI	BB	SO	LOB	TOP								
Terry Puhl, L OBP: 0.388, SLG: 0.386 (1, 7)										5	2	3	0	0	0	2									
Enos Cabell, R OBP: 0.314, SLG: 0.448 (1, 5)										5	0	0	0	0	0	2	6								
Cesar Cedeno, R OBP: 0.341, SLG: 0.449 (1, 8)										5	0	2	0	0	0	1									
Jose Cruz, L OBP: 0.364, SLG: 0.470 (1, 9)										5	1	2	2	0	0	3									
Bob Watson, R OBP: 0.353, SLG: 0.480 (1, 3)										5	2	2	2	0	2	3									
Ed Herrmann, L OBP: 0.357, SLG: 0.376 (1, 2)										4	1	3	2	1	0	0									
Art Howe, R OBP: 0.335, SLG: 0.411 (1, 4)										5	0	2	0	0	0	4	AB 42								
Roger Metzger, S OBP: 0.275, SLG: 0.264 (1, 6)										4	0	0	0	0	1	4	R 6								
Dan Larson, R OBP: 0.250, SLG: 0.222 (1, 1)										1	0	0	0	0	0	2	H 15								
Art Gardner, L OBP: 0.206, SLG: 0.156 (5, PH)										1	0	1	0	0	0	0	RBI 6								
Tom Dixon, R (5, PH)										0	0	0	0	0	0	0	BB 1								
Ken Boswell, L OBP: 0.287, SLG: 0.253 (6, PH)										1	0	0	0	0	0	1	SO 5								
Gene Pentz, R (6, 1)										1	0	0	0	0	0	0	LOB 26								
Inning Stats	R: 1 E: 0 K: 2 S: 9	H: 2 LOB: 1 BB: 0 P: 9	R: 0 E: 0 K: 1 S: 8	H: 3 LOB: 3 BB: 0 P: 8	R: 0 E: 0 K: 0 S: 3	H: 0 LOB: 0 BB: 0 P: 3	R: 0 E: 0 K: 0 S: 3	H: 1 LOB: 1 BB: 0 P: 3	R: 0 E: 0 K: 0 S: 5	H: 2 LOB: 2 BB: 0 P: 5	R: 2 E: 0 K: 0 S: 6	H: 3 LOB: 1 BB: 0 P: 6	R: 2 E: 0 K: 0 S: 5	H: 2 LOB: 0 BB: 0 P: 5	R: 0 E: 0 K: 0 S: 3	H: 0 LOB: 0 BB: 0 P: 3	R: 1 E: 0 K: 2 S: 10	H: 2 LOB: 3 BB: 1 P: 14	1B: 11 2B: 1 3B: 1 HR: 2	SF: 0 SAC: 0 DP: 1 HBP: 0	WP: 0 PB: 2 SB: 1 CS: 0	PA: 43			
PITCHER	IP WLS BF H R ER SO BB IBB HBP BLK WP HR S P ERA WHIP																								
Ed Halicki, R ERA: 3.38	(1, 1)	7.0	L	33	13	5	4	3	0	0	0	0	0	0	2	39	39	5.14	1.857						
Charlie Williams, R ERA: 4.07	(8, 1)	2.0		10	2	1	1	2	0	1	0	0	0	0	0	13	17	4.50	1.000						

Houston Astros @ San Francisco Giants
Candlestick Park, San Francisco, CA
Thu Sep 15 1977, 10:05 PM EDT
Att: 1,612 - Unknown


AB	42
R	6
H	15
RBI	6
BB	1
SO	5
LOB	26



Batter	1	2	3	4	5	6	7	8	9	AB	R	H	RBI	BB	SO	LOB	BOTTOM								
Derrel Thomas, S OBP: 0.323, SLG: 0.390 (1, 8)										4	0	2	0	0	0	0									
Rob Andrews, R OBP: 0.344, SLG: 0.295 (1, 4)										4	0	0	0	0	1	2									
Darrell Evans, L OBP: 0.347, SLG: 0.414 (1, 5)										3	0	1	0	1	0	1									
Willie McCovey, L OBP: 0.364, SLG: 0.498 (1, 3)										3	0	0	0	1	0	2									
Jack Clark, R OBP: 0.330, SLG: 0.407 (1, 9)										4	1	1	0	0	1	3									
Gary Thomasson, L OBP: 0.348, SLG: 0.438 (1, 7)										4	1	1	0	0	1	1									
Tim Foli, R OBP: 0.238, SLG: 0.324 (1, 6)										4	0	1	1	0	0	1	AB 31								
Mike Sadek, R OBP: 0.302, SLG: 0.316 (1, 2)										2	1	0	0	2	0	1	R 3								
Ed Halicki, R OBP: 0.198, SLG: 0.247 (1, 1)										1	0	0	1	0	0	1	H 6								
Terry Whitfield, L OBP: 0.311, SLG: 0.422 (7, PH)										1	0	0	0	0	0	0	RBI 2								
Charlie Williams, R OBP: 0.222, SLG: 0.222 (8, 1)										0	0	0	0	0	0	0	BB 4								
Bill Madlock, R OBP: 0.359, SLG: 0.426 (9, PH)										1	0	0	0	0	0	1	SO 3								
Inning Stats	R: 0 E: 0 K: 0 S: 4	H: 1 LOB: 1 BB: 0 P: 4	R: 1 E: 0 K: 0 S: 5	H: 2 LOB: 1 BB: 0 P: 5	R: 0 E: 0 K: 1 S: 6	H: 1 LOB: 2 BB: 1 P: 10	R: 2 E: 0 K: 0 S: 5	H: 2 LOB: 1 BB: 1 P: 9	R: 0 E: 0 K: 0 S: 2	H: 0 LOB: 0 BB: 1 P: 6	R: 0 E: 0 K: 0 S: 3	H: 0 LOB: 0 BB: 0 P: 3	R: 0 E: 0 K: 1 S: 5	H: 0 LOB: 0 BB: 0 P: 5	R: 0 E: 0 K: 1 S: 5	H: 0 LOB: 1 BB: 1 P: 9	1B: 5 2B: 1 3B: 0 HR: 0	SF: 1 SAC: 0 DP: 0 HBP: 0	WP: 2 PB: 0 SB: 5 CS: 1	PA: 37					
PITCHER	IP WLS BF H R ER SO BB IBB HBP BLK WP HR S P ERA WHIP																								
Dan Larson, R ERA: 5.74	(1, 1)	4.0		20	6	3	3	1	2	0	0	0	0	0	0	20	28	6.75	2.000						
Tom Dixon, R ERA: 3.39	(5, 1)	1.0	3	0	0	0	0	0	1	0	0	0	0	0	2	6	0.00	1.000							
Gene Pentz, R ERA: 4.0	(6, 1)	4.0	W	13	0	0	0	2	1	0	0	0	0	0	16	20	0.00	0.250							

Houston Astros @ San Francisco Giants
Candlestick Park, San Francisco, CA
Thu Sep 15 1977, 10:05 PM EDT
Att: 1,612 - Unknown

AB	31
R	3
H	6
RBI	2
BB	4
SO	3
LOB	13



Batter	1	2	3	4	5	6	7	8	9	AB	R	H	RBI	BB	SO	LOB	TOP								
Pete Rose, S OBP: 0.374, SLG: 0.436 Ray Knight, R OBP: 0.296, SLG: 0.387	0-0 FC1-6 1B	0-0 1-1 2-H 1B			0-0 2B 1B		0-0 G1 1B			4	0	3	1	0	0	0									
Ken Griffey, L OBP: 0.386, SLG: 0.467	0-3 K		0-0 2B 1B		0-0 G3 E 2B		0-0 F7 1B			4	2	2	0	0	1	1									
Joe Morgan, L OBP: 0.425, SLG: 0.490	0-0 FC1-6 FC6-4 1-2		0-0 F9 1B		0-0 G3 2-3			0-3 K		4	0	0	0	0	1	3									
George Foster, R OBP: 0.377, SLG: 0.624	0-0 FC6-4 1-2		0-0 F8 1B		0-0 E4 3-H F7			0-0 K 3B 1B		4	1	1	0	0	0	2									
Dan Driessen, L OBP: 0.369, SLG: 0.465		0-0 1B 2B	0-0 1-H 2B		0-0 F7 1B			0-0 L1-5 3B		4	1	3	2	0	0	1									
Johnny Bench, R OBP: 0.354, SLG: 0.558 Bill Plummer, R OBP: 0.250, SLG: 0.209		0-0 1B 2-3	0-3 K			4-0 G5-4-3 BB		0-0 L1-5 3-H		2	1	1	0	0	1	1									
Dave Concepcion, R OBP: 0.329, SLG: 0.373		0-0 1-2 3-H 1B		0-0 5-3		0-0 G5-4-3 1-2			0-0 CS 1B	4	0	2	1	0	0	1									
Cesar Geronimo, L OBP: 0.319, SLG: 0.384		0-0 F6 1B	0-3 K		0-0 K		0-0 G3		0-0 F9	4	0	0	0	0	1	3									
Doug Capilla, L OBP: 0.088, SLG: 0.063 Champ Summers, L OBP: 0.231, SLG: 0.352 Tom Hume, R OBP: 0.200, SLG: 0.800 Angel Torres, L OBP: 0.190, SLG: 0.238	0-3 K		0-3 K		0-0 K		0-0 3-1		0-3 K 1-2	2	0	0	0	0	2	2									
Inning Stats	R: 0 E: 0 K: 1 S: 6	H: 1 LOB: 1 BB: 0 P: 6	R: 2 E: 0 K: 1 S: 8	H: 4 LOB: 2 BB: 0 P: 8	R: 1 E: 0 K: 1 S: 7	H: 2 LOB: 1 BB: 0 P: 7	R: 0 E: 0 K: 2 S: 7	H: 0 LOB: 0 BB: 0 P: 7	R: 1 E: 1 K: 0 S: 5	H: 2 LOB: 1 BB: 0 P: 5	R: 0 E: 0 K: 0 S: 2	H: 0 LOB: 0 BB: 1 P: 6	R: 0 E: 0 K: 0 S: 3	H: 0 LOB: 0 BB: 0 P: 3	R: 1 E: 0 K: 1 S: 6	H: 2 LOB: 0 BB: 0 P: 6	R: 0 E: 0 K: 1 S: 5	H: 1 LOB: 1 BB: 0 P: 5	1B: 8 2B: 5 3B: 1 HR: 0	SF: 0 SAC: 0 DP: 3 HBP: 0	WP: 0 PB: 0 SB: 0 CS: 1	PA: 36			
PITCHER	IP	WLS	BF	H	R	ER	SO	BB	IBB	HBP	BLK	WP	HR	S	P	ERA	WHIP								
Greg Minton, R ERA: 3.86	7.0	L	29	9	4	3	5	1	0	0	0	0	0	38	42	3.86	1.429								
Dave Heaverlo, R ERA: 2.77	1.0		4	2	1	1	1	0	0	0	0	0	0	6	6	9.00	2.000								
Randy Moffitt, R ERA: 3.42	1.0		3	1	0	0	1	0	0	0	0	0	0	5	5	0.00	1.000								

Cincinnati Reds @ San Francisco Giants
Candlestick Park, San Francisco, CA
Fri Sep 16 1977, 10:05 PM EDT
Att: 3,014 - Unknown

AB	35
R	5
H	12
RBI	4
BB	1
SO	7
LOB	16



Batter	1	2	3	4	5	6	7	8	9	AB	R	H	RBI	BB	SO	LOB	BOTTOM								
Derrel Thomas, S OBP: 0.322, SLG: 0.387	0-3 K	0-0 F7			4-0 BB BB		0-0 6-3		0-3 K	4	0	0	0	1	2	2									
Tim Foli, R OBP: 0.237, SLG: 0.321	4-0 WP 1B BB		0-0 4-3		0-0 F9		0-0 F7		0-0 G3	4	0	0	0	1	0	1									
Bill Madlock, R OBP: 0.359, SLG: 0.428	0-0 1-2 WP 1B		0-3 K		0-0 P6			0-0 1B WP 2B	0-0 F9	5	1	2	0	0	1	1									
Willie McCovey, L OBP: 0.364, SLG: 0.500 Skip James, L	0-3 K		0-0 2B		4-0 1-2 BB			4-0 WP 1B BB		2	0	1	0	0	1	2									
Randy Elliott, R OBP: 0.280, SLG: 0.415	0-0 6-3		0-0 F9		0-0 F9			0-0 1B WP SF8 1B		4	1	1	0	0	0	5									
Darrell Evans, L OBP: 0.345, SLG: 0.410		0-0 4-3		0-0 3-1		0-0 F8		0-3 K		4	0	0	0	0	1	2									
Gary Thomasson, L OBP: 0.353, SLG: 0.440		0-3 K		4-0 WP BB		0-0 G6-4-3 1B		0-0 2-3 3-H 1B		3	0	2	1	1	1	0									
Marc Hill, R OBP: 0.300, SLG: 0.339		4-0 BB BB		0-0 5-3		0-0 G6-4-3 1-2		0-0 SF8		2	0	0	1	1	0	2									
Greg Minton, S Vic Harris, S OBP: 0.323, SLG: 0.349 Dave Heaverlo, R Jack Clark, R OBP: 0.329, SLG: 0.406 Randy Moffitt, R		4-0 BB BB		0-3 K			0-3 K	0-3 K		1	0	0	0	1	1	1									
Inning Stats	R: 0 E: 0 K: 2 S: 8	H: 1 LOB: 2 BB: 1 P: 12	R: 0 E: 0 K: 1 S: 5	H: 0 LOB: 2 BB: 2 P: 13	R: 0 E: 0 K: 1 S: 6	H: 1 LOB: 1 BB: 0 P: 6	R: 0 E: 0 K: 1 S: 5	H: 0 LOB: 1 BB: 1 P: 9	R: 0 E: 0 K: 0 S: 3	H: 1 LOB: 0 BB: 0 P: 3	R: 0 E: 0 K: 1 S: 5	H: 0 LOB: 0 BB: 0 P: 5	R: 0 E: 0 K: 2 S: 10	H: 3 LOB: 1 BB: 1 P: 14	R: 0 E: 0 K: 1 S: 5	H: 0 LOB: 0 BB: 0 P: 5	1B: 4 2B: 2 3B: 0 HR: 0	SF: 1 SAC: 0 DP: 1 HBP: 0	WP: 3 PB: 0 SB: 0 CS: 0	PA: 39					
PITCHER	IP	WLS	BF	H	R	ER	SO	BB	IBB	HBP	BLK	WP	HR	S	P	ERA	WHIP								
Doug Capilla, L ERA: 4.61	6.0	W	26	3	0	0	0	6	0	0	0	0	0	30	54	0.00	1.500								
Tom Hume, R ERA: 8.7	1.0		6	2	3	3	1	1	0	0	0	0	0	7	11	27.00	3.000								
Angel Torres, L ERA: 4.15	0.1		2	1	0	0	1	0	0	0	0	1	0	4	4	0.00	3.000								
Pedro Borbon, R ERA: 3.24	1.2	S	5	0	0	0	2	0	0	0	0	0	0	9	9	0.00	0.000								

Cincinnati Reds @ San Francisco Giants
Candlestick Park, San Francisco, CA
Fri Sep 16 1977, 10:05 PM EDT
Att: 3,014 - Unknown

AB	31
R	3
H	6
RBI	2
BB	7
SO	9
LOB	17




Batter	1	2	3	4	5	6	7	8	9	10	AB	R	H	RBI	BB	SO	LOB				
Pete Rose, S OBP: 0.376, SLG: 0.437 (1, 5)	G3		3-1						1-3		6	1	3	1	0	0	2				
Ken Griffey, L OBP: 0.389, SLG: 0.467 (1, 9)	4-3										4	1	2	1	2	0	1				
Joe Morgan, L OBP: 0.442, SLG: 0.488 (3, 1)											2	0	0	0	0	0	1				
Angel Torres, L OBP: 0.228, SLG: 0.347 (6, PH)											0	0	0	0	0	0	0				
Champ Summers, L OBP: 0.192, SLG: 0.182 (7, PH)											0	0	0	0	0	0	0				
Dale Gribble, R OBP: 0.252, SLG: 0.385 (7, 1)											0	0	0	0	0	0	0				
Dan Dumoulin, R OBP: 0.174, SLG: 0.179 (9, 1)											1	0	0	0	0	0	3				
Jack Billingham, R OBP: 0.182, SLG: 0.227 (9, 1)											0	0	0	0	0	0	2				
George Foster, R OBP: 0.379, SLG: 0.628 (6, 8)											5	0	3	3	0	1	2				
Dan Driessen, L OBP: 0.371, SLG: 0.465 (1, 3)											4	1	2	0	1	1	2				
Dave Concepcion, R OBP: 0.328, SLG: 0.371 (1, 6)											5	1	1	0	0	1	3				
Cesar Geronimo, L OBP: 0.320, SLG: 0.385 (6, PH)											2	1	1	0	0	0	1				
Johnny Bench, R OBP: 0.353, SLG: 0.556 (6, 7)											3	0	1	0	0	1	4				
Bill Plummer, R OBP: 0.250, SLG: 0.211 (8, 7)											4	1	1	0	0	2	1				
Mike Lum, L OBP: 0.212, SLG: 0.293 (8, 7)											1	1	1	3	0	0	0				
Mario Soto, R OBP: 0.188, SLG: 0.077 (3, PH)											0	0	0	0	0	0	0				
Ed Armbrister, R OBP: 0.337, SLG: 0.431 (3, 4)											0	0	0	0	0	0	0				
Rick Auerbach, R OBP: 0.196, SLG: 0.195 (4, 4)											2	0	0	0	2	0	0				
Ray Knight, R OBP: 0.306, SLG: 0.377 (4, 4)											0	0	0	0	2	0	0				
Inning Stats	R: 0 E: 0 K: 0 S: 3	H: 0 LOB: 0 BB: 0 P: 3	R: 0 E: 0 K: 0 S: 3	H: 1 LOB: 0 BB: 0 P: 3	R: 2 E: 0 K: 0 S: 6	H: 3 LOB: 1 BB: 0 P: 6	R: 0 E: 0 K: 0 S: 3	H: 0 LOB: 1 BB: 1 P: 7	R: 0 E: 0 K: 2 S: 9	H: 2 LOB: 2 BB: 0 P: 9	R: 3 E: 1 K: 2 S: 10	H: 3 LOB: 1 BB: 1 P: 14	R: 0 E: 0 K: 1 S: 5	H: 1 LOB: 0 BB: 0 P: 5	R: 0 E: 0 K: 2 S: 7	H: 0 LOB: 2 BB: 2 P: 15	R: 3 E: 0 K: 1 S: 9	H: 4 LOB: 2 BB: 1 P: 13	1B: 12 2B: 3 3B: 0 HR: 1	SF: 0 SAC: 1 DP: 1 HBP: 0	
PITCHER	IP	WLS	BF	H	R	ER	SO	BB	IBB	HBP	BLK	WP	HR	S	P	ERA	WHIP				
Jim Barr, R ERA: 4.72	(1, 1)	5.1	22	6	2	2	0	1	0	0	0	0	0	21	25	3.38	1.312				
Gary Lavelle, L ERA: 2.13	(6, 1)	2.2	13	5	3	3	5	1	0	0	0	0	0	22	26	10.12	2.250				
Randy Moffitt, R ERA: 3.65	(9, 1)	2.0	L	13	4	3	3	3	2	1	0	0	0	1	16	28	13.50	3.000			

TOP

Cincinnati Reds @ San Francisco Giants
Candlestick Park, San Francisco, CA

Sat Sep 17 1977, 6:33 AM EDT
Att: 5,870 - Unknown

AB	42
R	8
H	15
RBI	8
BB	5
SO	8
LOB	24



WP: 0 PA: 48
PB: 0
SB: 0
CS: 1

livebaseballscorecards.com


Batter	1	2	3	4	5	6	7	8	9	10	AB	R	H	RBI	BB	SO	LOB					
Terry Whitfield, L OBP: 0.318, SLG: 0.441 (1, 8)	HR										6	2	4	1	0	0	2					
Gary Thomasson, L OBP: 0.355, SLG: 0.444 (8, 7)	K										3	0	1	1	2	1	1					
Bill Madlock, R OBP: 0.359, SLG: 0.425 (1, 4)	K										3	0	0	0	1	1	2					
Darrell Evans, L OBP: 0.345, SLG: 0.407 (1, 5)	3-1										3	0	0	0	2	1	2					
Randy Elliott, R OBP: 0.290, SLG: 0.407 (8, 6)											3	0	0	0	1	0	4					
Johnnie LeMaster, R OBP: 0.235, SLG: 0.222 (9, PH)											0	0	0	0	0	0	0					
Derrel Thomas, S OBP: 0.322, SLG: 0.386 (10, 6)											1	0	0	0	0	0	3					
Skip James, L OBP: 0.333, SLG: 0.286 (1, 3)											5	1	1	0	0	0	5					
Tim Foli, R OBP: 0.240, SLG: 0.322 (8, 9)											2	1	1	0	1	0	0					
Jack Clark, R OBP: 0.333, SLG: 0.408 (8, 9)											1	1	1	0	1	0	0					
Marc Hill, R OBP: 0.305, SLG: 0.352 (8, PR)											3	1	2	3	1	0	0					
Mike Sadek, R OBP: 0.300, SLG: 0.314 (9, 2)											1	0	0	0	0	0	1					
Jim Barr, R OBP: 0.164, SLG: 0.143 (6, 1)											1	0	0	0	0	1	0					
Gary Lavelle, S ERA: 2.45 (8, PH)											1	0	0	0	0	0	2					
Willie McCovey, L OBP: 0.364, SLG: 0.499 (9, 1)											0	0	0	0	0	0	0					
Randy Moffitt, R ERA: 13.5 (10, PH)											0	0	0	0	0	0	0					
Vic Harris, S OBP: 0.321, SLG: 0.349 (10, PH)											0	0	1	0	0	0	0					
Inning Stats	R: 1 E: 0 K: 2 S: 8	H: 1 LOB: 1 BB: 0 P: 8	R: 3 E: 0 K: 1 S: 7	H: 2 LOB: 0 BB: 1 P: 11	R: 0 E: 0 K: 1 S: 5	H: 0 LOB: 1 BB: 1 P: 9	R: 0 E: 0 K: 0 S: 4	H: 1 LOB: 2 BB: 1 P: 8	R: 0 E: 0 K: 0 S: 3	H: 0 LOB: 0 BB: 0 P: 5	R: 0 E: 0 K: 0 S: 4	H: 1 LOB: 1 BB: 1 P: 8	R: 0 E: 0 K: 0 S: 4	H: 1 LOB: 2 BB: 1 P: 7	R: 1 E: 0 K: 0 S: 4	H: 2 LOB: 2 BB: 2 P: 12	R: 1 E: 1 K: 0 S: 5	H: 2 LOB: 1 BB: 0 P: 5	1B: 5 2B: 2 3B: 1 HR: 2	SF: 1 SAC: 3 DP: 3 HBP: 0		
PITCHER	IP	WLS	BF	H	R	ER	SO	BB	IBB	HBP	BLK	WP	HR	S	P	ERA	WHIP					
Mario Soto, R ERA: 5.34	(1, 1)	2.0	10	4	4	3	3	1	0	0	0	0	0	1	2	15	19	18.00	2.000			
Angel Torres, L ERA: 2.45	(3, 1)	3.0	14	1	0	0	1	3	1	0	0	0	0	1	0	12	28	0.00	1.333			
Dale Murray, R ERA: 4.93	(6, 1)	1.0	3	0	0	0	1	0	0	0	0	0	0	0	5	5	0.00	0.000				
Dan Dumoulin, R ERA: 13.5	(7, 1)	0.1	4	1	0	0	0	0	1	0	0	0	0	0	3	7	0.00	3.000				
Jack Billingham, R ERA: 5.23	(7, 1)	1.2	9	3	1	1	0	1	2	0	0	0	0	6	18	5.40	2.400					

BOTTOM

Cincinnati Reds @ San Francisco Giants
Candlestick Park, San Francisco, CA

Sat Sep 17 1977, 6:33 AM EDT
Att: 5,870 - Unknown

AB	34
R	6
H	10
RBI	6
BB	9
SO	5
LOB	22



WP: 2 PA: 47
PB: 0
SB: 1
CS: 0

livebaseballscorecards.com

Batter	1	2	3	4	5	6	7	8	9	AB	R	H	RBI	BB	SO	LOB	TOP			
Pete Rose, S OBP: 0.374, SLG: 0.435 (1.5)	L1		F8 1B		5-3		K		F9	5	0	1	0	0	1	0	Cincinnati Reds @ San Francisco Giants Candlestick Park, San Francisco, CA Sun Sep 18 1977, 6:33 AM EDT Att: 24,426 - Unknown			
Ken Griffey, L OBP: 0.390, SLG: 0.466 (1.9)	K		1B		K			5-3 1B BB		3	1	1	0	1	2	0				
Dave Concepcion, R OBP: 0.328, SLG: 0.370 (1.6)	1B		F8 2-3		F9			5-3 1-2		4	0	1	0	0	0	3				
George Foster, R OBP: 0.379, SLG: 0.625 (8.7)	1-2 BB		4-3		4-3			1B IBB		2	0	0	0	2	0	1				
Johnny Bench, R OBP: 0.353, SLG: 0.552 (8.8)	K			SH3 BB		K		F8		3	0	0	0	1	2	4				
Cesar Geronimo, L OBP: 0.320, SLG: 0.385 (8.8)	K					K				0	0	0	0	0	0	0				
Ray Knight, R OBP: 0.318, SLG: 0.380 (1.4)		4-0 BB		SH3 1-2		K		1-2 2-H 1B		2	0	1	1	1	1	0				
Dan Driessen, L OBP: 0.370, SLG: 0.462 (1.3)			F9				K	6-3		3	0	0	0	1	1	3				
Don Werner, R OBP: 0.111, SLG: 0.444 (1.2)			F8 1-2		F8			5-3		4	1	1	1	0	0	3				
Paul Moskau, R OBP: 0.286, SLG: 0.344 (1.1)					FC6		L1		P6	3	0	0	0	0	0	3				
Dale Murray, R OBP: 0.162, SLG: 0.182 (8.1)			G3		FC6 1-2					0	0	0	0	0	0	0				
Bob Bailey, R OBP: 0.348, SLG: 0.380 (9. PH)										1	0	0	0	0	0	0				
Pedro Borbon, R OBP: 0.182, SLG: 0.227 (9.1)										0	0	0	0	0	0	0				
Inning Stats	R: 0 E: 0 K: 2 S: 8	H: 1 LOB: 2 BB: 1 P: 12	R: 0 E: 0 K: 0 S: 3	H: 0 LOB: 1 BB: 1 P: 7	R: 0 E: 0 K: 0 S: 4	H: 2 LOB: 1 BB: 0 P: 4	R: 0 E: 0 K: 0 S: 3	H: 0 LOB: 2 BB: 2 P: 11	R: 0 E: 0 K: 1 S: 5	H: 0 LOB: 0 BB: 0 P: 5	R: 1 E: 0 K: 2 S: 8	H: 1 LOB: 0 BB: 0 P: 8	R: 1 E: 0 K: 0 S: 4	H: 1 LOB: 2 BB: 0 P: 12	R: 0 E: 0 K: 0 S: 3	H: 0 LOB: 0 BB: 0 P: 3	1B: 4 2B: 0 3B: 0 HR: 1	SF: 0 SAC: 1 DP: 0 HBP: 0	WP: 0 PB: 0 SB: 2 CS: 0	PA: 37
PITCHER Bob Knepper, L ERA: 2.96 (1.1)	IP: 9.0 WLS: W BF: 37 H: 5 R: 2 ER: 2 SO: 7 BB: 5 IBB: 1 HBP: 0 BLK: 0 WP: 0 HR: 1 S: 45 P: 69 ERA: 2.00 WHIP: 1.111															PITCHER				

Batter	1	2	3	4	5	6	7	8	9	AB	R	H	RBI	BB	SO	LOB	BOTTOM										
Derrel Thomas, S OBP: 0.322, SLG: 0.386 (1.8)	1B		F6		G3		F9		1B 1B	5	1	2	0	0	0	1	Cincinnati Reds @ San Francisco Giants Candlestick Park, San Francisco, CA Sun Sep 18 1977, 6:33 AM EDT Att: 24,426 - Unknown										
Gary Thomasson, L OBP: 0.358, SLG: 0.447 (1.9)	1B		K		S BB			1B 2B	F7	4	1	2	0	1	1	1											
Bill Madlock, R OBP: 0.361, SLG: 0.427 (1.4)	P3		S 1B		F9 1-2			1B SF8 1B	1B	5	1	3	0	0	0	3											
Willie McCovey, L OBP: 0.364, SLG: 0.497 (1.3)	K		4-0 BB		P3			F2 2-3 1B	1B	4	0	1	1	1	1	4											
Darrell Evans, L OBP: 0.344, SLG: 0.406 (1.5)	F8		P6		F8			SF8 E 1B 1-3 3-H		4	0	1	1	0	0	4											
Terry Whitfield, L OBP: 0.317, SLG: 0.438 (1.7)		CS 1B			K			E6 FC6-4 1-2		4	0	1	0	0	2	2											
Marc Hill, R OBP: 0.308, SLG: 0.353 (1.2)		FC6-4 1B			CS BB			F8 SF8 2-3 3-H		2	0	1	1	1	0	0											
Johnnie LeMaster, R OBP: 0.230, SLG: 0.216 (1.6)			K		K			F7 FC6-4 1-2		3	0	0	0	0	2	2											
Jack Clark, R OBP: 0.332, SLG: 0.407 (8. PH)										1	0	0	0	0	0	2											
Bob Knepper, L OBP: 0.232, SLG: 0.208 (1.1)		FC6-4			K				F9	2	0	0	0	1	1	1											
Vic Harris, S OBP: 0.319, SLG: 0.347 (8. PH)										1	0	0	0	0	0	0											
Inning Stats	R: 0 E: 0 K: 1 S: 7	H: 2 LOB: 2 BB: 0 P: 7	R: 0 E: 0 K: 1 S: 6	H: 2 LOB: 0 BB: 0 P: 6	R: 0 E: 0 K: 1 S: 6	H: 1 LOB: 1 BB: 1 P: 10	R: 0 E: 0 K: 2 S: 6	H: 0 LOB: 1 BB: 1 P: 10	R: 0 E: 0 K: 1 S: 5	H: 0 LOB: 1 BB: 1 P: 9	R: 0 E: 0 K: 1 S: 3	H: 0 LOB: 1 BB: 1 P: 7	R: 2 E: 1 K: 0 S: 7	H: 3 LOB: 2 BB: 0 P: 7	R: 1 E: 0 K: 0 S: 5	H: 3 LOB: 2 BB: 0 P: 5	1B: 10 2B: 2 3B: 0 HR: 0	SF: 1 SAC: 0 DP: 1 HBP: 0	WP: 0 PB: 0 SB: 2 CS: 2	PA: 40							
PITCHER Paul Moskau, R ERA: 4.52 (1.1)	IP: 7.1 WLS: 3 BF: 32 H: 8 R: 2 ER: 1 SO: 7 BB: 4 IBB: 0 HBP: 0 BLK: 0 WP: 0 HR: 0 S: 42 P: 58 ERA: 1.23 WHIP: 1.636															PITCHER											
Dale Murray, R ERA: 4.5 (8.1)	0.2	3	0	0	0	0	0	0	0	3	3	0.00	0.000														
Pedro Borbon, R ERA: 3.32 (9.1)	0.2	L 5	3	1	1	0	0	0	0	5	5	13.50	4.500														



Batter	1	2	3	4	5	6	7	8	9	AB	R	H	RBI	BB	SO	LOB	TOP										
Davey Lopes, R OBP: 0.377, SLG: 0.412 (1,4)	0-0 6-3		0-0 F2		0-0 E9			4-0 G5-4-3 BB		3	0	1	0	1	0	0	Los Angeles Dodgers @ San Francisco Giants Candlestick Park, San Francisco, CA Tue Sep 20 1977, 10:05 PM EDT Att: 7,359 - Unknown										
Bill Russell, R OBP: 0.303, SLG: 0.358 (1,6)	0-0 F6		0-0 1B		0-0 5-3			0-0 G5-4-3 1-2		4	0	1	0	0	0	2											
Reggie Smith, S OBP: 0.430, SLG: 0.575 (1,9)	0-3 K		0-0 F8		0-0 F8			0-0 3-4-1		4	0	0	0	0	1	1											
Ron Cey, R OBP: 0.358, SLG: 0.470 (1,5)		0-0 F8	0-0 F7		0-0 F3			0-0 L8		4	0	0	0	0	0	1											
Steve Garvey, R OBP: 0.329, SLG: 0.493 (1,3)		0-0 S 2B 1B		0-0 CS 1B		0-0 5-3		0-0 4-3		4	1	2	0	0	0	0											
Dusty Baker Jr., R OBP: 0.381, SLG: 0.503 (1,7)		0-0 1H HR 2B		0-0 F5 1-2		0-0 F9		0-0 5-3		4	1	1	1	0	0	1											
Rick Monday, L OBP: 0.339, SLG: 0.393 (1,8)		0-0 2H HR		0-0 K		0-0 F7				3	1	1	2	0	1	0											
Glenn Burke, R OBP: 0.281, SLG: 0.306 (7,8)										0	0	0	0	0	0	0											
Steve Yeager, R OBP: 0.336, SLG: 0.444 (1,2)		0-0 F8			0-0 5-3		0-0 2B			3	0	1	0	0	0	0											
Tommy John, R OBP: 0.218, SLG: 0.240 (1,1)		0-0 5-3			0-0 6-3		0-0 F2			3	0	0	0	0	0	1											
Lance Rautzhan, R (9,1)										0	0	0	0	0	0	0											
Inning Stats	R: 0 E: 0 K: 1 S: 5	H: 0 LOB: 0 BB: 0 P: 5	R: 3 E: 0 K: 0 S: 6	H: 3 LOB: 0 BB: 0 P: 6	R: 0 E: 0 K: 1 S: 4	H: 1 LOB: 0 BB: 0 P: 4	R: 0 E: 0 K: 1 S: 5	H: 1 LOB: 0 BB: 0 P: 5	R: 0 E: 1 K: 0 S: 4	H: 0 LOB: 0 BB: 0 P: 3	R: 0 E: 0 K: 0 S: 4	H: 1 LOB: 1 BB: 0 P: 4	R: 0 E: 0 K: 0 S: 2	H: 0 LOB: 0 BB: 1 P: 6	R: 0 E: 0 K: 0 S: 3	H: 0 LOB: 0 BB: 0 P: 3	1B: 3 2B: 3 3B: 0 HR: 1	SF: 0 SAC: 0 DP: 1 HBP: 0	WP: 0 PB: 0 SB: 1 CS: 1	PA: 33							
PITCHER	IP	WLS	BF	H	R	ER	SO	BB	IBB	HBP	BLK	WP	HR	S	P	ERA	WHIP										
Ed Halicki, R ERA: 3.38 (1,1)	8.0	L	30	7	3	3	2	1	0	0	0	0	1	33	37	3.38	1.000										
Dave Heaverlo, R ERA: 2.74 (9,1)	1.0	S	3	0	0	0	0	0	0	0	0	0	0	3	3	0.00	0.000										

AB	32
R	3
H	7
RBI	3
BB	1
SO	2
LOB	6



Batter	1	2	3	4	5	6	7	8	9	AB	R	H	RBI	BB	SO	LOB	BOTTOM										
Derrel Thomas, S OBP: 0.322, SLG: 0.385 (1,8)	0-0 PB FC5-2 1B	0-3 K2-3			0-0 5-3			0-3 K 1-2		4	0	1	0	0	2	2	Los Angeles Dodgers @ San Francisco Giants Candlestick Park, San Francisco, CA Tue Sep 20 1977, 10:05 PM EDT Att: 7,359 - Unknown										
Darrell Evans, L OBP: 0.344, SLG: 0.403 (1,5)	4-0 FC5-2 1-3 BB		0-0 F9		0-0 F9			0-0 G3 2-3		3	0	0	0	1	0	1											
Bill Madlock, R OBP: 0.360, SLG: 0.426 (1,4)	0-0 FC5-2 1-3 3H		0-0 1B		0-0 F8			0-0 5-3		4	0	1	0	0	0	3											
Willie McCovey, L OBP: 0.361, SLG: 0.492 (1,3)	0-0 F5		0-3 K		0-0 F7			0-0 1-3		4	0	0	0	0	1	3											
Jack Clark, R OBP: 0.333, SLG: 0.411 (1,9)	4-0 BB		0-0 1-3		0-0 6-3			0-0 1B 3B		3	1	1	0	1	0	1											
Randy Elliott, R OBP: 0.273, SLG: 0.396 (1,7)	0-0 F9			0-0 6-3		0-0 6-3		0-0 5-3		4	0	0	0	0	0	4											
Marc Hill, R OBP: 0.195, SLG: 0.360 (1,2)		0-0 SH5-4 1B		0-0 2B		0-0 5-3		4-0 1B BB		3	0	2	0	1	0	0											
Mike Sadek, R OBP: 0.300, SLG: 0.314 (9, PH)			0-3 K		0-3 K			0-0 1-3		3	0	0	0	0	2	1											
Johnnie LeMaster, R OBP: 0.224, SLG: 0.211 (1,6)								0-0 1-2 1B		1	0	0	0	0	0	0											
Gary Alexander, R OBP: 0.416, SLG: 0.510 (9, PH)								0-0 3H 0-3 1B		1	0	1	1	0	0	0											
Ed Halicki, R OBP: 0.195, SLG: 0.244 (1,1)		0-0 SH5-4			0-0 5-3			4-0 G3 WP BB		1	0	0	0	0	0	0											
Vic Harris, S OBP: 0.323, SLG: 0.347 (9, PH)									0-0 K2-3	0	0	0	0	1	0	0											
Dave Heaverlo, R (9,1)										0	0	0	0	0	0	0											
Gary Thomasson, L OBP: 0.357, SLG: 0.446 (9, PH)		1-2								1	0	0	0	0	1	2											
Inning Stats	R: 0 E: 0 K: 0 S: 4	H: 1 LOB: 3 BB: 2 P: 12	R: 0 E: 0 K: 2 S: 8	H: 1 LOB: 0 BB: 0 P: 8	R: 0 E: 0 K: 1 S: 6	H: 1 LOB: 0 BB: 0 P: 6	R: 0 E: 0 K: 1 S: 5	H: 1 LOB: 0 BB: 0 P: 5	R: 0 E: 0 K: 0 S: 3	H: 0 LOB: 0 BB: 0 P: 3	R: 0 E: 0 K: 0 S: 3	H: 0 LOB: 0 BB: 0 P: 3	R: 0 E: 0 K: 0 S: 5	H: 0 LOB: 1 BB: 1 P: 9	R: 1 E: 0 K: 1 S: 7	H: 2 LOB: 2 BB: 1 P: 11	1B: 4 2B: 1 3B: 1 HR: 0	SF: 0 SAC: 1 DP: 0 HBP: 0	WP: 1 PB: 2 SB: 0 CS: 0	PA: 36							
PITCHER	IP	WLS	BF	H	R	ER	SO	BB	IBB	HBP	BLK	WP	HR	S	P	ERA	WHIP										
Tommy John, L ERA: 2.66 (1,1)	8.2	W	35	6	1	1	5	4	0	0	0	0	0	41	57	1.04	1.154										
Lance Rautzhan, L ERA: 4.5 (9,1)	0.1	S	1	0	0	0	1	0	0	0	0	0	0	3	3	0.00	0.000										



Batter	1	2	3	4	5	6	7	8	9	AB	R	H	RBI	BB	SO	LOB	TOP											
Rafael Landestoy, S OBP: 0.500, SLG: 0.333 (1, 4)	0-0 4-3		0-0 E 2B 1B		0-0 1-3			4-0 BB		3	1	1	0	1	0	0	Los Angeles Dodgers @ San Francisco Giants Candlestick Park, San Francisco, CA Wed Sep 21 1977, 10:05 PM EDT Att: 5,299 - Unknown											
Ron Washington, R OBP: 0.385, SLG: 0.333 (1, 6)	0-0 WP FC4-6 1B		0-0 E5 1-3 2B		0-0 1-3			0-0 F9		4	1	1	0	0	0	2												
Dusty Baker Jr., R OBP: 0.362, SLG: 0.504 (1, 7)	4-0 FC4-6 1-2 WP BB		0-0 1-2 2B 2B		0-0 G3			0-0 F7		3	2	1	1	1	0	1												
Steve Garvey, R OBP: 0.331, SLG: 0.494 Ed Goodson, L OBP: 0.189, SLG: 0.250 (1, 3)	4-0 FC4-6 1-2 2-3 BB		0-0 2H 2B		0-0 5-3			0-0 L6		2	0	1	1	1	0	0												
Vic Davallilo, L OBP: 0.324, SLG: 0.378 Joe Simpson, L OBP: 0.200, SLG: 0.077 Jeffrey Leonard, R OBP: 0.500, SLG: 0.833 (1, 9)	0-0 FC4-6 1-2 2-3 3-H BB		0-0 F4		0-0 4-3			0-0 L1		3	0	0	1	0	0	3												
Lee Lacy, R OBP: 0.297, SLG: 0.413 (1, 5)	0-0 6-3 1-2 3-H		0-0 F7		0-0 F3			0-0 F9		4	0	0	0	0	0	2												
Glenn Burke, R OBP: 0.280, SLG: 0.305 (1, 8)		0-0 F8		0-0 F6				0-0 F7		4	0	1	0	0	0	0												
Johnny Oates, L OBP: 0.319, SLG: 0.360 Steve Yeager, R OBP: 0.335, SLG: 0.443 (1, 2)		0-0 4-3		0-0 F2				0-0 G4-6-3 1B		3	0	1	0	0	0	0												
Doug Rau, L OBP: 0.211, SLG: 0.159 Rick Monday, L OBP: 0.338, SLG: 0.392 Charlie Hough, R OBP: 0.190, SLG: 0.263 Lance Rautzhan, R OBP: 0.359, SLG: 0.443 Bobby Castillo, R OBP: 0.359, SLG: 0.443 (1, 1)		0-0 4-3		0-0 F7				0-0 G4-6-3 1-2		2	0	0	0	0	0	0												
Inning Stats	R: 2 E: 0 K: 0 S: 4	H: 1 LOB: 1 BB: 2 P: 12	R: 0 E: 0 K: 0 S: 3	H: 0 LOB: 0 BB: 0 P: 3	R: 2 E: 1 K: 0 S: 6	H: 3 LOB: 1 BB: 0 P: 6	R: 0 E: 0 K: 0 S: 3	H: 0 LOB: 0 BB: 0 P: 3	R: 0 E: 0 K: 0 S: 3	H: 1 LOB: 0 BB: 0 P: 3	R: 0 E: 0 K: 0 S: 3	H: 0 LOB: 1 BB: 1 P: 7	R: 0 E: 0 K: 0 S: 4	H: 1 LOB: 1 BB: 0 P: 4	1B: 4 2B: 2 3B: 0 HR: 0	SF: 0 SAC: 0 DP: 1 HBP: 0		WP: 2 PB: 0 SB: 0 CS: 0	PA: 35									
PITCHER	IP WLS BF H R ER SO BB IBB HBP BLK WP HR S P ERA WHIP	IP WLS BF H R ER SO BB IBB HBP BLK WP HR S P ERA WHIP																IP WLS BF H R ER SO BB IBB HBP BLK WP HR S P ERA WHIP										
Greg Minton, R ERA: 4.5 Gary Lavelle, L ERA: 2.09 (1, 1)	7.0 W 28	5 4 4 0	3 0 0 0	0 0 0 0	2 0 25 37	5.14 1.143	(8, 1)	2.0 S 7	1 0 0 0	0 0 0 0	0 0 0 0	0 0 7 7	0.00 0.500															

Batter	1	2	3	4	5	6	7	8	9	AB	R	H	RBI	BB	SO	LOB	BOTTOM		
Derrel Thomas, S OBP: 0.321, SLG: 0.383 (1, 8)	0-0 F9	0-3 K		0-0 1-3				0-0 L3		5	0	1	0	0	1	2	Los Angeles Dodgers @ San Francisco Giants Candlestick Park, San Francisco, CA Wed Sep 21 1977, 10:05 PM EDT Att: 5,299 - Unknown		
Rob Andrews, R OBP: 0.347, SLG: 0.304 (1, 4)	0-0 1B 3B		0-0 1B BB 1B		0-0 F8			0-0 5-3		5	1	3	0	0	0	0			
Darrell Evans, L OBP: 0.349, SLG: 0.406 (1, 5)	0-0 3H 1B		4-0 1-2 BB BB		0-0 1B			4-0 FC5-2 1-2 BB BB		2	1	2	1	2	0	0			
Jack Clark, R OBP: 0.333, SLG: 0.408 (1, 9)	4-0 1-2 BB		0-3 K		0-0 F3			0-0 FC5-2 BB FC5-2 1B		3	1	0	0	1	1	6			
Randy Elliott, R OBP: 0.272, SLG: 0.392 (1, 7)	0-0 F2		0-0 G6-4-3 1-2 2-3 1B		0-3 K			0-0 FC5-2 1B BB		4	1	1	0	0	1	6			
Gary Alexander, R OBP: 0.419, SLG: 0.500 (1, 2)	0-0 F9		0-0 G6-4-3 1-2					4-0 S E BB 1-2 2-3 3-H 1B BB		2	1	0	1	2	0	5			
Skip James, L OBP: 0.385, SLG: 0.364 (1, 3)		0-0 SH1-3 1B		0-3 K				0-0 F9 1-H 1-3 2-H 3-H 1B BB		4	0	2	2	0	1	0			
Johnnie LeMaster, R OBP: 0.217, SLG: 0.203 (1, 6)		0-3 K		0-0 F5				0-3 K 4-3		4	0	0	0	0	2	3			
Greg Minton, S OBP: 0.500, SLG: 0.333 Gary Lavelle, S OBP: 0.359, SLG: 0.443 (1, 1)		0-0 SH1-3 1-2		0-0 1B				0-3 K 1-3		2	0	1	0	0	1	0			
Inning Stats	R: 1 E: 0 K: 0 S: 5	H: 2 LOB: 2 BB: 1 P: 9	R: 0 E: 0 K: 2 S: 8	H: 1 LOB: 1 BB: 0 P: 8	R: 0 E: 0 K: 1 S: 6	H: 1 LOB: 2 BB: 1 P: 10	R: 0 E: 0 K: 1 S: 6	H: 1 LOB: 1 BB: 0 P: 6	R: 1 E: 1 K: 2 S: 7	H: 0 LOB: 0 BB: 1 P: 11	R: 3 E: 0 K: 0 S: 6	H: 3 LOB: 2 BB: 2 P: 14	R: 0 E: 0 K: 0 S: 3	H: 0 LOB: 0 BB: 0 P: 3	1B: 9 2B: 0 3B: 1 HR: 0	SF: 0 SAC: 1 DP: 1 HBP: 0		WP: 0 PB: 0 SB: 1 CS: 0	PA: 38
PITCHER	IP WLS BF H R ER SO BB IBB HBP BLK WP HR S P ERA WHIP	IP WLS BF H R ER SO BB IBB HBP BLK WP HR S P ERA WHIP																IP WLS BF H R ER SO BB IBB HBP BLK WP HR S P ERA WHIP	
Doug Rau, L ERA: 3.49 Charlie Hough, R ERA: 3.59 Lance Rautzhan, L ERA: 4.42 Bobby Castillo, R ERA: 4.91 (1, 1)	6.0 L 6	2 3 3 0	2 0 0 0	0 0 0 0	0 0 4 12	40.50 6.000	(7, 1)	0.1 2 1	0 0 0	0 0 0	0 0 2 2	0.00 3.000	(8, 1)	1.0 3 0	0 0 0	0 0 0		0.00 0.000	

Batter	1	2	3	4	5	6	7	8	9	AB	R	H	RBI	BB	SO	LOB	TOP										
Derrel Thomas, S (1, 8) OBP: 0.321, SLG: 0.386	0-3 K	0-0 F6		0-0 2B		0-0 G3			0-0 SH1-4 1B	5	1	2	1	0	1	1	San Francisco Giants @ San Diego Padres San Diego Stadium, San Diego, CA Fri Sep 23 1977, 10:05 PM EDT Att: 5,271 - Unknown livebaseballscorecards.com										
Gary Thomasson, L (1, 7) OBP: 0.356, SLG: 0.443	4-0 1B BB		0-3 K	0-3 K			0-3 K		0-0 SH1-4	3	0	0	0	1	3	1											
Bill Madlock, R (1, 4) OBP: 0.360, SLG: 0.425	0-0 1-2 1B		0-0 L8		0-0 S		0-0 4-3		0-0 4-3	5	0	2	0	0	0	1											
Willie McCovey, L (1, 3) OBP: 0.362, SLG: 0.493 Skip James, L (7, PR) OBP: 0.429, SLG: 0.417	0-3 K		0-3 K		4-0 1-2 BB		0-0 2B		0-0 HBP BB 1B	3	0	1	0	1	2	2											
Darrell Evans, L (1, 5) OBP: 0.349, SLG: 0.403	0-3 K			4-0 2B BB	0-0 F6		0-0 F6		4-0 BB HBP BB	3	1	0	0	2	1	5											
Terry Whitfield, L (1, 9) OBP: 0.322, SLG: 0.442		0-0 6-3		0-0 5-3 SH1 2B	0-0 F3			0-0 B2-6-3 1B	1-6 BB HBP	4	1	2	1	0	0	2											
Marc Hill, R (1, 2) OBP: 0.314, SLG: 0.358		0-0 2B 1B		0-0 5-3	0-3 K			0-0 B2-6-3	4-0 BB BB	4	1	1	1	1	1	4											
Johnnie LeMaster, R (1, 6) OBP: 0.231, SLG: 0.215	0-3 K		4-0 SH1 2B BB		0-0 K 2B			4-0 BB	0-0 5-3	3	1	1	0	2	1	4											
Jim Barr, R (1, 1) OBP: 0.173, SLG: 0.167 Gary Lavelle, S (7, 1)	0-0 1-2 2B		0-0 SH1		0-3 K			0-3 K		2	0	1	2	0	1	1											
Jack Clark, R (8, PH) OBP: 0.332, SLG: 0.407 Dave Heaverlo, R (8, 1)	1-1 1-2 2B		1-2 3-H		2-3					0	0	0	0	0	0	0											
Inning Stats	R: 0 E: 0 K: 3 S: 10	H: 1 LOB: 2 BB: 1 P: 14	R: 1 E: 0 K: 1 S: 7	H: 2 LOB: 1 BB: 0 P: 7	R: 0 E: 0 K: 2 S: 7	H: 0 LOB: 0 BB: 0 P: 7	R: 3 E: 0 K: 1 S: 7	H: 2 LOB: 1 BB: 2 P: 15	R: 0 E: 0 K: 1 S: 6	H: 1 LOB: 2 BB: 1 P: 10	R: 0 E: 0 K: 1 S: 6	H: 1 LOB: 1 BB: 0 P: 6	R: 0 E: 0 K: 1 S: 5	H: 1 LOB: 1 BB: 1 P: 9	R: 2 E: 0 K: 0 S: 5	H: 2 LOB: 3 BB: 2 P: 14	1B: 6 2B: 5 3B: 0 HR: 0	SF: 0 SAC: 2 DP: 1 HBP: 1	WP: 0 PB: 0 SB: 1 CS: 0	PA: 44							
PITCHER	IP	WLS	BF	H	R	ER	SO	BB	IBB	HBP	BLK	WP	HR	S	P	ERA	WHIP										
John D'Acquisto, R (1, 1) ERA: 6.08	3.2		19	5	4	4	6	3	0	0	0	0	0	28	18	9.82	2.182										
Tom Griffin, R (4, 1) ERA: 4.49	2.1		9	2	0	0	3	1	0	0	0	0	0	14	18	0.00	1.286										
Dave Tomlin, L (7, 1) ERA: 3.0	1.0		4	1	0	0	1	0	0	0	0	0	0	6	6	0.00	1.000										
Dan Spillner, R (8, 1) ERA: 3.63	1.2	L	9	3	2	2	1	2	0	0	0	0	0	9	17	10.80	3.000										
Rick Sawyer, R (9, 1) ERA: 5.64	0.1		3	0	0	0	0	1	0	1	0	0	0	1	6	0.00	3.000										

Batter	1	2	3	4	5	6	7	8	9	AB	R	H	RBI	BB	SO	LOB	BOTTOM										
Gene Richards, L (1, 7) OBP: 0.355, SLG: 0.375	0-0 5-3			0-0 F7		0-0 4-3	0-0 1-2 1B			4	0	1	0	0	0	1	San Francisco Giants @ San Diego Padres San Diego Stadium, San Diego, CA Fri Sep 23 1977, 10:05 PM EDT Att: 5,271 - Unknown livebaseballscorecards.com										
Bill Almon, R (1, 6) OBP: 0.305, SLG: 0.342	0-0 5-3			0-0 1-3		0-0 2-H 1B	0-0 F3			4	0	1	1	0	0	2											
Mike Ivie, R (1, 3) OBP: 0.333, SLG: 0.403	0-0 L8			0-0 F5		0-3 K		0-0 6-3		4	0	0	0	0	1	1											
George Hendrick, R (1, 8) OBP: 0.381, SLG: 0.478		0-0 F7			0-3 K		0-0 2B 1B	0-0 4-3		4	1	1	0	0	1	0											
Dave Winfield, R (1, 9) OBP: 0.335, SLG: 0.467		0-0 F7			0-0 6-3		0-0 F5	0-0 F8		4	0	0	0	0	0	1											
Gene Tenace, R (1, 2) OBP: 0.412, SLG: 0.402		0-0 F9			0-0 FC6-4 1B		0-0 1B 2B		0-0 F9	4	1	2	1	0	0	0											
Mike Champion, R (1, 4) OBP: 0.273, SLG: 0.294			0-0 F9		0-0 FC6-4		0-0 1B 1B		0-0 1-3	4	1	1	1	0	0	1											
Tucker Ashford, R (1, 5) OBP: 0.289, SLG: 0.342			0-3 K			0-0 F6	0-0 5-3		0-0 2B	4	0	1	0	0	1	1											
John D'Acquisto, R (1, 1) ERA: 6.08 Tom Griffin, R (4, 1) ERA: 4.49 Merv Senftenburg, S (6, PH) OBP: 0.437, SLG: 0.485 Dave Tomlin, L (7, 1) ERA: 3.0 Jerry Turner, R (8, 1) OBP: 0.324, SLG: 0.415 Dan Spillner, R (8, 1) ERA: 3.63 Rick Sawyer, R (9, 1) ERA: 5.64 Dave Roberts, R (9, PH) OBP: 0.276, SLG: 0.326	0-3 K		0-3 K		4-0 1B BB		0-0 4-3 1B		0-0 6-3	1	0	0	0	0	1	0											
Inning Stats	R: 0 E: 0 K: 0 S: 3	H: 0 LOB: 0 BB: 0 P: 3	R: 0 E: 0 K: 0 S: 3	H: 0 LOB: 0 BB: 0 P: 3	R: 0 E: 0 K: 2 S: 7	H: 0 LOB: 0 BB: 0 P: 7	R: 0 E: 0 K: 0 S: 3	H: 0 LOB: 0 BB: 0 P: 3	R: 0 E: 0 K: 1 S: 6	H: 1 LOB: 1 BB: 0 P: 6	R: 1 E: 0 K: 1 S: 6	H: 1 LOB: 1 BB: 1 P: 10	R: 3 E: 0 K: 0 S: 8	H: 5 LOB: 2 BB: 0 P: 8	R: 0 E: 0 K: 0 S: 3	H: 0 LOB: 0 BB: 0 P: 3		R: 0 E: 0 K: 0 S: 4	H: 1 LOB: 1 BB: 0 P: 4	1B: 6 2B: 2 3B: 0 HR: 0	SF: 0 SAC: 0 DP: 0 HBP: 0	WP: 0 PB: 0 SB: 0 CS: 0	PA: 36				
PITCHER	IP	WLS	BF	H	R	ER	SO	BB	IBB	HBP	BLK	WP	HR	S	P	ERA	WHIP										
Jim Barr, R (1, 1) ERA: 4.74	6.2		26	5	4	4	4	1	0	0	0	0	0	33	37	5.40	0.900										
Gary Lavelle, L (7, 1) ERA: 2.09	0.1		3	2	0	0	0	0	0	0	0	0	0	3	3	0.00	6.000										
Dave Heaverlo, R (8, 1) ERA: 2.68	2.0	W	7	1	0	0	0	0	0	0	0	0	0	7	7	0.00	0.500										

Batter	1	2	3	4	5	6	7	8	9	AB	R	H	RBI	BB	SO	LOB	TOP				
Derrel Thomas, S OBP: 0.322, SLG: 0.383 (1, 8)										3	2	0	0	2	2	1	San Francisco Giants @ San Diego Padres San Diego Stadium, San Diego, CA Sat Sep 24 1977, 10:05 PM EDT Att: 7,777 - Unknown				
Gary Thomasson, L OBP: 0.354, SLG: 0.440 Jack Clark, R OBP: 0.333, SLG: 0.410 (7, PH)										3	0	0	0	0	1	1					
Bill Madlock, R OBP: 0.360, SLG: 0.426 (6, 5)										4	0	1	0	0	1	0					
Marc Hill, R OBP: 0.316, SLG: 0.360 (9, PH)										0	0	1	1	0	0	0					
Greg Minton, S OBP: 0.500, SLG: 0.333 Randy Moffitt, R (9, 1)										0	0	0	0	0	0	0					
Willie McCovey, L OBP: 0.363, SLG: 0.491 (1, 3)										4	0	1	0	1	1	2					
Darrell Evans, L OBP: 0.351, SLG: 0.405 Rob Andrews, R OBP: 0.346, SLG: 0.303 (6, 4)										3	0	2	0	0	0	1					
Terry Whitfield, L OBP: 0.327, SLG: 0.446 (7, 7)										2	0	1	0	2	0	0					
Gary Alexander, R OBP: 0.421, SLG: 0.495 (1, 2)										3	0	1	0	1	1	5					
Johnnie LeMaster, R OBP: 0.225, SLG: 0.208 (1, 6)										4	0	0	0	0	1	6					
John Montefusco, R OBP: 0.184, SLG: 0.196 Vic Harris, S OBP: 0.327, SLG: 0.351 Charlie Williams, R OBP: 0.222, SLG: 0.222 Randy Elliott, R OBP: 0.276, SLG: 0.396 (9, 7)										2	0	0	0	0	1	3					
Inning Stats	R: 0 E: 0 K: 1 S: 5	H: 0 LOB: 0 BB: 0 P: 5	R: 0 E: 0 K: 1 S: 6	H: 1 LOB: 3 BB: 2 P: 14	R: 0 E: 0 K: 2 S: 7	H: 0 LOB: 0 BB: 0 P: 7	R: 0 E: 0 K: 1 S: 7	H: 2 LOB: 2 BB: 0 P: 7	R: 0 E: 0 K: 2 S: 6	H: 0 LOB: 1 BB: 1 P: 10	R: 0 E: 0 K: 1 S: 6	H: 2 LOB: 2 BB: 1 P: 10	R: 2 E: 0 K: 0 S: 5	H: 3 LOB: 1 BB: 1 P: 9	R: 0 E: 0 K: 0 S: 3	H: 0 LOB: 1 BB: 1 P: 7	R: 1 E: 0 K: 0 S: 5	H: 2 LOB: 1 BB: 0 P: 5	1B: 7 2B: 4 3B: 0 HR: 0	SF: 0 SAC: 0 DP: 1 HBP: 0	WP: 0 PA: 40 PB: 0 CS: 1 SB: 1
PITCHER	IP	WLS	BF	H	R	ER	SO	BB	IBB	HBP	BLK	WP	HR	S	P	ERA	WHIP				
Dave Freisleben, R ERA: 4.68	6.1		28	6	2	2	8	5	0	0	0	0	0	39	59	2.84	1.737				
Dave Tomlin, L ERA: 2.99	0.2		3	2	0	0	0	0	0	0	0	0	0	3	3	0.00	3.000				
Rollie Fingers, R ERA: 3.04	2.0	L	9	2	1	1	0	1	0	0	1	0	0	8	12	4.50	1.500				

Batter	1	2	3	4	5	6	7	8	9	AB	R	H	RBI	BB	SO	LOB	BOTTOM				
Gene Richards, L OBP: 0.357, SLG: 0.380 (1, 3)										4	1	2	0	1	0	3	San Francisco Giants @ San Diego Padres San Diego Stadium, San Diego, CA Sat Sep 24 1977, 10:05 PM EDT Att: 7,777 - Unknown				
Bill Almon, R OBP: 0.303, SLG: 0.339 (1, 6)										4	0	0	0	0	0	4					
Jerry Turner, L OBP: 0.323, SLG: 0.413 (1, 7)										4	0	1	1	0	0	1					
George Hendrick, R OBP: 0.380, SLG: 0.478 (1, 8)										4	0	1	0	0	0	1					
Dave Winfield, R OBP: 0.335, SLG: 0.466 (1, 9)										4	0	1	0	0	0	2					
Gene Tenace, R OBP: 0.409, SLG: 0.399 (1, 2)										4	0	0	0	0	1	2					
Mike Champion, R OBP: 0.275, SLG: 0.294 (1, 4)										3	1	1	0	1	0	1					
Tucker Ashford, R OBP: 0.288, SLG: 0.338 (1, 5)										3	0	0	0	1	2	2					
Dave Freisleben, R OBP: 0.200, SLG: 0.162 Dave Tomlin, L OBP: 0.286, SLG: 0.286 Merv Rettenmund, R OBP: 0.434, SLG: 0.452 Rollie Fingers, R OBP: 0.050, SLG: 0.050 Mike Ivie, R OBP: 0.332, SLG: 0.402 (9, PH)										1	0	0	0	1	1	1					
Inning Stats	R: 1 E: 0 K: 0 S: 4	H: 1 LOB: 0 BB: 0 P: 4	R: 0 E: 0 K: 1 S: 6	H: 1 LOB: 3 BB: 2 P: 14	R: 0 E: 0 K: 0 S: 4	H: 1 LOB: 1 BB: 0 P: 4	R: 1 E: 0 K: 2 S: 8	H: 1 LOB: 2 BB: 2 P: 16	R: 0 E: 0 K: 0 S: 3	H: 0 LOB: 0 BB: 0 P: 3	R: 0 E: 0 K: 0 S: 3	H: 0 LOB: 0 BB: 0 P: 3	R: 0 E: 0 K: 0 S: 4	H: 1 LOB: 1 BB: 0 P: 4	R: 0 E: 0 K: 0 S: 4	H: 1 LOB: 1 BB: 0 P: 4		R: 0 E: 0 K: 1 S: 5	H: 0 LOB: 0 BB: 0 P: 5	1B: 4 2B: 1 3B: 1 HR: 0	SF: 0 SAC: 0 DP: 0 HBP: 0
PITCHER	IP	WLS	BF	H	R	ER	SO	BB	IBB	HBP	BLK	WP	HR	S	P	ERA	WHIP				
John Montefusco, R ERA: 3.56	6.0		26	4	2	1	3	4	0	0	0	0	0	28	44	1.50	1.333				
Charlie Williams, R ERA: 4.0	2.0	W	8	2	0	0	0	0	0	0	0	0	0	8	8	0.00	1.000				
Randy Moffitt, R ERA: 3.61	1.0	S	3	0	0	0	1	0	0	0	0	0	0	5	5	0.00	0.000				

AB 34
R 3
H 10
RBI 3
BB 6
SO 8
LOB 20

AB 33
R 2
H 6
RBI 1
BB 4
SO 4
LOB 17



Batter	1	2	3	4	5	6	7	8	9	AB	R	H	RBI	BB	SO	LOB	TOP					
Derrel Thomas, S (1, 8) OBP: 0.322, SLG: 0.381	4-0 BB		0-0 G3-6-3			0-0 5-3		0-0 4-3		3	0	0	0	1	0	1	San Francisco Giants @ San Diego Padres San Diego Stadium, San Diego, CA Sun Sep 25 1977, 6:33 AM EDT Att: 17,379 - Unknown					
Rob Andrews, R (1, 4) OBP: 0.343, SLG: 0.300	0-0 G4-6-3			0-0 5-3		0-0 F9		0-0 6-3		4	0	0	0	0	0	1						
Jack Clark, R (1, 9) OBP: 0.332, SLG: 0.409	0-0 F8			0-0 4-3		0-0 1B			0-0 6-3	4	0	1	0	0	0	0						
Willie McCovey, L (1, 3) OBP: 0.364, SLG: 0.491 Jim Barr, R (9, PR) OBP: 0.173, SLG: 0.167		0-0 F9		0-0 E4		0-0 G3			0-0 FC5-4	4	0	2	0	0	0	1						
Randy Elliott, R (1, 7) OBP: 0.276, SLG: 0.411		0-0 6-3		0-0 6-3			0-0 HR		0-0 FC5-4	4	1	1	1	0	0	2						
Vic Harris, S (1, 5) OBP: 0.343, SLG: 0.388					0-0 HR		0-0 G3-6-3		0-0 1-2	4	1	4	1	0	0	0						
Gary Alexander, R (1, 2) OBP: 0.409, SLG: 0.478		0-0 1B			0-3 K		0-0 G3-6-3		0-0 F8	4	0	0	0	0	1	4						
Johnnie LeMaster, R (1, 6) OBP: 0.220, SLG: 0.203 John Curtis, L (7, 1) OBP: 0.286, SLG: 0.385			0-3 K		0-0 5-3		0-0 F9			3	0	0	0	0	1	0						
Bob Knepper, L (1, 1) OBP: 0.246, SLG: 0.209 Dave Heaverlo, R (3, 1) OBP: 0.250, SLG: 0.204 Lynn McGlothen, L (5, 1) OBP: 0.250, SLG: 0.174 Tim Foli, R (7, 6) OBP: 0.260, SLG: 0.323 Randy Moffitt, R (7, 1)			4-0 BB		0-0 6-3			0-0 6-3		0	0	0	0	1	0	0						
Inning Stats	R: 0 E: 0 K: 0 S: 2	H: 0 LOB: 0 BB: 1 P: 6	R: 0 E: 0 K: 0 S: 4	H: 1 LOB: 1 BB: 0 P: 4	R: 0 E: 0 K: 1 S: 4	H: 0 LOB: 0 BB: 1 P: 8	R: 0 E: 1 K: 0 S: 4	H: 1 LOB: 1 BB: 0 P: 4	R: 1 E: 0 K: 1 S: 6	H: 1 LOB: 0 BB: 0 P: 6	R: 0 E: 0 K: 0 S: 4	H: 1 LOB: 1 BB: 0 P: 4	R: 1 E: 0 K: 0 S: 4	H: 2 LOB: 0 BB: 0 P: 4	R: 0 E: 0 K: 0 S: 3	H: 0 LOB: 0 BB: 0 P: 3		R: 0 E: 0 K: 0 S: 5	H: 2 LOB: 2 BB: 0 P: 5	1B: 6 2B: 0 3B: 0 HR: 2	SF: 0 SAC: 0 DP: 3 HBP: 0	WP: 0 PB: 0 SB: 0 CS: 0
PITCHER Bob Owchinko, L (1, 1) ERA: 4.23	IP: 9.0 WLS: W BF: 34 H: 8 R: 2 ER: 2 SO: 2 BB: 2 IBB: 0 HBP: 0 BLK: 0 WP: 0 HR: 2 S: 36 P: 44 ERA: 2.00 WHIP: 1.111															PITCHER						

Batter	1	2	3	4	5	6	7	8	9	AB	R	H	RBI	BB	SO	LOB	BOTTOM					
Gene Richards, L (1, 7) OBP: 0.357, SLG: 0.379	0-0 CS		4-0 S	0-0 G1		0-0 FC7-4	0-0 6-3			4	1	1	0	1	0	3	San Francisco Giants @ San Diego Padres San Diego Stadium, San Diego, CA Sun Sep 25 1977, 6:33 AM EDT Att: 17,379 - Unknown					
Bill Almon, R (1, 6) OBP: 0.305, SLG: 0.338	0-0 F9		4-0 1B	0-3 K		4-0 1-2		4-0 2B		2	2	0	0	3	1	1						
Mike Ivie, R (1, 3) OBP: 0.331, SLG: 0.400	0-3 K		0-0 HR	0-3 K		0-3 K		0-3 K		5	1	1	1	0	4	4						
George Hendrick, R (1, 8) OBP: 0.383, SLG: 0.491		0-0 HR	0-0 HR		0-0 F3		0-0 1B	4-0 2B		4	3	3	4	1	0	0						
Dave Winfield, R (1, 9) OBP: 0.334, SLG: 0.462		0-0 F8	0-3 K		0-0 F9		4-0 1B	0-3 K		4	1	0	0	1	2	2						
Gene Tenace, R (1, 2) OBP: 0.413, SLG: 0.410		0-0 2B	0-0 F5		0-0 2B		0-0 1B	0-0 2B		5	1	4	2	0	0	0						
Mike Champion, R (1, 4) OBP: 0.277, SLG: 0.294		0-0 5-3	0-0 E		0-3 K		4-0 1B			3	0	1	0	1	1	2						
Tucker Ashford, R (1, 5) OBP: 0.291, SLG: 0.342		0-0 2B	0-0 E5			4-0 FC7-4	0-0 F4			3	0	1	1	1	0	3						
Bob Owchinko, L (1, 1) OBP: 0.151, SLG: 0.082		0-3 K	0-0 L4			0-3 K	0-3 K			4	0	0	0	0	3	6						
Inning Stats	R: 0 E: 0 K: 1 S: 5	H: 1 LOB: 0 BB: 0 P: 5	R: 2 E: 0 K: 1 S: 8	H: 3 LOB: 1 BB: 0 P: 8	R: 4 E: 1 K: 1 S: 9	H: 3 LOB: 2 BB: 2 P: 17	R: 0 E: 0 K: 2 S: 7	H: 0 LOB: 0 BB: 0 P: 7	R: 0 E: 0 K: 1 S: 6	H: 1 LOB: 1 BB: 0 P: 6	R: 0 E: 0 K: 2 S: 7	H: 0 LOB: 2 BB: 2 P: 15	R: 2 E: 0 K: 1 S: 7	H: 2 LOB: 2 BB: 2 P: 15	R: 1 E: 0 K: 2 S: 7	H: 1 LOB: 2 BB: 2 P: 15		R: 1 E: 0 K: 2 S: 7	H: 1 LOB: 2 BB: 2 P: 15	1B: 5 2B: 4 3B: 0 HR: 2	SF: 0 SAC: 0 DP: 0 HBP: 0	WP: 1 PB: 0 SB: 1 CS: 1
PITCHER Bob Knepper, L (1, 1) ERA: 3.26 Dave Heaverlo, R (3, 1) ERA: 2.02 Lynn McGlothen, R (5, 1) ERA: 5.63 Randy Moffitt, R (7, 1) ERA: 3.59 John Curtis, L (7, 1) ERA: 5.49	IP: 2.0 WLS: L BF: 13 H: 6 R: 6 ER: 6 SO: 2 BB: 2 IBB: 0 HBP: 0 BLK: 0 WP: 0 HR: 2 S: 15 P: 23 ERA: 27.00 WHIP: 4.000															PITCHER						

AB	32
R	2
H	8
RBI	2
BB	2
SO	2
LOB	9

AB	34
R	9
H	11
RBI	8
BB	8
SO	11
LOB	21



Batter	1	2	3	4	5	6	7	8	9	AB	R	H	RBI	BB	SO	LOB	TOP					
Gary Thomasson, L (1, 7) OBP: 0.354, SLG: 0.444	G3			K	F7			4-3		4	0	0	0	0	1	2	San Francisco Giants @ Los Angeles Dodgers Dodger Stadium, Los Angeles, CA Wed Sep 28 1977, 7:05 PM PDT Att: 19,537 - Unknown					
Rob Andrews, R (1, 4) OBP: 0.348, SLG: 0.305	F8			1B BB		5-3		1B		3	0	1	0	1	0	0						
Jack Clark, R (1, 9) OBP: 0.330, SLG: 0.404	K			1B		5-3		F8		4	0	1	0	0	1	1						
Willie McCovey, L (1, 3) OBP: 0.370, SLG: 0.506 Skip James, L (8, PR) OBP: 0.429, SLG: 0.417		L8		K		HR		1B		4	1	2	1	0	1	2						
Terry Whitfield, L (1, 8) OBP: 0.323, SLG: 0.435	F7			F2		4-3		5-3		4	0	0	0	0	0	4						
Vic Harris, S (1, 5) OBP: 0.330, SLG: 0.370	4-3				4-3				4-3	4	0	0	0	0	0	0						
Tim Foli, R (1, 6) OBP: 0.238, SLG: 0.320 Johnnie LeMaster, R (2, 6) OBP: 0.222, SLG: 0.206 Darrell Evans, L (9, PH) OBP: 0.350, SLG: 0.403			F8		FC1-2 1B		F2		L3	0	0	0	0	0	0	0						
Marc Hill, R (1, 2) OBP: 0.312, SLG: 0.354			K2-3		E6 FC1-2				6-3	4	0	1	0	0	1	1						
John Montefusco, R (1, 1) OBP: 0.173, SLG: 0.184			K		FC1-2		K			3	0	0	0	0	2	3						
Inning Stats	R: 0 E: 0 K: 1 S: 5	H: 0 LOB: 0 BB: 0 P: 5	R: 0 E: 0 K: 0 S: 3	H: 0 LOB: 0 BB: 0 P: 3	R: 0 E: 0 K: 2 S: 7	H: 0 LOB: 0 BB: 0 P: 7	R: 0 E: 0 K: 2 S: 8	H: 1 LOB: 2 BB: 1 P: 12	R: 0 E: 1 K: 0 S: 5	H: 1 LOB: 2 BB: 0 P: 5	R: 1 E: 0 K: 0 S: 4	H: 1 LOB: 0 BB: 0 P: 4	R: 0 E: 0 K: 1 S: 6	H: 1 LOB: 1 BB: 0 P: 6	R: 0 E: 0 K: 0 S: 5	H: 2 LOB: 2 BB: 0 P: 5		R: 0 E: 0 K: 0 S: 3	H: 0 LOB: 0 BB: 0 P: 3	1B: 5 2B: 0 3B: 0 HR: 1	SF: 0 SAC: 0 DP: 0 HBP: 0	WP: 0 PB: 0 SB: 0 CS: 0
PITCHER	IP WLS BF H R ER SO BB IBB HBP BLK WP HR S P ERA WHIP																					
Charlie Hough, R (1, 1) ERA: 3.35	5.0 W 19 2 0 0 5 1 0 0 0 0 0 28 32 0.00 0.600																					
Dennis Lewallyn, R (6, 1) ERA: 2.4	4.0 S 16 4 1 1 1 0 0 0 0 0 0 1 18 18 2.25 1.000																					

Batter	1	2	3	4	5	6	7	8	9	AB	R	H	RBI	BB	SO	LOB	BOTTOM			
Davey Lopes, R (1, 4) OBP: 0.373, SLG: 0.407 Rafael Landestoy, S (5, 4) OBP: 0.429, SLG: 0.333	F6	F3		G6-4-3 1B			G3			3	0	1	1	0	0	1	San Francisco Giants @ Los Angeles Dodgers Dodger Stadium, Los Angeles, CA Wed Sep 28 1977, 7:05 PM PDT Att: 19,537 - Unknown			
Bill Russell, R (1, 6) OBP: 0.304, SLG: 0.361 Ron Washington, R (5, 6) OBP: 0.400, SLG: 0.357				FC5-4 1B	G6-4-3 1B		4-3			3	1	2	0	0	0	2				
Joe Simpson, L (1, 9) OBP: 0.227, SLG: 0.150 Manny Mota, R (7, PH) OBP: 0.511, SLG: 0.400 Jeffrey Leonard, R (8, 9) OBP: 0.429, SLG: 0.714				1B	K		3-1			3	0	1	1	0	1	1				
Ron Cey, R (1, 5) OBP: 0.348, SLG: 0.453 Dennis Lewallyn, R (6, 1) ERA: 2.4	L7			F4	5-3			K		3	0	0	0	0	0	2				
Steve Garvey, R (1, 3) OBP: 0.336, SLG: 0.498					F6			6-3		4	0	2	0	0	0	0				
Dusty Baker Jr., R (1, 7) OBP: 0.386, SLG: 0.511	F7			F7				1B		4	0	2	0	0	0	4				
Rick Monday, L (1, 8) OBP: 0.334, SLG: 0.390				F7			F8			3	0	0	0	1	1	2				
Jerry Grote, R (1, 2) OBP: 0.329, SLG: 0.306		G4-6-3		1B	1B		4-3			3	1	1	0	0	0	2				
Charlie Hough, R (1, 1) OBP: 0.217, SLG: 0.318 Johnny Oates, L (6, 2) OBP: 0.321, SLG: 0.362					1B			1B		2	0	2	0	0	0	0				
Inning Stats	R: 1 E: 0 K: 0 S: 6	H: 3 LOB: 2 BB: 0 P: 6	R: 0 E: 0 K: 0 S: 3	H: 1 LOB: 1 BB: 1 P: 7	R: 0 E: 0 K: 0 S: 5	H: 2 LOB: 2 BB: 0 P: 5	R: 1 E: 0 K: 0 S: 5	H: 3 LOB: 1 BB: 0 P: 5	R: 0 E: 0 K: 1 S: 5	H: 0 LOB: 0 BB: 0 P: 5	R: 0 E: 0 K: 0 S: 4	H: 2 LOB: 2 BB: 0 P: 4	R: 0 E: 0 K: 2 S: 3	H: 0 LOB: 0 BB: 0 P: 3	R: 0 E: 0 K: 2 S: 8	H: 1 LOB: 1 BB: 0 P: 8		1B: 11 2B: 1 3B: 0 HR: 0	SF: 0 SAC: 0 DP: 2 HBP: 0	WP: 0 PB: 0 SB: 0 CS: 0
PITCHER	IP WLS BF H R ER SO BB IBB HBP BLK WP HR S P ERA WHIP																			
John Montefusco, R (1, 1) ERA: 3.49	8.0 L 34 12 2 2 3 1 0 0 0 0 0 39 43 2.25 1.625																			

Batter	1	2	3	4	5	6	7	8	9	AB	R	H	RBI	BB	SO	LOB	TOP			
Gene Richards, L (1, 7) OBP: 0.360, SLG: 0.383										5	0	3	0	0	1	1	San Diego Padres @ San Francisco Giants Candlestick Park, San Francisco, CA Fri Sep 30 1977, 10:05 PM EDT Att: 1,864 - Unknown livebaseballscorecards.com			
Bill Almon, R (1, 6) OBP: 0.303, SLG: 0.336										3	0	1	1	0	1	2				
Gary Sutherland, R (6, 5) OBP: 0.294, SLG: 0.304										1	1	1	0	0	0	0				
Pat Scanlon, L (9, PH) OBP: 0.301, SLG: 0.211										1	0	0	0	0	1	0				
Mike Ivie, R (1, 3) OBP: 0.327, SLG: 0.396										5	1	1	1	0	1	3				
George Hendrick, R (1, 8) OBP: 0.382, SLG: 0.493										3	1	1	0	1	0	1				
Dave Winfield, R (1, 9) OBP: 0.333, SLG: 0.463										3	0	0	1	0	0	3				
Gene Tenace, R (1, 2) OBP: 0.415, SLG: 0.411										2	1	0	0	2	0	3				
Mike Champion, R (1, 4) OBP: 0.275, SLG: 0.291										4	0	0	0	0	0	2				
Tucker Ashford, R (1, 5) OBP: 0.287, SLG: 0.336										4	0	1	0	0	0	1				
Dave Freisleben, R (1, 1) Tom Griffin, R (3, 1) Merv Rettenmund, R (4, PH) Dave Tomlin, L (4, 1) Dave Roberts, R (6, PH) Dan Spillner, R (8, 1) Jerry Turner, R (8, PH) Rollie Fingers, R (8, 1)										0	1	0	0	1	0	0				
Inning Stats	R: 0 E: 1 K: 1 S: 7	H: 1 LOB: 3 BB: 1 P: 11	R: 1 E: 0 K: 0 S: 5	H: 2 LOB: 2 BB: 1 P: 9	R: 1 E: 1 K: 0 S: 4	H: 1 LOB: 1 BB: 1 P: 8	R: 0 E: 0 K: 1 S: 5	H: 1 LOB: 0 BB: 0 P: 5	R: 0 E: 0 K: 1 S: 6	H: 1 LOB: 1 BB: 1 P: 10	R: 2 E: 0 K: 0 S: 5	H: 2 LOB: 0 BB: 0 P: 5	R: 0 E: 0 K: 0 S: 3	H: 0 LOB: 0 BB: 0 P: 3	R: 0 E: 0 K: 1 S: 5	H: 0 LOB: 0 BB: 0 P: 5	1B: 5 2B: 3 3B: 0 HR: 0	SF: 1 SAC: 0 DP: 1 HBP: 0	WP: 3 PB: 0 SB: 0 CS: 1	PA: 39
PITCHER	IP WLS BF H R ER SO BB IBB HBP BLK WP HR S P ERA WHIP																			
Bob Knepper, L (1, 1) ERA: 3.36	6.0 W 30 8 5 4 4 4 0 0 0 0 2 0 34 50 6.00 2.000																			
Dave Heaverlo, R (7, 1) ERA: 2.55	3.0 S 9 0 0 0 1 0 0 0 0 0 0 0 0 11 11 0.00 0.000																			

Batter	1	2	3	4	5	6	7	8	9	AB	R	H	RBI	BB	SO	LOB	BOTTOM			
Derrel Thomas, S (1, 8) OBP: 0.327, SLG: 0.382										3	1	1	1	2	0	2	San Diego Padres @ San Francisco Giants Candlestick Park, San Francisco, CA Fri Sep 30 1977, 10:05 PM EDT Att: 1,864 - Unknown livebaseballscorecards.com			
Rob Andrews, R (1, 4) OBP: 0.346, SLG: 0.304										5	1	1	0	0	1	2				
Gary Thomasson, L (1, 7) OBP: 0.355, SLG: 0.446										4	1	2	3	0	1	3				
Willie McCovey, L (1, 3) OBP: 0.369, SLG: 0.504										4	0	1	1	0	2	2				
Skip James, L (8, 3) OBP: 0.425, SLG: 0.417										0	0	0	0	0	0	0				
Darrell Evans, L (1, 5) OBP: 0.349, SLG: 0.408										4	2	1	1	0	0	2				
Terry Whitfield, L (1, 9) OBP: 0.328, SLG: 0.437										3	1	2	0	1	0	0				
Vic Harris, S (1, 6) OBP: 0.332, SLG: 0.370										0	0	0	1	1	0	0				
Jack Clark, R (4, 9) OBP: 0.328, SLG: 0.402										2	0	0	0	0	0	2				
Gary Alexander, R (1, 2) OBP: 0.401, SLG: 0.466										4	0	0	0	0	3	4				
Bob Knepper, L (1, 1) OBP: 0.250, SLG: 0.200										2	1	0	0	1	1	1				
Dave Heaverlo, R (7, 1) ERA: 2.59										1	0	0	0	0	0	0				
Inning Stats	R: 0 E: 1 K: 0 S: 3	H: 0 LOB: 1 BB: 1 P: 7	R: 6 E: 2 K: 1 S: 11	H: 5 LOB: 1 BB: 1 P: 15	R: 0 E: 1 K: 1 S: 6	H: 0 LOB: 2 BB: 1 P: 10	R: 0 E: 0 K: 2 S: 8	H: 1 LOB: 1 BB: 0 P: 8	R: 0 E: 0 K: 0 S: 3	H: 1 LOB: 0 BB: 0 P: 3	R: 0 E: 0 K: 2 S: 7	H: 0 LOB: 1 BB: 1 P: 11	R: 1 E: 0 K: 2 S: 8	H: 1 LOB: 1 BB: 1 P: 12	R: 0 E: 0 K: 0 S: 3	H: 0 LOB: 0 BB: 0 P: 3	1B: 6 2B: 1 3B: 0 HR: 1	SF: 1 SAC: 0 DP: 2 HBP: 0	WP: 0 PB: 0 SB: 2 CS: 0	PA: 38
PITCHER	IP WLS BF H R ER SO BB IBB HBP BLK WP HR S P ERA WHIP																			
Dave Freisleben, R (1, 1) ERA: 4.61	2.0 L 14 5 6 0 1 1 0 0 0 0 0 0 6 14 22 0.00 3.500																			
Tom Griffin, R (3, 1) ERA: 4.46	1.0 5 0 0 0 1 1 0 0 0 0 0 0 6 10 0.00 1.000																			
Dave Tomlin, L (4, 1) ERA: 3.04	2.0 7 2 0 0 2 0 0 0 0 0 0 0 11 11 0.00 1.000																			
Dan Spillner, R (6, 1) ERA: 3.61	2.0 9 1 1 1 4 2 0 0 0 0 0 1 15 23 4.50 1.500																			
Rollie Fingers, R (8, 1) ERA: 2.99	1.0 3 0 0 0 0 0 0 0 0 0 0 0 3 3 0.00 0.000																			

Batter	1	2	3	4	5	6	7	8	9	AB	R	H	RBI	BB	SO	LOB	TOP					
Gene Richards, L (1, 3) OBP: 0.359, SLG: 0.382	F2		FC5-4 S 2B		F5		S 1B			4	1	1	0	0	0	1	San Diego Padres @ San Francisco Giants Candlestick Park, San Francisco, CA Sat Oct 01 1977, 6:33 AM EDT Att: 2,549 - Unknown livebaseballscorecards.com					
Pat Scanlon, L (1, 5) OBP: 0.310, SLG: 0.280	F9		1-2 HR 2B		HR		K 1-2			4	2	2	2	0	1	1						
Jerry Turner, L (1, 7) OBP: 0.320, SLG: 0.418	S 1B		2-H HR		F3		K		4	1	2	2	0	1	0							
George Hendrick, R (1, 8) OBP: 0.382, SLG: 0.493	F9		HR		F7		F7		3	0	1	0	0	0	1							
Dave Roberts, R (5, 2) OBP: 0.298, SLG: 0.323	1-2		2B		F7		F7		1	0	0	0	0	0	0							
Dave Winfield, R (1, 9) OBP: 0.332, SLG: 0.461		1-3	F3		F7		BB		3	0	0	0	1	0	1							
Gene Tenace, R (1, 2) OBP: 0.414, SLG: 0.411	F5				K		6-3		4	0	1	0	0	1	1							
Mike Champion, R (1, 4) OBP: 0.273, SLG: 0.288	F9		F9		F9		6-3		4	0	0	0	0	0	1							
Tucker Ashford, R (1, 6) OBP: 0.283, SLG: 0.331			F9		5-3		F3		4	0	0	0	0	0	1							
Bob Ojchinko, L (1, 1) Merv Rettenmund, R (3, PH) Tom Griffin, R (3, PH) Mike Lue, L (7, PH) Dan Spillner, R (7, PH) Dave Tomlin, L (8, PH) Gary Sutherland, R (9, PH)			FC5-4 BB		K		K		F3	0	0	0	0	0	0	0						
Inning Stats	R: 0 E: 0 K: 0 S: 4	H: 1 LOB: 1 BB: 0 P: 4	R: 0 E: 0 K: 0 S: 3	H: 0 LOB: 0 BB: 0 P: 3	R: 3 E: 0 K: 0 S: 6	H: 3 LOB: 1 BB: 1 P: 10	R: 0 E: 0 K: 1 S: 6	H: 1 LOB: 1 BB: 0 P: 6	R: 1 E: 0 K: 0 S: 4	H: 1 LOB: 0 BB: 0 P: 4	R: 0 E: 0 K: 2 S: 5	H: 0 LOB: 0 BB: 0 P: 5	R: 0 E: 0 K: 1 S: 8	H: 1 LOB: 1 BB: 0 P: 8	R: 0 E: 0 K: 1 S: 5	H: 0 LOB: 1 BB: 1 P: 9	R: 0 E: 0 K: 0 S: 3	H: 0 LOB: 0 BB: 0 P: 3	1B: 2 2B: 3 3B: 0 HR: 2	SF: 0 SAC: 0 DP: 0 HBP: 0	WP: 0 PB: 0 SB: 3 CS: 0	PA: 36
PITCHER Ed Halicki, R (1, 1) ERA: 3.32	IP: 9.0 WLS: W BF: 36 H: 7 R: 4 ER: 4 SO: 5 BB: 2 IBB: 0 HBP: 0 BLK: 0 WP: 0 HR: 2 S: 44 P: 52 ERA: 4.00 WHIP: 1.000															PITCHER	IP: 9.0 WLS: W BF: 36 H: 7 R: 4 ER: 4 SO: 5 BB: 2 IBB: 0 HBP: 0 BLK: 0 WP: 0 HR: 2 S: 44 P: 52 ERA: 4.00 WHIP: 1.000					


Batter	1	2	3	4	5	6	7	8	9	AB	R	H	RBI	BB	SO	LOB	BOTTOM			
Derrel Thomas, S (1, 6) OBP: 0.329, SLG: 0.380	BB		F5		F7		1B BB SF7 BB	F6		4	3	1	1	2	0	2	San Diego Padres @ San Francisco Giants Candlestick Park, San Francisco, CA Sat Oct 01 1977, 6:33 AM EDT Att: 2,549 - Unknown livebaseballscorecards.com			
Rob Andrews, R (1, 4) OBP: 0.348, SLG: 0.306	F8		F7		F3		1B BB	BB	4	1	1	3	2	0	2					
Jack Clark, R (1, 9) OBP: 0.330, SLG: 0.405	F8		BB		5-3		1B BB	F6	5	1	2	1	1	0	3					
Willie McCovey, L (1, 3) OBP: 0.368, SLG: 0.502	F8		F5		F2		K		2	0	0	0	0	0	1					
Skip James, L (3, 3) OBP: 0.353, SLG: 0.333	2-3		F7		F2		K		3	0	0	0	0	1	5					
Darrell Evans, L (1, 5) OBP: 0.351, SLG: 0.416	F8				SF7		1B BLK BB		3	3	2	3	1	0	0					
Marc Hill, R (1, 2) OBP: 0.316, SLG: 0.366	HR 1B		F8		F6		1B		4	2	2	3	1	0	1					
Gary Thomasson, L (1, 7) OBP: 0.357, SLG: 0.451	HR		3B BB		F8		1B		4	1	2	1	1	1	2					
Terry Whitfield, L (1, 8) OBP: 0.332, SLG: 0.438	1B CI 2B 1B		4-3		1B BB		K		4	1	2	1	1	0	1					
Ed Halicki, R (1, 1) OBP: 0.211, SLG: 0.294	CI 1B 2B		3-1		F2		6-3		4	1	1	0	0	0	3					
Inning Stats	R: 8 E: 1 K: 0 S: 11	H: 7 LOB: 1 BB: 1 P: 15	R: 1 E: 0 K: 0 S: 4	H: 1 LOB: 1 BB: 1 P: 8	R: 0 E: 0 K: 0 S: 4	H: 1 LOB: 2 BB: 1 P: 8	R: 1 E: 0 K: 0 S: 4	H: 1 LOB: 1 BB: 1 P: 8	R: 0 E: 0 K: 0 S: 3	H: 0 LOB: 0 BB: 0 P: 3	R: 1 E: 0 K: 0 S: 4	H: 1 LOB: 2 BB: 2 P: 12	R: 2 E: 0 K: 2 S: 9	H: 2 LOB: 2 BB: 2 P: 17	R: 0 E: 1 K: 0 S: 4	H: 0 LOB: 2 BB: 1 P: 8	1B: 7 2B: 3 3B: 1 HR: 2	SF: 1 SAC: 0 DP: 0 HBP: 0	WP: 0 PB: 1 SB: 0 CS: 0	PA: 48
PITCHER Bob Ojchinko, L (1, 1) ERA: 4.45 Tom Griffin, R (3, 1) ERA: 4.49 Dan Spillner, R (7, 1) ERA: 3.73 Dave Tomlin, L (8, 1) ERA: 3.01	IP: 2.0 WLS: L BF: 17 H: 8 R: 9 ER: 5 SO: 0 BB: 2 IBB: 0 HBP: 0 BLK: 0 WP: 0 HR: 1 S: 15 P: 23 ERA: 22.50 WHIP: 5.000															PITCHER	IP: 2.0 WLS: L BF: 17 H: 8 R: 9 ER: 5 SO: 0 BB: 2 IBB: 0 HBP: 0 BLK: 0 WP: 0 HR: 1 S: 15 P: 23 ERA: 22.50 WHIP: 5.000			



Batter	1	2	3	4	5	6	7	8	9	AB	R	H	RBI	BB	SO	LOB	TOP										
Gene Richards, L (1,3) OBP: 0.363, SLG: 0.390 Mike Ivie, R (7,3) OBP: 0.326, SLG: 0.395	0-0 CS 1B	0-0 S 1B		0-0 3B			0-0 4-3 1B		0-0 F8	4	0	4	0	0	0	0	0										
Pat Scanlon, L (1,5) OBP: 0.297, SLG: 0.266	0-3 K	0-0 F9		0-0 F6			0-0 4-3			4	0	0	0	0	0	1	5										
Jerry Turner, L (1,7) OBP: 0.316, SLG: 0.412 Mery Rettenmund, R (7,7) OBP: 0.432, SLG: 0.444	0-0 F3			0-0 3-1			0-0 F7			4	0	0	0	0	0	0	0										
George Hendrick, R (1,8) OBP: 0.381, SLG: 0.492		0-0 3B 1B		0-0 F7			0-0 6-3		0-0 2-3	4	1	1	0	0	0	0	0										
Dave Winfield, R (1,9) OBP: 0.335, SLG: 0.467		0-0 1B 3B		0-0 E 2B			4-0 BB		0-0 5-3	3	1	2	1	1	0	0	0										
Gene Tenace, R (1,2) OBP: 0.415, SLG: 0.410		4-0 S E BB		4-0 2-3 BB			0-0 4-3		0-3 K	2	1	0	0	2	1	1	1										
Mike Champion, R (1,4) OBP: 0.271, SLG: 0.286		0-0 F8		0-0 6-3			0-0 F6		0-0 F9	4	0	0	0	0	0	4	4										
Tucker Ashford, R (1,6) OBP: 0.278, SLG: 0.325		0-0 F8		0-0 F9			0-3 K		0-0 F9	4	0	0	0	0	1	2	2										
Bob Shirley, R (1,1) OBP: 0.145, SLG: 0.149		0-0 E5 1B		0-3 K			0-3 K		0-0 1B	4	0	2	1	0	2	0	0										
Inning Stats	R: 0 E: 0 K: 1 S: 5	H: 1 LOB: 0 BB: 0 P: 5	R: 3 E: 1 K: 0 S: 7	H: 4 LOB: 2 BB: 1 P: 11	R: 0 E: 1 K: 0 S: 4	H: 1 LOB: 2 BB: 1 P: 8	R: 0 E: 0 K: 1 S: 6	H: 1 LOB: 1 BB: 0 P: 6	R: 0 E: 0 K: 2 S: 7	H: 0 LOB: 0 BB: 0 P: 7	R: 0 E: 0 K: 0 S: 3	H: 1 LOB: 0 BB: 0 P: 3	R: 0 E: 0 K: 1 S: 5	H: 0 LOB: 0 BB: 0 P: 5	R: 0 E: 0 K: 0 S: 4	H: 1 LOB: 1 BB: 0 P: 4	1B: 6 2B: 1 3B: 2 HR: 0	SF: 0 SAC: 0 DP: 0 HBP: 0	WP: 0 PB: 0 SB: 2 CS: 1	PA: 37							
PITCHER	IP	WLS	BF	H	R	ER	SO	BB	IBB	HBP	BLK	WP	HR	S	P	ERA	WHIP										
Jim Barr, R (1,1) ERA: 4.76 Gary Lavelle, L (8,1) ERA: 2.05	7.0	L	30	8	3	3	4	3	0	0	0	0	0	35	47	3.86	1.571										

San Diego Padres @ San Francisco Giants
Candlestick Park, San Francisco, CA
Sun Oct 02 1977, 6:33 AM EDT
Att: 17,320 - Unknown

AB 34
R 3
H 9
RBI 2
BB 3
SO 5
LOB 13



Batter	1	2	3	4	5	6	7	8	9	AB	R	H	RBI	BB	SO	LOB	BOTTOM										
Derrel Thomas, S (1,5) OBP: 0.328, SLG: 0.379	0-0 5-3			0-0 G5-4-3 1B			0-0 F6		0-3 K2-3	4	0	1	0	0	1	0	0										
Rob Andrews, R (1,4) OBP: 0.345, SLG: 0.303	0-0 6-3			0-0 G5-4-3 1-2			0-0 5-3		0-0 F4	4	0	0	0	0	0	1	1										
Jack Clark, R (1,9) OBP: 0.332, SLG: 0.407	0-0 2B			0-0 E3			4-0 BB		0-3 K	3	0	1	0	1	1	0	0										
Willie McCovey, L (1,3) OBP: 0.367, SLG: 0.500 Randy Elliott, R (4,7) OBP: 0.275, SLG: 0.407	0-0 F9			0-0 F8			0-0 F7		0-0 F3	2	0	0	0	0	0	2	2										
Terry Whitfield, L (1,8) OBP: 0.329, SLG: 0.433		0-0 6-3		0-0 F7			0-3 K		0-0 4-3	4	0	0	0	0	1	0	0										
Gary Thomasson, L (1,7) OBP: 0.358, SLG: 0.451		4-0 BB BB		0-0 FC5-4 1B			0-0 G3		0-3 K	3	0	1	0	1	1	0	0										
Johnnie LetMaster, R (1,6) OBP: 0.223, SLG: 0.261		4-0 1-2 BB		0-0 FC5-4 1-2 1B			0-3 K		0-0 5-3	3	0	0	0	1	1	1	1										
Mike Sadek, R (1,2) OBP: 0.297, SLG: 0.310		0-0 F6		0-0 1-2 1B			0-0 4-3		0-0 F9	4	0	1	0	0	0	2	2										
Jim Barr, R (1,1) OBP: 0.165, SLG: 0.158 Gary Alexander, R (7,PH) OBP: 0.406, SLG: 0.496 Gary Lavelle, S (8,1)		0-3 K		0-0 F2			0-0 HR			2	0	0	0	0	1	4	0										
Inning Stats	R: 0 E: 0 K: 0 S: 4	H: 1 LOB: 1 BB: 0 P: 4	R: 0 E: 0 K: 1 S: 5	H: 0 LOB: 2 BB: 2 P: 13	R: 0 E: 1 K: 0 S: 4	H: 1 LOB: 1 BB: 0 P: 4	R: 0 E: 0 K: 0 S: 5	H: 2 LOB: 2 BB: 0 P: 5	R: 0 E: 0 K: 0 S: 3	H: 0 LOB: 1 BB: 1 P: 7	R: 0 E: 0 K: 2 S: 7	H: 0 LOB: 0 BB: 0 P: 7	R: 1 E: 0 K: 1 S: 6	H: 1 LOB: 0 BB: 0 P: 6	R: 0 E: 0 K: 1 S: 5	H: 0 LOB: 0 BB: 0 P: 5	R: 0 E: 0 K: 1 S: 5	H: 0 LOB: 0 BB: 0 P: 5	1B: 3 2B: 1 3B: 0 HR: 1	SF: 0 SAC: 0 DP: 1 HBP: 0	WP: 0 PB: 0 SB: 0 CS: 0	PA: 35					
PITCHER	IP	WLS	BF	H	R	ER	SO	BB	IBB	HBP	BLK	WP	HR	S	P	ERA	WHIP										
Bob Shirley, L (1,1) ERA: 3.7	9.0	W	35	5	1	1	6	3	0	0	0	0	1	44	56	1.00	0.889										

San Diego Padres @ San Francisco Giants
Candlestick Park, San Francisco, CA
Sun Oct 02 1977, 6:33 AM EDT
Att: 17,320 - Unknown

AB 32
R 1
H 5
RBI 1
BB 3
SO 6
LOB 11

