

San Francisco Giants - 1978

Batter	1	2	3	4	5	6	7	8	9	AB R H RBI BB SO LOB	TOP						
Gene Richards, L (1, 3) OBP: 0.200, SLG: 0.200	0-0 F7		0-0 4-3		0-0 F7		0-0 1B SF9 1B	0-0 G6-4-3		5 1 1 0 0 0 3	San Diego Padres @ San Francisco Giants Candlestick Park, San Francisco, CA Fri Apr 07 1978, 6:33 AM EST Att: 36,131 - Unknown livebaseballscorecards.com						
Derrel Thomas, S (1, 4) OBP: 0.600, SLG: 0.500	0-0 F7		0-0 1B		4-0 BB		0-0 1-3 CS 1B	0-0 F5		4 0 2 0 1 0 0							
Oscar Gamble, L (1, 7)	0-0 F7		0-3 K		0-0 F5		0-0 SF9	0-0 5-3		4 0 0 1 0 1 2							
Dave Winfield, R (1, 9) OBP: 0.600, SLG: 1.400		0-0 FC5-4 1B 1B		0-0 1B 2B	0-0 F3		0-0 CS 1-2	0-0 HR	0-3 K	5 1 3 1 0 1 1							
George Hendrick, R (1, 8) OBP: 0.500, SLG: 0.500		0-0 FC5-4 1-2 1B		0-0 F5		0-0 1-3		0-0 FC2-5 BB 1B		4 0 2 0 0 0 1							
Gene Tenace, R (1, 2) OBP: 0.500, SLG: 0.667		0-3 K		0-0 5-3		0-0 2B		4-0 BB FC2-5 BB 1-2		3 1 1 0 1 1 3							
Bill Almon, R (1, 5) OBP: 0.250, SLG: 0.250 (8, 6)		0-0 FC5-4 FC6-4 1-2f 2-3		0-0 BB 1B	0-3 K		0-0 FC2-5 BB BB 1-2 2-3f		4 0 1 0 0 1 5								
Ozzie Smith, S (1, 6) Jerry Turner, L (6, PH) Chuck Baker, R (6, 6) Don Reynolds, R (8, PH) Rollie Fingers, R (8, 1)		0-0 FC6-4		4-0 FC4 BB	0-3 K		4-0 BB BB 1-2 2-3		1 0 0 0 1 0 2 1 0 0 0 0 1 1 0 0 0 0 0 0 0 0 0 0 0 1 0 0 0 0 0 0 0 0 0								
Gaylord Perry, R (1, 1) Bob Davis, R (7, PH) Mickey Lolich, S (7, 1) Mike Champion, R (8, PH) (8, 5)			0-0 F4	0-0 FC4		0-0 4-3		4-0 G6-4-3 BB 1-2 2-3 3-H		2 0 0 0 0 0 3 1 0 0 0 0 0 0 0 0 0 0 0 0 0 0 0 0 1 1 0 0							
Inning Stats	R: 0 E: 0 K: 0 S: 3 H: 0 LOB: 0 BB: 0 P: 3	R: 0 E: 0 K: 1 S: 7 H: 2 LOB: 2 BB: 0 P: 7	R: 0 E: 0 K: 1 S: 6 H: 1 LOB: 1 BB: 0 P: 6	R: 0 E: 0 K: 0 S: 5 H: 2 LOB: 3 BB: 1 P: 9	R: 0 E: 0 K: 0 S: 3 H: 0 LOB: 1 BB: 1 P: 7	R: 0 E: 0 K: 2 S: 8 H: 1 LOB: 1 BB: 0 P: 8	R: 1 E: 0 K: 0 S: 4 H: 2 LOB: 0 BB: 0 P: 4	R: 2 E: 0 K: 0 S: 4 H: 2 LOB: 2 BB: 3 P: 16	R: 0 E: 0 K: 1 S: 5 H: 0 LOB: 0 BB: 0 P: 5	1B: 7 2B: 2 3B: 0 HR: 1 SF: 1 SAC: 0 DP: 1 HBP: 0		WP: 0 PB: 0 SB: 0 CS: 1 PA: 41					
PITCHER	IP WLS BF H R ER SO BB IBB HBP BLK WP HR S P ERA WHIP											PITCHER	IP WLS BF H R ER SO BB IBB HBP BLK WP HR S P ERA WHIP				
John Montefusco, R (1, 1) ERA: 9.0	5.1																
Randy Moffitt, R (6, 1) ERA: 9.0	1.0																
Gary Lavelle, L (7, 1) ERA: 6.75	2.2	L	11	2	2	2	1	3	0	0	0	0	1	10	22	6.75	1.875

San Diego Padres @ San Francisco Giants
 Candlestick Park, San Francisco, CA

Fri Apr 07 1978, 6:33 AM EST
 Att: 36,131 - Unknown

AB	34
R	3
H	10
RBI	3
BB	5
SO	5
LOB	21



Batter	1	2	3	4	5	6	7	8	9	AB R H RBI BB SO LOB
Larry Herndon, R (1, 8) OBP: 0.250, SLG: 0.500	0-0 6-3		0-0 1B 2B		0-0 F8			0-3 K		4 1 1 0 0 1 0
Rob Andrews, R (1, 4) OBP: 0.750, SLG: 1.000	0-0 6-3 2B		0-0 2-H 1B 1B			0-3 K		0-0 FC2-6 1B		4 1 3 1 0 1 0
Darrell Evans, L (1, 5) OBP: 0.250, SLG: 0.250	0-0 6-3 2-3		0-0 1-H 1B			0-0 F8		0-0 FC2-6 FC6-4 1-2f		4 0 1 1 0 0 2
Willie McCovey, L (1, 3) Gary Lavelle, S (7, 1) Mike Ivie, R (9, PH)	0-0 4-3		0-0 F8			0-0 6-3		0-0 F2		3 0 0 0 0 0 2 0 0 0 0 0 0 0 1 0 0 0 0 0 1
Jack Clark, R (1, 9)		0-3 K		0-3 K		0-0 F8		0-0 FC6-4 1-2f		4 0 0 0 0 2 1
Terry Whitfield, L (1, 7)		0-0 F8		0-3 K		0-3 K				3 0 0 0 0 2 0
Marc Hill, R (1, 2)		0-3 K		0-0 F7		0-0 6-3				3 0 0 0 0 1 0
Johnnie LeMaster, R (1, 6)			0-0 F9		0-3 K		0-0 2-3			3 0 0 0 0 1 0
John Montefusco, R (1, 1) Randy Moffitt, R (6, 1) Skip James, L (7, 3)			0-3 K		0-3 K		0-0 F7			2 0 0 0 0 2 0 0 0 0 0 0 0 0 1 0 0 0 0 0 0

Inning Stats	R: 0 E: 0 K: 4	H: 1 LOB: 1 BB: 0 P: 4	R: 0 E: 0 K: 2 S: 7	H: 0 LOB: 0 BB: 0 P: 7	R: 2 E: 0 K: 1 S: 8	H: 3 LOB: 1 BB: 0 P: 8	R: 0 E: 0 K: 2 S: 7	H: 0 LOB: 0 BB: 0 P: 7	R: 0 E: 0 K: 2 S: 7	H: 0 LOB: 0 BB: 0 P: 7	R: 0 E: 0 K: 1 S: 5	H: 0 LOB: 0 BB: 0 P: 5	R: 0 E: 0 K: 1 S: 5	H: 0 LOB: 0 BB: 0 P: 5	R: 0 E: 0 K: 1 S: 5	H: 0 LOB: 0 BB: 0 P: 5	R: 0 E: 0 K: 0 S: 4	H: 1 LOB: 1 BB: 0 P: 4	1B: 3 2B: 2 3B: 0 HR: 0	SF: 0 SAC: 0 DP: 0 HBP: 0	WP: 0 PB: 0 SB: 1 CS: 0	PA: 32
--------------	----------------------	---------------------------------	------------------------------	---------------------------------	------------------------------	---------------------------------	------------------------------	---------------------------------	------------------------------	---------------------------------	------------------------------	---------------------------------	------------------------------	---------------------------------	------------------------------	---------------------------------	------------------------------	---------------------------------	----------------------------------	------------------------------------	----------------------------------	--------

PITCHER	IP	WLS	BF	H	R	ER	SO	BB	IBB	HBP	BLK	WP	HR	S	P	ERA	WHIP
Gaylord Perry, R (1, 1) ERA: 3.0	6.0		22	4	2	2	8	0	0	0	0	0	0	38	38	3.00	0.667
Mickey Lolich, L (7, 1) ERA:	1.0	W	3	0	0	0	1	0	0	0	0	0	0	5	5	0.00	0.000
Rollie Fingers, R (8, 1) ERA:	2.0	S	7	1	0	0	1	0	0	0	0	0	0	9	9	0.00	0.500

BOTTOM

San Diego Padres @ San Francisco Giants
Candlestick Park, San Francisco, CA

livebaseballscorecards.com

AB	32
R	2
H	5
RBI	2
BB	0
SO	10
LOB	6



Fri Apr 07 1978, 6:33 AM EST
Att. 36,131 - Unknown

Batter	1	2	3	4	5	6	7	8	9	AB R H RBI BB SO LOB	TOP											
Gene Richards, L (1, 3) OBP: 0.222, SLG: 0.222	0-0 4-3		0-0 4-3			0-0 G6-3 1B		0-0 F8		4 0 1 0 0 0 2	San Diego Padres @ San Francisco Giants Candlestick Park, San Francisco, CA Sat Apr 08 1978, 6:33 AM EST Att: 10,726 - Unknown livebaseballscorecards.com											
Derrel Thomas, S (1, 4) OBP: 0.444, SLG: 0.375	0-0 S 1B			0-0 F8		0-0 G6-3 1-2f		0-0 4-3		4 0 1 0 0 0 3												
Oscar Gamble, L (1, 7) OBP: 0.111, SLG: 0.125	0-0 F7 1-2			0-0 6-3		0-0 F3			0-0 G4-6-3 1B	4 0 1 0 0 0 1												
Dave Winfield, R (1, 9) OBP: 0.444, SLG: 0.889	0-0 F6			0-0 1B			0-0 4-3		0-0 G4-6-3 1-2f	4 0 1 0 0 0 2												
George Hendrick, R (1, 8) OBP: 0.250, SLG: 0.250		0-0 F3		0-0 6-3			0-3 K		0-0 F9	4 0 0 0 0 1 1												
Gene Tenace, R (1, 2) OBP: 0.286, SLG: 0.333		0-0 F8			0-0 6-3		0-0 5-3			3 0 0 0 0 0 0												
Bill Almon, R (1, 5) OBP: 0.286, SLG: 0.429		0-0 F9			0-0 F7			0-0 2B		3 0 1 0 0 0 0												
Ozzie Smith, S (1, 6) OBP: 0.600, SLG: 0.500			0-0 6-3		0-0 1B			0-0 1B		3 0 2 0 0 0 0												
Bob Shirley, R (1, 1) Chuck Baker, R (3, PH) Dave Wehrmeister, R (3, 1) Rick Sweet, S (5, PH) Dan Spillner, R (5, 1) Jerry Turner, L (8, PH) John D'Acquisto, R (8, 1)			0-0 1-3		0-0 4-3			0-0 F7		0 0 0 0 0 0 0 1 0 0 0 0 0 0 0 0 0 0 0 0 0 1 0 0 0 0 0 1 0 0 0 0 0 0 0 1 0 0 0 0 0 2 0 0 0 0 0 0 0												
Inning Stats	R: 0 E: 0 K: 0 S: 4	H: 1 LOB: 1 BB: 0 P: 4	R: 0 E: 0 K: 0 S: 3	H: 0 LOB: 0 BB: 0 P: 3	R: 0 E: 0 K: 0 S: 3	H: 0 LOB: 0 BB: 0 P: 3	R: 0 E: 0 K: 0 S: 4	H: 1 LOB: 1 BB: 0 P: 4	R: 0 E: 0 K: 0 S: 3	H: 1 LOB: 0 BB: 0 P: 3		R: 0 E: 0 K: 1 S: 5	H: 0 LOB: 0 BB: 0 P: 5	R: 0 E: 0 K: 0 S: 5	H: 2 LOB: 2 BB: 0 P: 5	R: 0 E: 0 K: 0 S: 3	H: 1 LOB: 0 BB: 0 P: 3	1B: 6 2B: 1 3B: 0 HR: 0	SF: 0 SAC: 0 DP: 2 HBP: 0	WP: 0 PB: 0 SB: 1 CS: 0	PA: 32	
PITCHER Jim Barr, R (1, 1) ERA:	IP 9.0	WLS W	BF 32	H 7	R 0	ER 0	SO 1	BB 0	IBB 0	HBP 0	BLK 0	WP 0	HR 0	S 34	P 34	ERA 0.00	WHIP 0.778					PITCHER IP WLS BF H R ER SO BB IBB HBP BLK WP HR S P ERA WHIP



Batter	1	2	3	4	5	6	7	8	9
Larry Herndon, R OBP: 0.444, SLG: 0.429 (1, 8)	4-0 BB BB	4-0 3B BB		0-3 K		0-0 6-3		0-0 CS BB 1B	
Rob Andrews, R OBP: 0.667, SLG: 1.000 (1, 4)	4-0 BB BB	0-0 1B 3B		0-0 F7		0-0 6-3		4-0 BB 1-2	
Jack Clark, R OBP: 0.222, SLG: 0.333 (1, 9)	0-3 K	0-0 1B		0-0 2B			0-0 F8	0-3 K	
Willie McCovey, L Skip James, L (7, PR) (8, 3)	0-3 K	0-0 6-3		4-0 FC5-4 IBB			4-0 BB SF7 BB	0-0 CS	
Marc Hill, R OBP: 0.286, SLG: 0.429 (1, 2)	0-0 F9			0-0 2B			0-0 BB 1-2 1B		
Darrell Evans, L OBP: 0.500, SLG: 0.571 (1, 5)		0-0 FC4 1B		0-0 G3 2B		0-0 F8		4-0 1-2 2-3 BB	
Terry Whitfield, L (1, 7)		0-0 FC4 FC6-4		0-0 G3		0-0 F6		0-0 SF7	
Johnnie LeMaster, R (1, 6)		0-0 FC6-4 BB 1B 3B		0-0 F3		0-3 K		0-3 K	
Jim Barr, R OBP: 0.250, SLG: 0.250 (1, 1)		0-0 BB 1-2 3B 1B		0-0 F8				0-0 F3	

AB	R	H	RBI	BB	SO	LOB
3	1	1	0	2	1	0
3	1	1	3	2	0	0
5	0	2	1	0	2	4
2	0	0	0	2	1	3
0	1	0	0	0	0	0
4	1	2	0	0	0	4
3	0	2	1	1	0	0
3	0	0	1	0	0	2
4	1	0	0	0	2	4
4	1	1	0	0	0	1

BOTTOM

San Diego Padres @ San Francisco Giants
Candlestick Park, San Francisco, CA

AB	31
R	6
H	9
RBI	6
BB	7
SO	6
LOB	18



WP: 0	PA: 40
PB: 0	
SB: 0	
CS: 1	

PITCHER	IP	WLS	BF	H	R	ER	SO	BB	IBB	HBP	BLK	WP	HR	S	P	ERA	WHIP
Bob Shirley, L ERA: 18.0	(1, 1)	2.0	L	13	4	4	2	3	0	0	0	0	0	14	26	18.00	3.500
Dave Wehrmeister, R ERA: 4.5	(3, 1)	2.0		10	3	1	1	0	1	0	0	0	0	11	15	4.50	1.500
Dan Spillner, R ERA: 3.0	(5, 1)	3.0		12	1	1	2	2	0	0	0	0	0	14	22	3.00	1.000
John D'Acquisto, R ERA:	(8, 1)	1.0		4	1	0	1	1	0	0	0	0	0	5	9	0.00	2.000

Sat Apr 08 1978, 6:33 AM EST
Att. 10,726 - Unknown

livebaseballscorecards.com

Batter	1	2	3	4	5	6	7	8	9	AB R H RBI BB SO LOB	TOP											
Gene Richards, L OBP: 0.214, SLG: 0.286 (1, 3)	0-0 SH5-3 1B 2B		0-3 K	0-0 F7			0-3 K		0-3 K	5 1 1 0 0 3 2	San Diego Padres @ San Francisco Giants Candlestick Park, San Francisco, CA Sun Apr 09 1978, 6:33 AM EST Att: 33,722 - Unknown livebaseballscorecards.com											
Derrel Thomas, S OBP: 0.538, SLG: 0.545 (1, 4) (7, 7) (8, 4)	0-0 SH5-3 2-3		0-0 WP 3B 1B		0-0 P6	4-0 1B BB		0-0 2B	3 1 2 0 1 0 0													
Oscar Gamble, L OBP: 0.308, SLG: 0.273 Rollie Fingers, R Rick Sweet, S (1, 7) (7, 1) (9, PH)	0-0 FC6-4 1B 3-H		4-0 3B BB	0-0 F3	0-0 F3	0-0 1B		0-0 F5	3 1 2 1 1 0 0 0 0 0 0 0 0 0 1 0 0 0 0 0 1													
Dave Winfield, R OBP: 0.385, SLG: 0.846 (1, 9)	0-0 F9		0-0 E 3B 1-H 2-H 3-H	0-3 K	0-3 K		0-0 6-3		4 1 1 3 0 1 1													
George Hendrick, R OBP: 0.250, SLG: 0.250 (1, 8)	0-0 FC6-4 1-2f		0-0 FC6		0-0 5-3		0-0 FC6-4 1B BB		4 0 1 0 0 0 1													
Gene Tenace, R OBP: 0.455, SLG: 0.375 (1, 2)		0-0 FC6-4 1B	0-0 F3		4-0 1B BB		4-0 FC6-4 BB 1-2		2 0 1 0 2 0 0													
Bill Almon, R OBP: 0.273, SLG: 0.364 (1, 5) (8, 6)		0-0 FC6-4 CS 1-2f		0-0 F8	0-0 G6-4-3 1B		0-0 FC6-4 1-2f 2-3		4 0 1 0 0 0 3													
Ozzie Smith, S OBP: 0.500, SLG: 0.429 Don Reynolds, R (1, 6) (8, PH) (8, 7)		0-3 K 1-2		0-0 SH3-4 1B	0-0 G6-4-3 1-2f		0-0 F9		3 0 1 0 0 1 3 1 0 0 0 0 0 2													
Randy Jones, R OBP: 1.000, SLG: 1.000 Mickey Lolich, S Jerry Turner, L Mike Champion, R (1, 1) (5, 1) (7, PH) (7, 4) (8, 5)			0-0 WP 3B 1B	0-0 SH3-4		0-0 3-1		0-0 4-3	1 1 1 0 0 0 0 0 0 0 0 0 0 0 1 0 0 0 0 0 0 1 0 0 0 0 0 0													
Inning Stats	R: 1 E: 0 K: 0 S: 5	H: 2 LOB: 1 BB: 0 P: 5	R: 0 E: 0 K: 1 S: 5	H: 1 LOB: 0 BB: 0 P: 5	R: 4 E: 1 K: 1 S: 8	H: 3 LOB: 0 BB: 1 P: 12	R: 0 E: 0 K: 0 S: 4	H: 1 LOB: 1 BB: 0 P: 4	R: 0 E: 0 K: 1 S: 5	H: 0 LOB: 0 BB: 0 P: 5		R: 0 E: 0 K: 1 S: 3	H: 1 LOB: 1 BB: 1 P: 7	R: 0 E: 0 K: 1 S: 5	H: 1 LOB: 2 BB: 1 P: 9	R: 0 E: 0 K: 0 S: 4	H: 1 LOB: 2 BB: 1 P: 8	R: 0 E: 0 K: 1 S: 6	H: 1 LOB: 1 BB: 0 P: 6	1B: 8 2B: 2 3B: 1 HR: 0	SF: 0 SAC: 2 DP: 1 HBP: 0	WP: 1 PB: 0 SB: 0 CS: 1
PITCHER	IP WLS BF H R ER SO BB IBB HBP BLK WP HR S P ERA WHIP																				IP WLS BF H R ER SO BB IBB HBP BLK WP HR S P ERA WHIP	
Lynn McGlothen, R ERA: 9.82 (1, 1)	3.2 18 7 5 4 2 1 0 0 0 0 1 0 21 25 9.82 2.182																					
John Curtis, L ERA: (4, 1)	0.1 1 0 0 0 0 0 0 0 0 0 0 0 1 1 0.00 0.000																					
Charlie Williams, R ERA: (5, 1)	2.2 10 1 0 0 2 2 0 0 0 0 0 0 12 20 0.00 1.125																					
Gary Lavelle, L ERA: 4.5 (7, 1)	1.1 W 6 2 0 0 1 0 0 0 0 0 0 5 9 0.00 2.250																					
Randy Moffitt, R ERA: 4.5 (9, 1)	1.0 S 4 1 0 0 1 0 0 0 0 0 0 6 6 0.00 1.000																					

AB	33
R	5
H	11
RBI	4
BB	4
SO	5
LOB	13



Batter	1	2	3	4	5	6	7	8	9	AB	R	H	RBI	BB	SO	LOB
Larry Herndon, R OBP: 0.429, SLG: 0.500 (1, 8)	0-0 6-3	0-0 4-3		0-0 2B		0-0 5-3		0-0 1B		5	0	2	1	0	0	0
Rob Andrews, R OBP: 0.571, SLG: 0.700 (1, 4)	0-0 F4		4-0 1B	0-0 6-3			0-0 F9	4-0 1B		3	1	0	0	2	0	1
Jack Clark, R OBP: 0.357, SLG: 0.385 (1, 9)	0-0 1B		4-0 1B		0-0 HR		0-0 F6	0-0 5-3		4	3	2	0	1	0	3
Willie McCovey, L OBP: 0.364, SLG: 0.500 (1, 3)	0-0 E5		4-0 1B	0-0 HR			0-0 4-3			3	1	1	2	1	0	1
Marc Hill, R OBP: 0.455, SLG: 0.500 (1, 2)	4-0 1B		0-0 1B		0-0 CS			0-0 F8		3	0	2	1	1	0	0
Darrell Evans, L OBP: 0.500, SLG: 0.500 (1, 5)	4-0 BB		0-0 1B		0-3 K			0-0 1B		3	1	1	1	1	1	3
Terry Whitfield, L OBP: 0.091, SLG: 0.100 (1, 7)	0-0 FC6		0-0 6-3		0-0 F2			0-0 1B		4	1	1	0	0	0	4
Johnnie LeMaster, R Vic Harris, S (8, PH) (9, 6)		0-0 6-3		0-0 F8		0-0 5-3		4-0 1B		3	0	0	0	0	0	0
Lynn McGlothen, L John Curtis, L Tom Heintzelman, R Charlie Williams, R Gary Lavelle, S Mike Ivie, R Randy Moffitt, R (5, 1) (4, 1) (4, PH) (5, 1) (7, 1) (8, PH) (9, 1)		0-0 1-3		0-0 6-3		0-0 F9		0-0 SF7		0	0	0	0	0	0	0

Inning Stats	R: 1	H: 1	LOB: 3	K: 0	P: 13	R: 0	H: 0	LOB: 0	K: 0	P: 3	R: 2	H: 1	LOB: 1	K: 0	P: 15	R: 0	H: 1	LOB: 1	K: 0	P: 4	R: 2	H: 3	LOB: 0	K: 1	P: 7	R: 0	H: 0	LOB: 0	K: 0	P: 3	R: 2	H: 3	LOB: 3	K: 0	P: 14	
	5	6	23	5	13	0	5	0	0	3	0	1	3	0	15	0	1	1	0	0	0	0	2	3	0	7	0	0	0	0	0	0	3	14	0	14

PITCHER	IP	WLS	BF	H	R	ER	SO	BB	IBB	HBP	BLK	WP	HR	S	P	ERA	WHIP
Randy Jones, L ERA: 9.0 (1, 1)	4.0		23	6	5	4	0	5	0	0	0	0	1	18	38	9.00	2.750
Mickey Lolich, L ERA: (5, 1)	2.0		5	0	0	0	1	0	0	0	0	0	0	7	7	0.00	0.000
Rollie Fingers, R ERA: 4.5 (7, 1)	2.0	L	11	3	2	2	0	1	1	0	0	0	0	9	17	9.00	2.000

BOTTOM

San Diego Padres @ San Francisco Giants
Candlestick Park, San Francisco, CA

Sun Apr 09 1978, 6:33 AM EST
Att. 33,722 - Unknown

livebaseballscores.com

AB	31
R	7
H	9
RBI	6
BB	7
SO	1
LOB	12



WP	PA	3B	DP	CS
0	39	0	2	1

Batter	1	2	3	4	5	6	7	8	9	AB R H RBI BB SO LOB	TOP	
Larry Herndon, R (1, 8) OBP: 0.364, SLG: 0.368	0-0 1-3		0-0 5-3		0-0 F8			0-0 6-3		4 0 0 0 0 0 0	San Francisco Giants @ Cincinnati Reds Riverfront Stadium, Cincinnati, OH Wed Apr 12 1978, 6:05 PM EST Att: 17,123 - Unknown livebaseballscorecards.com	
Rob Andrews, R (1, 4) OBP: 0.455, SLG: 0.556	0-3 K		0-0 6-3			0-0 G3 1B 2B		0-0 6-3		4 1 1 0 0 1 0		
Darrell Evans, L (1, 5) OBP: 0.350, SLG: 0.500	0-3 K		0-0 1-3			0-0 G3 2-3		0-0 P6		4 0 0 0 0 1 1		
Willie McCovey, L (1, 3) OBP: 0.316, SLG: 0.438		0-0 HR 2B		0-0 6-3		0-0 3-H 1B		0-3 K		4 1 2 1 0 1 0		
Jack Clark, R (1, 9) OBP: 0.273, SLG: 0.429		0-0 1-3		0-0 6-3		0-0 F9		0-0 P6		4 0 0 0 0 0 2		
Terry Whitfield, L (1, 7) OBP: 0.211, SLG: 0.667		0-0 2-H HR		0-0 3B		0-0 G3		0-3 K		4 1 2 2 0 1 1		
Marc Hill, R (1, 2) OBP: 0.333, SLG: 0.412		0-0 3-1		0-0 F5			0-0 F7			3 0 0 0 0 0 1		
Johnnie LeMaster, R (1, 6) OBP: 0.125, SLG: 0.067 Vic Harris, S (7, PH) (7, 6)		4-0 BB			0-0 3-1		0-0 F8			1 0 0 0 1 0 0 1 0 0 0 0 0 0		
Vida Blue, S (1, 1) Lynn McGlothen, L (6, 1) Skip James, L (7, PH) John Curtis, L (7, 1)		0-3 K			0-3 K		0-3 K			2 0 0 0 0 2 1 0 0 0 0 0 0 0 1 0 0 0 0 1 0 0 0 0 0 0 0 0		
Inning Stats	R: 0 H: 0 E: 0 LOB: 0 K: 2 BB: 0 S: 7 P: 7	R: 2 H: 2 E: 0 LOB: 1 K: 1 BB: 1 S: 7 P: 11	R: 0 H: 0 E: 0 LOB: 0 K: 0 BB: 0 S: 3 P: 3	R: 0 H: 1 E: 0 LOB: 1 K: 0 BB: 0 S: 4 P: 4	R: 0 H: 0 E: 0 LOB: 0 K: 1 BB: 0 S: 5 P: 5	R: 1 H: 2 E: 0 LOB: 1 K: 0 BB: 0 S: 5 P: 5	R: 0 H: 0 E: 0 LOB: 0 K: 1 BB: 0 S: 5 P: 5	R: 0 H: 0 E: 0 LOB: 0 K: 2 BB: 0 S: 7 P: 7	R: 0 H: 0 E: 0 LOB: 0 K: 2 BB: 0 S: 7 P: 7	1B: 1 SF: 0 2B: 2 SAC: 0 3B: 1 DP: 0 HR: 1 HBP: 0	WP: 0 PA: 33 PB: 0 SB: 0 CS: 0	
PITCHER Bill Bonham, R (1, 1) ERA: 3.71	IP WLS BF H R ER SO BB IBB HBP BLK WP HR S P ERA WHIP	9.0 W 33 5 3 3 7 1 0 0 0 0 1 46 50 3.00 0.667										



Batter	1	2	3	4	5	6	7	8	9
Pete Rose, S (1, 5) Ray Knight, R (9, 5) OBP: 0.321, SLG: 0.407 OBP: 0.500, SLG: 0.500	0-0 FC1-5-6 2B	0-0 1B		0-0 6-3		0-0 1-3		0-0 4-3	
Ken Griffey, L (1, 9) OBP: 0.400, SLG: 0.522	0-0 FC1-5-6 2B	0-0 F5			0-0 SF8 3B	0-0 2B 2B		0-0 1B 2B	
Joe Morgan, L (1, 4) Junior Kennedy, R (9, 4) OBP: 0.577, SLG: 1.050	0-0 E 2B		0-0 P4		0-0 SF8	0-0 2B		0-0 1B 1B	
George Foster, R (1, 7) Mike Lum, L (9, 7) OBP: 0.500, SLG: 0.739	0-0 E6 2-3		0-0 L4		0-0 BB 2B 1B	0-0 6-3		0-0 1B 1B	
Johnny Bench, R (1, 2) Don Werner, R (9, 2) OBP: 0.440, SLG: 0.500	0-0 E6 1-3 3-H		0-0 1B		4-0 2B BB		0-0 4-3 WP 2B	0-0 WP 1B 1B	
Dave Concepcion, R (1, 6) Rick Auerbach, R (9, 6) OBP: 0.375, SLG: 0.435	0-0 G6-4-3 1-2f		0-0 4-3		0-0 2B		0-0 4-3	0-0 1B WP 1B	
Dan Driessen, L (1, 3) OBP: 0.440, SLG: 0.524		0-0 S 1B 1B		0-0 4-3	0-0 5-3		4-0 FC5-4 BB	0-0 1-3 2-H 1B	
Cesar Geronimo, L (1, 8) OBP: 0.500, SLG: 0.700		0-0 CS 1B		0-0 SH2-4 1B		0-0 F7	0-0 FC5-4	4-0 1-2 BB	
Bill Bonham, R (1, 1) OBP: 0.125, SLG: 0.250		0-3 K 1-2		0-0 SH2-4		0-0 2B 2B	0-3 K	0-0 1-3	


AB	R	H	RBI	BB	SO	LOB
5	0	2	0	0	0	2
0	0	0	0	0	0	0
5	4	3	1	0	0	2
4	2	3	4	0	0	0
0	0	0	0	0	0	0
5	1	2	0	0	0	2
0	0	0	0	0	0	0
4	3	3	2	1	0	1
0	0	0	0	0	0	0
5	0	2	2	0	0	4
0	0	0	0	0	0	0
4	1	2	1	1	0	0
4	0	2	1	1	0	1
4	1	1	0	0	2	5

Inning	R	H	E	K	S	P	WLS	BF	H	R	ER	SO	BB	IBB	HBP	BLK	WP	HR	S	P	ERA	WHIP
1	2	2	0	6	6				10	6	5	1	1	0	0	0	0	0	26	30	9.00	2.200
2	1	3	0	7	7				3	3	0	1	0	0	0	0	0	0	6	6	18.00	3.000
3	0	1	0	4	4				1	1	0	0	0	0	0	0	2	0	14	22	18.00	4.500

BOTTOM

San Francisco Giants @ Cincinnati Reds
Riverfront Stadium, Cincinnati, OH
Wed Apr 12 1978, 6:05 PM EST
Att. 17,123 - Unknown

AB	40
R	12
H	20
RBI	11
BB	3
SO	2
LOB	17



WP	PA	ERA	WHIP
2	45		
0			
1			
1			

Batter	1	2	3	4	5	6	7	8	9	10	11	12	13	AB R H RBI BB SO LOB	TOP													
Larry Herndon, R OBP: 0.333, SLG: 0.333 Charlie Williams, R (9, 1) Willie McCovey, L OBP: 0.300, SLG: 0.412 (11, PH) John Curtis, L (11, 1)	0-0 F8		0-0 F8		0-0 F2		0-0 CS 1B		0-0 4-3		0-0 G3-6-1			5 0 1 0 0 0 2 0 0 0 0 0 0 0 1 0 0 0 0 0 1 0 0 0 0 0 0 0	San Francisco Giants @ Cincinnati Reds Riverfront Stadium, Cincinnati, OH Thu Apr 13 1978, 3:33 AM EST Att. 19,309 - Unknown													
Rob Andrews, R OBP: 0.393, SLG: 0.458 (1, 4)	0-0 F7		0-0 HR 1B		0-0 5-3		0-0 F9		0-3 K			0-0 F8		6 1 1 0 0 1 2														
Mike Ivie, R OBP: 0.500, SLG: 1.200 (1, 3) Skip James, L (8, 3)	0-0 1B 1B		0-0 HR		0-0 6-3			0-0 1B 1B		4-0 BB		0-0 5-3		4 2 3 3 0 0 0 1 0 0 0 1 0 0														
Jack Clark, R OBP: 0.321, SLG: 0.423 (1, 9)	0-0 1B		0-0 F9			4-0 BB		0-0 1B		0-0 G3		0-3 K		5 1 2 0 1 1 2														
Marc Hill, R OBP: 0.292, SLG: 0.348 (1, 2)	0-0 F8		0-0 F9			0-0 F8		0-0 FC6-5 SH5-4 1B		0-0 P6			0-0 F7	6 0 1 2 0 0 3														
Darrell Evans, L OBP: 0.280, SLG: 0.391 (1, 5)		0-0 G3		0-0 G3		0-0 P5		0-0 SH5-4		0-0 F7			0-0 F8	5 0 0 0 0 0 1														
Vic Harris, S (1, 7) (9, 8)		0-0 F8		0-0 F8		0-0 P1		0-0 FC6-5		0-0 4-3			0-0 F2	6 0 0 0 0 0 2														
Johnnie LeMaster, R OBP: 0.143, SLG: 0.100 (1, 6)		0-0 5-3					0-0 5-3	0-0 1-3			0-0 5-3			5 0 1 0 0 0 1														
John Montefusco, R OBP: 0.250, SLG: 0.500 (7, PH) Tom Hentzschel, R OBP: 0.500, SLG: 2.000 (7, 1) Gary Lavelle, S (8, 1) Randy Moffitt, R (8, PH) Terry Whitfield, L OBP: 0.286, SLG: 0.700 (9, 7)			0-0 HR 2B		0-3 K		0-0 HR		0-0 4-3 1B		0-0 G3-6-1 1B			2 1 1 0 0 1 1 1 1 1 1 0 0 0 0 0 0 0 0 0 0 0 0 0 0 0 0 0 2 0 2 0 0 0 0														
Inning Stats	R: 0 E: 0 K: 0 S: 5	H: 2 LOB: 2 BB: 0 P: 5	R: 0 E: 0 K: 0 S: 3	H: 0 LOB: 0 BB: 0 P: 3	R: 3 E: 0 K: 0 S: 6	H: 3 LOB: 0 BB: 0 P: 6	R: 0 E: 0 K: 1 S: 6	H: 1 LOB: 1 BB: 0 P: 6	R: 0 E: 0 K: 0 S: 3	H: 0 LOB: 1 BB: 1 P: 7	R: 1 E: 0 K: 0 S: 4	H: 2 LOB: 0 BB: 0 P: 4	R: 2 E: 0 K: 0 S: 6	H: 3 LOB: 1 BB: 0 P: 6		R: 0 E: 0 K: 1 S: 6	H: 1 LOB: 2 BB: 1 P: 10	R: 0 E: 0 K: 0 S: 3	H: 0 LOB: 0 BB: 0 P: 3	R: 0 E: 0 K: 1 S: 5	H: 0 LOB: 0 BB: 0 P: 5	R: 0 E: 0 K: 0 S: 3	H: 0 LOB: 0 BB: 0 P: 3	1B: 10 2B: 1 3B: 0 HR: 2	SF: 0 SAC: 1 DP: 1 HBP: 0	WP: 0 PA: 52 PB: 0 SB: 0 CS: 1		
PITCHER	IP WLS BF H R ER SO BB IBB HBP BLK WP HR S P ERA WHIP															IP WLS BF H R ER SO BB IBB HBP BLK WP HR S P ERA WHIP												
Fred Norman, L ERA: 3.07 (1, 1)	6.1																											
Pedro Borbon, R ERA: 4.15 (7, 1)	0.2		4	3	2	2	0	0	0	0	0	0	0	0		0	0	0	0	0	0	0	0	0	0	0	0	0
Dave Tomlin, L ERA: 2.45 (8, 1)	1.0		3	0	0	0	0	0	0	0	0	0	0	0	0	0	0	0	0	0	0	0	0	0	0	0	0	
Doug Bair, R ERA: (9, 1)	3.0		11	2	0	0	1	1	0	0	0	0	0	0	0	0	0	0	0	0	0	0	0	0	0	0	0	
Manny Sarmiento, R ERA: (12, 1)	2.0	W	6	0	0	0	1	0	0	0	0	0	0	0	0	0	0	0	0	0	0	0	0	0	0	0	0	

AB	49
R	6
H	13
RBI	6
BB	2
SO	3
LOB	15



livebaseballscorecards.com

Batter	1	2	3	4	5	6	7	8	9	AB R H RBI BB SO LOB	TOP																	
Larry Herndon, R (1, 8) OBP: 0.323, SLG: 0.393	0-0 6-3		0-0 4-3			0-0 1B 3B		0-3 K		4 1 1 0 0 1 0																		
Rob Andrews, R (1, 4) OBP: 0.379, SLG: 0.440 Tom Heintzelman, R (1, 4) OBP: 0.400, SLG: 1.000	0-0 5-3			0-0 G4-6-3 1B		0-3 K		0-0 F8		1 0 0 0 0 0 0 3 0 1 0 0 1 1																		
Darrell Evans, L (1, 5) OBP: 0.276, SLG: 0.370	0-0 L6			0-0 G4-6-3 1-2f 1B		0-0 1B 1B		0-0 F7		4 0 1 1 0 0 1																		
Willie McCovey, L (1, 3) OBP: 0.292, SLG: 0.381 Skip James, L (9, PR) (9, 3)		0-0 G3		0-0 G3		0-0 1B		0-0 E3 2B		4 0 1 0 0 0 0 0 1 0 0 0 0 0																		
Jack Clark, R (1, 9) OBP: 0.375, SLG: 0.517		0-0 F9 2B			4-0 BB 5-3 BB	0-3 K		0-0 SF8 2B		3 1 2 1 1 1 2																		
Terry Whitfield, L (1, 7) OBP: 0.280, SLG: 0.652		0-0 F9 2-3			0-3 K		0-0 6-3-5 E 1B	0-0 SF8		3 0 1 1 0 1 2																		
Johnnie LeMaster, R (1, 6) OBP: 0.125, SLG: 0.087 Randy Moffitt, R (8, 1) OBP: 1.000, SLG: 1.000		0-0 5-3			0-0 5-3 1-2	0-0 5-3		0-0 1B 1B		3 0 0 0 0 0 3 1 0 1 0 0 0 0																		
Mike Sadek, R (1, 2) OBP: 0.250, SLG: 0.250			0-0 5-3		0-0 6-3		0-0 6-3-5	0-0 1B		4 0 1 0 0 0 2																		
Jim Barr, R (1, 1) OBP: 0.167, SLG: 0.167 John Curtis, L (7, 1) Vic Harris, S (8, PH) (8, 6)			0-3 K			0-0 5-3		0-0 6-3	0-0 F9	2 0 0 0 0 1 0 0 0 0 0 0 0 0 2 0 0 0 0 0 2																		
Inning Stats	R: 0 E: 0 K: 0 S: 3	H: 0 LOB: 0 BB: 0 P: 3	R: 0 E: 0 K: 0 S: 4	H: 1 LOB: 1 BB: 0 P: 4	R: 0 E: 0 K: 1 S: 5	H: 0 LOB: 0 BB: 0 P: 5	R: 0 E: 0 K: 0 S: 3	H: 1 LOB: 0 BB: 0 P: 3	R: 0 E: 0 K: 1 S: 5	H: 0 LOB: 1 BB: 1 P: 9	R: 1 E: 0 K: 2 S: 10	H: 3 LOB: 2 BB: 0 P: 10	R: 0 E: 1 K: 0 S: 3	H: 1 LOB: 0 BB: 0 P: 3	R: 0 E: 0 K: 1 S: 5	H: 0 LOB: 0 BB: 0 P: 5	R: 2 E: 1 K: 0 S: 7	H: 3 LOB: 2 BB: 0 P: 7	1B: 6 2B: 3 3B: 1 HR: 0	SF: 1 SAC: 0 DP: 2 HBP: 0	WP: 0 PB: 0 SB: 0 CS: 0	PA: 36						
PITCHER	IP WLS BF H R ER SO BB IBB HBP BLK WP HR S P ERA WHIP																											
Randy Jones, L (1, 1) ERA: 4.66	5.2		22	5	1	1	3	1	0	0	0	0	0	0	27	31	1.59	1.059										
Dave Freisleben, R (6, 1) ERA: 4.76	1.1		4	1	0	0	1	0	0	0	0	0	0	0	6	6	0.00	0.750										
Rollie Fingers, R (8, 1) ERA: 2.25	2.0	L	10	3	2	0	1	0	0	0	0	0	0	0	12	12	0.00	1.500										

San Francisco Giants @ San Diego Padres
San Diego Stadium, San Diego, CA

AB	34
R	3
H	9
RBI	3
BB	1
SO	5
LOB	13



Fri Apr 14 1978, 9:05 PM EST
Att: 45,901 - Unknown

WP: 0	PA: 36
PB: 0	
SB: 0	
CS: 0	

BOTTOM

San Francisco Giants @ San Diego Padres
San Diego Stadium, San Diego, CA

livebaseballscores.com

AB 33
R 2
H 9
RBI 2
BB 2
SO 0
LOB 11



WP: 0 PA: 36
PB: 0
SB: 1
CS: 0

Fri Apr 14 1978, 9:05 PM EST
Att. 45,901 - Unknown

AB R H RBI BB SO LOB

4 0 0 0 0 0 1

4 0 2 0 0 0 0

4 0 1 0 0 0 2

4 0 0 0 0 0 3

3 1 1 1 1 0 0

1 1 0 0 1 0 0

2 0 1 1 0 0 1

1 0 0 0 0 0 0

2 0 0 0 0 0 3
0 0 0 0 0 0 0
1 0 1 0 0 0 0
0 0 0 0 0 0 0
1 0 0 0 0 0 0

1B: 8 SF: 0
2B: 0 SAC: 1
3B: 0 DP: 2
HR: 1 HBP: 0

Batter	1	2	3	4	5	6	7	8	9
Gene Richards, L (1, 3) OBP: 0.296, SLG: 0.280	0-0 F6		0-0 4-3		0-0 4-3		0-0 G6-4-3		
Derrel Thomas, S (1, 4) OBP: 0.458, SLG: 0.400	0-0 1B		0-0 1-3		0-0 1B		0-0 F9		
Oscar Gamble, L (1, 7) OBP: 0.308, SLG: 0.227	0-0 F7		0-0 1B		0-0 F4			0-0 4-3	
Dave Winfield, R (1, 9) OBP: 0.346, SLG: 0.692	0-0 F5		0-0 1-3		0-0 4-3			0-0 F8	
George Hendrick, R (1, 8) OBP: 0.292, SLG: 0.478		0-0 6-3		0-0 F3		0-0 HR		4-0 FC6-4 BB	
Gene Tenace, R (1, 2) OBP: 0.476, SLG: 0.231		0-0 5-3		4-0 1B SH1-3 BB		0-0 F7		0-0 FC6-4	
Bob Davis, R (5, 2)									
Bill Almon, R (1, 5) OBP: 0.318, SLG: 0.333		0-0 1B		0-0 SH1-3 S 1B		0-0 G6-3 1B			0-0 5-3
Ozzie Smith, S (1, 6) OBP: 0.313, SLG: 0.267		0-0 1B		0-0 SH1-3		0-0 G6-3			0-0 F5
Don Reynolds, R (9, PH) OBP: 0.500, SLG: 0.333		1-3 1B		1-3 3-H		1-2f			
Randy Jones, R (1, 1) OBP: 0.333, SLG: 0.333		0-0 L1		0-0 5-3			0-0 G6-4-3 1B		0-0 F8
Dave Freisleben, R (6, 1)									
Mike Champion, R (7, PH) OBP: 0.500, SLG: 0.333									
Rollie Fingers, R (8, 1)									
Jerry Turner, L (9, PH) OBP: 0.167, SLG: 0.333									

Inning Stats	R: 0	H: 1	E: 0	K: 0	S: 4	H: 2	LOB: 1	BB: 0	P: 4	R: 0	H: 1	E: 0	K: 0	S: 4	H: 2	LOB: 2	BB: 0	P: 5	R: 0	H: 1	E: 0	K: 0	S: 4	R: 1	H: 1	E: 0	K: 0	S: 4	H: 1	LOB: 1	BB: 1	P: 8	R: 0	H: 1	E: 0	K: 0	S: 4	R: 1	H: 2	E: 0	K: 0	S: 4	R: 0	H: 1	E: 0	K: 0	S: 3	R: 0	H: 0	E: 0	K: 0	S: 3	R: 0	H: 0	E: 0	K: 0	S: 3	R: 0	H: 0	E: 0	K: 0	S: 3
--------------	------	------	------	------	------	------	--------	-------	------	------	------	------	------	------	------	--------	-------	------	------	------	------	------	------	------	------	------	------	------	------	--------	-------	------	------	------	------	------	------	------	------	------	------	------	------	------	------	------	------	------	------	------	------	------	------	------	------	------	------	------	------	------	------	------

PITCHER	IP	WLS	BF	H	R	ER	SO	BB	IBB	HBP	BLK	WP	HR	S	P	ERA	WHIP
Jim Barr, R (1, 1) ERA: 1.2	6.0		27	9	2	2	0	1	0	0	0	0	1	26	30	3.00	1.667
John Curtis, L (7, 1) ERA: 7.94	1.0		2	0	0	0	0	0	0	0	0	0	0	2	2	0.00	0.000
Randy Moffitt, R (8, 1) ERA: 3.6	2.0	W	7	0	0	0	0	1	0	0	0	0	0	6	10	0.00	0.500

Batter	1	2	3	4	5	6	7	8	9	AB R H RBI BB SO LOB	TOP										
Larry Herndon, R (1, 8) OBP: 0.314, SLG: 0.375	0-0 1B HR 1B	0-0 F9			0-0 5-3		0-0 SH1-3	0-0 F8		4 1 1 0 0 0 1	San Francisco Giants @ San Diego Padres San Diego Stadium, San Diego, CA Sun Apr 16 1978, 6:33 AM EST Att. 20,992 - Unknown livebaseballscorecards.com										
Darrell Evans, L (1, 5) OBP: 0.294, SLG: 0.333	0-3 K	0-0 F9			4-0 BB		4-0 BB	0-3 K		3 0 0 0 2 2 3											
Bill Madlock, R (1, 4) OBP: 0.500, SLG: 0.500 Tom Heintzelman, R (7, 4) OBP: 0.333, SLG: 0.833	0-0 1B HR 1B			0-0 FC4-6 1B	0-0 F7		0-3 K		0-0 F4	4 1 2 0 0 1 3 1 0 0 0 0 0 0											
Willie McCovey, L (1, 3) OBP: 0.296, SLG: 0.500 Skip James, L (5, 3)	0-0 1B HR			0-0 FC4-6	0-0 4-3		0-0 6-3		0-0 E8 1B	3 1 1 3 0 0 2 2 1 0 0 0 0 2											
Jack Clark, R (1, 9) OBP: 0.351, SLG: 0.471	0-0 L4			0-0 F8		0-0 F9		0-0 5-3	0-0 1B	5 0 1 1 0 0 1											
Marc Hill, R (1, 2) OBP: 0.310, SLG: 0.357	0-0 1B			0-0 F9		0-0 L4		0-0 1B 1B	0-0 F4	5 1 2 0 0 0 2											
Terry Whitfield, L (1, 7) OBP: 0.300, SLG: 0.679	0-0 1-3			0-0 L6		0-0 3B		0-0 1B 2B 1B	0-3 K	5 1 2 0 0 1 2											
Johnnie LeMaster, R (1, 6) OBP: 0.179, SLG: 0.222		0-0 3B SF8		0-0 1-3		0-0 F8		0-0 2B 1B		4 2 2 1 0 0 1											
Bob Knepper, L (1, 1) Mike Ivie, R (8, PH) OBP: 0.571, SLG: 1.333 Rob Andrews, R (8, PR) OBP: 0.379, SLG: 0.440 Randy Moffitt, R (8, 1) OBP: 1.000, SLG: 1.000 Gary Lavelle, S (9, 1)		0-0 3B SF8		0-0 1-3		4-0 SH1-3 BB		0-0 2B		1 0 0 1 1 0 0 1 0 1 2 0											
Inning Stats	R: 3 E: 0 K: 1 S: 9	H: 4 LOB: 1 BB: 0 P: 9	R: 1 E: 0 K: 0 S: 4	H: 1 LOB: 0 BB: 0 P: 4	R: 0 E: 1 K: 0 S: 4	H: 1 LOB: 1 BB: 0 P: 4	R: 0 E: 0 K: 0 S: 3	H: 0 LOB: 0 BB: 0 P: 3	R: 0 E: 0 K: 0 S: 3	H: 0 LOB: 1 BB: 1 P: 7		R: 0 E: 0 K: 0 S: 4	H: 1 LOB: 1 BB: 0 P: 4	R: 0 E: 0 K: 1 S: 5	H: 0 LOB: 2 BB: 2 P: 13	R: 3 E: 0 K: 1 S: 9	H: 4 LOB: 2 BB: 0 P: 9	R: 1 E: 1 K: 1 S: 7	H: 1 LOB: 1 BB: 0 P: 7	1B: 8 2B: 1 3B: 2 HR: 1	SF: 1 SAC: 1 DP: 0 HBP: 0
PITCHER	IP WLS BF H R ER SO BB IBB HBP BLK WP HR S P ERA WHIP	IP WLS BF H R ER SO BB IBB HBP BLK WP HR S P ERA WHIP	IP WLS BF H R ER SO BB IBB HBP BLK WP HR S P ERA WHIP	IP WLS BF H R ER SO BB IBB HBP BLK WP HR S P ERA WHIP	IP WLS BF H R ER SO BB IBB HBP BLK WP HR S P ERA WHIP	IP WLS BF H R ER SO BB IBB HBP BLK WP HR S P ERA WHIP	IP WLS BF H R ER SO BB IBB HBP BLK WP HR S P ERA WHIP	IP WLS BF H R ER SO BB IBB HBP BLK WP HR S P ERA WHIP	IP WLS BF H R ER SO BB IBB HBP BLK WP HR S P ERA WHIP	IP WLS BF H R ER SO BB IBB HBP BLK WP HR S P ERA WHIP	IP WLS BF H R ER SO BB IBB HBP BLK WP HR S P ERA WHIP	IP WLS BF H R ER SO BB IBB HBP BLK WP HR S P ERA WHIP	IP WLS BF H R ER SO BB IBB HBP BLK WP HR S P ERA WHIP	IP WLS BF H R ER SO BB IBB HBP BLK WP HR S P ERA WHIP	IP WLS BF H R ER SO BB IBB HBP BLK WP HR S P ERA WHIP	IP WLS BF H R ER SO BB IBB HBP BLK WP HR S P ERA WHIP	IP WLS BF H R ER SO BB IBB HBP BLK WP HR S P ERA WHIP	IP WLS BF H R ER SO BB IBB HBP BLK WP HR S P ERA WHIP	IP WLS BF H R ER SO BB IBB HBP BLK WP HR S P ERA WHIP	IP WLS BF H R ER SO BB IBB HBP BLK WP HR S P ERA WHIP	IP WLS BF H R ER SO BB IBB HBP BLK WP HR S P ERA WHIP



BOTTOM

San Francisco Giants @ San Diego Padres
San Diego Stadium, San Diego, CA

AB 32
R 4
H 8
RBI 4
BB 6
SO 3
LOB 17



WP: 0 PA: 40
PB: 0
SB: 0
CS: 0

ERA WHIP

Sun Apr 16 1978, 6:33 AM EST
Att. 20,992 - Unknown

AB R H RBI BB SO LOB

3 0 0 1 1 0 1

3 0 1 0 1 0 1

5 0 0 0 0 2 4

5 0 0 0 0 0 3

3 1 2 0 1 0 0

4 0 1 0 0 0 3

2 1 2 1 2 0 0

3 1 0 0 0 0 4

1 0 0 0 0 1 1

1 0 0 0 0 0 0
0 0 0 0 0 1 0 0 0
0 0 0 0 0 0 0 0 0
1 0 1 0 0 0 0 0 0
0 0 0 0 0 0 0 0 0
0 0 0 0 0 0 0 0 0
0 0 0 0 0 0 0 0 0
0 0 0 0 0 0 0 0 0
0 0 0 0 0 0 0 0 0
1 1 1 2 0 0 0 0

1B: 6 SF: 1
2B: 1 SAC: 0
3B: 0 DP: 2
HR: 1 HBP: 1

Batter	1	2	3	4	5	6	7	8	9
Gene Richards, L (1, 3) OBP: 0.281, SLG: 0.250	0-0 F7		0-0 1-3		0-0 F7		0-0 SF9		4-0 BB
Derrel Thomas, S (1, 4) OBP: 0.483, SLG: 0.435	0-0 5-3		0-0 2B			1-0 FC4-6 HBP	0-0 F9		4-0 BB
Oscar Gamble, L (1, 7) OBP: 0.258, SLG: 0.185	0-3 K		0-0 F6			0-0 FC4-6 BB		0-0 F9	0-3 K
Dave Winfield, R (1, 9) OBP: 0.290, SLG: 0.581		0-0 F9		0-0 F9		0-0 F6		0-0 F5	0-0 F9
George Hendrick, R (1, 8) OBP: 0.357, SLG: 0.500		0-0 1B 1B		0-0 F7		4-0 BB		0-0 1B	
Bob Davis, R (1, 2) OBP: 0.143, SLG: 0.143		0-0 1B 1B		0-0 6-3		0-0 F4		0-0 F9	
Bill Almon, R (1, 5) OBP: 0.423, SLG: 0.391		0-0 G1-6-3 1B			4-0 BB		0-0 FC6-4 1B		4-0 HR BB
Ozzie Smith, S (1, 6) OBP: 0.263, SLG: 0.222 Rick Sweet, S (9, PH)		0-0 G1-6-3			0-0 G3-6		0-0 FC6-4 1B SF9		0-3 K
Bob Owchinko, L Mike Champion, R Mickey Lolich, S Dan Reynolds, R Dan Spillane, R Dave Freisleben, R Bob Shirley, R John D'Acquisto, R Jerry Turner, L			0-0 6-3		4-0 BB		0-0 SF9 1B		0-0 1-H HR

Inning Stats	R: 0	H: 0	E: 0	K: 1	S: 5	LOB: 0	BB: 0	P: 5
	R: 1	H: 3	E: 0	K: 0	S: 5	LOB: 1	BB: 0	P: 5
	R: 0	H: 1	E: 0	K: 0	S: 4	LOB: 1	BB: 0	P: 4
	R: 0	H: 0	E: 0	K: 0	S: 3	LOB: 0	BB: 0	P: 3
	R: 0	H: 0	E: 0	K: 0	S: 2	LOB: 1	BB: 2	P: 10
	R: 0	H: 0	E: 0	K: 0	S: 3	LOB: 2	BB: 1	P: 8
	R: 1	H: 2	E: 0	K: 0	S: 5	LOB: 1	BB: 0	P: 5
	R: 0	H: 1	E: 0	K: 0	S: 4	LOB: 1	BB: 0	P: 4
	R: 2	H: 1	E: 0	K: 2	S: 8	LOB: 2	BB: 3	P: 20

PITCHER	IP	WLS	BF	H	R	ER	SO	BB	IBB	HBP	BLK	WP	HR	S	P	ERA	WHIP
Bob Knepper, L (1, 1) ERA: 2.77	7.0	W	29	6	2	2	1	3	0	0	0	0	0	27	40	2.57	1.286
Randy Moffitt, R (8, 1) ERA: 5.68	1.1		9	2	2	2	1	3	0	0	0	0	1	8	20	13.50	3.750
Gary Lavelle, L (9, 1) ERA: 4.15	0.2	S	2	0	0	0	1	0	0	0	0	0	0	4	4	0.00	0.000

Batter	1	2	3	4	5	6	7	8	9	AB R H RBI BB SO LOB	TOP	
Jerry Royster, R (1, 4) OBP: 0.529, SLG: 0.500	0-0 G3 S WP 1B		0-0 F2		0-0 4-3			0-0 6-3		4 1 1 0 0 0 0		
Barry Bonnell, R (1, 8) OBP: 0.250, SLG: 0.250 Rowland Office, L (8, PH) OBP: 0.238, SLG: 0.429 (8, 8)	0-3 K 1-2		0-0 F5			0-0 F4		0-0 1B		3 0 0 0 0 1 1 1 0 1 0 0 0 0		
Cito Gaston, R (1, 9) OBP: 0.077, SLG: 0.077 Brian Asselstine, L (8, PH) OBP: 0.500, SLG: 0.667 (8, 9)	0-0 G3 2-3		0-0 F4			0-0 F8		0-0 4-3		3 0 0 0 0 0 1 1 0 0 0 0 0 1		
Jeff Burroughs, R (1, 7) OBP: 0.394, SLG: 0.296	4-0 CS BB 3-H			0-0 F9		0-0 1B			0-3 K	3 0 1 0 1 1 0		
Dale Murphy, R (1, 3) OBP: 0.188, SLG: 0.207	0-0 CS 1-2	0-3 K		0-3 K		0-0 F3			0-3 K	4 0 0 0 0 3 1		
Biff Pocoroba, S (1, 2) OBP: 0.458, SLG: 0.368		0-0 G3 1B 1B		4-0 BB			0-0 FC5-4 1B		0-0 F9	3 0 2 0 1 0 0		
Rod Gilbreath, R (1, 5) OBP: 0.273, SLG: 0.273		0-0 G3 1-2 1B		0-0 F8			0-0 FC5-4 CS 1-2f			3 0 1 0 0 0 2		
Pat Rockett, R (1, 6) OBP: 0.160, SLG: 0.087		0-0 G3 1-2 2-3			0-0 F2		0-0 F5 1-2			3 0 0 0 0 0 3		
Tommy Boggs, R (1, 1) Rick Camp, R (5, 1) Jamie Easterly, L (7, 1) Bob Beall, S (8, PH) Dave Campbell, R (8, 1)		0-0 1-3			0-0 K			0-3 K		2 0 0 0 0 1 2 0 0 0 0 0 0 0 0 0 0 0 0 0 0 1 0 0 0 0 1 0 0 0 0 0 0 0 0		
Inning Stats	R: 1 H: 1 E: 0 LOB: 0 K: 1 BB: 1 S: 5 P: 9	R: 0 H: 2 E: 0 LOB: 2 K: 1 BB: 0 S: 7 P: 7	R: 0 H: 0 E: 0 LOB: 0 K: 0 BB: 0 S: 3 P: 3	R: 0 H: 0 E: 0 LOB: 1 K: 1 BB: 1 S: 5 P: 9	R: 0 H: 0 E: 0 LOB: 0 K: 1 BB: 0 S: 5 P: 5	R: 0 H: 1 E: 0 LOB: 1 K: 0 BB: 0 S: 4 P: 4	R: 0 H: 1 E: 0 LOB: 0 K: 0 BB: 0 S: 3 P: 3	R: 0 H: 1 E: 0 LOB: 1 K: 1 BB: 0 S: 6 P: 6	R: 0 H: 0 E: 0 LOB: 0 K: 2 BB: 0 S: 7 P: 7	1B: 6 SF: 0 2B: 0 SAC: 0 3B: 0 DP: 0 HR: 0 HBP: 0	WP: 1 PA: 34 PB: 0 SB: 1 CS: 2	
PITCHER	IP WLS BF H R ER SO BB IBB HBP BLK WP HR S P ERA WHIP											
Vida Blue, L (1, 1) ERA: 4.5	7.0 W 26 5 1 1 4 2 0 0 0 1 0 32 40 1.29 1.000											
Randy Moffitt, R (8, 1) ERA: 4.32	2.0 7 1 0 0 3 0 0 0 0 0 0 13 13 0.00 0.500											

Atlanta Braves @ San Francisco Giants
Candlestick Park, San Francisco, CA
Mon Apr 17 1978, 6:33 AM EST
Att. 5,882 - Unknown

livebaseballscorecards.com

AB 31
R 1
H 6
RBI 0
BB 2
SO 7
LOB 11



Batter	1	2	3	4	5	6	7	8	9
Larry Herndon, R OBP: 0.350, SLG: 0.417 (1, 8)	0-0 G3 2B		4-0 FC6-4 BB		0-0 3B 1B		0-0 6-3	0-3 K	
Darrell Evans, L OBP: 0.316, SLG: 0.333 (1, 5)	0-0 G3 2-3		0-0 FC6-4 1-2f		4-0 3B 1BB		0-0 1B 2B 1B		
Bill Madlock, R OBP: 0.375, SLG: 0.429 (1, 4)	0-0 5-3		0-3 K		0-0 SF9		0-0 2B 1B		
Willie McCovey, L OBP: 0.300, SLG: 0.556 Skip James, L OBP: 0.286, SLG: 0.333 (1, 3) (5, PR) (6, 3)	0-0 4-1		0-0 F5		0-0 3B		0-0 WP 2B		
Jack Clark, R OBP: 0.341, SLG: 0.432 (1, 9)		0-0 F2		0-0 F9	0-0 5-3		4-0 WP 1BB		
Terry Whitfield, L OBP: 0.324, SLG: 0.656 (1, 7)		0-0 F8		0-0 G4-3 1B		0-0 FC4 1B	0-3 K		
Marc Hill, R OBP: 0.333, SLG: 0.355 (1, 2)		0-0 BB 1B		0-0 G4-3 1-2f		0-0 FC4 CS		4-0 SH3-4 BB	
Johnnie LeMaster, R OBP: 0.194, SLG: 0.207 (1, 6)		4-0 1-2 BB		0-0 4-3	0-0 K	0-3 K		0-0 SH3-4	
Vida Blue, S Tom Heintzelman, R OBP: 0.286, SLG: 0.714 Randy Moffitt, R OBP: 0.500, SLG: 0.500 (1, 1) (7, PH) (8, 1)		0-3 K		4-0 BLK SF9 BB			0-0 F8	0-3 K	

Inning Stats	R: 0 E: 0 K: 0 S: 4	H: 1 LOB: 1 BB: 0 P: 4	R: 0 E: 0 K: 1 S: 6	H: 1 LOB: 2 BB: 1 P: 10	R: 0 E: 0 K: 1 S: 5	H: 0 LOB: 1 BB: 1 P: 9	R: 0 E: 0 K: 0 S: 3	H: 1 LOB: 0 BB: 0 P: 3	R: 3 E: 0 K: 0 S: 5	H: 2 LOB: 1 BB: 2 P: 13	R: 0 E: 0 K: 1 S: 5	H: 1 LOB: 0 BB: 0 P: 5	R: 2 E: 0 K: 1 S: 8	H: 3 LOB: 2 BB: 1 P: 12	R: 0 E: 0 K: 2 S: 7	H: 0 LOB: 1 BB: 1 P: 11
1B: 6 2B: 2 3B: 1 HR: 0	SF: 1 SAC: 1 DP: 1 HBP: 0	WP: 1 PB: 0 SB: 0 CS: 1	1B: 6 2B: 2 3B: 1 HR: 0	SF: 1 SAC: 1 DP: 1 HBP: 0	WP: 1 PB: 0 SB: 0 CS: 1	1B: 6 2B: 2 3B: 1 HR: 0	SF: 1 SAC: 1 DP: 1 HBP: 0	WP: 1 PB: 0 SB: 0 CS: 1	1B: 6 2B: 2 3B: 1 HR: 0	SF: 1 SAC: 1 DP: 1 HBP: 0	WP: 1 PB: 0 SB: 0 CS: 1	1B: 6 2B: 2 3B: 1 HR: 0	SF: 1 SAC: 1 DP: 1 HBP: 0	WP: 1 PB: 0 SB: 0 CS: 1	1B: 6 2B: 2 3B: 1 HR: 0	SF: 1 SAC: 1 DP: 1 HBP: 0

PITCHER	IP	WLS	BF	H	R	ER	SO	BB	IBB	HBP	BLK	WP	HR	S	P	ERA	WHIP
Tommy Boggs, R ERA: 5.4 (1, 1)	4.2	L	22	5	3	3	2	3	1	0	1	0	0	22	38	5.79	1.714
Rick Camp, R ERA: 4.5 (5, 1)	2.0		8	3	2	2	1	0	0	0	0	0	0	10	10	9.00	1.500
Jamie Easterly, L ERA: (7, 1)	0.1		3	1	0	0	1	0	1	0	0	1	0	4	8	0.00	3.000
Dave Campbell, R ERA: 7.36 (8, 1)	1.0		4	0	0	0	2	1	0	0	0	0	0	7	11	0.00	1.000

BOTTOM

AB R H RBI BB SO LOB

4 1 2 0 1 1 1

3 2 1 0 1 0 2

3 1 1 1 0 1 2

3 0 1 2 0 0 2

1 0 1 2 0 0 0

3 0 0 0 1 0 1

4 0 2 0 0 1 2

3 0 1 0 1 0 2

2 0 0 0 1 1 1

1 1 0 0 1 1 2

1 0 0 0 0 0 0

1 0 0 0 0 1 1

1B: 6 SF: 1
2B: 2 SAC: 1
3B: 1 DP: 1
HR: 0 HBP: 0

WP: 1 PA: 37
PB: 0
SB: 0
CS: 1


Atlanta Braves @ San Francisco Giants
Candlestick Park, San Francisco, CA

Mon Apr 17 1978, 6:33 AM EST
Att. 5,882 - Unknown

livebaseballscorecards.com

AB 29
R 5
H 9
RBI 5
BB 6
SO 6
LOB 16

GIANTS

Batter	1	2	3	4	5	6	7	8	9	AB R H RBI BB SO LOB	TOP														
Jerry Royster, R (1, 4) OBP: 0.474, SLG: 0.433	0-3 K			0-0 E6 2B		0-0 5-3		0-0 1-3		4 1 0 0 0 1 0	<p>Atlanta Braves @ San Francisco Giants Candlestick Park, San Francisco, CA</p> <p>Tue Apr 18 1978, 9:05 PM EST Att. 7,401 - Unknown</p> <p>livebaseballscorecards.com</p> <table border="1"> <tr><td>AB</td><td>31</td></tr> <tr><td>R</td><td>1</td></tr> <tr><td>H</td><td>3</td></tr> <tr><td>RBI</td><td>1</td></tr> <tr><td>BB</td><td>0</td></tr> <tr><td>SO</td><td>10</td></tr> <tr><td>LOB</td><td>8</td></tr> </table> 	AB	31	R	1	H	3	RBI	1	BB	0	SO	10	LOB	8
AB	31																								
R	1																								
H	3																								
RBI	1																								
BB	0																								
SO	10																								
LOB	8																								
Rowland Office, L (1, 8) OBP: 0.200, SLG: 0.360	0-3 K			0-0 6-3		0-0 4-3		0-3 K		4 0 0 0 0 2 1															
Brian Asselstine, L (1, 9) OBP: 0.300, SLG: 0.400	0-3 K			0-0 F9		0-0 4-3		0-0 F8		4 0 0 0 0 1 1															
Jeff Burroughs, R (1, 7) OBP: 0.405, SLG: 0.355 Rod Gilbreath, R (9, 5) OBP: 0.273, SLG: 0.273		0-3 K		0-0 2-H 2B		0-0 FC4-6 1B		0-0 1-3		4 0 2 1 0 1 0 0 0 0 0 0 0 0															
Biff Pocoroba, S (1, 2) OBP: 0.407, SLG: 0.318		0-0 4-3		0-0 4-3		0-0 FC4-6 FC5-4				3 0 0 0 0 0 2															
Dale Murphy, R (1, 3) OBP: 0.171, SLG: 0.188		0-0 F7			0-0 F5		0-0 FC5-4			3 0 0 0 0 0 1															
Barry Bonnell, R (1, 5) OBP: 0.257, SLG: 0.286			0-0 6-3		0-0 2B		0-0 F3			3 0 1 0 0 0 1															
Pat Rockett, R (1, 6) OBP: 0.143, SLG: 0.077			0-3 K		0-3 K			0-0 F2		3 0 0 0 0 2 1															
Preston Hanna, R (1, 1) Bob Beall, S (8, PH) Adrian Devine, R (8, 1)			0-3 K		0-3 K			0-3 K		2 0 0 0 0 2 1 1 0 0 0 0 1 0 0 0 0 0 0 0 0															
Inning Stats	R: 0 E: 0 K: 3 S: 9	H: 0 LOB: 0 BB: 0 P: 9	R: 0 E: 0 K: 1 S: 5	H: 0 LOB: 0 BB: 0 P: 5	R: 0 E: 0 K: 2 S: 7	H: 0 LOB: 0 BB: 0 P: 7	R: 1 E: 1 K: 0 S: 5	H: 1 LOB: 1 BB: 0 P: 5	R: 0 E: 0 K: 2 S: 8	H: 1 LOB: 1 BB: 0 P: 8	R: 0 E: 0 K: 0 S: 3	H: 0 LOB: 0 BB: 0 P: 3	R: 0 E: 0 K: 0 S: 4	H: 1 LOB: 1 BB: 0 P: 4	R: 0 E: 0 K: 1 S: 5	H: 0 LOB: 0 BB: 0 P: 5	R: 0 E: 0 K: 1 S: 5	H: 0 LOB: 0 BB: 0 P: 5	1B: 1 2B: 2 3B: 0 HR: 0	SF: 0 SAC: 0 DP: 0 HBP: 0	WP: 0 PB: 0 SB: 1 CS: 0	PA: 31			
PITCHER	IP WLS BF H R ER SO BB IBB HBP BLK WP HR S P ERA WHIP																								
John Montefusco, R (1, 1) ERA: 1.4	8.0 L 28 3 1 0 9 0 0 0 0 0 0 0 46 46 0.00 0.375																								
Gary Lavelle, L (9, 1) ERA: 3.72	1.0 3 0 0 0 1 0 0 0 0 0 0 0 5 5 0.00 0.000																								

Batter	1	2	3	4	5	6	7	8	9	AB	R	H	RBI	BB	SO	LOB
Larry Herndon, R OBP: 0.364, SLG: 0.395 (1, 8)	0-3 K		4-0 BB		4-0 BB			0-0 6-3		2	0	0	0	2	1	0
Darrell Evans, L OBP: 0.310, SLG: 0.306 (1, 5)	0-0 4-3		4-0 BB		0-0 F6			0-3 K		3	0	0	0	1	1	1
Bill Madlock, R OBP: 0.333, SLG: 0.300 (1, 4)	0-0 5-3		0-0 1-3				0-0 4-3		4-0 BB	3	0	0	0	1	0	3
Willie McCovey, L OBP: 0.265, SLG: 0.484 (1, 3)		0-0 G3		0-0 G3			0-0 F9		0-0 L4-3	4	0	0	0	0	0	1
Jack Clark, R OBP: 0.333, SLG: 0.400 (1, 9)		0-0 F7		4-0 BB			0-0 F4		0-0 F8	3	0	0	0	1	0	0
Terry Whitfield, L OBP: 0.297, SLG: 0.600 (1, 7)		0-0 4-3		0-0 F7			0-0 F5			3	0	0	0	0	0	1
Marc Hill, R OBP: 0.306, SLG: 0.324 (1, 2)			0-0 1-3		0-0 F7		0-0 4-3			3	0	0	0	0	0	1
Johnnie LeMaster, R OBP: 0.206, SLG: 0.219 (1, 6)			0-0 BB		0-0 F3		0-0 F8			3	0	1	0	0	0	0
John Montefusco, R OBP: 0.167, SLG: 0.333 (1, 1)			0-0 B2		0-0 4-3			0-3 K		2	0	0	0	0	0	1
Mike Ivie, R OBP: 0.500, SLG: 1.143 (8, PH)										1	0	0	0	0	1	0
Gary Lavelle, S (9, 1)										0	0	0	0	0	0	0

Inning Stats	R: 0	H: 0	E: 0	K: 1	S: 5	LOB: 0	BB: 0	P: 5	R: 0	H: 0	E: 0	K: 0	S: 3	LOB: 0	BB: 0	P: 3	R: 0	H: 1	E: 0	K: 0	S: 4	LOB: 3	BB: 2	P: 12	R: 0	H: 0	E: 0	K: 0	S: 3	LOB: 1	BB: 1	P: 7	R: 0	H: 0	E: 0	K: 0	S: 3	LOB: 1	BB: 1	P: 7	R: 0	H: 0	E: 0	K: 0	S: 3	LOB: 0	BB: 0	P: 3	R: 0	H: 0	E: 0	K: 2	S: 7	LOB: 0	BB: 0	P: 7	R: 0	H: 0	E: 0	K: 0	S: 2	LOB: 0	BB: 1	P: 6	1B: 1	SF: 0	2B: 1	SAC: 0	3B: 0	DP: 1	HR: 0	HBP: 0	WP: 0	PA: 32
--------------	------	------	------	------	------	--------	-------	------	------	------	------	------	------	--------	-------	------	------	------	------	------	------	--------	-------	-------	------	------	------	------	------	--------	-------	------	------	------	------	------	------	--------	-------	------	------	------	------	------	------	--------	-------	------	------	------	------	------	------	--------	-------	------	------	------	------	------	------	--------	-------	------	-------	-------	-------	--------	-------	-------	-------	--------	-------	--------

PITCHER	IP	WLS	BF	H	R	ER	SO	BB	IBB	HBP	BLK	WP	HR	S	P	ERA	WHIP
Preston Hanna, R ERA: 3.86 (1, 1)	7.0	W	26	1	0	0	1	4	0	0	0	0	0	24	40	0.00	0.714
Adrian Devine, R ERA: 6.14 (8, 1)	2.0	S	6	0	0	0	2	1	0	0	0	0	0	9	13	0.00	0.500

BOTTOM

Atlanta Braves @ San Francisco Giants
Candlestick Park, San Francisco, CA

Tue Apr 18 1978, 9:05 PM EST
Att. 7,401 - Unknown

livebaseballscorecards.com

AB	27
R	0
H	1
RBI	0
BB	5
SO	3
LOB	8



Batter	1	2	3	4	5	6	7	8	9	AB R H RBI BB SO LOB
Larry Herndon, R OBP: 0.354, SLG: 0.381 (1, 8)	0-3 K ①			0-0 3-1 ①			0-0 4-3 1B ①		0-0 G1 ③	4 0 1 0 0 1 0
Darrell Evans, L OBP: 0.289, SLG: 0.282 (1, 5)	0-3 K ②			0-0 3-1 ②			0-0 4-3 1-2 ①			3 0 0 0 0 1 1
Bill Madlock, R OBP: 0.267, SLG: 0.231 (1, 4)	0-0 4-3 ③			0-3 K ③			0-0 F8 ②			3 0 0 0 0 1 1
Willie McCovey, L OBP: 0.243, SLG: 0.441 (1, 3)		0-0 3-1 ①			0-0 L4 ①		0-0 F8 ③			3 0 0 0 0 0 1
Jack Clark, R OBP: 0.354, SLG: 0.405 (1, 9)		4-0 BB G6-3 BB ②			0-0 F9 ②			0-0 FC3-8 1B ①		2 0 1 0 1 0 0
Terry Whitfield, L OBP: 0.275, SLG: 0.553 (1, 7)		0-0 G6-3 1-2f ② ③			0-0 3-1 ③			0-0 FC3-6 G4-6-3 1-2f ①		3 0 0 0 0 0 2
Marc Hill, R OBP: 0.282, SLG: 0.297 (1, 2)			0-0 6-3 ①			0-0 1-3 ①		0-0 G4-6-3 1-2f ② ③		3 0 0 0 0 0 1
Johnnie LeMaster, R OBP: 0.194, SLG: 0.206 Vic Harris, S (9, PH)			0-0 5-3 ②			0-3 K ②			0-0 1-3 ①	2 0 0 0 0 1 0 1 0 0 0 0 0 0
Jim Barr, R OBP: 0.125, SLG: 0.125 Gary Lavelle, S (8, 1)			0-0 F9 ③			0-0 P4 ③			0-0 6-3 ②	2 0 1 0 0 0 0 0 0
Randy Moffitt, R OBP: 0.500, SLG: 0.500 Mike Ivie, R OBP: 0.444, SLG: 1.000 (9, PH)										

Inning Stats	R: 0 E: 0 K: 2 S: 7	H: 0 LOB: 0 BB: 0 P: 7	R: 0 E: 0 K: 0 S: 2	H: 0 LOB: 0 BB: 1 P: 6	R: 0 E: 0 K: 0 S: 3	H: 0 LOB: 0 BB: 0 P: 3	R: 0 E: 0 K: 1 S: 5	H: 0 LOB: 0 BB: 0 P: 5	R: 0 E: 0 K: 0 S: 3	H: 0 LOB: 0 BB: 0 P: 3	R: 0 E: 0 K: 1 S: 5	H: 0 LOB: 0 BB: 0 P: 5	R: 0 E: 0 K: 0 S: 4	H: 1 LOB: 1 BB: 0 P: 4	R: 0 E: 0 K: 0 S: 3	H: 1 LOB: 0 BB: 0 P: 3	R: 0 E: 0 K: 0 S: 3	H: 0 LOB: 0 BB: 0 P: 3	1B: 2 2B: 0 3B: 0 HR: 0	SF: 0 SAC: 0 DP: 2 HBP: 0	WP: 0 PB: 0 SB: 0 CS: 0	PA: 28
PITCHER Dick Ruthven, R ERA: 3.5 (1, 1)	IP: 9.0 WLS: W BF: 28 H: 2 R: 0 ER: 0 SO: 4 BB: 1 IBB: 0 HBP: 0 BLK: 0 WP: 0 HR: 0 S: 35 P: 39 ERA: 0.00 WHIP: 0.333																					

BOTTOM

Atlanta Braves @ San Francisco Giants
Candlestick Park, San Francisco, CA

Wed Apr 19 1978, 6:33 AM EST
Att. 3,689 - Unknown

AB	27
R	0
H	2
RBI	0
BB	1
SO	4
LOB	6



Batter	1	2	3	4	5	6	7	8	9	AB R H RBI BB SO LOB	TOP
Pete Rose, S (1, 5) OBP: 0.343, SLG: 0.361	0-0 4-3		0-0 1-3			0-0 FC5-6 1B			0-0 1-3	4 0 1 0 0 0 0	Cincinnati Reds @ San Francisco Giants Candlestick Park, San Francisco, CA Fri Apr 21 1978, 9:05 PM EST Att. 26,576 - Unknown livebaseballscorecards.com
Ken Griffey, L (1, 9) OBP: 0.381, SLG: 0.492	0-0 1-3		0-0 1-3			0-0 FC5-6 CS 1-2f			0-0 4-3	4 0 0 0 0 0 1	
Joe Morgan, L (1, 4) OBP: 0.429, SLG: 0.673	4-0 S BB		0-3 K			4-0 CS 1-2 BB			0-0 3-1	2 0 0 0 2 1 0	
George Foster, R (1, 7) OBP: 0.359, SLG: 0.483	0-3 K 1-2		0-3 K			0-0 CS 1-2	0-3 K			3 0 0 0 0 3 1	
Johnny Bench, R (1, 3) OBP: 0.468, SLG: 0.673		0-3 K				0-0 F3				3 0 0 0 0 2 0	
Dave Concepcion, R (1, 6) OBP: 0.400, SLG: 0.375		0-0 1B S 1B				0-0 6-3				3 0 1 0 0 0 0	
Don Werner, R (1, 2) OBP: 0.250, SLG: 0.250		0-0 L8				0-0 4-3			0-0 F3	3 0 0 0 0 0 1	
Cesar Geronimo, L (1, 8) OBP: 0.400, SLG: 0.457 Dave Collins, S (8, PH) OBP: 0.375, SLG: 0.333 (8, 8)		0-0 S 1B				0-3 K			0-3 K	2 0 1 0 0 1 0 1 0 0 0 0 1 0	
Tom Seaver, R (1, 1) Junior Kennedy, R (8, PH) Dale Murray, R (8, 1)		0-3 K 1-2				0-0 6-3			0-3 K	2 0 0 0 0 1 2 1 0 0 0 0 1 0 0 0 0 0 0 0 0	
Inning Stats	R: 0 E: 0 K: 1 S: 5 H: 0 LOB: 1 BB: 1 P: 9	R: 0 E: 0 K: 2 S: 9 H: 2 LOB: 2 BB: 0 P: 9	R: 0 E: 0 K: 1 S: 5 H: 0 LOB: 0 BB: 0 P: 5	R: 0 E: 0 K: 2 S: 7 H: 0 LOB: 0 BB: 0 P: 7	R: 0 E: 0 K: 1 S: 5 H: 0 LOB: 0 BB: 0 P: 5	R: 0 E: 0 K: 0 S: 2 H: 1 LOB: 0 BB: 1 P: 6	R: 0 E: 0 K: 1 S: 5 H: 0 LOB: 0 BB: 0 P: 5	R: 0 E: 0 K: 2 S: 7 H: 0 LOB: 0 BB: 0 P: 7	R: 0 E: 0 K: 0 S: 3 H: 0 LOB: 0 BB: 0 P: 3	1B: 3 2B: 0 3B: 0 HR: 0 SF: 0 SAC: 0 DP: 0 HBP: 0	
PITCHER Bob Knepper, L (1, 1) ERA: 1.64	IP WLS BF H R ER SO BB IBB HBP BLK WP HR S P ERA WHIP										

Cincinnati Reds @ San Francisco Giants
 Candlestick Park, San Francisco, CA
 Fri Apr 21 1978, 9:05 PM EST
 Att. 26,576 - Unknown

AB 28
R 0
H 3
RBI 0
BB 2
SO 10
LOB 5



Batter	1	2	3	4	5	6	7	8	9
Larry Herndon, R OBP: 0.346, SLG: 0.370 (1, 8)	0-0 F8		0-0 F2		0-0 F9			0-0 F9 WP FC4-6 1B	
Darrell Evans, L OBP: 0.306, SLG: 0.310 (1, 5)	0-0 P3		0-0 3-1			0-0 SH3 SF9 2B		4-0 BB FC4-6 BB	
Bill Madlock, R OBP: 0.278, SLG: 0.200 (1, 4)	0-0 F8		4-0 BB			0-0 SH3 2-3		0-0 F9 2-3	
Willie McCovey, L OBP: 0.275, SLG: 0.444 Skip James, L OBP: 0.250, SLG: 0.286 (1, 3) (8, 3)		0-0 BB BB 1B	0-0 4-3			4-0 IBB		0-0 FC4-6 1B	
Jack Clark, R OBP: 0.346, SLG: 0.400 (1, 9)		0-3 K		0-3 K		0-0 SF9		0-0 FC5 1B	
Terry Whitfield, L OBP: 0.273, SLG: 0.512 (1, 7)		4-0 BB 1-2 BB		0-0 4-3		0-0 4-3		0-0 FC5	
Marc Hill, R OBP: 0.286, SLG: 0.282 (1, 2)		4-0 BB 1-2 2-3 BB		0-3 K			0-0 F7		
Johnnie LeMaster, R OBP: 0.179, SLG: 0.189 (1, 6)		0-3 K			0-0 F4		0-0 6-3		
Bob Knepper, L (1, 1)		0-3 K			0-3 K		0-3 K		

AB	R	H	RBI	BB	SO	LOB
4	1	1	0	0	0	0
3	1	1	0	1	0	0
2	0	0	0	1	0	2
2	0	1	0	1	0	1
1	1	0	1	0	0	1
3	0	1	2	0	2	1
3	0	0	0	1	0	2
2	0	0	0	1	1	0
3	0	0	0	0	1	3
3	0	0	0	0	3	3

Inning Stats		R: 0	H: 0	E: 0	K: 0	S: 3	H: 1	LOB: 3	BB: 2	P: 18	R: 0	H: 0	E: 0	K: 0	S: 3	H: 0	LOB: 0	BB: 0	P: 7	R: 0	H: 0	E: 0	K: 1	S: 5	H: 0	LOB: 0	BB: 0	P: 5	R: 1	H: 1	E: 0	K: 0	S: 4	H: 1	LOB: 1	BB: 1	P: 8	R: 0	H: 0	E: 0	K: 1	S: 5	H: 2	LOB: 1	BB: 1	P: 9
PITCHER	IP	WLS	BF	H	R	ER	SO	BB	IBB	HBP	BLK	WP	HR	S	P	ERA	WHIP																													
Tom Seaver, R ERA: 3.91 (1, 1)	7.0	L	27	2	1	1	7	3	1	0	0	0	0	37	53	1.29	0.714																													
Dale Murray, R ERA: 3.95 (8, 1)	1.0		6	2	2	1	0	1	0	0	0	1	0	5	9	9.00	3.000																													

BOTTOM

Cincinnati Reds @ San Francisco Giants
Candlestick Park, San Francisco, CA

Fri Apr 21 1978, 9:05 PM EST
Att. 26,576 - Unknown

AB	26
R	3
H	4
RBI	3
BB	5
SO	7
LOB	13

WP: 1 PA: 33
PB: 0 SB: 0
CS: 0



1B	2B	3B	HR	SF	SAC	DP	HBP	WP	HR	S	P	ERA	WHIP
3	1	0	0	1	0	0	0	1	0	0	0		

Batter	1	2	3	4	5	6	7	8	9	10	AB R H RBI BB SO LOB	TOP												
Pete Rose, S OBP: 0.347, SLG: 0.379 (1, 5) X	0-0 G3	0-0 1-3 2-H 2B		0-0 F8			0-0 FC4 1B		0-0 1-3		5 0 2 1 0 0 1	Cincinnati Reds @ San Francisco Giants Candlestick Park, San Francisco, CA Sat Apr 22 1978, 6:33 AM EST Att. 24,677 - Unknown livebaseballscorecards.com												
Ken Griffey, L OBP: 0.368, SLG: 0.469 (1, 9) S	0-3 K	0-0 4-3		0-3 K			0-0 B5		0-0 1B 5-3 FC6-4 1B	5 1 1 0 0 2 4														
Joe Morgan, L OBP: 0.412, SLG: 0.625 (1, 4) B	4-0 BB BB		0-0 3-1		0-0 P4		0-3 K		0-0 5-3 1-2	4 0 0 0 1 1 2														
George Foster, R OBP: 0.362, SLG: 0.468 (1, 7) B	4-0 1-2 BB		0-3 K		0-3 K		0-0 FC4 1-2f		0-0 FC6-4 1B 2-3	4 0 1 0 1 2 1														
Johnny Bench, R OBP: 0.433, SLG: 0.614 (1, 2) X	0-0 F3		0-3 K		0-0 F8			0-3 K	0-0 FC6-4 1-2f 3-H	5 0 0 1 0 2 3														
Dan Driessen, L OBP: 0.400, SLG: 0.436 (1, 3) X		0-0 2B 1B S		0-0 E9 2B		0-0 6-3		0-0 L4	0-3 K 1-2	5 2 1 0 0 1 1														
Rick Auerbach, R OBP: 0.417, SLG: 0.700 (1, 6) X		0-0 F8 1-2		4-0 2B BB		0-0 HR		0-0 5-3		3 2 1 1 1 0 1														
Cesar Geronimo, L OBP: 0.407, SLG: 0.480 (1, 8) X		0-0 2B 1B		0-0 1-H 3-H 2B		0-0 1-3		0-3 K		4 0 2 2 0 1 0														
Doug Capilla, L Pedro Borbon, R Mike Grace, R Manny Sarmiento, R Dave Collins, S Doug Gair, R Dave Tomlin, L		0-3 K		0-3 K		0-3 K		0-0 F9		1 0 0 0 0 1 2 0 0 0 0 0 0 0 1 0 0 0 0 1 1 1 0 0 0 0 1 0 1 0														
Inning Stats	R: 0 E: 0 K: 1 S: 5	H: 0 LOB: 2 BB: 2 P: 13	R: 1 E: 0 K: 1 S: 8	H: 3 LOB: 2 BB: 0 P: 8	R: 0 E: 0 K: 2 S: 7	H: 0 LOB: 0 BB: 0 P: 7	R: 2 E: 1 K: 2 S: 9	H: 1 LOB: 1 BB: 1 P: 13	R: 0 E: 0 K: 1 S: 5	H: 0 LOB: 0 BB: 0 P: 5	R: 1 E: 0 K: 1 S: 6		H: 1 LOB: 0 BB: 0 P: 6	R: 0 E: 0 K: 1 S: 6	H: 1 LOB: 1 BB: 0 P: 6	R: 0 E: 0 K: 1 S: 5	H: 0 LOB: 0 BB: 0 P: 5	R: 0 E: 0 K: 1 S: 5	H: 0 LOB: 0 BB: 0 P: 5	R: 1 E: 0 K: 1 S: 7	H: 2 LOB: 1 BB: 0 P: 7	1B: 5 2B: 2 3B: 0 HR: 1	SF: 0 SAC: 0 DP: 0 HBP: 0	WP: 0 PB: 0 SB: 2 CS: 0
PITCHER Vida Blue, L ERA: 3.86 Gary Lavelle, L ERA: 4.09	IP 9.0 WLS L BF 37 H 6 R 4 ER 3 SO 11 BB 3 IBB 0 HBP 0 BLK 0 WP 0 HR 1 S 56 P 68 ERA 3.00 WHIP 1.000																							



BOTTOM

Cincinnati Reds @ San Francisco Giants
Candlestick Park, San Francisco, CA
Sat Apr 22 1978, 6:33 AM EST
Att: 24,677 - Unknown

livebaseballscorecards.com

AB 37
R 4
H 9
RBI 4
BB 5
SO 3
LOB 25



WP: 0 PA: 42
PB: 1
SB: 0
CS: 0

AB R H RBI BB SO LOB

4 1 0 0 1 0 4

4 1 2 1 1 0 2

3 0 1 0 2 1 4

5 0 2 2 0 0 3

0 0 0 0 0 0 0

5 0 1 0 0 1 5

5 0 0 0 0 0 5

4 0 0 0 0 0 1

3 1 1 0 0 0 0

1 0 1 0 0 0 0

0 0 0 0 0 0 0

0 0 0 0 0 0 0

2 1 1 1 1 1 0

1 0 0 0 0 0 1

1B: 6 SF: 0
2B: 2 SAC: 0
3B: 0 DP: 2
HR: 1 HBP: 0

Batter	1	2	3	4	5	6	7	8	9	10
Larry Herndon, R OBP: 0.333, SLG: 0.348 (1, 8)	4-0 1B 2B BB	0-0 P4		0-0 P4		0-0 P5			0-0 6-3	
Darrell Evans, L OBP: 0.333, SLG: 0.348 (1, 5)	0-0 2B 1B	0-0 1B 2B			4-0 F8 BB BB		0-0 F7		0-0 F9	
Bill Madlock, R OBP: 0.348, SLG: 0.222 (1, 4)	0-3 K	0-0 F8			4-0 1-2 BB		4-0 G4-6-3 BB			0-0 FC5-4 1B
Willie McCovey, L OBP: 0.289, SLG: 0.463 Skip James, L OBP: 0.250, SLG: 0.286 (10, PR)	0-0 1-H 3-H 2B		0-0 F7		0-0 L4		0-0 G4-6-3			0-0 FC5-4 1B
Jack Clark, R OBP: 0.333, SLG: 0.380 (1, 9)	0-3 K		0-0 E9 1B		0-0 F8			0-0 F7		0-0 FC5-4 PB
Terry Whitfield, L OBP: 0.245, SLG: 0.457 (1, 7)	0-0 4-3		0-0 1-3		0-0 B1-3			0-0 F8		0-0 G3
Marc Hill, R OBP: 0.261, SLG: 0.256 (1, 2)		0-0 1-3		0-0 P4		0-0 F2		0-0 6-3		
Johnnie LeMaster, R OBP: 0.190, SLG: 0.200 Mike Ivie, R OBP: 0.500, SLG: 1.000 Rob Andrews, R OBP: 0.379, SLG: 0.440 Gary Lavelle, S (10, 1)		0-0 BB 2B 1B		0-0 6-3		0-0 F7			0-0 6-3 4-3 1B	
Vida Blue, S OBP: 0.429, SLG: 0.800 Vic Harris, S (9, PH) (10, 6)		4-0 2B 1-2 BB		0-3 K		0-0 HR			0-0 4-3	

Inning Stats	R: 2	H: 2	E: 0	K: 2	S: 9	WLS	BF	H	R	ER	SO	BB	IBB	HBP	BLK	WP	HR	S	P	ERA	WHIP
	2	2	0	2	9		11	4	3	3	2	2	0	0	0	0	0	13	21	16.20	3.600
	0	1	0	1	5		5	1	0	0	0	0	0	0	0	0	0	5	5	0.00	0.750
	0	2	0	0	5		18	1	1	1	3	0	0	0	0	0	1	17	29	1.80	0.800
	0	1	0	0	3		3	1	0	0	0	0	0	0	0	0	0	3	3	0.00	1.500
	0	1	0	0	4		5	2	0	0	0	0	0	0	0	0	0	5	5	0.00	1.500

PITCHER	IP	WLS	BF	H	R	ER	SO	BB	IBB	HBP	BLK	WP	HR	S	P	ERA	WHIP
Doug Capilla, L ERA: 11.57 (1, 1)	1.2		11	4	3	3	2	2	0	0	0	0	0	13	21	16.20	3.600
Pedro Borbon, R ERA: 5.87 (2, 1)	1.1		5	1	0	0	0	0	0	0	0	0	0	5	5	0.00	0.750
Manny Sarmiento, R ERA: 1.32 (4, 1)	5.0		18	1	1	1	3	0	0	0	0	0	1	17	29	1.80	0.800
Doug Bair, R ERA: (9, 1)	0.2		3	1	0	0	0	0	0	0	0	0	0	3	3	0.00	1.500
Dave Tomlin, L ERA: 1.29 (9, 1)	1.1	W	5	2	0	0	0	0	0	0	0	0	0	5	5	0.00	1.500

BOTTOM

Cincinnati Reds @ San Francisco Giants
Candlestick Park, San Francisco, CA

Sun Apr 23 1978, 6:33 AM EST
Att: 50,510 - Unknown

livebaseballscorecards.com

AB	31
R	1
H	2
RBI	0
BB	12
SO	9
LOB	27



WP	1	PA	45
PB	0		
SB	1		
CS	0		

AB R H RBI BB SO LOB

3	0	0	0	1	1	3
3	0	0	0	2	1	2
4	0	0	0	1	0	4
3	1	0	0	2	0	4
5	0	0	0	0	3	4
4	0	0	0	1	1	2
0	0	0	0	0	0	0
2	0	0	0	2	1	1
3	0	1	0	1	0	1
1	0	0	0	0	1	2
0	0	0	0	0	0	0
1	0	0	0	0	1	2
0	0	0	0	0	0	0
0	0	0	0	0	0	0
1	0	0	0	0	0	2

Batter	1	2	3	4	5	6	7	8	9	10
Larry Herndon, R OBP: 0.328, SLG: 0.321 (1, 8)	F2		BB	F7			SH1-4		K	
Darrell Evans, L OBP: 0.339, SLG: 0.327 (1, 5)	F2		K		1-3		BB		WP BB	
Bill Madlock, R OBP: 0.321, SLG: 0.182 (1, 4)	5-3		P4		P4		L8		IBB	
Jack Clark, R OBP: 0.339, SLG: 0.358 (1, 9)				E BB	5-3 G3 E BB		F7		F3	
Mike Ivie, R OBP: 0.333, SLG: 0.643 (1, 3)	F8			G3			K		K	
Marc Hill, R OBP: 0.255, SLG: 0.234 (1, 2)				5-3			1-3		F8	
Mike Sadek, R OBP: 0.250, SLG: 0.250 (10, PR)	K			2-3					SH5-4 BB	
Terry Whitfield, L OBP: 0.264, SLG: 0.438 (1, 7)				E1 BB S			BB		2B BB	
Johnnie LeMaster, R OBP: 0.217, SLG: 0.233 (1, 6)				5-3			P2			
Vic Harris, S (10, PH)				BB BB					2B	
John Montefusco, R OBP: 0.375, SLG: 0.333 (7, PH)				BB						
Willie McCovey, L OBP: 0.304, SLG: 0.476 (7, PR)				BB						
Rob Andrews, R OBP: 0.370, SLG: 0.440 (8, 1)				BB						
Gary Lavallee, S (8, 1)				BB						
Skip James, L OBP: 0.222, SLG: 0.250 (8, PH)				BB						
Randy Moffitt, R OBP: 0.200, SLG: 0.500 (9, 1)				BB						
John Curtis, L (10, 1)				BB						
Tom Heintzelman, R OBP: 0.250, SLG: 0.625 (10, PH)				BB						

Inning Stats	R: 0	H: 0	E: 0	K: 0	S: 3	R: 0	H: 0	E: 1	K: 2	S: 7	R: 0	H: 0	E: 0	K: 1	S: 5	R: 1	H: 0	E: 1	K: 0	S: 4	R: 0	H: 0	E: 0	K: 0	S: 3	R: 0	H: 0	E: 0	K: 1	S: 5	R: 0	H: 1	E: 0	K: 0	S: 4	R: 0	H: 1	E: 0	K: 2	S: 8	R: 0	H: 0	E: 0	K: 2	S: 7	R: 0	H: 0	E: 0	K: 1	S: 5	R: 0	H: 0	E: 0	K: 1	S: 9	R: 0	H: 1	E: 0	K: 2	S: 8	R: 0	H: 0	E: 0	K: 2	S: 15	R: 0	H: 0	E: 0	K: 1	S: 9	1B: 1	SF: 0	2B: 1	SAC: 2	3B: 0	DP: 0	HR: 0	HBP: 0	WP: 1	PA: 45
--------------	------	------	------	------	------	------	------	------	------	------	------	------	------	------	------	------	------	------	------	------	------	------	------	------	------	------	------	------	------	------	------	------	------	------	------	------	------	------	------	------	------	------	------	------	------	------	------	------	------	------	------	------	------	------	------	------	------	------	------	------	------	------	------	------	-------	------	------	------	------	------	-------	-------	-------	--------	-------	-------	-------	--------	-------	--------

PITCHER	IP	WLS	BF	H	R	ER	SO	BB	IBB	HBP	BLK	WP	HR	S	P	ERA	WHIP
Fred Norman, L ERA: 2.77 (1, 1)	6.0		27	1	1	0	4	7	0	0	0	0	0	28	56	0.00	1.333
Dale Murray, R ERA: 3.24 (7, 1)	3.0	W	14	1	0	0	4	3	1	0	0	1	0	18	34	0.00	1.333
Doug Bair, R ERA: (10, 1)	1.0	S	4	0	0	0	1	1	0	0	0	0	0	5	9	0.00	1.000

Batter	1	2	3	4	5	6	7	8	9	AB R H RBI BB SO LOB	TOP																								
Larry Herndon, R (1, 8) OBP: 0.303, SLG: 0.293	0-3 K		0-0 F8		0-0 F8	0-3 K			0-0 F3	5 0 0 0 0 2 4	San Francisco Giants @ Atlanta Braves Atlanta-Fulton County Stadium, Atlanta, GA Tue Apr 25 1978, 6:05 PM EST Att. 2,193 - Unknown livebaseballscorecards.com																								
Darrell Evans, L (1, 5) OBP: 0.359, SLG: 0.327	4-0 BB		4-0 PB 2B BB		0-0 BB 1B	0-0 F7			0-3 K2-3	3 1 1 0 2 1 3																									
Bill Madlock, R (1, 4) OBP: 0.313, SLG: 0.231	0-3 K		0-0 1-H 2B		0-0 F8				0-0 F8	4 0 1 1 0 1 3																									
Willie McCovey, L (1, 3) OBP: 0.300, SLG: 0.444	0-0 3-1		0-3 K		4-0 BB				0-0 F8	3 0 0 0 1 1 2																									
Jack Clark, R (1, 9) OBP: 0.318, SLG: 0.333		0-3 K2-3		0-3 K	0-0 F5				0-0 F8	4 0 0 0 0 2 3																									
Terry Whitfield, L (1, 7) OBP: 0.263, SLG: 0.423		0-0 F8		0-0 CS 1B		0-0 4-3			0-0 1-3	4 0 1 0 0 0 0																									
Marc Hill, R (1, 2) OBP: 0.291, SLG: 0.229		4-0 BB		4-0 BB		4-0 1B BB			0-3 K	1 0 0 0 3 1 0																									
Johnnie LeMaster, R (1, 6) OBP: 0.220, SLG: 0.234		0-3 K		0-0 F7		0-0 1B 1B			0-0 F7	4 0 1 0 0 1 2																									
Jim Barr, R (1, 1) OBP: 0.200, SLG: 0.200			0-0 5-3		0-0 BB 1B	0-0 1B			0-0 G3	2 0 1 0 0 0 0																									
Mike Ivie, R (6, PH) OBP: 0.375, SLG: 0.667					1-2 2-3 1B	1-2 2-3 1B				1 0 1 0 0 0 0																									
John Curtis, L (6, 1)										0 0 0 0 0 0 0																									
Skip James, L (9, PH) OBP: 0.200, SLG: 0.222										1 0 0 0 0 0 0																									
Inning Stats	R: 0 E: 0 K: 2 S: 7	H: 0 LOB: 1 BB: 1 P: 11	R: 0 E: 0 K: 2 S: 7	H: 0 LOB: 1 BB: 1 P: 11	R: 1 E: 0 K: 1 S: 6	H: 1 LOB: 1 BB: 1 P: 10	R: 0 E: 0 K: 1 S: 5	H: 1 LOB: 1 BB: 1 P: 9	R: 0 E: 0 K: 0 S: 5	H: 2 LOB: 3 BB: 1 P: 9	R: 0 E: 0 K: 1 S: 7	H: 2 LOB: 3 BB: 1 P: 11	R: 0 E: 0 K: 0 S: 3	H: 0 LOB: 0 BB: 0 P: 3	R: 0 E: 0 K: 1 S: 5	H: 0 LOB: 0 BB: 0 P: 5	R: 0 E: 0 K: 1 S: 5	H: 0 LOB: 0 BB: 0 P: 5	1B: 5 2B: 1 3B: 0 HR: 0	SF: 0 SAC: 0 DP: 0 HBP: 0	WP: 0 PB: 1 SB: 0 CS: 1	PA: 38													
PITCHER Phil Niekro, R (1, 1) ERA: 3.34	IP 9.0	WLS W	BF 38	H 6	R 1	ER 0	SO 9	BB 6	IBB 0	HBP 0	BLK 0	WP 0	HR 0	S 50	P 74	ERA 0.00	WHIP 1.333	PITCHER	IP 9.0	WLS W	BF 38	H 6	R 1	ER 0	SO 9	BB 6	IBB 0	HBP 0	BLK 0	WP 0	HR 0	S 50	P 74	ERA 0.00	WHIP 1.333



Batter	1	2	3	4	5	6	7	8	9
Jerry Royster, R OBP: 0.431, SLG: 0.362 (1, 4)	0-0 5-3		0-0 7-2		0-0 F6			0-0 4-3 SH3-4 1B	
Rowland Office, L OBP: 0.216, SLG: 0.306 (1, 8)	0-0 G4-6-3 1B			0-0 4-3		4-0 SH3-4 BB		0-0 SH3-4 1-2	
Brian Asselstine, L OBP: 0.333, SLG: 0.364 (1, 9)	0-0 G4-6-3 1-2f			0-0 2B 1B		0-0 SH3-4 1-2		0-0 4-3 2-3	
Jeff Burroughs, R OBP: 0.460, SLG: 0.500 (1, 7)		0-0 4-3 SF8 2B		0-0 1B 2B		4-0 IBB		4-0 IBB	
Barry Bonnell, R OBP: 0.226, SLG: 0.235 (8, PR) (9, 7)									
Biff Pocoroba, S OBP: 0.313, SLG: 0.279 (1, 2)		0-0 4-3 2-3		0-0 FC5-4 1B		0-0 F7		0-3 K	
Dale Murphy, R OBP: 0.207, SLG: 0.231 (1, 3)		0-0 SF8 3-H		0-0 FC5-4 1-2f		0-3 K			
Rod Gilbreath, R OBP: 0.258, SLG: 0.233 (1, 5)		0-0 1-3		0-0 6-3 1-2		0-0 F7			
Pat Rockett, R OBP: 0.156, SLG: 0.119 (1, 6)			0-0 SH3-4 7-2 1B		0-0 F7		0-0 F7		
Phil Niekro, R OBP: 0.111, SLG: 0.111 (1, 1)			0-0 SH3-4 1-3		0-0 6-3		0-0 5-3		

Inning Stats	R: 0 E: 0 K: 0 S: 3	H: 1 LOB: 0 BB: 0 P: 3	R: 1 E: 0 K: 0 S: 4	H: 1 LOB: 0 BB: 0 P: 4	R: 0 E: 0 K: 0 S: 3	H: 1 LOB: 0 BB: 0 P: 3	R: 2 E: 0 K: 0 S: 6	H: 3 LOB: 1 BB: 0 P: 6	R: 0 E: 0 K: 0 S: 3	H: 0 LOB: 0 BB: 0 P: 3	R: 0 E: 0 K: 1 S: 5	H: 0 LOB: 2 BB: 2 P: 13	R: 0 E: 0 K: 0 S: 3	H: 0 LOB: 0 BB: 0 P: 3	R: 0 E: 0 K: 1 S: 6	H: 1 LOB: 2 BB: 1 P: 10
--------------	------------------------------	---------------------------------	------------------------------	---------------------------------	------------------------------	---------------------------------	------------------------------	---------------------------------	------------------------------	---------------------------------	------------------------------	----------------------------------	------------------------------	---------------------------------	------------------------------	----------------------------------

PITCHER	IP	WLS	BF	H	R	ER	SO	BB	IBB	HBP	BLK	WP	HR	S	P	ERA	WHIP
Jim Barr, R ERA: 2.33 (1, 1)	5.0	L	19	6	3	3	0	0	0	0	0	0	0	19	19	5.40	1.200
John Curtis, L ERA: 5.0 (6, 1)	3.0		13	1	0	0	2	1	2	0	0	0	0	14	26	0.00	0.667

BOTTOM


San Francisco Giants @ Atlanta Braves
Atlanta-Fulton County Stadium, Atlanta, GA

Tue Apr 25 1978, 6:05 PM EST
Att. 2,193 - Unknown

AB	R	H	RBI	BB	SO	LOB
4	0	1	0	0	0	1
2	0	1	0	1	0	0
3	1	1	0	0	0	2
2	2	2	1	2	0	0
0	0	0	0	0	0	0
4	0	1	1	0	1	5
2	0	0	1	0	1	3
3	0	0	0	0	0	1
3	0	1	0	0	0	0
2	0	0	0	0	0	0

AB	25
R	3
H	7
RBI	3
BB	3
SO	2
LOB	12

WP: 0 PA: 32
PB: 0
SB: 2
CS: 0



Batter	1	2	3	4	5	6	7	8	9	AB R H RBI BB SO LOB	TOP	
Bill Madlock, R (1, 4) OBP: 0.306, SLG: 0.333	0-3 K		0-0 F3			0-0 HR	0-0 F8			4 1 1 1 0 1 2	San Francisco Giants @ Atlanta Braves Atlanta-Fulton County Stadium, Atlanta, GA Wed Apr 26 1978, 6:05 PM EST Att. 3,284 - Unknown livebaseballscorecards.com	
Terry Whitfield, L (1, 7) OBP: 0.279, SLG: 0.429	0-0 1B		0-0 F8			0-3 K		0-0 FC4-6 1B	4 0 2 0 0 1 0			
Darrell Evans, L (1, 5) OBP: 0.353, SLG: 0.339	0-0 F7			0-3 K		0-0 G3 2B		0-0 F6	4 0 1 0 0 1 2			
Willie McCovey, L (1, 3) OBP: 0.278, SLG: 0.408	0-0 F6			0-0 F7		0-0 G3 2-3		0-0 FC4-6 1-2f	4 0 0 0 0 0 3			
Jack Clark, R (1, 9) OBP: 0.314, SLG: 0.344		0-0 SH1-3 2B		0-3 K		0-0 F8		0-0 F9	4 0 1 0 0 1 2			
Vic Harris, S (1, 8)		0-0 SH1-3 2-3			0-0 G3		0-0 F9	0-0 4-3	3 0 0 0 0 0 0			
Rob Andrews, R (1, 6) OBP: 0.364, SLG: 0.414		0-0 4-3			0-0 F3		0-0 1B 1B	0-0 1-3	4 0 1 0 0 0 1			
Mike Sadek, R (1, 2) OBP: 0.500, SLG: 0.500		0-3 K			0-0 1B		0-0 1-3 1B	0-0 1B	4 0 3 0 0 1 1			
Bob Knepper, L (1, 1) Tom Heintzelman, R (5, PH) Greg Minton, S (5, 1) Mike Ivie, R (7, PH) Charlie Williams, R (7, 1) Skip James, L (9, PH) OBP: 0.182, SLG: 0.200			0-3 K		0-3 K		0-0 F4	0-0 F7	1 0 0 0 0 0 1 0 1 0 0 0 0 0 1 1 0 0 0 0 0 0 0 0 1 0 0 0 0 0 0 2 0 0 0 0 0 0 0 0 1 0 0 0 0 0 0 1			
Inning Stats	R: 0 H: 1 E: 0 LOB: 1 K: 1 BB: 0 S: 6 P: 6	R: 0 H: 1 E: 0 LOB: 1 K: 1 BB: 0 S: 6 P: 6	R: 0 H: 0 E: 0 LOB: 0 K: 1 BB: 0 S: 5 P: 5	R: 0 H: 0 E: 0 LOB: 0 K: 2 BB: 0 S: 7 P: 7	R: 0 H: 1 E: 0 LOB: 1 K: 1 BB: 0 S: 6 P: 6	R: 1 H: 2 E: 0 LOB: 1 K: 1 BB: 0 S: 7 P: 7	R: 0 H: 2 E: 0 LOB: 2 K: 0 BB: 0 S: 5 P: 5	R: 0 H: 1 E: 0 LOB: 1 K: 0 BB: 0 S: 4 P: 4	R: 0 H: 1 E: 0 LOB: 1 K: 0 BB: 0 S: 4 P: 4	1B: 6 SF: 0 2B: 2 SAC: 1 3B: 0 DP: 0 HR: 1 HBP: 0	WP: 0 PA: 36 PB: 0 SB: 0 CS: 0	
PITCHER	IP WLS BF H R ER SO BB IBB HBP BLK WP HR S P ERA WHIP											
Preston Hanna, R (1, 1) ERA: 2.87	6.1 W 26 7 1 1 7 0 0 0 0 0 0 1 40 40 1.42 1.105											
Eddie Solomon, R (7, 1) ERA: 1.42	2.2 S 10 2 0 0 0 0 0 0 0 0 0 0 10 10 0.00 0.750											



Batter	1	2	3	4	5	6	7	8	9
Jerry Royster, R OBP: 0.429, SLG: 0.385 (1, 4)	0-0 F9		0-0 2B	0-0 FC4-6			0-0 1B	0-0 FC3-6	
Barry Bonnell, R OBP: 0.241, SLG: 0.255 (1, 8) (8, 7)	0-0 4-3		0-0 F8		4-0 BB		0-0 4-3	0-0 1B	
Jeff Burroughs, R OBP: 0.478, SLG: 0.509 Rowland Office, L OBP: 0.237, SLG: 0.324 (1, 7) (8, 8)	0-0 1B			4-0 1B	0-0 1B		0-0 F8	0-0 1B	
Cito Gaston, R OBP: 0.148, SLG: 0.115 Brian Asselstine, L OBP: 0.360, SLG: 0.364 (1, 9) (7, PH) (8, 9)	0-0 2-3			0-0 1B	0-3 K		4-0 1B		
Dale Murphy, R OBP: 0.226, SLG: 0.266 (1, 3)		0-3 K		0-0 3B	0-0 F9		0-0 1B		
Biff Pocoroba, S OBP: 0.308, SLG: 0.261 (1, 2)		4-0 BB		0-0 F6	0-0 4-3		0-0 F9		
Rod Gilbreath, R OBP: 0.286, SLG: 0.353 (1, 5)		0-0 G5-4-3		0-0 3B		0-3 K		0-0 1B	
Pat Rockett, R OBP: 0.163, SLG: 0.111 (1, 6)			0-0 F4	4-0 IBB		0-0 6-3		0-0 6-3	
Preston Hanna, R Eddie Solomon, R OBP: 0.333, SLG: 0.333 (1, 1) (7, 1)			0-0 F4	0-3 K		0-0 6-3		0-0 1B	

Inning Stats	R: 0	H: 1	E: 0	LOB: 1	K: 0	BB: 0	S: 4	P: 4
	R: 0	H: 0	E: 0	LOB: 0	K: 1	BB: 1	S: 4	P: 8
	R: 0	H: 1	E: 0	LOB: 1	K: 0	BB: 0	S: 4	P: 4
	R: 3	H: 3	E: 0	LOB: 2	K: 1	BB: 2	S: 8	P: 16
	R: 0	H: 1	E: 0	LOB: 2	K: 1	BB: 1	S: 6	P: 10
	R: 0	H: 0	E: 0	LOB: 0	K: 1	BB: 0	S: 5	P: 5
	R: 1	H: 2	E: 0	LOB: 2	K: 0	BB: 1	S: 5	P: 9
	R: 2	H: 4	E: 0	LOB: 2	K: 0	BB: 0	S: 6	P: 6

PITCHER	IP	WLS	BF	H	R	ER	SO	BB	IBB	HBP	BLK	WP	HR	S	P	ERA	WHIP
Bob Knepper, L ERA: 2.42 (1, 1)	4.0	L	19	5	3	3	2	2	2	0	0	0	0	20	32	6.75	1.750
Greg Minton, R ERA: (5, 1)	2.0		8	1	0	0	2	1	0	0	0	0	0	11	15	0.00	1.000
Charlie Williams, R ERA: 4.05 (7, 1)	2.0		12	6	3	3	0	0	1	0	0	0	0	11	15	13.50	3.000

AB R H RBI BB SO LOB

5	2	2	0	0	0	3
4	0	1	1	1	0	2
3	1	2	0	1	0	1
1	0	1	0	0	0	0
3	1	1	0	0	1	3
0	0	0	0	1	0	0
4	1	2	3	0	1	2
3	0	0	0	1	0	5
4	1	2	1	0	1	1
3	0	0	0	1	0	1
3	0	0	0	0	1	2
1	0	1	1	0	0	0

AB	34
R	6
H	12
RBI	6
BB	5
SO	4
LOB	20
WP: 0	PA: 39
PB: 0	
SB: 1	
CS: 0	



San Francisco Giants @ Atlanta Braves
Atlanta-Fulton County Stadium, Atlanta, GA
Wed Apr 26 1978, 6:05 PM EST
Att. 3,284 - Unknown

livebaseballscores.com

Batter	1	2	3	4	5	6	7	8	9	AB R H RBI BB SO LOB	TOP	
Bill Madlock, R (1, 4) <small>OBP: 0.293, SLG: 0.294</small> 	4-0 	0-0 F9 			0-0 6-3 		0-0 F8 		0-0 F6 	4 1 0 0 1 0 2	San Francisco Giants @ Atlanta Braves Atlanta-Fulton County Stadium, Atlanta, GA Thu Apr 27 1978, 6:05 PM EST Att. 3,527 - Unknown livebaseballscorecards.com AB 35 R 5 H 9 RBI 5 BB 3 SO 4 LOB 15 	
Terry Whitfield, L (1, 8) <small>OBP: 0.288, SLG: 0.426</small> (6, 7) 	0-0 	0-3 K 			0-0 4-3 		0-0 	0-0 F9 	5 1 2 0 0 1 1			
Darrell Evans, L (1, 5) <small>OBP: 0.356, SLG: 0.333</small> 	4-0 				0-0 F8 		0-0 F9 	0-3 	4 1 1 1 1 1 0			
Willie McCovey, L (1, 3) Larry Herndon, R (6, 8) <small>OBP: 0.298, SLG: 0.500</small> <small>OBP: 0.299, SLG: 0.288</small> 	0-0 				0-0 4-3 		0-0 HR 	0-0 F6 	3 1 2 4 0 0 0 1 0 0 0 0 0 2			
Jack Clark, R (1, 9) <small>OBP: 0.297, SLG: 0.323</small> 	0-3 K 				0-0 F9 		0-0 4-3 	0-0 F4 	4 0 0 0 0 1 3			
Mike Ivie, R (1, 7) <small>OBP: 0.333, SLG: 0.550</small> (6, 3) 	0-0 F6 				0-0 		0-0 5-3 	0-0 4-3 	4 0 1 0 0 0 1			
Johnnie LeMaster, R (1, 6) <small>OBP: 0.241, SLG: 0.255</small> 	0-0 F7 				0-0 		0-0 	0-0 F8 	4 0 2 0 0 0 1			
Mike Sadek, R (1, 2) <small>OBP: 0.417, SLG: 0.364</small> 					0-0 F7 		0-0 1-3 	4-0 	3 0 0 0 1 0 3			
Vida Blue, S (1, 1) <small>OBP: 0.400, SLG: 0.625</small> 					0-3 K 		0-0 	0-0 F3 	3 1 1 0 0 1 2			
Inning Stats	R: 3 H: 2 E: 0 LOB: 1 K: 1 BB: 2 S: 7 P: 15	R: 0 H: 0 E: 1 LOB: 1 K: 1 BB: 0 S: 6 P: 6	R: 0 H: 0 E: 0 LOB: 0 K: 0 BB: 0 S: 3 P: 3	R: 0 H: 2 E: 0 LOB: 1 K: 1 BB: 0 S: 6 P: 6	R: 0 H: 0 E: 0 LOB: 0 K: 0 BB: 0 S: 3 P: 3	R: 1 H: 2 E: 0 LOB: 1 K: 0 BB: 0 S: 5 P: 5	R: 1 H: 3 E: 0 LOB: 2 K: 0 BB: 0 S: 6 P: 6	R: 0 H: 0 E: 0 LOB: 1 K: 0 BB: 1 S: 3 P: 7	R: 0 H: 0 E: 0 LOB: 0 K: 1 BB: 0 S: 5 P: 5	1B: 7 SF: 0 2B: 1 SAC: 1 3B: 0 DP: 0 HR: 1 HBP: 0	WP: 1 PA: 39 PB: 0 SB: 1 CS: 0	
PITCHER	IP WLS BF H R ER SO BB IBB HBP BLK WP HR S P ERA WHIP Dick Ruthven, R (1, 1) <small>ERA: 4.02</small> Mickey Mahler, L (7, 1) <small>ERA:</small> Rick Camp, R (7, 1) <small>ERA: 3.86</small> Dave Campbell, R (8, 1) <small>ERA: 4.26</small>	PITCHER										IP WLS BF H R ER SO BB IBB HBP BLK WP HR S P ERA WHIP

Batter	1	2	3	4	5	6	7	8	9	AB	R	H	RBI	BB	SO	LOB
Jerry Royster, R OBP: 0.418, SLG: 0.375 (1, 4)	0-3 K		0-0 1B		0-0 F8			0-0 F8		4	1	1	0	0	1	0
Barry Bonnell, R OBP: 0.258, SLG: 0.259 (1, 8)	4-0 HR BB		0-0 1B			0-0 1-3		0-0 F8		3	1	1	1	1	0	0
Jeff Burroughs, R OBP: 0.507, SLG: 0.579 (1, 7)	0-0 HR		4-0 BB			4-0 BB		0-0 1B		2	1	2	2	2	0	0
Cito Gaston, R OBP: 0.129, SLG: 0.100 (1, 9)	0-3 K		0-0 F8			0-0 F9		0-0 F9		4	0	0	0	0	1	3
Dale Murphy, R OBP: 0.227, SLG: 0.283 (1, 3)	0-0 5-3			0-0 1B		0-0 F8			0-0 5-3	4	0	1	0	0	0	1
Biff Pocoroba, S OBP: 0.304, SLG: 0.260 (1, 2)		0-0 5-3		0-0 F5			0-0 FC5-4 1B		0-0 F4	4	0	1	0	0	0	1
Pat Rockett, R OBP: 0.151, SLG: 0.102 (1, 6)		0-0 F7		0-0 G5-4-3 1-2f			0-0 FC5-4 1B		0-0 F5	4	0	0	0	0	0	2
Darrel Chaney, S OBP: 0.417, SLG: 0.667 (1, 5)		0-0 F8			0-0 5-3		0-0 G1-6-3 1B			3	0	1	0	0	0	0
Dick Ruthven, R OBP: 0.111, SLG: 0.111 (1, 1)			0-3 K		0-3 K			0-0 G1-6-3 1-2f		2	0	0	0	0	2	0
Mickey Mahler, S (7, 1)										0	0	0	0	0	0	0
Rick Camp, R (7, 1)										0	0	0	0	0	0	0
Rod Gilbreath, R (7, PH)										1	0	0	0	0	0	2
Dave Campbell, R (8, 1)										0	0	0	0	0	0	0

Inning Stats	R: 2	H: 1	E: 0	K: 2	S: 8	LOB: 0	BB: 1	P: 12	R: 0	H: 0	E: 0	K: 0	S: 3	LOB: 0	BB: 0	P: 3	R: 1	H: 2	E: 0	K: 1	S: 6	LOB: 1	BB: 1	P: 10	R: 0	H: 1	E: 0	K: 0	S: 3	LOB: 0	BB: 0	P: 3	R: 0	H: 0	E: 0	K: 1	S: 5	LOB: 0	BB: 0	P: 5	R: 0	H: 0	E: 0	K: 0	S: 3	LOB: 1	BB: 1	P: 7	R: 0	H: 2	E: 0	K: 0	S: 4	LOB: 1	BB: 0	P: 4	R: 0	H: 1	E: 0	K: 0	S: 4	LOB: 1	BB: 0	P: 4	R: 0	H: 0	E: 0	K: 0	S: 3	LOB: 0	BB: 0	P: 3
1B: 6	SF: 0	2B: 0	SAC: 0	3B: 0	DP: 2	HR: 1	HBP: 0	WP: 0	PA: 34	WP: 0	PA: 34	ERA	WHIP	ERA	WHIP																																																									

PITCHER	IP	WLS	BF	H	R	ER	SO	BB	IBB	HBP	BLK	WP	HR	S	P	ERA	WHIP
Vida Blue, L ERA: 3.6 (1, 1)	9.0	W	34	7	3	3	4	3	0	0	0	0	1	39	51	3.00	1.111

BOTTOM

San Francisco Giants @ Atlanta Braves
Atlanta-Fulton County Stadium, Atlanta, GA

Thu Apr 27 1978, 6:05 PM EST
Att. 3,527 - Unknown

AB	31
R	3
H	7
RBI	3
BB	3
SO	4
LOB	9



Batter	1	2	3	4	5	6	7	8	9	AB R H RBI BB SO LOB	TOP											
Bill Madlock, R (1, 4) OBP: 0.304, SLG: 0.368	0-0 HR	0-0 F2		0-0 F9			0-3 K		4-0 BB 2B BB	4 2 1 1 1 1 1												
Darrell Evans, L (1, 5) OBP: 0.346, SLG: 0.313	0-3 K	0-0 4-3			0-0 P5		0-0 F6		4-0 BB 2B BB	4 1 0 0 1 1 1												
Jack Clark, R (1, 9) OBP: 0.329, SLG: 0.382	0-0 HR		0-0 P4		4-0 BB S BB		0-0 1B		4-0 BB 2B BB	3 2 2 1 2 0 0												
Willie McCovey, L (1, 3) Skip James, L (9, PR) OBP: 0.323, SLG: 0.518 OBP: 0.182, SLG: 0.200	0-0 1B 1B		4-0 BB 1B BB		0-0 F7 1-2		0-3 K		0-0 BB 2B	4 0 2 3 1 1 2 0 0 0 0 0 0 0												
Mike Ivie, R (1, 7) Vic Harris, S (8, PR) OBP: 0.360, SLG: 0.542 OBP: 0.324, SLG: 0.306	0-0 F2		0-0 1B 1B		0-0 F5			0-0 SH2-4 1B	0-0 F3	4 0 2 0 0 0 2 1 0 0 0 0 0 1												
Larry Herndon, R (1, 8)	0-0 1B		0-0 F7			0-0 SH2-4 1B		0-0 SH2-4 1-2	4-0 IBB	3 0 2 0 1 0 2												
Johnnie LeMaster, R (1, 6) OBP: 0.241, SLG: 0.255	0-0 F9		0-0 1B 1-2 2-H		0-0 SH2-4 1-2		0-0 F2		0-0 F3	4 0 1 0 0 0 6												
Mike Sadek, R (1, 2) OBP: 0.313, SLG: 0.267		0-0 1-3		0-0 F8		0-0 F9		0-0 F9		4 0 0 0 0 0 3												
John Montefusco, R (1, 1) Rob Andrews, R (9, PH) Randy Moffitt, R (9, 1) Gary Lavelle, S (9, 1)		0-0 1B		0-0 5-3		0-0 F8			0-0 F8	3 0 1 0 0 0 1 1 0												
Inning Stats	R: 2 E: 0 K: 1 S: 9	H: 4 LOB: 2 BB: 0 P: 9	R: 0 E: 0 K: 0 S: 4	H: 1 LOB: 1 BB: 0 P: 4	R: 0 E: 0 K: 0 S: 4	H: 2 LOB: 2 BB: 1 P: 8	R: 0 E: 0 K: 0 S: 3	H: 0 LOB: 0 BB: 0 P: 3	R: 0 E: 0 K: 0 S: 3	H: 0 LOB: 1 BB: 1 P: 7	R: 0 E: 0 K: 0 S: 4	H: 1 LOB: 1 BB: 0 P: 4	R: 0 E: 0 K: 2 S: 8	H: 1 LOB: 1 BB: 0 P: 8	R: 0 E: 0 K: 0 S: 4	H: 1 LOB: 2 BB: 0 P: 4	R: 3 E: 0 K: 0 S: 4	H: 1 LOB: 2 BB: 4 P: 20	1B: 8 2B: 1 3B: 0 HR: 2	SF: 0 SAC: 2 DP: 0 HBP: 0	WP: 0 PB: 0 SB: 1 CS: 0	PA: 43
PITCHER John Candelaria, L (1, 1) ERA: 5.05	IP: 9.0 WLS: L BF: 43 H: 11 R: 5 ER: 5 SO: 3 BB: 5 IBB: 1 HBP: 0 BLK: 0 WP: 0 HR: 2 S: 43 P: 67 ERA: 5.00 WHIP: 1.778											PITCHER	IP: WLS: BF: H: R: ER: SO: BB: IBB: HBP: BLK: WP: HR: S: P: ERA: WHIP:									

San Francisco Giants @ Pittsburgh Pirates
 Three Rivers Stadium, Pittsburgh, PA
 Fri Apr 28 1978, 6:05 PM EST
 Att. 7,881 - Unknown

AB	35
R	5
H	11
RBI	5
BB	6
SO	3
LOB	19



Batter	1	2	3	4	5	6	7	8	9	AB R H RBI BB SO LOB
Frank Taveras, R (1, 6) OBP: 0.203, SLG: 0.254 Willie Stargell, L (9, PH) OBP: 0.377, SLG: 0.366 Jim Fregosi, R (9, PH) OBP: 0.400, SLG: 0.182	0-0 P1		0-0 6-3	0-3 K		0-0 F7			0-0 1B	4 0 0 0 0 1 3 0 0 0 0 0 0 0 1 0 1 0 0 0 0
Omar Moreno, L (1, 8) OBP: 0.385, SLG: 0.327	0-0 HR 1B		0-0 1B 1B		0-0 F8		0-0 6-3		0-0 FC6-4 1B	5 2 3 1 0 0 0
Dave Parker, L (1, 9) OBP: 0.403, SLG: 0.621	0-0 HR		0-0 WP 1B		0-0 F7		0-0 F9		0-0 F8	5 1 2 3 0 0 2
Bill Robinson, R (1, 7) OBP: 0.364, SLG: 0.517	0-3 K		0-3 K		0-0 PB 1B		0-0 F7		0-0 FC6-4	5 0 1 0 0 2 3
John Milner, L (1, 3) OBP: 0.294, SLG: 0.077	0-0 F8		0-0 P5		4-0 BB			0-0 F8		3 0 0 0 1 0 1
Rennie Stennett, R (1, 4) OBP: 0.296, SLG: 0.396		0-0 G4-6-3 1B		0-3 K		0-0 6-3		0-0 F9		4 0 1 0 0 1 2
Ed Ott, L (1, 2) OBP: 0.293, SLG: 0.340		0-0 G4-6-3 1B		0-0 BLK 1B		0-0 4-3		0-0 4-3		4 0 2 0 0 0 0
Phil Garner, R (1, 5) OBP: 0.254, SLG: 0.327		0-0 G4-6-3		0-3 K		0-0 SH1-4 1B			0-0 1B 1B	4 1 2 0 0 1 3
John Candelaria, L (1, 1) OBP: 0.273, SLG: 0.111 Manny Sanguillen, R (9, PH) OBP: 0.222, SLG: 0.125		0-3 K		0-0 BLK 1B		0-0 SH1-4			0-0 F9	2 0 1 0 0 1 1 1 0 0 0 0 0 1

Inning Stats	R: 2 E: 0 K: 1 S: 7	H: 2 LOB: 0 BB: 0 P: 7	R: 0 E: 0 K: 1 S: 6	H: 2 LOB: 1 BB: 0 P: 6	R: 1 E: 0 K: 1 S: 7	H: 2 LOB: 1 BB: 0 P: 7	R: 0 E: 0 K: 3 S: 11	H: 2 LOB: 2 BB: 0 P: 11	R: 0 E: 0 K: 0 S: 4	H: 1 LOB: 2 BB: 1 P: 8	R: 0 E: 0 K: 0 S: 4	H: 1 LOB: 1 BB: 0 P: 4	R: 0 E: 0 K: 0 S: 3	H: 0 LOB: 0 BB: 0 P: 3	R: 0 E: 0 K: 0 S: 3	H: 0 LOB: 0 BB: 0 P: 3	R: 1 E: 0 K: 0 S: 6	H: 3 LOB: 2 BB: 0 P: 6	1B: 12 2B: 0 3B: 0 HR: 1	SF: 0 SAC: 1 DP: 1 HBP: 0
--------------	------------------------------	---------------------------------	------------------------------	---------------------------------	------------------------------	---------------------------------	-------------------------------	----------------------------------	------------------------------	---------------------------------	------------------------------	---------------------------------	------------------------------	---------------------------------	------------------------------	---------------------------------	------------------------------	---------------------------------	-----------------------------------	------------------------------------


PITCHER	IP	WLS	BF	H	R	ER	SO	BB	IBB	HBP	BLK	WP	HR	S	P	ERA	WHIP
John Montefusco, R (1, 1) ERA: 1.83	8.0	W	34	10	3	3	6	1	0	0	1	1	1	45	49	3.38	1.375
Randy Moffitt, R (9, 1) ERA: 4.5	0.1		2	1	1	1	0	0	0	0	0	0	0	2	2	27.00	3.000
Gary Lavelle, L (9, 1) ERA: 3.55	0.2	S	4	2	0	0	0	0	0	0	0	0	0	4	4	0.00	3.000

BOTTOM

San Francisco Giants @ Pittsburgh Pirates
Three Rivers Stadium, Pittsburgh, PA

Fri Apr 28 1978, 6:05 PM EST
Att. 7,881 - Unknown

AB	38
R	4
H	13
RBI	4
BB	1
SO	6
LOB	16



WP: 1	PA: 40
PB: 1	ERA
SB: 3	WHIP
CS: 0	

Batter	1	2	3	4	5	6	7	8	9	AB R H RBI BB SO LOB	TOP																													
Bill Madlock, R (1, 4) OBP: 0.320, SLG: 0.405	0-3 K			0-0 L6		0-0 1B		0-0 2B		4 0 2 2 0 1 0	San Francisco Giants @ Pittsburgh Pirates Three Rivers Stadium, Pittsburgh, PA Sat Apr 29 1978, 3:33 AM EST Att. 7,976 - Unknown livebaseballscorecards.com																													
Terry Whitfield, L (1, 8) OBP: 0.286, SLG: 0.415	0-0 F8			0-0 WP 1B		0-0 F8		0-0 F8		4 0 1 0 0 0 2																														
Darrell Evans, L (1, 5) OBP: 0.329, SLG: 0.294	0-3 K			0-3 K 1-2			0-0 L3		0-0 F8	4 0 0 0 0 2 1																														
Willie McCovey, L (1, 3) OBP: 0.303, SLG: 0.483		0-0 6-3		0-0 G3			0-0 F9		0-0 F8	4 0 0 0 0 0 1																														
Jack Clark, R (1, 9) OBP: 0.313, SLG: 0.361		0-3 K			0-0 F8		0-0 F8		0-0 F8	4 0 0 0 0 1 0																														
Mike Ivie, R (1, 7) OBP: 0.357, SLG: 0.519		0-0 6-3			0-0 P4			0-0 2B 1B		3 1 1 0 0 0 0																														
Johnnie LeMaster, R (1, 6) OBP: 0.230, SLG: 0.241			0-0 F7		0-0 5-3			0-3 K		3 0 0 0 0 1 1																														
Mike Sadek, R (1, 2) OBP: 0.316, SLG: 0.278			0-0 4-3			0-0 P3		0-0 2B 1B		3 1 1 0 0 0 0																														
Jim Barr, R (1, 1) OBP: 0.182, SLG: 0.182 John Curtis, L (5, 1) Vic Harris, S (6, PH) Greg Minton, S (6, 1) Skip James, L (8, PH) Charlie Williams, R (8, 1)			0-0 6-3			0-0 L4		0-0 F8		1 0 0 0 0 0 0 0 0 0 0 0 0 0 1 0 0 0 0 0 0 0 0 0 0 0 0 0 1 0 0 0 0 0 2 0 0 0 0 0 0 0																														
Inning Stats	R: 0 E: 0 K: 2 S: 7	H: 0 LOB: 0 BB: 0 P: 7	R: 0 E: 0 K: 1 S: 5	H: 0 LOB: 0 BB: 0 P: 5	R: 0 E: 0 K: 0 S: 3	H: 0 LOB: 0 BB: 0 P: 3	R: 0 E: 0 K: 1 S: 6	H: 1 LOB: 1 BB: 0 P: 6	R: 0 E: 0 K: 0 S: 3	H: 0 LOB: 0 BB: 0 P: 3		R: 0 E: 0 K: 0 S: 4	H: 1 LOB: 1 BB: 0 P: 4	R: 0 E: 0 K: 0 S: 3	H: 0 LOB: 0 BB: 0 P: 3	R: 2 E: 0 K: 1 S: 8	H: 3 LOB: 1 BB: 0 P: 8	R: 0 E: 0 K: 0 S: 3	H: 0 LOB: 0 BB: 0 P: 3	1B: 4 2B: 1 3B: 0 HR: 0	SF: 0 SAC: 0 DP: 0 HBP: 0	WP: 1 PB: 0 SB: 0 CS: 0	PA: 32																	
PITCHER Don Robinson, R (1, 1) ERA: 2.23	IP 9.0	WLS W	BF 32	H 5	R 2	ER 2	SO 5	BB 0	IBB 0	HBP 0	BLK 0	WP 1	HR 0	S 42	P 42	ERA 2.00	WHIP 0.556						PITCHER	IP	WLS	BF	H	R	ER	SO	BB	IBB	HBP	BLK	WP	HR	S	P	ERA	WHIP



Batter	1	2	3	4	5	6	7	8	9
Frank Taveras, R (1, 6) OBP: 0.211, SLG: 0.261 Mario Mendoza, R (4, 6) OBP: 0.333, SLG: 0.625	0-0 CS 1B		0-0 6-3		0-0 HR		0-0 S 1B	0-3 K	
Omar Moreno, L (1, 8) OBP: 0.406, SLG: 0.333	0-0 G3 1-2		4-0 E 3B BB		0-0 E 1B		4-0 1B SF9 BB		
Dave Parker, L (1, 9) OBP: 0.408, SLG: 0.643	0-0 F8		0-0 1B 3B		0-3 K 1-2		0-0 1B 1-3 2-H		
Bill Robinson, R (1, 7) OBP: 0.386, SLG: 0.525		0-0 2B 1B	0-0 S 1B		4-0 IBB		0-3 K		
John Milner, L (1, 3) OBP: 0.333, SLG: 0.188		0-0 1B 2B	0-0 4-3		0-0 P3		4-0 IBB		
Rennie Stennett, R (1, 4) OBP: 0.276, SLG: 0.375		0-3 K		0-3 K		0-0 F9	0-0 SF9		
Phil Garner, R (1, 5) OBP: 0.254, SLG: 0.321		0-0 S 1B		0-0 4-3		0-0 4-3	0-0 F9		
Duffy Dyer, R (1, 2) OBP: 0.444, SLG: 0.714		0-3 K		0-0 F8		1-0 HBP		0-0 F9	
Don Robinson, R (1, 1) OBP: 0.091, SLG: 0.091			0-0 F7		0-0 4-3	0-3 K		0-3 K	

AB	R	H	RBI	BB	SO	LOB
2	0	1	0	0	0	0
3	2	2	1	0	1	0
2	2	1	0	2	0	1
4	1	2	2	0	1	1
3	1	2	1	1	1	2
3	0	1	0	1	0	3
3	0	0	1	0	2	2
4	0	1	1	0	0	2
3	0	0	0	0	1	1
4	0	0	0	0	2	1

BOTTOM

San Francisco Giants @ Pittsburgh Pirates
Three Rivers Stadium, Pittsburgh, PA
 Sat Apr 29 1978, 3:33 AM EST
 Att. 7,976 - Unknown

livebaseballscorecards.com

AB	31
R	6
H	10
RBI	6
BB	4
SO	8
LOB	13



1B: 7	SF: 1
2B: 1	SAC: 0
3B: 1	DP: 0
HR: 1	HBP: 1

WP: 0	PA: 37
PB: 0	
SB: 3	
CS: 1	

Inning Stats														
R	H	E	K	S	H	LOB	BB	P	R	H	E	K	S	P
0	1	0	3	3	3	0	9	9	1	2	0	5	5	29
0	0	0	0	0	1	0	0	0	0	0	0	0	0	8
0	0	0	0	0	0	0	0	0	0	0	0	0	0	21
0	0	0	0	0	0	0	0	0	0	0	0	0	0	7

PITCHER	IP	WLS	BF	H	R	ER	SO	BB	IBB	HBP	BLK	WP	HR	S	P	ERA	WHIP
Jim Barr, R (1, 1) ERA: 3.16	4.1	L	20	8	4	4	3	1	0	0	0	0	1	25	29	8.31	2.077
John Curtis, L (5, 1) ERA: 4.66	0.2		3	0	0	0	1	0	1	0	0	0	0	4	8	0.00	0.000
Greg Minton, R (6, 1) ERA: 4.5	2.0		11	2	2	2	2	1	1	1	0	0	0	12	21	9.00	1.500
Charlie Williams, R (8, 1) ERA: 3.52	1.0		3	0	0	0	2	0	0	0	0	0	0	7	7	0.00	0.000

Inning Stats														
R	H	E	K	S	H	LOB	BB	P	R	H	E	K	S	P
0	0	0	0	0	0	0	0	0	0	0	0	0	0	6
2	2	0	1	2	2	2	15	15	2	2	0	7	7	15

PITCHER	IP	WLS	BF	H	R	ER	SO	BB	IBB	HBP	BLK	WP	HR	S	P	ERA	WHIP
0	0	0	0	0	0	0	0	0	0	0	0	0	0	0	0	0.00	0.000

Batter	1	2	3	4	5	6	7	8	9	AB R H RBI BB SO LOB	TOP											
Bill Madlock, R (1, 4) OBP: 0.309, SLG: 0.383	0-0 5-3	0-0 6-3		0-0 F8		0-0 6-3			0-0 SH1-3 1B	5 1 1 0 0 0 2												
Terry Whitfield, L (1, 7) OBP: 0.297, SLG: 0.420	0-0 BB 2B 1B		0-0 L6		0-0 CS 1B		0-0 E9 4-3 SF7		0-0 SH1-3 1-2	4 2 2 0 0 0 0												
Darrell Evans, L (1, 5) OBP: 0.333, SLG: 0.292	4-0 BB 1-2 2B BB		0-0 F8		0-0 F7 1-2		0-0 4-3		0-0 G4-6-3 1B 2-3 2-H	4 1 1 1 1 0 2												
Willie McCovey, L (1, 3) Skip James, L (7, PR) OBP: 0.154, SLG: 0.167	0-0 1-H 2-H 2B		0-0 WP 1B		0-0 4-3		0-0 BB		0-0 G4-6-3 1-2f	3 0 2 2 1 0 0 1 0 0 0 0 0 1												
Jack Clark, R (1, 9) OBP: 0.322, SLG: 0.378	1-0 HBP		0-0 P4 1-2		0-0 HR 2B		0-0 SF7			2 1 1 1 0 0 1												
Larry Herndon, R (1, 8) OBP: 0.307, SLG: 0.288	0-0 F8			0-0 6-3		0-0 B1-3		0-0 4-3		4 0 0 0 0 0 4												
Marc Hill, R (1, 2) OBP: 0.305, SLG: 0.308	0-3 K			0-0 2B 1B		0-0 HR		0-0 5-3		4 2 2 2 0 1 2												
Johnnie LeMaster, R (1, 6) OBP: 0.231, SLG: 0.242		0-0 L6		0-0 F9		0-0 SH2-3 1B		0-0 6-3		4 0 1 0 0 0 1												
Bob Knepper, L (1, 1) OBP: 0.154, SLG: 0.182		0-0 4-3		0-0 1-H 2B		0-0 SH2-3		0-0 1-3		3 0 1 1 0 0 0												
Inning Stats	R: 2 E: 0 K: 1 S: 7	H: 2 LOB: 2 BB: 1 P: 12	R: 0 E: 0 K: 0 S: 3	H: 0 LOB: 0 BB: 0 P: 3	R: 0 E: 0 K: 0 S: 4	H: 1 LOB: 1 BB: 0 P: 4	R: 1 E: 0 K: 0 S: 5	H: 2 LOB: 1 BB: 0 P: 5	R: 0 E: 0 K: 0 S: 3	H: 1 LOB: 0 BB: 0 P: 3	R: 2 E: 0 K: 0 S: 6	H: 3 LOB: 1 BB: 0 P: 6	R: 1 E: 1 K: 0 S: 4	H: 0 LOB: 1 BB: 1 P: 8	R: 0 E: 0 K: 0 S: 3	H: 0 LOB: 0 BB: 0 P: 3	R: 1 E: 0 K: 0 S: 4	H: 2 LOB: 0 BB: 0 P: 4	1B: 7 2B: 3 3B: 0 HR: 1	SF: 1 SAC: 2 DP: 1 HBP: 1	WP: 1 PB: 0 SB: 0 CS: 1	PA: 40
PITCHER	IP WLS BF H R ER SO BB IBB HBP BLK WP HR S P ERA WHIP																					
Bert Blyleven, R (1, 1) ERA: 3.72	5.1 L 25 8 5 5 1 1 0 1 0 1 0 1 25 30 8.44 1.688																					
Bruce Kison, R (6, 1) ERA: 3.27	1.2 8 1 1 0 0 1 0 0 0 0 0 0 7 11 0.00 1.200																					
Kent Tekulve, R (8, 1) ERA: 0.71	1.0 3 0 0 0 0 0 0 0 0 0 0 0 3 3 0.00 0.000																					
Grant Jackson, L (9, 1) ERA: 5.14	1.0 4 2 1 1 0 0 0 0 0 0 0 0 4 4 9.00 2.000																					

San Francisco Giants @ Pittsburgh Pirates
Three Rivers Stadium, Pittsburgh, PA

AB	34
R	7
H	11
RBI	7
BB	2
SO	1
LOB	13



Sun Apr 30 1978, 3:33 AM EDT
Att. 7,929 - Unknown

livebaseballscorecards.com

Batter	1	2	3	4	5	6	7	8	9	AB R H RBI BB SO LOB
Phil Garner, R OBP: 0.235, SLG: 0.295 (1, 5) (8, 6)	0-3 K	0-0 5-3			0-0 F8			0-0 4-3	0-0 F8	5 0 0 0 0 1 4
Omar Moreno, L OBP: 0.411, SLG: 0.333 (1, 8)	0-0 1B SF9 1B		0-3 K		0-3 K			4-0 BB BB		3 1 1 0 1 2 1
Dave Parker, L OBP: 0.400, SLG: 0.622 (1, 9)	0-0 1-3 1B		0-3 K		0-3 K			0-0 1-3		4 0 1 0 0 2 2
Bill Robinson, R OBP: 0.378, SLG: 0.516 (1, 7) (8, 5)	0-0 SF9		0-0 1B			0-0 2-3		0-0 F2		3 0 1 1 0 0 1
Rennie Stennett, R OBP: 0.274, SLG: 0.367 (1, 4)	0-0 F9		0-0 L4			0-0 F7			0-0 2B 1B	4 1 1 0 0 0 2
Manny Sanguillen, R OBP: 0.231, SLG: 0.417 (1, 3)		0-0 HR			0-0 F9		0-0 4-3		0-0 F8	4 1 1 1 0 0 1
Duffy Dyer, R OBP: 0.385, SLG: 0.636 (1, 2)		0-0 E6 6-3		0-3 K			0-0 F9		0-0 2B	4 0 1 1 0 1 0
Mario Mendoza, R OBP: 0.273, SLG: 0.500 Steve Brye, R OBP: 0.474, SLG: 0.429 (7, PH) (8, 7)		0-0 6-3		0-0 5-3			0-0 F7		0-0 1-3	2 0 0 0 0 0 1 2 0 0 0 0 0 1
Bert Blyleven, R OBP: 0.083, SLG: 0.083 Bruce Kison, R Ed Ott, L OBP: 0.288, SLG: 0.333 Kent Tekulve, R Grant Jackson, S Jim Fregosi, R OBP: 0.438, SLG: 0.182 (1, 1) (6, 1) (7, PH) (8, 1) (9, 1) (9, PH)		0-0 2-3			0-0 1B		0-0 P6		4-0 BB BB	2 0 1 0 0 0 1 0 0 0 0 0 0 0 1 0 1 0 0

Inning Stats	R: 1 E: 0 K: 1 S: 7	H: 2 LOB: 1 BB: 0 P: 7	R: 1 E: 1 K: 0 S: 5	H: 1 LOB: 1 BB: 0 P: 5	R: 0 E: 0 K: 2 S: 8	H: 1 LOB: 1 BB: 0 P: 8	R: 0 E: 0 K: 1 S: 5	H: 0 LOB: 0 BB: 0 P: 5	R: 0 E: 0 K: 2 S: 8	H: 1 LOB: 1 BB: 0 P: 8	R: 0 E: 0 K: 0 S: 3	H: 0 LOB: 0 BB: 0 P: 3	R: 0 E: 0 K: 0 S: 3	H: 0 LOB: 0 BB: 0 P: 3	R: 0 E: 0 K: 0 S: 3	H: 0 LOB: 1 BB: 1 P: 7	R: 1 E: 0 K: 0 S: 5	H: 2 LOB: 2 BB: 1 P: 9	1B: 5 2B: 1 3B: 0 HR: 1	SF: 1 SAC: 0 DP: 0 HBP: 0
--------------	------------------------------	---------------------------------	------------------------------	---------------------------------	------------------------------	---------------------------------	------------------------------	---------------------------------	------------------------------	---------------------------------	------------------------------	---------------------------------	------------------------------	---------------------------------	------------------------------	---------------------------------	------------------------------	---------------------------------	----------------------------------	------------------------------------

PITCHER	IP	WLS	BF	H	R	ER	SO	BB	IBB	HBP	BLK	WP	HR	S	P	ERA	WHIP
Bob Knepper, L ERA: 2.57 (1, 1)	9.0	W	37	7	3	3	6	2	0	0	0	0	1	47	55	3.00	1.000

BOTTOM

San Francisco Giants @ Pittsburgh Pirates
 Three Rivers Stadium, Pittsburgh, PA
 Sun Apr 30 1978, 3:33 AM EDT
 Att. 7,929 - Unknown

AB	34
R	3
H	7
RBI	3
BB	2
SO	6
LOB	14



Batter	1	2	3	4	5	6	7	8	9	AB R H RBI BB SO LOB	TOP											
Bill Madlock, R (1, 4) <small>OBP: 0.300, SLG: 0.353</small> Rob Andrews, R (9, 4) <small>OBP: 0.353, SLG: 0.400</small>	0-3 K		4-0 F9 S BB		0-3 K		0-0 6-3		0-3 K	4 0 0 0 1 3 1 0 0 0 0 0 0 0												
Terry Whitfield, L (1, 7) <small>OBP: 0.295, SLG: 0.411</small>	0-0 3-1		0-0 F7 1-2		0-0 3-1			0-0 SH1-4 WP 1B		4 1 1 0 0 0 1												
Darrell Evans, L (1, 5) <small>OBP: 0.333, SLG: 0.293</small>	0-0 S 1B		0-0 F9 2-3			0-0 G3		0-0 SH1-4 1-2		3 0 1 0 0 0 1												
Willie McCovey, L (1, 3) <small>OBP: 0.324, SLG: 0.485</small> Skip James, L (8, PR) <small>OBP: 0.154, SLG: 0.167</small> (8, 3)	0-3 K 1-2		0-0 3-1			0-0 4-3		4-0 WP BB		3 0 0 0 1 1 2 0 0 0 0 0 0 0												
Jack Clark, R (1, 9) <small>OBP: 0.330, SLG: 0.410</small>		0-0 5-3		0-0 F9 2B		0-0 1B 2B		0-3 K 1-3 2-H		4 1 2 0 0 1 1												
Larry Herndon, R (1, 8) <small>OBP: 0.304, SLG: 0.286</small>		0-0 6-3		0-0 F3		0-0 BLK 1B		0-0 6-3		4 0 1 1 0 0 3												
Marc Hill, R (1, 2) <small>OBP: 0.302, SLG: 0.291</small>		4-0 1B BB		0-0 F9 2-3		0-3 K 1-2				3 0 0 0 1 1 2												
Johnnie LeMaster, R (1, 6) <small>OBP: 0.232, SLG: 0.242</small>		0-0 1B		0-3 K			0-0 5-3		0-0 F9	4 0 1 0 0 1 1												
Vida Blue, S (1, 1) <small>OBP: 0.357, SLG: 0.455</small> Randy Moffitt, R (9, 1) <small>OBP: 0.500, SLG: 0.500</small>		0-0 G3		0-0 3-1			0-0 4-3		4-0 BB	3 0 0 0 1 0 2 0 0 0 0 0 0 0												
Inning Stats	R: 0 E: 0 K: 2 S: 8	H: 1 LOB: 1 BB: 0 P: 8	R: 0 E: 0 K: 0 S: 4	H: 1 LOB: 2 BB: 1 P: 8	R: 0 E: 0 K: 0 S: 3	H: 0 LOB: 1 BB: 1 P: 7	R: 0 E: 0 K: 1 S: 6	H: 1 LOB: 1 BB: 0 P: 6	R: 0 E: 0 K: 1 S: 5	H: 0 LOB: 0 BB: 0 P: 5	R: 1 E: 0 K: 1 S: 7	H: 2 LOB: 1 BB: 0 P: 7	R: 0 E: 0 K: 0 S: 3	H: 0 LOB: 0 BB: 0 P: 3	R: 1 E: 0 K: 1 S: 6	H: 1 LOB: 2 BB: 1 P: 10	R: 0 E: 0 K: 1 S: 5	H: 0 LOB: 1 BB: 1 P: 9	1B: 4 2B: 2 3B: 0 HR: 0	SF: 0 SAC: 1 DP: 0 HBP: 0	WP: 3 PB: 0 SB: 2 CS: 0	PA: 37
PITCHER	IP WLS BF H R ER SO BB IBB HBP BLK WP HR S P ERA WHIP																					
John Denny, R (1, 1) <small>ERA: 2.45</small>	7.1 L 30 6 2 2 5 2 0 0 0 0 0 0 38 46 2.46 1.091																					
Dave Hamilton, L (8, 1) <small>ERA: 7.71</small>	0.0 1 0 0 0 0 1 0 0 0 0 0 0 4 4 7.71 2.000																					
Mark Littell, R (8, 1) <small>ERA: 2.6</small>	0.2 2 0 0 0 1 0 0 0 0 1 0 4 4 0.00 0.000																					
Pete Vuckovich, R (9, 1) <small>ERA: 3.12</small>	1.0 4 0 0 0 1 1 0 0 0 0 0 5 9 0.00 1.000																					

San Francisco Giants @ St. Louis Cardinals
 Busch Stadium, St. Louis, MO
 Mon May 01 1978, 7:05 PM CDT
 Att. 9,085 - Unknown

livebaseballscorecards.com

AB	32
R	2
H	6
RBI	1
BB	4
SO	7
LOB	14



Batter	1	2	3	4	5	6	7	8	9	AB	R	H	RBI	BB	SO	LOB
--------	---	---	---	---	---	---	---	---	---	----	---	---	-----	----	----	-----

BOTTOM

Lou Brock, L <small>(1, 7) OBP: 0.377, SLG: 0.333</small>	0-0 4-3 		0-0 4-3 			0-0 4-3 		0-0 6-3 		4	0	0	1	0	0	1	
Garry Templeton, S <small>(1, 6) OBP: 0.194, SLG: 0.240</small>	0-0 F8 			0-3 K 		0-0 6-3 		0-3 K 		4	0	0	0	0	2	1	
Keith Hernandez, L <small>(1, 3) OBP: 0.426, SLG: 0.513</small>	0-0 			0-0 3-1 		0-0 F7 		4-0 FC6-4 1B 		3	0	1	0	1	0	0	
Ted Simmons, S <small>(1, 2) OBP: 0.382, SLG: 0.481</small> Tony Scott, S <small>(9, PR) OBP: 0.306, SLG: 0.281</small>	0-0 5-3 			0-0 FC5-4 1B 		0-0 FC6-4 1B 		0-0 FC6-4 1B 		4	0	3	0	0	0	1	
Jerry Morales, R <small>(1, 8) OBP: 0.319, SLG: 0.373</small>		0-0 F9 		0-0 FC5-4 		0-0 FC6-4 1B 		0-0 F8 		4	0	0	0	0	0	4	
Ken Reitz, R <small>(1, 5) OBP: 0.360, SLG: 0.442</small>		0-0 F8 			0-0 1-3 		0-0 G5-4-3 		0-0 FC6-4 		4	0	0	0	0	3	
Jerry Mumphrey, S <small>(1, 9) OBP: 0.218, SLG: 0.163</small>		0-0 4-3 			0-0 FC4-6 1B 		4-0 SH3-4 1B 		0-0 4-3 		3	1	1	0	1	0	2
Mike Tyson, R <small>(1, 4) OBP: 0.290, SLG: 0.345</small>			0-0 F9 		0-0 F9 		0-0 SH3-4 1B 				3	0	1	0	0	1	
John Denny, R <small>(1, 1) OBP: 0.313, SLG: 0.400</small> Dave Hamilton, L <small>(8, 1)</small> Mark Littell, L <small>(8, 1)</small> Gary Sutherland, R <small>(8, PH) OBP: 0.333, SLG: 0.333</small> Pete Vuckovich, R <small>(9, 1)</small>			0-0 5-3 		0-0 FC4-6 		0-0 SH3-4 				2	0	0	0	0	1	

San Francisco Giants @ St. Louis Cardinals
 Busch Stadium, St. Louis, MO
 Mon May 01 1978, 7:05 PM CDT
 Att. 9,085 - Unknown

livebaseballscorecards.com

AB	31
R	1
H	6
RBI	1
BB	2
SO	2
LOB	14



Inning Stats	R: 0	H: 1	E: 0	LOB: 1	K: 0	BB: 0	S: 4	P: 4	R: 0	H: 0	E: 0	LOB: 0	K: 0	BB: 0	S: 3	P: 3	R: 0	H: 0	E: 0	LOB: 1	K: 1	BB: 0	S: 6	P: 6	R: 0	H: 1	E: 0	LOB: 1	K: 0	BB: 0	S: 4	P: 4	R: 0	H: 0	E: 0	LOB: 0	K: 0	BB: 0	S: 3	P: 3	R: 0	H: 1	E: 0	LOB: 0	K: 0	BB: 0	S: 3	P: 3	R: 1	H: 1	E: 0	LOB: 1	K: 1	BB: 1	S: 6	P: 10	R: 0	H: 1	E: 0	LOB: 2	K: 0	BB: 1	S: 4	P: 8	1B: 5	SF: 0	2B: 1	SAC: 1	3B: 0	DP: 1	HR: 0	HBP: 0	WP: 0	PA: 34
--------------	------	------	------	--------	------	-------	------	------	------	------	------	--------	------	-------	------	------	------	------	------	--------	------	-------	------	------	------	------	------	--------	------	-------	------	------	------	------	------	--------	------	-------	------	------	------	------	------	--------	------	-------	------	------	------	------	------	--------	------	-------	------	-------	------	------	------	--------	------	-------	------	------	-------	-------	-------	--------	-------	-------	-------	--------	-------	--------

PITCHER	IP	WLS	BF	H	R	ER	SO	BB	IBB	HBP	BLK	WP	HR	S	P	ERA	WHIP
Vida Blue, L <small>(1, 1) ERA: 3.08</small>	8.0	W	31	6	1	1	2	2	0	0	0	0	0	33	41	1.12	1.000
Randy Moffitt, R <small>(9, 1) ERA: 4.15</small>	1.0	S	3	0	0	0	0	0	0	0	0	0	0	3	3	0.00	0.000

Batter	1	2	3	4	5	6	7	8	9	AB R H RBI BB SO LOB	TOP											
Terry Whitfield, L (1, 7) OBP: 0.280, SLG: 0.390	0-0 1-3		0-3 K			0-0 G3		0-0 F3		4 0 0 0 0 1 1	San Francisco Giants @ St. Louis Cardinals Busch Stadium, St. Louis, MO Tue May 02 1978, 3:33 AM CDT Att. 6,039 - Unknown livebaseballscorecards.com											
Rob Andrews, R (1, 4) OBP: 0.316, SLG: 0.353	0-3 K			0-0 F7		0-0 5-3		0-0 6-3		4 0 0 0 0 1 0												
Darrell Evans, L (1, 5) OBP: 0.330, SLG: 0.304	0-0 F8			0-0 2B		0-0 F7		0-0 F9		4 0 1 0 0 0 0												
Willie McCovey, L (1, 3) OBP: 0.308, SLG: 0.457		0-0 L3		0-0 P4		0-0 G3		0-0 F9		4 0 0 0 0 0 1												
Jack Clark, R (1, 9) OBP: 0.326, SLG: 0.415		0-0 1-3		0-0 P6		0-0 F8		0-0 WP 2B		4 0 1 0 0 0 1												
Larry Herndon, R (1, 8) OBP: 0.313, SLG: 0.288		0-0 5-3			0-0 4-3		0-0 1B 1B		4-0 2-3 BB	3 0 1 0 1 0 0												
Marc Hill, R (1, 2) OBP: 0.313, SLG: 0.293			0-0 5-3		4-0 S BB		0-0 1-2 1B		0-0 F8	3 0 1 0 1 0 2												
Johnnie LeMaster, R (1, 6) OBP: 0.236, SLG: 0.261 Charlie Williams, R (7, 1)			0-0 2B		0-0 4-3		0-0 5-3			3 0 1 0 0 0 3 0 0 0 0 0 0 0												
John Montefusco, R (1, 1) OBP: 0.308, SLG: 0.273 John Curtis, L (7, 1) Vic Harris, S (7, 6)			0-3 K		0-0 F8			0-0 F8		2 0 0 0 0 1 2 0 0 0 0 0 0 0 1 0 0 0 0 0 0												
Inning Stats	R: 0 E: 0 K: 1 S: 5	H: 0 LOB: 0 BB: 0 P: 5	R: 0 E: 0 K: 0 S: 3	H: 0 LOB: 0 BB: 0 P: 3	R: 0 E: 0 K: 2 S: 8	H: 1 LOB: 1 BB: 0 P: 8	R: 0 E: 0 K: 0 S: 4	H: 1 LOB: 1 BB: 0 P: 4	R: 0 E: 0 K: 0 S: 3	H: 0 LOB: 1 BB: 1 P: 7	R: 0 E: 0 K: 0 S: 3	H: 0 LOB: 0 BB: 0 P: 3	R: 0 E: 0 K: 0 S: 5	H: 2 LOB: 2 BB: 0 P: 5	R: 0 E: 0 K: 0 S: 3	H: 0 LOB: 0 BB: 0 P: 3	R: 0 E: 0 K: 0 S: 4	H: 1 LOB: 2 BB: 1 P: 8	1B: 2 2B: 3 3B: 0 HR: 0	SF: 0 SAC: 0 DP: 0 HBP: 0	WP: 1 PB: 0 SB: 1 CS: 0	PA: 34
PITCHER Bob Forsch, R (1, 1) ERA: 2.85	IP: 9.0 WLS: W BF: 34 H: 5 R: 0 ER: 0 SO: 3 BB: 2 IBB: 0 HBP: 0 BLK: 0 WP: 1 HR: 0 S: 38 P: 46 ERA: 0.00 WHIP: 0.778											PITCHER	IP: 9.0 WLS: W BF: 34 H: 5 R: 0 ER: 0 SO: 3 BB: 2 IBB: 0 HBP: 0 BLK: 0 WP: 1 HR: 0 S: 38 P: 46 ERA: 0.00 WHIP: 0.778									



Batter	1	2	3	4	5	6	7	8	9	AB R H RBI BB SO LOB	TOP											
Terry Whitfield, L (1, 7) OBP: 0.299, SLG: 0.395	0-0 1B SF9	0-0 CS 1B		0-3 K			0-3 K		4-0 G6-4-3 BB	4 1 2 0 1 2 2												
Rob Andrews, R (1, 4) OBP: 0.302, SLG: 0.333	0-0 1B 3B	0-0 CS 1-2	0-0 1-3	0-0 L7			0-0 F3		0-0 G6-4-3 1-2f	5 1 1 0 0 0 4												
Darrell Evans, L (1, 5) OBP: 0.327, SLG: 0.305	0-0 SF9		0-0 1B				0-0 F8			3 0 1 1 0 0 0												
Willie McCovey, L (1, 3) OBP: 0.296, SLG: 0.438 Skip James, L (6, 3) OBP: 0.143, SLG: 0.154	0-0 L7		0-3 K				0-3 K		0-0 P2	3 0 0 0 0 2 2 1 0 0 0 0 0 0												
Jack Clark, R (1, 9) OBP: 0.323, SLG: 0.407	0-0 3B 1B		0-3 K				0-0 1-3		0-0 F9	4 1 1 0 0 1 1												
Larry Herndon, R (1, 8) OBP: 0.345, SLG: 0.342	0-0 3B		0-0 SH3 1B				4-0 S BB		0-0 1B	3 1 3 2 1 0 0												
Marc Hill, R (1, 2) OBP: 0.310, SLG: 0.279	0-0 P6		4-0 1B SH3 BB				0-0 5-3 1-2		0-0 P4	3 0 0 0 1 0 3												
Johnnie LeMaster, R (1, 6) OBP: 0.240, SLG: 0.264			0-0 SH3				0-0 F9		0-0 SH3 1B	3 0 1 0 0 0 1												
Jim Barr, R (1, 1) OBP: 0.214, SLG: 0.214			0-0 5-3				0-0 P4		0-0 SH3	3 0 1 1 0 0 1												
Inning Stats	R: 3 E: 0 K: 0 S: 7	H: 4 LOB: 1 BB: 0 P: 7	R: 0 E: 0 K: 0 S: 3	H: 1 LOB: 0 BB: 0 P: 3	R: 0 E: 0 K: 2 S: 8	H: 1 LOB: 1 BB: 0 P: 8	R: 1 E: 0 K: 1 S: 7	H: 2 LOB: 2 BB: 1 P: 11	R: 0 E: 0 K: 1 S: 5	H: 0 LOB: 0 BB: 0 P: 5	R: 0 E: 0 K: 0 S: 3	H: 0 LOB: 1 BB: 1 P: 7	R: 0 E: 0 K: 1 S: 5	H: 0 LOB: 0 BB: 0 P: 5	R: 0 E: 0 K: 0 S: 4	H: 1 LOB: 1 BB: 0 P: 4	R: 0 E: 0 K: 0 S: 3	H: 1 LOB: 1 BB: 1 P: 7	1B: 9 2B: 0 3B: 1 HR: 0	SF: 1 SAC: 2 DP: 1 HBP: 0	WP: 0 PB: 0 SB: 2 CS: 1	PA: 39
PITCHER	IP WLS BF H R ER SO BB IBB HBP BLK WP HR S P ERA WHIP																					
Eric Rasmussen, R (1, 1) ERA: 3.89	3.1 L 18 8 4 4 2 1 0 0 0 0 0 0 21 25 10.80 2.700																					
Pete Falcone, L (4, 1) ERA: 6.57	1.2 5 0 0 0 2 0 0 0 0 0 0 0 9 9 0.00 0.000																					
Buddy Schultz, L (6, 1) ERA: 5.56	3.0 11 1 0 0 1 1 0 0 0 0 0 0 12 16 0.00 0.667																					
Mark Littell, R (9, 1) ERA: 2.45	1.0 4 1 0 0 0 1 0 0 0 0 0 0 3 7 0.00 2.000																					

San Francisco Giants @ St. Louis Cardinals
 Busch Stadium, St. Louis, MO
 Wed May 03 1978, 7:05 PM CDT
 Att. 6,583 - Unknown

livebaseballscorecards.com

AB	32
R	4
H	10
RBI	4
BB	3
SO	5
LOB	14



Batter	1	2	3	4	5	6	7	8	9	10	11	12
Ivan De Jesus, R OBP: 0.351, SLG: 0.327 (1, 6)	0-0 5-3 1B	0-0 F8			0-0 F8		0-0 F8			0-0 L7		
Manny Trillo, R OBP: 0.353, SLG: 0.347 (1, 4)	3-2 5-3 1-2		0-0 BB 1B		0-0 4-3		0-0 P9			0-0 L4		
Bill Buckner, L OBP: 0.389, SLG: 0.500 (1, 3)	0-0 1B 2-H 1B		0-0 F9		0-0 L9			0-0 SH2-3 2B		0-0 4-3		
Dave Kingman, R OBP: 0.273, SLG: 0.394 (1, 7)	2-3 K		4-0 1-2 BB		0-0 6-3 2B			0-0 SH2-3 2-3		0-3 K		
Bobby Murcer, L OBP: 0.359, SLG: 0.400 (1, 9)	0-0 1-3 1B		2-2 L3		0-0 P7			4-0 G5-4-3 IBB		0-0 L8		
Steve Ontiveros, S OBP: 0.225, SLG: 0.183 Donnie Moore, L OBP: 1.000, SLG: 1.000 (1, 5) (12, 1)	0-0 F9		0-0 P6		0-0 6-3 2-3			0-0 G5-4-3 1-2f		0-0 L8		
Hector Cruz, R OBP: 0.292, SLG: 0.435 (1, 8)		0-0 1B		0-0 5-3		4-0 IBB			0-0 F8			0-0 F9
Larry Cox, R OBP: 0.280, SLG: 0.217 (1, 2)		0-3 K		0-3 K		0-3 K			0-0 5-3			0-0 6-3
Rick Reuschel, R Bruce Sutter, R Mick Kelleher, R Willie Hernandez, L Rudy Meoli, L Gene Clines, R (1, 1) (7, 1) (8, PH) (10, 1) (12, 5) (12, PH)		0-0 B2		0-3 K		0-0 4-3			0-0 5-3			0-3 K

AB	R	H	RBI	BB	SO	LOB
5	1	1	0	0	0	1
5	0	1	0	0	0	1
5	0	2	1	0	0	1
3	0	1	0	1	2	1
4	0	1	0	1	0	3
5	0	0	0	0	0	7
0	0	0	0	0	0	0
4	0	1	0	1	0	0
5	0	0	0	0	3	3
2	0	0	0	0	1	1
1	0	0	0	0	0	0
1	0	0	0	0	0	0
0	0	0	0	0	0	0
1	0	0	0	0	1	0


AB	R	H	RBI	BB	SO	LOB
41	1	7	1	3	7	18

WP	PA
0	45

Inning Stats	R	H	E	K	S	P	IP	WLS	BF	H	R	ER	SO	BB	IBB	HBP	BLK	WP	HR	S	P	ERA	WHIP
	1	3	0	13	7	0	9.0		36	7	1	1	5	1	2	0	0	0	0	51	70	1.00	0.889
	0	2	0	18	0	0	2.0	W	6	0	0	0	1	0	0	0	0	0	0	8	8	0.00	0.000
	1	0	0	18	0	0	1.0	S	3	0	0	0	1	0	0	0	0	0	5	5	0.00	0.000	

WP	PA
0	45

San Francisco Giants @ Chicago Cubs
Wrigley Field, Chicago, IL
Sat May 06 1978, 3:33 AM CDT
Att: 23,215 - Unknown - 48 F



Batter	1	2	3	4	5	6	7	8	9	AB R H RBI BB SO LOB	TOP	
Bill Madlock, R (1, 4) OBP: 0.314, SLG: 0.350	0-0 FC1-6 1B		2-2 L6		0-0 P8		0-0 6-3		4-0 BB	4 0 1 0 1 0 0		
Terry Whitfield, L (1, 7) OBP: 0.302, SLG: 0.375 Mike Ivie, R (9, PH) OBP: 0.333, SLG: 0.483 Skip James, L (9, 3) OBP: 0.143, SLG: 0.154	0-0 FC1-6 1-2f		4-2 1B 3-1 BB		0-0 WP 1B		0-0 P6		0-3 K	3 2 1 0 1 0 1 1 0 0 0 0 1 2 0 0 0 0 0 0 0		
Darrell Evans, L (1, 5) OBP: 0.343, SLG: 0.311	0-0 F8		0-0 3-1 1B		4-0 1B 1-2 BB		0-0 E 1B			3 0 2 0 1 0 1		
Willie McCovey, L (1, 3) OBP: 0.289, SLG: 0.407 Vic Harris, S (9, 7)	0-0 F9		0-0 3-1		0-0 1-3 2-H 1B		0-0 L7			4 0 1 2 0 0 3 0 0 0 0 0 0 0		
Jack Clark, R (1, 9) OBP: 0.312, SLG: 0.385		0-0 4-3	0-0 5-3		2-3 K		0-0 E5 G6-3			4 0 0 0 0 1 4		
Larry Herndon, R (1, 8) OBP: 0.333, SLG: 0.321		0-0 4-3		0-0 F8		2-3 K		0-0 G6-3		4 0 0 0 0 1 2		
Marc Hill, R (1, 2) OBP: 0.333, SLG: 0.299		4-2 BB BB		0-0 5-3		0-0 F8		0-0 P7		3 0 0 0 1 0 0		
Johnnie LeMaster, R (1, 6) OBP: 0.274, SLG: 0.288		4-0 1-2 BB		0-0 P4		0-3 K		3-2 5-3		3 0 0 0 1 1 0		
Vida Blue, S (1, 1) OBP: 0.333, SLG: 0.400 Randy Moffitt, R (9, 1) OBP: 0.500, SLG: 0.500 Gary Lavelle, S (9, 1)		2-2 P4		0-3 K		0-0 F9		0-0 BB 1B		4 0 1 0 0 1 2 0 0 0 0 0 0 0 0 0 0 0 0 0 0		
Inning Stats	R: 0 E: 0 K: 0 S: 4 H: 1 LOB: 1 BB: 0 P: 4	R: 0 E: 0 K: 0 S: 9 H: 0 LOB: 2 BB: 2 P: 19	R: 1 E: 0 K: 0 S: 10 H: 1 LOB: 1 BB: 1 P: 16	R: 0 E: 0 K: 0 S: 3 H: 0 LOB: 0 BB: 0 P: 3	R: 1 E: 0 K: 2 S: 10 H: 2 LOB: 2 BB: 1 P: 16	R: 0 E: 0 K: 2 S: 9 H: 0 LOB: 0 BB: 0 P: 11	R: 0 E: 0 K: 0 S: 3 H: 0 LOB: 0 BB: 0 P: 3	R: 0 E: 1 K: 0 S: 4 H: 1 LOB: 1 BB: 0 P: 4	R: 0 E: 0 K: 1 S: 13 H: 1 LOB: 2 BB: 1 P: 21	1B: 6 2B: 0 3B: 0 HR: 0 SF: 0 SAC: 0 DP: 1 HBP: 0	WP: 1 PB: 0 SB: 0 CS: 0 PA: 38	
PITCHER	IP WLS BF H R ER SO BB IBB HBP BLK WP HR S P ERA WHIP											
Ray Burris, R (1, 1) ERA: 2.5	8.0 L 33 5 2 2 4 4 0 0 0 1 0 52 76 2.25 1.125											
Donnie Moore, R (9, 1) ERA: 5.4	0.2 4 1 0 0 0 1 0 0 0 0 0 10 18 0.00 3.000											
Dave Roberts, L (9, 1) ERA: 2.84	0.1 1 0 0 0 0 1 0 0 0 0 0 3 3 0.00 0.000											

San Francisco Giants @ Chicago Cubs
Wrigley Field, Chicago, IL
Sun May 07 1978, 3:33 AM CDT
Att. 15,453 - Unknown - 46 F

livebaseballscorecards.com

AB	33
R	2
H	6
RBI	2
BB	5
SO	5
LOB	15



Batter	1	2	3	4	5	6	7	8	9	AB	R	H	RBI	BB	SO	LOB
Ivan De Jesus, R OBP: 0.348, SLG: 0.324 (1, 6)	0-0 F2			0-0 P8		1-2 BB 1B		0-0 L6		4	1	1	0	0	0	1
Manny Trillo, R OBP: 0.348, SLG: 0.333 (1, 4)	0-3 K			0-0 P4		4-0 1B BB		0-0 L	0-0 5-3	4	0	0	0	1	1	1
Bill Buckner, L OBP: 0.397, SLG: 0.500 (1, 3) Rudy Meoli, L (9, PR)	0-0 F8			0-0 L8		0-0 1B			0-0 WP 1B	4	0	2	1	0	0	0
Dave Kingman, R OBP: 0.259, SLG: 0.373 (1, 7)		0-0 F7			0-0 F3	2-3 K			0-0 P3	4	0	0	0	0	1	3
Bobby Murcer, L OBP: 0.346, SLG: 0.383 (1, 9)		0-0 F9			0-0 4-3		0-0 4-3		0-3 K	4	0	0	0	0	1	1
Steve Ontiveros, S OBP: 0.217, SLG: 0.176 (1, 5)		3-2 6-3			0-0 E4 FC5-4		0-0 P3			3	0	0	0	0	0	0
Hector Cruz, R OBP: 0.275, SLG: 0.408 (1, 8)			3-3 K		0-0 FC5-4		0-0 P6			3	0	0	0	0	1	1
Larry Cox, R OBP: 0.250, SLG: 0.192 (1, 2)			0-0 F5		0-0 G3		0-3 K			3	0	0	0	0	1	0
Ray Burris, R OBP: 0.133, SLG: 0.133 (1, 1) Gene Clines, R (8, PH) Donnie Moore, L OBP: 1.000, SLG: 1.000 (9, 1) Dave Roberts, L (9, 1)			0-3 K		0-3 K			0-0 CS 1B		2	0	0	0	0	2	0


Inning Stats	R: 0	H: 0	E: 0	K: 1	S: 5	LOB: 0	BB: 0	P: 5	R: 0	H: 0	E: 0	K: 0	S: 8	LOB: 0	BB: 0	P: 11	R: 0	H: 0	E: 0	K: 2	S: 8	LOB: 0	BB: 0	P: 11	R: 0	H: 0	E: 0	K: 0	S: 3	LOB: 0	BB: 0	P: 3	R: 0	H: 0	E: 1	K: 0	S: 4	LOB: 1	BB: 0	P: 4	R: 1	H: 2	E: 0	K: 2	S: 13	LOB: 2	BB: 1	P: 20	R: 0	H: 0	E: 0	K: 0	S: 3	LOB: 0	BB: 0	P: 3	R: 0	H: 1	E: 0	K: 1	S: 5	LOB: 0	BB: 0	P: 5	R: 0	H: 1	E: 0	K: 1	S: 6	LOB: 2	BB: 0	P: 6	1B: 4	2B: 0	3B: 0	HR: 0	SF: 0	SAC: 0	DP: 0	HBP: 0	WP: 1	PB: 0	SB: 0	CS: 1	PA: 33
--------------	------	------	------	------	------	--------	-------	------	------	------	------	------	------	--------	-------	-------	------	------	------	------	------	--------	-------	-------	------	------	------	------	------	--------	-------	------	------	------	------	------	------	--------	-------	------	------	------	------	------	-------	--------	-------	-------	------	------	------	------	------	--------	-------	------	------	------	------	------	------	--------	-------	------	------	------	------	------	------	--------	-------	------	-------	-------	-------	-------	-------	--------	-------	--------	-------	-------	-------	-------	--------

PITCHER	IP	WLS	BF	H	R	ER	SO	BB	IBB	HBP	BLK	WP	HR	S	P	ERA	WHIP
Vida Blue, L ERA: 2.72 (1, 1)	8.1	W	31	4	1	1	6	1	0	0	0	0	0	51	64	1.08	0.600
Randy Moffitt, R ERA: 3.52 (9, 1)	0.1		1	0	0	0	0	0	0	0	0	0	0	1	1	0.00	0.000
Gary Lavelle, L ERA: 3.21 (9, 1)	0.1	S	1	0	0	0	1	0	0	0	0	1	0	3	3	0.00	0.000

BOTTOM

San Francisco Giants @ Chicago Cubs
Wrigley Field, Chicago, IL
Sun May 07 1978, 3:33 AM CDT
Att: 15,453 - Unknown - 46 F

AB	32
R	1
H	4
RBI	1
BB	1
SO	7
LOB	7



Batter	1	2	3	4	5	6	7	8	9	AB R H RBI BB SO LOB	TOP																				
Frank Taveras, R (1, 6) <small>OBP: 0.263, SLG: 0.323</small> Steve Brye, R (9, PH) <small>OBP: 0.462, SLG: 0.429</small> (9, 7)	0-0 S 1B		0-0 5-3		0-0 4-3			0-3 K	0-0 1B 1-2 2-H	4 0 1 0 0 1 2 1 0 1 1 0 0 0	Pittsburgh Pirates @ San Francisco Giants Candlestick Park, San Francisco, CA Tue May 09 1978, 10:05 PM EDT Att. 10,459 - Unknown livebaseballscorecards.com																				
Omar Moreno, L (1, 8) <small>OBP: 0.404, SLG: 0.289</small>	0-3 K 1-2		0-0 4-3		0-0 F7			0-0 S 1B	0-0 F9	5 0 1 0 0 1 5																					
Dave Parker, L (1, 9) <small>OBP: 0.367, SLG: 0.569</small>	0-0 F5		0-0 F7					0-0 F2 1-2		4 0 0 0 0 0 2																					
Bill Robinson, R (1, 7) <small>OBP: 0.323, SLG: 0.409</small> (9, 5)	0-3 K			0-0 E5 G4-6-3				0-3 K		4 0 0 0 0 2 2																					
Willie Stargell, L (1, 3) <small>OBP: 0.366, SLG: 0.333</small>		0-0 P6		0-0 G4-6-3 1-2f				0-0 F8		4 0 1 0 0 0 1																					
Ed Ott, L (1, 2) <small>OBP: 0.303, SLG: 0.362</small>		0-0 E5 1B		0-0 F7				0-0 F8		4 1 1 0 0 0 1																					
Phil Garner, R (1, 5) <small>OBP: 0.260, SLG: 0.299</small> (9, 6)		0-3 K			0-0 6-3			0-0 P3-1 1B		4 1 2 0 0 1 1																					
Mario Mendoza, R (1, 4) <small>OBP: 0.313, SLG: 0.467</small> John Milner, L (9, PH) <small>OBP: 0.300, SLG: 0.167</small> Rennie Stennett, R (9, PH) <small>OBP: 0.318, SLG: 0.395</small> Jim Rooker, R (9, PR) <small>OBP: 0.100, SLG: 0.100</small> Kent Tekulve, R (9, 1)		0-0 1B			0-0 2B 1B			0-0 P3-1 1B 1-2f	0-0 1B 1-2 2-H	3 0 2 0 0 0 1 0 0 0 0 0 0 0 1 0 1 1 0 0 0 0 0 0 0 0 0 0 0 0 0 0 0 0 0																					
Don Robinson, R (1, 1) <small>OBP: 0.267, SLG: 0.333</small> Manny Sanguillen, R (7, PH) <small>OBP: 0.280, SLG: 0.458</small> Bruce Kison, R (7, 1) Jim Fregosi, R (9, PH) <small>OBP: 0.389, SLG: 0.154</small> (9, 4)		0-3 K			0-0 1-3 2B			0-0 4-3	0-0 F7	2 0 1 0 0 1 2 1 0 0 0 0 0 0 0 0 0 0 0 0 0 1 0 0 0 0 0 2																					
Inning Stats	R: 0 E: 0 K: 2 S: 8	H: 1 LOB: 1 BB: 0 P: 8	R: 0 E: 1 K: 2 S: 9	H: 1 LOB: 2 BB: 0 P: 9	R: 0 E: 0 K: 0 S: 3	H: 0 LOB: 0 BB: 0 P: 3	R: 0 E: 1 K: 0 S: 3	H: 0 LOB: 0 BB: 0 P: 3	R: 0 E: 0 K: 0 S: 5	H: 2 LOB: 2 BB: 0 P: 5		R: 0 E: 0 K: 0 S: 4	H: 1 LOB: 1 BB: 0 P: 4	R: 0 E: 0 K: 0 S: 3	H: 1 LOB: 0 BB: 0 P: 3	R: 0 E: 0 K: 2 S: 8	H: 1 LOB: 1 BB: 0 P: 8	R: 2 E: 0 K: 0 S: 7	H: 4 LOB: 2 BB: 0 P: 7	1B: 10 2B: 2 3B: 0 HR: 0	SF: 0 SAC: 0 DP: 2 HBP: 0	WP: 0 PB: 0 SB: 2 CS: 0	PA: 38								
PITCHER	IP WLS BF H R ER SO BB IBB HBP BLK WP HR S P ERA WHIP																														
John Montefusco, R (1, 1) <small>ERA: 2.4</small> Gary Lavelle, L (9, 1) <small>ERA: 3.21</small> Randy Moffitt, R (9, 1) <small>ERA: 3.45</small> John Curtis, L (9, 1) <small>ERA: 5.06</small>	8.1		34	9	2	2	6	0	0	0	0	0	0	46	46	2.16	1.080														
	0.0		1	1	0	0	0	0	0	0	0	0	0	1	1	∞	∞														
	0.1		2	1	0	0	0	0	0	0	0	0	0	2	2	0.00	3.000														
	0.1	W	1	0	0	0	0	0	0	0	0	0	0	1	1	0.00	0.000														



Batter	1	2	3	4	5	6	7	8	9	AB	R	H	RBI	BB	SO	LOB
Bill Madlock, R (1, 4) <small>OBP: 0.329, SLG: 0.355</small> Tom Heintzelman, R (8, 4) <small>OBP: 0.200, SLG: 0.500</small>										2	2	1	0	0	0	0
Terry Whitfield, L (1, 7) <small>OBP: 0.293, SLG: 0.363</small>										3	0	0	0	0	0	1
Darrell Evans, L (1, 5) <small>OBP: 0.339, SLG: 0.309</small>										4	0	1	0	0	0	1
Willie McCovey, L (1, 3) <small>OBP: 0.290, SLG: 0.405</small> Skip James, L (6, PR) <small>OBP: 0.133, SLG: 0.143</small> (7, 3)										3	0	1	2	0	1	1
Jack Clark, R (1, 9) <small>OBP: 0.310, SLG: 0.380</small>										4	1	1	0	0	1	2
Larry Herndon, R (1, 8) <small>OBP: 0.330, SLG: 0.318</small>										4	0	1	1	0	1	0
Johnnie LeMaster, R (1, 6) <small>OBP: 0.276, SLG: 0.280</small>										2	0	0	0	1	2	0
Mike Sadek, R (1, 2) <small>OBP: 0.292, SLG: 0.261</small>										3	0	1	0	0	0	1
John Montefusco, R (1, 1) <small>OBP: 0.250, SLG: 0.214</small> Gary Lavelle, S (9, 1) Randy Moffitt, R (9, 1) <small>OBP: 0.500, SLG: 0.500</small> John Curtis, L (9, 1)										3	0	0	0	0	1	2

Inning Stats	R: 1	H: 1	E: 0	K: 0	S: 4	LOB: 1	BB: 0	P: 5	R: 0	H: 0	E: 0	K: 1	S: 5	LOB: 0	BB: 0	P: 5	R: 0	H: 0	E: 0	K: 0	S: 3	LOB: 0	BB: 0	P: 3	R: 0	H: 0	E: 0	K: 1	S: 6	LOB: 1	BB: 0	P: 6	R: 1	H: 2	E: 0	K: 1	S: 7	LOB: 2	BB: 0	P: 7	R: 0	H: 0	E: 0	K: 2	S: 7	LOB: 1	BB: 1	P: 11	R: 0	H: 0	E: 0	K: 1	S: 5	LOB: 0	BB: 0	P: 5	R: 1	H: 2	E: 0	K: 0	S: 3	LOB: 1	BB: 0	P: 3
--------------	------	------	------	------	------	--------	-------	------	------	------	------	------	------	--------	-------	------	------	------	------	------	------	--------	-------	------	------	------	------	------	------	--------	-------	------	------	------	------	------	------	--------	-------	------	------	------	------	------	------	--------	-------	-------	------	------	------	------	------	--------	-------	------	------	------	------	------	------	--------	-------	------

PITCHER	IP	WLS	BF	H	R	ER	SO	BB	IBB	HBP	BLK	WP	HR	S	P	ERA	WHIP
Don Robinson, R (1, 1) <small>ERA: 2.86</small>	6.0		23	4	2	2	4	0	0	1	0	0	0	30	31	3.00	0.667
Bruce Kison, R (7, 1) <small>ERA: 2.25</small>	2.0		7	0	0	0	3	1	0	0	0	0	0	12	16	0.00	0.500
Kent Tekulve, R (9, 1) <small>ERA: 0.51</small>	0.1	L	3	2	1	0	0	0	0	0	0	0	0	3	3	0.00	6.000

BOTTOM

Pittsburgh Pirates @ San Francisco Giants
 Candlestick Park, San Francisco, CA

Tue May 09 1978, 10:05 PM EDT
 Att. 10,459 - Unknown

AB	30
R	3
H	6
RBI	3
BB	1
SO	7
LOB	8

WP	PA	ERA	WHIP
0	33		
0			
3			
0			

Batter	1	2	3	4	5	6	7	8	9	AB R H RBI BB SO LOB	TOP											
Frank Taveras, R (1, 6) OBP: 0.260, SLG: 0.317	0-0 F2		0-0 F9		0-0 SF6 1B		0-3 K		0-0 5-3	5 1 1 0 0 1 0	Pittsburgh Pirates @ San Francisco Giants Candlestick Park, San Francisco, CA Wed May 10 1978, 6:33 AM EDT Att. 4,766 - Unknown											
Omar Moreno, L (1, 8) OBP: 0.413, SLG: 0.299	0-0 F7 1B		0-0 S 1B		4-0 1-3 2B BB		0-0 4-3		0-0 1-3	4 1 2 0 1 0 0												
Dave Parker, L (1, 9) OBP: 0.368, SLG: 0.566	0-0 F7 1-2		0-0 F6 1-2		4-0 1-2 2B IBB		0-0 2B		0-3 K	4 1 1 0 1 1 2												
John Milner, L (1, 7) Steve Brye, R (6, 7) OBP: 0.303, SLG: 0.160 OBP: 0.444, SLG: 0.409		0-0 G3	4-0 BB		0-0 SF6		0-0 F8			1 0 0 1 1 0 0 1 0 0 0 0 0 1												
Willie Stargell, L (1, 3) OBP: 0.360, SLG: 0.344		0-0 4-3	0-0 4-3		0-0 1-H 2-H 2B			0-0 F5		4 0 1 2 0 0 2												
Rennie Stennett, R (1, 4) OBP: 0.315, SLG: 0.388		0-0 3B 1B		0-0 6-3	0-0 4-3			0-0 3-1		4 1 1 0 0 0 1												
Phil Garner, R (1, 5) OBP: 0.270, SLG: 0.330		0-0 1-H 2B 3B		0-0 F7		0-0 G3		0-0 S 1B 1B		4 1 2 1 0 0 0												
Duffy Dyer, R (1, 2) OBP: 0.357, SLG: 0.458		0-0 3-H 2B		0-0 F7		0-0 F7		0-0 1-2 S 1B		4 0 2 1 0 0 0												
Bert Blyleven, R (1, 1) OBP: 0.063, SLG: 0.063		0-0 4-3		0-0 1-3	0-0 4-3		0-0 1-2 2-3 6-3		4 0 0 0 0 0 3													
Inning Stats	R: 0 E: 0 K: 0 S: 3	H: 1 LOB: 0 BB: 0 P: 3	R: 2 E: 0 K: 0 S: 6	H: 3 LOB: 1 BB: 0 P: 6	R: 0 E: 0 K: 0 S: 4	H: 1 LOB: 2 BB: 1 P: 8	R: 0 E: 0 K: 0 S: 3	H: 0 LOB: 0 BB: 0 P: 3	R: 3 E: 0 K: 0 S: 5	H: 2 LOB: 1 BB: 2 P: 13		R: 0 E: 0 K: 0 S: 3	H: 0 LOB: 0 BB: 0 P: 3	R: 0 E: 0 K: 1 S: 6	H: 1 LOB: 1 BB: 0 P: 6	R: 0 E: 0 K: 0 S: 5	H: 2 LOB: 2 BB: 0 P: 5	R: 0 E: 0 K: 1 S: 5	H: 0 LOB: 0 BB: 0 P: 5	1B: 6 2B: 3 3B: 1 HR: 0	SF: 1 SAC: 0 DP: 0 HBP: 0	WP: 0 PB: 0 SB: 5 CS: 0
PITCHER	IP WLS BF H R ER SO BB IBB HBP BLK WP HR S P ERA WHIP																					
Jim Barr, R (1, 1) ERA: 3.18	5.0 L 24 7 5 5 0 2 1 0 0 0 0 0 21 33 9.00 1.800																					
Greg Minton, R (6, 1) ERA: 3.0	2.0 7 1 0 0 1 0 0 0 0 0 0 0 9 9 0.00 0.500																					
John Curtis, L (8, 1) ERA: 4.26	2.0 8 2 0 0 1 0 0 0 0 0 0 0 10 10 0.00 1.000																					

livebaseballscorecards.com

AB	35
R	5
H	10
RBI	5
BB	3
SO	2
LOB	9



Batter	1	2	3	4	5	6	7	8	9	AB	R	H	RBI	BB	SO	LOB
Bill Madlock, R (1, 4) OBP: 0.325, SLG: 0.348	0-0 F9		0-0 F8			0-0 BB 1B 1B		0-0 F8		4	0	1	0	0	0	0
Terry Whitfield, L (1, 7) OBP: 0.291, SLG: 0.358	0-0 4-3			0-0 1B 4-3 1B		0-0 F8		0-3 K		4	1	1	0	0	1	1
Darrell Evans, L (1, 5) OBP: 0.345, SLG: 0.309	4-0 BB			0-0 4-3 1-3 1B		0-0 F8		0-3 K		3	0	1	0	1	1	1
Willie McCovey, L (1, 3) OBP: 0.289, SLG: 0.398	0-3 K			0-0 4-3		0-0 BB 1-2 1B			0-0 F7	4	0	1	1	0	1	2
Jack Clark, R (1, 9) OBP: 0.316, SLG: 0.379		0-0 5-3		0-3 K		4-0 BB 1-2 2-3 BB			0-0 BB 1B 1B	3	0	1	0	1	1	1
Larry Herndon, R (1, 8) OBP: 0.327, SLG: 0.315		0-0 P3		0-3 K		0-3 K			0-0 1-2 1B	4	0	1	0	0	2	4
Marc Hill, R (1, 2) OBP: 0.317, SLG: 0.282		0-3 K			0-0 5-3			0-0 F9		4	0	0	0	0	2	2
Johnnie LeMaster, R (1, 6) OBP: 0.264, SLG: 0.267			0-3 K		0-3 K			0-3 K		4	0	0	0	0	3	2
Jim Barr, R (1, 1) OBP: 0.200, SLG: 0.200			0-3 K		0-0 5-3			0-0 4-3		1	0	0	0	0	1	0
Tom Heintzelman, R (5, PH) OBP: 0.182, SLG: 0.455										1	0	0	0	0	0	0
Greg Minton, S (6, 1)										0	0	0	0	0	0	0
Mike Ivie, R (7, PH) OBP: 0.323, SLG: 0.467										1	0	0	0	0	0	0
John Curtis, L (8, 1)										0	0	0	0	0	0	0

Inning Stats	R: 0	H: 0	E: 0	K: 1	S: 5	LOB: 1	BB: 1	P: 9	R: 0	H: 0	E: 0	K: 1	S: 5	LOB: 0	BB: 0	P: 5	R: 1	H: 2	E: 0	K: 2	S: 9	LOB: 1	BB: 0	P: 9	R: 0	H: 0	E: 0	K: 1	S: 5	LOB: 0	BB: 0	P: 5	R: 0	H: 2	E: 0	K: 1	S: 7	LOB: 3	BB: 1	P: 11	R: 0	H: 0	E: 0	K: 1	S: 5	LOB: 0	BB: 0	P: 5	R: 0	H: 0	E: 0	K: 2	S: 7	LOB: 0	BB: 0	P: 7	R: 0	H: 2	E: 0	K: 1	S: 7	LOB: 2	BB: 0	P: 7	1B: 6	2B: 0	3B: 0	HR: 0	SF: 0	SAC: 0	DP: 0	HBP: 0	WP: 0	PA: 35
PITCHER Bert Blyleven, R (1, 1) ERA: 4.27	IP	WLS	BF	H	R	ER	SO	BB	IBB	HBP	BLK	WP	HR	S	P	ERA	WHIP																																																									
																	PITCHER	IP	WLS	BF	H	R	ER	SO	BB	IBB	HBP	BLK	WP	HR	S	P	ERA	WHIP																																								

BOTTOM

Pittsburgh Pirates @ San Francisco Giants
Candlestick Park, San Francisco, CA
Wed May 10 1978, 6:33 AM EDT
Att. 4,766 - Unknown

livebaseballscores.com

AB	33
R	1
H	6
RBI	1
BB	2
SO	12
LOB	13



Batter	1	2	3	4	5	6	7	8	9	AB R H RBI BB SO LOB	TOP																								
Frank Taveras, R (1, 6) OBP: 0.269, SLG: 0.324	0-0 F9			0-0 FC5-4 1B	0-0 F8			0-0 1-2 1B		4 0 2 0 0 0 1	Pittsburgh Pirates @ San Francisco Giants Candlestick Park, San Francisco, CA Thu May 11 1978, 6:33 AM EDT Att. 6,071 - Unknown livebaseballscorecards.com																								
Omar Moreno, L (1, 8) OBP: 0.398, SLG: 0.286	0-0 1-3			0-0 FC5-4 FC4-6 1-2f	0-3 K			0-0 F7		4 0 0 0 0 1 4																									
Dave Parker, L (1, 9) OBP: 0.364, SLG: 0.555	0-0 1B			0-0 FC4-6 E 1-2f		0-3 K		0-0 F3		4 1 1 0 0 1 3																									
Rennie Stennett, R (1, 4)		0-0 F3		0-0 E 1-2 1B		0-0 L3		0-0 G3		4 1 1 0 0 0 2																									
Willie Stargell, L (1, 3) OBP: 0.342, SLG: 0.323		0-3 K		0-0 E3 E 1-2 2-3		0-0 F9		0-3 K		4 0 0 0 0 2 2																									
Steve Brye, R (1, 7) OBP: 0.419, SLG: 0.385		0-0 F9		0-0 E4 1-3 2-H 3-H		0-0 F9		0-0 G4-6-3 1B		4 0 1 0 0 0 1																									
Phil Garner, R (1, 5) OBP: 0.269, SLG: 0.319			4-0 BB G6-4-3	0-3 K		0-0 6-3		0-0 G4-6-3 1-2f		3 0 0 0 1 1 3																									
Duffy Dyer, R (1, 2) OBP: 0.323, SLG: 0.407			0-0 G6-4-3 1-2f		0-0 F8		0-0 F8			3 0 0 0 0 0 1																									
John Candelaria, L (1, 1) OBP: 0.278, SLG: 0.250 Bruce Kison, R (3, 1) Willie McEnaney, L (5, 1) Jim Bibby, R (5, 1) Manny Sanguillen, R (8, PH) Grant Jackson, S (8, 1)			0-3 K		0-0 E5			0-0 1B		1 0 0 0 0 0 1 0 1 0 1 0 1 0 0 0 0 0 0 0 0 0 0 0 0 0																									
Inning Stats	R: 0 E: 0 K: 0 S: 3	H: 1 LOB: 1 BB: 0 P: 3	R: 0 E: 0 K: 1 S: 5	H: 0 LOB: 0 BB: 0 P: 5	R: 0 E: 0 K: 1 S: 4	H: 0 LOB: 0 BB: 1 P: 8	R: 2 E: 2 K: 1 S: 9	H: 2 LOB: 2 BB: 0 P: 9	R: 0 E: 1 K: 1 S: 6	H: 0 LOB: 1 BB: 0 P: 6	R: 0 E: 0 K: 1 S: 5	H: 0 LOB: 0 BB: 0 P: 5	R: 0 E: 0 K: 0 S: 3	H: 0 LOB: 0 BB: 0 P: 3	R: 0 E: 0 K: 0 S: 5	H: 2 LOB: 2 BB: 0 P: 5	R: 0 E: 0 K: 1 S: 5	H: 1 LOB: 0 BB: 0 P: 5	1B: 6 2B: 0 3B: 0 HR: 0	SF: 0 SAC: 0 DP: 2 HBP: 0	WP: 0 PB: 0 SB: 0 CS: 0	PA: 34													
PITCHER Bob Knepper, L (1, 1) ERA: 1.87	IP 9.0	WLS W	BF 34	H 6	R 2	ER 0	SO 6	BB 1	IBB 0	HBP 0	BLK 0	WP 0	HR 0	S 45	P 49	ERA 0.00	WHIP 0.778	PITCHER	IP 9.0	WLS W	BF 34	H 6	R 2	ER 0	SO 6	BB 1	IBB 0	HBP 0	BLK 0	WP 0	HR 0	S 45	P 49	ERA 0.00	WHIP 0.778



Batter	1	2	3	4	5	6	7	8	9	AB R H RBI BB SO LOB
Bill Madlock, R OBP: 0.329, SLG: 0.357 (1, 4)	4-0 1B BB BB		0-0 3-1 3B 2B	0-0 4-3	0-3 K			0-0 F7		4 1 1 0 1 1 3
Darrell Evans, L OBP: 0.355, SLG: 0.327 (1, 5)	4-0 1B BB BB		0-0 3-1 2-3	0-3 K		0-0 2B		0-0 BB 1B		4 1 2 0 1 1 1
Jack Clark, R OBP: 0.328, SLG: 0.402 (1, 9)	0-0 1-2 2-3 1B		0-0 3B 3B		0-3 K	0-3 K		4-0 1B BB		4 1 2 1 1 2 1
Willie McCovey, L OBP: 0.300, SLG: 0.422 (1, 3)	0-0 F7		0-0 1B 3B		4-0 1B HBP BB	0-0 F8		0-0 1B		2 1 1 1 1 0 3
Terry Whitfield, L OBP: 0.295, SLG: 0.361 (5, PR) (6, 7)			3-H					1-3 2-H		2 1 1 1 0 0 1
Mike Ivie, R OBP: 0.333, SLG: 0.441 (1, 7) (6, 3)	0-0 G5-4-3 1-2f		0-0 1B BLK 1B		1-0 BB 1B HBP	0-3 K		0-0 P6		4 1 1 1 0 1 6
Larry Herndon, R OBP: 0.343, SLG: 0.326 (1, 8)		4-0 BB BB	0-0 1-3 1B		0-0 HBP BB 1B		0-0 F9			3 0 2 0 1 0 0
Marc Hill, R OBP: 0.314, SLG: 0.270 (1, 2)		0-0 1-2	0-0 F5		4-0 1-2 2-3 3-H HBP BB		0-3 K			3 0 0 1 1 1 3
Johnnie LeMaster, R OBP: 0.263, SLG: 0.258 (1, 6)		0-3 K	0-3 K		1-0 HBP		0-0 5-3			3 0 0 1 0 2 3
Bob Knepper, L OBP: 0.100, SLG: 0.111 (1, 1)		0-0 6-3		0-0 3-1	0-3 K			0-3 K		4 0 0 0 0 2 4

Inning Stats	R: 0	H: 1	E: 0	K: 0	S: 3	LOB: 2	BB: 2	P: 11	R: 0	H: 0	E: 0	K: 1	S: 5	LOB: 1	BB: 1	P: 9	R: 3	H: 5	E: 0	K: 1	S: 10	LOB: 2	BB: 0	P: 10	R: 0	H: 0	E: 0	K: 1	S: 5	LOB: 0	BB: 0	P: 5	R: 2	H: 1	E: 0	K: 3	S: 10	LOB: 3	BB: 2	P: 20	R: 0	H: 1	E: 0	K: 2	S: 8	LOB: 1	BB: 0	P: 8	R: 0	H: 0	E: 0	K: 1	S: 5	LOB: 0	BB: 0	P: 5	R: 1	H: 2	E: 0	K: 1	S: 7	LOB: 2	BB: 1	P: 11
--------------	------	------	------	------	------	--------	-------	-------	------	------	------	------	------	--------	-------	------	------	------	------	------	-------	--------	-------	-------	------	------	------	------	------	--------	-------	------	------	------	------	------	-------	--------	-------	-------	------	------	------	------	------	--------	-------	------	------	------	------	------	------	--------	-------	------	------	------	------	------	------	--------	-------	-------

PITCHER	IP	WLS	BF	H	R	ER	SO	BB	IBB	HBP	BLK	WP	HR	S	P	ERA	WHIP
John Candelaria, L ERA: 4.42 (1, 1)	2.1	L	14	5	3	3	1	3	0	0	0	0	0	13	25	11.57	3.429
Bruce Kison, R ERA: 3.0 (3, 1)	2.0		12	2	2	2	3	2	0	2	1	0	0	14	24	9.00	2.000
Will McEnaney, L ERA: 4.91 (5, 1)	0.1		1	0	0	0	1	0	0	0	0	0	0	3	3	0.00	0.000
Jim Bibby, R ERA: 2.87 (5, 1)	2.1		8	1	0	0	4	0	0	0	0	0	0	16	16	0.00	0.429
Grant Jackson, L ERA: 5.4 (8, 1)	1.0		6	2	1	1	1	1	0	0	0	0	0	7	11	9.00	3.000

BOTTOM

Pittsburgh Pirates @ San Francisco Giants
Candlestick Park, San Francisco, CA


Thu May 11 1978, 6:33 AM EDT
Att. 6,071 - Unknown

AB	33
R	6
H	10
RBI	6
BB	6
SO	10
LOB	25

livebaseballscorecards.com

1B	6	SF	0
2B	2	SAC	0
3B	2	DP	1
HR	0	HBP	2

WP	0	PA	41
PB	0		
SB	0		
CS	0		



Batter	1	2	3	4	5	6	7	8	9	AB R H RBI BB SO LOB	TOP											
Garry Templeton, S (1, 6) OBP: 0.237, SLG: 0.301 Mike Phillips, L (5, 6) OBP: 0.389, SLG: 0.529	0-0 1B 1B		0-3 K			0-0 1B SF7 1B	0-0 FC6-4 1B			2 1 1 0 0 1 0 2 1 2 0 0 0 0	St. Louis Cardinals @ San Francisco Giants Candlestick Park, San Francisco, CA Fri May 12 1978, 10:05 PM EDT Att: 16,788 - Unknown											
Tony Scott, S (1, 9) OBP: 0.339, SLG: 0.314	0-0 G5-4-3 1B 1B		0-0 4-3			0-0 P4	0-0 FC6-4			4 0 1 0 0 0 3												
Keith Hernandez, L (1, 3) OBP: 0.391, SLG: 0.479	0-0 G5-4-3 1B			0-0 4-1		0-0 1B 1B		0-3 K		4 0 2 1 0 1 0												
Ted Simmons, S (1, 2) OBP: 0.406, SLG: 0.519 Pete Vuckovich, R (8, 1)	0-0 G5-4-3 1-2f 2-3			0-0 F7		0-0 1B 1B		0-0 HR		4 1 2 1 0 0 2 0 0 0 0 0 0 0												
Jerry Morales, R (1, 8) OBP: 0.295, SLG: 0.345	0-0 P6			0-0 6-3		0-0 SF7		0-0 6-3		3 0 0 1 0 0 1												
Ken Reitz, R (1, 5) OBP: 0.325, SLG: 0.423		0-3 K			0-3 K	0-0 F8		0-0 F8		4 0 0 0 0 2 2												
Mike Tyson, R (1, 4) OBP: 0.305, SLG: 0.352		0-3 K			0-0 F2		0-0 G6-4-3 1B		0-0 5-3	4 0 1 0 0 1 0												
Jerry Mumphrey, S (1, 7) OBP: 0.206, SLG: 0.177		0-0 4-3			0-0 FC6-4 1B		0-0 G6-4-3 1-2f		0-0 5-3	4 0 1 0 0 0 1												
John Urrea, R (1, 1) OBP: 0.111, SLG: 0.111 Dave Hamilton, L (4, 1) Gary Sutherland, R (5, PH) OBP: 0.200, SLG: 0.200 Buddy Schultz, R (5, 1) Steve Swisher, R (8, 2) OBP: 0.250, SLG: 0.143			0-0 4-3		0-0 FC6-4		4-0 1B BB		0-0 F8	1 0 0 0 0 0 0 0 0 0 0 0 0 0 1 0 0 0 0 0 1 0 0 0 0 1 0 0 1 0 0 0 0 0 0												
Inning Stats	R: 1 E: 0 K: 0 S: 5	H: 3 LOB: 1 BB: 0 P: 5	R: 0 E: 0 K: 2 S: 7	H: 0 LOB: 0 BB: 0 P: 7	R: 0 E: 0 K: 1 S: 5	H: 0 LOB: 0 BB: 0 P: 5	R: 0 E: 0 K: 0 S: 3	H: 0 LOB: 0 BB: 0 P: 3	R: 0 E: 0 K: 1 S: 6	H: 1 LOB: 1 BB: 0 P: 6	R: 1 E: 0 K: 0 S: 6	H: 3 LOB: 2 BB: 0 P: 6	R: 0 E: 0 K: 0 S: 4	H: 2 LOB: 2 BB: 1 P: 8	R: 1 E: 0 K: 1 S: 6	H: 1 LOB: 0 BB: 0 P: 6	R: 0 E: 0 K: 0 S: 3	H: 0 LOB: 0 BB: 0 P: 3	1B: 9 2B: 0 3B: 0 HR: 1	SF: 1 SAC: 0 DP: 2 HBP: 0	WP: 0 PB: 0 SB: 0 CS: 0	PA: 36
PITCHER Vida Blue, L (1, 1) ERA: 2.77	IP: 9.0 WLS: W BF: 36 H: 10 R: 3 ER: 3 SO: 5 BB: 1 IBB: 0 HBP: 0 BLK: 0 WP: 0 HR: 1 S: 45 P: 49 ERA: 3.00 WHIP: 1.222											PITCHER	IP: 9.0 WLS: W BF: 36 H: 10 R: 3 ER: 3 SO: 5 BB: 1 IBB: 0 HBP: 0 BLK: 0 WP: 0 HR: 1 S: 45 P: 49 ERA: 3.00 WHIP: 1.222									

livebaseballscores.com

AB	34
R	3
H	10
RBI	3
BB	1
SO	5
LOB	10



Batter	1	2	3	4	5	6	7	8	9	AB	R	H	RBI	BB	SO	LOB
Bill Madlock, R (1, 4) OBP: 0.356, SLG: 0.436	0-0 F7		0-0 BLK 1B		0-0 F8 SF7 2B		0-0 S 2B 1B			4	2	3	0	0	0	0
Terry Whitfield, L (1, 7) OBP: 0.319, SLG: 0.404	0-0 BB 1B		0-0 F8		4-0 SF7 F8 1B BB		0-3 K 1-2			3	1	1	0	1	1	2
Darrell Evans, L (1, 5) OBP: 0.367, SLG: 0.330	4-0 1-2 BB		0-0 4-3		0-0 F8 1-2 2-3		4-0 2B IBB			2	1	0	0	2	0	3
Willie McCovey, L (1, 3) OBP: 0.295, SLG: 0.411 Mike Ivie, R (3, 3) OBP: 0.333, SLG: 0.472	0-0 P5			0-3 K	0-0 SF7		0-0 1-H 2-H 3B 2B			1	0	0	0	0	0	2
Jack Clark, R (1, 9) OBP: 0.338, SLG: 0.435	0-0 G3			0-0 1B E 1B	0-0 CS 1B		0-0 2-H 3B			4	1	3	2	0	0	2
Larry Herndon, R (1, 8) OBP: 0.336, SLG: 0.320		0-0 P4		0-0 S 1B	0-0 CS 1-2	0-3 K	0-0 F2			4	1	1	0	0	1	1
Johnnie LeMaster, R (1, 6) OBP: 0.243, SLG: 0.237		0-0 F7		0-0 P6 1-H 3-H		0-0 6-3		0-0 F7		4	0	0	0	0	0	0
Mike Sadek, R (1, 2) OBP: 0.286, SLG: 0.259		0-0 F5		0-0 1B		0-0 F5		0-0 6-3		4	0	1	0	0	0	0
John Montefusco, R (1, 1) OBP: 0.222, SLG: 0.188 Vic Harris, S (7, PH) Gary Lavelle, S (8, 1)			0-3 K	0-3 K			0-3 K	0-3 K		2	0	0	0	0	2	1

Inning Stats		R: 0	H: 1	R: 0	H: 0	R: 0	H: 1	R: 2	H: 3	R: 2	H: 2	R: 0	H: 0	R: 3	H: 3	R: 0	H: 0	1B: 7	SF: 1	WP: 0	PA: 37
		E: 0	LOB: 2	E: 0	LOB: 0	E: 0	LOB: 1	E: 0	LOB: 1	E: 0	LOB: 0	E: 0	LOB: 0	E: 0	LOB: 1	E: 0	LOB: 0	2B: 2	SAC: 0	PB: 0	
		K: 0	BB: 1	K: 0	BB: 0	K: 1	BB: 0	K: 2	BB: 0	K: 1	BB: 0	K: 2	BB: 1	K: 1	BB: 0	K: 1	BB: 0	3B: 1	DP: 0	SB: 3	
		S: 4	P: 8	S: 3	P: 3	S: 6	P: 6	S: 10	P: 10	S: 4	P: 8	S: 5	P: 5	S: 10	P: 14	S: 5	P: 5	HR: 0	HBP: 0	CS: 1	
PITCHER	IP	WLS	BF	H	R	ER	SO	BB	IBB	HBP	BLK	WP	HR	S	P	ERA	WHIP				
Eric Rasmussen, R (1, 1) ERA: 4.38	6.0		26	7	4	4	4	2	0	0	1	0	0	32	40	6.00	1.500				
Mark Littell, R (7, 1) ERA: 2.73	1.0	L	7	3	3	3	2	0	1	0	0	0	0	10	14	27.00	3.000				
Pete Vuckovich, R (8, 1) ERA: 2.61	1.0		3	0	0	0	1	0	0	0	0	0	0	5	5	0.00	0.000				

BOTTOM

St. Louis Cardinals @ San Francisco Giants
Candlestick Park, San Francisco, CA

Sat May 13 1978, 6:33 AM EDT
Att. 12,367 - Sunny

livebaseballscores.com

AB	32
R	7
H	10
RBI	5
BB	3
SO	7
LOB	11



Batter	1	2	3	4	5	6	7	8	9	10	11	12
Bill Madlock, R OBP: 0.365, SLG: 0.427 (1, 4)	4-0 S BB		4-0 BLK BB		0-0 6-3			0-0 F8		0-0 SH2-4 1B		0-0 5-3
Terry Whitfield, L OBP: 0.322, SLG: 0.426 (1, 7)	0-3 K		0-0 G3			0-0 4-3		4-0 1B 1B BB		0-0 SH2-4		0-0 HR
Jack Clark, R OBP: 0.341, SLG: 0.471 (1, 9)	0-0 1-3			0-0 HR		0-0 G3 2B		0-0 SF8		0-0 F7		
Darrell Evans, L OBP: 0.368, SLG: 0.327 (1, 5)	0-0 F8			0-0 F8		0-0 G3		0-0 1B 1B		4-0 IBB		
Mike Ivie, R OBP: 0.318, SLG: 0.439 (1, 3)		0-0 F8		0-0 4-3		0-0 6-3		0-0 1B		0-0 F8		
Larry Herndon, R OBP: 0.322, SLG: 0.306 (1, 8)		0-0 5-3		0-0 5-3			0-0 F7	0-3 K			0-3 K	
Marc Hill, R OBP: 0.295, SLG: 0.289 (1, 2)		0-0 5-3			0-0 HR		0-0 6-3		0-0 6-3		0-0 5-3	
Johnnie LeMaster, R OBP: 0.236, SLG: 0.230 (8, 1)			0-3 K		0-3 K		0-0 6-3		0-3 K		0-0 F9	
Skip James, L OBP: 0.125, SLG: 0.133 (9, PH)												
Charlie Williams, R (10, 1)												
Gary Lavelle, S (11, 1)												
Jim Barr, R OBP: 0.200, SLG: 0.200 (1, 1)			0-0 3-1		0-0 F6			0-0 F8 BLK SF8 1B		0-0 F9		0-0 F9
Lynn McGlothen, L (1, 1)												
Randy Moffitt, R OBP: 0.500, SLG: 0.500 (8, 6)												
Vic Harris, S OBP: 0.125, SLG: 0.045 (8, 6)												

AB	R	H	RBI	BB	SO	LOB
4	0	1	0	2	0	1
4	2	1	1	1	1	2
4	1	2	2	0	0	2
4	0	1	0	1	0	2
5	0	1	1	0	0	3
5	0	0	0	0	2	2
5	1	1	1	0	0	0
3	0	0	0	0	2	0
0	0	0	0	0	0	0
1	0	0	0	0	1	0
0	0	0	0	0	0	0
1	0	0	0	0	0	0
0	0	0	0	0	0	0
2	0	0	0	0	0	0
0	0	0	0	0	0	0
3	1	1	0	0	0	0

WP	PA
0	47
0	0
1	0
0	0

Inning Stats	R	H	E	K	S	H	LOB	BB	P	R	H	E	K	S	H	LOB	BB	P	ERA	WHIP
	0	0	0	1	9	0	1	1	3	0	0	0	0	5	0	0	0	5	4.70	0.913
	0	0	0	1	9	0	0	0	3	0	0	0	0	5	0	0	0	5	∞	∞
	0	0	0	1	3	0	0	0	4	0	0	0	0	4	0	0	0	4	0.00	0.857
	0	0	0	1	3	0	0	0	4	0	1	0	0	4	0	1	0	4	5.40	0.600

PITCHER	IP	WLS	BF	H	R	ER	SO	BB	IBB	HBP	BLK	WP	HR	S	P	ERA	WHIP
John Denny, R ERA: 3.0	7.2		30	4	4	4	3	3	0	0	2	0	2	33	45	4.70	0.913
Buddy Schultz, L ERA: 5.02	0.0		1	1	0	0	0	0	0	0	0	0	0	1	1	∞	∞
Pete Vuckovich, R ERA: 2.35	2.1		10	2	0	0	2	0	1	0	0	0	0	13	17	0.00	0.857
Mark Littell, R ERA: 2.89	1.2	L	6	1	1	1	1	0	0	0	0	0	1	8	8	5.40	0.600

St. Louis Cardinals @ San Francisco Giants
Candlestick Park, San Francisco, CA
 Sun May 14 1978, 6:33 AM EDT
 Unknown

AB	R	H	RBI	BB	SO	LOB
41	5	8	5	4	6	12



Batter	1	2	3	4	5	6	7	8	9	10	AB	R	H	RBI	BB	SO	LOB
Vic Harris, S OBP: 0.133, SLG: 0.037 (1, 6)	0-0 4-3		0-3 K		4-0 FC6-4 BB		0-3 K	0-3 K		0-3 K	5	0	0	0	1	4	5
Rob Andrews, R OBP: 0.319, SLG: 0.333 (1, 4)	0-0 5-3		0-0		0-0 FC6-4		4-0 1B BB		0-0 SH3-4 1B	0-0	3	0	1	0	1	0	1
Jim Barr, R OBP: 0.200, SLG: 0.200 (8, 1)											0	0	1	0	0	0	0
Skip James, L OBP: 0.176, SLG: 0.188 (9, PH)											1	0	1	0	0	0	0
Charlie Williams, R OBP: 0.302, SLG: 0.298 (10, PH)			1B		1-2f		BB			1-2 3-H	1	0	1	1	0	0	0
Marc Hill, R											1	0	1	1	0	0	0
Jack Clark, R OBP: 0.345, SLG: 0.488 (1, 9)	0-0 5-3		0-0 5-3			0-0 FC1-6 3B	0-0 1B 1B		0-0 SH3-4	0-0 1-2	4	1	2	1	0	0	1
Mike Ivie, R OBP: 0.347, SLG: 0.444 (1, 3)		0-0 F8 1B 1B		0-0 F9		4-0 FC1-6 BB	0-0 1-2 2-3 1B		0-0 F7		4	0	2	0	1	0	1
Tom Heintzelman, R OBP: 0.200, SLG: 0.600 (1, 5)		0-0 F9		0-0 6-3		0-0 FC1-6 G6-4-3	0-0 P4		4-0 IBB		3	0	0	1	0	0	2
Darrell Evans, L OBP: 0.370, SLG: 0.324 (7, PH)						1-2f 3-H					1	0	0	0	1	0	3
Larry Herndon, R OBP: 0.333, SLG: 0.327 (1, 8)		0-0 1-2 1B		0-0 2B		0-0 G6-4-3		0-0 1B WP 1B	0-3 K		5	0	3	0	0	1	3
Terry Whitfield, L OBP: 0.333, SLG: 0.442 (1, 7)		0-0 F8 2-3		0-0 F7			0-0 1B 6-3 1B	0-0 1B BB 1B		0-0 SH3-4 1B 2B	5	2	3	0	0	0	3
Mike Sadek, R OBP: 0.281, SLG: 0.258 (1, 2)		0-0 4-3			0-0 F8		0-0 WP 1B 1B	0-0 F3		0-0 SH3-4	4	1	1	0	0	0	3
Ed Halicki, R John Curtis, L Bill Madlock, R OBP: 0.374, SLG: 0.422 (8, 4)			0-0 F5		0-3 K		0-0 6-3	4-0 1-2 BB		4-0 1B IBB	2	0	0	0	0	1	0
											0	0	0	0	0	0	0
											1	0	0	1	2	0	1

Inning Stats	R: 0	H: 0	E: 0	K: 0	S: 3	R: 0	H: 2	E: 0	K: 0	S: 5	R: 0	H: 1	E: 0	K: 1	S: 6	R: 0	H: 1	E: 0	K: 0	S: 4	R: 0	H: 0	E: 0	K: 1	S: 5	R: 1	H: 1	E: 0	K: 0	S: 3	R: 2	H: 4	E: 0	K: 1	S: 9	R: 0	H: 2	E: 0	K: 1	S: 6	R: 0	H: 1	E: 0	K: 1	S: 6	R: 0	H: 2	E: 0	K: 1	S: 6	R: 1	H: 2	E: 0	K: 1	S: 6	1B: 11	SF: 0	2B: 2	3B: 1	HR: 0	WP: 2	PA: 47
PITCHER	IP	WLS	BF	H	R	ER	SO	BB	IBB	HBP	BLK	WP	HR	S	P	ERA	WHIP																																													
Pete Falcone, L ERA: 5.68 (1, 1)	6.2		29	7	3	3	3	3	0	0	0	1	0	32	44	4.05	1.500																																													
Pete Vuckovich, R ERA: 2.35 (7, 1)	0.0		2	2	0	0	0	0	0	0	0	0	0	2	2	∞	∞																																													
Buddy Schultz, L ERA: 4.6 (7, 1)	1.1		6	2	0	0	1	1	0	0	0	1	0	7	11	0.00	2.250																																													
Mark Littell, R ERA: 3.03 (9, 1)	1.2	L	10	3	1	1	2	0	2	0	0	0	0	12	20	5.40	1.800																																													


BOTTOM


St. Louis Cardinals @ San Francisco Giants
Candlestick Park, San Francisco, CA

Sun May 14 1978, 6:38 AM EDT
Att: 25,776 - Unknown

livebaseballscorecards.com

AB	39
R	4
H	14
RBI	4
BB	6
SO	6
LOB	23



Batter	1	2	3	4	5	6	7	8	9	AB R H RBI BB SO LOB	TOP											
Ivan De Jesus, R (1, 6) OBP: 0.340, SLG: 0.290	0-0 6-3		3-2 F8		4-2 G3 2B BB		2-3 K			3 1 0 0 1 1 0												
Steve Ontiveros, S (1, 5) OBP: 0.222, SLG: 0.163	2-3 K		0-0 F8		0-0 G3		0-0 6-3			4 0 0 0 0 1 1												
Bill Buckner, L (1, 3) OBP: 0.385, SLG: 0.447	0-3 K		0-0 L7		1-2 2B			0-0 F8		4 0 1 1 0 1 0												
Dave Kingman, R (1, 7) OBP: 0.298, SLG: 0.546		0-0 F5		0-3 K		0-0 5-3		3-2 HR		4 1 1 1 0 1 1												
Manny Trillo, R (1, 4) OBP: 0.320, SLG: 0.315		0-0 BB 1B		0-0 2B		0-0 F8		0-0 F8		4 1 2 0 0 0 0												
Bobby Murcer, L (1, 9) OBP: 0.362, SLG: 0.421		0-0 F8		4-0 BB		0-0 1B		0-0 L3		3 0 1 0 1 0 1												
Hector Cruz, R (1, 8) OBP: 0.234, SLG: 0.328		4-0 1B BB		0-0 F3		0-0 F8			0-0 F5	3 0 0 0 1 0 3	AB 33 R 3 H 6 RBI 3 BB 3 SO 5 LOB 11											
Larry Cox, R (1, 2) OBP: 0.240, SLG: 0.277		0-0 1B		0-0 F7		0-0 P6			0-0 L6-3	3 0 1 1 0 0 3 1 0 0 0 0 0 0												
Gene Clines, R (9, PH) OBP: 0.296, SLG: 0.250		1-2 2-H 1B																				
Rick Reuschel, R (1, 1) Larry Blittner, L (9, PH) OBP: 0.353, SLG: 0.455		2-3 K			0-0 G3		0-0 4-3		0-0 4-3	3 0 0 0 0 1 2 1 0 0 0 0 0 0												
Inning Stats	R: 0 E: 0 K: 2 S: 8	H: 0 LOB: 0 BB: 0 P: 10	R: 1 E: 0 K: 1 S: 8	H: 2 LOB: 2 BB: 1 P: 14	R: 0 E: 0 K: 0 S: 7	H: 0 LOB: 0 BB: 0 P: 10	R: 0 E: 0 K: 1 S: 6	H: 1 LOB: 2 BB: 1 P: 10	R: 1 E: 0 K: 0 S: 13	H: 1 LOB: 1 BB: 1 P: 18	R: 0 E: 0 K: 0 S: 4	H: 1 LOB: 1 BB: 0 P: 4	R: 0 E: 0 K: 1 S: 6	H: 0 LOB: 0 BB: 0 P: 8	R: 1 E: 0 K: 0 S: 8	H: 1 LOB: 0 BB: 0 P: 11	R: 0 E: 0 K: 0 S: 3	H: 0 LOB: 0 BB: 0 P: 3	1B: 3 2B: 2 3B: 0 HR: 1	SF: 0 SAC: 0 DP: 0 HBP: 0	WP: 0 PB: 0 SB: 0 CS: 0	PA: 36
PITCHER Bob Knepper, L (1, 1) ERA: 2.03	IP 9.0 WLS W BF 36 H 6 R 3 ER 3 SO 5 BB 3 IBB 0 HBP 0 BLK 0 WP 0 HR 1 S 63 P 88 ERA 3.00 WHIP 1.000											PITCHER	IP WLS BF H R ER SO BB IBB HBP BLK WP HR S P ERA WHIP									

Chicago Cubs @ San Francisco Giants
Candlestick Park, San Francisco, CA
Tue May 16 1978, 10:05 PM EDT
Att. 13,728 - Unknown - 60 F

livebaseballscorecards.com

Batter	1	2	3	4	5	6	7	8	9	AB R H RBI BB SO LOB
Bill Madlock, R OBP: 0.369, SLG: 0.414 (1, 4)	0-0 F8		0-0 G4-6-3 1B		0-3 K		0-0 F7			4 0 1 0 0 1 1
Terry Whitfield, L OBP: 0.331, SLG: 0.436 (1, 7)	0-0 F7		0-0 G4-6-3 1-2f			0-0 3B 1B	2-2 4-3			4 1 1 0 0 0 1
Jack Clark, R OBP: 0.350, SLG: 0.500 (1, 9)	4-2 2B BB		0-0 6-3			0-0 1B 3B	0-0 5-3			3 1 1 1 1 0 0
Darrell Evans, L OBP: 0.374, SLG: 0.333 (1, 5)	0-0 1-3 2B			0-3 K		4-0 SH3-4 1B BB		0-0 P6		3 1 1 0 1 1 0
Mike Ivie, R OBP: 0.358, SLG: 0.449 (1, 3)	0-0 5-3			0-0 F8		0-0 E SH3-4 1B		0-0 S 2B 1B		4 1 2 1 0 0 2
Larry Herndon, R OBP: 0.333, SLG: 0.336 (1, 8)		0-0 6-3		0-0 4-3		0-0 SH3-4		0-0 1-H 2B		3 0 1 1 0 0 0
Marc Hill, R OBP: 0.290, SLG: 0.284 (1, 2)		0-0 6-3			0-0 5-3	0-0 FC6		0-0 F9		4 0 0 0 0 0 2
Johnnie LeMaster, R OBP: 0.236, SLG: 0.231 (1, 6)			0-0 1B		0-0 F7	2-3 3-H 2-3 K		0-3 K		4 0 1 0 0 2 3
Bob Knepper, L OBP: 0.130, SLG: 0.190 (1, 1)		0-0 4-3			0-0 2B	0-0 L6				3 0 1 0 0 0 3

Inning Stats	R: 0 E: 0 K: 7 S: 7	H: 1 LOB: 2 BB: 1 P: 11	R: 0 E: 0 K: 0 S: 4	H: 1 LOB: 1 BB: 0 P: 4	R: 0 E: 0 K: 0 S: 3	H: 1 LOB: 0 BB: 0 P: 3	R: 0 E: 0 K: 1 S: 5	H: 0 LOB: 0 BB: 0 P: 5	R: 0 E: 0 K: 1 S: 6	H: 1 LOB: 1 BB: 0 P: 6	R: 3 E: 1 K: 1 S: 10	H: 3 LOB: 2 BB: 1 P: 16	R: 0 E: 0 K: 0 S: 7	H: 0 LOB: 0 BB: 0 P: 9	R: 1 E: 0 K: 1 S: 7	H: 2 LOB: 1 BB: 0 P: 7	1B: 5 2B: 3 3B: 1 HR: 0	SF: 0 SAC: 1 DP: 1 HBP: 0	WP: 0 PB: 0 SB: 1 CS: 0	PA: 35
PITCHER Rick Reuschel, R ERA: 2.09 (1, 1)	IP 8.0 WLS L BF 35 H 9 R 4 ER 3 SO 4 BB 2 IBB 0 HBP 0 BLK 0 WP 0 HR 0 S 49 P 61 ERA 3.38 WHIP 1.375																			


BOTTOM

Chicago Cubs @ San Francisco Giants
Candlestick Park, San Francisco, CA

Tue May 16 1978, 10:05 PM EDT
Att: 13,728 - Unknown - 60 F

AB	32
R	4
H	9
RBI	3
BB	2
SO	4
LOB	12

livebaseballscorecards.com



Batter	1	2	3	4	5	6	7	8	9
Bill Madlock, R (1, 4) OBP: 0.380, SLG: 0.424 Randy Moffitt, R (8, 1) OBP: 0.500, SLG: 0.500 Gary Lavelle, S (9, 1)	0-0 2B SF9 1B	0-0 P5	0-0 2-H 1B		3-2 1-2 1B		0-0 5-3		
Terry Whitfield, L (1, 7) OBP: 0.326, SLG: 0.434	0-0 SF9 1B 2B	3-3 K	0-3 K		0-0 G1			0-0 4-1	
Jack Clark, R (1, 9) OBP: 0.365, SLG: 0.527	1-0 1B HBP	0-0 HR		4-0 FC4-6 BB		3-2 PB 1B		0-0 4-3	
Darrell Evans, L (1, 5) OBP: 0.368, SLG: 0.331	0-0 SF9 2-3 3-H	0-0 F8		0-0 FC4-6 WP 1-2f		0-0 G1-6-3 1B 1-H		0-0 L8	
Mike Ivie, R (1, 3) OBP: 0.386, SLG: 0.519	4-0 BB 1B WP BB		0-0 HR	0-0 P6 1-2		0-0 G1-6-3 1B			
Larry Herndon, R (1, 8) OBP: 0.338, SLG: 0.336	0-0 WP BB 1B 1-2 2-H 3-H		4-0 S 2B BB	0-0 L1		0-0 G1-6-3 1-2f 2-3			
Marc Hill, R (1, 2) OBP: 0.288, SLG: 0.275	4-0 WP BB 1-2 2-3		0-0 L9 1-2		0-0 F8		0-0 5-3		
Johnnie LeMaster, R (1, 6) OBP: 0.237, SLG: 0.224	0-0 P6		0-0 L8		2-2 5-3		4-0 G5-4-3 BB		
Vida Blue, S (1, 1) OBP: 0.400, SLG: 0.450 Rob Andrews, R (7, PH) OBP: 0.313, SLG: 0.326 (8, 4)	2-3 K 1-2 2-3 3-H		0-0 1B 2B 2-H		4-0 1B BB		0-0 G5-4-3 1-2f		

AB	R	H	RBI	BB	SO	LOB
5	1	3	1	0	0	0
0	0	0	0	0	0	0
0	0	0	0	0	0	0
5	1	1	0	0	2	3
3	3	2	1	1	0	0
4	0	1	2	0	0	1
3	2	2	1	1	0	1
3	1	1	2	1	0	3
3	0	0	0	1	0	2
3	0	0	0	1	0	4
2	1	1	1	1	1	2
1	0	0	0	0	0	1

BOTTOM

Chicago Cubs @ San Francisco Giants
 Candlestick Park, San Francisco, CA

Wed May 17 1978, 6:33 AM EDT
 Att: 12,922 - Unknown - 79 F

AB	32
R	9
H	11
RBI	8
BB	6
SO	3
LOB	17



1B: 7	SF: 1	WP: 2	PA: 40
2B: 2	SAC: 0	PB: 1	
3B: 0	DP: 2	SB: 1	
HR: 2	HBP: 1	CS: 0	

Inning	1	2	3	4	5	6	7	8	9
R:	4	1	3	0	0	1	0	0	0
E:	0	0	0	0	0	0	0	0	0
K:	1	1	1	0	0	0	0	0	0
S:	9	7	9	3	11	8	2	6	3
H:	3	1	3	0	3	3	0	0	0
LOB:	2	0	1	1	2	1	0	0	0
BB:	2	0	1	1	0	0	1	0	0
P:	20	10	13	7	20	11	6	3	

PITCHER	IP	WLS	BF	H	R	ER	SO	BB	IBB	HBP	BLK	WP	HR	S	P	ERA	WHIP
Ray Burris, R (1, 1) ERA: 4.26	2.0	L	15	5	7	7	2	3	0	0	0	1	2	17	35	31.50	4.000
Donnie Moore, R (3, 1) ERA: 4.94	1.0		5	2	1	1	1	0	0	0	0	0	0	8	8	9.00	2.000
Woodie Fryman, L (4, 1) ERA: 4.95	2.0		9	1	0	0	0	2	0	0	0	1	0	14	27	0.00	1.500
Paul Reuschel, R (6, 1) ERA: 5.59	2.0		8	3	1	1	0	1	0	0	0	0	0	10	17	4.50	2.000
Willie Hernandez, L (8, 1) ERA: 3.24	1.0		3	0	0	0	0	0	0	0	0	0	0	3	3	0.00	0.000

PITCHER	IP	WLS	BF	H	R	ER	SO	BB	IBB	HBP	BLK	WP	HR	S	P	ERA	WHIP
Ray Burris, R (1, 1) ERA: 4.26	2.0	L	15	5	7	7	2	3	0	0	0	1	2	17	35	31.50	4.000
Donnie Moore, R (3, 1) ERA: 4.94	1.0		5	2	1	1	1	0	0	0	0	0	0	8	8	9.00	2.000
Woodie Fryman, L (4, 1) ERA: 4.95	2.0		9	1	0	0	0	2	0	0	0	1	0	14	27	0.00	1.500
Paul Reuschel, R (6, 1) ERA: 5.59	2.0		8	3	1	1	0	1	0	0	0	0	0	10	17	4.50	2.000
Willie Hernandez, L (8, 1) ERA: 3.24	1.0		3	0	0	0	0	0	0	0	0	0	0	3	3	0.00	0.000

Batter	1	2	3	4	5	6	7	8	9	AB R H RBI BB SO LOB	TOP											
Bill Madlock, R (1, 4) OBP: 0.402, SLG: 0.467	0-0 1B 1B		0-0 5-3		0-3 K			4-0 FC6-4 BB		3 0 1 0 1 1 0	San Francisco Giants @ Los Angeles Dodgers Dodger Stadium, Los Angeles, CA Sun May 21 1978, 3:33 AM PDT Att: 49,354 - Unknown											
Terry Whitfield, L (1, 7) OBP: 0.333, SLG: 0.450	0-0 1-2 1B		0-0 2B			0-0 F8		0-0 FC6-4 G3 1-2f 1B		4 0 2 0 0 0 1												
Darrell Evans, L (1, 5) OBP: 0.382, SLG: 0.411	0-3 K		0-0 F2			0-0 4-3		0-0 G3 1-2 1B		4 0 1 0 0 1 3												
Willie McCovey, L (1, 3) OBP: 0.271, SLG: 0.364	0-3 K			0-0 G3		0-0 P2		0-0 G3 1-2 2-3		4 0 0 0 0 1 4												
Jack Clark, R (1, 9) OBP: 0.370, SLG: 0.545	0-0 4-3			0-0 1B			0-0 HR	0-0 F9		4 1 2 1 0 0 4												
Larry Herndon, R (1, 8) OBP: 0.352, SLG: 0.346		0-0 CS 1B		0-0 P1		0-0 FC6-4 1B		0-0 6-3		4 0 2 0 0 0 1												
Marc Hill, R (1, 2) OBP: 0.286, SLG: 0.283		0-0 P6 1-2		0-0 F8		0-0 F8		0-0 6-3		4 0 0 0 0 0 3												
Vic Harris, S (1, 6) OBP: 0.118, SLG: 0.032		0-0 4-3			0-0 4-3		0-0 F9	0-3 K		4 0 0 0 0 1 1												
Bob Knepper, L (1, 1) OBP: 0.120, SLG: 0.174			0-0 L3		0-3 K		0-0 FC6-4 1-2f			2 0 0 0 0 1 0												
Lynn McGlothen, L (6, 1)										0 0 0 0 0 0 0												
Skip James, L (7, PH) OBP: 0.176, SLG: 0.188										0 0 0 0 0 0 0												
Tom Heintzelman, R (7, PH) OBP: 0.176, SLG: 0.529										1 0 0 0 0 0 1												
Randy Moffitt, R (7, 1) OBP: 0.500, SLG: 0.500										0 0 0 0 0 0 0												
Inning Stats	R: 0 E: 0 K: 2 S: 9	H: 2 LOB: 2 BB: 0 P: 9	R: 0 E: 0 K: 0 S: 3	H: 1 LOB: 0 BB: 0 P: 3	R: 0 E: 0 K: 0 S: 4	H: 1 LOB: 1 BB: 0 P: 4	R: 0 E: 0 K: 0 S: 4	H: 1 LOB: 1 BB: 0 P: 4	R: 0 E: 0 K: 2 S: 7	H: 0 LOB: 0 BB: 0 P: 7	R: 0 E: 0 K: 0 S: 3	H: 0 LOB: 0 BB: 0 P: 3	R: 1 E: 0 K: 0 S: 5	H: 2 LOB: 1 BB: 0 P: 5	R: 0 E: 0 K: 0 S: 4	H: 1 LOB: 2 BB: 1 P: 8	R: 0 E: 0 K: 1 S: 5	H: 0 LOB: 0 BB: 0 P: 5	1B: 6 2B: 1 3B: 0 HR: 1	SF: 0 SAC: 0 DP: 0 HBP: 0	WP: 0 PB: 0 SB: 0 CS: 1	PA: 35
PITCHER	IP WLS BF H R ER SO BB IBB HBP BLK WP HR S P ERA WHIP																					
Burt Hooton, R (1, 1) ERA: 3.31	6.2 W 26 7 1 1 4 0 0 0 0 0 1 34 34 1.35 1.050																					
Lance Rautzhan, L (7, 1) ERA:	0.2 4 1 0 0 0 1 0 0 0 0 0 3 7 0.00 3.000																					
Terry Forster, L (8, 1) ERA: 1.31	1.2 S 5 0 0 0 1 0 0 0 0 0 0 7 7 0.00 0.000																					

livebaseballscorecards.com

AB	34
R	1
H	8
RBI	1
BB	1
SO	5
LOB	18



Batter	1	2	3	4	5	6	7	8	9	AB R H RBI BB SO LOB
Bill Madlock, R (1, 4) OBP: 0.394, SLG: 0.455	0-0 4-3		0-0 F6		0-0 F8			0-0 4-3	0-0 1B	5 0 1 1 0 0 1
Terry Whitfield, L (1, 7) OBP: 0.324, SLG: 0.437	0-0 F7		0-0 G3			0-3 K		0-0 4-3		4 0 0 0 0 1 0
Darrell Evans, L (1, 5) OBP: 0.373, SLG: 0.398	0-0 F7			0-0 F9		0-0 F9		0-3 K		4 0 0 0 0 1 0
Willie McCovey, L (1, 3) OBP: 0.279, SLG: 0.378		0-0 1B		0-3 K		0-0 2B		0-0 F7		4 0 2 0 0 1 0
Jack Clark, R (1, 9) OBP: 0.380, SLG: 0.555		0-0 2B		0-0 1B		0-0 F8		4-0 1B		3 1 2 0 1 0 1
Larry Herndon, R (1, 8) OBP: 0.349, SLG: 0.338		0-0 2B		0-0 1B			0-0 F9	4-0 1B		3 1 0 0 1 0 3
Marc Hill, R (1, 2) OBP: 0.310, SLG: 0.307		4-0 BB		0-0 FC4			0-0 F9	4-0 1B		2 0 2 1 2 0 0
Mike Sadek, R (9, PR) OBP: 0.297, SLG: 0.278		0-0 BB		0-0 BB		4-0 SH5-3		0-0 1B		0 1 0 0 0 0 0
Johnnie LeMaster, R (1, 6) OBP: 0.246, SLG: 0.243		0-0 BB		0-0 BB		0-0 BB		1-2 2-H		1 0 0 0 0 0 3
Vic Harris, S (7, 6) OBP: 0.111, SLG: 0.030		0-0 BB		0-0 BB		0-0 BB		0-0 BB		2 0 0 0 0 0 3
Vida Blue, S (1, 1) OBP: 0.370, SLG: 0.409			0-3 K		0-3 K		0-0 F9	0-0 1B		2 0 0 0 0 2 1
Mike Ivie, R (7, PH) OBP: 0.371, SLG: 0.491							0-0 F8	0-0 1B		1 0 0 0 0 0 1
Randy Moffitt, R (8, 1) OBP: 0.500, SLG: 0.500								1-2 2-H		0 0 0 0 0 0 0
Tom Heintzelman, R (9, PH) OBP: 0.222, SLG: 0.556								1-2 2-H		1 0 1 1 0 0 0

Inning Stats	R: 0	H: 0	R: 0	H: 2	R: 0	H: 0	R: 0	H: 1	R: 0	H: 0	R: 0	H: 1	R: 0	H: 0	R: 0	H: 0	R: 3	H: 3	1B: 5	SF: 0
	E: 0	LOB: 0	E: 0	LOB: 2	E: 0	LOB: 0	E: 0	LOB: 1	E: 0	LOB: 1	E: 0	LOB: 1	E: 0	LOB: 0	E: 0	LOB: 0	E: 0	LOB: 2	2B: 3	SAC: 1
	K: 0	BB: 0	K: 0	BB: 1	K: 1	BB: 0	K: 1	BB: 0	K: 1	BB: 1	K: 0	BB: 0	K: 1	BB: 0	K: 0	BB: 0	K: 0	BB: 2	3B: 0	DP: 1
	S: 3	P: 3	S: 4	P: 8	S: 5	P: 5	S: 6	P: 6	S: 5	P: 9	S: 4	P: 4	S: 5	P: 5	S: 5	P: 13	S: 5	P: 13	HR: 0	HBP: 0

PITCHER	IP	WLS	BF	H	R	ER	SO	BB	IBB	HBP	BLK	WP	HR	S	P	ERA	WHIP	IP	WLS	BF	H	R	ER	SO	BB	IBB	HBP	BLK	WP	HR	S	P	ERA	WHIP	
Tom Dixon, R (1, 1) ERA: 1.9	7.0		27	5	0	0	4	2	0	0	0	0	0	33	41	0.00	1.000																		
Joe Sambito, L (8, 1) ERA: 3.04	1.2	L	10	3	3	3	1	2	0	0	0	0	0	10	18	16.20	3.000																		

BOTTOM

Houston Astros @ San Francisco Giants
Candlestick Park, San Francisco, CA
Tue May 23 1978, 10:05 PM EDT
Att. 11,120 - Unknown

livebaseballscores.com

AB	32
R	3
H	8
RBI	3
BB	4
SO	5
LOB	13



WP: 0	PA: 37
PB: 0	
SB: 0	
CS: 0	

Batter	1	2	3	4	5	6	7	8	9	AB R H RBI BB SO LOB	TOP											
Terry Puhl, L (1, 7) OBP: 0.389, SLG: 0.446	0-3 K		0-0 1B			0-0 ES 1B			0-0 1B 1B	4 0 3 0 0 1 0	Houston Astros @ San Francisco Giants Candlestick Park, San Francisco, CA Wed May 24 1978, 6:33 AM EDT Att. 6,158 - Unknown livebaseballscorecards.com											
Enos Cabell, R (1, 5) OBP: 0.310, SLG: 0.342	0-0 F9		0-0 4-3			0-3 K 1-3			0-3 K	4 0 0 0 0 2 3												
Cesar Cedeno, R (1, 8) OBP: 0.331, SLG: 0.455	0-0 F8					0-3 K			0-3 K	4 0 0 0 0 2 2												
Jose Cruz, L (1, 9) OBP: 0.336, SLG: 0.369		0-0 E7 1B				0-3 K			0-0 1-2 1B	4 0 1 0 0 1 0												
Bob Watson, R (1, 3) OBP: 0.353, SLG: 0.467		0-3 K				0-3 K			0-0 6-3	4 0 0 0 0 2 3												
Art Howe, R (1, 4) OBP: 0.343, SLG: 0.454		0-0 1B 2-3				0-3 K			0-3 K	3 0 1 0 0 2 0												
Ed Herrmann, L (1, 2) OBP: 0.172, SLG: 0.111		0-0 2-3				0-0 F8			0-0 6-3	2 0 0 0 0 0 1												
Jesus Alou, R (8, PH) OBP: 0.308, SLG: 0.308						0-0 F8				1 0 0 0 0 0 0												
Oscar Zamora, R (8, 1)										0 0 0 0 0 0 0												
Roger Metzger, S (1, 6) OBP: 0.301, SLG: 0.294			0-0 F8			0-0 F5			0-0 4-3	0 0 0 0 0 0 0												
Floyd Bannister, L (1, 1)			0-0 4-3						0-3 K	1 0 0 0 0 0 0												
Denny Walling, L (6, PH) OBP: 0.259, SLG: 0.385						0-0 6-3				1 0 0 0 0 0 0												
Ken Forsch, R (6, 1) OBP: 0.200, SLG: 0.200										0 0 0 0 0 0 0												
Joe Ferguson, R (8, PH) OBP: 0.352, SLG: 0.400										1 0 0 0 0 1 0												
Inning Stats	R: 0 E: 0 K: 1 S: 5	H: 0 LOB: 0 BB: 0 P: 5	R: 0 E: 1 K: 1 S: 6	H: 1 LOB: 1 BB: 0 P: 6	R: 0 E: 0 K: 0 S: 4	H: 1 LOB: 1 BB: 0 P: 4	R: 0 E: 0 K: 2 S: 7	H: 0 LOB: 0 BB: 0 P: 7	R: 0 E: 0 K: 1 S: 5	H: 0 LOB: 0 BB: 0 P: 5	R: 0 E: 0 K: 2 S: 8	H: 1 LOB: 1 BB: 0 P: 8	R: 0 E: 0 K: 1 S: 5	H: 0 LOB: 0 BB: 0 P: 5	R: 0 E: 0 K: 1 S: 5	H: 0 LOB: 0 BB: 0 P: 5	R: 0 E: 0 K: 2 S: 9	H: 2 LOB: 2 BB: 0 P: 9	1B: 5 2B: 0 3B: 0 HR: 0	SF: 0 SAC: 0 DP: 0 HBP: 0	WP: 0 PB: 0 SB: 1 CS: 0	PA: 32
PITCHER	IP WLS BF H R ER SO BB IBB HBP BLK WP HR S P ERA WHIP																					
John Montefusco, R (1, 1) ERA: 3.12	6.0 W 21 3 0 0 7 0 0 0 0 0 0 0 35 35 0.00 0.500																					
Gary Lavelle, L (7, 1) ERA: 3.33	3.0 S 11 2 0 0 4 0 0 0 0 0 0 0 19 19 0.00 0.667																					

Houston Astros @ San Francisco Giants
 Candlestick Park, San Francisco, CA
 Wed May 24 1978, 6:33 AM EDT
 Att. 6,158 - Unknown

AB	29
R	0
H	5
RBI	0
BB	0
SO	11
LOB	9



Batter	1	2	3	4	5	6	7	8	9	AB	R	H	RBI	BB	SO	LOB
Bill Madlock, R OBP: 0.397, SLG: 0.451 (1, 4)	4-0 BB S		0-3 K			0-0 1B S				3	0	1	0	1	1	2
Darrell Evans, L OBP: 0.370, SLG: 0.390 (1, 5)	0-0 F6 1-2		0-0 F5			4-0 BB 1-2				3	0	0	0	1	0	2
Jack Clark, R OBP: 0.376, SLG: 0.553 (1, 9)	0-3 K		0-0 2B 1-3			0-3 K				4	0	1	0	0	2	3
Willie McCovey, L OBP: 0.278, SLG: 0.368 (1, 3)	0-0 4-3		4-0 BB			0-0 F7				3	0	0	0	1	0	3
Mike Ivie, R OBP: 0.354, SLG: 0.467 Gary Lavelle, S (7, 1)			0-3 K			0-3 K				3	0	0	0	0	2	3
Larry Herndon, R OBP: 0.340, SLG: 0.328 (1, 8)			0-0 F9			0-0 F3				1	0	0	0	0	1	0
Mike Sadek, R OBP: 0.293, SLG: 0.275 (1, 2)			0-0 F2			0-0 E5 WP G3 1B				4	1	0	0	0	0	0
Johnnie LeMaster, R OBP: 0.242, SLG: 0.239 Terry Whitfield, L OBP: 0.329, SLG: 0.437 (6, PH) (7, 7)			0-0 F8 1B			0-0 G3 1-2				4	0	1	0	0	0	1
John Montefusco, R OBP: 0.217, SLG: 0.150 Vic Harris, S OBP: 0.135, SLG: 0.059 (6, PH) (7, 6)			0-3 K			0-0 F8 1B				2	0	0	0	0	1	1
			0-0 F4			4-0 WP 1B IBB				0	1	0	0	1	0	0
			4-0 2B BB			0-0 K				1	0	0	0	1	1	0
						0-0 1B 1-H 2-H				1	0	1	2	0	0	0

Inning Stats	R: 0	H: 0	E: 0	K: 5	S: 5	R: 0	H: 1	E: 0	K: 1	S: 6	R: 0	H: 1	E: 0	K: 2	S: 8	R: 0	H: 0	E: 0	K: 0	S: 3	R: 0	H: 1	E: 0	K: 2	S: 8	R: 2	H: 1	E: 1	K: 1	S: 7	R: 0	H: 0	E: 0	K: 0	S: 3	R: 0	H: 0	E: 0	K: 1	S: 5			
	LOB: 1	BB: 1	P: 9	ER: 0	LOB: 1	BB: 0	P: 6	LOB: 3	BB: 2	P: 16	LOB: 0	BB: 0	P: 3	LOB: 2	BB: 1	P: 12	LOB: 1	BB: 1	P: 11	LOB: 0	BB: 0	P: 5	LOB: 0	BB: 0	P: 5	LOB: 0	BB: 0	P: 5	LOB: 0	BB: 0	P: 5	LOB: 0	BB: 0	P: 5	LOB: 0	BB: 0	P: 5	LOB: 0	BB: 0	P: 5	LOB: 0	BB: 0	P: 5
PITCHER	IP	WLS	BF	H	R	ER	SO	BB	IBB	HBP	BLK	WP	HR	S	P	ERA	WHIP																										
Floyd Bannister, L ERA: 2.04 (1, 1)	5.0		22	3	0	0	6	4	0	0	0	0	0	30	46	0.00	1.400																										
Ken Forsch, R ERA: 2.96 (6, 1)	2.0	L	9	1	2	0	1	0	1	0	0	1	0	10	14	0.00	0.500																										
Oscar Zamora, R ERA: (8, 1)	1.0		3	0	0	0	1	0	0	0	0	0	0	5	5	0.00	0.000																										

BOTTOM

Houston Astros @ San Francisco Giants
Candlestick Park, San Francisco, CA

Wed May 24 1978, 6:33 AM EDT
Att. 6,158 - Unknown

livebaseballscorecards.com

AB	29
R	2
H	4
RBI	2
BB	5
SO	8
LOB	15

GIANTS

1B: 3	SF: 0	WP: 1	PA: 34
2B: 1	SAC: 0	PB: 0	
3B: 0	DP: 0	SB: 2	
HR: 0	HBP: 0	CS: 0	

Batter	1	2	3	4	5	6	7	8	9	AB R H RBI BB SO LOB	TOP											
Terry Puhl, L (1, 7) OBP: 0.386, SLG: 0.441	0-0 4-3		0-0 F8			0-0 F4		0-0 1B		4 0 1 0 0 0 0	Houston Astros @ San Francisco Giants Candlestick Park, San Francisco, CA Thu May 25 1978, 6:33 AM EDT Att. 6,209 - Unknown livebaseballscorecards.com											
Julio Gonzalez, R (1, 4) OBP: 0.286, SLG: 0.300	0-0 F3			0-0 5-3		0-0 F9		0-0 F7		4 0 0 0 0 0 1												
Cesar Cedeno, R (1, 8) OBP: 0.322, SLG: 0.442	0-3 K			0-0 6-3		0-0 5-3		0-0 F7		4 0 0 0 0 1 1												
Jose Cruz, L (1, 9) OBP: 0.346, SLG: 0.375		0-0 1B		4-0 BB		0-0 1B		0-0 F3		3 0 2 0 1 0 1												
Dave Bergman, L (1, 3)		0-3 K		0-3 K		0-0 F8		0-0 F2		4 0 0 0 0 2 3												
Enos Cabell, R (1, 5) OBP: 0.314, SLG: 0.364		0-0 5-3			0-0 HR		0-0 1B		0-0 6-3	4 1 2 1 0 0 1												
Joe Ferguson, R (1, 2) OBP: 0.351, SLG: 0.398 Reggie Baldwin, R (7, 2)		0-3 K			0-0 F7		0-0 1B		0-0 F6	3 0 1 0 0 1 1 1 0 0 0 0 0 0												
Roger Metzger, S (1, 6) OBP: 0.293, SLG: 0.286			0-0 F4		0-0 F8		0-0 F9			0 0 0 0 0 0 0												
J.R. Richard, R (1, 1) OBP: 0.077, SLG: 0.077 Denny Walling, L (7, PH) OBP: 0.250, SLG: 0.370 Oscar Zamora, R (7, 1) Joe Niekro, R (8, 1) OBP: 0.273, SLG: 0.273			0-0 F8		0-3 K		0-0 F9			2 0 0 0 0 1 0 1 0 0 0 0 0 3 0 0 0 0 0 0 0 0 0 0 0 0 0 0												
Inning Stats	R: 0 E: 0 K: 1 S: 5	H: 0 LOB: 0 BB: 0 P: 5	R: 0 E: 0 K: 2 S: 8	H: 1 LOB: 1 BB: 0 P: 8	R: 0 E: 0 K: 0 S: 3	H: 0 LOB: 0 BB: 0 P: 3	R: 0 E: 0 K: 1 S: 5	H: 0 LOB: 1 BB: 1 P: 9	R: 1 E: 0 K: 1 S: 6	H: 1 LOB: 0 BB: 0 P: 6		R: 0 E: 0 K: 0 S: 3	H: 0 LOB: 0 BB: 0 P: 3	R: 0 E: 0 K: 0 S: 6	H: 3 LOB: 3 BB: 0 P: 6	R: 0 E: 0 K: 0 S: 4	H: 1 LOB: 1 BB: 0 P: 4	R: 0 E: 0 K: 0 S: 3	H: 0 LOB: 0 BB: 0 P: 3	1B: 5 2B: 0 3B: 0 HR: 1	SF: 0 SAC: 0 DP: 0 HBP: 0	WP: 0 PB: 0 SB: 2 CS: 0
PITCHER Ed Halicki, R (1, 1) ERA: 2.05	IP: 9.0 WLS: W BF: 34 H: 6 R: 1 ER: 1 SO: 5 BB: 1 IBB: 0 HBP: 0 BLK: 0 WP: 0 HR: 1 S: 43 P: 47 ERA: 1.00 WHIP: 0.778											PITCHER	IP: 9.0 WLS: W BF: 34 H: 6 R: 1 ER: 1 SO: 5 BB: 1 IBB: 0 HBP: 0 BLK: 0 WP: 0 HR: 1 S: 43 P: 47 ERA: 1.00 WHIP: 0.778									



Batter	1	2	3	4	5	6	7	8	9
Bill Madlock, R OBP: 0.404, SLG: 0.466 (1, 4)	0-0 PB 2B		0-0 CS 1B		0-0 E5 SH5-4 1B	0-0 F8		0-0 1B 1B	
Terry Whitfield, L OBP: 0.320, SLG: 0.424 (1, 7)	0-0 F2		0-0 G3 1-2		0-0 SH5-4 1-2	0-3 K		0-0 F9	
Darrell Evans, L OBP: 0.382, SLG: 0.396 (1, 5)	0-3 K			0-0 FC4-6 1B	4-0 E 1B BB		4-0 BB 1B BB	0-0 BB 1B	
Willie McCovey, L OBP: 0.285, SLG: 0.376 (1, 3)	0-0			0-0 FC4-6 E 1B BB 1-2f	0-3 K		4-0 1B SF9 BB 1-2	4-0 1B BB	
Skip James, L OBP: 0.222, SLG: 0.188 (7, PR) (8, 3)	2-H 2B			0-3 K	0-0 E7 1B 1B 1-3 2-H		0-0 SF9 1B 1B 1-2 2-H	0-0 FC6-4 1B 1-2 2-H 3-H	
Jack Clark, R OBP: 0.383, SLG: 0.555 (1, 9)	0-3 K			0-0 G1	0-0 BB E 1B 1-2	4-0 1B BB		0-0 G1-4-3 1B 1-2 2-3	0-0 FC6-4 1-2f
Larry Herndon, R OBP: 0.348, SLG: 0.333 (1, 8)				0-0 G1	0-0 E1 BB 1-2 2-3	0-0 1B 1-2 2-H 3-H		0-0 SF9 2-3 3-H	
Vic Harris, S OBP: 0.146, SLG: 0.081 (1, 6)				0-0 F8	0-0 E1 BB 1-2 2-3	0-0 1B 1-2 2-H 3-H		0-0 SF9 2-3 3-H	
Marc Hill, R OBP: 0.317, SLG: 0.308 (1, 2)				0-0 F6	4-0 BB 1-2 2-3 3-H		0-0 E 1B 1-2f	0-0 G1-4-3 1-2f	
Ed Halicki, R (1, 1)			0-0 F3	0-0 5-3	0-0 SH2-4 1-H		0-0 F8		

Inning Stats	R: 1	H: 2	E: 0	K: 2	S: 9	LOB: 1	BB: 0	P: 9
	R: 0	H: 0	E: 0	K: 0	S: 3	LOB: 0	BB: 0	P: 3
	R: 0	H: 1	E: 0	K: 0	S: 3	LOB: 0	BB: 0	P: 3
	R: 1	H: 2	E: 1	K: 1	S: 8	LOB: 3	BB: 1	P: 12
	R: 2	H: 2	E: 2	K: 1	S: 7	LOB: 2	BB: 2	P: 15
	R: 1	H: 1	E: 1	K: 1	S: 6	LOB: 0	BB: 0	P: 6
	R: 2	H: 2	E: 0	K: 0	S: 4	LOB: 2	BB: 2	P: 12
	R: 2	H: 3	E: 0	K: 0	S: 6	LOB: 2	BB: 1	P: 10

PITCHER	IP	WLS	BF	H	R	ER	SO	BB	IBB	HBP	BLK	WP	HR	S	P	ERA	WHIP
J.R. Richard, R ERA: 3.31 (1, 1)	6.0	L	29	8	5	1	5	3	0	0	0	0	0	36	48	1.50	1.833
Oscar Zamora, R ERA: 5.4 (7, 1)	1.0		6	2	2	2	0	2	0	0	0	0	0	4	12	18.00	4.000
Joe Niekro, R ERA: 8.05 (8, 1)	1.0		7	3	2	2	0	1	0	0	0	0	0	6	10	18.00	4.000

BOTTOM

Houston Astros @ San Francisco Giants
Candlestick Park, San Francisco, CA

Thu May 25 1978, 6:33 AM EDT
Att. 6,209 - Unknown

AB	R	H	RBI	BB	SO	LOB
5	3	3	0	0	0	0
4	0	0	0	0	1	3
3	3	2	0	2	1	1
3	1	1	1	1	1	3
0	1	0	0	1	0	0
5	0	3	4	0	2	2
4	0	2	0	1	0	2
3	0	1	2	0	0	2
3	1	1	1	1	0	2
3	0	0	0	0	0	3

AB	33
R	9
H	13
RBI	8
BB	6
SO	5
LOB	18

livebaseballscorecards.com

GIANTS

WP	PA
0	42

Batter	1	2	3	4	5	6	7	8	9	AB R H RBI BB SO LOB	TOP																			
Bill North, S OBP: 0.355, SLG: 0.316 (1, 8) X	0-0 5-3		0-0 S 2B		0-0 L9			0-0 G5-4-3 1-2f		4 0 1 0 0 0 1																				
Bill Russell, R OBP: 0.300, SLG: 0.343 (1, 6) X	0-0 BB 1B		0-0 F8			0-0 5-3		0-0 L7		4 0 1 0 0 0 1																				
Reggie Smith, S OBP: 0.405, SLG: 0.558 (1, 9) B B B	4-0 1-2 BB		4-0 2-3 BB			0-0 F9			0-0 6-3	2 0 0 0 2 0 0																				
Ron Cey, R OBP: 0.374, SLG: 0.416 (1, 5) X	0-0 P4		0-0 5-3			0-0 5-3			0-0 HR	4 1 1 1 0 0 4																				
Steve Garvey, R OBP: 0.301, SLG: 0.408 (1, 3) X	0-0 F7			0-0 5-3			0-0 1B		0-0 6-3	4 0 1 0 0 0 2																				
Dusty Baker Jr., R OBP: 0.384, SLG: 0.423 (1, 7)		0-0 G5-4-3 1B		0-0 F9		0-0 F8			0-3 K	4 0 1 0 0 1 1																				
Lee Lacy, R OBP: 0.419, SLG: 0.704 (1, 4) X		0-0 G5-4-3 1-2f		0-0 L4		0-0 F9		0-0 F9		3 0 0 0 0 0 2																				
Steve Yeager, R OBP: 0.315, SLG: 0.252 (1, 2) X		0-0 6-3			0-0 F9		0-0 F9			3 0 0 0 0 0 1																				
Doug Rau, L OBP: 0.190, SLG: 0.190 (1, 1)			0-3 K		0-0 F8			0-0 G5-4-3 1B		2 0 0 0 0 1 0																				
Bobby Castillo, R (5, 1)										0 0 0 0 0 0 0																				
Manny Mota, R OBP: 0.500, SLG: 0.556 (8, PH)										1 0 1 0 0 0 0																				
Lance Rautzhan, R (8, 1)										0 0 0 0 0 0 0																				
Inning Stats	R: 0 E: 0 K: 0 S: 4	H: 1 LOB: 2 BB: 1 P: 8	R: 0 E: 0 K: 0 S: 3	H: 1 LOB: 0 BB: 0 P: 3	R: 0 E: 0 K: 1 S: 6	H: 1 LOB: 2 BB: 1 P: 10	R: 0 E: 0 K: 0 S: 3	H: 0 LOB: 0 BB: 0 P: 3	R: 0 E: 0 K: 0 S: 3	H: 0 LOB: 0 BB: 0 P: 3	R: 0 E: 0 K: 0 S: 4	H: 1 LOB: 1 BB: 0 P: 4	R: 0 E: 0 K: 0 S: 3	H: 1 LOB: 0 BB: 0 P: 3	R: 1 E: 0 K: 1 S: 6	H: 1 LOB: 0 BB: 0 P: 6	1B: 4 2B: 1 3B: 0 HR: 1	SF: 0 SAC: 0 DP: 2 HBP: 0	WP: 0 PB: 0 SB: 1 CS: 0	PA: 33										
PITCHER Bob Knepper, L ERA: 2.25 (1, 1)	IP 9.0	WLS W	BF 33	H 6	R 1	ER 1	SO 2	BB 2	IBB 0	HBP 0	BLK 0	WP 0	HR 1	S 35	P 43	ERA 1.00	WHIP 0.889													
											PITCHER	IP	WLS	BF	H	R	ER	SO	BB	IBB	HBP	BLK	WP	HR	S	P	ERA	WHIP		

Los Angeles Dodgers @ San Francisco Giants
Candlestick Park, San Francisco, CA
Fri May 26 1978, 10:05 PM EDT
Att. 43,646 - Unknown

livebaseballscorecards.com

AB	31
R	1
H	6
RBI	1
BB	2
SO	2
LOB	12



Batter	1	2	3	4	5	6	7	8	9
Bill Madlock, R OBP: 0.390, SLG: 0.447 (1, 4)	0-0 F8	0-0 F7		0-0 6-3		0-0 P6		0-0 1-3	
Darrell Evans, L OBP: 0.389, SLG: 0.390 (1, 5)	4-0 2B 1B BB	0-0 F8			4-0 1B HR BB	4-0 FC5-4 BB		0-0 G3	
Jack Clark, R OBP: 0.391, SLG: 0.563 (1, 9)	0-0 1B 2B		4-0 CS BB		0-0 1B HR	0-0 FC5-4			
Willie McCovey, L OBP: 0.293, SLG: 0.408 (1, 3)	0-0 BB 1B 4-3 1B		0-0 F3		0-0 HR		0-0 1-3		
Terry Whitfield, L OBP: 0.318, SLG: 0.421 (6, 7)	2-H 3-H		1-2		1-H 2-H				
Mike Ivie, R OBP: 0.377, SLG: 0.476 (1, 7)	0-0 4-3 BB 1B		0-0		4-0 SH1-3 BB		0-3 K		
Larry Herndon, R OBP: 0.354, SLG: 0.331 (1, 8)	4-0 1-2 2-3 BB		0-0 P6		0-0 SH1-3		4-0 BB		
Marc Hill, R OBP: 0.315, SLG: 0.299 (1, 2)	0-0 4-3			4-0 SH1-4 BB		4-0 4-3		0-0 F8	
Johnnie LeMaster, R OBP: 0.244, SLG: 0.242 (1, 6)	0-0 6-3			0-0 SH1-4		0-0 5-3		0-0 PB 1B	
Bob Knepper, L OBP: 0.103, SLG: 0.148 (1, 1)		0-3 K		0-3 K		0-3 K		0-0 P1	

AB	R	H	RBI	BB	SO	LOB
5	0	0	0	0	0	2
2	2	0	0	3	0	1
3	2	2	0	1	0	1
3	2	2	5	0	0	1
1	0	0	0	0	0	0
3	0	2	0	1	1	0
1	0	0	0	2	0	1
3	0	0	1	1	0	4
3	0	1	0	0	0	3
4	0	0	0	0	3	2

Los Angeles Dodgers @ San Francisco Giants
Candlestick Park, San Francisco, CA
 Fri May 26 1978, 10:05 PM EDT
 Att. 43,646 - Unknown


AB	28
R	6
H	7
RBI	6
BB	8
SO	4
LOB	15



Inning Stats	R	H	E	K	S	R	H	E	K	S	R	H	E	K	S	R	H	E	K	S
	3	3	0	0	6	0	0	0	1	5	0	0	0	1	3	3	2	0	0	5
	0	LOB: 2	0	BB: 2	14	0	LOB: 0	0	BB: 0	5	0	LOB: 1	0	BB: 1	7	0	LOB: 1	0	BB: 1	9
	0	LOB: 2	0	BB: 2	14	0	LOB: 0	0	BB: 0	5	0	LOB: 1	0	BB: 1	7	0	LOB: 1	0	BB: 1	9

PITCHER	IP	WLS	BF	H	R	ER	SO	BB	IBB	HBP	BLK	WP	HR	S	P	ERA	WHIP
Doug Rau, L ERA: 3.54 (1, 1)	4.0	L	22	6	6	6	2	5	0	0	0	0	1	21	41	13.50	2.750
Bobby Castillo, R ERA: 3.04 (5, 1)	3.0		12	0	0	0	2	3	0	0	0	0	0	13	25	0.00	1.000
Lance Rautzhan, L ERA: (8, 1)	1.0		4	1	0	0	0	0	0	0	0	0	0	4	4	0.00	1.000

WP	PA	ERA	WHIP
0	38		
1			
0			
1			

Batter	1	2	3	4	5	6	7	8	9	AB R H RBI BB SO LOB	TOP									
Bill North, S (1, 8) <small>OBP: 0.347, SLG: 0.300</small>	0-0 4-3		0-3 K		0-0 FC5-4			4-0 S SH2-4 1B BB	0-0 G6-4-3	4 1 0 0 1 1 4										
Bill Russell, R (1, 6) <small>OBP: 0.295, SLG: 0.337</small>	0-0 6-3			0-0 5-3		0-0 F8		0-0 SH2-4		3 0 0 0 0 0 0										
Reggie Smith, S (1, 9) <small>OBP: 0.407, SLG: 0.556</small> Davey Lopes, R (8, PR) <small>OBP: 0.409, SLG: 0.457</small> Vic Davalillo, L (8, 9) <small>OBP: 0.333, SLG: 0.320</small>	0-3 K			0-0 FC6-4 1B BB		0-0 5-3		0-0 1B		4 0 2 1 0 1 0 0 0 0 0 0 0 0 0 0 0 0 0 0 0										
Ron Cey, R (1, 5) <small>OBP: 0.382, SLG: 0.427</small>		0-0 1B G1-4-3 2B		4-0 FC6-4 1-2 BB		0-0 1B		0-0 L6		3 1 2 0 1 0 1										
Steve Garvey, R (1, 3) <small>OBP: 0.300, SLG: 0.404</small>		0-0 G1-4-3 1B		0-0 FC6-4 1-2f 2-3		0-0 F3		0-3 K		4 0 1 0 0 1 4										
Dusty Baker Jr., R (1, 7) <small>OBP: 0.381, SLG: 0.426</small>		0-0 G1-4-3 1-2f 3-H		0-3 K			0-0 F9 SF9 2B		0-0 5-3	4 1 1 0 0 1 3										
Lee Lacy, R (1, 4) <small>OBP: 0.409, SLG: 0.690</small> Ted Martinez, R (9, 4) <small>OBP: 0.313, SLG: 0.267</small>		0-0 1-3			0-0 P4		0-0 F9 2-3		0-0 1B 2B	4 0 1 0 0 0 1 0 0 0 0 0 0 0	AB 32 R 3 H 9 RBI 2 BB 3 SO 5 LOB 13									
Jerry Grote, R (1, 2) <small>OBP: 0.424, SLG: 0.385</small>			0-0 5-3		0-0 6-3		0-0 SF9 3-H		4-0 1B BB	2 0 0 1 1 0 0										
Burt Hooton, R (1, 1) <small>OBP: 0.133, SLG: 0.071</small> Terry Forster, L (7, 1) <small>OBP: 0.250, SLG: 0.250</small>			0-3 K		0-0 FC5-4 1B		0-0 F9		0-0 G6-4-3 1-2 2-3 1B	3 0 1 0 0 1 0 1 0 1 0 0 0 0										
Inning Stats	R: 0 E: 0 K: 1 S: 5	H: 0 LOB: 0 BB: 0 P: 5	R: 1 E: 0 K: 0 S: 4	H: 2 LOB: 0 BB: 0 P: 4	R: 0 E: 0 K: 2 S: 7	H: 0 LOB: 0 BB: 0 P: 7	R: 0 E: 0 K: 1 S: 6	H: 1 LOB: 2 BB: 1 P: 10	R: 0 E: 0 K: 0 S: 4	H: 1 LOB: 1 BB: 0 P: 4	R: 1 E: 0 K: 0 S: 4	H: 1 LOB: 0 BB: 0 P: 4	R: 1 E: 0 K: 1 S: 6	H: 1 LOB: 1 BB: 1 P: 10	R: 0 E: 0 K: 0 S: 4	H: 2 LOB: 2 BB: 1 P: 8	1B: 6 2B: 3 3B: 0 HR: 0	SF: 1 SAC: 1 DP: 2 HBP: 0	WP: 0 PB: 0 SB: 1 CS: 0	PA: 37
PITCHER	IP WLS BF H R ER SO BB IBB HBP BLK WP HR S P ERA WHIP																			
Vida Blue, L (1, 1) <small>ERA: 2.83</small> Gary Lavelle, L (8, 1) <small>ERA: 3.42</small>	7.0 L 27 6 2 2 4 1 0 0 0 0 0 0 34 38 2.57 1.000																			

Los Angeles Dodgers @ San Francisco Giants
Candlestick Park, San Francisco, CA
Sat May 27 1978, 6:33 AM EDT
Att: 45,865 - Unknown

livebaseballscorecards.com

Batter	1	2	3	4	5	6	7	8	9	AB	R	H	RBI	BB	SO	LOB
Bill Madlock, R OBP: 0.379, SLG: 0.433 (1, 4)	0-0 5-3		0-0 F9		0-0 4-3			0-3 K		4	0	0	0	0	1	1
Terry Whitfield, L OBP: 0.310, SLG: 0.410 (1, 7)	0-3 K			0-0 F8		0-0 G3		0-3 K		4	0	0	0	0	2	1
Darrell Evans, L OBP: 0.385, SLG: 0.386 (1, 5)	0-3 K			0-0 BB E 1B		0-0 F9		0-0 FC4-6		4	1	1	0	0	1	1
Willie McCovey, L OBP: 0.292, SLG: 0.398 (1, 3)		0-0 G3		4-0 E 1-2 BB		0-0 F2		0-0 1-6-3		3	0	0	0	1	0	1
Jack Clark, R OBP: 0.388, SLG: 0.556 (1, 9)		0-0 F9		0-0 P3			0-0 S 1B		0-0 B3	4	0	1	0	0	0	2
Larry Herndon, R OBP: 0.345, SLG: 0.322 (1, 8)		0-0 5-3		0-0 E4 1-3 2-H		0-3 K		0-3 K2-3		4	0	0	0	0	2	2
Vic Harris, S OBP: 0.133, SLG: 0.073 (1, 6)			0-3 K		0-0 P6		0-0 F9		0-0 F2	4	0	0	0	0	1	3
Marc Hill, R OBP: 0.315, SLG: 0.294 (1, 2)			0-0 5-3		0-0 F3		4-0 FC6-4 BB			2	0	0	0	1	0	0
Vida Blue, S OBP: 0.379, SLG: 0.391 (1, 1)			4-0 BB		0-3 K		0-0 FC6-4			1	0	0	0	1	1	0
Mike Ivie, R OBP: 0.371, SLG: 0.469 (7, PH)										1	0	0	0	0	0	2
Gary Lavelle, S (8, 1)										0	0	0	0	0	0	0

Inning Stats		R: 0	H: 0	E: 0	LOB: 0	K: 2	BB: 0	S: 7	R: 0	H: 0	E: 0	LOB: 0	K: 0	BB: 0	S: 3	R: 0	H: 0	E: 0	LOB: 1	K: 1	BB: 1	S: 5	R: 1	H: 1	E: 1	LOB: 2	K: 0	BB: 1	S: 5	R: 0	H: 0	E: 0	LOB: 0	K: 1	BB: 0	S: 5	R: 0	H: 0	E: 0	LOB: 0	K: 1	BB: 0	S: 5	R: 0	H: 0	E: 0	LOB: 0	K: 0	BB: 0	S: 3	R: 0	H: 1	E: 0	LOB: 2	K: 1	BB: 1	S: 6	R: 0	H: 0	E: 0	LOB: 1	K: 2	BB: 0	S: 8	R: 0	H: 0	E: 0	LOB: 0	K: 1	BB: 0	S: 5	R: 0	H: 0	E: 0	LOB: 0	K: 1	BB: 0	S: 5	R: 0	H: 0	E: 0	LOB: 0	K: 1	BB: 0	S: 5
PITCHER	IP	WLS	BF	H	R	ER	SO	BB	IBB	HBP	BLK	WP	HR	S	P	ERA	WHIP																			PITCHER	IP	WLS	BF	H	R	ER	SO	BB	IBB	HBP	BLK	WP	HR	S	P	ERA	WHIP																																
Burt Hooton, R ERA: 2.95 (1, 1)	6.2	W	26	2	1	0	5	3	0	0	0	0	0	33	45	0.00	0.750																			Terry Forster, L ERA: 1.17 (7, 1)	2.1	S	8	0	0	0	3	0	0	0	0	0	0	0	14	14	0.00	0.000																															


BOTTOM

Los Angeles Dodgers @ San Francisco Giants
Candlestick Park, San Francisco, CA

Sat May 27 1978, 6:33 AM EDT
Att. 45,865 - Unknown

AB	31
R	1
H	2
RBI	0
BB	3
SO	8
LOB	13

livebaseballscorecards.com



Batter	1	2	3	4	5	6	7	8	9	AB R H RBI BB SO LOB	TOP																
Lee Lacy, R (1, 4) OBP: 0.380, SLG: 0.635	0-0 F8	0-0 FC5-4			0-0 F8	0-0 F8		0-0 CS	0-3 K	5 0 0 0 0 1 4	<p>Los Angeles Dodgers @ San Francisco Giants</p> <p>Candlestick Park, San Francisco, CA</p> <p>Sun May 28 1978, 6:33 AM EDT</p> <p>Att: 56,103 - Unknown</p>																
Bill Russell, R (1, 6) OBP: 0.293, SLG: 0.330	0-0 6-3		4-0 2B BB		0-0 F8		0-0 E6 HR	0-0 L8	4 2 0 0 1 0 0																		
Reggie Smith, S (1, 9) OBP: 0.412, SLG: 0.576 Davey Lopes, R (9, PR) OBP: 0.409, SLG: 0.457	0-0 BB 1B		0-3 K		0-0 4-3		0-0 1-H HR	0-0 1B	5 1 3 2 0 1 1 0 0 0 0 0 0 0																		
Ron Cey, R (1, 5) OBP: 0.387, SLG: 0.435	4-0 FC6-4 BB		0-0 1-H 2B		0-0 WP 2B 1B		0-0 6-3	0-0 F8	4 1 2 1 1 0 1																		
Steve Garvey, R (1, 3) OBP: 0.299, SLG: 0.407	0-0 FC6-4		0-0 F8		0-0 1-H 2B 2B		0-0 6-3		4 1 1 1 0 0 3																		
Dusty Baker Jr., R (1, 7) OBP: 0.377, SLG: 0.417 Lance Rautzhan, R (7, 1)		4-0 1B BB	0-0 F8		0-0 F7		0-0 F9		3 0 0 0 1 0 2 0 0 0 0 0 0 0																		
Rick Monday, L (1, 8) OBP: 0.425, SLG: 0.680		0-0 F2		0-0 5-3		4-0 2B IBB		0-0 E6	3 0 0 0 1 0 1																		
Johnny Oates, L (1, 2) OBP: 0.471, SLG: 0.500		0-0 FC5-4 1B		0-0 CS 1B		0-0 1-3 2-H 2B		0-0 4-3	4 0 3 1 0 0 0																		
Don Sutton, R (1, 1) OBP: 0.211, SLG: 0.063 Bill North, S (7, 7) OBP: 0.354, SLG: 0.309		0-3 K		0-3 K		0-0 4-3		0-0 CS 1B	3 0 0 0 0 2 5 1 0 1 0 0 0 0																		
Inning Stats	R: 0 H: 1 E: 0 LOB: 2 K: 0 BB: 1 S: 4 P: 8	R: 0 H: 1 E: 0 LOB: 2 K: 1 BB: 1 S: 6 P: 10	R: 1 H: 1 E: 0 LOB: 1 K: 1 BB: 1 S: 6 P: 10	R: 0 H: 1 E: 0 LOB: 0 K: 1 BB: 0 S: 5 P: 5	R: 0 H: 0 E: 0 LOB: 0 K: 0 BB: 0 S: 3 P: 3	R: 2 H: 3 E: 0 LOB: 2 K: 0 BB: 1 S: 6 P: 10	R: 2 H: 1 E: 1 LOB: 0 K: 0 BB: 0 S: 5 P: 5	R: 0 H: 1 E: 1 LOB: 0 K: 0 BB: 0 S: 3 P: 3	R: 0 H: 1 E: 0 LOB: 1 K: 1 BB: 0 S: 6 P: 6	1B: 6 SF: 0 2B: 3 SAC: 0 3B: 0 DP: 0 HR: 1 HBP: 0		WP: 1 PA: 41 PB: 0 SB: 0 CS: 2															
PITCHER	IP WLS BF H R ER SO BB IBB HBP BLK WP HR S P ERA WHIP											PITCHER	IP WLS BF H R ER SO BB IBB HBP BLK WP HR S P ERA WHIP														
John Montefusco, R (1, 1) ERA: 3.35	6.0	30	8	5	4	3	3	1	0	0	0	1	1	32	48	6.00	1.833										
Randy Moffitt, R (7, 1) ERA: 2.42	3.0	W	10	2	0	0	1	0	0	0	0	0	0	12	12	0.00	0.667										

livebaseballscorecards.com

AB	36
R	5
H	10
RBI	5
BB	4
SO	4
LOB	17



Batter	1	2	3	4	5	6	7	8	9	AB R H RBI BB SO LOB	TOP		
Bill Madlock, R (1, 4) OBP: 0.368, SLG: 0.434	0-0 HR		0-0 F8	0-0 FC5-4		0-3 K		0-0 1-3		5 1 1 1 0 1 3			
Darrell Evans, L (1, 5) OBP: 0.388, SLG: 0.396	0-0 F9		0-0 F8		0-0 1B 2B	0-0 2-H 1B			0-0 4-3	5 1 2 1 0 0 0			
Jack Clark, R (1, 9) OBP: 0.396, SLG: 0.553	0-3 K		0-0 F5		0-0 2-H 1B		0-0 F7		0-0 1B 1B	5 1 2 1 0 1 0			
Willie McCovey, L (1, 3) Terry Whitfield, L (6, 7) OBP: 0.299, SLG: 0.400 OBP: 0.333, SLG: 0.457	0-0 1B 1B			0-0 BB 1B 1B	0-0 FC6-4 BB 1B		0-0 3B 2B		0-0 1B 1B	3 1 3 0 0 0 0 2 2 2 0 0 0 0			
Mike Ivie, R (1, 7) OBP: 0.421, SLG: 0.580	0-0 1-2 1B			0-0 BB 1B 1B	4-0 FC6-4 BB		0-0 2-H 3B		0-0 1-6-3 1B 1B	4 1 4 2 1 0 0			
Larry Herndon, R (1, 8) OBP: 0.345, SLG: 0.323	0-3 K		0-0 F3	0-0 F3	0-0 FC6-4		0-0 1-3		0-0 1-6-3 1B	5 0 1 1 0 1 7			
Johnnie LeMaster, R (1, 6) OBP: 0.233, SLG: 0.230		0-0 F3		0-3 K	0-0 F8		0-0 F3		0-0 1-6-3	5 0 0 0 0 1 7			
Mike Sadek, R (1, 2) OBP: 0.280, SLG: 0.271		0-0 F7		4-0 BB 1B		0-0 F7		0-0 3-1	0-0 6-3	4 0 0 0 1 0 2			
Ed Halicki, R (1, 1) OBP: 0.167, SLG: 0.167		0-3 K		0-0 FC5-4 1B		0-0 WP 1B		0-3 K		4 1 2 2 0 2 0			
Inning Stats	R: 1 H: 3 E: 0 LOB: 2 K: 2 BB: 0 S: 10 P: 10	R: 0 H: 0 E: 0 LOB: 0 K: 1 BB: 0 S: 5 P: 5	R: 0 H: 0 E: 0 LOB: 0 K: 0 BB: 0 S: 3 P: 3	R: 2 H: 3 E: 0 LOB: 2 K: 1 BB: 1 S: 8 P: 12	R: 1 H: 3 E: 0 LOB: 2 K: 0 BB: 1 S: 5 P: 9	R: 1 H: 2 E: 0 LOB: 1 K: 1 BB: 0 S: 6 P: 6	R: 1 H: 2 E: 0 LOB: 1 K: 0 BB: 0 S: 5 P: 5	R: 0 H: 0 E: 0 LOB: 0 K: 1 BB: 0 S: 5 P: 5	R: 2 H: 4 E: 0 LOB: 2 K: 0 BB: 0 S: 7 P: 7	1B: 13 SF: 0 2B: 2 SAC: 0 3B: 1 DP: 0 HR: 1 HBP: 0	WP: 1 PA: 44 PB: 0 SB: 0 CS: 0		
PITCHER	IP WLS BF H R ER SO BB IBB HBP BLK WP HR S P ERA WHIP											PITCHER	IP WLS BF H R ER SO BB IBB HBP BLK WP HR S P ERA WHIP
Floyd Bannister, L (1, 1) ERA: 2.68	5.0 L 25 9 4 4 4 2 0 0 0 0 0 1 31 39 7.20 2.200												
Joe Niekro, R (6, 1) ERA: 8.1	2.0 9 4 2 2 1 0 0 0 0 0 1 0 11 11 9.00 2.000												
Ken Forsch, R (8, 1) ERA: 3.48	2.0 10 4 2 2 1 0 0 0 0 0 0 0 12 12 9.00 2.000												

San Francisco Giants @ Houston Astros
 Astrodome, Houston, TX
 Mon May 29 1978, 8:05 PM EDT
 Att: 10,012 - Unknown

AB	42
R	8
H	17
RBI	8
BB	2
SO	6
LOB	19



Batter	1	2	3	4	5	6	7	8	9	AB R H RBI BB SO LOB	TOP										
Bill Madlock, R (1, 4) OBP: 0.369, SLG: 0.433	0-0 F8		0-0 S 1B		0-0 6-3		0-0 WP 1B		0-0 F9	5 0 2 0 0 0 1											
Terry Whitfield, L (1, 7) OBP: 0.331, SLG: 0.448	4-0 BB BB		0-0 F2		0-0 F9		0-0 F5		0-0 F9	3 0 0 0 1 0 3											
Darrell Evans, L (1, 5) OBP: 0.396, SLG: 0.394	4-0 BB BB		4-0 BB BB		0-0 F6		0-0 F6	4-0 S BB	4-0 S BB	1 0 0 0 3 0 0											
Willie McCovey, L (1, 3) Skip James, L (8, 3) OBP: 0.291, SLG: 0.388 OBP: 0.222, SLG: 0.188	0-3 K		0-0 F2		0-0 G3		0-0 F4	0-0 F4	0-0 F4	4 0 0 0 0 1 5 0 0 0 0 0 0 0											
Jack Clark, R (1, 9) OBP: 0.393, SLG: 0.543	0-3 K		0-0 F3		0-3 K		4-0 G6-3 IBB	4-0 G6-3 IBB	4-0 G6-3 IBB	3 0 0 0 1 2 4											
Larry Herndon, R (1, 8) OBP: 0.337, SLG: 0.314		0-0 F7		0-0 L6		0-3 K WP SH SF9		0-0 G6-3	0-0 G6-3	4 1 0 0 0 1 2											
Vic Harris, S (1, 6) OBP: 0.140, SLG: 0.067		4-0 BB		0-0 3-1		0-0 SH WP 1B		0-0 4-3	0-0 4-3	2 0 0 0 1 0 0											
Mike Sadek, R (1, 2) OBP: 0.259, SLG: 0.250		0-3 K		0-0 5-3		0-0 F8		0-3 K	0-3 K	4 0 0 0 0 2 3											
Bob Knepper, L (1, 1) OBP: 0.121, SLG: 0.167		0-3 K		0-0 F9		0-0 SF9		0-0 1B	0-0 1B	3 0 1 1 0 1 1											
Inning Stats	R: 0 E: 0 K: 2 S: 7	H: 0 LOB: 2 BB: 2 P: 15	R: 0 E: 0 K: 2 S: 7	H: 0 LOB: 1 BB: 1 P: 11	R: 0 E: 0 K: 0 S: 4	H: 1 LOB: 2 BB: 1 P: 8	R: 0 E: 0 K: 0 S: 3	H: 0 LOB: 0 BB: 0 P: 3	R: 0 E: 0 K: 1 S: 5	H: 0 LOB: 0 BB: 0 P: 5	R: 1 E: 0 K: 1 S: 8	H: 1 LOB: 2 BB: 0 P: 8	R: 0 E: 0 K: 0 S: 2	H: 0 LOB: 1 BB: 2 P: 10	R: 0 E: 0 K: 1 S: 6	H: 1 LOB: 1 BB: 0 P: 6	1B: 3 2B: 0 3B: 0 HR: 0	SF: 1 SAC: 1 DP: 1 HBP: 0	WP: 3 PB: 0 SB: 2 CS: 0	PA: 37	
PITCHER J.R. Richard, R (1, 1) ERA: 3.05	IP 9.0	WLS L	BF 37	H 3	R 1	ER 1	SO 7	BB 5	IBB 1	HBP 0	BLK 0	WP 3	HR 0	S 45	P 69	ERA 1.00	WHIP 0.889				
PITCHER	IP	WLS	BF	H	R	ER	SO	BB	IBB	HBP	BLK	WP	HR	S	P	ERA	WHIP				

San Francisco Giants @ Houston Astros
 Astrodome, Houston, TX
 Tue May 30 1978, 8:05 PM EDT
 Att. 8,019 - Unknown

livebaseballscorecards.com

AB 29
R 1
H 3
RBI 1
BB 6
SO 7
LOB 19



Batter	1	2	3	4	5	6	7	8	9	AB R H RBI BB SO LOB	TOP							
Bill Madlock, R (1, 4) OBP: 0.384, SLG: 0.455	0-0 2B		0-0 1B			0-0 SH1-3 1B		0-0 SH5-4 1B		4 0 4 0 0 0 0	San Francisco Giants @ Houston Astros Astrodome, Houston, TX Wed May 31 1978, 8:05 PM EDT Att. 11,400 - Dome							
Terry Whitfield, L (1, 7) OBP: 0.327, SLG: 0.442	0-0 5-3		0-0 F9			0-0 SH1-3		0-0 SH5-4		2 0 0 0 0 0 2								
Jack Clark, R (1, 9) OBP: 0.385, SLG: 0.531	0-0 F5		0-0 F8			0-0 F8		0-0 F2		4 0 0 0 0 0 4								
Darrell Evans, L (1, 5) OBP: 0.393, SLG: 0.386	0-0 4-3				0-0 L4	4-0 FC6-4 BB		0-0 4-3		3 0 0 0 1 0 2								
Mike Ivie, R (1, 3) OBP: 0.413, SLG: 0.562		0-0 WP S 1B			0-0 5-3	0-0 FC6-4		0-0 F5		4 0 1 0 0 0 2								
Larry Herndon, R (1, 8) OBP: 0.335, SLG: 0.313		0-0 F4			0-0 4-3		0-0 6-3 1B		0-0 5-3	4 0 1 0 0 0 1								
Vic Harris, S (1, 6) OBP: 0.130, SLG: 0.061		0-0 F8			0-0 G3		0-0 6-3		0-0 F8	4 0 0 0 0 0 2								
Marc Hill, R (1, 2) OBP: 0.315, SLG: 0.304		0-0 6-3			0-0 4-3		0-0 2B			3 0 1 0 0 0 1								
Vida Blue, S (1, 1) OBP: 0.344, SLG: 0.346			0-0 F5			0-0 G3		0-3 K		3 0 0 0 0 1 1	GIANTS							
Randy Moffitt, R (9, 1) OBP: 0.333, SLG: 0.333										0 0 0 0 0 0 0								
Inning Stats	R: 0 E: 0 K: 0 S: 4	H: 1 LOB: 1 BB: 0 P: 4	R: 0 E: 0 K: 0 S: 4	H: 1 LOB: 1 BB: 0 P: 4	R: 0 E: 0 K: 0 S: 4	H: 0 LOB: 0 BB: 0 P: 3	R: 0 E: 0 K: 0 S: 3	H: 0 LOB: 0 BB: 0 P: 3	R: 0 E: 0 K: 1 S: 6	H: 2 LOB: 1 BB: 0 P: 6	R: 0 E: 0 K: 0 S: 4	H: 1 LOB: 1 BB: 0 P: 4	R: 0 E: 0 K: 0 S: 3	H: 0 LOB: 0 BB: 0 P: 3	1B: 5 2B: 2 3B: 0 HR: 0	SF: 0 SAC: 2 DP: 0 HBP: 0	WP: 1 PB: 0 SB: 1 CS: 0	PA: 34
PITCHER Mark Lemongello, R (1, 1) ERA: 3.56	IP: 9.0 WLS: W BF: 34 H: 7 R: 0 ER: 0 SO: 1 BB: 1 IBB: 0 HBP: 0 BLK: 0 WP: 1 HR: 0 S: 35 P: 39 ERA: 0.00 WHIP: 0.889											PITCHER	IP: WLS: BF: H: R: ER: SO: BB: IBB: HBP: BLK: WP: HR: S: P: ERA: WHIP:					

livebaseballscorecards.com

AB	31
R	0
H	7
RBI	0
BB	1
SO	1
LOB	15

Batter	1	2	3	4	5	6	7	8	9	AB R H RBI BB SO LOB
Terry Puhl, L OBP: 0.366, SLG: 0.412 (1, 8)	0-0 5-3		0-0 F6			0-0 F9			0-0 G3	4 0 0 0 0 0 0
Jimmy Sexton, R OBP: 0.267, SLG: 0.185 (1, 6)	0-3 K			0-0 F8		0-3 K			4-0 1B SF7 BB	3 1 0 0 1 2 0
Enos Cabell, R OBP: 0.323, SLG: 0.373 (1, 5)	0-0 CS 1B			0-0 FC4-6 1B			0-0 6-3		0-0 IBB 1B	4 0 3 0 0 0 0
Bob Watson, R OBP: 0.337, SLG: 0.435 (1, 3)	0-0 CS 1-2	0-3 K		0-0 FC4-6 1-2f		0-0 F9		0-0 F9	4-0 1-2 IBB	3 0 0 0 1 1 1
Jesus Alou, R OBP: 0.273, SLG: 0.400 (1, 7)		0-0 4-3		0-0 F9		0-0 F8		0-0 F8	0-0 SF7 3-H	3 0 0 1 0 0 1
Art Howe, R OBP: 0.335, SLG: 0.452 (1, 4)		0-0 FC6 1B			0-0 6-3			0-0 1B		3 0 2 0 0 0 0
Jose Cruz, L OBP: 0.339, SLG: 0.380 (1, 9)		0-0 FC6 1-2f			0-0 4-3			0-0 F5		3 0 0 0 0 0 2
Reggie Baldwin, R (1, 2)			0-0 F8		0-0 F8			0-0 F8		3 0 0 0 0 0 1
Mark Lemongello, R OBP: 0.158, SLG: 0.167 (1, 1)			0-3 K			0-0 4-3		0-0 4-3		3 0 0 0 0 1 1

Inning Stats	R: 0 E: 0 K: 1 S: 5	H: 1 LOB: 0 BB: 0 P: 5	R: 0 E: 0 K: 1 S: 6	H: 1 LOB: 1 BB: 0 P: 6	R: 0 E: 0 K: 1 S: 5	H: 0 LOB: 0 BB: 0 P: 5	R: 0 E: 0 K: 0 S: 4	H: 1 LOB: 1 BB: 0 P: 4	R: 0 E: 0 K: 0 S: 3	H: 0 LOB: 0 BB: 0 P: 3	R: 0 E: 0 K: 1 S: 5	H: 0 LOB: 0 BB: 0 P: 5	R: 0 E: 0 K: 0 S: 3	H: 0 LOB: 0 BB: 0 P: 3	R: 0 E: 0 K: 0 S: 4	H: 1 LOB: 1 BB: 0 P: 4	R: 1 E: 0 K: 0 S: 3	H: 1 LOB: 2 BB: 2 P: 11	1B: 5 2B: 0 3B: 0 HR: 0	SF: 1 SAC: 0 DP: 0 HBP: 0	WP: 0 PB: 0 SB: 0 CS: 1	PA: 33
--------------	------------------------------	---------------------------------	------------------------------	---------------------------------	------------------------------	---------------------------------	------------------------------	---------------------------------	------------------------------	---------------------------------	------------------------------	---------------------------------	------------------------------	---------------------------------	------------------------------	---------------------------------	------------------------------	----------------------------------	----------------------------------	------------------------------------	----------------------------------	--------

PITCHER	IP	WLS	BF	H	R	ER	SO	BB	IBB	HBP	BLK	WP	HR	S	P	ERA	WHIP
Vida Blue, L ERA: 2.66 (1, 1)	8.1	L	30	5	1	1	4	1	0	0	0	0	0	37	41	1.08	0.720
Randy Moffitt, R ERA: 2.39 (9, 1)	0.1		2	0	0	0	0	0	1	0	0	0	0	1	5	0.00	0.000

BOTTOM

San Francisco Giants @ Houston Astros
Astrodome, Houston, TX

Wed May 31 1978, 8:05 PM EDT
Att. 11,400 - Dome

livebaseballscorecards.com

AB	29
R	1
H	5
RBI	1
BB	2
SO	4
LOB	6



San Francisco Giants @ Montreal Expos
 Olympic Stadium, Montreal, QB
 Fri Jun 02 1978, 7:05 PM EDT
 Att. 18,410 - Unknown

AB	35
R	6
H	11
RBI	5
BB	11
SO	6
LOB	20



WP:	0	PA:	49
PB:	0		
SB:	1		
CS:	0		

Batter	1	2	3	4	5	6	7	8	9	10	AB	R	H	RBI	BB	SO	LOB
Bill Madlock, R (1, 4) OBP: 0.388, SLG: 0.453	0-0 S E 1B	0-0 E5 2-3 1B		4-0 1B IBB		0-0 5-3	0-0 FC4 FC5-4 1-2f 2-3			0-0 G2	5	1	2	0	1	0	2
Terry Whitfield, L (1, 7) OBP: 0.328, SLG: 0.438	0-3 K 1-2	0-0 SF8		0-0 1-2 2-H 1B		0-0 6-3	0-0 FC5-4 1-2f			4-0 1B 2B BB	4	1	1	2	1	1	3
Darrell Evans, L (1, 5) OBP: 0.396, SLG: 0.387	4-0 FC3-6 BB	0-3 K		0-0 F8		0-0 BB 1B			0-0 6-3	0-0 1-3 2B 1B	5	0	2	0	1	1	3
Willie McCovey, L (1, 3) OBP: 0.299, SLG: 0.391	0-0 FC3-6 BB 1-2f 2-H		0-3 K		4-0 G5-4-3 BB	4-0 1-2 BB			0-3 K	0-0 1-H 3-H 2B	4	0	1	1	2	2	1
Randy Moffitt, R (10, 1) OBP: 0.333, SLG: 0.333											0	0	0	0	0	0	0
Jack Clark, R (1, 9) OBP: 0.380, SLG: 0.519	4-0 BB BB		0-0 4-3		0-0 G5-4-3 1-2f	0-0 1-3			0-0 F8		4	0	0	0	1	0	3
Larry Herndon, R (1, 8) OBP: 0.342, SLG: 0.329	4-0 1-2 2-3 BB		0-3 K		0-0 2B 1B				0-0 6-3		4	2	2	0	1	1	0
Johnnie LeMaster, R (1, 6) OBP: 0.246, SLG: 0.240	0-0 6-3			0-0 F3		0-0 1-H 2B			4-0 FC5-6 1B BB	4-0 3-3 BB	3	0	1	1	2	0	3
Skip James, L (10, 3) OBP: 0.222, SLG: 0.188											0	0	0	0	0	0	0
Mike Sadek, R (1, 2) OBP: 0.305, SLG: 0.273		0-0 E SH1-4 SF8 1B		4-0 SH1-4 1B BB	4-0 IBB				0-0 FC4 FC5-6 1-2 1B	0-0 8-3 1-2f	3	2	2	1	2	0	1
John Montefusco, R (1, 1) OBP: 0.179, SLG: 0.120		0-0 SH1-4		0-0 SH1-4		0-3 K			0-0 FC5-6 FC4 1-2 2-3f	0-0 F5	2	0	0	0	0	1	4
Gary Lavelle, S (9, 1) Vic Harris, S (9, 6) OBP: 0.127, SLG: 0.060											0	0	0	0	0	0	0
											1	0	0	0	0	0	0

Inning Stats	R: 1	H: 1	E: 1	LOB: 3	K: 1	S: 6	P: 18	R: 1	H: 2	E: 1	LOB: 1	K: 1	S: 7	R: 0	H: 0	E: 0	LOB: 0	K: 2	S: 7	R: 1	H: 1	E: 0	LOB: 2	K: 0	S: 4	R: 1	H: 2	E: 0	LOB: 2	K: 1	S: 6	R: 0	H: 1	E: 0	LOB: 2	K: 0	S: 4	R: 1	H: 2	E: 0	LOB: 2	K: 0	S: 5	R: 0	H: 0	E: 0	LOB: 0	K: 1	S: 5	R: 0	H: 0	E: 0	LOB: 0	K: 0	S: 2	R: 1	H: 2	E: 0	LOB: 2	K: 0	S: 4	R: 1	H: 2	E: 0	LOB: 2	K: 0	S: 4	1B: 8	2B: 3	3B: 1	HR: 0	SF: 1	SAC: 2	DP: 2	HBP: 0	WP: 0	PA: 49
--------------	------	------	------	--------	------	------	-------	------	------	------	--------	------	------	------	------	------	--------	------	------	------	------	------	--------	------	------	------	------	------	--------	------	------	------	------	------	--------	------	------	------	------	------	--------	------	------	------	------	------	--------	------	------	------	------	------	--------	------	------	------	------	------	--------	------	------	------	------	------	--------	------	------	-------	-------	-------	-------	-------	--------	-------	--------	-------	--------

PITCHER	IP	WLS	BF	H	R	ER	SO	BB	IBB	HBP	BLK	WP	HR	S	P	ERA	WHIP
Wayne Twitchell, R (1, 1) ERA: 5.96	1.1		10	3	2	2	1	3	0	0	0	0	0	9	21	13.50	4.500
Dan Schatzeder, L (2, 1) ERA: 2.76	3.2		17	3	2	2	4	2	2	0	0	0	0	21	37	4.91	1.364
Hal Dues, R (6, 1) ERA: 3.77	1.0		8	3	1	1	0	2	0	0	0	0	0	6	14	9.00	5.000
Bill Atkinson, R (7, 1) ERA: 2.96	1.0		3	0	0	0	0	0	0	0	0	0	0	3	3	0.00	0.000
Darold Knowles, L (8, 1) ERA: 1.71	3.0	L	11	2	1	1	1	2	0	0	0	0	0	11	19	3.00	1.333

BOTTOM

San Francisco Giants @ Montreal Expos
Olympic Stadium, Montreal, QB

Fri Jun 02 1978, 7:05 PM EDT
Att: 18,410 - Unknown

livebaseballscorecards.com

AB	38
R	5
H	9
RBI	5
BB	1
SO	7
LOB	11



WP	0	PA	39
PB	0		
SB	0		
CS	0		

AB R H RBI BB SO LOB

5	0	1	0	0	0	1
4	0	0	0	1	1	0
5	0	0	0	0	2	2
4	0	2	0	0	1	0
0	1	0	0	0	0	0
4	1	1	2	0	1	1
4	1	2	0	0	0	1
4	1	1	0	0	2	2
4	1	2	3	0	0	2
0	0	0	0	0	0	0
1	0	0	0	0	0	0
1	0	0	0	0	0	1
0	0	0	0	0	0	0
1	0	0	0	0	0	1
0	0	0	0	0	0	0
1	0	0	0	0	0	0
1	0	0	0	0	0	0

1B:	5	SF:	0
2B:	2	SAC:	0
3B:	0	DP:	1
HR:	2	HBP:	0

Batter	1	2	3	4	5	6	7	8	9	10
Dave Cash, R OBP: 0.346, SLG: 0.385 (1, 4)	F8		6-3		6-3			F9		G4-6-3 BB 1B
Stan Papi, R OBP: 0.313, SLG: 0.356 (1, 6)	P5		F7			F6		K		4-0 BB 1-2 BB G4-6-3 BB
Gary Carter, R OBP: 0.337, SLG: 0.375 (1, 2)	K		K			F4		6-3		0-0 G4-6-3 1-2f 2-3
Tony Perez, R OBP: 0.322, SLG: 0.383 (1, 3)		K		F9					HR	
Sam Mejias, R OBP: 0.250, SLG: 0.182 (9, PR) (10, 7)										
Ellis Valentine, R OBP: 0.316, SLG: 0.458 (1, 9)		K		F4		F6			HR	
Warren Cromartie, L OBP: 0.332, SLG: 0.397 (1, 7) (10, 3)		2B HR 1B		F8					G3	
Andre Dawson, R OBP: 0.312, SLG: 0.420 (1, 8)		1-3 HR 2B			P2		K		K	
Larry Parrish, R OBP: 0.294, SLG: 0.440 (1, 5)							F7		F8	
Wayne Twitchell, R (1, 1)										
Dan Schatzeder, L (2, 1)										
Wayne Garrett, L (5, PH)										
Hal Dunes, R (6, 1)										
Bill Atkinson, L (7, 1)										
Del Unser, L (7, PH)										
Darold Knowles, L (8, 1)										
Chris Speier, R (10, PH)										
		2-3			F8		F7			6-3

Inning Stats	R: 0	H: 0	E: 0	K: 1	S: 5	R: 3	H: 3	E: 0	K: 2	S: 10	R: 0	H: 0	E: 0	K: 1	S: 5	R: 0	H: 0	E: 0	K: 0	S: 3	R: 0	H: 1	E: 0	K: 0	S: 4	R: 0	H: 1	E: 0	K: 0	S: 4	R: 0	H: 1	E: 0	K: 1	S: 6	R: 0	H: 0	E: 0	K: 1	S: 5	R: 2	H: 2	E: 0	K: 1	S: 7	R: 0	H: 1	E: 0	K: 0	S: 3	1B: 5	SF: 0	2B: 2	SAC: 0	3B: 0	DP: 1	HR: 2	HBP: 0	WP: 0	PA: 39
--------------	------	------	------	------	------	------	------	------	------	-------	------	------	------	------	------	------	------	------	------	------	------	------	------	------	------	------	------	------	------	------	------	------	------	------	------	------	------	------	------	------	------	------	------	------	------	------	------	------	------	------	-------	-------	-------	--------	-------	-------	-------	--------	-------	--------

PITCHER	IP	WLS	BF	H	R	ER	SO	BB	IBB	HBP	BLK	WP	HR	S	P	ERA	WHIP
John Montefusco, R (1, 1)	8.0		32	8	5	5	6	0	0	0	0	0	2	44	44	5.62	1.000
Gary Lavelle, L (9, 1)	1.1	W	6	1	0	0	1	1	0	0	0	0	0	7	11	0.00	1.500
Randy Moffitt, R (10, 1)	0.2	S	1	0	0	0	0	0	0	0	0	0	0	1	1	0.00	0.000

Batter	1	2	3	4	5	6	7	8	9	AB	R	H	RBI	BB	SO	LOB
Dave Cash, R (1, 4) OBP: 0.340, SLG: 0.379 Pepe Frias, R (7, 4) OBP: 0.600, SLG: 1.400	0-0 6-3	0-0 SF8		0-0 1-3		0-0 F8				3	0	0	1	0	0	2
Chris Speier, R (1, 6) OBP: 0.365, SLG: 0.401	0-0 HR	0-0 F7			0-0 F6		0-0 1-3			4	1	1	1	0	0	0
Warren Cromartie, L (1, 7) OBP: 0.325, SLG: 0.388	0-0 4-3		0-0 F8		0-0 F4		0-0 G3			4	0	0	0	0	0	0
Tony Perez, R (1, 3) OBP: 0.332, SLG: 0.398 Del Unser, L (8, 3) OBP: 0.328, SLG: 0.271	0-0 2B		0-0 FC5-4 1B		0-0 1B		0-0 F8			4	0	3	0	0	0	0
Ellis Valentine, R (1, 9) OBP: 0.315, SLG: 0.453	0-0 6-3		0-0 F8		0-0 F7			0-0 1B K 1B		4	0	1	0	0	0	3
Gary Carter, R (1, 2) OBP: 0.340, SLG: 0.378		0-0 1B BB SF9 1B	0-0 FC5-4 1-2f		0-0 SH1-3 1B		0-0 G3			4	2	2	0	0	0	2
Andre Dawson, R (1, 8) OBP: 0.321, SLG: 0.421		4-0 1B E BB		0-0 F7		0-0 SH1-3 S 1B		4-0 1B BB		2	1	1	0	2	0	0
Larry Parrish, R (1, 5) OBP: 0.304, SLG: 0.453		0-0 E SF8 1B		0-0 SH1-3 2B		0-3 K		0-0 1B		4	1	3	0	0	1	2
Ross Grimsley, L (1, 1) OBP: 0.176, SLG: 0.100		0-0 SF9		0-0 SH1-3		0-0 SH1-3		0-3 K		1	0	0	2	0	1	3

Inning Stats	R: 1	H: 2	R: 3	H: 2	R: 0	H: 1	R: 0	H: 1	R: 0	H: 0	R: 0	H: 2	R: 0	H: 0	R: 0	H: 2
	E: 0	LOB: 1	E: 1	LOB: 0	E: 0	LOB: 1	E: 0	LOB: 1	E: 0	LOB: 0	E: 0	LOB: 1	E: 0	LOB: 2	E: 0	LOB: 2
	K: 0	BB: 0	K: 0	BB: 1	K: 0	BB: 0	K: 1	BB: 0	K: 0	BB: 0	K: 1	BB: 1	K: 1	BB: 1	K: 0	BB: 0
	S: 5	P: 5	S: 5	P: 9	S: 4	P: 4	S: 4	P: 4	S: 3	P: 3	S: 6	P: 10	S: 6	P: 10	S: 6	P: 10

PITCHER	IP	WLS	BF	H	R	ER	SO	BB	IBB	HBP	BLK	WP	HR	S	P	ERA	WHIP
Ed Halicki, R (1, 1) ERA: 2.23	5.1	L	26	9	5	3	1	1	0	0	0	0	1	27	31	5.06	1.875
Gary Lavelle, L (6, 1) ERA: 2.97	2.2		10	2	0	0	1	1	0	0	0	0	0	11	15	0.00	1.125

BOTTOM







San Francisco Giants @ Montreal Expos
Olympic Stadium, Montreal, QB
Sat Jun 03 1978, 7:05 PM EDT
Att. 30,120 - Unknown

AB	30
R	5
H	11
RBI	4
BB	2
SO	2
LOB	12



1B: 8	SF: 2	WP: 0	PA: 36
2B: 2	SAC: 2	PB: 0	
3B: 0	DP: 0	SB: 1	
HR: 1	HBP: 0	CS: 0	

livebaseballscorecards.com

Batter	1	2	3	4	5	6	7	8	9	10	AB R H RBI BB SO LOB	TOP										
Bill Madlock, R OBP: 0.385, SLG: 0.449 (1, 4) 	4-0 6-3 FC5 1B BB		x 0-0 SH5-3 1B		x 0-0 6-3			x 0-0 F9		x 0-0 F2	4 1 1 0 1 0 0	San Francisco Giants @ Montreal Expos Olympic Stadium, Montreal, QB Sun Jun 04 1978, 3:33 AM EDT Att. 31,273 - Unknown livebaseballscorecards.com										
Terry Whitfield, L OBP: 0.328, SLG: 0.436 (1, 7) 	0-0 FC5 6-3 1B		x 0-0 SH5-3				x 0-0 F4	s s s 0-3 K			3 0 1 0 0 1 0											
Darrell Evans, L OBP: 0.395, SLG: 0.388 (1, 5) 	0-0 6-3 1-2 2-3		x 0-0 F8				x 0-0 3-1		x 0-0 F8 1B 1B		4 0 1 0 0 0 3											
Willie McCovey, L OBP: 0.296, SLG: 0.379 (1, 3) 	4-0 FC5 BB		x 0-0 F7				x 0-0 3B 1B		x 0-0 F8		3 1 1 0 1 0 2											
Jack Clark, R OBP: 0.380, SLG: 0.540 (1, 9) 	0-0 FC5 1-2 2-3f 3-H			x 0-0 4-3			x 0-0 3B		x 0-0 F8 1-2		4 0 1 2 0 0 3											
Larry Herndon, R OBP: 0.338, SLG: 0.322 (1, 8) 	0-0 4-3			s s s 0-3 K			s s s 0-3 K		x 0-0 2-H 1B		4 0 1 0 0 2 2											
Vic Harris, S OBP: 0.131, SLG: 0.125 (1, 6)		x 0-0 3-1		x 0-0 4-3				s s s 0-3 K		x 0-0 HR	4 1 1 1 0 1 0											
Marc Hill, R OBP: 0.312, SLG: 0.300 (1, 2)		s s s 0-3 K			x 0-0 4-3			x 0-0 F8		x 0-0 6-3	4 0 0 0 0 1 0											
Bob Knepper, L OBP: 0.111, SLG: 0.152 Randy Moffitt, R OBP: 0.250, SLG: 0.250 (1, 1) (9, 1)		s s s 0-3 K			x 0-0 6-3			s s s 0-3 K		x 0-0 6-3	3 0 0 0 0 2 0 1 0 0 0 0 0 0											
Inning Stats	R: 1 E: 0 K: 0 S: 4	H: 1 LOB: 2 BB: 2 P: 12	R: 0 E: 0 K: 2 S: 7	H: 0 LOB: 0 BB: 0 P: 7	R: 0 E: 0 K: 0 S: 4	H: 1 LOB: 1 BB: 0 P: 4	R: 0 E: 0 K: 1 S: 5	H: 0 LOB: 0 BB: 0 P: 5	R: 0 E: 0 K: 0 S: 3	H: 2 LOB: 1 BB: 0 P: 4	R: 0 E: 0 K: 2 S: 7		H: 0 LOB: 0 BB: 0 P: 7	R: 0 E: 0 K: 0 S: 4	H: 2 LOB: 2 BB: 0 P: 4	R: 0 E: 0 K: 0 S: 4	H: 1 LOB: 0 BB: 0 P: 4	R: 1 E: 0 K: 0 S: 4	H: 1 LOB: 0 BB: 0 P: 4	1B: 5 2B: 0 3B: 1 HR: 1	SF: 0 SAC: 1 DP: 0 HBP: 0	WP: 0 PB: 0 SB: 0 CS: 0
PITCHER	IP WLS BF H R ER SO BB IBB HBP BLK WP HR S P ERA WHIP																					
Steve Rogers, R ERA: 2.51 (1, 1)	8.0	29	4	2	2	7	2	0	0	0	0	0	41	49	2.25	0.750						
Darold Knowles, L ERA: 1.69 (9, 1)	0.1	2	1	0	0	0	0	0	0	0	0	0	2	2	0.00	3.000						
Mike Garman, R ERA: 4.91 (9, 1)	1.2	L 6	2	1	1	0	0	0	0	0	0	1	6	6	5.40	1.200						



BOTTOM

San Francisco Giants @ Montreal Expos
Olympic Stadium, Montreal, QB
Sun Jun 04 1978, 3:33 AM EDT
Att: 31,273 - Unknown

livebaseballscorecards.com

AB	35
R	2
H	6
RBI	1
BB	1
SO	6
LOB	10



WP	0	PA	36
PB	0		
SB	0		
CS	0		

AB R H RBI BB SO LOB

4 0 0 0 0 0 1

3 0 0 0 1 1 0

4 1 2 0 0 0 1

4 0 0 0 0 1 3

4 0 0 0 0 1 1

4 1 1 0 0 0 1

3 0 0 0 0 2 1

1 0 1 1 0 0 0

0 0 0 0 0 0 0

1 0 0 0 0 0 1

2 0 0 0 0 0 0

1 0 1 1 0 0 0

0 0 0 0 0 0 0

1 0 0 0 0 0 1

1B: 4 SF: 0

2B: 3 SAC: 0

3B: 0 DP: 2

HR: 0 HBP: 0

1B: 4 SF: 0

2B: 3 SAC: 0

3B: 0 DP: 2

HR: 0 HBP: 0

1B: 4 SF: 0

2B: 3 SAC: 0

3B: 0 DP: 2

HR: 0 HBP: 0

1B: 4 SF: 0

2B: 3 SAC: 0

3B: 0 DP: 2

HR: 0 HBP: 0

1B: 4 SF: 0

2B: 3 SAC: 0

3B: 0 DP: 2

HR: 0 HBP: 0

1B: 4 SF: 0

2B: 3 SAC: 0

3B: 0 DP: 2

HR: 0 HBP: 0

1B: 4 SF: 0

2B: 3 SAC: 0

3B: 0 DP: 2

HR: 0 HBP: 0

1B: 4 SF: 0

2B: 3 SAC: 0

3B: 0 DP: 2

HR: 0 HBP: 0

1B: 4 SF: 0

2B: 3 SAC: 0

3B: 0 DP: 2

HR: 0 HBP: 0

1B: 4 SF: 0

2B: 3 SAC: 0

3B: 0 DP: 2

HR: 0 HBP: 0

1B: 4 SF: 0

2B: 3 SAC: 0

3B: 0 DP: 2

HR: 0 HBP: 0

1B: 4 SF: 0

2B: 3 SAC: 0

3B: 0 DP: 2

HR: 0 HBP: 0

1B: 4 SF: 0

2B: 3 SAC: 0

3B: 0 DP: 2

HR: 0 HBP: 0

1B: 4 SF: 0

2B: 3 SAC: 0

3B: 0 DP: 2

HR: 0 HBP: 0

1B: 4 SF: 0

2B: 3 SAC: 0

3B: 0 DP: 2

HR: 0 HBP: 0

1B: 4 SF: 0

2B: 3 SAC: 0

3B: 0 DP: 2

HR: 0 HBP: 0

1B: 4 SF: 0

2B: 3 SAC: 0

3B: 0 DP: 2

HR: 0 HBP: 0

1B: 4 SF: 0

2B: 3 SAC: 0

3B: 0 DP: 2

HR: 0 HBP: 0

1B: 4 SF: 0

2B: 3 SAC: 0

3B: 0 DP: 2

HR: 0 HBP: 0

1B: 4 SF: 0

2B: 3 SAC: 0

3B: 0 DP: 2

HR: 0 HBP: 0

1B: 4 SF: 0

2B: 3 SAC: 0

3B: 0 DP: 2

HR: 0 HBP: 0

1B: 4 SF: 0

2B: 3 SAC: 0

3B: 0 DP: 2

HR: 0 HBP: 0

1B: 4 SF: 0

2B: 3 SAC: 0

3B: 0 DP: 2

HR: 0 HBP: 0

1B: 4 SF: 0

2B: 3 SAC: 0

3B: 0 DP: 2

HR: 0 HBP: 0

1B: 4 SF: 0

2B: 3 SAC: 0

3B: 0 DP: 2

HR: 0 HBP: 0

1B: 4 SF: 0

2B: 3 SAC: 0

3B: 0 DP: 2

HR: 0 HBP: 0

1B: 4 SF: 0

2B: 3 SAC: 0

3B: 0 DP: 2

HR: 0 HBP: 0

1B: 4 SF: 0

2B: 3 SAC: 0

3B: 0 DP: 2

HR: 0 HBP: 0

1B: 4 SF: 0

2B: 3 SAC: 0

3B: 0 DP: 2

HR: 0 HBP: 0

1B: 4 SF: 0

2B: 3 SAC: 0

3B: 0 DP: 2

HR: 0 HBP: 0

1B: 4 SF: 0

2B: 3 SAC: 0

3B: 0 DP: 2

HR: 0 HBP: 0

1B: 4 SF: 0

2B: 3 SAC: 0

3B: 0 DP: 2

HR: 0 HBP: 0

1B: 4 SF: 0

2B: 3 SAC: 0

3B: 0 DP: 2

HR: 0 HBP: 0

1B: 4 SF: 0

2B: 3 SAC: 0

3B: 0 DP: 2

HR: 0 HBP: 0

1B: 4 SF: 0

2B: 3 SAC: 0

3B: 0 DP: 2

HR: 0 HBP: 0

1B: 4 SF: 0

2B: 3 SAC: 0

3B: 0 DP: 2

HR: 0 HBP: 0

1B: 4 SF: 0

2B: 3 SAC: 0

3B: 0 DP: 2

HR: 0 HBP: 0

1B: 4 SF: 0

2B: 3 SAC: 0

3B: 0 DP: 2

HR: 0 HBP: 0

1B: 4 SF: 0

2B: 3 SAC: 0

3B: 0 DP: 2

HR: 0 HBP: 0

1B: 4 SF: 0

2B: 3 SAC: 0

3B: 0 DP: 2

HR: 0 HBP: 0

1B: 4 SF: 0

2B: 3 SAC: 0

3B: 0 DP: 2

HR: 0 HBP: 0

1B: 4 SF: 0

2B: 3 SAC: 0

3B: 0 DP: 2

HR: 0 HBP: 0

1B: 4 SF: 0

2B: 3 SAC: 0

3B: 0 DP: 2

HR: 0 HBP: 0

1B: 4 SF: 0

2B: 3 SAC: 0

3B: 0 DP: 2

HR: 0 HBP: 0

1B: 4 SF: 0

2B: 3 SAC: 0

3B: 0 DP: 2

HR: 0 HBP: 0

1B: 4 SF: 0

2B: 3 SAC: 0

3B: 0 DP: 2

HR: 0 HBP: 0

1B: 4 SF: 0

2B: 3 SAC: 0

3B: 0 DP: 2

HR: 0 HBP: 0

1B: 4 SF: 0

2B: 3 SAC: 0

3B: 0 DP: 2

HR: 0 HBP: 0

1B: 4 SF: 0

2B: 3 SAC: 0

3B: 0 DP: 2

HR: 0 HBP: 0

1B: 4 SF: 0

2B: 3 SAC: 0

3B: 0 DP: 2

HR: 0 HBP: 0

1B: 4 SF: 0

2B: 3 SAC: 0

3B: 0 DP: 2

HR: 0 HBP: 0

1B: 4 SF: 0

2B: 3 SAC: 0

3B: 0 DP: 2

HR: 0 HBP: 0

1B: 4 SF: 0

2B: 3 SAC: 0

3B: 0 DP: 2

HR: 0 HBP: 0

1B: 4 SF: 0

2B: 3 SAC: 0

3B: 0 DP: 2

HR: 0 HBP: 0

1B: 4 SF: 0

2B: 3 SAC: 0

3B: 0 DP: 2

HR: 0 HBP: 0

1B: 4 SF: 0

2B: 3 SAC: 0

3B: 0 DP: 2

HR: 0 HBP: 0

1B: 4 SF: 0

2B: 3 SAC: 0

3B: 0 DP: 2

HR: 0 HBP: 0

1B: 4 SF: 0

2B: 3 SAC: 0

3B: 0 DP: 2

HR: 0 HBP: 0

1B: 4 SF: 0

2B: 3 SAC: 0

3B: 0 DP: 2

HR: 0 HBP: 0

1B: 4 SF: 0

2B: 3 SAC: 0

3B: 0 DP: 2

HR: 0 HBP: 0


1B: 4 SF: 0

2B: 3 SAC: 0

3B: 0 DP: 2

HR: 0 HBP: 0

1B: 4 SF: 0

Batter	1	2	3	4	5	6	7	8	9	AB R H RBI BB SO LOB	TOP									
Bill Madlock, R (1, 4) OBP: 0.380, SLG: 0.448	0-0 6-3		0-0 2B		0-3 K			0-0 6-3	0-0 5-3	5 0 1 0 0 1 2										
Darrell Evans, L (1, 5) OBP: 0.393, SLG: 0.402	0-0 P4		0-0 4-3		0-0 HR			0-0 4-3		4 1 1 1 0 0 1										
Jack Clark, R (1, 9) OBP: 0.378, SLG: 0.531	0-0 F7			0-0 6-3	0-0 F9			4-0 BB		3 0 0 0 1 0 0										
Willie McCovey, L (1, 3) Terry Whitfield, L (8, 7) OBP: 0.301, SLG: 0.399 OBP: 0.328, SLG: 0.436		4-0 1B S BB		0-0 HR		0-3 K		0-0 4-3		3 1 1 1 1 1 1 0 0 0 0 0 0 0										
Mike Ivie, R (1, 7) OBP: 0.386, SLG: 0.519		0-0 F7 1-2		0-0 1B 1B		0-0 F4		0-0 6-3		4 0 1 0 0 0 1										
Larry Herndon, R (1, 8) OBP: 0.347, SLG: 0.331		0-0 G6-4-3 2-3 1B		0-0 1-2 1B		0-3 K		0-0 2B 4-3 1B		4 1 3 0 0 1 0										
Marc Hill, R (1, 2) Mike Sadek, R (9, PR) OBP: 0.310, SLG: 0.306 OBP: 0.305, SLG: 0.273		0-0 G6-4-3 1-2		0-0 F9		0-0 F9		0-0 1-3 2B		4 0 1 0 0 0 4 0 0 0 0 0 0 0	AB 34 R 3 H 8 RBI 3 BB 3 SO 6 LOB 12									
Johnnie LeMaster, R (1, 6) Vic Harris, S (9, PH) OBP: 0.243, SLG: 0.244 OBP: 0.129, SLG: 0.123			0-0 5-3	0-0 P4		0-0 P4		0-0 4-3		3 0 0 0 0 0 2 1 0 0 1 0 0 1										
Vida Blue, S (1, 1) Randy Moffitt, R (8, 1) Skip James, L (9, PH) OBP: 0.314, SLG: 0.310 OBP: 0.250, SLG: 0.250 OBP: 0.263, SLG: 0.188			0-3 K		0-3 K		0-3 K	3-H 4-0 BB		3 0 0 0 0 3 0 0 0 0 0 0 0 0 0 0 0 0 1 0 0										
Inning Stats	R: 0 E: 0 K: 0 S: 3	H: 0 LOB: 0 BB: 0 P: 3	R: 0 E: 0 K: 0 S: 3	H: 1 LOB: 1 BB: 1 P: 7	R: 0 E: 0 K: 1 S: 6	H: 1 LOB: 1 BB: 0 P: 6	R: 1 E: 0 K: 0 S: 6	H: 3 LOB: 2 BB: 0 P: 6	R: 1 E: 0 K: 2 S: 7	H: 0 LOB: 0 BB: 0 P: 7	R: 0 E: 0 K: 1 S: 5	H: 0 LOB: 0 BB: 0 P: 5	R: 0 E: 0 K: 0 S: 3	H: 0 LOB: 1 BB: 1 P: 7	R: 1 E: 0 K: 0 S: 5	H: 2 LOB: 2 BB: 1 P: 9	1B: 4 2B: 2 3B: 0 HR: 2	SF: 0 SAC: 0 DP: 1 HBP: 0	WP: 0 PB: 0 SB: 1 CS: 0	PA: 37
PITCHER	IP WLS BF H R ER SO BB IBB HBP BLK WP HR S P ERA WHIP																			
Steve Carlton, L (1, 1) ERA: 2.62	8.0 W 31 6 2 2 6 2 0 0 0 0 0 2 41 49 2.25 1.000																			
Ron Reed, R (9, 1) ERA: 2.67	1.0 S 6 2 1 1 0 1 0 0 0 0 0 0 5 9 9.00 3.000																			

San Francisco Giants @ Philadelphia Phillies
Veterans Stadium, Philadelphia, PA
Mon Jun 05 1978, 7:05 PM EDT
Att. 37,684 - Unknown

livebaseballscorecards.com

Batter	1	2	3	4	5	6	7	8	9
Jerry Martin, R OBP: 0.375, SLG: 0.492 (1, 9)	0-0 5-3		0-0 G5-4-3 1B			0-3 K		0-0 F7	
Larry Bowa, S OBP: 0.330, SLG: 0.354 (1, 6)	0-0 P3		0-0 G5-4-3 1-2f			0-0 5-3		0-0 P5	
Mike Schmidt, R OBP: 0.355, SLG: 0.446 (1, 5)	0-3 K			0-0 P5			0-0 F8	0-3 K	
Greg Luzinski, R OBP: 0.364, SLG: 0.459 (1, 7)		4-0 S BB		0-0 F8			0-3 K		
Jose Cardenal, R OBP: 0.405, SLG: 0.579 (1, 3)		0-0 F8		0-0 P4			0-0 HR		
Garry Maddox, R OBP: 0.381, SLG: 0.414 (1, 8)		0-3 K 1-2			0-3 K		0-0 F8		
Tim McCarver, L OBP: 0.444, SLG: 0.395 (1, 2)		4-0 BB			0-3 K			0-0 HR 1B	
Davey Johnson, R OBP: 0.231, SLG: 0.283 (8, PH)								0-0 HR	
Bud Harrelson, S OBP: 0.304, SLG: 0.225 (8, PR)								0-0 HR	
Jim Morrison, R OBP: 0.267, SLG: 0.299 (1, 4)		0-0 F8			0-0 F8				
Ron Reed, R (9, 1)									
Steve Carlton, L OBP: 0.333, SLG: 0.375 (1, 1)			0-3 K			0-0 B1-3		0-0 HR	
Bob Boone, R OBP: 0.354, SLG: 0.484 (8, PH)									

AB	R	H	RBI	BB	SO	LOB
4	0	1	0	0	1	1
4	0	0	0	0	0	2
4	0	0	0	0	2	1
2	0	0	0	1	1	0
3	1	1	1	0	0	1
3	0	0	0	0	2	1
1	0	0	0	1	1	0
1	0	1	0	0	0	0
0	1	0	0	0	0	0
3	1	1	2	0	0	2
0	0	0	0	0	0	0
2	0	0	0	0	1	0
1	1	1	1	0	0	0

BOTTOM	
San Francisco Giants @ Philadelphia Phillies	
Veterans Stadium, Philadelphia, PA	
Mon Jun 05 1978, 7:05 PM EDT	
Att. 37,684 - Unknown	
AB	28
R	4
H	5
RBI	4
BB	2
SO	8
LOB	8
WP: 0	PA: 30
PB: 0	
SB: 1	
CS: 0	

livebaseballscorecards.com



Inning Stats	R	H	E	K	S	P	IP	WLS	BF	H	R	ER	SO	BB	IBB	HBP	BLK	WP	HR	S	P	ERA	WHIP
	0	0	0	1	5	7	7.0	L	27	5	4	4	7	2	0	0	0	0	0	39	47	5.14	1.000
	0	0	0	2	5	13	1.0		3	0	0	1	0	0	0	0	0	0	5	5	0.00	0.000	

PITCHER	IP	WLS	BF	H	R	ER	SO	BB	IBB	HBP	BLK	WP	HR	S	P	ERA	WHIP
Vida Blue, L ERA: 2.85 (1, 1)	7.0	L	27	5	4	4	7	2	0	0	0	0	0	39	47	5.14	1.000
Randy Moffitt, R ERA: 2.12 (8, 1)	1.0		3	0	0	0	1	0	0	0	0	0	5	5	0.00	0.000	

Batter	1	2	3	4	5	6	7	8	9	AB R H RBI BB SO LOB	TOP																
Bill Madlock, R (1, 4) OBP: 0.386, SLG: 0.470	0-0 G3 1B 2B	0-0 3B 1B		0-0 SF8 3B		0-0 5-3			0-3 K	5 3 3 1 0 1 0																	
Darrell Evans, L (1, 5) OBP: 0.388, SLG: 0.408	0-0 G3 2-3	0-0 3B		0-0 F8			0-0 G3		0-0 G3	5 0 1 2 0 0 2																	
Jack Clark, R (1, 9) OBP: 0.371, SLG: 0.523	0-3 K	0-0 P5		0-0 SF8			0-3 K			3 0 0 1 0 2 2																	
Willie McCovey, L (1, 3) OBP: 0.306, SLG: 0.401	0-0 1B			0-3 K			0-0 F8			4 1 2 1 0 1 0																	
Mike Ivie, R (1, 7) OBP: 0.391, SLG: 0.518	0-0 G3			0-0 4-3 1B		0-3 K		0-0 SH1-3 1B		4 0 2 0 0 1 1																	
Terry Whitfield, L (8, PR) OBP: 0.328, SLG: 0.436				1-3 1B						0 0 0 0 0 0 0																	
Larry Herndon, R (1, 8) OBP: 0.356, SLG: 0.344		0-0 SH3-4 1B 2B		0-0 4-3 1B		4-0 K S BB		0-0 SH1-3		2 1 2 1 1 0 0																	
Vic Harris, S (1, 6) OBP: 0.121, SLG: 0.115		0-3 K		0-0 4-3		0-3 K		0-0 F9		4 0 0 0 0 2 6																	
Mike Sadek, R (1, 2) OBP: 0.317, SLG: 0.263		4-0 1B 3B BB		4-0 G6-3 IBB				0-0 1-3		2 1 0 0 2 0 2																	
John Montefusco, R (1, 1) OBP: 0.167, SLG: 0.111		0-0 SH3-4		0-0 G6-3				0-3 K		2 0 0 0 0 1 3																	
John Curtis, L (6, 1)									0-3 K	0 0 0 0 0 0 0																	
Lynn McGlothen, L (6, 1)										0 0 0 0 0 0 0																	
Gary Lavelle, S (8, 1)		1-2 2-3		1-2						1 0 0 0 0 1 0																	
Inning Stats	R: 1 E: 0 K: 1 S: 7	H: 2 LOB: 1 BB: 0 P: 7	R: 3 E: 0 K: 1 S: 8	H: 3 LOB: 1 BB: 1 P: 12	R: 1 E: 0 K: 0 S: 5	H: 3 LOB: 2 BB: 1 P: 9	R: 1 E: 0 K: 1 S: 6	H: 1 LOB: 0 BB: 0 P: 6	R: 0 E: 0 K: 2 S: 6	H: 0 LOB: 1 BB: 1 P: 10	R: 0 E: 0 K: 1 S: 5	H: 0 LOB: 0 BB: 0 P: 5	R: 0 E: 0 K: 1 S: 5	H: 0 LOB: 0 BB: 0 P: 5	R: 0 E: 0 K: 0 S: 4	H: 1 LOB: 2 BB: 0 P: 4	R: 0 E: 0 K: 2 S: 7	H: 0 LOB: 0 BB: 0 P: 7	1B: 6 2B: 2 3B: 2 HR: 0	SF: 1 SAC: 2 DP: 1 HBP: 0	WP: 0 PB: 0 SB: 1 CS: 0	PA: 38					
PITCHER	IP WLS BF H R ER SO BB IBB HBP BLK WP HR S P ERA WHIP																										
Randy Lerch, L (1, 1) ERA: 4.41	2.0		14	7	5	5	2	1	0	0	0	0	0	17	21	22.50	4.000										
Warren Brusstar, R (3, 1) ERA: 2.49	1.0		4	1	0	0	0	0	1	0	0	0	0	3	7	0.00	1.000										
Ron Reed, R (4, 1) ERA: 2.78	2.0		7	1	1	1	3	1	0	0	0	0	0	12	16	4.50	1.000										
Gene Garber, R (6, 1) ERA: 1.65	2.0		6	0	0	0	2	0	0	0	0	0	0	10	10	0.00	0.000										
Tug McGraw, L (8, 1) ERA: 2.49	2.0	W	7	1	0	0	2	0	0	0	0	0	0	11	11	0.00	0.500										

San Francisco Giants @ Philadelphia Phillies
Veterans Stadium, Philadelphia, PA

Tue Jun 06 1978, 7:05 PM EDT
Att: 28,093 - Unknown

livebaseballscorecards.com

AB	32
R	6
H	10
RBI	6
BB	3
SO	9
LOB	16



Batter	1	2	3	4	5	6	7	8	9	AB R H RBI BB SO LOB	TOP																	
Bill Madlock, R (1, 4) OBP: 0.387, SLG: 0.465	0-0 L7		0-0 BB 2B 1B		4-0 S 2B BB		0-0 E5 CS		0-0 5-3	4 1 1 0 1 0 0																		
Terry Whitfield, L (1, 7) OBP: 0.320, SLG: 0.425	0-0 3-1		0-0 F5		0-3 K		0-0 F5			4 0 0 0 0 1 5																		
Darrell Evans, L (1, 5) OBP: 0.399, SLG: 0.414	0-0 1B		4-0 1-2 BB		4-0 2B BB		0-0 CS 1-2	0-0 1B 1B		2 2 2 0 2 0 0																		
Willie McCovey, L (1, 3) OBP: 0.305, SLG: 0.404	0-0 L6		0-0 P6		0-0 2B 1-H 2-H 3-H			0-0 F9		4 0 1 3 0 0 5																		
Jack Clark, R (1, 9) OBP: 0.369, SLG: 0.518		0-0 6-3		0-0 F8	0-0 F7			0-0 1B 1-2 1B		4 0 1 0 0 0 1																		
Larry Herndon, R (1, 8) OBP: 0.350, SLG: 0.337		0-0 F8		0-0 6-3		0-0 4-3		0-0 P3		4 0 0 0 0 0 2																		
Johnnie LeMaster, R (1, 6) OBP: 0.252, SLG: 0.263 Mike Ivie, R (8, PH) OBP: 0.398, SLG: 0.523 Vic Harris, S (8, 6) OBP: 0.121, SLG: 0.115		4-0 CS BB		0-0 F9		0-0 CS 3B		0-0 1-3 2-H 1B		2 0 1 0 1 0 0 1 0 1 1 0 0 0 0 0 0 0 0 0 0	AB 31 R 4 H 9 RBI 4 BB 4 SO 2 LOB 14																	
Mike Sadek, R (1, 2) OBP: 0.328, SLG: 0.295		0-0 CS 1-2	0-0 1B SH1-4 1B		0-0 SH1-4 2B 2B	0-0 5-3 3-H			0-3 K	4 1 2 0 0 1 1																		
Ed Halicki, R (1, 1) OBP: 0.143, SLG: 0.143 Randy Moffitt, R (7, 1) OBP: 0.200, SLG: 0.200 Gary Lavelle, S (9, 1)			0-0 SH1-4 1-2		0-0 SH1-4 2-3		0-0 F9		0-0 P5	1 0 0 0 0 0 0 1 0 0 0 0 0 0 0 0 0 0 0 0 0																		
Inning Stats	R: 0 E: 0 K: 0 S: 4 H: 1 LOB: 1 BB: 0 P: 4	R: 0 E: 0 K: 0 S: 2 H: 0 LOB: 0 BB: 1 P: 6	R: 0 E: 0 K: 0 S: 5 H: 2 LOB: 3 BB: 1 P: 9	R: 0 E: 0 K: 0 S: 3 H: 0 LOB: 0 BB: 0 P: 3	R: 3 E: 0 K: 1 S: 7 H: 2 LOB: 1 BB: 2 P: 15	R: 0 E: 0 K: 0 S: 3 H: 1 LOB: 0 BB: 0 P: 3	R: 0 E: 1 K: 0 S: 3 H: 0 LOB: 0 BB: 0 P: 3	R: 1 E: 0 K: 0 S: 5 H: 3 LOB: 2 BB: 0 P: 5	R: 0 E: 0 K: 1 S: 5 H: 0 LOB: 0 BB: 0 P: 5	1B: 6 2B: 2 3B: 1 HR: 0 SF: 0 SAC: 2 DP: 0 HBP: 0	WP: 0 PB: 0 SB: 1 CS: 3 PA: 39																	
PITCHER	IP WLS BF H R ER SO BB IBB HBP BLK WP HR S P ERA WHIP											PITCHER	IP WLS BF H R ER SO BB IBB HBP BLK WP HR S P ERA WHIP															
Jim Lonborg, R (1, 1) ERA: 3.53	6.0	26	6	3	3	1	4	0	0	0	0	0	0	24	40	4.50	1.667											
Tug McGraw, L (7, 1) ERA: 2.54	3.0	W	11	3	1	1	1	0	0	0	0	0	0	13	13	3.00	1.000											

San Francisco Giants @ Philadelphia Phillies
Veterans Stadium, Philadelphia, PA
Wed Jun 07 1978, 7:05 PM EDT
Att. 20,708 - Unknown

livebaseballscorecards.com



Batter	1	2	3	4	5	6	7	8	9	AB	R	H	RBI	BB	SO	LOB
Bake McBride, L OBP: 0.352, SLG: 0.389 (1, 9)	0-0 E3 1B 1B	0-0 F5			0-0 1B 1B	4-0 BB BB			0-0 1B 1B	4	2	2	0	1	0	0
Larry Bowa, S OBP: 0.343, SLG: 0.366 (1, 6)	0-0 1B 1-2 6-3 1B		0-0 F9		0-0 1-3 1B	0-0 FC5 2-3f			0-0 1B 1-2 1B	5	2	3	0	0	0	2
Mike Schmidt, R OBP: 0.367, SLG: 0.446 (1, 5)	0-0 1-3 2-H 6-3 1B		0-3 K		0-3 1-2 K			0-0 6-3	0-0 1B 1-3 2-H 1B	5	0	2	2	0	2	2
Greg Luzinski, R OBP: 0.366, SLG: 0.473 (1, 7)	0-0 1-2 3-H 6-3		0-0 HR		0-3 K			0-3 K	4-0 1-2 1B IBB	4	1	1	2	1	2	3
Richie Hebner, L OBP: 0.375, SLG: 0.423 (1, 3) Jose Cardenal, R OBP: 0.409, SLG: 0.575 (9, PH)	4-0 IBB		0-0 4-3		4-0 IBB			0-0 F5	0-0 1-2 2-3 3-H 1B	2	0	0	0	2	0	0
Garry Maddox, R OBP: 0.365, SLG: 0.395 (1, 8)	0-3 K			0-3 K	0-3 K			0-0 6-3		4	0	0	0	0	3	5
Bob Boone, R OBP: 0.342, SLG: 0.463 (1, 2)	0-0 6-3			0-0 5-3		0-0 FC5 SH1-4 1B		0-0 6-3		4	0	1	0	0	0	2
Jim Morrison, R OBP: 0.280, SLG: 0.342 (1, 4)		0-0 F8		0-0 1B		0-0 SH1-4		0-0 F8		3	0	1	0	0	0	0
Jim Lonborg, R OBP: 0.304, SLG: 0.250 (1, 1) Jay Johnstone, L OBP: 0.267, SLG: 0.222 (6, PH) Tug McGraw, R (7, 1) Tim McCarver, L OBP: 0.429, SLG: 0.378 (9, PH)		0-3 K		0-3 K		0-0 P6		0-0 P5		2	0	0	0	0	2	1

Inning Stats	R: 2	H: 2	E: 1	K: 1	S: 8	H: 2	LOB: 2	BB: 1	P: 12	R: 0	H: 0	E: 0	K: 1	S: 5	R: 0	H: 1	E: 0	K: 1	S: 6	R: 0	H: 2	E: 0	K: 3	S: 11	R: 0	H: 0	E: 0	K: 1	S: 5	R: 0	H: 0	E: 0	K: 0	S: 3	R: 2	H: 4	E: 0	K: 0	S: 5	H: 4	LOB: 3	BB: 1	P: 9	1B: 10	2B: 0	3B: 0	HR: 1	SF: 0	SAC: 1	DP: 0	HBP: 0	WP: 0	PA: 41
--------------	------	------	------	------	------	------	--------	-------	-------	------	------	------	------	------	------	------	------	------	------	------	------	------	------	-------	------	------	------	------	------	------	------	------	------	------	------	------	------	------	------	------	--------	-------	------	--------	-------	-------	-------	-------	--------	-------	--------	-------	--------

PITCHER	IP	WLS	BF	H	R	ER	SO	BB	IBB	HBP	BLK	WP	HR	S	P	ERA	WHIP
Ed Halicki, R ERA: 2.32 (1, 1)	6.1		30	7	3	2	8	1	2	0	0	0	1	43	55	2.84	1.263
Randy Moffitt, R ERA: 2.56 (7, 1)	2.0	L	10	3	2	2	1	0	1	0	0	0	0	11	15	9.00	1.500
Gary Lavelle, L ERA: 3.69 (9, 1)	0.0		1	1	0	0	0	0	0	0	0	0	0	1	1	∞	∞

BOTTOM

San Francisco Giants @ Philadelphia Phillies
Veterans Stadium, Philadelphia, PA

Wed Jun 07 1978, 7:05 PM EDT
Att. 20,708 - Unknown

livebaseballscorecards.com

AB	36
R	5
H	11
RBI	5
BB	4
SO	9
LOB	16



Batter	1	2	3	4	5	6	7	8	9	AB R H RBI BB SO LOB	TOP
Bill Madlock, R (1, 4) <small>OBP: 0.394, SLG: 0.462</small> Rob Andrews, R (7, 4) <small>OBP: 0.300, SLG: 0.311</small>	1-0 		0-3 		4-0 		4-0 		0-3 	1 0 0 0 2 1 1 1 0 0 0 0 1 0	
Darrell Evans, L (1, 5) <small>OBP: 0.396, SLG: 0.411</small>	0-3 			0-0 	0-0 		0-0 			4 1 1 0 0 1 5	
Jack Clark, R (1, 9) <small>OBP: 0.371, SLG: 0.522</small>	0-0 			0-0 		0-0 		0-0 		4 1 2 0 0 0 0	
Willie McCovey, L (1, 3) <small>OBP: 0.299, SLG: 0.396</small> Terry Whitfield, L (6, 7) <small>OBP: 0.319, SLG: 0.423</small>		0-3 		0-0 		0-0 		0-0 		3 0 0 1 0 1 2 1 0 0 0 0 0 0	
Mike Ivie, R (1, 7) <small>OBP: 0.381, SLG: 0.500</small>		0-3 		0-0 		0-0 		0-0 		4 0 0 0 0 1 2	
Larry Herndon, R (1, 8) <small>OBP: 0.348, SLG: 0.335</small>		0-0 		0-0 		0-0 		0-0 		4 0 1 0 0 0 1	
Marc Hill, R (1, 2) <small>OBP: 0.308, SLG: 0.305</small>			0-3 		0-0 		0-0 	0-0 		4 0 1 0 0 1 2	
Johnnie LeMaster, R (1, 6) <small>OBP: 0.255, SLG: 0.266</small> Vic Harris, S (9, PH) <small>OBP: 0.119, SLG: 0.113</small>			0-0 		0-0 		0-0 		0-3 	2 0 1 0 0 0 0 1 0 0 0 0 1 0	
Bob Knepper, L (1, 1) <small>OBP: 0.132, SLG: 0.147</small> Skip James, L (9, PH) <small>OBP: 0.250, SLG: 0.176</small>			4-0 		0-0 		0-3 		0-3 	1 0 0 0 1 1 1 1 0 0 0 0 1 0	
Inning Stats	R: 0 H: 0 E: 0 LOB: 0 K: 1 BB: 0 S: 4 P: 5	R: 0 H: 0 E: 0 LOB: 0 K: 2 BB: 0 S: 7 P: 7	R: 0 H: 0 E: 0 LOB: 1 K: 2 BB: 1 S: 7 P: 11	R: 1 H: 2 E: 1 LOB: 1 K: 0 BB: 0 S: 5 P: 5	R: 0 H: 1 E: 0 LOB: 2 K: 0 BB: 1 S: 4 P: 8	R: 1 H: 1 E: 1 LOB: 0 K: 0 BB: 0 S: 4 P: 4	R: 0 H: 1 E: 0 LOB: 2 K: 1 BB: 1 S: 6 P: 10	R: 0 H: 1 E: 1 LOB: 2 K: 0 BB: 0 S: 5 P: 5	R: 0 H: 0 E: 0 LOB: 0 K: 3 BB: 0 S: 9 P: 9	1B: 5 SF: 0 2B: 2 SAC: 2 3B: 0 DP: 2 HR: 0 HBP: 1	WP: 0 PA: 37 PB: 0 SB: 0 CS: 1
PITCHER Jerry Koosman, L (1, 1) <small>ERA: 3.84</small> Skip Lockwood, R (8, 1) <small>ERA: 3.0</small>	IP WLS BF H R ER SO BB IBB HBP BLK WP HR S P ERA WHIP 7.0 29 5 2 2 6 2 1 1 0 0 0 37 50 2.57 1.000 2.0 8 1 0 0 3 0 0 0 0 0 0 14 14 0.00 0.500	PITCHER IP WLS BF H R ER SO BB IBB HBP BLK WP HR S P ERA WHIP									

San Francisco Giants @ New York Mets
 Shea Stadium, Flushing, NY
 Fri Jun 09 1978, 7:05 PM EDT
 Att. 17,487 - Unknown

AB	31
R	2
H	6
RBI	1
BB	3
SO	9
LOB	14



livebaseballscorecards.com


Batter	1	2	3	4	5	6	7	8	9	AB	R	H	RBI	BB	SO	LOB
Joel Youngblood, R OBP: 0.307, SLG: 0.420 (1, 4)	0-0 1-3		0-0 F9		0-0 G3		0-0 P4			4	0	0	0	0	0	2
Elliott Maddox, R OBP: 0.391, SLG: 0.358 (1, 5)	0-0 5-3		0-0 F8			0-0 1B SF7 1B		0-3 K		4	1	1	0	0	1	0
Lee Mazzilli, S OBP: 0.374, SLG: 0.445 (1, 8)	4-0 S BB			0-0 4-3		0-0 F7		4-0 2B BB		2	1	0	0	2	0	1
Steve Henderson, R OBP: 0.329, SLG: 0.392 (1, 7)	0-3 K 1-2			0-0 G3		0-0 1B		0-0 WP 1B 2B		4	1	2	1	0	1	1
Willie Montanez, L OBP: 0.340, SLG: 0.453 (1, 3)		0-0 4-3		0-0 FC6-4 1B		0-0 SF7		0-0 1B		3	0	2	2	0	0	0
Tom Grieve, R OBP: 0.321, SLG: 0.353 (1, 9)		4-0 BB BB		0-0 FC6-4 1-2f		0-0 L5		0-0 1B		3	0	1	0	1	0	2
Bruce Boicclair, L OBP: 0.303, SLG: 0.347 (8, PR) (9, 9)								0-0 G6-4-3 1B		0	0	0	0	0	0	0
Ron Hodges, L OBP: 0.321, SLG: 0.333 (1, 2)		0-0 F3		0-0 5-3		0-0 SH1-4 1B		0-0 G6-4-3		4	0	1	0	0	0	3
Doug Flynn, R OBP: 0.259, SLG: 0.262 (1, 6)		0-0 F8		0-0 F8		0-0 SH1-4		0-0 1-2		2	0	0	0	0	0	1
Jerry Koosman, R OBP: 0.107, SLG: 0.179 (1, 1)			0-0 F9		0-0 1B		0-0 F8			2	0	1	0	0	0	0
Bobby Valentine, R OBP: 0.348, SLG: 0.341 (7, PH)										1	0	0	0	0	0	1
Skip Lockwood, R (8, 1)										0	0	0	0	0	0	0

Inning Stats	R: 0	H: 0	E: 0	K: 1	S: 5	LOB: 1	BB: 1	P: 9	R: 0	H: 0	E: 0	K: 0	S: 3	LOB: 1	BB: 1	P: 7	R: 0	H: 0	E: 0	K: 0	S: 3	LOB: 0	BB: 0	P: 3	R: 0	H: 1	E: 0	K: 0	S: 4	LOB: 1	BB: 0	P: 4	R: 0	H: 1	E: 0	K: 0	S: 4	LOB: 1	BB: 0	P: 4	R: 1	H: 2	E: 0	K: 0	S: 5	LOB: 1	BB: 0	P: 5	R: 0	H: 1	E: 0	K: 0	S: 4	LOB: 1	BB: 0	P: 4	R: 2	H: 3	E: 0	K: 1	S: 7	LOB: 2	BB: 1	P: 11
PITCHER Bob Knepper, L ERA: 2.04 (1, 1)	IP	WLS	BF	H	R	ER	SO	BB	IBB	HBP	BLK	WP	HR	S	P	ERA	WHIP	IP	WLS	BF	H	R	ER	SO	BB	IBB	HBP	BLK	WP	HR	S	P	ERA	WHIP	IP	WLS	BF	H	R	ER	SO	BB	IBB	HBP	BLK	WP	HR	S	P	ERA	WHIP													

BOTTOM

San Francisco Giants @ New York Mets
Shea Stadium, Flushing, NY
Fri Jun 09 1978, 7:05 PM EDT
Att. 17,487 - Unknown

AB	29
R	3
H	8
RBI	3
BB	3
SO	2
LOB	11



1B: 7	SF: 1	WP: 1	PA: 34
2B: 1	SAC: 1	PB: 0	
3B: 0	DP: 1	SB: 1	
HR: 0	HBP: 0	CS: 0	

San Francisco Giants @ New York Mets
 Shea Stadium, Flushing, NY
 Sat Jun 10 1978, 3:33 AM EDT
 Att: 51,220 - Unknown

AB	34
R	2
H	6
RBI	1
BB	4
SO	5
LOB	19



WP:	0	PA:	39
PB:	0		
SB:	2		
CS:	0		

AB	R	H	RBI	BB	SO	LOB
4	0	1	0	1	0	1
5	0	1	0	0	1	5
4	1	0	0	1	0	1
4	0	0	0	0	2	4
3	0	0	0	1	0	3
0	0	0	0	0	0	0
4	0	1	1	0	0	1
4	0	1	0	0	0	2
4	1	2	0	0	0	2
2	0	0	0	1	2	0
0	0	0	0	0	0	0
0	0	0	0	0	0	0

Batter	1	2	3	4	5	6	7	8	9													
Bill Madlock, R (1, 4) OBP: 0.394, SLG: 0.458	0-0 5-3	4-0 IBB		0-0 1B		0-0 FC3-6			0-0 6-3													
Darrell Evans, L (1, 5) OBP: 0.392, SLG: 0.411	0-0 2B	0-0 F9		0-3 K		0-0 F4-3			0-0 F5													
Jack Clark, R (1, 9) OBP: 0.368, SLG: 0.512	4-0 FC6-4 BB		0-0 E6 F4-3 1B	0-0 L8					0-0 F4-3													
Willie McCovey, L (1, 3) OBP: 0.293, SLG: 0.387	0-3 K		0-0 F4-3		0-0 P7				0-3 K													
Mike Ivie, R (1, 7) OBP: 0.376, SLG: 0.484	0-0 FC6-4		4-0 1B BB		0-0 L9				0-0 1-3													
Terry Whitfield, L (9, 7) OBP: 0.319, SLG: 0.423																						
Larry Herndon, R (1, 8) OBP: 0.346, SLG: 0.333		0-0 F9	0-0 1B		0-0 6-3				0-0 1-3													
Marc Hill, R (1, 2) OBP: 0.307, SLG: 0.303		0-0 SH1-4 1B	0-0 F9			0-0 P3			0-0 P8													
Johnnie LeMaster, R (1, 6) OBP: 0.261, SLG: 0.273		0-0 SH1-4 1B	0-0 6-3			0-0 BB E 1B			0-0 1-3													
Vida Blue, S (1, 1) OBP: 0.316, SLG: 0.290		0-0 SH1-4		0-3 K		4-0 FC3-6 BB			0-3 K													
Randy Moffitt, R (8, 1) OBP: 0.200, SLG: 0.200																						
Gary Lavelle, S (9, 1)																						
Inning Stats	R: 0 E: 0 K: 1 S: 6	H: 1 LOB: 2 BB: 1 P: 10	R: 0 E: 0 K: 0 S: 5	H: 2 LOB: 3 BB: 1 P: 9	R: 1 E: 1 K: 0 S: 5	H: 1 LOB: 2 BB: 1 P: 9	R: 0 E: 0 K: 2 S: 8	H: 1 LOB: 1 BB: 0 P: 8	R: 0 E: 0 K: 0 S: 3	H: 0 LOB: 0 BB: 0 P: 3	R: 1 E: 1 K: 0 S: 4	H: 1 LOB: 1 BB: 1 P: 8	R: 0 E: 1 K: 1 S: 6	H: 0 LOB: 1 BB: 0 P: 6	R: 0 E: 0 K: 1 S: 5	H: 0 LOB: 0 BB: 0 P: 5	R: 0 E: 0 K: 0 S: 3	H: 0 LOB: 0 BB: 0 P: 3	1B: 5 2B: 1 3B: 0 HR: 0	SF: 0 SAC: 1 DP: 0 HBP: 0	WP: 0 PA: 39	
PITCHER	IP	WLS	BF	H	R	ER	SO	BB	IBB	HBP	BLK	WP	HR	S	P	ERA	WHIP					
Kevin Kobel, L (1, 1) ERA:	6.0	L	29	6	2	0	3	3	1	0	0	0	0	31	47	0.00	1.500					
Dale Murray, R (7, 1) ERA: 4.09	3.0		10	0	0	0	2	0	0	0	0	0	0	14	14	0.00	0.000					

Batter	1	2	3	4	5	6	7	8	9	AB	R	H	RBI	BB	SO	LOB
Lee Mazzilli, S OBP: 0.372, SLG: 0.450 (1, 8)	0-3 K		0-0 FC5-4 CS			0-0 SF9 3B		0-3 K		4	1	1	0	0	2	1
Elliott Maddox, R OBP: 0.401, SLG: 0.360 (1, 5)	0-0 1B		4-0 BB			4-0 BB		0-3 K		2	0	1	0	2	1	0
Steve Henderson, R OBP: 0.328, SLG: 0.391 (1, 7)	0-0 1B		0-3 K			0-0 SF9		0-3 K		3	0	1	1	0	2	1
Willie Montanez, L OBP: 0.335, SLG: 0.445 (1, 3)	0-3 K			0-3 K		0-0 F7		0-0 G3		4	0	0	0	0	2	3
Tom Grieve, R OBP: 0.305, SLG: 0.333 (1, 9)	0-0 5-3			0-3 K		0-3 K		0-0 F8		3	0	0	0	0	2	3
Dale Murray, R (7, 1)										0	0	0	0	0	0	0
Bruce Boicclair, L OBP: 0.300, SLG: 0.343 (9, PH)										1	0	0	0	0	0	0
John Stearns, R OBP: 0.349, SLG: 0.354 (1, 2)		0-3 K		0-0 P3				0-0 P6		4	0	1	0	0	1	0
Tim Foli, R OBP: 0.231, SLG: 0.256 (1, 6)		0-0 F9-3 1B				0-0 F6-3 1B		0-0 SH1-3 1B		3	0	3	0	0	0	0
Ed Kranepool, L OBP: 0.256, SLG: 0.263 (9, PH)										1	0	0	0	0	0	1
Doug Flynn, R OBP: 0.257, SLG: 0.260 (1, 4)		0-0 F9-3		0-0 F6-3		0-0 SH1-3		0-0 SH1-3		2	0	0	0	0	0	2
Kevin Kobel, R OBP: 0.500, SLG: 0.500 (1, 1)			0-0 FC5-4 1B			0-0 6-3		0-0 F6		2	0	1	0	0	0	0
Joel Youngblood, R OBP: 0.303, SLG: 0.414 (7, 9)										1	0	0	0	0	0	1

Inning Stats	R: 0	H: 2	E: 0	K: 2	S: 9	R: 0	H: 1	E: 0	K: 1	S: 5	R: 0	H: 1	E: 0	K: 1	S: 5	R: 0	H: 0	E: 0	K: 2	S: 7	R: 0	H: 1	E: 0	K: 0	S: 3	R: 1	H: 1	E: 0	K: 1	S: 6	R: 0	H: 1	E: 0	K: 0	S: 4	R: 0	H: 0	E: 0	K: 3	S: 9	R: 0	H: 1	E: 0	K: 0	S: 4	R: 0	H: 1	E: 0	K: 0	S: 4	1B: 7	2B: 1	3B: 1	HR: 0	SF: 1	SAC: 1	DP: 2	HBP: 0	WP: 0	PB: 0	SB: 1	CS: 1	PA: 34
--------------	------	------	------	------	------	------	------	------	------	------	------	------	------	------	------	------	------	------	------	------	------	------	------	------	------	------	------	------	------	------	------	------	------	------	------	------	------	------	------	------	------	------	------	------	------	------	------	------	------	------	-------	-------	-------	-------	-------	--------	-------	--------	-------	-------	-------	-------	--------

PITCHER	IP	WLS	BF	H	R	ER	SO	BB	IBB	HBP	BLK	WP	HR	S	P	ERA	WHIP
Vida Blue, L ERA: 2.73 (1, 1)	7.1	W	28	7	1	1	8	2	0	0	0	0	0	42	50	1.23	1.227
Randy Moffitt, R ERA: 2.45 (8, 1)	1.1		5	1	0	0	2	0	0	0	0	0	0	9	9	0.00	0.750
Gary Lavelle, L ERA: 3.66 (9, 1)	0.1	S	1	0	0	0	0	0	0	0	0	0	0	1	1	0.00	0.000

BOTTOM

San Francisco Giants @ New York Mets
 Shea Stadium, Flushing, NY
 Sat Jun 10 1978, 3:33 AM EDT
 Att. 51,220 - Unknown

livebaseballscorecards.com

AB	30
R	1
H	8
RBI	1
BB	2
SO	10
LOB	12



Batter	1	2	3	4	5	6	7	8	9	AB R H RBI BB SO LOB	TOP
Bill Madlock, R (1, 4) OBP: 0.395, SLG: 0.458 Rob Andrews, R (3, 4) OBP: 0.302, SLG: 0.313	0-0 F4 F9 S 2B	0-0 1-2 2-3 1B		0-3 K		0-0 G6-3 1-2 1B		0-3 K		2 1 1 0 0 0 0 3 0 1 0 0 2 0	
Terry Whitfield, L (1, 7) OBP: 0.316, SLG: 0.416	0-0 F9 1-3	0-0 L1-5 2-3 3-H		0-0 F4-3		0-0 G6-3 1-2f		0-0 CS 1B		5 0 1 0 0 0 6	
Darrell Evans, L (1, 5) OBP: 0.397, SLG: 0.436	0-0 1B 2B 3-H		0-0 HR		0-0 P8		0-0 1B SF7 1B	0-0 F1 1-2	0-0 3-1	5 3 3 2 0 0 1 4 2 4 1 0 0 0 1 0 0 0 0 0 0	
Willie McCovey, L (1, 3) OBP: 0.308, SLG: 0.413 Skip James, L (7, PR) OBP: 0.238, SLG: 0.167 (7, 3)	0-0 1B 2-H		0-0 2B 2B		0-0 1B 2B		0-0 FC5-4 1-3 1B			3 0 2 3 0 0 1	
Jack Clark, R (1, 9) OBP: 0.370, SLG: 0.519	0-0 F8		0-0 FC1-6-5 2-H 2B		0-0 FC5-4 2-H 1B		0-0 SF7			4 0 0 0 0 1 4	
Larry Herndon, R (1, 8) OBP: 0.339, SLG: 0.327	0-0 F8		0-0 FC1-6-5 2-3		0-0 FC5-4 1-2f FC6		0-3 K			4 0 0 0 0 1 4	
Johnnie LeMaster, R (1, 6) OBP: 0.261, SLG: 0.279		0-0 1B 2B	0-0 F7		0-0 FC6 1-2f		0-0 FC5-4			4 1 1 0 0 0 3	
Mike Sadek, R (1, 2) OBP: 0.338, SLG: 0.297		0-0 1B HBP L1-5 1B 2-H	0-0 F8		4-0 FC1-6 BB		0-0 6-3			3 0 1 1 1 0 1	
John Montefusco, R (1, 1) OBP: 0.176, SLG: 0.100 Gary Lavelle, S (8, 1)		1-0 L1-5 1B HBP 1-2	0-3 K		0-0 FC1-6 1-2f 1B		0-0 F4			3 0 0 0 0 1 1 0 0 0 0 0 0 0	
Inning Stats	R: 2 H: 2 E: 1 LOB: 1 K: 0 BB: 0 S: 6 P: 6	R: 1 H: 3 E: 0 LOB: 1 K: 0 BB: 0 S: 4 P: 5	R: 2 H: 3 E: 0 LOB: 1 K: 0 BB: 0 S: 6 P: 6	R: 0 H: 0 E: 0 LOB: 0 K: 2 BB: 0 S: 7 P: 7	R: 1 H: 2 E: 0 LOB: 1 K: 0 BB: 0 S: 5 P: 5	R: 0 H: 1 E: 0 LOB: 1 K: 0 BB: 1 S: 3 P: 7	R: 1 H: 2 E: 0 LOB: 1 K: 1 BB: 0 S: 7 P: 7	R: 0 H: 0 E: 0 LOB: 0 K: 1 BB: 0 S: 5 P: 5	R: 0 H: 1 E: 0 LOB: 0 K: 0 BB: 0 S: 3 P: 3	1B: 8 SF: 1 2B: 6 SAC: 0 3B: 0 DP: 2 HR: 1 HBP: 1	WP: 0 PA: 40 PB: 0 SB: 1 CS: 1
PITCHER Nino Espinosa, R (1, 1) ERA: 4.25 Mike Bruhart, R (3, 1) ERA: 5.12 Butch Metzger, R (7, 1) ERA: 6.39 Paul Siebert, L (9, 1) ERA: 2.31	IP WLS BF H R ER SO BB IBB HBP BLK WP HR S P ERA WHIP 2.0 L 13 7 5 4 0 0 0 0 1 0 0 0 1 12 13 18.00 3.500 4.0 18 6 2 2 2 1 0 0 0 0 0 0 21 25 4.50 1.750 2.0 6 0 0 0 2 0 0 0 0 0 0 0 10 10 0.00 0.000 1.0 3 1 0 0 0 0 0 0 0 0 0 0 3 3 0.00 1.000	PITCHER IP WLS BF H R ER SO BB IBB HBP BLK WP HR S P ERA WHIP 4.0 18 6 2 2 2 1 0 0 0 0 0 0 21 25 4.50 1.750 2.0 6 0 0 0 2 0 0 0 0 0 0 0 10 10 0.00 0.000 1.0 3 1 0 0 0 0 0 0 0 0 0 0 3 3 0.00 1.000									

San Francisco Giants @ New York Mets
 Shea Stadium, Flushing, NY
 Sun Jun 11 1978, 3:33 AM EDT
 Att. 20,987 - Unknown

AB	37
R	7
H	14
RBI	7
BB	1
SO	4
LOB	17



WP: 0	PA: 40
PB: 0	
SB: 1	
CS: 1	

ERA	WHIP
18.00	3.500
4.50	1.750
0.00	0.000
0.00	1.000

BOTTOM

San Francisco Giants @ New York Mets
Shea Stadium, Flushing, NY
Sun Jun 11 1978, 3:33 AM EDT
Att. 20,987 - Unknown

livebaseballscorecards.com

AB	33
R	5
H	8
RBI	5
BB	2
SO	8
LOB	8



WP:	0	PA:	35
PB:	1	SB:	0
CS:	0		

AB R H RBI BB SO LOB

4	1	2	3	0	1	1
4	0	0	0	0	0	1
4	0	0	0	0	2	0
4	1	1	0	0	0	0
4	1	2	2	0	1	0
3	0	1	0	0	0	0
1	0	0	0	0	0	1
2	1	0	0	1	1	1
1	0	1	0	0	0	0
3	0	1	0	0	1	1
1	0	0	0	0	1	2
0	0	0	0	0	0	0
2	0	0	0	0	1	1
0	0	0	0	0	0	0
0	1	0	0	1	0	0
0	0	0	0	0	0	0

Batter	1	2	3	4	5	6	7	8	9
Lenny Randle, S (1, 5) OBP: 0.383, SLG: 0.355	0-0 G5-4-3 1B		0-0 L6-4 2-3			0-3 K		0-0 1-H 2-H HR	
Tim Foli, R (1, 6) OBP: 0.225, SLG: 0.248	0-0 G5-4-3 1-2f			0-0 F8		0-0 6-3		0-0 6-3	
Lee Mazzilli, S (1, 8) OBP: 0.366, SLG: 0.443	0-0 F8			0-0 4-3		0-3 K		0-3 K	
Steve Henderson, R (1, 7) OBP: 0.327, SLG: 0.388		0-0 L3		0-0 HR 1B		0-0 6-3		0-0 6-3	
Willie Montanez, L (1, 3) OBP: 0.337, SLG: 0.459		0-0 F5		0-0 1-H HR		0-3 K		0-0 1B 1B	
Bruce Boisclair, L (1, 9) OBP: 0.301, SLG: 0.343		0-0		0-0 4-3		0-0 F9		0-0 P3	
Tom Grieve, R (9, PH) OBP: 0.300, SLG: 0.327		0-0 1B							
Ron Hodges, L (1, 2) OBP: 0.322, SLG: 0.320		0-3 K			0-0 6-3			4-0 HR BB BB	
John Stearns, R (9, PH) OBP: 0.353, SLG: 0.358								0-0 1-2 1B	
Doug Flynn, R (1, 4) OBP: 0.258, SLG: 0.261			0-0 L6-4 PB 1B		0-3 K			0-0 F8	0-3 K
Bobby Valentine, R (9, PH) OBP: 0.344, SLG: 0.337									
Nino Espinosa, R (1, 1) OBP: 0.200, SLG: 0.267			0-0 F2		0-3 K			4-0 1-2 HR BB	
Mike Bruhert, R (3, 1) OBP: 0.125, SLG: 0.125									
Butch Metzger, R (7, 1)									
Ed Kranepool, L (8, PH) OBP: 0.273, SLG: 0.263									
Paul Siebert, L (9, 1)									

Inning Stats	R: 0	H: 1	E: 0	LOB: 0	K: 0	S: 3	R: 0	H: 1	E: 0	LOB: 1	K: 1	S: 6	R: 0	H: 1	E: 0	LOB: 0	K: 0	S: 3	R: 2	H: 2	E: 0	LOB: 0	K: 0	S: 5	R: 0	H: 0	E: 0	LOB: 0	K: 2	S: 7	R: 0	H: 0	E: 0	LOB: 0	K: 1	S: 5	R: 3	H: 1	E: 0	LOB: 0	K: 1	S: 6	R: 0	H: 2	E: 0	LOB: 2	K: 1	S: 7	1B: 6	SF: 0	2B: 1	SAC: 0	3B: 0	DP: 2	HR: 2	HBP: 0	WP: 0	PA: 35
--------------	------	------	------	--------	------	------	------	------	------	--------	------	------	------	------	------	--------	------	------	------	------	------	--------	------	------	------	------	------	--------	------	------	------	------	------	--------	------	------	------	------	------	--------	------	------	------	------	------	--------	------	------	-------	-------	-------	--------	-------	-------	-------	--------	-------	--------

PITCHER	IP	WLS	BF	H	R	ER	SO	BB	IBB	HBP	BLK	WP	HR	S	P	ERA	WHIP
John Montefusco, R (1, 1) ERA: 3.66	7.2	W	29	6	5	5	6	2	0	0	0	0	2	39	47	5.87	1.043
Gary Lavelle, L (8, 1) ERA: 3.51	1.1	S	6	2	0	0	2	0	0	0	0	0	0	10	10	0.00	1.500

PITCHER	IP	WLS	BF	H	R	ER	SO	BB	IBB	HBP	BLK	WP	HR	S	P	ERA	WHIP
---------	----	-----	----	---	---	----	----	----	-----	-----	-----	----	----	---	---	-----	------

Batter	1	2	3	4	5	6	7	8	9	AB R H RBI BB SO LOB	TOP									
Dave Cash, R (1, 4) OBP: 0.319, SLG: 0.352	0-0 L8		0-0 6-3		0-0 6-3			0-0 6-3		4 0 0 0 0 0 0	Montreal Expos @ San Francisco Giants Candlestick Park, San Francisco, CA Mon Jun 12 1978, 6:33 AM EDT Att. 7,231 - Unknown									
Chris Speier, R (1, 6) OBP: 0.387, SLG: 0.389	0-0 F9		4-0 BB BB		4-0 BB BB			0-0 G3		2 0 0 0 2 0 0										
Warren Cromartie, L (1, 7) OBP: 0.325, SLG: 0.372	0-0 G3		4-0 BB BB		0-0 5-3			0-0 F7		3 0 0 0 1 0 1										
Ellis Valentine, R (1, 9) OBP: 0.307, SLG: 0.424		0-0 CI 1B	0-3 K		0-0 6-3			0-0 F9		4 0 1 0 0 1 2										
Wayne Garrett, L (1, 5) OBP: 0.256, SLG: 0.220		0-1 CI 1-2		0-0 4-3		0-3 K		0-0 L3		3 0 0 0 0 1 0										
Andre Dawson, R (1, 8) OBP: 0.327, SLG: 0.432		0-0 L6		0-0 P4		0-3 K		0-0 6-3		4 0 0 0 0 1 2										
Del Unser, L (1, 3) OBP: 0.319, SLG: 0.254		0-3 K		4-0 BB BB			0-0 F3			2 0 0 0 1 1 2										
Ed Herrmann, L (1, 2) OBP: 0.167, SLG: 0.128		0-0 G3		0-0 F9			0-0 F5			3 0 0 0 0 0 3										
Steve Rogers, R (1, 1) OBP: 0.098, SLG: 0.075			0-0 P3		0-0 P2			0-0 G3		3 0 0 0 0 0 0										
Inning Stats	R: 0 E: 0 K: 0 S: 3	H: 0 LOB: 0 BB: 0 P: 3	R: 0 E: 1 K: 1 S: 7	H: 1 LOB: 2 BB: 0 P: 7	R: 0 E: 0 K: 1 S: 5	H: 0 LOB: 2 BB: 2 P: 13	R: 0 E: 0 K: 0 S: 3	H: 0 LOB: 1 BB: 1 P: 7	R: 0 E: 0 K: 2 S: 7	H: 0 LOB: 0 BB: 0 P: 7	R: 0 E: 0 K: 0 S: 3	H: 0 LOB: 0 BB: 0 P: 3	R: 0 E: 0 K: 0 S: 3	H: 0 LOB: 0 BB: 0 P: 3	R: 0 E: 0 K: 0 S: 3	H: 0 LOB: 0 BB: 0 P: 3	1B: 1 2B: 0 3B: 0 HR: 0	SF: 0 SAC: 0 DP: 0 HBP: 0	WP: 0 PB: 0 SB: 0 CS: 0	PA: 33
PITCHER Ed Halicki, R (1, 1) ERA: 1.92	IP: 9.0 WLS: W BF: 33 H: 1 R: 0 ER: 0 SO: 4 BB: 4 IBB: 0 HBP: 0 BLK: 0 WP: 0 HR: 0 S: 37 P: 53 ERA: 0.00 WHIP: 0.556											PITCHER	IP: WLS: BF: H: R: ER: SO: BB: IBB: HBP: BLK: WP: HR: S: P: ERA: WHIP:							

livebaseballscorecards.com

AB	28
R	0
H	1
RBI	0
BB	4
SO	4
LOB	10



Batter	1	2	3	4	5	6	7	8	9
Terry Whitfield, L (1, 7) OBP: 0.314, SLG: 0.412	0-0 4-3 ①		0-0 1B ③			0-0 4-3 ①		0-0 L8 ③	
Rob Andrews, R (1, 4) OBP: 0.304, SLG: 0.300	0-0 4-3 ②		0-0 4-3 ③			4-0 2B BB			
Jack Clark, R (1, 9) OBP: 0.369, SLG: 0.521	0-3 K ③			0-0 F9 ①		0-0 2B ②			
Darrell Evans, L (1, 5) OBP: 0.392, SLG: 0.429		0-0 4-3 ①		0-0 F7 ②		0-0 F7 ③			
Mike Ivie, R (1, 3) OBP: 0.385, SLG: 0.484		4-0 BB		0-0 1B			0-0 5-3 ①		
Skip James, L (8, 3) OBP: 0.238, SLG: 0.167									
Larry Herndon, R (1, 8) OBP: 0.335, SLG: 0.322		0-3 K ②		0-0 1-3 ③			0-3 K ②		
Marc Hill, R (1, 2) OBP: 0.301, SLG: 0.296		0-0 G3 ③			0-0 F3 ①		0-0 4-1 ③		
Johnnie LeMaster, R (1, 6) OBP: 0.256, SLG: 0.273			0-0 F9 ①		0-0 P3 ②		0-3 K ①		
Ed Halicki, R (1, 1) OBP: 0.118, SLG: 0.118			0-0 5-3-4 ②		0-0 L4 ③		0-3 K ②		

AB	R	H	RBI	BB	SO	LOB
4	0	1	0	0	0	0
2	1	0	0	1	0	1
3	0	1	1	0	1	0
3	0	0	0	0	0	0
2	0	1	0	1	0	0
0	0	0	0	0	0	0
3	0	0	0	0	2	2
3	0	0	0	0	0	1
3	0	0	0	0	1	0
3	0	0	0	0	1	0

BOTTOM

Montreal Expos @ San Francisco Giants
 Candlestick Park, San Francisco, CA
 Mon Jun 12 1978, 6:33 AM EDT
 Att. 7,231 - Unknown

livebaseballscorecards.com

AB	26
R	1
H	3
RBI	1
BB	2
SO	5
LOB	4



Inning Stats	R: 0	H: 0	E: 0	LOB: 0	K: 1	BB: 0	S: 5	P: 5
	R: 0	H: 0	E: 0	LOB: 1	K: 1	BB: 1	S: 5	P: 9
	R: 0	H: 1	E: 0	LOB: 1	K: 0	BB: 0	S: 4	P: 4
	R: 0	H: 1	E: 0	LOB: 1	K: 0	BB: 0	S: 4	P: 4
	R: 0	H: 0	E: 0	LOB: 0	K: 0	BB: 0	S: 3	P: 3
	R: 1	H: 1	E: 0	LOB: 0	K: 0	BB: 1	S: 3	P: 7
	R: 0	H: 0	E: 0	LOB: 0	K: 1	BB: 0	S: 5	P: 5
	R: 0	H: 0	E: 0	LOB: 0	K: 2	BB: 0	S: 7	P: 7

PITCHER	IP	WLS	BF	H	R	ER	SO	BB	IBB	HBP	BLK	WP	HR	S	P	ERA	WHIP
Steve Rogers, R (1, 1) ERA: 2.29	8.0	L	28	3	1	1	5	2	0	0	0	0	0	36	44	1.12	0.625

PITCHER	IP	WLS	BF	H	R	ER	SO	BB	IBB	HBP	BLK	WP	HR	S	P	ERA	WHIP

WP: 0	PA: 28
PB: 0	SB: 0
CS: 0	

Batter	1	2	3	4	5	6	7	8	9	AB R H RBI BB SO LOB	TOP											
Dave Cash, R (1, 4) OBP: 0.316, SLG: 0.346	4-0 HBP E 1B BB	0-0 6-3			0-0 P6		0-0 P4		0-0 F9	4 1 0 0 1 0 2												
Chris Speier, R (1, 6) OBP: 0.382, SLG: 0.384	0-0 HBP E 1B	0-0 6-3			0-3 K		0-0 P3		0-0 F9	5 1 1 0 0 1 2												
Warren Cromartie, L (1, 7) OBP: 0.328, SLG: 0.372	1-0 E HBP		0-0 4-3			0-3 K		0-0 1B 1B		0 1 0 0 0 0 0												
Del Unser, L (1, 7) OBP: 0.320, SLG: 0.258	1-2 2-3 E HBP									3 1 1 0 0 1 0												
Tony Perez, R (1, 3) OBP: 0.326, SLG: 0.411	0-0 E2 2B		0-3 K			0-0 P5		0-0 1-3 1B SF8 1B		4 1 2 3 0 1 0												
Ellis Valentine, R (1, 9) OBP: 0.311, SLG: 0.431	0-0 6-3		0-0 6-3			0-0 2B		0-0 1-3 1B		4 0 2 1 0 0 1												
Gary Carter, R (1, 2) OBP: 0.325, SLG: 0.354	4-0 FC6-4 IBB				0-0 F9		0-0 6-3		0-0 1-3 1B	3 0 0 0 1 0 3												
Stan Papi, R (1, 5) OBP: 0.351, SLG: 0.385	0-0 P3				0-0 F3		0-0 SH5-4 1B 1B	0-0 SF8		3 0 1 1 0 0 2												
Sam Mejias, R (1, 8) OBP: 0.294, SLG: 0.250	0-0 FC6-4				0-0 6-3		0-0 SH5-4 1B	0-0 1-4-3		4 0 1 0 0 0 3												
Rudy May, L (1, 1) OBP: 0.265, SLG: 0.258		0-0 4-3			0-3 K		0-0 SH5-4		0-3 K	2 0 0 0 0 0 1 0												
Hal Dues, R (5, 1) OBP: 0.200, SLG: 0.200										0 0 0 0 0 0 0 0												
Pepe Frias, R (7, PH) OBP: 0.650, SLG: 1.167										0 0 0 0 0 0 0 0												
Mike Garman, R (7, 1) OBP: 0.500, SLG: 0.500										0 0 0 0 0 0 0 0												
Darold Knowles, L (7, 1) OBP: 0.500, SLG: 0.500										0 0 0 0 0 0 0 0												
Wayne Garrett, L (9, PH) OBP: 0.250, SLG: 0.214										1 0 0 0 0 0 1 0												
Inning Stats	R: 3 E: 1 K: 0 S: 5	H: 2 LOB: 2 BB: 2 P: 14	R: 0 E: 0 K: 0 S: 3	H: 0 LOB: 0 BB: 0 P: 3	R: 0 E: 0 K: 1 S: 5	H: 0 LOB: 0 BB: 0 P: 5	R: 0 E: 0 K: 0 S: 3	H: 0 LOB: 0 BB: 0 P: 3	R: 0 E: 0 K: 2 S: 7	H: 0 LOB: 0 BB: 0 P: 7	R: 0 E: 0 K: 1 S: 6	H: 1 LOB: 1 BB: 0 P: 6	R: 0 E: 0 K: 0 S: 5	H: 2 LOB: 2 BB: 0 P: 5	R: 2 E: 0 K: 0 S: 6	H: 3 LOB: 1 BB: 0 P: 6	R: 0 E: 0 K: 1 S: 5	H: 0 LOB: 0 BB: 0 P: 5	1B: 6 2B: 2 3B: 0 HR: 0	SF: 1 SAC: 1 DP: 0 HBP: 1	WP: 0 PB: 0 SB: 0 CS: 0	PA: 38
PITCHER Bob Knepper, L (1, 1) ERA: 2.28	IP: 9.0 WLS: W BF: 38 H: 8 R: 5 ER: 5 SO: 5 BB: 1 IBB: 1 HBP: 1 BLK: 0 WP: 0 HR: 0 S: 45 P: 54 ERA: 5.00 WHIP: 1.000											PITCHER	IP: 9.0 WLS: W BF: 38 H: 8 R: 5 ER: 5 SO: 5 BB: 1 IBB: 1 HBP: 1 BLK: 0 WP: 0 HR: 0 S: 45 P: 54 ERA: 5.00 WHIP: 1.000									

Montreal Expos @ San Francisco Giants
Candlestick Park, San Francisco, CA
 Tue Jun 13 1978, 10:05 PM EDT
 Att: 26,277 - Unknown

AB	33
R	5
H	8
RBI	5
BB	2
SO	5
LOB	13



Batter	1	2	3	4	5	6	7	8	9	AB R H RBI BB SO LOB
Rob Andrews, R OBP: 0.333, SLG: 0.321 (1, 4)	0-0 2B 1B		0-3 K		0-0 E5 1B		4-0 HR BB			3 3 2 0 1 1 0
Darrell Evans, L OBP: 0.389, SLG: 0.428 (1, 5)	0-0 F9		0-0 F8		0-0 2B 1B		0-0 SF8			3 1 1 2 0 0 1
Jack Clark, R OBP: 0.371, SLG: 0.539 (1, 9)	0-0 F8		0-0 6-3		0-0 2B		0-0 HR			4 1 2 4 0 0 1
Mike Ivie, R OBP: 0.389, SLG: 0.495 (1, 3)	0-0 1B 2B			0-0 FC6-4 1B	0-0 F2		0-0 6-3			4 1 2 1 0 0 1
Larry Herndon, R OBP: 0.333, SLG: 0.320 (1, 8)	0-0 1B			0-0 FC6-4 G4-6-3		0-0 F3	0-0 5-3			4 0 1 1 0 0 1
Marc Hill, R OBP: 0.293, SLG: 0.288 (1, 2)		0-3 K		0-0 G4-6-3		0-0 F9		0-0 L9		4 0 0 0 0 1 1
Terry Whitfield, L OBP: 0.318, SLG: 0.414 (1, 7)		0-0 1B 1B			0-0 E4 1B	0-0 F6		0-0 F8		4 1 2 0 0 0 0
Johnnie LeMaster, R OBP: 0.262, SLG: 0.286 (1, 6)		0-0 G4-3 1B			0-3 K		0-0 E SF8 2B	0-0 L8		4 1 2 0 0 1 1
Bob Knepper, L OBP: 0.146, SLG: 0.139 (1, 1)		0-0 G4-3			0-3 K		4-0 E HR BB			2 1 0 0 1 1 3

Inning Stats	R: 2 E: 0 K: 5 S: 5	H: 3 LOB: 1 BB: 0 P: 5	R: 0 E: 0 K: 1 S: 6	H: 2 LOB: 1 BB: 0 P: 6	R: 0 E: 0 K: 1 S: 5	H: 0 LOB: 0 BB: 0 P: 5	R: 0 E: 0 K: 0 S: 3	H: 1 LOB: 0 BB: 0 P: 3	R: 3 E: 2 K: 2 S: 11	H: 4 LOB: 1 BB: 0 P: 11	R: 0 E: 0 K: 0 S: 3	H: 0 LOB: 0 BB: 0 P: 3	R: 4 E: 1 K: 0 S: 5	H: 2 LOB: 0 BB: 2 P: 13	R: 0 E: 0 K: 0 S: 3	H: 0 LOB: 0 BB: 0 P: 3	1B: 8 2B: 3 3B: 0 HR: 1	SF: 1 SAC: 0 DP: 2 HBP: 0	WP: 0 PB: 0 SB: 0 CS: 0	PA: 35
--------------	------------------------------	---------------------------------	------------------------------	---------------------------------	------------------------------	---------------------------------	------------------------------	---------------------------------	-------------------------------	----------------------------------	------------------------------	---------------------------------	------------------------------	----------------------------------	------------------------------	---------------------------------	----------------------------------	------------------------------------	----------------------------------	--------

PITCHER	IP	WLS	BF	H	R	ER	SO	BB	IBB	HBP	BLK	WP	HR	S	P	ERA	WHIP
Rudy May, L ERA: 3.87 (1, 1)	4.2	L	20	9	5	5	4	0	0	0	0	0	0	28	28	9.64	1.929
Hal Dues, R ERA: 3.6 (5, 1)	1.1		5	1	0	0	0	0	0	0	0	0	0	5	5	0.00	0.750
Mike Garman, R ERA: 6.23 (7, 1)	0.0		3	1	3	3	0	2	0	0	0	0	0	1	9	∞	∞
Darold Knowles, L ERA: 1.82 (7, 1)	2.0		7	1	1	1	0	0	0	0	0	0	1	7	7	4.50	0.500

BOTTOM

Montreal Expos @ San Francisco Giants
Candlestick Park, San Francisco, CA

Tue Jun 13 1978, 10:05 PM EDT
Att. 26,277 - Unknown

livebaseballscorecards.com

AB	32
R	9
H	12
RBI	8
BB	2
SO	4
LOB	9



Batter	1	2	3	4	5	6	7	8	9	AB R H RBI BB SO LOB	TOP		
Jerry Martin, R (1, 9) OBP: 0.385, SLG: 0.485	4-0 P3-1 BB			x 0-0 5-3		x 0-0 6-3		x 0-0 SH1-4 2-H 1B	3 0 1 1 1 0 0				
Larry Bowa, S (1, 6) OBP: 0.333, SLG: 0.355	x 0-0 F8		x 0-0 F9		x 0-0 P6		x 0-0 SH1-4 1-2	3 0 0 0 0 0 1					
Mike Schmidt, R (1, 5) OBP: 0.368, SLG: 0.467	x 0-0 P3-1 1-2f		x 0-0 1B		x 0-3 K		x 0-3 K	4 0 1 0 0 2 2					
Greg Luzinski, R (1, 7) OBP: 0.367, SLG: 0.535		x 0-0 G4-6-3 1B	x 0-0 F8		x 0-0 F9		x 0-3 K	4 0 1 0 0 1 2					
Jose Cardenal, R (1, 3) OBP: 0.388, SLG: 0.533		x 0-0 F7		x 0-0 F2		x 0-3 K		3 0 0 0 0 1 1					
Garry Maddox, R (1, 8) OBP: 0.361, SLG: 0.401		x 0-0 G4-6-3 1-2f		x 0-0 6-3		x 0-0 L8		3 0 0 0 0 0 1					
Bob Boone, R (1, 2) OBP: 0.335, SLG: 0.444			x 0-0 F8		x 0-0 FC6-4 1B		x 0-0 5-3	3 0 1 0 0 0 0					
Jim Morrison, R (1, 4) OBP: 0.245, SLG: 0.283			x 0-0 6-3		x 0-0 FC6-4 1-2f		x 0-0 F9	3 0 0 0 0 0 1					
Larry Christenson, R (1, 1) OBP: 0.172, SLG: 0.222			x 0-0 F9		x 0-0 6-3		x 0-0 1B 2B	2 0 0 0 0 0 0 1 1 1 0 0 0 0					
Davey Johnson, R (9, PH) OBP: 0.236, SLG: 0.306													
Inning Stats	R: 0 H: 0 E: 0 LOB: 0 K: 0 BB: 1 S: 2 P: 6	R: 0 H: 1 E: 0 LOB: 0 K: 0 BB: 0 S: 3 P: 3	R: 0 H: 0 E: 0 LOB: 0 K: 0 BB: 0 S: 3 P: 3	R: 0 H: 1 E: 0 LOB: 1 K: 0 BB: 0 S: 4 P: 4	R: 0 H: 1 E: 0 LOB: 1 K: 0 BB: 0 S: 4 P: 4	R: 0 H: 0 E: 0 LOB: 0 K: 2 BB: 0 S: 7 P: 3	R: 0 H: 0 E: 0 LOB: 0 K: 2 BB: 0 S: 7 P: 7	R: 0 H: 0 E: 0 LOB: 0 K: 0 BB: 0 S: 3 P: 3	R: 1 H: 2 E: 0 LOB: 1 K: 2 BB: 0 S: 9 P: 9	1B: 4 SF: 0 2B: 2 SAC: 1 3B: 0 DP: 2 HR: 0 HBP: 0	WP: 0 PA: 31 PB: 0 SB: 0 CS: 0		
PITCHER	IP WLS BF H R ER SO BB IBB HBP BLK WP HR S P ERA WHIP											PITCHER	IP WLS BF H R ER SO BB IBB HBP BLK WP HR S P ERA WHIP
Vida Blue, L (1, 1) ERA: 2.6	8.1 W 29 5 1 1 2 1 0 0 0 0 0 0 32 36 1.08 0.720												
Randy Moffitt, R (9, 1) ERA: 2.41	0.2 S 2 0 0 0 2 0 0 0 0 0 0 0 6 6 0.00 0.000												

Philadelphia Phillies @ San Francisco Giants
Candlestick Park, San Francisco, CA

Wed Jun 14 1978, 6:33 AM EDT
Att: 13,902 - Unknown

livebaseballscorecards.com

AB	29
R	1
H	5
RBI	1
BB	1
SO	4
LOB	8



Batter	1	2	3	4	5	6	7	8	9	AB	R	H	RBI	BB	SO	LOB
Terry Whitfield, L OBP: 0.317, SLG: 0.411 (1, 7)	0-0 1B 1B	0-0 6-3			0-0 L1			0-0 F7		4	1	1	0	0	0	1
Rob Andrews, R OBP: 0.328, SLG: 0.316 (1, 4)	0-0 1B 1B E		0-0 F3			0-0 5-3		0-0 F9		4	1	1	0	0	0	1
Jack Clark, R OBP: 0.367, SLG: 0.532 (1, 9)	0-0 F8		0-0 F2			0-0 4-3				3	0	0	0	0	0	2
Darrell Evans, L OBP: 0.385, SLG: 0.422 (1, 5)	0-0 F8		0-0 F2			0-0 P6				3	0	0	0	0	0	2
Mike Ivie, R OBP: 0.387, SLG: 0.490 (1, 3)	0-0 E 1-2 2-H 1B			0-0 P4			0-0 1-3			3	0	1	1	0	0	0
Larry Herndon, R OBP: 0.329, SLG: 0.316 (1, 8)	0-0 E4 1-3 2-H			0-0 6-3			0-0 5-3			3	0	0	0	0	0	1
Marc Hill, R OBP: 0.288, SLG: 0.282 (1, 2)	0-0 1-3			0-0 5-3			0-0 6-3			3	0	0	0	0	0	2
Johnnie LeMaster, R OBP: 0.257, SLG: 0.280 (1, 6)			0-0 1-3			0-0 F3		0-0 6-3		3	0	0	0	0	0	0
Vida Blue, S OBP: 0.317, SLG: 0.294 (1, 1)			0-3 K			0-3 K				3	0	1	0	0	2	0
Randy Moffitt, R OBP: 0.200, SLG: 0.200 (9, 1)								0-0 1B		0	0	0	0	0	0	0

Inning Stats	R: 2	H: 3	E: 1	LOB: 2	K: 0	P: 7	R: 0	H: 0	E: 0	LOB: 0	K: 1	P: 5	R: 0	H: 0	E: 0	LOB: 0	K: 0	P: 3	R: 0	H: 0	E: 0	LOB: 0	K: 1	P: 5	R: 0	H: 0	E: 0	LOB: 0	K: 0	P: 3	R: 0	H: 1	E: 0	LOB: 1	K: 0	P: 4
	1B: 4	SF: 0	2B: 0	SAC: 0	3B: 0	DP: 0	HR: 0	HBP: 0	WP: 0	PA: 29																										

PITCHER	IP	WLS	BF	H	R	ER	SO	BB	IBB	HBP	BLK	WP	HR	S	P	ERA	WHIP	PITCHER	IP	WLS	BF	H	R	ER	SO	BB	IBB	HBP	BLK	WP	HR	S	P	ERA	WHIP	
Larry Christenson, R ERA: 3.71 (1, 1)	8.0	L	29	4	2	1	2	0	0	0	0	0	0	33	33	1.12	0.500																			

BOTTOM

Philadelphia Phillies @ San Francisco Giants
Candlestick Park, San Francisco, CA

Wed Jun 14 1978, 6:33 AM EDT
Att. 13,902 - Unknown

livebaseballscorecards.com

AB	29
R	2
H	4
RBI	1
BB	0
SO	2
LOB	9



Batter	1	2	3	4	5	6	7	8	9	AB R H RBI BB SO LOB	TOP																					
Bake McBride, L (1, 9) OBP: 0.350, SLG: 0.371	0-0 FC6-4 S 1B	4-0 E BB		0-0 1B		0-3 K			0-0 G3	4 0 2 0 1 1 0																						
Larry Bowa, S (1, 6) OBP: 0.339, SLG: 0.361	0-0 FC6-4 1B	0-0 E5		0-0 1B			0-0 F7		0-0 1B 1B	5 0 3 0 0 0 2																						
Mike Schmidt, R (1, 5) OBP: 0.364, SLG: 0.460	0-0 FC6-4 1-2f 2-3	0-3 K		0-3 K			0-0 5-3		0-0 1B 1-3 1B	5 0 1 0 0 2 7																						
Greg Luzinski, R (1, 7) OBP: 0.359, SLG: 0.521	0-3 K		0-3 K		0-0 P4		0-0 F8		0-3 K 1-2	5 0 0 0 0 3 4																						
Richie Hebner, L (1, 3) OBP: 0.362, SLG: 0.437	0-0 F9		0-0 2B		0-0 6-3			0-3 K		4 0 1 0 0 1 2																						
Garry Maddox, R (1, 8) OBP: 0.359, SLG: 0.403		0-0 4-3		0-0 2B		0-0 2B		0-0 4-3		4 0 1 0 0 1 1																						
Bob Boone, R (1, 2) OBP: 0.339, SLG: 0.442		0-0 BB E HBP 1B		0-0 F7		0-0 4-3		4-0 BB		3 1 1 0 1 0 2																						
Davey Johnson, R (1, 4) OBP: 0.237, SLG: 0.288		1-0 E BB HBP		0-0 F8		0-0 6-3		0-0 F8		3 0 0 0 0 0 1																						
Jim Kaat, L (1, 1) Ron Reed, R (2, 1) Jim Morrison, R (4, PH) Gene Garber, R (4, 1) Jerry Martin, R (6, PH) Tug McGraw, R (6, 1) Tim McCarver, L (9, PH)		0-3 K		0-3 K		0-3 K		0-0 G3		1 0 0 0 0 0 1 2 0 0 0 0 0 0 0 0 1 0 0 0 0 0 1 0 0 0 0 0 0 0 0 0 1 0 0 0 0 0 1 0 0 0 0 0 0 0 0 0 1 0 0 0 0 0 0 0																						
Inning Stats	R: 0 E: 0 K: 1 S: 7	H: 2 LOB: 2 BB: 0 P: 7	R: 1 E: 1 K: 2 S: 9	H: 1 LOB: 3 BB: 1 P: 14	R: 0 E: 0 K: 2 S: 8	H: 1 LOB: 1 BB: 0 P: 8	R: 0 E: 0 K: 2 S: 9	H: 2 LOB: 2 BB: 0 P: 9	R: 0 E: 0 K: 0 S: 7	H: 0 LOB: 0 BB: 0 P: 7	R: 0 E: 0 K: 0 S: 3	H: 0 LOB: 0 BB: 0 P: 3	R: 0 E: 0 K: 1 S: 5	H: 0 LOB: 1 BB: 1 P: 9	R: 0 E: 0 K: 1 S: 7	H: 2 LOB: 2 BB: 0 P: 7	1B: 7 2B: 2 3B: 0 HR: 0	SF: 0 SAC: 0 DP: 0 HBP: 1	WP: 0 PB: 0 SB: 2 CS: 0	PA: 40												
PITCHER John Montefusco, R (1, 1) ERA: 3.34	IP 9.0	WLS W	BF 40	H 9	R 1	ER 0	SO 11	BB 2	IBB 0	HBP 1	BLK 0	WP 0	HR 0	S 59	P 68	ERA 0.00	WHIP 1.222															
											PITCHER	IP	WLS	BF	H	R	ER	SO	BB	IBB	HBP	BLK	WP	HR	S	P	ERA	WHIP				

Philadelphia Phillies @ San Francisco Giants
Candlestick Park, San Francisco, CA
Thu Jun 15 1978, 6:33 AM EDT
Att. 14,754 - Unknown

livebaseballscorecards.com

AB	37
R	1
H	9
RBI	0
BB	2
SO	11
LOB	21



Batter	1	2	3	4	5	6	7	8	9
Rob Andrews, R OBP: 0.319, SLG: 0.306 (1, 4)	0-0 1-3	0-0 BB 2B 1B	0-0 F8			0-0 6-3		0-3 K	
Darrell Evans, L OBP: 0.390, SLG: 0.425 (1, 5)	0-0 BB 1B	4-0 1-2 2B BB			0-0 F7	0-0 6-3 1B			
Jack Clark, R OBP: 0.369, SLG: 0.534 (1, 9)	4-0 1-2 3B BB	0-0 S 1-H 2-H 2B			0-3 K	0-0 6-3			
Mike Ivie, R OBP: 0.391, SLG: 0.491 (1, 3)	0-0 1-2 2-H 3B 1B	0-3 K			0-0	0-0 G3			
Skip James, L OBP: 0.238, SLG: 0.167 (7, 3)									
Larry Herndon, R OBP: 0.328, SLG: 0.324 (1, 8)	0-0 1-H 2-H 1B 3B	0-0 P6			0-0 P6			0-0 F7	
Terry Whitfield, L OBP: 0.325, SLG: 0.418 (1, 7)	0-0 E5 3-H 1B		0-0 CS 1B		0-0 6-3 SH2-3 1B			0-0 4-3	
Johnnie LeMaster, R OBP: 0.253, SLG: 0.275 (1, 6)	0-0 E5 1-3		0-3 K		0-0 SH2-3			0-3 K	
Mike Sadek, R OBP: 0.333, SLG: 0.294 (1, 2)	0-0 6-3		0-0 1B 1B		0-0 6-3			0-0 6-3	
John Montefusco, R OBP: 0.184, SLG: 0.118 (1, 1)		0-0 P4	0-0 1-2 1B		0-0 F3			0-0 F7	

Inning Stats	R: 4 E: 1 K: 0 S: 7	H: 4 LOB: 1 BB: 1 P: 11	R: 2 E: 0 K: 1 S: 7	H: 2 LOB: 1 BB: 1 P: 11	R: 0 E: 0 K: 1 S: 7	H: 3 LOB: 2 BB: 0 P: 7	R: 0 E: 0 K: 1 S: 6	H: 1 LOB: 1 BB: 0 P: 6	R: 0 E: 0 K: 0 S: 4	H: 1 LOB: 1 BB: 0 P: 4	R: 0 E: 0 K: 0 S: 4	H: 1 LOB: 1 BB: 0 P: 4	R: 0 E: 0 K: 1 S: 5	H: 0 LOB: 0 BB: 0 P: 5	R: 0 E: 0 K: 1 S: 5	H: 0 LOB: 0 BB: 0 P: 5
--------------	------------------------------	----------------------------------	------------------------------	----------------------------------	------------------------------	---------------------------------	------------------------------	---------------------------------	------------------------------	---------------------------------	------------------------------	---------------------------------	------------------------------	---------------------------------	------------------------------	---------------------------------

PITCHER	IP	WLS	BF	H	R	ER	SO	BB	IBB	HBP	BLK	WP	HR	S	P	ERA	WHIP
Jim Kaat, L ERA: 3.54 (1, 1)	1.1	L	11	5	6	6	0	2	0	0	0	0	0	9	17	40.50	5.250
Ron Reed, R ERA: 2.68 (2, 1)	1.2		8	4	0	0	2	0	0	0	0	0	0	12	12	0.00	2.400
Gene Garber, R ERA: 1.4 (4, 1)	2.0		8	2	0	0	1	0	0	0	0	0	0	10	10	0.00	1.000
Tug McGraw, L ERA: 2.3 (6, 1)	3.0		10	1	0	0	2	0	0	0	0	0	0	14	14	0.00	0.333

BOTTOM

Philadelphia Phillies @ San Francisco Giants
Candlestick Park, San Francisco, CA

Thu Jun 15 1978, 6:33 AM EDT
Att. 14,754 - Unknown

AB	R	H	RBI	BB	SO	LOB
5	1	1	0	0	1	2
3	2	2	0	1	0	0
3	1	1	2	1	1	1
4	1	2	1	0	1	2
0	0	0	0	0	0	0
4	1	1	2	0	0	2
4	0	3	1	0	0	0
3	0	0	0	0	2	2
4	0	1	0	0	0	2
4	0	1	0	0	0	1

AB	34
R	6
H	12
RBI	6
BB	2
SO	5
LOB	12

livebaseballscorecards.com

GIANTS

WP: 0	PA: 37
PB: 0	
SB: 1	
CS: 1	

TOP

New York Mets @ San Francisco Giants
 Candlestick Park, San Francisco, CA

Fri Jun 16 1978, 10:05 PM EDT
 Att. 16,429 - Unknown

AB	34
R	4
H	9
RBI	4
BB	4
SO	3
LOB	15



AB R H RBI BB SO LOB

5	1	1	0	0	0	1
4	0	2	0	0	0	0
3	1	1	1	1	0	1
1	0	0	0	0	1	1
0	0	0	0	0	0	0
5	1	1	1	0	1	3
3	0	0	0	1	0	1
4	1	1	1	0	1	2
2	0	1	0	1	0	0
0	0	0	0	1	0	0
4	0	2	1	0	0	2
2	0	0	0	0	0	2
1	0	0	0	0	0	2

Batter	1	2	3	4	5	6	7	8	9
Lenny Randle, S (1, 5) OBP: 0.370, SLG: 0.349	0-0 F8		0-0 F7		0-0 SH3 1B		0-0 F8		0-0 F7
Tim Foli, R (1, 6) OBP: 0.242, SLG: 0.263	0-0 F8			0-0 FC4-6 1B	0-0 SH3		0-0 5-3		0-0 1B
Bruce Boicclair, L (1, 9) Skip Lockwood, R (7, 1) Dale Murray, R (9, 1)	0-0 3-1			0-0 FC4-6 2B	0-0 S 1B		4-0 BB		0-3 K
Willie Montanez, L (1, 3) OBP: 0.330, SLG: 0.440		0-0 3-1		0-0 1B 2B	0-3 K		0-0 F8		0-0 1-3
Lee Mazzilli, S (1, 8) OBP: 0.358, SLG: 0.427		0-0 F8		0-0 P5 BB	4-0 FC6-4 BB			0-0 F7	
Steve Henderson, R (1, 7) OBP: 0.335, SLG: 0.382		0-0 F8		0-0 1B 1B	0-0 FC6-4 1-2f			0-3 K	
Ron Hodges, L (1, 2) John Stearns, R (8, PH) OBP: 0.357, SLG: 0.386			0-0 E8 SH1-4	0-0 1B 1B		4-0 CS BB		4-0 E S BB	
Doug Flynn, R (1, 4) OBP: 0.264, SLG: 0.263			0-0 F4	0-0 1B		0-0 F8 1-2		0-0 E2 1-3 1B	
Kevin Kobel, R (1, 1) Elliott Maddox, R (7, 9) OBP: 0.403, SLG: 0.357			0-0 SH1-4	0-0 5-3		0-0 F6		0-0 F8	

Inning Stats	R: 0	H: 0	E: 0	K: 0	S: 3	P: 3	R: 0	H: 0	E: 0	K: 0	S: 3	P: 3	R: 0	H: 0	E: 1	K: 0	S: 4	R: 3	H: 5	E: 0	K: 0	S: 8	P: 8	R: 1	H: 2	E: 0	K: 1	S: 7	P: 11	R: 0	H: 0	E: 0	K: 0	S: 2	P: 6	R: 0	H: 0	E: 0	K: 0	S: 3	P: 7	R: 0	H: 1	E: 1	K: 1	S: 6	P: 10	R: 0	H: 1	E: 0	K: 1	S: 6	P: 6	1B: 8	SF: 0	2B: 1	SAC: 2	3B: 0	DP: 0	HR: 0	HBP: 0	WP: 0	PA: 40
--------------	------	------	------	------	------	------	------	------	------	------	------	------	------	------	------	------	------	------	------	------	------	------	------	------	------	------	------	------	-------	------	------	------	------	------	------	------	------	------	------	------	------	------	------	------	------	------	-------	------	------	------	------	------	------	-------	-------	-------	--------	-------	-------	-------	--------	-------	--------

PITCHER	IP	WLS	BF	H	R	ER	SO	BB	IBB	HBP	BLK	WP	HR	S	P	ERA	WHIP
Ed Halicki, R (1, 1) ERA: 2.38	5.0		24	7	4	4	1	1	0	0	0	0	0	25	29	7.20	1.600
John Curtis, L (6, 1) ERA: 3.12	2.0		7	0	0	0	0	2	0	0	0	0	0	5	13	0.00	1.000
Gary Lavelle, L (8, 1) ERA: 3.31	2.0	W	9	2	0	0	2	1	0	0	0	0	0	12	16	0.00	1.500

livebaseballscorecards.com

Batter	1	2	3	4	5	6	7	8	9	AB	R	H	RBI	BB	SO	LOB
Bill Madlock, R OBP: 0.397, SLG: 0.475 (1, 4)	0-0 1B		0-0 F6-4-3		0-0 F8		0-0 HR		0-0 SH3-4	4	1	2	1	0	0	3
Darrell Evans, L OBP: 0.387, SLG: 0.417 (1, 5)	0-0 F9		0-0 F9			0-0 F7	0-3 K		4-0 HR	4	1	0	0	1	1	2
Jack Clark, R OBP: 0.377, SLG: 0.549 (1, 9)	4-0 BB			0-0 1B		0-3 K		4-0 BB	0-0 HR	3	1	2	3	2	1	0
Willie McCovey, L OBP: 0.312, SLG: 0.412 (1, 3)	0-0 G3-6-1			0-0 L6		0-0 HR		4-0 BB		3	1	1	0	1	0	3
Vic Harris, S OBP: 0.119, SLG: 0.113 (8, PR)										0	0	0	0	0	0	0
(9, 7)																
Mike Ivie, R OBP: 0.387, SLG: 0.509 (1, 7)		0-0 F9		0-3 K		0-0 HR		0-0 L8		4	1	1	2	0	1	3
(9, 3)																
Larry Herndon, R OBP: 0.331, SLG: 0.324 (1, 8)		4-0 BB		0-0 L7		0-0 1B		0-3 K		3	0	1	0	1	1	3
Marc Hill, R OBP: 0.280, SLG: 0.274 (1, 2)		0-0 F6-4-3		0-0 6-3		0-0 F4		0-3 K		4	0	0	0	0	1	4
Johnnie LeMaster, R OBP: 0.254, SLG: 0.282 (1, 6)			0-0 F6-4-3		0-0 F6		0-3 K		0-0 HR	3	0	1	0	0	1	0
Hector Cruz, R OBP: 0.275, SLG: 0.429 (9, PH)										1	1	1	1	0	0	0
Ed Halicki, R OBP: 0.167, SLG: 0.118 (1, 1)			1-0 2B		0-0 3B		0-0 F7		0-0 HR	0	0	0	0	0	0	0
Rob Andrews, R OBP: 0.329, SLG: 0.349 (5, PH)										1	0	1	0	0	0	0
John Curtis, L OBP: 0.143, SLG: 0.143 (6, 1)										0	0	0	0	0	0	0
Terry Whitfield, L OBP: 0.324, SLG: 0.416 (7, PH)										1	0	0	0	0	0	0
Gary Lavelle, S OBP: 0.143, SLG: 0.143 (8, 1)										1	1	1	0	0	0	0

Inning Stats	R: 0	H: 1	E: 0	K: 0	S: 3	R: 0	H: 0	E: 0	K: 0	S: 2	R: 0	H: 1	E: 0	K: 0	S: 3	R: 0	H: 1	E: 0	K: 1	S: 6	R: 0	H: 1	E: 0	K: 0	S: 4	R: 2	H: 3	E: 0	K: 1	S: 8	R: 1	H: 1	E: 0	K: 2	S: 8	R: 0	H: 0	E: 0	K: 2	S: 7	R: 4	H: 3	E: 0	K: 0	S: 4	1B: 5	SF: 0	2B: 1	SAC: 1	3B: 1	DP: 3	HR: 4	HBP: 1	WP: 0	PA: 39
PITCHER	IP	WLS	BF	H	R	ER	SO	BB	IBB	HBP	BLK	WP	HR	S	P	ERA	WHIP																																						
Kevin Kobel, L ERA: 1.2 (1, 1)	6.0		25	7	2	2	2	2	0	1	0	0	0	26	35	3.00	1.500																																						
Skip Lockwood, R ERA: 3.29 (7, 1)	2.0	L	11	3	3	3	4	2	0	0	0	0	2	17	25	13.50	2.500																																						
Dale Murray, R ERA: 4.25 (9, 1)	0.1		3	1	2	2	0	0	1	0	0	0	1	2	6	54.00	3.000																																						

BOTTOM

New York Mets @ San Francisco Giants
Candlestick Park, San Francisco, CA

Fri Jun 16 1978, 10:05 PM EDT
Att. 16,429 - Unknown

livebaseballscorecards.com

AB	32
R	7
H	11
RBI	7
BB	5
SO	6
LOB	18



Batter	1	2	3	4	5	6	7	8	9	AB R H RBI BB SO LOB	TOP									
Lenny Randle, S OBP: 0.366, SLG: 0.341 (1, 5) X	0-0 6-3	0-0 6-3		0-0 4-3		0-0 4-3			4-0 BB	4 0 0 0 1 0 1										
Elliott Maddox, R OBP: 0.403, SLG: 0.362 (1, 9) X	0-0 4-3 1B 2B		0-0 F6		4-0 5-3 BB		0-0 F8		0-0 F2	4 1 1 0 1 0 1										
Steve Henderson, R OBP: 0.332, SLG: 0.378 (1, 7) X	0-0 4-3 2-3		0-0 BB 2B 1B		0-0 5-3		0-0 F8		0-0 F8	5 1 1 0 0 0 3										
Willie Montanez, L OBP: 0.335, SLG: 0.439 (1, 3) X	0-0 1B 1B 3-H		0-0 L7		4-0 FC6 BB		4-0 S BB		0-0 G4	3 1 1 1 2 0 2										
John Stearns, R OBP: 0.360, SLG: 0.385 (1, 2) X	0-0 1B 1B 1-2		4-0 2B BB		0-0 F8		0-3 K			3 2 1 0 1 1 3										
Lee Mazzilli, S OBP: 0.360, SLG: 0.432 (1, 8) X	0-0 E8 1B 1-H 2-H		0-0 2B		0-0 FC6 1-2f			0-0 G3		4 0 2 3 0 0 2										
Tim Foli, R OBP: 0.239, SLG: 0.260 Joel Youngblood, R OBP: 0.291, SLG: 0.397 (1, 6) X (5, 4)	0-0 1-3		0-0 4-3			0-0 6-3		0-3 K		2 0 0 0 0 0 2 2 0 0 0 0 1 0	AB 35 R 5 H 9 RBI 4 BB 5 SO 4 LOB 17									
Doug Flynn, R OBP: 0.272, SLG: 0.272 (1, 4) (5, 6)		0-0 G1-6-3 1B		0-0 F6-3		0-0 1B		0-0 1B		4 0 3 0 0 0 0										
Pat Zachry, R OBP: 0.171, SLG: 0.094 Dale Murray, R (7, 1)		0-0 G1-6-3		0-0 5-3		0-3 K		0-3 K		3 0 0 0 0 1 2 1 0 0 0 0 1 1										
Inning Stats	R: 3 E: 1 K: 0 S: 7	H: 4 LOB: 1 BB: 0 P: 7	R: 0 E: 0 K: 0 S: 3	H: 1 LOB: 0 BB: 0 P: 3	R: 2 E: 0 K: 0 S: 5	H: 2 LOB: 1 BB: 1 P: 9	R: 0 E: 0 K: 0 S: 3	H: 0 LOB: 0 BB: 0 P: 3	R: 0 E: 0 K: 1 S: 6	H: 1 LOB: 1 BB: 0 P: 6	R: 0 E: 0 K: 1 S: 5	H: 0 LOB: 1 BB: 1 P: 9	R: 0 E: 0 K: 2 S: 8	H: 1 LOB: 1 BB: 0 P: 8	R: 0 E: 0 K: 0 S: 3	H: 0 LOB: 1 BB: 1 P: 7	1B: 7 2B: 2 3B: 0 HR: 0	SF: 0 SAC: 0 DP: 1 HBP: 0	WP: 0 PB: 0 SB: 1 CS: 0	PA: 40
PITCHER	IP WLS BF H R ER SO BB IBB HBP BLK WP HR S P ERA WHIP																			
Bob Knepper, L ERA: 2.52 Charlie Williams, R ERA: 3.77 Randy Moffitt, R ERA: 2.27	(1, 1) 4.0 L 19 7 5 4 0 1 0 0 0 0 0 0 18 22 9.00 2.000																			
	(5, 1) 3.0 13 1 0 0 2 3 0 0 0 0 0 0 14 26 0.00 1.333																			
	(8, 1) 2.0 8 1 0 0 2 1 0 0 0 0 0 0 11 15 0.00 1.000																			

New York Mets @ San Francisco Giants
 Candlestick Park, San Francisco, CA
 Sat Jun 17 1978, 6:33 AM EDT
 Att. 19,648 - Unknown

livebaseballscorecards.com



Batter	1	2	3	4	5	6	7	8	9	AB R H RBI BB SO LOB	TOP											
Lenny Randle, S (1, 5) OBP: 0.368, SLG: 0.344	0-0 1B 1B		0-0 5-3		0-3 K			0-0 1B		4 0 2 0 0 1 1	New York Mets @ San Francisco Giants Candlestick Park, San Francisco, CA Sun Jun 18 1978, 6:33 AM EDT Unknown livebaseballscorecards.com											
Elliott Maddox, R (1, 9) OBP: 0.399, SLG: 0.358	0-0 1-3 1B		0-3 K			0-0 4-3		0-0 1-3		4 0 1 0 0 1 1												
Steve Henderson, R (1, 7) OBP: 0.327, SLG: 0.372	0-3 K		0-3 K			0-3 K			0-3 K	4 0 0 0 0 4 2												
Willie Montanez, L (1, 3) OBP: 0.330, SLG: 0.431	0-3 K			0-0 G3		0-0 4-3			0-0 6-3	4 0 0 0 0 1 2												
John Stearns, R (1, 2) OBP: 0.353, SLG: 0.377	0-3 K			0-0 P9			0-0 F8		0-0 F3	4 0 0 0 0 1 2												
Lee Mazzilli, S (1, 8) OBP: 0.363, SLG: 0.432		4-0 SH5-3 BB		0-0 PO 1B			0-0 6-3			2 0 1 0 1 0 0												
Joel Youngblood, R (1, 4) OBP: 0.284, SLG: 0.387		0-0 SH5-3		0-0 PO	0-3 K		0-0 1-3			2 0 0 0 0 1 0												
Doug Flynn, R (1, 6) OBP: 0.272, SLG: 0.272		0-0 F9			0-0 SH3-4 1B			0-0 F4-3		3 0 1 0 0 0 1												
Craig Swan, R (1, 1) OBP: 0.250, SLG: 0.222 Tom Grieve, R (8, PH) OBP: 0.290, SLG: 0.316 Skip Lockwood, R (8, 1) Butch Metzger, R (8, 1)		0-0 4-3			0-0 SH3-4			0-3 K		1 0 0 0 0 0 1 1 0 0 0 0 1 0 0 0 0 0 0 0 0 0 0 0 0 0 0 0												
Inning Stats	R: 0 E: 0 K: 3 S: 11	H: 2 LOB: 2 BB: 0 P: 11	R: 0 E: 0 K: 0 S: 3	H: 0 LOB: 1 BB: 1 P: 7	R: 0 E: 0 K: 2 S: 7	H: 0 LOB: 0 BB: 0 P: 7	R: 0 E: 0 K: 0 S: 3	H: 1 LOB: 0 BB: 0 P: 3	R: 0 E: 0 K: 2 S: 8	H: 1 LOB: 1 BB: 0 P: 8	R: 0 E: 0 K: 1 S: 5	H: 0 LOB: 0 BB: 0 P: 5	R: 0 E: 0 K: 0 S: 3	H: 0 LOB: 0 BB: 0 P: 3	R: 0 E: 0 K: 1 S: 6	H: 1 LOB: 1 BB: 0 P: 6	R: 0 E: 0 K: 1 S: 5	H: 0 LOB: 0 BB: 0 P: 5	1B: 5 2B: 0 3B: 0 HR: 0	SF: 0 SAC: 2 DP: 0 HBP: 0	WP: 0 PB: 0 SB: 0 CS: 0	PA: 33
PITCHER Vida Blue, L (1, 1) ERA: 2.4	IP: 9.0 WLS: W BF: 32 H: 5 R: 0 ER: 0 SO: 10 BB: 1 IBB: 0 HBP: 0 BLK: 0 WP: 0 HR: 0 S: 51 P: 55 ERA: 0.00 WHIP: 0.667											PITCHER IP: WLS: BF: H: R: ER: SO: BB: IBB: HBP: BLK: WP: HR: S: P: ERA: WHIP:										



Batter	1	2	3	4	5	6	7	8	9
Terry Whitfield, L (1, 7) OBP: 0.325, SLG: 0.414	0-0 P7		0-0 1B			0-0 SH5-3 BB SF9 1B		0-3 K	
Rob Andrews, R (1, 4) OBP: 0.333, SLG: 0.358	0-0 F9		0-0 4-3			4-0 SF9 SH5-3 CS BB		0-0 WP	
Jack Clark, R (1, 9) OBP: 0.371, SLG: 0.534	0-0 F9				0-0 F6	0-0 SH5-3		4-0 HR BB	
Darrell Evans, L (1, 5) OBP: 0.394, SLG: 0.435		0-0 P9			0-0 F3	4-0 IBB		0-0 HR	
Jim Dwyer, L (1, 3) OBP: 0.338, SLG: 0.353		0-0 2B			4-0 FC5-4 BB	0-0 SF9		0-0 2B	
Larry Herndon, R (1, 8) OBP: 0.328, SLG: 0.330		0-0 5-3			0-0 FC5-4	0-0 F	0-0 5-3	0-0 F7	
Marc Hill, R (1, 2) OBP: 0.281, SLG: 0.275		0-0 1-3			0-0 5-3				
Roger Metzger, S (1, 6) OBP: 0.281, SLG: 0.262			0-0 F5		0-0 F7		0-0 F8		
Vida Blue, S (1, 1) OBP: 0.295, SLG: 0.270			0-3 K		0-3 K		0-3 K		

Inning Stats	R: 0	H: 0	E: 0	K: 0	S: 3	R: 0	H: 1	E: 0	K: 0	S: 4	R: 0	H: 1	E: 0	K: 1	S: 6	R: 0	H: 0	E: 0	K: 0	S: 3	R: 0	H: 0	E: 0	K: 1	S: 5	R: 1	H: 1	E: 0	K: 0	S: 3	R: 0	H: 1	E: 0	K: 1	S: 6	R: 2	H: 3	E: 0	K: 1	S: 7	
	LOB: 0	BB: 0	P: 3	LOB: 1	BB: 0	P: 4	LOB: 1	BB: 0	P: 4		LOB: 1	BB: 1	P: 6	LOB: 0	BB: 0	P: 5	LOB: 1	BB: 2	P: 11		LOB: 1	BB: 0	P: 6	LOB: 1	BB: 1		LOB: 1	BB: 1	P: 11		LOB: 1	BB: 1	P: 11		LOB: 1	BB: 1	P: 11		LOB: 1	BB: 1	P: 11

PITCHER	IP	WLS	BF	H	R	ER	SO	BB	IBB	HBP	BLK	WP	HR	S	P	ERA	WHIP
Craig Swan, R (1, 1) ERA: 2.54	7.0	L	28	4	1	1	3	2	1	0	0	0	0	30	42	1.29	0.857
Skip Lockwood, R (8, 1) ERA: 3.59	0.2		5	3	2	2	1	1	0	0	0	1	1	6	10	27.00	6.000
Butch Metzger, R (8, 1) ERA: 5.77	0.1		1	0	0	0	0	0	0	0	0	0	0	1	1	0.00	0.000


BOTTOM

New York Mets @ San Francisco Giants
Candlestick Park, San Francisco, CA

Sun Jun 18 1978, 6:33 AM EDT
Unknown

AB	28
R	3
H	7
RBI	3
BB	4
SO	4
LOB	9

livebaseballscorecards.com



AB	R	H	RBI	BB	SO	LOB
4	1	2	0	0	1	0
3	0	1	0	1	0	1
2	1	0	0	1	0	0
3	1	1	2	1	0	0
2	0	2	1	1	0	0
5	0	0	0	0	0	5
3	0	1	0	0	0	1
3	0	0	0	0	0	1
3	0	0	0	0	3	1

WP	HR	S	P	ERA	WHIP
1	0	11	34		
0	0	0	0		
0	0	0	0		
1	0	0	0		

Batter	1	2	3	4	5	6	7	8	9	AB R H RBI BB SO LOB	TOP																
Pete Rose, S (1, 5) OBP: 0.337, SLG: 0.413 Ray Knight, R (9, 5) OBP: 0.212, SLG: 0.323	0-0 SH5-3 SF8 2B	0-0 FC5-4 1-2f			0-0 4-3		0-0 E6 7-2		0-0 E 1-3 1B	5 2 2 0 0 0 1 0 0 0 0 0 0 0																	
Ken Griffey, L (1, 9) OBP: 0.370, SLG: 0.459	0-0 SH5-3 2-3		0-0 1B		0-0 G3		0-0 7-2 3-Hf		0-0 E4 2-H 3-H 1B	4 0 2 1 0 0 1																	
Joe Morgan, L (1, 4) OBP: 0.374, SLG: 0.449	0-0 SF8 3-H		0-3 K			0-0 P6		0-0 E6 3B 1B	0-0 F8	4 1 1 1 0 1 2																	
George Foster, R (1, 7) OBP: 0.386, SLG: 0.570	0-0 HR		0-3 K 1-2			0-0 1B 2B		0-0 CS 3B 3-H	4-0 IBB	4 2 3 2 1 1 1																	
Dan Driessen, L (1, 3) OBP: 0.406, SLG: 0.516	0-0 1B			0-0 2B		0-0 1-3 2-H 1B		0-0 1-3	0-0 6-3	5 0 3 1 0 0 3																	
Dave Concepcion, R (1, 6) OBP: 0.354, SLG: 0.415	0-0 F9 1-2		0-0 F3		0-0 1-3		0-0 1-3	4-0 CS IBB		3 0 0 0 1 0 3																	
Cesar Geronimo, L (1, 8) OBP: 0.354, SLG: 0.397		0-0 F8		0-0 F7		4-0 IBB		0-3 K 1-2 3-H		3 0 0 0 1 1 3																	
Don Werner, R (1, 2) OBP: 0.232, SLG: 0.196		0-3 K		0-3 K		0-3 K		0-0 F9		4 0 0 0 0 3 3																	
Paul Moskau, R (1, 1) OBP: 0.286, SLG: 0.167 Junior Kennedy, R (7, PH) OBP: 0.357, SLG: 0.255 Pedro Borbon, R (7, 1) OBP: 0.250, SLG: 0.250 Doug Bair, R (8, 1) OBP: 0.200, SLG: 0.200 Dave Tomlin, L (9, 1)		4-0 FC5-4 BB		0-3 K		0-3 K		0-0 1B 1B		1 0 0 0 1 1 0 1 0 0 0 0 1 0 0 0 0 0 0 0 0 1 1 1 0 0 0 0 0 0 0 0 0 0 0																	
Inning Stats	R: 2 E: 0 K: 0 S: 6	H: 3 LOB: 1 BB: 0 P: 6	R: 0 E: 0 K: 1 S: 5	H: 0 LOB: 1 BB: 1 P: 9	R: 0 E: 0 K: 2 S: 7	H: 1 LOB: 0 BB: 0 P: 7	R: 0 E: 0 K: 1 S: 6	H: 1 LOB: 1 BB: 0 P: 6	R: 0 E: 0 K: 1 S: 5	H: 0 LOB: 0 BB: 0 P: 5	R: 1 E: 0 K: 1 S: 7	H: 2 LOB: 2 BB: 1 P: 11	R: 0 E: 1 K: 1 S: 5	H: 0 LOB: 0 BB: 0 P: 5	R: 1 E: 1 K: 1 S: 6	H: 2 LOB: 1 BB: 1 P: 10	R: 2 E: 1 K: 0 S: 6	H: 3 LOB: 2 BB: 1 P: 10	1B: 7 2B: 4 3B: 1 HR: 1	SF: 1 SAC: 1 DP: 1 HBP: 0	WP: 0 PB: 0 SB: 1 CS: 2	PA: 41					
PITCHER	IP	WLS	BF	H	R	ER	SO	BB	IBB	HBP	BLK	WP	HR	S	P	ERA	WHIP										
John Montefusco, R (1, 1) ERA: 3.41	6.0		26	7	3	3	6	1	1	0	0	0	1	36	44	4.50	1.333										
Gary Lavelle, L (7, 1) ERA: 3.76	2.0	L	8	2	1	1	2	0	1	0	0	0	0	11	15	4.50	1.000										
Randy Moffitt, R (9, 1) ERA: 2.63	0.1		3	2	2	2	0	0	0	0	0	0	0	3	3	54.00	6.000										
John Curtis, L (9, 1) ERA: 3.0	0.2		4	1	0	0	0	0	1	0	0	0	0	3	7	0.00	1.500										

Cincinnati Reds @ San Francisco Giants
Candlestick Park, San Francisco, CA
 Tue Jun 20 1978, 10:05 PM EDT
 Att: 55,920 - Unknown

AB	35
R	6
H	12
RBI	5
BB	4
SO	8
LOB	17



Batter	1	2	3	4	5	6	7	8	9	AB R H RBI BB SO LOB
Terry Whitfield, L (1, 7) OBP: 0.330, SLG: 0.414	4-0 5-3 BB		0-0 1B 1B	0-0 4-3			0-0 F8 SH1-4 1B		0-0 4-3	4 1 2 0 1 0 0
Rob Andrews, R (1, 4) OBP: 0.333, SLG: 0.355	0-0 5-3 1-2		0-0 F8			0-0 F8	0-0 SH1-4 1-2		0-0 1B 1B	4 0 1 0 0 0 2
Jack Clark, R (1, 9) OBP: 0.366, SLG: 0.523	0-0 F5		0-0 1B 3B 1B			0-0 F8	0-0 F8 2-3		0-0 1-3 1B	5 1 2 0 0 0 2
Darrell Evans, L (1, 5) OBP: 0.392, SLG: 0.428	0-0 P3		0-0 1-3 3B 1B			4-0 CS BB	4-0 IBB		0-0 L3 1-2	3 1 1 1 2 0 3
Jim Dwyer, L (1, 3) OBP: 0.333, SLG: 0.375		0-0 F9	0-0 3B			0-0 CS 1-2	0-3 K		0-0 P4	4 0 1 2 0 1 2
Larry Herndon, R (1, 8) OBP: 0.341, SLG: 0.346		0-0 2B	0-0 S BB			0-0 1B 1B		0-0 E6 SH1-4		3 0 2 0 1 0 0
Johnnie LeMaster, R (1, 6) OBP: 0.260, SLG: 0.282		0-0 1-3	0-3 K			0-0 1-2 1B		0-0 SH1-4		3 0 1 0 0 1 3
Mike Sadek, R (1, 2) OBP: 0.329, SLG: 0.293		0-0 F5				0-0 F7		0-0 6-3		3 0 0 0 0 0 3
Bill Madlock, R (8, PH) OBP: 0.388, SLG: 0.463										1 0 0 0 0 0 1
Marc Hill, R (9, 2) OBP: 0.281, SLG: 0.275										0 0 0 0 0 0 0
John Montefusco, R (1, 1) OBP: 0.179, SLG: 0.111			0-3 K			0-0 1-3		0-0 P4		2 0 0 0 0 0 1 0
Mike Ivie, R (6, PH) OBP: 0.383, SLG: 0.504										1 0 0 0 0 0 1 2
Gary Lavelle, S (7, 1) OBP: 0.143, SLG: 0.143										0 0 0 0 0 0 0 0
Hector Cruz, R (8, PH) OBP: 0.279, SLG: 0.410										1 0 0 0 0 0 0 1
Randy Moffitt, R (9, 1) OBP: 0.290, SLG: 0.200										0 0 0 0 0 0 0 0
John Curtis, L (9, 1)										0 0 0 0 0 0 0 0

Inning Stats	R: 0 E: 0 K: 0 S: 3	H: 0 LOB: 1 BB: 1 P: 7	R: 0 E: 0 K: 0 S: 4	H: 1 LOB: 1 BB: 0 P: 4	R: 3 E: 0 K: 2 S: 11	H: 4 LOB: 2 BB: 1 P: 15	R: 0 E: 0 K: 0 S: 3	H: 0 LOB: 0 BB: 0 P: 3	R: 0 E: 0 K: 0 S: 2	H: 0 LOB: 0 BB: 1 P: 6	R: 0 E: 0 K: 2 S: 9	H: 2 LOB: 2 BB: 0 P: 9	R: 0 E: 0 K: 0 S: 4	H: 1 LOB: 2 BB: 1 P: 8	R: 0 E: 1 K: 0 S: 4	H: 0 LOB: 1 BB: 0 P: 4	R: 0 E: 0 K: 0 S: 4	H: 2 LOB: 1 BB: 0 P: 4	1B: 8 2B: 2 3B: 1 HR: 0	SF: 0 SAC: 2 DP: 1 HBP: 0
--------------	------------------------------	---------------------------------	------------------------------	---------------------------------	-------------------------------	----------------------------------	------------------------------	---------------------------------	------------------------------	---------------------------------	------------------------------	---------------------------------	------------------------------	---------------------------------	------------------------------	---------------------------------	------------------------------	---------------------------------	----------------------------------	------------------------------------

PITCHER	IP	WLS	BF	H	R	ER	SO	BB	IBB	HBP	BLK	WP	HR	S	P	ERA	WHIP
Paul Moskau, R (1, 1) ERA: 5.25	6.0		27	7	3	3	4	3	0	0	0	0	0	32	44	4.50	1.667
Pedro Borbon, R (7, 1) ERA: 5.45	1.1	W	7	1	0	0	0	0	1	0	0	0	0	6	10	0.00	0.750
Doug Bair, R (8, 1) ERA: 1.21	1.0		5	2	0	0	0	0	0	0	0	0	0	5	5	0.00	2.000
Dave Tomlin, L (9, 1) ERA: 4.8	0.2	S	1	0	0	0	0	0	0	0	0	0	0	1	1	0.00	0.000

BOTTOM

Cincinnati Reds @ San Francisco Giants
Candlestick Park, San Francisco, CA

Tue Jun 20 1978, 10:05 PM EDT
Att. 55,920 - Unknown

livebaseballscorecards.com

AB	34
R	3
H	10
RBI	3
BB	4
SO	4
LOB	19



WP: 0	PA: 41
PB: 0	
SB: 1	
CS: 1	

Batter	1	2	3	4	5	6	7	8	9	AB R H RBI BB SO LOB	TOP
Pete Rose, S (1, 5) OBP: 0.336, SLG: 0.411	0-0 1B		0-0 F8			0-0 E4		0-0 6-3		4 0 1 0 0 0 1	Cincinnati Reds @ San Francisco Giants Candlestick Park, San Francisco, CA Wed Jun 21 1978, 10:05 PM EDT Att. 37,334 - Unknown livebaseballscorecards.com
Ken Griffey, L (1, 9) OBP: 0.365, SLG: 0.452	0-3 1-2 K		0-0 3-1			0-0 G3-6-3		0-0 5-3	4 0 0 0 0 1 3		
Joe Morgan, L (1, 4) OBP: 0.368, SLG: 0.440	0-3 K			0-0 P6		0-3 K		0-0 1-6-3	4 0 0 0 0 2 1		
George Foster, R (1, 7) OBP: 0.384, SLG: 0.565	0-0 P4			0-0 P3			0-0 G3 1B	0-0 5-3	4 0 1 0 0 0 1		
Dan Driessen, L (1, 3) OBP: 0.405, SLG: 0.512		0-0 4-3		4-0 S BB		0-0 G3		0-0 G3	2 0 0 0 1 0 1		
Cesar Geronimo, L (1, 8) OBP: 0.348, SLG: 0.390		0-0 3-1		0-0 G3		0-0 F9			3 0 0 0 0 0 2		
Dave Concepcion, R (1, 6) OBP: 0.350, SLG: 0.410		0-0 2-3			0-0 1-6-3		0-0 6-3		3 0 0 0 0 0 1		
Don Werner, R (1, 2) OBP: 0.237, SLG: 0.202 Dave Collins, S (8, PH) OBP: 0.345, SLG: 0.245 Vic Correll, R (8, 2)			0-0 SH1-4 1B		0-0 5-3		0-0 1-3		2 0 1 0 0 0 0 1 0 0 0 0 0 0 0 0 0 0 0 0 0		
Tom Seaver, R (1, 1) OBP: 0.278, SLG: 0.194 Ken Henderson, S (8, PH) OBP: 0.273, SLG: 0.345 Manny Sarmiento, R (8, 1)			0-0 SH1-4		0-0 F8		0-3 K		1 0 0 0 0 0 0 1 0 0 0 0 1 0 0 0 0 0 0 0 0		
Inning Stats	R: 0 E: 0 K: 2 S: 8 H: 1 LOB: 1 BB: 0 P: 8	R: 0 E: 0 K: 0 S: 3 H: 0 LOB: 0 BB: 0 P: 3	R: 0 E: 0 K: 0 S: 4 H: 1 LOB: 1 BB: 0 P: 4	R: 0 E: 0 K: 0 S: 3 H: 0 LOB: 1 BB: 1 P: 7	R: 0 E: 0 K: 0 S: 3 H: 0 LOB: 0 BB: 0 P: 3	R: 0 E: 1 K: 1 S: 5 H: 0 LOB: 0 BB: 0 P: 5	R: 0 E: 0 K: 0 S: 4 H: 1 LOB: 1 BB: 0 P: 4	R: 0 E: 0 K: 1 S: 5 H: 0 LOB: 0 BB: 0 P: 5	R: 0 E: 0 K: 0 S: 3 H: 0 LOB: 0 BB: 0 P: 3	1B: 3 2B: 0 3B: 0 HR: 0 SF: 0 SAC: 1 DP: 1 HBP: 0	
PITCHER Ed Halicki, R (1, 1) ERA: 2.06	IP: 9.0 WLS: W BF: 31 H: 3 R: 0 ER: 0 SO: 4 BB: 1 IBB: 0 HBP: 0 BLK: 0 WP: 0 HR: 0 S: 38 P: 42 ERA: 0.00 WHIP: 0.444	PITCHER IP WLS BF H R ER SO BB IBB HBP BLK WP HR S P ERA WHIP									



Batter	1	2	3	4	5	6	7	8	9	AB	R	H	RBI	BB	SO	LOB	TOP										
Pete Rose, S (1, 7) X OBP: 0.337, SLG: 0.408 Cesar Geronimo, L (8, 8) OBP: 0.348, SLG: 0.390	0-0 4-3		0-0 F9	4-0 1-2 BB		0-0 FC6-4		0-0 1-2 1B		4	0	1	0	1	0	2											
Ken Griffey, L (1, 9) X OBP: 0.369, SLG: 0.455	0-0 1B E 1B		0-0 FC4 1B	0-0 F7			0-0 1B 1B	0-3 K		5	2	3	0	0	1	5											
Dave Concepcion, R (1, 6) X OBP: 0.351, SLG: 0.410	0-0 E8 1B 1B		0-0 FC4 1-2f		0-0 5-3		0-0 1B G6-4-3 1B	0-0 F9		5	2	2	0	0	0	3											
George Foster, R (1, 8) X OBP: 0.385, SLG: 0.562 (8, 7)	0-0 FC5-4 1B		0-0 F9		0-0 5-3		0-0 G6-4-3 1B	0-3 K		5	0	2	2	0	1	1											
Ray Knight, R (1, 5) X OBP: 0.211, SLG: 0.333	0-0 FC5-4 1-2f			0-0 4-3	0-3 K		0-0 G6-4-3	0-0 2B		5	0	1	0	0	1	2											
Dan Driessen, L (1, 3) X OBP: 0.405, SLG: 0.509	0-0 4-3			0-3 K		0-0 FC2-6 1B	0-0 FC4-6 1B	0-0 F5		5	0	2	0	0	1	2											
Junior Kennedy, R (1, 4) X OBP: 0.344, SLG: 0.235		0-0 1-3		4-0 BB 1B BB		0-0 FC2-6 1B	0-0 FC4-6	0-0 6-3		4	1	0	0	1	0	3											
Don Werner, R (1, 2) X OBP: 0.246, SLG: 0.206		0-0 5-3		4-0 1B 1-2 BB		0-0 FC6-4 1B		0-0 F9		3	0	1	0	1	0	0											
Bill Bonham, R (1, 1) X OBP: 0.226, SLG: 0.214 Manny Sarmiento, R (7, 1) X		0-0 F9		0-0 BB 1B		0-3 K		1-0 1B HBP		3	0	1	1	0	1	2											
				1-3 2-H						0	0	0	0	0	0	0											
Inning Stats	R: 2 E: 1 K: 0 S: 6	H: 3 LOB: 1 BB: 0 P: 6	R: 0 E: 0 K: 0 S: 3	H: 0 LOB: 0 BB: 0 P: 3	R: 0 E: 0 K: 0 S: 4	H: 1 LOB: 1 BB: 0 P: 4	R: 1 E: 0 K: 1 S: 6	H: 1 LOB: 3 BB: 3 P: 18	R: 0 E: 0 K: 1 S: 5	H: 0 LOB: 0 BB: 0 P: 5	R: 0 E: 0 K: 1 S: 7	H: 2 LOB: 2 BB: 0 P: 7	R: 2 E: 0 K: 0 S: 6	H: 4 LOB: 1 BB: 0 P: 6	R: 0 E: 0 K: 1 S: 6	H: 1 LOB: 2 BB: 0 P: 7	R: 0 E: 0 K: 1 S: 6	H: 1 LOB: 1 BB: 0 P: 6	1B: 12 2B: 1 3B: 0 HR: 0	SF: 0 SAC: 0 DP: 1 HBP: 1	WP: 0 PB: 0 SB: 0 CS: 0	PA: 43					
PITCHER	IP	WLS	BF	H	R	ER	SO	BB	IBB	HBP	BLK	WP	HR	S	P	ERA	WHIP										
Bob Knepper, L (1, 1) ERA: 2.62	6.0	L	28	7	3	3	3	3	0	0	0	0	0	31	43	4.50	1.667										
Charlie Williams, R (7, 1) ERA: 4.6	1.1		9	5	2	2	0	0	0	1	0	0	0	8	9	13.50	3.750										
John Curtis, L (8, 1) ERA: 2.89	0.2		2	0	0	0	1	0	0	0	0	0	0	4	4	0.00	0.000										
Randy Moffitt, R (9, 1) ERA: 2.56	1.0		4	1	0	0	1	0	0	0	0	0	0	6	6	0.00	1.000										

Cincinnati Reds @ San Francisco Giants
 Candlestick Park, San Francisco, CA
 Thu Jun 22 1978, 10:05 PM EDT
 Att: 40,039 - Unknown

AB	39
R	5
H	13
RBI	3
BB	3
SO	5
LOB	20



Batter	1	2	3	4	5	6	7	8	9	AB	R	H	RBI	BB	SO	LOB
Terry Whitfield, L (1, 7) OBP: 0.323, SLG: 0.400	0-0 G3			0-0 1-3		0-0 1-3		0-0 6-3		4	0	0	0	0	0	0
Rob Andrews, R (1, 4) OBP: 0.315, SLG: 0.333	0-0 5-3			0-0 5-3			0-0 5-3		0-0 L4	4	0	0	0	0	0	0
Darrell Evans, L (1, 5) OBP: 0.388, SLG: 0.419	0-0 4-3			0-0 G3			0-0 BB BB 1B		0-0 F2	4	0	1	0	0	0	0
Willie McCovey, L (1, 3) OBP: 0.320, SLG: 0.411		4-0 BB BB G4-6-3 BB			0-0 6-3		4-0 BB BB 1-2 BB		0-0 BB BB 2B	2	0	1	0	2	0	0
Jim Barr, R (9, PR) OBP: 0.188, SLG: 0.188										0	0	0	0	0	0	0
Hector Cruz, R (1, 9) OBP: 0.286, SLG: 0.407		0-3 K			0-0 SH1-3 1B		4-0 BB BB 1-2 2-3 BB		0-0 F8	3	0	1	0	1	1	2
Larry Herndon, R (1, 8) OBP: 0.339, SLG: 0.343		0-0 G4-6-3 1-2f			0-0 SH1-3 1-2		0-0 F3			2	0	0	0	0	0	4
Roger Metzger, S (1, 6) OBP: 0.283, SLG: 0.273					0-0 L5		0-0 F9			2	0	0	0	0	0	1
Jack Clark, R (7, PH) OBP: 0.367, SLG: 0.524						0-0 G3				1	0	0	0	0	0	3
Johnnie LeMaster, R (8, 6) OBP: 0.260, SLG: 0.282										0	0	0	0	0	0	0
Marc Hill, R (1, 2) OBP: 0.271, SLG: 0.264								0-0 6-3		3	0	0	0	0	0	0
Bob Knepper, L (1, 1) OBP: 0.148, SLG: 0.132									0-0 F9							
Vic Harris, S (6, PH) OBP: 0.116, SLG: 0.109										1	0	0	0	0	0	0
Charlie Williams, R (7, 1) OBP: 0.116, SLG: 0.109										1	0	0	0	0	0	0
John Curtis, L (8, 1) OBP: 0.116, SLG: 0.109										0	0	0	0	0	0	0
Jim Dwyer, L (8, PH) OBP: 0.116, SLG: 0.109										0	0	0	0	0	0	0
Randy Moffitt, R (9, 1) OBP: 0.200, SLG: 0.200										1	0	0	0	0	0	0

Inning Stats	R: 0	H: 0	E: 0	LOB: 0	K: 0	BB: 0	S: 3	P: 3	R: 0	H: 0	E: 0	LOB: 0	K: 0	BB: 1	S: 4	P: 8	R: 0	H: 0	E: 0	LOB: 0	K: 0	BB: 0	S: 3	P: 3	R: 0	H: 1	E: 0	LOB: 1	K: 0	BB: 0	S: 4	P: 4	R: 0	H: 0	E: 0	LOB: 0	K: 1	BB: 0	S: 5	P: 5	R: 0	H: 1	E: 0	LOB: 3	K: 0	BB: 2	S: 4	P: 12	R: 0	H: 0	E: 0	LOB: 0	K: 0	BB: 0	S: 3	P: 3	R: 0	H: 1	E: 0	LOB: 1	K: 0	BB: 0	S: 4	P: 4	1B: 2	SF: 0	2B: 1	SAC: 1	3B: 0	DP: 1	HR: 0	HBP: 0	WP: 0	PA: 32
--------------	------	------	------	--------	------	-------	------	------	------	------	------	--------	------	-------	------	------	------	------	------	--------	------	-------	------	------	------	------	------	--------	------	-------	------	------	------	------	------	--------	------	-------	------	------	------	------	------	--------	------	-------	------	-------	------	------	------	--------	------	-------	------	------	------	------	------	--------	------	-------	------	------	-------	-------	-------	--------	-------	-------	-------	--------	-------	--------

PITCHER	IP	WLS	BF	H	R	ER	SO	BB	IBB	HBP	BLK	WP	HR	S	P	ERA	WHIP
Bill Bonham, R (1, 1) ERA: 2.55	6.1	W	23	2	0	0	2	3	0	0	0	0	0	24	36	0.00	0.789
Manny Sarmiento, R (7, 1) ERA: 1.95	2.2	S	9	1	0	0	0	0	0	0	0	0	0	9	9	0.00	0.375

BOTTOM

Cincinnati Reds @ San Francisco Giants
Candlestick Park, San Francisco, CA
Thu Jun 22 1978, 10:05 PM EDT
Att. 40,039 - Unknown

livebaseballscores.com

AB	28
R	0
H	3
RBI	0
BB	3
SO	2
LOB	10



Batter	1	2	3	4	5	6	7	8	9	AB R H RBI BB SO LOB	TOP	
Jerry Royster, R OBP: 0.357, SLG: 0.356 (1, 4) X	0-0 4-3 ①		0-0 F9 ③			0-0 4-3 ②		0-0 F9 ③		4 0 0 0 0 0 0		
Barry Bonnell, R OBP: 0.267, SLG: 0.268 (1, 8) X	0-0 P9 ②			0-3 K ①		0-0 1B ③		0-0 F9 ①		4 0 1 0 0 1 0		
Bob Horner, R OBP: 0.179, SLG: 0.296 (1, 5) S S S	0-3 K ③			0-0 L1 ②		0-0 F7 ③		0-0 F3 ②		4 0 0 0 0 1 1		
Gary Matthews, R OBP: 0.388, SLG: 0.551 (1, 9) B B B B		4-0 1B BB ③		0-0 5-3 ③		0-0 FC5-4 1B ③		4-0 1B BB ③		2 0 1 0 2 0 0		
Cito Gaston, R OBP: 0.232, SLG: 0.209 (1, 7) X		0-0 G6-4-3 1-2 1B ①		0-0 5-3 ①		0-0 FC5-4 FC4 1-2f ①		0-0 FC6-4 1B ①		4 0 2 0 0 0 1		
Dale Murphy, R OBP: 0.273, SLG: 0.288 (1, 3) (7, 2) X		0-0 F8 ①		0-3 K ②		0-3 K ②		0-0 FC6-4 1-2f ③		4 0 0 0 0 2 5		
Biff Pocoroba, S OBP: 0.340, SLG: 0.364 Dave Campbell, R (7, 1) X		0-0 G6-4-3 1-2f ② ③		0-0 K ③		0-0 FC4 1-2f ③				3 0 1 0 0 0 3 0 0 0 0 0 0 0		
Darrel Chaney, S OBP: 0.304, SLG: 0.298 (1, 6) X			0-0 F9 ①		0-3 K ③		0-0 F9 ①			3 0 0 0 0 1 1		
Preston Hanna, R OBP: 0.200, SLG: 0.345 Eddie Solomon, R OBP: 0.200, SLG: 0.200 Bob Beall, S OBP: 0.345, SLG: 0.282 (1, 1) (1, 1) (7, 3) X			0-0 5-3 ②		0-3 K ①		0-3 K ②			0 0 0 0 0 0 0 2 0 0 0 0 1 0 1 0 0 0 0 1 0		
Inning Stats	R: 0 E: 0 K: 1 S: 5 H: 0 LOB: 0 BB: 0 P: 5	R: 0 E: 0 K: 0 S: 3 H: 1 LOB: 1 BB: 1 P: 7	R: 0 E: 0 K: 0 S: 3 H: 0 LOB: 0 BB: 0 P: 3	R: 0 E: 0 K: 1 S: 5 H: 0 LOB: 0 BB: 0 P: 5	R: 0 E: 0 K: 2 S: 8 H: 1 LOB: 1 BB: 0 P: 8	R: 0 E: 0 K: 1 S: 6 H: 1 LOB: 1 BB: 0 P: 6	R: 0 E: 0 K: 1 S: 6 H: 1 LOB: 1 BB: 0 P: 6	R: 0 E: 0 K: 1 S: 5 H: 0 LOB: 0 BB: 0 P: 5	R: 0 E: 0 K: 0 S: 4 H: 1 LOB: 2 BB: 1 P: 8	1B: 5 2B: 0 3B: 0 HR: 0 SF: 0 SAC: 0 DP: 1 HBP: 0	WP: 0 PB: 0 SB: 0 CS: 0 PA: 33	
PITCHER Vida Blue, L ERA: 2.23 (1, 1)	IP 9.0 WLS W BF 33 H 5 R 0 ER 0 SO 7 BB 2 IBB 0 HBP 0 BLK 0 WP 0 HR 0 S 45 P 53 ERA 0.00 WHIP 0.778											PITCHER IP WLS BF H R ER SO BB IBB HBP BLK WP HR S P ERA WHIP

Atlanta Braves @ San Francisco Giants
 Candlestick Park, San Francisco, CA
 Fri Jun 23 1978, 10:05 PM EDT
 Att. 9,267 - Unknown

livebaseballscorecards.com

AB	31
R	0
H	5
RBI	0
BB	2
SO	7
LOB	11



Batter	1	2	3	4	5	6	7	8	9
Bill Madlock, R <small>OBP: 0.391, SLG: 0.466</small> Rob Andrews, R <small>OBP: 0.302, SLG: 0.318</small> (1, 4) (1, PH) (2, 4)	 <small>0-0</small>	 <small>0-0</small>	 <small>0-0</small>			 <small>0-3</small>		 <small>0-0</small>	
Terry Whitfield, L <small>OBP: 0.329, SLG: 0.423</small> (1, 7)	 <small>0-0</small>	 <small>0-0</small>	 <small>0-0</small>			 <small>0-0</small>		 <small>0-0</small>	
Darrell Evans, L <small>OBP: 0.385, SLG: 0.412</small> (1, 5)	 <small>4-0</small>	 <small>0-0</small>	 <small>0-0</small>			 <small>0-0</small>		 <small>0-0</small>	
Willie McCovey, L <small>OBP: 0.313, SLG: 0.402</small> Jim Dwyer, L <small>OBP: 0.326, SLG: 0.355</small> (1, 3) (9, 3)	 <small>0-3</small>	 <small>0-0</small>		 <small>0-0</small>		 <small>0-0</small>			
Hector Cruz, R <small>OBP: 0.305, SLG: 0.456</small> (1, 9)	 <small>0-0</small>	 <small>0-0</small>		 <small>0-0</small>		 <small>0-0</small>			
Larry Herndon, R <small>OBP: 0.341, SLG: 0.343</small> (1, 8)	 <small>0-0</small>	 <small>0-0</small>		 <small>0-0</small>		 <small>4-0</small>			
Roger Metzger, S <small>OBP: 0.295, SLG: 0.287</small> (1, 6)	 <small>0-0</small>	 <small>0-0</small>			 <small>0-0</small>		 <small>0-0</small>		
Marc Hill, R <small>OBP: 0.271, SLG: 0.264</small> (1, 2)	 <small>0-0</small>	 <small>0-0</small>			 <small>0-0</small>		 <small>0-0</small>		
Vida Blue, S <small>OBP: 0.271, SLG: 0.244</small> (1, 1)	 <small>0-3</small>		 <small>0-3</small>		 <small>0-0</small>		 <small>0-3</small>		

Inning Stats	R: 6	H: 6	E: 1	K: 2	S: 13	LOB: 1	BB: 1	P: 17
	R: 1	H: 3	E: 1	K: 0	S: 7	LOB: 3	BB: 0	P: 7
	R: 1	H: 1	E: 0	K: 1	S: 6	LOB: 0	BB: 0	P: 6
	R: 0	H: 0	E: 0	K: 0	S: 3	LOB: 0	BB: 0	P: 3
	R: 0	H: 0	E: 0	K: 0	S: 3	LOB: 0	BB: 0	P: 3
	R: 0	H: 0	E: 0	K: 1	S: 5	LOB: 0	BB: 0	P: 5
	R: 1	H: 2	E: 0	K: 1	S: 7	LOB: 2	BB: 1	P: 11
	R: 0	H: 0	E: 0	K: 0	S: 3	LOB: 0	BB: 0	P: 3

PITCHER	IP	WLS	BF	H	R	ER	SO	BB	IBB	HBP	BLK	WP	HR	S	P	ERA	WHIP
Preston Hanna, R <small>ERA: 3.76</small>	(1, 1)	0.1	7	5	6	6	1	1	0	0	0	3	0	8	12	162.00	18.000
Eddie Solomon, R <small>ERA: 4.37</small>	(1, 1)	5.2	23	5	2	2	3	0	0	0	0	0	1	29	29	3.18	0.882
Dave Campbell, R <small>ERA: 4.2</small>	(7, 1)	2.0	9	2	1	1	1	1	0	0	0	0	1	10	14	4.50	1.500

BOTTOM

AB	R	H	RBI	BB	SO	LOB
1	1	1	0	0	0	0
4	0	0	0	0	1	1
5	3	3	1	0	0	0
4	1	0	0	1	0	1
4	0	0	0	0	1	4
0	0	0	0	0	0	0
4	2	3	4	0	0	0
3	1	1	1	1	0	2
4	1	3	1	0	0	0
4	0	1	1	0	0	5
4	0	0	0	0	3	3

Atlanta Braves @ San Francisco Giants
Candlestick Park, San Francisco, CA

AB 37
R 9
H 12
RBI 8
BB 2
SO 5
LOB 16

WP: 3 **PA: 39**
PB: 0
SB: 2
CS: 0

GIANTS

livebaseballscores.com

Fri Jun 23 1978, 10:05 PM EDT
 Att. 9,267 - Unknown

Batter	1	2	3	4	5	6	7	8	9	AB R H RBI BB SO LOB	TOP
Jerry Royster, R OBP: 0.366, SLG: 0.366 (1, 4) X	0-0 1B 1B		0-0 G3 1B		0-0 1-2 1B		0-0 CS 1B			4 0 4 0 0 0 0	
Bob Beall, S OBP: 0.341, SLG: 0.280 (1, 3) X	0-0 S 1B		0-0 G3 1-2		0-3 K		0-0 CS 1-2	0-0 F8		4 0 1 0 0 1 3	
Bob Horner, R OBP: 0.188, SLG: 0.323 (1, 5) S S S	0-3 K 1-2		0-0 5-3			0-0 1B 2B		0-0 P5		4 1 1 0 0 1 3	
Gary Matthews, R OBP: 0.384, SLG: 0.543 (1, 9) S S S	0-3 K			0-0 4-3		0-0 2-3 1B		0-0 F9		4 0 1 0 0 1 2	
Biff Pocoroba, S OBP: 0.333, SLG: 0.356 (1, 2) S S S	0-3 K			0-0 4-3		0-0 4-3			0-0 P5	4 0 0 0 0 1 3	
Rowland Office, L OBP: 0.279, SLG: 0.311 (1, 8) S S S		0-3 K		0-0 6-3		0-0 FC6 1B		0-0 F8		4 0 1 1 0 1 0	
Cito Gaston, R OBP: 0.219, SLG: 0.197 (1, 7) X		0-0 6-3			0-0 F8	0-0 FC6 1-2		0-0 F8		4 0 0 0 0 0 1	
Darrel Chaney, S OBP: 0.298, SLG: 0.291 (1, 6) S S S		0-3 K			0-0 5-3				0-0 G3	3 0 0 0 0 1 0	
Phil Niekro, R OBP: 0.255, SLG: 0.300 (1, 1) X			0-0 6-3		0-0 1B 1B			0-0 5-3		3 0 1 0 0 0 0	
Inning Stats	R: 0 E: 0 K: 3 S: 11 H: 2 LOB: 2 BB: 0 P: 11	R: 0 E: 0 K: 2 S: 7 H: 0 LOB: 0 BB: 0 P: 7	R: 0 E: 0 K: 0 S: 4 H: 1 LOB: 1 BB: 0 P: 4	R: 0 E: 0 K: 0 S: 3 H: 0 LOB: 0 BB: 0 P: 3	R: 0 E: 0 K: 1 S: 7 H: 2 LOB: 2 BB: 0 P: 7	R: 1 E: 0 K: 0 S: 5 H: 3 LOB: 1 BB: 0 P: 5	R: 0 E: 0 K: 0 S: 3 H: 1 LOB: 0 BB: 0 P: 3	R: 0 E: 0 K: 0 S: 3 H: 0 LOB: 0 BB: 0 P: 3	R: 0 E: 0 K: 0 S: 3 H: 0 LOB: 0 BB: 0 P: 3	1B: 8 2B: 1 3B: 0 HR: 0 SF: 0 SAC: 0 DP: 0 HBP: 0	WP: 0 PB: 0 SB: 1 CS: 1 PA: 35
PITCHER Jim Barr, R ERA: 2.48 (1, 1)	IP: 9.0 WLS: W BF: 34 H: 9 R: 1 ER: 1 SO: 6 BB: 0 IBB: 0 HBP: 0 BLK: 0 WP: 0 HR: 0 S: 46 P: 46 ERA: 1.00 WHIP: 1.000										

Atlanta Braves @ San Francisco Giants
Candlestick Park, San Francisco, CA

AB	34
R	1
H	9
RBI	1
BB	0
SO	6
LOB	12



Sat Jun 24 1978, 6:33 AM EDT
Att: 10,578 - Unknown

livebaseballscorecards.com

Batter	1	2	3	4	5	6	7	8	9	AB R H RBI BB SO LOB
Terry Whitfield, L (1, 7) OBP: 0.328, SLG: 0.420	0-0 5-3 1B		0-0 F5		0-3 K		0-0 4-3			4 0 1 0 0 1 1
Rob Andrews, R (1, 4) OBP: 0.290, SLG: 0.304	0-0 5-3 1-2		0-0 E3		0-0 F8		0-0 F6			4 0 0 0 0 0 2
Darrell Evans, L (1, 5) OBP: 0.383, SLG: 0.407	0-3 K		0-0 F8		4-0 1B 2B BB		0-0 F6			3 1 0 0 1 1 2
Willie McCovey, L (1, 3) OBP: 0.307, SLG: 0.393	0-0 4-3			0-3 K		0-0 F8		0-0 F7		4 0 0 0 0 1 2
Hector Cruz, R (1, 9) OBP: 0.313, SLG: 0.457		0-3 K		0-0 CS 1B		0-0 1-2 2B 1B		0-3 K		4 1 2 0 0 2 0
Larry Herndon, R (1, 8) OBP: 0.347, SLG: 0.363		0-0 2B		0-0 1-2 3B		0-0 F9		0-0 1B		4 0 3 0 0 0 2
Roger Metzger, S (1, 6) OBP: 0.294, SLG: 0.293		0-0 F8		0-0 F8		0-0 1B 1-H 2-H 2B		0-0 F8		4 0 1 2 0 0 3
Marc Hill, R (1, 2) OBP: 0.277, SLG: 0.271		0-0 F2			0-0 FC1-6 1B		0-0 2-3 1B			3 0 2 0 0 0 1
Jim Barr, R (1, 1) OBP: 0.158, SLG: 0.158			0-0 6-3		0-0 FC1-6 1-2F		0-0 5-3			3 0 0 0 0 0 3

Inning Stats	R: 0 E: 0 K: 1 S: 6	H: 1 LOB: 1 BB: 0 P: 6	R: 0 E: 0 K: 1 S: 6	H: 1 LOB: 1 BB: 0 P: 6	R: 0 E: 1 K: 0 S: 4	H: 0 LOB: 1 BB: 0 P: 4	R: 0 E: 0 K: 1 S: 6	H: 2 LOB: 1 BB: 0 P: 6	R: 0 E: 0 K: 1 S: 6	H: 1 LOB: 1 BB: 0 P: 6	R: 2 E: 0 K: 0 S: 6	H: 3 LOB: 2 BB: 1 P: 10	R: 0 E: 0 K: 0 S: 3	H: 0 LOB: 0 BB: 0 P: 3	R: 0 E: 0 K: 1 S: 6	H: 1 LOB: 1 BB: 0 P: 6
1B: 6 2B: 2 3B: 1 HR: 0	SF: 0 SAC: 0 DP: 0 HBP: 0	WP: 0 PB: 0 SB: 0 CS: 1														

PITCHER	IP	WLS	BF	H	R	ER	SO	BB	IBB	HBP	BLK	WP	HR	S	P	ERA	WHIP
Phil Niekro, R (1, 1) ERA: 3.09	8.0	L	34	9	2	2	5	1	0	0	0	0	0	43	47	2.25	1.250

BOTTOM

Atlanta Braves @ San Francisco Giants
Candlestick Park, San Francisco, CA

Sat Jun 24 1978, 6:33 AM EDT
Att. 10,578 - Unknown

AB	33
R	2
H	9
RBI	2
BB	1
SO	5
LOB	16



WP: 0	PA: 34
PB: 0	
SB: 0	
CS: 1	

Batter	1	2	3	4	5	6	7	8	9	AB R H RBI BB SO LOB	TOP											
Jerry Royster, R (1, 4) OBP: 0.365, SLG: 0.364	0-3 K			0-0 F7		0-0 F8		0-0 WP 1B 1-2 2-3 1B		4 0 1 0 0 1 0	Atlanta Braves @ San Francisco Giants Candlestick Park, San Francisco, CA Sun Jun 25 1978, 6:33 AM EDT Unknown livebaseballscorecards.com											
Bob Beall, S (1, 3) OBP: 0.326, SLG: 0.266	0-0 F8			0-0 4-3		0-0 6-3		0-3 K		4 0 0 0 0 1 3												
Biff Pocoroba, S (1, 2) OBP: 0.337, SLG: 0.355	0-0 F5			0-0 F2			4-0 G1-4-3 BB	0-0 WP 1-2 2-3 3-H 1B		3 0 1 1 1 0 0												
Gary Matthews, R (1, 9) OBP: 0.375, SLG: 0.528		0-3 K			0-3 K		0-0 G1-4-3 1-2f	0-3 K 1-2 2-3 3-H		4 0 0 0 0 3 3												
Rowland Office, L (1, 8) OBP: 0.291, SLG: 0.341		0-0 F8			0-0 2B 1B		0-0 HR		4-0 BB	3 1 2 1 1 0 0												
Cito Gaston, R (1, 7) OBP: 0.221, SLG: 0.213		0-3 K			0-0 2B		0-0 6-3		0-3 K	4 0 1 0 0 2 1												
Darrel Chaney, S (1, 6) OBP: 0.297, SLG: 0.285			0-0 F7		0-3 K			4-0 1B BB 1B BB	0-0 F4	3 1 0 0 1 1 3												
Rod Gilbreath, R (1, 5) OBP: 0.287, SLG: 0.325			0-0 G4-6-3 1B		0-0 F8			0-3 K	0-3 K	4 0 1 0 0 2 4												
Preston Hanna, R (1, 1) OBP: 0.200, SLG: 0.345			0-0 G4-6-3			0-3 K		4-0 1B BB 1B BB 1-2 WP BB		0 0 0 0 0 0 0												
Jamie Easterly, L (2, 1) OBP: 0.200, SLG: 0.300										2 0 0 0 0 1 1												
Dave Campbell, R (6, 1)										0 0 0 0 0 0 0												
Joe Nolan, L (8, PH) OBP: 0.317, SLG: 0.361										0 1 0 0 1 0 0												
Craig Skok, R (8, 1) OBP: 1.000, SLG: 2.000										0 0 0 0 0 0 0												
Inning Stats	R: 0 E: 0 K: 1 S: 5	H: 0 LOB: 0 BB: 0 P: 5	R: 0 E: 0 K: 2 S: 7	H: 0 LOB: 0 BB: 0 P: 7	R: 0 E: 0 K: 0 S: 3	H: 1 LOB: 0 BB: 0 P: 3	R: 0 E: 0 K: 0 S: 3	H: 0 LOB: 0 BB: 0 P: 3	R: 0 E: 0 K: 2 S: 9	H: 2 LOB: 2 BB: 0 P: 9	R: 0 E: 0 K: 1 S: 5	H: 0 LOB: 0 BB: 0 P: 5	R: 1 E: 0 K: 0 S: 3	H: 1 LOB: 0 BB: 1 P: 7	R: 2 E: 0 K: 3 S: 11	H: 2 LOB: 2 BB: 2 P: 19	R: 0 E: 0 K: 2 S: 7	H: 0 LOB: 1 BB: 1 P: 11	1B: 4 2B: 1 3B: 0 HR: 1	SF: 0 SAC: 0 DP: 2 HBP: 0	WP: 1 PB: 0 SB: 0 CS: 0	PA: 35
PITCHER John Montefusco, R (1, 1) ERA: 3.38	IP: 9.0 WLS: W BF: 35 H: 6 R: 3 ER: 3 SO: 11 BB: 4 IBB: 0 HBP: 0 BLK: 0 WP: 1 HR: 1 S: 53 P: 69 ERA: 3.00 WHIP: 1.111											PITCHER	IP: WLS: BF: H: R: ER: SO: BB: IBB: HBP: BLK: WP: HR: S: P: ERA: WHIP:									



Batter	1	2	3	4	5	6	7	8	9	10	11	AB R H RBI BB SO LOB	BOTTOM												
Larry Herndon, R OBP: 0.353, SLG: 0.374 (1, 8)	0-3 K		0-0 FC6 1B		0-0 FC5-4 1B		0-0 3B		0-0 SH1-4 1B		4-0 E 1B BB	5 2 2 1 1 1 3	Atlanta Braves @ San Francisco Giants Candlestick Park, San Francisco, CA Sun Jun 25 1978, 6:38 AM EDT Att. 41,090 - Unknown												
Rob Andrews, R OBP: 0.309, SLG: 0.309 Bill Madlock, R OBP: 0.403, SLG: 0.492 (7, PH) (8, 4)	0-0 F8		4-0 1B BB		0-0 1-3 1B		0-3 K		0-0 SH1-4		0-0 1-1 1B	2 0 1 0 1 0 0 2 0 1 1 0 1 1													
Jack Clark, R OBP: 0.366, SLG: 0.518 (1, 9)	0-0 F7		0-0 1-3 2-H 3-H 1B		0-0 F4		0-3 K		4-0 BB IBB		0-3 K	5 0 1 2 1 2 4													
Hector Cruz, R OBP: 0.309, SLG: 0.427 (1, 5)		4-0 CS BB		0-0 F9		0-0 5-3 1-2		0-3 K	0-3 K		0-0 F8	5 0 0 0 1 2 5													
Mike Ivie, R OBP: 0.379, SLG: 0.496 Jim Dwyer, L OBP: 0.337, SLG: 0.370 (8, PR) (9, 3)		0-0 F8		0-0 F8		0-0 F5		0-0 1B	4-0 1-2 2-3 BB		0-3 K	4 0 1 0 0 0 1 1 0 0 0 1 1 1													
Terry Whitfield, L OBP: 0.332, SLG: 0.419 (1, 7)	0-3 K		0-0 1-2 1B		0-0 1B		0-0 3-1		0-0 1-3 1B		0-3 K	5 0 2 0 0 2 4													
Marc Hill, R OBP: 0.278, SLG: 0.272 Willie McCovey, L OBP: 0.314, SLG: 0.396 Mike Sadek, R OBP: 0.333, SLG: 0.329 (8, PH) (8, PR) (9, 2)			0-0 FC6 1B BB 1B		0-0 F9		0-0 E6		4-0 1-2 IBB		0-0 F7	3 1 1 0 0 0 1 0 0 0 0 1 0 0 1 0 0 0 0 0 0													
Johnnie LeMaster, R OBP: 0.266, SLG: 0.291 Darrell Evans, L OBP: 0.352, SLG: 0.402 Randy Moffitt, R OBP: 0.167, SLG: 0.167 John Curtis, L (11, 1)			4-0 1-2 FC6 BB 2B		0-0 SH FC5-4 2B		0-0 5-3		0-3 K		0-0 4-3	2 1 1 0 1 0 1 1 0 0 0 0 1 3 1 0 0 0 0 0 0 0 0 0 0 0 0 0													
Ed Halicki, R OBP: 0.143, SLG: 0.100 Vic Harris, S OBP: 0.113, SLG: 0.106 Gary Lavelle, S OBP: 0.143, SLG: 0.143 Roger Metzger, S OBP: 0.289, SLG: 0.288 (7, PH) (8, 1) (8, PH) (9, 6)			0-3 K		0-0 SH FC5-4		0-3 K		0-0 F9		0-0 5-3	1 0 0 0 0 1 2 1 0 0 0 0 1 0 0 0 0 0 0 0 0 2 0 0 0 0 0 3													
Inning Stats	R: 0 E: 0 K: 1 S: 5	H: 0 LOB: 0 BB: 0 P: 5	R: 0 E: 0 K: 1 S: 4	H: 0 LOB: 0 BB: 1 P: 8	R: 2 E: 0 K: 1 S: 6	H: 2 LOB: 2 BB: 2 P: 14	R: 0 E: 0 K: 0 S: 4	H: 1 LOB: 1 BB: 0 P: 4	R: 1 E: 0 K: 0 S: 6	H: 2 LOB: 2 BB: 0 P: 6	R: 0 E: 1 K: 3 S: 10	H: 1 LOB: 1 BB: 0 P: 10		R: 0 E: 0 K: 2 S: 9	H: 2 LOB: 3 BB: 1 P: 13	R: 0 E: 0 K: 2 S: 8	H: 1 LOB: 3 BB: 2 P: 16	R: 0 E: 0 K: 0 S: 3	H: 0 LOB: 0 BB: 0 P: 3	R: 1 E: 1 K: 2 S: 8	H: 1 LOB: 1 BB: 1 P: 12	1B: 8 2B: 1 3B: 1 HR: 0	SF: 0 SAC: 2 DP: 0 HBP: 0	WP: 0 PB: 0 SB: 3 CS: 1	PA: 50
PITCHER	IP WLS BF H R ER SO BB IBB HBP BLK WP HR S P ERA WHIP																				IP WLS BF H R ER SO BB IBB HBP BLK WP HR S P ERA WHIP				
Mickey Mahler, L ERA: 2.72 (1, 1)	4.1 20 5 3 3 3 3 3 0 0 0 0 0 23 35 6.23 1.846																				Eddie Solomon, R ERA: 4.27 (11, 1)	1.0 5 1 1 0 2 1 0 0 0 0 0 0 1 12 0.00 2.000			
Rick Camp, R ERA: 4.34 (5, 1)	1.2 6 0 0 0 0 0 0 0 0 0 0 0 6 6 0.00 0.000																								
Gene Garber, R ERA: 1.24 (7, 1)	2.0 10 3 0 0 5 0 1 0 0 0 0 0 19 23 0.00 1.500																								
Dave Campbell, R ERA: 3.9 (9, 1)	0.2 4 1 0 0 1 0 1 0 0 0 0 0 5 9 0.00 1.500																								
Craig Skok, L ERA: 0.57 (9, 1)	1.1 5 0 0 0 1 1 0 0 0 0 0 0 6 10 0.00 0.750																								

livebaseballscores.com

AB	41
R	4
H	10
RBI	4
BB	7
SO	12
LOB	29



Batter	1	2	3	4	5	6	7	8	9	10	AB R H RBI BB SO LOB	TOP											
Bill Madlock, R (1, 4) OBP: 0.402, SLG: 0.490	0-0 CS 1B		0-0 F6			0-0 SH1-4		0-0 5-3			3 0 1 0 0 0 0	San Francisco Giants @ San Diego Padres San Diego Stadium, San Diego, CA Mon Jun 26 1978, 10:05 PM EDT Att. 28,186 - Unknown livebaseballscorecards.com											
Darrell Evans, L (1, 5) OBP: 0.377, SLG: 0.398	0-0 F8 1-2			0-0 F8		0-0 SF7			0-0 F9		3 0 0 1 0 0 1												
Jack Clark, R (1, 9) OBP: 0.372, SLG: 0.520	0-0 1B			0-0 9-3 1B		4-0 IBB			0-0 5-3		3 0 2 0 1 0 0												
Willie McCovey, L (1, 3) OBP: 0.308, SLG: 0.387	0-0 F8			0-0 9-3 1-2f		0-0 F8			0-0 1-3		4 0 0 0 0 0 4												
Hector Cruz, R (1, 7) OBP: 0.298, SLG: 0.411		0-0 6-3			0-0 6-3		0-0 6-3			0-0 F5	4 0 0 0 0 0 0												
Larry Herndon, R (1, 8) OBP: 0.352, SLG: 0.372		0-0 1-3			0-0 4-3		0-0 G1-6-3 1B			0-3 K	4 0 1 0 0 1 0												
Roger Metzger, S (1, 6) OBP: 0.282, SLG: 0.280		0-0 6-3			0-0 F9		0-0 G1-6-3 1-2f			0-0 4-3	4 0 0 0 0 0 1												
Marc Hill, R (1, 2) OBP: 0.284, SLG: 0.275			4-0 BB BB BB			0-0 SH1-4 SF7 1B		0-0 F6			2 1 1 0 1 0 0												
Bob Knepper, L (1, 1) OBP: 0.136, SLG: 0.128			0-0 G3-6-3			0-0 SH		0-0 F6			1 0 0 0 0 0 1												
Mike Ivie, R (8, PH) OBP: 0.376, SLG: 0.492						0-0 E SH1-4					1 0 0 0 0 0 0												
Gary Lavelle, S (8, 1) OBP: 0.143, SLG: 0.143			1-2f								0 0 0 0 0 0 0												
Inning Stats	R: 0 E: 0 K: 0 S: 4	H: 2 LOB: 1 BB: 0 P: 4	R: 0 E: 0 K: 0 S: 3	H: 0 LOB: 0 BB: 0 P: 3	R: 0 E: 0 K: 0 S: 2	H: 0 LOB: 0 BB: 1 P: 6	R: 0 E: 0 K: 0 S: 3	H: 1 LOB: 0 BB: 0 P: 3	R: 0 E: 0 K: 0 S: 3	H: 1 LOB: 0 BB: 0 P: 3	R: 0 E: 0 K: 0 S: 3	H: 0 LOB: 0 BB: 0 P: 3	R: 0 E: 0 K: 1 S: 5	H: 0 LOB: 0 BB: 0 P: 5	R: 0 E: 0 K: 1 S: 5	H: 0 LOB: 0 BB: 0 P: 5	1B: 5 2B: 1 3B: 0 HR: 0	SF: 1 SAC: 2 DP: 3 HBP: 0	WP: 0 PB: 0 SB: 0 CS: 1	PA: 34			
PITCHER	IP WLS BF H R ER SO BB IBB HBP BLK WP HR S P ERA WHIP	IP WLS BF H R ER SO BB IBB HBP BLK WP HR S P ERA WHIP	IP WLS BF H R ER SO BB IBB HBP BLK WP HR S P ERA WHIP	IP WLS BF H R ER SO BB IBB HBP BLK WP HR S P ERA WHIP	IP WLS BF H R ER SO BB IBB HBP BLK WP HR S P ERA WHIP	IP WLS BF H R ER SO BB IBB HBP BLK WP HR S P ERA WHIP	IP WLS BF H R ER SO BB IBB HBP BLK WP HR S P ERA WHIP	IP WLS BF H R ER SO BB IBB HBP BLK WP HR S P ERA WHIP	IP WLS BF H R ER SO BB IBB HBP BLK WP HR S P ERA WHIP	IP WLS BF H R ER SO BB IBB HBP BLK WP HR S P ERA WHIP	IP WLS BF H R ER SO BB IBB HBP BLK WP HR S P ERA WHIP	IP WLS BF H R ER SO BB IBB HBP BLK WP HR S P ERA WHIP	IP WLS BF H R ER SO BB IBB HBP BLK WP HR S P ERA WHIP	IP WLS BF H R ER SO BB IBB HBP BLK WP HR S P ERA WHIP	IP WLS BF H R ER SO BB IBB HBP BLK WP HR S P ERA WHIP	IP WLS BF H R ER SO BB IBB HBP BLK WP HR S P ERA WHIP	IP WLS BF H R ER SO BB IBB HBP BLK WP HR S P ERA WHIP	IP WLS BF H R ER SO BB IBB HBP BLK WP HR S P ERA WHIP	IP WLS BF H R ER SO BB IBB HBP BLK WP HR S P ERA WHIP	IP WLS BF H R ER SO BB IBB HBP BLK WP HR S P ERA WHIP	IP WLS BF H R ER SO BB IBB HBP BLK WP HR S P ERA WHIP		
Bob Owchinko, L (1, 1) ERA: 2.97	9.0																						
Rollie Fingers, R (10, 1) ERA: 3.29	1.0	W	3	0	0	0	1	0	0	0	0	0	0	0	0	0	0	0	0	0	0	0	0



Batter	1	2	3	4	5	6	7	8	9	10	AB R H RBI BB SO LOB
Gene Richards, L (1, 7) OBP: 0.377, SLG: 0.416	0-0 SH1-3 1B		0-3 K		0-0 F8		0-0 E6 B1-5 2B			0-0 HBP SH1-4 BB 1B	5 1 3 0 0 1 0
Ozzie Smith, S (1, 6) OBP: 0.298, SLG: 0.307	0-0 SH1-3 1-2		0-0 5-3		0-0 5-3		0-0 B1-5 3-H			0-0 SH1-4 1-2	3 0 0 0 0 0 1
Fernando Gonzalez, R (1, 4) OBP: 0.247, SLG: 0.281	0-0 L6			0-0 2B 1B		0-0 F9		0-0 F8		0-0 5-3	5 0 1 0 0 0 2
Dave Winfield, R (1, 8) OBP: 0.344, SLG: 0.494	4-0 IBB			0-0 F2 1B		0-0 HR		0-0 CS 1B		4-0 BB HBP IBB	3 1 2 1 2 0 1
Oscar Gamble, L (1, 9) OBP: 0.336, SLG: 0.391	0-0 4-3			0-0 1-3 2B		0-3 K		0-0 F7		1-0 BB HBP	4 0 1 0 0 1 3
Tucker Ashford, R (1, 3) OBP: 0.284, SLG: 0.343		0-0 L5		0-0 F5		0-0 WP 2B		0-0 CS 1-2	0-0 4-3	4-0 1-2 2-3 3-H BB	4 0 1 1 1 0 2
Bill Almon, R (1, 5) OBP: 0.335, SLG: 0.351		0-0 5-3		4-0 IBB		4-0 IBB			0-0 F9		2 0 0 0 2 0 0
Rick Sweet, S (1, 2) OBP: 0.329, SLG: 0.255		0-0 F8		0-0 4-3		0-0 F5			4-0 BB		3 0 0 0 0 0 5
Gene Tenace, R (9, PH) OBP: 0.423, SLG: 0.424											0 0 0 0 1 0 0
Bob Owchinko, L (1, 1) OBP: 0.176, SLG: 0.206			0-0 L6		0-3 K		0-0 6-3		0-3 K		3 0 0 0 0 1 0
Don Reynolds, R (9, PH) OBP: 0.340, SLG: 0.225											1 0 0 0 0 1 1
Rollie Fingers, R (10, 1) OBP: 0.400, SLG: 0.400											0 0 0 0 0 0 0

Inning Stats	R: 0 E: 0 K: 0 S: 4	H: 1 LOB: 2 BB: 1 P: 8	R: 0 E: 0 K: 0 S: 3	H: 0 LOB: 0 BB: 0 P: 3	R: 0 E: 0 K: 1 S: 5	H: 0 LOB: 0 BB: 0 P: 5	R: 0 E: 0 K: 0 S: 5	H: 2 LOB: 3 BB: 1 P: 9	R: 0 E: 0 K: 1 S: 5	H: 0 LOB: 0 BB: 0 P: 5	R: 1 E: 0 K: 1 S: 7	H: 2 LOB: 2 BB: 1 P: 11	R: 0 E: 1 K: 0 S: 3	H: 1 LOB: 0 BB: 0 P: 3	R: 0 E: 0 K: 0 S: 3	H: 1 LOB: 0 BB: 0 P: 3	R: 0 E: 0 K: 1 S: 5	H: 0 LOB: 1 BB: 1 P: 9	R: 1 E: 0 K: 0 S: 3	H: 1 LOB: 3 BB: 2 P: 12	1B: 4 2B: 4 3B: 0 HR: 1	SF: 0 SAC: 2 DP: 1 HBP: 1	WP: 1 PB: 0 SB: 0 CS: 1	PA: 43
--------------	------------------------------	---------------------------------	------------------------------	---------------------------------	------------------------------	---------------------------------	------------------------------	---------------------------------	------------------------------	---------------------------------	------------------------------	----------------------------------	------------------------------	---------------------------------	------------------------------	---------------------------------	------------------------------	---------------------------------	------------------------------	----------------------------------	----------------------------------	------------------------------------	----------------------------------	--------

PITCHER	IP	WLS	BF	H	R	ER	SO	BB	IBB	HBP	BLK	WP	HR	S	P	ERA	WHIP
Bob Knepper, L (1, 1) ERA: 2.54	7.0		29	6	1	1	3	0	3	0	0	1	1	32	44	1.29	0.857
Gary Lavelle, L (8, 1) ERA: 3.65	2.2	L	13	2	1	1	1	2	1	1	0	0	0	11	24	3.38	1.500


BOTTOM

San Francisco Giants @ San Diego Padres
San Diego Stadium, San Diego, CA

Mon Jun 26 1978, 10:05 PM EDT
Att: 28,186 - Unknown

livebaseballscores.com

AB	33
R	2
H	8
RBI	2
BB	6
SO	4
LOB	15



Batter	1	2	3	4	5	6	7	8	9	AB R H RBI BB SO LOB	TOP			
Jim Dwyer, L (1, 9) <small>OBP: 0.343, SLG: 0.373</small> Hector Cruz, R (7, PH) <small>OBP: 0.302, SLG: 0.407</small> (7, 7)	0-0 1B 1B		4-0 1B 2B BB	0-0 SF7	0-0 F7		4-0 1-2 2-3 HR BB		0-0 6-3	2 1 1 1 1 0 2 1 1 0 0 1 0 0				
Terry Whitfield, L (1, 7) <small>OBP: 0.343, SLG: 0.429</small> Jack Clark, R (7, PH) <small>OBP: 0.372, SLG: 0.531</small> (7, 9)	0-0 1-2 G4-6-3 1B		0-0 1-2 2B 1B	0-0 1-2 2B 1B		0-0 CS 1B	0-0 1-1 2-2 3-3 HR		0-0 5-3	4 0 4 0 0 0 0 2 1 1 4 0 0 0				
Darrell Evans, L (1, 5) <small>OBP: 0.376, SLG: 0.404</small>	0-0 F9		0-0 1-3 2-H 2B	0-0 1-3 2-H 2B		0-3 1-2 K	0-0 4-3		0-0 F9	6 0 2 2 0 1 3				
Willie McCovey, L (1, 3) <small>OBP: 0.315, SLG: 0.402</small> Mike Sadek, R (8, 2) <small>OBP: 0.333, SLG: 0.329</small>	0-0 1-2f G4-6-3		4-0 FC6-4 IBB	4-0 IBB		0-0 F7		0-0 HR		3 1 1 1 2 0 2 0 0 0 0 0 0 0				
Vic Harris, S (1, 4) <small>OBP: 0.118, SLG: 0.127</small>		0-0 L4	0-0 F9	0-0 F2			0-0 4-3	0-0 2B		5 0 1 0 0 0 6				
Larry Herndon, R (1, 8) <small>OBP: 0.349, SLG: 0.369</small>		0-0 L6	0-0 FC6-4 1-2f		0-0 6-3		0-0 1B 1B	0-0 F8		5 1 1 0 0 0 4				
Roger Metzger, S (1, 6) <small>OBP: 0.292, SLG: 0.292</small>		0-0 2B		0-0 E3 1B SF7	0-0 F7		0-0 FC1-5 1-2 1B	4-0 BB		4 1 2 0 1 0 0				
Marc Hill, R (1, 2) <small>OBP: 0.292, SLG: 0.284</small> (8, 3)	0-0 6-3			0-0 2-3 1B 2B 1B	0-0 BB 1B		0-0 BB FC1-5 1-2 2-H HR 1B	0-0 F2		5 2 3 1 0 0 3				
Vida Blue, S (1, 1) <small>OBP: 0.264, SLG: 0.222</small>			0-0 1-3	0-3 K	4-0 1-2 BB		0-0 FC1-5 1-2 2-3f HR BB	0-3 K		4 1 0 0 1 2 6				
Inning Stats	R: 0 E: 0 K: 0 S: 4 H: 2 LOB: 1 P: 4	R: 0 E: 0 K: 0 S: 4 H: 1 LOB: 1 BB: 0 P: 4	R: 1 E: 0 K: 0 S: 5 H: 2 LOB: 3 BB: 2 P: 13	R: 2 E: 1 K: 1 S: 9 H: 3 LOB: 3 BB: 1 P: 13	R: 0 E: 0 K: 0 S: 4 H: 1 LOB: 2 BB: 1 P: 8	R: 0 E: 0 K: 1 S: 5 H: 1 LOB: 0 BB: 0 P: 5	R: 5 E: 0 K: 0 S: 7 H: 4 LOB: 0 BB: 1 P: 11	R: 1 E: 0 K: 1 S: 7 H: 2 LOB: 2 BB: 1 P: 11	R: 0 E: 0 K: 0 S: 3 H: 0 LOB: 0 BB: 0 P: 3	1B: 10 2B: 4 3B: 0 HR: 2 SF: 1 SAC: 0 DP: 1 HBP: 0	WP: 0 PB: 0 SB: 0 CS: 1 PA: 48			
PITCHER	IP WLS BF H R ER SO BB IBB HBP BLK WP HR S P ERA WHIP												PITCHER	IP WLS BF H R ER SO BB IBB HBP BLK WP HR S P ERA WHIP
Gaylord Perry, R (1, 1) <small>ERA: 2.8</small> Dennis Kinney, L (7, 1) <small>ERA: 5.05</small> Mark Wiley, R (8, 1) <small>ERA:</small>	6.1 L 35 13 6 4 2 2 2 0 0 0 0 0 35 51 5.68 2.368													

San Francisco Giants @ San Diego Padres
 San Diego Stadium, San Diego, CA
 Tue Jun 27 1978, 10:05 PM EDT
 Att. 34,472 - Unknown

AB	41
R	9
H	16
RBI	9
BB	6
SO	3
LOB	26



Batter	1	2	3	4	5	6	7	8	9	AB	R	H	RBI	BB	SO	LOB
Gene Richards, L OBP: 0.375, SLG: 0.410 (1, 7)	0-0 FC6-4 1B	0-0 F8			0-0 4-3	0-0 4-3				4	0	1	0	0	0	2
Derrel Thomas, S OBP: 0.304, SLG: 0.303 (1, 5) (8, 8)	0-0 F7	0-0 4-3			0-0 1-3		0-0 F8			4	0	0	0	0	0	1
Fernando Gonzalez, R OBP: 0.228, SLG: 0.240 (1, 4)	0-0 FC6-4 WP HR 1-2f		0-0 6-3		0-0 L5		0-0 F8			4	1	0	0	0	0	1
Dave Winfield, R OBP: 0.340, SLG: 0.495 (1, 8) (8, 9)	0-0 HR 1-H		0-0 F3		0-0 4-3		4-0 1B BB			3	1	1	2	1	0	0
Oscar Gamble, L OBP: 0.346, SLG: 0.405 Ozzie Smith, S OBP: 0.300, SLG: 0.307 (1, 9) (8, 6)	0-0 BB 1B 1B		0-0 2B		0-0 2B 1B		0-0 1B 1-3 1B			4	1	4	0	0	0	0
Gene Tenace, R OBP: 0.416, SLG: 0.420 (1, 3)	0-0 BB 1-2 1B		0-0 5-3		0-0 1B 2B		0-0 F7			4	1	2	0	0	0	1
Bill Almon, R OBP: 0.331, SLG: 0.341 (1, 6) (8, 5)	4-0 BB 1-2 2-3 BB		0-0 F3		4-0 1B IBB		0-0 F9			2	0	0	0	2	0	0
Dave Roberts, R OBP: 0.348, SLG: 0.263 Jerry Turner, L OBP: 0.306, SLG: 0.421 Rick Sweet, S OBP: 0.321, SLG: 0.248 (1, 2) (6, PH) (7, 2)	0-0 F3		0-0 F5		0-0 1B		0-0 G1			2	0	0	0	0	0	3
Eric Rasmussen, R OBP: 0.138, SLG: 0.138 John D'Acquisto, R OBP: 0.200, SLG: 0.200 (1, 1) (6, 1)		0-0 F4		0-0 5-3		0-0 F9				1	0	1	2	0	0	0

Inning Stats	R: 2	H: 4	E: 0	LOB: 3	K: 0	BB: 1	S: 7	P: 11	R: 0	H: 0	E: 0	LOB: 0	K: 0	BB: 0	S: 3	P: 3	R: 0	H: 1	E: 0	LOB: 1	K: 0	BB: 0	S: 4	P: 4	R: 0	H: 0	E: 0	LOB: 0	K: 0	BB: 0	S: 3	P: 3	R: 0	H: 3	E: 0	LOB: 2	K: 0	BB: 1	S: 6	P: 10	R: 0	H: 1	E: 0	LOB: 2	K: 0	BB: 1	S: 3	P: 7	R: 0	H: 0	E: 0	LOB: 0	K: 0	BB: 0	S: 3	P: 3
--------------	------	------	------	--------	------	-------	------	-------	------	------	------	--------	------	-------	------	------	------	------	------	--------	------	-------	------	------	------	------	------	--------	------	-------	------	------	------	------	------	--------	------	-------	------	-------	------	------	------	--------	------	-------	------	------	------	------	------	--------	------	-------	------	------


PITCHER	IP	WLS	BF	H	R	ER	SO	BB	IBB	HBP	BLK	WP	HR	S	P	ERA	WHIP
Charlie Williams, R ERA: 5.14 (1, 1)	5.1	L	25	7	4	4	0	1	1	0	0	1	1	23	31	6.75	1.500
Randy Moffitt, R ERA: 3.35 (6, 1)	0.2		3	1	0	0	0	0	0	0	0	0	0	3	3	0.00	1.500
John Curtis, L ERA: 2.53 (7, 1)	2.0		7	1	0	0	0	1	0	0	0	0	0	6	10	0.00	1.000

BOTTOM

San Francisco Giants @ San Diego Padres
San Diego Stadium, San Diego, CA

Wed Jun 28 1978, 10:05 PM EDT
Att. 29,827 - Unknown

AB	32
R	4
H	9
RBI	4
BB	3
SO	0
LOB	10



WP	PA	CS
1	35	0

Batter	1	2	3	4	5	6	7	8	9	AB R H RBI BB SO LOB	TOP																									
Bill Madlock, R (1, 4) OBP: 0.404, SLG: 0.505	0-0 F7		0-0 G3 2B		0-0 5-3	0-0 F5			0-0 HR	5 1 2 1 0 0 0	San Francisco Giants @ Atlanta Braves Atlanta-Fulton County Stadium, Atlanta, GA Fri Jun 30 1978, 7:05 PM EDT Unknown																									
Darrell Evans, L (1, 5) OBP: 0.373, SLG: 0.395	4-0 G5-4-3 BB		0-0 G3 2-3		0-3 K			0-0 F9	0-0 HR 1B	4 1 1 0 1 1 1																										
Jack Clark, R (1, 9) OBP: 0.367, SLG: 0.541	0-0 G5-4-3 1-2f		0-0 G3			0-0 HR		0-0 F8	0-0 HR 1-H	5 2 2 3 0 0 2																										
Willie McCovey, L (1, 3) OBP: 0.319, SLG: 0.424 Jim Dwyer, L (4, PR) OBP: 0.346, SLG: 0.360		0-0 HR		0-0 1B 2B		4-0 SH1-4 HR BB		0-0 F9	0-0 F7	2 1 2 1 0 0 0 2 1 0 0 1 0 0																										
Hector Cruz, R (1, 7) OBP: 0.296, SLG: 0.393		0-0 4-3		0-0 BB 1B		0-0 SH1-4 HR 1B		0-3 K		4 1 2 0 0 1 0																										
Larry Herndon, R (1, 8) OBP: 0.361, SLG: 0.383		0-0 F9		4-0 FC5-4 BB		0-0 SH1-4		0-0 CS 1B		2 0 1 0 1 0 0																										
Johnnie LeMaster, R (1, 6) OBP: 0.271, SLG: 0.282 Randy Moffitt, R (8, 1) OBP: 0.286, SLG: 0.167		4-0 S BB		0-0 F8		4-0 HR IBB		0-3 K		2 1 0 0 2 1 3 0 0 0 0 0 0 0																										
Mike Sadek, R (1, 2) OBP: 0.312, SLG: 0.306 Mike Ivie, R (6, PH) OBP: 0.381, SLG: 0.520 Marc Hill, R (6, 2) OBP: 0.295, SLG: 0.279	0-0 6-3		0-0 FC5-4		0-0 1-2f	0-0 1-H 2-H 3-H HR		0-0 6-3		2 0 0 0 0 0 3 1 1 1 4 0 0 0 1 0 0 0 0 0 0																										
John Montefusco, R (1, 1) OBP: 0.174, SLG: 0.098 Gary Lavelle, S (7, 1) OBP: 0.143, SLG: 0.143 Roger Metzger, S (8, 6) OBP: 0.291, SLG: 0.293			0-3 K		0-0 1-3	0-3 K		0-0 G3		3 0 0 0 0 2 0 0 0 0 0 0 0 0 1 0 0 0 0 0 0																										
Inning Stats	R: 0 E: 0 K: 0 S: 2	H: 0 LOB: 0 BB: 1 P: 6	R: 1 E: 0 K: 0 S: 4	H: 1 LOB: 1 BB: 1 P: 8	R: 0 E: 0 K: 1 S: 6	H: 1 LOB: 1 BB: 0 P: 6	R: 0 E: 0 K: 0 S: 4	H: 2 LOB: 2 BB: 1 P: 8	R: 0 E: 0 K: 1 S: 5	H: 0 LOB: 0 BB: 0 P: 5		R: 5 E: 0 K: 1 S: 8	H: 3 LOB: 0 BB: 2 P: 16	R: 0 E: 0 K: 0 S: 3	H: 0 LOB: 0 BB: 0 P: 3	R: 0 E: 0 K: 2 S: 7	H: 1 LOB: 0 BB: 0 P: 7	R: 3 E: 0 K: 0 S: 6	H: 3 LOB: 0 BB: 0 P: 6	1B: 4 2B: 2 3B: 0 HR: 5	SF: 0 SAC: 1 DP: 1 HBP: 0	WP: 0 PB: 0 SB: 1 CS: 1	PA: 40													
PITCHER	IP WLS BF H R ER SO BB IBB HBP BLK WP HR S P ERA WHIP																																			
Jamie Easterly, L (1, 1) ERA: 6.28	5.0		23	6	4	4	2	4	0	0	0	0	2	23	39	7.20	2.000																			
Dave Campbell, R (6, 1) ERA: 4.7	2.0		8	1	2	2	1	0	1	0	0	0	1	9	13	9.00	0.500																			
Gene Garber, R (8, 1) ERA: 1.7	2.0	W	9	4	3	3	2	0	0	0	0	0	2	13	13	13.50	2.000																			

AB	34
R	9
H	11
RBI	9
BB	5
SO	5
LOB	9



Batter	1	2	3	4	5	6	7	8	9
Rod Gilbreath, R OBP: 0.294, SLG: 0.341 (1, 4)	0-0 1B 4-3 1B		0-0 FC5-6 1-2f		0-0 F3		0-0 SH 1-3	0-0 1B 1-2 2-H 3-H	
Bob Beall, S OBP: 0.304, SLG: 0.250 (1, 3)	0-0 4-3 1-2		0-0 L4			0-0 F7	0-0 SF9 3-H	0-0 1B 1-2 2-3	
Rowland Office, L OBP: 0.308, SLG: 0.386 (1, 8) Gary Matthews, R OBP: 0.373, SLG: 0.515 (7, PH) (8, 9)	0-0 S 1B 2-3		0-0 F8			0-0 6-3	0-3 K 2	0-0 1B 1-2 2-H 3-H	
Jeff Burroughs, R OBP: 0.453, SLG: 0.531 (1, 7)	0-3 K 1-2			0-0 FC4-6 1B		0-0 HR	0-0 F8 3	0-0 F7 3	
Joe Nolan, L OBP: 0.308, SLG: 0.348 (1, 2) Dale Murphy, R OBP: 0.274, SLG: 0.317 (8, PH) (9, 2)	0-0 1B 2-H 3-H			0-0 FC4-6 G6-4-3 1-2f		0-0 5-3		0-0 BB SH1-4 1B	
Bob Horner, R OBP: 0.216, SLG: 0.388 (1, 5)		0-0 5-3		0-0 G6-4-3 1-2f			0-0 HR 1B	0-0 SH1-4 1-2	
Barry Bonnell, R OBP: 0.284, SLG: 0.278 (1, 9) (8, 8)		0-0 F3			0-0 SH1-3 1B		0-0 HR 1B	4-0 1B IBB	
Darrel Chaney, S OBP: 0.297, SLG: 0.297 (1, 6)		0-0 G3			0-0 P1		0-0 HR 1-H 2-H	0-3 K 2	
Jamie Easterly, L OBP: 0.273, SLG: 0.364 (1, 1) Dave Campbell, R (6, 1) Biff Pocaroba, S OBP: 0.333, SLG: 0.343 (7, PH) Jerry Royster, R OBP: 0.356, SLG: 0.355 (7, PR) Gene Garber, R (8, 1)			0-0 FC5-6 1B		0-0 SH1-3 1-2		4-0 SH SF9 BB	4-0 1B 1B 1-2 2-3 BB	

AB	R	H	RBI	BB	SO	LOB
4	2	2	2	0	0	2
4	0	1	1	0	0	2
3	0	1	0	0	0	1
2	0	1	2	0	1	1
5	1	2	1	0	1	5
3	0	1	1	0	0	1
1	1	1	0	0	0	0
3	1	1	0	0	0	1
3	2	2	0	1	0	0
4	1	1	3	0	1	3
1	0	1	0	0	0	0
0	0	0	0	0	0	0
0	0	0	0	1	0	0
0	1	0	0	0	0	0
0	1	0	0	1	0	0

BOTTOM	
AB	33
R	10
H	14
RBI	10
BB	3
SO	3
LOB	16

Inning Stats	
R: 1	H: 3
E: 0	LOB: 2
K: 1	BB: 0
S: 7	P: 7
R: 0	H: 0
E: 0	LOB: 0
K: 0	BB: 0
S: 3	P: 3
R: 0	H: 1
E: 0	LOB: 1
K: 0	BB: 0
S: 4	P: 4
R: 0	H: 1
E: 0	LOB: 1
K: 0	BB: 0
S: 4	P: 4
R: 1	H: 1
E: 0	LOB: 0
K: 0	BB: 0
S: 4	P: 4
R: 4	H: 3
E: 1	LOB: 1
K: 1	BB: 1
S: 9	P: 13
R: 4	H: 4
E: 0	LOB: 2
K: 1	BB: 2
S: 9	P: 17
1B: 12	SF: 1
2B: 0	SAC: 3
3B: 0	DP: 1
HR: 2	HBP: 0
WP: 0	PA: 40
PB: 0	
SB: 1	
CS: 0	

PITCHER														
IP	WLS	BF	H	R	ER	SO	BB	IBB	HBP	BLK	WP	HR	S	P
John Montefusco, R ERA: 3.57 (1, 1)	6.0		10	6	5	1	1	0	0	0	0	2	28	32
Gary Lavelle, L ERA: 4.11 (7, 1)	1.2	L	9	3	3	2	1	1	0	0	0	0	11	19
Randy Moffitt, R ERA: 3.53 (8, 1)	0.1		4	3	1	0	0	0	0	0	0	0	4	4

PITCHER														
IP	WLS	BF	H	R	ER	SO	BB	IBB	HBP	BLK	WP	HR	S	P
John Montefusco, R ERA: 3.57 (1, 1)	6.0		10	6	5	1	1	0	0	0	0	2	28	32
Gary Lavelle, L ERA: 4.11 (7, 1)	1.2	L	9	3	3	2	1	1	0	0	0	0	11	19
Randy Moffitt, R ERA: 3.53 (8, 1)	0.1		4	3	1	0	0	0	0	0	0	0	4	4



San Francisco Giants @ Atlanta Braves
 Atlanta-Fulton County Stadium, Atlanta, GA
 Fri Jun 30 1978, 7:05 PM EDT
 Unknown

livebaseballscores.com

Batter	1	2	3	4	5	6	7	8	9	AB R H RBI BB SO LOB	TOP														
Vic Harris, S OBP: 0.176, SLG: 0.225 (1, 4) (7, 9)	0-0 5-3		0-0 WP 1B		0-0 6-3		0-0 G3 1-3 2-H 2B		0-0 3-H 2B	5 0 3 2 0 0 0															
Terry Whitfield, L OBP: 0.337, SLG: 0.417 (1, 7)	0-0 1-3		0-0 F7 1-2		1-0 HBP		0-0 G3		0-0 5-3	4 0 0 1 0 0 3															
Jack Clark, R OBP: 0.365, SLG: 0.548 Charlie Williams, R OBP: 0.343, SLG: 0.356 (1, 9) (7, 1) (9, PH)	0-0 HR		0-0 3-1		0-0 F3		0-0 4-3		0-0 F7	4 1 1 1 0 0 3 0 0 0 0 0 0 0 1 0 0 0 0 0 1															
Mike Ivie, R OBP: 0.370, SLG: 0.504 (1, 3)	0-0 F9		0-0 5-3			0-0 F5		0-0 4-3		4 0 0 0 0 0 1															
Hector Cruz, R OBP: 0.295, SLG: 0.383 (1, 5)		BB BB BB	4-0 BB BB		0-0 1-3		0-0 F8		0-0 F7	3 0 0 0 1 0 0															
Larry Herndon, R OBP: 0.356, SLG: 0.377 (1, 8)			0-0 F8		0-0 F9		0-0 5-3		0-0 4-3	4 0 0 0 0 0 1															
Roger Metzger, S OBP: 0.307, SLG: 0.306 (1, 6)		BB BB BB	4-0 FC6 BB		0-0 1B		0-0 BB 2B 1B		0-0 E 3-1 1B	3 2 3 0 1 0 0															
Mike Sadek, R OBP: 0.305, SLG: 0.299 (1, 2)			0-0 F7		0-0 F8		4-0 BB BB 2B G3 BB		0-0 E3 3-1 2B 1B	2 0 0 0 0 0 3															
Ed Halicki, R OBP: 0.136, SLG: 0.095 John Curtis, L OBP: 0.291, SLG: 0.275 Marc Hill, R OBP: 0.321, SLG: 0.316 Rob Andrews, R OBP: 0.321, SLG: 0.316 (1, 1) (4, 1) (4, 2) (7, PH) (7, 4)			0-0 FC6		0-0 5-3		0-0 F9		0-0 3-1	1 0 0 0 0 0 2 0 0 0 0 0 0 0 3 0 0 1 0 0 3 1 2 1 0 1 0 0															
Inning Stats	R: 1 E: 0 K: 0 S: 4	H: 1 LOB: 0 BB: 0 P: 4	R: 0 E: 0 K: 0 S: 3	H: 0 LOB: 2 BB: 2 P: 11	R: 0 E: 0 K: 0 S: 4	H: 1 LOB: 1 BB: 0 P: 4	R: 0 E: 0 K: 0 S: 4	H: 0 LOB: 1 BB: 0 P: 4	R: 0 E: 0 K: 0 S: 3	H: 0 LOB: 0 BB: 0 P: 3	R: 2 E: 0 K: 0 S: 5	H: 2 LOB: 1 BB: 1 P: 9	R: 0 E: 0 K: 0 S: 3	H: 0 LOB: 0 BB: 0 P: 3	R: 2 E: 1 K: 0 S: 6	H: 3 LOB: 1 BB: 0 P: 6	1B: 5 2B: 2 3B: 0 HR: 1	SF: 0 SAC: 0 DP: 0 HBP: 1	WP: 1 PB: 0 SB: 0 CS: 0	PA: 39					
PITCHER Mickey Mahler, L ERA: 2.84 Rick Camp, R ERA: 3.89	IP 7.0	WLS W	BF 30	H 5	R 3	ER 3	SO 0	BB 3	IBB 0	HBP 1	BLK 0	WP 1	HR 1	S 26	P 39	ERA 3.86	WHIP 1.143								
PITCHER	IP	WLS	BF	H	R	ER	SO	BB	IBB	HBP	BLK	WP	HR	S	P	ERA	WHIP								

San Francisco Giants @ Atlanta Braves
Atlanta-Fulton County Stadium, Atlanta, GA

Fri Jun 30 1978, 7:05 PM EDT
Att. 14,429 - Unknown

livebaseballscorecards.com

AB	35
R	5
H	8
RBI	5
BB	3
SO	0
LOB	17



Batter	1	2	3	4	5	6	7	8	9	AB	R	H	RBI	BB	SO	LOB
Rod Gilbreath, R OBP: 0.308, SLG: 0.351 (1, 4)	F7		BB S 1B	4-0 3B BB	0-0 1B		0-0 FC5-4 1B			4	1	3	1	1	0	0
Rowland Office, L OBP: 0.310, SLG: 0.388 Jeff Burroughs, R OBP: 0.455, SLG: 0.542 Barry Bonnell, R OBP: 0.281, SLG: 0.275 (1, 8) (4, PH) (4, PR) (5, 8)	1B HR 1B		F7	0-0 SF9 3B	0-3 K		0-0 FC5-4 F9 1B			2	1	1	0	0	0	1
Gary Matthews, R OBP: 0.379, SLG: 0.518 (1, 9)	1-2 HR 1B		5-3	0-0 SF9	4-0 BB BB		0-0 1-2 1B			3	1	2	1	1	0	1
Biff Pocoroba, S OBP: 0.344, SLG: 0.368 (1, 2)	1-1 2-1 HR		4-0 BB IBB	0-0 WP SF8 2B	4-0 1-2 2-3 BB		0-0 F9			3	2	2	3	2	0	2
Bob Horner, R OBP: 0.214, SLG: 0.365 (1, 5)	6-3		4-0 1-2 2-3 BB	0-0 SF8	0-0 F8		0-0 F2			3	0	0	1	1	0	5
Cito Gaston, R OBP: 0.224, SLG: 0.217 (1, 7)	K		0-0 F9	0-0 1B 1B		0-0 F3		0-0 5-3		5	0	1	0	0	1	3
Dale Murphy, R OBP: 0.280, SLG: 0.332 (1, 3)		0-3 K		0-0 1B 1B		0-3 K		0-0 HR		4	2	2	1	1	2	0
Pat Rockett, R OBP: 0.216, SLG: 0.164 (1, 6)		0-0 F9		0-0 BB FC 3B 1B		0-0 FC5-4 1B		0-0 F8		5	1	2	0	0	0	2
Mickey Mahler, S OBP: 0.050, SLG: 0.050 Rick Camp, R (8, 1)		0-3 K		0-0 FC BB 3B	0-0 4-3	0-0 FC5-4		0-0 F9		4	1	0	0	0	1	3
										1	0	0	0	0	0	0

Inning Stats	R: 3	H: 3	LOB: 0	E: 0	K: 1	S: 8	R: 0	H: 0	LOB: 0	E: 0	K: 2	S: 7	R: 0	H: 1	LOB: 3	E: 0	K: 0	S: 4	R: 6	H: 5	LOB: 2	E: 0	K: 0	S: 9	R: 0	H: 1	LOB: 3	E: 0	K: 1	S: 6	R: 0	H: 2	LOB: 2	E: 0	K: 0	S: 5	R: 1	H: 1	LOB: 0	E: 0	K: 0	S: 4	1B: 10	SF: 2	2B: 1	SAC: 0	3B: 1	DP: 0	HR: 2	HBP: 0	WP: 1	PA: 45
--------------	------	------	--------	------	------	------	------	------	--------	------	------	------	------	------	--------	------	------	------	------	------	--------	------	------	------	------	------	--------	------	------	------	------	------	--------	------	------	------	------	------	--------	------	------	------	--------	-------	-------	--------	-------	-------	-------	--------	-------	--------


PITCHER	IP	WLS	BF	H	R	ER	SO	BB	IBB	HBP	BLK	WP	HR	S	P	ERA	WHIP
Ed Halicki, R ERA: 2.97 (1, 1)	3.0	L	19	5	7	7	3	3	3	1	0	0	0	21	37	21.00	2.667
John Curtis, L ERA: 2.96 (4, 1)	3.0		17	6	2	2	2	2	0	0	0	1	0	19	27	6.00	2.667
Charlie Williams, R ERA: 5.09 (7, 1)	2.0		9	3	1	1	0	0	0	0	0	0	1	9	9	4.50	1.500

BOTTOM

San Francisco Giants @ Atlanta Braves
Atlanta-Fulton County Stadium, Atlanta, GA

Fri Jun 30 1978, 7:05 PM EDT
Att. 14,429 - Unknown

AB	37
R	10
H	14
RBI	10
BB	6
SO	5
LOB	19



PITCHER	IP	WLS	BF	H	R	ER	SO	BB	IBB	HBP	BLK	WP	HR	S	P	ERA	WHIP
Ed Halicki, R ERA: 2.97 (1, 1)	3.0	L	19	5	7	7	3	3	3	1	0	0	0	21	37	21.00	2.667
John Curtis, L ERA: 2.96 (4, 1)	3.0		17	6	2	2	2	2	0	0	0	1	0	19	27	6.00	2.667
Charlie Williams, R ERA: 5.09 (7, 1)	2.0		9	3	1	1	0	0	0	0	0	0	1	9	9	4.50	1.500

San Francisco Giants @ Atlanta Braves
Atlanta-Fulton County Stadium, Atlanta, GA

Sat Jul 01 1978, 7:05 PM EDT
Att. 34,654 - Unknown

AB	42
R	15
H	16
RBI	15
BB	6
SO	0
LOB	11



WP:	0	PA:	49
PB:	0		
SB:	1		
CS:	0		

AB R H RBI BB SO LOB

2	0	0	0	0	0	0
3	3	3	1	1	0	0
3	2	2	3	2	0	1
6	2	2	1	0	0	4
4	1	1	2	0	0	1
2	1	1	2	0	0	1
5	2	2	4	0	0	0
0	0	0	0	0	0	0
5	1	2	1	0	0	0
5	1	2	1	0	0	0
3	1	1	0	2	0	0
4	1	0	0	1	0	4

Batter	1	2	3	4	5	6	7	8	9
Bill Madlock, R (1, 4) OBP: 0.401, SLG: 0.500 Vic Harris, S (3, 4) OBP: 0.213, SLG: 0.253	0-0 P1		0-0 G2					0-0 1B BB 2B 1B	0-0 FC6-4 1B
Terry Whitfield, L (1, 8) OBP: 0.346, SLG: 0.424	4-0 HR BB		0-0 1B					4-0 1B 2B BB	0-0 F5
Darrell Evans, L (1, 5)	0-0 F5		0-0 G3					0-0 2B HR 1B	0-0 F8
Willie McCovey, L (1, 3) OBP: 0.318, SLG: 0.435 Larry Herndon, R (6, 8) OBP: 0.357, SLG: 0.382	0-0 HR			0-0 3-1	0-0 F7	0-0 G3		0-0 HR 2B	0-0 FC6-4
Jack Clark, R (1, 9) OBP: 0.366, SLG: 0.556 Jim Dwyer, L (8, 9) OBP: 0.343, SLG: 0.356	0-0 5-3			0-0 6-3	0-0 S E 1B	0-0 F7		0-0 HR	
Mike Ivie, R (1, 7) OBP: 0.371, SLG: 0.507		0-0 5-3		0-0 BB 1B 1B	0-0 E7 1B 2B	0-0 F8		0-0 6-3	
Roger Metzger, S (1, 6)		0-0 G3		0-0 BB 1B	0-0 BB BB 1B		0-0 4-3	0-0 4-3	
Marc Hill, R (1, 2) OBP: 0.298, SLG: 0.276		0-0 F4		4-0 BB BB 2B BB	4-0 BB BB 2B BB		0-0 F9	0-0 1B	
Bob Knepper, L (1, 1) OBP: 0.143, SLG: 0.116			0-0 L1	0-0 F7	4-0 BB 2B BB		0-0 G3	0-0 F7	

Inning Stats	R: 2	H: 1	E: 0	LOB: 0	K: 0	S: 4	P: 8	R: 0	H: 0	E: 0	LOB: 0	K: 0	BB: 0	S: 3	P: 3	R: 0	H: 1	E: 0	LOB: 1	K: 0	BB: 0	S: 4	P: 4	R: 0	H: 2	E: 0	LOB: 3	K: 0	BB: 1	S: 5	P: 9	R: 8	H: 6	E: 2	LOB: 1	K: 0	BB: 3	S: 9	P: 21	R: 0	H: 0	E: 0	LOB: 0	K: 0	BB: 0	S: 3	P: 3	R: 0	H: 0	E: 0	LOB: 0	K: 0	BB: 0	S: 3	P: 3	R: 5	H: 5	E: 0	LOB: 1	K: 0	BB: 1	S: 8	P: 12	R: 0	H: 1	E: 0	LOB: 1	K: 0	BB: 0	S: 4	P: 4	1B: 11	SF: 0	2B: 3	SAC: 1	3B: 0	DP: 0	HR: 2	HBP: 0	WP: 0	PA: 49
--------------	------	------	------	--------	------	------	------	------	------	------	--------	------	-------	------	------	------	------	------	--------	------	-------	------	------	------	------	------	--------	------	-------	------	------	------	------	------	--------	------	-------	------	-------	------	------	------	--------	------	-------	------	------	------	------	------	--------	------	-------	------	------	------	------	------	--------	------	-------	------	-------	------	------	------	--------	------	-------	------	------	--------	-------	-------	--------	-------	-------	-------	--------	-------	--------

PITCHER	IP	WLS	BF	H	R	ER	SO	BB	IBB	HBP	BLK	WP	HR	S	P	ERA	WHIP
Adrian Devine, R (1, 1) ERA: 5.67	4.2	L	25	9	7	7	0	2	0	0	0	0	1	23	31	13.50	2.357
Eddie Solomon, R (5, 1) ERA: 4.38	0.0		4	1	3	3	0	3	0	0	0	0	0	1	13	∞	∞
Craig Skok, L (5, 1) ERA: 2.25	2.1		11	3	4	4	0	1	0	0	0	0	0	10	14	15.43	1.714
Preston Hanna, R (8, 1) ERA: 4.67	2.0		9	3	1	1	0	0	0	0	0	0	1	9	9	4.50	1.500

Batter	1	2	3	4	5	6	7	8	9	AB	R	H	RBI	BB	SO	LOB
Rod Gilbreath, R OBP: 0.305, SLG: 0.347 (1, 4)	0-0 F8	0-0 6-3			0-0 E7 1B		0-0 5-3	0-0 F7		5	1	1	0	0	0	2
Barry Bonnell, R OBP: 0.279, SLG: 0.273 (1, 8)	0-0 1B		0-0 F5		0-0 F4		0-0 F9		0-0 6-3	5	1	1	0	0	0	1
Gary Matthews, R OBP: 0.389, SLG: 0.520 (1, 9)	0-0 1B		0-3 K		4-0 1B 2B BB		4-0 BB 1B BB		0-0 FC5-4 1B	3	1	2	0	2	1	0
Jeff Burroughs, R OBP: 0.457, SLG: 0.543 (1, 7)	0-0 1B		0-0 5-3		0-0 2B 1B		0-0 1-2 1B		0-0 FC5-4 1B	5	0	3	2	0	0	1
Bob Horner, R OBP: 0.246, SLG: 0.393 (1, 5)	0-0 F7			0-0 F5	0-0 1-3 2B		4-0 1-2 2-3 BB		0-0 1-3 1B	4	0	2	1	1	0	2
Biff Pocaroba, S OBP: 0.336, SLG: 0.359 (1, 2)	0-0 F9			0-0 5-3	0-0 F3		0-0 F5		0-0 F7	5	0	0	0	0	0	9
Dale Murphy, R OBP: 0.287, SLG: 0.333 (1, 3)		4-0 BB		0-3 K		0-0 G4-6-3 1B		4-0 BB		2	0	1	0	2	1	0
Pat Rockett, R OBP: 0.210, SLG: 0.159 (1, 6)			0-0 1-3		0-0 E6 1B	0-0 G4-6-3		0-0 F5		4	1	0	0	0	0	3
Adrian Devine, R OBP: 0.091, SLG: 0.091 (5, 1)			0-0 6-3		0-0 F8	0-3 K		0-3 K		1	0	0	0	0	0	1
Eddie Solomon, R OBP: 0.273, SLG: 0.273 (5, 1)										0	0	0	0	0	0	0
Craig Skok, R OBP: 0.333, SLG: 0.667 (8, 1)										2	0	0	0	0	1	1
Preston Hanna, R OBP: 0.194, SLG: 0.333 (8, 1)										1	0	0	0	0	1	1

Inning Stats	R: 1	H: 3	E: 0	LOB: 2	K: 0	BB: 0	S: 6	P: 6	R: 0	H: 0	E: 1	LOB: 1	K: 0	BB: 1	S: 3	P: 7	R: 0	H: 0	E: 0	LOB: 0	K: 1	BB: 0	S: 5	P: 5	R: 0	H: 0	E: 0	LOB: 0	K: 1	BB: 0	S: 5	P: 5	R: 3	H: 3	E: 2	LOB: 2	K: 0	BB: 1	S: 7	P: 11	R: 0	H: 1	E: 0	LOB: 0	K: 1	BB: 0	S: 5	P: 5	R: 0	H: 1	E: 0	LOB: 3	K: 0	BB: 2	S: 4	P: 12	R: 0	H: 0	E: 0	LOB: 1	K: 1	BB: 1	S: 5	P: 9	R: 0	H: 2	E: 0	LOB: 2	K: 0	BB: 0	S: 5	P: 5	1B: 9	SF: 0	2B: 1	SAC: 0	3B: 0	DP: 1	HR: 0	HBP: 0	WP: 0	PA: 42
--------------	------	------	------	--------	------	-------	------	------	------	------	------	--------	------	-------	------	------	------	------	------	--------	------	-------	------	------	------	------	------	--------	------	-------	------	------	------	------	------	--------	------	-------	------	-------	------	------	------	--------	------	-------	------	------	------	------	------	--------	------	-------	------	-------	------	------	------	--------	------	-------	------	------	------	------	------	--------	------	-------	------	------	-------	-------	-------	--------	-------	-------	-------	--------	-------	--------

PITCHER	IP	WLS	BF	H	R	ER	SO	BB	IBB	HBP	BLK	WP	HR	S	P	ERA	WHIP
Bob Knepper, L ERA: 2.44 (1, 1)	9.0	W	42	10	4	1	4	5	0	0	0	0	0	45	65	1.00	1.667

BOTTOM

San Francisco Giants @ Atlanta Braves
Atlanta-Fulton County Stadium, Atlanta, GA

livebaseballscores.com

AB	37
R	4
H	10
RBI	3
BB	5
SO	4
LOB	21



WP	HR	S	P	ERA	WHIP
0	0	0	0	0	0

Sat Jul 01 1978, 7:05 PM EDT
Att. 34,654 - Unknown

Batter	1	2	3	4	5	6	7	8	9	AB R H RBI BB SO LOB	TOP									
Vic Harris, S (1, 4) OBP: 0.215, SLG: 0.253	0-0 F6		0-0 1B	0-0 F8			0-0 SH1-3		0-3 K	4 0 1 0 0 1 1										
Terry Whitfield, L (1, 7) OBP: 0.347, SLG: 0.427	0-0 1-3		0-0 1B		0-0 4-3		0-0 HR 2B		0-0 3-1	5 1 2 1 0 0 0										
Jack Clark, R (1, 9) OBP: 0.363, SLG: 0.563	0-0 6-3		0-0 SF7		0-0 F7		0-0 HR		0-0 F8	4 1 1 3 0 0 0										
Darrell Evans, L (1, 5) OBP: 0.368, SLG: 0.387		0-0 F8	0-0 1-3		0-0 F8		0-0 1-3			4 0 0 0 0 0 2										
Mike Ivie, R (1, 3) OBP: 0.361, SLG: 0.493		0-0 4-3		0-0 6-3		0-0 F7	0-0 5-3			4 0 0 0 0 0 0										
Larry Herndon, R (1, 8) OBP: 0.356, SLG: 0.380		0-0 6-3		0-0 HR 1B		0-3 K		0-0 4-3		4 1 1 0 0 1 0										
Johnnie LeMaster, R (1, 6) OBP: 0.281, SLG: 0.320			0-0 E 2B	0-0 HR		4-0 BB		0-0 5-3		3 2 2 2 1 0 0										
Marc Hill, R (1, 2) OBP: 0.302, SLG: 0.280			0-0 E4	0-0 SH1-3 1B		0-0 5-3		0-0 1B		4 0 2 0 0 0 1										
Vida Blue, S (1, 1) OBP: 0.259, SLG: 0.217			0-0 FC1-6	0-0 SH1-3			0-0 SH1-3 2B 1B		0-0 F4	1 1 0 0 0 0 1										
Jim Dwyer, L (7, PH) OBP: 0.349, SLG: 0.363			1B							1 1 1 0 0 0 0										
Randy Moffitt, R (7, 1) OBP: 0.286, SLG: 0.167			1B							0 0 0 0 0 0 0										
Willie McCovey, L (8, PH) OBP: 0.316, SLG: 0.433			1-2							1 0 0 0 0 0 1										
Gary Lavelle, S (8, 1) OBP: 0.143, SLG: 0.143										0 0 0 0 0 0 0										
Inning Stats	R: 0 E: 0 K: 0 S: 3	H: 0 LOB: 0 BB: 0 P: 3	R: 0 E: 0 K: 0 S: 3	H: 0 LOB: 0 BB: 0 P: 3	R: 2 E: 1 K: 0 S: 7	H: 3 LOB: 2 BB: 0 P: 7	R: 2 E: 0 K: 0 S: 6	H: 3 LOB: 1 BB: 0 P: 6	R: 0 E: 0 K: 1 S: 5	H: 0 LOB: 1 BB: 1 P: 9	R: 3 E: 0 K: 0 S: 6	H: 3 LOB: 0 BB: 0 P: 6	R: 0 E: 0 K: 0 S: 4	H: 1 LOB: 1 BB: 0 P: 4	R: 0 E: 0 K: 1 S: 5	H: 0 LOB: 0 BB: 0 P: 5	1B: 6 2B: 2 3B: 0 HR: 2	SF: 1 SAC: 2 DP: 0 HBP: 0	WP: 0 PB: 0 SB: 0 CS: 0	PA: 39
PITCHER	IP WLS BF H R ER SO BB IBB HBP BLK WP HR S P ERA WHIP																			
Phil Niekro, R (1, 1) ERA: 3.3	7.0 W 32 9 7 6 1 1 0 0 0 0 0 2 33 37 7.71 1.429																			
Gene Garber, R (8, 1) ERA: 1.63	2.0 S 7 1 0 0 1 0 0 0 0 0 0 0 9 9 0.00 0.500																			

San Francisco Giants @ Atlanta Braves
 Atlanta-Fulton County Stadium, Atlanta, GA

Sun Jul 02 1978, 3:33 AM EDT
 Att: 13,588 - Unknown

livebaseballscorecards.com

AB 35
 R 7
 H 10
 RBI 6
 BB 1
 SO 2
 LOB 6



Batter	1	2	3	4	5	6	7	8	9	AB R H RBI BB SO LOB	TOP	
Gene Richards, L (1, 7) OBP: 0.377, SLG: 0.413	4-0 CS BB		0-0 F6			0-0 1B 2-H 3B	0-0 6-3		0-0 F9	4 1 1 1 1 0 0	San Diego Padres @ San Francisco Giants Candlestick Park, San Francisco, CA Mon Jul 03 1978, 10:05 PM EDT Att. 22,447 - Unknown livebaseballscorecards.com	
Ozzie Smith, S (1, 6) OBP: 0.307, SLG: 0.319	0-0 1B 6-3 1-2 1B		0-0 4-3			0-0 SH4-3 1B	0-0 F8		0-3 K	5 1 2 1 0 1 0		
Fernando Gonzalez, R (1, 4) OBP: 0.238, SLG: 0.252	0-0 6-3 1-2					0-0 SH4-3 1-2	0-0 4-3		0-0 F7	4 0 0 0 0 0 1		
Dave Winfield, R (1, 8) OBP: 0.346, SLG: 0.490	0-0 2-3 1B					0-0 F6	0-0 F8		0-0 4-3 S 1B	4 0 2 0 0 0 1		
Oscar Gamble, L (1, 9) OBP: 0.346, SLG: 0.405	0-0 F8					0-0 F5			0-0 4-3 1-3 1B E IBB	3 1 0 0 1 0 3		
Derrel Thomas, S (1, 3) OBP: 0.302, SLG: 0.297									0-3 K	1 0 0 0 0 0 0		
Rick Sweet, S (2, 2) OBP: 0.322, SLG: 0.261									0-0 3-1	2 0 1 1 0 0 0		
Tucker Ashford, R (8, PH) OBP: 0.287, SLG: 0.388									1-2 2-H 1B	1 0 0 0 0 1 1		
Gene Tenace, R (1, 2) OBP: 0.406, SLG: 0.403									0-0 E5 1-3 2-H 1B	3 0 0 0 1 1 1		
Bill Almon, R (1, 5) OBP: 0.326, SLG: 0.333									0-0 F3	2 0 0 0 1 0 0		
Jerry Turner, L (8, PH) OBP: 0.333, SLG: 0.476									0-0 E5 1-3 2-H 1B	0 0 0 0 1 0 0		
Rollie Fingers, R (8, 1) OBP: 0.400, SLG: 0.400									0-0 F4	0 0 0 0 0 0 0		
Randy Jones, R (1, 1) OBP: 0.159, SLG: 0.182									4-0 IBB			
Dave Roberts, R (8, PH) OBP: 0.346, SLG: 0.256									0-0 F7	3 1 1 0 0 1 3		
									0-0 K	1 0 0 0 0 1 3		
Inning Stats	R: 0 E: 0 K: 0 S: 4 H: 2 LOB: 2 BB: 1 P: 8	R: 0 E: 0 K: 1 S: 5 H: 0 LOB: 0 BB: 0 P: 5	R: 0 E: 0 K: 0 S: 3 H: 0 LOB: 0 BB: 0 P: 3	R: 0 E: 0 K: 0 S: 3 H: 0 LOB: 0 BB: 0 P: 3	R: 0 E: 0 K: 0 S: 3 H: 0 LOB: 0 BB: 0 P: 3	R: 4 E: 1 K: 1 S: 10 H: 4 LOB: 3 BB: 2 P: 18	R: 0 E: 0 K: 0 S: 3 H: 0 LOB: 0 BB: 0 P: 3	R: 0 E: 0 K: 2 S: 8 H: 1 LOB: 3 BB: 2 P: 16	R: 0 E: 0 K: 1 S: 5 H: 0 LOB: 0 BB: 0 P: 5	1B: 5 2B: 1 3B: 1 HR: 0 SF: 0 SAC: 1 DP: 0 HBP: 0	WP: 0 PB: 0 SB: 1 CS: 1 PA: 39	
PITCHER	IP WLS BF H R ER SO BB IBB HBP BLK WP HR S P ERA WHIP											
Jim Barr, R (1, 1) ERA: 2.48	7.0 L 30 6 4 3 2 1 2 0 0 0 0 0 31 43 3.86 1.000											
Gary Lavelle, L (8, 1) ERA: 3.97	0.2 3 1 0 0 1 0 0 0 0 0 0 0 5 5 0.00 1.500											
Randy Moffitt, R (8, 1) ERA: 4.14	1.1 6 0 0 0 2 1 1 0 0 0 0 0 8 16 0.00 0.750											

AB	33
R	4
H	7
RBI	3
BB	5
SO	5
LOB	13



Batter	1	2	3	4	5	6	7	8	9	AB	R	H	RBI	BB	SO	LOB
Bill Madlock, R OBP: 0.394, SLG: 0.491 (1, 4)	0-0 5-3		0-3 K		0-3 K		0-0 G6-4-3			4	0	0	0	0	2	2
Darrell Evans, L OBP: 0.366, SLG: 0.385 (1, 5)	0-0 FC5-4 1B		0-0 4-3		0-0 F6			0-0 F7		4	0	1	0	0	0	1
Jack Clark, R OBP: 0.368, SLG: 0.574 (1, 9)	0-0 FC5-4 1-2f			0-0 HR		0-0 FC5-4 CI 1B		4-0 G1-6-3 BB		3	1	2	1	1	0	1
Willie McCovey, L OBP: 0.312, SLG: 0.427 (1, 3)	0-0 F5			0-0 F6		0-1 CI FC5-4 1-2		0-0 G1-6-3 1-2f		3	0	0	0	0	0	2
Mike Ivie, R OBP: 0.358, SLG: 0.500 (1, 7)		0-0 5-3		0-0 1B 3B		0-0 FC5-4 1-2 2-3		0-0 F8		4	2	1	0	0	0	2
Larry Herndon, R OBP: 0.358, SLG: 0.389 (1, 8)		0-0 G6-4-3 1B		0-0 6-3		0-0 1-H 3B		0-3 K		4	0	2	1	0	1	1
Johnnie LeMaster, R OBP: 0.281, SLG: 0.321 (1, 6)		0-0 G6-4-3 1-2f		0-0 FC5-4 1B		0-0 6-3		0-0 4-3		3	0	1	1	0	0	2
Terry Whitfield, L OBP: 0.346, SLG: 0.426 (9, PH)				3-H 1B						1	0	0	0	0	0	0
Marc Hill, R OBP: 0.302, SLG: 0.281 (1, 2)			0-0 SH4-3 1B		0-0 FC5-4 1-2f		0-0 5-3			3	0	1	0	0	0	1
Jim Barr, R OBP: 0.182, SLG: 0.182 (1, 1)			0-0 SH4-3				4-0 G6-4-3 BB			1	0	0	0	0	0	0
Hector Cruz, R OBP: 0.300, SLG: 0.383 (7, PH)					0-0 6-3					0	0	0	0	1	0	0
Gary Lavelle, S OBP: 0.143, SLG: 0.143 (8, 1)										0	0	0	0	0	0	0
Randy Moffitt, R OBP: 0.286, SLG: 0.167 (8, 1)										0	0	0	0	0	0	0

Inning Stats	R: 0	H: 1	E: 0	LOB: 1	K: 0	BB: 0	S: 4	P: 4	R: 0	H: 1	E: 0	LOB: 0	K: 0	BB: 0	S: 3	P: 3	R: 0	H: 1	E: 0	LOB: 1	K: 1	BB: 0	S: 6	P: 6	R: 2	H: 3	E: 0	LOB: 1	K: 0	BB: 0	S: 6	P: 6	R: 0	H: 0	E: 0	LOB: 0	K: 1	BB: 0	S: 5	P: 5	R: 1	H: 2	E: 1	LOB: 1	K: 0	BB: 0	S: 5	P: 5	R: 0	H: 0	E: 0	LOB: 0	K: 0	BB: 1	S: 2	P: 6	R: 0	H: 0	E: 0	LOB: 0	K: 0	BB: 1	S: 2	P: 6	R: 0	H: 0	E: 0	LOB: 0	K: 1	BB: 0	S: 5	P: 5	1B: 5	SF: 0	2B: 0	SAC: 1	3B: 2	DP: 4	HR: 1	HBP: 0	WP: 0	PA: 34
--------------	------	------	------	--------	------	-------	------	------	------	------	------	--------	------	-------	------	------	------	------	------	--------	------	-------	------	------	------	------	------	--------	------	-------	------	------	------	------	------	--------	------	-------	------	------	------	------	------	--------	------	-------	------	------	------	------	------	--------	------	-------	------	------	------	------	------	--------	------	-------	------	------	------	------	------	--------	------	-------	------	------	-------	-------	-------	--------	-------	-------	-------	--------	-------	--------

PITCHER	IP	WLS	BF	H	R	ER	SO	BB	IBB	HBP	BLK	WP	HR	S	P	ERA	WHIP
Randy Jones, L ERA: 2.86 (1, 1)	7.0	W	28	8	3	2	2	1	0	0	0	0	1	31	35	2.57	1.286
Rollie Fingers, R ERA: 3.04 (8, 1)	2.0	S	6	0	0	0	1	1	0	0	0	0	0	7	11	0.00	0.500

BOTTOM

San Diego Padres @ San Francisco Giants
Candlestick Park, San Francisco, CA

Mon Jul 03 1978, 10:05 PM EDT
Att. 22,447 - Unknown

AB	30
R	3
H	8
RBI	3
BB	2
SO	3
LOB	12




Batter	1	2	3	4	5	6	7	8	9	AB R H RBI BB SO LOB	TOP											
Gene Richards, L (1, 7) OBP: 0.381, SLG: 0.412	4-0 SH HR BB	0-0 G3		0-0 PB S 1B		4-0 CS BB		0-0 F9		3 1 1 0 2 0 1												
Ozzie Smith, S (1, 6) OBP: 0.309, SLG: 0.319	0-0 SH BB HR	0-0 1-3		4-0 PB BB		0-0 CS		0-0 G3		3 1 1 0 1 0 1												
Fernando Gonzalez, R (1, 4) OBP: 0.244, SLG: 0.252	4-0 HR BB	0-0 5-3		0-0 G3						4 1 1 0 1 0 2												
Dave Winfield, R (1, 8) OBP: 0.350, SLG: 0.500	0-0 HR			0-0 4-3 1B		0-0 F8		4-0 FC6-2 IBB		4 1 2 4 1 0 0												
Oscar Gamble, L (1, 9) OBP: 0.344, SLG: 0.405	0-0 2B			0-0 4-3		0-0 5-3		0-0 L1		5 2 1 0 0 0 4												
Gene Tenace, R (1, 3) OBP: 0.405, SLG: 0.399	0-0 F2			0-3 K		4-0 S BB		0-0 FC6-2		2 0 0 0 1 1 2												
Jerry Turner, L (7, PH) OBP: 0.329, SLG: 0.469										1 0 0 0 0 0 3												
Dave Roberts, R (7, 3) OBP: 0.358, SLG: 0.295										1 1 1 1 0 0 0												
Rick Sweet, S (1, 2) OBP: 0.324, SLG: 0.272	0-0 2B			0-0 L4		0-0 6-3		0-0 4-3		5 0 2 2 0 0 5												
Bill Almon, R (1, 5) OBP: 0.321, SLG: 0.327	0-0 5-3			0-0 5-3		0-0 1-3		0-0 F7		5 0 0 0 0 1 2												
Eric Rasmussen, R (1, 1) OBP: 0.125, SLG: 0.125	0-0 F9			0-3 K		0-0 3-1		4-0 BB		3 0 0 0 0 1 1												
John D'Acquisto, R (6, 1) OBP: 0.308, SLG: 0.250										0 0 0 0 1 0 0												
Inning Stats	R: 5 E: 1 K: 0 S: 7	H: 3 LOB: 1 BB: 2 P: 15	R: 0 E: 0 K: 0 S: 3	H: 0 LOB: 0 BB: 0 P: 3	R: 0 E: 0 K: 1 S: 6	H: 1 LOB: 1 BB: 0 P: 6	R: 0 E: 0 K: 1 S: 6	H: 1 LOB: 2 BB: 1 P: 10	R: 0 E: 0 K: 0 S: 3	H: 0 LOB: 1 BB: 1 P: 7	R: 0 E: 0 K: 0 S: 2	H: 0 LOB: 0 BB: 1 P: 6	R: 0 E: 0 K: 0 S: 5	H: 2 LOB: 3 BB: 1 P: 9	R: 0 E: 0 K: 0 S: 3	H: 0 LOB: 1 BB: 1 P: 7	R: 2 E: 1 K: 1 S: 8	H: 2 LOB: 1 BB: 0 P: 8	1B: 5 2B: 3 3B: 0 HR: 1	SF: 0 SAC: 1 DP: 0 HBP: 0	WP: 0 PB: 1 SB: 3 CS: 1	PA: 45
PITCHER	IP WLS BF H R ER SO BB IBB HBP BLK WP HR S P ERA WHIP																				PITCHER	IP WLS BF H R ER SO BB IBB HBP BLK WP HR S P ERA WHIP
John Montefusco, R (1, 1) ERA: 3.71	5.0 L 25 5 5 4 2 4 0 0 0 0 1 25 41 7.20 1.800																					
Charlie Williams, R (6, 1) ERA: 4.88	1.0 6 2 0 0 0 0 1 1 0 0 0 0 4 12 0.00 3.000																					
John Curtis, L (7, 1) ERA: 2.92	0.1 1 0 0 0 0 0 0 0 0 0 0 0 1 1 0.00 0.000																					
Randy Moffitt, R (7, 1) ERA: 3.99	1.2 6 0 0 0 0 0 1 0 0 0 0 0 5 9 0.00 0.600																					
Gary Lavelle, L (9, 1) ERA: 3.88	1.0 6 2 2 0 1 0 0 0 0 0 0 0 8 8 0.00 2.000																					

San Diego Padres @ San Francisco Giants
 Candlestick Park, San Francisco, CA
 Tue Jul 04 1978, 10:05 PM EDT
 Att: 26,219 - Unknown

AB	36
R	7
H	9
RBI	7
BB	7
SO	3
LOB	21



Batter	1	2	3	4	5	6	7	8	9	AB R H RBI BB SO LOB	TOP											
Gene Richards, L OBP: 0.374, SLG: 0.403 (1, 7) (8, 3)	0-0 6-3	0-0 1-2 3-H 1B		0-3 K		0-3 K			0-0 4-3	5 0 1 1 0 2 2												
Ozzie Smith, S OBP: 0.308, SLG: 0.315 (1, 6)	0-0 1B	0-0 1-3			0-0 6-3	0-0 F7			4-0 BB	4 0 1 0 1 0 4												
Fernando Gonzalez, R OBP: 0.248, SLG: 0.256 (1, 4)	0-3 K		0-0 F8 BB SF8 1B		0-0 F9		0-0 4-3		0-0 F8	5 1 1 0 0 1 2												
Dave Winfield, R OBP: 0.351, SLG: 0.493 (1, 8)		4-0 BB 2B BB	4-0 SF8 BB		0-0 1B 1B		0-0 5-3		0-3 K	3 1 1 0 2 1 1												
Oscar Gamble, L OBP: 0.358, SLG: 0.427 (1, 9)		4-0 2B 1B BB	0-0 F8		0-0 1B		0-0 E6 1B			3 1 1 0 1 0 2												
Tucker Ashford, R OBP: 0.302, SLG: 0.409 (1, 5)		0-0 1B 1B 2B	0-0 SF8		0-0 6-3		0-0 1B			3 1 2 2 0 0 2												
Gene Tenace, R OBP: 0.402, SLG: 0.390 (1, 3) (8, 2)		0-0 6-3	0-3 K			0-0 SH5-3 SH 1B		0-0 F8		4 0 1 0 0 1 3	AB 33 R 4 H 9 RBI 4 BB 4 SO 8 LOB 18											
Dave Roberts, R OBP: 0.339, SLG: 0.277 Jerry Turner, L OBP: 0.319, SLG: 0.455 (8, PH) (8, 7)		0-0 5-3		0-3 K		0-0 SH SH5-3		0-0 6-3		2 0 0 0 0 1 2 1 0 0 0 0 0 0												
Bob Ovwchinko, L OBP: 0.194, SLG: 0.222 Mark Lee, R OBP: 0.293, SLG: 0.300 Chuck Baker, R OBP: 0.159, SLG: 0.182 Randy Jones, R OBP: 0.308, SLG: 0.250 John D'Acquisto, R OBP: 0.327, SLG: 0.222 Don Reynolds, R OBP: 0.327, SLG: 0.222 Mark Wiley, R OBP: 0.327, SLG: 0.222 Dennis Kinney, L (8, 1)		0-0 2-3 3-H 1B		0-3 K		0-0 SH5-3		0-3 K		1 0 1 1 0 0 0 1 0 0 0 0 1 0 1 0 0 0 0 1 0 0 0 0 0 0 0 0 0 0 0 0 0 0 0												
Inning Stats	R: 0 E: 0 K: 1 S: 5	H: 1 LOB: 1 BB: 0 P: 5	R: 3 E: 0 K: 0 S: 6	H: 3 LOB: 2 BB: 2 P: 14	R: 1 E: 0 K: 1 S: 6	H: 1 LOB: 1 BB: 1 P: 10	R: 0 E: 0 K: 3 S: 9	H: 0 LOB: 0 BB: 0 P: 9	R: 0 E: 0 K: 1 S: 7	H: 1 LOB: 2 BB: 0 P: 7	R: 0 E: 1 K: 0 S: 4	H: 1 LOB: 2 BB: 0 P: 4	R: 0 E: 0 K: 1 S: 5	H: 0 LOB: 0 BB: 0 P: 5	R: 0 E: 0 K: 1 S: 5	H: 0 LOB: 1 BB: 1 P: 9	1B: 8 2B: 1 3B: 0 HR: 0	SF: 1 SAC: 2 DP: 0 HBP: 0	WP: 0 PB: 0 SB: 0 CS: 0	PA: 40		
PITCHER Bob Knepper, L ERA: 2.57 Randy Moffitt, R ERA: 3.83	IP 7.0 2.0	WLS W S	BF 33 7	H 9 0	R 4 0	ER 4 0	SO 6 2	BB 3 1	IBB 0 0	HBP 0 0	BLK 0 0	WP 0 0	HR 0 0	S 42 10	P 54 14	ERA 5.14 0.00	WHIP 1.714 0.500					

San Diego Padres @ San Francisco Giants
Candlestick Park, San Francisco, CA
Thu Jul 06 1978, 10:05 PM EDT
Att. 12,797 - Unknown

livebaseballscorecards.com

Batter	1	2	3	4	5	6	7	8	9	AB	R	H	RBI	BB	SO	LOB
Bill Madlock, R (1, 4) OBP: 0.388, SLG: 0.491 Randy Moffitt, R (8, 1) OBP: 0.286, SLG: 0.167	0-0 P6	0-0 1-3			0-0 F8		0-0 FC3-2 3B			4	0	1	3	0	0	2
Larry Herndon, R (1, 8) OBP: 0.356, SLG: 0.384	0-0 4-3		4-0 5-3 BB		0-3 K		0-0 FC3-2			3	0	0	0	1	1	2
Jack Clark, R (1, 9) OBP: 0.364, SLG: 0.566	0-0 CS 1B		0-0 5-3		0-3 K		0-0 F2			4	0	1	0	0	1	2
Mike Ivie, R (1, 3) OBP: 0.370, SLG: 0.497	0-0 CS 1-2	4-0 BB 1B BB	0-0 6-3		0-0 F9			0-0 4-3 2B		3	1	1	0	1	0	1
Hector Cruz, R (1, 5) OBP: 0.300, SLG: 0.367		4-0 BB 1B BB	0-3 K		0-3 K			0-0 4-3 2-3		3	1	0	0	1	2	2
Marc Hill, R (1, 2) OBP: 0.304, SLG: 0.276 Mike Sadek, R (7, PR) (8, 2) OBP: 0.313, SLG: 0.300		0-0 P6		0-0 1-3			4-0 SH5-4 BB 3B BB	4-0 BB		2	0	0	0	1	0	2
Terry Whitfield, L (1, 7) OBP: 0.349, SLG: 0.421		0-0 SH1-3 1B 1-3 2-H 1B		0-0 6-3			4-0 SH5-4 BB 3B BB	0-0 F7		3	1	1	1	1	0	2
Johnnie LeMaster, R (1, 6) OBP: 0.278, SLG: 0.316		0-0 SH1-3 1-2 3-H 1B		0-0 1-3			0-0 SH5-4 1-2 2-3	0-3 K		3	0	1	1	0	1	2
Bob Knepper, L (1, 1) OBP: 0.140, SLG: 0.114 Willie McCovey, L (7, PH) (7, PR) OBP: 0.320, SLG: 0.447 Rob Andrews, R (7, PR) (8, 4) OBP: 0.321, SLG: 0.316		0-0 SH1-3 1-2 2-3			0-0 4-3		4-0 BB 3B BB			1	0	0	0	0	0	0

Inning Stats	R: 0	H: 1	E: 0	LOB: 0	K: 0	S: 3	P: 3	R: 2	H: 2	E: 0	LOB: 2	K: 0	S: 5	P: 13	R: 0	H: 0	E: 0	LOB: 0	K: 1	S: 5	R: 0	H: 0	E: 0	LOB: 0	K: 2	S: 7	R: 3	H: 1	E: 0	LOB: 1	K: 0	S: 4	R: 0	H: 1	E: 0	LOB: 2	K: 1	S: 6	P: 10	1B: 3	2B: 1	3B: 1	HR: 0	SF: 0	SAC: 2	DP: 0	HBP: 0	WP: 0	PA: 36
--------------	------	------	------	--------	------	------	------	------	------	------	--------	------	------	-------	------	------	------	--------	------	------	------	------	------	--------	------	------	------	------	------	--------	------	------	------	------	------	--------	------	------	-------	-------	-------	-------	-------	-------	--------	-------	--------	-------	--------

PITCHER	IP	WLS	BF	H	R	ER	SO	BB	IBB	HBP	BLK	WP	HR	S	P	ERA	WHIP
Bob Owchinko, L (1, 1) ERA: 3.31	1.1		7	2	2	2	0	2	0	0	0	0	0	5	13	13.50	3.000
Mark Lee, R (2, 1) ERA: 3.73	3.2		13	1	0	0	2	1	0	0	0	0	0	16	20	0.00	0.545
Randy Jones, L (6, 1) ERA: 3.03	1.1	L	8	1	3	3	2	3	0	0	0	0	0	9	21	20.25	3.000
John D'Acquisto, R (7, 1) ERA: 1.68	0.2		2	0	0	0	0	0	0	0	0	0	0	2	2	0.00	0.000
Mark Wiley, R (8, 1) ERA: 1.29	0.1		3	1	0	0	0	1	0	0	0	0	0	2	6	0.00	6.000

PITCHER	IP	WLS	BF	H	R	ER	SO	BB	IBB	HBP	BLK	WP	HR	S	P	ERA	WHIP
Dennis Kinney, L (8, 1) ERA: 4.85	0.2		2	0	0	0	1	0	0	0	0	0	0	4	4	0.00	0.000

BOTTOM

San Diego Padres @ San Francisco Giants
Candlestick Park, San Francisco, CA

Thu Jul 06 1978, 10:05 PM EDT
Att. 12,797 - Unknown

AB	26
R	5
H	5
RBI	5
BB	7
SO	5
LOB	15



Batter	1	2	3	4	5	6	7	8	9	AB R H RBI BB SO LOB
Pete Rose, S OBP: 0.354, SLG: 0.420 (1, 5)	0-3 K		0-0 1B		0-0 1B		0-0 G3		0-0 5-3 6-3 1B	5 1 3 1 0 1 0
Ken Griffey, L OBP: 0.356, SLG: 0.432 (1, 9)	0-0 5-3		0-0 1B		0-0 SF7		0-0 1-3		0-0 5-3 HR 1B	4 1 2 1 0 0 0
Dave Concepcion, R OBP: 0.340, SLG: 0.383 (1, 6)	4-0 1B BB		0-0 P4		4-0 FC5-4 BB		4-0 1B WP BB		0-0 5-3	2 1 0 0 3 0 3
George Foster, R OBP: 0.380, SLG: 0.556 (1, 7)	0-0 1-3 1B			0-0 FC4-6 1B		0-0 FC5-4		0-0 WP 1B	0-0 6-3	5 0 3 1 0 0 3
Johnny Bench, R OBP: 0.292, SLG: 0.444 (1, 2)	0-0 P3			0-0 F3		4-0 BB FC5-2 BB		0-3 K	0-0 HR	4 1 1 2 1 1 4
Dan Driessen, L OBP: 0.375, SLG: 0.464 (1, 3)		0-3 K		0-0 FC4-6 CS		0-0 FC5-2 BB 1B		0-0 6-3	0-0 F8	5 0 1 0 0 1 1
Junior Kennedy, R OBP: 0.326, SLG: 0.222 (1, 4)		0-0 G3		0-0 CS		4-0 FC5-2 BB		0-0 F9		2 0 0 0 0 0 0
Joe Morgan, L OBP: 0.380, SLG: 0.441 (6, PH) (7, 4)				1-2	0-0 4-3	1-2 2-3 BB				1 0 0 0 1 0 0
Cesar Geronimo, L OBP: 0.330, SLG: 0.378 (1, 8)		0-0 F7			0-0 1B	0-0 FC5-2		0-0 1B		4 1 2 0 0 0 3
Mike Lum, L OBP: 0.407, SLG: 0.471 (9, 8)					1B	1-2 2-3 3-Hf		0-0 1B		0 0 0 0 0 0 0
Tom Seaver, R OBP: 0.288, SLG: 0.171 (1, 1)			0-3 K		0-0 1B	0-0 G4-6-3		0-0 F8		1 0 0 0 0 0 1 0
Dave Collins, S OBP: 0.329, SLG: 0.230 (5, PH)					1-2 SF7 1B	1-2f				1 1 1 0 0 0 0 0
Pedro Borbon, R OBP: 0.250, SLG: 0.250 (6, 1)										0 0 0 0 0 0 0 0
Ken Henderson, S OBP: 0.255, SLG: 0.349 (6, PH)										1 0 0 0 0 0 0 3
Manny Sarmiento, R OBP: 0.191, SLG: 0.289 (7, 1)										0 0 0 0 0 0 0 0
Ray Knight, R OBP: 0.191, SLG: 0.289 (8, PH)										1 0 0 0 0 0 0 1
Dave Tomlin, L (9, 1)										0 0 0 0 0 0 0 0

Inning Stats	R: 0 E: 0 K: 1 S: 6	H: 1 LOB: 2 BB: 1 P: 10	R: 0 E: 0 K: 1 S: 5	H: 0 LOB: 0 BB: 0 P: 5	R: 0 E: 0 K: 1 S: 6	H: 2 LOB: 1 BB: 0 P: 6	R: 0 E: 0 K: 0 S: 3	H: 1 LOB: 0 BB: 0 P: 3	R: 2 E: 0 K: 0 S: 6	H: 3 LOB: 2 BB: 1 P: 10	R: 0 E: 0 K: 0 S: 3	H: 1 LOB: 2 BB: 2 P: 11	R: 1 E: 0 K: 1 S: 6	H: 1 LOB: 1 BB: 1 P: 10	R: 0 E: 0 K: 0 S: 4	H: 1 LOB: 1 BB: 0 P: 4	R: 3 E: 0 K: 0 S: 6	H: 3 LOB: 0 BB: 0 P: 6	1B: 12 2B: 0 3B: 0 HR: 1	SF: 1 SAC: 0 DP: 1 HBP: 0	WP: 1 PB: 0 SB: 0 CS: 1	PA: 43	
PITCHER	IP	WLS	BF	H	R	ER	SO	BB	IBB	HBP	BLK	WP	HR	S	P	ERA	WHIP						
Vida Blue, L ERA: 2.42 (1, 1)	5.0	W	24	8	2	2	3	3	0	0	0	0	0	27	39	3.60	2.200						
Charlie Williams, R ERA: 5.0 (6, 1)	2.0		8	1	1	1	1	2	0	0	0	1	0	8	16	4.50	1.500						
John Curtis, L ERA: 3.38 (8, 1)	1.0		6	3	2	2	0	0	0	0	0	0	0	6	6	18.00	3.000						
Randy Moffitt, R ERA: 3.96 (9, 1)	0.2		3	1	1	1	0	0	0	0	0	0	1	3	3	13.50	1.500						
Gary Lavelle, L ERA: 3.83 (9, 1)	0.1	S	1	0	0	0	0	0	0	0	0	0	0	1	1	0.00	0.000						

BOTTOM

San Francisco Giants @ Cincinnati Reds
Riverfront Stadium, Cincinnati, OH
Fri Jul 07 1978, 7:05 PM EDT
Unknown

livebaseballscorecards.com

AB	36
R	6
H	13
RBI	5
BB	5
SO	4
LOB	18



Batter	1	2	3	4	5	6	7	8	9	AB R H RBI BB SO LOB	TOP	
Terry Whitfield, L (1, 7) OBP: 0.348, SLG: 0.416	0-0 L3	0-0 4-3			0-0 SH1-4 1B		4-0 2B BB		0-0 SH3 1-2	3 0 1 0 1 0 3		
Rob Andrews, R (1, 4) OBP: 0.315, SLG: 0.309 Willie McCovey, L (7, PH) OBP: 0.315, SLG: 0.451 (7, 3)	0-0 G3		0-0 6-3		0-0 SH1-4 1-2		0-0 F8		0-0 F6	2 0 0 0 0 0 0 2 0 0 0 0 0 2		
Jack Clark, R (1, 9) OBP: 0.365, SLG: 0.564	0-0 1B		0-0 F8		0-3 K		0-0 2B 1-3		0-0 F8	5 0 2 0 0 1 2		
Darrell Evans, L (1, 5) OBP: 0.365, SLG: 0.397	0-0 6-3		0-0 L5		0-0 F9		4-0 BB			3 0 0 0 1 0 2		
Mike Ivie, R (1, 3) OBP: 0.371, SLG: 0.500 John Curtis, L (7, 1)		0-3 K		0-0 1B 1B		0-0 5-3	0-3 K			4 0 1 0 0 2 3 0 0 0 0 0 0 0		
Larry Herndon, R (1, 8) OBP: 0.351, SLG: 0.378		0-3 K		0-3 K		0-0 1-3		0-0 6-3		4 0 0 0 0 2 1		
Roger Metzger, S (1, 6) OBP: 0.319, SLG: 0.326		0-0 1B 1B 1B		0-0 1B 1-2 1B		0-0 6-3		0-0 3-1		4 0 2 0 0 0 0		
Marc Hill, R (1, 2) OBP: 0.310, SLG: 0.290		0-0 1B 1-2 1B		0-3 K			0-0 E6 WP 1B	0-0 6-3		4 1 2 0 0 1 2		
Jim Barr, R (1, 1) OBP: 0.208, SLG: 0.208 Jim Dwyer, L (7, PH) OBP: 0.325, SLG: 0.337 Vic Harris, S (7, 4) OBP: 0.222, SLG: 0.244		0-0 1B 1-2 2-3 1B		0-3 K			0-3 K 3-H		4-0 SH3 BB	2 0 1 0 0 1 2 1 0 0 0 0 1 0 0 0 0 0 1 0 0		
Inning Stats	R: 0 H: 1 E: 0 LOB: 1 K: 0 BB: 0 S: 4 P: 4	R: 0 H: 3 E: 0 LOB: 3 K: 2 BB: 0 S: 10 P: 10	R: 0 H: 0 E: 0 LOB: 0 K: 0 BB: 0 S: 3 P: 3	R: 0 H: 2 E: 0 LOB: 2 K: 3 BB: 0 S: 11 P: 11	R: 0 H: 1 E: 0 LOB: 1 K: 1 BB: 0 S: 6 P: 6	R: 0 H: 0 E: 0 LOB: 0 K: 0 BB: 0 S: 3 P: 3	R: 1 H: 2 E: 1 LOB: 3 K: 2 BB: 2 S: 9 P: 17	R: 0 H: 0 E: 0 LOB: 0 K: 0 BB: 0 S: 3 P: 3	R: 0 H: 0 E: 0 LOB: 1 K: 0 BB: 1 S: 3 P: 7	1B: 8 SF: 0 2B: 1 SAC: 2 3B: 0 DP: 0 HR: 0 HBP: 0	WP: 1 PA: 39 PB: 0 SB: 0 CS: 0	
PITCHER Bill Bonham, R (1, 1) ERA: 3.19 Doug Bair, R (7, 1) ERA: 1.79	IP WLS BF H R ER SO BB IBB HBP BLK WP HR S P ERA WHIP	6.2 W 31 9 1 1 7 2 0 0 0 1 0 43 51 1.35 1.650	2.1 S 8 0 0 0 1 1 0 0 0 0 0 9 13 0.00 0.429	PITCHER IP WLS BF H R ER SO BB IBB HBP BLK WP HR S P ERA WHIP								

San Francisco Giants @ Cincinnati Reds
Riverfront Stadium, Cincinnati, OH
Fri Jul 07 1978, 7:05 PM EDT
Att: 51,163 - Unknown

AB	34
R	1
H	9
RBI	0
BB	3
SO	8
LOB	17



Batter	1	2	3	4	5	6	7	8	9
Pete Rose, S OBP: 0.353, SLG: 0.418 (1, 5) X	0-0 6-3 ①		X 0-0 1B		X 0-0 FC5-4 ②		X 0-0 4-3 ③		
Ken Griffey, L OBP: 0.352, SLG: 0.426 (1, 9) X	0-0 6-3 ②		X 0-0 F7 ③		X 0-0 5-3 ③			X 0-0 6-3 ①	
Joe Morgan, L OBP: 0.375, SLG: 0.433 (1, 4) X	0-0 L4 ③			X 0-0 F4 ①		X 0-0 4-3 ①		S S 0-3 K ②	
George Foster, R OBP: 0.376, SLG: 0.549 (1, 7)		X 0-0 F7 ①		X 0-0 1-3 ②		X 0-0 P4 ②		X 0-0 F8 ③	
Dan Driessen, L OBP: 0.375, SLG: 0.462 (1, 3)		X 0-0 4-3 ②		X 0-0 4-3 ③		X 0-0 1B 1B			
Dave Concepcion, R OBP: 0.347, SLG: 0.392 (1, 6)		X 0-0 2B			X 0-0 HR 1B	X 0-0 1-2 1B			
Mike Lum, L OBP: 0.405, SLG: 0.507 (1, 8)		X 0-0 P4 ③			X 0-0 HR 1B	X 0-0 F8 ③			
Vic Correll, R OBP: 0.261, SLG: 0.273 (1, 2)			X 0-0 6-3 ①		X 0-0 FC1-6 1B		X 0-0 CS 1B		
Bill Bonham, R OBP: 0.257, SLG: 0.200 (1, 1)			X 0-0 L3 ②		X 0-0 FC1-6 FC5-4		S S 0-3 K ① ②		
Doug Bair, R OBP: 0.143, SLG: 0.143 (7, 1)							X 1-2 K		

AB	R	H	RBI	BB	SO	LOB
4	0	1	0	0	0	1
4	0	0	0	0	0	2
4	0	0	0	0	1	0
4	0	0	0	0	0	0
3	0	1	0	0	0	0
3	1	3	0	0	0	0
3	1	1	2	0	0	3
3	0	2	0	0	0	0
2	0	0	0	0	0	1
1	0	0	0	0	1	1

BOTTOM

San Francisco Giants @ Cincinnati Reds
Riverfront Stadium, Cincinnati, OH

Fri Jul 07 1978, 7:05 PM EDT
Att. 51,163 - Unknown

livebaseballscorecards.com

AB	31
R	2
H	8
RBI	2
BB	0
SO	2
LOB	8



Inning Stats	R: 0	H: 0	E: 0	K: 0	S: 3	LOB: 0	BB: 0	P: 3
	R: 0	H: 1	E: 0	K: 0	S: 4	LOB: 1	BB: 0	P: 4
	R: 0	H: 1	E: 0	K: 0	S: 4	LOB: 1	BB: 0	P: 4
	R: 0	H: 0	E: 0	K: 0	S: 3	LOB: 0	BB: 0	P: 3
	R: 2	H: 3	E: 0	K: 0	S: 6	LOB: 1	BB: 0	P: 6
	R: 0	H: 2	E: 0	K: 0	S: 5	LOB: 2	BB: 0	P: 5
	R: 0	H: 1	E: 0	K: 1	S: 5	LOB: 0	BB: 0	P: 5
	R: 0	H: 0	E: 0	K: 1	S: 5	LOB: 0	BB: 0	P: 5

1B:	2B:	3B:	HR:	SF:	SAC:	DP:	HBP:
6	1	0	1	0	0	0	0

WP:	PA:
0	31

PITCHER	IP	WLS	BF	H	R	ER	SO	BB	IBB	HBP	BLK	WP	HR	S	P	ERA	WHIP
Jim Barr, R ERA: 2.51 (1, 1)	6.0	L	25	7	2	2	0	0	0	0	0	0	1	25	25	3.00	1.167
John Curtis, L ERA: 3.14 (7, 1)	2.0		6	1	0	0	2	0	0	0	0	0	0	10	10	0.00	0.500

Batter	1	2	3	4	5	6	7	8	9	AB R H RBI BB SO LOB	TOP																	
Rob Andrews, R (1, 4) OBP: 0.310, SLG: 0.297	0-0 6-3		0-0 F9		0-0 L9			4-0 1B 1B BB	0-0 F9	4 1 0 0 1 0 1																		
Darrell Evans, L (1, 5) OBP: 0.360, SLG: 0.390	0-0 F9		0-0 G3		0-0 4-3			0-0 F7	0-0 4-3	5 0 0 0 0 0 2																		
Jack Clark, R (1, 9) OBP: 0.364, SLG: 0.560	0-0 5-3		0-0 5-3		0-0 6-3			0-0 1B 1-2 2B 1B		4 1 1 0 0 0 0																		
Willie McCovey, L (1, 3) Vic Harris, S (8, PR) Roger Metzger, S (8, 6) OBP: 0.314, SLG: 0.447 OBP: 0.222, SLG: 0.244 OBP: 0.319, SLG: 0.326		0-0 4-3		0-0 G3		0-3 K		0-0 2B 1-3 2-H 1B		4 0 1 1 0 1 0 0 0 0 0 0 0 0 0 0 0 0 0 0 0																		
Hector Cruz, R (1, 7) OBP: 0.313, SLG: 0.382		4-0 BB 1B FC5-4 BB		0-0 BB 1B		0-0 F8		0-0 G5-3 1-3 3-H 2B		3 1 2 1 1 0 0																		
Larry Herndon, R (1, 8) Terry Whitfield, L (8, PH) OBP: 0.354, SLG: 0.381 OBP: 0.351, SLG: 0.416		0-0 1-2 BB E 1B		0-0 1-2 BB 1B		0-0 5-3		4-0 3-H 4-0 IBB		3 1 2 0 0 0 0 0 0 0 0 1 0 0																		
Johnnie LeMaster, R (1, 6) Mike Ivie, R (8, PH) OBP: 0.279, SLG: 0.313 OBP: 0.368, SLG: 0.497		4-0 BB 1-2 2-3 FC5-4 BB		0-0 P3		0-0 F8		0-0 G5-3 2-3f		2 0 0 0 1 0 2 1 0 0 0 0 0 3																		
Marc Hill, R (1, 2) OBP: 0.314, SLG: 0.290		0-0 FC5-4 1-2f 2-H 3-H BB		4-0 1-2 2-3 BB		0-0 F8			0-0 FC3-6 1B	3 0 1 1 1 0 1																		
John Montefusco, R (1, 1) Gary Lavelle, S (6, 1) OBP: 0.163, SLG: 0.091 OBP: 0.111, SLG: 0.111		0-0 F7		0-3 K		0-3 K			0-0 FC3-6 1-2f	2 0 0 0 0 1 4 2 0 0 0 0 1 1																		
Inning Stats	R: 0 E: 0 K: 0 S: 3	H: 0 LOB: 0 BB: 0 P: 3	R: 2 E: 1 K: 0 S: 4	H: 1 LOB: 1 BB: 2 P: 12	R: 0 E: 0 K: 0 S: 3	H: 0 LOB: 0 BB: 0 P: 3	R: 0 E: 0 K: 1 S: 7	H: 2 LOB: 3 BB: 1 P: 11	R: 0 E: 0 K: 0 S: 3	H: 0 LOB: 0 BB: 0 P: 3	R: 0 E: 0 K: 1 S: 5	H: 0 LOB: 0 BB: 0 P: 5	R: 0 E: 0 K: 1 S: 5	H: 0 LOB: 0 BB: 0 P: 5	R: 2 E: 0 K: 0 S: 5	H: 3 LOB: 2 BB: 2 P: 13	R: 0 E: 0 K: 0 S: 4	H: 1 LOB: 1 BB: 0 P: 4	1B: 6 2B: 1 3B: 0 HR: 0	SF: 0 SAC: 0 DP: 1 HBP: 0	WP: 0 PB: 0 SB: 0 CS: 0	PA: 38						
PITCHER	IP WLS BF H R ER SO BB IBB HBP BLK WP HR S P ERA WHIP											PITCHER	IP WLS BF H R ER SO BB IBB HBP BLK WP HR S P ERA WHIP															
Fred Norman, L (1, 1) ERA: 3.08	6.0		24	3	2	1	2	3	0	0	0	0	0	0	25	37	1.50	1.000										
Manny Sarmiento, R (7, 1) ERA: 2.81	1.1	L	6	1	2	2	1	1	0	0	0	0	0	7	11	13.50	1.500											
Dave Tomlin, L (8, 1) ERA: 4.38	0.0		2	2	0	0	0	0	0	0	0	0	0	2	2	∞	∞											
Pedro Borbon, R (8, 1) ERA: 4.35	1.2		6	1	0	0	0	0	1	0	0	0	0	5	9	0.00	0.600											

San Francisco Giants @ Cincinnati Reds
Riverfront Stadium, Cincinnati, OH

Sat Jul 08 1978, 7:05 PM EDT
Att: 43,316 - Unknown

AB	33
R	4
H	7
RBI	3
BB	5
SO	3
LOB	14



Batter	1	2	3	4	5	6	7	8	9	AB	R	H	RBI	BB	SO	LOB
Pete Rose, S OBP: 0.352, SLG: 0.416 (1, 5) X	0-0 6-3 ①		0-0 1-3 ③			0-0 2B 2B 1B	0-0 1-3 ③			4	1	1	0	0	0	0
Ken Griffey, L OBP: 0.349, SLG: 0.422 (1, 9) X	0-0 4-3 ②			0-0 F9 ①		0-0 F7 ②		0-3 K ①		4	0	0	0	0	1	1
Joe Morgan, L OBP: 0.373, SLG: 0.435 (1, 4) X	0-0 5-3 ③			0-0 L4 ②		0-0 2B 2B		0-0 F3 ②		4	1	1	0	0	0	0
George Foster, R OBP: 0.375, SLG: 0.544 (1, 7)		0-0 F9 ①		0-0 F2 ③		4-0 2B BB		0-3 K ③		3	0	0	0	1	1	0
Dan Driessen, L OBP: 0.380, SLG: 0.468 (1, 3)		4-0 S BB			0-0 FC6 1B	0-0 1-3 2-H 3-H 2B		0-3 K ①		3	0	2	2	1	1	0
Johnny Bench, R OBP: 0.291, SLG: 0.438 (1, 2)		0-3 K 1-2			0-0 P6 ①	4-0 IBB		0-3 K ②		3	0	0	0	1	2	2
Mike Lum, L OBP: 0.395, SLG: 0.493 (8, PH) Ken Henderson, S OBP: 0.250, SLG: 0.341 (7, 1) Manny Sarmiento, R (8, 1) Dave Tomlin, L (8, 1) Pedro Borbon, R OBP: 0.250, SLG: 0.250 (9, PH) Ray Knight, R OBP: 0.208, SLG: 0.289		0-0 F7 ③			0-0 FC6 1-2f	0-0 5-3 ③		4-0 FC4 BB		2	0	0	0	0	0	2
Dave Concepcion, R OBP: 0.342, SLG: 0.387 (1, 6)			0-0 F7 ①		0-0 F7 ③		0-0 1-3 ①		0-0 FC4 1-2f	4	0	0	0	0	0	2
Fred Norman, S OBP: 0.200, SLG: 0.179 (1, 1) Dave Collins, S OBP: 0.320, SLG: 0.222 (6, PH) (7, 8)			0-0 F7 ②			0-0 1-3 ①	0-0 L4 ②			1	0	0	0	0	0	0
										2	0	0	0	0	0	0

BOTTOM

San Francisco Giants @ Cincinnati Reds
Riverfront Stadium, Cincinnati, OH
Sat Jul 08 1978, 7:05 PM EDT
Att. 43,316 - Unknown

livebaseballscorecards.com

AB	31
R	2
H	4
RBI	2
BB	4
SO	5
LOB	10



Inning	R	H	E	K	S	P	BB	IBB	HBP	BLK	WP	HR	S	P	ERA	WHIP
1	0	0	0	0	3	3	0	0	0	0	0	0	22	30	3.18	0.882
2	0	0	0	1	9	5	0	0	0	0	0	0	19	27	0.00	0.600

PITCHER	IP	WLS	BF	H	R	ER	SO	BB	IBB	HBP	BLK	WP	HR	S	P	ERA	WHIP
John Montefusco, R ERA: 3.69 (1, 1)	5.2		22	3	2	2	1	2	0	0	0	0	0	22	30	3.18	0.882
Gary Lavelle, L ERA: 3.59 (6, 1)	3.1	W	13	1	0	0	4	1	1	0	0	0	0	19	27	0.00	0.600

WP	PA	ERA	WHIP
0	35		
0			
1			
0			

Batter	1	2	3	4	5	6	7	8	9	AB R H RBI BB SO LOB	TOP											
Jim Dwyer, L (1, 8) OBP: 0.328, SLG: 0.340	0-0 F8		0-0 6-3		0-0 P4		0-0 4-3 1B		0-0 G6-4-3 1B	5 0 2 0 0 0 1												
Terry Whitfield, L (1, 7) OBP: 0.348, SLG: 0.412	0-0 F3			0-0 1B 1B	0-0 F7		0-0 4-3 1-2		0-3 K	5 1 1 0 0 1 2												
Jack Clark, R (1, 9) OBP: 0.362, SLG: 0.554	0-0 5-3			0-0 P6	0-0 1B 1B		0-0 P4		0-0 G6-4-3 1-2f	5 0 1 0 0 0 3												
Willie McCovey, L (1, 3) OBP: 0.320, SLG: 0.450 Dennis Littlejohn, R (8, 2)		0-0 F2		0-0 1B 1-2 1B	0-0 1-3 1B		4-0 IBB			3 1 2 0 1 0 0 0 0 0 0 0 0 0												
Darrell Evans, L (1, 5) OBP: 0.359, SLG: 0.389		0-0 F9		0-0 1-3 2-H 1B 1B	0-0 F7		0-0 6-3			4 0 1 1 0 0 4												
Vic Harris, S (1, 4) OBP: 0.223, SLG: 0.237		0-0 F8		4-0 1B 1-2 BB		0-0 1-3		0-0 F7		3 0 0 0 1 0 0												
Roger Metzger, S (1, 6) OBP: 0.323, SLG: 0.330			0-0 6-3	0-0 1-3 2-H 3-H 1B	0-0 G3 1B		0-0 6-3		0-0 6-3	4 0 2 1 0 0 0												
Marc Hill, R (1, 2) OBP: 0.317, SLG: 0.288			0-3 K	4-0 1-2 IBB	0-0 G3		0-0 6-3		4-0 BB	2 0 0 0 2 1 1												
Ed Halicki, R (1, 1) OBP: 0.143, SLG: 0.111 John Curtis, L (6, 1) Randy Moffitt, R (7, 1) Hector Cruz, R (8, PH) Bob Knepper, L (8, 1) OBP: 0.140, SLG: 0.114			0-0 1B	0-0 6-3	0-0 5-3		0-0 6-3		0-0 6-3	3 0 1 0 0 0 4 0 0 0 0 0 0 0 0 0 0 0 0 0 0 1 0 0 0 0 0 1 0 0 0 0 0 0 0												
Inning Stats	R: 0 E: 0 K: 0 S: 3	H: 0 LOB: 0 BB: 0 P: 3	R: 0 E: 0 K: 0 S: 3	H: 0 LOB: 0 BB: 0 P: 3	R: 0 E: 0 K: 1 S: 6	H: 1 LOB: 1 BB: 0 P: 6	R: 2 E: 0 K: 0 S: 6	H: 4 LOB: 3 BB: 2 P: 14	R: 0 E: 0 K: 0 S: 5	H: 2 LOB: 2 BB: 0 P: 5	R: 0 E: 0 K: 0 S: 4	H: 1 LOB: 1 BB: 0 P: 4	R: 0 E: 0 K: 0 S: 4	H: 1 LOB: 2 BB: 1 P: 8	R: 0 E: 0 K: 0 S: 3	H: 0 LOB: 1 BB: 1 P: 7	R: 0 E: 0 K: 1 S: 5	H: 1 LOB: 0 BB: 0 P: 5	1B: 10 2B: 0 3B: 0 HR: 0	SF: 0 SAC: 0 DP: 1 HBP: 0	WP: 0 PB: 0 SB: 0 CS: 0	PA: 39
PITCHER	IP WLS BF H R ER SO BB IBB HBP BLK WP HR S P ERA WHIP																					
Paul Moskau, R (1, 1) ERA: 4.21	5.0		23	7	2	2	1	1	1	0	0	0	0	0	23	31	3.60	1.600				
Tom Hume, R (6, 1) ERA: 5.33	1.0	W	4	1	0	0	0	0	0	0	0	0	0	4	4	0.00	1.000					
Pedro Borbon, R (7, 1) ERA: 4.3	0.2		3	1	0	0	0	0	0	0	0	0	0	3	3	0.00	1.500					
Dave Tomlin, L (7, 1) ERA: 4.12	2.1	S	9	1	0	0	1	1	1	0	0	0	0	9	17	0.00	0.857					

San Francisco Giants @ Cincinnati Reds
Riverfront Stadium, Cincinnati, OH
Sun Jul 09 1978, 3:33 AM EDT
Att. 37,966 - Unknown

AB	35
R	2
H	10
RBI	2
BB	4
SO	2
LOB	16



Batter	1	2	3	4	5	6	7	8	9	AB R H RBI BB SO LOB	TOP									
Bill Madlock, R (1, 4) OBP: 0.382, SLG: 0.483	0-0 F9	0-3 K		0-0 G6-4-3			0-0 F9			4 0 0 0 0 1 4										
Darrell Evans, L (1, 5) OBP: 0.360, SLG: 0.388	0-0 FC6-4 1B		0-3 K		4-0 FC4-6 BB			0-0 4-3		3 0 1 0 1 1 0										
Jack Clark, R (1, 9) OBP: 0.361, SLG: 0.550	0-0 FC6-4 CS		0-0 F7		0-0 FC4-6 CS			0-0 G3-6-3 1B		4 0 1 0 0 0 2										
Willie McCovey, L (1, 3) OBP: 0.316, SLG: 0.443	0-0 CS	0-3 K	0-3 K		0-0 L7			0-0 G3-6-3		4 0 0 0 0 2 2										
Mike Ivie, R (1, 7) OBP: 0.366, SLG: 0.509		0-0 4-3		0-0 HR	0-0 CS	0-3 K		0-0 1-3		4 1 1 1 0 1 0										
Terry Whitfield, L (9, 7) OBP: 0.348, SLG: 0.412										0 0 0 0 0 0 0										
Larry Herndon, R (1, 8) OBP: 0.356, SLG: 0.383		0-0 1B 1B		0-0 1B 1B		0-3 K		0-3 K		4 2 2 0 0 2 0										
Johnnie LeMaster, R (1, 6) OBP: 0.283, SLG: 0.316		0-0 1B 1B		0-0 1B 1B		0-3 K		0-0 6-3		4 1 2 0 0 1 0										
Marc Hill, R (1, 2) OBP: 0.321, SLG: 0.293		0-0 1B 1B		0-0 1B 1B			0-0 1-3			3 0 2 2 0 0 0										
Bob Knepper, L (1, 1) OBP: 0.151, SLG: 0.128		0-0 1B		0-3 K			0-3 K			3 0 1 1 0 2 2										
Inning Stats	R: 0 E: 0 K: 0 S: 3	H: 1 LOB: 0 BB: 0 P: 3	R: 2 E: 0 K: 2 S: 11	H: 4 LOB: 2 BB: 0 P: 11	R: 0 E: 0 K: 2 S: 7	H: 0 LOB: 0 BB: 0 P: 7	R: 2 E: 0 K: 1 S: 8	H: 4 LOB: 1 BB: 0 P: 8	R: 0 E: 0 K: 3 S: 9	H: 0 LOB: 0 BB: 0 P: 9	R: 0 E: 0 K: 1 S: 5	H: 0 LOB: 0 BB: 0 P: 5	R: 0 E: 0 K: 0 S: 3	H: 1 LOB: 0 BB: 0 P: 3	R: 0 E: 0 K: 1 S: 5	H: 0 LOB: 0 BB: 0 P: 5	1B: 9 2B: 0 3B: 0 HR: 1	SF: 0 SAC: 0 DP: 2 HBP: 0	WP: 0 PB: 0 SB: 0 CS: 2	PA: 36
PITCHER	IP WLS BF H R ER SO BB IBB HBP BLK WP HR S P ERA WHIP																			
John Candelaria, L (1, 1) ERA: 3.14	3.0 L 16 8 4 4 4 0 0 0 0 0 0 1 24 24 12.00 2.667																			
Ed Whitson, R (4, 1) ERA: 1.9	3.0 9 1 0 0 4 1 0 0 0 0 0 0 16 20 0.00 0.667																			
Bruce Kison, R (7, 1) ERA: 2.97	2.0 6 1 0 0 1 0 0 0 0 0 0 0 8 8 0.00 0.500																			
Kent Tekulve, R (9, 1) ERA: 2.24	1.0 3 0 0 0 0 1 0 0 0 0 0 0 5 5 0.00 0.000																			

San Francisco Giants @ Pittsburgh Pirates
 Three Rivers Stadium, Pittsburgh, PA
 Thu Jul 13 1978, 7:05 PM EDT
 Att. 13,984 - Unknown

AB	33
R	4
H	10
RBI	4
BB	1
SO	10
LOB	10



Batter	1	2	3	4	5	6	7	8	9	AB	R	H	RBI	BB	SO	LOB
Frank Taveras, R OBP: 0.310, SLG: 0.338 (1, 6)	0-0 6-3			0-0 F4		4-0 BB		0-3 K		3	0	0	0	1	1	1
Omar Moreno, L OBP: 0.325, SLG: 0.287 (1, 8)	0-0 CS 1B			0-0 F2		0-3 K		0-0 F7		4	0	1	0	0	1	3
Phil Gamier, R OBP: 0.318, SLG: 0.334 (1, 5) (8, 4)	0-3 K			0-0 6-3		0-0 1-3			4-0 BB	3	0	0	0	1	1	3
Bill Robinson, R OBP: 0.295, SLG: 0.377 (1, 7)		0-0 F9			0-0 4-3 1B		0-0 P4		0-0 1-2 1B	4	0	2	0	0	0	0
Willie Stargell, L OBP: 0.381, SLG: 0.551 (1, 3)		0-3 K			0-0 4-3		0-0 FC6-4 1B		0-3 K	4	0	1	0	0	2	3
Rennie Stennett, R OBP: 0.281, SLG: 0.329 Ken Macha, R OBP: 0.347, SLG: 0.282 (7, PR) (8, 5)		0-0 6-3			0-0 4-3		0-0 FC6-4		0-0 F8	3	0	0	0	0	0	2
Steve Brye, R OBP: 0.296, SLG: 0.326 (1, 9)				0-0 F9		0-0 P4		0-0 P6		4	0	0	0	0	0	4
Duffy Dyer, R OBP: 0.354, SLG: 0.347 (1, 2)				0-0 6-3		0-3 K		0-3 K		3	0	0	0	0	2	0
John Candelaria, L OBP: 0.279, SLG: 0.194 Ed Whitsitt, R OBP: 0.200, SLG: 0.200 Steve Nicosia, R Bruce Kison, R Mario Mendoza, R Kent Tekulve, R (1, 1) (4, 1) (6, PH) (7, 1) (8, PH) (9, 1)				0-3 K		4-0 BB		0-0 1B		1	0	0	0	0	1	0

BOTTOM

San Francisco Giants @ Pittsburgh Pirates
Three Rivers Stadium, Pittsburgh, PA

Thu Jul 13 1978, 7:05 PM EDT
Att. 13,984 - Unknown

AB	31
R	0
H	5
RBI	0
BB	3
SO	8
LOB	18



Inning Stats	R: 0	H: 1	E: 0	LOB: 0	K: 1	BB: 0	S: 5	P: 5	R: 0	H: 0	E: 0	LOB: 0	K: 1	BB: 0	S: 5	P: 5	R: 0	H: 0	E: 0	LOB: 0	K: 0	BB: 0	S: 3	P: 3	R: 0	H: 1	E: 0	LOB: 1	K: 0	BB: 0	S: 4	P: 4	R: 0	H: 0	E: 0	LOB: 2	K: 2	BB: 2	S: 7	P: 15	R: 0	H: 1	E: 0	LOB: 1	K: 0	BB: 0	S: 4	P: 4	R: 0	H: 1	E: 0	LOB: 1	K: 2	BB: 0	S: 8	P: 8	R: 0	H: 1	E: 0	LOB: 2	K: 1	BB: 1	S: 6	P: 10	1B: 5	SF: 0	2B: 0	SAC: 0	3B: 0	DP: 0	HR: 0	HBP: 0	WP: 0	PA: 34	PB: 0	SB: 0	CS: 1	ERA	WHIP
PITCHER Bob Knepper, L ERA: 2.41 (1, 1)	IP	WLS	BF	H	R	ER	SO	BB	IBB	HBP	BLK	WP	HR	S	P	ERA	WHIP	IP	WLS	BF	H	R	ER	SO	BB	IBB	HBP	BLK	WP	HR	S	P	ERA	WHIP																																													

WP: 0	PA: 34
PB: 0	
SB: 0	
CS: 1	

ERA	0.00
WHIP	0.889

Batter	1	2	3	4	5	6	7	8	9	AB R H RBI BB SO LOB	TOP											
Bill Madlock, R (1, 4) OBP: 0.386, SLG: 0.489	0-0 5-3	0-0 P3			0-0 2B		0-0 1B		0-0 1B	5 0 3 0 0 0 1	San Francisco Giants @ Pittsburgh Pirates Three Rivers Stadium, Pittsburgh, PA Fri Jul 14 1978, 7:05 PM EDT Att. 15,733 - Unknown livebaseballscorecards.com											
Darrell Evans, L (1, 5) OBP: 0.361, SLG: 0.384	0-0 F8		0-0 F4		4-0 BB		0-0 F7		4-0 BB	3 0 0 0 2 0 2												
Jack Clark, R (1, 9) OBP: 0.364, SLG: 0.554	0-0 2B		0-0 1B		0-0 G6-4-3		0-0 1B		0-0 P4	5 0 3 0 0 0 4												
Hector Cruz, R (1, 7) OBP: 0.309, SLG: 0.375	0-0 P4		0-0 FC6-4				0-0 F8		0-0 FC6-4	4 0 1 0 0 0 2												
Mike Ivie, R (1, 3) OBP: 0.363, SLG: 0.503		0-0 1B	0-0 FC6-4				0-0 E6		0-3 K	4 0 1 0 0 1 2												
Larry Herndon, R (1, 8) OBP: 0.352, SLG: 0.378		0-0 2B		0-0 4-3			0-0 FC6-4		0-0 FC6-4	4 1 0 0 0 0 3												
Johnnie LeMaster, R (1, 6) OBP: 0.282, SLG: 0.320		0-0 2B		0-0 F8			0-0 4-3		0-3 K	4 1 1 1 0 1 2												
Marc Hill, R (1, 2) Terry Whitfield, L (9, PH) OBP: 0.321, SLG: 0.298 OBP: 0.347, SLG: 0.410		0-0 2B		0-0 F9			0-0 P4		0-0 L7	3 0 1 1 0 0 0 1 0 0 0 0 0 0												
John Montefusco, R (1, 1) Rob Andrews, R (7, PH) John Curtis, L (7, 1) Jim Dwyer, L (9, PH) OBP: 0.157, SLG: 0.087 OBP: 0.316, SLG: 0.297		0-3 K		0-0 2-3			4-0 1B		0-0 4-3	2 0 0 0 0 1 1 0 0 0 0 1 0 0 0 0 0 0 0 0 0 1 0 0 0 0 0 0												
Inning Stats	R: 0 E: 0 K: 0 S: 4	H: 1 LOB: 1 BB: 0 P: 4	R: 2 E: 0 K: 1 S: 8	H: 3 LOB: 1 BB: 0 P: 8	R: 0 E: 0 K: 0 S: 4	H: 1 LOB: 1 BB: 0 P: 4	R: 0 E: 0 K: 0 S: 3	H: 0 LOB: 0 BB: 0 P: 3	R: 0 E: 1 K: 0 S: 4	H: 1 LOB: 1 BB: 0 P: 7		R: 0 E: 1 K: 0 S: 4	H: 0 LOB: 1 BB: 0 P: 4	R: 0 E: 0 K: 0 S: 4	H: 2 LOB: 2 BB: 1 P: 8	R: 0 E: 0 K: 2 S: 8	H: 1 LOB: 1 BB: 0 P: 8	R: 0 E: 0 K: 0 S: 4	H: 1 LOB: 2 BB: 1 P: 8	1B: 6 2B: 4 3B: 0 HR: 0	SF: 0 SAC: 0 DP: 1 HBP: 0	WP: 0 PB: 0 SB: 0 CS: 0
PITCHER	IP WLS BF H R ER SO BB IBB HBP BLK WP HR S P ERA WHIP												PITCHER	IP WLS BF H R ER SO BB IBB HBP BLK WP HR S P ERA WHIP								
Jim Rooker, L (1, 1) ERA: 5.0	6.2 W 29 7 2 2 1 2 0 0 0 0 0 0 29 37 2.70 1.350																					
Kent Tekulve, R (7, 1) ERA: 2.17	2.1 S 10 3 0 0 2 1 0 0 0 0 0 0 13 17 0.00 1.714																					



Batter	1	2	3	4	5	6	7	8	9	AB	R	H	RBI	BB	SO	LOB
Frank Taveras, R (1, 6) OBP: 0.313, SLG: 0.343	0-0 4-3		0-0 F5		0-0 SH1-3 SF7 2B		0-0 E SH2-4 SF8 1B			4	2	2	0	0	0	0
Omar Moreno, L (1, 8) OBP: 0.323, SLG: 0.285	0-3 K		0-0 L5		0-0 SH1-3		0-0 SH2-4			2	0	0	0	0	1	0
John Milner, L (1, 7) OBP: 0.400, SLG: 0.444 Steve Brye, R (8, 9) OBP: 0.296, SLG: 0.326	0-0 2B 1B		0-0 HR 2B		4-0 BB IBB		0-0 SF8 2-H			2	2	2	1	1	0	0
Bill Robinson, R (1, 9) OBP: 0.298, SLG: 0.397	0-0 1-H 2B		0-0 HR		0-0 SF7		0-0 4-3			0	0	0	0	0	0	0
Willie Stargell, L (1, 3) OBP: 0.378, SLG: 0.542	0-3 K		0-0 4-3		4-0 BB					3	1	2	4	0	0	0
Rennie Stennett, R (1, 4) OBP: 0.285, SLG: 0.332		0-0 1B		0-0 FC3-6 1B		0-0 4-3		0-3 K		3	0	0	0	1	2	1
Ed Ott, L (1, 2) OBP: 0.295, SLG: 0.368		0-0 F7		0-0 FC3-6 1-2f		0-0 P6		0-0 4-3		4	0	2	0	0	0	2
Phil Garner, R (1, 5) OBP: 0.315, SLG: 0.331		0-0 F3		0-0 P4		0-0 6-3		0-3 K		4	0	0	0	0	1	2
Jim Rooker, R (1, 1) OBP: 0.200, SLG: 0.333 Kent Tekulve, R (7, 1) OBP: 0.182, SLG: 0.182		0-3 K		0-0 B1		0-3 K				3	0	0	0	0	2	2
										0	0	0	0	0	0	0

Inning Stats	R: 1	H: 2	E: 0	K: 2	S: 9	R: 0	H: 1	E: 0	K: 1	S: 6	R: 0	H: 2	E: 0	K: 0	S: 5	R: 0	H: 1	E: 0	K: 0	S: 4	R: 1	H: 1	E: 0	K: 0	S: 4	R: 0	H: 0	E: 0	K: 1	S: 5	R: 1	H: 1	E: 1	K: 0	S: 4	R: 0	H: 0	E: 0	K: 2	S: 7
	LOB: 1	BB: 0	P: 9	LOB: 1	BB: 0	P: 6	LOB: 0	BB: 0	P: 5	LOB: 1	BB: 1	LOB: 1	BB: 0	P: 4	LOB: 2	BB: 2	P: 12	LOB: 0	BB: 0	P: 5	LOB: 0	BB: 0	P: 4	LOB: 0	BB: 0	P: 7	LOB: 0	BB: 0	P: 7	LOB: 0	BB: 0	P: 7	LOB: 0	BB: 0	P: 7	LOB: 0	BB: 0	P: 7		


PITCHER	IP	WLS	BF	H	R	ER	SO	BB	IBB	HBP	BLK	WP	HR	S	P	ERA	WHIP
John Montefusco, R (1, 1) ERA: 3.79	6.0	L	27	7	4	4	4	1	1	0	0	0	1	33	41	6.00	1.333
John Curtis, L (7, 1) ERA: 3.41	2.0		7	1	1	0	2	0	0	0	0	0	0	11	11	0.00	0.500

BOTTOM

San Francisco Giants @ Pittsburgh Pirates
 Three Rivers Stadium, Pittsburgh, PA

Fri Jul 14 1978, 7:05 PM EDT
 Att. 15,733 - Unknown

AB	28
R	5
H	8
RBI	5
BB	2
SO	6
LOB	9



WP	HR	S	P	ERA	WHIP
0	0	0	34	0	0

Batter	1	2	3	4	5	6	7	8	9	10	11	AB R H RBI BB SO LOB	TOP	
Bill Madlock, R (1, 4) <small>OBP: 0.385, SLG: 0.485</small> (9, 3)												6 0 2 0 0 0 0	San Francisco Giants @ Pittsburgh Pirates Three Rivers Stadium, Pittsburgh, PA Sat Jul 15 1978, 3:33 AM EDT Att. 16,174 - Unknown	
Jim Dwyer, L (1, 8) <small>OBP: 0.317, SLG: 0.327</small> Larry Herndon, R (7, PH) <small>OBP: 0.355, SLG: 0.384</small> (7, 8)												3 0 0 0 0 0 2 3 1 2 0 0 1 1		
Jack Clark, R (1, 9) <small>OBP: 0.363, SLG: 0.549</small>												5 1 1 0 0 2 2		
Willie McCovey, L (1, 3) <small>OBP: 0.317, SLG: 0.439</small> Rob Andrews, R (9, PR) <small>OBP: 0.322, SLG: 0.304</small> (9, 4)												4 1 1 0 1 1 4 1 0 1 1 0 0 0		
Darrell Evans, L (1, 5) <small>OBP: 0.363, SLG: 0.406</small>												6 2 3 4 0 3 2		
Terry Whitfield, L (1, 7) <small>OBP: 0.347, SLG: 0.413</small> Hector Cruz, R (8, PH) <small>OBP: 0.303, SLG: 0.367</small> (8, 7)												3 1 1 0 0 0 0 3 0 0 0 0 1 4		
Roger Metzger, S (1, 6) <small>OBP: 0.330, SLG: 0.337</small>												5 0 3 0 0 1 0		
Marc Hill, R (1, 2) <small>OBP: 0.327, SLG: 0.299</small>												3 0 1 0 2 1 1		
Vida Blue, S (1, 1) <small>OBP: 0.271, SLG: 0.204</small> Mike Ivie, R (8, PH) <small>OBP: 0.361, SLG: 0.500</small> Randy Moffitt, R (8, 1) <small>OBP: 0.286, SLG: 0.167</small> Gary Lavelle, S (9, 1) <small>OBP: 0.100, SLG: 0.100</small>												2 0 0 0 0 2 2 1 0 0 0 0 0 2 0 0 0 0 0 0 0 1 0 0 0 0 1 0		
Inning Stats	R: 0 H: 0 E: 0 LOB: 0 K: 1 BB: 0 S: 5 P: 5	R: 1 H: 1 E: 0 LOB: 0 K: 0 BB: 0 S: 4 P: 4	R: 0 H: 1 E: 0 LOB: 3 K: 0 BB: 1 S: 4 P: 9	R: 0 H: 1 E: 0 LOB: 2 K: 2 BB: 1 S: 8 P: 12	R: 0 H: 0 E: 0 LOB: 0 K: 1 BB: 0 S: 5 P: 5	R: 3 H: 4 E: 0 LOB: 0 K: 1 BB: 0 S: 8 P: 8	R: 0 H: 1 E: 0 LOB: 1 K: 1 BB: 0 S: 6 P: 6	R: 0 H: 2 E: 0 LOB: 2 K: 1 BB: 0 S: 7 P: 7	R: 1 H: 2 E: 0 LOB: 3 K: 1 BB: 1 S: 7 P: 11	R: 0 H: 0 E: 0 LOB: 0 K: 3 BB: 0 S: 9 P: 9	R: 1 H: 3 E: 0 LOB: 2 K: 2 BB: 0 S: 10 P: 10	1B: 11 SF: 0 2B: 2 SAC: 1 3B: 0 DP: 1 HR: 2 HBP: 1		WP: 0 PA: 51 PB: 0 SB: 4 CS: 0
PITCHER	IP WLS BF H R ER SO BB IBB HBP BLK WP HR S P ERA WHIP													
Bert Blyleven, R (1, 1) <small>ERA: 3.41</small>	5.0		25 7 4 4 4 2 0 1 0 0 0 2 30 39 7.20 1.800											
Grant Jackson, L (6, 1) <small>ERA: 2.25</small>	2.2		10 3 0 0 3 0 0 0 0 0 0 0 16 16 0.00 1.125											
Kent Tekulve, R (8, 1) <small>ERA: 2.25</small>	1.1		7 2 1 1 1 1 0 0 0 0 0 0 8 12 6.75 2.250											
Ed Whitson, R (10, 1) <small>ERA: 2.1</small>	2.0	L	9 3 1 1 5 0 0 0 0 0 0 0 19 19 4.50 1.500											

livebaseballscorecards.com

AB	46
R	6
H	15
RBI	5
BB	3
SO	13
LOB	20



Batter	1	2	3	4	5	6	7	8	9	AB R H RBI BB SO LOB	TOP		
Bill Madlock, R (1, 4) OBP: 0.382, SLG: 0.480	0-0 5-3		0-0 6-3		0-0 HR 1B	0-0 F8		0-0 F9	5 1 1 0 0 0 2				
Jim Dwyer, L (1, 8) OBP: 0.320, SLG: 0.330 Larry Herndon, R (4, 8) OBP: 0.354, SLG: 0.393	0-0 HR 1B		0-0 4-3		0-0 HR		0-3 K	0-3 K	2 1 1 0 0 0 0 3 1 1 2 0 2 1				
Jack Clark, R (1, 9) OBP: 0.364, SLG: 0.556	0-0 HR		0-3 K		0-0 E6 F8 1B		0-0 L6	0-0 P4	5 1 2 2 0 1 1				
Willie McCovey, L (1, 3) OBP: 0.316, SLG: 0.434	0-0 6-3			4-0 2B BB	0-0 F8		0-3 K		3 0 0 0 1 1 1				
Darrell Evans, L (1, 5) OBP: 0.364, SLG: 0.403	0-0 F8			0-0 F8	4-0 G4-6-3 BB			4-0 BB	2 0 0 0 2 0 1				
Terry Whitfield, L (1, 7) OBP: 0.350, SLG: 0.419 Hector Cruz, R (8, PH) OBP: 0.301, SLG: 0.364 (8, 7)		0-0 FC6-4 1B		0-0 1-3 2B	0-0 G4-6-3			0-0 F4	3 0 2 0 0 0 2 1 0 0 0 0 0 1				
Roger Metzger, S (1, 6) OBP: 0.326, SLG: 0.335		0-0 FC6-4 6-3 1-2f		0-0 P4		0-0 S 1B		0-3 K	4 0 1 0 0 1 4				
Marc Hill, R (1, 2) OBP: 0.325, SLG: 0.295		0-0 6-3 1-2		4-0 IBB		0-0 F8 1-2		0-0 F8	3 0 0 0 1 0 3				
Jim Barr, R (1, 1) OBP: 0.192, SLG: 0.192 Vic Harris, S (6, PH) OBP: 0.221, SLG: 0.234 John Curtis, L (6, 1) Mike Ivie, R (9, PH) OBP: 0.365, SLG: 0.500		0-0 F5		0-0 F9		0-3 K		4-0 BB	2 0 0 0 0 0 4 1 0 0 0 0 1 1 0 0 0 0 0 0 0 0 0 0 0 1 0 0				
Inning Stats	R: 2 H: 2 E: 0 LOB: 0 K: 0 BB: 0 S: 5 P: 5	R: 0 H: 1 E: 0 LOB: 1 K: 0 BB: 0 S: 4 P: 4	R: 0 H: 0 E: 0 LOB: 0 K: 1 BB: 0 S: 5 P: 5	R: 0 H: 1 E: 0 LOB: 3 K: 0 BB: 2 S: 4 P: 12	R: 2 H: 3 E: 1 LOB: 1 K: 0 BB: 1 S: 5 P: 9	R: 0 H: 1 E: 0 LOB: 1 K: 1 BB: 0 S: 6 P: 6	R: 0 H: 0 E: 0 LOB: 0 K: 2 BB: 0 S: 7 P: 7	R: 0 H: 0 E: 0 LOB: 1 K: 1 BB: 1 S: 5 P: 9	R: 0 H: 0 E: 0 LOB: 1 K: 1 BB: 1 S: 5 P: 9	1B: 5 SF: 0 2B: 1 SAC: 0 3B: 0 DP: 1 HR: 2 HBP: 0	WP: 0 PA: 39 PB: 0 SB: 1 CS: 0		
PITCHER	IP WLS BF H R ER SO BB IBB HBP BLK WP HR S P ERA WHIP											PITCHER	IP WLS BF H R ER SO BB IBB HBP BLK WP HR S P ERA WHIP
Silvio Martinez, R (1, 1) ERA: 3.48	6.0 W 28 8 4 4 2 2 1 0 0 0 2 29 41 6.00 1.667												
Buddy Schultz, L (7, 1) ERA: 3.42	3.0 S 11 0 0 0 4 2 0 0 0 0 0 0 17 25 0.00 0.667												

San Francisco Giants @ St. Louis Cardinals
 Busch Stadium, St. Louis, MO
 Sun Jul 16 1978, 3:33 AM CDT
 Unknown

livebaseballscorecards.com

AB	34
R	4
H	8
RBI	4
BB	5
SO	6
LOB	21



Batter	1	2	3	4	5	6	7	8	9	AB R H RBI BB SO LOB	TOP	
Vic Harris, S (1, 4) OBP: 0.239, SLG: 0.229	4-0 BB G6-3		0-0 F8		4-0 SH1-3 1B BB		0-0 4-3		4-0 2B BB	2 1 0 0 3 0 0		
Terry Whitfield, L (1, 7) OBP: 0.349, SLG: 0.417 Jack Clark, R (9, PH) OBP: 0.366, SLG: 0.560	0-0 G6-3 1-2f		0-0 4-3		0-0 SH1-3 1B		0-0 F9		0-0 2B 1-H 2-H	4 0 1 0 0 0 1 1 0 1 2 0 0 0		
Mike Ivie, R (1, 3) OBP: 0.361, SLG: 0.494 Jim Dwyer, L (5, 3) OBP: 0.315, SLG: 0.324	0-0 6-3		0-0 6-3		0-0 SH1-3 1-2 2-3		0-0 F9		0-0 L6	2 0 0 0 0 0 0 2 0 0 0 0 0 1		
Darrell Evans, L (1, 5) OBP: 0.366, SLG: 0.401		0-0 F9		4-0 E BB	4-0 FC6-4 IBB		0-0 F8			2 1 0 0 2 0 0		
Hector Cruz, R (1, 9) OBP: 0.299, SLG: 0.368		0-0 5-3		0-0 E1 1B 1-H	0-3 K		0-0 2B K			4 1 1 0 0 1 3		
Larry Herndon, R (1, 8) OBP: 0.353, SLG: 0.390		1-0 2B S HBP		0-0 P6	0-0 FC6-4 1-2f		0-3 K 2-3			3 1 0 0 0 1 5		
Johnnie LeMaster, R (1, 6) OBP: 0.291, SLG: 0.325		4-0 2B 1-2 BB		0-0 S 1B 3-H		0-0 F7		0-0 5-3 2B 1B	3 2 2 1 1 0 0			
Mike Sadek, R (1, 2) OBP: 0.320, SLG: 0.319		0-0 2B 1-H 2-H		0-0 F7 1-2	0-0 B5-6-4 1B		0-0 1B		0-0 5-3	4 0 2 2 0 0 2		
Ed Halicki, R (1, 1) OBP: 0.125, SLG: 0.097		0-0 5-3		0-0 5-3		0-0 B5-6-4 1-2f		0-0 P4	4 0 0 0 0 0 4			
Inning Stats	R: 0 E: 0 K: 0 S: 2 H: 0 LOB: 0 BB: 1 P: 6	R: 2 E: 0 K: 0 S: 4 H: 1 LOB: 1 BB: 1 P: 9	R: 0 E: 0 K: 0 S: 3 H: 0 LOB: 0 BB: 0 P: 3	R: 2 E: 1 K: 0 S: 5 H: 1 LOB: 1 BB: 1 P: 9	R: 0 E: 0 K: 1 S: 6 H: 1 LOB: 3 BB: 2 P: 14	R: 0 E: 0 K: 0 S: 3 H: 1 LOB: 0 BB: 0 P: 3	R: 0 E: 0 K: 0 S: 3 H: 0 LOB: 0 BB: 0 P: 3	R: 0 E: 0 K: 1 S: 5 H: 1 LOB: 0 BB: 0 P: 5	R: 2 E: 0 K: 0 S: 5 H: 2 LOB: 1 BB: 1 P: 9	1B: 4 2B: 3 3B: 0 HR: 0 SF: 0 SAC: 1 DP: 2 HBP: 1	WP: 0 PB: 0 SB: 2 CS: 0 PA: 39	
PITCHER	IP WLS BF H R ER SO BB IBB HBP BLK WP HR S P ERA WHIP											
John Urrea, R (1, 1) ERA: 5.67	4.0 L 20 3 4 3 0 4 0 1 0 0 0 0 15 32 6.75 1.750											
Roy Thomas, R (5, 1) ERA: 3.55	4.0 13 2 0 0 2 0 1 0 0 0 0 0 16 20 0.00 0.500											
Pete Falcone, L (9, 1) ERA: 5.63	1.0 6 2 2 2 0 1 0 0 0 0 0 0 5 9 18.00 3.000											

San Francisco Giants @ St. Louis Cardinals
 Busch Stadium, St. Louis, MO
 Sun Jul 16 1978, 3:38 AM CDT
 Att. 31,771 - Unknown

AB	31
R	6
H	7
RBI	5
BB	6
SO	2
LOB	16



Batter	1	2	3	4	5	6	7	8	9	AB	R	H	RBI	BB	SO	LOB
--------	---	---	---	---	---	---	---	---	---	----	---	---	-----	----	----	-----

Lou Brock, L OBP: 0.256, SLG: 0.228 (1, 7)	0-0 6-3		0-0 3-1			0-0 6-3			0-0 G3 1B 1B	4	0	1	0	0	0	0
Garry Templeton, S OBP: 0.274, SLG: 0.334 (1, 6)	0-0 3-1			0-0 FC3-6 1B 1B		0-0 F7			0-0 F8	4	0	1	0	0	0	1
Jerry Mumphrey, S OBP: 0.305, SLG: 0.317 (1, 9)	0-0 1-3			0-0 FC3-6 1B 1-2		0-0 4-3			0-0 G3 1B 1-2	4	0	2	0	0	0	0
Keith Hernandez, L OBP: 0.360, SLG: 0.424 (1, 3)		0-0 P4		0-3 K		0-0 F9			0-0 G3 1-2 2-3	4	0	0	0	0	1	4
Tony Scott, S OBP: 0.297, SLG: 0.288 (1, 8)		0-0 G3		0-0 FC3-6 1-2f 2-3		0-3 K			4-0 BB BB	3	0	0	0	1	1	2
Ken Reitz, R OBP: 0.274, SLG: 0.331 (1, 5)		0-0 1B		0-0 L7		0-0 F2			0-0 5-3	4	0	1	0	0	0	5
Mike Phillips, L OBP: 0.309, SLG: 0.300 (1, 4)		0-0 F8			0-0 L7				0-0 G4-6-3 1B	0	0	0	0	0	0	0
Mike Tyson, R OBP: 0.277, SLG: 0.315 (2, 4)										3	0	1	0	0	0	1
Steve Swisher, R OBP: 0.286, SLG: 0.322 (1, 2)			0-0 1-3		0-0 F8			0-3 K		2	0	0	0	0	0	0
John Tamargo, S (8, PH) (9, 2)				0-0 4-3		0-0 F7		0-0 G4-6-3 1-2f		1	0	0	0	0	0	1
John Urrea, R OBP: 0.095, SLG: 0.050 (1, 1)										1	0	0	0	0	0	0
Roy Thomas, R (5, 1)										1	0	0	0	0	0	0
Ted Simmons, S OBP: 0.394, SLG: 0.542 (8, PH)										1	0	0	0	0	0	1
Pete Falcone, L OBP: 0.200, SLG: 0.200 (9, 1)										0	0	0	0	0	0	0

Inning Stats	R: 0	H: 0	E: 0	K: 0	S: 3	R: 0	H: 1	E: 0	K: 0	S: 4	R: 0	H: 0	E: 0	K: 0	S: 3	R: 0	H: 2	E: 0	K: 1	S: 7	R: 0	H: 0	E: 0	K: 0	S: 3	R: 0	H: 0	E: 0	K: 1	S: 5	R: 0	H: 1	E: 0	K: 1	S: 5	R: 0	H: 2	E: 0	K: 0	S: 5	1B: 6	SF: 0	2B: 0	SAC: 0	3B: 0	DP: 1	HR: 0	HBP: 0	WP: 0	PA: 33
--------------	------	------	------	------	------	------	------	------	------	------	------	------	------	------	------	------	------	------	------	------	------	------	------	------	------	------	------	------	------	------	------	------	------	------	------	------	------	------	------	------	-------	-------	-------	--------	-------	-------	-------	--------	-------	--------

PITCHER	IP	WLS	BF	H	R	ER	SO	BB	IBB	HBP	BLK	WP	HR	S	P	ERA	WHIP
Ed Halicki, R ERA: 2.76 (1, 1)	9.0	W	33	6	0	0	3	1	0	0	0	0	0	38	42	0.00	0.778

BOTTOM

San Francisco Giants @ St. Louis Cardinals
 Busch Stadium, St. Louis, MO
 Sun Jul 16 1978, 3:38 AM CDT
 Att. 31,771 - Unknown

AB	32
R	0
H	6
RBI	0
BB	1
SO	3
LOB	15



WP	PA
0	33

Batter	1	2	3	4	5	6	7	8	9	AB R H RBI BB SO LOB	TOP
Bill Madlock, R (1, 4) OBP: 0.383, SLG: 0.480 Rob Andrews, R (3, 4) OBP: 0.322, SLG: 0.333	0-0 F7 		0-0 	0-0 5-3 		0-0 6-3 			0-0 	2 1 1 0 0 0 0 3 1 1 1 0 0 0	
Terry Whitfield, L (1, 7) OBP: 0.359, SLG: 0.438	0-0 F9 PB 		0-0 	0-0 		0-0 			0-0 	5 4 5 1 0 0 0	
Jack Clark, R (1, 9) OBP: 0.369, SLG: 0.562	4-0 		0-0 	0-0 6-3 					0-0 	4 1 2 2 1 0 1	
Willie McCovey, L (1, 3) OBP: 0.314, SLG: 0.429 Jim Dwyer, L (9, PR) OBP: 0.315, SLG: 0.324 (9, 3)	0-0 F9 		0-0 G3 		0-0 P6 				0-0 	5 0 1 1 0 0 3 0 0 0 0 0 0 0	
Darrell Evans, L (1, 5) OBP: 0.374, SLG: 0.413	0-0 		0-0 		0-0 				0-0 	5 2 5 2 0 0 0	
Larry Herndon, R (1, 8) OBP: 0.352, SLG: 0.388		0-0 F8 	0-0 		0-0 4-3 				0-0 	4 0 1 0 0 0 3	
Roger Metzger, S (1, 6) OBP: 0.321, SLG: 0.326		0-3 K 	0-0 E3 		0-0 F9 				0-0 	5 0 0 0 0 1 5	
Marc Hill, R (1, 2) OBP: 0.324, SLG: 0.294 Mike Sadek, R (8, 2) OBP: 0.320, SLG: 0.319		0-0 5-3 	0-0 5-3 			0-3 K 			0-0 	4 0 1 1 0 1 2 0 0 0 0 0 0 0	
Bob Knepper, L (1, 1) OBP: 0.143, SLG: 0.120 Randy Moffitt, R (6, 1) OBP: 0.250, SLG: 0.143 Gary Lavelle, S (8, 1) OBP: 0.100, SLG: 0.100			0-0 G3 	0-0 F8 		0-3 K 			0-0 	3 0 0 0 0 1 0 1 0 0 0 0 0 1 0 0 0 0 0 0 0	
Inning Stats	R: 1 H: 2 E: 0 LOB: 2 K: 0 BB: 1 S: 4 P: 8	R: 0 H: 0 E: 0 LOB: 0 K: 1 BB: 0 S: 5 P: 5	R: 4 H: 5 E: 1 LOB: 2 K: 0 BB: 0 S: 9 P: 9	R: 1 H: 1 E: 0 LOB: 0 K: 0 BB: 0 S: 4 P: 4	R: 0 H: 1 E: 0 LOB: 1 K: 0 BB: 0 S: 4 P: 4	R: 0 H: 0 E: 0 LOB: 0 K: 2 BB: 0 S: 7 P: 7	R: 0 H: 1 E: 0 LOB: 0 K: 0 BB: 0 S: 3 P: 3	R: 1 H: 2 E: 0 LOB: 1 K: 0 BB: 0 S: 5 P: 5	R: 2 H: 5 E: 0 LOB: 2 K: 0 BB: 0 S: 7 P: 7	1B: 13 SF: 0 2B: 2 SAC: 1 3B: 0 DP: 0 HR: 2 HBP: 0	WP: 0 PA: 43 PB: 1 SB: 0 CS: 1
PITCHER John Denny, R (1, 1) ERA: 2.96 Aurelio Lopez, R (3, 1) ERA: 3.38 Buddy Schultz, L (9, 1) ERA: 3.74 Mark Littell, R (9, 1) ERA: 2.35	IP WLS BF H R ER SO BB IBB HBP BLK WP HR S P ERA WHIP 2.2 0 15 7 5 4 1 1 0 0 0 0 0 16 20 13.50 3.000 5.1 0 21 5 2 2 2 0 0 0 0 0 0 1 25 25 3.38 0.938 0.1 L 5 5 2 2 0 0 0 0 0 0 0 0 1 5 5 54.00 15.000 0.2 0 2 0 0 0 0 0 0 0 0 0 0 0 2 2 0.00 0.000	PITCHER IP WLS BF H R ER SO BB IBB HBP BLK WP HR S P ERA WHIP									

San Francisco Giants @ St. Louis Cardinals
 Busch Stadium, St. Louis, MO
 Mon Jul 17 1978, 7:05 PM CDT
 Att: 16,651 - Unknown

livebaseballscorecards.com

AB	41
R	9
H	17
RBI	8
BB	1
SO	3
LOB	15



Batter	1	2	3	4	5	6	7	8	9	10	11	AB R H RBI BB SO LOB	TOP		
Bill Madlock, R OBP: 0.387, SLG: 0.484 (1, 4)												4 3 2 0 1 0 0			
Darrell Evans, L OBP: 0.374, SLG: 0.411 (1, 5)												4 2 1 0 1 0 1			
Jack Clark, R OBP: 0.369, SLG: 0.563 (1, 9)												5 0 2 4 0 0 0			
Willie McCovey, L OBP: 0.316, SLG: 0.429 Jim Dwyer, L OBP: 0.315, SLG: 0.324 (1, 3) (10, PR) (10, 3)												5 0 2 1 0 1 1 0 0 0 0 0 0 0			
Hector Cruz, R OBP: 0.298, SLG: 0.365 Randy Moffitt, R OBP: 0.250, SLG: 0.143 Mike Ivie, R OBP: 0.359, SLG: 0.491 Charlie Williams, R (1, 7) (8, 1) (10, PH) (10, 1)												4 0 1 0 0 0 1 0 0 0 0 0 0 0 1 0 0 0 0 1 2 0 0 0 0 0 0 0			
Larry Herndon, R OBP: 0.350, SLG: 0.385 (1, 8)													5 0 1 0 0 0 1		
Johnnie LeMaster, R OBP: 0.288, SLG: 0.322 John Curtis, L Gary Lavelle, S OBP: 0.100, SLG: 0.100 Terry Whitfield, L OBP: 0.360, SLG: 0.438 (1, 6) (4, 1) (6, 1) (8, 7)													2 0 0 0 0 1 1 0 0 0 0 0 0 0 0 0 0 0 0 0 0 2 0 1 0 0 0 0		
Mike Sadek, R OBP: 0.321, SLG: 0.351 Marc Hill, R OBP: 0.322, SLG: 0.291 (1, 2) (9, PH) (9, 2)													3 1 1 1 0 0 1 2 0 0 0 0 1 1		
John Montefusco, R OBP: 0.154, SLG: 0.085 Vic Harris, S OBP: 0.232, SLG: 0.222 (1, 1) (4, 6)													1 0 0 0 0 1 0 3 0 0 0 0 1 0		
Inning Stats	R: 1 H: 2 E: 0 LOB: 1 K: 0 BB: 0 S: 5 P: 5	R: 1 H: 1 E: 0 LOB: 0 K: 2 BB: 0 S: 8 P: 8	R: 0 H: 0 E: 0 LOB: 0 K: 0 BB: 0 S: 3 P: 3	R: 0 H: 2 E: 0 LOB: 1 K: 0 BB: 0 S: 7 P: 10	R: 2 H: 3 E: 0 LOB: 1 K: 1 BB: 0 S: 8 P: 8	R: 0 H: 0 E: 1 LOB: 1 K: 0 BB: 0 S: 4 P: 4	R: 0 H: 0 E: 0 LOB: 0 K: 0 BB: 0 S: 3 P: 3	R: 0 H: 0 E: 0 LOB: 0 K: 1 BB: 0 S: 5 P: 5	R: 0 H: 0 E: 0 LOB: 0 K: 0 BB: 0 S: 6 P: 7	R: 2 H: 2 E: 0 LOB: 2 K: 1 BB: 2 S: 6 P: 14	R: 0 H: 1 E: 0 LOB: 0 K: 1 BB: 0 S: 5 P: 5	1B: 8 SF: 0 2B: 3 SAC: 1 3B: 0 DP: 1 HR: 1 HBP: 0	WP: 0 PA: 44 PB: 0 SB: 0 CS: 2		
PITCHER	IP WLS BF H R ER SO BB IBB HBP BLK WP HR S P ERA WHIP													PITCHER	IP WLS BF H R ER SO BB IBB HBP BLK WP HR S P ERA WHIP
Dave Roberts, L ERA: 4.61 (1, 1)	8.0 32 8 4 4 4 0 0 0 0 0 0 1 43 46 4.50 1.000														
Lynn McGlothen, R ERA: 4.34 (9, 1)	1.1 7 1 2 2 0 2 0 0 0 0 0 0 8 17 13.50 2.250														
Willie Hernandez, L ERA: 3.38 (10, 1)	0.0 1 1 0 0 0 0 0 0 0 0 0 0 1 1 ∞ ∞														
Donnie Moore, R ERA: 4.14 (10, 1)	0.2 1 0 0 0 1 0 0 0 0 0 0 0 3 3 0.00 0.000														
Bruce Sutter, R ERA: 1.62 (11, 1)	1.0 W 3 1 0 0 1 0 0 0 0 0 0 0 5 5 0.00 1.000														

San Francisco Giants @ Chicago Cubs
 Wrigley Field, Chicago, IL
 Tue Jul 18 1978, 3:33 AM CDT
 Att: 21,143 - Unknown - 83 F

AB	41
R	6
H	11
RBI	6
BB	2
SO	6
LOB	9



livebaseballscores.com

Batter	1	2	3	4	5	6	7	8	9	AB R H RBI BB SO LOB	TOP											
Terry Whitfield, L (1, 7) OBP: 0.361, SLG: 0.447	0-0 FC1-6-4 1B 1B	0-0 B2		0-3 K			0-0 HR	0-0 G3-6-3 1-2f 2-3		5 2 2 1 0 1 6	San Francisco Giants @ Chicago Cubs Wrigley Field, Chicago, IL Wed Jul 19 1978, 3:33 AM CDT Unknown - 82 F											
Rob Andrews, R (1, 4) OBP: 0.333, SLG: 0.345	0-0 1-2 1B	2-2 FC3-6 1-2f 2-3		0-0 FC6-4 1-2 3-H 1B			0-0 FC6-4 1B 1B	0-0 L9		5 1 3 1 0 0 3												
Jack Clark, R (1, 9) OBP: 0.370, SLG: 0.563	0-0 FC1-6-4 1B 1-2f 2-3	0-0 F7		0-0 FC6-4 1-2f			0-0 FC6-4 1-2 1B		0-0 1B 2B	5 2 2 0 0 0 6												
Willie McCovey, L (1, 3) OBP: 0.310, SLG: 0.420	0-0 F8		0-0 4-3				0-0 FC6-4 1-2f 2-3 1B		0-0 L6	5 0 0 0 0 0 5												
Darrell Evans, L (1, 5) OBP: 0.372, SLG: 0.408	0-0 1-3 3-H 1B		0-0 F5				0-3 K		0-3 K2-3	5 1 1 1 0 2 3												
Larry Herndon, R (1, 8) OBP: 0.353, SLG: 0.388	0-0 2-H 3-H 1B		0-0 K				0-0 1-2 3-H 1B		0-0 2-H 1B	5 0 3 4 0 1 0												
Roger Metzger, S (1, 6) OBP: 0.316, SLG: 0.323	0-0 F8			0-0 1B 1B			0-0 E6 B1-3		3-2 4-3	5 1 1 0 0 0 4												
Marc Hill, R (1, 2) OBP: 0.328, SLG: 0.300		4-0 FC3-6 BB		0-0 1-3 1B			0-0 B1-3 1-2f		0-0 G3-6-3 2B	3 0 2 0 1 0 1												
Vida Blue, S (1, 1) OBP: 0.270, SLG: 0.192		0-0 E5 FC3-6		0-0 B5			0-3 K		4-0 G3-6-3 BB	3 0 0 0 1 1 3												
Gary Lavelle, S (9, 1) OBP: 0.100, SLG: 0.100										0 0 0 0 0 0 0												
Inning Stats	R: 3 E: 0 K: 0 S: 7	H: 4 LOB: 1 BB: 0 P: 7	R: 0 E: 1 K: 0 S: 7	H: 0 LOB: 2 BB: 1 P: 13	R: 0 E: 0 K: 1 S: 9	H: 0 LOB: 0 BB: 0 P: 12	R: 1 E: 0 K: 1 S: 8	H: 3 LOB: 2 BB: 0 P: 8	R: 0 E: 0 K: 0 S: 3	H: 0 LOB: 0 BB: 0 P: 3	R: 0 E: 1 K: 1 S: 5	H: 0 LOB: 0 BB: 0 P: 5	R: 2 E: 0 K: 1 S: 9	H: 4 LOB: 2 BB: 0 P: 9	R: 0 E: 0 K: 0 S: 3	H: 1 LOB: 1 BB: 1 P: 7	R: 1 E: 0 K: 1 S: 10	H: 2 LOB: 1 BB: 0 P: 13	1B: 11 2B: 3 3B: 0 HR: 1	SF: 0 SAC: 0 DP: 2 HBP: 0	WP: 0 PB: 0 SB: 0 CS: 0	PA: 43
PITCHER	IP WLS BF H R ER SO BB IBB HBP BLK WP HR S P ERA WHIP																					
Ray Burris, R (1, 1) ERA: 5.31	6.0 L 29 9 6 6 3 1 0 0 0 0 0 1 41 50 9.00 1.667																					
Dave Geisel, L (7, 1) ERA: 3.86	1.0 5 2 0 0 1 0 0 0 0 0 0 0 7 7 0.00 2.000																					
Ken Holtzman, L (8, 1) ERA: 6.12	2.0 9 3 1 1 1 1 0 0 0 0 0 0 13 20 4.50 2.000																					

AB	41
R	7
H	14
RBI	7
BB	2
SO	5
LOB	31



BOTTOM

San Francisco Giants @ Chicago Cubs

Wrigley Field, Chicago, IL

Wed Jul 19 1978, 3:33 AM CDT

Unknown - 82 F

livebaseballscorecards.com

AB	38
R	4
H	11
RBI	4
BB	2
SO	4
LOB	16



WP:	0	PA:	40
PB:	0		
SB:	0		
CS:	0		

AB R H RBI BB SO LOB

5 0 1 0 0 1 3

5 0 2 1 0 1 2

5 0 2 1 0 0 3

5 0 1 0 0 1 3

3 0 0 0 1 0 2

4 0 0 0 0 0 2

4 2 2 0 0 0 0

2 0 1 1 0 0 0

1 1 0 0 1 0 0

2 0 0 0 0 1 1

0 0 0 0 0 0 0

1 1 1 0 0 0 0

0 0 0 0 0 0 0

1 0 1 1 0 0 0

1B: 10 SF: 0

2B: 0 SAC: 0

3B: 1 DP: 0

HR: 0 HBP: 0

1B: 10 SF: 0

2B: 0 SAC: 0

3B: 1 DP: 0

HR: 0 HBP: 0

1B: 10 SF: 0

2B: 0 SAC: 0

3B: 1 DP: 0

HR: 0 HBP: 0

2 0 0 0 0 1 1

0 0 0 0 0 0 0

1 1 1 0 0 0 0

0 0 0 0 0 0 0

1 0 1 1 0 0 0

2 0 0 0 0 1 1

0 0 0 0 0 0 0

1 1 1 0 0 0 0

0 0 0 0 0 0 0

1 0 1 1 0 0 0

1B: 10 SF: 0

2B: 0 SAC: 0

3B: 1 DP: 0

HR: 0 HBP: 0

2 0 0 0 0 1 1

0 0 0 0 0 0 0

1 1 1 0 0 0 0

0 0 0 0 0 0 0

1 0 1 1 0 0 0

1B: 10 SF: 0

2B: 0 SAC: 0

3B: 1 DP: 0

HR: 0 HBP: 0

2 0 0 0 0 1 1

0 0 0 0 0 0 0

1 1 1 0 0 0 0

0 0 0 0 0 0 0

1 0 1 1 0 0 0

1B: 10 SF: 0

2B: 0 SAC: 0

3B: 1 DP: 0

HR: 0 HBP: 0

2 0 0 0 0 1 1

0 0 0 0 0 0 0

1 1 1 0 0 0 0

0 0 0 0 0 0 0

1 0 1 1 0 0 0

1B: 10 SF: 0

2B: 0 SAC: 0

3B: 1 DP: 0

HR: 0 HBP: 0

2 0 0 0 0 1 1

0 0 0 0 0 0 0

1 1 1 0 0 0 0

0 0 0 0 0 0 0

1 0 1 1 0 0 0

1B: 10 SF: 0

2B: 0 SAC: 0

3B: 1 DP: 0

HR: 0 HBP: 0

2 0 0 0 0 1 1

0 0 0 0 0 0 0

1 1 1 0 0 0 0

0 0 0 0 0 0 0

1 0 1 1 0 0 0

1B: 10 SF: 0

2B: 0 SAC: 0

3B: 1 DP: 0

HR: 0 HBP: 0

2 0 0 0 0 1 1

0 0 0 0 0 0 0

1 1 1 0 0 0 0

0 0 0 0 0 0 0

1 0 1 1 0 0 0

1B: 10 SF: 0

2B: 0 SAC: 0

3B: 1 DP: 0

HR: 0 HBP: 0

2 0 0 0 0 1 1

0 0 0 0 0 0 0

1 1 1 0 0 0 0

0 0 0 0 0 0 0

1 0 1 1 0 0 0

1B: 10 SF: 0

2B: 0 SAC: 0

3B: 1 DP: 0

HR: 0 HBP: 0

2 0 0 0 0 1 1

0 0 0 0 0 0 0

1 1 1 0 0 0 0

0 0 0 0 0 0 0

1 0 1 1 0 0 0

1B: 10 SF: 0

2B: 0 SAC: 0

3B: 1 DP: 0

HR: 0 HBP: 0

2 0 0 0 0 1 1

0 0 0 0 0 0 0

1 1 1 0 0 0 0

0 0 0 0 0 0 0

1 0 1 1 0 0 0

1B: 10 SF: 0

2B: 0 SAC: 0

3B: 1 DP: 0

HR: 0 HBP: 0

2 0 0 0 0 1 1

0 0 0 0 0 0 0

1 1 1 0 0 0 0

0 0 0 0 0 0 0

1 0 1 1 0 0 0

1B: 10 SF: 0

2B: 0 SAC: 0

3B: 1 DP: 0

HR: 0 HBP: 0

2 0 0 0 0 1 1

0 0 0 0 0 0 0

1 1 1 0 0 0 0

0 0 0 0 0 0 0

1 0 1 1 0 0 0

1B: 10 SF: 0

2B: 0 SAC: 0

3B: 1 DP: 0

HR: 0 HBP: 0

2 0 0 0 0 1 1

0 0 0 0 0 0 0

1 1 1 0 0 0 0

0 0 0 0 0 0 0

1 0 1 1 0 0 0

1B: 10 SF: 0

2B: 0 SAC: 0

3B: 1 DP: 0

HR: 0 HBP: 0

2 0 0 0 0 1 1

0 0 0 0 0 0 0

1 1 1 0 0 0 0

0 0 0 0 0 0 0

1 0 1 1 0 0 0

1B: 10 SF: 0

2B: 0 SAC: 0

3B: 1 DP: 0

HR: 0 HBP: 0

2 0 0 0 0 1 1

0 0 0 0 0 0 0

1 1 1 0 0 0 0

0 0 0 0 0 0 0

1 0 1 1 0 0 0

1B: 10 SF: 0

2B: 0 SAC: 0

3B: 1 DP: 0

HR: 0 HBP: 0

2 0 0 0 0 1 1

0 0 0 0 0 0 0

1 1 1 0 0 0 0

0 0 0 0 0 0 0

1 0 1 1 0 0 0

1B: 10 SF: 0

2B: 0 SAC: 0

3B: 1 DP: 0

HR: 0 HBP: 0

2 0 0 0 0 1 1

0 0 0 0 0 0 0

1 1 1 0 0 0 0

0 0 0 0 0 0 0

1 0 1 1 0 0 0

1B: 10 SF: 0

2B: 0 SAC: 0

3B: 1 DP: 0

HR: 0 HBP: 0

2 0 0 0 0 1 1

0 0 0 0 0 0 0

1 1 1 0 0 0 0

0 0 0 0 0 0 0

1 0 1 1 0 0 0

1B: 10 SF: 0

2B: 0 SAC: 0

3B: 1 DP: 0

HR: 0 HBP: 0

2 0 0 0 0 1 1

0 0 0 0 0 0 0

1 1 1 0 0 0 0

0 0 0 0 0 0 0

1 0 1 1 0 0 0

1B: 10 SF: 0

2B: 0 SAC: 0

3B: 1 DP: 0

HR: 0 HBP: 0

2 0 0 0 0 1 1

0 0 0 0 0 0 0

1 1 1 0 0 0 0

0 0 0 0 0 0 0

1 0 1 1 0 0 0

1B: 10 SF: 0

2B: 0 SAC: 0

3B: 1 DP: 0

HR: 0 HBP: 0

2 0 0 0 0 1 1

0 0 0 0 0 0 0

1 1 1 0 0 0 0

0 0 0 0 0 0 0

1 0 1 1 0 0 0

1B: 10 SF: 0

2B: 0 SAC: 0

3B: 1 DP: 0

HR: 0 HBP: 0

2 0 0 0 0 1 1

0 0 0 0 0 0 0

1 1 1 0 0 0 0

0 0 0 0 0 0 0

1 0 1 1 0 0 0

1B: 10 SF: 0

2B: 0 SAC: 0

3B: 1 DP: 0

HR: 0 HBP: 0

2 0 0 0 0 1 1

0 0 0 0 0 0 0

1 1 1 0 0 0 0

0 0 0 0 0 0 0

1 0 1 1 0 0 0

1B: 10 SF: 0

2B: 0 SAC: 0

3B: 1 DP: 0

HR: 0 HBP: 0

2 0 0 0 0 1 1

0 0 0 0 0 0 0

1 1 1 0 0 0 0

0 0 0 0 0 0 0

1 0 1 1 0 0 0

1B: 10 SF: 0

Batter	1	2	3	4	5	6	7	8	9	AB R H RBI BB SO LOB	TOP											
Terry Whitfield, L (1, 7) OBP: 0.358, SLG: 0.443	0-0 SH1-3 CS 1B		0-0 F8	0-0 F7		0-0 B3		0-0 F8		5 0 1 0 0 0 3												
Rob Andrews, R (1, 4) OBP: 0.331, SLG: 0.336	0-0 SH1-3 2-3		0-0 L4	4-0 1B BB		0-0 F9		0-0 F9		3 1 0 0 1 0 1												
Jack Clark, R (1, 9) OBP: 0.372, SLG: 0.561	4-0 CS BB		0-0 E 1B 1B	4-0 BB 1B BB		0-0 F8				3 1 1 1 2 0 0												
Hector Cruz, R (1, 5) OBP: 0.307, SLG: 0.392	0-3 K 1-2 3-H		0-0 E6 1B 1B	0-0 BB 1B		0-0 F7				5 1 3 3 0 1 2												
Jim Dwyer, L (1, 3) OBP: 0.319, SLG: 0.322		0-0 4-3	0-0 1-2 3-H 1B	4-0 1-2 2-3 BB		0-0 F4				4 0 1 1 1 1 0												
Larry Herndon, R (1, 8) OBP: 0.351, SLG: 0.385		0-0 G3	0-0 6-3	0-0 F4		0-0 1B				5 0 1 0 0 1 5												
Johnnie LeMaster, R (1, 6) OBP: 0.289, SLG: 0.322		0-0 1B 1B		0-0 B2-3	0-0 5-3		0-0 F8			3 0 1 0 0 0 0												
Willie McCovey, L (7, PH) OBP: 0.309, SLG: 0.419										1 0 0 0 0 0 1												
Roger Metzger, S (7, 6) OBP: 0.318, SLG: 0.323										0 0 0 0 0 0 0												
Mike Sadek, R (1, 2) OBP: 0.333, SLG: 0.357		0-0		4-0 BB 1B BB	0-3 K					1 0 1 0 1 0 0												
Charlie Williams, R (4, PR) (4, 1)										1 1 0 0 0 1 0												
Darrell Evans, L (8, PH) OBP: 0.374, SLG: 0.410		1-2 1B								1 0 1 0 0 0 0												
Randy Moffitt, R (8, 1) OBP: 0.250, SLG: 0.143								0-0 1B		0 0 0 0 0 0 0												
Jim Barr, R (1, 1) OBP: 0.192, SLG: 0.192		0-0 B1-3		0-0 BB 1B BB	0-0 L6			0-0 F9		0 0 0 0 0 0 0												
John Curtis, L (1, 1)										1 0 0 0 0 0 2												
John Tamargo, S (4, PH) OBP: 0.111, SLG: 0.111 (4, 2)										3 1 1 0 0 0 1												
Inning Stats	R: 0 E: 1 K: 1 S: 5	H: 1 LOB: 1 BB: 1 P: 9	R: 0 E: 0 K: 0 S: 5	H: 2 LOB: 2 BB: 0 P: 5	R: 1 E: 1 K: 0 S: 6	H: 3 LOB: 2 BB: 0 P: 6	R: 3 E: 0 K: 0 S: 5	H: 2 LOB: 3 BB: 4 P: 21	R: 0 E: 0 K: 1 S: 5	H: 0 LOB: 0 BB: 0 P: 5	R: 0 E: 0 K: 0 S: 3	H: 0 LOB: 0 BB: 0 P: 3	R: 0 E: 0 K: 0 S: 4	H: 1 LOB: 1 BB: 0 P: 4	R: 0 E: 0 K: 0 S: 4	H: 1 LOB: 1 BB: 0 P: 4	R: 1 E: 0 K: 2 S: 8	H: 1 LOB: 0 BB: 0 P: 8	1B: 10 2B: 0 3B: 0 HR: 1	SF: 0 SAC: 1 DP: 0 HBP: 0	WP: 0 PB: 0 SB: 0 CS: 2	PA: 42
PITCHER	IP WLS BF H R ER SO BB IBB HBP BLK WP HR S P ERA WHIP																				IP WLS BF H R ER SO BB IBB HBP BLK WP HR S P ERA WHIP	
Dennis Lamp, R (1, 1) ERA: 3.88	3.2 W 21 7 4 4 1 4 0 0 0 0 0 19 35 9.82 3.000																					
Donnie Moore, R (4, 1) ERA: 3.93	3.1 W 14 3 0 0 1 1 0 0 0 0 0 15 19 0.00 1.200																					
Bruce Sutter, R (8, 1) ERA: 1.71	2.0 S 7 1 1 1 2 0 0 0 0 0 1 11 11 4.50 0.500																					

San Francisco Giants @ Chicago Cubs
Wrigley Field, Chicago, IL
Wed Jul 19 1978, 3:38 AM CDT
Unknown

AB	36
R	5
H	11
RBI	5
BB	5
SO	4
LOB	15



WP: 0	PA: 42
PB: 0	
SB: 0	
CS: 2	

1B: 10	SF: 0
2B: 0	SAC: 1
3B: 0	DP: 0
HR: 1	HBP: 0

Batter	1	2	3	4	5	6	7	8	9
Ivan De Jesus, R OBP: 0.364, SLG: 0.380 Mick Kelleher, R OBP: 0.375, SLG: 0.302			G3-6-3					F9	
Jerry White, S OBP: 0.324, SLG: 0.242		6-3		K		F4			
Bill Buckner, L OBP: 0.314, SLG: 0.372 Greg Gross, L OBP: 0.304, SLG: 0.348				G3		K			
Bobby Murcer, L OBP: 0.365, SLG: 0.392							L3		
Larry Bittner, L OBP: 0.324, SLG: 0.374							F7		
Manny Trillo, R OBP: 0.329, SLG: 0.359				F8			1-3		
Rodney Scott, S OBP: 0.381, SLG: 0.351		F3				F8			
Dave Rader, L OBP: 0.278, SLG: 0.313	K					1-3		F8	
Dennis Lamp, R OBP: 0.237, SLG: 0.263 Donnie Moore, L OBP: 0.250, SLG: 0.250 Bruce Sutter, R OBP: 0.231, SLG: 0.091						1-3			

AB	R	H	RBI	BB	SO	LOB
3	1	1	0	0	0	4
2	0	1	0	0	0	2
4	1	1	0	0	1	0
2	1	2	0	0	0	0
2	1	0	0	0	1	0
2	2	1	0	2	0	0
3	1	2	3	1	0	0
4	0	2	1	0	0	2
2	0	0	0	1	0	2
4	0	0	0	0	1	4
2	0	1	1	0	0	2
1	0	0	0	0	0	0
1	0	1	0	0	0	0

AB	32
R	7
H	12
RBI	5
BB	4
SO	3
LOB	16

Inning	R	H	E	K	S	WLS	BF	H	R	ER	SO	BB	IBB	HBP	BLK	WP	HR	S	P	ERA	WHIP
1	5	5	2	10	18		7	5	5	5	0	2	0	0	0	0	0	5	13	∞	∞
2	0	3	0	5	9		2	3	2	2	1	1	0	0	0	0	0	13	17	6.00	1.667
3	0	1	0	3	3		0	1	1	1	0	0	0	0	0	0	0	17	21	0.00	0.750
4	0	3	0	10	18		4	1	0	0	0	0	0	1	0	0	0	3	4	0.00	1.000

PITCHER	IP	WLS	BF	H	R	ER	SO	BB	IBB	HBP	BLK	WP	HR	S	P	ERA	WHIP
Jim Barr, R ERA: 3.5	(1, 1)	0.0	L	7	5	5	0	2	0	0	0	0	0	5	13	∞	∞
John Curtis, L ERA: 3.6	(1, 1)	3.0		12	4	2	1	1	0	0	0	0	0	13	17	6.00	1.667
Charlie Williams, R ERA: 4.68	(4, 1)	4.0		14	2	0	2	1	0	0	0	0	0	17	21	0.00	0.750
Randy Moffitt, R ERA: 3.61	(8, 1)	1.0		4	1	0	0	0	0	1	0	0	0	3	4	0.00	1.000

BOTTOM

San Francisco Giants @ Chicago Cubs


Wrigley Field, Chicago, IL

Wed Jul 19 1978, 3:38 AM CDT

Unknown

livebaseballscorecards.com

WP:	0	PA:	37
PB:	0		
SB:	1		
CS:	0		

Batter	1	2	3	4	5	6	7	8	9	AB R H RBI BB SO LOB	TOP
Frank Taveras, R (1, 6) OBP: 0.311, SLG: 0.352	0-0 P1		0-0 FC5-4 1B		0-0 6-3			0-0 F8		4 1 0 0 0 0 1	
Omar Moreno, L (1, 8) OBP: 0.323, SLG: 0.286	0-3 K		0-0 2B 1B		0-0 F5			0-0 F7		4 1 1 1 0 1 0	
Dave Parker, L (1, 9) OBP: 0.371, SLG: 0.552	0-0 4-3		0-0 1B 2B				0-0 G3	0-3 K		4 1 1 1 0 1 0	
Bill Robinson, R (1, 7) OBP: 0.307, SLG: 0.411		0-0 5-3	0-0 1B			4-0 S BB		0-0 F3		3 0 1 1 1 0 0	
Manny Sanguillen, R (1, 3) OBP: 0.331, SLG: 0.371		0-0 FC5-4 1B	0-0 P9			0-0 F8		0-0 CS 1B		4 0 2 0 0 0 2	
Rennie Stennett, R (1, 4) OBP: 0.282, SLG: 0.326		0-0 FC5-4 FC6-4 1-2f		0-3 K		0-0 F7 1-2		0-0 P6 1-2		3 0 0 0 0 1 2 1 0 0 0 0 0 1	
Mario Mendoza, R (6, 4) OBP: 0.333, SLG: 0.349											
Phil Garner, R (1, 5) OBP: 0.325, SLG: 0.350		0-0 FC6-4 1-2f		0-3 K			0-0 6-3			3 0 0 0 0 1 1	AB 32 R 3 H 6 RBI 3 BB 1 SO 7 LOB 7
Duffy Dyer, R (1, 2) OBP: 0.339, SLG: 0.318			0-3 K		0-3 K			0-0 F9		3 0 0 0 0 2 0	
Jim Bibby, R (1, 1) OBP: 0.208, SLG: 0.136			0-0 FC5-4 1B				0-0 F8	0-3 K		3 0 1 0 0 1 0	
Inning Stats	R: 0 H: 0 E: 0 LOB: 0 K: 1 BB: 0 S: 5 P: 5	R: 0 H: 1 E: 0 LOB: 1 K: 0 BB: 0 S: 4 P: 4	R: 3 H: 4 E: 0 LOB: 1 K: 1 BB: 0 S: 9 P: 9	R: 0 H: 0 E: 0 LOB: 0 K: 3 BB: 0 S: 9 P: 9	R: 0 H: 0 E: 0 LOB: 0 K: 0 BB: 0 S: 3 P: 3	R: 0 H: 0 E: 0 LOB: 1 K: 0 BB: 1 S: 3 P: 7	R: 0 H: 0 E: 0 LOB: 0 K: 1 BB: 0 S: 5 P: 5	R: 0 H: 0 E: 0 LOB: 0 K: 0 BB: 0 S: 3 P: 3	R: 0 H: 1 E: 0 LOB: 0 K: 0 BB: 0 S: 3 P: 3	1B: 5 SF: 0 2B: 1 SAC: 0 3B: 0 DP: 0 HR: 0 HBP: 0	WP: 0 PA: 33 PB: 0 SB: 1 CS: 1
PITCHER	IP WLS BF H R ER SO BB IBB HBP BLK WP HR S P ERA WHIP										
Bob Knepper, L (1, 1) ERA: 2.67	7.0 L 27 5 3 3 6 1 0 0 0 0 0 0 38 42 3.86 0.857										
Randy Moffitt, R (8, 1) ERA: 3.45	2.0 6 1 0 0 1 0 0 0 0 0 0 0 8 8 0.00 0.500										

Pittsburgh Pirates @ San Francisco Giants
Candlestick Park, San Francisco, CA

Fri Jul 21 1978, 10:05 PM EDT
Att: 23,882 - Unknown

livebaseballscorecards.com

Batter	1	2	3	4	5	6	7	8	9	10	AB R H RBI BB SO LOB	TOP												
Frank Taveras, R (1, 6) OBP: 0.312, SLG: 0.353	0-0 S 1B		0-0 F7			0-0 4-3 S 1B		0-0 4-3		0-0 L4	5 0 2 0 0 0 1	Pittsburgh Pirates @ San Francisco Giants Candlestick Park, San Francisco, CA Sat Jul 22 1978, 6:33 AM EDT Att. 18,872 - Unknown livebaseballscorecards.com												
Omar Moreno, L (1, 8) OBP: 0.322, SLG: 0.283 Steve Brye, R (10, PH) OBP: 0.286, SLG: 0.309	4-0 BB		0-3 K			0-3 K		0-3 K		0-0 5-3	3 0 0 0 1 3 1 1 0 0 0 0 0 1													
Dave Parker, L (1, 9) OBP: 0.370, SLG: 0.548	0-3 K		0-0 L1			0-0 4-3		0-0 1B			4 0 1 0 0 1 3													
Bill Robinson, R (1, 5) OBP: 0.303, SLG: 0.405	0-3 K			0-3 K		0-0 P4		0-0 F7			4 0 0 0 0 2 4													
Willie Stargell, L (1, 3) OBP: 0.386, SLG: 0.564	0-3 K			0-3 K			0-0 FC4-6 1B		0-0 F8		4 0 1 0 0 2 2													
John Milner, L (1, 7) OBP: 0.399, SLG: 0.447 Mario Mendoza, R (8, 5) OBP: 0.327, SLG: 0.341		0-0 F8 SF8 2B		0-0 4-3		0-0 FC4-6 5-3 WP		0-0 L5		0-0 L5	3 2 1 0 0 0 1 1 0 0 0 0 0 0													
Ed Ott, L (1, 2) OBP: 0.282, SLG: 0.356 Kent Tekulve, R (9, 1) OBP: 0.182, SLG: 0.182 Dave Hamilton, L (10, 1)		0-0 F8			0-0 L4		0-0 5-3		0-3 K		4 0 0 0 0 1 2 0 0 0 0 0 0 0 0 0 0 0 0 0 0													
Phil Garner, R (1, 4) OBP: 0.327, SLG: 0.355		0-0 SF8			0-0 F3		4-0 WP IBB			0-0 SH5-4 2B	2 0 1 1 1 0 0													
Don Robinson, R (1, 1) OBP: 0.140, SLG: 0.163 Manny Sanguillen, R (7, PH) OBP: 0.328, SLG: 0.368 Ed Whitson, R (7, 1) OBP: 0.143, SLG: 0.143 Grant Jackson, S (8, 1) OBP: 0.250, SLG: 0.250 Duffy Dyer, R (9, 2) OBP: 0.339, SLG: 0.318		0-3 K			0-0 P4		0-0 5-3			0-0 SH5-4	2 0 0 0 0 1 0 1 0 0 0 0 0 1 0													
Inning Stats	R: 0 E: 0 K: 3 S: 10	H: 1 LOB: 2 BB: 1 P: 14	R: 1 E: 0 K: 1 S: 6	H: 1 LOB: 0 BB: 0 P: 6	R: 0 E: 0 K: 1 S: 5	H: 0 LOB: 0 BB: 0 P: 5	R: 0 E: 0 K: 2 S: 7	H: 0 LOB: 0 BB: 0 P: 7	R: 0 E: 0 K: 0 S: 3	H: 0 LOB: 0 BB: 0 P: 3	R: 0 E: 0 K: 1 S: 6		H: 1 LOB: 1 BB: 0 P: 6	R: 1 E: 0 K: 0 S: 4	H: 1 LOB: 1 BB: 1 P: 8	R: 0 E: 0 K: 1 S: 6	H: 1 LOB: 1 BB: 0 P: 6	R: 0 E: 0 K: 1 S: 5	H: 0 LOB: 0 BB: 0 P: 5	R: 0 E: 0 K: 0 S: 4	H: 1 LOB: 1 BB: 0 P: 4	1B: 4 2B: 2 3B: 0 HR: 0	SF: 1 SAC: 1 DP: 0 HBP: 0	WP: 1 PB: 0 SB: 2 CS: 0
PITCHER	IP WLS BF H R ER SO BB IBB HBP BLK WP HR S P ERA WHIP												IP WLS BF H R ER SO BB IBB HBP BLK WP HR S P ERA WHIP											
John Montefusco, R (1, 1) ERA: 3.91	6.0	23	4	2	2	8	1	0	0	0	0	0	0	0	38	42	3.00	0.833						
Gary Lavelle, L (7, 1) ERA: 3.02	3.0	11	1	0	0	2	0	1	0	0	1	0	0	14	18	0.00	0.333							
Randy Moffitt, R (10, 1) ERA: 3.41	0.2	3	1	0	0	0	0	0	0	0	0	0	0	3	3	0.00	1.500							
John Curtis, L (10, 1) ERA: 3.51	0.1	W 1	0	0	0	0	0	0	0	0	0	0	0	1	1	0.00	0.000							

AB	34
R	2
H	6
RBI	1
BB	2
SO	10
LOB	16



BOTTOM

Pittsburgh Pirates @ San Francisco Giants

Candlestick Park, San Francisco, CA

Sat Jul 22 1978, 6:33 AM EDT

Att: 18,872 - Unknown

livebaseballscores.com

AB	31
R	3
H	8
RBI	1
BB	8
SO	7
LOB	18



WP	1	PA	40
PB	0		
SB	0		
CS	1		

AB R H RBI BB SO LOB

4	0	0	0	1	1	3
3	1	1	0	1	0	0
2	0	1	0	3	1	1
5	0	1	0	0	2	5
4	0	1	0	0	0	3
4	2	2	0	0	0	1
3	0	0	0	0	0	3
0	0	0	0	1	0	0
0	0	0	0	0	0	0
3	0	2	1	1	1	0
0	0	0	0	0	0	0
2	0	0	0	0	1	1
1	0	0	0	0	1	1
0	0	0	0	0	0	0
0	0	0	0	1	0	0
0	0	0	0	0	0	0
0	0	0	0	0	0	0

1B:	6	SF:	0
2B:	3	SAC:	1
3B:	0	DP:	2
HR:	0	HBP:	0

Batter	1	2	3	4	5	6	7	8	9	10
Bill Madlock, R (1.4) OBP: 0.386, SLG: 0.479	0-3 K		x 0-0 P4		x 0-0 6-3			4-0 FC3-6 SH1 BB	x 0-0 FC6	
Terry Whitfield, L (1.7) OBP: 0.359, SLG: 0.437	4-0 BB		x 0-0 G3		x 0-0 1-3			0-0 SH1		0-0 1B WP E 1B
Jack Clark, R (1.9) OBP: 0.379, SLG: 0.571	0-3 K		x 0-0 2B		4-0 L5-3 BB			4-0 FC3-6 IBB	4-0 E BB	
Willie McCovey, L (1.3) OBP: 0.301, SLG: 0.406	0-3 K		0-0 K		0-0 L5-3			0-0 FC3-6	x 0-0 E9 1B	
Darrell Evans, L (1.5) OBP: 0.370, SLG: 0.402		x 0-0 G6-4-3 1B		x 0-0 5-3			x 0-0 4-3	0-0 P5		
Larry Herndon, R (1.8) OBP: 0.355, SLG: 0.394		x 0-0 P4		x 0-0 E5 E 1B			x 0-0 4-3 1B 1B	x 0-0 1-3		
Roger Metzger, S (1.6) OBP: 0.311, SLG: 0.313		x 0-0 G6-4-3		x 0-0 6-3			x 0-0 4-3	4-0 CS BB		
Mike Ivie, R (9. PH) OBP: 0.366, SLG: 0.494		1-2f					1-2			
Johnnie LeMaster, R (9. PR) OBP: 0.289, SLG: 0.322										
John Tamargo, S (1.2) OBP: 0.353, SLG: 0.375			0-3 K		4-0 FC1-6 BB		x 0-0 1B	x 0-0 2B		
Marc Hill, R (10.2) OBP: 0.332, SLG: 0.303			0-3 K		0-0 FC1-6		0-3 K	4-0 FC6 IBB		
John Montefusco, R (1.1) OBP: 0.148, SLG: 0.082					1-2f 2-H					
Gary Lavelle, S (7.1) OBP: 0.085, SLG: 0.083										
Hector Cruz, R (9. PH) OBP: 0.304, SLG: 0.387										
Jim Dwyer, L (9. PH) OBP: 0.321, SLG: 0.319										
Randy Moffitt, R (10.1) OBP: 0.250, SLG: 0.143										
John Curtis, L (10.1)										

Inning Stats	R: 0	H: 0	R: 0	H: 1	R: 0	H: 0	R: 0	H: 1	R: 1	H: 1	R: 0	H: 0	R: 0	H: 0	R: 0	H: 0	R: 0	H: 1	R: 1	H: 2	R: 0	H: 0	R: 0	H: 1	R: 1	H: 2	R: 0	H: 2	R: 1	H: 2	1B: 6	SF: 0	WP: 1	PA: 40
E: 0	LOB: 1	E: 0	LOB: 0	E: 0	LOB: 0	E: 0	LOB: 1	E: 2	LOB: 1	E: 0	LOB: 0	E: 0	LOB: 2	E: 0	LOB: 2	E: 0	LOB: 2	E: 1	LOB: 2	E: 1	LOB: 2	E: 0	LOB: 2	E: 0	LOB: 2	E: 0	LOB: 2	E: 0	LOB: 2	2B: 3	SAC: 1	PB: 0		
K: 3	BB: 1	K: 0	BB: 0	K: 2	BB: 0	K: 1	BB: 0	K: 0	BB: 1	K: 0	BB: 1	K: 0	BB: 2	K: 0	BB: 2	K: 0	BB: 2	K: 0	BB: 1	K: 0	BB: 1	K: 0	BB: 2	K: 0	BB: 2	K: 0	BB: 2	K: 0	BB: 2	3B: 0	DP: 2	SB: 0		
S: 9	P: 13	S: 3	P: 3	S: 7	P: 7	S: 6	P: 6	S: 4	P: 8	S: 2	P: 6	S: 7	P: 7	S: 3	P: 11	S: 3	P: 11	S: 2	P: 6	S: 2	P: 6	S: 3	P: 11	S: 3	P: 11	S: 3	P: 11	S: 2	P: 6	HR: 0	HBP: 0	CS: 1		

PITCHER	IP	WLS	BF	H	R	ER	SO	BB	IBB	HBP	BLK	WP	HR	S	P	ERA	WHIP
Don Robinson, R (1.1) ERA: 3.62	6.0		22	3	1	0	6	3	0	0	0	0	0	31	43	0.00	1.000
Ed Whitson, R (7.1) ERA: 2.27	1.0		6	2	1	1	1	1	0	0	0	0	0	7	11	9.00	3.000
Grant Jackson, L (8.1) ERA: 2.33	1.2		7	1	0	0	0	1	1	0	0	0	0	5	13	0.00	1.200
Kent Tekulve, R (9.1) ERA: 2.14	0.1	L	4	1	1	0	0	1	1	0	0	1	0	2	10	0.00	6.000
Dave Hamilton, L (10.1) ERA: 4.85	0.0		1	1	0	0	0	0	0	0	0	0	0	1	1	∞	∞

PITCHER	IP	WLS	BF	H	R	ER	SO	BB	IBB	HBP	BLK	WP	HR	S	P	ERA	WHIP
Don Robinson, R (1.1) ERA: 3.62	6.0		22	3	1	0	6	3	0	0	0	0	0	31	43	0.00	1.000
Ed Whitson, R (7.1) ERA: 2.27	1.0		6	2	1	1	1	1	0	0	0	0	0	7	11	9.00	3.000
Grant Jackson, L (8.1) ERA: 2.33	1.2		7	1	0	0	0	1	1	0	0	0	0	5	13	0.00	1.200
Kent Tekulve, R (9.1) ERA: 2.14	0.1	L	4	1	1	0	0	1	1	0	0	1	0	2	10	0.00	6.000
Dave Hamilton, L (10.1) ERA: 4.85	0.0		1	1	0	0	0	0	0	0	0	0	0	1	1	∞	∞

Batter	1	2	3	4	5	6	7	8	9	AB R H RBI BB SO LOB	TOP
Frank Taveras, R (1, 6) OBP: 0.309, SLG: 0.349	0-0 6-3		0-0 1-3			0-0 F3		0-0 F2		4 0 0 0 0 0 0	Pittsburgh Pirates @ San Francisco Giants Candlestick Park, San Francisco, CA Sun Jul 23 1978, 6:33 AM EDT Att: 41,923 - Unknown livebaseballscorecards.com
Omar Moreno, L (1, 8) OBP: 0.327, SLG: 0.287	0-0 FC6-4 1B			4-0 G3 BB		0-0 F9		0-0 1B		3 0 2 0 1 0 0	
Dave Parker, L (1, 9) OBP: 0.365, SLG: 0.541	0-0 FC6-4 1-2f			0-0 G3 1-2		0-0 F9		0-0 F7		4 0 0 0 0 0 3	
Bill Robinson, R (1, 5) OBP: 0.302, SLG: 0.403	0-0 6-3			0-0 F8		0-0 FC3-6 BB 1B		0-0 F8		4 1 1 0 0 0 2	
Willie Stargell, L (1, 3) OBP: 0.384, SLG: 0.556		0-3 K		0-0 F8		4-0 FC3-6 BB 1-2		0-0 F9		3 0 0 0 1 1 1	
John Milner, L (1, 7) OBP: 0.390, SLG: 0.435		0-0 G3		0-0 1-3		0-0 FC3-6 BB 1B 1-2f 2-3		0-0 G1		4 0 0 0 0 0 2	
Ed Ott, L (1, 2) OBP: 0.282, SLG: 0.356		0-0 3-1		0-0 F7		0-0 FC6-4 BB 1B 1-3 3-H				3 0 1 1 0 0 0	
Phil Garner, R (1, 4) OBP: 0.327, SLG: 0.354			0-0 CS 1B		0-3 K	0-0 FC6-4 1-2f				3 0 1 0 0 1 2	
John Candelaria, L (1, 1) OBP: 0.273, SLG: 0.189		0-0 6-3				0-3 K		0-0 6-3		1 0 0 0 0 0 1	
Ken Macha, R (6, PH) OBP: 0.362, SLG: 0.298										1 0 0 0 0 1 0	
Jerry Reuss, L (6, 1)										0 0 0 0 0 0 0	
Rennie Stennett, R (8, PH) OBP: 0.281, SLG: 0.325			1-2							1 0 0 0 0 0 0	
Kent Tekulve, R (8, 1) OBP: 0.182, SLG: 0.182										0 0 0 0 0 0 0	
Inning Stats	R: 0 H: 1 E: 0 LOB: 1 K: 0 BB: 0 S: 4 P: 4	R: 0 H: 0 E: 0 LOB: 0 K: 1 BB: 0 S: 5 P: 5	R: 0 H: 1 E: 0 LOB: 0 K: 0 BB: 0 S: 3 P: 3	R: 0 H: 0 E: 0 LOB: 1 K: 0 BB: 1 S: 3 P: 7	R: 0 H: 0 E: 0 LOB: 0 K: 1 BB: 0 S: 5 P: 5	R: 0 H: 0 E: 0 LOB: 0 K: 1 BB: 0 S: 5 P: 5	R: 1 H: 2 E: 0 LOB: 2 K: 0 BB: 1 S: 5 P: 9	R: 0 H: 1 E: 0 LOB: 1 K: 0 BB: 0 S: 4 P: 4	R: 0 H: 0 E: 0 LOB: 0 K: 0 BB: 0 S: 3 P: 3	1B: 5 SF: 0 2B: 0 SAC: 0 3B: 0 DP: 0 HR: 0 HBP: 0	WP: 0 PA: 33 PB: 0 SB: 1 CS: 1
PITCHER Jim Barr, R (1, 1) ERA: 3.27	IP WLS BF H R ER SO BB IBB HBP BLK WP HR S P ERA WHIP										

AB	31
R	1
H	5
RBI	1
BB	2
SO	3
LOB	11



Batter	1	2	3	4	5	6	7	8	9
Bill Madlock, R OBP: 0.388, SLG: 0.483 (1, 4)	0-0 G3 1B 2B		0-0 6-3		0-0 2-H 1B			0-0 5-3	
Darrell Evans, L OBP: 0.369, SLG: 0.401 (1, 5)	0-0 G3 2-3		0-0 F9		0-3 K			0-0 1B	
Jack Clark, R OBP: 0.378, SLG: 0.567 (1, 9)	0-0 G6-4-3 1B 3-H		0-0 F9		0-0 P7			0-3 K	
Hector Cruz, R OBP: 0.297, SLG: 0.377 (1, 7)	0-0 G6-4-3 1-2f		0-0 5-3		0-0 F7			0-0 1-3	
Mike Ivie, R OBP: 0.360, SLG: 0.486 (1, 3)		0-0 5-3		0-3 K		0-3 K			
Larry Herndon, R OBP: 0.355, SLG: 0.392 (1, 8)		0-0 F9		4-0 SH1-4 1B BB		0-0 G3			
Johnnie LeMaster, R OBP: 0.291, SLG: 0.329 (1, 6)		0-0 2B		0-0 SH1-4 1-2		0-3 K			
Marc Hill, R OBP: 0.336, SLG: 0.304 (1, 2)		0-3 K		0-0 SH1-4 1B 2-H		4-0 BB			
Jim Barr, R OBP: 0.179, SLG: 0.179 (1, 1)		0-0 F8		0-0 SH1-4 1-2		0-3 K			

Inning Stats	R: 1 E: 0 K: 0 S: 4	H: 2 LOB: 0 BB: 0 P: 4	R: 0 E: 0 K: 1 S: 6	H: 1 LOB: 1 BB: 0 P: 6	R: 0 E: 0 K: 0 S: 3	H: 0 LOB: 0 BB: 0 P: 3	R: 0 E: 0 K: 1 S: 5	H: 0 LOB: 0 BB: 0 P: 5	R: 2 E: 0 K: 1 S: 7	H: 2 LOB: 1 BB: 1 P: 11	R: 0 E: 0 K: 1 S: 5	H: 0 LOB: 0 BB: 0 P: 5	R: 0 E: 0 K: 2 S: 7	H: 0 LOB: 1 BB: 1 P: 11	R: 0 E: 0 K: 1 S: 6	H: 1 LOB: 1 BB: 0 P: 6
--------------	------------------------------	---------------------------------	------------------------------	---------------------------------	------------------------------	---------------------------------	------------------------------	---------------------------------	------------------------------	----------------------------------	------------------------------	---------------------------------	------------------------------	----------------------------------	------------------------------	---------------------------------

PITCHER	IP	WLS	BF	H	R	ER	SO	BB	IBB	HBP	BLK	WP	HR	S	P	ERA	WHIP
John Candelaria, L ERA: 3.22 (1, 1)	5.0	L	20	5	3	3	3	1	0	0	0	0	0	25	29	5.40	1.200
Jerry Reuss, L ERA: 7.14 (6, 1)	2.0		7	0	0	0	3	1	0	0	0	0	0	12	16	0.00	0.500
Kent Tekulve, R ERA: 2.11 (8, 1)	1.0		4	1	0	0	1	0	0	0	0	0	0	6	6	0.00	1.000

BOTTOM

AB	R	H	RBI	BB	SO	LOB
4	1	2	1	0	0	0
4	0	1	0	0	1	2
4	0	1	1	0	1	1
4	0	0	0	0	0	2
3	0	0	0	0	2	0
2	1	0	0	1	0	0
2	0	1	0	0	1	0
2	1	1	1	1	1	1
2	0	0	0	0	1	1

AB 27
R 3
H 6
RBI 3
BB 2
SO 7
LOB 7

WP: 0 PA: 31
PB: 0
SB: 0
CS: 0

GIANTS

Pittsburgh Pirates @ San Francisco Giants
Candlestick Park, San Francisco, CA
 Sun Jul 23 1978, 6:33 AM EDT
 Att. 41,923 - Unknown

livebaseballscorecards.com

Batter	1	2	3	4	5	6	7	8	9	AB R H RBI BB SO LOB
--------	---	---	---	---	---	---	---	---	---	----------------------

Bill Madlock, R <small>OBP: 0.386, SLG: 0.480</small> (1, 4) X	0-0 6-3		X 0-0 6-3			X 0-0 6-3		X 0-0 BB 1-2 3-H 1B		4 0 1 1 0 0 0
Terry Whitfield, L <small>OBP: 0.355, SLG: 0.432</small> (1, 7) X	0-0 4-3			X 0-0 F9		X 0-0 G3		S S S 0-3 K		4 0 0 0 0 1 2
Jack Clark, R <small>OBP: 0.382, SLG: 0.569</small> (1, 9) B B B	4-0 BB			X 0-0 2B		S S 0-3 K		B B B B 4-0 1-2 2-3 BB G6-4-3		2 0 1 0 2 1 0
Willie McCovey, L <small>OBP: 0.297, SLG: 0.400</small> (1, 3) X	0-0 1-3		X 0-0 P4			S S 0-3 K		X 0-0 G6-4-3 1-2f		4 0 0 0 0 1 5
Darrell Evans, L <small>OBP: 0.368, SLG: 0.397</small> (1, 5) X		X 0-0 4-3		X 4-0 IBB		X 0-0 P6		X 0-0 4-3		3 0 0 0 1 0 0
Larry Herndon, R <small>OBP: 0.356, SLG: 0.396</small> (1, 8) S S		0-3 K		X 0-0 F3		X 0-0 1B 2B		X 0-0 HR 1B		4 1 2 0 0 1 2
Roger Metzger, S <small>OBP: 0.311, SLG: 0.313</small> Mike Ivie, R <small>OBP: 0.363, SLG: 0.506</small> (9, PH) X	0-0 1-3		X 0-0 1-3		X 0-0 4-3		X 0-0 1B		X 0-0 HR	3 0 1 0 0 0 0 1 1 1 2 0 0 0
Marc Hill, R <small>OBP: 0.336, SLG: 0.305</small> Rob Andrews, R <small>OBP: 0.331, SLG: 0.336</small> (8, PR) John Tamargo, S <small>OBP: 0.353, SLG: 0.375</small> (9, 2) X			X 0-0 P5		X 0-0 P6		X 0-0 SH 1B 1B			3 0 1 0 0 0 0 0 1 0 0 0 0 0 0 0 0 0 0 0 0
Vida Blue, S <small>OBP: 0.262, SLG: 0.185</small> (1, 1) X			X 0-0 1-3		S S 0-3 K		X 0-0 SH BB 1B 1-3			2 0 0 0 0 1 0

Inning Stats	R: 0	H: 0	E: 0	K: 0	S: 3	R: 0	H: 0	E: 0	K: 1	S: 5	R: 0	H: 1	E: 0	K: 0	S: 4	R: 0	H: 0	E: 0	K: 1	S: 5	R: 0	H: 0	E: 0	K: 1	S: 5	R: 0	H: 2	E: 0	K: 1	S: 6	R: 1	H: 2	E: 1	K: 1	S: 7	R: 2	H: 2	E: 0	K: 0	S: 3	1B: 4	2B: 2	3B: 0	HR: 1	SF: 0	SAC: 1	DP: 1	HBP: 0	WP: 0	PA: 34		
PITCHER Bob Forsch, R <small>ERA: 3.11</small> (1, 1)	IP	WLS	BF	H	R	ER	SO	BB	IBB	HBP	BLK	WP	HR	S	P	ERA	WHIP																			IP	WLS	BF	H	R	ER	SO	BB	IBB	HBP	BLK	WP	HR	S	P	ERA	WHIP

BOTTOM

St. Louis Cardinals @ San Francisco Giants
 Candlestick Park, San Francisco, CA
 Tue Jul 25 1978, 10:05 PM EDT
 Att. 39,289 - Unknown

livebaseballscorecards.com

AB	30
R	3
H	7
RBI	3
BB	3
SO	5
LOB	9



Batter	1	2	3	4	5	6	7	8	9	AB R H RBI BB SO LOB	TOP									
Lou Brock, L (1, 7) OBP: 0.247, SLG: 0.219	0-0 6-3		0-0 4-3			0-0 F8		0-0 2-H S 1B		4 0 1 1 0 0 0	St. Louis Cardinals @ San Francisco Giants Candlestick Park, San Francisco, CA Wed Jul 26 1978, 6:33 AM EDT Att: 18,769 - Unknown livebaseballscorecards.com									
Garry Templeton, S (1, 6) OBP: 0.283, SLG: 0.341	0-0 F9			0-0 4-3 S FC 1B		0-0 2B		0-0 F9 1-2		4 1 2 0 0 0 1										
Jerry Mumphrey, S (1, 9) OBP: 0.294, SLG: 0.295	0-3 K			0-0 4-3 1-3		0-0 4-3		0-0 F7		4 0 0 0 0 1 3										
Ted Simmons, S (1, 2) OBP: 0.383, SLG: 0.537		H 1-0 HBP		0-0 FC G4-6-3		0-0 FC3 1B		0-0 F9		3 0 1 1 0 0 0										
Keith Hernandez, L (1, 3) OBP: 0.347, SLG: 0.413		X 0-0 P6		X 0-0 G4-6-3 1-2f		0-3 K		4-0 BB BB BB		3 0 0 0 1 1 3										
Tony Scott, S (1, 8) OBP: 0.283, SLG: 0.263		X 0-0 L4			X 0-0 1-3		X 0-0 FC3 1-2f		X 0-0 P4			4 0 0 0 0 0 3								
Ken Reitz, R (1, 5) OBP: 0.273, SLG: 0.340		0-3 K			X 0-0 6-3		0-3 K 1-2		X 0-0 F5			4 0 0 0 0 2 3								
Ken Oberkfell, L (1, 4) OBP: 0.364, SLG: 0.400			X 0-0 F8		X 0-0 6-3			X 0-0 E4 SH3-4 1B		3 1 0 0 0 0 0										
Silvio Martinez, R (1, 1) OBP: 0.192, SLG: 0.269			X 0-0 L6			X 0-0 F2		X 0-0 SH3-4 1-2		2 0 0 0 0 0 0										
Inning Stats	R: 0 E: 0 K: 1 S: 5	H: 0 LOB: 0 BB: 0 P: 5	R: 0 E: 0 K: 1 S: 5	H: 0 LOB: 1 BB: 0 P: 6	R: 0 E: 0 K: 0 S: 3	H: 0 LOB: 0 BB: 0 P: 3	R: 1 E: 0 K: 0 S: 4	H: 1 LOB: 0 BB: 0 P: 4	R: 0 E: 0 K: 0 S: 3	H: 0 LOB: 0 BB: 0 P: 3	R: 0 E: 0 K: 2 S: 8	H: 1 LOB: 1 BB: 0 P: 8	R: 1 E: 1 K: 0 S: 5	H: 1 LOB: 1 BB: 0 P: 5	R: 0 E: 0 K: 0 S: 3	H: 0 LOB: 1 BB: 1 P: 7	1B: 3 2B: 1 3B: 0 HR: 0	SF: 0 SAC: 1 DP: 1 HBP: 1	WP: 0 PB: 0 SB: 3 CS: 0	PA: 34
PITCHER	IP WLS BF H R ER SO BB IBB HBP BLK WP HR S P ERA WHIP																			
Ed Halicki, R (1, 1) ERA: 2.97	8.0 L 30 4 2 1 4 0 0 1 0 0 0 0 0 37 38 1.12 0.500																			
Gary Lavelle, L (9, 1) ERA: 2.97	1.0 4 0 0 0 0 1 0 0 0 0 0 0 0 3 7 0.00 1.000																			



Batter	1	2	3	4	5	6	7	8	9	AB R H RBI BB SO LOB	TOP
Ivan De Jesus, R (1, 6) OBP: 0.358, SLG: 0.371	0-0 2B		0-0 1B		0-0 1-3		4-0 1B BB			3 1 2 0 1 0 1	
Jerry White, S (1, 8) OBP: 0.333, SLG: 0.270	0-0 F9		4-0 1-2 BB		0-0 L7		0-0 1-H 1B CS			3 0 1 1 1 0 2	
Gene Clines, R (1, 7) OBP: 0.330, SLG: 0.329	0-0 L6-3		0-0 F3			0-0 L9	0-0 L3			4 0 0 0 0 0 4	
Dave Kingman, R (1, 3) OBP: 0.316, SLG: 0.514 Larry Biittner, L (8, 3) OBP: 0.315, SLG: 0.361	0-3 K			1-3 K		0-0 5-3	0-0 CS 1-2	0-3 K		4 0 0 0 0 3 1 0 0 0 0 0 0 0	
Mike Vail, R (1, 9) OBP: 0.318, SLG: 0.442		0-0 4-3		0-0 4-3 1B		0-0 BB 1B		0-0 6-3		4 0 2 0 0 0 0	
Manny Trillo, R (1, 4) OBP: 0.328, SLG: 0.347		0-0 6-3		0-0 4-3 1-2		4-2 BB BB		0-0 6-3		3 0 0 0 1 0 1	
Ed Putman, R (1, 5) Mick Kelleher, R (9, 5) OBP: 0.367, SLG: 0.295		0-0 F3		0-0 F9		4-0 1-2 2-3 BB		0-0 5-3		3 0 0 0 1 0 1 0 0 0 0 0 0 0	AB 32 R 1 H 6 RBI 1 BB 4 SO 3 LOB 13
Tim Blackwell, S (1, 2)			0-0 5-3		0-0 L8	0-0 F3		0-0 P6		4 0 0 0 0 0 3	
Dennis Lamp, R (1, 1) OBP: 0.217, SLG: 0.261			0-0 5-3		0-2 2B		0-0 P8		0-0 G3	4 0 1 0 0 0 0	
Inning Stats	R: 0 H: 1 E: 0 LOB: 1 K: 1 BB: 0 S: 6 P: 6	R: 0 H: 0 E: 0 LOB: 0 K: 0 BB: 0 S: 3 P: 3	R: 0 H: 1 E: 0 LOB: 2 K: 0 BB: 1 S: 4 P: 8	R: 0 H: 1 E: 0 LOB: 1 K: 1 BB: 0 S: 7 P: 8	R: 0 H: 1 E: 0 LOB: 1 K: 0 BB: 0 S: 7 P: 7	R: 0 H: 1 E: 0 LOB: 3 K: 0 BB: 2 S: 7 P: 15	R: 1 H: 1 E: 0 LOB: 0 K: 0 BB: 1 S: 3 P: 7	R: 0 H: 0 E: 0 LOB: 0 K: 1 BB: 0 S: 5 P: 5	R: 0 H: 0 E: 0 LOB: 0 K: 0 BB: 0 S: 3 P: 3	1B: 4 SF: 0 2B: 2 SAC: 0 3B: 0 DP: 0 HR: 0 HBP: 0	WP: 0 PA: 37 PB: 0 SB: 2 CS: 1
PITCHER Bob Knepper, L (1, 1) ERA: 2.58	IP WLS BF H R ER SO BB IBB HBP BLK WP HR S P ERA WHIP										

Chicago Cubs @ San Francisco Giants
Candlestick Park, San Francisco, CA
Fri Jul 28 1978, 10:05 PM EDT
Att. 25,908 - Unknown - 57 F

livebaseballscorecards.com



Batter	1	2	3	4	5	6	7	8	9	AB R H RBI BB SO LOB
--------	---	---	---	---	---	---	---	---	---	----------------------

Bill Madlock, R <small>OBP: 0.375, SLG: 0.464</small> <small>(1, 4)</small>	0-0 6-3 	1-2 5-3 			0-0 4-3 	0-0 F2 			0-0 6-3 	5 0 0 0 0 0 4
--	-----------------------	-----------------------	--	--	-----------------------	----------------------	--	--	-----------------------	---------------

Terry Whitfield, L <small>OBP: 0.357, SLG: 0.437</small> <small>(1, 7)</small>	1-2 1B BB 		0-0 FC5 		4-2 2B BB 		0-0 L7 		0-0 L9 	4 0 2 0 1 0 2
---	-------------------------	--	-----------------------	--	-------------------------	--	----------------------	--	----------------------	---------------

Jack Clark, R <small>OBP: 0.377, SLG: 0.563</small> <small>(1, 9)</small>	3-2 F8 		0-0 B1-3 		0-0 	1-3 2B 	0-0 L8 			4 0 1 0 0 0 2
--	----------------------	--	------------------------	--	---------	----------------------	----------------------	--	--	---------------

Darrell Evans, L <small>OBP: 0.376, SLG: 0.401</small> <small>(1, 5)</small>	4-0 		4-0 		4-0 		0-0 F8 			1 0 0 0 3 0 0
---	---------	--	---------	--	---------	--	----------------------	--	--	---------------

Mike Ivie, R <small>OBP: 0.354, SLG: 0.489</small> <small>(1, 3)</small>	0-0 		1-3 K 		0-0 F9 		0-0 F8 			4 0 1 0 0 1 5
---	---------	--	---------------------	--	----------------------	--	----------------------	--	--	---------------

Larry Herndon, R <small>OBP: 0.350, SLG: 0.388</small> <small>(1, 8)</small>	0-3 K 		0-0 FC5 		0-0 1-3 		0-0 F3 			4 0 0 0 0 1 8
---	---------------------	--	-----------------------	--	-----------------------	--	----------------------	--	--	---------------

Roger Metzger, S <small>OBP: 0.312, SLG: 0.313</small> <small>(1, 6)</small>		0-0 		0-0 4-3 		0-0 		0-0 6-3 		3 0 2 0 0 0 0
---	--	---------	--	-----------------------	--	---------	--	-----------------------	--	---------------

Marc Hill, R <small>OBP: 0.335, SLG: 0.304</small> <small>(1, 2)</small>		0-0 5-3 		0-0 L8 		0-0 1-3 		0-0 		4 0 1 0 0 0 2
---	--	-----------------------	--	----------------------	--	-----------------------	--	---------	--	---------------

Bob Knepper, L <small>OBP: 0.148, SLG: 0.111</small> <small>(1, 1)</small>		0-0 1-3 		0-0 G3 		0-3 K 		0-0 SH3-4 		3 0 0 0 0 1 2
---	--	-----------------------	--	----------------------	--	---------------------	--	-------------------------	--	---------------

Inning Stats	R: 0 H: 2 E: 0 K: 1 S: 16	H: 2 LOB: 3 BB: 1 P: 24	R: 0 H: 1 E: 0 K: 0 S: 7	H: 1 LOB: 1 BB: 0 P: 8	R: 0 H: 1 E: 0 K: 1 S: 7	H: 1 LOB: 2 BB: 1 P: 12	R: 0 H: 0 E: 0 K: 0 S: 3	H: 0 LOB: 0 BB: 0 P: 3	R: 0 H: 1 E: 0 K: 0 S: 7	H: 1 LOB: 3 BB: 2 P: 15	R: 0 H: 0 E: 0 K: 0 S: 3	H: 0 LOB: 0 BB: 0 P: 3	R: 0 H: 0 E: 0 K: 0 S: 3	H: 0 LOB: 0 BB: 0 P: 3	R: 0 H: 1 E: 0 K: 0 S: 4	H: 1 LOB: 2 BB: 0 P: 4	1B: 5 2B: 2 3B: 0 HR: 0	SF: 0 SAC: 1 DP: 0 HBP: 0	WP: 0 PB: 0 SB: 1 CS: 0	PA: 38
--------------	---------------------------	-------------------------	--------------------------	------------------------	--------------------------	-------------------------	--------------------------	------------------------	--------------------------	-------------------------	--------------------------	------------------------	--------------------------	------------------------	--------------------------	------------------------	-------------------------	---------------------------	-------------------------	--------

PITCHER	Dennis Lamp, R <small>OBP: 0.355</small> <small>(1, 1)</small>	IP: 9.0 WLS: 7 BF: 38 H: 7 R: 0 ER: 0 SO: 3 BB: 3 IBB: 1 HBP: 0 BLK: 0 WP: 0 HR: 0 S: 56 P: 78 ERA: 0.00 WHIP: 1.111	PITCHER		IP: WLS: BF: H: R: ER: SO: BB: IBB: HBP: BLK: WP: HR: S: P: ERA: WHIP:
---------	---	--	---------	--	--

BOTTOM

Chicago Cubs @ San Francisco Giants
 Candlestick Park, San Francisco, CA

AB	33
R	0
H	7
RBI	0
BB	4
SO	3
LOB	25



livebaseballscorecards.com

Fri Jul 28 1978, 10:05 PM EDT
 Att: 25,908 - Unknown - 57 F

Chicago Cubs @ San Francisco Giants
Candlestick Park, San Francisco, CA

Sat Jul 29 1978, 6:33 AM EDT
Att. 19,809 - Unknown - 63 F

livebaseballscorecards.com

AB	34
R	5
H	10
RBI	5
BB	3
SO	8
LOB	13



Batter	1	2	3	4	5	6	7	8	9	AB	R	H	RBI	BB	SO	LOB
Ivan De Jesus, R (1, 6) OBP: 0.358, SLG: 0.370	0-3 K		0-0 F9			0-0 1B	4-0 BB		0-0 4-3	4	0	1	0	1	1	1
Jerry White, S (1, 8) OBP: 0.325, SLG: 0.265	0-0 1B		0-0 4-3			0-0 F8	0-0 5-3		0-0 4-3	5	0	1	0	0	0	5
Greg Gross, L (1, 7) OBP: 0.299, SLG: 0.336	0-0 F7			0-0 4-3		0-0 L7		0-0 1B SF9 1B	0-0 F7	5	1	1	0	0	0	2
Bobby Murcer, L (1, 9) OBP: 0.361, SLG: 0.399	0-0 F2		0-3 K				0-0 HR	0-0 SF9 1B 1B		4	2	2	1	0	1	1
Larry Bittner, L (1, 3) OBP: 0.318, SLG: 0.364		0-0 4-3		0-0 F7			0-0 2B L9-2 1B	0-0 1B SF9 1B		4	1	2	0	0	0	0
Manny Trillo, R (1, 4) OBP: 0.327, SLG: 0.349		0-0 4-3		0-3 K			0-0 L9-2 1B 2B	2-2 SF9 1B		3	1	1	1	0	1	0
Rodney Scott, S (1, 5) OBP: 0.400, SLG: 0.344		0-0 1-3		0-3 K			0-0 L9-2 1B 2B	1-2 2-3 3-H 1B		2	0	0	0	0	1	0
Dave Rader, L (7, PH) OBP: 0.279, SLG: 0.299										0	0	0	0	0	0	0
Gene Clines, R (7, PH) OBP: 0.328, SLG: 0.328										1	0	0	0	0	0	2
Ed Putman, R (7, 2) OBP: 0.250, SLG: 0.143										1	0	1	2	0	0	0
Tim Blackwell, S (1, 2) OBP: 0.319, SLG: 0.514			4-0 F9 SH3-4 BB				4-0 S 1B IBB	0-3 K		1	0	0	0	1	1	0
Dave Kingman, R (7, PH) OBP: 0.360, SLG: 0.289										0	0	0	0	1	0	0
Mick Kelleher, R (7, PR) OBP: 0.360, SLG: 0.289										1	0	0	0	0	1	1
Mike Krukow, R (1, 1) OBP: 0.294, SLG: 0.267			0-0 SH3-4				0-3 K	3-2 BB	2-3 K	1	0	0	0	0	1	0
Mike Vail, R (7, PH) OBP: 0.326, SLG: 0.448										1	0	1	1	0	0	0
Willie Hernandez, L (7, 1) OBP: 0.350, SLG: 0.526										0	0	0	0	0	0	0
Dave Roberts, L (8, PH) OBP: 0.146, SLG: 0.200										1	0	0	0	0	1	1
Ray Burris, R (8, 1)										0	0	0	0	0	0	0

Inning Stats	R: 0	H: 1	E: 0	K: 1	S: 6	P: 6	R: 0	H: 0	E: 0	K: 0	S: 3	P: 3	R: 0	H: 0	E: 0	K: 0	S: 3	P: 7	R: 0	H: 0	E: 0	K: 1	S: 5	P: 5	R: 0	H: 0	E: 0	K: 3	S: 12	P: 15	R: 0	H: 1	E: 0	K: 1	S: 6	P: 6	R: 2	H: 4	E: 0	K: 0	S: 9	P: 20	R: 3	H: 4	E: 0	K: 2	S: 18	P: 23	R: 0	H: 0	E: 0	K: 0	S: 3	P: 3	1B: 8	SF: 1	2B: 2	SAC: 1	3B: 0	DP: 1	HR: 1	HBP: 0	WP: 0	PA: 39
--------------	------	------	------	------	------	------	------	------	------	------	------	------	------	------	------	------	------	------	------	------	------	------	------	------	------	------	------	------	-------	-------	------	------	------	------	------	------	------	------	------	------	------	-------	------	------	------	------	-------	-------	------	------	------	------	------	------	-------	-------	-------	--------	-------	-------	-------	--------	-------	--------

PITCHER	IP	WLS	BF	H	R	ER	SO	BB	IBB	HBP	BLK	WP	HR	S	P	ERA	WHIP
John Montefusco, R (1, 1) ERA: 3.87	6.0		24	5	2	2	6	1	0	0	0	0	1	38	45	3.00	1.000
Gary Lavelle, L (7, 1) ERA: 3.33	1.0	L	8	4	3	3	0	1	1	0	0	0	0	9	20	27.00	5.000
Randy Moffitt, R (8, 1) ERA: 3.3	2.0		7	1	0	0	2	0	0	0	0	0	0	18	23	0.00	0.500

Batter	1	2	3	4	5	6	7	8	9	AB R H RBI BB SO LOB	TOP											
Ivan De Jesus, R (1, 6) OBP: 0.358, SLG: 0.370	0-0 5-3		0-0 F9			0-0 G3 1B		0-0 SH5-4		3 0 1 0 0 0 0												
Greg Gross, L (1, 8) OBP: 0.299, SLG: 0.341 Gene Clines, R (8, PH) OBP: 0.326, SLG: 0.326 Donnie Moore, L (8, 1) OBP: 0.222, SLG: 0.222	0-0 6-3 1B 2B		0-0 4-3			0-0 G3		0-0 L4-3		3 1 1 0 0 0 1 1 0 0 1 0 0 2 0 0 0 0 0 0 0												
Bill Buckner, L (1, 3) OBP: 0.338, SLG: 0.397	0-0 6-3 2-3		0-0 4-3			0-0 F2		0-0 4-3		4 0 0 0 0 0 4												
Bobby Murcer, L (1, 9) OBP: 0.360, SLG: 0.398	0-0 3-H 1B				0-0 L9		0-0 F8		0-0 G3	4 0 1 1 0 0 1												
Larry Bittner, L (1, 7) OBP: 0.313, SLG: 0.358	0-0 5-3				0-0 F9		0-0 F7		0-3 K	4 0 0 0 0 1 1												
Manny Trillo, R (1, 4) OBP: 0.326, SLG: 0.348					0-0 L7		0-0 F3		0-2 1B	4 0 1 0 0 0 0												
Rodney Scott, S (1, 5) OBP: 0.398, SLG: 0.337 Dave Kingman, R (9, PH) OBP: 0.317, SLG: 0.511					0-0 B1-3		3-2 6-3		0-0 F8	2 0 0 0 1 0 0 1 0 0 0 0 0 1												
Dave Rader, L (1, 2) OBP: 0.283, SLG: 0.304					0-0 G3 1-2 1B		0-2 SH5-4 L4-3 1B			3 1 2 0 0 0 1												
Rick Reuschel, R (1, 1) OBP: 0.130, SLG: 0.114 Mike Vail, R (8, PH) OBP: 0.333, SLG: 0.455 Jerry White, S (8, PR) OBP: 0.325, SLG: 0.265					0-0 6-3		0-0 F7		0-0 L4-3 SH5-4 1B	2 0 0 0 0 0 1 1 0 1 0 0 0 0 0 0 0 0 0 0 0												
Inning Stats	R: 1 E: 0 K: 0 S: 5	H: 2 LOB: 1 BB: 0 P: 5	R: 0 E: 0 K: 0 S: 4	H: 1 LOB: 1 BB: 0 P: 4	R: 0 E: 0 K: 0 S: 3	H: 0 LOB: 0 BB: 0 P: 3	R: 0 E: 0 K: 0 S: 3	H: 0 LOB: 0 BB: 0 P: 3	R: 0 E: 0 K: 0 S: 6	H: 0 LOB: 0 BB: 1 P: 10	R: 0 E: 0 K: 0 S: 4	H: 1 LOB: 1 BB: 0 P: 4	R: 0 E: 0 K: 0 S: 6	H: 0 LOB: 0 BB: 0 P: 9	R: 1 E: 0 K: 0 S: 8	H: 2 LOB: 2 BB: 0 P: 8	R: 0 E: 0 K: 1 S: 9	H: 1 LOB: 1 BB: 0 P: 9	1B: 6 2B: 1 3B: 0 HR: 0	SF: 0 SAC: 1 DP: 0 HBP: 0	WP: 0 PB: 0 SB: 0 CS: 0	PA: 34
PITCHER	IP WLS BF H R ER SO BB IBB HBP BLK WP HR S P ERA WHIP																					
Jim Barr, R (1, 1) ERA: 3.21	7.1 W 28 6 2 2 0 1 0 0 0 0 0 0 37 44 2.46 0.955																					
Gary Lavelle, L (8, 1) ERA: 3.26	1.1 5 1 0 0 1 0 0 0 0 0 0 0 10 10 0.00 0.750																					
Randy Moffitt, R (9, 1) ERA: 3.29	0.1 S 1 0 0 0 0 0 0 0 0 0 0 0 1 1 0.00 0.000																					

Chicago Cubs @ San Francisco Giants
Candlestick Park, San Francisco, CA
Sun Jul 30 1978, 6:33 AM EDT
Unknown - 73 F

livebaseballscorecards.com

AB	32
R	2
H	7
RBI	2
BB	1
SO	1
LOB	12



Batter	1	2	3	4	5	6	7	8	9	AB R H RBI BB SO LOB	TOP									
Ivan De Jesus, R OBP: 0.357, SLG: 0.371 (1, 6)	0-0 F8		0-0 F8		0-0 4-3			0-0 CS 2B		4 0 1 0 0 0 1										
Gene Clines, R OBP: 0.330, SLG: 0.331 (1, 7)	1-2 2B		4-0 BB		0-0 L9			0-0 L4		3 0 1 0 1 0 2										
Mike Vail, R OBP: 0.319, SLG: 0.435 (1, 9)	0-3 K		0-0 F8				0-0 4-3	0-0 F7		4 0 0 0 0 1 3										
Dave Kingman, R OBP: 0.316, SLG: 0.507 (1, 3)	0-0 5-3			0-0 WP 1B			0-0 F5		0-3 K	4 0 1 0 0 1 1										
Manny Trillo, R OBP: 0.323, SLG: 0.344 (1, 4)		0-0 E4		0-0 F9			0-0 F9		0-0 6-3	4 0 0 0 0 0 1										
Ed Putman, R OBP: 0.273, SLG: 0.200 (1, 5)		0-3 K		0-0 F3					2-2 4-3	3 0 1 0 0 1 2										
Mick Kelleher, R OBP: 0.353, SLG: 0.283 (7, 5)										1 0 0 0 0 0 0										
Jerry White, S OBP: 0.316, SLG: 0.257 (1, 8)					2-2 4-3					2 0 0 0 0 0 2										
Rodney Scott, S OBP: 0.394, SLG: 0.333 (7, PH)					1-2					1 0 0 0 0 0 1										
Tim Blackwell, S OBP: 0.167, SLG: 0.091 (1, 2)		2-2 1-3								3 0 1 0 0 0 1										
Dave Roberts, L OBP: 0.357, SLG: 0.525 (1, 1)			0-3 K							2 0 1 0 0 1 0										
Bobby Murcer, L OBP: 0.359, SLG: 0.397 (7, PH)										1 0 0 0 0 1 1										
Lynn McGlothen, L OBP: 0.100, SLG: 0.200 (7, 1)										0 0 0 0 0 0 0										
Inning Stats	R: 0 E: 0 K: 1 S: 10	H: 1 LOB: 1 BB: 0 P: 11	R: 0 E: 1 K: 1 S: 9	H: 0 LOB: 1 BB: 0 P: 11	R: 0 E: 0 K: 1 S: 5	H: 0 LOB: 1 BB: 1 P: 9	R: 0 E: 0 K: 0 S: 7	H: 1 LOB: 1 BB: 0 P: 9	R: 0 E: 0 K: 0 S: 4	H: 1 LOB: 1 BB: 0 P: 4	R: 0 E: 0 K: 1 S: 7	H: 2 LOB: 1 BB: 0 P: 10	R: 0 E: 0 K: 0 S: 3	H: 1 LOB: 0 BB: 0 P: 3	R: 0 E: 0 K: 1 S: 8	H: 0 LOB: 0 BB: 0 P: 10	1B: 4 2B: 3 3B: 0 HR: 0	SF: 0 SAC: 0 DP: 1 HBP: 0	WP: 1 PB: 0 SB: 0 CS: 1	PA: 33
PITCHER Vida Blue, L ERA: 2.52 (1, 1)	IP: 9.0 WLS: W BF: 33 H: 6 R: 0 ER: 0 SO: 5 BB: 1 IBB: 0 HBP: 0 BLK: 0 WP: 1 HR: 0 S: 56 P: 70 ERA: 0.00 WHIP: 0.778																			

Chicago Cubs @ San Francisco Giants
Candlestick Park, San Francisco, CA

Sun Jul 30 1978, 6:38 AM EDT
Att. 37,779 - Unknown - 73 F

AB	32
R	0
H	6
RBI	0
BB	1
SO	5
LOB	15



livebaseballscorecards.com

Batter	1	2	3	4	5	6	7	8	9
Bill Madlock, R OBP: 0.373, SLG: 0.464 (1, 4)	0-3 K		0-0 L7		0-0 1B		0-0 G4-6-3		
Terry Whitfield, L OBP: 0.351, SLG: 0.427 (1, 7)	0-0 F8			0-0 F9		0-0 G1		0-0 G3	
Jack Clark, R OBP: 0.371, SLG: 0.549 (1, 9)	0-0 P4			0-0 1B 1B		0-0 F9		0-3 K	
Mike Ivie, R OBP: 0.361, SLG: 0.487 (1, 3)		0-0 F3		0-0 1B 1-2 1B		4-2 BB		4-0 BB	
Hector Cruz, R OBP: 0.295, SLG: 0.374 (1, 5)		3-3 K		0-0 1-3 2-H 1B		3-2 6-3		1-3 K	
Larry Herndon, R OBP: 0.351, SLG: 0.385 (1, 8)		4-2 FC4-6 BB		4-0 G6-4-3 IBB		0-0 5-3			
Johnnie LeMaster, R OBP: 0.291, SLG: 0.333 (1, 6)		0-0 FC4-6 1-2f		0-0 G6-4-3 1-2f		0-0 BB 2B			
Marc Hill, R OBP: 0.335, SLG: 0.301 (1, 2)			0-0 5-3		0-0 5-3		4-0 BB BB		
Vida Blue, S OBP: 0.265, SLG: 0.179 (1, 1)			2-3 K		0-0 P4		4-0 G4-6-3 1-2 2-3 BB		

Inning Stats	R: 0	H: 0	E: 0	K: 1	S: 5	LOB: 0	BB: 0	P: 5
	0	0	0	1	5	0	0	5
	0	0	0	1	10	1	1	17
	0	0	0	1	6	0	0	8
	1	3	0	0	5	2	1	9
	0	1	0	0	3	0	0	3
	0	0	0	0	9	1	1	16
	0	1	0	0	3	2	2	11
	0	0	0	0	11	0	0	13


PITCHER	IP	WLS	BF	H	R	ER	SO	BB	IBB	HBP	BLK	WP	HR	S	P	ERA	WHIP
Dave Roberts, L ERA: 4.66 (1, 1)	6.0	L	23	4	1	1	3	2	1	0	0	0	0	38	58	1.50	1.000
Lynn McGlothen, R ERA: 4.27 (7, 1)	2.0		9	1	0	0	2	3	0	0	0	0	0	11	24	0.00	2.000

AB R H RBI BB SO LOB

4	0	1	0	0	1	3
4	0	0	0	0	0	0
4	1	1	0	0	1	0
2	0	1	0	2	0	0
4	0	1	1	0	2	2
1	0	0	0	2	0	0
3	0	1	0	0	0	4
2	0	0	0	1	0	0
2	0	0	0	1	1	0

AB	26
R	1
H	5
RBI	1
BB	6
SO	5
LOB	9

WP: 0 PA: 32
PB: 0
SB: 0
CS: 0



Chicago Cubs @ San Francisco Giants
Candlestick Park, San Francisco, CA
Sun Jul 30 1978, 6:38 AM EDT
Att: 37,779 - Unknown - 73 F

livebaseballscorecards.com

Batter	1	2	3	4	5	6	7	8	9	AB R H RBI BB SO LOB	TOP									
Bill Madlock, R (1, 4) OBP: 0.369, SLG: 0.459	0-0 5-3		0-0 F7			0-0 6-3		0-0 SF8		3 0 0 1 0 0 1										
Terry Whitfield, L (1, 7) OBP: 0.353, SLG: 0.427	1-0 HBP		0-0 F2			0-0 4-3		0-0 F8		0 0 0 0 0 0 0										
Jim Dwyer, L (1, PR) OBP: 0.313, SLG: 0.306										3 0 0 0 0 0 2										
Jack Clark, R (1, 9) OBP: 0.368, SLG: 0.544	0-0 F7			0-3 K		0-0 5-3			0-0 F8	4 0 0 0 0 1 1										
Darrell Evans, L (1, 5) OBP: 0.375, SLG: 0.399	0-0 F9			0-0 FC6-4 1B			0-0 3-1		0-0 F9	4 0 1 0 0 0 1										
Mike Ivie, R (1, 3) OBP: 0.354, SLG: 0.477		0-0 F8		0-0 F3			0-0 F9		0-0 6-3	4 0 0 0 0 0 1										
Larry Herndon, R (1, 8) OBP: 0.348, SLG: 0.382		0-0 5-3		0-0 FC6-4 1-2f			0-0 F9			3 0 0 0 0 0 1										
Roger Metzger, S (1, 6) OBP: 0.311, SLG: 0.313		0-0 4-3			0-0 3-1					0 1 0 0 0 0 0										
Marc Hill, R (1, 2) OBP: 0.338, SLG: 0.300			4-0 SH2-4 BB		0-0 5-3			4-0 1B 1-2 BB		1 0 0 0 2 0 0										
Ed Halicki, R (1, 1) OBP: 0.111, SLG: 0.086			0-0 SH2-4		0-0 6-3			0-0 F8		1 0 0 0 0 0 0										
Willie McCovey, L (8, PH) OBP: 0.299, SLG: 0.404			1-2					2-3		1 0 0 0 0 0 2										
Greg Minton, S (8, 1)										0 0 0 0 0 0 0										
Inning Stats	R: 0 E: 0 K: 0 S: 3	H: 0 LOB: 1 BB: 0 P: 4	R: 0 E: 0 K: 0 S: 3	H: 0 LOB: 0 BB: 0 P: 3	R: 0 E: 0 K: 0 S: 3	H: 0 LOB: 1 BB: 1 P: 7	R: 0 E: 0 K: 1 S: 6	H: 1 LOB: 1 BB: 0 P: 6	R: 0 E: 0 K: 0 S: 3	H: 0 LOB: 0 BB: 0 P: 3	R: 0 E: 0 K: 0 S: 3	H: 0 LOB: 0 BB: 0 P: 3	R: 1 E: 0 K: 0 S: 4	H: 1 LOB: 1 BB: 1 P: 8	R: 0 E: 0 K: 0 S: 3	H: 0 LOB: 0 BB: 0 P: 3	1B: 2 2B: 0 3B: 0 HR: 0	SF: 1 SAC: 1 DP: 0 HBP: 1	WP: 0 PB: 1 SB: 0 CS: 0	PA: 32
PITCHER Joe Niekro, R (1, 1) ERA: 4.55	IP: 9.0 WLS: W BF: 32 H: 2 R: 1 ER: 1 SO: 1 BB: 2 IBB: 0 HBP: 1 BLK: 0 WP: 0 HR: 0 S: 31 P: 40 ERA: 1.00 WHIP: 0.444																			
PITCHER	IP	WLS	BF	H	R	ER	SO	BB	IBB	HBP	BLK	WP	HR	S	P	ERA	WHIP			

San Francisco Giants @ Houston Astros
 Astrodome, Houston, TX
 Mon Jul 31 1978, 8:05 PM EDT
 Att: 12,900 - Unknown

AB	24
R	1
H	1
RBI	1
BB	2
SO	1
LOB	9



livebaseballscorecards.com

Batter	1	2	3	4	5	6	7	8	9	AB	R	H	RBI	BB	SO	LOB
Rafael Landestoy, S OBP: 0.329, SLG: 0.312 (1, 6)	0-0 F6			0-0 1-3 1B	0-0 4-3		0-0 F8			4	0	1	0	0	0	1
Terry Puhl, L OBP: 0.333, SLG: 0.388 (1, 8)	0-0 F9			0-0 1-3 1-2		0-0 F8	0-0 4-3			4	0	0	0	0	0	1
Enos Cabell, R OBP: 0.322, SLG: 0.400 (1, 5)	0-0 F7			0-0 F9		0-0 1B 2B		0-0 5-3		4	1	1	0	0	0	1
Jose Cruz, L OBP: 0.351, SLG: 0.427 (1, 9)		0-0 F6		0-0 F9		0-0 BLK S 1B 2-H		0-0 4-3 1B 2B		4	1	2	1	0	0	1
Bob Watson, R OBP: 0.354, SLG: 0.460 (1, 3)		0-0 F8			0-0 S 1B 1B	4-0 BLK 1B		0-0 4-3 2-3		3	1	1	0	1	0	1
Denny Walling, L OBP: 0.301, SLG: 0.299 (9, 7)						1-2 BLK 1B				0	0	0	0	0	0	0
Art Howe, R OBP: 0.338, SLG: 0.437 (1, 4)						0-0 S 1B 1B	0-0 F8			0	0	0	0	0	0	0
Julio Gonzalez, R OBP: 0.281, SLG: 0.262 (1, 4)		0-0 G3			0-0 1-2 S 1B 1B		0-0 F8	0-0 S 1B 3-H		4	1	2	1	0	0	2
Dave Bergman, L OBP: 0.379, SLG: 0.290 (1, 7) (9, 3)			0-0 F8		0-0 1-1 2-H 1B	4-0 1-2 2-3 1B		0-0 F8 1-2		3	0	1	2	1	0	1
Luis Pujols, R OBP: 0.198, SLG: 0.235 (1, 2)			0-0 F7		0-3 S 1B S	0-3 S 1B S				3	0	0	0	0	2	4
Joe Niekro, R OBP: 0.250, SLG: 0.306 (1, 1)			0-0 F7		0-0 F7		0-0 5-3			3	0	0	0	0	0	1

Inning Stats	R: 0	H: 0	E: 0	K: 0	S: 3	LOB: 0	BB: 0	P: 3	R: 0	H: 0	E: 0	K: 0	S: 3	LOB: 0	BB: 0	P: 3	R: 0	H: 1	E: 0	K: 0	S: 4	LOB: 1	BB: 0	P: 4	R: 2	H: 3	E: 0	K: 1	S: 8	LOB: 1	BB: 0	P: 8	R: 1	H: 2	E: 0	K: 1	S: 7	LOB: 3	BB: 2	P: 15	R: 0	H: 0	E: 0	K: 0	S: 3	LOB: 0	BB: 0	P: 3	R: 1	H: 2	E: 0	K: 0	S: 5	LOB: 1	BB: 0	P: 5
1B: 6	SF: 0	2B: 2	SAC: 0	3B: 0	DP: 0	HR: 0	HBP: 0	WP: 0	PA: 34																																															

PITCHER	IP	WLS	BF	H	R	ER	SO	BB	IBB	HBP	BLK	WP	HR	S	P	ERA	WHIP
Ed Halicki, R ERA: 3.03 (1, 1)	7.0	L	29	6	3	3	2	0	2	0	1	0	0	31	39	3.86	0.857
Greg Minton, R ERA: 3.86 (8, 1)	1.0		5	2	1	1	0	0	0	0	0	0	0	5	5	9.00	2.000

San Francisco Giants @ Houston Astros
Astrodome, Houston, TX

Mon Jul 31 1978, 8:05 PM EDT
Att. 12,900 - Unknown

AB	32
R	4
H	8
RBI	4
BB	2
SO	2
LOB	13



PITCHER	IP	WLS	BF	H	R	ER	SO	BB	IBB	HBP	BLK	WP	HR	S	P	ERA	WHIP
Ed Halicki, R ERA: 3.03 (1, 1)	7.0	L	29	6	3	3	2	0	2	0	1	0	0	31	39	3.86	0.857
Greg Minton, R ERA: 3.86 (8, 1)	1.0		5	2	1	1	0	0	0	0	0	0	0	5	5	9.00	2.000

Batter	1	2	3	4	5	6	7	8	9	AB R H RBI BB SO LOB	TOP
Bill Madlock, R OBP: 0.369, SLG: 0.456 (1, 4) (7, 3)	0-0 3-1		4-0 PB BB SF7 BB	0-0 2-3 1B		0-0 F3			0-0 F8	4 1 1 0 1 0 1	
Jim Dwyer, L OBP: 0.322, SLG: 0.302 (1, 7) (7, 8)	0-0 F7		4-0 S PB 1B BB	0-0 F9			4-0 5-3 1B BB		4-0 BB BB	2 1 0 0 3 0 2	
Jack Clark, R OBP: 0.363, SLG: 0.538 (1, 9) S S S	0-3 K		0-0 SF7 1-2 2-H		0-3 K		0-3 K		0-3 K	4 0 0 1 0 4 2	
Willie McCovey, L OBP: 0.298, SLG: 0.401 Rob Andrews, R OBP: 0.331, SLG: 0.336 (7, 4) Hector Cruz, R OBP: 0.299, SLG: 0.374 (9, PH)		0-0 E3 BB WP	0-0 F4 2-3		0-3 K		0-0 5-3 1B		4-0 1-2 BB	4 0 1 0 0 1 1 0 0 0 0 0 0 0 0 0 0 0 1 0 0	
Darrell Evans, L OBP: 0.375, SLG: 0.398 (1, 5)		0-0 F7 1-2	0-0 3-H 1B		4-0 BB		0-0 5-3		0-0 F2	4 0 1 1 1 0 5	
Larry Herndon, R OBP: 0.345, SLG: 0.378 Terry Whitfield, L OBP: 0.352, SLG: 0.426 (7, PH) (7, 7)		0-3 K	0-0 F6		0-3 K		0-0 4-3			3 0 0 0 0 2 3 1 0 0 0 0 0 3	
Roger Metzger, S OBP: 0.310, SLG: 0.309 (1, 6)		4-0 BB		0-0 F8		0-3 K		0-0 F6		0 0 0 0 0 0 0	
John Tamargo, S OBP: 0.484, SLG: 0.348 (1, 2)		4-0 1-2 2-3 BB		0-0 1B SH1-4 1B		4-0 BB		0-0 F6		2 0 1 0 2 0 0	
Bob Knepper, L OBP: 0.145, SLG: 0.109 Randy Moffitt, R OBP: 0.250, SLG: 0.143 Mike Ivie, R OBP: 0.352, SLG: 0.474 John Curtis, L (6, 1)		0-3 K		0-0 SH1-4		0-3 K		0-3 K		1 0 0 0 0 1 3 0 0 0 0 0 0 0 1 0 0 0 0 1 1 1 0 0 0 0 1 0	
Inning Stats	R: 0 H: 0 E: 0 LOB: 0 K: 1 BB: 0 S: 5 P: 5	R: 0 H: 0 E: 1 LOB: 3 K: 2 BB: 2 S: 8 P: 16	R: 2 H: 1 E: 0 LOB: 1 K: 0 BB: 2 S: 4 P: 12	R: 0 H: 2 E: 0 LOB: 2 K: 0 BB: 0 S: 5 P: 5	R: 0 H: 0 E: 0 LOB: 1 K: 3 BB: 1 S: 9 P: 13	R: 0 H: 0 E: 0 LOB: 1 K: 2 BB: 1 S: 7 P: 11	R: 0 H: 1 E: 0 LOB: 3 K: 1 BB: 1 S: 6 P: 10	R: 0 H: 0 E: 0 LOB: 0 K: 1 BB: 0 S: 5 P: 5	R: 0 H: 0 E: 0 LOB: 2 K: 1 BB: 2 S: 5 P: 13	1B: 4 SF: 1 2B: 0 SAC: 1 3B: 0 DP: 0 HR: 0 HBP: 0	WP: 1 PA: 41 PB: 1 SB: 1 CS: 0
PITCHER J.R. Richard, R ERA: 2.95 Joe Sambito, L ERA: 3.06	IP WLS BF H R ER SO BB IBB HBP BLK WP HR S P ERA WHIP	8.2 W 40 4 2 1 11 9 0 0 0 1 0 53 89 1.04 1.500	0.1 S 1 0 0 0 0 0 0 0 0 0 0 0 1 1 0.00 0.000								

San Francisco Giants @ Houston Astros
 Astrodome, Houston, TX
 Tue Aug 01 1978, 8:05 PM EDT
 Att: 16,515 - Unknown

AB	27
R	2
H	4
RBI	2
BB	8
SO	10
LOB	21



livebaseballscorecards.com

Batter	1	2	3	4	5	6	7	8	9	AB R H RBI BB SO LOB	TOP		
Bill Madlock, R OBP: 0.371, SLG: 0.458 (1, 4) X	0-0 1B 2B		0-0 F5		0-0 F3		4-0 IBB			3 1 1 0 1 0 2			
Jim Dwyer, L OBP: 0.321, SLG: 0.300 (1, 9) X (6, 3)	0-0 4-3 S PO 2-H 1B		0-0 F5		0-0 4-3 1-2f		0-0 3-1			4 0 1 1 0 0 5			
Darrell Evans, L OBP: 0.376, SLG: 0.397 (1, 5) S S S	0-3 K 1-2			4-0 1B HR BB		0-0 F5		0-0 G6-4-3 1B		3 1 1 0 1 1 1			
Willie McCovey, L OBP: 0.299, SLG: 0.401 Larry Herndon, R OBP: 0.344, SLG: 0.377 (1, 3) X (6, 8)	0-0 4-3 2-3			0-0 1-3 HR 1B		0-3 K2-3		0-0 G6-4-3 1-2f		3 1 1 0 0 1 1 1 0 0 0 0 0 1			
Terry Whitfield, L OBP: 0.353, SLG: 0.435 (1, 7) S S S	0-0 PO 3-H	0-3 K2-3		0-0 1-H 3-H HR		0-3 K		0-0 1B		4 1 2 3 0 2 0			
Hector Cruz, R OBP: 0.293, SLG: 0.365 (1, 8) X (6, 9)		0-0 F5		0-3 K		0-0 5-3		0-0 F9		4 0 0 0 0 1 1			
Roger Metzger, S OBP: 0.313, SLG: 0.312 (1, 6) X		0-0 4-3		0-0 3-1		0-0 1B				0 0 0 0 0 0 0			
John Tamargo, S OBP: 0.486, SLG: 0.370 (1, 2) X			0-0 FC1-6 1B	0-0 F6		0-0 SH1-4 1B		0-0 F8		4 0 2 0 0 0 1			
John Montefusco, R OBP: 0.153, SLG: 0.093 (1, 1) X			0-0 FC1-6 1-2f		0-0 4-3 1B		0-0 SH1-4 1-2 2-3		0-0 B1-6-4 1-2f	3 0 1 0 0 0 2			
Inning Stats	R: 1 E: 0 K: 1 S: 6 H: 2 LOB: 0 BB: 0 P: 6	R: 0 E: 0 K: 1 S: 5 H: 0 LOB: 0 BB: 0 P: 5	R: 0 E: 0 K: 0 S: 4 H: 1 LOB: 1 BB: 0 P: 4	R: 3 E: 0 K: 1 S: 7 H: 2 LOB: 0 BB: 1 P: 11	R: 0 E: 0 K: 0 S: 3 H: 1 LOB: 0 BB: 0 P: 3	R: 0 E: 0 K: 2 S: 7 H: 0 LOB: 0 BB: 0 P: 7	R: 0 E: 0 K: 0 S: 5 H: 2 LOB: 3 BB: 1 P: 9	R: 0 E: 0 K: 0 S: 4 H: 2 LOB: 1 BB: 0 P: 4	R: 0 E: 0 K: 0 S: 3 H: 1 LOB: 0 BB: 0 P: 3	1B: 9 2B: 2 3B: 0 HR: 1 SF: 0 SAC: 1 DP: 3 HBP: 0	WP: 0 PB: 0 SB: 1 CS: 0 PA: 37		
PITCHER	IP WLS BF H R ER SO BB IBB HBP BLK WP HR S P ERA WHIP											PITCHER	IP WLS BF H R ER SO BB IBB HBP BLK WP HR S P ERA WHIP
Tom Dixon, R ERA: 3.82 (1, 1)	5.0 L 20 6 4 4 3 1 0 0 0 0 0 1 25 29 7.20 1.400												
Floyd Bannister, L ERA: 4.33 (6, 1)	1.0 3 0 0 0 2 0 0 0 0 0 0 0 7 7 0.00 0.000												
Joaquin Andujar, R ERA: 2.93 (7, 1)	3.0 13 5 0 0 0 0 0 1 0 0 0 0 12 16 0.00 1.667												

San Francisco Giants @ Houston Astros
 Astrodome, Houston, TX
 Wed Aug 02 1978, 8:05 PM EDT
 Att: 14,754 - Unknown

livebaseballscorecards.com

AB	29
R	4
H	9
RBI	4
BB	2
SO	5
LOB	14



Batter	1	2	3	4	5	6	7	8	9	AB R H RBI BB SO LOB	TOP																									
Davey Lopes, R (1, 4) OBP: 0.378, SLG: 0.456	0-0 6-3		0-0 FC6-4 1B	0-0 G5-4-3 1-2f			0-0 1B		0-0 S 1B	5 0 3 0 0 0 2	Los Angeles Dodgers @ San Francisco Giants Candlestick Park, San Francisco, CA Thu Aug 03 1978, 10:05 PM EDT Att: 42,084 - Unknown livebaseballscorecards.com																									
Bill Russell, R (1, 6) OBP: 0.297, SLG: 0.347	0-0 2B		0-0 FC6-4 1-2f		0-0 G1-4-3 1B		0-0 F9		0-0 P6 1-2	5 0 2 0 0 0 3																										
Reggie Smith, S (1, 9) OBP: 0.385, SLG: 0.568	0-0 F5		0-0 F9		0-0 L9			0-0 F7		4 0 0 0 0 0 3																										
Steve Garvey, R (1, 3) OBP: 0.333, SLG: 0.459	0-3 K			0-0 4-3 3B	0-0 G1-4-3 1-2f			0-0 FC5-4 1B		4 1 2 0 0 1 2																										
Dusty Baker Jr., R (1, 7) OBP: 0.331, SLG: 0.383		0-0 5-3		0-0 4-3		0-0 5-3		0-0 FC5-4 1-2f		4 0 0 1 0 0 1																										
Ron Cey, R (1, 5) OBP: 0.387, SLG: 0.421		0-0 1B		0-0 1B 2B		0-0 6-3		0-0 L9		4 1 2 0 0 0 1																										
Rick Monday, L (1, 8) OBP: 0.342, SLG: 0.489		0-3 K		0-0 E 1B 1B		0-0 4-3		0-0 P5		4 1 1 1 0 1 1																										
Joe Ferguson, R (1, 2) OBP: 0.346, SLG: 0.366		0-0 F7		0-0 E5 1B			0-0 5-3		0-0 F8	4 0 0 0 0 0 2																										
Don Sutton, R (1, 1) OBP: 0.176, SLG: 0.125			0-3 K	0-0 G5-4-3 1B			0-0 F9		0-0 IHR	1 0 0 0 0 0 1 0 1 0 1 1 0 0 0 0 0 0 0 0 0 0 0 0 1 0 0 0 0 0 0 0 0 0 0 0 0 0 0 0 1 1 1 1 0 0 0 0 0 0 0 0 0 0 0 0																										
Vic Davalillo, L (4, PH) OBP: 0.328, SLG: 0.345																																				
Lance Rautzhan, R (4, 1)																																				
Manny Mota, R (7, PH) OBP: 0.364, SLG: 0.364																																				
Charlie Hough, R (7, 1) OBP: 0.364, SLG: 0.455																																				
Lee Lacy, R (8, PH) OBP: 0.378, SLG: 0.586																																				
Terry Forster, L (8, 1) OBP: 0.333, SLG: 0.333																																				
Inning Stats	R: 0 E: 0 K: 1 S: 6	H: 1 LOB: 1 BB: 0 P: 6	R: 0 E: 0 K: 1 S: 6	H: 1 LOB: 1 BB: 0 P: 6	R: 0 E: 0 K: 1 S: 6	H: 1 LOB: 1 BB: 0 P: 6	R: 3 E: 1 K: 0 S: 7	H: 4 LOB: 1 BB: 0 P: 7	R: 0 E: 0 K: 0 S: 3	H: 0 LOB: 0 BB: 0 P: 3	R: 0 E: 0 K: 0 S: 4	H: 1 LOB: 1 BB: 0 P: 4	R: 0 E: 0 K: 0 S: 4	H: 1 LOB: 1 BB: 0 P: 4	R: 1 E: 0 K: 0 S: 5	H: 2 LOB: 1 BB: 0 P: 5	1B: 8 2B: 2 3B: 1 HR: 1	SF: 0 SAC: 0 DP: 2 HBP: 0	WP: 0 PB: 0 SB: 1 CS: 0	PA: 38																
PITCHER	IP WLS BF H R ER SO BB IBB HBP BLK WP HR S P ERA WHIP																																			
Jim Barr, R (1, 1) ERA: 3.28	8.2	37	12	4	4	3	0	0	0	0	0	0	0	43	43	4.15	1.385																			
Randy Moffitt, R (9, 1) ERA: 3.23	0.1	W	1	0	0	0	0	0	0	0	0	0	0	1	1	0.00	0.000																			



Batter	1	2	3	4	5	6	7	8	9	AB	R	H	RBI	BB	SO	LOB
Bill Madlock, R (1, 4) OBP: 0.371, SLG: 0.464	0-0 HR 2B	0-0 1B 2B	0-0 6-3			0-0 F7		0-0 F9		5	2	2	0	0	0	2
Terry Whitfield, L (1, 7) OBP: 0.354, SLG: 0.431	0-3 K	0-3 K		0-0 4-3		4-0 G1-4-3 BB		4-0 SH1-4 1B BB		3	1	0	0	2	2	2
Jack Clark, R (1, 9) Hector Cruz, R (9, 9) OBP: 0.362, SLG: 0.535 OBP: 0.293, SLG: 0.365	0-0 P4	0-0 2-H 1B		0-0 F8		0-0 G1-4-3 1-2f		0-0 SH1-4 1-2		4	0	1	1	0	0	2
Willie McCovey, L (1, 3) Mike Ivie, R (9, 3) OBP: 0.298, SLG: 0.409 OBP: 0.355, SLG: 0.474	0-0 2-H HR	0-3 K		0-3 K		0-0 4-3		4-0 1B IBB		4	1	1	2	0	2	1
Darrell Evans, L (1, 5) OBP: 0.379, SLG: 0.398	0-0 1B S 1B	0-0 F8		0-0 1-3		4-0 BB BB		0-0 1-2 2-H 1B		4	1	2	1	1	0	1
Larry Herndon, R (1, 8) OBP: 0.348, SLG: 0.381	0-0 1B BB 1-3 1B		0-0 SH2-4 1B 1B		0-0 5-3 1B		0-0 B2		4	0	3	0	0	0	1	
Roger Metzger, S (1, 6) OBP: 0.316, SLG: 0.312	4-0 1B 1-2 BB		0-0 SH2-4 1B		0-0 5-3 1-2		0-0 4-3		3	0	1	0	1	0	2	
Marc Hill, R (1, 2) OBP: 0.340, SLG: 0.300	0-0 1-2 2-3 3-H 1B		0-0 F3		4-0 IBB		0-0 6-3		3	0	1	1	1	0	2	
Jim Barr, R (1, 1) Randy Moffitt, R (9, 1) OBP: 0.147, SLG: 0.147 OBP: 0.250, SLG: 0.143	0-0 F8		0-0 SH2-4		0-0 G1		0-0 5-3		3	0	0	0	0	0	5	

Inning Stats	R: 3	H: 5	E: 0	LOB: 3	K: 1	S: 10	R: 1	H: 2	E: 0	LOB: 1	K: 2	S: 9	R: 0	H: 2	E: 0	LOB: 2	K: 0	S: 5	R: 0	H: 0	E: 0	LOB: 0	K: 1	S: 5	R: 0	H: 1	E: 0	LOB: 2	K: 0	S: 4	R: 0	H: 0	E: 0	LOB: 0	K: 0	S: 2	R: 0	H: 0	E: 0	LOB: 1	K: 0	S: 3	R: 0	H: 0	E: 0	LOB: 0	K: 0	S: 3	R: 1	H: 1	E: 0	LOB: 2	K: 0	S: 2	1B: 8	SF: 0	3B: 0	HR: 1
--------------	------	------	------	--------	------	-------	------	------	------	--------	------	------	------	------	------	--------	------	------	------	------	------	--------	------	------	------	------	------	--------	------	------	------	------	------	--------	------	------	------	------	------	--------	------	------	------	------	------	--------	------	------	------	------	------	--------	------	------	-------	-------	-------	-------

PITCHER	IP	WLS	BF	H	R	ER	SO	BB	IBB	HBP	BLK	WP	HR	S	P	ERA	WHIP
Don Sutton, R (1, 1) ERA: 3.65	3.0		19	9	4	4	3	1	0	0	0	0	1	24	28	12.00	3.333
Lance Rautzhan, L (4, 1) ERA: 1.38	3.0		11	1	0	0	1	1	1	0	0	0	0	11	19	0.00	0.667
Charlie Hough, R (7, 1) ERA: 2.39	2.0		7	0	0	0	0	1	0	0	0	0	0	6	10	0.00	0.500
Terry Forster, L (9, 1) ERA: 2.31	0.1	L	4	1	1	1	0	1	1	0	0	0	0	2	10	27.00	6.000

BOTTOM

Los Angeles Dodgers @ San Francisco Giants
Candlestick Park, San Francisco, CA

Thu Aug 03 1978, 10:05 PM EDT
 Att. 42,084 - Unknown

AB	33
R	5
H	11
RBI	5
BB	6
SO	4
LOB	18



PITCHER	IP	WLS	BF	H	R	ER	SO	BB	IBB	HBP	BLK	WP	HR	S	P	ERA	WHIP
Don Sutton, R (1, 1) ERA: 3.65	3.0		19	9	4	4	3	1	0	0	0	0	1	24	28	12.00	3.333
Lance Rautzhan, L (4, 1) ERA: 1.38	3.0		11	1	0	0	1	1	1	0	0	0	0	11	19	0.00	0.667
Charlie Hough, R (7, 1) ERA: 2.39	2.0		7	0	0	0	0	1	0	0	0	0	0	6	10	0.00	0.500
Terry Forster, L (9, 1) ERA: 2.31	0.1	L	4	1	1	1	0	1	1	0	0	0	0	2	10	27.00	6.000

Batter	1	2	3	4	5	6	7	8	9	AB R H RBI BB SO LOB	TOP											
Davey Lopes, R (1, 4) OBP: 0.374, SLG: 0.451	0-0 5-3			0-0 4-3		0-3 K			0-0 F8	4 0 0 0 0 1 0	Los Angeles Dodgers @ San Francisco Giants Candlestick Park, San Francisco, CA Fri Aug 04 1978, 10:05 PM EDT Att: 47,944 - Unknown livebaseballscorecards.com											
Bill North, S (1, 8) OBP: 0.390, SLG: 0.306	0-0 F9			0-3 K			0-0 F8	0-0 F8	4 0 0 0 0 1 0													
Reggie Smith, S (1, 9) OBP: 0.384, SLG: 0.567	0-0 6-3			0-0 P3			0-0 F9	0-0 2B	4 0 1 0 0 0 0													
Ron Cey, R (1, 5) OBP: 0.368, SLG: 0.429		0-0 6-3			0-0 HR		4-0 BB	0-0 F8	3 1 1 1 1 0 1													
Steve Garvey, R (1, 3) OBP: 0.331, SLG: 0.456		0-3 K			0-0 P6		0-3 K		3 0 0 0 0 2 1													
Dusty Baker Jr., R (1, 7) OBP: 0.328, SLG: 0.380		0-0 6-3			0-0 F7			0-0 6-3	3 0 0 0 0 0 0													
Joe Ferguson, R (1, 2) OBP: 0.342, SLG: 0.361			0-0 P3		0-3 K			0-0 6-3	3 0 0 0 0 1 0													
Bill Russell, R (1, 6) OBP: 0.297, SLG: 0.345			0-0 6-3			0-0 5-3		4-0 FC5-4 BB	2 0 0 0 1 0 0													
Doug Rau, L (1, 1) OBP: 0.178, SLG: 0.200 Lee Lacy, R (8, PH) OBP: 0.376, SLG: 0.582 Charlie Hough, R (8, 1) OBP: 0.364, SLG: 0.455			0-0 5-3			0-0 F7		0-0 FC5-4 1-2f	2 0 0 0 0 0 0 1 0 0 0 0 0 1 0 0 0 0 0 0 0													
Inning Stats	R: 0 E: 0 K: 0 S: 3	H: 0 LOB: 0 BB: 0 P: 3	R: 0 E: 0 K: 1 S: 5	H: 0 LOB: 0 BB: 0 P: 5	R: 0 E: 0 K: 0 S: 3	H: 0 LOB: 0 BB: 0 P: 3	R: 0 E: 0 K: 1 S: 5	H: 0 LOB: 0 BB: 0 P: 5	R: 1 E: 0 K: 1 S: 6	H: 1 LOB: 0 BB: 0 P: 6	R: 0 E: 0 K: 1 S: 5	H: 0 LOB: 0 BB: 0 P: 5	R: 0 E: 0 K: 1 S: 5	H: 0 LOB: 1 BB: 1 P: 9	R: 0 E: 0 K: 0 S: 3	H: 0 LOB: 1 BB: 1 P: 7	R: 0 E: 0 K: 0 S: 4	H: 1 LOB: 1 BB: 0 P: 4	1B: 0 2B: 1 3B: 0 HR: 1	SF: 0 SAC: 0 DP: 0 HBP: 0	WP: 0 PB: 0 SB: 0 CS: 0	PA: 31
PITCHER	IP WLS BF H R ER SO BB IBB HBP BLK WP HR S P ERA WHIP																					
Vida Blue, L (1, 1) ERA: 2.45 Randy Moffitt, R (9, 1) ERA: 3.22	8.2 W 30 2 1 1 5 2 0 0 0 0 1 38 46 1.04 0.462																					



Batter	1	2	3	4	5	6	7	8	9	AB R H RBI BB SO LOB	TOP																													
Davey Lopes, R (1, 4) OBP: 0.371, SLG: 0.446	0-0 6-3		0-0 F7			0-3 K		0-0 P2		4 0 0 0 0 1 2	Los Angeles Dodgers @ San Francisco Giants Candlestick Park, San Francisco, CA Sat Aug 05 1978, 6:33 AM EDT Att: 49,203 - Unknown livebaseballscorecards.com																													
Bill Russell, R (1, 6) OBP: 0.299, SLG: 0.349	0-0 G3		0-0 F7			0-0 F9 2B		0-0 E5 1B		4 1 2 1 0 0 1																														
Reggie Smith, S (1, 9) OBP: 0.382, SLG: 0.562	0-3 K				0-3 K		0-0 F9 2-3	4-0 1B IBB		3 0 0 0 1 2 1																														
Ron Cey, R (1, 5) OBP: 0.369, SLG: 0.428		4-0 F9 6-3 BB			0-0 F9		0-0 F8	0-0 1-2 3-H 1B		3 0 1 1 1 0 1																														
Steve Garvey, R (1, 3) OBP: 0.328, SLG: 0.452		0-0 6-3 1-2			0-0 5-3		0-0 F7	0-0 P6		4 0 0 0 0 0 3																														
Dusty Baker Jr., R (1, 7) OBP: 0.325, SLG: 0.376		0-0 F9 2-3			0-0 6-3		0-0 F2	0-0 P6		4 0 0 0 0 0 1																														
Rick Monday, L (1, 8) OBP: 0.341, SLG: 0.483		0-0 6-3			4-0 FC3-6 BB		0-3 K	0-0 F8		3 0 0 0 1 1 1																														
Johnny Oates, L (1, 2) OBP: 0.400, SLG: 0.370			0-0 P6		0-0 FC3-6 1-2f			0-0 SH5-4 E 1B		4 1 1 0 0 0 1																														
Bob Welch, R (1, 1) OBP: 0.333, SLG: 0.333			0-0 1B		0-0 5-3			0-0 SH5-4 1-2		2 0 1 0 0 0 1																														
Inning Stats	R: 0 E: 0 K: 1 S: 5	H: 0 LOB: 0 BB: 0 P: 5	R: 0 E: 0 K: 0 S: 3	H: 0 LOB: 1 BB: 1 P: 7	R: 0 E: 0 K: 0 S: 4	H: 1 LOB: 1 BB: 0 P: 4	R: 0 E: 0 K: 1 S: 5	H: 0 LOB: 0 BB: 0 P: 5	R: 0 E: 0 K: 1 S: 3	H: 0 LOB: 1 BB: 1 P: 7	R: 0 E: 0 K: 1 S: 6	H: 1 LOB: 1 BB: 0 P: 6	R: 0 E: 0 K: 1 S: 5	H: 0 LOB: 0 BB: 0 P: 5	R: 2 E: 1 K: 0 S: 6	H: 3 LOB: 2 BB: 1 P: 10	R: 0 E: 0 K: 0 S: 3	H: 0 LOB: 0 BB: 0 P: 3	1B: 4 2B: 1 3B: 0 HR: 0	SF: 0 SAC: 1 DP: 0 HBP: 0	WP: 0 PB: 0 SB: 0 CS: 0	PA: 35																		
PITCHER Ed Halicki, R (1, 1) ERA: 2.88	IP 9.0	WLS L	BF 35	H 5	R 2	ER 1	SO 4	BB 2	IBB 1	HBP 0	BLK 0	WP 0	HR 0	S 40	P 52	ERA 1.00	WHIP 0.778						PITCHER	IP	WLS	BF	H	R	ER	SO	BB	IBB	HBP	BLK	WP	HR	S	P	ERA	WHIP



Batter	1	2	3	4	5	6	7	8	9	AB	R	H	RBI	BB	SO	LOB
Bill Madlock, R (1, 4) OBP: 0.372, SLG: 0.471 Rob Andrews, R (6, 4) OBP: 0.336, SLG: 0.336	0-0 1B		0-0 F3		0-0 F7			4-0 G3-6 BB		3	0	1	0	0	0	2
Jim Dwyer, L (1, 9) OBP: 0.319, SLG: 0.306	0-0 F7		0-0 2B		0-0 F9			0-0 F2		4	0	1	0	0	0	3
Darrell Evans, L (1, 5) OBP: 0.379, SLG: 0.397	0-0 L9		0-0 F7				0-0 CS 1B	0-0 G3-6 1-2f		4	0	1	0	0	0	4
Willie McCovey, L (1, 3) OBP: 0.294, SLG: 0.403	0-0 F9				0-0 G3		0-0 F9 1-2		0-0 P3	4	0	0	0	0	0	2
Terry Whitfield, L (1, 7) OBP: 0.358, SLG: 0.435		0-0 L3 1B			0-0 1B		0-0 F8		0-0 BB 1B	4	0	3	0	0	0	0
Larry Herndon, R (1, 8) OBP: 0.346, SLG: 0.383 Mike Ivie, R (9, PH) OBP: 0.361, SLG: 0.480 Johnnie LeMaster, R (9, PR) OBP: 0.291, SLG: 0.329		0-0 F2			0-0 F8		0-3 K		4-0 1-2 BB	3	0	0	0	0	1	2
Roger Metzger, S (1, 6) OBP: 0.317, SLG: 0.313 Jack Clark, R (9, PH) OBP: 0.363, SLG: 0.532		0-0 L3 1-2			0-0 F7		0-0 1B		0-3 K	3	0	1	0	0	0	2
Marc Hill, R (1, 2) OBP: 0.336, SLG: 0.293 Hector Cruz, R (9, PH) OBP: 0.285, SLG: 0.355			0-0 4-3			0-3 K		0-0 F8	0-0 F7	3	0	0	0	0	1	1
Ed Halicki, R (1, 1) OBP: 0.154, SLG: 0.132			0-0 2B 1B			0-0 1B		0-0 5-3		3	0	2	0	0	0	1

Inning Stats	R: 0	H: 1	E: 0	LOB: 1	K: 0	BB: 0	S: 4	P: 4	R: 0	H: 1	E: 0	LOB: 0	K: 0	BB: 0	S: 3	P: 3	R: 0	H: 2	E: 0	LOB: 2	K: 0	BB: 0	S: 5	P: 5	R: 0	H: 1	E: 0	LOB: 1	K: 0	BB: 0	S: 4	P: 4	R: 0	H: 1	E: 0	LOB: 1	K: 1	BB: 0	S: 6	P: 6	R: 0	H: 1	E: 0	LOB: 0	K: 0	BB: 0	S: 3	P: 3	R: 0	H: 1	E: 0	LOB: 1	K: 1	BB: 0	S: 6	P: 6	R: 0	H: 0	E: 0	LOB: 0	K: 0	BB: 1	S: 2	P: 6	R: 0	H: 1	E: 0	LOB: 2	K: 1	BB: 1	S: 6	P: 10	1B: 8	SF: 0	2B: 2	SAC: 0	3B: 0	DP: 2	HR: 0	HBP: 0	WP: 0	PA: 35
PITCHER Bob Welch, R (1, 1) ERA: 1.73	IP	WLS	BF	H	R	ER	SO	BB	IBB	HBP	BLK	WP	HR	S	P	ERA	WHIP	IP	WLS	BF	H	R	ER	SO	BB	IBB	HBP	BLK	WP	HR	S	P	ERA	WHIP	IP	WLS	BF	H	R	ER	SO	BB	IBB	HBP	BLK	WP	HR	S	P	ERA	WHIP																															


BOTTOM

Los Angeles Dodgers @ San Francisco Giants
Candlestick Park, San Francisco, CA

Sat Aug 05 1978, 6:33 AM EDT
Att. 49,203 - Unknown

livebaseballscorecards.com

AB 33
R 0
H 9
RBI 0
BB 2
SO 3
LOB 21



Batter	1	2	3	4	5	6	7	8	9	AB R H RBI BB SO LOB	TOP														
Davey Lopes, R OBP: 0.369, SLG: 0.443 (1, 4)										5 1 1 0 0 1 3	<p>Los Angeles Dodgers @ San Francisco Giants Candlestick Park, San Francisco, CA</p> <p>Sun Aug 06 1978, 6:33 AM EDT Att: 54,723 - Unknown</p> <p>livebaseballscorecards.com</p> <table border="1"> <tr><td>AB</td><td>34</td></tr> <tr><td>R</td><td>5</td></tr> <tr><td>H</td><td>7</td></tr> <tr><td>RBI</td><td>5</td></tr> <tr><td>BB</td><td>4</td></tr> <tr><td>SO</td><td>7</td></tr> <tr><td>LOB</td><td>12</td></tr> </table>	AB	34	R	5	H	7	RBI	5	BB	4	SO	7	LOB	12
AB	34																								
R	5																								
H	7																								
RBI	5																								
BB	4																								
SO	7																								
LOB	12																								
Bill Russell, R OBP: 0.298, SLG: 0.347 (1, 6)									5 1 1 0 0 0 0																
Reggie Smith, S OBP: 0.383, SLG: 0.573 (1, 8) (8, 9)									4 2 2 3 0 0 0																
Ron Cey, R OBP: 0.368, SLG: 0.425 (1, 5)									3 0 0 0 1 2 0																
Steve Garvey, R OBP: 0.328, SLG: 0.452 (1, 3)									4 1 1 0 0 0 2																
Dusty Baker Jr., R OBP: 0.325, SLG: 0.373 (1, 7)									3 0 0 0 1 1 1																
Lee Lacy, R OBP: 0.385, SLG: 0.591 Rick Monday, L OBP: 0.341, SLG: 0.483 (1, 9) (8, 8)									3 0 2 2 1 0 0 0 0 0 0 0 0 0																
Joe Ferguson, R OBP: 0.341, SLG: 0.357 (1, 2)									3 0 0 0 1 0 3																
Burt Hooton, R OBP: 0.250, SLG: 0.143 (1, 1)									4 0 0 0 0 3 3																
Inning Stats	R: 4 E: 0 K: 1 S: 9	H: 4 LOB: 3 BB: 3 P: 21	R: 0 E: 0 K: 0 S: 3	H: 0 LOB: 0 BB: 0 P: 3	R: 0 E: 0 K: 0 S: 4	H: 1 LOB: 1 BB: 0 P: 4	R: 0 E: 0 K: 1 S: 5	H: 0 LOB: 0 BB: 0 P: 5	R: 1 E: 0 K: 2 S: 9	H: 2 LOB: 2 BB: 1 P: 13	R: 0 E: 0 K: 1 S: 5	H: 0 LOB: 0 BB: 0 P: 5	R: 0 E: 0 K: 1 S: 3	H: 0 LOB: 0 BB: 0 P: 3	R: 0 E: 0 K: 1 S: 5	H: 0 LOB: 0 BB: 0 P: 5	R: 0 E: 0 K: 1 S: 5	H: 0 LOB: 0 BB: 0 P: 5	1B: 3 2B: 3 3B: 0 HR: 1	SF: 0 SAC: 0 DP: 0 HBP: 0	WP: 0 PB: 0 SB: 1 CS: 0	PA: 38			
PITCHER	IP WLS BF H R ER SO BB IBB HBP BLK WP HR S P ERA WHIP	IP WLS BF H R ER SO BB IBB HBP BLK WP HR S P ERA WHIP																							
Bob Knepper, L ERA: 2.92 (1, 1)	0.1 L 7 4 4 4 0 2 0 0 0 0 0 5 13 108.00 18.000	4.2 19 3 1 1 4 1 1 0 0 0 0 1 25 1.93 0.857																							
Charlie Williams, R ERA: 4.46 (1, 1)	3.0 9 0 0 0 2 0 0 0 0 0 0 0 13 13 0.00 0.000	3.0 9 0 0 0 2 0 0 0 0 0 0 0 13 13 0.00 0.000																							
John Curtis, L ERA: 3.06 (6, 1)	1.0 3 0 0 0 1 0 0 0 0 0 0 0 5 5 0.00 0.000	1.0 3 0 0 0 1 0 0 0 0 0 0 0 5 5 0.00 0.000																							
Gary Lavelle, L ERA: 3.21 (9, 1)																									

Batter	1	2	3	4	5	6	7	8	9	AB R H RBI BB SO LOB	TOP									
Terry Puhl, L (1, 8) OBP: 0.338, SLG: 0.384	0-0 4-3 2B 1B		0-0 G5-4-3 1B		4-0 1-2 BB		0-0 1-H 2B		0-0 1B	4 1 4 1 1 0 0										
Julio Gonzalez, R (1, 4) OBP: 0.290, SLG: 0.295	0-0 4-3 1-2		0-0 G5-4-3 1-2f		0-0 G4-6-3 1-2f		0-3 K		0-0 1B	5 0 1 0 0 1 5										
Enos Cabell, R (1, 5) OBP: 0.312, SLG: 0.385	0-0 L3		0-0 1B			0-0 F6		0-0 6-3	0-3 K	5 0 1 0 0 1 3										
Jose Cruz, L (1, 9) OBP: 0.356, SLG: 0.437	0-0 2-H 2B		0-0 6-3			0-0 S 1B		0-0 1B 1B		4 0 3 1 0 0 1										
Bob Watson, R (1, 3) OBP: 0.364, SLG: 0.473	4-0 BB			0-0 L5		0-3 K 1-2		0-0 1B 1B		3 0 1 0 1 1 1										
Dave Bergman, L (1, 7) OBP: 0.364, SLG: 0.280	0-0 F7			0-0 G3		0-3 K		0-0 F9		3 0 0 0 0 1 3										
Wilbur Howard, S (8, PH) OBP: 0.276, SLG: 0.312										1 0 0 0 0 0 2										
Bruce Bochy, R (1, 2) OBP: 0.325, SLG: 0.343		0-3 K		0-3 K			4-0 2B BB		0-3 K	2 1 0 0 1 2 0										
Jesus Alou, R (8, PH) OBP: 0.374, SLG: 0.439										1 0 0 0 0 1 2										
Luis Pujols, R (8, 2) OBP: 0.196, SLG: 0.223										0 0 0 0 0 0 0										
Jimmy Sexton, R (1, 6) OBP: 0.247, SLG: 0.227					0-0 F2		0-3 K		0-0 F8	3 0 0 0 1 1 1										
Tom Dixon, R (1, 1) OBP: 0.156, SLG: 0.129																				
Denny Walling, L (7, PH) OBP: 0.304, SLG: 0.305																				
Joe Sambito, L (7, 1) OBP: 0.290, SLG: 0.273																				
Rafael Landestoy, S (9, PH) OBP: 0.290, SLG: 0.273																				
Inning Stats	R: 1 E: 0 K: 0 S: 5	H: 2 LOB: 2 BB: 1 P: 9	R: 0 E: 0 K: 1 S: 4	H: 0 LOB: 0 BB: 1 P: 8	R: 0 E: 0 K: 0 S: 4	H: 2 LOB: 1 BB: 0 P: 4	R: 0 E: 0 K: 1 S: 5	H: 0 LOB: 0 BB: 0 P: 5	R: 0 E: 0 K: 2 S: 8	H: 1 LOB: 1 BB: 0 P: 8	R: 1 E: 0 K: 2 S: 8	H: 1 LOB: 1 BB: 1 P: 12	R: 0 E: 0 K: 1 S: 7	H: 2 LOB: 2 BB: 0 P: 7	R: 0 E: 0 K: 1 S: 7	H: 2 LOB: 2 BB: 0 P: 7	1B: 9 2B: 3 3B: 0 HR: 0	SF: 0 SAC: 0 DP: 3 HBP: 0	WP: 0 PB: 0 SB: 1 CS: 0	PA: 39
PITCHER	IP WLS BF H R ER SO BB IBB HBP BLK WP HR S P ERA WHIP																			
John Montefusco, R (1, 1) ERA: 3.72	7.0 W 29 7 2 2 6 4 0 0 0 0 0 0 37 53 2.57 1.571																			
Gary Lavelle, L (8, 1) ERA: 3.14	1.2 9 4 0 0 1 0 0 0 0 0 0 0 11 11 0.00 2.400																			
Randy Moffitt, R (9, 1) ERA: 3.2	0.1 S 1 0 0 0 1 0 0 0 0 0 0 0 3 3 0.00 0.000																			

Houston Astros @ San Francisco Giants
 Candlestick Park, San Francisco, CA
 Tue Aug 08 1978, 10:05 PM EDT
 Att: 31,904 - Unknown

livebaseballscorecards.com

AB	35
R	2
H	11
RBI	2
BB	4
SO	8
LOB	20



Batter	1	2	3	4	5	6	7	8	9	AB R H RBI BB SO LOB	TOP											
Terry Puhl, L OBP: 0.338, SLG: 0.385 (1, 8)	0-0 BLK 1B	0-0 F8		0-0 4-3			0-0 E9		0-0 CS 1B	5 2 2 0 0 0 0												
Julio Gonzalez, R OBP: 0.286, SLG: 0.283 (1, 4)	4-0 1B BB	0-0 F3		0-0 5-3			0-3 K		0-0 F8	4 1 0 0 1 1 2												
Enos Cabell, R OBP: 0.316, SLG: 0.391 Mike Fischlin, R OBP: 0.176, SLG: 0.138 (1, 5) (5, PR) (5, 6)	0-0 1B 4-3 1B		0-0 1B 2B		0-0 1B		0-0 F9		0-0 6-3	3 2 3 0 0 0 0 2 0 0 0 0 0 1												
Jose Cruz, L OBP: 0.358, SLG: 0.436 (1, 9)	0-0 4-3 1B 1B		4-0 G4-6-3 1B BB		0-0 F8		0-0 G1			3 1 1 1 1 0 1												
Bob Watson, R OBP: 0.363, SLG: 0.471 Denny Walling, L OBP: 0.304, SLG: 0.305 (1, 3) (8, PR) (8, 7)	0-0 4-3		0-0 G4-6-3 1B		0-0 F9		0-0 E1 1B			4 0 1 2 0 0 2 0 0 0 0 0 0 0												
Dave Bergman, L OBP: 0.367, SLG: 0.287 (1, 7) (8, 3)	0-0 FC6-4 1B		0-0 G4-6-3 1B		0-0 6-3		0-0 1B			4 0 2 1 0 0 3												
Bruce Bochy, R OBP: 0.316, SLG: 0.333 (1, 2)	0-0 FC6-4		0-0 6-3			0-0 L3 1B		0-3 K		4 0 1 0 0 1 4												
Jimmy Sexton, R OBP: 0.238, SLG: 0.217 (1, 6) (5, 5)	0-0 F8		0-0 5-3			0-0 L3		0-0 F9		4 0 0 0 0 0 4												
Mark Lemongello, R OBP: 0.222, SLG: 0.180 Ken Forsch, R OBP: 0.182, SLG: 0.182 (1, 1) (9, 1)		0-0 4-3		4-0 4-3 BB		0-0 4-3		0-3 K		3 0 0 0 1 1 2 0 0 0 0 0 0 0												
Inning Stats	R: 4 E: 1 K: 0 S: 7	H: 4 LOB: 1 BB: 1 P: 11	R: 0 E: 0 K: 0 S: 3	H: 0 LOB: 0 BB: 0 P: 3	R: 1 E: 0 K: 0 S: 4	H: 2 LOB: 1 BB: 1 P: 8	R: 0 E: 0 K: 0 S: 3	H: 0 LOB: 1 BB: 1 P: 7	R: 0 E: 0 K: 0 S: 4	H: 1 LOB: 1 BB: 0 P: 4	R: 0 E: 0 K: 0 S: 3	H: 1 LOB: 0 BB: 0 P: 3	R: 1 E: 1 K: 1 S: 6	H: 0 LOB: 0 BB: 0 P: 6	R: 0 E: 1 K: 2 S: 9	H: 1 LOB: 2 BB: 0 P: 9	R: 0 E: 0 K: 0 S: 3	H: 1 LOB: 0 BB: 0 P: 3	1B: 9 2B: 2 3B: 0 HR: 0	SF: 0 SAC: 0 DP: 2 HBP: 0	WP: 0 PB: 0 SB: 1 CS: 1	PA: 39
PITCHER	IP WLS BF H R ER SO BB IBB HBP BLK WP HR S P ERA WHIP																					
Jim Barr, R ERA: 3.59 (1, 1)	3.0 L 16 6 5 5 0 2 0 0 0 1 0 0 14 22 15.00 2.667																					
Greg Minton, R ERA: 3.0 (4, 1)	2.0 8 1 0 0 0 1 0 0 0 0 0 0 7 11 0.00 1.000																					
John Curtis, L ERA: 2.88 (6, 1)	3.0 12 2 1 0 3 0 0 0 0 0 0 0 18 18 0.00 0.667																					
Charlie Williams, R ERA: 4.35 (9, 1)	1.0 3 1 0 0 0 0 0 0 0 0 0 0 3 3 0.00 1.000																					

Houston Astros @ San Francisco Giants
Candlestick Park, San Francisco, CA
Wed Aug 09 1978, 10:05 PM EDT
Att: 13,757 - Unknown

AB	36
R	6
H	10
RBI	4
BB	3
SO	3
LOB	19



Batter	1	2	3	4	5	6	7	8	9	AB	R	H	RBI	BB	SO	LOB				
Bill Madlock, R OBP: 0.377, SLG: 0.486 (1, 4)	0-0 F7 ①		0-0 5-3 ②		4-0 BB 1-2 BB		0-0 1B		0-0 SH2-3 ① 1-2 2-3	3	0	1	0	1	0	0				
Jim Dwyer, L OBP: 0.325, SLG: 0.310 (1, 8) (6, 3)	0-0 HR 1B		0-0 FC6-4 1B		4-0 BB 1-2 2-3		0-0 G3 ③		0-0 G3 ② 2-3 3-H	4	1	2	1	1	0	3				
Jack Clark, R OBP: 0.359, SLG: 0.532 (1, 9)	0-0 1-H HR		0-0 FC6-4 ③ 1-2f		0-0 F3 ②		0-0 F9 ①		0-0 F6 ③	5	1	1	2	0	0	6				
Willie McCovey, L OBP: 0.294, SLG: 0.397 John Curtis, L (6, 1) Larry Herndon, R OBP: 0.343, SLG: 0.378 (8, PH) Charlie Williams, R (9, 1)	0-0 3-1 ②			0-0 F5 ①	0-0 3-1 ③			0-0 BLK HR 1B		3	0	0	0	0	0	3				
Darrell Evans, L OBP: 0.376, SLG: 0.391 (1, 5)	0-0 F7 ③			0-0 3-1 ②		0-0 F8 ①		0-0 F9 ② 1-2		4	0	0	0	0	0	1				
Terry Whitfield, L OBP: 0.358, SLG: 0.441 (1, 7)		0-0 3-1 ①		0-0 1B		0-0 4-3 ②		0-0 HR ③ 2-H		4	1	2	2	0	0	0				
Roger Metzger, S OBP: 0.305, SLG: 0.300 (1, 6)		0-0 F8 ②		0-0 F7 ③		0-0 F8 ③		0-0 4-3 ③		4	0	0	0	0	0	1				
Marc Hill, R OBP: 0.338, SLG: 0.294 Johnnie LeMaster, R OBP: 0.291, SLG: 0.329 (9, PR)		0-0 F5 ③			0-0 BB BB 1B		0-0 5-3 ①		1-0 SH2-3 BB G3 HBP	3	0	1	0	0	0	0				
Jim Barr, R OBP: 0.147, SLG: 0.147 Rob Andrews, R OBP: 0.336, SLG: 0.330 (3, PH) Greg Minton, S (4, 1) Hector Cruz, R OBP: 0.286, SLG: 0.351 (5, PH) (6, 8)			0-0 3-1 ①		0-0 F7 ①		0-0 F7 ②		4-0 BB BB BB BB G3 SH2-3 BB	0	0	0	0	0	0	0				
Inning Stats	R: 2 E: 0 K: 0 S: 5	H: 2 LOB: 0 BB: 0 P: 5	R: 0 E: 0 K: 0 S: 3	H: 0 LOB: 0 BB: 0 P: 3	R: 0 E: 0 K: 0 S: 4	H: 1 LOB: 1 BB: 0 P: 4	R: 0 E: 0 K: 0 S: 4	H: 1 LOB: 3 BB: 2 P: 12	R: 0 E: 0 K: 0 S: 3	H: 0 LOB: 0 BB: 0 P: 3	R: 0 E: 0 K: 0 S: 4	H: 1 LOB: 1 BB: 0 P: 4	R: 2 E: 0 K: 0 S: 5	H: 2 LOB: 0 BB: 0 P: 5	R: 1 E: 0 K: 0 S: 3	H: 0 LOB: 2 BB: 1 P: 8	1B: 6 2B: 0 3B: 0 HR: 2	SF: 0 SAC: 1 DP: 0 HBP: 1	WP: 0 PB: 0 SB: 0 CS: 0	PA: 39

BOTTOM

Houston Astros @ San Francisco Giants
Candlestick Park, San Francisco, CA

Wed Aug 09 1978, 10:05 PM EDT
Att. 13,757 - Unknown


livebaseballscorecards.com

AB	34
R	5
H	8
RBI	5
BB	3
SO	0
LOB	15



PITCHER	IP	WLS	BF	H	R	ER	SO	BB	IBB	HBP	BLK	WP	HR	S	P	ERA	WHIP
Mark Lemongello, R ERA: 4.05 (1, 1)	8.0	W	36	8	5	5	0	3	0	1	1	0	2	32	45	5.62	1.375
Ken Forsch, R ERA: 2.9 (9, 1)	1.0	S	3	0	0	0	0	0	0	0	0	0	0	3	3	0.00	0.000

WP: 0 PA: 39

Batter	1	2	3	4	5	6	7	8	9	AB R H RBI BB SO LOB	TOP															
Bill Madlock, R (1, 4) OBP: 0.379, SLG: 0.494	0-0 1B SF9 1B		0-0 F7			4-0 G5-4-3 1B BB		0-0 F2		3 2 1 0 1 0 1	San Francisco Giants @ Los Angeles Dodgers Dodger Stadium, Los Angeles, CA Fri Aug 11 1978, 7:05 PM PDT Att: 52,869 - Unknown															
Jim Dwyer, L (1, 8) OBP: 0.328, SLG: 0.313	0-0 SF9 WP 1-3 1B		0-0 F8			0-0 G5-4-3 1-2 1B		0-3 K		4 0 2 0 0 1 1																
Jack Clark, R (1, 9) OBP: 0.357, SLG: 0.532	4-0 1-2 BB		0-0 F7			0-0 G5-4-3 1-2f 2-3		0-0 6-3		3 0 0 0 1 0 3																
Willie McCovey, L (1, 3) OBP: 0.297, SLG: 0.398	0-0 P6				0-0 P6					4 0 2 1 0 0 3																
Johnnie LeMaster, R (9, PR) OBP: 0.291, SLG: 0.329										0 1 0 0 0 0 0																
Larry Herndon, R (9, 8) OBP: 0.341, SLG: 0.375										0 0 0 0 0 0 0																
Darrell Evans, L (1, 5) OBP: 0.376, SLG: 0.388	0-0 SF9 2-3 3-H				0-0 4-3					2 0 0 1 0 0 1																
Terry Whitfield, L (1, 7) OBP: 0.352, SLG: 0.433	0-3 K				0-0 P6					3 0 0 0 0 1 2																
Mike Ivie, R (9, PH) OBP: 0.356, SLG: 0.469										1 0 1 1 0 0 0																
Roger Metzger, S (1, 6) OBP: 0.300, SLG: 0.292		0-0 6-3			0-0 F9					4 0 0 0 0 1 1	AB 31 R 3 H 7 RBI 3 BB 2 SO 5 LOB 14															
John Tamargo, S (1, 2) OBP: 0.391, SLG: 0.289		0-0 F9			0-3 K					4 0 0 0 0 1 2																
Randy Moffitt, R (9, 1) OBP: 0.250, SLG: 0.143		0-0 F9			0-0 K					0 0 0 0 0 0 0																
Ed Halicki, R (1, 1) OBP: 0.146, SLG: 0.125		0-3 K			0-0 5-3					2 0 0 0 0 1 0																
Hector Cruz, R (8, PH) OBP: 0.288, SLG: 0.352										1 0 1 0 0 0 0																
Gary Lavelle, S (8, 1) OBP: 0.071, SLG: 0.071										0 0 0 0 0 0 0																
Marc Hill, R (9, 2) OBP: 0.337, SLG: 0.293								0-0 E6 1B		0 0 0 0 0 0 0																
Inning Stats	R: 1 H: 2 E: 0 LOB: 2 K: 1 BB: 1 S: 7 P: 11	R: 0 H: 0 E: 0 LOB: 0 K: 1 BB: 0 S: 5 P: 5	R: 0 H: 0 E: 0 LOB: 0 K: 0 BB: 0 S: 3 P: 3	R: 0 H: 0 E: 0 LOB: 0 K: 0 BB: 0 S: 3 P: 3	R: 0 H: 0 E: 0 LOB: 0 K: 1 BB: 0 S: 5 P: 5	R: 1 H: 2 E: 0 LOB: 1 K: 0 BB: 1 S: 4 P: 8	R: 0 H: 0 E: 0 LOB: 0 K: 0 BB: 0 S: 3 P: 3	R: 0 H: 1 E: 1 LOB: 1 K: 1 BB: 0 S: 6 P: 6	R: 1 H: 2 E: 0 LOB: 2 K: 1 BB: 0 S: 7 P: 7	1B: 7 SF: 1 2B: 0 SAC: 1 3B: 0 DP: 1 HR: 0 HBP: 0	WP: 1 PA: 35 PB: 0 SB: 1 CS: 0															
PITCHER	IP WLS BF H R ER SO BB IBB HBP BLK WP HR S P ERA WHIP											PITCHER	IP WLS BF H R ER SO BB IBB HBP BLK WP HR S P ERA WHIP													
Burt Hooton, R (1, 1) ERA: 3.01	8.0	31	6	3	3	4	2	0	0	0	1	0	37	45	3.38	1.000										
Terry Forster, L (9, 1) ERA: 2.27	1.0	W	4	1	0	0	1	0	0	0	0	0	6	6	0.00	1.000										

livebaseballscorecards.com

Batter	1	2	3	4	5	6	7	8	9	AB	R	H	RBI	BB	SO	LOB
Davey Lopes, R (1, 4) OBP: 0.362, SLG: 0.429	0-0 F7	0-3 K			0-3 K		0-0 P3		4-0 BB	4	0	0	0	1	2	3
Bill North, S (1, 8) OBP: 0.394, SLG: 0.306	0-3 K		0-0 F8		0-0 4-3			0-0 F9	4-0 BB	4	0	0	1	1	1	0
Reggie Smith, S (1, 9) OBP: 0.382, SLG: 0.570	0-0 4-1		0-0 E S 1B			0-0 P6		0-3 K		4	0	1	0	0	1	0
Ron Cey, R (1, 5) OBP: 0.373, SLG: 0.436		0-0 F7	0-0 P6			0-0 HR		0-0 1B		4	1	2	1	0	0	1
Steve Garvey, R (1, 3) OBP: 0.328, SLG: 0.469		0-0 S 1B	0-0 F8			0-0 F7		0-0 F8		4	1	1	0	0	0	2
Dusty Baker Jr., R (1, 7) OBP: 0.330, SLG: 0.381		1-0 1B 2B HBP		0-0 P3		0-0 P4			0-0 6-3	3	1	0	0	0	0	0
Johnny Oates, L (1, 2) OBP: 0.393, SLG: 0.365		0-0 2B 1B		0-0 F7			0-0 3-1		0-0 BB 1B 1B	3	0	1	1	0	0	0
Joe Ferguson, R (9, PH) OBP: 0.345, SLG: 0.373		1-3 2-H 1B		0-0 F7					0-0 BB 1B	1	1	1	0	0	0	0
Bill Russell, R (1, 6) OBP: 0.300, SLG: 0.348		0-0 F9		0-0 F5			0-0 SH1-4 1B		0-0 L6	4	0	1	0	0	0	3
Burt Hooton, R (1, 1) OBP: 0.260, SLG: 0.182		0-0 1B			0-0 F7		0-0 SH1-4		0-0 BB 1B	2	0	1	1	0	0	0
Terry Forster, L (9, 1) OBP: 0.333, SLG: 0.333									0-0 BB 1B	0	0	0	0	0	0	0
Lee Lacy, R (9, PH) OBP: 0.378, SLG: 0.594		1-3 3-H 2B							1-2 1B	1	0	1	0	0	0	0

Inning Stats	R: 0	H: 0	E: 0	K: 1	S: 5	R: 2	H: 3	E: 0	K: 1	S: 8	R: 0	H: 1	E: 0	K: 0	S: 4	R: 0	H: 0	E: 0	K: 0	S: 3	R: 0	H: 0	E: 0	K: 1	S: 5	R: 1	H: 1	E: 0	K: 0	S: 4	R: 0	H: 1	E: 0	K: 1	S: 6	R: 0	H: 1	E: 0	K: 1	S: 6	R: 1	H: 2	E: 0	K: 0	S: 4	1B: 7	2B: 1	3B: 0	HR: 1	SF: 0	SAC: 1	DP: 0	HBP: 1	WP: 0	PA: 38
--------------	------	------	------	------	------	------	------	------	------	------	------	------	------	------	------	------	------	------	------	------	------	------	------	------	------	------	------	------	------	------	------	------	------	------	------	------	------	------	------	------	------	------	------	------	------	-------	-------	-------	-------	-------	--------	-------	--------	-------	--------

PITCHER	IP	WLS	BF	H	R	ER	SO	BB	IBB	HBP	BLK	WP	HR	S	P	ERA	WHIP
Ed Halicki, R (1, 1) ERA: 2.93	7.0		28	6	3	3	3	0	0	1	0	0	1	33	34	3.86	0.857
Gary Lavelle, L (8, 1) ERA: 3.19	1.2	L	8	3	1	1	1	0	0	0	0	0	0	10	10	5.40	1.800
Randy Moffitt, R (9, 1) ERA: 3.2	0.0		2	0	0	0	0	2	0	0	0	0	0	0	8	∞	∞

BOTTOM

San Francisco Giants @ Los Angeles Dodgers
Dodger Stadium, Los Angeles, CA

Fri Aug 11 1978, 7:05 PM PDT
 Att. 52,869 - Unknown

livebaseballscorecards.com

AB	34
R	4
H	9
RBI	4
BB	2
SO	4
LOB	9



Batter	1	2	3	4	5	6	7	8	9	10	11	AB	R	H	RBI	BB	SO	LOB	TOP							
Bill Madlock, R OBP: 0.375, SLG: 0.493 (1, 4)	0-0 P5	4-0 2B 1B BB		0-0 5-3		0-0 FC5-4			0-0 L5	0-0 1-6-3		5	1	0	0	1	0	4								
Jim Dwyer, L OBP: 0.335, SLG: 0.325 Larry Herndon, R OBP: 0.341, SLG: 0.378 (1, 8) (9, 8)	4-0 F9 S BB	0-0 1B 2B			0-0 1-3		0-0 G3 SH1-4 1B		0-0 F4		0-0 1B 2B	4	1	2	2	1	0	0								
Jack Clark, R OBP: 0.357, SLG: 0.527 (1, 9)	4-0 1-2 BB	0-0 1B 1B			0-3 K		0-0 SH1-4		0-0 P6		0-0 1B	4	0	2	2	1	1	0								
Willie McCovey, L OBP: 0.301, SLG: 0.399 Johnnie LeMaster, R OBP: 0.289, SLG: 0.323 (1, 3) (10, PR) (10, 6)	0-0 F9	0-0 1B			4-0 BB		0-0 G3			0-0 FC3-6 1B	0-0 F7	4	0	2	1	1	0	3								
Darrell Evans, L OBP: 0.376, SLG: 0.387 (1, 5)	0-0 F5		0-0 4-3		0-0 F9		4-0 BB			0-0 FC3-6 1B	0-0 F9	5	1	0	0	1	0	5								
Terry Whitfield, L OBP: 0.349, SLG: 0.429 (1, 7)		0-0 P6	0-0 4-3			0-0 FC2-6 1B		0-3 K		0-0 G3	0-0 4-3	6	0	1	0	0	1	4								
Roger Metzger, S OBP: 0.299, SLG: 0.291 Mike Ivie, R OBP: 0.357, SLG: 0.479 (1, 6) (10, PH) (10, 3)		0-0 SH2-4 2B 1B	0-0 1-3			0-0 FC2-6 1B		0-0 4-3		4-0 1B IBB		4	1	1	0	0	0	1								
John Tamargo, S OBP: 0.412, SLG: 0.275 Greg Minton, S John Curtis, L Ed Halicki, R OBP: 0.146, SLG: 0.125 (1, 2) (10, 1) (10, 1) (11, 1)		4-0 SH2-4 2B BB		4-0 CS BB		0-0 F7		0-3 K		4-0 1B BB		2	1	0	0	3	1	1								
John Montefusco, R OBP: 0.181, SLG: 0.289 Charlie Williams, R Hector Cruz, R Gary Lavelle, S Randy Moffitt, R Marc Hill, R OBP: 0.338, SLG: 0.295 (1, 1) (5, 1) (6, PH) (6, 1) (9, 1) (10, PH) (10, 2)		0-0 SH2-4		0-0 5-3		0-0 FC5-4 1B		0-3 K		0-0 1B		1	0	0	0	0	0	1								
Inning Stats	R: 0 E: 0 K: 0 S: 3	H: 0 LOB: 2 BB: 2 P: 11	R: 4 E: 0 K: 0 S: 6	H: 4 LOB: 2 BB: 2 P: 14	R: 0 E: 0 K: 0 S: 3	H: 0 LOB: 0 BB: 0 P: 3	R: 0 E: 0 K: 0 S: 2	H: 0 LOB: 0 BB: 1 P: 6	R: 0 E: 0 K: 1 S: 5	H: 0 LOB: 1 BB: 1 P: 9	R: 0 E: 0 K: 0 S: 5	H: 2 LOB: 2 BB: 0 P: 5	R: 0 E: 0 K: 1 S: 6	H: 1 LOB: 2 BB: 1 P: 10	R: 0 E: 0 K: 2 S: 7	H: 0 LOB: 0 BB: 0 P: 7	R: 0 E: 0 K: 0 S: 3	H: 0 LOB: 0 BB: 0 P: 3	R: 2 E: 0 K: 0 S: 5	H: 2 LOB: 2 BB: 2 P: 13	R: 1 E: 0 K: 0 S: 5	H: 2 LOB: 1 BB: 0 P: 5	1B: 9 2B: 2 3B: 0 HR: 0	SF: 0 SAC: 2 DP: 0 HBP: 0	WP: 0 PB: 0 SB: 1 CS: 1	PA: 51
PITCHER	IP WLS BF H R ER SO BB IBB HBP BLK WP HR S P ERA WHIP																			IP WLS BF H R ER SO BB IBB HBP BLK WP HR S P ERA WHIP						
Don Sutton, R ERA: 3.48 (1, 1)	9.0 39 7 4 4 4 7 0 0 0 0 0 0 40 68 4.00 1.556																									
Terry Forster, L ERA: 2.61 (10, 1)	0.2 5 1 2 2 0 1 1 0 0 0 0 0 3 11 27.00 3.000																									
Rick Rhoden, R ERA: 3.89 (10, 1)	0.1 2 1 0 0 0 0 0 0 0 0 0 0 2 2 0.00 3.000																									
Charlie Hough, R ERA: 2.35 (11, 1)	1.0 L 5 2 1 1 0 0 0 0 0 0 0 5 5 9.00 2.000																									

San Francisco Giants @ Los Angeles Dodgers
 Dodger Stadium, Los Angeles, CA
 Sun Aug 13 1978, 3:33 AM PDT
 Att. 51,417 - Unknown

AB	40
R	7
H	11
RBI	7
BB	9
SO	4
LOB	20



WP: 0	PA: 51
PB: 0	
SB: 1	
CS: 1	

PITCHER	IP	WLS	BF	H	R	ER	SO	BB	IBB	HBP	BLK	WP	HR	S	P	ERA	WHIP
Don Sutton, R	9.0		39	7	4	4	4	7	0	0	0	0	0	40	68	4.00	1.556
Terry Forster, L	0.2		5	1	2	2	0	1	1	0	0	0	0	3	11	27.00	3.000
Rick Rhoden, R	0.1		2	1	0	0	0	0	0	0	0	0	0	2	2	0.00	3.000
Charlie Hough, R	1.0	L	5	2	1	1	0	0	0	0	0	0	0	5	5	9.00	2.000

BOTTOM

San Francisco Giants @ Montreal Expos
Olympic Stadium, Montreal, QB

livebaseballscorecards.com

AB	37
R	4
H	11
RBI	4
BB	2
SO	2
LOB	21



WP:	0	PA:	39
PB:	0	SB:	0
CS:	0		

Tue Aug 15 1978, 7:05 PM EDT
Att. 21,414 - Unknown

AB	R	H	RBI	BB	SO	LOB
5	0	1	0	0	0	2
5	0	2	1	0	0	1
5	1	1	1	0	0	3
4	1	1	0	0	1	2
4	0	3	1	0	0	2
3	0	0	0	1	1	2
4	1	1	1	0	0	3
3	0	2	0	1	0	1
3	1	0	0	0	0	4
0	0	0	0	0	0	0
0	0	0	0	0	0	0
1	0	0	0	0	0	1
0	0	0	0	0	0	0

Batter	1	2	3	4	5	6	7	8	9
Dave Cash, R OBP: 0.301, SLG: 0.327 (1, 4)	0-0 1B 1B		0-0 F9		0-0 L5		0-0 4-3		0-0 F5
Andre Dawson, R OBP: 0.310, SLG: 0.446 (1, 8)	0-0 1-2 1B		0-0 F4		0-0 6-3		0-0 2-H 1B		0-0 6-3
Ellis Valentine, R OBP: 0.334, SLG: 0.497 (1, 9)	0-0 F8		0-0 1-3		0-0 F9		0-0 1-3		0-0 HR
Tony Perez, R OBP: 0.339, SLG: 0.449 (1, 3)	0-3 K			0-0 F8		0-0 6-3		0-0 1B 2B	
Warren Cromartie, L OBP: 0.340, SLG: 0.420 (1, 7)	0-0 1-3			0-0 2B		0-0 2B		0-0 2-H 1B	
Larry Parrish, R OBP: 0.314, SLG: 0.446 (1, 5)		0-3 K		0-0 5-3		4-0 FC4-6 BB		0-0 B2-6-4	
Gary Carter, R OBP: 0.328, SLG: 0.410 (1, 2)		0-0 E5 G5-3 E		0-0 6-3		0-0 FC4-6 1-2f		0-0 HR	
Chris Speier, R OBP: 0.338, SLG: 0.343 (1, 6)		0-0 E5 1-2			0-0 2B		4-0 FC5-4 BB	0-0 1B	
Dan Schatzeder, L OBP: 0.296, SLG: 0.346 (1, 1)		0-0 G5-3			0-0 1-3		0-0 FC5-4 1-2f 1B	0-0 6-3	
Stan Bahnsen, R OBP: 0.125, SLG: 0.125 (8, 1)									
Del Unser, L OBP: 0.306, SLG: 0.297 (8, PH)									
Stan Papi, R OBP: 0.333, SLG: 0.351 (8, PH)									
Hal Dues, R OBP: 0.214, SLG: 0.214 (9, 1)									

Inning Stats	R: 0	H: 2	E: 0	K: 1	S: 7	LOB: 2	BB: 0	P: 7	R: 0	H: 0	E: 2	K: 1	S: 6	LOB: 1	BB: 0	P: 6	R: 0	H: 0	E: 0	K: 0	S: 3	LOB: 0	BB: 0	P: 3	R: 0	H: 1	E: 0	K: 0	S: 4	LOB: 1	BB: 0	P: 4	R: 0	H: 1	E: 0	K: 0	S: 4	LOB: 1	BB: 0	P: 4	R: 0	H: 1	E: 0	K: 0	S: 4	LOB: 2	BB: 1	P: 8	R: 1	H: 1	E: 0	K: 0	S: 4	LOB: 1	BB: 1	P: 8	R: 2	H: 4	E: 0	K: 0	S: 6	LOB: 1	BB: 0	P: 6	R: 1	H: 1	E: 0	K: 0	S: 3	LOB: 0	BB: 0	P: 3
--------------	------	------	------	------	------	--------	-------	------	------	------	------	------	------	--------	-------	------	------	------	------	------	------	--------	-------	------	------	------	------	------	------	--------	-------	------	------	------	------	------	------	--------	-------	------	------	------	------	------	------	--------	-------	------	------	------	------	------	------	--------	-------	------	------	------	------	------	------	--------	-------	------	------	------	------	------	------	--------	-------	------

PITCHER	IP	WLS	BF	H	R	ER	SO	BB	IBB	HBP	BLK	WP	HR	S	P	ERA	WHIP
Jim Barr, R ERA: 3.46 (1, 1)	7.0		30	6	1	1	2	2	0	0	0	0	0	32	40	1.29	1.143
Randy Moffitt, R ERA: 3.43 (8, 1)	0.2		5	4	2	2	0	0	0	0	0	0	1	5	5	27.00	6.000
John Curtis, L ERA: 2.92 (8, 1)	0.1		1	0	0	0	0	0	0	0	0	0	0	1	1	0.00	0.000
Charlie Williams, R ERA: 4.36 (9, 1)	0.2	L	3	1	1	1	0	0	0	0	0	0	1	3	3	13.50	1.500

PITCHER	IP	WLS	BF	H	R	ER	SO	BB	IBB	HBP	BLK	WP	HR	S	P	ERA	WHIP
---------	----	-----	----	---	---	----	----	----	-----	-----	-----	----	----	---	---	-----	------

Batter	1	2	3	4	5	6	7	8	9	AB R H RBI BB SO LOB	TOP											
Larry Herndon, R OBP: 0.337, SLG: 0.373 (1, 8) X	0-0 F3 ①		0-0 5-3 ③			0-0 L1 ③			0-0 F7 ③	4 0 0 0 0 0 0												
Rob Andrews, R OBP: 0.328, SLG: 0.322 (1, 4) X	0-0 F9 ②			0-0 F9 ①			0-0 6-3 ①			3 0 0 0 0 0 0												
Jack Clark, R OBP: 0.354, SLG: 0.521 (1, 9) X	0-0 F5 ③			0-0 L4 ②			0-0 F8 ②			3 0 0 0 0 0 0												
Mike Ivie, R OBP: 0.357, SLG: 0.474 (1, 3)		B B B B 4-0 G6-4-3 BB		0-3 K ③			0-0 F8 ③			0 0 0 0 1 0 0												
Willie McCovey, L OBP: 0.301, SLG: 0.397 (2, 3)										2 0 0 0 0 1 0												
Hector Cruz, R OBP: 0.281, SLG: 0.337 (1, 7) X		0-0 G6-4-3 ① ②		B B B B 4-0 G3-6-3 BB			0-0 F7 ①			2 0 0 0 1 0 1												
Darrell Evans, L OBP: 0.375, SLG: 0.393 (1, 5) X		0-0 1-2f 1B		0-0 G3-6-3 ① ②			0-0 F7 ②			3 0 1 0 0 0 1												
Johnnie LeMaster, R OBP: 0.285, SLG: 0.326 (1, 6) X		0-0 6-3 ③		0-0 6-3 ③			0-3 K ③			3 0 0 0 0 1 1												
Marc Hill, R OBP: 0.334, SLG: 0.290 (1, 2) S S S S			0-3 K ①			0-0 6-3 ①		0-0 4-3 ①		3 0 0 0 0 1 0												
Vida Blue, S OBP: 0.243, SLG: 0.161 (1, 1) S S S S			0-3 K ②			0-0 L6 ②		0-0 G3 ②		2 0 0 0 0 1 0												
Terry Whitfield, L OBP: 0.348, SLG: 0.427 (9, PH)										1 0 0 0 0 0 0												
Inning Stats	R: 0 E: 0 K: 0 S: 3	H: 0 LOB: 0 BB: 0 P: 3	R: 0 E: 0 K: 0 S: 3	H: 1 LOB: 1 BB: 1 P: 7	R: 0 E: 0 K: 2 S: 7	H: 0 LOB: 0 BB: 0 P: 7	R: 0 E: 0 K: 1 S: 5	H: 0 LOB: 0 BB: 0 P: 5	R: 0 E: 0 K: 0 S: 2	H: 0 LOB: 0 BB: 1 P: 6	R: 0 E: 0 K: 0 S: 3	H: 0 LOB: 0 BB: 0 P: 3	R: 0 E: 0 K: 0 S: 3	H: 0 LOB: 0 BB: 0 P: 5	R: 0 E: 0 K: 1 S: 5	H: 0 LOB: 0 BB: 0 P: 5	R: 0 E: 0 K: 0 S: 3	H: 0 LOB: 0 BB: 0 P: 3	1B: 1 2B: 0 3B: 0 HR: 0	SF: 0 SAC: 0 DP: 2 HBP: 0	WP: 0 PB: 0 SB: 0 CS: 0	PA: 28
PITCHER Woodie Fryman, L ERA: 3.39 (1, 1)	IP: 9.0 WLS: W BF: 28 H: 1 R: 0 ER: 0 SO: 4 BB: 2 IBB: 0 HBP: 0 BLK: 0 WP: 0 HR: 0 S: 34 P: 42 ERA: 0.00 WHIP: 0.333																				PITCHER IP: WLS: BF: H: R: ER: SO: BB: IBB: HBP: BLK: WP: HR: S: P: ERA: WHIP	

San Francisco Giants @ Montreal Expos
Olympic Stadium, Montreal, QB
Wed Aug 16 1978, 7:05 PM EDT
Att: 21,893 - Unknown

AB	26
R	0
H	1
RBI	0
BB	2
SO	4
LOB	3



Batter	1	2	3	4	5	6	7	8	9	AB R H RBI BB SO LOB	TOP		
Larry Herndon, R (1, 8) OBP: 0.334, SLG: 0.369	0-0 B1-3		0-0 F9		0-0 1-3		0-0 4-3			4 0 0 0 0 0 2	San Francisco Giants @ Montreal Expos Olympic Stadium, Montreal, QB Thu Aug 17 1978, 7:05 PM EDT Att: 20,019 - Unknown livebaseballscorecards.com		
Darrell Evans, L (1, 5) OBP: 0.374, SLG: 0.390	0-0 3-1		0-3 K			0-0 F7	4-0 G6-4-3 BB			3 0 0 0 1 1 1			
Jack Clark, R (1, 9) OBP: 0.355, SLG: 0.527	0-0 L5			0-0 HR		0-0 1B 1B	0-0 G6-4-3			4 2 2 1 0 0 1			
Mike Ivie, R (1, 7) Terry Whitfield, L (8, 7) OBP: 0.364, SLG: 0.477 OBP: 0.348, SLG: 0.427		0-0 F7		0-0 G4-6-3 1B		0-0 1B 1B 1B	4-0 G3-6-3 BB			3 1 2 0 1 0 0 0 0 0 0 0 0 0			
Willie McCovey, L (1, 3) OBP: 0.301, SLG: 0.395		0-0 3-1		0-0 G4-6-3 1-2f		0-0 1B 1B 1B	0-0 G3-6-3 1-2f			4 0 1 1 0 0 2			
Marc Hill, R (1, 2) OBP: 0.333, SLG: 0.293		0-0 2B		0-0 F9		0-0 F7	0-0 F3			4 0 1 0 0 0 2			
Johnnie LeMaster, R (1, 6) OBP: 0.288, SLG: 0.326		0-0 5-3			4-0 SH3-4 BB	0-0 1B 1B		0-3 K		3 0 1 0 1 1 1			
Rob Andrews, R (1, 4) OBP: 0.336, SLG: 0.331			0-0 SH1-4 1B		0-0 SH3-4	0-0 FC5-4 1B		0-0 4-3		3 0 2 1 0 0 0			
Ed Halicki, R (1, 1) OBP: 0.136, SLG: 0.116			0-0 SH1-4 1-2		0-0 6-3	0-0 FC5-4 1-2f		0-0 F6		3 0 0 0 0 0 4			
Inning Stats	R: 0 E: 0 K: 0 S: 3 H: 0 LOB: 0 P: 3	R: 0 E: 0 K: 0 S: 4 H: 1 LOB: 1 P: 4	R: 0 E: 0 K: 1 S: 6 H: 1 LOB: 1 P: 6	R: 1 E: 0 K: 0 S: 4 H: 2 LOB: 0 P: 4	R: 0 E: 0 K: 0 S: 3 H: 0 LOB: 1 P: 7	R: 2 E: 0 K: 0 S: 8 H: 5 LOB: 3 P: 8	R: 0 E: 0 K: 0 S: 2 H: 0 LOB: 0 P: 6	R: 0 E: 0 K: 1 S: 5 H: 0 LOB: 0 P: 5	1B: 7 2B: 1 3B: 0 HR: 1 SF: 0 SAC: 2 DP: 3 HBP: 0	WP: 0 PB: 0 SB: 0 CS: 0 PA: 36			
PITCHER	IP WLS BF H R ER SO BB IBB HBP BLK WP HR S P ERA WHIP											PITCHER	IP WLS BF H R ER SO BB IBB HBP BLK WP HR S P ERA WHIP
Ross Grimsley, L (1, 1) ERA: 3.35	5.2 L 26 9 3 3 1 1 0 0 0 0 0 1 27 31 4.76 1.765												
Wayne Twitchell, R (6, 1) ERA: 5.67	2.1 7 0 0 0 0 2 0 0 0 0 0 0 5 13 0.00 0.857												
Stan Bahnsen, R (9, 1) ERA: 4.14	1.0 3 0 0 0 0 1 0 0 0 0 0 0 0 5 5 0.00 0.000												



Batter	1	2	3	4	5	6	7	8	9	AB R H RBI BB SO LOB
Mike Schmidt, R OBP: 0.351, SLG: 0.414 (1, 5)	0-0 5-3		0-0 HR		0-0 5-3		0-0 5-3		0-0 E5 2B	5 2 1 2 0 0 0
Larry Bowa, S OBP: 0.323, SLG: 0.384 (1, 6)	0-0 5-3		0-0 1B		0-0 6-3		0-0 1B		0-0 P4	5 0 2 0 0 0 1
Garry Maddox, R OBP: 0.325, SLG: 0.400 (1, 8)	0-0 F9		0-0 1B		4-0 BB		0-3 K		0-0 CS 2B	4 0 2 1 1 1 1
Greg Luzinski, R OBP: 0.389, SLG: 0.531 (1, 7)		0-3 K	4-0 1B		0-3 K		0-3 K		0-3 K	4 0 0 0 1 4 3
Jose Cardenal, R OBP: 0.324, SLG: 0.403 (1, 3)		0-0 5-3	0-0 5-3			0-0 E5 2B		0-0 SH1-4 2B	CS	4 2 1 0 0 0 3
Bob Boone, R OBP: 0.339, SLG: 0.438 (1, 2)		0-0 CS 1B		0-0 G5-4-3 1B		0-0 1-3 2B		0-0 SH1-4		3 0 3 0 0 0 0
Jerry Martin, R OBP: 0.348, SLG: 0.465 (1, 9)		0-0 CS	0-0 5-3	0-0 G5-4-3		0-0 F7		0-0 P4		3 0 0 0 0 0 3
Bake McBride, L OBP: 0.315, SLG: 0.352 (8, PH)		1-2		1-2f						1 0 0 0 0 0 1
Ted Sizemore, R OBP: 0.283, SLG: 0.272 (1, 4)			0-3 K	0-0 E6		0-0 SF7		0-0 2B		3 0 1 2 0 1 0
Larry Christenson, R OBP: 0.135, SLG: 0.163 (1, 1)			4-0 BB	0-0 5-3		0-3 K		0-0 6-3		1 1 0 0 1 0 1
Jim Morrison, R OBP: 0.236, SLG: 0.270 (6, PH)										1 0 0 0 0 1 1
Ron Reed, R (7, 1)										0 0 0 0 0 0 0
Barry Foote, R OBP: 0.196, SLG: 0.178 (8, PH)			HR							1 0 0 0 0 0 1
Tug McGraw, R (9, 1)										0 0 0 0 0 0 0

BOTTOM

San Francisco Giants @ Philadelphia Phillies
Veterans Stadium, Philadelphia, PA
Fri Aug 18 1978, 7:05 PM EDT
Att. 36,554 - Unknown

livebaseballscorecards.com

AB	35
R	5
H	10
RBI	5
BB	3
SO	7
LOB	15



Inning Stats	R: 0	H: 0	E: 0	K: 0	S: 3	H: 0	LOB: 0	BB: 0	P: 3	R: 0	H: 1	E: 0	K: 1	S: 5	R: 0	H: 3	E: 0	K: 1	S: 8	R: 0	H: 1	E: 1	K: 0	S: 4	R: 0	H: 0	E: 0	K: 1	S: 5	R: 1	H: 1	E: 1	K: 1	S: 7	R: 0	H: 1	E: 0	K: 2	S: 8	R: 1	H: 2	E: 0	K: 0	S: 5	R: 1	H: 1	E: 1	K: 1	S: 6	1B: 6	2B: 3	3B: 0	HR: 1	SF: 1	SAC: 1	DP: 1	HBP: 0	WP: 0	PA: 42
--------------	------	------	------	------	------	------	--------	-------	------	------	------	------	------	------	------	------	------	------	------	------	------	------	------	------	------	------	------	------	------	------	------	------	------	------	------	------	------	------	------	------	------	------	------	------	------	------	------	------	------	-------	-------	-------	-------	-------	--------	-------	--------	-------	--------

PITCHER	IP	WLS	BF	H	R	ER	SO	BB	IBB	HBP	BLK	WP	HR	S	P	ERA	WHIP
Bob Knepper, L ERA: 2.88 (1, 1)	6.0		27	6	3	2	4	3	0	0	0	0	0	10	10	3.00	1.500
Randy Moffitt, R ERA: 3.49 (7, 1)	1.1		6	2	1	1	2	0	0	0	0	0	0	10	10	6.75	1.500
Gary Lavelle, L ERA: 2.97 (8, 1)	1.2	W	7	2	1	0	1	0	0	0	0	0	0	9	9	0.00	1.200

Batter	1	2	3	4	5	6	7	8	9	AB R H RBI BB SO LOB	TOP
Larry Herndon, R (1, 8) OBP: 0.336, SLG: 0.369	0-0 F8		0-0 F3			0-0 1-5-3 1B		4-0 1-2 BB		3 0 1 0 1 0 0	San Francisco Giants @ Philadelphia Phillies Veterans Stadium, Philadelphia, PA Sat Aug 19 1978, 7:05 PM EDT Att: 54,288 - Unknown
Darrell Evans, L (1, 5) OBP: 0.376, SLG: 0.394	0-0 1B			0-0 1B		0-0 1-5-3		0-3 K		4 0 2 0 0 1 3	
Jack Clark, R (1, 9) OBP: 0.355, SLG: 0.527	0-0 1B			0-0 P4		0-0 5-3		0-0 F8		4 0 1 0 0 0 4	
Mike Ivie, R (1, 7) OBP: 0.365, SLG: 0.489	0-0 FC5-4			0-0 1B		0-3 K		0-0 E5		4 0 1 0 0 1 2	
Willie McCovey, L (1, 3) OBP: 0.303, SLG: 0.407		0-0 G5-4-3 1B		0-0 F7		0-0 4-3		0-0 G4-6-3		4 0 1 0 0 0 3	
Marc Hill, R (1, 2) OBP: 0.331, SLG: 0.292		0-0 G5-4-3		0-0 4-3		0-0 F8		0-0 2B 1B		4 0 1 0 0 0 3	
Johnnie LeMaster, R (1, 6) OBP: 0.291, SLG: 0.333		0-0 F8		0-0 CS 1B		0-0 P6		0-0 2B		4 0 2 0 0 0 0	
Rob Andrews, R (1, 4) OBP: 0.319, SLG: 0.313			0-0 F9		0-0 F9		0-0 F9			3 0 0 0 0 0 1	
John Montefusco, R (1, 1) OBP: 0.156, SLG: 0.086 Hector Cruz, R (8, PH) OBP: 0.283, SLG: 0.339 Greg Minton, S (8, 1)			0-3 K		0-3 K			0-0 BB 1B		2 0 0 0 0 2 0 1 0 1 0 0 0 0 0 0 0 0 0 0 0	
Inning Stats	R: 0 E: 0 K: 0 S: 4 H: 2 LOB: 1 BB: 0 P: 4	R: 0 E: 0 K: 0 S: 3 H: 1 LOB: 0 BB: 0 P: 3	R: 0 E: 0 K: 1 S: 5 H: 0 LOB: 0 BB: 0 P: 5	R: 0 E: 0 K: 0 S: 5 H: 2 LOB: 2 BB: 0 P: 5	R: 0 E: 0 K: 1 S: 5 H: 1 LOB: 0 BB: 0 P: 5	R: 0 E: 0 K: 1 S: 6 H: 1 LOB: 1 BB: 0 P: 6	R: 0 E: 0 K: 0 S: 3 H: 0 LOB: 0 BB: 0 P: 3	R: 0 E: 0 K: 1 S: 6 H: 1 LOB: 2 BB: 1 P: 10	R: 0 E: 1 K: 0 S: 4 H: 2 LOB: 2 BB: 0 P: 4	1B: 9 2B: 1 3B: 0 HR: 0 SF: 0 SAC: 0 DP: 2 HBP: 0	WP: 0 PB: 0 SB: 0 CS: 1 PA: 34
PITCHER Steve Carlton, L (1, 1) ERA: 3.01	IP: 9.0 WLS: W BF: 34 H: 10 R: 0 ER: 0 SO: 4 BB: 1 IBB: 0 HBP: 0 BLK: 0 WP: 0 HR: 0 S: 41 P: 45 ERA: 0.00 WHIP: 1.222										

livebaseballscores.com

AB	33
R	0
H	10
RBI	0
BB	1
SO	4
LOB	16



Batter	1	2	3	4	5	6	7	8	9
Mike Schmidt, R OBP: 0.353, SLG: 0.421 (1, 5)	0-0 HR		0-0 P5		0-0 G5-4-3			4-0 BB	
Larry Bowa, S OBP: 0.323, SLG: 0.384 (1, 6)	0-0 L6		0-0 1-3			0-0 G3		0-0 2B	
Garry Maddox, R OBP: 0.323, SLG: 0.397 (1, 8)	0-3 K			0-0 F7		0-3 K			
Greg Luzinski, R OBP: 0.386, SLG: 0.527 (1, 7)	0-3 K			0-3 K		0-0 P4			
Richie Hebner, L OBP: 0.382, SLG: 0.491 (1, 3)		0-0 G3		0-0 F8		0-0 G3			
Bake McBride, L OBP: 0.315, SLG: 0.352 (1, 9)		0-3 K			0-0 2B 1B	0-0 4-3			
Tim McCarver, L OBP: 0.356, SLG: 0.325 (1, 2)		0-0 2B			0-0 SH1-3 1B 2B	0-0 F7			
Ted Sizemore, R OBP: 0.280, SLG: 0.270 (1, 4)		0-0 F3			0-0 SH1-3		0-0 L5		
Steve Carlton, L OBP: 0.324, SLG: 0.385 (1, 1)			0-0 L7		0-0 G5-4-3 1B		0-0 4-3		

Inning Stats	R: 1	H: 1	E: 0	K: 2	S: 8	LOB: 0	BB: 0	P: 8	R: 0	H: 1	E: 0	K: 1	S: 6	LOB: 1	BB: 0	P: 6	R: 0	H: 0	E: 0	K: 0	S: 3	LOB: 0	BB: 0	P: 3	R: 0	H: 0	E: 0	K: 1	S: 5	LOB: 0	BB: 0	P: 5	R: 2	H: 3	E: 0	K: 0	S: 5	LOB: 0	BB: 0	P: 5	R: 0	H: 0	E: 0	K: 0	S: 3	LOB: 0	BB: 0	P: 3	R: 0	H: 1	E: 0	K: 0	S: 3	LOB: 2	BB: 1	P: 7
--------------	------	------	------	------	------	--------	-------	------	------	------	------	------	------	--------	-------	------	------	------	------	------	------	--------	-------	------	------	------	------	------	------	--------	-------	------	------	------	------	------	------	--------	-------	------	------	------	------	------	------	--------	-------	------	------	------	------	------	------	--------	-------	------

PITCHER	IP	WLS	BF	H	R	ER	SO	BB	IBB	HBP	BLK	WP	HR	S	P	ERA	WHIP
John Montefusco, R ERA: 3.83 (1, 1)	7.0	L	25	5	3	3	5	0	0	0	0	0	1	35	35	3.86	0.714
Greg Minton, R ERA: 6.0 (8, 1)	1.0		4	1	0	0	0	1	0	0	0	0	0	3	7	0.00	2.000

BOTTOM

AB	R	H	RBI	BB	SO	LOB
3	1	1	1	1	0	1
4	0	1	0	0	0	0
3	0	0	0	0	2	0
3	0	0	0	0	2	0
3	0	0	0	0	0	0
3	1	1	0	0	1	0
3	1	2	1	0	0	0
2	0	0	0	0	0	1
3	0	1	1	0	0	0

1B:	2B:	3B:	HR:	SF:	SAC:	DP:	HBP:	WP:	PA:
2	3	0	1	0	1	1	0	0	29

San Francisco Giants @ Philadelphia Phillies
Veterans Stadium, Philadelphia, PA
Sat Aug 19 1978, 7:05 PM EDT
Att. 54,288 - Unknown

livebaseballscorecards.com

AB	27
R	3
H	6
RBI	3
BB	1
SO	5
LOB	2



Batter	1	2	3	4	5	6	7	8	9	AB R H RBI BB SO LOB	TOP	
Bill Madlock, R (1, 4) OBP: 0.379, SLG: 0.496 Rob Andrews, R (8, PR) OBP: 0.319, SLG: 0.313 (8, 4)	0-0 HR 2B		0-0 G3		0-0 6-3			0-0 1B 2B		4 1 2 0 0 0 0		
Jim Dwyer, L (1, 8) OBP: 0.337, SLG: 0.338	0-0 HR 2-H		0-0 L3		4-0 BB			0-3 K		3 1 1 2 1 1 1		
Jack Clark, R (1, 9) OBP: 0.357, SLG: 0.527	0-0 5-3			0-0 2B BB 1B	0-0 F9			0-0 2-3 1B		4 1 2 0 0 0 1		
Willie McCovey, L (1, 3) OBP: 0.302, SLG: 0.408	0-0 F8			0-0 BB 1-3 2B		0-0 4-3		0-0 F8		4 0 1 0 0 0 2		
Darrell Evans, L (1, 5) OBP: 0.375, SLG: 0.391	0-0 P4			4-0 BB BB		0-0 G3		0-3 K		3 0 0 0 1 1 0		
Terry Whitfield, L (1, 7) OBP: 0.345, SLG: 0.422		0-0 1-3		0-0 L4		0-3 K		0-3 K		3 0 0 0 0 1 3		
Roger Metzger, S (1, 6) OBP: 0.295, SLG: 0.285		0-3 K		4-0 G5-4-3 BB		0-0 4-3		0-0 1-3		3 0 0 1 1 1 0		
Marc Hill, R (1, 2) OBP: 0.328, SLG: 0.269		0-3 K		0-0 G5-4-3 1-2f		0-0 4-3				3 0 0 0 0 1 3		
Jim Barr, R (1, 1) OBP: 0.128, SLG: 0.128 John Curtis, L (6, 1) Hector Cruz, R (6, 7) OBP: 0.282, SLG: 0.337 John Tamargo, S (9, PH) OBP: 0.404, SLG: 0.268			0-0 6-3		0-0 1-3		0-0 F8			2 0 0 0 0 0 0		
Inning Stats	R: 2 H: 2 E: 0 LOB: 0 K: 0 BB: 0 S: 5 P: 5	R: 0 H: 0 E: 0 LOB: 0 K: 2 BB: 0 S: 7 P: 7	R: 0 H: 0 E: 0 LOB: 0 K: 0 BB: 0 S: 3 P: 3	R: 1 H: 2 E: 0 LOB: 2 K: 0 BB: 2 S: 4 P: 12	R: 0 H: 0 E: 0 LOB: 1 K: 0 BB: 1 S: 3 P: 7	R: 0 H: 0 E: 0 LOB: 0 K: 1 BB: 0 S: 5 P: 5	R: 0 H: 0 E: 0 LOB: 0 K: 0 BB: 0 S: 3 P: 3	R: 0 H: 2 E: 0 LOB: 2 K: 1 BB: 0 S: 6 P: 6	R: 0 H: 0 E: 0 LOB: 0 K: 2 BB: 0 S: 7 P: 7	1B: 2 SF: 0 2B: 3 SAC: 0 3B: 0 DP: 1 HR: 1 HBP: 0	WP: 0 PA: 34 PB: 0 SB: 0 CS: 0	
PITCHER Dick Ruthven, R (1, 1) ERA: 3.33 Tug McGraw, L (6, 1) ERA: 2.83 Ron Reed, R (8, 1) ERA: 2.21	IP WLS BF H R ER SO BB IBB HBP BLK WP HR S P ERA WHIP 5.0 W 21 4 3 3 2 3 0 0 0 0 0 1 22 34 5.40 1.400 2.0 6 0 0 0 1 0 0 0 0 0 0 0 8 8 0.00 0.000 2.0 S 7 2 0 0 3 0 0 0 0 0 0 0 13 13 0.00 1.000											PITCHER IP WLS BF H R ER SO BB IBB HBP BLK WP HR S P ERA WHIP

San Francisco Giants @ Philadelphia Phillies
 Veterans Stadium, Philadelphia, PA
 Sun Aug 20 1978, 7:05 PM EDT
 Att: 51,088 - Unknown

livebaseballscores.com

AB 31
 R 3
 H 6
 RBI 3
 BB 3
 SO 6
 LOB 10



Batter	1	2	3	4	5	6	7	8	9
Mike Schmidt, R OBP: 0.355, SLG: 0.427 (1, 5)	0-0 1B 1B	0-0 1B 1B 1-2 3-H		0-0 P6 1B		0-0 1B 2B	0-0 F8		
Larry Bowa, S OBP: 0.325, SLG: 0.389 (1, 6)	0-0 P4 1B	0-0 1B 1-2 2-3		0-0 1B E 1B		0-3 K		0-0 S 2B	
Garry Maddox, R OBP: 0.323, SLG: 0.397 (1, 8)	0-0 1B 1-2	0-3 K		0-0 E5 BB 1B 1-H		0-3 K		0-3 K 2-3	
Greg Luzinski, R OBP: 0.390, SLG: 0.526 Jerry Martin, R OBP: 0.348, SLG: 0.465 (1, 7) (8, PR) (9, 7)	0-3 K		4-0 3B BB	4-0 1-2 BB		4-0 1B IBB		4-0 S IBB	
Richie Hebner, L OBP: 0.382, SLG: 0.495 (1, 3)	0-0 F8		0-0 SF6 3B 1-H	0-0 4-3		0-0 1-2 2-H 1B		0-0 P4 1-2	
Bake McBride, L OBP: 0.311, SLG: 0.347 (1, 9)		0-0 F9	0-0 SF6		0-0 F9	0-0 4-3		0-0 3-1	
Bob Boone, R OBP: 0.344, SLG: 0.446 (1, 2)		0-0 1B 5-3 1B	0-3 K		0-0 F9 2B		0-0 1B		
Ted Sizemore, R OBP: 0.275, SLG: 0.265 (1, 4)		0-0 5-3	0-0 6-3		0-0 F9		0-0 P3		
Dick Ruthven, R OBP: 0.204, SLG: 0.264 Tim McCarver, L OBP: 0.353, SLG: 0.322 Tug McGraw, R OBP: 0.234, SLG: 0.267 Jim Morrison, R OBP: 0.234, SLG: 0.267 Ron Reed, R (8, 1)		0-0 1B 1B 2-3		0-0 5-3	0-0 6-3		0-3 K		

Inning Stats	R: 0	H: 2	E: 0	LOB: 2	K: 1	BB: 0	S: 7	R: 1	H: 4	E: 0	LOB: 3	K: 1	BB: 0	S: 9	R: 2	H: 1	E: 0	LOB: 0	K: 1	BB: 1	S: 6	R: 1	H: 2	E: 1	LOB: 2	K: 0	BB: 1	S: 5	R: 0	H: 1	E: 0	LOB: 1	K: 0	BB: 0	S: 4	R: 1	H: 2	E: 0	LOB: 2	K: 2	BB: 1	S: 9	R: 0	H: 1	E: 0	LOB: 1	K: 1	BB: 0	S: 6	R: 0	H: 1	E: 0	LOB: 3	K: 1	BB: 1	S: 6
--------------	------	------	------	--------	------	-------	------	------	------	------	--------	------	-------	------	------	------	------	--------	------	-------	------	------	------	------	--------	------	-------	------	------	------	------	--------	------	-------	------	------	------	------	--------	------	-------	------	------	------	------	--------	------	-------	------	------	------	------	--------	------	-------	------

PITCHER	IP	WLS	BF	H	R	ER	SO	BB	IBB	HBP	BLK	WP	HR	S	P	ERA	WHIP
Jim Barr, R ERA: 3.6 (1, 1)	5.0	L	28	11	5	4	3	2	0	0	0	0	0	32	40	7.20	2.600
John Curtis, L ERA: 2.67 (6, 1)	3.0		14	3	0	0	4	0	2	0	0	0	0	20	28	0.00	1.000

AB	R	H	RBI	BB	SO	LOB
5	1	3	1	0	0	1
5	1	3	0	0	1	2
5	0	2	0	0	3	5
1	1	0	0	4	1	2
0	0	0	0	0	0	0
5	1	2	2	0	0	6
4	0	0	1	0	0	5
4	1	3	0	0	1	0
4	0	0	0	0	0	3
2	0	1	0	0	0	0
1	0	0	0	0	0	1
0	0	0	0	0	0	0
1	0	0	0	0	1	1
0	0	0	0	0	0	0

WP	PA	ERA	WHIP
0	42		
0			
0			

San Francisco Giants @ Philadelphia Phillies
Veterans Stadium, Philadelphia, PA
Sun Aug 20 1978, 7:05 PM EDT
Att. 51,088 - Unknown

livebaseballscores.com

AB	37
R	5
H	14
RBI	4
BB	4
SO	7
LOB	26



Batter	1	2	3	4	5	6	7	8	9	10	11	AB R H RBI BB SO LOB	TOP																
Larry Herndon, R OBP: 0.331, SLG: 0.364 (1, 8)	0-3 K	0-0 SF9		0-3 K			0-0 6-3		0-0 FC6-4		0-0 F6-4-3	5 0 0 1 0 2 4																	
Darrell Evans, L OBP: 0.373, SLG: 0.388 (1, 5)	0-0 F9	4-0 BB				0-0 G3	0-3 K			0-3 K		4 0 0 0 1 2 0																	
Jack Clark, R OBP: 0.359, SLG: 0.530 (1, 9)	0-0 E 1B 2B	0-0 F8				0-0 E S 1B	0-0 F7			0-0 CS 1B		5 1 3 0 0 0 2																	
Mike Ivie, R OBP: 0.357, SLG: 0.478 (1, 7) (11, 3)	0-0 E5 1B 2-3					0-3 K 1-3		0-0 5-3		0-0 F4		5 0 0 0 0 1 3																	
Willie McCovey, L OBP: 0.303, SLG: 0.408 Terry Whitfield, L OBP: 0.345, SLG: 0.422 (1, 3) (11, PR) (11, 7)	0-0 FC6-4 1B			0-0 6-3		0-3 K		0-3 K			0-0 SH5-4 SH 3B 1B	5 0 2 1 0 2 1 0 1 0 0 0 0 0																	
Marc Hill, R OBP: 0.324, SLG: 0.285 (1, 2)	0-0 FC6-4			0-0 5-3				0-3 K		0-3 K		4 1 0 0 0 2 2																	
Johnnie LeMaster, R OBP: 0.298, SLG: 0.340 (1, 6)		0-0 E1 1B SF9 1B				0-0 F4-3 S 1B		0-0 F8		0-0 FC6-4 1B		4 1 3 0 0 0 0																	
Rob Andrews, R OBP: 0.329, SLG: 0.333 (1, 4)		0-0 BB 1B				0-0 F4-3		4-0 BB		0-3 K		4 0 2 2 1 1 2																	
Vida Blue, S OBP: 0.234, SLG: 0.154 Hector Cruz, R OBP: 0.280, SLG: 0.335 Randy Moffitt, R OBP: 0.250, SLG: 0.143 Bill Madlock, R OBP: 0.380, SLG: 0.496 John Montefusco, R OBP: 0.156, SLG: 0.066 Gary Lavelle, S OBP: 0.067, SLG: 0.067 (1, 1) (9, PH) (9, 1) (11, PH) (11, PR) (11, 1)		0-3 K				0-3 K		0-3 K		0-0 F8		3 0 0 0 0 0 3 4 1 0 0 0 0 0 0 1 0 0 0 0 0 0 0 0 0 0 0 0 0 1 0 0 0 0 0 0 0 0 0 0 0 0 0 0 0 0 0 0																	
Inning Stats	R: 1 E: 1 K: 1 S: 8	H: 2 LOB: 2 BB: 0 P: 8	R: 1 E: 1 K: 1 S: 7	H: 2 LOB: 2 BB: 1 P: 11	R: 0 E: 0 K: 0 S: 3	H: 0 LOB: 0 BB: 0 P: 3	R: 0 E: 0 K: 2 S: 8	H: 1 LOB: 1 BB: 0 P: 8	R: 0 E: 0 K: 2 S: 8	H: 1 LOB: 1 BB: 0 P: 8	R: 0 E: 0 K: 2 S: 7	H: 0 LOB: 1 BB: 1 P: 11	R: 0 E: 0 K: 1 S: 5	H: 0 LOB: 0 BB: 0 P: 5	R: 0 E: 0 K: 2 S: 7	H: 0 LOB: 0 BB: 0 P: 7	R: 0 E: 0 K: 1 S: 6	H: 1 LOB: 1 BB: 0 P: 6	R: 0 E: 0 K: 1 S: 5	H: 1 LOB: 0 BB: 0 P: 5	R: 2 E: 0 K: 0 S: 5	H: 2 LOB: 2 BB: 1 P: 9	1B: 8 2B: 1 3B: 1 HR: 0	SF: 1 SAC: 2 DP: 1 HBP: 0	WP: 0 PB: 0 SB: 2 CS: 1	PA: 46			
PITCHER	IP WLS BF H R ER SO BB IBB HBP BLK WP HR S P ERA WHIP												IP WLS BF H R ER SO BB IBB HBP BLK WP HR S P ERA WHIP																
Jerry Koosman, L ERA: 3.67 (1, 1)	10.0	40	8	2	0	13	2	0	0	0	0	0	0	0	64	72	0.00	1.000											
Kevin Kobel, L ERA: 2.43 (11, 1)	1.0	L	6	2	2	0	0	1	0	0	0	0	0	0	5	9	18.00	2.000											

San Francisco Giants @ New York Mets
Shea Stadium, Flushing, NY
Mon Aug 21 1978, 7:05 PM EDT
Att. 16,605 - Unknown

livebaseballscorecards.com

AB	40
R	4
H	10
RBI	4
BB	3
SO	13
LOB	19



Batter	1	2	3	4	5	6	7	8	9	10	11	AB R H RBI BB SO LOB	BOTTOM				
Elliott Maddox, R (1, 8) OBP: 0.383, SLG: 0.355	0-0 G4-6-3 1B		0-0 5-3		0-0 F9		0-0 F9			0-0 WP 1B		5 0 2 0 0 0 1	San Francisco Giants @ New York Mets Shea Stadium, Flushing, NY Mon Aug 21 1978, 7:05 PM EDT Att. 16,605 - Unknown				
Tim Lincecum, R (1, 6) OBP: 0.280, SLG: 0.315	0-0 G4-6-3		0-0 F8		0-0		0-0		0-0 P3	0-3 K		4 0 1 0 0 0 1					
Lee Mazzilli, S (10, PH) OBP: 0.345, SLG: 0.409	1-2				0-0 1B					1-2 K		1 0 0 0 0 1 1					
Kevin Kobel, R (11, 1) OBP: 0.214, SLG: 0.154												0 0 0 0 0 0 0					
Steve Henderson, R (1, 7) OBP: 0.343, SLG: 0.414	0-0 6-3		4-0 E S BB		0-0 6-3		0-0		0-0 1-3	0-3 K		4 0 0 0 1 1 2					
Willie Montanez, L (1, 3) OBP: 0.321, SLG: 0.405		0-0 4-3	0-0 6-3		0-0 L5		0-0		0-0 4-3		0-0 6-3	5 0 0 0 0 0 1					
John Stearns, R (1, 2) OBP: 0.381, SLG: 0.443		0-0 3B 2B		0-0 L6		0-0 6-3			0-0 4-3		0-0 P4	5 1 1 0 0 0 0					
Joel Youngblood, R (1, 9) OBP: 0.288, SLG: 0.470		0-0 2H 1B 3B		0-3 K		0-0 5-3			0-3 K		0-0 L8	5 1 1 1 0 2 0					
Lenny Randle, S (1, 5) OBP: 0.341, SLG: 0.325		0-0 CS 1B		4-0 BB		0-0	0-0 4-3		0-0 E3			3 0 1 1 1 0 0					
Doug Flynn, R (1, 4) OBP: 0.274, SLG: 0.268	0-0 1-2 1B		0-0 F6		0-0 F6		0-0 SH3-4 1B		0-0 F6-3			4 0 2 0 0 0 2					
Jerry Koosman, R (1, 1) OBP: 0.100, SLG: 0.150		0-0 6-3		0-0 F2		0-0	0-0 SH3-4		0-0 F7			2 0 0 0 0 0 1					
Bruce Boicclair, L (10, PH) OBP: 0.307, SLG: 0.333												1 0 0 0 0 0 0					
Sergio Ferrer, S (11, 6) OBP: 0.250, SLG: 0.143												0 0 0 0 0 0 0					
Inning Stats	R: 0 H: 1 E: 0 LOB: 0 K: 0 BB: 0 S: 3 P: 3	R: 2 H: 4 E: 0 LOB: 1 K: 0 BB: 0 S: 6 P: 6	R: 0 H: 0 E: 0 LOB: 1 K: 0 BB: 1 S: 3 P: 7	R: 0 H: 0 E: 0 LOB: 1 K: 1 BB: 1 S: 5 P: 9	R: 0 H: 1 E: 0 LOB: 1 K: 0 BB: 0 S: 4 P: 4	R: 0 H: 0 E: 0 LOB: 0 K: 0 BB: 0 S: 3 P: 3	R: 0 H: 1 E: 0 LOB: 1 K: 0 BB: 0 S: 4 P: 4	R: 0 H: 0 E: 0 LOB: 0 K: 0 BB: 0 S: 3 P: 3	R: 0 H: 0 E: 1 LOB: 1 K: 1 BB: 0 S: 6 P: 6	R: 0 H: 1 E: 0 LOB: 1 K: 2 BB: 0 S: 8 P: 8	R: 0 H: 0 E: 0 LOB: 0 K: 0 BB: 0 S: 3 P: 3	1B: 6 SF: 0 2B: 1 SAC: 1 3B: 1 DP: 1 HR: 0 HBP: 0	WP: 1 PA: 42 PB: 0 SB: 1 CS: 1				
PITCHER	IP WLS BF H R ER SO BB IBB HBP BLK WP HR S P ERA WHIP																
Vida Blue, L (1, 1) ERA: 2.66	8.0	31	7	2	2	1	2	0	0	0	0	0	0	31	39	2.25	1.125
Randy Moffitt, R (9, 1) ERA: 3.39	2.0	W 8	1	0	0	3	0	0	0	0	1	0	14	14	0.00	0.500	
Gary Lavelle, L (11, 1) ERA: 2.94	1.0	S 3	0	0	0	0	0	0	0	0	0	0	3	3	0.00	0.000	

livebaseballscores.com

AB	39
R	2
H	8
RBI	2
BB	2
SO	4
LOB	9



Batter	1	2	3	4	5	6	7	8	9	AB R H RBI BB SO LOB	TOP			
Terry Whitfield, L (1, 7) OBP: 0.345, SLG: 0.420	0-0 BB 1B SF9 1B		F8		0-0 5-3			0-3 K		4 1 1 0 1 1 0				
Jim Dwyer, L (1, 8) OBP: 0.339, SLG: 0.352 (8, 3)	0-0 F9		F9			0-0 F5-4-3 1B		0-0 SF8 3B		5 1 2 0 0 0 4				
Jack Clark, R (1, 9) OBP: 0.363, SLG: 0.532	0-0 BB 1-2 1B		0-0 1B HR 1B	0-0 BB 1B		0-0 F5-4-3 1-2		4-0 FC4-6 IBB		4 1 3 0 1 0 1				
Willie McCovey, L (1, 3) OBP: 0.305, SLG: 0.407 Larry Herndon, R (8, 8) OBP: 0.331, SLG: 0.364	4-0 1-2 2-3 BB		0-0 1-3 HR 1B	0-0 F8		0-3 K		0-0 SF8		3 1 1 1 1 1 1 0 0 0 0 0 0 0				
Darrell Evans, L (1, 5) OBP: 0.375, SLG: 0.399	0-0 SF9		0-0 1-H 3-H HR	4-0 1-2 BB		0-0 FC3-5 2B		0-0 FC4-6 1-2f		3 1 2 4 1 0 1				
John Tamargo, S (1, 2) OBP: 0.386, SLG: 0.326	0-0 L9		0-0 HR	0-0 F7		0-0 FC3-5 E 2-3		0-0 F4-3		5 1 1 1 0 0 5				
Roger Metzger, S (1, 6) OBP: 0.294, SLG: 0.287		0-0 F8	0-0 1B 2B	0-0 F8		0-0 F7		0-0 F8		5 1 1 0 0 0 3				
Rob Andrews, R (1, 4) OBP: 0.331, SLG: 0.331		0-0 F4-3	4-0 BB 1B BB		0-0 6-3		0-0 E7 1-3		0-0 1B	4 0 1 0 1 0 1				
Ed Halicki, R (1, 1) OBP: 0.143, SLG: 0.125 John Curtis, L (9, 1) Randy Moffitt, R (9, 1) OBP: 0.250, SLG: 0.143		0-0 6-3	0-0 BB 1B		0-0 F4		0-0 5-3		0-0 F7	5 0 1 1 0 0 3 0 0 0 0 0 0 0 0 0 0 0 0 0 0				
Inning Stats	R: 1 H: 2 E: 0 LOB: 2 K: 0 BB: 1 S: 5 P: 9	R: 0 H: 0 E: 0 LOB: 0 K: 0 BB: 0 S: 3 P: 3	R: 5 H: 6 E: 0 LOB: 3 K: 0 BB: 2 S: 9 P: 17	R: 0 H: 1 E: 0 LOB: 2 K: 0 BB: 1 S: 4 P: 8	R: 0 H: 0 E: 0 LOB: 0 K: 0 BB: 0 S: 3 P: 3	R: 0 H: 1 E: 0 LOB: 0 K: 1 BB: 0 S: 5 P: 5	R: 0 H: 1 E: 1 LOB: 2 K: 0 BB: 0 S: 5 P: 5	R: 1 H: 1 E: 0 LOB: 1 K: 1 BB: 1 S: 6 P: 10	R: 0 H: 1 E: 0 LOB: 1 K: 0 BB: 0 S: 4 P: 4	1B: 8 SF: 2 2B: 2 SAC: 0 3B: 1 DP: 1 HR: 2 HBP: 0	WP: 0 PA: 45 PB: 0 SB: 0 CS: 0			
PITCHER	IP WLS BF H R ER SO BB IBB HBP BLK WP HR S P ERA WHIP												PITCHER	IP WLS BF H R ER SO BB IBB HBP BLK WP HR S P ERA WHIP
Nino Espinosa, R (1, 1) ERA: 4.79	2.2 L 17 7 6 6 0 2 0 0 0 0 0 2 15 23 20.25 3.375													
Dwight Bernard, R (3, 1) ERA: 3.25	3.1 14 3 0 0 1 2 0 0 0 0 0 0 14 22 0.00 1.500													
Kevin Kobel, L (7, 1) ERA: 2.45	3.0 14 3 1 1 1 0 1 0 0 0 0 0 15 19 3.00 1.000													

San Francisco Giants @ New York Mets
 Shea Stadium, Flushing, NY
 Tue Aug 22 1978, 7:05 PM EDT
 Att: 15,937 - Unknown

AB	38
R	7
H	13
RBI	7
BB	5
SO	2
LOB	19



WP: 0	PA: 45
PB: 0	
SB: 0	
CS: 0	

BOTTOM

San Francisco Giants @ New York Mets
Shea Stadium, Flushing, NY
Tue Aug 22 1978, 7:05 PM EDT
Att. 15,937 - Unknown

livebaseballscorecards.com

AB 38
R 4
H 12
RBI 4
BB 2
SO 5
LOB 17



WP: 0 PA: 41
PB: 0
SB: 2
CS: 0

AB R H RBI BB SO LOB

4	2	1	0	1	1	3
5	1	3	0	0	0	1
4	1	1	1	1	0	3
5	0	2	3	0	1	3
5	0	1	0	0	0	4
4	0	0	0	0	1	1
4	0	1	0	0	0	0
4	0	2	0	0	0	1
0	0	0	0	0	0	0
1	0	1	0	0	0	0
1	0	0	0	0	1	1
0	0	0	0	0	0	0
1	0	0	0	0	1	0

Batter	1	2	3	4	5	6	7	8	9
Lee Mazzilli, S OBP: 0.345, SLG: 0.407 (1, 8)	4-0 6-3 3B BB	0-0 F8		0-3 K			0-0 E1 1B		0-0 BB 1B 1B
Tim Foli, R OBP: 0.285, SLG: 0.322 (1, 6)	0-0 6-3 1-2		0-0 F4		0-0 F8 2B		0-0 G6-4-3 1B		0-0 BB 1B 1B
Steve Henderson, R OBP: 0.343, SLG: 0.417 (1, 7)	0-0 4-3 3B		0-0 F9		0-0 F8		0-0 P4		4-0 BB 1B BB
Willie Montanez, L OBP: 0.322, SLG: 0.405 (1, 3)	0-0 4-3 3B		0-0 1B		0-3 K		0-0 G6-4-3 1-2f		0-0 BB 1B
John Stearns, R OBP: 0.379, SLG: 0.440 (1, 2)	0-0 1B		0-0 F7		0-0 5-3		0-0 5-3		0-0 F8
Bruce Boisclair, L OBP: 0.301, SLG: 0.326 (1, 9)	0-0 F6 1-2		0-3 K		0-0 4-3		0-0 F7		0-0 F7
Lenny Randle, S OBP: 0.340, SLG: 0.324 (1, 5)		0-0 F9		0-0 F8		0-0 S 1B		0-0 F8	
Doug Flynn, R OBP: 0.276, SLG: 0.270 (1, 4)		0-0 SH1-4 1B		0-0 1B 1B		0-0 F5-3 1-2		0-0 F4	
Nino Espinosa, R OBP: 0.222, SLG: 0.264 Dwight Bernard, R OBP: 0.500, SLG: 0.333 Tom Grieve, R OBP: 0.269, SLG: 0.314 Kevin Kobel, R OBP: 0.214, SLG: 0.154 Ed Kranepool, L OBP: 0.275, SLG: 0.300 (1, 1) (3, 1) (6, PH) (7, 1) (9, PH)		0-0 SH1-4		0-0 1B		0-3 K		0-3 K	

Inning Stats	R: 2 E: 0 K: 5 S: 5	H: 2 LOB: 1 BB: 1 P: 9	R: 0 E: 0 K: 4 S: 4	H: 1 LOB: 1 BB: 0 P: 4	R: 0 E: 0 K: 4 S: 4	H: 1 LOB: 1 BB: 0 P: 4	R: 0 E: 0 K: 2 S: 9	H: 2 LOB: 2 BB: 0 P: 9	R: 0 E: 0 K: 1 S: 6	H: 1 LOB: 1 BB: 0 P: 6	R: 0 E: 1 K: 0 S: 4	H: 1 LOB: 1 BB: 0 P: 4	R: 0 E: 0 K: 0 S: 3	H: 0 LOB: 0 BB: 0 P: 3	R: 2 E: 0 K: 1 S: 8	H: 3 LOB: 2 BB: 1 P: 12	1B: 10 2B: 1 3B: 1 HR: 0	SF: 0 SAC: 1 DP: 1 HBP: 0
--------------	------------------------------	---------------------------------	------------------------------	---------------------------------	------------------------------	---------------------------------	------------------------------	---------------------------------	------------------------------	---------------------------------	------------------------------	---------------------------------	------------------------------	---------------------------------	------------------------------	----------------------------------	-----------------------------------	------------------------------------

PITCHER	IP	WLS	BF	H	R	ER	SO	BB	IBB	HBP	BLK	WP	HR	S	P	ERA	WHIP
Ed Halicki, R ERA: 2.81 (1, 1)	8.2	W	39	11	4	4	5	2	0	0	0	0	0	47	55	4.15	1.500
John Curtis, L ERA: 2.67 (9, 1)	0.0		1	1	0	0	0	0	0	0	0	0	0	1	1	∞	∞
Randy Moffitt, R ERA: 3.38 (9, 1)	0.1	S	1	0	0	0	0	0	0	0	0	0	0	1	1	0.00	0.000

Batter	1	2	3	4	5	6	7	8	9	AB R H RBI BB SO LOB	TOP																									
Terry Whitfield, L (1, 7) OBP: 0.344, SLG: 0.416	0-0 3-1		0-0 G3		0-0 6-3		0-0 F9		4-0 IBB	4 0 0 0 1 0 2																										
Jim Dwyer, L (1, 8) OBP: 0.330, SLG: 0.341	0-0 F8		0-0 F9			0-0 F9		0-0 F9	0-0 G3	5 0 0 0 0 0 3																										
Gary Lavelle, S (9, 1) OBP: 0.067, SLG: 0.067										0 0 0 0 0 0 0																										
Jack Clark, R (1, 9) OBP: 0.364, SLG: 0.531	0-3 K			0-0 S 1B		0-0 S 1B		0-0 F7		4 0 2 0 0 1 0																										
Willie McCovey, L (1, 3) OBP: 0.304, SLG: 0.408		0-0 F9 1B 2B		0-3 S K 1-2		0-0 S F7		0-0 F3		4 1 1 0 0 1 2																										
Larry Herndon, R (9, 8) OBP: 0.331, SLG: 0.364										0 0 0 0 0 0 0																										
Darrell Evans, L (1, 5) OBP: 0.374, SLG: 0.398	0-0 F9		0-0 F9		0-0 F9		0-0 1-3 1B		0-0 F5	4 0 1 0 0 0 2																										
John Tamargo, S (1, 2) OBP: 0.377, SLG: 0.306		0-0 2-3		0-0 F9		0-0 F9		0-0 1-3 1B																												
Johnnie LeMaster, R (9, PR) OBP: 0.298, SLG: 0.340		0-0 G3		0-0 F9		0-0 F8			4-0 SH1-3 2B BB	3 0 0 0 1 0 4																										
Roger Metzger, S (1, 6) OBP: 0.297, SLG: 0.288		0-0 3-H 1B			4-0 B F4-3 BLK BB		0-0 6-3		0-0 SH1-3	2 0 1 1 1 0 0																										
Rob Andrews, R (1, 4) OBP: 0.325, SLG: 0.324		0-0 L9					0-0 5-3		4-0 2B IBB	3 0 0 0 0 0 2																										
Mike Ivie, R (9, PH) OBP: 0.360, SLG: 0.478										0 0 0 0 1 0 0																										
Bob Knepper, L (1, 1) OBP: 0.141, SLG: 0.095			0-3 S K		0-0 F2		4-0 B BB		0-0 2B	2 0 0 0 1 1 1																										
Marc Hill, R (9, PH) OBP: 0.326, SLG: 0.291									1-3 2-H	1 0 1 1 0 0 0																										
Inning Stats	R: 0 E: 0 K: 1 S: 5	H: 0 LOB: 0 BB: 0 P: 5	R: 1 E: 0 K: 0 S: 5	H: 2 LOB: 1 BB: 0 P: 5	R: 0 E: 0 K: 1 S: 5	H: 0 LOB: 0 BB: 0 P: 5	R: 0 E: 0 K: 1 S: 6	H: 1 LOB: 1 BB: 0 P: 6	R: 0 E: 0 K: 0 S: 3	H: 0 LOB: 1 BB: 1 P: 7	R: 0 E: 0 K: 0 S: 5	H: 2 LOB: 2 BB: 0 P: 5	R: 0 E: 0 K: 0 S: 3	H: 0 LOB: 1 BB: 1 P: 7	R: 0 E: 0 K: 0 S: 3	H: 0 LOB: 0 BB: 0 P: 3	R: 1 E: 0 K: 0 S: 4	H: 1 LOB: 3 BB: 3 P: 16	1B: 4 2B: 2 3B: 0 HR: 0	SF: 0 SAC: 1 DP: 0 HBP: 0	WP: 0 PB: 0 SB: 1 CS: 0	PA: 38														
PITCHER	IP WLS BF H R ER SO BB IBB HBP BLK WP HR S P ERA WHIP																				ERA WHIP															
Tom Hausman, R (1, 1) ERA: 5.85	8.0		31	5	1	1	3	2	0	0	1	0	0	35	43	1.12	0.875																			
Skip Lockwood, R (9, 1) ERA: 3.51	0.1	L	2	0	1	1	0	1	0	0	0	0	0	1	5	27.00	3.000																			
Dale Murray, R (9, 1) ERA: 4.04	0.2		5	1	0	0	0	0	2	0	0	0	0	3	11	0.00	1.500																			

San Francisco Giants @ New York Mets
Shea Stadium, Flushing, NY
Wed Aug 23 1978, 3:33 AM EDT
Att. 14,383 - Unknown

AB	32
R	2
H	6
RBI	2
BB	5
SO	3
LOB	16



Batter	1	2	3	4	5	6	7	8	9	AB	R	H	RBI	BB	SO	LOB											
Dave Cash, R OBP: 0.297, SLG: 0.316 (1, 4)	0-0 F8	0-0 FC6-4 1B		0-0 F9		0-0 F9		0-0 5-3	0-3 K	6	0	1	0	0	1	2											
Andre Dawson, R OBP: 0.311, SLG: 0.458 (1, 8)	0-3 K	0-0 FC6-4		0-0 F9			0-0 HR	0-0 S 2B 1B		5	2	2	1	0	1	2											
Ellis Valentine, R OBP: 0.334, SLG: 0.491 (1, 9)	0-0 E6 1B		0-3 K	0-0 1-3			0-0 HR	0-0 F3		5	1	1	1	0	1	1											
Tony Perez, R OBP: 0.337, SLG: 0.447 (1, 3)	0-0 1-2 1B		0-3 K		0-0 F8		0-0 1B 1B	0-0 1-H 1B 2B		5	2	3	1	0	1	0											
Warren Cromartie, L OBP: 0.342, SLG: 0.422 (1, 7)	0-0 F8		0-0 BB 1B		0-0 5-3		0-3 K	0-0 2-H CS 1B		5	0	2	1	0	1	3											
Gary Carter, R OBP: 0.330, SLG: 0.409 (1, 2)		0-0 F8	4-0 BB 1-2 BB		0-0 S 1B		0-0 1-3 1B 1B	0-0 CS 1-2	0-0 E5 SH3 E	4	0	2	0	1	0	0											
Larry Parrish, R OBP: 0.311, SLG: 0.446 (1, 5)		0-0 E 1B 1B	0-3 K		0-3 K 1-2		0-3 K		0-0 E1 SH3 1-2	5	1	1	0	0	3	6											
Chris Speier, R OBP: 0.335, SLG: 0.338 (1, 6)		0-0 E4 1B 1-3		0-0 HR 1B		0-0 F8	0-0 1-2 3-H 1B		0-0 SH3 1-2 2-3	4	1	2	1	0	0	1											
Dan Schatzeder, L OBP: 0.303, SLG: 0.438 Mike Garman, R (8, 1) Darold Knowles, L OBP: 0.200, SLG: 0.200 Stan Bahnsen, R OBP: 0.111, SLG: 0.111 (8, 1)		0-0 1B 1-2 3-H 1B		0-0 HR		0-0 G1	0-3 K		0-3 K	4	1	2	3	0	1	2											
Inning Stats	R: 0 E: 1 K: 1 S: 7	H: 1 LOB: 2 BB: 0 P: 7	R: 1 E: 1 K: 0 S: 6	H: 3 LOB: 2 BB: 0 P: 6	R: 0 E: 0 K: 3 S: 10	H: 1 LOB: 2 BB: 1 P: 14	R: 2 E: 0 K: 0 S: 5	H: 2 LOB: 0 BB: 0 P: 5	R: 0 E: 0 K: 1 S: 6	H: 1 LOB: 1 BB: 0 P: 6	R: 0 E: 0 K: 0 S: 3	H: 0 LOB: 0 BB: 0 P: 3	R: 3 E: 0 K: 3 S: 14	H: 5 LOB: 2 BB: 0 P: 14	R: 2 E: 0 K: 0 S: 5	H: 3 LOB: 0 BB: 0 P: 5	R: 0 E: 2 K: 2 S: 9	H: 0 LOB: 2 BB: 0 P: 9	1B: 12 2B: 1 3B: 0 HR: 3	SF: 0 SAC: 1 DP: 0 HBP: 0	WP: 0 PB: 0 SB: 2 CS: 1	PA: 47					
PITCHER	IP	WLS	BF	H	R	ER	SO	BB	IBB	HBP	BLK	WP	HR	S	P	ERA	WHIP										
John Montefusco, R ERA: 3.82 (1, 1)	5.0		25	8	3	2	5	1	0	0	0	0	1	34	38	3.60	1.800										
Greg Minton, R ERA: 7.62 (6, 1)	1.0	L	6	3	3	3	0	0	0	0	0	0	2	6	6	27.00	3.000										
John Curtis, L ERA: 2.65 (7, 1)	0.1		2	1	0	0	1	0	0	0	0	0	0	4	4	0.00	3.000										
Charlie Williams, R ERA: 4.6 (7, 1)	1.2		8	4	2	2	2	0	0	0	0	0	0	12	12	10.80	2.400										
Randy Moffitt, R ERA: 3.33 (9, 1)	1.0		5	0	0	0	2	0	0	0	0	0	0	9	9	0.00	0.000										

TOP


Montreal Expos @ San Francisco Giants
Candlestick Park, San Francisco, CA

Fri Aug 25 1978, 10:05 PM EDT
Att. 15,368 - Unknown

AB	44
R	8
H	16
RBI	8
BB	1
SO	10
LOB	19



livebaseballscorecards.com

Batter	1	2	3	4	5	6	7	8	9	AB R H RBI BB SO LOB	TOP																															
Dave Cash, R OBP: 0.298, SLG: 0.317 (1, 4) X	0-0 1-3		0-0 2B 1B		0-0 FC6-4 1B		0-0 4-3			4 0 2 0 0 0 0	<p>Montreal Expos @ San Francisco Giants Candlestick Park, San Francisco, CA</p> <p>Sat Aug 26 1978, 6:33 AM EDT Att: 16,235 - Unknown</p> <p>livebaseballscorecards.com</p> <table border="1"> <tr><td>AB</td><td>33</td></tr> <tr><td>R</td><td>1</td></tr> <tr><td>H</td><td>6</td></tr> <tr><td>RBI</td><td>1</td></tr> <tr><td>BB</td><td>2</td></tr> <tr><td>SO</td><td>3</td></tr> <tr><td>LOB</td><td>14</td></tr> </table> 	AB	33	R	1	H	6	RBI	1	BB	2	SO	3	LOB	14																	
AB	33																																									
R	1																																									
H	6																																									
RBI	1																																									
BB	2																																									
SO	3																																									
LOB	14																																									
Andre Dawson, R OBP: 0.309, SLG: 0.454 (1, 8) X	0-0 F4		0-3 K		0-0 FC6-4 1-2f		0-0 6-3			4 0 0 0 0 1 2																																
Ellis Valentine, R OBP: 0.333, SLG: 0.492 (1, 9) X	0-0 5-3		0-0 1-H 2B		0-0 F3			0-0 4-3		4 0 1 0 0 0 1																																
Tony Perez, R OBP: 0.334, SLG: 0.443 (1, 3) X		0-0 2B FC3-2	0-3 K		0-0 F9			0-0 F9		4 0 0 0 0 1 2																																
Warren Cromartie, L OBP: 0.340, SLG: 0.418 (1, 7) X		0-0 F7		0-0 F8		0-0 6-3		0-3 K		4 0 0 0 0 1 1																																
Gary Carter, R OBP: 0.333, SLG: 0.421 (1, 2) X		0-0 FC3-2 1-3 2B		0-0 S 1B		0-0 HR		0-0 F8		4 1 3 1 0 0 0																																
Larry Parrish, R OBP: 0.308, SLG: 0.442 (1, 5) X		0-0 FC3-2 BB		0-0 F8		0-0 5-3		0-0 F8		4 0 0 0 0 0 3																																
Chris Speier, R OBP: 0.336, SLG: 0.337 (1, 6) X		4-0 BB 1-2		4-0 BB 1-2		0-0 F7		0-0 F9		2 0 0 0 2 0 0																																
Woodie Fryman, R OBP: 0.064, SLG: 0.109 Wayne Twitchell, R OBP: 0.167, SLG: 0.091 Del Unser, L OBP: 0.299, SLG: 0.285 Mike Garman, R (7, 1)	0-0 F7		0-0 1-3		0-0 F8		0-0 F8			2 0 0 0 0 0 5 0 0 0 0 0 0 0 1 0 0 0 0 0 0 0 0 0 0 0 0 0																																
Inning Stats	R: 0 E: 0 K: 0 S: 3	H: 0 LOB: 0 BB: 0 P: 3	R: 0 E: 1 K: 0 S: 5	H: 1 LOB: 3 BB: 1 P: 9	R: 0 E: 0 K: 2 S: 8	H: 2 LOB: 1 BB: 0 P: 8	R: 0 E: 0 K: 0 S: 4	H: 1 LOB: 2 BB: 1 P: 8	R: 0 E: 0 K: 0 S: 4	H: 1 LOB: 1 BB: 0 P: 4	R: 1 E: 0 K: 0 S: 4	H: 1 LOB: 0 BB: 0 P: 4	R: 0 E: 0 K: 1 S: 3	H: 0 LOB: 0 BB: 0 P: 3	R: 0 E: 0 K: 0 S: 5	H: 0 LOB: 0 BB: 0 P: 5	R: 0 E: 0 K: 0 S: 3	H: 0 LOB: 0 BB: 0 P: 3	1B: 3 2B: 2 3B: 0 HR: 1	SF: 0 SAC: 0 DP: 0 HBP: 0	WP: 0 PB: 0 SB: 1 CS: 0	PA: 35																				
PITCHER Jim Barr, R ERA: 3.43 (1, 1)	IP 9.0	WLS W	BF 35	H 6	R 1	ER 1	SO 3	BB 2	IBB 0	HBP 0	BLK 0	WP 0	HR 1	S 39	P 47	ERA 1.00	WHIP 0.889								PITCHER	IP 9.0	WLS W	BF 35	H 6	R 1	ER 1	SO 3	BB 2	IBB 0	HBP 0	BLK 0	WP 0	HR 1	S 39	P 47	ERA 1.00	WHIP 0.889

Batter	1	2	3	4	5	6	7	8	9	AB	R	H	RBI	BB	SO	LOB
Larry Herndon, R (1, 8) OBP: 0.330, SLG: 0.362	0-0 F4		0-0 5-3		0-0 1B BB 1B		0-0 6-3			4	1	1	0	0	0	0
Darrell Evans, L (1, 5) OBP: 0.375, SLG: 0.411	0-0 L6		0-0 F9		0-0 BB BB 1B		0-0 G3			4	0	1	0	0	0	0
Jack Clark, R (1, 9) OBP: 0.366, SLG: 0.534	0-0 F7		0-0 L5		4-0 BB BB		0-0 E 1B			3	1	1	0	1	0	0
Mike Ivie, R (1, 3) OBP: 0.357, SLG: 0.468		0-0 5-3		0-0 5-3	0-3 K		0-0 E5			4	0	0	0	0	1	3
Hector Cruz, R (1, 7) OBP: 0.291, SLG: 0.362		0-0 2B		0-0 HR	4-0 BB		0-0 5-3			3	2	2	2	1	0	1
Marc Hill, R (1, 2) OBP: 0.322, SLG: 0.286		0-3 K		0-0 2B 1B	0-0 F4			0-0 4-3		4	0	1	0	0	1	4
Johnnie LeMaster, R (1, 6) OBP: 0.302, SLG: 0.351		0-0 WP 2B		0-0 2B		0-0 CS 1B		0-0 F9		4	0	3	1	0	0	0
Rob Andrews, R (1, 4) OBP: 0.323, SLG: 0.317		4-0 WP BB		0-0 6-3		0-0 F8		0-0 1B		3	0	1	0	1	0	2
Jim Barr, R (1, 1) OBP: 0.116, SLG: 0.116		0-0 5-3			0-0 1-3		0-0 F9		0-3 K	4	0	0	0	0	1	3

Inning Stats	R: 0	H: 0	E: 0	K: 0	S: 3	R: 1	H: 2	E: 0	K: 1	S: 7	R: 0	H: 0	E: 0	K: 0	S: 3	R: 1	H: 3	E: 0	K: 0	S: 5	R: 1	H: 2	E: 0	K: 1	S: 7	R: 0	H: 1	E: 0	K: 0	S: 3	R: 1	H: 1	E: 1	K: 0	S: 5	R: 0	H: 1	E: 0	K: 1	S: 6	R: 0	H: 1	E: 0	K: 1	S: 6
	0	0	0	0	3	1	2	0	1	7	0	0	0	0	3	0	3	1	0	0	5	0	2	0	0	7	0	1	0	1	0	1	1	0	5	0	1	0	6	0	1	0	6		

PITCHER	IP	WLS	BF	H	R	ER	SO	BB	IBB	HBP	BLK	WP	HR	S	P	ERA	WHIP
Woodie Fryman, L (1, 1) ERA: 3.63	4.1	L	20	7	3	3	1	1	0	0	0	1	1	21	25	6.23	1.846
Wayne Twitchell, R (5, 1) ERA: 5.55	1.2		7	1	0	0	1	2	0	0	0	0	0	7	15	0.00	1.800
Mike Garman, R (7, 1) ERA: 5.28	2.0		9	2	1	0	1	0	0	0	0	0	0	11	11	0.00	1.000

BOTTOM

Montreal Expos @ San Francisco Giants
Candlestick Park, San Francisco, CA

Sat Aug 26 1978, 6:33 AM EDT
Att. 16,235 - Unknown

livebaseballscorecards.com

AB	33
R	4
H	10
RBI	3
BB	3
SO	3
LOB	13

GIANTS

1B:	6	SF:	0	WP:	1	PA:	36
2B:	3	SAC:	0	PB:	0		
3B:	0	DP:	0	SB:	0		
HR:	1	HBP:	0	CS:	1		

Batter	1	2	3	4	5	6	7	8	9	10	AB R H RBI BB SO LOB	TOP													
Dave Cash, R OBP: 0.299, SLG: 0.317 (1, 4)	4-0 2B G3 BB		X 0-0 F9 ①		X 0-0 F9 ③			X 0-0 6-3 1-2		X 0-0 7-4 S 1B	4 1 1 1 1 0 2														
Andre Dawson, R OBP: 0.310, SLG: 0.454 (1, 8)	0-0 G3 1-3 2B		0-3 K ②			X 0-0 6-3 ①		X 0-0 F9 ③		H 1-0 HBP	4 0 1 0 0 1 1														
Ellis Valentine, R OBP: 0.332, SLG: 0.487 (1, 9)	4-0 G3 BB		X 0-0 F3 ③			0-3 K ②			X 0-0 F3 ①	X 0-0 7-4 ② ③	4 0 0 0 1 1 2														
Tony Perez, R OBP: 0.333, SLG: 0.443 (1, 3)	0-0 G3 1-2 2-3 3-H			X 0-0 4-3 ①		0-3 K ③			X 0-0 2B		4 0 1 1 0 1 2														
Warren Cromartie, L OBP: 0.337, SLG: 0.415 (1, 7)	0-3 K ②			X 0-0 1-3 ②			X 0-0 F5 ①		X 0-0 F5 ②		4 0 0 0 0 1 3														
Gary Carter, R OBP: 0.333, SLG: 0.418 (1, 2)	0-3 K ③			X 0-0 4-3 ③			X 0-0 5-3 ②			4-0 IBB	3 0 0 0 1 1 2														
Larry Parrish, R OBP: 0.307, SLG: 0.440 Stan Papi, R OBP: 0.324, SLG: 0.340 (1, 5) (5, 5)		X 0-0 6-3 ①			0-3 K ①		0-3 K ③		X 0-0 F8 ③		2 0 0 0 0 1 0 2 0 0 0 0 1 2														
Chris Speier, R OBP: 0.338, SLG: 0.341 (1, 6)		X 0-0 F9 ②			X 0-0 2B			X 0-0 6-3 1B		X 0-0 E8 SH5-4 1B	4 1 2 0 0 0 0														
Ross Grimsley, L OBP: 0.184, SLG: 0.167 (1, 1)		X 0-0 5-3 ③			0-3 K ②			0-3 K ①		X 0-0 SH5-4 2-3	3 0 0 0 0 2 2														
Inning Stats	R: 1 E: 0 K: 2 S: 8	H: 1 LOB: 2 BB: 2 P: 16	R: 0 E: 0 K: 0 S: 3	H: 0 LOB: 0 BB: 0 P: 3	R: 0 E: 0 K: 1 S: 5	H: 0 LOB: 0 BB: 0 P: 5	R: 0 E: 0 K: 0 S: 3	H: 0 LOB: 0 BB: 0 P: 3	R: 0 E: 0 K: 2 S: 8	H: 1 LOB: 1 BB: 0 P: 8	R: 0 E: 0 K: 1 S: 7	H: 0 LOB: 0 BB: 0 P: 7	R: 0 E: 0 K: 1 S: 5	H: 0 LOB: 0 BB: 0 P: 5	R: 0 E: 0 K: 1 S: 6	H: 1 LOB: 1 BB: 0 P: 6	R: 0 E: 0 K: 0 S: 4	H: 1 LOB: 2 BB: 1 P: 8	R: 1 E: 1 K: 0 S: 4	H: 1 LOB: 1 BB: 0 P: 5	1B: 2 2B: 4 3B: 0 HR: 0	SF: 0 SAC: 1 DP: 1 HBP: 1	WP: 0 PB: 0 SB: 1 CS: 0	PA: 39	
PITCHER	IP WLS BF H R ER SO BB IBB HBP BLK WP HR S P ERA WHIP																								
Vida Blue, L ERA: 2.58 Randy Moffitt, R ERA: 3.3	(1, 1) (10, 1)	9.1 L 3 1 0 0 0 0 0 0 0 0 0 0 2 63 0.96 0.643																							

Montreal Expos @ San Francisco Giants
 Candlestick Park, San Francisco, CA
 Sun Aug 27 1978, 6:33 AM EDT
 Unknown

livebaseballscorecards.com

AB 34
R 2
H 5
RBI 2
BB 3
SO 9
LOB 16



Batter	1	2	3	4	5	6	7	8	9	AB R H RBI BB SO LOB	TOP
Dave Cash, R (1, 4) X OBP: 0.297, SLG: 0.314 Pepe Frias, R (8, 4) OBP: 0.286, SLG: 0.615	0-0 ① 6-3		0-0 ③ F4			0-0 ③ 4-3		0-0 ③ 6-3		4 0 0 0 0 0 1 0 0 0 0 0 0 0	Montreal Expos @ San Francisco Giants Candlestick Park, San Francisco, CA Sun Aug 27 1978, 6:38 AM EDT Att: 28,633 - Unknown livebaseballscorecards.com
Tom Hutton, L (1, 3) X OBP: 0.327, SLG: 0.321	0-0 ② G3			0-0 ① F8			0-0 HBP 1B 1B		0-0 2B 1B	4 1 2 0 0 0 0	
Andre Dawson, R (1, 8) X OBP: 0.309, SLG: 0.455	0-0 ③ 1-3			0-0 ② F8			0-3 ① K		0-0 1-3 2B 2B	4 1 1 0 0 1 1	
Ellis Valentine, R (1, 9) X OBP: 0.329, SLG: 0.483		0-0 ① 6-3		0-0 ③ F5			0-3 ② K		0-3 ① K	4 0 0 0 0 2 3	
Warren Cromartie, L (1, 7) X OBP: 0.337, SLG: 0.414 Darold Knowles, L (7, 1) OBP: 0.200, SLG: 0.200 Gary Carter, R (9, PH) OBP: 0.332, SLG: 0.417		0-0 ② F9			0-0 ① F7		0-0 HBP 1-2 1B		0-3 ② K	3 0 1 0 0 0 0 0 0 0 0 0 0 0 1 0 0 0 0 1 2	
Stan Papi, R (1, 5) X OBP: 0.330, SLG: 0.350		0-3 ③ K			0-0 ② 6-3		H 1-0 1-2 2-3 HBP		0-0 2B	3 0 1 2 0 1 0	
Ed Herrmann, L (1, 2) X OBP: 0.187, SLG: 0.169			0-3 ① K		0-0 ③ F7		X 0-0 ③ F2		0-3 ③ K	4 0 0 0 0 2 4	
Chris Speier, R (1, 6) X OBP: 0.336, SLG: 0.338			0-0 ② G3			0-0 ① F9		0-0 ① F7		3 0 0 0 0 0 0	
Scott Sanderson, R (1, 1) X OBP: 0.500, SLG: 0.500 Del Unser, L (6, PH) OBP: 0.297, SLG: 0.283 Gerry Pirtle, R (6, 1) Sam Mejias, R (7, 7) OBP: 0.189, SLG: 0.143			0-0 1B			0-0 ② 1-3		0-3 ② K		1 0 1 0 0 0 0 1 0 0 0 0 0 0 0 0 0 0 0 0 0 1 0 0 0 0 1 0	
Inning Stats	R: 0 H: 0 E: 0 LOB: 0 K: 0 BB: 0 S: 3 P: 3	R: 0 H: 0 E: 0 LOB: 0 K: 1 BB: 0 S: 5 P: 5	R: 0 H: 1 E: 0 LOB: 1 K: 1 BB: 0 S: 6 P: 6	R: 0 H: 0 E: 0 LOB: 0 K: 0 BB: 0 S: 3 P: 3	R: 0 H: 0 E: 0 LOB: 0 K: 0 BB: 0 S: 3 P: 3	R: 0 H: 0 E: 0 LOB: 0 K: 0 BB: 0 S: 3 P: 3	R: 0 H: 2 E: 0 LOB: 3 K: 2 BB: 0 S: 9 P: 10	R: 0 H: 0 E: 0 LOB: 0 K: 1 BB: 0 S: 5 P: 5	R: 2 H: 3 E: 0 LOB: 1 K: 3 BB: 0 S: 12 P: 12	1B: 4 SF: 0 2B: 2 SAC: 0 3B: 0 DP: 0 HR: 0 HBP: 1	
PITCHER Ed Halicki, R (1, 1) ERA: 2.77	IP WLS BF H R ER SO BB IBB HBP BLK WP HR S P ERA WHIP 9.0 W 34 6 2 2 8 0 0 1 0 0 0 0 49 50 2.00 0.667	PITCHER IP WLS BF H R ER SO BB IBB HBP BLK WP HR S P ERA WHIP									



Batter	1	2	3	4	5	6	7	8	9
Bill Madlock, R (1, 4) <small>OBP: 0.381, SLG: 0.493</small> Rob Andrews, R (7, 4) <small>OBP: 0.320, SLG: 0.313</small>	4-0 HR BB	0-0 FC5 2-3f		0-0 F3 1B		0-0 HR 1B	0-0 F9 1B		
Jim Dwyer, L (1, 8) <small>OBP: 0.335, SLG: 0.360</small> (7, 9)	0-0 HR 1-H		4-0 S 6-3 2B BB	0-3 K		0-0 F8 1B	0-0 F9 1B		
Jack Clark, R (1, 9) <small>OBP: 0.367, SLG: 0.539</small> Larry Herndon, R (7, 8) <small>OBP: 0.325, SLG: 0.357</small>	0-0 F5 1-2		0-0 6-3 1-2		0-0 2B	0-0 HR 1-H 3-H		0-3 K	
Darrell Evans, L (1, 5) <small>OBP: 0.372, SLG: 0.406</small> Hector Cruz, R (7, 5) <small>OBP: 0.303, SLG: 0.364</small>	0-0 F5 2-3		0-0 F8 2-3		0-0 F7 1B	0-0 HR 1B		4-0 BB 1B BB	
Mike Ivie, R (1, 3) <small>OBP: 0.363, SLG: 0.481</small>	0-0 F3 2B BB		4-0 2B BB		0-0 F9 1-H	0-0 HR 1-H		4-0 BB 1B 1-2 BB	
Terry Whitfield, L (1, 7) <small>OBP: 0.351, SLG: 0.423</small>		0-0 1B 1-H 3-H	0-0 2B 1-H 3-H		0-0 F8 2B 1B	0-0 2B 1B		0-0 1B 1-3 2-H	
John Tamargo, S (1, 2) <small>OBP: 0.394, SLG: 0.340</small>		4-0 FC5 1B BB	0-0 F3 1B		0-0 1B FC5-6 1B 1-H 2B	0-0 2B 1-H		0-0 5-3 1B	
Roger Metzger, S (1, 6) <small>OBP: 0.291, SLG: 0.282</small>		0-0 F6 4-3		0-3 K	0-0 1B FC5-6 1B 1-2	0-0 4-3			
Ed Halicki, R (1, 1) <small>OBP: 0.170, SLG: 0.154</small>		0-0 1B 1-2		0-0 1B	0-0 FC5-6 1B 1-2 2-3f HR	0-0 5-3 1B			

AB	R	H	RBI	BB	SO	LOB	
3	2	1	1	1	0	3	
1	0	0	0	0	0	0	
4	2	1	2	1	1	3	
4	1	2	3	0	0	1	
1	0	0	0	0	1	0	
4	1	1	0	0	0	2	
0	0	0	0	1	0	0	
3	2	1	2	2	0	1	
5	1	4	2	0	0	1	
4	0	2	1	1	0	3	
4	1	0	0	0	1	3	
4	1	2	0	0	0	2	
1B: 8	SF: 0	2B: 3	SAC: 0	3B: 0	DP: 0	HR: 3	HBP: 0

BOTTOM

Montreal Expos @ San Francisco Giants
 Candlestick Park, San Francisco, CA

Sun Aug 27 1978, 6:38 AM EDT
 Att. 28,633 - Unknown

livebaseballscorecards.com

AB	37
R	11
H	14
RBI	11
BB	6
SO	3
LOB	19

Inning Stats		R: 2	H: 1	E: 0	K: 0	S: 4	H: 1	LOB: 0	BB: 1	P: 8	R: 0	H: 2	E: 0	K: 0	S: 4	H: 2	LOB: 2	BB: 1	P: 8	R: 0	H: 1	E: 0	K: 0	S: 4	H: 1	LOB: 1	BB: 2	P: 12	R: 0	H: 1	E: 0	K: 2	S: 8	H: 7	LOB: 1	BB: 0	P: 11	R: 0	H: 0	E: 0	K: 0	S: 3	R: 0	H: 1	E: 0	K: 1	S: 5	H: 1	LOB: 2	BB: 2	P: 13
PITCHER	IP	WLS	BF	H	R	ER	SO	BB	IBB	HBP	BLK	WP	HR	S	P	ERA	WHIP																																		
Scott Sanderson, R (1, 1) <small>ERA: 3.26</small>	5.0	L	24	6	4	4	2	4	0	0	0	0	1	24	40	7.20	2.000																																		
Gerry Pirtle, R (6, 1) <small>ERA: 4.76</small>	1.0		11	7	7	0	0	0	0	0	0	0	2	11	11	0.00	7.000																																		
Darold Knowles, L (7, 1) <small>ERA: 2.39</small>	2.0		8	1	0	0	1	2	0	0	0	0	0	8	16	0.00	1.500																																		

WP	PA	ERA	WHIP
0	43		

Batter	1	2	3	4	5	6	7	8	9	AB R H RBI BB SO LOB	TOP											
Lenny Randle, S OBP: 0.342, SLG: 0.332 (1, 5) X	0-0 S 1B	0-0 4-3		0-0 FC4-6 1-2f		0-0 1B 2-H	0-0 1B 3-H		0-0 1B	6 2 4 2 0 0 1												
Bobby Valentine, R OBP: 0.354, SLG: 0.329 (1, 4) X	0-0 F7		0-0 F8		0-0 HR 1B	0-0 1B HR	0-0 L7		0-3 K	6 2 2 1 0 1 3												
Lee Mazzilli, S OBP: 0.349, SLG: 0.416 (1, 8) X	0-0 1B SF7 1-H		0-0 E 1B		0-0 HR 1-H	0-0 1B HR	0-3 K		0-0 3-1	6 3 4 3 0 1 2												
Willie Montanez, L OBP: 0.321, SLG: 0.405 (1, 3) X	0-0 S 1B 2-3		0-0 F7		0-0 F8	0-0 HR 1-H 3-H		0-0 6-3		5 1 2 3 0 0 1												
John Stearns, R OBP: 0.372, SLG: 0.430 (1, 2) X	0-0 SF7 1-2 3-H		0-0 E4 1-3		0-3 K	0-0 6-3 2B		0-0 FC5 BB 1B		4 0 2 1 0 1 1												
Steve Henderson, R OBP: 0.339, SLG: 0.414 (1, 7) B B B B	0-0 BB		0-0 6-3		0-0 E6 S	0-0 6-3 2-3		0-3 K		4 0 0 0 1 1 4												
Elliott Maddox, R OBP: 0.382, SLG: 0.351 (1, 9) X	0-0 3-1			0-0 6-3	0-0 F8 1-2	0-0 6-3		4-0 BB BB BB BB	0-0 BB	4 0 0 0 1 0 4												
Doug Flynn, R OBP: 0.278, SLG: 0.278 (1, 6) X		0-0 F6-3		0-0 F3-1		0-0 SH3-4 3B 1B	0-0 1B 3B	0-0 FC5 2-3f		5 2 2 0 0 0 2												
Craig Swan, R OBP: 0.197, SLG: 0.155 (1, 1)		0-0 4-3		4-0 FC4-6 BB		0-0 SH3-4	0-0 L4		0-0 6-3	2 0 0 0 1 0 1												
Joel Youngblood, R OBP: 0.290, SLG: 0.459 (9, PH)										1 0 0 0 0 0 0												
Dwight Bernard, R OBP: 0.500, SLG: 0.333 (9, 1)										0 0 0 0 0 0 0												
Inning Stats	R: 2 E: 0 K: 0 S: 6	H: 3 LOB: 2 BB: 1 P: 10	R: 0 E: 0 K: 0 S: 3	H: 0 LOB: 0 BB: 0 P: 3	R: 0 E: 1 K: 0 S: 5	H: 1 LOB: 2 BB: 0 P: 5	R: 0 E: 0 K: 0 S: 3	H: 0 LOB: 1 BB: 1 P: 7	R: 2 E: 1 K: 1 S: 8	H: 2 LOB: 1 BB: 0 P: 8	R: 5 E: 0 K: 0 S: 9	H: 6 LOB: 1 BB: 0 P: 9	R: 1 E: 0 K: 1 S: 7	H: 2 LOB: 1 BB: 0 P: 7	R: 0 E: 0 K: 1 S: 6	H: 1 LOB: 2 BB: 1 P: 10	R: 0 E: 0 K: 1 S: 6	H: 1 LOB: 1 BB: 0 P: 6	1B: 11 2B: 1 3B: 2 HR: 2	SF: 1 SAC: 1 DP: 0 HBP: 0	WP: 0 PB: 0 SB: 3 CS: 0	PA: 48
PITCHER	IP WLS BF H R ER SO BB IBB HBP BLK WP HR S P ERA WHIP																				PITCHER	IP WLS BF H R ER SO BB IBB HBP BLK WP HR S P ERA WHIP
John Montefusco, R ERA: 3.91 (1, 1)	5.0 L 25 6 4 4 1 2 0 0 0 0 1 25 33 7.20 1.600																					
Charlie Williams, R ERA: 5.16 (6, 1)	0.1 4 3 3 0 0 0 0 0 0 0 0 0 4 4 81.00 9.000																					
John Curtis, L ERA: 3.05 (6, 1)	1.2 10 5 3 3 1 0 0 0 0 0 0 1 12 12 16.20 3.000																					
Gary Lavelle, L ERA: 2.85 (8, 1)	1.1 6 1 0 0 1 1 0 0 0 0 0 0 7 11 0.00 1.500																					
Greg Minton, R ERA: 7.24 (9, 1)	0.2 3 1 0 0 1 0 0 0 0 0 0 0 5 5 0.00 1.500																					

New York Mets @ San Francisco Giants
 Candlestick Park, San Francisco, CA
 Wed Aug 30 1978, 6:33 AM EDT
 Att: 14,360 - Unknown

AB	43
R	10
H	16
RBI	10
BB	3
SO	4
LOB	19



BOTTOM

New York Mets @ San Francisco Giants
Candlestick Park, San Francisco, CA
Wed Aug 30 1978, 6:33 AM EDT
Att. 14,360 - Unknown

livebaseballscorecards.com

AB 35
R 4
H 9
RBI 4
BB 4
SO 5
LOB 19



WP: 0 PA: 40
PB: 1
SB: 0
CS: 0

AB R H RBI BB SO LOB

4 0 0 0 0 1 2
0 0 0 0 0 0 0
0 0 0 0 0 0 0
0 0 0 0 1 0 0

4 0 0 0 1 0 2

3 1 1 0 0 0 1
2 0 0 0 0 1 2

2 0 1 0 0 0 0
2 1 0 0 1 0 3

4 1 2 3 0 0 1

4 1 2 0 0 0 2

4 0 2 0 0 0 2

3 0 1 1 0 0 2

1 0 0 0 0 1 1
1 0 0 0 0 1 0
0 0 0 0 0 0 0
0 0 0 0 0 0 0
1 0 0 0 1 1 1

1B: 6 SF: 1
2B: 2 SAC: 0
3B: 0 DP: 0
HR: 1 HBP: 0

Batter	1	2	3	4	5	6	7	8	9
Bill Madlock, R (1, 4) OBP: 0.381, SLG: 0.490 Gary Lavelle, S (8, 1) OBP: 0.067, SLG: 0.067 Greg Minton, S (9, 1) Mike Ivie, R (9, PH) OBP: 0.366, SLG: 0.481	0-3 K		0-0 4-3		0-0 4-3		0-0 F8		4-0 BB
Jim Dwyer, L (1, 8) OBP: 0.335, SLG: 0.378	0-0 5-3			0-0 F6		4-0 BB		0-0 F9	0-0 F9
Jack Clark, R (1, 9) OBP: 0.364, SLG: 0.535 Johnnie LeMaster, R (8, 4) OBP: 0.299, SLG: 0.347	0-0 F7			0-0 1B 1B 2B		0-0 F7		0-3 K	0-0 F9
Willie McCovey, L (1, 3) OBP: 0.301, SLG: 0.401 Larry Herndon, R (4, PR) OBP: 0.325, SLG: 0.355		0-0 F5		0-0 1B 1B		0-0 F2		4-0 HR BB	0-0 4-3
Darrell Evans, L (1, 5) OBP: 0.371, SLG: 0.411		0-0 F5		0-0 1-2 3-H 1B		0-0 F7		0-0 1-H HR	
Terry Whitfield, L (1, 7) OBP: 0.350, SLG: 0.424		0-0 3-1		0-0 L7			0-0 1B SF9 2B	0-0 1B 1B	
Roger Metzger, S (1, 6) OBP: 0.294, SLG: 0.286			0-0 F8	0-0 F4			0-0 2-3 1B	0-0 1-2 1B	
John Tamargo, S (1, 2) OBP: 0.384, SLG: 0.328			0-0 PB 1B		0-0 F8		0-0 SF9	0-0 G3	
John Montefusco, R (1, 1) OBP: 0.152, SLG: 0.083 Rob Andrews, R (5, PH) OBP: 0.318, SLG: 0.311 Charlie Williams, R (6, 1) John Curtis, L (6, 1) Hector Cruz, R (7, PH) OBP: 0.305, SLG: 0.362			0-3 K		0-3 K		0-3 K		4-0 BB BB

Inning Stats	R: 0	H: 0	E: 0	K: 1	S: 5	LOB: 0	BB: 0	P: 5
	0	0	0	0	3	0	0	3
	0	0	0	0	0	0	0	3
	0	1	0	1	0	0	0	6
	1	3	0	0	0	2	0	6
	0	0	0	1	0	0	0	5
	0	0	0	1	0	0	0	7
	1	2	0	1	0	1	0	7
	2	3	0	1	1	2	1	12
	0	0	0	0	0	2	2	11

PITCHER	IP	WLS	BF	H	R	ER	SO	BB	IBB	HBP	BLK	WP	HR	S	P	ERA	WHIP
Craig Swan, R (1, 1) ERA: 2.49	8.0	W	35	9	4	4	5	2	0	0	0	0	1	43	51	4.50	1.375
Dwight Bernard, R (9, 1) ERA: 2.9	1.0		5	0	0	0	0	2	0	0	0	0	0	3	11	0.00	2.000

Batter	1	2	3	4	5	6	7	8	9	AB R H RBI BB SO LOB	TOP		
Bake McBride, L (1, 9) OBP: 0.325, SLG: 0.381 Jerry Martin, R (8, PH) OBP: 0.345, SLG: 0.482 (8, 9)	0-0 L3		0-3 K		0-0 F8			0-0 P4		3 0 0 0 0 1 1 1 0 0 0 0 0 0			
Larry Bowa, S (1, 6) OBP: 0.325, SLG: 0.384	0-0 L6			0-0 E3 HR		0-0 G3		0-0 FC5-4 1B		4 1 1 0 0 0 0			
Mike Schmidt, R (1, 5) OBP: 0.358, SLG: 0.423	4-0 S BB			0-0 F9		0-0 6-3		0-0 FC5-4 CS		3 0 0 0 1 0 2			
Greg Luzinski, R (1, 7) OBP: 0.397, SLG: 0.532	0-3 K 1-2			0-0 HR		0-3 K		0-0 CS 1-2	0-3 K	4 1 1 2 0 3 1			
Richie Hebner, L (1, 3) OBP: 0.369, SLG: 0.474 Jose Cardenal, R (9, PH) OBP: 0.328, SLG: 0.393		0-0 G3		0-0 3-1		0-0 F8		0-0 G4-6-3 1B		3 0 0 0 0 0 0 1 0 1 0 0 0 0			
Tim McCarver, L (1, 2) OBP: 0.361, SLG: 0.333 Bob Boone, R (9, PH) OBP: 0.354, SLG: 0.455		0-0 L8		0-0 4-3		0-0 1B 3B		0-0 G4-6-3 1-2f		3 1 1 0 0 0 0 1 0 0 0 0 0 1			
Garry Maddox, R (1, 8) OBP: 0.321, SLG: 0.390		0-0 5-3			0-0 FC4-6 1B		0-0 F2			3 0 1 0 0 0 1			
Ted Sizemore, R (1, 4) OBP: 0.296, SLG: 0.287			0-0 6-3		0-0 FC4-6 G3 1-2f		0-0 1B			3 0 1 1 0 0 1			
Steve Carlton, L (1, 1) OBP: 0.301, SLG: 0.357			0-0 6-3		0-0 G3 1-2		0-0 F7			3 0 0 0 0 0 2			
Inning Stats	R: 0 E: 0 K: 1 S: 5 H: 0 LOB: 1 BB: 1 P: 9	R: 0 E: 0 K: 0 S: 3 H: 0 LOB: 0 BB: 0 P: 3	R: 0 E: 0 K: 1 S: 5 H: 0 LOB: 0 BB: 0 P: 5	R: 2 E: 1 K: 0 S: 5 H: 1 LOB: 0 BB: 0 P: 5	R: 0 E: 0 K: 0 S: 4 H: 1 LOB: 1 BB: 0 P: 4	R: 0 E: 0 K: 1 S: 5 H: 0 LOB: 0 BB: 0 P: 5	R: 1 E: 0 K: 0 S: 5 H: 2 LOB: 1 BB: 0 P: 5	R: 0 E: 0 K: 1 S: 5 H: 1 LOB: 0 BB: 0 P: 3	R: 0 E: 0 K: 1 S: 5 H: 1 LOB: 0 BB: 0 P: 5	1B: 4 2B: 0 3B: 1 HR: 1 SF: 0 SAC: 0 DP: 1 HBP: 0	WP: 0 PB: 0 SB: 1 CS: 1 PA: 34		
PITCHER Jim Barr, R (1, 1) ERA: 3.39 Gary Lavelle, L (8, 1) ERA: 2.79	IP WLS BF H R ER SO BB IBB HBP BLK WP HR S P ERA WHIP	7.0 0 27 4 3 2 3 1 0 0 0 0 1 32 36 2.57 0.714	2.0 W 6 2 0 0 1 0 0 0 0 0 0 0 8 8 0.00 1.000										

Philadelphia Phillies @ San Francisco Giants
Candlestick Park, San Francisco, CA

Fri Sep 01 1978, 10:05 PM EDT
Att. 16,413 - Unknown

AB	32
R	3
H	6
RBI	3
BB	1
SO	4
LOB	9



WP: 0	PA: 34
PB: 0	
SB: 1	
CS: 1	

ERA	WHIP

livebaseballscorecards.com

Batter	1	2	3	4	5	6	7	8	9	AB	R	H	RBI	BB	SO	LOB
Bill Madlock, R (1, 4) OBP: 0.379, SLG: 0.486	0-0 5-3		4-0 HR BB		0-0 5-3			0-3 K		3	1	0	0	1	1	0
Darrell Evans, L (1, 5) OBP: 0.372, SLG: 0.418	0-0 CS 1B		0-0 1-H HR		0-0 F8			0-0 G3		4	1	2	2	0	0	0
Jack Clark, R (1, 9) OBP: 0.365, SLG: 0.545	0-0 1-2 1-3		0-0 1B 3B		0-0 F3			0-0 HR		4	2	2	1	0	0	1
Mike Ivie, R (1, 3) OBP: 0.364, SLG: 0.478		0-0 5-3	0-0 1B 1B			0-0 6-3		0-0 5-3		4	0	1	1	0	0	0
Hector Cruz, R (1, 7) OBP: 0.309, SLG: 0.366		0-0 1B	0-0 1-2 1B			0-0 F3				3	0	2	0	0	0	0
Larry Herndon, R (1, 8) OBP: 0.323, SLG: 0.353		0-0 B1	0-0 F8			0-0 F8				3	0	0	0	0	0	3
Johnnie LeMaster, R (1, 6) OBP: 0.296, SLG: 0.343		0-0 1-6-3		0-0 5-3			0-0 1-3			3	0	0	0	0	0	1
Marc Hill, R (1, 2) OBP: 0.315, SLG: 0.280			0-3 K	0-0 5-3			0-0 P4			3	0	0	0	0	1	0
Jim Barr, R (1, 1) OBP: 0.111, SLG: 0.111			0-0 1-3	0-0 F2			0-0 F8			2	0	0	0	0	0	0
Tom Heintzelman, R (7, PH) OBP: 0.211, SLG: 0.526										1	0	0	0	0	0	0
Gary Lavelle, S (8, 1) OBP: 0.067, SLG: 0.067										0	0	0	0	0	0	0

Inning Stats	R: 0 E: 0 K: 0 S: 3	H: 1 LOB: 0 BB: 0 P: 3	R: 0 E: 0 K: 0 S: 4	H: 1 LOB: 1 BB: 0 P: 4	R: 3 E: 0 K: 1 S: 9	H: 4 LOB: 2 BB: 1 P: 13	R: 0 E: 0 K: 0 S: 3	H: 0 LOB: 0 BB: 0 P: 3	R: 0 E: 0 K: 0 S: 3	H: 0 LOB: 0 BB: 0 P: 3	R: 0 E: 0 K: 0 S: 3	H: 0 LOB: 0 BB: 0 P: 3	R: 0 E: 0 K: 0 S: 3	H: 0 LOB: 0 BB: 0 P: 3	R: 1 E: 0 K: 1 S: 6	H: 1 LOB: 0 BB: 0 P: 6	1B: 4 2B: 0 3B: 1 HR: 2	SF: 0 SAC: 0 DP: 0 HBP: 0	WP: 0 PB: 0 SB: 0 CS: 1	PA: 31
PITCHER Steve Carlton, L (1, 1) ERA: 3.1	IP: 8.0 WLS: L BF: 31 H: 7 R: 4 ER: 4 SO: 2	BB: 1 IBB: 0 HBP: 0 BLK: 0	WP: 0 HR: 2 S: 34 P: 38	ERA: 4.50 WHIP: 1.000	PITCHER	IP: 1.0 WLS: L BF: 3 H: 1 R: 0 ER: 0 SO: 0	BB: 0 IBB: 0 HBP: 0 BLK: 0	WP: 0 HR: 0 S: 0 P: 0	ERA: 0.00 WHIP: 0.00											

BOTTOM

Philadelphia Phillies @ San Francisco Giants
Candlestick Park, San Francisco, CA

Fri Sep 01 1978, 10:05 PM EDT
Att. 16,413 - Unknown

livebaseballscorecards.com

AB	30
R	4
H	7
RBI	4
BB	1
SO	2
LOB	5



BOTTOM

Philadelphia Phillies @ San Francisco Giants
 Candlestick Park, San Francisco, CA
 Sat Sep 02 1978, 6:33 AM EDT
 Att: 27,457 - Unknown

livebaseballscorecards.com

AB	35
R	1
H	6
RBI	1
BB	4
SO	8
LOB	20



WP: 0	PA: 40
PB: 0	
SB: 1	
CS: 1	

AB R H RBI BB SO LOB

5	0	1	0	0	2	1
5	0	0	0	0	2	2
5	0	1	0	0	0	2
2	0	0	0	2	0	1
3	0	1	0	1	1	3
4	1	1	0	0	0	3
3	0	1	0	0	1	3
1	0	0	0	0	0	1
0	0	0	0	0	0	0
4	0	1	1	0	0	2
1	0	0	0	1	1	0
1	0	0	0	0	1	1
0	0	0	0	0	0	0
1	0	0	0	0	0	1
0	0	0	0	0	0	0

1B: 5	SF: 0
2B: 0	SAC: 0
3B: 1	DP: 0
HR: 0	HBP: 0

Batter	1	2	3	4	5	6	7	8	9	10
Bill Madlock, R OBP: 0.377, SLG: 0.482 (1, 4)	0-0 6-3		0-0 PO S 1B			0-0 E2 BB FC5-6 1-2		0-3 K		0-3 K
Jim Dwyer, L OBP: 0.327, SLG: 0.368 (1, 3)	0-3 K		0-0 PO 1-3	0-0 P6		0-0 FC5-6 BB 1-2 2-3f		0-3 K		0-0 F5
Jack Clark, R OBP: 0.363, SLG: 0.542 (1, 9)	0-0 F7			0-0 5-3		0-0 F5		0-0 1B		0-0 F2
Darrell Evans, L OBP: 0.373, SLG: 0.416 (1, 5)		4-0 FC6-4 1B BB		0-0 G3		4-0 1-2 2-3 BB		0-0 G3		
Terry Whitfield, L OBP: 0.295, SLG: 0.286 (1, 7)		0-0 FC6-4 1B			4-0 BLK BB	0-3 K			0-0 G3	
Larry Herndon, R OBP: 0.323, SLG: 0.352 (1, 8)		0-0 FC6-4 CS 1-2f 2-3		0-0 5-3			0-0 6-3		0-0 3B 1B	
Roger Metzger, S OBP: 0.296, SLG: 0.343 (1, 6)		0-3 K			0-0 L6		0-0 1B		0-0 L7	
Mike Ivie, R OBP: 0.363, SLG: 0.476 (9, PH)										
Johnnie LeMaster, R OBP: 0.296, SLG: 0.343 (10, 6)										
John Tamargo, S OBP: 0.377, SLG: 0.355 (1, 2)			0-0 F7		0-0 L3		0-0 F7		0-0 3B	
Vida Blue, S OBP: 0.244, SLG: 0.147 (1, 1)			0-3 K			4-0 FC5-6 E BB	0-3 K		0-0 F9	
Hector Cruz, R OBP: 0.308, SLG: 0.365 (7, PH)										
Randy Moffitt, R OBP: 0.250, SLG: 0.143 (8, 1)										
Tom Heintzelman, R OBP: 0.200, SLG: 0.500 (9, PH)										
Gary Lavelle, S OBP: 0.067, SLG: 0.067 (10, 1)										

Inning Stats	R: 0	H: 0	E: 0	K: 1	S: 5	R: 0	H: 1	E: 0	K: 1	S: 5	R: 0	H: 1	E: 0	K: 1	S: 5	R: 0	H: 0	E: 0	K: 0	S: 3	R: 0	H: 0	E: 0	K: 0	S: 3	R: 0	H: 0	E: 1	K: 1	S: 6	R: 0	H: 1	E: 0	K: 1	S: 6	R: 0	H: 1	E: 0	K: 2	S: 8	R: 1	H: 2	E: 0	K: 0	S: 5	R: 0	H: 0	E: 0	K: 1	S: 5	1B: 5	SF: 0	2B: 0	3B: 1	HR: 0	WP: 0	PA: 40					
	0	0	0	1	5	0	1	0	1	5	0	0	0	0	3	0	0	0	0	3	0	0	1	0	3	0	0	1	0	3	0	1	0	1	6	0	1	0	0	6	0	2	0	0	8	1	2	0	0	5	0	0	0	0	5	5	0	0	1	0	0	40
	5	0	0	1	5	5	1	0	1	5	3	0	0	0	3	3	0	1	0	3	6	1	0	1	6	6	1	0	0	6	8	2	0	0	8	5	5	0	0	5	5	0	0	0	5	5	0	0	1	0	0	40										

PITCHER	IP	WLS	BF	H	R	ER	SO	BB	IBB	HBP	BLK	WP	HR	S	P	ERA	WHIP
Larry Christenson, R ERA: 3.4 (1, 1)	10.0	W	39	6	1	1	8	4	0	0	1	0	0	51	67	0.90	1.000

Batter	1	2	3	4	5	6	7	8	9	AB R H RBI BB SO LOB	TOP																
Jerry Martin, R (1, 9) OBP: 0.348, SLG: 0.479	0-0 F7		0-0 FC5-4		0-0 5-3			0-3 K		4 0 0 0 0 1 1																	
Larry Bowa, S (1, 6) OBP: 0.323, SLG: 0.381	0-0 L6-4 1B		0-0 F3			0-0 G5-4-3 1B		0-0 P6		4 0 2 0 0 0 1																	
Garry Maddox, R (1, 8) OBP: 0.321, SLG: 0.389	0-0 1B			0-0 4-3 1B		0-0 P4			0-3 K	4 1 2 0 0 1 1																	
Mike Schmidt, R (1, 5) OBP: 0.354, SLG: 0.419	0-0 L6-4			0-3 K		0-0 G5-4-3			0-0 F9	4 0 0 0 0 1 4																	
Jose Cardenal, R (1, 7) OBP: 0.324, SLG: 0.386		0-0 F7		0-0 4-3			0-0 F5		0-3 K	3 0 0 0 0 0 1																	
Lonnie Smith, R (7, 7)				1-3						1 0 0 0 0 1 0																	
Bob Boone, R (1, 3) OBP: 0.358, SLG: 0.459		0-0 1-3		0-0 1B			0-0 1B			3 0 2 1 0 0 0																	
Barry Foote, R (1, 2) OBP: 0.200, SLG: 0.245		0-3 K		3-H 0-3 K			0-0 P6			3 0 0 0 0 2 2																	
Ted Sizemore, R (1, 4) OBP: 0.296, SLG: 0.284			0-0 FC5-4 1B		0-0 F8		0-0 5-3			3 0 1 0 0 0 1																	
Dick Ruthven, R (1, 1) OBP: 0.203, SLG: 0.254			0-3 K		0-3 K			0-3 K		2 0 0 0 0 2 1																	
Jim Morrison, R (8, PH) OBP: 0.232, SLG: 0.265										1 0 0 0 0 1 0																	
Tug McGraw, R (8, 1)										0 0 0 0 0 0 0																	
Inning Stats	R: 0 E: 0 K: 0 S: 4	H: 2 LOB: 1 BB: 0 P: 4	R: 0 E: 0 K: 1 S: 5	H: 0 LOB: 0 BB: 0 P: 5	R: 0 E: 0 K: 1 S: 6	H: 1 LOB: 1 BB: 0 P: 6	R: 1 E: 0 K: 2 S: 9	H: 2 LOB: 1 BB: 0 P: 9	R: 0 E: 0 K: 1 S: 5	H: 0 LOB: 0 BB: 0 P: 5	R: 0 E: 0 K: 0 S: 3	H: 1 LOB: 0 BB: 0 P: 3	R: 0 E: 0 K: 0 S: 4	H: 1 LOB: 1 BB: 0 P: 4	R: 0 E: 0 K: 2 S: 7	H: 0 LOB: 0 BB: 0 P: 7	R: 0 E: 0 K: 2 S: 7	H: 0 LOB: 0 BB: 0 P: 7	R: 0 E: 0 K: 2 S: 7	H: 0 LOB: 0 BB: 0 P: 7	1B: 7 2B: 1 3B: 0 HR: 0	SF: 0 SAC: 0 DP: 2 HBP: 0	WP: 0 PB: 0 SB: 1 CS: 0	PA: 32			
PITCHER Bob Knepper, L (1, 1) ERA: 2.62	IP 9.0	WLS W	BF 32	H 7	R 1	ER 1	SO 9	BB 0	IBB 0	HBP 0	BLK 0	WP 0	HR 0	S 50	P 50	ERA 1.00	WHIP 0.778										
										PITCHER	IP	WLS	BF	H	R	ER	SO	BB	IBB	HBP	BLK	WP	HR	S	P	ERA	WHIP

Philadelphia Phillies @ San Francisco Giants
Candlestick Park, San Francisco, CA
Sun Sep 03 1978, 6:33 AM EDT
Unknown

livebaseballscorecards.com

AB	32
R	1
H	7
RBI	1
BB	0
SO	9
LOB	12



Batter	1	2	3	4	5	6	7	8	9	AB	R	H	RBI	BB	SO	LOB
--------	---	---	---	---	---	---	---	---	---	----	---	---	-----	----	----	-----

Bill Madlock, R <small>OBP: 0.381, SLG: 0.488</small> (1, 4)										4	1	3	0	0	0	0
Jim Dwyer, L <small>OBP: 0.335, SLG: 0.388</small> (1, 3)										3	1	2	1	1	0	1
Jack Clark, R <small>OBP: 0.362, SLG: 0.539</small> Larry Herndon, R <small>OBP: 0.323, SLG: 0.352</small> (1, 9) (9, 8)										4	1	1	1	0	1	3
Darrell Evans, L <small>OBP: 0.372, SLG: 0.419</small> (1, 5)										4	1	1	1	0	1	0
Hector Cruz, R <small>OBP: 0.307, SLG: 0.372</small> (1, 8) (9, 9)										4	0	1	1	0	0	0
Terry Whitfield, L <small>OBP: 0.349, SLG: 0.420</small> (1, 7)										3	0	0	0	0	0	1
John Tamargo, S <small>OBP: 0.375, SLG: 0.354</small> (1, 2)										3	0	1	0	0	0	1
Roger Metzger, S <small>OBP: 0.293, SLG: 0.284</small> (1, 6)										2	0	0	0	0	0	0
Bob Knepper, L <small>OBP: 0.132, SLG: 0.088</small> (1, 1)										3	0	0	0	0	1	1

Inning Stats	R: 3	H: 4	E: 0	LOB: 1	K: 0	P: 7	R: 0	H: 0	E: 0	LOB: 0	K: 0	P: 3	R: 0	H: 1	E: 0	LOB: 0	K: 0	P: 3	R: 0	H: 0	E: 0	LOB: 0	K: 0	P: 3	R: 0	H: 1	E: 0	LOB: 2	K: 1	P: 10	R: 0	H: 0	E: 0	LOB: 0	K: 0	P: 3	R: 0	H: 2	E: 0	LOB: 2	K: 1	P: 6	R: 1	H: 1	E: 0	LOB: 0	K: 1	P: 6
	S: 7	BB: 0	S: 3	BB: 0	S: 3	BB: 0	S: 3	BB: 0	S: 3	BB: 0	S: 3	BB: 0	S: 3	BB: 0	S: 3	BB: 0	S: 3	BB: 0	S: 6	BB: 1	S: 6	BB: 0	S: 6	BB: 0	S: 6	BB: 0	S: 6	BB: 0	S: 6	BB: 1	S: 6	BB: 0	S: 6	BB: 0	S: 6	BB: 0	S: 6	BB: 0	S: 6	BB: 0	S: 6	BB: 0	S: 6	BB: 0	S: 6	BB: 0	S: 6	BB: 0

PITCHER	IP	WLS	BF	H	R	ER	SO	BB	IBB	HBP	BLK	WP	HR	S	P	ERA	WHIP
Dick Ruthven, R <small>ERA: 3.48</small> (1, 1)	7.0	L	28	8	3	3	2	1	0	0	0	0	0	31	35	3.86	1.286
Tug McGraw, L <small>ERA: 3.07</small> (8, 1)	1.0		4	1	1	1	1	0	0	0	0	0	1	6	6	9.00	1.000

BOTTOM

Philadelphia Phillies @ San Francisco Giants
 Candlestick Park, San Francisco, CA
 Sun Sep 03 1978, 6:33 AM EDT
 Unknown

AB	30
R	4
H	9
RBI	4
BB	1
SO	3
LOB	7



WP	PA	ERA	WHIP
0	32		

Batter	1	2	3	4	5	6	7	8	9	AB R H RBI BB SO LOB	TOP												
Bake McBride, L (1, 9) OBP: 0.320, SLG: 0.375	0-3 K	0-0 F7			0-0 P4			0-0 G3-6-3		4 0 0 0 0 1 1													
Larry Bowa, S (1, 6) OBP: 0.323, SLG: 0.380	0-0 2B 4-3 1B		0-3 K			0-3 K			0-0 4-3	4 1 1 0 0 2 0													
Garry Maddox, R (1, 8) OBP: 0.323, SLG: 0.392	0-0 4-3 1-3 1B 2B		0-0 F9			0-0 F8			0-0 CS 1B	4 1 2 0 0 0 0													
Richie Hebner, L (1, 3) OBP: 0.367, SLG: 0.468 Jose Cardenal, R (9, PH) OBP: 0.322, SLG: 0.384	0-0 4-3 2-3 3-H		0-0 F5			0-0 F7			0-0 F7	3 0 0 1 0 0 1 1 0 0 0 0 0 1													
Bob Boone, R (1, 2) OBP: 0.358, SLG: 0.458	0-0 1B 3-H 1B			0-0 6-3			0-3 K		0-0 CS	3 0 1 1 0 1 0													
Mike Schmidt, R (1, 5) OBP: 0.356, SLG: 0.421	0-0 1-2 1B			0-0 5-3			0-0 CS 1B			3 0 2 0 0 0 0													
Jerry Martin, R (1, 7) OBP: 0.345, SLG: 0.473	0-0 4-3			0-0 L8			0-3 K			3 0 0 0 0 1 3													
Ted Sizemore, R (1, 4) OBP: 0.293, SLG: 0.281		0-0 6-3			0-3 K			0-0 CS	0-0 P4	3 0 0 0 0 1 0													
Jim Kaat, L (1, 1) OBP: 0.159, SLG: 0.163 Tim McCarver, L (8, PH) OBP: 0.366, SLG: 0.339 Lonnie Smith, R (8, PR) Warren Brusstar, R (8, 1) OBP: 0.200, SLG: 0.400		0-3 K			0-0 P4				0-0 G3-6-3 1B	2 0 0 0 0 1 0 1 0 1 0 0 0 0 0 0 0 0 0 0 0 0 0 0 0 0 0 0													
Inning Stats	R: 2 E: 0 K: 1 S: 9	H: 4 LOB: 2 BB: 0 P: 9	R: 0 E: 0 K: 1 S: 5	H: 0 LOB: 0 BB: 0 P: 5	R: 0 E: 0 K: 1 S: 5	H: 0 LOB: 0 BB: 0 P: 5	R: 0 E: 0 K: 0 S: 3	H: 0 LOB: 0 BB: 0 P: 3	R: 0 E: 0 K: 1 S: 5	H: 0 LOB: 0 BB: 0 P: 5	R: 0 E: 0 K: 2 S: 7	H: 1 LOB: 0 BB: 0 P: 7	R: 0 E: 0 K: 0 S: 3	H: 1 LOB: 1 BB: 0 P: 3	R: 0 E: 0 K: 0 S: 3	H: 1 LOB: 0 BB: 0 P: 3	1B: 6 2B: 1 3B: 0 HR: 0	SF: 0 SAC: 0 DP: 1 HBP: 0	WP: 0 PB: 0 SB: 0 CS: 2	PA: 33			
PITCHER	IP	WLS	BF	H	R	ER	SO	BB	IBB	HBP	BLK	WP	HR	S	P	ERA	WHIP					ERA	WHIP
John Montefusco, R (1, 1) ERA: 3.84	8.0	W	28	6	2	2	7	0	0	0	0	0	0	42	42	2.25	0.750						
Randy Moffitt, R (9, 1) ERA: 3.19	0.1		2	1	0	0	0	0	0	0	0	0	0	2	2	0.00	3.000						
John Curtis, L (9, 1) ERA: 3.02	0.2	S	1	0	0	0	0	0	0	0	0	0	0	1	1	0.00	0.000						

Philadelphia Phillies @ San Francisco Giants
 Candlestick Park, San Francisco, CA
 Sun Sep 03 1978, 6:38 AM EDT
 Att: 39,596 - Unknown

livebaseballscorecards.com

AB	31
R	2
H	7
RBI	2
BB	0
SO	7
LOB	6



Batter	1	2	3	4	5	6	7	8	9	AB R H RBI BB SO LOB	TOP			
Bill Madlock, R (1, 4) OBP: 0.381, SLG: 0.485	0-0 F9 1B	0-0 2-H 3-H 1B			0-0 F7	0-0 1-3			0-0 F7	5 0 2 2 0 0 1	<p>San Francisco Giants @ Los Angeles Dodgers</p> <p>Dodger Stadium, Los Angeles, CA</p> <p>Mon Sep 04 1978, 3:33 AM PDT</p> <p>Att: 52,589 - Unknown</p>			
Jim Dwyer, L (1, 3) OBP: 0.333, SLG: 0.385 Tom Heintzelman, R (7, PH) OBP: 0.182, SLG: 0.455 (7, 3)	0-0 F9 1-3	0-3 K			0-0 G3			0-0 F9	0-0 F9	3 0 0 0 0 1 2 2 0 0 0 0 0 0				
Jack Clark, R (1, 9) OBP: 0.364, SLG: 0.542 Art Gardner, L (9, PR)	0-0 F5			0-0 2B	0-0 1B 2B			0-3 K	0-0 1B	5 1 3 0 0 1 1 0 0 0 0 0 0 0				
Darrell Evans, L (1, 5) OBP: 0.371, SLG: 0.414	0-0 F9			0-0 F7	4-0 1B IBB			4-0 FC5-4 BB	0-0 L9	3 0 0 0 2 0 3				
Hector Cruz, R (1, 8) OBP: 0.314, SLG: 0.379 (5, 7)		0-0 1B 2B		0-0 F3	0-0 1-2 2-H 1B			0-0 FC5-4		4 1 2 1 0 0 2				
Terry Whitfield, L (1, 7) OBP: 0.350, SLG: 0.421 Gary Lavelle, S (5, 1) OBP: 0.067, SLG: 0.067 Rob Andrews, R (8, PH) OBP: 0.322, SLG: 0.316 Johnnie LeMaster, R (8, 6) OBP: 0.292, SLG: 0.339		0-0 WP 1B 1B 2-3		0-0 G3	0-0 G3				0-0 E6 4-3 1B	3 1 1 0 0 0 3 0 0 0 0 0 0 0 1 0 1 0 0 0 0 0 0 0 0 0 0 0				
Marc Hill, R (1, 2) OBP: 0.312, SLG: 0.277		0-0 F7		0-0 5-3			0-0 5-3		0-0 4-3	4 0 0 0 0 0 3				
Roger Metzger, S (1, 6) OBP: 0.297, SLG: 0.288 Mike Ivie, R (8, PH) OBP: 0.361, SLG: 0.474 Randy Moffitt, R (8, 1) OBP: 0.250, SLG: 0.143		0-0 1B WP 1B 1-2 3-H		0-0 4-3			0-0 1B		0-0 4-3	3 1 2 1 0 0 0 1 0 0 0 0 0 1 0 0 0 0 0 0 0				
Ed Halicki, R (1, 1) OBP: 0.164, SLG: 0.148 Larry Herndon, R (5, 8) OBP: 0.320, SLG: 0.349		0-3 K 1-2 2-3		0-0 F7			0-0 B1		0-0 4-3	2 0 0 0 0 1 2 2 0 0 0 0 0 2				
Inning Stats	R: 0 H: 1 E: 0 LOB: 1 K: 0 BB: 0 S: 4 P: 4	R: 3 H: 4 E: 0 LOB: 1 K: 2 BB: 0 S: 11 P: 11	R: 0 H: 1 E: 0 LOB: 1 K: 0 BB: 0 S: 4 P: 4	R: 0 H: 0 E: 0 LOB: 0 K: 0 BB: 0 S: 3 P: 3	R: 1 H: 2 E: 0 LOB: 2 K: 0 BB: 1 S: 5 P: 9	R: 0 H: 1 E: 0 LOB: 1 K: 0 BB: 0 S: 4 P: 4	R: 0 H: 0 E: 0 LOB: 1 K: 1 BB: 1 S: 5 P: 9	R: 0 H: 1 E: 1 LOB: 1 K: 0 BB: 0 S: 4 P: 4	R: 0 H: 1 E: 0 LOB: 1 K: 0 BB: 0 S: 4 P: 4	1B: 8 SF: 0 2B: 3 SAC: 0 3B: 0 DP: 0 HR: 0 HBP: 0		WP: 1 PA: 40 PB: 0 SB: 1 CS: 0		
PITCHER	IP WLS BF H R ER SO BB IBB HBP BLK WP HR S P ERA WHIP												PITCHER	IP WLS BF H R ER SO BB IBB HBP BLK WP HR S P ERA WHIP
Don Sutton, R (1, 1) ERA: 3.67	5.0 W 24 8 4 4 2 0 1 0 0 0 1 0 27 31 7.20 1.600													
Lance Rautzhan, L (6, 1) ERA: 1.44	2.1 10 2 0 0 1 1 0 0 0 0 0 0 11 15 0.00 1.286													
Terry Forster, L (8, 1) ERA: 2.32	1.2 S 6 1 0 0 0 0 0 0 0 0 0 0 6 6 0.00 0.600													

livebaseballscorecards.com

AB	38
R	4
H	11
RBI	4
BB	2
SO	3
LOB	20




Batter	1	2	3	4	5	6	7	8	9	AB R H RBI BB SO LOB	TOP											
Bill Madlock, R (1, 4) OBP: 0.379, SLG: 0.480	0-0 1-3		0-0 6-3	0-0 F8		0-0 L4		4-0 BB		4 0 0 0 1 0 5												
Darrell Evans, L (1, 5) OBP: 0.373, SLG: 0.419	4-0 FC5-4 BB		4-0 FC5-4 BB		0-0 HR		0-3 K	0-0 P3		3 1 1 1 2 1 3												
Jack Clark, R (1, 9) OBP: 0.360, SLG: 0.536	0-3 K		0-0 FC5-4 1-2f		0-0 6-3		0-0 F8		0-0 6-3	5 0 0 0 0 1 2												
Mike Ivie, R (1, 3) OBP: 0.358, SLG: 0.468	0-0 FC5-4 1-2f		0-0 F9		0-0 F9		0-0 1B		0-0 F8	5 0 1 0 0 0 2												
Hector Cruz, R (1, 7) OBP: 0.315, SLG: 0.397		0-0 HR		0-0 BB 2B		0-0 5-3		0-0 P4	0-0 F7	5 1 2 1 0 0 1												
Larry Herndon, R (1, 8) OBP: 0.319, SLG: 0.348		0-0 5-3		0-0 6-3		0-0 L9		0-0 BB 1B		4 0 1 0 0 0 1												
Marc Hill, R (1, 2) OBP: 0.317, SLG: 0.280		0-0 4-3		4-0 BB BB		0-0 FC6-4 1B		0-0 BB 1B		3 0 2 0 1 0 0												
Dennis Littlejohn, R (8, PR) (8, 2)										0 0 0 0 0 0 0												
Johnnie LeMaster, R (1, 6) OBP: 0.295, SLG: 0.336		4-0 BB		4-0 1-2 2-3 BB		0-0 FC6-4 E 1-2f		0-3 K		2 0 0 0 2 1 3												
Jim Barr, R (1, 1) OBP: 0.109, SLG: 0.109		0-0 F8		0-0 F9		0-0 E9		0-3 K		1 0 0 0 0 0 1												
Tom Heintzelman, R (4, PH) OBP: 0.174, SLG: 0.435										1 0 0 0 0 0 3												
Greg Minton, S (4, 1)										0 0 0 0 0 0 0												
Rob Andrews, R (8, PH) OBP: 0.320, SLG: 0.314										1 0 0 0 0 0 1												
Ed Plank, R (8, 1)										0 0 0 0 0 0 0												
Terry Whitfield, L (8, PH) OBP: 0.348, SLG: 0.420										1 0 0 0 0 1 2												
John Curtis, L (8, 1)										0 0 0 0 0 0 0												
Inning Stats	R: 0 E: 0 K: 1 S: 5	H: 0 LOB: 1 BB: 1 P: 9	R: 1 E: 0 K: 0 S: 4	H: 1 LOB: 1 BB: 1 P: 8	R: 0 E: 0 K: 0 S: 3	H: 0 LOB: 1 BB: 1 P: 7	R: 0 E: 0 K: 0 S: 4	H: 1 LOB: 3 BB: 2 P: 12	R: 1 E: 0 K: 0 S: 4	H: 1 LOB: 0 BB: 0 P: 4	R: 0 E: 1 K: 0 S: 5	H: 1 LOB: 2 BB: 0 P: 5	R: 0 E: 0 K: 1 S: 6	H: 1 LOB: 1 BB: 0 P: 6	R: 0 E: 0 K: 2 S: 9	H: 2 LOB: 3 BB: 1 P: 13	R: 0 E: 0 K: 0 S: 3	H: 0 LOB: 0 BB: 0 P: 3	1B: 4 2B: 1 3B: 0 HR: 2	SF: 0 SAC: 0 DP: 0 HBP: 0	WP: 0 PB: 0 SB: 0 CS: 0	PA: 41
PITCHER	IP WLS BF H R ER SO BB IBB HBP BLK WP HR S P ERA WHIP																				IP WLS BF H R ER SO BB IBB HBP BLK WP HR S P ERA WHIP	
Doug Rau, L (1, 1) ERA: 3.41	7.0 W 32 5 2 2 2 5 0 0 0 0 2 31 51 2.57 1.429																					
Rick Rhoden, R (8, 1) ERA: 3.72	2.0 9 2 0 0 2 1 0 0 0 0 0 0 12 16 0.00 1.500																					

San Francisco Giants @ Los Angeles Dodgers
 Dodger Stadium, Los Angeles, CA
 Wed Sep 06 1978, 3:33 AM PDT
 Att: 27,211 - Unknown

livebaseballscorecards.com

AB	35
R	2
H	7
RBI	2
BB	6
SO	4
LOB	24



Batter	1	2	3	4	5	6	7	8	9	AB R H RBI BB SO LOB	TOP																
Bill Madlock, R (1, 4) OBP: 0.379, SLG: 0.478	0-0 CS 1B		4-0 BB 1B BB	0-0 F7		0-0 4-3		0-0 E5		4 1 1 0 1 0 3																	
Terry Whitfield, L (1, 7) OBP: 0.350, SLG: 0.416	4-0 G5-4-3 BB		4-0 1B BB	0-0 4-3			0-0 E3 HR	0-0 F9		3 1 0 0 2 0 3																	
Jack Clark, R (1, 9) OBP: 0.361, SLG: 0.541 Art Gardner, L (9, PR)	0-0 G5-4-3 1-2f		0-0 F6		0-0 5-3		0-0 HR		0-0 WP 1-3 1B	5 1 2 2 0 0 4 0 0 0 0 0 0 0																	
Darrell Evans, L (1, 5) OBP: 0.370, SLG: 0.415		0-0 F3	0-3 K		0-0 F8		0-0 G3		0-0 1-3	5 0 0 0 0 1 4																	
Mike Ivie, R (1, 3) OBP: 0.366, SLG: 0.477		0-0 F8 2B	0-0 BB 1B		1-0 HBP		0-0 G6-4-3 1B		0-0 F6	4 0 3 2 0 0 2																	
Jim Dwyer, L (1, 8) OBP: 0.332, SLG: 0.379 Gary Lavelle, S (7, 1) OBP: 0.067, SLG: 0.067 John Curtis, L (7, 1) Hector Cruz, R (9, PH) OBP: 0.314, SLG: 0.395		0-0 F8 2-3	4-0 BB 1B		0-3 K		0-0 G6-4-3 1-2f		0-0 5-3	3 0 0 0 1 1 3 0 0 0 0 0 0 0 0 0 0 0 0 0 0 1 0 0 0 0 0 2																	
John Tamargo, S (1, 2) OBP: 0.369, SLG: 0.348		0-0 F9	0-0 FC6-4 1-2f			0-0 G3 S 1B		0-0 5-3		4 0 1 0 0 0 4	AB 34 R 5 H 8 RBI 4 BB 7 SO 3 LOB 27																
Roger Metzger, S (1, 6) OBP: 0.296, SLG: 0.288			0-0 S BB E 1B		0-0 4-3		0-3 K 1-2		0-0 4-3	4 1 1 0 0 1 1																	
Vida Blue, S (1, 1) OBP: 0.259, SLG: 0.145 Randy Moffitt, R (7, 1) OBP: 0.250, SLG: 0.143 Larry Herndon, R (7, 8) OBP: 0.321, SLG: 0.348			4-0 E 1B BB		4-0 BB		0-0 G3 2-3		4-0 E BB	1 1 0 0 2 0 1 0 0 0 0 0 0 0 0 0 0 0 1 0 0																	
Inning Stats	R: 0 E: 0 K: 0 S: 2	H: 1 LOB: 0 BB: 1 P: 6	R: 0 E: 0 K: 0 S: 4	H: 1 LOB: 1 BB: 0 P: 4	R: 3 E: 0 K: 1 S: 7	H: 2 LOB: 3 BB: 4 P: 23	R: 0 E: 0 K: 0 S: 3	H: 0 LOB: 1 BB: 1 P: 7	R: 0 E: 0 K: 1 S: 5	H: 0 LOB: 1 BB: 0 P: 6	R: 0 E: 0 K: 1 S: 6	H: 1 LOB: 1 BB: 0 P: 6	R: 2 E: 1 K: 0 S: 5	H: 2 LOB: 0 BB: 0 P: 5	R: 0 E: 1 K: 0 S: 4	H: 0 LOB: 2 BB: 1 P: 8	R: 0 E: 0 K: 0 S: 4	H: 1 LOB: 2 BB: 0 P: 4	1B: 6 2B: 1 3B: 0 HR: 1	SF: 0 SAC: 0 DP: 2 HBP: 1	WP: 1 PB: 0 SB: 2 CS: 1	PA: 42					
PITCHER	IP	WLS	BF	H	R	ER	SO	BB	IBB	HBP	BLK	WP	HR	S	P	ERA	WHIP										
Preston Hanna, R (1, 1) ERA: 5.13	2.2		14	4	3	3	1	4	0	0	0	0	0	12	28	10.12	3.000										
Jamie Easterly, L (3, 1) ERA: 5.68	1.1		6	0	0	0	0	2	0	0	0	0	0	4	12	0.00	1.500										
Rick Camp, R (5, 1) ERA: 3.55	3.0		13	3	2	1	2	0	0	1	0	0	1	16	17	3.00	1.000										
Craig Skok, L (8, 1) ERA: 4.25	1.0	W	5	0	0	0	0	1	0	0	0	0	0	4	8	0.00	1.000										
Gene Garber, R (9, 1) ERA: 2.46	1.0	S	4	1	0	0	0	0	0	0	0	1	0	4	4	0.00	1.000										

San Francisco Giants @ Atlanta Braves
Atlanta-Fulton County Stadium, Atlanta, GA
Thu Sep 07 1978, 7:05 PM EDT
Att. 3,460 - Unknown

livebaseballscorecards.com

Batter	1	2	3	4	5	6	7	8	9
Glenn Hubbard, R (1, 4) OBP: 0.380, SLG: 0.326	0-0 F9		0-0 F7		4-0 G1-6-3 BB		0-0 E 1B 1B	0-0 1B	
Barry Bonnell, R (1, 8) OBP: 0.275, SLG: 0.287 Rowland Office, L (7, PH) OBP: 0.297, SLG: 0.359 Bob Beall, S (7, PH) OBP: 0.383, SLG: 0.315	0-0 F9		0-0 4-3		0-0 G1-6-3		0-0 E2 1B 1B	0-0 F4	
Gary Matthews, R (1, 9) OBP: 0.367, SLG: 0.454	0-3 K		0-0 L4		4-0 BB		0-0 5-3 1B		
Jeff Burroughs, R (1, 7) OBP: 0.449, SLG: 0.552		0-0 6-3		4-0 BB 1B BB	0-3 K		0-0 5-3		
Bob Horner, R (1, 5) OBP: 0.307, SLG: 0.515		0-0 HR		0-0 F8		0-0 F7	0-0 F5		
Dale Murphy, R (1, 3) OBP: 0.293, SLG: 0.415		0-3 K		0-3 K		0-0 5-3		4-0 BB 1B BB	
Bruce Benedict, R (1, 2) OBP: 0.269, SLG: 0.208		0-0 1B 1B		4-0 1B BB		0-0 F9		0-3 K	
Darrel Chaney, S (1, 6) OBP: 0.299, SLG: 0.307		0-0 1B		0-0 FC6 1B		0-0 1B BB	4-0 1B BB	0-3 K	
Preston Hanna, R Jamie Easterly, L Cito Gaston, R Rick Camp, R Rod Gilbreath, R Craig Stok, R Jerry Royster, R Max Leon, R Gene Garber, R		0-0 2-3		0-0 FC6		0-0 F6	4-0 1B BB	4-0 1B BB	

AB	R	H	RBI	BB	SO	LOB
4	1	2	1	1	0	0
3	0	0	0	0	0	1
0	0	0	0	0	0	0
2	1	1	1	0	0	2
3	0	1	2	1	1	0
3	1	0	0	1	1	2
4	1	1	1	0	0	2
3	1	0	0	1	2	1
3	0	1	0	1	1	1
3	1	2	1	1	1	1
1	0	0	0	0	0	2
0	0	0	0	0	0	0
1	0	0	0	0	0	2
0	0	0	0	0	0	0
1	0	0	0	0	0	1
0	0	0	0	0	0	0
0	0	0	0	1	0	0
0	0	0	0	0	0	0
0	0	0	0	0	0	0
0	0	0	0	0	0	0

AB	R	H	RBI	BB	SO	LOB
31	6	8	6	7	6	15

Inning	R	H	E	K	S	P
1	0	0	0	1	5	5
2	1	3	0	1	8	8
3	0	0	0	0	3	3
4	0	0	0	0	3	3
5	1	1	0	1	14	14
6	0	0	0	1	12	12
7	0	0	0	0	3	3
8	3	3	1	0	10	10
9	1	1	0	2	16	16


BOTTOM

San Francisco Giants @ Atlanta Braves
Atlanta-Fulton County Stadium, Atlanta, GA

Thu Sep 07 1978, 7:05 PM EDT
Att. 3,460 - Unknown

livebaseballscorecards.com

WP: 0 PA: 38
PB: 0
SB: 0
CS: 0



PITCHER	IP	WLS	BF	H	R	ER	SO	BB	IBB	HBP	BLK	WP	HR	S	P	ERA	WHIP
Vida Blue, L (1, 1) ERA: 2.59	6.0		26	4	3	3	4	5	0	0	0	0	1	29	49	4.50	1.500
Randy Moffitt, R (7, 1) ERA: 3.25	0.1		2	1	0	0	0	0	0	0	0	0	0	2	2	0.00	3.000
Gary Lavelle, L (7, 1) ERA: 2.89	0.0		1	1	0	0	0	0	0	0	0	0	0	1	1	∞	∞
John Curtis, L (7, 1) ERA: 3.03	1.2	L	9	2	3	2	2	2	0	0	0	0	0	11	19	10.80	2.400

Batter	1	2	3	4	5	6	7	8	9	AB R H RBI BB SO LOB	TOP	
Bill Madlock, R (1, 4) OBP: 0.382, SLG: 0.494	0-0 WP SH1-3 PB 1B		0-0 5-3		0-0 5-3		0-0 5-3			4 1 1 0 0 0 0	<p>San Francisco Giants @ Cincinnati Reds</p> <p>Riverfront Stadium, Cincinnati, OH</p> <p>Sat Sep 09 1978, 7:05 PM EDT Att: 47,091 - Unknown</p> <p>livebaseballscorecards.com</p>	
Terry Whitfield, L (1, 7) OBP: 0.346, SLG: 0.412	0-0 SH1-3 1-2		0-0 L6		0-0 F7			0-0 4-3		3 0 0 0 0 0 0		
Jack Clark, R (1, 9) OBP: 0.360, SLG: 0.538	4-0 2-H BB		0-0 2B		0-0 E5 F9 WP E			0-0 6-3		3 1 1 0 1 0 0		
Darrell Evans, L (1, 5) Ed Plank, R (8, 1) OBP: 0.368, SLG: 0.416	0-0 F2		0-0 3-1		0-0 F9 1-3			0-3 K		4 0 0 0 0 1 3 0 0 0 0 0 0 0		
Mike Ivie, R (1, 3) OBP: 0.366, SLG: 0.477	0-0 5-3			0-0 4-3		0-3 K 3-H		0-0 G4-6-3 1B 1B		4 0 1 0 0 1 1		
Jim Dwyer, L (1, 8) OBP: 0.335, SLG: 0.383		0-3 K		0-0 F9		0-0 2B		0-0 G4-6-3 1-2 1B		4 0 2 0 0 1 0		
Marc Hill, R (1, 2) OBP: 0.318, SLG: 0.291		0-0 HR		0-0 1B		0-0 1-3		0-0 G4-6-3 1-2 2-3		4 1 2 1 0 0 3		
Roger Metzger, S (1, 6) OBP: 0.292, SLG: 0.283		0-0 F7		0-0 1-6-3			0-0 4-3	0-0 F7		4 0 0 0 0 0 2		
Bob Knepper, L (1, 1) Hector Cruz, R (8, 5) OBP: 0.127, SLG: 0.085 OBP: 0.313, SLG: 0.394		0-0 1-3			0-0 4-3		0-0 4-3			3 0 0 0 0 0 0 0 0 0 0 0 0 0		
Inning Stats	R: 1 H: 1 E: 0 LOB: 1 K: 0 BB: 1 S: 4 P: 8	R: 1 H: 1 E: 0 LOB: 0 K: 1 BB: 0 S: 6 P: 6	R: 0 H: 1 E: 0 LOB: 1 K: 0 BB: 0 S: 4 P: 4	R: 0 H: 1 E: 0 LOB: 1 K: 0 BB: 0 S: 4 P: 4	R: 0 H: 0 E: 0 LOB: 0 K: 0 BB: 0 S: 3 P: 3	R: 1 H: 1 E: 2 LOB: 1 K: 1 BB: 0 S: 7 P: 7	R: 0 H: 0 E: 0 LOB: 0 K: 0 BB: 0 S: 3 P: 3	R: 0 H: 0 E: 0 LOB: 0 K: 1 BB: 0 S: 5 P: 5	R: 0 H: 2 E: 0 LOB: 1 K: 0 BB: 0 S: 4 P: 4	1B: 4 SF: 0 2B: 2 SAC: 1 3B: 0 DP: 1 HR: 1 HBP: 0	WP: 2 PA: 35 PB: 1 SB: 0 CS: 0	
PITCHER Bill Bonham, R (1, 1) ERA: 3.4 Doug Bair, R (8, 1) ERA: 1.89	IP WLS BF H R ER SO BB IBB HBP BLK WP HR S P ERA WHIP	7.0 W 28 5 3 1 2 1 0 0 0 2 1 31 35 1.29 0.857	2.0 S 7 2 0 0 1 0 0 0 0 0 0 0 9 9 0.00 1.000									PITCHER IP WLS BF H R ER SO BB IBB HBP BLK WP HR S P ERA WHIP



Batter	1	2	3	4	5	6	7	8	9	AB	R	H	RBI	BB	SO	LOB	
Pete Rose, S (1, 5) OBP: 0.359, SLG: 0.422	0-0 6-3			0-0 SH1-3 2B 1B	0-0 4-3		0-0 SF9-3-5			3	1	1	1	0	0	0	
Joe Morgan, L (1, 4) OBP: 0.361, SLG: 0.392	0-0 F5			4-0 SH1-3 2B 1B	0-0 G3		0-0 4-3			3	1	0	0	1	0	1	
Ken Griffey, L (1, 9) OBP: 0.340, SLG: 0.424	0-3 K			0-0 SH1-3		0-0 F9		0-0 SF9 3B		3	1	1	0	0	1	0	
George Foster, R (1, 7) OBP: 0.358, SLG: 0.528		0-0 F8		4-0 2B BB		0-0 G5-4-3 1B		0-0 6-3		3	0	1	0	1	0	1	
Johnny Bench, R (1, 2) OBP: 0.334, SLG: 0.485		0-3 K		0-0 2B		0-0 G5-4-3		4-0 FC6-4 IBB		3	0	1	2	1	1	1	
Dave Concepcion, R (1, 6) OBP: 0.348, SLG: 0.400		0-0 F9		4-0 IBB			0-0 1B 2B 1B	0-0 SF9		2	1	1	1	1	0	0	
Arturo DeFreitas, R (1, 3) Dave Collins, S (7, PH) Doug Bair, R (8, 1) OBP: 0.167, SLG: 0.167			0-0 5-3	0-0 P9			0-0 1B 2B 1B	0-0 FC6-4		2	0	0	0	0	0	3	
Cesar Geronimo, L (1, 8) OBP: 0.331, SLG: 0.338		0-3 K	0-3 K	0-0 1-3			0-0 2B SF9-3-5 1B			3	1	1	0	0	1	3	
Bill Bonham, R (1, 1) Ken Henderson, S (7, PH) Dan Driessen, L (7, PR) OBP: 0.352, SLG: 0.421			0-0 P6		0-0 F8		0-0 SF9-3-5 2B			2	0	0	0	0	0	0	
Inning Stats	R: 0 E: 0 K: 1 S: 5	H: 0 LOB: 0 BB: 0 P: 5	R: 0 E: 0 K: 1 S: 5	H: 0 LOB: 0 BB: 0 P: 5	R: 0 E: 0 K: 1 S: 5	H: 0 LOB: 0 BB: 0 P: 5	R: 2 E: 0 K: 0 S: 5	H: 2 LOB: 3 BB: 3 P: 17	R: 0 E: 0 K: 0 S: 3	H: 1 LOB: 0 BB: 0 P: 3	R: 3 E: 0 K: 0 S: 6	H: 4 LOB: 1 BB: 0 P: 6	R: 1 E: 0 K: 0 S: 4	H: 1 LOB: 1 BB: 1 P: 8	1B: 5 2B: 3 3B: 1 HR: 0	SF: 2 SAC: 1 DP: 2 HBP: 0	WP: 0 PA: 34 PB: 0 SB: 0 CS: 0
PITCHER Bob Knepper, L (1, 1) ERA: 2.74 Ed Plank, R (8, 1) ERA: 6.0	IP 7.0	WLS L	BF 29	H 7	R 5	ER 5	SO 3	BB 2	IBB 1	HBP 0	BLK 0	WP 0	HR 0	S 32	P 44	ERA 6.43	WHIP 1.286
	IP 1.0	WLS L	BF 5	H 1	R 1	ER 1	SO 0	BB 0	IBB 1	HBP 0	BLK 0	WP 0	HR 0	S 4	P 8	ERA 9.00	WHIP 1.000


BOTTOM

San Francisco Giants @ Cincinnati Reds
Riverfront Stadium, Cincinnati, OH
Sat Sep 09 1978, 7:05 PM EDT
Att. 47,091 - Unknown

livebaseballscorecards.com

AB	27
R	6
H	8
RBI	6
BB	4
SO	3
LOB	10



Batter	1	2	3	4	5	6	7	8	9	AB R H RBI BB SO LOB	TOP											
Bill Madlock, R (1, 4) OBP: 0.383, SLG: 0.501	0-0 P6		0-0 1B		0-0 HR			0-0 5-3		4 1 2 1 0 0 0	San Francisco Giants @ Cincinnati Reds Riverfront Stadium, Cincinnati, OH Sun Sep 10 1978, 3:33 AM EDT Att: 43,779 - Unknown livebaseballscorecards.com											
Terry Whitfield, L (1, 7) OBP: 0.346, SLG: 0.410	0-0 4-3		0-0 1B		0-0 F2			0-3 K		4 0 1 0 0 1 0												
Jack Clark, R (1, 9) OBP: 0.361, SLG: 0.540	0-0 1B		0-0 P5		0-0 P3			0-0 2B		4 0 2 0 0 0 2												
Darrell Evans, L (1, 5) OBP: 0.367, SLG: 0.415	0-0 1B		0-0 P8		0-0 3-1			0-0 P6		4 0 1 0 0 0 3												
Mike Ivie, R (1, 3) OBP: 0.361, SLG: 0.470	0-0 4-3		0-0 F8		0-3 K			0-0 5-3		4 0 0 0 0 1 4												
Jim Dwyer, L (1, 8) OBP: 0.333, SLG: 0.377		0-3 K		4-0 G6-4-3 BB		0-3 K		0-3 K		3 0 0 0 1 3 0												
Marc Hill, R (1, 2) OBP: 0.317, SLG: 0.294		0-0 4-3		0-0 G6-4-3		0-0 G3		0-0 6-3		4 0 1 0 0 0 1												
Roger Metzger, S (1, 6) OBP: 0.289, SLG: 0.281		0-0 4-3		0-0 4-3		0-0 F7		0-0 6-3		3 0 0 0 0 0 1												
Ed Halicki, R (1, 1) OBP: 0.155, SLG: 0.140		0-3 K		0-3 K						3 0 0 0 0 2 1												
John Curtis, L (8, 1)										0 0 0 0 0 0 0												
Ed Plank, R (8, 1)										0 0 0 0 0 0 0												
Inning Stats	R: 0 E: 0 K: 0 S: 5	H: 2 LOB: 2 BB: 0 P: 5	R: 0 E: 0 K: 2 S: 8	H: 1 LOB: 1 BB: 0 P: 8	R: 0 E: 0 K: 0 S: 5	H: 2 LOB: 2 BB: 0 P: 5	R: 0 E: 0 K: 0 S: 2	H: 0 LOB: 0 BB: 1 P: 6	R: 1 E: 0 K: 1 S: 6	H: 1 LOB: 0 BB: 0 P: 6	R: 0 E: 0 K: 2 S: 7	H: 0 LOB: 0 BB: 0 P: 7	R: 0 E: 0 K: 0 S: 3	H: 0 LOB: 0 BB: 0 P: 3	R: 0 E: 0 K: 1 S: 6	H: 1 LOB: 1 BB: 0 P: 6	R: 0 E: 0 K: 1 S: 5	H: 0 LOB: 0 BB: 0 P: 5	1B: 4 2B: 2 3B: 0 HR: 1	SF: 0 SAC: 0 DP: 1 HBP: 0	WP: 0 PB: 0 SB: 0 CS: 0	PA: 34
PITCHER	IP WLS BF H R ER SO BB IBB HBP BLK WP HR S P ERA WHIP																					
Tom Seaver, R (1, 1) ERA: 2.97	7.0 W 27 6 1 1 5 1 0 0 0 0 1 36 40 1.29 1.000																					
Doug Bair, R (8, 1) ERA: 1.85	2.0 S 7 1 0 0 2 0 0 0 0 0 0 0 11 11 0.00 0.500																					

Batter	1	2	3	4	5	6	7	8	9
Pete Rose, S (1, 5) Junior Kennedy, R (9, 4) OBP: 0.358, SLG: 0.421 OBP: 0.357, SLG: 0.256	0-0 L3		0-0 4-3			0-0 F9		0-0 1B 1B	
Joe Morgan, L (1, 4) Dave Collins, S (8, PR) (9, 9) OBP: 0.360, SLG: 0.390 OBP: 0.318, SLG: 0.239	0-0 4-3		0-0 F5			0-0 F9		0-0 1B SF9 1B	
Ken Griffey, L (1, 9) Ray Knight, R (9, 5) OBP: 0.339, SLG: 0.423 OBP: 0.231, SLG: 0.290	0-0 P4		0-0 P4			0-0 F3		0-0 1B HR 1B	
George Foster, R (1, 7) OBP: 0.356, SLG: 0.525		0-0 E6		0-0 5-3		0-0 F7		0-0 SF9	
Dan Driessen, L (1, 3) OBP: 0.353, SLG: 0.420		0-0 1B S 1B E		0-3 K		0-0 G3		0-0 1B HR BB	
Johnny Bench, R (1, 2) Vic Correll, R (9, 2) OBP: 0.336, SLG: 0.493 OBP: 0.273, SLG: 0.330		0-3 K		0-0 5-3		4-0 2B BB		0-0 1B HR	
Dave Concepcion, R (1, 6) Ron Oester, S (9, 6) OBP: 0.349, SLG: 0.403		0-0 3-1 E 1B		0-0 6-3		0-0 2B		0-0 4-3	
Cesar Geronimo, L (1, 8) OBP: 0.330, SLG: 0.334		0-0 3-1		0-3 K		4-0 IBB		0-0 6-3	
Tom Seaver, R (1, 1) Ken Henderson, S (7, PH) Doug Bair, R (8, 1) OBP: 0.211, SLG: 0.127 OBP: 0.297, SLG: 0.349 OBP: 0.167, SLG: 0.167		0-0 F7		0-3 K		0-0 P4			

AB	R	H	RBI	BB	SO	LOB
4	1	1	0	0	0	0
0	0	0	0	0	0	0
4	0	1	0	0	0	0
0	1	0	0	0	0	0
4	1	1	1	0	0	0
0	0	0	0	0	0	0
3	1	0	1	0	0	0
3	2	1	0	1	1	0
3	2	1	3	1	1	2
0	0	0	0	0	0	0
4	0	2	2	0	0	1
0	0	0	0	0	0	0
3	0	0	0	1	1	2
2	0	0	0	0	1	1
1	0	0	0	0	0	2
0	0	0	0	0	0	0


BOTTOM

San Francisco Giants @ Cincinnati Reds
Riverfront Stadium, Cincinnati, OH

Sun Sep 10 1978, 3:33 AM EDT
Att. 43,779 - Unknown

livebaseballscorecards.com

AB	31
R	8
H	7
RBI	7
BB	3
SO	4
LOB	8



Inning Stats		R: 0	H: 0	E: 0	K: 0	S: 3	R: 2	H: 2	E: 2	K: 1	S: 8	R: 0	H: 0	E: 0	K: 0	S: 3	R: 0	H: 0	E: 0	K: 1	S: 5	R: 0	H: 0	E: 0	K: 0	S: 7	R: 0	H: 0	E: 0	K: 0	S: 3	R: 1	H: 1	E: 0	K: 0	S: 4	R: 5	H: 4	E: 0	K: 0	S: 7									
PITCHER		IP	WLS	BF	H	R	ER	SO	BB	IBB	HBP	BLK	WP	HR	S	P	ERA	WHIP	PITCHER										IP	WLS	BF	H	R	ER	SO	BB	IBB	HBP	BLK	WP	HR	S	P	ERA	WHIP					
Ed Halicki, R (1, 1) ERA: 2.89	(1, 1)	7.0	L	27	3	3	1	4	1	1	0	0	0	0	33	41	1.29	0.571																																
John Curtis, L (8, 1) ERA: 3.62	(8, 1)	0.1		5	3	4	4	0	1	0	0	0	0	0	4	8	108.00	12.000																																
Ed Plank, R (8, 1) ERA: 7.36	(8, 1)	0.2		3	1	1	1	0	0	0	0	0	0	1	3	3	13.50	1.500																																

WP: 0	PA: 35
PB: 0	
SB: 2	
CS: 0	

Batter	1	2	3	4	5	6	7	8	9	AB R H RBI BB SO LOB	TOP																
Davey Lopes, R OBP: 0.359, SLG: 0.425 (1, 4)	0-0 F9		0-0 WP 1-H 2-H 6-3 2B		0-3 K		0-0 4-3		0-0 1-H 3B	5 1 2 3 0 1 0																	
Bill North, S OBP: 0.374, SLG: 0.277 (1, 8)	0-0 F9		4-0 WP BB		0-0 6-3		0-0 6-3	0-0 6-3	4-0 BB	3 0 0 0 2 0 0																	
Reggie Smith, S OBP: 0.383, SLG: 0.569 Rick Monday, L OBP: 0.348, SLG: 0.483 (1, 9) (6, 9)	0-0 4-3		0-0 6-3		0-0 G3		0-3 K	0-3 K	0-3 K	3 0 0 1 0 0 1 2 0 0 0 0 2 2																	
Steve Garvey, R OBP: 0.338, SLG: 0.479 (1, 3)		0-0 F9	0-3 K		0-0 1B		0-0 6-3			4 0 1 0 0 1 1																	
Ron Cey, R OBP: 0.380, SLG: 0.454 (1, 5)		4-0 G6-3 BB		0-0 HR		0-0 1-3 1B		0-0 HR		3 2 3 2 1 0 0																	
Dusty Baker Jr., R OBP: 0.335, SLG: 0.387 (1, 7)		0-0 G6-3		0-0 6-3		0-0 F3		0-0 1-3		4 0 0 0 0 0 3																	
Joe Ferguson, R OBP: 0.352, SLG: 0.404 Steve Yeager, R OBP: 0.304, SLG: 0.257 (1, 2) (9, 2)			0-3 K	0-0 F9		0-0 G6-4-3		0-0 6-3		4 0 0 0 0 1 2 0 0 0 0 0 0 0																	
Bill Russell, R OBP: 0.312, SLG: 0.353 (1, 6)			0-0 2B	0-0 1B		0-0 5-3		4-0 WP 1B S BB		3 2 2 0 1 0 0																	
Doug Rau, L OBP: 0.169, SLG: 0.172 Terry Forster, L OBP: 0.500, SLG: 0.625 (1, 1) (7, 1)			4-0 2B BB	0-3 K		0-0 F7		0-0 3B 1B		2 1 0 0 1 1 1 1 1 1 1 0 0 0																	
Inning Stats	R: 0 E: 0 K: 0 S: 3	H: 0 LOB: 0 BB: 0 P: 3	R: 0 E: 0 K: 0 S: 2	H: 0 LOB: 0 BB: 1 P: 6	R: 3 E: 0 K: 2 S: 9	H: 2 LOB: 1 BB: 2 P: 17	R: 1 E: 0 K: 1 S: 7	H: 2 LOB: 1 BB: 0 P: 7	R: 0 E: 0 K: 1 S: 5	H: 0 LOB: 0 BB: 0 P: 5	R: 0 E: 0 K: 0 S: 4	H: 2 LOB: 1 BB: 0 P: 4	R: 0 E: 0 K: 0 S: 3	H: 0 LOB: 0 BB: 0 P: 3	R: 0 E: 0 K: 1 S: 5	H: 0 LOB: 0 BB: 0 P: 5	R: 3 E: 0 K: 1 S: 8	H: 3 LOB: 2 BB: 2 P: 16	1B: 4 2B: 2 3B: 1 HR: 2	SF: 0 SAC: 0 DP: 2 HBP: 0	WP: 2 PB: 0 SB: 1 CS: 0	PA: 39					
PITCHER	IP	WLS	BF	H	R	ER	SO	BB	IBB	HBP	BLK	WP	HR	S	P	ERA	WHIP										
Vida Blue, L ERA: 2.7 (1, 1)	4.0	L	18	4	4	4	3	3	0	0	0	1	1	21	33	9.00	1.750										
Jim Barr, R ERA: 3.53 (5, 1)	2.0		7	2	0	0	1	0	0	0	0	0	0	9	9	0.00	1.000										
Charlie Williams, R ERA: 5.44 (7, 1)	2.2		13	3	3	3	1	2	0	0	0	1	1	13	21	10.12	1.875										
John Curtis, L ERA: 3.6 (9, 1)	0.1		1	0	0	0	1	0	0	0	0	0	0	3	3	0.00	0.000										

Los Angeles Dodgers @ San Francisco Giants
Candlestick Park, San Francisco, CA
Mon Sep 11 1978, 10:05 PM EDT
Att: 35,965 - Unknown

livebaseballscorecards.com

AB	34
R	7
H	9
RBI	7
BB	5
SO	6
LOB	10



Batter	1	2	3	4	5	6	7	8	9	AB R H RBI BB SO LOB	TOP																								
Davey Lopes, R OBP: 0.359, SLG: 0.433 (1, 4) X	0-0 5-3		0-0 F9			0-0 5-3		0-0 2B	0-0 HR	5 1 2 4 0 0 0																									
Bill North, S OBP: 0.369, SLG: 0.272 (1, 8) X	0-0 4-3			0-0 6-3		0-0 4-3		0-0 F7	0-0 6-3	5 0 0 0 0 0 3																									
Rick Monday, L OBP: 0.348, SLG: 0.480 Lee Lacy, R OBP: 0.336, SLG: 0.517 Joe Simpson, L (8, 9)	0-3 K			4-0 1B BB		0-0 F5		0-3 K		2 1 0 0 1 1 0 1 0 0 0 0 1 2 0 0 0 0 0 0 0																									
Steve Garvey, R OBP: 0.340, SLG: 0.480 (1, 3)		4-0 5-3 BB		0-0 1B		0-0 F7			0-0 6-3 2B 1B	3 1 2 1 1 0 0																									
Ron Cey, R OBP: 0.379, SLG: 0.452 (1, 5)		0-0 5-3 1-2		0-0 L7		0-0 6-3			1-0 6-3 2B HBP	3 1 0 0 0 0 2																									
Dusty Baker Jr., R OBP: 0.332, SLG: 0.384 Jerry Grote, R OBP: 0.380, SLG: 0.377 (9, 2)		0-0 F7		0-0 L3		0-0 F2			0-0 6-3 1-2 2-3	4 0 0 0 0 0 4 0 0 0 0 0 0 0																									
Joe Ferguson, R OBP: 0.352, SLG: 0.402 Rudy Law, L (8, PR) Steve Yeager, R OBP: 0.354, SLG: 0.257 Manny Mota, R OBP: 0.367, SLG: 0.357 Myron White, L (9, PR)		0-0 6-3			0-0 P6			4-0 1B 2B BB	4-0 2B IBB	2 0 0 0 1 0 1 0 1 0 0 0 0 0 0 0 0 0 0 0 0 0 0 0 0 1 0 0 0 1 0 0 0 0 0																									
Bill Russell, R OBP: 0.313, SLG: 0.356 (1, 6)			0-0 F8		0-0 F7			0-0 1B FC1-6	0-0 HR 2B	4 1 2 3 0 0 0																									
Burt Hooton, R OBP: 0.232, SLG: 0.175 (1, 1)			0-3 K		0-3 K			0-0 FC1-6 2B	0-3 K	4 1 0 0 0 3 4																									
Inning Stats	R: 0 E: 0 K: 1 S: 5	H: 0 LOB: 0 BB: 0 P: 5	R: 0 E: 0 K: 0 S: 3	H: 0 LOB: 1 BB: 1 P: 7	R: 0 E: 0 K: 1 S: 5	H: 0 LOB: 0 BB: 0 P: 5	R: 1 E: 0 K: 0 S: 4	H: 1 LOB: 1 BB: 1 P: 8	R: 0 E: 0 K: 1 S: 5	H: 0 LOB: 0 BB: 0 P: 5	R: 0 E: 0 K: 0 S: 3	H: 0 LOB: 0 BB: 0 P: 3	R: 0 E: 0 K: 0 S: 3	H: 0 LOB: 0 BB: 0 P: 3	R: 2 E: 0 K: 1 S: 7	H: 2 LOB: 2 BB: 1 P: 11	R: 5 E: 0 K: 1 S: 8	H: 3 LOB: 1 BB: 1 P: 13	1B: 3 2B: 2 3B: 0 HR: 1	SF: 0 SAC: 0 DP: 0 HBP: 1	WP: 0 PB: 0 SB: 2 CS: 0	PA: 38													
PITCHER John Montefusco, R ERA: 3.92 Gary Lavelle, L ERA: 3.35	IP 7.2	WLS L	BF 29	H 3	R 3	ER 3	SO 3	BB 3	IBB 0	HBP 0	BLK 0	WP 0	HR 0	S 32	P 44	ERA 3.52	WHIP 0.783	PITCHER	IP 1.1	WLS L	BF 9	H 3	R 5	ER 5	SO 2	BB 0	IBB 1	HBP 1	BLK 0	WP 0	HR 1	S 11	P 16	ERA 33.75	WHIP 2.250

Los Angeles Dodgers @ San Francisco Giants
Candlestick Park, San Francisco, CA
Tue Sep 12 1978, 10:05 PM EDT
Att: 38,073 - Unknown

livebaseballscorecards.com

AB	33
R	8
H	6
RBI	8
BB	4
SO	5
LOB	16



Batter	1	2	3	4	5	6	7	8	9	AB	R	H	RBI	BB	SO	LOB
Bill Madlock, R (1, 4) OBP: 0.380, SLG: 0.495	0-0 F3		0-3 K			0-0 SH5-4 1B		0-0 F9		4	0	1	0	0	1	1
Terry Whitfield, L (1, 7) OBP: 0.343, SLG: 0.407	0-0 B3			0-3 K		0-0 SH5-4 1-2		0-0 L8		3	0	0	0	0	1	1
Jack Clark, R (1, 9) OBP: 0.361, SLG: 0.540	0-0 L8			4-0 BB 1B BB		0-0 6-3		0-0 F8		3	0	0	0	1	0	1
Darrell Evans, L (1, 5) OBP: 0.368, SLG: 0.411		0-0 F3		4-0 BB 1-2 1B BB		0-0 L8		0-0 F9		3	0	0	0	1	0	1
Mike Ivie, R (1, 3) OBP: 0.362, SLG: 0.475		0-0 G1		0-0 BB 1-2 2-H 1B		0-0 F4		0-0 3B		4	0	2	0	0	0	0
John Tamargo, S (1, 2) OBP: 0.380, SLG: 0.368 Art Gardner, L (7, PR) Marc Hill, R (8, 2) OBP: 0.318, SLG: 0.293		0-0 2B		0-0 1-3		4-0 BB CS BB		0-0 F5		2	0	1	0	1	0	2
Larry Herndon, R (1, 8) OBP: 0.318, SLG: 0.345 Gary Lavelle, S (8, 1) OBP: 0.067, SLG: 0.067		0-3 K		0-0 F7		0-3 BB 1-2 K		0-0 F9		3	0	0	0	0	2	2
Roger Metzger, S (1, 6) OBP: 0.287, SLG: 0.278			0-0 G3		0-0 F8			0-0 F9		3	0	0	0	0	0	0
John Montefusco, R (1, 1) OBP: 0.141, SLG: 0.077 Hector Cruz, R (8, 8) OBP: 0.310, SLG: 0.389			0-0 1-3		0-0 L5			0-0 1B		2	0	0	0	0	0	0
										1	0	1	0	0	0	0

Inning Stats	R: 0	H: 0	E: 0	K: 0	S: 3	R: 0	H: 1	E: 0	K: 1	S: 6	R: 0	H: 0	E: 0	K: 1	S: 5	R: 0	H: 1	E: 0	K: 1	S: 5	R: 0	H: 0	E: 0	K: 0	S: 3	R: 0	H: 1	E: 0	K: 0	S: 4	R: 0	H: 0	E: 0	K: 1	S: 4	R: 0	H: 1	E: 0	K: 0	S: 4	R: 0	H: 1	E: 0	K: 0	S: 4	R: 0	H: 1	E: 0	K: 0	S: 4		
	LOB: 0	BB: 0	P: 3	LOB: 1	BB: 0	P: 6	LOB: 0	BB: 0	P: 5	LOB: 2	BB: 2	LOB: 0	BB: 0	P: 3	LOB: 1	BB: 0	LOB: 1	BB: 0	P: 4	LOB: 1	BB: 1	LOB: 1	BB: 0	P: 4	LOB: 1	BB: 1	LOB: 1	BB: 0	P: 4	LOB: 1	BB: 1	LOB: 1	BB: 0	P: 4	LOB: 1	BB: 0	P: 4	LOB: 1	BB: 0	P: 4	LOB: 1	BB: 0	P: 4	LOB: 1	BB: 0	P: 4						
	1B: 3	2B: 1	3B: 1	SF: 0	SAC: 1	DP: 0	HBP: 0	WP: 0	HR: 0	S: 38	P: 50	ERA: 0.00	WHIP: 0.889	1B: 3	2B: 1	3B: 1	SF: 0	SAC: 1	DP: 0	HBP: 0	WP: 0	HR: 0	S: 38	P: 50	ERA: 0.00	WHIP: 0.889	1B: 3	2B: 1	3B: 1	SF: 0	SAC: 1	DP: 0	HBP: 0	WP: 0	HR: 0	S: 38	P: 50	ERA: 0.00	WHIP: 0.889	1B: 3	2B: 1	3B: 1	SF: 0	SAC: 1	DP: 0	HBP: 0	WP: 0	HR: 0	S: 38	P: 50	ERA: 0.00	WHIP: 0.889
PITCHER Burt Hooton, R (1, 1) ERA: 2.64	IP: 9.0	WLS: W	BF: 33	H: 5	R: 0	ER: 0	SO: 4	BB: 3	IBB: 0	HBP: 0	BLK: 0	WP: 0	HR: 0	S: 38	P: 50	ERA: 0.00	WHIP: 0.889	IP: 9.0	WLS: W	BF: 33	H: 5	R: 0	ER: 0	SO: 4	BB: 3	IBB: 0	HBP: 0	BLK: 0	WP: 0	HR: 0	S: 38	P: 50	ERA: 0.00	WHIP: 0.889	IP: 9.0	WLS: W	BF: 33	H: 5	R: 0	ER: 0	SO: 4	BB: 3	IBB: 0	HBP: 0	BLK: 0	WP: 0	HR: 0	S: 38	P: 50	ERA: 0.00	WHIP: 0.889	

BOTTOM

Los Angeles Dodgers @ San Francisco Giants
Candlestick Park, San Francisco, CA

Tue Sep 12 1978, 10:05 PM EDT
Att. 38,073 - Unknown

AB	29
R	0
H	5
RBI	0
BB	3
SO	4
LOB	9

livebaseballscorecards.com



WP	HR	S	P	ERA	WHIP
0	0	38	50	0.00	0.889

Batter	1	2	3	4	5	6	7	8	9	10	11	12	AB R H RBI BB SO LOB	TOP												
Jerry Royster, R OBP: 0.340, SLG: 0.345 (1, 6)	K		G6-3		F7			F6	K				6 0 1 0 0 2 4	<p>Atlanta Braves @ San Francisco Giants</p> <p>Candlestick Park, San Francisco, CA</p> <p>Wed Sep 13 1978, 6:33 AM EDT</p> <p>Att: 3,357 - Unknown</p>												
Glenn Hubbard, R OBP: 0.365, SLG: 0.327 (1, 4)	4-3			K		FC6-4 1B		4-3 2B	F3		F2		6 1 2 0 0 1 4													
Gary Matthews, R OBP: 0.366, SLG: 0.462 (1, 9)	6-3				FC6-4 BB			4-3		G5-3 SH 1B		1B 2B	5 2 2 0 1 0 2													
Jeff Burroughs, R OBP: 0.446, SLG: 0.554 Rowland Office, L OBP: 0.299, SLG: 0.361 (8, PR) (8, 8)		FC4-6 1B		FC6-4 1B		E8 1B		2B IBB		SH G5-3		F7	3 1 2 0 1 0 1 1 0 0 0 0 0 1													
Dale Murphy, R OBP: 0.293, SLG: 0.416 (1, 3)	FC4-6			1B		G6-4-3 1B				G5-3		IBB 1B	6 1 3 2 0 0 4													
Barry Bonnell, R OBP: 0.271, SLG: 0.282 (8, 7)	G4-6-3							5-3	6-3		6-3	K	6 0 1 1 0 1 6													
Rod Gilbreath, R OBP: 0.301, SLG: 0.332 (1, 5)			K		F8			F9		FC1-6 1B		1B SH1-4 1B	5 0 2 0 1 1 2													
Joe Nolan, L OBP: 0.358, SLG: 0.390 Cito Gaston, R OBP: 0.246, SLG: 0.265 Bruce Benedict, R OBP: 0.313, SLG: 0.214 (12, PH) (12, 2)													1 0 0 0 2 0 0 1 0 1 1 0 0 0 0 0 0 0 0 0 0													
Phil Niekro, R OBP: 0.221, SLG: 0.222 Bob Beall, S OBP: 0.380, SLG: 0.309 Gene Garber, R OBP: 0.133, SLG: 0.071 (11, PH) (11, 1)													4 0 1 0 0 0 3 1 0 0 0 0 0 1 1 0 0 0 0 1 2													
Inning Stats	R: 0 E: 0 K: 1 S: 5	H: 0 LOB: 0 BB: 0 P: 5	R: 0 E: 0 K: 0 S: 3	H: 1 LOB: 0 BB: 0 P: 3	R: 0 E: 0 K: 1 S: 5	H: 1 LOB: 1 BB: 0 P: 6	R: 1 E: 0 K: 1 S: 7	H: 2 LOB: 2 BB: 1 P: 11	R: 0 E: 0 K: 0 S: 3	H: 0 LOB: 1 BB: 1 P: 7	R: 1 E: 0 K: 0 S: 5	H: 2 LOB: 3 BB: 1 P: 9	R: 0 E: 1 K: 0 S: 4		H: 1 LOB: 2 BB: 1 P: 10	R: 0 E: 0 K: 0 S: 5	H: 2 LOB: 2 BB: 0 P: 5	R: 0 E: 0 K: 2 S: 10	H: 3 LOB: 2 BB: 1 P: 14	1B: 12 2B: 3 3B: 0 HR: 0	SF: 0 SAC: 2 DP: 4 HBP: 1	WP: 0 PB: 0 SB: 1 CS: 0	PA: 54			
PITCHER	IP WLS BF H R ER SO BB IBB HBP BLK WP HR S P ERA WHIP																									
Bob Knepper, L ERA: 2.72 (1, 1)	8.0	33	8	3	2	3	2	1	0	0	0	0	0		0	0	0	0	0	0	0	0	0	0	0	2.25
Jim Barr, R ERA: 3.46 (9, 1)	3.0	14	4	0	0	1	1	0	0	0	0	0	0	0	0	0	0	0	0	0	0	0	0	0	0.00	1.667
John Curtis, L ERA: 3.84 (12, 1)	1.0	L 7	3	2	2	2	0	1	0	0	0	0	0	0	0	0	0	0	0	0	0	0	0	0	18.00	3.000

AB	46
R	5
H	15
RBI	4
BB	5
SO	6
LOB	30



Batter	1	2	3	4	5	6	7	8	9	10	11	12	AB	R	H	RBI	BB	SO	LOB
Bill Madlock, R OBP: 0.386, SLG: 0.501 (1, 4)	0-0 2B		0-0 WP 1B		4-0 BB			0-0 FC4-6 1B 1B		0-0 F7		0-0 FC4-6 1B	5	2	4	0	1	0	0
Terry Whitfield, L OBP: 0.343, SLG: 0.406 (1, 7)	0-3 K		0-3 K 1-H		0-0 F9			0-0 FC4-6 1B		0-0 1B		0-0 F7	6	0	2	0	0	2	3
Hector Cruz, R OBP: 0.307, SLG: 0.381 (1, 9)	1-0 HBP		0-3 K					0-0 FC4-6 1B		0-3 K		0-0 FC4-6 1B	5	0	0	1	0	2	4
Darrell Evans, L OBP: 0.366, SLG: 0.408 (1, 5)	0-3 K			0-0 F6				0-0 F9		0-0 K		0-0 K	6	0	1	0	0	2	5
Mike Ivie, R OBP: 0.366, SLG: 0.477 Vic Harris, S OBP: 0.232, SLG: 0.222 John Curtis, L (12, 1) Tom Heintzelman, R OBP: 0.192, SLG: 0.423 (12, PH)	0-0 5-3			0-0 F6				0-0 F6		0-0 1B		0-0 SH1-4 1B	5	0	3	1	0	0	2
John Tamargo, S OBP: 0.365, SLG: 0.350 (1, 2)		0-0 F8		0-0 F5				0-0 F6		0-0 6-3		0-0 SH1-4	4	0	0	0	0	0	3
Larry Herndon, R OBP: 0.315, SLG: 0.341 (1, 8)		0-0 6-3		0-0 F8				0-0 5-3		0-0 F8		0-0 F9	5	0	0	0	0	0	3
Roger Metzger, S OBP: 0.283, SLG: 0.274 Willie McCovey, L OBP: 0.301, SLG: 0.399 Johnnie LeMaster, R OBP: 0.298, SLG: 0.338 (12, 6)		0-0 1-3			0-0 4-3			0-0 4-3		0-0 F6		0-0 E4	4	0	0	0	0	0	0
Bob Knepper, L OBP: 0.123, SLG: 0.082 Art Gardner, L (8, PH) Jim Barr, R OBP: 0.104, SLG: 0.104 Skip James, L OBP: 0.227, SLG: 0.158 (12, 3)			0-0 F9		0-0 4-3			0-3 K 1B FC4-6		0-0 6-3		0-0 F2	2	0	0	0	0	0	0

Inning Stats	R: 0	H: 1	E: 0	LOB: 2	K: 2	S: 8	P: 9	R: 0	H: 0	E: 0	LOB: 0	K: 0	S: 3	R: 1	H: 1	E: 0	LOB: 0	K: 2	S: 8	R: 0	H: 1	E: 0	LOB: 1	K: 0	S: 4	R: 0	H: 0	E: 0	LOB: 0	K: 0	S: 3	R: 0	H: 0	E: 0	LOB: 0	K: 0	S: 3	R: 2	H: 3	E: 0	LOB: 2	K: 1	S: 9	R: 0	H: 0	E: 0	LOB: 0	K: 0	S: 3	R: 0	H: 1	E: 0	LOB: 1	K: 2	S: 8	R: 0	H: 1	E: 1	LOB: 2	K: 0	S: 5	R: 0	H: 2	E: 0	LOB: 2	K: 0	S: 5	R: 0	H: 2	E: 0	LOB: 2	K: 0	S: 5	1B: 9	SF: 0	2B: 1	SAC: 1	3B: 0	DP: 0	HR: 0	HBP: 1	WP: 1	PA: 50
--------------	------	------	------	--------	------	------	------	------	------	------	--------	------	------	------	------	------	--------	------	------	------	------	------	--------	------	------	------	------	------	--------	------	------	------	------	------	--------	------	------	------	------	------	--------	------	------	------	------	------	--------	------	------	------	------	------	--------	------	------	------	------	------	--------	------	------	------	------	------	--------	------	------	------	------	------	--------	------	------	-------	-------	-------	--------	-------	-------	-------	--------	-------	--------

PITCHER	IP	WLS	BF	H	R	ER	SO	BB	IBB	HBP	BLK	WP	HR	S	P	ERA	WHIP
Phil Niekro, R ERA: 2.96 (1, 1)	10.0		40	7	3	0	7	1	0	1	0	1	0	52	57	0.00	0.800
Gene Garber, R ERA: 2.35 (11, 1)	2.0	W	10	3	0	0	0	0	0	0	0	0	0	10	10	0.00	1.500

BOTTOM


Atlanta Braves @ San Francisco Giants
Candlestick Park, San Francisco, CA

Wed Sep 13 1978, 6:33 AM EDT
Att. 3,357 - Unknown

livebaseballscorecards.com

AB	47
R	3
H	10
RBI	2
BB	1
SO	7
LOB	26



Batter	1	2	3	4	5	6	7	8	9	AB R H RBI BB SO LOB	TOP		
Jerry Royster, R (1, 6) OBP: 0.338, SLG: 0.345	0-0 F7		0-0 5-3		0-0 5-3		0-0 1-3 2-H 2B		0-0 F3	5 0 1 1 0 0 1	<p>Atlanta Braves @ San Francisco Giants Candlestick Park, San Francisco, CA</p> <p>Thu Sep 14 1978, 6:33 AM EDT Att. 3,358 - Unknown</p> <p>livebaseballscorecards.com</p> <p>AB 33 R 4 H 7 RBI 4 BB 5 SO 5 LOB 15</p> 		
Rowland Office, L (1, 8) OBP: 0.298, SLG: 0.357	0-0 6-3		0-3 K		0-0 4-3		4-0 IBB		0-0 F5	4 0 0 0 1 1 0			
Gary Matthews, R (1, 9) OBP: 0.366, SLG: 0.462	0-0 S 1B		0-0 F8		0-0 G1-6-3 1B		0-3 K		0-0 3-1	5 0 2 0 0 1 3			
Jeff Burroughs, R (1, 7) OBP: 0.446, SLG: 0.555 Barry Bonnell, R (8, PR) OBP: 0.271, SLG: 0.282 (8, 7)	4-0 1-2 BB		0-0 F8		0-0 G1-6-3 1-2f		0-0 E9 1B 2B			3 0 1 0 1 0 1 0 1 0 0 0 0 0			
Joe Nolan, L (1, 2) OBP: 0.356, SLG: 0.384	0-0 4-3		0-0 G3		0-0 G3		4-0 S 1B BB		0-0 G3	3 1 0 0 1 0 3			
Dale Murphy, R (1, 3) OBP: 0.293, SLG: 0.415		0-0 E1 E S SH1-3		0-3 K		0-0 BB 2B 1B		0-0 1-3		4 2 1 1 0 1 1			
Glenn Hubbard, R (1, 4) OBP: 0.364, SLG: 0.327		0-0 SH1-3		0-0 F7		0-3 K		0-0 FC5 BB 1B		3 0 1 2 0 1 1			
Rod Gilbreath, R (1, 5) OBP: 0.304, SLG: 0.339		0-0 4-3		0-0 3B		0-3 K		4-0 3-H 1-2 BB		3 0 1 0 1 1 1			
Jim Bouton, R (1, 1) Bob Beall, S (7, PH) OBP: 0.383, SLG: 0.309 Craig Skok, R (7, 1) OBP: 0.250, SLG: 0.375 Gene Garber, R (9, 1) OBP: 0.133, SLG: 0.071		0-0 F8		0-0 G3		4-0 BB 2B BB		0-0 FC5 2-3f		2 0 0 0 0 0 1 0 0 0 0 1 0 0 1 0 0 0 0 0 3 0 0 0 0 0 0 0			
Inning Stats	R: 0 H: 1 E: 0 LOB: 2 K: 0 BB: 1 S: 4 P: 8	R: 1 H: 0 E: 1 LOB: 0 K: 0 BB: 0 S: 4 P: 4	R: 0 H: 0 E: 0 LOB: 0 K: 1 BB: 0 S: 5 P: 5	R: 0 H: 0 E: 0 LOB: 0 K: 1 BB: 0 S: 5 P: 5	R: 0 H: 1 E: 0 LOB: 1 K: 0 BB: 0 S: 4 P: 4	R: 0 H: 1 E: 0 LOB: 0 K: 0 BB: 0 S: 3 P: 3	R: 2 H: 2 E: 0 LOB: 3 K: 3 BB: 3 S: 11 P: 23	R: 1 H: 2 E: 1 LOB: 3 K: 0 BB: 1 S: 5 P: 9	R: 0 H: 0 E: 0 LOB: 0 K: 0 BB: 0 S: 3 P: 3	1B: 4 SF: 0 2B: 2 SAC: 1 3B: 1 DP: 1 HR: 0 HBP: 0	WP: 0 PA: 39 PB: 0 SB: 3 CS: 0		
PITCHER	IP WLS BF H R ER SO BB IBB HBP BLK WP HR S P ERA WHIP											PITCHER	IP WLS BF H R ER SO BB IBB HBP BLK WP HR S P ERA WHIP
Ed Halicki, R (1, 1) ERA: 2.88	7.0 L 30 5 3 2 5 3 1 0 0 0 0 0 36 52 2.57 1.143												
Randy Moffitt, R (8, 1) ERA: 3.29	2.0 9 2 1 1 0 1 0 0 0 0 0 0 8 12 4.50 1.500												

Batter	1	2	3	4	5	6	7	8	9	AB	R	H	RBI	BB	SO	LOB
Bill Madlock, R OBP: 0.385, SLG: 0.498 (1, 4)	0-3 K		4-0 E SF7 BB		0-0 F5		0-0 F4			3	1	0	0	1	1	0
Terry Whitfield, L OBP: 0.342, SLG: 0.405 (1, 7)	0-0 S 1B		0-0 E S 1-3		0-0 1-3		0-0 4-3			4	0	1	0	0	0	1
Randy Moffitt, R OBP: 0.250, SLG: 0.143 (8, 1)										0	0	0	0	0	0	0
Mike Ivie, R OBP: 0.361, SLG: 0.472 (1, 3)	0-3 K 1-2		0-0 SF7		0-0 E5 2B			0-3 K		3	0	0	1	0	2	1
Darrell Evans, L OBP: 0.367, SLG: 0.410 (1, 5)	0-0 F9		0-0 4-3		0-0 1-3 2B			4-0 G6-4-3 BB		3	0	1	0	1	0	2
Hector Cruz, R OBP: 0.310, SLG: 0.385 (1, 8) (8, 7)		0-0 4-3 2B	4-0 BB		0-0 F2			0-0 G6-4-3 1-2f		3	0	1	0	1	0	3
Jim Dwyer, L OBP: 0.328, SLG: 0.370 (1, 9)		0-0 4-3 2-3	0-0 F9		0-0 F9		0-0 F9		0-0 F9	4	0	0	0	0	0	3
John Tamargo, S OBP: 0.350, SLG: 0.333 (1, 2)		0-0 4-3		0-0 F9		0-0 3-1		0-0 4-3		4	0	0	0	0	0	1
Roger Metzger, S OBP: 0.283, SLG: 0.272 (1, 6)		4-0 BB	0-0 F8		0-0 4-1		0-0 6-3			3	0	0	0	1	0	0
Ed Halicki, R OBP: 0.150, SLG: 0.136 (1, 1)		0-0 F5	0-0 F7				0-3 K			2	0	0	0	0	0	2
Larry Herndon, R OBP: 0.314, SLG: 0.340 (7, PH) (8, 8)										1	0	0	0	0	1	0

Inning Stats	R: 0	H: 1	E: 0	LOB: 1	K: 2	BB: 0	S: 8	P: 8	R: 0	H: 1	E: 0	LOB: 2	K: 0	BB: 1	S: 4	P: 8	R: 1	H: 0	E: 1	LOB: 2	K: 0	BB: 2	S: 4	P: 12	R: 0	H: 0	E: 0	LOB: 0	K: 0	BB: 0	S: 3	P: 3	R: 0	H: 1	E: 1	LOB: 2	K: 0	BB: 0	S: 5	P: 5	R: 0	H: 0	E: 0	LOB: 0	K: 0	BB: 0	S: 3	P: 3	R: 0	H: 0	E: 0	LOB: 0	K: 1	BB: 0	S: 5	P: 5	R: 0	H: 0	E: 0	LOB: 0	K: 1	BB: 1	S: 4	P: 8	R: 0	H: 0	E: 0	LOB: 0	K: 0	BB: 0	S: 3	P: 3	1B: 1	SF: 1	2B: 2	SAC: 0	3B: 0	DP: 1	HR: 0	HBP: 0	WP: 0	PA: 35
PITCHER	IP	WLS	BF	H	R	ER	SO	BB	IBB	HBP	BLK	WP	HR	S	P	ERA	WHIP																																																																	
Jim Bouton, R ERA: 4.91 (1, 1)	6.0	W	26	3	1	0	2	3	0	0	0	0	0	27	39	0.00	1.000																																																																	
Craig Skok, L ERA: 4.3 (7, 1)	2.0		6	0	0	0	2	1	0	0	0	0	0	9	13	0.00	0.500																																																																	
Gene Garber, R ERA: 2.33 (9, 1)	1.0	S	3	0	0	0	0	0	0	0	0	0	0	3	3	0.00	0.000																																																																	

BOTTOM

Atlanta Braves @ San Francisco Giants
Candlestick Park, San Francisco, CA

Thu Sep 14 1978, 6:33 AM EDT
Att. 3,358 - Unknown

AB	30
R	1
H	3
RBI	1
BB	4
SO	4
LOB	13



WP: 0	PA: 35
PB: 0	SB: 2
CS: 0	
ERA	WHIP

Batter	1	2	3	4	5	6	7	8	9	AB R H RBI BB SO LOB	TOP		
Pete Rose, S (1, 5) OBP: 0.355, SLG: 0.417 Ray Knight, R (9, 5) OBP: 0.231, SLG: 0.290	0-0 5-3 1B		0-0 E 1B	0-0 F7			0-0 4-3 2-3		0-0 F9	5 1 1 0 0 0 2 0 0 0 0 0 0 0			
Dave Concepcion, R (1, 6) OBP: 0.351, SLG: 0.404	0-0 1B E 1B		0-0 1-H 2B 1B			0-0 5-3	0-0 1B 1B	0-0 1B	0-0 1B	5 2 4 2 0 0 0			
Ken Griffey, L (1, 9) OBP: 0.341, SLG: 0.425	0-3 K		0-0 S SF8 2B	0-0 1-H SF8		0-0 F8	0-0 1-2 1B	0-0 1-2 1B	0-0 P5	5 1 2 1 0 1 2			
George Foster, R (1, 7) OBP: 0.355, SLG: 0.525	0-0 E8 1-H 1B 1B		0-0 F7	0-0 2-3 F7		0-0 F2	0-0 F9			4 1 1 0 0 0 3			
Johnny Bench, R (1, 2) OBP: 0.334, SLG: 0.483	0-0 2-H 1B		0-0 3-H SF8			0-0 P4		0-0 5-3		3 0 1 2 0 0 0			
Ken Henderson, S (1, 8) OBP: 0.288, SLG: 0.324		0-0 F8	0-0 F8			0-0 F8		0-0 4-3		4 0 0 0 0 0 0			
Dan Driessen, L (1, 3) OBP: 0.352, SLG: 0.412		0-0 F7		0-0 5-3 1B		0-0 G3		4-0 BB BB BB		3 0 1 0 1 0 0			
Junior Kennedy, R (1, 4) OBP: 0.361, SLG: 0.263		0-0 1B		0-0 5-3		0-0 1-2	0-0 4-3 S 1B 1B	0-0 3-1		4 1 2 0 0 0 2			
Tom Seaver, R (1, 1) OBP: 0.200, SLG: 0.119	0-3 K		0-0 5-3	0-0 5-3			0-3 K 1-2		0-3 K	4 0 0 0 0 3 3			
Inning Stats	R: 2 H: 3 E: 1 LOB: 1 K: 1 BB: 0 S: 7 P: 7	R: 0 H: 1 E: 0 LOB: 1 K: 1 BB: 0 S: 6 P: 6	R: 3 H: 3 E: 1 LOB: 0 K: 0 BB: 0 S: 6 P: 6	R: 0 H: 1 E: 0 LOB: 1 K: 0 BB: 0 S: 4 P: 4	R: 0 H: 0 E: 0 LOB: 0 K: 0 BB: 0 S: 3 P: 3	R: 0 H: 0 E: 0 LOB: 0 K: 0 BB: 0 S: 3 P: 3	R: 1 H: 3 E: 0 LOB: 2 K: 1 BB: 0 S: 8 P: 8	R: 0 H: 0 E: 0 LOB: 1 K: 0 BB: 1 S: 3 P: 7	R: 0 H: 1 E: 0 LOB: 1 K: 1 BB: 0 S: 6 P: 6	1B: 11 SF: 1 2B: 1 SAC: 0 3B: 0 DP: 0 HR: 0 HBP: 0	WP: 0 PA: 39 PB: 0 SB: 2 CS: 0		
PITCHER	IP WLS BF H R ER SO BB IBB HBP BLK WP HR S P ERA WHIP											PITCHER	IP WLS BF H R ER SO BB IBB HBP BLK WP HR S P ERA WHIP
Vida Blue, L (1, 1) ERA: 2.82	3.0 L 15 7 5 4 2 0 0 0 0 0 0 0 0 19 19 12.00 2.333												
Terry Cornutt, R (4, 1) ERA:	3.0 10 1 0 0 0 0 0 0 0 0 0 0 0 10 10 0.00 0.333												
Jim Barr, R (7, 1) ERA: 3.5	1.0 6 3 1 1 1 0 0 0 0 0 0 0 0 8 8 9.00 3.000												
Philip Nastu, L (8, 1) ERA:	2.0 8 1 0 0 0 1 1 0 0 0 0 0 0 9 13 0.00 1.000												

Cincinnati Reds @ San Francisco Giants
Candlestick Park, San Francisco, CA
 Fri Sep 15 1978, 10:05 PM EDT
 Att. 22,726 - Unknown

livebaseballscorecards.com

AB	37
R	6
H	12
RBI	5
BB	1
SO	4
LOB	12



Batter	1	2	3	4	5	6	7	8	9	AB R H RBI BB SO LOB
Bill Madlock, R (1, 4) OBP: 0.384, SLG: 0.495	0-0 G6-4-3 BB 1B		0-0 1-3			0-3 K3-1			0-3 K	4 0 1 0 0 2 0
Terry Whitfield, L (1, 7) OBP: 0.342, SLG: 0.402	4-0 G6-4-3 BB 1-2			0-0 G3		0-0 3-1			0-0 F8	3 0 0 0 1 0 0
Jack Clark, R (1, 9) OBP: 0.358, SLG: 0.536	0-0 G6-4-3 1-2f 2-3			0-0 F9			0-0 5-3		0-0 F3	4 0 0 0 0 0 2
Darrell Evans, L (1, 5) OBP: 0.368, SLG: 0.416	0-0 F5			0-0 HR			4-0 G1-6-3 BB			2 1 1 1 1 0 1
Willie McCovey, L (1, 3) OBP: 0.298, SLG: 0.396		0-0 G3		0-3 K			0-0 G1-6-3			3 0 0 0 0 1 1
Philip Nastu, L (8, 1)							1-2f			0 0 0 0 0 0 0
Hector Cruz, R (1, 8) OBP: 0.307, SLG: 0.380		0-3 K			0-0 P6			0-3 K		3 0 0 0 0 2 0
Roger Metzger, S (1, 6) OBP: 0.283, SLG: 0.270		0-0 F8			0-3 K			4-0 PB BB		2 0 0 0 1 1 0
Mike Sadek, R (1, 2) OBP: 0.327, SLG: 0.350			0-3 K		0-0 5-3			4-0 G1-6-3 BB		2 0 0 0 0 1 0
John Tamargo, S (8, PH) OBP: 0.356, SLG: 0.333								1-2 BB		0 0 0 0 1 0 0
Vida Blue, S (1, 1) OBP: 0.286, SLG: 0.143			0-3 K			0-3 K		0-0 G1-6-3		0 0 0 0 0 0 0
Art Gardner, L (3, PH)								1-2f		1 0 0 0 0 0 1 0
Terry Cornutt, R (4, 1)										0 0 0 0 0 0 0
Vic Harris, S (6, PH) OBP: 0.230, SLG: 0.220										1 0 0 0 0 0 1 0
Jim Barr, R (7, 1) OBP: 0.104, SLG: 0.104										0 0 0 0 0 0 0 0
Skip James, L (8, 3) OBP: 0.217, SLG: 0.150										1 0 0 0 0 0 0 2

Inning Stats	R: 0	H: 1	E: 0	K: 0	S: 3	R: 0	H: 0	E: 0	K: 1	S: 5	R: 0	H: 0	E: 0	K: 2	S: 7	R: 1	H: 1	E: 0	K: 1	S: 6	R: 0	H: 0	E: 0	K: 1	S: 5	R: 0	H: 0	E: 0	K: 2	S: 7	R: 0	H: 0	E: 0	K: 0	S: 4	R: 0	H: 0	E: 0	K: 1	S: 4	R: 0	H: 0	E: 0	K: 1	S: 5	1B: 1	SF: 0	2B: 0	SAC: 0	3B: 0	DP: 3	HR: 1	HBP: 0	WP: 0	PA: 30
PITCHER Tom Seaver, R (1, 1) ERA: 2.89	IP	WLS	BF	H	R	ER	SO	BB	IBB	HBP	BLK	WP	HR	S	P	ERA	WHIP													IP	WLS	BF	H	R	ER	SO	BB	IBB	HBP	BLK	WP	HR	S	P	ERA	WHIP									

BOTTOM

Cincinnati Reds @ San Francisco Giants
Candlestick Park, San Francisco, CA

Fri Sep 15 1978, 10:05 PM EDT
Att. 22,726 - Unknown

livebaseballscorecards.com

AB	26
R	1
H	2
RBI	1
BB	4
SO	9
LOB	6



Batter	1	2	3	4	5	6	7	8	9	AB R H RBI BB SO LOB	TOP																
Pete Rose, S (1, 5) OBP: 0.358, SLG: 0.418	1-0 CS HBP		0-0 1B		0-0 E7 1B		0-0 F9			3 0 2 0 0 0 2																	
Joe Morgan, L (1, 4) OBP: 0.357, SLG: 0.393	0-3 K 1-2		0-0 F7		0-3 K			0-0 F9		4 0 0 0 0 2 3																	
Ken Griffey, L (1, 8) OBP: 0.342, SLG: 0.426	0-0 1B		0-3 K		0-0 1B			0-0 L6		4 0 2 0 0 1 1																	
George Foster, R (1, 7) OBP: 0.355, SLG: 0.528		0-3 K	0-0 F3		0-3 K 1-2			0-0 HR		4 1 1 1 0 2 2																	
Dan Driessen, L (1, 3) OBP: 0.352, SLG: 0.409		4-0 BB 2B BB		0-0 F8		0-3 K		0-3 K		3 1 0 0 1 2 0																	
Champ Summers, L (1, 9) OBP: 0.444, SLG: 0.625		4-0 BB BB BB BB		0-0 4-3		0-0 4-3		0-0 L4		2 0 0 0 1 0 0																	
Dave Collins, S (9, PH) OBP: 0.321, SLG: 0.237		1-2 CS BB								1 0 0 0 0 0 0																	
Dave Concepcion, R (1, 6) OBP: 0.352, SLG: 0.407		0-0 1B 2B 1-3 2-H		0-0 G3		0-0 BB 1B		0-0 F7		4 0 2 1 0 0 0																	
Vic Correll, R (1, 2) OBP: 0.277, SLG: 0.333		0-0 2B		0-0 L5		0-3 K		0-0 5-3		2 0 1 0 0 0 0																	
Mike Lum, L (7, PH) OBP: 0.374, SLG: 0.485										1 0 0 0 0 1 1																	
Don Werner, R (7, 2) OBP: 0.244, SLG: 0.188										0 0 0 0 0 0 0																	
Johnny Bench, R (9, PH) OBP: 0.333, SLG: 0.482		2-3 3-H 1B		0-3 K		0-3 K				1 0 0 0 0 0 0																	
Tom Hume, R (1, 1) OBP: 0.071, SLG: 0.049										2 0 0 0 0 2 2																	
Ken Henderson, S (7, PH) OBP: 0.293, SLG: 0.324										0 0 0 0 1 0 0																	
Pedro Borbon, R (7, 1) OBP: 0.182, SLG: 0.182										0 0 0 0 0 0 0																	
Doug Bair, R (8, 1) OBP: 0.167, SLG: 0.167						1-2 BB				0 0 0 0 0 0 0																	
Inning Stats	R: 0 E: 0 K: 1 S: 4	H: 1 LOB: 1 BB: 0 P: 5	R: 1 E: 0 K: 2 S: 8	H: 2 LOB: 2 BB: 2 P: 16	R: 0 E: 0 K: 1 S: 6	H: 1 LOB: 1 BB: 0 P: 6	R: 0 E: 0 K: 0 S: 3	H: 0 LOB: 0 BB: 0 P: 3	R: 0 E: 1 K: 2 S: 8	H: 1 LOB: 1 BB: 0 P: 8	R: 0 E: 0 K: 2 S: 7	H: 1 LOB: 0 BB: 0 P: 7	R: 0 E: 0 K: 1 S: 6	H: 1 LOB: 2 BB: 1 P: 10	R: 1 E: 0 K: 1 S: 6	H: 1 LOB: 0 BB: 0 P: 6	R: 0 E: 0 K: 0 S: 3	H: 0 LOB: 0 BB: 0 P: 3	1B: 6 2B: 2 3B: 0 HR: 1	SF: 0 SAC: 0 DP: 1 HBP: 1	WP: 0 PB: 0 SB: 0 CS: 2	PA: 35					
PITCHER	IP	WLS	BF	H	R	ER	SO	BB	IBB	HBP	BLK	WP	HR	S	P	ERA	WHIP										
John Montefusco, R (1, 1) ERA: 3.86	8.0		32	8	2	2	10	3	0	1	0	0	1	48	61	2.25	1.375										
Gary Lavelle, L (9, 1) ERA: 3.31	1.0	W	3	0	0	0	0	0	0	0	0	0	0	3	3	0.00	0.000										

Cincinnati Reds @ San Francisco Giants
Candlestick Park, San Francisco, CA

Sat Sep 16 1978, 6:33 AM EDT
Att: 29,557 - Unknown

AB	31
R	2
H	8
RBI	2
BB	3
SO	10
LOB	11



Batter	1	2	3	4	5	6	7	8	9	AB	R	H	RBI	BB	SO	LOB
Terry Whitfield, L (1, 7) OBP: 0.344, SLG: 0.407	0-3 K		0-3 K		0-0 2B			0-0 1B	0-0 1B	5	0	3	1	0	2	0
Jim Dwyer, L (1, 8) OBP: 0.331, SLG: 0.370	0-0 FC5-4 1B			0-0 G3	0-0 F7			4-0 1-2 IBB		3	0	1	0	1	0	1
Larry Herndon, R (8, PR) OBP: 0.314, SLG: 0.340										0	0	0	0	0	0	0
Jack Clark, R (1, 9) OBP: 0.358, SLG: 0.534	0-0 FC5-4 1-2f			0-0 4-3 E 1B		0-0 F9		0-0 P6		4	1	1	0	0	0	3
Darrell Evans, L (1, 5) OBP: 0.366, SLG: 0.413	0-3 K			0-0 4-3		0-3 K2-3		0-0 G3		4	0	0	0	0	2	4
Mike Ivie, R (1, 3) OBP: 0.363, SLG: 0.472		0-0 6-3		0-0 E8 1B		0-0 6-3			0-0 1B SH5-4 1B	4	1	2	1	0	0	0
Art Gardner, L (9, PR)				2-H					0	1	0	0	0	0	0	0
Roger Metzger, S (1, 6) OBP: 0.284, SLG: 0.271		0-0 4-3		0-0 1B		0-0 3-1			0-0 SH5-4	3	0	1	1	0	0	0
Rob Andrews, R (1, 4) OBP: 0.317, SLG: 0.311		0-0 F9		0-0 F7		0-0 F8			0-0 1B IBB 1B	4	0	1	0	0	0	1
Mike Sadek, R (1, 2) OBP: 0.319, SLG: 0.340			0-0 F2		0-0 F7		0-0 6-3		4-0 1B IBB	3	0	0	0	0	0	0
John Tamargo, S (9, PH) OBP: 0.363, SLG: 0.333									1-2 1B IBB	0	0	0	0	1	0	0
John Montefusco, R (1, 1) OBP: 0.137, SLG: 0.075			0-3 K		0-0 B3			0-0 F8	0-3 K	2	0	0	0	0	1	0
Bill Madlock, R (8, PH) OBP: 0.383, SLG: 0.494										1	0	0	0	0	0	0
Gary Lavelle, S (9, 1) OBP: 0.067, SLG: 0.067										0	0	0	0	0	0	0
Skip James, L (9, PH) OBP: 0.208, SLG: 0.143										1	0	0	0	0	1	3

Inning Stats	R: 0	H: 1	E: 0	K: 2	S: 8	R: 0	H: 0	E: 0	K: 0	S: 3	R: 0	H: 0	E: 0	K: 2	S: 7	R: 2	H: 3	E: 1	K: 0	S: 6	R: 0	H: 1	E: 0	K: 0	S: 4	R: 0	H: 0	E: 0	K: 1	S: 5	R: 0	H: 0	E: 0	K: 0	S: 3	R: 0	H: 1	E: 0	K: 0	S: 4	R: 1	H: 3	E: 0	K: 1	S: 7	1B: 8	SF: 0	2B: 1	3B: 0	HR: 0	SAC: 1	DP: 0	HBP: 0	WP: 0	PA: 37
PITCHER	IP	WLS	BF	H	R	ER	SO	BB	IBB	HBP	BLK	WP	HR	S	P	ERA	WHIP																																						
Tom Hume, R (1, 1) ERA: 4.5	6.0		23	5	2	1	5	0	0	0	0	0	0	33	33	1.50	0.833																																						
Pedro Borbon, R (7, 1) ERA: 4.56	1.1		6	1	0	0	0	0	1	0	0	0	0	5	9	0.00	0.750																																						
Doug Bair, R (8, 1) ERA: 1.9	1.1	L	8	3	1	1	1	0	1	0	0	0	0	9	13	6.75	2.250																																						

BOTTOM

Cincinnati Reds @ San Francisco Giants
Candlestick Park, San Francisco, CA

Sat Sep 16 1978, 6:33 AM EDT
Att. 29,557 - Unknown

livebaseballscores.com

AB	34
R	3
H	9
RBI	3
BB	2
SO	6
LOB	12



Batter	1	2	3	4	5	6	7	8	9	AB R H RBI BB SO LOB	TOP		
Pete Rose, S (1, 5) OBP: 0.360, SLG: 0.420	4-0 WP SF6 PB BB		0-0 5-3			0-0 4-3	0-0 2-H 1B		0-0 1-H 1B 2B	4 1 2 2 1 0 0	Cincinnati Reds @ San Francisco Giants Candlestick Park, San Francisco, CA Sun Sep 17 1978, 6:33 AM EDT Att: 31,469 - Unknown livebaseballscorecards.com		
Joe Morgan, L (1, 4) OBP: 0.356, SLG: 0.390 Junior Kennedy, R (8, 4) OBP: 0.365, SLG: 0.269	4-0 1B WP BB		0-0 F7			0-0 4-3	0-0 F8		0-0 2-3 1B	3 0 0 0 1 0 1 1 0 1 0 0 0 0			
Ken Griffey, L (1, 8) OBP: 0.340, SLG: 0.423	0-0 G3 1-2 2-3		0-3 K			0-0 F7		0-0 4-3		4 0 0 0 0 1 2			
George Foster, R (1, 7) OBP: 0.355, SLG: 0.526	4-0 1B IBB					0-0 5-3	4-0 1B 1B 2B BB	0-0 F8		2 1 0 0 2 0 0			
Johnny Bench, R (1, 2) OBP: 0.333, SLG: 0.481	0-0 SF6 3-H		0-3 K			0-0 K	0-0 1B 1-2 1B	0-0 5-3		3 0 1 1 0 1 0			
Dave Concepcion, R (1, 6) OBP: 0.355, SLG: 0.408	0-0 1-2 2-H 1B		0-0 4-3			0-0 4-3	0-0 1-3 2-3 2B 1B		4-0 6-3 1B BB	3 2 2 0 1 0 0			
Ken Henderson, S (1, 9) OBP: 0.292, SLG: 0.317		0-0 F7				0-0 F7	4-0 1-2 2B IBB		0-3 K	3 1 0 0 1 1 1			
Dan Driessen, L (1, 3) OBP: 0.349, SLG: 0.406		0-3 K				0-0 4-3	0-3 K		0-0 6-3	4 0 0 0 0 2 4			
Paul Moskau, R (1, 1) OBP: 0.260, SLG: 0.326		0-0 4-3				0-0 4-3	0-0 1-H 2-H 3-H 1B 2B		0-0 3-H 2B 1B	4 2 2 4 0 0 0			
Inning Stats	R: 1 H: 1 E: 0 LOB: 2 K: 0 BB: 3 S: 3 P: 15	R: 0 H: 0 E: 0 LOB: 0 K: 1 BB: 0 S: 5 P: 5	R: 0 H: 0 E: 0 LOB: 0 K: 1 BB: 0 S: 5 P: 5	R: 0 H: 0 E: 0 LOB: 0 K: 1 BB: 0 S: 5 P: 5	R: 0 H: 0 E: 0 LOB: 0 K: 0 BB: 0 S: 3 P: 3	R: 0 H: 0 E: 0 LOB: 0 K: 0 BB: 0 S: 3 P: 3	R: 4 H: 4 E: 0 LOB: 1 K: 1 BB: 2 S: 8 P: 16	R: 0 H: 0 E: 0 LOB: 0 K: 0 BB: 0 S: 3 P: 3	R: 2 H: 3 E: 0 LOB: 2 K: 1 BB: 1 S: 7 P: 11	1B: 6 SF: 1 2B: 2 SAC: 0 3B: 0 DP: 0 HR: 0 HBP: 0	WP: 1 PA: 38 PB: 1 SB: 2 CS: 0		
PITCHER	IP WLS BF H R ER SO BB IBB HBP BLK WP HR S P ERA WHIP											PITCHER	IP WLS BF H R ER SO BB IBB HBP BLK WP HR S P ERA WHIP
Bob Knepper, L (1, 1) ERA: 2.83 Philip Nastu, L (8, 1) ERA: 4.5	7.0 L 29 5 5 5 4 3 2 0 0 1 0 32 52 6.43 1.143												

Cincinnati Reds @ San Francisco Giants
 Candlestick Park, San Francisco, CA
 Sun Sep 17 1978, 6:33 AM EDT
 Att: 31,469 - Unknown
livebaseballscorecards.com

AB 31
R 7
H 8
RBI 7
BB 6
SO 5
LOB 8



Batter	1	2	3	4	5	6	7	8	9	AB R H RBI BB SO LOB
Terry Whitfield, L (1, 7) OBP: 0.344, SLG: 0.412	0-0 F8 ①			0-0 F9 ①		0-0 4-3 ②			0-0 HR	4 1 1 1 0 0 0
Jim Dwyer, L (1, 8) OBP: 0.325, SLG: 0.363	0-0 F9 ②			0-0 F9 ②		0-3 K ③			0-3 K ①	4 0 0 0 0 2 0
Jack Clark, R (1, 9) OBP: 0.359, SLG: 0.539	0-3 K ③			0-0 3B			0-0 F7 ①		0-0 2B	4 0 2 0 0 1 0
Darrell Evans, L (1, 5) OBP: 0.384, SLG: 0.410 Philip Nastu, L (8, 1) Art Gardner, L (9, PH)		0-0 F9 ①		0-0 P4 ③			0-0 P4 ②		0-0 F2 ②	3 0 0 0 0 0 1 0 0 0 0 0 0 0 1 0 0 0 0 0 1
Mike Ivie, R (1, 3) OBP: 0.358, SLG: 0.466		0-0 5-3 ②			0-3 K ①		0-0 5-3 ③		0-3 K ③	4 0 0 0 0 2 1
Roger Metzger, S (1, 6) OBP: 0.284, SLG: 0.269		0-0 4-3 ③			4-0 BB			0-0 F8 ①		2 0 0 0 1 0 0
Rob Andrews, R (1, 4) OBP: 0.317, SLG: 0.311 Tom Heintzelman, R (3, PH) OBP: 0.241, SLG: 0.464			4-0 BB		0-0 P6 ②			0-0 2B		0 0 0 0 0 0 0 2 0 1 0 1 0 1
Mike Sadek, R (1, 2) OBP: 0.310, SLG: 0.330			0-0 G6-4-3 ① 1-2f		0-0 F8 ③			0-3 K ②		3 0 0 0 0 1 3
Bob Knepper, L (1, 1) OBP: 0.120, SLG: 0.080 Hector Cruz, R (8, 5) OBP: 0.305, SLG: 0.378			0-3 K ③			0-3 K ①		0-0 5-3 ③		2 0 0 0 0 2 0 1 0 0 0 0 0 1

Inning Stats	R: 0	H: 0	E: 0	LOB: 0	K: 1	BB: 0	S: 5	P: 5	R: 0	H: 0	E: 0	LOB: 0	K: 0	BB: 0	S: 3	P: 3	R: 0	H: 0	E: 0	LOB: 0	K: 1	BB: 1	S: 4	P: 8	R: 0	H: 1	E: 0	LOB: 1	K: 0	BB: 0	S: 4	P: 4	R: 0	H: 0	E: 0	LOB: 0	K: 1	BB: 1	S: 5	P: 9	R: 0	H: 0	E: 0	LOB: 0	K: 2	BB: 0	S: 7	P: 7	R: 0	H: 0	E: 0	LOB: 0	K: 0	BB: 0	S: 3	P: 3	R: 0	H: 1	E: 0	LOB: 1	K: 1	BB: 0	S: 6	P: 6	R: 1	H: 2	E: 0	LOB: 1	K: 2	BB: 0	S: 9	P: 9	1B: 0	SF: 0	2B: 2	SAC: 0	3B: 1	DP: 1	HR: 1	HBP: 0	WP: 0	PA: 32
PITCHER Paul Moskau, R (1, 1) ERA: 3.86	IP	WLS	BF	H	R	ER	SO	BB	IBB	HBP	BLK	WP	HR	S	P	ERA	WHIP	IP	WLS	BF	H	R	ER	SO	BB	IBB	HBP	BLK	WP	HR	S	P	ERA	WHIP																																																

BOTTOM

Cincinnati Reds @ San Francisco Giants
Candlestick Park, San Francisco, CA

Sun Sep 17 1978, 6:33 AM EDT
Att. 31,469 - Unknown

livebaseballscorecards.com

AB	30
R	1
H	4
RBI	1
BB	2
SO	8
LOB	8



Batter	1	2	3	4	5	6	7	8	9	AB R H RBI BB SO LOB	TOP											
Bill Madlock, R (1, 4) OBP: 0.382, SLG: 0.492	0-0 L7		0-0 F7		0-0 BB 1B		0-0 L5			4 0 1 0 0 0 1	San Francisco Giants @ San Diego Padres San Diego Stadium, San Diego, CA Tue Sep 19 1978, 10:05 PM EDT Att: 10,969 - Unknown livebaseballscorecards.com											
Darrell Evans, L (1, 5) OBP: 0.365, SLG: 0.410	0-0 1B 1B		0-0 G3		4-0 BB 1B		0-3 K			3 0 1 0 1 1 0												
Jack Clark, R (1, 9) OBP: 0.358, SLG: 0.536	0-0 F9			4-0 BB 2B	0-0 F9		0-0 4-3			3 1 0 0 1 0 4												
Mike Ivie, R (1, 3) OBP: 0.360, SLG: 0.470	0-0 FC5-4 1B		0-0 1-H 2B		0-0 F8		0-0 3-1			4 0 2 1 0 0 0												
Hector Cruz, R (1, 7) OBP: 0.305, SLG: 0.376	0-0 FC5-4		0-0 G4-6-3 1B		0-0 F8		0-3 K			4 0 1 0 0 1 2												
Larry Herndon, R (1, 8) OBP: 0.312, SLG: 0.338		0-0 F8		0-0 G4-6-3		0-0 4-3		0-0 F9		3 0 0 0 0 0 1												
Jim Dwyer, L (9, PH) OBP: 0.324, SLG: 0.361			0-0 1-2f							1 0 0 0 0 0 0												
Johnnie LeMaster, R (1, 6) OBP: 0.289, SLG: 0.342		0-0 F7		0-0 5-3		0-0 2B		0-0 1B		3 0 1 0 0 0 0												
Terry Whitfield, L (9, PH) OBP: 0.345, SLG: 0.413										1 0 1 0 0 0 0												
Mike Sadek, R (1, 2) OBP: 0.303, SLG: 0.321		0-0 1-6-3		0-0 5-3		0-0 F8		0-0 F6		3 0 0 0 0 0 1												
John Tamargo, S (9, PH) OBP: 0.359, SLG: 0.329										1 0 0 0 0 0 1												
Ed Halicki, R (1, 1) OBP: 0.161, SLG: 0.148		0-3 K		0-0 BB 1B		0-0 5-3				2 0 1 0 0 1 0												
Tom Heintzelman, R (7, PH) OBP: 0.233, SLG: 0.448										1 0 0 0 0 0 1												
Jim Barr, R (7, 1) OBP: 0.104, SLG: 0.104										0 0 0 0 0 0 0												
Inning Stats	R: 0 E: 0 K: 0 S: 5	H: 2 LOB: 2 BB: 0 P: 5	R: 0 E: 0 K: 0 S: 3	H: 0 LOB: 0 BB: 0 P: 3	R: 0 E: 0 K: 1 S: 5	H: 0 LOB: 0 BB: 0 P: 5	R: 1 E: 0 K: 0 S: 3	H: 2 LOB: 0 BB: 1 P: 7	R: 0 E: 0 K: 0 S: 5	H: 2 LOB: 3 BB: 1 P: 9	R: 0 E: 0 K: 0 S: 3	H: 0 LOB: 0 BB: 0 P: 3	R: 0 E: 0 K: 0 S: 4	H: 1 LOB: 1 BB: 0 P: 4	R: 0 E: 0 K: 1 S: 5	H: 0 LOB: 0 BB: 0 P: 5	R: 0 E: 0 K: 1 S: 6	H: 1 LOB: 1 BB: 0 P: 6	1B: 6 2B: 2 3B: 0 HR: 0	SF: 0 SAC: 0 DP: 1 HBP: 0	WP: 0 PB: 0 SB: 0 CS: 0	PA: 35
PITCHER	IP WLS BF H R ER SO BB IBB HBP BLK WP HR S P ERA WHIP																					
Bob Owchinko, L (1, 1) ERA: 3.36	7.0 W 28 7 1 1 1 2 2 0 0 0 0 0 0 28 36 1.29 1.286																					
Rollie Fingers, R (8, 1) ERA: 2.43	2.0 S 7 1 0 0 2 0 0 0 0 0 0 0 0 11 11 0.00 0.500																					



Batter	1	2	3	4	5	6	7	8	9	AB R H RBI BB SO LOB	TOP		
Bill Madlock, R (1, 4) OBP: 0.383, SLG: 0.491	0-0 2B SF7 1B		0-0 F9	4-0 IBB		0-3 K		0-0 SH5-3 1B	0-0 F9	5 1 2 0 1 1 4	San Francisco Giants @ San Diego Padres San Diego Stadium, San Diego, CA Wed Sep 20 1978, 10:05 PM EDT Att: 13,123 - Unknown livebaseballscorecards.com		
Terry Whitfield, L (1, 7) OBP: 0.344, SLG: 0.414	0-0 F9 1-3 1B 2B		0-0 G3	0-3 K			0-0 1-3	0-0 SH5-3 1-2 1B		4 1 1 0 0 1 2			
Jack Clark, R (1, 9) OBP: 0.358, SLG: 0.536	0-0 SF7 3-H		0-0 2B 1B		0-0 S 1B		0-0 6-3	0-0 F7		4 1 2 1 0 0 1			
Darrell Evans, L (1, 5) OBP: 0.365, SLG: 0.410	0-0 F9 2-3		0-0 1-H 2B		0-0 L4 1-2		4-0 1B 1B BB	0-0 F2		4 1 1 1 1 0 3			
Mike Ivie, R (1, 3) OBP: 0.364, SLG: 0.470	0-0 BLK 3-H 1B		0-0 F4		4-0 G6-4-3 IBB		0-0 1B 1-2 1B		0-3 K	4 1 2 1 1 1 1			
Jim Dwyer, L (1, 8) OBP: 0.325, SLG: 0.359	0-0 F6			4-0 SH2-3 3B BB	0-0 G6-4-3		0-0 BB 1B		0-0 E5 6-3	1 1 0 0 1 0 1 3 0 1 1 0 0 2 0 0 0 0 0 0 0			
Hector Cruz, R (5, PH) OBP: 0.305, SLG: 0.376													
Larry Herndon, R (9, PR) OBP: 0.312, SLG: 0.338	0-0 1-2					1-2 1-2f		1-3 2-H 1B					
Roger Metzger, S (1, 6) OBP: 0.284, SLG: 0.269		0-3 K		0-0 SH2-3		0-0 6-3		0-0 BB 1-2 1B	0-0 6-3	4 0 1 1 0 1 1			
Marc Hill, R (1, 2) OBP: 0.325, SLG: 0.303		0-0 G3		0-0 2-H 3B		0-0 1B		4-0 1-2 2-3 BB	4-0 BB IBB	3 0 2 1 2 0 0			
Vida Blue, S (1, 1) OBP: 0.244, SLG: 0.135		0-3 K		0-0 F8		0-3 K		0-3 K	4-0 BB 1-2	4 0 0 0 0 3 5 0 0 0 0 0 0 0 0 0 0 0 1 0 0 0 0 0 0 0 0 0			
Randy Moffitt, R (8, 1) OBP: 0.250, SLG: 0.143													
Skip James, L (9, PH) OBP: 0.240, SLG: 0.143													
Gary Lavelle, S (9, 1) OBP: 0.067, SLG: 0.067													
Inning Stats	R: 2 H: 3 E: 0 LOB: 1 K: 0 BB: 0 S: 6 P: 6	R: 0 H: 0 E: 0 LOB: 0 K: 2 BB: 0 S: 7 P: 7	R: 1 H: 2 E: 0 LOB: 1 K: 0 BB: 0 S: 5 P: 5	R: 1 H: 1 E: 0 LOB: 2 K: 1 BB: 2 S: 6 P: 14	R: 0 H: 1 E: 0 LOB: 1 K: 0 BB: 1 S: 3 P: 7	R: 0 H: 1 E: 0 LOB: 1 K: 2 BB: 0 S: 8 P: 8	R: 2 H: 3 E: 0 LOB: 3 K: 1 BB: 2 S: 8 P: 16	R: 0 H: 1 E: 0 LOB: 1 K: 0 BB: 0 S: 4 P: 4	R: 0 H: 0 E: 1 LOB: 3 K: 1 BB: 2 S: 6 P: 14	1B: 9 SF: 1 2B: 2 SAC: 2 3B: 1 DP: 1 HR: 0 HBP: 0	WP: 0 PA: 46 PB: 0 SB: 1 CS: 0		
PITCHER	IP WLS BF H R ER SO BB IBB HBP BLK WP HR S P ERA WHIP											PITCHER	IP WLS BF H R ER SO BB IBB HBP BLK WP HR S P ERA WHIP
Eric Rasmussen, R (1, 1) ERA: 4.21	3.1 L 17 6 4 4 2 1 0 0 0 1 0 0 20 24 10.80 2.100												
Bob Shirley, L (4, 1) ERA: 3.87	1.2 7 1 0 0 1 0 0 2 0 0 0 0 7 15 0.00 0.600												
Mark Lee, R (6, 1) ERA: 3.21	1.2 10 4 2 2 2 1 0 0 0 0 0 0 13 17 10.80 3.000												
Steve Mura, R (7, 1) ERA: 11.57	0.1 2 0 0 0 1 1 0 0 0 0 0 0 3 7 0.00 3.000												
John D'Acquisto, R (8, 1) ERA: 2.27	2.0 10 1 0 0 1 1 1 0 0 0 0 0 10 18 0.00 1.000												



BOTTOM

San Francisco Giants @ San Diego Padres
San Diego Stadium, San Diego, CA

livebaseballscorecards.com

AB 37
R 3
H 11
RBI 3
BB 1
SO 6
LOB 16



WP: 0 PA: 38
PB: 1
SB: 0
CS: 0

ERA WHIP

ERA 2.81
ERA 3.24
ERA 3.28

Wed Sep 20 1978, 10:05 PM EDT
Att. 13,123 - Unknown

AB R H RBI BB SO LOB

5 0 0 0 0 0 4
4 1 2 0 0 0 2
0 0 0 0 0 0 0
1 0 0 0 0 1 0

4 0 1 0 0 0 3

4 1 1 0 0 0 2

4 0 2 1 0 1 0

4 1 2 0 0 0 2

4 0 1 1 0 1 1

4 0 1 1 0 2 2

1 0 0 0 0 1 0
0 0 0 0 0 0 0
1 0 1 0 0 0 0
0 0 0 0 0 0 0
0 0 0 0 0 0 0
0 0 0 0 1 0 0
1 0 0 0 0 0 0

1B: 11 SF: 0
2B: 0 SAC: 0
3B: 0 DP: 0
HR: 0 HBP: 0

WP HR S P

WP 0 HR 0 S 4 P 4
WP 0 HR 0 S 1 P 1
WP 0 HR 0 S 1 P 1

0-0

0-3

0-0

0-0

0-3

0-0

0-0

0-3

0-0

R: 0 H: 0
E: 0 LOB: 0
K: 1 BB: 0
S: 5 P: 5

IP WLS BF H R ER SO BB IBB HBP BLK

7.0 W 32 11 3 2 4 1 0 0 0
1.0 3 0 0 0 1 0 0 0 0
1.0 S 3 0 0 0 1 0 0 0 0

0-0

0-0

0-0

0-0

0-0

0-0

0-0

0-0

0-0

R: 1 H: 2
E: 0 LOB: 1
K: 1 BB: 0
S: 7 P: 7

IP WLS BF H R ER SO BB IBB HBP BLK

7.0 W 32 11 3 2 4 1 0 0 0
1.0 3 0 0 0 1 0 0 0 0
1.0 S 3 0 0 0 1 0 0 0 0

0-0

0-0

0-0

0-0

0-0

0-0

0-0

0-0

0-0

R: 1 H: 3
E: 0 LOB: 3
K: 0 BB: 1
S: 6 P: 10

IP WLS BF H R ER SO BB IBB HBP BLK

7.0 W 32 11 3 2 4 1 0 0 0
1.0 3 0 0 0 1 0 0 0 0
1.0 S 3 0 0 0 1 0 0 0 0

0-0

0-0

0-0

0-0

0-0

0-0

0-0

0-0

0-0

R: 1 H: 2
E: 0 LOB: 2
K: 1 BB: 0
S: 7 P: 7

IP WLS BF H R ER SO BB IBB HBP BLK

7.0 W 32 11 3 2 4 1 0 0 0
1.0 3 0 0 0 1 0 0 0 0
1.0 S 3 0 0 0 1 0 0 0 0

0-0

0-0

0-0

0-0

0-0

0-0

0-3

0-0

0-0

R: 0 H: 0
E: 0 LOB: 0
K: 2 BB: 0
S: 6 P: 6

IP WLS BF H R ER SO BB IBB HBP BLK

7.0 W 32 11 3 2 4 1 0 0 0
1.0 3 0 0 0 1 0 0 0 0
1.0 S 3 0 0 0 1 0 0 0 0

0-0

0-0

0-0

0-0

0-0

0-0

0-3

0-0

0-0

R: 0 H: 2
E: 0 LOB: 2
K: 1 BB: 0
S: 7 P: 7

IP WLS BF H R ER SO BB IBB HBP BLK

7.0 W 32 11 3 2 4 1 0 0 0
1.0 3 0 0 0 1 0 0 0 0
1.0 S 3 0 0 0 1 0 0 0 0

0-0

0-0

0-0

0-0

0-0

0-0

0-0

0-0

0-0

R: 0 H: 4
E: 0 LOB: 2
K: 0 BB: 0
S: 6 P: 6

IP WLS BF H R ER SO BB IBB HBP BLK

7.0 W 32 11 3 2 4 1 0 0 0
1.0 3 0 0 0 1 0 0 0 0
1.0 S 3 0 0 0 1 0 0 0 0

0-0

0-0

0-0

0-0

0-0

0-0

0-0

0-0

0-0

R: 0 H: 0
E: 0 LOB: 0
K: 2 BB: 0
S: 7 P: 7

IP WLS BF H R ER SO BB IBB HBP BLK

7.0 W 32 11 3 2 4 1 0 0 0
1.0 3 0 0 0 1 0 0 0 0
1.0 S 3 0 0 0 1 0 0 0 0

0-0

0-0

0-0

0-0

0-3

0-0

0-0

0-3

0-3

R: 0 H: 0
E: 0 LOB: 0
K: 1 BB: 0
S: 5 P: 5

IP WLS BF H R ER SO BB IBB HBP BLK

7.0 W 32 11 3 2 4 1 0 0 0
1.0 3 0 0 0 1 0 0 0 0
1.0 S 3 0 0 0 1 0 0 0 0

0-0

0-0

0-0

0-0

0-3

0-0

0-0

0-3

0-3

R: 0 H: 0
E: 0 LOB: 0
K: 1 BB: 0
S: 5 P: 5

IP WLS BF H R ER SO BB IBB HBP BLK

7.0 W 32 11 3 2 4 1 0 0 0
1.0 3 0 0 0 1 0 0 0 0
1.0 S 3 0 0 0 1 0 0 0 0

0-0

0-0

0-0

0-0

0-3

0-0

0-0

0-3

0-3

R: 0 H: 0
E: 0 LOB: 0
K: 1 BB: 0
S: 5 P: 5

IP WLS BF H R ER SO BB IBB HBP BLK

7.0 W 32 11 3 2 4 1 0 0 0
1.0 3 0 0 0 1 0 0 0 0
1.0 S 3 0 0 0 1 0 0 0 0

0-0

0-0

0-0

0-0

0-3

0-0

0-0

0-3

0-3

R: 0 H: 0
E: 0 LOB: 0
K: 1 BB: 0
S: 5 P: 5

IP WLS BF H R ER SO BB IBB HBP BLK

7.0 W 32 11 3 2 4 1 0 0 0
1.0 3 0 0 0 1 0 0 0 0
1.0 S 3 0 0 0 1 0 0 0 0

0-0

0-0

0-0

0-0

0-3

0-0

0-0

0-3

0-3

R: 0 H: 0
E: 0 LOB: 0
K: 1 BB: 0
S: 5 P: 5

IP WLS BF H R ER SO BB IBB HBP BLK

7.0 W 32 11 3 2 4 1 0 0 0
1.0 3 0 0 0 1 0 0 0 0
1.0 S 3 0 0 0 1 0 0 0 0

0-0

0-0

0-0

0-0

0-3

0-0

0-0

0-3

0-3

R: 0 H: 0
E: 0 LOB: 0
K: 1 BB: 0
S: 5 P: 5

IP WLS BF H R ER SO BB IBB HBP BLK

7.0 W 32 11 3 2 4 1 0 0 0
1.0 3 0 0 0 1 0 0 0 0
1.0 S 3 0 0 0 1 0 0 0 0

PITCHER

Vida Blue, L (1, 1) ERA: 2.81
Randy Moffitt, R (8, 1) ERA: 3.24
Gary Lavelle, L (9, 1) ERA: 3.28

PITCHER

IP WLS BF H R ER SO BB IBB HBP BLK WP HR S P ERA WHIP

Table with 10 columns (Batter, 1-9) and 10 rows (Batters: Ozzie Smith, Barry Evans, John D'Acquisto, Gene Richards, Jerry Turner, Dave Winfield, Gene Tenace, Fernando Gonzalez, Broderick Perkins, Jim Wilhelm, Eric Rasmussen, Bob Shirley, Tucker Ashford, Mark Lee, Steve Mura, Don Reynolds, Bill Almon). Each cell contains a batting order diagram and a scorecard entry.

Inning Stats table with columns for R, H, E, K, S, LOB, BB, P for each of the 9 innings.

Pitcher performance table with columns for IP, WLS, BF, H, R, ER, SO, BB, IBB, HBP, BLK, WP, HR, S, P, ERA, WHIP for each pitcher.

Batter	1	2	3	4	5	6	7	8	9	AB R H RBI BB SO LOB	TOP											
Bill Madlock, R (1, 4) OBP: 0.382, SLG: 0.488	0-0 FC3-6 1B		0-0 5-3		0-3 K			0-0 F6		4 0 1 0 0 1 0												
Terry Whitfield, L (1, 7) OBP: 0.343, SLG: 0.413	0-0 FC3-6 2B 1-2f		0-0 4-3			0-0 3-1			0-0 2B G3 1B	4 1 1 0 0 0 1												
Jack Clark, R (1, 9) OBP: 0.361, SLG: 0.541	0-0 1-3 2B		0-0 CS 1B			0-3 K			0-0 G3 1-3 2B	4 0 3 0 0 1 0												
Darrell Evans, L (1, 5) OBP: 0.363, SLG: 0.407	0-0 F8		0-0 CS 1-2	0-0 F9		0-0 1-3			0-0 G3 2-3 3-H	4 0 0 1 0 0 3												
Jim Dwyer, L (1, 3) OBP: 0.324, SLG: 0.355	4-0 FC6-4 BB			0-0 G3			0-3 K		0-3 K	3 0 0 0 1 2 1												
Larry Herndon, R (1, 8) OBP: 0.312, SLG: 0.337	0-0 FC6-4 1-2f			0-0 S 1B			0-0 F7		0-0 4-3	4 0 1 0 0 0 4												
John Tamargo, S (1, 2) OBP: 0.349, SLG: 0.318		0-3 K		0-0 3-1 1-2			0-0 F7			3 0 0 0 0 1 1												
Gary Lavelle, S (7, 1) OBP: 0.067, SLG: 0.067										0 0 0 0 0 0 0												
Ed Plank, R (8, 1)										0 0 0 0 0 0 0												
Roger Metzger, S (1, 6) OBP: 0.281, SLG: 0.266		0-0 L4			0-0 F3			0-0 3-1		3 0 0 0 0 0 0												
John Montefusco, R (1, 1) OBP: 0.133, SLG: 0.072			0-3 K		0-0 F9			0-3 K		2 0 0 0 0 1 0												
Marc Hill, R (7, 2) OBP: 0.324, SLG: 0.302										1 0 0 0 0 1 0												
Inning Stats	R: 0 E: 1 K: 0 S: 5	H: 2 LOB: 3 BB: 1 P: 9	R: 0 E: 0 K: 2 S: 7	H: 0 LOB: 0 BB: 0 P: 7	R: 0 E: 0 K: 0 S: 3	H: 1 LOB: 0 BB: 0 P: 3	R: 0 E: 0 K: 0 S: 4	H: 1 LOB: 1 BB: 0 P: 4	R: 0 E: 0 K: 1 S: 5	H: 0 LOB: 0 BB: 0 P: 5	R: 0 E: 0 K: 1 S: 5	H: 0 LOB: 0 BB: 0 P: 5	R: 0 E: 0 K: 1 S: 5	H: 0 LOB: 0 BB: 0 P: 5	R: 0 E: 0 K: 1 S: 5	H: 0 LOB: 0 BB: 0 P: 5	R: 1 E: 0 K: 1 S: 7	H: 2 LOB: 1 BB: 0 P: 7	1B: 4 2B: 2 3B: 0 HR: 0	SF: 0 SAC: 0 DP: 0 HBP: 0	WP: 0 PB: 0 SB: 1 CS: 1	PA: 34
PITCHER	IP WLS BF H R ER SO BB IBB HBP BLK WP HR S P ERA WHIP																					
Gaylord Perry, R (1, 1) ERA: 2.81	7.0 W 25 4 0 0 5 1 0 0 0 0 0 0 34 38 0.00 0.714																					
Rollie Fingers, R (8, 1) ERA: 2.47	2.0 8 2 1 1 2 0 0 0 0 0 0 0 12 12 4.50 1.000																					

San Francisco Giants @ San Diego Padres
San Diego Stadium, San Diego, CA
Thu Sep 21 1978, 10:05 PM EDT
Att. 13,329 - Unknown

AB	32
R	1
H	6
RBI	1
BB	1
SO	7
LOB	10



Batter	1	2	3	4	5	6	7	8	9
Gene Richards, L (1, 7) Mike Champion, R (8, 4) OBP: 0.378, SLG: 0.405 OBP: 0.296, SLG: 0.306	0-0 E8 L4-6 1B		0-0 1B 2-3		0-0 4-3 E 1B		0-0 1-3 1B 2-H 1B	0-0 5-3 1-2	
Ozzie Smith, S (1, 6) OBP: 0.315, SLG: 0.318	0-0 L4-6 2-3		0-0 1B 1-2 3-H		0-0 4-3 1-3		0-0 1-3 1B 1-2	0-0 F7	
Broderick Perkins, L (1, 3) OBP: 0.263, SLG: 0.344	0-0 F7		0-0 F7		0-0 F8		0-0 1-3 1-2 2-3		
Dave Winfield, R (1, 8) OBP: 0.362, SLG: 0.487 (8, 9)		0-0 F8		0-0 F8		0-0 G6-3 1B	4-0 1B 1B IBB		
Jerry Turner, L (1, 9) OBP: 0.348, SLG: 0.463 Rollie Fingers, R (8, 1) OBP: 0.167, SLG: 0.167		0-0 F3		0-0 S 1B 1B		0-0 G6-3 1-2f	0-0 1B 1-3 2-H 3-H 1B		
Gene Tenace, R (1, 2) OBP: 0.393, SLG: 0.416		0-3 K		4-0 1B 1-2 BB		4-0 BB BB BB	0-0 1-2 3-H 1B		
Barry Evans, R (1, 5) OBP: 0.323, SLG: 0.310			0-0 F3	0-0 1-2 2-H 1B	0-0 1B	0-0 L5	0-0 F8 3-H		
Fernando Gonzalez, R (1, 4) OBP: 0.281, SLG: 0.309 Bill Almon, R (7, PR) OBP: 0.309, SLG: 0.314 Derrel Thomas, S (8, 8) OBP: 0.302, SLG: 0.293			0-0 1B SH3-4 1B	0-3 K			0-0 SH3-4 1B	0-0 F8	
Gaylord Perry, R (1, 1) OBP: 0.120, SLG: 0.123 Jim Wilhelm, R (8, 7) OBP: 0.412, SLG: 0.533			0-0 SH3-4		0-0 4-3		0-0 SH3-4	0-0 S 1B	

Inning Stats	R: 0 E: 1 K: 0 S: 3	H: 1 LOB: 0 BB: 0 P: 3	R: 0 E: 0 K: 1 S: 5	H: 0 LOB: 0 BB: 0 P: 5	R: 1 E: 0 K: 0 S: 6	H: 3 LOB: 2 BB: 0 P: 6	R: 0 E: 0 K: 1 S: 6	H: 2 LOB: 2 BB: 1 P: 10	R: 0 E: 1 K: 0 S: 4	H: 1 LOB: 1 BB: 0 P: 4	R: 0 E: 0 K: 0 S: 3	H: 1 LOB: 1 BB: 1 P: 7	R: 4 E: 0 K: 0 S: 8	H: 5 LOB: 2 BB: 1 P: 12	R: 0 E: 0 K: 0 S: 4	H: 1 LOB: 1 BB: 0 P: 4
1B: 14 2B: 1 3B: 0 HR: 0	SF: 0 SAC: 2 DP: 2 HBP: 0	WP: 0 PA: 38 PB: 0 SB: 2 CS: 0														

PITCHER	IP	WLS	BF	H	R	ER	SO	BB	IBB	HBP	BLK	WP	HR	S	P	ERA	WHIP
John Montefusco, R (1, 1) ERA: 3.83	6.1	L	27	9	3	3	2	2	0	0	0	0	0	29	37	4.26	1.737
Gary Lavelle, L (7, 1) ERA: 3.55	0.2		7	4	2	2	0	0	1	0	0	0	0	6	10	27.00	6.000
Ed Plank, R (8, 1) ERA: 5.79	1.0		4	1	0	0	0	0	0	0	0	0	0	4	4	0.00	1.000

BOTTOM

San Francisco Giants @ San Diego Padres
 San Diego Stadium, San Diego, CA
 Thu Sep 21 1978, 10:05 PM EDT
 Att. 13,329 - Unknown

AB	33
R	5
H	14
RBI	5
BB	3
SO	2
LOB	15



WP	HR	S	P	ERA	WHIP
0	0	2	0	0.00	1.000

Batter	1	2	3	4	5	6	7	8	9	AB R H RBI BB SO LOB	TOP																												
Rafael Landestoy, S OBP: 0.295, SLG: 0.297 (1, 6)	0-0 F8		0-3 K			0-0 F9		0-0 F7		4 0 0 0 0 1 1																													
Julio Gonzalez, R OBP: 0.256, SLG: 0.257 (1, 4)	0-0 6-3			0-3 K		0-0 4-3		0-0 F3		4 0 0 0 0 1 0																													
Wilbur Howard, S OBP: 0.273, SLG: 0.304 (1, 8)	0-3 K			0-3 K		0-0 6-3			0-0 6-3	4 0 0 0 0 2 0																													
Bob Watson, R OBP: 0.360, SLG: 0.462 (1, 3)		0-0 1-3			0-0 1B		0-0 FC6-4 1B		0-0 F9	4 0 2 0 0 0 0																													
Enos Cabell, R OBP: 0.324, SLG: 0.404 (1, 5)		0-0 F8		0-0 F8		0-0 F3		0-3 K		4 0 0 0 0 1 2																													
Jesus Alou, R OBP: 0.360, SLG: 0.438 (1, 7)		0-0 5-3			0-0 1B		0-0 FC6-4 1B			3 0 1 0 0 0 1																													
Jose Cruz, L OBP: 0.369, SLG: 0.453 (1, 9)			0-0 E5 G5-6-4 1B		0-0 F5		0-0 1-2 1B			3 0 1 0 0 0 1																													
Bruce Bochy, R OBP: 0.313, SLG: 0.391 (1, 2)			0-0 G5-6-4 1B		0-3 K		0-3 K			3 0 1 0 0 2 3																													
Vern Ruhle, R OBP: 0.167, SLG: 0.063 (1, 1)			0-0 G5-6-4		0-3 K			0-0 F7		2 0 0 0 0 1 3																													
Reggie Baldwin, R OBP: 0.254, SLG: 0.338 (8, PH)			1-2f 2-3							1 0 0 0 0 0 0																													
Frank Riccelli, L (8, 1)										0 0 0 0 0 0 0																													
Inning Stats	R: 0 E: 0 K: 1 S: 5	H: 0 LOB: 0 BB: 0 P: 5	R: 0 E: 0 K: 0 S: 3	H: 0 LOB: 0 BB: 0 P: 3	R: 0 E: 1 K: 1 S: 6	H: 1 LOB: 1 BB: 0 P: 6	R: 0 E: 0 K: 2 S: 8	H: 1 LOB: 1 BB: 0 P: 8	R: 0 E: 0 K: 0 S: 3	H: 0 LOB: 0 BB: 0 P: 3	R: 0 E: 0 K: 1 S: 7	H: 2 LOB: 2 BB: 0 P: 7	R: 0 E: 0 K: 0 S: 3	H: 0 LOB: 0 BB: 0 P: 3	R: 0 E: 0 K: 1 S: 5	H: 0 LOB: 0 BB: 0 P: 5	1B: 5 2B: 0 3B: 0 HR: 0	SF: 0 SAC: 0 DP: 1 HBP: 0	WP: 0 PB: 0 SB: 0 CS: 0	PA: 32																			
PITCHER Bob Knepper, L ERA: 2.73 (1, 1)	IP 9.0	WLS W	BF 32	H 5	R 0	ER 0	SO 8	BB 0	IBB 0	HBP 0	BLK 0	WP 0	HR 0	S 48	P 48	ERA 0.00	WHIP 0.556					PITCHER	IP 9.0	WLS W	BF 32	H 5	R 0	ER 0	SO 8	BB 0	IBB 0	HBP 0	BLK 0	WP 0	HR 0	S 48	P 48	ERA 0.00	WHIP 0.556

Houston Astros @ San Francisco Giants
Candlestick Park, San Francisco, CA

AB	32
R	0
H	5
RBI	0
BB	0
SO	8
LOB	11



Fri Sep 22 1978, 10:05 PM EDT
Att. 4,510 - Unknown

WP: 0	PA: 32
PB: 0	
SB: 0	
CS: 0	

Batter	1	2	3	4	5	6	7	8	9	AB	R	H	RBI	BB	SO	LOB
Terry Whitfield, L OBP: 0.343, SLG: 0.411 (1, 7)	0-0 6-3 1B		0-0 FC4-6 1B		0-0 F9	0-0 F9				4	0	1	0	0	0	1
Jim Dwyer, L OBP: 0.323, SLG: 0.357 (1, 3) Skip James, L OBP: 0.240, SLG: 0.143 (8, 3)	0-0 F7		0-0 FC4-6 1-2f		0-0 E 2B			0-0 F9		4	1	1	0	0	0	1
Jack Clark, R OBP: 0.360, SLG: 0.539 (1, 9)	0-0 1B		0-0 5-3		0-0 E5 2-H			0-0 F5		4	0	1	0	0	0	1
Darrell Evans, L OBP: 0.364, SLG: 0.407 (1, 5)	0-0 F5			0-0 1B 1B	4-0 IBB			0-0 F8		3	0	1	0	1	0	1
Hector Cruz, R OBP: 0.300, SLG: 0.369 (1, 8) Larry Herndon, R OBP: 0.312, SLG: 0.337 (9, 8)		0-0 5-3		0-0 F4	0-0 5-3			0-0 F7		4	0	0	0	0	0	3
Marc Hill, R OBP: 0.326, SLG: 0.302 (1, 2)		0-0 F3		0-0 1-2 1B		4-0 6-3 1B BB		0-0 F8		3	1	1	0	1	0	0
Roger Metzger, S OBP: 0.284, SLG: 0.269 (1, 6)		0-0 1B		0-3 K		0-0 1-2 1B		0-0 4-3		4	0	2	0	0	1	2
Rob Andrews, R OBP: 0.311, SLG: 0.305 (1, 4)		0-0 1-3		0-0 F7		0-0 6-3 1-2 2-3		0-0 6-3		3	0	0	0	0	0	5
Bob Knepper, L OBP: 0.128, SLG: 0.090 (1, 1)			0-0 F9		0-0 F9	0-0 2-3 3-H 1B				3	0	1	1	0	0	0

Inning Stats		R: 0	H: 1	R: 0	H: 1	R: 0	H: 1	R: 0	H: 2	R: 1	H: 1	R: 1	H: 2	R: 0	H: 0	R: 0	H: 0	R: 0	H: 0	1B: 7	SF: 0	WP: 0	PA: 34								
		E: 0	LOB: 1	E: 0	LOB: 1	E: 0	LOB: 1	E: 0	LOB: 2	E: 1	LOB: 2	E: 0	LOB: 1	E: 0	LOB: 0	E: 0	LOB: 0	E: 0	LOB: 0	2B: 1	SAC: 0	PB: 0									
		K: 0	BB: 0	K: 0	BB: 0	K: 1	BB: 0	K: 0	BB: 0	K: 0	BB: 1	K: 0	BB: 1	K: 0	BB: 0	K: 0	BB: 0	K: 0	BB: 0	3B: 0	DP: 0	SB: 0									
		S: 4	P: 4	S: 4	P: 4	S: 7	P: 7	S: 5	P: 9	S: 4	P: 8	S: 3	P: 3	S: 3	P: 3	S: 3	P: 3	S: 3	P: 3	HR: 0	HBP: 0	CS: 0									
PITCHER	IP	WLS	BF	H	R	ER	SO	BB	IBB	HBP	BLK	WP	HR	S	P	ERA	WHIP														
Vern Ruhle, R ERA: 2.44 (1, 1)	7.0	L	31	8	2	1	1	1	1	0	0	0	0	31	39	1.29	1.286														
Frank Riccelli, L ERA: (8, 1)	1.0		3	0	0	0	0	0	0	0	0	0	0	3	3	0.00	0.000														

BOTTOM

Houston Astros @ San Francisco Giants
Candlestick Park, San Francisco, CA
Fri Sep 22 1978, 10:05 PM EDT
Att. 4,510 - Unknown

livebaseballscorecards.com

AB	32
R	2
H	8
RBI	1
BB	2
SO	1
LOB	14



Batter	1	2	3	4	5	6	7	8	9	AB R H RBI BB SO LOB	TOP																
Rafael Landestoy, S (1, 6) OBP: 0.299, SLG: 0.301	0-0 G3		0-0 F5		0-0 1B		0-0 CS			4 0 2 0 0 0 1																	
Joe Cannon, L (1, 8) OBP: 0.154, SLG: 0.154	0-0 F9		0-0 F9		0-0 1B		0-0 CS	0-3 K		4 0 1 1 0 1 1																	
Denny Walling, L (1, 7) OBP: 0.332, SLG: 0.357	0-0 4-3			1-0 1B	0-0 4-3			0-3 K		3 1 0 0 0 1 1																	
Jose Cruz, L (1, 9) OBP: 0.369, SLG: 0.451		4-0 BB		0-0 F9	0-0 L5			0-3 K		3 0 0 0 1 1 2																	
Enos Cabell, R (1, 5) OBP: 0.323, SLG: 0.403		0-3 K		0-0 1B		0-0 F7		0-0 F8		4 0 1 0 0 1 1																	
Jim Obradovich, L (1, 3) OBP: 0.200, SLG: 0.333		0-3 K		0-0 F7		0-0 F6		0-0 G3		4 0 0 0 0 1 3																	
Keith Drumright, L (1, 4) OBP: 0.188, SLG: 0.133 Wilbur Howard, S (9, PH) OBP: 0.271, SLG: 0.301		0-3 K		0-0 1B		0-0 F7		0-0 6-3		3 0 1 0 0 1 1 1 0 0 0 0 0 0																	
Bruce Bochy, R (1, 2) OBP: 0.313, SLG: 0.390			0-0 1B	0-3 K		0-0 6-3				3 0 1 0 0 1 2																	
J.R. Richard, R (1, 1) OBP: 0.180, SLG: 0.172 Joaquin Andujar, S (8, 1) OBP: 0.167, SLG: 0.174 Dan Warthen, S (8, 1)			0-3 K		0-0 1B		0-0 1-3			3 1 1 0 0 1 1 0 0 0 0 0 0 0 0 0 0 0 0 0 0																	
Inning Stats	R: 0 E: 0 K: 0 S: 3	H: 0 LOB: 0 BB: 0 P: 3	R: 0 E: 0 K: 3 S: 9	H: 0 LOB: 1 BB: 1 P: 13	R: 0 E: 0 K: 1 S: 6	H: 1 LOB: 1 BB: 0 P: 6	R: 1 E: 1 K: 1 S: 7	H: 2 LOB: 2 BB: 0 P: 8	R: 1 E: 0 K: 0 S: 5	H: 3 LOB: 1 BB: 0 P: 5	R: 0 E: 0 K: 0 S: 3	H: 0 LOB: 0 BB: 0 P: 3	R: 0 E: 0 K: 3 S: 9	H: 1 LOB: 0 BB: 0 P: 9	R: 0 E: 0 K: 0 S: 3	H: 0 LOB: 0 BB: 0 P: 3	R: 0 E: 0 K: 0 S: 3	H: 0 LOB: 0 BB: 0 P: 3	1B: 7 2B: 0 3B: 0 HR: 0	SF: 0 SAC: 0 DP: 0 HBP: 1	WP: 0 PB: 0 SB: 1 CS: 1	PA: 35					
PITCHER	IP WLS BF H R ER SO BB IBB HBP BLK WP HR S P ERA WHIP																										
Ed Halicki, R (1, 1) ERA: 2.94	6.0		25	6	2	1	5	1	0	1	0	0	0	33	38	1.50	1.167										
Gary Lavelle, L (7, 1) ERA: 3.47	2.0	W	6	1	0	0	3	0	0	0	0	0	0	12	12	0.00	0.500										
Randy Moffitt, R (9, 1) ERA: 3.2	1.0	S	3	0	0	0	0	0	0	0	0	0	0	3	3	0.00	0.000										

Houston Astros @ San Francisco Giants
Candlestick Park, San Francisco, CA

Sat Sep 23 1978, 6:33 AM EDT
Att. 6,433 - Unknown

livebaseballscorecards.com

AB 32
R 2
H 7
RBI 1
BB 1
SO 8
LOB 13



Batter	1	2	3	4	5	6	7	8	9	AB R H RBI BB SO LOB	TOP
Wilbur Howard, S (1, 8) <small>OBP: 0.264, SLG: 0.293</small>	0-0 5-3		0-0 5-3		0-3 K			0-0 F8		4 0 0 0 0 1 1	Houston Astros @ San Francisco Giants Candlestick Park, San Francisco, CA Sun Sep 24 1978, 6:33 AM EDT Unknown livebaseballscorecards.com
Mike Fischlin, R (1, 6) <small>OBP: 0.167, SLG: 0.129</small>	0-0 E5		0-0 F9		0-3 K			0-0 F9		4 0 0 0 0 1 1	
Jose Cruz, L (1, 9) <small>OBP: 0.371, SLG: 0.455</small>	0-0 F2		0-0 1B			0-0 G4-6-3 1B		0-0 2B		4 0 3 0 0 0 1	
Bob Watson, R (1, 3) <small>OBP: 0.359, SLG: 0.460</small>	0-3 K		0-0 F8			0-0 G4-6-3 1-2 1B		0-0 F8		4 0 1 0 0 1 3	
Enos Cabell, R (1, 5) <small>OBP: 0.323, SLG: 0.402</small>		0-0 F8		0-0 4-3		0-0 G4-6-3 1-2 2-3 1B		0-0 1B		4 0 1 0 0 0 2	
Jesus Alou, R (1, 7) <small>OBP: 0.350, SLG: 0.425</small>		0-3 K		0-0 4-3		0-0 F8		0-0 F9		4 0 0 0 0 1 2	
Julio Gonzalez, R (1, 4) <small>OBP: 0.256, SLG: 0.257</small>		0-0 1B 1B		0-0 F8			0-0 G3		0-0 F8	4 0 1 0 0 0 1	
Bruce Bochy, R (1, 2) <small>OBP: 0.318, SLG: 0.393</small>		0-0 1-2 1B			0-0 1B		0-0 F7		0-0 F3	4 0 2 0 0 0 1	
Floyd Bannister, L (1, 1) <small>OBP: 0.188, SLG: 0.194</small> Rick Williams, R (6, 1) Jimmy Sexton, R (7, PH) <small>OBP: 0.265, SLG: 0.269</small> Mark Lemongello, R (7, 1) <small>OBP: 0.221, SLG: 0.188</small> Dan Warthen, S (8, 1)		0-3 K			0-0 F7		0-3 K			2 0 0 0 0 1 3	
Inning Stats	R: 0 E: 1 K: 1 S: 6 H: 0 LOB: 1 BB: 0 P: 6	R: 0 E: 0 K: 2 S: 9 H: 2 LOB: 2 BB: 0 P: 9	R: 0 E: 0 K: 0 S: 4 H: 1 LOB: 1 BB: 0 P: 4	R: 0 E: 0 K: 0 S: 3 H: 0 LOB: 0 BB: 0 P: 3	R: 0 E: 0 K: 2 S: 8 H: 1 LOB: 1 BB: 0 P: 8	R: 0 E: 0 K: 0 S: 4 H: 2 LOB: 1 BB: 0 P: 4	R: 0 E: 0 K: 1 S: 5 H: 0 LOB: 0 BB: 0 P: 5	R: 0 E: 0 K: 0 S: 4 H: 1 LOB: 1 BB: 0 P: 4	R: 0 E: 0 K: 0 S: 4 H: 1 LOB: 1 BB: 0 P: 4	1B: 7 2B: 1 3B: 0 HR: 0 SF: 0 SAC: 0 DP: 1 HBP: 0	
PITCHER Vida Blue, L (1, 1) <small>ERA: 2.71</small>	IP: 9.0 WLS: W BF: 35 H: 8 R: 0 ER: 0 SO: 6 BB: 0 IBB: 0 HBP: 0 BLK: 0 WP: 0 HR: 0 S: 47 P: 47 ERA: 0.00 WHIP: 0.889										



Batter	1	2	3	4	5	6	7	8	9
Terry Whitfield, L (1, 7) OBP: 0.342, SLG: 0.410	0-0 4-3			0-0 SH1-3 3B 1B	0-0 F7		0-3 K		
Jim Dwyer, L (1, 3) OBP: 0.323, SLG: 0.351 Mike Ivie, R (7, PH) OBP: 0.363, SLG: 0.469	0-3 K			0-0 SH1-3 1-2		0-3 K	0-3 K		
Jack Clark, R (1, 9) OBP: 0.364, SLG: 0.551	0-0 1-3			0-0 SF 2-H 3B		0-0 5-3		0-0 F9	
Darrell Evans, L (1, 5) OBP: 0.383, SLG: 0.412 Larry Herndon, R (7, 8) OBP: 0.311, SLG: 0.335		0-3 K		0-0 SF 2B		0-0 F5		0-0 6-3	
Hector Cruz, R (1, 8) OBP: 0.295, SLG: 0.375		0-0 F7		0-0 6-3			0-0 E5 SH5-4 3B	0-0 F7	
John Tamargo, S (1, 2) OBP: 0.358, SLG: 0.333		0-0 G3		0-0 2B			0-0 SH5-4 1-2		
Roger Metzger, S (1, 6) OBP: 0.287, SLG: 0.282			0-0 F9	0-0 F3			0-0 3B		
Rob Andrews, R (1, 4) OBP: 0.304, SLG: 0.292			0-0 6-3		0-0 F8		4-0 2B IBB		
Jim Barr, R (1, 1) OBP: 0.100, SLG: 0.100 Gary Lavelle, S (6, 1) OBP: 0.067, SLG: 0.067 Bill Madlock, R (7, PH) OBP: 0.385, SLG: 0.492 Randy Moffitt, R (8, 1) OBP: 0.250, SLG: 0.143			0-0 F8		0-0 2-3		0-0 2B		

Inning Stats	R: 0	H: 0	E: 0	K: 1	S: 5	LOB: 0	BB: 0	P: 5	R: 0	H: 0	E: 0	K: 1	S: 5	LOB: 0	BB: 0	P: 5	R: 3	H: 3	E: 1	K: 0	S: 7	LOB: 1	BB: 0	P: 7	R: 0	H: 0	E: 0	K: 1	S: 5	LOB: 0	BB: 0	P: 3	R: 0	H: 0	E: 1	K: 1	S: 5	LOB: 1	BB: 0	P: 5	R: 3	H: 2	E: 1	K: 2	S: 10	LOB: 1	BB: 1	P: 14	R: 0	H: 0	E: 0	K: 0	S: 3	LOB: 0	BB: 0	P: 3
--------------	------	------	------	------	------	--------	-------	------	------	------	------	------	------	--------	-------	------	------	------	------	------	------	--------	-------	------	------	------	------	------	------	--------	-------	------	------	------	------	------	------	--------	-------	------	------	------	------	------	-------	--------	-------	-------	------	------	------	------	------	--------	-------	------

PITCHER	IP	WLS	BF	H	R	ER	SO	BB	IBB	HBP	BLK	WP	HR	S	P	ERA	WHIP
Tom Dixon, R (1, 1) ERA: 3.96	6.1	L	27	5	6	4	3	0	0	0	0	0	0	32	36	5.68	0.789
Joe Sambito, L (7, 1) ERA: 3.18	0.2		2	0	0	0	2	0	0	0	0	0	0	6	6	0.00	0.000
Mark Lemongello, R (8, 1) ERA: 3.97	1.0		3	0	0	0	0	0	0	0	0	0	0	3	3	0.00	0.000

BOTTOM

Houston Astros @ San Francisco Giants
Candlestick Park, San Francisco, CA

Sun Sep 24 1978, 6:38 AM EDT
Att. 25,276 - Unknown

AB	28
R	5
H	5
RBI	6
BB	1
SO	5
LOB	4

livebaseballscorecards.com



1B: 1	SF: 1	WP: 0	PA: 32
2B: 2	SAC: 2	PB: 0	
3B: 2	DP: 0	SB: 0	
HR: 0	HBP: 0	CS: 0	

Batter	1	2	3	4	5	6	7	8	9	AB R H RBI BB SO LOB	TOP											
Gene Richards, L (1, 7) OBP: 0.386, SLG: 0.425 Derrel Thomas, S (9, 8) OBP: 0.301, SLG: 0.293	0-0 6-3 3B		0-0 1-3 3B	4-0 IBB			0-0 FC1-5 1B		0-0 G4-6-3 1-2f	4 2 3 0 1 0 1 0 0 0 0 0 0 0	San Diego Padres @ San Francisco Giants Candlestick Park, San Francisco, CA Tue Sep 26 1978, 10:05 PM EDT Att. 6,227 - Unknown livebaseballscorecards.com											
Ozzie Smith, S (1, 6) OBP: 0.317, SLG: 0.319	0-0 6-3		0-0 1-3	0-0 F9			0-0 FC1-5 1B		0-0 E5 HR	5 1 1 2 0 0 2												
Broderick Perkins, L (1, 3) OBP: 0.256, SLG: 0.350	0-0 4-3		0-0 4-3 2B				0-0 FC1-5 1B		0-0 HR	5 1 2 2 0 1 2												
Dave Winfield, R (1, 8) OBP: 0.368, SLG: 0.499	0-0 1B		0-0 4-3 2-3				4-0 F8		0-0 F5	4 0 1 0 1 0 1												
Jerry Turner, L (1, 9) OBP: 0.350, SLG: 0.449	4-0 BB 1-2 BB		4-0 IBB				0-0 E3 FC6-4			2 0 0 0 2 0 3												
Barry Evans, R (1, 5) OBP: 0.291, SLG: 0.280	0-0 FC4-6 1-2f		0-0 6-3				0-0 FC6-4 1-2f		0-0 1-3	4 0 0 0 0 0 5												
Gene Tenace, R (1, 2) OBP: 0.391, SLG: 0.409		0-0 F4		4-0 S BB			0-0 F6		0-3 K	3 0 0 0 1 1 0												
Bill Almon, R (1, 4) OBP: 0.306, SLG: 0.310 Bob Shirley, R (8, 1) OBP: 0.205, SLG: 0.125 Rollie Fingers, R (8, 1) OBP: 0.167, SLG: 0.167		0-0 F4		0-0 L4 1-2			0-3 K		0-0 4-3	4 0 0 0 0 1 1 0 0 0 0 0 0 0 0 0 0 0 0 0 0												
Gaylord Perry, R (1, 1) OBP: 0.116, SLG: 0.119 Fernando Gonzalez, R (8, 4) OBP: 0.280, SLG: 0.306		0-3 K		0-3 K			0-3 K		4-0 G4-6-3 BB	3 0 0 0 0 3 1 0 0 0 0 1 0 0												
Inning Stats	R: 1 E: 0 K: 0 S: 5	H: 2 LOB: 2 BB: 1 P: 9	R: 0 E: 0 K: 1 S: 5	H: 0 LOB: 0 BB: 0 P: 5	R: 1 E: 0 K: 0 S: 5	H: 2 LOB: 2 BB: 1 P: 9	R: 0 E: 0 K: 1 S: 5	H: 0 LOB: 2 BB: 2 P: 13	R: 0 E: 1 K: 1 S: 6	H: 0 LOB: 1 BB: 0 P: 6		R: 0 E: 0 K: 2 S: 7	H: 0 LOB: 0 BB: 0 P: 7	R: 0 E: 0 K: 0 S: 4	H: 2 LOB: 2 BB: 1 P: 8	R: 0 E: 0 K: 1 S: 5	H: 0 LOB: 0 BB: 0 P: 5	R: 2 E: 1 K: 0 S: 4	H: 1 LOB: 0 BB: 1 P: 8	1B: 3 2B: 1 3B: 2 HR: 1	SF: 0 SAC: 0 DP: 2 HBP: 0	WP: 0 PB: 0 SB: 4 CS: 0
PITCHER	IP WLS BF H R ER SO BB IBB HBP BLK WP HR S P ERA WHIP																					
John Montefusco, R (1, 1) ERA: 3.81	6.0 L 27 4 2 2 5 2 2 0 0 0 0 33 49 3.00 1.000																					
Gary Lavelle, L (7, 1) ERA: 3.34	2.0 8 2 0 0 1 0 1 0 0 0 0 9 13 0.00 1.000																					
Randy Moffitt, R (9, 1) ERA: 3.31	1.0 5 1 2 0 0 1 0 0 0 0 1 4 8 0.00 2.000																					



Batter	1	2	3	4	5	6	7	8	9	AB	R	H	RBI	BB	SO	LOB
Terry Whitfield, L (1, 7) OBP: 0.341, SLG: 0.408	0-0 L8		0-0 F8			0-0 F8		0-0 E8		4	0	1	1	0	0	1
Jim Dwyer, L (1, 3) OBP: 0.324, SLG: 0.351 Tom Heintzelman, R (8, PH) OBP: 0.281, SLG: 0.467 Vic Harris, S (8, PR) OBP: 0.230, SLG: 0.220 Randy Moffitt, R (9, 1) OBP: 0.250, SLG: 0.143	0-0 1B		0-3 K			0-0 F7		4-0 1B BB BB BB		3	0	1	0	0	1	1
Jack Clark, R (1, 9) OBP: 0.362, SLG: 0.547	0-0 F9				0-0 F8		0-0 6-3	0-0 F2		4	0	0	0	0	0	3
Darrell Evans, L (1, 5) OBP: 0.362, SLG: 0.410	0-0 L7				0-0 3-1		4-0 BB FC4-6 BB		0-0 F8	3	0	0	0	1	0	1
Hector Cruz, R (1, 8) OBP: 0.291, SLG: 0.370		0-3 K			0-0 F5		0-3 K		0-3 K	4	0	0	0	0	3	1
John Tamargo, S (1, 2) OBP: 0.354, SLG: 0.330		0-0 F4				0-0 G3		0-0 FC4-6		4	0	1	0	0	0	1
Roger Metzger, S (1, 6) OBP: 0.287, SLG: 0.282		0-0 L7				0-0 G3			0-0 1B	4	0	1	0	0	0	1
Rob Andrews, R (1, 4) OBP: 0.304, SLG: 0.293						0-3 K		0-0 6-3		3	0	1	0	0	1	1
John Montefusco, R (1, 1) OBP: 0.132, SLG: 0.071 Bill Madlock, R (6, PH) OBP: 0.384, SLG: 0.491 Gary Lavelle, S (7, 1) OBP: 0.067, SLG: 0.067 Mike Ivie, R (8, PH) OBP: 0.365, SLG: 0.474			0-3 K					0-0 1-3		1	0	0	0	0	1	1
								0-0 E		1	0	0	0	0	0	0
								2-3 2B		1	1	1	0	0	0	0

Inning Stats	R: 0	H: 1	E: 0	LOB: 1	K: 0	BB: 0	S: 4	R: 0	H: 0	E: 0	LOB: 0	K: 1	BB: 0	S: 5	R: 0	H: 1	E: 0	LOB: 1	K: 2	BB: 0	S: 8	R: 0	H: 0	E: 0	LOB: 0	K: 0	BB: 0	S: 3	R: 0	H: 0	E: 0	LOB: 0	K: 1	BB: 0	S: 5	R: 0	H: 0	E: 0	LOB: 0	K: 0	BB: 0	S: 3	R: 0	H: 0	E: 0	LOB: 1	K: 1	BB: 1	S: 5	R: 1	H: 3	E: 1	LOB: 2	K: 0	BB: 1	S: 5	R: 0	H: 1	E: 0	LOB: 1	K: 1	BB: 0	S: 6	1B: 5	SF: 0	3B: 0	DP: 0	HR: 0
--------------	------	------	------	--------	------	-------	------	------	------	------	--------	------	-------	------	------	------	------	--------	------	-------	------	------	------	------	--------	------	-------	------	------	------	------	--------	------	-------	------	------	------	------	--------	------	-------	------	------	------	------	--------	------	-------	------	------	------	------	--------	------	-------	------	------	------	------	--------	------	-------	------	-------	-------	-------	-------	-------

PITCHER	IP	WLS	BF	H	R	ER	SO	BB	IBB	HBP	BLK	WP	HR	S	P	ERA	WHIP
Gaylord Perry, R (1, 1) ERA: 2.76	7.2	W	28	5	1	1	5	1	0	0	0	0	0	37	41	1.17	0.783
Bob Shirley, L (8, 1) ERA: 3.73	0.0		1	0	0	0	0	1	0	0	0	0	0	4	4	∞	∞
Rollie Fingers, R (8, 1) ERA: 2.57	1.1	S	5	1	0	0	1	0	0	0	0	0	0	7	7	0.00	0.750

BOTTOM

San Diego Padres @ San Francisco Giants
Candlestick Park, San Francisco, CA

Tue Sep 26 1978, 10:05 PM EDT
Att. 6,227 - Unknown

AB	32
R	1
H	6
RBI	1
BB	2
SO	6
LOB	11



WP	PA	ERA	WHIP
0	34		

Batter	1	2	3	4	5	6	7	8	9	AB R H RBI BB SO LOB	TOP											
Gene Richards, L (1, 7) OBP: 0.387, SLG: 0.427	0-0 4-3			0-3 K		0-0 FC1-6-5 2B		0-0 1-2 1B		4 0 2 0 0 1 0	San Diego Padres @ San Francisco Giants Candlestick Park, San Francisco, CA Wed Sep 27 1978, 6:33 AM EDT Att. 4,708 - Unknown livebaseballscorecards.com											
Ozzie Smith, S (1, 6) OBP: 0.315, SLG: 0.317	0-0 F9			0-0 5-3		0-0 FC1-6-5 CS		0-0 4-3		4 0 0 0 0 0 3												
Barry Evans, R (1, 5) OBP: 0.289, SLG: 0.278	0-0 6-3			0-0 1B		0-0 CS	0-0 F3		0-0 F8	4 0 1 0 0 0 0												
Dave Winfield, R (1, 9) OBP: 0.366, SLG: 0.497 Jim Beswick, S (5, 9)		0-3 K		0-3 K			0-0 4-3		0-3 K	2 0 0 0 0 2 1 2 0 0 0 0 1 0												
Jim Wilhelm, R (1, 8) OBP: 0.381, SLG: 0.474		0-0 4-3			0-0 F9		0-0 1B		0-0 5-3	4 0 1 0 0 0 0												
Broderick Perkins, L (1, 3) OBP: 0.257, SLG: 0.350		0-3 K			0-0 S G3 1B		0-3 K			3 0 1 0 0 2 1												
Tony Castillo, R (1, 2) Tucker Ashford, R (8, PH) Mark Lee, R (8, 1)			0-0 F4		0-0 G3		0-0 6-3			2 0 0 0 0 0 1 1 0 0 0 0 0 0 0 0 0 0 0 0 0												
Bill Almon, R (1, 4) OBP: 0.304, SLG: 0.308			0-0 1-3		0-3 K		0-0 L4			3 0 0 0 0 1 1												
Eric Rasmussen, R (1, 1) OBP: 0.141, SLG: 0.141 Gene Tenace, R (8, PH) OBP: 0.393, SLG: 0.409			0-3 K			0-0 B1-3		4-0 1B BB		2 0 0 0 0 1 0 0 0 0 0 1 0 0												
Inning Stats	R: 0 E: 0 K: 0 S: 3	H: 0 LOB: 0 BB: 0 P: 3	R: 0 E: 0 K: 2 S: 7	H: 0 LOB: 0 BB: 0 P: 7	R: 0 E: 0 K: 1 S: 5	H: 0 LOB: 0 BB: 0 P: 5	R: 0 E: 0 K: 2 S: 8	H: 1 LOB: 1 BB: 0 P: 8	R: 0 E: 0 K: 1 S: 6	H: 1 LOB: 1 BB: 0 P: 6		R: 0 E: 0 K: 1 S: 6	H: 1 LOB: 1 BB: 0 P: 6	R: 0 E: 0 K: 1 S: 6	H: 1 LOB: 1 BB: 0 P: 6	R: 0 E: 0 K: 0 S: 4	H: 1 LOB: 2 BB: 1 P: 8	R: 0 E: 0 K: 1 S: 5	H: 0 LOB: 0 BB: 0 P: 5	1B: 4 2B: 1 3B: 0 HR: 0	SF: 0 SAC: 0 DP: 0 HBP: 0	WP: 0 PB: 0 SB: 1 CS: 1
PITCHER Bob Knepper, L (1, 1) ERA: 2.63	IP 9.0	WLS W	BF 32	H 5	R 0	ER 0	SO 8	BB 1	IBB 0	HBP 0	BLK 0	WP 0	HR 0	S 47	P 51	ERA 0.00	WHIP 0.667					

AB	31
R	0
H	5
RBI	0
BB	1
SO	8
LOB	7



Batter	1	2	3	4	5	6	7	8	9
Bill Madlock, R OBP: 0.383, SLG: 0.489 (1, 4)	0-0 FC3-6 1B		0-0 F8		0-0 4-3			0-0 6-3	
Terry Whitfield, L OBP: 0.338, SLG: 0.405 (1, 7)	0-0 FC3-6 1-2f L5-3		0-3 K			0-0 4-3		0-0 F6	
Jack Clark, R OBP: 0.361, SLG: 0.545 (1, 9)	0-0 L5-3 1-2			0-0 F3		4-0 CS BB			
Darrell Evans, L OBP: 0.362, SLG: 0.409 (1, 5)		0-0 1B 5-3 1-3 1B		0-0 F5		0-0 L8			
Mike Ivie, R OBP: 0.365, SLG: 0.471 (1, 3)		0-0 5-3 1-2		4-0 BB		0-0 CS 1-2	0-0 F4		
Larry Herndon, R OBP: 0.311, SLG: 0.335 (1, 8)		0-0 1-3 2-3 1B		0-3 K			0-0 5-3		
Roger Metzger, S OBP: 0.287, SLG: 0.282 (1, 6)		0-0 1-3 1-2 3-H			0-0 SH1-4 1B		0-0 4-3		
Marc Hill, R OBP: 0.325, SLG: 0.308 (1, 2)		0-3 K			0-0 F9			0-0 6-3 SH1-4 1B	
Bob Knepper, L OBP: 0.126, SLG: 0.089 (1, 1)			0-3 K			0-0 SH1-4		0-0 SH1-4	

Inning Stats	R: 0	H: 1	E: 0	K: 0	S: 3	LOB: 0	BB: 0	P: 3
	R: 1	H: 2	E: 0	K: 1	S: 7	LOB: 1	BB: 0	P: 7
	R: 0	H: 0	E: 0	K: 2	S: 7	LOB: 0	BB: 0	P: 7
	R: 0	H: 0	E: 0	K: 1	S: 5	LOB: 1	BB: 1	P: 9
	R: 0	H: 1	E: 0	K: 0	S: 4	LOB: 1	BB: 0	P: 4
	R: 0	H: 0	E: 0	K: 0	S: 2	LOB: 0	BB: 1	P: 6
	R: 0	H: 0	E: 0	K: 0	S: 3	LOB: 0	BB: 0	P: 3
	R: 0	H: 1	E: 0	K: 0	S: 4	LOB: 1	BB: 0	P: 4
	R: 0	H: 0	E: 0	K: 0	S: 4	LOB: 0	BB: 0	P: 4

PITCHER	IP	WLS	BF	H	R	ER	SO	BB	IBB	HBP	BLK	WP	HR	S	P	ERA	WHIP
Eric Rasmussen, R ERA: 4.11 (1, 1)	7.0	L	25	4	1	1	4	2	0	0	0	0	0	31	39	1.29	0.857
Mark Lee, R ERA: 3.36 (8, 1)	1.0		4	1	0	0	0	0	0	0	0	0	0	4	4	0.00	1.000

AB R H RBI BB SO LOB

4	0	1	0	0	0	2
4	0	0	0	0	1	2
2	0	0	0	1	0	1
3	1	1	0	0	0	1
2	0	0	0	1	0	1
3	0	1	0	0	1	1
3	0	1	1	0	0	1
3	0	1	0	0	1	2
1	0	0	0	0	1	0

1B: 5	SF: 0	WP: 0	PA: 30
2B: 1	SAC: 2	PB: 0	
3B: 0	DP: 1	SB: 0	
HR: 0	HBP: 0	CS: 1	

San Diego Padres @ San Francisco Giants
 Candlestick Park, San Francisco, CA
 Wed Sep 27 1978, 6:33 AM EDT
 Att. 4,708 - Unknown


livebaseballscorecards.com

AB	25
R	1
H	5
RBI	1
BB	2
SO	4
LOB	11



Batter	1	2	3	4	5	6	7	8	9	AB R H RBI BB SO LOB	TOP
Bill Madlock, R (1, 4) OBP: 0.382, SLG: 0.486	0-0 F8		0-0 F6			0-0 2-3 1B		0-0 6-3		4 0 1 0 0 0 0	San Francisco Giants @ Houston Astros Astrodome, Houston, TX Fri Sep 29 1978, 8:05 PM EDT Att. 8,339 - Unknown livebaseballscorecards.com
Darrell Evans, L (1, 5) OBP: 0.360, SLG: 0.407	0-0 F8		0-3 K			0-0 SF9		0-0 G3	3 0 0 1 0 1 0		
Jack Clark, R (1, 9) Terry Whitfield, L (9, PH) OBP: 0.361, SLG: 0.543 OBP: 0.338, SLG: 0.405	0-0 F8		0-0 G6-4-3 1B			0-0 F8		0-3 K	3 0 1 0 0 0 1 1 0 0 0 0 1 0		
Mike Ivie, R (1, 3) OBP: 0.366, SLG: 0.481		0-0 5-3	0-0 G6-4-3 1-2f			0-0 HR		0-0 1B	4 1 2 1 0 0 1		
Hector Cruz, R (1, 7) OBP: 0.287, SLG: 0.364		0-0 6-3		0-0 F8		0-0 F5		0-3 K	4 0 0 0 0 1 1		
Larry Herndon, R (1, 8) OBP: 0.311, SLG: 0.335		0-0 BLK 1B		0-0 4-3		0-0 F6			3 0 1 0 0 0 0		
Johnnie LeMaster, R (1, 6) OBP: 0.283, SLG: 0.335		0-0 F7 1-2		0-0 5-3		0-0 5-3			3 0 0 0 0 0 1		
Marc Hill, R (1, 2) OBP: 0.325, SLG: 0.311			0-0 6-3			0-0 1B SF9 2B		0-0 6-3	3 1 1 0 0 0 0		
Ed Halicki, R (1, 1) OBP: 0.149, SLG: 0.136			0-0 F3			0-0 3-1		0-0 5-3	3 0 0 0 0 0 1		
Inning Stats	R: 0 H: 0 E: 0 LOB: 0 K: 0 BB: 0 S: 3 P: 3	R: 0 H: 1 E: 0 LOB: 1 K: 0 BB: 0 S: 4 P: 4	R: 0 H: 0 E: 0 LOB: 0 K: 0 BB: 0 S: 3 P: 3	R: 0 H: 1 E: 0 LOB: 0 K: 1 BB: 0 S: 5 P: 5	R: 0 H: 0 E: 0 LOB: 0 K: 0 BB: 0 S: 3 P: 3	R: 1 H: 2 E: 0 LOB: 1 K: 0 BB: 0 S: 5 P: 5	R: 1 H: 1 E: 0 LOB: 0 K: 0 BB: 0 S: 4 P: 4	R: 0 H: 0 E: 0 LOB: 0 K: 0 BB: 0 S: 3 P: 3	R: 0 H: 1 E: 0 LOB: 1 K: 2 BB: 0 S: 8 P: 8	1B: 4 SF: 1 2B: 1 SAC: 0 3B: 0 DP: 1 HR: 1 HBP: 0	WP: 0 PA: 32 PB: 0 SB: 0 CS: 0
PITCHER	IP WLS BF H R ER SO BB IBB HBP BLK WP HR S P ERA WHIP										
Dan Warthen, L (1, 1) ERA: 4.22	8.0 L 28 5 2 2 1 0 0 0 0 1 0 1 30 30 2.25 0.625										
Joaquin Andujar, R (9, 1) ERA: 3.4	1.0 4 1 0 0 2 0 0 0 0 0 0 0 8 8 0.00 1.000										



Batter	1	2	3	4	5	6	7	8	9	AB R H RBI BB SO LOB	TOP											
Bill Madlock, R (1, 4) OBP: 0.378, SLG: 0.481	0-0 F9		0-0 G3		0-0 F9		0-0 G3	0-0 F7		5 0 0 0 0 0 4	San Francisco Giants @ Houston Astros Astrodome, Houston, TX Sat Sep 30 1978, 8:05 PM EDT Att: 10,182 - Unknown livebaseballscorecards.com AB 33 R 4 H 7 RBI 4 BB 3 SO 6 LOB 17 											
Terry Whitfield, L (1, 7) OBP: 0.335, SLG: 0.401	0-0 F7		0-0 3-1		0-0 F9		0-0 F3	0-0 4-3		5 0 0 0 0 0 4												
Mike Ivie, R (1, 3) OBP: 0.364, SLG: 0.476	0-0 6-3				0-0 F4		0-0 F6	WP 1B		5 0 1 0 0 1 0												
Darrell Evans, L (1, 5) OBP: 0.360, SLG: 0.405		0-0 F8		4-0 FC4-6 1B BB		0-0 F9	4-0 1-2 BB	0-3 K		3 1 0 0 2 1 0												
Jack Clark, R (1, 9) OBP: 0.360, SLG: 0.541		0-0 F4		0-0 FC4-6 1B		0-0 F8	0-3 K	0-3 K		4 0 1 0 0 1 2												
Jim Barr, R (7, 1) OBP: 0.100, SLG: 0.100				1-2 FC4-6 1B						0 0 0 0 0 0 0												
Gary Lavelle, S (8, 1) OBP: 0.067, SLG: 0.067										0 0 0 0 0 0 0												
Tom Heintzelman, R (9, PH) OBP: 0.273, SLG: 0.452				1-2 FC4-6 1B						1 0 0 0 0 1 0												
Jim Dwyer, L (1, 8) OBP: 0.326, SLG: 0.370		0-0 F9		0-0 FC4-6 1B BB		0-0 1B 2B		HR		4 3 2 1 0 0 2												
Roger Metzger, S (1, 6) OBP: 0.292, SLG: 0.285			0-0 F9	4-0 1-2 BB		0-0 2-3 1B		1B		0 0 0 0 0 0 0												
Marc Hill, R (1, 2) OBP: 0.329, SLG: 0.316			0-0 G3 HBP 1B	0-0 1-3 2-H 3-H 1B		0-0 1-2 3-H 1B		6-3		4 0 3 3 0 0 1												
Vida Blue, S (1, 1) OBP: 0.240, SLG: 0.127			1-0 G3 HBP	0-3 K		0-3 K		BB		2 0 0 0 0 2 4												
Hector Cruz, R (7, 8) OBP: 0.289, SLG: 0.364										0 0 0 0 1 0 0												
Inning Stats	R: 0 E: 0 K: 0 S: 3	H: 0 LOB: 0 BB: 0 P: 3	R: 0 E: 0 K: 0 S: 3	H: 0 LOB: 0 BB: 0 P: 3	R: 0 E: 0 K: 0 S: 4	H: 1 LOB: 2 BB: 0 P: 5	R: 2 E: 0 K: 1 S: 7	H: 2 LOB: 2 BB: 2 P: 15	R: 0 E: 0 K: 0 S: 3	H: 0 LOB: 0 BB: 0 P: 3	R: 1 E: 0 K: 1 S: 8	H: 3 LOB: 2 BB: 0 P: 8	R: 0 E: 0 K: 1 S: 6	H: 1 LOB: 2 BB: 1 P: 10	R: 1 E: 0 K: 0 S: 5	H: 2 LOB: 2 BB: 1 P: 9	R: 0 E: 0 K: 3 S: 9	H: 0 LOB: 0 BB: 0 P: 9	1B: 7 2B: 1 3B: 0 HR: 1	SF: 0 SAC: 0 DP: 0 HBP: 1	WP: 1 PB: 0 SB: 0 CS: 0	PA: 41
PITCHER	IP WLS BF H R ER SO BB IBB HBP BLK WP HR S P ERA WHIP																					
Tom Dixon, R (1, 1) ERA: 3.99	6.0 W 27 6 3 3 2 2 0 1 0 0 0 28 37 4.50 1.333																					
Joaquin Andujar, R (7, 1) ERA: 3.42	2.0 11 3 1 1 1 2 0 0 0 1 1 11 19 4.50 2.500																					
Joe Sambito, L (9, 1) ERA: 3.07	1.0 S 3 0 0 0 3 0 0 0 0 0 0 9 9 0.00 0.000																					

BOTTOM

San Francisco Giants @ Houston Astros
Astrodome, Houston, TX

livebaseballscorecards.com

AB	32
R	7
H	13
RBI	7
BB	3
SO	2
LOB	15



WP:	0	PA:	39
PB:	0	SB:	0
CS:	2		

Sat Sep 30 1978, 8:05 PM EDT
Att. 10,182 - Unknown

AB R H RBI BB SO LOB

4	0	0	0	0	1	2	
0	0	0	0	0	0	0	
1	0	0	0	0	0	2	
0	0	0	0	0	0	0	
3	0	1	0	1	1	0	
0	0	0	0	0	0	0	
3	0	1	0	1	0	1	
4	0	0	0	0	0	3	
0	0	0	0	0	0	0	
4	2	3	0	0	0	2	
4	3	3	1	0	0	2	
2	2	1	2	0	0	0	
3	0	2	1	1	0	1	
2	0	0	0	0	0	2	
1	0	1	1	0	0	0	
0	0	0	0	0	0	0	
0	0	0	0	0	0	0	
0	0	0	0	0	0	0	
0	0	0	0	0	0	0	
1B:	9	SF:	0	WP:	0	PA:	39
2B:	3	SAC:	2	PB:	0	SB:	0
3B:	1	DP:	2	CS:	2		
HR:	0	HBP:	0				

R:	2	H:	3
E:	0	LOB:	2
K:	0	BB:	1
S:	5	P:	9

1B:	9	SF:	0	WP:	0	PA:	39
2B:	3	SAC:	2	PB:	0	SB:	0
3B:	1	DP:	2	CS:	2		
HR:	0	HBP:	0				

Batter	1	2	3	4	5	6	7	8	9
Rafael Landestoy, S (1, 6) OBP: 0.292, SLG: 0.298	0-0 F9	0-0 FC5-4			0-3 K	0-0 FC6-4		0-0 G5-4-3	
Joaquin Andujar, S (7, 1) OBP: 0.167, SLG: 0.174									
Art Howe, R (8, PH) OBP: 0.346, SLG: 0.439									
Joe Sambito, L (9, 1) OBP: 0.286, SLG: 0.167									
Wilbur Howard, S (1, 7) OBP: 0.268, SLG: 0.291	0-3 K				0-0 F9 1B	0-0 CS	0-0 1-3		
Terry Puhl, L (8, 7) OBP: 0.343, SLG: 0.368									
Jeffrey Leonard, R (1, 8) OBP: 0.400, SLG: 0.417	4-0 CS				0-0 1-2 1B		0-0 5-3		
Bob Watson, R (1, 3) OBP: 0.357, SLG: 0.452	0-0 CS	0-0 F8	0-0 F8		0-0 F9		0-0 F5		
Dave Bergman, L (8, 3) OBP: 0.361, SLG: 0.269									
Enos Cabell, R (1, 5) OBP: 0.323, SLG: 0.400					0-0 F9				
Jose Cruz, L (1, 9) OBP: 0.376, SLG: 0.460									
Julio Gonzalez, R (1, 4) OBP: 0.262, SLG: 0.268									
Bruce Bochy, R (1, 2) OBP: 0.317, SLG: 0.384									
Tom Dixon, R (1, 1) OBP: 0.122, SLG: 0.100									
Jesus Alou, R (6, PH) OBP: 0.352, SLG: 0.426									
Jimmy Sexton, R (6, PR) OBP: 0.267, SLG: 0.277									
Denny Walling, L (8, PH) OBP: 0.333, SLG: 0.358									
Reggie Baldwin, R (8, PH) OBP: 0.296, SLG: 0.373									
Mike Fischlin, R (8, PR) OBP: 0.167, SLG: 0.129									
Inning Stats	R: 0 H: 0 E: 0 LOB: 0 K: 1 BB: 1 S: 4 P: 8	R: 3 H: 3 E: 1 LOB: 1 K: 0 BB: 0 S: 7 P: 7	R: 0 H: 1 E: 0 LOB: 2 K: 0 BB: 1 S: 4 P: 8	R: 0 H: 1 E: 0 LOB: 0 K: 0 BB: 0 S: 3 P: 3	R: 0 H: 2 E: 0 LOB: 2 K: 1 BB: 0 S: 7 P: 7	R: 2 H: 3 E: 0 LOB: 1 K: 0 BB: 0 S: 5 P: 5	R: 0 H: 0 E: 0 LOB: 0 K: 0 BB: 0 S: 3 P: 3	R: 2 H: 3 E: 0 LOB: 2 K: 0 BB: 1 S: 5 P: 9	

PITCHER	IP	WLS	BF	H	R	ER	SO	BB	IBB	HBP	BLK	WP	HR	S	P	ERA	WHIP
Vida Blue, L (1, 1) ERA: 2.79	6.0	L	28	10	5	4	2	2	2	0	0	0	0	30	38	6.00	2.000
Jim Barr, R (7, 1) ERA: 3.53	1.1		7	2	2	2	0	0	1	0	0	0	0	6	10	13.50	1.500
Gary Lavelle, L (8, 1) ERA: 3.32	0.2		2	1	0	0	0	0	0	0	0	0	0	2	2	0.00	1.500

TOP

San Francisco Giants @ Houston Astros
Astrodome, Houston, TX

Sun Oct 01 1978, 4:33 AM EDT
Att. 7,077 - Unknown

livebaseballscorecards.com

AB	29
R	0
H	4
RBI	0
BB	1
SO	4
LOB	16



AB R H RBI BB SO LOB

4	0	1	0	0	2	0
0	0	0	0	0	0	0
3	0	0	0	1	0	2
4	0	0	0	0	1	3
4	0	0	0	0	0	2
4	0	2	0	0	0	0
4	0	1	0	0	0	1
3	0	0	0	0	0	4
1	0	0	0	0	0	0
1	0	0	0	0	0	1
0	0	0	0	0	0	0
1	0	0	0	0	1	3
0	0	0	0	0	0	0

Batter	1	2	3	4	5	6	7	8	9
Terry Whitfield, L (1, 7) OBP: 0.335, SLG: 0.400	0-0 F7			0-0 1B		0-3 K		0-3 K	
Roger Metzger, S (1, 6) OBP: 0.292, SLG: 0.285	0-3 K			0-0 1B		0-3 K		0-0 F8	
Jim Dwyer, L (1, 3) OBP: 0.325, SLG: 0.366	0-0 F3			0-0 F1		0-0 F9		4-0 BB	
Jack Clark, R (1, 9) OBP: 0.358, SLG: 0.537		0-0 F8		0-3 K		0-0 F6		0-0 F7	
John Tamargo, S (1, 2) OBP: 0.342, SLG: 0.316		0-0 G3		0-0 F9		0-0 E3		0-0 F8	
Hector Cruz, R (1, 8) OBP: 0.292, SLG: 0.370		0-0 F9			0-0 2B	0-0 1B		0-0 F7	
Tom Heintzelman, R (1, 5) OBP: 0.270, SLG: 0.429			0-0 6-3		0-0 5-3	0-0 1B		0-0 F2	
Rob Andrews, R (1, 4) OBP: 0.299, SLG: 0.288			0-0 F8		0-0 6-3	0-0 F9			
Philip Nastu, L (1, 1) Darrell Evans, L (5, PH) Ed Plank, R (5, 1) Mike Ivie, R (7, PH) John Curtis, L (7, 1)			0-0 F5		0-0 G3	0-3 K			

Inning Stats	R: 0 E: 0 K: 1 S: 5	H: 0 LOB: 0 BB: 0 P: 5	R: 0 E: 0 K: 0 S: 3	H: 0 LOB: 0 BB: 0 P: 3	R: 0 E: 0 K: 0 S: 3	H: 0 LOB: 0 BB: 0 P: 3	R: 0 E: 0 K: 1 S: 7	H: 2 LOB: 2 BB: 0 P: 7	R: 0 E: 0 K: 0 S: 4	H: 1 LOB: 1 BB: 0 P: 4	R: 0 E: 0 K: 2 S: 7	H: 0 LOB: 0 BB: 0 P: 7	R: 0 E: 1 K: 1 S: 8	H: 2 LOB: 3 BB: 0 P: 8	R: 0 E: 0 K: 1 S: 5	H: 0 LOB: 1 BB: 1 P: 9	R: 0 E: 0 K: 0 S: 3	H: 0 LOB: 0 BB: 0 P: 3	1B: 4 2B: 1 3B: 0 HR: 0	SF: 0 SAC: 0 DP: 0 HBP: 0	WP: 0 PB: 0 SB: 0 CS: 0	PA: 34
--------------	------------------------------	---------------------------------	------------------------------	---------------------------------	------------------------------	---------------------------------	------------------------------	---------------------------------	------------------------------	---------------------------------	------------------------------	---------------------------------	------------------------------	---------------------------------	------------------------------	---------------------------------	------------------------------	---------------------------------	----------------------------------	------------------------------------	----------------------------------	--------

PITCHER	IP	WLS	BF	H	R	ER	SO	BB	IBB	HBP	BLK	WP	HR	S	P	ERA	WHIP
Joe Niekro, R (1, 1) ERA: 3.86	5.0	W	18	3	0	0	2	0	0	0	0	0	0	22	22	0.00	0.600
Vern Ruhle, R (6, 1) ERA: 2.12	2.0		9	2	0	0	3	0	0	0	0	0	0	15	15	0.00	1.000
Mark Lemongello, R (8, 1) ERA: 3.94	2.0	S	7	0	0	0	1	1	0	0	0	0	0	8	12	0.00	0.500

Batter	1	2	3	4	5	6	7	8	9
Enos Cabell, R OBP: 0.321, SLG: 0.398 (1, 5) x	0-0 6-3 ①		0-0 5-3 ①		0-0 5-3 ③			0-0 1B ③	
Vern Ruhle, R OBP: 0.150, SLG: 0.056 (6, 1)									
Joe Cannon, L OBP: 0.222, SLG: 0.222 (8, 7)									
Jimmy Sexton, R OBP: 0.273, SLG: 0.298 (1, 6) x (6, 5)	0-0 4-3 3B		0-3 K ②			0-0 CS 1B		0-0 F8 ③	
Cesar Cedeno, R OBP: 0.333, SLG: 0.453 (1, 8) x	0-0 4-3 ②		0-0 HR			0-3 K ① ② 1-2			
Art Howe, R OBP: 0.343, SLG: 0.436 (1, 3) x	0-0 5-3 ③		0-3 K ③			0-0 G3 ③			
Jeffrey Leonard, R OBP: 0.407, SLG: 0.462 (1, 9)		0-0 G3 1B 2B		0-0 5-3 ①			0-0 4-3 ①		
Denny Walling, L OBP: 0.332, SLG: 0.356 (7, 9)									
Jesus Alou, R OBP: 0.345, SLG: 0.417 (1, 7)		0-0 G3 ①		0-0 5-3 ②			0-0 4-3 ②		
Mark Lemongello, R OBP: 0.221, SLG: 0.188 (8, 1)									
Julio Gonzalez, R OBP: 0.263, SLG: 0.269 (1, 4) x		0-0 S 1B		0-0 F9 ③			0-0 1-3 ③		
Bruce Bochy, R OBP: 0.311, SLG: 0.377 (1, 2)		0-3 K ②			0-0 4-3 ①			0-0 F9 ①	
Joe Niekro, R OBP: 0.138, SLG: 0.169 (1, 1)		0-0 F7 ③			0-0 6-3 ②			0-3 K ②	
Bob Watson, R OBP: 0.357, SLG: 0.451 (5, PH)									
Mike Fischlin, R OBP: 0.165, SLG: 0.128 (6, 6)									

AB	R	H	RBI	BB	SO	LOB
3	0	0	0	0	0	0
0	0	0	0	0	0	0
1	0	1	0	0	0	0
4	1	2	0	0	1	1
3	1	1	2	0	1	1
3	0	0	0	0	1	0
2	1	1	0	0	0	0
1	0	0	0	0	0	0
3	0	0	0	0	0	1
0	0	0	0	0	0	0
3	0	1	1	0	0	0
3	0	0	0	0	1	1
1	0	0	0	0	0	1
1	0	0	0	0	1	0

BOTTOM

San Francisco Giants @ Houston Astros
Astrodome, Houston, TX
Sun Oct 01 1978, 4:33 AM EDT
Att. 7,077 - Unknown

livebaseballscorecards.com

AB	29
R	3
H	6
RBI	3
BB	0
SO	5
LOB	5



1B: 3	SF: 0
2B: 1	SAC: 0
3B: 1	DP: 0
HR: 1	HBP: 0

WP: 0	PA: 29
PB: 0	
SB: 1	
CS: 1	

Inning Stats	R	H	E	K	S	R	H	E	K	S	R	H	E	K	S	R	H	E	K	S	R	H	E	K	S	R	H	E	K	S	R	H	E	K	S
PITCHER	IP	WLS	BF	H	R	ER	SO	BB	IBB	HBP	BLK	WP	HR	S	P	ERA	WHIP																		
Philip Nastu, L ERA: 5.63 (1, 1)	4.0	L	16	4	3	3	3	0	0	0	0	0	1	22	22	6.75	1.000																		
Ed Plank, R ERA: 4.05 (5, 1)	2.0		6	1	0	0	1	0	0	0	0	0	0	8	8	0.00	0.500																		
John Curtis, L ERA: 3.71 (7, 1)	2.0		7	1	0	0	1	0	0	0	0	0	0	9	9	0.00	0.500																		

PITCHER	IP	WLS	BF	H	R	ER	SO	BB	IBB	HBP	BLK	WP	HR	S	P	ERA	WHIP
Philip Nastu, L ERA: 5.63 (1, 1)	4.0	L	16	4	3	3	3	0	0	0	0	0	1	22	22	6.75	1.000
Ed Plank, R ERA: 4.05 (5, 1)	2.0		6	1	0	0	1	0	0	0	0	0	0	8	8	0.00	0.500
John Curtis, L ERA: 3.71 (7, 1)	2.0		7	1	0	0	1	0	0	0	0	0	0	9	9	0.00	0.500