

San Francisco Giants - 1978

Batter	1	2	3	4	5	6	7	8	9	AB	R	H	RBI	BB	SO	LOB	TOP			
Gene Richards, L (1,3) OBP: 0.200, SLG: 0.200	F7		4-3		F7		SF9 1B	G6-4-3		5	1	1	0	0	0	3	San Diego Padres @ San Francisco Giants Candlestick Park, San Francisco, CA Fri Apr 07 1978, 6:33 AM EST Att: 36,131 - Unknown livebaseballscorecards.com			
Derrel Thomas, S (1,4) OBP: 0.500, SLG: 0.500	F7						CS 1B		F5	4	0	2	0	1	0	0				
Oscar Gamble, L (1,7)	F7		K		F5		SF9		5-3	4	0	0	1	0	1	2				
Dave Winfield, R (1,9) OBP: 0.600, SLG: 1.400		FC5-4 1B			F3		CS		K	5	1	3	1	0	1	1				
George Hendrick, R (1,8) OBP: 0.500, SLG: 0.500		FC5-4 1B			F5		1-3		FC2-5 BB 1B	4	0	2	0	0	0	1				
Gene Tenace, R (1,2) OBP: 0.500, SLG: 0.667		K			5-3				BB FC2-5 BB	3	1	1	0	1	1	3				
Bill Almon, R (1,5) OBP: 0.250, SLG: 0.250		FC5-4 FC6-4							FC2-5 BB BB	4	0	1	0	0	1	5				
Ozzie Smith, S (1,6)		FC6-4								1	0	0	0	1	0	2				
Jerry Turner, L (6,PH)										1	0	0	0	0	1	1				
Chuck Baker, R (6,PH)										0	0	0	0	0	0	0				
Don Reynolds, R (8,PH)										0	0	0	0	1	0	0				
Rollie Fingers, R (8,1)										0	0	0	0	0	0	0				
Gaylord Perry, R (1,1)										2	0	0	0	0	0	3				
Bob Davis, R (7,PH)										1	0	0	0	0	0	0				
Mickey Lolich, S (7,1)										0	0	0	0	0	0	0				
Mike Champion, R (8,PH)										0	0	0	1	1	0	0				
Inning Stats	R: 0 E: 0 K: 0 S: 3	H: 0 LOB: 0 BB: 0 P: 3	R: 0 E: 0 K: 1 S: 7	H: 2 LOB: 2 BB: 0 P: 7	R: 0 E: 0 K: 1 S: 6	H: 1 LOB: 1 BB: 0 P: 6	R: 0 E: 0 K: 0 S: 5	H: 2 LOB: 3 BB: 1 P: 9	R: 0 E: 0 K: 0 S: 3	H: 1 LOB: 1 BB: 1 P: 7	R: 1 E: 0 K: 0 S: 4	H: 2 LOB: 0 BB: 0 P: 4	R: 2 E: 0 K: 0 S: 4	H: 2 LOB: 2 BB: 3 P: 16	R: 0 E: 0 K: 1 S: 5	H: 0 LOB: 0 BB: 0 P: 5	1B: 7 2B: 2 3B: 0 HR: 1	SF: 1 SAC: 0 DP: 1 HBP: 0	WP: 0 PB: 0 SB: 0 CS: 1	PA: 41
PITCHER	IP WLS BF H R ER SO BB IBB HBP BLK WP HR S P ERA WHIP																			
John Montefusco, R (1,1) ERA: 0.00	5.1	24	6	0	0	2	2	0	0	0	0	0	0	0	26	34	0.00	1.500		
Randy Moffitt, R (6,1) ERA: 9.0	1.0	5	2	1	1	2	0	0	0	0	0	0	0	9	9	9.00	2.000			
Gary Lavelle, L (7,1) ERA: 6.75	2.2	L	11	2	2	2	1	3	0	0	0	0	0	1	10	22	6.75	1.875		

Batter	1	2	3	4	5	6	7	8	9	AB	R	H	RBI	BB	SO	LOB	BOTTOM				
Larry Herndon, R (1,8) OBP: 0.250, SLG: 0.500	6-3				F8			K		4	1	1	0	0	1	0	San Diego Padres @ San Francisco Giants Candlestick Park, San Francisco, CA Fri Apr 07 1978, 6:33 AM EST Att: 36,131 - Unknown livebaseballscorecards.com				
Rob Andrews, R (1,4) OBP: 0.750, SLG: 1.000										4	1	3	1	0	1	0					
Darrell Evans, L (1,5) OBP: 0.250, SLG: 0.250										4	0	1	1	0	0	2					
Willie McCovey, L (1,3)										3	0	0	0	0	0	2					
Gary Lavelle, S (7,1)										0	0	0	0	0	0	0					
Mike Ivie, R (9,PH)										1	0	0	0	0	0	1					
Jack Clark, R (1,9)										4	0	0	0	0	2	1					
Terry Whitfield, L (1,7)										3	0	0	0	0	2	0					
Marc Hill, R (1,2)										3	0	0	0	0	1	0					
Johnnie LeMaster, R (1,6)										3	0	0	0	0	1	0					
John Montefusco, R (1,1) ERA: 3.0										2	0	0	0	0	2	0					
Randy Moffitt, R (6,1)										0	0	0	0	0	0	0					
Skip James, L (7,3)										1	0	0	0	0	0	0					
Inning Stats	R: 0 E: 0 K: 0 S: 4	H: 1 LOB: 1 BB: 0 P: 4	R: 0 E: 0 K: 2 S: 7	H: 0 LOB: 0 BB: 0 P: 7	R: 2 E: 0 K: 1 S: 8	H: 3 LOB: 1 BB: 0 P: 8	R: 0 E: 0 K: 2 S: 7	H: 0 LOB: 0 BB: 0 P: 7	R: 0 E: 0 K: 2 S: 5	H: 0 LOB: 0 BB: 0 P: 5	R: 0 E: 0 K: 1 S: 5	H: 0 LOB: 0 BB: 0 P: 5	R: 0 E: 0 K: 1 S: 5	H: 0 LOB: 0 BB: 0 P: 5	R: 0 E: 0 K: 0 S: 4	H: 1 LOB: 1 BB: 0 P: 4		1B: 3 2B: 2 3B: 0 HR: 0	SF: 0 SAC: 0 DP: 0 HBP: 0	WP: 0 PB: 0 SB: 1 CS: 0	PA: 32
PITCHER	IP WLS BF H R ER SO BB IBB HBP BLK WP HR S P ERA WHIP																				
Gaylord Perry, R (7,1) ERA: 3.0	6.0	22	4	2	2	8	0	0	0	0	0	0	0	38	38	3.00	0.667				
Mickey Lolich, L (7,1)	1.0	W	3	0	0	0	0	0	0	0	0	5	5	0.00	0.000						
Rollie Fingers, R (8,1)	2.0	S	7	1	0	0	1	0	0	0	0	9	9	0.00	0.500						

Batter	1	2	3	4	5	6	7	8	9	AB	R	H	RBI	BB	SO	LOB	TOP	
Gene Richards, L OBP: 0.222, SLG: 0.222 (1, 3)	0-0 4-3		0-0 4-3			0-0 G6-3 1B		0-0 F8		4	0	1	0	0	0	2		
Derrel Thomas, S OBP: 0.444, SLG: 0.375 (1, 4)	0-0 S 1B			0-0 F8		0-0 G6-3 1-2		0-0 4-3		4	0	1	0	0	0	3		
Oscar Gamble, L OBP: 0.111, SLG: 0.125 (1, 7)	0-0 F7 1-2			0-0 6-3		0-0 F3			0-0 G4-6-3 1B	4	0	1	0	0	0	1		
Dave Winfield, R OBP: 0.444, SLG: 0.889 (1, 9)	0-0 F6			0-0 1B			0-0 4-3		0-0 G4-6-3 1-2	4	0	1	0	0	0	2		
George Hendrick, R OBP: 0.250, SLG: 0.250 (1, 8)		0-0 F3		0-0 6-3			0-3 K		0-0 F9	4	0	0	0	0	0	1		
Gene Tenace, R OBP: 0.286, SLG: 0.333 (1, 2)		0-0 F8			0-0 6-3		0-0 5-3			3	0	0	0	0	0	0		
Bill Almon, R OBP: 0.286, SLG: 0.429 (1, 5)					0-0 F7			0-0 2B		3	0	1	0	0	0	0		
Ozzie Smith, S OBP: 0.600, SLG: 0.500 (1, 6)			0-0 6-3		0-0 1B			0-0 1B		3	0	2	0	0	0	0		
Bob Shirley, R Chuck Baker, R Dave Wehrmeister, R Rick Sweet, S Dan Spillner, R Jerry Turner, L John D'Acquisto, R (1, 1) (3, PR) (3, 1) (5, PR) (5, 1) (8, PR) (8, 1)			0-0 1-3		0-0 4-3			0-0 F7		0	0	0	0	0	0	0		
Inning Stats	R: 0 E: 0 K: 0 S: 4	H: 1 LOB: 1 BB: 0 P: 4	R: 0 E: 0 K: 0 S: 3	H: 0 LOB: 0 BB: 0 P: 3	R: 0 E: 0 K: 0 S: 3	H: 0 LOB: 0 BB: 0 P: 3	R: 0 E: 0 K: 0 S: 4	H: 1 LOB: 1 BB: 0 P: 4	R: 0 E: 0 K: 0 S: 3	H: 0 LOB: 0 BB: 0 P: 5	R: 0 E: 0 K: 0 S: 5	H: 2 LOB: 2 BB: 0 P: 5	R: 0 E: 0 K: 0 S: 3	H: 1 LOB: 0 BB: 0 P: 3	1B: 6 2B: 1 3B: 0 HR: 0	SF: 0 SAC: 0 DP: 2 HBP: 0	WP: 0 PB: 0 SB: 1 CS: 0	PA: 32
PITCHER Jim Barr, R ERA:	IP: 9.0 WLS: W BF: 32 H: 7 R: 0 ER: 0 SO: 1 BB: 0 IBB: 0 HBP: 0 BLK: 0 WP: 0 HR: 0 S: 34 P: 34 ERA: 0.00 WHIP: 0.778																	

San Diego Padres @ San Francisco Giants
Candlestick Park, San Francisco, CA
Sat Apr 08 1978, 6:33 AM EST
Att: 10,726 - Unknown

AB	32
R	0
H	7
RBI	0
BB	0
SO	1
LOB	12



Batter	1	2	3	4	5	6	7	8	9	AB	R	H	RBI	BB	SO	LOB	BOTTOM	
Larry Herndon, R OBP: 0.444, SLG: 0.429 (1, 8)	4-0 BB BB	4-0 3B BB		0-3 K		0-0 6-3		0-0 CS BB 1B		3	1	1	0	2	1	0		
Rob Andrews, R OBP: 0.697, SLG: 1.000 (1, 4)	4-0 BB BB	0-0 1B 3B		0-0 F7		0-0 6-3		4-0 BB BB		3	1	1	3	2	0	0		
Jack Clark, R OBP: 0.222, SLG: 0.333 (1, 9)	0-3 K	0-0 1B		0-0 2B		0-0 F8		0-3 K		5	0	2	1	0	2	4		
Willie McCovey, L Skip James, L (1, 3) (7, PR) (8, 3)	0-3 K	0-0 6-3		4-0 FC5-4 IBB		0-0 F8		0-0 CS		2	0	0	0	2	1	3		
Marc Hill, R OBP: 0.286, SLG: 0.429 (1, 2)	0-0 F9		0-0 2B	0-0 FC5-4 1-2		0-0 BB 1B		0-0 BB 1B		4	1	2	0	0	0	4		
Darrell Evans, L OBP: 0.500, SLG: 0.571 (1, 5)		0-0 FC4 1B	0-0 G3 2B		0-0 F8		4-0 BB BB		0-0 FC4 1B	3	0	2	1	1	0	0		
Terry Whitfield, L (1, 7)		0-0 FC4 1-2	0-0 G3		0-0 F6		0-0 SF7		0-0 FC4 1-2	3	0	0	1	0	0	2		
Johnnie LeMaster, R (1, 6)		0-0 FC6-4 BB 1B 3B	0-0 F3		0-3 K		0-3 K		0-0 FC6-4 1B 3B	4	1	0	0	0	2	4		
Jim Barr, R OBP: 0.250, SLG: 0.250 (1, 1)		0-0 BB 3B 1B	0-0 F8		0-0 4-3		0-0 F3			4	1	1	0	0	0	1		
Inning Stats	R: 0 E: 0 K: 2 S: 7	H: 0 LOB: 2 BB: 2 P: 15	R: 4 E: 0 K: 0 S: 7	H: 4 LOB: 1 BB: 1 P: 11	R: 1 E: 0 K: 0 S: 5	H: 2 LOB: 1 BB: 0 P: 5	R: 0 E: 0 K: 1 S: 6	H: 1 LOB: 2 BB: 1 P: 10	R: 0 E: 0 K: 0 S: 3	H: 0 LOB: 0 BB: 0 P: 3	R: 1 E: 0 K: 1 S: 6	H: 1 LOB: 2 BB: 2 P: 14	R: 0 E: 0 K: 1 S: 5	H: 1 LOB: 1 BB: 1 P: 9	1B: 5 2B: 3 3B: 1 HR: 0	SF: 1 SAC: 0 DP: 0 HBP: 0	WP: 0 PB: 0 SB: 0 CS: 1	PA: 40
PITCHER Bob Shirley, L Dave Wehrmeister, R Dan Spillner, R John D'Acquisto, R (1, 1) (3, 1) (5, 1) (8, 1)	IP: 2.0 WLS: L BF: 13 H: 4 R: 4 ER: 4 SO: 2 BB: 4 IBB: 0 HBP: 0 BLK: 0 WP: 0 HR: 0 S: 14 P: 26 ERA: 18.00 WHIP: 3.500																	
PITCHER	IP: 2.0 WLS: L BF: 10 H: 3 R: 1 ER: 1 SO: 1 BB: 0 IBB: 0 HBP: 0 BLK: 0 WP: 0 HR: 0 S: 11 P: 15 ERA: 4.50 WHIP: 1.500	IP: 3.0 WLS: L BF: 12 H: 1 R: 1 ER: 1 SO: 2 BB: 2 IBB: 0 HBP: 0 BLK: 0 WP: 0 HR: 0 S: 14 P: 22 ERA: 3.00 WHIP: 1.000	IP: 1.0 WLS: L BF: 4 H: 1 R: 0 ER: 0 SO: 1 BB: 0 IBB: 0 HBP: 0 BLK: 0 WP: 0 HR: 0 S: 5 P: 9 ERA: 0.00 WHIP: 2.000															

San Diego Padres @ San Francisco Giants
Candlestick Park, San Francisco, CA
Sat Apr 08 1978, 6:33 AM EST
Att: 10,726 - Unknown

AB	31
R	6
H	9
RBI	6
BB	7
SO	6
LOB	18



Batter	1	2	3	4	5	6	7	8	9	AB	R	H	RBI	BB	SO	LOB	TOP										
Gene Richards, L OBP: 0.214, SLG: 0.286	0-0 SH5-3 1B 2B		0-3 K	0-0 F7			0-3 K		0-3 K	5	1	1	0	0	3	2	San Diego Padres @ San Francisco Giants Candlestick Park, San Francisco, CA Sun Apr 09 1978, 6:33 AM EST Att: 33,722 - Unknown										
Derrel Thomas, S OBP: 0.538, SLG: 0.545	0-0 SH5-3 2-3		0-0 WP 3B 1B		0-0 P6		4-0 1B BB		0-0 2B	3	1	2	0	1	0	0											
Oscar Gamble, L OBP: 0.308, SLG: 0.273 Rollie Fingers, R Rick Sweet, S	0-0 FC6-4 1B		4-0 3B BB		0-0 F3		0-0 1B		0-0 F5	3	1	2	1	1	0	0											
Dave Winfield, R OBP: 0.385, SLG: 0.846	0-0 F9		0-0 E 3B		0-3 K				0-0 6-3	4	1	1	3	0	1	1											
George Hendrick, R OBP: 0.250, SLG: 0.250	0-0 FC6-4 1-2		0-0 FC6				0-0 5-3		0-0 FC6-4 BB 1B	4	0	1	0	0	0	1											
Gene Tenace, R OBP: 0.455, SLG: 0.375		0-0 FC6-4 1B	0-0 F3				4-0 1B BB		4-0 FC6-4 BB	2	0	1	0	2	0	0											
Bill Almon, R OBP: 0.273, SLG: 0.364		0-0 FC6-4 1-2		0-0 F8			0-0 G6-4-3 1B		0-0 FC6-4 1-2 2-3	4	0	1	0	0	0	3											
Ozzie Smith, S OBP: 0.500, SLG: 0.429 Don Reynolds, R		0-3 K		0-0 SH3-4 1B			0-0 G6-4-3 1B		0-0 F9	3	0	1	0	0	1	3											
Randy Jones, R OBP: 1.000, SLG: 1.000 Mickey Lolich, S			0-0 WP 3B 1B		0-0 SH3-4				0-0 4-3	1	1	1	0	0	0	0											
Jerry Turner, L Mike Champion, R				0-0 SH3-4					0-0 3-1	0	0	0	0	0	0	0											
Inning Stats	R: 1 E: 0 K: 0 S: 5	H: 2 LOB: 1 BB: 0 P: 5	R: 0 E: 0 K: 1 S: 5	H: 1 LOB: 0 BB: 0 P: 5	R: 4 E: 1 K: 1 S: 8	H: 3 LOB: 0 BB: 1 P: 12	R: 0 E: 0 K: 0 S: 4	H: 1 LOB: 0 BB: 0 P: 4	R: 0 E: 0 K: 1 S: 5	H: 0 LOB: 0 BB: 0 P: 5	R: 0 E: 0 K: 0 S: 3	H: 1 LOB: 1 BB: 1 P: 7	R: 0 E: 0 K: 1 S: 5	H: 1 LOB: 2 BB: 1 P: 9	R: 0 E: 0 K: 0 S: 4	H: 1 LOB: 1 BB: 1 P: 8	R: 0 E: 0 K: 1 S: 6	H: 1 LOB: 1 BB: 0 P: 6	1B: 8 2B: 2 3B: 1 HR: 0	SF: 0 SAC: 2 DP: 1 HBP: 0	WP: 1 PB: 0 SB: 0 CS: 1	PA: 39					
PITCHER	IP	WLS	BF	H	R	ER	SO	BB	IBB	HBP	BLK	WP	HR	S	P	ERA	WHIP										
Lynn McGlothen, R ERA: 9.82	(1, 1)	3.2	18	7	5	4	2	1	0	0	0	1	0	21	25	9.82	2.182										
John Curtis, L ERA: 4.5	(4, 1)	0.1	1	0	0	0	0	0	0	0	0	0	0	1	1	0.00	0.000										
Charlie Williams, R ERA: 4.5	(5, 1)	2.2	10	1	0	0	2	2	0	0	0	0	0	12	20	0.00	1.125										
Gary Lavelle, L ERA: 4.5	(7, 1)	1.1	W	6	2	0	0	1	0	0	0	0	0	5	9	0.00	2.250										
Randy Moffitt, R ERA: 4.5	(9, 1)	1.0	S	4	1	0	0	1	0	0	0	0	0	6	6	0.00	1.000										

Batter	1	2	3	4	5	6	7	8	9	AB	R	H	RBI	BB	SO	LOB	BOTTOM										
Larry Herndon, R OBP: 0.429, SLG: 0.500	0-0 6-3	0-0 4-3		0-0 2B		0-0 5-3		0-0 BB 1B		5	0	2	1	0	0	0	San Diego Padres @ San Francisco Giants Candlestick Park, San Francisco, CA Sun Apr 09 1978, 6:33 AM EST Att: 33,722 - Unknown										
Rob Andrews, R OBP: 0.571, SLG: 0.700	0-0 F4		4-0 BB BB 1B BB	0-0 6-3		0-0 F9		4-0 1-2 2-3 BB		3	1	0	0	2	0	1											
Jack Clark, R OBP: 0.357, SLG: 0.385	0-0 BB BB 1B		4-0 1B BB G4-3 BB		0-0 HR 1B		0-0 F6		0-0 5-3	4	3	2	0	1	0	3											
Willie McCovey, L OBP: 0.364, SLG: 0.500	0-0 E5 BB BB		4-0 G4-3 1B BB		0-0 HR		0-0 4-3			3	1	1	2	1	0	1											
Marc Hill, R OBP: 0.455, SLG: 0.500	4-0 BB 1-2 2-3 BB		0-0 G4-3 1B		0-0 CS 1B		0-0 F8			3	0	2	1	1	0	0											
Darrell Evans, L OBP: 0.500, SLG: 0.500	4-0 FC6 BB		0-0 G4-3		0-3 K		0-0 1B SF7 1B			3	1	1	1	1	1	3											
Terry Whitfield, L OBP: 0.091, SLG: 0.100	0-0 FC6 1-2		0-0 6-3		0-0 F2		0-0 1B 1B			4	1	1	0	0	0	4											
Johnnie LeMaster, R Vic Harris, S		0-0 6-3		0-0 F8		0-0 5-3		4-0 BB 1B IBB		3	0	0	0	0	0	0											
Lynn McGlothen, L John Curtis, L Tom Heintzelman, R Charlie Williams, R Gary Lavelle, S Mike Ivie, R Randy Moffitt, R		0-0 1-3		0-0 6-3		0-0 F9		0-0 SF7		1	0	0	0	0	0	0											
Inning Stats	R: 1 E: 0 K: 0 S: 5	H: 1 LOB: 3 BB: 2 P: 13	R: 0 E: 0 K: 0 S: 3	H: 0 LOB: 0 BB: 0 P: 3	R: 2 E: 0 K: 0 S: 3	H: 1 LOB: 1 BB: 3 P: 15	R: 0 E: 0 K: 0 S: 4	H: 1 LOB: 0 BB: 0 P: 4	R: 2 E: 0 K: 1 S: 7	H: 3 LOB: 0 BB: 0 P: 7	R: 0 E: 0 K: 0 S: 3	H: 0 LOB: 0 BB: 0 P: 3	R: 0 E: 0 K: 0 S: 3	H: 0 LOB: 0 BB: 0 P: 3	R: 2 E: 0 K: 0 S: 6	H: 3 LOB: 3 BB: 2 P: 14		1B: 7 2B: 2 3B: 0 HR: 1	SF: 1 SAC: 0 DP: 2 HBP: 0	WP: 0 PB: 0 SB: 0 CS: 1	PA: 39						
PITCHER	IP	WLS	BF	H	R	ER	SO	BB	IBB	HBP	BLK	WP	HR	S	P	ERA	WHIP										
Randy Jones, L ERA: 9.0	(1, 1)	4.0	23	6	5	4	0	5	0	0	0	0	1	18	38	9.00	2.750										
Mickey Lolich, L ERA: 4.5	(5, 1)	2.0	5	0	0	0	1	0	0	0	0	0	0	7	7	0.00	0.000										
Rollie Fingers, R ERA: 4.5	(7, 1)	2.0	L	11	3	2	2	0	1	1	0	0	0	9	17	9.00	2.000										



Batter	1	2	3	4	5	6	7	8	9	AB	R	H	RBI	BB	SO	LOB	TOP		
Larry Herndon, R OBP: 0.444, SLG: 0.467 (1, 8)	0-3 K ①		4-0 BB ①		0-0 F9 ②		0-0 1B ③			3	0	1	0	1	1	1			
Rob Andrews, R OBP: 0.500, SLG: 0.571 (1, 4)	0-0 6-3 ②		0-0 4-3 ③		0-0 1B ③		0-0 1-3 ③			4	0	1	0	0	0	3			
Darrell Evans, L OBP: 0.438, SLG: 0.643 (1, 5)	0-0 P5 ③			0-0 HR ①	0-0 3-1 ③			0-0 F7 ①		4	1	1	1	0	0	2			
Willie McCovey, L OBP: 0.267, SLG: 0.333 Skip James, L (8, 3)		0-3 K ①		0-0 G3 ①		0-0 F5 ①		0-0 1-3 ②		4	0	0	0	0	1	0			
Jack Clark, R OBP: 0.333, SLG: 0.529 (1, 9)		0-0 P4 ②		0-0 6-3 ②		0-0 E7 ②		0-0 HR ③		4	1	1	1	0	0	0			
Terry Whitfield, L OBP: 0.133, SLG: 0.357 (1, 7)		0-3 K ③		0-0 HR ③		0-0 F8 ②		0-0 5-3 ③		4	1	1	1	0	1	1			
Marc Hill, R OBP: 0.400, SLG: 0.500 (1, 2)			0-0 2B ①	0-3 K ③		0-0 F8 ③			0-0 5-3 ①	4	0	1	0	0	1	1			
Johnnie LeMaster, R OBP: 0.071, SLG: 0.071 (1, 6)			0-3 K ①		0-0 1B ①		0-0 6-3 ①		0-0 1-3 ②	4	0	1	0	0	1	1			
Bob Knepper, L Gary Lavelle, S (1, 1) (7, 1)			0-3 K ②		0-3 K ①		0-3 K ②		0-0 F8 ③	3	0	0	0	0	3	2			
Inning Stats	R: 0 E: 0 K: 1 S: 5	H: 0 LOB: 0 BB: 0 P: 5	R: 0 E: 0 K: 2 S: 7	H: 0 LOB: 0 BB: 0 P: 7	R: 0 E: 0 K: 2 S: 8	H: 1 LOB: 2 BB: 1 P: 12	R: 2 E: 0 K: 1 S: 7	H: 2 LOB: 0 BB: 0 P: 7	R: 0 E: 0 K: 0 S: 4	H: 0 LOB: 1 BB: 0 P: 4	R: 0 E: 0 K: 1 S: 6	H: 1 LOB: 1 BB: 0 P: 6	R: 1 E: 0 K: 0 S: 4	H: 1 LOB: 0 BB: 0 P: 4	R: 0 E: 0 K: 0 S: 3	H: 0 LOB: 0 BB: 0 P: 3	1B: 3 2B: 1 3B: 0 HR: 3	SF: 0 SAC: 0 DP: 0 HBP: 0	WP: 0 PA: 36 PB: 0 SB: 0 CS: 0
PITCHER	IP WLS BF H R ER SO BB IBB HBP BLK WP HR S P ERA WHIP	IP WLS BF H R ER SO BB IBB HBP BLK WP HR S P ERA WHIP	IP WLS BF H R ER SO BB IBB HBP BLK WP HR S P ERA WHIP	IP WLS BF H R ER SO BB IBB HBP BLK WP HR S P ERA WHIP	IP WLS BF H R ER SO BB IBB HBP BLK WP HR S P ERA WHIP	IP WLS BF H R ER SO BB IBB HBP BLK WP HR S P ERA WHIP	IP WLS BF H R ER SO BB IBB HBP BLK WP HR S P ERA WHIP	IP WLS BF H R ER SO BB IBB HBP BLK WP HR S P ERA WHIP	IP WLS BF H R ER SO BB IBB HBP BLK WP HR S P ERA WHIP	IP WLS BF H R ER SO BB IBB HBP BLK WP HR S P ERA WHIP	IP WLS BF H R ER SO BB IBB HBP BLK WP HR S P ERA WHIP	IP WLS BF H R ER SO BB IBB HBP BLK WP HR S P ERA WHIP	IP WLS BF H R ER SO BB IBB HBP BLK WP HR S P ERA WHIP	IP WLS BF H R ER SO BB IBB HBP BLK WP HR S P ERA WHIP	IP WLS BF H R ER SO BB IBB HBP BLK WP HR S P ERA WHIP	IP WLS BF H R ER SO BB IBB HBP BLK WP HR S P ERA WHIP	IP WLS BF H R ER SO BB IBB HBP BLK WP HR S P ERA WHIP	IP WLS BF H R ER SO BB IBB HBP BLK WP HR S P ERA WHIP	IP WLS BF H R ER SO BB IBB HBP BLK WP HR S P ERA WHIP

San Francisco Giants @ Cincinnati Reds
Riverfront Stadium, Cincinnati, OH
Tue Apr 11 1978, 6:05 PM EST
Att: 16,134 - Unknown

AB 35
R 3
H 7
RBI 3
BB 1
SO 8
LOB 11



Batter	1	2	3	4	5	6	7	8	9	AB	R	H	RBI	BB	SO	LOB	BOTTOM		
Pete Rose, S OBP: 0.304, SLG: 0.364 (1, 5)	0-0 SH1-3 1B 2B		0-0 5-3 ①		0-0 F8 ③		0-0 F9 ③		0-0 F8 ③	5	1	1	0	0	0	3			
Ken Griffey, L OBP: 0.350, SLG: 0.278 (1, 9)	0-0 SH1-3 ①		0-3 K ②		0-0 F8 ①		0-0 E S 1B			3	0	1	0	0	1	0			
Joe Morgan, L OBP: 0.571, SLG: 1.000 (1, 4)	0-0 5-3 1B		0-0 2B ②		0-0 6-3 ②		0-0 K ①			4	0	2	1	0	1	1			
George Foster, R OBP: 0.524, SLG: 0.833 (1, 7)	0-0 5-3 ②		0-3 K ③		0-0 1B ③		0-0 K ②		0-0 F8 ③	4	0	1	0	0	2	3			
Johnny Bench, R OBP: 0.350, SLG: 0.375 (1, 2)	0-0 F5 ③			0-0 F9 ①		0-3 K ③		0-0 F8 ③		4	0	0	0	0	1	3			
Dave Concepcion, R OBP: 0.388, SLG: 0.389 (1, 6)		0-3 K ①		0-0 6-3 ②		0-0 1B SF9 1B		0-0 L6 ①		4	1	1	0	0	1	0			
Dan Driessen, L OBP: 0.400, SLG: 0.529 (1, 3)		0-0 6-3 ②		0-0 P6 ③		0-0 1-3 1B		0-0 P6 ②		4	0	1	0	0	0	0			
Cesar Geronimo, L OBP: 0.474, SLG: 0.750 (9, PH)		4-0 BB		0-0 4-3 ①		0-3 K ①		0-0 BB 1B		2	0	0	0	1	1	2			
Ray Knight, R OBP: 0.500, SLG: 0.500 (9, FR)				0-0 4-3 ②		0-0 SF9 ②		4-0 BB		0	0	0	1	0	0	0			
Tom Seaver, R Dave Collins, S Dave Tomlin, L Pedro Borbon, R Junior Kennedy, R (1, 1) (7, PH) (8, 1) (9, 1) (9, PH)	R: 1 E: 0 K: 0 S: 5	H: 2 LOB: 1 BB: 0 P: 5	R: 0 E: 0 K: 2 S: 7	H: 0 LOB: 1 BB: 1 P: 11	R: 0 E: 0 K: 2 S: 8	H: 1 LOB: 1 BB: 0 P: 8	R: 0 E: 0 K: 0 S: 3	H: 0 LOB: 0 BB: 0 P: 3	R: 0 E: 0 K: 1 S: 6	H: 1 LOB: 1 BB: 0 P: 6	R: 1 E: 0 K: 1 S: 7	H: 2 LOB: 1 BB: 0 P: 7	R: 0 E: 0 K: 2 S: 8	H: 1 LOB: 1 BB: 0 P: 8	R: 0 E: 0 K: 0 S: 4	H: 1 LOB: 2 BB: 1 P: 8	1B: 6 2B: 2 3B: 0 HR: 0	SF: 1 SAC: 1 DP: 0 HBP: 0	WP: 0 PA: 37 PB: 0 SB: 1 CS: 0
PITCHER	IP WLS BF H R ER SO BB IBB HBP BLK WP HR S P ERA WHIP	IP WLS BF H R ER SO BB IBB HBP BLK WP HR S P ERA WHIP	IP WLS BF H R ER SO BB IBB HBP BLK WP HR S P ERA WHIP	IP WLS BF H R ER SO BB IBB HBP BLK WP HR S P ERA WHIP	IP WLS BF H R ER SO BB IBB HBP BLK WP HR S P ERA WHIP	IP WLS BF H R ER SO BB IBB HBP BLK WP HR S P ERA WHIP	IP WLS BF H R ER SO BB IBB HBP BLK WP HR S P ERA WHIP	IP WLS BF H R ER SO BB IBB HBP BLK WP HR S P ERA WHIP	IP WLS BF H R ER SO BB IBB HBP BLK WP HR S P ERA WHIP	IP WLS BF H R ER SO BB IBB HBP BLK WP HR S P ERA WHIP	IP WLS BF H R ER SO BB IBB HBP BLK WP HR S P ERA WHIP	IP WLS BF H R ER SO BB IBB HBP BLK WP HR S P ERA WHIP	IP WLS BF H R ER SO BB IBB HBP BLK WP HR S P ERA WHIP	IP WLS BF H R ER SO BB IBB HBP BLK WP HR S P ERA WHIP	IP WLS BF H R ER SO BB IBB HBP BLK WP HR S P ERA WHIP	IP WLS BF H R ER SO BB IBB HBP BLK WP HR S P ERA WHIP	IP WLS BF H R ER SO BB IBB HBP BLK WP HR S P ERA WHIP	IP WLS BF H R ER SO BB IBB HBP BLK WP HR S P ERA WHIP	IP WLS BF H R ER SO BB IBB HBP BLK WP HR S P ERA WHIP

San Francisco Giants @ Cincinnati Reds
Riverfront Stadium, Cincinnati, OH
Tue Apr 11 1978, 6:05 PM EST
Att: 16,134 - Unknown

AB 33
R 2
H 8
RBI 2
BB 2
SO 8
LOB 13



Batter	1	2	3	4	5	6	7	8	9	AB	R	H	RBI	BB	SO	LOB	TOP			
Larry Herndon, R (1, 8) OBP: 0.364, SLG: 0.368	0-0 1-3		0-0 5-3		0-0 F8			0-0 6-3		4	0	0	0	0	0	0	San Francisco Giants @ Cincinnati Reds Riverfront Stadium, Cincinnati, OH Wed Apr 12 1978, 6:05 PM EST Att: 17,123 - Unknown			
Rob Andrews, R (1, 4) OBP: 0.455, SLG: 0.556	0-3 K		0-0 6-3			0-0 G3 1B 2B		0-0 6-3		4	1	1	0	0	1	0				
Darrell Evans, L (1, 5) OBP: 0.350, SLG: 0.500	0-3 K		0-0 1-3			0-0 G3		0-0 P6		4	0	0	0	0	1	1				
Willie McCovey, L (1, 3)		0-0 HR 2B		0-0 6-3		0-0 1B		0-3 K		4	1	2	1	0	1	0				
Jack Clark, R (1, 9) OBP: 0.273, SLG: 0.429	0-0 1-3		0-0 6-3		0-0 F9		0-0 P6		0-0 K	4	0	0	0	0	0	2				
Terry Whitfield, L (1, 7) OBP: 0.211, SLG: 0.667	0-0 HR		0-0 3B		0-0 G3		0-3 K			4	1	2	2	0	1	1				
Marc Hill, R (1, 2) OBP: 0.333, SLG: 0.412	0-0 3-1		0-0 F5		0-0 F7					3	0	0	0	0	0	1				
Johnnie LeMaster, R (1, 6) OBP: 0.125, SLG: 0.067 Vic Harris, S (7, PH) (7, 6)	4-0 BB		0-0 BB		0-0 3-1		0-0 F8			1	0	0	0	1	0	0				
Vida Blue, S (1, 1) Lynn McGlothen, L (6, 1) Skip James, L (7, PH) John Curtis, L (7, 1)	0-3 K		0-3 K		0-3 K		0-3 K			2	0	0	0	0	2	1				
Inning Stats	R: 0 E: 0 K: 2 S: 7	H: 0 LOB: 0 BB: 0 P: 7	R: 2 E: 0 K: 1 S: 7	H: 2 LOB: 1 BB: 1 P: 11	R: 0 E: 0 K: 0 S: 3	H: 0 LOB: 0 BB: 0 P: 3	R: 0 E: 0 K: 0 S: 4	H: 1 LOB: 1 BB: 0 P: 4	R: 0 E: 0 K: 1 S: 5	H: 0 LOB: 0 BB: 0 P: 5	R: 1 E: 0 K: 0 S: 5	H: 2 LOB: 1 BB: 0 P: 5	R: 0 E: 0 K: 1 S: 5	H: 0 LOB: 0 BB: 0 P: 5	R: 0 E: 0 K: 2 S: 7	H: 0 LOB: 0 BB: 0 P: 7	1B: 1 2B: 2 3B: 1 HR: 1	SF: 0 SAC: 0 DP: 0 HBP: 0	WP: 0 PB: 0 SB: 0 CS: 0	PA: 33
PITCHER Bill Bonham, R (1, 1) ERA: 3.71	IP: 9.0 WLS: W BF: 33 H: 5 R: 3 ER: 3 SO: 7 BB: 1 IBB: 0 HBP: 0 BLK: 0 WP: 0 HR: 1 S: 46 P: 50 ERA: 3.00 WHIP: 0.667																			

Batter	1	2	3	4	5	6	7	8	9	AB	R	H	RBI	BB	SO	LOB	BOTTOM			
Pete Rose, S (1, 5) OBP: 0.321, SLG: 0.407 Ray Knight, R (9, 5) OBP: 0.500, SLG: 0.500	0-0 FC1-5 2B	0-0 1B		0-0 6-3		0-0 1-3		0-0 4-3		5	0	2	0	0	0	2	San Francisco Giants @ Cincinnati Reds Riverfront Stadium, Cincinnati, OH Wed Apr 12 1978, 6:05 PM EST Att: 17,123 - Unknown			
Ken Griffey, L (1, 9) OBP: 0.400, SLG: 0.522	0-0 FC1-5-6 2B	0-0 F5			0-0 SF8 3B	0-0 2B 2B		0-0 1B 2B		5	4	3	1	0	0	2				
Joe Morgan, L (1, 4) OBP: 0.577, SLG: 1.050 Junior Kennedy, R (9, 4)	0-0 E 2B		0-0 P4		0-0 SF8 3B	0-0 2B		0-0 1B 1B		4	2	3	4	0	0	0				
George Foster, R (1, 7) OBP: 0.500, SLG: 0.739 Mike Lum, L (9, 7)	0-0 E6 2B		0-0 L4		0-0 BB 1B	0-0 6-3		0-0 1B 1B		5	1	2	0	0	0	2				
Johnny Bench, R (1, 2) OBP: 0.440, SLG: 0.500 Don Werner, R (9, 2)	0-0 E6 2B		0-0 1B		4-0 2B BB		0-0 4-3 WP 2B	0-0 1B 1B		4	3	3	2	1	0	1				
Dave Concepcion, R (1, 6) OBP: 0.375, SLG: 0.435 Rick Auerbach, R (9, 6)	0-0 G6-4-3		0-0 4-3		0-0 1-2 2B BB		0-0 4-3	0-0 1B 1B		5	0	2	2	0	0	4				
Dan Driessen, L (1, 3) OBP: 0.440, SLG: 0.524		0-0 S 1B		0-0 4-3	0-0 5-3		4-0 FC5-4 BB	0-0 1B 1B		4	1	2	1	1	0	0				
Cesar Geronimo, L (1, 8) OBP: 0.500, SLG: 0.700	0-0 CS 1B		0-0 SH2-4 1B		0-0 F7	0-0 FC5-4		4-0 1B BB		4	0	2	1	1	0	1				
Bill Bonham, R (1, 1) OBP: 0.125, SLG: 0.250	0-3 K		0-0 SH2-4		0-0 2B 2B		0-3 K	0-0 1-3		4	1	1	0	0	2	5				
Inning Stats	R: 2 E: 2 K: 0 S: 6	H: 2 LOB: 1 BB: 0 P: 6	R: 1 E: 0 K: 1 S: 7	H: 3 LOB: 1 BB: 0 P: 7	R: 0 E: 0 K: 0 S: 4	H: 1 LOB: 1 BB: 0 P: 4	R: 0 E: 0 K: 0 S: 4	H: 1 LOB: 0 BB: 0 P: 4	R: 3 E: 0 K: 0 S: 6	H: 3 LOB: 1 BB: 0 P: 9	R: 2 E: 0 K: 0 S: 6	H: 3 LOB: 1 BB: 0 P: 6	R: 1 E: 0 K: 1 S: 6	H: 1 LOB: 1 BB: 1 P: 10	R: 3 E: 0 K: 0 S: 8	H: 6 LOB: 3 BB: 1 P: 12	1B: 11 2B: 8 3B: 1 HR: 0	SF: 1 SAC: 1 DP: 1 HBP: 0	WP: 2 PB: 0 SB: 1 CS: 1	PA: 45
PITCHER Vida Blue, L (1, 1) ERA: 9.0 Lynn McGlothen, R (6, 1) ERA: 11.97 John Curtis, L (7, 1) ERA: 15.43	IP: 5.0 WLS: L BF: 25 H: 10 R: 6 ER: 5 SO: 1 BB: 0 IBB: 0 HBP: 0 BLK: 0 WP: 0 HR: 0 S: 26 P: 30 ERA: 9.00 WHIP: 2.200																			

Batter	1	2	3	4	5	6	7	8	9	10	11	12	13	AB R H RBI BB SO LOB	TOP							
Larry Herndon, R Charlie Williams, R Willie McCovey, L John Curtis, L	F8		F8		F2		CS 1B		4-3		G3-6-1			5 0 1 0 0 0 2 0 0 0 0 0 0 0 1 0 0 0 0 0 1 0 0 0 0 0 0 0	San Francisco Giants @ Cincinnati Reds Riverfront Stadium, Cincinnati, OH Thu Apr 13 1978, 3:33 AM EST Att. 19,309 - Unknown							
Rob Andrews, R	F7		HR 1B		5-3		F9		K			F8		6 1 1 0 0 1 2								
Mike Ivie, R Skip James, L	1B		HR		6-3			1B 1B				5-3		4 2 3 3 0 0 0 1 0 0 0 1 0 0								
Jack Clark, R	1B		F9					1B 1B		G3		K		5 1 2 0 1 1 2								
Marc Hill, R	F8		F9					1B 1B					F7	6 0 1 2 0 0 3								
Darrell Evans, L		G3			G3			SH5-4 1B		P6			F8	5 0 0 0 0 0 1								
Vic Harris, S	F8		F8		P1			FC6-5		4-3			F2	6 0 0 0 0 0 2								
Johnnie LeMaster, R	5-3						5-3	1-3						5 0 1 0 0 0 1								
John Montefusco, R Tommy Lee, R Gary Lavelle, L Randy Moffitt, R Terry Whitfield, L			HR 2B				HR		4-3 1B				G3-6-1 1B	2 1 1 0 0 1 1 1 1 1 1 0 0 0 0 0 0 0 0 0 0 0 0 0 0 0 0 0 2 0 2 0 0 0 0								
Inning Stats	R: 0 E: 0 K: 0 S: 5	H: 2 LOB: 2 BB: 0 P: 5	R: 0 E: 0 K: 0 S: 3	H: 0 LOB: 0 BB: 0 P: 3	R: 3 E: 0 K: 2 S: 6	H: 3 LOB: 2 BB: 0 P: 6	R: 0 E: 0 K: 0 S: 3	H: 1 LOB: 1 BB: 0 P: 6	R: 0 E: 0 K: 0 S: 3	H: 0 LOB: 1 BB: 1 P: 7	R: 0 E: 0 K: 0 S: 3	H: 0 LOB: 0 BB: 0 P: 3	R: 0 E: 0 K: 0 S: 3	H: 1 LOB: 0 BB: 0 P: 3		R: 0 E: 0 K: 1 S: 5	H: 0 LOB: 0 BB: 0 P: 5	R: 0 E: 0 K: 0 S: 3	H: 0 LOB: 0 BB: 0 P: 3	1B: 10 2B: 1 3B: 0 HR: 2	SF: 0 SAC: 1 DP: 1 HBP: 0	W/P: 0 PB: 0 SB: 0 CS: 1
PITCHER	IP WLS BF H R ER SO P ERA WHIP																					
Fred Norman, L Pedro Borbon, R Dave Tomlin, L Doug Bair, R Manny Sarmiento, R	6.1 0.2 1.0 3.0 2.0	WLS 4 3 11 W	BF 28 3 11 6	H 8 3 2 0	R 4 0 0 0	ER 4 0 0 0	SO 1 0 0 1	BB 1 0 0 0	IBB 0 0 0 0	HBP 0 0 0 0	BLK 0 0 0 0	WP 0 0 0 0	HR 2 0 0 0	S 29 4 3 12 8	P 33 4 3 16 8	ERA 5.68 27.00 0.00 0.00 0.00	WHIP 1.421 4.500 0.000 1.000 0.000					

San Francisco Giants @ Cincinnati Reds
Riverfront Stadium, Cincinnati, OH
Thu Apr 13 1978, 3:33 AM EST
Att. 19,309 - Unknown

AB 49
R 6
H 13
RBI 6
BB 2
SO 3
LOB 15



Batter	1	2	3	4	5	6	7	8	9	10	11	12	13	AB R H RBI BB SO LOB	BOTTOM											
Pete Rose, S Doug Bair, R	G3			4-3		4-3					F8			5 0 2 1 0 0 0 0 0 0 0 0 0 0 1 0 0 0 0 0 0 0 0 0 0 0 0 0	San Francisco Giants @ Cincinnati Reds Riverfront Stadium, Cincinnati, OH Thu Apr 13 1978, 3:33 AM EST Att. 19,309 - Unknown											
Junior Kennedy, R Manny Sarmiento, R		1B						3B			F8			6 0 2 0 0 1 4												
Rick Auerbach, R Ken Griffey, L	S 1B	G3				FC3-6 1B		K			F8			5 0 1 0 1 0 2												
Joe Morgan, L	G6-4-3 BB		F7		FC3-6 FC5-4		L6		F2			1B		5 1 0 0 0 1 4												
George Foster, R	G6-4-3		1B		FC5-4 HR		F8		K		F9			4 3 2 2 2 0 0												
Dan Driessen, L		S 1B BB		1B		HR		2B BB		L9			1-3	5 1 2 0 1 1 3 0 0 0 0 0 0 0 0 0 0 0 0 0 0												
Johnny Bench, R Dave Collins, S Don Werner, R		P4		K				2B SF8 BB			F8		CS 1B	4 0 0 1 1 1 1												
Dave Concepcion, R		1B BB		K		F9		3B 2B				5-3 BB	K	5 1 2 2 1 2 4												
Cesar Geronimo, L		1B BB		K		6-3		SF8 2B		5-3			CS	4 0 0 1 1 1 1												
Fred Norman, S Pedro Borbon, R Dave Tomlin, L Mike Lum, L Ray Knight, R		F2		K		F5		F5		6-3			2B BB	3 0 0 0 0 1 2 0 0 0 0 0 0 0 0 0 0 0 0 0 0 1 0 0 0 0 0 1 1 1 0 0 1 0 1												
Inning Stats	R: 0 E: 0 K: 0 S: 3	H: 1 LOB: 1 BB: 1 P: 7	R: 1 E: 0 K: 0 S: 5	H: 2 LOB: 3 BB: 2 P: 13	R: 0 E: 0 K: 2 S: 7	H: 0 LOB: 0 BB: 0 P: 7	R: 2 E: 0 K: 0 S: 6	H: 3 LOB: 1 BB: 0 P: 6	R: 0 E: 0 K: 0 S: 3	H: 0 LOB: 0 BB: 0 P: 3	R: 0 E: 1 K: 0 S: 3	H: 0 LOB: 0 BB: 0 P: 3	R: 0 E: 0 K: 0 S: 3	H: 0 LOB: 1 BB: 1 P: 7	R: 0 E: 0 K: 0 S: 4	H: 1 LOB: 1 BB: 0 P: 4	R: 0 E: 0 K: 1 S: 5	H: 1 LOB: 1 BB: 0 P: 5	R: 0 E: 0 K: 0 S: 5	H: 1 LOB: 1 BB: 0 P: 5	R: 1 E: 0 K: 0 S: 2	H: 1 LOB: 1 BB: 1 P: 6	1B: 8 2B: 3 3B: 1 HR: 1	SF: 1 SAC: 0 DP: 2 HBP: 1	W/P: 0 PB: 0 SB: 2 CS: 1	PA: 56
PITCHER	IP WLS BF H R ER SO P ERA WHIP																									
John Montefusco, R Gary Lavelle, L Randy Moffitt, R Charlie Williams, R John Curtis, L	6.0 1.0 1.0 2.0 2.1	L	28 5 5 7 10	H 7 2 0 3	R 3 2 0 1	ER 3 0 0 0	SO 4 2 1 1	BB 3 0 0 1	IBB 1 0 0 0	HBP 0 0 0 0	BLK 0 0 0 0	WP 0 0 0 0	HR 1 0 0 0	S 32 11 7 12 15	P 45 11 7 8 11	ERA 4.50 18.00 9.00 0.00 3.86	WHIP 1.667 2.000 2.000 0.500 1.714									

San Francisco Giants @ Cincinnati Reds
Riverfront Stadium, Cincinnati, OH
Thu Apr 13 1978, 3:33 AM EST
Att. 19,309 - Unknown

AB 46
R 7
H 12
RBI 7
BB 7
SO 7
LOB 22



Batter	1	2	3	4	5	6	7	8	9	AB	R	H	RBI	BB	SO	LOB	TOP								
Larry Herndon, R OBP: 0.323, SLG: 0.393	0-0 6-3		0-0 4-3			0-0 1B 3B		0-3 K		4	1	1	0	0	1	0	San Francisco Giants @ San Diego Padres San Diego Stadium, San Diego, CA Fri Apr 14 1978, 9:05 PM EST Att: 45,901 - Unknown livebaseballscorecards.com								
Rob Andrews, R OBP: 0.379, SLG: 0.440 Tom Heintzelman, R OBP: 0.400, SLG: 1.000	0-0 5-3			0-0 G4-6-3 1B		0-3 K		0-0 F8		1	0	0	0	0	0	0									
Darrell Evans, L OBP: 0.276, SLG: 0.370	0-0 L6			0-0 G4-6-3 1-2		0-0 1B		0-0 F7		4	0	1	1	0	0	1									
Willie McCovey, L OBP: 0.292, SLG: 0.381 Skip James, L (9, PR) (9, 3)		0-0 G3		0-0 G3		0-0 1B		0-0 E3 2B		4	0	1	0	0	0	0									
Jack Clark, R OBP: 0.375, SLG: 0.517		0-0 F9 2B			4-0 5-3 BB	0-3 K		0-0 SF8 2B		3	1	2	1	1	1	2									
Terry Whitfield, L OBP: 0.280, SLG: 0.652		0-0 F9 2-3			0-3 K		0-0 6-3-5 E 1B	0-0 SF8		3	0	1	1	0	1	2									
Johnnie LetMaster, R OBP: 0.133, SLG: 0.087 Randy Moffitt, R OBP: 1.000, SLG: 1.000		0-0 5-3			0-0 5-3 1-2	0-0 5-3		0-0 1B 1B		3	0	0	0	0	0	3									
Mike Sadek, R OBP: 0.250, SLG: 0.250			0-0 5-3		0-0 6-3	0-0 6-3-5		0-0 1B		4	0	1	0	0	0	2									
Jim Barr, R OBP: 0.167, SLG: 0.167 John Curtis, L (7, 1) Vic Harris, S (8, PH) (8, 6)			0-3 K			0-0 5-3		0-0 6-3	0-0 F9	2	0	0	0	0	1	0									
Inning Stats	R: 0 E: 0 K: 0 S: 3	H: 0 LOB: 0 BB: 0 P: 3	R: 0 E: 0 K: 0 S: 4	H: 1 LOB: 1 BB: 0 P: 4	R: 0 E: 0 K: 1 S: 5	H: 0 LOB: 0 BB: 0 P: 5	R: 0 E: 0 K: 0 S: 3	H: 1 LOB: 0 BB: 1 P: 3	R: 0 E: 0 K: 1 S: 5	H: 0 LOB: 1 BB: 1 P: 9	R: 1 E: 0 K: 2 S: 10	H: 3 LOB: 2 BB: 0 P: 10	R: 0 E: 1 K: 0 S: 3	H: 1 LOB: 0 BB: 0 P: 3	R: 0 E: 0 K: 1 S: 5	H: 0 LOB: 0 BB: 0 P: 5		R: 2 E: 1 K: 0 S: 7	H: 3 LOB: 2 BB: 0 P: 7	1B: 6 2B: 3 3B: 1 HR: 0	SF: 1 SAC: 0 DP: 2 HBP: 0	WP: 0 PB: 0 SB: 0 CS: 0	PA: 36		
PITCHER	IP	WLS	BF	H	R	ER	SO	BB	IBB	HBP	BLK	WP	HR	S	P	ERA	WHIP								
Randy Jones, L ERA: 4.66	(1, 1)	5.2	22	5	1	1	3	1	0	0	0	0	0	27	31	1.59	1.059								
Dave Freisleben, R ERA: 4.75	(6, 1)	1.1	4	1	0	0	1	0	0	0	0	0	0	6	6	0.00	0.750								
Rollie Fingers, R ERA: 2.25	(8, 1)	2.0	L	10	3	2	0	1	0	0	0	0	0	12	12	0.00	1.500								

Batter	1	2	3	4	5	6	7	8	9	AB	R	H	RBI	BB	SO	LOB	BOTTOM								
Gene Richards, L OBP: 0.296, SLG: 0.280	0-0 F6		0-0 4-3		0-0 4-3		0-0 G6-4-3 1-2			4	0	0	0	0	0	1	San Francisco Giants @ San Diego Padres San Diego Stadium, San Diego, CA Fri Apr 14 1978, 9:05 PM EST Att: 45,901 - Unknown livebaseballscorecards.com								
Derrel Thomas, S OBP: 0.458, SLG: 0.400	0-0 1B		0-0 1-3		0-0 1B		0-0 F9			4	0	2	0	0	0	0									
Oscar Gamble, L OBP: 0.308, SLG: 0.227	0-0 F7		0-0 1B		0-0 F4		0-0 4-3			4	0	1	0	0	0	2									
Dave Winfield, R OBP: 0.346, SLG: 0.692	0-0 F5		0-0 1-3		0-0 4-3		0-0 F8			4	0	0	0	0	0	3									
George Hendrick, R OBP: 0.292, SLG: 0.478		0-0 6-3		0-0 F3		0-0 HR		4-0 FC6-4 BB		3	1	1	1	1	0	0									
Gene Tenace, R OBP: 0.476, SLG: 0.231 Bob Davis, R (5, 2)		0-0 5-3		4-0 1B SH1-3 BB		0-0 F7		0-0 FC6-4		1	1	0	0	1	0	0									
Bill Almon, R OBP: 0.318, SLG: 0.333		0-0 1B 1B		0-0 SH1-3 1-3 1B		0-0 G6-3 1B		0-0 5-3		4	0	3	0	0	0	0									
Ozzie Smith, S OBP: 0.313, SLG: 0.267 Don Reynolds, R OBP: 0.500, SLG: 0.333 (9, PH)		0-0 1B		0-0 SH1-3 1-3 1B		0-0 G6-3 1-2		0-0 F5		2	0	1	1	0	0	1									
Randy Jones, R OBP: 0.333, SLG: 0.333 Dave Freisleben, R (6, 1)		0-0 L1		0-0 5-3			0-0 G6-4-3 1B		0-0 F8	2	0	0	0	0	0	3									
Mike Champion, R OBP: 0.500, SLG: 0.333 Rollie Fingers, R (8, 1) Jerry Turner, L OBP: 0.167, SLG: 0.333 (9, PH)										1	0	1	0	0	0	0									
Inning Stats	R: 0 E: 0 K: 0 S: 4	H: 1 LOB: 1 BB: 0 P: 4	R: 0 E: 0 K: 0 S: 5	H: 2 LOB: 2 BB: 0 P: 5	R: 0 E: 0 K: 0 S: 4	H: 1 LOB: 1 BB: 0 P: 4	R: 1 E: 0 K: 0 S: 4	H: 1 LOB: 1 BB: 1 P: 8	R: 0 E: 0 K: 0 S: 3	H: 1 LOB: 0 BB: 0 P: 3	R: 0 E: 0 K: 0 S: 3	H: 0 LOB: 1 BB: 1 P: 7	R: 0 E: 0 K: 0 S: 3	H: 0 LOB: 0 BB: 0 P: 3	R: 0 E: 0 K: 0 S: 3	H: 0 LOB: 0 BB: 0 P: 3	1B: 8 2B: 0 3B: 0 HR: 1	SF: 0 SAC: 1 DP: 2 HBP: 0	WP: 0 PB: 0 SB: 1 CS: 0	PA: 36					
PITCHER	IP	WLS	BF	H	R	ER	SO	BB	IBB	HBP	BLK	WP	HR	S	P	ERA	WHIP								
Jim Barr, R ERA: 1.2	(1, 1)	6.0	27	9	2	2	0	1	0	0	0	0	0	26	30	3.00	1.667								
John Curtis, L ERA: 7.94	(7, 1)	1.0	2	0	0	0	0	0	0	0	0	0	0	2	2	0.00	0.000								
Randy Moffitt, R ERA: 3.6	(8, 1)	2.0	W	7	0	0	0	1	0	0	0	0	0	6	10	0.00	0.500								

Batter	1	2	3	4	5	6	7	8	9	AB	R	H	RBI	BB	SO	LOB	TOP			
Larry Herndon, R (1, 8) OBP: 0.314, SLG: 0.375										4	1	1	0	0	0	1	San Francisco Giants @ San Diego Padres San Diego Stadium, San Diego, CA Sun Apr 16 1978, 6:33 AM EST Att: 20,992 - Unknown			
Darrell Evans, L (1, 5) OBP: 0.294, SLG: 0.333										3	0	0	0	2	2	3				
Bill Madlock, R (1, 4) OBP: 0.500, SLG: 0.500 Tom Heintzelman, R (7, 4) OBP: 0.333, SLG: 0.833										4	1	2	0	0	1	3				
Willie McCovey, L (1, 3) OBP: 0.296, SLG: 0.500 Skip James, L (5, 3)										3	1	1	3	0	0	2				
Jack Clark, R (1, 9) OBP: 0.351, SLG: 0.471										5	0	1	1	0	0	1				
Marc Hill, R (1, 2) OBP: 0.310, SLG: 0.357										5	1	2	0	0	0	2				
Terry Whitfield, L (1, 7) OBP: 0.300, SLG: 0.679										5	1	2	0	0	1	2				
Johnnie LeMaster, R (1, 6) OBP: 0.179, SLG: 0.222										4	2	2	1	0	0	1				
Bob Knepper, L (1, 1)										1	0	0	1	1	0	0				
Mike Ivie, R (8, PH) OBP: 0.571, SLG: 1.333 Rob Andrews, R (8, PR) OBP: 0.379, SLG: 0.440 Randy Moffitt, R (8, 1) OBP: 1.000, SLG: 1.000 Gary Lavelle, S (9, 1)										1	0	0	0	0	0	0				
Inning Stats	R: 3 E: 0 K: 1 S: 9	H: 4 LOB: 1 BB: 0 P: 9	R: 1 E: 0 K: 0 S: 4	H: 1 LOB: 0 BB: 0 P: 4	R: 0 E: 1 K: 0 S: 4	H: 1 LOB: 1 BB: 0 P: 4	R: 0 E: 0 K: 0 S: 3	H: 0 LOB: 0 BB: 0 P: 3	R: 0 E: 0 K: 0 S: 4	H: 1 LOB: 1 BB: 0 P: 4	R: 0 E: 0 K: 1 S: 5	H: 0 LOB: 2 BB: 2 P: 13	R: 3 E: 0 K: 1 S: 9	H: 4 LOB: 2 BB: 0 P: 9	R: 1 E: 1 K: 1 S: 7	H: 1 LOB: 1 BB: 0 P: 7	1B: 8 2B: 1 3B: 2 HR: 1	SF: 1 SAC: 1 DP: 0 HBP: 0	WP: 0 PB: 0 SB: 0 CS: 0	PA: 43
PITCHER	IP WLS BF H R ER SO BB IBB HBP BLK WP HR S P ERA WHIP	IP WLS BF H R ER SO BB IBB HBP BLK WP HR S P ERA WHIP																		
Bob Ovwchinko, L (1, 1) ERA: 3.0	5.0 L 22 6 4 4 1 1 0 0 0 0 0 1 23 27 7.20 1.400																			
Mickey Lolich, L (6, 1) ERA:	2.0 9 1 0 0 1 2 0 0 0 0 0 0 9 17 0.00 1.500																			
Dan Spillner, R (8, 1) ERA: 10.8	0.1 4 3 3 3 0 0 0 0 0 0 0 4 4 81.00 9.000																			
Dave Freisleben, R (8, 1) ERA: 4.5	0.1 2 1 0 0 0 0 0 0 0 0 0 2 2 0.00 3.000																			
Bob Shirley, L (8, 1) ERA: 12.46	0.1 1 0 0 0 1 0 0 0 0 0 0 3 3 0.00 0.000																			
PITCHER	IP WLS BF H R ER SO BB IBB HBP BLK WP HR S P ERA WHIP	IP WLS BF H R ER SO BB IBB HBP BLK WP HR S P ERA WHIP																		
John D'Acquisto, R (9, 1) ERA:	1.0 5 1 1 0 1 0 0 0 0 0 0 7 7 0.00 1.000																			

Batter	1	2	3	4	5	6	7	8	9	AB	R	H	RBI	BB	SO	LOB	BOTTOM					
Gene Richards, L (1, 3) OBP: 0.281, SLG: 0.250										3	0	0	1	1	0	1	San Francisco Giants @ San Diego Padres San Diego Stadium, San Diego, CA Sun Apr 16 1978, 6:33 AM EST Att: 20,992 - Unknown					
Derrel Thomas, S (1, 4) OBP: 0.483, SLG: 0.435										3	0	1	0	1	0	1						
Oscar Gamble, L (1, 7) OBP: 0.258, SLG: 0.185										5	0	0	0	0	2	4						
Dave Winfield, R (1, 9) OBP: 0.290, SLG: 0.581										5	0	0	0	0	0	3						
George Hendrick, R (1, 8) OBP: 0.357, SLG: 0.500										3	1	2	0	1	0	0						
Bob Davis, R (1, 2) OBP: 0.143, SLG: 0.143										4	0	1	0	0	0	3						
Bill Almon, R (1, 5) OBP: 0.423, SLG: 0.391										2	1	2	1	2	0	0						
Ozzie Smith, S (1, 6) OBP: 0.263, SLG: 0.222 Rick Sweet, S (9, PH)										3	1	0	0	0	0	4						
Bob Ovwchinko, L (1, 1) ERA: 3.0 Mike Champion, R (1, 1) ERA: 2.77 Dan Reynolds, R (1, 1) ERA: 5.88 John D'Acquisto, R (1, 1) ERA: 12.46										1	0	0	0	0	0	0						
Inning Stats	R: 0 E: 0 K: 1 S: 5	H: 0 LOB: 0 BB: 0 P: 5	R: 1 E: 0 K: 0 S: 5	H: 3 LOB: 1 BB: 0 P: 5	R: 0 E: 0 K: 0 S: 4	H: 1 LOB: 1 BB: 0 P: 4	R: 0 E: 0 K: 0 S: 3	H: 0 LOB: 0 BB: 0 P: 3	R: 0 E: 0 K: 0 S: 2	H: 0 LOB: 2 BB: 2 P: 10	R: 0 E: 0 K: 0 S: 3	H: 0 LOB: 1 BB: 1 P: 8	R: 1 E: 0 K: 0 S: 5	H: 2 LOB: 1 BB: 0 P: 5	R: 0 E: 0 K: 0 S: 4	H: 1 LOB: 1 BB: 0 P: 4		R: 2 E: 0 K: 2 S: 8	H: 1 LOB: 2 BB: 3 P: 20	1B: 6 2B: 1 3B: 0 HR: 1	SF: 1 SAC: 0 DP: 2 HBP: 1	WP: 0 PB: 0 SB: 0 CS: 0
PITCHER	IP WLS BF H R ER SO BB IBB HBP BLK WP HR S P ERA WHIP	IP WLS BF H R ER SO BB IBB HBP BLK WP HR S P ERA WHIP																				
Bob Knepper, L (1, 1) ERA: 2.77	7.0 W 29 6 2 2 2 3 0 0 0 0 0 1 27 40 2.57 1.286																					
Randy Moffitt, R (8, 1) ERA: 5.88	1.1 9 2 2 2 1 3 0 0 0 0 0 1 8 20 13.50 3.750																					
Gary Lavelle, L (9, 1) ERA: 4.15	0.2 S 2 0 0 0 1 0 0 0 0 0 0 4 4 0.00 0.000																					

Batter	1	2	3	4	5	6	7	8	9	AB	R	H	RBI	BB	SO	LOB	TOP					
Jerry Royster, R (1, 4) OBP: 0.529, SLG: 0.500										4	1	1	0	0	0	0	Atlanta Braves @ San Francisco Giants Candlestick Park, San Francisco, CA Mon Apr 17 1978, 6:33 AM EST Att: 5,882 - Unknown					
Barry Bonnell, R (1, 8) OBP: 0.250, SLG: 0.250										3	0	0	0	0	1	1						
Rowland Office, L (8, PH) OBP: 0.238, SLG: 0.429										1	0	1	0	0	0	0						
Cito Gaston, R (1, 9) OBP: 0.077, SLG: 0.077										3	0	0	0	0	0	1						
Brian Asselstine, L (8, PH) OBP: 0.500, SLG: 0.667										1	0	0	0	0	0	1						
Jeff Burroughs, R (1, 7) OBP: 0.394, SLG: 0.296										3	0	1	0	1	1	0						
Dale Murphy, R (1, 3) OBP: 0.188, SLG: 0.207										4	0	0	0	0	3	1						
Biff Pocoreba, S (1, 2) OBP: 0.458, SLG: 0.368										3	0	2	0	1	0	0						
Rod Gilbreath, R (1, 5) OBP: 0.273, SLG: 0.273										3	0	1	0	0	0	2						
Pat Rockett, R (1, 6) OBP: 0.160, SLG: 0.087										3	0	0	0	0	0	3						
Tommy Boggs, R (1, 1)										2	0	0	0	0	1	2						
Rick Camp, R (5, 1)										0	0	0	0	0	0	0						
Jamie Easterly, L (7, 1)										0	0	0	0	0	0	0						
Bob Beall, S (8, PH)										1	0	0	0	0	1	0						
Dave Campbell, R (8, 1)										0	0	0	0	0	0	0						
Inning Stats	R: 1 E: 0 K: 1 S: 5	H: 1 LOB: 0 BB: 1 P: 9	R: 0 E: 0 K: 1 S: 7	H: 2 LOB: 2 BB: 0 P: 7	R: 0 E: 0 K: 0 S: 3	H: 0 LOB: 0 BB: 0 P: 3	R: 0 E: 0 K: 1 S: 5	H: 0 LOB: 1 BB: 1 P: 9	R: 0 E: 0 K: 1 S: 5	H: 1 LOB: 1 BB: 0 P: 5	R: 0 E: 0 K: 0 S: 4	H: 1 LOB: 1 BB: 0 P: 4	R: 0 E: 0 K: 0 S: 3	H: 1 LOB: 2 BB: 0 P: 3	R: 0 E: 0 K: 1 S: 6	H: 1 LOB: 1 BB: 0 P: 6	R: 0 E: 0 K: 2 S: 7	H: 0 LOB: 0 BB: 0 P: 7	1B: 6 2B: 0 3B: 0 HR: 0	SF: 0 SAC: 0 DP: 0 HBP: 0	WP: 1 PB: 0 SB: 1 CS: 2	PA: 34
PITCHER	IP WLS BF H R ER SO BB IBB HBP BLK WP HR S P ERA WHIP	7.0 W 26 5 1 1 4 2 0 0 0 0 1 0 32 40 1.29 1.000	2.0 7 1 0 0 3 0 0 0 0 0 0 0 13 13 0.00 0.500																			

Batter	1	2	3	4	5	6	7	8	9	AB	R	H	RBI	BB	SO	LOB	BOTTOM					
Larry Herndon, R (1, 8) OBP: 0.350, SLG: 0.417										4	1	2	0	1	1	1	Atlanta Braves @ San Francisco Giants Candlestick Park, San Francisco, CA Mon Apr 17 1978, 6:33 AM EST Att: 5,882 - Unknown					
Darrell Evans, L (1, 5) OBP: 0.316, SLG: 0.333										3	2	1	0	1	0	2						
Bill Madlock, R (1, 4) OBP: 0.375, SLG: 0.429										3	1	1	1	0	1	2						
Willie McCovey, L (1, 3) OBP: 0.300, SLG: 0.556										3	0	1	2	0	0	2						
Skip James, L (6, PR) OBP: 0.296, SLG: 0.333										1	0	1	2	0	0	0						
Jack Clark, R (1, 9) OBP: 0.341, SLG: 0.432										3	0	0	0	1	0	1						
Terry Whitfield, L (1, 7) OBP: 0.324, SLG: 0.656										4	0	2	0	0	1	2						
Marc Hill, R (1, 2) OBP: 0.333, SLG: 0.355										3	0	1	0	1	0	2						
Johnnie LeMaster, R (1, 6) OBP: 0.194, SLG: 0.207										2	0	0	0	1	1	1						
Vida Blue, S (1, 1)										1	1	0	0	1	1	2						
Tom Heintzelman, R (7, PH) OBP: 0.296, SLG: 0.714										1	0	0	0	0	0	0						
Randy Moffitt, R (8, 1) OBP: 0.500, SLG: 0.500										1	0	0	0	0	1	1						
Inning Stats	R: 0 E: 0 K: 0 S: 4	H: 1 LOB: 1 BB: 0 P: 4	R: 0 E: 0 K: 1 S: 6	H: 1 LOB: 2 BB: 1 P: 10	R: 0 E: 0 K: 1 S: 5	H: 0 LOB: 1 BB: 1 P: 9	R: 0 E: 0 K: 0 S: 3	H: 1 LOB: 0 BB: 0 P: 3	R: 3 E: 0 K: 0 S: 5	H: 2 LOB: 1 BB: 2 P: 13	R: 0 E: 0 K: 1 S: 5	H: 1 LOB: 0 BB: 0 P: 5	R: 2 E: 0 K: 1 S: 8	H: 3 LOB: 2 BB: 1 P: 12	R: 0 E: 0 K: 2 S: 7	H: 0 LOB: 1 BB: 1 P: 11	1B: 6 2B: 2 3B: 1 HR: 0	SF: 1 SAC: 1 DP: 1 HBP: 0	WP: 1 PB: 0 SB: 0 CS: 1	PA: 37		
PITCHER	IP WLS BF H R ER SO BB IBB HBP BLK WP HR S P ERA WHIP	4.2 L 22 3 3 2 1 0 0 0 0 0 0 0 10 10 9.00 1.500	2.0 8 3 2 2 1 0 0 0 0 0 0 0 10 10 0.00 3.000	0.1 3 1 0 0 1 0 1 0 0 1 0 4 8 0.00 3.000	1.0 4 0 0 0 2 1 0 0 0 0 0 7 11 0.00 1.000																	

Batter	1	2	3	4	5	6	7	8	9	AB	R	H	RBI	BB	SO	LOB	TOP					
Jerry Royster, R (1, 4) OBP: 0.474, SLG: 0.433										4	1	0	0	0	1	0	Atlanta Braves @ San Francisco Giants Candlestick Park, San Francisco, CA Tue Apr 18 1978, 9:05 PM EST Att: 7,401 - Unknown					
Rowland Office, L (1, 8) OBP: 0.200, SLG: 0.360										4	0	0	0	0	2	1						
Brian Asselstine, L (1, 9) OBP: 0.300, SLG: 0.400										4	0	0	0	0	1	1						
Jeff Burroughs, R (1, 7) OBP: 0.405, SLG: 0.355 Rod Gilbreath, R (9, 5) OBP: 0.273, SLG: 0.273										4	0	2	1	0	1	0						
Biff Pocoroba, S (1, 2) OBP: 0.407, SLG: 0.318										3	0	0	0	0	0	2						
Dale Murphy, R (1, 3) OBP: 0.171, SLG: 0.188										3	0	0	0	0	0	1						
Barry Bonnell, R (1, 5) OBP: 0.257, SLG: 0.286										3	0	1	0	0	0	1						
Pat Rockett, R (1, 6) OBP: 0.143, SLG: 0.077										3	0	0	0	0	2	1						
Preston Hanna, R (1, 1) Bob Beall, S (8, PH) Adrian Devine, R (8, 1)										2	0	0	0	0	2	1						
										1	0	0	0	0	1	0						
										0	0	0	0	0	0	0						
Inning Stats	R: 0 E: 0 K: 3 S: 9	H: 0 LOB: 0 BB: 0 P: 9	R: 0 E: 0 K: 1 S: 5	H: 0 LOB: 0 BB: 0 P: 5	R: 0 E: 0 K: 2 S: 7	H: 0 LOB: 0 BB: 0 P: 7	R: 1 E: 1 K: 0 S: 5	H: 1 LOB: 1 BB: 0 P: 5	R: 0 E: 0 K: 2 S: 8	H: 1 LOB: 1 BB: 0 P: 8	R: 0 E: 0 K: 0 S: 3	H: 0 LOB: 0 BB: 0 P: 3	R: 0 E: 0 K: 0 S: 4	H: 1 LOB: 1 BB: 0 P: 4	R: 0 E: 0 K: 1 S: 5	H: 0 LOB: 0 BB: 0 P: 5	R: 0 E: 0 K: 1 S: 5	H: 0 LOB: 0 BB: 0 P: 5	1B: 1 2B: 2 3B: 0 HR: 0	SF: 0 SAC: 0 DP: 0 HBP: 0	WP: 0 PB: 0 SB: 1 CS: 1	PA: 31
PITCHER	IP WLS BF H R ER SO BB IBB HBP BLK WP HR S P ERA WHIP																					
John Montefusco, R (1, 1) ERA: 1.4	8.0 L 28 3 1 0 9 0 0 0 0 0 0 0 46 46 0.00 0.375																					
Gary Lavelle, L (9, 1) ERA: 3.72	1.0 3 0 0 0 1 0 0 0 0 0 0 0 5 5 0.00 0.000																					

Batter	1	2	3	4	5	6	7	8	9	AB	R	H	RBI	BB	SO	LOB	BOTTOM			
Larry Herndon, R (1, 8) OBP: 0.364, SLG: 0.395										2	0	0	0	2	1	0	Atlanta Braves @ San Francisco Giants Candlestick Park, San Francisco, CA Tue Apr 18 1978, 9:05 PM EST Att: 7,401 - Unknown			
Darrell Evans, L (1, 5) OBP: 0.310, SLG: 0.306										3	0	0	0	1	1	1				
Bill Madlock, R (1, 4) OBP: 0.333, SLG: 0.300										3	0	0	0	1	0	3				
Willie McCovey, L (1, 3) OBP: 0.265, SLG: 0.484										4	0	0	0	0	0	1				
Jack Clark, R (1, 9) OBP: 0.333, SLG: 0.400										3	0	0	0	1	0	0				
Terry Whitfield, L (1, 7) OBP: 0.297, SLG: 0.600										3	0	0	0	0	0	1				
Marc Hill, R (1, 2) OBP: 0.306, SLG: 0.324										3	0	0	0	0	0	1				
Johnnie LeMaster, R (1, 6) OBP: 0.206, SLG: 0.219										3	0	1	0	0	0	0				
John Montefusco, R (1, 1) OBP: 0.167, SLG: 0.333 Mike Ivie, R (8, PH) OBP: 0.500, SLG: 1.143 Gary Lavelle, S (9, 1)										2	0	0	0	0	0	1				
										1	0	0	0	0	1	0				
										0	0	0	0	0	0	0				
Inning Stats	R: 0 E: 0 K: 1 S: 5	H: 0 LOB: 0 BB: 0 P: 5	R: 0 E: 0 K: 0 S: 3	H: 0 LOB: 0 BB: 0 P: 3	R: 0 E: 0 K: 0 S: 4	H: 1 LOB: 3 BB: 2 P: 12	R: 0 E: 0 K: 0 S: 3	H: 0 LOB: 1 BB: 1 P: 7	R: 0 E: 0 K: 0 S: 3	H: 0 LOB: 0 BB: 0 P: 3	R: 0 E: 0 K: 0 S: 3	H: 0 LOB: 0 BB: 0 P: 3	R: 0 E: 0 K: 2 S: 7	H: 0 LOB: 0 BB: 0 P: 7	R: 0 E: 0 K: 0 S: 2	H: 0 LOB: 0 BB: 1 P: 6	1B: 1 2B: 1 3B: 0 HR: 0	SF: 0 SAC: 0 DP: 1 HBP: 0	WP: 0 PB: 0 SB: 1 CS: 0	PA: 32
PITCHER	IP WLS BF H R ER SO BB IBB HBP BLK WP HR S P ERA WHIP																			
Preston Hanna, R (1, 1) ERA: 3.86	7.0 W 26 1 0 0 1 4 0 0 0 0 0 0 24 40 0.00 0.714																			
Adrian Devine, R (8, 1) ERA: 6.14	2.0 S 6 0 0 0 2 1 0 0 0 0 0 0 9 13 0.00 0.500																			

Batter	1	2	3	4	5	6	7	8	9	AB	R	H	RBI	BB	SO	LOB	TOP		
Rod Gilbreath, R OBP: 0.267, SLG: 0.267 (1, 4)	F8		F9		P4			SH3		4	0	1	0	0	0	1	Atlanta Braves @ San Francisco Giants Candlestick Park, San Francisco, CA Wed Apr 19 1978, 6:33 AM EST Att: 3,689 - Unknown		
Rowland Office, L OBP: 0.179, SLG: 0.321 (1, 8)	E3		G3		5-3			SH3		3	0	0	0	0	0	1			
Brian Assestine, L OBP: 0.429, SLG: 0.462 (1, 9)										3	1	2	0	1	0	0			
Jeff Burroughs, R OBP: 0.390, SLG: 0.343 Jerry Royster, R OBP: 0.474, SLG: 0.433 (1, 7)	P6									4	0	1	0	0	1	4			
Biff Pocoroba, S OBP: 0.419, SLG: 0.385 (1, 2)	1-4-3									4	0	2	0	0	0	2			
Dale Murphy, R OBP: 0.205, SLG: 0.257 (1, 3)										3	1	2	1	0	0	0			
Barry Bonnell, R OBP: 0.231, SLG: 0.256 (1, 5)	F8									4	0	0	0	0	0	5			
Pat Rockett, R OBP: 0.156, SLG: 0.103 (1, 6)	F7									3	0	1	1	0	0	2			
Dick Ruthven, R OBP: 0.200, SLG: 0.200 (1, 1)										2	0	0	0	0	1	0			
Inning Stats	R: 0 E: 1 K: 0 S: 5	H: 1 LOB: 2 BB: 0 P: 5	R: 0 E: 0 K: 0 S: 3	H: 0 LOB: 0 BB: 0 P: 3	R: 0 E: 0 K: 0 S: 3	H: 0 LOB: 0 BB: 0 P: 3	R: 1 E: 0 K: 0 S: 5	H: 3 LOB: 1 BB: 0 P: 5	R: 0 E: 0 K: 1 S: 5	H: 0 LOB: 0 BB: 0 P: 5	R: 1 E: 0 K: 1 S: 6	H: 1 LOB: 0 BB: 0 P: 6	R: 0 E: 0 K: 0 S: 3	H: 1 LOB: 1 BB: 1 P: 7	R: 0 E: 0 K: 0 S: 4	H: 2 LOB: 1 BB: 0 P: 4		1B: 7 2B: 3 3B: 0 HR: 0	SF: 2 SAC: 2 DP: 2 HBP: 0
PITCHER	IP WLS BF H R ER SO BB IBB HBP BLK WP HR S P ERA WHIP																		
Jim Barr, R ERA: 1.64 (1, 1)	7.0 L 28 7 2 2 2 0 0 0 0 0 0 0 32 32 2.57 1.000																		
Gary Lavelle, L ERA: 3.6 (8, 1)	0.1 2 0 0 0 0 1 0 0 0 0 0 0 1 5 0.00 3.000																		
Randy Moffitt, R ERA: 3.6 (8, 1)	1.2 5 2 0 0 0 0 0 0 0 0 0 0 5 5 0.00 1.200																		

Batter	1	2	3	4	5	6	7	8	9	AB	R	H	RBI	BB	SO	LOB	BOTTOM		
Larry Herndon, R OBP: 0.354, SLG: 0.381 (1, 8)	K									4	0	1	0	0	1	0	Atlanta Braves @ San Francisco Giants Candlestick Park, San Francisco, CA Wed Apr 19 1978, 6:33 AM EST Att: 3,689 - Unknown		
Darrell Evans, L OBP: 0.289, SLG: 0.282 (1, 5)	K									3	0	0	0	0	1	1			
Bill Madlock, R OBP: 0.267, SLG: 0.231 (1, 4)	4-3									3	0	0	0	0	1	1			
Willie McCovey, L OBP: 0.243, SLG: 0.441 (1, 3)										3	0	0	0	0	0	1			
Jack Clark, R OBP: 0.354, SLG: 0.405 (1, 9)										2	0	1	0	1	0	0			
Terry Whitfield, L OBP: 0.275, SLG: 0.553 (1, 7)										3	0	0	0	0	0	2			
Marc Hill, R OBP: 0.282, SLG: 0.297 (1, 2)										3	0	0	0	0	0	1			
Johnnie LeMaster, R OBP: 0.194, SLG: 0.206 Vic Harris, S (8, PH)										2	0	0	0	0	1	0			
Jim Barr, R OBP: 0.125, SLG: 0.125 Gary Lavelle, S (8, 1)										0	0	0	0	0	0	0			
Randy Moffitt, R OBP: 0.500, SLG: 0.500 Mike Ivie, R OBP: 0.444, SLG: 1.000 (8, PH)										1	0	0	0	0	0	0			
Inning Stats	R: 0 E: 0 K: 2 S: 7	H: 0 LOB: 0 BB: 1 P: 7	R: 0 E: 0 K: 0 S: 2	H: 0 LOB: 0 BB: 1 P: 6	R: 0 E: 0 K: 0 S: 3	H: 0 LOB: 0 BB: 0 P: 3	R: 0 E: 0 K: 1 S: 5	H: 0 LOB: 0 BB: 0 P: 5	R: 0 E: 0 K: 0 S: 4	H: 0 LOB: 0 BB: 0 P: 4	R: 0 E: 0 K: 0 S: 3	H: 1 LOB: 1 BB: 0 P: 3	R: 0 E: 0 K: 0 S: 3	H: 0 LOB: 0 BB: 0 P: 3	R: 0 E: 0 K: 0 S: 3	H: 0 LOB: 0 BB: 0 P: 3	1B: 2 2B: 0 3B: 0 HR: 0	SF: 0 SAC: 0 DP: 2 HBP: 0	WP: 0 PA: 28 PB: 0 SB: 0 CS: 0
PITCHER	IP WLS BF H R ER SO BB IBB HBP BLK WP HR S P ERA WHIP																		
Dick Ruthven, R ERA: 3.5 (1, 1)	9.0 W 28 2 0 0 4 1 0 0 0 0 0 0 35 39 0.00 0.333																		



Batter	1	2	3	4	5	6	7	8	9	AB	R	H	RBI	BB	SO	LOB	TOP					
Pete Rose, S (1,5) OBP: 0.343, SLG: 0.361	0-0 4-3		0-0 1-3			0-0 FC5-6 1B		0-0 1-3	4 0 1 0 0 0 0								Cincinnati Reds @ San Francisco Giants Candlestick Park, San Francisco, CA Fri Apr 21 1978, 9:05 PM EST Att: 26,576 - Unknown					
Ken Griffey, L (1,9) OBP: 0.381, SLG: 0.492	0-0 1-3		0-0 1-3			0-0 FC5-6 CS 1-2		0-0 4-3	4 0 0 0 0 0 1													
Joe Morgan, L (1,4) OBP: 0.429, SLG: 0.673	4-0 S BB		0-3 K			4-0 CS 1-2		0-0 3-1	2 0 0 0 2 1 0													
George Foster, R (1,7) OBP: 0.359, SLG: 0.483	0-3 K 1-2			0-3 K		0-0 CS 1-2	0-3 K		3 0 0 0 0 3 1													
Johnny Bench, R (1,3)		0-3 K		0-3 K			0-0 F3		3 0 0 0 0 2 0													
Dave Concepcion, R (1,6) OBP: 0.400, SLG: 0.375		0-0 1B S 1B		0-0 4-3			0-0 6-3		3 0 1 0 0 0 0													
Don Werner, R (1,2) OBP: 0.250, SLG: 0.250		0-0 L8 1-2			0-0 4-3			0-0 F3	3 0 0 0 0 0 1													
Cesar Geronimo, L (1,8) OBP: 0.400, SLG: 0.457					0-3 K			0-3 K	2 0 1 0 0 1 0													
Dave Collins, S (8, PH) OBP: 0.375, SLG: 0.333									1 0 0 0 0 1 0													
Tom Seaver, R (1,1)					0-0 6-3			0-3 K	2 0 0 0 0 1 2													
Junior Kennedy, R (8, PH)									1 0 0 0 0 1 0													
Dale Murray, R (8,1)									0 0 0 0 0 0 0													
Inning Stats	R: 0 E: 0 K: 1 S: 5	H: 0 LOB: 1 BB: 1 P: 9	R: 0 E: 0 K: 2 S: 9	H: 2 LOB: 2 BB: 0 P: 9	R: 0 E: 0 K: 1 S: 5	H: 0 LOB: 0 BB: 0 P: 5	R: 0 E: 0 K: 2 S: 7	H: 0 LOB: 0 BB: 0 P: 7	R: 0 E: 0 K: 1 S: 5	H: 0 LOB: 0 BB: 0 P: 5	R: 0 E: 0 K: 0 S: 2	H: 1 LOB: 1 BB: 1 P: 6	R: 0 E: 0 K: 1 S: 5	H: 0 LOB: 0 BB: 0 P: 5	R: 0 E: 0 K: 2 S: 7	H: 0 LOB: 0 BB: 0 P: 7	R: 0 E: 0 K: 0 S: 3	H: 0 LOB: 0 BB: 0 P: 3	1B: 3 2B: 0 3B: 0 HR: 0	SF: 0 SAC: 0 DP: 0 HBP: 0	WP: 0 PB: 0 SB: 3 CS: 2	PA: 31
PITCHER Bob Knepper, L (1,1) ERA: 1.64	IP: 9.0 WLS: W BF: 30 H: 3 R: 0 ER: 0 SO: 10 BB: 2 IBB: 0 HBP: 0 BLK: 0 WP: 0 HR: 0 S: 48 P: 56 ERA: 0.00 WHIP: 0.556															PITCHER	IP: 9.0 WLS: W BF: 30 H: 3 R: 0 ER: 0 SO: 10 BB: 2 IBB: 0 HBP: 0 BLK: 0 WP: 0 HR: 0 S: 48 P: 56 ERA: 0.00 WHIP: 0.556					

Batter	1	2	3	4	5	6	7	8	9	AB	R	H	RBI	BB	SO	LOB	BOTTOM			
Larry Herndon, R (1,8) OBP: 0.346, SLG: 0.370	0-0 F8		0-0 F2		0-0 F9			0-0 F9 WP FC4-6 1B	4 1 1 0 0 0 0								Cincinnati Reds @ San Francisco Giants Candlestick Park, San Francisco, CA Fri Apr 21 1978, 9:05 PM EST Att: 26,576 - Unknown			
Darrell Evans, L (1,5) OBP: 0.396, SLG: 0.310	0-0 P3		0-0 3-1			0-0 SH3 SF9 2B		4-0 FC4-6 BB	3 1 1 0 1 0 0											
Bill Madlock, R (1,4) OBP: 0.278, SLG: 0.200	0-0 F8		4-0 BB			0-0 SH3 2-3		0-0 F9 2-3	2 0 0 0 1 0 2											
Willie McCovey, L (1,3) OBP: 0.275, SLG: 0.444		0-0 BB BB 1B		0-0 4-3		4-0 IBB		0-0 FC4-6 1B	2 0 1 0 1 0 1											
Skip James, L (8,3) OBP: 0.250, SLG: 0.286								1-2 3-H 1B	1 1 0 1 0 0 1											
Jack Clark, R (1,9) OBP: 0.346, SLG: 0.400		0-3 K		0-3 K		0-0 SF9 3-H		0-0 FC5 1B	3 0 1 2 0 2 1											
Terry Whitfield, L (1,7) OBP: 0.273, SLG: 0.512		4-0 BB 1-2 BB		0-0 4-3		0-0 4-3		0-0 FC5 2-3	3 0 0 0 1 0 2											
Marc Hill, R (1,2) OBP: 0.286, SLG: 0.282		4-0 1-2 2-3 BB		0-3 K				0-0 F7	2 0 0 0 1 1 0											
Johnnie LeMaster, R (1,6) OBP: 0.179, SLG: 0.189		0-3 K			0-0 F4			0-0 6-3	3 0 0 0 0 1 3											
Bob Knepper, L (1,1)		0-3 K			0-3 K			0-3 K	3 0 0 0 0 3 3											
Inning Stats	R: 0 E: 0 K: 0 S: 3	H: 1 LOB: 3 BB: 2 P: 3	R: 0 E: 0 K: 3 S: 10	H: 1 LOB: 3 BB: 2 P: 18	R: 0 E: 0 K: 0 S: 3	H: 0 LOB: 1 BB: 1 P: 7	R: 0 E: 0 K: 2 S: 7	H: 0 LOB: 0 BB: 0 P: 7	R: 0 E: 0 K: 1 S: 5	H: 0 LOB: 0 BB: 0 P: 5	R: 1 E: 0 K: 0 S: 4	H: 1 LOB: 1 BB: 1 P: 8	R: 0 E: 0 K: 1 S: 5	H: 0 LOB: 0 BB: 0 P: 5	R: 2 E: 1 K: 0 S: 5	H: 2 LOB: 1 BB: 1 P: 9	1B: 3 2B: 1 3B: 0 HR: 0	SF: 1 SAC: 1 DP: 0 HBP: 0	WP: 1 PB: 0 SB: 0 CS: 0	PA: 33
PITCHER Tom Seaver, R (1,1) ERA: 3.91	IP: 7.0 WLS: L BF: 27 H: 2 R: 1 ER: 1 SO: 7 BB: 3 IBB: 1 HBP: 0 BLK: 0 WP: 0 HR: 0 S: 37 P: 53 ERA: 1.29 WHIP: 0.714															PITCHER Dale Murray, R (8,1) ERA: 3.95	IP: 1.0 WLS: L BF: 6 H: 2 R: 2 ER: 1 SO: 0 BB: 1 IBB: 0 HBP: 0 BLK: 0 WP: 1 HR: 0 S: 5 P: 9 ERA: 9.00 WHIP: 3.000			




Batter	1	2	3	4	5	6	7	8	9	10	AB	R	H	RBI	BB	SO	LOB					
Pete Rose, S OBP: 0.351, SLG: 0.371 Doug Bair, R (10, 1)	E4 G3		1-3				F7			2B 1B	4	1	1	0	1	0	0					
Ken Griffey, L OBP: 0.370, SLG: 0.471 (1, 9)	G3 BB		F9				F7			1B 2B	4	0	1	0	1	0	2					
Joe Morgan, L OBP: 0.397, SLG: 0.583 (1, 4)	G3						F9			1B IBB	4	0	0	0	1	0	2					
George Foster, R OBP: 0.378, SLG: 0.470 (1, 7)	K									1B	4	1	2	1	1	2	2					
Dan Driessen, L OBP: 0.386, SLG: 0.450 (1, 3)	P6									K	5	0	1	1	0	3	6					
Johnny Bench, R OBP: 0.438, SLG: 0.574 (1, 2)		6-3					F2				4	0	0	0	0	1	2					
Cesar Geronimo, L OBP: 0.397, SLG: 0.481 (1, 8)		4-3									4	0	1	0	0	0	1					
Rick Auerbach, R OBP: 0.357, SLG: 0.583 Dave Collins, S OBP: 0.350, SLG: 0.250 Junior Kennedy, R (10, 5)							SH1-3				2	0	0	0	0	2	0					
Fred Norman, S OBP: 0.250, SLG: 0.250 Dale Murray, R (7, 1)											1	0	0	0	0	1	0					
Dave Concepcion, R OBP: 0.383, SLG: 0.387 (10, 6)											0	0	0	0	0	0	0					
Inning Stats	R: 0 E: 1 K: 1 S: 6	H: 0 LOB: 2 BB: 1 P: 10	R: 0 E: 0 K: 1 S: 5	H: 0 LOB: 0 BB: 0 P: 5	R: 0 E: 0 K: 1 S: 5	H: 0 LOB: 0 BB: 0 P: 5	R: 0 E: 0 K: 1 S: 6	H: 1 LOB: 1 BB: 0 P: 6	R: 0 E: 0 K: 0 S: 4	H: 1 LOB: 2 BB: 1 P: 8	R: 1 E: 0 K: 0 S: 4	H: 1 LOB: 1 BB: 1 P: 8	R: 0 E: 0 K: 1 S: 5	H: 0 LOB: 0 BB: 0 P: 5	R: 0 E: 0 K: 2 S: 7	H: 0 LOB: 0 BB: 0 P: 7	R: 1 E: 0 K: 2 S: 10	H: 3 LOB: 3 BB: 1 P: 14	1B: 3 2B: 2 3B: 1 HR: 0	SF: 0 SAC: 1 DP: 0 HBP: 0	WP: 0 PA: 41	
PITCHER	IP	WLS	BF	H	R	ER	SO	BB	IBB	HBP	BLK	WP	HR	S	P	ERA	WHIP					
John Montefusco, R ERA: 1.37	(1, 1)	7.0		28	3	1	1	5	3	0	0	0	0	0	35	47	1.29	0.857				
Gary Lavelle, L ERA: 3.75	(8, 1)	1.0		3	0	0	0	1	0	0	0	0	0	5	5	0.00	0.000					
Randy Moffitt, R ERA: 3.86	(9, 1)	1.2	L	9	3	1	1	3	0	1	0	0	0	14	18	5.40	1.800					
John Curtis, L ERA: 7.5	(10, 1)	0.1		1	0	0	0	1	0	0	0	0	0	3	3	0.00	0.000					

TOP

Cincinnati Reds @ San Francisco Giants
Candlestick Park, San Francisco, CA
Sun Apr 23 1978, 6:33 AM EST
Att: 50,510 - Unknown

livebaseballscorecards.com

AB 36
R 2
H 6
RBI 2
BB 4
SO 10
LOB 16



WP: 0 PA: 41
PB: 0
SB: 0
CS: 0


Batter	1	2	3	4	5	6	7	8	9	10	AB	R	H	RBI	BB	SO	LOB					
Larry Hemdon, R OBP: 0.328, SLG: 0.321 (1, 8)	F2						SH1-4				3	0	0	0	1	1	3					
Darrell Evans, L OBP: 0.339, SLG: 0.327 (1, 5)	F2										3	0	0	0	2	1	2					
Bill Madlock, R OBP: 0.321, SLG: 0.182 (1, 4)	5-3										4	0	0	0	1	0	4					
Jack Clark, R OBP: 0.339, SLG: 0.358 (1, 9)											3	1	0	0	2	0	4					
Mike Ivie, R OBP: 0.333, SLG: 0.643 (1, 3)											5	0	0	0	0	3	4					
Marc Hill, R OBP: 0.255, SLG: 0.234 Mike Sadek, R OBP: 0.250, SLG: 0.250 (10, PR)											4	0	0	0	1	1	2					
Terry Whitfield, L OBP: 0.264, SLG: 0.438 (1, 7)											0	0	0	0	0	0	0					
Johnnie LeMaster, R OBP: 0.217, SLG: 0.233 Vic Harris, S (10, PH)											2	0	0	0	2	1	1					
John Montefusco, R OBP: 0.275, SLG: 0.333 Willie McCovey, L OBP: 0.344, SLG: 0.476 Rob Andrews, R OBP: 0.318, SLG: 0.440 Gary Lavelle, S OBP: 0.266, SLG: 0.250 Randy Moffitt, R OBP: 0.300, SLG: 0.500 John Curtis, L OBP: 0.250, SLG: 0.625 (10, PH)											0	0	0	0	2	0	0					
Inning Stats	R: 0 E: 0 K: 0 S: 3	H: 0 LOB: 0 BB: 0 P: 3	R: 0 E: 1 K: 2 S: 7	H: 0 LOB: 1 BB: 1 P: 11	R: 0 E: 0 K: 1 S: 5	H: 0 LOB: 2 BB: 2 P: 13	R: 1 E: 1 K: 0 S: 4	H: 0 LOB: 3 BB: 3 P: 16	R: 0 E: 0 K: 0 S: 3	H: 0 LOB: 0 BB: 0 P: 3	R: 0 E: 0 K: 1 S: 5	H: 1 LOB: 1 BB: 1 P: 9	R: 0 E: 0 K: 2 S: 8	H: 1 LOB: 2 BB: 1 P: 12	R: 0 E: 0 K: 2 S: 7	H: 0 LOB: 2 BB: 2 P: 15	R: 0 E: 0 K: 1 S: 5	H: 0 LOB: 2 BB: 1 P: 9	1B: 1 2B: 1 3B: 0 HR: 0	SF: 0 SAC: 2 DP: 0 HBP: 0	WP: 1 PA: 45	
PITCHER	IP	WLS	BF	H	R	ER	SO	BB	IBB	HBP	BLK	WP	HR	S	P	ERA	WHIP					
Fred Norman, L ERA: 2.77	(1, 1)	6.0		27	1	1	0	4	3	0	0	0	0	28	56	0.00	1.333					
Dale Murray, R ERA: 3.24	(7, 1)	3.0	W	14	1	0	0	4	7	1	0	0	1	0	18	34	0.00	1.333				
Doug Bair, R ERA:	(10, 1)	1.0	S	4	0	0	0	1	1	0	0	0	0	5	9	0.00	1.000					

BOTTOM

Cincinnati Reds @ San Francisco Giants
Candlestick Park, San Francisco, CA
Sun Apr 23 1978, 6:33 AM EST
Att: 50,510 - Unknown

livebaseballscorecards.com

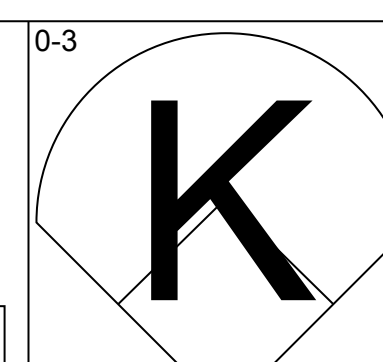
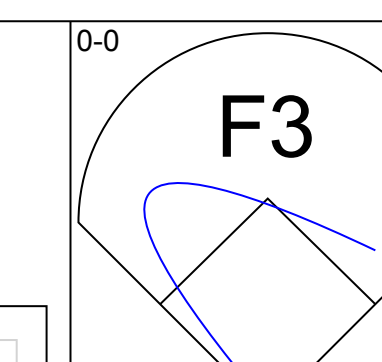
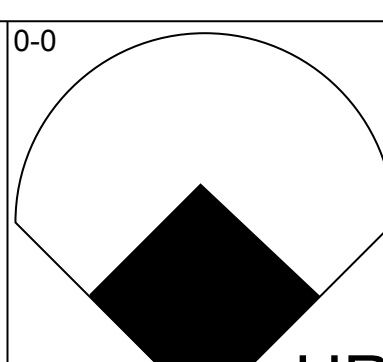
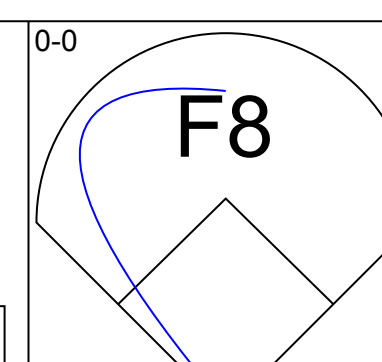
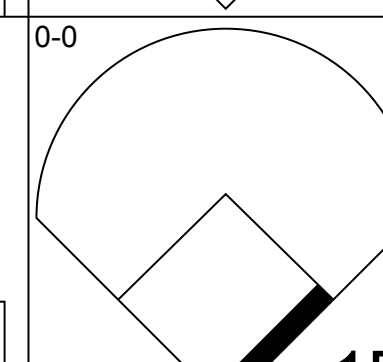
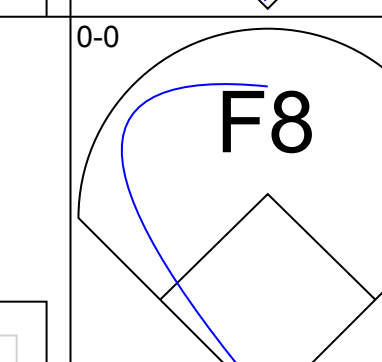
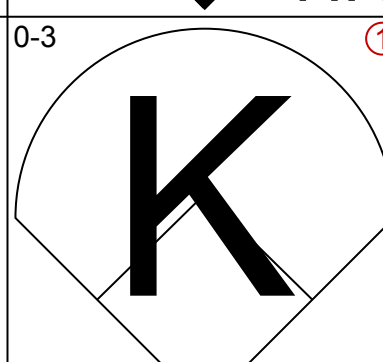
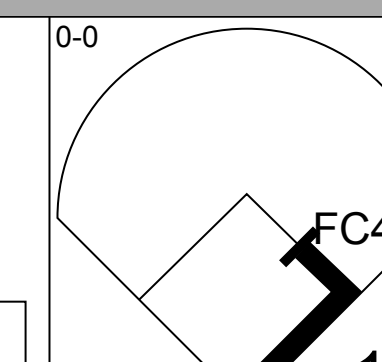

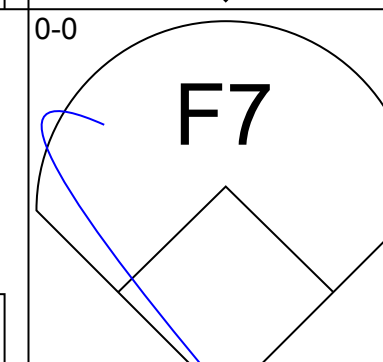
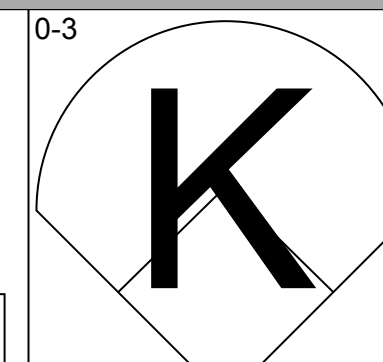
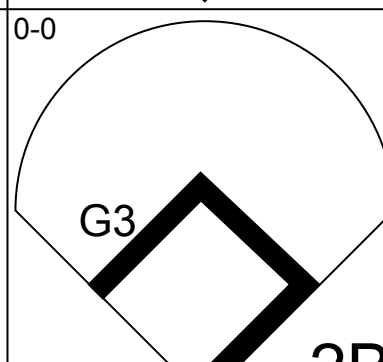

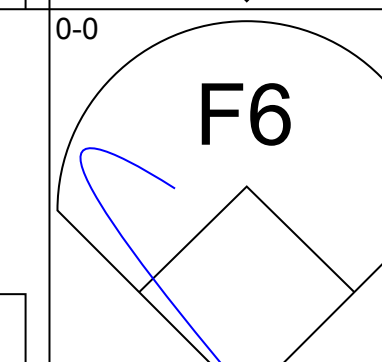

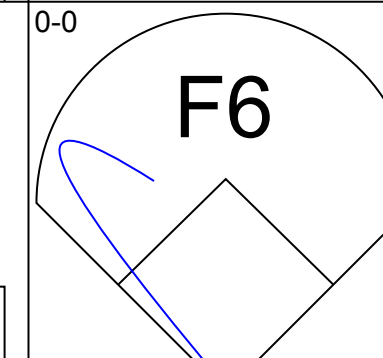
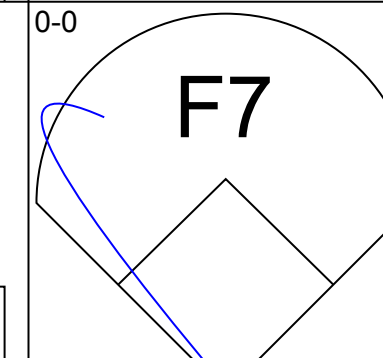
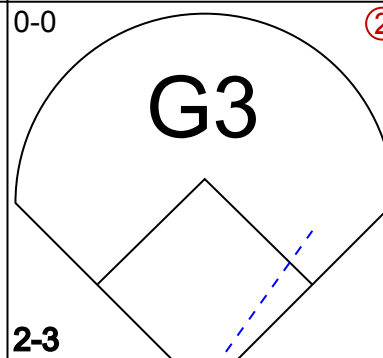

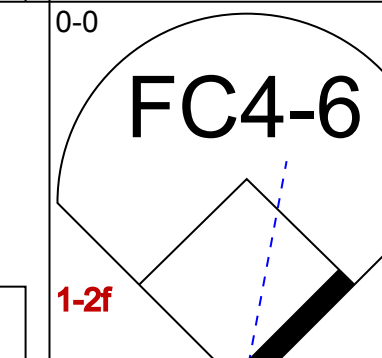

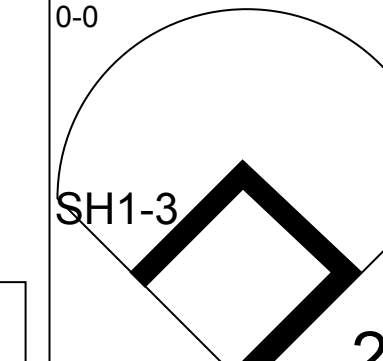
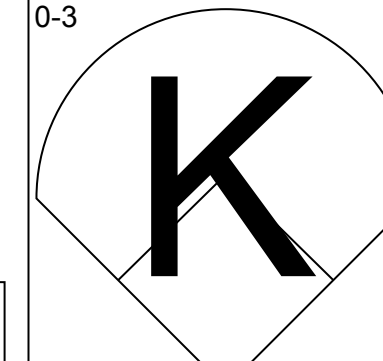
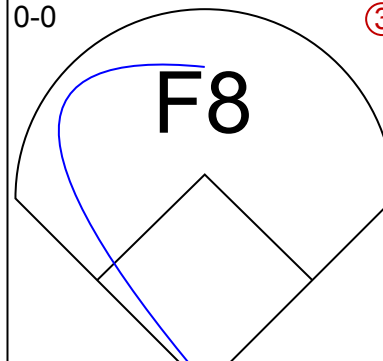
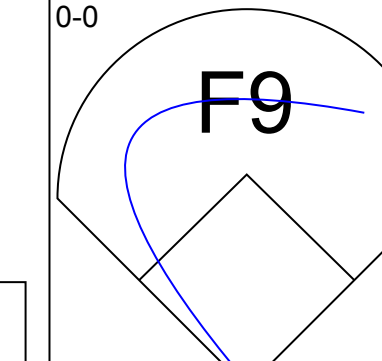

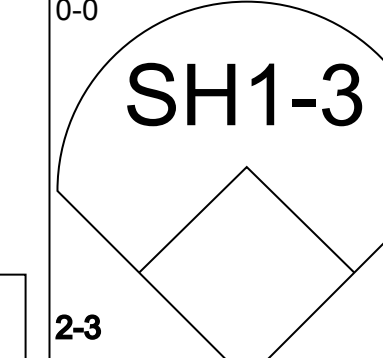
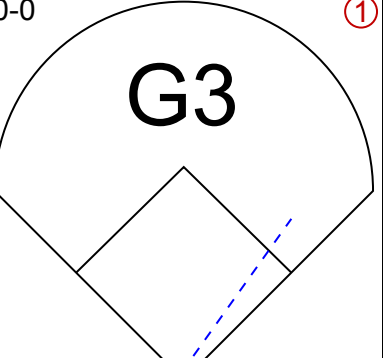
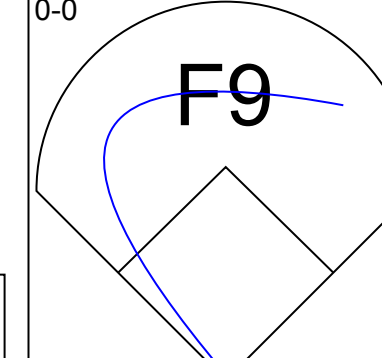
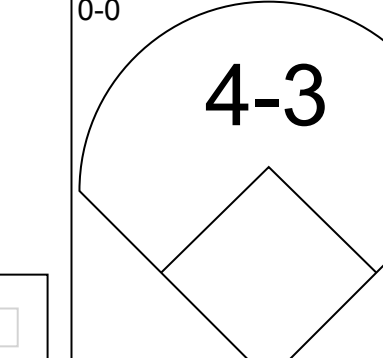
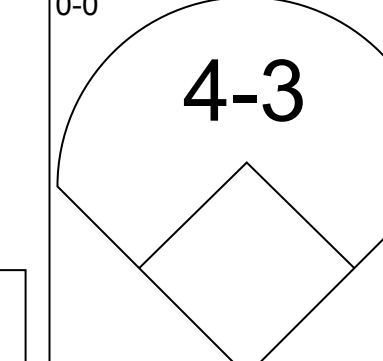
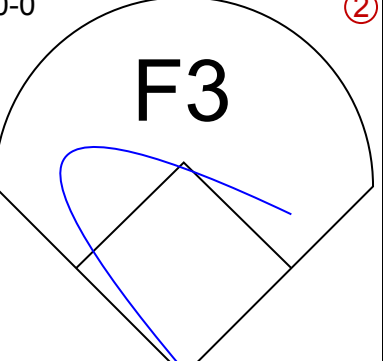
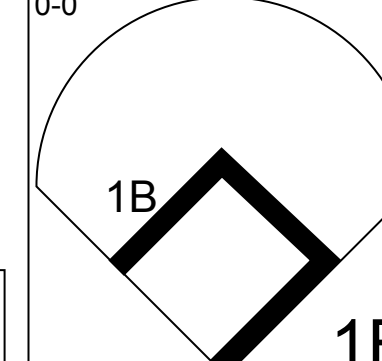

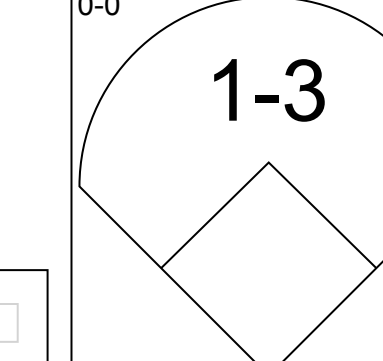
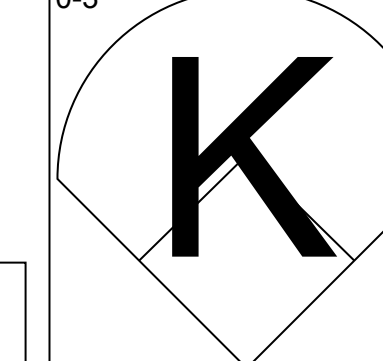
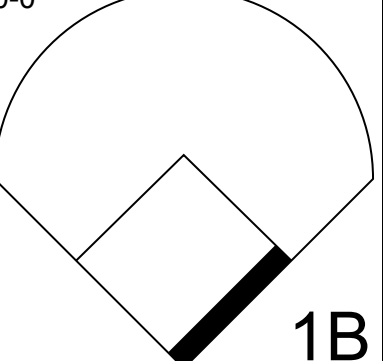
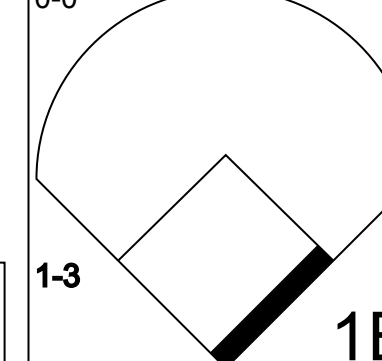

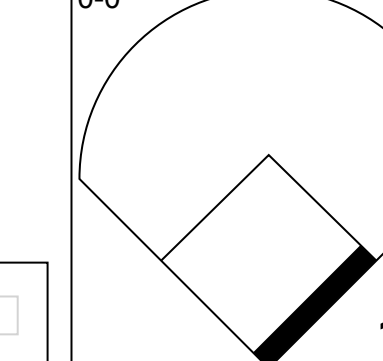
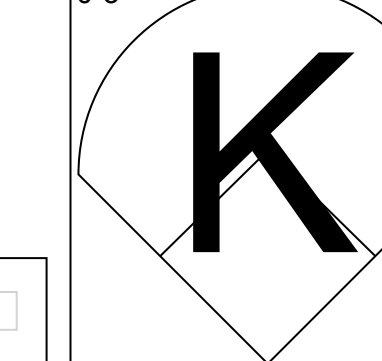
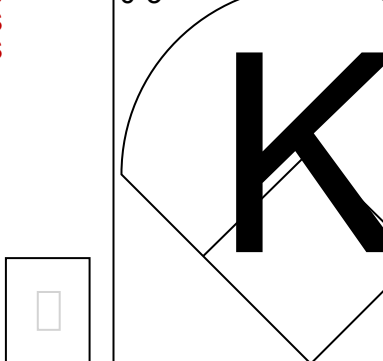
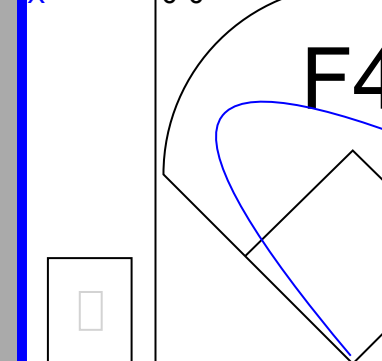
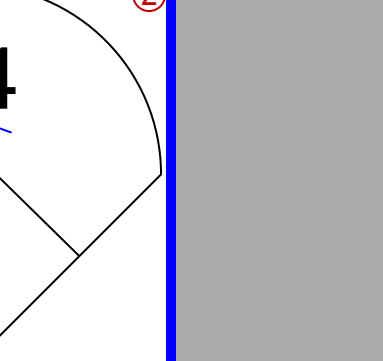
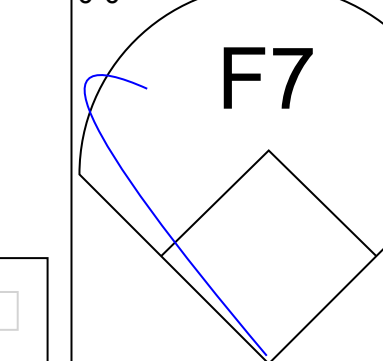
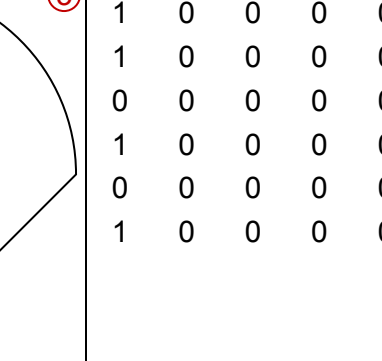

AB 31
R 1
H 2
RBI 0
BB 12
SO 9
LOB 27

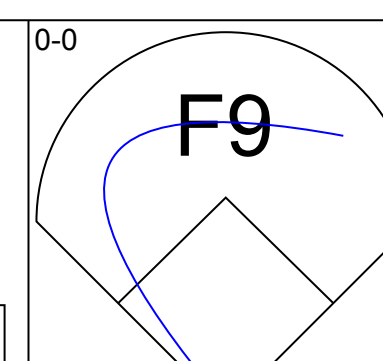
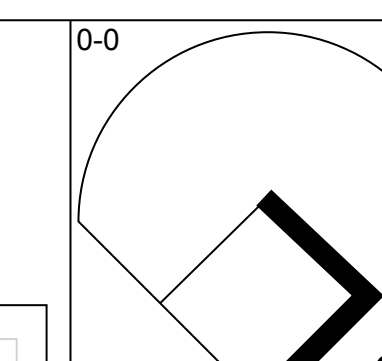
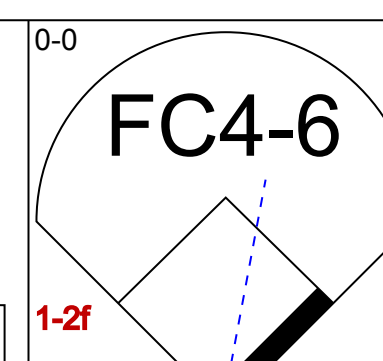
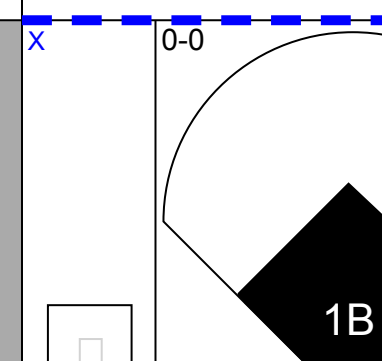
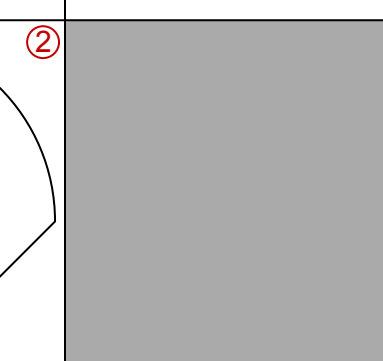
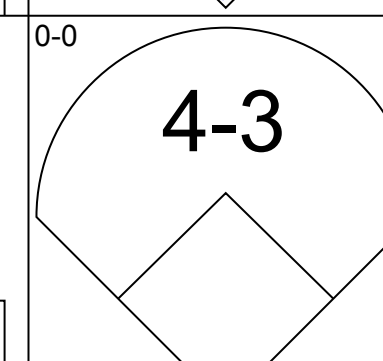
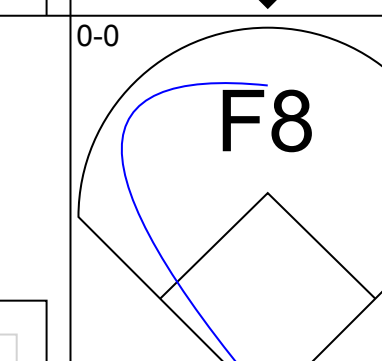
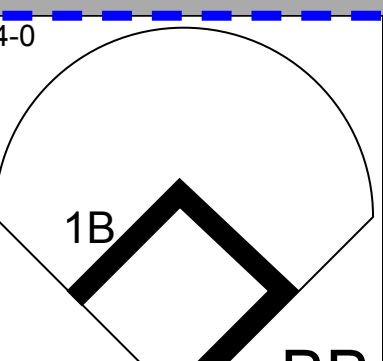

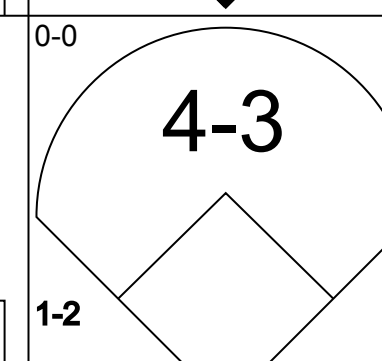
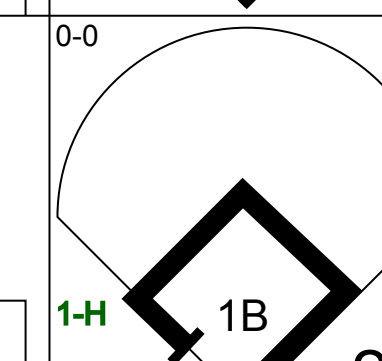

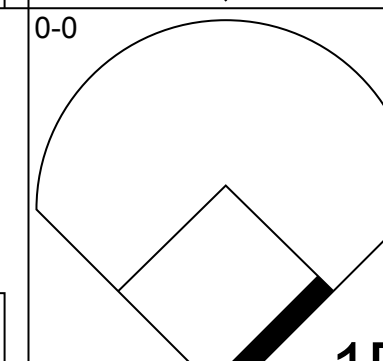
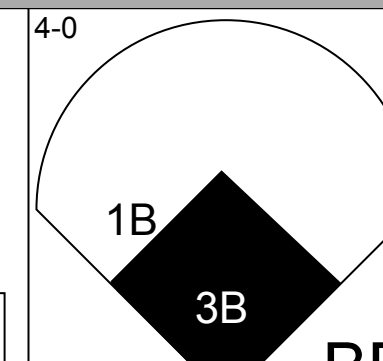
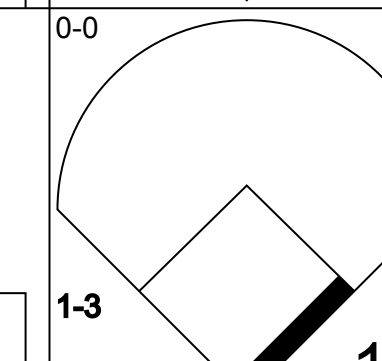

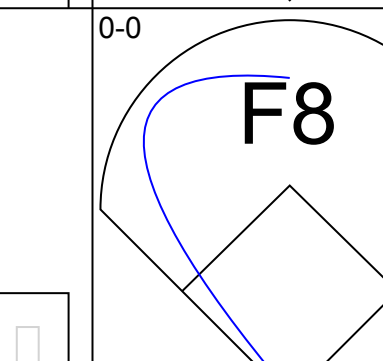
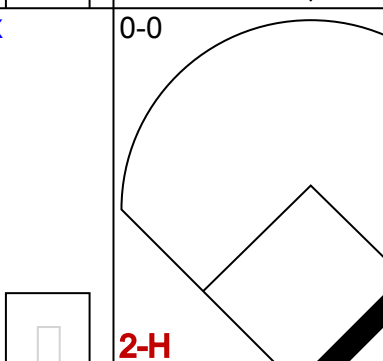

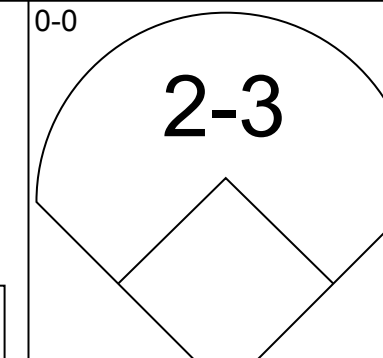
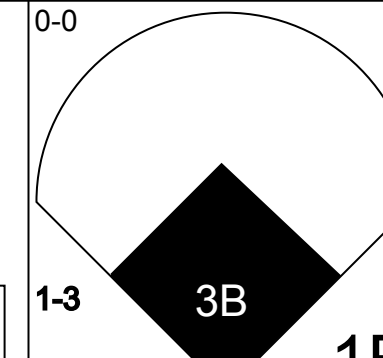
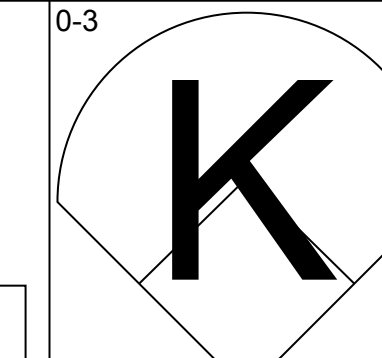

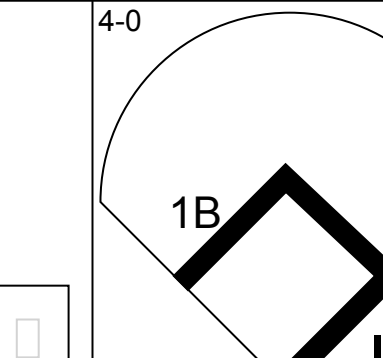


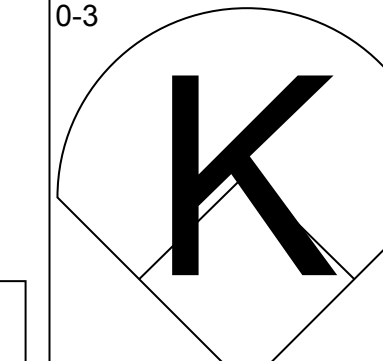
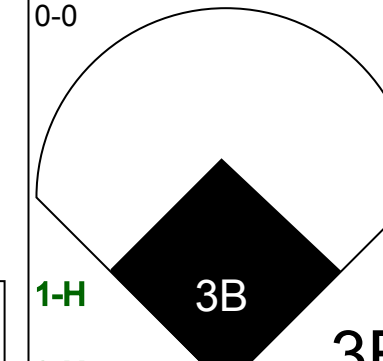
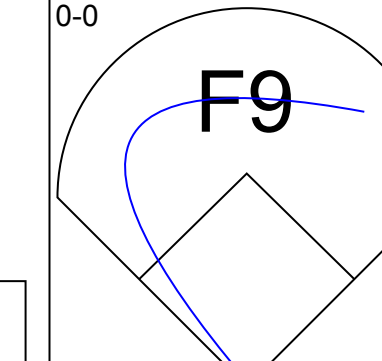

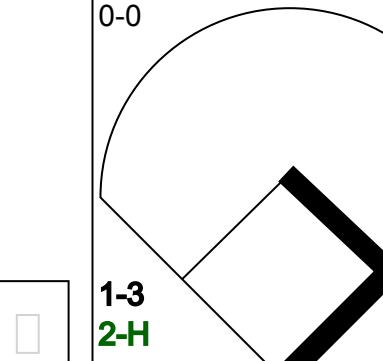


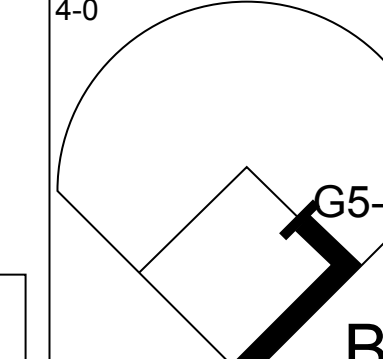
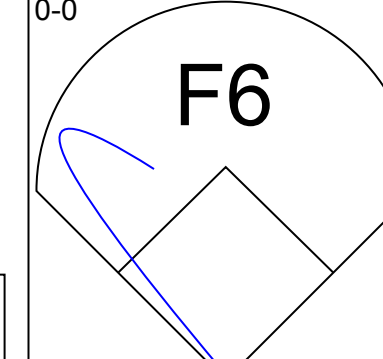
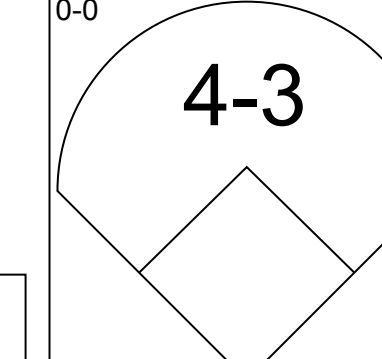
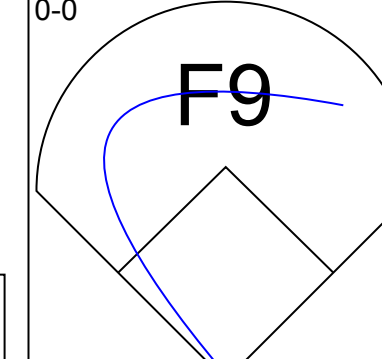
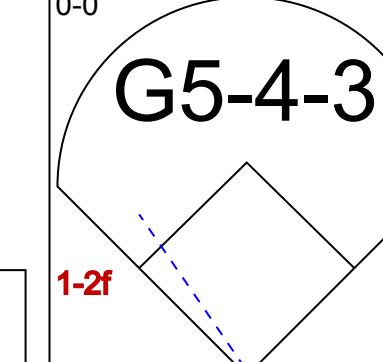
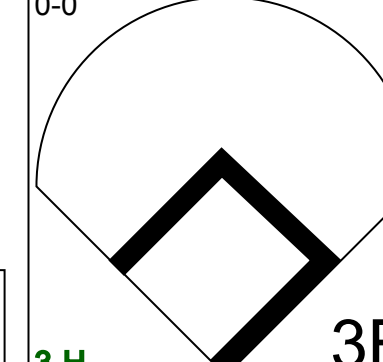
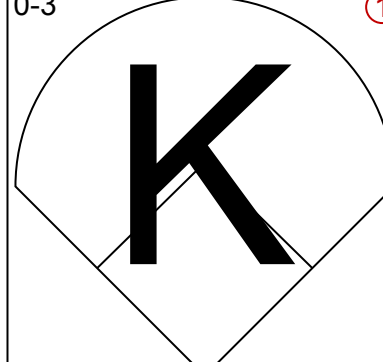
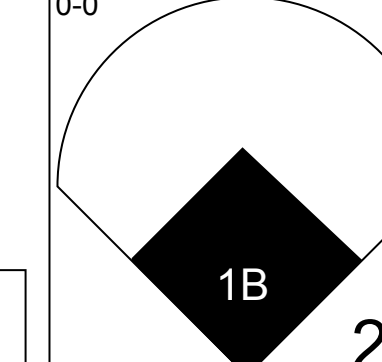

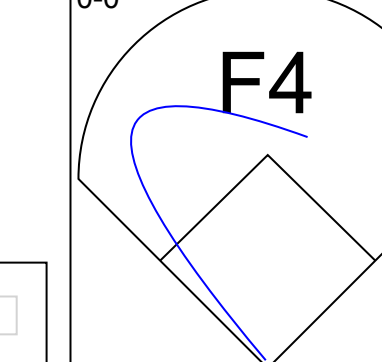
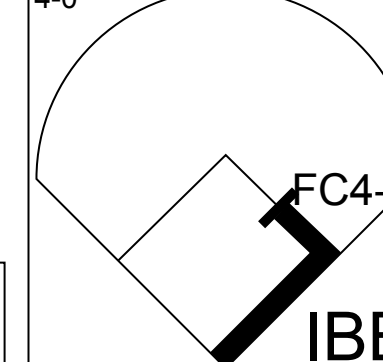

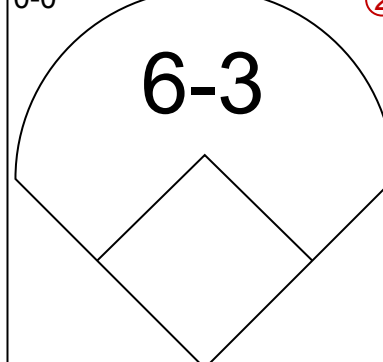
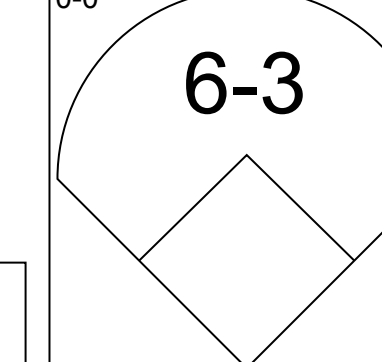

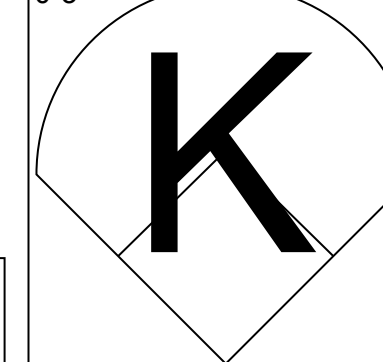
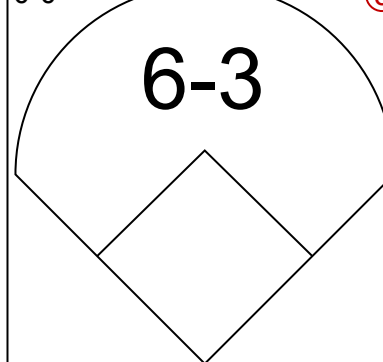
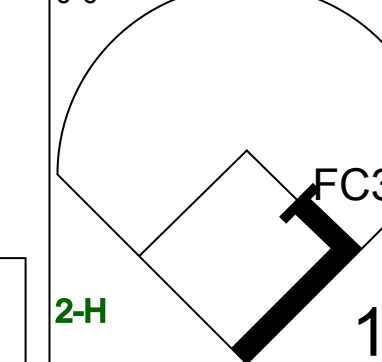




WP: 1 PA: 45
PB: 0
SB: 1
CS: 0

Batter	1	2	3	4	5	6	7	8	9	AB	R	H	RBI	BB	SO	LOB	TOP			
Larry Herndon, R (1, 8) OBP: 0.303, SLG: 0.293	0-3 K		0-0 F8		0-0 F8	0-3 K			0-0 F3	5	0	0	0	0	2	4	San Francisco Giants @ Atlanta Braves Atlanta-Fulton County Stadium, Atlanta, GA Tue Apr 25 1978, 6:05 PM EST Att: 2,193 - Unknown			
Darrell Evans, L (1, 5) OBP: 0.359, SLG: 0.327	4-0 BB		4-0 PB 2B BB		0-0 BB 1B	0-0 F7			0-3 K2-3	3	1	1	0	2	1	3				
Bill Madlock, R (1, 4) OBP: 0.313, SLG: 0.231	0-3 K		0-0 1-H 2B		0-0 F8					4	0	1	1	0	1	3				
Willie McCovey, L (1, 3) OBP: 0.300, SLG: 0.444	0-0 3-1		0-3 K		4-0 1-2 2-3 BB					3	0	0	0	1	1	2				
Jack Clark, R (1, 9) OBP: 0.318, SLG: 0.333		0-3 K2-3		0-3 K	0-0 F5					4	0	0	0	0	2	3				
Terry Whitfield, L (1, 7) OBP: 0.283, SLG: 0.423		0-0 F8		0-0 CS 1B		0-0 4-3			0-0 1-3	4	0	1	0	0	0	0				
Marc Hill, R (1, 2) OBP: 0.291, SLG: 0.229		4-0 BB		4-0 1-2 BB		4-0 1B 1B BB			0-3 K	1	0	0	0	3	1	0				
Johnnie LeMaster, R (1, 6) OBP: 0.220, SLG: 0.234	0-3 K		0-0 F7		0-0 1B				0-0 F7	4	0	1	0	0	1	2				
Jim Barr, R (1, 1) OBP: 0.200, SLG: 0.200			0-0 5-3		0-0 BB 1B					2	0	1	0	0	0	0				
Mike Ivie, R (6, PH) OBP: 0.375, SLG: 0.667					BB 1B					1	0	1	0	0	0	0				
John Curtis, L (6, PH) OBP: 0.200, SLG: 0.222					1-2 2-3 1B					0	0	0	0	0	0	0				
Skip James, L (9, PH)					1-2 2-3 1B				0-0 G3	1	0	0	0	0	0	0				
Inning Stats	R: 0 E: 0 K: 2 S: 7	H: 0 LOB: 1 BB: 1 P: 11	R: 0 E: 0 K: 2 S: 7	H: 0 LOB: 1 BB: 1 P: 11	R: 1 E: 0 K: 1 S: 6	H: 1 LOB: 1 BB: 1 P: 10	R: 0 E: 0 K: 1 S: 5	H: 1 LOB: 3 BB: 1 P: 9	R: 0 E: 0 K: 1 S: 7	H: 2 LOB: 3 BB: 1 P: 11	R: 0 E: 0 K: 0 S: 3	H: 0 LOB: 0 BB: 0 P: 3	R: 0 E: 0 K: 1 S: 5	H: 0 LOB: 0 BB: 0 P: 5	R: 0 E: 0 K: 1 S: 5	H: 0 LOB: 0 BB: 0 P: 5	1B: 5 2B: 1 3B: 0 HR: 0	SF: 0 SAC: 0 DP: 0 HBP: 0	WP: 0 PB: 1 SB: 0 CS: 1	PA: 38
PITCHER Phil Niekro, R (1, 1) ERA: 3.34	IP: 9.0 WLS: W BF: 38 H: 6 R: 1 ER: 0 SO: 9 BB: 6 IBB: 0 HBP: 0 BLK: 0 WP: 0 HR: 0 S: 50 P: 74 ERA: 0.00 WHIP: 1.333																			

Batter	1	2	3	4	5	6	7	8	9	AB	R	H	RBI	BB	SO	LOB	BOTTOM			
Jerry Royster, R (1, 4) OBP: 0.431, SLG: 0.362	0-0 5-3		0-0 7-2		0-0 F6				0-0 4-3 SH3-4 1B	4	0	1	0	0	0	1	San Francisco Giants @ Atlanta Braves Atlanta-Fulton County Stadium, Atlanta, GA Tue Apr 25 1978, 6:05 PM EST Att: 2,193 - Unknown			
Rowland Office, L (1, 8) OBP: 0.216, SLG: 0.306	0-0 G4-6-3 1B			0-0 4-3		4-0 SH3-4 BB			0-0 SH3-4	2	0	1	0	1	0	0				
Brian Aselstine, L (1, 9) OBP: 0.333, SLG: 0.364	0-0 G4-6-3 1-2			0-0 2B 1B		0-0 SH3-4			0-0 4-3	3	1	1	0	0	0	2				
Jeff Burroughs, R (1, 7) OBP: 0.460, SLG: 0.500		0-0 4-3 SF8 2B		0-0 1-H 1B 2B		4-0 IBB			4-0 IBB	2	2	2	1	2	0	0				
Barry Bonnell, R (8, PR) OBP: 0.226, SLG: 0.235				0-0 FC5-4 1B		0-0 F7			0-3 K	0	0	0	0	0	0	0				
Biff Pocoroba, S (1, 2) OBP: 0.313, SLG: 0.279	0-0 4-3			0-0 FC5-4 1B		0-0 F7			0-3 K	4	0	1	1	0	1	5				
Dale Murphy, R (1, 3) OBP: 0.207, SLG: 0.231	0-0 SF8			0-0 FC5-4 1-2		0-3 K				2	0	0	1	0	1	3				
Rod Gilbreath, R (1, 5) OBP: 0.258, SLG: 0.233	0-0 1-3			0-0 6-3					0-0 F7	3	0	0	0	0	0	1				
Pat Rockett, R (1, 6) OBP: 0.156, SLG: 0.119			0-0 SH3-4 7-2 1B		0-0 F7				0-0 F7	3	0	1	0	0	0	0				
Phil Niekro, R (1, 1) OBP: 0.111, SLG: 0.111			0-0 SH3-4		0-0 6-3				0-0 5-3	2	0	0	0	0	0	0				
Inning Stats	R: 0 E: 0 K: 0 S: 3	H: 1 LOB: 0 BB: 0 P: 3	R: 1 E: 0 K: 0 S: 4	H: 1 LOB: 0 BB: 0 P: 4	R: 0 E: 0 K: 0 S: 3	H: 1 LOB: 0 BB: 0 P: 3	R: 2 E: 0 K: 0 S: 6	H: 3 LOB: 1 BB: 0 P: 6	R: 0 E: 0 K: 0 S: 3	H: 0 LOB: 0 BB: 0 P: 3	R: 0 E: 0 K: 1 S: 5	H: 0 LOB: 2 BB: 2 P: 13	R: 0 E: 0 K: 0 S: 3	H: 0 LOB: 0 BB: 0 P: 3	R: 0 E: 0 K: 1 S: 6	H: 1 LOB: 2 BB: 1 P: 10	1B: 5 2B: 3 3B: 0 HR: 0	SF: 1 SAC: 3 DP: 2 HBP: 0	WP: 0 PB: 0 SB: 2 CS: 0	PA: 32
PITCHER Jim Barr, R (1, 1) ERA: 2.33 John Curtis, L (6, 1) ERA: 5.0	IP: 5.0 WLS: L BF: 19 H: 6 R: 3 ER: 3 SO: 3 BB: 3 IBB: 0 HBP: 0 BLK: 0 WP: 0 HR: 0 S: 19 P: 19 ERA: 5.40 WHIP: 1.200																			

Batter	1	2	3	4	5	6	7	8	9	AB	R	H	RBI	BB	SO	LOB	TOP					
Bill Madlock, R OBP: 0.306, SLG: 0.333 (1, 4)										4	1	1	1	0	1	2	San Francisco Giants @ Atlanta Braves Atlanta-Fulton County Stadium, Atlanta, GA Wed Apr 26 1978, 6:05 PM EST Att: 3,284 - Unknown					
Terry Whitfield, L OBP: 0.276, SLG: 0.429 (1, 7)										4	0	2	0	0	1	0						
Darrell Evans, L OBP: 0.353, SLG: 0.339 (1, 5)										4	0	1	0	0	1	2						
Willie McCovey, L OBP: 0.278, SLG: 0.408 (1, 3)										4	0	0	0	0	0	3						
Jack Clark, R OBP: 0.314, SLG: 0.344 (1, 9)										4	0	1	0	0	1	2						
Vic Harris, S (1, 8)										3	0	0	0	0	0	0						
Rob Andrews, R OBP: 0.304, SLG: 0.414 (1, 6)										4	0	1	0	0	0	1						
Mike Sadek, R OBP: 0.500, SLG: 0.500 (1, 2)										4	0	3	0	0	1	1						
Bob Knepper, L Tom Heintzelman, R Greg Minton, S Mike Ivie, R Charlie Williams, R Skip James, L OBP: 0.162, SLG: 0.200 (11, 1)										1	0	0	0	0	0	1						
Inning Stats	R: 0 E: 0 K: 1 S: 6	H: 1 LOB: 1 BB: 0 P: 6	R: 0 E: 0 K: 1 S: 6	H: 1 LOB: 1 BB: 0 P: 6	R: 0 E: 0 K: 1 S: 5	H: 0 LOB: 0 BB: 0 P: 5	R: 0 E: 0 K: 2 S: 7	H: 0 LOB: 0 BB: 0 P: 7	R: 0 E: 0 K: 1 S: 6	H: 1 LOB: 1 BB: 0 P: 6	R: 1 E: 0 K: 1 S: 7	H: 2 LOB: 1 BB: 0 P: 7	R: 0 E: 0 K: 0 S: 5	H: 2 LOB: 2 BB: 0 P: 5	R: 0 E: 0 K: 0 S: 4	H: 1 LOB: 1 BB: 0 P: 4	R: 0 E: 0 K: 0 S: 4	H: 1 LOB: 1 BB: 0 P: 4	1B: 6 2B: 2 3B: 0 HR: 1	SF: 0 SAC: 1 DP: 0 HBP: 0	WP: 0 PB: 0 SB: 0 CS: 0	PA: 36
PITCHER	IP WLS BF H R ER SO BB IBB HBP BLK WP HR S P ERA WHIP	6.1 W 26 7 1 1 7 0 0 0 0 0 1 40 40 1.42 1.105	2.2 S 10 2 0 0 0 0 0 0 0 0 0 0 10 10 0.00 0.750	PITCHER												IP WLS BF H R ER SO BB IBB HBP BLK WP HR S P ERA WHIP						

Batter	1	2	3	4	5	6	7	8	9	AB	R	H	RBI	BB	SO	LOB	BOTTOM			
Jerry Royster, R OBP: 0.429, SLG: 0.385 (1, 4)										5	2	2	0	0	0	3	San Francisco Giants @ Atlanta Braves Atlanta-Fulton County Stadium, Atlanta, GA Wed Apr 26 1978, 6:05 PM EST Att: 3,284 - Unknown			
Barry Bonnell, R OBP: 0.241, SLG: 0.255 (1, 8)										4	0	1	1	1	0	2				
Jeff Burroughs, R Rowland Office, L OBP: 0.237, SLG: 0.324 (1, 7)										3	1	2	0	1	0	1				
Cito Gaston, R Brian Asselstine, L OBP: 0.360, SLG: 0.384 (1, 9)										3	1	1	0	0	1	3				
Dale Murphy, R OBP: 0.226, SLG: 0.286 (1, 3)										4	1	2	3	0	1	2				
Biff Pocoreba, S OBP: 0.308, SLG: 0.261 (1, 2)										3	0	0	0	1	0	5				
Rod Gilbreath, R OBP: 0.286, SLG: 0.353 (1, 5)										4	1	2	1	0	1	1				
Pat Rockett, R OBP: 0.163, SLG: 0.111 (1, 6)										3	0	0	0	1	0	1				
Preston Hanna, R Eddie Solomon, R OBP: 0.333, SLG: 0.333 (1, 1)										3	0	0	0	0	1	2				
Inning Stats	R: 0 E: 0 K: 0 S: 4	H: 1 LOB: 1 BB: 0 P: 4	R: 0 E: 0 K: 1 S: 4	H: 0 LOB: 0 BB: 1 P: 8	R: 0 E: 0 K: 0 S: 4	H: 1 LOB: 1 BB: 0 P: 4	R: 3 E: 0 K: 1 S: 8	H: 3 LOB: 2 BB: 2 P: 16	R: 0 E: 0 K: 1 S: 6	H: 1 LOB: 2 BB: 1 P: 10	R: 0 E: 0 K: 1 S: 5	H: 0 LOB: 0 BB: 0 P: 5	R: 1 E: 0 K: 0 S: 5	H: 2 LOB: 2 BB: 1 P: 9	R: 2 E: 0 K: 0 S: 6	H: 4 LOB: 2 BB: 0 P: 6	1B: 7 2B: 3 3B: 2 HR: 0	SF: 0 SAC: 0 DP: 1 HBP: 0	WP: 0 PB: 0 SB: 1 CS: 0	PA: 39
PITCHER	IP WLS BF H R ER SO BB IBB HBP BLK WP HR S P ERA WHIP	4.0 L 19 5 3 3 2 1 0 0 0 0 0 0 11 15 0.00 1.000	2.0 8 1 0 0 2 1 0 0 0 0 0 0 11 15 13.50 3.000	PITCHER												IP WLS BF H R ER SO BB IBB HBP BLK WP HR S P ERA WHIP				

Batter	1	2	3	4	5	6	7	8	9	AB	R	H	RBI	BB	SO	LOB	TOP										
Bill Madlock, R OBP: 0.293, SLG: 0.294 (1, 4)										4	1	0	0	1	0	2	San Francisco Giants @ Atlanta Braves Atlanta-Fulton County Stadium, Atlanta, GA Thu Apr 27 1978, 6:05 PM EST Att: 3,527 - Unknown										
Terry Whitfield, L OBP: 0.286, SLG: 0.426 (1, 8) (6, 7)										5	1	2	0	0	1	1											
Darrell Evans, L OBP: 0.356, SLG: 0.333 (1, 5)										4	1	1	1	1	1	0											
Willie McCovey, L OBP: 0.298, SLG: 0.500 Larry Herndon, R OBP: 0.299, SLG: 0.288 (6, 8)										3	1	2	4	0	0	0											
Jack Clark, R OBP: 0.297, SLG: 0.323 (1, 9)										4	0	0	0	0	1	3											
Mike Ivie, R OBP: 0.333, SLG: 0.550 (1, 7) (6, 3)										4	0	1	0	0	0	1											
Johnnie LetMaster, R OBP: 0.241, SLG: 0.255 (1, 6)										4	0	2	0	0	0	1											
Mike Sadek, R OBP: 0.417, SLG: 0.364 (1, 2)										3	0	0	0	1	0	3											
Vida Blue, S OBP: 0.400, SLG: 0.625 (1, 1)										3	1	1	0	0	1	2											
Inning Stats	R: 3 E: 0 K: 1 S: 7	H: 2 LOB: 1 BB: 2 P: 15	R: 0 E: 1 K: 1 S: 6	H: 0 LOB: 1 BB: 0 P: 6	R: 0 E: 0 K: 0 S: 3	H: 0 LOB: 0 BB: 0 P: 3	R: 0 E: 0 K: 1 S: 6	H: 2 LOB: 1 BB: 0 P: 6	R: 0 E: 0 K: 0 S: 3	H: 0 LOB: 0 BB: 0 P: 3	R: 1 E: 0 K: 0 S: 5	H: 2 LOB: 1 BB: 0 P: 5	R: 1 E: 0 K: 0 S: 6	H: 3 LOB: 2 BB: 0 P: 6	R: 0 E: 0 K: 0 S: 3	H: 0 LOB: 1 BB: 1 P: 7		R: 0 E: 0 K: 1 S: 5	H: 0 LOB: 0 BB: 0 P: 5	1B: 7 2B: 1 3B: 0 HR: 1	SF: 0 SAC: 1 DP: 0 HBP: 0	WP: 1 PB: 0 SB: 1 CS: 0	PA: 39				
PITCHER	IP	WLS	BF	H	R	ER	SO	BB	IBB	HBP	BLK	WP	HR	S	P	ERA	WHIP										
Dick Ruthven, R ERA: 4.02 (1, 1)	6.1	L	29	8	5	5	3	2	0	0	0	0	1	33	41	7.11	1.579										
Mickey Mahler, L ERA: (7, 1)	0.0		1	1	0	0	0	0	0	0	0	1	0	1	1	∞	∞										
Rick Camp, R ERA: 3.86 (7, 1)	0.2		2	0	0	0	0	0	0	0	0	0	0	2	2	0.00	0.000										
Dave Campbell, R ERA: 4.26 (8, 1)	2.0		7	0	0	0	1	1	0	0	0	0	0	8	12	0.00	0.500										

Batter	1	2	3	4	5	6	7	8	9	AB	R	H	RBI	BB	SO	LOB	BOTTOM										
Jerry Royster, R OBP: 0.418, SLG: 0.375 (1, 4)										4	1	1	0	0	1	0	San Francisco Giants @ Atlanta Braves Atlanta-Fulton County Stadium, Atlanta, GA Thu Apr 27 1978, 6:05 PM EST Att: 3,527 - Unknown										
Barry Bonnell, R OBP: 0.256, SLG: 0.259 (1, 8)										3	1	1	1	1	0	0											
Jeff Burroughs, R OBP: 0.507, SLG: 0.579 (1, 7)										2	1	2	2	2	0	0											
Cito Gaston, R OBP: 0.129, SLG: 0.100 (1, 9)										4	0	0	0	0	1	3											
Dale Murphy, R OBP: 0.227, SLG: 0.283 (1, 3)										4	0	1	0	0	0	1											
Biff Pocoreba, S OBP: 0.304, SLG: 0.260 (1, 2)										4	0	1	0	0	0	1											
Pat Rockett, R OBP: 0.151, SLG: 0.102 (1, 6)										4	0	0	0	0	0	2											
Darrel Chaney, S OBP: 0.417, SLG: 0.667 (1, 5)										3	0	1	0	0	0	0											
Dick Ruthven, R OBP: 0.111, SLG: 0.111 Mickey Mahler, S (7, 1)										2	0	0	0	0	2	0											
Rick Camp, R (7, 1)										0	0	0	0	0	0	0											
Rod Gilbreath, R (7, PH) Dave Campbell, R (8, 1)										0	0	0	0	0	0	2											
Inning Stats	R: 2 E: 0 K: 2 S: 8	H: 1 LOB: 0 BB: 1 P: 12	R: 0 E: 0 K: 0 S: 3	H: 0 LOB: 0 BB: 0 P: 3	R: 1 E: 0 K: 1 S: 6	H: 2 LOB: 1 BB: 1 P: 10	R: 0 E: 0 K: 0 S: 3	H: 1 LOB: 0 BB: 0 P: 3	R: 0 E: 0 K: 1 S: 5	H: 0 LOB: 0 BB: 0 P: 5	R: 0 E: 0 K: 0 S: 3	H: 0 LOB: 1 BB: 1 P: 7	R: 0 E: 0 K: 0 S: 4	H: 2 LOB: 1 BB: 0 P: 4	R: 0 E: 0 K: 0 S: 4	H: 1 LOB: 1 BB: 0 P: 4	R: 0 E: 0 K: 0 S: 3	H: 0 LOB: 0 BB: 0 P: 3	1B: 6 2B: 0 3B: 0 HR: 1	SF: 0 SAC: 0 DP: 2 HBP: 0	WP: 0 PB: 0 SB: 1 CS: 0	PA: 34					
PITCHER	IP	WLS	BF	H	R	ER	SO	BB	IBB	HBP	BLK	WP	HR	S	P	ERA	WHIP										
Vida Blue, L ERA: 3.6 (1, 1)	9.0	W	34	7	3	3	4	3	0	0	0	0	1	39	51	3.00	1.111										



Batter	1	2	3	4	5	6	7	8	9	AB	R	H	RBI	BB	SO	LOB	TOP			
Bill Madlock , R (1, 4) OBP: 0.304, SLG: 0.368										4	2	1	1	1	1	1	San Francisco Giants @ Pittsburgh Pirates Three Rivers Stadium, Pittsburgh, PA Fri Apr 28 1978, 6:05 PM EST Att: 7,881 - Unknown			
Darrell Evans , L (1, 5) OBP: 0.346, SLG: 0.313										4	1	0	0	1	1	1				
Jack Clark , R (1, 9) OBP: 0.329, SLG: 0.382										3	2	2	1	2	0	0				
Willie McCovey , L (1, 3) OBP: 0.323, SLG: 0.518 Skip James , L (9, PR) OBP: 0.182, SLG: 0.200										4	0	2	3	1	1	2				
Mike Ivie , R (1, 7) OBP: 0.360, SLG: 0.542 Vic Harris , S (8, PR) (8, 7)										4	0	2	0	0	0	2				
Larry Hemdon , R (1, 8) OBP: 0.324, SLG: 0.306										3	0	2	0	1	0	2				
Johnnie LetMaster , R (1, 6) OBP: 0.241, SLG: 0.255										4	0	1	0	0	0	6				
Mike Sadek , R (1, 2) OBP: 0.313, SLG: 0.267										4	0	0	0	0	0	3				
John Montefusco , R (1, 1) OBP: 0.364, SLG: 0.333 Rob Andrews , R (9, PH) OBP: 0.353, SLG: 0.400 Randy Moffitt , R (9, 1) OBP: 0.500, SLG: 0.500 Gary Lavelle , S (9, 1)										3	0	1	0	0	0	1				
Inning Stats	R: 2 E: 0 K: 1 S: 9	H: 4 LOB: 2 BB: 0 P: 9	R: 0 E: 0 K: 0 S: 4	H: 1 LOB: 1 BB: 0 P: 4	R: 0 E: 0 K: 0 S: 4	H: 2 LOB: 2 BB: 1 P: 8	R: 0 E: 0 K: 0 S: 3	H: 0 LOB: 0 BB: 0 P: 3	R: 0 E: 0 K: 0 S: 3	H: 1 LOB: 1 BB: 0 P: 7	R: 0 E: 0 K: 2 S: 8	H: 1 LOB: 1 BB: 0 P: 8	R: 0 E: 0 K: 0 S: 4	H: 1 LOB: 2 BB: 0 P: 4	R: 3 E: 0 K: 0 S: 4	H: 1 LOB: 2 BB: 4 P: 20		1B: 8 2B: 1 3B: 0 HR: 2	SF: 0 SAC: 2 DP: 0 HBP: 0	WP: 0 PB: 0 SB: 1 CS: 0
PITCHER John Candelaria , L (1, 1) ERA: 5.05	IP: 9.0 WLS: L BF: 43	H: 11 R: 5 ER: 5 SO: 3	BB: 5 IBB: 1 HBP: 0 BLK: 0	WP: 0 HR: 2 S: 43 P: 67	ERA: 5.00 WHIP: 1.778															

Batter	1	2	3	4	5	6	7	8	9	AB	R	H	RBI	BB	SO	LOB	BOTTOM			
Frank Taveras , R (1, 6) OBP: 0.203, SLG: 0.254 Willie Stargell , L (9, PH) OBP: 0.377, SLG: 0.366 Jim Fregosi , R (9, PH) OBP: 0.400, SLG: 0.182										4	0	0	0	0	1	3	San Francisco Giants @ Pittsburgh Pirates Three Rivers Stadium, Pittsburgh, PA Fri Apr 28 1978, 6:05 PM EST Att: 7,881 - Unknown			
Omar Moreno , L (1, 8) OBP: 0.385, SLG: 0.327										5	2	3	1	0	0	0				
Dave Parker , L (1, 9) OBP: 0.403, SLG: 0.621										5	1	2	3	0	0	2				
Bill Robinson , R (1, 7) OBP: 0.364, SLG: 0.517										5	0	1	0	0	2	3				
John Milner , L (1, 3) OBP: 0.294, SLG: 0.077										3	0	0	0	1	0	1				
Rennie Stennett , R (1, 4) OBP: 0.296, SLG: 0.396										4	0	1	0	0	1	2				
Ed Ott , L (1, 2) OBP: 0.293, SLG: 0.340										4	0	2	0	0	0	0				
Phil Garner , R (1, 5) OBP: 0.254, SLG: 0.327										4	1	2	0	0	1	3				
John Candelaria , L (1, 1) OBP: 0.273, SLG: 0.111 Manny Sanguillen , R (9, PH) OBP: 0.222, SLG: 0.125										2	0	1	0	0	1	1				
Inning Stats	R: 2 E: 0 K: 1 S: 7	H: 2 LOB: 0 BB: 0 P: 7	R: 0 E: 0 K: 1 S: 6	H: 2 LOB: 1 BB: 0 P: 6	R: 1 E: 0 K: 1 S: 7	H: 2 LOB: 1 BB: 0 P: 7	R: 0 E: 0 K: 3 S: 11	H: 2 LOB: 2 BB: 0 P: 11	R: 0 E: 0 K: 0 S: 4	H: 1 LOB: 2 BB: 1 P: 8	R: 0 E: 0 K: 0 S: 3	H: 0 LOB: 0 BB: 0 P: 3	R: 0 E: 0 K: 0 S: 3	H: 0 LOB: 0 BB: 0 P: 3	R: 1 E: 0 K: 0 S: 6	H: 3 LOB: 2 BB: 0 P: 6		1B: 12 2B: 0 3B: 0 HR: 1	SF: 0 SAC: 1 DP: 1 HBP: 0	WP: 0 PB: 1 SB: 3 CS: 0
PITCHER John Montefusco , R (1, 1) ERA: 1.83 Randy Moffitt , R (9, 1) ERA: 4.5 Gary Lavelle , L (9, 1) ERA: 3.55	IP: 8.0 WLS: W BF: 34	H: 10 R: 3 ER: 3 SO: 6	BB: 1 IBB: 0 HBP: 0 BLK: 0	WP: 0 HR: 1 S: 45 P: 49	ERA: 3.38 WHIP: 1.375															

Batter	1	2	3	4	5	6	7	8	9	AB	R	H	RBI	BB	SO	LOB	TOP					
Bill Madlock, R OBP: 0.320, SLG: 0.405										4	0	2	2	0	1	0	San Francisco Giants @ Pittsburgh Pirates Three Rivers Stadium, Pittsburgh, PA Sat Apr 29 1978, 3:33 AM EST Att: 7,976 - Unknown					
Terry Whitfield, L OBP: 0.286, SLG: 0.415										4	0	1	0	0	0	2						
Darrell Evans, L OBP: 0.329, SLG: 0.294										4	0	0	0	0	2	1						
Willie McCovey, L OBP: 0.303, SLG: 0.483										4	0	0	0	0	0	1						
Jack Clark, R OBP: 0.313, SLG: 0.361										4	0	0	0	0	1	0						
Mike Ivie, R OBP: 0.357, SLG: 0.519										3	1	1	0	0	0	0						
Johnnie LetMaster, R OBP: 0.230, SLG: 0.241										3	0	0	0	0	1	1						
Mike Sadek, R OBP: 0.316, SLG: 0.278										3	1	1	0	0	0	0						
Jim Barr, R John Curtis, L Vic Harris, S Greg Minton, S Skip James, L Charlie Williams, R										1	0	0	0	0	0	0						
Inning Stats	R: 0 E: 0 K: 2 S: 7	H: 0 LOB: 0 BB: 0 P: 7	R: 0 E: 0 K: 1 S: 5	H: 0 LOB: 0 BB: 0 P: 5	R: 0 E: 0 K: 0 S: 3	H: 0 LOB: 0 BB: 0 P: 3	R: 0 E: 0 K: 1 S: 6	H: 1 LOB: 1 BB: 0 P: 6	R: 0 E: 0 K: 0 S: 3	H: 0 LOB: 0 BB: 0 P: 3	R: 0 E: 0 K: 0 S: 4	H: 1 LOB: 1 BB: 0 P: 4	R: 0 E: 0 K: 0 S: 3	H: 0 LOB: 0 BB: 0 P: 3	R: 2 E: 0 K: 1 S: 8	H: 3 LOB: 1 BB: 0 P: 8	R: 0 E: 0 K: 0 S: 3	H: 0 LOB: 0 BB: 0 P: 3	1B: 4 2B: 1 3B: 0 HR: 0	SF: 0 SAC: 0 DP: 0 HBP: 0	WP: 1 PB: 0 SB: 0 CS: 0	PA: 32
PITCHER Don Robinson, R ERA: 2.23	IP: 9.0 WLS: W BF: 32 H: 5 R: 2 ER: 2 SO: 5 BB: 0 IBB: 0 HBP: 0 BLK: 0 WP: 1 HR: 0 S: 42 P: 42 ERA: 2.00 WHIP: 0.556															PITCHER						

Batter	1	2	3	4	5	6	7	8	9	AB	R	H	RBI	BB	SO	LOB	BOTTOM			
Frank Taveras, R OBP: 0.211, SLG: 0.261										2	0	1	0	0	0	0	San Francisco Giants @ Pittsburgh Pirates Three Rivers Stadium, Pittsburgh, PA Sat Apr 29 1978, 3:33 AM EST Att: 7,976 - Unknown			
Mario Mendoza, R OBP: 0.333, SLG: 0.625										3	2	2	1	0	1	0				
Omar Moreno, L OBP: 0.406, SLG: 0.333										2	2	1	0	2	0	1				
Dave Parker, L OBP: 0.408, SLG: 0.643										4	1	2	2	0	1	1				
Bill Robinson, R OBP: 0.386, SLG: 0.525										3	1	2	1	1	1	2				
John Milner, L OBP: 0.333, SLG: 0.188										3	0	1	0	1	0	3				
Rennie Stennett, R OBP: 0.276, SLG: 0.375										3	0	0	1	0	2	2				
Phil Garner, R OBP: 0.254, SLG: 0.321										4	0	1	1	0	0	2				
Duffy Dyer, R OBP: 0.444, SLG: 0.714										3	0	0	0	0	1	1				
Don Robinson, R OBP: 0.091, SLG: 0.091										4	0	0	0	0	2	1				
Inning Stats	R: 0 E: 0 K: 0 S: 3	H: 1 LOB: 0 BB: 0 P: 3	R: 1 E: 0 K: 2 S: 9	H: 3 LOB: 1 BB: 0 P: 9	R: 2 E: 1 K: 0 S: 5	H: 2 LOB: 1 BB: 1 P: 9	R: 0 E: 0 K: 1 S: 5	H: 0 LOB: 0 BB: 0 P: 5	R: 1 E: 1 K: 1 S: 7	H: 2 LOB: 2 BB: 1 P: 11	R: 0 E: 0 K: 1 S: 5	H: 0 LOB: 1 BB: 0 P: 6	R: 2 E: 0 K: 1 S: 7	H: 2 LOB: 2 BB: 2 P: 15	R: 0 E: 0 K: 2 S: 7	H: 0 LOB: 0 BB: 0 P: 7	1B: 7 2B: 1 3B: 1 HR: 1	SF: 1 SAC: 0 DP: 0 HBP: 1	WP: 0 PB: 0 SB: 3 CS: 1	PA: 37
PITCHER Jim Barr, R John Curtis, L Greg Minton, R Charlie Williams, R	IP: 4.1 WLS: L BF: 20 H: 8 R: 4 ER: 4 SO: 3 BB: 1 IBB: 0 HBP: 0 BLK: 0 WP: 0 HR: 1 S: 25 P: 29 ERA: 8.31 WHIP: 2.077															PITCHER				

Batter	1	2	3	4	5	6	7	8	9	AB	R	H	RBI	BB	SO	LOB	TOP									
Bill Madlock, R OBP: 0.309, SLG: 0.383 (1, 4)	5-3	6-3	F8			6-3			SH1-3 1B	5	1	1	0	0	0	2										
Terry Whitfield, L OBP: 0.297, SLG: 0.420 (1, 7)	BB 2B 1B		L6				CS 1B		SH1-3 1-2	4	2	2	0	0	0	0										
Darrell Evans, L OBP: 0.333, SLG: 0.292 (1, 5)	1-2 2B BB		F8			F7			G4-6-3 1B	4	1	1	1	1	0	2										
Willie McCovey, L OBP: 0.329, SLG: 0.508 (7, PR) Skip James, L OBP: 0.154, SLG: 0.167 (7, 3)	1-H 2-H 2B		WP 1B			4-3			G4-6-3 1-2	3	0	2	2	1	0	0										
Jack Clark, R OBP: 0.322, SLG: 0.378 (1, 9)	HBP		P4			HR 2B			SF7	2	1	1	1	0	0	1										
Larry Hemdon, R OBP: 0.307, SLG: 0.288 (1, 8)	F8					B1-3			4-3	4	0	0	0	0	0	4										
Marc Hill, R OBP: 0.305, SLG: 0.308 (1, 2)	K					2B 1B			5-3	4	2	2	2	0	1	2										
Johnnie LeMaster, R OBP: 0.231, SLG: 0.242 (1, 6)			L6			F9			SH2-3 1B	4	0	1	0	0	0	1										
Bob Knepper, L OBP: 0.154, SLG: 0.182 (1, 1)			4-3			SH2-3 1-2			1-3	3	0	1	1	0	0	0										
Inning Stats	R: 2 E: 0 K: 1 S: 7	H: 2 LOB: 2 BB: 1 P: 12	R: 0 E: 0 K: 0 S: 3	H: 0 LOB: 0 BB: 0 P: 3	R: 0 E: 0 K: 0 S: 4	H: 1 LOB: 1 BB: 0 P: 4	R: 1 E: 0 K: 0 S: 5	H: 2 LOB: 1 BB: 0 P: 5	R: 0 E: 0 K: 0 S: 3	H: 1 LOB: 0 BB: 0 P: 3	R: 2 E: 0 K: 0 S: 6	H: 3 LOB: 1 BB: 0 P: 6	R: 1 E: 1 K: 0 S: 4	H: 0 LOB: 1 BB: 1 P: 8	R: 0 E: 0 K: 0 S: 3	H: 0 LOB: 0 BB: 0 P: 3	R: 1 E: 0 K: 0 S: 4	H: 2 LOB: 0 BB: 0 P: 4	1B: 7 2B: 3 3B: 0 HR: 1	SF: 1 SAC: 2 DP: 1 HBP: 1	WP: 1 PB: 0 SB: 0 CS: 0	PA: 40				
PITCHER	IP	WLS	BF	H	R	ER	SO	BB	IBB	HBP	BLK	WP	HR	S	P	ERA	WHIP									
Bert Blyleven, R ERA: 3.72 Bruce Kison, R ERA: 3.27 Kent Tekulve, R ERA: 0.71 Grant Jackson, L ERA: 5.14	(1, 1)	5.1	L	25	8	5	5	1	1	0	1	0	1	1	25	30	8.44	1.688								
	(6, 1)	1.2		8	1	1	0	0	1	0	0	0	0	0	7	11	0.00	1.200								
	(8, 1)	1.0		3	0	0	0	0	0	0	0	0	0	0	3	3	0.00	0.000								
	(9, 1)	1.0		4	2	1	1	0	0	0	0	0	0	0	4	4	9.00	2.000								

San Francisco Giants @ Pittsburgh Pirates
Three Rivers Stadium, Pittsburgh, PA
Sun Apr 30 1978, 3:33 AM EDT
Att: 7,929 - Unknown

AB	34
R	7
H	11
RBI	7
BB	2
SO	1
LOB	13



Batter	1	2	3	4	5	6	7	8	9	AB	R	H	RBI	BB	SO	LOB	BOTTOM								
Phil Garner, R OBP: 0.235, SLG: 0.295 (1, 5)	K	5-3			F8			4-3	F8	5	0	0	0	0	1	4									
Omar Moreno, L OBP: 0.411, SLG: 0.333 (1, 8)	1B SF9 1B		K		K			S BB		3	1	1	0	1	2	1									
Dave Parker, L OBP: 0.400, SLG: 0.622 (1, 9)	1-3 1B		K		K			1-3		4	0	1	0	0	2	2									
Bill Robinson, R OBP: 0.378, SLG: 0.516 (1, 7)	SF9					2-3		F2		3	0	1	1	0	0	1									
Rennie Stennett, R OBP: 0.274, SLG: 0.367 (1, 4)	3-H F9		L4		F7				2B 1B	4	1	1	0	0	0	2									
Manny Sanguillen, R OBP: 0.231, SLG: 0.417 (1, 3)			HR		F9			4-3	F8	4	1	1	1	0	0	1									
Duffy Dyer, R OBP: 0.385, SLG: 0.636 (1, 2)		E6 6-3			K			F9	1-H 2B	4	0	1	1	0	1	0									
Mario Mendoza, R OBP: 0.273, SLG: 0.500 Steve Bnye, R OBP: 0.474, SLG: 0.429 (7, PH) (8, 7)		6-3			5-3			F7	1-3	2	0	0	0	0	0	1									
Bert Blyleven, R OBP: 0.283, SLG: 0.083 Bruce Kison, R OBP: 0.298, SLG: 0.333 Kent Tekulve, R OBP: 0.154, SLG: 0.167 Grant Jackson, S OBP: 0.231, SLG: 0.182 (7, PH) (8, PH) (9, PH)		2-3						P6	BB	2	0	1	0	0	0	1									
Inning Stats	R: 1 E: 0 K: 1 S: 7	H: 2 LOB: 1 BB: 0 P: 7	R: 1 E: 1 K: 0 S: 5	H: 1 LOB: 1 BB: 0 P: 5	R: 0 E: 0 K: 2 S: 8	H: 1 LOB: 0 BB: 0 P: 8	R: 0 E: 0 K: 1 S: 5	H: 0 LOB: 0 BB: 0 P: 5	R: 0 E: 0 K: 2 S: 8	H: 1 LOB: 1 BB: 0 P: 8	R: 0 E: 0 K: 0 S: 3	H: 0 LOB: 0 BB: 0 P: 3	R: 0 E: 0 K: 0 S: 3	H: 0 LOB: 1 BB: 1 P: 7	R: 0 E: 0 K: 0 S: 3	H: 0 LOB: 0 BB: 0 P: 7	R: 1 E: 0 K: 0 S: 5	H: 2 LOB: 2 BB: 1 P: 9	1B: 5 2B: 1 3B: 0 HR: 1	SF: 1 SAC: 0 DP: 0 HBP: 0	WP: 0 PB: 0 SB: 1 CS: 0	PA: 37			
PITCHER	IP	WLS	BF	H	R	ER	SO	BB	IBB	HBP	BLK	WP	HR	S	P	ERA	WHIP								
Bob Knepper, L ERA: 2.57	(1, 1)	9.0	W	37	7	3	3	6	2	0	0	0	1	47	55	3.00	1.000								

San Francisco Giants @ Pittsburgh Pirates
Three Rivers Stadium, Pittsburgh, PA
Sun Apr 30 1978, 3:33 AM EDT
Att: 7,929 - Unknown

AB	34
R	3
H	7
RBI	3
BB	2
SO	6
LOB	14



Batter	1	2	3	4	5	6	7	8	9	AB	R	H	RBI	BB	SO	LOB	TOP										
Bill Madlock, R OBP: 0.300, SLG: 0.353 Rob Andrews, R OBP: 0.353, SLG: 0.400	0-3 K		4-0 F9 S BB		0-3 K		0-0 6-3		0-3 K	4	0	0	0	1	3	1											
Terry Whitfield, L OBP: 0.295, SLG: 0.411	0-0 3-1		0-0 F7		0-0 3-1			0-0 SH1-4 WP 1B		4	1	1	0	0	0	1											
Darrell Evans, L OBP: 0.333, SLG: 0.293	0-0 S 1B		0-0 F9		0-0 G3			0-0 SH1-4		3	0	1	0	0	0	1											
Willie McCovey, L OBP: 0.324, SLG: 0.485 Skip James, L OBP: 0.154, SLG: 0.167	0-3 K		0-0 3-1		0-0 4-3			4-0 WP BB		3	0	0	0	1	1	2											
Jack Clark, R OBP: 0.330, SLG: 0.410		0-0 5-3		0-0 F9 2B		0-0 1B 2B		0-3 K		4	1	2	0	0	1	1											
Larry Hemdon, R OBP: 0.304, SLG: 0.286		0-0 6-3		0-0 F3		0-0 BLK 1B		0-0 6-3		4	0	1	1	0	0	3											
Marc Hill, R OBP: 0.302, SLG: 0.291		4-0 1B BB		0-0 F9		0-3 K			0-0 6-3	3	0	0	0	1	1	2											
Johnnie LeMaster, R OBP: 0.232, SLG: 0.242		0-0 1B		0-3 K			0-0 5-3		0-0 F9	4	0	1	0	0	1	1											
Vida Blue, S OBP: 0.357, SLG: 0.455 Randy Moffitt, R OBP: 0.500, SLG: 0.500		0-0 G3			0-0 3-1		0-0 4-3		4-0 BB	3	0	0	0	1	0	2											
Inning Stats	R: 0 E: 0 K: 2 S: 8	H: 1 LOB: 1 BB: 0 P: 8	R: 0 E: 0 K: 0 S: 4	H: 1 LOB: 2 BB: 1 P: 8	R: 0 E: 0 K: 0 S: 3	H: 0 LOB: 1 BB: 1 P: 7	R: 0 E: 0 K: 1 S: 6	H: 1 LOB: 1 BB: 0 P: 6	R: 0 E: 0 K: 1 S: 5	H: 0 LOB: 0 BB: 0 P: 5	R: 1 E: 0 K: 1 S: 7	H: 2 LOB: 1 BB: 0 P: 7	R: 0 E: 0 K: 0 S: 3	H: 0 LOB: 0 BB: 0 P: 3	R: 1 E: 0 K: 1 S: 6	H: 1 LOB: 2 BB: 1 P: 10	R: 0 E: 0 K: 1 S: 5	H: 0 LOB: 1 BB: 1 P: 9	1B: 4 2B: 2 3B: 0 HR: 0	SF: 0 SAC: 1 DP: 0 HBP: 0	WP: 3 PA: 37						
PITCHER	IP	WLS	BF	H	R	ER	SO	BB	IBB	HBP	BLK	WP	HR	S	P	ERA	WHIP										
John Denny, R ERA: 2.45	7.1	L	30	6	2	2	5	2	0	0	1	0	0	38	46	2.46	1.091										
Dave Hamilton, L ERA: 7.71	0.0		1	0	0	0	0	1	0	0	0	0	0	0	4	∞	∞										
Mark Littell, R ERA: 2.6	0.2	2	0	0	0	1	0	0	0	0	0	1	0	4	4	0.00	0.000										
Pete Vuckovich, R ERA: 3.12	1.0	4	0	0	0	1	1	0	0	0	0	0	0	5	9	0.00	1.000										

San Francisco Giants @ St. Louis Cardinals
Busch Stadium, St. Louis, MO
Mon May 01 1978, 7:05 PM CDT
Att: 9,085 - Unknown

AB 32
R 2
H 6
RBI 1
BB 4
SO 7
LOB 14



Batter	1	2	3	4	5	6	7	8	9	AB	R	H	RBI	BB	SO	LOB	BOTTOM										
Lou Brock, L OBP: 0.377, SLG: 0.333	0-0 4-3		0-0 4-3			0-0 4-3		0-0 6-3		4	0	0	1	0	0	1											
Gary Templeton, S OBP: 0.194, SLG: 0.240	0-0 F8			0-3 K		0-0 6-3		0-3 K		4	0	0	0	0	2	1											
Keith Hernandez, L OBP: 0.426, SLG: 0.513	0-0 2B			0-0 3-1		0-0 F7			4-0 FC6-4 1B BB	3	0	1	0	1	0	0											
Ted Simmons, S OBP: 0.382, SLG: 0.481 Tony Scott, S OBP: 0.306, SLG: 0.281	0-0 5-3			0-0 FC5-4 1B			0-0 FC6-4 1B		0-0 FC6-4	4	0	3	0	0	0	1											
Jerry Morales, R OBP: 0.319, SLG: 0.373		0-0 F9		0-0 FC5-4			0-0 FC6-4 G5-4-3		0-0 F8	4	0	0	0	0	0	4											
Ken Reitz, R OBP: 0.360, SLG: 0.442		0-0 F8			0-0 1-3		0-0 G5-4-3		0-0 FC6-4	4	0	0	0	0	0	3											
Jerry Mumphrey, S OBP: 0.218, SLG: 0.163		0-0 4-3			0-0 FC4-6 1B			4-0 SH3-4 1B BB	0-0 4-3	3	1	1	0	1	0	2											
Mike Tyson, R OBP: 0.290, SLG: 0.345			0-0 F9		0-0 F9			0-0 SH3-4 1B		3	0	1	0	0	0	1											
John Denny, R OBP: 0.313, SLG: 0.400 Dave Hamilton, L Mark Littell, L Gary Sutherland, R OBP: 0.333, SLG: 0.333 Pete Vuckovich, R	0-0 5-3			0-0 FC4-6		0-0 FC4-6		0-0 SH3-4		2	0	0	0	0	0	1											
Inning Stats	R: 0 E: 0 K: 0 S: 4	H: 1 LOB: 0 BB: 0 P: 4	R: 0 E: 0 K: 0 S: 3	H: 0 LOB: 0 BB: 0 P: 3	R: 0 E: 0 K: 0 S: 3	H: 0 LOB: 0 BB: 0 P: 3	R: 0 E: 0 K: 1 S: 6	H: 1 LOB: 1 BB: 0 P: 6	R: 0 E: 0 K: 0 S: 4	H: 1 LOB: 1 BB: 0 P: 4	R: 0 E: 0 K: 0 S: 3	H: 0 LOB: 0 BB: 0 P: 3	R: 0 E: 0 K: 0 S: 3	H: 1 LOB: 1 BB: 0 P: 3	R: 1 E: 0 K: 1 S: 6	H: 1 LOB: 1 BB: 1 P: 10	R: 0 E: 0 K: 0 S: 4	H: 1 LOB: 2 BB: 1 P: 8	1B: 5 2B: 1 3B: 0 HR: 0	SF: 0 SAC: 1 DP: 1 HBP: 0	WP: 0 PA: 34						
PITCHER	IP	WLS	BF	H	R	ER	SO	BB	IBB	HBP	BLK	WP	HR	S	P	ERA	WHIP										
Vida Blue, L ERA: 3.08	8.0	W	31	6	1	1	2	2	0	0	0	0	0	33	41	1.12	1.000										
Randy Moffitt, R ERA: 4.15	1.0	S	3	0	0	0	0	0	0	0	0	0	0	3	3	0.00	0.000										

San Francisco Giants @ St. Louis Cardinals
Busch Stadium, St. Louis, MO
Mon May 01 1978, 7:05 PM CDT
Att: 9,085 - Unknown

AB 31
R 1
H 6
RBI 1
BB 2
SO 2
LOB 14



Batter	1	2	3	4	5	6	7	8	9	AB	R	H	RBI	BB	SO	LOB	TOP		
Terry Whitfield, L OBP: 0.280, SLG: 0.390 (1, 7)	0-0 1-3		0-3 K			0-0 G3		0-0 F3		4	0	0	0	0	1	1	San Francisco Giants @ St. Louis Cardinals Busch Stadium, St. Louis, MO Tue May 02 1978, 3:33 AM CDT Att: 6,039 - Unknown		
Rob Andrews, R OBP: 0.316, SLG: 0.353 (1, 4)	0-3 K			0-0 F7		0-0 5-3		0-0 6-3		4	0	0	0	0	1	0			
Darrell Evans, L OBP: 0.330, SLG: 0.304 (1, 5)	0-0 F8			0-0 2B		0-0 F7		0-0 F9		4	0	1	0	0	0	0			
Willie McCovey, L OBP: 0.308, SLG: 0.457 (1, 3)		0-0 L3		0-0 P4		0-0 G3		0-0 F9		4	0	0	0	0	0	1			
Jack Clark, R OBP: 0.326, SLG: 0.415 (1, 9)	0-0 1-3			0-0 P6		0-0 F8		0-0 2B		4	0	1	0	0	0	1			
Lary Hemdon, R OBP: 0.313, SLG: 0.288 (1, 8)	0-0 5-3				0-0 4-3	0-0 1B		0-0 1B		3	0	1	0	1	0	0			
Marc Hill, R OBP: 0.313, SLG: 0.293 (1, 2)			0-0 5-3	0-0 BB	4-0 BB	0-0 1-2	0-0 1B	0-0 F8		3	0	1	0	1	0	2			
Johnnie LeMaster, R OBP: 0.236, SLG: 0.261 Charlie Williams, R (7, 1)			0-0 2B	0-0 4-3	0-0 1-2	0-0 5-3				3	0	1	0	0	0	3			
John Montefusco, R OBP: 0.308, SLG: 0.273 John Curtis, L (7, 1)			0-3 K	0-0 F8				0-0 F8		2	0	0	0	0	1	2			
Vic Harris, S (7, 6)										0	0	0	0	0	0	0			
Inning Stats	R: 0 E: 0 K: 1 S: 5	H: 0 LOB: 0 BB: 0 P: 5	R: 0 E: 0 K: 0 S: 3	H: 0 LOB: 0 BB: 0 P: 3	R: 0 E: 0 K: 2 S: 8	H: 1 LOB: 1 BB: 0 P: 8	R: 0 E: 0 K: 0 S: 4	H: 1 LOB: 1 BB: 0 P: 4	R: 0 E: 0 K: 0 S: 3	H: 0 LOB: 1 BB: 1 P: 7	R: 0 E: 0 K: 0 S: 3	H: 2 LOB: 2 BB: 0 P: 5	R: 0 E: 0 K: 0 S: 3	H: 0 LOB: 0 BB: 1 P: 3	R: 0 E: 0 K: 0 S: 4	H: 1 LOB: 2 BB: 1 P: 8	1B: 2 2B: 3 3B: 0 HR: 0	SF: 0 SAC: 0 DP: 0 HBP: 0	WP: 1 PA: 34 PB: 0 SB: 1 CS: 0
PITCHER Bob Forsch, R ERA: 2.85 (1, 1)	IP: 9.0 WLS: W BF: 34 H: 5 R: 0 ER: 0 SO: 3 BB: 2 IBB: 0 HBP: 0 BLK: 0 WP: 1 HR: 0 S: 38 P: 46 ERA: 0.00 WHIP: 0.778																		

Batter	1	2	3	4	5	6	7	8	9	AB	R	H	RBI	BB	SO	LOB	BOTTOM		
Lou Brock, L OBP: 0.385, SLG: 0.345 Jerry Mumphrey, S OBP: 0.232, SLG: 0.200 (1, 7)	0-0 1B		0-0 4-3		0-0 4-3		0-0 S G3 2B 1B	0-0 4-3 1B 2B		4	2	2	0	0	0	0	San Francisco Giants @ St. Louis Cardinals Busch Stadium, St. Louis, MO Tue May 02 1978, 3:33 AM CDT Att: 6,039 - Unknown		
Gary Templeton, S OBP: 0.204, SLG: 0.257 (1, 6)	0-0 4-3 1B		0-0 1B SF7 2B		0-0 P6		0-0 G3	0-0 4-3 2B		5	1	2	1	0	0	2			
Keith Hernandez, L OBP: 0.434, SLG: 0.518 (1, 3)	0-3 K		0-0 1B		0-0 5-3		0-0 5-3	0-0 1B		5	0	3	1	0	1	2			
Ted Simmons, S OBP: 0.372, SLG: 0.463 (1, 2)	0-0 4-3		0-0 SF7		0-0 P6		0-0 2B IBB	0-0 4-3		3	1	0	1	1	0	3			
Jerry Morales, R OBP: 0.327, SLG: 0.384 (1, 8)	0-3 K		0-0 F8		0-0 2B BB		0-0 1B 2B			3	1	1	2	1	1	2			
Ken Reitz, R OBP: 0.356, SLG: 0.444 (1, 5)		0-0 6-3		0-0 F8		0-0 1B 2B	0-0 K			4	1	1	1	0	1	1			
Jim Dwyer, L OBP: 0.357, SLG: 0.480 (8, 7)		0-0 F5		0-0 F9		0-0 1B IBB		0-0 2B 2B		3	1	1	0	1	0	0			
Mike Tyson, R OBP: 0.303, SLG: 0.355 (1, 4)		0-0 1B		0-3 K		0-0 1B		0-0 F8		4	0	2	1	0	1	1			
Bob Forsch, R OBP: 0.222, SLG: 0.278 (1, 1)	0-0 1-3				0-0 1-3		0-3 K	0-0 2B 2B		4	1	1	1	0	1	3			
Inning Stats	R: 1 E: 1 K: 2 S: 9	H: 2 LOB: 1 BB: 0 P: 9	R: 0 E: 0 K: 0 S: 4	H: 1 LOB: 1 BB: 0 P: 4	R: 1 E: 0 K: 0 S: 5	H: 2 LOB: 1 BB: 0 P: 5	R: 0 E: 0 K: 1 S: 5	H: 0 LOB: 0 BB: 0 P: 5	R: 0 E: 0 K: 0 S: 3	H: 0 LOB: 0 BB: 0 P: 3	R: 2 E: 0 K: 1 S: 7	H: 3 LOB: 2 BB: 2 P: 15	R: 2 E: 0 K: 1 S: 7	H: 2 LOB: 1 BB: 1 P: 11	R: 3 E: 0 K: 0 S: 7	H: 4 LOB: 1 BB: 0 P: 7		1B: 8 2B: 6 3B: 0 HR: 0	SF: 1 SAC: 0 DP: 0 HBP: 0
PITCHER John Montefusco, R ERA: 2.45 John Curtis, L ERA: 5.23 Charlie Williams, R ERA: 6.0 (1, 1)	IP: 6.0 WLS: L BF: 28 H: 9 R: 5 ER: 4 SO: 4 BB: 1 IBB: 0 HBP: 0 BLK: 0 WP: 0 HR: 0 S: 34 P: 42 ERA: 6.00 WHIP: 1.667																		

Batter	1	2	3	4	5	6	7	8	9	AB	R	H	RBI	BB	SO	LOB	TOP					
Terry Whitfield, L OBP: 0.299, SLG: 0.395 (1, 7)										4	1	2	0	1	2	2	San Francisco Giants @ St. Louis Cardinals Busch Stadium, St. Louis, MO Wed May 03 1978, 7:05 PM CDT Att: 6,583 - Unknown					
Rob Andrews, R OBP: 0.292, SLG: 0.333 (1, 4)										5	1	1	0	0	0	4						
Darrell Evans, L OBP: 0.327, SLG: 0.305 (1, 5)										3	0	1	1	0	0	0						
Willie McCovey, L OBP: 0.296, SLG: 0.438 Skip James, L OBP: 0.143, SLG: 0.154 (1, 3) (6, 3)										3	0	0	0	0	2	2						
Jack Clark, R OBP: 0.323, SLG: 0.407 (1, 9)										4	1	1	0	0	1	1						
Larry Hemdon, R OBP: 0.345, SLG: 0.342 (1, 8)										3	1	3	2	1	0	0						
Marc Hill, R OBP: 0.310, SLG: 0.279 (1, 2)										3	0	0	0	1	0	3						
Johnnie LeMaster, R OBP: 0.240, SLG: 0.264 (1, 6)										3	0	1	0	0	0	1						
Jim Barr, R OBP: 0.214, SLG: 0.214 (1, 1)										3	0	1	1	0	0	1						
Inning Stats	R: 3 E: 0 K: 0 S: 7	H: 4 LOB: 1 BB: 0 P: 7	R: 0 E: 0 K: 0 S: 3	H: 1 LOB: 0 BB: 0 P: 3	R: 0 E: 0 K: 2 S: 8	H: 1 LOB: 1 BB: 0 P: 8	R: 1 E: 0 K: 1 S: 7	H: 2 LOB: 2 BB: 1 P: 11	R: 0 E: 0 K: 1 S: 5	H: 0 LOB: 0 BB: 0 P: 5	R: 0 E: 0 K: 0 S: 3	H: 0 LOB: 1 BB: 1 P: 7	R: 0 E: 0 K: 1 S: 5	H: 0 LOB: 0 BB: 0 P: 5	R: 0 E: 0 K: 0 S: 4	H: 1 LOB: 1 BB: 0 P: 4		R: 0 E: 0 K: 0 S: 3	H: 1 LOB: 1 BB: 1 P: 7	1B: 9 2B: 0 3B: 1 HR: 0	SF: 1 SAC: 2 DP: 1 HBP: 0	WP: 0 PB: 0 SB: 2 CS: 1
PITCHER	IP WLS BF	H R ER SO	BB IBB HBP BLK	WP HR S P	ERA WHIP	PITCHER															ERA WHIP	
Eric Rasmussen, R ERA: 3.89 (1, 1)	3.1 L 18	8 4 4 2	1 0 0 0	0 0 0 0	0 0 9 9	10.80 2.700																
Pete Falcone, L ERA: 6.57 (4, 1)	1.2 5 0 0	0 0 0 2	0 0 0 0	0 0 0 0	0 0 12 16	0.00 0.000																
Buddy Schultz, L ERA: 5.56 (6, 1)	3.0 11 1 0	0 0 1 0	1 0 0 0	0 0 0 0	0 0 12 19	0.00 0.667																
Mark Littell, R ERA: 2.45 (9, 1)	1.0 4 1 0	0 0 0 0	1 0 0 0	0 0 0 0	0 0 3 7	0.00 2.000																

Batter	1	2	3	4	5	6	7	8	9	AB	R	H	RBI	BB	SO	LOB	BOTTOM						
Lou Brock, L OBP: 0.391, SLG: 0.355 (1, 7)										4	0	2	0	0	1	0	San Francisco Giants @ St. Louis Cardinals Busch Stadium, St. Louis, MO Wed May 03 1978, 7:05 PM CDT Att: 6,583 - Unknown						
Gary Templeton, S OBP: 0.206, SLG: 0.257 (1, 6)										4	0	1	0	0	0	3							
Keith Hernandez, L OBP: 0.427, SLG: 0.500 (1, 3)										3	0	0	0	1	0	1							
Ted Simmons, S OBP: 0.357, SLG: 0.440 (1, 2)										4	0	0	0	0	0	3							
Jerry Morales, R OBP: 0.314, SLG: 0.367 (1, 8)										4	0	0	0	0	0	2							
Ken Reitz, R OBP: 0.344, SLG: 0.429 (1, 5)										3	0	0	0	1	0								
Jim Dwyer, L OBP: 0.323, SLG: 0.429 (1, 9)										3	0	0	0	0	0	0							
Mike Tyson, R OBP: 0.319, SLG: 0.369 (1, 4)										3	0	2	0	0	0	0							
Eric Rasmussen, R ERA: 3.89 (1, 1)	9.0 W 32	5 0 0 2	1 0 0 0	0 0 0 0	0 0 35 39	0.00 0.667	PITCHER																
Jim Barr, R ERA: 2.45 (1, 1)	9.0 W 32	5 0 0 2	1 0 0 0	0 0 0 0	0 0 35 39	0.00 0.667																	
PITCHER	IP WLS BF	H R ER SO	BB IBB HBP BLK	WP HR S P	ERA WHIP	PITCHER															ERA WHIP		
Eric Rasmussen, R ERA: 3.89 (1, 1)	3.1 L 18	8 4 4 2	1 0 0 0	0 0 0 0	0 0 9 9	10.80 2.700																	
Pete Falcone, L ERA: 6.57 (4, 1)	1.2 5 0 0	0 0 0 2	0 0 0 0	0 0 0 0	0 0 12 16	0.00 0.000																	
Buddy Schultz, L ERA: 5.56 (6, 1)	3.0 11 1 0	0 0 1 0	1 0 0 0	0 0 0 0	0 0 12 19	0.00 0.667																	
Mark Littell, R ERA: 2.45 (9, 1)	1.0 4 1 0	0 0 0 0	1 0 0 0	0 0 0 0	0 0 3 7	0.00 2.000																	

Batter	1	2	3	4	5	6	7	8	9	AB	R	H	RBI	BB	SO	LOB	TOP																									
Bill Madlock, R OBP: 0.314, SLG: 0.350 (1, 4)	FC1-6 1B		L6		P8		6-3		BB	4	0	1	0	1	0	0	San Francisco Giants @ Chicago Cubs Wrigley Field, Chicago, IL Sun May 07 1978, 3:33 AM CDT Att: 15,453 - Unknown - 46 F																									
Terry Whitfield, L OBP: 0.302, SLG: 0.375 (1, 7)	FC1-6		4-2		WP		P6		BB	3	2	1	0	1	0	1																										
Mike Ivie, R OBP: 0.333, SLG: 0.483 (9, PH)	FC1-6		1B		1B					1	0	0	0	0	1	2																										
Skip James, L OBP: 0.143, SLG: 0.154 (9, 3)	1-2		3-1		1B					0	0	0	0	0	0	0																										
Darrell Evans, L OBP: 0.343, SLG: 0.311 (1, 5)	F8		3-1		1B					3	0	2	0	1	0	1																										
Willie McCovey, L OBP: 0.289, SLG: 0.407 (1, 3)	F9		3-1		1B					4	0	1	2	0	0	3																										
Vic Harris, S (9, 7)	F9		1-2		2H					0	0	0	0	0	0	0																										
Jack Clark, R OBP: 0.312, SLG: 0.385 (1, 9)		4-3	5-3		K					4	0	0	0	0	1	4																										
Larry Hemdon, R OBP: 0.333, SLG: 0.321 (1, 8)	4-3				F8		K			4	0	0	0	0	1	2																										
Marc Hill, R OBP: 0.333, SLG: 0.299 (1, 2)		4-2			5-3		F8			3	0	0	0	1	0	0																										
Johnnie LeMaster, R OBP: 0.274, SLG: 0.288 (1, 6)		4-0			P4		K			3	0	0	0	1	1	0																										
Vida Blue, S OBP: 0.333, SLG: 0.400 (1, 1)	P4						K			4	0	1	0	0	1	2																										
Randy Moffitt, R OBP: 0.500, SLG: 0.500 (9, 1)										0	0	0	0	0	0	0																										
Gary Lavelle, S (9, 1)										0	0	0	0	0	0	0																										
Inning Stats	R: 0 E: 0 K: 0 S: 4	H: 1 LOB: 1 BB: 0 P: 4	R: 0 E: 0 K: 0 S: 9	H: 0 LOB: 2 BB: 2 P: 19	R: 1 E: 0 K: 0 S: 10	H: 1 LOB: 1 BB: 1 P: 16	R: 0 E: 0 K: 0 S: 3	H: 0 LOB: 0 BB: 0 P: 3	R: 1 E: 0 K: 2 S: 10	H: 2 LOB: 2 BB: 1 P: 16	R: 0 E: 0 K: 2 S: 9	H: 0 LOB: 0 BB: 0 P: 11	R: 0 E: 0 K: 0 S: 3	H: 0 LOB: 0 BB: 0 P: 3	R: 1 E: 1 K: 0 S: 4	H: 1 LOB: 1 BB: 0 P: 4	R: 0 E: 0 K: 13 S: 13	H: 1 LOB: 2 BB: 1 P: 21	1B: 6 2B: 0 3B: 0 HR: 0	SF: 0 SAC: 0 DP: 1 HBP: 0	WP: 1 PB: 0 SB: 0 CS: 0	PA: 38																				
PITCHER	IP	WLS	BF	H	R	ER	SO	BB	IBB	HBP	BLK	WP	HR	S	P	ERA	WHIP	PITCHER								IP	WLS	BF	H	R	ER	SO	BB	IBB	HBP	BLK	WP	HR	S	P	ERA	WHIP
Ray Burris, R ERA: 2.5 (1, 1)	8.0	L	33	5	2	2	4	4	0	0	0	1	0	52	76	2.25	1.125																									
Donnie Moore, R ERA: 5.4 (9, 1)	0.2		4	1	0	0	0	1	0	0	0	0	0	10	18	0.00	3.000																									
Dave Roberts, L ERA: 2.84 (9, 1)	0.1	S	1	0	0	0	1	0	0	0	0	0	0	3	3	0.00	0.000																									

AB 33
R 2
H 6
RBI 2
BB 5
SO 5
LOB 15



Batter	1	2	3	4	5	6	7	8	9	AB	R	H	RBI	BB	SO	LOB	BOTTOM																											
Ivan De Jesus, R OBP: 0.348, SLG: 0.324 (1, 6)	F2				P8					4	1	1	0	0	0	1	San Francisco Giants @ Chicago Cubs Wrigley Field, Chicago, IL Sun May 07 1978, 3:33 AM CDT Att: 15,453 - Unknown - 46 F																											
Manny Trillo, R OBP: 0.348, SLG: 0.333 (1, 4)	K				P4					4	0	0	0	1	1	1																												
Bill Buckner, L OBP: 0.397, SLG: 0.500 (1, 3)	F8				L8					4	0	2	1	0	0	0																												
Rudy Meoli, L (9, PR)	F8				L8					0	0	0	0	0	0	0																												
Dave Kingman, R OBP: 0.259, SLG: 0.373 (1, 7)					F7					4	0	0	0	0	1	3																												
Bobby Murcer, L OBP: 0.346, SLG: 0.383 (1, 9)					F9					4	0	0	0	0	1	1																												
Steve Ontiveros, S OBP: 0.217, SLG: 0.176 (1, 5)					6-3					3	0	0	0	0	0	0																												
Hector Cruz, R OBP: 0.275, SLG: 0.408 (1, 8)					K					3	0	0	0	0	1	1																												
Larry Cox, R OBP: 0.250, SLG: 0.192 (1, 2)					F5					3	0	0	0	0	1	0																												
Ray Burris, R OBP: 0.133, SLG: 0.133 (1, 1)					K					2	0	0	0	0	2	0																												
Gene Clines, R OBP: 0.280, SLG: 0.244 (8, PH)					K					1	0	1	0	0	0	0																												
Donnie Moore, L OBP: 1.000, SLG: 1.000 (9, 1)					K					0	0	0	0	0	0	0																												
Dave Roberts, L (9, 1)					K					0	0	0	0	0	0	0																												
Inning Stats	R: 0 E: 0 K: 1 S: 5	H: 0 LOB: 0 BB: 0 P: 5	R: 0 E: 0 K: 0 S: 8	H: 0 LOB: 0 BB: 0 P: 11	R: 0 E: 0 K: 2 S: 8	H: 0 LOB: 0 BB: 0 P: 11	R: 0 E: 0 K: 0 S: 3	H: 0 LOB: 0 BB: 0 P: 3	R: 0 E: 0 K: 0 S: 4	H: 0 LOB: 1 BB: 0 P: 4	R: 1 E: 0 K: 2 S: 13	H: 2 LOB: 2 BB: 1 P: 20	R: 0 E: 0 K: 0 S: 3	H: 0 LOB: 0 BB: 0 P: 3	R: 0 E: 0 K: 1 S: 5	H: 1 LOB: 0 BB: 0 P: 5	R: 0 E: 0 K: 1 S: 6	H: 1 LOB: 2 BB: 0 P: 6	1B: 4 2B: 0 3B: 0 HR: 0	SF: 0 SAC: 0 DP: 0 HBP: 0	WP: 1 PB: 0 SB: 0 CS: 1	PA: 33																						
PITCHER	IP	WLS	BF	H	R	ER	SO	BB	IBB	HBP	BLK	WP	HR	S	P	ERA	WHIP	PITCHER								IP	WLS	BF	H	R	ER	SO	BB	IBB	HBP	BLK	WP	HR	S	P	ERA	WHIP		
Vida Blue, L ERA: 2.72 (1, 1)	8.1	W	31	4	1	1	6	1	0	0	0	0	0	51	64	1.08	0.600																											
Randy Moffitt, R ERA: 3.52 (9, 1)	0.1		1	0	0	0	0	0	0	0	0	0	0	1	1	0.00	0.000																											
Gary Lavelle, L ERA: 3.21 (9, 1)	0.1	S	1	0	0	0	1	0	0	0	0	1	0	3	3	0.00	0.000																											



Batter	1	2	3	4	5	6	7	8	9	AB	R	H	RBI	BB	SO	LOB	TOP								
Frank Taveras, R (1,6) OBP: 0.263, SLG: 0.323 Steve Brye, R (9, PH) OBP: 0.462, SLG: 0.429	0-0 S 1B		0-0 5-3		0-0 4-3			0-3 K	0-0 1B	4	0	1	0	0	1	2									
Omar Moreno, L (1,8) OBP: 0.404, SLG: 0.289	0-3 K 1-2		0-0 4-3		0-0 F7			0-0 S 1B	0-0 F9	5	0	1	0	0	1	5									
Dave Parker, L (1,9) OBP: 0.367, SLG: 0.569	0-0 F5		0-0 F7			0-0 4-3		0-0 F2		4	0	0	0	0	0	2									
Bill Robinson, R (1,7) OBP: 0.323, SLG: 0.409	0-3 K			0-0 E5 G4-6-3		0-0 F7		0-3 K		4	0	0	0	0	2	2									
Willie Stargell, L (1,3)		0-0 P6		0-0 G4-6-3		0-0 1B			0-0 F8	4	0	1	0	0	0	1									
Ed Ott, L (1,2) OBP: 0.303, SLG: 0.362		0-0 E5 1B		0-0 F7		0-0 F8			0-0 1B	4	1	1	0	0	0	1									
Phil Garner, R (1,5) OBP: 0.260, SLG: 0.299		0-3 K			0-0 6-3			0-0 P3-1 1B	0-0 1B	4	1	2	0	0	1	1									
Mario Mendoza, R (1,4) OBP: 0.313, SLG: 0.467 John Milner, L (9, PH) OBP: 0.300, SLG: 0.167 Rennie Stennett, R (9, PH) OBP: 0.318, SLG: 0.395 Jim Rooker, R (9, PR) OBP: 0.100, SLG: 0.100 Kent Tekulve, R (9, 1)		0-0 1B			0-0 2B 1B			0-0 P3-1 1-2	0-0 1B	3	0	2	0	0	0	1									
Don Robinson, R (1,1) OBP: 0.267, SLG: 0.333 Manny Sanguillen, R (7, PH) OBP: 0.294, SLG: 0.458 Bruce Kison, R (7, 1) Jim Fregosi, R (9, PH) OBP: 0.389, SLG: 0.154		0-3 K			0-0 1-3 2B			0-0 4-3	0-0 F7	2	0	1	0	0	1	2									
Inning Stats	R: 0 E: 0 K: 2 S: 8	H: 1 LOB: 1 BB: 0 P: 8	R: 0 E: 1 K: 2 S: 9	H: 1 LOB: 2 BB: 0 P: 9	R: 0 E: 0 K: 0 S: 3	H: 0 LOB: 0 BB: 0 P: 3	R: 0 E: 1 K: 0 S: 3	H: 0 LOB: 0 BB: 0 P: 3	R: 0 E: 0 K: 0 S: 4	H: 2 LOB: 2 BB: 0 P: 5	R: 0 E: 0 K: 0 S: 4	H: 1 LOB: 1 BB: 0 P: 4	R: 0 E: 0 K: 0 S: 3	H: 1 LOB: 0 BB: 0 P: 3	R: 0 E: 0 K: 2 S: 8	H: 1 LOB: 1 BB: 0 P: 8	R: 2 E: 0 K: 0 S: 7	H: 4 LOB: 2 BB: 0 P: 7	1B: 10 2B: 2 3B: 0 HR: 0	SF: 0 SAC: 0 DP: 2 HBP: 0	WP: 0 PB: 0 SB: 2 CS: 0	PA: 38			
PITCHER	IP	WLS	BF	H	R	ER	SO	BB	IBB	HBP	BLK	WP	HR	S	P	ERA	WHIP								
John Montefusco, R (1, 1) ERA: 2.4	8.1		34	9	2	2	6	0	0	0	0	0	0	46	46	2.16	1.080								
Gary Lavelle, L (9, 1) ERA: 3.21	0.0		1	1	0	0	0	0	0	0	0	0	0	1	1	∞	∞								
Randy Moffitt, R (9, 1) ERA: 3.45	0.1	W	2	1	0	0	0	0	0	0	0	0	0	2	2	0.00	3.000								
John Curtis, L (9, 1) ERA: 5.06	0.1		1	0	0	0	0	0	0	0	0	0	0	1	1	0.00	0.000								

Pittsburgh Pirates @ San Francisco Giants
Candlestick Park, San Francisco, CA
Tue May 09 1978, 10:05 PM EDT
Att: 10,459 - Unknown

AB 38
R 2
H 11
RBI 2
BB 0
SO 6
LOB 19



Batter	1	2	3	4	5	6	7	8	9	AB	R	H	RBI	BB	SO	LOB	BOTTOM								
Bill Madlock, R (1,4) OBP: 0.329, SLG: 0.355 Tom Heintzelman, R (8,4) OBP: 0.200, SLG: 0.500	1-0 1B 4-3 HBP		0-0 F9			0-0 F8 SH5-4 1B		0-3 K		2	2	1	0	0	0	0									
Terry Whitfield, L (1,7) OBP: 0.293, SLG: 0.363	0-0 B3		0-0 6-3			0-0 SH5-4		0-0 4-3		3	0	0	0	0	0	1									
Darrell Evans, L (1,5) OBP: 0.339, SLG: 0.309	0-0 4-3 1-3 1B			0-0 F8		0-0 F8		0-0 F9		4	0	1	0	0	0	1									
Willie McCovey, L (1,3) OBP: 0.290, SLG: 0.405 Skip James, L (6, PR) OBP: 0.133, SLG: 0.143	0-0 4-3			0-3 K		0-0 S 1B			0-0 6-3	3	0	1	2	0	1	1									
Jack Clark, R (1,9) OBP: 0.310, SLG: 0.380	0-0 6-3			0-0 F9		0-3 K		0-3 K	0-0 E S 1B	4	1	1	0	0	1	2									
Larry Hemdon, R (1,8) OBP: 0.330, SLG: 0.318		0-0 F2			0-0 6-3			0-3 K	0-0 1B	4	0	1	1	0	1	0									
Johnnie LeMaster, R (1,6) OBP: 0.276, SLG: 0.260		0-3 K			0-3 K			4-0 S BB		2	0	0	0	1	2	0									
Mike Sadek, R (1,2) OBP: 0.292, SLG: 0.261		0-0 F9				0-0 1B		0-0 5-3		3	0	1	0	0	0	1									
John Montefusco, R (1, 1) OBP: 0.250, SLG: 0.214 Gary Lavelle, S (9, 1) Randy Moffitt, R (9, 1) OBP: 0.500, SLG: 0.500 John Curtis, L (9, 1)			0-0 P6		0-0 F2			0-3 K		3	0	0	0	0	1	2									
Inning Stats	R: 1 E: 0 K: 0 S: 4	H: 1 LOB: 1 BB: 0 P: 5	R: 0 E: 0 K: 1 S: 5	H: 0 LOB: 0 BB: 0 P: 5	R: 0 E: 0 K: 1 S: 3	H: 0 LOB: 0 BB: 0 P: 3	R: 0 E: 0 K: 1 S: 5	H: 0 LOB: 0 BB: 0 P: 5	R: 1 E: 0 K: 2 S: 7	H: 2 LOB: 2 BB: 0 P: 7	R: 0 E: 0 K: 2 S: 7	H: 0 LOB: 1 BB: 1 P: 11	R: 0 E: 0 K: 1 S: 5	H: 0 LOB: 0 BB: 0 P: 5	R: 1 E: 0 K: 0 S: 3	H: 2 LOB: 1 BB: 0 P: 3	1B: 6 2B: 0 3B: 0 HR: 0	SF: 0 SAC: 1 DP: 0 HBP: 1	WP: 0 PB: 0 SB: 3 CS: 0	PA: 33					
PITCHER	IP	WLS	BF	H	R	ER	SO	BB	IBB	HBP	BLK	WP	HR	S	P	ERA	WHIP								
Don Robinson, R (1, 1) ERA: 2.86	6.0		23	4	2	2	4	0	0	1	0	0	0	30	31	3.00	0.667								
Bruce Kison, R (7, 1) ERA: 2.25	2.0		7	0	0	0	3	1	0	0	0	0	0	12	16	0.00	0.500								
Kent Tekulve, R (9, 1) ERA: 0.51	0.1	L	3	2	1	0	0	0	0	0	0	0	0	3	3	0.00	6.000								

Pittsburgh Pirates @ San Francisco Giants
Candlestick Park, San Francisco, CA
Tue May 09 1978, 10:05 PM EDT
Att: 10,459 - Unknown

AB 30
R 3
H 6
RBI 3
BB 1
SO 7
LOB 8



Batter	1	2	3	4	5	6	7	8	9	AB R H RBI BB SO LOB	TOP									
Frank Taveras, R (1,6) OBP: 0.260, SLG: 0.317	F2		F9		SF6 1B		K		5-3	5 1 1 0 0 1 0	Pittsburgh Pirates @ San Francisco Giants Candlestick Park, San Francisco, CA Wed May 10 1978, 6:33 AM EDT Att: 4,766 - Unknown									
Omar Moreno, L (1,8) OBP: 0.413, SLG: 0.299					2B BB		4-3		1-3	4 1 2 0 1 0 0										
Dave Parker, L (1,9) OBP: 0.368, SLG: 0.566	F7		F6		2B IBB				K	4 1 1 0 1 1 2										
John Milner, L (1,7) OBP: 0.303, SLG: 0.160 Steve Blye, R (6,7) OBP: 0.444, SLG: 0.409		G3			SF6				F8	1 0 0 1 1 0 0 1 0 0 0 0 0 1										
Willie Stargell, L (1,3) OBP: 0.360, SLG: 0.344		4-3	4-3		3-H 0-0				F5	4 0 1 2 0 0 2										
Rennie Stennett, R (1,4) OBP: 0.315, SLG: 0.388					2B				3-1	4 1 1 0 0 0 1										
Phil Garner, R (1,5) OBP: 0.270, SLG: 0.330		3B 1B			F7		G3			4 1 2 1 0 0 0										
Duffy Dyer, R (1,2) OBP: 0.357, SLG: 0.458		1-H 2B 3B			F7		F7			4 0 2 1 0 0 0										
Bert Blyleven, R (1,1) OBP: 0.063, SLG: 0.063		3-H 0-0	4-3		F7		F7		1-2 1B	4 0 0 0 0 0 3										
					1-3		4-3		6-3											
Inning Stats	R: 0 E: 0 K: 0 S: 3	H: 1 LOB: 0 BB: 0 P: 3	R: 2 E: 0 K: 0 S: 6	H: 3 LOB: 1 BB: 0 P: 6	R: 0 E: 0 K: 0 S: 4	H: 1 LOB: 2 BB: 1 P: 8	R: 0 E: 0 K: 0 S: 3	H: 0 LOB: 0 BB: 0 P: 3	R: 3 E: 0 K: 0 S: 5	H: 2 LOB: 1 BB: 2 P: 13	R: 0 E: 0 K: 1 S: 6	H: 1 LOB: 1 BB: 0 P: 6	R: 0 E: 0 K: 0 S: 5	H: 2 LOB: 2 BB: 0 P: 5	R: 0 E: 0 K: 1 S: 5	H: 0 LOB: 0 BB: 0 P: 5	1B: 6 2B: 3 3B: 1 HR: 0	SF: 1 SAC: 0 DP: 0 HBP: 0	WP: 0 PB: 0 SB: 0 CS: 5	PA: 39
PITCHER	IP WLS BF H R ER SO BB IBB HBP BLK WP HR S P ERA WHIP																			
Jim Barr, R (1,1) ERA: 3.18	5.0 L 24 7 5 5 0 2 1 0 0 0 0 0 21 33 9.00 1.800																			
Greg Minton, R (6,1) ERA: 3.0	2.0 7 1 0 0 1 0 0 0 0 0 0 9 9 0.00 0.500																			
John Curtis, L (8,1) ERA: 4.26	2.0 8 2 0 0 1 0 0 0 0 0 0 10 10 0.00 1.000																			

Batter	1	2	3	4	5	6	7	8	9	AB R H RBI BB SO LOB	BOTTOM									
Bill Madlock, R (1,4) OBP: 0.325, SLG: 0.348	F9		F8			BB 1B 1B		F8		4 0 1 0 0 0 0	Pittsburgh Pirates @ San Francisco Giants Candlestick Park, San Francisco, CA Wed May 10 1978, 6:33 AM EDT Att: 4,766 - Unknown									
Terry Whitfield, L (1,7) OBP: 0.291, SLG: 0.358	4-3				1B 4-3 1B		F8		K	4 1 1 0 0 1 1										
Darrell Evans, L (1,5) OBP: 0.345, SLG: 0.309					4-3 1-3 1B		F8		K	3 0 1 0 1 1 1										
Willie McCovey, L (1,3) OBP: 0.289, SLG: 0.398			K		4-3		F8		BB 1B	4 0 1 1 0 1 2										
Jack Clark, R (1,9) OBP: 0.316, SLG: 0.379		5-3			2-3 3-H 0-3		K		1-2 1B	3 0 1 0 1 1 1										
Larry Hemdon, R (1,8) OBP: 0.327, SLG: 0.315		P3			0-3		K		BB	4 0 1 0 0 2 4										
Marc Hill, R (1,2) OBP: 0.317, SLG: 0.282			K		5-3		F9		1-2 1B	4 0 0 0 0 2 2										
Johnnie LeMaster, R (1,6) OBP: 0.264, SLG: 0.267			K		5-3		K		P6	4 0 0 0 0 3 2										
Jim Barr, R (1,1) OBP: 0.200, SLG: 0.200 Tom Heintzelman, R (5,PH) OBP: 0.182, SLG: 0.455 Greg Minton, S (6,1) Mike Ivie, R (7,PH) John Curtis, L (8,1)			K		5-3		4-3			1 0 0 0 0 1 0 1 0 0 0 0 0 0 0 0 0 0 0 0 0 1 0 0 0 0 0 0 0 0 0 0 0 0 0										
Inning Stats	R: 0 E: 0 K: 1 S: 5	H: 0 LOB: 1 BB: 1 P: 9	R: 0 E: 0 K: 1 S: 5	H: 0 LOB: 0 BB: 0 P: 5	R: 0 E: 0 K: 2 S: 7	H: 0 LOB: 0 BB: 0 P: 7	R: 1 E: 0 K: 2 S: 9	H: 2 LOB: 1 BB: 0 P: 9	R: 0 E: 0 K: 1 S: 5	H: 0 LOB: 0 BB: 0 P: 5	R: 0 E: 0 K: 1 S: 7	H: 2 LOB: 3 BB: 1 P: 11	R: 0 E: 0 K: 1 S: 5	H: 0 LOB: 0 BB: 0 P: 5	R: 0 E: 0 K: 2 S: 7	H: 0 LOB: 2 BB: 0 P: 7	1B: 6 2B: 0 3B: 0 HR: 0	SF: 0 SAC: 0 DP: 0 HBP: 0	WP: 0 PB: 0 SB: 0 CS: 0	PA: 35
PITCHER	IP WLS BF H R ER SO BB IBB HBP BLK WP HR S P ERA WHIP																			
Bert Blyleven, R (1,1) ERA: 4.27	9.0 W 35 6 1 1 12 2 0 0 0 0 0 57 65 1.00 0.889																			

AB	35
R	5
H	10
RBI	5
BB	3
SO	2
LOB	9



AB	33
R	1
H	6
RBI	1
BB	2
SO	12
LOB	13



Batter	1	2	3	4	5	6	7	8	9	AB	R	H	RBI	BB	SO	LOB	TOP	
Frank Taveras, R (1, 6) OBP: 0.269, SLG: 0.324	F9			FC5-4 1B	F8			1-2 1B		4	0	2	0	0	0	1	Pittsburgh Pirates @ San Francisco Giants Candlestick Park, San Francisco, CA Thu May 11 1978, 6:33 AM EDT Att: 6,071 - Unknown	
Omar Moreno, L (1, 8) OBP: 0.398, SLG: 0.286	1-3			FC5-4 FC4-6 1-2	K			F7		4	0	0	0	0	1	4		
Dave Parker, L (1, 9) OBP: 0.364, SLG: 0.555	1B			FC4-6 E 1B 1-2			K	F3		4	1	1	0	0	1	3		
Rennie Stennett, R (1, 4)		F3		E 1B 1-2			L3	G3		4	1	1	0	0	0	2		
Willie Stargell, L (1, 3) OBP: 0.342, SLG: 0.323	K			E3 E 1-2 2-3			F9		K	4	0	0	0	0	2	2		
Steve Brye, R (1, 7) OBP: 0.419, SLG: 0.385	F9			E4 1-3 2-H 3-H 6-3			F9	G4-6-3 1B		4	0	1	0	0	0	1		
Phil Garner, R (1, 5) OBP: 0.269, SLG: 0.319				K			6-3	G4-6-3 1B 1-2		3	0	0	0	1	1	3		
Duffy Dyer, R (1, 2) OBP: 0.323, SLG: 0.407				G6-4-3 1-2			F8	F8		3	0	0	0	0	0	1		
John Candelaria, L (1, 1) OBP: 0.278, SLG: 0.250 Bruce Kison, R (3, 1) Will McEnaney, L (5, 1) Jim Bibby, R (5, 1) Manny Sanguillen, R (8, PH) Grant Jackson, S (8, 1)				K	E5			1B 1B		1	0	0	0	0	1	0	P WP: 0 PA: 34 RB: 0 SB: 0 CS: 0	
Inning Stats	R: 0 E: 0 K: 0 S: 3	H: 1 LOB: 1 BB: 0 P: 3	R: 0 E: 0 K: 1 S: 5	H: 0 LOB: 0 BB: 0 P: 5	R: 0 E: 0 K: 1 S: 4	H: 0 LOB: 0 BB: 1 P: 8	R: 2 E: 2 K: 1 S: 9	H: 2 LOB: 2 BB: 0 P: 9	R: 0 E: 1 K: 1 S: 6	H: 0 LOB: 1 BB: 0 P: 6	R: 0 E: 0 K: 0 S: 3	H: 0 LOB: 0 BB: 0 P: 3	R: 0 E: 0 K: 0 S: 5	H: 2 LOB: 2 BB: 0 P: 5	R: 0 E: 0 K: 1 S: 5	H: 1 LOB: 0 BB: 0 P: 5		1B: 6 2B: 0 3B: 0 HR: 0
PITCHER Bob Knepper, L (1, 1) ERA: 1.87	IP: 9.0 WLS: W BF: 34 H: 6 R: 2 ER: 0 SO: 6 BB: 1 IBB: 0 HBP: 0 BLK: 0 WP: 0 HR: 0 S: 45 P: 49 ERA: 0.00 WHIP: 0.778															PITCHER		

Batter	1	2	3	4	5	6	7	8	9	AB	R	H	RBI	BB	SO	LOB	BOTTOM	
Bill Madlock, R (1, 4) OBP: 0.329, SLG: 0.357	1B BB BB			4-3	K			F7		4	1	1	0	1	1	3	Pittsburgh Pirates @ San Francisco Giants Candlestick Park, San Francisco, CA Thu May 11 1978, 6:33 AM EDT Att: 6,071 - Unknown	
Darrell Evans, L (1, 5) OBP: 0.395, SLG: 0.327	1B 1-2 BB			3-1	K			BB 1B		4	1	2	0	1	1	1		
Jack Clark, R (1, 9) OBP: 0.328, SLG: 0.402	G5-4-3 1-2 2-3 1B			3B 3B	K		K	1B 1-2 BB		4	1	2	1	1	2	1		
Willie McCovey, L (1, 3) OBP: 0.300, SLG: 0.422 Terry Whitfield, L (6, PR) OBP: 0.295, SLG: 0.361	F7			1B 3B	1B HBP BB BB		F8	1-3 2-H 1B		2	1	1	1	1	0	3		
Mike Ivie, R (1, 7) OBP: 0.333, SLG: 0.441	G5-4-3 1-2			1B BLK 1B	BB 1B HBP HBP		K	P6		2	1	1	1	0	1	6		
Larry Hemdon, R (1, 8) OBP: 0.343, SLG: 0.326				5-3 BB	1-3 1B		F9			3	0	2	0	1	0	0		
Marc Hill, R (1, 2) OBP: 0.314, SLG: 0.270	5-3			F5	HBP BB		K			3	0	0	1	1	1	3		
Johnnie LeMaster, R (1, 6) OBP: 0.263, SLG: 0.258	K			K	1-2 2-3 3-H HBP		5-3			3	0	0	1	0	2	3		
Bob Knepper, L (1, 1) OBP: 0.100, SLG: 0.111	6-3			3-1	K			K		4	0	0	0	0	2	4	GIANTS WP: 0 PA: 41 RB: 0 SB: 0 CS: 0	
Inning Stats	R: 0 E: 0 K: 0 S: 3	H: 1 LOB: 2 BB: 2 P: 11	R: 0 E: 0 K: 1 S: 5	H: 0 LOB: 1 BB: 1 P: 9	R: 3 E: 0 K: 1 S: 10	H: 5 LOB: 2 BB: 0 P: 10	R: 0 E: 0 K: 1 S: 5	H: 0 LOB: 0 BB: 0 P: 5	R: 2 E: 0 K: 3 S: 10	H: 1 LOB: 3 BB: 2 P: 20	R: 0 E: 0 K: 2 S: 8	H: 1 LOB: 1 BB: 0 P: 8	R: 0 E: 0 K: 1 S: 5	H: 0 LOB: 0 BB: 0 P: 5	R: 1 E: 0 K: 1 S: 7	H: 2 LOB: 2 BB: 1 P: 11		1B: 6 2B: 2 3B: 2 HR: 0
PITCHER John Candelaria, L (1, 1) ERA: 4.42 Bruce Kison, R (3, 1) ERA: 3.0 Will McEnaney, L (5, 1) ERA: 4.91 Jim Bibby, R (5, 1) ERA: 2.87 Grant Jackson, L (8, 1) ERA: 5.4	IP: 2.1 WLS: L BF: 14 H: 5 R: 3 ER: 3 SO: 3 BB: 3 IBB: 0 HBP: 0 BLK: 1 WP: 0 HR: 0 S: 13 P: 25 ERA: 11.57 WHIP: 3.429															PITCHER		

Batter	1	2	3	4	5	6	7	8	9	AB	R	H	RBI	BB	SO	LOB	TOP						
Garry Templeton, S (1,6) OBP: 0.237, SLG: 0.301 Mike Phillips, L (5,6) OBP: 0.389, SLG: 0.529										2	1	1	0	0	1	0	St. Louis Cardinals @ San Francisco Giants Candlestick Park, San Francisco, CA Fri May 12, 1978, 10:05 PM EDT Att: 16,788 - Unknown						
Tony Scott, S (1,9) OBP: 0.339, SLG: 0.314										4	0	1	0	0	0	3							
Keith Hernandez, L (1,3) OBP: 0.391, SLG: 0.479										4	0	2	1	0	1	0							
Ted Simmons, S (1,2) OBP: 0.406, SLG: 0.519 Pete Vuckovich, R (8,1)										4	1	2	1	0	0	2							
Jerry Morales, R (1,8) OBP: 0.295, SLG: 0.345										3	0	0	1	0	0	1							
Ken Reitz, R (1,5) OBP: 0.325, SLG: 0.423										4	0	0	0	0	2	2							
Mike Tyson, R (1,4) OBP: 0.305, SLG: 0.352										4	0	1	0	0	1	0							
Jerry Mumphy, S (1,7) OBP: 0.206, SLG: 0.177										4	0	1	0	0	0	1							
John Urea, R (1,1) OBP: 0.111, SLG: 0.111 Dave Hamilton, L (4,1) Gary Sutherland, R (5, PH) OBP: 0.200, SLG: 0.200 Buddy Schultz, R (5,1) Steve Swisher, R (8,2) OBP: 0.250, SLG: 0.143										1	0	0	0	0	0	0							
Inning Stats	R: 1 E: 0 K: 0 S: 5	H: 3 LOB: 1 BB: 0 P: 5	R: 0 E: 0 K: 2 S: 7	H: 0 LOB: 0 BB: 0 P: 7	R: 0 E: 0 K: 1 S: 5	H: 0 LOB: 0 BB: 0 P: 5	R: 0 E: 0 K: 0 S: 3	H: 0 LOB: 1 BB: 0 P: 3	R: 0 E: 0 K: 1 S: 6	H: 1 LOB: 1 BB: 0 P: 6	R: 1 E: 0 K: 0 S: 6	H: 3 LOB: 2 BB: 1 P: 6	R: 0 E: 0 K: 0 S: 4	H: 2 LOB: 2 BB: 1 P: 8	R: 1 E: 0 K: 1 S: 6	H: 1 LOB: 0 BB: 0 P: 6		R: 0 E: 0 K: 0 S: 3	H: 0 LOB: 0 BB: 0 P: 3	1B: 9 2B: 0 3B: 0 HR: 1	SF: 1 SAC: 0 DP: 2 HBP: 0	WP: 0 PB: 0 SB: 0 CS: 0	PA: 36
PITCHER Vida Blue, L (1,1) ERA: 2.77	IP: 9.0 WLS: W BF: 36 H: 10 R: 3 ER: 3 SO: 5 BB: 1 IBB: 0 HBP: 0 BLK: 0 WP: 0 HR: 1 S: 45 P: 49 ERA: 3.00 WHIP: 1.222											PITCHER	IP: 9.0 WLS: W BF: 36 H: 10 R: 3 ER: 3 SO: 5 BB: 1 IBB: 0 HBP: 0 BLK: 0 WP: 0 HR: 1 S: 45 P: 49 ERA: 3.00 WHIP: 1.222										

Batter	1	2	3	4	5	6	7	8	9	AB	R	H	RBI	BB	SO	LOB	BOTTOM						
Bill Madlock, R (1,4) OBP: 0.337, SLG: 0.405										4	1	2	2	0	0	1	St. Louis Cardinals @ San Francisco Giants Candlestick Park, San Francisco, CA Fri May 12, 1978, 10:05 PM EDT Att: 16,788 - Unknown						
Terry Whitfield, L (1,7) OBP: 0.312, SLG: 0.406										4	3	3	1	0	0	1							
Darrell Evans, L (1,5) OBP: 0.363, SLG: 0.337 Tom Heintzelman, R (6,5) OBP: 0.250, SLG: 0.750										3	1	2	1	0	0	0							
Willie McCovey, L (1,3) OBP: 0.298, SLG: 0.415 Skip James, L (8,3) OBP: 0.133, SLG: 0.143										4	1	1	1	0	0	1							
Jack Clark, R (1,9) OBP: 0.325, SLG: 0.405										4	1	1	1	0	0	1							
Larry Hemdon, R (1,8) OBP: 0.339, SLG: 0.323										4	0	1	2	0	1	0							
Marc Hill, R (1,2) OBP: 0.300, SLG: 0.256										4	0	0	0	0	1	1							
Johnnie LeMaster, R (1,6) OBP: 0.253, SLG: 0.247										4	0	0	0	0	1	0							
Vida Blue, S (1,1) OBP: 0.364, SLG: 0.389										3	1	1	0	1	1	0							
Inning Stats	R: 1 E: 0 K: 0 S: 5	H: 2 LOB: 1 BB: 0 P: 5	R: 0 E: 0 K: 0 S: 3	H: 0 LOB: 0 BB: 0 P: 3	R: 4 E: 1 K: 0 S: 7	H: 5 LOB: 1 BB: 1 P: 11	R: 3 E: 0 K: 0 S: 6	H: 3 LOB: 0 BB: 0 P: 6	R: 0 E: 0 K: 1 S: 6	H: 1 LOB: 1 BB: 0 P: 6	R: 1 E: 0 K: 1 S: 6	H: 1 LOB: 0 BB: 0 P: 6	R: 0 E: 0 K: 2 S: 7	H: 0 LOB: 0 BB: 0 P: 7	1B: 8 2B: 1 3B: 0 HR: 3	SF: 0 SAC: 0 DP: 1 HBP: 0		WP: 0 PB: 0 SB: 1 CS: 0	PA: 36				
PITCHER John Urea, R (1,1) ERA: 4.43 Dave Hamilton, L (4,1) ERA: 7.94 Buddy Schultz, L (5,1) ERA: 5.02 Pete Vuckovich, R (8,1) ERA: 2.75	IP: 3.1 WLS: L BF: 19 H: 9 R: 7 ER: 7 SO: 0 BB: 0 IBB: 0 HBP: 0 BLK: 0 WP: 0 HR: 1 S: 18 P: 22 ERA: 18.90 WHIP: 3.000											PITCHER	IP: 3.1 WLS: L BF: 19 H: 9 R: 7 ER: 7 SO: 0 BB: 0 IBB: 0 HBP: 0 BLK: 0 WP: 0 HR: 1 S: 18 P: 22 ERA: 18.90 WHIP: 3.000										

Batter	1	2	3	4	5	6	7	8	9	AB	R	H	RBI	BB	SO	LOB	TOP			
Lou Brock, L OBP: 0.347, SLG: 0.310 (1,7)										5	1	1	0	0	0	0				
Tony Scott, S OBP: 0.328, SLG: 0.304 (1,9)										5	1	1	0	0	0	0				
Keith Hernandez, L OBP: 0.399, SLG: 0.492 (1,3)										5	2	3	1	0	0	0				
Ted Simmons, S OBP: 0.421, SLG: 0.536 (1,2)										4	1	3	0	1	0	2				
Jerry Morales, R OBP: 0.294, SLG: 0.350 (1,8)										4	1	1	1	0	0	4				
Ken Reitz, R OBP: 0.323, SLG: 0.417 (1,5)										4	0	1	2	0	0	5				
Mike Phillips, L OBP: 0.381, SLG: 0.500 (1,6)										3	0	1	1	0	0	1				
Roger Freed, R OBP: 0.280, SLG: 0.609 (8, PH)										0	0	0	1	0	0	0				
Pete Vuckovich, R OBP: 0.285, SLG: 0.299 (8,1)										0	0	0	0	0	0	0				
Mike Tyson, R OBP: 0.293, SLG: 0.337 (1,4)										4	0	0	0	0	0	2				
Eric Rasmussen, R OBP: 0.133, SLG: 0.133 (1,1)										2	0	0	0	0	2	0				
Jim Dwyer, L OBP: 0.303, SLG: 0.400 (7, PH)										1	0	0	0	0	0	0				
Mark Littell, L OBP: 0.235, SLG: 0.299 (8, PH)										1	0	0	0	0	0	2				
Garry Templeton, S OBP: 0.235, SLG: 0.299 (8,6)										1	0	0	0	0	2					
Inning Stats	R: 3 E: 0 K: 0 S: 7	H: 4 LOB: 1 BB: 0 P: 7	R: 0 E: 0 K: 1 S: 5	H: 0 LOB: 0 BB: 0 P: 5	R: 0 E: 1 K: 0 S: 4	H: 0 LOB: 2 BB: 1 P: 8	R: 0 E: 0 K: 1 S: 5	H: 0 LOB: 0 BB: 0 P: 5	R: 0 E: 0 K: 0 S: 3	H: 2 LOB: 1 BB: 0 P: 5	R: 0 E: 0 K: 0 S: 3	H: 0 LOB: 0 BB: 0 P: 3	R: 2 E: 1 K: 0 S: 7	H: 3 LOB: 2 BB: 0 P: 7	R: 0 E: 0 K: 0 S: 4	H: 2 LOB: 2 BB: 0 P: 4	1B: 8 2B: 3 3B: 0 HR: 0	SF: 1 SAC: 0 DP: 0 HBP: 0	WP: 0 PA: 40 PB: 0 SB: 0 CS: 0	
PITCHER	IP WLS BF H R ER SO BB IBB HBP BLK WP HR S P ERA WHIP	7.0 W 29 6 4 4 2 1 0 0 0 2 0 0 32 36 5.14 1.000	2.0 S 11 5 2 2 0 0 0 0 0 1 0 0 11 11 9.00 2.500																	

St. Louis Cardinals @ San Francisco Giants
Candlestick Park, San Francisco, CA
Sat May 13 1978, 6:33 AM EDT
Att: 12,367 - Sunny

AB 38
R 6
H 11
RBI 6
BB 1
SO 2
LOB 16



Batter	1	2	3	4	5	6	7	8	9	AB	R	H	RBI	BB	SO	LOB	BOTTOM			
Bill Madlock, R OBP: 0.356, SLG: 0.436 (1,4)										4	2	3	0	0	0	0				
Terry Whitfield, L OBP: 0.319, SLG: 0.404 (1,7)										3	1	1	0	1	1	2				
Darrell Evans, L OBP: 0.367, SLG: 0.330 (1,5)										2	1	0	0	2	0	3				
Willie McCovey, L OBP: 0.295, SLG: 0.411 (1,3)										1	0	0	0	0	0	2				
Mike Ivie, R OBP: 0.333, SLG: 0.472 (3,3)										2	1	1	3	0	1	0				
Jack Clark, R OBP: 0.338, SLG: 0.435 (1,9)										4	1	3	2	0	0	2				
Larry Hemdon, R OBP: 0.336, SLG: 0.320 (1,8)										4	1	1	0	0	1	1				
Johnnie LetMaster, R OBP: 0.243, SLG: 0.237 (1,6)										4	0	0	0	0	0	0				
Mike Sadek, R OBP: 0.286, SLG: 0.259 (1,2)										4	0	1	0	0	0	0				
John Montefusco, R OBP: 0.222, SLG: 0.188 (1,1)										2	0	0	0	0	2	1				
Vic Harris, S OBP: 0.233, SLG: 0.233 (7, PH)										1	0	0	0	0	1	0				
Garry Lavelle, S OBP: 0.233, SLG: 0.233 (8,1)										1	0	0	0	0	1	0				
Inning Stats	R: 0 E: 0 K: 0 S: 4	H: 1 LOB: 2 BB: 1 P: 8	R: 0 E: 0 K: 0 S: 3	H: 0 LOB: 0 BB: 0 P: 3	R: 0 E: 0 K: 1 S: 6	H: 1 LOB: 1 BB: 0 P: 6	R: 2 E: 0 K: 2 S: 10	H: 3 LOB: 1 BB: 0 P: 10	R: 2 E: 0 K: 0 S: 4	H: 2 LOB: 0 BB: 1 P: 8	R: 0 E: 0 K: 1 S: 5	H: 0 LOB: 0 BB: 0 P: 5	R: 3 E: 0 K: 2 S: 10	H: 3 LOB: 1 BB: 1 P: 14	R: 0 E: 0 K: 1 S: 5	H: 0 LOB: 0 BB: 0 P: 5	1B: 7 2B: 2 3B: 1 HR: 0	SF: 1 SAC: 0 DP: 0 HBP: 0	WP: 0 PA: 37 PB: 0 SB: 3 CS: 1	
PITCHER	IP WLS BF H R ER SO BB IBB HBP BLK WP HR S P ERA WHIP	6.0 L 7 3 3 3 2 0 1 0 0 0 0 0 10 14 27.00 3.000	1.0 L 7 3 3 3 2 0 0 0 0 0 0 0 5 5 0.00 0.000																	

St. Louis Cardinals @ San Francisco Giants
Candlestick Park, San Francisco, CA
Sat May 13 1978, 6:33 AM EDT
Att: 12,367 - Sunny

AB 32
R 7
H 10
RBI 5
BB 3
SO 7
LOB 11



Batter	1	2	3	4	5	6	7	8	9	10	11	12	AB	R	H	RBI	BB	SO	LOB	TOP								
Lou Brock, L Roger Freed, R Mark Littell, L	4-3		K		K		G3	F7			6-3		5	0	0	0	0	2	1									
Garry Templeton, S	BLK 1B		K		5-3		WP 2B	1B		4-3	F9		6	1	2	0	0	1	1									
Keith Hernandez, L	BB						E 2B	1B	FC5-4 1H	2B		1B	4	1	3	1	2	0	0									
Ted Simmons, S	L9		F2				F8		FC5-4 IBB	1-3		L6	5	0	0	0	1	0	5									
Jerry Morales, R	5-3						E4 2B	4-3	FC5-4				6	1	2	0	0	0	5									
Ken Reitz, R		6-3		E5			4-3 2B	2B	FC5-4				6	1	1	1	0	0	5									
Tony Scott, S		F7		F9			4-3			P5			6	0	0	1	0	0	4									
Mike Tyson, R					K								3	0	2	1	2	1	1									
John Denny, R Buddy Schultz, R Pete Vuckovich, R							1-3 2H	2B	FC5-4				3	0	0	0	0	0	2									
Gary Sutherland, R Jerry Mumphy, S		F8			1-3		5-3			SH1-4			0	0	0	0	0	0	0									
Inning Stats	R: 0 E: 0 K: 4 S: 4	H: 1 LOB: 2 BB: 1 P: 6	R: 0 E: 0 K: 3 S: 3	H: 0 LOB: 1 BB: 1 P: 7	R: 0 E: 0 K: 2 S: 7	H: 0 LOB: 1 BB: 1 P: 11	R: 0 E: 1 K: 1 S: 6	H: 1 LOB: 1 BB: 0 P: 6	R: 0 E: 0 K: 1 S: 5	H: 0 LOB: 0 BB: 0 P: 5	R: 3 E: 1 K: 0 S: 7	H: 3 LOB: 1 BB: 0 P: 7	R: 1 E: 0 K: 0 S: 5	H: 2 LOB: 2 BB: 1 P: 9	R: 0 E: 0 K: 4 S: 4	H: 1 LOB: 1 BB: 0 P: 4	R: 0 E: 0 K: 0 S: 3	H: 0 LOB: 0 BB: 0 P: 3	R: 0 E: 0 K: 0 S: 3	H: 0 LOB: 0 BB: 0 P: 3	R: 0 E: 0 K: 0 S: 3	H: 0 LOB: 1 BB: 1 P: 7	R: 0 E: 0 K: 0 S: 5	H: 2 LOB: 2 BB: 0 P: 6	1B: 7 2B: 3 3B: 0 HR: 0	SF: 0 SAC: 2 DP: 0 HBP: 0	WP: 2 PB: 0 SB: 0 CS: 1	PA: 52
PITCHER	IP	WLS	BF	H	R	ER	SO	BB	IBB	HBP	BLK	WP	HR	S	P	ERA	WHIP											
Jim Barr, R Lynn McGlothen, R Randy Moffitt, R John Curtis, L Charlie Williams, R	1.1 5.0 2.1 1.1 10.1	0.1 20 14 4 5	2 2 5 0 0	1 1 3 0 0	0 0 1 0 0	0 4 1 0 0	0 0 0 0 0	0 4 0 0 0	0 3 0 0 1	0 0 1 0 0	0 0 0 0 0	0 1 0 0 0	0 1 0 0 0	0 25 13 4 4	2 37 17 4 8	0.00 1.000 3.86 0.000 0.750	3.000											
PITCHER	IP	WLS	BF	H	R	ER	SO	BB	IBB	HBP	BLK	WP	HR	S	P	ERA	WHIP											
Jim Barr, R Lynn McGlothen, L Randy Moffitt, R Vic Harris, S	1.2 0.0 2.1 1.2	1.2 0.0 10 L	1.2 6	1	1	1	1	0	0	0	0	0	1	8	8	5.40	0.600											

St. Louis Cardinals @ San Francisco Giants
Candlestick Park, San Francisco, CA
Sun May 14 1978, 6:33 AM EDT
Unknown

AB	45
R	4
H	10
RBI	4
BB	5
SO	4
LOB	25



Batter	1	2	3	4	5	6	7	8	9	10	11	12	AB	R	H	RBI	BB	SO	LOB	BOTTOM							
Bill Madlock, R	S BB		BLK BB		6-3			F8				5-3	4	0	1	0	2	0	1								
Terry Whitfield, L	K		G3				4-3	1B BB		SH2-4 1B			4	2	1	1	1	1	2								
Jack Clark, R	1-3						G3 2B	SF8		F7			4	1	2	2	0	0	2								
Darrell Evans, L	F8						G3	1B					4	0	1	0	1	0	2								
Mike Ivie, R		F8		4-3			6-3						5	0	1	1	0	0	3								
Larry Hemdon, R		5-3		5-3				F7		K			5	0	0	0	0	2	2								
Marc Hill, R		5-3						6-3		6-3			5	1	1	1	0	0	0								
Johnnie LeMaster, R John Curtis, L Skip James, L Charlie Williams, R Gary Lavelle, S			K				K			K			3	0	0	0	0	2	0								
Jim Barr, R Lynn McGlothen, L Randy Moffitt, R Vic Harris, S				3-1			F6			F9			0	0	0	0	0	0	0								
Inning Stats	R: 0 E: 0 K: 1 S: 5	H: 0 LOB: 1 BB: 1 P: 1	R: 0 E: 0 K: 0 S: 3	H: 0 LOB: 0 BB: 0 P: 3	R: 0 E: 0 K: 1 S: 9	H: 0 LOB: 1 BB: 1 P: 9	R: 1 E: 0 K: 0 S: 4	H: 1 LOB: 0 BB: 0 P: 4	R: 1 E: 0 K: 1 S: 6	H: 1 LOB: 0 BB: 0 P: 6	R: 0 E: 0 K: 0 S: 4	H: 1 LOB: 1 BB: 0 P: 4	R: 0 E: 0 K: 0 S: 3	H: 0 LOB: 0 BB: 0 P: 5	R: 0 E: 0 K: 1 S: 5	H: 1 LOB: 2 BB: 1 P: 8	R: 0 E: 0 K: 0 S: 5	H: 0 LOB: 0 BB: 0 P: 3	R: 0 E: 0 K: 0 S: 3	H: 1 LOB: 0 BB: 0 P: 5	R: 1 E: 0 K: 0 S: 3	H: 1 LOB: 0 BB: 0 P: 3	1B: 4 2B: 1 3B: 0 HR: 3	SF: 1 SAC: 1 DP: 0 HBP: 0	WP: 0 PB: 0 SB: 1 CS: 0	PA: 47	
PITCHER	IP	WLS	BF	H	R	ER	SO	BB	IBB	HBP	BLK	WP	HR	S	P	ERA	WHIP										
John Denny, R Buddy Schultz, L Pete Vuckovich, R Mark Littell, R	7.2 0.0 2.1 1.1	30 1 10 L	4 1 2 6	4 0 0 1	4 0 0 1	4 0 0 1	3 0 0 0	0 0 1 0	0 0 0 0	0 0 0 0	0 0 0 0	0 0 0 0	2 0 13 8	33 1 17 8	45	4.70	0.913										

St. Louis Cardinals @ San Francisco Giants
Candlestick Park, San Francisco, CA
Sun May 14 1978, 6:33 AM EDT
Unknown

AB	41
R	5
H	8
RBI	5
BB	4
SO	6
LOB	12



Batter	1	2	3	4	5	6	7	8	9	10	AB	R	H	RBI	BB	SO	LOB	TOP	
Jerry Mumphrey, S OBP: 0.219, SLG: 0.182 (1, 8)	F5						5-3				4	0	1	1	1	0	0	St. Louis Cardinals @ San Francisco Giants Candlestick Park, San Francisco, CA Sun May 14 1978, 6:38 AM EDT Att: 25,776 - Unknown AB 38 R 3 H 8 RBI 3 BB 4 SO 4 LOB 18	
Tony Scott, S OBP: 0.278, SLG: 0.254 Mark Littell, L (9, 1)	P4		F9		4-3		6-3		BB		5	0	0	0	0	1	3		
Garry Templeton, S OBP: 0.252, SLG: 0.310 (1, 6)	5-3						1-3				5	2	3	0	0	0	0		
Keith Hernandez, L OBP: 0.409, SLG: 0.492 (1, 3)											4	0	0	0	1	1	2		
Daneborg, L OBP: 0.313, SLG: 0.214 (1, 9)	L6										4	0	1	0	1	0	2		
Ken Reitz, R OBP: 0.319, SLG: 0.413 (1, 5)	F8										5	0	2	2	0	0	1		
Steve Swisher, R OBP: 0.182, SLG: 0.100 Jim Dwyer, L OBP: 0.294, SLG: 0.387 (9, PH) (9, 7)											3	0	0	0	0	1	4		
Mike Tyson, R OBP: 0.324, SLG: 0.366 (1, 4)											1	0	0	0	0	0	0		
Pete Falcone, L OBP: 0.167, SLG: 0.167 Pete Vuckovich, R (7, 1) Buddy Schultz, R (7, 1) Ted Simmons, S OBP: 0.407, SLG: 0.509 (9, PH) (9, 2)											3	0	0	0	0	0	4		
Inning Stats	R: 0 E: 0 K: 0 S: 3	H: 0 LOB: 0 BB: 0 P: 3	R: 0 E: 0 K: 0 S: 3	H: 0 LOB: 0 BB: 0 P: 3	R: 1 E: 0 K: 1 S: 7	H: 2 LOB: 1 BB: 0 P: 7	R: 1 E: 0 K: 0 S: 5	H: 2 LOB: 2 BB: 1 P: 9	R: 0 E: 0 K: 0 S: 3	H: 0 LOB: 0 BB: 0 P: 3	R: 0 E: 0 K: 0 S: 3	H: 0 LOB: 0 BB: 0 P: 3	R: 0 E: 1 K: 2 S: 8	H: 0 LOB: 2 BB: 0 P: 12	R: 0 E: 0 K: 1 S: 6	H: 2 LOB: 1 BB: 0 P: 6	1B: 7 2B: 1 3B: 0 HR: 0		SF: 0 SAC: 0 DP: 0 HBP: 0
PITCHER	IP WLS BF H R ER SO	IP WLS BF H R ER SO	IP WLS BF H R ER SO	IP WLS BF H R ER SO	IP WLS BF H R ER SO	IP WLS BF H R ER SO	IP WLS BF H R ER SO	IP WLS BF H R ER SO	IP WLS BF H R ER SO	IP WLS BF H R ER SO	IP WLS BF H R ER SO	IP WLS BF H R ER SO	IP WLS BF H R ER SO	IP WLS BF H R ER SO	IP WLS BF H R ER SO	IP WLS BF H R ER SO	ERA WHIP	ERA WHIP	
Ed Halicki, R ERA: 4.5 John Curtis, L ERA: 3.6 Jim Barr, R ERA: 3.02 Charlie Williams, R ERA: 4.76 (1, 1) (7, 1) (8, 1) (10, 1)	6.0 1.0 2.0 1.0	27 3 8 4	6 0 0 2	3 0 0 0	3 0 0 1	1 0 0 0	2 0 0 0	26 3 11 6	38 3 15 6	4.50 0.00 0.500 0.000	1.333 0.000 0.500 2.000								

Batter	1	2	3	4	5	6	7	8	9	10	AB	R	H	RBI	BB	SO	LOB	BOTTOM					
Vic Harris, S OBP: 0.133, SLG: 0.037 (1, 6)	4-3										5	0	0	0	1	4	5	St. Louis Cardinals @ San Francisco Giants Candlestick Park, San Francisco, CA Sun May 14 1978, 6:38 AM EDT Att: 25,776 - Unknown AB 39 R 4 H 14 RBI 4 BB 6 SO 6 LOB 23					
Rob Andrews, R OBP: 0.319, SLG: 0.333 Jim Barr, R OBP: 0.200, SLG: 0.200 Skip James, L OBP: 0.176, SLG: 0.188 Charlie Williams, R (10, 1) Marc Hill, R OBP: 0.302, SLG: 0.298 (10, PH)	5-3										3	0	1	0	1	0	1						
Jack Clark, R OBP: 0.345, SLG: 0.488 (1, 9)	5-3										4	1	2	1	0	0	1						
Mike Ivie, R OBP: 0.347, SLG: 0.444 (1, 3)											4	0	2	0	1	0	1						
Tom Heintzelman, R OBP: 0.200, SLG: 0.600 Darrell Evans, L OBP: 0.370, SLG: 0.324 (7, PH) (8, 5)	F9										3	0	0	1	0	0	2						
Larry Hemdon, R OBP: 0.333, SLG: 0.327 (1, 8)											5	0	3	0	0	1	3						
Terry Whitfield, L OBP: 0.333, SLG: 0.442 (1, 7)	F8										5	2	3	0	0	0	3						
Mike Sadek, R OBP: 0.281, SLG: 0.258 (1, 2)	4-3										4	1	1	0	0	0	3						
Ed Halicki, R John Curtis, L Bill Madlock, R OBP: 0.374, SLG: 0.422 (7, PH) (8, 4)	F5										2	0	0	0	0	1	0						
Inning Stats	R: 0 E: 0 K: 0 S: 3	H: 0 LOB: 0 BB: 0 P: 3	R: 0 E: 0 K: 0 S: 5	H: 2 LOB: 2 BB: 0 P: 5	R: 0 E: 0 K: 1 S: 6	H: 1 LOB: 1 BB: 0 P: 6	R: 0 E: 0 K: 0 S: 4	H: 1 LOB: 1 BB: 0 P: 4	R: 0 E: 0 K: 1 S: 5	H: 0 LOB: 1 BB: 1 P: 9	R: 1 E: 0 K: 1 S: 3	H: 1 LOB: 0 BB: 1 P: 7	R: 2 E: 0 K: 1 S: 9	H: 4 LOB: 3 BB: 1 P: 13	R: 0 E: 0 K: 1 S: 6	H: 2 LOB: 2 BB: 1 P: 10	R: 0 E: 0 K: 1 S: 6		H: 1 LOB: 2 BB: 1 P: 10	R: 1 E: 0 K: 1 S: 6	H: 2 LOB: 2 BB: 1 P: 10	1B: 11 2B: 2 3B: 1 HR: 0	SF: 0 SAC: 2 DP: 1 HBP: 0
PITCHER	IP WLS BF H R ER SO	IP WLS BF H R ER SO	IP WLS BF H R ER SO	IP WLS BF H R ER SO	IP WLS BF H R ER SO	IP WLS BF H R ER SO	IP WLS BF H R ER SO	IP WLS BF H R ER SO	IP WLS BF H R ER SO	IP WLS BF H R ER SO	IP WLS BF H R ER SO	IP WLS BF H R ER SO	IP WLS BF H R ER SO	IP WLS BF H R ER SO	IP WLS BF H R ER SO	IP WLS BF H R ER SO	ERA WHIP	ERA WHIP					
Pete Falcone, L ERA: 5.68 Pete Vuckovich, R ERA: 2.35 Buddy Schultz, L ERA: 4.6 Mark Littell, R ERA: 3.03 (1, 1) (7, 1) (7, 1) (9, 1)	6.2 0.0 1.1 1.2	29 2 6 10	7 0 2 3	3 0 0 1	3 0 1 2	3 0 2 0	3 0 0 0	32 2 7 12	44 2 11 20	4.05 ∞ 0.00 5.40	1.500 ∞ 2.250 1.800												

Batter	1	2	3	4	5	6	7	8	9	AB	R	H	RBI	BB	SO	LOB	TOP					
Ivan De Jesus, R OBP: 0.340, SLG: 0.290	0-0 6-3		3-2 F8		4-2 G3 2B BB		2-3 K			3	1	0	0	1	1	0	Chicago Cubs @ San Francisco Giants Candlestick Park, San Francisco, CA Tue May 16 1978, 10:05 PM EDT Att: 13,728 - Unknown - 60 F					
Steve Ontiveros, S OBP: 0.222, SLG: 0.163	2-3 K		0-0 F8		0-0 G3		0-0 6-3			4	0	0	0	0	1	1						
Bill Buckner, L OBP: 0.385, SLG: 0.447	0-3 K		0-0 L7		1-2 2B			0-0 F8		4	0	1	1	0	1	0						
Dave Kingman, R OBP: 0.298, SLG: 0.546		0-0 F5		0-3 K	0-0 5-3			3-2 HR		4	1	1	1	0	1	1						
Manny Trillo, R OBP: 0.320, SLG: 0.315		0-0 BB 1B		0-0 2B		0-0 F8		0-0 F8		4	1	2	0	0	0	0						
Bobby Murcer, L OBP: 0.382, SLG: 0.421		0-0 F8		4-0 BB		0-0 1B		0-0 L3		3	0	1	0	1	0	1						
Hector Cruz, R OBP: 0.234, SLG: 0.328		4-0 1B BB		0-0 F3		0-0 F8		0-0 F5		3	0	0	0	1	0	3						
Larry Cox, R OBP: 0.240, SLG: 0.277		0-0 1B		0-0 F7		0-0 P6		0-0 L6-3		3	0	1	1	0	0	3						
Gene Clines, R OBP: 0.236, SLG: 0.250		1-2 2H 1B								1	0	0	0	0	0	0						
Rick Reuschel, R OBP: 0.353, SLG: 0.455		2-3 K			0-0 G3		0-0 4-3		0-0 4-3	3	0	0	0	0	1	2						
Inning Stats	R: 0 E: 0 K: 2 S: 8	H: 0 LOB: 0 BB: 0 P: 10	R: 1 E: 0 K: 1 S: 8	H: 2 LOB: 2 BB: 1 P: 14	R: 0 E: 0 K: 0 S: 7	H: 0 LOB: 0 BB: 0 P: 10	R: 0 E: 0 K: 1 S: 6	H: 1 LOB: 2 BB: 1 P: 10	R: 1 E: 0 K: 0 S: 13	H: 1 LOB: 1 BB: 1 P: 18	R: 0 E: 0 K: 0 S: 4	H: 1 LOB: 0 BB: 0 P: 4	R: 0 E: 0 K: 1 S: 6	H: 0 LOB: 0 BB: 0 P: 8	R: 1 E: 0 K: 0 S: 8	H: 1 LOB: 0 BB: 0 P: 11	R: 0 E: 0 K: 0 S: 3	H: 0 LOB: 0 BB: 0 P: 3	1B: 3 2B: 2 3B: 0 HR: 1	SF: 0 SAC: 0 DP: 0 HBP: 0	WP: 0 PB: 0 SB: 0 CS: 0	PA: 36
PITCHER Bob Knepper, L ERA: 2.03	IP: 9.0 WLS: W BF: 36 H: 6 R: 3 ER: 3 SO: 5 BB: 3 IBB: 0 HBP: 0 BLK: 0 WP: 0 HR: 1 S: 63 P: 88 ERA: 3.00 WHIP: 1.000															PITCHER	IP: 9.0 WLS: W BF: 36 H: 6 R: 3 ER: 3 SO: 5 BB: 3 IBB: 0 HBP: 0 BLK: 0 WP: 0 HR: 1 S: 63 P: 88 ERA: 3.00 WHIP: 1.000					

AB	33
R	3
H	6
RBI	3
BB	3
SO	5
LOB	11



Batter	1	2	3	4	5	6	7	8	9	AB	R	H	RBI	BB	SO	LOB	BOTTOM					
Bill Madlock, R OBP: 0.369, SLG: 0.414	0-0 F8		0-0 G4-6-3 1B		0-3 K		0-0 F7			4	0	1	0	0	1	1	Chicago Cubs @ San Francisco Giants Candlestick Park, San Francisco, CA Tue May 16 1978, 10:05 PM EDT Att: 13,728 - Unknown - 60 F					
Terry Whitfield, L OBP: 0.331, SLG: 0.436	0-0 F7		0-0 G4-6-3 1-2			0-0 3B 1B	2-2 4-3			4	1	1	0	0	0	1						
Jack Clark, R OBP: 0.350, SLG: 0.500	4-2 2B BB		0-0 6-3			0-0 1B 3B	0-0 5-3			3	1	1	1	1	0	0						
Darrell Evans, L OBP: 0.374, SLG: 0.333	0-0 2B			0-3 K		4-0 SH3-4 1B BB		0-0 P6		3	1	1	0	1	1	0						
Mike Ivie, R OBP: 0.358, SLG: 0.449	0-0 5-3			0-0 F8		0-0 E SH3-4 1B		0-0 S 2B 1B		4	1	2	1	0	0	2						
Larry Hemdon, R OBP: 0.333, SLG: 0.336		0-0 6-3		0-0 4-3		0-0 SH3-4		0-0 2B		3	0	1	1	0	0	0						
Marc Hill, R OBP: 0.290, SLG: 0.284		0-0 6-3			0-0 5-3	0-0 FC6		0-0 F9		4	0	0	0	0	0	2						
Johnnie LeMaster, R OBP: 0.236, SLG: 0.231		0-0 1B		0-0 F7		2-3 3H K		0-3 K		4	0	1	0	0	2	3						
Bob Knepper, L OBP: 0.130, SLG: 0.190		0-0 4-3			0-0 2B		0-0 L6			3	0	1	0	0	0	3						
Inning Stats	R: 0 E: 0 K: 0 S: 7	H: 1 LOB: 2 BB: 1 P: 11	R: 0 E: 0 K: 0 S: 4	H: 1 LOB: 1 BB: 0 P: 4	R: 0 E: 0 K: 0 S: 3	H: 1 LOB: 0 BB: 0 P: 3	R: 0 E: 0 K: 1 S: 5	H: 0 LOB: 0 BB: 0 P: 5	R: 0 E: 0 K: 1 S: 6	H: 1 LOB: 1 BB: 0 P: 6	R: 3 E: 1 K: 1 S: 10	H: 3 LOB: 2 BB: 1 P: 16	R: 0 E: 0 K: 0 S: 7	H: 0 LOB: 0 BB: 0 P: 9	R: 1 E: 0 K: 1 S: 7	H: 2 LOB: 1 BB: 0 P: 7		R: 0 E: 0 K: 0 S: 3	H: 0 LOB: 0 BB: 0 P: 3	1B: 5 2B: 3 3B: 1 HR: 0	SF: 0 SAC: 1 DP: 1 HBP: 0	WP: 0 PB: 0 SB: 1 CS: 0
PITCHER Rick Reuschel, R ERA: 2.09	IP: 8.0 WLS: L BF: 35 H: 9 R: 4 ER: 3 SO: 4 BB: 2 IBB: 0 HBP: 0 BLK: 0 WP: 0 HR: 0 S: 49 P: 61 ERA: 3.38 WHIP: 1.375															PITCHER	IP: 8.0 WLS: L BF: 35 H: 9 R: 4 ER: 3 SO: 4 BB: 2 IBB: 0 HBP: 0 BLK: 0 WP: 0 HR: 0 S: 49 P: 61 ERA: 3.38 WHIP: 1.375					



Batter	1	2	3	4	5	6	7	8	9	AB	R	H	RBI	BB	SO	LOB	TOP					
Ivan De Jesus, R OBP: 0.336, SLG: 0.301										5	1	1	0	0	3	4	Chicago Cubs @ San Francisco Giants Candlestick Park, San Francisco, CA Wed May 17 1978, 6:33 AM EDT Att: 12,922 - Unknown - 79 F					
Gene Clines, R OBP: 0.305, SLG: 0.264										5	2	2	0	0	1	2						
Bill Buckner, L OBP: 0.385, SLG: 0.444										5	1	2	1	0	0	2						
Dave Kingman, R OBP: 0.294, SLG: 0.530										3	0	0	1	1	2	2						
Manny Trillo, R OBP: 0.339, SLG: 0.345										5	0	4	2	0	0	0						
Bobby Murcer, L OBP: 0.357, SLG: 0.408										4	0	0	0	1	2	6						
Steve Ontiveros, S OBP: 0.231, SLG: 0.176										4	0	2	0	0	1	0						
Dave Rader, L OBP: 0.288, SLG: 0.284										4	1	1	0	0	1	3						
Ray Burris, R OBP: 0.118, SLG: 0.118										1	0	0	0	0	1	1						
Donnie Moore, L OBP: 0.067, SLG: 0.067										0	0	0	0	0	0	0						
Hector Cruz, L OBP: 0.246, SLG: 0.039										1	0	1	1	0	0	0						
Woodie Fryman, L OBP: 0.095, SLG: 0.154										0	0	0	0	0	0	0						
Larry Bittner, L OBP: 0.045, SLG: 0.044										1	0	0	0	0	1	2						
Paul Reuschel, R OBP: 0.338, SLG: 0.407										0	0	0	0	0	0	0						
Greg Gross, L OBP: 0.338, SLG: 0.407										1	0	0	0	0	0	0						
Willie Hernandez, L OBP: 0.338, SLG: 0.407										0	0	0	0	0	0	0						
Inning Stats	R: 1 E: 0 K: 2 S: 11	H: 3 LOB: 2 BB: 0 P: 12	R: 0 E: 0 K: 2 S: 9	H: 1 LOB: 1 BB: 0 P: 11	R: 1 E: 1 K: 1 S: 14	H: 2 LOB: 1 BB: 0 P: 16	R: 1 E: 0 K: 2 S: 14	H: 2 LOB: 1 BB: 0 P: 17	R: 0 E: 0 K: 0 S: 3	H: 0 LOB: 0 BB: 0 P: 3	R: 0 E: 0 K: 2 S: 21	H: 1 LOB: 2 BB: 1 P: 29	R: 1 E: 0 K: 2 S: 9	H: 2 LOB: 1 BB: 0 P: 9	R: 0 E: 0 K: 1 S: 6	H: 0 LOB: 0 BB: 1 P: 8	R: 1 E: 0 K: 0 S: 5	H: 2 LOB: 2 BB: 1 P: 9	1B: 10 2B: 2 3B: 1 HR: 0	SF: 1 SAC: 0 DP: 0 HBP: 0	WP: 1 PB: 0 SB: 0 CS: 0	PA: 42
PITCHER	IP WLS BF H R ER SO BB IBB HBP BLK WP HR S P ERA WHIP																	PITCHER	IP WLS BF H R ER SO BB IBB HBP BLK WP HR S P ERA WHIP			
Vida Blue, L ERA: 2.89	(1, 1) 7.0 W 33 11 4 3 11 1 0 0 0 0 1 0 81 97 3.86 1.714																					
Randy Moffitt, R ERA: 3.32	(8, 1) 1.0 3 0 0 0 1 0 0 0 0 0 0 0 6 8 0.00 0.000																					
Gary Lavelle, L ERA: 3.86	(9, 1) 1.0 6 2 1 1 0 1 0 0 0 0 0 0 5 9 9.00 3.000																					

AB	39
R	5
H	13
RBI	5
BB	2
SO	12
LOB	22



Batter	1	2	3	4	5	6	7	8	9	AB	R	H	RBI	BB	SO	LOB	BOTTOM			
Bill Madlock, R OBP: 0.380, SLG: 0.424										5	1	3	1	0	0	0	Chicago Cubs @ San Francisco Giants Candlestick Park, San Francisco, CA Wed May 17 1978, 6:33 AM EDT Att: 12,922 - Unknown - 79 F			
Randy Moffitt, R OBP: 0.500, SLG: 0.500										0	0	0	0	0	0	0				
Gary Lavelle, S ERA: 3.32										0	0	0	0	0	0	0				
Terry Whitfield, L OBP: 0.326, SLG: 0.434										5	1	1	0	0	2	3				
Jack Clark, R OBP: 0.365, SLG: 0.527										3	3	2	1	1	0	0				
Darrell Evans, L OBP: 0.368, SLG: 0.331										4	0	1	2	0	0	1				
Mike Ivie, R OBP: 0.386, SLG: 0.519										3	2	2	1	1	0	1				
Larry Hemdon, R OBP: 0.338, SLG: 0.336										3	1	1	2	1	0	3				
Marc Hill, R OBP: 0.288, SLG: 0.275										3	0	0	0	1	0	2				
Johnnie LeMaster, R OBP: 0.237, SLG: 0.224										3	0	0	0	1	0	4				
Vida Blue, S OBP: 0.400, SLG: 0.450										2	1	1	1	1	1	2				
Rob Andrews, R OBP: 0.313, SLG: 0.326										1	0	0	0	0	0	1				
Inning Stats	R: 4 E: 0 K: 1 S: 9	H: 3 LOB: 2 BB: 2 P: 20	R: 1 E: 0 K: 1 S: 7	H: 1 LOB: 0 BB: 0 P: 10	R: 3 E: 0 K: 1 S: 9	H: 3 LOB: 1 BB: 1 P: 13	R: 0 E: 0 K: 0 S: 3	H: 0 LOB: 1 BB: 1 P: 7	R: 0 E: 0 K: 0 S: 11	H: 1 LOB: 2 BB: 1 P: 20	R: 1 E: 0 K: 0 S: 8	H: 3 LOB: 1 BB: 0 P: 11	R: 0 E: 0 K: 0 S: 2	H: 0 LOB: 0 BB: 1 P: 6	R: 0 E: 0 K: 0 S: 3	H: 0 LOB: 0 BB: 0 P: 3	1B: 7 2B: 2 3B: 0 HR: 2	SF: 1 SAC: 0 DP: 2 HBP: 1	WP: 2 PB: 1 SB: 1 CS: 0	PA: 40
PITCHER	IP WLS BF H R ER SO BB IBB HBP BLK WP HR S P ERA WHIP																	PITCHER	IP WLS BF H R ER SO BB IBB HBP BLK WP HR S P ERA WHIP	
Ray Burris, R ERA: 4.26	(1, 1) 2.0 L 15 5 7 7 2 3 0 0 0 0 0 0 0 8 8 31.50 4.000																			
Donnie Moore, R ERA: 4.94	(3, 1) 1.0 5 2 1 1 1 0 0 0 0 0 0 0 0 8 8 9.00 2.000																			
Woodie Fryman, L ERA: 4.95	(4, 1) 2.0 9 1 0 0 0 2 0 0 0 0 1 0 14 27 0.00 1.500																			
Paul Reuschel, R ERA: 5.59	(6, 1) 2.0 8 3 1 1 0 1 0 0 0 0 0 0 10 17 4.50 2.000																			
Willie Hernandez, L ERA: 3.24	(8, 1) 1.0 3 0 0 0 0 0 0 0 0 0 0 0 3 3 0.00 0.000																			



Batter	1	2	3	4	5	6	7	8	9	AB	R	H	RBI	BB	SO	LOB	TOP								
Bill Madlock, R (1.4) OBP: 0.389, SLG: 0.464	6-3		G6-4-3 1B	HR	K		BLK 1B			5	1	3	4	0	1	2	San Francisco Giants @ Los Angeles Dodgers Dodger Stadium, Los Angeles, CA Fri May 19 1978, 7:05 PM PDT Att: 52,389 - Unknown								
Terry Whitfield, L (1.7) OBP: 0.326, SLG: 0.441	2B		G6-4-3 1-2	K		CS 1B	6-3			5	0	2	0	0	1	2									
Darrell Evans, L (1.5) OBP: 0.389, SLG: 0.397	BB		HR	1B		E BB 1-2	HR			3	2	3	2	2	0	0									
Willie McCovey, L (1.3) OBP: 0.282, SLG: 0.390 Skip James, L (8.3) OBP: 0.176, SLG: 0.188	F9		G3	F8		K	F9			5	0	0	0	0	1	4									
Jack Clark, R (1.9) OBP: 0.366, SLG: 0.530	P6			1B	1B	5-3	F2			5	2	2	0	0	0	3									
Lary Hemdon, R (1.8) OBP: 0.355, SLG: 0.350		SH1-3 1B		1B	1B	5-3	5-3			4	2	3	0	1	0	0									
Johnnie LetMaster, R (1.6) OBP: 0.239, SLG: 0.227		SH1-3 1-2		E HR 1B	5-3		SH1-4			3	1	1	1	0	0	2									
Mike Sadek, R (1.2) OBP: 0.297, SLG: 0.278		5-3		E3 HR			SH2-4 1B			5	2	2	3	0	1	2									
John Montefusco, R (1.1) OBP: 0.190, SLG: 0.158 Gary Lavelle, S (8.1)	F9			K	K		SH2-4			3	0	0	0	0	2	5									
Inning Stats	R: 0 E: 0 K: 0 S: 4	H: 1 LOB: 2 BB: 1 P: 8	R: 0 E: 0 K: 0 S: 4	H: 1 LOB: 1 BB: 0 P: 4	R: 1 E: 0 K: 0 S: 4	H: 2 LOB: 0 BB: 0 P: 4	R: 5 E: 1 K: 2 S: 13	H: 5 LOB: 1 BB: 0 P: 13	R: 1 E: 0 K: 2 S: 10	H: 3 LOB: 2 BB: 0 P: 10	R: 0 E: 1 K: 1 S: 5	H: 1 LOB: 1 BB: 1 P: 9	R: 2 E: 0 K: 0 S: 5	H: 2 LOB: 1 BB: 1 P: 9	R: 1 E: 0 K: 0 S: 4	H: 1 LOB: 0 BB: 0 P: 4	R: 0 E: 0 K: 1 S: 5	H: 0 LOB: 0 BB: 0 P: 5	1B: 11 2B: 2 3B: 0 HR: 3	SF: 0 SAC: 3 DP: 1 HBP: 0	WP: 0 PB: 0 SB: 0 CS: 1	PA: 45			
PITCHER	IP	WLS	BF	H	R	ER	SO	BB	IBB	HBP	BLK	WP	HR	S	P	ERA	WHIP								
Rick Rhoden, R (1.1) ERA: 3.93	4.0		23	10	7	6	2	1	0	0	0	0	2	26	30	13.50	2.750								
Bobby Castillo, R (5.1) ERA: 3.8	2.2	L	14	5	2	2	3	2	0	0	0	0	0	18	26	6.75	2.625								
Mike Garman, R (7.1) ERA: 4.41	2.1		8	1	1	1	1	0	0	0	1	0	1	10	10	3.86	0.429								

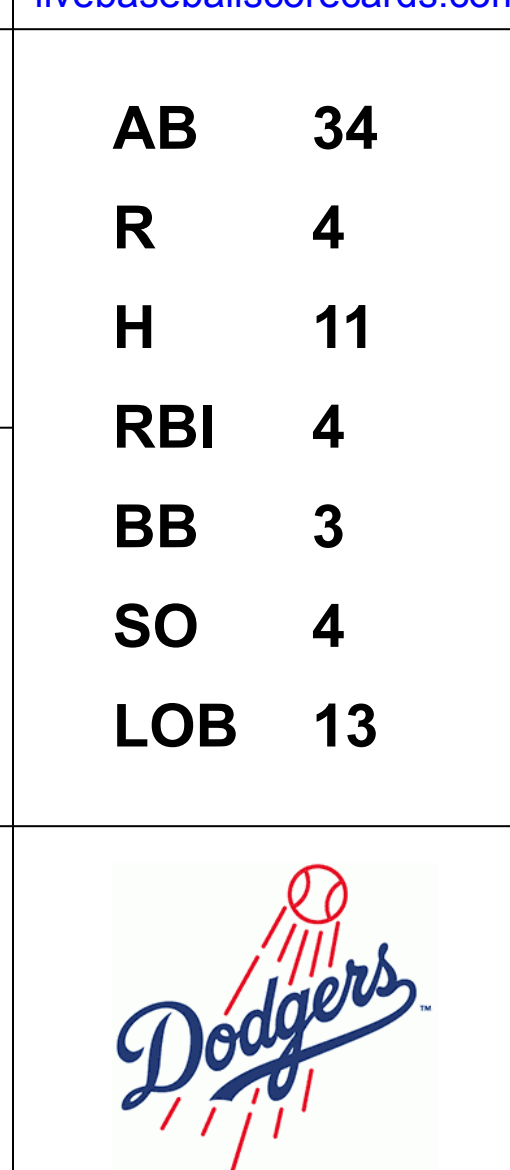
Batter	1	2	3	4	5	6	7	8	9	AB	R	H	RBI	BB	SO	LOB	BOTTOM								
Davey Lopes, R (1.4) OBP: 0.416, SLG: 0.467	6-3	L4			K		F2		K	5	0	0	0	0	2	1	San Francisco Giants @ Los Angeles Dodgers Dodger Stadium, Los Angeles, CA Fri May 19 1978, 7:05 PM PDT Att: 52,389 - Unknown								
Bill Russell, R (1.6) OBP: 0.305, SLG: 0.357	K	L5			F7		6-3			4	0	0	0	0	1	1									
Reggie Smith, S (1.9) OBP: 0.411, SLG: 0.602	WP 1B				K		F8		P5	4	0	1	0	0	1	0									
Ron Cey, R (1.5) OBP: 0.391, SLG: 0.405	4-3				K		1B 1B		K	4	1	1	0	0	2	1									
Steve Garvey, R (1.3) OBP: 0.294, SLG: 0.389		S HR 1B			K		1B HR 1B		2B	4	2	3	0	0	1	0									
Dusty Baker Jr., R (1.7) OBP: 0.386, SLG: 0.430		HR BB			K		HR 1B		K	3	2	1	1	1	2	1									
Rick Monday, L (1.8) OBP: 0.426, SLG: 0.695		HR			K		HR		1-3	4	2	2	6	0	1	1									
Steve Yeager, R (1.2) OBP: 0.330, SLG: 0.289		SH2-3 2B			K		5-3		5-3	4	0	1	0	0	1	0									
Rick Rhoden, R (1.1) OBP: 0.263, SLG: 0.235 Bobby Castillo, R (5.1) Mike Garman, R (7.1) Lee Lacy, R (8. PH) OBP: 0.341, SLG: 0.579	SH2-3				5-3		5-3		P3	0	0	0	0	0	0	0									
Inning Stats	R: 0 E: 0 K: 1 S: 6	H: 1 LOB: 1 BB: 0 P: 6	R: 3 E: 0 K: 0 S: 6	H: 3 LOB: 1 BB: 1 P: 10	R: 0 E: 0 K: 3 S: 9	H: 0 LOB: 0 BB: 0 P: 9	R: 0 E: 0 K: 3 S: 9	H: 0 LOB: 0 BB: 0 P: 9	R: 0 E: 0 K: 1 S: 5	H: 0 LOB: 0 BB: 0 P: 5	R: 4 E: 0 K: 0 S: 7	H: 4 LOB: 0 BB: 0 P: 7	R: 0 E: 0 K: 2 S: 8	H: 0 LOB: 1 BB: 0 P: 8	R: 0 E: 0 K: 1 S: 5	H: 0 LOB: 0 BB: 0 P: 5	1B: 5 2B: 2 3B: 0 HR: 2	SF: 0 SAC: 1 DP: 0 HBP: 0	WP: 1 PB: 0 SB: 1 CS: 0	PA: 37					
PITCHER	IP	WLS	BF	H	R	ER	SO	BB	IBB	HBP	BLK	WP	HR	S	P	ERA	WHIP								
John Montefusco, R (1.1) ERA: 3.41	7.2	W	33	9	7	7	10	1	0	0	0	0	0	6	6	8.22	1.304								
Gary Lavelle, L (8.1) ERA: 3.6	1.1	S	4	0	0	0	1	0	0	0	0	0	0	6	6	0.00	0.000								

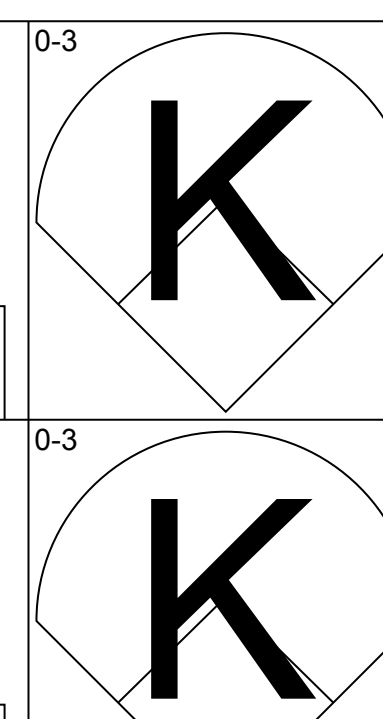
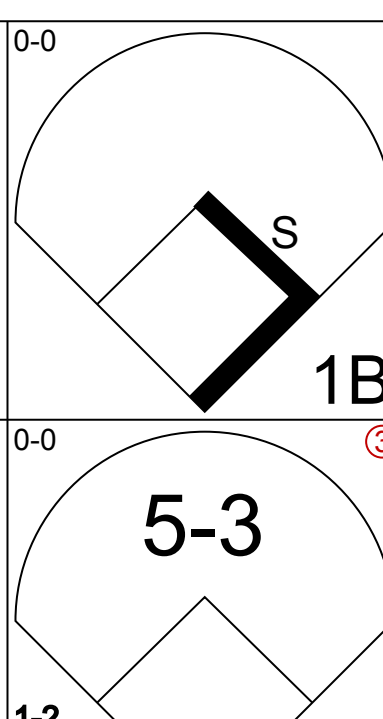
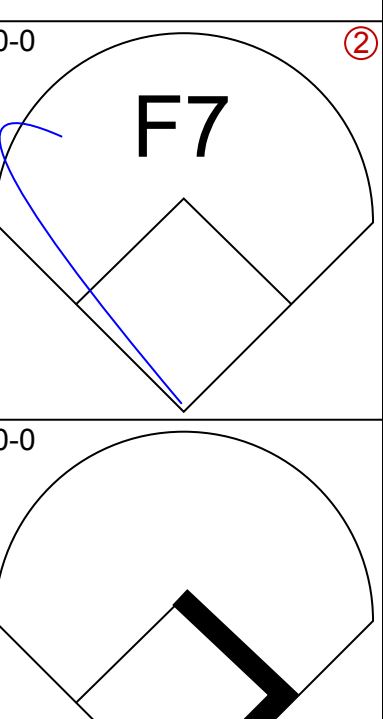
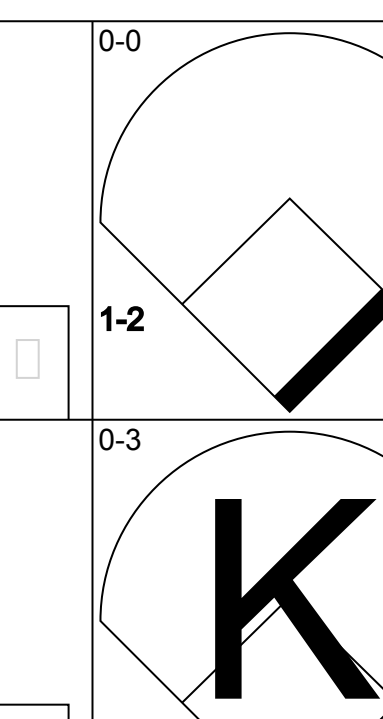
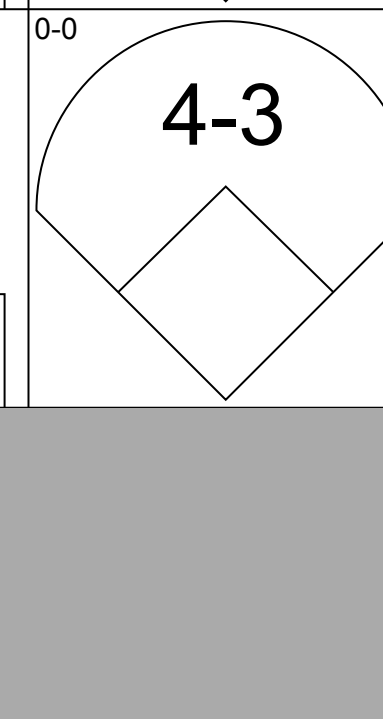

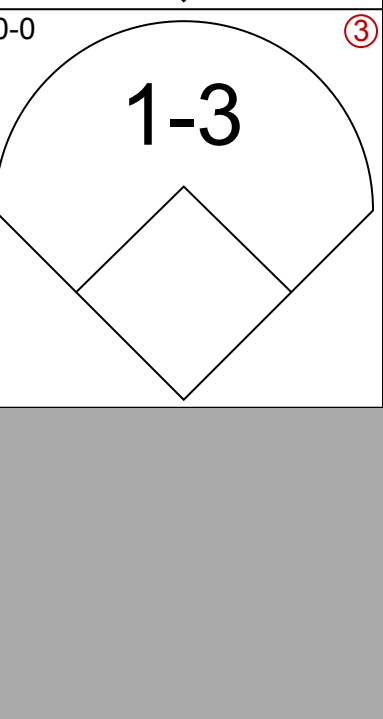


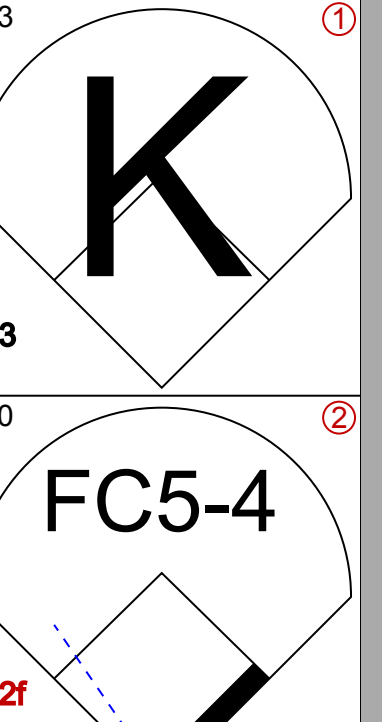


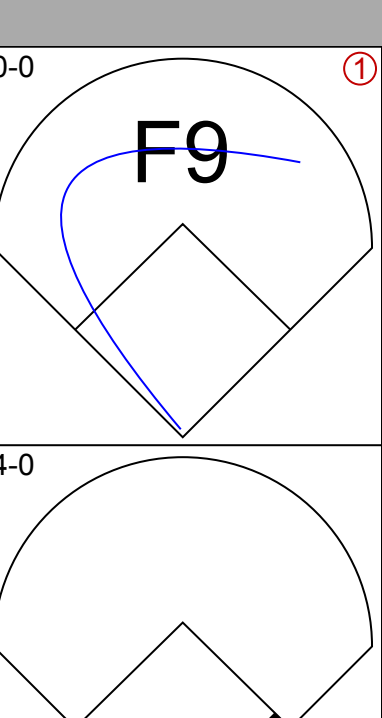
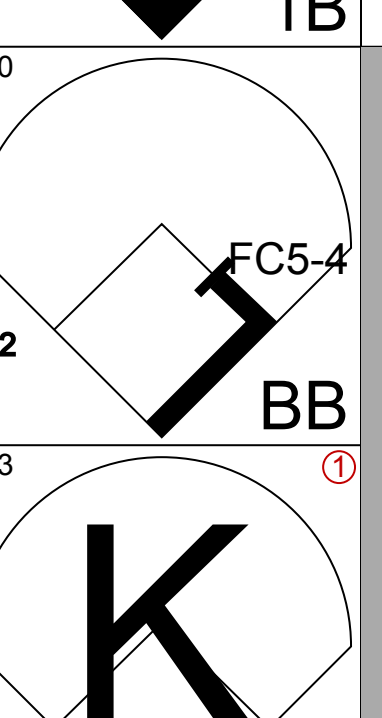
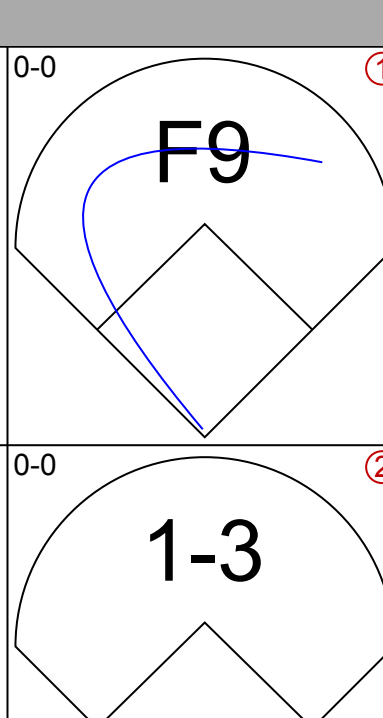
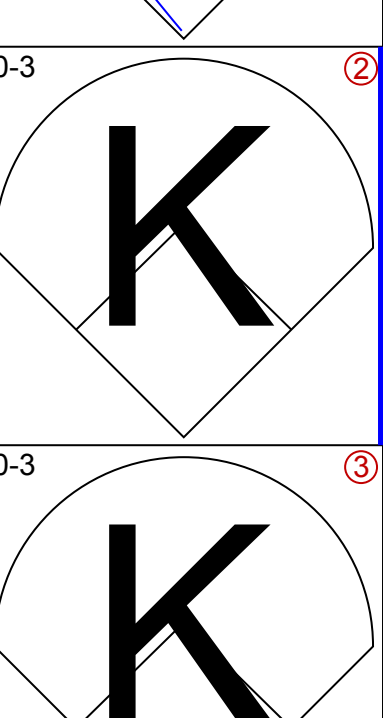
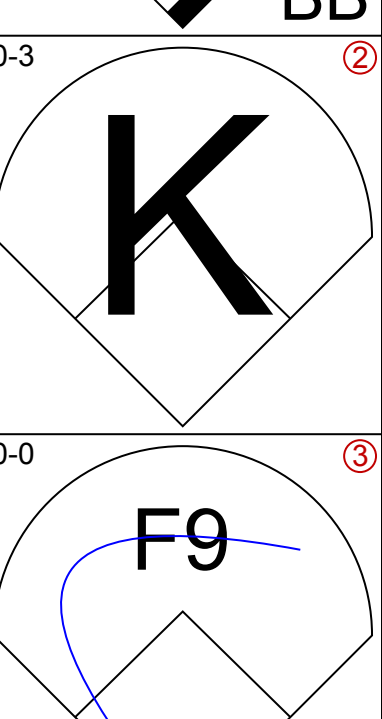
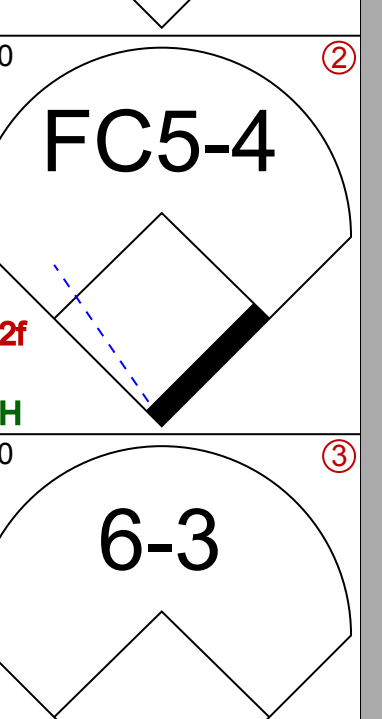



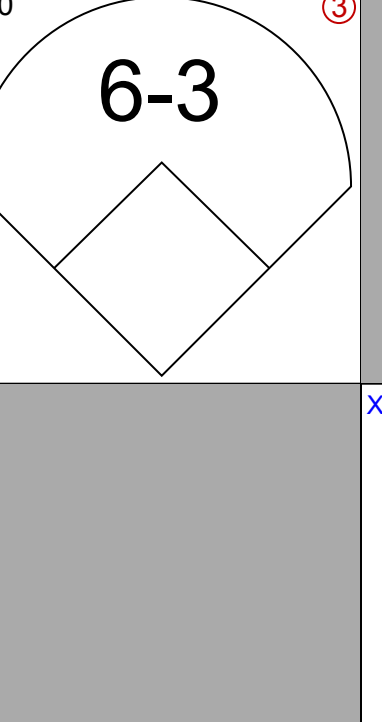

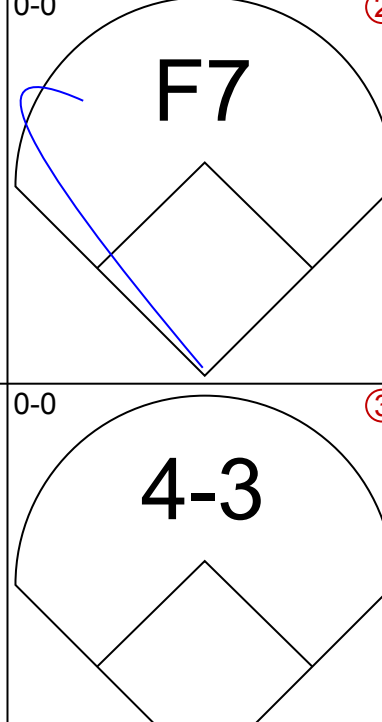

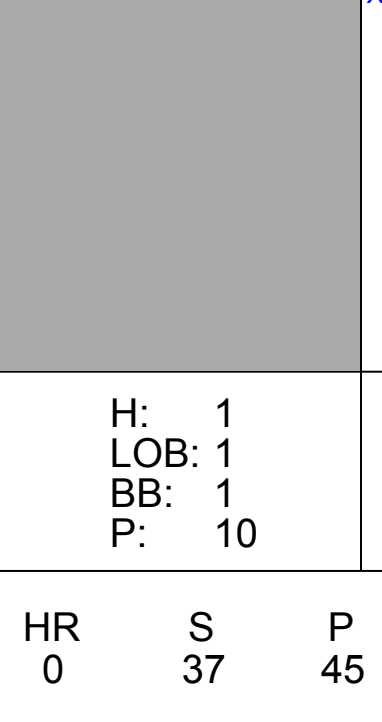
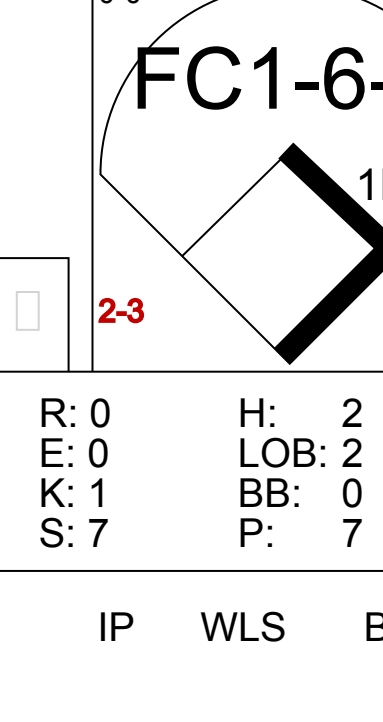

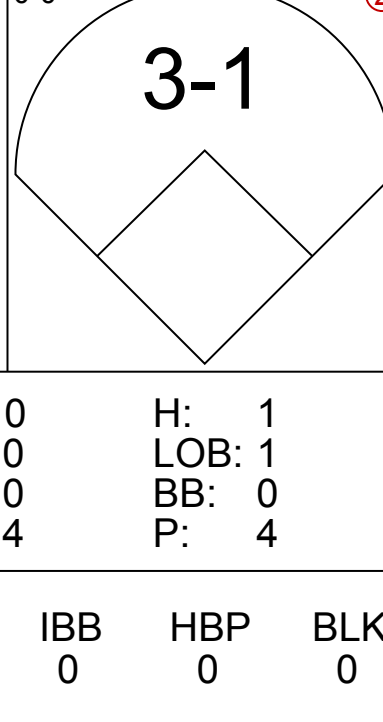
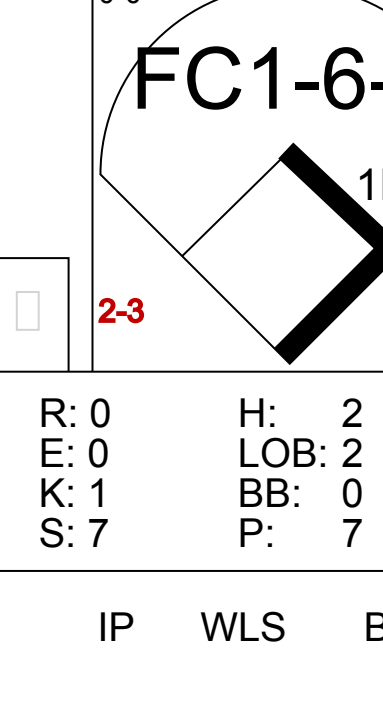

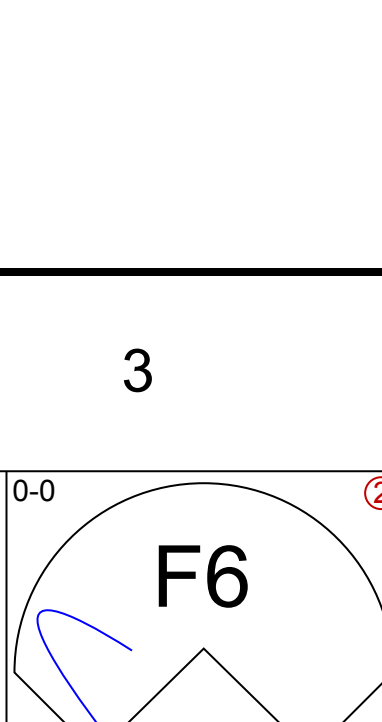
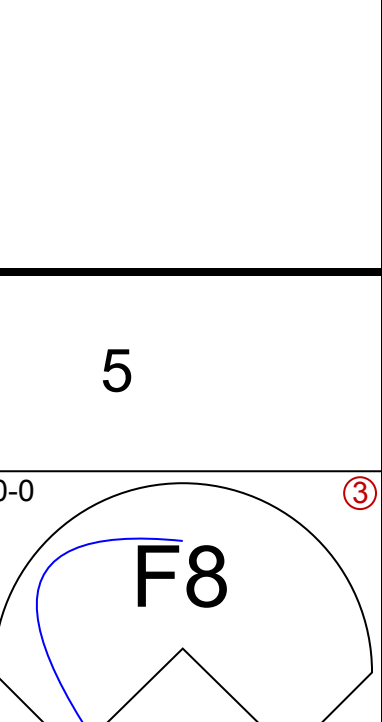
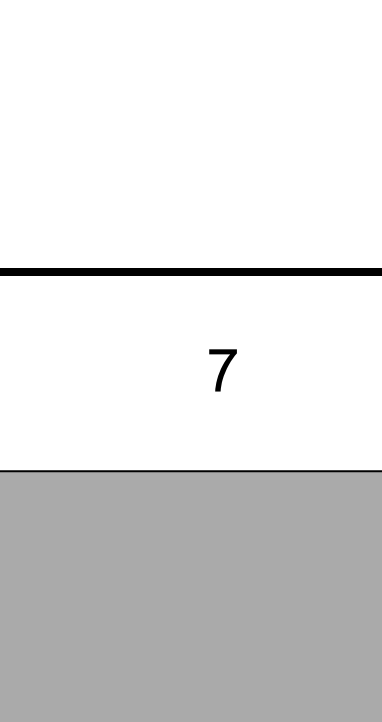


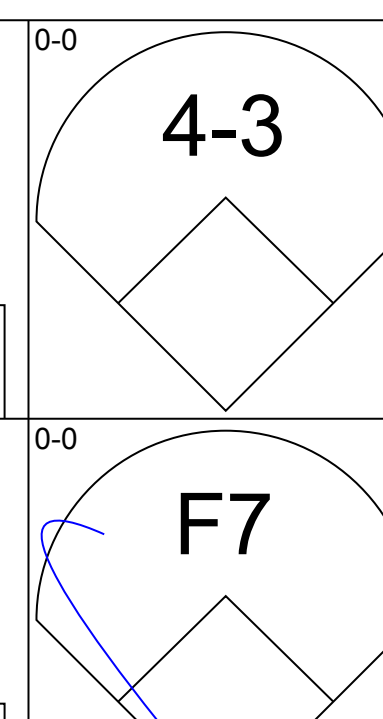
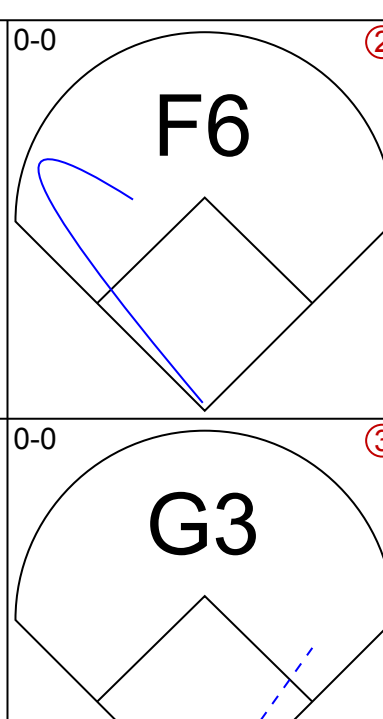
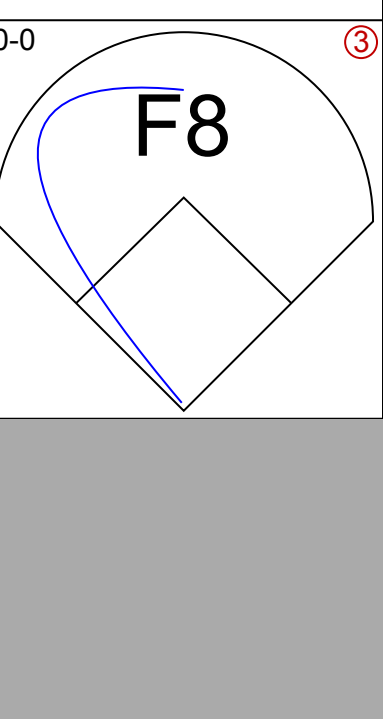
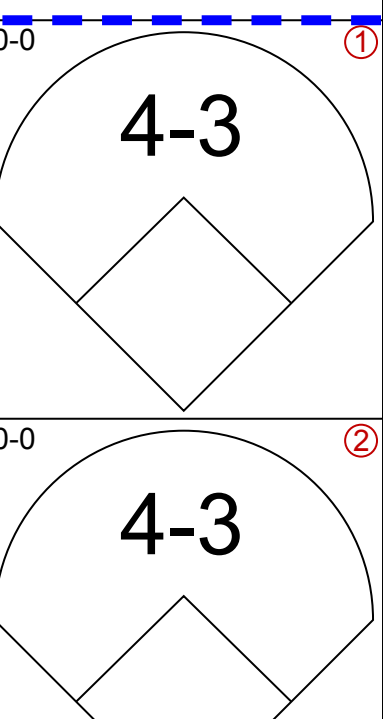
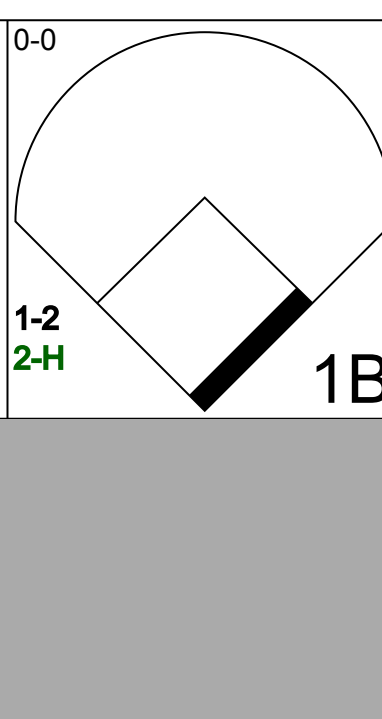
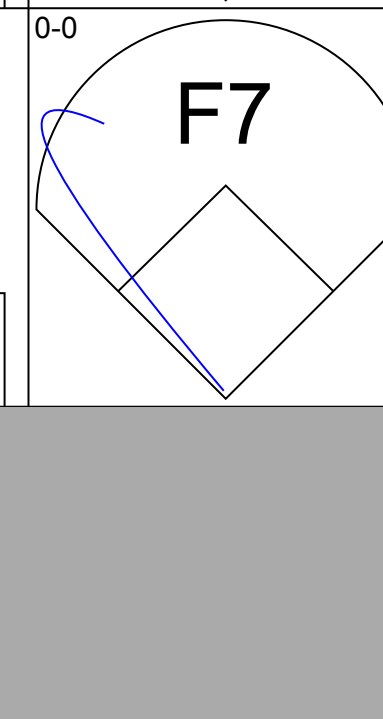

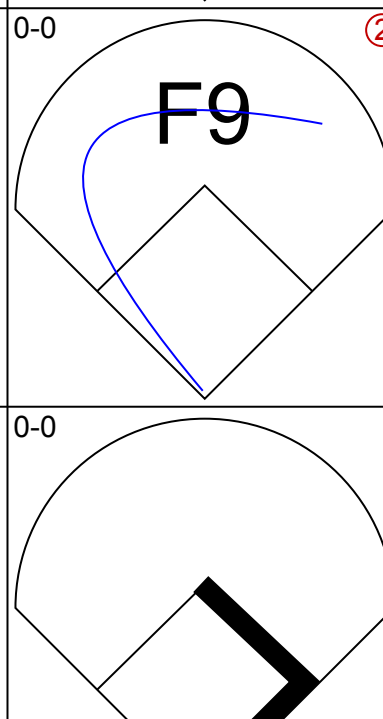


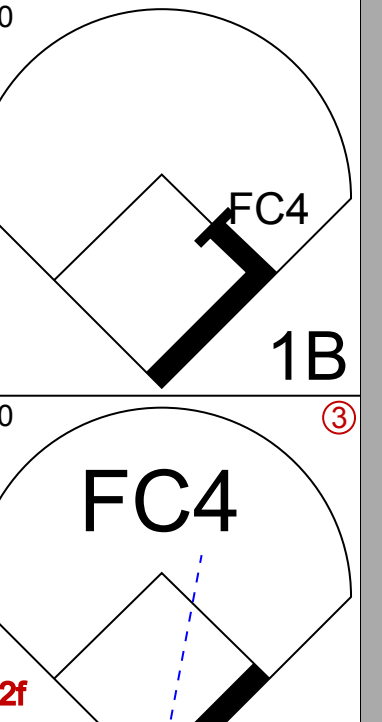
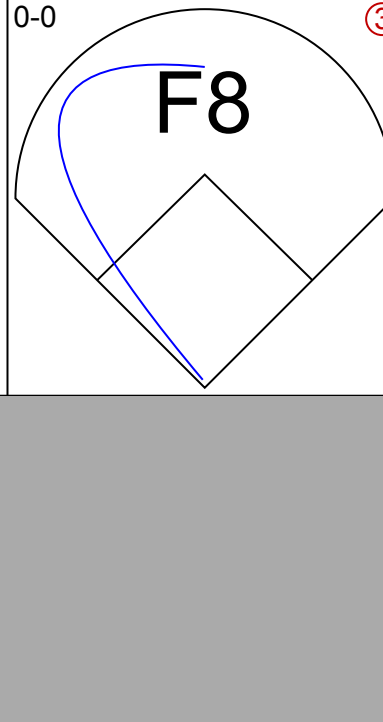

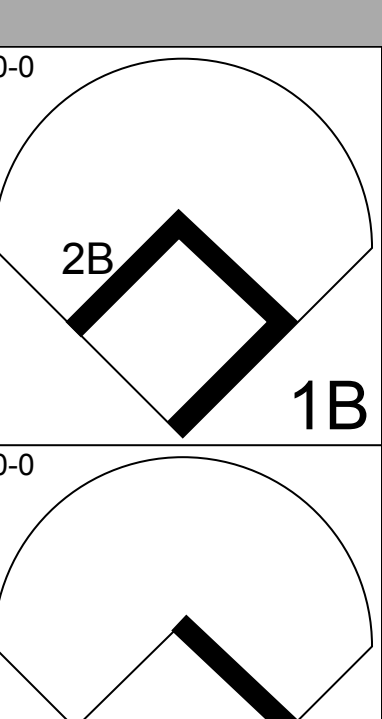
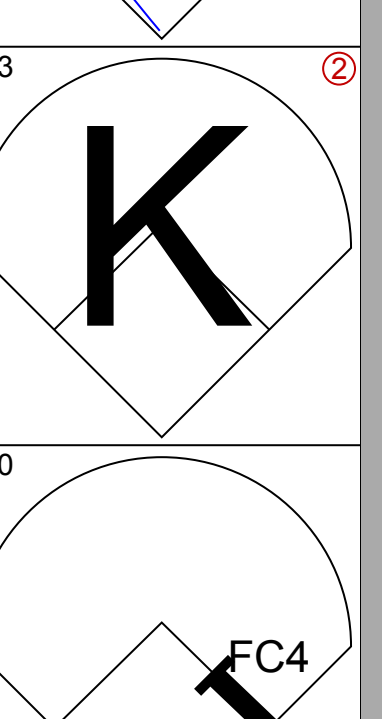
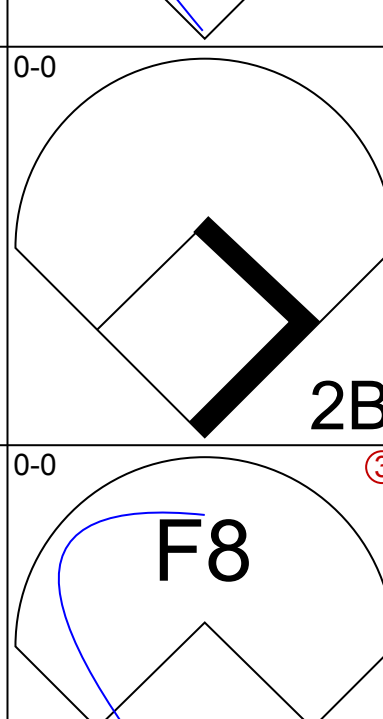
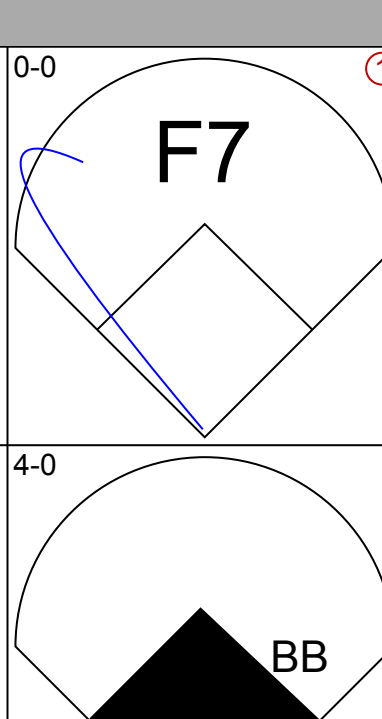
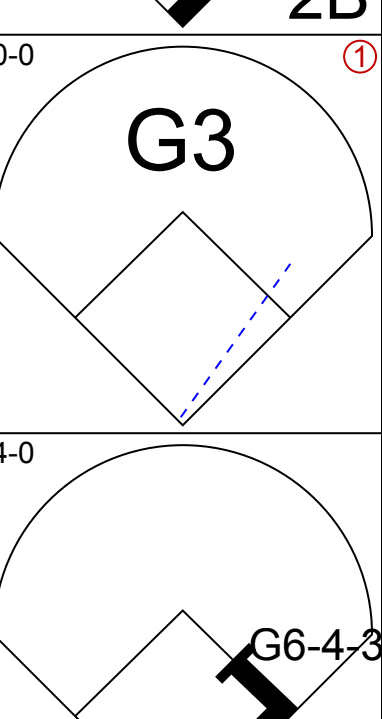
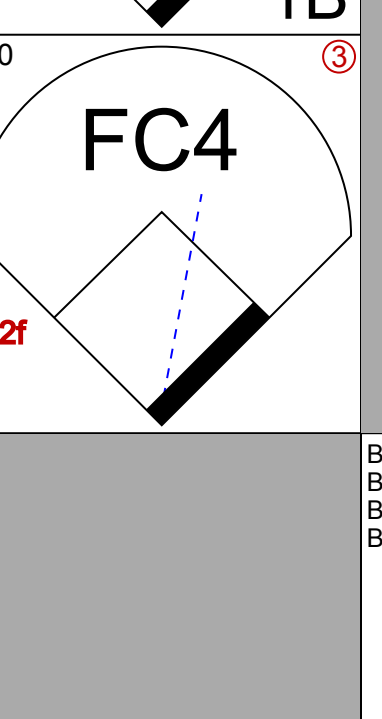

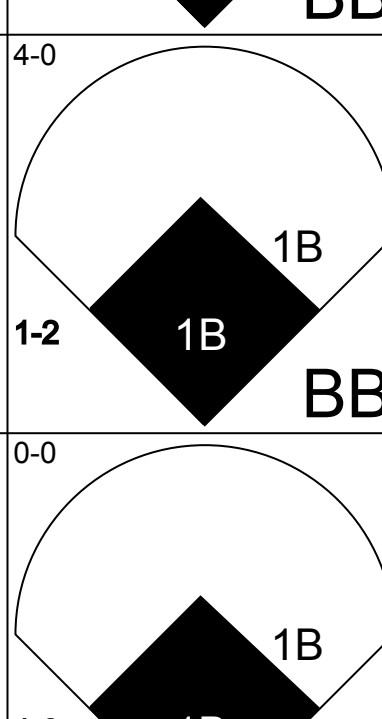


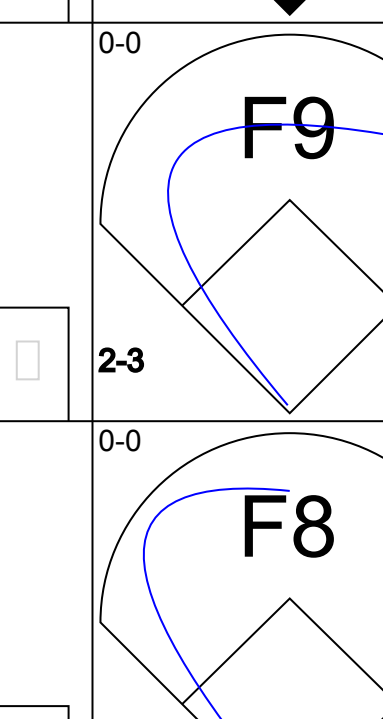
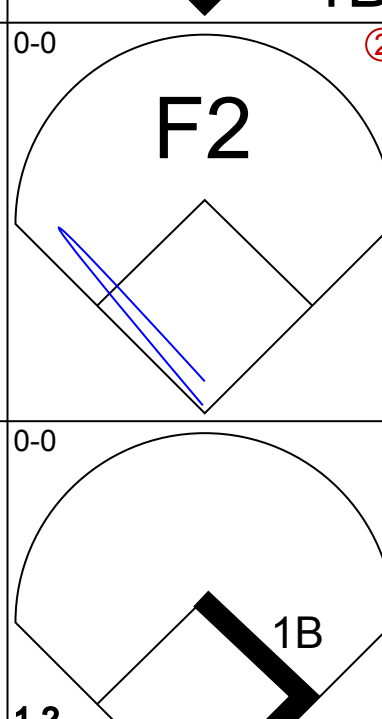
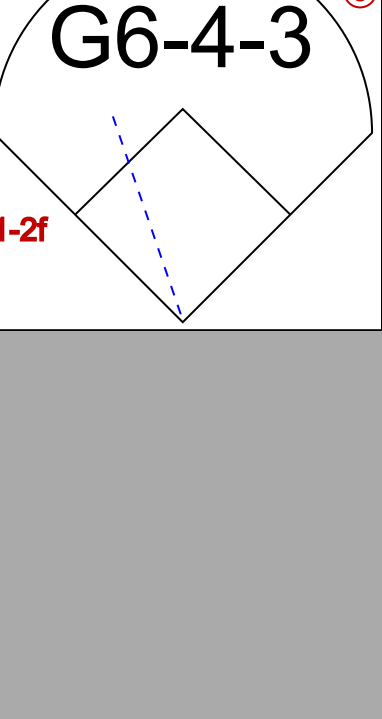
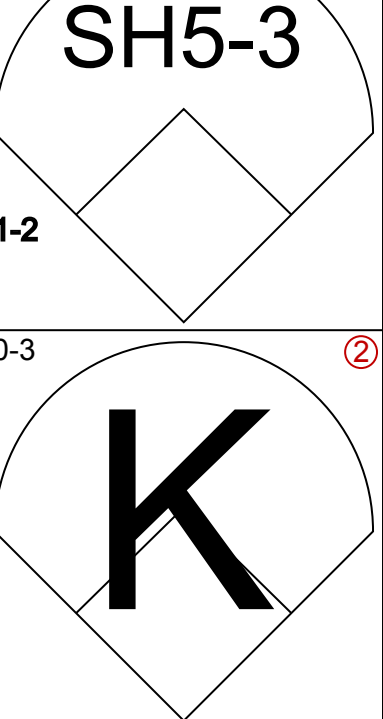
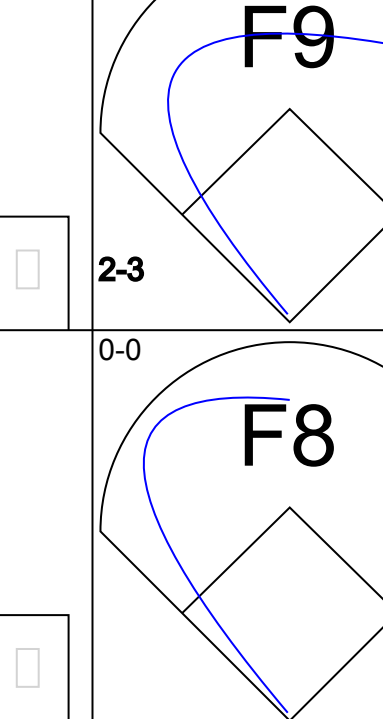
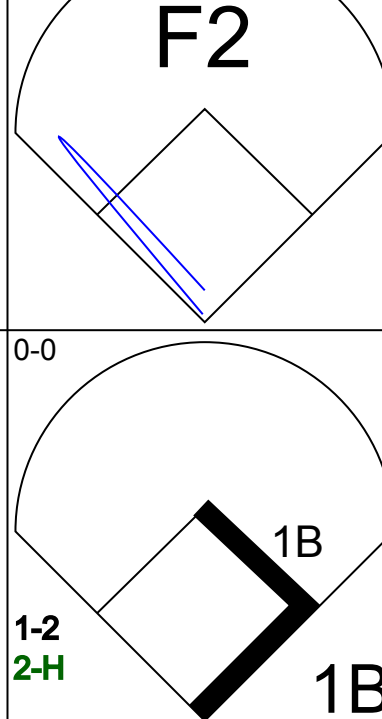
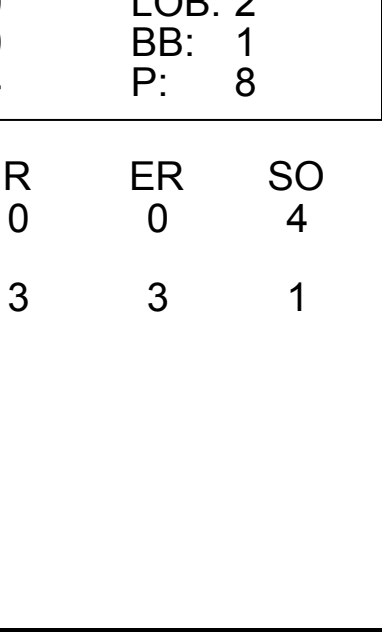
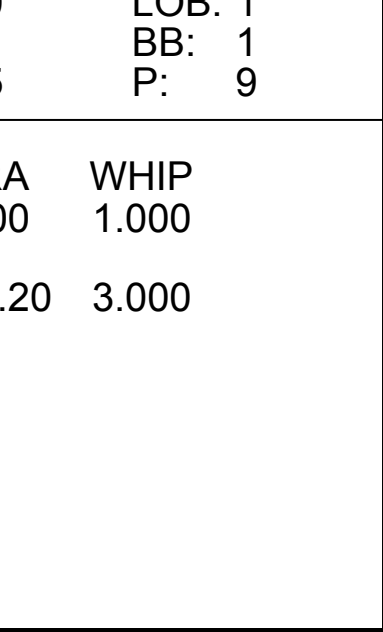


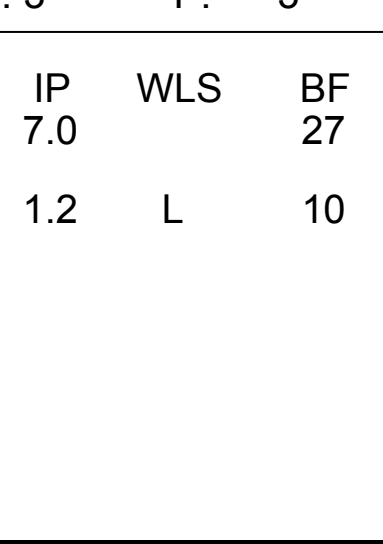


Batter	1	2	3	4	5	6	7	8	9	AB	R	H	RBI	BB	SO	LOB	TOP										
Bill Madlock , R (1, 4) OBP: 0.402, SLG: 0.467	0-0 1B		0-0 5-3		0-3 K			4-0 FC6-4 BB		3	0	1	0	1	1	0	San Francisco Giants @ Los Angeles Dodgers Dodger Stadium, Los Angeles, CA Sun May 21 1978, 3:33 AM PDT Att: 49,354 - Unknown										
Terry Whitfield , L (1, 7) OBP: 0.333, SLG: 0.450	0-0 1B					0-0 F8		0-0 FC6-4 G3 1B 1-2		4	0	2	0	0	0	1											
Darrell Evans , L (1, 5) OBP: 0.382, SLG: 0.411	0-3 K		0-0 F2			0-0 4-3		0-0 G3 1B		4	0	1	0	0	1	3											
Willie McCovey , L (1, 3) OBP: 0.271, SLG: 0.364	0-3 K				0-0 G3			0-0 G3		4	0	0	0	0	1	4											
Jack Clark , R (1, 9) OBP: 0.370, SLG: 0.545	0-0 4-3				0-0 1B			0-0 HR		4	1	2	1	0	0	4											
Larry Hemdon , R (1, 8) OBP: 0.352, SLG: 0.346		0-0 CS 1B			0-0 P1			0-0 FC6-4 1B		4	0	2	0	0	0	1											
Marc Hill , R (1, 2) OBP: 0.286, SLG: 0.283		0-0 P6 1-2			0-0 F8			0-0 F8		4	0	0	0	0	0	3											
Vic Harris , S (1, 6) OBP: 0.118, SLG: 0.032		0-0 4-3			0-0 4-3			0-0 F9		4	0	0	0	0	1	1											
Bob Knepper , L (1, 1) OBP: 0.120, SLG: 0.174			0-0 L3		0-3 K			0-0 FC6-4 1-2		2	0	0	0	0	1	0											
Lynn McGlothen , L (6, 1) Skip James , L (7, PH) Tom Heintzelman , R (7, PH) Randy Moffitt , R (7, 1) OBP: 0.176, SLG: 0.188 OBP: 0.176, SLG: 0.529 OBP: 0.500, SLG: 0.500										0	0	0	0	0	0	0											
Inning Stats	R: 0 E: 0 K: 2 S: 9	H: 2 LOB: 2 BB: 0 P: 9	R: 0 E: 0 K: 0 S: 3	H: 1 LOB: 0 BB: 0 P: 3	R: 0 E: 0 K: 0 S: 4	H: 1 LOB: 1 BB: 0 P: 4	R: 0 E: 0 K: 0 S: 4	H: 1 LOB: 0 BB: 0 P: 4	R: 0 E: 0 K: 0 S: 7	H: 0 LOB: 0 BB: 0 P: 7	R: 0 E: 0 K: 0 S: 3	H: 0 LOB: 1 BB: 0 P: 3	R: 1 E: 0 K: 0 S: 5	H: 2 LOB: 1 BB: 0 P: 5	R: 0 E: 0 K: 0 S: 4	H: 1 LOB: 2 BB: 1 P: 8	R: 0 E: 0 K: 1 S: 5	H: 0 LOB: 0 BB: 0 P: 5	1B: 6 2B: 1 3B: 0 HR: 1	SF: 0 SAC: 0 DP: 0 HBP: 0	WP: 0 PB: 0 SB: 0 CS: 1	PA: 35					
PITCHER	IP	WLS	BF	H	R	ER	SO	BB	IBB	HBP	BLK	WP	HR	S	P	ERA	WHIP										
Burt Hooton , R (1, 1) ERA: 3.31	6.2	W	26	7	1	1	4	0	0	0	0	0	1	34	34	1.35	1.050										
Lance Rautzhan , L (7, 1) ERA:	0.2		4	1	0	0	0	1	0	0	0	0	0	3	7	0.00	3.000										
Terry Forster , L (8, 1) ERA: 1.31	1.2	S	5	0	0	0	1	0	0	0	0	0	0	7	7	0.00	0.000										


Batter	1	2	3	4	5	6	7	8	9	AB	R	H	RBI	BB	SO	LOB	BOTTOM										
Bill North , S (1, 8) OBP: 0.378, SLG: 0.322	0-0 B5-3				0-0 CS 1B			0-0 6-3		5	0	2	0	0	1	1	San Francisco Giants @ Los Angeles Dodgers Dodger Stadium, Los Angeles, CA Sun May 21 1978, 3:33 AM PDT Att: 49,354 - Unknown										
Bill Russell , R (1, 6) OBP: 0.305, SLG: 0.349	0-0 6-3				0-0 F8 1-2			0-0 1-3		5	0	2	0	0	0	1											
Reggie Smith , S (1, 9) OBP: 0.404, SLG: 0.582	0-0 BB BB 1B		0-0 F2		0-0 P6			0-0 F5		4	1	1	0	0	0	4											
Ron Cey , R (1, 5) OBP: 0.384, SLG: 0.413	4-0 BB BB BB		0-0 5-3		0-0 HR			0-0 F8		3	1	1	1	1	0	0											
Steve Garvey , R (1, 3) OBP: 0.304, SLG: 0.410	4-0 BB BB		0-0 S HR 1B		0-0 F8			0-3 K		3	1	1	0	1	1	0											
Dusty Baker Jr. , R (1, 7) OBP: 0.393, SLG: 0.438	4-0 BB BB		0-0 F9		0-0 1B			0-0 1B		3	0	2	1	1	0	1											
Vic Davallo , L (8, 7) OBP: 0.308, SLG: 0.292	1-2 2-3 3-H BB		0-0 F8		0-0 1B			0-0 2B		0	0	0	0	0	0	0											
Lee Lacy , R (1, 4) OBP: 0.362, SLG: 0.628	0-3 K		0-0 HR		0-0 F8			0-0 2-3 1B		4	1	2	2	0	1	4											
Steve Yeager , R (1, 2) OBP: 0.325, SLG: 0.277		0-3 K		0-0 F7		0-0 E6 1B SH5-4		0-0 P2		4	0	0	0	0	1	2											
Burt Hooton , R (1, 1) Lance Rautzhan , R (7, 1) Terry Forster , L (8, 1)			0-0 F8		0-0 5-3			0-0 SH5-4 1-2		2	0	0	0	0	0	0											
Inning Stats	R: 1 E: 0 K: 1 S: 6	H: 1 LOB: 3 BB: 3 P: 18	R: 0 E: 0 K: 1 S: 7	H: 2 LOB: 0 BB: 0 P: 7	R: 2 E: 0 K: 0 S: 5	H: 2 LOB: 0 BB: 0 P: 5	R: 0 E: 0 K: 0 S: 3	H: 1 LOB: 0 BB: 0 P: 3	R: 1 E: 0 K: 0 S: 5	H: 2 LOB: 1 BB: 0 P: 5	R: 0 E: 1 K: 1 S: 7	H: 1 LOB: 2 BB: 0 P: 7	R: 0 E: 0 K: 1 S: 7	H: 2 LOB: 2 BB: 0 P: 7	R: 0 E: 0 K: 0 S: 3	H: 0 LOB: 0 BB: 0 P: 3	1B: 8 2B: 1 3B: 0 HR: 2	SF: 0 SAC: 1 DP: 0 HBP: 0	WP: 0 PB: 0 SB: 1 CS: 1	PA: 38							
PITCHER	IP	WLS	BF	H	R	ER	SO	BB	IBB	HBP	BLK	WP	HR	S	P	ERA	WHIP										
Bob Knepper , L (1, 1) ERA: 2.42	5.0	L	26	8	4	4	2	3	0	0	0	0	2	27	39	7.20	2.200										
Lynn McGlothen , R (6, 1) ERA: 5.09	1.0		4	1	0	0	1	0	0	0	0	0	0	6	6	0.00	1.000										
Randy Moffitt , R (7, 1) ERA: 3.0	2.0		8	2	0	0	1	0	0	0	0	0	0	10	10	0.00	1.000										


AB 34
R 1
H 8
RBI 1
BB 1
SO 5
LOB 18



Batter	1	2	3	4	5	6	7	8	9	AB	R	H	RBI	BB	SO	LOB	TOP			
Terry Puhl, L OBP: 0.380, SLG: 0.438 (1, 7)			 1B				 1B			4	0	2	0	0	1	1	Houston Astros @ San Francisco Giants Candlestick Park, San Francisco, CA Tue May 23 1978, 10:05 PM EDT Att: 11,120 - Unknown			
Enos Cabell, R OBP: 0.317, SLG: 0.351 (1, 5)			 1-2		 2H					4	0	1	1	0	2	3				
Cesar Cedeno, R OBP: 0.340, SLG: 0.469 (1, 8)				 1B						4	1	1	0	0	0	1				
Bob Watson, R OBP: 0.362, SLG: 0.481 Joe Sambito, L (8, 1)				 BB						3	0	0	0	1	1	0				
Joe Ferguson, R OBP: 0.354, SLG: 0.404 (1, 2)				 2-3						3	0	0	0	1	2	2				
Jose Cruz, L OBP: 0.338, SLG: 0.372 (1, 9)				 1-2						4	0	0	1	0	1	2				
Julio Gonzalez, R OBP: 0.353, SLG: 0.375 (1, 4)				 3-H			 1B			4	0	1	0	0	0	2				
Roger Metzger, S OBP: 0.309, SLG: 0.303 (1, 6)							 1-2			0	1	0	0	0	0	0				
Tom Dixon, R OBP: 0.200, SLG: 0.200 Dave Bergman, L (8, 3)					 1-2		 1B			2	0	0	0	0	0	1				
Inning Stats	R: 0 E: 0 K: 2 S: 7	H: 0 LOB: 0 BB: 0 P: 7	R: 0 E: 0 K: 1 S: 5	H: 0 LOB: 1 BB: 1 P: 9	R: 0 E: 0 K: 0 S: 4	H: 1 LOB: 1 BB: 0 P: 4	R: 1 E: 0 K: 1 S: 6	H: 1 LOB: 1 BB: 1 P: 10	R: 1 E: 0 K: 0 S: 5	H: 2 LOB: 1 BB: 0 P: 5	R: 0 E: 0 K: 0 S: 3	H: 0 LOB: 0 BB: 0 P: 3	R: 0 E: 0 K: 1 S: 7	H: 2 LOB: 2 BB: 0 P: 7	R: 0 E: 0 K: 0 S: 3	H: 0 LOB: 0 BB: 0 P: 3	1B: 5 2B: 1 3B: 0 HR: 0	SF: 0 SAC: 2 DP: 0 HBP: 0	WP: 0 PB: 0 SB: 3 CS: 0	PA: 35
PITCHER	IP WLS BF H R ER SO BB IBB HBP BLK WP HR S P ERA WHIP																			
Vida Blue, L ERA: 2.86 (1, 1)	7.0		29	6	2	2	5	2	0	0	0	0	0	0	0	0	2.57	1.143		
Randy Moffitt, R ERA: 2.74 (8, 1)	2.0	W	6	0	0	0	2	0	0	0	0	0	0	0	10	10	0.00	0.000		

Batter	1	2	3	4	5	6	7	8	9	AB	R	H	RBI	BB	SO	LOB	BOTTOM			
Bill Madlock, R OBP: 0.394, SLG: 0.455 (1, 4)									 2H	5	0	1	1	0	0	1	Houston Astros @ San Francisco Giants Candlestick Park, San Francisco, CA Tue May 23 1978, 10:05 PM EDT Att: 11,120 - Unknown			
Terry Whitfield, L OBP: 0.324, SLG: 0.437 (1, 7)										4	0	0	0	0	1	0				
Darrell Evans, L OBP: 0.373, SLG: 0.398 (1, 5)										4	0	0	0	0	1	0				
Willie McCovey, L OBP: 0.279, SLG: 0.378 (1, 3)		 1B								4	0	2	0	0	1	0				
Jack Clark, R OBP: 0.380, SLG: 0.555 (1, 9)		 2B		 1B				 1B	BB	3	1	2	0	1	0	1				
Larry Hemdon, R OBP: 0.348, SLG: 0.338 (1, 8)				 1-2				 1B	BB	3	1	0	0	1	0	3				
Marc Hill, R OBP: 0.371, SLG: 0.307 Mike Sadek, R (9, PR) OBP: 0.297, SLG: 0.278		 BB		 BB		 2B		 1B	1-2	2	0	2	1	2	0	0				
Johnnie LeMaster, R OBP: 0.246, SLG: 0.243 Vic Harris, S (7, 6) OBP: 0.111, SLG: 0.030		 1-2		 1-2						1	0	0	0	0	0	3				
Vida Blue, S OBP: 0.370, SLG: 0.409 Mike Ivie, R (7, PH) OBP: 0.371, SLG: 0.491 Randy Moffitt, R (8, 1) OBP: 0.500, SLG: 0.500 Tom Heintzelman, R (9, PH) OBP: 0.222, SLG: 0.556								 1-2	2H	1	0	0	0	0	0	0				
Inning Stats	R: 0 E: 0 K: 0 S: 3	H: 0 LOB: 0 BB: 0 P: 3	R: 0 E: 0 K: 0 S: 4	H: 2 LOB: 2 BB: 1 P: 8	R: 0 E: 0 K: 1 S: 5	H: 0 LOB: 0 BB: 0 P: 5	R: 0 E: 0 K: 1 S: 6	H: 1 LOB: 1 BB: 0 P: 6	R: 0 E: 0 K: 1 S: 4	H: 1 LOB: 1 BB: 0 P: 4	R: 0 E: 0 K: 1 S: 5	H: 0 LOB: 0 BB: 0 P: 5	R: 3 E: 0 K: 0 S: 5	H: 3 LOB: 2 BB: 2 P: 13	1B: 5 2B: 3 3B: 0 HR: 0	SF: 0 SAC: 1 DP: 1 HBP: 0	WP: 0 PB: 0 SB: 0 CS: 0	PA: 37		
PITCHER	IP WLS BF H R ER SO BB IBB HBP BLK WP HR S P ERA WHIP																			
Tom Dixon, R ERA: 1.9 (1, 1)	7.0		27	5	0	0	4	2	0	0	0	0	0	0	0	0	0.00	1.000		
Joe Sambito, L ERA: 3.04 (8, 1)	1.2	L	10	3	3	3	1	2	0	0	0	0	0	10	18	16.20	3.000			

Batter	1	2	3	4	5	6	7	8	9	AB	R	H	RBI	BB	SO	LOB	TOP											
Terry Puhl, L OBP: 0.389, SLG: 0.446 (1, 7)	0-3 K		0-0 1B			0-0 E S 1B		0-0 1B	0-0 1B	4	0	3	0	0	1	0	Houston Astros @ San Francisco Giants Candlestick Park, San Francisco, CA Wed May 24 1978, 6:33 AM EDT Att: 6,158 - Unknown AB 29 R 0 H 5 RBI 0 BB 0 SO 11 LOB 9 											
Enos Cabell, R OBP: 0.310, SLG: 0.342 (1, 5)	0-0 F9		0-0 4-3			0-3 K		0-3 K	0-3 K	4	0	0	0	0	2	3												
Cesar Cedeno, R OBP: 0.331, SLG: 0.455 (1, 8)	0-0 F8			0-0 B5-3		0-3 K		0-3 K	0-3 K	4	0	0	0	0	2	2												
Jose Cruz, L OBP: 0.336, SLG: 0.369 (1, 9)		0-0 E7 1B		0-3 K			0-0 G3		0-0 1-2 1B	4	0	1	0	0	1	0												
Bob Watson, R OBP: 0.353, SLG: 0.467 (1, 3)		0-3 K		0-3 K			0-0 6-3		0-0 F8	4	0	0	0	0	2	3												
Art Howe, R OBP: 0.343, SLG: 0.454 (1, 4)		0-0 1B			0-3 K		0-3 K			3	0	1	0	0	2	0												
Ed Herrmann, L OBP: 0.172, SLG: 0.111 (6, PH) Jesus Alou, R OBP: 0.308, SLG: 0.308 (8, 1) Oscar Zamora, R (8, 1)		0-0 2-3			0-0 F8			0-0 6-3		2	0	0	0	0	0	1												
Roger Metzger, S OBP: 0.301, SLG: 0.294 (1, 6)			0-0 F8		0-0 F5			0-0 4-3		0	0	0	0	0	0	0												
Floyd Bannister, L (1, 1) Denny Walling, L OBP: 0.259, SLG: 0.385 (6, PH) Ken Forsch, R OBP: 0.200, SLG: 0.200 (6, 1) Joe Ferguson, R OBP: 0.352, SLG: 0.400 (8, 2)			0-0 4-3			0-0 6-3		0-3 K		1	0	0	0	0	0	0												
Inning Stats	R: 0 E: 0 K: 1 S: 5	H: 0 LOB: 0 BB: 0 P: 5	R: 0 E: 1 K: 1 S: 6	H: 1 LOB: 1 BB: 0 P: 6	R: 0 E: 0 K: 0 S: 4	H: 1 LOB: 1 BB: 0 P: 4	R: 0 E: 0 K: 2 S: 7	H: 0 LOB: 0 BB: 0 P: 7	R: 0 E: 0 K: 1 S: 5	H: 0 LOB: 0 BB: 0 P: 5	R: 0 E: 0 K: 2 S: 8	H: 1 LOB: 1 BB: 0 P: 8	R: 0 E: 0 K: 1 S: 5	H: 0 LOB: 0 BB: 0 P: 5	R: 0 E: 0 K: 1 S: 5	H: 0 LOB: 0 BB: 0 P: 5		R: 0 E: 0 K: 2 S: 9	H: 2 LOB: 2 BB: 0 P: 9	1B: 5 2B: 0 3B: 0 HR: 0	SF: 0 SAC: 0 DP: 0 HBP: 0	WP: 0 PB: 0 SB: 1 CS: 0	PA: 32					
PITCHER	IP	WLS	BF	H	R	ER	SO	BB	IBB	HBP	BLK	WP	HR	S	P	ERA		WHIP										
John Montefusco, R ERA: 3.12 Gary Lavelle, L ERA: 3.33	(1, 1) (7, 1)	6.0 S	21 11	3 2	0 0	0 0	7 4	0 0	0 0	0 0	0 0	0 0	0 0	35 19	35 19	0.00 0.00		0.500 0.667										

Batter	1	2	3	4	5	6	7	8	9	AB	R	H	RBI	BB	SO	LOB	BOTTOM											
Bill Madlock, R OBP: 0.397, SLG: 0.451 (1, 4)	4-0 S BB		0-3 K			0-0 S 1B		0-0 6-3		3	0	1	0	1	1	2	Houston Astros @ San Francisco Giants Candlestick Park, San Francisco, CA Wed May 24 1978, 6:33 AM EDT Att: 6,158 - Unknown AB 29 R 2 H 4 RBI 2 BB 5 SO 8 LOB 15 											
Darrell Evans, L OBP: 0.370, SLG: 0.390 (1, 5)	0-0 F6 1-2		0-0 F5		4-0 S BB		0-0 4-3			3	0	0	0	1	0	2												
Jack Clark, R OBP: 0.376, SLG: 0.553 (1, 9)	0-3 K		0-0 2B		0-3 K		0-0 5-3			4	0	1	0	0	2	3												
Willie McCovey, L OBP: 0.278, SLG: 0.368 (1, 3)	0-0 4-3		4-0 BB		0-0 F7		0-0 F8			3	0	0	0	1	0	3												
Mike Ivie, R OBP: 0.354, SLG: 0.467 Gary Lavelle, S (7, 1)		0-0 F9	0-3 K			0-3 K		0-3 K		3	0	0	0	0	2	3												
Larry Hemdon, R OBP: 0.340, SLG: 0.328 (1, 8)		0-0 F2		0-0 F3		0-0 E5 WP G3 1B		0-0 F8		4	1	0	0	0	0	0												
Mike Sadek, R OBP: 0.293, SLG: 0.275 (1, 2)		0-0 1B		0-0 F8		0-0 G3		0-0 F8		4	0	1	0	0	0	1												
Johnnie LeMaster, R OBP: 0.242, SLG: 0.239 (6, PH) Terry Whitfield, L OBP: 0.329, SLG: 0.437 (7, 7)		0-3 K		0-0 F4		4-0 WP 1B IBB				2	0	0	0	0	1	1												
John Montefusco, R OBP: 0.217, SLG: 0.150 Vic Harris, S OBP: 0.135, SLG: 0.059 (7, 6)			4-0 2B BB		0-3 K		0-0 1B			1	0	0	0	1	1	0												
Inning Stats	R: 0 E: 0 K: 1 S: 5	H: 0 LOB: 1 BB: 1 P: 9	R: 0 E: 0 K: 1 S: 6	H: 1 LOB: 0 BB: 0 P: 6	R: 0 E: 0 K: 2 S: 8	H: 1 LOB: 3 BB: 2 P: 16	R: 0 E: 0 K: 0 S: 3	H: 0 LOB: 0 BB: 0 P: 3	R: 0 E: 0 K: 0 S: 3	H: 0 LOB: 0 BB: 0 P: 3	R: 2 E: 1 K: 1 S: 7	H: 1 LOB: 1 BB: 1 P: 11	R: 0 E: 0 K: 0 S: 3	H: 0 LOB: 0 BB: 0 P: 3	R: 0 E: 0 K: 1 S: 5	H: 0 LOB: 0 BB: 0 P: 5		1B: 3 2B: 1 3B: 0 HR: 0	SF: 0 SAC: 0 DP: 0 HBP: 0	WP: 1 PB: 0 SB: 2 CS: 0	PA: 34							
PITCHER	IP	WLS	BF	H	R	ER	SO	BB	IBB	HBP	BLK	WP	HR	S	P	ERA		WHIP										
Floyd Bannister, L ERA: 2.04 Ken Forsch, R ERA: 2.96 Oscar Zamora, R ERA:	(1, 1) (6, 1) (8, 1)	5.0 L	22 9	3 1	0 2	0 0	6 1	4 0	1 0	0 0	0 0	1 0	0 0	10 5	14 5	0.00 0.00		0.500 0.000										

Batter	1	2	3	4	5	6	7	8	9	AB	R	H	RBI	BB	SO	LOB	TOP			
Terry Puhl, L OBP: 0.386, SLG: 0.441 (1, 7)	0-0 4-3		0-0 F8			0-0 F4		0-0 1B		4	0	1	0	0	0	0	Houston Astros @ San Francisco Giants Candlestick Park, San Francisco, CA Thu May 25 1978, 6:33 AM EDT Att: 6,209 - Unknown livebaseballscorecards.com			
Julio Gonzalez, R OBP: 0.286, SLG: 0.300 (1, 4)	0-0 F3			0-0 5-3		0-0 F9		0-0 F7		4	0	0	0	0	0	1				
Cesar Cedeno, R OBP: 0.322, SLG: 0.442 (1, 8)	0-3 K			0-0 6-3		0-0 5-3		0-0 F7		4	0	0	0	0	1	1				
Jose Cruz, L OBP: 0.346, SLG: 0.375 (1, 9)		0-0 1B		4-0 BB			0-0 1B	0-0 F3		3	0	2	0	1	0	1				
Dave Bergman, L (1, 3)		0-3 K		0-3 K			0-0 F8		0-0 F2	4	0	0	0	0	2	3				
Enos Cabell, R OBP: 0.314, SLG: 0.364 (1, 5)		0-0 5-3			0-0 HR		0-0 1B		0-0 6-3	4	1	2	1	0	0	1				
Joe Ferguson, R Reggie Baldwin, R (7, 2)	0-3 K				0-0 F7		0-0 1B		0-0 F6	3	0	1	0	0	1	1				
Roger Metzger, S OBP: 0.293, SLG: 0.286 (1, 6)			0-0 F4		0-0 F8		0-0 F9			0	0	0	0	0	0	0				
J.R. Richard, R Denny Walling, L (7, PH) Oscar Zamora, R (7, 1) Joe Niekro, R (8, 1)			0-0 F8		0-3 K		0-0 F9			2	0	0	0	0	1	0				
										1	0	0	0	0	0	3				
										0	0	0	0	0	0	0				
										0	0	0	0	0	0	0				
Inning Stats	R: 0 E: 0 K: 1 S: 5	H: 0 LOB: 0 BB: 0 P: 5	R: 0 E: 0 K: 2 S: 8	H: 1 LOB: 1 BB: 0 P: 8	R: 0 E: 0 K: 0 S: 3	H: 0 LOB: 0 BB: 0 P: 3	R: 0 E: 0 K: 1 S: 5	H: 0 LOB: 1 BB: 1 P: 9	R: 1 E: 0 K: 1 S: 6	H: 1 LOB: 0 BB: 0 P: 6	R: 0 E: 0 K: 0 S: 3	H: 3 LOB: 3 BB: 0 P: 6	R: 0 E: 0 K: 0 S: 4	H: 1 LOB: 1 BB: 0 P: 4	R: 0 E: 0 K: 0 S: 3	H: 0 LOB: 0 BB: 0 P: 3	1B: 5 2B: 0 3B: 0 HR: 1	SF: 0 SAC: 0 DP: 0 HBP: 0	WP: 0 PB: 0 SB: 2 CS: 0	PA: 34
PITCHER Ed Halicki, R ERA: 2.05 (1, 1)	IP: 9.0 WLS: W BF: 34 H: 6 R: 1 ER: 1 SO: 5 BB: 1 IBB: 0 HBP: 0 BLK: 0 WP: 0 HR: 1 S: 43 P: 47 ERA: 1.00 WHIP: 0.778																			

Batter	1	2	3	4	5	6	7	8	9	AB	R	H	RBI	BB	SO	LOB	BOTTOM
Bill Madlock, R OBP: 0.404, SLG: 0.466 (1, 4)	0-0 PB 2B		0-0 CS 1B		0-0 SH5-4 1B	0-0 F8		0-0 1B		5	3	3	0	0	0	0	Houston Astros @ San Francisco Giants Candlestick Park, San Francisco, CA Thu May 25 1978, 6:33 AM EDT Att: 6,209 - Unknown livebaseballscorecards.com
Terry Whitfield, L OBP: 0.320, SLG: 0.424 (1, 7)	0-0 F2		0-0 G3		0-0 SH5-4	0-3 K		0-0 F9		4	0	0	0	0	1	3	
Darrell Evans, L OBP: 0.382, SLG: 0.396 (1, 5)	0-3 K			0-0 FC4-6 1B	4-0 E 1B BB		4-0 1B BB	0-0 1B BB		3	3	2	0	2	1	1	
Willie McCovey, L Skip James, L (7, PR) OBP: 0.285, SLG: 0.376 (8, 3)	0-0 2H 2B			0-0 FC4-6 E 1B BB	0-3 K		4-0 1B SF9 BB	4-0 1B BB		3	1	1	1	1	1	3	
Jack Clark, R OBP: 0.383, SLG: 0.555 (1, 9)	0-3 K			0-3 K	0-0 E7 1B 1B		0-0 SF9 1B 1B	0-0 FC6-4 1B		5	0	3	4	0	2	2	
Larry Hemdon, R OBP: 0.348, SLG: 0.333 (1, 8)		0-0 G1		0-0 BB E 1B	4-0 1B BB		0-0 G1-4-3 1B	0-0 FC6-4 1B		4	0	2	0	1	0	2	
Vic Harris, S OBP: 0.146, SLG: 0.081 (1, 6)		0-0 F8		0-0 E1 BB	0-0 1B		0-0 SF9			3	0	1	2	0	0	2	
Marc Hill, R OBP: 0.317, SLG: 0.308 (1, 2)		0-0 F6		4-0 1B BB		0-0 E 1B	0-0 G1-4-3			3	1	1	1	1	0	2	
Ed Halicki, R (1, 1)			0-0 F3		0-0 5-3		0-0 SH2-4		0-0 F8	3	0	0	0	0	0	3	
										1B: 11 2B: 2 3B: 0 HR: 0	SF: 1 SAC: 2 DP: 1 HBP: 0	WP: 0 PB: 1 SB: 0 CS: 1	PA: 42				
PITCHER J.R. Richard, R Oscar Zamora, R Joe Niekro, R (8, 1)	IP: 6.0 WLS: L BF: 29 H: 8 R: 5 ER: 1 SO: 5 BB: 3 IBB: 0 HBP: 0 BLK: 0 WP: 0 HR: 0 S: 36 P: 48 ERA: 1.50 WHIP: 1.833																
	IP: 1.0 WLS: L BF: 6 H: 2 R: 2 ER: 2 SO: 0 BB: 2 IBB: 0 HBP: 0 BLK: 0 WP: 0 HR: 0 S: 4 P: 12 ERA: 18.00 WHIP: 4.000																
	IP: 1.0 WLS: L BF: 7 H: 3 R: 2 ER: 2 SO: 0 BB: 1 IBB: 0 HBP: 0 BLK: 0 WP: 0 HR: 0 S: 6 P: 10 ERA: 18.00 WHIP: 4.000																

Batter	1	2	3	4	5	6	7	8	9	AB	R	H	RBI	BB	SO	LOB	TOP			
Bill North, S OBP: 0.355, SLG: 0.316 (1, 8)	5-3		S 2B		L9			G5-4-3 1-2		4	0	1	0	0	0	1	Los Angeles Dodgers @ San Francisco Giants Candlestick Park, San Francisco, CA Fri May 26 1978, 10:05 PM EDT Att: 43,646 - Unknown			
Bill Russell, R OBP: 0.300, SLG: 0.343 (1, 6)	BB 1B		F8				5-3	L7		4	0	1	0	0	0	1				
Reggie Smith, S OBP: 0.405, SLG: 0.558 (1, 9)	1-2 BB		BB		F9				6-3	2	0	0	0	2	0	0				
Ron Cey, R OBP: 0.374, SLG: 0.416 (1, 5)	P4		5-3				5-3		HR	4	1	1	1	0	0	4				
Steve Garvey, R OBP: 0.301, SLG: 0.408 (1, 3)	F7				5-3				6-3	4	0	1	0	0	0	2				
Dusty Baker Jr., R OBP: 0.384, SLG: 0.423 (1, 7)		G5-4-3 1B			F9			F8		4	0	1	0	0	1	1				
Lee Lacy, R OBP: 0.419, SLG: 0.704 (1, 4)		G5-4-3 1-2			L4			F9		3	0	0	0	0	0	2				
Steve Yeager, R OBP: 0.315, SLG: 0.252 (1, 2)		6-3					F9	F9		3	0	0	0	0	0	1				
Doug Rau, L OBP: 0.190, SLG: 0.190 Bobby Castillo, R (5, 1)			K				F8			2	0	0	0	0	1	0				
Manny Mota, R OBP: 0.500, SLG: 0.556 Lance Rautzhan, R (8, 1)								G5-4-3 1B		0	0	0	0	0	0	0				
Inning Stats	R: 0 E: 0 K: 0 S: 4	H: 1 LOB: 2 BB: 1 P: 8	R: 0 E: 0 K: 0 S: 3	H: 1 LOB: 0 BB: 0 P: 3	R: 0 E: 0 K: 1 S: 6	H: 1 LOB: 2 BB: 1 P: 10	R: 0 E: 0 K: 0 S: 3	H: 0 LOB: 0 BB: 0 P: 3	R: 0 E: 0 K: 0 S: 3	H: 0 LOB: 0 BB: 0 P: 3	R: 0 E: 0 K: 0 S: 4	H: 1 LOB: 1 BB: 0 P: 4	R: 0 E: 0 K: 0 S: 3	H: 1 LOB: 0 BB: 0 P: 3	R: 1 E: 0 K: 1 S: 6	H: 1 LOB: 0 BB: 0 P: 6	1B: 4 2B: 1 3B: 0 HR: 1	SF: 0 SAC: 0 DP: 2 HBP: 0	WP: 0 PB: 0 SB: 1 CS: 0	PA: 33
PITCHER Bob Knepper, L ERA: 2.25 (1, 1)	IP: 9.0 WLS: W BF: 33 H: 6 R: 1 ER: 1 SO: 2 BB: 2 IBB: 0 HBP: 0 BLK: 0 WP: 0 HR: 1 S: 35 P: 43 ERA: 1.00 WHIP: 0.889															PITCHER				


Batter	1	2	3	4	5	6	7	8	9	AB	R	H	RBI	BB	SO	LOB	BOTTOM			
Bill Madlock, R OBP: 0.390, SLG: 0.447 (1, 4)	F8	F7		6-3		P6		1-3		5	0	0	0	0	0	2	Los Angeles Dodgers @ San Francisco Giants Candlestick Park, San Francisco, CA Fri May 26 1978, 10:05 PM EDT Att: 43,646 - Unknown			
Darrell Evans, L OBP: 0.389, SLG: 0.390 (1, 5)	2B 1B BB	F8			1B HR BB	FC5-4 BB		G3		2	2	0	0	3	0	1				
Jack Clark, R OBP: 0.391, SLG: 0.563 (1, 9)	1-3 1B 2B		CS BB		1-2 HR 1B	FC5-4 1-2				3	2	2	0	1	0	1				
Willie McCovey, L OBP: 0.293, SLG: 0.408 Terry Whitfield, L OBP: 0.316, SLG: 0.421 (6, 7)	BB 4-3 1B		F3 1-2		HR		1-3			3	2	2	5	0	0	1				
Mike Ivie, R OBP: 0.377, SLG: 0.476 (6, 3)	4-3 BB 1-2 1B				SH1-3 BB		K			3	0	2	0	1	1	0				
Larry Hemdon, R OBP: 0.354, SLG: 0.331 (1, 8)	4-3 BB 1-2 2-3 BB		P6		SH1-3		BB			1	0	0	0	2	0	1				
Marc Hill, R OBP: 0.315, SLG: 0.299 (1, 2)	4-3		SH1-4 BB		4-3		F8			3	0	0	1	1	0	4				
Johnnie LeMaster, R OBP: 0.244, SLG: 0.242 (1, 6)	6-3		SH1-4		5-3			PB 1B		3	0	1	0	0	0	3				
Bob Knepper, L OBP: 0.103, SLG: 0.148 (1, 1)		K			K		K		P1 1-2	4	0	0	0	0	3	2				
Inning Stats	R: 3 E: 0 K: 0 S: 6	H: 3 LOB: 2 BB: 2 P: 14	R: 0 E: 0 K: 1 S: 5	H: 0 LOB: 0 BB: 0 P: 5	R: 0 E: 0 K: 1 S: 5	H: 0 LOB: 1 BB: 1 P: 7	R: 0 E: 0 K: 1 S: 5	H: 0 LOB: 1 BB: 1 P: 9	R: 3 E: 0 K: 0 S: 5	H: 2 LOB: 1 BB: 2 P: 13	R: 0 E: 0 K: 1 S: 5	H: 0 LOB: 1 BB: 1 P: 9	R: 0 E: 0 K: 0 S: 4	H: 1 LOB: 1 BB: 0 P: 4	R: 0 E: 0 K: 0 S: 6	H: 1 LOB: 0 BB: 0 P: 6		1B: 5 2B: 1 3B: 0 HR: 1	SF: 0 SAC: 2 DP: 0 HBP: 0	WP: 0 PB: 1 SB: 0 CS: 1
PITCHER Doug Rau, L ERA: 3.54 Bobby Castillo, R ERA: 3.04 Lance Rautzhan, L ERA: (1, 1) (5, 1) (8, 1)	IP: 4.0 WLS: L BF: 22 H: 6 R: 6 ER: 6 SO: 2 BB: 5 IBB: 0 HBP: 0 BLK: 0 WP: 0 HR: 1 S: 21 P: 41 ERA: 13.50 WHIP: 2.750															PITCHER				


AB	31
R	1
H	6
RBI	1
BB	2
SO	2
LOB	12



AB	28
R	6
H	7
RBI	6
BB	8
SO	4
LOB	15



Batter	1	2	3	4	5	6	7	8	9	AB	R	H	RBI	BB	SO	LOB	TOP		
Bill North, S OBP: 0.347, SLG: 0.300 (1, 8)	4-3		K		FC5-4			S SH2-4 1B BB	G6-4-3	4	1	0	0	1	1	4	Los Angeles Dodgers @ San Francisco Giants Candlestick Park, San Francisco, CA Sat May 27 1978, 6:33 AM EDT Att: 45,865 - Unknown AB 32 R 3 H 9 RBI 2 BB 3 SO 5 LOB 13 		
Bill Russell, R OBP: 0.295, SLG: 0.337 (1, 6)	6-3			5-3		F8		SH2-4		3	0	0	0	0	0	0			
Reggie Smith, S OBP: 0.407, SLG: 0.556 (6, PR)	K			FC6-4 1B		5-3				4	0	2	1	0	1	0			
Davey Lopes, R OBP: 0.409, SLG: 0.457 (8, 9)										0	0	0	0	0	0	0			
Vic Davallillo, L OBP: 0.333, SLG: 0.320 (8, 9)										0	0	0	0	0	0	0			
Ron Cey, R OBP: 0.382, SLG: 0.427 (1, 5)		1B G1-4-3 2B		FC6-4 1B				L6		3	1	2	0	1	0	1			
Steve Garvey, R OBP: 0.300, SLG: 0.404 (1, 3)		G1-4-3 1B		FC6-4		F3		K		4	0	1	0	0	1	4			
Dusty Baker Jr., R OBP: 0.381, SLG: 0.426 (1, 7)	G1-4-3			K						4	1	1	0	0	1	3			
Lee Lacy, R OBP: 0.409, SLG: 0.690 (9, 4)	1-3				P4			F9		4	0	1	0	0	0	1			
Ted Martinez, R OBP: 0.313, SLG: 0.267 (9, 4)									1B 2B	0	0	0	0	0	0	0			
Jerry Grote, R OBP: 0.424, SLG: 0.385 (1, 2)			5-3		6-3			SF9		2	0	0	1	1	0	0			
Burt Hooton, R OBP: 0.133, SLG: 0.071 (1, 1)			K					F9		3	0	1	0	0	1	0			
Terry Forster, L OBP: 0.250, SLG: 0.250 (7, 1)					FC5-4 1B				G6-4-3 1B	1	0	1	0	0	0	0			
Inning Stats	R: 0 H: 0 E: 0 K: 1 S: 5	H: 0 LOB: 0 BB: 0 P: 5	R: 1 H: 2 E: 0 K: 0 S: 4	H: 2 LOB: 0 BB: 0 P: 4	R: 0 H: 0 E: 0 K: 2 S: 7	H: 0 LOB: 0 BB: 0 P: 7	R: 0 H: 1 E: 0 K: 1 S: 6	H: 1 LOB: 2 BB: 1 P: 10	R: 0 H: 1 E: 0 K: 0 S: 4	H: 1 LOB: 1 BB: 0 P: 4	R: 1 H: 1 E: 0 K: 0 S: 4	H: 1 LOB: 0 BB: 0 P: 4	R: 1 H: 1 E: 0 K: 1 S: 6	H: 1 LOB: 1 BB: 1 P: 10	R: 0 H: 2 E: 0 K: 0 S: 4	H: 2 LOB: 2 BB: 1 P: 8	1B: 6 2B: 3 3B: 0 HR: 0	SF: 1 SAC: 1 DP: 2 HBP: 0	WP: 0 PA: 37 PB: 0 SB: 1 CS: 0
PITCHER	IP WLS BF H R ER SO BB IBB HBP BLK WP HR S P ERA WHIP																		
Vida Blue, L ERA: 2.83 (1, 1)	7.0 L 27 6 2 2 4 1 0 0 0 0 0 34 38 2.57 1.000																		
Gary Lavelle, L ERA: 3.42 (8, 1)	2.0 10 3 1 1 1 2 0 0 0 0 0 0 10 18 4.50 2.500																		

Batter	1	2	3	4	5	6	7	8	9	AB	R	H	RBI	BB	SO	LOB	BOTTOM				
Bill Madlock, R OBP: 0.379, SLG: 0.433 (1, 4)	5-3		F9		4-3			K FC4-6		4	0	0	0	0	1	1	Los Angeles Dodgers @ San Francisco Giants Candlestick Park, San Francisco, CA Sat May 27 1978, 6:33 AM EDT Att: 45,865 - Unknown AB 31 R 1 H 2 RBI 0 BB 3 SO 8 LOB 13 				
Terry Whitfield, L OBP: 0.310, SLG: 0.410 (1, 7)	K			F8		G3		K		4	0	0	0	0	2	1					
Darrell Evans, L OBP: 0.385, SLG: 0.386 (1, 5)	K			BB E 1B		F9		FC4-6		4	1	1	0	0	1	1					
Willie McCovey, L OBP: 0.292, SLG: 0.398 (1, 3)		G3		E 1-2 BB		F2		1-6-3		3	0	0	0	1	0	1					
Jack Clark, R OBP: 0.388, SLG: 0.556 (1, 9)	F9			P3						4	0	1	0	0	0	2					
Larry Hemdon, R OBP: 0.345, SLG: 0.322 (1, 8)	5-3			E4 1-3 2-H			K		K2-3	4	0	0	0	0	2	2					
Vic Harris, S OBP: 0.133, SLG: 0.073 (1, 6)			K		P6					4	0	0	0	0	1	3					
Marc Hill, R OBP: 0.315, SLG: 0.294 (1, 2)			5-3		F3					2	0	0	0	1	0	0					
Vida Blue, S OBP: 0.379, SLG: 0.391 (1, 1)										1	0	0	0	1	1	0					
Mike Ivie, R OBP: 0.371, SLG: 0.469 (7, PH)										1	0	0	0	0	0	2					
Gary Lavelle, S ERA: 3.42 (8, 1)								FC6-4		0	0	0	0	0	0	0					
Inning Stats	R: 0 H: 0 E: 0 K: 2 S: 7	H: 0 LOB: 0 BB: 0 P: 7	R: 0 H: 0 E: 0 K: 0 S: 3	H: 0 LOB: 0 BB: 0 P: 3	R: 0 H: 0 E: 0 K: 1 S: 5	H: 0 LOB: 1 BB: 1 P: 9	R: 1 H: 1 E: 1 K: 0 S: 5	H: 1 LOB: 2 BB: 1 P: 9	R: 0 H: 0 E: 0 K: 1 S: 5	H: 0 LOB: 0 BB: 0 P: 5	R: 0 H: 0 E: 0 K: 0 S: 3	H: 0 LOB: 0 BB: 0 P: 3	R: 0 H: 1 E: 0 K: 1 S: 6	H: 1 LOB: 2 BB: 1 P: 10	R: 0 H: 0 E: 0 K: 2 S: 8	H: 0 LOB: 1 BB: 0 P: 8	R: 0 H: 0 E: 0 K: 1 S: 5	H: 0 LOB: 0 BB: 0 P: 5	1B: 2 2B: 0 3B: 0 HR: 0	SF: 0 SAC: 0 DP: 0 HBP: 0	WP: 0 PA: 34 PB: 1 SB: 1 CS: 0
PITCHER	IP WLS BF H R ER SO BB IBB HBP BLK WP HR S P ERA WHIP																				
Burt Hooton, R ERA: 2.95 (1, 1)	6.2 W 26 2 1 0 5 3 0 0 0 0 0 0 0 14 14 0.00 0.000																				
Terry Forster, L ERA: 1.17 (7, 1)	2.1 S 8 0 0 0 3 0 0 0 0 0 0 0 0 14 14 0.00 0.000																				

Batter	1	2	3	4	5	6	7	8	9	AB	R	H	RBI	BB	SO	LOB	TOP																			
Lee Lacy, R OBP: 0.380, SLG: 0.635 (1,4)	F8	FC5-4			F8	F8		CS	K	5	0	0	0	0	1	4	Los Angeles Dodgers @ San Francisco Giants Candlestick Park, San Francisco, CA Sun May 28 1978, 6:33 AM EDT Att: 56,103 - Unknown																			
Bill Russell, R OBP: 0.293, SLG: 0.330 (1,6)	6-3		2B	BB	F8		E6		L8	4	2	0	0	1	0	0																				
Reggie Smith, S OBP: 0.412, SLG: 0.576 (9, PR)			K		4-3					5	1	3	2	0	1	1																				
Davey Lopes, R OBP: 0.409, SLG: 0.457 (9, PR)	BB						HR			0	0	0	0	0	0	0																				
Ron Cey, R OBP: 0.387, SLG: 0.435 (1,5)	1B						HR		1B	4	1	2	1	1	0	1																				
Steve Garvey, R OBP: 0.299, SLG: 0.407 (1,3)	FC6-4					WP				4	1	1	1	0	0	3																				
Dusty Baker Jr., R OBP: 0.377, SLG: 0.417 (7,1)	BB					2B	1B			3	0	0	0	1	0	2																				
Lance Rautzhan, R (7,1)					F8				F9	0	0	0	0	0	0	0																				
Rick Monday, L OBP: 0.425, SLG: 0.680 (1,8)										3	0	0	0	1	0	1																				
Johnny Oates, L OBP: 0.471, SLG: 0.500 (1,2)										4	0	3	1	0	0	0																				
Don Sutton, R OBP: 0.211, SLG: 0.063 (1,1)										3	0	0	0	0	2	5																				
Bill North, S OBP: 0.354, SLG: 0.309 (7,7)	K				K					1	0	1	0	0	0	0																				
Inning Stats	R: 0 E: 0 K: 0 S: 4	H: 1 LOB: 2 BB: 1 P: 8	R: 0 E: 0 K: 1 S: 6	H: 1 LOB: 2 BB: 1 P: 10	R: 1 E: 0 K: 1 S: 6	H: 1 LOB: 0 BB: 1 P: 10	R: 0 E: 0 K: 1 S: 5	H: 1 LOB: 0 BB: 0 P: 5	R: 0 E: 0 K: 0 S: 3	H: 0 LOB: 0 BB: 0 P: 3	R: 2 E: 0 K: 0 S: 6	H: 3 LOB: 2 BB: 1 P: 10	R: 2 E: 1 K: 0 S: 5	H: 1 LOB: 0 BB: 0 P: 5	R: 0 E: 1 K: 0 S: 3	H: 1 LOB: 1 BB: 0 P: 6	1B: 6 2B: 3 3B: 0 HR: 1	SF: 0 SAC: 0 DP: 0 HBP: 0	WP: 1 PB: 0 SB: 0 CS: 2	PA: 41																
PITCHER	IP	WLS	BF	H	R	ER	SO	BB	IBB	HBP	BLK	WP	HR	S	P	ERA	WHIP	PITCHER		IP	WLS	BF	H	R	ER	SO	BB	IBB	HBP	BLK	WP	HR	S	P	ERA	WHIP
John Montefusco, R ERA: 3.35 (1,1)	6.0		30	8	5	4	3	3	1	0	0	1	1	32	48	6.00	1.833																			
Randy Moffitt, R ERA: 2.42 (7,1)	3.0	W	10	2	0	0	1	0	0	0	0	0	0	12	12	0.00	0.667																			

AB	36
R	5
H	10
RBI	5
BB	4
SO	4
LOB	17



Batter	1	2	3	4	5	6	7	8	9	AB	R	H	RBI	BB	SO	LOB	BOTTOM																			
Bill Madlock, R OBP: 0.373, SLG: 0.420 (1,4)	F7		F9		F7		6-3			4	0	0	0	1	0	0	Los Angeles Dodgers @ San Francisco Giants Candlestick Park, San Francisco, CA Sun May 28 1978, 6:33 AM EDT Att: 56,103 - Unknown																			
Terry Whitfield, L OBP: 0.325, SLG: 0.443 (1,7)										5	2	4	0	0	1	2																				
Darrell Evans, L OBP: 0.388, SLG: 0.389 (1,5)	2B									4	1	2	2	0	1	2																				
Willie McCovey, L OBP: 0.284, SLG: 0.386 (1,3)	5-3									4	0	0	0	0	2	3																				
Jack Clark, R OBP: 0.396, SLG: 0.558 (1,9)										3	1	2	0	1	1	0																				
Larry Hemdon, R OBP: 0.348, SLG: 0.327 (1,8)										4	1	2	0	0	1	3																				
Vic Harris, S OBP: 0.123, SLG: 0.070 (1,6)										2	0	0	0	0	2	2																				
Mike Ivie, R OBP: 0.380, SLG: 0.523 (6, PH)										1	1	1	4	0	0	0																				
Johnnie LeMaster, R OBP: 0.242, SLG: 0.240 (7,6)										1	0	0	0	0	0	0																				
Mike Sadek, R OBP: 0.289, SLG: 0.295 (1,2)										4	0	1	0	0	0	1																				
John Montefusco, R OBP: 0.192, SLG: 0.130 (1,1)										3	0	0	0	0	1	0																				
Randy Moffitt, R OBP: 0.333, SLG: 0.333 (7,1)										1	0	0	0	0	0	1																				
Inning Stats	R: 0 E: 0 K: 1 S: 6	H: 1 LOB: 1 BB: 0 P: 6	R: 0 E: 0 K: 2 S: 8	H: 1 LOB: 0 BB: 0 P: 8	R: 0 E: 0 K: 2 S: 8	H: 1 LOB: 1 BB: 0 P: 8	R: 0 E: 0 K: 2 S: 8	H: 1 LOB: 0 BB: 0 P: 8	R: 0 E: 0 K: 1 S: 6	H: 1 LOB: 2 BB: 1 P: 10	R: 5 E: 0 K: 1 S: 10	H: 5 LOB: 0 BB: 0 P: 10	R: 1 E: 0 K: 0 S: 5	H: 2 LOB: 2 BB: 1 P: 9	R: 0 E: 1 K: 1 S: 6	H: 1 LOB: 2 BB: 1 P: 10	1B: 7 2B: 4 3B: 0 HR: 1	SF: 0 SAC: 0 DP: 0 HBP: 0	WP: 0 PB: 0 SB: 1 CS: 0	PA: 38																
PITCHER	IP	WLS	BF	H	R	ER	SO	BB	IBB	HBP	BLK	WP	HR	S	P	ERA	WHIP	PITCHER		IP	WLS	BF	H	R	ER	SO	BB	IBB	HBP	BLK	WP	HR	S	P	ERA	WHIP
Don Sutton, R ERA: 5.46 (1,1)	6.1	L	29	10	6	6	8	0	0	0	0	0	1	45	45	8.53	1.579																			
Lance Rautzhan, L ERA: (7,1)	1.2		9	2	0	0	1	0	2	0	0	0	0	9	17	0.00	1.200																			

AB	36
R	6
H	12
RBI	6
BB	2
SO	9
LOB	14



Batter	1	2	3	4	5	6	7	8	9	AB	R	H	RBI	BB	SO	LOB	TOP			
Bill Madlock, R OBP: 0.398, SLG: 0.434 (1, 4)										5	1	1	1	0	1	3				
Darrell Evans, L OBP: 0.398, SLG: 0.396 (1, 5)										5	1	2	1	0	0	0				
Jack Clark, R OBP: 0.396, SLG: 0.553 (1, 9)										5	1	2	1	0	1	0				
Willie McCovey, L OBP: 0.299, SLG: 0.400 (1, 3)									3	1	3	0	0	0	0	0				
Terry Whitfield, L OBP: 0.333, SLG: 0.457 (6, 7)									2	2	2	0	0	0	0	0				
Mike Ivie, R OBP: 0.421, SLG: 0.580 (1, 7)									4	1	4	2	1	0	0	0				
Larry Hemdon, R OBP: 0.345, SLG: 0.323 (1, 8)									5	0	1	1	0	1	7					
Johnnie LetMaster, R OBP: 0.233, SLG: 0.230 (1, 6)									5	0	0	0	0	1	7					
Mike Sadek, R OBP: 0.280, SLG: 0.271 (1, 2)									4	0	0	0	1	0	2					
Ed Halicki, R OBP: 0.167, SLG: 0.167 (1, 1)									4	1	2	2	0	2	0					
Inning Stats	R: 1 E: 0 K: 2 S: 10	H: 3 LOB: 2 BB: 0 P: 10	R: 0 E: 0 K: 1 S: 5	H: 0 LOB: 0 BB: 0 P: 5	R: 0 E: 0 K: 0 S: 3	H: 0 LOB: 0 BB: 0 P: 3	R: 2 E: 0 K: 1 S: 8	H: 3 LOB: 2 BB: 1 P: 12	R: 1 E: 0 K: 0 S: 5	H: 2 LOB: 1 BB: 0 P: 6	R: 1 E: 0 K: 0 S: 5	H: 2 LOB: 1 BB: 0 P: 5	R: 0 E: 0 K: 1 S: 5	H: 0 LOB: 0 BB: 0 P: 5	R: 2 E: 0 K: 0 S: 7	H: 4 LOB: 2 BB: 0 P: 7	1B: 13 2B: 2 3B: 1 HR: 1	SF: 0 SAC: 0 DP: 0 HBP: 0	WP: 1 PB: 0 SB: 1 CS: 0	PA: 44
PITCHER	IP WLS BF H R ER SO BB IBB HBP BLK WP HR S P ERA WHIP																			
Floyd Bannister, L ERA: 2.68 (1, 1)	5.0 L 25 9 4 4 4 4 2 0 0 0 0 0 1 31 39 7.20 2.200																			
Joe Niekro, R ERA: 8.1 (6, 1)	2.0 9 4 2 2 1 0 0 0 0 0 1 0 11 11 9.00 2.000																			
Ken Forsch, R ERA: 3.48 (8, 1)	2.0 10 4 2 2 1 0 0 0 0 0 0 0 12 12 9.00 2.000																			

San Francisco Giants @ Houston Astros
 Astrodome, Houston, TX
 Mon May 29 1978, 8:05 PM EDT
 Att: 10,012 - Unknown

AB	42
R	8
H	17
RBI	8
BB	2
SO	6
LOB	19



Batter	1	2	3	4	5	6	7	8	9	AB	R	H	RBI	BB	SO	LOB	BOTTOM			
Terry Puhl, L OBP: 0.372, SLG: 0.420 (1, 7)										4	0	1	0	0	0	1				
Enos Cabell, R OBP: 0.319, SLG: 0.371 (1, 5)										4	1	1	0	0	0	2				
Cesar Cedeno, R OBP: 0.325, SLG: 0.452 (1, 8)										4	0	2	0	0	1	2				
Jose Cruz, L OBP: 0.353, SLG: 0.396 (1, 9)										4	0	1	1	0	0	4				
Bob Watson, R OBP: 0.342, SLG: 0.450 (1, 3)										4	0	0	0	0	0	2				
Art Howe, R OBP: 0.331, SLG: 0.457 (1, 4)										4	0	0	0	0	1	1				
Joe Ferguson, R OBP: 0.243, SLG: 0.379 (1, 2)										2	0	1	0	0	1	0				
Ed Herrmann, L OBP: 0.152, SLG: 0.097 (6, 2)										2	0	0	0	0	0	0				
Roger Metzger, S OBP: 0.287, SLG: 0.274 (1, 6)										3	0	0	0	0	0	1				
Floyd Bannister, L OBP: 0.200, SLG: 0.111 (1, 1)										1	0	1	0	0	0	0				
Denny Walling, L OBP: 0.285, SLG: 0.323 (5, PH)										1	0	0	0	0	0	0				
Joe Niekro, R OBP: 0.273, SLG: 0.273 (6, 1)										0	0	0	0	0	0	0				
Reggie Baldwin, R (7, PH)										1	0	0	0	0	0	0				
Ken Forsch, R OBP: 0.200, SLG: 0.200 (8, 1)										0	0	0	0	0	0	0				
Inning Stats	R: 1 E: 0 K: 0 S: 5	H: 2 LOB: 1 BB: 0 P: 5	R: 0 E: 0 K: 2 S: 7	H: 0 LOB: 0 BB: 0 P: 7	R: 0 E: 0 K: 0 S: 5	H: 2 LOB: 2 BB: 0 P: 5	R: 0 E: 0 K: 0 S: 4	H: 1 LOB: 1 BB: 0 P: 4	R: 0 E: 0 K: 0 S: 3	H: 0 LOB: 0 BB: 0 P: 3	R: 0 E: 0 K: 0 S: 4	H: 1 LOB: 1 BB: 0 P: 4	R: 0 E: 0 K: 1 S: 6	H: 0 LOB: 0 BB: 0 P: 6	R: 0 E: 0 K: 0 S: 3	H: 0 LOB: 0 BB: 0 P: 3	1B: 6 2B: 1 3B: 0 HR: 0	SF: 0 SAC: 0 DP: 0 HBP: 0	WP: 0 PB: 0 SB: 1 CS: 0	PA: 34
PITCHER	IP WLS BF H R ER SO BB IBB HBP BLK WP HR S P ERA WHIP																			
Ed Halicki, R ERA: 1.74 (1, 1)	9.0 W 34 7 1 1 3 0 0 0 0 0 0 0 40 40 1.00 0.778																			

San Francisco Giants @ Houston Astros
 Astrodome, Houston, TX
 Mon May 29 1978, 8:05 PM EDT
 Att: 10,012 - Unknown

AB	34
R	1
H	7
RBI	1
BB	0
SO	3
LOB	13




Batter	1	2	3	4	5	6	7	8	9	AB	R	H	RBI	BB	SO	LOB	TOP			
Bill Madlock, R OBP: 0.369, SLG: 0.433 (1,4)	F8		S 1B		6-3		WP 1B		F9	5	0	2	0	0	0	1	San Francisco Giants @ Houston Astros Astrodome, Houston, TX Tue May 30 1978, 8:05 PM EDT Att: 8,019 - Unknown livebaseballscorecards.com			
Terry Whitfield, L OBP: 0.331, SLG: 0.448 (1,7)	BB BB		F2		F9		F5			3	0	0	0	1	0	3				
Darrell Evans, L OBP: 0.396, SLG: 0.394 (1,5)	1-2 BB		1-2 BB		F6			S BB		1	0	0	0	3	0	0				
Willie McCovey, L OBP: 0.291, SLG: 0.388 (1,3)	K		F2		G3			F4	4	0	0	0	0	1	5					
Skip James, L OBP: 0.222, SLG: 0.188 (8,3)	K		F2						0	0	0	0	0	0	0					
Jack Clark, R OBP: 0.393, SLG: 0.543 (1,9)	K		F3		K			G6-3 IBB	3	0	0	0	1	2	4					
Larry Hemdon, R OBP: 0.337, SLG: 0.314 (1,8)		F7		L6			K WP SH SF9	G6-3	4	1	0	0	0	1	2					
Vic Harris, S OBP: 0.140, SLG: 0.067 (1,6)		BB		3-1			SH WP 1B 1-2	4-3	2	0	0	0	1	0	0					
Mike Sadek, R OBP: 0.259, SLG: 0.250 (1,2)	K		5-3				F8	K	4	0	0	0	0	2	3					
Bob Knepper, L OBP: 0.121, SLG: 0.167 (1,1)	K				F9		SF9	1B	3	0	1	1	0	1	1					
Inning Stats	R: 0 E: 0 K: 2 S: 7	H: 0 LOB: 2 BB: 2 P: 15	R: 0 E: 0 K: 2 S: 7	H: 0 LOB: 1 BB: 1 P: 11	R: 0 E: 0 K: 0 S: 4	H: 1 LOB: 2 BB: 1 P: 8	R: 0 E: 0 K: 0 S: 3	H: 0 LOB: 0 BB: 0 P: 3	R: 0 E: 0 K: 0 S: 5	H: 0 LOB: 0 BB: 0 P: 5	R: 1 E: 0 K: 1 S: 8	H: 1 LOB: 2 BB: 0 P: 8	R: 0 E: 0 K: 0 S: 2	H: 0 LOB: 1 BB: 2 P: 10	R: 0 E: 0 K: 1 S: 6	H: 1 LOB: 1 BB: 0 P: 6	1B: 3 2B: 0 3B: 0 HR: 0	SF: 1 SAC: 1 DP: 1 HBP: 0	WP: 3 PB: 0 SB: 2 CS: 0	PA: 37
PITCHER J.R. Richard, R ERA: 3.05 (1,1)	IP: 9.0 WLS: L BF: 37	H: 3 R: 1 ER: 1 SO: 7	BB: 5 IBB: 1 HBP: 0 BLK: 0	WP: 3 HR: 0 S: 45 P: 69	ERA: 1.00 WHIP: 0.889											ERA: 1.00 WHIP: 0.889				

Batter	1	2	3	4	5	6	7	8	9	AB	R	H	RBI	BB	SO	LOB	BOTTOM			
Terry Puhl, L OBP: 0.374, SLG: 0.422 (1,7)	F8		G4-3 1B		FC6-4			SH5-4 1B		4	0	2	0	0	0	2	San Francisco Giants @ Houston Astros Astrodome, Houston, TX Tue May 30 1978, 8:05 PM EDT Att: 8,019 - Unknown livebaseballscorecards.com			
Enos Cabell, R OBP: 0.314, SLG: 0.365 (1,5)	E6		G4-3		4-3			SH5-4	3	0	0	0	0	0	3					
Cesar Cedeno, R OBP: 0.318, SLG: 0.440 (1,8)	F5			K		5-3		F7	4	0	0	0	0	1	2					
Denny Walling, L OBP: 0.265, SLG: 0.323 (9,7)	1-2			K				F3	0	0	0	0	0	0	0					
Bob Watson, R OBP: 0.339, SLG: 0.444 (1,3)	5-3			K			4-3 1B		4	0	1	0	0	1	2					
Art Howe, R OBP: 0.329, SLG: 0.448 (1,4)		5-3				4-3		F2	3	0	0	0	1	0	1					
Jose Cruz, L OBP: 0.345, SLG: 0.387 (1,9)		K		F6		F9		4-3	4	0	0	0	0	1	2					
Reggie Baldwin, R OBP: 0.333, SLG: 0.471 (9, PH)		E4			F9		F9	F9	3	0	0	0	0	0	0					
Jimmy Sexton, R OBP: 0.269, SLG: 0.208 (1,6)		4-3			FC6-4 1B		F8		3	0	1	0	0	0	1					
J.R. Richard, R OBP: 0.103, SLG: 0.103 (1,1)			4-3		FC6-4 1B		K		3	0	1	0	0	1	0					
Inning Stats	R: 0 E: 1 K: 0 S: 4	H: 0 LOB: 1 BB: 0 P: 4	R: 0 E: 1 K: 1 S: 6	H: 0 LOB: 0 BB: 0 P: 6	R: 0 E: 0 K: 2 S: 7	H: 1 LOB: 1 BB: 1 P: 11	R: 0 E: 0 K: 0 S: 5	H: 2 LOB: 2 BB: 0 P: 5	R: 0 E: 0 K: 0 S: 4	H: 1 LOB: 1 BB: 0 P: 4	R: 0 E: 0 K: 1 S: 5	H: 0 LOB: 0 BB: 0 P: 5	R: 0 E: 0 K: 0 S: 4	H: 1 LOB: 1 BB: 0 P: 4	R: 0 E: 0 K: 0 S: 3	H: 0 LOB: 0 BB: 0 P: 3	1B: 5 2B: 0 3B: 0 HR: 0	SF: 0 SAC: 1 DP: 1 HBP: 0	WP: 0 PB: 0 SB: 1 CS: 0	PA: 34
PITCHER Bob Knepper, L ERA: 2.01 (1,1)	IP: 9.0 WLS: W BF: 34	H: 5 R: 0 ER: 0 SO: 4	BB: 1 IBB: 0 HBP: 0 BLK: 0	WP: 0 HR: 0 S: 41 P: 45	ERA: 0.00 WHIP: 0.667											ERA: 0.00 WHIP: 0.667				

Batter	1	2	3	4	5	6	7	8	9	AB	R	H	RBI	BB	SO	LOB	TOP	
Bill Madlock, R (1.4) OBP: 0.384, SLG: 0.455										4	0	4	0	0	0	0	San Francisco Giants @ Houston Astros Astrodome, Houston, TX Wed May 31 1978, 8:05 PM EDT Att: 11,400 - Dome	
Terry Whitfield, L (1.7) OBP: 0.327, SLG: 0.442										2	0	0	0	0	0	2		
Jack Clark, R (1.9) OBP: 0.385, SLG: 0.531										4	0	0	0	0	0	4		
Darrell Evans, L (1.5) OBP: 0.393, SLG: 0.386										3	0	0	0	1	0	2		
Mike Ivie, R (1.3) OBP: 0.413, SLG: 0.562										4	0	1	0	0	0	2		
Larry Hemdon, R (1.8) OBP: 0.335, SLG: 0.313										4	0	1	0	0	0	1		
Vic Harris, S (1.6) OBP: 0.130, SLG: 0.061										4	0	0	0	0	0	2		
Marc Hill, R (1.2) OBP: 0.315, SLG: 0.304										3	0	1	0	0	0	1		
Vida Blue, S (1.1) OBP: 0.344, SLG: 0.346										3	0	0	0	0	1	1		
Randy Moffitt, R (9.1) OBP: 0.333, SLG: 0.333										0	0	0	0	0	0	0		
Inning Stats	R: 0 E: 0 K: 0 S: 4	H: 1 LOB: 1 BB: 0 P: 4	R: 0 E: 0 K: 0 S: 4	H: 1 LOB: 1 BB: 0 P: 4	R: 0 E: 0 K: 0 S: 3	H: 0 LOB: 0 BB: 0 P: 3	R: 0 E: 0 K: 0 S: 3	H: 0 LOB: 0 BB: 0 P: 3	R: 0 E: 0 K: 1 S: 6	H: 2 LOB: 1 BB: 0 P: 6	R: 0 E: 0 K: 0 S: 4	H: 1 LOB: 1 BB: 0 P: 4	R: 0 E: 0 K: 0 S: 3	H: 0 LOB: 0 BB: 0 P: 3	1B: 5 2B: 2 3B: 0 HR: 0	SF: 0 SAC: 2 DP: 0 HBP: 0	WP: 1 PB: 0 SB: 1 CS: 0	PA: 34
PITCHER Mark Lemongello, R (1.1) ERA: 3.56	IP: 9.0 WLS: W BF: 34 H: 7 R: 0 ER: 0 SO: 1 BB: 1 IBB: 0 HBP: 0 BLK: 0 WP: 1 HR: 0 S: 35 P: 39 ERA: 0.00 WHIP: 0.889															PITCHER		

Batter	1	2	3	4	5	6	7	8	9	AB	R	H	RBI	BB	SO	LOB	BOTTOM			
Terry Puhl, L (1.8) OBP: 0.366, SLG: 0.412										4	0	0	0	0	0	0	San Francisco Giants @ Houston Astros Astrodome, Houston, TX Wed May 31 1978, 8:05 PM EDT Att: 11,400 - Dome			
Jimmy Sexton, R (1.6) OBP: 0.287, SLG: 0.185										3	1	0	0	1	2	0				
Enos Cabell, R (1.5) OBP: 0.323, SLG: 0.373										4	0	3	0	0	0	0				
Bob Watson, R (1.3) OBP: 0.337, SLG: 0.435										3	0	0	0	1	1	1				
Jesus Alou, R (1.7) OBP: 0.273, SLG: 0.400										3	0	0	1	0	0	1				
Art Howe, R (1.4) OBP: 0.335, SLG: 0.452										3	0	2	0	0	0	0				
Jose Cruz, L (1.9) OBP: 0.339, SLG: 0.380										3	0	0	0	0	0	2				
Reggie Baldwin, R (1.2) OBP: 0.333, SLG: 0.333										3	0	0	0	0	0	1				
Mark Lemongello, R (1.1) OBP: 0.158, SLG: 0.167										3	0	0	0	0	1	1				
Inning Stats	R: 0 E: 0 K: 1 S: 5	H: 1 LOB: 0 BB: 0 P: 5	R: 0 E: 0 K: 1 S: 6	H: 1 LOB: 0 BB: 0 P: 6	R: 0 E: 0 K: 0 S: 4	H: 1 LOB: 1 BB: 0 P: 4	R: 0 E: 0 K: 0 S: 3	H: 0 LOB: 0 BB: 0 P: 3	R: 0 E: 0 K: 1 S: 5	H: 0 LOB: 0 BB: 0 P: 5	R: 0 E: 0 K: 0 S: 3	H: 0 LOB: 0 BB: 0 P: 3	R: 0 E: 0 K: 0 S: 4	H: 1 LOB: 1 BB: 0 P: 4	R: 1 E: 0 K: 0 S: 3	H: 1 LOB: 2 BB: 2 P: 11	1B: 5 2B: 0 3B: 0 HR: 0	SF: 1 SAC: 0 DP: 0 HBP: 0	WP: 0 PB: 0 SB: 0 CS: 1	PA: 33
PITCHER Vida Blue, L (1.1) ERA: 2.66	IP: 8.1 WLS: L BF: 30 H: 5 R: 1 ER: 1 SO: 4 BB: 1 IBB: 0 HBP: 0 BLK: 0 WP: 0 HR: 0 S: 37 P: 41 ERA: 1.08 WHIP: 0.720															PITCHER				
Randy Moffitt, R (9.1) ERA: 2.39	0.1 L 2 0 0 0 0 0 1 0 0 0 0 0 1 5 0.00 0.000															PITCHER				

AB 31
R 0
H 7
RBI 0
BB 1
SO 1
LOB 15



AB 29
R 1
H 5
RBI 1
BB 2
SO 4
LOB 6



livebaseballscores.com

livebaseballscores.com

Batter	1	2	3	4	5	6	7	8	9	10	AB	R	H	RBI	BB	SO	LOB	TOP	
Bill Madlock, R OBP: 0.388, SLG: 0.453 (1, 4)											5	1	2	0	1	0	2	San Francisco Giants @ Montreal Expos Olympic Stadium, Montreal, QB Fri Jun 02 1978, 7:05 PM EDT Att: 18,410 - Unknown	
Terry Whitfield, L OBP: 0.328, SLG: 0.438 (1, 7)											4	1	1	2	1	1	3		
Darrell Evans, L OBP: 0.396, SLG: 0.387 (1, 5)											5	0	2	0	1	1	3		
Willie McCovey, L OBP: 0.299, SLG: 0.391 Randy Moffitt, R OBP: 0.333, SLG: 0.333 (1, 3) (10, 1)											4	0	1	1	2	2	1		
Jack Clark, R OBP: 0.380, SLG: 0.519 (1, 9)											4	0	0	0	1	0	3		
Larry Hemdon, R OBP: 0.342, SLG: 0.329 (1, 8)											4	2	2	0	1	1	0		
Johnnie LeMaster, R OBP: 0.248, SLG: 0.240 Skip James, L OBP: 0.222, SLG: 0.188 (1, 6) (10, 3)											3	0	1	1	2	0	3		
Mike Sadek, R OBP: 0.305, SLG: 0.273 (1, 2)												2	0	0	0	0	1		4
John Montefusco, R OBP: 0.179, SLG: 0.120 Gary Lavelle, S OBP: 0.127, SLG: 0.060 (9, 1) (9, 6)											0	0	0	0	0	0	0		
Inning Stats	R: 1 E: 1 K: 1 S: 6	H: 1 LOB: 3 BB: 3 P: 18	R: 0 E: 0 K: 2 S: 7	H: 0 LOB: 0 BB: 0 P: 7	R: 1 E: 0 K: 0 S: 4	H: 1 LOB: 2 BB: 2 P: 12	R: 0 E: 0 K: 0 S: 4	H: 1 LOB: 2 BB: 1 P: 8	R: 1 E: 0 K: 0 S: 5	H: 2 LOB: 2 BB: 1 P: 9	R: 0 E: 0 K: 1 S: 5	H: 0 LOB: 0 BB: 0 P: 5	R: 0 E: 0 K: 0 S: 2	H: 0 LOB: 0 BB: 1 P: 6	R: 1 E: 0 K: 0 S: 4	H: 2 LOB: 1 BB: 1 P: 8	1B: 8 2B: 3 3B: 1 HR: 0		SF: 1 SAC: 2 DP: 2 HBP: 0
PITCHER	IP WLS BF H R ER SO ERA WHIP	IP WLS BF H R ER SO ERA WHIP	IP WLS BF H R ER SO ERA WHIP	IP WLS BF H R ER SO ERA WHIP	IP WLS BF H R ER SO ERA WHIP	IP WLS BF H R ER SO ERA WHIP	IP WLS BF H R ER SO ERA WHIP	IP WLS BF H R ER SO ERA WHIP	IP WLS BF H R ER SO ERA WHIP	IP WLS BF H R ER SO ERA WHIP	IP WLS BF H R ER SO ERA WHIP	IP WLS BF H R ER SO ERA WHIP	IP WLS BF H R ER SO ERA WHIP	IP WLS BF H R ER SO ERA WHIP	IP WLS BF H R ER SO ERA WHIP	IP WLS BF H R ER SO ERA WHIP	IP WLS BF H R ER SO ERA WHIP	IP WLS BF H R ER SO ERA WHIP	
Wayne Twitchell, R ERA: 5.98 (1, 1)	1.1	3.2	1.0	3.0	3.0	1.1	1.1	3.0	1.1	1.1	8.0	1.1	1.1	1.1	1.1	1.1	1.1	1.1	
Dan Schatzeder, L ERA: 2.76 (2, 1)	17	8	3	11	11	3	3	11	3	3	17	3	3	3	3	3	3	3	
Hal Dues, R ERA: 3.77 (6, 1)	1.0	3	0	0	0	0	0	3	0	0	1.0	0	0	0	0	0	0	0	
Bill Atkinson, R ERA: 2.96 (7, 1)	3.0	11	2	1	1	2	2	11	2	2	3.0	2	2	2	2	2	2	2	
Darold Knowles, L ERA: 1.71 (8, 1)	L																		

AB	35
R	6
H	11
RBI	5
BB	11
SO	6
LOB	20



Batter	1	2	3	4	5	6	7	8	9	10	AB	R	H	RBI	BB	SO	LOB	BOTTOM			
Dave Cash, R OBP: 0.346, SLG: 0.385 (1, 4)											5	0	1	0	0	0	1	San Francisco Giants @ Montreal Expos Olympic Stadium, Montreal, QB Fri Jun 02 1978, 7:05 PM EDT Att: 18,410 - Unknown			
Stan Papi, R OBP: 0.313, SLG: 0.356 (1, 6)											4	0	0	0	1	1	0				
Gary Carter, R OBP: 0.337, SLG: 0.375 (1, 2)											5	0	0	0	0	2	2				
Tony Perez, R OBP: 0.322, SLG: 0.383 Sam Mejias, R OBP: 0.250, SLG: 0.182 (1, 3) (9, PR) (10, 7)										4	0	2	0	0	1	0	0				
Ellis Valentine, R OBP: 0.316, SLG: 0.456 (1, 9)										4	1	1	2	0	1	1	1				
Warren Cromartie, L OBP: 0.332, SLG: 0.397 (1, 7) (10, 3)										4	1	2	0	0	0	1	1				
Andre Dawson, R OBP: 0.312, SLG: 0.420 (1, 8)										4	1	1	0	0	2	2	2				
Larry Parrish, R OBP: 0.294, SLG: 0.440 (1, 5)											4	1	2	3	0	0	2				
Wayne Twitchell, R ERA: 3.56 (2, 1) Dan Schatzeder, L ERA: 2.76 (5, PR) Hal Dues, R ERA: 3.77 (6, 1) Bill Atkinson, R ERA: 2.96 (7, 1) Darold Knowles, L ERA: 1.71 (8, 1) Chris Speyer, R ERA: 0.968, SLG: 0.383 (10, PR)	8.0	1.1	3.0	3.0	3.0	3.0	3.0	3.0	3.0	3.0	8.0	3	3	3	3	3	3		3		
Inning Stats	R: 0 E: 0 K: 1 S: 5	H: 0 LOB: 0 BB: 0 P: 5	R: 3 E: 0 K: 2 S: 10	H: 3 LOB: 0 BB: 0 P: 10	R: 0 E: 0 K: 1 S: 5	H: 0 LOB: 0 BB: 0 P: 5	R: 0 E: 0 K: 0 S: 3	H: 0 LOB: 0 BB: 0 P: 3	R: 0 E: 0 K: 0 S: 4	H: 1 LOB: 1 BB: 0 P: 4	R: 0 E: 0 K: 1 S: 6	H: 1 LOB: 1 BB: 0 P: 6	R: 0 E: 0 K: 1 S: 5	H: 0 LOB: 0 BB: 0 P: 5	R: 2 E: 0 K: 1 S: 7	H: 2 LOB: 1 BB: 0 P: 7	R: 0 E: 0 K: 0 S: 3		H: 1 LOB: 1 BB: 1 P: 7	1B: 5 2B: 2 3B: 0 HR: 2	SF: 0 SAC: 0 DP: 1 HBP: 0
PITCHER	IP WLS BF H R ER SO ERA WHIP	IP WLS BF H R ER SO ERA WHIP	IP WLS BF H R ER SO ERA WHIP	IP WLS BF H R ER SO ERA WHIP	IP WLS BF H R ER SO ERA WHIP	IP WLS BF H R ER SO ERA WHIP	IP WLS BF H R ER SO ERA WHIP	IP WLS BF H R ER SO ERA WHIP	IP WLS BF H R ER SO ERA WHIP	IP WLS BF H R ER SO ERA WHIP	IP WLS BF H R ER SO ERA WHIP	IP WLS BF H R ER SO ERA WHIP	IP WLS BF H R ER SO ERA WHIP	IP WLS BF H R ER SO ERA WHIP	IP WLS BF H R ER SO ERA WHIP	IP WLS BF H R ER SO ERA WHIP	IP WLS BF H R ER SO ERA WHIP	IP WLS BF H R ER SO ERA WHIP			
John Montefusco, R ERA: 3.56 (1, 1)	8.0	1.1	3.0	3.0	3.0	3.0	3.0	3.0	3.0	3.0	8.0	3	3	3	3	3	3	3			
Gary Lavelle, L ERA: 3.25 (9, 1)	1.1	W	6	1	0	0	1	1	0	0	1.1	0	0	0	0	0	0	0			
Randy Moffitt, R ERA: 2.33 (10, 1)	0.2	S	1	0	0	0	0	0	0	0	0.2	0	0	0	0	0	0	0			

AB	38
R	5
H	9
RBI	5
BB	1
SO	7
LOB	11



Batter	1	2	3	4	5	6	7	8	9	AB	R	H	RBI	BB	SO	LOB	TOP					
Bill Madlock, R (1,4) OBP: 0.395, SLG: 0.455	4-3		4-3 2B		F8		1-3			4	0	1	0	0	0	1	San Francisco Giants @ Montreal Expos Olympic Stadium, Montreal, QB Sat Jun 03 1978, 7:05 PM EDT Att: 30,120 - Unknown livebaseballscorecards.com					
Darrell Evans, L (1,5) OBP: 0.398, SLG: 0.392	HR BB		4-3		P2		2B			3	1	1	0	1	0	2						
Jack Clark, R (1,9) OBP: 0.383, SLG: 0.535	1-H HR		5-3			BB 1B	5-3			4	2	2	2	0	0	2						
Willie McCovey, L (1,3) OBP: 0.291, SLG: 0.380	K		F7			F3		4-3		4	0	0	0	0	1	2						
Mike Ivie, R (1,7) OBP: 0.393, SLG: 0.532	F6			E4 G6-4-3		F7		F8		4	0	0	0	0	0	1						
Larry Hemdon, R (1,8) OBP: 0.340, SLG: 0.324		K		G6-4-3 1-2		1B BB		F8		3	0	0	0	1	1	1						
Marc Hill, R (1,2) OBP: 0.321, SLG: 0.310				4-3				F8		4	0	2	1	0	0	0						
Johnnie LeMaster, R (1,6) OBP: 0.248, SLG: 0.250																						
Gary Lavelle, S (6, PH) OBP: 0.366, SLG: 0.318																						
Rob Andrews, R (9, PH) OBP: 0.366, SLG: 0.318																						
Ed Halicki, R (1,1) OBP: 0.154, SLG: 0.154																						
Vic Harris, S (6,6) OBP: 0.123, SLG: 0.058																						
Inning Stats	R: 2 E: 0 K: 1 S: 6	H: 1 LOB: 0 BB: 1 P: 10	R: 0 E: 0 K: 1 S: 6	H: 1 LOB: 1 BB: 0 P: 6	R: 0 E: 0 K: 0 S: 4	H: 1 LOB: 1 BB: 0 P: 4	R: 0 E: 1 K: 0 S: 3	H: 0 LOB: 0 BB: 0 P: 3	R: 0 E: 0 K: 0 S: 4	H: 1 LOB: 1 BB: 0 P: 4	R: 1 E: 0 K: 0 S: 5	H: 2 LOB: 2 BB: 1 P: 9	R: 0 E: 0 K: 0 S: 4	H: 1 LOB: 0 BB: 0 P: 4	R: 0 E: 0 K: 0 S: 3	H: 0 LOB: 0 BB: 0 P: 3	R: 0 E: 0 K: 0 S: 3	H: 0 LOB: 0 BB: 0 P: 3	1B: 3 2B: 3 3B: 0 HR: 1	SF: 0 SAC: 1 DP: 1 HBP: 0	WP: 0 PB: 0 SB: 0 CS: 0	PA: 36
PITCHER Ross Grimsley, L (1,1) ERA: 2.53	IP: 9.0 WLS: W BF: 36 H: 7 R: 3 ER: 3 SO: 2 BB: 2 IBB: 0 HBP: 0 BLK: 0 WP: 0 HR: 1 S: 38 P: 46 ERA: 3.00 WHIP: 1.000															PITCHER						

Batter	1	2	3	4	5	6	7	8	9	AB	R	H	RBI	BB	SO	LOB	BOTTOM	
Dave Cash, R (1,4) OBP: 0.340, SLG: 0.379	6-3									3	0	0	1	0	0	2	San Francisco Giants @ Montreal Expos Olympic Stadium, Montreal, QB Sat Jun 03 1978, 7:05 PM EDT Att: 30,120 - Unknown livebaseballscorecards.com	
Pepe Frias, R (7,4) OBP: 0.600, SLG: 1.400		SF8								0	0	0	0	0	0	0		
Chris Speier, R (1,6) OBP: 0.365, SLG: 0.401		3-H F7								4	1	1	1	0	0	0		
Warren Cromartie, L (1,7) OBP: 0.325, SLG: 0.356	4-3									4	0	0	0	0	0	0		
Tony Perez, R (1,3) OBP: 0.332, SLG: 0.398										4	0	3	0	0	0	0		
Del Unser, L (8,3) OBP: 0.326, SLG: 0.271										0	0	0	0	0	0	0		
Ellis Valentine, R (1,9) OBP: 0.315, SLG: 0.453	6-3									4	0	1	0	0	0	3		
Gary Carter, R (1,2) OBP: 0.340, SLG: 0.378										4	2	2	0	0	0	2		
Andre Dawson, R (1,8) OBP: 0.321, SLG: 0.421										2	1	1	0	2	0	0		
Larry Parrish, R (1,5) OBP: 0.304, SLG: 0.453										4	1	3	0	0	1	2		
Ross Grimsley, L (1,1) OBP: 0.176, SLG: 0.100										1	0	0	2	0	1	3		
Inning Stats	R: 1 E: 0 K: 0 S: 5	H: 2 LOB: 1 BB: 0 P: 5	R: 3 E: 1 K: 0 S: 5	H: 2 LOB: 0 BB: 1 P: 9	R: 0 E: 0 K: 0 S: 4	H: 1 LOB: 1 BB: 0 P: 4	R: 0 E: 0 K: 0 S: 4	H: 1 LOB: 1 BB: 0 P: 4	R: 0 E: 0 K: 1 S: 7	H: 2 LOB: 1 BB: 0 P: 7	R: 0 E: 0 K: 0 S: 3	H: 0 LOB: 0 BB: 0 P: 3	R: 0 E: 0 K: 1 S: 6	H: 2 LOB: 2 BB: 1 P: 10	1B: 8 2B: 2 3B: 0 HR: 1	SF: 2 SAC: 2 DP: 0 HBP: 0	WP: 0 PB: 0 SB: 1 CS: 0	PA: 36
PITCHER Ed Halicki, R (1,1) ERA: 2.23	IP: 5.1 WLS: L BF: 26 H: 9 R: 5 ER: 3 SO: 3 BB: 1 IBB: 0 HBP: 0 BLK: 0 WP: 0 HR: 1 S: 27 P: 31 ERA: 5.06 WHIP: 1.875															PITCHER		
Gary Lavelle, L (6,1) ERA: 2.97	IP: 2.2 WLS: 10 BF: 2 H: 2 R: 0 ER: 0 SO: 1 BB: 1 IBB: 0 HBP: 0 BLK: 0 WP: 0 HR: 0 S: 11 P: 15 ERA: 0.00 WHIP: 1.125															PITCHER		

Batter	1	2	3	4	5	6	7	8	9	10	AB	R	H	RBI	BB	SO	LOB	TOP		
Bill Madlock, R OBP: 0.385, SLG: 0.449 (1, 4)	4-0 6-3 1B FC5 BB		0-0 SH5-3 1B		0-0 6-3			0-0 F9		0-0 F2	4	1	1	0	1	0	0			
Terry Whitfield, L OBP: 0.328, SLG: 0.436 (1, 7)	0-0 FC5 6-3 1B		0-0 SH5-3				0-0 F4	0-3 K			3	0	1	0	0	1	0			
Darrell Evans, L OBP: 0.395, SLG: 0.388 (1, 5)	0-0 6-3		0-0 F8				0-0 3-1		0-0 F8 1B		4	0	1	0	0	0	3			
Willie McCovey, L OBP: 0.296, SLG: 0.379 (1, 3)	4-0 FC5 BB		0-0 F7				0-0 3B 1B		0-0 F8 1B		3	1	1	0	1	0	2			
Jack Clark, R OBP: 0.380, SLG: 0.540 (1, 9)	0-0 FC5 1-2 2-3 5-H			0-0 4-3			0-0 3B		0-0 F8		4	0	1	2	0	0	3			
Larry Hemdon, R OBP: 0.338, SLG: 0.322 (1, 8)	0-0 4-3			0-3 K			0-3 K		0-0 2H 1B		4	0	1	0	0	2	2			
Vic Harris, S OBP: 0.131, SLG: 0.125 (1, 6)		0-0 3-1		0-0 4-3			0-3 K			0-0 HR	4	1	1	1	0	1	0			
Marc Hill, R OBP: 0.312, SLG: 0.300 (1, 2)		0-3 K			0-0 4-3			0-0 F8			4	0	0	0	0	1	0			
Bob Knepper, L OBP: 0.111, SLG: 0.152 ERA: 1.89 Randy Moffitt, R OBP: 0.250, SLG: 0.250 (9, 1)		0-3 K			0-0 6-3			0-3 K			3	0	0	0	0	2	0			
Inning Stats	R: 1 E: 0 K: 0 S: 4	H: 1 LOB: 2 BB: 2 P: 12	R: 0 E: 0 K: 2 S: 7	H: 0 LOB: 0 BB: 0 P: 7	R: 0 E: 0 K: 1 S: 5	H: 1 LOB: 1 BB: 0 P: 4	R: 0 E: 0 K: 0 S: 3	H: 0 LOB: 0 BB: 0 P: 3	R: 1 E: 0 K: 0 S: 4	H: 2 LOB: 1 BB: 0 P: 4	R: 0 E: 0 K: 2 S: 7	H: 0 LOB: 0 BB: 0 P: 7	R: 0 E: 0 K: 2 S: 4	H: 2 LOB: 2 BB: 0 P: 4	R: 1 E: 0 K: 0 S: 4	H: 1 LOB: 0 BB: 0 P: 4	1B: 5 2B: 0 3B: 1 HR: 1	SF: 0 SAC: 1 DP: 0 HBP: 0	WP: 0 PA: 37 PB: 0 SB: 0 CS: 0	
PITCHER	IP WLS BF H R ER SO BB IBB HBP BLK WP HR S P ERA WHIP	8.0 29 4 2 2 7 2 0 0 0 0 0 0 0 41 2.25 0.750	0.1 2 1 0 0 0 0 0 0 0 0 0 0 2 0.00 3.000	1.2 L 6 2 1 1 0 0 0 0 0 0 1 6 5.40 1.200	PITCHER															

San Francisco Giants @ Montreal Expos
Olympic Stadium, Montreal, QB
Sun Jun 04 1978, 3:33 AM EDT
Att: 31,273 - Unknown


AB 34
R 3
H 7
RBI 3
BB 2
SO 7
LOB 10



Batter	1	2	3	4	5	6	7	8	9	10	AB	R	H	RBI	BB	SO	LOB	BOTTOM	
Dave Cash, R OBP: 0.333, SLG: 0.372 (1, 4)	0-0 6-3			0-0 F3		0-0 6-3		0-0 F7			4	0	0	0	0	1			
Chris Speier, R OBP: 0.362, SLG: 0.393 (1, 6)	0-0 6-3			0-0 6-3			4-0 BB		0-3 K		3	0	0	0	1	1	0		
Warren Cromartie, L OBP: 0.328, SLG: 0.396 (1, 7)	0-0 G3			0-0 1B			0-0 F8		0-0 E 2B		4	1	2	0	0	1			
Tony Perez, R OBP: 0.324, SLG: 0.388 (1, 3)		0-0 6-3		0-0 F9			0-0 F9		0-3 K		4	0	0	0	0	1	3		
Ellis Valentine, R OBP: 0.338, SLG: 0.443 (1, 9)		0-3 K			0-0 5-3		0-0 F8		0-0 E4 2H		4	0	0	0	0	1	1		
Gary Carter, R OBP: 0.338, SLG: 0.375 (1, 2)		0-0 5-3			0-0 6-3 1B			0-0 F6	0-3 K		4	0	1	0	0	1	1		
Andre Dawson, R OBP: 0.319, SLG: 0.423 (1, 8)			0-0 6-3		0-0 5-3 1-2			0-0 1B 2B		0-0 1-3	4	1	1	0	0	0	1		
Larry Parrish, R OBP: 0.289, SLG: 0.446 Wayne Garrett, L OBP: 0.270, SLG: 0.229 Pepe Frias, R OBP: 0.600, SLG: 1.400 (10, PR)			0-3 K			0-3 K		0-0 F6		0-0 G3-6-3 1B	3	0	0	0	0	2	1		
Steve Rogers, R OBP: 0.114, SLG: 0.088 Stan Papi, R OBP: 0.327, SLG: 0.370 Darold Knowles, L OBP: 0.500, SLG: 0.500 Mike Garman, R (9, 1) Del Unser, L OBP: 0.324, SLG: 0.267 (10, PH)			0-0 6-3		0-0 5-3			0-0 5-3		0-0 G3-6-3 1B	2	0	0	0	0	0	0		
Inning Stats	R: 0 E: 0 K: 0 S: 3	H: 0 LOB: 0 BB: 0 P: 3	R: 0 E: 0 K: 1 S: 5	H: 0 LOB: 0 BB: 0 P: 5	R: 0 E: 0 K: 1 S: 5	H: 1 LOB: 1 BB: 0 P: 4	R: 0 E: 0 K: 0 S: 4	H: 0 LOB: 0 BB: 0 P: 5	R: 0 E: 0 K: 0 S: 3	H: 0 LOB: 1 BB: 0 P: 7	R: 1 E: 0 K: 0 S: 5	H: 2 LOB: 1 BB: 0 P: 5	R: 1 E: 1 K: 3 S: 11	H: 1 LOB: 1 BB: 0 P: 11	R: 0 E: 0 K: 0 S: 3	H: 1 LOB: 1 BB: 0 P: 3	1B: 4 2B: 3 3B: 0 HR: 0	SF: 0 SAC: 2 DP: 2 HBP: 0	WP: 0 PA: 36 PB: 0 SB: 0 CS: 0
PITCHER	IP WLS BF H R ER SO BB IBB HBP BLK WP HR S P ERA WHIP	8.1 30 5 2 1 4 1 0 0 0 0 0 0 37 1.08 0.720	1.2 W 6 1 0 0 2 0 0 0 0 0 0 10 0.00 0.600	PITCHER															

San Francisco Giants @ Montreal Expos
Olympic Stadium, Montreal, QB
Sun Jun 04 1978, 3:33 AM EDT
Att: 31,273 - Unknown

AB 35
R 2
H 6
RBI 1
BB 1
SO 6
LOB 10



Batter	1	2	3	4	5	6	7	8	9	AB	R	H	RBI	BB	SO	LOB	TOP											
Bill Madlock , R OBP: 0.380, SLG: 0.448 (1, 4)	0-0 6-3		0-0 2B		0-3 K			0-0 6-3	0-0 5-3	5	0	1	0	0	1	2	San Francisco Giants @ Philadelphia Phillies Veterans Stadium, Philadelphia, PA Mon Jun 05 1978, 7:05 PM EDT Att: 37,684 - Unknown											
Darrell Evans , L OBP: 0.393, SLG: 0.402 (1, 5)	0-0 P4		0-0 4-3		0-0 HR			0-0 4-3		4	1	1	1	0	0	1												
Jack Clark , R OBP: 0.378, SLG: 0.531 (1, 9)	0-0 F7			0-0 6-3	0-0 F9			4-0 BB		3	0	0	0	1	0	0												
Willie McCovey , L OBP: 0.301, SLG: 0.399 Terry Whitfield , L OBP: 0.326, SLG: 0.436 (8, 7)		4-0 1B S BB		0-0 HR		0-3 K		0-0 4-3		3	1	1	1	1	1	1												
Mike Ivie , R OBP: 0.386, SLG: 0.519 (8, 3)	0-0 F7			0-0 1B		0-0 F4			0-0 6-3	4	0	1	0	0	0	1												
Larry Hemdon , R OBP: 0.347, SLG: 0.331 (1, 8)	0-0 G6-4-3 1B			0-0 1B		0-3 K			0-0 2B 4-3 1B	4	1	3	0	0	1	0												
Marc Hill , R OBP: 0.243, SLG: 0.306 Mike Sadek , R OBP: 0.305, SLG: 0.273 (9, PR)	0-0 G6-4-3			0-0 F9			0-0 F9		0-0 2B	4	0	1	0	0	0	4												
Johnnie LeMaster , R OBP: 0.243, SLG: 0.244 Vic Harris , S OBP: 0.129, SLG: 0.123 (9, PH)			0-0 5-3	0-0 P4			0-0 P4		0-0 4-3	3	0	0	0	0	0	2												
Vida Blue , S OBP: 0.314, SLG: 0.310 Randy Moffitt , R OBP: 0.250, SLG: 0.250 Skip James , L OBP: 0.263, SLG: 0.188 (9, PH)			0-3 K		0-3 K		0-3 K		3-4 4-0 BB	3	0	0	0	0	3	0												
Inning Stats	R: 0 E: 0 K: 0 S: 3	H: 0 LOB: 0 BB: 0 P: 3	R: 0 E: 0 K: 0 S: 3	H: 1 LOB: 1 BB: 1 P: 7	R: 0 E: 0 K: 1 S: 6	H: 1 LOB: 1 BB: 0 P: 6	R: 1 E: 0 K: 0 S: 6	H: 3 LOB: 2 BB: 0 P: 6	R: 1 E: 0 K: 2 S: 8	H: 1 LOB: 0 BB: 0 P: 8	R: 0 E: 0 K: 1 S: 5	H: 0 LOB: 0 BB: 0 P: 5	R: 0 E: 0 K: 0 S: 3	H: 0 LOB: 1 BB: 1 P: 7	R: 0 E: 0 K: 0 S: 3	H: 0 LOB: 1 BB: 1 P: 7		R: 1 E: 0 K: 0 S: 5	H: 2 LOB: 2 BB: 1 P: 9	1B: 4 2B: 2 3B: 0 HR: 2	SF: 0 SAC: 0 DP: 1 HBP: 0	WP: 0 PB: 0 SB: 1 CS: 0	PA: 37					
PITCHER	IP	WLS	BF	H	R	ER	SO	BB	IBB	HBP	BLK	WP	HR	S	P	ERA		WHIP										
Steve Carlton , L ERA: 2.62 Ron Reed , R ERA: 2.67	(1, 1)	8.0	W	31	6	2	2	6	2	0	0	0	0	2	41	49		2.25	1.000									

AB	34
R	3
H	8
RBI	3
BB	3
SO	6
LOB	12



Batter	1	2	3	4	5	6	7	8	9	AB	R	H	RBI	BB	SO	LOB	BOTTOM												
Jerry Martin , R OBP: 0.375, SLG: 0.492 (1, 9)	0-0 5-3		0-0 G5-4-3 1B			0-3 K		0-0 F7		4	0	1	0	0	1	1	San Francisco Giants @ Philadelphia Phillies Veterans Stadium, Philadelphia, PA Mon Jun 05 1978, 7:05 PM EDT Att: 37,684 - Unknown												
Larry Bowa , S OBP: 0.330, SLG: 0.354 (1, 6)	0-0 P3		0-0 G5-4-3			0-0 5-3		0-0 P5		4	0	0	0	0	0	2													
Mike Schmidt , R OBP: 0.355, SLG: 0.446 (1, 5)	0-3 K			0-0 P5			0-0 F8	0-3 K		4	0	0	0	0	2	1													
Greg Luzinski , R OBP: 0.444, SLG: 0.395 Jose Cardenal , R OBP: 0.405, SLG: 0.579 (1, 3)		4-0 S BB		0-0 F8		0-3 K			0-0 HR	2	0	0	0	1	1	0													
Gary Maddox , R OBP: 0.381, SLG: 0.414 (1, 8)	0-3 K			0-0 P4			0-0 F8			3	1	1	1	0	0	1													
Tim McCarver , L OBP: 0.333, SLG: 0.375 Davey Johnson , R OBP: 0.231, SLG: 0.283 Bud Harrelson , S OBP: 0.304, SLG: 0.225 (8, PR)	0-0 K			0-0 K		0-3 K			0-0 HR	1	0	0	0	1	1	0													
Jim Morrison , R OBP: 0.267, SLG: 0.299 Ron Reed , R ERA: 2.12 (9, 1)	0-0 F8			0-0 F8			0-0 F8		0-0 HR	3	1	1	2	0	0	2													
Steve Carlton , L OBP: 0.333, SLG: 0.375 Bob Boone , R OBP: 0.354, SLG: 0.484 (8, PH)			0-3 K			0-0 B1-3			0-0 HR	2	0	0	0	0	1	0													
Inning Stats	R: 0 E: 0 K: 1 S: 5	H: 0 LOB: 0 BB: 0 P: 5	R: 0 E: 0 K: 1 S: 5	H: 0 LOB: 2 BB: 2 P: 13	R: 0 E: 0 K: 1 S: 5	H: 1 LOB: 0 BB: 0 P: 5	R: 0 E: 0 K: 0 S: 3	H: 0 LOB: 0 BB: 0 P: 3	R: 0 E: 0 K: 2 S: 7	H: 0 LOB: 0 BB: 0 P: 7	R: 0 E: 0 K: 1 S: 5	H: 0 LOB: 0 BB: 0 P: 5	R: 1 E: 0 K: 1 S: 6	H: 1 LOB: 0 BB: 0 P: 6	R: 3 E: 0 K: 1 S: 8	H: 3 LOB: 1 BB: 0 P: 8		1B: 2 2B: 0 3B: 0 HR: 3	SF: 0 SAC: 0 DP: 1 HBP: 0	WP: 0 PB: 0 SB: 1 CS: 0	PA: 30								
PITCHER	IP	WLS	BF	H	R	ER	SO	BB	IBB	HBP	BLK	WP	HR	S	P	ERA		WHIP											
Vida Blue , L ERA: 2.85 Randy Moffitt , R ERA: 2.12	(1, 1)	7.0	L	27	5	4	4	7	2	0	0	0	0	3	39	47		5.14	1.000										

AB	28
R	4
H	5
RBI	4
BB	2
SO	8
LOB	8




Batter	1	2	3	4	5	6	7	8	9	AB	R	H	RBI	BB	SO	LOB	TOP
Bill Madlock, R (1, 4) <small>OBP: 0.395, SLG: 0.458</small> Rob Andrews, R (3, 4) <small>OBP: 0.302, SLG: 0.313</small>	 <small>0-0</small>	 <small>0-0</small>		 <small>0-3</small>		 <small>0-0</small>		 <small>0-3</small>		2	1	1	0	0	0	0	San Francisco Giants @ New York Mets Shea Stadium, Flushing, NY Sun Jun 11 1978, 3:33 AM EDT Att: 20,987 - Unknown
Terry Whitfield, L (1, 7) <small>OBP: 0.316, SLG: 0.416</small>	 <small>0-0</small>	 <small>0-0</small>		 <small>0-0</small>		 <small>0-0</small>		 <small>0-0</small>		5	0	1	0	0	0	6	
Darrell Evans, L (1, 5) <small>OBP: 0.397, SLG: 0.436</small>	 <small>0-0</small>		 <small>0-0</small>		 <small>0-0</small>		 <small>0-0</small>	 <small>0-0</small>		5	3	3	2	0	0	1	
Willie McCovey, L (1, 3) <small>OBP: 0.308, SLG: 0.413</small> Skip James, L (7, PR) <small>OBP: 0.236, SLG: 0.167</small>	 <small>0-0</small>		 <small>0-0</small>	 <small>0-0</small>	 <small>0-0</small>	 <small>0-0</small>	 <small>0-0</small>	 <small>0-0</small>		4	2	4	1	0	0	0	
Jack Clark, R (1, 9) <small>OBP: 0.370, SLG: 0.519</small>	 <small>0-0</small>		 <small>0-0</small>	 <small>0-0</small>	 <small>0-0</small>	 <small>0-0</small>	 <small>0-0</small>			3	0	2	3	0	0	1	
Larry Hemdon, R (1, 8) <small>OBP: 0.338, SLG: 0.327</small>	 <small>0-0</small>		 <small>0-0</small>	 <small>0-0</small>	 <small>0-0</small>	 <small>0-0</small>	 <small>0-0</small>			4	0	0	0	0	1	4	
Johnnie LetMaster, R (1, 6) <small>OBP: 0.261, SLG: 0.279</small>		 <small>0-0</small>	 <small>0-0</small>	 <small>0-0</small>	 <small>0-0</small>	 <small>0-0</small>				4	1	1	0	0	0	3	
Mike Sadek, R (1, 2) <small>OBP: 0.336, SLG: 0.297</small>		 <small>0-0</small>	 <small>0-0</small>		 <small>0-0</small>	 <small>0-0</small>	 <small>0-0</small>			3	0	1	1	1	0	1	
John Montefusco, R (1, 1) <small>OBP: 0.176, SLG: 0.100</small> Gary Lavelle, S (8, 1)		 <small>0-0</small>		 <small>0-3</small>	 <small>0-0</small>	 <small>0-0</small>	 <small>0-0</small>			3	0	0	0	0	0	1	
Inning Stats	R: 2 H: 2 E: 1 K: 0 S: 6	H: 2 R: 1 ER: 0 LOB: 1 BB: 0 P: 6	H: 3 R: 0 ER: 0 LOB: 1 BB: 0 P: 5	H: 3 R: 2 ER: 0 LOB: 1 BB: 0 P: 6	H: 0 R: 0 ER: 0 LOB: 0 BB: 0 P: 7	H: 1 R: 1 ER: 0 LOB: 1 BB: 1 P: 7	H: 2 R: 1 ER: 0 LOB: 1 BB: 0 P: 7	H: 0 R: 0 ER: 0 LOB: 0 BB: 0 P: 5	H: 1 R: 0 ER: 0 LOB: 0 BB: 0 P: 3	1B: 8 2B: 6 3B: 0 HR: 1	SF: 1 SAC: 0 DP: 2 HBP: 1	WP: 0 PA: 40 SB: 0 CS: 1					
PITCHER	IP WLS BF H R ER SO BB IBB HBP BLK WP HR S P ERA WHIP	PITCHER										IP WLS BF H R ER SO BB IBB HBP BLK WP HR S P ERA WHIP					
Nino Espinosa, R (1, 1) <small>ERA: 4.25</small> Mike Bruhert, R (3, 1) <small>ERA: 5.12</small> Butch Metzger, R (7, 1) <small>ERA: 6.39</small> Paul Siebert, L (9, 1) <small>ERA: 2.31</small>	2.0	L	13	7	5	4	0	0	0	0	0	1	12	13	18.00	3.500	
Lenny Randle, S (1, 5) <small>OBP: 0.383, SLG: 0.355</small>	 <small>0-0</small>		 <small>0-0</small>		 <small>0-3</small>		 <small>0-0</small>			4	1	2	3	0	1	1	
Tim Foli, R (1, 6) <small>OBP: 0.225, SLG: 0.248</small>	 <small>0-0</small>			 <small>0-0</small>	 <small>0-0</small>	 <small>0-0</small>	 <small>0-0</small>			4	0	0	0	0	0	1	
Lee Mazzilli, S (1, 8) <small>OBP: 0.366, SLG: 0.443</small>	 <small>0-0</small>			 <small>0-0</small>	 <small>0-3</small>	 <small>0-3</small>	 <small>0-3</small>			4	0	0	0	0	2	0	
Steve Henderson, R (1, 7) <small>OBP: 0.327, SLG: 0.388</small>		 <small>0-0</small>		 <small>0-0</small>	 <small>0-0</small>	 <small>0-0</small>	 <small>0-0</small>			4	1	1	0	0	0	0	
Willie Montanez, L (1, 3) <small>OBP: 0.337, SLG: 0.459</small>		 <small>0-0</small>		 <small>0-0</small>	 <small>0-3</small>	 <small>0-3</small>	 <small>0-0</small>	 <small>0-0</small>		4	1	2	2	0	1	0	
Bruce Boisclair, L (1, 9) <small>OBP: 0.301, SLG: 0.343</small> Tom Grieve, R (9, PH) <small>OBP: 0.300, SLG: 0.327</small>		 <small>0-0</small>		 <small>0-0</small>	 <small>0-0</small>	 <small>0-0</small>				3	0	1	0	0	0	0	
Ron Hodges, L (1, 2) <small>OBP: 0.322, SLG: 0.320</small> John Stearns, R (9, PH) <small>OBP: 0.353, SLG: 0.358</small>		 <small>0-3</small>		 <small>0-0</small>	 <small>0-0</small>	 <small>0-0</small>	 <small>0-0</small>			2	1	0	0	1	1	1	
Doug Flynn, R (1, 4) <small>OBP: 0.258, SLG: 0.261</small> Bobby Valentine, R (9, PH) <small>OBP: 0.344, SLG: 0.337</small>			 <small>0-0</small>	 <small>0-3</small>	 <small>0-3</small>	 <small>0-3</small>	 <small>0-0</small>	 <small>0-3</small>		3	0	1	0	0	1	1	
Nino Espinosa, R (1, 1) <small>OBP: 0.200, SLG: 0.267</small> Mike Bruhert, R (3, 1) <small>OBP: 0.125, SLG: 0.125</small> Butch Metzger, R (7, 1) <small>OBP: 0.273, SLG: 0.263</small> Ed Kranepool, L (8, PH) <small>OBP: 0.273, SLG: 0.263</small> Paul Siebert, L (9, 1)		 <small>0-3</small>	 <small>0-0</small>	 <small>0-0</small>	 <small>0-3</small>	 <small>0-3</small>	 <small>0-0</small>	 <small>0-0</small>		0	0	0	0	0	0	0	
Inning Stats	R: 0 H: 1 E: 0 K: 0 S: 3	H: 1 R: 0 ER: 0 LOB: 1 BB: 0 P: 6	H: 1 R: 0 ER: 0 LOB: 0 BB: 0 P: 3	H: 1 R: 2 ER: 0 LOB: 0 BB: 0 P: 5	H: 0 R: 0 ER: 0 LOB: 0 BB: 0 P: 7	H: 0 R: 0 ER: 0 LOB: 0 BB: 0 P: 7	H: 0 R: 0 ER: 0 LOB: 0 BB: 0 P: 5	H: 1 R: 3 ER: 0 LOB: 2 BB: 2 P: 14	H: 2 R: 0 ER: 0 LOB: 2 BB: 0 P: 7	1B: 6 2B: 1 3B: 0 HR: 2	SF: 0 SAC: 0 DP: 2 HBP: 0	WP: 0 PA: 35 SB: 0 CS: 0					
PITCHER	IP WLS BF H R ER SO BB IBB HBP BLK WP HR S P ERA WHIP	PITCHER										IP WLS BF H R ER SO BB IBB HBP BLK WP HR S P ERA WHIP					
John Montefusco, R (1, 1) <small>ERA: 3.66</small> Gary Lavelle, L (8, 1) <small>ERA: 3.51</small>	7.2	W	29	6	5	5	0	2	0	0	0	0	0	10	10	0.00	1.500

AB	37
R	7
H	14
RBI	7
BB	1
SO	4
LOB	17



BOTTOM

AB	33
R	5
H	8
RBI	5
BB	2
SO	8
LOB	8



TOP


AB	37
R	7
H	14
RBI	7
BB	1
SO	4
LOB	17


Batter	1	2	3	4	5	6	7	8	9	AB	R	H	RBI	BB	SO	LOB	TOP			
Dave Cash, R OBP: 0.319, SLG: 0.352 (1,4)	L8		6-3		6-3			6-3		4	0	0	0	0	0	0	Montreal Expos @ San Francisco Giants Candlestick Park, San Francisco, CA Mon Jun 12 1978, 6:33 AM EDT Att: 7,231 - Unknown livebaseballscorecards.com			
Chris Speier, R OBP: 0.387, SLG: 0.389 (1,6)	F9		BB		BB			G3		2	0	0	0	2	0					
Warren Cromartie, L OBP: 0.325, SLG: 0.372 (1,7)	G3		BB		BB			F7		3	0	0	0	1	0					
Ellis Valentine, R OBP: 0.307, SLG: 0.424 (1,9)		CI	K					F9		4	0	1	0	0	1	2				
Wayne Garrett, L OBP: 0.256, SLG: 0.220 (1,5)		CI			4-3			L3		3	0	0	0	0	1	0				
Andre Dawson, R OBP: 0.327, SLG: 0.432 (1,8)	L6				P4			6-3		4	0	0	0	0	1	2				
Del Unser, L OBP: 0.319, SLG: 0.254 (1,3)			K		BB			F3		2	0	0	0	1	1	2				
Ed Herrmann, L OBP: 0.167, SLG: 0.128 (1,2)			G3		F9			F5		3	0	0	0	0	0	3				
Steve Rogers, R OBP: 0.098, SLG: 0.075 (1,1)			P3		P2			G3		3	0	0	0	0	0	0				
Inning Stats	R: 0 E: 0 K: 0 S: 3	H: 0 LOB: 0 BB: 0 P: 3	R: 0 E: 1 K: 1 S: 7	H: 1 LOB: 2 BB: 0 P: 7	R: 0 E: 0 K: 1 S: 5	H: 0 LOB: 2 BB: 2 P: 13	R: 0 E: 0 K: 0 S: 3	H: 0 LOB: 1 BB: 1 P: 7	R: 0 E: 0 K: 2 S: 7	H: 0 LOB: 0 BB: 0 P: 7	R: 0 E: 0 K: 0 S: 3	H: 0 LOB: 0 BB: 0 P: 3	R: 0 E: 0 K: 0 S: 3	H: 0 LOB: 0 BB: 0 P: 3	R: 0 E: 0 K: 0 S: 3	H: 0 LOB: 0 BB: 0 P: 3	1B: 1 2B: 0 3B: 0 HR: 0	SF: 0 SAC: 0 DP: 0 HBP: 0	WP: 0 PB: 0 SB: 0 CS: 0	PA: 33
PITCHER Ed Halicki, R ERA: 1.92 (1,1)	IP: 9.0 WLS: W BF: 33 H: 1 R: 0 ER: 0 SO: 4 BB: 4 IBB: 0 HBP: 0 BLK: 0 WP: 0 HR: 0 S: 37 P: 53 ERA: 0.00 WHIP: 0.556															PITCHER				



Batter	1	2	3	4	5	6	7	8	9	AB	R	H	RBI	BB	SO	LOB	BOTTOM			
Terry Whitfield, L OBP: 0.314, SLG: 0.412 (1,7)	4-3		BB			4-3		L8		4	0	1	0	0	0	0	Montreal Expos @ San Francisco Giants Candlestick Park, San Francisco, CA Mon Jun 12 1978, 6:33 AM EDT Att: 7,231 - Unknown livebaseballscorecards.com			
Rob Andrews, R OBP: 0.304, SLG: 0.300 (1,4)	4-3		4-3			2B				2	1	0	0	1	0	1				
Jack Clark, R OBP: 0.369, SLG: 0.521 (1,9)	K				F9			2B		3	0	1	1	0	1	0				
Darrell Evans, L OBP: 0.392, SLG: 0.429 (1,5)		4-3			F7			F7		3	0	0	0	0	0	0				
Mike Ivie, R OBP: 0.385, SLG: 0.484 (1,3)										2	0	1	0	1	0	0				
Skip James, L OBP: 0.238, SLG: 0.167 (8,3)								5-3		0	0	0	0	0	0	0				
Larry Hemdon, R OBP: 0.335, SLG: 0.322 (1,8)			BB		1B					3	0	0	0	0	2	2				
Marc Hill, R OBP: 0.301, SLG: 0.296 (1,2)			G3					4-1		3	0	0	0	0	0	1				
Johnnie LeMaster, R OBP: 0.256, SLG: 0.273 (1,6)			F9		P3			K		3	0	0	0	0	1	0				
Ed Halicki, R OBP: 0.118, SLG: 0.118 (1,1)			5-3-4		L4			K		3	0	0	0	0	1	0				
Inning Stats	R: 0 E: 0 K: 1 S: 5	H: 0 LOB: 0 BB: 0 P: 5	R: 0 E: 0 K: 1 S: 5	H: 0 LOB: 1 BB: 1 P: 9	R: 0 E: 0 K: 0 S: 4	H: 1 LOB: 0 BB: 0 P: 4	R: 0 E: 0 K: 0 S: 4	H: 1 LOB: 1 BB: 0 P: 4	R: 0 E: 0 K: 0 S: 3	H: 0 LOB: 0 BB: 0 P: 3	R: 1 E: 0 K: 0 S: 3	H: 1 LOB: 0 BB: 1 P: 7	R: 0 E: 0 K: 1 S: 5	H: 0 LOB: 0 BB: 0 P: 5	R: 0 E: 0 K: 2 S: 7	H: 0 LOB: 0 BB: 0 P: 7	1B: 2 2B: 1 3B: 0 HR: 0	SF: 0 SAC: 0 DP: 0 HBP: 0	WP: 0 PB: 0 SB: 0 CS: 0	PA: 28
PITCHER Steve Rogers, R ERA: 2.29 (1,1)	IP: 8.0 WLS: L BF: 28 H: 3 R: 1 ER: 1 SO: 5 BB: 2 IBB: 0 HBP: 0 BLK: 0 WP: 0 HR: 0 S: 36 P: 44 ERA: 1.12 WHIP: 0.625															PITCHER				



Batter	1	2	3	4	5	6	7	8	9	AB	R	H	RBI	BB	SO	LOB	TOP			
Dave Cash, R OBP: 0.316, SLG: 0.346	4-0 HBP E 1B BB	0-0 6-3			0-0 P6		0-0 P4		0-0 F9	4	1	0	0	1	0	2	<p>Montreal Expos @ San Francisco Giants Candlestick Park, San Francisco, CA Tue Jun 13 1978, 10:05 PM EDT Att: 26,277 - Unknown</p> <p>AB 33 R 5 H 8 RBI 5 BB 2 SO 5 LOB 13</p> 			
Chris Speier, R OBP: 0.382, SLG: 0.384	0-0 HBP E 1-2 1B	0-0 6-3			0-3 K		0-0 P3		0-0 F9	5	1	1	0	0	1	2				
Warren Cromartie, L OBP: 0.338, SLG: 0.372 Del Unser, L OBP: 0.320, SLG: 0.258	1-0 E HBP 1-2 2-3		0-0 4-3		0-3 K				0-0 1B 1B	0	1	0	0	0	0	0				
Tony Perez, R OBP: 0.326, SLG: 0.411	0-0 E2 1-H 2-H 3-H 2B		0-3 K		0-0 P5				0-0 1-3 1B SF8 1B	4	1	2	3	0	1	0				
Ellis Valentine, R OBP: 0.311, SLG: 0.431	0-0 6-3		0-0 6-3		0-0				0-0 1-3 1B	4	0	2	1	0	0	1				
Gary Carter, R OBP: 0.325, SLG: 0.354	4-0 FC6-4 IBB				0-0 F9				0-0 1-3 1B	3	0	0	0	1	0	3				
Stan Papi, R OBP: 0.351, SLG: 0.385	0-0 P3				0-0 F3				0-0 SH5-4 1B SF8 1B	3	0	1	1	0	0	2				
Sam Mejias, R OBP: 0.294, SLG: 0.250	0-0 FC6-4 1-2				0-0 6-3				0-0 SH5-4 1B 1-4-3	4	0	1	0	0	0	3				
Rudy May, L OBP: 0.262, SLG: 0.258 Hal Dues, R OBP: 0.207, SLG: 0.200 Pepe Friso, L OBP: 0.220, SLG: 1.167 Mike Garman, R OBP: 0.209, SLG: 0.200 Darold Knowles, L OBP: 0.209, SLG: 0.200 Wayne Garrett, L OBP: 0.200, SLG: 0.214	0-0 4-3				0-3 K				0-0 SH5-4 1-2 2-3	2	0	0	0	0	0	1				
Inning Stats	R: 3 E: 1 K: 0 S: 5	H: 2 LOB: 2 BB: 2 P: 14	R: 0 E: 0 K: 0 S: 3	H: 0 LOB: 0 BB: 0 P: 3	R: 0 E: 0 K: 1 S: 5	H: 0 LOB: 0 BB: 0 P: 5	R: 0 E: 0 K: 0 S: 3	H: 0 LOB: 0 BB: 0 P: 3	R: 0 E: 0 K: 2 S: 7	H: 1 LOB: 1 BB: 0 P: 6	R: 0 E: 0 K: 0 S: 5	H: 2 LOB: 2 BB: 0 P: 5	R: 2 E: 0 K: 0 S: 6	H: 3 LOB: 1 BB: 0 P: 6	R: 0 E: 0 K: 1 S: 5	H: 0 LOB: 0 BB: 0 P: 5		1B: 6 2B: 2 3B: 0 HR: 0	SF: 1 SAC: 1 DP: 0 HBP: 1	WP: 0 PB: 0 SB: 0 CS: 0
PITCHER Bob Knepper, L ERA: 2.28	IP: 9.0 WLS: W BF: 38 H: 8 R: 5 ER: 5 SO: 5 BB: 1 IBB: 1 HBP: 1 BLK: 0 WP: 0 HR: 0 S: 45 P: 54 ERA: 5.00 WHIP: 1.000																			

Batter	1	2	3	4	5	6	7	8	9	AB	R	H	RBI	BB	SO	LOB	BOTTOM			
Rob Andrews, R OBP: 0.333, SLG: 0.321	0-0 2B 1B		0-3 K		0-0 E5 1B 1B		4-0 HR BB			3	3	2	0	1	1	0	<p>Montreal Expos @ San Francisco Giants Candlestick Park, San Francisco, CA Tue Jun 13 1978, 10:05 PM EDT Att: 26,277 - Unknown</p> <p>AB 32 R 9 H 12 RBI 8 BB 2 SO 4 LOB 9</p> 			
Darrell Evans, L OBP: 0.389, SLG: 0.428	0-0 F9		0-0 F8		0-0 2B 1B		0-0 SF8			3	1	1	2	0	0	1				
Jack Clark, R OBP: 0.371, SLG: 0.539	0-0 F8		0-0 6-3		0-0 1-H 2B		0-0 HR			4	1	2	4	0	0	1				
Mike Ivie, R OBP: 0.389, SLG: 0.495	0-0 1-H 1B 2B				0-0 FC6-4 1B F2		0-0 6-3			4	1	2	1	0	0	1				
Larry Herndon, R OBP: 0.333, SLG: 0.320	0-0 2-H 1B		0-0 FC6-4 G4-6-3		0-0 F3 5-3					4	0	1	1	0	0	1				
Marc Hill, R OBP: 0.293, SLG: 0.288		0-3 K		0-0 G4-6-3		0-0 F9			0-0 L9	4	0	0	0	0	1	1				
Terry Whitfield, L OBP: 0.318, SLG: 0.414		0-0			0-0 E4 1B		0-0 F6		0-0 F8	4	1	2	0	0	0	0				
Johnnie LeMaster, R OBP: 0.262, SLG: 0.286		0-0			0-3 K		0-0 E SF8 2B		0-0 L8	4	1	2	0	0	1	1				
Bob Knepper, L OBP: 0.146, SLG: 0.139		0-0 G4-3			0-3 K		4-0 E HR BB			2	1	0	0	1	1	3				
Inning Stats	R: 2 E: 0 K: 0 S: 5	H: 3 LOB: 1 BB: 0 P: 5	R: 0 E: 0 K: 1 S: 6	H: 2 LOB: 1 BB: 0 P: 6	R: 0 E: 0 K: 1 S: 5	H: 0 LOB: 0 BB: 0 P: 5	R: 0 E: 0 K: 0 S: 3	H: 1 LOB: 0 BB: 0 P: 3	R: 3 E: 2 K: 2 S: 11	H: 4 LOB: 1 BB: 0 P: 11	R: 0 E: 0 K: 0 S: 3	H: 0 LOB: 0 BB: 0 P: 3	R: 4 E: 1 K: 0 S: 5	H: 2 LOB: 2 BB: 2 P: 13	R: 0 E: 0 K: 0 S: 3	H: 0 LOB: 0 BB: 0 P: 3		1B: 8 2B: 3 3B: 0 HR: 1	SF: 1 SAC: 0 DP: 2 HBP: 0	WP: 0 PB: 0 SB: 0 CS: 0
PITCHER Rudy May, L ERA: 3.87 Hal Dues, R ERA: 3.5 Mike Garman, R ERA: 6.23 Darold Knowles, L ERA: 1.82	IP: 4.2 WLS: L BF: 20 H: 9 R: 5 ER: 5 SO: 4 BB: 0 IBB: 0 HBP: 0 BLK: 0 WP: 0 HR: 0 S: 28 P: 28 ERA: 9.64 WHIP: 1.929																			

Batter	1	2	3	4	5	6	7	8	9	AB	R	H	RBI	BB	SO	LOB	TOP										
Jerry Martin, R OBP: 0.385, SLG: 0.485	4-0 P3-1 BB			5-3		6-3			SH1-4 1B	3	0	1	1	1	0	0	Philadelphia Phillies @ San Francisco Giants Candlestick Park, San Francisco, CA Wed Jun 14 1978, 6:33 AM EDT Att: 13,902 - Unknown										
Larry Bowa, S OBP: 0.333, SLG: 0.355	0-0 F8			F9		P6		SH1-4 1-2	3	0	0	0	0	0	1												
Mike Schmidt, R OBP: 0.388, SLG: 0.467	0-0 P3-1			1B			0-3 K	0-3 K	4	0	1	0	0	2	2												
Greg Luzinski, R OBP: 0.367, SLG: 0.535		0-0 G4-6-3 1B		F8		F9		K	4	0	1	0	0	1	2												
Jose Cardenal, R OBP: 0.388, SLG: 0.533		0-0 F7			0-0 F2		0-3 K		3	0	0	0	0	1	1												
Gary Maddox, R OBP: 0.361, SLG: 0.401		0-0 G4-6-3			0-0 6-3			0-0 L8	3	0	0	0	0	0	1												
Bob Boone, R OBP: 0.335, SLG: 0.444			0-0 F8		0-0 FC6-4 1B			0-0 5-3	3	0	1	0	0	0	0												
Jim Morrison, R OBP: 0.245, SLG: 0.283			0-0 6-3		0-0 FC6-4			0-0 F9	3	0	0	0	0	0	1												
Larry Christenson, R OBP: 0.172, SLG: 0.222			0-0 F9			0-0 6-3			2	0	0	0	0	0	0												
Davey Johnson, R OBP: 0.236, SLG: 0.306								1B 2B	1	1	1	0	0	0	0												
Inning Stats	R: 0 E: 0 K: 0 S: 2	H: 0 LOB: 0 BB: 1 P: 6	R: 0 E: 0 K: 0 S: 3	H: 1 LOB: 0 BB: 0 P: 3	R: 0 E: 0 K: 0 S: 3	H: 0 LOB: 0 BB: 0 P: 3	R: 0 E: 0 K: 0 S: 4	H: 1 LOB: 1 BB: 0 P: 4	R: 0 E: 0 K: 0 S: 3	H: 0 LOB: 0 BB: 0 P: 3	R: 0 E: 0 K: 2 S: 7	H: 0 LOB: 0 BB: 0 P: 7	R: 0 E: 0 K: 0 S: 3	H: 0 LOB: 0 BB: 0 P: 3	R: 1 E: 0 K: 2 S: 9	H: 2 LOB: 1 BB: 0 P: 9	1B: 4 2B: 2 3B: 0 HR: 0	SF: 0 SAC: 1 DP: 2 HBP: 0	WP: 0 PB: 0 SB: 0 CS: 0	PA: 31							
PITCHER	IP	WLS	BF	H	R	ER	SO	BB	IBB	HBP	BLK	WP	HR	S	P	ERA	WHIP										
Vida Blue, L ERA: 2.6	8.1	W	29	5	1	1	2	1	0	0	0	0	0	32	36	1.08	0.720										
Randy Moffitt, R ERA: 2.41	0.2	S	2	0	0	0	2	0	0	0	0	0	0	6	6	0.00	0.000										

Batter	1	2	3	4	5	6	7	8	9	AB	R	H	RBI	BB	SO	LOB	BOTTOM										
Terry Whitfield, L OBP: 0.317, SLG: 0.411	0-0 1B 1B	0-0 6-3			0-0 L1			0-0 F7		4	1	1	0	0	0	1	Philadelphia Phillies @ San Francisco Giants Candlestick Park, San Francisco, CA Wed Jun 14 1978, 6:33 AM EDT Att: 13,902 - Unknown										
Rob Andrews, R OBP: 0.328, SLG: 0.316	0-0 1B E		0-0 F3			0-0 5-3		0-0 F9		4	1	1	0	0	0	1											
Jack Clark, R OBP: 0.367, SLG: 0.532	0-0 F8		0-0 F2			0-0 4-3				3	0	0	0	0	0	2											
Darrell Evans, L OBP: 0.385, SLG: 0.422	0-0 F8		0-0 F2			0-0 P6				3	0	0	0	0	0	2											
Mike Ivie, R OBP: 0.387, SLG: 0.490	0-0 E 1-2 2-H			0-0 P4			0-0 1-3			3	0	1	1	0	0	0											
Larry Hemdon, R OBP: 0.328, SLG: 0.316	0-0 E4			0-0 6-3			0-0 5-3			3	0	0	0	0	0	1											
Marc Hill, R OBP: 0.288, SLG: 0.282	0-0 1-3			0-0 5-3			0-0 6-3			3	0	0	0	0	0	2											
Johnnie LeMaster, R OBP: 0.257, SLG: 0.280		0-0 1-3			0-0 F3			0-0 6-3		3	0	0	0	0	0	0											
Vida Blue, S OBP: 0.317, SLG: 0.294		0-3 K			0-3 K				3	0	1	0	0	2	0												
Randy Moffitt, R OBP: 0.200, SLG: 0.200								1B	0	0	0	0	0	0	0	0											
Inning Stats	R: 2 E: 1 K: 0 S: 7	H: 3 LOB: 2 BB: 0 P: 7	R: 0 E: 0 K: 1 S: 5	H: 0 LOB: 0 BB: 0 P: 5	R: 0 E: 0 K: 0 S: 3	H: 0 LOB: 0 BB: 0 P: 3	R: 0 E: 0 K: 0 S: 3	H: 0 LOB: 0 BB: 0 P: 3	R: 0 E: 0 K: 1 S: 5	H: 0 LOB: 0 BB: 0 P: 5	R: 0 E: 0 K: 0 S: 3	H: 0 LOB: 0 BB: 0 P: 3	R: 0 E: 0 K: 0 S: 3	H: 0 LOB: 0 BB: 0 P: 3	R: 0 E: 0 K: 0 S: 4	H: 1 LOB: 1 BB: 0 P: 4	1B: 4 2B: 0 3B: 0 HR: 0	SF: 0 SAC: 0 DP: 0 HBP: 0	WP: 0 PB: 0 SB: 0 CS: 0	PA: 29							
PITCHER	IP	WLS	BF	H	R	ER	SO	BB	IBB	HBP	BLK	WP	HR	S	P	ERA	WHIP										
Larry Christenson, R ERA: 3.71	8.0	L	29	4	2	1	2	0	0	0	0	0	0	33	33	1.12	0.500										



Batter	1	2	3	4	5	6	7	8	9	AB	R	H	RBI	BB	SO	LOB	TOP			
Bake McBride, L OBP: 0.350, SLG: 0.371 (1, 9)										4	0	2	0	1	1	0	Philadelphia Phillies @ San Francisco Giants Candlestick Park, San Francisco, CA Thu Jun 15 1978, 6:33 AM EDT Att: 14,754 - Unknown			
Larry Bowa, S OBP: 0.339, SLG: 0.361 (1, 6)										5	0	3	0	0	0	2				
Mike Schmidt, R OBP: 0.364, SLG: 0.460 (1, 5)										5	0	1	0	0	2	7				
Greg Luzinski, R OBP: 0.359, SLG: 0.521 (1, 7)										5	0	0	0	0	3	4				
Richie Hebner, L OBP: 0.362, SLG: 0.437 (1, 3)										4	0	1	0	0	1	2				
Gary Maddox, R OBP: 0.359, SLG: 0.403 (1, 8)										4	0	1	0	0	1	1				
Bob Boone, R OBP: 0.339, SLG: 0.442 (1, 2)										3	1	1	0	1	0	2				
Davey Johnson, R OBP: 0.237, SLG: 0.288 (1, 4)										3	0	0	0	0	0	1				
Jim Kaat, L (2, 1)										1	0	0	0	0	1	2				
Tim McCarver, L OBP: 0.410, SLG: 0.380 (9, PH)										1	0	0	0	0	0	0				
Inning Stats	R: 0 E: 0 K: 1 S: 7	H: 2 LOB: 2 BB: 0 P: 7	R: 1 E: 1 K: 2 S: 9	H: 1 LOB: 3 BB: 1 P: 14	R: 0 E: 0 K: 2 S: 8	H: 1 LOB: 1 BB: 0 P: 8	R: 0 E: 0 K: 2 S: 9	H: 2 LOB: 2 BB: 0 P: 9	R: 0 E: 0 K: 0 S: 4	H: 1 LOB: 1 BB: 0 P: 4	R: 0 E: 0 K: 0 S: 3	H: 0 LOB: 0 BB: 0 P: 3	R: 0 E: 0 K: 1 S: 5	H: 0 LOB: 1 BB: 1 P: 9	R: 0 E: 0 K: 1 S: 7	H: 2 LOB: 2 BB: 0 P: 7	1B: 7 2B: 2 3B: 0 HR: 0	SF: 0 SAC: 0 DP: 0 HBP: 1	WP: 0 PB: 0 SB: 2 CS: 0	PA: 40
PITCHER John Montefusco, R ERA: 3.34 (1, 1)	IP: 9.0 WLS: W BF: 40 H: 9 R: 1 ER: 0 SO: 11 BB: 2 IBB: 0 HBP: 1 BLK: 0 WP: 0 HR: 0 S: 59 P: 68 ERA: 0.00 WHIP: 1.222																			

Batter	1	2	3	4	5	6	7	8	9	AB	R	H	RBI	BB	SO	LOB	BOTTOM			
Rob Andrews, R OBP: 0.319, SLG: 0.306 (1, 4)										5	1	1	0	0	1	2	Philadelphia Phillies @ San Francisco Giants Candlestick Park, San Francisco, CA Thu Jun 15 1978, 6:33 AM EDT Att: 14,754 - Unknown			
Darrell Evans, L OBP: 0.390, SLG: 0.425 (1, 5)										3	2	2	0	1	0	0				
Jack Clark, R OBP: 0.369, SLG: 0.534 (1, 9)										3	1	1	2	1	1	1				
Mike Ivie, R OBP: 0.391, SLG: 0.491 (1, 3)										4	1	2	1	0	1	2				
Skip James, L OBP: 0.236, SLG: 0.167 (7, 3)										0	0	0	0	0	0	0				
Larry Herndon, R OBP: 0.328, SLG: 0.324 (1, 8)										4	1	1	2	0	0	2				
Terry Whitfield, L OBP: 0.325, SLG: 0.418 (1, 7)										4	0	3	1	0	0	0				
Johnnie LetMaster, R OBP: 0.253, SLG: 0.275 (1, 6)										3	0	0	0	0	2	2				
Mike Sadek, R OBP: 0.333, SLG: 0.294 (1, 2)										4	0	1	0	0	0	2				
John Montefusco, R OBP: 0.184, SLG: 0.118 (1, 1)										4	0	1	0	0	0	1				
Inning Stats	R: 4 E: 1 K: 0 S: 7	H: 4 LOB: 1 BB: 1 P: 11	R: 2 E: 0 K: 1 S: 7	H: 2 LOB: 1 BB: 1 P: 11	R: 0 E: 0 K: 1 S: 7	H: 3 LOB: 2 BB: 0 P: 7	R: 0 E: 0 K: 1 S: 6	H: 1 LOB: 1 BB: 0 P: 6	R: 0 E: 0 K: 0 S: 4	H: 1 LOB: 1 BB: 0 P: 4	R: 0 E: 0 K: 0 S: 4	H: 0 LOB: 0 BB: 0 P: 5	R: 0 E: 0 K: 1 S: 5	H: 0 LOB: 0 BB: 0 P: 5	R: 0 E: 0 K: 1 S: 5	H: 0 LOB: 0 BB: 0 P: 5	1B: 10 2B: 2 3B: 1 HR: 0	SF: 0 SAC: 1 DP: 1 HBP: 0	WP: 0 PB: 0 SB: 1 CS: 1	PA: 37
PITCHER Jim Kaat, L ERA: 3.54 (1, 1)	IP: 1.1 WLS: L BF: 11 H: 5 R: 6 ER: 6 SO: 6 BB: 2 IBB: 0 HBP: 0 BLK: 0 WP: 0 HR: 0 S: 9 P: 17 ERA: 40.50 WHIP: 5.250																			
Ron Reed, R ERA: 2.68 (2, 1)	IP: 1.2 WLS: 8 BF: 4 H: 4 R: 0 ER: 0 SO: 2 BB: 0 IBB: 0 HBP: 0 BLK: 0 WP: 0 HR: 0 S: 12 P: 12 ERA: 0.00 WHIP: 2.400																			
Gene Garber, R ERA: 1.4 (4, 1)	IP: 2.0 WLS: 8 BF: 2 H: 2 R: 0 ER: 0 SO: 1 BB: 0 IBB: 0 HBP: 0 BLK: 0 WP: 0 HR: 0 S: 10 P: 10 ERA: 0.00 WHIP: 1.000																			
Tug McGraw, L ERA: 2.3 (6, 1)	IP: 3.0 WLS: 10 BF: 1 H: 1 R: 0 ER: 0 SO: 2 BB: 0 IBB: 0 HBP: 0 BLK: 0 WP: 0 HR: 0 S: 14 P: 14 ERA: 0.00 WHIP: 0.333																			


Batter	1	2	3	4	5	6	7	8	9	AB	R	H	RBI	BB	SO	LOB	TOP					
Lenny Randle, S OBP: 0.370, SLG: 0.349	F8		F7		SH3 1B		F8		F7	5	1	1	0	0	0	1	New York Mets @ San Francisco Giants Candlestick Park, San Francisco, CA Fri Jun 16 1978, 10:05 PM EDT Att: 16,429 - Unknown					
Tim Lincecum, R OBP: 0.242, SLG: 0.263	F8			FC4-6 1B	SH3		5-3			4	0	2	0	0	0	0						
Bruce Boesch, L Skip Lockwood, R Dale Murray, R	3-1			FC4-6 2B	S 1B				K	3	1	1	1	1	0	1						
Willie Montanez, L OBP: 0.330, SLG: 0.440		3-1		1B	K				F8	5	1	1	1	0	1	3						
Lee Mazzilli, S OBP: 0.358, SLG: 0.427	F8			P5	FC6-4 BB				F7	3	0	0	0	1	0	1						
Steve Henderson, R OBP: 0.335, SLG: 0.382	F8			1B	FC6-4				K	4	1	1	1	0	1	2						
Ron Hodges, L John Stearns, R			E8	1B	CS BB				E S BB	2	0	1	0	1	0	0						
Doug Flynn, R OBP: 0.264, SLG: 0.263			F4	1B					E2	4	0	2	1	0	0	2						
Kevin Kobel, R OBP: 0.250, SLG: 0.250			SH1-4	5-3					F8	2	0	0	0	0	0	2						
Elliott Maddox, R OBP: 0.403, SLG: 0.357									F8	1	0	0	0	0	0	2						
Inning Stats	R: 0 E: 0 K: 0 S: 3	H: 0 LOB: 0 BB: 0 P: 3	R: 0 E: 0 K: 0 S: 3	H: 0 LOB: 0 BB: 0 P: 3	R: 0 E: 1 K: 0 S: 4	H: 0 LOB: 1 BB: 0 P: 4	R: 3 E: 0 K: 0 S: 8	H: 5 LOB: 2 BB: 0 P: 8	R: 1 E: 0 K: 1 S: 7	H: 2 LOB: 2 BB: 1 P: 11	R: 0 E: 0 K: 0 S: 2	H: 0 LOB: 1 BB: 1 P: 6	R: 0 E: 0 K: 0 S: 3	H: 0 LOB: 1 BB: 1 P: 7	R: 0 E: 1 K: 1 S: 6	H: 1 LOB: 2 BB: 1 P: 10	R: 0 E: 0 K: 1 S: 6	H: 1 LOB: 1 BB: 0 P: 6	1B: 8 2B: 1 3B: 0 HR: 0	SF: 0 SAC: 2 DP: 0 HBP: 0	WP: 0 PB: 0 SB: 2 CS: 1	PA: 40
PITCHER	IP WLS BF H R ER SO BB IBB HBP BLK WP HR S P ERA WHIP																					
Ed Halicki, R ERA: 2.38	(1, 1) 5.0 24 7 4 4 1 1 0 0 0 0 0 25 29 7.20 1.600																					
John Curtis, L ERA: 3.12	(6, 1) 2.0 7 0 0 0 0 2 0 0 0 0 0 5 13 0.00 1.000																					
Gary Lavelle, L ERA: 3.31	(8, 1) 2.0 W 9 2 0 0 2 1 0 0 0 0 0 0 12 16 0.00 1.500																					

Batter	1	2	3	4	5	6	7	8	9	AB	R	H	RBI	BB	SO	LOB	BOTTOM			
Bill Madlock, R OBP: 0.397, SLG: 0.475	S 1B		F6-4-3		F8				SH3-4	4	1	2	1	0	0	3	New York Mets @ San Francisco Giants Candlestick Park, San Francisco, CA Fri Jun 16 1978, 10:05 PM EDT Att: 16,429 - Unknown			
Darrell Evans, L OBP: 0.329, SLG: 0.417	F9		F9			F7			HR	4	1	0	0	1	1	2				
Jack Clark, R OBP: 0.377, SLG: 0.549	G3-6-1 BB					K			HR	3	1	2	3	2	1	0				
Willie McCovey, L Vic Harris, S	G3-6-1			L6		HR			HR	3	1	1	0	1	0	3				
Mike Ivie, R OBP: 0.387, SLG: 0.509		F9		K		HR			L8	4	1	1	2	0	1	3				
Larry Hemdon, R OBP: 0.331, SLG: 0.324		F6-4-3 BB		L7					K	3	0	1	0	1	1	3				
Marc Hill, R OBP: 0.280, SLG: 0.274		F6-4-3			6-3	F4			K	4	0	0	0	0	1	4				
Johnnie LeMaster, R Hector Cruz, R			F6-4-3 2B		F6				HR	3	0	1	0	0	1	0				
Ed Halicki, R Rob Andrews, R John Curtis, L									HR	0	0	0	0	0	0	0				
Terry Whitfield, L Gary Lavelle, S			F6-4-3 HBP						SH3-4 HR	1	0	0	0	0	0	0				
Inning Stats	R: 0 E: 0 K: 0 S: 3	H: 1 LOB: 1 BB: 1 P: 7	R: 0 E: 0 K: 0 S: 2	H: 0 LOB: 0 BB: 1 P: 6	R: 0 E: 0 K: 0 S: 3	H: 1 LOB: 1 BB: 0 P: 4	R: 0 E: 0 K: 1 S: 6	H: 1 LOB: 1 BB: 0 P: 6	R: 0 E: 0 K: 1 S: 8	H: 3 LOB: 1 BB: 0 P: 8	R: 1 E: 0 K: 2 S: 8	H: 1 LOB: 0 BB: 0 P: 8	R: 0 E: 0 K: 2 S: 7	H: 0 LOB: 2 BB: 2 P: 15	R: 4 E: 0 K: 0 S: 4	H: 3 LOB: 0 BB: 1 P: 8	1B: 5 2B: 1 3B: 1 HR: 4	SF: 0 SAC: 1 DP: 3 HBP: 1	WP: 0 PB: 0 SB: 3 CS: 0	PA: 39
PITCHER	IP WLS BF H R ER SO BB IBB HBP BLK WP HR S P ERA WHIP																			
Kevin Kobel, L ERA: 1.2	(1, 1) 6.0 25 7 2 2 2 2 2 0 0 0 0 0 26 35 3.00 1.500																			
Skip Lockwood, R ERA: 3.29	(7, 1) 2.0 L 11 3 3 3 4 2 0 0 0 0 0 2 17 25 13.50 2.500																			
Dale Murray, R ERA: 4.25	(9, 1) 0.1 3 1 2 2 0 0 1 0 0 0 0 1 2 6 54.00 3.000																			

Batter	1	2	3	4	5	6	7	8	9	AB	R	H	RBI	BB	SO	LOB	TOP					
Lenny Randle, S OBP: 0.366, SLG: 0.341 (1, 5)	0-0 6-3	0-0 6-3		0-0 4-3		0-0 4-3			4-0 BB	4	0	0	0	1	0	1	New York Mets @ San Francisco Giants Candlestick Park, San Francisco, CA Sat Jun 17 1978, 6:33 AM EDT Att: 19,648 - Unknown AB 35 R 5 H 9 RBI 4 BB 5 SO 4 LOB 17					
Elliott Maddox, R OBP: 0.403, SLG: 0.362 (1, 9)	0-0 4-3 1B 2B		0-0 F6		4-0 5-3 BB		0-0 F8		0-0 F2	4	1	1	0	1	0	1						
Steve Henderson, R OBP: 0.332, SLG: 0.378 (1, 7)	0-0 4-3 2-3		0-0 BB 2B 1B		0-0 5-3		0-0 F8		0-0 F8	5	1	1	0	0	0	3						
Willie Montanez, L OBP: 0.335, SLG: 0.439 (1, 3)	0-0 1B 1B		0-0 L7		4-0 FC6 BB		4-0 S BB		0-0 G4	3	1	1	1	2	0	2						
John Stearns, R OBP: 0.360, SLG: 0.385 (1, 2)	0-0 1B E 1B		0-0 2B BB		0-0 F8		0-3 K			3	2	1	0	1	1	3						
Lee Mazzilli, S OBP: 0.360, SLG: 0.432 (1, 8)	0-0 E8 1B		0-0 2B		0-0 FC6			0-0 G3		4	0	2	3	0	0	2						
Tim Foli, R OBP: 0.239, SLG: 0.260 Joel Youngblood, R OBP: 0.291, SLG: 0.397 (5, 4)	0-0 1-3		0-0 4-3		0-0 6-3		0-3 K			2	0	0	0	0	0	2						
Doug Flynn, R OBP: 0.272, SLG: 0.272 (5, 6)		0-0 S1-6-3 1B		0-0 F6-3		0-0 1B		0-0 1B		4	0	3	0	0	0	0						
Pat Zachry, R OBP: 0.171, SLG: 0.094 Dale Murray, R (7, 1)		0-0 G1-6-3		0-0 5-3		0-3 K		0-3 K		3	0	0	0	0	1	2						
Inning Stats	R: 3 E: 1 K: 0 S: 7	H: 4 LOB: 1 BB: 0 P: 7	R: 0 E: 0 K: 0 S: 3	H: 1 LOB: 0 BB: 0 P: 3	R: 2 E: 0 K: 0 S: 5	H: 2 LOB: 1 BB: 1 P: 9	R: 0 E: 0 K: 0 S: 3	H: 0 LOB: 0 BB: 2 P: 3	R: 0 E: 0 K: 1 S: 6	H: 1 LOB: 1 BB: 0 P: 6	R: 0 E: 0 K: 1 S: 5	H: 0 LOB: 1 BB: 1 P: 9	R: 0 E: 0 K: 2 S: 8	H: 1 LOB: 1 BB: 0 P: 8	R: 0 E: 0 K: 0 S: 3	H: 0 LOB: 1 BB: 1 P: 7		1B: 7 2B: 2 3B: 0 HR: 0	SF: 0 SAC: 0 DP: 1 HBP: 0	WP: 0 PB: 0 SB: 1 CS: 0	PA: 40	
PITCHER	IP WLS BF H R ER SO BB IBB HBP BLK WP HR S P ERA WHIP	IP WLS BF H R ER SO BB IBB HBP BLK WP HR S P ERA WHIP	IP WLS BF H R ER SO BB IBB HBP BLK WP HR S P ERA WHIP	IP WLS BF H R ER SO BB IBB HBP BLK WP HR S P ERA WHIP	IP WLS BF H R ER SO BB IBB HBP BLK WP HR S P ERA WHIP	IP WLS BF H R ER SO BB IBB HBP BLK WP HR S P ERA WHIP	IP WLS BF H R ER SO BB IBB HBP BLK WP HR S P ERA WHIP	IP WLS BF H R ER SO BB IBB HBP BLK WP HR S P ERA WHIP	IP WLS BF H R ER SO BB IBB HBP BLK WP HR S P ERA WHIP	IP WLS BF H R ER SO BB IBB HBP BLK WP HR S P ERA WHIP	IP WLS BF H R ER SO BB IBB HBP BLK WP HR S P ERA WHIP	IP WLS BF H R ER SO BB IBB HBP BLK WP HR S P ERA WHIP	IP WLS BF H R ER SO BB IBB HBP BLK WP HR S P ERA WHIP	IP WLS BF H R ER SO BB IBB HBP BLK WP HR S P ERA WHIP	IP WLS BF H R ER SO BB IBB HBP BLK WP HR S P ERA WHIP	IP WLS BF H R ER SO BB IBB HBP BLK WP HR S P ERA WHIP	IP WLS BF H R ER SO BB IBB HBP BLK WP HR S P ERA WHIP	IP WLS BF H R ER SO BB IBB HBP BLK WP HR S P ERA WHIP	IP WLS BF H R ER SO BB IBB HBP BLK WP HR S P ERA WHIP	IP WLS BF H R ER SO BB IBB HBP BLK WP HR S P ERA WHIP	IP WLS BF H R ER SO BB IBB HBP BLK WP HR S P ERA WHIP	IP WLS BF H R ER SO BB IBB HBP BLK WP HR S P ERA WHIP

New York Mets @ San Francisco Giants
Candlestick Park, San Francisco, CA
Sat Jun 17 1978, 6:33 AM EDT
Att: 19,648 - Unknown


AB 35
R 5
H 9
RBI 4
BB 5
SO 4
LOB 17



Batter	1	2	3	4	5	6	7	8	9	AB	R	H	RBI	BB	SO	LOB	BOTTOM					
Bill Madlock, R OBP: 0.390, SLG: 0.465 (1, 4)	0-0 F4		0-0 F9		0-0 5-3		0-0 SH1-4		0-0 F6-3	4	0	0	0	0	0	0	New York Mets @ San Francisco Giants Candlestick Park, San Francisco, CA Sat Jun 17 1978, 6:33 AM EDT Att: 19,648 - Unknown AB 32 R 4 H 6 RBI 4 BB 4 SO 1 LOB 11					
Terry Whitfield, L OBP: 0.322, SLG: 0.412 Randy Moffitt, R OBP: 0.200, SLG: 0.200 (8, 1)	0-0 BB 1B		0-0 1-3		0-3 K		0-0 F6-3			4	0	1	1	0	1	1						
Jack Clark, R OBP: 0.372, SLG: 0.539 (1, 9)	0-0 F9		0-0 E6 1B 3B		0-0 5-3		0-0 F9			4	1	0	0	0	0	2						
Darrell Evans, L OBP: 0.392, SLG: 0.423 (1, 5)	4-0 1-2 BB		4-0 1B 3B BB		0-0 4-3		0-0 G3 2B			2	1	1	0	2	0	0						
Mike Ivie, R OBP: 0.382, SLG: 0.500 (1, 3)	0-0 G3		0-0 1-2 2-3 3B 1B		0-0 G1		0-0 G3		0-0 G3	4	1	1	0	0	0	3						
Larry Hemdon, R OBP: 0.333, SLG: 0.336 (1, 8)		0-0 F9		0-0 1-2 2-3 3B		0-0 FC4-6 1B		0-0 F6		4	0	2	3	0	0	1						
Marc Hill, R OBP: 0.280, SLG: 0.273 (1, 2)		0-0 F9		0-0 1B		0-0 FC4-6		0-0 F6-3		4	0	1	0	0	0	2						
Johnnie LeMaster, R OBP: 0.256, SLG: 0.279 Rob Andrews, R OBP: 0.324, SLG: 0.344 (8, PH)		0-0 F5		0-0 F8		4-0 SH1-4 BB F6-3 BB		0-0 4-1		2	1	0	0	1	0	1						
Bob Knepper, L OBP: 0.143, SLG: 0.135 Jim Dwyer, L OBP: 0.316, SLG: 0.303 Charlie Williams, R (5, 1) Hector Cruz, R OBP: 0.280, SLG: 0.423 (8, 7)		0-0 1-3		0-0 F7		4-0 F6-3 SH1-4 BB		0-0 F6		1	0	0	0	0	0	0						
Inning Stats	R: 0 E: 0 K: 0 S: 4	H: 1 LOB: 2 BB: 1 P: 8	R: 0 E: 0 K: 0 S: 3	H: 0 LOB: 0 BB: 0 P: 3	R: 0 E: 0 K: 0 S: 3	H: 0 LOB: 0 BB: 0 P: 3	R: 3 E: 1 K: 0 S: 6	H: 3 LOB: 1 BB: 1 P: 10	R: 0 E: 0 K: 1 S: 5	H: 0 LOB: 0 BB: 0 P: 5	R: 0 E: 0 K: 0 S: 4	H: 1 LOB: 1 BB: 0 P: 4	R: 1 E: 0 K: 0 S: 3	H: 0 LOB: 2 BB: 2 P: 11	R: 0 E: 0 K: 0 S: 4	H: 1 LOB: 1 BB: 0 P: 4		R: 0 E: 0 K: 0 S: 3	H: 0 LOB: 0 BB: 0 P: 3	1B: 4 2B: 1 3B: 1 HR: 0	SF: 0 SAC: 1 DP: 0 HBP: 0	WP: 0 PB: 0 SB: 0 CS: 0
PITCHER	IP WLS BF H R ER SO BB IBB HBP BLK WP HR S P ERA WHIP	IP WLS BF H R ER SO BB IBB HBP BLK WP HR S P ERA WHIP	IP WLS BF H R ER SO BB IBB HBP BLK WP HR S P ERA WHIP	IP WLS BF H R ER SO BB IBB HBP BLK WP HR S P ERA WHIP	IP WLS BF H R ER SO BB IBB HBP BLK WP HR S P ERA WHIP	IP WLS BF H R ER SO BB IBB HBP BLK WP HR S P ERA WHIP	IP WLS BF H R ER SO BB IBB HBP BLK WP HR S P ERA WHIP	IP WLS BF H R ER SO BB IBB HBP BLK WP HR S P ERA WHIP	IP WLS BF H R ER SO BB IBB HBP BLK WP HR S P ERA WHIP	IP WLS BF H R ER SO BB IBB HBP BLK WP HR S P ERA WHIP	IP WLS BF H R ER SO BB IBB HBP BLK WP HR S P ERA WHIP	IP WLS BF H R ER SO BB IBB HBP BLK WP HR S P ERA WHIP	IP WLS BF H R ER SO BB IBB HBP BLK WP HR S P ERA WHIP	IP WLS BF H R ER SO BB IBB HBP BLK WP HR S P ERA WHIP	IP WLS BF H R ER SO BB IBB HBP BLK WP HR S P ERA WHIP	IP WLS BF H R ER SO BB IBB HBP BLK WP HR S P ERA WHIP	IP WLS BF H R ER SO BB IBB HBP BLK WP HR S P ERA WHIP	IP WLS BF H R ER SO BB IBB HBP BLK WP HR S P ERA WHIP	IP WLS BF H R ER SO BB IBB HBP BLK WP HR S P ERA WHIP	IP WLS BF H R ER SO BB IBB HBP BLK WP HR S P ERA WHIP	IP WLS BF H R ER SO BB IBB HBP BLK WP HR S P ERA WHIP	IP WLS BF H R ER SO BB IBB HBP BLK WP HR S P ERA WHIP

New York Mets @ San Francisco Giants
Candlestick Park, San Francisco, CA
Sat Jun 17 1978, 6:33 AM EDT
Att: 19,648 - Unknown

AB 32
R 4
H 6
RBI 4
BB 4
SO 1
LOB 11



Batter	1	2	3	4	5	6	7	8	9	AB	R	H	RBI	BB	SO	LOB	TOP					
Lenny Randle, S (1.5) OBP: 0.368, SLG: 0.344										4	0	2	0	0	1	1	New York Mets @ San Francisco Giants Candlestick Park, San Francisco, CA Sun Jun 18 1978, 6:33 AM EDT Unknown					
Elliott Maddox, R (1.9) OBP: 0.395, SLG: 0.358										4	0	1	0	0	1	1						
Steve Henderson, R (1.7) OBP: 0.327, SLG: 0.372										4	0	0	0	0	4	2						
Willie Montanez, L (1.3) OBP: 0.330, SLG: 0.431										4	0	0	0	0	1	2						
John Stearns, R (1.2) OBP: 0.353, SLG: 0.377										4	0	0	0	0	1	2						
Lee Mazzilli, S (1.8) OBP: 0.363, SLG: 0.432										2	0	1	0	1	0	0						
Joel Youngblood, R (1.4) OBP: 0.284, SLG: 0.387										2	0	0	0	0	1	0						
Doug Flynn, R (1.6) OBP: 0.272, SLG: 0.272										3	0	1	0	0	0	1						
Craig Swan, R (1.1) OBP: 0.250, SLG: 0.222										1	0	0	0	0	0	1						
Tom Grieve, R (8, PH) OBP: 0.290, SLG: 0.316										1	0	0	0	0	1	0						
Skip Lockwood, R (8, 1) Butch Metzger, R (8, 1)										0	0	0	0	0	0	0						
										0	0	0	0	0	0	0						
Inning Stats	R: 0 E: 0 K: 3 S: 11	H: 2 LOB: 2 BB: 0 P: 11	R: 0 E: 0 K: 0 S: 3	H: 0 LOB: 1 BB: 1 P: 7	R: 0 E: 0 K: 2 S: 7	H: 0 LOB: 0 BB: 0 P: 7	R: 0 E: 0 K: 0 S: 3	H: 1 LOB: 0 BB: 0 P: 3	R: 0 E: 0 K: 2 S: 8	H: 1 LOB: 1 BB: 0 P: 8	R: 0 E: 0 K: 1 S: 5	H: 0 LOB: 0 BB: 0 P: 5	R: 0 E: 0 K: 0 S: 3	H: 0 LOB: 0 BB: 0 P: 3	R: 0 E: 0 K: 1 S: 6	H: 1 LOB: 1 BB: 0 P: 6	R: 0 E: 0 K: 1 S: 5	H: 0 LOB: 0 BB: 0 P: 5	1B: 5 2B: 0 3B: 0 HR: 0	SF: 0 SAC: 2 DP: 0 HBP: 0	WP: 0 PB: 0 SB: 0 CS: 0	PA: 33
PITCHER Vida Blue, L (1.1) ERA: 2.4	IP: 9.0 WLS: W BF: 32	H: 5 R: 0 ER: 0 SO: 10	BB: 1 IBB: 0 HBP: 0 BLK: 0	WP: 0 HR: 0 S: 51 P: 55	ERA: 0.00 WHIP: 0.667	PITCHER																

Batter	1	2	3	4	5	6	7	8	9	AB	R	H	RBI	BB	SO	LOB	BOTTOM			
Terry Whitfield, L (1.7) OBP: 0.325, SLG: 0.414										4	1	2	0	0	1	0	New York Mets @ San Francisco Giants Candlestick Park, San Francisco, CA Sun Jun 18 1978, 6:33 AM EDT Unknown			
Rob Andrews, R (1.4) OBP: 0.333, SLG: 0.358										3	0	1	0	1	0	1				
Jack Clark, R (1.9) OBP: 0.371, SLG: 0.534										2	1	0	0	1	0	0				
Darrell Evans, L (1.5) OBP: 0.394, SLG: 0.435										3	1	1	2	1	0	0				
Jim Dwyer, L (1.3) OBP: 0.338, SLG: 0.353										2	0	2	1	1	0	0				
Larry Hemdon, R (1.8) OBP: 0.328, SLG: 0.330										5	0	0	0	0	0	5				
Marc Hill, R (1.2) OBP: 0.281, SLG: 0.275										3	0	1	0	0	0	1				
Roger Metzger, S (1.6) OBP: 0.281, SLG: 0.262										3	0	0	0	0	0	1				
Vida Blue, S (1.1) OBP: 0.295, SLG: 0.270										3	0	0	0	0	3	1				
Inning Stats	R: 0 E: 0 K: 0 S: 3	H: 0 LOB: 0 BB: 0 P: 3	R: 0 E: 0 K: 0 S: 4	H: 1 LOB: 1 BB: 0 P: 4	R: 0 E: 0 K: 1 S: 6	H: 1 LOB: 1 BB: 0 P: 6	R: 0 E: 0 K: 0 S: 3	H: 0 LOB: 1 BB: 1 P: 7	R: 0 E: 0 K: 1 S: 5	H: 0 LOB: 0 BB: 0 P: 5	R: 1 E: 0 K: 0 S: 3	H: 1 LOB: 1 BB: 2 P: 11	R: 0 E: 0 K: 1 S: 6	H: 1 LOB: 1 BB: 0 P: 6	R: 2 E: 0 K: 1 S: 7	H: 3 LOB: 1 BB: 1 P: 11		1B: 3 2B: 3 3B: 0 HR: 1	SF: 1 SAC: 1 DP: 0 HBP: 0	WP: 1 PB: 0 SB: 0 CS: 1
PITCHER Craig Swan, R (1.1) ERA: 2.54	IP: 7.0 WLS: L BF: 28	H: 4 R: 1 ER: 1 SO: 3	BB: 2 IBB: 1 HBP: 0 BLK: 0	WP: 0 HR: 0 S: 30 P: 42	ERA: 1.29 WHIP: 0.857	PITCHER														
Skip Lockwood, R (8, 1) ERA: 3.59	0.2	5	3	2	2	1	1	0	0	0	0	0	1	1	6	10	27.00	6.000		
Butch Metzger, R (8, 1) ERA: 5.77	0.1	1	0	0	0	0	0	0	0	0	0	0	0	0	1	1	0.00	0.000		

AB	29
R	0
H	5
RBI	0
BB	1
SO	10
LOB	10



AB	28
R	3
H	7
RBI	3
BB	4
SO	4
LOB	9



Batter	1	2	3	4	5	6	7	8	9	10	AB	R	H	RBI	BB	SO	LOB		
Lenny Randle, S OBP: 0.364, SLG: 0.337 (1, 5)	6-3		G3		4-3			5-3		G6-4-3 BB	4	0	0	0	1	0	2		
Elliott Maddox, R OBP: 0.387, SLG: 0.348 (1, 9)	6-3		F2			6-3		SF9		G6-4-3	4	0	0	1	0	0	1		
Bruce Boicclair, L OBP: 0.316, SLG: 0.345 Tom Grieve, R OBP: 0.286, SLG: 0.310 Dale Murray, R (8, 1)	4-0 BB					6-3		F9			2	0	1	0	1	0	0		
Lee Mazzilli, S OBP: 0.358, SLG: 0.426 (1, 8)	F5				F7			P9		F9	4	0	0	0	0	0	2		
Willie Montanez, L OBP: 0.332, SLG: 0.433 (1, 3)					F9			L7			4	0	2	0	0	0	1		
Ron Hodges, L OBP: 0.323, SLG: 0.309 John Stearns, R OBP: 0.350, SLG: 0.373 (4, 2)	1-3				F7			F9		FC6-4 1B	2	0	0	0	0	0	2		
Joel Youngblood, R OBP: 0.286, SLG: 0.385 Ed Kranepool, L OBP: 0.304, SLG: 0.308 Bobby Valentine, R OBP: 0.344, SLG: 0.337 (9, 4)	6-3							1-3		FC6-4 2B	2	1	0	0	0	0	1		
Doug Flynn, R OBP: 0.272, SLG: 0.272 (1, 6)	F1-3				F1-3					F4-3	4	1	1	0	0	0	3		
Jerry Koosman, R OBP: 0.121, SLG: 0.182 Steve Henderson, R OBP: 0.329, SLG: 0.381 (8, 7)					5-3			F8			2	0	0	0	0	0	1		
Inning Stats	R: 0 E: 0 K: 0 S: 3	H: 0 LOB: 1 BB: 1 P: 7	R: 0 E: 0 K: 0 S: 4	H: 1 LOB: 1 BB: 0 P: 4	R: 0 E: 0 K: 0 S: 3	H: 0 LOB: 0 BB: 0 P: 3	R: 0 E: 0 K: 0 S: 4	H: 1 LOB: 1 BB: 0 P: 4	R: 0 E: 0 K: 0 S: 3	H: 0 LOB: 0 BB: 0 P: 3	R: 0 E: 0 K: 0 S: 3	H: 0 LOB: 0 BB: 0 P: 3	R: 0 E: 0 K: 0 S: 2	H: 2 LOB: 1 BB: 0 P: 5	R: 0 E: 0 K: 0 S: 2	H: 0 LOB: 0 BB: 1 P: 6	1B: 5 2B: 1 3B: 1 HR: 0	SF: 1 SAC: 0 DP: 1 HBP: 0	
PITCHER	IP WLS BF H R ER SO BB IBB HBP BLK WP HR S P ERA WHIP	5.0 19 3 0 0 0 0 1 0 0 0 0 0 13 22 0.00 0.800	3.1 13 3 3 0 0 0 0 0 0 0 0 0 13 13 8.10 0.900	1.2 W 6 1 0 0 0 1 0 0 0 0 0 5 9 0.00 1.200	PITCHER														


TOP

New York Mets @ San Francisco Giants
Candlestick Park, San Francisco, CA

Sun Jun 18 1978, 6:38 AM EDT
Att: 35,496 - Unknown

AB	35
R	3
H	7
RBI	3
BB	2
SO	0
LOB	14

WP: 0 PA: 38
PB: 0
SB: 0
CS: 0



Batter	1	2	3	4	5	6	7	8	9	10	AB	R	H	RBI	BB	SO	LOB	
Rob Andrews, R OBP: 0.338, SLG: 0.361 (1, 4)	F8		F7			G3 1B		F6			5	0	2	1	0	0	1	
Darrell Evans, L OBP: 0.388, SLG: 0.429 (1, 5)	F5		4-3			G3		SF8			3	0	0	1	0	0	1	
Jack Clark, R OBP: 0.366, SLG: 0.525 (1, 9)	F8				4-3			F9		K	4	0	0	0	0	1	2	
Mike Ivie, R OBP: 0.366, SLG: 0.508 Jim Dwyer, L OBP: 0.338, SLG: 0.353 (10, 3)					P4			F3			4	1	2	0	0	0	1	
Hector Cruz, R OBP: 0.278, SLG: 0.415 (1, 7)										FC1-6 1B	0	0	0	0	0	0	0	
Larry Hemdon, R OBP: 0.335, SLG: 0.338 (1, 8)					5-3					FC1-6 1B	4	1	1	1	0	0	1	
Johnnie LeMaster, R OBP: 0.258, SLG: 0.281 Terry Whitfield, L OBP: 0.324, SLG: 0.412 Roger Metzger, S OBP: 0.287, SLG: 0.262 (10, 6)											4	0	3	0	0	0	1	
Mike Sadek, R OBP: 0.342, SLG: 0.306 (1, 2)											4	2	2	0	0	0	2	
Jim Barr, R OBP: 0.188, SLG: 0.188 Vic Harris, S OBP: 0.118, SLG: 0.111 Gary Lavelle, S OBP: 0.143, SLG: 0.143 Randy Moffitt, R OBP: 0.200, SLG: 0.200 (9, 1)											1	0	0	0	0	1	0	
Inning Stats	R: 0 E: 0 K: 0 S: 3	H: 3 LOB: 0 BB: 0 P: 5	R: 0 E: 0 K: 1 S: 5	H: 0 LOB: 0 BB: 0 P: 5	R: 0 E: 0 K: 1 S: 5	H: 0 LOB: 0 BB: 0 P: 3	R: 0 E: 0 K: 1 S: 6	H: 1 LOB: 1 BB: 0 P: 6	R: 0 E: 0 K: 0 S: 4	H: 1 LOB: 1 BB: 0 P: 4	R: 0 E: 0 K: 0 S: 3	H: 1 LOB: 1 BB: 0 P: 7	R: 0 E: 0 K: 0 S: 4	H: 2 LOB: 2 BB: 0 P: 4	R: 1 E: 0 K: 0 S: 3	H: 2 LOB: 1 BB: 0 P: 3	1B: 10 2B: 2 3B: 0 HR: 0	SF: 1 SAC: 3 DP: 3 HBP: 0
PITCHER	IP WLS BF H R ER SO BB IBB HBP BLK WP HR S P ERA WHIP	7.0 25 6 2 2 2 0 0 0 0 0 1 0 29 29 2.57 0.857	2.1 L 12 5 2 1 1 0 0 0 0 0 0 14 14 3.86 2.143	PITCHER														


BOTTOM

New York Mets @ San Francisco Giants
Candlestick Park, San Francisco, CA

Sun Jun 18 1978, 6:38 AM EDT
Att: 35,496 - Unknown

AB	33
R	4
H	11
RBI	4
BB	0
SO	3
LOB	13

WP: 1 PA: 37
PB: 0
SB: 0
CS: 0



Batter	1	2	3	4	5	6	7	8	9	AB	R	H	RBI	BB	SO	LOB	TOP										
Pete Rose, S OBP: 0.337, SLG: 0.413 Ray Knight, R OBP: 0.212, SLG: 0.323	0-0 SH5-3 SF8 2B	0-0 FC5-4			0-0 4-3		0-0 E6 7-2		0-0 E 1B	5	2	2	0	0	0	1											
Ken Griffey, L OBP: 0.374, SLG: 0.459	0-0 SH5-3 2-3		0-0 1B		0-0 G3		0-0 7-2		0-0 E4 1B	4	0	2	1	0	0	1											
Joe Morgan, L OBP: 0.374, SLG: 0.449	0-0 SF8 3-H		0-3 K		0-0 P6		0-0 E6 3B		0-0 F8 1B	4	1	1	1	1	0	2											
George Foster, R OBP: 0.386, SLG: 0.570	0-0 HR		0-3 K		0-0 1B 2B		0-0 E6 CS 3B		4-0 IBB	4	2	3	2	1	1	1											
Dan Driessen, L OBP: 0.406, SLG: 0.516	0-0 S 1B				0-0 2B		0-0 1-3 1B		0-0 6-3	5	0	3	1	0	0	3											
Dave Concepcion, R OBP: 0.354, SLG: 0.415	0-0 F9 1-2				0-0 F3		0-0 1-3		4-0 CS IBB	3	0	0	0	1	0	3											
Cesar Geronimo, L OBP: 0.354, SLG: 0.397			0-0 F8		0-0 F7		4-0 IBB		0-3 K 1-2 3-H	3	0	0	0	1	1	3											
Don Werner, R OBP: 0.232, SLG: 0.196			0-3 K		0-3 K		0-3 K		0-0 F9	4	0	0	0	0	3	3											
Paul Moskau, R OBP: 0.286, SLG: 0.167 Junior Kennedy, R OBP: 0.357, SLG: 0.255 Pedro Borbon, R OBP: 0.250, SLG: 0.250 Doug Bair, R OBP: 0.200, SLG: 0.200 Dave Tomlin, L OBP: 0.200, SLG: 0.200		4-0 FC5-4 BB			0-3 K		0-3 K		0-0 1B 1B	1	0	0	0	1	1	0											
Inning Stats	R: 2 E: 0 K: 0 S: 6	H: 3 LOB: 1 BB: 0 P: 6	R: 0 E: 0 K: 1 S: 5	H: 0 LOB: 1 BB: 1 P: 9	R: 0 E: 0 K: 2 S: 7	H: 1 LOB: 0 BB: 0 P: 7	R: 0 E: 0 K: 1 S: 6	H: 1 LOB: 1 BB: 0 P: 6	R: 0 E: 0 K: 1 S: 5	H: 0 LOB: 0 BB: 0 P: 5	R: 1 E: 0 K: 1 S: 7	H: 2 LOB: 2 BB: 1 P: 11	R: 0 E: 1 K: 1 S: 5	H: 0 LOB: 0 BB: 0 P: 5	R: 1 E: 1 K: 1 S: 6	H: 2 LOB: 1 BB: 1 P: 10	R: 2 E: 1 K: 0 S: 6	H: 3 LOB: 2 BB: 1 P: 10	1B: 7 2B: 4 3B: 1 HR: 1	SF: 1 SAC: 1 DP: 1 HBP: 0	WP: 0 PA: 41 PB: 0 SB: 1 CS: 2						
PITCHER	IP	WLS	BF	H	R	ER	SO	BB	IBB	HBP	BLK	WP	HR	S	P	ERA	WHIP										
John Montefusco, R ERA: 3.41	6.0	L	26	7	3	3	6	1	1	0	0	0	1	36	44	4.50	1.333										
Gary Lavelle, L ERA: 3.75	2.0	L	8	2	1	1	2	0	1	0	0	0	0	11	15	4.50	1.000										
Randy Moffitt, R ERA: 2.63	0.1	S	3	2	2	2	0	0	0	0	0	0	0	3	3	54.00	6.000										
John Curtis, L ERA: 3.0	0.2	S	4	1	0	0	0	0	1	0	0	0	0	3	7	0.00	1.500										

Cincinnati Reds @ San Francisco Giants
Candlestick Park, San Francisco, CA
Tue Jun 20 1978, 10:05 PM EDT
Att: 55,920 - Unknown

AB	35
R	6
H	12
RBI	5
BB	4
SO	8
LOB	17



Batter	1	2	3	4	5	6	7	8	9	AB	R	H	RBI	BB	SO	LOB	BOTTOM										
Terry Whitfield, L OBP: 0.330, SLG: 0.414	4-0 5-3 BB		0-0 1B 1B		0-0 4-3		0-0 F8 SH1-4 1B		0-0 4-3	4	1	2	0	1	0	0											
Rob Andrews, R OBP: 0.333, SLG: 0.355	0-0 5-3 1-2		0-0 F8		0-0 F8		0-0 SH1-4		0-0 1B	4	0	1	0	0	0	2											
Jack Clark, R OBP: 0.366, SLG: 0.523	0-0 F5		0-0 1B 3B 1B		0-0 F8		0-0 F8		0-0 1B L3 1B	5	1	2	0	0	0	2											
Darrell Evans, L OBP: 0.392, SLG: 0.428	0-0 P3		0-0 3B 1B		4-0 CS BB		4-0 IBB		0-0 L3	3	1	1	1	2	0	3											
Jim Dwyer, L OBP: 0.333, SLG: 0.375			0-0 F9		0-0 CS		0-0 K		0-0 P4	4	0	1	2	0	1	2											
Larry Hemdon, R OBP: 0.341, SLG: 0.346			0-0 2B BB		0-0 K		0-0 1B		0-0 E6 SH1-4	3	0	2	0	1	0	0											
Johnnie LeMaster, R OBP: 0.260, SLG: 0.262			0-0 1-3 K		0-0 CS		0-0 1B		0-0 SH1-4	3	0	1	0	0	1	3											
Mike Sadek, R OBP: 0.329, SLG: 0.293 Bill Maclock, R OBP: 0.388, SLG: 0.463 Marc Hill, R OBP: 0.281, SLG: 0.275			0-0 F5		0-0 F7		0-0 F7		0-0 6-3	3	0	0	0	0	0	3											
John Montefusco, R OBP: 0.175, SLG: 0.111 Mike Vitek, R OBP: 0.143, SLG: 0.204 Gary Lavelle, L OBP: 0.143, SLG: 0.143 Hector Cruz, R OBP: 0.200, SLG: 0.200 Randy Moffitt, R OBP: 0.200, SLG: 0.200 John Curtis, L OBP: 0.200, SLG: 0.200			0-3 K		0-0 1-3		0-3 K		0-0 P4	2	0	0	0	0	1	0											
Inning Stats	R: 0 E: 0 K: 0 S: 3	H: 0 LOB: 1 BB: 1 P: 7	R: 0 E: 0 K: 0 S: 4	H: 1 LOB: 0 BB: 0 P: 4	R: 3 E: 0 K: 2 S: 11	H: 4 LOB: 2 BB: 1 P: 15	R: 0 E: 0 K: 0 S: 3	H: 0 LOB: 0 BB: 0 P: 3	R: 0 E: 0 K: 0 S: 2	H: 0 LOB: 0 BB: 1 P: 6	R: 0 E: 0 K: 2 S: 9	H: 2 LOB: 2 BB: 0 P: 9	R: 0 E: 0 K: 0 S: 4	H: 1 LOB: 2 BB: 1 P: 8	R: 0 E: 1 K: 0 S: 4	H: 0 LOB: 1 BB: 0 P: 4	R: 0 E: 0 K: 0 S: 4	H: 2 LOB: 1 BB: 0 P: 4	1B: 8 2B: 2 3B: 1 HR: 0	SF: 0 SAC: 2 DP: 1 HBP: 0	WP: 0 PA: 41 PB: 0 SB: 1 CS: 1						
PITCHER	IP	WLS	BF	H	R	ER	SO	BB	IBB	HBP	BLK	WP	HR	S	P	ERA	WHIP										
Paul Moskau, R ERA: 5.25	6.0	L	27	7	3	3	4	3	0	0	0	0	0	32	44	4.50	1.667										
Pedro Borbon, R ERA: 5.45	1.1	W	7	1	0	0	0	0	1	0	0	0	0	6	10	0.00	0.750										
Doug Bair, R ERA: 1.21	1.0	S	5	2	0	0	0	0	0	0	0	0	0	5	5	0.00	2.000										
Dave Tomlin, L ERA: 4.8	0.2	S	1	0	0	0	0	0	0	0	0	0	0	1	1	0.00	0.000										

Cincinnati Reds @ San Francisco Giants
Candlestick Park, San Francisco, CA
Tue Jun 20 1978, 10:05 PM EDT
Att: 55,920 - Unknown

AB	34
R	3
H	10
RBI	3
BB	4
SO	4
LOB	19



Batter	1	2	3	4	5	6	7	8	9	AB	R	H	RBI	BB	SO	LOB	TOP					
Pete Rose, S OBP: 0.336, SLG: 0.411 (1,5)										4	0	1	0	0	0	1	Cincinnati Reds @ San Francisco Giants Candlestick Park, San Francisco, CA Wed Jun 21 1978, 10:05 PM EDT Att: 37,334 - Unknown					
Ken Griffey, L OBP: 0.365, SLG: 0.452 (1,9)										4	0	0	0	0	1	3						
Joe Morgan, L OBP: 0.368, SLG: 0.440 (1,4)										4	0	0	0	0	2	1						
George Foster, R OBP: 0.384, SLG: 0.565 (1,7)										4	0	1	0	0	0	1						
Dan Driessen, L OBP: 0.405, SLG: 0.512 (1,3)										2	0	0	0	1	0	1						
Cesar Geronimo, L OBP: 0.348, SLG: 0.390 (1,8)										3	0	0	0	0	0	2						
Dave Concepcion, R OBP: 0.350, SLG: 0.410 (1,6)										3	0	0	0	0	0	1						
Don Werner, R OBP: 0.237, SLG: 0.202 (8, PH)										2	0	1	0	0	0	0						
Dave Collins, S OBP: 0.345, SLG: 0.245 (8, PH)										1	0	0	0	0	0	0						
Vic Correll, R (8, 2)										0	0	0	0	0	0	0						
Tom Seaver, R OBP: 0.278, SLG: 0.194 (1,1)										1	0	0	0	0	0	0						
Ken Henderson, S OBP: 0.273, SLG: 0.345 (8, PH)										1	0	0	0	0	1	0						
Manny Sarmiento, R (8, 1)										0	0	0	0	0	0	0						
Inning Stats	R: 0 E: 0 K: 2 S: 8	H: 1 LOB: 1 BB: 0 P: 8	R: 0 E: 0 K: 0 S: 3	H: 0 LOB: 0 BB: 0 P: 3	R: 0 E: 0 K: 0 S: 4	H: 1 LOB: 1 BB: 0 P: 4	R: 0 E: 0 K: 0 S: 3	H: 0 LOB: 0 BB: 0 P: 7	R: 0 E: 0 K: 0 S: 3	H: 0 LOB: 0 BB: 0 P: 3	R: 0 E: 1 K: 1 S: 5	H: 0 LOB: 0 BB: 0 P: 5	R: 0 E: 0 K: 0 S: 4	H: 1 LOB: 1 BB: 0 P: 4	R: 0 E: 0 K: 1 S: 5	H: 0 LOB: 0 BB: 0 P: 5	R: 0 E: 0 K: 0 S: 3	H: 0 LOB: 0 BB: 0 P: 3	1B: 3 2B: 0 3B: 0 HR: 0	SF: 0 SAC: 1 DP: 1 HBP: 0	WP: 0 PB: 0 SB: 2 CS: 0	PA: 31
PITCHER Ed Halicki, R ERA: 2.06 (1,1)	IP: 9.0 WLS: W BF: 31 H: 3 R: 0 ER: 0 SO: 4 BB: 1 IBB: 0 HBP: 0 BLK: 0 WP: 0 HR: 0 S: 38 P: 42 ERA: 0.00 WHIP: 0.444															PITCHER						

Batter	1	2	3	4	5	6	7	8	9	AB	R	H	RBI	BB	SO	LOB	BOTTOM			
Terry Whitfield, L OBP: 0.329, SLG: 0.408 (1,7)										3	0	0	0	1	1	0	Cincinnati Reds @ San Francisco Giants Candlestick Park, San Francisco, CA Wed Jun 21 1978, 10:05 PM EDT Att: 37,334 - Unknown			
Rob Andrews, R OBP: 0.330, SLG: 0.350 (1,4)										4	0	1	0	0	1	3				
Darrell Evans, L OBP: 0.390, SLG: 0.422 (1,5)										3	0	0	0	1	1	0				
Willie McCovey, L OBP: 0.311, SLG: 0.405 (1,3)										3	1	0	0	1	0	2				
Jack Clark, R OBP: 0.368, SLG: 0.527 (1,9)										4	1	2	0	0	0	0				
Jim Dwyer, L OBP: 0.330, SLG: 0.360 (1,8)										3	1	0	0	1	0	1				
Larry Herndon, R OBP: 0.341, SLG: 0.346 (9,8)										0	0	0	0	0	0	0				
Roger Metzger, S OBP: 0.287, SLG: 0.277 (1,6)										4	0	2	2	0	0	0				
Marc Hill, R OBP: 0.276, SLG: 0.269 (1,2)										3	0	0	1	0	0	3				
Ed Halicki, R OBP: 0.150, SLG: 0.105 (1,1)										2	0	0	0	0	1	0				
Inning Stats	R: 0 E: 0 K: 1 S: 5	H: 0 LOB: 0 BB: 0 P: 5	R: 0 E: 0 K: 0 S: 5	H: 2 LOB: 2 BB: 0 P: 5	R: 0 E: 0 K: 1 S: 5	H: 0 LOB: 0 BB: 0 P: 5	R: 3 E: 0 K: 0 S: 6	H: 2 LOB: 3 BB: 3 P: 18	R: 0 E: 0 K: 1 S: 5	H: 0 LOB: 0 BB: 0 P: 5	R: 0 E: 0 K: 0 S: 3	H: 0 LOB: 0 BB: 0 P: 3	R: 0 E: 0 K: 1 S: 6	H: 1 LOB: 2 BB: 1 P: 10	R: 0 E: 0 K: 0 S: 3	H: 0 LOB: 0 BB: 0 P: 3	1B: 3 2B: 2 3B: 0 HR: 0	SF: 0 SAC: 1 DP: 0 HBP: 0	WP: 0 PB: 0 SB: 1 CS: 0	PA: 34
PITCHER Tom Seaver, R ERA: 3.26 (1,1)	IP: 7.0 WLS: L BF: 31 H: 5 R: 3 ER: 3 SO: 4 BB: 2 IBB: 2 HBP: 0 BLK: 0 WP: 0 HR: 0 S: 35 P: 51 ERA: 3.86 WHIP: 1.000															PITCHER				
Manny Sarmiento, R ERA: 2.03 (8,1)	IP: 1.0 WLS: L BF: 3 H: 0 R: 0 ER: 0 SO: 0 BB: 0 IBB: 0 HBP: 0 BLK: 0 WP: 0 HR: 0 S: 3 P: 3 ERA: 0.00 WHIP: 0.000															PITCHER				



Batter	1	2	3	4	5	6	7	8	9	AB	R	H	RBI	BB	SO	LOB	TOP										
Pete Rose, S OBP: 0.337, SLG: 0.408 Cesar Geronimo, L OBP: 0.348, SLG: 0.390	0-0 4-3		0-0 F9	4-0 BB		0-0 FC6-4		0-0 1B		4	0	1	0	1	0	2											
Ken Griffey, L OBP: 0.369, SLG: 0.455	0-0 1B E		0-0 FC4 1B	1-2 BB		1-2	0-0 1B	0-3 K		5	2	3	0	0	1	5											
Dave Concepcion, R OBP: 0.351, SLG: 0.410	0-0 E8 1B		0-0 FC4 1-2		0-0 5-3		0-0 1B G6-4-3	0-0 F9		5	2	2	0	0	0	3											
George Foster, R OBP: 0.385, SLG: 0.562	0-0 FC5-4 1B		0-0 F9		0-0 5-3		0-0 G6-4-3 1B	0-3 K		5	0	2	2	0	1	1											
Ray Knight, R OBP: 0.211, SLG: 0.333	0-0 FC5-4 1-2			0-0 4-3			0-0 K	0-0 G6-4-3		5	0	1	0	0	1	2											
Dan Driessen, L OBP: 0.405, SLG: 0.509	0-0 4-3			0-3 K		0-0 FC2-6 1B	0-0 FC4-6 1B	0-0 F5		5	0	2	0	0	1	2											
Junior Kennedy, R OBP: 0.344, SLG: 0.235		0-0 1-3		4-0 BB 1B		0-0 FC2-6 1B	0-0 FC4-6	0-0 6-3		4	1	0	0	1	0	3											
Don Werner, R OBP: 0.246, SLG: 0.206		0-0 5-3		4-0 1B BB		0-0 FC6-4 1B		0-0 F9		3	0	1	0	1	0	0											
Bill Bonham, R OBP: 0.226, SLG: 0.214 Manny Sarmiento, R OBP: 0.289, SLG: 0.282		0-0 F9		0-0 BB 1B		0-3 K		1-0 HBP		3	0	1	1	0	1	2											
Inning Stats	R: 2 E: 1 K: 0 S: 6	H: 3 LOB: 1 BB: 0 P: 6	R: 0 E: 0 K: 0 S: 3	H: 0 LOB: 0 BB: 0 P: 3	R: 0 E: 0 K: 0 S: 4	H: 1 LOB: 1 BB: 0 P: 4	R: 1 E: 0 K: 1 S: 6	H: 1 LOB: 3 BB: 3 P: 18	R: 0 E: 0 K: 1 S: 5	H: 0 LOB: 0 BB: 0 P: 5	R: 0 E: 0 K: 1 S: 7	H: 2 LOB: 2 BB: 0 P: 7	R: 2 E: 0 K: 0 S: 6	H: 4 LOB: 1 BB: 0 P: 6	R: 0 E: 0 K: 1 S: 6	H: 1 LOB: 2 BB: 0 P: 7	R: 0 E: 0 K: 1 S: 6	H: 1 LOB: 1 BB: 0 P: 6	1B: 12 2B: 1 3B: 0 HR: 0	SF: 0 SAC: 0 DP: 1 HBP: 1	WP: 0 PB: 0 SB: 0 CS: 0	PA: 43					
PITCHER	IP	WLS	BF	H	R	ER	SO	BB	IBB	HBP	BLK	WP	HR	S	P	ERA	WHIP										
Bob Knepper, L ERA: 2.82	(1, 1)	6.0	L	28	7	3	3	3	0	0	0	0	0	31	43	4.50	1.667										
Charlie Williams, R ERA: 4.6	(7, 1)	1.1		9	5	2	2	0	0	1	0	0	0	8	9	13.50	3.750										
John Curtis, L ERA: 2.89	(8, 1)	0.2		2	0	0	0	1	0	0	0	0	0	4	4	0.00	0.000										
Randy Moffitt, R ERA: 2.56	(9, 1)	1.0		4	1	0	0	1	0	0	0	0	0	6	6	0.00	1.000										

Cincinnati Reds @ San Francisco Giants
Candlestick Park, San Francisco, CA
Thu Jun 22 1978, 10:05 PM EDT
Att: 40,039 - Unknown

AB	39
R	5
H	13
RBI	3
BB	3
SO	5
LOB	20



Batter	1	2	3	4	5	6	7	8	9	AB	R	H	RBI	BB	SO	LOB	BOTTOM										
Terry Whitfield, L OBP: 0.323, SLG: 0.400	0-0 G3			0-0 1-3		0-0 1-3		0-0 6-3		4	0	0	0	0	0	0											
Rob Andrews, R OBP: 0.315, SLG: 0.333	0-0 5-3			0-0 5-3			0-0 5-3		0-0 L4	4	0	0	0	0	0	0											
Darrell Evans, L OBP: 0.388, SLG: 0.419	0-0 4-3			0-0 G3			0-0 BB 1B	0-0 F2		4	0	1	0	0	0	0											
Willie McCovey, L OBP: 0.320, SLG: 0.411 Jim Barr, R OBP: 0.188, SLG: 0.188		4-0 G4-6-3 BB			0-0 6-3		4-0 BB BB	0-0 BB 2B		2	0	1	0	2	0	0											
Hector Cruz, R OBP: 0.286, SLG: 0.407		0-3 K			0-0 SH1-3 1B		4-0 1-2 BB	0-0 F8		3	0	1	0	1	1	2											
Larry Hemdon, R OBP: 0.339, SLG: 0.343		0-0 G4-6-3			0-0 SH1-3		0-0 F3			2	0	0	0	0	0	4											
Roger Metzger, S OBP: 0.253, SLG: 0.273 Jack Clark, R OBP: 0.367, SLG: 0.524 Johnnie LeMaster, R OBP: 0.260, SLG: 0.282			0-0 L5		0-0 G3		0-0 F9			2	0	0	0	0	0	1											
Marc Hill, R OBP: 0.271, SLG: 0.264			0-0 6-3		0-0 G3		0-0 5-3	0-0 F9		3	0	0	0	0	0	0											
Bob Knepper, L OBP: 0.149, SLG: 0.132 Vic Harris, S OBP: 0.116, SLG: 0.109 Charlie Williams, R John Curtis, L Jim Dwyer, L Jim Dwyer, L Randy Moffitt, R OBP: 0.200, SLG: 0.200			0-0 4-3			0-3 K		0-0 F9		1	0	0	0	0	0	0											
Inning Stats	R: 0 E: 0 K: 0 S: 3	H: 0 LOB: 0 BB: 0 P: 3	R: 0 E: 0 K: 1 S: 4	H: 0 LOB: 0 BB: 1 P: 8	R: 0 E: 0 K: 0 S: 3	H: 0 LOB: 0 BB: 0 P: 3	R: 0 E: 0 K: 0 S: 3	H: 0 LOB: 0 BB: 0 P: 3	R: 0 E: 0 K: 1 S: 5	H: 0 LOB: 0 BB: 0 P: 5	R: 0 E: 0 K: 0 S: 4	H: 1 LOB: 3 BB: 2 P: 12	R: 0 E: 0 K: 0 S: 3	H: 0 LOB: 0 BB: 0 P: 3	R: 0 E: 0 K: 0 S: 4	H: 1 LOB: 1 BB: 0 P: 4	R: 0 E: 0 K: 0 S: 4	H: 1 LOB: 1 BB: 0 P: 4	1B: 2 2B: 1 3B: 0 HR: 0	SF: 0 SAC: 1 DP: 1 HBP: 0	WP: 0 PB: 0 SB: 0 CS: 0	PA: 32					
PITCHER	IP	WLS	BF	H	R	ER	SO	BB	IBB	HBP	BLK	WP	HR	S	P	ERA	WHIP										
Bill Bonham, R ERA: 2.55	(1, 1)	6.1	W	23	2	0	0	0	0	0	0	0	0	24	36	0.00	0.789										
Manny Sarmiento, R ERA: 1.95	(7, 1)	2.2	S	9	1	0	0	0	0	0	0	0	0	9	9	0.00	0.375										

Cincinnati Reds @ San Francisco Giants
Candlestick Park, San Francisco, CA
Thu Jun 22 1978, 10:05 PM EDT
Att: 40,039 - Unknown

AB	28
R	0
H	3
RBI	0
BB	3
SO	2
LOB	10



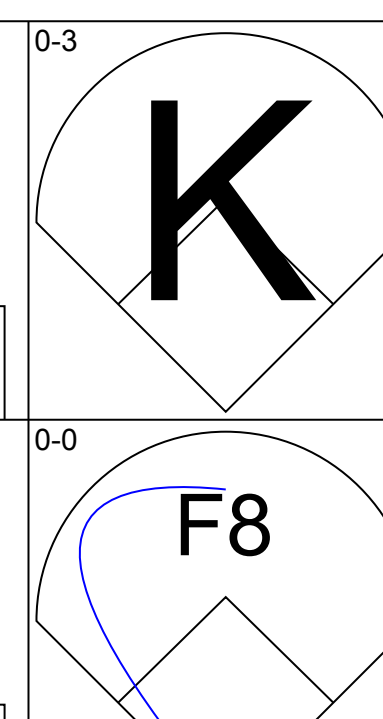
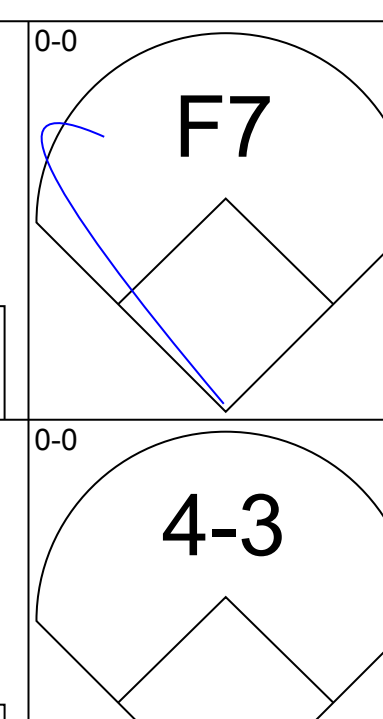
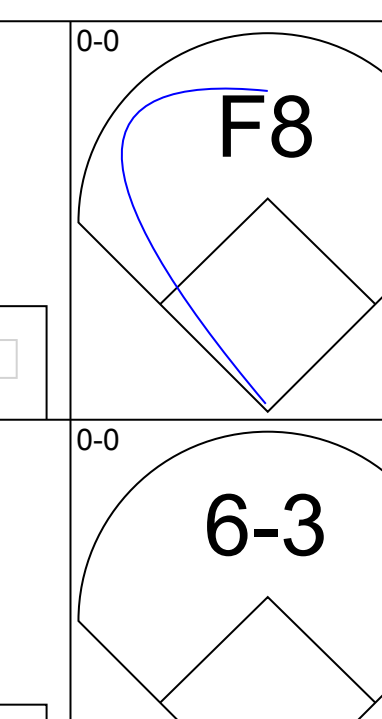
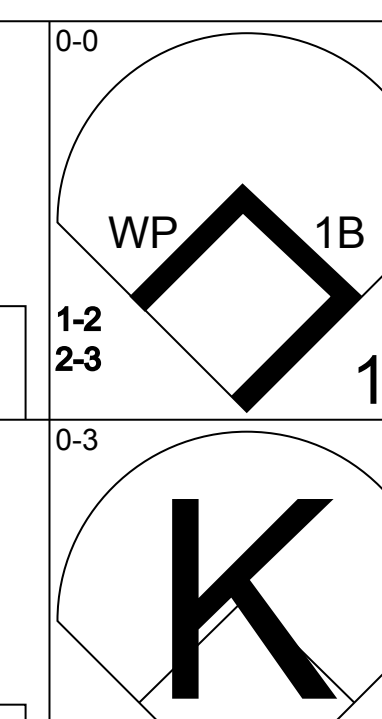
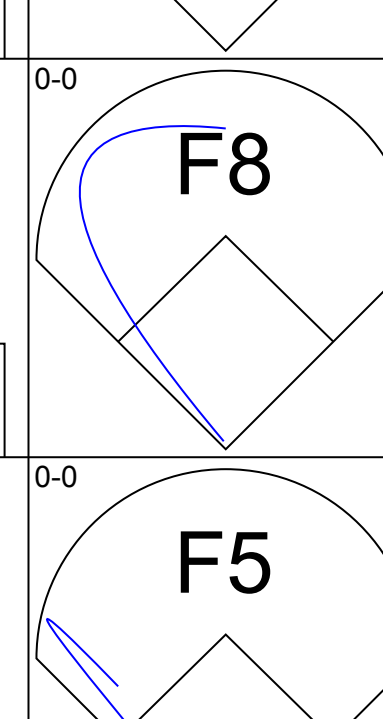
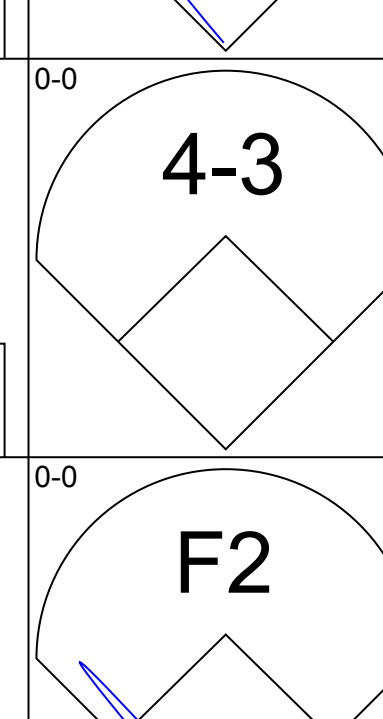
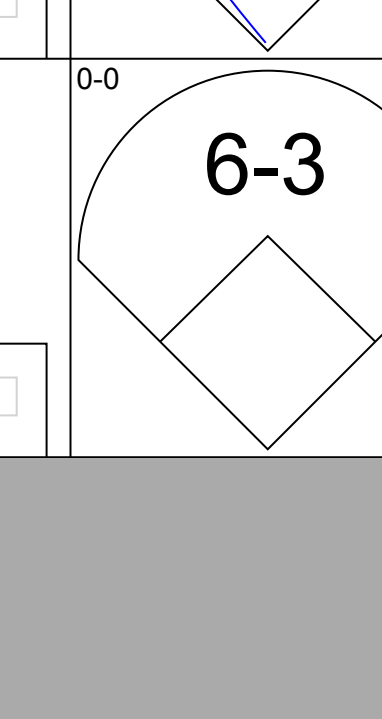
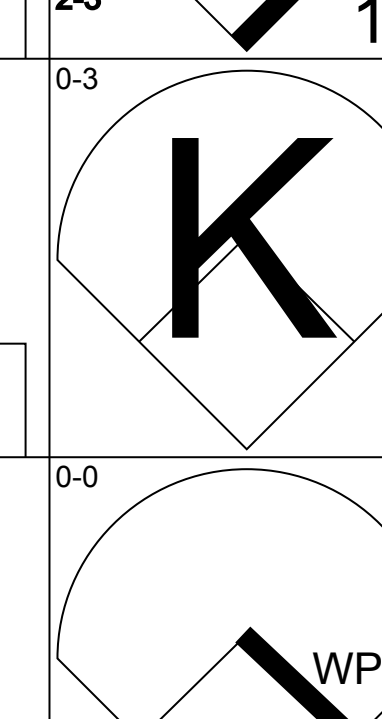
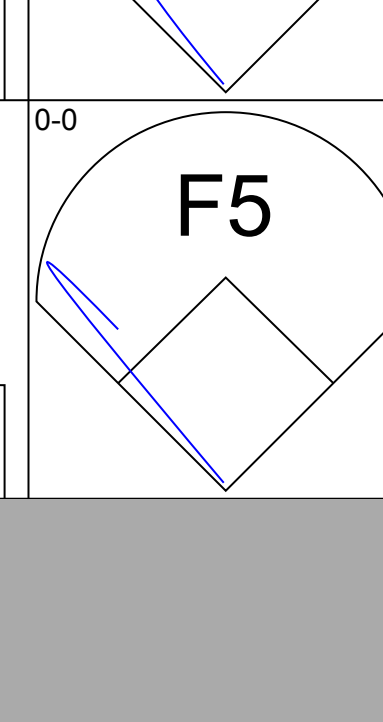
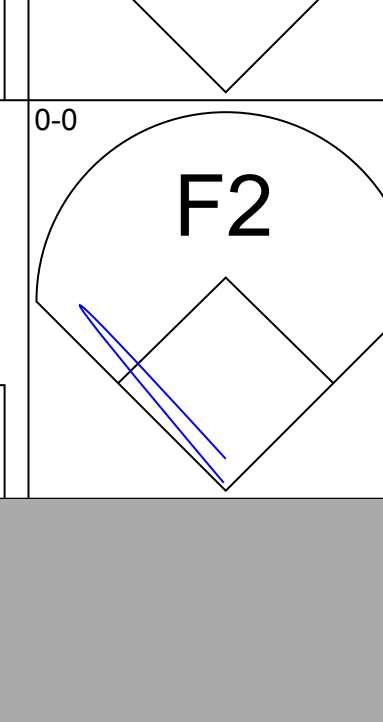
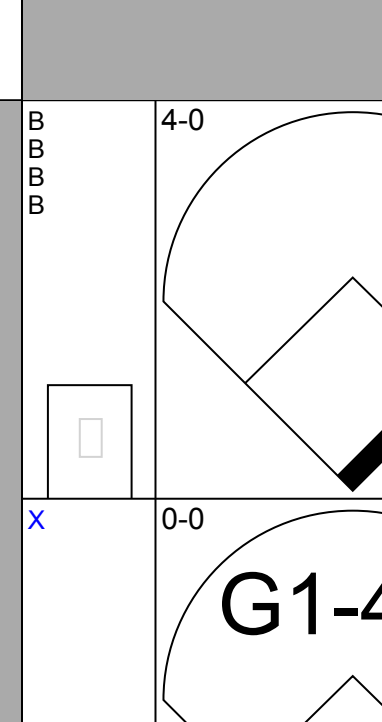
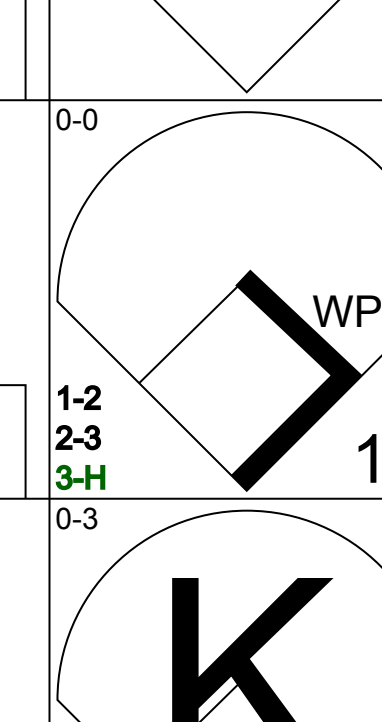
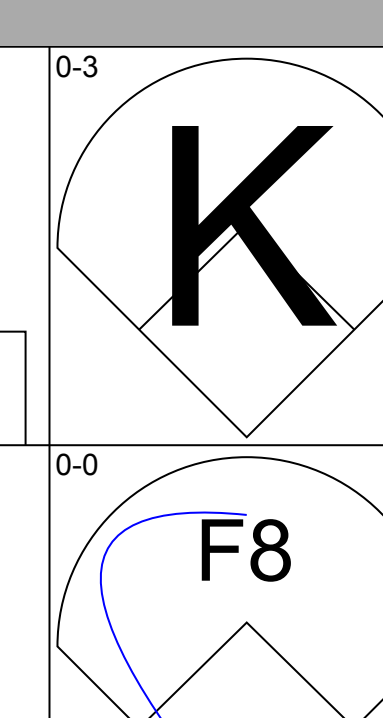
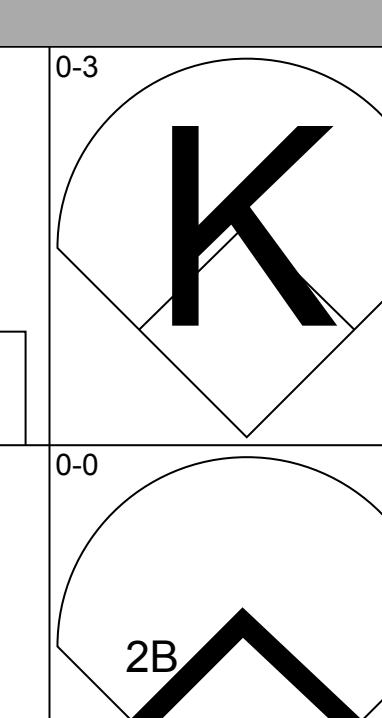
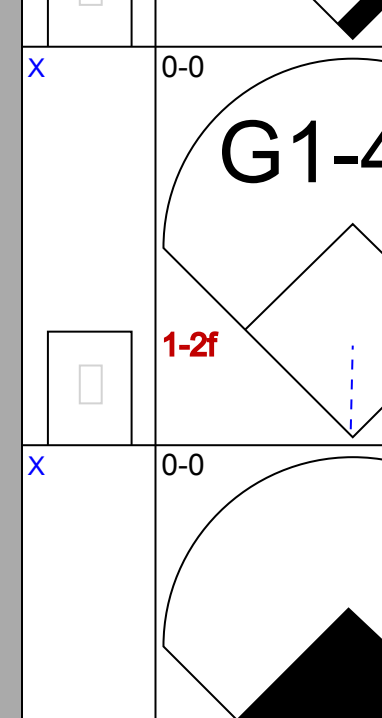
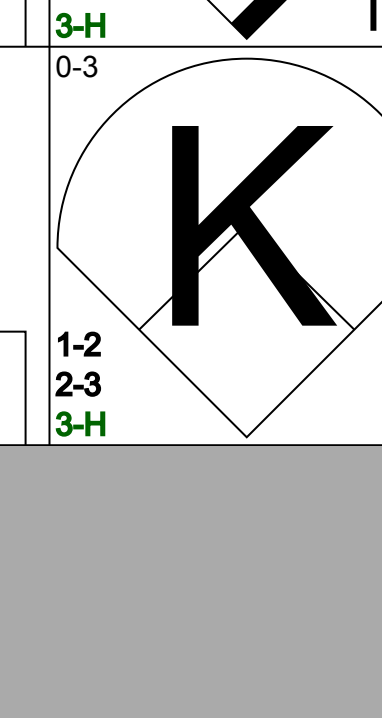
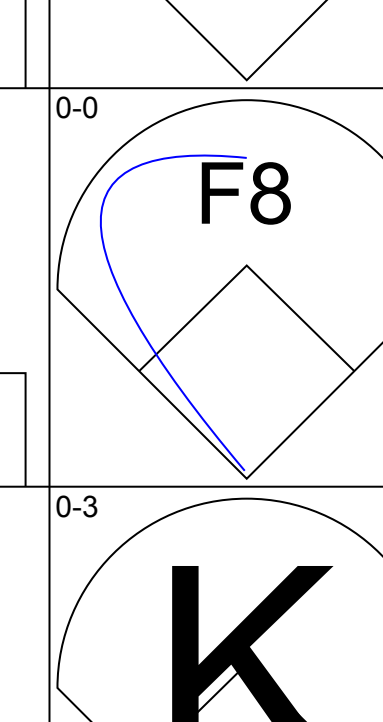
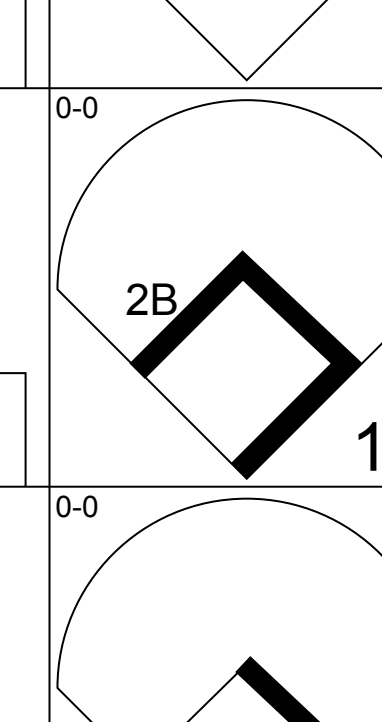
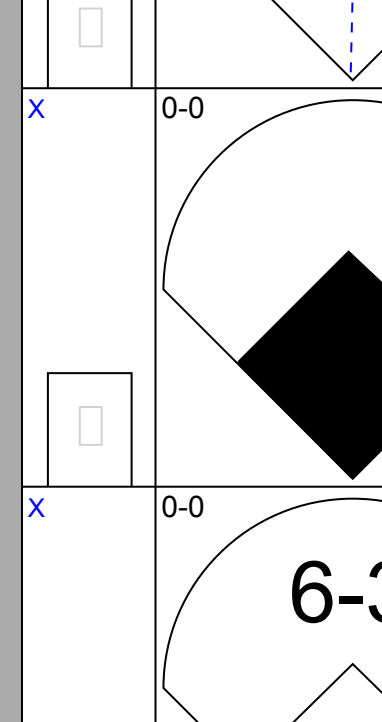

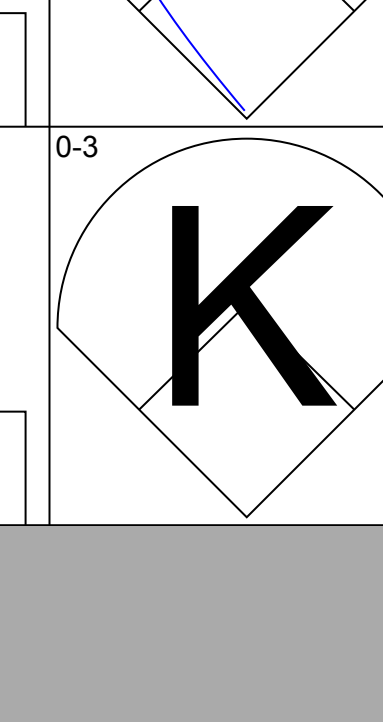
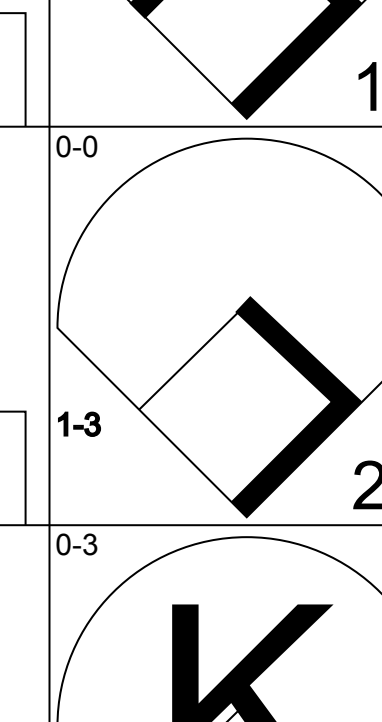
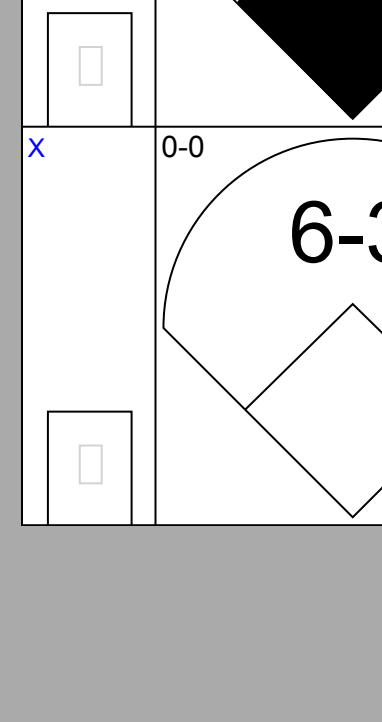

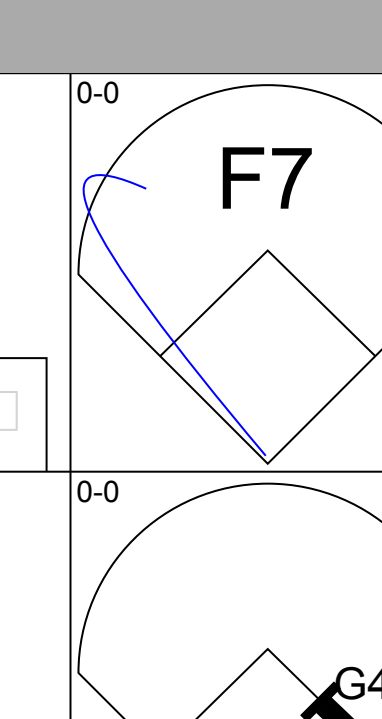
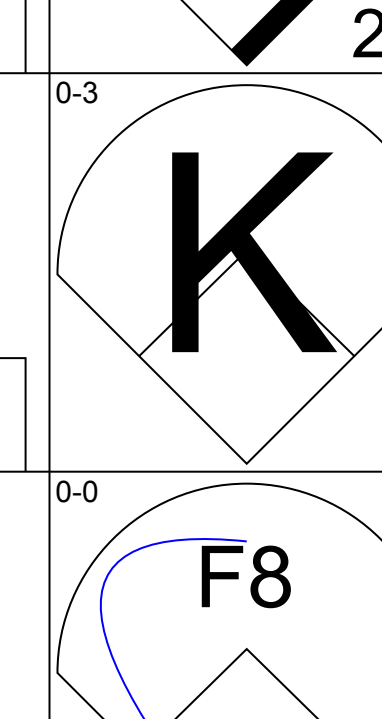
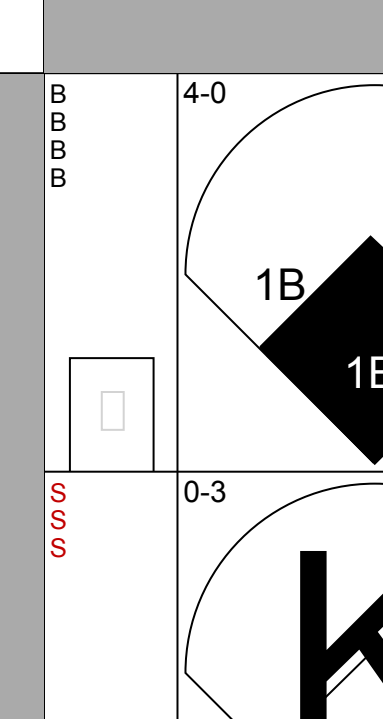
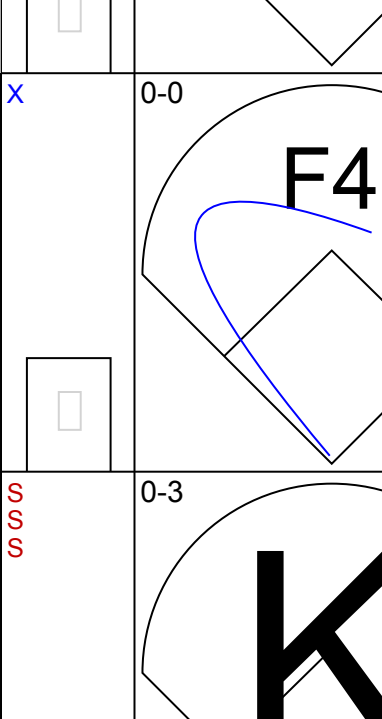
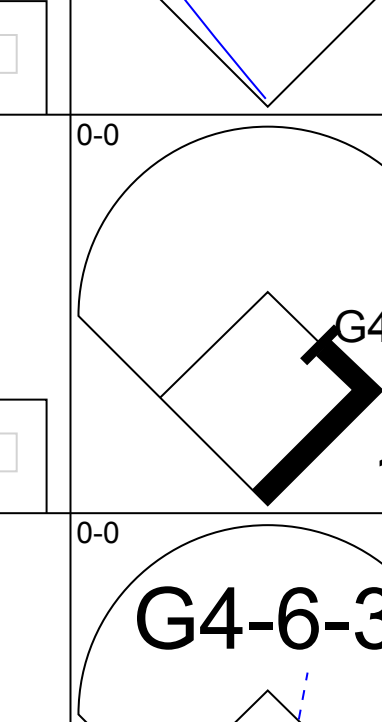
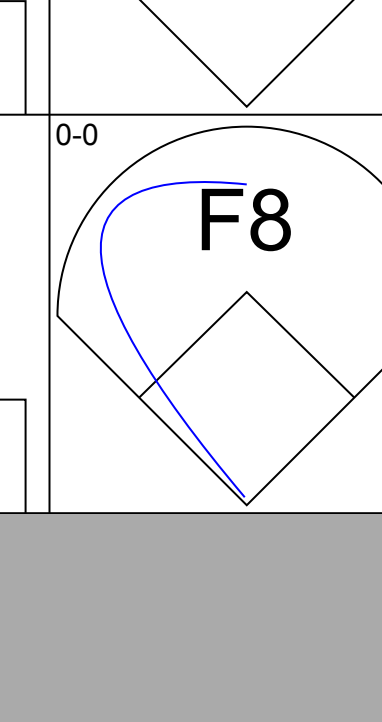
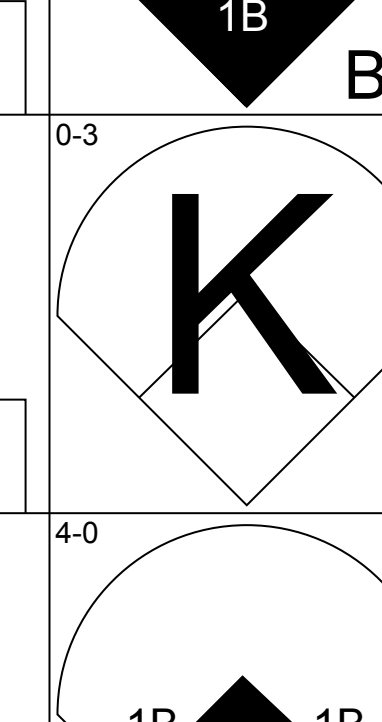
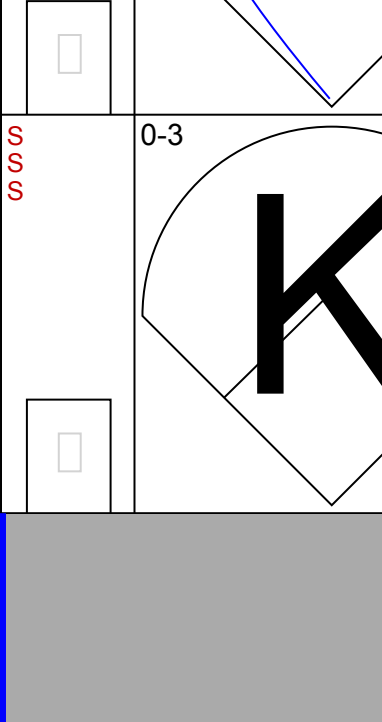
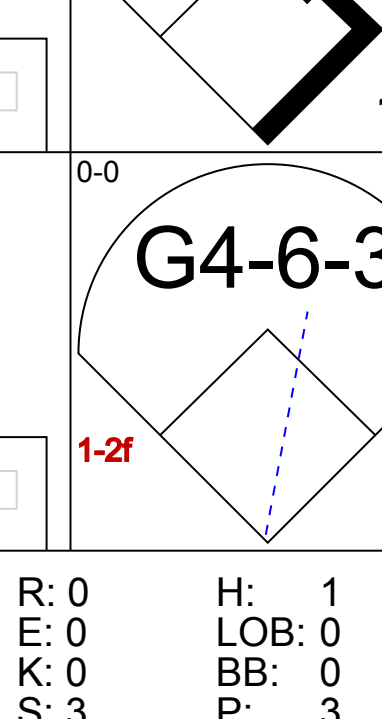
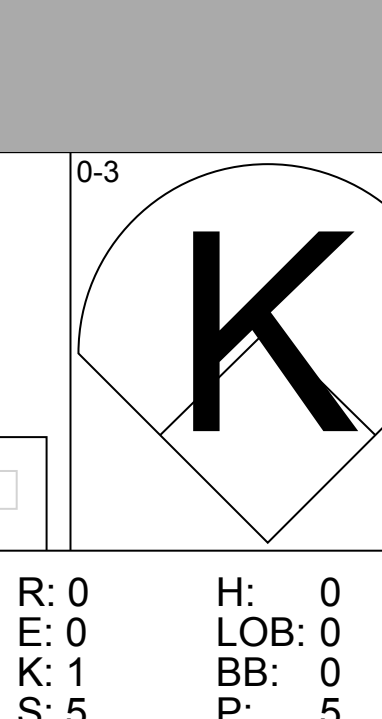
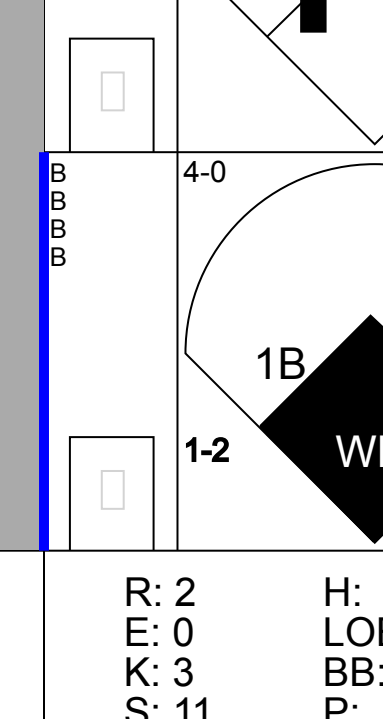
Batter	1	2	3	4	5	6	7	8	9	AB	R	H	RBI	BB	SO	LOB	TOP			
Jerry Royster, R OBP: 0.397, SLG: 0.356 (1, 4)	0-0 4-3		0-0 F9			0-0 4-3		0-0 F9		4	0	0	0	0	0	0	Atlanta Braves @ San Francisco Giants Candlestick Park, San Francisco, CA Fri Jun 23 1978, 10:05 PM EDT Att: 9,267 - Unknown			
Barry Bonnell, R OBP: 0.297, SLG: 0.268 (1, 8)	0-0 P9			0-3 K		0-0		0-0 F9		4	0	1	0	0	1	0				
Bob Homer, R OBP: 0.179, SLG: 0.296 (1, 5)	0-3 K			0-0 L1		0-0 F7		0-0 F3		4	0	0	0	0	1	1				
Gary Matthews, R OBP: 0.388, SLG: 0.551 (1, 9)		4-0 1B BB		0-0 5-3				4-0 1B BB		2	0	1	0	2	0	0				
Cito Gaston, R OBP: 0.232, SLG: 0.209 (1, 7)		0-0 1B			0-0 5-3			0-0 1B		4	0	2	0	0	0	1				
Dale Murphy, R OBP: 0.273, SLG: 0.288 (1, 3) (7, 2)		0-0 F8			0-3 K			0-0 FC6-4		4	0	0	0	0	2	5				
Biff Pocoroba, S OBP: 0.340, SLG: 0.364 Dave Campbell, R (7, 1)		0-0 G6-4-3			0-0			0-0 FC4		3	0	1	0	0	0	3				
Darrel Chaney, S OBP: 0.304, SLG: 0.298 (1, 6)				0-0 F9		0-3 K		0-0 F9		3	0	0	0	0	1	1				
Preston Hanna, R OBP: 0.200, SLG: 0.345 Eddie Solomon, R OBP: 0.200, SLG: 0.200 Bob Beall, S OBP: 0.345, SLG: 0.282 (1, 1) (1, 1) (7, 3)				0-0 5-3		0-3 K		0-3 K		0	0	0	0	0	0	0				
Inning Stats	R: 0 E: 0 K: 1 S: 5	H: 0 LOB: 0 BB: 0 P: 5	R: 0 E: 0 K: 0 S: 3	H: 1 LOB: 1 BB: 1 P: 7	R: 0 E: 0 K: 0 S: 3	H: 0 LOB: 0 BB: 0 P: 3	R: 0 E: 0 K: 1 S: 5	H: 0 LOB: 0 BB: 0 P: 5	R: 0 E: 0 K: 2 S: 8	H: 1 LOB: 1 BB: 0 P: 8	R: 0 E: 0 K: 1 S: 6	H: 1 LOB: 1 BB: 0 P: 6	R: 0 E: 0 K: 1 S: 5	H: 0 LOB: 0 BB: 0 P: 5	R: 0 E: 0 K: 0 S: 4	H: 1 LOB: 2 BB: 1 P: 8		1B: 5 2B: 0 3B: 0 HR: 0	SF: 0 SAC: 0 DP: 1 HBP: 0	WP: 0 PB: 0 SB: 0 CS: 0
PITCHER Vida Blue, L ERA: 2.23 (1, 1)	IP: 9.0 WLS: W BF: 33 H: 5 R: 0 ER: 0 SO: 7 BB: 2 IBB: 0 HBP: 0 BLK: 0 WP: 0 HR: 0 S: 45 P: 53 ERA: 0.00 WHIP: 0.778															PITCHER				

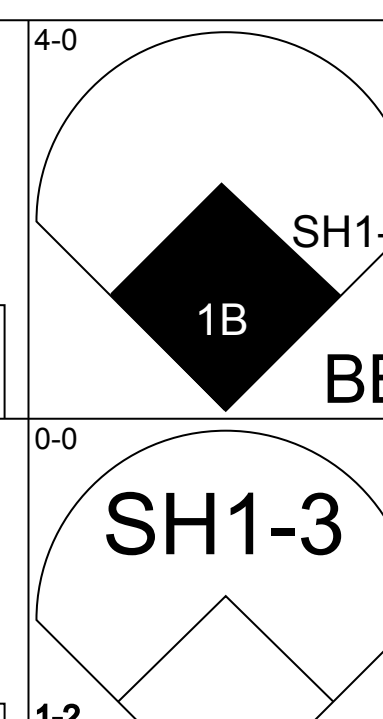
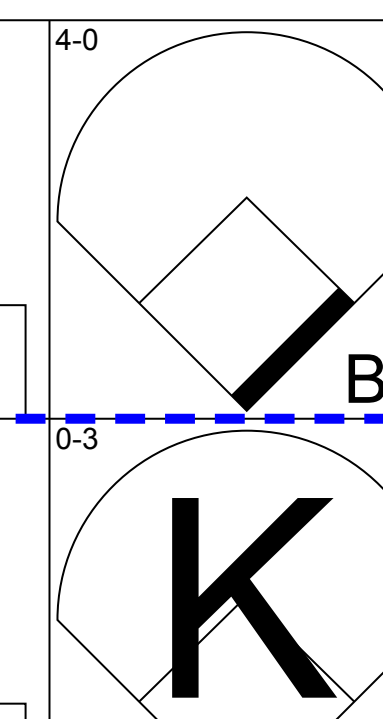
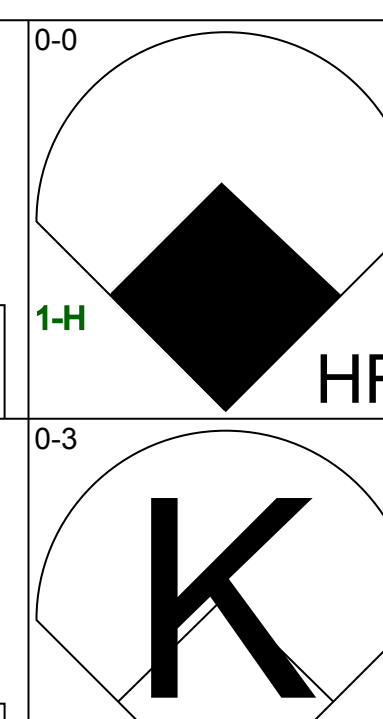
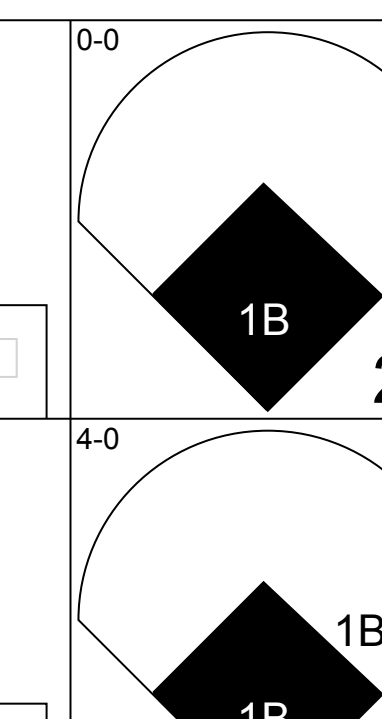
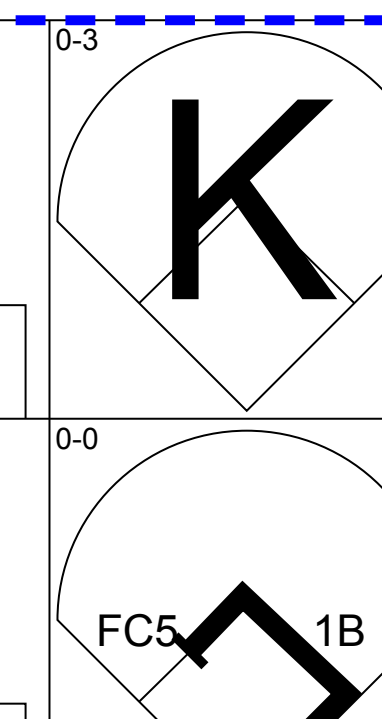
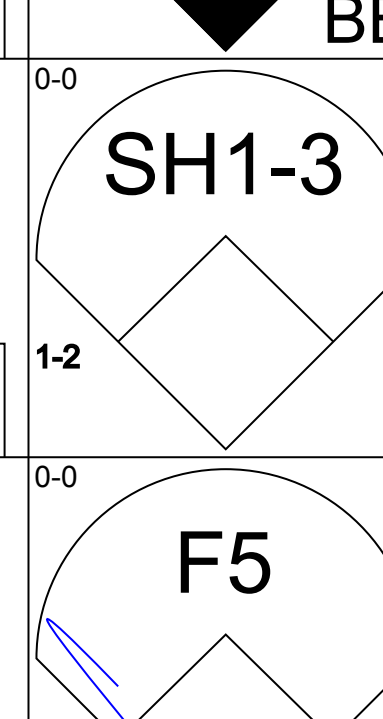
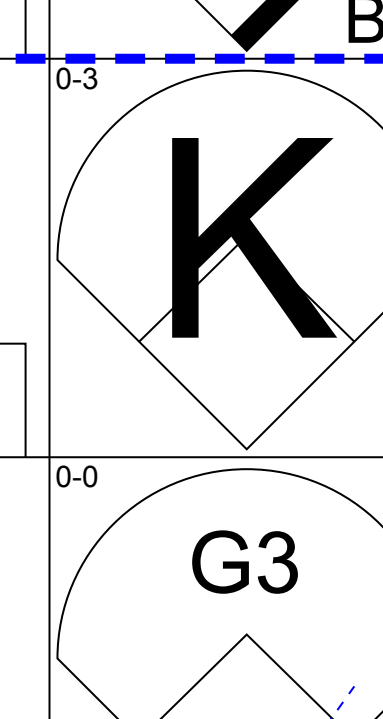
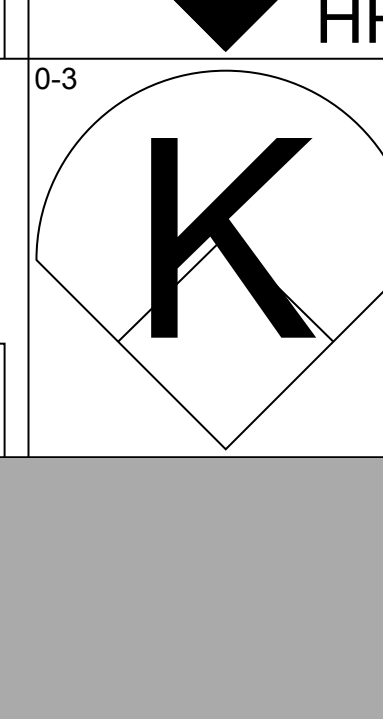
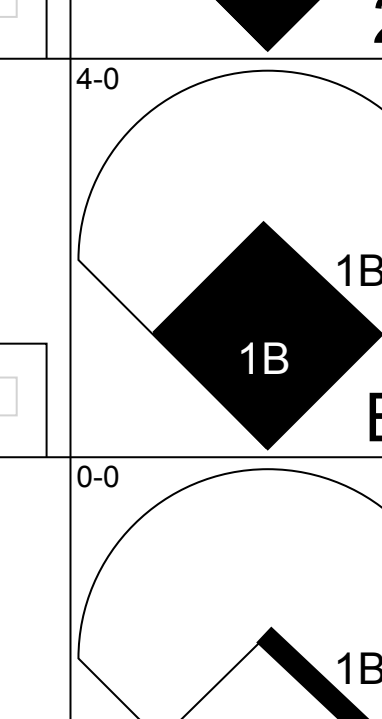
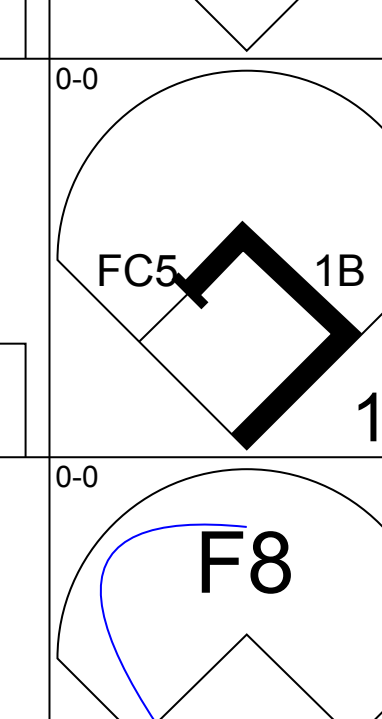
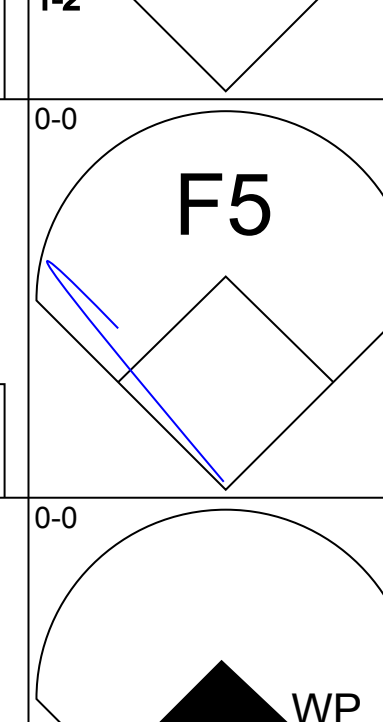
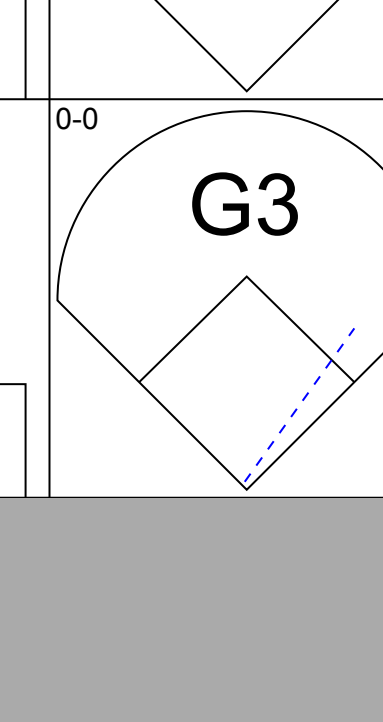
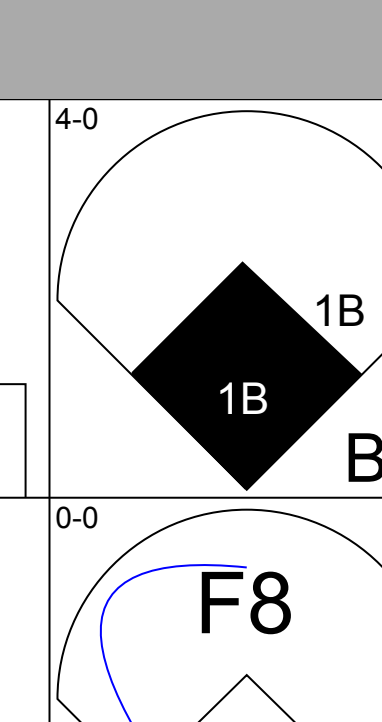
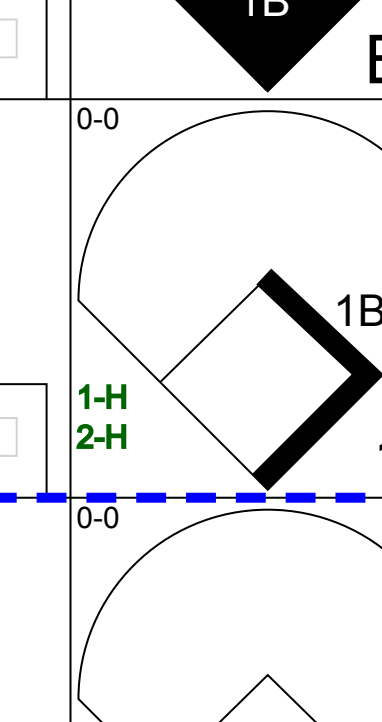
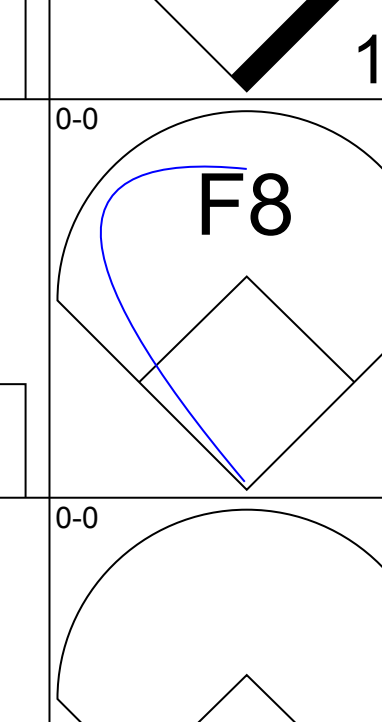
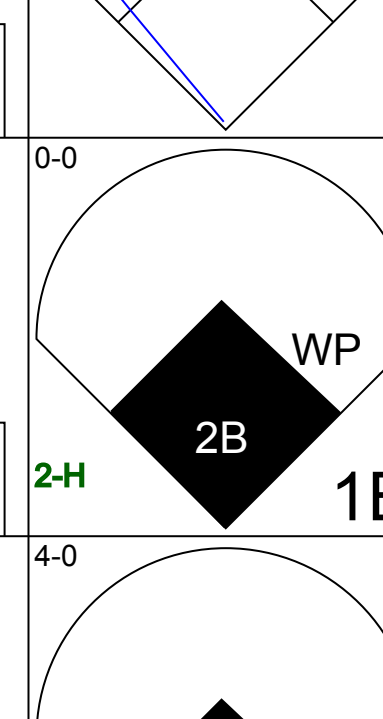
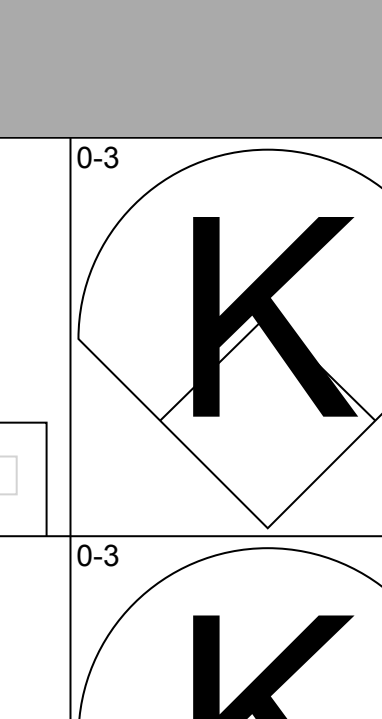
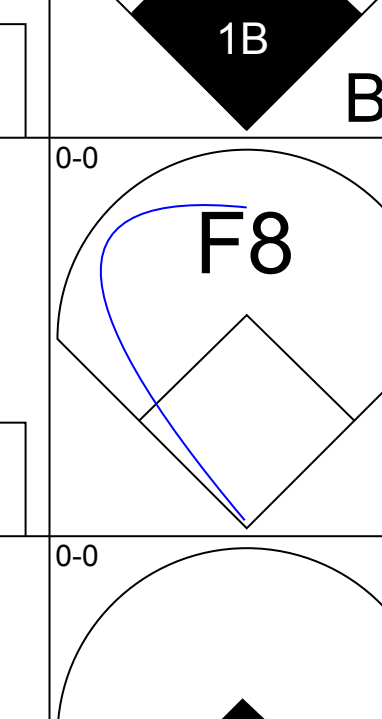
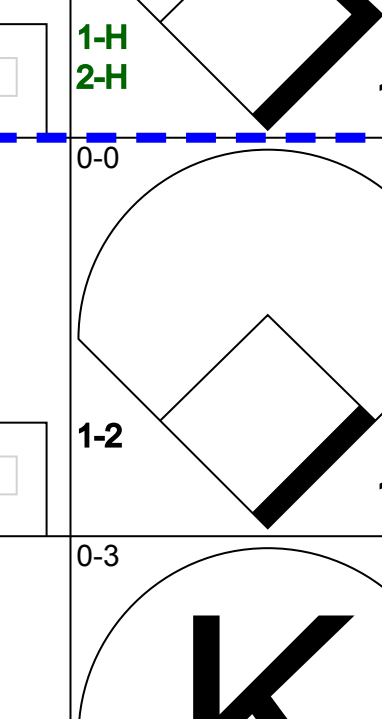
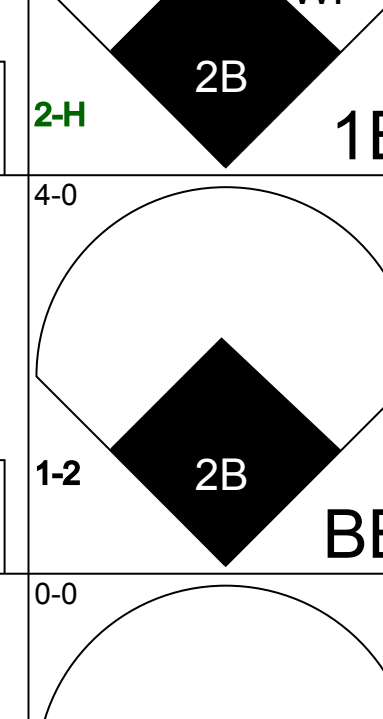
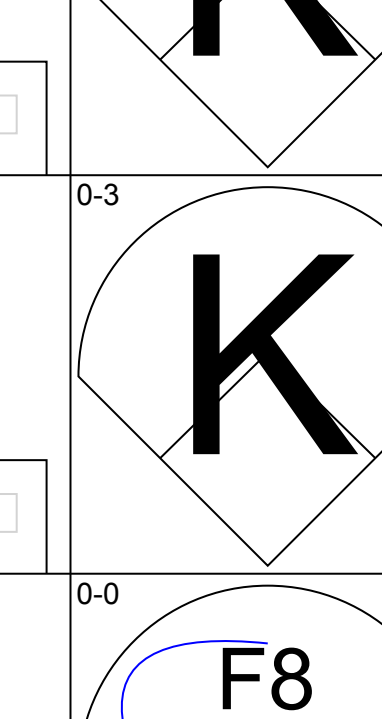
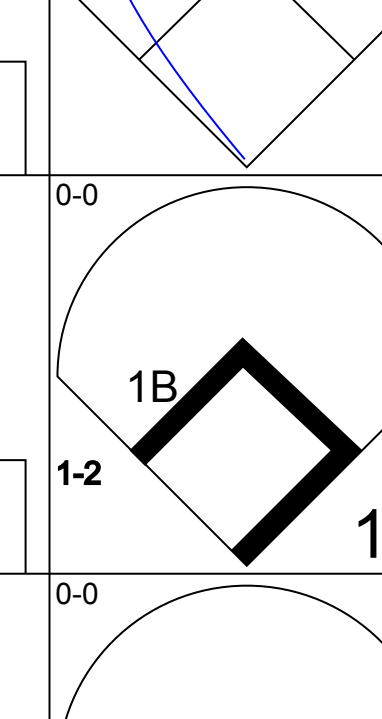
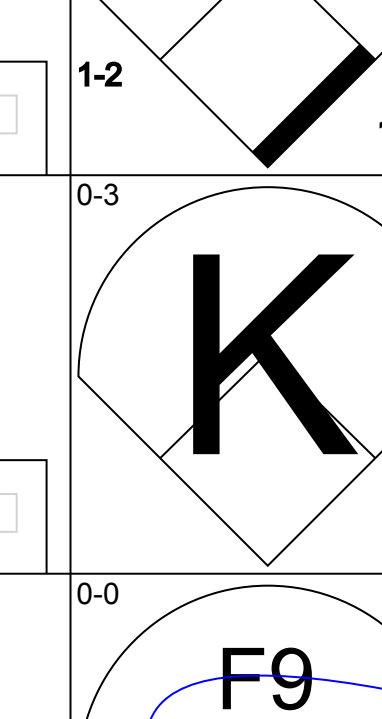
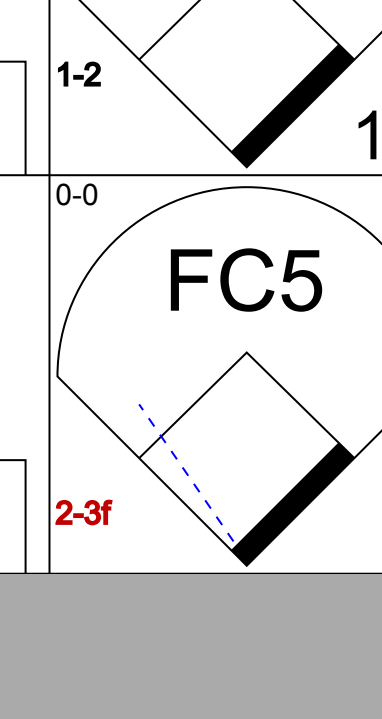
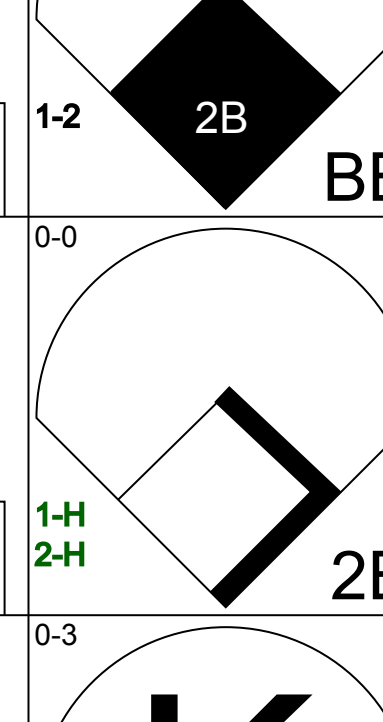
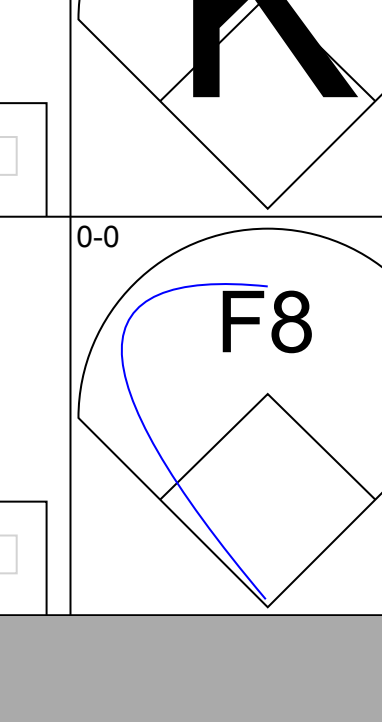
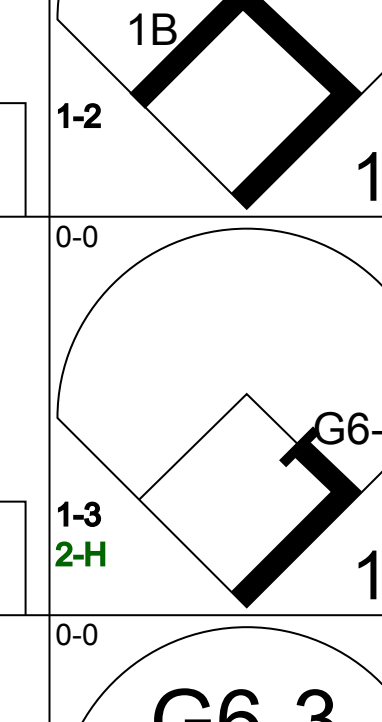
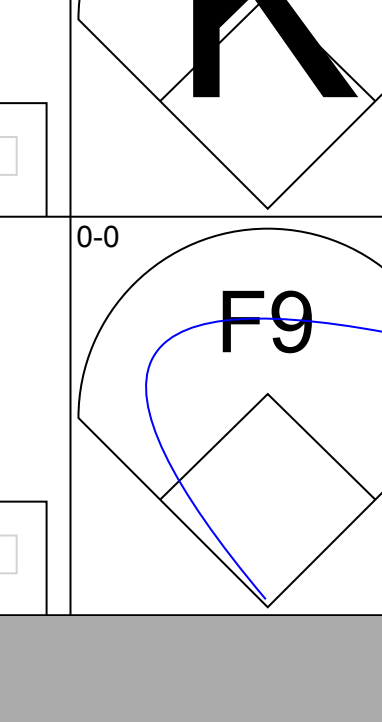
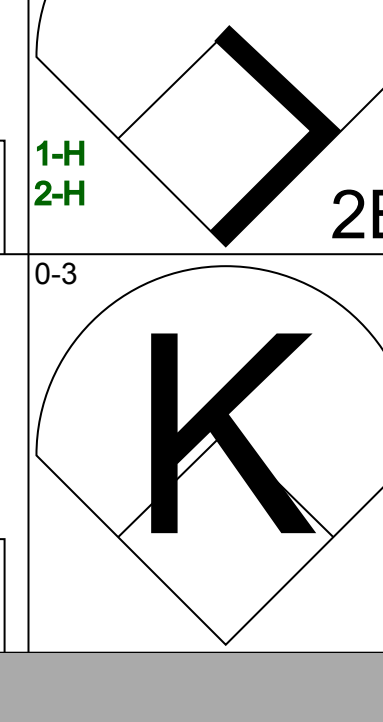
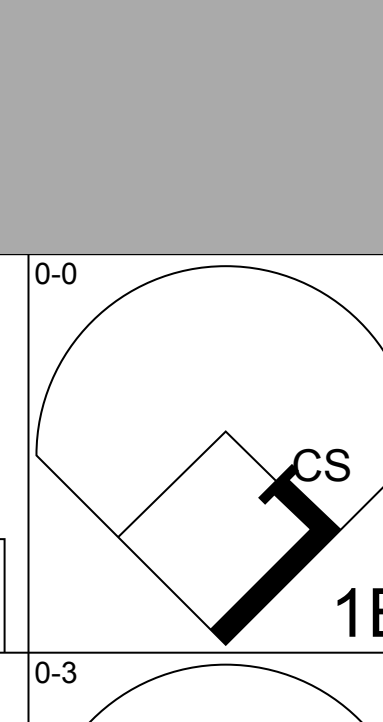
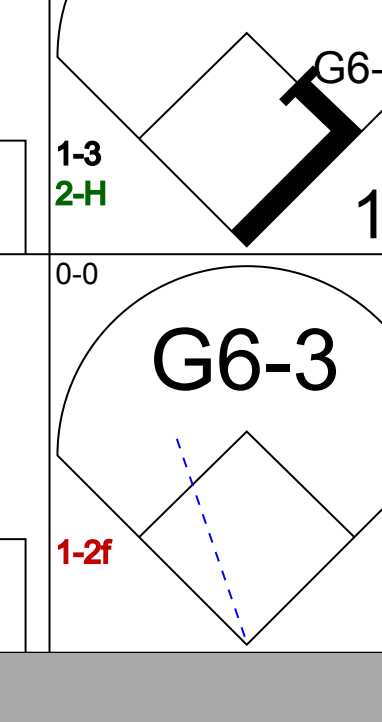
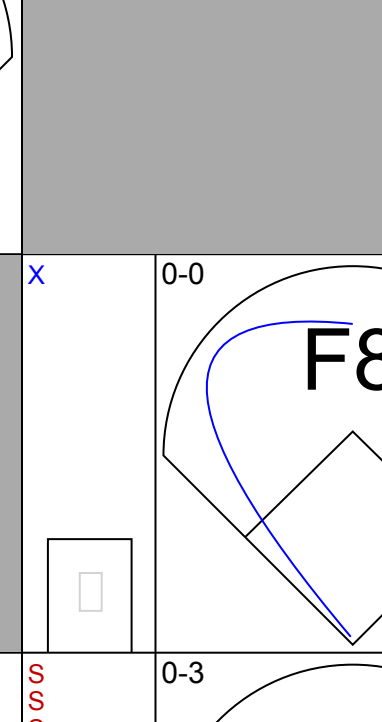
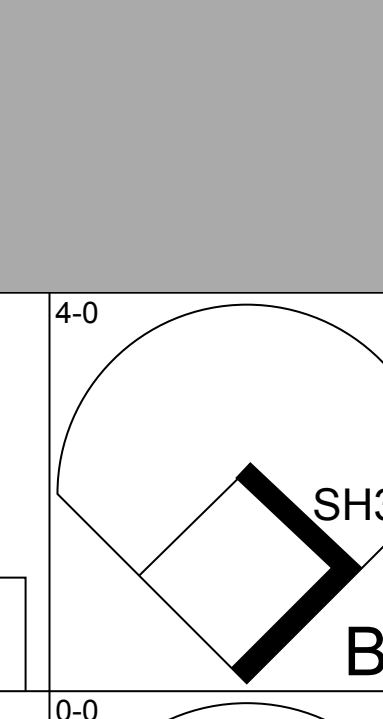
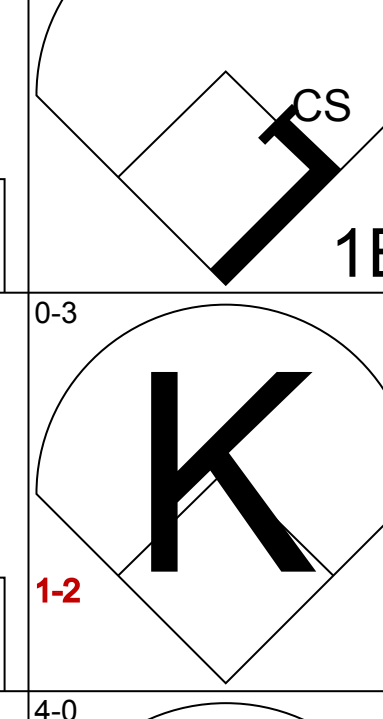
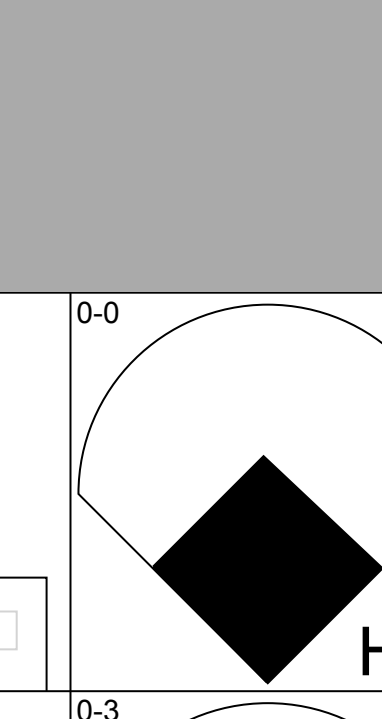

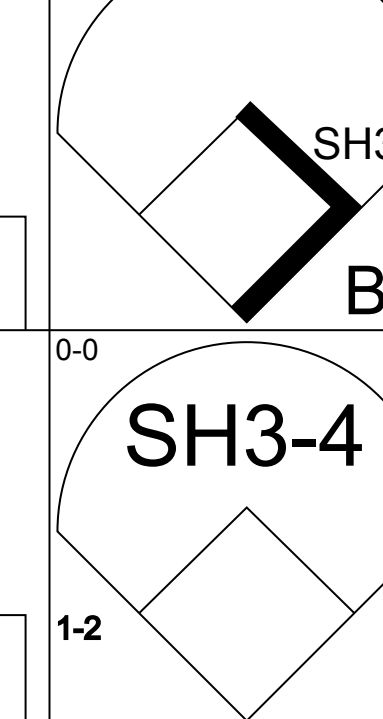
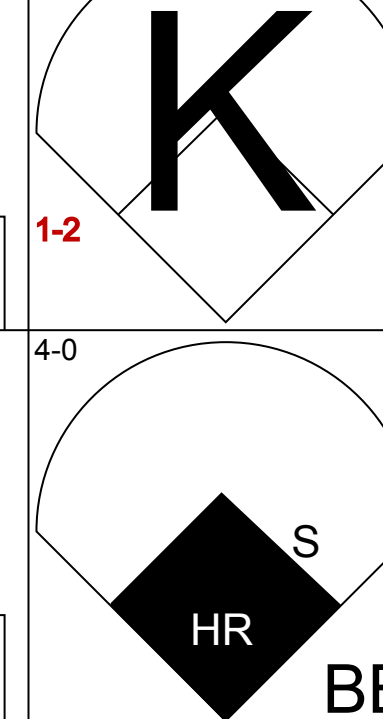
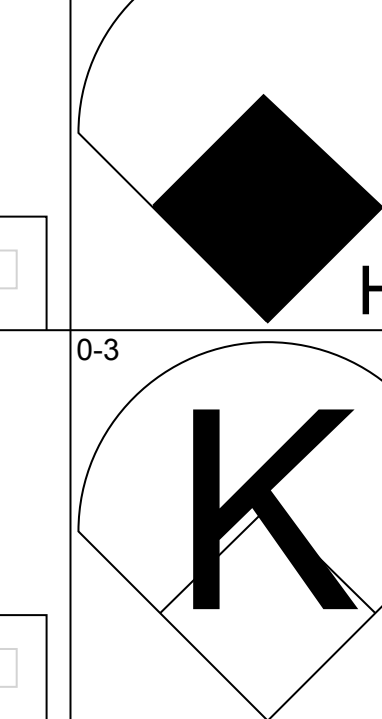

Batter	1	2	3	4	5	6	7	8	9	AB	R	H	RBI	BB	SO	LOB	BOTTOM	
Bill Madlock, R OBP: 0.391, SLG: 0.466 Rob Andrews, R OBP: 0.302, SLG: 0.318 (1, 4) (1, PH) (2, 4)			0-0 6-3			0-3 K		0-0 4-3		1	1	1	0	0	0	0	Atlanta Braves @ San Francisco Giants Candlestick Park, San Francisco, CA Fri Jun 23 1978, 10:05 PM EDT Att: 9,267 - Unknown	
Terry Whitfield, L OBP: 0.325, SLG: 0.423 (1, 7)		0-0 1B	0-0 1B		0-0 6-3		0-0 F7		5	3	3	1	0	0	0			
Darrell Evans, L OBP: 0.385, SLG: 0.412 (1, 5)	4-0 1B	0-0 F7	0-0 F4		0-0 3-1		0-0 F5		4	1	0	0	1	0	1			
Willie McCovey, L OBP: 0.313, SLG: 0.402 Jim Dwyer, L OBP: 0.325, SLG: 0.355 (1, 3) (9, 3)	0-3 K	0-0 E5			0-0 F7		0-0 F7		4	0	0	0	0	1	4			
Hector Cruz, R OBP: 0.305, SLG: 0.456 (1, 9)	0-0 1B	0-0 1B			0-0 F7		0-0 HR		4	2	3	4	0	0	0			
Larry Hemdon, R OBP: 0.341, SLG: 0.343 (1, 8)	0-0 1B	0-0 F8			0-0 F4		4-0 1B		3	1	1	1	1	0	2			
Roger Metzger, S OBP: 0.295, SLG: 0.287 (1, 6)	0-0 S	0-0 FC6-4			0-0 F8		0-0 1B		4	1	3	1	0	0	0			
Marc Hill, R OBP: 0.271, SLG: 0.264 (1, 2)	0-0 E7	0-0 FC6-4			0-0 F3		0-0 F4		4	0	1	1	0	0	5			
Vida Blue, S OBP: 0.271, SLG: 0.244 (1, 1)	0-3 K		0-3 K		0-0 F8		0-3 K		4	0	0	0	0	3	3			
Inning Stats	R: 6 E: 1 K: 2 S: 13	H: 6 LOB: 1 BB: 1 P: 17	R: 1 E: 1 K: 0 S: 7	H: 3 LOB: 3 BB: 0 P: 7	R: 1 E: 0 K: 1 S: 6	H: 1 LOB: 0 BB: 0 P: 6	R: 0 E: 0 K: 0 S: 3	H: 0 LOB: 0 BB: 0 P: 3	R: 0 E: 0 K: 1 S: 5	H: 0 LOB: 0 BB: 0 P: 5	R: 1 E: 0 K: 1 S: 7	H: 2 LOB: 2 BB: 1 P: 11	R: 0 E: 0 K: 0 S: 3	H: 0 LOB: 0 BB: 0 P: 3	1B: 9 2B: 1 3B: 0 HR: 2	SF: 0 SAC: 0 DP: 0 HBP: 0		WP: 3 PB: 0 SB: 2 CS: 0
PITCHER Preston Hanna, R ERA: 3.76 Eddie Solomon, R ERA: 4.37 Dave Campbell, R ERA: 4.2 (1, 1) (1, 1) (7, 1)	IP: 0.1 WLS: L BF: 7 H: 5 R: 6 ER: 6 SO: 1 BB: 0 IBB: 0 HBP: 0 BLK: 0 WP: 0 HR: 0 S: 8 P: 12 ERA: 162.00 WHIP: 18.000															PITCHER		



Batter	1	2	3	4	5	6	7	8	9	AB	R	H	RBI	BB	SO	LOB	TOP					
Jerry Royster, R (1,4) OBP: 0.366, SLG: 0.366	0-0 1B		0-0 1B		0-0 1-2 1B		0-0 CS 1B			4	0	4	0	0	0	0	Atlanta Braves @ San Francisco Giants Candlestick Park, San Francisco, CA Sat Jun 24 1978, 6:33 AM EDT Att: 10,578 - Unknown					
Bob Beall, S (1,3) OBP: 0.341, SLG: 0.280	0-0 1B		0-0 G3		0-3 K		0-0 CS	0-0 F8		4	0	1	0	0	1	3						
Bob Homer, R (1,5) OBP: 0.188, SLG: 0.323	0-3 K		0-0 5-3			0-0 1B 2B		0-0 P5		4	1	1	0	0	1	3						
Gary Matthews, R (1,9) OBP: 0.384, SLG: 0.543	0-3 K			0-0 4-3		0-0 1B		0-0 F9		4	0	1	0	0	1	2						
Biff Pocoroba, S (1,2) OBP: 0.333, SLG: 0.356	0-3 K			0-0 4-3		0-0 4-3			0-0 P5	4	0	0	0	0	1	3						
Rowland Office, L (1,8) OBP: 0.279, SLG: 0.311		0-3 K		0-0 6-3		0-0 1B		0-0 F8		4	0	1	1	0	1	0						
Cito Gaston, R (1,7) OBP: 0.219, SLG: 0.197		0-0 6-3			0-0 F8	0-0 FC6		0-0 F8		4	0	0	0	0	0	1						
Darrel Chaney, S (1,6) OBP: 0.298, SLG: 0.291		0-3 K			0-0 5-3		0-0 G3			3	0	0	0	0	1	0						
Phil Niekro, R (1,1) OBP: 0.255, SLG: 0.300			0-0 6-3		0-0 1B		0-0 5-3			3	0	1	0	0	0	0						
Inning Stats	R: 0 E: 0 K: 3 S: 11	H: 2 LOB: 2 BB: 0 P: 11	R: 0 E: 0 K: 2 S: 7	H: 0 LOB: 0 BB: 0 P: 7	R: 0 E: 0 K: 0 S: 4	H: 1 LOB: 1 BB: 0 P: 4	R: 0 E: 0 K: 0 S: 3	H: 0 LOB: 0 BB: 0 P: 3	R: 0 E: 0 K: 1 S: 7	H: 2 LOB: 2 BB: 0 P: 7	R: 1 E: 0 K: 0 S: 5	H: 3 LOB: 1 BB: 0 P: 5	R: 0 E: 0 K: 0 S: 3	H: 1 LOB: 0 BB: 0 P: 3	R: 0 E: 0 K: 0 S: 3	H: 0 LOB: 0 BB: 0 P: 3		R: 0 E: 0 K: 0 S: 3	H: 0 LOB: 0 BB: 0 P: 3	1B: 8 2B: 1 3B: 0 HR: 0	SF: 0 SAC: 0 DP: 0 HBP: 0	WP: 0 PB: 0 SB: 1 CS: 1
PITCHER Jim Barr, R (1,1) ERA: 2.48	IP: 9.0 WLS: W BF: 34 H: 9 R: 1 ER: 1 SO: 6 BB: 0 IBB: 0 HBP: 0 BLK: 0 WP: 0 HR: 0 S: 46 P: 46 ERA: 1.00 WHIP: 1.000															PITCHER						

Batter	1	2	3	4	5	6	7	8	9	AB	R	H	RBI	BB	SO	LOB	BOTTOM			
Terry Whitfield, L (1,7) OBP: 0.328, SLG: 0.420	0-0 1B		0-0 F5		0-3 K		0-0 4-3			4	0	1	0	0	1	1	Atlanta Braves @ San Francisco Giants Candlestick Park, San Francisco, CA Sat Jun 24 1978, 6:33 AM EDT Att: 10,578 - Unknown			
Rob Andrews, R (1,4) OBP: 0.290, SLG: 0.304	0-0 1B		0-0 E3		0-0 F8		0-0 F6			4	0	0	0	0	0	2				
Darrell Evans, L (1,5) OBP: 0.383, SLG: 0.407	0-3 K		0-0 F8			4-0 1B 2B BB		0-0 F6		3	1	0	0	1	1	2				
Willie McCovey, L (1,3) OBP: 0.307, SLG: 0.393	0-0 4-3			0-3 K		0-0 F8		0-0 F7		4	0	0	0	0	1	2				
Hector Cruz, R (1,9) OBP: 0.313, SLG: 0.457		0-3 K		0-0 CS 1B		0-0 1B 2B		0-3 K		4	1	2	0	0	2	0				
Larry Hemdon, R (1,8) OBP: 0.347, SLG: 0.363		0-0 2B		0-0 3B		0-0 F9		0-0 1B		4	0	3	0	0	0	2				
Roger Metzger, S (1,6) OBP: 0.294, SLG: 0.293		0-0 F8		0-0 F8		0-0 1B 2B		0-0 F8		4	0	1	2	0	0	3				
Marc Hill, R (1,2) OBP: 0.277, SLG: 0.271		0-0 F2			0-0 FC1-6 1B	0-0 1B		0-0 F8		3	0	2	0	0	0	1				
Jim Barr, R (1,1) OBP: 0.158, SLG: 0.158			0-0 6-3		0-0 FC1-6 1B	0-0 5-3				3	0	0	0	0	0	3				
Inning Stats	R: 0 E: 0 K: 1 S: 6	H: 1 LOB: 1 BB: 0 P: 6	R: 0 E: 0 K: 1 S: 6	H: 1 LOB: 1 BB: 0 P: 6	R: 0 E: 1 K: 0 S: 4	H: 0 LOB: 1 BB: 0 P: 4	R: 0 E: 0 K: 1 S: 6	H: 2 LOB: 1 BB: 0 P: 6	R: 0 E: 0 K: 1 S: 6	H: 1 LOB: 1 BB: 0 P: 6	R: 2 E: 0 K: 0 S: 6	H: 3 LOB: 2 BB: 1 P: 10	R: 0 E: 0 K: 0 S: 3	H: 0 LOB: 0 BB: 0 P: 3	R: 0 E: 0 K: 1 S: 6	H: 1 LOB: 1 BB: 0 P: 6		1B: 6 2B: 2 3B: 1 HR: 0	SF: 0 SAC: 0 DP: 0 HBP: 0	WP: 0 PB: 0 SB: 0 CS: 1
PITCHER Phil Niekro, R (1,1) ERA: 3.09	IP: 8.0 WLS: L BF: 34 H: 9 R: 2 ER: 2 SO: 5 BB: 1 IBB: 0 HBP: 0 BLK: 0 WP: 0 HR: 0 S: 43 P: 47 ERA: 2.25 WHIP: 1.250															PITCHER				

Batter	1	2	3	4	5	6	7	8	9	AB	R	H	RBI	BB	SO	LOB	TOP						
Jerry Royster, R OBP: 0.365, SLG: 0.364 (1, 4)										4	0	1	0	0	1	0	Atlanta Braves @ San Francisco Giants Candlestick Park, San Francisco, CA Sun Jun 25 1978, 6:33 AM EDT Unknown						
Bob Beall, S OBP: 0.326, SLG: 0.266 (1, 3)										4	0	0	0	0	1	3							
Biff Pocoroba, S OBP: 0.337, SLG: 0.355 (1, 2)										3	0	1	1	1	0	0							
Gary Matthews, R OBP: 0.375, SLG: 0.528 (1, 9)										4	0	0	0	0	3	3							
Rowland Office, L OBP: 0.291, SLG: 0.341 (1, 8)										3	1	2	1	1	0	0							
Cito Gaston, R OBP: 0.221, SLG: 0.213 (1, 7)										4	0	1	0	0	2	1							
Darrel Chaney, S OBP: 0.297, SLG: 0.285 (1, 6)										3	1	0	0	1	1	3							
Rod Gilbreath, R OBP: 0.287, SLG: 0.325 (1, 5)										4	0	1	0	0	2	4							
Preston Hanna, R OBP: 0.200, SLG: 0.345 Jamie Easterly, L OBP: 0.200, SLG: 0.300 Dave Campbell, R OBP: 0.317, SLG: 0.361 Joe Nolan, L OBP: 0.317, SLG: 0.361 Craig Skok, R OBP: 1.000, SLG: 2.000 (1, 1)										0	0	0	0	0	0	0							
Inning Stats	R: 0 E: 0 K: 1 S: 5	H: 0 LOB: 0 BB: 0 P: 5	R: 0 E: 0 K: 2 S: 7	H: 0 LOB: 0 BB: 0 P: 7	R: 0 E: 0 K: 0 S: 3	H: 1 LOB: 0 BB: 0 P: 3	R: 0 E: 0 K: 0 S: 3	H: 0 LOB: 0 BB: 0 P: 3	R: 0 E: 0 K: 2 S: 9	H: 2 LOB: 2 BB: 0 P: 9	R: 0 E: 0 K: 1 S: 5	H: 0 LOB: 0 BB: 0 P: 5	R: 1 E: 0 K: 0 S: 3	H: 1 LOB: 0 BB: 1 P: 7	R: 2 E: 0 K: 3 S: 11	H: 2 LOB: 2 BB: 2 P: 19		R: 0 E: 0 K: 2 S: 7	H: 0 LOB: 1 BB: 1 P: 11	1B: 4 2B: 1 3B: 0 HR: 1	SF: 0 SAC: 0 DP: 2 HBP: 0	WP: 1 PB: 0 SB: 0 CS: 0	PA: 35
PITCHER John Montefusco, R ERA: 3.38 (1, 1)	IP: 9.0 WLS: W BF: 35 H: 6 R: 3 ER: 3 SO: 11 BB: 4 IBB: 0 HBP: 0 BLK: 0 WP: 1 HR: 1 S: 53 P: 69 ERA: 3.00 WHIP: 1.111											PITCHER	IP: 9.0 WLS: W BF: 35 H: 6 R: 3 ER: 3 SO: 11 BB: 4 IBB: 0 HBP: 0 BLK: 0 WP: 1 HR: 1 S: 53 P: 69 ERA: 3.00 WHIP: 1.111										

Batter	1	2	3	4	5	6	7	8	9	AB	R	H	RBI	BB	SO	LOB	BOTTOM						
Bill Madlock, R OBP: 0.402, SLG: 0.492 Vic Harris, S OBP: 0.114, SLG: 0.108 (1, 4)										2	3	2	2	2	0	0	Atlanta Braves @ San Francisco Giants Candlestick Park, San Francisco, CA Sun Jun 25 1978, 6:33 AM EDT Unknown						
Terry Whitfield, L OBP: 0.331, SLG: 0.419 (1, 7)										3	1	1	0	1	2	2							
Darrell Evans, L OBP: 0.383, SLG: 0.404 (1, 5)										4	1	1	1	1	0	4							
Willie McCovey, L OBP: 0.311, SLG: 0.396 Larry Herndon, R OBP: 0.350, SLG: 0.366 (1, 3)										4	1	2	1	0	1	1							
Hector Cruz, R OBP: 0.317, SLG: 0.449 (1, 9)										4	1	1	0	1	2	4							
Jim Dwyer, L OBP: 0.333, SLG: 0.375 (1, 8)										4	0	2	3	0	0	2							
Roger Metzger, S OBP: 0.293, SLG: 0.292 (1, 6)										4	0	1	0	0	1	3							
Mike Sadek, R OBP: 0.337, SLG: 0.333 (1, 2)										3	1	1	1	1	2	1							
John Montefusco, R OBP: 0.186, SLG: 0.105 (1, 1)										2	1	0	0	1	2	0							
Inning Stats	R: 3 E: 0 K: 1 S: 7	H: 2 LOB: 1 BB: 2 P: 15	R: 0 E: 0 K: 1 S: 5	H: 0 LOB: 2 BB: 2 P: 13	R: 0 E: 0 K: 2 S: 7	H: 0 LOB: 0 BB: 0 P: 7	R: 2 E: 0 K: 2 S: 8	H: 2 LOB: 1 BB: 1 P: 12	R: 1 E: 0 K: 0 S: 4	H: 2 LOB: 1 BB: 1 P: 8	R: 3 E: 0 K: 2 S: 11	H: 4 LOB: 2 BB: 1 P: 15	R: 0 E: 0 K: 2 S: 7	H: 0 LOB: 0 BB: 0 P: 7	R: 0 E: 0 K: 1 S: 7	H: 2 LOB: 2 BB: 0 P: 7		1B: 8 2B: 2 3B: 0 HR: 2	SF: 0 SAC: 2 DP: 1 HBP: 0	WP: 1 PB: 0 SB: 1 CS: 1	PA: 41		
PITCHER Preston Hanna, R ERA: 4.04 Jamie Easterly, L ERA: 6.16 Dave Campbell, R ERA: 3.98 Craig Skok, L ERA: 0.63 (1, 1)	IP: 1.1 WLS: L BF: 10 H: 2 R: 3 ER: 6 SO: 3 BB: 3 IBB: 0 HBP: 0 BLK: 0 WP: 0 HR: 0 S: 8 P: 24 ERA: 20.25 WHIP: 4.500											PITCHER	IP: 4.0 WLS: L BF: 20 H: 7 R: 6 ER: 6 SO: 6 BB: 3 IBB: 0 HBP: 0 BLK: 0 WP: 0 HR: 2 S: 29 P: 41 ERA: 13.50 WHIP: 2.500										
PITCHER Preston Hanna, R ERA: 4.04 Jamie Easterly, L ERA: 6.16 Dave Campbell, R ERA: 3.98 Craig Skok, L ERA: 0.63 (1, 1)	IP: 1.2 WLS: L BF: 6 H: 1 R: 0 ER: 0 SO: 3 BB: 0 IBB: 0 HBP: 0 BLK: 0 WP: 0 HR: 0 S: 12 P: 12 ERA: 0.00 WHIP: 0.600											PITCHER	IP: 1.0 WLS: L BF: 5 H: 2 R: 0 ER: 0 SO: 1 BB: 0 IBB: 0 HBP: 0 BLK: 0 WP: 0 HR: 0 S: 7 P: 7 ERA: 0.00 WHIP: 2.000										

Batter	1	2	3	4	5	6	7	8	9	10	AB	R	H	RBI	BB	SO	LOB	TOP								
Bill Madlock, R OBP: 0.402, SLG: 0.490 (1.4)											3	0	1	0	0	0	0									
Darrell Evans, L OBP: 0.377, SLG: 0.398 (1.5)											3	0	0	1	0	0	1									
Jack Clark, R OBP: 0.372, SLG: 0.520 (1.9)											3	0	2	0	1	0	0									
Willie McCovey, L OBP: 0.308, SLG: 0.387 (1.3)											4	0	0	0	0	0	4									
Hector Cruz, R OBP: 0.298, SLG: 0.411 (1.7)											4	0	0	0	0	0	0									
Larry Hemdon, R OBP: 0.352, SLG: 0.372 (1.8)											4	0	1	0	0	1	0									
Roger Metzger, S OBP: 0.282, SLG: 0.280 (1.6)											4	0	0	0	0	0	1									
Marc Hill, R OBP: 0.284, SLG: 0.275 (1.2)											2	1	1	0	1	0	0									
Bob Knepper, L OBP: 0.138, SLG: 0.128 (1.1)											1	0	0	0	0	0	1									
Mike Ivey, R OBP: 0.376, SLG: 0.492 (8. PH)											1	0	0	0	0	0	0									
Gary Lavelle, S OBP: 0.143, SLG: 0.143 (8.1)											0	0	0	0	0	0	0									
Inning Stats	R: 0 E: 0 K: 0 S: 4	H: 2 LOB: 1 BB: 0 P: 4	R: 0 E: 0 K: 0 S: 3	H: 0 LOB: 0 BB: 0 P: 3	R: 0 E: 0 K: 0 S: 2	H: 0 LOB: 0 BB: 1 P: 6	R: 0 E: 0 K: 0 S: 3	H: 1 LOB: 0 BB: 0 P: 3	R: 0 E: 0 K: 0 S: 3	H: 1 LOB: 0 BB: 0 P: 3	R: 0 E: 0 K: 0 S: 3	H: 0 LOB: 0 BB: 0 P: 3	R: 0 E: 0 K: 1 S: 5	H: 0 LOB: 0 BB: 0 P: 5	R: 0 E: 0 K: 1 S: 5	H: 0 LOB: 0 BB: 0 P: 5	1B: 5 2B: 1 3B: 0 HR: 0	SF: 1 SAC: 2 DP: 3 HBP: 0	WP: 0 PA: 34 PB: 0 SB: 0 CS: 1							
PITCHER	IP 9.0	WLS 31	H 5	R 1	ER 1	SO 0	BB 1	IBB 0	HBP 0	BLK 0	WP 0	HR 0	S 29	P 37	ERA 1.00	WHIP 0.667										
Bob Owchinko, L ERA: 2.97																										
Rollie Fingers, R ERA: 3.29																										

San Francisco Giants @ San Diego Padres
San Diego Stadium, San Diego, CA
Mon Jun 26 1978, 10:05 PM EDT
Att: 28,186 - Unknown

AB	29
R	1
H	5
RBI	1
BB	2
SO	1
LOB	7



Batter	1	2	3	4	5	6	7	8	9	10	AB	R	H	RBI	BB	SO	LOB	BOTTOM								
Gene Richards, L OBP: 0.377, SLG: 0.416 (1.7)											5	1	3	0	0	1	0									
Ozzie Smith, S OBP: 0.298, SLG: 0.307 (1.6)											3	0	0	0	0	0	1									
Fernando Gonzalez, R OBP: 0.247, SLG: 0.261 (1.4)											5	0	1	0	0	0	2									
Dave Winfield, R OBP: 0.344, SLG: 0.494 (1.8)											3	1	2	1	2	0	1									
Oscar Gamble, L OBP: 0.336, SLG: 0.391 (1.9)											4	0	1	0	0	1	3									
Tucker Ashford, R OBP: 0.284, SLG: 0.343 (1.3)											4	0	1	1	1	0	2									
Bill Almon, R OBP: 0.335, SLG: 0.351 (1.5)											2	0	0	0	2	0	0									
Rick Sweet, S OBP: 0.329, SLG: 0.255 (1.2)											3	0	0	0	0	0	5									
Gene Tenace, R OBP: 0.423, SLG: 0.424 (9. PH)											0	0	0	0	1	0	0									
Bob Owchinko, L OBP: 0.176, SLG: 0.206 (1.1)											3	0	0	0	0	1	0									
Don Reynolds, R OBP: 0.340, SLG: 0.225 (9. PH)											1	0	0	0	0	1	1									
Rollie Fingers, R OBP: 0.400, SLG: 0.400 (10.1)											0	0	0	0	0	0	0									
Inning Stats	R: 0 E: 0 K: 0 S: 4	H: 1 LOB: 2 BB: 1 P: 8	R: 0 E: 0 K: 0 S: 3	H: 0 LOB: 0 BB: 0 P: 3	R: 0 E: 0 K: 1 S: 5	H: 0 LOB: 0 BB: 0 P: 5	R: 0 E: 0 K: 0 S: 5	H: 2 LOB: 3 BB: 1 P: 9	R: 0 E: 0 K: 1 S: 5	H: 0 LOB: 0 BB: 0 P: 5	R: 1 E: 0 K: 0 S: 7	H: 1 LOB: 0 BB: 0 P: 3	R: 0 E: 0 K: 0 S: 3	H: 1 LOB: 0 BB: 0 P: 3	R: 0 E: 0 K: 1 S: 5	H: 1 LOB: 1 BB: 2 P: 9	1B: 4 2B: 4 3B: 0 HR: 1	SF: 0 SAC: 2 DP: 1 HBP: 1	WP: 1 PA: 43 PB: 0 SB: 0 CS: 1							
PITCHER	IP 7.0	WLS 29	H 6	R 1	ER 1	SO 3	BB 0	IBB 3	HBP 0	BLK 0	WP 1	HR 1	S 32	P 44	ERA 1.29	WHIP 0.857										
Bob Knepper, L ERA: 2.54																										
Gary Lavelle, L ERA: 3.65																										

San Francisco Giants @ San Diego Padres
San Diego Stadium, San Diego, CA
Mon Jun 26 1978, 10:05 PM EDT
Att: 28,186 - Unknown

AB	33
R	2
H	8
RBI	2
BB	6
SO	4
LOB	15



Batter	1	2	3	4	5	6	7	8	9	AB	R	H	RBI	BB	SO	LOB	TOP																									
Jim Dwyer, L OBP: 0.343, SLG: 0.373 Hector Cruz, R OBP: 0.302, SLG: 0.407	0-0 1B		4-0 2B BB	0-0 SF7	0-0 F7		4-0 HR BB		0-0 6-3	2	1	1	1	1	0	2																										
Terry Whitfield, L OBP: 0.343, SLG: 0.429 Jack Clark, R OBP: 0.372, SLG: 0.531	0-0 1B		0-0 2B 1B	0-0 2B 1B		0-0 1B CS	0-0 HR		0-0 5-3	4	0	4	0	0	0	0																										
Darrell Evans, L OBP: 0.376, SLG: 0.404	0-0 F9		0-0 2B	0-0 2B		0-3 K	0-0 4-3		0-0 F9	6	0	2	2	0	1	3																										
Willie McCovey, L OBP: 0.315, SLG: 0.402 Mike Sadek, R OBP: 0.333, SLG: 0.329	0-0 G4-6-3		4-0 FC6-4 IBB	4-0 IBB		0-0 F7		0-0 HR		3	1	1	1	2	0	2																										
Vic Harris, S OBP: 0.118, SLG: 0.127		0-0 L4	0-0 F9	0-0 F2			0-0 4-3		0-0 2B	5	0	1	0	0	0	6																										
Larry Hemdon, R OBP: 0.348, SLG: 0.369	0-0 L6		0-0 FC6-4		0-0 6-3		0-0 1B 1B		0-0 F8	5	1	1	0	0	0	4																										
Roger Metzger, S OBP: 0.292, SLG: 0.292	0-0 2B			0-0 E3 SF7	0-0 F7		0-0 FC1-5 1B 1B	4-0 BB		4	1	2	0	1	0	0																										
Marc Hill, R OBP: 0.292, SLG: 0.284	0-0 6-3			0-0 1B 2B 1B	0-0 BB 1B		0-0 BB FC1-5 1B	0-0 F2		5	2	3	1	0	0	3																										
Vida Blue, S OBP: 0.264, SLG: 0.222			0-0 1-3	0-3 K	4-0 BB		0-0 FC1-5 BB	0-3 K		4	1	0	0	1	2	6																										
Inning Stats	R: 0 E: 0 K: 0 S: 4	H: 2 LOB: 1 BB: 0 P: 4	R: 0 E: 0 K: 0 S: 4	H: 1 LOB: 1 BB: 0 P: 4	R: 1 E: 0 K: 0 S: 5	H: 2 LOB: 2 BB: 2 P: 13	R: 2 E: 1 K: 1 S: 9	H: 3 LOB: 3 BB: 1 P: 13	R: 0 E: 0 K: 0 S: 4	H: 1 LOB: 2 BB: 1 P: 8	R: 0 E: 0 K: 1 S: 5	H: 1 LOB: 0 BB: 0 P: 5	R: 5 E: 0 K: 0 S: 7	H: 4 LOB: 0 BB: 1 P: 11	R: 1 E: 0 K: 1 S: 7	H: 2 LOB: 2 BB: 1 P: 11	R: 0 E: 0 K: 0 S: 3	H: 0 LOB: 0 BB: 0 P: 3	1B: 10 2B: 4 3B: 0 HR: 2	SF: 1 SAC: 0 DP: 1 HBP: 0	WP: 0 PB: 0 SB: 0 CS: 1	PA: 48																				
PITCHER	IP	WLS	BF	H	R	ER	SO	BB	IBB	HBP	BLK	WP	HR	S	P	ERA	WHIP	PITCHER								IP	WLS	BF	H	R	ER	SO	BB	IBB	HBP	BLK	WP	HR	S	P	ERA	WHIP
Gaylord Perry, R ERA: 2.8	6.1	L	35	13	6	4	2	2	2	0	0	0	0	35	51	5.68	2.368																									
Dennis Kinney, L ERA: 5.05	1.0		8	3	3	3	0	2	0	0	0	0	2	6	14	27.00	5.000																									
Mark Wiley, R ERA:	1.2		5	0	0	0	1	0	0	0	0	0	0	7	7	0.00	0.000																									

San Francisco Giants @ San Diego Padres
San Diego Stadium, San Diego, CA
Tue Jun 27 1978, 10:05 PM EDT
Att: 34,472 - Unknown

AB 41
R 9
H 16
RBI 9
BB 6
SO 3
LOB 26



Batter	1	2	3	4	5	6	7	8	9	AB	R	H	RBI	BB	SO	LOB	BOTTOM																									
Gene Richards, L OBP: 0.382, SLG: 0.419	0-0 CS 1B		0-0 4-3		0-0 1B			4-0 FC4-6 BB		3	0	2	1	1	0	1																										
Ozzie Smith, S OBP: 0.301, SLG: 0.307 Chuck Baker, R OBP: 0.300, SLG: 0.308	4-0 1B		0-0 L6		0-0 1B		0-0 1B	0-0 FC4-6		3	0	1	0	1	0	2																										
Derrel Thomas, S OBP: 0.306, SLG: 0.300	0-0 F8			0-0 G4-6-3 1B		0-0 F8		0-0 F6		4	0	1	0	0	0	2																										
Dave Winfield, R OBP: 0.343, SLG: 0.491	0-0 F2			0-0 G4-6-3		0-0 1B		0-0 5-3		4	0	1	0	0	0	3																										
Fernando Gonzalez, R OBP: 0.237, SLG: 0.250		0-0 F8		0-0 L4		0-0 F9		0-0 6-3		4	0	0	0	0	0	1																										
Tucker Ashford, R OBP: 0.273, SLG: 0.329 Dennis Kinney, L	0-0 F8				0-0 F7	0-0 F5		0-0 6-3		3	0	0	0	0	0	1																										
Mark Wiley, R Don Reynolds, R OBP: 0.333, SLG: 0.220					0-0 F7	0-0 F5		0-0 6-3		0	0	0	0	0	0	0																										
Bill Almon, R OBP: 0.330, SLG: 0.345	0-0 4-3				0-3 K		0-3 K		0-0 5-3	4	0	0	0	0	2	0																										
Dave Roberts, R OBP: 0.364, SLG: 0.278			4-0 SH2-4 BB		4-0 1B 1B		0-3 K			1	1	0	0	2	1	0																										
Gaylord Perry, R OBP: 0.184, SLG: 0.194 Gene Tenace, R OBP: 0.422, SLG: 0.422			0-0 SH2-4		0-0 1B 1B		0-0 F4			1	0	1	0	0	0	0																										
Inning Stats	R: 0 E: 0 K: 0 S: 3	H: 1 LOB: 1 BB: 1 P: 7	R: 0 E: 0 K: 0 S: 3	H: 0 LOB: 0 BB: 0 P: 3	R: 0 E: 0 K: 0 S: 3	H: 1 LOB: 0 BB: 0 P: 3	R: 1 E: 0 K: 1 S: 7	H: 3 LOB: 2 BB: 1 P: 11	R: 0 E: 0 K: 2 S: 7	H: 0 LOB: 0 BB: 0 P: 7	R: 0 E: 0 K: 0 S: 3	H: 0 LOB: 1 BB: 1 P: 7	R: 0 E: 0 K: 0 S: 3	H: 0 LOB: 0 BB: 0 P: 3	1B: 6 2B: 0 3B: 0 HR: 0	SF: 0 SAC: 1 DP: 1 HBP: 0	WP: 0 PB: 0 SB: 0 CS: 1	PA: 34																								
PITCHER	IP	WLS	BF	H	R	ER	SO	BB	IBB	HBP	BLK	WP	HR	S	P	ERA	WHIP	PITCHER								IP	WLS	BF	H	R	ER	SO	BB	IBB	HBP	BLK	WP	HR	S	P	ERA	WHIP
Vida Blue, L ERA: 2.14	9.0	W	34	6	1	1	3	4	0	0	0	0	0	36	52	1.00	1.111																									

San Francisco Giants @ San Diego Padres
San Diego Stadium, San Diego, CA
Tue Jun 27 1978, 10:05 PM EDT
Att: 34,472 - Unknown

AB 29
R 1
H 6
RBI 1
BB 4
SO 3
LOB 10



Batter	1	2	3	4	5	6	7	8	9	AB	R	H	RBI	BB	SO	LOB	TOP											
Bill Madlock , R OBP: 0.406, SLG: 0.490 (1, 4)	0-0 1-3	4-0 IBB		0-0 1-2 2H 1B		0-0 5-3		0-0 1-2 1B	4 0 2 1 1 0 0								San Francisco Giants @ San Diego Padres San Diego Stadium, San Diego, CA Wed Jun 28 1978, 10:05 PM EDT Unknown livebaseballscorecards.com											
Darrell Evans , L OBP: 0.374, SLG: 0.402 (1, 5)	0-0 G4-6-3 1B	0-3 K		0-0 4-3		0-0 3-1		0-0 3-1	4 0 1 0 0 1 5																			
Jack Clark , R OBP: 0.367, SLG: 0.523 Terry Whitfield , L OBP: 0.343, SLG: 0.429 (7, 7)	0-0 G4-6-3 1-2		0-0 6-3		0-0 5-3		0-0 L5		4 0 0 0 0 0 1 0 0 0 0 0 0 0																			
Willie McCovey , L OBP: 0.314, SLG: 0.404 (1, 3)		0-0 1B 2B 2B	0-3 K		0-0 E6 G1-4-3		0-3 K		4 1 1 0 0 2 0																			
Hector Cruz , R OBP: 0.292, SLG: 0.393 (7, 9)		0-0 F6	0-3 K		0-0 G1-4-3 1-2		0-0 F7		4 0 0 0 0 1 2																			
Larry Hemdon , R OBP: 0.358, SLG: 0.383 (1, 8)		0-0 2B SH1-3 1B		0-0 CS 1B		0-0 S 5-3 2B		0-0 CS 1B	4 2 4 0 0 0 0																			
Johnnie LetMaster , R OBP: 0.260, SLG: 0.295 (1, 6)		0-0 SH1-3 1-3 3H 2B		0-0 F7 1-2		0-0 6-3		0-0 CS 1-2	4 0 1 1 0 0 2									AB 32										
Marc Hill , R OBP: 0.296, SLG: 0.281 (1, 2)		0-0 SH1-3 IBB		4-0 1B BB		0-0 5-3		0-0 6-3	2 1 0 1 2 0 0									R 4										
Jim Barr , R OBP: 0.190, SLG: 0.190 Randy Moffitt , R OBP: 0.286, SLG: 0.167 (8, 1)		0-0 SH1-3		0-0 1B 1B		0-0 6-3		4-0 1B BB	2 0 1 1 0 0 0 0 0 0 0 1 0 0									H 10										
Inning Stats	R: 0 E: 0 K: 0 S: 3	H: 1 LOB: 0 BB: 0 P: 3	R: 2 E: 0 K: 1 S: 8	H: 3 LOB: 3 BB: 2 P: 16	R: 0 E: 0 K: 2 S: 7	H: 0 LOB: 0 BB: 0 P: 7	R: 1 E: 0 K: 0 S: 5	H: 3 LOB: 2 BB: 1 P: 9	R: 0 E: 1 K: 0 S: 3	H: 0 LOB: 0 BB: 0 P: 3	R: 1 E: 0 K: 0 S: 4	H: 1 LOB: 0 BB: 0 P: 4	R: 0 E: 0 K: 0 S: 3	H: 0 LOB: 0 BB: 0 P: 3	R: 0 E: 0 K: 1 S: 5	H: 1 LOB: 0 BB: 1 P: 5		R: 0 E: 0 K: 0 S: 3	H: 1 LOB: 1 BB: 1 P: 7	1B: 7 2B: 3 3B: 0 HR: 0	SF: 0 SAC: 1 DP: 2 HBP: 0	WP: 0 PB: 0 SB: 1 CS: 2	PA: 38					
PITCHER	IP	WLS	BF	H	R	ER	SO	BB	IBB	HBP	BLK	WP	HR	S	P	ERA	WHIP											
Randy Jones , L ERA: 2.87 Mark Lee , R ERA: 4.13	(1, 1) (8, 1)	7.0 L	30	8	4	4	3	1	2	0	0	0	0	0	33	45	5.14	1.286										

Batter	1	2	3	4	5	6	7	8	9	AB	R	H	RBI	BB	SO	LOB	BOTTOM											
Gene Richards , L OBP: 0.377, SLG: 0.412 (1, 7)	0-0 F8		0-0 F7			0-0 1-3		0-0 4-3		4 0 0 0 0 0 1							San Francisco Giants @ San Diego Padres San Diego Stadium, San Diego, CA Wed Jun 28 1978, 10:05 PM EDT Unknown livebaseballscorecards.com											
Ozzie Smith , S OBP: 0.300, SLG: 0.307 (1, 6)	0-0 6-3		0-3 K			0-0 2B SF8 1B		0-0 6-3		4 1 1 0 0 1 1																		
Derrel Thomas , S OBP: 0.309, SLG: 0.309 (1, 5)	0-0 L6			0-0 F8		0-0 SF8 E 2B		0-0 1B		4 1 2 0 0 0 0																		
Dave Winfield , R OBP: 0.338, SLG: 0.485 (1, 8)		0-0 5-3		0-0 F3		0-0 SF8 2-3 3H 2B		0-0 F8		3 0 0 1 0 0 1																		
Oscar Gamble , L OBP: 0.335, SLG: 0.388 (1, 9)		0-0 1B		0-0 F7		0-0 E6 FC6		0-0 4-3		4 0 1 0 0 0 0																		
Fernando Gonzalez , R OBP: 0.237, SLG: 0.250 (1, 4)		0-0 F1		0-0 FC3-6 1B		0-0 FC6 1-2		0-0 4-3		4 0 1 0 0 0 2																		
Gene Tenace , R OBP: 0.414, SLG: 0.412 (1, 3)		0-0 F3		0-0 L6		0-0 F9		0-0 F9		4 0 0 0 0 0 2								AB 33										
Rick Sweet , S OBP: 0.323, SLG: 0.250 (1, 2)			0-0 4-3		0-0 FC3-6 1-2		0-0 F8			3 0 0 0 0 0 1								R 2										
Randy Jones , R OBP: 0.146, SLG: 0.146 Bill Almon , R OBP: 0.329, SLG: 0.344 Mark Lee , R (7, PH) (8, 1)				0-0 K		0-0 F8				2 0 1 0 0 1 1 1 0 0 0 0 0 0 0 0 0 0 0 0 0								H 6										
Inning Stats	R: 0 E: 0 K: 0 S: 3	H: 0 LOB: 0 BB: 0 P: 3	R: 0 E: 0 K: 0 S: 4	H: 1 LOB: 1 BB: 0 P: 4	R: 0 E: 0 K: 1 S: 6	H: 1 LOB: 1 BB: 0 P: 6	R: 0 E: 0 K: 0 S: 3	H: 0 LOB: 0 BB: 0 P: 3	R: 0 E: 0 K: 0 S: 4	H: 1 LOB: 1 BB: 0 P: 4	R: 0 E: 0 K: 0 S: 3	H: 0 LOB: 0 BB: 0 P: 3	R: 0 E: 0 K: 0 S: 3	H: 0 LOB: 0 BB: 0 P: 3	R: 0 E: 0 K: 0 S: 3	H: 0 LOB: 0 BB: 0 P: 3		1B: 5 2B: 1 3B: 0 HR: 0	SF: 1 SAC: 0 DP: 0 HBP: 0	WP: 0 PB: 0 SB: 0 CS: 0	PA: 34							
PITCHER	IP	WLS	BF	H	R	ER	SO	BB	IBB	HBP	BLK	WP	HR	S	P	ERA	WHIP											
Jim Barr , R ERA: 2.34 Randy Moffitt , R ERA: 3.4	(1, 1) (8, 1)	7.2 W	30	6	2	1	2	0	0	0	0	0	0	0	34	34	1.17	0.783										

Batter	1	2	3	4	5	6	7	8	9	AB	R	H	RBI	BB	SO	LOB	TOP					
Jim Dwyer, L OBP: 0.346, SLG: 0.368 (1, 9)	F5		F8			F8			F9	4	0	1	0	1	0	1	San Francisco Giants @ San Diego Padres San Diego Stadium, San Diego, CA Wed Jun 28 1978, 10:05 PM EDT Att: 29,827 - Unknown AB 33 R 1 H 7 RBI 1 BB 4 SO 5 LOB 21					
Terry Whitfield, L OBP: 0.340, SLG: 0.424 (1, 7)	1-3		F8			F8			F8	5	0	1	0	0	0	3						
Darrell Evans, L OBP: 0.373, SLG: 0.397 (1, 5)	K				F5				F9	3	0	0	0	1	1	2						
Willie McCovey, L OBP: 0.313, SLG: 0.398 (1, 3)		K			F9				F8	3	0	0	0	1	1	1						
Vic Harris, S OBP: 0.150, SLG: 0.173 (1, 4)		1B SF9 1B				L6			F8	4	1	3	0	0	0	3						
Larry Hemdon, R OBP: 0.358, SLG: 0.382 (8, PH)					L4				F7	3	0	1	0	0	0	4						
Hector Cruz, R OBP: 0.289, SLG: 0.389 (8, 8)						L3			F7	1	0	0	0	0	0	2						
Roger Metzger, S OBP: 0.292, SLG: 0.295 (8, PH)					F3				K	2	0	1	1	0	0	0						
Jack Clark, R OBP: 0.366, SLG: 0.521 (8, 6)		SF9							K	0	0	0	0	0	0	0						
Johnnie LeMaster, R OBP: 0.266, SLG: 0.295 (8, 6)									K	0	0	0	0	0	0	0						
Mike Sadek, R OBP: 0.319, SLG: 0.313 (1, 2)		F7			F2				5-3	4	0	0	0	0	1	2						
Charlie Williams, R OBP: 0.256, SLG: 0.167 (6, 1)					6-3				K	2	0	0	0	0	0	0						
Randy Moffitt, R OBP: 0.464, SLG: 0.488 (7, PH)					6-3				K	0	0	0	0	0	0	0						
Bill Madlock, R OBP: 0.464, SLG: 0.488 (7, PH)									K	1	0	0	0	0	1	1						
John Curtis, L OBP: 0.309, SLG: 0.309 (8, PH)									WP BB	0	0	0	0	0	0	0						
Rob Andrews, R OBP: 0.309, SLG: 0.309 (8, PH)										0	0	0	0	1	0	0						
Inning Stats	R: 0 E: 0 K: 1 S: 5	H: 0 LOB: 0 BB: 0 P: 5	R: 1 E: 0 K: 1 S: 7	H: 2 LOB: 1 BB: 0 P: 7	R: 0 E: 0 K: 0 S: 3	H: 0 LOB: 0 BB: 0 P: 3	R: 0 E: 0 K: 0 S: 4	H: 1 LOB: 1 BB: 0 P: 4	R: 0 E: 0 K: 0 S: 3	H: 0 LOB: 0 BB: 0 P: 3	R: 0 E: 0 K: 0 S: 5	H: 2 LOB: 3 BB: 1 P: 9	R: 0 E: 0 K: 2 S: 8	H: 1 LOB: 2 BB: 1 P: 12	R: 0 E: 0 K: 1 S: 6	H: 1 LOB: 2 BB: 1 P: 10	R: 0 E: 0 K: 0 S: 3	H: 0 LOB: 1 BB: 1 P: 7	1B: 6 2B: 1 3B: 0 HR: 0	SF: 1 SAC: 0 DP: 0 HBP: 0	WP: 1 PB: 0 SB: 0 CS: 0	PA: 38
PITCHER	IP WLS BF H R ER SO BB IBB HBP BLK WP HR S P ERA WHIP																					
Eric Rasmussen, R ERA: 4.37 (1, 1)	5.1 W 21 5 1 1 2 0 0 0 0 0 0 0 25 25 1.69 0.938																					
John D'Acquisto, R ERA: 1.35 (6, 1)	3.2 S 17 2 0 0 3 4 0 0 0 0 1 0 19 35 0.00 1.636																					

Batter	1	2	3	4	5	6	7	8	9	AB	R	H	RBI	BB	SO	LOB	BOTTOM					
Gene Richards, L OBP: 0.375, SLG: 0.410 (1, 7)	FC6-4 1B	F8			4-3	4-3				4	0	1	0	0	0	2	San Francisco Giants @ San Diego Padres San Diego Stadium, San Diego, CA Wed Jun 28 1978, 10:05 PM EDT Att: 29,827 - Unknown AB 32 R 4 H 9 RBI 4 BB 3 SO 0 LOB 10					
Derrel Thomas, S OBP: 0.304, SLG: 0.303 (8, 8)	F7	4-3			1-3				F8	4	0	0	0	0	0	1						
Fernando Gonzalez, R OBP: 0.229, SLG: 0.240 (1, 4)	FC6-4 WP HR			6-3	L5				F8	4	1	0	0	0	0	1						
Dave Winfield, R OBP: 0.340, SLG: 0.495 (8, 9)	1H HR			F3		4-3			4-3	3	1	1	2	1	0	0						
Oscar Gamble, L OBP: 0.346, SLG: 0.405 (8, 6)	BB 1B					2B 1B				4	1	4	0	0	0	0						
Ozzie Smith, S OBP: 0.300, SLG: 0.307 (8, 6)	BB 1B					2B 1B				0	0	0	0	0	0	0						
Gene Tenace, R OBP: 0.416, SLG: 0.420 (1, 3)	BB 1B			5-3					F7	4	1	2	0	0	0	1						
Bill Almon, R OBP: 0.331, SLG: 0.341 (8, 5)					F3				F9	2	0	0	0	2	0	0						
Dave Roberts, R OBP: 0.348, SLG: 0.263 (6, PH)		F3							G1	2	0	0	0	0	0	3						
Jerry Turner, L OBP: 0.305, SLG: 0.421 (7, 2)										1	0	1	2	0	0	0						
Rick Sweet, S OBP: 0.321, SLG: 0.248 (7, 2)										1	0	0	0	0	0	0						
Eric Rasmussen, R OBP: 0.138, SLG: 0.138 (1, 1)										2	0	0	0	0	0	0						
John D'Acquisto, R OBP: 0.200, SLG: 0.200 (6, 1)		F4			5-3				F9	1	0	0	0	0	0	2						
Inning Stats	R: 2 E: 0 K: 0 S: 7	H: 4 LOB: 3 BB: 1 P: 11	R: 0 E: 0 K: 0 S: 3	H: 0 LOB: 0 BB: 0 P: 3	R: 0 E: 0 K: 0 S: 4	H: 1 LOB: 1 BB: 0 P: 4	R: 0 E: 0 K: 0 S: 3	H: 0 LOB: 0 BB: 0 P: 3	R: 0 E: 0 K: 0 S: 3	H: 0 LOB: 0 BB: 0 P: 3	R: 2 E: 0 K: 0 S: 6	H: 3 LOB: 2 BB: 1 P: 10	R: 0 E: 0 K: 0 S: 3	H: 1 LOB: 2 BB: 1 P: 7	R: 0 E: 0 K: 0 S: 3	H: 0 LOB: 0 BB: 0 P: 3	R: 0 E: 0 K: 0 S: 3	H: 0 LOB: 0 BB: 0 P: 3	1B: 6 2B: 2 3B: 0 HR: 1	SF: 0 SAC: 0 DP: 0 HBP: 0	WP: 1 PB: 0 SB: 0 CS: 0	PA: 35
PITCHER	IP WLS BF H R ER SO BB IBB HBP BLK WP HR S P ERA WHIP																					
Charlie Williams, R ERA: 5.14 (1, 1)	5.1 L 25 7 4 4 4 0 1 1 0 0 0 0 23 31 6.75 1.500																					
Randy Moffitt, R ERA: 3.35 (6, 1)	0.2 3 1 0 0 0 0 0 0 0 0 0 3 3 0.00 1.500																					
John Curtis, L ERA: 2.53 (7, 1)	2.0 7 1 0 0 0 0 1 0 0 0 0 6 10 0.00 1.000																					

Batter	1	2	3	4	5	6	7	8	9	AB	R	H	RBI	BB	SO	LOB	TOP								
Bill Madlock R OBP: 0.404, SLG: 0.505 (1, 4)										5	1	2	1	0	0	0	San Francisco Giants @ Atlanta Braves Atlanta-Fulton County Stadium, Atlanta, GA Fri Jun 30 1978, 7:05 PM EDT Unknown								
Darrell Evans L OBP: 0.373, SLG: 0.395 (1, 5)										4	1	1	0	1	1	1									
Jack Clark R OBP: 0.367, SLG: 0.541 (1, 9)										5	2	2	3	0	0	2									
Willie McCovey L OBP: 0.319, SLG: 0.424 Jim Dwyer L OBP: 0.346, SLG: 0.360 (4, PR) (4, 3)										2	1	2	1	0	0	0									
Hector Cruz R OBP: 0.296, SLG: 0.393 (1, 7)										4	1	2	0	0	1	0									
Larry Hemdon R OBP: 0.361, SLG: 0.383 (1, 8)										2	0	1	0	1	0	0									
Johnnie LeMaster R OBP: 0.271, SLG: 0.292 Randy Moffitt R OBP: 0.286, SLG: 0.167 (8, 1) (8, 1)										2	1	0	0	2	1	3									
Mike Sadek R OBP: 0.312, SLG: 0.306 (6, PH) Mike Ivie R OBP: 0.381, SLG: 0.520 Marc Hill R OBP: 0.295, SLG: 0.279 (6, 2) (6, 2)										2	0	0	0	0	0	3									
John Montefusco R OBP: 0.174, SLG: 0.098 Gary Lavelle S OBP: 0.143, SLG: 0.143 Roger Metzger S OBP: 0.291, SLG: 0.293 (8, 6) (7, 1) (8, 6)										3	0	0	0	0	0	2									
Inning Stats	R: 0 E: 0 K: 0 S: 2	H: 0 LOB: 0 BB: 1 P: 6	R: 1 E: 0 K: 0 S: 4	H: 1 LOB: 1 BB: 1 P: 8	R: 0 E: 0 K: 1 S: 6	H: 1 LOB: 1 BB: 0 P: 6	R: 0 E: 0 K: 0 S: 4	H: 2 LOB: 2 BB: 1 P: 8	R: 0 E: 0 K: 1 S: 5	H: 0 LOB: 0 BB: 0 P: 5	R: 5 E: 0 K: 1 S: 8	H: 3 LOB: 0 BB: 2 P: 16	R: 0 E: 0 K: 0 S: 3	H: 0 LOB: 0 BB: 0 P: 3	R: 0 E: 0 K: 2 S: 7	H: 1 LOB: 0 BB: 0 P: 7		R: 3 E: 0 K: 0 S: 6	H: 3 LOB: 0 BB: 0 P: 6	1B: 4 2B: 2 3B: 0 HR: 5	SF: 0 SAC: 1 DP: 1 HBP: 0	WP: 0 PB: 0 SB: 1 CS: 1	PA: 40		
PITCHER	IP	WLS	BF	H	R	ER	SO	BB	IBB	HBP	BLK	WP	HR	S	P	ERA	WHIP								
Jamie Easterly L ERA: 6.28 Dave Campbell R ERA: 4.7 Gene Garber R ERA: 1.7	(1, 1) (6, 1) (8, 1)	5.0 2.0 2.0	23 8 9	6 1 4	4 2 3	4 2 3	2 1 2	4 0 0	0 1 0	0 0 0	0 0 0	0 0 0	2 1 2	23 9 13	39 13 13	7.20 9.00 13.50	2.000 0.500 2.000								

Batter	1	2	3	4	5	6	7	8	9	AB	R	H	RBI	BB	SO	LOB	BOTTOM										
Rod Gilbreath R OBP: 0.294, SLG: 0.341 (1, 4)										4	2	2	2	0	0	2	San Francisco Giants @ Atlanta Braves Atlanta-Fulton County Stadium, Atlanta, GA Fri Jun 30 1978, 7:05 PM EDT Unknown										
Bob Beall S OBP: 0.304, SLG: 0.250 (1, 3)										4	0	1	1	0	0	2											
Rowland Office L OBP: 0.308, SLG: 0.386 Gary Matthews R OBP: 0.373, SLG: 0.515 (7, PH) (8, 9)										3	0	1	0	0	0	1											
Jeff Burroughs R OBP: 0.453, SLG: 0.531 (1, 7)										5	1	2	1	0	1	5											
Joe Nolan L OBP: 0.308, SLG: 0.348 Dale Murphy R OBP: 0.274, SLG: 0.317 (8, PH) (9, 2)										3	0	1	1	0	0	1											
Bob Horner R OBP: 0.216, SLG: 0.388 (1, 5)										3	1	1	0	0	0	1											
Barry Bonnell R OBP: 0.284, SLG: 0.278 (8, 8)										3	2	2	0	1	0	0											
Darrel Chaney S OBP: 0.297, SLG: 0.297 (1, 6)										4	1	1	3	0	1	3											
Jamie Easterly L OBP: 0.273, SLG: 0.364 Dave Campbell R Biff Pocoroba S OBP: 0.333, SLG: 0.343 Jerry Royster R OBP: 0.356, SLG: 0.355 Gene Garber R (8, 1)	(1, 1) (6, 1) (7, PH) (7, PR) (8, 1)	6.0 1.2 0.1	27 9 4	10 1 3	6 3 1	5 3 1	5 2 1	0 0 0	0 1 0	0 0 0	0 0 0	0 0 0	0 0 0	0 0 0	0 11 4	28 19 4		7.50 16.20 27.00	1.833 1.200 9.000								
PITCHER	IP	WLS	BF	H	R	ER	SO	BB	IBB	HBP	BLK	WP	HR	S	P	ERA		WHIP									
John Montefusco R ERA: 3.57 Gary Lavelle L ERA: 4.1 Randy Moffitt R ERA: 3.53	(1, 1) (7, 1) (8, 1)	6.0 1.2 0.1	27 9 4	10 1 3	6 3 1	5 3 1	5 2 1	0 0 0	0 1 0	0 0 0	0 0 0	0 0 0	0 0 0	0 0 0	0 11 4	28 19 4	7.50 16.20 27.00	1.833 1.200 9.000									
Inning Stats	R: 1 E: 0 K: 1 S: 7	H: 3 LOB: 2 BB: 0 P: 7	R: 0 E: 0 K: 0 S: 3	H: 0 LOB: 0 BB: 0 P: 3	R: 0 E: 0 K: 0 S: 4	H: 1 LOB: 1 BB: 0 P: 4	R: 0 E: 0 K: 0 S: 3	H: 1 LOB: 0 BB: 0 P: 3	R: 0 E: 0 K: 0 S: 4	H: 1 LOB: 1 BB: 0 P: 4	R: 1 E: 0 K: 0 S: 4	H: 1 LOB: 0 BB: 0 P: 4	R: 4 E: 1 K: 1 S: 9	H: 3 LOB: 1 BB: 1 P: 13	R: 4 E: 0 K: 1 S: 9	H: 4 LOB: 2 BB: 2 P: 17	1B: 12 2B: 0 3B: 0 HR: 2	SF: 1 SAC: 3 DP: 1 HBP: 0	WP: 0 PB: 0 SB: 1 CS: 0	PA: 40							

Batter	1	2	3	4	5	6	7	8	9	AB	R	H	RBI	BB	SO	LOB	TOP		
Vic Harris, S OBP: 0.176, SLG: 0.225 (1, 4)	5-3		WP 1B		6-3		G3 2B		2B	5	0	3	2	0	0	0	San Francisco Giants @ Atlanta Braves Atlanta-Fulton County Stadium, Atlanta, GA Fri Jun 30 1978, 7:05 PM EDT Att: 14,429 - Unknown		
Terry Whitfield, L OBP: 0.337, SLG: 0.417 (1, 7)	1-3		F7		HBP		G3		5-3	4	0	0	1	0	0	3			
Jack Clark, R OBP: 0.583, SLG: 0.548 Charlie Williams, R (7, 1)			3-1		F3		4-3		F7	4	1	1	1	0	0	3			
Jim Dwyer, L OBP: 0.343, SLG: 0.356 (9, PH)	HR									0	0	0	0	0	0	0			
Mike Ivie, R OBP: 0.370, SLG: 0.504 (1, 3)	F9		5-3							1	0	0	0	0	0	1			
Hector Cruz, R OBP: 0.295, SLG: 0.383 (1, 5)		BB BB			1-3					3	0	0	0	1	0	0			
Larry Hemdon, R OBP: 0.356, SLG: 0.377 (1, 8)		F8			F9					4	0	0	0	0	0	1			
Roger Metzger, S OBP: 0.307, SLG: 0.306 (1, 6)		FC6 BB								3	2	3	0	1	0	0			
Mike Sadek, R OBP: 0.305, SLG: 0.299 (1, 2)		F7			F8		2B BB		E3 3-1 2B 1B	2	0	0	0	0	0	3			
Ed Halicki, R OBP: 0.136, SLG: 0.095 John Curtis, L (4, 1)					5-3				3-1	1	0	0	0	0	0	2			
Marc Hill, R OBP: 0.291, SLG: 0.275 Rob Andrews, R OBP: 0.321, SLG: 0.316 (7, 4)		1-2					F9		2-3 3-H	3	0	0	1	0	0	3			
Inning Stats	R: 1 E: 0 K: 0 S: 4	H: 1 LOB: 0 BB: 0 P: 4	R: 0 E: 0 K: 0 S: 3	H: 0 LOB: 2 BB: 2 P: 11	R: 0 E: 0 K: 0 S: 4	H: 1 LOB: 1 BB: 0 P: 4	R: 0 E: 0 K: 0 S: 3	H: 0 LOB: 0 BB: 0 P: 4	R: 0 E: 0 K: 0 S: 3	H: 0 LOB: 0 BB: 0 P: 3	R: 2 E: 0 K: 0 S: 5	H: 2 LOB: 1 BB: 1 P: 9	R: 0 E: 0 K: 0 S: 3	H: 0 LOB: 0 BB: 0 P: 3	R: 2 E: 1 K: 0 S: 6	H: 3 LOB: 1 BB: 0 P: 6	1B: 5 2B: 2 3B: 0 HR: 1	SF: 0 SAC: 0 DP: 0 HBP: 1	WP: 1 PA: 39 PB: 0 SB: 0 CS: 0
PITCHER	IP WLS BF H R ER SO	IP WLS BF H R ER SO	IP WLS BF H R ER SO	IP WLS BF H R ER SO	IP WLS BF H R ER SO	IP WLS BF H R ER SO	IP WLS BF H R ER SO	IP WLS BF H R ER SO	IP WLS BF H R ER SO	IP WLS BF H R ER SO	IP WLS BF H R ER SO	IP WLS BF H R ER SO	IP WLS BF H R ER SO	IP WLS BF H R ER SO	IP WLS BF H R ER SO	IP WLS BF H R ER SO	ERA WHIP	ERA WHIP	
Mickey Mahler, L ERA: 2.84 Rick Camp, R ERA: 3.89	7.0 W 30 5 3 3 0	2.0 9 3 2 2 0	3.0 0 0 0 0 0	3.0 0 0 0 0 0	1.0 1 26 39	9.0 0 9 9	3.86 1.143	9.00 1.500											

Batter	1	2	3	4	5	6	7	8	9	AB	R	H	RBI	BB	SO	LOB	BOTTOM		
Rod Gilbreath, R OBP: 0.308, SLG: 0.351 (1, 4)	F7		BB S 1B	3B BB	BB BB 1B		FC5-4 1B			4	1	3	1	1	0	0	San Francisco Giants @ Atlanta Braves Atlanta-Fulton County Stadium, Atlanta, GA Fri Jun 30 1978, 7:05 PM EDT Att: 14,429 - Unknown		
Rowland Office, L OBP: 0.310, SLG: 0.388 Jeff Burroughs, R OBP: 0.455, SLG: 0.542 Barry Bonnell, R OBP: 0.291, SLG: 0.275 (4, PH)			F7	SF9 3B	K		FC5-4 F9 1B			2	1	1	0	0	0	1			
Gary Matthews, R OBP: 0.379, SLG: 0.518 (1, 9)	HR 1B		5-3	SF9	BB BB		1B			3	1	2	1	1	0	1			
Biff Pocoroba, S OBP: 0.344, SLG: 0.368 (1, 2)	HR		BB IBB	WP SF8 2B	1-2 2-3 BB		F9			3	2	2	3	2	0	2			
Bob Horner, R OBP: 0.214, SLG: 0.365 (1, 5)	6-3		BB BB	SF8	F8		F2			3	0	0	1	1	0	5			
Cito Gaston, R OBP: 0.224, SLG: 0.217 (1, 7)	K		F9	1B 1B			F3			5	0	1	0	0	1	3			
Dale Murphy, R OBP: 0.280, SLG: 0.332 (1, 3)		K		BB BB			K			4	2	2	1	1	2	0			
Pat Rockett, R OBP: 0.216, SLG: 0.164 (1, 6)		F9		BB FC 1B	4-3		FC5-4 1B		F8	5	1	2	0	0	0	2			
Mickey Mahler, S OBP: 0.050, SLG: 0.050 Rick Camp, R (8, 1)		K		FC BB 3B	4-3		FC5-4		F9	4	1	0	0	0	1	3			
Inning Stats	R: 3 E: 0 K: 1 S: 8	H: 3 LOB: 0 BB: 0 P: 8	R: 0 E: 0 K: 2 S: 7	H: 0 LOB: 0 BB: 0 P: 7	R: 0 E: 0 K: 0 S: 4	H: 1 LOB: 3 BB: 2 P: 12	R: 6 E: 0 K: 0 S: 9	H: 5 LOB: 2 BB: 2 P: 17	R: 0 E: 0 K: 1 S: 6	H: 1 LOB: 3 BB: 2 P: 14	R: 0 E: 0 K: 1 S: 6	H: 1 LOB: 1 BB: 0 P: 6	R: 0 E: 0 K: 0 S: 5	H: 2 LOB: 2 BB: 0 P: 5	R: 1 E: 0 K: 0 S: 4	H: 1 LOB: 0 BB: 0 P: 4		1B: 10 2B: 1 3B: 1 HR: 2	SF: 2 SAC: 0 DP: 0 HBP: 0
PITCHER	IP WLS BF H R ER SO	IP WLS BF H R ER SO	IP WLS BF H R ER SO	IP WLS BF H R ER SO	IP WLS BF H R ER SO	IP WLS BF H R ER SO	IP WLS BF H R ER SO	IP WLS BF H R ER SO	IP WLS BF H R ER SO	IP WLS BF H R ER SO	IP WLS BF H R ER SO	IP WLS BF H R ER SO	IP WLS BF H R ER SO	IP WLS BF H R ER SO	IP WLS BF H R ER SO	IP WLS BF H R ER SO	ERA WHIP	ERA WHIP	
Ed Halicki, R ERA: 2.97 John Curtis, L ERA: 2.96 Charlie Williams, R ERA: 5.08	3.0 L 19 5 7 7 3	2.0 9 3 1 1 0	3.0 0 0 0 0 0	3.0 0 0 0 0 0	1.0 0 19 27	9.0 0 9 9	6.00 2.667	4.50 1.500											

AB	35
R	5
H	8
RBI	5
BB	3
SO	0
LOB	17



AB	37
R	10
H	14
RBI	10
BB	6
SO	5
LOB	19



Batter	1	2	3	4	5	6	7	8	9	AB	R	H	RBI	BB	SO	LOB	TOP											
Bill Madlock, R Vic Harris, S Terry Whitfield, L Darrell Evans, L Willie McCovey, L Larry Herndon, R Jack Clark, R Jim Dwyer, L Mike Ivie, R Roger Metzger, S Marc Hill, R Bob Knepper, L	P1 HR F5 HR 5-3		G2 1B G3					1B BB 1B BB HR 1B	FC6-4 1B F5 F8 FC6-4 HR 6-3	2 3 3 6 4 4 5 3 4	0 3 2 2 1 2 5 0 5	0 3 2 2 1 1 2 0 1	0 1 3 1 2 2 4 0 0	0 1 0 0 0 0 0 0 0	0 0 0 0 0 0 0 0 0	0 0 0 0 0 0 0 0 0	AB R H RBI BB SO LOB											
Inning Stats	R: 2 E: 0 K: 0 S: 4	H: 1 LOB: 0 BB: 1 P: 8	R: 0 E: 0 K: 0 S: 3	H: 0 LOB: 0 BB: 0 P: 3	R: 0 E: 0 K: 0 S: 4	H: 1 LOB: 1 BB: 0 P: 4	R: 0 E: 0 K: 0 S: 5	H: 2 LOB: 3 BB: 1 P: 9	R: 8 E: 2 K: 0 S: 9	H: 6 LOB: 1 BB: 3 P: 21	R: 0 E: 0 K: 0 S: 3	H: 0 LOB: 0 BB: 0 P: 3	R: 0 E: 0 K: 0 S: 3	H: 0 LOB: 0 BB: 0 P: 3	R: 5 E: 0 K: 0 S: 8	H: 5 LOB: 1 BB: 1 P: 12	R: 0 E: 0 K: 0 S: 4	H: 1 LOB: 1 BB: 0 P: 4	1B: 11 2B: 3 3B: 0 HR: 2	SF: 0 SAC: 1 DP: 0 HBP: 0	WP: 0 PA: 49 PB: 0 SB: 1 CS: 0							
PITCHER	IP	WLS	BF	H	R	ER	SO	BB	IBB	HBP	BLK	WP	HR	S	P	ERA	WHIP											
Adrian Devine, R Eddie Solomon, R Craig Skok, L Preston Hanna, R	(1, 1) (5, 1) (5, 1) (8, 1)	4.2 0.0 2.1 2.0	L 4 11 9	25 1 3 3	9 3 4 1	7 3 4 1	7 3 4 1	0 0 0 0	2 3 1 0	0 0 0 0	0 0 0 0	0 0 0 0	0 0 0 0	1 10 14 9	23 13 10 9	31 ∞ ∞ 14	13.50 ∞ 15.43 4.50	2.357 ∞ 1.714 1.500										

San Francisco Giants @ Atlanta Braves
Atlanta-Fulton County Stadium, Atlanta, GA
Sat Jul 01 1978, 7:05 PM EDT
Att: 34,654 - Unknown

AB 42
R 15
H 16
RBI 15
BB 6
SO 0
LOB 11





Batter	1	2	3	4	5	6	7	8	9	AB	R	H	RBI	BB	SO	LOB	BOTTOM										
Rod Gilbreath, R Barry Bonnell, R Gary Matthews, R Jeff Burroughs, R Bob Horner, R Biff Pocoreba, S Dale Murphy, R Pat Rockett, R Adrian Devine, R Eddie Solomon, R Craig Skok, R Preston Hanna, R	F8 1B 1B 1B F7 F9	6-3	F5 K 5-3		E7 1B F4 1B 2B 1B 2B F3		5-3 F9 BB 1B BB 1B BB F5	F7 6-3 FC5-4 1B FC5-4 1B 1B F7	5 5 3 5 4 5	1 1 2 0 2 0	1 1 2 0 1 0	0 0 2 0 1 0	0 0 0 0 0 0	0 0 0 0 0 0	0 0 0 0 0 0	AB R H RBI BB SO LOB											
Inning Stats	R: 1 E: 0 K: 0 S: 6	H: 3 LOB: 2 BB: 0 P: 6	R: 0 E: 1 K: 0 S: 3	H: 0 LOB: 1 BB: 1 P: 7	R: 0 E: 0 K: 1 S: 5	H: 0 LOB: 0 BB: 0 P: 5	R: 0 E: 0 K: 1 S: 5	H: 0 LOB: 0 BB: 0 P: 5	R: 3 E: 2 K: 0 S: 7	H: 3 LOB: 2 BB: 1 P: 11	R: 0 E: 0 K: 1 S: 5	H: 1 LOB: 0 BB: 0 P: 5	R: 0 E: 0 K: 0 S: 4	H: 1 LOB: 3 BB: 2 P: 12	R: 0 E: 0 K: 1 S: 5	H: 0 LOB: 2 BB: 1 P: 9	R: 0 E: 0 K: 0 S: 5	H: 2 LOB: 2 BB: 0 P: 5	1B: 9 2B: 1 3B: 0 HR: 0	SF: 0 SAC: 0 DP: 1 HBP: 0	WP: 0 PA: 42 PB: 0 SB: 0 CS: 0						
PITCHER	IP	WLS	BF	H	R	ER	SO	BB	IBB	HBP	BLK	WP	HR	S	P	ERA	WHIP										
Bob Knepper, L	(1, 1)	9.0	W	42	10	4	1	4	5	0	0	0	0	45	65	1.00	1.667										

San Francisco Giants @ Atlanta Braves
Atlanta-Fulton County Stadium, Atlanta, GA
Sat Jul 01 1978, 7:05 PM EDT
Att: 34,654 - Unknown

AB 37
R 4
H 10
RBI 3
BB 5
SO 4
LOB 21



Batter	1	2	3	4	5	6	7	8	9	AB	R	H	RBI	BB	SO	LOB	TOP			
Vic Harris, S OBP: 0.215, SLG: 0.253 (1,4)	F6		F8				SH1-3		K	4	0	1	0	0	1	1	San Francisco Giants @ Atlanta Braves Atlanta-Fulton County Stadium, Atlanta, GA Sun Jul 02 1978, 3:33 AM EDT Att: 13,588 - Unknown AB 35 R 7 H 10 RBI 6 BB 1 SO 2 LOB 6 			
Terry Whitfield, L OBP: 0.347, SLG: 0.427 (1,7)	1-3				4-3		HR		3-1	5	1	2	1	0	0	0				
Jack Clark, R OBP: 0.363, SLG: 0.563 (1,9)	6-3		SF7		F7		HR		F8	4	1	1	3	0	0	0				
Darrell Evans, L OBP: 0.368, SLG: 0.387 (1,5)		F8	1-3		F8		1-3			4	0	0	0	0	2	0				
Mike Ivie, R OBP: 0.361, SLG: 0.493 (1,3)		4-3		6-3		F7	5-3			4	0	0	0	0	0	0				
Larry Hemdon, R OBP: 0.356, SLG: 0.380 (1,8)		6-3			HR	K		4-3		4	1	1	0	0	1	0				
Johnnie LetMaster, R OBP: 0.281, SLG: 0.320 (1,6)			E		HR			5-3		3	2	2	2	1	0	0				
Marc Hill, R OBP: 0.302, SLG: 0.280 (1,2)			E4		SH1-3					4	0	2	0	0	0	1				
Vida Blue, S OBP: 0.259, SLG: 0.217 (1,1)			FC1-6		SH1-3				F4	1	1	0	0	0	0	1				
Jim Dwyer, L OBP: 0.349, SLG: 0.363 (7, PH)										1	1	1	0	0	0	0				
Randy Moffitt, R OBP: 0.286, SLG: 0.167 (7,1)										0	0	0	0	0	0	0				
Willie McCovey, L OBP: 0.316, SLG: 0.433 (8, PH)										1	0	0	0	0	0	1				
Gary Lavelle, S OBP: 0.143, SLG: 0.143 (8,1)										0	0	0	0	0	0	0				
Inning Stats	R: 0 E: 0 K: 0 S: 3	H: 0 LOB: 0 BB: 0 P: 3	R: 0 E: 0 K: 0 S: 3	H: 0 LOB: 0 BB: 0 P: 3	R: 2 E: 1 K: 0 S: 7	H: 3 LOB: 2 BB: 0 P: 7	R: 2 E: 0 K: 0 S: 6	H: 3 LOB: 1 BB: 0 P: 6	R: 0 E: 0 K: 1 S: 5	H: 0 LOB: 1 BB: 1 P: 9	R: 3 E: 0 K: 0 S: 6	H: 3 LOB: 0 BB: 0 P: 6	R: 0 E: 0 K: 0 S: 4	H: 1 LOB: 1 BB: 0 P: 4	R: 0 E: 0 K: 1 S: 5	H: 0 LOB: 0 BB: 0 P: 5	1B: 6 2B: 2 3B: 0 HR: 2	SF: 1 SAC: 2 DP: 0 HBP: 0	WP: 0 PB: 0 SB: 0 CS: 0	PA: 39
PITCHER	IP WLS BF H R ER SO BB IBB HBP BLK WP HR S P ERA WHIP																			
Phil Niekro, R ERA: 3.3 (1,1)	7.0 W 32 9 7 6 1 1 0 0 0 0 2 33 37 7.71 1.429																			
Gene Garber, R ERA: 1.63 (8,1)	2.0 S 7 1 0 0 1 0 0 0 0 0 0 9 9 0.00 0.500																			

Batter	1	2	3	4	5	6	7	8	9	AB	R	H	RBI	BB	SO	LOB	BOTTOM			
Rod Gilbreath, R OBP: 0.308, SLG: 0.348 (1,4)	F6					F1		6-3		5	1	2	0	0	0	0	San Francisco Giants @ Atlanta Braves Atlanta-Fulton County Stadium, Atlanta, GA Sun Jul 02 1978, 3:33 AM EDT Att: 13,588 - Unknown AB 34 R 9 H 12 RBI 8 BB 8 SO 3 LOB 14 			
Barry Bonnell, R OBP: 0.282, SLG: 0.272 (1,8)	F9				G6-3		5-3		BB	4	0	1	0	1	0	1				
Gary Matthews, R OBP: 0.394, SLG: 0.526 (1,9)	6-3				HR		2B		F9	4	2	2	1	1	0	1				
Jeff Burroughs, R OBP: 0.466, SLG: 0.545 (1,7)										1	2	1	0	4	0	0				
Rowland Office, L OBP: 0.301, SLG: 0.388 (8, PR)										0	0	0	0	0	0	0				
Bob Horner, R OBP: 0.273, SLG: 0.407 (1,5)										3	2	1	1	2	0	4				
Dale Murphy, R OBP: 0.285, SLG: 0.347 (1,3)										5	2	2	6	0	1	4				
Biff Pocoroba, S OBP: 0.339, SLG: 0.362 (1,2)										4	0	2	0	0	0	1				
Pat Rockett, R OBP: 0.211, SLG: 0.162 (1,6)										4	0	1	0	0	0	1				
Phil Niekro, R OBP: 0.263, SLG: 0.291 (1,1)										3	0	0	0	0	2	1				
Bob Beall, S OBP: 0.301, SLG: 0.247 (7, PH)										1	0	0	0	0	0	1				
Gene Garber, R ERA: 4.02 (8,1)										0	0	0	0	0	0	0				
Inning Stats	R: 0 E: 0 K: 0 S: 3	H: 0 LOB: 0 BB: 0 P: 3	R: 0 E: 0 K: 1 S: 5	H: 0 LOB: 1 BB: 1 P: 9	R: 1 E: 0 K: 1 S: 8	H: 3 LOB: 3 BB: 1 P: 12	R: 0 E: 0 K: 1 S: 6	H: 1 LOB: 0 BB: 0 P: 6	R: 4 E: 0 K: 0 S: 5	H: 3 LOB: 0 BB: 2 P: 13	R: 0 E: 0 K: 0 S: 3	H: 0 LOB: 0 BB: 0 P: 3	R: 4 E: 1 K: 0 S: 7	H: 5 LOB: 1 BB: 1 P: 11	R: 0 E: 0 K: 0 S: 3	H: 0 LOB: 3 BB: 3 P: 15	1B: 9 2B: 2 3B: 0 HR: 1	SF: 0 SAC: 0 DP: 1 HBP: 0	WP: 0 PB: 0 SB: 0 CS: 0	PA: 42
PITCHER	IP WLS BF H R ER SO BB IBB HBP BLK WP HR S P ERA WHIP																			
Vida Blue, L ERA: 2.37 (1,1)	6.0 L 28 7 5 5 3 4 0 0 0 0 0 0 7 11 36.00 6.000																			
Randy Moffitt, R ERA: 4.25 (7,1)	1.0 L 8 5 4 4 0 1 0 0 0 0 0 0 7 11 36.00 6.000																			
Gary Lavelle, L ERA: 4.02 (8,1)	1.0 6 0 0 0 0 3 0 0 0 0 0 0 3 15 0.00 3.000																			

Batter	1	2	3	4	5	6	7	8	9	AB	R	H	RBI	BB	SO	LOB	TOP					
Gene Richards, L (1, 7) OBP: 0.377, SLG: 0.413										4	1	1	1	1	0	0	San Diego Padres @ San Francisco Giants Candlestick Park, San Francisco, CA Mon Jul 03 1978, 10:05 PM EDT Att: 22,447 - Unknown AB 33 R 4 H 7 RBI 3 BB 5 SO 5 LOB 13 					
Ozzie Smith, S (1, 6) OBP: 0.307, SLG: 0.319										5	1	2	1	0	1	0						
Fernando Gonzalez, R (1, 4) OBP: 0.236, SLG: 0.252										4	0	0	0	0	0	1						
Dave Winfield, R (1, 8) OBP: 0.346, SLG: 0.490										4	0	2	0	0	0	1						
Oscar Gamble, L (1, 9) OBP: 0.346, SLG: 0.405										3	1	0	0	1	0	3						
Derrel Thomas, S (1, 3) OBP: 0.302, SLG: 0.297										1	0	0	0	0	0	0						
Rick Sweet, S (2, 2) OBP: 0.322, SLG: 0.261										2	0	1	1	0	0	0						
Tucker Ashford, R (8, PH) OBP: 0.297, SLG: 0.388										1	0	0	0	0	1	1						
Gene Tenace, R (1, 2) OBP: 0.406, SLG: 0.403										3	0	0	0	1	1	1						
Bill Almon, R (1, 5) OBP: 0.326, SLG: 0.333										2	0	0	0	1	0	0						
Jerry Turner, L (8, PH) OBP: 0.333, SLG: 0.476										0	0	0	0	1	0	0						
Rollie Fingers, R (8, 1) OBP: 0.400, SLG: 0.400										0	0	0	0	0	0	0						
Randy Jones, R (1, 1) OBP: 0.159, SLG: 0.182										3	1	1	0	0	1	3						
Dave Roberts, R (8, PH) OBP: 0.346, SLG: 0.256										1	0	0	0	0	1	3						
Inning Stats	R: 0 E: 0 K: 0 S: 4	H: 2 LOB: 2 BB: 1 P: 8	R: 0 E: 0 K: 1 S: 5	H: 0 LOB: 0 BB: 0 P: 5	R: 0 E: 0 K: 0 S: 3	H: 0 LOB: 0 BB: 0 P: 3	R: 0 E: 0 K: 0 S: 3	H: 0 LOB: 0 BB: 0 P: 3	R: 0 E: 0 K: 0 S: 3	H: 0 LOB: 0 BB: 0 P: 3	R: 4 E: 1 K: 1 S: 10	H: 4 LOB: 3 BB: 2 P: 18	R: 0 E: 0 K: 0 S: 3	H: 0 LOB: 0 BB: 0 P: 3	R: 0 E: 0 K: 2 S: 8	H: 1 LOB: 3 BB: 2 P: 16		R: 0 E: 0 K: 1 S: 5	H: 0 LOB: 0 BB: 0 P: 5	1B: 5 2B: 1 3B: 1 HR: 0	SF: 0 SAC: 1 DP: 0 HBP: 0	WP: 0 PB: 0 SB: 1 CS: 1
PITCHER	IP WLS BF H R ER SO BB IBB HBP BLK WP HR S P ERA WHIP																					
Jim Barr, R (1, 1) ERA: 2.48	7.0 L 30 6 4 3 2 1 2 0 0 0 0 0 31 43 3.86 1.000																					
Gary Lavelle, L (8, 1) ERA: 3.97	0.2 3 1 0 0 1 0 0 0 0 0 0 0 5 5 0.00 1.500																					
Randy Moffitt, R (8, 1) ERA: 4.14	1.1 6 0 0 0 2 1 1 0 0 0 0 0 8 16 0.00 0.750																					

Batter	1	2	3	4	5	6	7	8	9	AB	R	H	RBI	BB	SO	LOB	BOTTOM						
Bill Madlock, R (1, 4) OBP: 0.394, SLG: 0.491										4	0	0	0	0	2	2	San Diego Padres @ San Francisco Giants Candlestick Park, San Francisco, CA Mon Jul 03 1978, 10:05 PM EDT Att: 22,447 - Unknown AB 30 R 3 H 8 RBI 3 BB 2 SO 3 LOB 12 						
Darrell Evans, L (1, 5) OBP: 0.396, SLG: 0.385										4	0	1	0	0	0	1							
Jack Clark, R (1, 9) OBP: 0.368, SLG: 0.574										3	1	2	1	1	0	1							
Willie McCovey, L (1, 3) OBP: 0.312, SLG: 0.427										3	0	0	0	0	0	2							
Mike Ivie, R (1, 7) OBP: 0.358, SLG: 0.500										4	2	1	0	0	0	2							
Larry Hemdon, R (1, 8) OBP: 0.358, SLG: 0.389										4	0	2	1	0	1	1							
Johnnie LetMaster, R (1, 6) OBP: 0.291, SLG: 0.321										3	0	1	1	0	0	2							
Terry Whitfield, L (9, PH) OBP: 0.346, SLG: 0.426										1	0	0	0	0	0	0							
Marc Hill, R (1, 2) OBP: 0.302, SLG: 0.281										3	0	1	0	0	0	1							
Jim Barr, R (1, 1) OBP: 0.182, SLG: 0.182										1	0	0	0	0	0	0							
Hector Cruz, R (7, PH) OBP: 0.300, SLG: 0.383										0	0	0	0	1	0	0							
Gary Lavelle, S (8, 1) OBP: 0.143, SLG: 0.143										0	0	0	0	0	0	0							
Randy Moffitt, R (8, 1) OBP: 0.286, SLG: 0.167										0	0	0	0	0	0	0							
Inning Stats	R: 0 E: 0 K: 0 S: 4	H: 1 LOB: 1 BB: 0 P: 4	R: 0 E: 0 K: 0 S: 3	H: 1 LOB: 0 BB: 0 P: 3	R: 0 E: 0 K: 1 S: 6	H: 1 LOB: 1 BB: 0 P: 6	R: 2 E: 0 K: 0 S: 6	H: 3 LOB: 1 BB: 0 P: 6	R: 0 E: 0 K: 1 S: 5	H: 0 LOB: 0 BB: 0 P: 5	R: 1 E: 1 K: 0 S: 5	H: 2 LOB: 1 BB: 0 P: 5	R: 0 E: 0 K: 0 S: 2	H: 0 LOB: 0 BB: 1 P: 6	R: 0 E: 0 K: 0 S: 2	H: 0 LOB: 0 BB: 1 P: 6		R: 0 E: 0 K: 1 S: 5	H: 0 LOB: 0 BB: 0 P: 5	1B: 5 2B: 0 3B: 2 HR: 1	SF: 0 SAC: 1 DP: 4 HBP: 0	WP: 0 PB: 0 SB: 0 CS: 0	PA: 34
PITCHER	IP WLS BF H R ER SO BB IBB HBP BLK WP HR S P ERA WHIP																						
Randy Jones, L (1, 1) ERA: 2.86	7.0 W 28 8 3 2 2 1 0 0 0 0 0 0 7 11 2.57 1.286																						
Rollie Fingers, R (8, 1) ERA: 3.04	2.0 S 6 0 0 0 1 1 0 0 0 0 0 0 7 11 0.00 0.500																						

Batter	1	2	3	4	5	6	7	8	9	AB	R	H	RBI	BB	SO	LOB	TOP			
Gene Richards, L (1, 7) OBP: 0.391, SLG: 0.412	4-0 SH HR BB	0-0 G3		0-0 PB S 1B		4-0 CS BB		0-0 F9		3	1	1	0	2	0	1	San Diego Padres @ San Francisco Giants Candlestick Park, San Francisco, CA Tue Jul 04 1978, 10:05 PM EDT Att: 26,219 - Unknown livebaseballscorecards.com			
Ozzie Smith, S (1, 6) OBP: 0.309, SLG: 0.319	0-0 SH BB 1-3 HR	0-0 1-3		4-0 PB BB 1-2		0-0 CS 1-2	0-0 1B S FC6-2 1B	0-0 G3		3	1	1	0	1	0	1				
Fernando Gonzalez, R (1, 4) OBP: 0.244, SLG: 0.252	4-0 HR BB 1-2	0-0 5-3		0-0 G3 1-2 2-3			0-0 FC6-2 1-3 1B	0-0 F9		4	1	1	0	1	0	2				
Dave Winfield, R (1, 8) OBP: 0.350, SLG: 0.500	0-0 HR 1-H 2-H 3-H		0-0 4-3 1B		0-0 F8		4-0 FC6-2 1-2 1B	0-0 F9		4	1	2	4	1	0	0				
Oscar Gamble, L (1, 9) OBP: 0.344, SLG: 0.405	0-0 2B 2B		0-0 4-3 1-2		0-0 5-3		0-0 L1	0-0 E3 2B		5	2	1	0	0	0	4				
Gene Tenace, R (1, 3) OBP: 0.405, SLG: 0.399	0-0 F2		0-3 K		4-0 S BB		0-0 FC6-2 1-2 2-3 3-H	0-0 1B		2	0	0	0	1	1	2				
Jerry Turner, L (7, PH) OBP: 0.329, SLG: 0.469										1	0	0	0	0	0	3				
Dave Roberts, R (7, 3) OBP: 0.356, SLG: 0.295										1	1	1	1	0	0	0				
Rick Sweet, S (1, 2) OBP: 0.324, SLG: 0.272	0-0 2B		0-0 L4		0-0 6-3 1-2		0-0 4-3	0-0 1B		5	0	2	2	0	0	5				
Bill Almon, R (1, 5) OBP: 0.321, SLG: 0.327	0-0 5-3			0-0 5-3		0-0 1-3		0-0 F7	0-3 K	5	0	0	0	0	1	2				
Eric Rasmussen, R (1, 1) OBP: 0.125, SLG: 0.125	0-0 F9		0-3 K		0-0 3-1			4-0 BB		3	0	0	0	0	1	1				
John D'Acquisto, R (6, 1) OBP: 0.308, SLG: 0.250										0	0	0	0	1	0	0				
Inning Stats	R: 5 E: 1 K: 0 S: 7	H: 3 LOB: 1 BB: 2 P: 15	R: 0 E: 0 K: 0 S: 3	H: 0 LOB: 0 BB: 0 P: 3	R: 0 E: 0 K: 1 S: 6	H: 1 LOB: 1 BB: 0 P: 6	R: 0 E: 0 K: 1 S: 6	H: 1 LOB: 2 BB: 1 P: 10	R: 0 E: 0 K: 0 S: 2	H: 0 LOB: 0 BB: 1 P: 6	R: 0 E: 0 K: 0 S: 5	H: 2 LOB: 3 BB: 1 P: 9	R: 0 E: 0 K: 0 S: 3	H: 0 LOB: 1 BB: 1 P: 7	R: 2 E: 1 K: 1 S: 8	H: 2 LOB: 1 BB: 0 P: 8	1B: 5 2B: 3 3B: 0 HR: 1	SF: 0 SAC: 1 DP: 0 HBP: 0	WP: 0 PB: 1 SB: 1 CS: 3	PA: 45
PITCHER	IP WLS BF H R ER SO BB IBB HBP BLK WP HR S P ERA WHIP	IP WLS BF H R ER SO BB IBB HBP BLK WP HR S P ERA WHIP																		
John Montefusco, R (1, 1) ERA: 3.71	5.0 L 25 5 5 4 2 4 0 0 0 0 1 25 41 7.20 1.800																			
Charlie Williams, R (6, 1) ERA: 4.88	1.0 6 2 0 0 0 0 1 1 0 0 0 0 4 12 0.00 3.000																			
John Curtis, L (7, 1) ERA: 2.92	0.1 1 0 0 0 0 0 0 0 0 0 0 1 1 0.00 0.000																			
Randy Moffitt, R (7, 1) ERA: 3.99	1.2 6 0 0 0 0 1 0 0 0 0 0 5 9 0.00 0.600																			
Gary Lavelle, L (9, 1) ERA: 3.88	1.0 6 2 2 0 1 0 0 0 0 0 0 8 8 0.00 2.000																			
Batter	1	2	3	4	5	6	7	8	9	AB	R	H	RBI	BB	SO	LOB	BOTTOM			
Bill Madlock, R (1, 4) OBP: 0.394, SLG: 0.493	0-0 E6 2B S SF8		0-0 F6		0-0 SF9 1-3 2B		0-0 B3		0-0 2B 1B	5	2	2	0	0	0	0	San Diego Padres @ San Francisco Giants Candlestick Park, San Francisco, CA Tue Jul 04 1978, 10:05 PM EDT Att: 26,219 - Unknown livebaseballscorecards.com			
Darrell Evans, L (1, 5) OBP: 0.370, SLG: 0.396	0-0 SF8 1-3 4-3 2B		0-0 F9		0-0 SF9 2-3 3-H 0-3 K		4-0 BB	0-0 1B 2B		3	2	2	2	1	0	0				
Jack Clark, R (1, 9) OBP: 0.365, SLG: 0.570	0-0 SF8 2-3 3-H		0-0 K		0-0 K		0-0 F7	0-3 K		4	0	1	1	0	2	3				
Willie McCovey, L (1, 3) OBP: 0.314, SLG: 0.431	0-0 4-3		0-0 6-3				0-0 6-3	0-0 K		5	0	2	2	0	0	1				
Jim Barr, R (9, PR) OBP: 0.182, SLG: 0.182										0	0	0	0	0	0	0				
Mike Ivie, R (1, 7) OBP: 0.359, SLG: 0.497	0-0 1B			0-0 L6 G3 1B		0-0 1-3		0-0 F8	0-3 K	5	0	2	0	0	1	2				
Terry Whitfield, L (1, 8) OBP: 0.348, SLG: 0.425	0-0 5-3		0-0 G3		0-0 G3 1-2		0-0 1B	4-0 BB BB		3	0	1	0	1	0	2				
Roger Metzger, S (1, 6) OBP: 0.306, SLG: 0.305		0-0 4-3		0-0 L6		0-3 K		4-0 BB		2	0	0	0	0	0	1				
Hector Cruz, R (6, PH) OBP: 0.298, SLG: 0.390										1	0	0	0	0	1	2				
Johnnie LeMaster, R (7, 6) OBP: 0.281, SLG: 0.321										0	0	0	0	0	0	0				
Vic Harris, S (8, PH) OBP: 0.223, SLG: 0.253										0	0	0	0	1	0	0				
Mike Sadek, R (1, 2) OBP: 0.306, SLG: 0.300		0-0 F8			0-0 F8		0-0 P6	0-3 K		3	1	1	0	0	0	2				
Randy Moffitt, R (7, 1) OBP: 0.286, SLG: 0.167										0	0	0	0	0	0	0				
Larry Herndon, R (8, PH) OBP: 0.356, SLG: 0.388										1	0	0	0	0	1	2				
Gary Lavelle, S (9, 1) OBP: 0.143, SLG: 0.143										0	0	0	0	0	0	0				
John Montefusco, R (1, 1) OBP: 0.170, SLG: 0.095		0-3 K			0-0 F8		0-0 F8	0-0 F8		1	0	0	0	0	1	0				
Jim Dwyer, L (5, PH) OBP: 0.345, SLG: 0.359										1	0	0	0	0	0	1				
Charlie Williams, R (6, 1) OBP: 0.308, SLG: 0.250										0	0	0	0	0	0	0				
Marc Hill, R (7, 2) OBP: 0.300, SLG: 0.278										2	0	0	0	0	0	0				
John Curtis, L (7, 1) OBP: 0.300, SLG: 0.278										0	0	0	0	0	0	0				
Inning Stats	R: 2 E: 1 K: 0 S: 6	H: 2 LOB: 1 BB: 0 P: 6	R: 0 E: 0 K: 1 S: 5	H: 0 LOB: 0 BB: 0 P: 5	R: 0 E: 0 K: 0 S: 4	H: 1 LOB: 1 BB: 0 P: 4	R: 0 E: 0 K: 0 S: 3	H: 1 LOB: 0 BB: 0 P: 3	R: 1 E: 0 K: 1 S: 7	H: 2 LOB: 1 BB: 0 P: 7	R: 0 E: 0 K: 1 S: 7	H: 2 LOB: 2 BB: 1 P: 7	R: 0 E: 0 K: 1 S: 5	H: 0 LOB: 2 BB: 2 P: 13	R: 2 E: 0 K: 2 S: 10	H: 3 LOB: 1 BB: 0 P: 10	1B: 7 2B: 5 3B: 0 HR: 0	SF: 2 SAC: 0 DP: 1 HBP: 0	WP: 0 PB: 0 SB: 1 CS: 0	PA: 41
PITCHER	IP WLS BF H R ER SO BB IBB HBP BLK WP HR S P ERA WHIP	IP WLS BF H R ER SO BB IBB HBP BLK WP HR S P ERA WHIP																		
Eric Rasmussen, R (1, 1) ERA: 4.22	5.1 W 24 8 3 1 2 3 0 0 0 0 0 28 28 4.91 1.636																			
John D'Acquisto, R (6, 1) ERA: 1.7	3.2 S 17 3 2 2 4 3 0 0 0 0 0 22 34 4.91 1.636																			
GIANTS																	AB 36 R 7 H 9 RBI 7 BB 7 SO 3 LOB 21			

Batter	1	2	3	4	5	6	7	8	9	AB	R	H	RBI	BB	SO	LOB	TOP				
Terry Whitfield, L (1,7) OBP: 0.348, SLG: 0.416	L3	4-3			SH1-4 1B		2B BB		SH3	3	0	1	0	1	0	3	San Francisco Giants @ Cincinnati Reds Riverfront Stadium, Cincinnati, OH Fri Jul 07 1978, 7:05 PM EDT Att: 51,163 - Unknown livebaseballscorecards.com				
Rob Andrews, R (1,4) OBP: 0.315, SLG: 0.309 Willie McCovey, L (7,PH) OBP: 0.315, SLG: 0.451	G3		6-3		SH1-4 1-2		F8		F6	2	0	0	0	0	0	0					
Jack Clark, R (1,9) OBP: 0.365, SLG: 0.564			F8		K				F8	5	0	2	0	0	1	2					
Darrell Evans, L (1,5) OBP: 0.365, SLG: 0.397	6-3		L5		F9					3	0	0	0	1	0	2					
Mike Ivie, R (1,3) OBP: 0.371, SLG: 0.500 John Curtis, L (7,1)			K		1B 1B		5-3		K	4	0	1	0	0	2	3					
Larry Hemdon, R (1,8) OBP: 0.351, SLG: 0.378			K		1B		1-3		6-3	4	0	0	0	0	2	1					
Roger Metzger, S (1,6) OBP: 0.319, SLG: 0.326			1B 1B 1B		1-2 1B		6-3		3-1	4	0	2	0	0	0	0					
Marc Hill, R (1,2) OBP: 0.310, SLG: 0.290			1B 1-2 1B		K		E6 WP 1B		6-3	4	1	2	0	0	1	2					
Jim Barr, R (1,1) OBP: 0.208, SLG: 0.208 Jim Dwyer, L (7,PH) OBP: 0.325, SLG: 0.337 Vic Harris, S (7,4) OBP: 0.222, SLG: 0.244			1-2 2-3 1B		K		K 3H		SH3 BB	2	0	1	0	0	1	2					
Inning Stats	R: 0 E: 0 K: 0 S: 4	H: 1 LOB: 1 BB: 0 P: 4	R: 0 E: 0 K: 2 S: 10	H: 3 LOB: 3 BB: 0 P: 10	R: 0 E: 0 K: 0 S: 3	H: 0 LOB: 0 BB: 0 P: 3	R: 0 E: 0 K: 3 S: 11	H: 2 LOB: 2 BB: 0 P: 11	R: 0 E: 0 K: 1 S: 6	H: 1 LOB: 1 BB: 0 P: 6	R: 0 E: 0 K: 0 S: 3	H: 0 LOB: 0 BB: 0 P: 3	R: 1 E: 1 K: 2 S: 9	H: 2 LOB: 3 BB: 2 P: 17	R: 0 E: 0 K: 0 S: 3	H: 0 LOB: 0 BB: 0 P: 3		R: 0 E: 0 K: 0 S: 3	H: 0 LOB: 1 BB: 1 P: 7	1B: 8 2B: 1 3B: 0 HR: 0	SF: 0 SAC: 2 DP: 0 HBP: 0
PITCHER	IP WLS BF H R ER SO BB IBB HBP BLK WP HR S P ERA WHIP	IP WLS BF H R ER SO BB IBB HBP BLK WP HR S P ERA WHIP	Bill Bonham, R (1,1) ERA: 3.19		Doug Bair, R (7,1) ERA: 1.79		PITCHER		IP WLS BF H R ER SO BB IBB HBP BLK WP HR S P ERA WHIP	PITCHER		IP WLS BF H R ER SO BB IBB HBP BLK WP HR S P ERA WHIP	PITCHER		IP WLS BF H R ER SO BB IBB HBP BLK WP HR S P ERA WHIP	ERA WHIP					

Batter	1	2	3	4	5	6	7	8	9	AB	R	H	RBI	BB	SO	LOB	BOTTOM				
Pete Rose, S (1,5) OBP: 0.353, SLG: 0.418	6-3				FC5-4 1-2		4-3			4	0	1	0	0	0	1	San Francisco Giants @ Cincinnati Reds Riverfront Stadium, Cincinnati, OH Fri Jul 07 1978, 7:05 PM EDT Att: 51,163 - Unknown livebaseballscorecards.com				
Ken Griffey, L (1,9) OBP: 0.352, SLG: 0.426	6-3		F7		5-3				6-3	4	0	0	0	0	0	2					
Joe Morgan, L (1,4) OBP: 0.375, SLG: 0.433	L4				F4		4-3		K	4	0	0	0	0	1	0					
George Foster, R (1,7) OBP: 0.376, SLG: 0.549			F7		1-3		P4		F8	4	0	0	0	0	0	0					
Dan Driessen, L (1,3) OBP: 0.375, SLG: 0.462			4-3		4-3				1B 1B	3	0	1	0	0	0	0					
Dave Concepcion, R (1,6) OBP: 0.347, SLG: 0.392									HR 1B 1-2 1B	3	1	3	0	0	0	0					
Mike Lum, L (1,8) OBP: 0.405, SLG: 0.507			P4						HR F8	3	1	1	2	0	0	3					
Vic Correll, R (1,2) OBP: 0.261, SLG: 0.273					6-3					3	0	2	0	0	0	0					
Bill Bonham, R (1,1) OBP: 0.257, SLG: 0.200 Doug Bair, R (7,1) OBP: 0.143, SLG: 0.143									FC1-6 1B FC5-4 1-2 K	2	0	0	0	0	0	1					
Inning Stats	R: 0 E: 0 K: 0 S: 3	H: 0 LOB: 0 BB: 0 P: 3	R: 0 E: 0 K: 0 S: 4	H: 1 LOB: 1 BB: 0 P: 4	R: 0 E: 0 K: 0 S: 4	H: 1 LOB: 1 BB: 0 P: 4	R: 0 E: 0 K: 0 S: 3	H: 0 LOB: 0 BB: 0 P: 3	R: 2 E: 0 K: 0 S: 6	H: 3 LOB: 1 BB: 0 P: 6	R: 0 E: 0 K: 0 S: 5	H: 2 LOB: 2 BB: 0 P: 5	R: 0 E: 0 K: 1 S: 5	H: 1 LOB: 0 BB: 0 P: 5	R: 0 E: 0 K: 1 S: 5	H: 0 LOB: 0 BB: 0 P: 5		R: 0 E: 0 K: 1 S: 5	H: 0 LOB: 0 BB: 0 P: 5	1B: 6 2B: 1 3B: 0 HR: 1	SF: 0 SAC: 0 DP: 0 HBP: 0
PITCHER	IP WLS BF H R ER SO BB IBB HBP BLK WP HR S P ERA WHIP	IP WLS BF H R ER SO BB IBB HBP BLK WP HR S P ERA WHIP	Jim Barr, R (1,1) ERA: 2.51		John Curtis, L (7,1) ERA: 3.14		PITCHER		IP WLS BF H R ER SO BB IBB HBP BLK WP HR S P ERA WHIP	PITCHER		IP WLS BF H R ER SO BB IBB HBP BLK WP HR S P ERA WHIP	PITCHER		IP WLS BF H R ER SO BB IBB HBP BLK WP HR S P ERA WHIP	ERA WHIP					

Batter	1	2	3	4	5	6	7	8	9	AB	R	H	RBI	BB	SO	LOB	TOP			
Rob Andrews, R (1,4) OBP: 0.310, SLG: 0.297	0-0 6-3		0-0 F9		0-0 L9			4-0 1B 1B BB	0-0 F9	4	1	0	0	1	0	1				
Darrell Evans, L (1,5) OBP: 0.360, SLG: 0.390	0-0 F9		0-0 G3		0-0 4-3			0-0 F7	0-0 4-3	5	0	0	0	0	0	2				
Jack Clark, R (1,9) OBP: 0.364, SLG: 0.560	0-0 5-3		0-0 5-3		0-0 6-3			0-0 1B 1-2 2B 1B		4	1	1	0	0	0	0				
Willie McCovey, L (1,3) OBP: 0.314, SLG: 0.447		0-0 4-3		0-0 G3		0-3 K		0-0 2B 1-3 2H 1B		4	0	1	1	0	1	0				
Vic Harris, S (8, PR) OBP: 0.222, SLG: 0.244										0	0	0	0	0	0	0				
Roger Metzger, S (8, 6) OBP: 0.319, SLG: 0.326										0	0	0	0	0	0	0				
Hector Cruz, R (1,7) OBP: 0.313, SLG: 0.382		4-0 BB 1B FC5-4 BB		0-0 BB 1B		0-0 F8		0-0 G5-3 1-3 3H 2B		3	1	2	1	1	0	0				
Larry Hemdon, R (1,8) OBP: 0.354, SLG: 0.381		0-0 BB 1B		0-0 BB 1B		0-0 5-3		0-0 IBB		3	1	2	0	0	0	0				
Terry Whitfield, L (8, PH) OBP: 0.351, SLG: 0.416		1-2 E 1B		1-2 BB 1B						0	0	0	0	1	0	0				
Johnnie LetMaster, R (1, 6) OBP: 0.279, SLG: 0.313		4-0 FC5-4 BB		0-0 P3				0-0 F8	0-0 G5-3	2	0	0	0	1	0	2				
Mike Ivie, R (8, PH) OBP: 0.368, SLG: 0.497		1-2 2-3 BB								1	0	0	0	0	0	3				
Marc Hill, R (1,2) OBP: 0.314, SLG: 0.290		0-0 FC5-4		0-0 1-2 2-3 BB		0-0 F8			0-0 FC3-6 1B	3	0	1	1	1	0	1				
John Montefusco, R (1,1) OBP: 0.163, SLG: 0.091		0-0 F7		0-3 K					0-0 FC3-6	2	0	0	0	0	1	4				
Gary Lavelle, S (6,1) OBP: 0.111, SLG: 0.111									1-2	2	0	0	0	0	1	1				
Inning Stats	R: 0 E: 0 K: 0 S: 3	H: 0 LOB: 0 BB: 0 P: 3	R: 2 E: 1 K: 0 S: 4	H: 1 LOB: 1 BB: 2 P: 12	R: 0 E: 0 K: 0 S: 3	H: 0 LOB: 0 BB: 0 P: 3	R: 0 E: 0 K: 1 S: 7	H: 2 LOB: 3 BB: 1 P: 11	R: 0 E: 0 K: 0 S: 5	H: 0 LOB: 0 BB: 0 P: 5	R: 0 E: 0 K: 1 S: 5	H: 0 LOB: 0 BB: 0 P: 5	R: 0 E: 0 K: 0 S: 5	H: 3 LOB: 2 BB: 2 P: 13	R: 0 E: 0 K: 0 S: 4	H: 1 LOB: 1 BB: 0 P: 4	1B: 6 2B: 1 3B: 0 HR: 0	SF: 0 SAC: 0 DP: 1 HBP: 0	WP: 0 PA: 38 PB: 0 SB: 0 CS: 0	
PITCHER	IP	WLS	BF	H	R	ER	SO	BB	IBB	HBP	BLK	WP	HR	S	P	ERA	WHIP			
Fred Norman, L (1,1) ERA: 3.08	6.0		24	3	2	1	2	3	0	0	0	0	0	25	37	1.50	1.000			
Manny Sarmiento, R (7,1) ERA: 2.51	1.1	L	6	1	2	2	1	1	0	0	0	0	0	7	11	13.50	1.500			
Dave Tomlin, L (8,1) ERA: 4.38	0.0		2	2	0	0	0	0	0	0	0	0	0	2	2	∞	∞			
Pedro Borbon, R (8,1) ERA: 4.35	1.2		6	1	0	0	0	0	1	0	0	0	0	5	9	0.00	0.600			

San Francisco Giants @ Cincinnati Reds
Riverfront Stadium, Cincinnati, OH
Sat Jul 08 1978, 7:05 PM EDT
Att: 43,316 - Unknown

AB 33
R 4
H 7
RBI 3
BB 5
SO 3
LOB 14



Batter	1	2	3	4	5	6	7	8	9	AB	R	H	RBI	BB	SO	LOB	BOTTOM			
Pete Rose, S (1,5) OBP: 0.352, SLG: 0.416	0-0 6-3		0-0 1-3			0-0 2B 2B 1B	0-0 1-3			4	1	1	0	0	0	0				
Ken Griffey, L (1,9) OBP: 0.348, SLG: 0.422	0-0 4-3			0-0 F9		0-0 F7		0-3 K		4	0	0	0	0	1	1				
Joe Morgan, L (1,4) OBP: 0.373, SLG: 0.435	0-0 5-3			0-0 L4		0-0 2B		0-0 F3		4	1	1	0	0	0	0				
George Foster, R (1,7) OBP: 0.375, SLG: 0.544		0-0 F9		0-0 F2		4-0 2B BB		0-3 K		3	0	0	0	1	1	0				
Dan Driessen, L (1,3) OBP: 0.380, SLG: 0.468		4-0 S BB			0-0 FC6 1B	0-0 1-3 2H 3H 2B		0-3 K		3	0	2	2	1	1	0				
Johnny Bench, R (1,2) OBP: 0.291, SLG: 0.438		0-3 K			0-0 P6	4-0 IBB		0-3 K		3	0	0	0	1	2	2				
Mike Lum, L (1,8) OBP: 0.265, SLG: 0.493		0-0 F7			0-0 FC6	0-0 5-3		4-0 FC4 BB		2	0	0	0	0	0	2				
Ken Henderson, S (5, PR) OBP: 0.256, SLG: 0.341										1	0	0	0	0	0	3				
Manny Sarmiento, R (7,1) ERA: 2.51										0	0	0	0	0	0	0				
Dave Tomlin, L (8,1) ERA: 4.38										0	0	0	0	0	0	0				
Pedro Borbon, R (8,1) ERA: 4.35										0	0	0	0	1	0	0				
Dave Concepcion, R (1,6) OBP: 0.342, SLG: 0.387			0-0 F7		0-0 F7		0-0 1-3		0-0 FC4	4	0	0	0	0	0	2				
Fred Norman, S (1,1) OBP: 0.200, SLG: 0.179			0-0 F7				0-0 1-3			1	0	0	0	0	0	0				
Dave Collins, S (6, PH) OBP: 0.320, SLG: 0.222							0-0 L4			2	0	0	0	0	0	0				
Inning Stats	R: 0 E: 0 K: 0 S: 3	H: 0 LOB: 0 BB: 0 P: 3	R: 0 E: 0 K: 1 S: 5	H: 0 LOB: 1 BB: 1 P: 9	R: 0 E: 0 K: 0 S: 3	H: 0 LOB: 0 BB: 0 P: 3	R: 0 E: 0 K: 0 S: 3	H: 0 LOB: 0 BB: 0 P: 3	R: 2 E: 0 K: 0 S: 6	H: 3 LOB: 3 BB: 2 P: 14	R: 0 E: 0 K: 2 S: 7	H: 0 LOB: 0 BB: 0 P: 7	R: 0 E: 0 K: 2 S: 7	H: 0 LOB: 1 BB: 1 P: 11	1B: 2 2B: 2 3B: 0 HR: 0	SF: 0 SAC: 0 DP: 0 HBP: 0	WP: 0 PA: 35 PB: 0 SB: 1 CS: 0			
PITCHER	IP	WLS	BF	H	R	ER	SO	BB	IBB	HBP	BLK	WP	HR	S	P	ERA	WHIP			
John Montefusco, R (1,1) ERA: 3.69	5.2		22	3	2	2	1	2	0	0	0	0	0	22	30	3.18	0.882			
Gary Lavelle, L (6,1) ERA: 3.59	3.1	W	13	1	0	0	4	1	1	0	0	0	0	19	27	0.00	0.600			

San Francisco Giants @ Cincinnati Reds
Riverfront Stadium, Cincinnati, OH
Sat Jul 08 1978, 7:05 PM EDT
Att: 43,316 - Unknown

AB 31
R 2
H 4
RBI 2
BB 4
SO 5
LOB 10



Batter	1	2	3	4	5	6	7	8	9	AB	R	H	RBI	BB	SO	LOB	TOP					
Jim Dwyer, L OBP: 0.328, SLG: 0.340 (1, 8)	F8		6-3		P4		4-3 1B		G6-4-3 1B	5	0	2	0	0	0	1	San Francisco Giants @ Cincinnati Reds Riverfront Stadium, Cincinnati, OH Sun Jul 09 1978, 3:33 AM EDT Att: 37,966 - Unknown					
Terry Whitfield, L OBP: 0.348, SLG: 0.412 (1, 7)	F3			1B 1B	F7		4-3 1-2		K	5	1	1	0	0	1	2						
Jack Clark, R OBP: 0.362, SLG: 0.554 (1, 9)	5-3			P6	1B 1B		P4		G6-4-3 1-2	5	0	1	0	0	0	3						
Willie McCovey, L OBP: 0.320, SLG: 0.450 Dennis LITTLEJOHN, R (8, 2)		F2		1B 1-2 1B						3	1	2	0	1	0	0						
Darrell Evans, L OBP: 0.359, SLG: 0.389 (1, 5)	F9			1-3 2-H 1B	F7		6-3		IBB	4	0	1	1	0	0	4						
Vic Harris, S OBP: 0.223, SLG: 0.237 (1, 4)	F8			1B 1-2 BB			1-3		F7	3	0	0	0	1	0	0						
Roger Metzger, S OBP: 0.323, SLG: 0.330 (1, 6)			6-3		1-3 2-H 3-H 1B		G3 1B		6-3	4	0	2	1	0	0	0						
Marc Hill, R OBP: 0.317, SLG: 0.288 (8, 3)			K				G3			2	0	0	0	2	1	1						
Ed Halicki, R OBP: 0.143, SLG: 0.111 John Curtis, L (6, 1)					6-3		5-3		6-3	3	0	1	0	0	0	4						
Randy Moffitt, R OBP: 0.286, SLG: 0.167 Hector Cruz, R OBP: 0.310, SLG: 0.379 Bob KNEPPER, L OBP: 0.140, SLG: 0.114 (8, 1)										0	0	0	0	0	0	0						
Inning Stats	R: 0 E: 0 K: 0 S: 3	H: 0 LOB: 0 BB: 0 P: 3	R: 0 E: 0 K: 0 S: 3	H: 0 LOB: 0 BB: 0 P: 3	R: 0 E: 0 K: 1 S: 6	H: 1 LOB: 1 BB: 0 P: 6	R: 2 E: 0 K: 0 S: 6	H: 4 LOB: 3 BB: 2 P: 14	R: 0 E: 0 K: 0 S: 5	H: 2 LOB: 2 BB: 0 P: 5	R: 0 E: 0 K: 0 S: 4	H: 1 LOB: 1 BB: 0 P: 4	R: 0 E: 0 K: 0 S: 4	H: 1 LOB: 2 BB: 1 P: 8	R: 0 E: 0 K: 0 S: 3	H: 0 LOB: 1 BB: 1 P: 7	R: 0 E: 0 K: 1 S: 5	H: 1 LOB: 0 BB: 0 P: 5	1B: 10 2B: 0 3B: 0 HR: 0	SF: 0 SAC: 0 DP: 1 HBP: 0	WP: 0 PB: 0 SB: 0 CS: 0	PA: 39
PITCHER	IP WLS BF H R ER SO BB IBB HBP BLK WP HR S P ERA WHIP	5.0 L 23 7 2 2 1 1 1 0 0 0 0 0 23 31 3.60 1.600	1.0 W 4 1 0 0 0 0 0 0 0 0 0 0 4 3 0.00 1.000	0.2 S 3 1 0 0 0 0 0 0 0 0 0 0 3 0.00 1.500	2.1 S 9 1 0 0 1 1 1 0 0 0 0 0 9 17 0.00 0.857											ERA WHIP						

Batter	1	2	3	4	5	6	7	8	9	AB	R	H	RBI	BB	SO	LOB	BOTTOM					
Pete Rose, S OBP: 0.355, SLG: 0.419 Ray Knight, R OBP: 0.208, SLG: 0.289 (1, 5)	F8					1B BLK 1B	SF9	WP BB 1B		4	1	3	1	0	0	0	San Francisco Giants @ Cincinnati Reds Riverfront Stadium, Cincinnati, OH Sun Jul 09 1978, 3:33 AM EDT Att: 37,966 - Unknown					
Ken Griffey, L OBP: 0.352, SLG: 0.421 (1, 9)	F8		3-1			BLK S 1B	1B SF8 BB	WP BB		3	2	1	0	2	0	1						
Joe Morgan, L OBP: 0.375, SLG: 0.433 Junior Kennedy, R OBP: 0.333, SLG: 0.222 (7, PR)	F5				K	1B BB 1B	1B SF8 1B			3	1	1	2	1	1	0						
George Foster, R OBP: 0.372, SLG: 0.539 (1, 7)	F3			6-3		1B BB	SF8	F7		3	0	0	1	1	0	3						
Dan Driessen, L OBP: 0.381, SLG: 0.467 (1, 3)	L3			P6		1B BB				3	0	1	2	1	0	0						
Mike Lum, L OBP: 0.398, SLG: 0.486 Tom Hume, R (6, 1)					F8	G6-3 1B		IBB		1	0	0	0	1	0	0						
Dave Collins, S OBP: 0.316, SLG: 0.219 Pedro Borbon, R OBP: 0.250, SLG: 0.250 Dave Tomlin, L OBP: 0.250, SLG: 0.250 (7, 1)		BB				1-2 2-H 1B		1B		0	0	0	0	0	0	2						
Dave Concepcion, R OBP: 0.341, SLG: 0.385 (1, 6)	K				K					4	1	1	0	0	2	3						
Vic Correll, R OBP: 0.231, SLG: 0.240 (1, 2)			K		6-3		SH SF9 WP 1B	6-3		3	1	0	0	0	1	0						
Paul Moskau, R OBP: 0.304, SLG: 0.250 Cesar Geronimo, L OBP: 0.330, SLG: 0.374 (6, 8)	P4					F8	1B BB	1-3 2-3 BB		1	0	0	0	0	0	0						
Inning Stats	R: 0 E: 0 K: 0 S: 3	H: 0 LOB: 0 BB: 0 P: 3	R: 0 E: 0 K: 1 S: 5	H: 0 LOB: 1 BB: 1 P: 9	R: 0 E: 0 K: 1 S: 6	H: 1 LOB: 0 BB: 0 P: 6	R: 0 E: 0 K: 1 S: 5	H: 0 LOB: 0 BB: 0 P: 5	R: 0 E: 0 K: 1 S: 5	H: 0 LOB: 0 BB: 0 P: 5	R: 3 E: 0 K: 0 S: 5	H: 3 LOB: 1 BB: 2 P: 13	R: 5 E: 1 K: 0 S: 7	H: 3 LOB: 3 BB: 3 P: 19	R: 0 E: 0 K: 0 S: 4	H: 1 LOB: 3 BB: 2 P: 12	R: 0 E: 0 K: 1 S: 5	H: 0 LOB: 0 BB: 0 P: 5	1B: 8 2B: 0 3B: 0 HR: 0	SF: 2 SAC: 1 DP: 1 HBP: 0	WP: 2 PB: 0 SB: 1 CS: 0	PA: 40
PITCHER	IP WLS BF H R ER SO BB IBB HBP BLK WP HR S P ERA WHIP	5.1 L 22 3 3 3 4 2 0 0 0 1 0 6 14 5.06 1.125	1.0 8 3 5 2 0 2 0 0 0 0 0 0 6 14 18.00 5.000	0.2 4 1 0 0 0 0 1 0 0 0 0 0 3 7 0.00 1.500	1.0 6 1 0 0 0 2 0 0 0 0 1 0 4 12 0.00 3.000											ERA WHIP						

Batter	1	2	3	4	5	6	7	8	9	AB	R	H	RBI	BB	SO	LOB	TOP										
Bill Madlock, R OBP: 0.382, SLG: 0.483 (1, 4)										4	0	0	0	0	1	4	San Francisco Giants @ Pittsburgh Pirates Three Rivers Stadium, Pittsburgh, PA Thu Jul 13 1978, 7:05 PM EDT Att: 13,984 - Unknown										
Darrell Evans, L OBP: 0.360, SLG: 0.388 (1, 5)										3	0	1	0	1	1	0											
Jack Clark, R OBP: 0.361, SLG: 0.550 (1, 9)										4	0	1	0	0	0	2											
Willie McCovey, L OBP: 0.316, SLG: 0.443 (1, 3)										4	0	0	0	0	2	2											
Mike Ivie, R OBP: 0.366, SLG: 0.509 Terry Whitfield, L OBP: 0.348, SLG: 0.412 (1, 7) (9, 7)										4	1	1	1	0	1	0											
Larry Hemdon, R OBP: 0.356, SLG: 0.383 (1, 8)										4	2	2	0	0	2	0											
Johnnie LetMaster, R OBP: 0.283, SLG: 0.316 (1, 6)										4	1	2	0	0	1	0											
Marc Hill, R OBP: 0.321, SLG: 0.293 (1, 2)										3	0	2	2	0	0	0											
Bob Knepper, L OBP: 0.151, SLG: 0.128 (1, 1)										3	0	1	1	0	2	2											
Inning Stats	R: 0 E: 0 K: 0 S: 3	H: 1 LOB: 0 BB: 0 P: 3	R: 2 E: 0 K: 2 S: 11	H: 4 LOB: 2 BB: 0 P: 11	R: 0 E: 0 K: 2 S: 7	H: 0 LOB: 0 BB: 0 P: 7	R: 2 E: 0 K: 1 S: 8	H: 4 LOB: 1 BB: 0 P: 8	R: 0 E: 0 K: 0 S: 2	H: 0 LOB: 0 BB: 1 P: 6	R: 0 E: 0 K: 3 S: 9	H: 0 LOB: 0 BB: 0 P: 9	R: 0 E: 0 K: 1 S: 5	H: 0 LOB: 0 BB: 0 P: 5	R: 0 E: 0 K: 0 S: 3	H: 1 LOB: 0 BB: 0 P: 3		R: 0 E: 0 K: 1 S: 5	H: 0 LOB: 0 BB: 0 P: 5	R: 0 E: 0 K: 1 S: 5	H: 0 LOB: 0 BB: 0 P: 5	1B: 9 2B: 0 3B: 0 HR: 1	SF: 0 SAC: 0 DP: 2 HBP: 0	WP: 0 PB: 0 SB: 0 CS: 2	PA: 36		
PITCHER	IP	WLS	BF	H	R	ER	SO	BB	IBB	HBP	BLK	WP	HR	S	P	ERA	WHIP										
John Candelaria, L ERA: 3.14 (1, 1)	3.0	L	16	8	4	4	4	0	0	0	0	0	1	24	24	12.00	2.667										
Ed Whitson, R ERA: 1.9 (4, 1)	3.0		9	1	0	0	4	1	0	0	0	0	0	16	20	0.00	0.667										
Bruce Kison, R ERA: 2.97 (7, 1)	2.0		6	1	0	0	1	0	0	0	0	0	0	8	8	0.00	0.500										
Kent Tekulve, R ERA: 2.24 (9, 1)	1.0		3	0	0	0	1	0	0	0	0	0	0	5	5	0.00	0.000										

Batter	1	2	3	4	5	6	7	8	9	AB	R	H	RBI	BB	SO	LOB	BOTTOM										
Frank Taveras, R OBP: 0.310, SLG: 0.338 (1, 6)										3	0	0	0	1	1	1	San Francisco Giants @ Pittsburgh Pirates Three Rivers Stadium, Pittsburgh, PA Thu Jul 13 1978, 7:05 PM EDT Att: 13,984 - Unknown										
Omar Moreno, L OBP: 0.325, SLG: 0.287 (1, 8)										4	0	1	0	0	1	3											
Phil Garner, R OBP: 0.318, SLG: 0.334 (1, 5) (6, 4)										3	0	0	0	1	1	3											
Bill Robinson, R OBP: 0.295, SLG: 0.377 (1, 7)										4	0	2	0	0	0	0											
Willie Stargell, L OBP: 0.381, SLG: 0.551 (1, 3)										4	0	1	0	0	2	3											
Rennie Stennett, R OBP: 0.281, SLG: 0.329 Ken Macha, R OBP: 0.347, SLG: 0.282 (1, 4) (7, FR) (8, 5)										3	0	0	0	0	0	2											
Steve Brye, R OBP: 0.296, SLG: 0.326 (1, 9)										4	0	0	0	0	0	4											
Duffy Dyer, R OBP: 0.354, SLG: 0.347 (1, 2)										3	0	0	0	0	2	0											
John Candelaria, L OBP: 0.279, SLG: 0.194 (1, 1) Ed Whitson, R OBP: 0.295, SLG: 0.200 (4, 1) Steve Nicolson, R (6, PH) Bruce Kison, R (7, 1) Mario Mendoza, R OBP: 0.340, SLG: 0.385 (8, PH) Kent Tekulve, R OBP: 0.152, SLG: 0.182 (9, 1)										1	0	0	0	0	1	0											
Inning Stats	R: 0 E: 0 K: 1 S: 5	H: 1 LOB: 0 BB: 0 P: 5	R: 0 E: 0 K: 1 S: 5	H: 0 LOB: 0 BB: 0 P: 5	R: 0 E: 0 K: 0 S: 3	H: 0 LOB: 0 BB: 0 P: 3	R: 0 E: 0 K: 0 S: 4	H: 1 LOB: 1 BB: 0 P: 4	R: 0 E: 0 K: 2 S: 7	H: 0 LOB: 2 BB: 2 P: 15	R: 0 E: 0 K: 0 S: 4	H: 1 LOB: 1 BB: 0 P: 4	R: 0 E: 0 K: 2 S: 8	H: 1 LOB: 2 BB: 0 P: 8	R: 0 E: 0 K: 1 S: 6	H: 1 LOB: 2 BB: 1 P: 10		1B: 5 2B: 0 3B: 0 HR: 0	SF: 0 SAC: 0 DP: 0 HBP: 0	WP: 0 PB: 0 SB: 0 CS: 1	PA: 34						
PITCHER	IP	WLS	BF	H	R	ER	SO	BB	IBB	HBP	BLK	WP	HR	S	P	ERA	WHIP										
Bob Knepper, L ERA: 2.41 (1, 1)	9.0	W	34	5	0	0	8	3	0	0	0	0	0	47	59	0.00	0.889										



Batter	1	2	3	4	5	6	7	8	9	AB	R	H	RBI	BB	SO	LOB	TOP										
Bill Madlock , R (1, 4) OBP: 0.386, SLG: 0.489	5-3	P3															5 0 3 0 0 0 1										
Darrell Evans , L (1, 5) OBP: 0.361, SLG: 0.384	F8																3 0 0 0 2 0 2										
Jack Clark , R (1, 9) OBP: 0.364, SLG: 0.554																	5 0 3 0 0 0 4										
Hector Cruz , R (1, 7) OBP: 0.309, SLG: 0.375																	4 0 1 0 0 0 2										
Mike Ivie , R (1, 3) OBP: 0.363, SLG: 0.503																	4 0 1 0 0 1 2										
Larry Hemdon , R (1, 8) OBP: 0.352, SLG: 0.378																	4 1 0 0 0 0 3										
Johnnie LetMaster , R (1, 6) OBP: 0.282, SLG: 0.320																	4 1 1 1 0 1 2										
Marc Hill , R (1, 2) OBP: 0.321, SLG: 0.298																	3 0 1 1 0 0 0										
Terry Whitfield , L (9, PH) OBP: 0.347, SLG: 0.410																	1 0 0 0 0 0 0										
John Montefusco , R (1, 1) OBP: 0.157, SLG: 0.087																	2 0 0 0 0 1 1										
Rob Andrews , R (7, PH) OBP: 0.316, SLG: 0.297																	0 0 0 0 1 0 0										
John Curtis , L (7, 1) OBP: 0.325, SLG: 0.337																	0 0 0 0 0 0 0										
Jim Dwyer , L (9, PH) OBP: 0.325, SLG: 0.337																	1 0 0 0 0 0 0										
Inning Stats	R: 0 E: 0 K: 0 S: 4	H: 1 LOB: 1 BB: 0 P: 4	R: 2 E: 0 K: 1 S: 8	H: 3 LOB: 1 BB: 0 P: 8	R: 0 E: 0 K: 0 S: 4	H: 1 LOB: 0 BB: 0 P: 4	R: 0 E: 0 K: 0 S: 3	H: 0 LOB: 0 BB: 0 P: 3	R: 0 E: 1 K: 0 S: 4	H: 0 LOB: 1 BB: 0 P: 4	R: 0 E: 0 K: 0 S: 4	H: 2 LOB: 2 BB: 1 P: 8	R: 0 E: 0 K: 2 S: 8	H: 1 LOB: 1 BB: 0 P: 8	R: 0 E: 0 K: 0 S: 4	H: 1 LOB: 2 BB: 1 P: 8	1B: 6 2B: 4 3B: 0 HR: 0	SF: 0 SAC: 0 DP: 1 HBP: 0	WP: 0 PB: 0 SB: 0 CS: 0	PA: 39							
PITCHER	IP	WLS	BF	H	R	ER	SO	BB	IBB	HBP	BLK	WP	HR	S	P	ERA	WHIP										
Jim Rooker , L (1, 1) ERA: 5.0	6.2	W	29	7	2	2	1	2	0	0	0	0	0	29	37	2.70	1.350										
Kent Tekulve , R (7, 1) ERA: 2.17	2.1	S	10	3	0	0	2	1	0	0	0	0	0	13	17	0.00	1.714										

San Francisco Giants @ Pittsburgh Pirates
Three Rivers Stadium, Pittsburgh, PA
Fri Jul 14, 1978, 7:05 PM EDT
Att: 15,733 - Unknown

AB 36
R 2
H 10
RBI 2
BB 3
SO 3
LOB 17



Batter	1	2	3	4	5	6	7	8	9	AB	R	H	RBI	BB	SO	LOB	BOTTOM										
Frank Taveras , R (1, 6) OBP: 0.313, SLG: 0.343	4-3																4 2 2 0 0 0 0										
Omar Moreno , L (1, 8) OBP: 0.323, SLG: 0.285	K																2 0 0 0 0 1 0										
John Milner , L (1, 7) OBP: 0.400, SLG: 0.444																	2 2 2 1 1 0 0										
Steve Bnye , R (8, 9) OBP: 0.296, SLG: 0.326																	0 0 0 0 0 0 0										
Bill Robinson , R (1, 9) OBP: 0.298, SLG: 0.397																	3 1 2 4 0 0 0										
Willie Stargell , L (1, 3) OBP: 0.378, SLG: 0.542																	3 0 0 0 1 2 1										
Rennie Stennett , R (1, 4) OBP: 0.285, SLG: 0.332																	4 0 2 0 0 0 2										
Ed Ott , L (1, 2) OBP: 0.295, SLG: 0.368																	4 0 0 0 0 1 2										
Phil Garner , R (1, 5) OBP: 0.315, SLG: 0.331																	3 0 0 0 0 0 2										
Jim Rooker , R (1, 1) OBP: 0.200, SLG: 0.333																	3 0 0 0 0 2 2										
Kent Tekulve , R (7, 1) OBP: 0.182, SLG: 0.182																	0 0 0 0 0 0 0										
Inning Stats	R: 1 E: 0 K: 2 S: 9	H: 2 LOB: 1 BB: 0 P: 9	R: 0 E: 0 K: 1 S: 6	H: 1 LOB: 0 BB: 0 P: 6	R: 2 E: 0 K: 0 S: 5	H: 2 LOB: 0 BB: 0 P: 5	R: 0 E: 0 K: 0 S: 4	H: 1 LOB: 1 BB: 0 P: 4	R: 1 E: 0 K: 1 S: 5	H: 1 LOB: 2 BB: 0 P: 5	R: 0 E: 0 K: 0 S: 5	H: 0 LOB: 0 BB: 0 P: 5	R: 1 E: 1 K: 0 S: 4	H: 1 LOB: 0 BB: 0 P: 4	R: 0 E: 0 K: 2 S: 7	H: 0 LOB: 0 BB: 0 P: 7	1B: 4 2B: 3 3B: 0 HR: 1	SF: 2 SAC: 2 DP: 0 HBP: 0	WP: 0 PB: 0 SB: 0 CS: 0	PA: 34							
PITCHER	IP	WLS	BF	H	R	ER	SO	BB	IBB	HBP	BLK	WP	HR	S	P	ERA	WHIP										
John Montefusco , R (1, 1) ERA: 3.79	6.0	L	27	7	4	4	4	1	1	0	0	0	0	33	41	6.00	1.333										
John Curtis , L (7, 1) ERA: 3.41	2.0		7	1	1	0	2	0	0	0	0	0	0	11	11	0.00	0.500										

San Francisco Giants @ Pittsburgh Pirates
Three Rivers Stadium, Pittsburgh, PA
Fri Jul 14, 1978, 7:05 PM EDT
Att: 15,733 - Unknown

AB 28
R 5
H 8
RBI 5
BB 2
SO 6
LOB 9



Batter	1	2	3	4	5	6	7	8	9	AB	R	H	RBI	BB	SO	LOB	TOP		
Bill Madlock, R (1,4) OBP: 0.382, SLG: 0.480	5-3		6-3			F8			F9	5	1	1	0	0	0	2	San Francisco Giants @ St. Louis Cardinals Busch Stadium, St. Louis, MO Sun Jul 16 1978, 3:33 AM CDT Unknown		
Jim Dwyer, L (1,8) OBP: 0.320, SLG: 0.330 Larry Herndon, R (4,8) OBP: 0.354, SLG: 0.393	HR		4-3			HR			K	2	1	1	0	0	0	0			
Jack Clark, R (1,9) OBP: 0.364, SLG: 0.556	HR		K			E6			L6	5	1	2	2	0	1	1			
Willie McCovey, L (1,3) OBP: 0.316, SLG: 0.434	6-3					F8			K	3	0	0	0	1	1	1			
Darrell Evans, L (1,5) OBP: 0.364, SLG: 0.403	F8					F8				2	0	0	0	2	0	1			
Terry Whitfield, L (1,7) OBP: 0.350, SLG: 0.419 Hector Cruz, R (8, PH) OBP: 0.301, SLG: 0.364									F4	3	0	2	0	0	0	2			
Roger Metzger, S (1,6) OBP: 0.328, SLG: 0.335									K	1	0	0	0	0	1	4			
Marc Hill, R (1,2) OBP: 0.325, SLG: 0.295	6-3								F8	3	0	0	0	1	0	3			
Jim Barr, R (1,1) OBP: 0.192, SLG: 0.192 Vic Harris, S (6, PH) OBP: 0.221, SLG: 0.234 John Curtis, L (6, PH) OBP: 0.365, SLG: 0.500										2	0	0	0	0	0	4			
Inning Stats	R: 2 E: 0 K: 0 S: 5	H: 2 LOB: 0 BB: 0 P: 5	R: 0 E: 0 K: 0 S: 4	H: 1 LOB: 1 BB: 0 P: 4	R: 0 E: 0 K: 1 S: 5	H: 0 LOB: 0 BB: 2 P: 5	R: 0 E: 0 K: 0 S: 4	H: 1 LOB: 3 BB: 2 P: 12	R: 2 E: 0 K: 1 S: 6	H: 3 LOB: 1 BB: 0 P: 9	R: 0 E: 0 K: 2 S: 7	H: 0 LOB: 0 BB: 0 P: 7	R: 0 E: 0 K: 1 S: 5	H: 0 LOB: 1 BB: 1 P: 9	R: 0 E: 0 K: 1 S: 5	H: 0 LOB: 1 BB: 1 P: 9		1B: 5 2B: 1 3B: 0 HR: 2	SF: 0 SAC: 0 DP: 1 HBP: 0
PITCHER	IP WLS BF H R ER SO BB IBB HBP BLK WP HR S P ERA WHIP																		
Silvio Martinez, R (1,1) ERA: 3.48	6.0 W 28 8 4 4 2 2 2 1 0 0 0 2 29 41 6.00 1.667																		
Buddy Schultz, L (7,1) ERA: 3.42	3.0 S 11 0 0 0 4 2 0 0 0 0 0 0 0 17 25 0.00 0.667																		

Batter	1	2	3	4	5	6	7	8	9	AB	R	H	RBI	BB	SO	LOB	BOTTOM		
Garry Templeton, S (1,6) OBP: 0.274, SLG: 0.335	4-3								SF8	4	2	3	2	0	0	0	San Francisco Giants @ St. Louis Cardinals Busch Stadium, St. Louis, MO Sun Jul 16 1978, 3:33 AM CDT Unknown		
Jerry Mumphrey, S (1,7) OBP: 0.302, SLG: 0.313	5-3								6-3	5	1	2	3	0	0	2			
George Hendrick, R (1,8) OBP: 0.316, SLG: 0.412 Tony Scott, S (6,8) OBP: 0.299, SLG: 0.297										3	1	1	0	1	0	2			
Ted Simmons, S (1,2) OBP: 0.395, SLG: 0.543										1	1	1	0	0	0	0			
Keith Hernandez, L (1,3) OBP: 0.363, SLG: 0.429	4-3									3	0	1	0	2	0	3			
Jerry Morales, R (1,9) OBP: 0.287, SLG: 0.344										2	0	1	2	2	0	0			
Ken Reitz, R (1,5) OBP: 0.274, SLG: 0.332										4	0	1	1	0	0	5			
Mike Tyson, R (1,4) OBP: 0.276, SLG: 0.315										4	1	0	0	0	0	2			
Silvio Martinez, R (1,1) ERA: 2.99 Buddy Schultz, R (7,1) OBP: 0.333, SLG: 0.600										3	1	1	0	0	0	2			
Inning Stats	R: 0 E: 0 K: 0 S: 4	H: 1 LOB: 2 BB: 1 P: 8	R: 1 E: 1 K: 0 S: 6	H: 2 LOB: 2 BB: 0 P: 6	R: 2 E: 0 K: 0 S: 5	H: 2 LOB: 1 BB: 1 P: 9	R: 3 E: 1 K: 1 S: 9	H: 4 LOB: 2 BB: 1 P: 13	R: 1 E: 0 K: 0 S: 5	H: 2 LOB: 1 BB: 0 P: 5	R: 0 E: 0 K: 0 S: 2	H: 0 LOB: 2 BB: 2 P: 10	R: 1 E: 0 K: 0 S: 4	H: 1 LOB: 0 BB: 0 P: 4	R: 1 E: 0 K: 0 S: 5	H: 2 LOB: 1 BB: 0 P: 5		1B: 10 2B: 1 3B: 3 HR: 0	SF: 3 SAC: 0 DP: 1 HBP: 0
PITCHER	IP WLS BF H R ER SO BB IBB HBP BLK WP HR S P ERA WHIP																		
Jim Barr, R (1,1) ERA: 2.99	5.0 L 30 11 7 6 1 2 2 0 0 0 0 0 0 29 41 10.80 2.600																		
John Curtis, L (6,1) ERA: 3.63	3.0 13 3 2 2 0 2 0 0 0 0 0 0 0 11 19 6.00 1.667																		

Batter	1	2	3	4	5	6	7	8	9	AB R H RBI BB SO LOB	TOP									
Vic Harris, S OBP: 0.239, SLG: 0.229 (1, 4)	4-0 BB G6-3		0-0 F8		4-0 SH1-3 1B BB		0-0 4-3		4-0 2B BB	2 1 0 0 3 0 0	San Francisco Giants @ St. Louis Cardinals Busch Stadium, St. Louis, MO Sun Jul 16 1978, 3:38 AM CDT Att: 31,771 - Unknown									
Terry Whitfield, L OBP: 0.345, SLG: 0.417 Jack Clark, R OBP: 0.366, SLG: 0.560 (9, PH) (9, 9)	0-0 G6-3		0-0 4-3		0-0 SH1-3 1B		0-0 F9		0-0 2B 1-H 2-H	4 0 1 0 0 0 1 1 0 1 2 0 0 0										
Mike Ivie, R OBP: 0.361, SLG: 0.494 Jim Dwyer, L OBP: 0.315, SLG: 0.324 (1, 3) (5, 3)	0-0 6-3		0-0 6-3		0-0 SH1-3		0-0 F9		0-0 L6	2 0 0 0 0 0 0 2 0 0 0 0 0 1										
Darrell Evans, L OBP: 0.366, SLG: 0.401 (1, 5)		0-0 F9		4-0 E BB	4-0 FC6-4 IBB		0-0 F8			2 1 0 0 2 0 0										
Hector Cruz, R OBP: 0.299, SLG: 0.368 (1, 9) (9, 7)		0-0 5-3		0-0 E1 1B	0-3 K		0-0 K			4 1 1 0 0 1 3										
Larry Hemdon, R OBP: 0.353, SLG: 0.390 (1, 8)		1-0 S 2B HBP		0-0 P6	0-0 FC6-4		0-3 K			3 1 0 0 0 1 5										
Johnnie LetMaster, R OBP: 0.291, SLG: 0.325 (1, 6)		4-0 2B BB		0-0 S 1B		0-0 F7			0-0 5-3 2B 1B	3 2 2 1 1 0 0										
Mike Sadek, R OBP: 0.320, SLG: 0.319 (1, 2)		0-0 2B		0-0 F7	0-0 B5-6-4 1B		0-0 K		0-0 5-3	4 0 2 2 0 0 2										
Ed Halicki, R OBP: 0.125, SLG: 0.097 (1, 1)		0-0 5-3		0-0 5-3	0-0 B5-6-4		0-0 P4			4 0 0 0 0 0 4										
Inning Stats	R: 0 E: 0 K: 0 S: 2	H: 0 LOB: 0 BB: 1 P: 6	R: 2 E: 0 K: 0 S: 4	H: 1 LOB: 1 BB: 1 P: 9	R: 0 E: 0 K: 0 S: 3	H: 0 LOB: 0 BB: 0 P: 3	R: 2 E: 1 K: 0 S: 5	H: 1 LOB: 1 BB: 1 P: 9	R: 0 E: 0 K: 1 S: 6	H: 1 LOB: 3 BB: 2 P: 14	R: 0 E: 0 K: 0 S: 3	H: 0 LOB: 0 BB: 0 P: 3	R: 0 E: 0 K: 1 S: 5	H: 1 LOB: 0 BB: 0 P: 5	R: 2 E: 0 K: 0 S: 5	H: 2 LOB: 1 BB: 1 P: 9	1B: 4 2B: 3 3B: 0 HR: 0	SF: 0 SAC: 1 DP: 2 HBP: 1	WP: 0 PB: 0 SB: 2 CS: 0	PA: 39
PITCHER	IP WLS BF H R ER SO BB IBB HBP BLK WP HR S P ERA WHIP											PITCHER	IP WLS BF H R ER SO BB IBB HBP BLK WP HR S P ERA WHIP							
John Urea, R ERA: 5.67 (1, 1)	4.0 L 20 3 4 3 0 4 0 0 0 0 0 15 32 6.75 1.750																			
Roy Thomas, R ERA: 3.55 (5, 1)	4.0 13 2 0 0 2 0 1 0 0 0 0 16 20 0.00 0.500																			
Pete Falcone, L ERA: 5.63 (9, 1)	1.0 6 2 2 2 0 1 0 0 0 0 0 5 9 18.00 3.000																			

Batter	1	2	3	4	5	6	7	8	9	AB R H RBI BB SO LOB	BOTTOM									
Lou Brock, L OBP: 0.256, SLG: 0.228 (1, 7)	0-0 6-3		0-0 3-1			0-0 6-3			0-0 G3 1B 1B	4 0 1 0 0 0 0	San Francisco Giants @ St. Louis Cardinals Busch Stadium, St. Louis, MO Sun Jul 16 1978, 3:38 AM CDT Att: 31,771 - Unknown									
Garry Templeton, S OBP: 0.274, SLG: 0.334 (1, 6)	0-0 3-1			0-0 FC3-6 1B 1B		0-0 F7			0-0 F8	4 0 1 0 0 0 1										
Jerry Mumphrey, S OBP: 0.305, SLG: 0.317 (1, 9)	0-0 1-3			0-0 FC3-6 1B		0-0 4-3			0-0 G3 1B	4 0 2 0 0 0 0										
Keith Hernandez, L OBP: 0.360, SLG: 0.424 (1, 3)		0-0 P4		0-3 K		0-0 F9			0-0 G3	4 0 0 0 0 1 4										
Tony Scott, S OBP: 0.297, SLG: 0.288 (1, 8)		0-0 G3		0-0 FC3-6		0-3 K			4-0 BB	3 0 0 0 1 1 2										
Ken Reitz, R OBP: 0.274, SLG: 0.331 (1, 5)		0-0 1B		0-0 L7		0-0 F2			0-0 5-3	4 0 1 0 0 0 5										
Mike Phillips, L OBP: 0.309, SLG: 0.300 Mike Tyson, R OBP: 0.277, SLG: 0.315 (1, 4) (2, 4)		0-0 F8			0-0 L7				G4-6-3 1B	0 0 0 0 0 0 0 3 0 1 0 0 0 1										
Steve Swisher, R OBP: 0.286, SLG: 0.322 John Tamargo, S (8, PH) (9, 2)			0-0 1-3		0-0 F8				K	2 0 0 0 0 0 0 1 0 0 0 0 1 1										
John Urea, R OBP: 0.095, SLG: 0.050 Roy Thomas, R (5, 1) Ted Simmons, S OBP: 0.394, SLG: 0.542 Pete Falcone, L OBP: 0.200, SLG: 0.200 (9, 1)			0-0 4-3		0-0 F7				G4-6-3 1-2	1 0 0 0 0 0 0 1 0 0 0 0 0 0 1 0 0 0 0 0 1 0 0 0 0 0 0 0										
Inning Stats	R: 0 E: 0 K: 0 S: 3	H: 0 LOB: 0 BB: 0 P: 3	R: 0 E: 0 K: 0 S: 4	H: 1 LOB: 1 BB: 0 P: 4	R: 0 E: 0 K: 1 S: 7	H: 2 LOB: 2 BB: 0 P: 7	R: 0 E: 0 K: 0 S: 3	H: 0 LOB: 0 BB: 0 P: 3	R: 0 E: 0 K: 1 S: 5	H: 0 LOB: 0 BB: 0 P: 3	R: 0 E: 0 K: 1 S: 5	H: 0 LOB: 0 BB: 0 P: 5	R: 0 E: 0 K: 1 S: 5	H: 1 LOB: 0 BB: 0 P: 5	R: 0 E: 0 K: 0 S: 5	H: 2 LOB: 3 BB: 1 P: 9	1B: 6 2B: 0 3B: 0 HR: 0	SF: 0 SAC: 0 DP: 1 HBP: 0	WP: 0 PB: 0 SB: 0 CS: 0	PA: 33
PITCHER	IP WLS BF H R ER SO BB IBB HBP BLK WP HR S P ERA WHIP											PITCHER	IP WLS BF H R ER SO BB IBB HBP BLK WP HR S P ERA WHIP							
Ed Halicki, R ERA: 2.76 (1, 1)	9.0 W 33 6 0 0 3 1 0 0 0 0 0 38 42 0.00 0.778																			



Batter	1	2	3	4	5	6	7	8	9	AB	R	H	RBI	BB	SO	LOB	TOP		
Bill Madlock, R (1,4) OBP: 0.383, SLG: 0.480 Rob Andrews, R (3,4) OBP: 0.322, SLG: 0.333	F7		1B	5-3		6-3			HR	2	1	1	0	0	0	0	San Francisco Giants @ St. Louis Cardinals Busch Stadium, St. Louis, MO Mon Jul 17 1978, 7:05 PM CDT Att: 16,651 - Unknown		
Terry Whitfield, L (1,7) OBP: 0.356, SLG: 0.438	F9 PB 1B		2B	HR			CS	1B	1B	5	4	5	1	0	0				
Jack Clark, R (1,9) OBP: 0.369, SLG: 0.562	1B 1-2 BB		G3 1B 1-2 1H 2H	6-3			P6	1B	1B	4	1	2	2	1	0				
Willie McCovey, L (1,3) OBP: 0.314, SLG: 0.429 Jim Dwyer, L (9, PR) OBP: 0.315, SLG: 0.324	F9		G3			P6		F8	1B	5	0	1	1	0	0	3			
Darrell Evans, L (1,5) OBP: 0.374, SLG: 0.413			1B E					SH3-4 1B	1B	5	2	5	2	0	0	0			
Larry Hemdon, R (1,8) OBP: 0.352, SLG: 0.388		F8	E 1-2 1B			4-3		SH3-4 1B	F3	4	0	1	0	0	0	3			
Roger Metzger, S (1,6) OBP: 0.321, SLG: 0.326	K		E3 1-3 2H			F9		F7	1-3	5	0	0	0	0	1	5			
Marc Hill, R (1,2) OBP: 0.324, SLG: 0.294 Mike Sadek, R (8,2) OBP: 0.320, SLG: 0.319	5-3		5-3			K		FC6-4 1B 2H		4	0	1	1	0	1	2			
Bob Knepper, L (1,1) OBP: 0.143, SLG: 0.120 Randy Moffitt, R (6,1) OBP: 0.250, SLG: 0.143 Gary Lavelle, S (8,1) OBP: 0.100, SLG: 0.100			G3			F8		FC6-4 1B 1-2		3	0	0	0	0	1	0			
Inning Stats	R: 1 E: 0 K: 0 S: 4	H: 2 LOB: 2 BB: 1 P: 8	R: 0 E: 0 K: 1 S: 5	H: 0 LOB: 0 BB: 0 P: 5	R: 4 E: 1 K: 0 S: 9	H: 5 LOB: 2 BB: 0 P: 9	R: 1 E: 0 K: 0 S: 4	H: 1 LOB: 0 BB: 0 P: 4	R: 0 E: 0 K: 2 S: 7	H: 0 LOB: 0 BB: 0 P: 7	R: 0 E: 0 K: 0 S: 3	H: 1 LOB: 0 BB: 0 P: 3	R: 1 E: 0 K: 0 S: 5	H: 2 LOB: 1 BB: 0 P: 5	R: 2 E: 0 K: 0 S: 7	H: 5 LOB: 5 BB: 0 P: 7		1B: 13 2B: 2 3B: 0 HR: 2	SF: 0 SAC: 1 DP: 0 HBP: 0
PITCHER	IP WLS BF H R ER SO BB IBB HBP BLK WP HR S P ERA WHIP																		
John Denny, R (1,1) ERA: 2.96	2.2	15	7	5	4	1	1	0	0	0	0	0	0	0	16	20	13.50	3.000	
Aurelio Lopez, R (3,1) ERA: 3.39	5.1	21	5	2	2	2	0	0	0	0	0	1	25	25	3.38	0.938			
Buddy Schultz, L (9,1) ERA: 3.74	0.1	L 5	5	2	2	0	0	0	0	0	1	5	5	54.00	15.000				
Mark Littell, R (9,1) ERA: 2.35	0.2	2	0	0	0	0	0	0	0	0	0	2	2	0.00	0.000				

Batter	1	2	3	4	5	6	7	8	9	AB	R	H	RBI	BB	SO	LOB	BOTTOM				
Garry Templeton, S (1,6) OBP: 0.273, SLG: 0.332	K		1-3			BB 2B 1B	F9	K		5	1	1	0	0	2	3	San Francisco Giants @ St. Louis Cardinals Busch Stadium, St. Louis, MO Mon Jul 17 1978, 7:05 PM CDT Att: 16,651 - Unknown				
Jerry Mumphrey, S (1,7) OBP: 0.303, SLG: 0.311	5-3			6-3		BB 2B BB	L8	F8		4	1	0	0	1	0	0					
Keith Hernandez, L (1,3) OBP: 0.358, SLG: 0.423	K			3-1		WP 1H 2H SF9 2B	3-4-1	6-3		5	1	1	2	0	1	0					
Ted Simmons, S (1,2) OBP: 0.391, SLG: 0.547		5-3		F8		SF9 2H		5-3		4	1	1	2	0	0	0					
George Hendrick, R (1,8) OBP: 0.318, SLG: 0.423 Tony Scott, S (8, PR) OBP: 0.297, SLG: 0.288	F7					HR	E5 1B 1B	SH3 E FC4-2 BB		3	2	1	1	1	0	0					
Jerry Morales, R (1,9) OBP: 0.289, SLG: 0.346	P4					1B	E6 FC4-2 SH3			4	0	2	0	0	0	1					
Ken Reitz, R (1,5) OBP: 0.274, SLG: 0.340						HR	L5	SH3		3	1	1	1	0	0	3					
Mike Tyson, R (1,4) OBP: 0.280, SLG: 0.315			F9			F8	L5	FC4-2 IBB		3	0	1	1	1	0	1					
John Denny, R (1,1) OBP: 0.200, SLG: 0.229 Aurelio Lopez, R (3,1)			K			5-3	K	FC4-2		0	0	0	0	0	0	0					
Lou Brock, L (8, PH) OBP: 0.255, SLG: 0.226 Buddy Schultz, R (9,1) OBP: 0.333, SLG: 0.600 Mark Littell, L (9,1)								1-2 2-3 3H		1	0	0	0	0	0	0					
Inning Stats	R: 0 E: 0 K: 2 S: 7	H: 0 LOB: 0 BB: 0 P: 7	R: 0 E: 0 K: 0 S: 3	H: 0 LOB: 0 BB: 0 P: 3	R: 1 E: 0 K: 1 S: 6	H: 1 LOB: 0 BB: 0 P: 6	R: 0 E: 0 K: 0 S: 3	H: 0 LOB: 0 BB: 0 P: 3	R: 1 E: 0 K: 1 S: 5	H: 2 LOB: 1 BB: 0 P: 5	R: 4 E: 1 K: 1 S: 10	H: 4 LOB: 2 BB: 1 P: 14	R: 0 E: 0 K: 0 S: 3	H: 0 LOB: 0 BB: 0 P: 3	R: 1 E: 1 K: 1 S: 7	H: 1 LOB: 3 BB: 2 P: 15	R: 0 E: 0 K: 0 S: 3	H: 0 LOB: 0 BB: 0 P: 3	1B: 4 2B: 1 3B: 0 HR: 3	SF: 1 SAC: 1 DP: 0 HBP: 0	WP: 1 PA: 40 PB: 0 SB: 0 CS: 0
PITCHER	IP WLS BF H R ER SO BB IBB HBP BLK WP HR S P ERA WHIP																				
Bob Knepper, L (1,1) ERA: 2.61	2.1	14	3	2	1	1	1	1	0	0	1	1	14	22	3.86	1.714					
Randy Moffitt, R (6,1) ERA: 3.79																					
Gary Lavelle, L (8,1) ERA: 3.34	1.2	W 5	0	0	0	1	0	0	0	0	0	7	7	0.00	0.000						

Batter	1	2	3	4	5	6	7	8	9	AB	R	H	RBI	BB	SO	LOB	TOP				
Terry Whitfield, L (1,7) OBP: 0.361, SLG: 0.447										5	2	2	1	0	1	6	San Francisco Giants @ Chicago Cubs Wrigley Field, Chicago, IL Wed Jul 19 1978, 3:33 AM CDT Unknown - 82 F				
Rob Andrews, R (1,4) OBP: 0.353, SLG: 0.345										5	1	3	1	0	0	3					
Jack Clark, R (1,9) OBP: 0.370, SLG: 0.563										5	2	2	0	0	0	6					
Willie McCovey, L (1,3) OBP: 0.310, SLG: 0.420										5	0	0	0	0	0	5					
Darrell Evans, L (1,5) OBP: 0.372, SLG: 0.408										5	1	1	1	0	2	3					
Larry Hemdon, R (1,8) OBP: 0.353, SLG: 0.388										5	0	3	4	0	1	0					
Roger Metzger, S (1,6) OBP: 0.316, SLG: 0.323										5	1	1	0	0	0	4					
Marc Hill, R (1,2) OBP: 0.328, SLG: 0.300										3	0	2	0	1	0	1					
Vida Blue, S (1,1) OBP: 0.270, SLG: 0.192										3	0	0	0	1	1	3					
Gary Lavelle, S (9,1) OBP: 0.100, SLG: 0.100										0	0	0	0	0	0	0					
Inning Stats	R: 3 E: 0 K: 0 S: 7	H: 4 LOB: 1 BB: 0 P: 7	R: 0 E: 1 K: 0 S: 7	H: 0 LOB: 2 BB: 1 P: 13	R: 0 E: 0 K: 1 S: 9	H: 0 LOB: 0 BB: 0 P: 12	R: 1 E: 0 K: 1 S: 8	H: 3 LOB: 2 BB: 0 P: 8	R: 0 E: 0 K: 0 S: 3	H: 0 LOB: 0 BB: 0 P: 3	R: 0 E: 1 K: 1 S: 5	H: 0 LOB: 0 BB: 0 P: 5	R: 2 E: 0 K: 1 S: 9	H: 4 LOB: 2 BB: 0 P: 9	R: 0 E: 0 K: 0 S: 3	H: 1 LOB: 1 BB: 1 P: 7	R: 1 E: 0 K: 1 S: 10	H: 2 LOB: 1 BB: 0 P: 13	1B: 11 2B: 3 3B: 0 HR: 1	SF: 0 SAC: 0 DP: 2 HBP: 0	WP: 0 PA: 43 PB: 0 SB: 0 CS: 0
PITCHER	IP WLS BF H R ER SO BB IBB HBP BLK WP HR S P ERA WHIP																				
Ray Burris, R (1,1) ERA: 5.31	6.0 L 29 9 6 6 3 1 0 0 0 0 0 1 41 50 9.00 1.667																				
Dave Geisel, L (7,1) ERA: 3.89	1.0 5 2 0 0 1 0 0 0 0 0 0 7 7 0.00 2.000																				
Ken Holtzman, L (8,1) ERA: 6.12	2.0 9 3 1 1 1 1 0 0 0 0 0 0 13 20 4.50 2.000																				

Batter	1	2	3	4	5	6	7	8	9	AB	R	H	RBI	BB	SO	LOB	BOTTOM				
Ivan De Jesus, R (1,6) OBP: 0.364, SLG: 0.381										5	0	1	0	0	1	3	San Francisco Giants @ Chicago Cubs Wrigley Field, Chicago, IL Wed Jul 19 1978, 3:33 AM CDT Unknown - 82 F				
Jerry White, S (1,8) OBP: 0.333, SLG: 0.241										5	0	2	1	0	1	2					
Larry Bittner, L (1,3) OBP: 0.317, SLG: 0.370										5	0	2	1	0	0	3					
Mike Vail, R (1,7) OBP: 0.275, SLG: 0.410										5	0	1	0	0	1	3					
Manny Trillo, R (1,4) OBP: 0.327, SLG: 0.357										3	0	0	0	1	0	2					
Gene Clines, R (1,9) OBP: 0.333, SLG: 0.333										4	0	0	0	0	0	2					
Rodney Scott, S (1,5) OBP: 0.375, SLG: 0.361										4	2	2	0	0	0	0					
Larry Cox, R (1,2) OBP: 0.327, SLG: 0.369										2	0	1	1	0	0	0					
Dave Rader, L (6,2) OBP: 0.283, SLG: 0.319										1	1	0	0	1	0	0					
Ray Burris, R (1,1) OBP: 0.146, SLG: 0.200										2	0	0	0	0	1	1					
Dave Geisel, L (7,1) ERA: 3.89										0	0	0	0	0	0	0					
Mick Kelleher, R (7,PH) OBP: 0.370, SLG: 0.293										1	1	1	0	0	0	0					
Ken Holtzman, R (8,1) OBP: 0.250, SLG: 0.250										0	0	0	0	0	0	0					
Bill Buckner, L (9,PH) OBP: 0.307, SLG: 0.361										1	0	1	1	0	0	0					
Inning Stats	R: 0 E: 0 K: 0 S: 8	H: 2 LOB: 2 BB: 0 P: 9	R: 1 E: 0 K: 1 S: 8	H: 2 LOB: 1 BB: 0 P: 10	R: 0 E: 0 K: 1 S: 5	H: 0 LOB: 0 BB: 0 P: 5	R: 0 E: 0 K: 0 S: 6	H: 0 LOB: 0 BB: 0 P: 9	R: 0 E: 0 K: 0 S: 3	H: 0 LOB: 0 BB: 0 P: 3	R: 0 E: 0 K: 1 S: 10	H: 1 LOB: 2 BB: 1 P: 14	R: 1 E: 0 K: 0 S: 6	H: 3 LOB: 2 BB: 0 P: 6	R: 0 E: 0 K: 0 S: 3	H: 0 LOB: 0 BB: 0 P: 3	R: 2 E: 0 K: 1 S: 11	H: 3 LOB: 2 BB: 1 P: 18	1B: 10 2B: 0 3B: 1 HR: 0	SF: 0 SAC: 0 DP: 0 HBP: 0	WP: 0 PA: 40 PB: 0 SB: 0 CS: 0
PITCHER	IP WLS BF H R ER SO BB IBB HBP BLK WP HR S P ERA WHIP																				
Vida Blue, L (1,1) ERA: 2.69	8.0 W 36 10 4 4 3 2 0 0 0 0 0 0 0 9 65 4.50 1.500																				
Gary Lavelle, L (9,1) ERA: 3.19	1.0 S 4 1 0 0 1 0 0 0 0 0 0 0 9 12 0.00 1.000																				



Batter	1	2	3	4	5	6	7	8	9	AB	R	H	RBI	BB	SO	LOB	TOP											
Frank Taveras, R OBP: 0.311, SLG: 0.352 (1, 6)										4	1	0	0	0	0	1	Pittsburgh Pirates @ San Francisco Giants Candlestick Park, San Francisco, CA Fri Jul 21 1978, 10:05 PM EDT Att: 23,882 - Unknown livebaseballscorecards.com											
Omar Moreno, L OBP: 0.323, SLG: 0.286 (1, 8)										4	1	1	1	0	1	0												
Dave Parker, L OBP: 0.371, SLG: 0.552 (1, 9)										4	1	1	1	0	1	0												
Bill Robinson, R OBP: 0.307, SLG: 0.411 (1, 7)										3	0	1	1	1	0	0												
Manny Sanguillen, R OBP: 0.331, SLG: 0.371 (1, 3)										4	0	2	0	0	0	2												
Rennie Stennett, R OBP: 0.282, SLG: 0.326 Mario Mendoza, R OBP: 0.333, SLG: 0.349 (6, 4)										3	0	0	0	0	1	2												
Phil Garner, R OBP: 0.325, SLG: 0.350 (1, 5)										3	0	0	0	0	1	1												
Duffy Dyer, R OBP: 0.339, SLG: 0.318 (1, 2)										3	0	0	0	0	2	0												
Jim Bibby, R OBP: 0.208, SLG: 0.136 (1, 1)										3	0	1	0	0	1	0												
Inning Stats	R: 0 E: 0 K: 1 S: 5	H: 0 LOB: 0 BB: 0 P: 5	R: 0 E: 0 K: 0 S: 4	H: 1 LOB: 1 BB: 0 P: 4	R: 3 E: 0 K: 1 S: 9	H: 4 LOB: 1 BB: 0 P: 9	R: 0 E: 0 K: 3 S: 9	H: 0 LOB: 0 BB: 0 P: 9	R: 0 E: 0 K: 0 S: 3	H: 0 LOB: 1 BB: 1 P: 7	R: 0 E: 0 K: 1 S: 5	H: 0 LOB: 0 BB: 0 P: 5	R: 0 E: 0 K: 1 S: 5	H: 0 LOB: 0 BB: 0 P: 5	R: 0 E: 0 K: 0 S: 3	H: 1 LOB: 0 BB: 0 P: 3		1B: 5 2B: 1 3B: 0 HR: 0	SF: 0 SAC: 0 DP: 0 HBP: 0	WP: 0 PB: 0 SB: 1 CS: 1	PA: 33							
PITCHER	IP	WLS	BF	H	R	ER	SO	BB	IBB	HBP	BLK	WP	HR	S	P	ERA	WHIP											
Bob Knepper, L ERA: 2.67 Randy Moffitt, R ERA: 3.45	(1, 1)	7.0	L	27	5	3	3	6	1	0	0	0	0	0	38	42	3.86	0.857										
(8, 1)	2.0		6	1	0	0	1	0	0	0	0	0	0	0	8	8	0.00	0.500										

Batter	1	2	3	4	5	6	7	8	9	AB	R	H	RBI	BB	SO	LOB	BOTTOM										
Bill Madlock, R OBP: 0.390, SLG: 0.486 (1, 4)										3	0	1	0	0	0	2	Pittsburgh Pirates @ San Francisco Giants Candlestick Park, San Francisco, CA Fri Jul 21 1978, 10:05 PM EDT Att: 23,882 - Unknown livebaseballscorecards.com										
Terry Whitfield, L OBP: 0.357, SLG: 0.438 (1, 7)										4	0	0	0	0	1	4											
Jack Clark, R OBP: 0.374, SLG: 0.568 (1, 9)										4	0	1	0	0	1	2											
Willie McCovey, L OBP: 0.303, SLG: 0.410 (1, 3)										4	0	0	0	0	1	2											
Darrell Evans, L OBP: 0.371, SLG: 0.404 (1, 5)										4	0	0	0	0	0	0											
Larry Hemdon, R OBP: 0.353, SLG: 0.393 (1, 8)										4	0	2	0	0	1	1											
Roger Metzger, S OBP: 0.315, SLG: 0.317 (1, 6)										4	0	0	0	0	0	2											
Marc Hill, R OBP: 0.332, SLG: 0.303 (1, 2)										4	0	2	0	0	1	2											
Bob Knepper, L OBP: 0.155, SLG: 0.118 Jim Dwyer, L OBP: 0.316, SLG: 0.319 Randy Moffitt, R OBP: 0.250, SLG: 0.143 (7, PH) (8, 1)										1	0	0	0	1	0	0											
Inning Stats	R: 0 E: 0 K: 0 S: 4	H: 1 LOB: 1 BB: 0 P: 4	R: 0 E: 0 K: 1 S: 6	H: 1 LOB: 1 BB: 0 P: 6	R: 0 E: 0 K: 2 S: 8	H: 1 LOB: 1 BB: 0 P: 8	R: 0 E: 0 K: 0 S: 3	H: 0 LOB: 0 BB: 0 P: 3	R: 0 E: 0 K: 0 S: 4	H: 1 LOB: 2 BB: 1 P: 8	R: 0 E: 0 K: 1 S: 5	H: 0 LOB: 0 BB: 0 P: 5	R: 0 E: 0 K: 2 S: 8	H: 1 LOB: 1 BB: 0 P: 8	R: 0 E: 0 K: 0 S: 3	H: 0 LOB: 1 BB: 0 P: 4		R: 0 E: 0 K: 0 S: 4	H: 1 LOB: 1 BB: 0 P: 4	1B: 4 2B: 2 3B: 0 HR: 0	SF: 0 SAC: 0 DP: 1 HBP: 1	WP: 1 PB: 0 SB: 0 CS: 0	PA: 35				
PITCHER	IP	WLS	BF	H	R	ER	SO	BB	IBB	HBP	BLK	WP	HR	S	P	ERA	WHIP										
Jim Bibby, R ERA: 2.78	(1, 1)	9.0	W	35	6	0	0	6	1	0	1	0	0	45	50	0.00	0.778										

Batter	1	2	3	4	5	6	7	8	9	10	AB	R	H	RBI	BB	SO	LOB				
Frank Taveras, R OBP: 0.312, SLG: 0.353 (1, 6)											5	0	2	0	0	0	1				
Omar Moreno, L OBP: 0.322, SLG: 0.283 (1, 8)											3	0	0	0	1	3	1				
Steve Bays, R OBP: 0.286, SLG: 0.309 (10, PH)											4	0	1	0	0	1	3				
Dave Parker, L OBP: 0.370, SLG: 0.548 (1, 9)											4	0	0	0	0	2	4				
Bill Robinson, R OBP: 0.303, SLG: 0.405 (8, 7)											4	0	1	0	0	2	2				
Willie Stargell, L OBP: 0.356, SLG: 0.564 (1, 3)											3	2	1	0	0	0	1				
John Milner, L OBP: 0.399, SLG: 0.447 (1, 7)											1	0	0	0	0	0	0				
Mario Mendoza, R OBP: 0.327, SLG: 0.341 (8, 5)											4	0	0	0	0	1	2				
Ed Ott, L OBP: 0.282, SLG: 0.356 (1, 2)											0	0	0	0	0	0	0				
Kent Tekulve, R OBP: 0.182, SLG: 0.182 (9, 1)											2	0	1	1	1	0	0				
Dave Hamilton, L (10, 1)											2	0	1	1	1	0	0				
Phil Garner, R OBP: 0.327, SLG: 0.355 (1, 4)											2	0	0	0	0	0	1				
Don Robinson, R OBP: 0.140, SLG: 0.163 (1, 1)											1	0	0	0	0	0	1				
Manny Sanguillen, R OBP: 0.328, SLG: 0.368 (7, PH)											0	0	0	0	0	0	0				
Ed Whitson, R OBP: 0.143, SLG: 0.143 (7, 1)											0	0	0	0	0	0	0				
Grant Jackson, S OBP: 0.250, SLG: 0.250 (8, 1)											0	0	0	0	0	0	0				
Duffy Dyer, R OBP: 0.339, SLG: 0.318 (9, 2)											0	0	0	0	0	0	0				
Inning Stats	R: 0 E: 0 K: 3 S: 10	H: 1 LOB: 2 BB: 1 P: 14	R: 1 E: 0 K: 1 S: 6	H: 1 LOB: 0 BB: 0 P: 6	R: 0 E: 0 K: 1 S: 5	H: 0 LOB: 0 BB: 0 P: 5	R: 0 E: 0 K: 2 S: 7	H: 0 LOB: 0 BB: 0 P: 7	R: 0 E: 0 K: 1 S: 6	H: 1 LOB: 1 BB: 1 P: 8	R: 0 E: 0 K: 1 S: 6	H: 1 LOB: 1 BB: 0 P: 6	R: 0 E: 0 K: 1 S: 5	H: 0 LOB: 0 BB: 0 P: 5	R: 0 E: 0 K: 0 S: 4	H: 1 LOB: 1 BB: 0 P: 4	R: 0 E: 0 K: 0 S: 4	H: 1 LOB: 1 BB: 0 P: 4	1B: 4 2B: 2 3B: 0 HR: 0	SF: 1 SAC: 1 DP: 0 HBP: 0	WP: 1 PA: 38
PITCHER	IP WLS BF H R ER SO BB IBB HBP BLK WP HR S P ERA WHIP	IP WLS BF H R ER SO BB IBB HBP BLK WP HR S P ERA WHIP	IP WLS BF H R ER SO BB IBB HBP BLK WP HR S P ERA WHIP	IP WLS BF H R ER SO BB IBB HBP BLK WP HR S P ERA WHIP	IP WLS BF H R ER SO BB IBB HBP BLK WP HR S P ERA WHIP	IP WLS BF H R ER SO BB IBB HBP BLK WP HR S P ERA WHIP	IP WLS BF H R ER SO BB IBB HBP BLK WP HR S P ERA WHIP	IP WLS BF H R ER SO BB IBB HBP BLK WP HR S P ERA WHIP	IP WLS BF H R ER SO BB IBB HBP BLK WP HR S P ERA WHIP	IP WLS BF H R ER SO BB IBB HBP BLK WP HR S P ERA WHIP	IP WLS BF H R ER SO BB IBB HBP BLK WP HR S P ERA WHIP	IP WLS BF H R ER SO BB IBB HBP BLK WP HR S P ERA WHIP	IP WLS BF H R ER SO BB IBB HBP BLK WP HR S P ERA WHIP	IP WLS BF H R ER SO BB IBB HBP BLK WP HR S P ERA WHIP	IP WLS BF H R ER SO BB IBB HBP BLK WP HR S P ERA WHIP	IP WLS BF H R ER SO BB IBB HBP BLK WP HR S P ERA WHIP	IP WLS BF H R ER SO BB IBB HBP BLK WP HR S P ERA WHIP	IP WLS BF H R ER SO BB IBB HBP BLK WP HR S P ERA WHIP	IP WLS BF H R ER SO BB IBB HBP BLK WP HR S P ERA WHIP	IP WLS BF H R ER SO BB IBB HBP BLK WP HR S P ERA WHIP	IP WLS BF H R ER SO BB IBB HBP BLK WP HR S P ERA WHIP

TOP

Pittsburgh Pirates @ San Francisco Giants
Candlestick Park, San Francisco, CA

Sat Jul 22 1978, 6:33 AM EDT
Att: 18,872 - Unknown

livebaseballscorecards.com

AB 34
R 2
H 6
RBI 1
BB 2
SO 10
LOB 16

P

WP: 1 PA: 38
PB: 0
SB: 2
CS: 0

Batter	1	2	3	4	5	6	7	8	9	10	AB	R	H	RBI	BB	SO	LOB						
Bill Madlock, R OBP: 0.386, SLG: 0.479 (1, 4)											4	0	0	0	1	1	3						
Terry Whitfield, L OBP: 0.359, SLG: 0.437 (1, 7)											3	1	1	0	1	0	0						
Jack Clark, R OBP: 0.379, SLG: 0.571 (1, 9)											2	0	1	0	3	1	1						
Willie McCovey, L OBP: 0.301, SLG: 0.406 (1, 3)											5	0	1	0	0	2	5						
Darrell Evans, L OBP: 0.370, SLG: 0.402 (1, 5)											4	0	1	0	0	0	3						
Larry Hemdon, R OBP: 0.355, SLG: 0.394 (1, 8)											4	2	2	0	0	0	1						
Roger Metzger, S OBP: 0.311, SLG: 0.313 (1, 6)											3	0	0	0	0	0	3						
Mike Ivey, R OBP: 0.395, SLG: 0.494 (9, PH)											0	0	0	0	1	0	0						
Johnnie LeMaster, R OBP: 0.289, SLG: 0.322 (10, 6)											0	0	0	0	0	0	0						
John Tamargo, S OBP: 0.353, SLG: 0.375 (1, 2)											3	0	2	1	1	1	0						
Marc Hill, R OBP: 0.332, SLG: 0.303 (10, 2)											0	0	0	0	0	0	0						
John Montefusco, R OBP: 0.148, SLG: 0.082 (7, 1)											2	0	0	0	0	1	1						
Hector Cruz, R OBP: 0.392, SLG: 0.387 (9, PH)											0	0	0	0	1	0	0						
Jim Dwyer, L OBP: 0.291, SLG: 0.319 (10, 1)											0	0	0	0	0	0	0						
Randy Moffitt, R OBP: 0.291, SLG: 0.143 (10, 1)											0	0	0	0	0	0	0						
John Curtis, L (10, 1)											0	0	0	0	0	0	0						
Inning Stats	R: 0 E: 0 K: 3 S: 9	H: 0 LOB: 1 BB: 1 P: 13	R: 0 E: 0 K: 0 S: 3	H: 1 LOB: 0 BB: 0 P: 3	R: 0 E: 0 K: 2 S: 7	H: 0 LOB: 0 BB: 0 P: 7	R: 0 E: 0 K: 1 S: 6	H: 1 LOB: 1 BB: 0 P: 6	R: 1 E: 2 K: 0 S: 4	H: 1 LOB: 1 BB: 1 P: 8	R: 0 E: 0 K: 2 S: 2	H: 0 LOB: 0 BB: 1 P: 6	R: 1 E: 0 K: 1 S: 7	H: 2 LOB: 1 BB: 0 P: 7	R: 0 E: 0 K: 0 S: 3	H: 0 LOB: 2 BB: 2 P: 11	R: 0 E: 0 K: 0 S: 3	H: 1 LOB: 2 BB: 2 P: 11	R: 1 E: 1 K: 0 S: 2	H: 2 LOB: 2 BB: 1 P: 6	1B: 6 2B: 3 3B: 0 HR: 0	SF: 0 SAC: 1 DP: 2 HBP: 0	WP: 1 PA: 40 PB: 0 SB: 0 CS: 1
PITCHER	IP WLS BF H R ER SO BB IBB HBP BLK WP HR S P ERA WHIP	IP WLS BF H R ER SO BB IBB HBP BLK WP HR S P ERA WHIP	IP WLS BF H R ER SO BB IBB HBP BLK WP HR S P ERA WHIP	IP WLS BF H R ER SO BB IBB HBP BLK WP HR S P ERA WHIP	IP WLS BF H R ER SO BB IBB HBP BLK WP HR S P ERA WHIP	IP WLS BF H R ER SO BB IBB HBP BLK WP HR S P ERA WHIP	IP WLS BF H R ER SO BB IBB HBP BLK WP HR S P ERA WHIP	IP WLS BF H R ER SO BB IBB HBP BLK WP HR S P ERA WHIP	IP WLS BF H R ER SO BB IBB HBP BLK WP HR S P ERA WHIP	IP WLS BF H R ER SO BB IBB HBP BLK WP HR S P ERA WHIP	IP WLS BF H R ER SO BB IBB HBP BLK WP HR S P ERA WHIP	IP WLS BF H R ER SO BB IBB HBP BLK WP HR S P ERA WHIP	IP WLS BF H R ER SO BB IBB HBP BLK WP HR S P ERA WHIP	IP WLS BF H R ER SO BB IBB HBP BLK WP HR S P ERA WHIP	IP WLS BF H R ER SO BB IBB HBP BLK WP HR S P ERA WHIP	IP WLS BF H R ER SO BB IBB HBP BLK WP HR S P ERA WHIP	IP WLS BF H R ER SO BB IBB HBP BLK WP HR S P ERA WHIP	IP WLS BF H R ER SO BB IBB HBP BLK WP HR S P ERA WHIP	IP WLS BF H R ER SO BB IBB HBP BLK WP HR S P ERA WHIP	IP WLS BF H R ER SO BB IBB HBP BLK WP HR S P ERA WHIP	IP WLS BF H R ER SO BB IBB HBP BLK WP HR S P ERA WHIP		

BOTTOM

Pittsburgh Pirates @ San Francisco Giants
Candlestick Park, San Francisco, CA

Sat Jul 22 1978, 6:33 AM EDT
Att: 18,872 - Unknown

livebaseballscorecards.com

AB 31
R 3
H 8
RBI 1
BB 8
SO 7
LOB 18

GIANTS

Batter	1	2	3	4	5	6	7	8	9	AB	R	H	RBI	BB	SO	LOB	TOP			
Garry Templeton, S OBP: 0.281, SLG: 0.337 (1, 6)	0-0 S 1B		0-0 4-3			0-0 L6		4-0 IBB		3	0	1	0	1	0	0	St. Louis Cardinals @ San Francisco Giants Candlestick Park, San Francisco, CA Tue Jul 25 1978, 10:05 PM EDT Att: 39,289 - Unknown livebaseballscorecards.com			
Tony Scott, S OBP: 0.293, SLG: 0.272 (1, 7)	0-0 F3 1-2		0-0 5-3			0-0 F9		0-0 F8		4	0	0	0	0	0	3				
Keith Hernandez, L OBP: 0.348, SLG: 0.416 (1, 3)	0-0 1-3			0-3 K		0-3 K			0-0 E 1B 1B	4	1	1	0	0	2	1				
Ted Simmons, S OBP: 0.382, SLG: 0.538 (1, 2)	0-3 K			0-3 K			0-0 5-3		0-0 F5	4	0	0	0	0	2	2				
George Hendrick, R OBP: 0.318, SLG: 0.418 (1, 8)		0-0 G6-4-3 1B		0-0 2B		0-0 4-3		0-0 F9		4	0	2	0	0	0	1				
Jerry Morales, R OBP: 0.293, SLG: 0.340 (1, 9)	0-0 G6-4-3 1-2			0-0 4-3		0-0 F9		0-0 E7 1B 1B		4	1	1	0	0	0	2				
Ken Reitz, R OBP: 0.276, SLG: 0.343 (8, PH) Ken Oberkfell, L OBP: 0.505, SLG: 0.571 (8, 5)	0-0 2B				0-0 F3			0-0 SH1-4 1B	0-0 1B 1B	3	0	2	0	0	0	0				
Roger Freed, R OBP: 0.327, SLG: 0.479 (8, PH) Wayne Garrett, L OBP: 0.260, SLG: 0.217 (8, 9)								1-3 3-H 1B 1B		1	0	1	1	0	0	0				
Mike Tyson, R OBP: 0.281, SLG: 0.315 (1, 4)	0-3 K2-3				0-3 K			0-0 SH1-4	0-0 1B 1B	3	0	1	1	0	2	1				
Bob Forsch, R OBP: 0.220, SLG: 0.373 (1, 1)			0-3 K		0-3 K			0-3 K	0-3 K	4	0	0	0	0	4	4				
Inning Stats	R: 0 E: 0 K: 1 S: 6	H: 1 LOB: 1 BB: 0 P: 6	R: 0 E: 0 K: 1 S: 6	H: 2 LOB: 1 BB: 0 P: 6	R: 0 E: 0 K: 1 S: 5	H: 0 LOB: 0 BB: 0 P: 5	R: 0 E: 0 K: 2 S: 8	H: 1 LOB: 1 BB: 0 P: 8	R: 0 E: 0 K: 2 S: 7	H: 0 LOB: 0 BB: 0 P: 7	R: 0 E: 0 K: 0 S: 3	H: 0 LOB: 0 BB: 0 P: 3	R: 0 E: 0 K: 1 S: 6	H: 1 LOB: 2 BB: 0 P: 10	R: 2 E: 1 K: 1 S: 9	H: 4 LOB: 2 BB: 0 P: 9	1B: 7 2B: 2 3B: 0 HR: 0	SF: 0 SAC: 1 DP: 1 HBP: 0	WP: 0 PB: 0 SB: 1 CS: 0	PA: 36
PITCHER Vida Blue, L ERA: 2.66 (1, 1)	IP: 9.0 WLS: W BF: 36 H: 9 R: 2 ER: 2 SO: 10 BB: 0 IBB: 1 HBP: 0 BLK: 0 WP: 0 HR: 0 S: 55 P: 59 ERA: 2.00 WHIP: 1.000															PITCHER Vida Blue, L ERA: 2.66 (1, 1)	IP: 9.0 WLS: W BF: 36 H: 9 R: 2 ER: 2 SO: 10 BB: 0 IBB: 1 HBP: 0 BLK: 0 WP: 0 HR: 0 S: 55 P: 59 ERA: 2.00 WHIP: 1.000			

Batter	1	2	3	4	5	6	7	8	9	AB	R	H	RBI	BB	SO	LOB	BOTTOM			
Bill Madlock, R OBP: 0.386, SLG: 0.480 (1, 4)	0-0 6-3		0-0 6-3			0-0 6-3		0-0 BB 1B		4	0	1	1	0	0	0	St. Louis Cardinals @ San Francisco Giants Candlestick Park, San Francisco, CA Tue Jul 25 1978, 10:05 PM EDT Att: 39,289 - Unknown livebaseballscorecards.com			
Terry Whitfield, L OBP: 0.355, SLG: 0.432 (1, 7)	0-0 4-3			0-0 F9		0-0 G3		0-3 K		4	0	0	0	0	1	2				
Jack Clark, R OBP: 0.382, SLG: 0.569 (1, 9)	4-0 BB			0-0 2B		0-3 K		4-0 G6-4-3 BB		2	0	1	0	2	1	0				
Willie McCovey, L OBP: 0.297, SLG: 0.400 (1, 3)	0-0 1-3			0-0 P4		0-3 K		0-0 G6-4-3 1-2 2-3		4	0	0	0	0	1	5				
Darrell Evans, L OBP: 0.368, SLG: 0.397 (1, 5)		0-0 4-3		4-0 IBB		0-0 P6		0-0 4-3		3	0	0	0	1	0	0				
Larry Hemdon, R OBP: 0.356, SLG: 0.396 (1, 8)		0-3 K		0-0 F3		0-0 1B 2B		0-0 HR 1B		4	1	2	0	0	1	2				
Roger Metzger, S OBP: 0.311, SLG: 0.313 (8, PH) Mike Ivie, R OBP: 0.363, SLG: 0.506 (8, PH)	0-0 1-3				0-0 4-3			0-0 HR 1B		3	0	1	0	0	0	0				
Marc Hill, R OBP: 0.336, SLG: 0.305 (8, PR) Rob Andrews, R OBP: 0.331, SLG: 0.336 (8, 2) John Tamargo, S OBP: 0.353, SLG: 0.375 (8, 2)			0-0 P5		0-0 P6			0-0 SH 1B 1B		3	0	1	0	0	0	0				
Vida Blue, S OBP: 0.262, SLG: 0.185 (1, 1)	0-0 1-3				0-3 K			0-0 SH BB 1B		2	0	0	0	0	1	0				
Inning Stats	R: 0 E: 0 K: 0 S: 3	H: 0 LOB: 1 BB: 1 P: 7	R: 0 E: 0 K: 1 S: 5	H: 0 LOB: 0 BB: 0 P: 5	R: 0 E: 0 K: 0 S: 3	H: 0 LOB: 0 BB: 0 P: 3	R: 0 E: 0 K: 0 S: 4	H: 1 LOB: 2 BB: 1 P: 8	R: 0 E: 0 K: 1 S: 5	H: 0 LOB: 0 BB: 0 P: 5	R: 0 E: 0 K: 1 S: 6	H: 2 LOB: 2 BB: 0 P: 6	R: 1 E: 1 K: 1 S: 7	H: 2 LOB: 3 BB: 1 P: 11	R: 2 E: 0 K: 0 S: 3	H: 2 LOB: 0 BB: 0 P: 3	1B: 4 2B: 2 3B: 0 HR: 1	SF: 0 SAC: 1 DP: 1 HBP: 0	WP: 0 PB: 0 SB: 0 CS: 0	PA: 34
PITCHER Bob Forsch, R ERA: 3.11 (1, 1)	IP: 8.1 WLS: L BF: 34 H: 7 R: 3 ER: 3 SO: 5 BB: 2 IBB: 1 HBP: 0 BLK: 0 WP: 0 HR: 1 S: 41 P: 53 ERA: 3.24 WHIP: 1.080															PITCHER Bob Forsch, R ERA: 3.11 (1, 1)	IP: 8.1 WLS: L BF: 34 H: 7 R: 3 ER: 3 SO: 5 BB: 2 IBB: 1 HBP: 0 BLK: 0 WP: 0 HR: 1 S: 41 P: 53 ERA: 3.24 WHIP: 1.080			

Batter	1	2	3	4	5	6	7	8	9	AB	R	H	RBI	BB	SO	LOB	TOP			
Ivan De Jesus, R OBP: 0.358, SLG: 0.371 (1, 6)	0-0 2B		0-0 1B		0-0 1-3		0-0 1B BB			3	1	2	0	1	0	1	Chicago Cubs @ San Francisco Giants Candlestick Park, San Francisco, CA Fri Jul 28 1978, 10:05 PM EDT Att: 25,908 - Unknown - 57 F			
Jerry White, S OBP: 0.333, SLG: 0.270 (1, 8)	0-0 F9		4-0 BB		0-0 L7		0-0 CS 1B			3	0	1	1	1	0	2				
Gene Clines, R OBP: 0.330, SLG: 0.329 (1, 7)	0-0 L6-3		0-0 F3			0-0 L9	0-0 L3			4	0	0	0	0	0	4				
Dave Kingman, R OBP: 0.316, SLG: 0.514 Larry Blittner, L OBP: 0.315, SLG: 0.361 (8, 3)	0-3 K			1-3 K		0-0 5-3	0-0 CS	0-3 K		4	0	0	0	0	3	1				
Mike Vail, R OBP: 0.318, SLG: 0.442 (1, 9)		0-0 4-3		0-0 4-3 1B		0-0 BB BB 1B		0-0 6-3		4	0	2	0	0	0	0				
Manny Trillo, R OBP: 0.328, SLG: 0.347 (1, 4)		0-0 6-3		0-0 4-3		4-2 BB BB		0-0 6-3		3	0	0	0	1	0	1				
Ed Putman, R Mick Kelleher, R OBP: 0.367, SLG: 0.295 (9, 5)		0-0 F3		0-0 F9		4-0 1-2 2-3 BB		0-0 5-3		3	0	0	0	1	0	1				
Tim Blackwell, S (1, 2)			0-0 5-3		0-0 L8	0-0 F3		0-0 P6		4	0	0	0	0	0	3				
Dennis Lamp, R OBP: 0.217, SLG: 0.261 (1, 1)			0-0 5-3		0-2 2B		0-0 P8		0-0 G3	4	0	1	0	0	0	0				
Inning Stats	R: 0 E: 0 K: 1 S: 6	H: 1 LOB: 1 BB: 0 P: 6	R: 0 E: 0 K: 0 S: 3	H: 0 LOB: 0 BB: 0 P: 3	R: 0 E: 0 K: 0 S: 4	H: 1 LOB: 2 BB: 1 P: 8	R: 0 E: 0 K: 1 S: 7	H: 1 LOB: 1 BB: 0 P: 8	R: 0 E: 0 K: 0 S: 7	H: 1 LOB: 3 BB: 0 P: 15	R: 1 E: 0 K: 0 S: 3	H: 1 LOB: 0 BB: 1 P: 7	R: 0 E: 0 K: 1 S: 5	H: 0 LOB: 0 BB: 0 P: 5	R: 0 E: 0 K: 0 S: 3	H: 0 LOB: 0 BB: 0 P: 3		1B: 4 2B: 2 3B: 0 HR: 0	SF: 0 SAC: 0 DP: 0 HBP: 0	WP: 0 PB: 0 SB: 2 CS: 1
PITCHER Bob Knepper, L ERA: 2.88 (1, 1)	IP: 9.0 WLS: L BF: 36 H: 6 R: 1 ER: 1 SO: 3 BB: 4 IBB: 0 HBP: 0 BLK: 0 WP: 0 HR: 0 S: 45 P: 62 ERA: 1.00 WHIP: 1.111															PITCHER				

AB 32
R 1
H 6
RBI 1
BB 4
SO 3
LOB 13



Batter	1	2	3	4	5	6	7	8	9	AB	R	H	RBI	BB	SO	LOB	BOTTOM					
Bill Madlock, R OBP: 0.375, SLG: 0.464 (1, 4)	0-0 6-3	1-2 5-3			0-0 4-3	0-0 F2			0-0 6-3	5	0	0	0	0	0	4	Chicago Cubs @ San Francisco Giants Candlestick Park, San Francisco, CA Fri Jul 28 1978, 10:05 PM EDT Att: 25,908 - Unknown - 57 F					
Terry Whitfield, L OBP: 0.357, SLG: 0.437 (1, 7)	1-2 1B BB 1B		0-0 FC5 2B		4-2 2B BB		0-0 L7		0-0 L9	4	0	2	0	1	0	2						
Jack Clark, R OBP: 0.377, SLG: 0.563 (1, 9)	3-2 F8		0-0 B1-3		0-0 2B		0-0 L8			4	0	1	0	0	0	2						
Darrell Evans, L OBP: 0.376, SLG: 0.401 (1, 5)	4-0 1B BB		4-0 BB BB		4-0 IBB		0-0 F8			1	0	0	0	3	0	0						
Mike Ivie, R OBP: 0.354, SLG: 0.489 (1, 3)	0-0 1-2 2-3 1B		1-3 K		0-0 F9		0-0 F8		0-0 F8	4	0	1	0	0	1	5						
Larry Hemdon, R OBP: 0.350, SLG: 0.388 (1, 8)	0-3 K		0-0 FC5		0-0 1-3		0-0 F3		0-0 F3	4	0	0	0	0	1	8						
Roger Metzger, S OBP: 0.312, SLG: 0.313 Willie McCovey, L OBP: 0.296, SLG: 0.399 Johnnie LeMaster, R OBP: 0.291, SLG: 0.329 (9, 6)		0-0 5-3 1B		0-0 4-3		0-0 S 1B		0-0 6-3		3	0	2	0	0	0	0						
Marc Hill, R OBP: 0.335, SLG: 0.304 Rob Andrews, R OBP: 0.331, SLG: 0.336 (9, PR)		0-0 5-3		0-0 L8		0-0 1-3		0-0 SH3-4 1B		4	0	1	0	0	0	2						
Bob Knepper, L OBP: 0.148, SLG: 0.111 Jim Dwyer, L OBP: 0.319, SLG: 0.316 (9, PH)		0-0 1-3		0-0 G3		0-3 K		0-0 SH3-4 1B		3	0	0	0	0	1	2						
Inning Stats	R: 0 E: 0 K: 1 S: 16	H: 2 LOB: 3 BB: 1 P: 24	R: 0 E: 0 K: 0 S: 7	H: 1 LOB: 1 BB: 0 P: 8	R: 0 E: 0 K: 1 S: 7	H: 1 LOB: 2 BB: 1 P: 12	R: 0 E: 0 K: 0 S: 3	H: 0 LOB: 0 BB: 0 P: 3	R: 0 E: 0 K: 0 S: 7	H: 1 LOB: 3 BB: 2 P: 15	R: 0 E: 0 K: 1 S: 6	H: 1 LOB: 1 BB: 0 P: 6	R: 0 E: 0 K: 0 S: 3	H: 0 LOB: 0 BB: 0 P: 3	R: 0 E: 0 K: 0 S: 3	H: 0 LOB: 0 BB: 0 P: 3		R: 0 E: 0 K: 0 S: 4	H: 1 LOB: 2 BB: 0 P: 4	1B: 5 2B: 2 3B: 0 HR: 0	SF: 0 SAC: 1 DP: 0 HBP: 0	WP: 0 PB: 0 SB: 1 CS: 0
PITCHER Dennis Lamp, R ERA: 3.55 (1, 1)	IP: 9.0 WLS: W BF: 38 H: 7 R: 0 ER: 0 SO: 3 BB: 3 IBB: 1 HBP: 0 BLK: 0 WP: 0 HR: 0 S: 56 P: 78 ERA: 0.00 WHIP: 1.111															PITCHER						

AB 33
R 0
H 7
RBI 0
BB 4
SO 3
LOB 25



Batter	1	2	3	4	5	6	7	8	9	AB	R	H	RBI	BB	SO	LOB	TOP										
Bill Madlock, R OBP: 0.388, SLG: 0.488 (1, 4)										4	1	2	0	0	0	2	San Francisco Giants @ Chicago Cubs Candlestick Park, San Francisco, CA Fri Jul 28 1978, 6:33 AM EDT Att: 20,025 - Overcast - 84 F										
Terry Whitfield, L OBP: 0.362, SLG: 0.444 (1, 7)										4	2	2	1	1	0	2											
Jack Clark, R OBP: 0.375, SLG: 0.569 (1, 9)										4	2	2	3	1	0	1											
Willie McCovey, L OBP: 0.307, SLG: 0.416 (1, 3)										4	0	1	1	0	1	1											
Darrell Evans, L OBP: 0.375, SLG: 0.409 Randy Moffitt, R OBP: 0.250, SLG: 0.143 (9, 1)										3	1	1	0	1	1	1											
Larry Hemdon, R OBP: 0.352, SLG: 0.389 (1, 8)										5	1	2	1	0	0	1											
Roger Metzger, S OBP: 0.321, SLG: 0.323 (1, 6)										3	0	1	1	1	0	0											
Marc Hill, R OBP: 0.286, SLG: 0.299 John Curtis, L (4, 1)										1	0	0	0	1	0	0											
Ed Halicki, R OBP: 0.121, SLG: 0.094 John Tamargo, S OBP: 0.231, SLG: 0.231 (4, 2)										1	0	0	0	0	0	3											
Inning Stats	R: 0 E: 0 K: 0 S: 3	H: 1 LOB: 0 BB: 0 P: 3	R: 0 E: 0 K: 1 S: 7	H: 2 LOB: 1 BB: 1 P: 11	R: 2 E: 0 K: 0 S: 5	H: 2 LOB: 0 BB: 0 P: 5	R: 0 E: 0 K: 0 S: 3	H: 0 LOB: 0 BB: 0 P: 3	R: 6 E: 0 K: 1 S: 12	H: 5 LOB: 2 BB: 3 P: 26	R: 0 E: 0 K: 1 S: 5	H: 0 LOB: 1 BB: 1 P: 9	R: 0 E: 0 K: 0 S: 3	H: 0 LOB: 0 BB: 0 P: 3	R: 1 E: 0 K: 1 S: 16	H: 3 LOB: 2 BB: 0 P: 20		R: 0 E: 0 K: 1 S: 6	H: 1 LOB: 1 BB: 0 P: 6	1B: 11 2B: 2 3B: 0 HR: 1	SF: 1 SAC: 2 DP: 1 HBP: 0	WP: 0 PB: 0 SB: 0 CS: 0	PA: 45				
PITCHER	IP	WLS	BF	H	R	ER	SO	BB	IBB	HBP	BLK	WP	HR	S	P	ERA	WHIP										
Mike Krukow, R ERA: 3.89 (1, 1)	4.0		21	8	6	6	1	2	0	0	0	0	1	21	29	13.50	2.500										
Willie Hernandez, L ERA: 3.58 (5, 1)	0.1		2	0	0	0	0	1	0	0	0	0	0	1	5	0.00	3.000										
Lynn McGlothen, R ERA: 4.53 (5, 1)	0.0		2	1	0	0	0	1	0	0	0	0	0	5	11	∞	∞										
Dave Geisel, L ERA: 3.65 (5, 1)	0.2		3	1	2	2	0	0	0	0	0	0	0	3	3	27.00	1.500										
Ken Holtzman, L ERA: 5.94 (6, 1)	2.0		7	0	0	0	1	1	0	0	0	0	0	8	12	0.00	0.500										

AB	37
R	9
H	14
RBI	9
BB	5
SO	4
LOB	17



Batter	1	2	3	4	5	6	7	8	9	AB	R	H	RBI	BB	SO	LOB	BOTTOM										
Rodney Scott, S OBP: 0.404, SLG: 0.364 (8, 5)										3	2	2	0	2	0	2	San Francisco Giants @ Chicago Cubs Candlestick Park, San Francisco, CA Fri Jul 28 1978, 6:33 AM EDT Att: 20,025 - Overcast - 84 F										
Greg Gross, L OBP: 0.303, SLG: 0.346 (9, PH)										1	0	0	0	0	0	1											
Jerry White, S OBP: 0.333, SLG: 0.250 (1, 8)										3	1	1	2	1	0	3											
Bill Buckner, L OBP: 0.317, SLG: 0.375 Ed Putman, R (8, 3)										4	0	1	2	0	0	3											
Bobby Murcer, L OBP: 0.360, SLG: 0.386 (1, 9)										5	0	0	0	0	1	4											
Larry Bittner, L OBP: 0.330, SLG: 0.379 (1, 7)										5	1	3	1	0	1	1											
Manny Trillo, R OBP: 0.324, SLG: 0.353 (1, 4)										5	0	0	0	0	0	3											
Steve Ontiveros, S OBP: 0.317, SLG: 0.337 Ivan De Jesus, R OBP: 0.367, SLG: 0.382 (7, PH)										1	0	1	0	2	0	0											
Dave Rader, L OBP: 0.279, SLG: 0.313 Larry Cox, R OBP: 0.333, SLG: 0.375 Tim Blackwell, S (8, 2)										3	1	1	0	0	0	3											
Mike Krukow, R Willie Hernandez, L Lynn McGlothen, R Dave Geisel, L Ken Holtzman, L Mike Van, R John Curtis, L Gene Clavin, R Donnie Moore, L Bruce Sutter, R Dave Kilgus, R										2	2	1	0	0	0	2											
Inning Stats	R: 2 E: 0 K: 0 S: 11	H: 1 LOB: 2 BB: 2 P: 19	R: 3 E: 0 K: 0 S: 14	H: 3 LOB: 1 BB: 1 P: 20	R: 0 E: 0 K: 1 S: 6	H: 0 LOB: 1 BB: 1 P: 12	R: 1 E: 0 K: 0 S: 5	H: 2 LOB: 1 BB: 0 P: 5	R: 1 E: 0 K: 0 S: 5	H: 2 LOB: 2 BB: 1 P: 9	R: 0 E: 0 K: 1 S: 10	H: 1 LOB: 1 BB: 0 P: 11	R: 1 E: 0 K: 0 S: 5	H: 3 LOB: 2 BB: 1 P: 9	R: 0 E: 0 K: 0 S: 4	H: 1 LOB: 1 BB: 0 P: 4	R: 0 E: 0 K: 1 S: 10	H: 1 LOB: 1 BB: 0 P: 13	1B: 12 2B: 2 3B: 0 HR: 0	SF: 1 SAC: 0 DP: 0 HBP: 0	WP: 0 PB: 0 SB: 5 CS: 0	PA: 46					
PITCHER	IP	WLS	BF	H	R	ER	SO	BB	IBB	HBP	BLK	WP	HR	S	P	ERA	WHIP										
Ed Halicki, R ERA: 3.12 (1, 1)	3.1		20	6	6	5	1	4	0	0	0	0	0	34	54	13.50	3.000										
John Curtis, L ERA: 3.54 (4, 1)	0.2		2	0	0	0	0	0	0	0	0	0	0	2	2	0.00	0.000										
Charlie Williams, R ERA: 4.81 (5, 1)	1.0		7	3	1	1	0	1	0	0	0	0	0	6	10	9.00	4.000										
Gary Lavelle, L ERA: 3.16 (6, 1)	3.1	W	15	5	1	1	1	1	0	0	0	0	0	24	32	2.70	1.800										
Randy Moffitt, R ERA: 3.57 (9, 1)	0.2	S	2	0	0	0	1	0	0	0	0	0	0	4	4	0.00	0.000										

AB	39
R	8
H	14
RBI	7
BB	6
SO	3
LOB	24



Batter	1	2	3	4	5	6	7	8	9	AB	R	H	RBI	BB	SO	LOB	TOP			
Ivan De Jesus, R (1,6) OBP: 0.358, SLG: 0.370	5-3		F9			G3 1B		SH5-4		3	0	1	0	0	0	0	Chicago Cubs @ San Francisco Giants Candlestick Park, San Francisco, CA Sun Jul 30 1978, 6:33 AM EDT Unknown - 73 F			
Greg Gross, L (1,8) OBP: 0.299, SLG: 0.341			4-3			G3		L4-3		3	1	1	0	0	0	1				
Gene Clines, R (8,PH) OBP: 0.326, SLG: 0.326	6-3 1B									1	0	0	1	0	0	2				
Donnie Moore, L (8,1) OBP: 0.222, SLG: 0.222										0	0	0	0	0	0	0				
Bill Buckner, L (1,3) OBP: 0.338, SLG: 0.397	6-3 2B		4-3			F2		4-3		4	0	0	0	0	0	4				
Bobby Murcer, L (1,9) OBP: 0.360, SLG: 0.398				L9		F8			G3	4	0	1	1	0	0	1				
Larry Bittner, L (1,7) OBP: 0.313, SLG: 0.358	5-3		F9				F7		K	4	0	0	0	0	1	1				
Manly Trillo, R (1,4) OBP: 0.326, SLG: 0.348		L7		L7			F3			4	0	1	0	0	0	0				
Rodney Scott, S (1,5) OBP: 0.333, SLG: 0.337		B1-3			4-2	G3 BB			F8	2	0	0	0	1	0	0				
Dave Kingman, R (8,PH) OBP: 0.317, SLG: 0.511							6-3			1	0	0	0	0	0	1				
Dave Rader, L (1,2) OBP: 0.283, SLG: 0.304						G3		SH5-4 1B		3	1	2	0	0	0	1				
Rick Reuschel, R (1,1) OBP: 0.130, SLG: 0.114								L4-3 SH5-4 1B		2	0	0	0	0	0	1				
Mike Vail, R (8,PH) OBP: 0.333, SLG: 0.455	6-3					F7				1	0	1	0	0	0	0				
Jerry White, S (8,8) OBP: 0.325, SLG: 0.265										0	0	0	0	0	0	0				
Inning Stats	R: 1 E: 0 K: 0 S: 5	H: 2 LOB: 1 BB: 0 P: 5	R: 0 E: 0 K: 0 S: 4	H: 1 LOB: 1 BB: 0 P: 4	R: 0 E: 0 K: 0 S: 3	H: 0 LOB: 0 BB: 0 P: 3	R: 0 E: 0 K: 0 S: 3	H: 0 LOB: 0 BB: 0 P: 3	R: 0 E: 0 K: 0 S: 6	H: 1 LOB: 1 BB: 0 P: 4	R: 0 E: 0 K: 0 S: 6	H: 0 LOB: 0 BB: 0 P: 9	R: 1 E: 0 K: 0 S: 8	H: 2 LOB: 2 BB: 0 P: 8	R: 0 E: 0 K: 1 S: 9	H: 1 LOB: 1 BB: 0 P: 9	1B: 6 2B: 1 3B: 0 HR: 0	SF: 0 SAC: 1 DP: 0 HBP: 0	WP: 0 PB: 0 SB: 0 CS: 0	PA: 34
PITCHER	IP WLS BF H R ER SO BB IBB HBP BLK WP HR S P ERA WHIP	7.1 W 28 6 2 2 0 1 0 0 0 0 0 0 37 44 2.46 0.955	1.1 S 5 1 0 0 1 0 0 0 0 0 0 0 10 10 0.00 0.750	0.1 S 1 0 0 0 0 0 0 0 0 0 0 0 1 1 0.00 0.000																
Jim Barr, R (1,1) ERA: 3.21																				
Gary Lavelle, L (8,1) ERA: 3.29																				
Randy Moffitt, R (9,1) ERA: 3.29																				

AB	32
R	2
H	7
RBI	2
BB	1
SO	1
LOB	12



Batter	1	2	3	4	5	6	7	8	9	AB	R	H	RBI	BB	SO	LOB	BOTTOM			
Bill Madlock, R (1,4) OBP: 0.375, SLG: 0.467	5-3		3-1 WP 2B		5-3		6-3			4	1	1	0	0	0	0	Chicago Cubs @ San Francisco Giants Candlestick Park, San Francisco, CA Sun Jul 30 1978, 6:33 AM EDT Unknown - 73 F			
Terry Whitfield, L (1,7) OBP: 0.355, SLG: 0.432	4-3		3-1		L8		L8			4	0	0	0	0	0	1				
Jack Clark, R (1,9) OBP: 0.372, SLG: 0.552			L8		5-3		P1			3	0	0	0	1	0	0				
Darrell Evans, L (1,5) OBP: 0.376, SLG: 0.401	F7			1B 2B		WP SF9 BB		E SH3-4 1B		3	3	2	0	1	0	1				
Mike Ivie, R (1,3) OBP: 0.353, SLG: 0.487		6-3		SH4-3 2H 1B		6-3		SH3-4		3	0	1	1	0	0	1				
Jim Dwyer, L (1,8) OBP: 0.319, SLG: 0.314										0	0	0	1	1	0	0				
Larry Herndon, R (7,8) OBP: 0.348, SLG: 0.386				SH4-3		SF9		F3		1	0	0	0	0	0	1				
Roger Metzger, S (1,6) OBP: 0.311, SLG: 0.313			F9		L6		WP 1B	E S 1B		4	0	2	1	0	0	2				
John Tamargo, S (1,2) OBP: 0.444, SLG: 0.333			P5							1	0	0	0	3	0	1				
Jim Barr, R (1,1) OBP: 0.161, SLG: 0.161										3	0	0	0	0	1	4				
Gary Lavelle, S (8,1) OBP: 0.071, SLG: 0.071										1	0	0	0	0	0	2				
Randy Moffitt, R (9,1) OBP: 0.250, SLG: 0.143			K		L4			5-3		0	0	0	0	0	0	0				
Inning Stats	R: 0 E: 0 K: 0 S: 3	H: 0 LOB: 1 BB: 1 P: 7	R: 0 E: 0 K: 0 S: 3	H: 0 LOB: 1 BB: 1 P: 7	R: 1 E: 0 K: 1 S: 6	H: 1 LOB: 0 BB: 0 P: 6	R: 1 E: 0 K: 0 S: 8	H: 2 LOB: 2 BB: 1 P: 14	R: 0 E: 0 K: 0 S: 7	H: 0 LOB: 0 BB: 0 P: 9	R: 1 E: 0 K: 0 S: 4	H: 1 LOB: 2 BB: 2 P: 12	R: 0 E: 0 K: 0 S: 6	H: 0 LOB: 0 BB: 0 P: 9	R: 1 E: 1 K: 0 S: 5	H: 2 LOB: 2 BB: 1 P: 9	1B: 4 2B: 2 3B: 0 HR: 0	SF: 1 SAC: 2 DP: 0 HBP: 0	WP: 3 PB: 0 SB: 1 CS: 0	PA: 36
PITCHER	IP WLS BF H R ER SO BB IBB HBP BLK WP HR S P ERA WHIP	7.0 L 30 4 3 3 1 3 2 0 0 0 0 5 64 3.86 1.000	1.0 L 6 2 1 1 0 0 1 0 0 0 0 0 5 9 9.00 2.000																	
Rick Reuschel, R (1,1) ERA: 2.72																				
Donnie Moore, R (8,1) ERA: 4.06																				

AB	27
R	4
H	6
RBI	3
BB	6
SO	1
LOB	13



Batter	1	2	3	4	5	6	7	8	9	AB	R	H	RBI	BB	SO	LOB	TOP					
Ivan De Jesus, R OBP: 0.397, SLG: 0.371	F8		F8		4-3			CS 2B		4	0	1	0	0	0	1	Chicago Cubs @ San Francisco Giants Candlestick Park, San Francisco, CA Sun Jul 30 1978, 6:38 AM EDT Att: 37,779 - Unknown - 73 F					
Gene Clines, R OBP: 0.330, SLG: 0.331	2B		BB		L9			L4		3	0	1	0	1	0	2						
Mike Vail, R OBP: 0.319, SLG: 0.435	K		F8		4-3			F7		4	0	0	0	0	1	3						
Dave Kingman, R OBP: 0.316, SLG: 0.507	5-3			WP 1B	F5			K		4	0	1	0	0	1	1						
Manny Trillo, R OBP: 0.323, SLG: 0.344		E4 6-3		F9	F9			6-3		4	0	0	0	0	0	1						
Ed Putman, R OBP: 0.273, SLG: 0.200	K			F3				L3 1B		3	0	1	0	0	1	2						
Mick Kelleher, R OBP: 0.353, SLG: 0.283								4-3		1	0	0	0	0	0	0						
Jerry White, S OBP: 0.273, SLG: 0.257		6-3		4-3				L3		2	0	0	0	0	0	2						
Rodney Scott, S OBP: 0.394, SLG: 0.333				1-2				1-2		1	0	0	0	0	0	1						
Tim Blackwell, S OBP: 0.167, SLG: 0.091		2-3						1B		3	0	1	0	0	0	1						
Dave Roberts, L OBP: 0.357, SLG: 0.525										2	0	1	0	0	1	0						
Bobby Murcer, L OBP: 0.359, SLG: 0.397										1	0	0	0	0	1	1						
Lynn McClothen, L OBP: 0.100, SLG: 0.200			K		4-3 1B			K		0	0	0	0	0	0	0						
Inning Stats	R: 0 E: 0 K: 1 S: 10	H: 1 LOB: 1 BB: 0 P: 11	R: 0 E: 1 K: 1 S: 9	H: 0 LOB: 1 BB: 0 P: 11	R: 0 E: 0 K: 1 S: 5	H: 0 LOB: 1 BB: 1 P: 9	R: 0 E: 0 K: 0 S: 7	H: 1 LOB: 1 BB: 0 P: 9	R: 0 E: 0 K: 0 S: 4	H: 1 LOB: 1 BB: 0 P: 4	R: 0 E: 0 K: 0 S: 3	H: 0 LOB: 0 BB: 0 P: 3	R: 0 E: 0 K: 1 S: 7	H: 2 LOB: 1 BB: 0 P: 10	R: 0 E: 0 K: 0 S: 3	H: 1 LOB: 0 BB: 0 P: 3	R: 0 E: 0 K: 1 S: 8	H: 0 LOB: 0 BB: 0 P: 10	1B: 4 2B: 3 3B: 0 HR: 0	SF: 0 SAC: 0 DP: 1 HBP: 0	WP: 1 PB: 0 SB: 0 CS: 1	PA: 33
PITCHER Vida Blue, L ERA: 2.52	IP: 9.0 WLS: W BF: 33 H: 6 R: 0 ER: 0 SO: 5 BB: 1 IBB: 0 HBP: 0 BLK: 0 WP: 1 HR: 0 S: 56 P: 70 ERA: 0.00 WHIP: 0.778															PITCHER						

Batter	1	2	3	4	5	6	7	8	9	AB	R	H	RBI	BB	SO	LOB	BOTTOM			
Bill Madlock, R OBP: 0.373, SLG: 0.464	K		L7		1B		G4-6-3			4	0	1	0	0	1	3	Chicago Cubs @ San Francisco Giants Candlestick Park, San Francisco, CA Sun Jul 30 1978, 6:38 AM EDT Att: 37,779 - Unknown - 73 F			
Terry Whitfield, L OBP: 0.351, SLG: 0.427	F8				F9		G1		G3	4	0	0	0	0	0	0				
Jack Clark, R OBP: 0.371, SLG: 0.549	P4			1B 1B			F9		K	4	1	1	0	0	1	0				
Mike Ivie, R OBP: 0.361, SLG: 0.487		F3		1B 1B						2	0	1	0	2	0	0				
Hector Cruz, R OBP: 0.295, SLG: 0.374		K								4	0	1	1	0	2	2				
Larry Hemdon, R OBP: 0.351, SLG: 0.385				1-3 2-H 1B						1	0	0	0	2	0	0				
Johnnie LetMaster, R OBP: 0.291, SLG: 0.333		FC4-6 BB			G6-4-3 IBB					3	0	1	0	0	0	4				
Marc Hill, R OBP: 0.335, SLG: 0.301										2	0	0	0	1	0	0				
Vida Blue, S OBP: 0.265, SLG: 0.179										2	0	0	0	1	1	0				
Inning Stats	R: 0 E: 0 K: 1 S: 5	H: 0 LOB: 0 BB: 0 P: 5	R: 0 E: 0 K: 1 S: 10	H: 0 LOB: 1 BB: 1 P: 17	R: 0 E: 0 K: 1 S: 6	H: 0 LOB: 0 BB: 0 P: 8	R: 1 E: 0 K: 0 S: 5	H: 3 LOB: 2 BB: 1 P: 9	R: 0 E: 0 K: 0 S: 3	H: 1 LOB: 1 BB: 0 P: 3	R: 0 E: 0 K: 0 S: 9	H: 0 LOB: 1 BB: 1 P: 16	R: 0 E: 0 K: 0 S: 3	H: 1 LOB: 2 BB: 2 P: 11	R: 0 E: 0 K: 2 S: 8	H: 0 LOB: 1 BB: 1 P: 13		1B: 4 2B: 1 3B: 0 HR: 0	SF: 0 SAC: 0 DP: 2 HBP: 0	WP: 0 PB: 0 SB: 0 CS: 0
PITCHER Dave Roberts, L ERA: 4.66	IP: 6.0 WLS: L BF: 23 H: 4 R: 1 ER: 1 SO: 3 BB: 2 IBB: 1 HBP: 0 BLK: 0 WP: 0 HR: 0 S: 38 P: 58 ERA: 1.50 WHIP: 1.000															PITCHER				
PITCHER Lynn McClothen, R ERA: 4.27	IP: 2.0 WLS: 9 BF: 1 H: 0 R: 0 ER: 0 SO: 2 BB: 3 IBB: 0 HBP: 0 BLK: 0 WP: 0 HR: 0 S: 11 P: 24 ERA: 0.00 WHIP: 2.000															PITCHER				

AB	32
R	0
H	6
RBI	0
BB	1
SO	5
LOB	15



Batter	1	2	3	4	5	6	7	8	9	AB	R	H	RBI	BB	SO	LOB	TOP					
Bill Madlock, R OBP: 0.369, SLG: 0.459 (1, 4)	5-3		F7			6-3		SF8		3	0	0	1	0	0	1	San Francisco Giants @ Houston Astros Astrodome, Houston, TX Mon Jul 31 1978, 8:05 PM EDT Att: 12,900 - Unknown					
Terry Whitfield, L OBP: 0.353, SLG: 0.427 (1, 7)	HBP		F2			4-3		F8		0	0	0	0	0	0	0						
Jim Dwyer, L OBP: 0.313, SLG: 0.306 (1, FR) (1, 7)										3	0	0	0	0	0	2						
Jack Clark, R OBP: 0.368, SLG: 0.544 (1, 9)	F7			K		5-3		F8		4	0	0	0	0	1	1						
Darrell Evans, L OBP: 0.375, SLG: 0.399 (1, 5)	F9			FC6-4 1B				F9		4	0	1	0	0	0	1						
Mike Ivie, R OBP: 0.354, SLG: 0.477 (1, 3)		F8		F3				F9		4	0	0	0	0	0	1						
Larry Hemdon, R OBP: 0.348, SLG: 0.382 (1, 8)		5-3		FC6-4 1-2				F9		3	0	0	0	0	0	1						
Roger Metzger, S OBP: 0.311, SLG: 0.313 (1, 6)						3-1				0	1	0	0	0	0	0						
Marc Hill, R OBP: 0.338, SLG: 0.300 (1, 2)			SH2-4 BB			5-3				1	0	0	0	2	0	0						
Ed Halicki, R OBP: 0.111, SLG: 0.086 (8, PH) Willie McCovey, L OBP: 0.299, SLG: 0.404 Greg Minton, S (8, 1)			SH2-4 1-2			6-3		F8		1	0	0	0	0	0	0						
										1	0	0	0	0	0	2						
										0	0	0	0	0	0	0						
Inning Stats	R: 0 E: 0 K: 0 S: 3	H: 0 LOB: 1 BB: 0 P: 4	R: 0 E: 0 K: 0 S: 3	H: 0 LOB: 0 BB: 0 P: 3	R: 0 E: 0 K: 0 S: 3	H: 0 LOB: 1 BB: 1 P: 7	R: 0 E: 0 K: 1 S: 6	H: 1 LOB: 1 BB: 0 P: 6	R: 0 E: 0 K: 0 S: 3	H: 0 LOB: 0 BB: 0 P: 3	R: 0 E: 0 K: 0 S: 3	H: 0 LOB: 0 BB: 0 P: 3	R: 0 E: 0 K: 0 S: 3	H: 0 LOB: 0 BB: 0 P: 3	R: 1 E: 0 K: 0 S: 4	H: 1 LOB: 1 BB: 1 P: 8	R: 0 E: 0 K: 0 S: 3	H: 0 LOB: 0 BB: 0 P: 3	1B: 2 2B: 0 3B: 0 HR: 0	SF: 1 SAC: 1 DP: 0 HBP: 1	WP: 0 PB: 1 SB: 0 CS: 0	PA: 32
PITCHER Joe Niekro, R ERA: 4.55 (1, 1)	IP: 9.0 WLS: W BF: 32 H: 2 R: 1 ER: 1 SO: 1 BB: 2 IBB: 0 HBP: 1 BLK: 0 WP: 0 HR: 0 S: 31 P: 40 ERA: 1.00 WHIP: 0.444																					

Batter	1	2	3	4	5	6	7	8	9	AB	R	H	RBI	BB	SO	LOB	BOTTOM			
Rafael Landestoy, S OBP: 0.329, SLG: 0.312 (1, 6)	F6			1-3 1B	4-3			F8		4	0	1	0	0	0	1	San Francisco Giants @ Houston Astros Astrodome, Houston, TX Mon Jul 31 1978, 8:05 PM EDT Att: 12,900 - Unknown			
Terry Puhl, L OBP: 0.333, SLG: 0.388 (1, 8)	F9			1-3 1-2			F8	4-3		4	0	0	0	0	0	1				
Enos Cabell, R OBP: 0.322, SLG: 0.400 (1, 5)	F7			F9						4	1	1	0	0	0	1				
Jose Cruz, L OBP: 0.351, SLG: 0.427 (1, 9)		F6		F9						4	1	2	1	0	0	1				
Bob Watson, R OBP: 0.354, SLG: 0.460 Denny Walling, L OBP: 0.301, SLG: 0.299 (9, 7)		F8			S 1B 1B			4-3 1B 2B		3	1	1	0	1	0	1				
Art Howe, R OBP: 0.338, SLG: 0.437 Julio Gonzalez, R OBP: 0.281, SLG: 0.262 (1, 4)										0	0	0	0	0	0	0				
Julio Gonzalez, R OBP: 0.281, SLG: 0.262 (1, 4)		G3								4	1	2	1	0	0	2				
Dave Bergman, L OBP: 0.379, SLG: 0.290 (9, 3)				F8				F8		3	0	1	2	1	0	1				
Luis Pujols, R OBP: 0.198, SLG: 0.235 (1, 2)				F7						3	0	0	0	0	2	4				
Joe Niekro, R OBP: 0.250, SLG: 0.306 (1, 1)				F7						3	0	0	0	0	0	1				
										1B: 6 2B: 2 3B: 0 HR: 0	SF: 0 SAC: 0 DP: 0 HBP: 0	WP: 0 PB: 0 SB: 4 CS: 0	PA: 34							
Inning Stats	R: 0 E: 0 K: 0 S: 3	H: 0 LOB: 0 BB: 0 P: 3	R: 0 E: 0 K: 0 S: 3	H: 0 LOB: 0 BB: 0 P: 3	R: 0 E: 0 K: 0 S: 4	H: 1 LOB: 1 BB: 0 P: 4	R: 2 E: 0 K: 1 S: 8	H: 3 LOB: 1 BB: 0 P: 8	R: 1 E: 0 K: 0 S: 7	H: 2 LOB: 3 BB: 2 P: 15	R: 0 E: 0 K: 0 S: 3	H: 0 LOB: 0 BB: 0 P: 3	R: 1 E: 0 K: 0 S: 5	H: 2 LOB: 1 BB: 0 P: 5	R: 0 E: 0 K: 0 S: 5	H: 0 LOB: 0 BB: 0 P: 5	1B: 6 2B: 2 3B: 0 HR: 0	SF: 0 SAC: 0 DP: 0 HBP: 0	WP: 0 PB: 0 SB: 4 CS: 0	PA: 34
PITCHER Ed Halicki, R ERA: 3.03 Greg Minton, R ERA: 3.95 (8, 1)	IP: 7.0 WLS: L BF: 29 H: 6 R: 3 ER: 3 SO: 2 BB: 3 IBB: 3 HBP: 0 BLK: 1 WP: 0 HR: 0 S: 31 P: 39 ERA: 3.86 WHIP: 0.857																			

Batter	1	2	3	4	5	6	7	8	9	AB	R	H	RBI	BB	SO	LOB	TOP										
Bill Madlock , R OBP: 0.369, SLG: 0.456 (1,4) (7,3)	3-1		PB SF7 BB	2-3 1B		F3			F8	4	1	1	0	1	0	1	San Francisco Giants @ Houston Astros Astrodome, Houston, TX Tue Aug 01 1978, 8:05 PM EDT Att: 16,515 - Unknown										
Jim Dwyer , L OBP: 0.322, SLG: 0.302 (1,7) (7,8)	F7		S PB 1B	BB			5-3 1B BB		BB BB	2	1	0	0	3	0	2											
Jack Clark , R OBP: 0.363, SLG: 0.538 (1,9) (5,6)	K		SF7						K	4	0	0	1	0	4	2											
Willie McCovey , L OBP: 0.298, SLG: 0.401 Rob Andrews , R OBP: 0.331, SLG: 0.336 (7,4) (7,4)		E3 BB WP	F4						K	4	0	1	0	0	1	1											
Hector Cruz , R OBP: 0.299, SLG: 0.374 (9,PH)			2-3				5-3 1B		1-2 BB	0	0	0	0	1	0	0											
Darrell Evans , L OBP: 0.375, SLG: 0.398 (1,5)	F7								5-3 1B	4	0	1	1	1	0	5											
Larry Hemdon , R OBP: 0.345, SLG: 0.378 Terry Whitfield , L OBP: 0.352, SLG: 0.426 (7,7) (7,7)			3-H 1B						1-2 BB	3	0	0	0	0	2	3											
Roger Metzger , S OBP: 0.310, SLG: 0.309 (1,6)									F6	0	0	0	0	0	0	0											
John Tamargo , S OBP: 0.484, SLG: 0.348 (1,2)									F6	2	0	1	0	2	0	0											
Bob Knepper , L OBP: 0.145, SLG: 0.109 Randy Moffitt , R OBP: 0.250, SLG: 0.143 Mike Ivey , R OBP: 0.352, SLG: 0.474 John Curtis , L (6,1) (6,1)									K	1	0	0	0	0	1	3											
Inning Stats	R: 0 E: 0 K: 1 S: 5	H: 0 LOB: 0 BB: 0 P: 5	R: 0 E: 1 K: 2 S: 8	H: 0 LOB: 3 BB: 2 P: 16	R: 2 E: 0 K: 0 S: 4	H: 1 LOB: 1 BB: 2 P: 12	R: 0 E: 0 K: 0 S: 5	H: 2 LOB: 2 BB: 0 P: 5	R: 0 E: 0 K: 3 S: 9	H: 0 LOB: 1 BB: 1 P: 13	R: 0 E: 0 K: 1 S: 6	H: 1 LOB: 3 BB: 1 P: 10	R: 0 E: 0 K: 1 S: 5	H: 0 LOB: 0 BB: 0 P: 5	R: 0 E: 0 K: 1 S: 5	H: 0 LOB: 2 BB: 2 P: 13	1B: 4 2B: 0 3B: 0 HR: 0	SF: 1 SAC: 1 DP: 0 HBP: 0	WP: 1 PB: 1 SB: 1 CS: 0	PA: 41							
PITCHER	IP	WLS	BF	H	R	ER	SO	BB	IBB	HBP	BLK	WP	HR	S	P	ERA	WHIP										
J.R. Richard , R ERA: 2.95 Joe Sambito , L ERA: 3.05	(1,1) (9,1)	8.2 S	40 1	4 0	2 0	1 0	11 0	9 0	0 0	0 0	0 0	1 0	0 1	53 1	89 1	1.04 0.00	1.500 0.000										

Batter	1	2	3	4	5	6	7	8	9	AB	R	H	RBI	BB	SO	LOB	BOTTOM										
Rafael Landestoy , S OBP: 0.319, SLG: 0.300 (1,6)	6-3	4-3								3	0	0	0	0	0	2	San Francisco Giants @ Houston Astros Astrodome, Houston, TX Tue Aug 01 1978, 8:05 PM EDT Att: 16,515 - Unknown										
Terry Puhl , L OBP: 0.332, SLG: 0.385 (1,8)	4-3		5-3							3	1	0	0	1	0	0											
Enos Cabell , R OBP: 0.321, SLG: 0.399 (1,5)	6-3		6-3							4	0	1	2	0	0	0											
Bob Watson , R OBP: 0.353, SLG: 0.460 Dave Bergman , L OBP: 0.376, SLG: 0.290 (1,3) (9,3)		E9 SF7 2B	5-3							4	1	1	0	0	0	1											
Wilbur Howard , S OBP: 0.284, SLG: 0.324 (1,7)		K2-3								4	0	0	0	0	1	2											
Jose Cruz , L OBP: 0.350, SLG: 0.426 (1,9)		SF7								3	0	1	1	0	0	0											
Julio Gonzalez , R OBP: 0.303, SLG: 0.274 (1,4)										1	1	1	0	1	0	0											
Bruce Bochy , R OBP: 0.400, SLG: 0.500 (1,2)										2	0	0	0	1	1	2											
J.R. Richard , R OBP: 0.169, SLG: 0.157 Joe Sambito , L (9,1) (9,1)										2	1	1	1	1	1	1											
Inning Stats	R: 0 E: 0 K: 0 S: 3	H: 0 LOB: 0 BB: 0 P: 3	R: 2 E: 1 K: 1 S: 7	H: 2 LOB: 2 BB: 2 P: 15	R: 0 E: 0 K: 0 S: 3	H: 0 LOB: 0 BB: 0 P: 3	R: 0 E: 0 K: 0 S: 4	H: 1 LOB: 1 BB: 0 P: 4	R: 2 E: 0 K: 0 S: 4	H: 1 LOB: 1 BB: 2 P: 12	R: 0 E: 0 K: 2 S: 8	H: 1 LOB: 0 BB: 0 P: 8	R: 0 E: 0 K: 0 S: 3	H: 0 LOB: 0 BB: 0 P: 3	R: 0 E: 0 K: 0 S: 3	H: 0 LOB: 0 BB: 0 P: 3		1B: 4 2B: 1 3B: 0 HR: 0	SF: 1 SAC: 2 DP: 0 HBP: 0	WP: 1 PB: 0 SB: 0 CS: 0	PA: 33						
PITCHER	IP	WLS	BF	H	R	ER	SO	BB	IBB	HBP	BLK	WP	HR	S	P	ERA	WHIP										
Bob Knepper , L ERA: 2.72 Randy Moffitt , R ERA: 3.25 John Curtis , L ERA: 3.27	(1,1) (5,1) (6,1)	4.1 L	20 3	3 4	4 0	4 0	4 0	4 0	0 0	0 0	0 0	1 0	0 3	18 3	34 3	8.31 0.00	1.615 1.500										

Batter	1	2	3	4	5	6	7	8	9	AB R H RBI BB SO LOB	TOP												
Bill Madlock R (1.4) OBP: 0.371, SLG: 0.458	0-0 1B 2B		0-0 F5		0-0 F3		4-0 IBB			3 1 1 0 1 0 2	San Francisco Giants @ Houston Astros Astrodome, Houston, TX Wed Aug 02 1978, 8:05 PM EDT Att: 14,754 - Unknown												
Jim Dwyer L (1.9) OBP: 0.321, SLG: 0.300	0-0 4-3 2-H PO 1B		0-0 F5		0-0 4-3 1-2		0-0 3-1			4 0 1 1 0 0 5													
Darrell Evans L (1.5) OBP: 0.376, SLG: 0.397	0-3 K 1-2			4-0 1B HR BB		0-0 F5		0-0 G6-4-3 1B		3 1 1 0 1 1 1													
Willie McCovey L (1.3) OBP: 0.299, SLG: 0.401	0-0 4-3			0-0 HR 1B		0-3 K2-3		0-0 G6-4-3 1-2		3 1 1 0 0 1 1 1 0 0 0 0 0 1													
Larry Herndon R (6.8) OBP: 0.344, SLG: 0.377	0-0 2-3			1-3 HR 1B		0-3 K		0-0 1B		4 1 2 3 0 2 0													
Terry Whitfield L (1.7) OBP: 0.353, SLG: 0.435	0-0 PO 3-H	0-3 K2-3		0-0 HR 1-1 3-H		0-0 K		0-0 1B		4 0 0 0 0 1 1													
Hector Cruz R (1.8) OBP: 0.293, SLG: 0.365		0-0 F5		0-3 K		0-0 5-3		0-0 F9		4 0 0 0 0 1 1													
Roger Metzger S (1.6) OBP: 0.313, SLG: 0.312		0-0 4-3		0-0 3-1		0-0 1B		0-0 1B		0 0 0 0 0 0 0													
John Tamargo S (1.2) OBP: 0.486, SLG: 0.370			0-0 FC1-6 1B	0-0 F6		0-0 SH1-4 1B		0-0 F8		4 0 2 0 0 0 1													
John Montefusco R (1.1) OBP: 0.153, SLG: 0.093			0-0 FC1-6 1-2		0-0 4-3 1B	0-0 SH1-4		0-0 B1-6-4 1-2		3 0 1 0 0 0 2													
Inning Stats	R: 1 E: 0 K: 1 S: 6	H: 2 LOB: 0 BB: 0 P: 6	R: 0 E: 0 K: 1 S: 5	H: 0 LOB: 0 BB: 0 P: 5	R: 0 E: 0 K: 0 S: 4	H: 1 LOB: 1 BB: 0 P: 4	R: 3 E: 0 K: 1 S: 7	H: 2 LOB: 0 BB: 1 P: 11	R: 0 E: 0 K: 0 S: 3	H: 1 LOB: 0 BB: 0 P: 3	R: 0 E: 0 K: 2 S: 7	H: 0 LOB: 0 BB: 0 P: 7	R: 0 E: 0 K: 0 S: 5	H: 2 LOB: 3 BB: 1 P: 9	R: 0 E: 0 K: 0 S: 4	H: 2 LOB: 1 BB: 0 P: 4	R: 0 E: 0 K: 0 S: 3	H: 1 LOB: 0 BB: 0 P: 3	1B: 9 2B: 2 3B: 0 HR: 1	SF: 0 SAC: 1 DP: 3 HBP: 0	WP: 0 PB: 0 SB: 1 CS: 0	PA: 37	
PITCHER	IP WLS BF H R ER SO BB IBB HBP BLK WP HR S P ERA WHIP											PITCHER	IP WLS BF H R ER SO BB IBB HBP BLK WP HR S P ERA WHIP										
Tom Dixon R (1.1) ERA: 3.82	5.0 L 20 6 4 4 3 1 0 0 0 0 0 1 25 29 7.20 1.400																						
Floyd Bannister L (6.1) ERA: 4.33	1.0 3 0 0 0 2 0 0 0 0 0 0 0 7 7 0.00 0.000																						
Joaquin Andujar R (7.1) ERA: 2.93	3.0 13 5 0 0 0 0 1 0 0 0 0 0 12 16 0.00 1.667																						

Batter	1	2	3	4	5	6	7	8	9	AB R H RBI BB SO LOB	BOTTOM												
Rafael Landestoy S (1.6) OBP: 0.300, SLG: 0.282	0-0 4-3		0-0 F9		0-0 F4		0-0 F5		0-0 F4	5 0 0 0 0 0 2	San Francisco Giants @ Houston Astros Astrodome, Houston, TX Wed Aug 02 1978, 8:05 PM EDT Att: 14,754 - Unknown												
Terry Puhl L (1.8) OBP: 0.331, SLG: 0.384	0-0 4-3 S 1B		0-0 F2		0-0 4-3 1-2		0-0 4-3			4 1 1 0 0 0 1													
Enos Cabell R (1.5) OBP: 0.318, SLG: 0.395	0-0 4-3 1-3		0-0 6-3		0-0 6-3		0-0 5-3			4 0 0 0 0 0 2													
Jose Cruz L (1.9) OBP: 0.354, SLG: 0.429	0-0 1B 3-H			0-0 2B 1B		0-0 5-3		0-0 G6-3 1B		4 1 3 1 0 0 0													
Bob Watson R (1.3) OBP: 0.355, SLG: 0.462	0-0 F8			0-0 2B 1-H		4-0 BB 1B BB		0-0 G6-3 1-2		3 0 1 1 1 0 2													
Dave Bergman L (1.7) OBP: 0.367, SLG: 0.279		0-3 K		0-0 5-3		0-0 F8		0-0 F8		4 0 0 0 0 1 2													
Julio Gonzalez R (1.4) OBP: 0.314, SLG: 0.288		0-0 1B		0-0 6-3		0-0 BB 1B		0-0 F9		4 0 2 0 0 0 1													
Bruce Bochy R (1.2) OBP: 0.379, SLG: 0.440		0-0 F8		0-3 K		4-0 BB 1B BB		0-3 K		3 0 0 0 1 2 2													
Tom Dixon R (1.1) OBP: 0.133, SLG: 0.103		0-0 F9			4-0 4-3 BB	0-0 F7		4-0 BB		1 0 0 0 0 0 1 0 0 0 0 0 1 0 0 0 0 0 0 0 0 0 0 1 0 0 0 0 0 0 3 0 0 0 0 0 0 0 0 0 0 0 0 1 0 0 0 0 0 0 0 0 0 0 0													
Inning Stats	R: 1 E: 0 K: 0 S: 5	H: 2 LOB: 1 BB: 0 P: 5	R: 0 E: 0 K: 1 S: 6	H: 1 LOB: 0 BB: 0 P: 6	R: 0 E: 0 K: 0 S: 3	H: 0 LOB: 0 BB: 0 P: 3	R: 1 E: 0 K: 1 S: 7	H: 2 LOB: 1 BB: 0 P: 7	R: 0 E: 0 K: 0 S: 3	H: 0 LOB: 1 BB: 1 P: 7	R: 0 E: 0 K: 0 S: 4	H: 1 LOB: 3 BB: 2 P: 12	R: 0 E: 0 K: 0 S: 3	H: 0 LOB: 0 BB: 0 P: 3	R: 0 E: 0 K: 0 S: 3	H: 1 LOB: 1 BB: 0 P: 3	R: 0 E: 0 K: 1 S: 5	H: 0 LOB: 1 BB: 1 P: 9	1B: 6 2B: 1 3B: 0 HR: 0	SF: 0 SAC: 0 DP: 1 HBP: 0	WP: 0 PB: 0 SB: 1 CS: 0	PA: 37	
PITCHER	IP WLS BF H R ER SO BB IBB HBP BLK WP HR S P ERA WHIP											PITCHER	IP WLS BF H R ER SO BB IBB HBP BLK WP HR S P ERA WHIP										
John Montefusco R (1.1) ERA: 3.77	9.0 W 37 7 2 2 3 4 0 0 0 0 0 0 39 55 2.00 1.222																						

Batter	1	2	3	4	5	6	7	8	9	AB	R	H	RBI	BB	SO	LOB	TOP			
Davey Lopes, R (1,4) OBP: 0.371, SLG: 0.446	0-0 6-3		0-0 F7			0-3 K		0-0 P2		4	0	0	0	0	1	2	Los Angeles Dodgers @ San Francisco Giants Candlestick Park, San Francisco, CA Sat Aug 05 1978, 6:33 AM EDT Att: 49,203 - Unknown			
Bill Russell, R (1,6) OBP: 0.299, SLG: 0.349	0-0 G3		0-0 F7			0-0 F9 2B		0-0 E5 1B		4	1	2	1	0	0	1				
Reggie Smith, S (1,9) OBP: 0.382, SLG: 0.562	0-3 K			0-3 K		0-0 F9		4-0 1B IBB		3	0	0	0	1	2	1				
Ron Cey, R (1,5) OBP: 0.369, SLG: 0.428		4-0 F9 6-3 BB		0-0 F9		0-0 F8		0-0 1-2 3-H 1B		3	0	1	1	1	0	1				
Steve Garvey, R (1,3) OBP: 0.328, SLG: 0.452		0-0 6-3 1-2		0-0 5-3			0-0 F7	0-0 P6		4	0	0	0	0	0	3				
Dusty Baker Jr., R (1,7) OBP: 0.325, SLG: 0.376		0-0 F9 2-3			0-0 6-3		0-0 F2		0-0 P6	4	0	0	0	0	0	1				
Rick Monday, L (1,8) OBP: 0.341, SLG: 0.483		0-0 6-3			4-0 FC3-6 BB		0-3 K		0-0 F8	3	0	0	0	1	1	1				
Johnny Oates, L (1,2) OBP: 0.400, SLG: 0.370			0-0 P6		0-0 FC3-6 1-2			0-0 SH5-4 E 1B	0-0 4-3	4	1	1	0	0	0	1				
Bob Welch, R (1,1) OBP: 0.333, SLG: 0.333					0-0 5-3			0-0 SH5-4 1-2		2	0	1	0	0	0	1				
Inning Stats	R: 0 E: 0 K: 1 S: 5	H: 0 LOB: 0 BB: 0 P: 5	R: 0 E: 0 K: 0 S: 3	H: 0 LOB: 1 BB: 1 P: 7	R: 0 E: 0 K: 0 S: 4	H: 1 LOB: 0 BB: 0 P: 4	R: 0 E: 0 K: 1 S: 5	H: 0 LOB: 0 BB: 0 P: 5	R: 0 E: 0 K: 1 S: 6	H: 1 LOB: 1 BB: 0 P: 6	R: 0 E: 0 K: 1 S: 5	H: 0 LOB: 0 BB: 0 P: 5	R: 2 E: 1 K: 0 S: 6	H: 3 LOB: 2 BB: 1 P: 10	R: 0 E: 0 K: 0 S: 3	H: 0 LOB: 0 BB: 0 P: 3	1B: 4 2B: 1 3B: 0 HR: 0	SF: 0 SAC: 1 DP: 0 HBP: 0	WP: 0 PB: 0 SB: 0 CS: 0	PA: 35
PITCHER Ed Halicki, R (1,1) ERA: 2.88	IP: 9.0 WLS: L BF: 35	H: 5 R: 2 ER: 1 SO: 4	BB: 2 IBB: 1 HBP: 0 BLK: 0	WP: 0 HR: 0 S: 40 P: 52	ERA: 1.00 WHIP: 0.778	PITCHER														

Batter	1	2	3	4	5	6	7	8	9	AB	R	H	RBI	BB	SO	LOB	BOTTOM					
Bill Madlock, R (1,4) OBP: 0.372, SLG: 0.471	0-0 1B		0-0 F3		0-0 F7			4-0 G3-6 BB		3	0	1	0	0	0	2	Los Angeles Dodgers @ San Francisco Giants Candlestick Park, San Francisco, CA Sat Aug 05 1978, 6:33 AM EDT Att: 49,203 - Unknown					
Rob Andrews, R (6,4) OBP: 0.336, SLG: 0.336								0-0 F2		0	0	0	0	1	0	0						
Jim Dwyer, L (1,9) OBP: 0.319, SLG: 0.306	0-0 F7		0-0 1-3 2B		0-0 F9			0-0 F2		4	0	1	0	0	0	3						
Darrell Evans, L (1,5) OBP: 0.379, SLG: 0.397	0-0 L9		0-0 F7			0-0 CS 1B		0-0 G3-6 1-2		4	0	1	0	0	0	4						
Willie McCovey, L (1,3) OBP: 0.294, SLG: 0.403	0-0 F9			0-0 G3		0-0 F9 1-2			0-0 P3	4	0	0	0	0	0	2						
Terry Whitfield, L (1,7) OBP: 0.358, SLG: 0.435		0-0 L3 1B		0-0 1B		0-0 F8			0-0 BB 1B	4	0	3	0	0	0	0						
Larry Harmon, R (1,8) OBP: 0.346, SLG: 0.383		0-0 F2		0-0 F8			0-3 K		4-0 1-2 BB	3	0	0	0	0	1	2						
Mike Ivie, R (9, PH) OBP: 0.361, SLG: 0.480										0	0	0	0	1	0	0						
Johnnie LeMaster, R (9, PR) OBP: 0.291, SLG: 0.329										0	0	0	0	0	0	0						
Roger Metzger, S (1,6) OBP: 0.317, SLG: 0.313		0-0 L3		0-0 F7			0-0 1B		0-3 K	3	0	1	0	0	0	2						
Jack Clark, R (9, PH) OBP: 0.363, SLG: 0.532										1	0	0	0	0	1	2						
Marc Hill, R (1,2) OBP: 0.336, SLG: 0.293			0-0 4-3		0-3 K		0-0 F8		0-0 F7	3	0	0	0	0	1	1						
Hector Cruz, R (9, PH) OBP: 0.285, SLG: 0.355										1	0	0	0	0	0	2						
Ed Halicki, R (1,1) OBP: 0.154, SLG: 0.132			0-0 2B 1B		0-0 1B					3	0	2	0	0	0	1						
Inning Stats	R: 0 E: 0 K: 0 S: 4	H: 1 LOB: 1 BB: 0 P: 4	R: 0 E: 0 K: 0 S: 3	H: 1 LOB: 0 BB: 0 P: 3	R: 0 E: 0 K: 0 S: 5	H: 2 LOB: 2 BB: 0 P: 5	R: 0 E: 0 K: 0 S: 4	H: 1 LOB: 1 BB: 0 P: 4	R: 0 E: 0 K: 1 S: 6	H: 1 LOB: 1 BB: 0 P: 6	R: 0 E: 0 K: 1 S: 3	H: 1 LOB: 0 BB: 0 P: 3	R: 0 E: 0 K: 1 S: 6	H: 0 LOB: 0 BB: 1 P: 6	R: 0 E: 0 K: 1 S: 2	H: 1 LOB: 2 BB: 1 P: 6	R: 0 E: 0 K: 1 S: 6	H: 1 LOB: 2 BB: 1 P: 10	1B: 8 2B: 2 3B: 0 HR: 0	SF: 0 SAC: 0 DP: 2 HBP: 0	WP: 0 PB: 0 SB: 0 CS: 1	PA: 35
PITCHER Bob Welch, R (1,1) ERA: 1.73	IP: 9.0 WLS: W BF: 35	H: 9 R: 0 ER: 0 SO: 3	BB: 2 IBB: 0 HBP: 0 BLK: 0	WP: 0 HR: 0 S: 39 P: 47	ERA: 0.00 WHIP: 1.222	PITCHER																



Batter	1	2	3	4	5	6	7	8	9	AB	R	H	RBI	BB	SO	LOB	TOP								
Terry Puhl, L OBP: 0.338, SLG: 0.384 (1, 8)	0-0 4-3 2B 1B		0-0 G5-4-3 1B		4-0 1-2 G4-6-3 BB		0-0 1-H 2B		0-0 1B 1B	4	1	4	1	1	0	0	Houston Astros @ San Francisco Giants Candlestick Park, San Francisco, CA Tue Aug 08 1978, 10:05 PM EDT Att: 31,904 - Unknown								
Julio Gonzalez, R OBP: 0.290, SLG: 0.295 (1, 4)	0-0 4-3 1-2		0-0 G5-4-3 1-2		0-0 G4-6-3 1-2		0-3 K		0-0 1-3 1B	5	0	1	0	0	1	5									
Enos Cabell, R OBP: 0.312, SLG: 0.385 (1, 5)	0-0 L3		0-0 1B		0-0 F6		0-0 6-3		0-3 K	5	0	1	0	0	1	3									
Jose Cruz, L OBP: 0.356, SLG: 0.437 (1, 9)	0-0 2H 2B		0-0 6-3		0-0 S 1B		0-0 1B 1B		0-0 1B 1B	4	0	3	1	0	0	1									
Bob Watson, R OBP: 0.364, SLG: 0.473 (1, 3)	4-0 BB		0-0 L5		0-3 K		0-0 1-2 1B		0-0 1-2 1B	3	0	1	0	1	1	1									
Dave Bergman, L OBP: 0.325, SLG: 0.280 Wilbur Howard, S OBP: 0.276, SLG: 0.312 (1, 7) (8, 7)	0-0 F7		0-0 G3		0-3 K		0-3 K		0-0 F9	3	0	0	0	0	1	3									
Bruce Bochy, R OBP: 0.374, SLG: 0.439 Jesus Alou, R OBP: 0.374, SLG: 0.439 Luis Pujols, R OBP: 0.196, SLG: 0.223 (1, 2) (8, PH) (8, 2)		0-3 K		0-3 K		4-0 2B BB		0-3 K		2	1	0	0	1	2	0									
Jimmy Sexton, R OBP: 0.247, SLG: 0.227 (1, 6)	4-0 9-3 BB		0-0 F2		0-3 K		0-0 F8		0-0 F8	3	0	0	0	1	1	1									
Tom Dixon, R OBP: 0.156, SLG: 0.129 Denny Walling, L OBP: 0.304, SLG: 0.305 Joe Sambito, L OBP: 0.290, SLG: 0.273 (1, 1) (7, PH) (7, 1) (9, PH)	0-0 9-3		0-0 F8		0-0 F9		0-0 F9		0-0 F9	2	0	1	0	0	0	1									
Rafael Landestoy, S OBP: 0.290, SLG: 0.273 (9, PH)	1-2		0-0 1B							1	0	0	0	0	0	0									
Inning Stats	R: 1 E: 0 K: 0 S: 5	H: 2 LOB: 2 BB: 1 P: 9	R: 0 E: 0 K: 1 S: 4	H: 0 LOB: 0 BB: 1 P: 8	R: 0 E: 0 K: 1 S: 4	H: 2 LOB: 1 BB: 0 P: 4	R: 0 E: 0 K: 1 S: 5	H: 0 LOB: 0 BB: 0 P: 5	R: 0 E: 0 K: 2 S: 8	H: 1 LOB: 1 BB: 0 P: 7	R: 0 E: 0 K: 1 S: 8	H: 1 LOB: 1 BB: 0 P: 8	R: 1 E: 0 K: 2 S: 8	H: 1 LOB: 1 BB: 1 P: 12	R: 0 E: 0 K: 1 S: 7	H: 2 LOB: 2 BB: 0 P: 7	R: 0 E: 0 K: 1 S: 7	H: 2 LOB: 2 BB: 0 P: 7	1B: 9 2B: 3 3B: 0 HR: 0	SF: 0 SAC: 0 DP: 3 HBP: 0	WP: 0 PB: 0 SB: 1 CS: 0	PA: 39			
PITCHER	IP	WLS	BF	H	R	ER	SO	BB	IBB	HBP	BLK	WP	HR	S	P	ERA	WHIP	PITCHER							
John Montefusco, R ERA: 3.72 (1, 1)	7.0	W	29	7	2	2	6	4	0	0	0	0	0	37	53	2.57	1.571								
Gary Lavelle, L ERA: 3.14 (8, 1)	1.2		9	4	0	0	1	0	0	0	0	0	0	11	11	0.00	2.400								
Randy Moffitt, R ERA: 3.2 (9, 1)	0.1	S	1	0	0	0	1	0	0	0	0	0	0	3	3	0.00	0.000								

AB	35
R	2
H	11
RBI	2
BB	4
SO	8
LOB	20



Batter	1	2	3	4	5	6	7	8	9	AB	R	H	RBI	BB	SO	LOB	BOTTOM								
Bill Madlock, R OBP: 0.375, SLG: 0.488 Gary Lavelle, S OBP: 0.071, SLG: 0.071 Randy Moffitt, R OBP: 0.250, SLG: 0.143 (1, 4) (8, 1) (9, 1)	0-0 HR	0-0 5-3		0-0 F4			0-0 SH1-3 1B			4	1	2	1	0	0	2	Houston Astros @ San Francisco Giants Candlestick Park, San Francisco, CA Tue Aug 08 1978, 10:05 PM EDT Att: 31,904 - Unknown								
Terry Whitfield, L OBP: 0.357, SLG: 0.432 (1, 7)	0-0 F7		0-0 1B 1B		0-0 F6		0-0 SH1-3 1-2			3	1	1	0	0	0	0									
Jack Clark, R OBP: 0.361, SLG: 0.528 (1, 9)	0-0 F9		0-0 1B BB 1B		0-0 6-3		0-0 5-3			4	1	1	0	0	0	1									
Willie McCovey, L OBP: 0.297, SLG: 0.401 Jim Dwyer, L OBP: 0.317, SLG: 0.304 (1, 3) (9, 3)	4-0 BB		4-0 1B BB		0-0 F8		0-0 1-3		0-0 1-3	2	0	0	0	2	0	0									
Darrell Evans, L OBP: 0.379, SLG: 0.395 (1, 5)	0-0 F3		0-0 1-2 2H 3H 1B		0-0 4-3		0-0 CS 1B			4	0	2	2	0	0	1									
Larry Hemdon, R OBP: 0.341, SLG: 0.376 (1, 8)		0-0 F9	0-3 K		4-0 G4-6-3 BB		0-3 1-2 K			3	0	0	0	1	2	3									
Roger Metzger, S OBP: 0.309, SLG: 0.305 (1, 6)		0-0 4-3	0-0 F8		0-0 G4-6-3		0-0 1-2			3	0	0	0	0	0	3									
John Tamargo, S OBP: 0.439, SLG: 0.333 (1, 2)		0-0 BB 1B	0-0 F8		0-0 4-3					3	0	1	0	0	0	2									
John Montefusco, R OBP: 0.164, SLG: 0.091 Rob Andrews, R OBP: 0.338, SLG: 0.333 (1, 1) (7, PH) (8, 4)	4-0 1-2 BB		0-0 B1-3		0-3 K					1	0	0	0	1	0	0									
Inning Stats	R: 1 E: 0 K: 0 S: 4	H: 1 LOB: 1 BB: 1 P: 8	R: 0 E: 0 K: 0 S: 4	H: 1 LOB: 2 BB: 1 P: 8	R: 2 E: 0 K: 1 S: 8	H: 3 LOB: 2 BB: 1 P: 12	R: 0 E: 0 K: 0 S: 3	H: 0 LOB: 0 BB: 0 P: 3	R: 0 E: 0 K: 0 S: 2	H: 0 LOB: 0 BB: 1 P: 6	R: 0 E: 0 K: 1 S: 6	H: 1 LOB: 1 BB: 0 P: 6	R: 0 E: 0 K: 1 S: 5	H: 1 LOB: 1 BB: 0 P: 5	1B: 6 2B: 1 3B: 0 HR: 1	SF: 0 SAC: 1 DP: 2 HBP: 0		WP: 0 PB: 0 SB: 0 CS: 1	PA: 33						
PITCHER	IP	WLS	BF	H	R	ER	SO	BB	IBB	HBP	BLK	WP	HR	S	P	ERA	WHIP	PITCHER							
Tom Dixon, R ERA: 3.86 (1, 1)	6.0	L	26	5	3	3	1	4	0	0	0	0	0	24	40	4.50	1.500								
Joe Sambito, L ERA: 2.89 (7, 1)	2.0		7	2	0	0	2	0	0	0	0	0	0	11	11	0.00	1.000								

AB	28
R	3
H	7
RBI	3
BB	4
SO	3
LOB	12



Batter	1	2	3	4	5	6	7	8	9	AB	R	H	RBI	BB	SO	LOB	TOP										
Terry Puhl, L OBP: 0.338, SLG: 0.385 (1, 8)										5	2	2	0	0	0	0											
Julio Gonzalez, R OBP: 0.286, SLG: 0.283 (1, 4)										4	1	0	0	1	1	2											
Enos Cabell, R OBP: 0.316, SLG: 0.391 Mike Fischlin, R OBP: 0.176, SLG: 0.138 (5, PR) (5, 6)										3	2	3	0	0	0	0											
Jose Cruz, L OBP: 0.358, SLG: 0.436 (1, 9)										3	1	1	1	1	0	1											
Bob Watson, R OBP: 0.363, SLG: 0.471 Denny Walling, L OBP: 0.304, SLG: 0.305 (8, PR) (8, 7)										4	0	1	2	0	0	2											
Dave Bergman, L OBP: 0.367, SLG: 0.287 (8, 3)										4	0	2	1	0	0	3											
Bruce Bochy, R OBP: 0.318, SLG: 0.333 (1, 2)										4	0	1	0	0	1	4											
Jimmy Sexton, R OBP: 0.238, SLG: 0.217 (5, 5)										4	0	0	0	0	0	4											
Mark Lemongello, R OBP: 0.222, SLG: 0.180 Ken Forsch, R OBP: 0.182, SLG: 0.182 (9, 1)										3	0	0	0	1	1	2											
Inning Stats	R: 4 E: 1 K: 0 S: 7	H: 4 LOB: 1 BB: 1 P: 11	R: 0 E: 0 K: 0 S: 3	H: 0 LOB: 0 BB: 0 P: 3	R: 1 E: 0 K: 0 S: 4	H: 2 LOB: 1 BB: 1 P: 8	R: 0 E: 0 K: 0 S: 3	H: 0 LOB: 1 BB: 1 P: 7	R: 0 E: 0 K: 0 S: 4	H: 1 LOB: 0 BB: 0 P: 4	R: 0 E: 0 K: 0 S: 3	H: 1 LOB: 0 BB: 0 P: 3	R: 1 E: 1 K: 2 S: 6	H: 0 LOB: 0 BB: 0 P: 6	R: 0 E: 1 K: 2 S: 9	H: 1 LOB: 2 BB: 0 P: 9	R: 0 E: 0 K: 0 S: 3	H: 1 LOB: 0 BB: 0 P: 3	1B: 9 2B: 2 3B: 0 HR: 0	SF: 0 SAC: 0 DP: 2 HBP: 0	WP: 0 PB: 0 SB: 1 CS: 1	PA: 39					
PITCHER	IP	WLS	BF	H	R	ER	SO	BB	IBB	HBP	BLK	WP	HR	S	P	ERA	WHIP										
Jim Barr, R ERA: 3.35 Greg Minton, R ERA: 3.0 John Curtis, L ERA: 2.88 Charlie Williams, R ERA: 4.35	3.0	L	16	6	5	5	0	2	0	0	1	0	0	14	22	15.00	2.667										

Houston Astros @ San Francisco Giants
Candlestick Park, San Francisco, CA
Wed Aug 09 1978, 10:05 PM EDT
Att: 13,757 - Unknown

AB	36
R	6
H	10
RBI	4
BB	3
SO	3
LOB	19



Batter	1	2	3	4	5	6	7	8	9	AB	R	H	RBI	BB	SO	LOB	BOTTOM										
Bill Madlock, R OBP: 0.377, SLG: 0.486 (1, 4)										3	0	1	0	1	0	0											
Jim Dwyer, L OBP: 0.325, SLG: 0.310 (6, 3)										4	1	2	1	1	0	3											
Jack Clark, R OBP: 0.359, SLG: 0.532 (1, 9)										5	1	1	2	0	0	6											
Willie McCovey, L OBP: 0.294, SLG: 0.397 John Curtis, L ERA: 3.0 Larry Herndon, R OBP: 0.343, SLG: 0.378 Charlie Williams, R ERA: 4.35 (6, 1) (8, PH) (9, 1)										3	0	0	0	0	0	3											
Darrell Evans, L OBP: 0.376, SLG: 0.391 (1, 5)										4	0	0	0	0	0	1											
Terry Whitfield, L OBP: 0.358, SLG: 0.441 (1, 7)										4	1	2	2	0	0	0											
Roger Metzger, S OBP: 0.305, SLG: 0.300 (1, 6)										4	0	0	0	0	0	1											
Marc Hill, R OBP: 0.338, SLG: 0.294 Johnnie LeMaster, R OBP: 0.291, SLG: 0.329 (9, PR) (1, 2)										3	0	1	0	0	0	0											
Jim Barr, R OBP: 0.147, SLG: 0.147 Rob Andrews, R OBP: 0.336, SLG: 0.330 Greg Minton, S (4, 1) Hector Cruz, R OBP: 0.286, SLG: 0.351 (5, PH) (6, 8)										0	0	0	0	0	0	0											
Inning Stats	R: 2 E: 0 K: 0 S: 5	H: 2 LOB: 0 BB: 0 P: 5	R: 0 E: 0 K: 0 S: 3	H: 0 LOB: 0 BB: 0 P: 3	R: 0 E: 0 K: 0 S: 4	H: 1 LOB: 1 BB: 0 P: 4	R: 0 E: 0 K: 0 S: 4	H: 1 LOB: 1 BB: 0 P: 4	R: 0 E: 0 K: 0 S: 3	H: 0 LOB: 0 BB: 0 P: 3	R: 0 E: 0 K: 0 S: 4	H: 1 LOB: 1 BB: 0 P: 4	R: 2 E: 0 K: 0 S: 5	H: 2 LOB: 0 BB: 0 P: 5	R: 1 E: 0 K: 0 S: 3	H: 0 LOB: 2 BB: 1 P: 8	1B: 6 2B: 0 3B: 0 HR: 2	SF: 0 SAC: 1 DP: 0 HBP: 1	WP: 0 PB: 0 SB: 0 CS: 0	PA: 39							
PITCHER	IP	WLS	BF	H	R	ER	SO	BB	IBB	HBP	BLK	WP	HR	S	P	ERA	WHIP										
Mark Lemongello, R ERA: 4.05 Ken Forsch, R ERA: 2.9	8.0	W	36	8	5	5	0	3	0	0	1	0	0	32	45	5.62	1.375										

Houston Astros @ San Francisco Giants
Candlestick Park, San Francisco, CA
Wed Aug 09 1978, 10:05 PM EDT
Att: 13,757 - Unknown


AB	34
R	5
H	8
RBI	5
BB	3
SO	0
LOB	15



Batter	1	2	3	4	5	6	7	8	9	AB	R	H	RBI	BB	SO	LOB	TOP										
Bill Madlock, R OBP: 0.379, SLG: 0.494 (1, 4)										3	2	1	0	1	0	1	San Francisco Giants @ Los Angeles Dodgers Dodger Stadium, Los Angeles, CA Fri Aug 11 1978, 7:05 PM PDT Att: 52,869 - Unknown										
Jim Dwyer, L OBP: 0.326, SLG: 0.313 (1, 8) (9, 7)										4	0	2	0	0	1	1											
Jack Clark, R OBP: 0.357, SLG: 0.532 (1, 9)										3	0	0	0	1	0	3											
Willie McCovey, L OBP: 0.297, SLG: 0.398 Johnnie LeMaster, R OBP: 0.291, SLG: 0.329 Larry Herndon, R OBP: 0.341, SLG: 0.375 (1, 3) (9, PR) (9, 8)										4	0	2	1	0	0	3											
Darrell Evans, L OBP: 0.376, SLG: 0.388 (1, 5)										2	0	0	1	0	0	1											
Terry Whitfield, L OBP: 0.352, SLG: 0.433 Mike Ivie, R OBP: 0.356, SLG: 0.469 (1, 7) (9, PH) (9, 3)										3	0	0	0	0	1	2											
Roger Metzger, S OBP: 0.300, SLG: 0.292 (1, 6)										4	0	0	0	0	1	1											
John Tamargo, S OBP: 0.391, SLG: 0.289 Randy Moffitt, R OBP: 0.250, SLG: 0.143 (1, 2) (9, 1)										4	0	0	0	0	1	2											
Ed Halicki, R OBP: 0.146, SLG: 0.125 Hector Cruz, R OBP: 0.288, SLG: 0.352 Gary Lavelle, S OBP: 0.071, SLG: 0.071 Marc Hill, R OBP: 0.337, SLG: 0.293 (1, 1) (8, PH) (8, 1) (9, 2)										2	0	0	0	0	1	0											
Inning Stats	R: 1 E: 0 K: 1 S: 7	H: 2 LOB: 2 BB: 1 P: 11	R: 0 E: 0 K: 1 S: 5	H: 0 LOB: 0 BB: 0 P: 5	R: 0 E: 0 K: 0 S: 3	H: 0 LOB: 0 BB: 0 P: 3	R: 0 E: 0 K: 0 S: 3	H: 0 LOB: 0 BB: 0 P: 3	R: 0 E: 0 K: 0 S: 4	H: 2 LOB: 1 BB: 1 P: 8	R: 0 E: 0 K: 0 S: 3	H: 0 LOB: 0 BB: 0 P: 3	R: 0 E: 1 K: 1 S: 6	H: 1 LOB: 1 BB: 0 P: 6	R: 1 E: 0 K: 1 S: 7	H: 2 LOB: 2 BB: 0 P: 7		1B: 7 2B: 0 3B: 0 HR: 0	SF: 1 SAC: 1 DP: 1 HBP: 0	WP: 1 PB: 0 SB: 1 CS: 0	PA: 35						
PITCHER	IP	WLS	BF	H	R	ER	SO	BB	IBB	HBP	BLK	WP	HR	S	P	ERA	WHIP										
Burt Hooton, R ERA: 3.01 Terry Forster, L ERA: 2.27 (1, 1) (9, 1)	8.0		31	6	3	3	4	2	0	0	0	1	0	37	45	3.38	1.000										

Batter	1	2	3	4	5	6	7	8	9	AB	R	H	RBI	BB	SO	LOB	BOTTOM										
Davey Lopes, R OBP: 0.362, SLG: 0.429 (1, 4)										4	0	0	0	1	2	3	San Francisco Giants @ Los Angeles Dodgers Dodger Stadium, Los Angeles, CA Fri Aug 11 1978, 7:05 PM PDT Att: 52,869 - Unknown										
Bill North, S OBP: 0.394, SLG: 0.306 (1, 8)										4	0	0	1	1	1	0											
Reggie Smith, S OBP: 0.382, SLG: 0.570 (1, 9)										4	0	1	0	0	1	0											
Ron Cey, R OBP: 0.373, SLG: 0.436 (1, 5)										4	1	2	1	0	0	1											
Steve Garvey, R OBP: 0.328, SLG: 0.469 (1, 3)										4	1	1	0	0	0	2											
Dusty Baker Jr., R OBP: 0.330, SLG: 0.381 (1, 7)										3	1	0	0	0	0	0											
Johnny Oates, L OBP: 0.365 Joe Ferguson, R OBP: 0.345, SLG: 0.373 (1, 2) (9, PH)										3	0	1	1	0	0	0											
Bill Russell, R OBP: 0.300, SLG: 0.348 (1, 6)										4	0	1	0	0	0	3											
Burt Hooton, R OBP: 0.260, SLG: 0.182 Terry Forster, L OBP: 0.333, SLG: 0.333 Lee Lacy, R OBP: 0.378, SLG: 0.594 (1, 1) (9, 1) (9, PH)										2	0	1	1	0	0	0											
Inning Stats	R: 0 E: 0 K: 1 S: 5	H: 0 LOB: 0 BB: 0 P: 5	R: 2 E: 0 K: 1 S: 8	H: 3 LOB: 2 BB: 0 P: 9	R: 0 E: 0 K: 0 S: 4	H: 1 LOB: 1 BB: 0 P: 4	R: 0 E: 0 K: 0 S: 3	H: 0 LOB: 0 BB: 0 P: 3	R: 0 E: 0 K: 1 S: 5	H: 0 LOB: 0 BB: 0 P: 5	R: 1 E: 0 K: 0 S: 4	H: 1 LOB: 0 BB: 0 P: 4	R: 0 E: 0 K: 0 S: 4	H: 1 LOB: 1 BB: 0 P: 4	R: 0 E: 0 K: 1 S: 6	H: 1 LOB: 1 BB: 0 P: 6		R: 1 E: 0 K: 0 S: 4	H: 2 LOB: 3 BB: 2 P: 12	1B: 7 2B: 1 3B: 0 HR: 1	SF: 0 SAC: 1 DP: 0 HBP: 1	WP: 0 PB: 0 SB: 2 CS: 0	PA: 38				
PITCHER	IP	WLS	BF	H	R	ER	SO	BB	IBB	HBP	BLK	WP	HR	S	P	ERA	WHIP										
Ed Halicki, R ERA: 2.93 Gary Lavelle, L ERA: 3.19 Randy Moffitt, R ERA: 3.2 (1, 1) (8, 1) (9, 1)	7.0	L	8	3	1	1	1	0	0	0	0	0	0	10	10	5.40	1.800										



Batter	1	2	3	4	5	6	7	8	9	AB	R	H	RBI	BB	SO	LOB	TOP				
Bill Madlock , R (1,4) OBP: 0.378, SLG: 0.500	0-0 5-3		0-0 F7		0-0 5-3		0-0 HR			4	1	1	1	0	0	1	San Francisco Giants @ Los Angeles Dodgers Dodger Stadium, Los Angeles, CA Sat Aug 12 1978, 7:05 PM PDT Att: 52,294 - Unknown				
Darrell Evans , L (1,5) OBP: 0.379, SLG: 0.392	0-3 K		0-0 1B		0-0 1B		0-0 1B			4	0	3	0	0	1	0					
Jack Clark , R (1,9) OBP: 0.354, SLG: 0.527	0-0 6-3		0-0 F8		0-0 FC4		0-0 FC6-4			4	0	0	0	0	0	4					
Mike Ivie , R (1,3) OBP: 0.354, SLG: 0.479		0-0 L4		0-0 HR		0-0 FC4			0-3 K	4	1	1	1	0	1	1					
Hector Cruz , R (1,7) OBP: 0.282, SLG: 0.344		0-0 6-3		0-0 5-3		0-0 4-3			0-3 K	4	0	0	0	0	1	0					
Larry Hemdon , R (1,8) OBP: 0.340, SLG: 0.374		0-0 1B		0-0 F9		0-0 F8			0-0 G5-4-3	4	0	1	0	0	0	1					
Johnnie LetMaster , R (1,6) OBP: 0.290, SLG: 0.324		0-0 1-3		4-0 BLK 1B BB		0-0 F7			0-0 F7	3	1	0	0	1	0	1					
Marc Hill , R (1,2) OBP: 0.335, SLG: 0.293			0-0 E5		0-0 1B		0-0 6-3		0-0 F8	4	0	1	1	0	0	0					
Bob Knepper , L (1,1) OBP: 0.136, SLG: 0.102			0-0 FC5-6 1B		0-3 K		0-3 K		0-0 4-3	4	0	0	0	0	2	2					
Inning Stats	R: 0 E: 0 K: 1 S: 5	H: 0 LOB: 0 BB: 0 P: 5	R: 0 E: 0 K: 0 S: 4	H: 1 LOB: 1 BB: 0 P: 4	R: 0 E: 1 K: 0 S: 5	H: 1 LOB: 2 BB: 0 P: 5	R: 2 E: 0 K: 1 S: 7	H: 2 LOB: 1 BB: 1 P: 11	R: 0 E: 0 K: 0 S: 4	H: 0 LOB: 0 BB: 0 P: 3	R: 1 E: 0 K: 1 S: 7	H: 2 LOB: 1 BB: 0 P: 7	R: 0 E: 0 K: 2 S: 7	H: 0 LOB: 0 BB: 0 P: 7	R: 0 E: 0 K: 0 S: 3	H: 0 LOB: 0 BB: 0 P: 3	1B: 5 2B: 0 3B: 0 HR: 2	SF: 0 SAC: 0 DP: 1 HBP: 0	WP: 0 PB: 1 SB: 0 CS: 0	PA: 36	
PITCHER	IP	WLS	BF	H	R	ER	SO	BB	IBB	HBP	BLK	WP	HR	S	P	ERA	WHIP				
Tommy John , L (1,1) ERA: 3.26	7.0	L	30	7	3	3	3	1	0	0	1	0	2	35	39	3.86	1.143				
Charlie Hough , R (8,1) ERA: 2.26	2.0		6	0	0	0	2	0	0	0	0	0	0	10	10	0.00	0.000				

Batter	1	2	3	4	5	6	7	8	9	AB	R	H	RBI	BB	SO	LOB	BOTTOM					
Davey Lopes , R (1,4) OBP: 0.361, SLG: 0.427	0-0 F8		0-0 4-3			0-0 S E 1B			0-0 FC5-4	4	1	1	0	0	0	2	San Francisco Giants @ Los Angeles Dodgers Dodger Stadium, Los Angeles, CA Sat Aug 12 1978, 7:05 PM PDT Att: 52,294 - Unknown					
Bill North , S (1,8) OBP: 0.390, SLG: 0.302	0-0 5-3		0-3 K			0-0 F2		0-3 K		4	0	0	0	0	2	1						
Reggie Smith , S (1,9) OBP: 0.383, SLG: 0.578	0-0 1B				0-0 HR		0-3 K		0-0 4-3	4	1	2	1	0	1	1						
Ron Cey , R (1,5) OBP: 0.372, SLG: 0.434	0-0 L6				0-0 F8		0-0 E2 1B		0-0 F7	4	0	1	1	0	0	1						
Steve Garvey , R (1,3) OBP: 0.325, SLG: 0.465		0-0 4-3			0-0 F9		0-3 K		0-0 6-3	4	0	0	0	0	1	1						
Dusty Baker Jr. , R (1,7) OBP: 0.332, SLG: 0.379		4-0 BB			0-0 5-3				4-0 F8 FC6-4 BB	2	0	0	0	2	0	0						
Joe Ferguson , R (1,2) OBP: 0.341, SLG: 0.596		0-0 F5				0-0 6-3			0-0 L8	4	0	0	0	0	0	2						
Enzo Hernandez , R (9, PR)									0-0 FC6-4 1B	0	0	0	0	0	0	0						
Bill Russell , R (1,6) OBP: 0.302, SLG: 0.349	0-0 F8				0-0 L5		0-0 1B 1B		0-0 1B 1B	4	0	2	0	0	0	1						
Tommy John , R (1,1) OBP: 0.132, SLG: 0.137			0-0 5-3			0-0 5-3			0-0 4-3	2	0	0	0	0	0	0						
Lee Lacy , R (7, PH) OBP: 0.361, SLG: 0.596										1	0	1	0	0	0	0						
Charlie Hough , R (8,1) OBP: 0.364, SLG: 0.455										0	0	0	0	0	0	0						
Manny Mota , R (9, PH) OBP: 0.320, SLG: 0.333										1	0	0	0	0	0	2						
Inning Stats	R: 0 E: 0 K: 0 S: 4	H: 1 LOB: 1 BB: 0 P: 4	R: 0 E: 0 K: 0 S: 3	H: 0 LOB: 1 BB: 1 P: 7	R: 0 E: 0 K: 1 S: 5	H: 0 LOB: 0 BB: 0 P: 5	R: 1 E: 0 K: 0 S: 4	H: 1 LOB: 0 BB: 0 P: 4	R: 0 E: 0 K: 0 S: 3	H: 0 LOB: 0 BB: 0 P: 3	R: 1 E: 1 K: 2 S: 9	H: 2 LOB: 1 BB: 0 P: 9	R: 0 E: 0 K: 0 S: 5	H: 0 LOB: 2 BB: 0 P: 5	R: 0 E: 0 K: 1 S: 5	H: 0 LOB: 0 BB: 0 P: 5	R: 0 E: 0 K: 0 S: 4	H: 1 LOB: 2 BB: 1 P: 8	1B: 6 2B: 0 3B: 0 HR: 1	SF: 0 SAC: 0 DP: 0 HBP: 0	WP: 0 PB: 1 SB: 0 CS: 0	PA: 36
PITCHER	IP	WLS	BF	H	R	ER	SO	BB	IBB	HBP	BLK	WP	HR	S	P	ERA	WHIP					
Bob Knepper , L (1,1) ERA: 2.87	9.0	W	36	7	2	2	4	2	0	0	0	0	1	42	50	2.00	1.000					



Batter	1	2	3	4	5	6	7	8	9	10	11	AB	R	H	RBI	BB	SO	LOB	TOP			
Bill Madlock, R OBP: 0.375, SLG: 0.493	(1,4) X P5	(4,0) BB 2B 1B		(0,0) X 5-3		(0,0) X FC5-4			(0,0) X L5	(0,0) X 1-6-3		5	1	0	0	1	0	4				
Jim Dwyer, L OBP: 0.335, SLG: 0.325	(1,8) B F9	(0,0) BB 1B 2B							(0,0) X F4		(0,0) X 1B 2B	4	1	2	2	1	0	0				
Larry Herndon, R OBP: 0.341, SLG: 0.378	(9,8) B F9	(0,0) BB 1B 2B							(0,0) X SH1-4			1	1	1	0	0	0	0				
Jack Clark, R OBP: 0.357, SLG: 0.527	(1,9) B F9	(4,0) BB 1B 1B							(0,0) X P6		(0,0) X 1B	4	0	2	2	1	1	0				
Willie McCovey, L OBP: 0.301, SLG: 0.399	(1,3) X F9	(0,0) BB 1B									(0,0) X FC3-6 1B	4	0	2	1	1	0	3				
Johnnie LeMaster, R OBP: 0.289, SLG: 0.323	(10, PR) (10, 6)	(0,0) BB 1B									(0,0) X F7	1	0	0	0	0	0	1				
Darrell Evans, L OBP: 0.376, SLG: 0.387	(1,5) X F5										(0,0) X FC3-6 1B	5	1	0	0	1	0	5				
Terry Whitfield, L OBP: 0.349, SLG: 0.429	(1,7) X P6										(0,0) X G3	6	0	1	0	0	1	4				
Roger Metzger, S OBP: 0.299, SLG: 0.291	(1,6) X SH2-4 2B 1B										(0,0) X G3	4	1	1	0	0	0	1				
Mike Ivie, R OBP: 0.357, SLG: 0.479	(10, PH) (10, 3)										(0,0) X 1B IBB	0	1	0	0	1	0	0				
John Tamargo, S OBP: 0.412, SLG: 0.275	(1, 2)											2	1	0	0	3	1	1				
Greg Minton, S OBP: 0.357, SLG: 0.479	(10, 1)											0	0	0	0	0	0	0				
John Curtis, L OBP: 0.146, SLG: 0.125	(11, 1)											0	0	0	0	0	0	0				
Ed Halicki, R OBP: 0.146, SLG: 0.125	(11, 1)											0	0	0	0	0	0	0				
John Montefusco, R OBP: 0.288, SLG: 0.348	(5, 1)											1	0	0	0	0	0	0				
Charlie Williams, R OBP: 0.288, SLG: 0.348	(5, 1)											0	0	0	0	0	0	0				
Hector Cruz, R OBP: 0.288, SLG: 0.348	(5, 1)											1	0	0	0	0	0	0				
Gary Lavelle, L OBP: 0.289, SLG: 0.323	(5, 1)											0	0	0	0	0	0	0				
Randy Moffitt, R OBP: 0.174, SLG: 0.143	(10, PH) (10, 2)											0	0	0	0	0	0	0				
Marc Hill, R OBP: 0.238, SLG: 0.295	(10, 2)											1	0	1	2	0	0	0				
Inning Stats	R: 0 E: 0 K: 0 S: 3	H: 0 LOB: 2 BB: 2 P: 11	R: 4 E: 0 K: 0 S: 6	H: 4 LOB: 2 BB: 2 P: 14	R: 0 E: 0 K: 0 S: 3	H: 0 LOB: 0 BB: 0 P: 3	R: 0 E: 0 K: 0 S: 2	H: 0 LOB: 0 BB: 1 P: 6	R: 0 E: 0 K: 1 S: 5	H: 0 LOB: 1 BB: 1 P: 9	R: 0 E: 0 K: 2 S: 7	H: 0 LOB: 0 BB: 0 P: 7	R: 0 E: 0 K: 0 S: 3	H: 0 LOB: 0 BB: 0 P: 3	R: 2 E: 0 K: 0 S: 5	H: 2 LOB: 2 BB: 2 P: 13	R: 1 E: 0 K: 0 S: 5	H: 2 LOB: 1 BB: 0 P: 5	1B: 9 2B: 2 3B: 0 HR: 0	SF: 0 SAC: 2 DP: 0 HBP: 0	WP: 0 PB: 0 SB: 1 CS: 1	PA: 51
PITCHER	IP 9.0	WLS 0.2	BF 39	H 7	R 4	ER 4	SO 4	BB 7	IBB 1	HBP 0	BLK 0	WP 0	HR 0	S 3	P 68	ERA 4.00	WHIP 1.556					
Don Sutton, R ERA: 3.45	(1, 1)																					
Terry Forster, L ERA: 2.61	(10, 1)																					
Rick Rhoden, R ERA: 3.89	(10, 1)																					
Charlie Hough, R ERA: 2.35	(11, 1)	1.0 L	5	2	1	1	0	0	0	0	0	0	0	5	5	9.00	2.000					

San Francisco Giants @ Los Angeles Dodgers
Dodger Stadium, Los Angeles, CA
Sun Aug 13 1978, 3:33 AM PDT
Att: 51,417 - Unknown

AB 40
R 7
H 11
RBI 7
BB 9
SO 4
LOB 20



Batter	1	2	3	4	5	6	7	8	9	10	11	AB	R	H	RBI	BB	SO	LOB	BOTTOM			
Bill North, S OBP: 0.383, SLG: 0.295	(1,8) X K											6	0	0	0	0	3	2				
Bill Russell, R OBP: 0.304, SLG: 0.351	(1,6) X F8											6	0	3	0	0	0	0				
Reggie Smith, S OBP: 0.385, SLG: 0.593	(1,9) X HR											6	2	3	2	0	1	2				
Ron Cey, R OBP: 0.373, SLG: 0.435	(1,5) X 1-6-3											6	1	3	0	0	0	3				
Enzo Hernandez, R (11, PR)												0	0	0	0	0	0	0				
Steve Garvey, R OBP: 0.327, SLG: 0.465	(1,3) X F7											6	1	3	0	0	1	4				
Lee Lacy, R OBP: 0.378, SLG: 0.606	(1,4) X F2											4	1	1	2	0	0	3				
Ted Martinez, R OBP: 0.300, SLG: 0.270	(9,4) X F7											0	0	0	0	0	0	0				
Vic Davallo, L OBP: 0.339, SLG: 0.356	(10, PH) (11, 1)											1	1	1	0	0	0	0				
Charlie Hough, R OBP: 0.384, SLG: 0.455	(11, PH) (11, PH)											0	0	0	0	0	0	0				
Dusty Baker Jr., R OBP: 0.331, SLG: 0.378	(11, PH) (11, PH)											1	0	0	0	0	0	2				
Rick Monday, L OBP: 0.342, SLG: 0.469	(1,7) X K											3	0	1	0	2	1	1				
Johnny Oates, L OBP: 0.379, SLG: 0.352	(1,2) X F7											2	0	0	0	0	0	2				
Joe Ferguson, R OBP: 0.338, SLG: 0.363	(6, PH) (7, 2)											3	0	0	0	0	0	3				
Don Sutton, R OBP: 0.375, SLG: 0.493	(1, 1)											3	0	0	0	0	3	2				
Manny Mota, R OBP: 0.308, SLG: 0.330	(9, PH) (10, 1)											1	0	0	0	0	0	0				
Rick Rhoden, R OBP: 0.333, SLG: 0.333	(10, 1)											0	0	0	0	0	0	0				
Davey Lopes, R OBP: 0.174, SLG: 0.143	(10, PH) (11, 4)											1	0	1	1	0	0	0				
Inning Stats	R: 1 E: 0 K: 1 S: 6	H: 1 LOB: 0 BB: 0 P: 6	R: 0 E: 0 K: 1 S: 6	H: 1 LOB: 1 BB: 0 P: 6	R: 0 E: 0 K: 1 S: 6	H: 1 LOB: 1 BB: 0 P: 6	R: 2 E: 0 K: 1 S: 8	H: 3 LOB: 1 BB: 0 P: 8	R: 1 E: 0 K: 1 S: 8	H: 3 LOB: 2 BB: 0 P: 8	R: 0 E: 0 K: 0 S: 3	H: 0 LOB: 0 BB: 0 P: 3	R: 0 E: 0 K: 0 S: 5	H: 2 LOB: 2 BB: 0 P: 5	R: 2 E: 0 K: 0 S: 5	H: 3 LOB: 1 BB: 1 P: 9	R: 0 E: 1 K: 0 S: 5	H: 1 LOB: 2 BB: 0 P: 5	1B: 13 2B: 0 3B: 0 HR: 3	SF: 0 SAC: 0 DP: 1 HBP: 0	WP: 0 PB: 0 SB: 0 CS: 0	PA: 51
PITCHER	IP 4.2	WLS 0.1	BF 22	H 8	R 4	ER 4	SO 5	BB 0	IBB 0	HBP 0	BLK 0	WP 0	HR 3	S 32	P 32	ERA 7.71	WHIP 1.714					
John Curtis, L ERA: 2.84	(10, 1)																					
Ed Halicki, R ERA: 2.92	(11, 1)	0.2 S	4	0	0	0	0	0	0	0	0	0	0	0	0	0.00	0.000					

San Francisco Giants @ Los Angeles Dodgers
Dodger Stadium, Los Angeles, CA
Sun Aug 13 1978, 3:33 AM PDT
Att: 51,417 - Unknown

AB 49
R 6
H 16
RBI 5
BB 2
SO 9
LOB 24



Batter	1	2	3	4	5	6	7	8	9	AB	R	H	RBI	BB	SO	LOB	TOP										
Bill Madlock , R (1, 4) OBP: 0.378, SLG: 0.490	4-0 HR BB		4-0 1B BB		0-0 F9			4-0 E 1B BB	0-0 G5-4-3	2	2	0	0	3	0	3	San Francisco Giants @ Montreal Expos Olympic Stadium, Montreal, QB Tue Aug 15 1978, 7:05 PM EDT Att: 21,414 - Unknown										
Darrell Evans , L (1, 5) OBP: 0.375, SLG: 0.393	0-0 HR		0-0 L9		0-0 G3			0-0 E1 1B		4	1	1	2	0	0	2											
Jack Clark , R (1, 9) OBP: 0.356, SLG: 0.524	0-0 F9		0-0 1-2 1B		0-0 6-3			0-0 5-3		4	0	1	0	0	0	2											
Mike Ivie , R (1, 3) OBP: 0.355, SLG: 0.474	0-3 K		0-0 F4		0-0 F8			0-0 2H 3H 1B		4	0	1	1	0	1	2											
Hector Cruz , R (1, 7) OBP: 0.280, SLG: 0.341	0-3 K		0-0 F8		0-0 F9			0-0 F9		4	0	0	0	0	1	1											
Larry Hemdon , R (1, 8) OBP: 0.340, SLG: 0.377		0-0 F9		0-0 4-3				0-0 F9	0-0 SH2-4 E 1B	4	0	1	0	0	0	0											
Johnnie LeMaster , R (1, 6) OBP: 0.280, SLG: 0.330		0-0 F8		0-0 3B				0-0 F8	0-0 E2 SH2-4	4	0	1	0	0	0	1											
Marc Hill , R (1, 2) OBP: 0.338, SLG: 0.293		0-3 K		4-0 IBB				0-0 F4	0-0 SH2-4	2	0	0	0	1	1	0											
Jim Barr , R (1, 1) OBP: 0.318, SLG: 0.135 Randy Moffitt , R (8, 1) OBP: 0.296, SLG: 0.143 John Curtis , L (8, 1) OBP: 0.295, SLG: 0.136 Willie McCovey , L (8, PH) OBP: 0.356, SLG: 0.524 Charlie Williams , R (9, 1) OBP: 0.314, SLG: 0.214		0-0 B1-3		0-3 K				0-0 F6	4-0 G5-4-3 IBB	3	0	0	0	0	1	2											
Inning Stats	R: 2 E: 0 K: 2 S: 8	H: 1 LOB: 0 BB: 1 P: 12	R: 0 E: 0 K: 1 S: 5	H: 0 LOB: 0 BB: 0 P: 5	R: 0 E: 0 K: 0 S: 4	H: 1 LOB: 2 BB: 1 P: 8	R: 0 E: 0 K: 1 S: 6	H: 1 LOB: 0 BB: 1 P: 10	R: 0 E: 0 K: 0 S: 3	H: 0 LOB: 0 BB: 0 P: 3	R: 0 E: 0 K: 0 S: 3	H: 0 LOB: 0 BB: 0 P: 3	R: 0 E: 1 K: 0 S: 4	H: 1 LOB: 1 BB: 1 P: 8	R: 0 E: 1 K: 0 S: 4	H: 1 LOB: 3 BB: 1 P: 8	1B: 3 2B: 0 3B: 1 HR: 1	SF: 0 SAC: 1 DP: 1 HBP: 0	WP: 0 PB: 0 SB: 0 CS: 0	PA: 37							
PITCHER	IP	WLS	BF	H	R	ER	SO	BB	IBB	HBP	BLK	WP	HR	S	P	ERA	WHIP										
Dan Schatzeder , L (1, 1) ERA: 2.14	7.0		29	3	3	2	4	3	1	0	0	0	1	33	49	2.57	0.857										
Stan Bahnsen , R (8, 1) ERA: 4.22	1.0		3	1	0	0	0	0	0	0	0	0	0	3	3	0.00	1.000										
Hal Dues , R (9, 1) ERA: 2.09	1.0	W	5	1	0	0	0	0	1	0	0	0	0	4	8	0.00	1.000										

Batter	1	2	3	4	5	6	7	8	9	AB	R	H	RBI	BB	SO	LOB	BOTTOM										
Dave Cash , R (1, 4) OBP: 0.301, SLG: 0.327	0-0 1B		0-0 F9		0-0 L5			0-0 4-3	0-0 F5	5	0	1	0	0	0	2	San Francisco Giants @ Montreal Expos Olympic Stadium, Montreal, QB Tue Aug 15 1978, 7:05 PM EDT Att: 21,414 - Unknown										
Andre Dawson , R (1, 8) OBP: 0.310, SLG: 0.446	0-0 1-2 1B		0-0 F4		0-0 6-3			0-0 2H 1B	0-0 6-3	5	0	2	1	0	0	1											
Ellis Valentine , R (1, 9) OBP: 0.334, SLG: 0.497	0-0 F8		0-0 1-3		0-0 F9			0-0 1-3	0-0 HR	5	1	1	1	0	0	3											
Tony Perez , R (1, 3) OBP: 0.339, SLG: 0.449	0-3 K		0-0 F8		0-0 6-3			0-0 1B 2B		4	1	1	0	0	1	2											
Warren Cromartie , L (1, 7) OBP: 0.340, SLG: 0.420	0-0 1-3		0-0 2B		0-0 2B			0-0 2H 1B	0-0 B2-6-4 1B	4	0	3	1	0	0	2											
Larry Parrish , R (1, 5) OBP: 0.314, SLG: 0.446		0-3 K		0-0 5-3				0-0 FC4-6 BB	0-0 B2-6-4 1-2 1B	3	0	0	0	1	1	2											
Gary Carter , R (1, 2) OBP: 0.328, SLG: 0.410		0-0 E5 G5-3 E		0-0 6-3				0-0 FC4-6 1-2 1B	0-0 HR	4	1	1	1	0	0	3											
Chris Speier , R (1, 6) OBP: 0.338, SLG: 0.343		0-0 E5		0-0 2B				0-0 FC5-4 BB	0-0 1B	3	0	2	0	1	0	1											
Dan Schatzeder , L (1, 1) OBP: 0.296, SLG: 0.346 Stan Bahnsen , R (8, 1) OBP: 0.125, SLG: 0.125 Del Unser , L (8, PH) OBP: 0.306, SLG: 0.297 Stan Papi , R (8, PH) OBP: 0.333, SLG: 0.351 Hal Dues , R (9, 1) OBP: 0.214, SLG: 0.214		0-0 G5-3		0-0 1-3				0-0 FC5-4 1-2 1B	0-0 6-3	3	1	0	0	0	0	4											
Inning Stats	R: 0 E: 0 K: 1 S: 7	H: 2 LOB: 2 BB: 0 P: 7	R: 0 E: 2 K: 1 S: 6	H: 0 LOB: 1 BB: 0 P: 6	R: 0 E: 0 K: 0 S: 3	H: 0 LOB: 0 BB: 0 P: 3	R: 0 E: 0 K: 0 S: 4	H: 1 LOB: 1 BB: 0 P: 4	R: 0 E: 0 K: 0 S: 4	H: 1 LOB: 2 BB: 1 P: 8	R: 1 E: 0 K: 0 S: 4	H: 1 LOB: 1 BB: 1 P: 8	R: 2 E: 0 K: 0 S: 6	H: 4 LOB: 1 BB: 0 P: 6	R: 1 E: 0 K: 0 S: 3	H: 1 LOB: 0 BB: 0 P: 3	1B: 5 2B: 4 3B: 0 HR: 2	SF: 0 SAC: 0 DP: 2 HBP: 0	WP: 0 PB: 0 SB: 0 CS: 0	PA: 39							
PITCHER	IP	WLS	BF	H	R	ER	SO	BB	IBB	HBP	BLK	WP	HR	S	P	ERA	WHIP										
Jim Barr , R (1, 1) ERA: 3.48	7.0		30	6	1	1	2	2	0	0	0	0	1	5	5	27.00	6.000										
Randy Moffitt , R (8, 1) ERA: 3.43	0.2		5	4	2	2	0	0	0	0	0	0	0	1	1	0.00	0.000										
John Curtis , L (8, 1) ERA: 2.92	0.1		1	0	0	0	0	0	0	0	0	0	0	1	1	0.00	0.000										
Charlie Williams , R (9, 1) ERA: 4.36	0.2	L	3	1	1	1	0	0	0	0	0	0	1	3	3	13.50	1.500										



AB	31
R	3
H	5
RBI	3
BB	5
SO	4
LOB	13

AB	37
R	4
H	11
RBI	4
BB	2
SO	2
LOB	21

livebaseballscores.com

livebaseballscores.com

Batter	1	2	3	4	5	6	7	8	9	AB	R	H	RBI	BB	SO	LOB	TOP			
Larry Herndon, R OBP: 0.337, SLG: 0.373	F3		5-3			L1			F7	4	0	0	0	0	0	0				
Rob Andrews, R OBP: 0.326, SLG: 0.322	F9						6-3			3	0	0	0	0	0	0				
Jack Clark, R OBP: 0.354, SLG: 0.521	F5			L4			F8			3	0	0	0	0	0	0				
Mike Ivie, R OBP: 0.357, SLG: 0.474 Willie McCovey, L OBP: 0.301, SLG: 0.397		G6-4-3 BB		K			F8			0	0	0	0	1	0	0				
Hector Cruz, R OBP: 0.281, SLG: 0.337		G6-4-3 1-2				G3-6-3 BB		F7		2	0	0	0	1	0	1				
Darrell Evans, L OBP: 0.375, SLG: 0.393				G3-6-3 1-2				F7		3	0	1	0	0	0	1				
Johnnie LetMaster, R OBP: 0.285, SLG: 0.326				6-3				K		3	0	0	0	0	1	1				
Marc Hill, R OBP: 0.334, SLG: 0.290			K			6-3			4-3	3	0	0	0	0	1	0				
Vida Blue, S OBP: 0.243, SLG: 0.161 Terry Whitfield, L OBP: 0.348, SLG: 0.427			K			L6			G3	2	0	0	0	0	1	0				
										1	0	0	0	0	0	0				
Inning Stats	R: 0 E: 0 K: 0 S: 3	H: 0 LOB: 0 BB: 0 P: 3	R: 0 E: 0 K: 0 S: 3	H: 1 LOB: 1 BB: 1 P: 7	R: 0 E: 0 K: 2 S: 7	H: 0 LOB: 0 BB: 0 P: 7	R: 0 E: 0 K: 1 S: 5	H: 0 LOB: 0 BB: 0 P: 5	R: 0 E: 0 K: 0 S: 2	H: 0 LOB: 0 BB: 1 P: 6	R: 0 E: 0 K: 0 S: 3	H: 0 LOB: 0 BB: 0 P: 3	R: 0 E: 0 K: 1 S: 5	H: 0 LOB: 0 BB: 0 P: 5	R: 0 E: 0 K: 0 S: 3	H: 0 LOB: 0 BB: 0 P: 3	1B: 1 2B: 0 3B: 0 HR: 0	SF: 0 SAC: 0 DP: 2 HBP: 0	WP: 0 PB: 0 SB: 0 CS: 0	PA: 28
PITCHER Woodie Fryman, L ERA: 3.39	IP: 9.0 WLS: W BF: 28 H: 1 R: 0 ER: 0 SO: 4 BB: 2 IBB: 0 HBP: 0 BLK: 0 WP: 0 HR: 0 S: 34 P: 42 ERA: 0.00 WHIP: 0.333															PITCHER				

San Francisco Giants @ Montreal Expos
Olympic Stadium, Montreal, QB
Wed Aug 16 1978, 7:05 PM EDT
Att: 21,893 - Unknown

AB 26
R 0
H 1
RBI 0
BB 2
SO 4
LOB 3



Batter	1	2	3	4	5	6	7	8	9	AB	R	H	RBI	BB	SO	LOB	BOTTOM			
Dave Cash, R OBP: 0.300, SLG: 0.325	F8					F4			L6	3	0	0	0	1	0	0				
Andra Dawson, R OBP: 0.307, SLG: 0.442	K		BB				5-3		L5	4	0	0	0	0	2	1				
Ellis Valentine, R OBP: 0.333, SLG: 0.493	K				4-3		L5			3	0	0	0	1	1	0				
Tony Perez, R OBP: 0.339, SLG: 0.447		K				3B	1B			4	1	1	0	0	3	1				
Warren Cromartie, L OBP: 0.340, SLG: 0.419		E3 F9 CS BB			K			SH1-4 1B		3	0	1	0	0	1	1				
Larry Parrish, R OBP: 0.317, SLG: 0.453							3B	SH1-4 1-2		1	0	1	1	1	0	0				
Gary Carter, R OBP: 0.326, SLG: 0.408		F9 2-3			F2					2	0	0	0	1	0	3				
Chris Speier, R OBP: 0.336, SLG: 0.341		CS 3-H		6-3				F8		3	0	0	0	0	0	2				
Woodie Fryman, R OBP: 0.068, SLG: 0.116				F8				F7		3	0	0	0	0	1	2				
Inning Stats	R: 0 E: 0 K: 2 S: 7	H: 0 LOB: 0 BB: 0 P: 7	R: 0 E: 1 K: 1 S: 5	H: 0 LOB: 1 BB: 1 P: 9	R: 0 E: 0 K: 1 S: 5	H: 0 LOB: 1 BB: 1 P: 9	R: 1 E: 0 K: 1 S: 7	H: 2 LOB: 1 BB: 0 P: 7	R: 0 E: 0 K: 0 S: 3	H: 0 LOB: 0 BB: 0 P: 3	R: 0 E: 0 K: 1 S: 5	H: 0 LOB: 0 BB: 0 P: 5	R: 0 E: 0 K: 1 S: 6	H: 1 LOB: 2 BB: 1 P: 10	R: 0 E: 0 K: 1 S: 5	H: 0 LOB: 1 BB: 1 P: 9	1B: 2 2B: 0 3B: 1 HR: 0	SF: 0 SAC: 1 DP: 0 HBP: 0	WP: 0 PB: 0 SB: 0 CS: 1	PA: 32
PITCHER Vida Blue, L ERA: 2.67	IP: 8.0 WLS: L BF: 31 H: 3 R: 1 ER: 1 SO: 8 BB: 3 IBB: 1 HBP: 0 BLK: 0 WP: 0 HR: 0 S: 43 P: 59 ERA: 1.12 WHIP: 0.750															PITCHER				

San Francisco Giants @ Montreal Expos
Olympic Stadium, Montreal, QB
Wed Aug 16 1978, 7:05 PM EDT
Att: 21,893 - Unknown


AB 26
R 1
H 3
RBI 1
BB 4
SO 8
LOB 10



Batter	1	2	3	4	5	6	7	8	9	AB	R	H	RBI	BB	SO	LOB	TOP								
Larry Herndon, R OBP: 0.334, SLG: 0.369 (1, 8)	B1-3		F9		1-3		4-3			4	0	0	0	0	0	2	San Francisco Giants @ Montreal Expos Olympic Stadium, Montreal, QB Thu Aug 17 1978, 7:05 PM EDT Att: 20,019 - Unknown								
Darrell Evans, L OBP: 0.374, SLG: 0.390 (1, 5)	3-1		K			F7	G6-4-3 BB			3	0	0	0	1	1										
Jack Clark, R OBP: 0.355, SLG: 0.527 (1, 9)	L5			HR		1B	G6-4-3			4	2	2	1	0	0	1									
Mike Ivie, R OBP: 0.364, SLG: 0.477 Terry Whitfield, L OBP: 0.346, SLG: 0.427 (8, 7)		F7		G4-6-3 1B		1B	1B	G3-6-3 BB		3	1	2	0	1	0	0									
Willie McCovey, L OBP: 0.301, SLG: 0.395 (1, 3)	3-1		G4-6-3		G4-6-3	1B	1B	G3-6-3		4	0	1	1	0	0	2									
Marc Hill, R OBP: 0.333, SLG: 0.293 (1, 2)			F9			F7		F3		4	0	1	0	0	0	2									
Johnnie LeMaster, R OBP: 0.289, SLG: 0.326 (1, 6)	5-3			SH3-4 BB		1B	1B			3	0	1	0	1	1										
Rob Andrews, R OBP: 0.336, SLG: 0.331 (1, 4)			SH1-4 1B		SH3-4	1-2 2-3	FC5-4 1B			3	0	2	1	0	0	0									
Ed Halicki, R OBP: 0.136, SLG: 0.116 (1, 1)	SH1-4		SH1-4		6-3	FC5-4		F6		3	0	0	0	0	0	4									
Inning Stats	R: 0 E: 0 K: 0 S: 3	H: 0 LOB: 0 BB: 0 P: 3	R: 0 E: 0 K: 0 S: 4	H: 1 LOB: 1 BB: 0 P: 4	R: 0 E: 0 K: 1 S: 6	H: 1 LOB: 1 BB: 0 P: 6	R: 1 E: 0 K: 0 S: 4	H: 2 LOB: 0 BB: 0 P: 4	R: 0 E: 0 K: 0 S: 3	H: 0 LOB: 1 BB: 1 P: 7	R: 2 E: 0 K: 0 S: 8	H: 5 LOB: 3 BB: 0 P: 8	R: 0 E: 0 K: 0 S: 2	H: 0 LOB: 0 BB: 1 P: 6	R: 0 E: 0 K: 0 S: 2	H: 0 LOB: 0 BB: 1 P: 6		R: 0 E: 0 K: 1 S: 5	H: 0 LOB: 0 BB: 0 P: 5	1B: 7 2B: 1 3B: 0 HR: 1	SF: 0 SAC: 2 DP: 3 HBP: 0	WP: 0 PB: 0 SB: 0 CS: 0	PA: 36		
PITCHER	IP	WLS	BF	H	R	ER	SO	BB	IBB	HBP	BLK	WP	HR	S	P	ERA	WHIP								
Ross Grimsley, L ERA: 3.35 (1, 1)	5.2	L	26	9	3	3	1	1	0	0	0	0	1	27	31	4.76	1.765								
Wayne Twitchell, R ERA: 5.67 (6, 1)	2.1		7	0	0	0	0	2	0	0	0	0	0	5	13	0.00	0.857								
Stan Bahnsen, R ERA: 4.14 (9, 1)	1.0		3	0	0	0	1	0	0	0	0	0	0	5	5	0.00	0.000								

Batter	1	2	3	4	5	6	7	8	9	AB	R	H	RBI	BB	SO	LOB	BOTTOM								
Dave Cash, R OBP: 0.300, SLG: 0.323 (1, 4)	F9		6-3		6-3			BB		3	0	0	0	1	0	0	San Francisco Giants @ Montreal Expos Olympic Stadium, Montreal, QB Thu Aug 17 1978, 7:05 PM EDT Att: 20,019 - Unknown								
Andra Dawson, R OBP: 0.308, SLG: 0.443 (1, 8)	HBP 1B		CS 1B			F7		F8		4	0	2	0	0	0	1									
Ellis Valentine, R OBP: 0.335, SLG: 0.492 (1, 9)	G5-4-3 HBP		1B			K		F8		3	0	1	0	0	1	0									
Tony Perez, R OBP: 0.336, SLG: 0.443 (1, 3)	G5-4-3		6-3			6-3		K		4	0	0	0	0	1	4									
Warren Cromartie, L OBP: 0.339, SLG: 0.418 (1, 7)		FC5 HBP 1B		G3		F9		G3		4	0	1	0	0	0	0									
Larry Parrish, R OBP: 0.315, SLG: 0.449 (1, 5)		F7		F6		F3				3	0	0	0	0	0	1									
Gary Carter, R OBP: 0.328, SLG: 0.406 (1, 2)		HBP		F4		F8				2	0	0	0	0	0	0									
Chris Speier, R OBP: 0.333, SLG: 0.338 (1, 6)		K			5-3			K		3	0	0	0	0	2	2									
Ross Grimsley, L OBP: 0.203, SLG: 0.185 Wayne Twitchell, R OBP: 0.167, SLG: 0.091 Del Unser, L OBP: 0.304, SLG: 0.295 Stan Bahnsen, R OBP: 0.125, SLG: 0.125 (1, 1)		FC5		F7				F7		2	0	0	0	0	0	2									
Inning Stats	R: 0 E: 0 K: 0 S: 3	H: 1 LOB: 1 BB: 0 P: 4	R: 0 E: 0 K: 1 S: 6	H: 1 LOB: 2 BB: 0 P: 7	R: 0 E: 0 K: 0 S: 4	H: 2 LOB: 0 BB: 0 P: 4	R: 0 E: 0 K: 0 S: 3	H: 0 LOB: 0 BB: 0 P: 3	R: 0 E: 0 K: 1 S: 5	H: 0 LOB: 0 BB: 0 P: 5	R: 0 E: 0 K: 0 S: 3	H: 0 LOB: 0 BB: 0 P: 3	R: 0 E: 0 K: 1 S: 5	H: 0 LOB: 1 BB: 1 P: 9	R: 0 E: 0 K: 1 S: 5	H: 0 LOB: 0 BB: 0 P: 5		1B: 4 2B: 0 3B: 0 HR: 0	SF: 0 SAC: 0 DP: 1 HBP: 2	WP: 0 PB: 0 SB: 0 CS: 1	PA: 32				
PITCHER	IP	WLS	BF	H	R	ER	SO	BB	IBB	HBP	BLK	WP	HR	S	P	ERA	WHIP								
Ed Halicki, R ERA: 2.73 (1, 1)	9.0	W	32	4	0	0	4	1	0	2	0	0	0	37	43	0.00	0.556								



Batter	1	2	3	4	5	6	7	8	9	AB	R	H	RBI	BB	SO	LOB	TOP					
Larry Herndon, R (1, 8) OBP: 0.336, SLG: 0.369	F8		F3			1-5-3 1B		1-2 BB		3	0	1	0	1	0	0	San Francisco Giants @ Philadelphia Phillies Veterans Stadium, Philadelphia, PA Sat Aug 19 1978, 7:05 PM EDT Att: 54,288 - Unknown					
Darrell Evans, L (1, 5) OBP: 0.376, SLG: 0.394	1B			1B		1-5-3		K		4	0	2	0	0	1	3						
Jack Clark, R (1, 9) OBP: 0.355, SLG: 0.527	1B			P4		5-3		F8		4	0	1	0	0	0	4						
Mike Ivie, R (1, 7) OBP: 0.365, SLG: 0.489	FC5-4			1B		K			E5	4	0	1	0	0	1	2						
Willie McCovey, L (1, 3)				F7			4-3		G4-6-3	4	0	1	0	0	0	3						
Marc Hill, R (1, 2) OBP: 0.331, SLG: 0.292		G5-4-3		4-3			F8		2B	4	0	1	0	0	0	3						
Johnnie LetMaster, R (1, 6) OBP: 0.291, SLG: 0.333							P6		2B	4	0	2	0	0	0	0						
Rob Andrews, R (1, 4) OBP: 0.319, SLG: 0.313			F9				F9			3	0	0	0	0	0	1						
John Montefusco, R (1, 1) OBP: 0.156, SLG: 0.086										2	0	0	0	0	2	0	AB 33 R 0 H 10 RBI 0 BB 1 SO 4 LOB 16 					
Hector Cruz, R (8, PH) OBP: 0.283, SLG: 0.339			K				K		BB	1	0	1	0	0	0	0						
Greg Minton, S (8, 1)									1B	0	0	0	0	0	0	0						
Inning Stats	R: 0 E: 0 K: 0 S: 4	H: 2 LOB: 1 BB: 0 P: 4	R: 0 E: 0 K: 0 S: 3	H: 1 LOB: 0 BB: 0 P: 3	R: 0 E: 0 K: 1 S: 5	H: 0 LOB: 0 BB: 0 P: 5	R: 0 E: 0 K: 0 S: 5	H: 2 LOB: 2 BB: 0 P: 5	R: 0 E: 0 K: 1 S: 5	H: 1 LOB: 0 BB: 0 P: 5	R: 0 E: 0 K: 0 S: 6	H: 0 LOB: 0 BB: 0 P: 6	R: 0 E: 0 K: 0 S: 3	H: 0 LOB: 0 BB: 0 P: 3	R: 0 E: 0 K: 1 S: 6	H: 1 LOB: 2 BB: 1 P: 10	R: 0 E: 1 K: 0 S: 4	H: 2 LOB: 2 BB: 0 P: 4	1B: 9 2B: 1 3B: 0 HR: 0	SF: 0 SAC: 0 DP: 2 HBP: 0	WP: 0 PB: 0 SB: 0 CS: 1	PA: 34
PITCHER Steve Carlton, L (1, 1) ERA: 3.01	IP: 9.0 WLS: W BF: 34 H: 10 R: 0 ER: 0 SO: 4 BB: 1 IBB: 0 HBP: 0 BLK: 0 WP: 0 HR: 0 S: 41 P: 45 ERA: 0.00 WHIP: 1.222																					

Batter	1	2	3	4	5	6	7	8	9	AB	R	H	RBI	BB	SO	LOB	BOTTOM					
Mike Schmidt, R (1, 5) OBP: 0.353, SLG: 0.421	HR		P5		G5-4-3			2B		3	1	1	1	1	0	1	San Francisco Giants @ Philadelphia Phillies Veterans Stadium, Philadelphia, PA Sat Aug 19 1978, 7:05 PM EDT Att: 54,288 - Unknown					
Larry Bowa, S (1, 6) OBP: 0.323, SLG: 0.384	L6		1-3			G3		BB		4	0	1	0	0	0	0						
Garry Maddox, R (1, 8) OBP: 0.323, SLG: 0.397	K			F7		K		2B		3	0	0	0	0	2	0						
Greg Luzinski, R (1, 7) OBP: 0.386, SLG: 0.527	K			K		P4				3	0	0	0	0	2	0						
Richie Hebner, L (1, 3) OBP: 0.382, SLG: 0.491		G3		F8			G3			3	0	0	0	0	0	0						
Bake McBride, L (1, 9) OBP: 0.315, SLG: 0.352		K			2B	1B		4-3		3	1	1	0	0	1	0						
Tim McCarver, L (1, 2) OBP: 0.356, SLG: 0.325					SH1-3 1B	2B		F7		3	1	2	1	0	0	0						
Ted Sizemore, R (1, 4) OBP: 0.280, SLG: 0.270		F3			SH1-3			L5		2	0	0	0	0	0	1						
Steve Carlton, L (1, 1) OBP: 0.324, SLG: 0.385			L7			G5-4-3 1B		4-3		3	0	1	1	0	0	0						
Inning Stats	R: 1 E: 0 K: 2 S: 8	H: 1 LOB: 0 BB: 0 P: 8	R: 0 E: 0 K: 1 S: 6	H: 1 LOB: 0 BB: 0 P: 6	R: 0 E: 0 K: 0 S: 3	H: 0 LOB: 0 BB: 0 P: 3	R: 0 E: 0 K: 1 S: 5	H: 0 LOB: 0 BB: 0 P: 5	R: 2 E: 0 K: 0 S: 5	H: 3 LOB: 0 BB: 0 P: 5	R: 0 E: 0 K: 1 S: 5	H: 0 LOB: 0 BB: 0 P: 5	R: 0 E: 0 K: 0 S: 3	H: 0 LOB: 0 BB: 0 P: 3	R: 0 E: 0 K: 0 S: 3	H: 1 LOB: 2 BB: 1 P: 7	R: 0 E: 0 K: 0 S: 4	H: 1 LOB: 2 BB: 1 P: 4	1B: 2 2B: 3 3B: 0 HR: 1	SF: 0 SAC: 1 DP: 1 HBP: 0	WP: 0 PB: 0 SB: 0 CS: 0	PA: 29
PITCHER John Montefusco, R (1, 1) ERA: 3.83 Greg Minton, R (8, 1) ERA: 6.0	IP: 7.0 WLS: L BF: 25 H: 5 R: 3 ER: 3 SO: 3 BB: 0 IBB: 0 HBP: 0 BLK: 0 WP: 0 HR: 1 S: 35 P: 35 ERA: 3.86 WHIP: 0.714																					

Batter	1	2	3	4	5	6	7	8	9	10	11	AB	R	H	RBI	BB	SO	LOB	TOP	
Larry Hemdon, R OBP: 0.331, SLG: 0.364 (1, 8)	K	SF9		K			6-3		FC6-4		F6-4-3	5	0	0	1	0	2	4		
Darrell Evans, L OBP: 0.373, SLG: 0.388 (1, 5)	F9				G3		K			K		4	0	0	0	1	2	0		
Jack Clark, R OBP: 0.359, SLG: 0.530 (1, 9)		BB			F8		F7					5	1	3	0	0	0	2		
Mike Ivie, R OBP: 0.357, SLG: 0.478 (1, 7) (11, 3)	E5				6-3		K			5-3		5	0	0	0	0	1	3		
Willie McCovey, L OBP: 0.303, SLG: 0.408 (1, 3) Terry Whitfield, L OBP: 0.345, SLG: 0.422 (11, PR) (11, 7)					6-3		K			K		5	0	2	1	0	2	1		
Marc Hill, R OBP: 0.324, SLG: 0.285 (1, 2)	FC6-4				5-3		K			K		4	1	0	0	0	2	2		
Johnnie LeMaster, R OBP: 0.298, SLG: 0.340 (1, 6)							F8					4	1	3	0	0	0	0		
Rob Andrews, R OBP: 0.329, SLG: 0.333 (1, 4)					F4-3					K		4	0	2	2	1	1	2		
Vida Blue, S OBP: 0.154 (9, PH) Hector Cruz, R OBP: 0.335 (8, 1) Randy Mitchell, R OBP: 0.143 (11, PH) Bill Wertz, R OBP: 0.143 (11, PH) John Montefusco, R OBP: 0.143 (11, PH) Gary Lavelle, R OBP: 0.143 (11, 1)					K		K			F8		3	0	0	0	0	3	4		
Inning Stats	R: 1 E: 1 K: 1 S: 8	H: 2 LOB: 2 BB: 0 P: 8	R: 1 E: 1 K: 1 S: 7	H: 2 LOB: 2 BB: 1 P: 11	R: 0 E: 0 K: 0 S: 3	H: 0 LOB: 0 BB: 0 P: 3	R: 0 E: 0 K: 2 S: 8	H: 1 LOB: 1 BB: 0 P: 8	R: 0 E: 0 K: 2 S: 7	H: 0 LOB: 0 BB: 1 P: 11	R: 0 E: 0 K: 2 S: 7	H: 1 LOB: 1 BB: 0 P: 6	R: 0 E: 0 K: 1 S: 5	H: 1 LOB: 0 BB: 0 P: 5	R: 2 E: 0 K: 0 S: 5	H: 2 LOB: 2 BB: 1 P: 9	1B: 8 2B: 1 3B: 1 HR: 0	SF: 1 SAC: 2 DP: 1 HBP: 0	WP: 0 PB: 0 SB: 2 CS: 1	PA: 46
PITCHER	IP 10.0	WLS 10	BF 40	H 8	R 2	ER 2	SO 13	BB 2	IBB 0	HBP 0	BLK 0	WP 0	HR 0	S 64	P 72	ERA 0.00	WHIP 1.000			
Jerry Koosman, L ERA: 3.67 Kevin Kobel, L ERA: 2.43	(1, 1) (11, 1)	1.0 L	6 6	2 2	2 2	2 2	0 0	0 0	1 0	0 0	0 0	0 0	0 0	5 9	18.00	2.000				

San Francisco Giants @ New York Mets
Shea Stadium, Flushing, NY
Mon Aug 21 1978, 7:05 PM EDT
Att: 16,605 - Unknown

AB 40
R 4
H 10
RBI 4
BB 3
SO 13
LOB 19



Batter	1	2	3	4	5	6	7	8	9	10	11	AB	R	H	RBI	BB	SO	LOB	BOTTOM	
Elliott Maddox, R OBP: 0.383, SLG: 0.355 (1, 8)					5-3							5	0	2	0	0	0	1		
Tim Foli, R OBP: 0.290, SLG: 0.315 (1, 6) Lee Mazzilli, S OBP: 0.345, SLG: 0.409 (10, PH) Kevin Kobel, R OBP: 0.214, SLG: 0.154 (11, 1)					F8							4	0	1	0	0	0	1		
Steve Henderson, R OBP: 0.343, SLG: 0.414 (1, 7)												4	0	0	0	1	1	2		
Willie Montanez, L OBP: 0.321, SLG: 0.405 (1, 3)												5	0	0	0	0	0	1		
John Stearns, R OBP: 0.381, SLG: 0.443 (1, 2)												5	1	1	0	0	0	0		
Joel Youngblood, R OBP: 0.289, SLG: 0.470 (1, 9)												5	1	1	1	0	2	0		
Lenny Randle, S OBP: 0.341, SLG: 0.325 (1, 5)												3	0	1	1	1	0	0		
Doug Flynn, R OBP: 0.274, SLG: 0.268 (1, 4)												4	0	2	0	0	0	2		
Jerry Koosman, R OBP: 0.100, SLG: 0.150 (1, 1) Bruce Boisclair, L OBP: 0.307, SLG: 0.333 (10, PH) Sergio Ferrer, S OBP: 0.250, SLG: 0.143 (11, 6)												2	0	0	0	0	0	1		
Inning Stats	R: 0 E: 0 K: 0 S: 3	H: 1 LOB: 0 BB: 0 P: 3	R: 2 E: 0 K: 0 S: 6	H: 4 LOB: 1 BB: 0 P: 6	R: 0 E: 0 K: 0 S: 3	H: 0 LOB: 1 BB: 1 P: 7	R: 0 E: 0 K: 1 S: 5	H: 0 LOB: 1 BB: 1 P: 9	R: 0 E: 0 K: 0 S: 4	H: 1 LOB: 1 BB: 0 P: 4	R: 0 E: 0 K: 0 S: 3	H: 0 LOB: 0 BB: 0 P: 3	R: 0 E: 1 K: 1 S: 6	H: 0 LOB: 1 BB: 0 P: 6	R: 0 E: 0 K: 2 S: 8	H: 1 LOB: 1 BB: 0 P: 8	1B: 6 2B: 1 3B: 1 HR: 0	SF: 0 SAC: 1 DP: 1 HBP: 0	WP: 1 PB: 0 SB: 1 CS: 1	PA: 42
PITCHER	IP 8.0	WLS 2	BF 31	H 7	R 1	ER 0	SO 3	BB 0	IBB 0	HBP 0	BLK 0	WP 0	HR 0	S 31	P 39	ERA 2.25	WHIP 1.125			
Vida Blue, L ERA: 2.66 Randy Moffitt, R ERA: 3.39 Gary Lavelle, L ERA: 2.54	(1, 1) (9, 1) (11, 1)	2.0 W	8 8	1 0	0 0	0 0	3 3	0 0	0 0	0 0	0 0	0 0	0 0	3 3	0.00	0.000				

San Francisco Giants @ New York Mets
Shea Stadium, Flushing, NY
Mon Aug 21 1978, 7:05 PM EDT
Att: 16,605 - Unknown

AB 39
R 2
H 8
RBI 2
BB 2
SO 4
LOB 9



Batter	1	2	3	4	5	6	7	8	9	AB	R	H	RBI	BB	SO	LOB	TOP			
Terry Whitfield, L OBP: 0.345, SLG: 0.420										4	1	1	0	1	1	0	San Francisco Giants @ New York Mets Shea Stadium, Flushing, NY Tue Aug 22 1978, 7:05 PM EDT Att: 15,937 - Unknown			
Jim Dwyer, L OBP: 0.335, SLG: 0.352										5	1	2	0	0	0	4				
Jack Clark, R OBP: 0.363, SLG: 0.532										4	1	3	0	1	0	1				
Willie McCovey, L OBP: 0.305, SLG: 0.407 Larry Herndon, R OBP: 0.331, SLG: 0.364										3	1	1	1	1	1	1				
Darrell Evans, L OBP: 0.375, SLG: 0.399										3	1	2	4	1	0	1				
John Tamargo, S OBP: 0.385, SLG: 0.326										5	1	1	1	0	0	5				
Roger Metzger, S OBP: 0.294, SLG: 0.287										5	1	1	0	0	0	3				
Rob Andrews, R OBP: 0.331, SLG: 0.331										4	0	1	0	1	0	1				
Ed Halicki, R OBP: 0.143, SLG: 0.125 John Curtis, L										5	0	1	1	0	0	3				
Randy Moffitt, R OBP: 0.250, SLG: 0.143										0	0	0	0	0	0	0				
Inning Stats	R: 1 E: 0 K: 0 S: 5	H: 2 LOB: 2 BB: 1 P: 9	R: 0 E: 0 K: 0 S: 3	H: 0 LOB: 0 BB: 0 P: 3	R: 5 E: 0 K: 0 S: 9	H: 6 LOB: 3 BB: 2 P: 17	R: 0 E: 0 K: 0 S: 4	H: 1 LOB: 2 BB: 1 P: 8	R: 0 E: 0 K: 1 S: 5	H: 1 LOB: 0 BB: 0 P: 5	R: 0 E: 1 K: 0 S: 5	H: 1 LOB: 2 BB: 0 P: 5	R: 1 E: 0 K: 1 S: 6	H: 1 LOB: 1 BB: 1 P: 10	R: 0 E: 0 K: 0 S: 4	H: 1 LOB: 0 BB: 0 P: 4	1B: 8 2B: 2 3B: 1 HR: 2	SF: 2 SAC: 0 DP: 1 HBP: 0	WP: 0 PB: 0 SB: 0 CS: 0	PA: 45
PITCHER	IP WLS BF H R ER SO BB IBB HBP BLK WP HR S P ERA WHIP																			
Nino Espinosa, R ERA: 4.79	(1, 1) 2.2 L 17 7 6 6 0 2 2 0 0 0 0 2 15 23 20.25 3.375																			
Dwight Bernard, R ERA: 3.25	(3, 1) 3.1 14 3 0 0 1 2 0 0 0 0 0 0 14 22 0.00 1.500																			
Kevin Kobel, L ERA: 2.45	(7, 1) 3.0 14 3 1 1 1 0 1 0 0 0 0 0 15 19 3.00 1.000																			

Batter	1	2	3	4	5	6	7	8	9	AB	R	H	RBI	BB	SO	LOB	BOTTOM	
Lee Mazzilli, S OBP: 0.345, SLG: 0.407										4	2	1	0	1	1	3	San Francisco Giants @ New York Mets Shea Stadium, Flushing, NY Tue Aug 22 1978, 7:05 PM EDT Att: 15,937 - Unknown	
Tim Foli, R OBP: 0.285, SLG: 0.322										5	1	3	0	0	0	1		
Steve Henderson, R OBP: 0.343, SLG: 0.417										4	1	1	1	1	0	3		
Willie Montanez, L OBP: 0.322, SLG: 0.405										5	0	2	3	0	1	3		
John Stearns, R OBP: 0.379, SLG: 0.440										5	0	1	0	0	0	4		
Bruce Boisclair, L OBP: 0.301, SLG: 0.326										4	0	0	0	0	1	1		
Lenny Randle, S OBP: 0.340, SLG: 0.324										4	0	1	0	0	0	0		
Doug Flynn, R OBP: 0.276, SLG: 0.270										4	0	2	0	0	0	1		
Nino Espinosa, R OBP: 0.222, SLG: 0.264 Dwight Bernard, R OBP: 0.500, SLG: 0.333 Tom Grieve, R OBP: 0.269, SLG: 0.314 Kevin Kobel, R OBP: 0.214, SLG: 0.154 Ed Kravencool, L OBP: 0.275, SLG: 0.300										0	0	0	0	0	0	0		
Inning Stats	R: 2 E: 0 K: 0 S: 5	H: 2 LOB: 1 BB: 1 P: 9	R: 0 E: 0 K: 0 S: 4	H: 1 LOB: 1 BB: 0 P: 4	R: 0 E: 0 K: 2 S: 9	H: 2 LOB: 2 BB: 0 P: 9	R: 0 E: 0 K: 1 S: 6	H: 1 LOB: 1 BB: 0 P: 6	R: 0 E: 1 K: 0 S: 4	H: 1 LOB: 1 BB: 0 P: 4	R: 0 E: 0 K: 0 S: 3	H: 0 LOB: 0 BB: 0 P: 3	R: 2 E: 0 K: 1 S: 8	H: 3 LOB: 2 BB: 1 P: 12	1B: 10 2B: 1 3B: 1 HR: 0	SF: 0 SAC: 1 DP: 1 HBP: 0		WP: 0 PB: 0 SB: 2 CS: 0
PITCHER	IP WLS BF H R ER SO BB IBB HBP BLK WP HR S P ERA WHIP																	
Ed Halicki, R ERA: 2.81	(1, 1) 8.2 W 39 11 4 4 5 11 4 4 4 5 0 0 47 55 4.15 1.500																	
John Curtis, L ERA: 2.67	(9, 1) 0.0 1 1 0 0 0 0 0 0 0 0 0 0 1 1 ∞ ∞																	
Randy Moffitt, R ERA: 3.38	(9, 1) 0.1 S 1 0 0 0 0 0 0 0 0 0 0 0 1 1 0.00 0.000																	

Batter	1	2	3	4	5	6	7	8	9	AB	R	H	RBI	BB	SO	LOB	TOP										
Terry Whitfield, L (1, 7) OBP: 0.344, SLG: 0.416	0-0 3-1		0-0 G3		0-0 6-3		0-0 F9		4-0 IBB	4	0	0	0	1	0	2											
Jim Dwyer, L (1, 8) OBP: 0.330, SLG: 0.341 Gary Lavelle, S (9, 1) OBP: 0.067, SLG: 0.067	0-0 F8		0-0 F9			0-0 F9		0-0 F9	0-0 G3	5	0	0	0	0	0	3											
Jack Clark, R (1, 9) OBP: 0.364, SLG: 0.531	0-3 K			0-0 1B		0-0 1B		0-0 F7		4	0	2	0	0	1	0											
Willie McCovey, L (1, 3) OBP: 0.304, SLG: 0.408 Larry Hemdon, R (9, 8) OBP: 0.351, SLG: 0.364		0-0 F9 1B 2B		0-3 K		0-0 F7		0-0 F3		4	1	1	0	0	1	2											
Darrell Evans, L (1, 5) OBP: 0.374, SLG: 0.398		0-0 F9		0-0 F9		0-0 1B			0-0 F5	4	0	1	0	0	0	2											
John Tamargo, S (1, 2) OBP: 0.377, SLG: 0.306 Johnnie LeMaster, R (9, PH) OBP: 0.298, SLG: 0.340		0-0 G3		0-0 F9		0-0 F8			4-0 SH1-3 2B BB	3	0	0	0	1	0	4											
Roger Metzger, S (1, 6) OBP: 0.297, SLG: 0.288					4-0 F4-3 BLK BB		0-0 6-3		0-0 SH1-3	2	0	1	1	1	0	0											
Rob Andrews, R (1, 4) OBP: 0.325, SLG: 0.324 Mike Ivie, R (9, PH) OBP: 0.360, SLG: 0.478		0-0 L9			0-0 F4-3		0-0 5-3		4-0 2B IBB	3	0	0	0	0	0	2											
Bob Knepper, L (1, 1) OBP: 0.141, SLG: 0.095 Marc Hill, R (9, PH) OBP: 0.326, SLG: 0.291			0-3 K		0-0 F2		4-0 BB		0-0 2B	2	0	0	0	1	1	1											
Inning Stats	R: 0 E: 0 K: 1 S: 5	H: 0 LOB: 0 BB: 0 P: 5	R: 1 E: 0 K: 0 S: 5	H: 2 LOB: 1 BB: 0 P: 5	R: 0 E: 0 K: 1 S: 5	H: 0 LOB: 0 BB: 0 P: 5	R: 0 E: 0 K: 1 S: 6	H: 1 LOB: 1 BB: 0 P: 6	R: 0 E: 0 K: 0 S: 3	H: 2 LOB: 2 BB: 0 P: 5	R: 0 E: 0 K: 0 S: 3	H: 0 LOB: 1 BB: 1 P: 7	R: 0 E: 0 K: 0 S: 3	H: 0 LOB: 0 BB: 0 P: 3	R: 1 E: 0 K: 0 S: 4	H: 1 LOB: 3 BB: 3 P: 16	1B: 4 2B: 2 3B: 0 HR: 0	SF: 0 SAC: 1 DP: 0 HBP: 0	WP: 0 PB: 0 SB: 1 CS: 0	PA: 38							
PITCHER	IP	WLS	BF	H	R	ER	SO	BB	IBB	HBP	BLK	WP	HR	S	P	ERA	WHIP										
Tom Hausman, R (1, 1) ERA: 5.85	8.0		31	5	1	1	3	2	0	0	1	0	0	35	43	1.12	0.875										
Skip Lockwood, R (9, 1) ERA: 3.51	0.1	L	2	0	1	1	0	1	0	0	0	0	0	1	5	27.00	3.000										
Dale Murray, R (9, 1) ERA: 4.04	0.2		5	1	0	0	0	0	2	0	0	0	0	3	11	0.00	1.500										

San Francisco Giants @ New York Mets
Shea Stadium, Flushing, NY
Wed Aug 23 1978, 3:33 AM EDT
Att: 14,383 - Unknown

AB	32
R	2
H	6
RBI	2
BB	5
SO	3
LOB	16



Batter	1	2	3	4	5	6	7	8	9	AB	R	H	RBI	BB	SO	LOB	BOTTOM										
Elliott Maddox, R (1, 8) OBP: 0.394, SLG: 0.355	0-0 5-3			0-0 5-3		0-0 1B		0-0 2H 1B		5	0	2	0	0	0	2											
Tim Foli, R (1, 6) OBP: 0.281, SLG: 0.318	0-0 F8		0-0 F9		0-0 F3		0-0 L4		0-0 6-3	5	0	0	0	0	0	3											
Steve Henderson, R (1, 7) OBP: 0.344, SLG: 0.419			0-0 F9		0-0 FC4-6 1B		0-0 F4		0-3 K	5	0	2	0	0	1	0											
Willie Montanez, L (1, 3) OBP: 0.321, SLG: 0.401	4-0 BB		0-3 K		0-0 FC4-6 1B 4-3		0-0 F8		0-0 4-3	4	0	0	0	1	1	1											
John Stearns, R (1, 2) OBP: 0.380, SLG: 0.439	0-3 K		4-0 1B BB		0-0 4-3		0-0 S 1B			3	0	1	0	1	1	3											
Joel Youngblood, R (1, 9) OBP: 0.298, SLG: 0.473		4-0 1B BB		0-0 HBP 1B		0-0 1B		0-0 F9		3	1	2	0	1	0	1											
Bobby Valentine, R (1, 5) OBP: 0.362, SLG: 0.328 Sergio Ferrer, S (9, PH) OBP: 0.250, SLG: 0.143 Skip Lockwood, R (9, 1) OBP: 0.182, SLG: 0.545 Dale Murray, R (9, 1)		0-0 E 1B		1-0 1B		0-0 4-3			0-0 SH2-4 1B 1B	3	0	2	0	0	0	2											
Doug Flynn, R (1, 4) OBP: 0.276, SLG: 0.271		0-0 E5 1B		0-0 F4		0-0 F4-3		0-0 SH2-4		3	0	1	1	0	0	3											
Tom Hausman, R (1, 1) OBP: 0.273, SLG: 0.300 Lenny Randle, S (9, PH) OBP: 0.340, SLG: 0.323		0-0 5-3			0-0 F9		0-0 P4		0-0 5-3	3	0	0	0	0	0	2											
Inning Stats	R: 0 E: 0 K: 1 S: 6	H: 1 LOB: 2 BB: 1 P: 10	R: 1 E: 1 K: 0 S: 5	H: 2 LOB: 2 BB: 1 P: 9	R: 0 E: 0 K: 1 S: 6	H: 1 LOB: 3 BB: 1 P: 11	R: 0 E: 0 K: 0 S: 3	H: 0 LOB: 0 BB: 0 P: 3	R: 0 E: 0 K: 0 S: 4	H: 1 LOB: 1 BB: 0 P: 4	R: 0 E: 0 K: 0 S: 4	H: 1 LOB: 1 BB: 0 P: 4	R: 0 E: 0 K: 0 S: 4	H: 2 LOB: 2 BB: 0 P: 4	R: 0 E: 0 K: 1 S: 5	H: 0 LOB: 0 BB: 0 P: 5	1B: 9 2B: 1 3B: 0 HR: 0	SF: 0 SAC: 1 DP: 0 HBP: 1	WP: 0 PB: 0 SB: 1 CS: 0	PA: 40							
PITCHER	IP	WLS	BF	H	R	ER	SO	BB	IBB	HBP	BLK	WP	HR	S	P	ERA	WHIP										
Bob Knepper, L (1, 1) ERA: 2.81	8.0		37	10	1	1	2	3	0	1	0	0	0	37	50	1.12	1.625										
Gary Lavelle, L (9, 1) ERA: 2.9	1.0	S	3	0	0	0	1	0	0	0	0	0	0	5	5	0.00	0.000										

San Francisco Giants @ New York Mets
Shea Stadium, Flushing, NY
Wed Aug 23 1978, 3:33 AM EDT
Att: 14,383 - Unknown

AB	35
R	1
H	10
RBI	1
BB	3
SO	3
LOB	19



Batter	1	2	3	4	5	6	7	8	9	AB	R	H	RBI	BB	SO	LOB	TOP								
Dave Cash, R OBP: 0.297, SLG: 0.316 (1, 4)	F8	FC6-4 1B		F9		F9		5-3	K	6	0	1	0	0	1	2									
Andra Dawson, R OBP: 0.311, SLG: 0.458 (1, 8)	K	FC6-4 1B		F9			HR	2B		5	2	2	1	0	1	2									
Ellis Valentine, R OBP: 0.334, SLG: 0.491 (1, 9)	E6 1B		K	1-3			HR	F3		5	1	1	1	0	1	1									
Tony Perez, R OBP: 0.337, SLG: 0.447 (1, 3)	1B		K		F8		1B	1B		5	2	3	1	0	1	0									
Warren Cromartie, L OBP: 0.342, SLG: 0.422 (1, 7)	F8		BB	1B	5-3		K	CS		5	0	2	1	0	1	3									
Gary Carter, R OBP: 0.330, SLG: 0.409 (1, 2)		F8	BB	BB	S	1B	1B	CS	E5 SH3 E	4	0	2	0	1	0	0									
Larry Parrish, R OBP: 0.311, SLG: 0.446 (1, 5)	E 1B		K	BB	1B		K		E1 SH3	5	1	1	0	0	3	6									
Chris Speier, R OBP: 0.335, SLG: 0.338 (1, 6)	E4 1B			HR	1B	F8		SH3		4	1	2	1	0	0	1									
Dan Schatzeder, L OBP: 0.303, SLG: 0.438 Mike Garman, R (8, 1)						G1		K	K	4	1	2	3	0	1	2									
Darold Knowles, L OBP: 0.200, SLG: 0.200 Stan Bahnsen, R OBP: 0.111, SLG: 0.111 (8, 1)	1B			HR						0	0	0	0	0	0	0									
	1-2 3H			1H						1	0	0	0	0	1	2									
Inning Stats	R: 0 E: 1 K: 1 S: 7	H: 1 LOB: 2 BB: 0 P: 7	R: 1 E: 1 K: 0 S: 6	H: 3 LOB: 2 BB: 0 P: 6	R: 0 E: 0 K: 3 S: 10	H: 1 LOB: 0 BB: 1 P: 14	R: 2 E: 0 K: 0 S: 5	H: 2 LOB: 0 BB: 0 P: 5	R: 0 E: 0 K: 1 S: 6	H: 1 LOB: 1 BB: 0 P: 6	R: 0 E: 0 K: 0 S: 3	H: 0 LOB: 0 BB: 0 P: 3	R: 3 E: 0 K: 3 S: 14	H: 5 LOB: 2 BB: 0 P: 14	R: 2 E: 0 K: 0 S: 5	H: 3 LOB: 0 BB: 0 P: 5	R: 0 E: 2 K: 2 S: 9	H: 0 LOB: 0 BB: 0 P: 9	1B: 12 2B: 1 3B: 0 HR: 3	SF: 0 SAC: 1 DP: 0 HBP: 0	WP: 0 PB: 0 CS: 1	PA: 47			
PITCHER	IP	WLS	BF	H	R	ER	SO	BB	IBB	HBP	BLK	WP	HR	S	P	ERA	WHIP								
John Montefusco, R ERA: 3.82 Greg Minton, R ERA: 7.62 John Curtis, L ERA: 2.65 Charlie Williams, R ERA: 4.6 Randy Moffitt, R ERA: 3.33	5.0		25	8	3	2	5	1	0	0	0	0	1	34	38	3.60	1.800								
	1.0	L	6	3	3	3	0	0	0	0	0	0	2	6	6	27.00	3.000								
	0.1		2	1	0	0	1	0	0	0	0	0	0	4	4	0.00	3.000								
	1.2		8	4	2	2	2	0	0	0	0	0	0	12	12	10.80	2.400								
	1.0		5	0	0	0	2	0	0	0	0	0	0	9	9	0.00	0.000								

Montreal Expos @ San Francisco Giants
Candlestick Park, San Francisco, CA
Fri Aug 25 1978, 10:05 PM EDT
Att: 15,368 - Unknown

AB	44
R	8
H	16
RBI	8
BB	1
SO	10
LOB	19





Batter	1	2	3	4	5	6	7	8	9	AB	R	H	RBI	BB	SO	LOB	BOTTOM								
Larry Herndon, R OBP: 0.330, SLG: 0.363 Terry Whitfield, L OBP: 0.345, SLG: 0.416 (9, PH)	HR 1B		F7			F3		FC5-4 2B	BB	4	2	1	0	0	0	1									
Darrell Evans, L OBP: 0.376, SLG: 0.412 (1, 5)	HR		HR			F9		2B	L3	4	3	2	3	1	0	2									
Jack Clark, R OBP: 0.365, SLG: 0.535 (1, 9)	F7		K							4	0	2	1	0	1	0									
Mike Ivie, R OBP: 0.362, SLG: 0.476 (1, 7)	5-3							5-3		3	0	1	1	1	0	1									
Willie McCovey, L OBP: 0.303, SLG: 0.405 Randy Moffitt, R OBP: 0.290, SLG: 0.143 (9, PH)	5-3		G4-6-3 1B							3	0	0	0	1	1	3									
Marc Hill, R OBP: 0.323, SLG: 0.287 (1, 2)		F9		K						4	0	0	0	0	1	2									
Johnnie LeMaster, R OBP: 0.290, SLG: 0.356 Roger Metzger, S OBP: 0.296, SLG: 0.287 (9, PH)		6-3				1-3				3	0	0	0	0	0	0									
Rob Andrews, R OBP: 0.319, SLG: 0.317 Jim Dwyer, L OBP: 0.333, SLG: 0.345 (9, PH)		F3				F7		F8	E8 1B	3	0	0	0	0	0	0									
John Montefusco, R OBP: 0.154, SLG: 0.085 Bill Madlock, R OBP: 0.278, SLG: 0.494 Greg Wilton, S (8, PH)			K			1-3				1	0	0	0	0	0	0									
John Curtis, L Charlie Williams, R Hector Cruz, R OBP: 0.262, SLG: 0.337 (9, PH)								FC5-4 1B	K	2	0	1	0	0	1	1									
Inning Stats	R: 2 E: 0 K: 0 S: 5	H: 2 LOB: 0 BB: 0 P: 5	R: 0 E: 0 K: 0 S: 3	H: 0 LOB: 0 BB: 0 P: 3	R: 1 E: 0 K: 2 S: 8	H: 1 LOB: 0 BB: 0 P: 8	R: 0 E: 0 K: 1 S: 5	H: 1 LOB: 0 BB: 0 P: 5	R: 0 E: 0 K: 0 S: 3	H: 0 LOB: 0 BB: 0 P: 3	R: 0 E: 0 K: 1 S: 6	H: 1 LOB: 2 BB: 1 P: 10	R: 0 E: 0 K: 0 S: 3	H: 0 LOB: 0 BB: 0 P: 3	R: 2 E: 0 K: 0 S: 5	H: 2 LOB: 2 BB: 2 P: 13	R: 0 E: 1 K: 1 S: 6	H: 1 LOB: 2 BB: 1 P: 10	1B: 4 2B: 2 3B: 0 HR: 2	SF: 0 SAC: 0 DP: 1 HBP: 0	WP: 0 PB: 0 CS: 0	PA: 38			
PITCHER	IP	WLS	BF	H	R	ER	SO	BB	IBB	HBP	BLK	WP	HR	S	P	ERA	WHIP								
Dan Schatzeder, L ERA: 2.36 Mike Garman, R ERA: 5.49 Darold Knowles, L ERA: 2.47 Stan Bahnsen, R ERA: 3.75	7.1		29	6	5	5	4	1	1	0	0	0	2	35	43	6.14	0.955								
	0.1		2	1	0	0	0	0	0	0	0	0	0	2	2	0.00	3.000								
	0.0		1	0	0	0	0	1	0	0	0	0	0	0	4	∞	∞								
	1.1	S	6	1	0	0	1	1	0	0	0	0	0	7	11	0.00	1.500								

Montreal Expos @ San Francisco Giants
Candlestick Park, San Francisco, CA
Fri Aug 25 1978, 10:05 PM EDT
Att: 15,368 - Unknown

AB	34
R	5
H	8
RBI	5
BB	4
SO	5
LOB	10




Batter	1	2	3	4	5	6	7	8	9	AB	R	H	RBI	BB	SO	LOB	TOP			
Dave Cash, R OBP: 0.298, SLG: 0.317 (1,4)	1-3		2B 1B		FC6-4 1B		4-3			4	0	2	0	0	0	0	Montreal Expos @ San Francisco Giants Candlestick Park, San Francisco, CA Sat Aug 26 1978, 6:33 AM EDT Att: 16,235 - Unknown 			
Andre Dawson, R OBP: 0.308, SLG: 0.454 (1,8)	F4		K		FC6-4 1-2		6-3			4	0	0	0	0	1	2				
Ellis Valentine, R OBP: 0.333, SLG: 0.492 (1,9)	5-3		1-H 2B		F3			4-3		4	0	1	0	0	0	1				
Tony Perez, R OBP: 0.334, SLG: 0.443 (1,3)		E5 2B FC3-2	K		F9			F9		4	0	0	0	0	1	2				
Warren Cromartie, L OBP: 0.340, SLG: 0.418 (1,7)	F7				F8		6-3	K		4	0	0	0	0	1	1				
Gary Carter, R OBP: 0.333, SLG: 0.421 (1,2)	FC3-2 1-3 2B			S 1B		HR		F8		4	1	3	1	0	0	0				
Larry Parrish, R OBP: 0.308, SLG: 0.442 (1,5)	FC3-2 2B			F8		5-3		F8		4	0	0	0	0	0	3				
Chris Speier, R OBP: 0.336, SLG: 0.337 (1,6)	2-3 3-H 4-0				F7			F9		2	0	0	0	2	0	0				
Woodie Fryman, R OBP: 0.064, SLG: 0.109 (1,1)	F7				1-3			F8		2	0	0	0	0	0	5				
Wayne Twitchell, R OBP: 0.167, SLG: 0.091 (7, PH)										0	0	0	0	0	0	0				
Del Unser, L OBP: 0.299, SLG: 0.285 (7, PH)										1	0	0	0	0	0	0				
Mike Garman, R (7, 1)										0	0	0	0	0	0	0				
Inning Stats	R: 0 E: 0 K: 0 S: 3	H: 0 LOB: 0 BB: 0 P: 3	R: 0 E: 1 K: 0 S: 5	H: 1 LOB: 3 BB: 1 P: 9	R: 0 E: 0 K: 2 S: 8	H: 2 LOB: 1 BB: 0 P: 8	R: 0 E: 0 K: 0 S: 4	H: 1 LOB: 2 BB: 0 P: 4	R: 1 E: 0 K: 0 S: 4	H: 1 LOB: 0 BB: 0 P: 4	R: 0 E: 0 K: 0 S: 3	H: 0 LOB: 0 BB: 0 P: 3	R: 0 E: 0 K: 1 S: 5	H: 0 LOB: 0 BB: 0 P: 5	R: 0 E: 0 K: 0 S: 3	H: 0 LOB: 0 BB: 0 P: 3	1B: 3 2B: 2 3B: 0 HR: 1	SF: 0 SAC: 0 DP: 0 HBP: 0	WP: 0 PB: 0 SB: 1 CS: 0	PA: 35
PITCHER Jim Barr, R ERA: 3.43 (1,1)	IP: 9.0 WLS: W BF: 35 H: 6 R: 1 ER: 1 SO: 3 BB: 2 IBB: 0 HBP: 0 BLK: 0 WP: 0 HR: 1 S: 39 P: 47 ERA: 1.00 WHIP: 0.889															PITCHER				

Batter	1	2	3	4	5	6	7	8	9	AB	R	H	RBI	BB	SO	LOB	BOTTOM			
Larry Herndon, R OBP: 0.330, SLG: 0.362 (1,8)	F4		5-3		1B BB 1B		6-3			4	1	1	0	0	0	0	Montreal Expos @ San Francisco Giants Candlestick Park, San Francisco, CA Sat Aug 26 1978, 6:33 AM EDT Att: 16,235 - Unknown 			
Darrell Evans, L OBP: 0.375, SLG: 0.411 (1,5)	L6		F9		BB 1-3 1B		G3			4	0	1	0	0	0	0				
Jack Clark, R OBP: 0.366, SLG: 0.534 (1,9)	F7		L5		BB 1-2 BB		E 1B			3	1	1	0	1	0	0				
Mike Ivie, R OBP: 0.357, SLG: 0.468 (1,3)		5-3			K		E5			4	0	0	0	0	1	3				
Hector Cruz, R OBP: 0.291, SLG: 0.362 (1,7)		2B 2B			HR		5-3			3	2	2	2	1	0	1				
Marc Hill, R OBP: 0.322, SLG: 0.286 (1,2)		K			2B 1B		F4			4	0	1	0	0	1	4				
Johnnie LetMaster, R OBP: 0.302, SLG: 0.351 (1,6)		WP 2H 2B			1-H 2B		CS 1B			4	0	3	1	0	0	0				
Rob Andrews, R OBP: 0.323, SLG: 0.317 (1,4)		WP BB			6-3		F8			3	0	1	0	1	0	2				
Jim Barr, R OBP: 0.116, SLG: 0.116 (1,1)		5-3			1-3 2-3		F9			4	0	0	0	0	1	3				
Inning Stats	R: 0 E: 0 K: 0 S: 3	H: 0 LOB: 0 BB: 0 P: 3	R: 1 E: 0 K: 1 S: 7	H: 2 LOB: 2 BB: 1 P: 11	R: 0 E: 0 K: 0 S: 3	H: 0 LOB: 0 BB: 0 P: 3	R: 1 E: 0 K: 0 S: 5	H: 3 LOB: 1 BB: 0 P: 5	R: 1 E: 0 K: 1 S: 7	H: 2 LOB: 3 BB: 2 P: 15	R: 0 E: 0 K: 0 S: 3	H: 1 LOB: 0 BB: 0 P: 3	R: 1 E: 1 K: 0 S: 5	H: 1 LOB: 1 BB: 0 P: 5	R: 0 E: 0 K: 1 S: 6	H: 1 LOB: 1 BB: 0 P: 6		1B: 6 2B: 3 3B: 0 HR: 1	SF: 0 SAC: 0 DP: 0 HBP: 0	WP: 1 PB: 0 SB: 0 CS: 1
PITCHER Woodie Fryman, L ERA: 3.63 (1,1)	IP: 4.1 WLS: L BF: 20 H: 7 R: 3 ER: 3 SO: 3 BB: 1 IBB: 0 HBP: 0 BLK: 0 WP: 1 HR: 1 S: 21 P: 25 ERA: 6.23 WHIP: 1.846															PITCHER				
Wayne Twitchell, R ERA: 5.55 (5, 1)	IP: 1.2 WLS: 7 BF: 7 H: 1 R: 0 ER: 0 SO: 1 BB: 2 IBB: 0 HBP: 0 BLK: 0 WP: 0 HR: 0 S: 7 P: 15 ERA: 0.00 WHIP: 1.800															PITCHER				
Mike Garman, R ERA: 5.28 (7, 1)	IP: 2.0 WLS: 9 BF: 2 H: 1 R: 1 ER: 0 SO: 1 BB: 0 IBB: 0 HBP: 0 BLK: 0 WP: 0 HR: 0 S: 11 P: 11 ERA: 0.00 WHIP: 1.000															PITCHER				

Batter	1	2	3	4	5	6	7	8	9	10	AB	R	H	RBI	BB	SO	LOB	TOP		
Dave Cash, R OBP: 0.299, SLG: 0.317 (1,4)	4-0 2B G3 BB		0-0 F9		0-0 F9			0-0 6-3		0-0 7-4 S 1B	4	1	1	1	1	0	2			
Andre Dawson, R OBP: 0.310, SLG: 0.454 (1,8)	0-0 G3 1-3 2B		0-3 K		0-0 6-3			0-0 F9		0-0 HBP	4	0	1	0	0	1	1			
Ellis Valentine, R OBP: 0.332, SLG: 0.487 (1,9)	4-0 G3 BB		0-0 F3		0-3 K			0-0 F3		0-0 7-4 2-3f	4	0	0	0	1	1	2			
Tony Perez, R OBP: 0.333, SLG: 0.443 (1,3)	0-0 G3			0-0 4-3		0-3 K			0-0 2B		4	0	1	1	0	1	2			
Warren Cromartie, L OBP: 0.337, SLG: 0.415 (1,7)	0-3 K			0-0 1-3				0-0 F5		0-0 F5	4	0	0	0	0	1	3			
Gary Carter, R OBP: 0.333, SLG: 0.418 (1,2)	0-3 K			0-0 4-3				0-0 5-3		4-0 IBB	3	0	0	0	1	1	2			
Larry Parrish, R OBP: 0.307, SLG: 0.440 Stan Papi, R OBP: 0.324, SLG: 0.340 (1,5) (5,5)		0-0 6-3			0-3 K			0-3 K		0-0 F8	2	0	0	0	0	1	0			
Chris Speier, R OBP: 0.338, SLG: 0.341 (1,6)		0-0 F9			0-0 2B			0-0 6-3 1B		0-0 SH5-4 1B	4	1	2	0	0	0	0			
Ross Grimsley, L OBP: 0.184, SLG: 0.167 (1,1)		0-0 5-3			0-3 K			0-3 K		0-0 SH5-4 2-3	3	0	0	0	0	2	2			
Inning Stats	R: 1 E: 0 K: 2 S: 8	H: 1 LOB: 2 BB: 2 P: 16	R: 0 E: 0 K: 0 S: 3	H: 0 LOB: 0 BB: 0 P: 3	R: 0 E: 0 K: 1 S: 5	H: 0 LOB: 0 BB: 0 P: 3	R: 0 E: 0 K: 2 S: 7	H: 0 LOB: 0 BB: 0 P: 7	R: 0 E: 0 K: 1 S: 5	H: 0 LOB: 0 BB: 0 P: 5	R: 0 E: 0 K: 1 S: 6	H: 1 LOB: 1 BB: 0 P: 6	R: 0 E: 0 K: 0 S: 4	H: 1 LOB: 2 BB: 1 P: 8	R: 1 E: 1 K: 0 S: 4	H: 1 LOB: 1 BB: 0 P: 5	1B: 2 2B: 4 3B: 0 HR: 0	SF: 0 SAC: 1 DP: 1 HBP: 1	WP: 0 PA: 39 PB: 0 SB: 1 CS: 0	
PITCHER	IP 9.1	WLS L	BF 36	H 4	R 2	ER 1	SO 9	BB 2	IBB 1	HBP 0	BLK 0	WP 0	HR 0	S 51	P 63	ERA 0.96	WHIP 0.643			
Vida Blue, L ERA: 2.58 Randy Moffitt, R ERA: 3.3 (1,1) (10,1)	0.2		3	1	0	0	0	0	0	1	0	0	0	0	2	3	0.00	1.500		

Montreal Expos @ San Francisco Giants
Candlestick Park, San Francisco, CA
Sun Aug 27 1978, 6:33 AM EDT
Unknown

AB 34
R 2
H 5
RBI 2
BB 3
SO 9
LOB 16



Batter	1	2	3	4	5	6	7	8	9	10	AB	R	H	RBI	BB	SO	LOB	BOTTOM					
Larry Hemdon, R OBP: 0.326, SLG: 0.358 (1,8)	0-3 K		0-0 F8		0-0 F8			0-0 F2		0-0 4-3	5	0	0	0	0	1	1						
Darrell Evans, L OBP: 0.373, SLG: 0.407 (1,5)	0-0 G3		0-0 F6		0-0 G3			0-3 K			4	0	0	0	0	1	1						
Jack Clark, R OBP: 0.366, SLG: 0.531 (1,9)	0-0 6-3			4-0 1B BB G6-4-3		0-3 K		0-0 6-3			3	1	0	0	1	1	0						
Mike Ivie, R OBP: 0.359, SLG: 0.471 Jim Dwyer, L OBP: 0.333, SLG: 0.345 (1,3) (9, PR) (10, 3)		0-0 F7		4-0 G6-4-3 1B BB		0-0 6-3			0-0 G5-3 2B		3	0	1	0	1	0	0						
Hector Cruz, R OBP: 0.300, SLG: 0.364 (1,7)		4-0 1B BB		0-0 G6-4-3 1B		0-0 F8			4-0 IBB		2	0	1	0	2	0	0						
Marc Hill, R OBP: 0.318, SLG: 0.282 (1,2)		0-0 F9		0-0 G6-4-3				0-0 F9		0-0 B2	4	0	0	0	0	0	5						
Johnnie LeMaster, R OBP: 0.301, SLG: 0.349 Randy Moffitt, R OBP: 0.290, SLG: 0.143 (1,6) (10, 1)		0-0 FC4-6 1B		0-0 5-3				0-0 1-3		0-0 G5-3	4	0	1	0	0	0	3						
Rob Andrews, R OBP: 0.321, SLG: 0.315 (1,4)		0-0 FC4-6			0-0 5-3			0-0 1B		0-0 6-3	4	0	1	0	0	0	2						
Vida Blue, S OBP: 0.238, SLG: 0.149 Roger Metzger, S OBP: 0.295, SLG: 0.286 (1,1) (10, 6)			0-0 F6		4-0 BB			0-0 G3		0-0 5-3	2	0	0	0	1	0	1						
Inning Stats	R: 0 E: 0 K: 1 S: 5	H: 0 LOB: 0 BB: 0 P: 5	R: 0 E: 0 K: 0 S: 4	H: 1 LOB: 2 BB: 1 P: 8	R: 0 E: 0 K: 0 S: 3	H: 0 LOB: 0 BB: 0 P: 3	R: 1 E: 0 K: 0 S: 3	H: 1 LOB: 1 BB: 2 P: 11	R: 0 E: 0 K: 0 S: 3	H: 0 LOB: 0 BB: 0 P: 7	R: 0 E: 0 K: 1 S: 5	H: 0 LOB: 0 BB: 0 P: 5	R: 0 E: 0 K: 0 S: 4	H: 1 LOB: 1 BB: 0 P: 4	R: 0 E: 0 K: 1 S: 5	H: 0 LOB: 0 BB: 0 P: 5	R: 0 E: 0 K: 0 S: 3	H: 1 LOB: 2 BB: 1 P: 7	R: 0 E: 0 K: 0 S: 3	H: 0 LOB: 0 BB: 0 P: 3	1B: 3 2B: 1 3B: 0 HR: 0	SF: 0 SAC: 0 DP: 2 HBP: 0	WP: 0 PA: 37 PB: 0 SB: 0 CS: 0
PITCHER	IP 10.0	WLS W	BF 37	H 4	R 1	ER 1	SO 3	BB 4	IBB 1	HBP 0	BLK 0	WP 0	HR 0	S 38	P 58	ERA 0.90	WHIP 0.800						
Ross Grimsley, L ERA: 3.18 (1,1)																							

Montreal Expos @ San Francisco Giants
Candlestick Park, San Francisco, CA
Sun Aug 27 1978, 6:33 AM EDT
Unknown

AB 32
R 1
H 4
RBI 0
BB 5
SO 3
LOB 13



Batter	1	2	3	4	5	6	7	8	9	AB	R	H	RBI	BB	SO	LOB	TOP			
Dave Cash, R OBP: 0.297, SLG: 0.314 Pepe Frias, R OBP: 0.286, SLG: 0.615	0-0 6-3		0-0 F4			0-0 4-3		0-0 6-3		4	0	0	0	0	0	1				
Tom Hutton, L OBP: 0.327, SLG: 0.321	0-0 G3			0-0 F8			0-0 HBP 1B		0-0 2B	4	1	2	0	0	0	0				
Andre Dawson, R OBP: 0.309, SLG: 0.455	0-0 1-3			0-0 F8			0-3 K		0-0 2B	4	1	1	0	0	1	1				
Ellis Valentine, R OBP: 0.329, SLG: 0.483		0-0 6-3		0-0 F5			0-3 K		0-3 K	4	0	0	0	0	2	3				
Warren Cromartie, L OBP: 0.337, SLG: 0.414 Darold Knowles, L OBP: 0.200, SLG: 0.200 Gary Carter, R OBP: 0.332, SLG: 0.417		0-0 F9			0-0 F7		0-0 HBP 1B		0-3 K	3	0	1	0	0	0	0				
Stan Paol, R OBP: 0.330, SLG: 0.350		0-3 K			0-0 6-3		1-0 HBP 1B		0-0 K	3	0	1	2	0	1	0				
Ed Herrmann, L OBP: 0.187, SLG: 0.169			0-3 K		0-0 F7		0-0 F2		2-H 3-H 0-3 K	4	0	0	0	0	2	4				
Chris Speier, R OBP: 0.336, SLG: 0.338			0-0 G3			0-0 F9		0-0 F7		3	0	0	0	0	0	0				
Scott Sanderson, R OBP: 0.500, SLG: 0.500 Del Unser, L OBP: 0.297, SLG: 0.283 Gerry Pirtle, R OBP: 0.189, SLG: 0.143						0-0 1-3		0-3 K		1	0	1	0	0	0	0				
Inning Stats	R: 0 E: 0 K: 0 S: 3	H: 0 LOB: 0 BB: 0 P: 3	R: 0 E: 0 K: 1 S: 5	H: 0 LOB: 0 BB: 0 P: 5	R: 0 E: 0 K: 1 S: 6	H: 1 LOB: 1 BB: 0 P: 6	R: 0 E: 0 K: 0 S: 3	H: 0 LOB: 0 BB: 0 P: 3	R: 0 E: 0 K: 0 S: 3	H: 0 LOB: 0 BB: 0 P: 3	R: 0 E: 0 K: 2 S: 9	H: 2 LOB: 2 BB: 0 P: 10	R: 0 E: 0 K: 1 S: 5	H: 0 LOB: 0 BB: 0 P: 5	R: 2 E: 0 K: 3 S: 12	H: 3 LOB: 1 BB: 0 P: 12	1B: 4 2B: 2 3B: 0 HR: 0	SF: 0 SAC: 0 DP: 0 HBP: 1	WP: 0 PB: 0 SB: 0 CS: 0	PA: 34
PITCHER Ed Halicki, R ERA: 2.77	IP: 9.0 WLS: W BF: 34 H: 6 R: 2 ER: 2 SO: 8 BB: 0 IBB: 0 HBP: 1 BLK: 0 WP: 0 HR: 0 S: 49 P: 50 ERA: 2.00 WHIP: 0.667																			

Montreal Expos @ San Francisco Giants
Candlestick Park, San Francisco, CA
Sun Aug 27 1978, 6:38 AM EDT
Att: 28,633 - Unknown

AB	33
R	2
H	6
RBI	2
BB	0
SO	8
LOB	11



Batter	1	2	3	4	5	6	7	8	9	AB	R	H	RBI	BB	SO	LOB	BOTTOM			
Bill Madlock, R OBP: 0.381, SLG: 0.493 Rob Andrews, R OBP: 0.320, SLG: 0.313	4-0 HR	0-0 FC5		0-0 F3		0-0 HR	0-0 F9			3	2	1	1	1	0	3				
Jim Dwyer, L OBP: 0.335, SLG: 0.360	0-0 HR		4-0 S	0-3 K		0-0 F8	0-0 F9			4	2	1	2	1	1	3				
Jack Clark, R OBP: 0.539 Larry Herndon, R OBP: 0.325, SLG: 0.357	0-0 F5		0-0 6-3		0-0 2B	0-0 HR		0-3 K		4	1	2	3	0	0	1				
Darrell Evans, L OBP: 0.372, SLG: 0.406 Hector Cruz, R OBP: 0.303, SLG: 0.364	0-0 F5		0-0 F8		0-0 F7	0-0 HR		4-0 BB		4	1	1	0	0	0	2				
Mike Ivie, R OBP: 0.363, SLG: 0.481	0-0 F3		4-0 2B		0-0 F9	0-0 HR		4-0 BB		3	2	1	2	2	0	1				
Terry Whitfield, L OBP: 0.351, SLG: 0.423		0-0 1B	0-0 2B		0-0 F8	0-0 2B		0-0 1B		5	1	4	2	0	0	1				
John Tamargo, S OBP: 0.394, SLG: 0.340		4-0 FC5	0-0 F3			0-0 E1		0-0 5-3		4	0	2	1	1	0	3				
Roger Metzger, S OBP: 0.291, SLG: 0.282		0-0 F6		0-3 K		0-0 E1				4	1	0	0	0	1	3				
Ed Halicki, R OBP: 0.170, SLG: 0.154		0-0 1B		0-0 1B		0-0 FC5-6	0-0 5-3			4	1	2	0	0	0	2				
Inning Stats	R: 2 E: 0 K: 0 S: 4	H: 1 LOB: 1 BB: 1 P: 8	R: 0 E: 0 K: 0 S: 4	H: 2 LOB: 2 BB: 1 P: 8	R: 2 E: 0 K: 0 S: 4	H: 1 LOB: 1 BB: 2 P: 12	R: 0 E: 0 K: 2 S: 8	H: 1 LOB: 1 BB: 0 P: 8	R: 0 E: 0 K: 0 S: 4	H: 1 LOB: 1 BB: 0 P: 4	R: 7 E: 1 K: 0 S: 11	H: 7 LOB: 1 BB: 0 P: 11	R: 0 E: 0 K: 0 S: 3	H: 0 LOB: 0 BB: 0 P: 3	R: 0 E: 0 K: 1 S: 5	H: 1 LOB: 2 BB: 2 P: 13	1B: 8 2B: 3 3B: 0 HR: 3	SF: 0 SAC: 0 DP: 0 HBP: 0	WP: 0 PB: 0 SB: 1 CS: 0	PA: 43
PITCHER Scott Sanderson, R ERA: 3.26 Gerry Pirtle, R ERA: 4.79 Darold Knowles, L ERA: 2.39	IP: 5.0 WLS: L BF: 24 H: 4 R: 4 ER: 4 SO: 2 BB: 4 IBB: 0 HBP: 0 BLK: 0 WP: 1 HR: 1 S: 24 P: 40 ERA: 7.20 WHIP: 2.000																			

Montreal Expos @ San Francisco Giants
Candlestick Park, San Francisco, CA
Sun Aug 27 1978, 6:38 AM EDT
Att: 28,633 - Unknown

AB	37
R	11
H	14
RBI	11
BB	6
SO	3
LOB	19



Batter	1	2	3	4	5	6	7	8	9	AB	R	H	RBI	BB	SO	LOB	TOP			
Elliott Maddox, R OBP: 0.395, SLG: 0.355 (1, 5)	F4		CS BB			F8 8-2 2B		F7		3	0	1	0	1	0	0	New York Mets @ San Francisco Giants Candlestick Park, San Francisco, CA Tue Aug 29 1978, 10:05 PM EDT Att: 34,174 - Unknown			
Bobby Valentine, R OBP: 0.355, SLG: 0.328 (1, 4)	5-3		F7			F8		F3		4	0	0	0	0	0	2				
Steve Henderson, R OBP: 0.340, SLG: 0.417 (1, 7)	K									3	0	1	0	1	2	0				
Willie Montanez, L OBP: 0.320, SLG: 0.399 (1, 3)										4	0	1	0	0	2	3				
John Stearns, R OBP: 0.372, SLG: 0.426 (1, 2)										4	0	0	0	0	1	2				
Tom Grieve, R OBP: 0.276, SLG: 0.315 (1, 9)										2	0	1	0	1	1	1				
Joel Youngblood, R OBP: 0.292, SLG: 0.462 (1, 8)										3	0	0	0	0	0	3				
Doug Flynn, R OBP: 0.277, SLG: 0.272 (1, 6)										3	0	0	0	0	0	3				
Tom Hausman, R OBP: 0.231, SLG: 0.250 (1, 1)										2	0	0	0	0	0	0				
Lenny Randle, S OBP: 0.337, SLG: 0.321 (8, PH)										1	0	0	0	0	0	0				
Skip Lockwood, R OBP: 0.182, SLG: 0.545 (8, 1)										0	0	0	0	0	0	0				
Dwight Bernard, R OBP: 0.500, SLG: 0.333 (8, 1)										0	0	0	0	0	0	0				
Inning Stats	R: 0 E: 0 K: 1 S: 5	H: 0 LOB: 0 BB: 0 P: 5	R: 0 E: 0 K: 0 S: 4	H: 1 LOB: 2 BB: 1 P: 8	R: 0 E: 0 K: 2 S: 2	H: 0 LOB: 0 BB: 1 P: 6	R: 0 E: 0 K: 2 S: 8	H: 1 LOB: 1 BB: 0 P: 8	R: 0 E: 0 K: 0 S: 3	H: 0 LOB: 0 BB: 0 P: 3	R: 0 E: 0 K: 0 S: 3	H: 1 LOB: 1 BB: 1 P: 7	R: 0 E: 0 K: 0 S: 4	H: 1 LOB: 1 BB: 0 P: 4	R: 0 E: 0 K: 3 S: 9	H: 0 LOB: 0 BB: 0 P: 9	1B: 1 2B: 4 3B: 0 HR: 0	SF: 0 SAC: 0 DP: 1 HBP: 0	WP: 1 PB: 0 SB: 0 CS: 1	PA: 32
PITCHER Bob Knepper, L ERA: 2.69 (1, 1)	IP: 9.0 WLS: W BF: 32 H: 4 R: 0 ER: 0 SO: 6 BB: 3 IBB: 0 HBP: 0 BLK: 0 WP: 1 HR: 0 S: 41 P: 53 ERA: 0.00 WHIP: 0.778																			

AB	29
R	0
H	4
RBI	0
BB	3
SO	6
LOB	14



Batter	1	2	3	4	5	6	7	8	9	AB	R	H	RBI	BB	SO	LOB	BOTTOM			
Bill Madlock, R OBP: 0.384, SLG: 0.496 (1, 4)	K									4	0	3	1	0	1	0	New York Mets @ San Francisco Giants Candlestick Park, San Francisco, CA Tue Aug 29 1978, 10:05 PM EDT Att: 34,174 - Unknown			
Rob Andrews, R OBP: 0.320, SLG: 0.313 (8, PR) (9, 4)										0	0	0	0	0	0	0				
Jim Dwyer, L OBP: 0.338, SLG: 0.386 (1, 8) (9, 3)										4	1	2	1	0	0	2				
Jack Clark, R OBP: 0.364, SLG: 0.534 (1, 9)										4	0	0	0	0	0	3				
Hector Cruz, R OBP: 0.303, SLG: 0.364 (8, PR) (9, 9)										0	0	0	0	0	0	0				
Willie McCovey, L OBP: 0.300, SLG: 0.400 (1, 3)										4	0	0	0	0	1	3				
Larry Herndon, R OBP: 0.325, SLG: 0.357 (9, 8)										0	0	0	0	0	0	0				
Darrell Evans, L OBP: 0.370, SLG: 0.403 (1, 5)										3	0	0	0	0	1	1				
Terry Whitfield, L OBP: 0.348, SLG: 0.420 (1, 7)										3	0	0	0	0	0	0				
Roger Metzger, S OBP: 0.292, SLG: 0.283 (1, 6)										3	1	1	0	0	0	0				
John Tamargo, S OBP: 0.391, SLG: 0.327 (1, 2)										2	0	0	0	1	1	0				
Bob Knepper, L OBP: 0.137, SLG: 0.092 (1, 1)										2	0	0	0	0	2	0				
Inning Stats	R: 1 E: 0 K: 1 S: 6	H: 1 LOB: 0 BB: 0 P: 6	R: 0 E: 0 K: 1 S: 5	H: 0 LOB: 0 BB: 0 P: 5	R: 0 E: 0 K: 2 S: 8	H: 1 LOB: 1 BB: 0 P: 8	R: 0 E: 0 K: 0 S: 3	H: 0 LOB: 0 BB: 0 P: 3	R: 1 E: 0 K: 1 S: 7	H: 2 LOB: 2 BB: 1 P: 8	R: 0 E: 0 K: 1 S: 6	H: 1 LOB: 1 BB: 0 P: 6	R: 0 E: 1 K: 1 S: 3	H: 0 LOB: 2 BB: 0 P: 3	R: 0 E: 1 K: 1 S: 7	H: 1 LOB: 2 BB: 0 P: 7	1B: 4 2B: 1 3B: 0 HR: 1	SF: 0 SAC: 1 DP: 0 HBP: 0	WP: 0 PB: 0 SB: 2 CS: 0	PA: 31
PITCHER Tom Hausman, R ERA: 5.26 (1, 1)	IP: 7.0 WLS: L BF: 26 H: 5 R: 2 ER: 2 SO: 5 BB: 1 IBB: 0 HBP: 0 BLK: 0 WP: 0 HR: 1 S: 35 P: 39 ERA: 2.57 WHIP: 0.857																			
Skip Lockwood, R ERA: 3.49 (8, 1)	0.2	3	1	0	0	1	0	0	0	0	0	5	5	0.00	1.500					
Dwight Bernard, R ERA: 3.0 (8, 1)	0.1	2	0	0	0	0	0	0	0	0	0	2	2	0.00	0.000					

AB	29
R	2
H	6
RBI	2
BB	1
SO	6
LOB	9



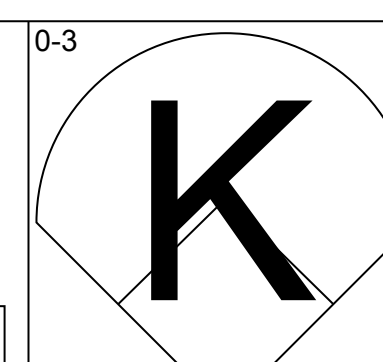
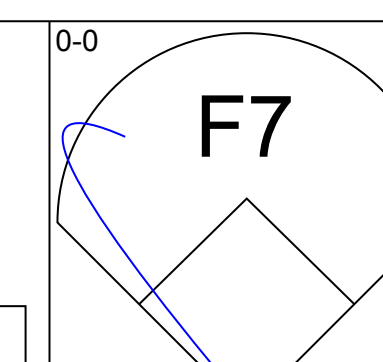
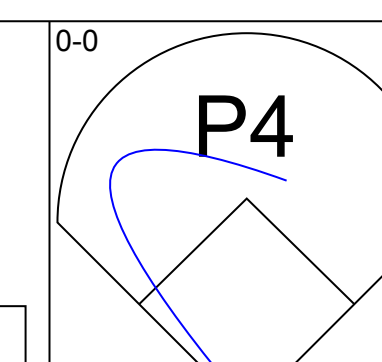
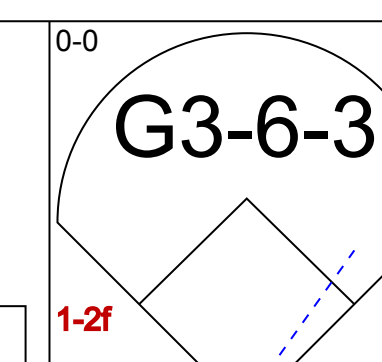
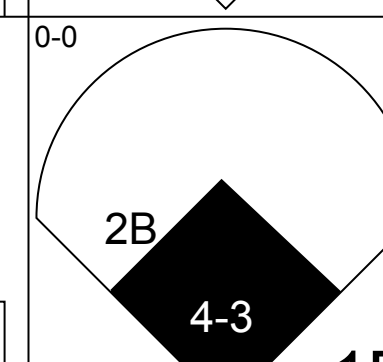
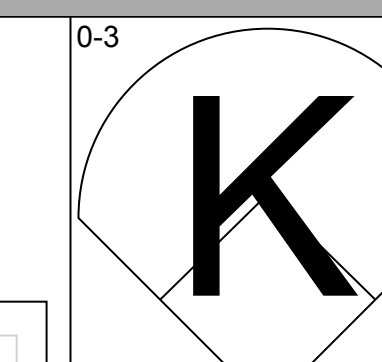
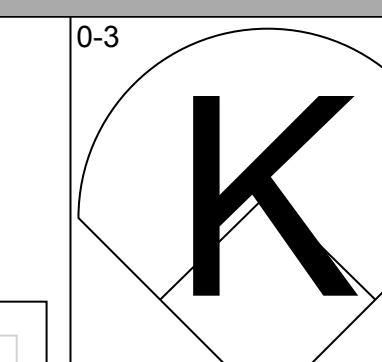
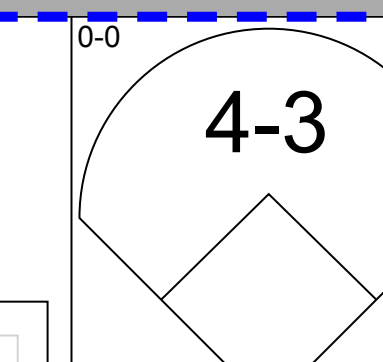
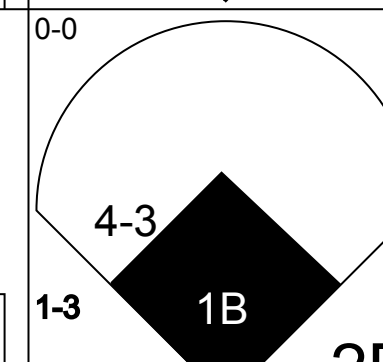
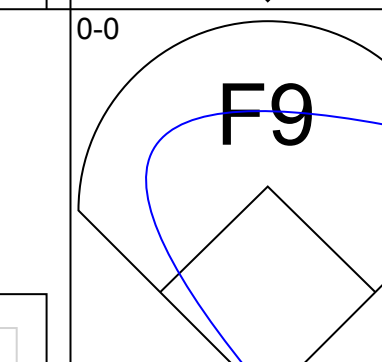
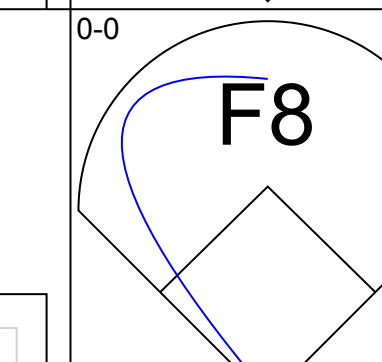
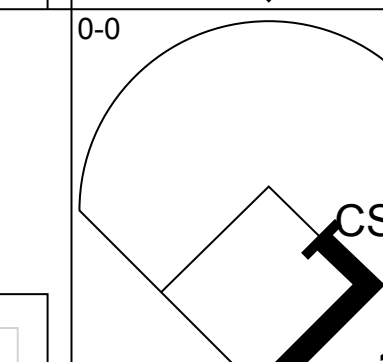
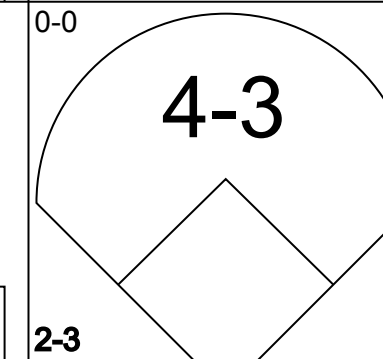
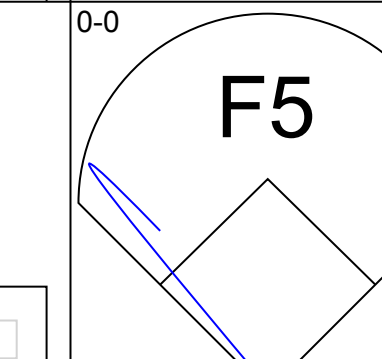
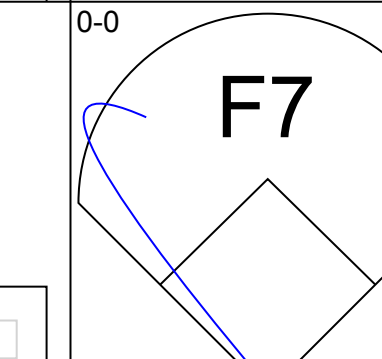
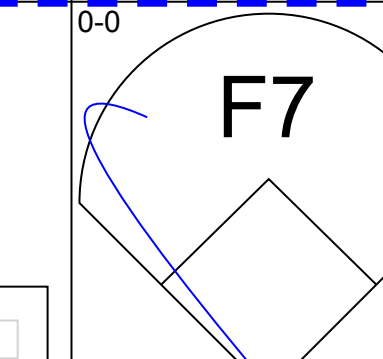
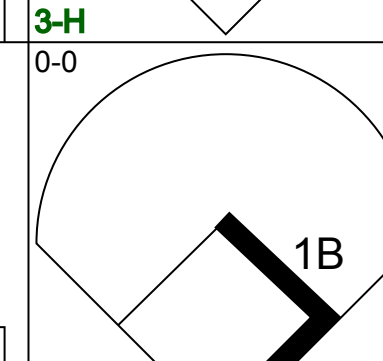
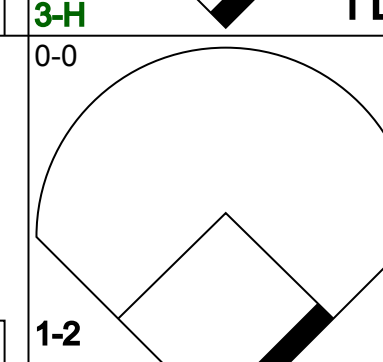
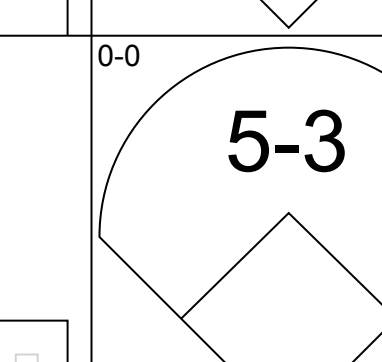
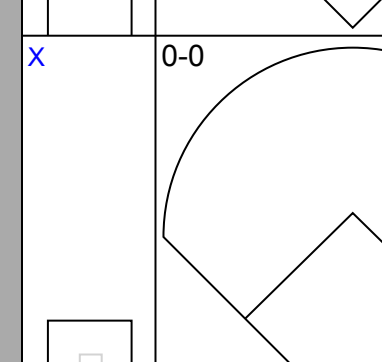
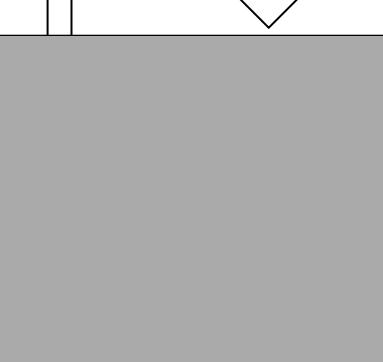
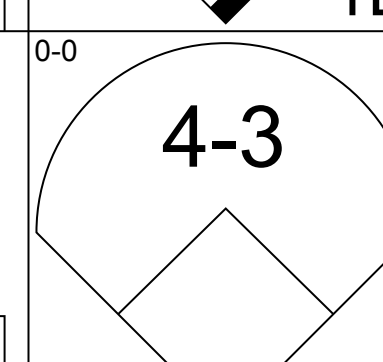
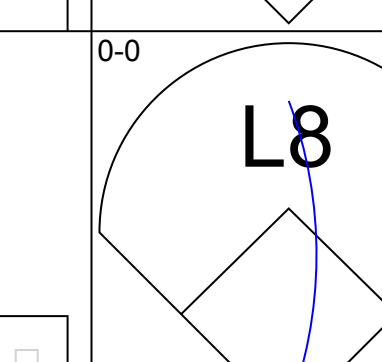
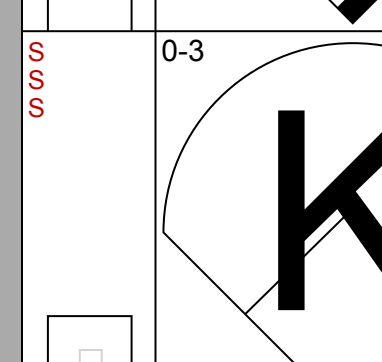


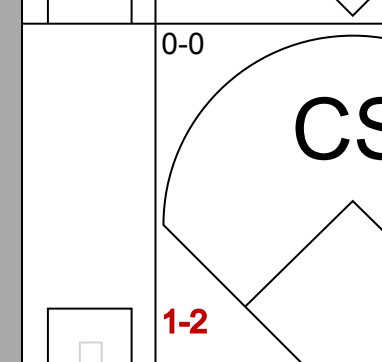
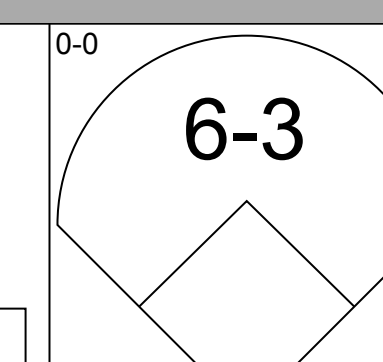
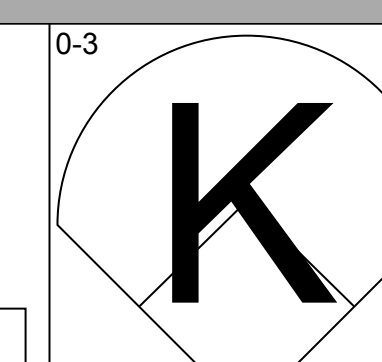
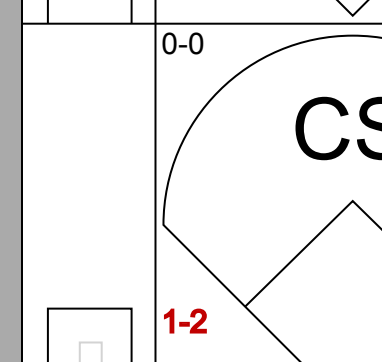
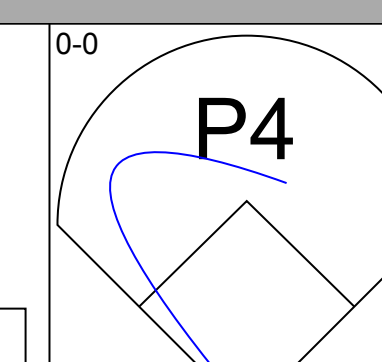
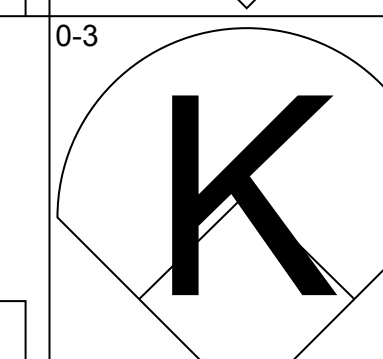
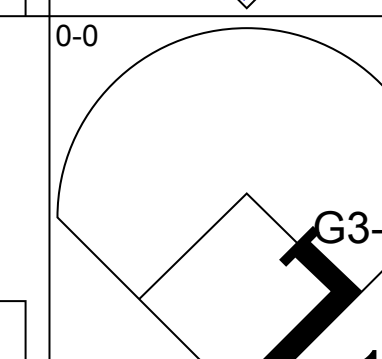
Batter	1	2	3	4	5	6	7	8	9	AB	R	H	RBI	BB	SO	LOB	TOP					
Bake McBride, L (1, 9) OBP: 0.325, SLG: 0.381 Jerry Martin, R (8, PH) OBP: 0.345, SLG: 0.482	L3		K		F8			P4		3	0	0	0	0	1	1	Philadelphia Phillies @ San Francisco Giants Candlestick Park, San Francisco, CA Fri Sep 01 1978, 10:05 PM EDT Att: 16,413 - Unknown					
Larry Bowa, S (1, 6) OBP: 0.325, SLG: 0.384	L6			E3 HR		G3		FC5-4 1B		4	1	1	0	0	0	0						
Mike Schmidt, R (1, 5) OBP: 0.358, SLG: 0.423	BB			F9		6-3		FC5-4 CS 1-2		3	0	0	0	1	0	2						
Greg Luzinski, R (1, 7) OBP: 0.397, SLG: 0.532	K			HR		K		CS	K	4	1	1	2	0	3	1						
Richie Hebner, L (1, 3) OBP: 0.369, SLG: 0.474 Jose Cardenal, R (9, PH) OBP: 0.328, SLG: 0.393		G3		3-1			F8		G4-6-3 1B	3	0	0	0	0	0	0						
Tim McCarver, L (1, 2) OBP: 0.361, SLG: 0.333 Bob Boone, R (9, PH) OBP: 0.354, SLG: 0.455	L8			4-3					G4-6-3 1B 1-2	3	1	1	0	0	0	0						
Garry Maddox, R (1, 8) OBP: 0.321, SLG: 0.390	5-3								1B 3B	3	0	1	0	0	0	1						
Ted Sizemore, R (1, 4) OBP: 0.296, SLG: 0.287			6-3						FC4-6 1B	3	0	1	1	0	0	1						
Steve Carlton, L (1, 1) OBP: 0.301, SLG: 0.357			6-3						G3 1-2	3	0	0	0	0	0	2						
Inning Stats	R: 0 E: 0 K: 1 S: 5	H: 0 LOB: 1 BB: 1 P: 9	R: 0 E: 0 K: 0 S: 3	H: 0 LOB: 0 BB: 0 P: 3	R: 0 E: 0 K: 1 S: 5	H: 0 LOB: 2 BB: 0 P: 5	R: 2 E: 1 K: 0 S: 5	H: 1 LOB: 0 BB: 0 P: 5	R: 0 E: 0 K: 0 S: 4	H: 1 LOB: 1 BB: 0 P: 4	R: 0 E: 0 K: 1 S: 5	H: 0 LOB: 0 BB: 0 P: 5	R: 1 E: 0 K: 0 S: 5	H: 2 LOB: 1 BB: 0 P: 5	R: 0 E: 0 K: 0 S: 3	H: 1 LOB: 0 BB: 0 P: 3		R: 0 E: 0 K: 1 S: 5	H: 1 LOB: 0 BB: 0 P: 5	1B: 4 2B: 0 3B: 1 HR: 1	SF: 0 SAC: 0 DP: 1 HBP: 0	WP: 0 PB: 0 SB: 1 CS: 1
PITCHER	IP	WLS	BF	H	R	ER	SO	BB	IBB	HBP	BLK	WP	HR	S	P	ERA	WHIP					
Jim Barr, R (1, 1) ERA: 3.39	7.0		27	4	3	2	3	1	0	0	0	0	1	32	36	2.57	0.714					
Gary Lavelle, L (8, 1) ERA: 2.79	2.0	W	6	2	0	0	1	0	0	0	0	0	0	8	8	0.00	1.000					

Batter	1	2	3	4	5	6	7	8	9	AB	R	H	RBI	BB	SO	LOB	BOTTOM					
Bill Madlock, R (1, 4) OBP: 0.379, SLG: 0.486	5-3		HR		5-3			K		3	1	0	0	1	1	0	Philadelphia Phillies @ San Francisco Giants Candlestick Park, San Francisco, CA Fri Sep 01 1978, 10:05 PM EDT Att: 16,413 - Unknown					
Darrell Evans, L (1, 5) OBP: 0.372, SLG: 0.418	CS		HR		F8			G3		4	1	2	2	0	0	0						
Jack Clark, R (1, 9) OBP: 0.365, SLG: 0.545	1-3		1B		F3			HR		4	2	2	1	0	0	1						
Mike Ivie, R (1, 3) OBP: 0.364, SLG: 0.478	5-3		1B		6-3			5-3		4	0	1	1	0	0	0						
Hector Cruz, R (1, 7) OBP: 0.309, SLG: 0.366	1B		1B		F3					3	0	2	0	0	0	0						
Larry Hemdon, R (1, 8) OBP: 0.323, SLG: 0.353	B1		F8		F8					3	0	0	0	0	0	3						
Johnnie LeMaster, R (1, 6) OBP: 0.296, SLG: 0.343	1-6-3				5-3			1-3		3	0	0	0	0	0	1						
Marc Hill, R (1, 2) OBP: 0.315, SLG: 0.280			K		5-3			P4		3	0	0	0	0	1	0						
Jim Barr, R (1, 1) OBP: 0.111, SLG: 0.111 Tom Heintzelman, R (7, PH) OBP: 0.211, SLG: 0.526 Gary Lavelle, S (8, 1) OBP: 0.067, SLG: 0.067	1-3				F2			F8		2	0	0	0	0	0	0						
Inning Stats	R: 0 E: 0 K: 0 S: 3	H: 1 LOB: 0 BB: 0 P: 3	R: 0 E: 0 K: 0 S: 4	H: 1 LOB: 1 BB: 0 P: 4	R: 3 E: 0 K: 1 S: 9	H: 4 LOB: 2 BB: 1 P: 13	R: 0 E: 0 K: 0 S: 3	H: 0 LOB: 0 BB: 0 P: 3	R: 0 E: 0 K: 0 S: 3	H: 0 LOB: 0 BB: 0 P: 3	R: 0 E: 0 K: 0 S: 3	H: 0 LOB: 0 BB: 0 P: 3	R: 0 E: 0 K: 0 S: 3	H: 0 LOB: 0 BB: 0 P: 3	R: 1 E: 0 K: 1 S: 6	H: 1 LOB: 0 BB: 0 P: 6		R: 0 E: 0 K: 0 S: 3	H: 0 LOB: 0 BB: 0 P: 3	1B: 4 2B: 0 3B: 1 HR: 2	SF: 0 SAC: 0 DP: 0 HBP: 0	WP: 0 PB: 0 SB: 0 CS: 1
PITCHER	IP	WLS	BF	H	R	ER	SO	BB	IBB	HBP	BLK	WP	HR	S	P	ERA	WHIP					
Steve Carlton, L (1, 1) ERA: 3.1	8.0	L	31	7	4	4	2	1	0	0	0	0	2	34	38	4.50	1.000					



Batter	1	2	3	4	5	6	7	8	9	AB	R	H	RBI	BB	SO	LOB	TOP							
Jerry Martin, R OBP: 0.348, SLG: 0.479 (1, 9)	F7		FC5-4		5-3			K		4	0	0	0	0	1	1	Philadelphia Phillies @ San Francisco Giants Candlestick Park, San Francisco, CA Sun Sep 03 1978, 6:33 AM EDT Unknown							
Larry Bowa, S OBP: 0.323, SLG: 0.381 (1, 6)	L6-4 1B		F3				G5-4-3 1B	P6		4	0	2	0	0	0	1								
Garry Maddox, R OBP: 0.321, SLG: 0.389 (1, 8)							P4		K	4	1	2	0	0	1	1								
Mike Schmidt, R OBP: 0.354, SLG: 0.419 (1, 5)	L6-4				K		G5-4-3		F9	4	0	0	0	0	1	4								
Jose Cardenal, R OBP: 0.324, SLG: 0.386 (1, 7)			F7		4-3				K	3	0	0	0	0	0	1								
Lonnie Smith, R (7, 7)					1-3					1	0	0	0	0	1	0								
Bob Boone, R OBP: 0.358, SLG: 0.459 (1, 3)	1-3									3	0	2	1	0	0	0								
Barry Foote, R OBP: 0.200, SLG: 0.245 (1, 2)									P6	3	0	0	0	0	2	2								
Ted Sizemore, R OBP: 0.296, SLG: 0.284 (1, 4)										3	0	1	0	0	0	1								
Dick Ruthven, R OBP: 0.203, SLG: 0.254 (1, 1)										2	0	0	0	0	2	1								
Jim Morrison, R (8, PH) OBP: 0.232, SLG: 0.265										1	0	0	0	0	1	0								
Tug McGraw, R (8, 1)										0	0	0	0	0	0	0								
Inning Stats	R: 0 E: 0 K: 0 S: 4	H: 2 LOB: 1 BB: 0 P: 4	R: 0 E: 0 K: 1 S: 5	H: 0 LOB: 0 BB: 0 P: 5	R: 0 E: 0 K: 1 S: 6	H: 1 LOB: 1 BB: 0 P: 6	R: 1 E: 0 K: 2 S: 9	H: 2 LOB: 1 BB: 0 P: 9	R: 0 E: 0 K: 1 S: 5	H: 0 LOB: 0 BB: 0 P: 5	R: 0 E: 0 K: 0 S: 3	H: 1 LOB: 0 BB: 0 P: 3	R: 0 E: 0 K: 0 S: 4	H: 1 LOB: 1 BB: 0 P: 4	R: 0 E: 0 K: 2 S: 7	H: 0 LOB: 0 BB: 0 P: 7	R: 0 E: 0 K: 2 S: 7	H: 0 LOB: 0 BB: 0 P: 7	R: 0 E: 0 K: 2 S: 7	H: 0 LOB: 0 BB: 0 P: 7	1B: 7 2B: 1 3B: 0 HR: 0	SF: 0 SAC: 0 DP: 2 HBP: 0	WP: 0 PB: 0 SB: 1 CS: 0	PA: 32
PITCHER Bob Knepper, L ERA: 2.62 (1, 1)	IP: 9.0 WLS: W BF: 32 H: 7 R: 1 ER: 1 SO: 9 BB: 0 IBB: 0 HBP: 0 BLK: 0 WP: 0 HR: 0 S: 50 P: 50 ERA: 1.00 WHIP: 0.778															PITCHER	IP: 9.0 WLS: W BF: 32 H: 7 R: 1 ER: 1 SO: 9 BB: 0 IBB: 0 HBP: 0 BLK: 0 WP: 0 HR: 0 S: 50 P: 50 ERA: 1.00 WHIP: 0.778							

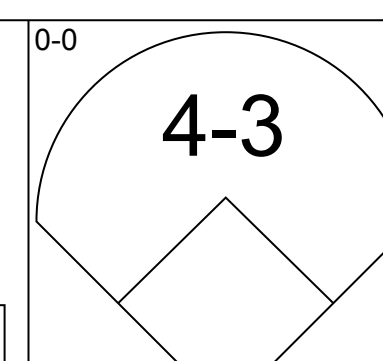
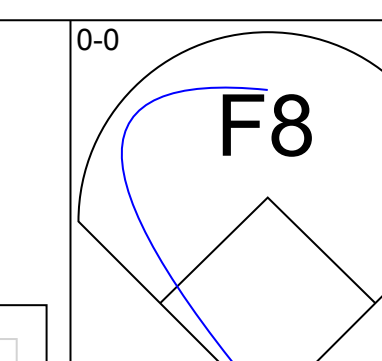
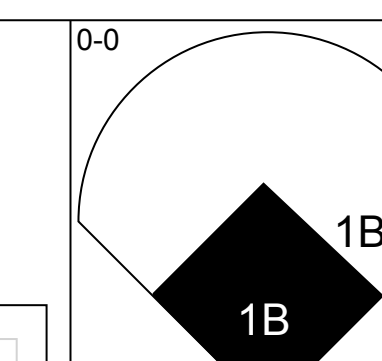
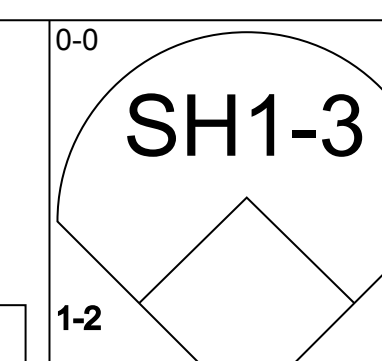
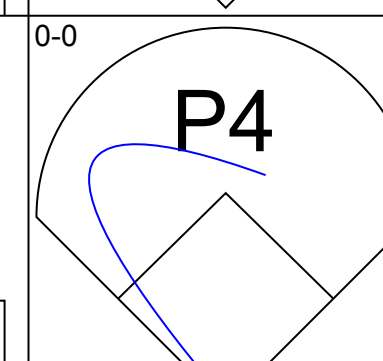
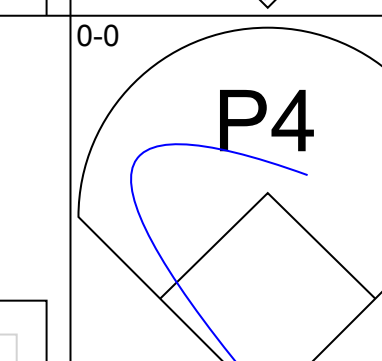
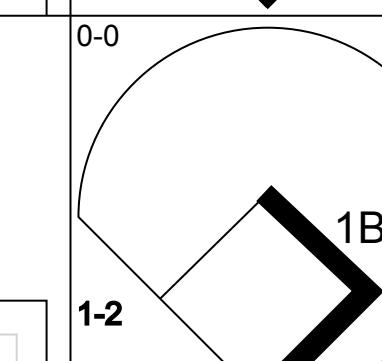
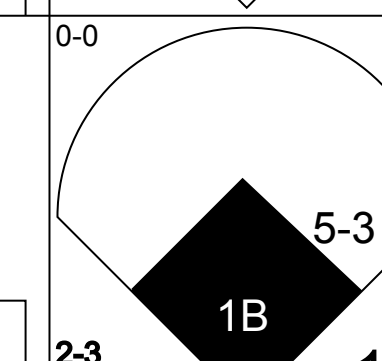
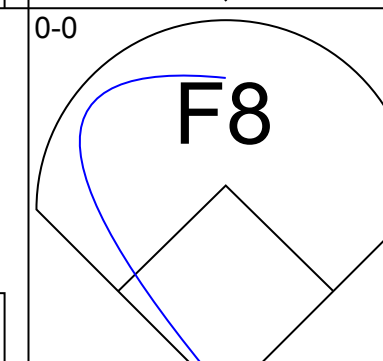
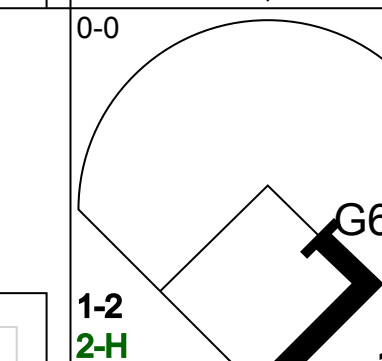
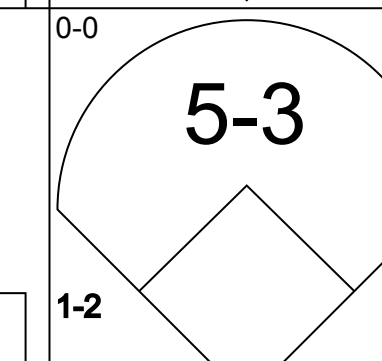

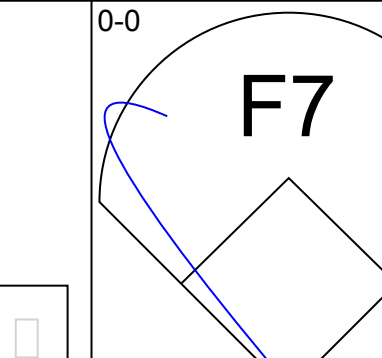
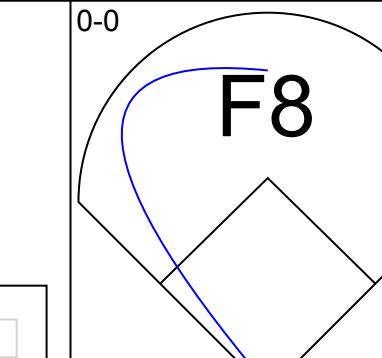
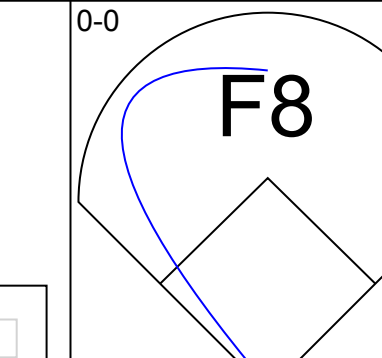
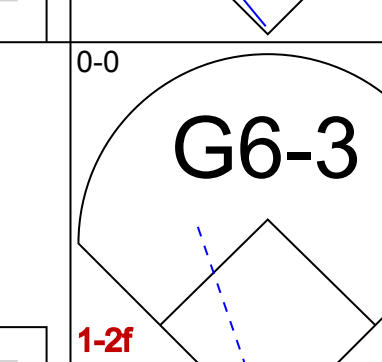
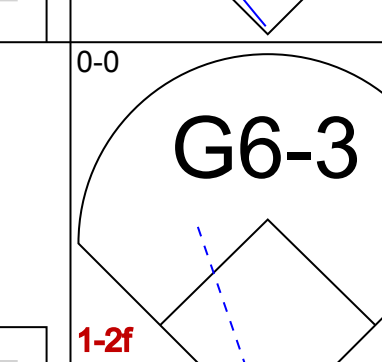
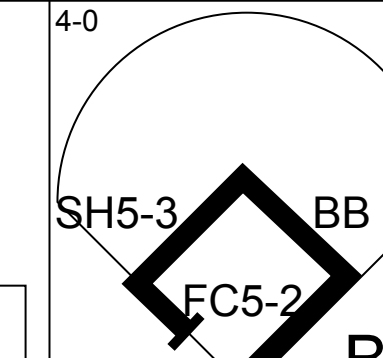
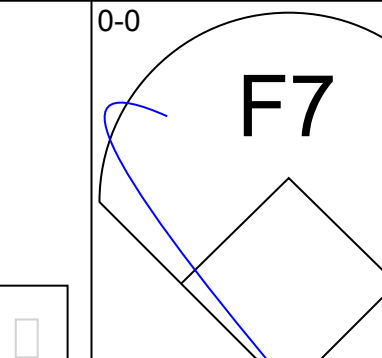
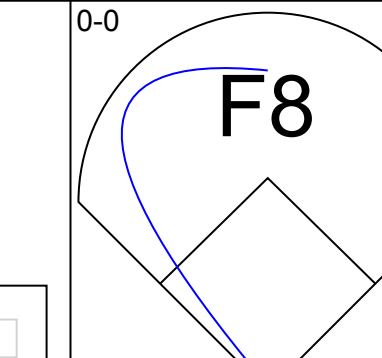
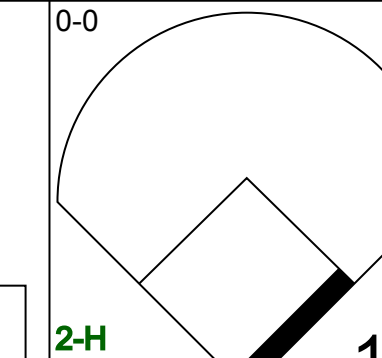
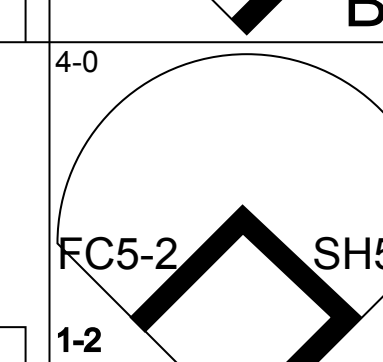
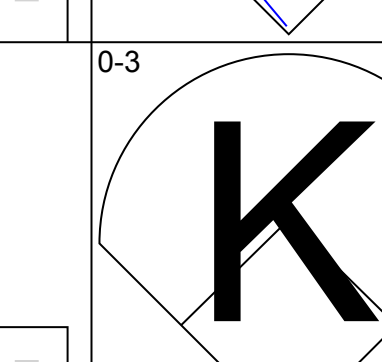
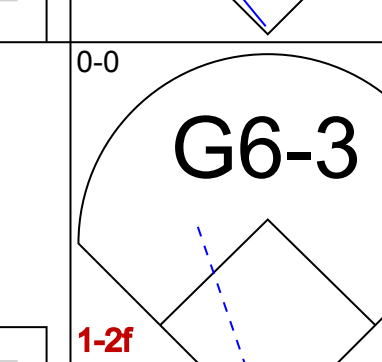
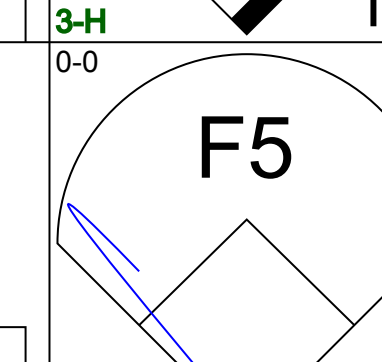
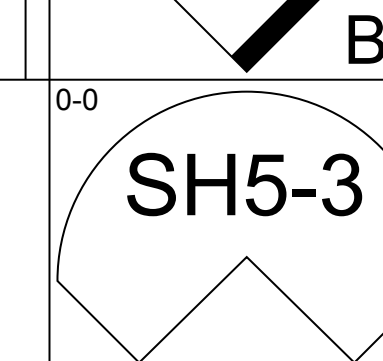
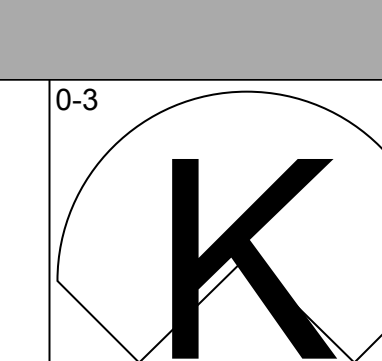
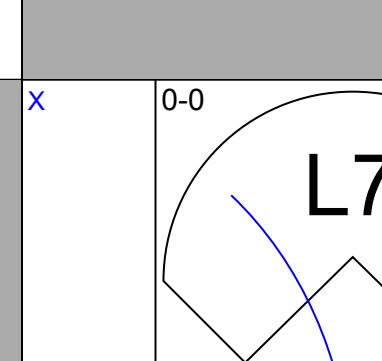
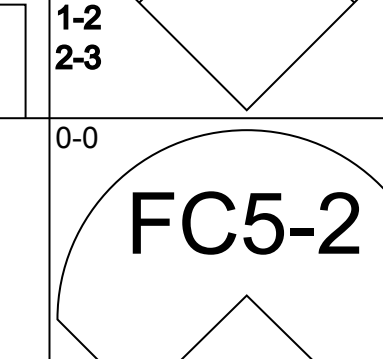
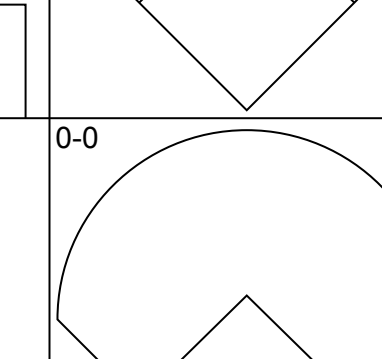
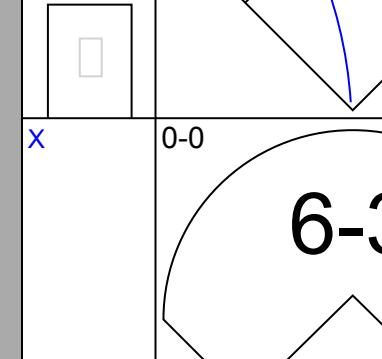
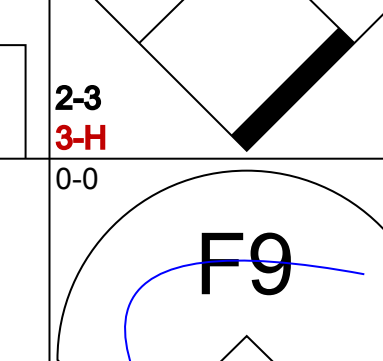
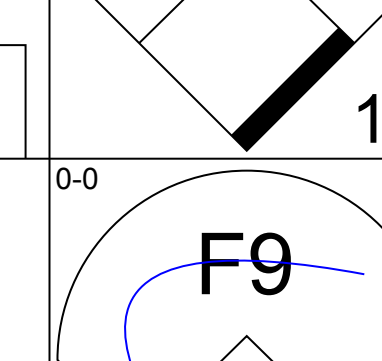
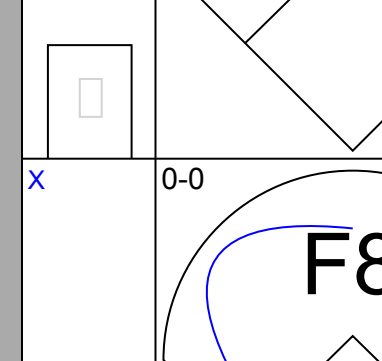
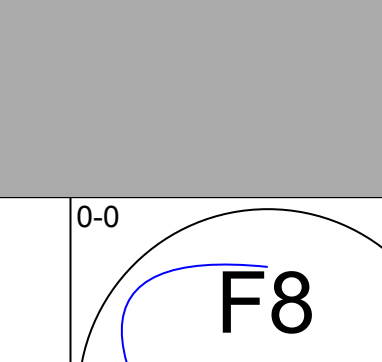
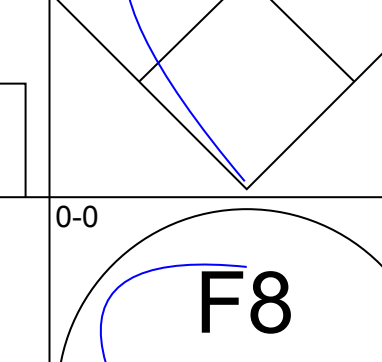
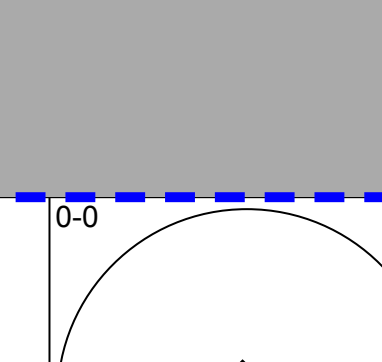
Batter	1	2	3	4	5	6	7	8	9	AB	R	H	RBI	BB	SO	LOB	BOTTOM					
Bill Madlock, R OBP: 0.381, SLG: 0.488 (1, 4)		6-3								4	1	3	0	0	0	0	Philadelphia Phillies @ San Francisco Giants Candlestick Park, San Francisco, CA Sun Sep 03 1978, 6:33 AM EDT Unknown					
Jim Dwyer, L OBP: 0.335, SLG: 0.388 (1, 3)	B3									3	1	2	1	1	0	1						
Jack Clark, R OBP: 0.539, SLG: 0.539 (1, 9)										4	1	1	1	0	1	3						
Larry Hemendon, R OBP: 0.323, SLG: 0.352 (9, 8)										0	0	0	0	0	0	0						
Darrell Evans, L OBP: 0.372, SLG: 0.419 (1, 5)										4	1	1	1	0	1	0						
Hector Cruz, R OBP: 0.307, SLG: 0.372 (1, 8)										4	0	1	1	0	0	0						
Terry Whitfield, L OBP: 0.346, SLG: 0.420 (1, 7)										3	0	0	0	0	0	1						
John Tamargo, S OBP: 0.375, SLG: 0.354 (1, 2)										3	0	1	0	0	0	1						
Roger Metzger, S OBP: 0.293, SLG: 0.284 (1, 6)										2	0	0	0	0	0	0						
Bob Knepper, L OBP: 0.132, SLG: 0.088 (1, 1)										3	0	0	0	0	1	1						
Inning Stats	R: 3 E: 0 K: 0 S: 7	H: 4 LOB: 1 BB: 0 P: 7	R: 0 E: 0 K: 0 S: 3	H: 0 LOB: 0 BB: 0 P: 3	R: 0 E: 0 K: 0 S: 3	H: 1 LOB: 0 BB: 0 P: 3	R: 0 E: 0 K: 0 S: 3	H: 0 LOB: 0 BB: 0 P: 3	R: 0 E: 0 K: 1 S: 6	H: 1 LOB: 2 BB: 1 P: 10	R: 0 E: 0 K: 0 S: 3	H: 0 LOB: 0 BB: 0 P: 3	R: 0 E: 0 K: 1 S: 6	H: 2 LOB: 2 BB: 0 P: 6	R: 1 E: 0 K: 1 S: 6	H: 1 LOB: 0 BB: 0 P: 6	R: 1 E: 0 K: 1 S: 6	H: 1 LOB: 0 BB: 0 P: 6	1B: 5 2B: 1 3B: 2 HR: 1	SF: 0 SAC: 1 DP: 1 HBP: 0	WP: 0 PB: 0 SB: 1 CS: 0	PA: 32
PITCHER Dick Ruthven, R ERA: 3.48 (1, 1)	IP: 7.0 WLS: L BF: 28 H: 8 R: 3 ER: 3 SO: 2 BB: 1 IBB: 0 HBP: 0 BLK: 0 WP: 0 HR: 0 S: 31 P: 35 ERA: 3.86 WHIP: 1.286															PITCHER	IP: 7.0 WLS: L BF: 28 H: 8 R: 3 ER: 3 SO: 2 BB: 1 IBB: 0 HBP: 0 BLK: 0 WP: 0 HR: 0 S: 31 P: 35 ERA: 3.86 WHIP: 1.286					
PITCHER Tug McGraw, L ERA: 3.07 (8, 1)	IP: 1.0 WLS: L BF: 4 H: 1 R: 1 ER: 1 SO: 1 BB: 0 IBB: 0 HBP: 0 BLK: 0 WP: 0 HR: 1 S: 6 P: 6 ERA: 9.00 WHIP: 1.000															PITCHER	IP: 1.0 WLS: L BF: 4 H: 1 R: 1 ER: 1 SO: 1 BB: 0 IBB: 0 HBP: 0 BLK: 0 WP: 0 HR: 1 S: 6 P: 6 ERA: 9.00 WHIP: 1.000					

Batter	1	2	3	4	5	6	7	8	9	AB	R	H	RBI	BB	SO	LOB	TOP			
Bake McBride, L OBP: 0.320, SLG: 0.375 (1, 9)										4	0	0	0	0	1	1				
Larry Bowa, S OBP: 0.323, SLG: 0.380 (1, 6)										4	1	1	0	0	2	0				
Garry Maddox, R OBP: 0.323, SLG: 0.392 (1, 8)										4	1	2	0	0	0	0				
Richie Hebner, L OBP: 0.367, SLG: 0.468 (9, PH)										3	0	0	1	0	0	1				
Jose Cardenal, R OBP: 0.322, SLG: 0.384 (9, PH)										1	0	0	0	0	0	1				
Bob Boone, R OBP: 0.358, SLG: 0.458 (1, 2)										3	0	1	1	0	1	0				
Mike Schmidt, R OBP: 0.356, SLG: 0.421 (1, 5)										3	0	2	0	0	0	0				
Jerry Martin, R OBP: 0.345, SLG: 0.473 (1, 7)										3	0	0	0	0	1	3				
Ted Sizemore, R OBP: 0.293, SLG: 0.281 (1, 4)										3	0	0	0	0	1	0				
Jim Kaat, L OBP: 0.199, SLG: 0.163 (8, PH)										2	0	0	0	0	1	0				
Tim McCarver, L OBP: 0.366, SLG: 0.339 (8, PR)										1	0	1	0	0	0	0				
Lonnie Smith, R OBP: 0.200, SLG: 0.400 (8, 1)										0	0	0	0	0	0	0				
Warren Brusstar, R OBP: 0.200, SLG: 0.400 (8, 1)										0	0	0	0	0	0	0				
Inning Stats	R: 2 E: 0 K: 1 S: 9	H: 4 LOB: 2 BB: 0 P: 9	R: 0 E: 0 K: 1 S: 5	H: 0 LOB: 0 BB: 0 P: 5	R: 0 E: 0 K: 1 S: 5	H: 0 LOB: 0 BB: 0 P: 5	R: 0 E: 0 K: 0 S: 3	H: 0 LOB: 0 BB: 0 P: 3	R: 0 E: 0 K: 2 S: 5	H: 0 LOB: 0 BB: 0 P: 5	R: 0 E: 0 K: 0 S: 7	H: 1 LOB: 0 BB: 0 P: 7	R: 0 E: 0 K: 0 S: 3	H: 1 LOB: 1 BB: 0 P: 3	R: 0 E: 0 K: 0 S: 3	H: 1 LOB: 0 BB: 0 P: 3	1B: 6 2B: 1 3B: 0 HR: 0	SF: 0 SAC: 0 DP: 1 HBP: 0	WP: 0 PB: 0 SB: 0 CS: 2	PA: 33
PITCHER	IP	WLS	BF	H	R	ER	SO	BB	IBB	HBP	BLK	WP	HR	S	P	ERA	WHIP			
John Montefusco, R ERA: 3.84 (1, 1)	8.0	W	28	6	2	2	7	0	0	0	0	0	0	42	42	2.25	0.750			
Randy Moffitt, R ERA: 3.19 (9, 1)	0.1		2	1	0	0	0	0	0	0	0	0	0	2	2	0.00	3.000			
John Curtis, L ERA: 3.02 (9, 1)	0.2	S	1	0	0	0	0	0	0	0	0	0	0	1	1	0.00	0.000			

Philadelphia Phillies @ San Francisco Giants
Candlestick Park, San Francisco, CA
Sun Sep 03 1978, 6:38 AM EDT
Att: 39,596 - Unknown

AB	31
R	2
H	7
RBI	2
BB	0
SO	7
LOB	6



Batter	1	2	3	4	5	6	7	8	9	AB	R	H	RBI	BB	SO	LOB	BOTTOM			
Bill Madlock, R OBP: 0.380, SLG: 0.487 (1, 3) (9, 4)										3	1	1	0	0	0	0				
Rob Andrews, R OBP: 0.318, SLG: 0.312 (1, 4)										3	0	1	0	0	0	0				
Jim Dwyer, L OBP: 0.338, SLG: 0.392 (8, PH) (9, 3)										1	1	1	0	0	0	0				
Jack Clark, R OBP: 0.362, SLG: 0.537 (1, 9)										4	0	1	1	0	0	2				
Randy Moffitt, R OBP: 0.250, SLG: 0.143 (9, 1)										0	0	0	0	0	0	0				
John Curtis, L (9, 1)										0	0	0	0	0	0	0				
Hector Cruz, R OBP: 0.310, SLG: 0.371 (1, 7) (9, 9)										3	0	1	2	1	0	2				
Darrell Evans, L OBP: 0.371, SLG: 0.416 (1, 5)										3	0	0	0	1	1	3				
Larry Hemdon, R OBP: 0.321, SLG: 0.350 (1, 8)										2	0	0	0	0	1	0				
Marc Hill, R OBP: 0.315, SLG: 0.280 (1, 2)										3	0	1	0	0	0	2				
Johnnie LeMaster, R OBP: 0.292, SLG: 0.339 (1, 6)										3	0	0	0	0	0	3				
John Montefusco, R OBP: 0.147, SLG: 0.081 (1, 1)										2	0	0	0	0	0	1				
Terry Whitfield, L OBP: 0.350, SLG: 0.421 (8, PH) (9, 7)										1	1	1	0	0	0	0				
Inning Stats	R: 0 E: 0 K: 0 S: 3	H: 0 LOB: 2 BB: 2 P: 3	R: 0 E: 0 K: 0 S: 3	H: 0 LOB: 2 BB: 2 P: 11	R: 0 E: 0 K: 0 S: 3	H: 0 LOB: 0 BB: 0 P: 3	R: 0 E: 0 K: 1 S: 5	H: 0 LOB: 0 BB: 0 P: 5	R: 0 E: 0 K: 0 S: 3	H: 0 LOB: 0 BB: 0 P: 3	R: 2 E: 0 K: 0 S: 6	H: 3 LOB: 1 BB: 0 P: 6	R: 0 E: 0 K: 0 S: 3	H: 0 LOB: 0 BB: 0 P: 3	R: 0 E: 0 K: 0 S: 6	H: 3 LOB: 1 BB: 0 P: 6	1B: 7 2B: 0 3B: 0 HR: 0	SF: 0 SAC: 2 DP: 1 HBP: 0	WP: 0 PB: 0 SB: 0 CS: 0	PA: 32
PITCHER	IP	WLS	BF	H	R	ER	SO	BB	IBB	HBP	BLK	WP	HR	S	P	ERA	WHIP			
Jim Kaat, L ERA: 4.36 (1, 1)	7.0		26	4	1	1	2	0	0	0	0	0	0	28	36	1.29	0.857			
Warren Brusstar, R ERA: 2.35 (8, 1)	1.0	L	6	3	2	2	0	0	0	0	0	0	0	6	6	18.00	3.000			

Philadelphia Phillies @ San Francisco Giants
Candlestick Park, San Francisco, CA
Sun Sep 03 1978, 6:38 AM EDT
Att: 39,596 - Unknown

AB	28
R	3
H	7
RBI	3
BB	2
SO	2
LOB	13



Batter	1	2	3	4	5	6	7	8	9	AB	R	H	RBI	BB	SO	LOB	TOP										
Bill Madlock , R OBP: 0.391, SLG: 0.485 (1, 4)										5	0	2	2	0	0	1	San Francisco Giants @ Los Angeles Dodgers Dodger Stadium, Los Angeles, CA Mon Sep 04 1978, 3:33 AM PDT Att: 52,589 - Unknown										
Jim Dwyer , L OBP: 0.333, SLG: 0.385 (1, 3)										3	0	0	0	0	1	2											
Tom Heintzelman , R OBP: 0.182, SLG: 0.455 (7, PH)										2	0	0	0	0	0	0											
Jack Clark , R OBP: 0.364, SLG: 0.542 (1, 9)										5	1	3	0	0	1	1											
Art Gardner , L (9, PR)										0	0	0	0	0	0	0											
Darrell Evans , L OBP: 0.371, SLG: 0.414 (1, 5)										3	0	0	0	2	0	3											
Hector Cruz , R OBP: 0.314, SLG: 0.379 (1, 8)										4	1	2	1	0	0	2											
Terry Whitfield , L OBP: 0.359, SLG: 0.421 (1, 7)										3	1	1	0	0	0	3											
Gary Lavelle , S OBP: 0.087, SLG: 0.087 (5, 1)										0	0	0	0	0	0	0											
Rob Andrews , R OBP: 0.322, SLG: 0.316 (8, PH)										1	0	1	0	0	0	0											
Johnnie LeMaster , R OBP: 0.262, SLG: 0.359 (8, 6)										0	0	0	0	0	0	0											
Marc Hill , R OBP: 0.312, SLG: 0.277 (1, 2)										4	0	0	0	0	0	3											
Roger Metzger , S OBP: 0.297, SLG: 0.288 (8, PH)										3	1	2	1	0	0	0											
Mike Ivie , R OBP: 0.391, SLG: 0.474 (8, PH)										1	0	0	0	0	0	1											
Randy Moffitt , R OBP: 0.250, SLG: 0.143 (8, 1)										0	0	0	0	0	0	0											
Ed Halicki , R OBP: 0.164, SLG: 0.148 (1, 1)										2	0	0	0	0	1	2											
Larry Herndon , R OBP: 0.320, SLG: 0.349 (5, 8)										2	0	0	0	0	0	2											
Inning Stats	R: 0 E: 0 K: 0 S: 4	H: 1 LOB: 1 BB: 0 P: 4	R: 3 E: 0 K: 2 S: 11	H: 4 LOB: 1 BB: 0 P: 11	R: 0 E: 0 K: 0 S: 4	H: 0 LOB: 0 BB: 0 P: 3	R: 1 E: 0 K: 0 S: 5	H: 2 LOB: 2 BB: 1 P: 9	R: 0 E: 0 K: 0 S: 4	H: 1 LOB: 1 BB: 0 P: 4	R: 0 E: 0 K: 1 S: 5	H: 0 LOB: 1 BB: 1 P: 9	R: 0 E: 1 K: 0 S: 4	H: 1 LOB: 1 BB: 0 P: 4	R: 0 E: 0 K: 0 S: 4	H: 1 LOB: 1 BB: 0 P: 4	1B: 8 2B: 3 3B: 0 HR: 0	SF: 0 SAC: 0 DP: 0 HBP: 0	WP: 1 PB: 0 SB: 1 CS: 0	PA: 40							
PITCHER	IP	WLS	BF	H	R	ER	SO	BB	IBB	HBP	BLK	WP	HR	S	P	ERA	WHIP										
Don Sutton , R ERA: 3.67 (1, 1)	5.0	W	24	8	4	4	2	0	1	0	0	1	0	27	31	7.20	1.600										
Lance Rautzhan , L ERA: 1.44 (6, 1)	2.1		10	2	0	0	1	1	0	0	0	0	0	11	15	0.00	1.286										
Terry Forster , L ERA: 2.32 (8, 1)	1.2	S	6	1	0	0	0	0	0	0	0	0	0	6	6	0.00	0.600										

Batter	1	2	3	4	5	6	7	8	9	AB	R	H	RBI	BB	SO	LOB	BOTTOM										
Davey Lopes , R OBP: 0.357, SLG: 0.414 (1, 4)										4	1	0	0	1	0	1	San Francisco Giants @ Los Angeles Dodgers Dodger Stadium, Los Angeles, CA Mon Sep 04 1978, 3:33 AM PDT Att: 52,589 - Unknown										
Bill Russell , R OBP: 0.308, SLG: 0.349 (1, 6)										5	1	2	1	0	0	2											
Reggie Smith , S OBP: 0.392, SLG: 0.583 (1, 9)										4	0	0	0	0	4	2											
Steve Garvey , R OBP: 0.332, SLG: 0.481 (1, 3)										4	1	2	1	0	0	0											
Ron Cey , R OBP: 0.372, SLG: 0.437 (1, 5)										2	0	1	0	2	0	1											
Dusty Baker Jr. , R OBP: 0.338, SLG: 0.391 (1, 7)										4	0	2	1	0	0	2											
Rick Monday , L OBP: 0.333, SLG: 0.467 (1, 8)										3	1	1	1	1	0	2											
Bill North , S OBP: 0.369, SLG: 0.279 (9, 8)										0	0	0	0	0	0	0											
Johnny Oates , L OBP: 0.368, SLG: 0.338 (1, 2)										2	1	1	0	0	0	2											
Lee Lacy , R OBP: 0.341, SLG: 0.524 (5, PH)										1	0	0	0	0	0	3											
Lance Rautzhan , R (6, 1)										0	0	0	0	0	0	0											
Terry Forster , L OBP: 0.429, SLG: 0.571 (8, 1)										1	0	1	0	0	0	0											
Don Sutton , R OBP: 0.156, SLG: 0.100 (1, 1)										1	0	0	0	0	0	0											
Vic Davallilo , L OBP: 0.333, SLG: 0.391 (5, PH)										1	0	1	0	0	0	0											
Myron White , L (5, PR)										0	0	0	0	0	0	0											
Steve Yeager , R OBP: 0.306, SLG: 0.263 (6, 2)										2	0	0	0	0	2	1											
Inning Stats	R: 0 E: 0 K: 1 S: 5	H: 1 LOB: 0 BB: 0 P: 5	R: 0 E: 0 K: 0 S: 4	H: 1 LOB: 2 BB: 1 P: 8	R: 0 E: 0 K: 0 S: 3	H: 0 LOB: 0 BB: 0 P: 3	R: 0 E: 0 K: 1 S: 6	H: 1 LOB: 1 BB: 0 P: 6	R: 5 E: 1 K: 1 S: 12	H: 7 LOB: 3 BB: 1 P: 16	R: 0 E: 0 K: 1 S: 5	H: 0 LOB: 0 BB: 0 P: 5	R: 0 E: 0 K: 1 S: 5	H: 0 LOB: 1 BB: 1 P: 9	R: 0 E: 0 K: 1 S: 6	H: 1 LOB: 2 BB: 1 P: 10	1B: 8 2B: 2 3B: 0 HR: 1	SF: 0 SAC: 0 DP: 0 HBP: 0	WP: 0 PB: 0 SB: 1 CS: 1	PA: 38							
PITCHER	IP	WLS	BF	H	R	ER	SO	BB	IBB	HBP	BLK	WP	HR	S	P	ERA	WHIP										
Ed Halicki , R ERA: 2.96 (1, 1)	4.2	L	24	10	0	5	3	1	0	0	0	0	0	29	33	9.64	2.357										
Gary Lavelle , L ERA: 2.89 (5, 1)	2.1		9	0	0	0	2	2	0	0	0	0	0	11	19	0.00	0.857										
Randy Moffitt , R ERA: 3.15 (8, 1)	1.0		5	1	0	0	1	1	0	0	0	0	0	6	10	0.00	2.000										

Batter	1	2	3	4	5	6	7	8	9	AB	R	H	RBI	BB	SO	LOB	TOP																					
Bill Madlock, R OBP: 0.379, SLG: 0.480 (1, 4)	1-3		6-3	F8		L4		BB		4	0	0	0	1	0	5	San Francisco Giants @ Los Angeles Dodgers Dodger Stadium, Los Angeles, CA Wed Sep 06 1978, 3:33 AM PDT Att: 27,211 - Unknown																					
Darrell Evans, L OBP: 0.373, SLG: 0.419 (1, 5)	FC5-4 BB		FC5-4 BB		HR		K	P3		3	1	1	1	2	1	3																						
Jack Clark, R OBP: 0.360, SLG: 0.536 (1, 9)	K		FC5-4 1-2		6-3		F8			5	0	0	0	0	1	2																						
Mike Ivie, R OBP: 0.358, SLG: 0.468 (1, 3)	FC5-4 1-2		F9		F9			1B		5	0	1	0	0	0	2																						
Hector Cruz, R OBP: 0.315, SLG: 0.397 (1, 7)		HR		BB 2B	5-3		P4			5	1	2	1	0	0	1																						
Larry Hemdon, R OBP: 0.319, SLG: 0.348 (1, 8)		5-3		6-3		L9		BB 1B		4	0	1	0	0	0	1																						
Marc Hill, R OBP: 0.290, SLG: 0.280 (8, PR)		4-3		BB BB			FC6-4 1B			3	0	2	0	1	0	0																						
Dennis Littlejohn, R (8, 2)				BB BB				BB 1B		0	0	0	0	0	0	0																						
Johnnie LeMaster, R OBP: 0.295, SLG: 0.336 (1, 6)		BB		FC6-4 1-2 2-3				K		2	0	0	0	2	1	3																						
Jim Barr, R OBP: 0.129, SLG: 0.199 (4, PH)				F8						1	0	0	0	0	0	1																						
Tom Herrington, R OBP: 0.174, SLG: 0.435 (4, 1)				F9						0	0	0	0	0	0	0																						
Greg Minton, S (4, 1)										0	0	0	0	0	0	0																						
Rob Andrews, R OBP: 0.269, SLG: 0.514 (6, PH)										1	0	0	0	0	0	1																						
Ed Plank, R (6, 1)										0	0	0	0	0	0	0																						
Terry Whitfield, L OBP: 0.249, SLG: 0.420 (8, PH)										1	0	0	0	0	0	1																						
John Curtis, L (8, 1)										0	0	0	0	0	0	0																						
Inning Stats	R: 0 E: 0 K: 1 S: 5	H: 0 LOB: 1 BB: 1 P: 9	R: 1 E: 0 K: 0 S: 4	H: 1 LOB: 1 BB: 1 P: 8	R: 0 E: 0 K: 0 S: 3	H: 0 LOB: 1 BB: 1 P: 7	R: 0 E: 0 K: 0 S: 4	H: 1 LOB: 3 BB: 2 P: 12	R: 1 E: 0 K: 0 S: 4	H: 1 LOB: 0 BB: 0 P: 4	R: 0 E: 1 K: 0 S: 5	H: 1 LOB: 2 BB: 0 P: 5	R: 0 E: 0 K: 1 S: 6	H: 1 LOB: 1 BB: 0 P: 6	R: 0 E: 0 K: 2 S: 9	H: 2 LOB: 3 BB: 1 P: 13	R: 0 E: 0 K: 0 S: 3	H: 0 LOB: 0 BB: 0 P: 3	1B: 4 2B: 1 3B: 0 HR: 2	SF: 0 SAC: 0 DP: 0 HBP: 0	WP: 0 PA: 41 PB: 0 SB: 0 CS: 0																	
PITCHER	IP	WLS	BF	H	R	ER	SO	BB	IBB	HBP	BLK	WP	HR	S	P	ERA	WHIP	PITCHER				IP	WLS	BF	H	R	ER	SO	BB	IBB	HBP	BLK	WP	HR	S	P	ERA	WHIP
Doug Rau, L ERA: 3.41 (1, 1)	7.0	W	32	5	2	2	2	5	0	0	0	0	2	31	51	2.57	1.429																					
Rick Rhoden, R ERA: 3.72 (8, 1)	2.0		9	2	0	0	2	1	0	0	0	0	0	12	16	0.00	1.500																					

AB	35
R	2
H	7
RBI	2
BB	6
SO	4
LOB	24



Batter	1	2	3	4	5	6	7	8	9	AB	R	H	RBI	BB	SO	LOB	BOTTOM																					
Davey Lopes, R OBP: 0.358, SLG: 0.413 (1, 4)	6-3	BB		S SH1-3 1B	F8			FC3-6 WP		4	0	1	0	1	0	1	San Francisco Giants @ Los Angeles Dodgers Dodger Stadium, Los Angeles, CA Wed Sep 06 1978, 3:33 AM PDT Att: 27,211 - Unknown																					
Bill Russell, R OBP: 0.306, SLG: 0.347 (1, 6)	4-3	L9-6		SH1-3			4-3	F8		4	0	0	0	0	0	4																						
Reggie Smith, S OBP: 0.390, SLG: 0.578 (1, 9)	F8			P6			F8	5-3		5	1	1	0	0	0	2																						
Steve Garvey, R OBP: 0.332, SLG: 0.479 (1, 3)		HR		F2	F8		F9			4	1	1	0	0	0	2																						
Ron Cey, R OBP: 0.376, SLG: 0.447 (1, 5)		HR		1B	1B		HR	1B		3	3	3	2	1	0	0																						
Dusty Baker Jr., R OBP: 0.337, SLG: 0.390 (1, 7)	5-3			G6-2-3 1B	F8		G6-4-3	BB		4	0	1	0	0	0	2																						
Rick Monday, L OBP: 0.341, SLG: 0.471 (1, 8)										2	3	2	2	2	0	0																						
Rick Rhoden, R OBP: 0.170, SLG: 0.140 (8, 1)		2B		E7	HR		2B	1B		0	0	0	0	0	0	0																						
Joe Ferguson, R OBP: 0.361, SLG: 0.418 (1, 2)		1B		1B	IBB		HR	2B		3	1	3	4	1	0	0																						
Doug Rau, L OBP: 0.161, SLG: 0.179 (1, 1)										3	0	1	1	0	0	3																						
Bill North, S OBP: 0.371, SLG: 0.279 (8, 8)		L9-6 BB		G6-2-3	4-3			FC3-6 BB		0	0	0	0	1	0	0																						
Inning Stats	R: 0 E: 0 K: 0 S: 3	H: 0 LOB: 0 BB: 0 P: 3	R: 3 E: 0 K: 0 S: 6	H: 4 LOB: 2 BB: 2 P: 14	R: 2 E: 1 K: 0 S: 6	H: 4 LOB: 2 BB: 1 P: 10	R: 0 E: 0 K: 0 S: 4	H: 1 LOB: 1 BB: 0 P: 4	R: 3 E: 0 K: 0 S: 5	H: 2 LOB: 0 BB: 1 P: 9	R: 0 E: 0 K: 0 S: 3	H: 0 LOB: 0 BB: 0 P: 3	R: 1 E: 0 K: 0 S: 3	H: 2 LOB: 1 BB: 1 P: 7	R: 0 E: 0 K: 0 S: 3	H: 0 LOB: 1 BB: 1 P: 7	1B: 9 2B: 3 3B: 0 HR: 2	SF: 0 SAC: 1 DP: 3 HBP: 0	WP: 1 PA: 39 PB: 0 SB: 1 CS: 0																			
PITCHER	IP	WLS	BF	H	R	ER	SO	BB	IBB	HBP	BLK	WP	HR	S	P	ERA	WHIP	PITCHER				IP	WLS	BF	H	R	ER	SO	BB	IBB	HBP	BLK	WP	HR	S	P	ERA	WHIP
Jim Barr, R ERA: 3.63 (1, 1)	3.0	L	18	8	5	5	0	2	1	0	0	0	0	1	15	27	15.00	3.333																				
Greg Minton, R ERA: 8.04 (4, 1)	2.0		10	3	3	3	0	1	0	0	0	0	1	9	13	13.50	2.000																					
Ed Plank, R ERA: 4.5 (6, 1)	2.0		7	2	1	1	0	1	0	0	0	0	0	6	10	4.50	1.500																					
John Curtis, L ERA: 2.97 (8, 1)	1.0		4	0	0	0	0	1	0	0	0	1	0	3	7	0.00	1.000																					



Batter	1	2	3	4	5	6	7	8	9	AB	R	H	RBI	BB	SO	LOB	TOP					
Bill Madlock, R OBP: 0.394, SLG: 0.496 (1, 4)										4	3	4	1	0	2		San Francisco Giants @ Atlanta Braves Atlanta-Fulton County Stadium, Atlanta, GA Fri Sep 08 1978, 7:05 PM EDT Att: 6,063 - Unknown					
Terry Whitfield, L OBP: 0.345, SLG: 0.415 (1, 7)										4	0	1	0	0	0	0						
Tom Heintzelman, R OBP: 0.208, SLG: 0.458 (9, PH) (9, 3)										5	0	1	0	0	0	1						
Jack Clark, R OBP: 0.359, SLG: 0.537 (1, 9)										4	1	1	2	1	0	0						
Darrell Evans, L OBP: 0.370, SLG: 0.420 (1, 5)										4	1	1	2	1	0	0						
Mike Ivie, R OBP: 0.368, SLG: 0.481 (1, 3)										4	1	2	0	0	0	0						
Jim Barr, R OBP: 0.106, SLG: 0.106 (8, 1)										1	0	0	0	0	0	3						
Jim Dwyer, L OBP: 0.332, SLG: 0.376 (1, 8)										2	0	0	0	1	0	0						
Hector Cruz, R OBP: 0.313, SLG: 0.394 (8, 8) (9, 7)										1	0	0	0	0	1	1						
John Tamargo, S OBP: 0.375, SLG: 0.358 (9, PR) (9, 8)										4	1	2	1	0	0	1						
Larry Herndon, R OBP: 0.321, SLG: 0.348 (9, 8)										0	0	0	0	0	0	0						
Roger Metzger, S OBP: 0.295, SLG: 0.287 (1, 6)										4	2	1	0	0	0	3						
John Montefusco, R OBP: 0.145, SLG: 0.079 (1, 1)										1	0	0	0	0	1	0						
Skip James, L OBP: 0.239, SLG: 0.167 (8, 3)										0	0	0	0	0	0	0						
Marc Hill, R OBP: 0.316, SLG: 0.280 (9, PH) (9, 2)										1	0	0	0	0	0	1						
Inning Stats	R: 2 E: 0 K: 0 S: 5	H: 3 LOB: 0 BB: 0 P: 5	R: 0 E: 1 K: 0 S: 5	H: 1 LOB: 2 BB: 0 P: 5	R: 0 E: 0 K: 0 S: 3	H: 0 LOB: 0 BB: 0 P: 3	R: 3 E: 0 K: 0 S: 5	H: 3 LOB: 1 BB: 1 P: 9	R: 0 E: 0 K: 0 S: 3	H: 0 LOB: 0 BB: 0 P: 3	R: 0 E: 0 K: 0 S: 3	H: 0 LOB: 0 BB: 0 P: 3	R: 1 E: 0 K: 1 S: 6	H: 1 LOB: 0 BB: 0 P: 6	R: 0 E: 0 K: 1 S: 6	H: 1 LOB: 1 BB: 0 P: 6	R: 0 E: 0 K: 1 S: 6	H: 3 LOB: 3 BB: 2 P: 14	1B: 8 2B: 1 3B: 0 HR: 3	SF: 0 SAC: 2 DP: 1 HBP: 0	WP: 1 PB: 0 SB: 1 CS: 0	PA: 41
PITCHER	IP	WLS	BF	H	R	ER	SO	BB	IBB	HBP	BLK	WP	HR	S	P	ERA	WHIP					
Eddie Solomon, R ERA: 4.0 (1, 1)	7.0	L	29	8	6	6	1	1	0	0	0	1	3	30	34	7.71	1.286					
Craig Skok, L ERA: 4.45 (8, 1)	1.2		9	3	2	2	1	0	1	0	0	0	0	10	14	10.80	1.800					
Dave Campbell, R ERA: 4.87 (9, 1)	0.0		1	1	0	0	0	0	0	0	0	0	0	1	1	∞	∞					
Jamie Easterly, L ERA: 5.65 (9, 1)	0.1		2	0	0	0	0	1	0	0	0	0	0	1	5	0.00	3.000					

AB	36
R	8
H	12
RBI	8
BB	3
SO	2
LOB	12





Batter	1	2	3	4	5	6	7	8	9	AB	R	H	RBI	BB	SO	LOB	BOTTOM					
Rod Gilbreath, R OBP: 0.297, SLG: 0.330 (1, 4)										5	0	1	1	0	0	0	San Francisco Giants @ Atlanta Braves Atlanta-Fulton County Stadium, Atlanta, GA Fri Sep 08 1978, 7:05 PM EDT Att: 6,063 - Unknown					
Rowland Office, L OBP: 0.299, SLG: 0.361 (1, 8) BB										3	0	1	1	1	0	0						
Gary Matthews, R OBP: 0.363, SLG: 0.449 (1, 9)									4	0	0	0	0	1	1							
Jeff Burroughs, R OBP: 0.447, SLG: 0.548 (1, 7)									3	0	0	0	1	0	1							
Barry Bonnell, R OBP: 0.275, SLG: 0.287 (8, PR) (9, 7)									0	0	0	0	0	0	0	0						
Bob Horner, R OBP: 0.309, SLG: 0.511 (1, 5)									2	2	0	0	1	0	1							
Joe Nolan, L OBP: 0.345, SLG: 0.395 (1, 2)									4	1	3	2	0	0	0							
Dale Murphy, R OBP: 0.294, SLG: 0.416 (1, 3)									4	1	2	1	0	1	2							
Darrel Chaney, S OBP: 0.295, SLG: 0.302 (1, 6)										4	0	0	0	0	1	3						
Eddie Solomon, R OBP: 0.179, SLG: 0.148 (7, PH) (8, 1)										2	0	0	0	0	1	2						
Bob Bitch, S OBP: 0.309, SLG: 0.315 (8, 1)										0	1	0	0	1	0	0						
Craig Skok, L OBP: 0.236, SLG: 0.167 (8, 3)										0	0	0	0	0	0	0						
Dave Campbell, R OBP: 0.275, SLG: 0.287 (9, 1)										0	0	0	0	0	0	0						
Jamie Easterly, L OBP: 0.292, SLG: 0.263 (9, 1)										0	0	0	0	0	0	0						
Jerry Royster, R OBP: 0.344, SLG: 0.351 (9, PH)										1	0	0	0	0	0	0						
Inning Stats	R: 0 E: 0 K: 1 S: 5	H: 0 LOB: 1 BB: 1 P: 9	R: 1 E: 0 K: 0 S: 4	H: 2 LOB: 1 BB: 1 P: 8	R: 0 E: 0 K: 0 S: 3	H: 0 LOB: 0 BB: 0 P: 3	R: 2 E: 0 K: 0 S: 4	H: 1 LOB: 0 BB: 0 P: 5	R: 0 E: 0 K: 1 S: 5	H: 0 LOB: 0 BB: 0 P: 5	R: 0 E: 0 K: 0 S: 3	H: 0 LOB: 0 BB: 0 P: 3	R: 2 E: 0 K: 1 S: 7	H: 3 LOB: 2 BB: 1 P: 11	R: 0 E: 0 K: 1 S: 6	H: 1 LOB: 2 BB: 1 P: 10	R: 0 E: 0 K: 0 S: 3	H: 0 LOB: 0 BB: 0 P: 3	1B: 4 2B: 2 3B: 0 HR: 1	SF: 0 SAC: 0 DP: 1 HBP: 1	WP: 0 PB: 0 SB: 0 CS: 0	PA: 37
PITCHER	IP	WLS	BF	H	R	ER	SO	BB	IBB	HBP	BLK	WP	HR	S	P	ERA	WHIP					
John Montefusco, R ERA: 3.93 (1, 1)	7.0	W	29	6	5	5	3	3	0	1	0	0	0	31	44	6.43	1.286					
Jim Barr, R ERA: 3.58 (8, 1)	2.0	S	8	1	0	0	1	1	0	0	0	0	0	9	13	0.00	1.000					



Batter	1	2	3	4	5	6	7	8	9	AB	R	H	RBI	BB	SO	LOB	TOP										
Bill Madlock, R OBP: 0.393, SLG: 0.501 (1, 4)										4	1	2	1	0	0	0	San Francisco Giants @ Cincinnati Reds Riverfront Stadium, Cincinnati, OH Sun Sep 10 1978, 3:33 AM EDT Att: 43,779 - Unknown livebaseballscores.com										
Terry Whitfield, L OBP: 0.346, SLG: 0.410 (1, 7)										4	0	1	0	0	1	0											
Jack Clark, R OBP: 0.361, SLG: 0.540 (1, 9)										4	0	2	0	0	0	2											
Darrell Evans, L OBP: 0.367, SLG: 0.415 (1, 5)										4	0	1	0	0	0	3											
Mike Ivie, R OBP: 0.361, SLG: 0.470 (1, 3)										4	0	0	0	0	1	4											
Jim Dwyer, L OBP: 0.333, SLG: 0.377 (1, 8)										3	0	0	0	1	3	0											
Marc Hill, R OBP: 0.317, SLG: 0.294 (1, 2)										4	0	1	0	0	0	1											
Roger Metzger, S OBP: 0.289, SLG: 0.281 (1, 6)										3	0	0	0	0	0	1											
Ed Halicki, R OBP: 0.155, SLG: 0.140 (8, 1)										3	0	0	0	0	2	1											
John Curtis, L (8, 1)										0	0	0	0	0	0	0											
Ed Plank, R (8, 1)										0	0	0	0	0	0	0											
Inning Stats	R: 0 E: 0 K: 0 S: 5	H: 2 LOB: 2 BB: 0 P: 5	R: 0 E: 0 K: 2 S: 8	H: 1 LOB: 1 BB: 0 P: 8	R: 0 E: 0 K: 0 S: 5	H: 2 LOB: 2 BB: 0 P: 5	R: 0 E: 0 K: 0 S: 2	H: 0 LOB: 0 BB: 1 P: 6	R: 1 E: 0 K: 1 S: 6	H: 1 LOB: 0 BB: 0 P: 6	R: 0 E: 0 K: 2 S: 7	H: 0 LOB: 0 BB: 0 P: 7	R: 0 E: 0 K: 0 S: 3	H: 0 LOB: 0 BB: 0 P: 3	R: 0 E: 0 K: 1 S: 6	H: 1 LOB: 1 BB: 0 P: 6	R: 0 E: 0 K: 1 S: 5	H: 0 LOB: 0 BB: 0 P: 5	1B: 4 2B: 2 3B: 0 HR: 1	SF: 0 SAC: 0 DP: 1 HBP: 0	WP: 0 PB: 0 SB: 0 CS: 0	PA: 34					
PITCHER	IP	WLS	BF	H	R	ER	SO	BB	IBB	HBP	BLK	WP	HR	S	P	ERA	WHIP										
Tom Seaver, R ERA: 2.97 (1, 1)	7.0	W	27	6	1	1	5	1	0	0	0	0	1	36	40	1.29	1.000										
Doug Bair, R ERA: 1.85 (8, 1)	2.0	S	7	1	0	0	2	0	0	0	0	0	0	11	11	0.00	0.500										

Batter	1	2	3	4	5	6	7	8	9	AB	R	H	RBI	BB	SO	LOB	BOTTOM										
Pete Rose, S OBP: 0.358, SLG: 0.421 (1, 5)										4	1	1	0	0	0	0	San Francisco Giants @ Cincinnati Reds Riverfront Stadium, Cincinnati, OH Sun Sep 10 1978, 3:33 AM EDT Att: 43,779 - Unknown livebaseballscores.com										
Junior Kennedy, R OBP: 0.357, SLG: 0.256 (9, 4)										0	0	0	0	0	0	0											
Joe Morgan, L OBP: 0.360, SLG: 0.390 (1, 4)										4	0	1	0	0	0	0											
Dave Collins, S OBP: 0.318, SLG: 0.239 (8, FR)										0	1	0	0	0	0	0											
Ken Griffey, L OBP: 0.339, SLG: 0.423 (1, 9)										4	1	1	1	0	0	0											
Ray Knight, R OBP: 0.231, SLG: 0.290 (9, 5)										0	0	0	0	0	0	0											
George Foster, R OBP: 0.356, SLG: 0.525 (1, 7)										3	1	0	1	0	0	0											
Dan Driessen, L OBP: 0.353, SLG: 0.420 (1, 3)										3	2	1	0	1	1	0											
Johnny Bench, R OBP: 0.336, SLG: 0.493 (1, 2)										3	2	1	3	1	1	2											
Vic Correll, R OBP: 0.273, SLG: 0.330 (9, 2)										0	0	0	0	0	0	0											
Dave Concepcion, R OBP: 0.297, SLG: 0.493 (1, 6)										4	0	2	2	0	0	1											
Ron Oester, S (9, 6)										0	0	0	0	0	0	0											
Cesar Geronimo, L OBP: 0.330, SLG: 0.334 (1, 8)										3	0	0	0	1	1	2											
Tom Seaver, R OBP: 0.211, SLG: 0.127 (1, 1)										2	0	0	0	0	1	1											
Ken Henderson, S OBP: 0.297, SLG: 0.349 (7, PH)										1	0	0	0	0	0	2											
Doug Bair, R OBP: 0.167, SLG: 0.167 (8, 1)										0	0	0	0	0	0	0											
Inning Stats	R: 0 E: 0 K: 0 S: 3	H: 0 LOB: 0 BB: 0 P: 3	R: 2 E: 2 K: 1 S: 8	H: 2 LOB: 1 BB: 0 P: 8	R: 0 E: 0 K: 0 S: 3	H: 0 LOB: 0 BB: 0 P: 3	R: 0 E: 0 K: 1 S: 5	H: 0 LOB: 0 BB: 0 P: 5	R: 0 E: 0 K: 2 S: 7	H: 0 LOB: 0 BB: 0 P: 7	R: 0 E: 0 K: 0 S: 3	H: 0 LOB: 0 BB: 0 P: 3	R: 1 E: 0 K: 0 S: 4	H: 1 LOB: 2 BB: 2 P: 12	R: 5 E: 0 K: 0 S: 7	H: 4 LOB: 1 BB: 1 P: 11	R: 0 E: 0 K: 1 S: 5	H: 0 LOB: 0 BB: 0 P: 5	1B: 5 2B: 1 3B: 0 HR: 1	SF: 1 SAC: 0 DP: 0 HBP: 0	WP: 0 PB: 0 SB: 2 CS: 0	PA: 35					
PITCHER	IP	WLS	BF	H	R	ER	SO	BB	IBB	HBP	BLK	WP	HR	S	P	ERA	WHIP										
Ed Halicki, R ERA: 2.89 (1, 1)	7.0	L	27	3	3	1	4	1	0	0	0	0	0	4	8	108.00	12.000										
John Curtis, L ERA: 3.62 (8, 1)	0.1		5	3	4	4	0	1	0	0	0	0	0	4	8	108.00	12.000										
Ed Plank, R ERA: 7.36 (8, 1)	0.2		3	1	1	1	0	0	0	0	0	0	1	3	3	13.50	1.500										

Batter	1	2	3	4	5	6	7	8	9	AB	R	H	RBI	BB	SO	LOB	TOP										
Davey Lopes, R OBP: 0.359, SLG: 0.425 (1, 4)	F9		WP 6-3 2B		K		4-3		1-H 3B	5	1	2	3	0	1	0	Los Angeles Dodgers @ San Francisco Giants Candlestick Park, San Francisco, CA Mon Sep 11 1978, 10:05 PM EDT Att: 35,965 - Unknown AB 34 R 7 H 9 RBI 7 BB 5 SO 6 LOB 10 										
Bill North, S OBP: 0.374, SLG: 0.277 (1, 8)	F9		WP BB		6-3		6-3		BB	3	0	0	0	2	0	0											
Reggie Smith, S OBP: 0.352, SLG: 0.569 Rick Monday, L OBP: 0.348, SLG: 0.483 (1, 9) (6, 9)	4-3		6-3		G3		K		K	3	0	0	1	0	0	1											
Steve Garvey, R OBP: 0.338, SLG: 0.479 (1, 3)		F9	K				6-3			4	0	1	0	0	1	1											
Ron Cey, R OBP: 0.380, SLG: 0.454 (1, 5)		G6-3 BB			HR		G6-4-3 1B		HR	3	2	3	2	1	0	0											
Dusty Baker Jr., R OBP: 0.335, SLG: 0.387 (1, 7)		G6-3 1-2			6-3		F3		1-3	4	0	0	0	0	0	3											
Joe Ferguson, R OBP: 0.352, SLG: 0.404 Steve Yeager, R OBP: 0.304, SLG: 0.257 (1, 2) (9, 2)			K		F9		G6-4-3 1-2		6-3	4	0	0	0	0	1	2											
Bill Russell, R OBP: 0.312, SLG: 0.353 (1, 6)			2B				5-3		WP 1B BB	3	2	2	0	1	0	0											
Doug Rau, L OBP: 0.169, SLG: 0.172 Terry Forster, L OBP: 0.500, SLG: 0.625 (1, 1) (7, 1)			2B		K		F7		1-H 3B 1B	2	1	0	0	1	1	1											
Inning Stats	R: 0 E: 0 K: 0 S: 3	H: 0 LOB: 0 BB: 0 P: 3	R: 0 E: 0 K: 0 S: 2	H: 0 LOB: 0 BB: 1 P: 6	R: 3 E: 0 K: 2 S: 9	H: 2 LOB: 1 BB: 2 P: 17	R: 1 E: 0 K: 1 S: 7	H: 2 LOB: 1 BB: 0 P: 7	R: 0 E: 0 K: 0 S: 4	H: 0 LOB: 0 BB: 0 P: 4	R: 0 E: 0 K: 0 S: 3	H: 0 LOB: 0 BB: 0 P: 3	R: 0 E: 0 K: 1 S: 5	H: 0 LOB: 0 BB: 0 P: 5	R: 0 E: 0 K: 1 S: 8	H: 0 LOB: 0 BB: 0 P: 16		1B: 4 2B: 2 3B: 1 HR: 2	SF: 0 SAC: 0 DP: 2 HBP: 0	WP: 2 PB: 0 SB: 1 CS: 0	PA: 39						
PITCHER	IP	WLS	BF	H	R	ER	SO	BB	IBB	HBP	BLK	WP	HR	S	P	ERA	WHIP										
Vida Blue, L ERA: 2.7 (1, 1)	4.0	L	18	4	4	4	3	3	0	0	0	1	1	21	33	9.00	1.750										
Jim Barr, R ERA: 3.53 (5, 1)	2.0		7	2	0	0	1	0	0	0	0	0	0	9	9	0.00	1.000										
Charlie Williams, R ERA: 5.44 (7, 1)	2.2		13	3	3	3	1	2	0	0	0	1	1	13	21	10.12	1.875										
John Curtis, L ERA: 3.6 (9, 1)	0.1		1	0	0	0	1	0	0	0	0	0	0	3	3	0.00	0.000										

Batter	1	2	3	4	5	6	7	8	9	AB	R	H	RBI	BB	SO	LOB	BOTTOM										
Bill Madlock, R OBP: 0.381, SLG: 0.498 (1, 4)	F2		E6 BB		F8		BB E 1B		F8	5	1	1	0	0	0	3	Los Angeles Dodgers @ San Francisco Giants Candlestick Park, San Francisco, CA Mon Sep 11 1978, 10:05 PM EDT Att: 35,965 - Unknown AB 34 R 2 H 7 RBI 1 BB 5 SO 6 LOB 19 										
Darrell Evans, L OBP: 0.389, SLG: 0.413 (1, 5)	1B BB		F8		F9		FC4 BB		FC6-4 BB	2	0	0	0	3	0	1											
Jack Clark, R OBP: 0.362, SLG: 0.543 (1, 9)	F7		1-2 BB		HR		F7		FC6-4 1-2	4	1	1	1	1	0	4											
Mike Ivie, R OBP: 0.360, SLG: 0.467 (1, 3)	1-2 1B		F7		F6		FC4			4	0	1	0	0	0	3											
Hector Cruz, R OBP: 0.308, SLG: 0.387 (1, 7)	K				5-3		F7			4	0	0	0	0	2	3											
Larry Hemdon, R OBP: 0.320, SLG: 0.347 (1, 8)		F5			1B 1B 1B		5-3		4-3	4	0	1	0	0	0	0											
Marc Hill, R OBP: 0.319, SLG: 0.294 (1, 2)		5-3			1-2 1B		1B BB		3-1	3	0	1	0	1	0	0											
Johnnie LeMaster, R OBP: 0.298, SLG: 0.338 (1, 6)		F7			1-2 2-3 1B		G5-4-3 1B		K	4	0	2	0	0	1	0											
Vida Blue, S SP: 0.226, SLG: 0.143 (4, PH) Tom Herrickman, R OBP: 0.200, SLG: 0.440 (5, 1) Jim Barr, R OBP: 0.306, SLG: 0.399 (6, PH) John Tamargo, S OBP: 0.322, SLG: 0.399 (7, 1) Charlie Williams, R (9, 1) John Curtis, L (9, PH) Rob Andrews, R OBP: 0.338, SLG: 0.312 (9, PH)			K		K		G5-4-3 1-2		K	1	0	0	0	0	1	0											
Inning Stats	R: 0 E: 0 K: 1 S: 6	H: 1 LOB: 2 BB: 1 P: 10	R: 0 E: 0 K: 0 S: 3	H: 0 LOB: 0 BB: 0 P: 3	R: 0 E: 1 K: 1 S: 6	H: 0 LOB: 2 BB: 1 P: 10	R: 0 E: 0 K: 1 S: 8	H: 3 LOB: 3 BB: 0 P: 8	R: 1 E: 0 K: 0 S: 4	H: 1 LOB: 0 BB: 1 P: 4	R: 0 E: 0 K: 0 S: 3	H: 1 LOB: 1 BB: 1 P: 7	R: 1 E: 1 K: 1 S: 6	H: 1 LOB: 1 BB: 1 P: 10	R: 0 E: 0 K: 1 S: 5	H: 0 LOB: 0 BB: 0 P: 5		R: 0 E: 0 K: 1 S: 5	H: 0 LOB: 1 BB: 1 P: 9	1B: 6 2B: 0 3B: 0 HR: 1	SF: 0 SAC: 0 DP: 1 HBP: 0	WP: 0 PB: 0 SB: 0 CS: 0	PA: 39				
PITCHER	IP	WLS	BF	H	R	ER	SO	BB	IBB	HBP	BLK	WP	HR	S	P	ERA	WHIP										
Doug Rau, L ERA: 3.34 (1, 1)	6.0	W	29	7	2	1	3	4	0	0	0	0	0	31	47	1.50	1.833										
Terry Forster, L ERA: 2.12 (7, 1)	3.0	S	10	0	0	0	3	1	0	0	0	0	0	15	19	0.00	0.333										

Batter	1	2	3	4	5	6	7	8	9	AB	R	H	RBI	BB	SO	LOB	TOP					
Davey Lopes, R OBP: 0.359, SLG: 0.433 (1, 4)	0-0 5-3		0-0 F9			0-0 5-3		0-0 1-H 3-H 2B	0-0 2H HR	5	1	2	4	0	0	0	Los Angeles Dodgers @ San Francisco Giants Candlestick Park, San Francisco, CA Tue Sep 12 1978, 10:05 PM EDT Att: 38,073 - Unknown					
Bill North, S OBP: 0.369, SLG: 0.272 (1, 8)	0-0 4-3			0-0 6-3		0-0 4-3		0-0 F7	0-0 6-3	5	0	0	0	0	0	3						
Rick Monday, L OBP: 0.348, SLG: 0.480 (6, PH) Lee Lacy, R OBP: 0.336, SLG: 0.517 (8, 9) Joe Simpson, L (8, 9)	0-3 K			4-0 1B BB		0-0 F5		0-3 K		2	1	0	0	1	1	0						
Steve Garvey, R OBP: 0.340, SLG: 0.480 (1, 3)		4-0 5-3 BB		0-0 1-H 1B		0-0 F7			0-0 6-3 HBP 2B 1B	3	1	2	1	1	0	0						
Ron Cey, R OBP: 0.379, SLG: 0.452 (1, 5)		0-0 5-3		0-0 L7		0-0 6-3			1-0 6-3 2B HBP	3	1	0	0	0	0	2						
Dusty Baker Jr., R OBP: 0.332, SLG: 0.384 (1, 7) Jerry Grote, R OBP: 0.380, SLG: 0.377 (9, 2)		0-0 F7		0-0 L3		0-0 F2			0-0 6-3	4	0	0	0	0	0	4						
Joe Ferguson, R OBP: 0.352, SLG: 0.402 (8, PH) Rudy Law, L (8, PH) Steve Yeager, R OBP: 0.325, SLG: 0.257 (8, PH) Mantle, S OBP: 0.325, SLG: 0.357 Myron White, L (8, 7)		0-0 6-3			0-0 P6			4-0 1B 2B BB	4-0 2B IBB	2	0	0	0	1	0	1						
Bill Russell, R OBP: 0.313, SLG: 0.356 (1, 6)			0-0 F8		0-0 F7			0-0 FC1-6 1B	0-0 1-H 2-H 3-H HR 2B	4	1	2	3	0	0	0						
Burt Hooton, R OBP: 0.232, SLG: 0.175 (1, 1)			0-3 K		0-3 K			0-0 FC1-6 2B	0-3 K	4	1	0	0	0	3	4						
Inning Stats	R: 0 E: 0 K: 1 S: 5	H: 0 LOB: 0 BB: 0 P: 5	R: 0 E: 0 K: 0 S: 3	H: 0 LOB: 1 BB: 1 P: 7	R: 0 E: 0 K: 1 S: 5	H: 0 LOB: 0 BB: 0 P: 5	R: 1 E: 0 K: 0 S: 4	H: 1 LOB: 1 BB: 1 P: 8	R: 0 E: 0 K: 0 S: 3	H: 0 LOB: 0 BB: 0 P: 3	R: 0 E: 0 K: 0 S: 3	H: 0 LOB: 0 BB: 0 P: 3	R: 2 E: 0 K: 1 S: 7	H: 2 LOB: 2 BB: 1 P: 11	R: 5 E: 0 K: 1 S: 8	H: 3 LOB: 1 BB: 1 P: 13		1B: 3 2B: 2 3B: 0 HR: 1	SF: 0 SAC: 0 DP: 0 HBP: 1	WP: 0 PB: 0 SB: 2 CS: 0	PA: 38	
PITCHER	IP WLS BF H R ER SO BB IBB HBP BLK WP HR S P ERA WHIP	7.2 L 29 3 3 3 3 3 0 0 0 0 0 32 44 3.52 0.783	1.1 9 3 5 5 2 0 1 1 0 0 1 11 16 33.75 2.250																			

AB 33
R 8
H 6
RBI 8
BB 4
SO 5
LOB 16



Batter	1	2	3	4	5	6	7	8	9	AB	R	H	RBI	BB	SO	LOB	BOTTOM				
Bill Madlock, R OBP: 0.380, SLG: 0.495 (1, 4)	0-0 F3		0-3 K			0-0 SH5-4 1B		0-0 F9		4	0	1	0	0	1	1	Los Angeles Dodgers @ San Francisco Giants Candlestick Park, San Francisco, CA Tue Sep 12 1978, 10:05 PM EDT Att: 38,073 - Unknown				
Terry Whitfield, L OBP: 0.343, SLG: 0.407 (1, 7)	0-0 B3			0-3 K		0-0 SH5-4		0-0 L8		3	0	0	0	0	1	1					
Jack Clark, R OBP: 0.361, SLG: 0.540 (1, 9)	0-0 L8			4-0 1B BB		0-0 6-3			0-0 F8	3	0	0	0	1	0	1					
Darrell Evans, L OBP: 0.368, SLG: 0.411 (1, 5)		0-0 F3		4-0 1B BB		0-0 L8			0-0 F9	3	0	0	0	1	0	1					
Mike Ivie, R OBP: 0.362, SLG: 0.475 (1, 3)		0-0 G1		0-0 1-2 2-H 1B			0-0 F4			4	0	2	0	0	0	0					
John Tamargo, S OBP: 0.380, SLG: 0.368 (7, FR) Art Gardner, L (8, 2) Marc Hill, R OBP: 0.318, SLG: 0.293 (8, 2)		0-0 2B		0-0 1-3		4-0 CS BB			0-0 F5	2	0	1	0	1	0	2					
Larry Herndon, R OBP: 0.318, SLG: 0.345 (8, 1) Gary Lavelle, S OBP: 0.067, SLG: 0.067 (8, 1)		0-3 K			0-0 F7		0-3 K			3	0	0	0	0	2	2					
Roger Metzger, S OBP: 0.287, SLG: 0.278 (1, 6)			0-0 G3		0-0 F8			0-0 F9		3	0	0	0	0	0	0					
John Montefusco, R OBP: 0.141, SLG: 0.077 (8, 8) Hector Cruz, R OBP: 0.310, SLG: 0.389 (8, 8)			0-0 1-3		0-0 L5				0-0 1B	2	0	0	0	0	0	0					
Inning Stats	R: 0 E: 0 K: 0 S: 3	H: 0 LOB: 0 BB: 0 P: 3	R: 0 E: 0 K: 1 S: 6	H: 1 LOB: 0 BB: 0 P: 6	R: 0 E: 0 K: 1 S: 5	H: 0 LOB: 0 BB: 0 P: 5	R: 0 E: 0 K: 1 S: 5	H: 1 LOB: 2 BB: 2 P: 13	R: 0 E: 0 K: 0 S: 4	H: 0 LOB: 1 BB: 0 P: 4	R: 0 E: 0 K: 1 S: 4	H: 0 LOB: 1 BB: 1 P: 8	R: 0 E: 0 K: 0 S: 4	H: 1 LOB: 1 BB: 0 P: 4	R: 0 E: 0 K: 0 S: 4	H: 1 LOB: 1 BB: 0 P: 4		1B: 3 2B: 1 3B: 1 HR: 0	SF: 0 SAC: 1 DP: 0 HBP: 0	WP: 0 PB: 0 SB: 0 CS: 1	PA: 33
PITCHER	IP WLS BF H R ER SO BB IBB HBP BLK WP HR S P ERA WHIP	9.0 W 33 5 0 0 4 3 0 0 0 0 0 38 50 0.00 0.889																			



Batter	1	2	3	4	5	6	7	8	9	AB	R	H	RBI	BB	SO	LOB	TOP					
Jerry Royster, R (1, 6) OBP: 0.338, SLG: 0.345	F7		5-3		5-3				F3	5	0	1	1	0	0	1	Atlanta Braves @ San Francisco Giants Candlestick Park, San Francisco, CA Thu Sep 14 1978, 6:33 AM EDT Att: 3,358 - Unknown livebaseballscorecards.com					
Rowland Office, L (1, 8) OBP: 0.298, SLG: 0.357	6-3		K				4-3		F5	4	0	0	0	1	1	0						
Gary Matthews, R (1, 9) OBP: 0.366, SLG: 0.462			F8						3-1	5	0	2	0	0	1	3						
Jeff Burroughs, R (1, 7) OBP: 0.446, SLG: 0.555 Barry Bonnell, R (8, PR) OBP: 0.271, SLG: 0.282					F8		G1-6-3		E9	3	0	1	0	1	0	1						
Joe Nolan, L (1, 2) OBP: 0.356, SLG: 0.384									1B	0	1	0	0	0	0	0						
Dale Murphy, R (1, 3) OBP: 0.293, SLG: 0.415									G3	3	1	0	0	1	0	3						
Glenn Hubbard, R (1, 4) OBP: 0.364, SLG: 0.327									G3	4	2	1	1	0	1	1						
Rod Gilbreath, R (1, 5) OBP: 0.304, SLG: 0.339									1-3	3	0	1	2	0	1	1						
Jim Bouton, R (1, 1) Bob Beall, S (7, PH) Craig Skok, R (7, 1) Gene Garber, R (9, 1)									1B	3	0	1	0	2	0	1						
Inning Stats	R: 0 E: 0 K: 0 S: 4	H: 1 LOB: 2 BB: 1 P: 8	R: 1 E: 1 K: 0 S: 4	H: 0 LOB: 0 BB: 0 P: 4	R: 0 E: 0 K: 1 S: 5	H: 0 LOB: 0 BB: 0 P: 5	R: 0 E: 0 K: 1 S: 5	H: 0 LOB: 0 BB: 0 P: 5	R: 0 E: 0 K: 0 S: 4	H: 1 LOB: 1 BB: 0 P: 4	R: 0 E: 0 K: 0 S: 3	H: 1 LOB: 0 BB: 0 P: 3	R: 2 E: 0 K: 3 S: 11	H: 2 LOB: 3 BB: 3 P: 23	R: 1 E: 1 K: 0 S: 5	H: 2 LOB: 3 BB: 1 P: 9		R: 0 E: 0 K: 0 S: 3	H: 0 LOB: 0 BB: 0 P: 3	1B: 4 2B: 2 3B: 1 HR: 0	SF: 0 SAC: 1 DP: 1 HBP: 0	WP: 0 PB: 0 SB: 3 CS: 0
PITCHER	IP	WLS	BF	H	R	ER	SO	BB	IBB	HBP	BLK	WP	HR	S	P	ERA	WHIP					
Ed Halicki, R (1, 1) ERA: 2.88	7.0	L	30	5	3	2	5	3	1	0	0	0	0	36	52	2.57	1.143					
Randy Moffitt, R (8, 1) ERA: 3.29	2.0		9	2	1	1	0	1	0	0	0	0	0	8	12	4.50	1.500					

Batter	1	2	3	4	5	6	7	8	9	AB	R	H	RBI	BB	SO	LOB	BOTTOM					
Bill Madlock, R (1, 4) OBP: 0.385, SLG: 0.498	K									3	1	0	0	1	1	0	Atlanta Braves @ San Francisco Giants Candlestick Park, San Francisco, CA Thu Sep 14 1978, 6:33 AM EDT Att: 3,358 - Unknown livebaseballscorecards.com					
Terry Whitfield, L (1, 7) OBP: 0.342, SLG: 0.405 Randy Moffitt, R (8, 1) OBP: 0.250, SLG: 0.143										4	0	1	0	0	0	1						
Mike Ivie, R (1, 3) OBP: 0.361, SLG: 0.472										3	0	0	1	0	2	1						
Darrell Evans, L (1, 5) OBP: 0.367, SLG: 0.410										3	0	1	0	1	0	2						
Hector Cruz, R (1, 8) OBP: 0.310, SLG: 0.385										3	0	1	0	1	0	3						
Jim Dwyer, L (1, 9) OBP: 0.328, SLG: 0.370										4	0	0	0	0	0	3						
John Tamargo, S (1, 2) OBP: 0.350, SLG: 0.333										4	0	0	0	0	0	1						
Roger Metzger, S (1, 6) OBP: 0.283, SLG: 0.272										3	0	0	0	1	0	0						
Ed Halicki, R (1, 1) ERA: 4.91 Larry Herndon, R (7, PH) OBP: 0.314, SLG: 0.340										2	0	0	0	0	0	2						
Inning Stats	R: 0 E: 0 K: 2 S: 8	H: 1 LOB: 1 BB: 0 P: 8	R: 0 E: 0 K: 0 S: 4	H: 1 LOB: 2 BB: 1 P: 8	R: 1 E: 1 K: 0 S: 4	H: 0 LOB: 2 BB: 2 P: 12	R: 0 E: 0 K: 0 S: 3	H: 0 LOB: 0 BB: 0 P: 3	R: 0 E: 0 K: 0 S: 5	H: 1 LOB: 2 BB: 0 P: 5	R: 0 E: 0 K: 1 S: 5	H: 0 LOB: 0 BB: 0 P: 3	R: 0 E: 0 K: 1 S: 5	H: 0 LOB: 0 BB: 0 P: 5	R: 0 E: 0 K: 1 S: 4	H: 0 LOB: 0 BB: 1 P: 8		R: 0 E: 0 K: 0 S: 3	H: 0 LOB: 0 BB: 0 P: 3	1B: 1 2B: 2 3B: 0 HR: 0	SF: 1 SAC: 0 DP: 1 HBP: 0	WP: 0 PB: 0 SB: 2 CS: 0
PITCHER	IP	WLS	BF	H	R	ER	SO	BB	IBB	HBP	BLK	WP	HR	S	P	ERA	WHIP					
Jim Bouton, R (1, 1) ERA: 4.91	6.0	W	26	3	1	0	2	3	0	0	0	0	0	27	39	0.00	1.000					
Craig Skok, L (7, 1) ERA: 4.3	2.0		6	0	0	0	2	1	0	0	0	0	0	9	13	0.00	0.500					
Gene Garber, R (9, 1) ERA: 2.33	1.0	S	3	0	0	0	0	0	0	0	0	0	0	3	3	0.00	0.000					

Batter	1	2	3	4	5	6	7	8	9	AB R H RBI BB SO LOB	TOP									
Pete Rose, S OBP: 0.355, SLG: 0.417 Ray Knight, R OBP: 0.231, SLG: 0.290	0-0 5-3		0-0 E 1B	0-0 F7			0-0 4-3		0-0 F9	5 1 1 0 0 0 2 0 0 0 0 0 0 0	Cincinnati Reds @ San Francisco Giants Candlestick Park, San Francisco, CA Fri Sep 15 1978, 10:05 PM EDT Att: 22,726 - Unknown									
Dave Concepcion, R OBP: 0.351, SLG: 0.404	0-0 1B E 1B		0-0 1B 2B 1B		0-0 5-3		0-0 1B 1B		0-0 1B	5 2 4 2 0 0 0										
Ken Griffey, L OBP: 0.341, SLG: 0.425	0-3 K		0-0 1B SF8 2B		0-0 F8		0-0 1B 1B		0-0 P5	5 1 2 1 0 1 2										
George Foster, R OBP: 0.355, SLG: 0.525	0-0 1B E8 1B		0-0 F7		0-0 F2		0-0 F9			4 1 1 0 0 0 3										
Johnny Bench, R OBP: 0.334, SLG: 0.483	0-0 1B		0-0 SF8		0-0 P4		0-0 5-3			3 0 1 2 0 0 0										
Ken Henderson, S OBP: 0.288, SLG: 0.324			0-0 F8		0-0 F8		0-0 4-3			4 0 0 0 0 0 0										
Dan Driessen, L OBP: 0.352, SLG: 0.412			0-0 F7		0-0 5-3 1B		0-0 BB			3 0 1 0 1 0 0										
Junior Kennedy, R OBP: 0.361, SLG: 0.263			0-0 1B		0-0 5-3 1-2		0-0 4-3 S 1B 1B		0-0 3-1	4 1 2 0 0 0 2										
Tom Seaver, R OBP: 0.200, SLG: 0.119	0-3 K		0-0 5-3		0-3 K		0-3 K		0-3 K	4 0 0 0 0 3 3										
Inning Stats	R: 2 E: 1 K: 1 S: 7	H: 3 LOB: 1 BB: 0 P: 7	R: 0 E: 0 K: 1 S: 6	H: 1 LOB: 1 BB: 0 P: 6	R: 3 E: 1 K: 0 S: 6	H: 3 LOB: 0 BB: 0 P: 6	R: 0 E: 0 K: 0 S: 4	H: 1 LOB: 0 BB: 0 P: 4	R: 0 E: 0 K: 0 S: 3	H: 0 LOB: 0 BB: 0 P: 3	R: 0 E: 0 K: 1 S: 8	H: 3 LOB: 2 BB: 0 P: 8	R: 0 E: 0 K: 0 S: 3	H: 0 LOB: 1 BB: 1 P: 7	R: 0 E: 0 K: 1 S: 6	H: 1 LOB: 1 BB: 0 P: 6	1B: 11 2B: 1 3B: 0 HR: 0	SF: 1 SAC: 0 DP: 0 HBP: 0	WP: 0 PB: 0 SB: 2 CS: 0	PA: 39
PITCHER	IP WLS BF H R ER SO BB IBB HBP BLK WP HR S P ERA WHIP											PITCHER	IP WLS BF H R ER SO BB IBB HBP BLK WP HR S P ERA WHIP							
Vida Blue, L ERA: 2.82	(1, 1) 3.0 L 15 7 5 4 0 2 0 0 0 0 0 0 0 19 19 12.00 2.333																			
Terry Cornutt, R ERA:	(4, 1) 3.0 10 1 0 0 0 0 0 0 0 0 0 0 10 10 0.00 0.333																			
Jim Barr, R ERA: 3.5	(7, 1) 1.0 6 3 1 1 1 0 0 0 0 0 0 0 8 8 9.00 3.000																			
Philip Nastu, L ERA:	(8, 1) 2.0 8 1 0 0 1 1 0 0 0 0 0 0 9 13 0.00 1.000																			

Batter	1	2	3	4	5	6	7	8	9	AB R H RBI BB SO LOB	BOTTOM											
Bill Madlock, R OBP: 0.384, SLG: 0.495	0-0 G6-4-3 BB 1B		0-0 1-3			0-3 K3-1			0-3 K	4 0 1 0 0 2 0	Cincinnati Reds @ San Francisco Giants Candlestick Park, San Francisco, CA Fri Sep 15 1978, 10:05 PM EDT Att: 22,726 - Unknown											
Terry Whitfield, L OBP: 0.342, SLG: 0.402	4-0 G6-4-3 1-2 BB		0-0 G3		0-0 3-1			0-0 F8		3 0 0 0 1 0 0												
Jack Clark, R OBP: 0.358, SLG: 0.536	0-0 G6-4-3 1-2 2-3		0-0 F9		0-0 5-3			0-0 F3		4 0 0 0 0 0 2												
Darrell Evans, L OBP: 0.368, SLG: 0.416	0-0 F5		0-0 HR		4-0 G1-6-3 BB					2 1 1 1 1 0 1												
Willie McCovey, L OBP: 0.298, SLG: 0.396 Philip Nastu, L ERA:			0-0 G3		0-3 K		0-0 G1-6-3 1-2			3 0 0 0 0 1 1 0 0 0 0 0 0 0												
Hector Cruz, R OBP: 0.307, SLG: 0.380	0-3 K		0-0 P6		0-3 K		0-3 K			3 0 0 0 0 2 0												
Roger Metzger, S OBP: 0.283, SLG: 0.270	0-0 F8		0-0 K		0-3 K		4-0 PB BB			2 0 0 0 1 1 0												
Mike Sadek, R OBP: 0.327, SLG: 0.350 John Tamargo, S OBP: 0.356, SLG: 0.333			0-3 K		0-0 5-3		4-0 G1-6-3 1-2 BB			2 0 0 0 0 1 0 0 0 0 0 1 0 0												
Vida Blue, S OBP: 0.226, SLG: 0.143 Art Gardner, L ERA: Terry Cornutt, R ERA: Vic Harris, S OBP: 0.220, SLG: 0.220 Jim Barr, R OBP: 0.304, SLG: 0.104 Skip James, R OBP: 0.171, SLG: 0.150			0-3 K		0-3 K		0-0 G1-6-3 1-2			0 0 0 0 0 0 0 1 0 0 0 0 1 0 0 0 0 0 0 0 0 1 0 0 0 0 1 0 0 0 0 0 0 0 0 1 0 0 0 0 0 2												
Inning Stats	R: 0 E: 0 K: 0 S: 3	H: 1 LOB: 1 BB: 1 P: 7	R: 0 E: 0 K: 1 S: 5	H: 0 LOB: 0 BB: 0 P: 5	R: 0 E: 0 K: 2 S: 7	H: 0 LOB: 0 BB: 0 P: 7	R: 1 E: 0 K: 1 S: 6	H: 1 LOB: 0 BB: 0 P: 6	R: 0 E: 0 K: 1 S: 5	H: 0 LOB: 0 BB: 0 P: 5	R: 0 E: 0 K: 2 S: 7	H: 0 LOB: 0 BB: 0 P: 7	R: 0 E: 0 K: 0 S: 2	H: 0 LOB: 0 BB: 1 P: 6	R: 0 E: 0 K: 1 S: 4	H: 0 LOB: 2 BB: 2 P: 12	R: 0 E: 0 K: 1 S: 5	H: 0 LOB: 0 BB: 0 P: 5	1B: 1 2B: 0 3B: 0 HR: 1	SF: 0 SAC: 0 DP: 3 HBP: 0	WP: 0 PB: 1 SB: 0 CS: 0	PA: 30
PITCHER	IP WLS BF H R ER SO BB IBB HBP BLK WP HR S P ERA WHIP											PITCHER	IP WLS BF H R ER SO BB IBB HBP BLK WP HR S P ERA WHIP									
Tom Seaver, R ERA: 2.89	(1, 1) 9.0 W 30 2 1 1 1 9 4 0 0 0 0 1 44 60 1.00 0.667																					

Batter	1	2	3	4	5	6	7	8	9	AB	R	H	RBI	BB	SO	LOB	TOP											
Pete Rose, S OBP: 0.358, SLG: 0.418 (1, 5)	1-0 CS HBP		0-0 1B		0-0 E7 1B		0-0 F9			3	0	2	0	0	0	2												
Joe Morgan, L OBP: 0.357, SLG: 0.393 (1, 4)	0-3 K		0-0 F7		0-3 K			0-0 F9		4	0	0	0	0	2	3												
Ken Griffey, L OBP: 0.342, SLG: 0.426 (1, 8) (9, 9)	0-0 1B		0-3 K			0-0 1B		0-0 L6		4	0	2	0	0	1	1												
George Foster, R OBP: 0.355, SLG: 0.528 (1, 7)		0-3 K	0-0 F3		0-3 K		0-0 K	0-0 HR		4	1	1	1	0	2	2												
Dan Driessen, L OBP: 0.352, SLG: 0.409 (1, 3)		4-0 BB 2B		0-0 F8		0-3 K		0-3 K		3	1	0	0	1	2	0												
Champ Summers, L OBP: 0.444, SLG: 0.625 (7, PH)		4-0 BB 2B		0-0 4-3			0-0 4-3		0-0 L4	2	0	0	0	1	0	0												
Dave Collins, S OBP: 0.321, SLG: 0.237 (9, PH)		2B CS BB								1	0	0	0	0	0	0												
Dave Concepcion, R OBP: 0.352, SLG: 0.407 (1, 6)		0-0 1B	0-0 G3		0-0 G3		0-0 BB 1B		0-0 F7	4	0	2	1	0	0	0												
Vic Correll, R OBP: 0.277, SLG: 0.333 (1, 2)		0-0 2B				0-0 L5		0-3 K		2	0	1	0	0	0	0												
Mike Lum, L OBP: 0.374, SLG: 0.485 (7, PH)		0-0 1B				0-0 L5		0-3 K		1	0	0	0	0	1	1												
Don Werner, R OBP: 0.244, SLG: 0.188 (7, 2)		0-0 1B				0-0 L5		0-3 K		0	0	0	0	0	0	0												
Johnny Bench, R OBP: 0.333, SLG: 0.482 (9, PH)		2-3 3-H				0-3 K		4-0 BB		1	0	0	0	0	0	0												
Tom Hume, R OBP: 0.071, SLG: 0.049 (1, 1)		0-3 K				0-3 K		4-0 BB		2	0	0	0	0	2	2												
Ken Henderson, S OBP: 0.293, SLG: 0.324 (7, PH)		0-0 K				0-3 K		4-0 BB		0	0	0	0	1	0	0												
Pedro Borbon, R OBP: 0.182, SLG: 0.182 (7, 1)		0-0 K				0-3 K		4-0 BB		0	0	0	0	0	0	0												
Doug Bair, R OBP: 0.167, SLG: 0.167 (8, 1)		0-0 K				0-3 K		4-0 BB		0	0	0	0	0	0	0												
Inning Stats	R: 0 E: 0 K: 1 S: 4	H: 1 LOB: 1 BB: 0 P: 5	R: 1 E: 0 K: 2 S: 8	H: 2 LOB: 2 BB: 2 P: 16	R: 0 E: 0 K: 1 S: 6	H: 1 LOB: 1 BB: 0 P: 6	R: 0 E: 0 K: 0 S: 3	H: 0 LOB: 0 BB: 0 P: 3	R: 0 E: 1 K: 2 S: 8	H: 1 LOB: 1 BB: 0 P: 8	R: 0 E: 0 K: 2 S: 7	H: 1 LOB: 0 BB: 1 P: 7	R: 0 E: 0 K: 1 S: 6	H: 1 LOB: 2 BB: 1 P: 10	R: 1 E: 0 K: 1 S: 6	H: 1 LOB: 0 BB: 0 P: 6	R: 0 E: 0 K: 0 S: 3	H: 0 LOB: 0 BB: 3 P: 3	R: 0 E: 0 K: 0 S: 3	H: 0 LOB: 0 BB: 0 P: 7	R: 0 E: 0 K: 0 S: 6	H: 0 LOB: 0 BB: 0 P: 6	R: 0 E: 0 K: 0 S: 3	H: 0 LOB: 0 BB: 0 P: 3	1B: 6 2B: 2 3B: 0 HR: 1	SF: 0 SAC: 0 DP: 1 HBP: 1	WP: 0 PB: 0 SB: 0 CS: 2	PA: 35
PITCHER	IP	WLS	BF	H	R	ER	SO	BB	IBB	HBP	BLK	WP	HR	S	P	ERA	WHIP											
John Montefusco, R ERA: 3.86 (1, 1)	8.0		32	8	2	2	10	3	0	1	0	0	1	48	61	2.25	1.375											
Gary Lavelle, L ERA: 3.31 (9, 1)	1.0	W	3	0	0	0	0	0	0	0	0	0	0	3	3	0.00	0.000											

Cincinnati Reds @ San Francisco Giants
Candlestick Park, San Francisco, CA
Sat Sep 16 1978, 6:33 AM EDT
Att: 29,557 - Unknown

AB 31
R 2
H 8
RBI 2
BB 3
SO 10
LOB 11



Batter	1	2	3	4	5	6	7	8	9	AB	R	H	RBI	BB	SO	LOB	BOTTOM										
Terry Whitfield, L OBP: 0.344, SLG: 0.407 (1, 7)	0-3 K		0-3 K		0-0 2B			0-0 S 1B	0-0 1B	5	0	3	1	0	2	0											
Jim Dwyer, L OBP: 0.331, SLG: 0.370 (1, 8)				0-0 G3	0-0 F7			4-0 1B		3	0	1	0	1	0	1											
Larry Herndon, R OBP: 0.314, SLG: 0.340 (8, PR)	FC5-4 1B							1-2 IBB		0	0	0	0	0	0	0											
Jack Clark, R OBP: 0.358, SLG: 0.534 (1, 9)	FC5-4 S			0-0 4-3 E 1B		0-0 F9		0-0 P6		4	1	1	0	0	0	3											
Darrell Evans, L OBP: 0.366, SLG: 0.413 (1, 5)	0-3 K			0-0 4-3	1-2 1B	0-3 K2-3		0-0 G3		4	0	0	0	0	2	4											
Mike Ivie, R OBP: 0.363, SLG: 0.472 (1, 3)		0-0 6-3		0-0 E8 1B 1B		0-0 6-3			0-0 1B SH5-4 1B	4	1	2	1	0	0	0											
Art Gardner, L (9, PR)				2-H 1B 1B						0	1	0	0	0	0	0											
Roger Metzger, S OBP: 0.284, SLG: 0.271 (1, 6)		0-0 4-3		0-0 1B		0-0 3-1			0-0 SH5-4	3	0	1	1	0	0	0											
Rob Andrews, R OBP: 0.317, SLG: 0.311 (1, 4)		0-0 F9		0-0 F7		0-0 F8			0-0 1B IBB 1B	4	0	1	0	0	0	1											
Mike Sadek, R OBP: 0.319, SLG: 0.340 (1, 2)			0-0 F2		0-0 F7		0-0 6-3		4-0 1B IBB	3	0	0	0	0	0	0											
John Tamargo, S OBP: 0.365, SLG: 0.333 (9, PH)									1-2 1B IBB	0	0	0	0	1	0	0											
John Montefusco, R OBP: 0.137, SLG: 0.075 (1, 1)			0-3 K		0-0 B3			0-0 F8	0-3 K	2	0	0	0	0	1	0											
Bill Maclock, R OBP: 0.363, SLG: 0.494 (8, PH)										1	0	0	0	0	0	0											
Gary Lavelle, S OBP: 0.067, SLG: 0.067 (9, 1)										0	0	0	0	0	0	0											
Skip James, L OBP: 0.208, SLG: 0.143 (9, PH)										1	0	0	0	0	1	3											
Inning Stats	R: 0 E: 0 K: 2 S: 8	H: 1 LOB: 1 BB: 0 P: 8	R: 0 E: 0 K: 0 S: 3	H: 0 LOB: 0 BB: 0 P: 3	R: 0 E: 0 K: 2 S: 7	H: 0 LOB: 0 BB: 0 P: 7	R: 2 E: 1 K: 0 S: 6	H: 3 LOB: 1 BB: 0 P: 6	R: 0 E: 0 K: 0 S: 4	H: 1 LOB: 1 BB: 0 P: 4	R: 0 E: 0 K: 1 S: 5	H: 0 LOB: 0 BB: 0 P: 5	R: 0 E: 0 K: 0 S: 3	H: 0 LOB: 0 BB: 0 P: 3	R: 0 E: 0 K: 0 S: 4	H: 1 LOB: 2 BB: 1 P: 8	R: 1 E: 0 K: 1 S: 7	H: 3 LOB: 3 BB: 1 P: 11	1B: 8 2B: 1 3B: 0 HR: 0	SF: 0 SAC: 1 DP: 0 HBP: 0	WP: 0 PB: 0 SB: 2 CS: 0	PA: 37					
PITCHER	IP	WLS	BF	H	R	ER	SO	BB	IBB	HBP	BLK	WP	HR	S	P	ERA	WHIP										
Tom Hume, R ERA: 4.5 (1, 1)	6.0		23	5	2	1	5	0	0	0	0	0	0	5	9	0.00	0.833										
Pedro Borbon, R ERA: 4.59 (7, 1)	1.1		6	1	0	0	0	0	1	0	0	0	0	5	9	0.00	0.750										
Doug Bair, R ERA: 1.9 (8, 1)	1.1	L	8	3	1	1	1	0	1	0	0	0	0	9	13	6.75	2.250										

Cincinnati Reds @ San Francisco Giants
Candlestick Park, San Francisco, CA
Sat Sep 16 1978, 6:33 AM EDT
Att: 29,557 - Unknown

AB 34
R 3
H 9
RBI 3
BB 2
SO 6
LOB 12



Batter	1	2	3	4	5	6	7	8	9	AB	R	H	RBI	BB	SO	LOB	TOP			
Pete Rose, S OBP: 0.360, SLG: 0.420 (1, 5)	4-0 WP PB SF6 BB		0-0 5-3			0-0 4-3	0-0 1B		0-0 1B 1-H	4	1	2	2	1	0	0	Cincinnati Reds @ San Francisco Giants Candlestick Park, San Francisco, CA Sun Sep 17 1978, 6:33 AM EDT Att: 31,469 - Unknown livebaseballscores.com			
Joe Morgan, L OBP: 0.356, SLG: 0.390 Junior Kennedy, R OBP: 0.365, SLG: 0.269 (8, 4)	4-0 WP 1B BB		0-0 F7			0-0 4-3	0-0 F8		0-0 2B 1-H	3	0	0	0	1	0	1				
Ken Griffey, L OBP: 0.340, SLG: 0.423 (1, 8)	0-0 G3 1-2 2-3		0-3 K			0-0 F7			0-0 4-3	4	0	0	0	0	1	2				
George Foster, R OBP: 0.355, SLG: 0.526 (1, 7)	4-0 1B IBB		0-0 5-3			0-0 5-3	4-0 1B 2B BB		0-0 F8	2	1	0	0	2	0	0				
Johnny Bench, R OBP: 0.333, SLG: 0.481 (1, 2)	0-0 SF6		0-3 K			0-0 K	0-0 1B 1-2		0-0 5-3	3	0	1	1	0	1	0				
Dave Concepcion, R OBP: 0.355, SLG: 0.408 (1, 6)	0-0 1-2 2-H 1B		0-0 4-3			0-0 4-3	0-0 2B 1-3 2-3 1B		4-0 6-3 1B BB	3	2	2	0	1	0	0				
Ken Henderson, S OBP: 0.292, SLG: 0.317 (1, 9)			0-0 F7			0-0 F7	4-0 2B IBB 1-2		0-3 K	3	1	0	0	1	1	1				
Dan Driessen, L OBP: 0.349, SLG: 0.406 (1, 3)			0-3 K			0-0 4-3	0-3 K		0-0 6-3	4	0	0	0	0	2	4				
Paul Moskau, R OBP: 0.260, SLG: 0.326 (1, 1)			0-0 4-3			0-0 4-3	0-0 1B 2B 1-H 2-H 3-H		0-0 2B 3-H 1B	4	2	2	4	0	0	0				
Inning Stats	R: 1 E: 0 K: 0 S: 3	H: 1 LOB: 2 BB: 3 P: 15	R: 0 E: 0 K: 1 S: 5	H: 0 LOB: 0 BB: 0 P: 5	R: 0 E: 0 K: 1 S: 5	H: 0 LOB: 0 BB: 0 P: 5	R: 0 E: 0 K: 0 S: 3	H: 0 LOB: 0 BB: 0 P: 3	R: 0 E: 0 K: 0 S: 3	H: 0 LOB: 0 BB: 0 P: 3	R: 4 E: 0 K: 1 S: 8	H: 4 LOB: 1 BB: 2 P: 16	R: 0 E: 0 K: 0 S: 3	H: 0 LOB: 0 BB: 0 P: 3	R: 2 E: 0 K: 1 S: 7	H: 3 LOB: 2 BB: 1 P: 11	1B: 6 2B: 2 3B: 0 HR: 0	SF: 1 SAC: 0 DP: 0 HBP: 0	WP: 1 PB: 1 SB: 2 CS: 0	PA: 38
PITCHER	IP WLS BF L	H R ER SO	BB IBB HBP BLK	WP HR S P	ERA WHIP	PITCHER	IP WLS BF	H R ER SO	BB IBB HBP BLK	WP HR S P	ERA WHIP									
Bob Knepper, L ERA: 2.83 (1, 1)	7.0	5	5	5	4	3	2	0	0	1	0	32	52	6.43	1.143					
Philip Nastu, L ERA: 4.5 (8, 1)	2.0	3	2	2	1	1	0	0	0	0	0	10	14	9.00	2.000					

Batter	1	2	3	4	5	6	7	8	9	AB	R	H	RBI	BB	SO	LOB	BOTTOM						
Terry Whitfield, L OBP: 0.344, SLG: 0.412 (1, 7)	0-0 F8			0-0 F9		0-0 4-3			0-0 HR	4	1	1	1	0	0	0	Cincinnati Reds @ San Francisco Giants Candlestick Park, San Francisco, CA Sun Sep 17 1978, 6:33 AM EDT Att: 31,469 - Unknown livebaseballscores.com						
Jim Dwyer, L OBP: 0.325, SLG: 0.363 (1, 8)	0-0 F9			0-0 F9		0-3 K			0-3 K	4	0	0	0	0	2	0							
Jack Clark, R OBP: 0.359, SLG: 0.539 (1, 9)	0-3 K			0-0 3B			0-0 F7		0-0 2B	4	0	2	0	0	1	0							
Darrell Evans, L OBP: 0.364, SLG: 0.410 Philip Nastu, L Art Gardner, L (9, PH)			0-0 F9		0-0 P4		0-0 P4		0-0 F2	3	0	0	0	0	0	1							
Mike Ivie, R OBP: 0.358, SLG: 0.466 (1, 3)			0-0 5-3				0-0 5-3		0-3 K	4	0	0	0	0	2	1							
Roger Metzger, S OBP: 0.284, SLG: 0.269 (1, 6)			0-0 4-3				4-0 BB		0-0 F8	2	0	0	0	1	0	0							
Rob Andrews, R OBP: 0.317, SLG: 0.311 Tom Heintzelman, R (3, PH)			4-0 G6-4-3 BB				0-0 P6		0-0 2B	0	0	0	0	0	0	0							
Mike Sadek, R OBP: 0.310, SLG: 0.330 (1, 2)			0-0 G6-4-3 1-2				0-0 F8		0-3 K	3	0	0	0	0	1	3							
Bob Knepper, L OBP: 0.120, SLG: 0.080 Hector Cruz, R OBP: 0.305, SLG: 0.378 (8, 5)			0-3 K				0-3 K		0-0 5-3	2	0	0	0	0	2	0							
Inning Stats	R: 0 E: 0 K: 1 S: 5	H: 0 LOB: 0 BB: 0 P: 5	R: 0 E: 0 K: 0 S: 3	H: 0 LOB: 0 BB: 0 P: 3	R: 0 E: 0 K: 1 S: 4	H: 0 LOB: 1 BB: 1 P: 8	R: 0 E: 0 K: 0 S: 4	H: 1 LOB: 0 BB: 0 P: 4	R: 0 E: 0 K: 0 S: 5	H: 0 LOB: 1 BB: 1 P: 9	R: 0 E: 0 K: 2 S: 7	H: 0 LOB: 0 BB: 0 P: 7	R: 0 E: 0 K: 0 S: 3	H: 0 LOB: 0 BB: 0 P: 3	R: 0 E: 0 K: 1 S: 6	H: 1 LOB: 1 BB: 0 P: 6		R: 1 E: 0 K: 2 S: 9	H: 2 LOB: 1 BB: 0 P: 9	1B: 0 2B: 2 3B: 1 HR: 1	SF: 0 SAC: 0 DP: 1 HBP: 0	WP: 0 PB: 0 SB: 0 CS: 0	PA: 32
PITCHER	IP WLS BF	H R ER SO	BB IBB HBP BLK	WP HR S P	ERA WHIP	PITCHER	IP WLS BF	H R ER SO	BB IBB HBP BLK	WP HR S P	ERA WHIP												
Paul Moskau, R ERA: 3.86 (1, 1)	9.0	4	1	1	8	2	0	0	0	0	1	46	54	1.00	0.667								

Batter	1	2	3	4	5	6	7	8	9	AB	R	H	RBI	BB	SO	LOB	TOP								
Bill Madlock , R (1, 4) OBP: 0.382, SLG: 0.492	L7		F7				L5			4	0	1	0	0	0	1	San Francisco Giants @ San Diego Padres San Diego Stadium, San Diego, CA Tue Sep 19 1978, 10:05 PM EDT Att: 10,969 - Unknown livebaseballscorecards.com								
Darrell Evans , L (1, 5) OBP: 0.365, SLG: 0.410	1B		G3					K		3	0	1	0	1	1	0									
Jack Clark , R (1, 9) OBP: 0.358, SLG: 0.536	F9							4-3		3	1	0	0	1	0	4									
Mike Ivie , R (1, 3) OBP: 0.360, SLG: 0.470	FC5-4							3-1		4	0	2	1	0	0	0									
Hector Cruz , R (1, 7) OBP: 0.305, SLG: 0.376	FC5-4									4	0	1	0	0	1	2									
Larry Hemdon , R (1, 8) OBP: 0.312, SLG: 0.338			F8					F9		3	0	0	0	0	0	1									
Jim Dwyer , L (9, PH) OBP: 0.324, SLG: 0.361										1	0	0	0	0	0	0									
Johnnie LetMaster , R (1, 6) OBP: 0.299, SLG: 0.342			F7							3	0	1	0	0	0	0									
Terry Whitfield , L (9, PH) OBP: 0.345, SLG: 0.413										1	0	1	0	0	0	0									
Mike Sadek , R (1, 2) OBP: 0.303, SLG: 0.321			1-6-3							3	0	0	0	0	0	1									
John Tamargo , S (9, PH) OBP: 0.359, SLG: 0.329										1	0	0	0	0	0	1									
Ed Halicki , R (1, 1) OBP: 0.161, SLG: 0.148										2	0	1	0	0	1	0									
Tom Heintzelman , R (7, PH) OBP: 0.233, SLG: 0.448										1	0	0	0	0	0	1									
Jim Barr , R (7, 1) OBP: 0.104, SLG: 0.104			K							0	0	0	0	0	0	0									
Inning Stats	R: 0 E: 0 K: 0 S: 5	H: 2 LOB: 2 BB: 0 P: 5	R: 0 E: 0 K: 0 S: 3	H: 0 LOB: 0 BB: 0 P: 3	R: 0 E: 0 K: 1 S: 5	H: 0 LOB: 0 BB: 0 P: 5	R: 1 E: 0 K: 0 S: 3	H: 2 LOB: 0 BB: 1 P: 7	R: 0 E: 0 K: 0 S: 5	H: 2 LOB: 3 BB: 1 P: 9	R: 0 E: 0 K: 0 S: 3	H: 0 LOB: 0 BB: 0 P: 3	R: 0 E: 0 K: 1 S: 4	H: 1 LOB: 1 BB: 0 P: 4	R: 0 E: 0 K: 1 S: 5	H: 0 LOB: 0 BB: 0 P: 5	R: 0 E: 0 K: 1 S: 6	H: 1 LOB: 1 BB: 0 P: 6	1B: 6 2B: 2 3B: 0 HR: 0	SF: 0 SAC: 0 DP: 1 HBP: 0	WP: 0 PB: 0 SB: 0 CS: 0	PA: 35			
PITCHER	IP	WLS	BF	H	R	ER	SO	BB	IBB	HBP	BLK	WP	HR	S	P	ERA	WHIP								
Bob Ovwchinko , L (1, 1) ERA: 3.36	7.0	W	28	7	1	1	1	2	0	0	0	0	0	28	36	1.29	1.286								
Rollie Fingers , R (8, 1) ERA: 2.43	2.0	S	7	1	0	0	2	0	0	0	0	0	0	11	11	0.00	0.500								

Batter	1	2	3	4	5	6	7	8	9	AB	R	H	RBI	BB	SO	LOB	BOTTOM								
Ozzie Smith , S (1, 6) OBP: 0.317, SLG: 0.320	4-3									4	1	1	0	0	0	0	San Francisco Giants @ San Diego Padres San Diego Stadium, San Diego, CA Tue Sep 19 1978, 10:05 PM EDT Att: 10,969 - Unknown livebaseballscorecards.com								
Barry Evans , R (1, 5) OBP: 0.315, SLG: 0.300	B5-3									4	1	1	0	0	1	0									
Jerry Turner , L (1, 7) OBP: 0.347, SLG: 0.466										4	2	2	3	0	0	0									
Derrel Thomas , S (9, 8) OBP: 0.303, SLG: 0.294	L3									0	0	0	0	0	0	0									
Dave Winfield , R (1, 8) OBP: 0.362, SLG: 0.490										4	0	1	0	0	0	0									
Oscar Gamble , L (1, 9) OBP: 0.366, SLG: 0.386										4	0	0	0	0	0	2									
Jim Wilhelm , R (9, 7) OBP: 0.417, SLG: 0.600										0	0	0	0	0	0	0									
Broderick Perkins , L (1, 3) OBP: 0.269, SLG: 0.354										3	0	1	0	0	0	2									
Gene Tenace , R (1, 2) OBP: 0.389, SLG: 0.415										3	0	2	1	0	1	0									
Fernando Gonzalez , R (1, 4) OBP: 0.275, SLG: 0.304										3	0	0	0	0	0	4									
Bob Ovwchinko , L (1, 1) OBP: 0.188, SLG: 0.206										2	0	0	0	0	1	0									
Gene Richards , L (7, PH) OBP: 0.375, SLG: 0.401										1	0	0	0	0	1	0									
Rollie Fingers , R (8, 1) OBP: 0.167, SLG: 0.167										0	0	0	0	0	0	0									
Inning Stats	R: 0 E: 0 K: 0 S: 3	H: 0 LOB: 0 BB: 0 P: 3	R: 0 E: 0 K: 0 S: 3	H: 0 LOB: 0 BB: 0 P: 3	R: 0 E: 0 K: 2 S: 7	H: 0 LOB: 0 BB: 0 P: 7	R: 3 E: 0 K: 0 S: 8	H: 5 LOB: 2 BB: 0 P: 8	R: 0 E: 0 K: 0 S: 3	H: 0 LOB: 0 BB: 0 P: 3	R: 1 E: 0 K: 0 S: 6	H: 3 LOB: 2 BB: 0 P: 6	R: 0 E: 0 K: 2 S: 7	H: 0 LOB: 0 BB: 0 P: 7	R: 0 E: 0 K: 0 S: 3	H: 0 LOB: 0 BB: 0 P: 3	1B: 6 2B: 1 3B: 0 HR: 1	SF: 0 SAC: 0 DP: 0 HBP: 0	WP: 0 PB: 0 SB: 0 CS: 0	PA: 32					
PITCHER	IP	WLS	BF	H	R	ER	SO	BB	IBB	HBP	BLK	WP	HR	S	P	ERA	WHIP								
Ed Halicki , R (1, 1) ERA: 2.98	6.0	L	26	8	4	4	2	8	4	4	2	0	0	30	30	6.00	1.333								
Jim Barr , R (7, 1) ERA: 3.45	2.0		6	0	0	0	2	0	0	0	0	0	0	10	10	0.00	0.000								

Batter	1	2	3	4	5	6	7	8	9	AB	R	H	RBI	BB	SO	LOB	TOP			
Bill Madlock, R OBP: 0.393, SLG: 0.491 (1, 4)										5	1	2	0	1	1	4	San Francisco Giants @ San Diego Padres San Diego Stadium, San Diego, CA Wed Sep 20 1978, 10:05 PM EDT Att: 13,123 - Unknown livebaseballscorecards.com			
Terry Whitfield, L OBP: 0.344, SLG: 0.414 (1, 7)										4	1	1	0	0	1	2				
Jack Clark, R OBP: 0.358, SLG: 0.536 (1, 9)										4	1	2	1	0	0	1				
Darrell Evans, L OBP: 0.365, SLG: 0.410 (1, 5)										4	1	1	1	1	0	3				
Mike Ivie, R OBP: 0.364, SLG: 0.470 (1, 3)										4	1	2	1	1	1	1				
Jim Dwyer, L OBP: 0.325, SLG: 0.359 Hector Cruz, R OBP: 0.305, SLG: 0.376 (5, PH)										1	1	0	0	1	0	1				
Larry Herndon, R OBP: 0.312, SLG: 0.338 (9, PR)										3	0	1	1	0	0	2				
Roger Metzger, S OBP: 0.284, SLG: 0.269 (1, 6)										4	0	1	1	0	1	1				
Marc Hill, R OBP: 0.325, SLG: 0.303 (1, 2)										3	0	2	1	2	0	0				
Vida Blue, S OBP: 0.244, SLG: 0.135 Randy Moffitt, R OBP: 0.250, SLG: 0.143 Skip James, L OBP: 0.240, SLG: 0.143 Gary Lavelle, S OBP: 0.067, SLG: 0.067 (9, PH)										4	0	0	0	0	3	5				
Inning Stats	R: 2 E: 0 K: 0 S: 6	H: 3 LOB: 1 BB: 0 P: 6	R: 0 E: 0 K: 2 S: 7	H: 0 LOB: 0 BB: 0 P: 7	R: 1 E: 0 K: 0 S: 5	H: 2 LOB: 1 BB: 0 P: 5	R: 1 E: 0 K: 1 S: 6	H: 1 LOB: 1 BB: 2 P: 14	R: 0 E: 0 K: 2 S: 8	H: 1 LOB: 1 BB: 0 P: 8	R: 2 E: 0 K: 1 S: 8	H: 3 LOB: 3 BB: 2 P: 16	R: 0 E: 0 K: 0 S: 4	H: 1 LOB: 1 BB: 0 P: 4	R: 0 E: 1 K: 1 S: 6	H: 0 LOB: 3 BB: 2 P: 14	1B: 9 2B: 2 3B: 1 HR: 0	SF: 1 SAC: 2 DP: 1 HBP: 0	WP: 0 PA: 46 PB: 0 CS: 1 SB: 0	
PITCHER	IP WLS BF H R ER SO BB IBB HBP BLK WP HR S P ERA WHIP																			
Eric Rasmussen, R ERA: 4.21 Bob Shirley, L ERA: 3.97 Mark Lee, R ERA: 3.21 Steve Mura, R ERA: 11.57 John D'Acquisto, R ERA: 2.27	(1, 1) (4, 1) (6, 1) (7, 1) (8, 1)	3.1 1.2 1.2 0.1 2.0	L 7 10 2 10	17 4 10 0 10	6 1 4 0 1	4 0 2 0 0	2 1 2 0 1	2 0 0 0 1	0 2 0 0 1	0 0 0 0 1	0 0 0 0 1	0 0 0 0 1	0 0 0 0 1	0 0 0 0 1	0 0 0 0 1	0 0 0 0 1	0.00 0.00 0.00 0.00 0.00	10.80 10.80 3.000 3.000 1.000	2.100 0.600 3.000 3.000 1.000	

Batter	1	2	3	4	5	6	7	8	9	AB	R	H	RBI	BB	SO	LOB	BOTTOM				
Ozzie Smith, S OBP: 0.314, SLG: 0.317 (1, 6)										5	0	0	0	0	0	4	San Francisco Giants @ San Diego Padres San Diego Stadium, San Diego, CA Wed Sep 20 1978, 10:05 PM EDT Att: 13,123 - Unknown livebaseballscorecards.com				
Barry Evans, R OBP: 0.328, SLG: 0.315 John D'Acquisto, R OBP: 0.278, SLG: 0.188 Gene Richards, L OBP: 0.374, SLG: 0.400 (9, PH)										4	1	2	0	0	0	2					
Jerry Turner, L OBP: 0.346, SLG: 0.462 (1, 7)										4	0	1	0	0	0	3					
Dave Winfield, R OBP: 0.361, SLG: 0.488 (1, 9)										4	1	1	0	0	0	2					
Gene Tenace, R OBP: 0.390, SLG: 0.416 (1, 2)										4	0	2	1	0	1	0					
Fernando Gonzalez, R OBP: 0.278, SLG: 0.306 (1, 4)										4	1	2	0	0	0	2					
Broderick Perkins, L OBP: 0.268, SLG: 0.352 (1, 3)										4	0	1	1	0	1	1					
Jim Wilhelm, R OBP: 0.375, SLG: 0.500 (1, 8)										4	0	1	1	0	2	2					
Eric Rasmussen, R ERA: 4.21 Bob Shirley, L ERA: 3.97 Tucker Ashford, R OBP: 0.299, SLG: 0.128 Mark Lee, R ERA: 3.24 Steve Mura, R ERA: 11.57 Don Reynolds, R OBP: 0.306, SLG: 0.287 Bill Almon, R OBP: 0.320, SLG: 0.314 (8, 9)	(1, 1) (4, 1) (5, PH) (6, 1) (7, 1) (7, PH) (8, 9)	7.0 1.0 1.0	W 3 S	32 3 3	11 0 0	3 0 0	2 0 0	4 0 0	4 0 0	0 0 0	0 0 0	0 0 0	0 0 0	0 0 0	0 0 0	0 0 0		0.00 0.00 0.00	2.57 2.57 1.714	1.714 1.714 0.000	
Inning Stats	R: 0 E: 0 K: 0 S: 3	H: 0 LOB: 0 BB: 0 P: 3	R: 0 E: 0 K: 1 S: 5	H: 0 LOB: 0 BB: 0 P: 5	R: 0 E: 0 K: 2 S: 7	H: 0 LOB: 0 BB: 0 P: 7	R: 1 E: 0 K: 0 S: 6	H: 4 LOB: 2 BB: 0 P: 6	R: 0 E: 0 K: 1 S: 7	H: 2 LOB: 2 BB: 0 P: 7	R: 0 E: 0 K: 0 S: 3	H: 0 LOB: 0 BB: 0 P: 3	R: 1 E: 0 K: 0 S: 6	H: 3 LOB: 3 BB: 1 P: 10	R: 0 E: 0 K: 1 S: 7	H: 2 LOB: 1 BB: 0 P: 7		R: 0 E: 0 K: 1 S: 5	H: 0 LOB: 0 BB: 0 P: 5	1B: 11 2B: 0 3B: 0 HR: 0	SF: 0 SAC: 0 DP: 0 HBP: 0
PITCHER	IP WLS BF H R ER SO BB IBB HBP BLK WP HR S P ERA WHIP																				
Vida Blue, L ERA: 2.81 Randy Moffitt, R ERA: 3.24 Gary Lavelle, L ERA: 3.28	(1, 1) (8, 1) (9, 1)	7.0 1.0 1.0	W 3 S	32 3 3	11 0 0	3 0 0	2 0 0	4 0 0	4 0 0	0 0 0	0 0 0	0 0 0	0 0 0	0 0 0	0 0 0	0 0 0	0.00 0.00 0.00	2.57 2.57 1.714	1.714 1.714 0.000		

Batter	1	2	3	4	5	6	7	8	9	AB	R	H	RBI	BB	SO	LOB	TOP			
Rafael Landestoy, S OBP: 0.295, SLG: 0.297 (1, 6)										4	0	0	0	0	1	1	Houston Astros @ San Francisco Giants Candlestick Park, San Francisco, CA Fri Sep 22 1978, 10:05 PM EDT Att: 4,510 - Unknown			
Julio Gonzalez, R OBP: 0.256, SLG: 0.257 (1, 4)										4	0	0	0	0	1	0				
Wilbur Howard, S OBP: 0.273, SLG: 0.304 (1, 8)										4	0	0	0	0	2	0				
Bob Watson, R OBP: 0.360, SLG: 0.462 (1, 3)										4	0	2	0	0	0	0				
Enos Cabell, R OBP: 0.324, SLG: 0.404 (1, 5)										4	0	0	0	0	1	2				
Jesus Alou, R OBP: 0.360, SLG: 0.438 (1, 7)										3	0	1	0	0	0	1				
Jose Cruz, L OBP: 0.369, SLG: 0.453 (1, 9)										3	0	1	0	0	0	1				
Bruce Bochy, R OBP: 0.313, SLG: 0.391 (1, 2)										3	0	1	0	0	2	3				
Vern Ruhle, R OBP: 0.167, SLG: 0.063 (8, PH)										2	0	0	0	0	1	3				
Reggie Baldwin, R OBP: 0.254, SLG: 0.338 Frank Riccelli, L (8, 1)										1	0	0	0	0	0	0				
										0	0	0	0	0	0	0				
Inning Stats	R: 0 E: 0 K: 1 S: 5	H: 0 LOB: 0 BB: 0 P: 5	R: 0 E: 0 K: 0 S: 3	H: 0 LOB: 0 BB: 0 P: 3	R: 0 E: 1 K: 1 S: 6	H: 1 LOB: 1 BB: 0 P: 6	R: 0 E: 0 K: 2 S: 8	H: 1 LOB: 1 BB: 0 P: 8	R: 0 E: 0 K: 2 S: 8	H: 1 LOB: 1 BB: 0 P: 8	R: 0 E: 0 K: 1 S: 3	H: 2 LOB: 2 BB: 0 P: 7	R: 0 E: 0 K: 0 S: 3	H: 0 LOB: 0 BB: 0 P: 3	R: 0 E: 0 K: 1 S: 5	H: 0 LOB: 0 BB: 0 P: 5	1B: 5 2B: 0 3B: 0 HR: 0	SF: 0 SAC: 0 DP: 1 HBP: 0	WP: 0 PB: 0 SB: 0 CS: 0	PA: 32
PITCHER Bob Knepper, L ERA: 2.73 (1, 1)	IP: 9.0 WLS: W BF: 32 H: 5 R: 0 ER: 0 SO: 8 BB: 0 IBB: 0 HBP: 0 BLK: 0 WP: 0 HR: 0 S: 48 P: 48 ERA: 0.00 WHIP: 0.556															PITCHER (1, 1)				

Batter	1	2	3	4	5	6	7	8	9	AB	R	H	RBI	BB	SO	LOB	BOTTOM			
Terry Whitfield, L OBP: 0.343, SLG: 0.411 (1, 7)										4	0	1	0	0	0	1	Houston Astros @ San Francisco Giants Candlestick Park, San Francisco, CA Fri Sep 22 1978, 10:05 PM EDT Att: 4,510 - Unknown			
Jim Dwyer, L OBP: 0.323, SLG: 0.357 Skip James, L OBP: 0.240, SLG: 0.143 (8, 3)										4	1	1	0	0	0	1				
Jack Clark, R OBP: 0.360, SLG: 0.539 (1, 9)										4	0	1	0	0	0	1				
Darrell Evans, L OBP: 0.364, SLG: 0.407 (1, 5)										3	0	1	0	1	0	1				
Hector Cruz, R OBP: 0.300, SLG: 0.369 Larry Hemdon, R OBP: 0.312, SLG: 0.337 (8, 8)										4	0	0	0	0	0	3				
Marc Hill, R OBP: 0.326, SLG: 0.302 (1, 2)										3	1	1	0	1	0	0				
Roger Metzger, S OBP: 0.284, SLG: 0.269 (1, 6)										4	0	2	0	0	1	2				
Rob Andrews, R OBP: 0.311, SLG: 0.305 (1, 4)										3	0	0	0	0	0	5				
Bob Knepper, L OBP: 0.128, SLG: 0.090 (1, 1)										3	0	1	1	0	0	0				
Inning Stats	R: 0 E: 0 K: 0 S: 4	H: 1 LOB: 1 BB: 0 P: 4	R: 0 E: 0 K: 0 S: 4	H: 1 LOB: 1 BB: 0 P: 4	R: 0 E: 0 K: 1 S: 7	H: 2 LOB: 2 BB: 0 P: 7	R: 1 E: 1 K: 0 S: 5	H: 1 LOB: 2 BB: 1 P: 9	R: 1 E: 0 K: 0 S: 4	H: 2 LOB: 1 BB: 1 P: 8	R: 0 E: 0 K: 0 S: 3	H: 0 LOB: 0 BB: 0 P: 3	R: 0 E: 0 K: 0 S: 3	H: 0 LOB: 0 BB: 0 P: 3	R: 0 E: 0 K: 0 S: 3	H: 0 LOB: 0 BB: 0 P: 3	1B: 7 2B: 1 3B: 0 HR: 0	SF: 0 SAC: 0 DP: 0 HBP: 0	WP: 0 PB: 0 SB: 0 CS: 0	PA: 34
PITCHER Vern Ruhle, R ERA: 2.44 Frank Riccelli, L ERA: (8, 1)	IP: 7.0 WLS: L BF: 31 H: 8 R: 2 ER: 1 SO: 1 BB: 1 IBB: 1 HBP: 0 BLK: 0 WP: 0 HR: 0 S: 31 P: 39 ERA: 1.29 WHIP: 1.286															PITCHER (8, 1)				

Batter	1	2	3	4	5	6	7	8	9	AB	R	H	RBI	BB	SO	LOB	TOP										
Rafael Landestoy, S OBP: 0.299, SLG: 0.301 (1, 6)	G3		F5				CS			4	0	2	0	0	0	1	Houston Astros @ San Francisco Giants Candlestick Park, San Francisco, CA Sat Sep 23 1978, 6:33 AM EDT Att: 6,433 - Unknown										
Joe Cannon, L OBP: 0.154, SLG: 0.154 (1, 8)	F9		F9				CS	K	4	0	1	1	0	1	1												
Denny Walling, L OBP: 0.332, SLG: 0.357 (1, 7)	4-3			HBP	4-3			K	3	1	0	0	0	1	1												
Jose Cruz, L OBP: 0.369, SLG: 0.451 (1, 9)		BB	F9		L5			K	3	0	0	0	1	1	2												
Enos Cabell, R OBP: 0.323, SLG: 0.403 (1, 5)		K					F7		4	0	1	0	0	1	1												
Jim Obradovich, L OBP: 0.200, SLG: 0.333 (1, 3)		K					F6		4	0	0	0	0	1	3												
Keith Drumright, L OBP: 0.188, SLG: 0.133 Wilbur Howard, S OBP: 0.271, SLG: 0.301 (9, PH)		K					F7		3	0	1	0	0	1	1												
Bruce Bochy, R OBP: 0.313, SLG: 0.390 (1, 2)							6-3		3	0	1	0	0	1	2												
J.R. Richard, R OBP: 0.180, SLG: 0.172 Joaquin Andujar, S OBP: 0.167, SLG: 0.174 Dan Warthen, S (8, 1)			K				1-3		3	1	1	0	0	1	1												
									0	0	0	0	0	0	0												
									0	0	0	0	0	0	0												
Inning Stats	R: 0 E: 0 K: 0 S: 3	H: 0 LOB: 0 BB: 0 P: 3	R: 0 E: 0 K: 3 S: 9	H: 0 LOB: 1 BB: 1 P: 13	R: 0 E: 0 K: 1 S: 6	H: 1 LOB: 1 BB: 0 P: 6	R: 1 E: 1 K: 1 S: 7	H: 2 LOB: 2 BB: 0 P: 8	R: 1 E: 0 K: 0 S: 5	H: 3 LOB: 1 BB: 0 P: 5	R: 0 E: 0 K: 0 S: 3	H: 0 LOB: 0 BB: 0 P: 3	R: 0 E: 0 K: 0 S: 3	H: 1 LOB: 0 BB: 0 P: 3	R: 0 E: 0 K: 3 S: 9	H: 0 LOB: 0 BB: 0 P: 9	R: 0 E: 0 K: 0 S: 3	H: 0 LOB: 0 BB: 0 P: 3	1B: 7 2B: 0 3B: 0 HR: 0	SF: 0 SAC: 0 DP: 0 HBP: 1	WP: 0 PB: 0 SB: 1 CS: 1	PA: 35					
PITCHER	IP	WLS	BF	H	R	ER	SO	BB	IBB	HBP	BLK	WP	HR	S	P	ERA	WHIP										
Ed Halicki, R ERA: 2.94 (1, 1)	6.0		25	6	2	1	5	1	0	1	0	0	0	33	38	1.50	1.167										
Gary Lavelle, L ERA: 3.47 (7, 1)	2.0	W	6	1	0	0	3	0	0	0	0	0	0	12	12	0.00	0.500										
Randy Moffitt, R ERA: 3.2 (9, 1)	1.0	S	3	0	0	0	0	0	0	0	0	0	0	3	3	0.00	0.000										

Batter	1	2	3	4	5	6	7	8	9	AB	R	H	RBI	BB	SO	LOB	BOTTOM										
Terry Whitfield, L OBP: 0.343, SLG: 0.412 (1, 7)	BB		6-3					F8		4	1	1	0	1	0	4	Houston Astros @ San Francisco Giants Candlestick Park, San Francisco, CA Sat Sep 23 1978, 6:33 AM EDT Att: 6,433 - Unknown										
Jim Dwyer, L OBP: 0.326, SLG: 0.354 Mike Ivie, R OBP: 0.366, SLG: 0.470 (8, PH)	BB		BB		F4				2	0	0	0	2	1	1												
Jack Clark, R OBP: 0.362, SLG: 0.541 (1, 9)	BB		BB		E8			FC5	4	1	2	1	1	0	5												
Darrell Evans, L OBP: 0.365, SLG: 0.408 (1, 5)	F7				2B			F5	3	0	1	0	1	0	2												
Hector Cruz, R OBP: 0.296, SLG: 0.364 Larry Hemdon, R OBP: 0.312, SLG: 0.337 (8, 8)		4-3	F7		5-3			K	4	0	0	0	0	1	5												
Marc Hill, R OBP: 0.325, SLG: 0.304 Vic Harris, S OBP: 0.230, SLG: 0.220 Randy Moffitt, R OBP: 0.230, SLG: 0.143 (9, 1)		K			6-3			SH2-3	4	0	1	0	0	2	0												
Roger Metzger, S OBP: 0.287, SLG: 0.276 (1, 6)					F7			SH2-3	3	0	2	0	0	0	0												
Rob Andrews, R OBP: 0.308, SLG: 0.301 John Tamargo, S OBP: 0.355, SLG: 0.318 (9, 2)								BB	2	0	0	0	0	1	1												
Ed Halicki, R OBP: 0.156, SLG: 0.143 Bill Madlock, R OBP: 0.304, SLG: 0.408 Gary Lavelle, S OBP: 0.287, SLG: 0.287 Skip James, S OBP: 0.287, SLG: 0.192 Tom Heinzelman, R OBP: 0.258, SLG: 0.437 (9, 4)			K					FC5	2	0	0	0	0	2	0												
									1	0	1	1	0	0	0												
Inning Stats	R: 0 E: 0 K: 0 S: 2	H: 0 LOB: 1 BB: 2 P: 10	R: 0 E: 0 K: 1 S: 6	H: 1 LOB: 0 BB: 0 P: 6	R: 0 E: 0 K: 1 S: 5	H: 0 LOB: 3 BB: 3 P: 17	R: 0 E: 0 K: 1 S: 5	H: 0 LOB: 0 BB: 0 P: 5	R: 2 E: 1 K: 1 S: 8	H: 3 LOB: 1 BB: 0 P: 8	R: 0 E: 0 K: 1 S: 6	H: 1 LOB: 1 BB: 1 P: 10	R: 0 E: 0 K: 2 S: 8	H: 1 LOB: 0 BB: 0 P: 8	R: 0 E: 0 K: 0 S: 5	H: 2 LOB: 3 BB: 2 P: 13	R: 0 E: 0 K: 0 S: 5	H: 2 LOB: 2 BB: 2 P: 13	1B: 3 2B: 5 3B: 0 HR: 0	SF: 0 SAC: 2 DP: 1 HBP: 0	WP: 1 PB: 0 SB: 2 CS: 0	PA: 39					
PITCHER	IP	WLS	BF	H	R	ER	SO	BB	IBB	HBP	BLK	WP	HR	S	P	ERA	WHIP										
J.R. Richard, R ERA: 3.16 (1, 1)	7.0		32	6	2	2	7	6	0	0	0	0	0	40	64	2.57	1.714										
Joaquin Andujar, R ERA: 3.39 (8, 1)	0.1	L	3	1	1	1	0	1	0	0	0	0	0	2	6	27.00	6.000										
Dan Warthen, L ERA: 10.8 (8, 1)	0.2		4	1	0	0	0	1	0	0	0	0	0	3	7	0.00	3.000										

Batter	1	2	3	4	5	6	7	8	9	AB	R	H	RBI	BB	SO	LOB	TOP					
Wilbur Howard, S OBP: 0.264, SLG: 0.293 (1, 8)	0-0 5-3		0-0 5-3		0-3 K			0-0 F8		4	0	0	0	0	1	1	Houston Astros @ San Francisco Giants Candlestick Park, San Francisco, CA Sun Sep 24 1978, 6:33 AM EDT Unknown livebaseballscorecards.com					
Mike Fischlin, R OBP: 0.167, SLG: 0.129 (1, 6)	0-0 E5		0-0 F9		0-3 K			0-0 F9		4	0	0	0	0	1	1						
Jose Cruz, L OBP: 0.371, SLG: 0.455 (1, 9)	0-0 F2							0-0 1B		4	0	3	0	0	0	1						
Bob Watson, R OBP: 0.359, SLG: 0.460 (1, 3)	0-3 K		0-0 F8					0-0 2B		4	0	1	0	0	1	3						
Enos Cabell, R OBP: 0.323, SLG: 0.402 (1, 5)		0-0 F8		0-0 4-3				0-0 1B		4	0	1	0	0	0	2						
Jesus Alou, R OBP: 0.350, SLG: 0.425 (1, 7)		0-3 K		0-0 4-3				0-0 F9		4	0	0	0	0	1	2						
Julio Gonzalez, R OBP: 0.256, SLG: 0.257 (1, 4)								0-0 F8		4	0	1	0	0	0	1						
Bruce Bochy, R OBP: 0.316, SLG: 0.393 (1, 2)								0-0 F3		4	0	2	0	0	0	1						
Floyd Bannister, L OBP: 0.188, SLG: 0.194 Rick Williams, R (6, 1)								0-0 K		2	0	0	0	0	1	3						
Jimmy Sexton, R OBP: 0.265, SLG: 0.269 Mark Lemongello, R OBP: 0.221, SLG: 0.188 Dan Warthen, S (8, 1)								0-0 F7		0	0	0	0	0	0	0						
Inning Stats	R: 0 E: 1 K: 1 S: 6	H: 0 LOB: 1 BB: 0 P: 6	R: 0 E: 0 K: 2 S: 9	H: 2 LOB: 2 BB: 0 P: 9	R: 0 E: 0 K: 0 S: 4	H: 1 LOB: 1 BB: 0 P: 4	R: 0 E: 0 K: 0 S: 3	H: 0 LOB: 0 BB: 0 P: 3	R: 0 E: 0 K: 2 S: 8	H: 1 LOB: 1 BB: 0 P: 8	R: 0 E: 0 K: 0 S: 4	H: 2 LOB: 1 BB: 0 P: 4	R: 0 E: 0 K: 1 S: 5	H: 0 LOB: 0 BB: 0 P: 5	R: 0 E: 0 K: 0 S: 4	H: 1 LOB: 1 BB: 0 P: 4	R: 0 E: 0 K: 0 S: 4	H: 1 LOB: 1 BB: 0 P: 4	1B: 7 2B: 1 3B: 0 HR: 0	SF: 0 SAC: 0 DP: 1 HBP: 0	WP: 0 PB: 0 SB: 0 CS: 0	PA: 35
PITCHER Vida Blue, L ERA: 2.71 (1, 1)	IP: 9.0 WLS: W BF: 35 H: 8 R: 0 ER: 0 SO: 6 BB: 0 IBB: 0 HBP: 0 BLK: 0 WP: 0 HR: 0 S: 47 P: 47 ERA: 0.00 WHIP: 0.889																					

Batter	1	2	3	4	5	6	7	8	9	AB	R	H	RBI	BB	SO	LOB	BOTTOM			
Larry Herndon, R OBP: 0.311, SLG: 0.336 (1, 8)	0-0 F2		0-0 HR		0-0 6-3			0-0 F9		4	1	1	0	0	0	0	Houston Astros @ San Francisco Giants Candlestick Park, San Francisco, CA Sun Sep 24 1978, 6:33 AM EDT Unknown livebaseballscorecards.com			
Darrell Evans, L OBP: 0.394, SLG: 0.414 Terry Whitfield, L OBP: 0.343, SLG: 0.411 (7, 7)	0-0 F9		0-0 HR					0-0 F9		3	1	1	2	0	0	0				
Jack Clark, R OBP: 0.365, SLG: 0.549 (1, 9)	0-3 K		0-0 CS					0-0 HR		4	2	3	1	0	1	0				
Mike Ivie, R OBP: 0.364, SLG: 0.470 (1, 3)		0-3 K	0-3 K					0-0 F3		4	1	1	1	0	2	1				
Hector Cruz, R OBP: 0.299, SLG: 0.381 (7, 5)		0-0 2B			0-0 F9			0-0 5-3		4	2	2	2	0	0	0				
Marc Hill, R OBP: 0.325, SLG: 0.307 (1, 2)		0-0 2B			0-0 F3			0-0 F9		3	0	1	1	0	0	0				
Johnnie LeMaster, R OBP: 0.296, SLG: 0.338 (1, 6)		0-3 K			0-0 F7			0-0 F8		3	0	0	0	0	1	1				
Rob Andrews, R OBP: 0.303, SLG: 0.296 (1, 4)		0-0 F8			0-0 5-3			0-0 6-3		3	0	0	0	0	0	1				
Vida Blue, S OBP: 0.237, SLG: 0.130 (1, 1)			0-3 K		0-3 K			0-3 K		3	0	0	0	0	3	0				
Inning Stats	R: 0 E: 0 K: 1 S: 5	H: 0 LOB: 0 BB: 0 P: 5	R: 1 E: 0 K: 2 S: 9	H: 2 LOB: 1 BB: 0 P: 9	R: 2 E: 0 K: 2 S: 9	H: 3 LOB: 0 BB: 0 P: 9	R: 0 E: 0 K: 0 S: 3	H: 0 LOB: 0 BB: 0 P: 3	R: 0 E: 0 K: 1 S: 5	H: 0 LOB: 0 BB: 0 P: 5	R: 3 E: 0 K: 0 S: 6	H: 3 LOB: 0 BB: 0 P: 6	R: 0 E: 0 K: 1 S: 5	H: 0 LOB: 0 BB: 0 P: 5	R: 1 E: 0 K: 0 S: 4	H: 1 LOB: 0 BB: 0 P: 4		1B: 2 2B: 4 3B: 0 HR: 3	SF: 0 SAC: 0 DP: 0 HBP: 0	WP: 0 PB: 0 SB: 0 CS: 1
PITCHER Floyd Bannister, L ERA: 4.81 Rick Williams, R ERA: 4.36 Mark Lemongello, R ERA: 3.99 Dan Warthen, L ERA: 10.13 (1, 1)	IP: 5.1 WLS: L BF: 23 H: 8 R: 6 ER: 6 SO: 6 BB: 0 IBB: 0 HBP: 0 BLK: 0 WP: 0 HR: 2 S: 35 P: 35 ERA: 10.12 WHIP: 1.500																			

Batter	1	2	3	4	5	6	7	8	9	AB	R	H	RBI	BB	SO	LOB	TOP								
Rafael Landestoy, S OBP: 0.301, SLG: 0.303 (1, 6) (7, 8)	F6		1-2 1B			1B E 1B	6-3	4-3		5	1	2	0	0	0	3									
Joe Cannon, L OBP: 0.188, SLG: 0.188 Reggie Baldwin, R OBP: 0.265, SLG: 0.338 Bruce Bochy, R OBP: 0.316, SLG: 0.390 (1, 8) (7, PH) (7, 2)	F6		4-3			F 1B 1B	2-3	5-3		3	1	1	0	0	0	2									
Wilbur Howard, S OBP: 0.261, SLG: 0.290 (1, 7)	5-3			FC3-6 1B		F6 1-3 3-H	F8	6-3		5	0	1	0	0	0	3									
Jose Cruz, L OBP: 0.372, SLG: 0.455 Terry Puhl, L OBP: 0.344, SLG: 0.373 (1, 9) (8, PR) (8, 9)	F7			FC3-6 5-3 1-2		FC4-6 1B 3-H		F8 1B 1B		4	0	2	1	0	0	1									
Enos Cabell, R OBP: 0.323, SLG: 0.402 (1, 5)	6-3			5-3 1-2		FC4-6 1B 1-2		1B 1B		5	1	2	0	0	0	2									
Dave Bergman, L OBP: 0.388, SLG: 0.274 Bob Watson, R OBP: 0.358, SLG: 0.458 (1, 3) (6, PH) (6, 3)	1-3			F7		FC4-6 1-2 2-3		F8		2	0	0	0	0	0	1									
Keith Drumright, L OBP: 0.180, SLG: 0.128 Jesus Alou, R OBP: 0.347, SLG: 0.422 Julio Gonzalez, R OBP: 0.259, SLG: 0.261 (1, 4) (6, PH) (6, 4)			F9		4-3	F4		1B 1-2 3-H		2	0	0	0	0	0	0									
Luis Pujols, R OBP: 0.200, SLG: 0.212 Mike Fischlin, R OBP: 0.167, SLG: 0.129 Jim Obradovich, L OBP: 0.188, SLG: 0.313 Mark Lemongello, R OBP: 0.221, SLG: 0.188 (1, 2) (7, 6) (8, PH) (8, 1)			FC6-4 BB		8-3 1B	6-3 SH2-4		F9		1	0	1	0	2	0	0									
Tom Dixon, R OBP: 0.128, SLG: 0.105 Joe Sambito, L OBP: 0.286, SLG: 0.167 Denny Walling, L OBP: 0.335, SLG: 0.359 Jimmy Sexton, R OBP: 0.265, SLG: 0.269 (1, 1) (7, 1) (6, PH) (8, PR) (8, 6)			FC6-4 1B 1-2		8-3 1-2	SH2-4 1-2		1B 1-2 2-H		2	0	0	0	0	0	2									
Inning Stats	R: 0 E: 0 K: 0 S: 3	H: 0 LOB: 0 BB: 0 P: 3	R: 0 E: 0 K: 0 S: 3	H: 0 LOB: 0 BB: 0 P: 3	R: 0 E: 0 K: 0 S: 4	H: 1 LOB: 2 BB: 1 P: 8	R: 0 E: 0 K: 0 S: 4	H: 1 LOB: 1 BB: 0 P: 4	R: 0 E: 0 K: 0 S: 3	H: 1 LOB: 0 BB: 0 P: 3	R: 2 E: 1 K: 0 S: 7	H: 4 LOB: 2 BB: 0 P: 7	R: 0 E: 0 K: 0 S: 3	H: 0 LOB: 2 BB: 2 P: 11	R: 2 E: 0 K: 0 S: 7	H: 4 LOB: 2 BB: 0 P: 7	R: 0 E: 0 K: 0 S: 3	H: 0 LOB: 1 BB: 1 P: 7	1B: 11 2B: 1 3B: 0 HR: 0	SF: 0 SAC: 1 DP: 1 HBP: 0	WP: 0 PB: 0 SB: 0 CS: 0	PA: 41			
PITCHER	IP	WLS	BF	H	R	ER	SO	BB	IBB	HBP	BLK	WP	HR	S	P	ERA	WHIP								
Jim Barr, R ERA: 3.45 Gary Lavelle, L ERA: 3.41 Randy Moffitt, R ERA: 3.35 (1, 1) (6, 1) (8, 1)	5.1	W	23	7	2	2	0	1	0	0	0	0	0	22	26	3.38	1.500								

Houston Astros @ San Francisco Giants
Candlestick Park, San Francisco, CA
Sun Sep 24 1978, 6:38 AM EDT
Att: 25,276 - Unknown

AB	36
R	4
H	11
RBI	3
BB	4
SO	0
LOB	22



Batter	1	2	3	4	5	6	7	8	9	AB	R	H	RBI	BB	SO	LOB	BOTTOM								
Terry Whitfield, L OBP: 0.342, SLG: 0.410 (1, 7)	4-3			SH1-3 3B 1B	F7		K			4	1	1	0	0	1	1									
Jim Dwyer, L OBP: 0.323, SLG: 0.351 Mike Ivie, R OBP: 0.363, SLG: 0.469 (1, 3) (7, PH) (8, 3)	K			SH1-3 1-2		K	K			2	0	0	0	0	2	0									
Jack Clark, R OBP: 0.364, SLG: 0.551 (1, 9)	1-3			SF 2H 3B		5-3		F9		4	1	1	1	0	0	0									
Darrell Evans, L OBP: 0.363, SLG: 0.412 Larry Herndon, R OBP: 0.311, SLG: 0.335 (1, 5) (7, 8)	K			SF 2B		F5		6-3		2	1	0	1	0	1	0									
Hector Cruz, R OBP: 0.295, SLG: 0.375 (1, 8) (7, 5)	F7			6-3		F5		E5 SH5-4 3B	F7	4	1	0	0	0	0	1									
John Tamargo, S OBP: 0.356, SLG: 0.333 (1, 2)	G3			2B				SH5-4 1-2		2	0	1	1	0	0	0									
Roger Metzger, S OBP: 0.287, SLG: 0.282 (1, 6)	F9			F3				3B		3	0	1	1	0	0	1									
Rob Andrews, R OBP: 0.304, SLG: 0.292 (1, 4)	6-3				F8			2B IBB		2	1	0	0	1	0	0									
Jim Barr, R OBP: 0.100, SLG: 0.100 Gary Lavelle, S OBP: 0.067, SLG: 0.067 Bill Madlock, R OBP: 0.385, SLG: 0.492 Randy Moffitt, R OBP: 0.250, SLG: 0.143 (1, 1) (6, 1) (7, PH) (8, 1)	F8				2-3			2B		2	0	0	0	0	0	0									
Inning Stats	R: 0 E: 0 K: 1 S: 5	H: 0 LOB: 0 BB: 0 P: 5	R: 0 E: 0 K: 1 S: 5	H: 0 LOB: 0 BB: 0 P: 5	R: 0 E: 0 K: 0 S: 3	H: 0 LOB: 0 BB: 0 P: 3	R: 3 E: 1 K: 0 S: 7	H: 3 LOB: 1 BB: 0 P: 7	R: 0 E: 0 K: 1 S: 5	H: 0 LOB: 0 BB: 0 P: 5	R: 3 E: 1 K: 2 S: 10	H: 2 LOB: 1 BB: 1 P: 14	R: 0 E: 0 K: 0 S: 3	H: 0 LOB: 0 BB: 0 P: 3	R: 0 E: 0 K: 0 S: 3	H: 0 LOB: 0 BB: 0 P: 3	1B: 1 2B: 2 3B: 2 HR: 0	SF: 1 SAC: 2 DP: 0 HBP: 0	WP: 0 PB: 0 SB: 0 CS: 0	PA: 32					
PITCHER	IP	WLS	BF	H	R	ER	SO	BB	IBB	HBP	BLK	WP	HR	S	P	ERA	WHIP								
Tom Dixon, R ERA: 3.96 Joe Sambito, L ERA: 3.18 Mark Lemongello, R ERA: 3.97 (1, 1) (7, 1) (8, 1)	6.1	L	27	6	4	4	3	0	0	0	0	0	0	32	36	5.68	0.789								

Houston Astros @ San Francisco Giants
Candlestick Park, San Francisco, CA
Sun Sep 24 1978, 6:38 AM EDT
Att: 25,276 - Unknown

AB	28
R	5
H	5
RBI	6
BB	1
SO	5
LOB	4



Batter	1	2	3	4	5	6	7	8	9	AB	R	H	RBI	BB	SO	LOB	TOP			
Gene Richards, L (1.7) OBP: 0.397, SLG: 0.427	0-0 4-3			0-3 K		0-0 FC1-4 2B		0-0 1-2 1B		4	0	2	0	0	1	0	San Diego Padres @ San Francisco Giants Candlestick Park, San Francisco, CA Wed Sep 27 1978, 6:33 AM EDT Att: 4,708 - Unknown livebaseballscorecards.com			
Ozzie Smith, S (1.6) OBP: 0.315, SLG: 0.317	0-0 F9		0-0 5-3		0-0 FC1-6-5 CS		0-0 4-3	0-0 4-3		4	0	0	0	0	0	3				
Barry Evans, R (1.5) OBP: 0.289, SLG: 0.278	0-0 6-3			0-0 1B		0-0 CS	0-0 F3		0-0 F8	4	0	1	0	0	0	0				
Dave Winfield, R (1.9) OBP: 0.366, SLG: 0.497 Jim Beswick, S (5.9)		0-3 K		0-3 K			0-0 4-3		0-3 K	2	0	0	0	0	2	1				
Jim Wilhelm, R (1.8) OBP: 0.381, SLG: 0.474		0-0 4-3			0-0 F9		0-0 1B		0-0 5-3	4	0	1	0	0	0	0				
Broderick Perkins, L (1.3) OBP: 0.257, SLG: 0.350		0-3 K			0-0 S G3 1B		0-3 K			3	0	1	0	0	2	1				
Tony Castillo, R (1.2) Tucker Ashford, R (8. PH) Mark Lee, R (8.1)			0-0 F4		0-0 G3			0-0 6-3		2	0	0	0	0	0	1				
Bill Almon, R (1.4) OBP: 0.304, SLG: 0.308			0-0 1-3		0-3 K			0-0 L4		3	0	0	0	0	1	1				
Eric Rasmussen, R (1.1) OBP: 0.141, SLG: 0.141 Gene Tenace, R (8. PH) Gene Tenace, R (8.2)			0-3 K			0-0 B1-3		4-0 1B BB		2	0	0	0	0	1	0				
										0	0	0	0	1	0	0				
Inning Stats	R: 0 E: 0 K: 0 S: 3	H: 0 LOB: 0 BB: 0 P: 3	R: 0 E: 0 K: 2 S: 7	H: 0 LOB: 0 BB: 0 P: 7	R: 0 E: 0 K: 1 S: 5	H: 0 LOB: 0 BB: 0 P: 5	R: 0 E: 0 K: 2 S: 8	H: 1 LOB: 1 BB: 0 P: 8	R: 0 E: 0 K: 1 S: 6	H: 1 LOB: 1 BB: 0 P: 6	R: 0 E: 0 K: 1 S: 6	H: 1 LOB: 1 BB: 0 P: 6	R: 0 E: 0 K: 0 S: 4	H: 1 LOB: 2 BB: 1 P: 8	R: 0 E: 0 K: 1 S: 5	H: 0 LOB: 0 BB: 0 P: 5	1B: 4 2B: 1 3B: 0 HR: 0	SF: 0 SAC: 0 DP: 0 HBP: 0	WP: 0 PB: 0 SB: 1 CS: 1	PA: 33
PITCHER Bob Knepper, L (1.1) ERA: 2.63	IP: 9.0 WLS: W BF: 32	H: 5 R: 0 ER: 0 SO: 8	BB: 1 IBB: 0 HBP: 0 BLK: 0	WP: 0 HR: 0 S: 47 P: 51	ERA: 0.00 WHIP: 0.667	PITCHER														

Batter	1	2	3	4	5	6	7	8	9	AB	R	H	RBI	BB	SO	LOB	BOTTOM			
Bill Madlock, R (1.4) OBP: 0.393, SLG: 0.489	0-0 FC3-6 1B		0-0 F8		0-0 4-3			0-0 6-3		4	0	1	0	0	0	2	San Diego Padres @ San Francisco Giants Candlestick Park, San Francisco, CA Wed Sep 27 1978, 6:33 AM EDT Att: 4,708 - Unknown livebaseballscorecards.com			
Terry Whitfield, L (1.7) OBP: 0.338, SLG: 0.405	0-0 FC3-6 L5-3 1-2		0-3 K			0-0 4-3		0-0 F6		4	0	0	0	0	1	2				
Jack Clark, R (1.9) OBP: 0.361, SLG: 0.545	0-0 L5-3 1-2			0-0 F3		4-0 CS BB				2	0	0	0	1	0	1				
Darrell Evans, L (1.5) OBP: 0.362, SLG: 0.409		0-0 1B 5-3 1-3 1B		0-0 F5		0-0 L8				3	1	1	0	0	0	1				
Mike Ivie, R (1.3) OBP: 0.365, SLG: 0.471		0-0 5-3 1-2		4-0 BB		0-0 CS	0-0 F4			2	0	0	0	1	0	1				
Larry Hemdon, R (1.8) OBP: 0.311, SLG: 0.335		0-0 1-3 1B 2-3		0-3 K			0-0 5-3			3	0	1	0	0	1	1				
Roger Metzger, S (1.6) OBP: 0.287, SLG: 0.282		0-0 1-3			0-0 SH1-4 1B		0-0 4-3			3	0	1	1	0	0	1				
Marc Hill, R (1.2) OBP: 0.325, SLG: 0.308		0-3 K			0-0 F9			0-0 6-3 SH1-4 1B		3	0	1	0	0	1	2				
Bob Knepper, L (1.1) OBP: 0.126, SLG: 0.089			0-3 K		0-0 SH1-4			0-0 SH1-4		1	0	0	0	0	1	0				
										1	0	0	0	0	1	0				
Inning Stats	R: 0 E: 0 K: 0 S: 3	H: 1 LOB: 0 BB: 0 P: 3	R: 1 E: 0 K: 1 S: 7	H: 2 LOB: 1 BB: 0 P: 7	R: 0 E: 0 K: 2 S: 7	H: 0 LOB: 0 BB: 0 P: 7	R: 0 E: 0 K: 1 S: 5	H: 0 LOB: 1 BB: 1 P: 9	R: 0 E: 0 K: 0 S: 4	H: 1 LOB: 1 BB: 0 P: 4	R: 0 E: 0 K: 0 S: 2	H: 0 LOB: 0 BB: 1 P: 6	R: 0 E: 0 K: 0 S: 3	H: 0 LOB: 0 BB: 0 P: 3	R: 0 E: 0 K: 0 S: 4	H: 1 LOB: 1 BB: 0 P: 4	1B: 5 2B: 1 3B: 0 HR: 0	SF: 0 SAC: 2 DP: 1 HBP: 0	WP: 0 PB: 0 SB: 0 CS: 1	PA: 30
PITCHER Eric Rasmussen, R (1.1) ERA: 4.11 Mark Lee, R (8.1) ERA: 3.36	IP: 7.0 WLS: L BF: 25	H: 4 R: 1 ER: 0 SO: 4	BB: 2 IBB: 0 HBP: 0 BLK: 0	WP: 0 HR: 0 S: 31 P: 39	ERA: 1.29 WHIP: 0.857	PITCHER														

Batter	1	2	3	4	5	6	7	8	9	AB	R	H	RBI	BB	SO	LOB	TOP																			
Bill Madlock , R (1, 4) OBP: 0.382, SLG: 0.486	F8		F6			2-3 1B		6-3		4	0	1	0	0	0	0	San Francisco Giants @ Houston Astros Astrodome, Houston, TX Fri Sep 29 1978, 8:05 PM EDT Att: 8,339 - Unknown																			
Darrell Evans , L (1, 5) OBP: 0.360, SLG: 0.407	F8			K		SF9		G3		3	0	0	1	0	1	0																				
Jack Clark , R (1, 9) OBP: 0.361, SLG: 0.543	F8					3-H				3	0	1	0	0	0	1																				
Terry Whitfield , L (9, PH) OBP: 0.338, SLG: 0.405	F8			G6-4-3 1B		F8				1	0	0	0	0	1	0																				
Mike Ivie , R (1, 3) OBP: 0.366, SLG: 0.481		5-3		G6-4-3 1-2						4	1	2	1	0	0	1																				
Hector Cruz , R (1, 7) OBP: 0.287, SLG: 0.364		6-3				F8		F5		4	0	0	0	0	1	1																				
Larry Hemdon , R (1, 8) OBP: 0.311, SLG: 0.335						4-3		F6		3	0	1	0	0	0	0																				
Johnnie LetMaster , R (1, 6) OBP: 0.293, SLG: 0.335						5-3		5-3		3	0	0	0	0	0	1																				
Marc Hill , R (1, 2) OBP: 0.325, SLG: 0.311				6-3				6-3		3	1	1	0	0	0	0																				
Ed Halicki , R (1, 1) OBP: 0.149, SLG: 0.136				F3		3-1		5-3		3	0	0	0	0	0	1																				
Inning Stats	R: 0 E: 0 K: 0 S: 3	H: 0 LOB: 0 BB: 0 P: 3	R: 0 E: 0 K: 0 S: 4	H: 1 LOB: 1 BB: 0 P: 4	R: 0 E: 0 K: 0 S: 3	H: 0 LOB: 0 BB: 0 P: 3	R: 0 E: 0 K: 1 S: 5	H: 1 LOB: 0 BB: 0 P: 5	R: 0 E: 0 K: 0 S: 3	H: 0 LOB: 0 BB: 0 P: 3	R: 1 E: 0 K: 0 S: 5	H: 2 LOB: 1 BB: 0 P: 5	R: 1 E: 0 K: 0 S: 4	H: 1 LOB: 0 BB: 0 P: 4	R: 0 E: 0 K: 0 S: 3	H: 0 LOB: 0 BB: 0 P: 3	R: 0 E: 0 K: 2 S: 8	H: 1 LOB: 1 BB: 0 P: 8	1B: 4 2B: 1 3B: 0 HR: 1	SF: 1 SAC: 0 DP: 1 HBP: 0	WP: 0 PB: 0 SB: 0 CS: 0	PA: 32														
PITCHER	IP	WLS	BF	H	R	ER	SO	BB	IBB	HBP	BLK	WP	HR	S	P	ERA	WHIP	PITCHER		IP	WLS	BF	H	R	ER	SO	BB	IBB	HBP	BLK	WP	HR	S	P	ERA	WHIP
Dan Warthen , L (1, 1) ERA: 4.22	8.0	L	28	5	2	2	1	0	0	0	1	0	1	30	30	2.25	0.625			1.0	4	1	0	0	2	0	0	0	0	0	0	8	8	0.00	1.000	
Joaquin Andujar , R (9, 1) ERA: 3.4																																				

AB	31
R	2
H	6
RBI	2
BB	0
SO	3
LOB	5



Batter	1	2	3	4	5	6	7	8	9	AB	R	H	RBI	BB	SO	LOB	BOTTOM																			
Terry Puhl , L (1, 7) OBP: 0.343, SLG: 0.368	K		F7		3-1			4-3		4	0	0	0	0	1	1	San Francisco Giants @ Houston Astros Astrodome, Houston, TX Fri Sep 29 1978, 8:05 PM EDT Att: 8,339 - Unknown																			
Keith Drumright , L (1, 4) OBP: 0.207, SLG: 0.164	WP 1B		K			F3				4	0	2	0	0	1	0																				
Cesar Cedeno , R (1, 8) OBP: 0.333, SLG: 0.439	5-3		K			E 1B		F8		4	0	1	0	0	1	2																				
Jose Cruz , L (1, 9) OBP: 0.374, SLG: 0.453	BB				6-3	F7				3	1	1	0	1	0	1																				
Enos Cabell , R (1, 5) OBP: 0.320, SLG: 0.397	4-3				F9	6-3				4	0	1	0	0	0	3																				
Dave Bergman , L (1, 3) OBP: 0.361, SLG: 0.269		G3		F7		K				3	0	0	0	0	1	0																				
Jimmy Sexton , R (1, 6) OBP: 0.287, SLG: 0.277						S 2B				3	0	1	0	0	2	0																				
Denny Walling , L (9, PH) OBP: 0.333, SLG: 0.358						K				1	0	0	1	0	0	1																				
Luis Pujols , R (1, 2) OBP: 0.198, SLG: 0.216						K				3	0	1	0	0	1	1																				
Jim Obradovich , L (9, PH) OBP: 0.222, SLG: 0.294						2-3		F9		1	0	0	0	0	0	1																				
Dan Warthen , S (1, 1) Joe Cannon, L (8, PH) Joaquin Andujar, S (9, 1)						K		F9		2	0	0	0	0	2	2																				
Inning Stats	R: 0 E: 0 K: 1 S: 6	H: 1 LOB: 2 BB: 1 P: 10	R: 0 E: 0 K: 2 S: 8	H: 1 LOB: 0 BB: 0 P: 8	R: 0 E: 0 K: 2 S: 7	H: 0 LOB: 0 BB: 0 P: 7	R: 0 E: 0 K: 0 S: 3	H: 0 LOB: 0 BB: 0 P: 3	R: 0 E: 1 K: 0 S: 4	H: 1 LOB: 1 BB: 0 P: 4	R: 0 E: 0 K: 2 S: 7	H: 0 LOB: 0 BB: 0 P: 7	R: 0 E: 0 K: 0 S: 4	H: 1 LOB: 1 BB: 0 P: 4	R: 1 E: 0 K: 0 S: 5	H: 2 LOB: 1 BB: 0 P: 5	1B: 5 2B: 2 3B: 0 HR: 0	SF: 0 SAC: 1 DP: 0 HBP: 0	WP: 1 PB: 0 SB: 1 CS: 0	PA: 35																
PITCHER	IP	WLS	BF	H	R	ER	SO	BB	IBB	HBP	BLK	WP	HR	S	P	ERA	WHIP	PITCHER		IP	WLS	BF	H	R	ER	SO	BB	IBB	HBP	BLK	WP	HR	S	P	ERA	WHIP
Ed Halicki , R (1, 1) ERA: 2.85	9.0	W	35	7	1	1	9	1	0	0	0	1	0	52	56	1.00	0.889																			



Batter	1	2	3	4	5	6	7	8	9	AB	R	H	RBI	BB	SO	LOB	TOP								
Bill Madlock, R OBP: 0.378, SLG: 0.481 (1, 4)	F9		G3		F9		G3	F7		5	0	0	0	0	0	4	San Francisco Giants @ Houston Astros Astrodome, Houston, TX Sat Sep 30 1978, 8:05 PM EDT Att: 10,182 - Unknown								
Terry Whitfield, L OBP: 0.335, SLG: 0.401 (1, 7)	F7		3-1		F9		F3	4-3		5	0	0	0	0	0	4									
Mike Ivie, R OBP: 0.364, SLG: 0.476 (1, 3)	6-3				F4		F6			5	0	1	0	0	1	0									
Darrell Evans, L OBP: 0.360, SLG: 0.405 (1, 5)		F8			FC4-6 1B BB		F9			3	1	0	0	2	1	0									
Jack Clark, R OBP: 0.360, SLG: 0.541 (1, 9)		F4					F8			4	0	1	0	0	1	2									
Jim Barr, R OBP: 0.100, SLG: 0.100 (7, 1)										0	0	0	0	0	0	0									
Gary Lavelle, S OBP: 0.067, SLG: 0.067 (8, 1)										0	0	0	0	0	0	0									
Tom Heintzelman, R (9, PH) OBP: 0.273, SLG: 0.452										1	0	0	0	0	1	0									
Jim Dwyer, L OBP: 0.326, SLG: 0.370 (1, 8) (7, 9)		F9			FC4-6 BB 1B					4	3	2	1	0	0	2									
Roger Metzger, S OBP: 0.292, SLG: 0.285 (1, 6)										0	0	0	0	0	0	0									
Marc Hill, R OBP: 0.329, SLG: 0.316 (1, 2)										4	0	3	3	0	0	1									
Vida Blue, S OBP: 0.240, SLG: 0.127 (1, 1)										2	0	0	0	0	2	4									
Hector Cruz, R OBP: 0.289, SLG: 0.364 (7, 8)										0	0	0	0	1	0	0									
Inning Stats	R: 0 E: 0 K: 0 S: 3	H: 0 LOB: 0 BB: 0 P: 3	R: 0 E: 0 K: 0 S: 3	H: 0 LOB: 0 BB: 0 P: 3	R: 0 E: 0 K: 0 S: 4	H: 1 LOB: 2 BB: 0 P: 5	R: 2 E: 0 K: 1 S: 7	H: 2 LOB: 2 BB: 2 P: 15	R: 0 E: 0 K: 0 S: 3	H: 0 LOB: 0 BB: 0 P: 3	R: 1 E: 0 K: 1 S: 8	H: 3 LOB: 2 BB: 0 P: 8	R: 0 E: 0 K: 1 S: 6	H: 1 LOB: 2 BB: 1 P: 10	R: 1 E: 0 K: 0 S: 5	H: 2 LOB: 2 BB: 1 P: 9	R: 0 E: 0 K: 3 S: 9	H: 0 LOB: 0 BB: 0 P: 9	1B: 7 2B: 1 3B: 0 HR: 1	SF: 0 SAC: 0 DP: 0 HBP: 1	WP: 1 PB: 0 SB: 0 CS: 0	PA: 41			
PITCHER	IP	WLS	BF	H	R	ER	SO	BB	IBB	HBP	BLK	WP	HR	S	P	ERA	WHIP								
Tom Dixon, R ERA: 3.99 (1, 1)	6.0	W	27	6	3	3	2	2	0	1	0	0	0	28	37	4.50	1.333								
Joaquin Andujar, R ERA: 3.42 (7, 1)	2.0		11	3	1	1	1	2	0	0	0	1	1	11	19	4.50	2.500								
Joe Sambito, L ERA: 3.07 (9, 1)	1.0	S	3	0	0	0	3	0	0	0	0	0	0	9	9	0.00	0.000								

Batter	1	2	3	4	5	6	7	8	9	AB	R	H	RBI	BB	SO	LOB	BOTTOM								
Rafael Landestoy, S OBP: 0.292, SLG: 0.298 (1, 6)	F9									4	0	0	0	0	1	2	San Francisco Giants @ Houston Astros Astrodome, Houston, TX Sat Sep 30 1978, 8:05 PM EDT Att: 10,182 - Unknown								
Joaquin Andujar, R OBP: 0.197, SLG: 0.174 (7, 1)		FC5-4								0	0	0	0	0	0	0									
Art Howe, R (9, PH) OBP: 0.348, SLG: 0.439										1	0	0	0	0	0	2									
Joe Sambito, L OBP: 0.286, SLG: 0.167 (9, 1)										0	0	0	0	0	0	0									
Wilbur Howard, S OBP: 0.288, SLG: 0.291 (1, 7)										3	0	1	0	1	1	0									
Terry Puhl, L OBP: 0.343, SLG: 0.368 (8, 7)										0	0	0	0	0	0	0									
Jeffrey Leonard, R OBP: 0.400, SLG: 0.417 (1, 8)										3	0	1	0	1	0	1									
Bob Watson, R OBP: 0.357, SLG: 0.452 (1, 3)										4	0	0	0	0	0	3									
Dave Bergman, L OBP: 0.361, SLG: 0.269 (8, 3)										0	0	0	0	0	0	0									
Enos Cabell, R OBP: 0.323, SLG: 0.400 (1, 5)										4	2	3	0	0	0	2									
Jose Cruz, L OBP: 0.376, SLG: 0.460 (1, 9)										4	3	3	1	0	0	2									
Julio Gonzalez, R OBP: 0.262, SLG: 0.268 (1, 4)										2	2	1	2	0	0	0									
Bruce Bochy, R OBP: 0.317, SLG: 0.384 (1, 2)										3	0	2	1	1	0	1									
Tom Dixon, R OBP: 0.122, SLG: 0.100 (5, PH)										2	0	0	0	0	0	2									
Jesus Alou, R OBP: 0.302, SLG: 0.426 (5, PH)										1	0	1	1	0	0	0									
Jimmy Sosa, R OBP: 0.287, SLG: 0.277 (7, 6)										0	0	0	0	0	0	0									
Denny Walling, L OBP: 0.333, SLG: 0.358 (5, PH)										0	0	0	0	0	0	0									
Reggie Baldwin, R OBP: 0.296, SLG: 0.373 (5, PH)										1	0	1	2	0	0	0									
Mike Fischlin, R OBP: 0.167, SLG: 0.129 (9, 6)										0	0	0	0	0	0	0									
Inning Stats	R: 0 E: 0 K: 1 S: 4	H: 0 LOB: 0 BB: 1 P: 8	R: 3 E: 1 K: 0 S: 7	H: 3 LOB: 1 BB: 0 P: 7	R: 0 E: 0 K: 0 S: 4	H: 1 LOB: 2 BB: 1 P: 8	R: 0 E: 0 K: 0 S: 3	H: 1 LOB: 0 BB: 0 P: 3	R: 0 E: 0 K: 1 S: 7	H: 2 LOB: 2 BB: 0 P: 7	R: 2 E: 0 K: 0 S: 5	H: 3 LOB: 1 BB: 0 P: 5	R: 0 E: 0 K: 0 S: 3	H: 0 LOB: 0 BB: 0 P: 3	R: 2 E: 0 K: 0 S: 5	H: 3 LOB: 2 BB: 1 P: 9	R: 0 E: 0 K: 0 S: 3	H: 0 LOB: 0 BB: 0 P: 9	1B: 9 2B: 3 3B: 1 HR: 0	SF: 0 SAC: 2 DP: 2 HBP: 0	WP: 0 PB: 0 SB: 0 CS: 2	PA: 39			
PITCHER	IP	WLS	BF	H	R	ER	SO	BB	IBB	HBP	BLK	WP	HR	S	P	ERA	WHIP								
Vida Blue, L ERA: 2.79 (1, 1)	6.0	L	28	10	5	4	2	2	0	0	0	0	0	30	38	6.00	2.000								
Jim Barr, R ERA: 3.53 (7, 1)	1.1		7	2	2	2	0	0	1	0	0	0	0	6	10	13.50	1.500								
Gary Lavelle, L ERA: 3.32 (8, 1)	0.2		2	1	0	0	0	0	0	0	0	0	0	2	2	0.00	1.500								

Batter	1	2	3	4	5	6	7	8	9	AB	R	H	RBI	BB	SO	LOB	TOP			
Terry Whitfield, L (1.7) OBP: 0.335, SLG: 0.400	F7			1B		K		K		4	0	1	0	0	2	0	San Francisco Giants @ Houston Astros Astrodome, Houston, TX Sun Oct 01 1978, 4:33 AM EDT Att: 7,077 - Unknown			
Roger Metzger, S (1.6) OBP: 0.292, SLG: 0.285	K					K		F8		0	0	0	0	0	0	0				
Jim Dwyer, L (1.3) OBP: 0.325, SLG: 0.366	F3			F1		F9			BB	3	0	0	0	1	0	2				
Jack Clark, R (1.9) OBP: 0.358, SLG: 0.537		F8		K				F6	F7	4	0	0	0	0	1	3				
John Tamargo, S (1.2) OBP: 0.342, SLG: 0.316		G3		F9				E3 1B 1B	F8	4	0	0	0	0	0	2				
Hector Cruz, R (1.8) OBP: 0.292, SLG: 0.370		F9						F7		4	0	2	0	0	0	0				
Tom Heintzelman, R (1.5) OBP: 0.270, SLG: 0.429			6-3		5-3			F2		4	0	1	0	0	0	1				
Rob Andrews, R (1.4) OBP: 0.299, SLG: 0.288			F8		6-3			F9		3	0	0	0	0	0	4				
Philip Nastu, L (1.1) Darrell Evans, L (5, PH) Ed Plank, R (5, PH) Mike Ivie, R (7, PH) John Curtis, L (7.1)	F5				G3		K			1	0	0	0	0	0	0				
Inning Stats	R: 0 E: 0 K: 1 S: 5	H: 0 LOB: 0 BB: 0 P: 5	R: 0 E: 0 K: 0 S: 3	H: 0 LOB: 0 BB: 0 P: 3	R: 0 E: 0 K: 0 S: 3	H: 2 LOB: 2 BB: 0 P: 7	R: 0 E: 0 K: 0 S: 4	H: 1 LOB: 1 BB: 0 P: 4	R: 0 E: 0 K: 2 S: 7	H: 0 LOB: 0 BB: 0 P: 7	R: 0 E: 1 K: 1 S: 8	H: 2 LOB: 3 BB: 0 P: 8	R: 0 E: 0 K: 1 S: 5	H: 0 LOB: 1 BB: 1 P: 9	R: 0 E: 0 K: 0 S: 3	H: 0 LOB: 0 BB: 0 P: 3		1B: 4 2B: 1 3B: 0 HR: 0	SF: 0 SAC: 0 DP: 0 HBP: 0	WP: 0 PB: 0 SB: 0 CS: 0
PITCHER	IP WLS BF H R ER SO BB IBB HBP BLK WP HR S P ERA WHIP																			
Joe Niekro, R (1.1) ERA: 3.86	5.0 W 18 3 0 0 2 0 0 0 0 0 0 0 22 22 0.00 0.600																			
Vern Ruhle, R (6.1) ERA: 2.12	2.0 9 2 0 0 3 0 0 0 0 0 0 0 15 15 0.00 1.000																			
Mark Lemongello, R (8.1) ERA: 3.94	2.0 S 7 0 0 0 1 1 0 0 0 0 0 0 8 12 0.00 0.500																			

Batter	1	2	3	4	5	6	7	8	9	AB	R	H	RBI	BB	SO	LOB	BOTTOM			
Enos Cabell, R (1.5) OBP: 0.321, SLG: 0.398	6-3									3	0	0	0	0	0	0	San Francisco Giants @ Houston Astros Astrodome, Houston, TX Sun Oct 01 1978, 4:33 AM EDT Att: 7,077 - Unknown			
Vern Ruhle, R (6.1) OBP: 0.150, SLG: 0.056			5-3		5-3					0	0	0	0	0	0	0				
Joe Cannon, L (8.7) OBP: 0.222, SLG: 0.222										1	0	1	0	0	0	0				
Jimmy Sexton, R (1.6) OBP: 0.273, SLG: 0.298			K					F8		4	1	2	0	0	1	1				
Cesar Cedeno, R (1.8) OBP: 0.333, SLG: 0.453	4-3									3	1	1	2	0	1	1				
Art Howe, R (1.3) OBP: 0.343, SLG: 0.436	5-3									3	0	0	0	0	1	0				
Jeffrey Leonard, R (1.9) OBP: 0.407, SLG: 0.462					5-3					2	1	1	0	0	0	0				
Denny Walling, L (7.9) OBP: 0.332, SLG: 0.356		G3 1B 2B								1	0	0	0	0	0	0				
Jesus Alou, R (1.7) OBP: 0.345, SLG: 0.417		G3			5-3					3	0	0	0	0	0	1				
Mark Lemongello, R (8.1) OBP: 0.221, SLG: 0.188										0	0	0	0	0	0	0				
Julio Gonzalez, R (1.4) OBP: 0.283, SLG: 0.269					F9					3	0	1	1	0	0	0				
Bruce Bochy, R (1.2) OBP: 0.311, SLG: 0.377								F9		3	0	0	0	0	1	1				
Joe Niekro, R (1.1) OBP: 0.138, SLG: 0.169										1	0	0	0	0	0	1				
Bob Watson, R (5, PH) OBP: 0.357, SLG: 0.451		F7			6-3					1	0	0	0	0	0	0				
Mike Fischlin, R (6.6) OBP: 0.165, SLG: 0.128								K		1	0	0	0	0	1	0				
Inning Stats	R: 1 E: 0 K: 0 S: 4	H: 1 LOB: 0 BB: 0 P: 4	R: 1 E: 0 K: 1 S: 7	H: 2 LOB: 1 BB: 0 P: 7	R: 1 E: 0 K: 2 S: 8	H: 1 LOB: 0 BB: 0 P: 8	R: 0 E: 0 K: 0 S: 3	H: 0 LOB: 0 BB: 0 P: 3	R: 0 E: 0 K: 1 S: 5	H: 1 LOB: 0 BB: 0 P: 5	R: 0 E: 0 K: 0 S: 3	H: 0 LOB: 0 BB: 0 P: 3	R: 0 E: 0 K: 1 S: 6	H: 1 LOB: 1 BB: 0 P: 6	R: 0 E: 0 K: 0 S: 3	H: 0 LOB: 0 BB: 0 P: 3	1B: 3 2B: 1 3B: 1 HR: 1	SF: 0 SAC: 0 DP: 0 HBP: 0	WP: 0 PB: 0 SB: 1 CS: 1	PA: 29
PITCHER	IP WLS BF H R ER SO BB IBB HBP BLK WP HR S P ERA WHIP																			
Philip Nastu, L (1.1) ERA: 5.63	4.0 L 16 4 3 3 3 3 0 0 0 0 0 0 22 22 6.75 1.000																			
Ed Plank, R (5.1) ERA: 4.05	2.0 6 1 0 0 1 0 0 0 0 0 0 0 8 8 0.00 0.500																			
John Curtis, L (7.1) ERA: 3.71	2.0 7 1 0 0 1 0 0 0 0 0 0 0 9 9 0.00 0.500																			

AB 29
R 0
H 4
RBI 0
BB 1
SO 4
LOB 16

